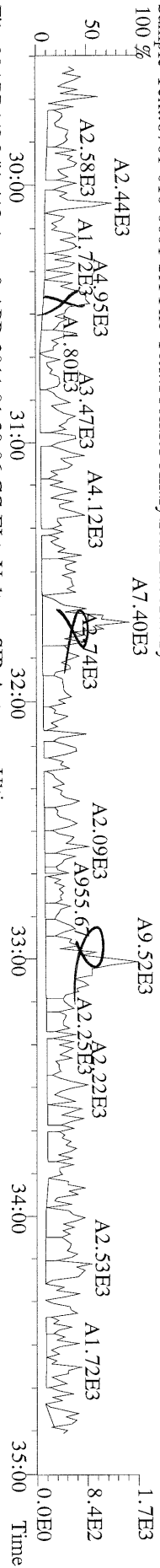
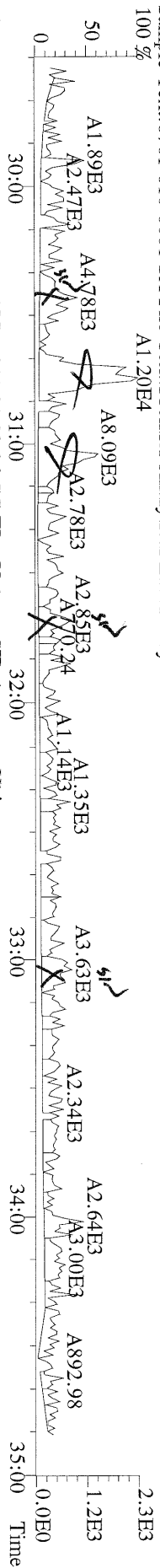



File:08APR11M #1-412 Acq: 9-APR-2011 01:20:06 GC EI+ Voltage SIR Autospec-Ultima
 355.8346 S:13 F:2 BSUB(10000,15,-3.0) PKD(5,5.3,0.10%,100.0,0.00%,F,F) Exp:OCDD
 Sample Text:6701-010-0001-SA File Text:Frontier Analytical Laboratory



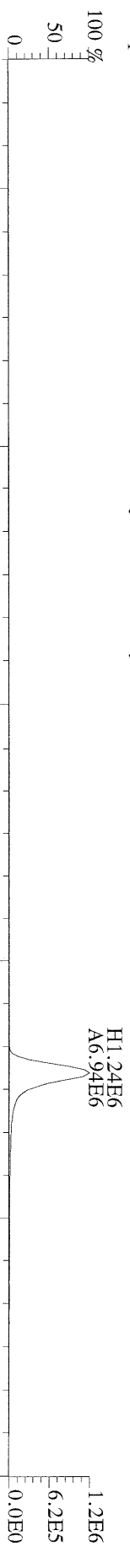
File:08APR11M #1-412 Acq: 9-APR-2011 01:20:06 GC EI+ Voltage SIR Autospec-Ultima
 357.8517 S:13 F:2 BSUB(10000,15,-3.0) PKD(5,5.3,0.10%,100.0,0.00%,F,F) Exp:OCDD
 Sample Text:6701-010-0001-SA File Text:Frontier Analytical Laboratory



File:08APR11M #1-412 Acq: 9-APR-2011 01:20:06 GC EI+ Voltage SIR Autospec-Ultima
 367.8949 S:13 F:2 BSUB(10000,15,-3.0) PKD(5,5.3,0.10%,100.0,0.00%,F,F) Exp:OCDD
 Sample Text:6701-010-0001-SA File Text:Frontier Analytical Laboratory




File:08APR11M #1-412 Acq: 9-APR-2011 01:20:06 GC EI+ Voltage SIR Autospec-Ultima
 369.8919 S:13 F:2 BSUB(10000,15,-3.0) PKD(5,5.3,0.10%,100.0,0.00%,F,F) Exp:OCDD
 Sample Text:6701-010-0001-SA File Text:Frontier Analytical Laboratory




File:08APR11M #1-412 Acq: 9-APR-2011 01:20:06 GC EI+ Voltage SIR Autospec-Ultima

366.9792 S:13 F:2 Exp:OCDD

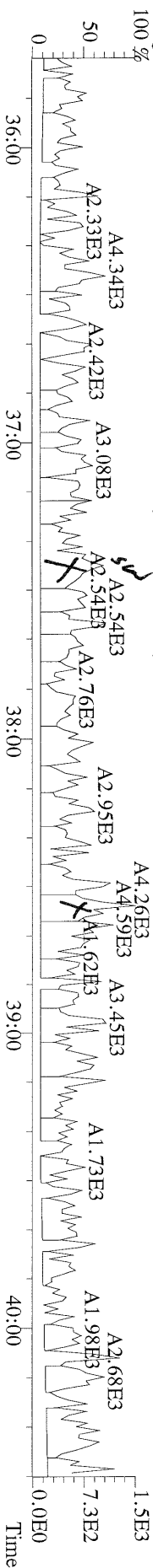
Sample Text:6701-010-0001-SA File Text:Frontier Analytical Laboratory




File:08APR11M #1-476 Acq: 9-APR-2011 01:20:06 GC EI + Voltage SIR Autospec-Ultima
389.8156 S:13 F:3 BSUB(10000,15,-3.0) PKD(5,5,3,0,10%,100,0,0,00%,F,F) Exp:OCDD
Sample Text:6701-010-0001-SA File Text:Frontier Analytical Laboratory




File:08APR11M #1-476 Acq: 9-APR-2011 01:20:06 GC EI + Voltage SIR Autospec-Ultima
391.8127 S:13 F:3 BSUB(10000,15,-3.0) PKD(5,5,3,0,10%,100,0,0,00%,F,F) Exp:OCDD
Sample Text:6701-010-0001-SA File Text:Frontier Analytical Laboratory



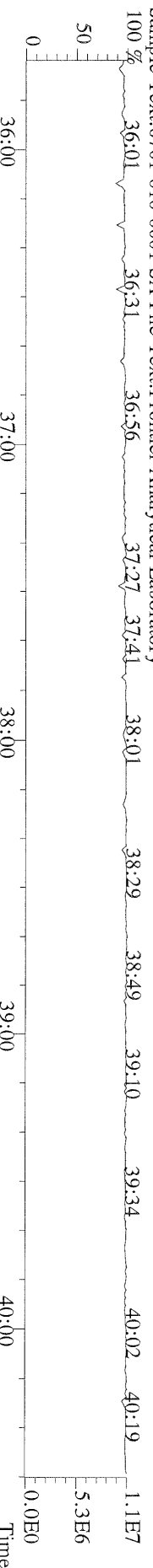
File:08APR11M #1-476 Acq: 9-APR-2011 01:20:06 GC EI + Voltage SIR Autospec-Ultima
401.8559 S:13 F:3 BSUB(10000,15,-3.0) PKD(5,5,3,0,10%,100,0,0,00%,F,F) Exp:OCDD
Sample Text:6701-010-0001-SA File Text:Frontier Analytical Laboratory



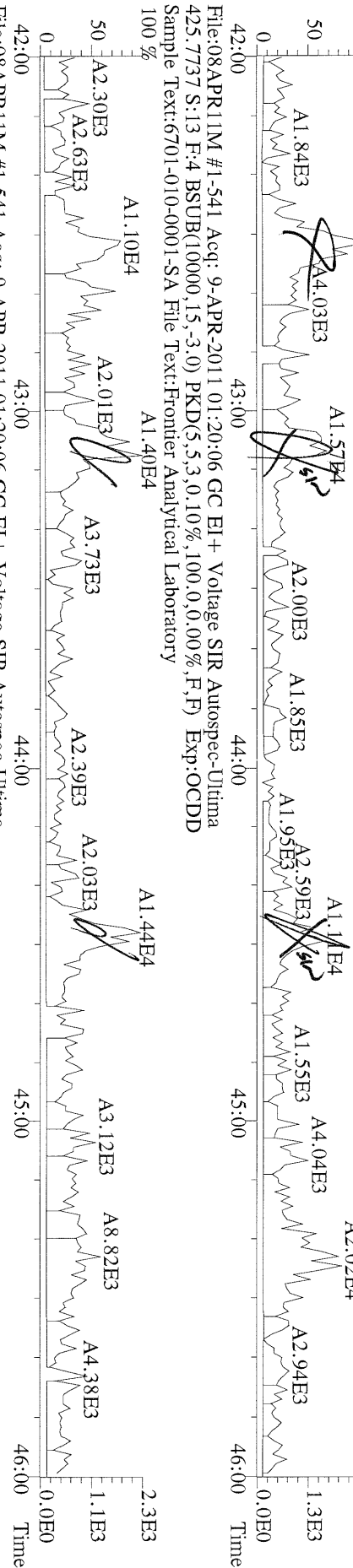
File:08APR11M #1-476 Acq: 9-APR-2011 01:20:06 GC EI + Voltage SIR Autospec-Ultima
403.8530 S:13 F:3 BSUB(10000,15,-3.0) PKD(5,5,3,0,10%,100,0,0,00%,F,F) Exp:OCDD
Sample Text:6701-010-0001-SA File Text:Frontier Analytical Laboratory



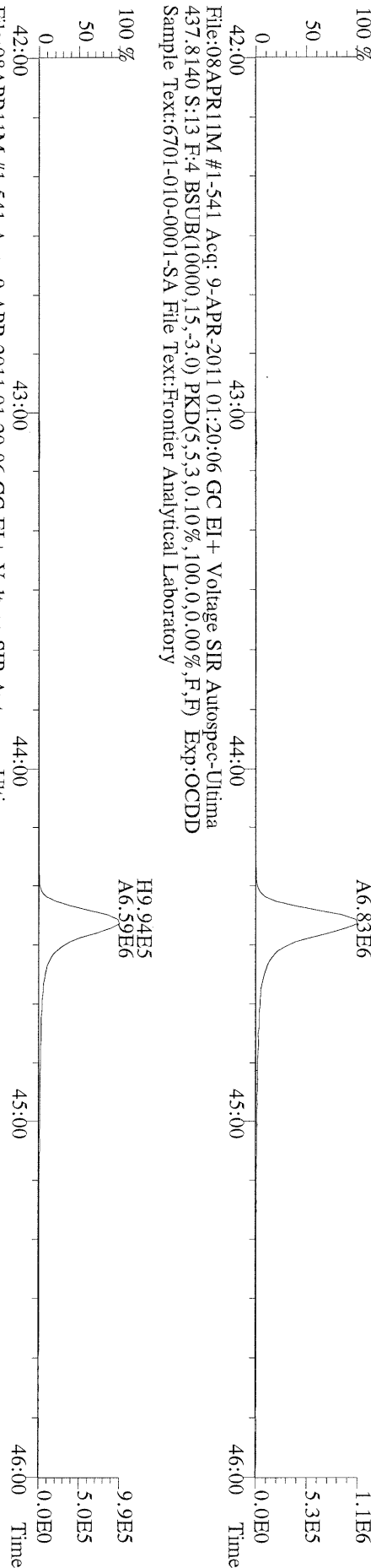
File:08APR11M #1-476 Acq: 9-APR-2011 01:20:06 GC EI + Voltage SIR Autospec-Ultima
380.9760 S:13 F:3 Exp:OCDD
Sample Text:6701-010-0001-SA File Text:Frontier Analytical Laboratory




File:08APR11M #1-541 Acq: 9-APR-2011 01:20:06 GC EI+ Voltage SIR Autospec-Ultima
423.7767 S:13 F:4 BSUB(10000,15,-3.0) PKD(5,5.3,0.10%,100.0,0.00%,F,F) Exp:OCDD
Sample Text:6701-010-0001-SA File Text:Frontier Analytical Laboratory
100 % A2.10E4



File:08APR11M #1-541 Acq: 9-APR-2011 01:20:06 GC EI+ Voltage SIR Autospec-Ultima
435.8169 S:13 F:4 BSUB(10000,15,-3.0) PKD(5,5.3,0.10%,100.0,0.00%,F,F) Exp:OCDD
Sample Text:6701-010-0001-SA File Text:Frontier Analytical Laboratory
100 %




File:08APR11M #1-541 Acq: 9-APR-2011 01:20:06 GC EI+ Voltage SIR Autospec-Ultima
437.8140 S:13 F:4 BSUB(10000,15,-3.0) PKD(5,5.3,0.10%,100.0,0.00%,F,F) Exp:OCDD
Sample Text:6701-010-0001-SA File Text:Frontier Analytical Laboratory
100 %




File:08APR11M #1-541 Acq: 9-APR-2011 01:20:06 GC EI+ Voltage SIR Autospec-Ultima
430.9728 S:13 F:4 Exp:OCDD
Sample Text:6701-010-0001-SA File Text:Frontier Analytical Laboratory
100 %

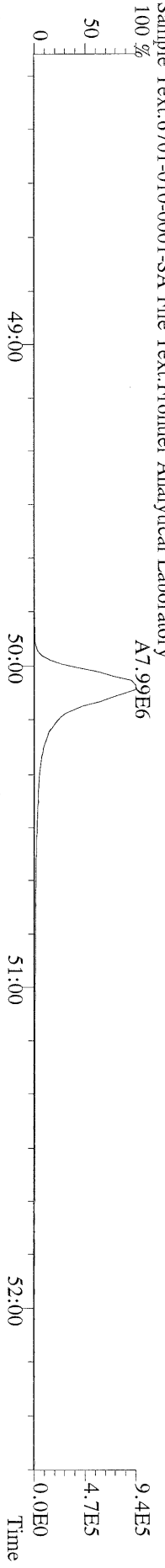
File:08APR11M #1-348 Acq: 9-APR-2011 01:20:06 GC EI + Voltage SIR Autospec-Ultima
 457.7377 S:13 F:5 BSUB(10000,15,-3.0) PKD(5,5.3,0.10%,100.0,0.00%,F,F) Exp:OCDD
 Sample Text:6701-010-0001-SA File Text:Frontier Analytical Laboratory



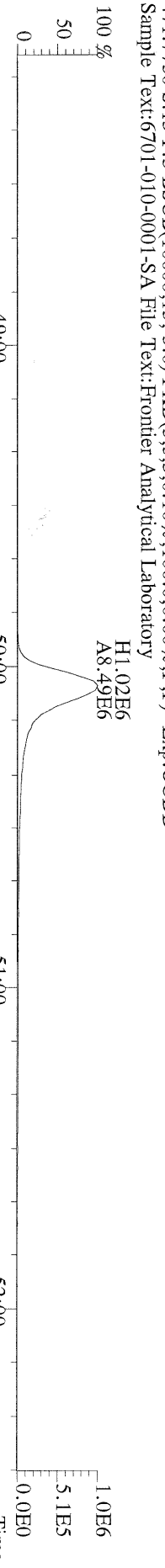
File:08APR11M #1-348 Acq: 9-APR-2011 01:20:06 GC EI + Voltage SIR Autospec-Ultima
 459.7348 S:13 F:5 BSUB(10000,15,-3.0) PKD(5,5.3,0.10%,100.0,0.00%,F,F) Exp:OCDD
 Sample Text:6701-010-0001-SA File Text:Frontier Analytical Laboratory




File:08APR11M #1-348 Acq: 9-APR-2011 01:20:06 GC EI + Voltage SIR Autospec-Ultima
 469.7780 S:13 F:5 BSUB(10000,15,-3.0) PKD(5,5.3,0.10%,100.0,0.00%,F,F) Exp:OCDD
 Sample Text:6701-010-0001-SA File Text:Frontier Analytical Laboratory



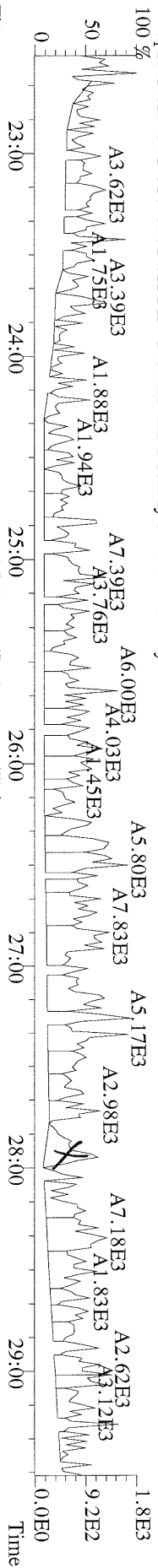
File:08APR11M #1-348 Acq: 9-APR-2011 01:20:06 GC EI + Voltage SIR Autospec-Ultima
 471.7750 S:13 F:5 BSUB(10000,15,-3.0) PKD(5,5.3,0.10%,100.0,0.00%,F,F) Exp:OCDD
 Sample Text:6701-010-0001-SA File Text:Frontier Analytical Laboratory



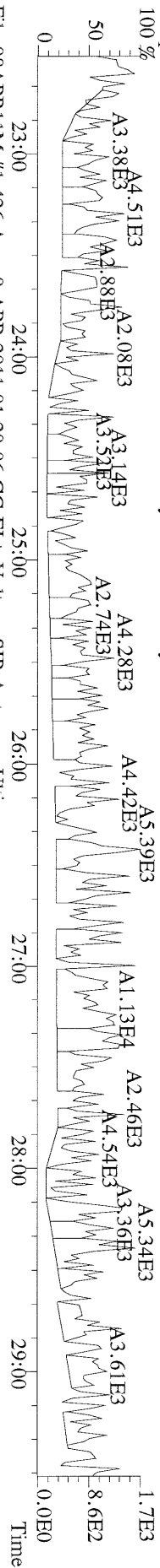
File:08APR11M #1-348 Acq: 9-APR-2011 01:20:06 GC EI + Voltage SIR Autospec-Ultima
 454.9728 S:13 F:5 Exp:OCDD
 Sample Text:6701-010-0001-SA File Text:Frontier Analytical Laboratory



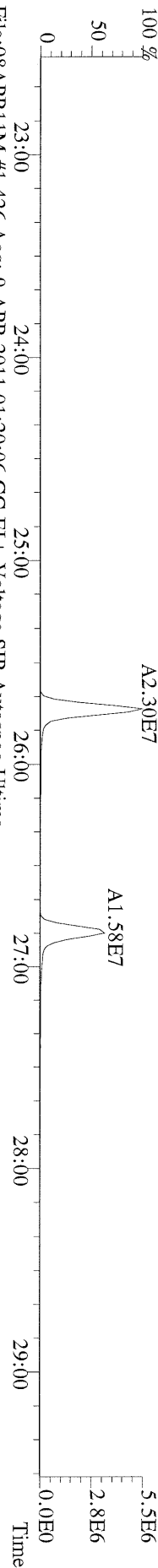
File:08APR11M #1-426 Acq: 9-APR-2011 01:20:06 GC EI+ Voltage SIR Autospec-Ultima
 303.9016 S:13 BSUB(10000,15,-3.0) PKD(5.5,3,0.10%,100.0,0.00%,F,F) Exp:OCDD
 Sample Text:6701-010-0001-SA File Text:Frontier Analytical Laboratory



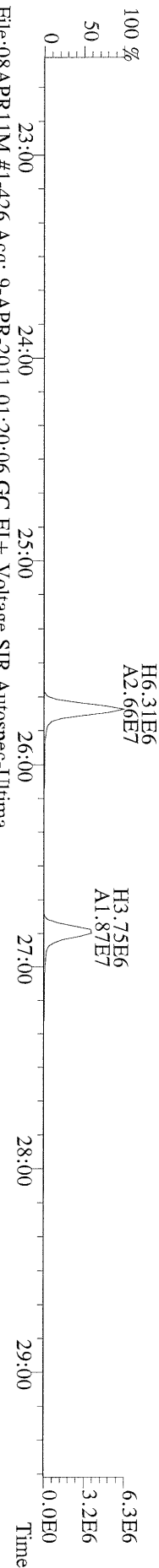
File:08APR11M #1-426 Acq: 9-APR-2011 01:20:06 GC EI+ Voltage SIR Autospec-Ultima
 305.8987 S:13 BSUB(10000,15,-3.0) PKD(5.5,3,0.10%,100.0,0.00%,F,F) Exp:OCDD
 Sample Text:6701-010-0001-SA File Text:Frontier Analytical Laboratory



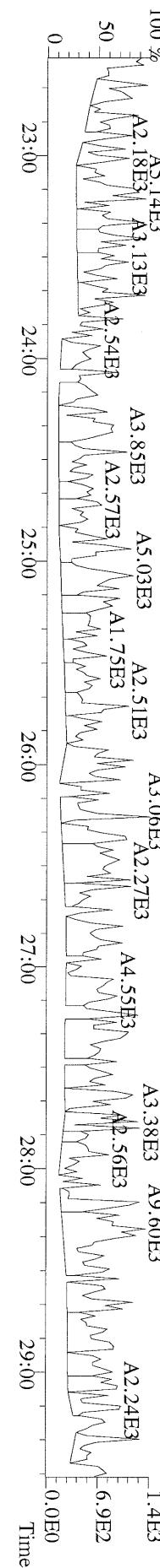
File:08APR11M #1-426 Acq: 9-APR-2011 01:20:06 GC EI+ Voltage SIR Autospec-Ultima
 315.9419 S:13 BSUB(10000,15,-3.0) PKD(5.5,3,0.10%,100.0,0.00%,F,F) Exp:OCDD
 Sample Text:6701-010-0001-SA File Text:Frontier Analytical Laboratory



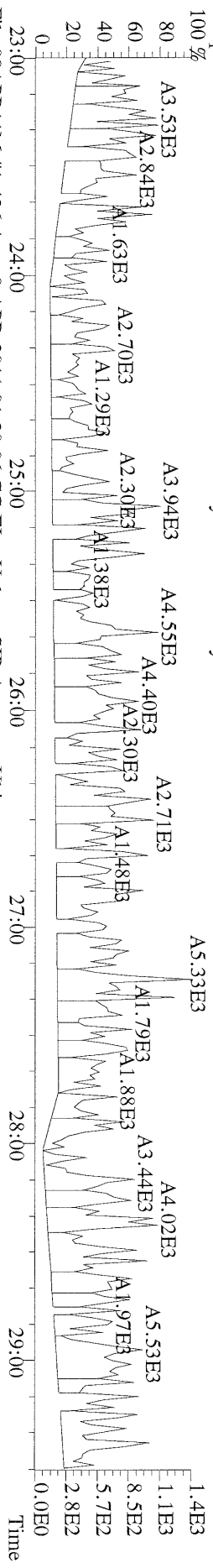
File:08APR11M #1-426 Acq: 9-APR-2011 01:20:06 GC EI+ Voltage SIR Autospec-Ultima
 317.9389 S:13 BSUB(10000,15,-3.0) PKD(5.5,3,0.10%,100.0,0.00%,F,F) Exp:OCDD
 Sample Text:6701-010-0001-SA File Text:Frontier Analytical Laboratory



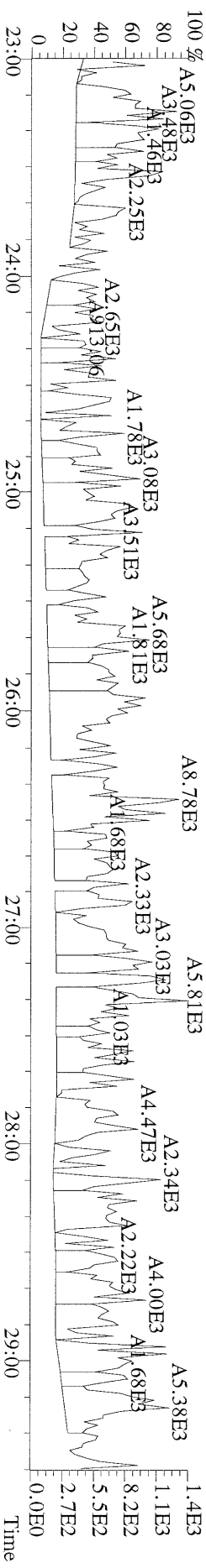
File:08APR11M #1-426 Acq: 9-APR-2011 01:20:06 GC EI+ Voltage SIR Autospec-Ultima
 375.8364 S:13 BSUB(10000,15,-3.0) PKD(5.5,3,0.10%,100.0,0.00%,F,F) Exp:OCDD
 Sample Text:6701-010-0001-SA File Text:Frontier Analytical Laboratory



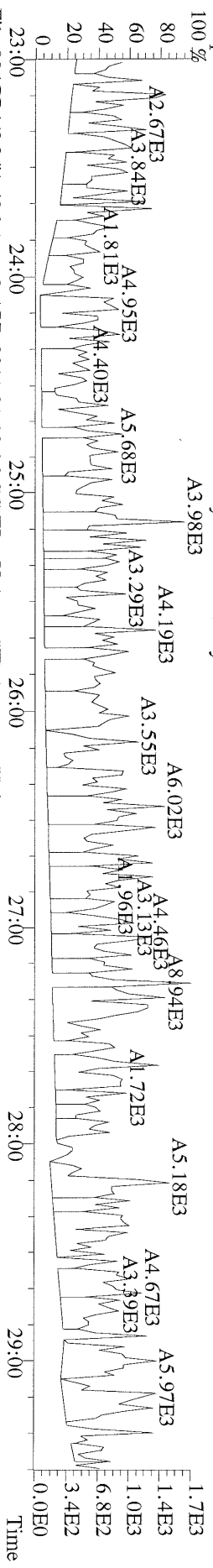
File:08APR11M #1-426 Acq: 9-APR-2011 01:20:06 GC EI + Voltage SIR Autospec-Ultima
 339.8597 S:13 BSUB(10000,15,-3.0) PKD(5,5,3,0,10%,100,0,0,00%,F,F) Exp:OCDD
 Sample Text:6701-010-0001-SA File Text:Frontier Analytical Laboratory



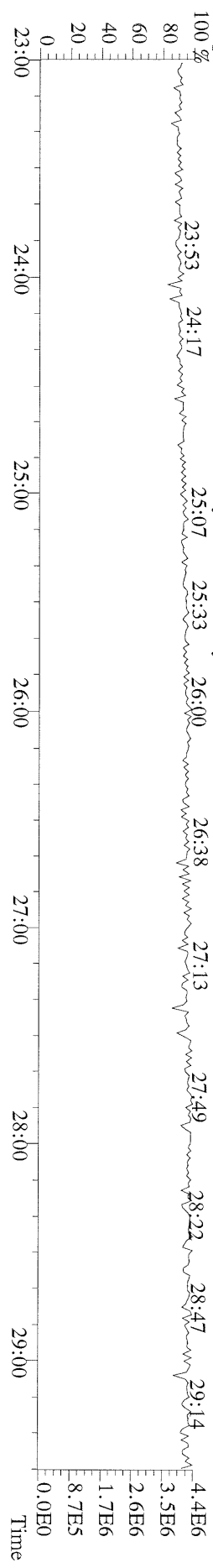
File:08APR11M #1-426 Acq: 9-APR-2011 01:20:06 GC EI + Voltage SIR Autospec-Ultima
 341.8568 S:13 BSUB(10000,15,-3.0) PKD(5,5,3,0,10%,100,0,0,00%,F,F) Exp:OCDD
 Sample Text:6701-010-0001-SA File Text:Frontier Analytical Laboratory



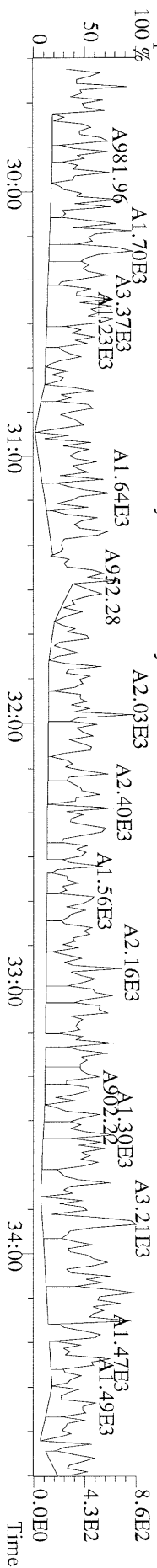
File:08APR11M #1-426 Acq: 9-APR-2011 01:20:06 GC EI + Voltage SIR Autospec-Ultima
 409.7974 S:13 BSUB(10000,15,-3.0) PKD(5,5,3,0,10%,100,0,0,00%,F,F) Exp:OCDD
 Sample Text:6701-010-0001-SA File Text:Frontier Analytical Laboratory



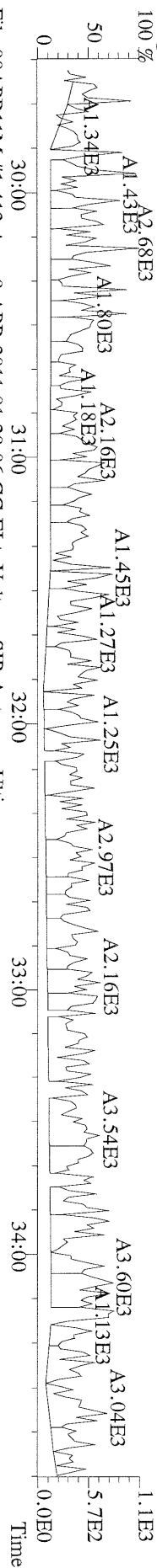
File:08APR11M #1-426 Acq: 9-APR-2011 01:20:06 GC EI + Voltage SIR Autospec-Ultima
 316.9824 S:13 Exp:OCDD
 Sample Text:6701-010-0001-SA File Text:Frontier Analytical Laboratory



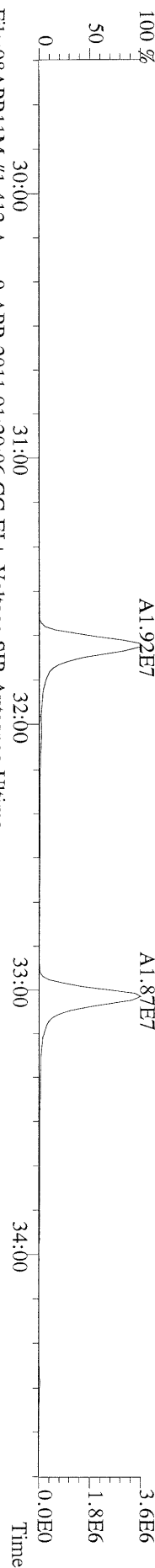
File:08APR11M #1-412 Acq: 9-APR-2011 01:20:06 GC EI+ Voltage SIR Autospec-Ultima
339.8597 S:13 F:2 BSUB(10000,15,-3.0) PKD(5,5,3,0,10%,100.0,0.00%,F,F) Exp:OCDD
Sample Text:6701-010-0001-SA File Text:Frontier Analytical Laboratory



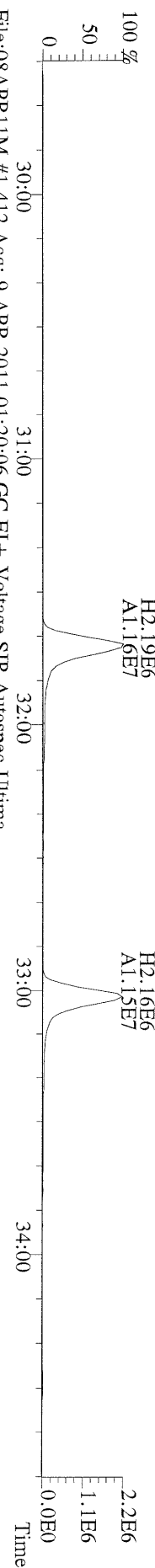
File:08APR11M #1-412 Acq: 9-APR-2011 01:20:06 GC EI+ Voltage SIR Autospec-Ultima
341.8568 S:13 F:2 BSUB(10000,15,-3.0) PKD(5,5,3,0,10%,100.0,0.00%,F,F) Exp:OCDD
Sample Text:6701-010-0001-SA File Text:Frontier Analytical Laboratory



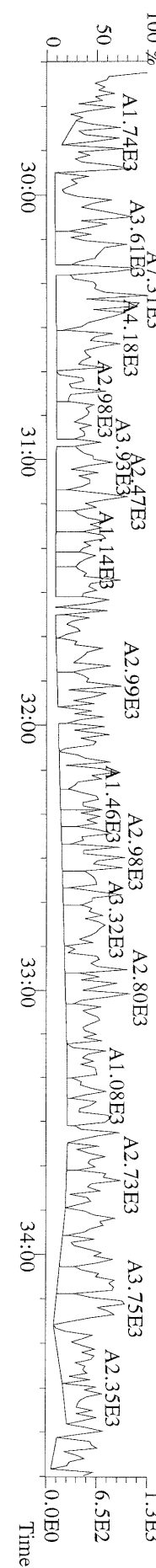
File:08APR11M #1-412 Acq: 9-APR-2011 01:20:06 GC EI+ Voltage SIR Autospec-Ultima
351.9000 S:13 F:2 BSUB(10000,15,-3.0) PKD(5,5,3,0,10%,100.0,0.00%,F,F) Exp:OCDD
Sample Text:6701-010-0001-SA File Text:Frontier Analytical Laboratory



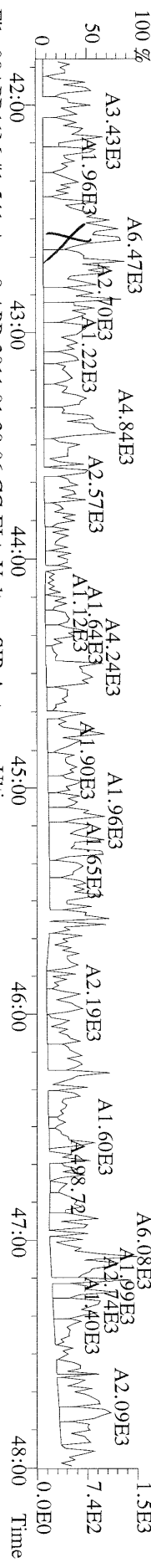
File:08APR11M #1-412 Acq: 9-APR-2011 01:20:06 GC EI+ Voltage SIR Autospec-Ultima
353.8970 S:13 F:2 BSUB(10000,15,-3.0) PKD(5,5,3,0,10%,100.0,0.00%,F,F) Exp:OCDD
Sample Text:6701-010-0001-SA File Text:Frontier Analytical Laboratory



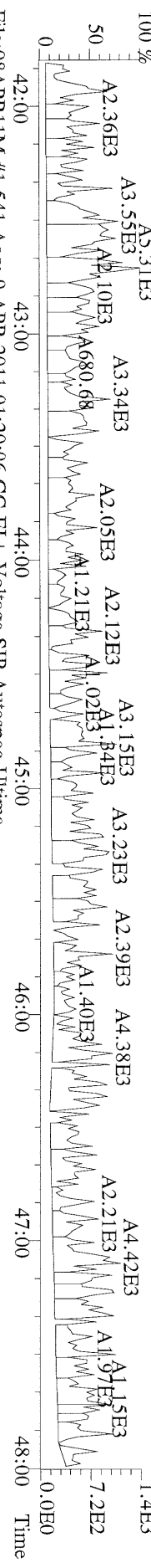
File:08APR11M #1-412 Acq: 9-APR-2011 01:20:06 GC EI+ Voltage SIR Autospec-Ultima
409.7974 S:13 F:2 BSUB(10000,15,-3.0) PKD(5,5,3,0,10%,100.0,0.00%,F,F) Exp:OCDD
Sample Text:6701-010-0001-SA File Text:Frontier Analytical Laboratory



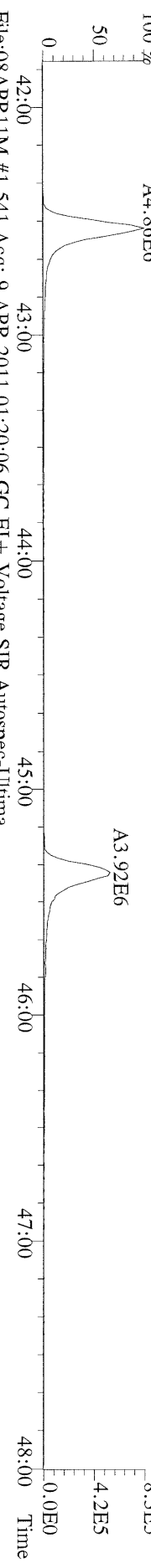
File:08APR11M #1-541 Acq: 9-APR-2011 01:20:06 GC EI+ Voltage SIR Autospec-Ultima
407.7818 S:13 F:4 BSUB(10000,15,-3.0) PKD(5,5,3,0.10%,100.0,0.00%,F,F) Exp:OCDD
Sample Text:6701-010-0001-SA File Text:Frontier Analytical Laboratory




File:08APR11M #1-541 Acq: 9-APR-2011 01:20:06 GC EI+ Voltage SIR Autospec-Ultima
409.7788 S:13 F:4 BSUB(10000,15,-3.0) PKD(5,5,3,0.10%,100.0,0.00%,F,F) Exp:OCDD
Sample Text:6701-010-0001-SA File Text:Frontier Analytical Laboratory



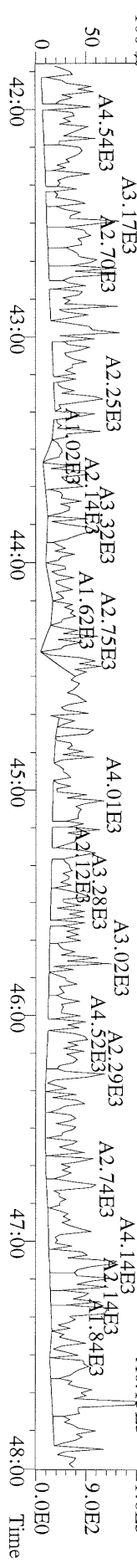
File:08APR11M #1-541 Acq: 9-APR-2011 01:20:06 GC EI+ Voltage SIR Autospec-Ultima
417.8253 S:13 F:4 BSUB(10000,15,-3.0) PKD(5,5,3,0.10%,100.0,0.00%,F,F) Exp:OCDD
Sample Text:6701-010-0001-SA File Text:Frontier Analytical Laboratory



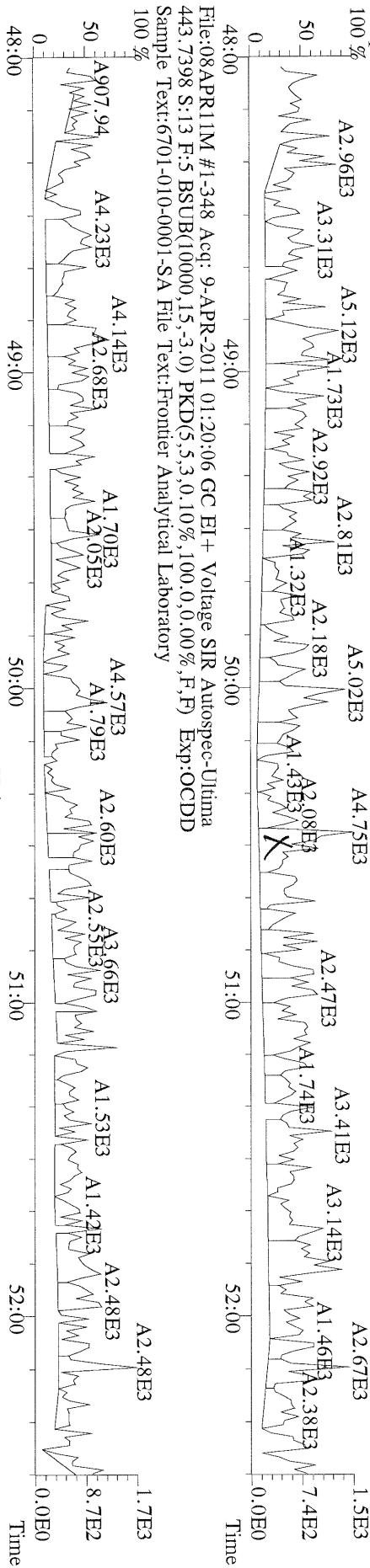
File:08APR11M #1-541 Acq: 9-APR-2011 01:20:06 GC EI+ Voltage SIR Autospec-Ultima
419.8220 S:13 F:4 BSUB(10000,15,-3.0) PKD(5,5,3,0.10%,100.0,0.00%,F,F) Exp:OCDD
Sample Text:6701-010-0001-SA File Text:Frontier Analytical Laboratory



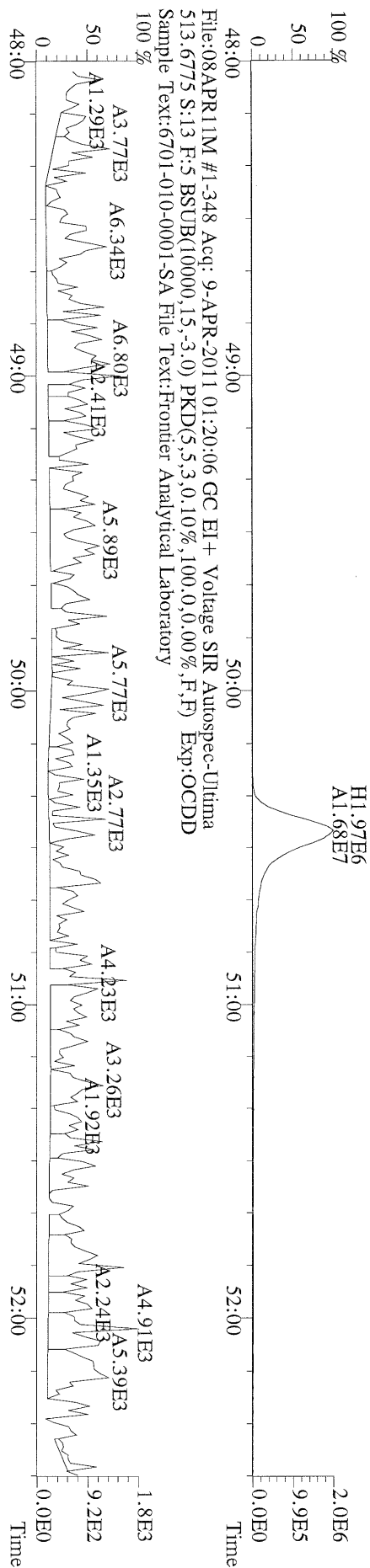
File:08APR11M #1-541 Acq: 9-APR-2011 01:20:06 GC EI+ Voltage SIR Autospec-Ultima
479.7165 S:13 F:4 BSUB(10000,15,-3.0) PKD(5,5,3,0.10%,100.0,0.00%,F,F) Exp:OCDD
Sample Text:6701-010-0001-SA File Text:Frontier Analytical Laboratory



File:08APR11M #1-348 Acq: 9-APR-2011 01:20:06 GC EI+ Voltage SIR Autospec-Ultima
441.7428 S:13 F:5 BSUB(10000,15,-3.0) PKD(5,5,3,0,100,0,0,00%,F,F) Exp:OCDD
Sample Text:6701-010-0001-SA File Text:Frontier Analytical Laboratory



File:08APR11M #1-348 Acq: 9-APR-2011 01:20:06 GC EI+ Voltage SIR Autospec-Ultima
453.7831 S:13 F:5 BSUB(10000,15,-3.0) PKD(5,5,3,0,100,0,0,00%,F,F) Exp:OCDD
Sample Text:6701-010-0001-SA File Text:Frontier Analytical Laboratory



Frontier Analytical Laboratory

Data Filename: 07MAR11M

Analyte:

Cal: PCDDFAL3-3-7-11

Name	RRF	S. D.	%RSD	S1 RRF#1	S3 RRF#2	S4 RRF#3	S5 RRF#4	S6 RRF#5	S7 RRF#6
2,3,7,8-TCDD	1.13	0.0358	3.15 %	1.14	1.19	1.14	1.10	1.15	1.08
1,2,3,7,8-PeCDD	1.02	0.0355	3.50 %	1.00	1.05	1.06	0.97	1.02	0.99
1,2,3,4,7,8-HxCDD	1.45	0.0498	3.44 %	1.38	1.50	1.51	1.43	1.43	1.43
1,2,3,6,7,8-HxCDD	1.45	0.0324	2.22 %	1.43	1.45	1.47	1.41	1.51	1.46
1,2,3,7,8,9-HxCDD	1.47	0.0344	2.34 %	1.44	1.52	1.51	1.45	1.45	1.46
1,2,3,4,6,7,8-HpCDD	1.30	0.0553	4.25 %	1.23	1.29	1.28	1.27	1.35	1.38
OCDD	1.45	0.0473	3.27 %	1.38	1.45	1.47	1.40	1.48	1.51
2,3,7,8-TCDF	1.15	0.0712	6.20 %	1.08	1.12	1.13	1.11	1.28	1.17
1,2,3,7,8-PeCDF	0.89	0.0530	5.99 %	0.90	0.95	0.94	0.86	0.83	0.83
2,3,4,7,8-PeCDF	0.89	0.0412	4.61 %	0.88	0.94	0.95	0.88	0.87	0.85
1,2,3,4,7,8-HxCDF	1.01	0.0438	4.34 %	1.00	1.07	1.06	0.99	0.96	0.98
1,2,3,6,7,8-HxCDF	0.89	0.0360	4.03 %	0.89	0.93	0.94	0.88	0.85	0.86
2,3,4,6,7,8-HxCDF	1.02	0.0393	3.87 %	1.00	1.06	1.07	0.99	0.98	1.00
1,2,3,7,8,9-HxCDF	1.10	0.0452	4.09 %	1.10	1.16	1.16	1.08	1.07	1.06
1,2,3,4,6,7,8-HpCDF	1.48	0.0590	3.99 %	1.47	1.55	1.55	1.45	1.46	1.40
1,2,3,4,7,8,9-HpCDF	1.43	0.0690	4.84 %	1.42	1.50	1.53	1.37	1.37	1.37
OCDF	0.84	0.0365	4.33 %	0.82	0.87	0.90	0.82	0.84	0.81
13C-2,3,7,8-TCDD	1.03	0.0380	3.69 %	1.00	1.09	1.07	1.00	1.01	1.01
13C-1,2,3,7,8-PeCDD	1.01	0.101	9.97 %	1.03	1.19	1.04	0.94	0.93	0.94
13C-1,2,3,4,7,8-HxCDD	1.19	0.0331	2.78 %	1.20	1.13	1.22	1.18	1.22	1.19
13C-1,2,3,6,7,8-HxCDD	0.94	0.0319	3.41 %	0.92	0.89	0.98	0.95	0.92	0.95
13C-1,2,3,4,6,7,8-HpCDD	0.83	0.0350	4.23 %	0.85	0.84	0.88	0.81	0.80	0.79
13C-OCDD	0.61	0.0577	9.50 %	0.62	0.67	0.68	0.58	0.55	0.55
13C-2,3,7,8-TCDF	0.98	0.0376	3.84 %	0.96	1.03	1.02	0.96	0.96	0.94
13C-1,2,3,7,8-PeCDF	0.83	0.0801	9.66 %	0.80	0.97	0.87	0.79	0.77	0.78
13C-2,3,4,7,8-PeCDF	0.80	0.0780	9.70 %	0.79	0.95	0.83	0.75	0.77	0.74
13C-1,2,3,4,7,8-HxCDF	1.84	0.150	8.15 %	1.80	1.56	1.84	1.92	1.94	1.97
13C-1,2,3,6,7,8-HxCDF	2.29	0.135	5.90 %	2.28	2.03	2.31	2.33	2.38	2.41
13C-2,3,4,6,7,8-HxCDF	1.86	0.102	5.48 %	1.86	1.66	1.89	1.90	1.92	1.94
13C-1,2,3,7,8,9-HxCDF	1.98	0.0603	3.04 %	1.96	1.94	2.10	1.96	1.96	1.98
13C-1,2,3,4,6,7,8-HpCDF	0.99	0.0284	2.88 %	0.99	0.95	1.04	0.97	0.98	0.99
13C-1,2,3,4,7,8,9-HpCDF	0.77	0.0396	5.17 %	0.77	0.80	0.82	0.74	0.73	0.73
13C-OCDF	1.17	0.110	9.46 %	1.13	1.30	1.30	1.12	1.06	1.07
37Cl-2,3,7,8-TCDD	0.73	0.0479	6.57 %	0.68	0.81	0.75	0.68	0.74	0.71
13C-1,2,3,4-TCDD	-	-	- %	-	-	-	-	-	-
13C-1,2,3,4-TCDF	-	-	- %	-	-	-	-	-	-
13C-1,2,3,7,8,9-HxCDD	-	-	- %	-	-	-	-	-	-
Total Tetra-Dioxins	1.13	0.0358	3.15 %	1.14	1.19	1.14	1.10	1.15	1.08
Total Penta-Dioxins	1.02	0.0355	3.50 %	1.00	1.05	1.06	0.97	1.02	0.99
Total Hexa-Dioxins	1.46	0.0325	2.23 %	1.42	1.49	1.50	1.43	1.46	1.45
Total Hepta-Dioxins	1.30	0.0553	4.25 %	1.23	1.29	1.28	1.27	1.35	1.38
Total Tetra-Furans	1.15	0.0712	6.20 %	1.08	1.12	1.13	1.11	1.28	1.17
1st Fn. Tot Penta-Furans	0.89	0.0461	5.19 %	0.89	0.94	0.95	0.87	0.85	0.84
Total Penta-Furans	0.89	0.0461	5.19 %	0.89	0.94	0.95	0.87	0.85	0.84
Total Hexa-Furans	1.00	0.0418	4.17 %	0.99	1.05	1.05	0.98	0.96	0.97
Total Hepta-Furans	1.46	0.0618	4.24 %	1.45	1.52	1.54	1.42	1.42	1.39

Analyst:

Date: 3/8/6


Run #6 Filename 07MAR11M
Client ID: ST030711M0

S: 7 Acquired: 7-MAR-11 17:30:33 Cal: PCDDFAL3-3-7-11
Analyte: FAL ID: 1613 CS0 100511G

Typ	Name	Amount	Resp	RA	RT	RF	RRF
1	Unk 2,3,7,8-TCDD	0.25	9.59e+04	0.86 y	27:26	-	1.08 y
2	Unk 1,2,3,7,8-PeCDD	1.25	4.09e+05	1.37 y	33:16	-	0.994 y
3	Unk 1,2,3,4,7,8-HxCDD	1.25	4.19e+05	1.25 y	38:38	-	1.43 y
4	Unk 1,2,3,6,7,8-HxCDD	1.25	3.40e+05	1.31 y	38:48	-	1.46 y
5	Unk 1,2,3,7,8,9-HxCDD	1.25	3.83e+05	1.25 y	39:15	-	1.46 y
6	Unk 1,2,3,4,6,7,8-HpCDD	1.25	2.68e+05	0.90 y	44:15	-	1.38 y
7	Unk OCDD	2.50	4.06e+05	1.00 y	49:49	-	1.51 y
8	Unk 2,3,7,8-TCDF	0.25	1.91e+05	0.68 y	26:40	-	1.17 y
9	Unk 1,2,3,7,8-PeCDF	1.25	5.55e+05	1.61 y	31:32	-	0.827 y
10	Unk 2,3,4,7,8-PeCDF	1.25	5.45e+05	1.61 y	32:51	-	0.848 y
11	Unk 1,2,3,4,7,8-HxCDF	1.25	4.74e+05	1.22 y	37:14	-	0.978 y
12	Unk 1,2,3,6,7,8-HxCDF	1.25	5.08e+05	1.18 y	37:26	-	0.859 y
13	Unk 2,3,4,6,7,8-HxCDF	1.25	4.76e+05	1.20 y	38:23	-	1.00 y
14	Unk 1,2,3,7,8,9-HxCDF	1.25	5.14e+05	1.18 y	39:50	-	1.06 y
15	Unk 1,2,3,4,6,7,8-HpCDF	1.25	3.41e+05	1.02 y	42:21	-	1.40 y
16	Unk 1,2,3,4,7,8,9-HpCDF	1.25	2.47e+05	1.03 y	45:09	-	1.37 y
17	Unk OCDF	2.50	4.26e+05	0.90 y	50:12	-	0.808 y
18	IS/RT 13C-2,3,7,8-TCDD	100.00	3.54e+07	0.69 y	27:25	-	1.01 y
19	IS 13C-1,2,3,7,8-PeCDD	100.00	3.29e+07	1.72 y	33:15	-	0.937 y
20	IS 13C-1,2,3,4,7,8-HxCDD	100.00	2.34e+07	1.29 y	38:37	-	1.19 y
21	IS 13C-1,2,3,6,7,8-HxCDD	100.00	1.87e+07	1.29 y	38:47	-	0.950 y
22	IS 13C-1,2,3,4,6,7,8-HpCDD	100.00	1.55e+07	1.03 y	44:13	-	0.789 y
23	IS 13C-OCDD	200.00	2.16e+07	1.00 y	49:48	-	0.549 y
24	IS 13C-2,3,7,8-TCDF	100.00	6.53e+07	0.87 y	26:39	-	0.944 y
25	IS 13C-1,2,3,7,8-PeCDF	100.00	5.37e+07	1.66 y	31:30	-	0.776 y
26	IS 13C-2,3,4,7,8-PeCDF	100.00	5.14e+07	1.64 y	32:50	-	0.743 y
27	IS 13C-1,2,3,4,7,8-HxCDF	100.00	3.88e+07	0.45 y	37:14	-	1.97 y
28	IS 13C-1,2,3,6,7,8-HxCDF	100.00	4.73e+07	0.45 y	37:26	-	2.41 y
29	IS 13C-2,3,4,6,7,8-HxCDF	100.00	3.80e+07	0.45 y	38:22	-	1.94 y
30	IS 13C-1,2,3,7,8,9-HxCDF	100.00	3.88e+07	0.44 y	39:49	-	1.98 y
31	IS 13C-1,2,3,4,6,7,8-HpCDF	100.00	1.95e+07	0.46 y	42:19	-	0.991 y
32	IS 13C-1,2,3,4,7,8,9-HpCDF	100.00	1.44e+07	0.46 y	45:09	-	0.734 y
33	IS 13C-OCDF	200.00	4.22e+07	0.92 y	50:10	-	1.07 y
34	C/Up 37Cl-2,3,7,8-TCDD	0.25	6.27e+04		27:27	-	0.713 y
35	RS 13C-1,2,3,4-TCDD	100.00	3.52e+07	0.69 y	26:50	3.52e+05	- n
36	RS 13C-1,2,3,4-TCDF	100.00	6.92e+07	0.87 y	25:34	6.92e+05	- n
37	RS/RT 13C-1,2,3,7,8,9-HxCDD	100.00	1.96e+07	1.26 y	39:14	1.96e+05	- n
38	Tot Total Tetra-Dioxins	0.00	-	- n	-	-	1.08 y
39	Tot Total Penta-Dioxins	0.00	-	- n	-	-	0.994 y
40	Tot Total Hexa-Dioxins	0.00	-	- n	-	-	1.45 y
41	Tot Total Hepta-Dioxins	0.00	-	- n	-	-	1.38 y
42	Tot Total Tetra-Furans	0.00	-	- n	-	-	1.17 y
43	Tot 1st Fn. Tot Penta-Furans	0.00	-	- n	-	-	0.837 y
44	Tot Total Penta-Furans	0.00	-	- n	-	-	0.837 y
45	Tot Total Hexa-Furans	0.00	-	- n	-	-	0.968 y
46	Tot Total Hepta-Furans	0.00	-	- n	-	-	1.39 y

Analyst: 8 Date: 3/8/11

Typ	Name	Amount	Resp	RA	RT	RF	RRF
1	Unk 2,3,7,8-TCDD	0.50	2.28e+05	0.79 y	27:27	-	1.15 y
2	Unk 1,2,3,7,8-PeCDD	2.50	9.30e+05	1.41 y	33:16	-	1.02 y
3	Unk 1,2,3,4,7,8-HxCDD	2.50	9.70e+05	1.30 y	38:39	-	1.43 y
4	Unk 1,2,3,6,7,8-HxCDD	2.50	7.73e+05	1.27 y	38:49	-	1.51 y
5	Unk 1,2,3,7,8,9-HxCDD	2.50	8.60e+05	1.26 y	39:15	-	1.45 y
6	Unk 1,2,3,4,6,7,8-HpCDD	2.50	5.96e+05	0.89 y	44:15	-	1.35 y
7	Unk OCDD	5.00	9.00e+05	0.94 y	49:49	-	1.48 y
8	Unk 2,3,7,8-TCDF	0.50	4.62e+05	0.69 y	26:41	-	1.28 y
9	Unk 1,2,3,7,8-PeCDF	2.50	1.21e+06	1.64 y	31:32	-	0.831 y
10	Unk 2,3,4,7,8-PeCDF	2.50	1.26e+06	1.64 y	32:52	-	0.871 y
11	Unk 1,2,3,4,7,8-HxCDF	2.50	1.03e+06	1.23 y	37:15	-	0.962 y
12	Unk 1,2,3,6,7,8-HxCDF	2.50	1.13e+06	1.22 y	37:27	-	0.853 y
13	Unk 2,3,4,6,7,8-HxCDF	2.50	1.04e+06	1.22 y	38:23	-	0.978 y
14	Unk 1,2,3,7,8,9-HxCDF	2.50	1.16e+06	1.19 y	39:50	-	1.07 y
15	Unk 1,2,3,4,6,7,8-HpCDF	2.50	7.95e+05	1.02 y	42:21	-	1.46 y
16	Unk 1,2,3,4,7,8,9-HpCDF	2.50	5.56e+05	1.03 y	45:10	-	1.37 y
17	Unk OCDF	5.00	9.90e+05	0.91 y	50:12	-	0.844 y
18	IS/RT 13C-2,3,7,8-TCDD	100.00	3.97e+07	0.69 y	27:25	-	1.01 y
19	IS 13C-1,2,3,7,8-PeCDD	100.00	3.66e+07	1.72 y	33:16	-	0.933 y
20	IS 13C-1,2,3,4,7,8-HxCDD	100.00	2.71e+07	1.29 y	38:38	-	1.22 y
21	IS 13C-1,2,3,6,7,8-HxCDD	100.00	2.05e+07	1.29 y	38:47	-	0.925 y
22	IS 13C-1,2,3,4,6,7,8-HpCDD	100.00	1.77e+07	1.06 y	44:14	-	0.796 y
23	IS 13C-OCDD	200.00	2.44e+07	1.01 y	49:48	-	0.550 y
24	IS 13C-2,3,7,8-TCDF	100.00	7.23e+07	0.88 y	26:40	-	0.955 y
25	IS 13C-1,2,3,7,8-PeCDF	100.00	5.81e+07	1.63 y	31:31	-	0.768 y
26	IS 13C-2,3,4,7,8-PeCDF	100.00	5.81e+07	1.65 y	32:50	-	0.767 y
27	IS 13C-1,2,3,4,7,8-HxCDF	100.00	4.30e+07	0.45 y	37:14	-	1.94 y
28	IS 13C-1,2,3,6,7,8-HxCDF	100.00	5.29e+07	0.44 y	37:25	-	2.38 y
29	IS 13C-2,3,4,6,7,8-HxCDF	100.00	4.25e+07	0.45 y	38:23	-	1.92 y
30	IS 13C-1,2,3,7,8,9-HxCDF	100.00	4.33e+07	0.45 y	39:49	-	1.96 y
31	IS 13C-1,2,3,4,6,7,8-HpCDF	100.00	2.18e+07	0.47 y	42:19	-	0.982 y
32	IS 13C-1,2,3,4,7,8,9-HpCDF	100.00	1.62e+07	0.47 y	45:09	-	0.731 y
33	IS 13C-OCDF	200.00	4.69e+07	0.92 y	50:11	-	1.06 y
34	C/Up 37Cl-2,3,7,8-TCDD	0.50	1.46e+05		27:27	-	0.743 y
35	RS 13C-1,2,3,4-TCDD	100.00	3.92e+07	0.67 y	26:50	3.92e+05	- n
36	RS 13C-1,2,3,4-TCDF	100.00	7.57e+07	0.87 y	25:34	7.57e+05	- n
37	RS/RT 13C-1,2,3,7,8,9-HxCDD	100.00	2.22e+07	1.31 y	39:14	2.22e+05	- n
38	Tot Total Tetra-Dioxins	0.00	-	- n	-	-	1.15 y
39	Tot Total Penta-Dioxins	0.00	-	- n	-	-	1.02 y
40	Tot Total Hexa-Dioxins	0.00	-	- n	-	-	1.46 y
41	Tot Total Hepta-Dioxins	0.00	-	- n	-	-	1.35 y
42	Tot Total Tetra-Furans	0.00	-	- n	-	-	1.28 y
43	Tot 1st Fn. Tot Penta-Furans	0.00	-	- n	-	-	0.851 y
44	Tot Total Penta-Furans	0.00	-	- n	-	-	0.851 y
45	Tot Total Hexa-Furans	0.00	-	- n	-	-	0.959 y
46	Tot Total Hepta-Furans	0.00	-	- n	-	-	1.42 y

Analyst:  Date: 3/8/11

Run #4 Filename 07MAR11M
Client ID: ST030711M2

S: 5 Acquired: 7-MAR-11 15:39:48 Cal: PCDDFAL3-3-7-11
Analyte: FAL ID: 1613 CS2 1005111

Typ	Name	Amount	Resp	RA	RT	RF	RRF
1	Unk 2,3,7,8-TCDD	2.00	8.73e+05	0.83 y	27:26	-	1.10 y
2	Unk 1,2,3,7,8-PeCDD	10.00	3.61e+06	1.37 y	33:17	-	0.968 y
3	Unk 1,2,3,4,7,8-HxCDD	10.00	3.85e+06	1.27 y	38:39	-	1.43 y
4	Unk 1,2,3,6,7,8-HxCDD	10.00	3.06e+06	1.27 y	38:49	-	1.41 y
5	Unk 1,2,3,7,8,9-HxCDD	10.00	3.51e+06	1.26 y	39:16	-	1.45 y
6	Unk 1,2,3,4,6,7,8-HpCDD	10.00	2.34e+06	0.89 y	44:16	-	1.27 y
7	Unk OCDD	20.00	3.72e+06	0.95 y	49:50	-	1.40 y
8	Unk 2,3,7,8-TCDF	2.00	1.59e+06	0.66 y	26:41	-	1.11 y
9	Unk 1,2,3,7,8-PeCDF	10.00	5.06e+06	1.69 y	31:32	-	0.865 y
10	Unk 2,3,4,7,8-PeCDF	10.00	4.87e+06	1.64 y	32:51	-	0.875 y
11	Unk 1,2,3,4,7,8-HxCDF	10.00	4.35e+06	1.19 y	37:16	-	0.991 y
12	Unk 1,2,3,6,7,8-HxCDF	10.00	4.70e+06	1.21 y	37:27	-	0.882 y
13	Unk 2,3,4,6,7,8-HxCDF	10.00	4.30e+06	1.19 y	38:24	-	0.992 y
14	Unk 1,2,3,7,8,9-HxCDF	10.00	4.82e+06	1.21 y	39:51	-	1.08 y
15	Unk 1,2,3,4,6,7,8-HpCDF	10.00	3.23e+06	1.04 y	42:21	-	1.45 y
16	Unk 1,2,3,4,7,8,9-HpCDF	10.00	2.31e+06	1.02 y	45:11	-	1.37 y
17	Unk OCDF	20.00	4.19e+06	0.94 y	50:13	-	0.817 y
18	IS/RT 13C-2,3,7,8-TCDD	100.00	3.96e+07	0.69 y	27:25	-	0.995 y
19	IS 13C-1,2,3,7,8-PeCDD	100.00	3.73e+07	1.67 y	33:15	-	0.938 y
20	IS 13C-1,2,3,4,7,8-HxCDD	100.00	2.70e+07	1.28 y	38:38	-	1.18 y
21	IS 13C-1,2,3,6,7,8-HxCDD	100.00	2.16e+07	1.28 y	38:48	-	0.946 y
22	IS 13C-1,2,3,4,6,7,8-HpCDD	100.00	1.84e+07	1.07 y	44:14	-	0.806 y
23	IS 13C-OCDD	200.00	2.65e+07	0.98 y	49:49	-	0.581 y
24	IS 13C-2,3,7,8-TCDF	100.00	7.17e+07	0.87 y	26:40	-	0.964 y
25	IS 13C-1,2,3,7,8-PeCDF	100.00	5.85e+07	1.63 y	31:31	-	0.787 y
26	IS 13C-2,3,4,7,8-PeCDF	100.00	5.57e+07	1.62 y	32:51	-	0.748 y
27	IS 13C-1,2,3,4,7,8-HxCDF	100.00	4.39e+07	0.44 y	37:14	-	1.92 y
28	IS 13C-1,2,3,6,7,8-HxCDF	100.00	5.33e+07	0.45 y	37:26	-	2.33 y
29	IS 13C-2,3,4,6,7,8-HxCDF	100.00	4.34e+07	0.44 y	38:23	-	1.90 y
30	IS 13C-1,2,3,7,8,9-HxCDF	100.00	4.48e+07	0.44 y	39:49	-	1.96 y
31	IS 13C-1,2,3,4,6,7,8-HpCDF	100.00	2.22e+07	0.48 y	42:19	-	0.972 y
32	IS 13C-1,2,3,4,7,8,9-HpCDF	100.00	1.68e+07	0.46 y	45:10	-	0.736 y
33	IS 13C-OCDF	200.00	5.13e+07	0.92 y	50:11	-	1.12 y
34	C/Up 37Cl-2,3,7,8-TCDD	2.00	5.42e+05		27:26	-	0.682 y
35	RS 13C-1,2,3,4-TCDD	100.00	3.98e+07	0.68 y	26:51	3.98e+05	- n
36	RS 13C-1,2,3,4-TCDF	100.00	7.44e+07	0.87 y	25:35	7.44e+05	- n
37	RS/RT 13C-1,2,3,7,8,9-HxCDD	100.00	2.28e+07	1.27 y	39:14	2.28e+05	- n
38	Tot Total Tetra-Dioxins	0.00	-	- n	-	-	1.10 y
39	Tot Total Penta-Dioxins	0.00	-	- n	-	-	0.968 y
40	Tot Total Hexa-Dioxins	0.00	-	- n	-	-	1.43 y
41	Tot Total Hepta-Dioxins	0.00	-	- n	-	-	1.27 y
42	Tot Total Tetra-Furans	0.00	-	- n	-	-	1.11 y
43	Tot 1st Fn. Tot Penta-Furans	0.00	-	- n	-	-	0.870 y
44	Tot Total Penta-Furans	0.00	-	- n	-	-	0.870 y
45	Tot Total Hexa-Furans	0.00	-	- n	-	-	0.980 y
46	Tot Total Hepta-Furans	0.00	-	- n	-	-	1.42 y

Analyst: J

Date: 3/8/11

Run #1 Filename 07MAR11M
Client ID: ST030711M3

S: 1 Acquired: 7-MAR-11 11:58:32 Cal: PCDDFAL3-3-7-11
Analyte: FAL ID: 1613 CS3 100511J

Typ	Name	Amount	Resp	RA	RT	RF	RRF
1	Unk 2,3,7,8-TCDD	10.00	4.22e+06	0.83 y	27:27	-	1.14 y
2	Unk 1,2,3,7,8-PeCDD	50.00	1.89e+07	1.44 y	33:17	-	1.00 y
3	Unk 1,2,3,4,7,8-HxCDD	50.00	2.00e+07	1.27 y	38:40	-	1.38 y
4	Unk 1,2,3,6,7,8-HxCDD	50.00	1.59e+07	1.26 y	38:50	-	1.43 y
5	Unk 1,2,3,7,8,9-HxCDD	50.00	1.85e+07	1.24 y	39:17	-	1.44 y
6	Unk 1,2,3,4,6,7,8-HpCDD	50.00	1.27e+07	0.90 y	44:16	-	1.23 y
7	Unk OCDD	100.00	2.05e+07	0.94 y	49:51	-	1.38 y
8	Unk 2,3,7,8-TCDF	10.00	7.31e+06	0.67 y	26:41	-	1.08 y
9	Unk 1,2,3,7,8-PeCDF	50.00	2.55e+07	1.66 y	31:33	-	0.903 y
10	Unk 2,3,4,7,8-PeCDF	50.00	2.43e+07	1.65 y	32:52	-	0.876 y
11	Unk 1,2,3,4,7,8-HxCDF	50.00	2.17e+07	1.20 y	37:16	-	0.998 y
12	Unk 1,2,3,6,7,8-HxCDF	50.00	2.44e+07	1.22 y	37:28	-	0.887 y
13	Unk 2,3,4,6,7,8-HxCDF	50.00	2.24e+07	1.20 y	38:24	-	0.997 y
14	Unk 1,2,3,7,8,9-HxCDF	50.00	2.60e+07	1.21 y	39:51	-	1.10 y
15	Unk 1,2,3,4,6,7,8-HpCDF	50.00	1.75e+07	1.04 y	42:21	-	1.47 y
16	Unk 1,2,3,4,7,8,9-HpCDF	50.00	1.32e+07	1.05 y	45:12	-	1.42 y
17	Unk OCDF	100.00	2.23e+07	0.91 y	50:13	-	0.819 y
18	IS/RT 13C-2,3,7,8-TCDD	100.00	3.69e+07	0.67 y	27:26	-	1.00 y
19	IS 13C-1,2,3,7,8-PeCDD	100.00	3.77e+07	1.70 y	33:16	-	1.03 y
20	IS 13C-1,2,3,4,7,8-HxCDD	100.00	2.90e+07	1.27 y	38:38	-	1.20 y
21	IS 13C-1,2,3,6,7,8-HxCDD	100.00	2.22e+07	1.27 y	38:48	-	0.919 y
22	IS 13C-1,2,3,4,6,7,8-HpCDD	100.00	2.06e+07	1.06 y	44:15	-	0.852 y
23	IS 13C-OCDD	200.00	2.97e+07	1.00 y	49:49	-	0.615 y
24	IS 13C-2,3,7,8-TCDF	100.00	6.78e+07	0.86 y	26:40	-	0.960 y
25	IS 13C-1,2,3,7,8-PeCDF	100.00	5.66e+07	1.64 y	31:31	-	0.801 y
26	IS 13C-2,3,4,7,8-PeCDF	100.00	5.55e+07	1.65 y	32:51	-	0.785 y
27	IS 13C-1,2,3,4,7,8-HxCDF	100.00	4.35e+07	0.44 y	37:15	-	1.80 y
28	IS 13C-1,2,3,6,7,8-HxCDF	100.00	5.50e+07	0.44 y	37:27	-	2.28 y
29	IS 13C-2,3,4,6,7,8-HxCDF	100.00	4.49e+07	0.44 y	38:23	-	1.86 y
30	IS 13C-1,2,3,7,8,9-HxCDF	100.00	4.72e+07	0.44 y	39:49	-	1.96 y
31	IS 13C-1,2,3,4,6,7,8-HpCDF	100.00	2.39e+07	0.48 y	42:21	-	0.989 y
32	IS 13C-1,2,3,4,7,8,9-HpCDF	100.00	1.86e+07	0.47 y	45:10	-	0.768 y
33	IS 13C-OCDF	200.00	5.45e+07	0.91 y	50:12	-	1.13 y
34	C/Up 37Cl-2,3,7,8-TCDD	10.00	2.51e+06		27:27	-	0.682 y
35	RS 13C-1,2,3,4-TCDD	100.00	3.68e+07	0.68 y	26:50	3.68e+05	- n
36	RS 13C-1,2,3,4-TCDF	100.00	7.07e+07	0.86 y	25:35	7.07e+05	- n
37	RS/RT 13C-1,2,3,7,8,9-HxCDD	100.00	2.42e+07	1.26 y	39:15	2.42e+05	- n
38	Tot Total Tetra-Dioxins	0.00	-	- n	-	-	1.14 y
39	Tot Total Penta-Dioxins	0.00	-	- n	-	-	1.00 y
40	Tot Total Hexa-Dioxins	0.00	-	- n	-	-	1.42 y
41	Tot Total Hepta-Dioxins	0.00	-	- n	-	-	1.23 y
42	Tot Total Tetra-Furans	0.00	-	- n	-	-	1.08 y
43	Tot 1st Fn. Tot Penta-Furans	0.00	-	- n	-	-	0.889 y
44	Tot Total Penta-Furans	0.00	-	- n	-	-	0.889 y
45	Tot Total Hexa-Furans	0.00	-	- n	-	-	0.991 y
46	Tot Total Hepta-Furans	0.00	-	- n	-	-	1.45 y

Analyst: J Date: 3/8/11

Typ	Name	Amount	Resp	RA	RT	RF	RRF
1	Unk	2,3,7,8-TCDD	40.00	1.84e+07	0.80 y	27:27	- 1.14 y
2	Unk	1,2,3,7,8-PeCDD	200.00	8.36e+07	1.43 y	33:16	- 1.06 y
3	Unk	1,2,3,4,7,8-HxCDD	200.00	9.27e+07	1.28 y	38:40	- 1.51 y
4	Unk	1,2,3,6,7,8-HxCDD	200.00	7.25e+07	1.27 y	38:49	- 1.47 y
5	Unk	1,2,3,7,8,9-HxCDD	200.00	8.35e+07	1.27 y	39:16	- 1.51 y
6	Unk	1,2,3,4,6,7,8-HpCDD	200.00	5.64e+07	0.89 y	44:15	- 1.28 y
7	Unk	OCDD	400.00	1.00e+08	0.91 y	49:51	- 1.47 y
8	Unk	2,3,7,8-TCDF	40.00	3.24e+07	0.67 y	26:40	- 1.13 y
9	Unk	1,2,3,7,8-PeCDF	200.00	1.15e+08	1.67 y	31:33	- 0.943 y
10	Unk	2,3,4,7,8-PeCDF	200.00	1.10e+08	1.63 y	32:52	- 0.948 y
11	Unk	1,2,3,4,7,8-HxCDF	200.00	9.76e+07	1.20 y	37:15	- 1.06 y
12	Unk	1,2,3,6,7,8-HxCDF	200.00	1.09e+08	1.20 y	37:28	- 0.943 y
13	Unk	2,3,4,6,7,8-HxCDF	200.00	1.01e+08	1.20 y	38:24	- 1.07 y
14	Unk	1,2,3,7,8,9-HxCDF	200.00	1.22e+08	1.22 y	39:50	- 1.16 y
15	Unk	1,2,3,4,6,7,8-HpCDF	200.00	8.08e+07	1.03 y	42:21	- 1.55 y
16	Unk	1,2,3,4,7,8,9-HpCDF	200.00	6.31e+07	1.04 y	45:11	- 1.53 y
17	Unk	OCDF	400.00	1.18e+08	0.93 y	50:13	- 0.902 y
18	IS/RT	13C-2,3,7,8-TCDD	100.00	4.05e+07	0.70 y	27:25	- 1.07 y
19	IS	13C-1,2,3,7,8-PeCDD	100.00	3.94e+07	1.69 y	33:16	- 1.04 y
20	IS	13C-1,2,3,4,7,8-HxCDD	100.00	3.06e+07	1.27 y	38:37	- 1.22 y
21	IS	13C-1,2,3,6,7,8-HxCDD	100.00	2.47e+07	1.27 y	38:48	- 0.983 y
22	IS	13C-1,2,3,4,6,7,8-HpCDD	100.00	2.20e+07	1.07 y	44:14	- 0.877 y
23	IS	13C-OCDD	200.00	3.41e+07	1.00 y	49:49	- 0.679 y
24	IS	13C-2,3,7,8-TCDF	100.00	7.18e+07	0.87 y	26:39	- 1.02 y
25	IS	13C-1,2,3,7,8-PeCDF	100.00	6.11e+07	1.64 y	31:31	- 0.872 y
26	IS	13C-2,3,4,7,8-PeCDF	100.00	5.79e+07	1.63 y	32:51	- 0.826 y
27	IS	13C-1,2,3,4,7,8-HxCDF	100.00	4.62e+07	0.44 y	37:14	- 1.84 y
28	IS	13C-1,2,3,6,7,8-HxCDF	100.00	5.78e+07	0.44 y	37:26	- 2.31 y
29	IS	13C-2,3,4,6,7,8-HxCDF	100.00	4.75e+07	0.44 y	38:23	- 1.89 y
30	IS	13C-1,2,3,7,8,9-HxCDF	100.00	5.27e+07	0.44 y	39:49	- 2.10 y
31	IS	13C-1,2,3,4,6,7,8-HpCDF	100.00	2.60e+07	0.47 y	42:20	- 1.04 y
32	IS	13C-1,2,3,4,7,8,9-HpCDF	100.00	2.07e+07	0.47 y	45:09	- 0.823 y
33	IS	13C-OCDF	200.00	6.54e+07	0.93 y	50:12	- 1.30 y
34	C/Up	37Cl-2,3,7,8-TCDD	40.00	1.14e+07		27:27	- 0.750 y
35	RS	13C-1,2,3,4-TCDD	100.00	3.80e+07	0.72 y	26:50	3.80e+05 - n
36	RS	13C-1,2,3,4-TCDF	100.00	7.01e+07	0.85 y	25:34	7.01e+05 - n
37	RS/RT	13C-1,2,3,7,8,9-HxCDD	100.00	2.51e+07	1.26 y	39:14	2.51e+05 - n
38	Tot	Total Tetra-Dioxins	0.00	-	- n	-	- 1.14 y
39	Tot	Total Penta-Dioxins	0.00	-	- n	-	- 1.06 y
40	Tot	Total Hexa-Dioxins	0.00	-	- n	-	- 1.50 y
41	Tot	Total Hepta-Dioxins	0.00	-	- n	-	- 1.28 y
42	Tot	Total Tetra-Furans	0.00	-	- n	-	- 1.13 y
43	Tot	1st Fn. Tot Penta-Furans	0.00	-	- n	-	- 0.945 y
44	Tot	Total Penta-Furans	0.00	-	- n	-	- 0.945 y
45	Tot	Total Hexa-Furans	0.00	-	- n	-	- 1.05 y
46	Tot	Total Hepta-Furans	0.00	-	- n	-	- 1.54 y

Analyst:  Date: 3/8/11

Run #2 Filename 07MAR11M
Client ID: ST030711M5

S: 3

Acquired: 7-MAR-11 13:49:10 Cal: PCDDFAL3-3-7-11

Analyte:

FAL ID: 1613 CS5 100511L

	Typ	Name	Amount	Resp	RA	RT	RF	RRF	
1	Unk	2,3,7,8-TCDD	200.00	1.01e+08	0.81 y	27:27	-	1.19	y
2	Unk	1,2,3,7,8-PeCDD	1000.00	4.92e+08	1.44 y	33:17	-	1.05	y
3	Unk	1,2,3,4,7,8-HxCDD	1000.00	5.94e+08	1.27 y	38:40	-	1.50	y
4	Unk	1,2,3,6,7,8-HxCDD	1000.00	4.50e+08	1.27 y	38:50	-	1.45	y
5	Unk	1,2,3,7,8,9-HxCDD	1000.00	5.37e+08	1.27 y	39:17	-	1.52	y
6	Unk	1,2,3,4,6,7,8-HpCDD	1000.00	3.78e+08	0.90 y	44:16	-	1.29	y
7	Unk	OCDD	2000.00	6.82e+08	0.94 y	49:51	-	1.45	y
8	Unk	2,3,7,8-TCDF	200.00	1.66e+08	0.67 y	26:40	-	1.12	y
9	Unk	1,2,3,7,8-PeCDF	1000.00	6.62e+08	1.65 y	31:33	-	0.946	y
10	Unk	2,3,4,7,8-PeCDF	1000.00	6.43e+08	1.64 y	32:52	-	0.941	y
11	Unk	1,2,3,4,7,8-HxCDF	1000.00	5.86e+08	1.20 y	37:17	-	1.07	y
12	Unk	1,2,3,6,7,8-HxCDF	1000.00	6.59e+08	1.20 y	37:28	-	0.926	y
13	Unk	2,3,4,6,7,8-HxCDF	1000.00	6.19e+08	1.19 y	38:25	-	1.06	y
14	Unk	1,2,3,7,8,9-HxCDF	1000.00	7.85e+08	1.21 y	39:52	-	1.16	y
15	Unk	1,2,3,4,6,7,8-HpCDF	1000.00	5.15e+08	1.04 y	42:22	-	1.55	y
16	Unk	1,2,3,4,7,8,9-HpCDF	1000.00	4.21e+08	1.04 y	45:12	-	1.50	y
17	Unk	OCDF	2000.00	7.93e+08	0.92 y	50:15	-	0.870	y
18	IS/RT	13C-2,3,7,8-TCDD	100.00	4.25e+07	0.70 y	27:25	-	1.09	y
19	IS	13C-1,2,3,7,8-PeCDD	100.00	4.67e+07	1.68 y	33:16	-	1.19	y
20	IS	13C-1,2,3,4,7,8-HxCDD	100.00	3.96e+07	1.27 y	38:39	-	1.13	y
21	IS	13C-1,2,3,6,7,8-HxCDD	100.00	3.11e+07	1.26 y	38:49	-	0.889	y
22	IS	13C-1,2,3,4,6,7,8-HpCDD	100.00	2.94e+07	1.07 y	44:15	-	0.839	y
23	IS	13C-OCDD	200.00	4.69e+07	1.01 y	49:51	-	0.671	y
24	IS	13C-2,3,7,8-TCDF	100.00	7.41e+07	0.87 y	26:39	-	1.03	y
25	IS	13C-1,2,3,7,8-PeCDF	100.00	7.00e+07	1.66 y	31:32	-	0.974	y
26	IS	13C-2,3,4,7,8-PeCDF	100.00	6.83e+07	1.63 y	32:51	-	0.951	y
27	IS	13C-1,2,3,4,7,8-HxCDF	100.00	5.47e+07	0.44 y	37:15	-	1.56	y
28	IS	13C-1,2,3,6,7,8-HxCDF	100.00	7.11e+07	0.44 y	37:27	-	2.03	y
29	IS	13C-2,3,4,6,7,8-HxCDF	100.00	5.81e+07	0.44 y	38:23	-	1.66	y
30	IS	13C-1,2,3,7,8,9-HxCDF	100.00	6.78e+07	0.44 y	39:50	-	1.94	y
31	IS	13C-1,2,3,4,6,7,8-HpCDF	100.00	3.33e+07	0.47 y	42:21	-	0.951	y
32	IS	13C-1,2,3,4,7,8,9-HpCDF	100.00	2.81e+07	0.47 y	45:10	-	0.803	y
33	IS	13C-OCDF	200.00	9.12e+07	0.92 y	50:13	-	1.30	y
34	C/Up	37Cl-2,3,7,8-TCDD	200.00	6.33e+07		27:26	-	0.808	y
35	RS	13C-1,2,3,4-TCDD	100.00	3.92e+07	0.70 y	26:50	3.92e+05	-	n
36	RS	13C-1,2,3,4-TCDF	100.00	7.19e+07	0.87 y	25:34	7.19e+05	-	n
37	RS/RT	13C-1,2,3,7,8,9-HxCDD	100.00	3.50e+07	1.27 y	39:15	3.50e+05	-	n
38	Tot	Total Tetra-Dioxins	0.00	-	- n	-	-	1.19	y
39	Tot	Total Penta-Dioxins	0.00	-	- n	-	-	1.05	y
40	Tot	Total Hexa-Dioxins	0.00	-	- n	-	-	1.49	y
41	Tot	Total Hepta-Dioxins	0.00	-	- n	-	-	1.29	y
42	Tot	Total Tetra-Furans	0.00	-	- n	-	-	1.12	y
43	Tot	1st Fn. Tot Penta-Furans	0.00	-	- n	-	-	0.943	y
44	Tot	Total Penta-Furans	0.00	-	- n	-	-	0.943	y
45	Tot	Total Hexa-Furans	0.00	-	- n	-	-	1.05	y
46	Tot	Total Hepta-Furans	0.00	-	- n	-	-	1.52	y

Analyst: Date: 3/8/11

PCDD/PCDF INITIAL CALIBRATION RELATIVE RESPONSES

Lab Name: Frontier Analytical Laboratory

Episode No.:

Contract No.:

SAS No.:

Initial Calibration Date: 3/7/11

Instrument ID: FAL3


GC Column ID: DB5

CS0 Data Filename: 07MAR11M S1 CS3 Data Filename: 07MAR11M S5

CS1 Data Filename: 07MAR11M S3 CS4 Data Filename: 07MAR11M S6

CS2 Data Filename: 07MAR11M S4 CS5 Data Filename: 07MAR11M S7

	RELATIVE RESPONSE (RR)						MEAN	Cv
	CS1	CS2	CS3	CS4	CS5	CS6	RR	(%RSD)
NATIVE ANALYTES								
2,3,7,8-TCDD	1.14	1.19	1.14	1.10	1.15	1.08	1.13	3.15
1,2,3,7,8-PeCDD	1.00	1.05	1.06	0.97	1.02	0.99	1.02	3.50
1,2,3,4,7,8-HxCDD	1.38	1.50	1.51	1.43	1.43	1.43	1.45	3.44
1,2,3,6,7,8-HxCDD	1.43	1.45	1.47	1.41	1.51	1.46	1.45	2.22
1,2,3,7,8,9-HxCDD	1.44	1.52	1.51	1.45	1.45	1.46	1.47	2.34
1,2,3,4,6,7,8-HpCDD	1.23	1.29	1.28	1.27	1.35	1.38	1.30	4.25
OCDD	1.38	1.45	1.47	1.40	1.48	1.51	1.45	3.27
2,3,7,8-TCDF	1.08	1.12	1.13	1.11	1.28	1.17	1.15	6.20
1,2,3,7,8-PeCDF	0.90	0.95	0.94	0.86	0.83	0.83	0.89	5.99
2,3,4,7,8-PeCDF	0.88	0.94	0.95	0.88	0.87	0.85	0.89	4.61
1,2,3,4,7,8-HxCDF	1.00	1.07	1.06	0.99	0.96	0.98	1.01	4.34
1,2,3,6,7,8-HxCDF	0.89	0.93	0.94	0.88	0.85	0.86	0.89	4.03
2,3,4,6,7,8-HxCDF	1.00	1.06	1.07	0.99	0.98	1.00	1.02	3.87
1,2,3,7,8,9-HxCDF	1.10	1.16	1.16	1.08	1.07	1.06	1.10	4.09
1,2,3,4,6,7,8-HpCDF	1.47	1.55	1.55	1.45	1.46	1.40	1.48	3.99
1,2,3,4,7,8,9-HpCDF	1.42	1.50	1.53	1.37	1.37	1.37	1.43	4.84
OCDF	0.82	0.87	0.90	0.82	0.84	0.81	0.84	4.33

Analyst: 

Date: 3/8/11

USEPA - ITD

FORM 3B

PCDD/PCDF INITIAL CALIBRATION RELATIVE RESPONSES

Lab Name: Frontier Analytical Laboratory Episode No.:

Contract No.: SAS No.:

Initial Calibration Date: 3/7/11

Instrument ID: FAL3 GC Column ID: DB5

CS0 Data Filename: 07MAR11M S1 CS4 Data Filename: 07MAR11M S5

CS1 Data Filename: 07MAR11M S3 CS4 Data Filename: 07MAR11M S6

CS2 Data Filename: 07MAR11M S4 CS5 Data Filename: 07MAR11M S7

Labeled Compounds	RELATIVE RESPONSE (RR)						MEAN	Cv
	CS1	CS2	CS3	CS4	CS5	CS6	RR	(%RSD)
13C-2,3,7,8-TCDD	1.00	1.09	1.07	1.00	1.01	1.01	1.03	3.69
13C-1,2,3,7,8-PeCDD	1.03	1.19	1.04	0.94	0.93	0.94	1.01	9.97
13C-1,2,3,4,7,8-HxCDD	1.20	1.13	1.22	1.18	1.22	1.19	1.19	2.78
13C-1,2,3,6,7,8-HxCDD	0.92	0.89	0.98	0.95	0.92	0.95	0.94	3.41
13C-1,2,3,4,6,7,8-HpCDD	0.85	0.84	0.88	0.81	0.80	0.79	0.83	4.23
13C-OCDD	0.62	0.67	0.68	0.58	0.55	0.55	0.61	9.50
13C-2,3,7,8-TCDF	0.96	1.03	1.02	0.96	0.96	0.94	0.98	3.84
13C-1,2,3,7,8-PeCDF	0.80	0.97	0.87	0.79	0.77	0.78	0.83	9.66
13C-2,3,4,7,8-PeCDF	0.79	0.95	0.83	0.75	0.77	0.74	0.80	9.70
13C-1,2,3,4,7,8-HxCDF	1.80	1.56	1.84	1.92	1.94	1.97	1.84	8.15
13C-1,2,3,6,7,8-HxCDF	2.28	2.03	2.31	2.33	2.38	2.41	2.29	5.90
13C-2,3,4,6,7,8-HxCDF	1.86	1.66	1.89	1.90	1.92	1.94	1.86	5.48
13C-1,2,3,7,8,9-HxCDF	1.96	1.94	2.10	1.96	1.96	1.98	1.98	3.04
13C-1,2,3,4,6,7,8-HpCDF	0.99	0.95	1.04	0.97	0.98	0.99	0.99	2.88
13C-1,2,3,4,7,8,9-HpCDF	0.77	0.80	0.82	0.74	0.73	0.73	0.77	5.17
13C-OCDF	1.13	1.30	1.30	1.12	1.06	1.07	1.17	9.46
CLEANUP STANDARD								
37Cl-2,3,7,8-TCDD	0.68	0.81	0.75	0.68	0.74	0.71	0.73	6.57

Analyst: 6Date: 3/8/11

USEPA - ITD

FORM 3C

PCDD/PCDF INITIAL CALIBRATION ION ABUNDANCE RATIOS

Lab Name: Frontier Analytical Laboratory Episode No.:

Contract No.: SAS No.:

Initial Calibration Date: 3/7/11

Instrument ID: FAL3

GC Column ID: DB5

CS0 Data Filename: 07MAR11M S1 CS3 Data Filename: 07MAR11M S5

CS1 Data Filename: 07MAR11M S3 CS4 Data Filename: 07MAR11M S6

CS2 Data Filename: 07MAR11M S4 CS5 Data Filename: 07MAR11M S7

NATIVE ANALYTES	M/Z'S FORMING RATIO	ION ABUNDANCE RATIOS						QC LIMITS
		CS1	CS2	CS3	CS4	CS5	CS6	
2,3,7,8-TCDD	M/M+2	0.83	0.81	0.80	0.83	0.79	0.86	0.65-0.89
1,2,3,7,8-PeCDD	M+2/M+4	1.44	1.44	1.43	1.37	1.41	1.37	1.32-1.78
1,2,3,4,7,8-HxCDD	M+2/M+4	1.27	1.27	1.28	1.27	1.30	1.25	1.05-1.43
1,2,3,6,7,8-HxCDD	M+2/M+4	1.26	1.27	1.27	1.27	1.27	1.31	1.05-1.43
1,2,3,7,8,9-HxCDD	M+2/M+4	1.24	1.27	1.27	1.26	1.26	1.25	1.05-1.43
1,2,3,4,6,7,8-HpCDD	M+2/M+4	0.90	0.90	0.89	0.89	0.89	0.90	0.88-1.20
OCDD	M+2/M+4	0.94	0.94	0.91	0.95	0.94	1.00	0.76-1.02
2,3,7,8-TCDF	M/M+2	0.67	0.67	0.67	0.66	0.69	0.68	0.65-0.89
1,2,3,7,8-PeCDF	M+2/M+4	1.66	1.65	1.67	1.69	1.64	1.61	1.32-1.78
2,3,4,7,8-PeCDF	M+2/M+4	1.65	1.64	1.63	1.64	1.64	1.61	1.32-1.78
1,2,3,4,7,8-HxCDF	M+2/M+4	1.20	1.20	1.20	1.19	1.23	1.22	1.05-1.43
1,2,3,6,7,8-HxCDF	M+2/M+4	1.22	1.20	1.20	1.21	1.22	1.18	1.05-1.43
2,3,4,6,7,8-HxCDF	M+2/M+4	1.20	1.19	1.20	1.19	1.22	1.20	1.05-1.43
1,2,3,7,8,9-HxCDF	M+2/M+4	1.21	1.21	1.22	1.21	1.19	1.18	1.05-1.43
1,2,3,4,6,7,8-HpCDF	M+2/M+4	1.04	1.04	1.03	1.04	1.02	1.02	0.88-1.20
1,2,3,4,7,8,9-HpCDF	M+2/M+4	1.05	1.04	1.04	1.02	1.03	1.03	0.88-1.20
OCDF	M+2/M+4	0.91	0.92	0.93	0.94	0.91	0.90	0.76-1.02

Analyst: 8Date: 3/8/11

FORM 3D

PCDD/PCDF INITIAL CALIBRATION ION ABUNDANCE RATIOS

Lab Name: Frontier Analytical Laboratory

Episode No.:

Contract No.:

SAS No.:

Initial Calibration Date: 3/7/11

Instrument ID: FAL3

GC Column ID: DB5

CS0 Data Filename: 07MAR11M S1 CS3 Data Filename: 07MAR11M S5

CS1 Data Filename: 07MAR11M S3 CS4 Data Filename: 07MAR11M S6

CS2 Data Filename: 07MAR11M S4 CS5 Data Filename: 07MAR11M S7

Labeled Compounds	M/Z'S FORMING RATIO	ION ABUNDANCE RATIOS						QC LIMITS
		CS1	CS2	CS3	CS4	CS5	CS6	
13C-2,3,7,8-TCDD	M/M+2	0.67	0.70	0.70	0.69	0.69	0.69	0.65-0.89
13C-1,2,3,7,8-PeCDD	M+2/M+4	1.70	1.68	1.69	1.67	1.72	1.72	1.32-1.78
13C-1,2,3,4,7,8-HxCDD	M+2/M+4	1.27	1.27	1.27	1.28	1.29	1.29	1.05-1.43
13C-1,2,3,6,7,8-HxCDD	M+2/M+4	1.27	1.26	1.27	1.28	1.29	1.29	1.05-1.43
13C-1,2,3,4,6,7,8-HpCDD	M+2/M+4	1.06	1.07	1.07	1.07	1.06	1.03	0.88-1.20
13C-OCDD	M+2/M+4	1.00	1.01	1.00	0.98	1.01	1.00	0.76-1.02
13C-2,3,7,8-TCDF	M/M+2	0.86	0.87	0.87	0.87	0.88	0.87	0.65-0.89
13C-1,2,3,7,8-PeCDF	M+2/M+4	1.64	1.66	1.64	1.63	1.63	1.66	1.32-1.78
13C-2,3,4,7,8-PeCDF	M+2/M+4	1.65	1.63	1.63	1.62	1.65	1.64	1.32-1.78
13C-1,2,3,4,7,8-HxCDF	M/M+2	0.44	0.44	0.44	0.44	0.45	0.45	0.43-0.59
13C-1,2,3,6,7,8-HxCDF	M/M+2	0.44	0.44	0.44	0.45	0.44	0.45	0.43-0.59
13C-2,3,4,6,7,8-HxCDF	M/M+2	0.44	0.44	0.44	0.44	0.45	0.45	0.43-0.59
13C-1,2,3,7,8,9-HxCDF	M/M+2	0.44	0.44	0.44	0.44	0.45	0.44	0.43-0.59
13C-1,2,3,4,6,7,8-HpCDF	M/M+2	0.48	0.47	0.47	0.48	0.47	0.46	0.37-0.51
13C-1,2,3,4,7,8,9-HpCDF	M/M+2	0.47	0.47	0.47	0.46	0.47	0.46	0.37-0.51
13C-OCDF	M+2/M+4	0.91	0.92	0.93	0.92	0.92	0.92	0.76-1.02

Analyst: Date: 3/8/11

USEPA - ITD

FORM 4A

PCDD/PCDF CALIBRATION VERIFICATION

Lab Name: Frontier Analytical Laboratory Episode No.:

Contract No.: SAS No.:

Initial Calibration Date: 3/7/11

Instrument ID: FAL3 GC Column ID: DB5

VER Data Filename: 07MAR11M Sam:1 Analysis Date: 7-MAR-11 11:58:32

NATIVE ANALYTES	M/Z'S	ION	QC		CONC.	CONC.
	FORMING	ABUND.	LIMITS	ACCEPT	FOUND	RANGE
	RATIO (1)	RATIO	(2)			(ng/mL) (3)
2,3,7,8-TCDD	M/M+2	0.83	0.65-0.89	y	10.1	7.80 - 12.9
1,2,3,7,8-PeCDD	M+2/M+4	1.44	1.32-1.78	y	49.3	39.0 - 65.0
1,2,3,4,7,8-HxCDD	M+2/M+4	1.27	1.05-1.43	y	47.6	39.0 - 64.0
1,2,3,6,7,8-HxCDD	M+2/M+4	1.26	1.05-1.43	y	49.3	39.0 - 64.0
1,2,3,7,8,9-HxCDD	M+2/M+4	1.24	1.05-1.43	y	49.1	41.0 - 61.0
1,2,3,4,6,7,8-HpCDD	M+2/M+4	0.90	0.88-1.20	y	47.4	43.0 - 58.0
OCDD	M+2/M+4	0.94	0.76-1.02	y	95.4	79.0 - 126
2,3,7,8-TCDF	M/M+2	0.67	0.65-0.89	y	9.38	8.40 - 12.0
1,2,3,7,8-PeCDF	M+2/M+4	1.66	1.32-1.78	y	51.0	41.0 - 60.0
2,3,4,7,8-PeCDF	M+2/M+4	1.65	1.32-1.78	y	49.0	41.0 - 60.0
1,2,3,4,7,8-HxCDF	M+2/M+4	1.20	1.05-1.43	y	49.5	45.0 - 56.0
1,2,3,6,7,8-HxCDF	M+2/M+4	1.22	1.05-1.43	y	49.7	44.0 - 57.0
2,3,4,6,7,8-HxCDF	M+2/M+4	1.20	1.05-1.43	y	49.0	44.0 - 57.0
1,2,3,7,8,9-HxCDF	M+2/M+4	1.21	1.05-1.43	y	49.8	45.0 - 56.0
1,2,3,4,6,7,8-HpCDF	M+2/M+4	1.04	0.88-1.20	y	49.6	45.0 - 55.0
1,2,3,4,7,8,9-HpCDF	M+2/M+4	1.05	0.88-1.20	y	49.7	43.0 - 58.0
OCDF	M+2/M+4	0.91	0.76-1.02	y	97.1	63.0 - 159

- (1) See Table 8, Method 1613, for m/z specifications.
- (2) Ion Abundance Ratio Control Limits as specified in Table 9, Method 1613.
- (3) Contract-required concentration range as specified in Table 6, Method 1613.

Analyst: JS Date: 3/8/11

USEPA - ITD

FORM 4B

PCDD/PCDF CALIBRATION VERIFICATION

Lab Name: Frontier Analytical Laboratory

Episode No.:

Contract No.:

SAS No.:

Initial Calibration Date: 3/7/11

Instrument ID: FAL3

GC Column ID: DB5

VER Data Filename: 07MAR11M Sam:1

Analysis Date: 7-MAR-11 11:58:32

LABELLED COMPOUNDS	M/Z'S FORMING RATIO (1)	ION ABUND. RATIO	QC LIMITS (2)	ACCEPT	CONC. FOUND	CONC. RANGE (ng/mL) (3)
13C-2,3,7,8-TCDD	M/M+2	0.67	0.65-0.89	y	97.6	82.0 - 121
13C-1,2,3,7,8-PeCDD	M+2/M+4	1.70	1.32-1.78	y	101	62.0 - 160
13C-1,2,3,4,7,8-HxCDD	M+2/M+4	1.27	1.05-1.43	y	101	85.0 - 117
13C-1,2,3,6,7,8-HxCDD	M+2/M+4	1.27	1.05-1.43	y	98.3	85.0 - 118
13C-1,2,3,4,6,7,8-HpCDD	M+2/M+4	1.06	0.88-1.20	y	103	72.0 - 138
13C-OCDD	M+2/M+4	1.00	0.76-1.02	y	203	96.0 - 415
13C-2,3,7,8-TCDF	M/M+2	0.86	0.65-0.89	y	98.0	71.0 - 140
13C-1,2,3,7,8-PeCDF	M+2/M+4	1.64	1.32-1.78	y	96.5	76.0 - 130
13C-2,3,4,7,8-PeCDF	M+2/M+4	1.65	1.32-1.78	y	97.7	77.0 - 130
13C-1,2,3,4,7,8-HxCDF	M/M+2	0.44	0.43-0.59	y	97.8	76.0 - 131
13C-1,2,3,6,7,8-HxCDF	M/M+2	0.44	0.43-0.59	y	99.5	70.0 - 143
13C-2,3,4,6,7,8-HxCDF	M/M+2	0.44	0.43-0.59	y	99.9	73.0 - 137
13C-1,2,3,7,8,9-HxCDF	M/M+2	0.44	0.43-0.59	y	98.7	74.0 - 135
13C-1,2,3,4,6,7,8-HpCDF	M/M+2	0.48	0.37-0.51	y	100	78.0 - 129
13C-1,2,3,4,7,8,9-HpCDF	M/M+2	0.47	0.37-0.51	y	100	77.0 - 129
13C-OCDF	M+2/M+4	0.91	0.76-1.02	y	194	96.0 - 415
CLEANUP STANDARD (4)						
37Cl-2,3,7,8-TCDD					9.35	7.80 - 12.8

(1) See Table 8, Method 1613, for m/z specifications.

(2) Ion Abundance Ratio Control Limits as specified in Table 9, Method 1613.

(3) Contract-required concentration range as specified in Table 6, Method 1613.

(4) No ion abundance ratio; report concentration found.

Analyst: JDate: 3/8/11

FORM 5
PCDD/PCDF RT WINDOW AND ISOMER SPECIFICITY STANDARDS

Lab Name: Frontier Analytical Laboratory	Episode No.:
Contract No.:	SAS No.:
Instrument ID: FAL3	Initial Calibration Date: 3/7/11
RT Window Data Filename: 07MAR11M Sam:1	Analysis Date: 7-MAR-11 Time: 11:58:32
DB-5 IS Data Filename: 07MAR11M Sam:1	Analysis Date: 7-MAR-11 Time: 11:58:32
DB-225 IS Data Filename:	Analysis Date: Time:

DB-5 RT WINDOW DEFINING STANDARDS RESULTS

ISOMERS	ABSOLUTE RT	ISOMERS	ABSOLUTE RT
1,3,6,8-TCDD (F)	24:26	1,3,6,8-TCDF (F)	23:04
1,2,8,9-TCDD (L)	28:23	1,2,8,9-TCDF (L)	28:37
1,2,4,7,9-PeCDD (F)	30:18	1,3,4,6,8-PeCDF (F)	28:28
1,2,3,8,9-PeCDD (L)	33:52	1,2,3,8,9-PeCDF (L)	34:18
1,2,4,6,7,9-HxCDD (F)	36:12	1,2,3,4,6,8-HxCDF (F)	35:18
1,2,3,7,8,9-HxCDD (L)	39:17	1,2,3,7,8,9-HxCDF (L)	39:51
1,2,3,4,6,7,9-HpCDD (F)	42:53	1,2,3,4,6,7,8-HpCDF (F)	42:21
1,2,3,4,6,7,8-HpCDD (L)	44:16	1,2,3,4,7,8,9-HpCDF (L)	45:12

(F) = First eluting isomer (DB-5); (L) = Last eluting isomer (DB-5)

=====

ISOMER SPECIFICITY (IS) TEST STANDARD RESULTS

% VALLEY HEIGHT
BETWEEN
COMPARED PEAKS (1)

<25%

(1) To meet contract requirement, %Valley Height Between Compared Peaks shall not exceed 25% (section 15.4.2.2, Method 1613).

Analyst: 8

Date: 3/8/11

USEPA - ITD

FORM 6A

PCDD/PCDF RELATIVE RETENTION TIMES

Lab Name: Frontier Analytical Laboratory

Episode No.:

Contract No.:

SAS No.:

Init. Cal. Date: 3/7/11

Instrument ID: FAL3

GC Column ID: DB5

Analysis Date: 7-MAR-11 11:58:32 CS3 or VER Data Filename: 07MAR11M Sam:1

NATIVE ANALYTES	RETENTION TIME	RRT	RRT
	REFERENCE		QC LIMITS (1)
2,3,7,8-TCDD	13C-2,3,7,8-TCDD	1.001	0.999-1.002
2,3,7,8-TCDF	13C-2,3,7,8-TCDF	1.001	0.999-1.003
1,2,3,7,8-PeCDD	13C-1,2,3,7,8-PeCDD	1.001	0.999-1.002
1,2,3,7,8-PeCDF	13C-1,2,3,7,8-PeCDF	1.001	0.999-1.002
2,3,4,7,8-PeCDF	13C-2,3,4,7,8-PeCDF	1.001	0.999-1.002
LABELED COMPOUNDS			
37Cl-2,3,7,8-TCDD	13C-1,2,3,4-TCDD	1.023	0.989-1.052
13C-2,3,7,8-TCDD		1.022	0.976-1.043
13C-2,3,7,8-TCDF		0.994	0.923-1.103
13C-1,2,3,7,8-PeCDD		1.239	1.000-1.567
13C-1,2,3,7,8-PeCDF		1.174	0.923-1.203
13C-2,3,4,7,8-PeCDF		1.224	0.923-1.303

(1) Contract-required limits for Relative Retention Times (RRT) as specified in Table 2, Method 1613.

Analyst: 

Date: 3/8/11

USEPA - ITD

FORM 6B

PCDD/PCDF RELATIVE RETENTION TIMES

Lab Name: Frontier Analytical Laboratory

Episode No.:

Contract No.:

SAS No.:

Init. Cal. Date: 3/7/11

Instrument ID: FAL3

GC Column ID: DB5

Analysis Date: 7-MAR-11 11:58:32 CS3 or VER Data Filename: 07MAR11M Sam:1

NATIVE ANALYTES	RETENTION TIME		RRT	RRT
	REFERENCE			QC LIMITS (1)
1,2,3,4,7,8-HxCDD	13C-1,2,3,4,7,8-HxCDD		1.001	0.999-1.001
1,2,3,6,7,8-HxCDD	13C-1,2,3,6,7,8-HxCDD		1.001	0.998-1.004
1,2,3,7,8,9-HxCDD	13C-1,2,3,6,7,8-HxCDD		1.012	1.000-1.019
1,2,3,4,7,8-HxCDF	13C-1,2,3,4,7,8-HxCDF		1.000	0.999-1.001
1,2,3,6,7,8-HxCDF	13C-1,2,3,6,7,8-HxCDF		1.000	0.997-1.005
2,3,4,6,7,8-HxCDF	13C-2,3,4,6,7,8-HxCDF		1.000	0.999-1.001
1,2,3,7,8,9-HxCDF	13C-1,2,3,7,8,9-HxCDF		1.001	0.999-1.001
1,2,3,4,6,7,8-HpCDD	13C-1,2,3,4,6,7,8-HpCDD		1.000	0.999-1.001
1,2,3,4,6,7,8-HpCDF	13C-1,2,3,4,6,7,8-HpCDF		1.000	0.999-1.001
1,2,3,4,7,8,9-HpCDF	13C-1,2,3,4,7,8,9-HpCDF		1.001	0.999-1.001
OCDD	13C-OCDD		1.001	0.999-1.001
OCDF	13C-OCDF		1.000	0.999-1.001
LABELED COMPOUNDS				
13C-1,2,3,4,7,8-HxCDD	13C-1,2,3,7,8,9-HxCDD		0.984	0.977-1.000
13C-1,2,3,6,7,8-HxCDD			0.988	0.981-1.003
13C-1,2,3,4,7,8-HxCDF			0.949	0.944-0.970
13C-1,2,3,6,7,8-HxCDF			0.954	0.949-0.975
13C-2,3,4,6,7,8-HxCDF			0.978	0.959-1.021
13C-1,2,3,7,8,9-HxCDF			1.014	0.977-1.047
13C-1,2,3,4,6,7,8-HpCDD			1.127	1.086-1.130
13C-1,2,3,4,6,7,8-HpCDF			1.079	1.043-1.085
13C-1,2,3,4,7,8,9-HpCDF			1.151	1.057-1.154
13C-OCDD			1.269	1.032-1.311
13C-OCDF			1.279	1.000-1.311

(1) Contract-required limits for Relative Retention Times (RRT) as specified in Table 2, Method 1613.

Analyst: 8Date: 3/8/11

Name	Resp	RA	RT	RRF	Conc	Qual	Fac Noise-1	Noise-2	DL
2,3,7,8-TCDD	4.22e+06	0.83 y	27:27	1.13	10.1		2.50	-	*
1,2,3,7,8-PeCDD	1.89e+07	1.44 y	33:17	1.02	49.3		2.50	-	*
1,2,3,4,7,8-HxCDD	2.00e+07	1.27 y	38:40	1.45	47.6		2.50	-	*
1,2,3,6,7,8-HxCDD	1.59e+07	1.26 y	38:50	1.45	49.3		2.50	-	*
1,2,3,7,8,9-HxCDD	1.85e+07	1.24 y	39:17	1.47	49.1		2.50	-	*
1,2,3,4,6,7,8-HpCDD	1.27e+07	0.90 y	44:16	1.30	47.4		2.50	-	*
OCDD	2.05e+07	0.94 y	49:51	1.45	95.4		2.50	-	*
2,3,7,8-TCDF	7.31e+06	0.67 y	26:41	1.15	9.38		2.50	-	*
1,2,3,7,8-PeCDF	2.55e+07	1.66 y	31:33	0.89	51.0		2.50	-	*
2,3,4,7,8-PeCDF	2.43e+07	1.65 y	32:52	0.89	49.0		2.50	-	*
1,2,3,4,7,8-HxCDF	2.17e+07	1.20 y	37:16	1.01	49.5		2.50	-	*
1,2,3,6,7,8-HxCDF	2.44e+07	1.22 y	37:28	0.89	49.7		2.50	-	*
2,3,4,6,7,8-HxCDF	2.24e+07	1.20 y	38:24	1.02	49.0		2.50	-	*
1,2,3,7,8,9-HxCDF	2.60e+07	1.21 y	39:51	1.10	49.8		2.50	-	*
1,2,3,4,6,7,8-HpCDF	1.75e+07	1.04 y	42:21	1.48	49.6		2.50	-	*
1,2,3,4,7,8,9-HpCDF	1.32e+07	1.05 y	45:12	1.43	49.7		2.50	-	*
OCDF	2.23e+07	0.91 y	50:13	0.84	97.1		2.50	-	*
13C-2,3,7,8-TCDD	3.69e+07	0.67 y	27:26	1.03	97.6				Rec 97.6
13C-1,2,3,7,8-PeCDD	3.77e+07	1.70 y	33:16	1.01	101				101
13C-1,2,3,4,7,8-HxCDD	2.90e+07	1.27 y	38:38	1.19	101				101
13C-1,2,3,6,7,8-HxCDD	2.22e+07	1.27 y	38:48	0.94	98.3				98.3
13C-1,2,3,4,6,7,8-HpCDD	2.06e+07	1.06 y	44:15	0.83	103				103
13C-OCDD	2.97e+07	1.00 y	49:49	0.61	203				101
13C-2,3,7,8-TCDF	6.78e+07	0.86 y	26:40	0.98	98.0				98.0
13C-1,2,3,7,8-PeCDF	5.66e+07	1.64 y	31:31	0.83	96.5				96.5
13C-2,3,4,7,8-PeCDF	5.55e+07	1.65 y	32:51	0.80	97.7				97.7
13C-1,2,3,4,7,8-HxCDF	4.35e+07	0.44 y	37:15	1.84	97.8				97.8
13C-1,2,3,6,7,8-HxCDF	5.50e+07	0.44 y	37:27	2.29	99.5				99.5
13C-2,3,4,6,7,8-HxCDF	4.49e+07	0.44 y	38:23	1.86	99.9				99.9
13C-1,2,3,7,8,9-HxCDF	4.72e+07	0.44 y	39:49	1.98	98.7				98.7
13C-1,2,3,4,6,7,8-HpCDF	2.39e+07	0.48 y	42:21	0.99	100				100
13C-1,2,3,4,7,8,9-HpCDF	1.86e+07	0.47 y	45:10	0.77	100				100
13C-OCDF	5.45e+07	0.91 y	50:12	1.17	194				96.9
37Cl-2,3,7,8-TCDD	2.51e+06		27:27	0.73	9.35				93.5
13C-1,2,3,4-TCDD	3.68e+07	0.68 y	26:50	-	96.7				
13C-1,2,3,4-TCDF	7.07e+07	0.86 y	25:35	-	98.2				
13C-1,2,3,7,8,9-HxCDD	2.42e+07	1.26 y	39:15	-	97.3				
Total Tetra-Dioxins	2.17e+07		24:26	1.13	52.0		2.50	-	* 18
Total Penta-Dioxins	3.97e+07		30:18	1.02	104		2.50	-	* 7
Total Hexa-Dioxins	6.13e+07		36:12	1.46	165		2.50	-	* 5
Total Hepta-Dioxins	2.51e+07		42:53	1.30	93.9		2.50	-	* 5
Total Tetra-Furans	3.66e+07		23:04	1.15	47.0		2.50	-	* 19
1st Fn. Tot Penta-Furans	3.12e+07		28:28	0.89	62.6		2.50	-	* PeCDF 1
Total Penta-Furans	7.16e+07		30:15	0.89	144		2.50	-	* 206 9
Total Hexa-Furans	1.08e+08		35:18	1.00	227		2.50	-	* 10
Total Hepta-Furans	3.13e+07		42:21	1.46	101		2.50	-	* 7

Analyst:

Date: 3/18/11

Frontier Analytical Laboratory - Acquisition Log

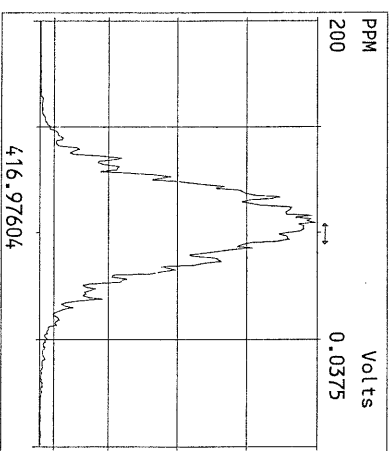
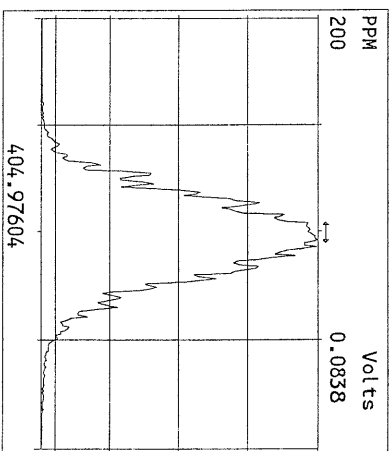
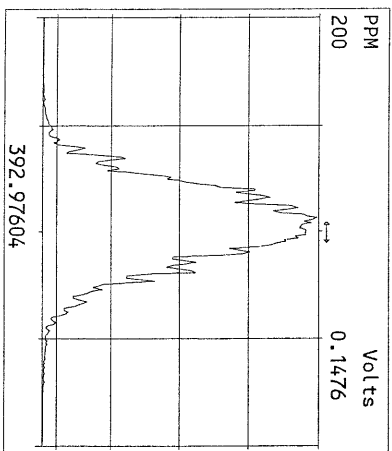
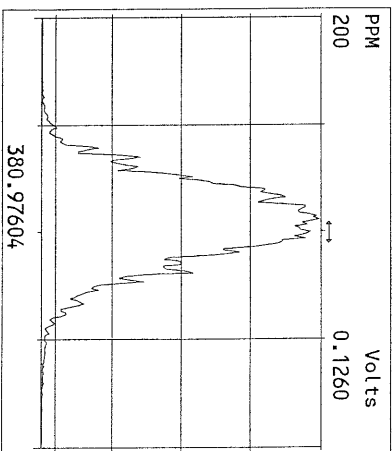
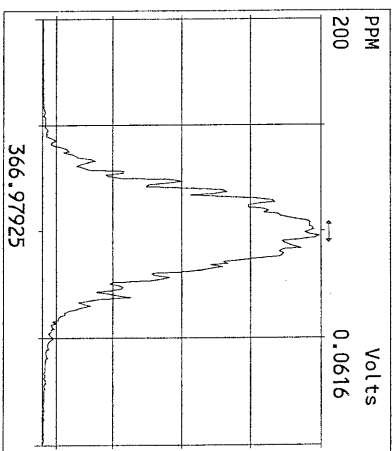
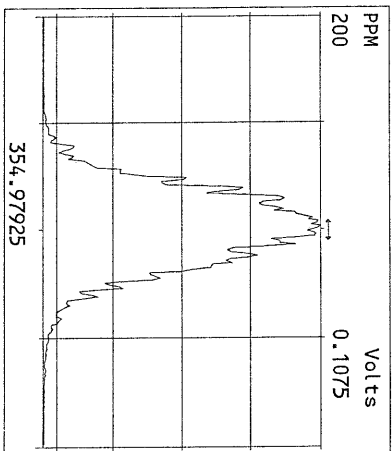
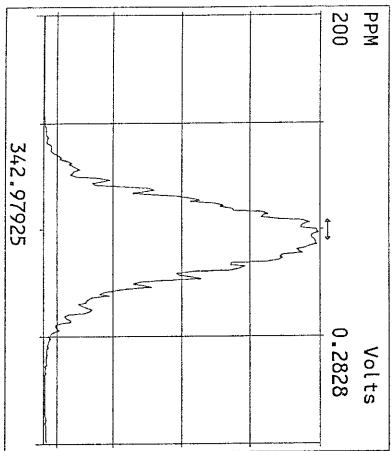
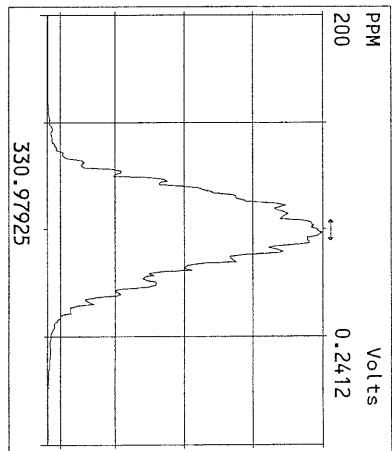
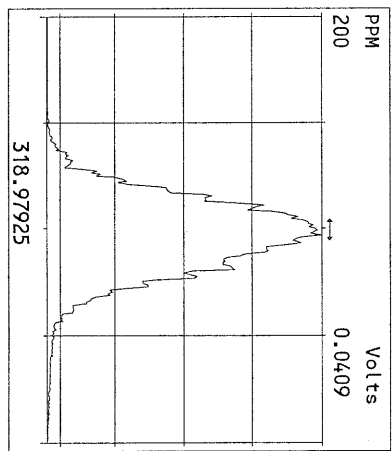
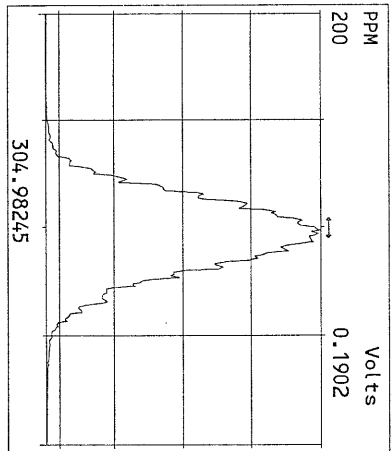
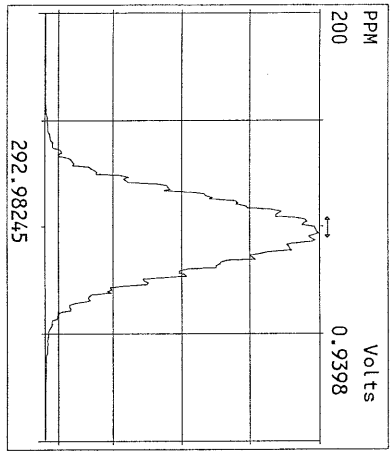
Run Name:07MAR11M Instrument: FAL3 GC: DB5 Experiment:OCDD

Data File S	FAL ID	Client ID	Acquired	ConCal	EndCal	Analyst
07MAR11M 1	ST030711M3	1613 CS3 100511J	7-MAR-11 11:58:32	NA	NA	BS
07MAR11M 2	QC030711M1	C14QC	7-MAR-11 12:53:51	NA	NA	BS
07MAR11M 3	ST030711M5	1613 CS5 100511L	7-MAR-11 13:49:10	NA	NA	BS
07MAR11M 4	ST030711M4	1613 CS4 100511K	7-MAR-11 14:44:29	NA	NA	BS
07MAR11M 5	ST030711M2	1613 CS2 100511I	7-MAR-11 15:39:48	NA	NA	BS
07MAR11M 6	ST030711M1	1613 CS1 100511H	7-MAR-11 16:35:10	NA	NA	BS
07MAR11M 7	ST030711M0	1613 CS0 100511G	7-MAR-11 17:30:33	NA	NA	BS
07MAR11M 8	ST030711M-1	1613 CS-1 100511M	7-MAR-11 18:25:48	NA	NA	BS
07MAR11M 9	ST030711M6	1613 CS3 100511J	7-MAR-11 19:21:07	ST030711M6	ST030711M7	BS
07MAR11M 10	2227-001-0001-OPR	OPR	7-MAR-11 20:16:26	ST030711M6	ST030711M7	BS
07MAR11M 11	2227-001-0001-MB	Method Blank	7-MAR-11 21:11:46	ST030711M6	ST030711M7	BS
07MAR11M 12	6594-001-0001-SA	PA-24-110210	7-MAR-11 22:07:04	ST030711M6	ST030711M7	BS
07MAR11M 13	6594-002-0001-SA	MW-55-110210	7-MAR-11 23:02:22	ST030711M6	ST030711M7	BS
07MAR11M 14	6594-003-0001-SA	MW-62-110210	7-MAR-11 23:57:37	ST030711M6	ST030711M7	BS
07MAR11M 15	6594-004-0001-SA	MW-54-110210	8-MAR-11 00:52:57	ST030711M6	ST030711M7	BS
07MAR11M 16	6594-005-0001-SA	PA-17-110211	8-MAR-11 01:48:18	ST030711M6	ST030711M7	BS
07MAR11M 17	6594-006-0001-SA	MW-53-110211	8-MAR-11 02:43:37	ST030711M6	ST030711M7	BS
07MAR11M 18	6594-007-0001-SA	MW-58-110211	8-MAR-11 03:39:00	ST030711M6	ST030711M7	BS
07MAR11M 19	6594-008-0001-SA	MW-51-110211	8-MAR-11 04:34:19	ST030711M6	ST030711M7	BS
07MAR11M 20	6594-009-0001-SA	MW-61-110211	8-MAR-11 05:29:37	ST030711M6	ST030711M7	BS
07MAR11M 21	SB030711M1	Solvent Blank	8-MAR-11 06:25:00	ST030711M6	ST030711M7	BS
07MAR11M 22	ST030711M7	1613 CS3 100511J	8-MAR-11 07:20:23	ST030711M6	ST030711M7	BS

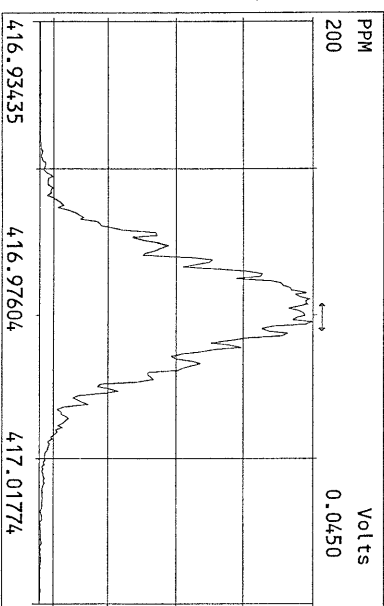
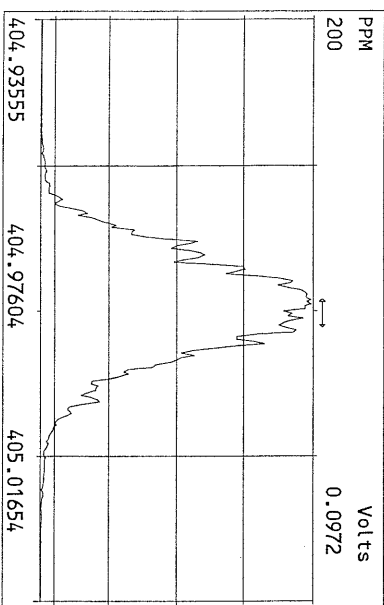
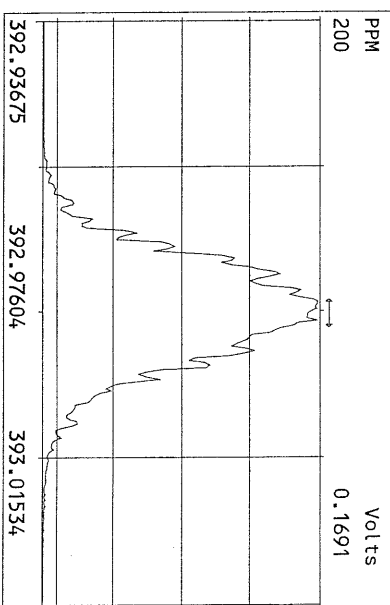
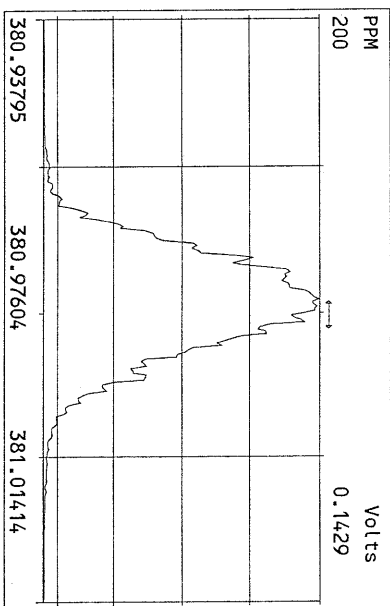
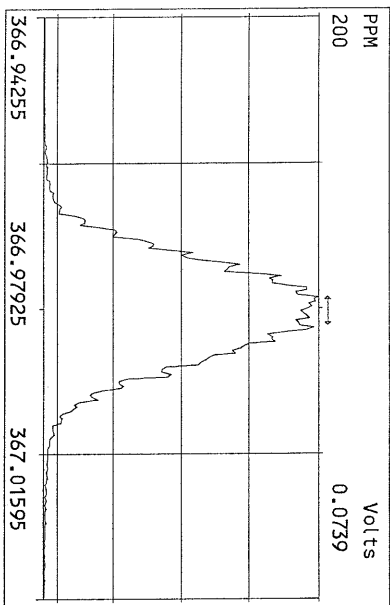
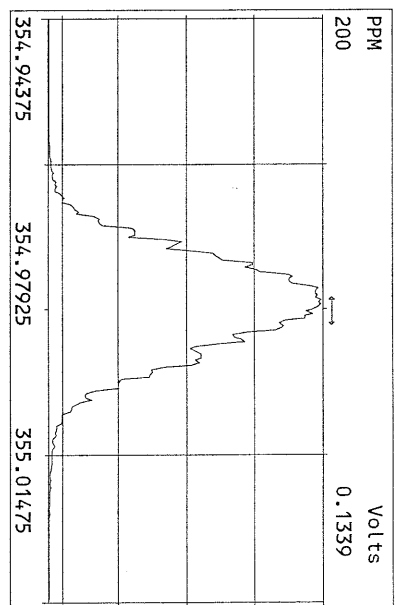
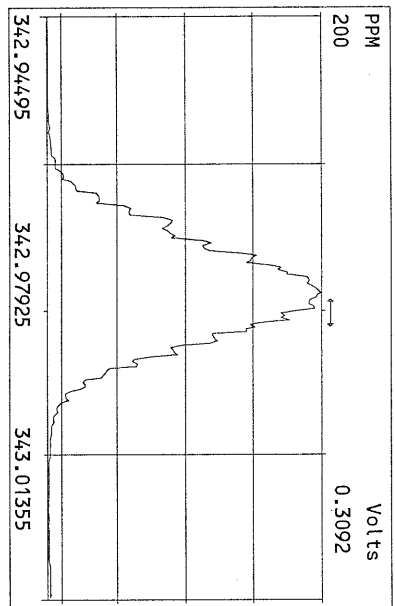
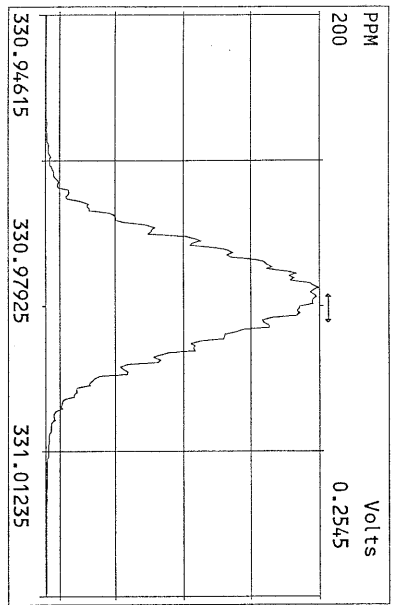
6/3/8/11

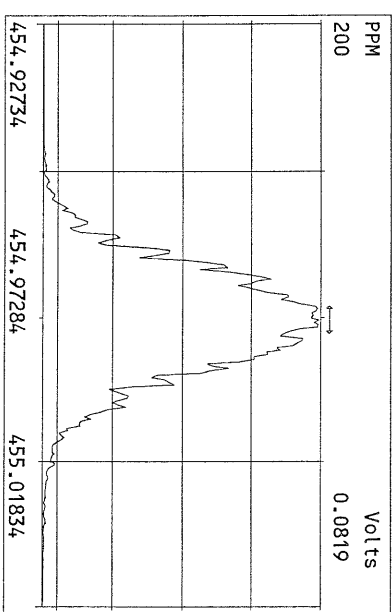
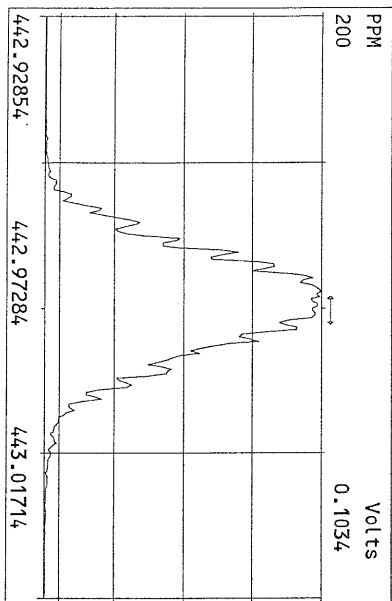
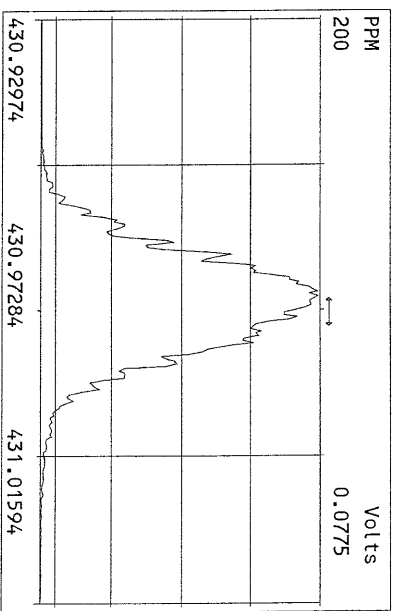
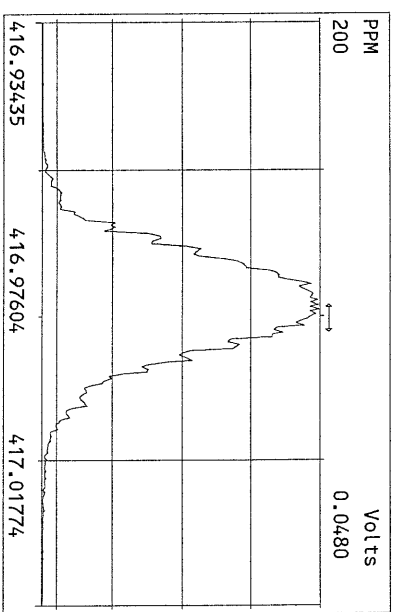
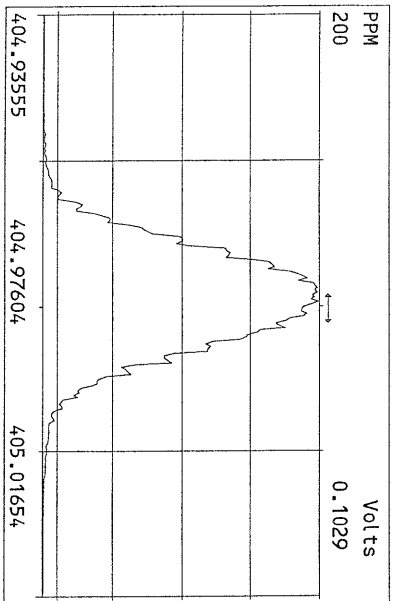
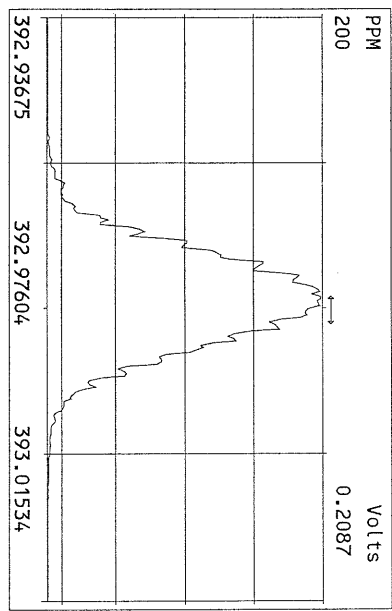
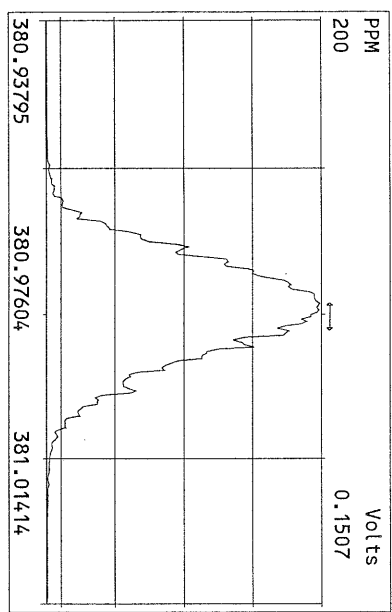
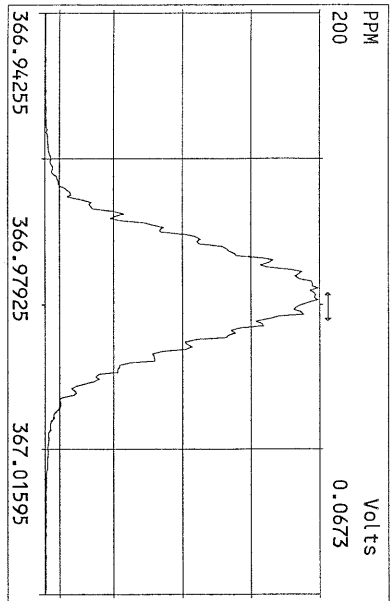
Data Backed Up: _____

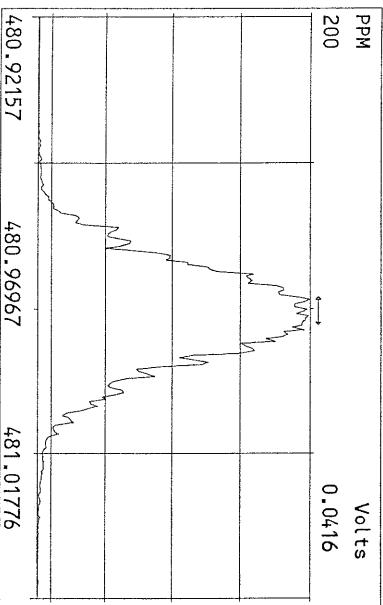
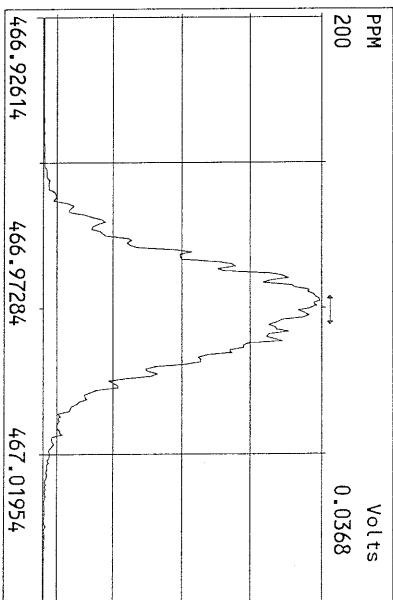
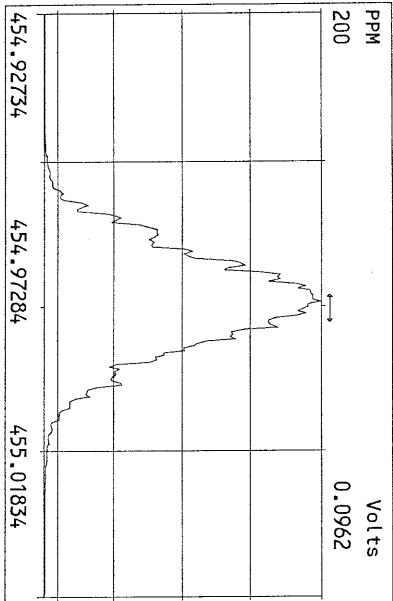
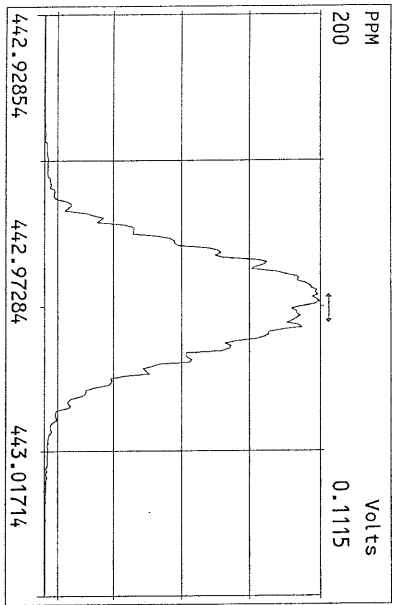
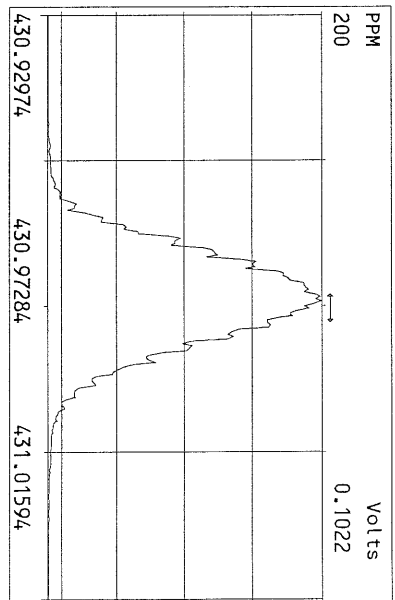
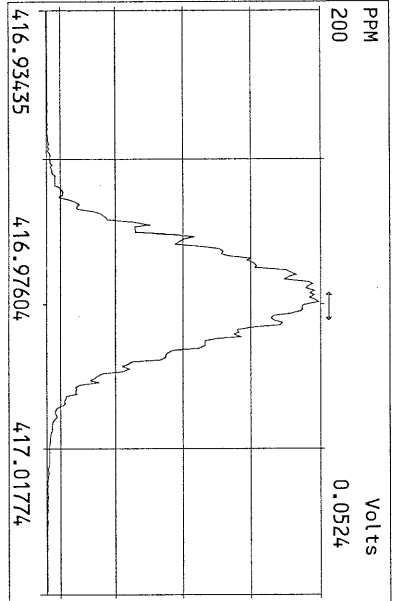
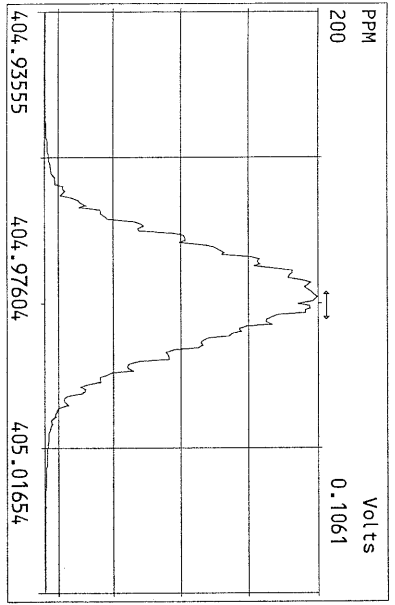
Date: _____

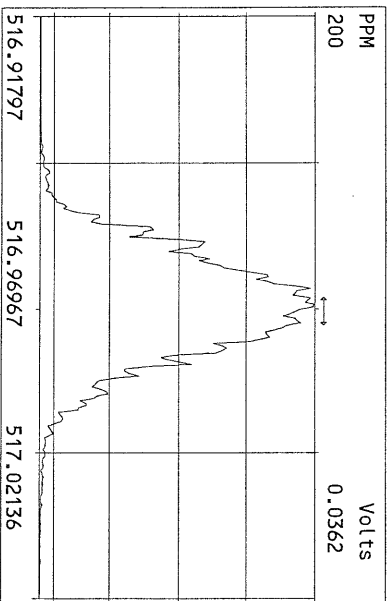
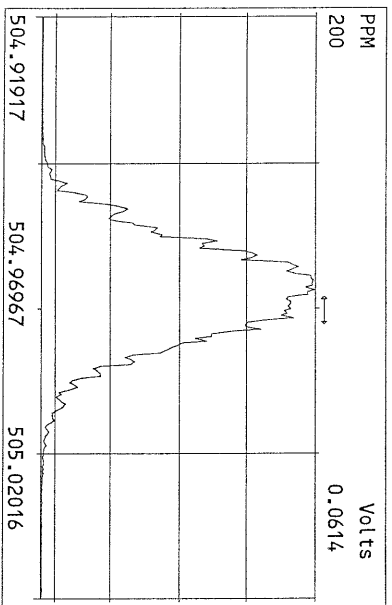
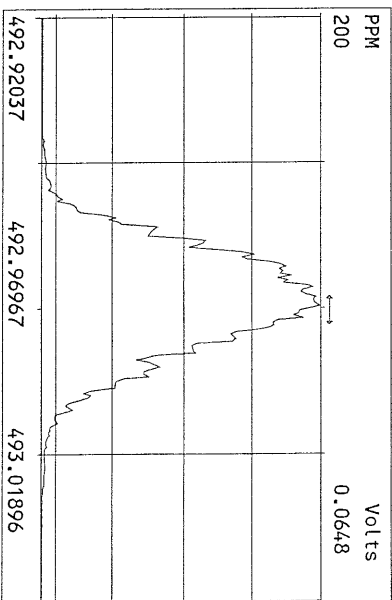
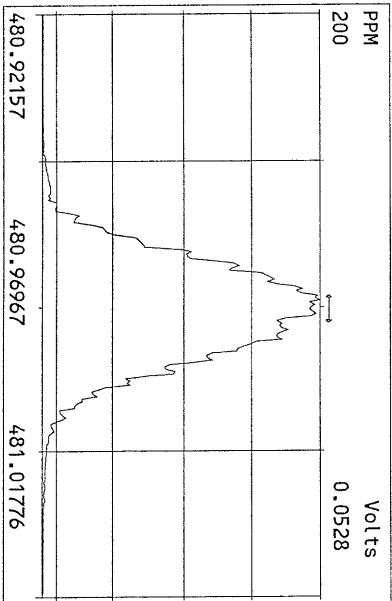
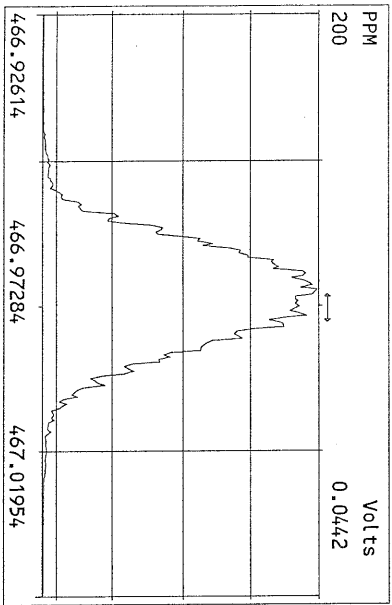
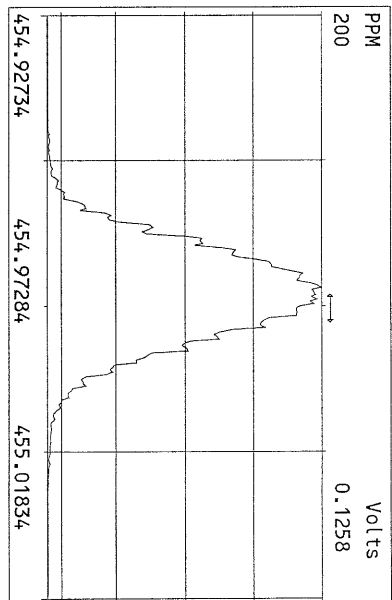
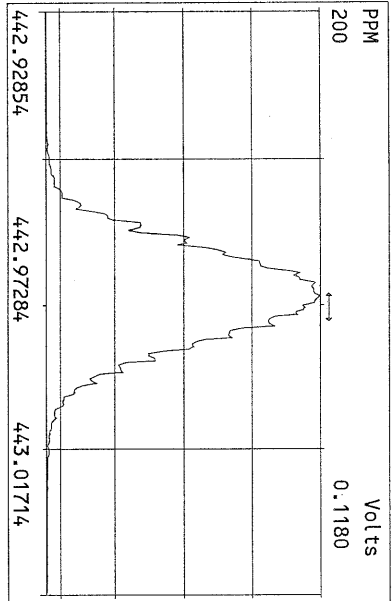
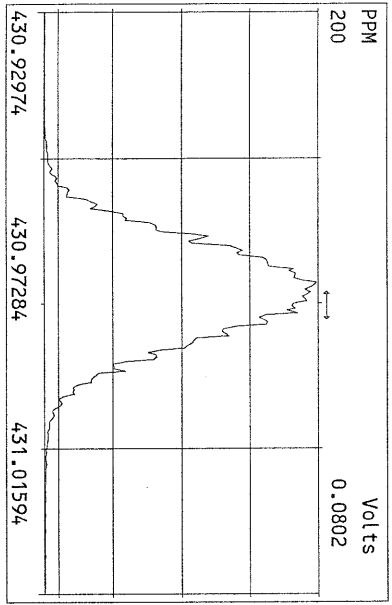


Peak Locate Examination: 7-MAR-2011:11:57 File:07MAR11M
Experiment:OCD Function:2 Reference:PK

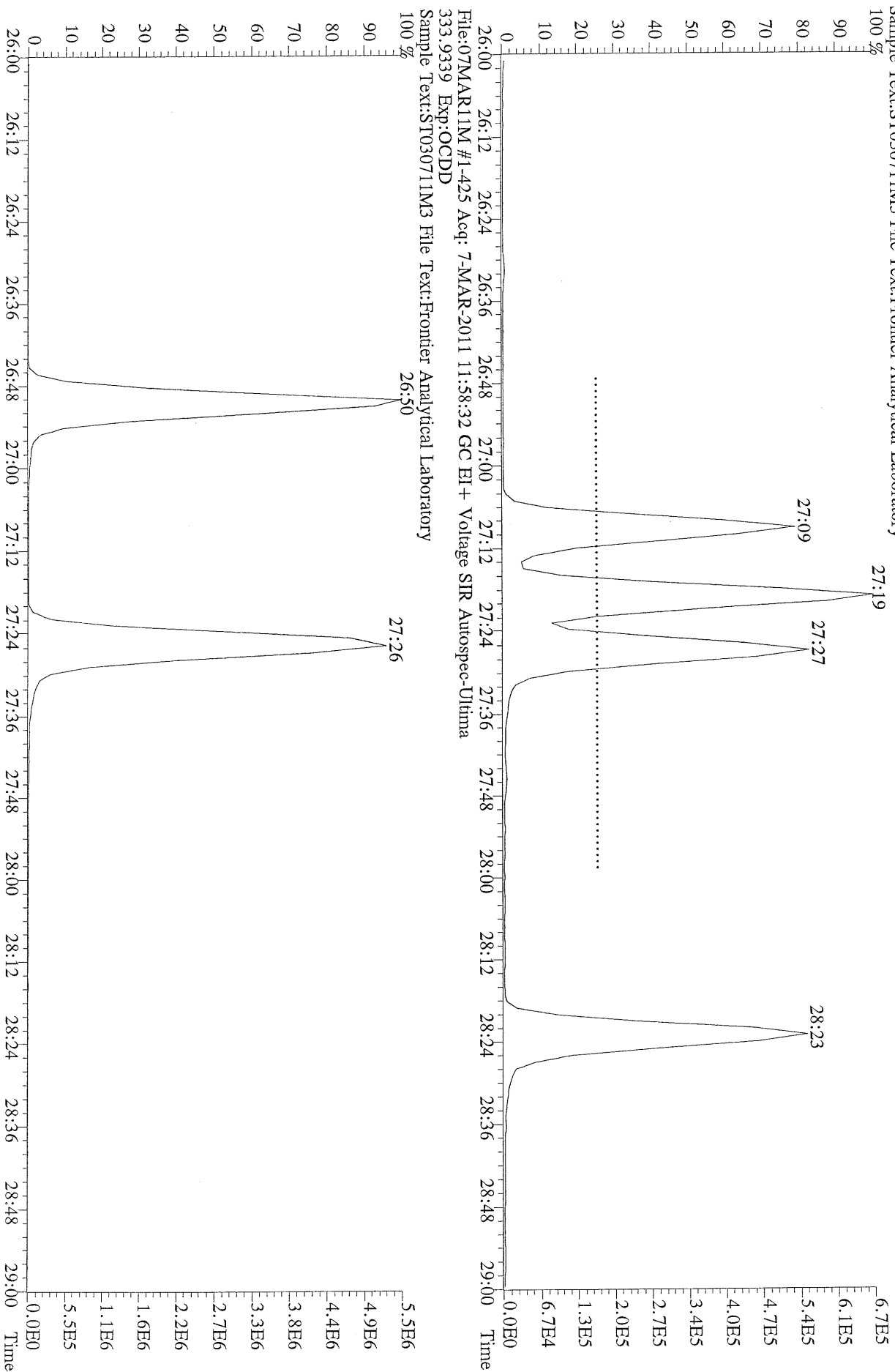




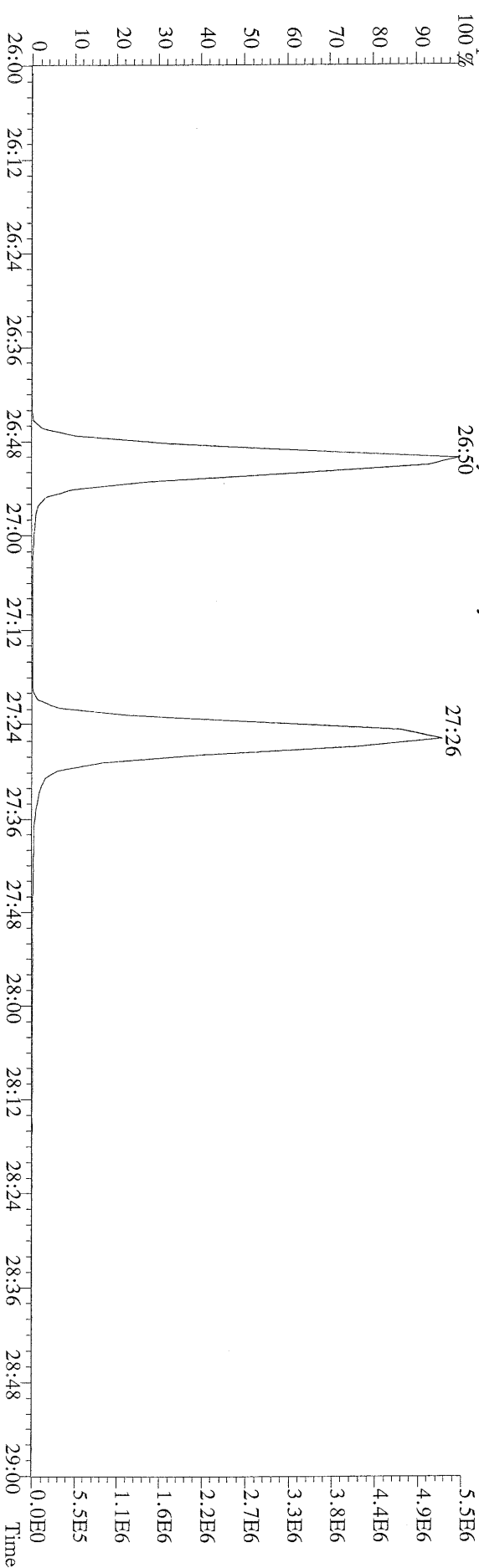




File:07MAR11M #1-425 Acq: 7-MAR-2011 11:58:32 GC EI+ Voltage SIR Autospec-Ultima
321.8936 Exp:OCDD
Sample Text:ST030711M3 File Text:Frontier Analytical Laboratory
100 %



File:07MAR11M #1-425 Acq: 7-MAR-2011 11:58:32 GC EI+ Voltage SIR Autospec-Ultima
333.9339 Exp:OCDD
Sample Text:ST030711M3 File Text:Frontier Analytical Laboratory
100 %




File:07MAR11M #1-426 Acq: 7-MAR-2011 17:30:33 GC EI+ Voltage SIR Autospec-Ultima
319.8965 S:7 BSUB(10000,15,-3.0) PKD(5,5,3,0,10%,100,0,0,0.00%,F,F) Exp:OCDD
Sample Text:ST030711M0 File Text:Frontier Analytical Laboratory



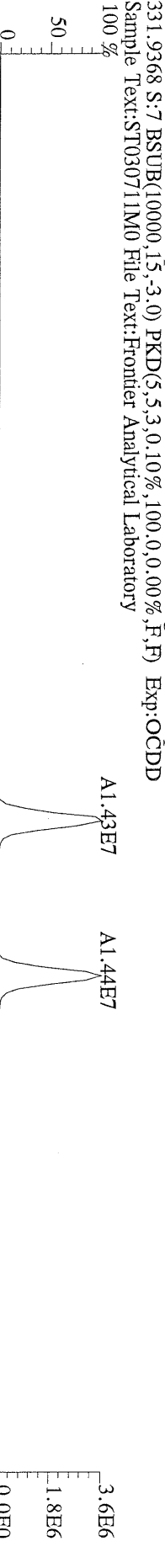
File:07MAR11M #1-426 Acq: 7-MAR-2011 17:30:33 GC EI+ Voltage SIR Autospec-Ultima
321.8936 S:7 BSUB(10000,15,-3.0) PKD(5,5,3,0,10%,100,0,0,0.00%,F,F) Exp:OCDD
Sample Text:ST030711M0 File Text:Frontier Analytical Laboratory



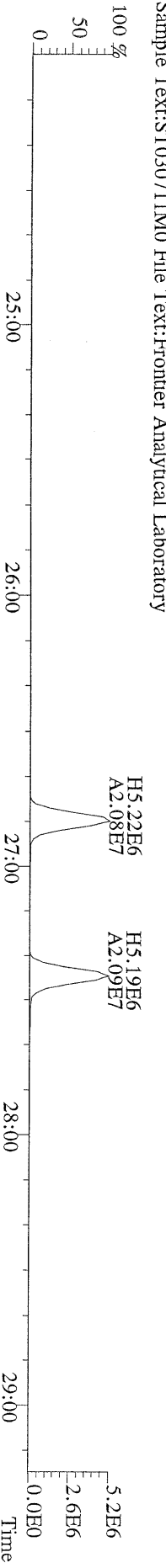
File:07MAR11M #1-426 Acq: 7-MAR-2011 17:30:33 GC EI+ Voltage SIR Autospec-Ultima
327.8847 S:7 BSUB(10000,15,-3.0) PKD(5,5,3,0,10%,100,0,0,0.00%,F,F) Exp:OCDD
Sample Text:ST030711M0 File Text:Frontier Analytical Laboratory



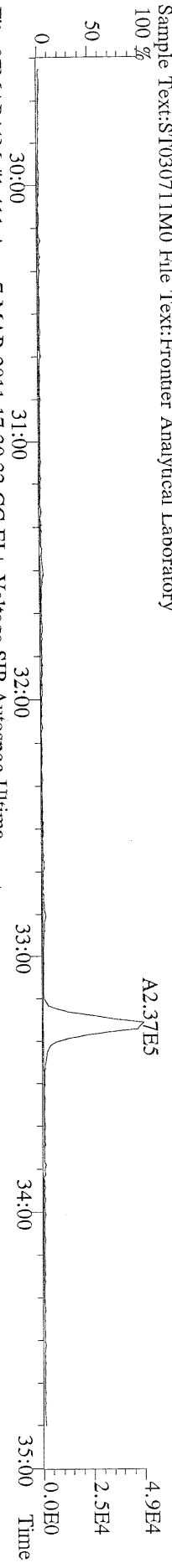
File:07MAR11M #1-426 Acq: 7-MAR-2011 17:30:33 GC EI+ Voltage SIR Autospec-Ultima
331.9368 S:7 BSUB(10000,15,-3.0) PKD(5,5,3,0,10%,100,0,0,0.00%,F,F) Exp:OCDD
Sample Text:ST030711M0 File Text:Frontier Analytical Laboratory




File:07MAR11M #1-426 Acq: 7-MAR-2011 17:30:33 GC EI+ Voltage SIR Autospec-Ultima
333.9339 S:7 BSUB(10000,15,-3.0) PKD(5,5,3,0,10%,100,0,0,0.00%,F,F) Exp:OCDD
Sample Text:ST030711M0 File Text:Frontier Analytical Laboratory



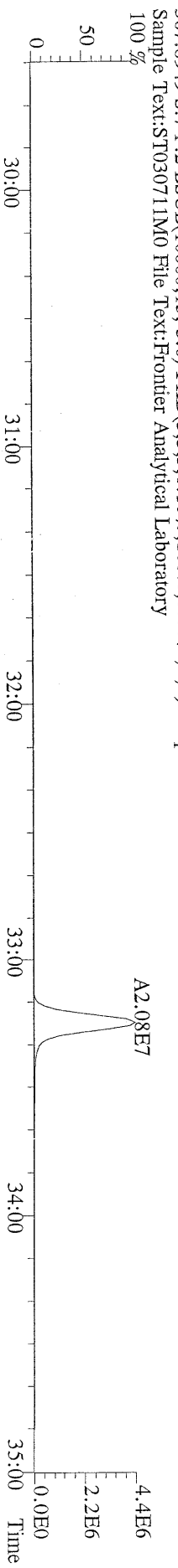
File:07MAR11M #1-411 Acq: 7-MAR-2011 17:30:33 GC EI+ Voltage SIR Autospec-Ultima
355.8546 S:7 F:2 BSUB(10000,15,-3.0) PKD(5,5,3,0,10%,100,0,0,0,00%,F,F) Exp:OCDD
Sample Text:ST030711M0 File Text:Frontier Analytical Laboratory




File:07MAR11M #1-411 Acq: 7-MAR-2011 17:30:33 GC EI+ Voltage SIR Autospec-Ultima
357.8517 S:7 F:2 BSUB(10000,15,-3.0) PKD(5,5,3,0,10%,100,0,0,0,00%,F,F) Exp:OCDD
Sample Text:ST030711M0 File Text:Frontier Analytical Laboratory



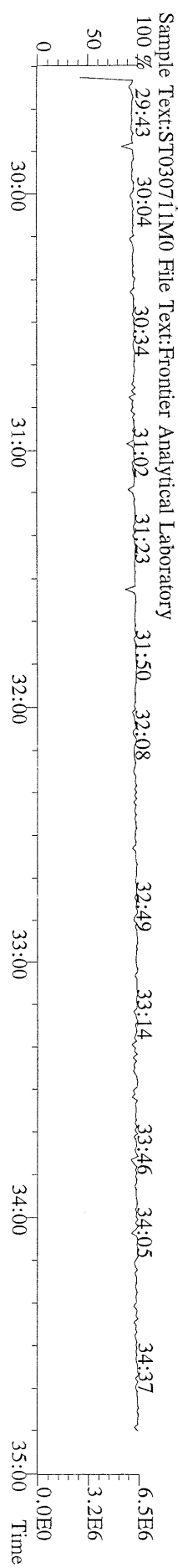
File:07MAR11M #1-411 Acq: 7-MAR-2011 17:30:33 GC EI+ Voltage SIR Autospec-Ultima
367.8949 S:7 F:2 BSUB(10000,15,-3.0) PKD(5,5,3,0,10%,100,0,0,0,00%,F,F) Exp:OCDD
Sample Text:ST030711M0 File Text:Frontier Analytical Laboratory



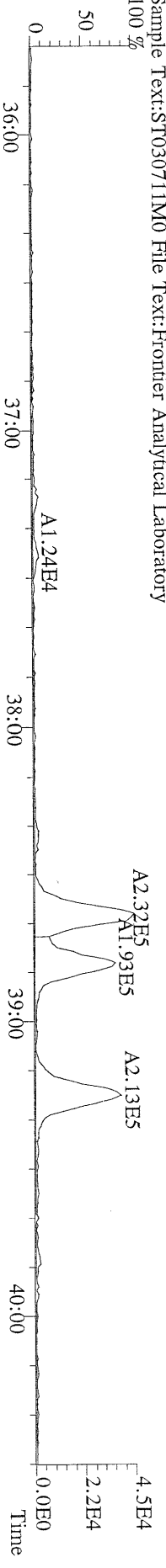
File:07MAR11M #1-411 Acq: 7-MAR-2011 17:30:33 GC EI+ Voltage SIR Autospec-Ultima
369.8919 S:7 F:2 BSUB(10000,15,-3.0) PKD(5,5,3,0,10%,100,0,0,0,00%,F,F) Exp:OCDD
Sample Text:ST030711M0 File Text:Frontier Analytical Laboratory




File:07MAR11M #1-411 Acq: 7-MAR-2011 17:30:33 GC EI+ Voltage SIR Autospec-Ultima
366.9792 S:7 F:2 Exp:OCDD
Sample Text:ST030711M0 File Text:Frontier Analytical Laboratory




File:07MAR11M #1-477 Acq: 7-MAR-2011 17:30:33 GC EI+ Voltage SIR Autospec-Ultima
389.8156 S:7 F:3 BSUB(10000,15,-3,0) PKD(5,5,3,0,10%,100,0,0,0.00%,F,F) Exp:OCDD
Sample Text:ST030711M0 File Text:Frontier Analytical Laboratory




File:07MAR11M #1-477 Acq: 7-MAR-2011 17:30:33 GC EI+ Voltage SIR Autospec-Ultima
391.8127 S:7 F:3 BSUB(10000,15,-3,0) PKD(5,5,3,0,10%,100,0,0,0.00%,F,F) Exp:OCDD
Sample Text:ST030711M0 File Text:Frontier Analytical Laboratory




File:07MAR11M #1-477 Acq: 7-MAR-2011 17:30:33 GC EI+ Voltage SIR Autospec-Ultima
401.8559 S:7 F:3 BSUB(10000,15,-3,0) PKD(5,5,3,0,10%,100,0,0,0.00%,F,F) Exp:OCDD
Sample Text:ST030711M0 File Text:Frontier Analytical Laboratory



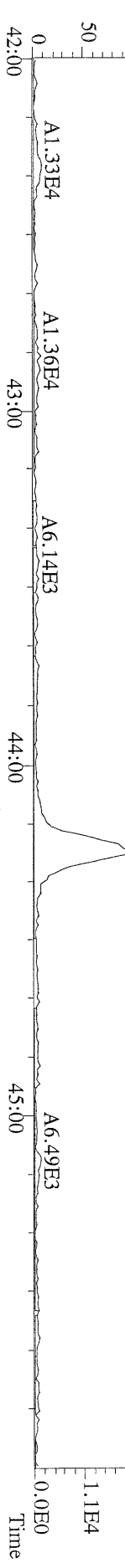
File:07MAR11M #1-477 Acq: 7-MAR-2011 17:30:33 GC EI+ Voltage SIR Autospec-Ultima
403.8530 S:7 F:3 BSUB(10000,15,-3,0) PKD(5,5,3,0,10%,100,0,0,0.00%,F,F) Exp:OCDD
Sample Text:ST030711M0 File Text:Frontier Analytical Laboratory



File:07MAR11M #1-477 Acq: 7-MAR-2011 17:30:33 GC EI+ Voltage SIR Autospec-Ultima
380.9760 S:7 F:3 Exp:OCDD
Sample Text:ST030711M0 File Text:Frontier Analytical Laboratory



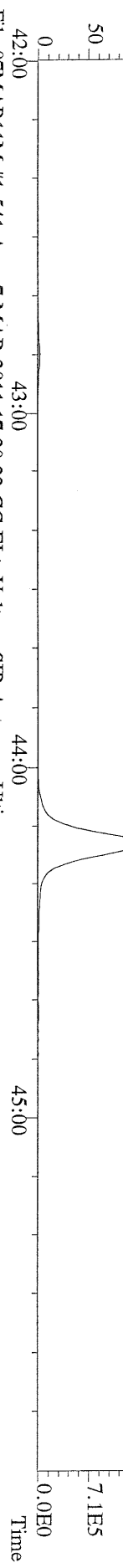
File:07MARI1M #1-541 Acq: 7-MAR-2011 17:30:33 GC EI+ Voltage SIR Autospec-Ultima
423.7767 S:7 F:4 BSUB(10000,15,-3.0) PKD(5,5,3,0,100,0,0,00%,F,F) Exp:OCDD
Sample Text:ST030711M0 File Text:Frontier Analytical Laboratory



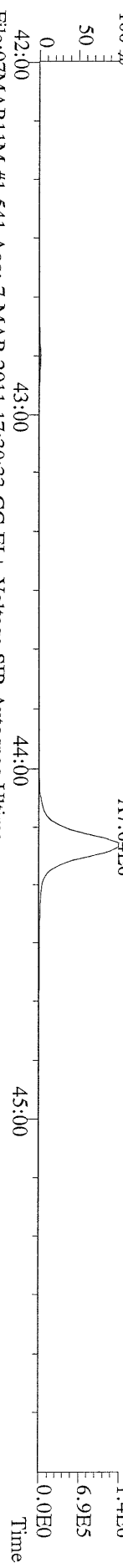
File:07MARI1M #1-541 Acq: 7-MAR-2011 17:30:33 GC EI+ Voltage SIR Autospec-Ultima
425.7737 S:7 F:4 BSUB(10000,15,-3.0) PKD(5,5,3,0,100,0,0,00%,F,F) Exp:OCDD
Sample Text:ST030711M0 File Text:Frontier Analytical Laboratory



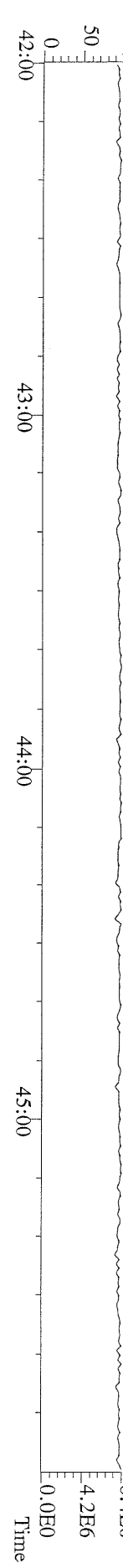
File:07MARI1M #1-541 Acq: 7-MAR-2011 17:30:33 GC EI+ Voltage SIR Autospec-Ultima
435.8169 S:7 F:4 BSUB(10000,15,-3.0) PKD(5,5,3,0,100,0,0,00%,F,F) Exp:OCDD
Sample Text:ST030711M0 File Text:Frontier Analytical Laboratory




File:07MARI1M #1-541 Acq: 7-MAR-2011 17:30:33 GC EI+ Voltage SIR Autospec-Ultima
437.8140 S:7 F:4 BSUB(10000,15,-3.0) PKD(5,5,3,0,100,0,0,00%,F,F) Exp:OCDD
Sample Text:ST030711M0 File Text:Frontier Analytical Laboratory




File:07MARI1M #1-541 Acq: 7-MAR-2011 17:30:33 GC EI+ Voltage SIR Autospec-Ultima
430.9728 S:7 F:4 Exp:OCDD
Sample Text:ST030711M0 File Text:Frontier Analytical Laboratory




File:07MARI1M #1-347 Acq: 7-MAR-2011 17:30:33 GC EI+ Voltage SIR Autospec-Ultima
 457.7377 S:7 F:5 BSUB(10000,15,-3.0) PKD(5,5,3,0,10%,100,0,0,00%,F,F) Exp:OCDD
 Sample Text:ST030711M0 File Text:Frontier Analytical Laboratory




File:07MARI1M #1-347 Acq: 7-MAR-2011 17:30:33 GC EI+ Voltage SIR Autospec-Ultima
 459.7348 S:7 F:5 BSUB(10000,15,-3.0) PKD(5,5,3,0,10%,100,0,0,00%,F,F) Exp:OCDD
 Sample Text:ST030711M0 File Text:Frontier Analytical Laboratory




File:07MARI1M #1-347 Acq: 7-MAR-2011 17:30:33 GC EI+ Voltage SIR Autospec-Ultima
 469.7780 S:7 F:5 BSUB(10000,15,-3.0) PKD(5,5,3,0,10%,100,0,0,00%,F,F) Exp:OCDD
 Sample Text:ST030711M0 File Text:Frontier Analytical Laboratory




File:07MARI1M #1-347 Acq: 7-MAR-2011 17:30:33 GC EI+ Voltage SIR Autospec-Ultima
 471.7750 S:7 F:5 BSUB(10000,15,-3.0) PKD(5,5,3,0,10%,100,0,0,00%,F,F) Exp:OCDD
 Sample Text:ST030711M0 File Text:Frontier Analytical Laboratory



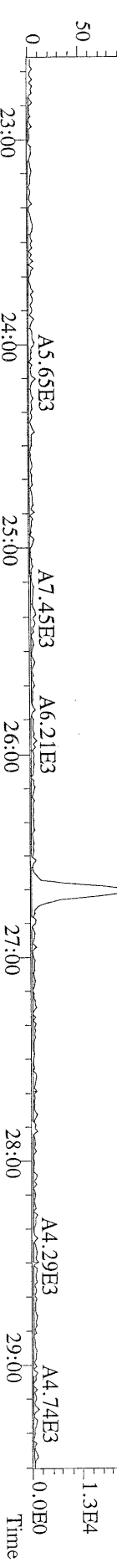
File:07MARI1M #1-347 Acq: 7-MAR-2011 17:30:33 GC EI+ Voltage SIR Autospec-Ultima
 454.9728 S:7 F:5 Exp:OCDD
 Sample Text:ST030711M0 File Text:Frontier Analytical Laboratory



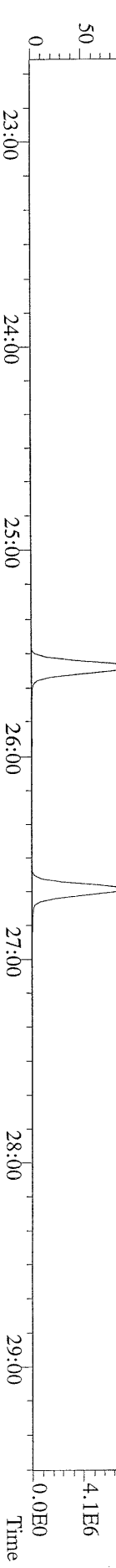
File:07MAR11M #1-426 Acq: 7-MAR-2011 17:30:33 GC EI+ Voltage SIR Autospec-Ultima
 303.9016 S:7 BSUB(10000,15,-3,0) PKD(5,5,3,0.10%,100,0,0.00%,F,F) Exp:OCDD
 Sample Text:ST030711M0 File Text:Frontier Analytical Laboratory




File:07MAR11M #1-426 Acq: 7-MAR-2011 17:30:33 GC EI+ Voltage SIR Autospec-Ultima
 305.8987 S:7 BSUB(10000,15,-3,0) PKD(5,5,3,0.10%,100,0,0.00%,F,F) Exp:OCDD
 Sample Text:ST030711M0 File Text:Frontier Analytical Laboratory



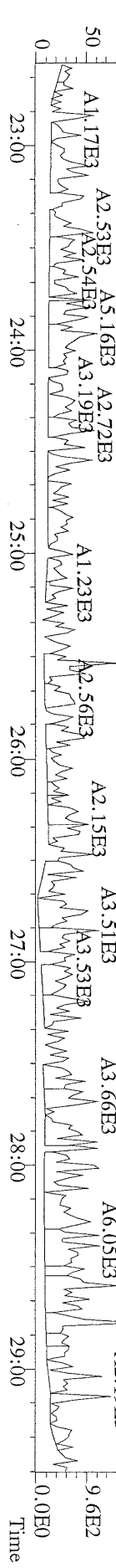
File:07MAR11M #1-426 Acq: 7-MAR-2011 17:30:33 GC EI+ Voltage SIR Autospec-Ultima
 315.9419 S:7 BSUB(10000,15,-3,0) PKD(5,5,3,0.10%,100,0,0.00%,F,F) Exp:OCDD
 Sample Text:ST030711M0 File Text:Frontier Analytical Laboratory



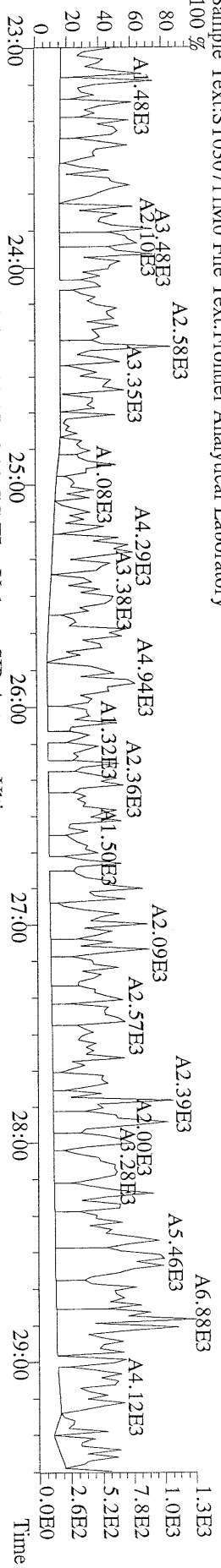
File:07MAR11M #1-426 Acq: 7-MAR-2011 17:30:33 GC EI+ Voltage SIR Autospec-Ultima
 317.9389 S:7 BSUB(10000,15,-3,0) PKD(5,5,3,0.10%,100,0,0.00%,F,F) Exp:OCDD
 Sample Text:ST030711M0 File Text:Frontier Analytical Laboratory



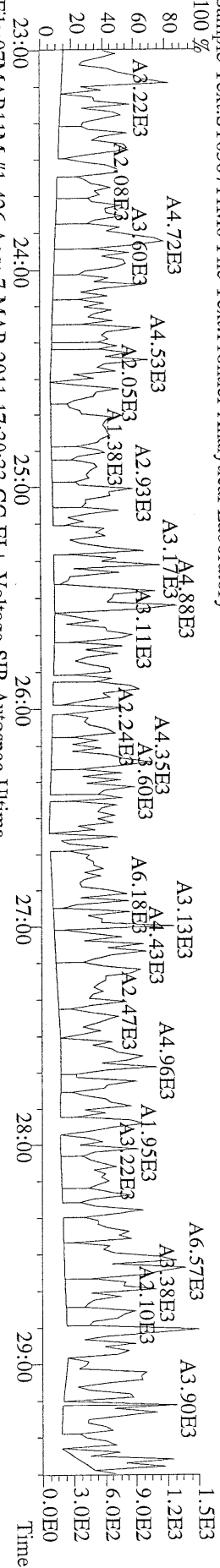
File:07MAR11M #1-426 Acq: 7-MAR-2011 17:30:33 GC EI+ Voltage SIR Autospec-Ultima
 375.8364 S:7 BSUB(10000,15,-3,0) PKD(5,5,3,0.10%,100,0,0.00%,F,F) Exp:OCDD
 Sample Text:ST030711M0 File Text:Frontier Analytical Laboratory



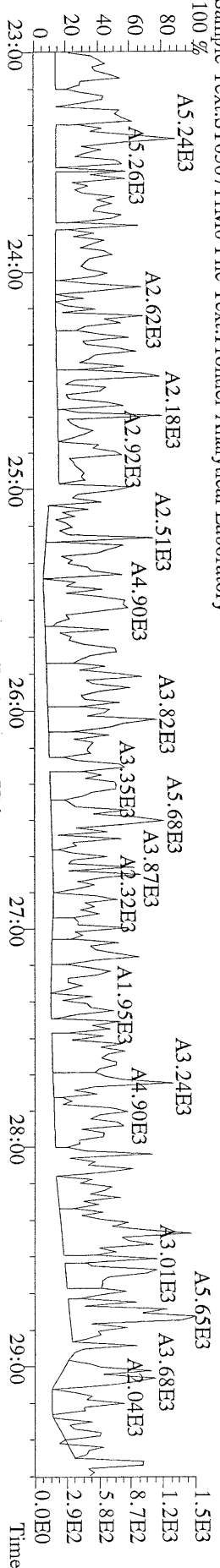
File:07MAR11M #1-426 Acq: 7-MAR-2011 17:30:33 GC EI+ Voltage SIR Autospec-Ultima
339.8597 S:7 BSUB(10000,15,-3.0) PKD(5.5,3,0.10%,100.0,0.00%,F,F) Exp:OCDD
Sample Text:ST030711M0 File Text:Frontier Analytical Laboratory



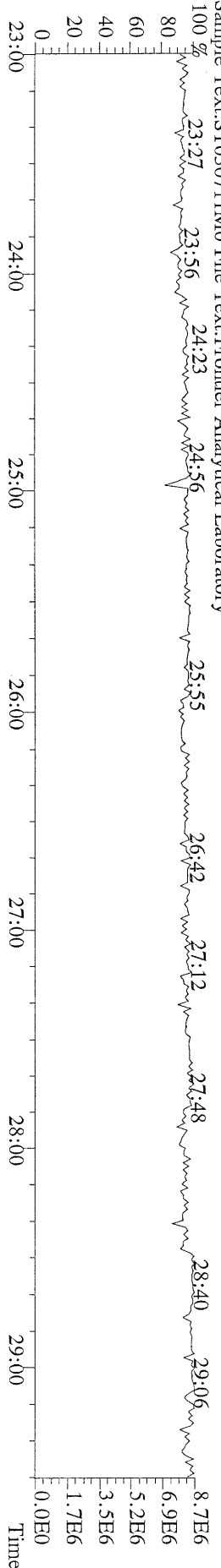
File:07MAR11M #1-426 Acq: 7-MAR-2011 17:30:33 GC EI+ Voltage SIR Autospec-Ultima
341.8568 S:7 BSUB(10000,15,-3.0) PKD(5.5,3,0.10%,100.0,0.00%,F,F) Exp:OCDD
Sample Text:ST030711M0 File Text:Frontier Analytical Laboratory



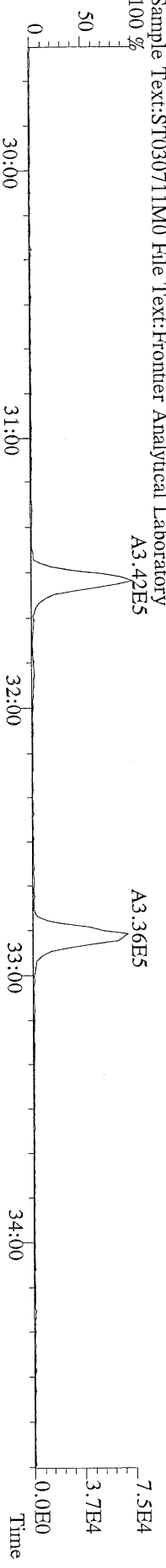
File:07MAR11M #1-426 Acq: 7-MAR-2011 17:30:33 GC EI+ Voltage SIR Autospec-Ultima
409.7974 S:7 BSUB(10000,15,-3.0) PKD(5.5,3,0.10%,100.0,0.00%,F,F) Exp:OCDD
Sample Text:ST030711M0 File Text:Frontier Analytical Laboratory




File:07MAR11M #1-426 Acq: 7-MAR-2011 17:30:33 GC EI+ Voltage SIR Autospec-Ultima
316.9824 S:7 Exp:OCDD
Sample Text:ST030711M0 File Text:Frontier Analytical Laboratory



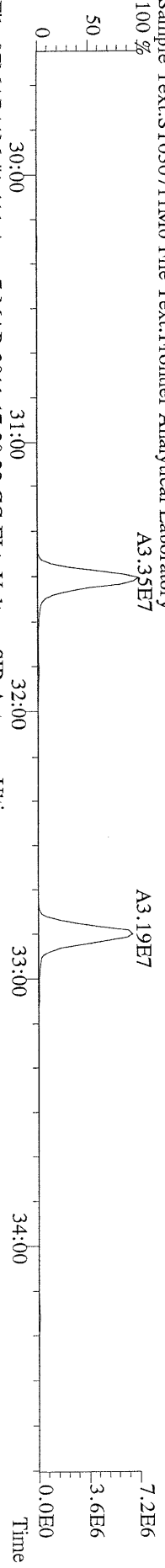
File:07MAR11M #1-411 Acq: 7-MAR-2011 17:30:33 GC EI+ Voltage SIR Autospec-Ultima
 339.8597 S:7 F:2 BSUB(10000,15,-3.0) PKD(5,5,3,0.10%,100,0,0.00%,F,F) Exp:OCDD
 Sample Text:ST030711M0 File Text:Frontier Analytical Laboratory




File:07MAR11M #1-411 Acq: 7-MAR-2011 17:30:33 GC EI+ Voltage SIR Autospec-Ultima
 341.8568 S:7 F:2 BSUB(10000,15,-3.0) PKD(5,5,3,0.10%,100,0,0.00%,F,F) Exp:OCDD
 Sample Text:ST030711M0 File Text:Frontier Analytical Laboratory



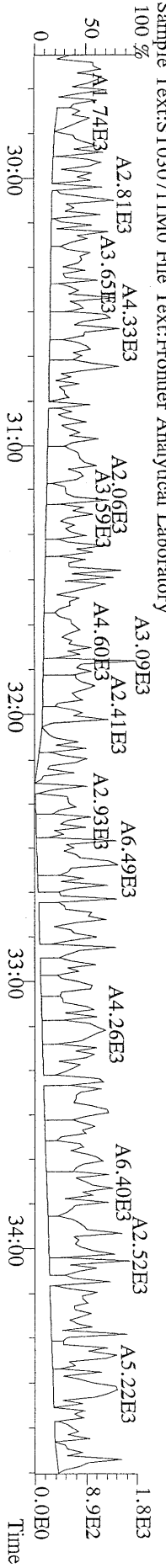
File:07MAR11M #1-411 Acq: 7-MAR-2011 17:30:33 GC EI+ Voltage SIR Autospec-Ultima
 351.9000 S:7 F:2 BSUB(10000,15,-3.0) PKD(5,5,3,0.10%,100,0,0.00%,F,F) Exp:OCDD
 Sample Text:ST030711M0 File Text:Frontier Analytical Laboratory



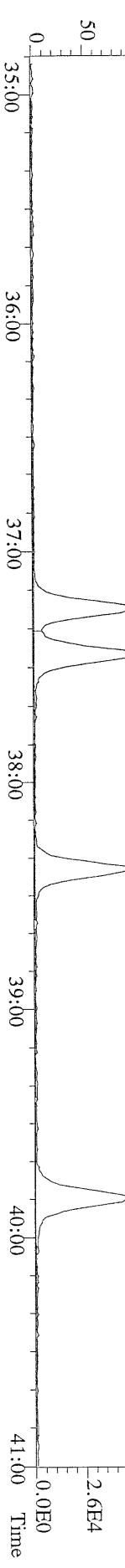
File:07MAR11M #1-411 Acq: 7-MAR-2011 17:30:33 GC EI+ Voltage SIR Autospec-Ultima
 353.8970 S:7 F:2 BSUB(10000,15,-3.0) PKD(5,5,3,0.10%,100,0,0.00%,F,F) Exp:OCDD
 Sample Text:ST030711M0 File Text:Frontier Analytical Laboratory



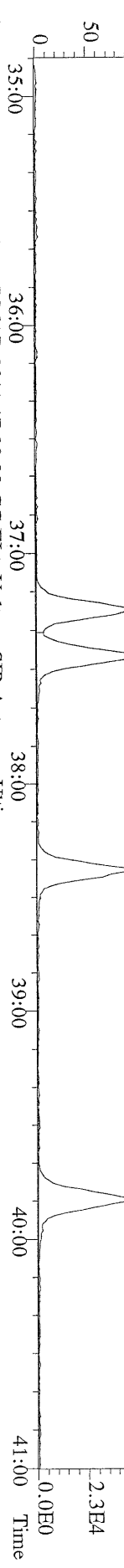
File:07MAR11M #1-411 Acq: 7-MAR-2011 17:30:33 GC EI+ Voltage SIR Autospec-Ultima
 409.7974 S:7 F:2 BSUB(10000,15,-3.0) PKD(5,5,3,0.10%,100,0,0.00%,F,F) Exp:OCDD
 Sample Text:ST030711M0 File Text:Frontier Analytical Laboratory



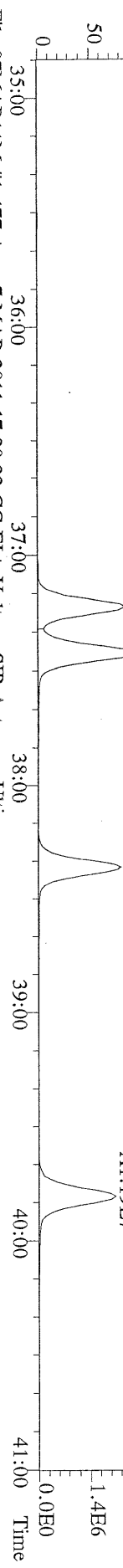
File:07MAR11M #1-477 Acq: 7-MAR-2011 17:30:33 GC EI+ Voltage SIR Autospec-Ultima
 373.8207 S:7 F:3 BSUB(10000,15,-3.0) PKD(5,5,3,0,10%,100,0,0,0.00%,F,F) Exp:OCDD
 Sample Text:ST030711M0 File Text:Frontier Analytical Laboratory



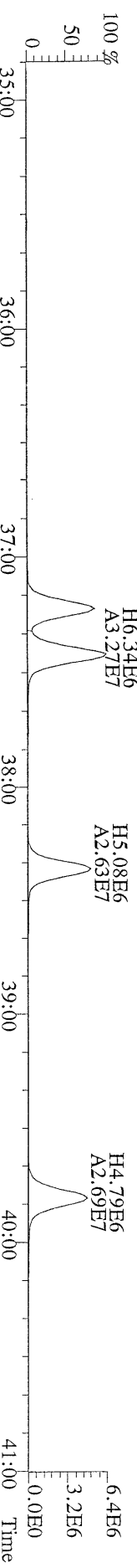
File:07MAR11M #1-477 Acq: 7-MAR-2011 17:30:33 GC EI+ Voltage SIR Autospec-Ultima
 375.8178 S:7 F:3 BSUB(10000,15,-3.0) PKD(5,5,3,0,10%,100,0,0,0.00%,F,F) Exp:OCDD
 Sample Text:ST030711M0 File Text:Frontier Analytical Laboratory



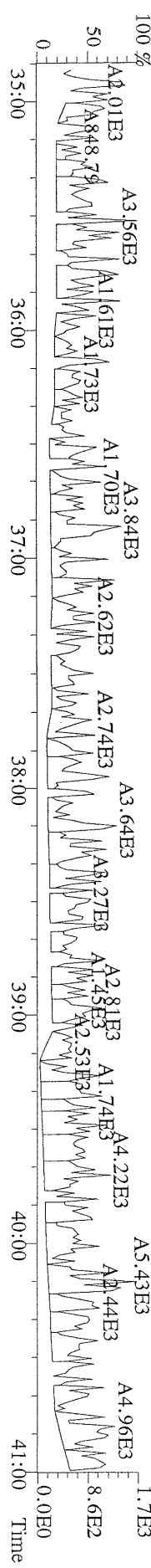
File:07MAR11M #1-477 Acq: 7-MAR-2011 17:30:33 GC EI+ Voltage SIR Autospec-Ultima
 383.8639 S:7 F:3 BSUB(10000,15,-3.0) PKD(5,5,3,0,10%,100,0,0,0.00%,F,F) Exp:OCDD
 Sample Text:ST030711M0 File Text:Frontier Analytical Laboratory



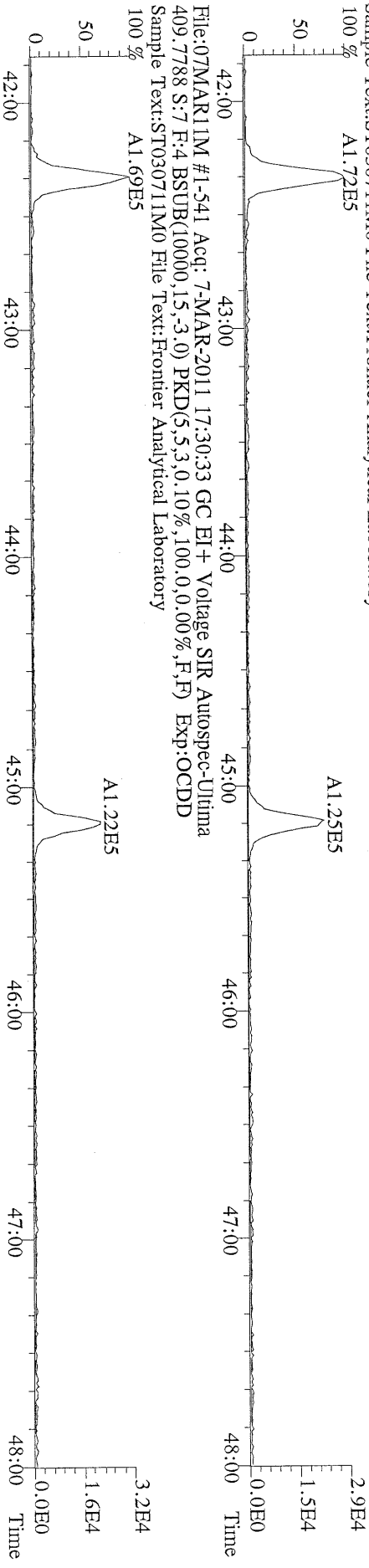
File:07MAR11M #1-477 Acq: 7-MAR-2011 17:30:33 GC EI+ Voltage SIR Autospec-Ultima
 385.8610 S:7 F:3 BSUB(10000,15,-3.0) PKD(5,5,3,0,10%,100,0,0,0.00%,F,F) Exp:OCDD
 Sample Text:ST030711M0 File Text:Frontier Analytical Laboratory



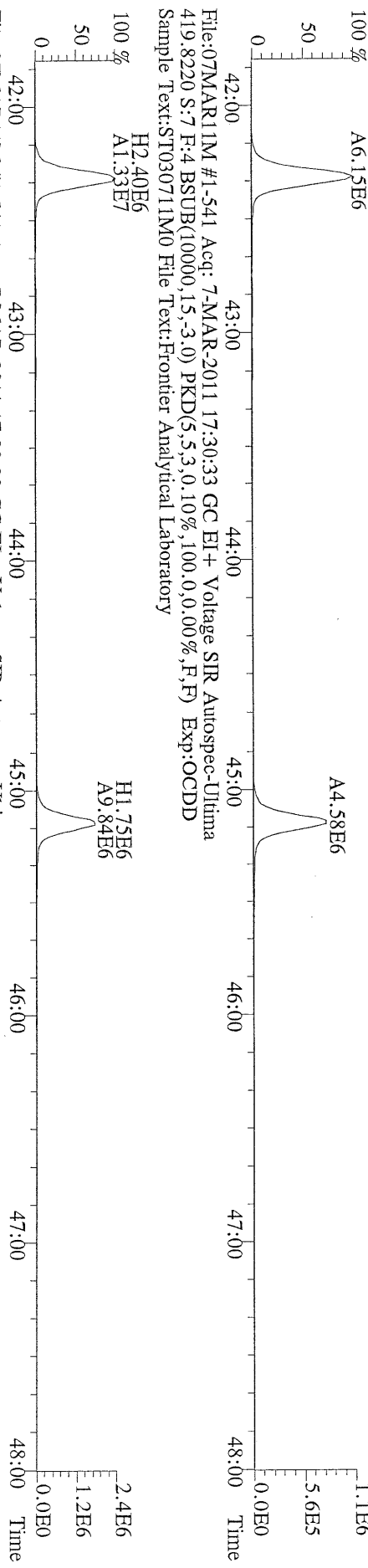
File:07MAR11M #1-477 Acq: 7-MAR-2011 17:30:33 GC EI+ Voltage SIR Autospec-Ultima
 445.7555 S:7 F:3 BSUB(10000,15,-3.0) PKD(5,5,3,0,10%,100,0,0,0.00%,F,F) Exp:OCDD
 Sample Text:ST030711M0 File Text:Frontier Analytical Laboratory



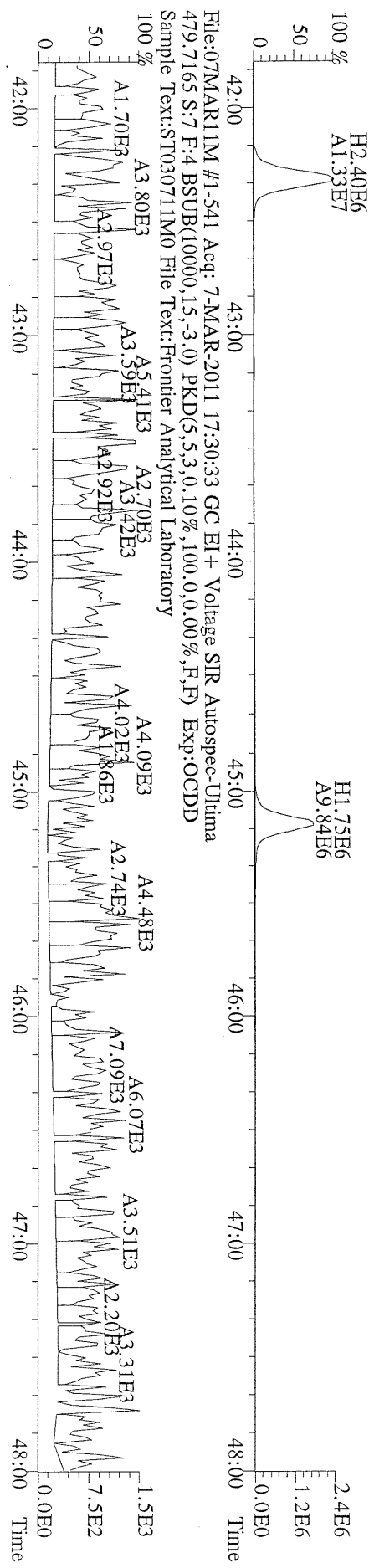
File:07MARI1M #1-541 Acq: 7-MAR-2011 17:30:33 GC EI+ Voltage SIR Autospec-Utima
407.7818 S:7 F:4 BSUB(10000,15,-3.0) PKD(5,5,3,0,10%,100,0,0,0.00%,F,F) Exp:OCDD
Sample Text:ST030711M0 File Text:Frontier Analytical Laboratory




File:07MARI1M #1-541 Acq: 7-MAR-2011 17:30:33 GC EI+ Voltage SIR Autospec-Utima
417.8253 S:7 F:4 BSUB(10000,15,-3.0) PKD(5,5,3,0,10%,100,0,0,0.00%,F,F) Exp:OCDD
Sample Text:ST030711M0 File Text:Frontier Analytical Laboratory



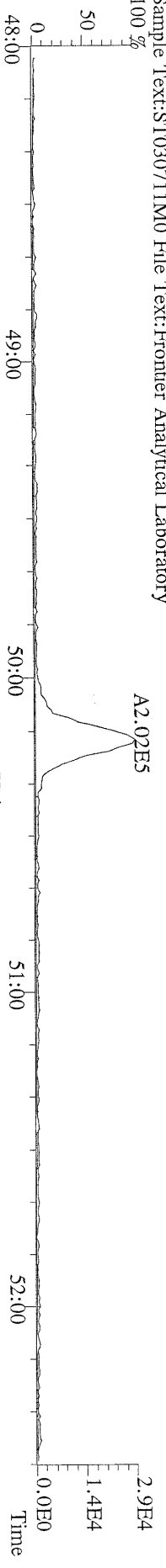
File:07MARI1M #1-541 Acq: 7-MAR-2011 17:30:33 GC EI+ Voltage SIR Autospec-Utima
419.8220 S:7 F:4 BSUB(10000,15,-3.0) PKD(5,5,3,0,10%,100,0,0,0.00%,F,F) Exp:OCDD
Sample Text:ST030711M0 File Text:Frontier Analytical Laboratory



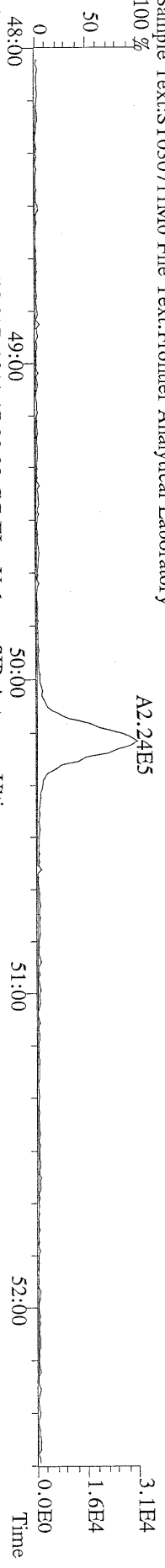
File:07MARI1M #1-541 Acq: 7-MAR-2011 17:30:33 GC EI+ Voltage SIR Autospec-Utima
479.7165 S:7 F:4 BSUB(10000,15,-3.0) PKD(5,5,3,0,10%,100,0,0,0.00%,F,F) Exp:OCDD
Sample Text:ST030711M0 File Text:Frontier Analytical Laboratory



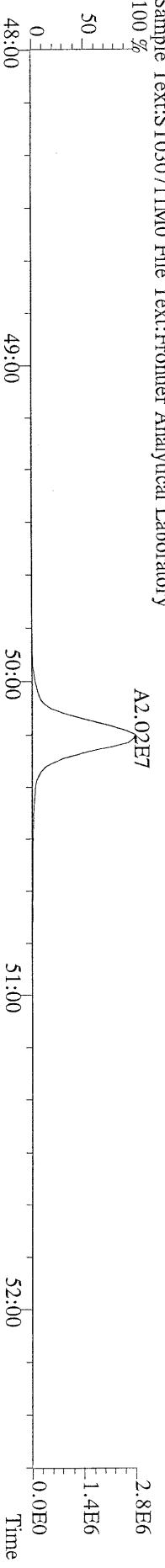
File:07MAR11M #1-347 Acq: 7-MAR-2011 17:30:33 GC EI+ Voltage SIR Autospec-Ultima
441.7428 S:7 F:5 BSUB(10000,15,-3.0) PKD(5,5,3,0,10%,100,0,0,0.00%,F,F) Exp:OCDD
Sample Text:ST030711M0 File Text:Frontier Analytical Laboratory
100 %



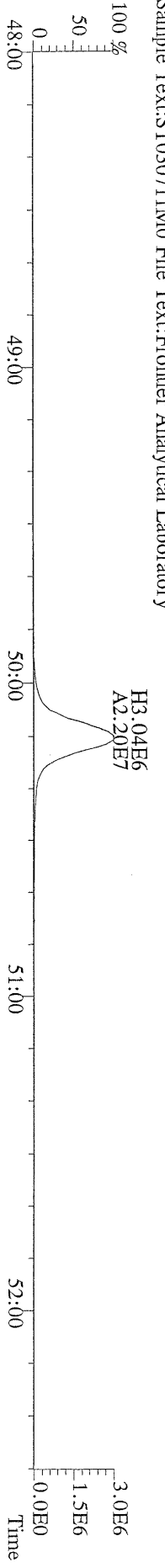
File:07MAR11M #1-347 Acq: 7-MAR-2011 17:30:33 GC EI+ Voltage SIR Autospec-Ultima
443.7398 S:7 F:5 BSUB(10000,15,-3.0) PKD(5,5,3,0,10%,100,0,0,0.00%,F,F) Exp:OCDD
Sample Text:ST030711M0 File Text:Frontier Analytical Laboratory
100 %



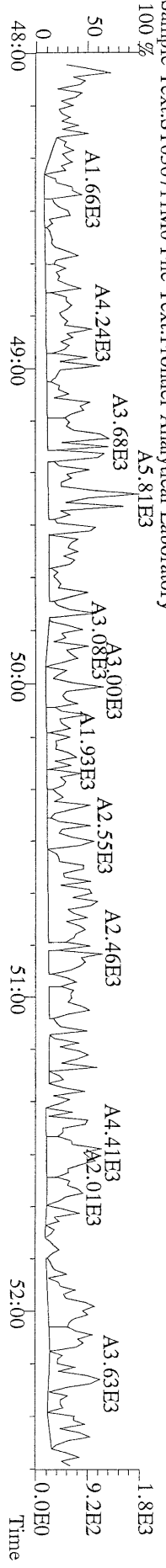
File:07MAR11M #1-347 Acq: 7-MAR-2011 17:30:33 GC EI+ Voltage SIR Autospec-Ultima
453.7831 S:7 F:5 BSUB(10000,15,-3.0) PKD(5,5,3,0,10%,100,0,0,0.00%,F,F) Exp:OCDD
Sample Text:ST030711M0 File Text:Frontier Analytical Laboratory
100 %




File:07MAR11M #1-347 Acq: 7-MAR-2011 17:30:33 GC EI+ Voltage SIR Autospec-Ultima
455.7801 S:7 F:5 BSUB(10000,15,-3.0) PKD(5,5,3,0,10%,100,0,0,0.00%,F,F) Exp:OCDD
Sample Text:ST030711M0 File Text:Frontier Analytical Laboratory




File:07MAR11M #1-347 Acq: 7-MAR-2011 17:30:33 GC EI+ Voltage SIR Autospec-Ultima
513.6775 S:7 F:5 BSUB(10000,15,-3.0) PKD(5,5,3,0,10%,100,0,0,0.00%,F,F) Exp:OCDD
Sample Text:ST030711M0 File Text:Frontier Analytical Laboratory
100 %




File:07MARI1M #1-426 Acq: 7-MAR-2011 16:35:10 GC EI+ Voltage SIR Autospec-Ultima
319.8965 S:6 BSUB(10000,15,-3.0) PKD(5,5,3.0,10%,100.0,0.00%,F,F) Exp:OCDD
Sample Text:ST030711M1 File Text:Frontier Analytical Laboratory



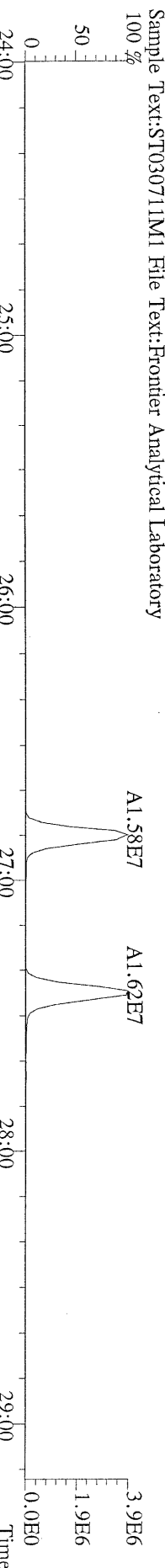
File:07MARI1M #1-426 Acq: 7-MAR-2011 16:35:10 GC EI+ Voltage SIR Autospec-Ultima
321.8936 S:6 BSUB(10000,15,-3.0) PKD(5,5,3.0,10%,100.0,0.00%,F,F) Exp:OCDD
Sample Text:ST030711M1 File Text:Frontier Analytical Laboratory



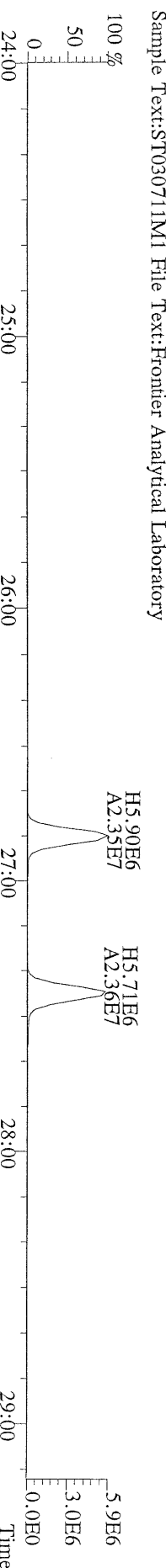
File:07MARI1M #1-426 Acq: 7-MAR-2011 16:35:10 GC EI+ Voltage SIR Autospec-Ultima
327.8847 S:6 BSUB(10000,15,-3.0) PKD(5,5,3.0,10%,100.0,0.00%,F,F) Exp:OCDD
Sample Text:ST030711M1 File Text:Frontier Analytical Laboratory




File:07MARI1M #1-426 Acq: 7-MAR-2011 16:35:10 GC EI+ Voltage SIR Autospec-Ultima
331.9368 S:6 BSUB(10000,15,-3.0) PKD(5,5,3.0,10%,100.0,0.00%,F,F) Exp:OCDD
Sample Text:ST030711M1 File Text:Frontier Analytical Laboratory



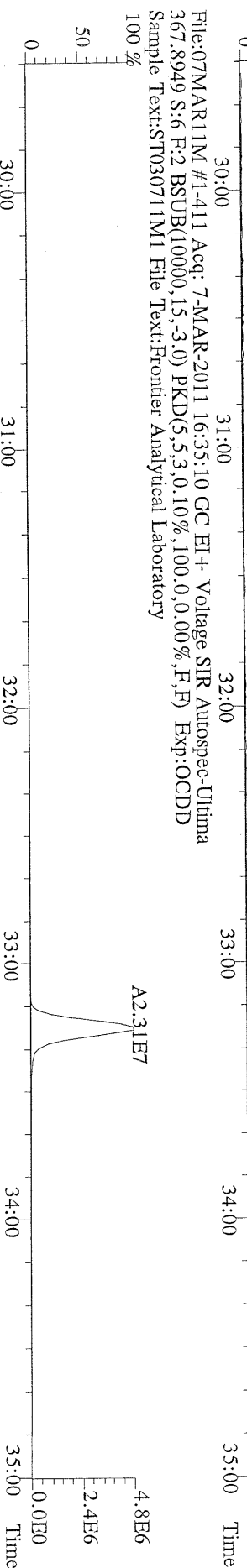
File:07MARI1M #1-426 Acq: 7-MAR-2011 16:35:10 GC EI+ Voltage SIR Autospec-Ultima
333.9339 S:6 BSUB(10000,15,-3.0) PKD(5,5,3.0,10%,100.0,0.00%,F,F) Exp:OCDD
Sample Text:ST030711M1 File Text:Frontier Analytical Laboratory



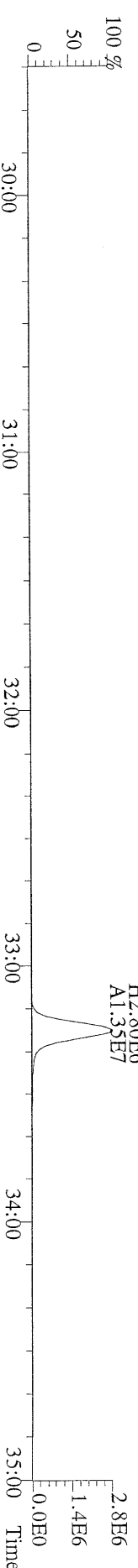
File:07MARI1M #1-411 Acq: 7-MAR-2011 16:35:10 GC EI+ Voltage SIR Autospec-Ultima
355.8546 S:6 F:2 BSUB(10000,15,-3.0) PKD(5.5,3.0,10%,100.0,0.00%,F,F) Exp:OCDD
Sample Text:ST030711M1 File Text:Frontier Analytical Laboratory




File:07MARI1M #1-411 Acq: 7-MAR-2011 16:35:10 GC EI+ Voltage SIR Autospec-Ultima
367.8949 S:6 F:2 BSUB(10000,15,-3.0) PKD(5.5,3.0,10%,100.0,0.00%,F,F) Exp:OCDD
Sample Text:ST030711M1 File Text:Frontier Analytical Laboratory



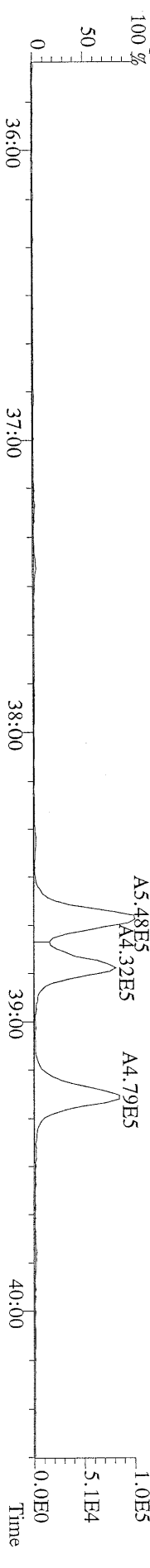
File:07MARI1M #1-411 Acq: 7-MAR-2011 16:35:10 GC EI+ Voltage SIR Autospec-Ultima
369.8919 S:6 F:2 BSUB(10000,15,-3.0) PKD(5.5,3.0,10%,100.0,0.00%,F,F) Exp:OCDD
Sample Text:ST030711M1 File Text:Frontier Analytical Laboratory



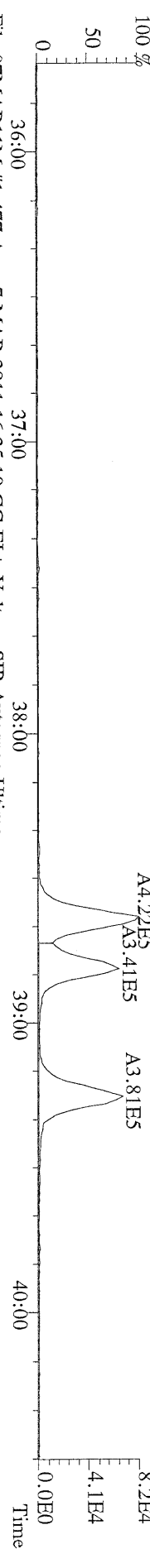
File:07MARI1M #1-411 Acq: 7-MAR-2011 16:35:10 GC EI+ Voltage SIR Autospec-Ultima
366.9792 S:6 F:2 Exp:OCDD
Sample Text:ST030711M1 File Text:Frontier Analytical Laboratory



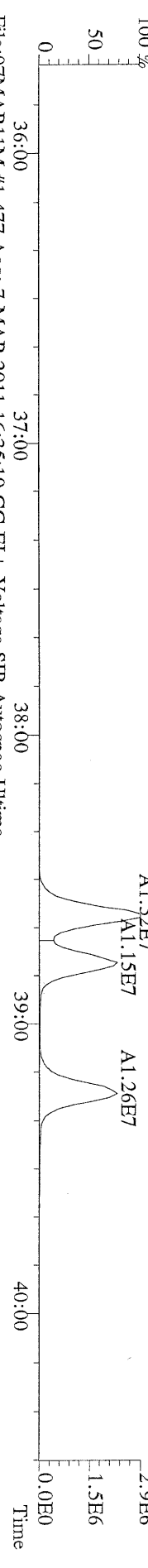
File:07MAR11M #1-477 Acq: 7-MAR-2011 16:35:10 GC EI+ Voltage SIR Autospec-Utima
389.8156 S:6 F:3 BSUB(10000,15,-3.0) PKD(5,5,3.0,10%,100.0,0.00%,F,F) Exp:OCDD
Sample Text:ST030711M1 File Text:Frontier Analytical Laboratory




File:07MAR11M #1-477 Acq: 7-MAR-2011 16:35:10 GC EI+ Voltage SIR Autospec-Utima
391.8127 S:6 F:3 BSUB(10000,15,-3.0) PKD(5,5,3.0,10%,100.0,0.00%,F,F) Exp:OCDD
Sample Text:ST030711M1 File Text:Frontier Analytical Laboratory




File:07MAR11M #1-477 Acq: 7-MAR-2011 16:35:10 GC EI+ Voltage SIR Autospec-Utima
401.8559 S:6 F:3 BSUB(10000,15,-3.0) PKD(5,5,3.0,10%,100.0,0.00%,F,F) Exp:OCDD
Sample Text:ST030711M1 File Text:Frontier Analytical Laboratory



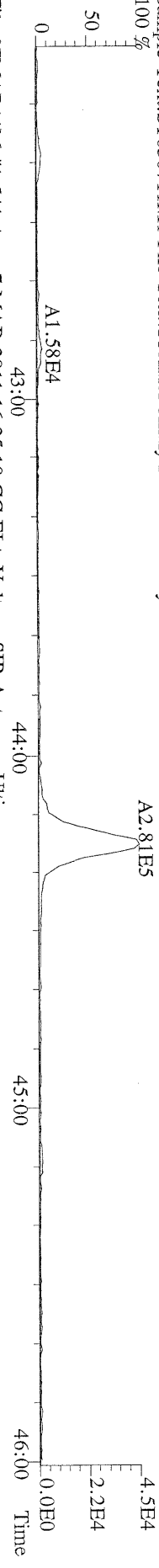
File:07MAR11M #1-477 Acq: 7-MAR-2011 16:35:10 GC EI+ Voltage SIR Autospec-Utima
403.8530 S:6 F:3 BSUB(10000,15,-3.0) PKD(5,5,3.0,10%,100.0,0.00%,F,F) Exp:OCDD
Sample Text:ST030711M1 File Text:Frontier Analytical Laboratory



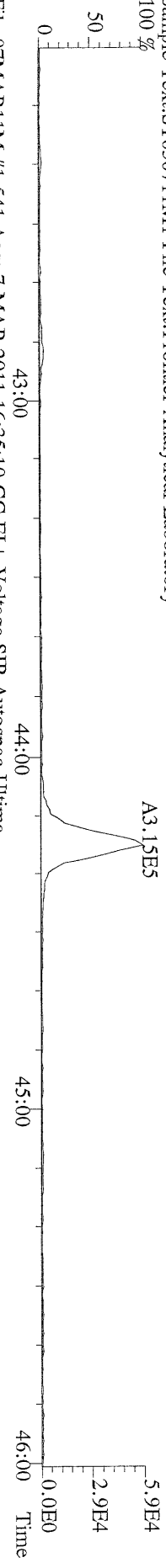
File:07MAR11M #1-477 Acq: 7-MAR-2011 16:35:10 GC EI+ Voltage SIR Autospec-Utima
380.9760 S:6 F:3 Exp:OCDD
Sample Text:ST030711M1 File Text:Frontier Analytical Laboratory



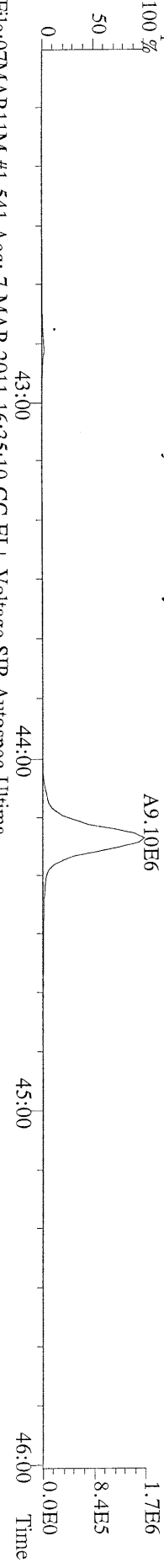
File:07MAR11M #1-541 Acq: 7-MAR-2011 16:35:10 GC EI+ Voltage SIR Autospec-Ultima
423.7767 S:6 F:4 BSUB(10000,15,-3.0) PKD(5,5,3,0,10%,100,0,0,0.00%,F,F) Exp:OCDD
Sample Text:ST030711M1 File Text:Frontier Analytical Laboratory



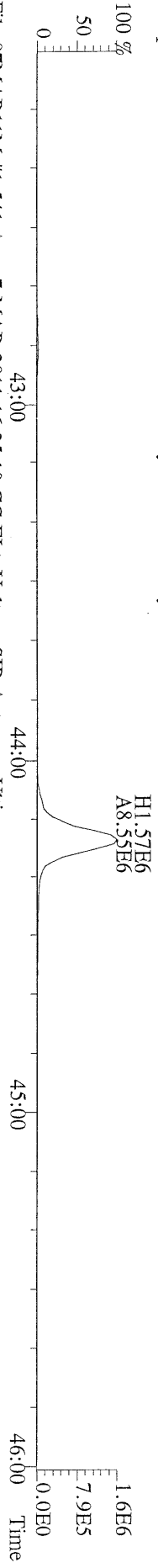
File:07MAR11M #1-541 Acq: 7-MAR-2011 16:35:10 GC EI+ Voltage SIR Autospec-Ultima
425.7737 S:6 F:4 BSUB(10000,15,-3.0) PKD(5,5,3,0,10%,100,0,0,0.00%,F,F) Exp:OCDD
Sample Text:ST030711M1 File Text:Frontier Analytical Laboratory



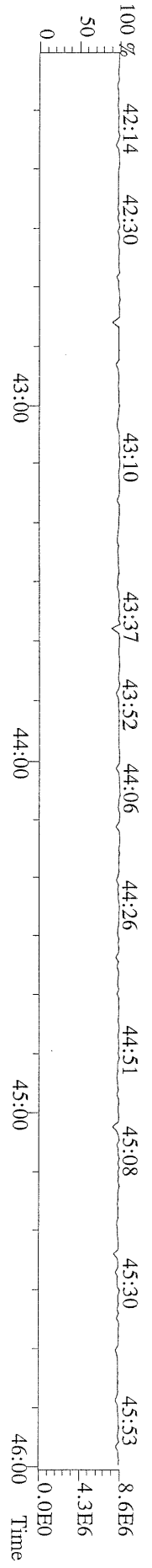
File:07MAR11M #1-541 Acq: 7-MAR-2011 16:35:10 GC EI+ Voltage SIR Autospec-Ultima
435.8169 S:6 F:4 BSUB(10000,15,-3.0) PKD(5,5,3,0,10%,100,0,0,0.00%,F,F) Exp:OCDD
Sample Text:ST030711M1 File Text:Frontier Analytical Laboratory



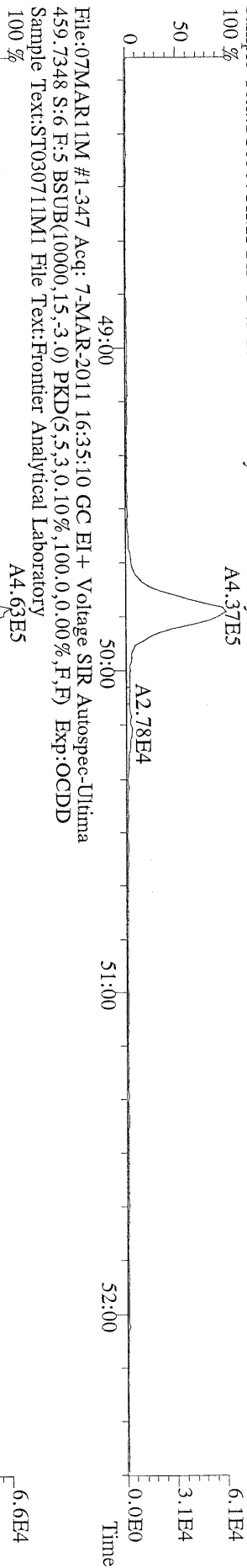
File:07MAR11M #1-541 Acq: 7-MAR-2011 16:35:10 GC EI+ Voltage SIR Autospec-Ultima
437.8140 S:6 F:4 BSUB(10000,15,-3.0) PKD(5,5,3,0,10%,100,0,0,0.00%,F,F) Exp:OCDD
Sample Text:ST030711M1 File Text:Frontier Analytical Laboratory



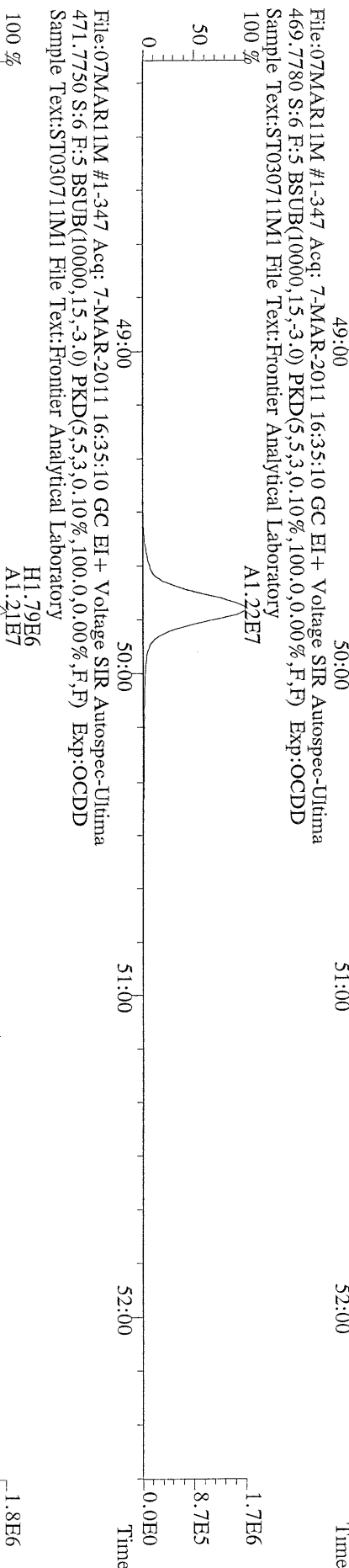
File:07MAR11M #1-541 Acq: 7-MAR-2011 16:35:10 GC EI+ Voltage SIR Autospec-Ultima
430.9728 S:6 F:4 Exp:OCDD
Sample Text:ST030711M1 File Text:Frontier Analytical Laboratory




File:07MARI1M #1-347 Acq: 7-MAR-2011 16:35:10 GC EI+ Voltage SIR Autospec-Ultima
457.7377 S:6 F:5 BSUB(10000,15,-3.0) PKD(5,5,3,0.10%,100,0,0.00%,F,F) Exp:OCDD
Sample Text:ST030711M1 File Text:Frontier Analytical Laboratory



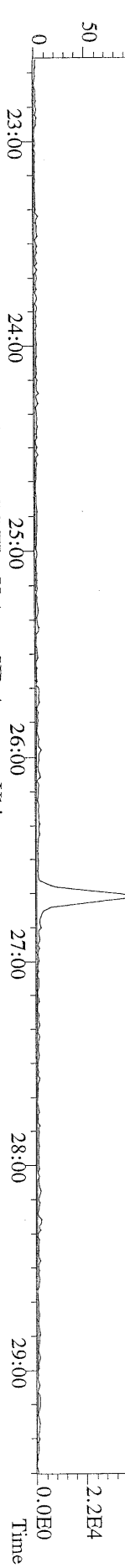
File:07MARI1M #1-347 Acq: 7-MAR-2011 16:35:10 GC EI+ Voltage SIR Autospec-Ultima
469.7780 S:6 F:5 BSUB(10000,15,-3.0) PKD(5,5,3,0.10%,100,0,0.00%,F,F) Exp:OCDD
Sample Text:ST030711M1 File Text:Frontier Analytical Laboratory



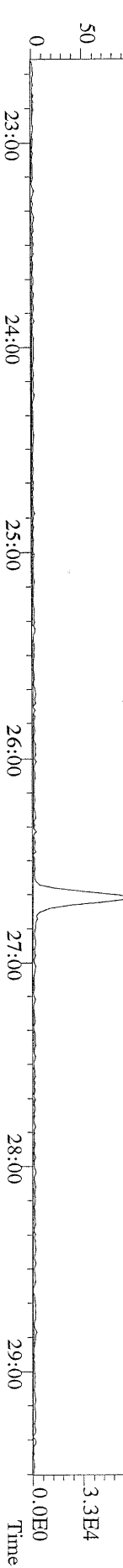
File:07MARI1M #1-347 Acq: 7-MAR-2011 16:35:10 GC EI+ Voltage SIR Autospec-Ultima
454.9728 S:6 F:5 Exp:OCDD
Sample Text:ST030711M1 File Text:Frontier Analytical Laboratory




File:07MAR11M #1-426 Acq: 7-MAR-2011 16:35:10 GC EI+ Voltage SIR Autospec-Ultima
 303.9016 S:6 BSUB(10000,15,-3.0) PKD(5,5,3,0,10%,100,0,0,0,0%,F,F) Exp:OCDD
 Sample Text:ST030711M1 File Text:Frontier Analytical Laboratory




File:07MAR11M #1-426 Acq: 7-MAR-2011 16:35:10 GC EI+ Voltage SIR Autospec-Ultima
 305.8987 S:6 BSUB(10000,15,-3.0) PKD(5,5,3,0,10%,100,0,0,0,0%,F,F) Exp:OCDD
 Sample Text:ST030711M1 File Text:Frontier Analytical Laboratory



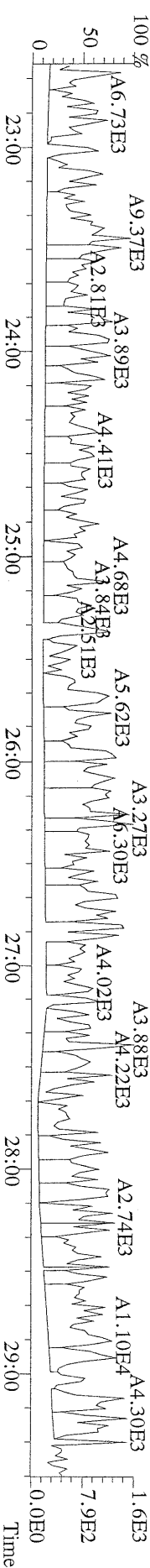
File:07MAR11M #1-426 Acq: 7-MAR-2011 16:35:10 GC EI+ Voltage SIR Autospec-Ultima
 315.9419 S:6 BSUB(10000,15,-3.0) PKD(5,5,3,0,10%,100,0,0,0,0%,F,F) Exp:OCDD
 Sample Text:ST030711M1 File Text:Frontier Analytical Laboratory



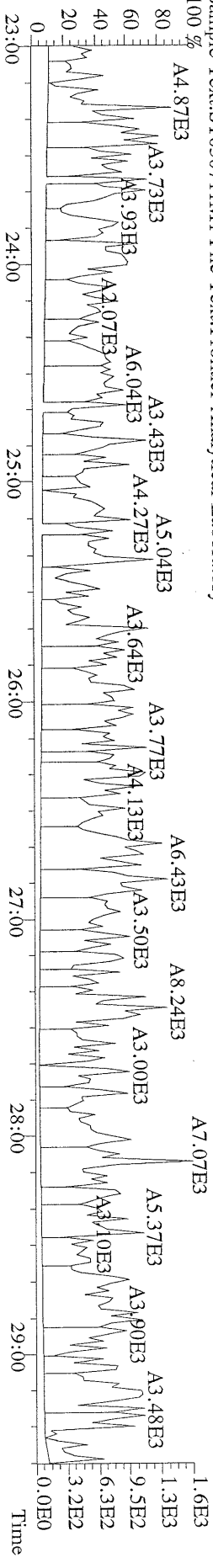
File:07MAR11M #1-426 Acq: 7-MAR-2011 16:35:10 GC EI+ Voltage SIR Autospec-Ultima
 317.9389 S:6 BSUB(10000,15,-3.0) PKD(5,5,3,0,10%,100,0,0,0,0%,F,F) Exp:OCDD
 Sample Text:ST030711M1 File Text:Frontier Analytical Laboratory



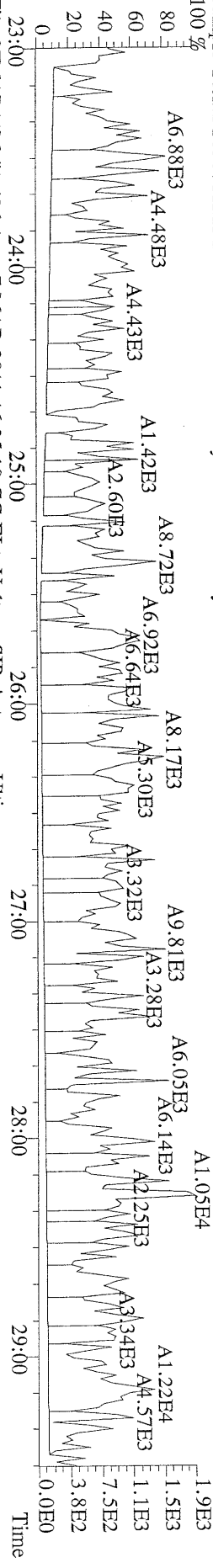
File:07MAR11M #1-426 Acq: 7-MAR-2011 16:35:10 GC EI+ Voltage SIR Autospec-Ultima
 375.8364 S:6 BSUB(10000,15,-3.0) PKD(5,5,3,0,10%,100,0,0,0,0%,F,F) Exp:OCDD
 Sample Text:ST030711M1 File Text:Frontier Analytical Laboratory



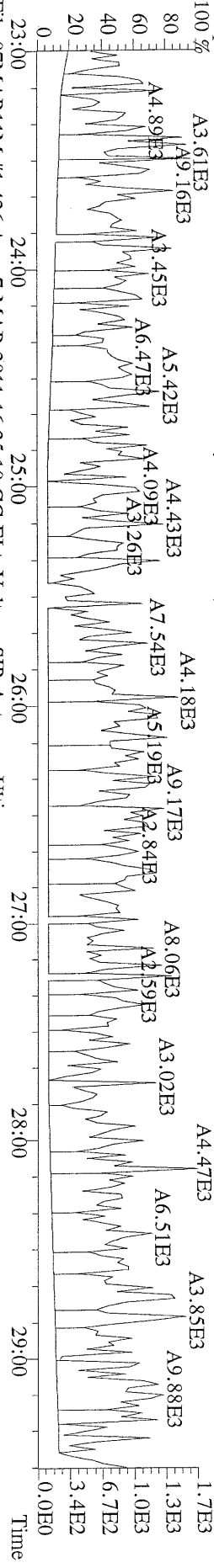
File:07MARI1M #1-426 Acq: 7-MAR-2011 16:35:10 GC EI+ Voltage SIR Autospec-Ultima
 339.8597 S:6 BSUB(10000,15,-3.0) PKD(5,5.3,0.10%,100.0,0.00%,F,F) Exp:OCDD
 Sample Text:ST030711M1 File Text:Frontier Analytical Laboratory



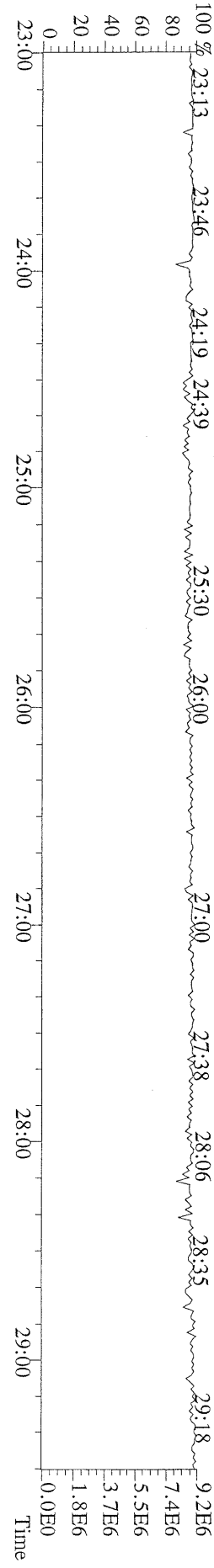
File:07MARI1M #1-426 Acq: 7-MAR-2011 16:35:10 GC EI+ Voltage SIR Autospec-Ultima
 341.8568 S:6 BSUB(10000,15,-3.0) PKD(5,5.3,0.10%,100.0,0.00%,F,F) Exp:OCDD
 Sample Text:ST030711M1 File Text:Frontier Analytical Laboratory



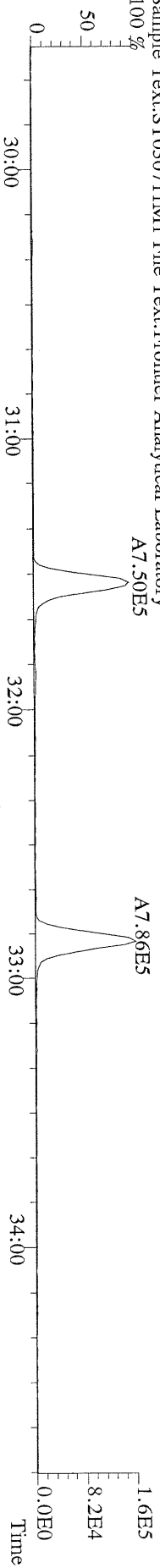
File:07MARI1M #1-426 Acq: 7-MAR-2011 16:35:10 GC EI+ Voltage SIR Autospec-Ultima
 409.7974 S:6 BSUB(10000,15,-3.0) PKD(5,5.3,0.10%,100.0,0.00%,F,F) Exp:OCDD
 Sample Text:ST030711M1 File Text:Frontier Analytical Laboratory



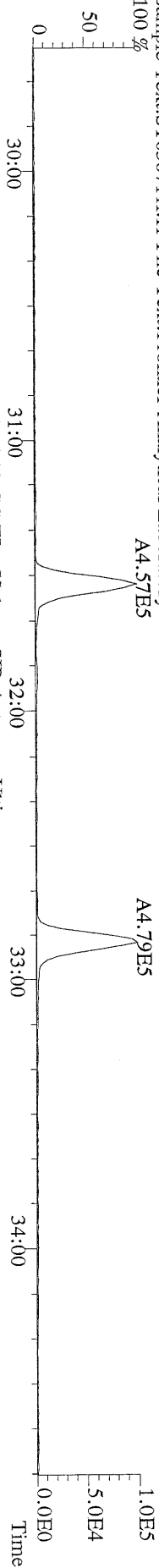
File:07MARI1M #1-426 Acq: 7-MAR-2011 16:35:10 GC EI+ Voltage SIR Autospec-Ultima
 316.9824 S:6 Exp:OCDD
 Sample Text:ST030711M1 File Text:Frontier Analytical Laboratory




File:07MAR11M #1-411 Acq: 7-MAR-2011 16:35:10 GC EI+ Voltage SIR Autospec-Ultima
339.8597 S:6 F:2 BSUB(10000,15,-3,0) PKD(5,5,3,0.10%,100,0,0.00%,F,F) Exp:OCDD
Sample Text:ST030711M1 File Text:Frontier Analytical Laboratory



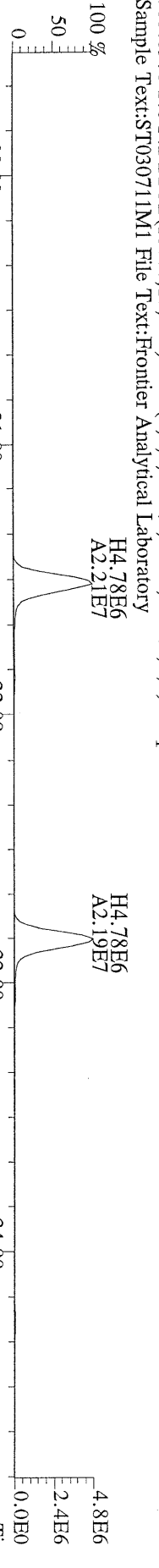
File:07MAR11M #1-411 Acq: 7-MAR-2011 16:35:10 GC EI+ Voltage SIR Autospec-Ultima
341.8568 S:6 F:2 BSUB(10000,15,-3,0) PKD(5,5,3,0.10%,100,0,0.00%,F,F) Exp:OCDD
Sample Text:ST030711M1 File Text:Frontier Analytical Laboratory



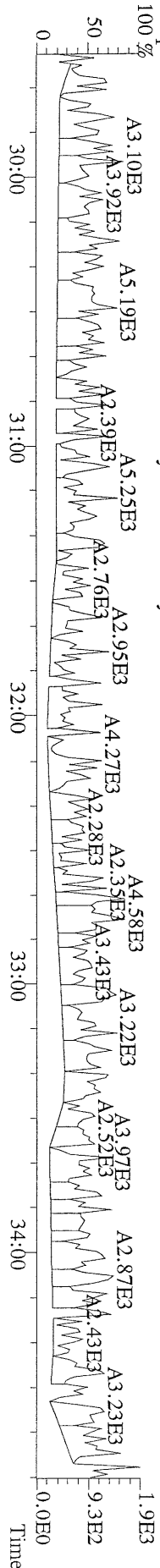
File:07MAR11M #1-411 Acq: 7-MAR-2011 16:35:10 GC EI+ Voltage SIR Autospec-Ultima
351.9000 S:6 F:2 BSUB(10000,15,-3,0) PKD(5,5,3,0.10%,100,0,0.00%,F,F) Exp:OCDD
Sample Text:ST030711M1 File Text:Frontier Analytical Laboratory



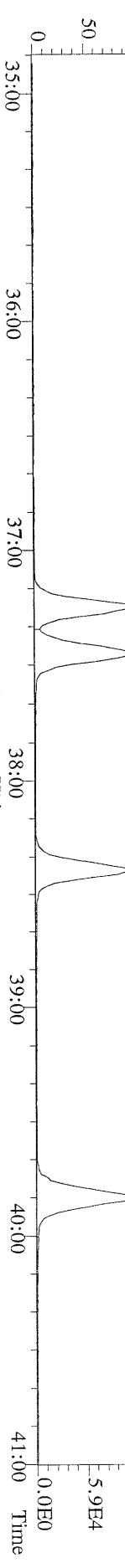
File:07MAR11M #1-411 Acq: 7-MAR-2011 16:35:10 GC EI+ Voltage SIR Autospec-Ultima
353.8970 S:6 F:2 BSUB(10000,15,-3,0) PKD(5,5,3,0.10%,100,0,0.00%,F,F) Exp:OCDD
Sample Text:ST030711M1 File Text:Frontier Analytical Laboratory




File:07MAR11M #1-411 Acq: 7-MAR-2011 16:35:10 GC EI+ Voltage SIR Autospec-Ultima
409.7974 S:6 F:2 BSUB(10000,15,-3,0) PKD(5,5,3,0.10%,100,0,0.00%,F,F) Exp:OCDD
Sample Text:ST030711M1 File Text:Frontier Analytical Laboratory



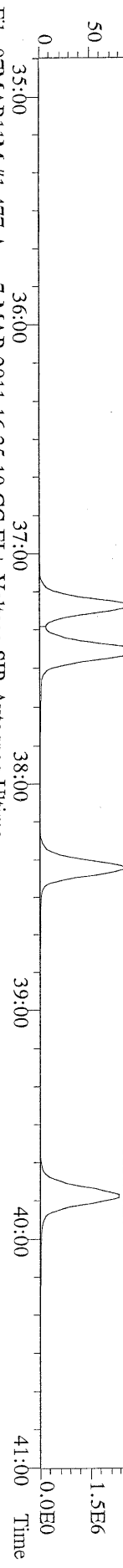
File:07MAR11M #1-477 Acq: 7-MAR-2011 16:35:10 GC EI+ Voltage SIR Autospec-Ultima
 373.8207 S:6 F:3 BSUB(10000,15,-3.0) PKD(5,5,3,0,10%,100,0,0,00%,F,F) Exp:OCDD
 Sample Text:ST030711M1 File Text:Frontier Analytical Laboratory



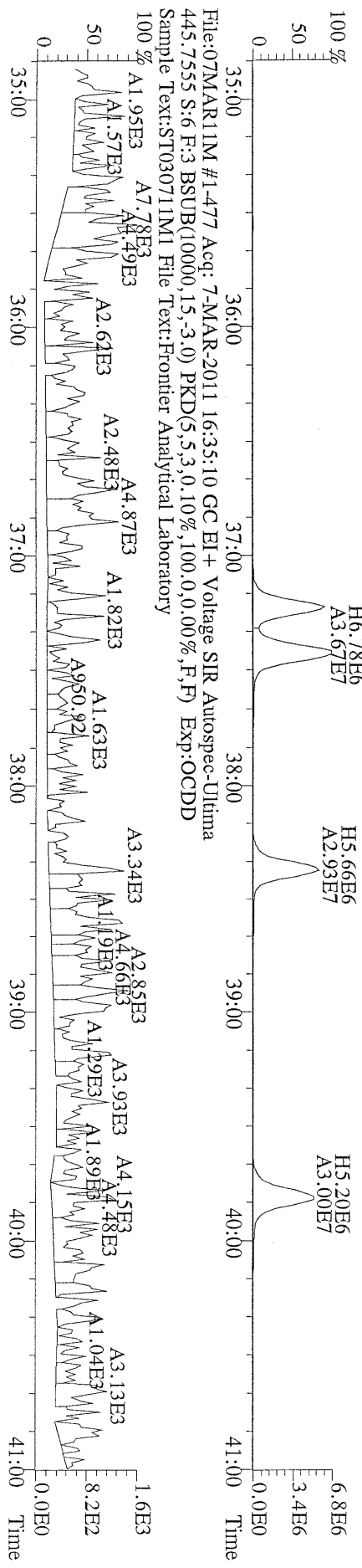
File:07MAR11M #1-477 Acq: 7-MAR-2011 16:35:10 GC EI+ Voltage SIR Autospec-Ultima
 375.8178 S:6 F:3 BSUB(10000,15,-3.0) PKD(5,5,3,0,10%,100,0,0,00%,F,F) Exp:OCDD
 Sample Text:ST030711M1 File Text:Frontier Analytical Laboratory



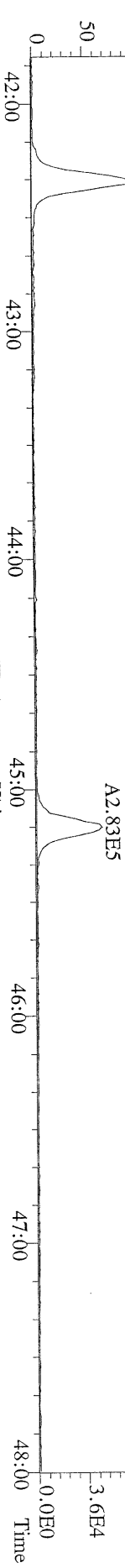
File:07MAR11M #1-477 Acq: 7-MAR-2011 16:35:10 GC EI+ Voltage SIR Autospec-Ultima
 383.8639 S:6 F:3 BSUB(10000,15,-3.0) PKD(5,5,3,0,10%,100,0,0,00%,F,F) Exp:OCDD
 Sample Text:ST030711M1 File Text:Frontier Analytical Laboratory



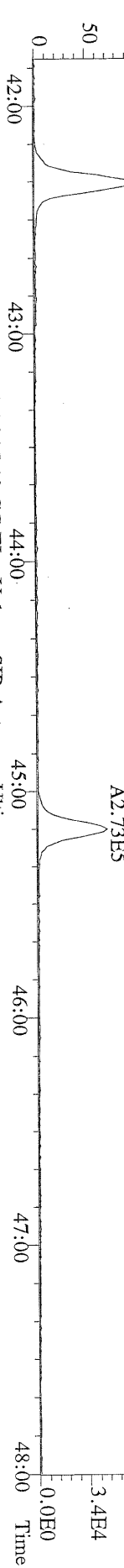
File:07MAR11M #1-477 Acq: 7-MAR-2011 16:35:10 GC EI+ Voltage SIR Autospec-Ultima
 445.7555 S:6 F:3 BSUB(10000,15,-3.0) PKD(5,5,3,0,10%,100,0,0,00%,F,F) Exp:OCDD
 Sample Text:ST030711M1 File Text:Frontier Analytical Laboratory



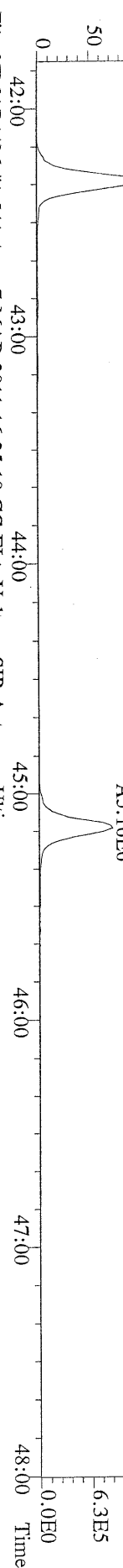
File:07MAR11M #1-541 Acq: 7-MAR-2011 16:35:10 GC EI+ Voltage SIR Autospec-Utima
407.7818 S:6 F:4 BSUB(10000,15,-3.0) PKD(5,5,3,0,10%,100,0,0,0%,F,F) Exp:OCDD
Sample Text:ST030711M1 File Text:Frontier Analytical Laboratory



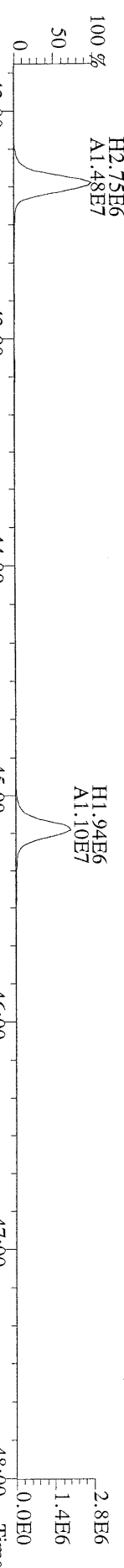
File:07MAR11M #1-541 Acq: 7-MAR-2011 16:35:10 GC EI+ Voltage SIR Autospec-Utima
409.7788 S:6 F:4 BSUB(10000,15,-3.0) PKD(5,5,3,0,10%,100,0,0,0%,F,F) Exp:OCDD
Sample Text:ST030711M1 File Text:Frontier Analytical Laboratory



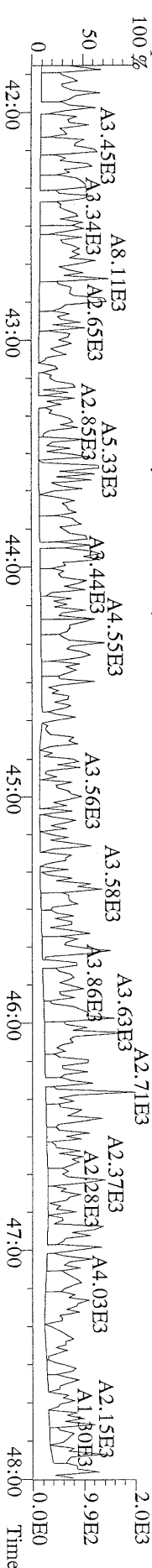
File:07MAR11M #1-541 Acq: 7-MAR-2011 16:35:10 GC EI+ Voltage SIR Autospec-Utima
417.8253 S:6 F:4 BSUB(10000,15,-3.0) PKD(5,5,3,0,10%,100,0,0,0%,F,F) Exp:OCDD
Sample Text:ST030711M1 File Text:Frontier Analytical Laboratory



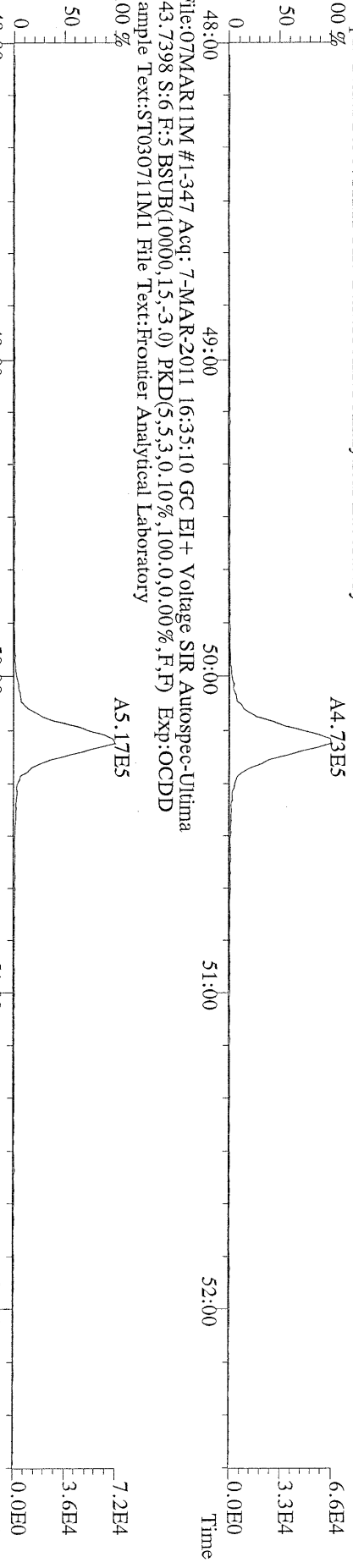
File:07MAR11M #1-541 Acq: 7-MAR-2011 16:35:10 GC EI+ Voltage SIR Autospec-Utima
419.8220 S:6 F:4 BSUB(10000,15,-3.0) PKD(5,5,3,0,10%,100,0,0,0%,F,F) Exp:OCDD
Sample Text:ST030711M1 File Text:Frontier Analytical Laboratory



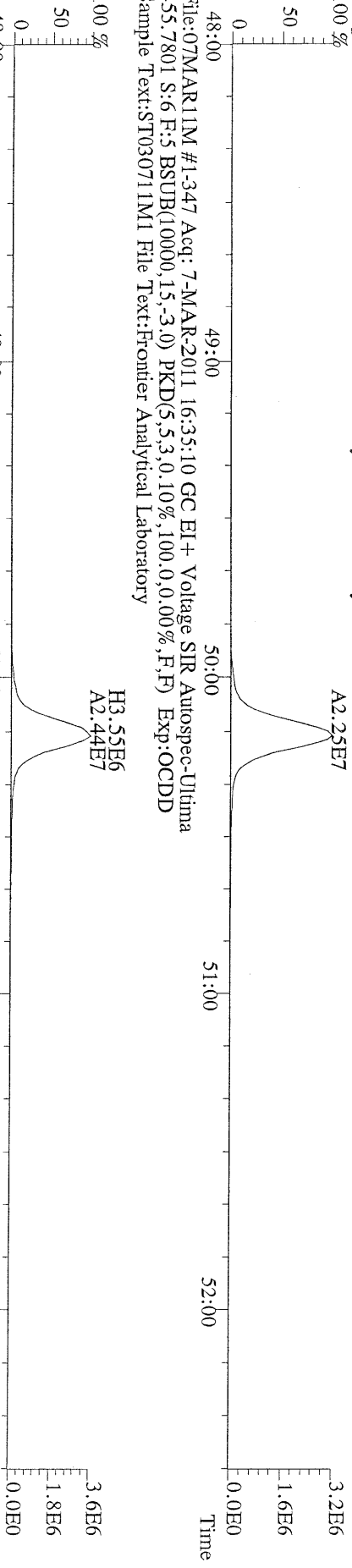
File:07MAR11M #1-541 Acq: 7-MAR-2011 16:35:10 GC EI+ Voltage SIR Autospec-Utima
479.7165 S:6 F:4 BSUB(10000,15,-3.0) PKD(5,5,3,0,10%,100,0,0,0%,F,F) Exp:OCDD
Sample Text:ST030711M1 File Text:Frontier Analytical Laboratory



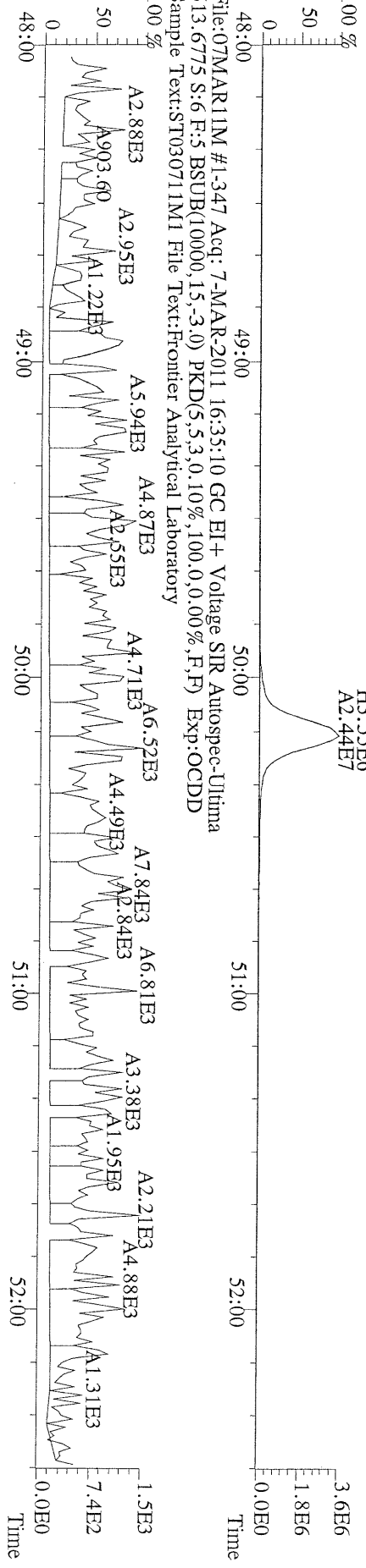
File:07MAR11M #1-347 Acq: 7-MAR-2011 16:35:10 GC EI+ Voltage SIR Autospec-Ultima
441.7428 S:6 F:5 BSUB(10000,15,-3.0) PKD(5,5,3,0,10%,100,0,0,0.00%,F,F) Exp:OCDD
Sample Text:ST030711M1 File Text:Frontier Analytical Laboratory
100 %




File:07MAR11M #1-347 Acq: 7-MAR-2011 16:35:10 GC EI+ Voltage SIR Autospec-Ultima
453.7831 S:6 F:5 BSUB(10000,15,-3.0) PKD(5,5,3,0,10%,100,0,0,0.00%,F,F) Exp:OCDD
Sample Text:ST030711M1 File Text:Frontier Analytical Laboratory
100 %




File:07MAR11M #1-347 Acq: 7-MAR-2011 16:35:10 GC EI+ Voltage SIR Autospec-Ultima
455.7801 S:6 F:5 BSUB(10000,15,-3.0) PKD(5,5,3,0,10%,100,0,0,0.00%,F,F) Exp:OCDD
Sample Text:ST030711M1 File Text:Frontier Analytical Laboratory




File:07MAR11M #1-426 Acq: 7-MAR-2011 15:39:48 GC EI+ Voltage SIR Autospec-Ultima
319.8965 S:5 BSUB(10000,15,-3,0) PKD(5,5,3,0,10%,100,0,0,00%,F,F) Exp:OCDD
Sample Text:ST030711M2 File Text:Frontier Analytical Laboratory
100 %



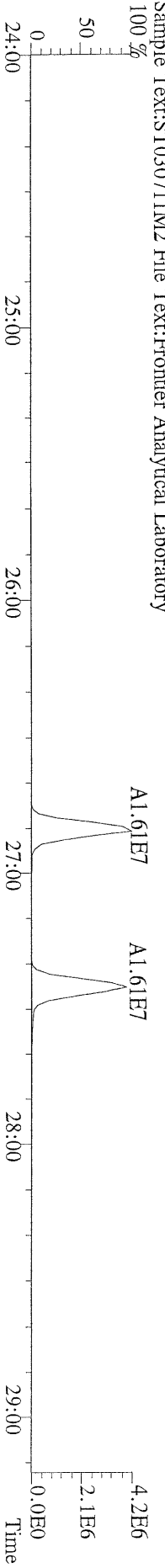
File:07MAR11M #1-426 Acq: 7-MAR-2011 15:39:48 GC EI+ Voltage SIR Autospec-Ultima
321.8936 S:5 BSUB(10000,15,-3,0) PKD(5,5,3,0,10%,100,0,0,00%,F,F) Exp:OCDD
Sample Text:ST030711M2 File Text:Frontier Analytical Laboratory
100 %



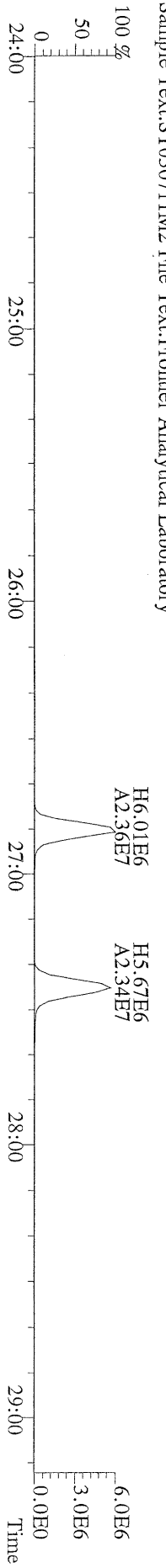
File:07MAR11M #1-426 Acq: 7-MAR-2011 15:39:48 GC EI+ Voltage SIR Autospec-Ultima
327.8847 S:5 BSUB(10000,15,-3,0) PKD(5,5,3,0,10%,100,0,0,00%,F,F) Exp:OCDD
Sample Text:ST030711M2 File Text:Frontier Analytical Laboratory
100 %




File:07MAR11M #1-426 Acq: 7-MAR-2011 15:39:48 GC EI+ Voltage SIR Autospec-Ultima
331.9368 S:5 BSUB(10000,15,-3,0) PKD(5,5,3,0,10%,100,0,0,00%,F,F) Exp:OCDD
Sample Text:ST030711M2 File Text:Frontier Analytical Laboratory
100 %




File:07MAR11M #1-426 Acq: 7-MAR-2011 15:39:48 GC EI+ Voltage SIR Autospec-Ultima
333.9339 S:5 BSUB(10000,15,-3,0) PKD(5,5,3,0,10%,100,0,0,00%,F,F) Exp:OCDD
Sample Text:ST030711M2 File Text:Frontier Analytical Laboratory



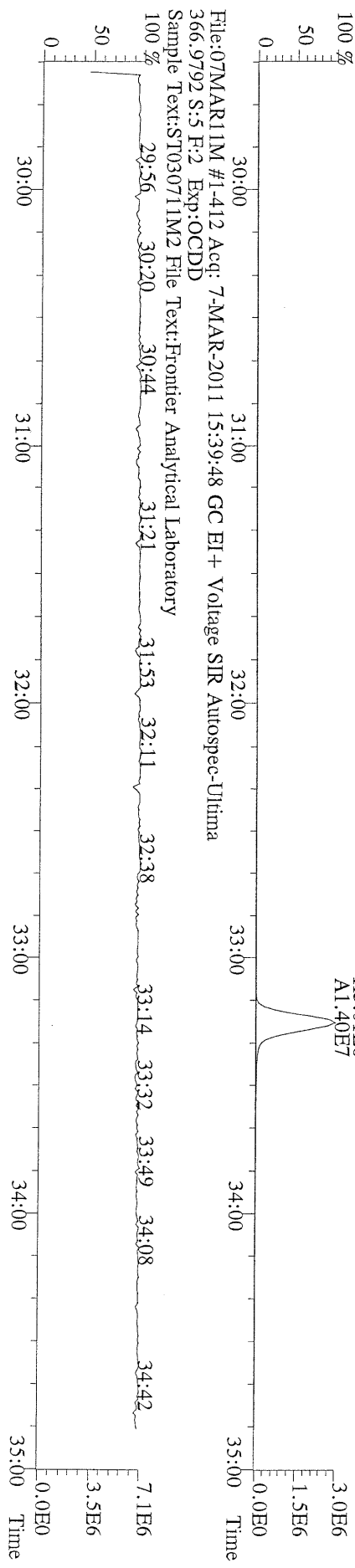
File:07MAR11M #1-412 Acq: 7-MAR-2011 15:39:48 GC EI+ Voltage SIR Autospec-Utima
355.8546 S:5 F:2 BSUB(10000,15,-3.0) PKD(5,5.3,0.10%,100.0,0.00%,F,F) Exp:OCDD
Sample Text:ST030711M2 File Text:Frontier Analytical Laboratory
100 %



File:07MAR11M #1-412 Acq: 7-MAR-2011 15:39:48 GC EI+ Voltage SIR Autospec-Utima
367.8949 S:5 F:2 BSUB(10000,15,-3.0) PKD(5,5.3,0.10%,100.0,0.00%,F,F) Exp:OCDD
Sample Text:ST030711M2 File Text:Frontier Analytical Laboratory
100 %




File:07MAR11M #1-412 Acq: 7-MAR-2011 15:39:48 GC EI+ Voltage SIR Autospec-Utima
369.8919 S:5 F:2 BSUB(10000,15,-3.0) PKD(5,5.3,0.10%,100.0,0.00%,F,F) Exp:OCDD
Sample Text:ST030711M2 File Text:Frontier Analytical Laboratory

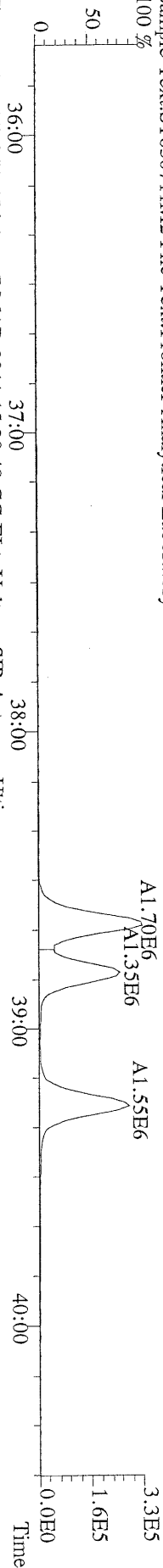


File:07MAR11M #1-412 Acq: 7-MAR-2011 15:39:48 GC EI+ Voltage SIR Autospec-Utima
366.9792 S:5 F:2 Exp:OCDD
Sample Text:ST030711M2 File Text:Frontier Analytical Laboratory

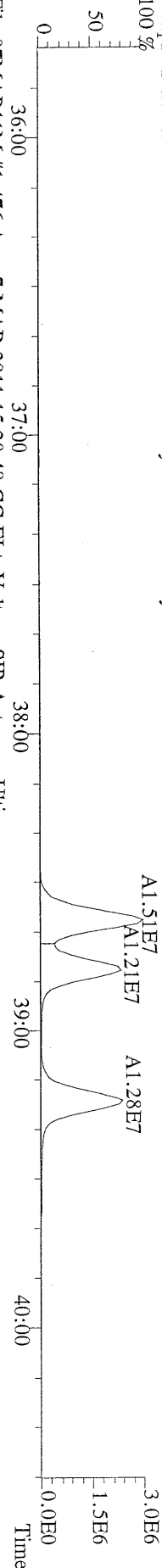
File:07MARI1M #1-476 Acq: 7-MAR-2011 15:39:48 GC EI+ Voltage SIR Autospec-Ultima
 389.8156 S:5 F:3 BSUB(10000,15,-3.0) PKD(5,5,3,0.10%,100.0,0.00%,F,F) Exp:OCDD
 Sample Text:ST030711M2 File Text:Frontier Analytical Laboratory




File:07MARI1M #1-476 Acq: 7-MAR-2011 15:39:48 GC EI+ Voltage SIR Autospec-Ultima
 391.8127 S:5 F:3 BSUB(10000,15,-3.0) PKD(5,5,3,0.10%,100.0,0.00%,F,F) Exp:OCDD
 Sample Text:ST030711M2 File Text:Frontier Analytical Laboratory



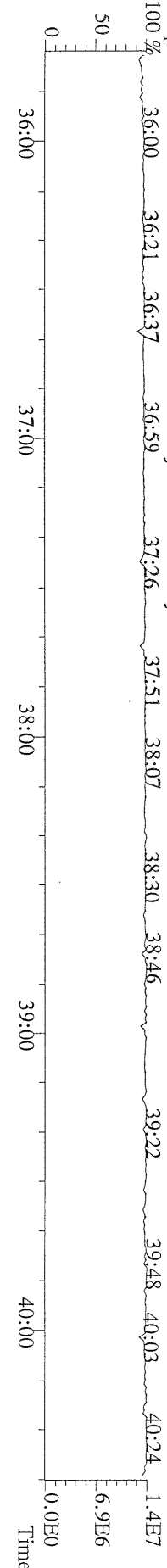
File:07MARI1M #1-476 Acq: 7-MAR-2011 15:39:48 GC EI+ Voltage SIR Autospec-Ultima
 401.8559 S:5 F:3 BSUB(10000,15,-3.0) PKD(5,5,3,0.10%,100.0,0.00%,F,F) Exp:OCDD
 Sample Text:ST030711M2 File Text:Frontier Analytical Laboratory



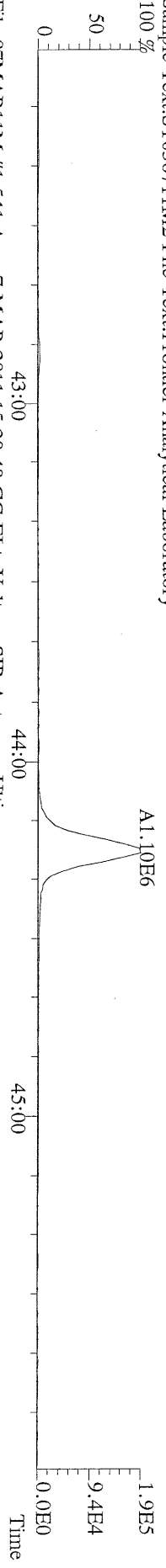
File:07MARI1M #1-476 Acq: 7-MAR-2011 15:39:48 GC EI+ Voltage SIR Autospec-Ultima
 403.8530 S:5 F:3 BSUB(10000,15,-3.0) PKD(5,5,3,0.10%,100.0,0.00%,F,F) Exp:OCDD
 Sample Text:ST030711M2 File Text:Frontier Analytical Laboratory



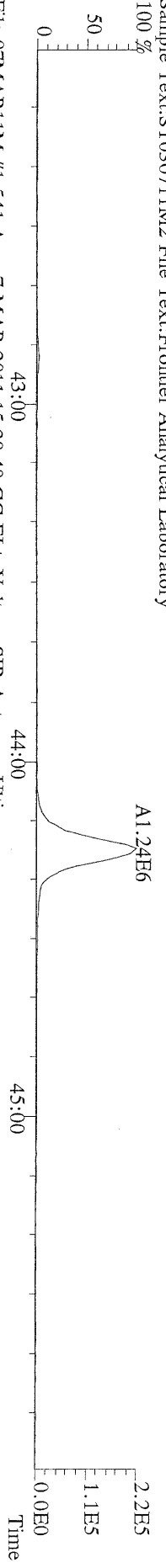
File:07MARI1M #1-476 Acq: 7-MAR-2011 15:39:48 GC EI+ Voltage SIR Autospec-Ultima
 380.9760 S:5 F:3 Exp:OCDD
 Sample Text:ST030711M2 File Text:Frontier Analytical Laboratory



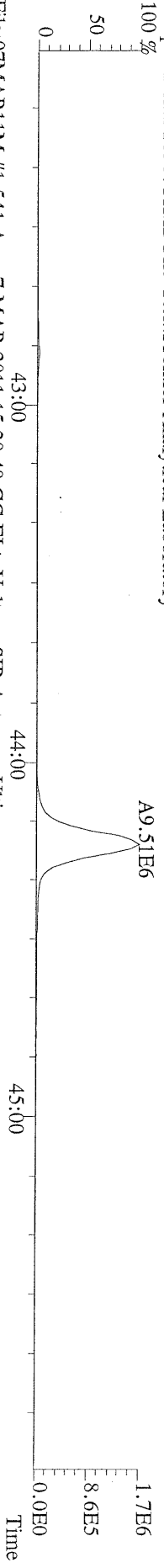
File:07MARI1M #1-541 Acq: 7-MAR-2011 15:39:48 GC EI+ Voltage SIR Autospec-Utima
423.7767 S:5 F:4 BSUB(10000,15,-3.0) PKD(5,5.3,0.10%,100.0,0.00%,F,F) Exp:OCDD
Sample Text:ST030711M2 File Text:Frontier Analytical Laboratory



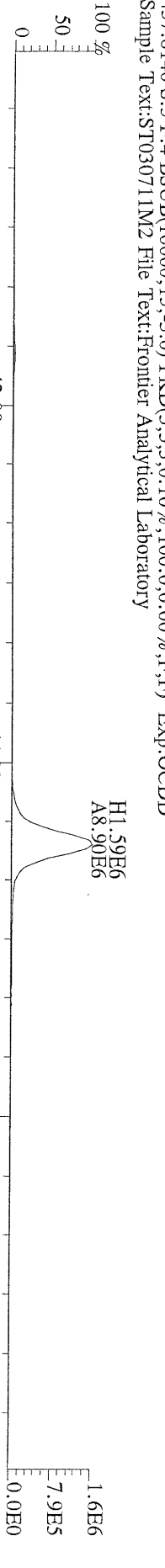
File:07MARI1M #1-541 Acq: 7-MAR-2011 15:39:48 GC EI+ Voltage SIR Autospec-Utima
425.7737 S:5 F:4 BSUB(10000,15,-3.0) PKD(5,5.3,0.10%,100.0,0.00%,F,F) Exp:OCDD
Sample Text:ST030711M2 File Text:Frontier Analytical Laboratory



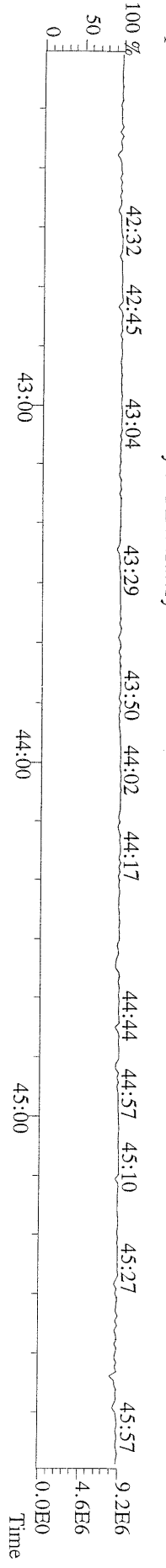
File:07MARI1M #1-541 Acq: 7-MAR-2011 15:39:48 GC EI+ Voltage SIR Autospec-Utima
435.8169 S:5 F:4 BSUB(10000,15,-3.0) PKD(5,5.3,0.10%,100.0,0.00%,F,F) Exp:OCDD
Sample Text:ST030711M2 File Text:Frontier Analytical Laboratory



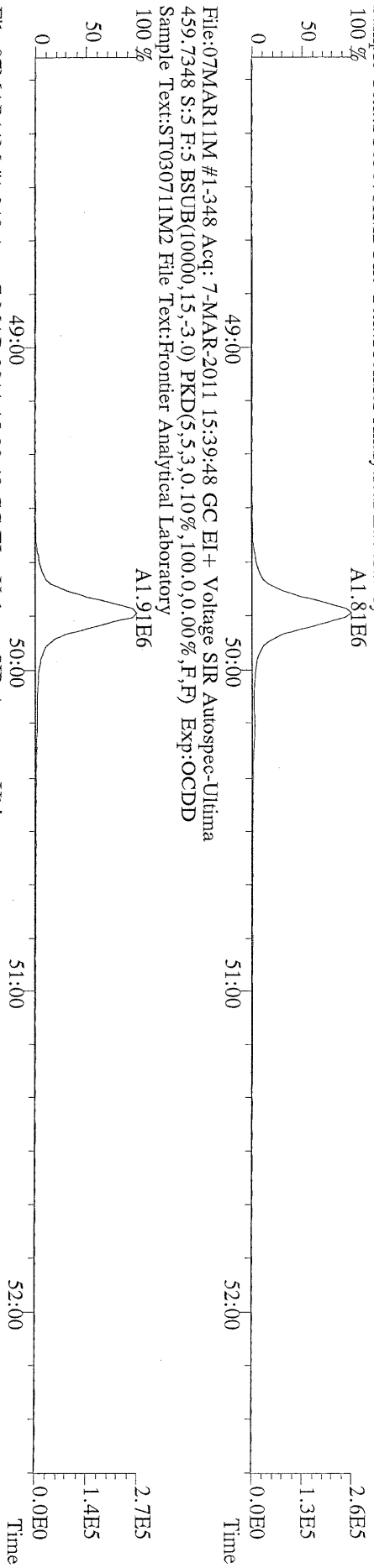
File:07MARI1M #1-541 Acq: 7-MAR-2011 15:39:48 GC EI+ Voltage SIR Autospec-Utima
437.8140 S:5 F:4 BSUB(10000,15,-3.0) PKD(5,5.3,0.10%,100.0,0.00%,F,F) Exp:OCDD
Sample Text:ST030711M2 File Text:Frontier Analytical Laboratory



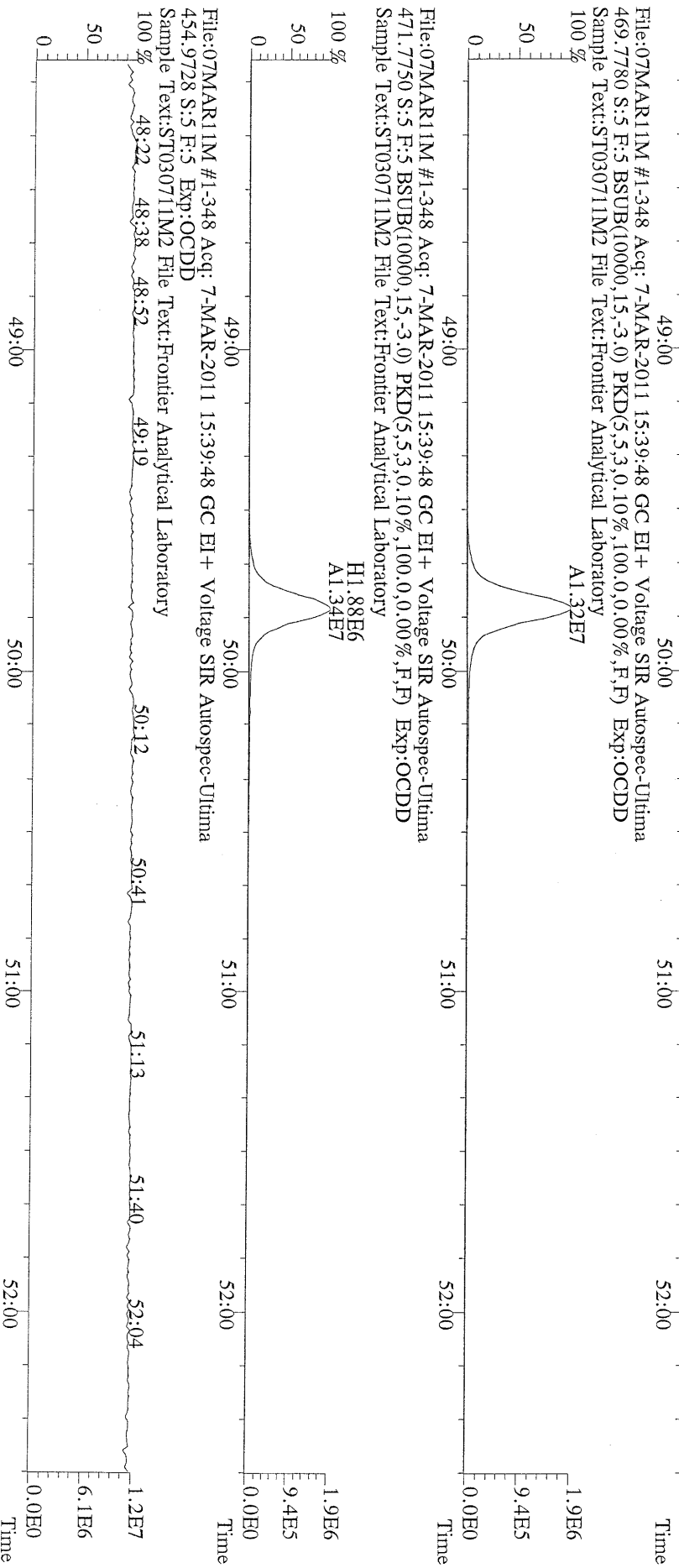
File:07MARI1M #1-541 Acq: 7-MAR-2011 15:39:48 GC EI+ Voltage SIR Autospec-Utima
430.9728 S:5 F:4 Exp:OCDD
Sample Text:ST030711M2 File Text:Frontier Analytical Laboratory



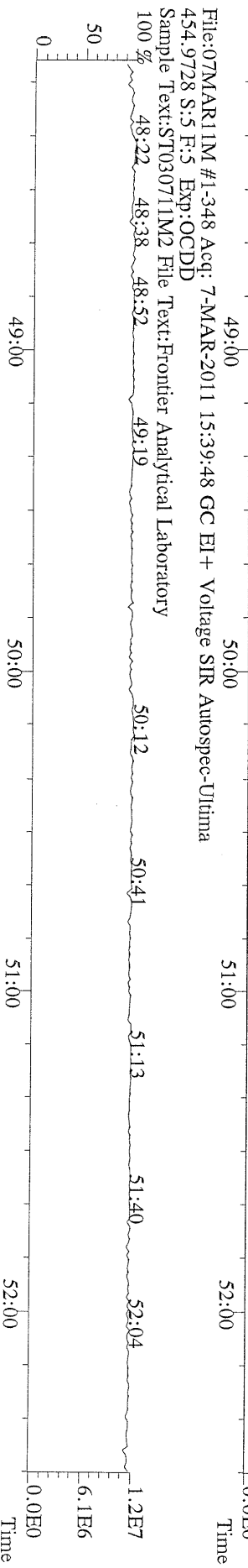
File:07MAR11M #1-348 Acq: 7-MAR-2011 15:39:48 GC EI+ Voltage SIR Autospec-Ultima
457.7377 S:5 F:5 BSUB(10000,15,-3.0) PKD(5,5,3.0,100,0.0,0.00%,F,F) Exp:OCDD
Sample Text:ST030711M2 File Text:Frontier Analytical Laboratory



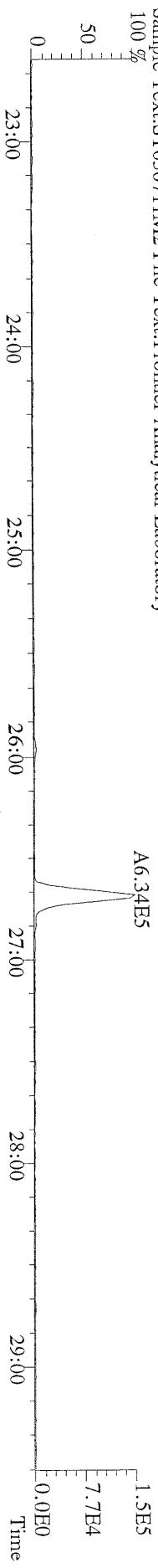
File:07MAR11M #1-348 Acq: 7-MAR-2011 15:39:48 GC EI+ Voltage SIR Autospec-Ultima
469.7780 S:5 F:5 BSUB(10000,15,-3.0) PKD(5,5,3.0,100,0.0,0.00%,F,F) Exp:OCDD
Sample Text:ST030711M2 File Text:Frontier Analytical Laboratory



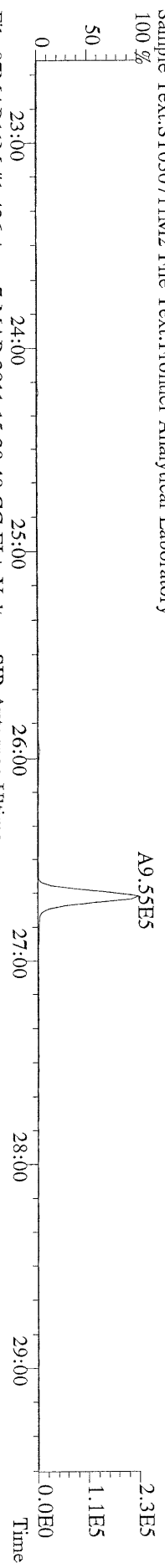
File:07MAR11M #1-348 Acq: 7-MAR-2011 15:39:48 GC EI+ Voltage SIR Autospec-Ultima
454.9728 S:5 F:5 Exp:OCDD
Sample Text:ST030711M2 File Text:Frontier Analytical Laboratory



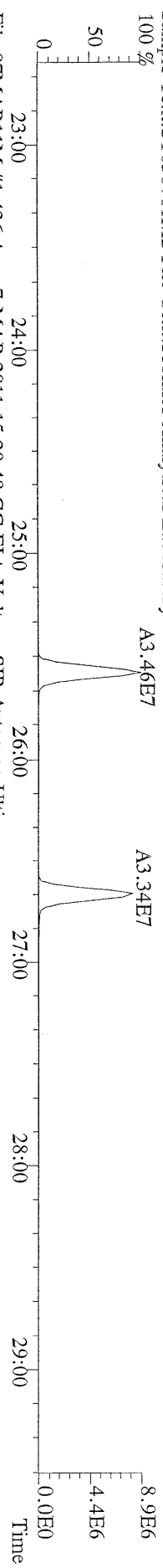
File:07MAR11M #1-426 Acq: 7-MAR-2011 15:39:48 GC EI+ Voltage SIR Autospec-Ultima
 303.9016 S:5 BSUB(10000,15,-3.0) PKD(5,5,3,0,10%,100,0,0.00%,F,F) Exp:OCDD
 Sample Text:ST030711M2 File Text:Frontier Analytical Laboratory




File:07MAR11M #1-426 Acq: 7-MAR-2011 15:39:48 GC EI+ Voltage SIR Autospec-Ultima
 305.8987 S:5 BSUB(10000,15,-3.0) PKD(5,5,3,0,10%,100,0,0.00%,F,F) Exp:OCDD
 Sample Text:ST030711M2 File Text:Frontier Analytical Laboratory



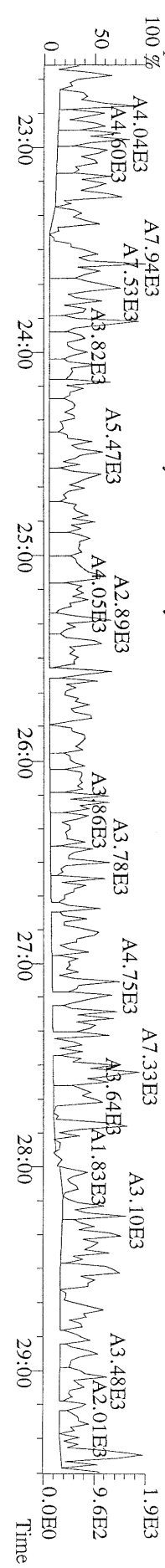
File:07MAR11M #1-426 Acq: 7-MAR-2011 15:39:48 GC EI+ Voltage SIR Autospec-Ultima
 315.9419 S:5 BSUB(10000,15,-3.0) PKD(5,5,3,0,10%,100,0,0.00%,F,F) Exp:OCDD
 Sample Text:ST030711M2 File Text:Frontier Analytical Laboratory



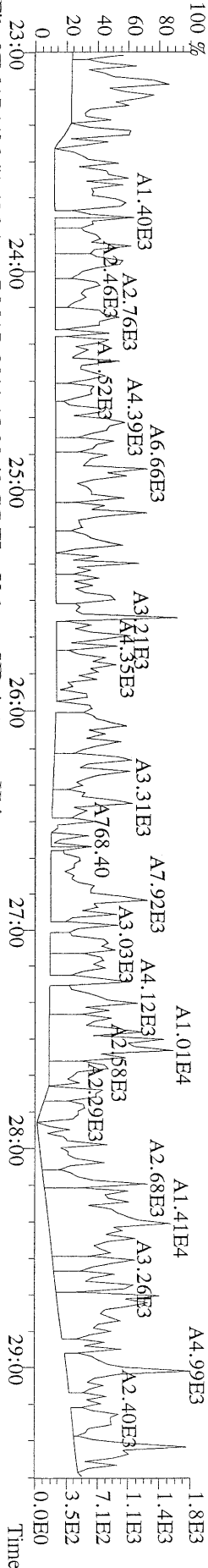
File:07MAR11M #1-426 Acq: 7-MAR-2011 15:39:48 GC EI+ Voltage SIR Autospec-Ultima
 317.9389 S:5 BSUB(10000,15,-3.0) PKD(5,5,3,0,10%,100,0,0.00%,F,F) Exp:OCDD
 Sample Text:ST030711M2 File Text:Frontier Analytical Laboratory



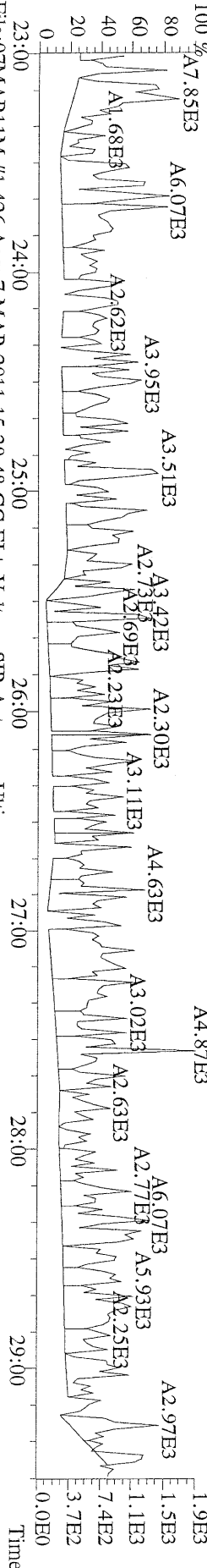
File:07MAR11M #1-426 Acq: 7-MAR-2011 15:39:48 GC EI+ Voltage SIR Autospec-Ultima
 375.8364 S:5 BSUB(10000,15,-3.0) PKD(5,5,3,0,10%,100,0,0.00%,F,F) Exp:OCDD
 Sample Text:ST030711M2 File Text:Frontier Analytical Laboratory



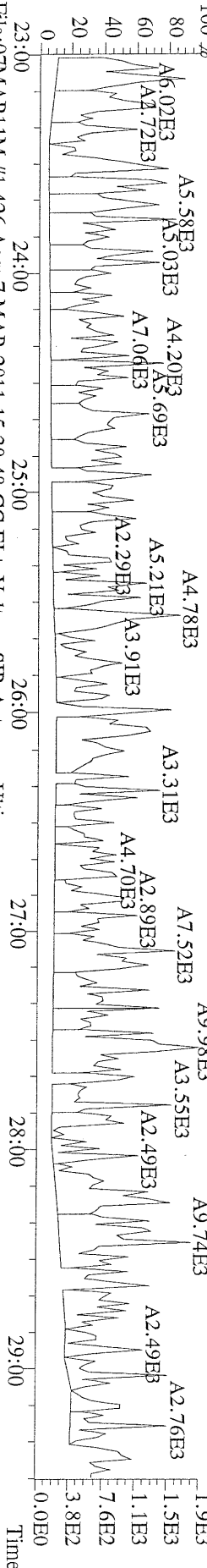
File:07MAR11M #1-426 Acq: 7-MAR-2011 15:39:48 GC EI + Voltage SIR Autospec-Ultima
 339.8597 S:5 BSUB(10000,15,-3.0) PKD(5,5,3,0.10%,100.0,0.00%,F,F) Exp:OCDD
 Sample Text:ST030711M2 File Text:Frontier Analytical Laboratory




File:07MAR11M #1-426 Acq: 7-MAR-2011 15:39:48 GC EI + Voltage SIR Autospec-Ultima
 341.8568 S:5 BSUB(10000,15,-3.0) PKD(5,5,3,0.10%,100.0,0.00%,F,F) Exp:OCDD
 Sample Text:ST030711M2 File Text:Frontier Analytical Laboratory




File:07MAR11M #1-426 Acq: 7-MAR-2011 15:39:48 GC EI + Voltage SIR Autospec-Ultima
 409.7974 S:5 BSUB(10000,15,-3.0) PKD(5,5,3,0.10%,100.0,0.00%,F,F) Exp:OCDD
 Sample Text:ST030711M2 File Text:Frontier Analytical Laboratory




File:07MAR11M #1-426 Acq: 7-MAR-2011 15:39:48 GC EI + Voltage SIR Autospec-Ultima
 316.9824 S:5 Exp:OCDD
 Sample Text:ST030711M2 File Text:Frontier Analytical Laboratory




File:07MAR11M #1-412 Acq: 7-MAR-2011 15:39:48 GC EI+ Voltage SIR Autospec-Ultima
 339.8597 S:5 F:2 BSUB(10000,15,-3.0) PKD(5,5,3.0,10%,100.0,0.00%,F,F) Exp:OCDD
 Sample Text:ST030711M2 File Text:Frontier Analytical Laboratory




File:07MAR11M #1-412 Acq: 7-MAR-2011 15:39:48 GC EI+ Voltage SIR Autospec-Ultima
 341.8568 S:5 F:2 BSUB(10000,15,-3.0) PKD(5,5,3.0,10%,100.0,0.00%,F,F) Exp:OCDD
 Sample Text:ST030711M2 File Text:Frontier Analytical Laboratory



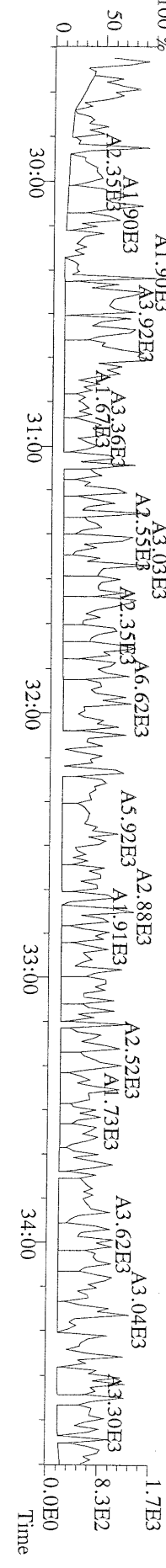
File:07MAR11M #1-412 Acq: 7-MAR-2011 15:39:48 GC EI+ Voltage SIR Autospec-Ultima
 351.9000 S:5 F:2 BSUB(10000,15,-3.0) PKD(5,5,3.0,10%,100.0,0.00%,F,F) Exp:OCDD
 Sample Text:ST030711M2 File Text:Frontier Analytical Laboratory



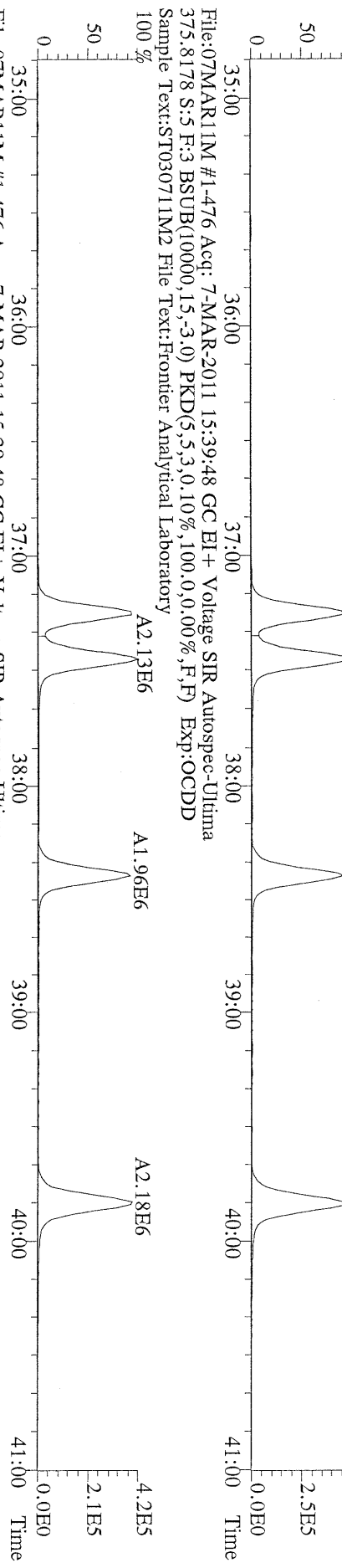
File:07MAR11M #1-412 Acq: 7-MAR-2011 15:39:48 GC EI+ Voltage SIR Autospec-Ultima
 353.8970 S:5 F:2 BSUB(10000,15,-3.0) PKD(5,5,3.0,10%,100.0,0.00%,F,F) Exp:OCDD
 Sample Text:ST030711M2 File Text:Frontier Analytical Laboratory



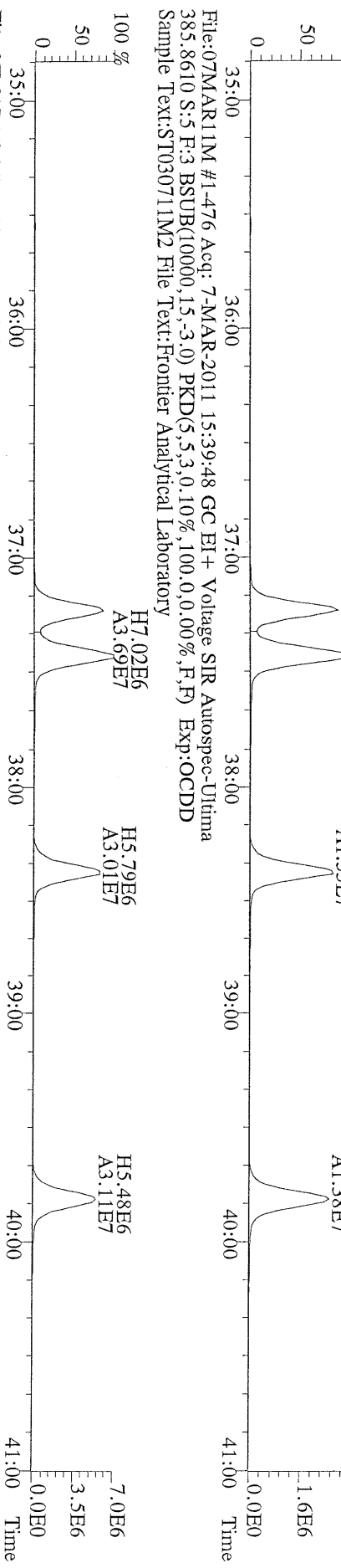
File:07MAR11M #1-412 Acq: 7-MAR-2011 15:39:48 GC EI+ Voltage SIR Autospec-Ultima
 409.7974 S:5 F:2 BSUB(10000,15,-3.0) PKD(5,5,3.0,10%,100.0,0.00%,F,F) Exp:OCDD
 Sample Text:ST030711M2 File Text:Frontier Analytical Laboratory



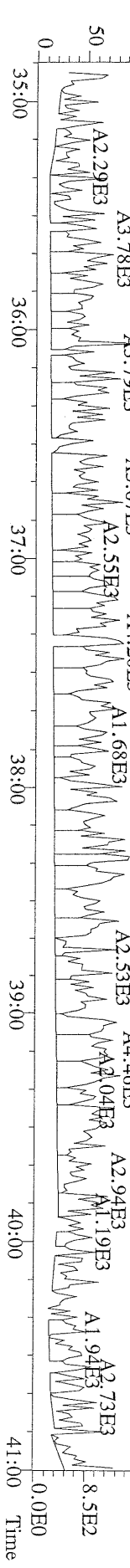
File:07MAR11M #1-476 Acq: 7-MAR-2011 15:39:48 GC EI+ Voltage SIR Autospec-Ultima
373.8207 S:5 F:3 BSUB(10000,15,-3,0) PKD(5,5,3,0,100,0,0,00%,F,F) Exp:OCDD
Sample Text:ST030711M2 File Text:Frontier Analytical Laboratory



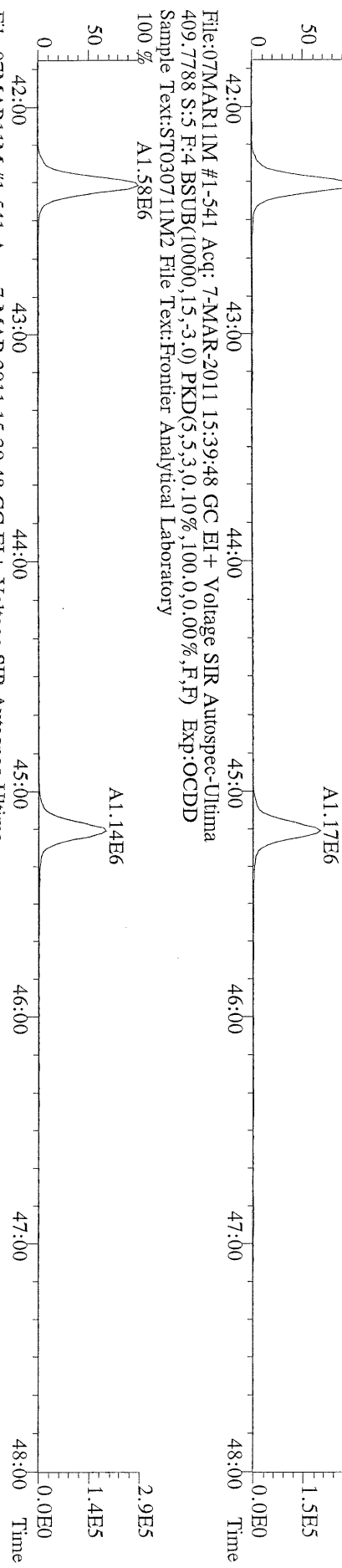
File:07MAR11M #1-476 Acq: 7-MAR-2011 15:39:48 GC EI+ Voltage SIR Autospec-Ultima
383.8639 S:5 F:3 BSUB(10000,15,-3,0) PKD(5,5,3,0,100,0,0,00%,F,F) Exp:OCDD
Sample Text:ST030711M2 File Text:Frontier Analytical Laboratory



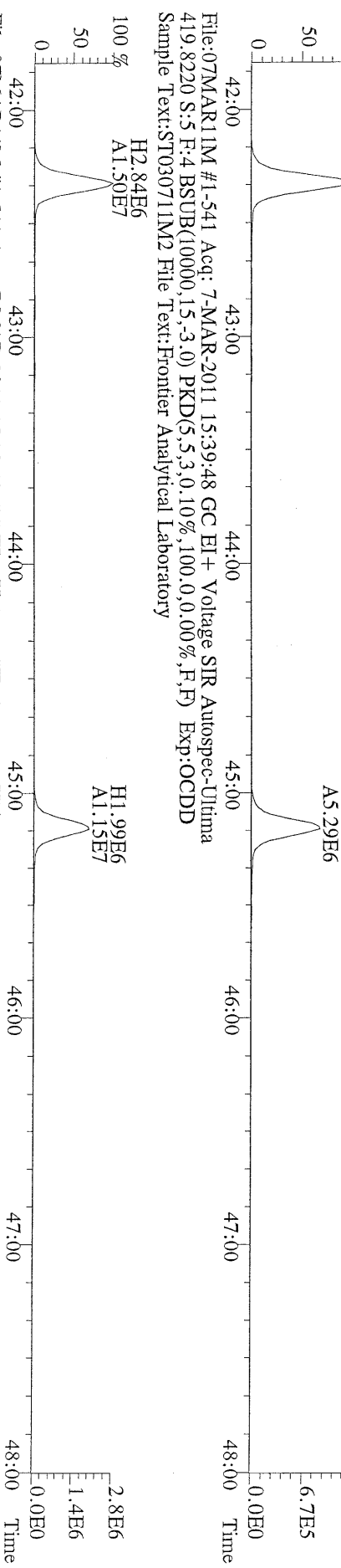
File:07MAR11M #1-476 Acq: 7-MAR-2011 15:39:48 GC EI+ Voltage SIR Autospec-Ultima
445.7555 S:5 F:3 BSUB(10000,15,-3,0) PKD(5,5,3,0,100,0,0,00%,F,F) Exp:OCDD
Sample Text:ST030711M2 File Text:Frontier Analytical Laboratory



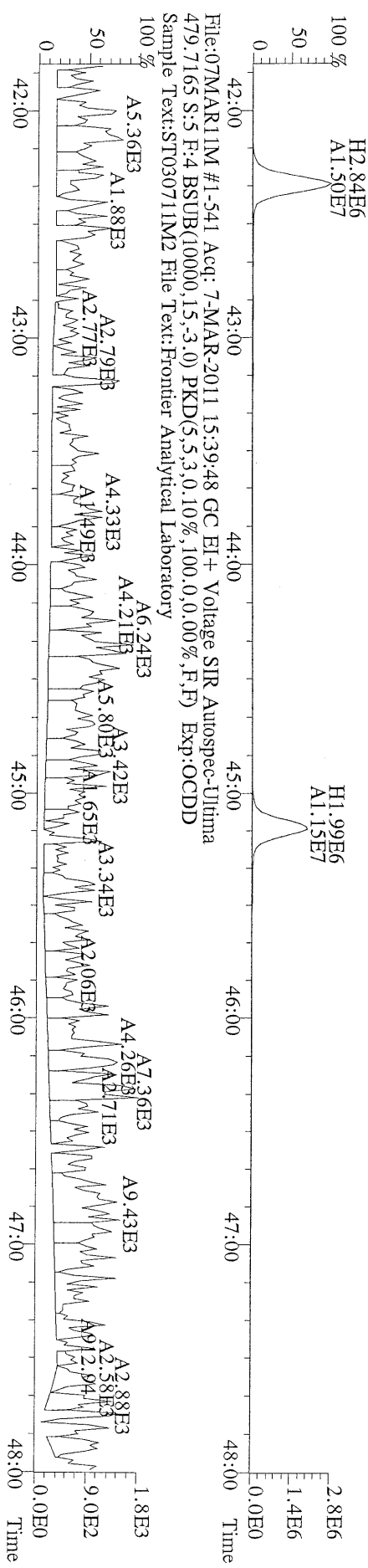
File:07MAR11M #1-541 Acq: 7-MAR-2011 15:39:48 GC EI+ Voltage SIR Autospec-Utima
407.7818 S:5 F:4 BSUB(10000,15,-3.0) PKD(5,5,3.0,100,0.0,0.00%,F,F) Exp:OCDD
Sample Text:ST030711M2 File Text:Frontier Analytical Laboratory



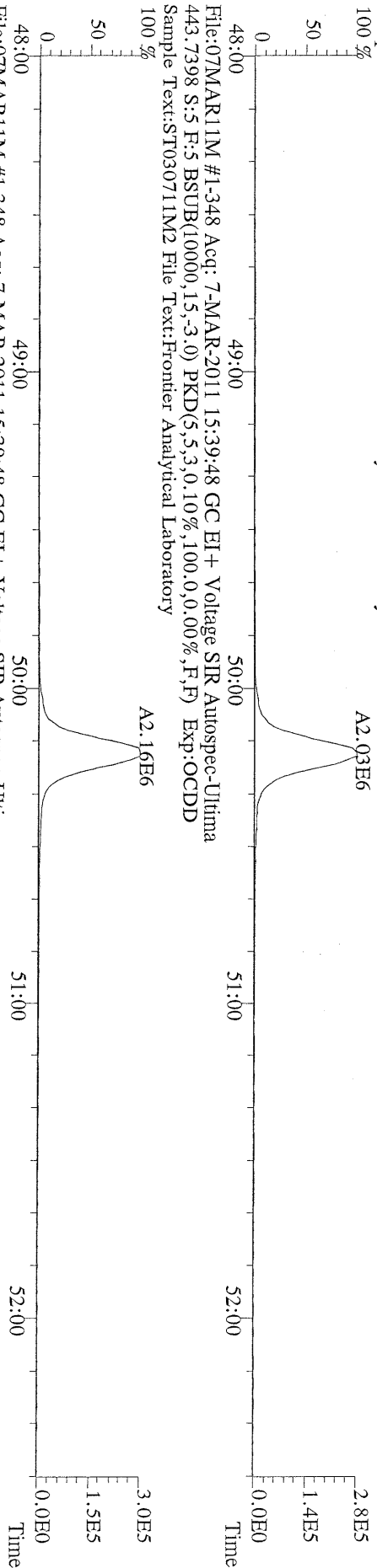
File:07MAR11M #1-541 Acq: 7-MAR-2011 15:39:48 GC EI+ Voltage SIR Autospec-Utima
417.8253 S:5 F:4 BSUB(10000,15,-3.0) PKD(5,5,3.0,100,0.0,0.00%,F,F) Exp:OCDD
Sample Text:ST030711M2 File Text:Frontier Analytical Laboratory



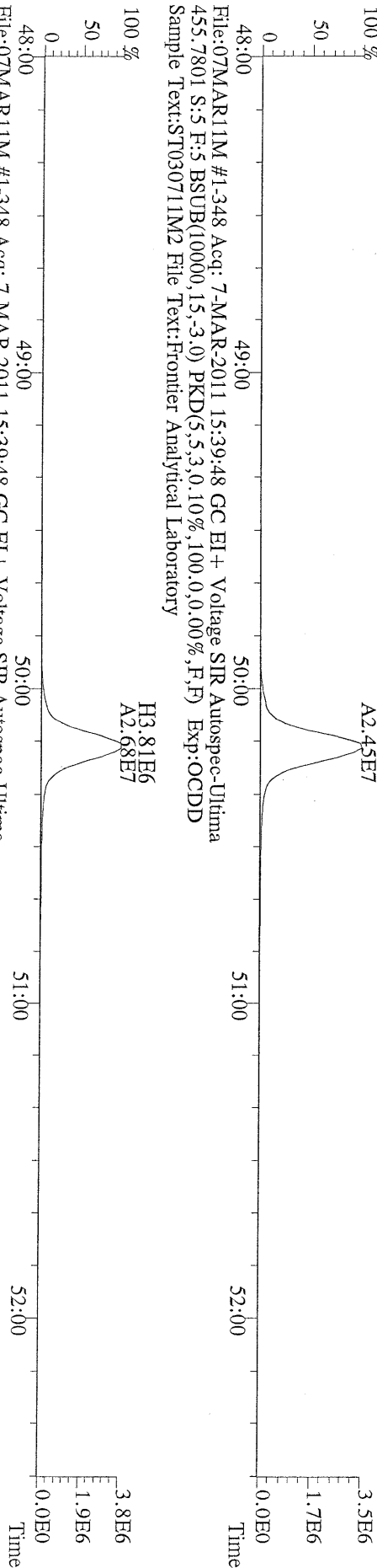
File:07MAR11M #1-541 Acq: 7-MAR-2011 15:39:48 GC EI+ Voltage SIR Autospec-Utima
419.8220 S:5 F:4 BSUB(10000,15,-3.0) PKD(5,5,3.0,100,0.0,0.00%,F,F) Exp:OCDD
Sample Text:ST030711M2 File Text:Frontier Analytical Laboratory



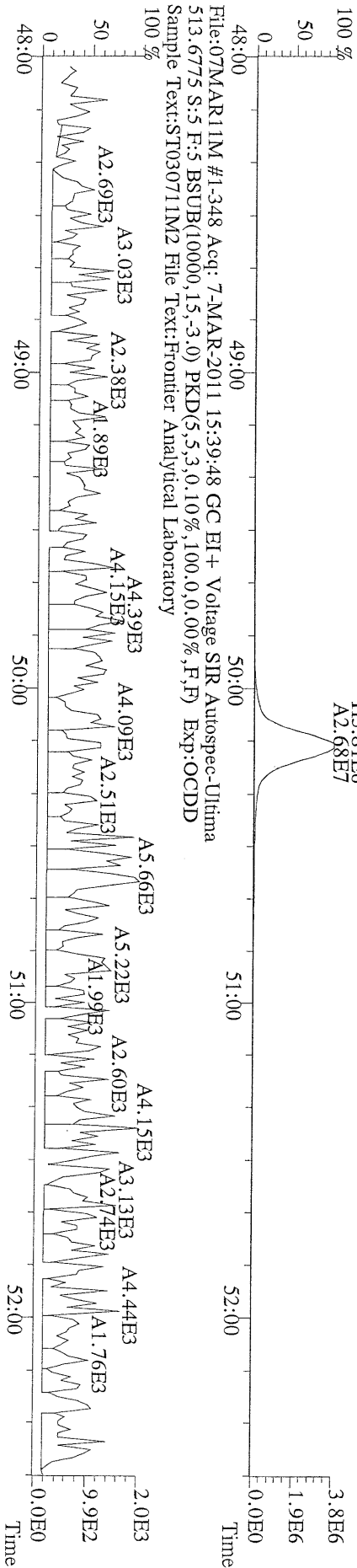
File:07MAR11M #1-348 Acq: 7-MAR-2011 15:39:48 GC EI+ Voltage SIR Autospec-Ultima
441.7428 S:5 F:5 BSUB(10000,15,-3.0) PKD(5,5,3,0,10%,100,0,0.00%,F,F) Exp:OCDD
Sample Text:ST030711M2 File Text:Frontier Analytical Laboratory



File:07MAR11M #1-348 Acq: 7-MAR-2011 15:39:48 GC EI+ Voltage SIR Autospec-Ultima
453.7831 S:5 F:5 BSUB(10000,15,-3.0) PKD(5,5,3,0,10%,100,0,0.00%,F,F) Exp:OCDD
Sample Text:ST030711M2 File Text:Frontier Analytical Laboratory

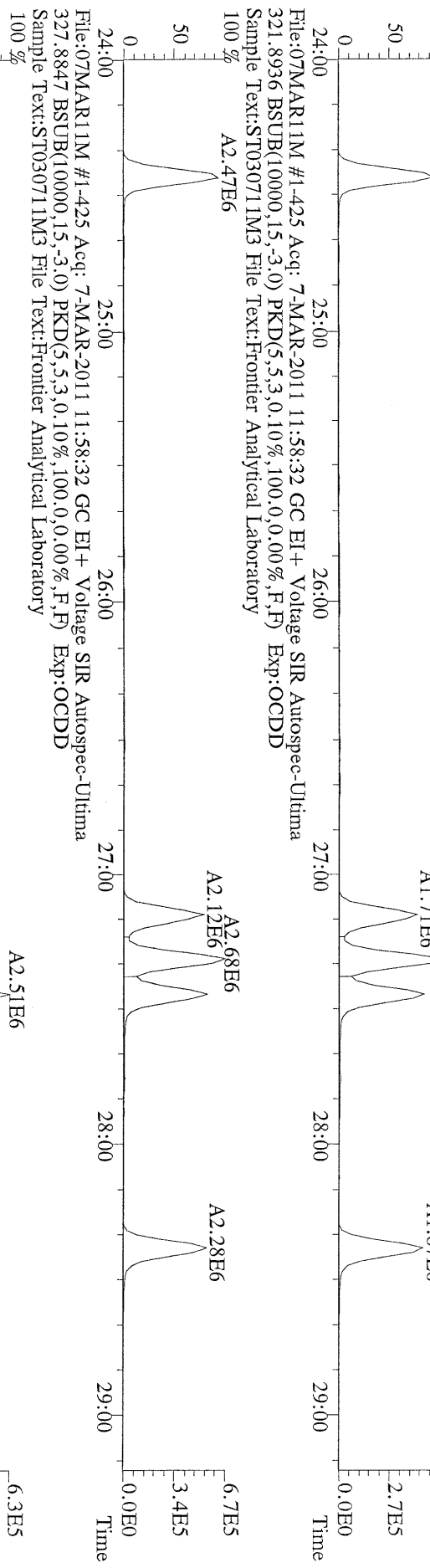


File:07MAR11M #1-348 Acq: 7-MAR-2011 15:39:48 GC EI+ Voltage SIR Autospec-Ultima
455.7801 S:5 F:5 BSUB(10000,15,-3.0) PKD(5,5,3,0,10%,100,0,0.00%,F,F) Exp:OCDD
Sample Text:ST030711M2 File Text:Frontier Analytical Laboratory

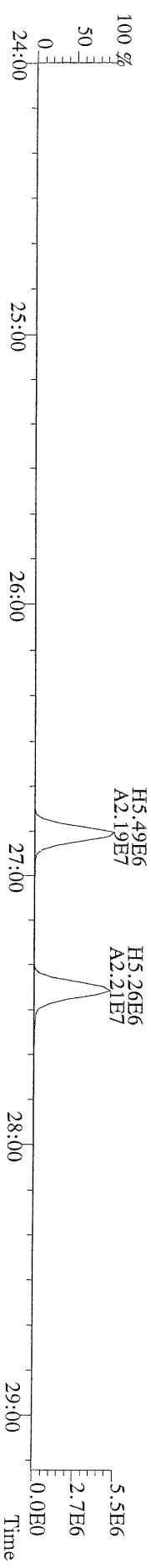


File:07MAR11M #1-348 Acq: 7-MAR-2011 15:39:48 GC EI+ Voltage SIR Autospec-Ultima
513.6775 S:5 F:5 BSUB(10000,15,-3.0) PKD(5,5,3,0,10%,100,0,0.00%,F,F) Exp:OCDD
Sample Text:ST030711M2 File Text:Frontier Analytical Laboratory

File:07MARI1M #1-425 Acq: 7-MAR-2011 11:58:32 GC EI+ Voltage SIR Autospec-Ultima
319.8965 BSUB(10000,15,-3.0) PKD(5,5,3,0,10%,100,0,0,00%,F,F) Exp:OCDD
Sample Text:ST030711M3 File Text:Frontier Analytical Laboratory
100 %




File:07MARI1M #1-425 Acq: 7-MAR-2011 11:58:32 GC EI+ Voltage SIR Autospec-Ultima
321.8936 BSUB(10000,15,-3.0) PKD(5,5,3,0,10%,100,0,0,00%,F,F) Exp:OCDD
Sample Text:ST030711M3 File Text:Frontier Analytical Laboratory
100 %




File:07MARI1M #1-425 Acq: 7-MAR-2011 11:58:32 GC EI+ Voltage SIR Autospec-Ultima
333.9339 BSUB(10000,15,-3.0) PKD(5,5,3,0,10%,100,0,0,00%,F,F) Exp:OCDD
Sample Text:ST030711M3 File Text:Frontier Analytical Laboratory
100 %

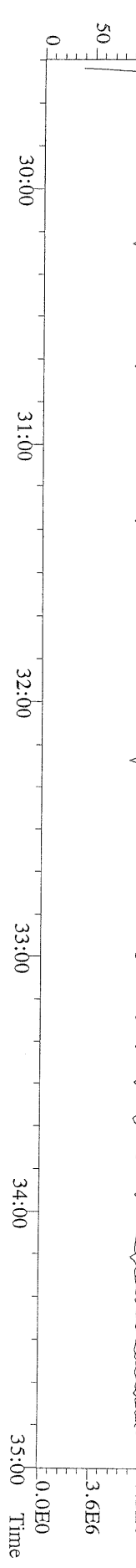
File:07TMAR11M #1-412 Acq: 7-MAR-2011 11:58:32 GC EI+ Voltage SIR Autospec-Ultima
355.8546 F:2 BSUB(10000,15,-3.0) PKD(5,5,3,0,100,0,0,00%,F,F) Exp:OCDD
Sample Text:ST030711M3 File Text:Frontier Analytical Laboratory



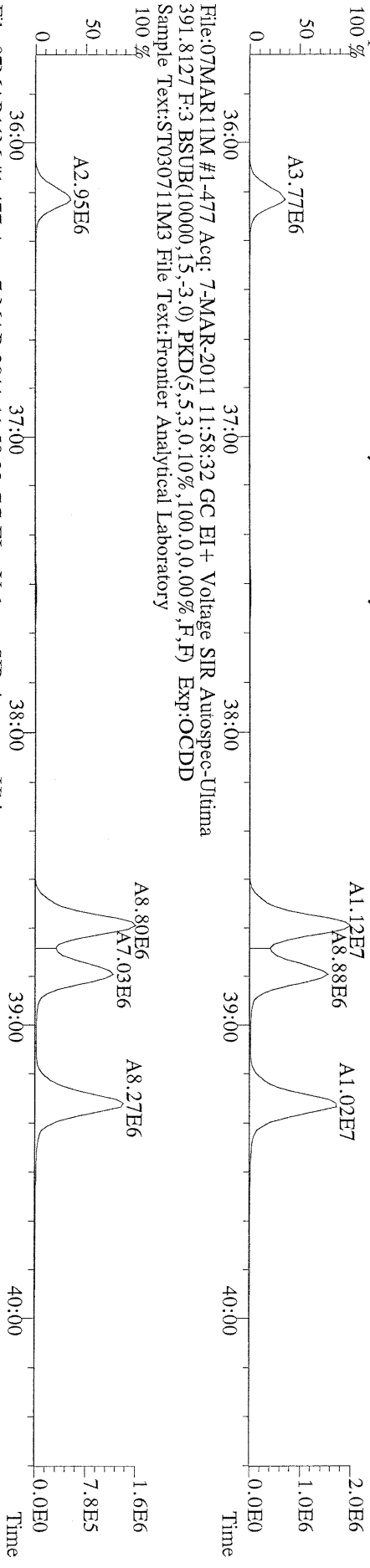
File:07TMAR11M #1-412 Acq: 7-MAR-2011 11:58:32 GC EI+ Voltage SIR Autospec-Ultima
367.8949 F:2 BSUB(10000,15,-3.0) PKD(5,5,3,0,100,0,0,00%,F,F) Exp:OCDD
Sample Text:ST030711M3 File Text:Frontier Analytical Laboratory



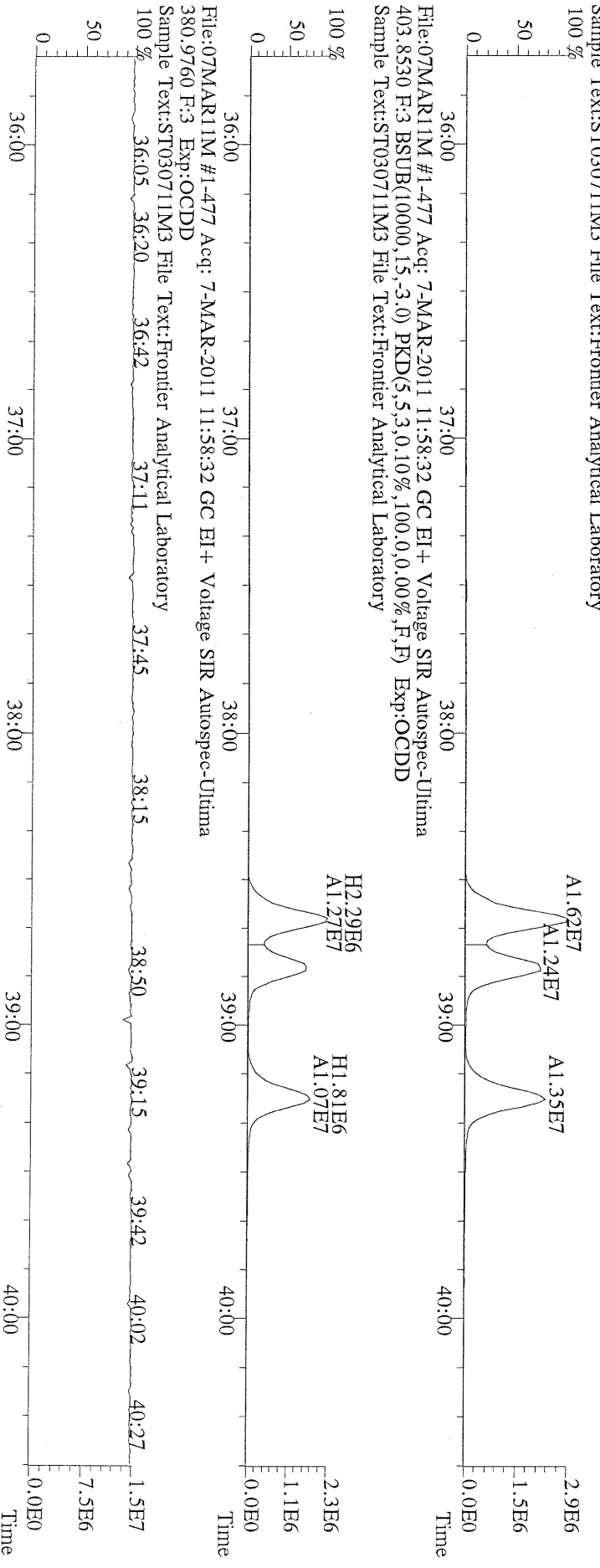
File:07TMAR11M #1-412 Acq: 7-MAR-2011 11:58:32 GC EI+ Voltage SIR Autospec-Ultima
366.9792 F:2 Exp:OCDD
Sample Text:ST030711M3 File Text:Frontier Analytical Laboratory



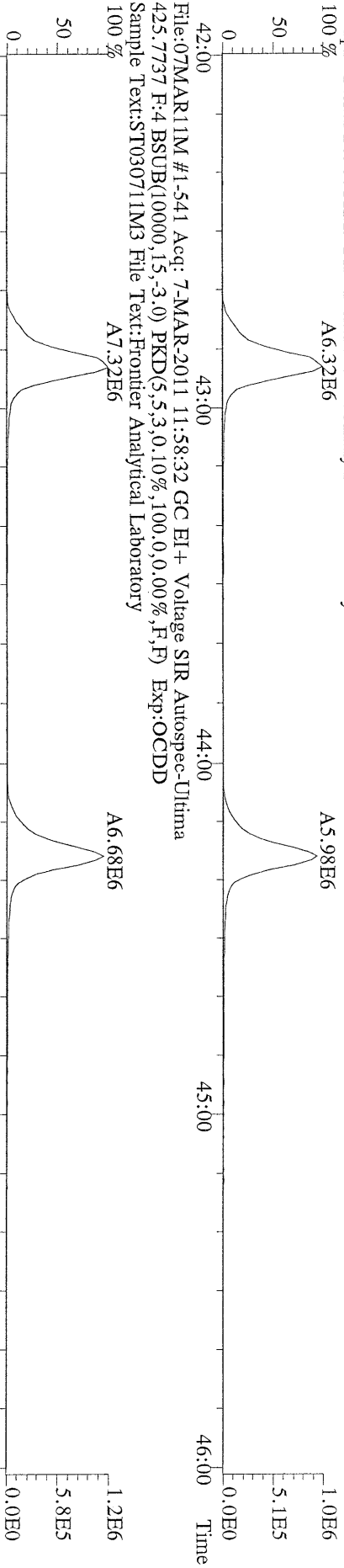
File:07MAR11M #1-477 Acq: 7-MAR-2011 11:58:32 GC EI+ Voltage SIR Autospec-Utima
389.8156 F:3 BSUB(10000,15,-3,0) PKD(5,5,3,0.10%,100,0,0.00%,F,F) Exp:OCDD
Sample Text:ST030711M3 File Text:Frontier Analytical Laboratory



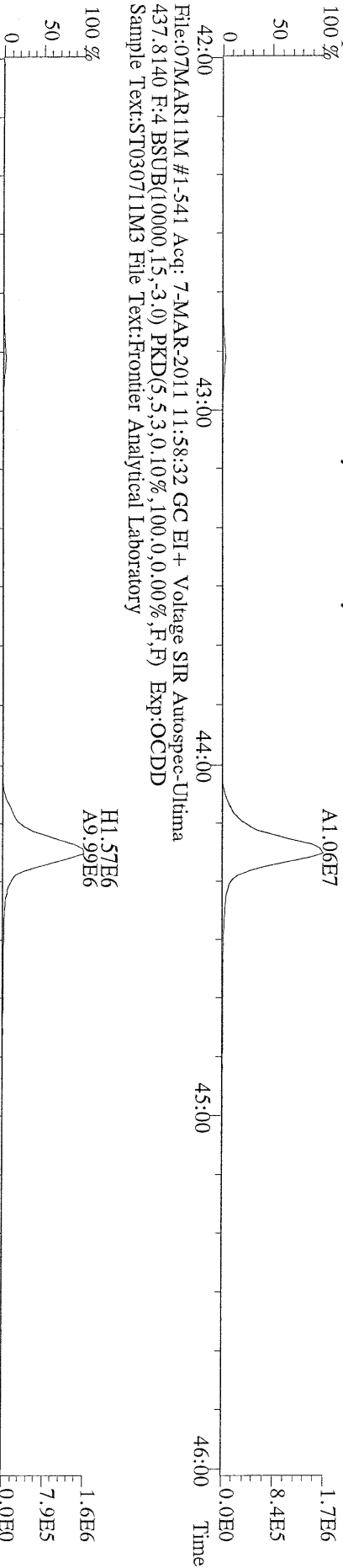
File:07MAR11M #1-477 Acq: 7-MAR-2011 11:58:32 GC EI+ Voltage SIR Autospec-Utima
401.8559 F:3 BSUB(10000,15,-3,0) PKD(5,5,3,0.10%,100,0,0.00%,F,F) Exp:OCDD
Sample Text:ST030711M3 File Text:Frontier Analytical Laboratory




File:07MARI1M #1-541 Acq: 7-MAR-2011 11:58:32 GC EI+ Voltage SIR Autospec-Ultima
423.7767 F:4 BSUB(10000,15,-3.0) PKD(5,5,3,0.10%,100.0,0.00%,F,F) Exp:OCDD
Sample Text:ST030711M3 File Text:Frontier Analytical Laboratory




File:07MARI1M #1-541 Acq: 7-MAR-2011 11:58:32 GC EI+ Voltage SIR Autospec-Ultima
435.8169 F:4 BSUB(10000,15,-3.0) PKD(5,5,3,0.10%,100.0,0.00%,F,F) Exp:OCDD
Sample Text:ST030711M3 File Text:Frontier Analytical Laboratory




File:07MARI1M #1-541 Acq: 7-MAR-2011 11:58:32 GC EI+ Voltage SIR Autospec-Ultima
430.9728 F:4 Exp:OCDD
Sample Text:ST030711M3 File Text:Frontier Analytical Laboratory




File:07MAR11M #1-347 Acq: 7-MAR-2011 11:58:32 GC EI+ Voltage SIR Autospec-Ultima
457.7377 F:5 BSUB(10000,15,-3,0) PKD(5,5,3,0,10%,100,0,0,00%,F,F) Exp:OCDD
Sample Text:ST030711M3 File Text:Frontier Analytical Laboratory
100 % A9.93E6



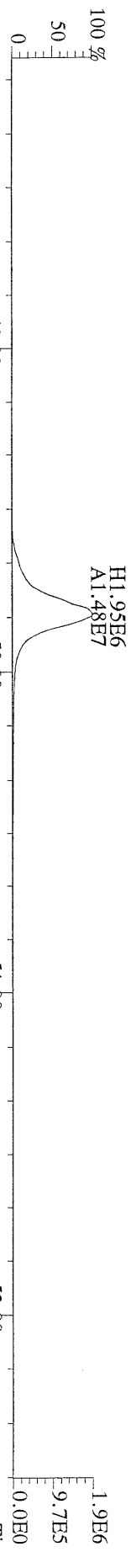
File:07MAR11M #1-347 Acq: 7-MAR-2011 11:58:32 GC EI+ Voltage SIR Autospec-Ultima
459.7348 F:5 BSUB(10000,15,-3,0) PKD(5,5,3,0,10%,100,0,0,00%,F,F) Exp:OCDD
Sample Text:ST030711M3 File Text:Frontier Analytical Laboratory
100 % A1.06E7




File:07MAR11M #1-347 Acq: 7-MAR-2011 11:58:32 GC EI+ Voltage SIR Autospec-Ultima
469.7780 F:5 BSUB(10000,15,-3,0) PKD(5,5,3,0,10%,100,0,0,00%,F,F) Exp:OCDD
Sample Text:ST030711M3 File Text:Frontier Analytical Laboratory
100 % A1.49E7



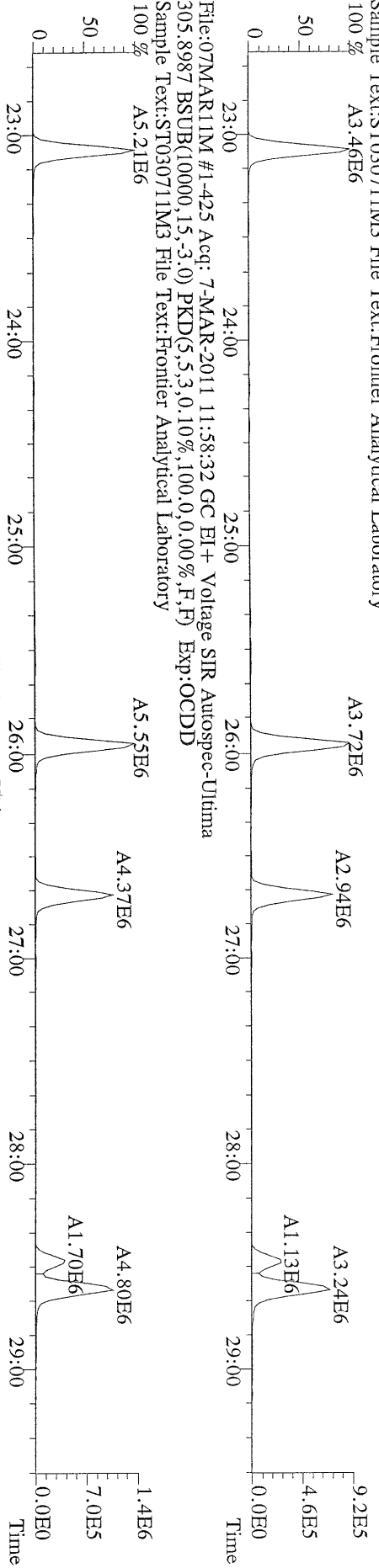
File:07MAR11M #1-347 Acq: 7-MAR-2011 11:58:32 GC EI+ Voltage SIR Autospec-Ultima
471.7750 F:5 BSUB(10000,15,-3,0) PKD(5,5,3,0,10%,100,0,0,00%,F,F) Exp:OCDD
Sample Text:ST030711M3 File Text:Frontier Analytical Laboratory



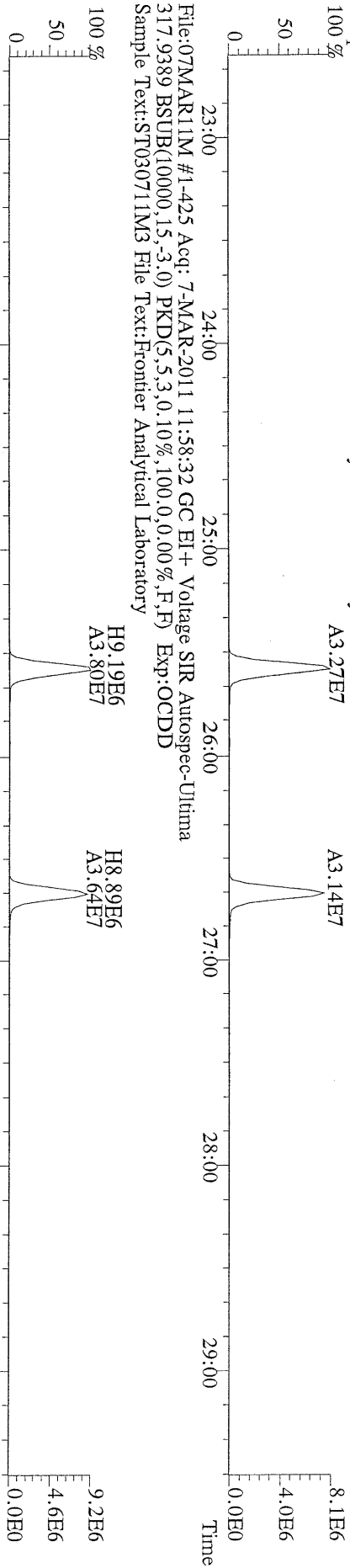
File:07MAR11M #1-347 Acq: 7-MAR-2011 11:58:32 GC EI+ Voltage SIR Autospec-Ultima
454.9728 F:5 Exp:OCDD
Sample Text:ST030711M3 File Text:Frontier Analytical Laboratory
100 % 48:15 48:46 49:05 49:44 50:09 50:26 50:55 51:20 51:48 52:17



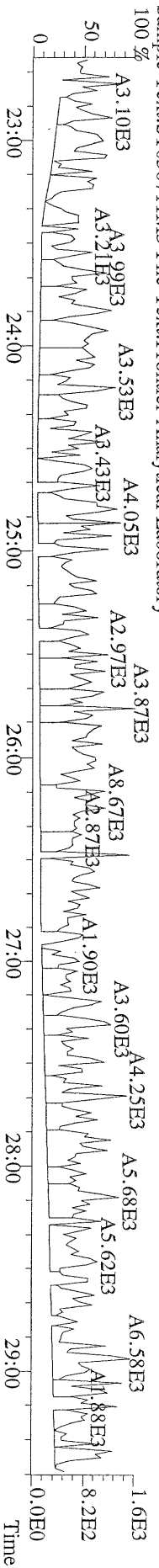
File:07MAR11M #1-425 Acq: 7-MAR-2011 11:58:32 GC EI+ Voltage SIR Autospec-Ultima
303.9016 BSUB(10000,15,-3.0) PKD(5,5,3,0,10%,100,0,0,00%,F,F) Exp:OCDD
Sample Text:ST030711M3 File Text:Frontier Analytical Laboratory



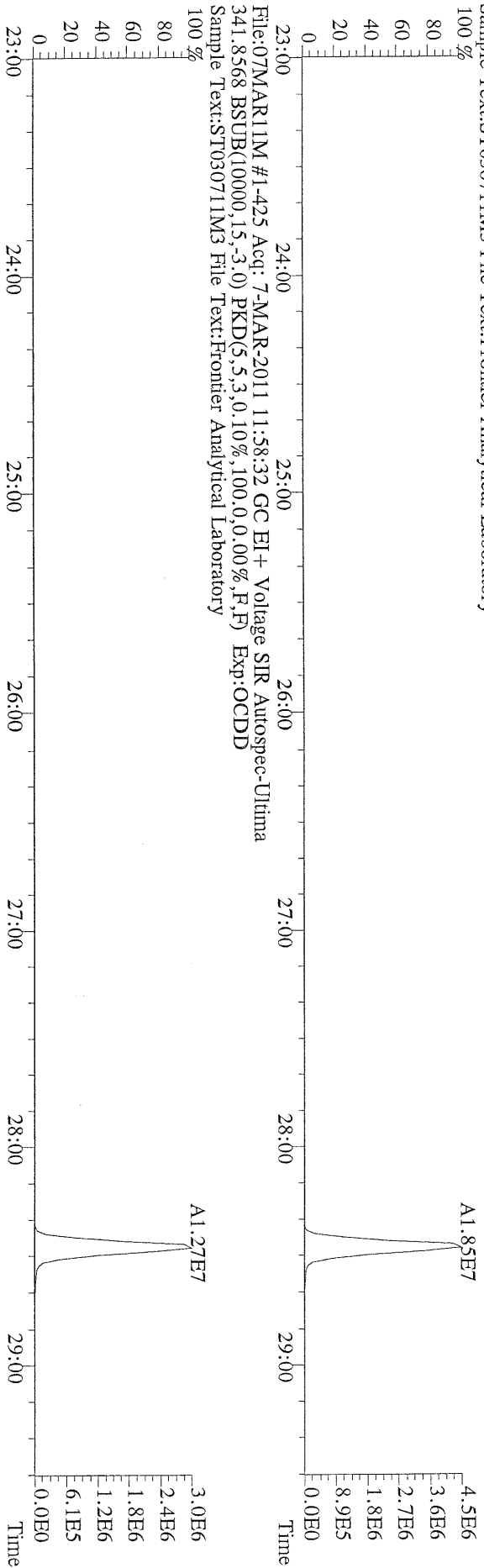
File:07MAR11M #1-425 Acq: 7-MAR-2011 11:58:32 GC EI+ Voltage SIR Autospec-Ultima
315.9419 BSUB(10000,15,-3.0) PKD(5,5,3,0,10%,100,0,0,00%,F,F) Exp:OCDD
Sample Text:ST030711M3 File Text:Frontier Analytical Laboratory



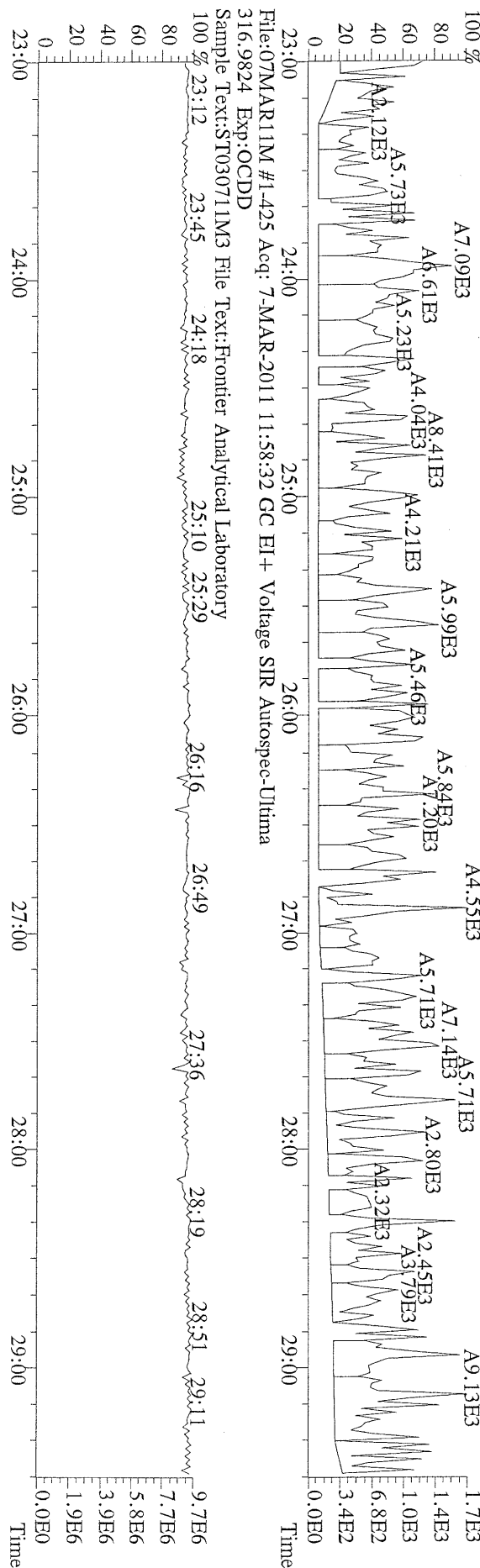
File:07MAR11M #1-425 Acq: 7-MAR-2011 11:58:32 GC EI+ Voltage SIR Autospec-Ultima
375.8364 BSUB(10000,15,-3.0) PKD(5,5,3,0,10%,100,0,0,00%,F,F) Exp:OCDD
Sample Text:ST030711M3 File Text:Frontier Analytical Laboratory




File:07MAR11M #1-425 Acq: 7-MAR-2011 11:58:32 GC EI+ Voltage SIR Autospec-Ultima
 339.8597 BSUB(10000,15,-3.0) PKD(5,5.3,0.10%,100.0,0.00%,F,F) Exp:OCDD
 Sample Text:ST030711M3 File Text:Frontier Analytical Laboratory



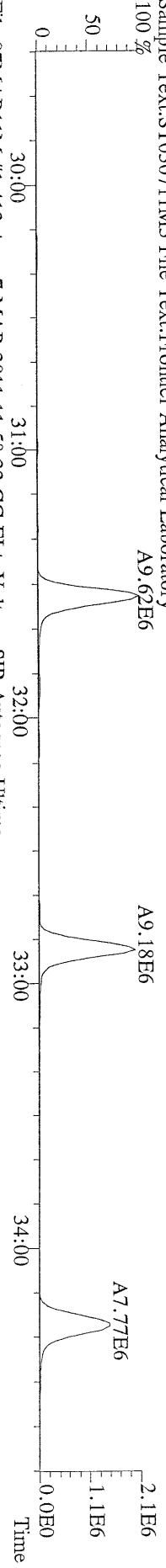
File:07MAR11M #1-425 Acq: 7-MAR-2011 11:58:32 GC EI+ Voltage SIR Autospec-Ultima
 409.7974 BSUB(10000,15,-3.0) PKD(5,5.3,0.10%,100.0,0.00%,F,F) Exp:OCDD
 Sample Text:ST030711M3 File Text:Frontier Analytical Laboratory



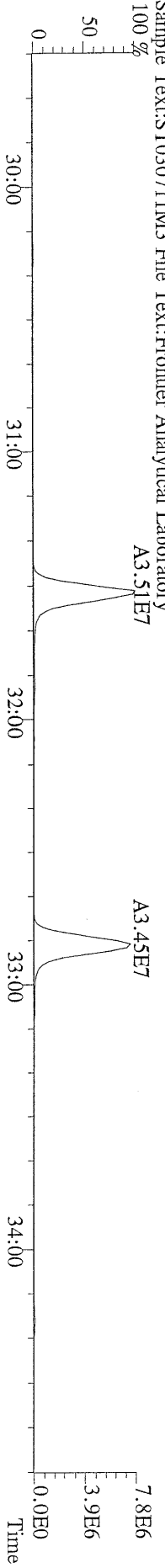
File:07MAR11M #1-412 Acq: 7-MAR-2011 11:58:32 GC EI+ Voltage SIR Autospec-Ultima
 339.8597 F:2 BSUB(10000,15,-3.0) PKD(5,5,3,0.10%,100.0,0.00%,F,F) Exp:OCDD
 Sample Text:ST030711M3 File Text:Frontier Analytical Laboratory




File:07MAR11M #1-412 Acq: 7-MAR-2011 11:58:32 GC EI+ Voltage SIR Autospec-Ultima
 341.8568 F:2 BSUB(10000,15,-3.0) PKD(5,5,3,0.10%,100.0,0.00%,F,F) Exp:OCDD
 Sample Text:ST030711M3 File Text:Frontier Analytical Laboratory



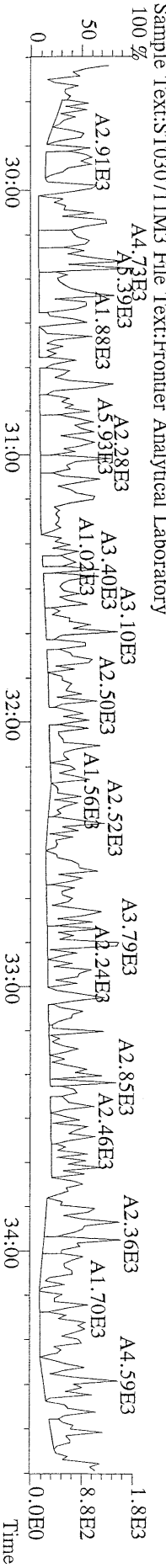
File:07MAR11M #1-412 Acq: 7-MAR-2011 11:58:32 GC EI+ Voltage SIR Autospec-Ultima
 351.9000 F:2 BSUB(10000,15,-3.0) PKD(5,5,3,0.10%,100.0,0.00%,F,F) Exp:OCDD
 Sample Text:ST030711M3 File Text:Frontier Analytical Laboratory



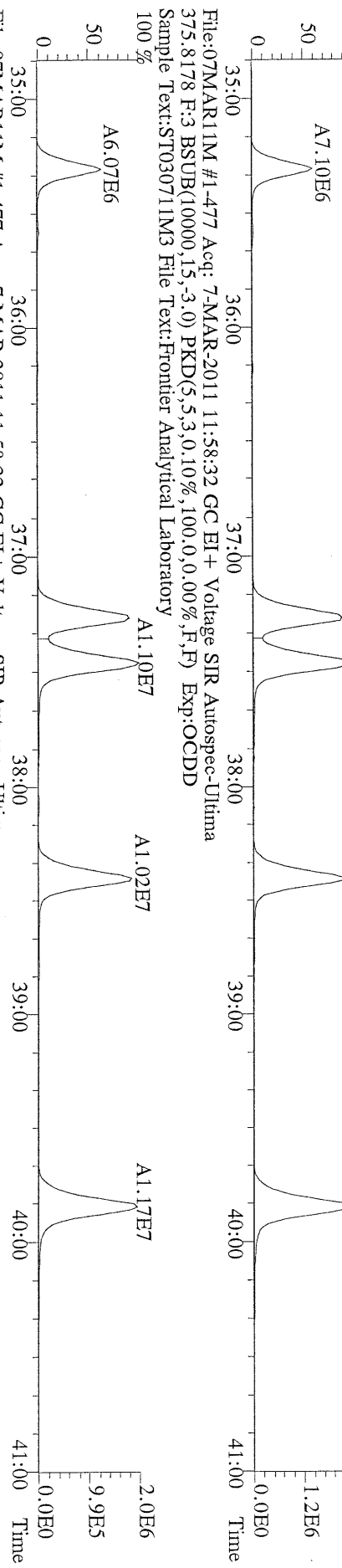
File:07MAR11M #1-412 Acq: 7-MAR-2011 11:58:32 GC EI+ Voltage SIR Autospec-Ultima
 353.8970 F:2 BSUB(10000,15,-3.0) PKD(5,5,3,0.10%,100.0,0.00%,F,F) Exp:OCDD
 Sample Text:ST030711M3 File Text:Frontier Analytical Laboratory



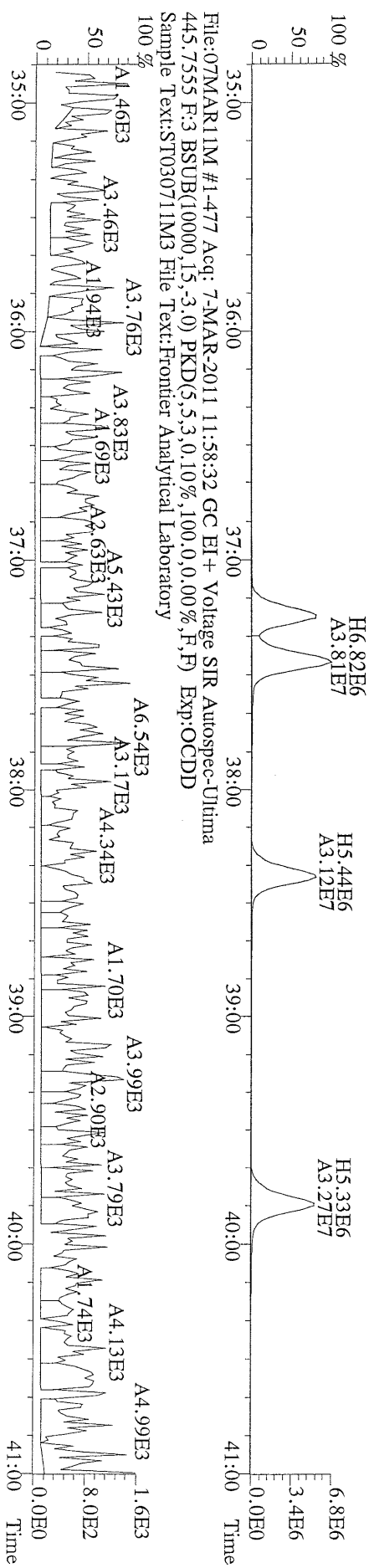
File:07MAR11M #1-412 Acq: 7-MAR-2011 11:58:32 GC EI+ Voltage SIR Autospec-Ultima
 409.7974 F:2 BSUB(10000,15,-3.0) PKD(5,5,3,0.10%,100.0,0.00%,F,F) Exp:OCDD
 Sample Text:ST030711M3 File Text:Frontier Analytical Laboratory



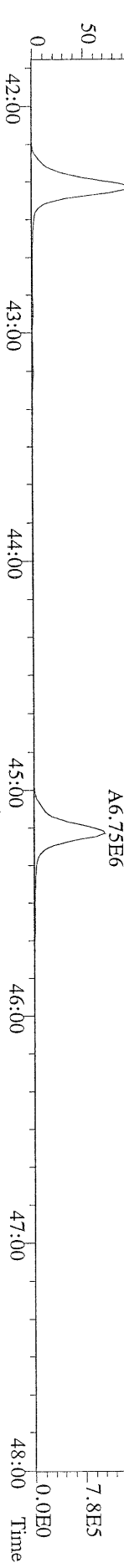
File:07MAR11M #1-477 Acq: 7-MAR-2011 11:58:32 GC EI + Voltage SIR Autospec-Ultima
373.8207 F:3 BSUB(10000,15,-3.0) PKD(5,5,3,0,10%,100,0,0,00%,F,F) Exp:OCDD
Sample Text:ST030711M3 File Text:Frontier Analytical Laboratory



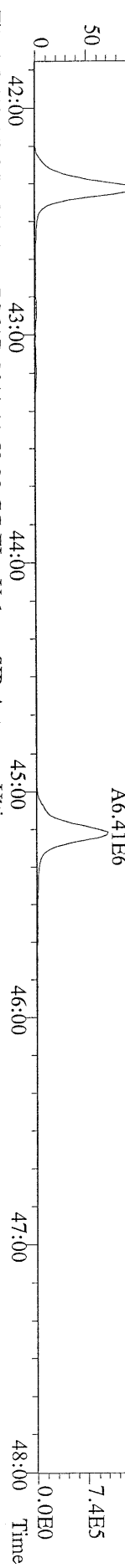
File:07MAR11M #1-477 Acq: 7-MAR-2011 11:58:32 GC EI + Voltage SIR Autospec-Ultima
383.8639 F:3 BSUB(10000,15,-3.0) PKD(5,5,3,0,10%,100,0,0,00%,F,F) Exp:OCDD
Sample Text:ST030711M3 File Text:Frontier Analytical Laboratory



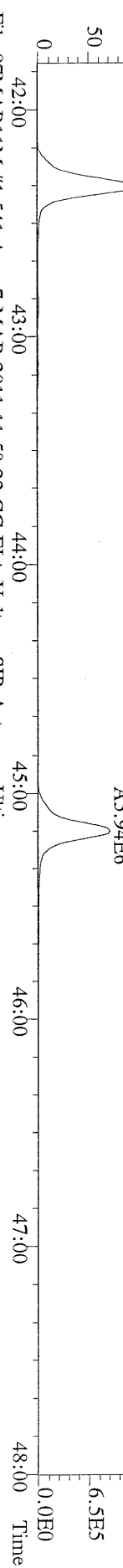
File:07MAR11M #1-541 Acq: 7-MAR-2011 11:58:32 GC EI + Voltage SIR Autospec-Ultima
 407.7818 F:4 BSUB(10000,15,-3.0) PKD(5,5,3,0.10%,100.0,0.00%,F,F) Exp:OCDD
 Sample Text:ST030711M3 File Text:Frontier Analytical Laboratory



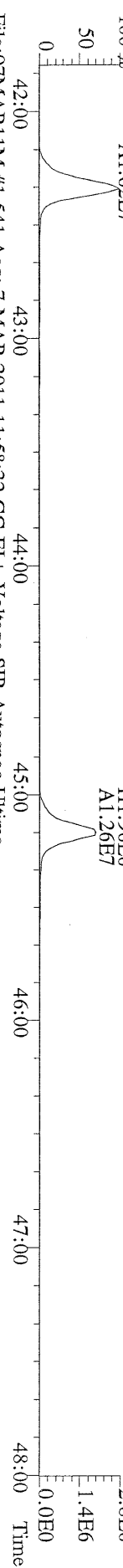
File:07MAR11M #1-541 Acq: 7-MAR-2011 11:58:32 GC EI + Voltage SIR Autospec-Ultima
 409.7788 F:4 BSUB(10000,15,-3.0) PKD(5,5,3,0.10%,100.0,0.00%,F,F) Exp:OCDD
 Sample Text:ST030711M3 File Text:Frontier Analytical Laboratory




File:07MAR11M #1-541 Acq: 7-MAR-2011 11:58:32 GC EI + Voltage SIR Autospec-Ultima
 417.8253 F:4 BSUB(10000,15,-3.0) PKD(5,5,3,0.10%,100.0,0.00%,F,F) Exp:OCDD
 Sample Text:ST030711M3 File Text:Frontier Analytical Laboratory



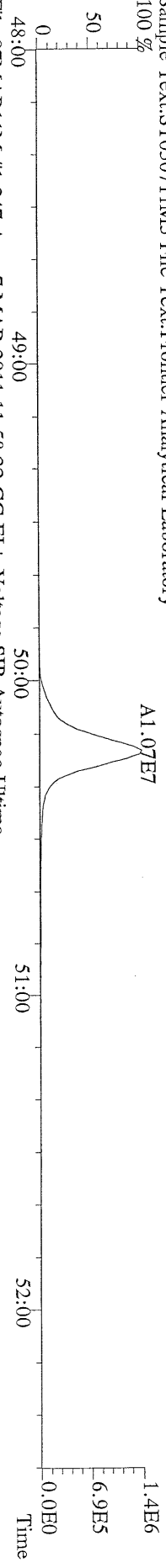
File:07MAR11M #1-541 Acq: 7-MAR-2011 11:58:32 GC EI + Voltage SIR Autospec-Ultima
 419.8220 F:4 BSUB(10000,15,-3.0) PKD(5,5,3,0.10%,100.0,0.00%,F,F) Exp:OCDD
 Sample Text:ST030711M3 File Text:Frontier Analytical Laboratory



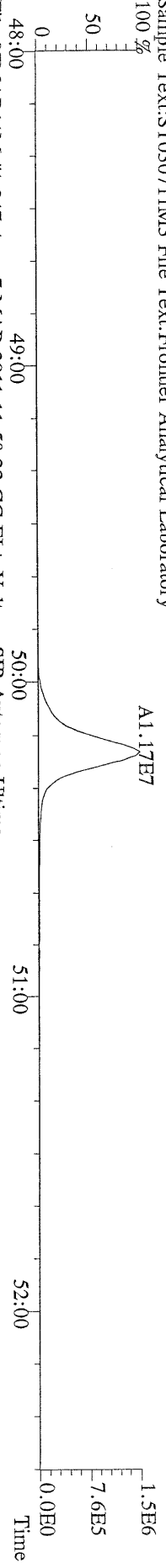
File:07MAR11M #1-541 Acq: 7-MAR-2011 11:58:32 GC EI + Voltage SIR Autospec-Ultima
 479.7165 F:4 BSUB(10000,15,-3.0) PKD(5,5,3,0.10%,100.0,0.00%,F,F) Exp:OCDD
 Sample Text:ST030711M3 File Text:Frontier Analytical Laboratory



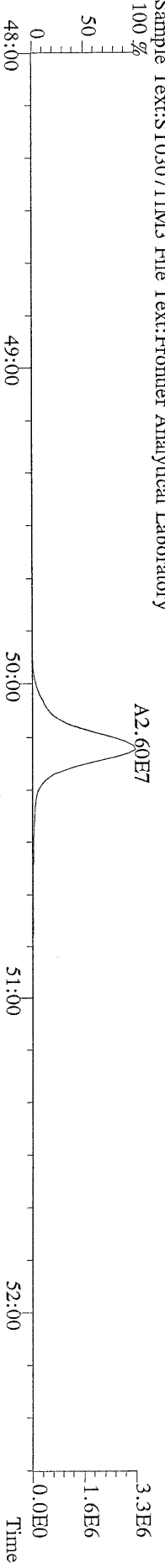
File:07MARI1M #1-347 Acq: 7-MAR-2011 11:58:32 GC EI+ Voltage SIR Autospec-Ultima
 441.7428 F:5 BSUB(10000,15,-3.0) PKD(5,5,3,0,10%,100,0,0,0.00%,F,F) Exp:OCDD
 Sample Text:ST030711M3 File Text:Frontier Analytical Laboratory



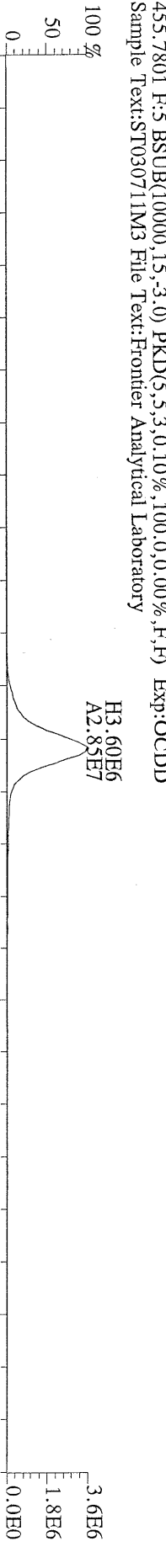
File:07MARI1M #1-347 Acq: 7-MAR-2011 11:58:32 GC EI+ Voltage SIR Autospec-Ultima
 443.7398 F:5 BSUB(10000,15,-3.0) PKD(5,5,3,0,10%,100,0,0,0.00%,F,F) Exp:OCDD
 Sample Text:ST030711M3 File Text:Frontier Analytical Laboratory




File:07MARI1M #1-347 Acq: 7-MAR-2011 11:58:32 GC EI+ Voltage SIR Autospec-Ultima
 453.7831 F:5 BSUB(10000,15,-3.0) PKD(5,5,3,0,10%,100,0,0,0.00%,F,F) Exp:OCDD
 Sample Text:ST030711M3 File Text:Frontier Analytical Laboratory



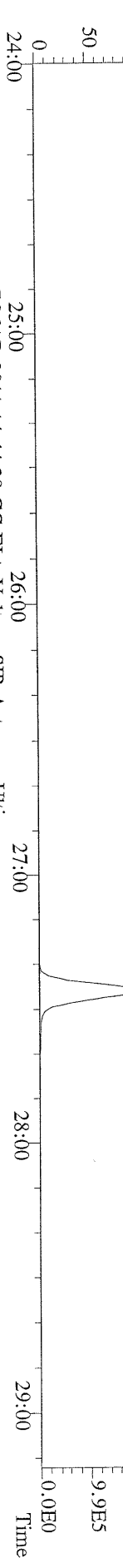
File:07MARI1M #1-347 Acq: 7-MAR-2011 11:58:32 GC EI+ Voltage SIR Autospec-Ultima
 455.7801 F:5 BSUB(10000,15,-3.0) PKD(5,5,3,0,10%,100,0,0,0.00%,F,F) Exp:OCDD
 Sample Text:ST030711M3 File Text:Frontier Analytical Laboratory




File:07MARI1M #1-347 Acq: 7-MAR-2011 11:58:32 GC EI+ Voltage SIR Autospec-Ultima
 513.6775 F:5 BSUB(10000,15,-3.0) PKD(5,5,3,0,10%,100,0,0,0.00%,F,F) Exp:OCDD
 Sample Text:ST030711M3 File Text:Frontier Analytical Laboratory




File:07MAR11M #1-426 Acq: 7-MAR-2011 14:44:29 GC EI+ Voltage SIR Autospec-Ultima
319.8965 S:4 BSUB(10000,15,-3.0) PKD(5,5,3,0.10%,100,0,0.00%,F,F) Exp:OCDD
Sample Text:ST030711M4 File Text:Frontier Analytical Laboratory



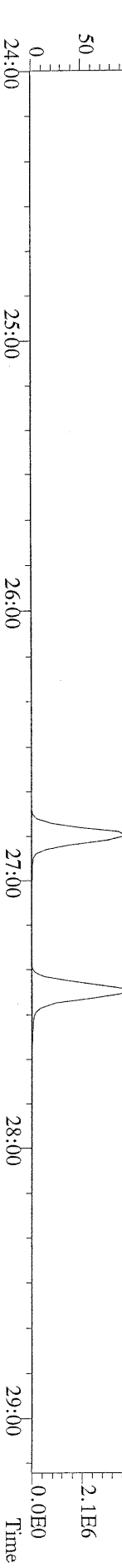
File:07MAR11M #1-426 Acq: 7-MAR-2011 14:44:29 GC EI+ Voltage SIR Autospec-Ultima
321.8936 S:4 BSUB(10000,15,-3.0) PKD(5,5,3,0.10%,100,0,0.00%,F,F) Exp:OCDD
Sample Text:ST030711M4 File Text:Frontier Analytical Laboratory



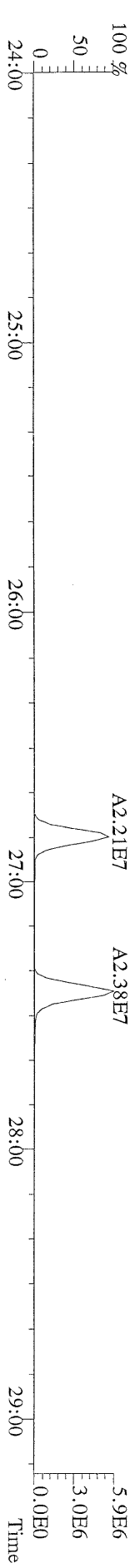
File:07MAR11M #1-426 Acq: 7-MAR-2011 14:44:29 GC EI+ Voltage SIR Autospec-Ultima
327.8847 S:4 BSUB(10000,15,-3.0) PKD(5,5,3,0.10%,100,0,0.00%,F,F) Exp:OCDD
Sample Text:ST030711M4 File Text:Frontier Analytical Laboratory




File:07MAR11M #1-426 Acq: 7-MAR-2011 14:44:29 GC EI+ Voltage SIR Autospec-Ultima
331.9368 S:4 BSUB(10000,15,-3.0) PKD(5,5,3,0.10%,100,0,0.00%,F,F) Exp:OCDD
Sample Text:ST030711M4 File Text:Frontier Analytical Laboratory




File:07MAR11M #1-426 Acq: 7-MAR-2011 14:44:29 GC EI+ Voltage SIR Autospec-Ultima
333.9339 S:4 BSUB(10000,15,-3.0) PKD(5,5,3,0.10%,100,0,0.00%,F,F) Exp:OCDD
Sample Text:ST030711M4 File Text:Frontier Analytical Laboratory




File:07MAR11M #1-411 Acq: 7-MAR-2011 14:44:29 GC EI+ Voltage SIR Autospec-Ultima
355.8546 S:4 F:2 BSUB(10000,15,-3,0) PKD(5,5,3,0,10%,100,0,0,0.00%,F,F) Exp:OCDD
Sample Text:ST030711M4 File Text:Frontier Analytical Laboratory
100 %



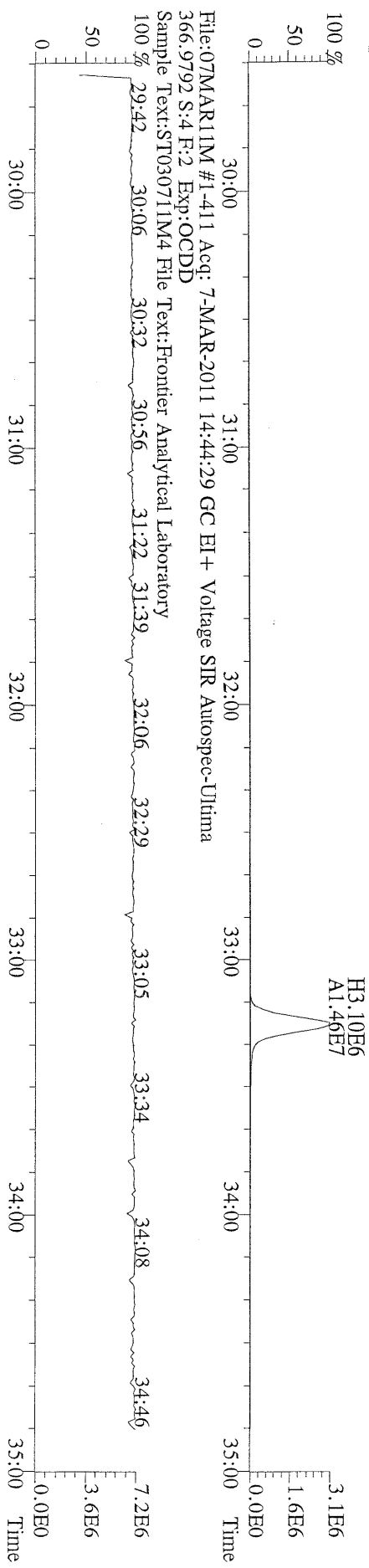
File:07MAR11M #1-411 Acq: 7-MAR-2011 14:44:29 GC EI+ Voltage SIR Autospec-Ultima
357.8517 S:4 F:2 BSUB(10000,15,-3,0) PKD(5,5,3,0,10%,100,0,0,0.00%,F,F) Exp:OCDD
Sample Text:ST030711M4 File Text:Frontier Analytical Laboratory
100 %




File:07MAR11M #1-411 Acq: 7-MAR-2011 14:44:29 GC EI+ Voltage SIR Autospec-Ultima
367.8949 S:4 F:2 BSUB(10000,15,-3,0) PKD(5,5,3,0,10%,100,0,0,0.00%,F,F) Exp:OCDD
Sample Text:ST030711M4 File Text:Frontier Analytical Laboratory
100 %



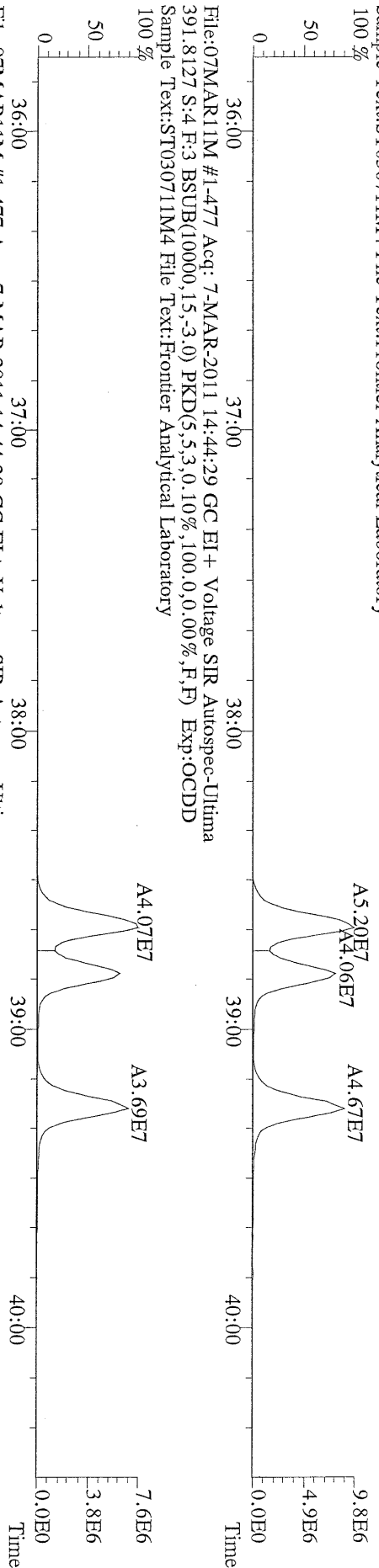
File:07MAR11M #1-411 Acq: 7-MAR-2011 14:44:29 GC EI+ Voltage SIR Autospec-Ultima
369.8919 S:4 F:2 BSUB(10000,15,-3,0) PKD(5,5,3,0,10%,100,0,0,0.00%,F,F) Exp:OCDD
Sample Text:ST030711M4 File Text:Frontier Analytical Laboratory



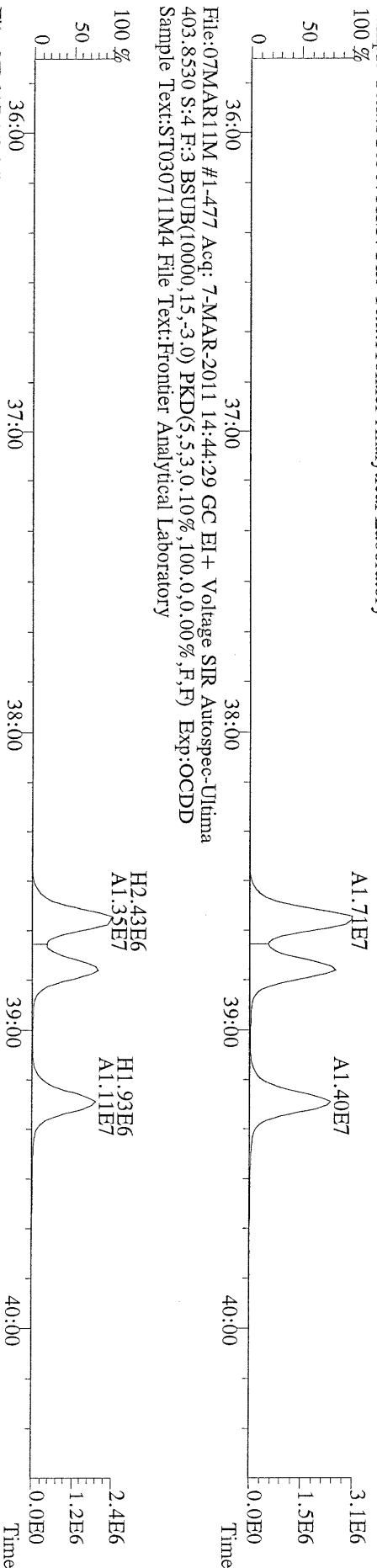
File:07MAR11M #1-411 Acq: 7-MAR-2011 14:44:29 GC EI+ Voltage SIR Autospec-Ultima
366.9792 S:4 F:2 Exp:OCDD
Sample Text:ST030711M4 File Text:Frontier Analytical Laboratory



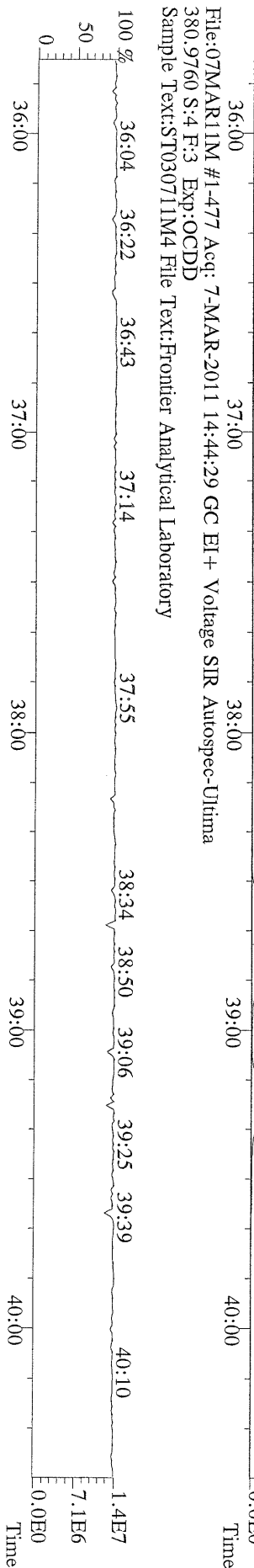
File:07MARI1M #1-477 Acq: 7-MAR-2011 14:44:29 GC EI+ Voltage SIR Autospec-Ultima
389.8156 S:4 F:3 BSUB(10000,15,-3.0) PKD(5,5,3,0.10%,100.0,0.00%,F,F) Exp:OCDD
Sample Text:ST030711M4 File Text:Frontier Analytical Laboratory




File:07MARI1M #1-477 Acq: 7-MAR-2011 14:44:29 GC EI+ Voltage SIR Autospec-Ultima
401.8559 S:4 F:3 BSUB(10000,15,-3.0) PKD(5,5,3,0.10%,100.0,0.00%,F,F) Exp:OCDD
Sample Text:ST030711M4 File Text:Frontier Analytical Laboratory



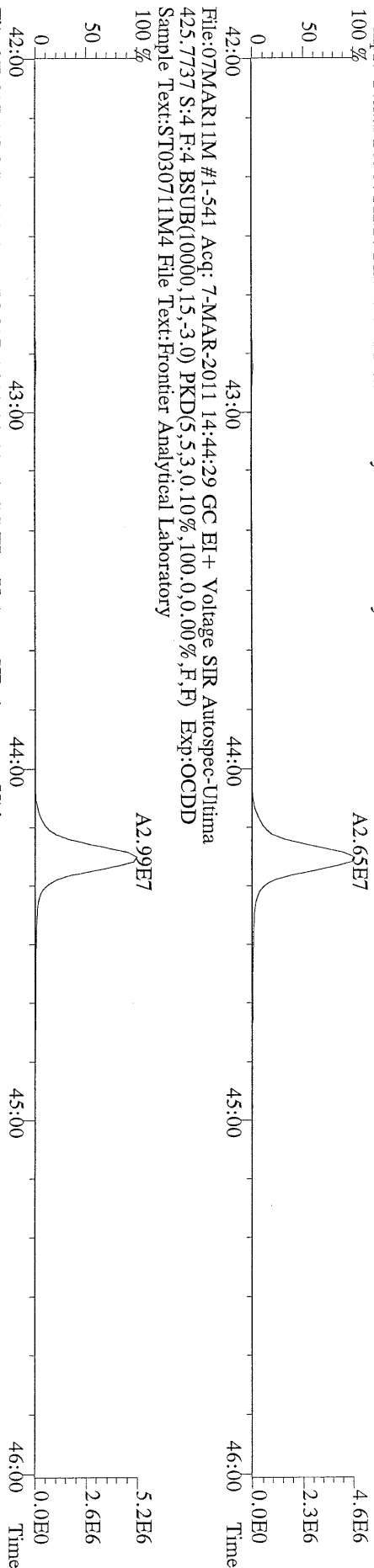
File:07MARI1M #1-477 Acq: 7-MAR-2011 14:44:29 GC EI+ Voltage SIR Autospec-Ultima
403.8530 S:4 F:3 BSUB(10000,15,-3.0) PKD(5,5,3,0.10%,100.0,0.00%,F,F) Exp:OCDD
Sample Text:ST030711M4 File Text:Frontier Analytical Laboratory



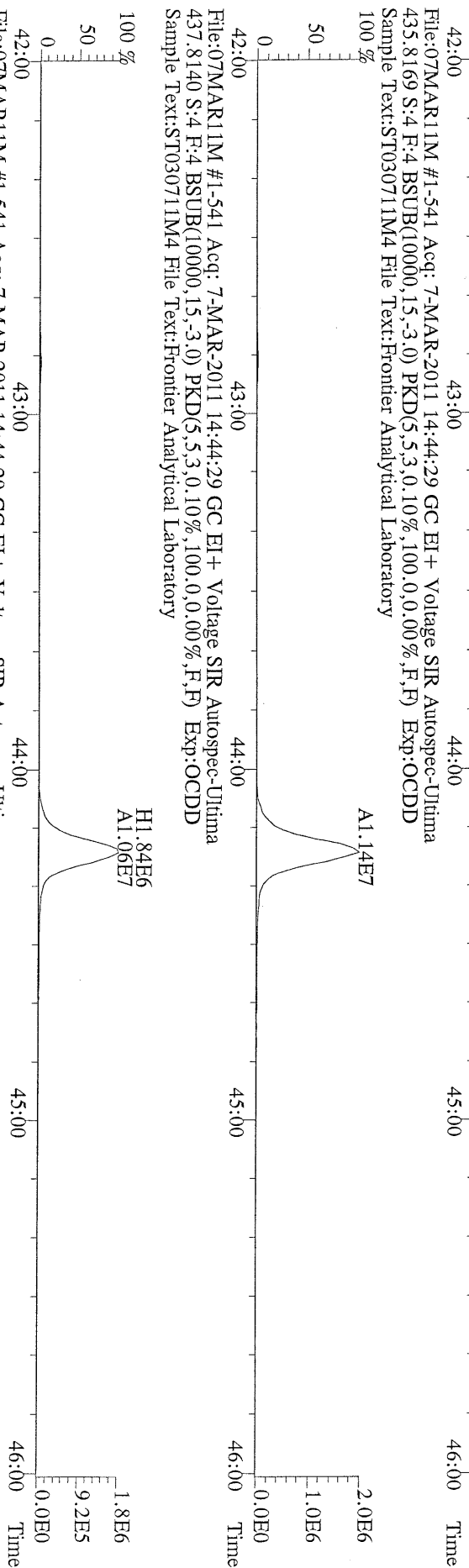
File:07MARI1M #1-477 Acq: 7-MAR-2011 14:44:29 GC EI+ Voltage SIR Autospec-Ultima
380.9760 S:4 F:3 Exp:OCDD
Sample Text:ST030711M4 File Text:Frontier Analytical Laboratory



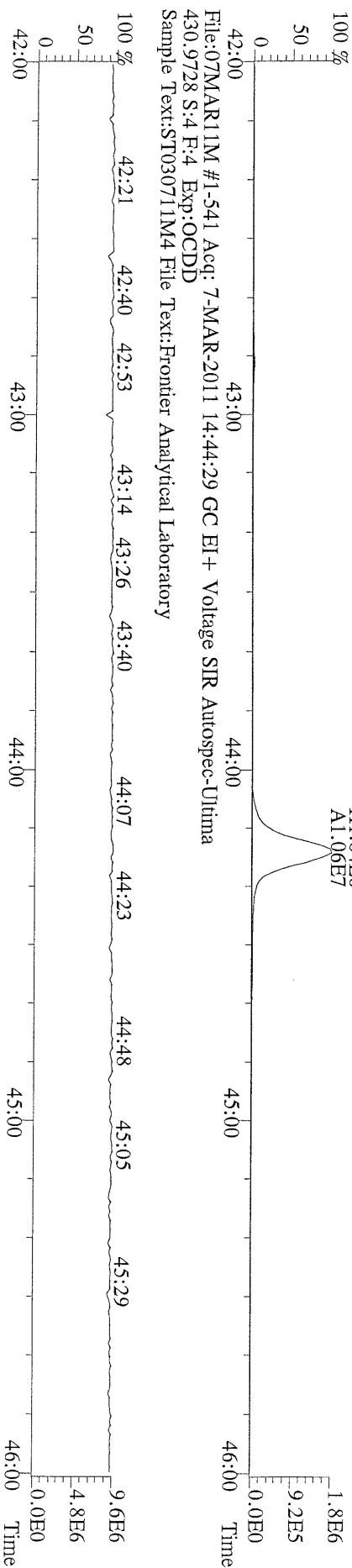
File:07MAR11M #1-541 Acq: 7-MAR-2011 14:44:29 GC EI+ Voltage SIR Autospec-Utima
423.7767 S:4 F:4 BSUB(10000,15,-3.0) PKD(5,5,3,0,10%,100,0,0,0.00%,F,F) Exp:OCDD
Sample Text:ST030711M4 File Text:Frontier Analytical Laboratory
100 %



File:07MAR11M #1-541 Acq: 7-MAR-2011 14:44:29 GC EI+ Voltage SIR Autospec-Utima
435.8169 S:4 F:4 BSUB(10000,15,-3.0) PKD(5,5,3,0,10%,100,0,0,0.00%,F,F) Exp:OCDD
Sample Text:ST030711M4 File Text:Frontier Analytical Laboratory
100 %




File:07MAR11M #1-541 Acq: 7-MAR-2011 14:44:29 GC EI+ Voltage SIR Autospec-Utima
437.8140 S:4 F:4 BSUB(10000,15,-3.0) PKD(5,5,3,0,10%,100,0,0,0.00%,F,F) Exp:OCDD
Sample Text:ST030711M4 File Text:Frontier Analytical Laboratory




File:07MAR11M #1-541 Acq: 7-MAR-2011 14:44:29 GC EI+ Voltage SIR Autospec-Utima
430.9728 S:4 F:4 Exp:OCDD
Sample Text:ST030711M4 File Text:Frontier Analytical Laboratory


File:07MAR11M #1-347 Acq: 7-MAR-2011 14:44:29 GC EI+ Voltage SIR Autospec-Ultima
457.7377 S:4 F:5 BSUB(10000,15,-3.0) PKD(5,5,3,0,10%,100,0,0,00%,F,F) Exp:OCDD
Sample Text:ST030711M4 File Text:Frontier Analytical Laboratory




File:07MAR11M #1-347 Acq: 7-MAR-2011 14:44:29 GC EI+ Voltage SIR Autospec-Ultima
459.7348 S:4 F:5 BSUB(10000,15,-3.0) PKD(5,5,3,0,10%,100,0,0,00%,F,F) Exp:OCDD
Sample Text:ST030711M4 File Text:Frontier Analytical Laboratory




File:07MAR11M #1-347 Acq: 7-MAR-2011 14:44:29 GC EI+ Voltage SIR Autospec-Ultima
469.7780 S:4 F:5 BSUB(10000,15,-3.0) PKD(5,5,3,0,10%,100,0,0,00%,F,F) Exp:OCDD
Sample Text:ST030711M4 File Text:Frontier Analytical Laboratory




File:07MAR11M #1-347 Acq: 7-MAR-2011 14:44:29 GC EI+ Voltage SIR Autospec-Ultima
471.7750 S:4 F:5 BSUB(10000,15,-3.0) PKD(5,5,3,0,10%,100,0,0,00%,F,F) Exp:OCDD
Sample Text:ST030711M4 File Text:Frontier Analytical Laboratory



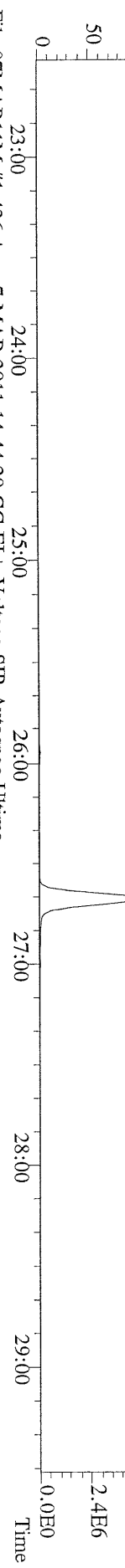
File:07MAR11M #1-347 Acq: 7-MAR-2011 14:44:29 GC EI+ Voltage SIR Autospec-Ultima
454.9728 S:4 F:5 Exp:OCDD
Sample Text:ST030711M4 File Text:Frontier Analytical Laboratory




File:07MAR11M #1-426 Acq: 7-MAR-2011 14:44:29 GC EI+ Voltage SIR Autospec-Ultima
 303.9016 S:4 BSUB(10000,15,-3.0) PKD(5,5,3,0,10%,100,0,0,0.00%,F,F) Exp:OCDD
 Sample Text:ST030711M4 File Text:Frontier Analytical Laboratory




File:07MAR11M #1-426 Acq: 7-MAR-2011 14:44:29 GC EI+ Voltage SIR Autospec-Ultima
 305.8987 S:4 BSUB(10000,15,-3.0) PKD(5,5,3,0,10%,100,0,0,0.00%,F,F) Exp:OCDD
 Sample Text:ST030711M4 File Text:Frontier Analytical Laboratory




File:07MAR11M #1-426 Acq: 7-MAR-2011 14:44:29 GC EI+ Voltage SIR Autospec-Ultima
 315.9419 S:4 BSUB(10000,15,-3.0) PKD(5,5,3,0,10%,100,0,0,0.00%,F,F) Exp:OCDD
 Sample Text:ST030711M4 File Text:Frontier Analytical Laboratory



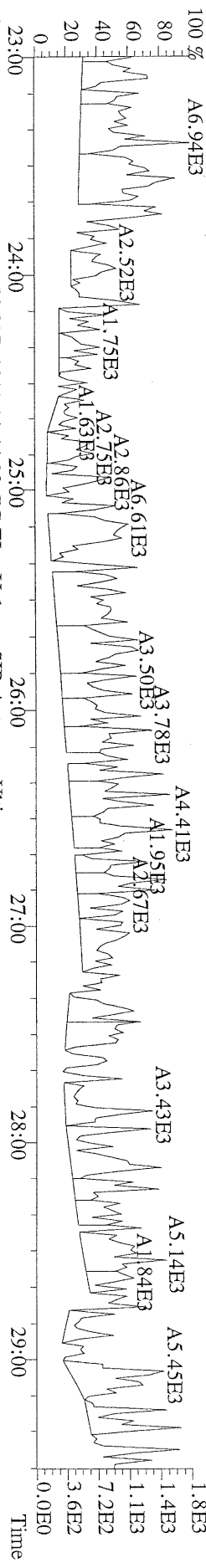
File:07MAR11M #1-426 Acq: 7-MAR-2011 14:44:29 GC EI+ Voltage SIR Autospec-Ultima
 317.9389 S:4 BSUB(10000,15,-3.0) PKD(5,5,3,0,10%,100,0,0,0.00%,F,F) Exp:OCDD
 Sample Text:ST030711M4 File Text:Frontier Analytical Laboratory



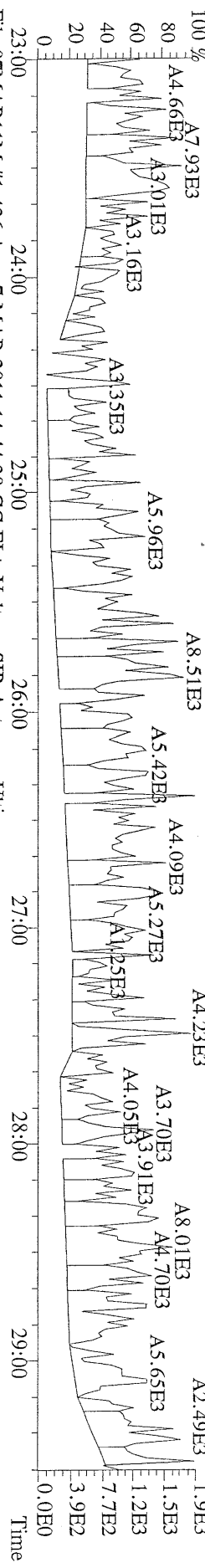
File:07MAR11M #1-426 Acq: 7-MAR-2011 14:44:29 GC EI+ Voltage SIR Autospec-Ultima
 375.8364 S:4 BSUB(10000,15,-3.0) PKD(5,5,3,0,10%,100,0,0,0.00%,F,F) Exp:OCDD
 Sample Text:ST030711M4 File Text:Frontier Analytical Laboratory



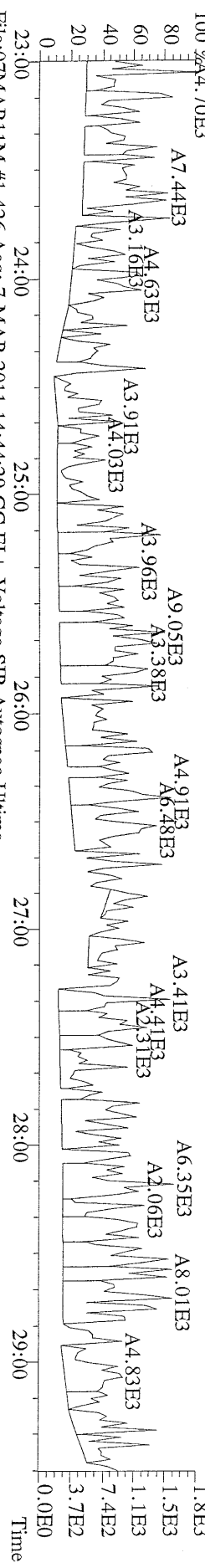
File:07MAR11M #1-426 Acq: 7-MAR-2011 14:44:29 GC EI+ Voltage SIR Autospec-Utima
 339.8597 S:4 BSUB(10000,15,-3.0) PKD(5.5,3,0.10%,100.0,0.00%,F,F) Exp:OCDD
 Sample Text:ST030711M4 File Text:Frontier Analytical Laboratory



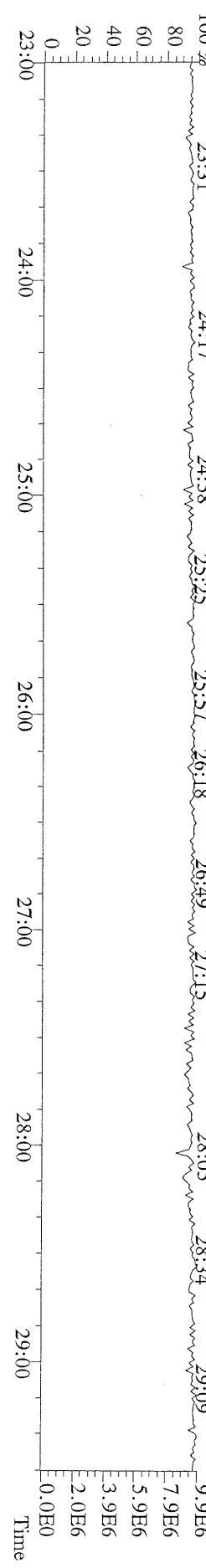
File:07MAR11M #1-426 Acq: 7-MAR-2011 14:44:29 GC EI+ Voltage SIR Autospec-Utima
 341.8568 S:4 BSUB(10000,15,-3.0) PKD(5.5,3,0.10%,100.0,0.00%,F,F) Exp:OCDD
 Sample Text:ST030711M4 File Text:Frontier Analytical Laboratory



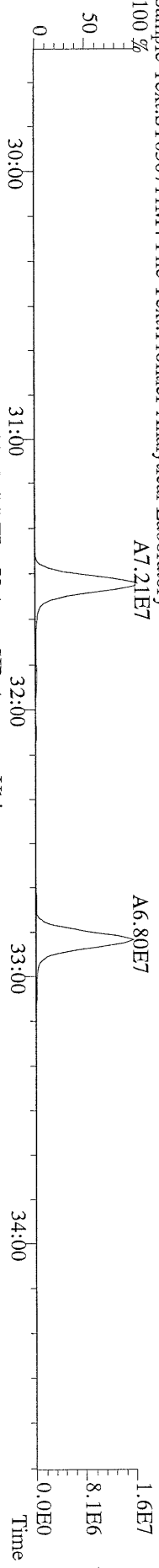
File:07MAR11M #1-426 Acq: 7-MAR-2011 14:44:29 GC EI+ Voltage SIR Autospec-Utima
 409.7974 S:4 BSUB(10000,15,-3.0) PKD(5.5,3,0.10%,100.0,0.00%,F,F) Exp:OCDD
 Sample Text:ST030711M4 File Text:Frontier Analytical Laboratory




File:07MAR11M #1-426 Acq: 7-MAR-2011 14:44:29 GC EI+ Voltage SIR Autospec-Utima
 316.9824 S:4 Exp:OCDD
 Sample Text:ST030711M4 File Text:Frontier Analytical Laboratory



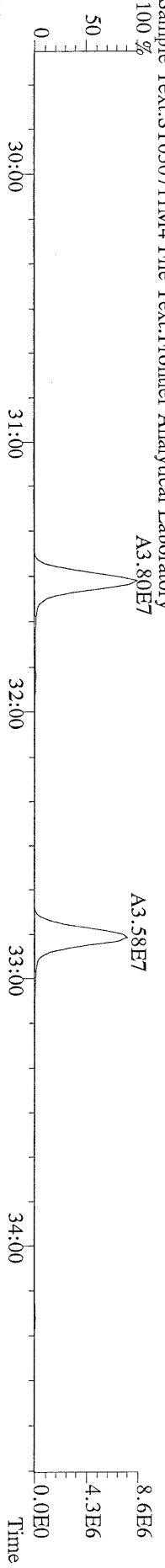
File:07MAR11M #1-411 Acq: 7-MAR-2011 14:44:29 GC EI+ Voltage SIR Autospec-Ultima
 339.8597 S:4 F:2 BSUB(10000,15,-3.0) PKD(5,5,3,0.10%,100.0,0.00%,F,F) Exp:OCDD
 Sample Text:ST030711M4 File Text:Frontier Analytical Laboratory




File:07MAR11M #1-411 Acq: 7-MAR-2011 14:44:29 GC EI+ Voltage SIR Autospec-Ultima
 341.8568 S:4 F:2 BSUB(10000,15,-3.0) PKD(5,5,3,0.10%,100.0,0.00%,F,F) Exp:OCDD
 Sample Text:ST030711M4 File Text:Frontier Analytical Laboratory



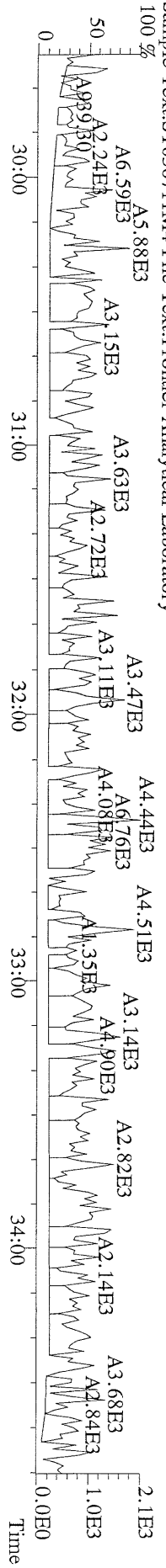
File:07MAR11M #1-411 Acq: 7-MAR-2011 14:44:29 GC EI+ Voltage SIR Autospec-Ultima
 351.9000 S:4 F:2 BSUB(10000,15,-3.0) PKD(5,5,3,0.10%,100.0,0.00%,F,F) Exp:OCDD
 Sample Text:ST030711M4 File Text:Frontier Analytical Laboratory



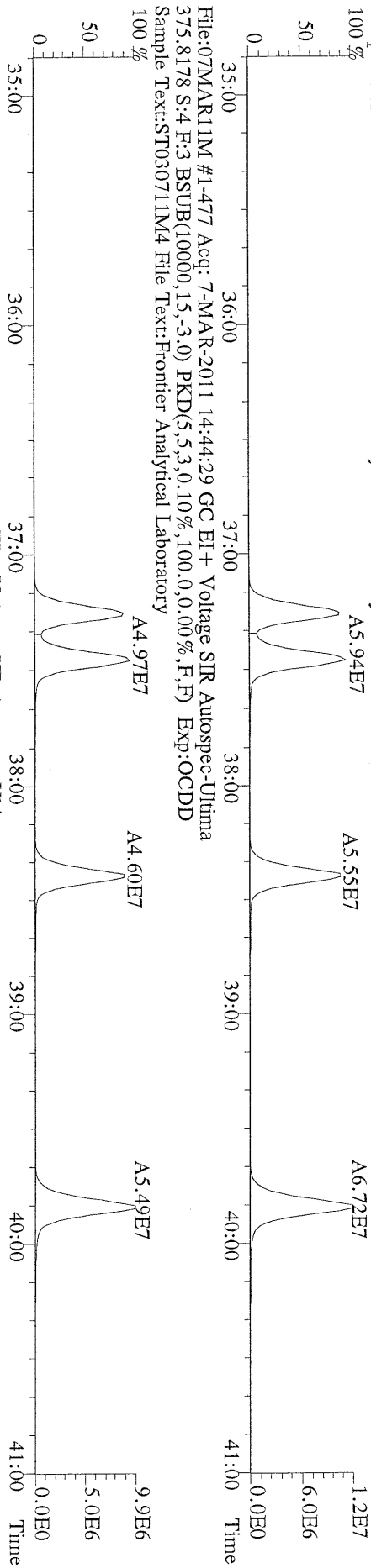
File:07MAR11M #1-411 Acq: 7-MAR-2011 14:44:29 GC EI+ Voltage SIR Autospec-Ultima
 353.8970 S:4 F:2 BSUB(10000,15,-3.0) PKD(5,5,3,0.10%,100.0,0.00%,F,F) Exp:OCDD
 Sample Text:ST030711M4 File Text:Frontier Analytical Laboratory



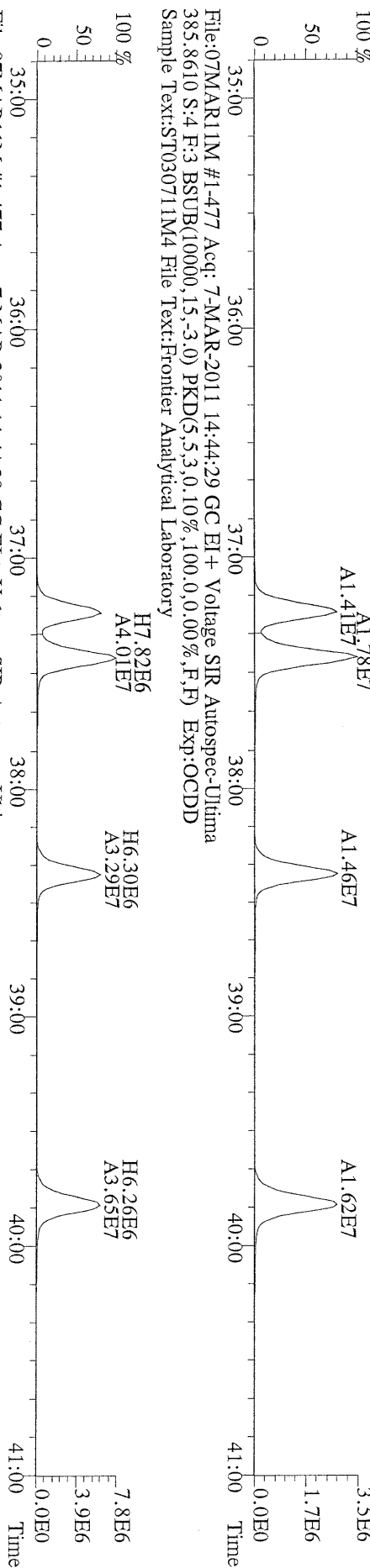
File:07MAR11M #1-411 Acq: 7-MAR-2011 14:44:29 GC EI+ Voltage SIR Autospec-Ultima
 409.7974 S:4 F:2 BSUB(10000,15,-3.0) PKD(5,5,3,0.10%,100.0,0.00%,F,F) Exp:OCDD
 Sample Text:ST030711M4 File Text:Frontier Analytical Laboratory



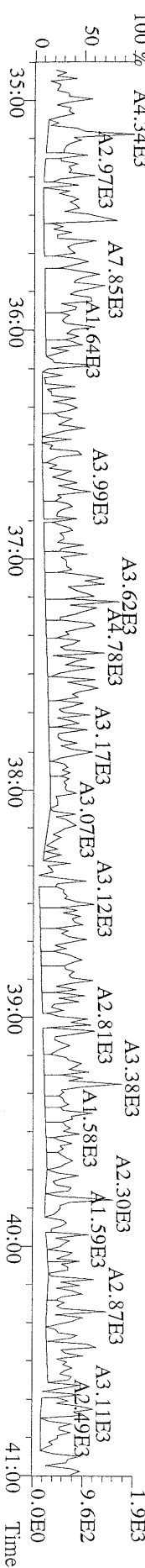
File:07MAR11M #1-477 Acq: 7-MAR-2011 14:44:29 GC EI+ Voltage SIR Autospec-Ultima
 373.8207 S:4 F:3 BSUB(10000,15,-3.0) PKD(5.5,3.0,10%,100.0,0.00%,F,F) Exp:OCDD
 Sample Text:ST030711M4 File Text:Frontier Analytical Laboratory



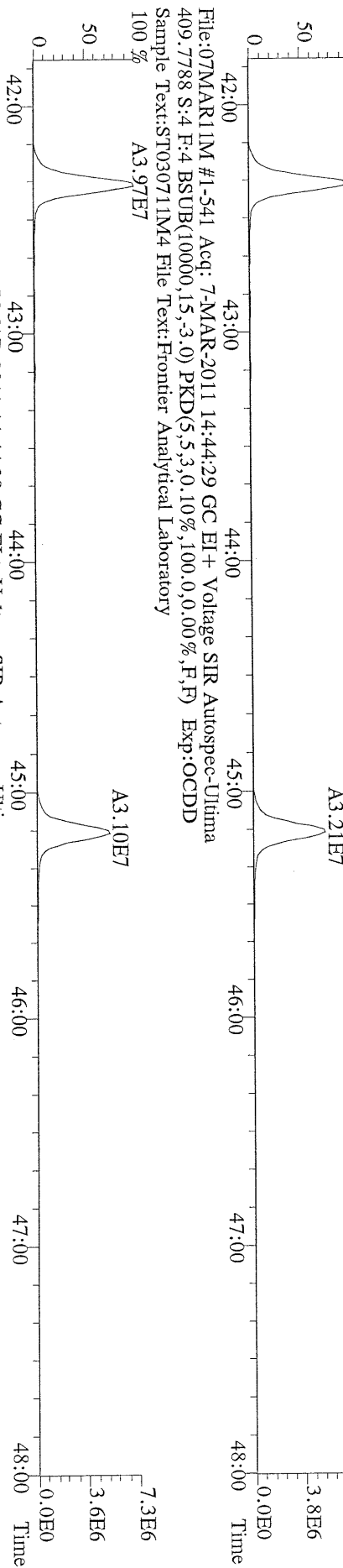
File:07MAR11M #1-477 Acq: 7-MAR-2011 14:44:29 GC EI+ Voltage SIR Autospec-Ultima
 383.8639 S:4 F:3 BSUB(10000,15,-3.0) PKD(5.5,3.0,10%,100.0,0.00%,F,F) Exp:OCDD
 Sample Text:ST030711M4 File Text:Frontier Analytical Laboratory



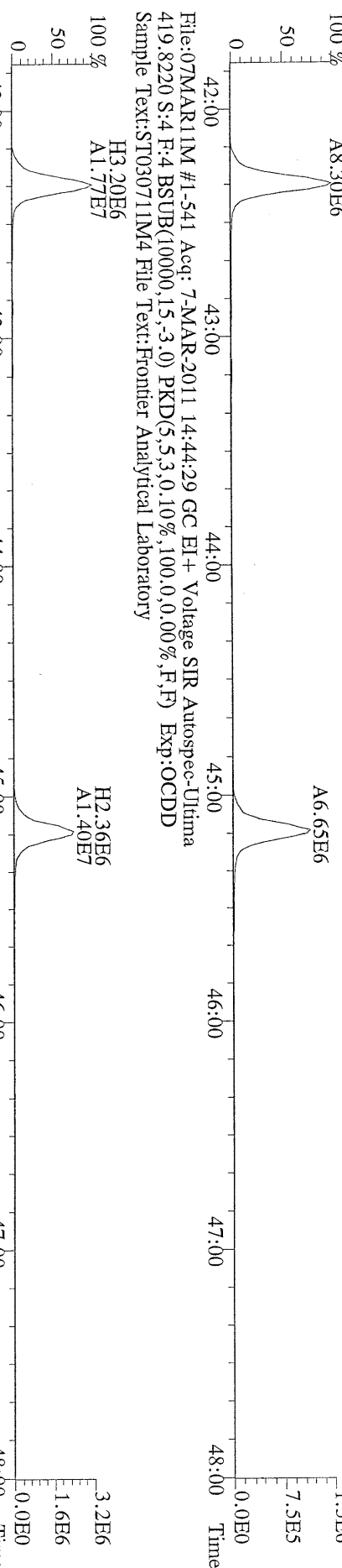
File:07MAR11M #1-477 Acq: 7-MAR-2011 14:44:29 GC EI+ Voltage SIR Autospec-Ultima
 445.7555 S:4 F:3 BSUB(10000,15,-3.0) PKD(5.5,3.0,10%,100.0,0.00%,F,F) Exp:OCDD
 Sample Text:ST030711M4 File Text:Frontier Analytical Laboratory



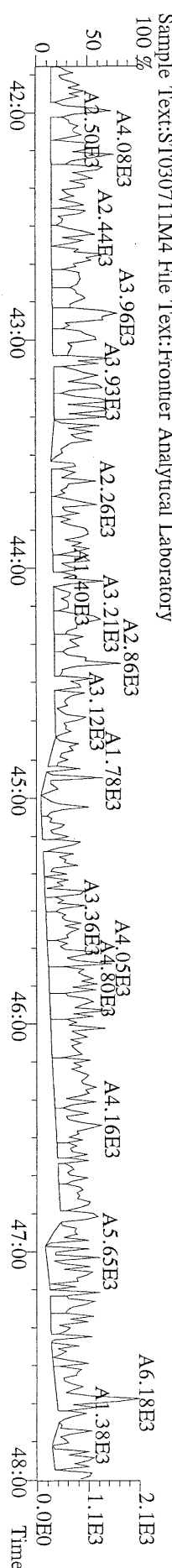
File:07MAR11M #1-541 Acq: 7-MAR-2011 14:44:29 GC EI+ Voltage SIR Autospec-Ultima
407.7818 S:4 F:4 BSUB(10000,15,-3.0) PKD(5,5,3,0,10%,100,0,0,00%,F,F) Exp:OCDD
Sample Text:ST030711M4 File Text:Frontier Analytical Laboratory
100 %



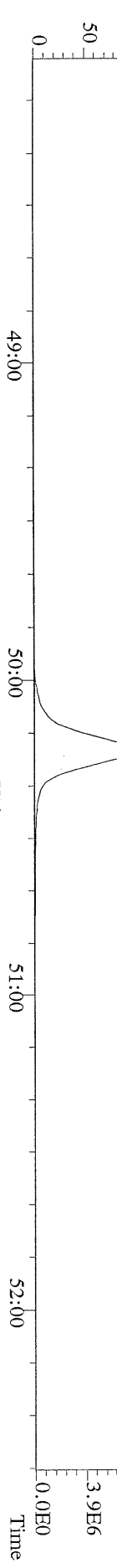
File:07MAR11M #1-541 Acq: 7-MAR-2011 14:44:29 GC EI+ Voltage SIR Autospec-Ultima
417.8253 S:4 F:4 BSUB(10000,15,-3.0) PKD(5,5,3,0,10%,100,0,0,00%,F,F) Exp:OCDD
Sample Text:ST030711M4 File Text:Frontier Analytical Laboratory
100 %



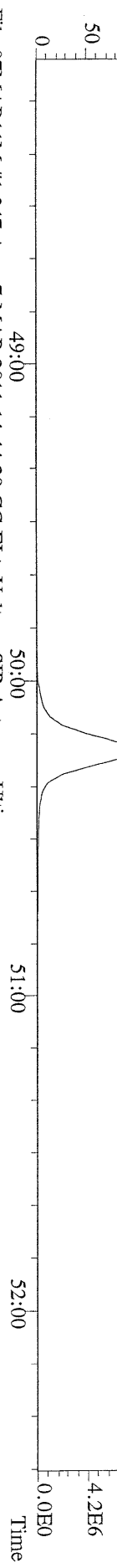
File:07MAR11M #1-541 Acq: 7-MAR-2011 14:44:29 GC EI+ Voltage SIR Autospec-Ultima
419.8220 S:4 F:4 BSUB(10000,15,-3.0) PKD(5,5,3,0,10%,100,0,0,00%,F,F) Exp:OCDD
Sample Text:ST030711M4 File Text:Frontier Analytical Laboratory
100 %



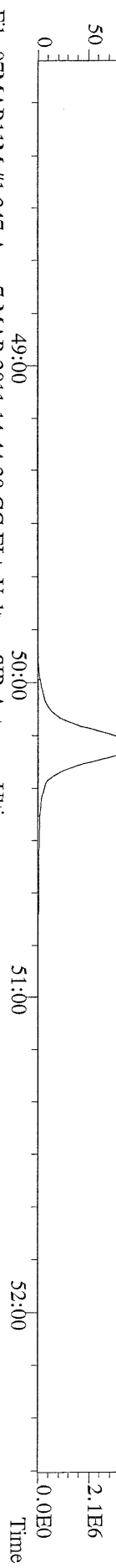
File:07MAR11M #1-347 Acq: 7-MAR-2011 14:44:29 GC EI+ Voltage SIR Autospec-Ultima
 441.7428 S:4 F:5 BSUB(10000,15,-3.0) PKD(5.5,3,0.10%,100.0,0.00%,F,F) Exp:OCDD
 Sample Text:ST030711M4 File Text:Frontier Analytical Laboratory



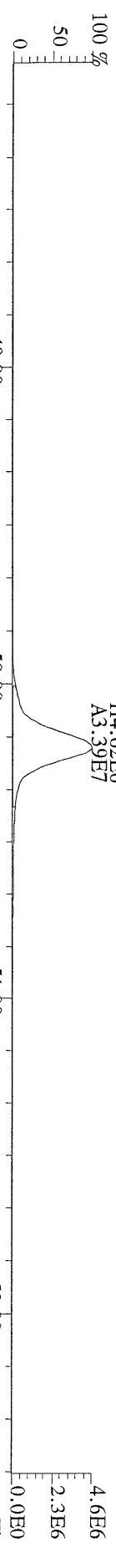
File:07MAR11M #1-347 Acq: 7-MAR-2011 14:44:29 GC EI+ Voltage SIR Autospec-Ultima
 443.7398 S:4 F:5 BSUB(10000,15,-3.0) PKD(5.5,3,0.10%,100.0,0.00%,F,F) Exp:OCDD
 Sample Text:ST030711M4 File Text:Frontier Analytical Laboratory




File:07MAR11M #1-347 Acq: 7-MAR-2011 14:44:29 GC EI+ Voltage SIR Autospec-Ultima
 453.7831 S:4 F:5 BSUB(10000,15,-3.0) PKD(5.5,3,0.10%,100.0,0.00%,F,F) Exp:OCDD
 Sample Text:ST030711M4 File Text:Frontier Analytical Laboratory



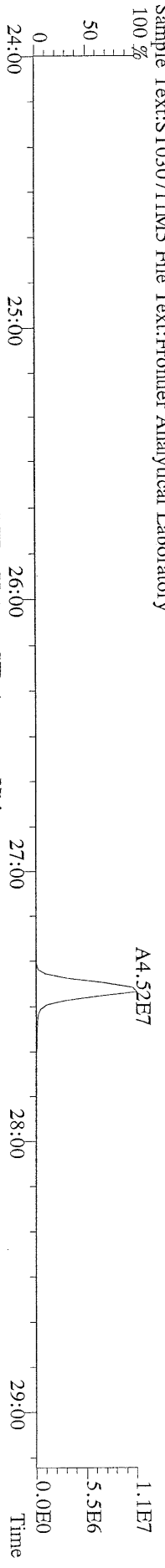
File:07MAR11M #1-347 Acq: 7-MAR-2011 14:44:29 GC EI+ Voltage SIR Autospec-Ultima
 455.7801 S:4 F:5 BSUB(10000,15,-3.0) PKD(5.5,3,0.10%,100.0,0.00%,F,F) Exp:OCDD
 Sample Text:ST030711M4 File Text:Frontier Analytical Laboratory



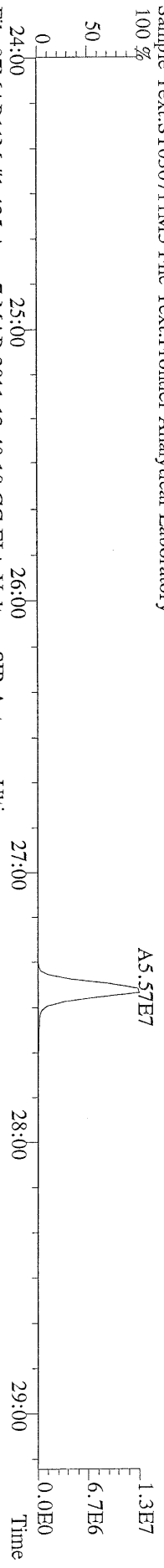
File:07MAR11M #1-347 Acq: 7-MAR-2011 14:44:29 GC EI+ Voltage SIR Autospec-Ultima
 513.6775 S:4 F:5 BSUB(10000,15,-3.0) PKD(5.5,3,0.10%,100.0,0.00%,F,F) Exp:OCDD
 Sample Text:ST030711M4 File Text:Frontier Analytical Laboratory




File:07MAR11M #1-425 Acq: 7-MAR-2011 13:49:10 GC EI+ Voltage SIR Autospec-Ultima
319.8965 S:3 BSUB(10000,15,-3,0) PKD(5,5,3,0,10%,100.0,0.00%,F,F) Exp:OCDD
Sample Text:ST030711M5 File Text:Frontier Analytical Laboratory
100 %



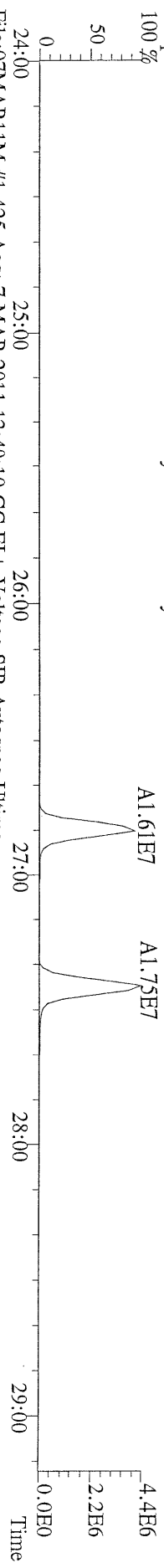
File:07MAR11M #1-425 Acq: 7-MAR-2011 13:49:10 GC EI+ Voltage SIR Autospec-Ultima
321.8936 S:3 BSUB(10000,15,-3,0) PKD(5,5,3,0,10%,100.0,0.00%,F,F) Exp:OCDD
Sample Text:ST030711M5 File Text:Frontier Analytical Laboratory
100 %



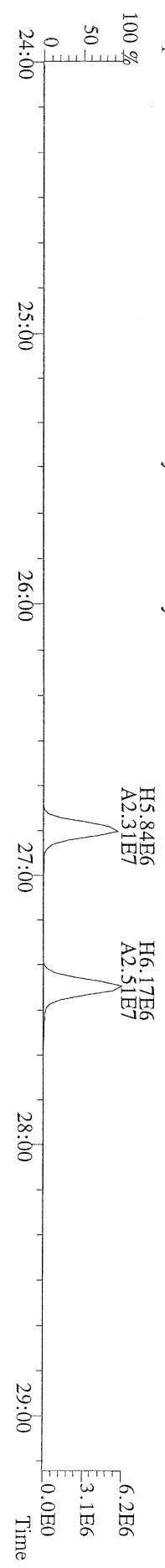
File:07MAR11M #1-425 Acq: 7-MAR-2011 13:49:10 GC EI+ Voltage SIR Autospec-Ultima
327.8847 S:3 BSUB(10000,15,-3,0) PKD(5,5,3,0,10%,100.0,0.00%,F,F) Exp:OCDD
Sample Text:ST030711M5 File Text:Frontier Analytical Laboratory
100 %




File:07MAR11M #1-425 Acq: 7-MAR-2011 13:49:10 GC EI+ Voltage SIR Autospec-Ultima
331.9368 S:3 BSUB(10000,15,-3,0) PKD(5,5,3,0,10%,100.0,0.00%,F,F) Exp:OCDD
Sample Text:ST030711M5 File Text:Frontier Analytical Laboratory
100 %




File:07MAR11M #1-425 Acq: 7-MAR-2011 13:49:10 GC EI+ Voltage SIR Autospec-Ultima
333.9339 S:3 BSUB(10000,15,-3,0) PKD(5,5,3,0,10%,100.0,0.00%,F,F) Exp:OCDD
Sample Text:ST030711M5 File Text:Frontier Analytical Laboratory



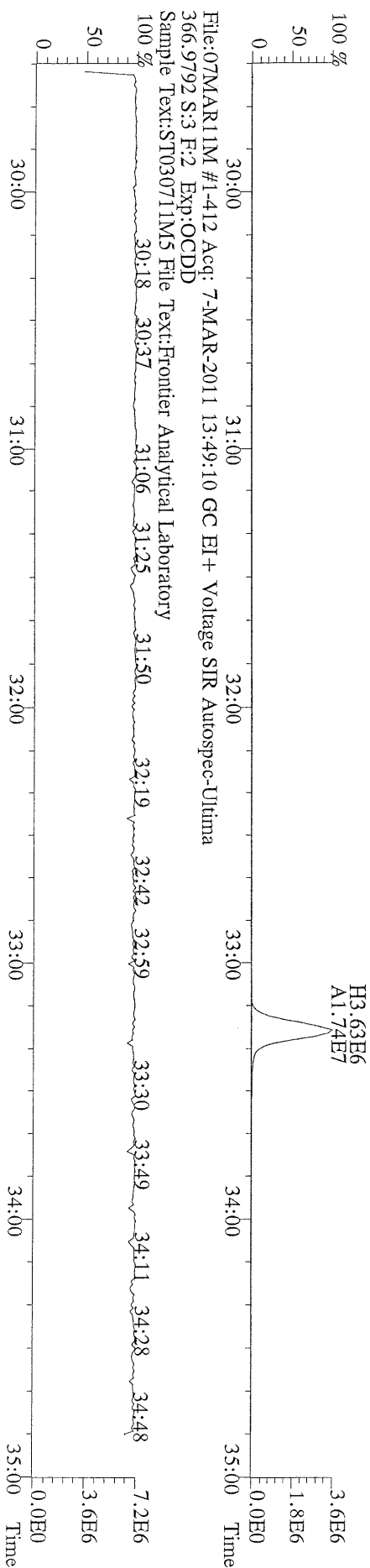
File:07MAR11M #1-412 Acq: 7-MAR-2011 13:49:10 GC EI+ Voltage SIR Autospec-Ultima
355.8546 S:3 F:2 BSUB(10000,15,-3.0) PKD(5,5,3,0,10%,100,0,0,0.00%,F,F) Exp:OCDD
Sample Text:ST030711M5 File Text:Frontier Analytical Laboratory




File:07MAR11M #1-412 Acq: 7-MAR-2011 13:49:10 GC EI+ Voltage SIR Autospec-Ultima
357.8517 S:3 F:2 BSUB(10000,15,-3.0) PKD(5,5,3,0,10%,100,0,0,0.00%,F,F) Exp:OCDD
Sample Text:ST030711M5 File Text:Frontier Analytical Laboratory




File:07MAR11M #1-412 Acq: 7-MAR-2011 13:49:10 GC EI+ Voltage SIR Autospec-Ultima
369.8919 S:3 F:2 BSUB(10000,15,-3.0) PKD(5,5,3,0,10%,100,0,0,0.00%,F,F) Exp:OCDD
Sample Text:ST030711M5 File Text:Frontier Analytical Laboratory



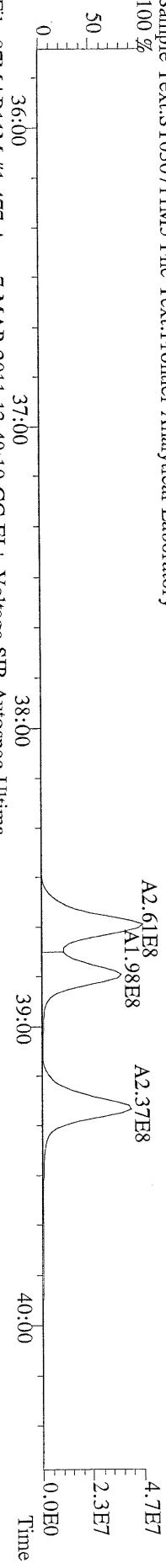
File:07MAR11M #1-412 Acq: 7-MAR-2011 13:49:10 GC EI+ Voltage SIR Autospec-Ultima
366.9792 S:3 F:2 Exp:OCDD
Sample Text:ST030711M5 File Text:Frontier Analytical Laboratory




File:07MARI1M #1-477 Acq: 7-MAR-2011 13:49:10 GC EI+ Voltage SIR Autospec-Ultima
 389.8156 S:3 F:3 BSUB(10000,15,-3.0) PKD(5,5.3,0.10%,100.0,0.00%,F,F) Exp:OCDD
 Sample Text:ST03071IM5 File Text:Frontier Analytical Laboratory




File:07MARI1M #1-477 Acq: 7-MAR-2011 13:49:10 GC EI+ Voltage SIR Autospec-Ultima
 391.8127 S:3 F:3 BSUB(10000,15,-3.0) PKD(5,5.3,0.10%,100.0,0.00%,F,F) Exp:OCDD
 Sample Text:ST03071IM5 File Text:Frontier Analytical Laboratory



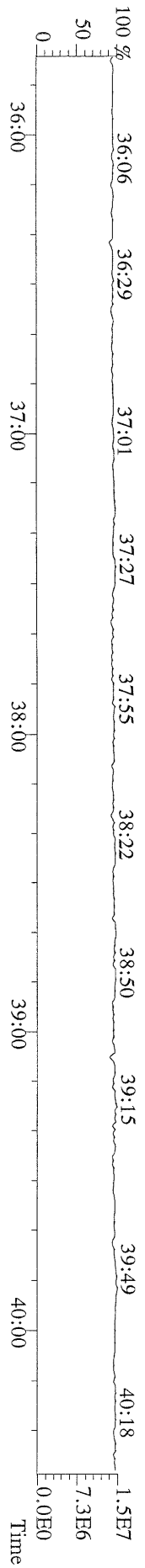
File:07MARI1M #1-477 Acq: 7-MAR-2011 13:49:10 GC EI+ Voltage SIR Autospec-Ultima
 401.8559 S:3 F:3 BSUB(10000,15,-3.0) PKD(5,5.3,0.10%,100.0,0.00%,F,F) Exp:OCDD
 Sample Text:ST03071IM5 File Text:Frontier Analytical Laboratory



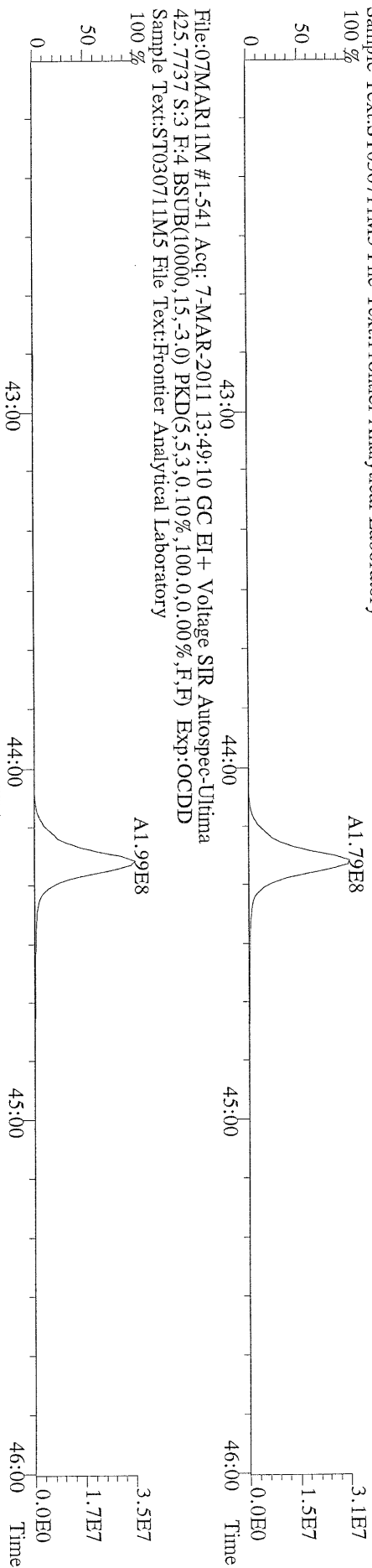
File:07MARI1M #1-477 Acq: 7-MAR-2011 13:49:10 GC EI+ Voltage SIR Autospec-Ultima
 403.8530 S:3 F:3 BSUB(10000,15,-3.0) PKD(5,5.3,0.10%,100.0,0.00%,F,F) Exp:OCDD
 Sample Text:ST03071IM5 File Text:Frontier Analytical Laboratory



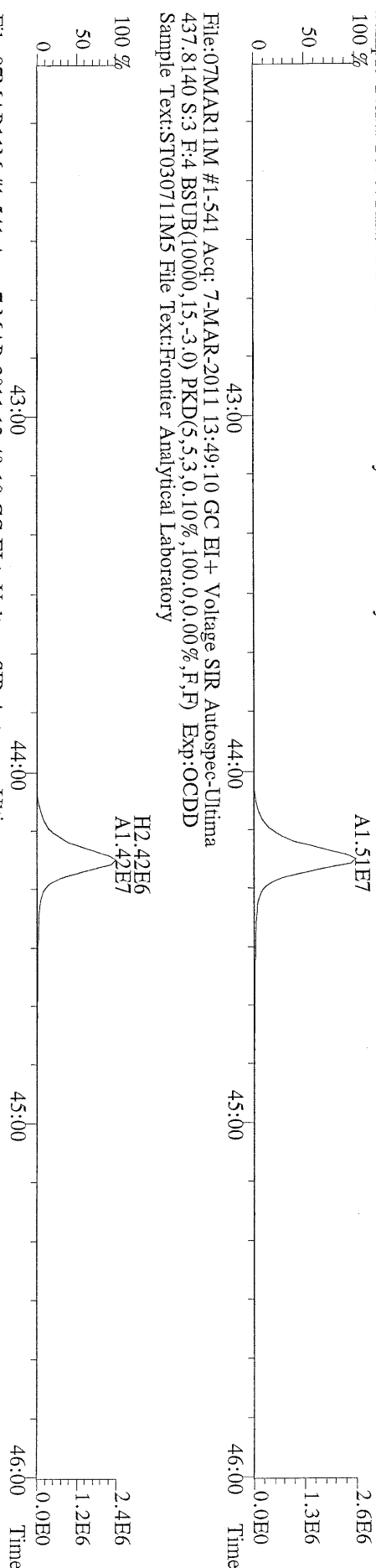
File:07MARI1M #1-477 Acq: 7-MAR-2011 13:49:10 GC EI+ Voltage SIR Autospec-Ultima
 380.9760 S:3 F:3 Exp:OCDD
 Sample Text:ST03071IM5 File Text:Frontier Analytical Laboratory



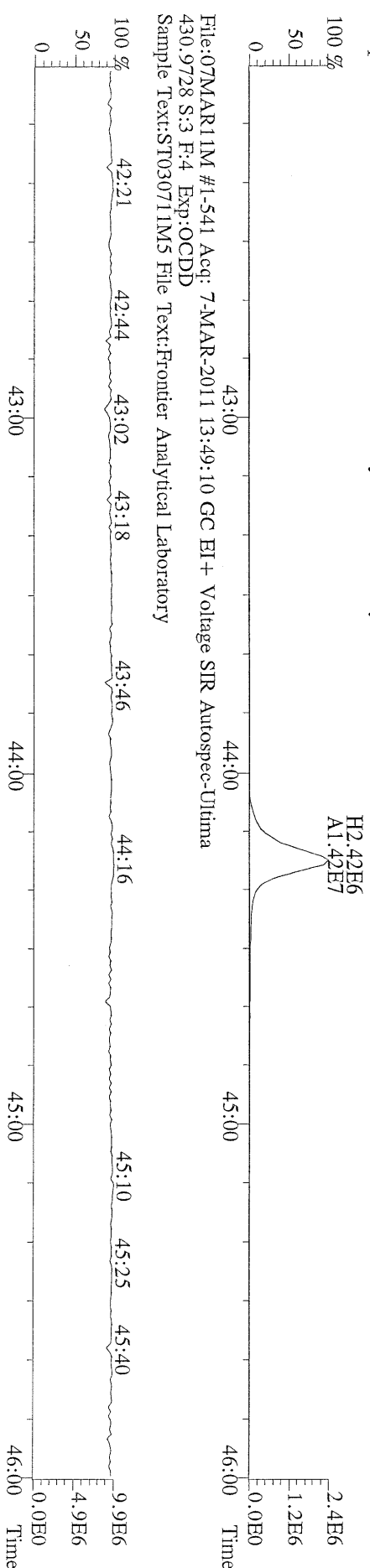
File:07MARI1M #1-541 Acq: 7-MAR-2011 13:49:10 GC EI+ Voltage SIR Autospec-Ultima
423.7767 S:3 F:4 BSUB(10000,15,-3.0) PKD(5,5,3,0,10%,100,0,0,0.00%,F,F) Exp:OCDD
Sample Text:ST030711M5 File Text:Frontier Analytical Laboratory




File:07MARI1M #1-541 Acq: 7-MAR-2011 13:49:10 GC EI+ Voltage SIR Autospec-Ultima
435.8169 S:3 F:4 BSUB(10000,15,-3.0) PKD(5,5,3,0,10%,100,0,0,0.00%,F,F) Exp:OCDD
Sample Text:ST030711M5 File Text:Frontier Analytical Laboratory



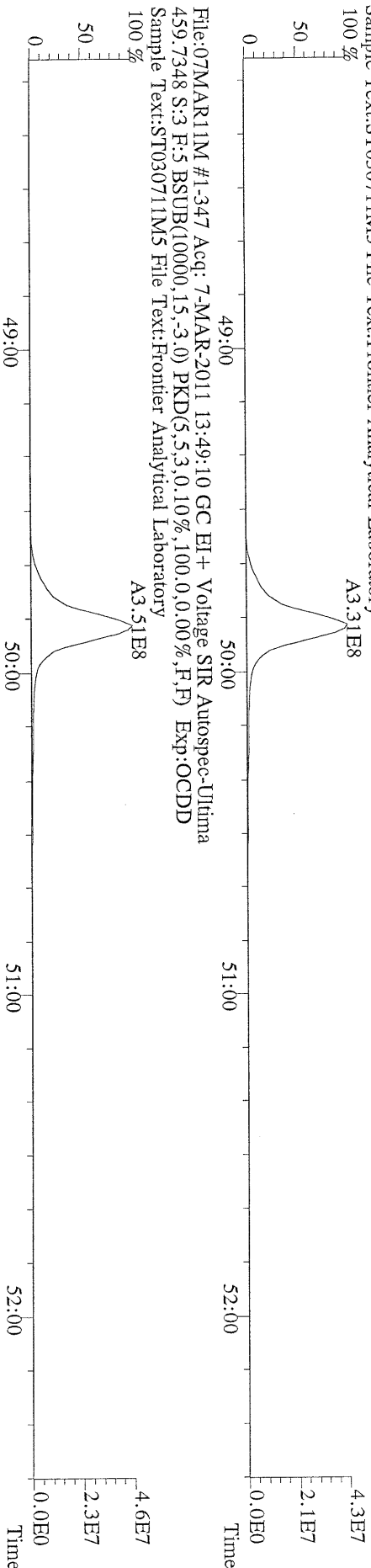
File:07MARI1M #1-541 Acq: 7-MAR-2011 13:49:10 GC EI+ Voltage SIR Autospec-Ultima
437.8140 S:3 F:4 BSUB(10000,15,-3.0) PKD(5,5,3,0,10%,100,0,0,0.00%,F,F) Exp:OCDD
Sample Text:ST030711M5 File Text:Frontier Analytical Laboratory



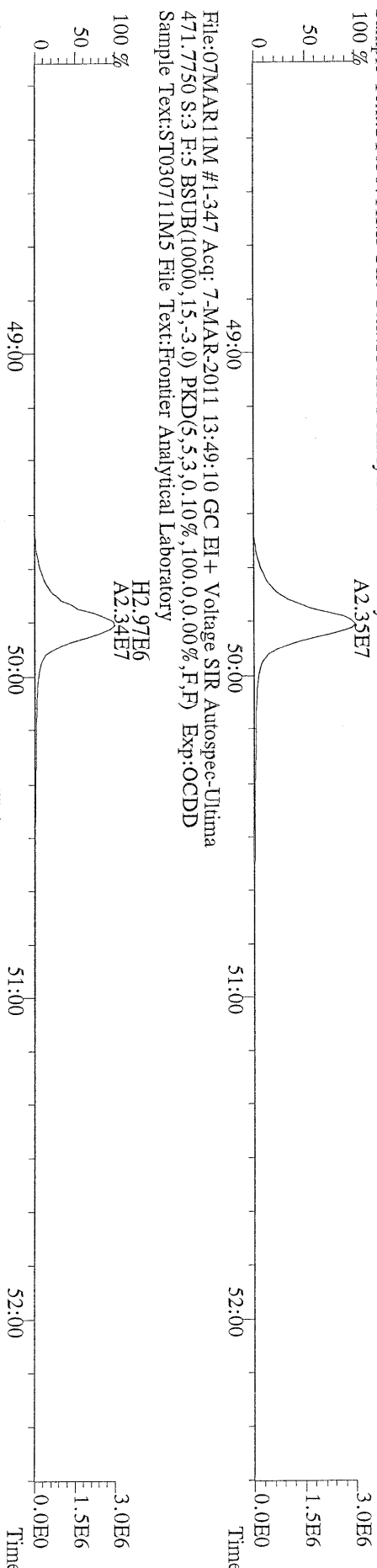
File:07MARI1M #1-541 Acq: 7-MAR-2011 13:49:10 GC EI+ Voltage SIR Autospec-Ultima
430.9728 S:3 F:4 Exp:OCDD
Sample Text:ST030711M5 File Text:Frontier Analytical Laboratory



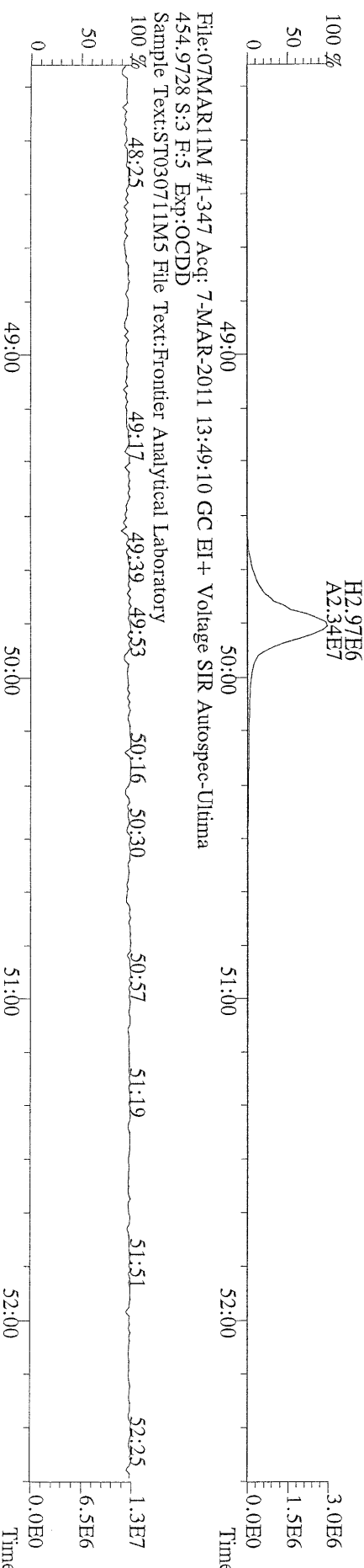
File:07MAR11M #1-347 Acq: 7-MAR-2011 13:49:10 GC EI+ Voltage SIR Autospec-Ultima
457.7377 S:3 F:5 BSUB(10000,15,-3.0) PKD(5,5,3,0.10%,100.0,0.00%,F,F) Exp:OCDD
Sample Text:ST030711M5 File Text:Frontier Analytical Laboratory




File:07MAR11M #1-347 Acq: 7-MAR-2011 13:49:10 GC EI+ Voltage SIR Autospec-Ultima
469.7780 S:3 F:5 BSUB(10000,15,-3.0) PKD(5,5,3,0.10%,100.0,0.00%,F,F) Exp:OCDD
Sample Text:ST030711M5 File Text:Frontier Analytical Laboratory



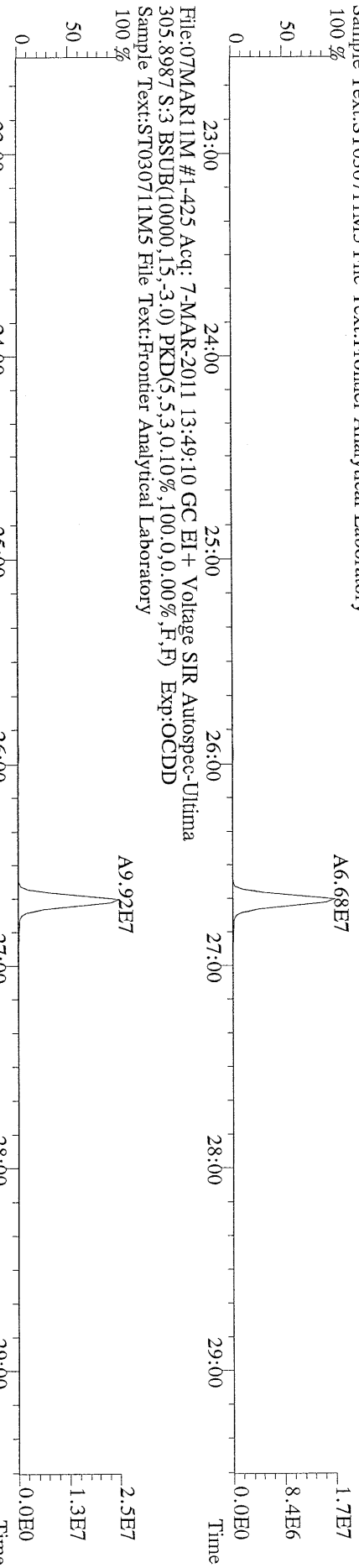
File:07MAR11M #1-347 Acq: 7-MAR-2011 13:49:10 GC EI+ Voltage SIR Autospec-Ultima
471.7750 S:3 F:5 BSUB(10000,15,-3.0) PKD(5,5,3,0.10%,100.0,0.00%,F,F) Exp:OCDD
Sample Text:ST030711M5 File Text:Frontier Analytical Laboratory



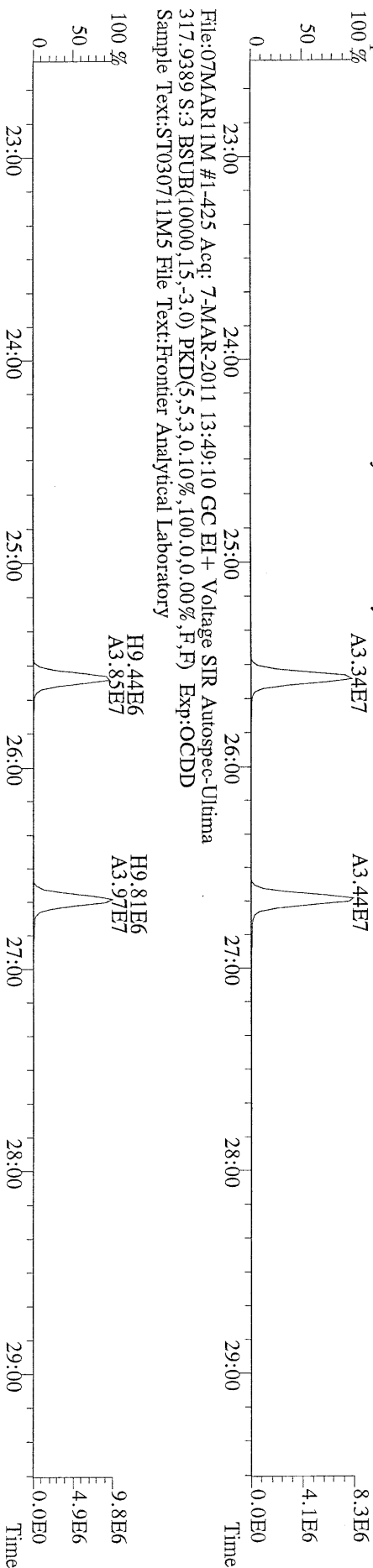
File:07MAR11M #1-347 Acq: 7-MAR-2011 13:49:10 GC EI+ Voltage SIR Autospec-Ultima
454.9728 S:3 F:5 Exp:OCDD
Sample Text:ST030711M5 File Text:Frontier Analytical Laboratory



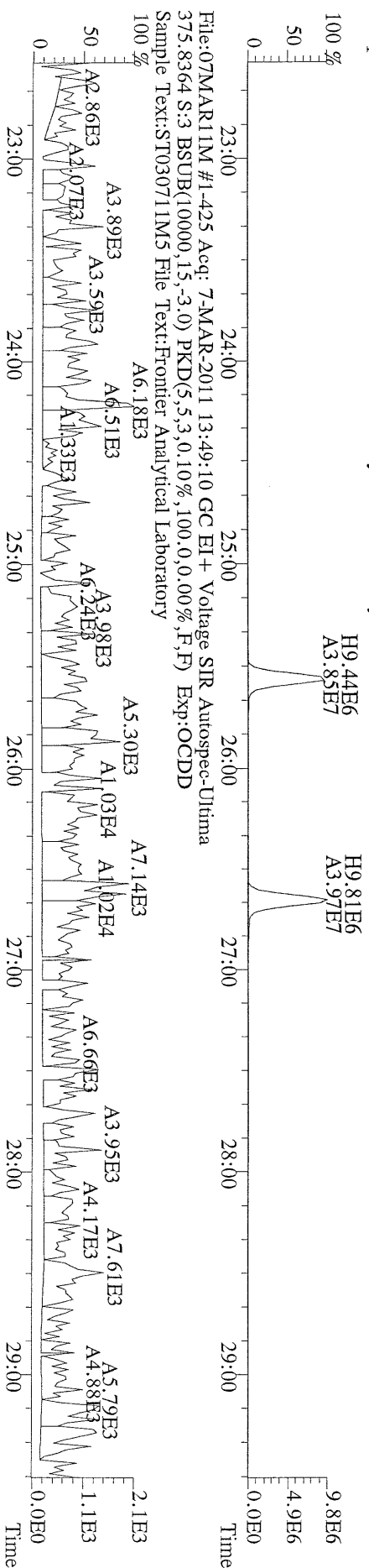
File:07MAR11M #1-425 Acq: 7-MAR-2011 13:49:10 GC EI+ Voltage SIR Autospec-Ultima
 303.9016 S:3 BSUB(10000,15,-3,0) PKD(5,5,3,0,10%,100,0,0.00%,F,F) Exp:OCDD
 Sample Text:ST030711M5 File Text:Frontier Analytical Laboratory



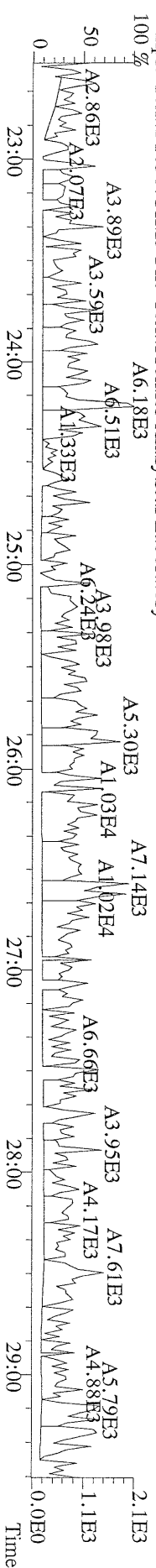
File:07MAR11M #1-425 Acq: 7-MAR-2011 13:49:10 GC EI+ Voltage SIR Autospec-Ultima
 315.9419 S:3 BSUB(10000,15,-3,0) PKD(5,5,3,0,10%,100,0,0.00%,F,F) Exp:OCDD
 Sample Text:ST030711M5 File Text:Frontier Analytical Laboratory



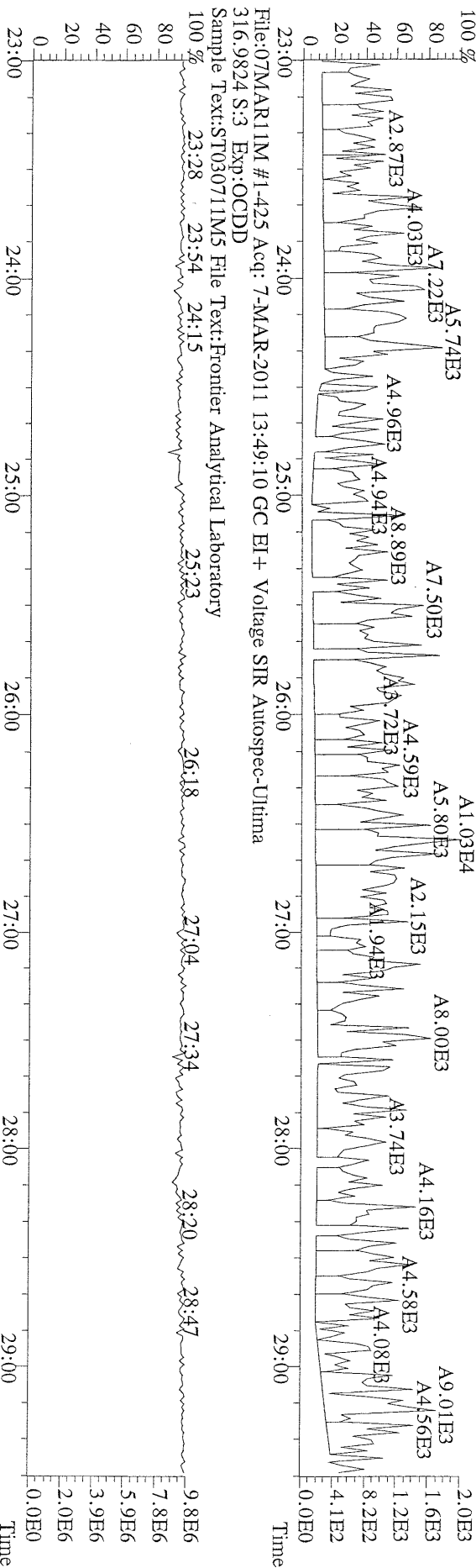
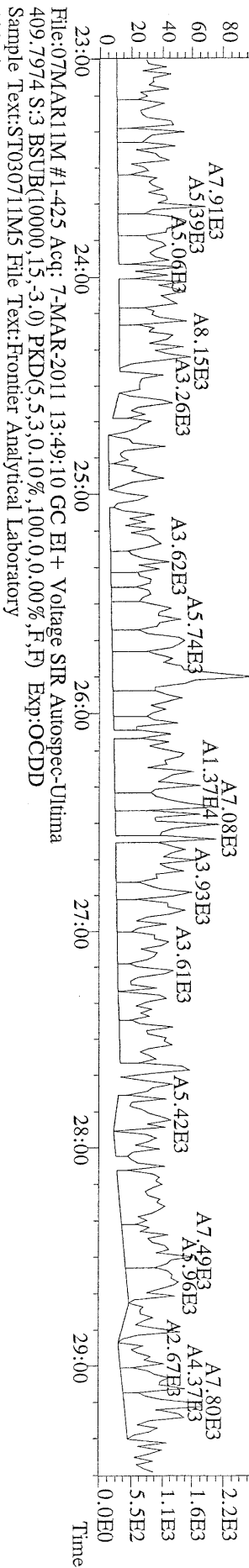
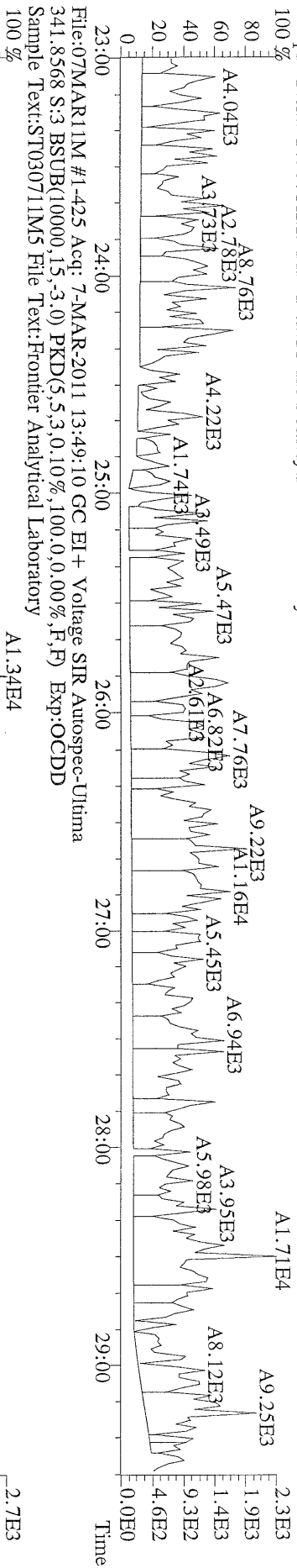
File:07MAR11M #1-425 Acq: 7-MAR-2011 13:49:10 GC EI+ Voltage SIR Autospec-Ultima
 317.9389 S:3 BSUB(10000,15,-3,0) PKD(5,5,3,0,10%,100,0,0.00%,F,F) Exp:OCDD
 Sample Text:ST030711M5 File Text:Frontier Analytical Laboratory




File:07MAR11M #1-425 Acq: 7-MAR-2011 13:49:10 GC EI+ Voltage SIR Autospec-Ultima
 375.8364 S:3 BSUB(10000,15,-3,0) PKD(5,5,3,0,10%,100,0,0.00%,F,F) Exp:OCDD
 Sample Text:ST030711M5 File Text:Frontier Analytical Laboratory




File:07MARI1M #1-425 Acq: 7-MAR-2011 13:49:10 GC EI+ Voltage SIR Autospec-Ultima
339.8597 S:3 BSUB(10000,15,-3.0) PKD(5,5,3,0,100,0,0.00%,F,F) Exp:OCDD
Sample Text:ST030711M5 File Text:Frontier Analytical Laboratory



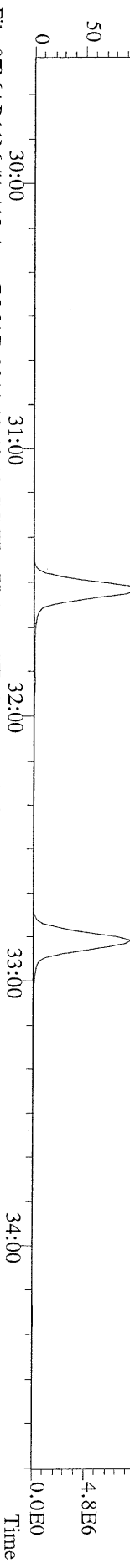
File:07MARI1M #1-412 Acq: 7-MAR-2011 13:49:10 GC EI+ Voltage SIR Autospec-Ultima
 339.8597 S:3 F:2 BSUB(10000,15,-3.0) PKD(5,5,3,0.10%,100,0,0.00%,F,F) Exp:OCDD
 Sample Text:ST030711M5 File Text:Frontier Analytical Laboratory
 100 %



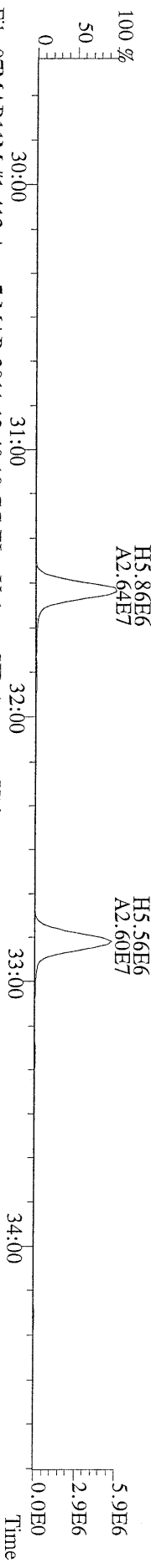
File:07MARI1M #1-412 Acq: 7-MAR-2011 13:49:10 GC EI+ Voltage SIR Autospec-Ultima
 341.8568 S:3 F:2 BSUB(10000,15,-3.0) PKD(5,5,3,0.10%,100,0,0.00%,F,F) Exp:OCDD
 Sample Text:ST030711M5 File Text:Frontier Analytical Laboratory
 100 %



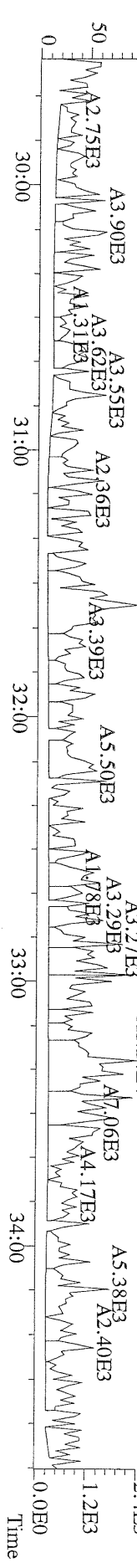
File:07MARI1M #1-412 Acq: 7-MAR-2011 13:49:10 GC EI+ Voltage SIR Autospec-Ultima
 351.9000 S:3 F:2 BSUB(10000,15,-3.0) PKD(5,5,3,0.10%,100,0,0.00%,F,F) Exp:OCDD
 Sample Text:ST030711M5 File Text:Frontier Analytical Laboratory
 100 %



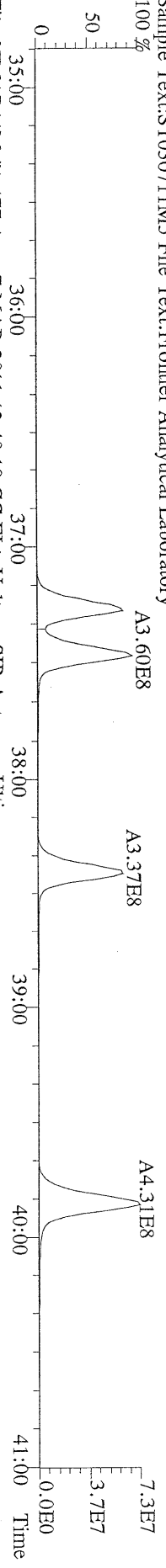
File:07MARI1M #1-412 Acq: 7-MAR-2011 13:49:10 GC EI+ Voltage SIR Autospec-Ultima
 353.8970 S:3 F:2 BSUB(10000,15,-3.0) PKD(5,5,3,0.10%,100,0,0.00%,F,F) Exp:OCDD
 Sample Text:ST030711M5 File Text:Frontier Analytical Laboratory



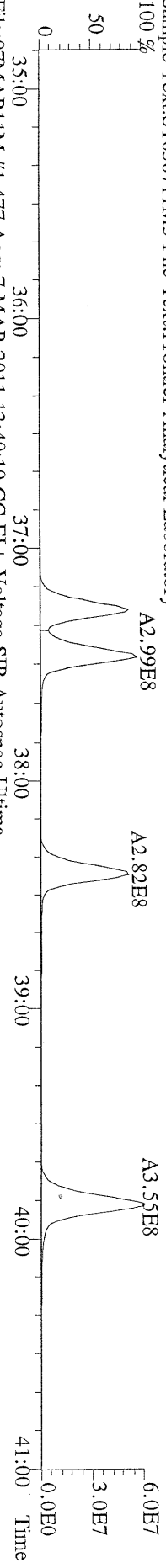
File:07MARI1M #1-412 Acq: 7-MAR-2011 13:49:10 GC EI+ Voltage SIR Autospec-Ultima
 409.7974 S:3 F:2 BSUB(10000,15,-3.0) PKD(5,5,3,0.10%,100,0,0.00%,F,F) Exp:OCDD
 Sample Text:ST030711M5 File Text:Frontier Analytical Laboratory
 100 %



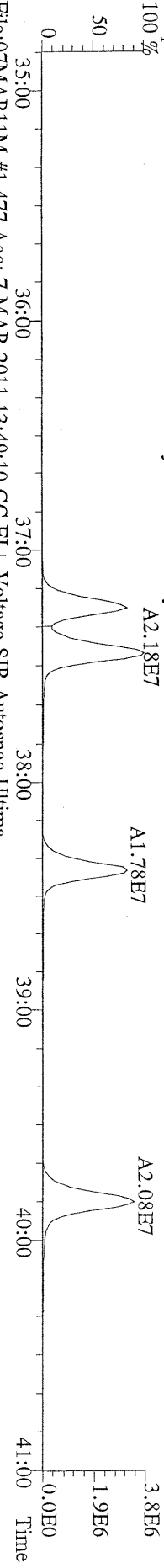
File:07MAR11M #1-477 Acq: 7-MAR-2011 13:49:10 GC EI+ Voltage SIR Autospec-Ultima
 373.8207 S:3 F:3 BSUB(10000,15,-3.0) PKD(5,5,3,0,10%,100,0,0,0.00%,F,F) Exp:OCDD
 Sample Text:ST030711M5 File Text:Frontier Analytical Laboratory



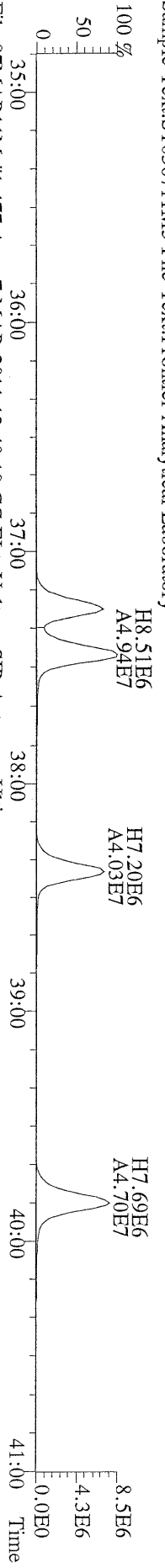
File:07MAR11M #1-477 Acq: 7-MAR-2011 13:49:10 GC EI+ Voltage SIR Autospec-Ultima
 375.8178 S:3 F:3 BSUB(10000,15,-3.0) PKD(5,5,3,0,10%,100,0,0,0.00%,F,F) Exp:OCDD
 Sample Text:ST030711M5 File Text:Frontier Analytical Laboratory



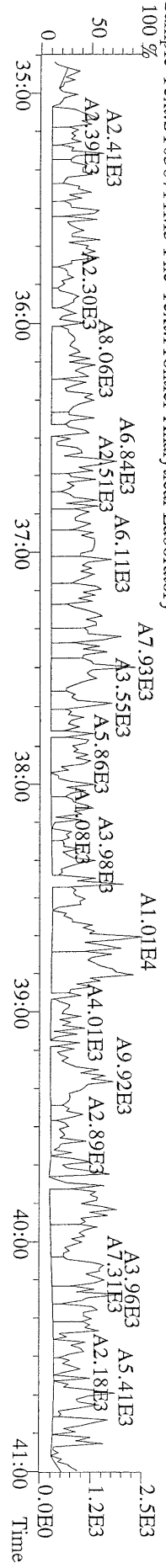
File:07MAR11M #1-477 Acq: 7-MAR-2011 13:49:10 GC EI+ Voltage SIR Autospec-Ultima
 383.8639 S:3 F:3 BSUB(10000,15,-3.0) PKD(5,5,3,0,10%,100,0,0,0.00%,F,F) Exp:OCDD
 Sample Text:ST030711M5 File Text:Frontier Analytical Laboratory



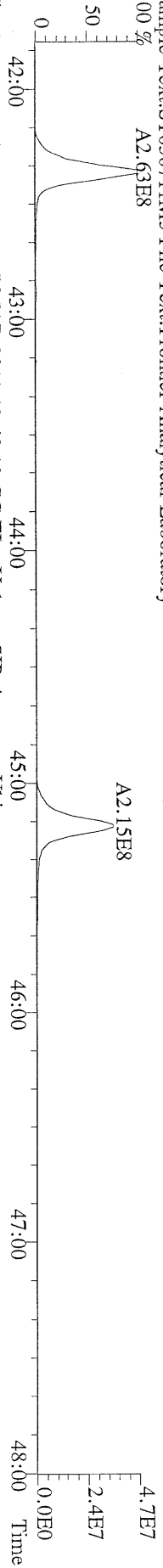
File:07MAR11M #1-477 Acq: 7-MAR-2011 13:49:10 GC EI+ Voltage SIR Autospec-Ultima
 385.8610 S:3 F:3 BSUB(10000,15,-3.0) PKD(5,5,3,0,10%,100,0,0,0.00%,F,F) Exp:OCDD
 Sample Text:ST030711M5 File Text:Frontier Analytical Laboratory



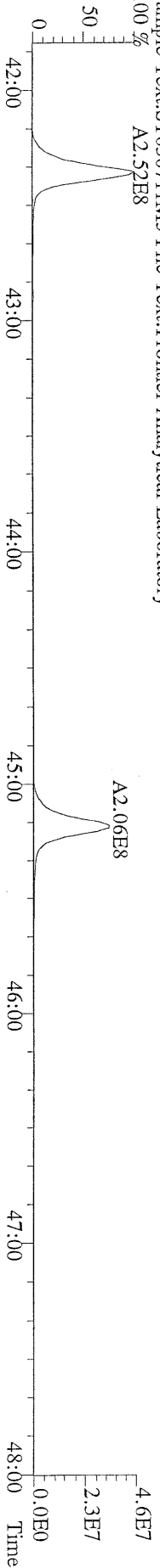
File:07MAR11M #1-477 Acq: 7-MAR-2011 13:49:10 GC EI+ Voltage SIR Autospec-Ultima
 445.7555 S:3 F:3 BSUB(10000,15,-3.0) PKD(5,5,3,0,10%,100,0,0,0.00%,F,F) Exp:OCDD
 Sample Text:ST030711M5 File Text:Frontier Analytical Laboratory



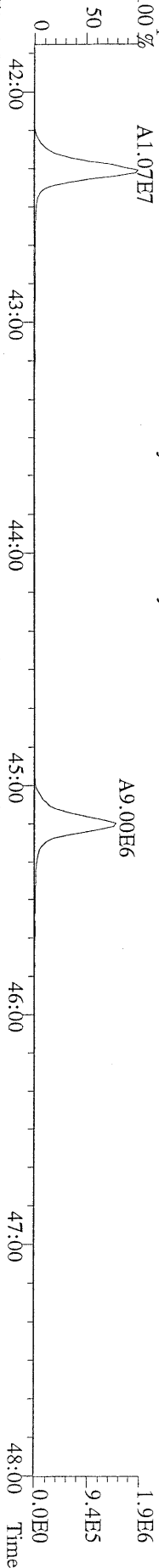
File:07MAR11M #1-541 Acq: 7-MAR-2011 13:49:10 GC EI+ Voltage SIR Autospec-Utima
407.7818 S:3 F:4 BSUB(10000,15,-3.0) PKD(5,5,3,0.10%,100,0,0.00%,F,F) Exp:OCDD
Sample Text:ST030711M5 File Text:Frontier Analytical Laboratory
100 %
A2.63E8



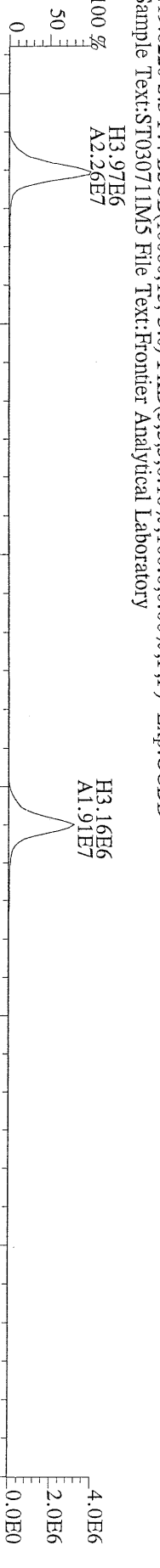
File:07MAR11M #1-541 Acq: 7-MAR-2011 13:49:10 GC EI+ Voltage SIR Autospec-Utima
409.7788 S:3 F:4 BSUB(10000,15,-3.0) PKD(5,5,3,0.10%,100,0,0.00%,F,F) Exp:OCDD
Sample Text:ST030711M5 File Text:Frontier Analytical Laboratory
100 %
A2.52E8



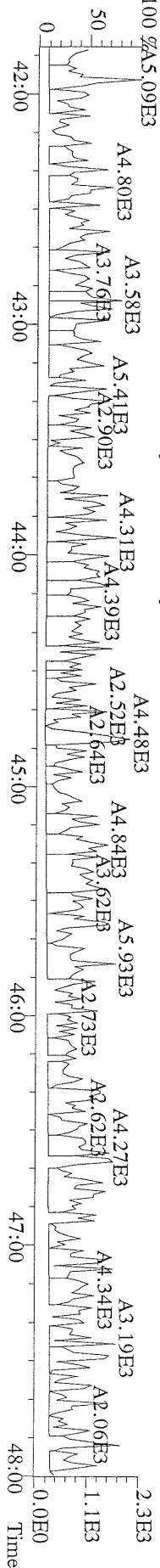
File:07MAR11M #1-541 Acq: 7-MAR-2011 13:49:10 GC EI+ Voltage SIR Autospec-Utima
417.8253 S:3 F:4 BSUB(10000,15,-3.0) PKD(5,5,3,0.10%,100,0,0.00%,F,F) Exp:OCDD
Sample Text:ST030711M5 File Text:Frontier Analytical Laboratory
100 %
A1.07E7



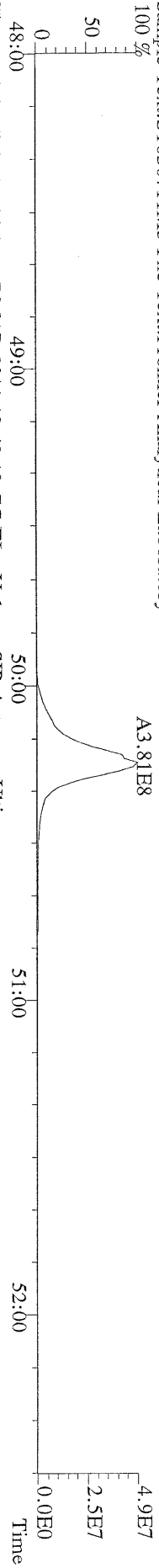
File:07MAR11M #1-541 Acq: 7-MAR-2011 13:49:10 GC EI+ Voltage SIR Autospec-Utima
419.8220 S:3 F:4 BSUB(10000,15,-3.0) PKD(5,5,3,0.10%,100,0,0.00%,F,F) Exp:OCDD
Sample Text:ST030711M5 File Text:Frontier Analytical Laboratory
100 %
H3.97E6
A2.26E7



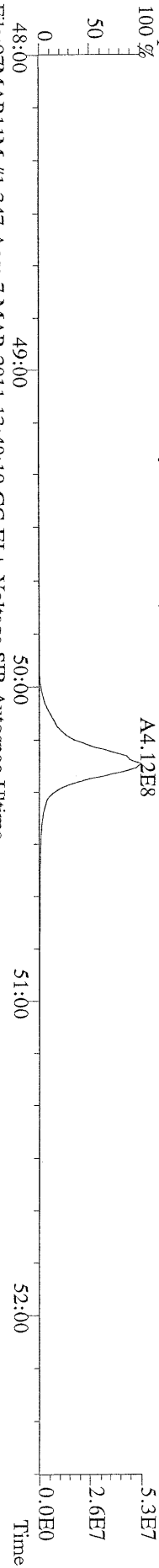
File:07MAR11M #1-541 Acq: 7-MAR-2011 13:49:10 GC EI+ Voltage SIR Autospec-Utima
479.7165 S:3 F:4 BSUB(10000,15,-3.0) PKD(5,5,3,0.10%,100,0,0.00%,F,F) Exp:OCDD
Sample Text:ST030711M5 File Text:Frontier Analytical Laboratory
100 %
A4.80E3
A3.76E3
A3.58E3
A5.41E3
A2.90E3
A4.31E3
A4.39E3
A2.52E3
A2.64E3
A4.48E3
A4.84E3
A3.62E3
A5.93E3
A2.73E3
A4.27E3
A4.34E3
A3.19E3
A2.06E3



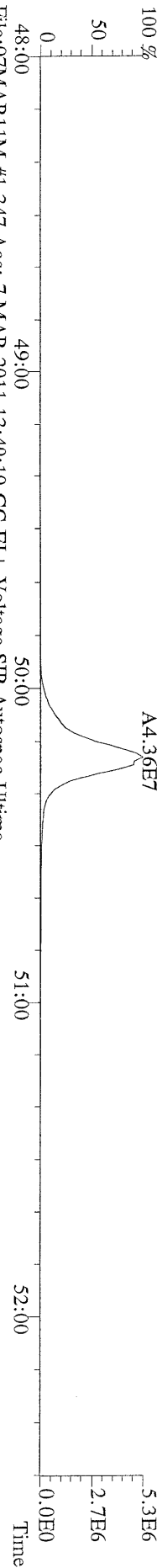
File:07MAR11M #1-347 Acq: 7-MAR-2011 13:49:10 GC EI+ Voltage SIR Autospec-Ultima
441.7428 S:3 F:5 BSUB(10000,15,-3.0) PKD(5,5,3,0,10%,100,0,0,0.00%,F,F) Exp:OCDD
Sample Text:ST030711M5 File Text:Frontier Analytical Laboratory



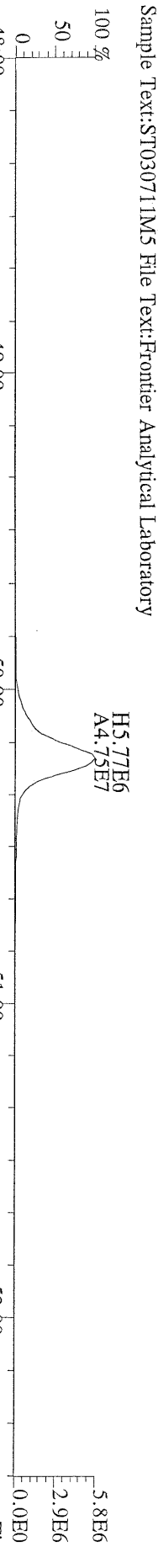
File:07MAR11M #1-347 Acq: 7-MAR-2011 13:49:10 GC EI+ Voltage SIR Autospec-Ultima
443.7398 S:3 F:5 BSUB(10000,15,-3.0) PKD(5,5,3,0,10%,100,0,0,0.00%,F,F) Exp:OCDD
Sample Text:ST030711M5 File Text:Frontier Analytical Laboratory



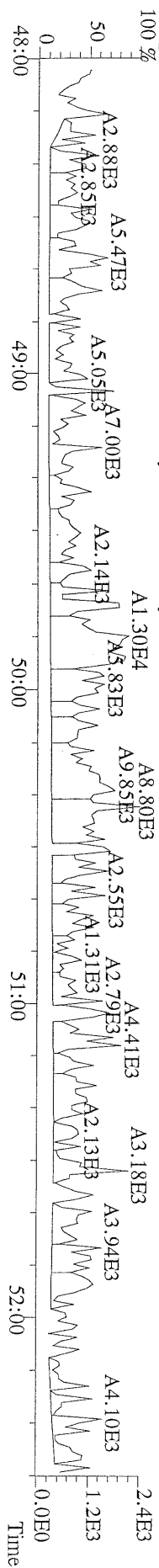
File:07MAR11M #1-347 Acq: 7-MAR-2011 13:49:10 GC EI+ Voltage SIR Autospec-Ultima
453.7831 S:3 F:5 BSUB(10000,15,-3.0) PKD(5,5,3,0,10%,100,0,0,0.00%,F,F) Exp:OCDD
Sample Text:ST030711M5 File Text:Frontier Analytical Laboratory



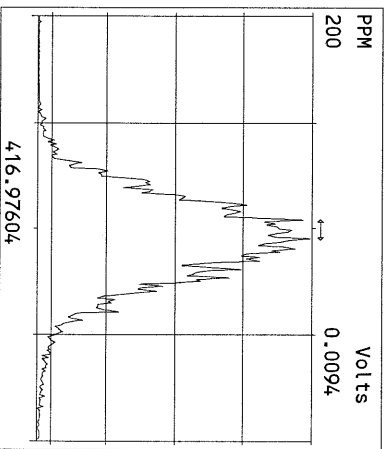
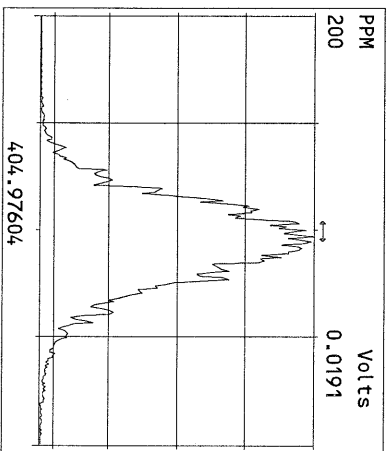
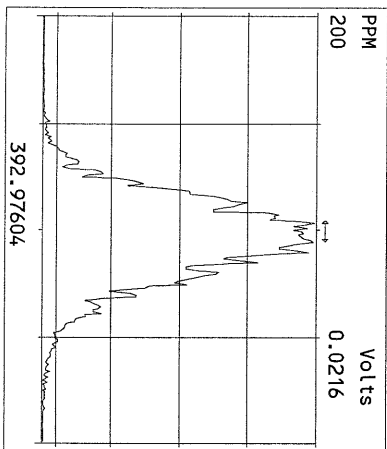
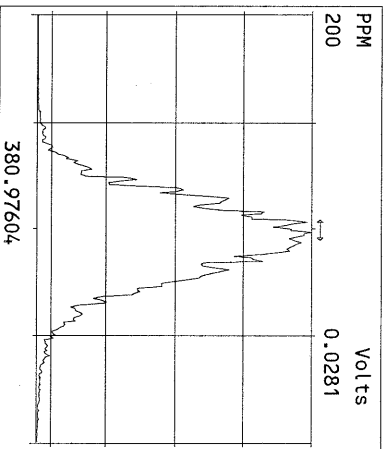
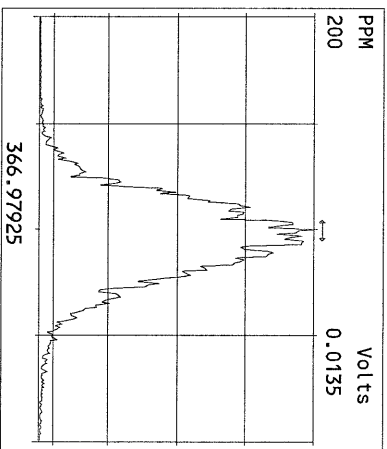
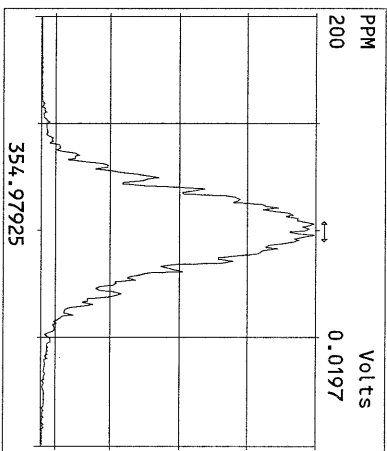
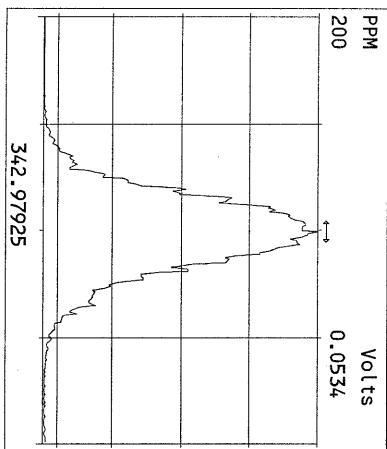
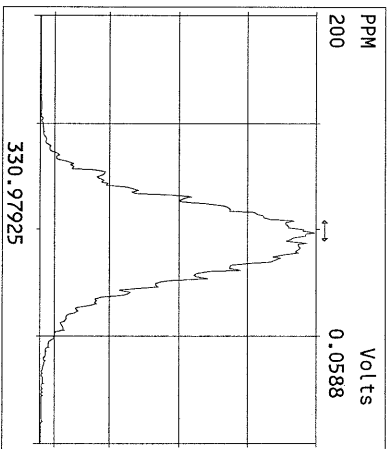
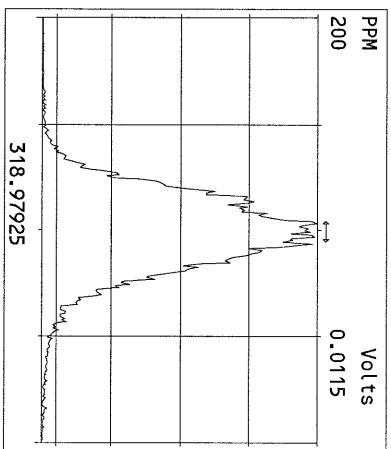
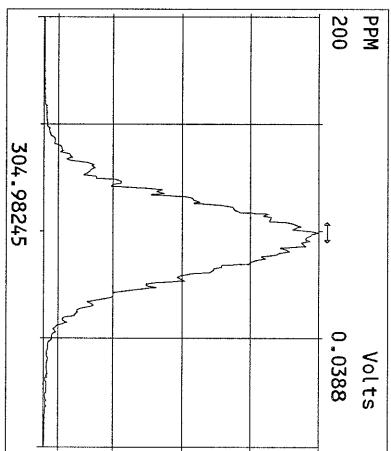
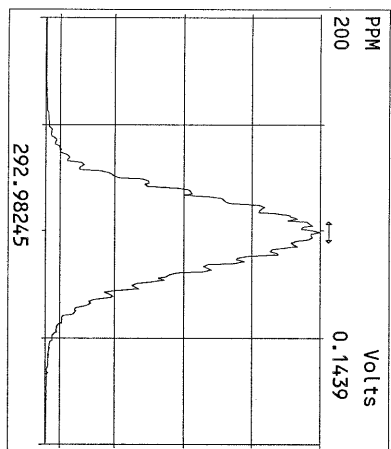
File:07MAR11M #1-347 Acq: 7-MAR-2011 13:49:10 GC EI+ Voltage SIR Autospec-Ultima
455.7801 S:3 F:5 BSUB(10000,15,-3.0) PKD(5,5,3,0,10%,100,0,0,0.00%,F,F) Exp:OCDD
Sample Text:ST030711M5 File Text:Frontier Analytical Laboratory

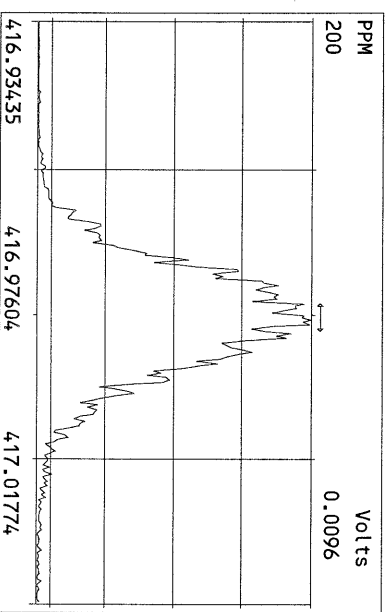
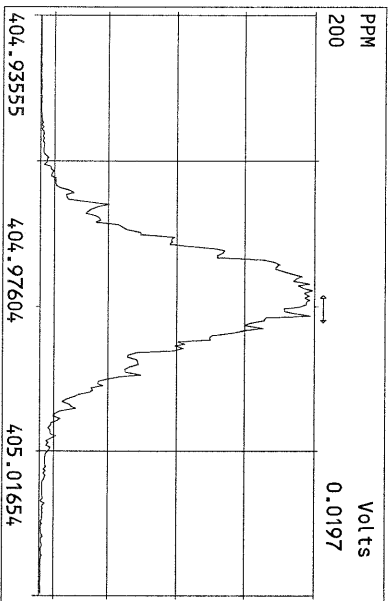
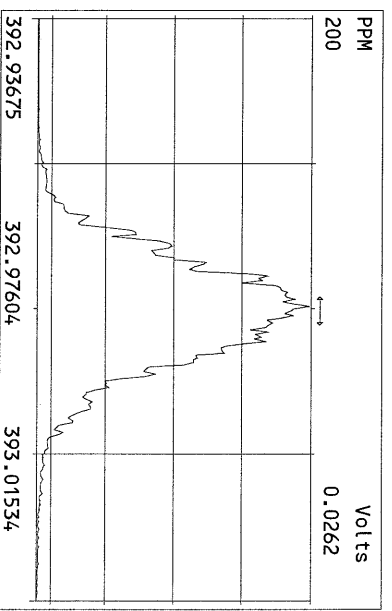
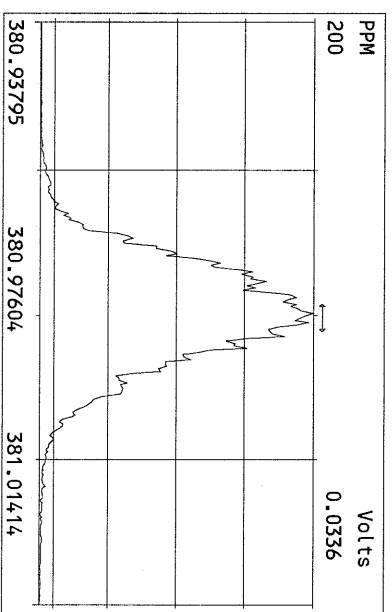
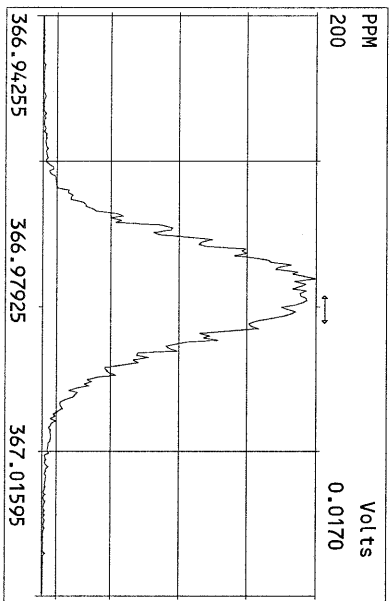
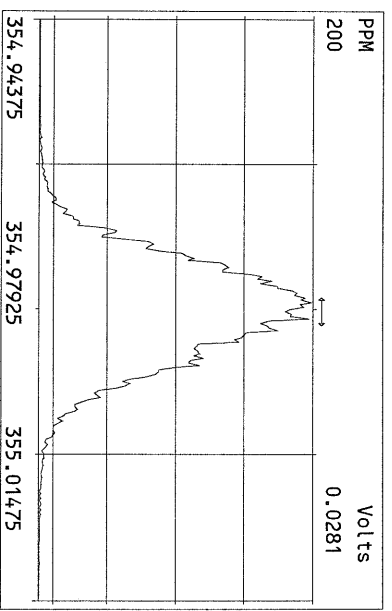
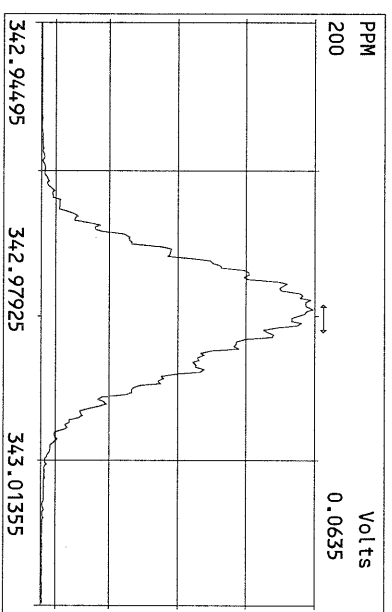
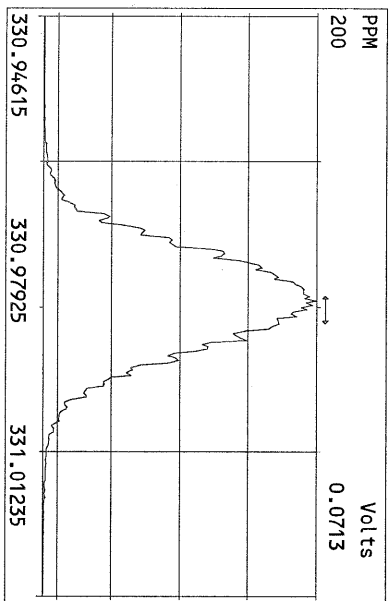


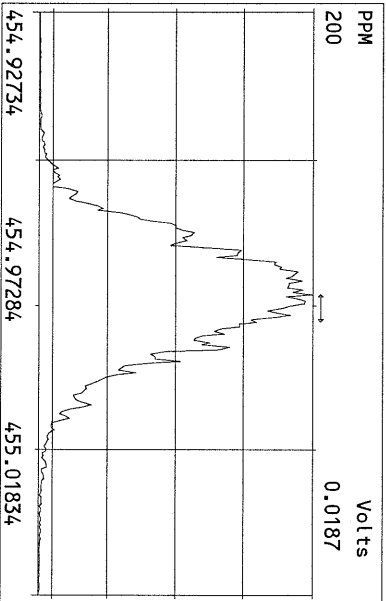
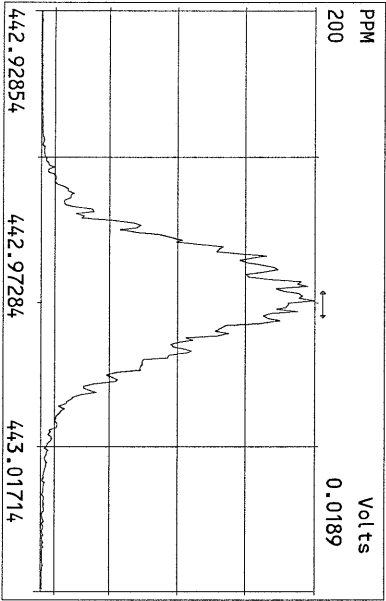
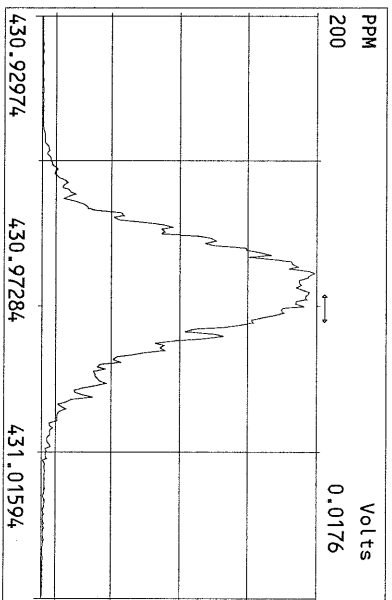
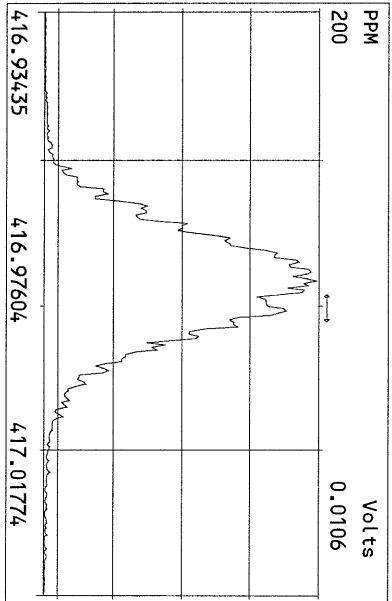
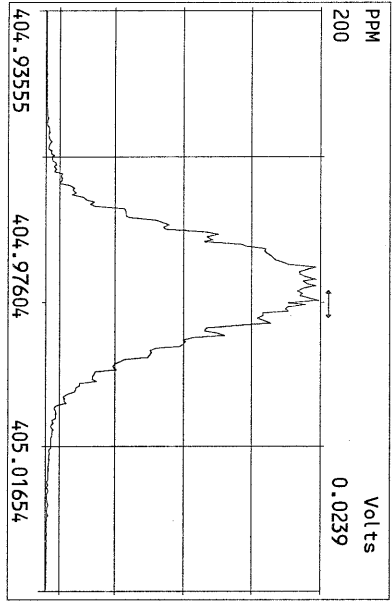
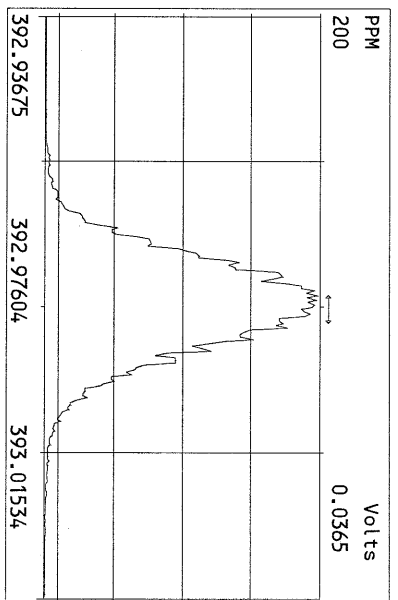
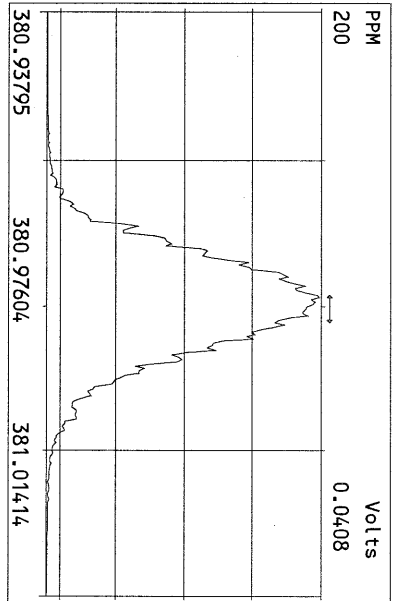
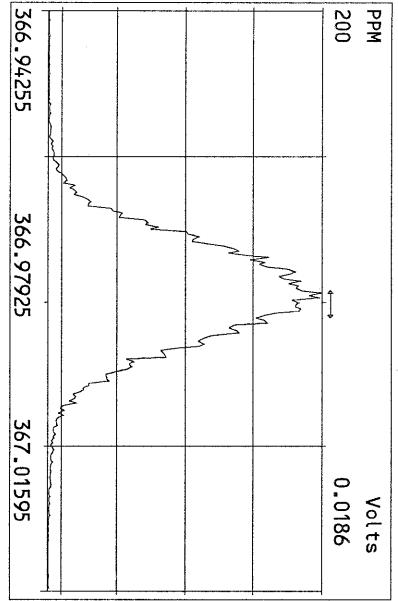
File:07MAR11M #1-347 Acq: 7-MAR-2011 13:49:10 GC EI+ Voltage SIR Autospec-Ultima
513.6775 S:3 F:5 BSUB(10000,15,-3.0) PKD(5,5,3,0,10%,100,0,0,0.00%,F,F) Exp:OCDD
Sample Text:ST030711M5 File Text:Frontier Analytical Laboratory



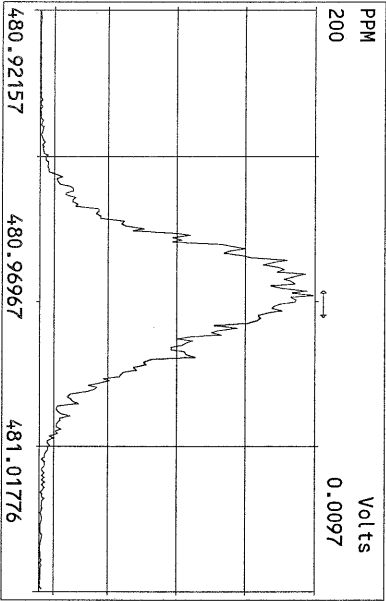
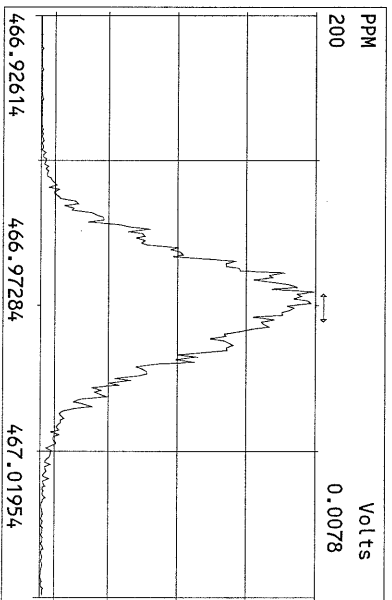
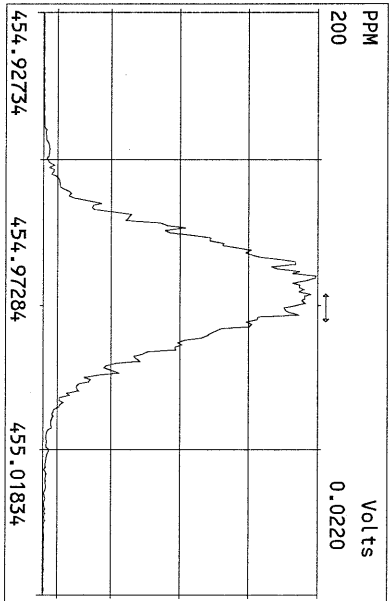
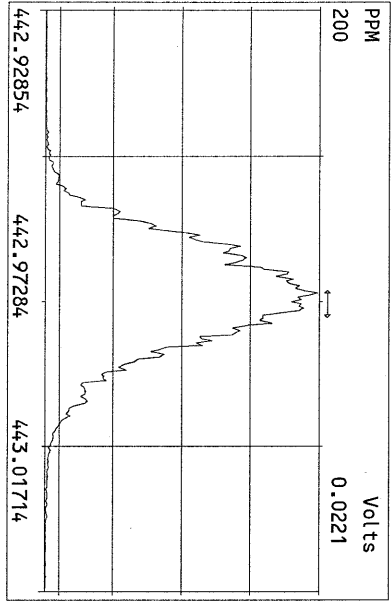
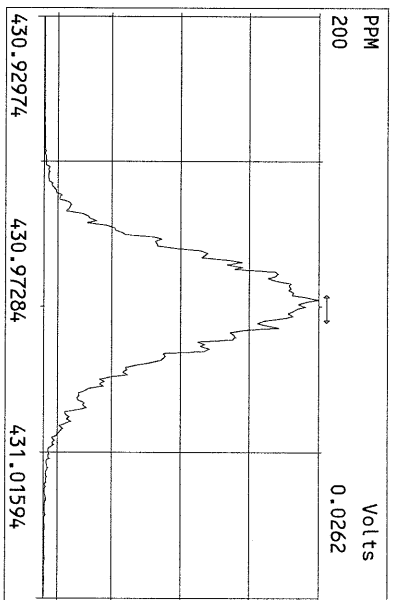
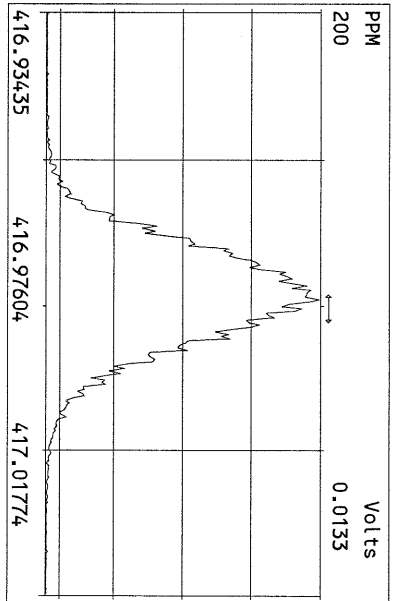
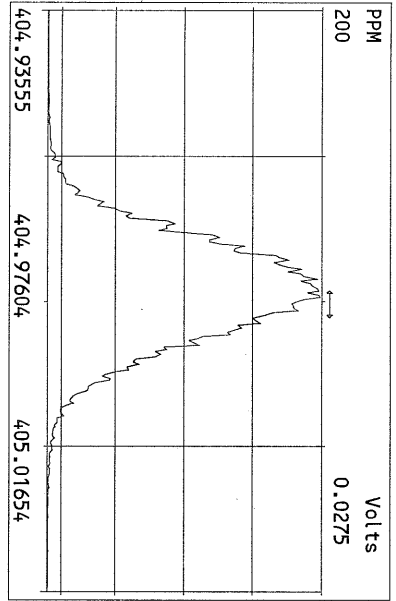
Peak Locate Examination: 8-MAR-2011:08:18 File:07MAR11M_RES_CHECK
Experiment:OCDD Function:1 Reference:PFK

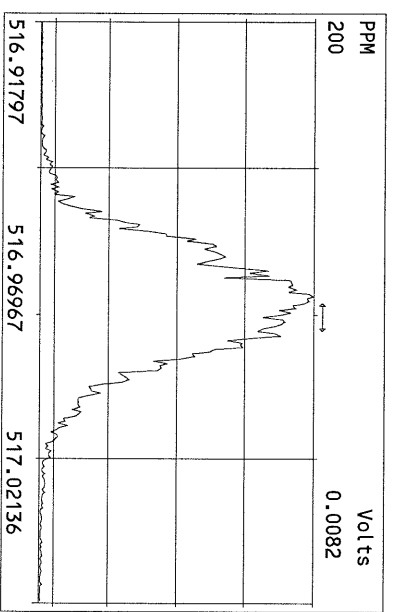
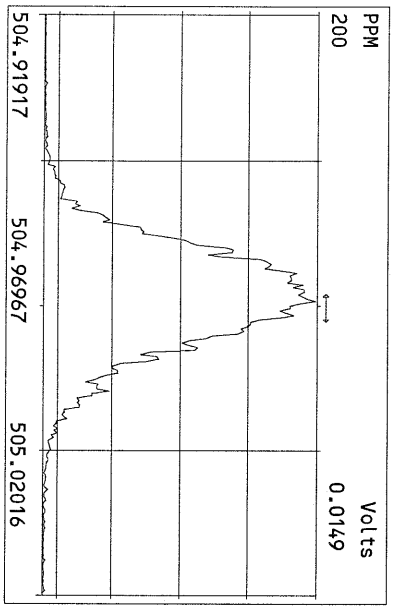
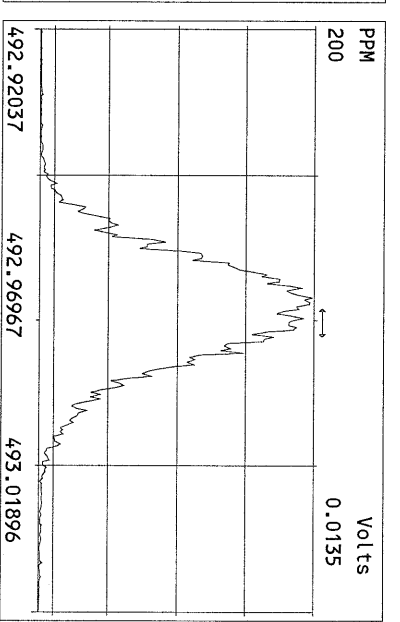
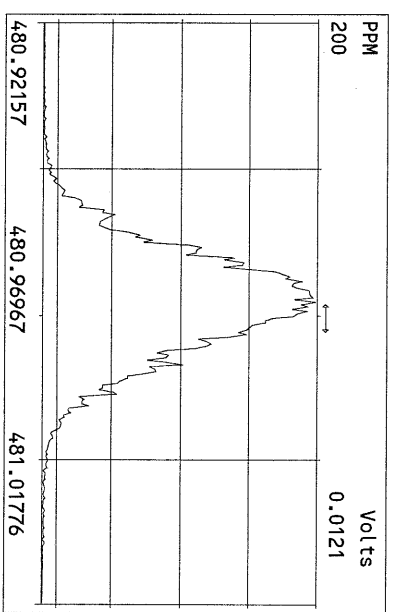
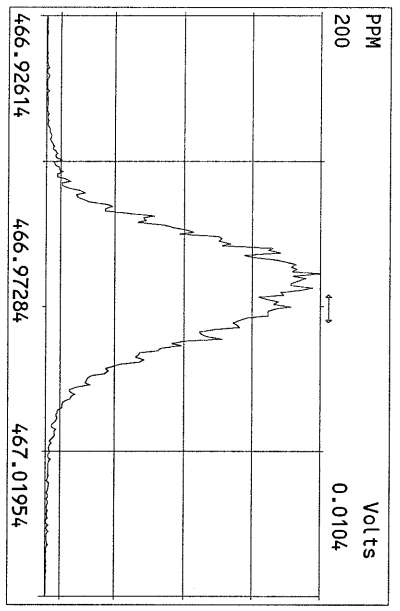
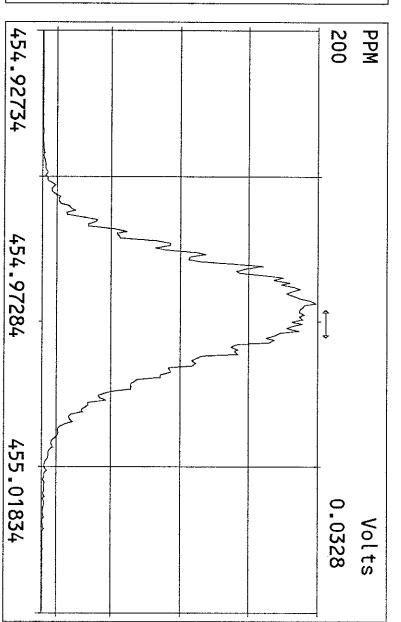
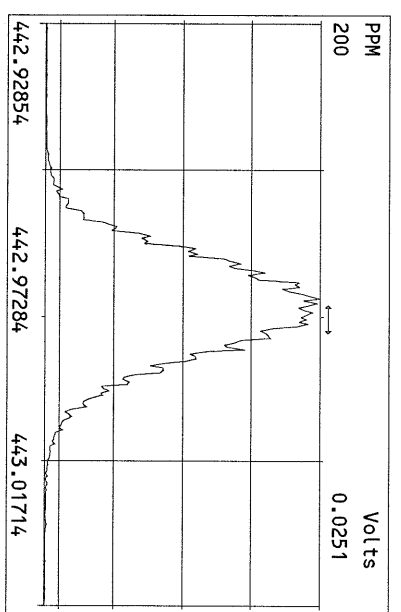
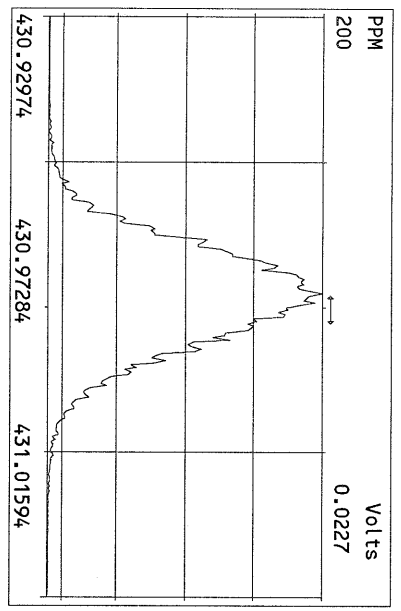






Peak Locate Examination: 8-MAR-2011:08:19 File:07MAR11M_RES_CHECK
Experiment:OCDD Function:4 Reference:PFK





Frontier Analytical Laboratory

Data Filename: 18FEB11B

Analyte: TCDFAL1-2-18-11

Cal: TCDFAL1-2-18-11


Name	RRF	S. D.	%RSD	S1 RRF#1	S2 RRF#2	S3 RRF#3	S4 RRF#4	S5 RRF#5
2,3,7,8-TCDF	1.16	0.0391	3.38 %	1.13	1.22	1.12	1.17	1.14
13C-2,3,7,8-TCDF	1.05	0.0980	9.31 %	0.97	1.00	0.98	1.12	1.19
13C-1,2,3,4-TCDF	-	-	- %	-	-	-	-	-

Analyst: 

Date: 2/18/11

Run #1 Filename 18FEB11B S: 1 Acquired: 18-FEB-11 13:45:12 Cal: TCDFFAL1-2-18-11
Client ID: ST021811B3 Analyte: TCDF FAL ID: 1613 CS3 100511J


	Typ	Name	Amount	Resp	RA	RT	RF	RRF
1	Unk	2,3,7,8-TCDF	10.00	2.06e+07	0.79 y	19:23	-	1.13 y
2	IS	13C-2,3,7,8-TCDF	100.00	1.82e+08	0.81 y	19:23	-	0.970 y
3	RS	13C-1,2,3,4-TCDF	100.00	1.87e+08	0.80 y	16:48	1.87e+06	- n

Analyst:  Date: 2/18/11

Run #2 Filename 18FEB11B
Client ID: ST021811B1

S: 2 Acquired: 18-FEB-11 14:20:15 Cal: TCDFFAL1-2-18-11
Analyte: TCDF FAL ID: 1613 CS1 100511H

	Typ	Name	Amount	Resp	RA	RT	RF	RRF
1	Unk	2,3,7,8-TCDF	0.50	1.07e+06	0.72 y	19:22	-	1.22 y
2	IS	13C-2,3,7,8-TCDF	100.00	1.76e+08	0.81 y	19:21	-	0.998 y
3	RS	13C-1,2,3,4-TCDF	100.00	1.76e+08	0.79 y	16:46	1.76e+06	- n


Analyst: 

Date: 2/18/11

Run #3 Filename 18FEB11B
Client ID: ST021811B2

S: 3 Acquired: 18-FEB-11 14:55:19 Cal: TCDFFAL1-2-18-11
Analyte: TCDF FAL ID: 1613 CS2 100511I

	Typ	Name	Amount	Resp	RA	RT	RF	RRF	
1	Unk	2,3,7,8-TCDF	2.00	4.55e+06	0.79 y	19:22	-	1.12	y
2	IS	13C-2,3,7,8-TCDF	100.00	2.02e+08	0.81 y	19:21	-	0.983	y
3	RS	13C-1,2,3,4-TCDF	100.00	2.06e+08	0.80 y	16:47	2.06e+06	-	n

Analyst:  _____ Date: 2/18/11

Run #4 Filename 18FEB11B
Client ID: ST021811B4

S: 4


Acquired: 18-FEB-11 15:30:23

Cal: TCDFFAL1-2-18-11

Analyte: TCDF

FAL ID: 1613 CS4 100511K

	Typ	Name	Amount	Resp	RA	RT	RF	RRF
1	Unk	2,3,7,8-TCDF	40.00	9.40e+07	0.79 y	19:22	-	1.17 y
2	IS	13C-2,3,7,8-TCDF	100.00	2.00e+08	0.81 y	19:20	-	1.12 y
3	RS	13C-1,2,3,4-TCDF	100.00	1.78e+08	0.80 y	16:47	1.78e+06	- n

Analyst: 

Date: 2/18/11

Run #5 Filename 18FEB11B
Client ID: ST021811B5

S: 5 Acquired: 18-FEB-11 16:05:28 Cal: TCDFFAL1-2-18-11
Analyte: TCDFFAL1-2-18-11 FAL ID: 1613 CS5 100511L

	Typ	Name	Amount	Resp	RA	RT	RF	RRF
1	Unk	2,3,7,8-TCDF	200.00	3.70e+08	0.79 y	19:22	-	1.14 y
2	IS	13C-2,3,7,8-TCDF	100.00	1.63e+08	0.81 y	19:21	-	1.19 y
3	RS	13C-1,2,3,4-TCDF	100.00	1.37e+08	0.80 y	16:46	1.37e+06	- n

Analyst: 

Date: 2/18/11

FORM 3A

TCDF INITIAL CALIBRATION RELATIVE RESPONSES

Lab Name: Frontier Analytical Laboratory Episode No.:

Contract No.: SAS No.:

Initial Calibration Date: 2/18/11

Instrument ID: FAL1 GC Column ID: DB225

CS1 Data Filename: 18FEB11B S1 CS4 Data Filename: 18FEB11B S4

CS2 Data Filename: 18FEB11B S2 CS5 Data Filename: 18FEB11B S5

CS3 Data Filename: 18FEB11B S3

	RELATIVE RESPONSE (RR)					MEAN	Cv
	CS1	CS2	CS3	CS4	CS5	RR	(%RSD)
NATIVE ANALYTES							
2,3,7,8-TCDF	1.13	1.22	1.12	1.17	1.14	1.16	3.38
13C-2,3,7,8-TCDF	0.97	1.00	0.98	1.12	1.19	1.05	9.31

Analyst: 

Date: 2/18/11

USEPA - ITD

FORM 4A
TCDF CALIBRATION VERIFICATION

Lab Name: Frontier Analytical Laboratory Episode No.:

Contract No.: SAS No.:

Initial Calibration Date: 2/18/11

Instrument ID: FAL1 GC Column ID: DB225

VER Data Filename: 18FEB11B Sam:1 Analysis Date: 18-FEB-11 Time: 13:45:12


	M/Z'S FORMING RATIO (1)	ION ABUND. RATIO	QC LIMITS (2)	ACCEPT	CONC. FOUND	CONC. RANGE (ng/mL) (3)
NATIVE ANALYTES						
2,3,7,8-TCDF	M/M+2	0.79	0.65-0.89	y	9.78	8.40 - 12.0
LABELED COMPOUNDS						
13C-2,3,7,8-TCDF	M/M+2	0.81	0.65-0.89	y	92.2	71.0 - 140

- (1) See Table 8, Method 1613, for m/z specifications.
- (2) Ion Abundance Ratio Control Limits as specified in Table 9, Method 1613.
- (3) Contract-required concentration range as specified in Table 6A, Method 1613

Analyst: Date: 2/18/11

FAL ID: ST021811B3 Filename: 18FEB11B Sam:1 Acquired: 18-FEB-11 13:45:12 ICal: TCDFFAL1-2-18-11
Client ID: 1613 CS3 100511J ConCal: NA EndCal: NA
Results: GC Column: DB225 Amount: 1.000

Name	Resp	RA	RT	RRF	Conc	Qual	Fac	Noise	DL	#Hom	Rec
2,3,7,8-TCDF	2.06e+07	0.79 y	19:23	1.16	9.78		2.50	-	-	1	
13C-2,3,7,8-TCDF	1.82e+08	0.81 y	19:23	1.05	92.2						92.2
13C-1,2,3,4-TCDF	1.87e+08	0.80 y	16:48	-	106						


Analyst: 

Date: 2/18/11

Frontier Analytical Laboratory - Acquisition Log

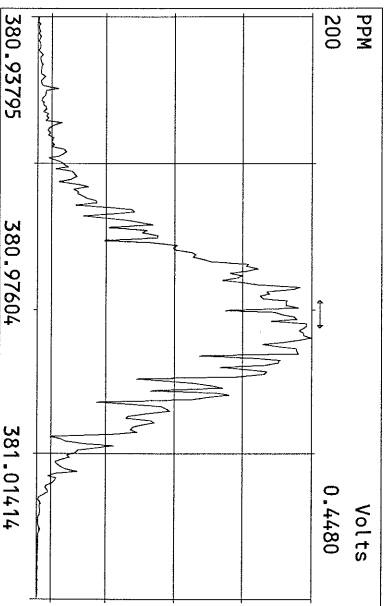
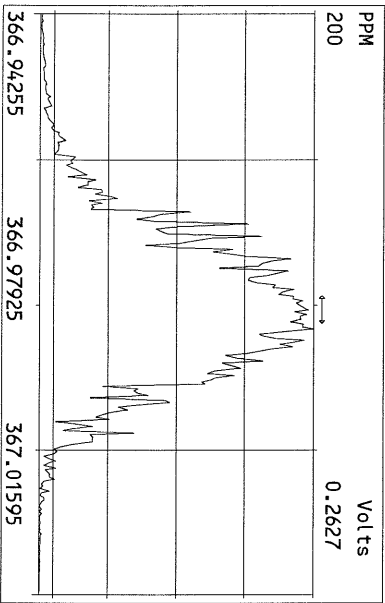
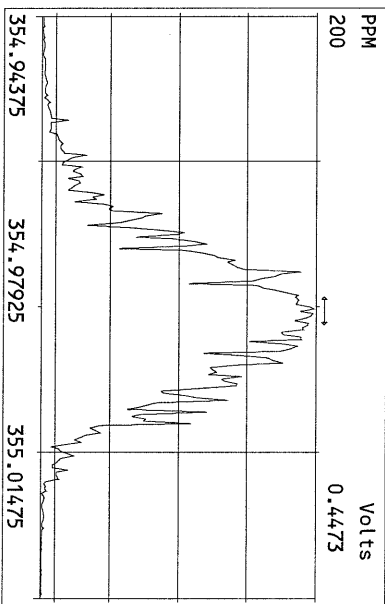
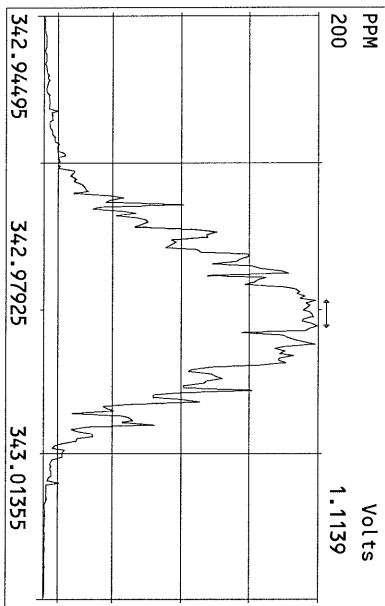
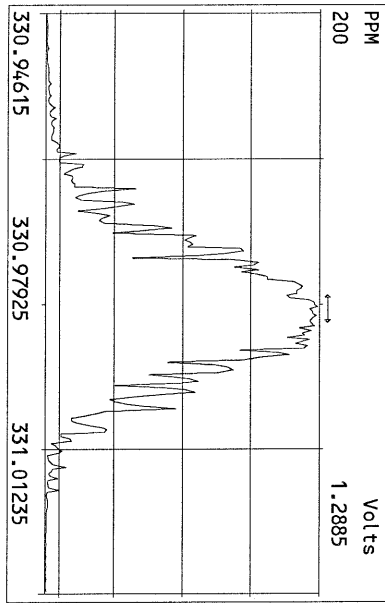
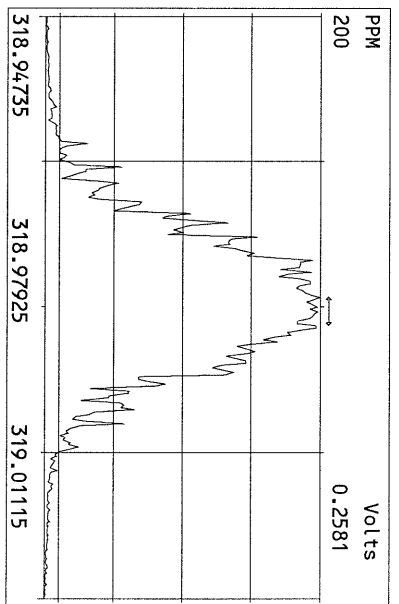
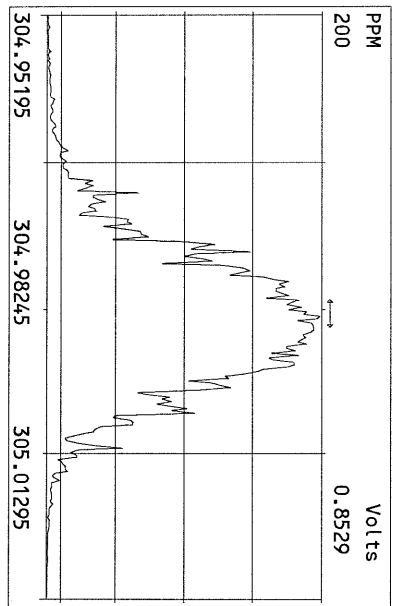
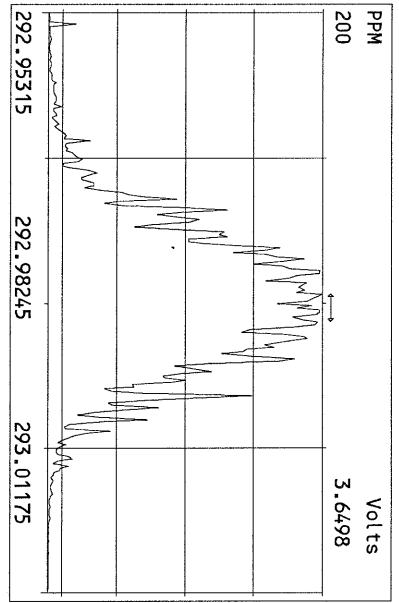
Run Name:18FEB11B Instrument: FAL1 GC: DB225 Experiment:TCDF

Data File	S	FAL ID	Client ID	Acquired	ConCal	EndCal	Analyst
18FEB11B	1	ST021811B3	1613 CS3 100511J	18-FEB-11 13:45:12	NA	NA	TC
18FEB11B	2	ST021811B1	1613 CS1 100511H	18-FEB-11 14:20:15	NA	NA	TC
18FEB11B	3	ST021811B2	1613 CS2 100511I	18-FEB-11 14:55:19	NA	NA	TC
18FEB11B	4	ST021811B4	1613 CS4 100511K	18-FEB-11 15:30:23	NA	NA	TC
18FEB11B	5	ST021811B5	1613 CS5 100511L	18-FEB-11 16:05:28	NA	NA	TC

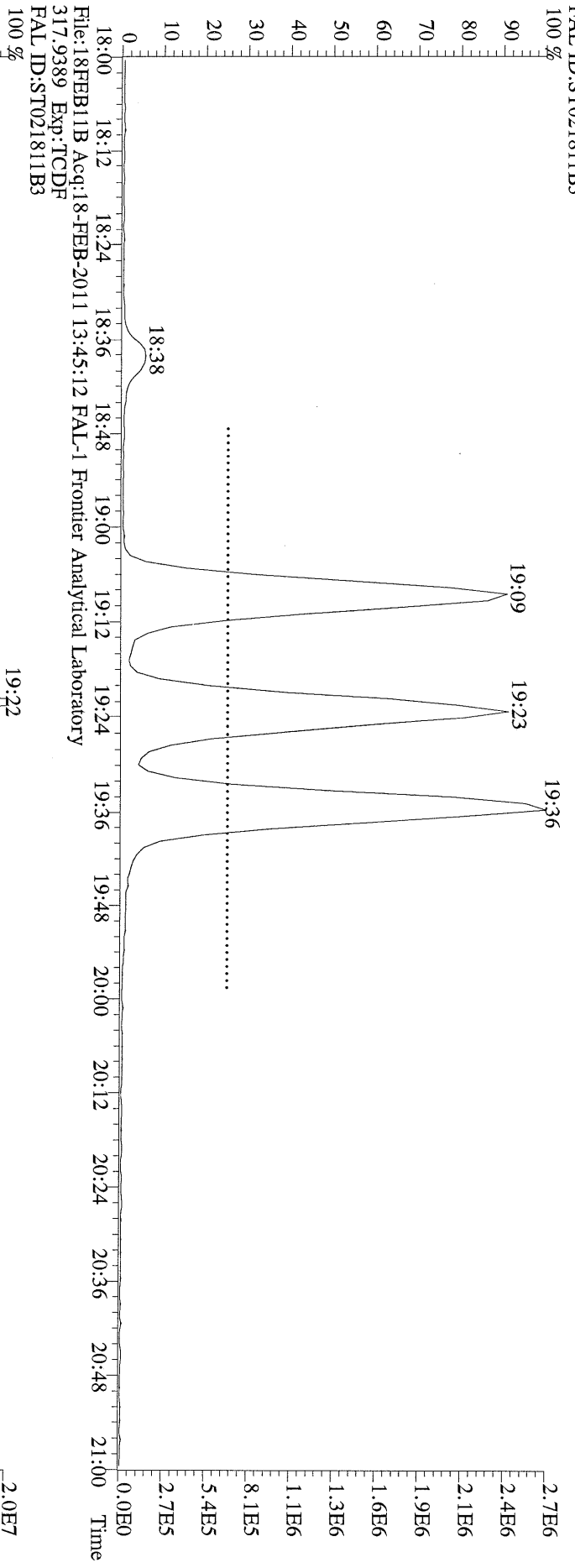
 2/18/11

Data Backed Up: _____

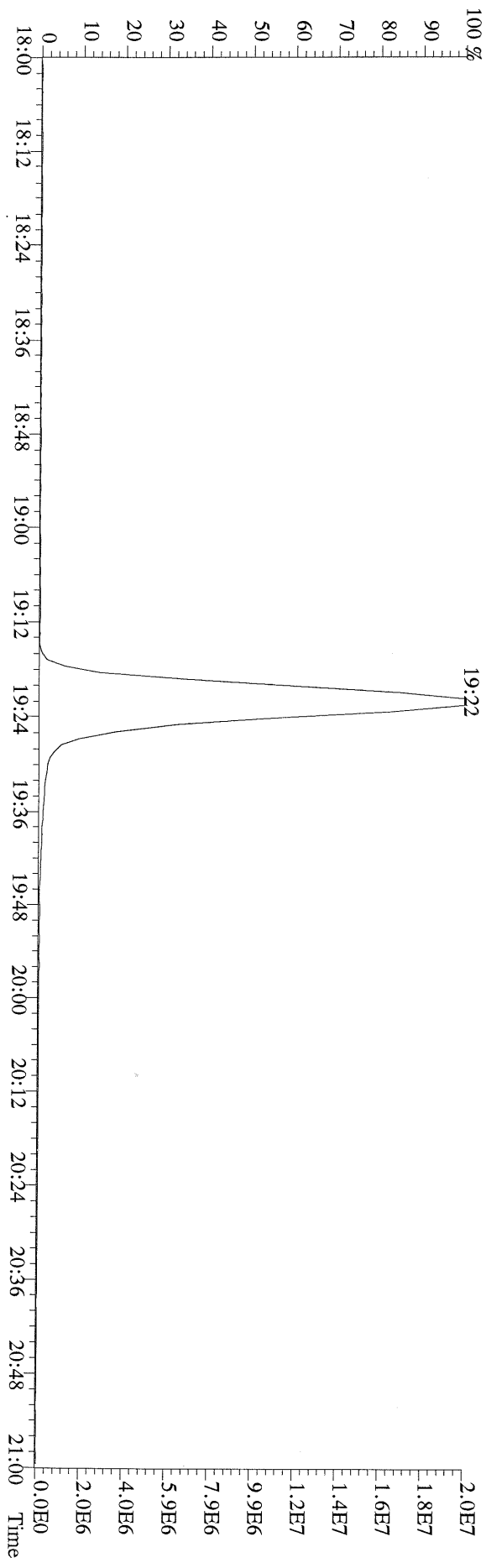
Date: _____



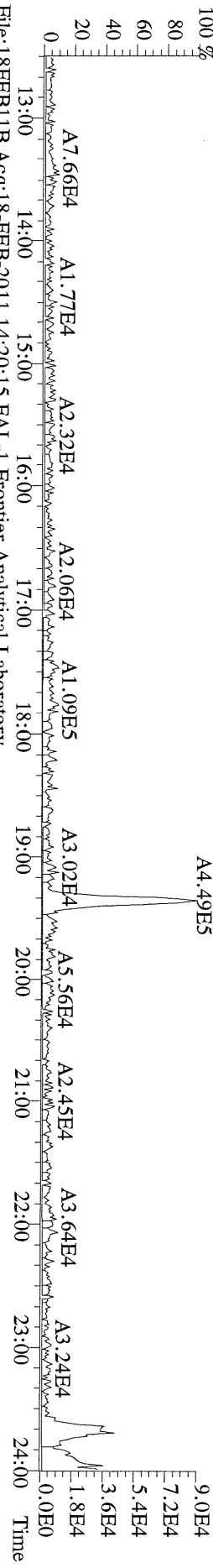
File:18FEB11B Acq:18-FEB-2011 13:45:12 FAL-1 Frontier Analytical Laboratory
305.8987 Exp:TCDF
FAL ID:ST021811B3



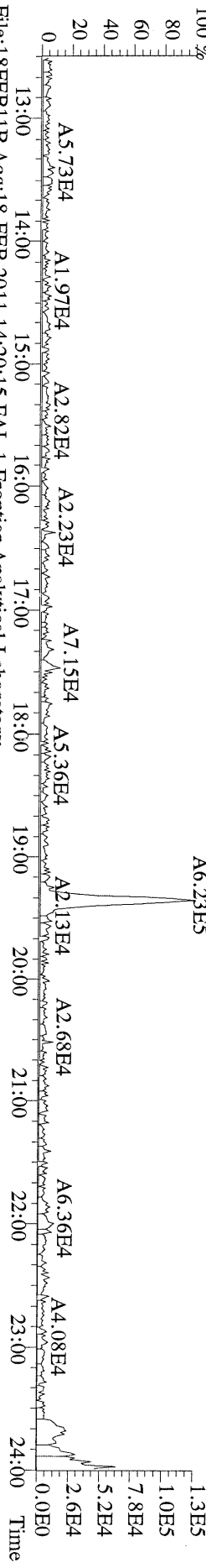
File:18FEB11B Acq:18-FEB-2011 13:45:12 FAL-1 Frontier Analytical Laboratory
317.9389 Exp:TCDF
FAL ID:ST021811B3



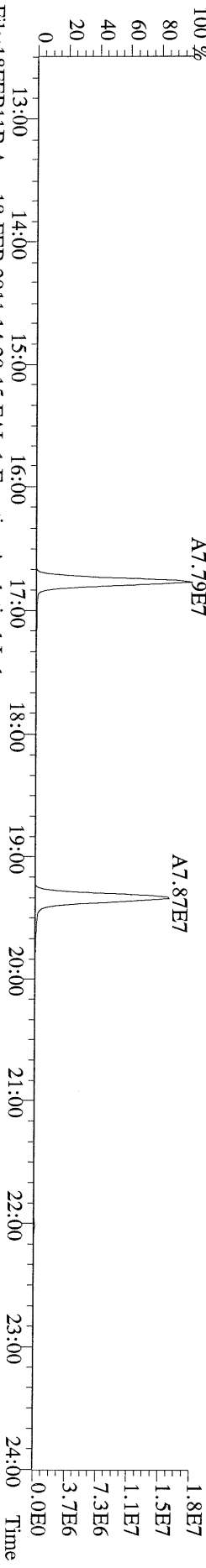
File:18FEB11B Acq:18-FEB-2011 14:20:15 FAL-1 Frontier Analytical Laboratory
 303.9016 S:2 BSUB(10000,15,-3.0) PKD(5,5,3,0,10%,100,0,0,0.00%,F,F) Exp:TCDF
 FAL ID:ST021811B1



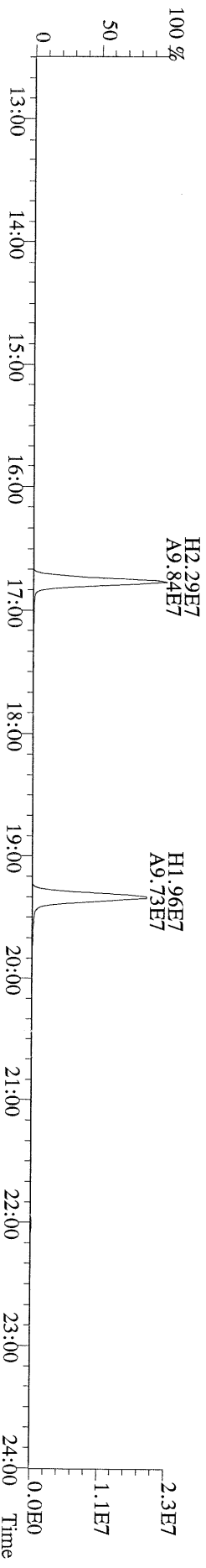
File:18FEB11B Acq:18-FEB-2011 14:20:15 FAL-1 Frontier Analytical Laboratory
 305.8987 S:2 BSUB(10000,15,-3.0) PKD(5,5,3,0,10%,100,0,0,0.00%,F,F) Exp:TCDF
 FAL ID:ST021811B1



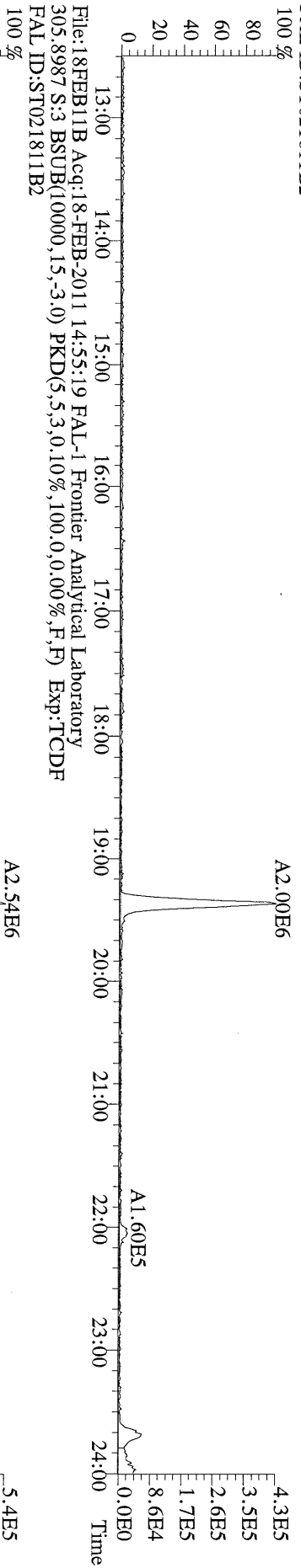
File:18FEB11B Acq:18-FEB-2011 14:20:15 FAL-1 Frontier Analytical Laboratory
 315.9419 S:2 BSUB(10000,15,-3.0) PKD(5,5,3,0,10%,100,0,0,0.00%,F,F) Exp:TCDF
 FAL ID:ST021811B1



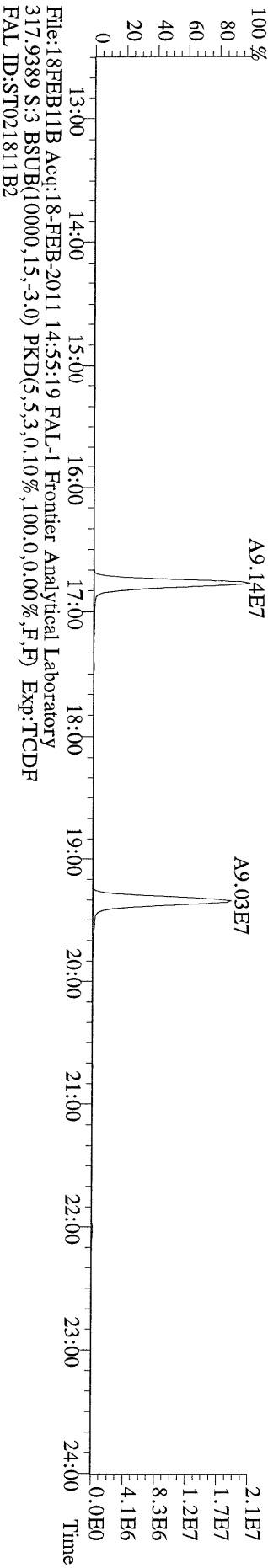
File:18FEB11B Acq:18-FEB-2011 14:20:15 FAL-1 Frontier Analytical Laboratory
 317.9389 S:2 BSUB(10000,15,-3.0) PKD(5,5,3,0,10%,100,0,0,0.00%,F,F) Exp:TCDF
 FAL ID:ST021811B1




File:18FEB11B Acq:18-FEB-2011 14:55:19 FAL-1 Frontier Analytical Laboratory
303.9016 S:3 BSUB(10000,15,-3.0) PKD(5,5,3,0,10%,100,0,0,0.00%,F,F) Exp:TCDF
FAL ID:ST021811B2



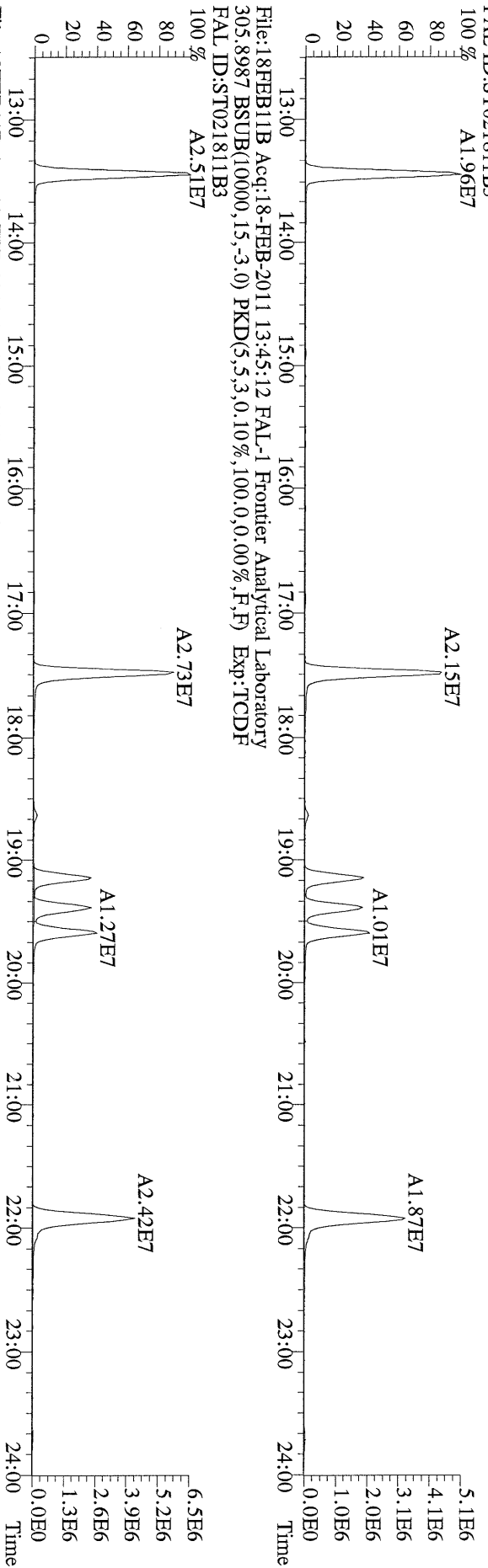
File:18FEB11B Acq:18-FEB-2011 14:55:19 FAL-1 Frontier Analytical Laboratory
315.9419 S:3 BSUB(10000,15,-3.0) PKD(5,5,3,0,10%,100,0,0,0.00%,F,F) Exp:TCDF
FAL ID:ST021811B2



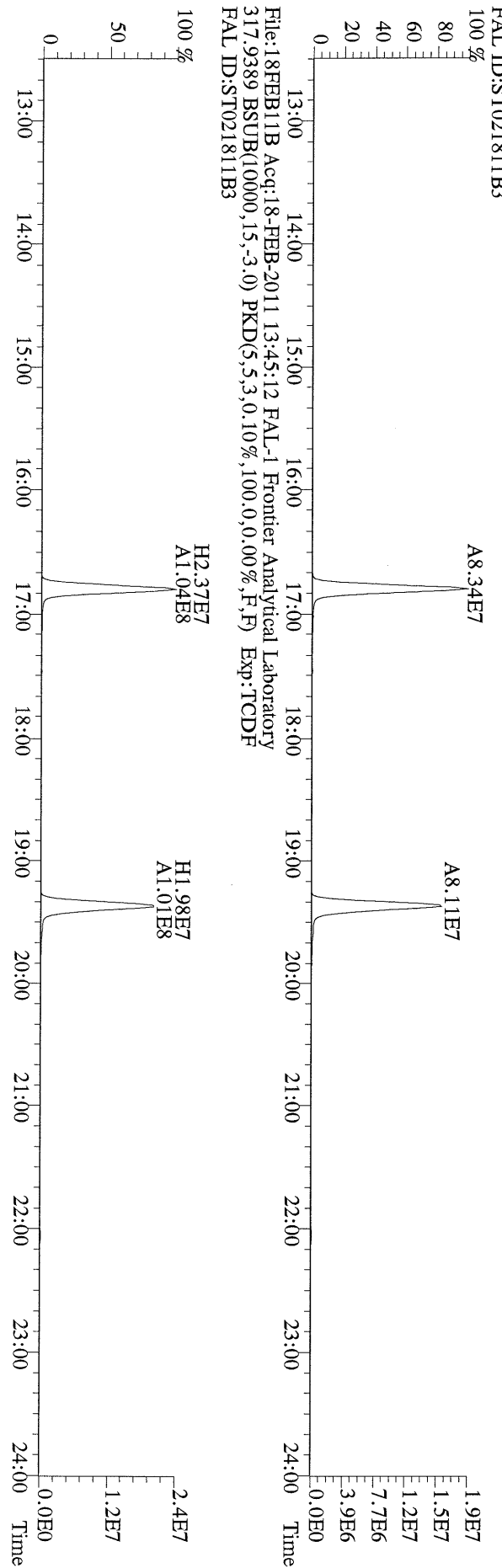
File:18FEB11B Acq:18-FEB-2011 14:55:19 FAL-1 Frontier Analytical Laboratory
317.9389 S:3 BSUB(10000,15,-3.0) PKD(5,5,3,0,10%,100,0,0,0.00%,F,F) Exp:TCDF
FAL ID:ST021811B2



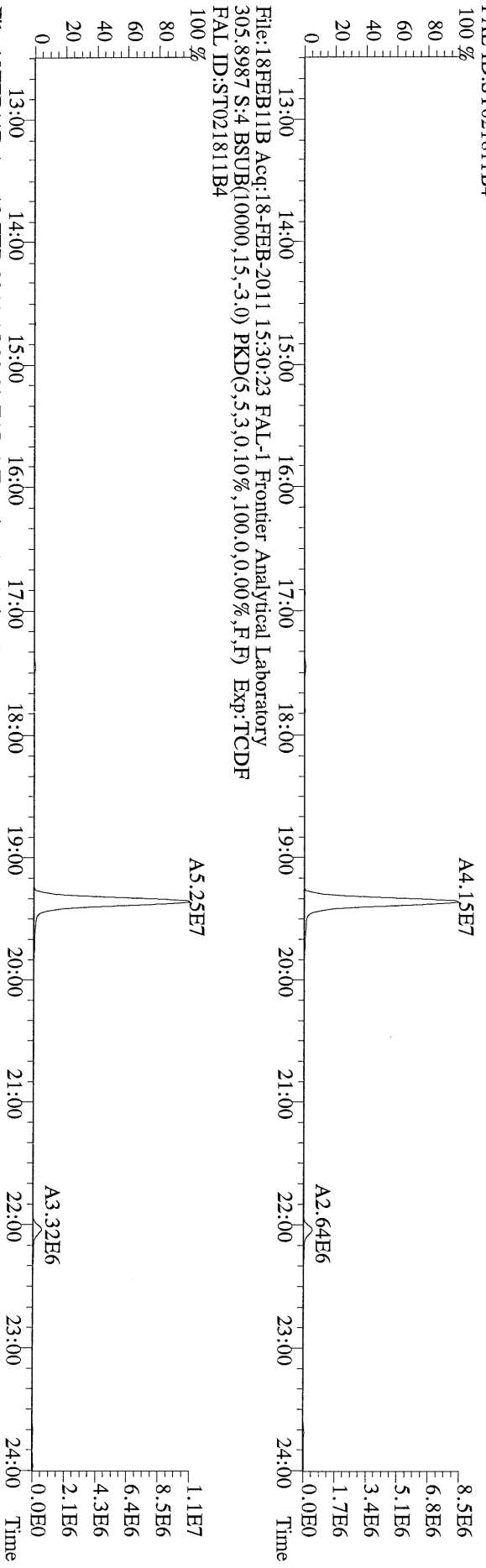
File:18FEB11B Acq:18-FEB-2011 13:45:12 FAL-1 Frontier Analytical Laboratory
303.9016 BSUB(10000,15,-3.0) PKD(5,5,3,0,10%,100,0,0,0,0,0,0,0,0) Exp:TCDF
FAL ID:ST021811B3



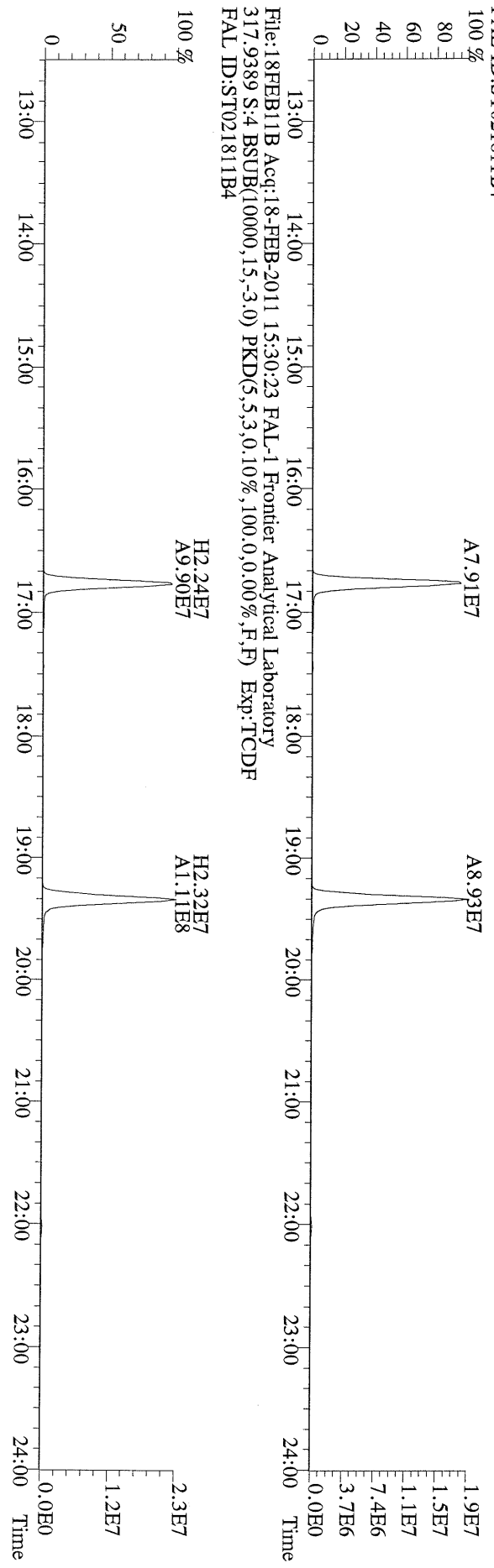
File:18FEB11B Acq:18-FEB-2011 13:45:12 FAL-1 Frontier Analytical Laboratory
315.9419 BSUB(10000,15,-3.0) PKD(5,5,3,0,10%,100,0,0,0,0,0,0,0) Exp:TCDF
FAL ID:ST021811B3



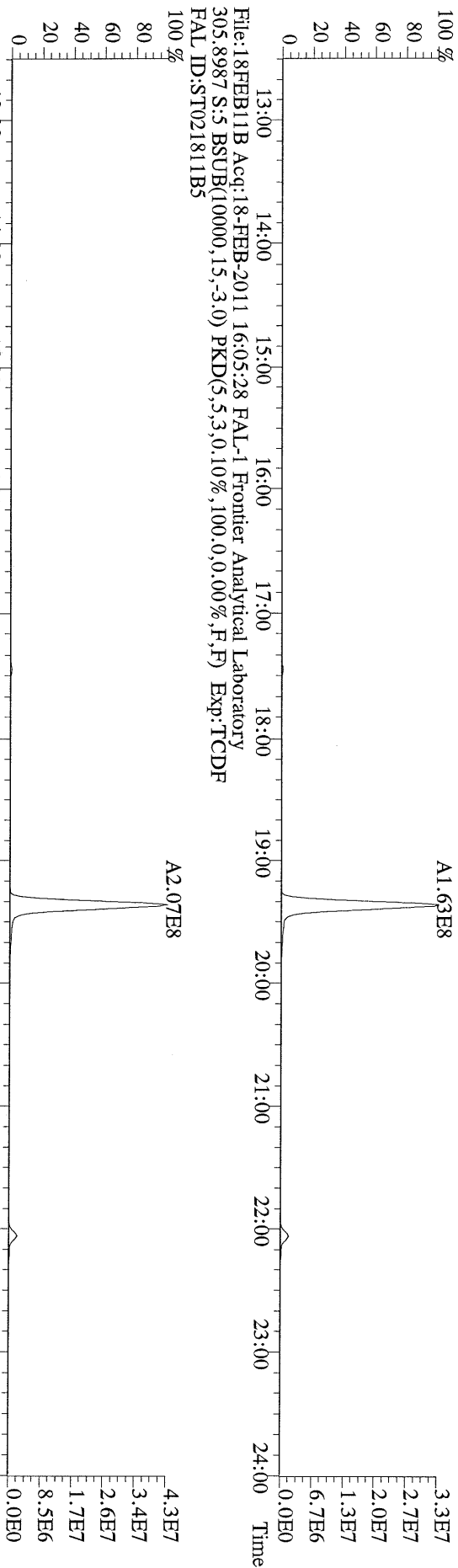
File:18FEB11B Acq:18-FEB-2011 15:30:23 FAL-1 Frontier Analytical Laboratory
303.9016 S:4 BSUB(10000,15,-3.0) PKD(5,5,3,0.10%,100,0,0.00%,F,F) Exp:TCDF
FAL ID:ST021811B4



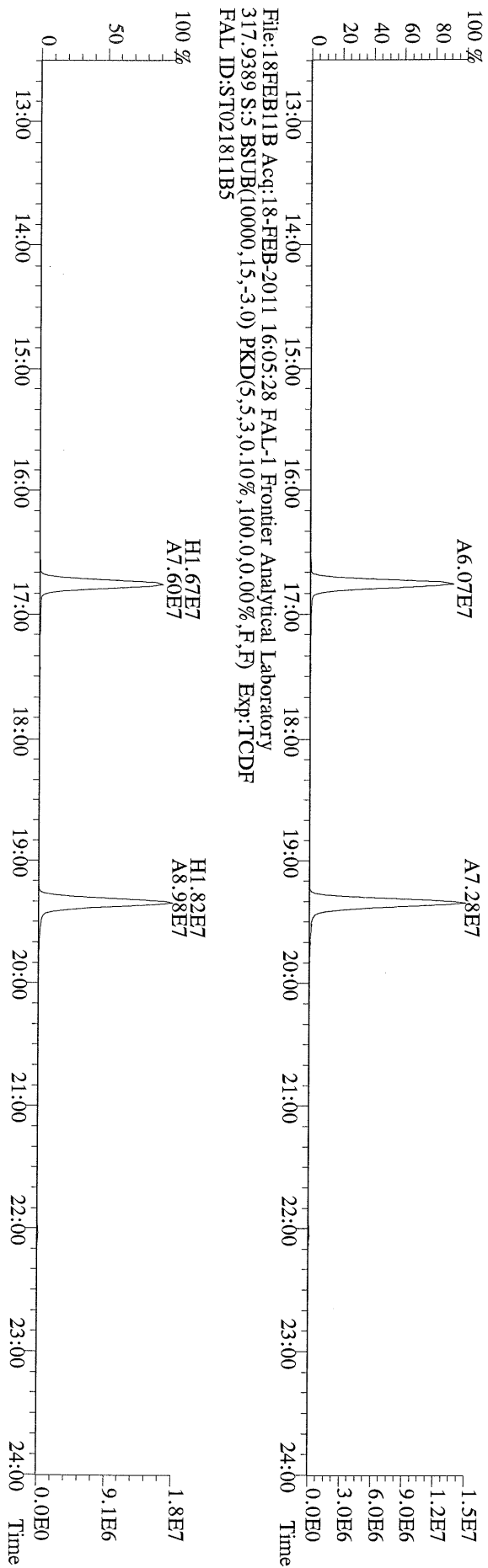
File:18FEB11B Acq:18-FEB-2011 15:30:23 FAL-1 Frontier Analytical Laboratory
315.9419 S:4 BSUB(10000,15,-3.0) PKD(5,5,3,0.10%,100,0,0.00%,F,F) Exp:TCDF
FAL ID:ST021811B4

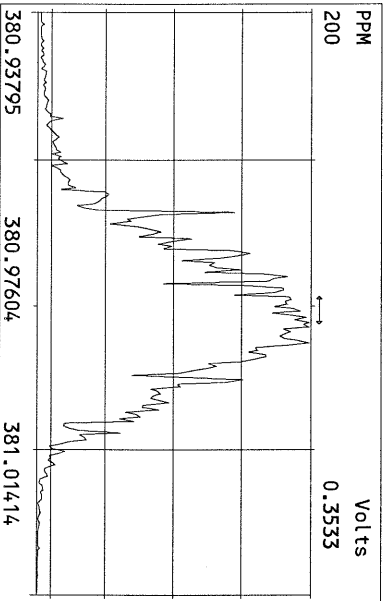
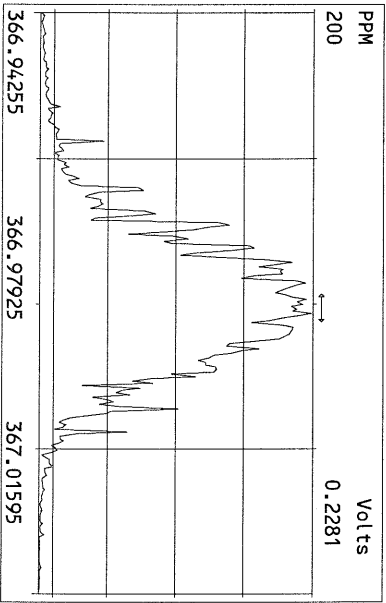
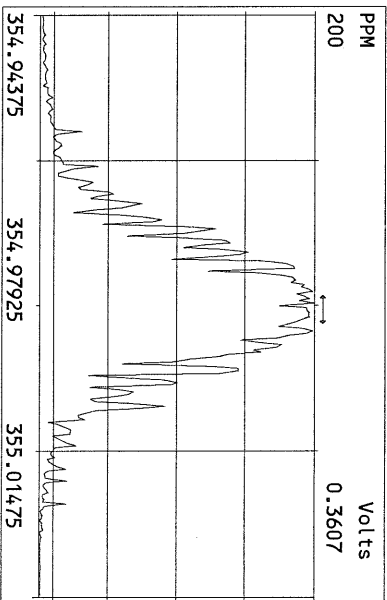
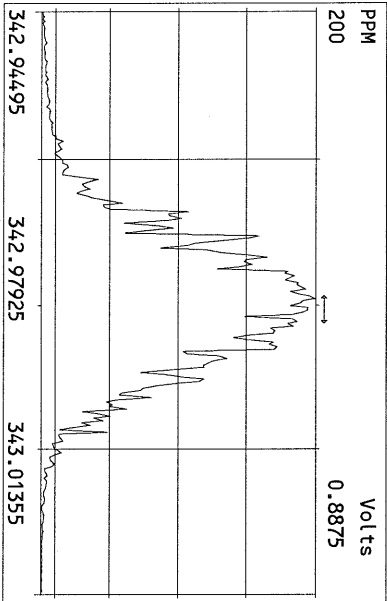
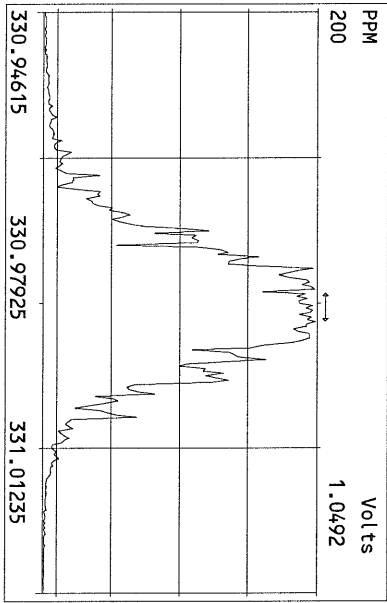
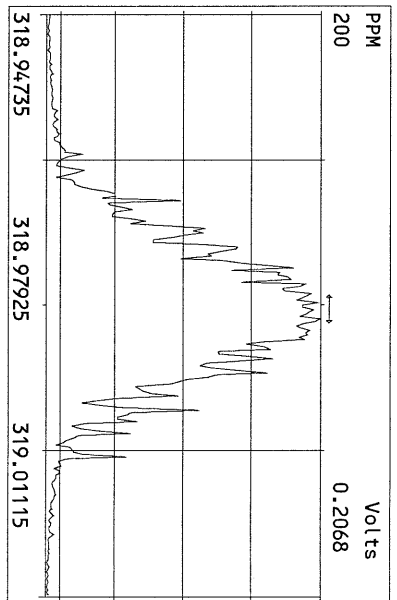
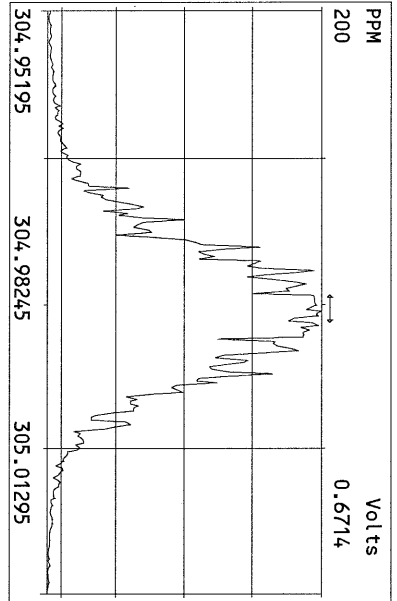
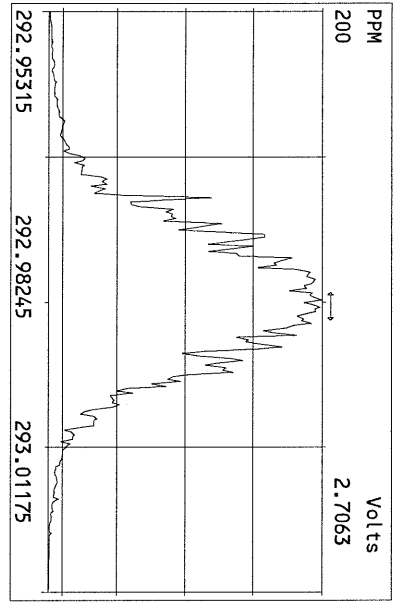


File:18FEB11B Acq:18-FEB-2011 16:05:28 FAL-1 Frontier Analytical Laboratory
303.9016 S:5 BSUB(10000,15,-3.0) PKD(5,5,3,0,10%,100,0,0,0.00%,F,F) Exp:TCDF
FAL ID:ST021811B5



File:18FEB11B Acq:18-FEB-2011 16:05:28 FAL-1 Frontier Analytical Laboratory
315.9419 S:5 BSUB(10000,15,-3.0) PKD(5,5,3,0,10%,100,0,0,0.00%,F,F) Exp:TCDF
FAL ID:ST021811B5





USEPA - ITD

FORM 4A

PCDD/PCDF CALIBRATION VERIFICATION

Lab Name: Frontier Analytical Laboratory Episode No.:

Contract No.: SAS No.:

Initial Calibration Date: 3/7/11

Instrument ID: FAL3 GC Column ID: DB5

VER Data Filename: 08APR11M Sam:1 Analysis Date: 8-APR-11 14:15:31

NATIVE ANALYTES	M/Z'S	ION	QC	ACCEPT	CONC. FOUND	CONC. RANGE (ng/mL) (3)
	FORMING RATIO (1)	ABUND. RATIO	LIMITS (2)			
2,3,7,8-TCDD	M/M+2	0.83	0.65-0.89	y	10.0	7.80 - 12.9 ✓
1,2,3,7,8-PeCDD	M+2/M+4	1.56	1.32-1.78	y	51.1	39.0 - 65.0 ✓
1,2,3,4,7,8-HxCDD	M+2/M+4	1.31	1.05-1.43	y	49.6	39.0 - 64.0 ✓
1,2,3,6,7,8-HxCDD	M+2/M+4	1.32	1.05-1.43	y	48.9	39.0 - 64.0 ✓
1,2,3,7,8,9-HxCDD	M+2/M+4	1.32	1.05-1.43	y	51.3	41.0 - 61.0 ✓
1,2,3,4,6,7,8-HpCDD	M+2/M+4	0.90	0.88-1.20	y	48.8	43.0 - 58.0 ✓
OCDD	M+2/M+4	0.85	0.76-1.02	y	98.9	79.0 - 126 ✓
2,3,7,8-TCDF	M/M+2	0.66	0.65-0.89	y	10.9	8.40 - 12.0 ✓
1,2,3,7,8-PeCDF	M+2/M+4	1.63	1.32-1.78	y	53.6	41.0 - 60.0 ✓
2,3,4,7,8-PeCDF	M+2/M+4	1.63	1.32-1.78	y	52.7	41.0 - 60.0 ✓
1,2,3,4,7,8-HxCDF	M+2/M+4	1.25	1.05-1.43	y	50.3	45.0 - 56.0 ✓
1,2,3,6,7,8-HxCDF	M+2/M+4	1.25	1.05-1.43	y	49.8	44.0 - 57.0 ✓
2,3,4,6,7,8-HxCDF	M+2/M+4	1.23	1.05-1.43	y	49.4	44.0 - 57.0 ✓
1,2,3,7,8,9-HxCDF	M+2/M+4	1.26	1.05-1.43	y	50.2	45.0 - 56.0 ✓
1,2,3,4,6,7,8-HpCDF	M+2/M+4	1.05	0.88-1.20	y	49.0	45.0 - 55.0 ✓
1,2,3,4,7,8,9-HpCDF	M+2/M+4	1.05	0.88-1.20	y	49.6	43.0 - 58.0 ✓
OCDF	M+2/M+4	0.90	0.76-1.02	y	93.9	63.0 - 159 ✓

(1) See Table 8, Method 1613, for m/z specifications.

(2) Ion Abundance Ratio Control Limits as specified in Table 9, Method 1613.

(3) Contract-required concentration range as specified in Table 6, Method 1613.

Analyst: JDate: 4/11/11

USEPA - ITD

FORM 4B
PCDD/PCDF CALIBRATION VERIFICATION

Lab Name: Frontier Analytical Laboratory

Episode No.:

Contract No.:

SAS No.:

Initial Calibration Date: 3/7/11

Instrument ID: FAL3

GC Column ID: DB5

VER Data Filename: 08APR11M Sam:1

Analysis Date: 8-APR-11 14:15:31

LABELLED COMPOUNDS	M/Z'S FORMING RATIO (1)	ION ABUND. RATIO	QC LIMITS (2)	ACCEPT	CONC. FOUND	CONC. RANGE (ng/mL) (3)
13C-2,3,7,8-TCDD	M/M+2	0.76	0.65-0.89	y	96.2	82.0 - 121 ✓
13C-1,2,3,7,8-PeCDD	M+2/M+4	1.72	1.32-1.78	y	88.4	62.0 - 160 ✓
13C-1,2,3,4,7,8-HxCDD	M+2/M+4	1.26	1.05-1.43	y	86.5	85.0 - 117 ✓
13C-1,2,3,6,7,8-HxCDD	M+2/M+4	1.27	1.05-1.43	y	107	85.0 - 118 ✓
13C-1,2,3,4,6,7,8-HpCDD	M+2/M+4	1.07	0.88-1.20	y	113	72.0 - 138 ✓
13C-OCDD	M+2/M+4	0.88	0.76-1.02	y	202	96.0 - 415 ✓
13C-2,3,7,8-TCDF	M/M+2	0.86	0.65-0.89	y	104	71.0 - 140 ✓
13C-1,2,3,7,8-PeCDF	M+2/M+4	1.68	1.32-1.78	y	105	76.0 - 130 ✓
13C-2,3,4,7,8-PeCDF	M+2/M+4	1.67	1.32-1.78	y	105	77.0 - 130 ✓
13C-1,2,3,4,7,8-HxCDF	M/M+2	0.47	0.43-0.59	y	91.9	76.0 - 131 ✓
13C-1,2,3,6,7,8-HxCDF	M/M+2	0.47	0.43-0.59	y	104	70.0 - 143 ✓
13C-2,3,4,6,7,8-HxCDF	M/M+2	0.49	0.43-0.59	y	100.0	73.0 - 137 ✓
13C-1,2,3,7,8,9-HxCDF	M/M+2	0.48	0.43-0.59	y	99.1	74.0 - 135 ✓
13C-1,2,3,4,6,7,8-HpCDF	M/M+2	0.46	0.37-0.51	y	111	78.0 - 129 ✓
13C-1,2,3,4,7,8,9-HpCDF	M/M+2	0.47	0.37-0.51	y	113	77.0 - 129 ✓
13C-OCDF	M+2/M+4	0.94	0.76-1.02	y	208	96.0 - 415 ✓
CLEANUP STANDARD (4)						
37Cl-2,3,7,8-TCDD					8.67	7.80 - 12.8 ✓

(1) See Table 8, Method 1613, for m/z specifications.

(2) Ion Abundance Ratio Control Limits as specified in Table 9, Method 1613.

(3) Contract-required concentration range as specified in Table 6, Method 1613.

(4) No ion abundance ratio; report concentration found.

Analyst: 

Date: 4/11/11

FORM 5
PCDD/PCDF RT WINDOW AND ISOMER SPECIFICITY STANDARDS

Lab Name: Frontier Analytical Laboratory Episode No.:
Contract No.: SAS No.:
Instrument ID: FAL3 Initial Calibration Date: 3/7/11
RT Window Data Filename: 08APR11M Sam:1 Analysis Date: 8-APR-11 Time: 14:15:31
DB-5 IS Data Filename: 08APR11M Sam:1 Analysis Date: 8-APR-11 Time: 14:15:31
DB-225 IS Data Filename: Analysis Date: Time:

DB-5 RT WINDOW DEFINING STANDARDS RESULTS

ISOMERS	ABSOLUTE RT	ISOMERS	ABSOLUTE RT
1,3,6,8-TCDD (F)	24:35 ✓	1,3,6,8-TCDF (F)	23:13 ✓
1,2,8,9-TCDD (L)	28:33 ✓	1,2,8,9-TCDF (L)	28:47 ✓
1,2,4,7,9-PeCDD (F)	30:29 ✓	1,3,4,6,8-PeCDF (F)	28:38 ✓
1,2,3,8,9-PeCDD (L)	34:03 ✓	1,2,3,8,9-PeCDF (L)	34:29 ✓
1,2,4,6,7,9-HxCDD (F)	36:23 ✓	1,2,3,4,6,8-HxCDF (F)	35:30 ✓
1,2,3,7,8,9-HxCDD (L)	39:28 ✓	1,2,3,7,8,9-HxCDF (L)	40:03 ✓
1,2,3,4,6,7,9-HpCDD (F)	43:05 ✓	1,2,3,4,6,7,8-HpCDF (F)	42:33 ✓
1,2,3,4,6,7,8-HpCDD (L)	44:28 ✓	1,2,3,4,7,8,9-HpCDF (L)	45:23 ✓

(F) = First eluting isomer (DB-5); (L) = Last eluting isomer (DB-5)

=====

ISOMER SPECIFICITY (IS) TEST STANDARD RESULTS

% VALLEY HEIGHT
BETWEEN
COMPARED PEAKS (1)

<25%

(1) To meet contract requirement, %Valley Height Between Compared Peaks shall not exceed 25% (section 15.4.2.2, Method 1613).

Analyst:

Date: 4/11/11

FORM 6B

PCDD/PCDF RELATIVE RETENTION TIMES

Lab Name: Frontier Analytical Laboratory

Episode No.:

Contract No.:

SAS No.:

Init. Cal. Date: 3/7/11

Instrument ID: FAL3

GC Column ID: DB5

Analysis Date: 8-APR-11 14:15:31

CS3 or VER Data Filename: 08APR11M

Sam:1

NATIVE ANALYTES	RETENTION TIME REFERENCE	RRT	RRT QC LIMITS (1)
1,2,3,4,7,8-HxCDD	13C-1,2,3,4,7,8-HxCDD	1.000	0.999-1.001 ✓
1,2,3,6,7,8-HxCDD	13C-1,2,3,6,7,8-HxCDD	1.000	0.998-1.004 ✓
1,2,3,7,8,9-HxCDD	13C-1,2,3,6,7,8-HxCDD	1.012	1.000-1.019 ✓
1,2,3,4,7,8-HxCDF	13C-1,2,3,4,7,8-HxCDF	1.001	0.999-1.001 ✓
1,2,3,6,7,8-HxCDF	13C-1,2,3,6,7,8-HxCDF	1.001	0.997-1.005 ✓
2,3,4,6,7,8-HxCDF	13C-2,3,4,6,7,8-HxCDF	1.001	0.999-1.001 ✓
1,2,3,7,8,9-HxCDF	13C-1,2,3,7,8,9-HxCDF	1.000	0.999-1.001 ✓
1,2,3,4,6,7,8-HpCDD	13C-1,2,3,4,6,7,8-HpCDD	1.001	0.999-1.001 ✓
1,2,3,4,6,7,8-HpCDF	13C-1,2,3,4,6,7,8-HpCDF	1.000	0.999-1.001 ✓
1,2,3,4,7,8,9-HpCDF	13C-1,2,3,4,7,8,9-HpCDF	1.000	0.999-1.001 ✓
OCDD	13C-OCDD	1.001	0.999-1.001 ✓
OCDF	13C-OCDF	1.001	0.999-1.001 ✓
LABELED COMPOUNDS			
13C-1,2,3,4,7,8-HxCDD	13C-1,2,3,7,8,9-HxCDD	0.984	0.977-1.000 ✓
13C-1,2,3,6,7,8-HxCDD		0.989	0.981-1.003 ✓
13C-1,2,3,4,7,8-HxCDF		0.949	0.944-0.970 ✓
13C-1,2,3,6,7,8-HxCDF		0.954	0.949-0.975 ✓
13C-2,3,4,6,7,8-HxCDF		0.978	0.959-1.021 ✓
13C-1,2,3,7,8,9-HxCDF		1.015	0.977-1.047 ✓
13C-1,2,3,4,6,7,8-HpCDD		1.126	1.086-1.130 ✓
13C-1,2,3,4,6,7,8-HpCDF		1.078	1.043-1.085 ✓
13C-1,2,3,4,7,8,9-HpCDF		1.150	1.057-1.154 ✓
13C-OCDD		1.269	1.032-1.311 ✓
13C-OCDF		1.279	1.000-1.311 ✓

(1) Contract-required limits for Relative Retention Times (RRT) as specified
in Table 2, Method 1613.

Analyst: JDate: 4/11/11

Name	Resp	RA	RT	RRF	Conc	Qual	Fac Noise-1	Noise-2	DL	DL			
2,3,7,8-TCDD	3.93e+06	0.83 y	27:37	1.13	10.0		2.50	-	-	*			
1,2,3,7,8-PeCDD	1.62e+07	1.56 y	33:28	1.02	51.1		2.50	-	-	*			
1,2,3,4,7,8-HxCDD	1.68e+07	1.31 y	38:51	1.45	49.6		2.50	-	-	*			
1,2,3,6,7,8-HxCDD	1.62e+07	1.32 y	39:01	1.45	48.9		2.50	-	-	*			
1,2,3,7,8,9-HxCDD	1.74e+07	1.32 y	39:28	1.47	51.3		2.50	-	-	*			
1,2,3,4,6,7,8-HpCDD	1.35e+07	0.90 y	44:28	1.30	48.8		2.50	-	-	*			
OCDD	1.99e+07	0.85 y	50:06	1.45	98.9		2.50	-	-	*			
2,3,7,8-TCDF	7.11e+06	0.66 y	26:51	1.15	10.9		2.50	-	-	*			
1,2,3,7,8-PeCDF	2.31e+07	1.63 y	31:44	0.89	53.6		2.50	-	-	*			
2,3,4,7,8-PeCDF	2.23e+07	1.63 y	33:03	0.89	52.7		2.50	-	-	*			
1,2,3,4,7,8-HxCDF	1.95e+07	1.25 y	37:28	1.01	50.3		2.50	-	-	*			
1,2,3,6,7,8-HxCDF	2.40e+07	1.25 y	37:39	0.89	49.8		2.50	-	-	*			
2,3,4,6,7,8-HxCDF	2.12e+07	1.23 y	38:36	1.02	49.4		2.50	-	-	*			
1,2,3,7,8,9-HxCDF	2.47e+07	1.26 y	40:03	1.10	50.2		2.50	-	-	*			
1,2,3,4,6,7,8-HpCDF	1.80e+07	1.05 y	42:33	1.48	49.0		2.50	-	-	*			
1,2,3,4,7,8,9-HpCDF	1.39e+07	1.05 y	45:23	1.43	49.6		2.50	-	-	*			
OCDF	2.18e+07	0.90 y	50:30	0.84	93.9		2.50	-	-	*			
										Rec			
13C-2,3,7,8-TCDD	3.45e+07	0.76 y	27:35	1.03	96.2					96.2			
13C-1,2,3,7,8-PeCDD	3.12e+07	1.72 y	33:27	1.01	88.4					88.4			
13C-1,2,3,4,7,8-HxCDD	2.34e+07	1.26 y	38:50	1.19	86.5					86.5			
13C-1,2,3,6,7,8-HxCDD	2.28e+07	1.27 y	38:60	0.94	107					107			
13C-1,2,3,4,6,7,8-HpCDD	2.12e+07	1.07 y	44:26	0.83	113					113			
13C-OCDD	2.78e+07	0.88 y	50:05	0.61	202					101			
13C-2,3,7,8-TCDF	5.70e+07	0.86 y	26:50	0.98	104					104			
13C-1,2,3,7,8-PeCDF	4.88e+07	1.68 y	31:43	0.83	105					105			
13C-2,3,4,7,8-PeCDF	4.75e+07	1.67 y	33:02	0.80	105					105			
13C-1,2,3,4,7,8-HxCDF	3.84e+07	0.47 y	37:26	1.84	91.9					91.9			
13C-1,2,3,6,7,8-HxCDF	5.40e+07	0.47 y	37:38	2.29	104					104			
13C-2,3,4,6,7,8-HxCDF	4.22e+07	0.49 y	38:34	1.86	100.0					100.0			
13C-1,2,3,7,8,9-HxCDF	4.46e+07	0.48 y	40:02	1.98	99.1					99.1			
13C-1,2,3,4,6,7,8-HpCDF	2.48e+07	0.46 y	42:32	0.99	111					111			
13C-1,2,3,4,7,8,9-HpCDF	1.97e+07	0.47 y	45:23	0.77	113					113			
13C-OCDF	5.50e+07	0.94 y	50:27	1.17	208					104			
37Cl-2,3,7,8-TCDD	2.21e+06		27:37	0.73	8.67					86.7			
13C-1,2,3,4-TCDD	3.49e+07	0.80 y	27:00	-	91.7								
13C-1,2,3,4-TCDF	5.61e+07	0.87 y	25:44	-	77.9								
13C-1,2,3,7,8,9-HxCDD	2.27e+07	1.29 y	39:27	-	91.4								
										Fac Noise-1	Noise-2	DL	#Hom
Total Tetra-Dioxins	1.93e+07		24:35	1.13	49.4		2.50	-	-	*	19		
Total Penta-Dioxins	3.46e+07		30:29	1.02	109		2.50	-	-	*	3		
Total Hexa-Dioxins	5.66e+07		36:23	1.46	168		2.50	-	-	*	6		
Total Hepta-Dioxins	2.88e+07		43:05	1.30	105		2.50	-	-	*	20		
Total Tetra-Furans	3.30e+07		22:55	1.15	50.3		2.50	-	-	*	14		
1st Fn. Tot Penta-Furans	2.61e+07		28:38	0.89	61.0		2.50	-	-	*	PeCDF 1		
Total Penta-Furans	6.47e+07		30:24	0.89	151		2.50	-	-	*	212 12		
Total Hexa-Furans	1.03e+08		35:30	1.00	230		2.50	-	-	*	14		
Total Hepta-Furans	3.22e+07		42:33	1.46	99.5		2.50	-	-	*	7		

Analyst:

Date: 4/11/11

Frontier Analytical Laboratory - Acquisition Log

Run Name:08APR11M

Instrument: FAL3

GC: DB5

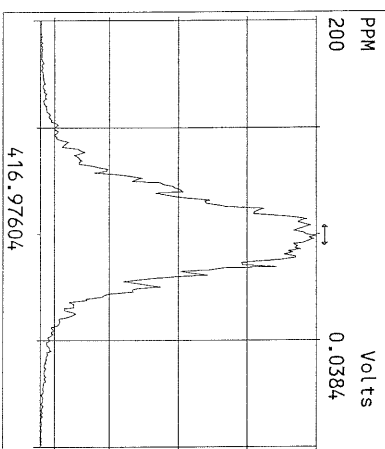
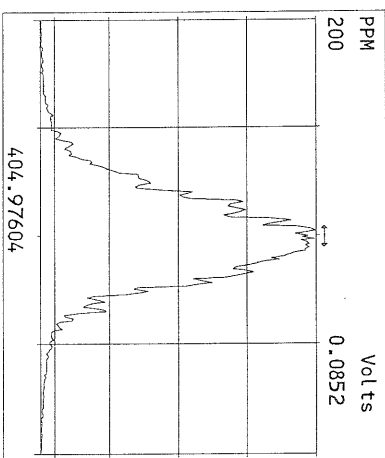
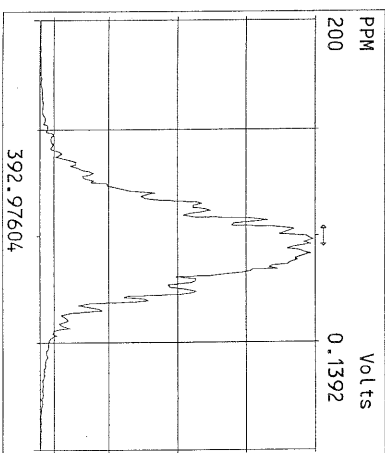
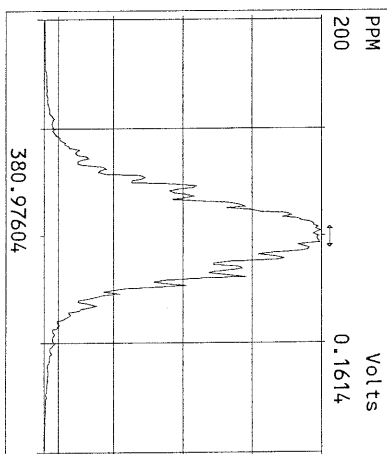
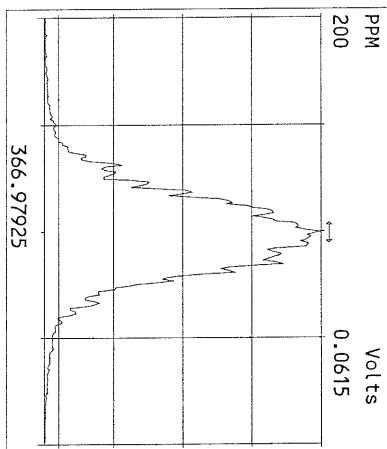
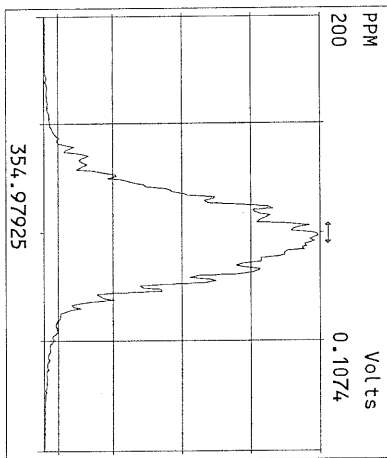
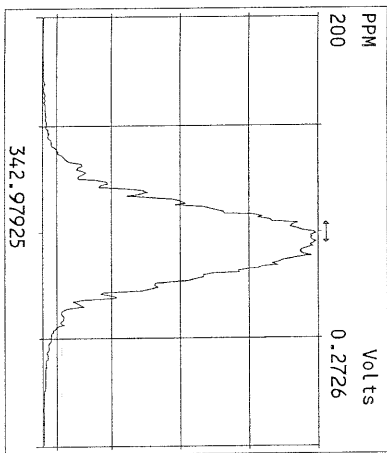
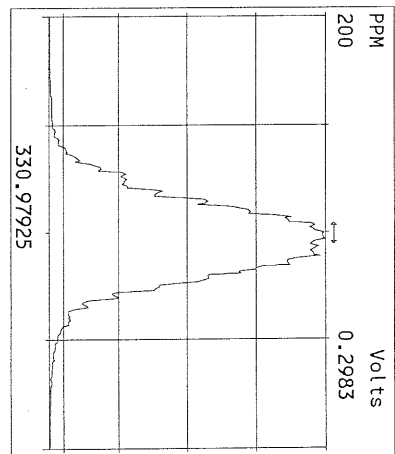
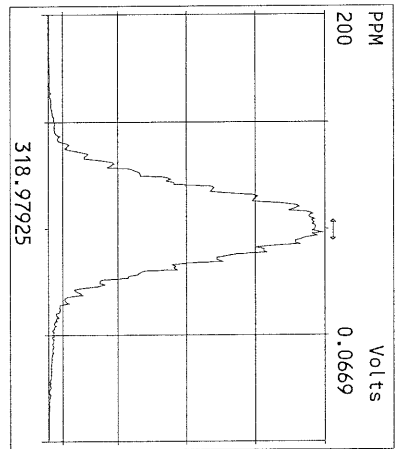
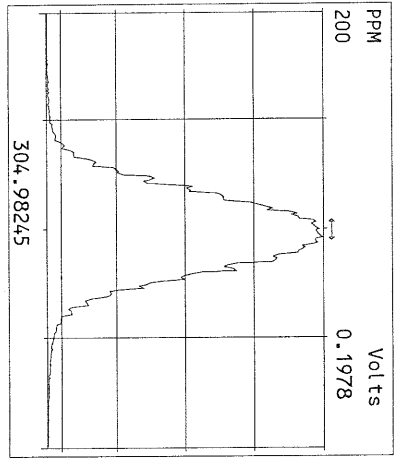
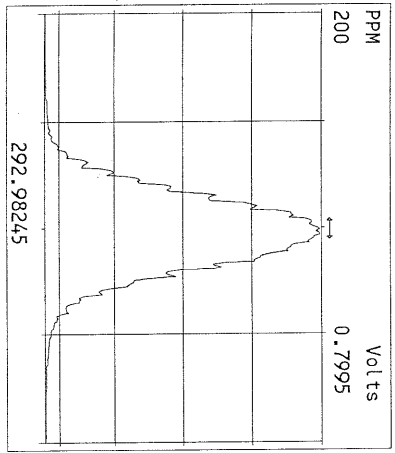
Experiment:OCDD

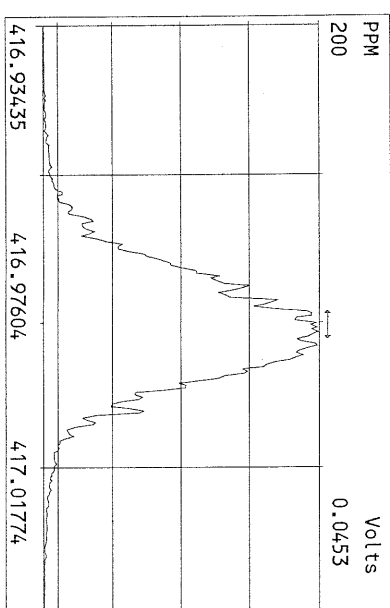
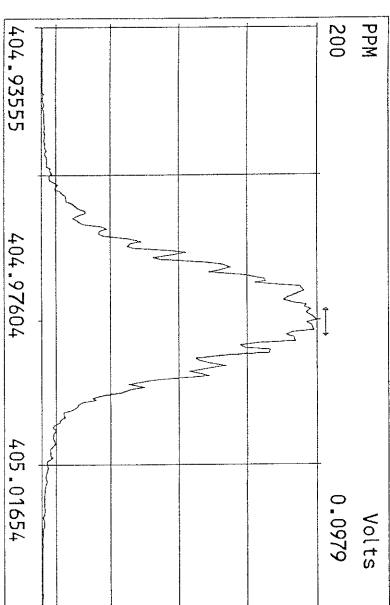
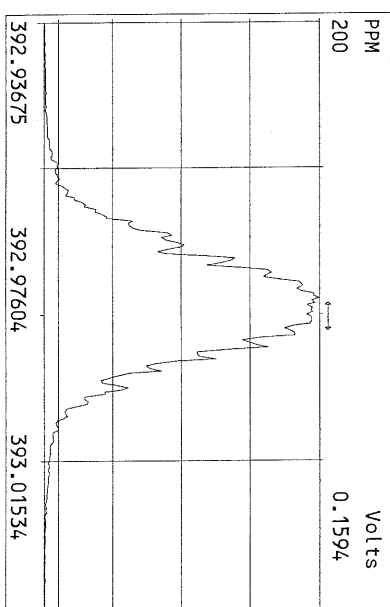
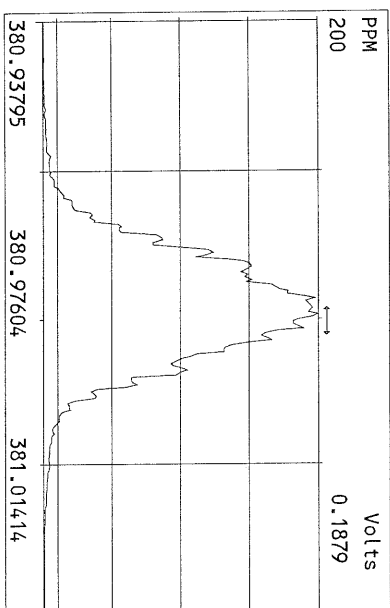
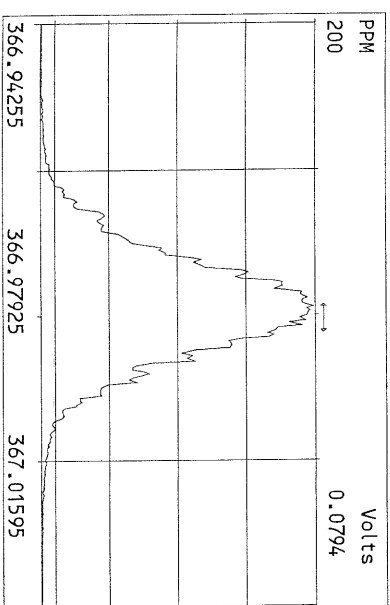
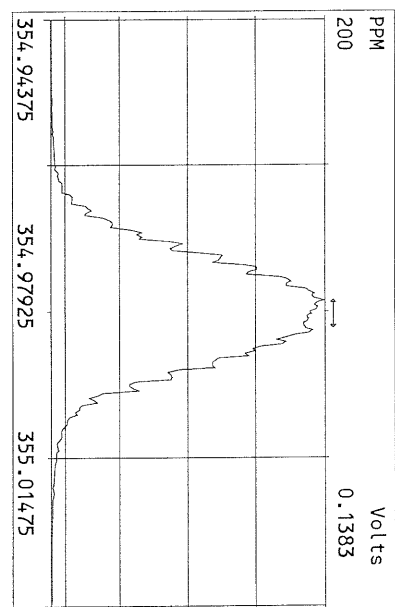
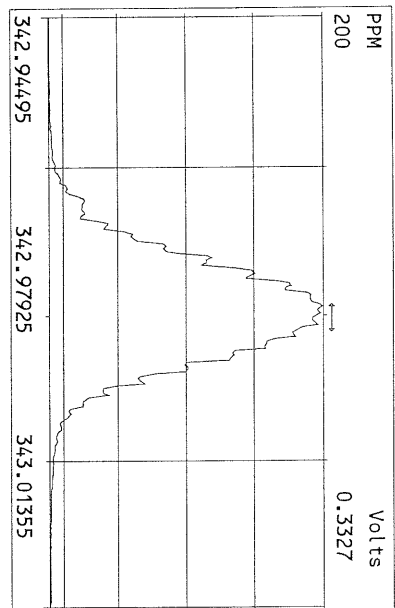
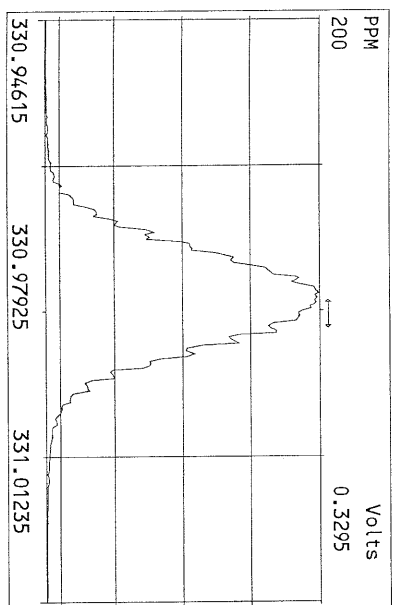
Data File S	FAL ID	Client ID	Acquired	ConCal	EndCal	Analyst
08APR11M 1	ST040811M1	1613 CS3 100511J	8-APR-11 14:15:31	ST040811M1	ST040811M2	TC
08APR11M 2	2265-001-0001-OPR	OPR	8-APR-11 15:10:54	ST040811M1	ST040811M2	TC
08APR11M 3	2265-001-0001-MB	Method Blank	8-APR-11 16:06:13	ST040811M1	ST040811M2	TC
08APR11M 4	6684-001-0001-SA	OM-4	8-APR-11 17:01:39	ST040811M1	ST040811M2	TC
08APR11M 5	6684-003-0001-SA	OM-8	8-APR-11 17:57:01	ST040811M1	ST040811M2	TC
08APR11M 6	6684-004-0001-SA	OM-9	8-APR-11 18:52:25	ST040811M1	ST040811M2	TC
08APR11M 7	6684-005-0001-SA	OM-10	8-APR-11 19:47:48	ST040811M1	ST040811M2	TC
08APR11M 8	6691-003-0001-SA	OM-6	8-APR-11 20:43:11	ST040811M1	ST040811M2	TC
08APR11M 9	6692-003-0001-SA	SB-2	8-APR-11 21:38:39	ST040811M1	ST040811M2	TC
08APR11M 10	6693-001-0001-SA	001-002 24HC	8-APR-11 22:34:06	ST040811M1	ST040811M2	TC
08APR11M 11	6697-001-0001-SA	1031033-01	8-APR-11 23:29:25	ST040811M1	ST040811M2	TC
08APR11M 12	6697-002-0001-SA	1031033-02	9-APR-11 00:24:44	ST040811M1	ST040811M2	TC
08APR11M 13	6701-010-0001-SA	LL-SED1-0-15-032911-ER	9-APR-11 01:20:06	ST040811M1	ST040811M2	TC
08APR11M 14	6684-002-0001-SA	OM-7	9-APR-11 02:15:29	ST040811M1	ST040811M2	TC
08APR11M 15	SB040811M1	Solvent Blank	9-APR-11 03:10:48	ST040811M1	ST040811M2	TC
08APR11M 16	ST040811M2	1613 CS3 100511J	9-APR-11 04:06:14	ST040811M1	ST040811M2	TC

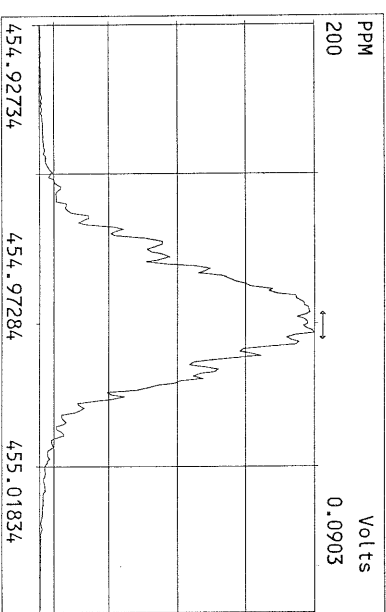
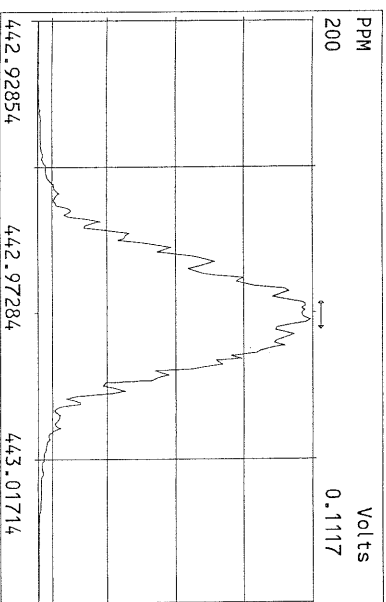
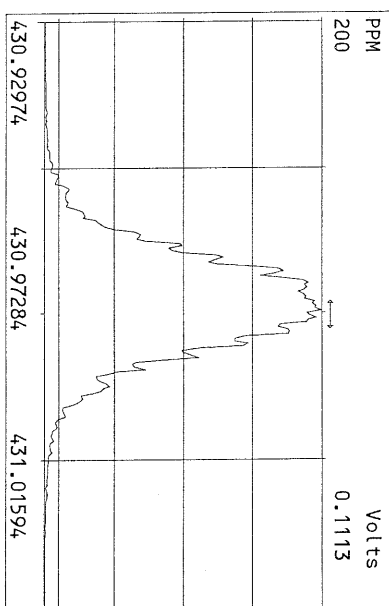
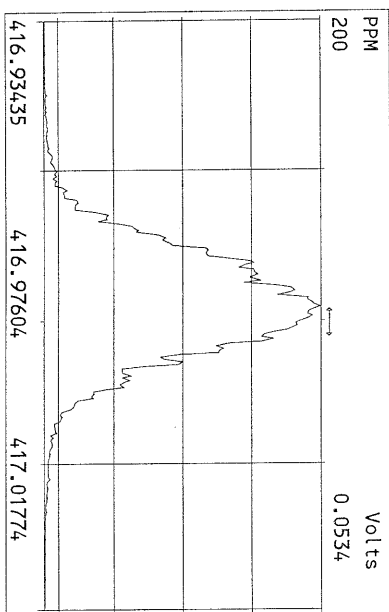
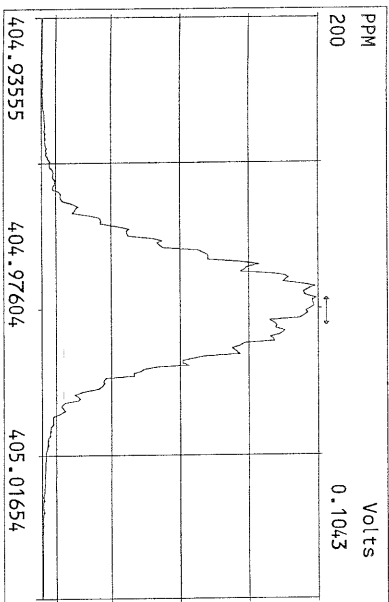
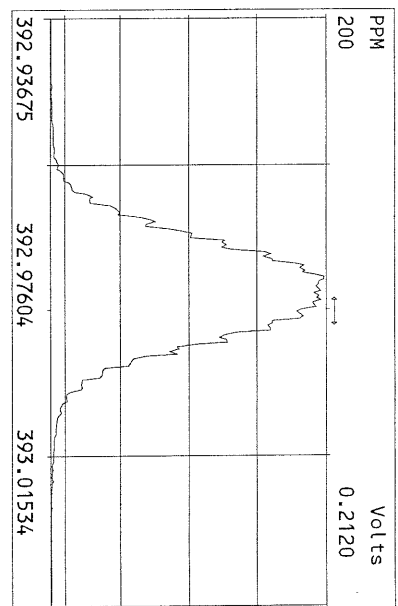
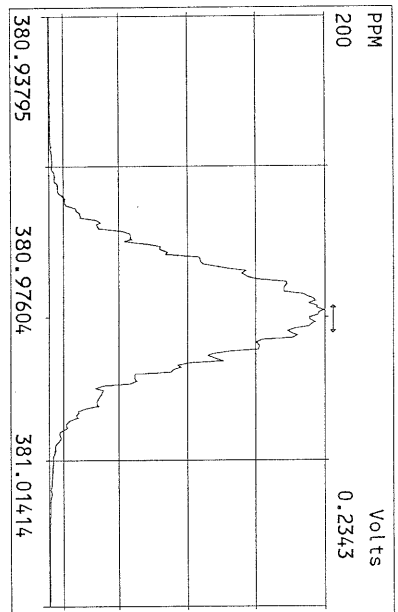
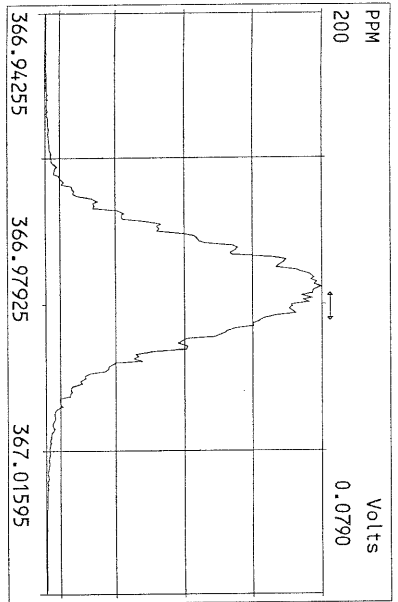
4/10/11

Data Backed Up: _____

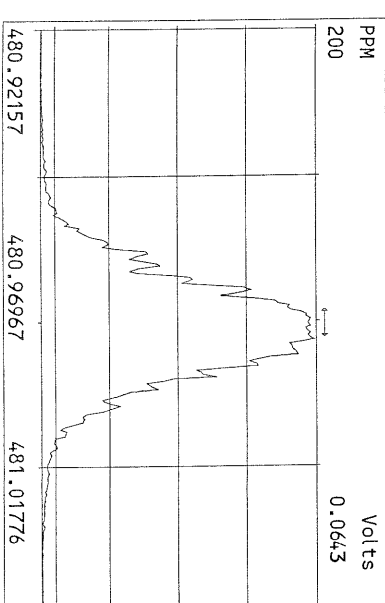
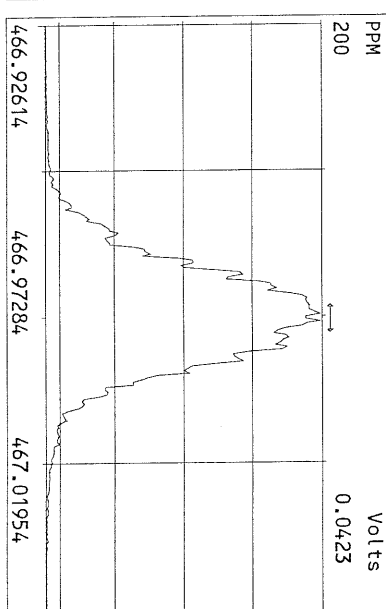
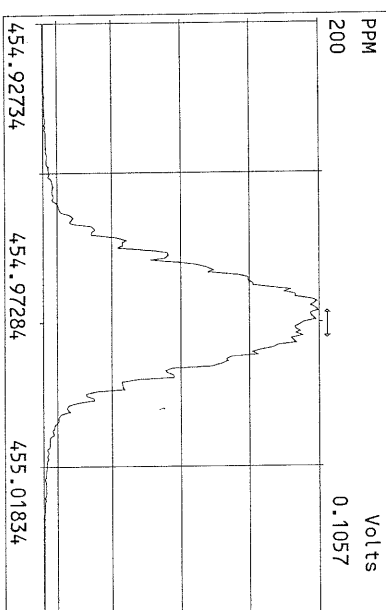
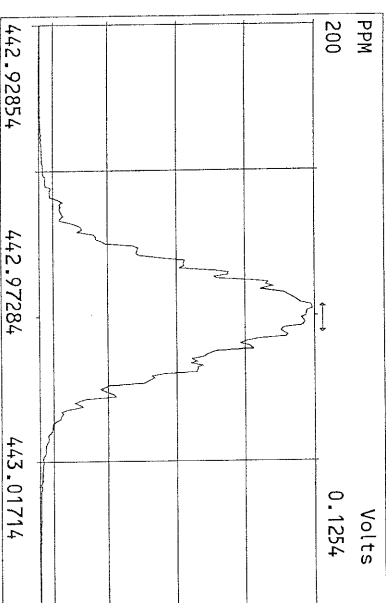
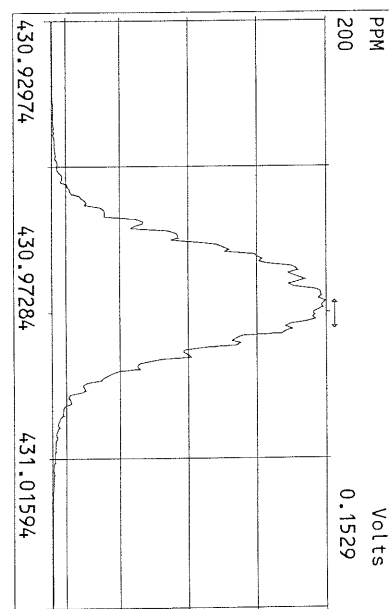
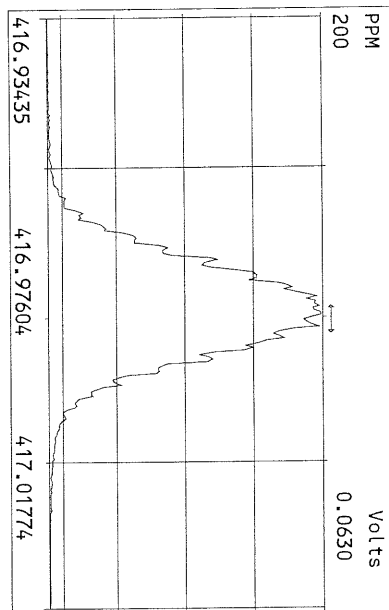
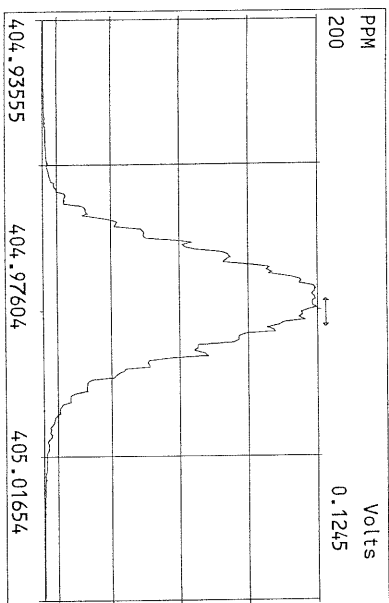
Date: _____

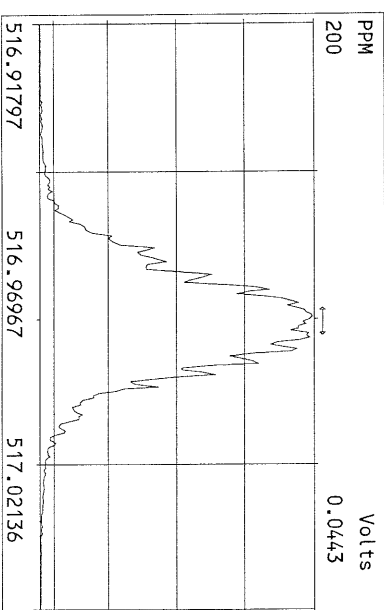
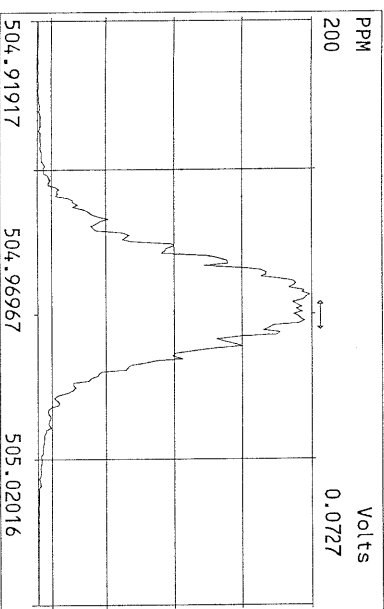
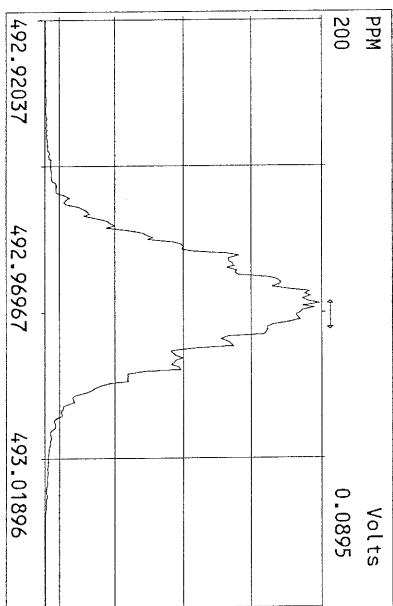
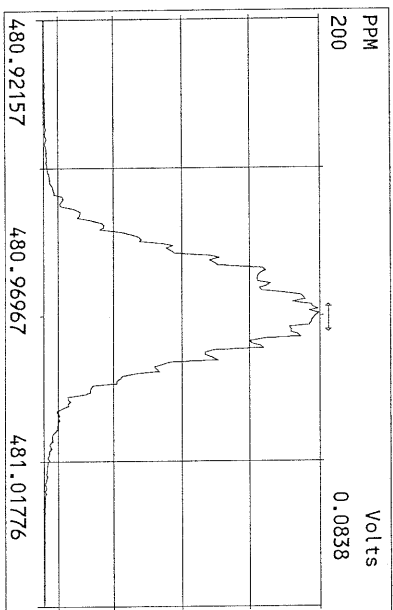
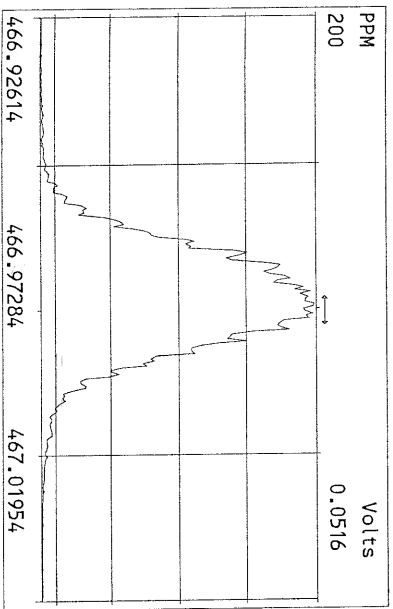
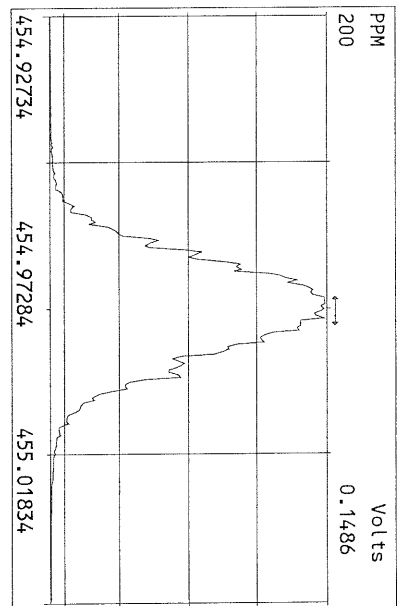
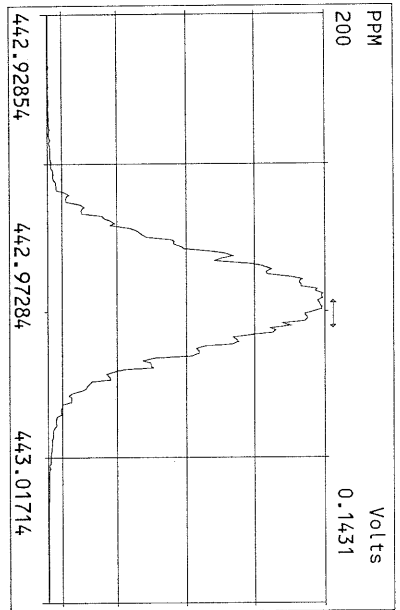
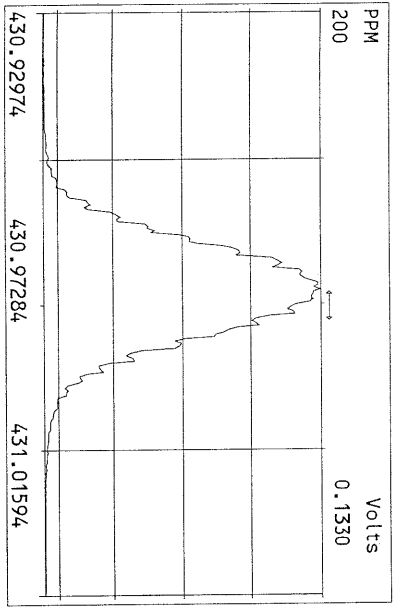




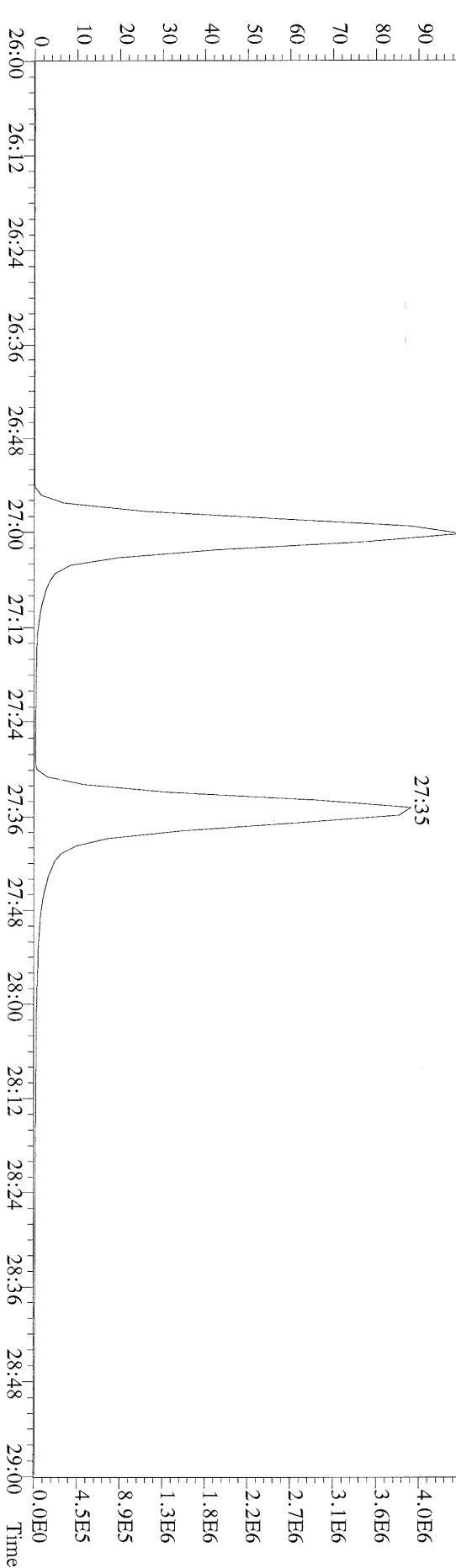
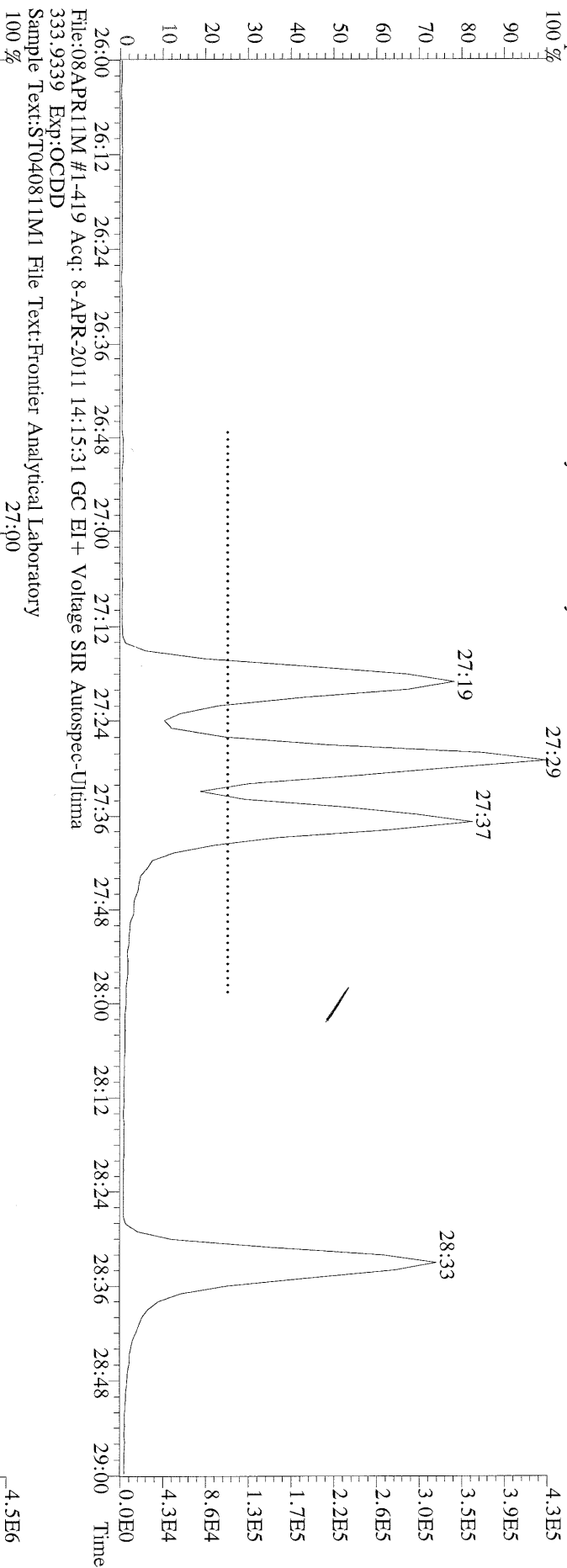


Peak Locate Examination: 8-APR-2011:14:14 File:08APR11M
Experiment:OCDD Function:4 Reference:PFK

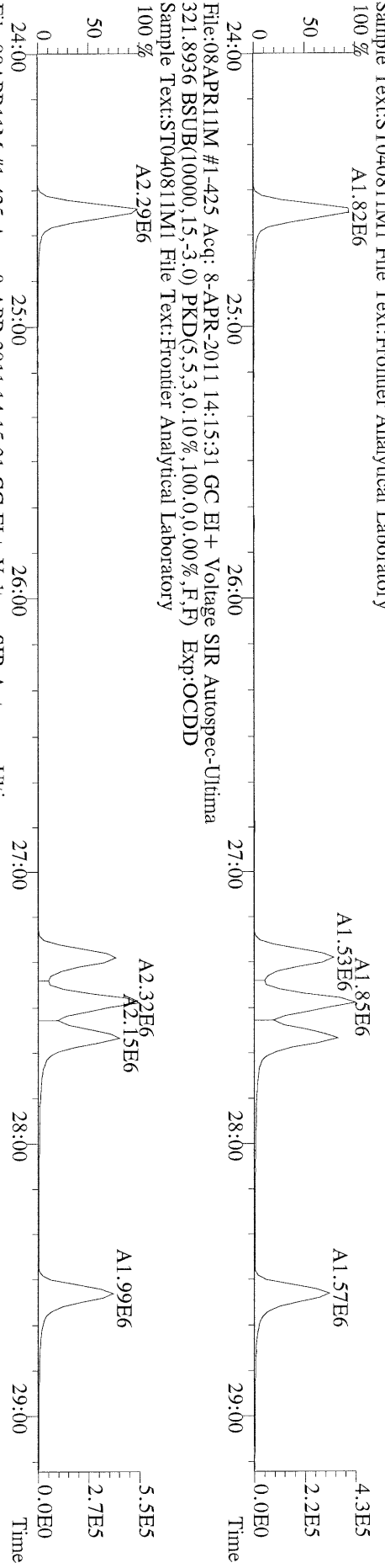




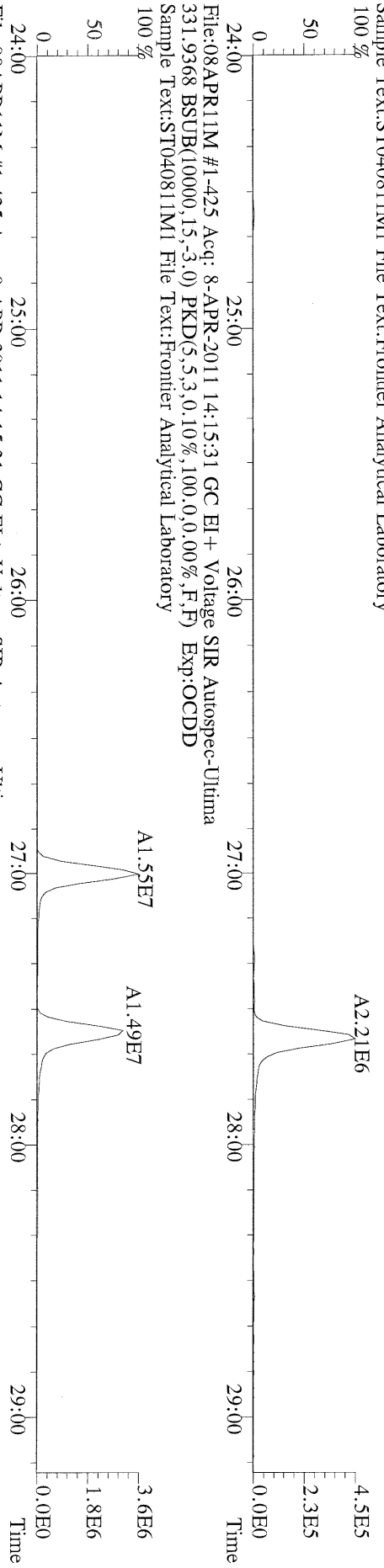
File:08APR11M1-419 Acq: 8-APR-2011 14:15:31 GC EI+ Voltage SIR Autospec-Ultima
319.8965 Exp:OCDD
Sample Text:ST040811M1 File Text:Frontier Analytical Laboratory



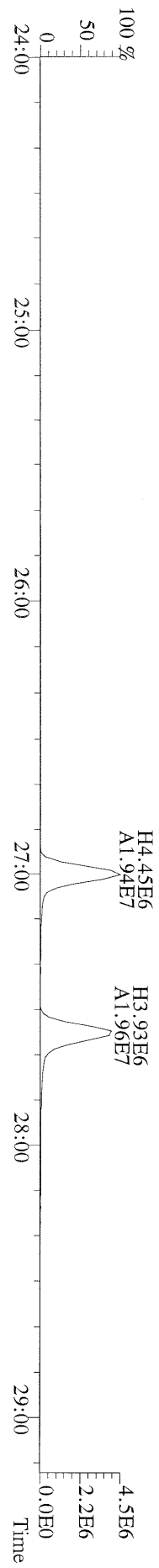
File:08APR11M #1-425 Acq: 8-APR-2011 14:15:31 GC EI + Voltage SIR Autospec-Ultima
319.8965 BSUB(10000,15,-3,0) PKD(5,5,3,0,10%,100,0,0,00%,F,F) Exp:OCDD
Sample Text:ST040811M1 File Text:Frontier Analytical Laboratory



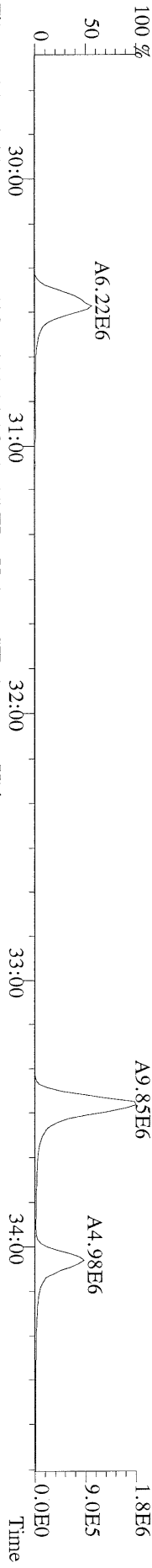
File:08APR11M #1-425 Acq: 8-APR-2011 14:15:31 GC EI + Voltage SIR Autospec-Ultima
327.8847 BSUB(10000,15,-3,0) PKD(5,5,3,0,10%,100,0,0,00%,F,F) Exp:OCDD
Sample Text:ST040811M1 File Text:Frontier Analytical Laboratory



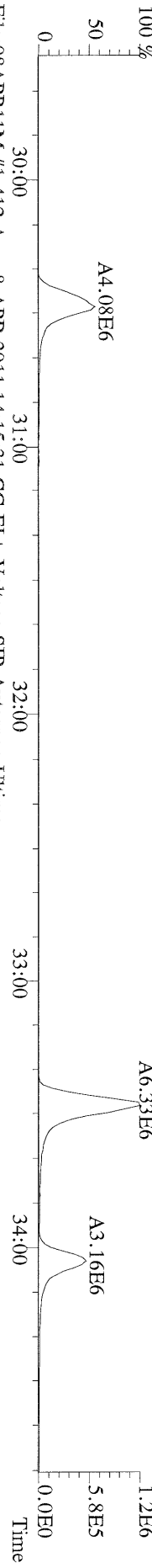
File:08APR11M #1-425 Acq: 8-APR-2011 14:15:31 GC EI + Voltage SIR Autospec-Ultima
333.9339 BSUB(10000,15,-3,0) PKD(5,5,3,0,10%,100,0,0,00%,F,F) Exp:OCDD
Sample Text:ST040811M1 File Text:Frontier Analytical Laboratory




File:08APR11M #1-412 Acq: 8-APR-2011 14:15:31 GC EI + Voltage SIR Autospec-Ultima
355.8546 F:2 BSUB(10000,15,-3.0) PKD(5,5,3.0,10%,100.0,0.00%,F,F) Exp:OCDD
Sample Text:ST040811M1 File Text:Frontier Analytical Laboratory



File:08APR11M #1-412 Acq: 8-APR-2011 14:15:31 GC EI + Voltage SIR Autospec-Ultima
357.8517 F:2 BSUB(10000,15,-3.0) PKD(5,5,3.0,10%,100.0,0.00%,F,F) Exp:OCDD
Sample Text:ST040811M1 File Text:Frontier Analytical Laboratory




File:08APR11M #1-412 Acq: 8-APR-2011 14:15:31 GC EI + Voltage SIR Autospec-Ultima
367.8949 F:2 BSUB(10000,15,-3.0) PKD(5,5,3.0,10%,100.0,0.00%,F,F) Exp:OCDD
Sample Text:ST040811M1 File Text:Frontier Analytical Laboratory



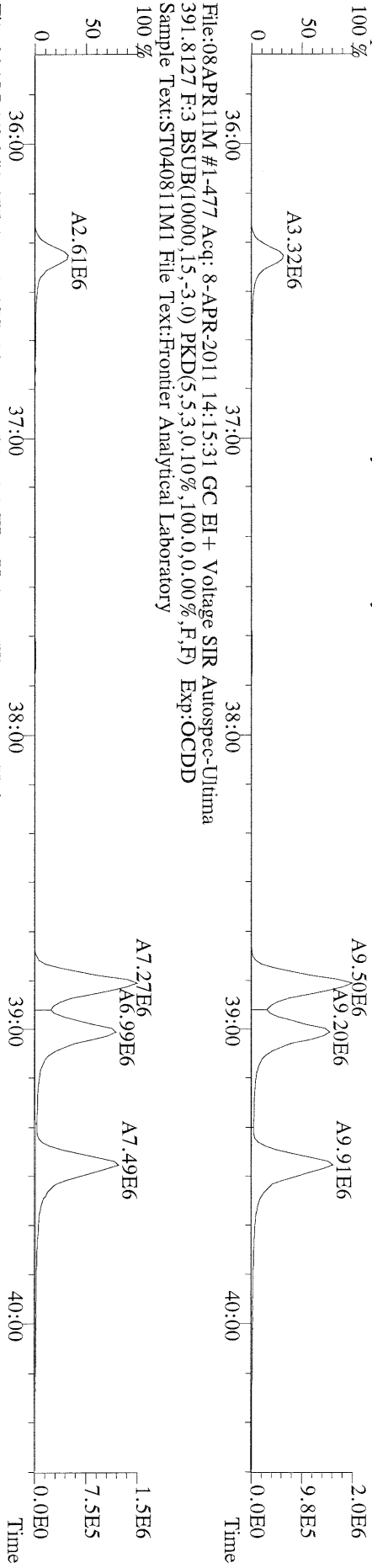
File:08APR11M #1-412 Acq: 8-APR-2011 14:15:31 GC EI + Voltage SIR Autospec-Ultima
369.8919 F:2 BSUB(10000,15,-3.0) PKD(5,5,3.0,10%,100.0,0.00%,F,F) Exp:OCDD
Sample Text:ST040811M1 File Text:Frontier Analytical Laboratory



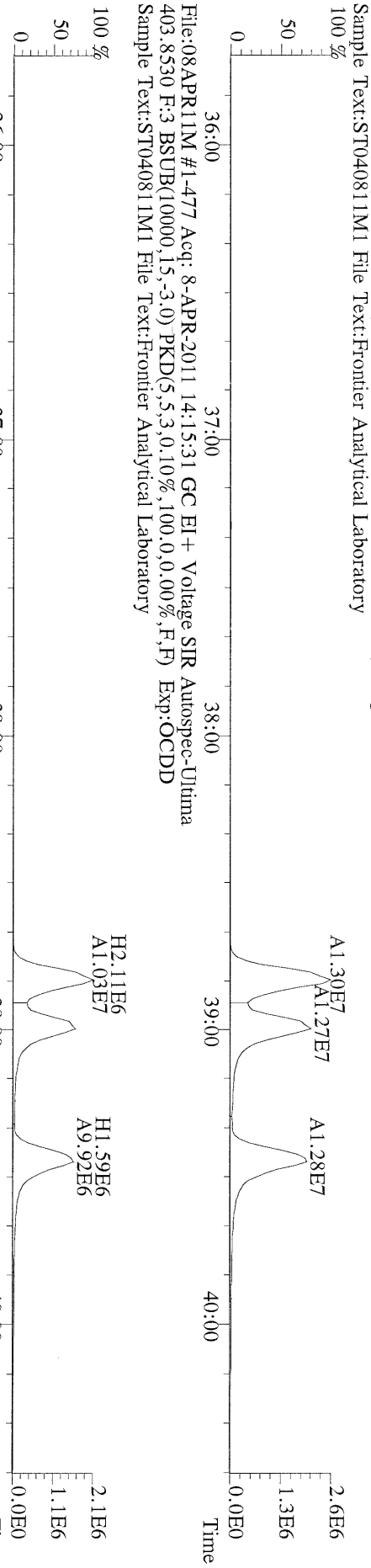
File:08APR11M #1-412 Acq: 8-APR-2011 14:15:31 GC EI + Voltage SIR Autospec-Ultima
366.9792 F:2 Exp:OCDD
Sample Text:ST040811M1 File Text:Frontier Analytical Laboratory



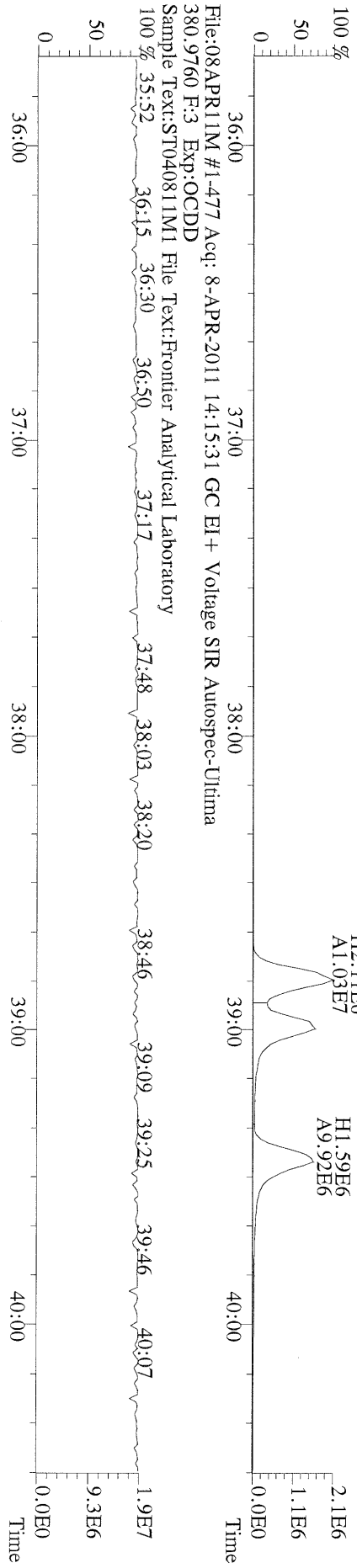
File:08APR11M #1-477 Acq: 8-APR-2011 14:15:31 GC EI+ Voltage SIR Autospec-Ultima
 389.8156 F:3 BSUB(10000,15,-3,0) PKD(5,5,3,0,10%,100,0,0,00%,F,F) Exp:OCDD
 Sample Text:ST040811M1 File Text:Frontier Analytical Laboratory
 100 %



File:08APR11M #1-477 Acq: 8-APR-2011 14:15:31 GC EI+ Voltage SIR Autospec-Ultima
 401.8559 F:3 BSUB(10000,15,-3,0) PKD(5,5,3,0,10%,100,0,0,00%,F,F) Exp:OCDD
 Sample Text:ST040811M1 File Text:Frontier Analytical Laboratory
 100 %

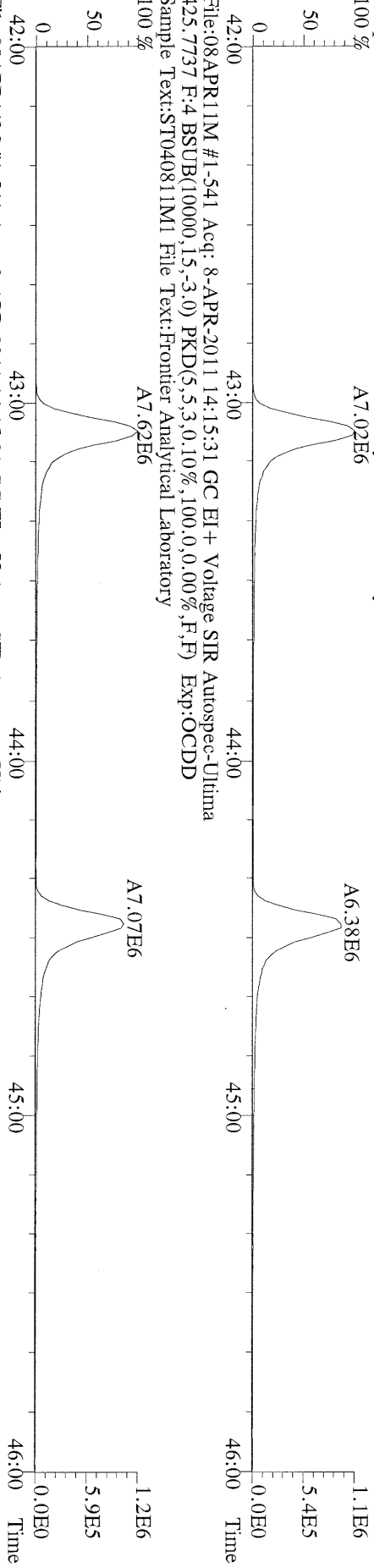


File:08APR11M #1-477 Acq: 8-APR-2011 14:15:31 GC EI+ Voltage SIR Autospec-Ultima
 403.8530 F:3 BSUB(10000,15,-3,0) PKD(5,5,3,0,10%,100,0,0,00%,F,F) Exp:OCDD
 Sample Text:ST040811M1 File Text:Frontier Analytical Laboratory

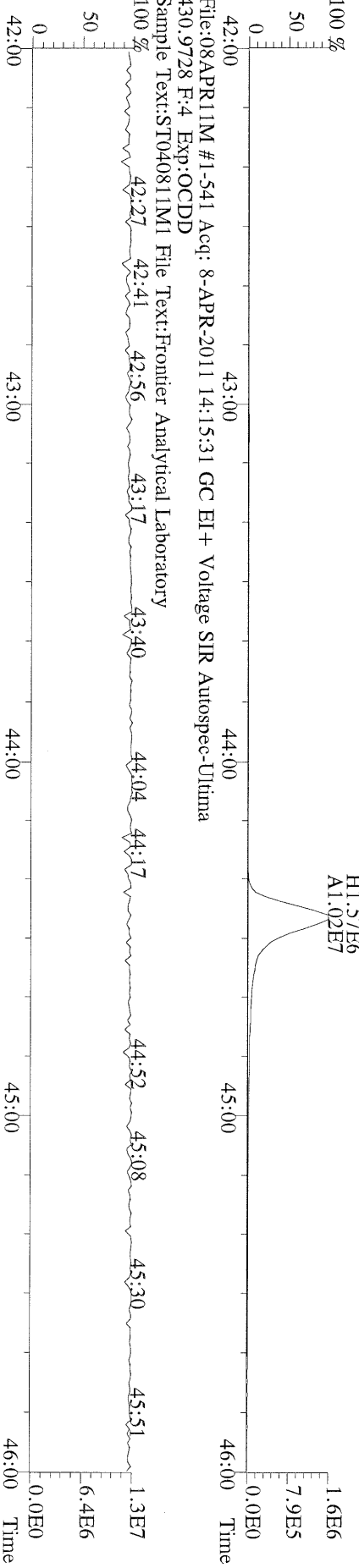


File:08APR11M #1-477 Acq: 8-APR-2011 14:15:31 GC EI+ Voltage SIR Autospec-Ultima
 380.9760 F:3 Exp:OCDD
 Sample Text:ST040811M1 File Text:Frontier Analytical Laboratory
 100 %

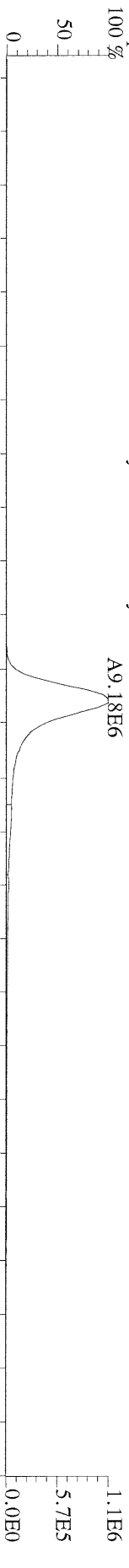
File:08APR11M #1-541 Acq: 8-APR-2011 14:15:31 GC EI+ Voltage SIR Autospec-Ultima
423.7767 F:4 BSUB(10000,15,-3,0) PKD(5,5,3,0,10%,100,0,0,00%,F,F) Exp:OCDD
Sample Text:ST040811M1 File Text:Frontier Analytical Laboratory
100 %



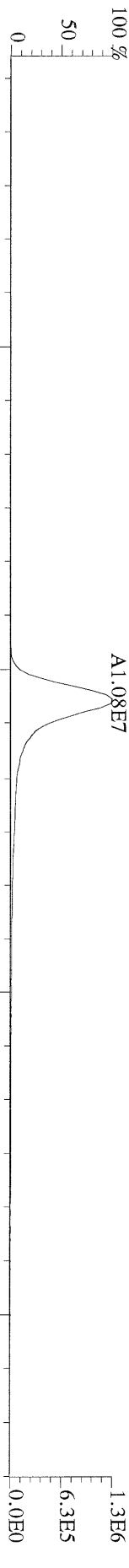
File:08APR11M #1-541 Acq: 8-APR-2011 14:15:31 GC EI+ Voltage SIR Autospec-Ultima
435.8169 F:4 BSUB(10000,15,-3,0) PKD(5,5,3,0,10%,100,0,0,00%,F,F) Exp:OCDD
Sample Text:ST040811M1 File Text:Frontier Analytical Laboratory
100 %



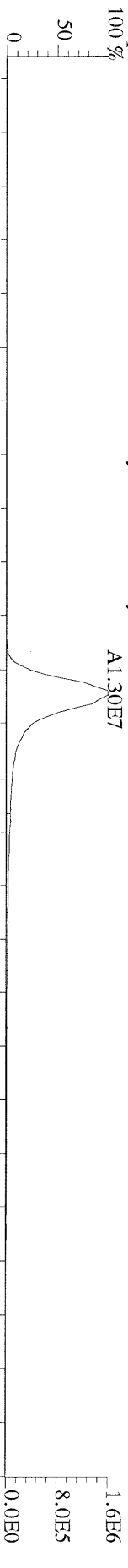
File:08APR11M1 #1-347 Acq: 8-APR-2011 14:15:31 GC EI + Voltage SIR Autospec-Ultima
457.7377 F:5 BSUB(10000,15,-3.0) PKD(5,5,3,0.10%,100,0,0.00%,F,F) Exp:OCDD
Sample Text:ST040811M1 File Text:Frontier Analytical Laboratory



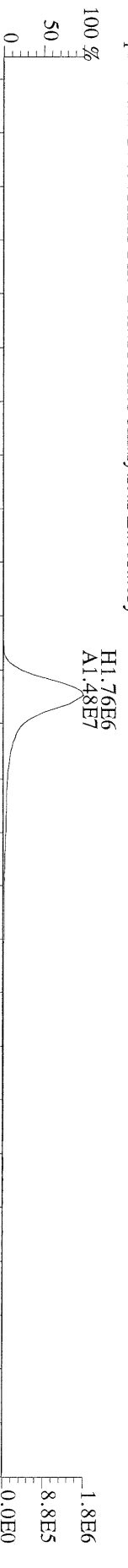
File:08APR11M1 #1-347 Acq: 8-APR-2011 14:15:31 GC EI + Voltage SIR Autospec-Ultima
459.7348 F:5 BSUB(10000,15,-3.0) PKD(5,5,3,0.10%,100,0,0.00%,F,F) Exp:OCDD
Sample Text:ST040811M1 File Text:Frontier Analytical Laboratory




File:08APR11M1 #1-347 Acq: 8-APR-2011 14:15:31 GC EI + Voltage SIR Autospec-Ultima
469.7780 F:5 BSUB(10000,15,-3.0) PKD(5,5,3,0.10%,100,0,0.00%,F,F) Exp:OCDD
Sample Text:ST040811M1 File Text:Frontier Analytical Laboratory



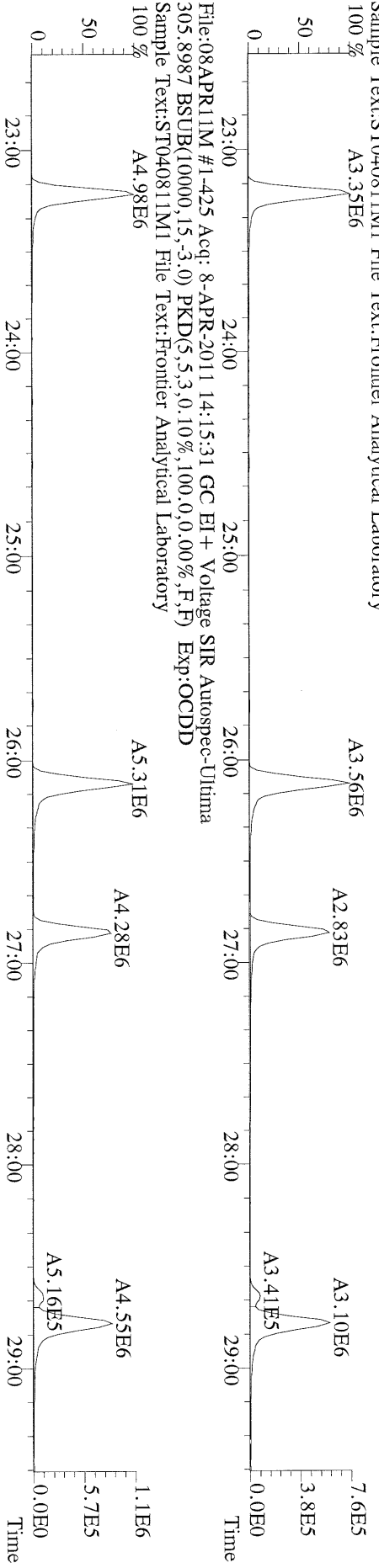
File:08APR11M1 #1-347 Acq: 8-APR-2011 14:15:31 GC EI + Voltage SIR Autospec-Ultima
471.7750 F:5 BSUB(10000,15,-3.0) PKD(5,5,3,0.10%,100,0,0.00%,F,F) Exp:OCDD
Sample Text:ST040811M1 File Text:Frontier Analytical Laboratory



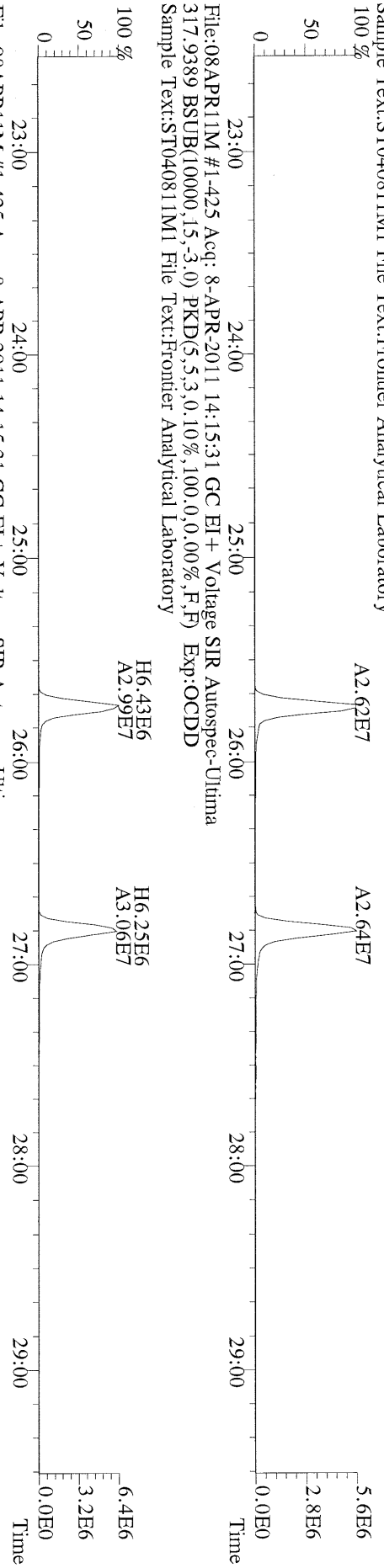
File:08APR11M1 #1-347 Acq: 8-APR-2011 14:15:31 GC EI + Voltage SIR Autospec-Ultima
454.9728 F:5 Exp:OCDD
Sample Text:ST040811M1 File Text:Frontier Analytical Laboratory



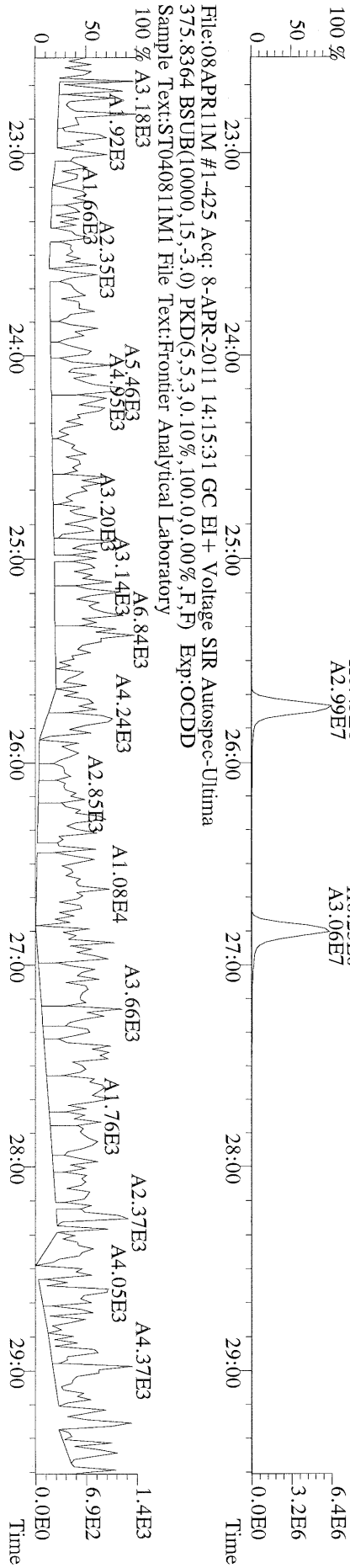
File:08APR11M1 #1-425 Acq: 8-APR-2011 14:15:31 GC EI + Voltage SIR Autospec-Ultima
 303.9016 BSUB(10000,15,-3,0) PKD(5,5.3,0.10%,100,0,0.00%,F,F) Exp:OCDD
 Sample Text:ST040811M1 File Text:Frontier Analytical Laboratory



File:08APR11M1 #1-425 Acq: 8-APR-2011 14:15:31 GC EI + Voltage SIR Autospec-Ultima
 315.9419 BSUB(10000,15,-3,0) PKD(5,5.3,0.10%,100,0,0.00%,F,F) Exp:OCDD
 Sample Text:ST040811M1 File Text:Frontier Analytical Laboratory

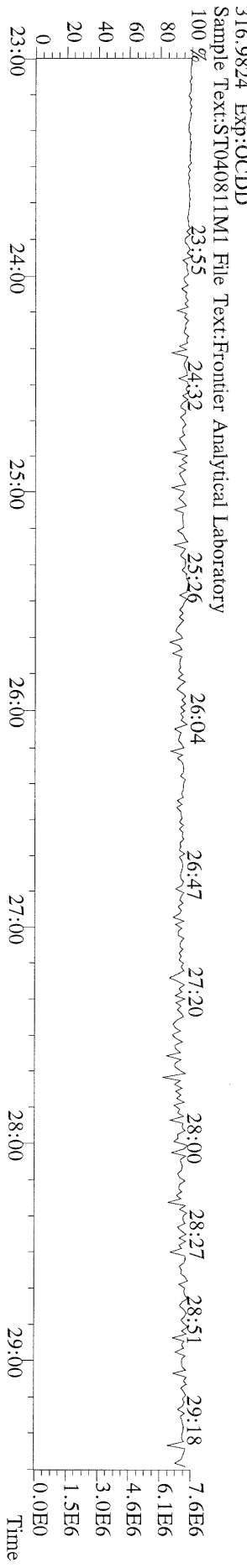
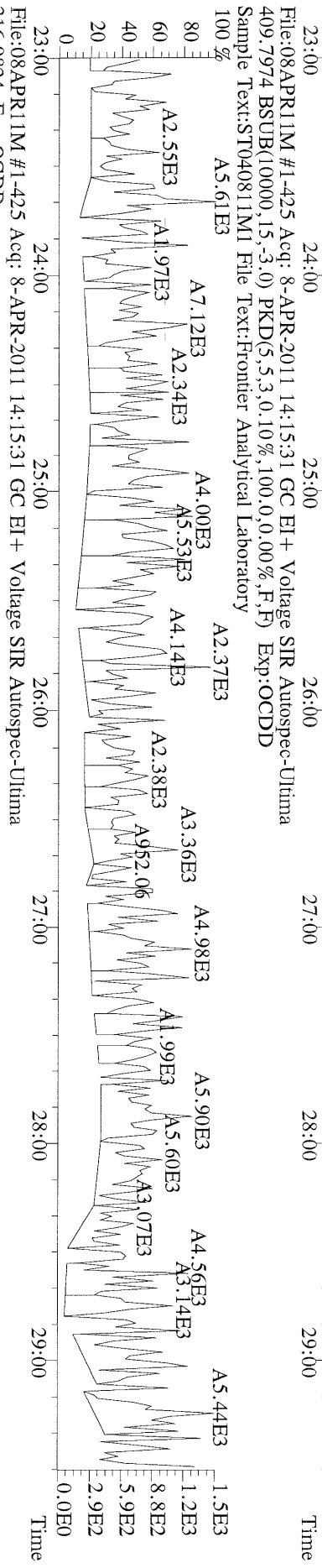
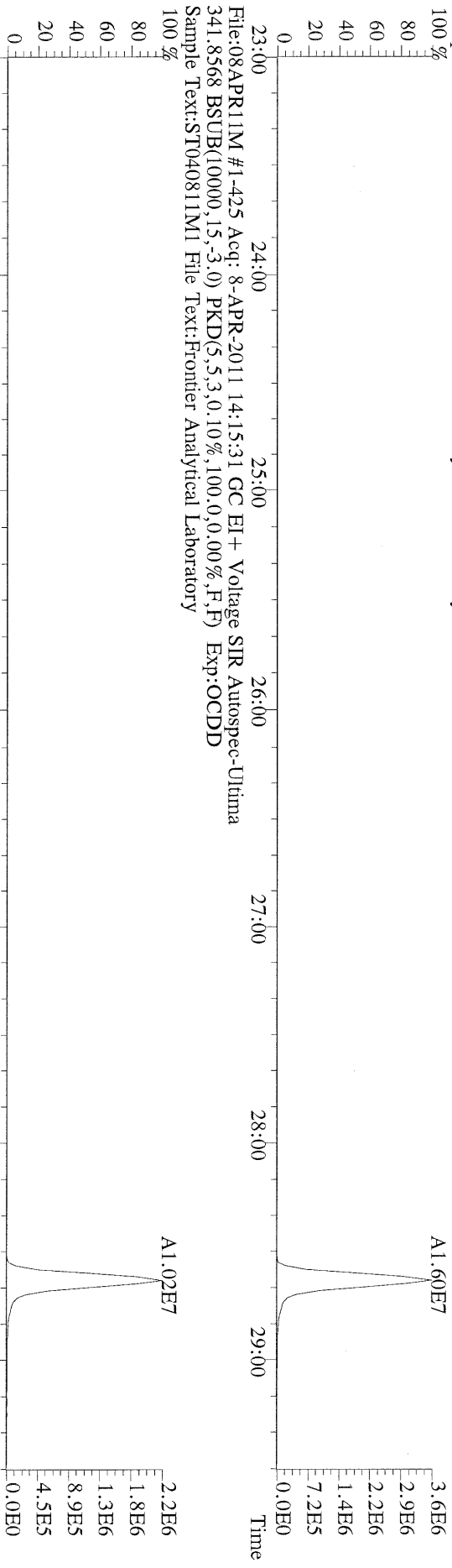


File:08APR11M1 #1-425 Acq: 8-APR-2011 14:15:31 GC EI + Voltage SIR Autospec-Ultima
 317.9389 BSUB(10000,15,-3,0) PKD(5,5.3,0.10%,100,0,0.00%,F,F) Exp:OCDD
 Sample Text:ST040811M1 File Text:Frontier Analytical Laboratory

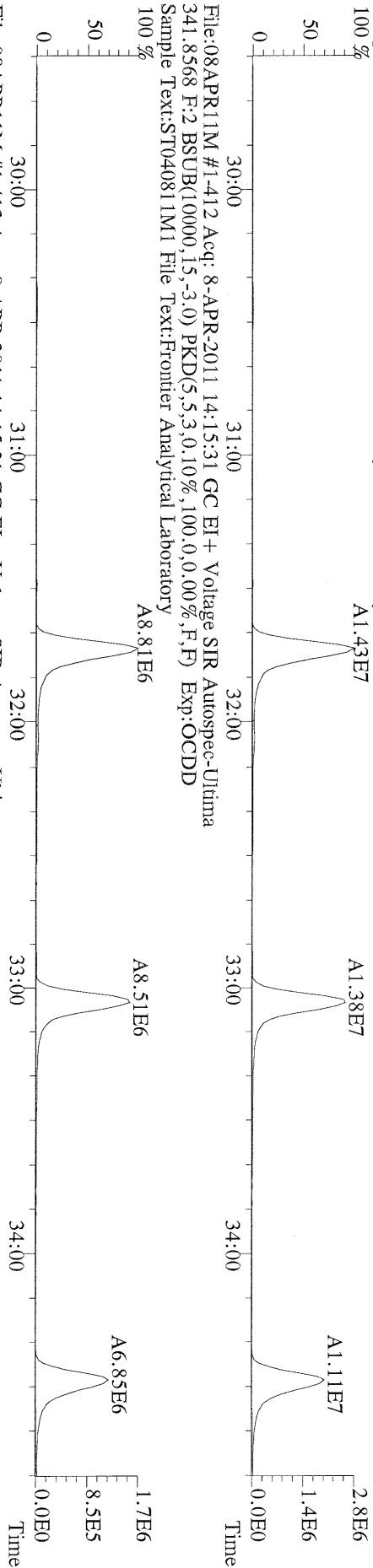


File:08APR11M1 #1-425 Acq: 8-APR-2011 14:15:31 GC EI + Voltage SIR Autospec-Ultima
 375.8364 BSUB(10000,15,-3,0) PKD(5,5.3,0.10%,100,0,0.00%,F,F) Exp:OCDD
 Sample Text:ST040811M1 File Text:Frontier Analytical Laboratory

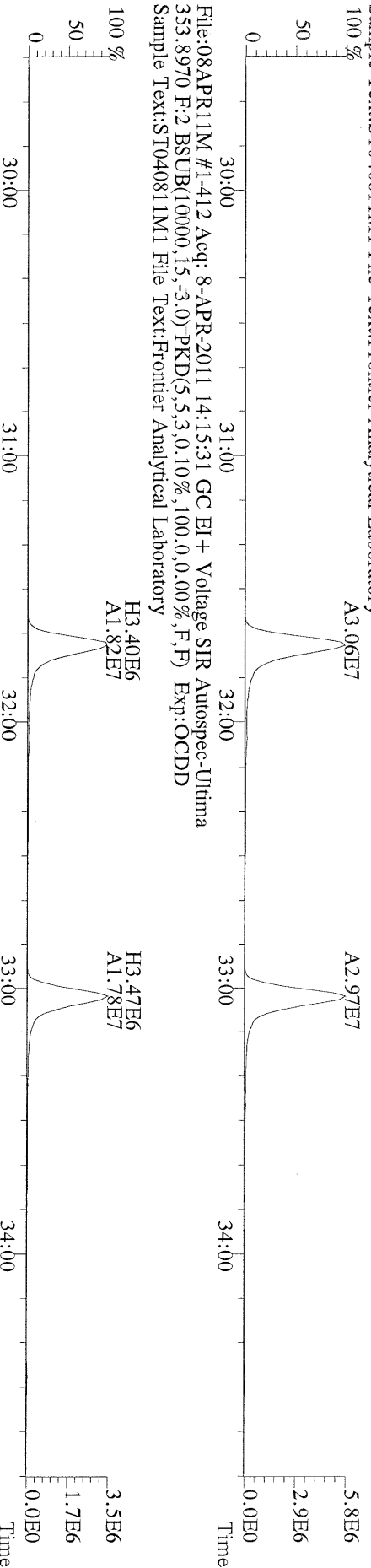
File:08APR11M #1-425 Acq: 8-APR-2011 14:15:31 GC EI + Voltage SIR Autospec-Ultima
 339.8568 BSUB(10000,15,-3,0) PKD(5,5,3,0.10%,100,0,0.00%,F,F) Exp:OCDD
 Sample Text:ST040811M1 File Text:Frontier Analytical Laboratory



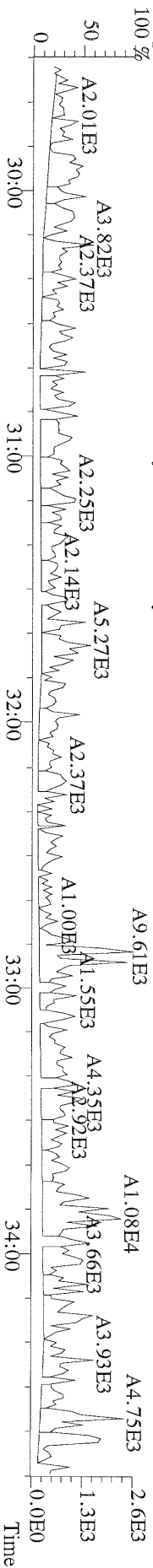
File:08APR11M #1-412 Acq: 8-APR-2011 14:15:31 GC EI+ Voltage SIR Autospec-Ultima
339.8597 F:2 BSUB(10000,15,-3.0) PKD(5,5,3,0.10%,100,0,0.00%,F,F) Exp:OCDD
Sample Text:ST040811M1 File Text:Frontier Analytical Laboratory



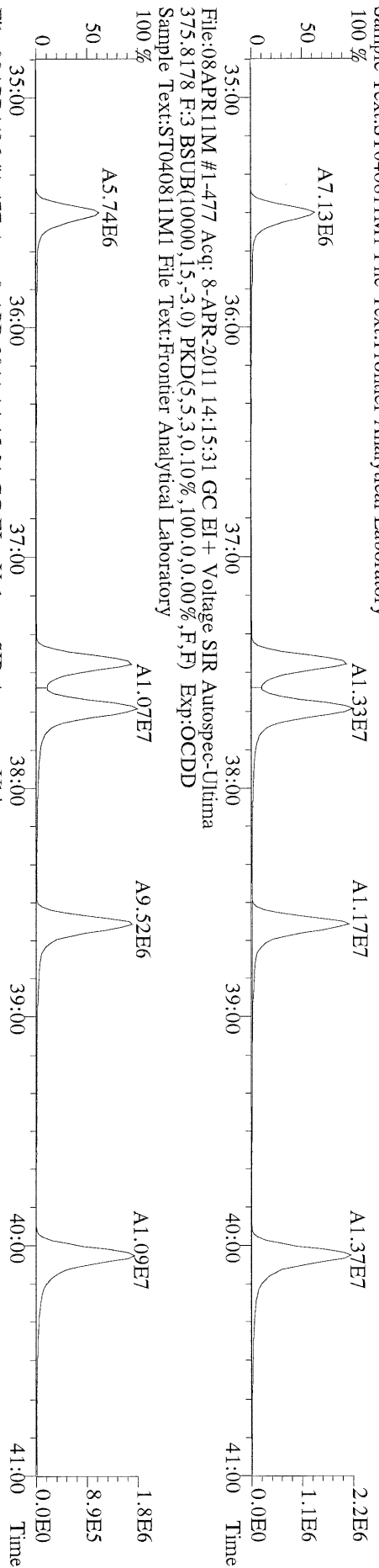
File:08APR11M #1-412 Acq: 8-APR-2011 14:15:31 GC EI+ Voltage SIR Autospec-Ultima
351.9000 F:2 BSUB(10000,15,-3.0) PKD(5,5,3,0.10%,100,0,0.00%,F,F) Exp:OCDD
Sample Text:ST040811M1 File Text:Frontier Analytical Laboratory



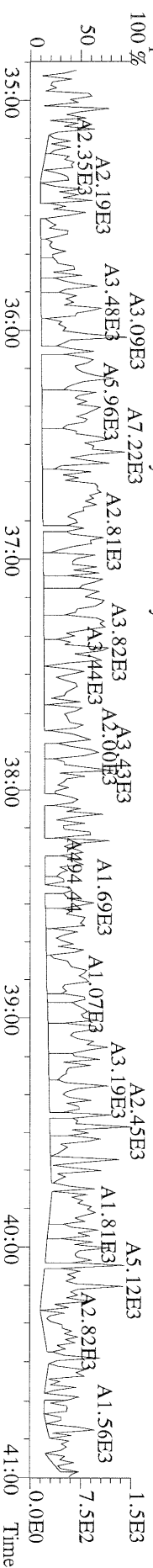
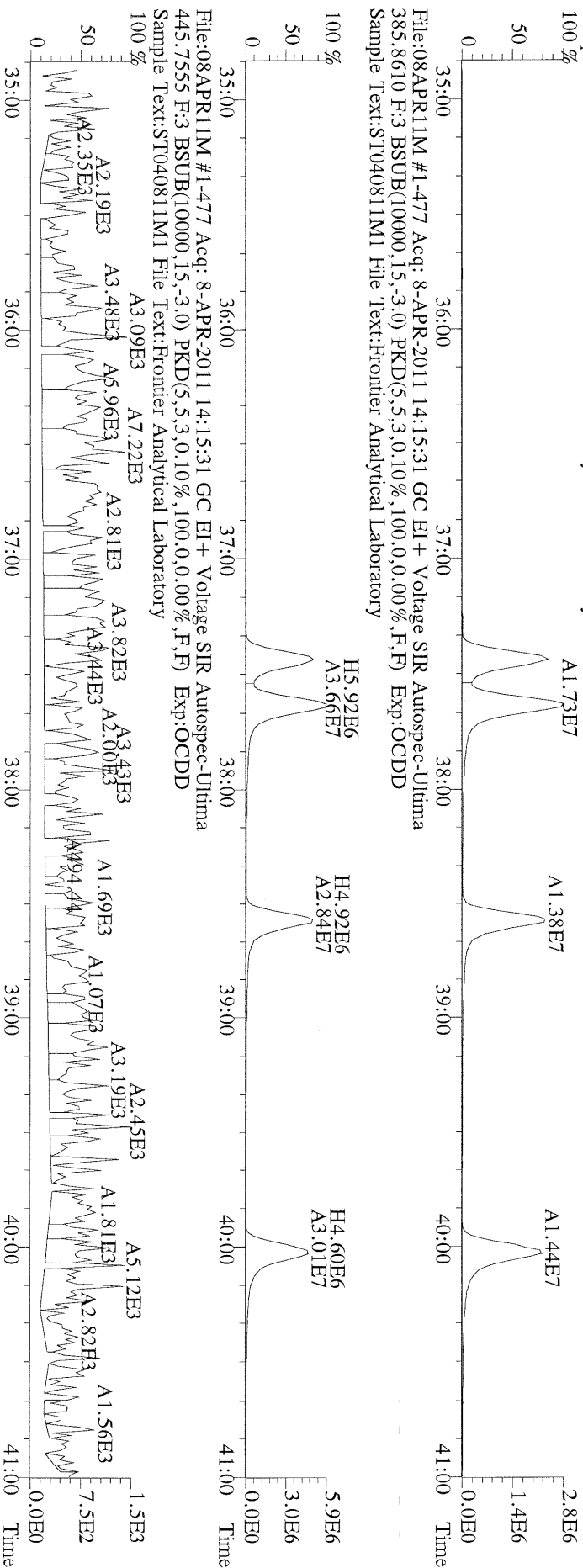
File:08APR11M #1-412 Acq: 8-APR-2011 14:15:31 GC EI+ Voltage SIR Autospec-Ultima
409.7974 F:2 BSUB(10000,15,-3.0) PKD(5,5,3,0.10%,100,0,0.00%,F,F) Exp:OCDD
Sample Text:ST040811M1 File Text:Frontier Analytical Laboratory



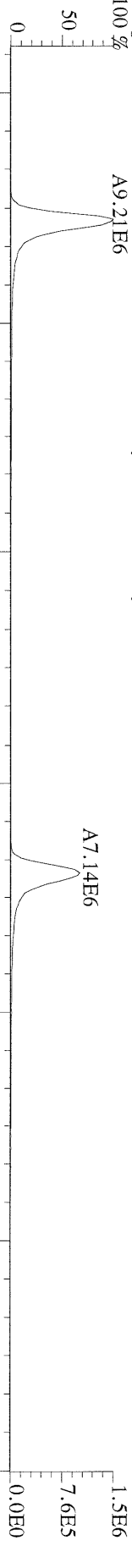
File:08APR11M #1-477 Acq: 8-APR-2011 14:15:31 GC EI+ Voltage SIR Autospec-Ultima
373.8207 F:3 BSUB(10000,15,-3.0) PKD(5,5,3,0,10%,100,0,0,00%,F,F) Exp:OCDD
Sample Text:ST040811M1 File Text:Frontier Analytical Laboratory



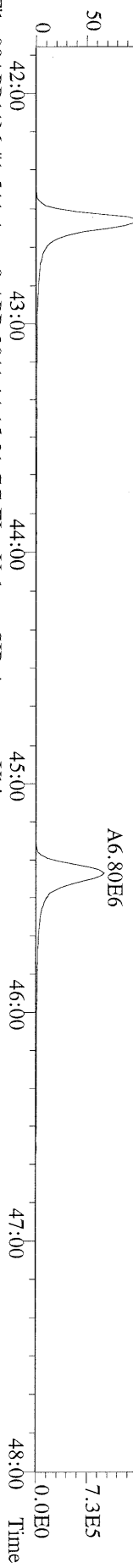
File:08APR11M #1-477 Acq: 8-APR-2011 14:15:31 GC EI+ Voltage SIR Autospec-Ultima
383.8639 F:3 BSUB(10000,15,-3.0) PKD(5,5,3,0,10%,100,0,0,00%,F,F) Exp:OCDD
Sample Text:ST040811M1 File Text:Frontier Analytical Laboratory



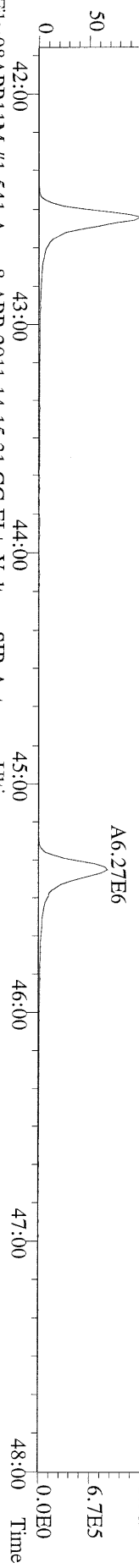
File:08APR11M #1-541 Acq: 8-APR-2011 14:15:31 GC EI+ Voltage SIR Autospec-Ultima
407.7818 F:4 BSUB(10000,15,-3,0) PKD(5,5,3,0,10%,100,0,0,0.00%,F,F) Exp:OCDD
Sample Text:ST040811M1 File Text:Fronter Analytical Laboratory



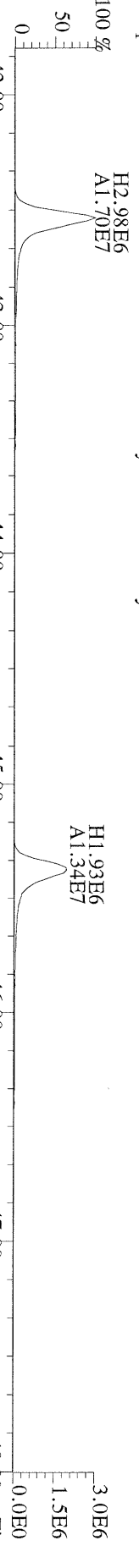
File:08APR11M #1-541 Acq: 8-APR-2011 14:15:31 GC EI+ Voltage SIR Autospec-Ultima
409.7788 F:4 BSUB(10000,15,-3,0) PKD(5,5,3,0,10%,100,0,0,0.00%,F,F) Exp:OCDD
Sample Text:ST040811M1 File Text:Fronter Analytical Laboratory



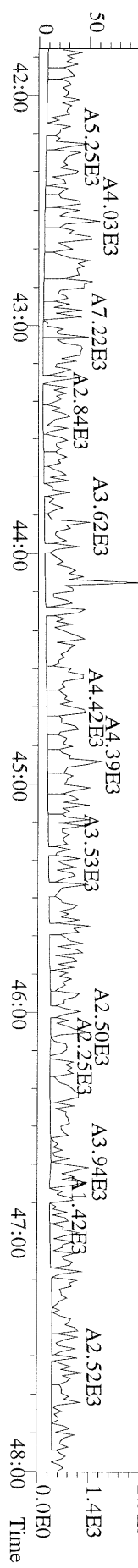
File:08APR11M #1-541 Acq: 8-APR-2011 14:15:31 GC EI+ Voltage SIR Autospec-Ultima
417.8253 F:4 BSUB(10000,15,-3,0) PKD(5,5,3,0,10%,100,0,0,0.00%,F,F) Exp:OCDD
Sample Text:ST040811M1 File Text:Fronter Analytical Laboratory



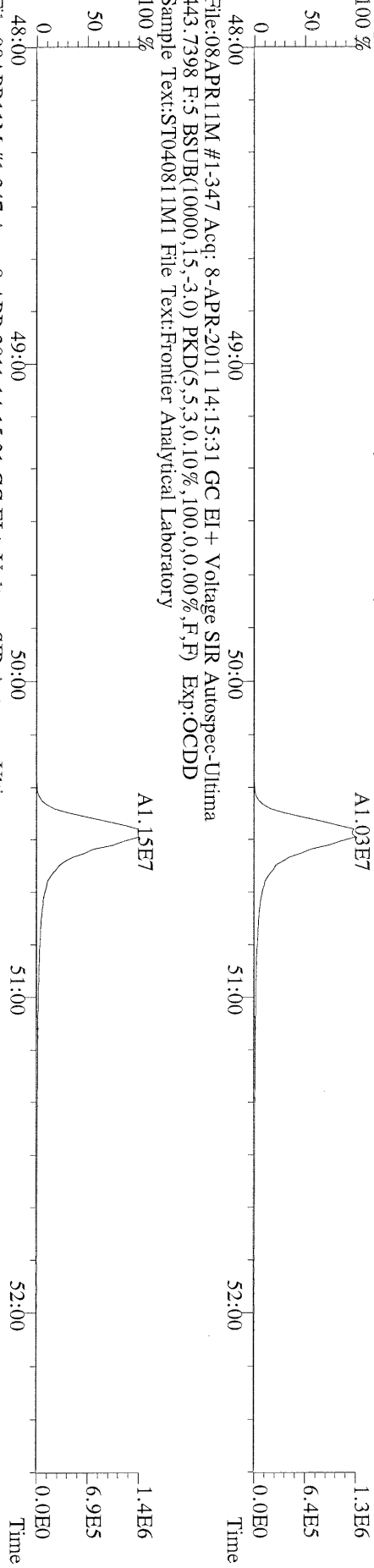
File:08APR11M #1-541 Acq: 8-APR-2011 14:15:31 GC EI+ Voltage SIR Autospec-Ultima
419.8220 F:4 BSUB(10000,15,-3,0) PKD(5,5,3,0,10%,100,0,0,0.00%,F,F) Exp:OCDD
Sample Text:ST040811M1 File Text:Fronter Analytical Laboratory



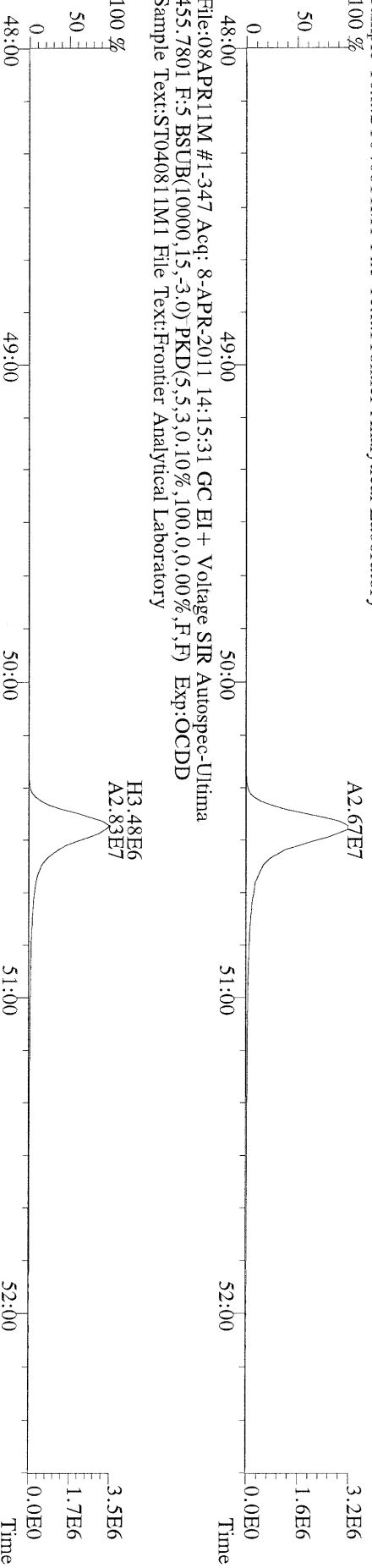
File:08APR11M #1-541 Acq: 8-APR-2011 14:15:31 GC EI+ Voltage SIR Autospec-Ultima
479.7165 F:4 BSUB(10000,15,-3,0) PKD(5,5,3,0,10%,100,0,0,0.00%,F,F) Exp:OCDD
Sample Text:ST040811M1 File Text:Fronter Analytical Laboratory



File:08APR11M #1-347 Acq: 8-APR-2011 14:15:31 GC EI + Voltage SIR Autospec-Ultima
441.7428 F:5 BSUB(10000,15,-3.0) PKD(5,5,3,0.10%,100,0.0,0.00%,F,F) Exp:OCDD
Sample Text:ST040811M1 File Text:Frontier Analytical Laboratory



File:08APR11M #1-347 Acq: 8-APR-2011 14:15:31 GC EI + Voltage SIR Autospec-Ultima
453.7831 F:5 BSUB(10000,15,-3.0) PKD(5,5,3,0.10%,100,0.0,0.00%,F,F) Exp:OCDD
Sample Text:ST040811M1 File Text:Frontier Analytical Laboratory



File:08APR11M #1-347 Acq: 8-APR-2011 14:15:31 GC EI + Voltage SIR Autospec-Ultima
513.6775 F:5 BSUB(10000,15,-3.0) PKD(5,5,3,0.10%,100,0.0,0.00%,F,F) Exp:OCDD
Sample Text:ST040811M1 File Text:Frontier Analytical Laboratory

