APPENDIX F
LABORATORY ANALYTICAL REPORTS

DOCUMENTS INCLUDED IN APPENDIX F

(Part 1 of 10)

Indexes

2006-2007 Index of Validation Reports

2011-2012 Index of MBTL Laboratory Data Reports

2013 Index to Appendices E & F

(Part 2 of 10)

2006-2007 reports

F2523

CH2MHill. October 6, 2006.

F2530

CH2MHill. October 6, 2006.

F2574

CH2MHill. October 12, 2006.

F2582

CH2MHill. October 12, 2006.

F2604

CH2MHill. October 16, 2006.

F2616

CH2MHill. October 16, 2006.

F2628

CH2MHill. October 16, 2006.

F2664

CH2MHill. October 18, 2006.

F2680

CH2MHill. October 18, 2006.

F2712

CH2MHill. October 25, 2006.

G1376

CH2MHill. April 4, 2007.

JW94

Analytical Resources, Inc. October 4, 2006.

JX10

Analytical Resources, Inc. October 9, 2006.

JY35

Analytical Resources, Inc. October 10, 2006.

JY56

Analytical Resources, Inc. October 11, 2006.

JY77

Analytical Resources, Inc. October 11, 2006.

JY78_1-2

Analytical Resources, Inc. October 17, 2006.

JY78_2-2

Analytical Resources, Inc. October 5, 2006.

(Part 3 of 10)

JZ32_1-2

Analytical Resources, Inc. October 14, 2006.

JZ32_2-2

Analytical Resources, Inc. October 6, 2006.

JZ82

Analytical Resources, Inc. October 12, 2006.

JZ83

Analytical Resources, Inc. October 12, 2006.

JZ95

Analytical Resources, Inc. November 8, 2006.

K0608631

Columbia Analytical Services. October 19, 2006.

K0608716

Columbia Analytical Services. October 19, 2006.

K0701562

Columbia Analytical Services. March 7, 2007.

K0701936

Columbia Analytical Services. March 28, 2007.

K0702944

Columbia Analytical Services. April 13, 2007.

KB65

Analytical Resources, Inc. November 9, 2006.

KC54

Analytical Resources, Inc. November 10, 2006.

KG57

Analytical Resources, Inc. December 12, 2006.

(Part 4 of 10)

KG93

Analytical Resources, Inc. December 14, 2006.

KK85_1-2

Analytical Resources, Inc. January 27, 2007.

KK85_2-2

Analytical Resources, Inc. October 11, 2006.

KP85_1-2

Analytical Resources, Inc. March 15, 2007.

KP85_2-2

Analytical Resources, Inc. October 11, 2006.

(Part 5 of 10)

2011-2012 reports

A11E127

Apex Laboratories, LLC. August 11, 2011.

A11E148

Apex Laboratories, LLC. August 16, 2011.

A11G307

Apex Laboratories, LLC. August 24, 2011.

A11G308

Apex Laboratories, LLC. August 24, 2011.

A11G327

Apex Laboratories, LLC. September 7, 2011.

A11G328

Apex Laboratories, LLC. September 7, 2011.

A11G364

Apex Laboratories, LLC. September 7, 2011.

A11G365

Apex Laboratories, LLC. September 6, 2011.

A11G386

Apex Laboratories, LLC. September 6, 2011.

A11H018

Apex Laboratories, LLC. October 7, 2011.

A11H037

Apex Laboratories, LLC. November 7, 2011.

A11I008

Apex Laboratories, LLC. November 21, 2011.

A11I009

Apex Laboratories, LLC. November 21, 2011.

A11I050

Apex Laboratories, LLC. November 22, 2011.

A11I054

Apex Laboratories, LLC. November 22, 2011.

A11J072

Apex Laboratories, LLC. November 7, 2011.

A11J097

Apex Laboratories, LLC. November 9, 2011.

A11H099

Apex Laboratories, LLC. November 10, 2011.

A11J117

Apex Laboratories, LLC. December 1, 2011.

A11J118

Apex Laboratories, LLC. December 1, 2011.

A11J137

Apex Laboratories, LLC. December 1, 2011.

A11J138

Apex Laboratories, LLC. November 10, 2011.

A11J154

Apex Laboratories, LLC. November 10, 2011.

A11J155

Apex Laboratories, LLC. November 10, 2011.

A11J175

Apex Laboratories, LLC. November 22, 2011.

A11J200

Apex Laboratories, LLC. November 29, 2011.

A11J405

Apex Laboratories, LLC. November 29, 2011.

A11K011

Apex Laboratories, LLC. November 30, 2011.

A11L010

Apex Laboratories, LLC. January 13, 2012.

A11L011

Apex Laboratories, LLC. January 17, 2012.

A11L274

Apex Laboratories, LLC. January 16, 2012.

A12A029

Apex Laboratories, LLC. February 9, 2012.

A12A071

Apex Laboratories, LLC. February 9, 2012.

A12A135

Apex Laboratories, LLC. February 9, 2012.

A12A304

Apex Laboratories, LLC. February 9, 2012.

A12B337

Apex Laboratories, LLC. March 7, 2012.

A12C160

Apex Laboratories, LLC. March 28, 2012.

A12C235

Apex Laboratories, LLC. March 23, 2012.

TL20

Analytical Resources, Inc. September 20, 2011.

UE59

Analytical Resources, Inc. February 3, 2012.

UN09

Analytical Resources, Inc. March 21, 2012.

(Part 6 of 10)

2013 NPDES Laboratory reports

A12L233

Apex Laboratories, LLC. January 24, 2013.

A12L259

Apex Laboratories, LLC. January 24, 2013.

A12L261

Apex Laboratories, LLC. January 30, 2013.

A12L294

Apex Laboratories, LLC. January 24, 2013.

A13A229

Apex Laboratories, LLC. February 7, 2013.

A13B318

Apex Laboratories, LLC. February 25, 2013.

VV87

Analytical Resources, Inc. December 26, 2012.

VW48

Analytical Resources, Inc. December 20, 2012.

VW49

Analytical Resources, Inc. December 26, 2012.

(Part 7 of 10)

2013 RI/FS Laboratory reports

31300075

SGS Analytical Perspectives. February 5, 2013.

A12I470

Apex Laboratories, LLC. November 28, 2012.

A12I470 supplemental calibration information

Apex Laboratories, LLC. October 2, 2012.

A12J044

Apex Laboratories, LLC. December 13, 2012.

A12J067

Apex Laboratories, LLC. December 13, 2012.

A12J102

Apex Laboratories, LLC. January 15, 2013.

A12J102 supplemental calibration information

Apex Laboratories, LLC. October 12, 2012.

A12J138

Apex Laboratories, LLC. January 30, 2013.

A12J175

Apex Laboratories, LLC. January 30, 2013.

A12J509

Apex Laboratories, LLC. December 14, 2012.

A12J509 supplemental calibration information

Apex Laboratories, LLC. October 26, 2012.

A12J515

Apex Laboratories, LLC. December 14, 2012.

A12J515 supplemental calibration information

Apex Laboratories, LLC. October 26, 2012.

A12J537

Apex Laboratories, LLC. December 13, 2012.

A12J576

Apex Laboratories, LLC. December 19, 2012.

A12J621

Apex Laboratories, LLC. December 14, 2012.

A12J621 supplemental calibration information

Apex Laboratories, LLC. October 26, 2012.

A12J671

Apex Laboratories, LLC. December 14, 2012.

A12K226

Apex Laboratories, LLC. November 28, 2012.

A12K308

Apex Laboratories, LLC. December 19, 2012.

A12L002

Apex Laboratories, LLC. January 28, 2013.

A12L049

Apex Laboratories, LLC. January 28, 2013.

A12L076

Apex Laboratories, LLC. January 28, 2013.

A12L107

Apex Laboratories, LLC. February 5, 2013.

A12L200

Apex Laboratories, LLC. January 28, 2013.

A12L258

Apex Laboratories, LLC. January 28, 2013.

(Part 8 of 10)

A13A243

Apex Laboratories, LLC. February 12, 2013.

A4908

SGS Analytical Perspectives. December 14, 2012.

A4909

SGS Analytical Perspectives. December 17, 2012.

A4995

SGS Analytical Perspectives. January 4, 2013.

A5019_10601

SGS Analytical Perspectives. February 15, 2013.

A5019_10631

SGS Analytical Perspectives. February 15, 2013.

VM65

Analytical Resources, Inc. October 24, 2012.

VV14

Analytical Resources, Inc. December 13, 2012.

VV48

Analytical Resources, Inc. December 13, 2012.

(Part 9 of 10)

Bioassay Testing of Landfill and Fill Deposit Samples

Summary of Waste Designation Bioassay Testing on Landfill and Fill Deposit Samples

Anchor QEA, LLC. June 2013.

(Part 10 of 10)

NPDES Sediment Bioassays

P840-1 *Hyalella* acute bioassay

Northwestern Aquatic Sciences. March 15, 2013.

P840-2 *Chironomus* chronic bioassay

Northwestern Aquatic Sciences. March 15, 2013.

Data Validation
June 2007

Sample Date	Lab	SDG	Sample ID	Analyte	Validator	Data Validation Received/ Reviewed	Data Validation Filename
9/18/2006	ARI	JW94	G-5d-091806	Alkalinity	LDC	9/18/2006	15597_DVrs.zip
9/18/2006	ARI	JW94	G-5d-091806	Aluminum	LDC	9/18/2006	15597_DVrs.zip
9/18/2006	ARI	JW94	G-5d-091806	Calcium	LDC	9/18/2006	15597_DVrs.zip
9/18/2006	ARI	JW94	G-5d-091806	Density	LDC	9/18/2006	15597_DVrs.zip
9/18/2006	ARI	JW94	G-5d-091806	Fluoride	LDC	9/18/2006	15597_DVrs.zip
9/18/2006	ARI	JW94	G-5d-091806	Iron	LDC	9/18/2006	15597_DVrs.zip
9/18/2006	ARI	JW94	G-5d-091806	Magnesium	LDC	9/18/2006	15597_DVrs.zip
9/18/2006	ARI	JW94	G-5d-091806	Manganese	LDC	9/18/2006	15597_DVrs.zip
9/18/2006	ARI	JW94	G-5d-091806	Potassium	LDC	9/18/2006	15597_DVrs.zip
9/18/2006	ARI	JW94	G-5d-091806	Silicon	LDC	9/18/2006	15597_DVrs.zip
9/18/2006	ARI	JW94	G-5d-091806	Sodium	LDC	9/18/2006	15597_DVrs.zip
9/18/2006	ARI	JW94	G-5d-091806	Sulfate	LDC	9/18/2006	15597_DVrs.zip
9/18/2006	ARI	JW94	G-5d-091806	Total chloride	LDC	9/18/2006	15597_DVrs.zip
9/18/2006	ARI	JW94	G-5d-091806	Total phosphorous	LDC	9/18/2006	15597_DVrs.zip
9/18/2006	ARI	JW94	G-5s-091806	Alkalinity	LDC	9/18/2006	15597_DVrs.zip
9/18/2006	ARI	JW94	G-5s-091806	Aluminum	LDC	9/18/2006	15597_DVrs.zip
9/18/2006	ARI	JW94	G-5s-091806	Calcium	LDC	9/18/2006	15597_DVrs.zip
9/18/2006	ARI	JW94	G-5s-091806	Density	LDC	9/18/2006	15597_DVrs.zip
9/18/2006	ARI	JW94	G-5s-091806	Fluoride	LDC	9/18/2006	15597_DVrs.zip
9/18/2006	ARI	JW94	G-5s-091806	Iron	LDC	9/18/2006	15597_DVrs.zip
9/18/2006	ARI	JW94	G-5s-091806	Magnesium	LDC	9/18/2006	15597_DVrs.zip
9/18/2006	ARI	JW94	G-5s-091806	Manganese	LDC	9/18/2006	15597_DVrs.zip
9/18/2006	ARI	JW94	G-5s-091806	Potassium	LDC	9/18/2006	15597_DVrs.zip
9/18/2006	ARI	JW94	G-5s-091806	Silicon	LDC	9/18/2006	15597_DVrs.zip
9/18/2006	ARI	JW94	G-5s-091806	Sodium	LDC	9/18/2006	15597_DVrs.zip
9/18/2006	ARI	JW94	G-5s-091806	Sulfate	LDC	9/18/2006	15597_DVrs.zip
9/18/2006	ARI	JW94	G-5s-091806	Total chloride	LDC	9/18/2006	15597_DVrs.zip
9/18/2006	ARI	JW94	G-5s-091806	Total phosphorous	LDC	9/18/2006	15597_DVrs.zip
9/18/2006	ARI	JW94	G-7d-091806	Alkalinity	LDC	9/18/2006	15597_DVrs.zip
9/18/2006	ARI	JW94	G-7d-091806	Aluminum	LDC	9/18/2006	15597_DVrs.zip
9/18/2006	ARI	JW94	G-7d-091806	Calcium	LDC	9/18/2006	15597_DVrs.zip
9/18/2006	ARI	JW94	G-7d-091806	Density	LDC	9/18/2006	15597_DVrs.zip
9/18/2006	ARI	JW94	G-7d-091806	Fluoride	LDC	9/18/2006	15597_DVrs.zip
9/18/2006	ARI	JW94	G-7d-091806	Iron	LDC	9/18/2006	15597_DVrs.zip
9/18/2006	ARI	JW94	G-7d-091806	Magnesium	LDC	9/18/2006	15597_DVrs.zip
9/18/2006	ARI	JW94	G-7d-091806	Manganese	LDC	9/18/2006	15597_DVrs.zip
9/18/2006	ARI	JW94	G-7d-091806	Potassium	LDC	9/18/2006	15597_DVrs.zip
9/18/2006	ARI	JW94	G-7d-091806	Silicon	LDC	9/18/2006	15597_DVrs.zip
9/18/2006	ARI	JW94	G-7d-091806	Sodium	LDC	9/18/2006	15597_DVrs.zip
9/18/2006	ARI	JW94	G-7d-091806	Sulfate	LDC	9/18/2006	15597_DVrs.zip
9/18/2006	ARI	JW94	G-7d-091806	Total chloride	LDC	9/18/2006	15597_DVrs.zip
9/18/2006	ARI	JW94	G-7d-091806	Total phosphorous	LDC	9/18/2006	15597_DVrs.zip
9/18/2006	ARI	JW94	PZ-6-091806	Alkalinity	LDC	9/18/2006	15597_DVrs.zip
9/18/2006	ARI	JW94	PZ-6-091806	Aluminum	LDC	9/18/2006	15597_DVrs.zip
9/18/2006	ARI	JW94	PZ-6-091806	Calcium	LDC	9/18/2006	15597_DVrs.zip
9/18/2006	ARI	JW94	PZ-6-091806	Density	LDC	9/18/2006	15597_DVrs.zip
9/18/2006	ARI	JW94	PZ-6-091806	Fluoride	LDC	9/18/2006	15597_DVrs.zip
9/18/2006	ARI	JW94	PZ-6-091806	Iron	LDC	9/18/2006	15597_DVrs.zip
9/18/2006	ARI	JW94	PZ-6-091806	Magnesium	LDC	9/18/2006	15597_DVrs.zip
9/18/2006	ARI	JW94	PZ-6-091806	Manganese	LDC	9/18/2006	15597_DVrs.zip
9/18/2006	ARI	JW94	PZ-6-091806	Potassium	LDC	9/18/2006	15597_DVrs.zip
9/18/2006	ARI	JW94	PZ-6-091806	Silicon	LDC	9/18/2006	15597_DVrs.zip
9/18/2006	ARI	JW94	PZ-6-091806	Sodium	LDC	9/18/2006	15597_DVrs.zip
9/18/2006	ARI	JW94	PZ-6-091806	Sulfate	LDC	9/18/2006	15597_DVrs.zip
9/18/2006	ARI	JW94	PZ-6-091806	Total chloride	LDC	9/18/2006	15597_DVrs.zip
9/18/2006	ARI	JW94	PZ-6-091806	Total phosphorous	LDC	9/18/2006	15597_DVrs.zip
9/18/2006	ARI	JW94	PZ-7-091806	Alkalinity	LDC	9/18/2006	15597_DVrs.zip
9/18/2006	ARI	JW94	PZ-7-091806	Aluminum	LDC	9/18/2006	15597_DVrs.zip
9/18/2006	ARI	JW94	PZ-7-091806	Calcium	LDC	9/18/2006	15597_DVrs.zip
9/18/2006	ARI	JW94	PZ-7-091806	Density	LDC	9/18/2006	15597_DVrs.zip
9/18/2006	ARI	JW94	PZ-7-091806	Fluoride	LDC	9/18/2006	15597_DVrs.zip
9/18/2006	ARI	JW94	PZ-7-091806	Iron	LDC	9/18/2006	15597_DVrs.zip
9/18/2006	ARI	JW94	PZ-7-091806	Magnesium	LDC	9/18/2006	15597_DVrs.zip
9/18/2006	ARI	JW94	PZ-7-091806	Manganese	LDC	9/18/2006	15597_DVrs.zip
9/18/2006	ARI	JW94	PZ-7-091806	Potassium	LDC	9/18/2006	15597_DVrs.zip
9/18/2006	ARI	JW94	PZ-7-091806	Silicon	LDC	9/18/2006	15597_DVrs.zip
9/18/2006	ARI	JW94	PZ-7-091806	Sodium	LDC	9/18/2006	15597_DVrs.zip
9/18/2006	ARI	JW94	PZ-7-091806	Sulfate	LDC	9/18/2006	15597_DVrs.zip
9/18/2006	ARI	JW94	PZ-7-091806	Total chloride	LDC	9/18/2006	15597_DVrs.zip
9/18/2006	ARI	JW94	PZ-7-091806	Total phosphorous	LDC	9/18/2006	15597_DVrs.zip
9/18/2006	ARI	JW94	RL-2d-091806	Alkalinity	LDC	9/18/2006	15597_DVrs.zip
9/18/2006	ARI	JW94	RL-2d-091806	Aluminum	LDC	9/18/2006	15597_DVrs.zip
9/18/2006	ARI	JW94	RL-2d-091806	Calcium	LDC	9/18/2006	15597_DVrs.zip
9/18/2006	ARI	JW94	RL-2d-091806	Density	LDC	9/18/2006	15597_DVrs.zip

Data Validation
June 2007

Sample Date	Lab	SDG	Sample ID	Analyte	Validator	Data Validation Received/ Reviewed	Data Validation Filename
9/18/2006	ARI	JW94	RL-2d-091806	Fluoride	LDC	9/18/2006	15597_DVrs.zip
9/18/2006	ARI	JW94	RL-2d-091806	Iron	LDC	9/18/2006	15597_DVrs.zip
9/18/2006	ARI	JW94	RL-2d-091806	Magnesium	LDC	9/18/2006	15597_DVrs.zip
9/18/2006	ARI	JW94	RL-2d-091806	Manganese	LDC	9/18/2006	15597_DVrs.zip
9/18/2006	ARI	JW94	RL-2d-091806	Potassium	LDC	9/18/2006	15597_DVrs.zip
9/18/2006	ARI	JW94	RL-2d-091806	Silicon	LDC	9/18/2006	15597_DVrs.zip
9/18/2006	ARI	JW94	RL-2d-091806	Sodium	LDC	9/18/2006	15597_DVrs.zip
9/18/2006	ARI	JW94	RL-2d-091806	Sulfate	LDC	9/18/2006	15597_DVrs.zip
9/18/2006	ARI	JW94	RL-2d-091806	Total chloride	LDC	9/18/2006	15597_DVrs.zip
9/18/2006	ARI	JW94	RL-2d-091806	Total phosphorous	LDC	9/18/2006	15597_DVrs.zip
9/18/2006	ARI	JW94	RL-2s-091806	Alkalinity	LDC	9/18/2006	15597_DVrs.zip
9/18/2006	ARI	JW94	RL-2s-091806	Aluminum	LDC	9/18/2006	15597_DVrs.zip
9/18/2006	ARI	JW94	RL-2s-091806	Calcium	LDC	9/18/2006	15597_DVrs.zip
9/18/2006	ARI	JW94	RL-2s-091806	Density	LDC	9/18/2006	15597_DVrs.zip
9/18/2006	ARI	JW94	RL-2s-091806	Fluoride	LDC	9/18/2006	15597_DVrs.zip
9/18/2006	ARI	JW94	RL-2s-091806	Iron	LDC	9/18/2006	15597_DVrs.zip
9/18/2006	ARI	JW94	RL-2s-091806	Magnesium	LDC	9/18/2006	15597_DVrs.zip
9/18/2006	ARI	JW94	RL-2s-091806	Manganese	LDC	9/18/2006	15597_DVrs.zip
9/18/2006	ARI	JW94	RL-2s-091806	Potassium	LDC	9/18/2006	15597_DVrs.zip
9/18/2006	ARI	JW94	RL-2s-091806	Silicon	LDC	9/18/2006	15597_DVrs.zip
9/18/2006	ARI	JW94	RL-2s-091806	Sodium	LDC	9/18/2006	15597_DVrs.zip
9/18/2006	ARI	JW94	RL-2s-091806	Sulfate	LDC	9/18/2006	15597_DVrs.zip
9/18/2006	ARI	JW94	RL-2s-091806	Total chloride	LDC	9/18/2006	15597_DVrs.zip
9/18/2006	ARI	JW94	RL-2s-091806	Total phosphorous	LDC	9/18/2006	15597_DVrs.zip
9/18/2006	ARI	JX10	RL-5-091806	Alkalinity	LDC	10/23/2006	15597_DVrs.zip
9/18/2006	ARI	JX10	RL-5-091806	Aluminum	LDC	10/23/2006	15597_DVrs.zip
9/18/2006	ARI	JX10	RL-5-091806	Calcium	LDC	10/23/2006	15597_DVrs.zip
9/18/2006	ARI	JX10	RL-5-091806	Density	LDC	10/23/2006	15597_DVrs.zip
9/18/2006	ARI	JX10	RL-5-091806	Fluoride	LDC	10/23/2006	15597_DVrs.zip
9/18/2006	ARI	JX10	RL-5-091806	Iron	LDC	10/23/2006	15597_DVrs.zip
9/18/2006	ARI	JX10	RL-5-091806	Magnesium	LDC	10/23/2006	15597_DVrs.zip
9/18/2006	ARI	JX10	RL-5-091806	Manganese	LDC	10/23/2006	15597_DVrs.zip
9/18/2006	ARI	JX10	RL-5-091806	Potassium	LDC	10/23/2006	15597_DVrs.zip
9/18/2006	ARI	JX10	RL-5-091806	Silicon	LDC	10/23/2006	15597_DVrs.zip
9/18/2006	ARI	JX10	RL-5-091806	Sodium	LDC	10/23/2006	15597_DVrs.zip
9/18/2006	ARI	JX10	RL-5-091806	Sulfate	LDC	10/23/2006	15597_DVrs.zip
9/18/2006	ARI	JX10	RL-5-091806	Total chloride	LDC	10/23/2006	15597_DVrs.zip
9/18/2006	ARI	JX10	RL-5-091806	Total phosphorous	LDC	10/23/2006	15597_DVrs.zip
9/18/2006	ARI	KG93	RL-2d-091806	Arsenic	LDC	1/15/2007	16033.pdf
9/18/2006	ARI	KG93	RL-2d-091806	Chromium	LDC	1/15/2007	16033.pdf
9/18/2006	ARI	KG93	RL-2d-091806	Copper	LDC	1/15/2007	16033.pdf
9/18/2006	ARI	KG93	RL-2d-091806	Nickel	LDC	1/15/2007	16033.pdf
9/18/2006	ARI	KG93	RL-2s-091806	Arsenic	LDC	1/15/2007	16033.pdf
9/18/2006	ARI	KG93	RL-2s-091806	Chromium	LDC	1/15/2007	16033.pdf
9/18/2006	ARI	KG93	RL-2s-091806	Copper	LDC	1/15/2007	16033.pdf
9/18/2006	ARI	KG93	RL-2s-091806	Nickel	LDC	1/15/2007	16033.pdf
9/18/2006	ARI	KG93	RL-5-091806	Arsenic	LDC	1/15/2007	16033.pdf
9/18/2006	ARI	KG93	RL-5-091806	Chromium	LDC	1/15/2007	16033.pdf
9/18/2006	ARI	KG93	RL-5-091806	Copper	LDC	1/15/2007	16033.pdf
9/18/2006	ARI	KG93	RL-5-091806	Nickel	LDC	1/15/2007	16033.pdf
9/18/2006	CHMC	F2523	G-5d-091806	Cyanide	LDC	10/24/2006	15597_pdfs.zip
9/18/2006	CHMC	F2523	G-5d-091806	Cyanide, Free	LDC	10/24/2006	15597_pdfs.zip
9/18/2006	CHMC	F2523	G-5d-091806	Cyanide, WAD	LDC	10/24/2006	15597_pdfs.zip
9/18/2006	CHMC	F2523	G-5s-091806	Cyanide	LDC	10/24/2006	15597_pdfs.zip
9/18/2006	CHMC	F2523	G-5s-091806	Cyanide, Free	LDC	10/24/2006	15597_pdfs.zip
9/18/2006	CHMC	F2523	G-5s-091806	Cyanide, WAD	LDC	10/24/2006	15597_pdfs.zip
9/18/2006	CHMC	F2523	G-7d-091806	Cyanide	LDC	10/24/2006	15597_pdfs.zip
9/18/2006	CHMC	F2523	G-7d-091806	Cyanide, Free	LDC	10/24/2006	15597_pdfs.zip
9/18/2006	CHMC	F2523	G-7d-091806	Cyanide, WAD	LDC	10/24/2006	15597_pdfs.zip
9/18/2006	CHMC	F2523	PZ-6-091806	Cyanide	LDC	10/24/2006	15597_pdfs.zip
9/18/2006	CHMC	F2523	PZ-6-091806	Cyanide, Free	LDC	10/24/2006	15597_pdfs.zip
9/18/2006	CHMC	F2523	PZ-6-091806	Cyanide, WAD	LDC	10/24/2006	15597_pdfs.zip
9/18/2006	CHMC	F2523	PZ-7-091806	Cyanide	LDC	10/24/2006	15597_pdfs.zip
9/18/2006	CHMC	F2523	PZ-7-091806	Cyanide, Free	LDC	10/24/2006	15597_pdfs.zip
9/18/2006	CHMC	F2523	PZ-7-091806	Cyanide, WAD	LDC	10/24/2006	15597_pdfs.zip
9/18/2006	CHMC	F2523	RL-2d-091806	Cyanide	LDC	10/24/2006	15597_pdfs.zip
9/18/2006	CHMC	F2523	RL-2d-091806	Cyanide, Free	LDC	10/24/2006	15597_pdfs.zip
9/18/2006	CHMC	F2523	RL-2d-091806	Cyanide, WAD	LDC	10/24/2006	15597_pdfs.zip
9/18/2006	CHMC	F2523	RL-2s-091806	Cyanide	LDC	10/24/2006	15597_pdfs.zip
9/18/2006	CHMC	F2523	RL-2s-091806	Cyanide, Free	LDC	10/24/2006	15597_pdfs.zip
9/18/2006	CHMC	F2523	RL-2s-091806	Cyanide, WAD	LDC	10/24/2006	15597_pdfs.zip
9/18/2006	CHMC	F2530	RL-5-091806	Cyanide	LDC	10/24/2006	15597_pdfs.zip
9/18/2006	CHMC	F2530	RL-5-091806	Cyanide, Free	LDC	10/24/2006	15597_pdfs.zip
9/18/2006	CHMC	F2530	RL-5-091806	Cyanide, WAD	LDC	10/24/2006	15597_pdfs.zip

Data Validation
June 2007

Sample Date	Lab	SDG	Sample ID	Analyte	Validator	Data Validation Received/ Reviewed	Data Validation Filename
9/19/2006	ARI	JX10	G-44d-091906	Alkalinity	LDC	10/23/2006	15597_DVrs.zip
9/19/2006	ARI	JX10	G-44d-091906	Aluminum	LDC	10/23/2006	15597_DVrs.zip
9/19/2006	ARI	JX10	G-44d-091906	Calcium	LDC	10/23/2006	15597_DVrs.zip
9/19/2006	ARI	JX10	G-44d-091906	Density	LDC	10/23/2006	15597_DVrs.zip
9/19/2006	ARI	JX10	G-44d-091906	Fluoride	LDC	10/23/2006	15597_DVrs.zip
9/19/2006	ARI	JX10	G-44d-091906	Iron	LDC	10/23/2006	15597_DVrs.zip
9/19/2006	ARI	JX10	G-44d-091906	Magnesium	LDC	10/23/2006	15597_DVrs.zip
9/19/2006	ARI	JX10	G-44d-091906	Manganese	LDC	10/23/2006	15597_DVrs.zip
9/19/2006	ARI	JX10	G-44d-091906	Potassium	LDC	10/23/2006	15597_DVrs.zip
9/19/2006	ARI	JX10	G-44d-091906	Silicon	LDC	10/23/2006	15597_DVrs.zip
9/19/2006	ARI	JX10	G-44d-091906	Sodium	LDC	10/23/2006	15597_DVrs.zip
9/19/2006	ARI	JX10	G-44d-091906	Sulfate	LDC	10/23/2006	15597_DVrs.zip
9/19/2006	ARI	JX10	G-44d-091906	Total chloride	LDC	10/23/2006	15597_DVrs.zip
9/19/2006	ARI	JX10	G-44d-091906	Total phosphorous	LDC	10/23/2006	15597_DVrs.zip
9/19/2006	ARI	JX10	G-4d-091906	Alkalinity	LDC	10/23/2006	15597_DVrs.zip
9/19/2006	ARI	JX10	G-4d-091906	Aluminum	LDC	10/23/2006	15597_DVrs.zip
9/19/2006	ARI	JX10	G-4d-091906	Calcium	LDC	10/23/2006	15597_DVrs.zip
9/19/2006	ARI	JX10	G-4d-091906	Density	LDC	10/23/2006	15597_DVrs.zip
9/19/2006	ARI	JX10	G-4d-091906	Fluoride	LDC	10/23/2006	15597_DVrs.zip
9/19/2006	ARI	JX10	G-4d-091906	Iron	LDC	10/23/2006	15597_DVrs.zip
9/19/2006	ARI	JX10	G-4d-091906	Magnesium	LDC	10/23/2006	15597_DVrs.zip
9/19/2006	ARI	JX10	G-4d-091906	Manganese	LDC	10/23/2006	15597_DVrs.zip
9/19/2006	ARI	JX10	G-4d-091906	Potassium	LDC	10/23/2006	15597_DVrs.zip
9/19/2006	ARI	JX10	G-4d-091906	Silicon	LDC	10/23/2006	15597_DVrs.zip
9/19/2006	ARI	JX10	G-4d-091906	Sodium	LDC	10/23/2006	15597_DVrs.zip
9/19/2006	ARI	JX10	G-4d-091906	Sulfate	LDC	10/23/2006	15597_DVrs.zip
9/19/2006	ARI	JX10	G-4d-091906	Total chloride	LDC	10/23/2006	15597_DVrs.zip
9/19/2006	ARI	JX10	G-4d-091906	Total phosphorous	LDC	10/23/2006	15597_DVrs.zip
9/19/2006	ARI	JX10	G-4s-091906	Alkalinity	LDC	10/23/2006	15597_DVrs.zip
9/19/2006	ARI	JX10	G-4s-091906	Aluminum	LDC	10/23/2006	15597_DVrs.zip
9/19/2006	ARI	JX10	G-4s-091906	Calcium	LDC	10/23/2006	15597_DVrs.zip
9/19/2006	ARI	JX10	G-4s-091906	Density	LDC	10/23/2006	15597_DVrs.zip
9/19/2006	ARI	JX10	G-4s-091906	Fluoride	LDC	10/23/2006	15597_DVrs.zip
9/19/2006	ARI	JX10	G-4s-091906	Iron	LDC	10/23/2006	15597_DVrs.zip
9/19/2006	ARI	JX10	G-4s-091906	Magnesium	LDC	10/23/2006	15597_DVrs.zip
9/19/2006	ARI	JX10	G-4s-091906	Manganese	LDC	10/23/2006	15597_DVrs.zip
9/19/2006	ARI	JX10	G-4s-091906	Potassium	LDC	10/23/2006	15597_DVrs.zip
9/19/2006	ARI	JX10	G-4s-091906	Silicon	LDC	10/23/2006	15597_DVrs.zip
9/19/2006	ARI	JX10	G-4s-091906	Sodium	LDC	10/23/2006	15597_DVrs.zip
9/19/2006	ARI	JX10	G-4s-091906	Sulfate	LDC	10/23/2006	15597_DVrs.zip
9/19/2006	ARI	JX10	G-4s-091906	Total chloride	LDC	10/23/2006	15597_DVrs.zip
9/19/2006	ARI	JX10	G-4s-091906	Total phosphorous	LDC	10/23/2006	15597_DVrs.zip
9/19/2006	ARI	JX10	G-6d-091906	Alkalinity	LDC	10/23/2006	15597_DVrs.zip
9/19/2006	ARI	JX10	G-6d-091906	Aluminum	LDC	10/23/2006	15597_DVrs.zip
9/19/2006	ARI	JX10	G-6d-091906	Calcium	LDC	10/23/2006	15597_DVrs.zip
9/19/2006	ARI	JX10	G-6d-091906	Density	LDC	10/23/2006	15597_DVrs.zip
9/19/2006	ARI	JX10	G-6d-091906	Fluoride	LDC	10/23/2006	15597_DVrs.zip
9/19/2006	ARI	JX10	G-6d-091906	Iron	LDC	10/23/2006	15597_DVrs.zip
9/19/2006	ARI	JX10	G-6d-091906	Magnesium	LDC	10/23/2006	15597_DVrs.zip
9/19/2006	ARI	JX10	G-6d-091906	Manganese	LDC	10/23/2006	15597_DVrs.zip
9/19/2006	ARI	JX10	G-6d-091906	Potassium	LDC	10/23/2006	15597_DVrs.zip
9/19/2006	ARI	JX10	G-6d-091906	Silicon	LDC	10/23/2006	15597_DVrs.zip
9/19/2006	ARI	JX10	G-6d-091906	Sodium	LDC	10/23/2006	15597_DVrs.zip
9/19/2006	ARI	JX10	G-6d-091906	Sulfate	LDC	10/23/2006	15597_DVrs.zip
9/19/2006	ARI	JX10	G-6d-091906	Total chloride	LDC	10/23/2006	15597_DVrs.zip
9/19/2006	ARI	JX10	G-6d-091906	Total phosphorous	LDC	10/23/2006	15597_DVrs.zip
9/19/2006	ARI	JX10	G-6s-091906	Alkalinity	LDC	10/23/2006	15597_DVrs.zip
9/19/2006	ARI	JX10	G-6s-091906	Aluminum	LDC	10/23/2006	15597_DVrs.zip
9/19/2006	ARI	JX10	G-6s-091906	Calcium	LDC	10/23/2006	15597_DVrs.zip
9/19/2006	ARI	JX10	G-6s-091906	Density	LDC	10/23/2006	15597_DVrs.zip
9/19/2006	ARI	JX10	G-6s-091906	Fluoride	LDC	10/23/2006	15597_DVrs.zip
9/19/2006	ARI	JX10	G-6s-091906	Iron	LDC	10/23/2006	15597_DVrs.zip
9/19/2006	ARI	JX10	G-6s-091906	Magnesium	LDC	10/23/2006	15597_DVrs.zip
9/19/2006	ARI	JX10	G-6s-091906	Manganese	LDC	10/23/2006	15597_DVrs.zip
9/19/2006	ARI	JX10	G-6s-091906	Potassium	LDC	10/23/2006	15597_DVrs.zip
9/19/2006	ARI	JX10	G-6s-091906	Silicon	LDC	10/23/2006	15597_DVrs.zip
9/19/2006	ARI	JX10	G-6s-091906	Sodium	LDC	10/23/2006	15597_DVrs.zip
9/19/2006	ARI	JX10	G-6s-091906	Sulfate	LDC	10/23/2006	15597_DVrs.zip
9/19/2006	ARI	JX10	G-6s-091906	Total chloride	LDC	10/23/2006	15597_DVrs.zip
9/19/2006	ARI	JX10	G-6s-091906	Total phosphorous	LDC	10/23/2006	15597_DVrs.zip
9/19/2006	ARI	JX10	R-1d-091906	Alkalinity	LDC	10/23/2006	15597_DVrs.zip
9/19/2006	ARI	JX10	R-1d-091906	Aluminum	LDC	10/23/2006	15597_DVrs.zip
9/19/2006	ARI	JX10	R-1d-091906	Calcium	LDC	10/23/2006	15597_DVrs.zip
9/19/2006	ARI	JX10	R-1d-091906	Density	LDC	10/23/2006	15597_DVrs.zip

Data Validation
June 2007

Sample Date	Lab	SDG	Sample ID	Analyte	Validator	Data Validation Received/ Reviewed	Data Validation Filename
9/19/2006	ARI	JX10	R-1d-091906	Fluoride	LDC	10/23/2006	15597_DVrs.zip
9/19/2006	ARI	JX10	R-1d-091906	Iron	LDC	10/23/2006	15597_DVrs.zip
9/19/2006	ARI	JX10	R-1d-091906	Magnesium	LDC	10/23/2006	15597_DVrs.zip
9/19/2006	ARI	JX10	R-1d-091906	Manganese	LDC	10/23/2006	15597_DVrs.zip
9/19/2006	ARI	JX10	R-1d-091906	Potassium	LDC	10/23/2006	15597_DVrs.zip
9/19/2006	ARI	JX10	R-1d-091906	Silicon	LDC	10/23/2006	15597_DVrs.zip
9/19/2006	ARI	JX10	R-1d-091906	Sodium	LDC	10/23/2006	15597_DVrs.zip
9/19/2006	ARI	JX10	R-1d-091906	Sulfate	LDC	10/23/2006	15597_DVrs.zip
9/19/2006	ARI	JX10	R-1d-091906	Total chloride	LDC	10/23/2006	15597_DVrs.zip
9/19/2006	ARI	JX10	R-1d-091906	Total phosphorous	LDC	10/23/2006	15597_DVrs.zip
9/19/2006	ARI	JX10	R-1s-091906	Alkalinity	LDC	10/23/2006	15597_DVrs.zip
9/19/2006	ARI	JX10	R-1s-091906	Aluminum	LDC	10/23/2006	15597_DVrs.zip
9/19/2006	ARI	JX10	R-1s-091906	Calcium	LDC	10/23/2006	15597_DVrs.zip
9/19/2006	ARI	JX10	R-1s-091906	Density	LDC	10/23/2006	15597_DVrs.zip
9/19/2006	ARI	JX10	R-1s-091906	Fluoride	LDC	10/23/2006	15597_DVrs.zip
9/19/2006	ARI	JX10	R-1s-091906	Iron	LDC	10/23/2006	15597_DVrs.zip
9/19/2006	ARI	JX10	R-1s-091906	Magnesium	LDC	10/23/2006	15597_DVrs.zip
9/19/2006	ARI	JX10	R-1s-091906	Manganese	LDC	10/23/2006	15597_DVrs.zip
9/19/2006	ARI	JX10	R-1s-091906	Potassium	LDC	10/23/2006	15597_DVrs.zip
9/19/2006	ARI	JX10	R-1s-091906	Silicon	LDC	10/23/2006	15597_DVrs.zip
9/19/2006	ARI	JX10	R-1s-091906	Sodium	LDC	10/23/2006	15597_DVrs.zip
9/19/2006	ARI	JX10	R-1s-091906	Sulfate	LDC	10/23/2006	15597_DVrs.zip
9/19/2006	ARI	JX10	R-1s-091906	Total chloride	LDC	10/23/2006	15597_DVrs.zip
9/19/2006	ARI	JX10	R-1s-091906	Total phosphorous	LDC	10/23/2006	15597_DVrs.zip
9/19/2006	ARI	JX10	RL-1d-091906	Alkalinity	LDC	10/23/2006	15597_DVrs.zip
9/19/2006	ARI	JX10	RL-1d-091906	Aluminum	LDC	10/23/2006	15597_DVrs.zip
9/19/2006	ARI	JX10	RL-1d-091906	Calcium	LDC	10/23/2006	15597_DVrs.zip
9/19/2006	ARI	JX10	RL-1d-091906	Density	LDC	10/23/2006	15597_DVrs.zip
9/19/2006	ARI	JX10	RL-1d-091906	Fluoride	LDC	10/23/2006	15597_DVrs.zip
9/19/2006	ARI	JX10	RL-1d-091906	Iron	LDC	10/23/2006	15597_DVrs.zip
9/19/2006	ARI	JX10	RL-1d-091906	Magnesium	LDC	10/23/2006	15597_DVrs.zip
9/19/2006	ARI	JX10	RL-1d-091906	Manganese	LDC	10/23/2006	15597_DVrs.zip
9/19/2006	ARI	JX10	RL-1d-091906	Potassium	LDC	10/23/2006	15597_DVrs.zip
9/19/2006	ARI	JX10	RL-1d-091906	Silicon	LDC	10/23/2006	15597_DVrs.zip
9/19/2006	ARI	JX10	RL-1d-091906	Sodium	LDC	10/23/2006	15597_DVrs.zip
9/19/2006	ARI	JX10	RL-1d-091906	Sulfate	LDC	10/23/2006	15597_DVrs.zip
9/19/2006	ARI	JX10	RL-1d-091906	Total chloride	LDC	10/23/2006	15597_DVrs.zip
9/19/2006	ARI	JX10	RL-1d-091906	Total phosphorous	LDC	10/23/2006	15597_DVrs.zip
9/19/2006	ARI	JX10	RL-1s-091906	Alkalinity	LDC	10/23/2006	15597_DVrs.zip
9/19/2006	ARI	JX10	RL-1s-091906	Aluminum	LDC	10/23/2006	15597_DVrs.zip
9/19/2006	ARI	JX10	RL-1s-091906	Calcium	LDC	10/23/2006	15597_DVrs.zip
9/19/2006	ARI	JX10	RL-1s-091906	Density	LDC	10/23/2006	15597_DVrs.zip
9/19/2006	ARI	JX10	RL-1s-091906	Fluoride	LDC	10/23/2006	15597_DVrs.zip
9/19/2006	ARI	JX10	RL-1s-091906	Iron	LDC	10/23/2006	15597_DVrs.zip
9/19/2006	ARI	JX10	RL-1s-091906	Magnesium	LDC	10/23/2006	15597_DVrs.zip
9/19/2006	ARI	JX10	RL-1s-091906	Manganese	LDC	10/23/2006	15597_DVrs.zip
9/19/2006	ARI	JX10	RL-1s-091906	Potassium	LDC	10/23/2006	15597_DVrs.zip
9/19/2006	ARI	JX10	RL-1s-091906	Silicon	LDC	10/23/2006	15597_DVrs.zip
9/19/2006	ARI	JX10	RL-1s-091906	Sodium	LDC	10/23/2006	15597_DVrs.zip
9/19/2006	ARI	JX10	RL-1s-091906	Sulfate	LDC	10/23/2006	15597_DVrs.zip
9/19/2006	ARI	JX10	RL-1s-091906	Total chloride	LDC	10/23/2006	15597_DVrs.zip
9/19/2006	ARI	JX10	RL-1s-091906	Total phosphorous	LDC	10/23/2006	15597_DVrs.zip
9/19/2006	ARI	JX10	RL-3d-091906	Alkalinity	LDC	10/23/2006	15597_DVrs.zip
9/19/2006	ARI	JX10	RL-3d-091906	Aluminum	LDC	10/23/2006	15597_DVrs.zip
9/19/2006	ARI	JX10	RL-3d-091906	Calcium	LDC	10/23/2006	15597_DVrs.zip
9/19/2006	ARI	JX10	RL-3d-091906	Density	LDC	10/23/2006	15597_DVrs.zip
9/19/2006	ARI	JX10	RL-3d-091906	Fluoride	LDC	10/23/2006	15597_DVrs.zip
9/19/2006	ARI	JX10	RL-3d-091906	Iron	LDC	10/23/2006	15597_DVrs.zip
9/19/2006	ARI	JX10	RL-3d-091906	Magnesium	LDC	10/23/2006	15597_DVrs.zip
9/19/2006	ARI	JX10	RL-3d-091906	Manganese	LDC	10/23/2006	15597_DVrs.zip
9/19/2006	ARI	JX10	RL-3d-091906	Potassium	LDC	10/23/2006	15597_DVrs.zip
9/19/2006	ARI	JX10	RL-3d-091906	Silicon	LDC	10/23/2006	15597_DVrs.zip
9/19/2006	ARI	JX10	RL-3d-091906	Sodium	LDC	10/23/2006	15597_DVrs.zip
9/19/2006	ARI	JX10	RL-3d-091906	Sulfate	LDC	10/23/2006	15597_DVrs.zip
9/19/2006	ARI	JX10	RL-3d-091906	Total chloride	LDC	10/23/2006	15597_DVrs.zip
9/19/2006	ARI	JX10	RL-3d-091906	Total phosphorous	LDC	10/23/2006	15597_DVrs.zip
9/19/2006	ARI	JX10	RL-3s-091906	Alkalinity	LDC	10/23/2006	15597_DVrs.zip
9/19/2006	ARI	JX10	RL-3s-091906	Aluminum	LDC	10/23/2006	15597_DVrs.zip
9/19/2006	ARI	JX10	RL-3s-091906	Calcium	LDC	10/23/2006	15597_DVrs.zip
9/19/2006	ARI	JX10	RL-3s-091906	Density	LDC	10/23/2006	15597_DVrs.zip
9/19/2006	ARI	JX10	RL-3s-091906	Fluoride	LDC	10/23/2006	15597_DVrs.zip
9/19/2006	ARI	JX10	RL-3s-091906	Iron	LDC	10/23/2006	15597_DVrs.zip
9/19/2006	ARI	JX10	RL-3s-091906	Magnesium	LDC	10/23/2006	15597_DVrs.zip
9/19/2006	ARI	JX10	RL-3s-091906	Manganese	LDC	10/23/2006	15597_DVrs.zip

Data Validation
June 2007

Sample Date	Lab	SDG	Sample ID	Analyte	Validator	Data Validation Received/ Reviewed	Data Validation Filename
9/19/2006	ARI	JX10	RL-3s-091906	Potassium	LDC	10/23/2006	15597_DVrs.zip
9/19/2006	ARI	JX10	RL-3s-091906	Silicon	LDC	10/23/2006	15597_DVrs.zip
9/19/2006	ARI	JX10	RL-3s-091906	Sodium	LDC	10/23/2006	15597_DVrs.zip
9/19/2006	ARI	JX10	RL-3s-091906	Sulfate	LDC	10/23/2006	15597_DVrs.zip
9/19/2006	ARI	JX10	RL-3s-091906	Total chloride	LDC	10/23/2006	15597_DVrs.zip
9/19/2006	ARI	JX10	RL-3s-091906	Total phosphorous	LDC	10/23/2006	15597_DVrs.zip
9/19/2006	ARI	JX10	RL-4d-091906	Alkalinity	LDC	10/23/2006	15597_DVrs.zip
9/19/2006	ARI	JX10	RL-4d-091906	Aluminum	LDC	10/23/2006	15597_DVrs.zip
9/19/2006	ARI	JX10	RL-4d-091906	Calcium	LDC	10/23/2006	15597_DVrs.zip
9/19/2006	ARI	JX10	RL-4d-091906	Density	LDC	10/23/2006	15597_DVrs.zip
9/19/2006	ARI	JX10	RL-4d-091906	Fluoride	LDC	10/23/2006	15597_DVrs.zip
9/19/2006	ARI	JX10	RL-4d-091906	Iron	LDC	10/23/2006	15597_DVrs.zip
9/19/2006	ARI	JX10	RL-4d-091906	Magnesium	LDC	10/23/2006	15597_DVrs.zip
9/19/2006	ARI	JX10	RL-4d-091906	Manganese	LDC	10/23/2006	15597_DVrs.zip
9/19/2006	ARI	JX10	RL-4d-091906	Potassium	LDC	10/23/2006	15597_DVrs.zip
9/19/2006	ARI	JX10	RL-4d-091906	Silicon	LDC	10/23/2006	15597_DVrs.zip
9/19/2006	ARI	JX10	RL-4d-091906	Sodium	LDC	10/23/2006	15597_DVrs.zip
9/19/2006	ARI	JX10	RL-4d-091906	Sulfate	LDC	10/23/2006	15597_DVrs.zip
9/19/2006	ARI	JX10	RL-4d-091906	Total chloride	LDC	10/23/2006	15597_DVrs.zip
9/19/2006	ARI	JX10	RL-4d-091906	Total phosphorous	LDC	10/23/2006	15597_DVrs.zip
9/19/2006	ARI	JX10	RLSW-4-091906	Alkalinity	LDC	10/23/2006	15597_DVrs.zip
9/19/2006	ARI	JX10	RLSW-4-091906	Aluminum	LDC	10/23/2006	15597_DVrs.zip
9/19/2006	ARI	JX10	RLSW-4-091906	Calcium	LDC	10/23/2006	15597_DVrs.zip
9/19/2006	ARI	JX10	RLSW-4-091906	Density	LDC	10/23/2006	15597_DVrs.zip
9/19/2006	ARI	JX10	RLSW-4-091906	Fluoride	LDC	10/23/2006	15597_DVrs.zip
9/19/2006	ARI	JX10	RLSW-4-091906	Iron	LDC	10/23/2006	15597_DVrs.zip
9/19/2006	ARI	JX10	RLSW-4-091906	Magnesium	LDC	10/23/2006	15597_DVrs.zip
9/19/2006	ARI	JX10	RLSW-4-091906	Manganese	LDC	10/23/2006	15597_DVrs.zip
9/19/2006	ARI	JX10	RLSW-4-091906	Potassium	LDC	10/23/2006	15597_DVrs.zip
9/19/2006	ARI	JX10	RLSW-4-091906	Silicon	LDC	10/23/2006	15597_DVrs.zip
9/19/2006	ARI	JX10	RLSW-4-091906	Sodium	LDC	10/23/2006	15597_DVrs.zip
9/19/2006	ARI	JX10	RLSW-4-091906	Sulfate	LDC	10/23/2006	15597_DVrs.zip
9/19/2006	ARI	JX10	RLSW-4-091906	Total chloride	LDC	10/23/2006	15597_DVrs.zip
9/19/2006	ARI	JX10	RLSW-4-091906	Total phosphorous	LDC	10/23/2006	15597_DVrs.zip
9/19/2006	ARI	KG93	RL-1d-091906	Arsenic	LDC	1/15/2007	16033.pdf
9/19/2006	ARI	KG93	RL-1d-091906	Chromium	LDC	1/15/2007	16033.pdf
9/19/2006	ARI	KG93	RL-1d-091906	Copper	LDC	1/15/2007	16033.pdf
9/19/2006	ARI	KG93	RL-1d-091906	Nickel	LDC	1/15/2007	16033.pdf
9/19/2006	ARI	KG93	RL-1s-091906	Arsenic	LDC	1/15/2007	16033.pdf
9/19/2006	ARI	KG93	RL-1s-091906	Chromium	LDC	1/15/2007	16033.pdf
9/19/2006	ARI	KG93	RL-1s-091906	Copper	LDC	1/15/2007	16033.pdf
9/19/2006	ARI	KG93	RL-1s-091906	Nickel	LDC	1/15/2007	16033.pdf
9/19/2006	ARI	KG93	RL-3d-091906	Arsenic	LDC	1/15/2007	16033.pdf
9/19/2006	ARI	KG93	RL-3d-091906	Chromium	LDC	1/15/2007	16033.pdf
9/19/2006	ARI	KG93	RL-3d-091906	Copper	LDC	1/15/2007	16033.pdf
9/19/2006	ARI	KG93	RL-3d-091906	Nickel	LDC	1/15/2007	16033.pdf
9/19/2006	ARI	KG93	RL-3s-091906	Arsenic	LDC	1/15/2007	16033.pdf
9/19/2006	ARI	KG93	RL-3s-091906	Chromium	LDC	1/15/2007	16033.pdf
9/19/2006	ARI	KG93	RL-3s-091906	Copper	LDC	1/15/2007	16033.pdf
9/19/2006	ARI	KG93	RL-3s-091906	Nickel	LDC	1/15/2007	16033.pdf
9/19/2006	ARI	KG93	RL-4d-091906	Arsenic	LDC	1/15/2007	16033.pdf
9/19/2006	ARI	KG93	RL-4d-091906	Chromium	LDC	1/15/2007	16033.pdf
9/19/2006	ARI	KG93	RL-4d-091906	Copper	LDC	1/15/2007	16033.pdf
9/19/2006	ARI	KG93	RL-4d-091906	Nickel	LDC	1/15/2007	16033.pdf
9/19/2006	CHMC	F2530	G-44d-091906	Cyanide	LDC	10/24/2006	15597_pdfs.zip
9/19/2006	CHMC	F2530	G-44d-091906	Cyanide, Free	LDC	10/24/2006	15597_pdfs.zip
9/19/2006	CHMC	F2530	G-44d-091906	Cyanide, WAD	LDC	10/24/2006	15597_pdfs.zip
9/19/2006	CHMC	F2530	G-4d-091906	Cyanide	LDC	10/24/2006	15597_pdfs.zip
9/19/2006	CHMC	F2530	G-4d-091906	Cyanide, Free	LDC	10/24/2006	15597_pdfs.zip
9/19/2006	CHMC	F2530	G-4d-091906	Cyanide, WAD	LDC	10/24/2006	15597_pdfs.zip
9/19/2006	CHMC	F2530	G-4s-091906	Cyanide	LDC	10/24/2006	15597_pdfs.zip
9/19/2006	CHMC	F2530	G-4s-091906	Cyanide, Free	LDC	10/24/2006	15597_pdfs.zip
9/19/2006	CHMC	F2530	G-4s-091906	Cyanide, WAD	LDC	10/24/2006	15597_pdfs.zip
9/19/2006	CHMC	F2530	G-6d-091906	Cyanide	LDC	10/24/2006	15597_pdfs.zip
9/19/2006	CHMC	F2530	G-6d-091906	Cyanide, Free	LDC	10/24/2006	15597_pdfs.zip
9/19/2006	CHMC	F2530	G-6d-091906	Cyanide, WAD	LDC	10/24/2006	15597_pdfs.zip
9/19/2006	CHMC	F2530	G-6s-091906	Cyanide	LDC	10/24/2006	15597_pdfs.zip
9/19/2006	CHMC	F2530	G-6s-091906	Cyanide, Free	LDC	10/24/2006	15597_pdfs.zip
9/19/2006	CHMC	F2530	G-6s-091906	Cyanide, WAD	LDC	10/24/2006	15597_pdfs.zip
9/19/2006	CHMC	F2530	R-1d-091906	Cyanide	LDC	10/24/2006	15597_pdfs.zip
9/19/2006	CHMC	F2530	R-1d-091906	Cyanide, Free	LDC	10/24/2006	15597_pdfs.zip
9/19/2006	CHMC	F2530	R-1d-091906	Cyanide, WAD	LDC	10/24/2006	15597_pdfs.zip
9/19/2006	CHMC	F2530	R-1s-091906	Cyanide	LDC	10/24/2006	15597_pdfs.zip
9/19/2006	CHMC	F2530	R-1s-091906	Cyanide, Free	LDC	10/24/2006	15597_pdfs.zip

Data Validation
June 2007

Sample Date	Lab	SDG	Sample ID	Analyte	Validator	Data Validation Received/ Reviewed	Data Validation Filename
9/19/2006	CHMC	F2530	R-1s-091906	Cyanide, WAD	LDC	10/24/2006	15597_pdfs.zip
9/19/2006	CHMC	F2530	RL-1d-091906	Cyanide	LDC	10/24/2006	15597_pdfs.zip
9/19/2006	CHMC	F2530	RL-1d-091906	Cyanide, Free	LDC	10/24/2006	15597_pdfs.zip
9/19/2006	CHMC	F2530	RL-1d-091906	Cyanide, WAD	LDC	10/24/2006	15597_pdfs.zip
9/19/2006	CHMC	F2530	RL-1s-091906	Cyanide	LDC	10/24/2006	15597_pdfs.zip
9/19/2006	CHMC	F2530	RL-1s-091906	Cyanide, Free	LDC	10/24/2006	15597_pdfs.zip
9/19/2006	CHMC	F2530	RL-1s-091906	Cyanide, WAD	LDC	10/24/2006	15597_pdfs.zip
9/19/2006	CHMC	F2530	RL-3d-091906	Cyanide	LDC	10/24/2006	15597_pdfs.zip
9/19/2006	CHMC	F2530	RL-3d-091906	Cyanide, Free	LDC	10/24/2006	15597_pdfs.zip
9/19/2006	CHMC	F2530	RL-3d-091906	Cyanide, WAD	LDC	10/24/2006	15597_pdfs.zip
9/19/2006	CHMC	F2530	RL-3s-091906	Cyanide	LDC	10/24/2006	15597_pdfs.zip
9/19/2006	CHMC	F2530	RL-3s-091906	Cyanide, Free	LDC	10/24/2006	15597_pdfs.zip
9/19/2006	CHMC	F2530	RL-3s-091906	Cyanide, WAD	LDC	10/24/2006	15597_pdfs.zip
9/19/2006	CHMC	F2530	RL-4d-091906	Cyanide	LDC	10/24/2006	15597_pdfs.zip
9/19/2006	CHMC	F2530	RL-4d-091906	Cyanide, Free	LDC	10/24/2006	15597_pdfs.zip
9/19/2006	CHMC	F2530	RL-4d-091906	Cyanide, WAD	LDC	10/24/2006	15597_pdfs.zip
9/19/2006	CHMC	F2530	RL-4s-091906	Cyanide	LDC	10/24/2006	15597_pdfs.zip
9/19/2006	CHMC	F2530	RL-4s-091906	Cyanide, Free	LDC	10/24/2006	15597_pdfs.zip
9/19/2006	CHMC	F2530	RL-4s-091906	Cyanide, WAD	LDC	10/24/2006	15597_pdfs.zip
9/19/2006	CHMC	F2530	RLSW-4-091906	Cyanide	LDC	10/24/2006	15597_pdfs.zip
9/19/2006	CHMC	F2530	RLSW-4-091906	Cyanide, Free	LDC	10/24/2006	15597_pdfs.zip
9/19/2006	CHMC	F2530	RLSW-4-091906	Cyanide, WAD	LDC	10/24/2006	15597_pdfs.zip
9/26/2006	ARI	JY35	PZ-1-092606	Alkalinity	LDC	10/23/2006	15597_DVrs.zip
9/26/2006	ARI	JY35	PZ-1-092606	Aluminum	LDC	10/23/2006	15597_DVrs.zip
9/26/2006	ARI	JY35	PZ-1-092606	Calcium	LDC	10/23/2006	15597_DVrs.zip
9/26/2006	ARI	JY35	PZ-1-092606	Density	LDC	10/23/2006	15597_DVrs.zip
9/26/2006	ARI	JY35	PZ-1-092606	Fluoride	LDC	10/23/2006	15597_DVrs.zip
9/26/2006	ARI	JY35	PZ-1-092606	Iron	LDC	10/23/2006	15597_DVrs.zip
9/26/2006	ARI	JY35	PZ-1-092606	Magnesium	LDC	10/23/2006	15597_DVrs.zip
9/26/2006	ARI	JY35	PZ-1-092606	Manganese	LDC	10/23/2006	15597_DVrs.zip
9/26/2006	ARI	JY35	PZ-1-092606	Potassium	LDC	10/23/2006	15597_DVrs.zip
9/26/2006	ARI	JY35	PZ-1-092606	Silicon	LDC	10/23/2006	15597_DVrs.zip
9/26/2006	ARI	JY35	PZ-1-092606	Sodium	LDC	10/23/2006	15597_DVrs.zip
9/26/2006	ARI	JY35	PZ-1-092606	Sulfate	LDC	10/23/2006	15597_DVrs.zip
9/26/2006	ARI	JY35	PZ-1-092606	Total chloride	LDC	10/23/2006	15597_DVrs.zip
9/26/2006	ARI	JY35	PZ-1-092606	Total phosphorous	LDC	10/23/2006	15597_DVrs.zip
9/26/2006	ARI	JY35	PZ-3-092606	Alkalinity	LDC	10/23/2006	15597_DVrs.zip
9/26/2006	ARI	JY35	PZ-3-092606	Aluminum	LDC	10/23/2006	15597_DVrs.zip
9/26/2006	ARI	JY35	PZ-3-092606	Calcium	LDC	10/23/2006	15597_DVrs.zip
9/26/2006	ARI	JY35	PZ-3-092606	Density	LDC	10/23/2006	15597_DVrs.zip
9/26/2006	ARI	JY35	PZ-3-092606	Fluoride	LDC	10/23/2006	15597_DVrs.zip
9/26/2006	ARI	JY35	PZ-3-092606	Iron	LDC	10/23/2006	15597_DVrs.zip
9/26/2006	ARI	JY35	PZ-3-092606	Magnesium	LDC	10/23/2006	15597_DVrs.zip
9/26/2006	ARI	JY35	PZ-3-092606	Manganese	LDC	10/23/2006	15597_DVrs.zip
9/26/2006	ARI	JY35	PZ-3-092606	Potassium	LDC	10/23/2006	15597_DVrs.zip
9/26/2006	ARI	JY35	PZ-3-092606	Silicon	LDC	10/23/2006	15597_DVrs.zip
9/26/2006	ARI	JY35	PZ-3-092606	Sodium	LDC	10/23/2006	15597_DVrs.zip
9/26/2006	ARI	JY35	PZ-3-092606	Sulfate	LDC	10/23/2006	15597_DVrs.zip
9/26/2006	ARI	JY35	PZ-3-092606	Total chloride	LDC	10/23/2006	15597_DVrs.zip
9/26/2006	ARI	JY35	PZ-3-092606	Total phosphorous	LDC	10/23/2006	15597_DVrs.zip
9/26/2006	ARI	JY35	PZ-4-092606	Alkalinity	LDC	10/23/2006	15597_DVrs.zip
9/26/2006	ARI	JY35	PZ-4-092606	Aluminum	LDC	10/23/2006	15597_DVrs.zip
9/26/2006	ARI	JY35	PZ-4-092606	Calcium	LDC	10/23/2006	15597_DVrs.zip
9/26/2006	ARI	JY35	PZ-4-092606	Density	LDC	10/23/2006	15597_DVrs.zip
9/26/2006	ARI	JY35	PZ-4-092606	Fluoride	LDC	10/23/2006	15597_DVrs.zip
9/26/2006	ARI	JY35	PZ-4-092606	Iron	LDC	10/23/2006	15597_DVrs.zip
9/26/2006	ARI	JY35	PZ-4-092606	Magnesium	LDC	10/23/2006	15597_DVrs.zip
9/26/2006	ARI	JY35	PZ-4-092606	Manganese	LDC	10/23/2006	15597_DVrs.zip
9/26/2006	ARI	JY35	PZ-4-092606	Potassium	LDC	10/23/2006	15597_DVrs.zip
9/26/2006	ARI	JY35	PZ-4-092606	Silicon	LDC	10/23/2006	15597_DVrs.zip
9/26/2006	ARI	JY35	PZ-4-092606	Sodium	LDC	10/23/2006	15597_DVrs.zip
9/26/2006	ARI	JY35	PZ-4-092606	Sulfate	LDC	10/23/2006	15597_DVrs.zip
9/26/2006	ARI	JY35	PZ-4-092606	Total chloride	LDC	10/23/2006	15597_DVrs.zip
9/26/2006	ARI	JY35	PZ-4-092606	Total phosphorous	LDC	10/23/2006	15597_DVrs.zip
9/26/2006	CHMC	F2574	PZ-1-092606	Cyanide	LDC	10/23/2006	15622.pdf
9/26/2006	CHMC	F2574	PZ-1-092606	Cyanide, Free	LDC	10/23/2006	15622.pdf
9/26/2006	CHMC	F2574	PZ-1-092606	Cyanide, WAD	LDC	10/23/2006	15622.pdf
9/26/2006	CHMC	F2574	PZ-3-092606	Cyanide	LDC	10/23/2006	15622.pdf
9/26/2006	CHMC	F2574	PZ-3-092606	Cyanide, Free	LDC	10/23/2006	15622.pdf
9/26/2006	CHMC	F2574	PZ-3-092606	Cyanide, WAD	LDC	10/23/2006	15622.pdf
9/26/2006	CHMC	F2574	PZ-4-092606	Cyanide	LDC	10/23/2006	15622.pdf
9/26/2006	CHMC	F2574	PZ-4-092606	Cyanide, Free	LDC	10/23/2006	15622.pdf
9/26/2006	CHMC	F2574	PZ-4-092606	Cyanide, WAD	LDC	10/23/2006	15622.pdf
9/27/2006	ARI	JY56	PZ-2-092706	Alkalinity	LDC	10/23/2006	15597_DVrs.zip

Data Validation
June 2007

Sample Date	Lab	SDG	Sample ID	Analyte	Validator	Data Validation Received/ Reviewed	Data Validation Filename
9/27/2006	ARI	JY56	PZ-2-092706	Aluminum	LDC	10/23/2006	15597_DVrs.zip
9/27/2006	ARI	JY56	PZ-2-092706	Calcium	LDC	10/23/2006	15597_DVrs.zip
9/27/2006	ARI	JY56	PZ-2-092706	Density	LDC	10/23/2006	15597_DVrs.zip
9/27/2006	ARI	JY56	PZ-2-092706	Fluoride	LDC	10/23/2006	15597_DVrs.zip
9/27/2006	ARI	JY56	PZ-2-092706	Iron	LDC	10/23/2006	15597_DVrs.zip
9/27/2006	ARI	JY56	PZ-2-092706	Magnesium	LDC	10/23/2006	15597_DVrs.zip
9/27/2006	ARI	JY56	PZ-2-092706	Manganese	LDC	10/23/2006	15597_DVrs.zip
9/27/2006	ARI	JY56	PZ-2-092706	Potassium	LDC	10/23/2006	15597_DVrs.zip
9/27/2006	ARI	JY56	PZ-2-092706	Silicon	LDC	10/23/2006	15597_DVrs.zip
9/27/2006	ARI	JY56	PZ-2-092706	Sodium	LDC	10/23/2006	15597_DVrs.zip
9/27/2006	ARI	JY56	PZ-2-092706	Sulfate	LDC	10/23/2006	15597_DVrs.zip
9/27/2006	ARI	JY56	PZ-2-092706	Total chloride	LDC	10/23/2006	15597_DVrs.zip
9/27/2006	ARI	JY56	PZ-2-092706	Total phosphorous	LDC	10/23/2006	15597_DVrs.zip
9/27/2006	ARI	JY56	R-3-092706	Alkalinity	LDC	10/23/2006	15597_DVrs.zip
9/27/2006	ARI	JY56	R-3-092706	Aluminum	LDC	10/23/2006	15597_DVrs.zip
9/27/2006	ARI	JY56	R-3-092706	Calcium	LDC	10/23/2006	15597_DVrs.zip
9/27/2006	ARI	JY56	R-3-092706	Density	LDC	10/23/2006	15597_DVrs.zip
9/27/2006	ARI	JY56	R-3-092706	Fluoride	LDC	10/23/2006	15597_DVrs.zip
9/27/2006	ARI	JY56	R-3-092706	Iron	LDC	10/23/2006	15597_DVrs.zip
9/27/2006	ARI	JY56	R-3-092706	Magnesium	LDC	10/23/2006	15597_DVrs.zip
9/27/2006	ARI	JY56	R-3-092706	Manganese	LDC	10/23/2006	15597_DVrs.zip
9/27/2006	ARI	JY56	R-3-092706	Potassium	LDC	10/23/2006	15597_DVrs.zip
9/27/2006	ARI	JY56	R-3-092706	Silicon	LDC	10/23/2006	15597_DVrs.zip
9/27/2006	ARI	JY56	R-3-092706	Sodium	LDC	10/23/2006	15597_DVrs.zip
9/27/2006	ARI	JY56	R-3-092706	Sulfate	LDC	10/23/2006	15597_DVrs.zip
9/27/2006	ARI	JY56	R-3-092706	Total chloride	LDC	10/23/2006	15597_DVrs.zip
9/27/2006	ARI	JY56	R-3-092706	Total phosphorous	LDC	10/23/2006	15597_DVrs.zip
9/27/2006	ARI	JY56	RLSW-1-092706	Alkalinity	LDC	10/23/2006	15597_DVrs.zip
9/27/2006	ARI	JY56	RLSW-1-092706	Aluminum	LDC	10/23/2006	15597_DVrs.zip
9/27/2006	ARI	JY56	RLSW-1-092706	Calcium	LDC	10/23/2006	15597_DVrs.zip
9/27/2006	ARI	JY56	RLSW-1-092706	Density	LDC	10/23/2006	15597_DVrs.zip
9/27/2006	ARI	JY56	RLSW-1-092706	Fluoride	LDC	10/23/2006	15597_DVrs.zip
9/27/2006	ARI	JY56	RLSW-1-092706	Iron	LDC	10/23/2006	15597_DVrs.zip
9/27/2006	ARI	JY56	RLSW-1-092706	Magnesium	LDC	10/23/2006	15597_DVrs.zip
9/27/2006	ARI	JY56	RLSW-1-092706	Manganese	LDC	10/23/2006	15597_DVrs.zip
9/27/2006	ARI	JY56	RLSW-1-092706	Potassium	LDC	10/23/2006	15597_DVrs.zip
9/27/2006	ARI	JY56	RLSW-1-092706	Silicon	LDC	10/23/2006	15597_DVrs.zip
9/27/2006	ARI	JY56	RLSW-1-092706	Sodium	LDC	10/23/2006	15597_DVrs.zip
9/27/2006	ARI	JY56	RLSW-1-092706	Sulfate	LDC	10/23/2006	15597_DVrs.zip
9/27/2006	ARI	JY56	RLSW-1-092706	Total chloride	LDC	10/23/2006	15597_DVrs.zip
9/27/2006	ARI	JY56	RLSW-1-092706	Total phosphorous	LDC	10/23/2006	15597_DVrs.zip
9/27/2006	ARI	JY56	RLSW-2-092706	Alkalinity	LDC	10/23/2006	15597_DVrs.zip
9/27/2006	ARI	JY56	RLSW-2-092706	Fluoride	LDC	10/23/2006	15597_DVrs.zip
9/27/2006	ARI	JY56	RLSW-2-092706	Sulfate	LDC	10/23/2006	15597_DVrs.zip
9/27/2006	ARI	JY56	RLSW-2-092706	Total chloride	LDC	10/23/2006	15597_DVrs.zip
9/27/2006	ARI	JY56	RLSW-2-092706	Total phosphorous	LDC	10/23/2006	15597_DVrs.zip
9/27/2006	ARI	JY56	RLSW-3-092706	Alkalinity	LDC	10/23/2006	15597_DVrs.zip
9/27/2006	ARI	JY56	RLSW-3-092706	Density	LDC	10/23/2006	15597_DVrs.zip
9/27/2006	ARI	JY56	RLSW-3-092706	Fluoride	LDC	10/23/2006	15597_DVrs.zip
9/27/2006	ARI	JY56	RLSW-3-092706	Sulfate	LDC	10/23/2006	15597_DVrs.zip
9/27/2006	ARI	JY56	RLSW-3-092706	Total chloride	LDC	10/23/2006	15597_DVrs.zip
9/27/2006	ARI	JY56	RLSW-3-092706	Total phosphorous	LDC	10/23/2006	15597_DVrs.zip
9/27/2006	ARI	JY77	RLSW-2-092706	Aluminum	LDC	10/23/2006	15597_DVrs.zip
9/27/2006	ARI	JY77	RLSW-2-092706	Calcium	LDC	10/23/2006	15597_DVrs.zip
9/27/2006	ARI	JY77	RLSW-2-092706	Iron	LDC	10/23/2006	15597_DVrs.zip
9/27/2006	ARI	JY77	RLSW-2-092706	Magnesium	LDC	10/23/2006	15597_DVrs.zip
9/27/2006	ARI	JY77	RLSW-2-092706	Manganese	LDC	10/23/2006	15597_DVrs.zip
9/27/2006	ARI	JY77	RLSW-2-092706	Potassium	LDC	10/23/2006	15597_DVrs.zip
9/27/2006	ARI	JY77	RLSW-2-092706	Silicon	LDC	10/23/2006	15597_DVrs.zip
9/27/2006	ARI	JY77	RLSW-2-092706	Sodium	LDC	10/23/2006	15597_DVrs.zip
9/27/2006	ARI	JY77	RLSW-3-092706	Aluminum	LDC	10/23/2006	15597_DVrs.zip
9/27/2006	ARI	JY77	RLSW-3-092706	Calcium	LDC	10/23/2006	15597_DVrs.zip
9/27/2006	ARI	JY77	RLSW-3-092706	Iron	LDC	10/23/2006	15597_DVrs.zip
9/27/2006	ARI	JY77	RLSW-3-092706	Magnesium	LDC	10/23/2006	15597_DVrs.zip
9/27/2006	ARI	JY77	RLSW-3-092706	Manganese	LDC	10/23/2006	15597_DVrs.zip
9/27/2006	ARI	JY77	RLSW-3-092706	Potassium	LDC	10/23/2006	15597_DVrs.zip
9/27/2006	ARI	JY77	RLSW-3-092706	Silicon	LDC	10/23/2006	15597_DVrs.zip
9/27/2006	ARI	JY77	RLSW-3-092706	Sodium	LDC	10/23/2006	15597_DVrs.zip
9/27/2006	CHMC	F2582	PZ-2-092706	Cyanide	LDC	10/23/2006	15622.pdf
9/27/2006	CHMC	F2582	PZ-2-092706	Cyanide, Free	LDC	10/23/2006	15622.pdf
9/27/2006	CHMC	F2582	PZ-2-092706	Cyanide, WAD	LDC	10/23/2006	15622.pdf
9/27/2006	CHMC	F2582	R-3-092706	Cyanide	LDC	10/23/2006	15622.pdf
9/27/2006	CHMC	F2582	R-3-092706	Cyanide, Free	LDC	10/23/2006	15622.pdf
9/27/2006	CHMC	F2582	R-3-092706	Cyanide, WAD	LDC	10/23/2006	15622.pdf

Data Validation
June 2007

Sample Date	Lab	SDG	Sample ID	Analyte	Validator	Data Validation Received/ Reviewed	Data Validation Filename
9/27/2006	CHMC	F2582	RLSW-1-092706	Cyanide	LDC	10/23/2006	15622.pdf
9/27/2006	CHMC	F2582	RLSW-1-092706	Cyanide, Free	LDC	10/23/2006	15622.pdf
9/27/2006	CHMC	F2582	RLSW-1-092706	Cyanide, WAD	LDC	10/23/2006	15622.pdf
9/27/2006	CHMC	F2582	RLSW-2-092706	Cyanide	LDC	10/23/2006	15622.pdf
9/27/2006	CHMC	F2582	RLSW-2-092706	Cyanide, Free	LDC	10/23/2006	15622.pdf
9/27/2006	CHMC	F2582	RLSW-2-092706	Cyanide, WAD	LDC	10/23/2006	15622.pdf
9/27/2006	CHMC	F2582	RLSW-3-092706	Cyanide	LDC	10/23/2006	15622.pdf
9/27/2006	CHMC	F2582	RLSW-3-092706	Cyanide, Free	LDC	10/23/2006	15622.pdf
9/27/2006	CHMC	F2582	RLSW-3-092706	Cyanide, WAD	LDC	10/23/2006	15622.pdf
1/5/2007	ARI	KK85	G-1S-010507	2-Methylnaphthalene	AE	3/6/2007	KK85_data_validation.pdf
1/5/2007	ARI	KK85	G-1S-010507	Acenaphthene	AE	3/6/2007	KK85_data_validation.pdf
1/5/2007	ARI	KK85	G-1S-010507	Acenaphthylene	AE	3/6/2007	KK85_data_validation.pdf
1/5/2007	ARI	KK85	G-1S-010507	Anthracene	AE	3/6/2007	KK85_data_validation.pdf
1/5/2007	ARI	KK85	G-1S-010507	Benzo(a)anthracene	AE	3/6/2007	KK85_data_validation.pdf
1/5/2007	ARI	KK85	G-1S-010507	Benzo(a)pyrene	AE	3/6/2007	KK85_data_validation.pdf
1/5/2007	ARI	KK85	G-1S-010507	Benzo(b)fluoranthene	AE	3/6/2007	KK85_data_validation.pdf
1/5/2007	ARI	KK85	G-1S-010507	Benzo(g,h,i)perylene	AE	3/6/2007	KK85_data_validation.pdf
1/5/2007	ARI	KK85	G-1S-010507	Benzo(k)fluoranthene	AE	3/6/2007	KK85_data_validation.pdf
1/5/2007	ARI	KK85	G-1S-010507	Chrysene	AE	3/6/2007	KK85_data_validation.pdf
1/5/2007	ARI	KK85	G-1S-010507	Dibenzo(a,h)anthracene	AE	3/6/2007	KK85_data_validation.pdf
1/5/2007	ARI	KK85	G-1S-010507	Dibenzofuran	AE	3/6/2007	KK85_data_validation.pdf
1/5/2007	ARI	KK85	G-1S-010507	Fluoranthene	AE	3/6/2007	KK85_data_validation.pdf
1/5/2007	ARI	KK85	G-1S-010507	Fluorene	AE	3/6/2007	KK85_data_validation.pdf
1/5/2007	ARI	KK85	G-1S-010507	Indeno(1,2,3-cd)pyrene	AE	3/6/2007	KK85_data_validation.pdf
1/5/2007	ARI	KK85	G-1S-010507	Naphthalene	AE	3/6/2007	KK85_data_validation.pdf
1/5/2007	ARI	KK85	G-1S-010507	Phenanthrene	AE	3/6/2007	KK85_data_validation.pdf
1/5/2007	ARI	KK85	G-1S-010507	Pyrene	AE	3/6/2007	KK85_data_validation.pdf
1/5/2007	ARI	KK85	G-2S-010507	1,1,1,2-Tetrachloroethane	AE	3/6/2007	KK85_data_validation.pdf
1/5/2007	ARI	KK85	G-2S-010507	1,1,1-Trichloroethane	AE	3/6/2007	KK85_data_validation.pdf
1/5/2007	ARI	KK85	G-2S-010507	1,1,2,2-Tetrachloroethane	AE	3/6/2007	KK85_data_validation.pdf
1/5/2007	ARI	KK85	G-2S-010507	1,1,2-Trichloro-1,2,2-trifluoroethane	AE	3/6/2007	KK85_data_validation.pdf
1/5/2007	ARI	KK85	G-2S-010507	1,1,2-Trichloroethane	AE	3/6/2007	KK85_data_validation.pdf
1/5/2007	ARI	KK85	G-2S-010507	1,1-Dichloroethane	AE	3/6/2007	KK85_data_validation.pdf
1/5/2007	ARI	KK85	G-2S-010507	1,1-Dichloroethene	AE	3/6/2007	KK85_data_validation.pdf
1/5/2007	ARI	KK85	G-2S-010507	1,1-Dichloropropene	AE	3/6/2007	KK85_data_validation.pdf
1/5/2007	ARI	KK85	G-2S-010507	1,2,3-Trichlorobenzene	AE	3/6/2007	KK85_data_validation.pdf
1/5/2007	ARI	KK85	G-2S-010507	1,2,3-Trichloropropane	AE	3/6/2007	KK85_data_validation.pdf
1/5/2007	ARI	KK85	G-2S-010507	1,2,4-Trichlorobenzene	AE	3/6/2007	KK85_data_validation.pdf
1/5/2007	ARI	KK85	G-2S-010507	1,2,4-Trimethylbenzene	AE	3/6/2007	KK85_data_validation.pdf
1/5/2007	ARI	KK85	G-2S-010507	1,2-Dibromo-3-chloropropane	AE	3/6/2007	KK85_data_validation.pdf
1/5/2007	ARI	KK85	G-2S-010507	1,2-Dibromoethane	AE	3/6/2007	KK85_data_validation.pdf
1/5/2007	ARI	KK85	G-2S-010507	1,2-Dichlorobenzene	AE	3/6/2007	KK85_data_validation.pdf
1/5/2007	ARI	KK85	G-2S-010507	1,2-Dichloroethane	AE	3/6/2007	KK85_data_validation.pdf
1/5/2007	ARI	KK85	G-2S-010507	1,2-Dichloropropane	AE	3/6/2007	KK85_data_validation.pdf
1/5/2007	ARI	KK85	G-2S-010507	1,3,5-Trimethylbenzene	AE	3/6/2007	KK85_data_validation.pdf
1/5/2007	ARI	KK85	G-2S-010507	1,3-Dichlorobenzene	AE	3/6/2007	KK85_data_validation.pdf
1/5/2007	ARI	KK85	G-2S-010507	1,3-Dichloropropane	AE	3/6/2007	KK85_data_validation.pdf
1/5/2007	ARI	KK85	G-2S-010507	1,4-Dichlorobenzene	AE	3/6/2007	KK85_data_validation.pdf
1/5/2007	ARI	KK85	G-2S-010507	2,2-Dichloropropane	AE	3/6/2007	KK85_data_validation.pdf
1/5/2007	ARI	KK85	G-2S-010507	2,2'-Oxybis(1-Chloropropane)	AE	3/6/2007	KK85_data_validation.pdf
1/5/2007	ARI	KK85	G-2S-010507	2,4,5-Trichlorophenol	AE	3/6/2007	KK85_data_validation.pdf
1/5/2007	ARI	KK85	G-2S-010507	2,4,6-Trichlorophenol	AE	3/6/2007	KK85_data_validation.pdf
1/5/2007	ARI	KK85	G-2S-010507	2,4-Dichlorophenol	AE	3/6/2007	KK85_data_validation.pdf
1/5/2007	ARI	KK85	G-2S-010507	2,4-Dimethylphenol	AE	3/6/2007	KK85_data_validation.pdf
1/5/2007	ARI	KK85	G-2S-010507	2,4-Dinitrophenol	AE	3/6/2007	KK85_data_validation.pdf
1/5/2007	ARI	KK85	G-2S-010507	2,4-Dinitrotoluene	AE	3/6/2007	KK85_data_validation.pdf
1/5/2007	ARI	KK85	G-2S-010507	2,6-Dinitrotoluene	AE	3/6/2007	KK85_data_validation.pdf
1/5/2007	ARI	KK85	G-2S-010507	2-Butanone (MEK)	AE	3/6/2007	KK85_data_validation.pdf
1/5/2007	ARI	KK85	G-2S-010507	2-Chloroethylvinylether	AE	3/6/2007	KK85_data_validation.pdf
1/5/2007	ARI	KK85	G-2S-010507	2-Chloronaphthalene	AE	3/6/2007	KK85_data_validation.pdf
1/5/2007	ARI	KK85	G-2S-010507	2-Chlorophenol	AE	3/6/2007	KK85_data_validation.pdf
1/5/2007	ARI	KK85	G-2S-010507	2-Chlorotoluene	AE	3/6/2007	KK85_data_validation.pdf
1/5/2007	ARI	KK85	G-2S-010507	2-Hexanone	AE	3/6/2007	KK85_data_validation.pdf
1/5/2007	ARI	KK85	G-2S-010507	2-Methylnaphthalene	AE	3/6/2007	KK85_data_validation.pdf
1/5/2007	ARI	KK85	G-2S-010507	2-Methylphenol	AE	3/6/2007	KK85_data_validation.pdf
1/5/2007	ARI	KK85	G-2S-010507	2-Nitroaniline	AE	3/6/2007	KK85_data_validation.pdf
1/5/2007	ARI	KK85	G-2S-010507	2-Nitrophenol	AE	3/6/2007	KK85_data_validation.pdf
1/5/2007	ARI	KK85	G-2S-010507	3,3'-Dichlorobenzidine	AE	3/6/2007	KK85_data_validation.pdf
1/5/2007	ARI	KK85	G-2S-010507	3-Nitroaniline	AE	3/6/2007	KK85_data_validation.pdf
1/5/2007	ARI	KK85	G-2S-010507	4,4'-DDD	AE	3/6/2007	KK85_data_validation.pdf
1/5/2007	ARI	KK85	G-2S-010507	4,4'-DDE	AE	3/6/2007	KK85_data_validation.pdf
1/5/2007	ARI	KK85	G-2S-010507	4,4'-DDT	AE	3/6/2007	KK85_data_validation.pdf
1/5/2007	ARI	KK85	G-2S-010507	4,6-Dinitro-2-Methylphenol	AE	3/6/2007	KK85_data_validation.pdf
1/5/2007	ARI	KK85	G-2S-010507	4-Bromophenyl-phenylether	AE	3/6/2007	KK85_data_validation.pdf

Data Validation
June 2007

Sample Date	Lab	SDG	Sample ID	Analyte	Validator	Data Validation Received/ Reviewed	Data Validation Filename
1/5/2007	ARI	KK85	G-2S-010507	4-Chloro-3-methylphenol	AE	3/6/2007	KK85_data_validation.pdf
1/5/2007	ARI	KK85	G-2S-010507	4-Chloroaniline	AE	3/6/2007	KK85_data_validation.pdf
1/5/2007	ARI	KK85	G-2S-010507	4-Chlorophenyl-phenylether	AE	3/6/2007	KK85_data_validation.pdf
1/5/2007	ARI	KK85	G-2S-010507	4-Chlorotoluene	AE	3/6/2007	KK85_data_validation.pdf
1/5/2007	ARI	KK85	G-2S-010507	4-Isopropyltoluene	AE	3/6/2007	KK85_data_validation.pdf
1/5/2007	ARI	KK85	G-2S-010507	4-Methyl-2-Pentanone (MIBK)	AE	3/6/2007	KK85_data_validation.pdf
1/5/2007	ARI	KK85	G-2S-010507	4-Methylphenol	AE	3/6/2007	KK85_data_validation.pdf
1/5/2007	ARI	KK85	G-2S-010507	4-Nitroaniline	AE	3/6/2007	KK85_data_validation.pdf
1/5/2007	ARI	KK85	G-2S-010507	4-Nitrophenol	AE	3/6/2007	KK85_data_validation.pdf
1/5/2007	ARI	KK85	G-2S-010507	Acenaphthene	AE	3/6/2007	KK85_data_validation.pdf
1/5/2007	ARI	KK85	G-2S-010507	Acenaphthylene	AE	3/6/2007	KK85_data_validation.pdf
1/5/2007	ARI	KK85	G-2S-010507	Acetone	AE	3/6/2007	KK85_data_validation.pdf
1/5/2007	ARI	KK85	G-2S-010507	Acrolein	AE	3/6/2007	KK85_data_validation.pdf
1/5/2007	ARI	KK85	G-2S-010507	Acrylonitrile	AE	3/6/2007	KK85_data_validation.pdf
1/5/2007	ARI	KK85	G-2S-010507	Aldrin	AE	3/6/2007	KK85_data_validation.pdf
1/5/2007	ARI	KK85	G-2S-010507	alpha-BHC	AE	3/6/2007	KK85_data_validation.pdf
1/5/2007	ARI	KK85	G-2S-010507	alpha-Chlordane	AE	3/6/2007	KK85_data_validation.pdf
1/5/2007	ARI	KK85	G-2S-010507	Anthracene	AE	3/6/2007	KK85_data_validation.pdf
1/5/2007	ARI	KK85	G-2S-010507	Antimony	AE	3/6/2007	KK85_data_validation.pdf
1/5/2007	ARI	KK85	G-2S-010507	Aroclor 1016	AE	3/6/2007	KK85_data_validation.pdf
1/5/2007	ARI	KK85	G-2S-010507	Aroclor 1221	AE	3/6/2007	KK85_data_validation.pdf
1/5/2007	ARI	KK85	G-2S-010507	Aroclor 1232	AE	3/6/2007	KK85_data_validation.pdf
1/5/2007	ARI	KK85	G-2S-010507	Aroclor 1242	AE	3/6/2007	KK85_data_validation.pdf
1/5/2007	ARI	KK85	G-2S-010507	Aroclor 1248	AE	3/6/2007	KK85_data_validation.pdf
1/5/2007	ARI	KK85	G-2S-010507	Aroclor 1254	AE	3/6/2007	KK85_data_validation.pdf
1/5/2007	ARI	KK85	G-2S-010507	Aroclor 1260	AE	3/6/2007	KK85_data_validation.pdf
1/5/2007	ARI	KK85	G-2S-010507	Arsenic	AE	3/6/2007	KK85_data_validation.pdf
1/5/2007	ARI	KK85	G-2S-010507	Benzene	AE	3/6/2007	KK85_data_validation.pdf
1/5/2007	ARI	KK85	G-2S-010507	Benzo(a)anthracene	AE	3/6/2007	KK85_data_validation.pdf
1/5/2007	ARI	KK85	G-2S-010507	Benzo(a)pyrene	AE	3/6/2007	KK85_data_validation.pdf
1/5/2007	ARI	KK85	G-2S-010507	Benzo(b)fluoranthene	AE	3/6/2007	KK85_data_validation.pdf
1/5/2007	ARI	KK85	G-2S-010507	Benzo(g,h,i)perylene	AE	3/6/2007	KK85_data_validation.pdf
1/5/2007	ARI	KK85	G-2S-010507	Benzo(k)fluoranthene	AE	3/6/2007	KK85_data_validation.pdf
1/5/2007	ARI	KK85	G-2S-010507	Benzoic acid	AE	3/6/2007	KK85_data_validation.pdf
1/5/2007	ARI	KK85	G-2S-010507	Benzyl alcohol	AE	3/6/2007	KK85_data_validation.pdf
1/5/2007	ARI	KK85	G-2S-010507	Beryllium	AE	3/6/2007	KK85_data_validation.pdf
1/5/2007	ARI	KK85	G-2S-010507	beta-BHC	AE	3/6/2007	KK85_data_validation.pdf
1/5/2007	ARI	KK85	G-2S-010507	bis(2-Chloroethoxy)methane	AE	3/6/2007	KK85_data_validation.pdf
1/5/2007	ARI	KK85	G-2S-010507	bis(2-Chloroethyl)ether	AE	3/6/2007	KK85_data_validation.pdf
1/5/2007	ARI	KK85	G-2S-010507	bis(2-Ethylhexyl)phthalate	AE	3/6/2007	KK85_data_validation.pdf
1/5/2007	ARI	KK85	G-2S-010507	Bromobenzene	AE	3/6/2007	KK85_data_validation.pdf
1/5/2007	ARI	KK85	G-2S-010507	Bromochloromethane	AE	3/6/2007	KK85_data_validation.pdf
1/5/2007	ARI	KK85	G-2S-010507	Bromodichloromethane	AE	3/6/2007	KK85_data_validation.pdf
1/5/2007	ARI	KK85	G-2S-010507	Bromoethane	AE	3/6/2007	KK85_data_validation.pdf
1/5/2007	ARI	KK85	G-2S-010507	Bromoform	AE	3/6/2007	KK85_data_validation.pdf
1/5/2007	ARI	KK85	G-2S-010507	Bromomethane	AE	3/6/2007	KK85_data_validation.pdf
1/5/2007	ARI	KK85	G-2S-010507	Butylbenzylphthalate	AE	3/6/2007	KK85_data_validation.pdf
1/5/2007	ARI	KK85	G-2S-010507	Cadmium	AE	3/6/2007	KK85_data_validation.pdf
1/5/2007	ARI	KK85	G-2S-010507	Carbazole	AE	3/6/2007	KK85_data_validation.pdf
1/5/2007	ARI	KK85	G-2S-010507	Carbon disulfide	AE	3/6/2007	KK85_data_validation.pdf
1/5/2007	ARI	KK85	G-2S-010507	Carbon tetrachloride	AE	3/6/2007	KK85_data_validation.pdf
1/5/2007	ARI	KK85	G-2S-010507	Chlorobenzene	AE	3/6/2007	KK85_data_validation.pdf
1/5/2007	ARI	KK85	G-2S-010507	Chloroethane	AE	3/6/2007	KK85_data_validation.pdf
1/5/2007	ARI	KK85	G-2S-010507	Chloroform	AE	3/6/2007	KK85_data_validation.pdf
1/5/2007	ARI	KK85	G-2S-010507	Chloromethane	AE	3/6/2007	KK85_data_validation.pdf
1/5/2007	ARI	KK85	G-2S-010507	Chromium	AE	3/6/2007	KK85_data_validation.pdf
1/5/2007	ARI	KK85	G-2S-010507	Chrysene	AE	3/6/2007	KK85_data_validation.pdf
1/5/2007	ARI	KK85	G-2S-010507	cis-1,2-Dichloroethene	AE	3/6/2007	KK85_data_validation.pdf
1/5/2007	ARI	KK85	G-2S-010507	cis-1,3-Dichloropropene	AE	3/6/2007	KK85_data_validation.pdf
1/5/2007	ARI	KK85	G-2S-010507	Copper	AE	3/6/2007	KK85_data_validation.pdf
1/5/2007	ARI	KK85	G-2S-010507	delta-BHC	AE	3/6/2007	KK85_data_validation.pdf
1/5/2007	ARI	KK85	G-2S-010507	Dibenzo(a,h)anthracene	AE	3/6/2007	KK85_data_validation.pdf
1/5/2007	ARI	KK85	G-2S-010507	Dibenzofuran	AE	3/6/2007	KK85_data_validation.pdf
1/5/2007	ARI	KK85	G-2S-010507	Dibromochloromethane	AE	3/6/2007	KK85_data_validation.pdf
1/5/2007	ARI	KK85	G-2S-010507	Dibromomethane	AE	3/6/2007	KK85_data_validation.pdf
1/5/2007	ARI	KK85	G-2S-010507	Dichloromethane	AE	3/6/2007	KK85_data_validation.pdf
1/5/2007	ARI	KK85	G-2S-010507	Dieldrin	AE	3/6/2007	KK85_data_validation.pdf
1/5/2007	ARI	KK85	G-2S-010507	Diethylphthalate	AE	3/6/2007	KK85_data_validation.pdf
1/5/2007	ARI	KK85	G-2S-010507	Dimethylphthalate	AE	3/6/2007	KK85_data_validation.pdf
1/5/2007	ARI	KK85	G-2S-010507	Di-n-butylphthalate	AE	3/6/2007	KK85_data_validation.pdf
1/5/2007	ARI	KK85	G-2S-010507	Di-n-octylphthalate	AE	3/6/2007	KK85_data_validation.pdf
1/5/2007	ARI	KK85	G-2S-010507	Endosulfan I	AE	3/6/2007	KK85_data_validation.pdf
1/5/2007	ARI	KK85	G-2S-010507	Endosulfan II	AE	3/6/2007	KK85_data_validation.pdf
1/5/2007	ARI	KK85	G-2S-010507	Endosulfan sulfate	AE	3/6/2007	KK85_data_validation.pdf

Data Validation
June 2007

Sample Date	Lab	SDG	Sample ID	Analyte	Validator	Data Validation Received/ Reviewed	Data Validation Filename
1/5/2007	ARI	KK85	G-2S-010507	Endrin	AE	3/6/2007	KK85_data_validation.pdf
1/5/2007	ARI	KK85	G-2S-010507	Endrin aldehyde	AE	3/6/2007	KK85_data_validation.pdf
1/5/2007	ARI	KK85	G-2S-010507	Endrin ketone	AE	3/6/2007	KK85_data_validation.pdf
1/5/2007	ARI	KK85	G-2S-010507	Ethylbenzene	AE	3/6/2007	KK85_data_validation.pdf
1/5/2007	ARI	KK85	G-2S-010507	Fluoranthene	AE	3/6/2007	KK85_data_validation.pdf
1/5/2007	ARI	KK85	G-2S-010507	Fluorene	AE	3/6/2007	KK85_data_validation.pdf
1/5/2007	ARI	KK85	G-2S-010507	gamma-BHC (Lindane)	AE	3/6/2007	KK85_data_validation.pdf
1/5/2007	ARI	KK85	G-2S-010507	gamma-Chlordane	AE	3/6/2007	KK85_data_validation.pdf
1/5/2007	ARI	KK85	G-2S-010507	Heptachlor	AE	3/6/2007	KK85_data_validation.pdf
1/5/2007	ARI	KK85	G-2S-010507	Heptachlor epoxide	AE	3/6/2007	KK85_data_validation.pdf
1/5/2007	ARI	KK85	G-2S-010507	Hexachlorobenzene	AE	3/6/2007	KK85_data_validation.pdf
1/5/2007	ARI	KK85	G-2S-010507	Hexachlorobutadiene	AE	3/6/2007	KK85_data_validation.pdf
1/5/2007	ARI	KK85	G-2S-010507	Hexachlorocyclopentadiene	AE	3/6/2007	KK85_data_validation.pdf
1/5/2007	ARI	KK85	G-2S-010507	Hexachloroethane	AE	3/6/2007	KK85_data_validation.pdf
1/5/2007	ARI	KK85	G-2S-010507	Indeno(1,2,3-cd)pyrene	AE	3/6/2007	KK85_data_validation.pdf
1/5/2007	ARI	KK85	G-2S-010507	Iodomethane	AE	3/6/2007	KK85_data_validation.pdf
1/5/2007	ARI	KK85	G-2S-010507	Isophorone	AE	3/6/2007	KK85_data_validation.pdf
1/5/2007	ARI	KK85	G-2S-010507	Isopropylbenzene	AE	3/6/2007	KK85_data_validation.pdf
1/5/2007	ARI	KK85	G-2S-010507	Lead	AE	3/6/2007	KK85_data_validation.pdf
1/5/2007	ARI	KK85	G-2S-010507	m,p-Xylenes	AE	3/6/2007	KK85_data_validation.pdf
1/5/2007	ARI	KK85	G-2S-010507	Mercury	AE	3/6/2007	KK85_data_validation.pdf
1/5/2007	ARI	KK85	G-2S-010507	Methoxychlor	AE	3/6/2007	KK85_data_validation.pdf
1/5/2007	ARI	KK85	G-2S-010507	Naphthalene	AE	3/6/2007	KK85_data_validation.pdf
1/5/2007	ARI	KK85	G-2S-010507	n-Butylbenzene	AE	3/6/2007	KK85_data_validation.pdf
1/5/2007	ARI	KK85	G-2S-010507	Nickel	AE	3/6/2007	KK85_data_validation.pdf
1/5/2007	ARI	KK85	G-2S-010507	Nitrobenzene	AE	3/6/2007	KK85_data_validation.pdf
1/5/2007	ARI	KK85	G-2S-010507	n-Nitroso-di-n-propylamine	AE	3/6/2007	KK85_data_validation.pdf
1/5/2007	ARI	KK85	G-2S-010507	n-Nitroso-di-phenylamine	AE	3/6/2007	KK85_data_validation.pdf
1/5/2007	ARI	KK85	G-2S-010507	n-Propylbenzene	AE	3/6/2007	KK85_data_validation.pdf
1/5/2007	ARI	KK85	G-2S-010507	o-Xylene	AE	3/6/2007	KK85_data_validation.pdf
1/5/2007	ARI	KK85	G-2S-010507	Pentachlorophenol	AE	3/6/2007	KK85_data_validation.pdf
1/5/2007	ARI	KK85	G-2S-010507	Phenanthrene	AE	3/6/2007	KK85_data_validation.pdf
1/5/2007	ARI	KK85	G-2S-010507	Phenol	AE	3/6/2007	KK85_data_validation.pdf
1/5/2007	ARI	KK85	G-2S-010507	Pyrene	AE	3/6/2007	KK85_data_validation.pdf
1/5/2007	ARI	KK85	G-2S-010507	sec-Butylbenzene	AE	3/6/2007	KK85_data_validation.pdf
1/5/2007	ARI	KK85	G-2S-010507	Selenium	AE	3/6/2007	KK85_data_validation.pdf
1/5/2007	ARI	KK85	G-2S-010507	Silver	AE	3/6/2007	KK85_data_validation.pdf
1/5/2007	ARI	KK85	G-2S-010507	Styrene	AE	3/6/2007	KK85_data_validation.pdf
1/5/2007	ARI	KK85	G-2S-010507	tert-Butylbenzene	AE	3/6/2007	KK85_data_validation.pdf
1/5/2007	ARI	KK85	G-2S-010507	Tetrachloroethene	AE	3/6/2007	KK85_data_validation.pdf
1/5/2007	ARI	KK85	G-2S-010507	Thallium	AE	3/6/2007	KK85_data_validation.pdf
1/5/2007	ARI	KK85	G-2S-010507	Toluene	AE	3/6/2007	KK85_data_validation.pdf
1/5/2007	ARI	KK85	G-2S-010507	Toxaphene	AE	3/6/2007	KK85_data_validation.pdf
1/5/2007	ARI	KK85	G-2S-010507	trans-1,2-Dichloroethene	AE	3/6/2007	KK85_data_validation.pdf
1/5/2007	ARI	KK85	G-2S-010507	trans-1,3-Dichloropropene	AE	3/6/2007	KK85_data_validation.pdf
1/5/2007	ARI	KK85	G-2S-010507	trans-1,4-Dichloro-2-butene	AE	3/6/2007	KK85_data_validation.pdf
1/5/2007	ARI	KK85	G-2S-010507	Trichloroethene	AE	3/6/2007	KK85_data_validation.pdf
1/5/2007	ARI	KK85	G-2S-010507	Trichlorofluoromethane	AE	3/6/2007	KK85_data_validation.pdf
1/5/2007	ARI	KK85	G-2S-010507	Vinyl acetate	AE	3/6/2007	KK85_data_validation.pdf
1/5/2007	ARI	KK85	G-2S-010507	Vinyl chloride	AE	3/6/2007	KK85_data_validation.pdf
1/5/2007	ARI	KK85	G-2S-010507	Zinc	AE	3/6/2007	KK85_data_validation.pdf
1/5/2007	ARI	KK85	G-6S-010507	2-Methylnaphthalene	AE	3/6/2007	KK85_data_validation.pdf
1/5/2007	ARI	KK85	G-6S-010507	Acenaphthene	AE	3/6/2007	KK85_data_validation.pdf
1/5/2007	ARI	KK85	G-6S-010507	Acenaphthylene	AE	3/6/2007	KK85_data_validation.pdf
1/5/2007	ARI	KK85	G-6S-010507	Anthracene	AE	3/6/2007	KK85_data_validation.pdf
1/5/2007	ARI	KK85	G-6S-010507	Benzo(a)anthracene	AE	3/6/2007	KK85_data_validation.pdf
1/5/2007	ARI	KK85	G-6S-010507	Benzo(a)pyrene	AE	3/6/2007	KK85_data_validation.pdf
1/5/2007	ARI	KK85	G-6S-010507	Benzo(b)fluoranthene	AE	3/6/2007	KK85_data_validation.pdf
1/5/2007	ARI	KK85	G-6S-010507	Benzo(g,h,i)perylene	AE	3/6/2007	KK85_data_validation.pdf
1/5/2007	ARI	KK85	G-6S-010507	Benzo(k)fluoranthene	AE	3/6/2007	KK85_data_validation.pdf
1/5/2007	ARI	KK85	G-6S-010507	Chrysene	AE	3/6/2007	KK85_data_validation.pdf
1/5/2007	ARI	KK85	G-6S-010507	Dibenzo(a,h)anthracene	AE	3/6/2007	KK85_data_validation.pdf
1/5/2007	ARI	KK85	G-6S-010507	Dibenzofuran	AE	3/6/2007	KK85_data_validation.pdf
1/5/2007	ARI	KK85	G-6S-010507	Fluoranthene	AE	3/6/2007	KK85_data_validation.pdf
1/5/2007	ARI	KK85	G-6S-010507	Fluorene	AE	3/6/2007	KK85_data_validation.pdf
1/5/2007	ARI	KK85	G-6S-010507	Indeno(1,2,3-cd)pyrene	AE	3/6/2007	KK85_data_validation.pdf
1/5/2007	ARI	KK85	G-6S-010507	Naphthalene	AE	3/6/2007	KK85_data_validation.pdf
1/5/2007	ARI	KK85	G-6S-010507	Phenanthrene	AE	3/6/2007	KK85_data_validation.pdf
1/5/2007	ARI	KK85	G-6S-010507	Pyrene	AE	3/6/2007	KK85_data_validation.pdf
1/5/2007	ARI	KK85	G-6S-010507-D	2-Methylnaphthalene	AE	3/6/2007	KK85_data_validation.pdf
1/5/2007	ARI	KK85	G-6S-010507-D	Acenaphthene	AE	3/6/2007	KK85_data_validation.pdf
1/5/2007	ARI	KK85	G-6S-010507-D	Acenaphthylene	AE	3/6/2007	KK85_data_validation.pdf
1/5/2007	ARI	KK85	G-6S-010507-D	Anthracene	AE	3/6/2007	KK85_data_validation.pdf
1/5/2007	ARI	KK85	G-6S-010507-D	Benzo(a)anthracene	AE	3/6/2007	KK85_data_validation.pdf

Data Validation
June 2007

Sample Date	Lab	SDG	Sample ID	Analyte	Validator	Data Validation Received/ Reviewed	Data Validation Filename
1/5/2007	ARI	KK85	G-6S-010507-D	Benzo(a)pyrene	AE	3/6/2007	KK85_data_validation.pdf
1/5/2007	ARI	KK85	G-6S-010507-D	Benzo(b)fluoranthene	AE	3/6/2007	KK85_data_validation.pdf
1/5/2007	ARI	KK85	G-6S-010507-D	Benzo(g,h,i)perylene	AE	3/6/2007	KK85_data_validation.pdf
1/5/2007	ARI	KK85	G-6S-010507-D	Benzo(k)fluoranthene	AE	3/6/2007	KK85_data_validation.pdf
1/5/2007	ARI	KK85	G-6S-010507-D	Chrysene	AE	3/6/2007	KK85_data_validation.pdf
1/5/2007	ARI	KK85	G-6S-010507-D	Dibenzo(a,h)anthracene	AE	3/6/2007	KK85_data_validation.pdf
1/5/2007	ARI	KK85	G-6S-010507-D	Dibenzofuran	AE	3/6/2007	KK85_data_validation.pdf
1/5/2007	ARI	KK85	G-6S-010507-D	Fluoranthene	AE	3/6/2007	KK85_data_validation.pdf
1/5/2007	ARI	KK85	G-6S-010507-D	Fluorene	AE	3/6/2007	KK85_data_validation.pdf
1/5/2007	ARI	KK85	G-6S-010507-D	Indeno(1,2,3-cd)pyrene	AE	3/6/2007	KK85_data_validation.pdf
1/5/2007	ARI	KK85	G-6S-010507-D	Naphthalene	AE	3/6/2007	KK85_data_validation.pdf
1/5/2007	ARI	KK85	G-6S-010507-D	Phenanthrene	AE	3/6/2007	KK85_data_validation.pdf
1/5/2007	ARI	KK85	G-6S-010507-D	Pyrene	AE	3/6/2007	KK85_data_validation.pdf
1/5/2007	ARI	KK85	RLSW-2-010507	1,1,1,2-Tetrachloroethane	AE	3/6/2007	KK85_data_validation.pdf
1/5/2007	ARI	KK85	RLSW-2-010507	1,1,1-Trichloroethane	AE	3/6/2007	KK85_data_validation.pdf
1/5/2007	ARI	KK85	RLSW-2-010507	1,1,2,2-Tetrachloroethane	AE	3/6/2007	KK85_data_validation.pdf
1/5/2007	ARI	KK85	RLSW-2-010507	1,1,2-Trichloro-1,2,2-trifluoroethane	AE	3/6/2007	KK85_data_validation.pdf
1/5/2007	ARI	KK85	RLSW-2-010507	1,1,2-Trichloroethane	AE	3/6/2007	KK85_data_validation.pdf
1/5/2007	ARI	KK85	RLSW-2-010507	1,1-Dichloroethane	AE	3/6/2007	KK85_data_validation.pdf
1/5/2007	ARI	KK85	RLSW-2-010507	1,1-Dichloroethene	AE	3/6/2007	KK85_data_validation.pdf
1/5/2007	ARI	KK85	RLSW-2-010507	1,1-Dichloropropene	AE	3/6/2007	KK85_data_validation.pdf
1/5/2007	ARI	KK85	RLSW-2-010507	1,2,3-Trichlorobenzene	AE	3/6/2007	KK85_data_validation.pdf
1/5/2007	ARI	KK85	RLSW-2-010507	1,2,3-Trichloropropane	AE	3/6/2007	KK85_data_validation.pdf
1/5/2007	ARI	KK85	RLSW-2-010507	1,2,4-Trichlorobenzene	AE	3/6/2007	KK85_data_validation.pdf
1/5/2007	ARI	KK85	RLSW-2-010507	1,2,4-Trimethylbenzene	AE	3/6/2007	KK85_data_validation.pdf
1/5/2007	ARI	KK85	RLSW-2-010507	1,2-Dibromo-3-chloropropane	AE	3/6/2007	KK85_data_validation.pdf
1/5/2007	ARI	KK85	RLSW-2-010507	1,2-Dibromoethane	AE	3/6/2007	KK85_data_validation.pdf
1/5/2007	ARI	KK85	RLSW-2-010507	1,2-Dichlorobenzene	AE	3/6/2007	KK85_data_validation.pdf
1/5/2007	ARI	KK85	RLSW-2-010507	1,2-Dichloroethane	AE	3/6/2007	KK85_data_validation.pdf
1/5/2007	ARI	KK85	RLSW-2-010507	1,2-Dichloropropane	AE	3/6/2007	KK85_data_validation.pdf
1/5/2007	ARI	KK85	RLSW-2-010507	1,3,5-Trimethylbenzene	AE	3/6/2007	KK85_data_validation.pdf
1/5/2007	ARI	KK85	RLSW-2-010507	1,3-Dichlorobenzene	AE	3/6/2007	KK85_data_validation.pdf
1/5/2007	ARI	KK85	RLSW-2-010507	1,3-Dichloropropane	AE	3/6/2007	KK85_data_validation.pdf
1/5/2007	ARI	KK85	RLSW-2-010507	1,4-Dichlorobenzene	AE	3/6/2007	KK85_data_validation.pdf
1/5/2007	ARI	KK85	RLSW-2-010507	2,2-Dichloropropane	AE	3/6/2007	KK85_data_validation.pdf
1/5/2007	ARI	KK85	RLSW-2-010507	2,2'-Oxybis(1-Chloropropane)	AE	3/6/2007	KK85_data_validation.pdf
1/5/2007	ARI	KK85	RLSW-2-010507	2,4,5-Trichlorophenol	AE	3/6/2007	KK85_data_validation.pdf
1/5/2007	ARI	KK85	RLSW-2-010507	2,4,6-Trichlorophenol	AE	3/6/2007	KK85_data_validation.pdf
1/5/2007	ARI	KK85	RLSW-2-010507	2,4-Dichlorophenol	AE	3/6/2007	KK85_data_validation.pdf
1/5/2007	ARI	KK85	RLSW-2-010507	2,4-Dimethylphenol	AE	3/6/2007	KK85_data_validation.pdf
1/5/2007	ARI	KK85	RLSW-2-010507	2,4-Dinitrophenol	AE	3/6/2007	KK85_data_validation.pdf
1/5/2007	ARI	KK85	RLSW-2-010507	2,4-Dinitrotoluene	AE	3/6/2007	KK85_data_validation.pdf
1/5/2007	ARI	KK85	RLSW-2-010507	2,6-Dinitrotoluene	AE	3/6/2007	KK85_data_validation.pdf
1/5/2007	ARI	KK85	RLSW-2-010507	2-Butanone (MEK)	AE	3/6/2007	KK85_data_validation.pdf
1/5/2007	ARI	KK85	RLSW-2-010507	2-Chloroethylvinylether	AE	3/6/2007	KK85_data_validation.pdf
1/5/2007	ARI	KK85	RLSW-2-010507	2-Chloronaphthalene	AE	3/6/2007	KK85_data_validation.pdf
1/5/2007	ARI	KK85	RLSW-2-010507	2-Chlorophenol	AE	3/6/2007	KK85_data_validation.pdf
1/5/2007	ARI	KK85	RLSW-2-010507	2-Chlorotoluene	AE	3/6/2007	KK85_data_validation.pdf
1/5/2007	ARI	KK85	RLSW-2-010507	2-Hexanone	AE	3/6/2007	KK85_data_validation.pdf
1/5/2007	ARI	KK85	RLSW-2-010507	2-Methylnaphthalene	AE	3/6/2007	KK85_data_validation.pdf
1/5/2007	ARI	KK85	RLSW-2-010507	2-Methylphenol	AE	3/6/2007	KK85_data_validation.pdf
1/5/2007	ARI	KK85	RLSW-2-010507	2-Nitroaniline	AE	3/6/2007	KK85_data_validation.pdf
1/5/2007	ARI	KK85	RLSW-2-010507	2-Nitrophenol	AE	3/6/2007	KK85_data_validation.pdf
1/5/2007	ARI	KK85	RLSW-2-010507	3,3'-Dichlorobenzidine	AE	3/6/2007	KK85_data_validation.pdf
1/5/2007	ARI	KK85	RLSW-2-010507	3-Nitroaniline	AE	3/6/2007	KK85_data_validation.pdf
1/5/2007	ARI	KK85	RLSW-2-010507	4,4'-DDD	AE	3/6/2007	KK85_data_validation.pdf
1/5/2007	ARI	KK85	RLSW-2-010507	4,4'-DDE	AE	3/6/2007	KK85_data_validation.pdf
1/5/2007	ARI	KK85	RLSW-2-010507	4,4'-DDT	AE	3/6/2007	KK85_data_validation.pdf
1/5/2007	ARI	KK85	RLSW-2-010507	4,6-Dinitro-2-Methylphenol	AE	3/6/2007	KK85_data_validation.pdf
1/5/2007	ARI	KK85	RLSW-2-010507	4-Bromophenyl-phenylether	AE	3/6/2007	KK85_data_validation.pdf
1/5/2007	ARI	KK85	RLSW-2-010507	4-Chloro-3-methylphenol	AE	3/6/2007	KK85_data_validation.pdf
1/5/2007	ARI	KK85	RLSW-2-010507	4-Chloroaniline	AE	3/6/2007	KK85_data_validation.pdf
1/5/2007	ARI	KK85	RLSW-2-010507	4-Chlorophenyl-phenylether	AE	3/6/2007	KK85_data_validation.pdf
1/5/2007	ARI	KK85	RLSW-2-010507	4-Chlorotoluene	AE	3/6/2007	KK85_data_validation.pdf
1/5/2007	ARI	KK85	RLSW-2-010507	4-Isopropyltoluene	AE	3/6/2007	KK85_data_validation.pdf
1/5/2007	ARI	KK85	RLSW-2-010507	4-Methyl-2-Pentanone (MIBK)	AE	3/6/2007	KK85_data_validation.pdf
1/5/2007	ARI	KK85	RLSW-2-010507	4-Methylphenol	AE	3/6/2007	KK85_data_validation.pdf
1/5/2007	ARI	KK85	RLSW-2-010507	4-Nitroaniline	AE	3/6/2007	KK85_data_validation.pdf
1/5/2007	ARI	KK85	RLSW-2-010507	4-Nitrophenol	AE	3/6/2007	KK85_data_validation.pdf
1/5/2007	ARI	KK85	RLSW-2-010507	Acenaphthene	AE	3/6/2007	KK85_data_validation.pdf
1/5/2007	ARI	KK85	RLSW-2-010507	Acenaphthylene	AE	3/6/2007	KK85_data_validation.pdf
1/5/2007	ARI	KK85	RLSW-2-010507	Acetone	AE	3/6/2007	KK85_data_validation.pdf
1/5/2007	ARI	KK85	RLSW-2-010507	Acrolein	AE	3/6/2007	KK85_data_validation.pdf
1/5/2007	ARI	KK85	RLSW-2-010507	Acrylonitrile	AE	3/6/2007	KK85_data_validation.pdf

Data Validation
June 2007

Sample Date	Lab	SDG	Sample ID	Analyte	Validator	Data Validation Received/ Reviewed	Data Validation Filename
1/5/2007	ARI	KK85	RLSW-2-010507	Aldrin	AE	3/6/2007	KK85_data_validation.pdf
1/5/2007	ARI	KK85	RLSW-2-010507	alpha-BHC	AE	3/6/2007	KK85_data_validation.pdf
1/5/2007	ARI	KK85	RLSW-2-010507	alpha-Chlordane	AE	3/6/2007	KK85_data_validation.pdf
1/5/2007	ARI	KK85	RLSW-2-010507	Anthracene	AE	3/6/2007	KK85_data_validation.pdf
1/5/2007	ARI	KK85	RLSW-2-010507	Antimony	AE	3/6/2007	KK85_data_validation.pdf
1/5/2007	ARI	KK85	RLSW-2-010507	Aroclor 1016	AE	3/6/2007	KK85_data_validation.pdf
1/5/2007	ARI	KK85	RLSW-2-010507	Aroclor 1221	AE	3/6/2007	KK85_data_validation.pdf
1/5/2007	ARI	KK85	RLSW-2-010507	Aroclor 1232	AE	3/6/2007	KK85_data_validation.pdf
1/5/2007	ARI	KK85	RLSW-2-010507	Aroclor 1242	AE	3/6/2007	KK85_data_validation.pdf
1/5/2007	ARI	KK85	RLSW-2-010507	Aroclor 1248	AE	3/6/2007	KK85_data_validation.pdf
1/5/2007	ARI	KK85	RLSW-2-010507	Aroclor 1254	AE	3/6/2007	KK85_data_validation.pdf
1/5/2007	ARI	KK85	RLSW-2-010507	Aroclor 1260	AE	3/6/2007	KK85_data_validation.pdf
1/5/2007	ARI	KK85	RLSW-2-010507	Arsenic	AE	3/6/2007	KK85_data_validation.pdf
1/5/2007	ARI	KK85	RLSW-2-010507	Benzene	AE	3/6/2007	KK85_data_validation.pdf
1/5/2007	ARI	KK85	RLSW-2-010507	Benzo(a)anthracene	AE	3/6/2007	KK85_data_validation.pdf
1/5/2007	ARI	KK85	RLSW-2-010507	Benzo(a)pyrene	AE	3/6/2007	KK85_data_validation.pdf
1/5/2007	ARI	KK85	RLSW-2-010507	Benzo(b)fluoranthene	AE	3/6/2007	KK85_data_validation.pdf
1/5/2007	ARI	KK85	RLSW-2-010507	Benzo(g,h,i)perylene	AE	3/6/2007	KK85_data_validation.pdf
1/5/2007	ARI	KK85	RLSW-2-010507	Benzo(k)fluoranthene	AE	3/6/2007	KK85_data_validation.pdf
1/5/2007	ARI	KK85	RLSW-2-010507	Benzoic acid	AE	3/6/2007	KK85_data_validation.pdf
1/5/2007	ARI	KK85	RLSW-2-010507	Benzyl alcohol	AE	3/6/2007	KK85_data_validation.pdf
1/5/2007	ARI	KK85	RLSW-2-010507	Beryllium	AE	3/6/2007	KK85_data_validation.pdf
1/5/2007	ARI	KK85	RLSW-2-010507	beta-BHC	AE	3/6/2007	KK85_data_validation.pdf
1/5/2007	ARI	KK85	RLSW-2-010507	bis(2-Chloroethoxy)methane	AE	3/6/2007	KK85_data_validation.pdf
1/5/2007	ARI	KK85	RLSW-2-010507	bis(2-Chloroethyl)ether	AE	3/6/2007	KK85_data_validation.pdf
1/5/2007	ARI	KK85	RLSW-2-010507	bis(2-Ethylhexyl)phthalate	AE	3/6/2007	KK85_data_validation.pdf
1/5/2007	ARI	KK85	RLSW-2-010507	Bromobenzene	AE	3/6/2007	KK85_data_validation.pdf
1/5/2007	ARI	KK85	RLSW-2-010507	Bromochloromethane	AE	3/6/2007	KK85_data_validation.pdf
1/5/2007	ARI	KK85	RLSW-2-010507	Bromodichloromethane	AE	3/6/2007	KK85_data_validation.pdf
1/5/2007	ARI	KK85	RLSW-2-010507	Bromoethane	AE	3/6/2007	KK85_data_validation.pdf
1/5/2007	ARI	KK85	RLSW-2-010507	Bromoform	AE	3/6/2007	KK85_data_validation.pdf
1/5/2007	ARI	KK85	RLSW-2-010507	Bromomethane	AE	3/6/2007	KK85_data_validation.pdf
1/5/2007	ARI	KK85	RLSW-2-010507	Butylbenzylphthalate	AE	3/6/2007	KK85_data_validation.pdf
1/5/2007	ARI	KK85	RLSW-2-010507	Cadmium	AE	3/6/2007	KK85_data_validation.pdf
1/5/2007	ARI	KK85	RLSW-2-010507	Carbazole	AE	3/6/2007	KK85_data_validation.pdf
1/5/2007	ARI	KK85	RLSW-2-010507	Carbon disulfide	AE	3/6/2007	KK85_data_validation.pdf
1/5/2007	ARI	KK85	RLSW-2-010507	Carbon tetrachloride	AE	3/6/2007	KK85_data_validation.pdf
1/5/2007	ARI	KK85	RLSW-2-010507	Chlorobenzene	AE	3/6/2007	KK85_data_validation.pdf
1/5/2007	ARI	KK85	RLSW-2-010507	Chloroethane	AE	3/6/2007	KK85_data_validation.pdf
1/5/2007	ARI	KK85	RLSW-2-010507	Chloroform	AE	3/6/2007	KK85_data_validation.pdf
1/5/2007	ARI	KK85	RLSW-2-010507	Chloromethane	AE	3/6/2007	KK85_data_validation.pdf
1/5/2007	ARI	KK85	RLSW-2-010507	Chromium	AE	3/6/2007	KK85_data_validation.pdf
1/5/2007	ARI	KK85	RLSW-2-010507	Chrysene	AE	3/6/2007	KK85_data_validation.pdf
1/5/2007	ARI	KK85	RLSW-2-010507	cis-1,2-Dichloroethene	AE	3/6/2007	KK85_data_validation.pdf
1/5/2007	ARI	KK85	RLSW-2-010507	cis-1,3-Dichloropropene	AE	3/6/2007	KK85_data_validation.pdf
1/5/2007	ARI	KK85	RLSW-2-010507	Copper	AE	3/6/2007	KK85_data_validation.pdf
1/5/2007	ARI	KK85	RLSW-2-010507	delta-BHC	AE	3/6/2007	KK85_data_validation.pdf
1/5/2007	ARI	KK85	RLSW-2-010507	Dibenzo(a,h)anthracene	AE	3/6/2007	KK85_data_validation.pdf
1/5/2007	ARI	KK85	RLSW-2-010507	Dibenzofuran	AE	3/6/2007	KK85_data_validation.pdf
1/5/2007	ARI	KK85	RLSW-2-010507	Dibromochloromethane	AE	3/6/2007	KK85_data_validation.pdf
1/5/2007	ARI	KK85	RLSW-2-010507	Dibromomethane	AE	3/6/2007	KK85_data_validation.pdf
1/5/2007	ARI	KK85	RLSW-2-010507	Dichloromethane	AE	3/6/2007	KK85_data_validation.pdf
1/5/2007	ARI	KK85	RLSW-2-010507	Dieldrin	AE	3/6/2007	KK85_data_validation.pdf
1/5/2007	ARI	KK85	RLSW-2-010507	Diethylphthalate	AE	3/6/2007	KK85_data_validation.pdf
1/5/2007	ARI	KK85	RLSW-2-010507	Dimethylphthalate	AE	3/6/2007	KK85_data_validation.pdf
1/5/2007	ARI	KK85	RLSW-2-010507	Di-n-butylphthalate	AE	3/6/2007	KK85_data_validation.pdf
1/5/2007	ARI	KK85	RLSW-2-010507	Di-n-octylphthalate	AE	3/6/2007	KK85_data_validation.pdf
1/5/2007	ARI	KK85	RLSW-2-010507	Endosulfan I	AE	3/6/2007	KK85_data_validation.pdf
1/5/2007	ARI	KK85	RLSW-2-010507	Endosulfan II	AE	3/6/2007	KK85_data_validation.pdf
1/5/2007	ARI	KK85	RLSW-2-010507	Endosulfan sulfate	AE	3/6/2007	KK85_data_validation.pdf
1/5/2007	ARI	KK85	RLSW-2-010507	Endrin	AE	3/6/2007	KK85_data_validation.pdf
1/5/2007	ARI	KK85	RLSW-2-010507	Endrin aldehyde	AE	3/6/2007	KK85_data_validation.pdf
1/5/2007	ARI	KK85	RLSW-2-010507	Endrin ketone	AE	3/6/2007	KK85_data_validation.pdf
1/5/2007	ARI	KK85	RLSW-2-010507	Ethylbenzene	AE	3/6/2007	KK85_data_validation.pdf
1/5/2007	ARI	KK85	RLSW-2-010507	Fluoranthene	AE	3/6/2007	KK85_data_validation.pdf
1/5/2007	ARI	KK85	RLSW-2-010507	Fluorene	AE	3/6/2007	KK85_data_validation.pdf
1/5/2007	ARI	KK85	RLSW-2-010507	gamma-BHC (Lindane)	AE	3/6/2007	KK85_data_validation.pdf
1/5/2007	ARI	KK85	RLSW-2-010507	gamma-Chlordane	AE	3/6/2007	KK85_data_validation.pdf
1/5/2007	ARI	KK85	RLSW-2-010507	Heptachlor	AE	3/6/2007	KK85_data_validation.pdf
1/5/2007	ARI	KK85	RLSW-2-010507	Heptachlor epoxide	AE	3/6/2007	KK85_data_validation.pdf
1/5/2007	ARI	KK85	RLSW-2-010507	Hexachlorobenzene	AE	3/6/2007	KK85_data_validation.pdf
1/5/2007	ARI	KK85	RLSW-2-010507	Hexachlorobutadiene	AE	3/6/2007	KK85_data_validation.pdf
1/5/2007	ARI	KK85	RLSW-2-010507	Hexachlorocyclopentadiene	AE	3/6/2007	KK85_data_validation.pdf
1/5/2007	ARI	KK85	RLSW-2-010507	Hexachloroethane	AE	3/6/2007	KK85_data_validation.pdf

Data Validation
June 2007

Sample Date	Lab	SDG	Sample ID	Analyte	Validator	Data Validation Received/ Reviewed	Data Validation Filename
1/5/2007	ARI	KK85	RLSW-2-010507	Indeno(1,2,3-cd)pyrene	AE	3/6/2007	KK85_data_validation.pdf
1/5/2007	ARI	KK85	RLSW-2-010507	Iodomethane	AE	3/6/2007	KK85_data_validation.pdf
1/5/2007	ARI	KK85	RLSW-2-010507	Isophorone	AE	3/6/2007	KK85_data_validation.pdf
1/5/2007	ARI	KK85	RLSW-2-010507	Isopropylbenzene	AE	3/6/2007	KK85_data_validation.pdf
1/5/2007	ARI	KK85	RLSW-2-010507	Lead	AE	3/6/2007	KK85_data_validation.pdf
1/5/2007	ARI	KK85	RLSW-2-010507	m,p-Xylenes	AE	3/6/2007	KK85_data_validation.pdf
1/5/2007	ARI	KK85	RLSW-2-010507	Mercury	AE	3/6/2007	KK85_data_validation.pdf
1/5/2007	ARI	KK85	RLSW-2-010507	Methoxychlor	AE	3/6/2007	KK85_data_validation.pdf
1/5/2007	ARI	KK85	RLSW-2-010507	Naphthalene	AE	3/6/2007	KK85_data_validation.pdf
1/5/2007	ARI	KK85	RLSW-2-010507	n-Butylbenzene	AE	3/6/2007	KK85_data_validation.pdf
1/5/2007	ARI	KK85	RLSW-2-010507	Nickel	AE	3/6/2007	KK85_data_validation.pdf
1/5/2007	ARI	KK85	RLSW-2-010507	Nitrobenzene	AE	3/6/2007	KK85_data_validation.pdf
1/5/2007	ARI	KK85	RLSW-2-010507	n-Nitroso-di-n-propylamine	AE	3/6/2007	KK85_data_validation.pdf
1/5/2007	ARI	KK85	RLSW-2-010507	n-Nitroso-di-phenylamine	AE	3/6/2007	KK85_data_validation.pdf
1/5/2007	ARI	KK85	RLSW-2-010507	n-Propylbenzene	AE	3/6/2007	KK85_data_validation.pdf
1/5/2007	ARI	KK85	RLSW-2-010507	o-Xylene	AE	3/6/2007	KK85_data_validation.pdf
1/5/2007	ARI	KK85	RLSW-2-010507	Pentachlorophenol	AE	3/6/2007	KK85_data_validation.pdf
1/5/2007	ARI	KK85	RLSW-2-010507	Phenanthrene	AE	3/6/2007	KK85_data_validation.pdf
1/5/2007	ARI	KK85	RLSW-2-010507	Phenol	AE	3/6/2007	KK85_data_validation.pdf
1/5/2007	ARI	KK85	RLSW-2-010507	Pyrene	AE	3/6/2007	KK85_data_validation.pdf
1/5/2007	ARI	KK85	RLSW-2-010507	sec-Butylbenzene	AE	3/6/2007	KK85_data_validation.pdf
1/5/2007	ARI	KK85	RLSW-2-010507	Selenium	AE	3/6/2007	KK85_data_validation.pdf
1/5/2007	ARI	KK85	RLSW-2-010507	Silver	AE	3/6/2007	KK85_data_validation.pdf
1/5/2007	ARI	KK85	RLSW-2-010507	Styrene	AE	3/6/2007	KK85_data_validation.pdf
1/5/2007	ARI	KK85	RLSW-2-010507	tert-Butylbenzene	AE	3/6/2007	KK85_data_validation.pdf
1/5/2007	ARI	KK85	RLSW-2-010507	Tetrachloroethene	AE	3/6/2007	KK85_data_validation.pdf
1/5/2007	ARI	KK85	RLSW-2-010507	Thallium	AE	3/6/2007	KK85_data_validation.pdf
1/5/2007	ARI	KK85	RLSW-2-010507	Toluene	AE	3/6/2007	KK85_data_validation.pdf
1/5/2007	ARI	KK85	RLSW-2-010507	Toxaphene	AE	3/6/2007	KK85_data_validation.pdf
1/5/2007	ARI	KK85	RLSW-2-010507	trans-1,2-Dichloroethene	AE	3/6/2007	KK85_data_validation.pdf
1/5/2007	ARI	KK85	RLSW-2-010507	trans-1,3-Dichloropropene	AE	3/6/2007	KK85_data_validation.pdf
1/5/2007	ARI	KK85	RLSW-2-010507	trans-1,4-Dichloro-2-butene	AE	3/6/2007	KK85_data_validation.pdf
1/5/2007	ARI	KK85	RLSW-2-010507	Trichloroethene	AE	3/6/2007	KK85_data_validation.pdf
1/5/2007	ARI	KK85	RLSW-2-010507	Trichlorofluoromethane	AE	3/6/2007	KK85_data_validation.pdf
1/5/2007	ARI	KK85	RLSW-2-010507	Vinyl acetate	AE	3/6/2007	KK85_data_validation.pdf
1/5/2007	ARI	KK85	RLSW-2-010507	Vinyl chloride	AE	3/6/2007	KK85_data_validation.pdf
1/5/2007	ARI	KK85	RLSW-2-010507	Zinc	AE	3/6/2007	KK85_data_validation.pdf
1/5/2007	ARI	KK85	Trip Blank-070105	1,1,1,2-Tetrachloroethane	AE	3/6/2007	KK85_data_validation.pdf
1/5/2007	ARI	KK85	Trip Blank-070105	1,1,1-Trichloroethane	AE	3/6/2007	KK85_data_validation.pdf
1/5/2007	ARI	KK85	Trip Blank-070105	1,1,2,2-Tetrachloroethane	AE	3/6/2007	KK85_data_validation.pdf
1/5/2007	ARI	KK85	Trip Blank-070105	1,1,2-Trichloro-1,2,2-trifluoroethane	AE	3/6/2007	KK85_data_validation.pdf
1/5/2007	ARI	KK85	Trip Blank-070105	1,1,2-Trichloroethane	AE	3/6/2007	KK85_data_validation.pdf
1/5/2007	ARI	KK85	Trip Blank-070105	1,1-Dichloroethane	AE	3/6/2007	KK85_data_validation.pdf
1/5/2007	ARI	KK85	Trip Blank-070105	1,1-Dichloroethene	AE	3/6/2007	KK85_data_validation.pdf
1/5/2007	ARI	KK85	Trip Blank-070105	1,1-Dichloropropene	AE	3/6/2007	KK85_data_validation.pdf
1/5/2007	ARI	KK85	Trip Blank-070105	1,2,3-Trichlorobenzene	AE	3/6/2007	KK85_data_validation.pdf
1/5/2007	ARI	KK85	Trip Blank-070105	1,2,3-Trichloropropane	AE	3/6/2007	KK85_data_validation.pdf
1/5/2007	ARI	KK85	Trip Blank-070105	1,2,4-Trichlorobenzene	AE	3/6/2007	KK85_data_validation.pdf
1/5/2007	ARI	KK85	Trip Blank-070105	1,2,4-Trimethylbenzene	AE	3/6/2007	KK85_data_validation.pdf
1/5/2007	ARI	KK85	Trip Blank-070105	1,2-Dibromo-3-chloropropane	AE	3/6/2007	KK85_data_validation.pdf
1/5/2007	ARI	KK85	Trip Blank-070105	1,2-Dibromoethane	AE	3/6/2007	KK85_data_validation.pdf
1/5/2007	ARI	KK85	Trip Blank-070105	1,2-Dichlorobenzene	AE	3/6/2007	KK85_data_validation.pdf
1/5/2007	ARI	KK85	Trip Blank-070105	1,2-Dichloroethane	AE	3/6/2007	KK85_data_validation.pdf
1/5/2007	ARI	KK85	Trip Blank-070105	1,2-Dichloropropane	AE	3/6/2007	KK85_data_validation.pdf
1/5/2007	ARI	KK85	Trip Blank-070105	1,3,5-Trimethylbenzene	AE	3/6/2007	KK85_data_validation.pdf
1/5/2007	ARI	KK85	Trip Blank-070105	1,3-Dichlorobenzene	AE	3/6/2007	KK85_data_validation.pdf
1/5/2007	ARI	KK85	Trip Blank-070105	1,3-Dichloropropane	AE	3/6/2007	KK85_data_validation.pdf
1/5/2007	ARI	KK85	Trip Blank-070105	1,4-Dichlorobenzene	AE	3/6/2007	KK85_data_validation.pdf
1/5/2007	ARI	KK85	Trip Blank-070105	2,2-Dichloropropane	AE	3/6/2007	KK85_data_validation.pdf
1/5/2007	ARI	KK85	Trip Blank-070105	2-Butanone (MEK)	AE	3/6/2007	KK85_data_validation.pdf
1/5/2007	ARI	KK85	Trip Blank-070105	2-Chloroethylvinylether	AE	3/6/2007	KK85_data_validation.pdf
1/5/2007	ARI	KK85	Trip Blank-070105	2-Chlorotoluene	AE	3/6/2007	KK85_data_validation.pdf
1/5/2007	ARI	KK85	Trip Blank-070105	2-Hexanone	AE	3/6/2007	KK85_data_validation.pdf
1/5/2007	ARI	KK85	Trip Blank-070105	4-Chlorotoluene	AE	3/6/2007	KK85_data_validation.pdf
1/5/2007	ARI	KK85	Trip Blank-070105	4-Isopropyltoluene	AE	3/6/2007	KK85_data_validation.pdf
1/5/2007	ARI	KK85	Trip Blank-070105	4-Methyl-2-Pentanone (MIBK)	AE	3/6/2007	KK85_data_validation.pdf
1/5/2007	ARI	KK85	Trip Blank-070105	Acetone	AE	3/6/2007	KK85_data_validation.pdf
1/5/2007	ARI	KK85	Trip Blank-070105	Acrolein	AE	3/6/2007	KK85_data_validation.pdf
1/5/2007	ARI	KK85	Trip Blank-070105	Acrylonitrile	AE	3/6/2007	KK85_data_validation.pdf
1/5/2007	ARI	KK85	Trip Blank-070105	Benzene	AE	3/6/2007	KK85_data_validation.pdf
1/5/2007	ARI	KK85	Trip Blank-070105	Bromobenzene	AE	3/6/2007	KK85_data_validation.pdf
1/5/2007	ARI	KK85	Trip Blank-070105	Bromochloromethane	AE	3/6/2007	KK85_data_validation.pdf
1/5/2007	ARI	KK85	Trip Blank-070105	Bromodichloromethane	AE	3/6/2007	KK85_data_validation.pdf
1/5/2007	ARI	KK85	Trip Blank-070105	Bromoethane	AE	3/6/2007	KK85_data_validation.pdf

Data Validation
June 2007

Sample Date	Lab	SDG	Sample ID	Analyte	Validator	Data Validation Received/ Reviewed	Data Validation Filename
1/5/2007	ARI	KK85	Trip Blank-070105	Bromoform	AE	3/6/2007	KK85_data_validation.pdf
1/5/2007	ARI	KK85	Trip Blank-070105	Bromomethane	AE	3/6/2007	KK85_data_validation.pdf
1/5/2007	ARI	KK85	Trip Blank-070105	Carbon disulfide	AE	3/6/2007	KK85_data_validation.pdf
1/5/2007	ARI	KK85	Trip Blank-070105	Carbon tetrachloride	AE	3/6/2007	KK85_data_validation.pdf
1/5/2007	ARI	KK85	Trip Blank-070105	Chlorobenzene	AE	3/6/2007	KK85_data_validation.pdf
1/5/2007	ARI	KK85	Trip Blank-070105	Chloroethane	AE	3/6/2007	KK85_data_validation.pdf
1/5/2007	ARI	KK85	Trip Blank-070105	Chloroform	AE	3/6/2007	KK85_data_validation.pdf
1/5/2007	ARI	KK85	Trip Blank-070105	Chloromethane	AE	3/6/2007	KK85_data_validation.pdf
1/5/2007	ARI	KK85	Trip Blank-070105	cis-1,2-Dichloroethene	AE	3/6/2007	KK85_data_validation.pdf
1/5/2007	ARI	KK85	Trip Blank-070105	cis-1,3-Dichloropropene	AE	3/6/2007	KK85_data_validation.pdf
1/5/2007	ARI	KK85	Trip Blank-070105	Dibromochloromethane	AE	3/6/2007	KK85_data_validation.pdf
1/5/2007	ARI	KK85	Trip Blank-070105	Dibromomethane	AE	3/6/2007	KK85_data_validation.pdf
1/5/2007	ARI	KK85	Trip Blank-070105	Dichloromethane	AE	3/6/2007	KK85_data_validation.pdf
1/5/2007	ARI	KK85	Trip Blank-070105	Ethylbenzene	AE	3/6/2007	KK85_data_validation.pdf
1/5/2007	ARI	KK85	Trip Blank-070105	Hexachlorobutadiene	AE	3/6/2007	KK85_data_validation.pdf
1/5/2007	ARI	KK85	Trip Blank-070105	Iodomethane	AE	3/6/2007	KK85_data_validation.pdf
1/5/2007	ARI	KK85	Trip Blank-070105	Isopropylbenzene	AE	3/6/2007	KK85_data_validation.pdf
1/5/2007	ARI	KK85	Trip Blank-070105	m,p-Xylenes	AE	3/6/2007	KK85_data_validation.pdf
1/5/2007	ARI	KK85	Trip Blank-070105	Naphthalene	AE	3/6/2007	KK85_data_validation.pdf
1/5/2007	ARI	KK85	Trip Blank-070105	n-Butylbenzene	AE	3/6/2007	KK85_data_validation.pdf
1/5/2007	ARI	KK85	Trip Blank-070105	n-Propylbenzene	AE	3/6/2007	KK85_data_validation.pdf
1/5/2007	ARI	KK85	Trip Blank-070105	o-Xylene	AE	3/6/2007	KK85_data_validation.pdf
1/5/2007	ARI	KK85	Trip Blank-070105	sec-Butylbenzene	AE	3/6/2007	KK85_data_validation.pdf
1/5/2007	ARI	KK85	Trip Blank-070105	Styrene	AE	3/6/2007	KK85_data_validation.pdf
1/5/2007	ARI	KK85	Trip Blank-070105	tert-Butylbenzene	AE	3/6/2007	KK85_data_validation.pdf
1/5/2007	ARI	KK85	Trip Blank-070105	Tetrachloroethene	AE	3/6/2007	KK85_data_validation.pdf
1/5/2007	ARI	KK85	Trip Blank-070105	Toluene	AE	3/6/2007	KK85_data_validation.pdf
1/5/2007	ARI	KK85	Trip Blank-070105	trans-1,2-Dichloroethene	AE	3/6/2007	KK85_data_validation.pdf
1/5/2007	ARI	KK85	Trip Blank-070105	trans-1,3-Dichloropropene	AE	3/6/2007	KK85_data_validation.pdf
1/5/2007	ARI	KK85	Trip Blank-070105	trans-1,4-Dichloro-2-butene	AE	3/6/2007	KK85_data_validation.pdf
1/5/2007	ARI	KK85	Trip Blank-070105	Trichloroethene	AE	3/6/2007	KK85_data_validation.pdf
1/5/2007	ARI	KK85	Trip Blank-070105	Trichlorofluoromethane	AE	3/6/2007	KK85_data_validation.pdf
1/5/2007	ARI	KK85	Trip Blank-070105	Vinyl acetate	AE	3/6/2007	KK85_data_validation.pdf
1/5/2007	ARI	KK85	Trip Blank-070105	Vinyl chloride	AE	3/6/2007	KK85_data_validation.pdf
2/27/2007	ARI	KP85	PZ-1-022707	2-Methylnaphthalene	LDC	5/8/2007	16613.pdf
2/27/2007	ARI	KP85	PZ-1-022707	Acenaphthene	LDC	5/8/2007	16613.pdf
2/27/2007	ARI	KP85	PZ-1-022707	Acenaphthylene	LDC	5/8/2007	16613.pdf
2/27/2007	ARI	KP85	PZ-1-022707	Anthracene	LDC	5/8/2007	16613.pdf
2/27/2007	ARI	KP85	PZ-1-022707	Benzo(a)anthracene	LDC	5/8/2007	16613.pdf
2/27/2007	ARI	KP85	PZ-1-022707	Benzo(a)pyrene	LDC	5/8/2007	16613.pdf
2/27/2007	ARI	KP85	PZ-1-022707	Benzo(b)fluoranthene	LDC	5/8/2007	16613.pdf
2/27/2007	ARI	KP85	PZ-1-022707	Benzo(g,h,i)perylene	LDC	5/8/2007	16613.pdf
2/27/2007	ARI	KP85	PZ-1-022707	Benzo(k)fluoranthene	LDC	5/8/2007	16613.pdf
2/27/2007	ARI	KP85	PZ-1-022707	Chrysene	LDC	5/8/2007	16613.pdf
2/27/2007	ARI	KP85	PZ-1-022707	Dibenzo(a,h)anthracene	LDC	5/8/2007	16613.pdf
2/27/2007	ARI	KP85	PZ-1-022707	Dibenzofuran	LDC	5/8/2007	16613.pdf
2/27/2007	ARI	KP85	PZ-1-022707	Fluoranthene	LDC	5/8/2007	16613.pdf
2/27/2007	ARI	KP85	PZ-1-022707	Fluorene	LDC	5/8/2007	16613.pdf
2/27/2007	ARI	KP85	PZ-1-022707	Indeno(1,2,3-cd)pyrene	LDC	5/8/2007	16613.pdf
2/27/2007	ARI	KP85	PZ-1-022707	Naphthalene	LDC	5/8/2007	16613.pdf
2/27/2007	ARI	KP85	PZ-1-022707	Phenanthrene	LDC	5/8/2007	16613.pdf
2/27/2007	ARI	KP85	PZ-1-022707	Pyrene	LDC	5/8/2007	16613.pdf
2/27/2007	ARI	KP85	PZ-3-022707	2-Methylnaphthalene	LDC	5/8/2007	16613.pdf
2/27/2007	ARI	KP85	PZ-3-022707	Acenaphthene	LDC	5/8/2007	16613.pdf
2/27/2007	ARI	KP85	PZ-3-022707	Acenaphthylene	LDC	5/8/2007	16613.pdf
2/27/2007	ARI	KP85	PZ-3-022707	Anthracene	LDC	5/8/2007	16613.pdf
2/27/2007	ARI	KP85	PZ-3-022707	Benzo(a)anthracene	LDC	5/8/2007	16613.pdf
2/27/2007	ARI	KP85	PZ-3-022707	Benzo(a)pyrene	LDC	5/8/2007	16613.pdf
2/27/2007	ARI	KP85	PZ-3-022707	Benzo(b)fluoranthene	LDC	5/8/2007	16613.pdf
2/27/2007	ARI	KP85	PZ-3-022707	Benzo(g,h,i)perylene	LDC	5/8/2007	16613.pdf
2/27/2007	ARI	KP85	PZ-3-022707	Benzo(k)fluoranthene	LDC	5/8/2007	16613.pdf
2/27/2007	ARI	KP85	PZ-3-022707	Chrysene	LDC	5/8/2007	16613.pdf
2/27/2007	ARI	KP85	PZ-3-022707	Dibenzo(a,h)anthracene	LDC	5/8/2007	16613.pdf
2/27/2007	ARI	KP85	PZ-3-022707	Dibenzofuran	LDC	5/8/2007	16613.pdf
2/27/2007	ARI	KP85	PZ-3-022707	Fluoranthene	LDC	5/8/2007	16613.pdf
2/27/2007	ARI	KP85	PZ-3-022707	Fluorene	LDC	5/8/2007	16613.pdf
2/27/2007	ARI	KP85	PZ-3-022707	Indeno(1,2,3-cd)pyrene	LDC	5/8/2007	16613.pdf
2/27/2007	ARI	KP85	PZ-3-022707	Naphthalene	LDC	5/8/2007	16613.pdf
2/27/2007	ARI	KP85	PZ-3-022707	Phenanthrene	LDC	5/8/2007	16613.pdf
2/27/2007	ARI	KP85	PZ-3-022707	Pyrene	LDC	5/8/2007	16613.pdf
2/27/2007	ARI	KP85	PZ-4-022707	2-Methylnaphthalene	LDC	5/8/2007	16613.pdf
2/27/2007	ARI	KP85	PZ-4-022707	Acenaphthene	LDC	5/8/2007	16613.pdf
2/27/2007	ARI	KP85	PZ-4-022707	Acenaphthylene	LDC	5/8/2007	16613.pdf
2/27/2007	ARI	KP85	PZ-4-022707	Anthracene	LDC	5/8/2007	16613.pdf

Data Validation
June 2007

Sample Date	Lab	SDG	Sample ID	Analyte	Validator	Data Validation Received/ Reviewed	Data Validation Filename
2/27/2007	ARI	KP85	PZ-4-022707	Benzo(a)anthracene	LDC	5/8/2007	16613.pdf
2/27/2007	ARI	KP85	PZ-4-022707	Benzo(a)pyrene	LDC	5/8/2007	16613.pdf
2/27/2007	ARI	KP85	PZ-4-022707	Benzo(b)fluoranthene	LDC	5/8/2007	16613.pdf
2/27/2007	ARI	KP85	PZ-4-022707	Benzo(g,h,i)perylene	LDC	5/8/2007	16613.pdf
2/27/2007	ARI	KP85	PZ-4-022707	Benzo(k)fluoranthene	LDC	5/8/2007	16613.pdf
2/27/2007	ARI	KP85	PZ-4-022707	Chrysene	LDC	5/8/2007	16613.pdf
2/27/2007	ARI	KP85	PZ-4-022707	Dibenzo(a,h)anthracene	LDC	5/8/2007	16613.pdf
2/27/2007	ARI	KP85	PZ-4-022707	Dibenzofuran	LDC	5/8/2007	16613.pdf
2/27/2007	ARI	KP85	PZ-4-022707	Fluoranthene	LDC	5/8/2007	16613.pdf
2/27/2007	ARI	KP85	PZ-4-022707	Fluorene	LDC	5/8/2007	16613.pdf
2/27/2007	ARI	KP85	PZ-4-022707	Indeno(1,2,3-cd)pyrene	LDC	5/8/2007	16613.pdf
2/27/2007	ARI	KP85	PZ-4-022707	Naphthalene	LDC	5/8/2007	16613.pdf
2/27/2007	ARI	KP85	PZ-4-022707	Phenanthrene	LDC	5/8/2007	16613.pdf
2/27/2007	ARI	KP85	PZ-4-022707	Pyrene	LDC	5/8/2007	16613.pdf
2/27/2007	ARI	KP85	PZ-5-022707	2-Methylnaphthalene	LDC	5/8/2007	16613.pdf
2/27/2007	ARI	KP85	PZ-5-022707	Acenaphthene	LDC	5/8/2007	16613.pdf
2/27/2007	ARI	KP85	PZ-5-022707	Acenaphthylene	LDC	5/8/2007	16613.pdf
2/27/2007	ARI	KP85	PZ-5-022707	Anthracene	LDC	5/8/2007	16613.pdf
2/27/2007	ARI	KP85	PZ-5-022707	Benzo(a)anthracene	LDC	5/8/2007	16613.pdf
2/27/2007	ARI	KP85	PZ-5-022707	Benzo(a)pyrene	LDC	5/8/2007	16613.pdf
2/27/2007	ARI	KP85	PZ-5-022707	Benzo(b)fluoranthene	LDC	5/8/2007	16613.pdf
2/27/2007	ARI	KP85	PZ-5-022707	Benzo(g,h,i)perylene	LDC	5/8/2007	16613.pdf
2/27/2007	ARI	KP85	PZ-5-022707	Benzo(k)fluoranthene	LDC	5/8/2007	16613.pdf
2/27/2007	ARI	KP85	PZ-5-022707	Chrysene	LDC	5/8/2007	16613.pdf
2/27/2007	ARI	KP85	PZ-5-022707	Dibenzo(a,h)anthracene	LDC	5/8/2007	16613.pdf
2/27/2007	ARI	KP85	PZ-5-022707	Dibenzofuran	LDC	5/8/2007	16613.pdf
2/27/2007	ARI	KP85	PZ-5-022707	Fluoranthene	LDC	5/8/2007	16613.pdf
2/27/2007	ARI	KP85	PZ-5-022707	Fluorene	LDC	5/8/2007	16613.pdf
2/27/2007	ARI	KP85	PZ-5-022707	Indeno(1,2,3-cd)pyrene	LDC	5/8/2007	16613.pdf
2/27/2007	ARI	KP85	PZ-5-022707	Naphthalene	LDC	5/8/2007	16613.pdf
2/27/2007	ARI	KP85	PZ-5-022707	Phenanthrene	LDC	5/8/2007	16613.pdf
2/27/2007	ARI	KP85	PZ-5-022707	Pyrene	LDC	5/8/2007	16613.pdf
2/27/2007	ARI	KP85	PZ-53-022707	2-Methylnaphthalene	LDC	5/8/2007	16613.pdf
2/27/2007	ARI	KP85	PZ-53-022707	Acenaphthene	LDC	5/8/2007	16613.pdf
2/27/2007	ARI	KP85	PZ-53-022707	Acenaphthylene	LDC	5/8/2007	16613.pdf
2/27/2007	ARI	KP85	PZ-53-022707	Anthracene	LDC	5/8/2007	16613.pdf
2/27/2007	ARI	KP85	PZ-53-022707	Benzo(a)anthracene	LDC	5/8/2007	16613.pdf
2/27/2007	ARI	KP85	PZ-53-022707	Benzo(a)pyrene	LDC	5/8/2007	16613.pdf
2/27/2007	ARI	KP85	PZ-53-022707	Benzo(b)fluoranthene	LDC	5/8/2007	16613.pdf
2/27/2007	ARI	KP85	PZ-53-022707	Benzo(g,h,i)perylene	LDC	5/8/2007	16613.pdf
2/27/2007	ARI	KP85	PZ-53-022707	Benzo(k)fluoranthene	LDC	5/8/2007	16613.pdf
2/27/2007	ARI	KP85	PZ-53-022707	Chrysene	LDC	5/8/2007	16613.pdf
2/27/2007	ARI	KP85	PZ-53-022707	Dibenzo(a,h)anthracene	LDC	5/8/2007	16613.pdf
2/27/2007	ARI	KP85	PZ-53-022707	Dibenzofuran	LDC	5/8/2007	16613.pdf
2/27/2007	ARI	KP85	PZ-53-022707	Fluoranthene	LDC	5/8/2007	16613.pdf
2/27/2007	ARI	KP85	PZ-53-022707	Fluorene	LDC	5/8/2007	16613.pdf
2/27/2007	ARI	KP85	PZ-53-022707	Indeno(1,2,3-cd)pyrene	LDC	5/8/2007	16613.pdf
2/27/2007	ARI	KP85	PZ-53-022707	Naphthalene	LDC	5/8/2007	16613.pdf
2/27/2007	ARI	KP85	PZ-53-022707	Phenanthrene	LDC	5/8/2007	16613.pdf
2/27/2007	ARI	KP85	PZ-53-022707	Pyrene	LDC	5/8/2007	16613.pdf
2/27/2007	ARI	KP85	S2-A-022707	1,1,1,2-Tetrachloroethane	LDC	5/8/2007	16613.pdf
2/27/2007	ARI	KP85	S2-A-022707	1,1,1-Trichloroethane	LDC	5/8/2007	16613.pdf
2/27/2007	ARI	KP85	S2-A-022707	1,1,2,2-Tetrachloroethane	LDC	5/8/2007	16613.pdf
2/27/2007	ARI	KP85	S2-A-022707	1,1,2-Trichloro-1,2,2-trifluoroethane	LDC	5/8/2007	16613.pdf
2/27/2007	ARI	KP85	S2-A-022707	1,1,2-Trichloroethane	LDC	5/8/2007	16613.pdf
2/27/2007	ARI	KP85	S2-A-022707	1,1-Dichloroethane	LDC	5/8/2007	16613.pdf
2/27/2007	ARI	KP85	S2-A-022707	1,1-Dichloroethene	LDC	5/8/2007	16613.pdf
2/27/2007	ARI	KP85	S2-A-022707	1,1-Dichloropropene	LDC	5/8/2007	16613.pdf
2/27/2007	ARI	KP85	S2-A-022707	1,2,3-Trichlorobenzene	LDC	5/8/2007	16613.pdf
2/27/2007	ARI	KP85	S2-A-022707	1,2,3-Trichloropropane	LDC	5/8/2007	16613.pdf
2/27/2007	ARI	KP85	S2-A-022707	1,2,4-Trichlorobenzene	LDC	5/8/2007	16613.pdf
2/27/2007	ARI	KP85	S2-A-022707	1,2,4-Trimethylbenzene	LDC	5/8/2007	16613.pdf
2/27/2007	ARI	KP85	S2-A-022707	1,2-Dibromo-3-chloropropane	LDC	5/8/2007	16613.pdf
2/27/2007	ARI	KP85	S2-A-022707	1,2-Dibromoethane	LDC	5/8/2007	16613.pdf
2/27/2007	ARI	KP85	S2-A-022707	1,2-Dichlorobenzene	LDC	5/8/2007	16613.pdf
2/27/2007	ARI	KP85	S2-A-022707	1,2-Dichloroethane	LDC	5/8/2007	16613.pdf
2/27/2007	ARI	KP85	S2-A-022707	1,2-Dichloropropane	LDC	5/8/2007	16613.pdf
2/27/2007	ARI	KP85	S2-A-022707	1,2-Diphenylhydrazine	LDC	5/8/2007	16613.pdf
2/27/2007	ARI	KP85	S2-A-022707	1,3,5-Trimethylbenzene	LDC	5/8/2007	16613.pdf
2/27/2007	ARI	KP85	S2-A-022707	1,3-Dichlorobenzene	LDC	5/8/2007	16613.pdf
2/27/2007	ARI	KP85	S2-A-022707	1,3-Dichloropropane	LDC	5/8/2007	16613.pdf
2/27/2007	ARI	KP85	S2-A-022707	1,4-Dichlorobenzene	LDC	5/8/2007	16613.pdf
2/27/2007	ARI	KP85	S2-A-022707	2,2-Dichloropropane	LDC	5/8/2007	16613.pdf
2/27/2007	ARI	KP85	S2-A-022707	2,2'-Oxybis(1-Chloropropane)	LDC	5/8/2007	16613.pdf

Data Validation
June 2007

Sample Date	Lab	SDG	Sample ID	Analyte	Validator	Data Validation Received/ Reviewed	Data Validation Filename
2/27/2007	ARI	KP85	S2-A-022707	2,4,6-Trichlorophenol	LDC	5/8/2007	16613.pdf
2/27/2007	ARI	KP85	S2-A-022707	2,4-Dichlorophenol	LDC	5/8/2007	16613.pdf
2/27/2007	ARI	KP85	S2-A-022707	2,4-Dimethylphenol	LDC	5/8/2007	16613.pdf
2/27/2007	ARI	KP85	S2-A-022707	2,4-Dinitrophenol	LDC	5/8/2007	16613.pdf
2/27/2007	ARI	KP85	S2-A-022707	2,4-Dinitrotoluene	LDC	5/8/2007	16613.pdf
2/27/2007	ARI	KP85	S2-A-022707	2,6-Dinitrotoluene	LDC	5/8/2007	16613.pdf
2/27/2007	ARI	KP85	S2-A-022707	2-Butanone (MEK)	LDC	5/8/2007	16613.pdf
2/27/2007	ARI	KP85	S2-A-022707	2-Chloroethylvinylether	LDC	5/8/2007	16613.pdf
2/27/2007	ARI	KP85	S2-A-022707	2-Chloronaphthalene	LDC	5/8/2007	16613.pdf
2/27/2007	ARI	KP85	S2-A-022707	2-Chlorophenol	LDC	5/8/2007	16613.pdf
2/27/2007	ARI	KP85	S2-A-022707	2-Chlorotoluene	LDC	5/8/2007	16613.pdf
2/27/2007	ARI	KP85	S2-A-022707	2-Hexanone	LDC	5/8/2007	16613.pdf
2/27/2007	ARI	KP85	S2-A-022707	2-Methylnaphthalene	LDC	5/8/2007	16613.pdf
2/27/2007	ARI	KP85	S2-A-022707	2-Methylphenol	LDC	5/8/2007	16613.pdf
2/27/2007	ARI	KP85	S2-A-022707	2-Nitrophenol	LDC	5/8/2007	16613.pdf
2/27/2007	ARI	KP85	S2-A-022707	3,3'-Dichlorobenzidine	LDC	5/8/2007	16613.pdf
2/27/2007	ARI	KP85	S2-A-022707	4,4'-DDD	LDC	5/8/2007	16613.pdf
2/27/2007	ARI	KP85	S2-A-022707	4,4'-DDE	LDC	5/8/2007	16613.pdf
2/27/2007	ARI	KP85	S2-A-022707	4,4'-DDT	LDC	5/8/2007	16613.pdf
2/27/2007	ARI	KP85	S2-A-022707	4,6-Dinitro-2-Methylphenol	LDC	5/8/2007	16613.pdf
2/27/2007	ARI	KP85	S2-A-022707	4-Bromophenyl-phenylether	LDC	5/8/2007	16613.pdf
2/27/2007	ARI	KP85	S2-A-022707	4-Chloro-3-methylphenol	LDC	5/8/2007	16613.pdf
2/27/2007	ARI	KP85	S2-A-022707	4-Chlorophenyl-phenylether	LDC	5/8/2007	16613.pdf
2/27/2007	ARI	KP85	S2-A-022707	4-Chlorotoluene	LDC	5/8/2007	16613.pdf
2/27/2007	ARI	KP85	S2-A-022707	4-Isopropyltoluene	LDC	5/8/2007	16613.pdf
2/27/2007	ARI	KP85	S2-A-022707	4-Methyl-2-Pentanone (MIBK)	LDC	5/8/2007	16613.pdf
2/27/2007	ARI	KP85	S2-A-022707	4-Methylphenol	LDC	5/8/2007	16613.pdf
2/27/2007	ARI	KP85	S2-A-022707	4-Nitrophenol	LDC	5/8/2007	16613.pdf
2/27/2007	ARI	KP85	S2-A-022707	Acenaphthene	LDC	5/8/2007	16613.pdf
2/27/2007	ARI	KP85	S2-A-022707	Acenaphthylene	LDC	5/8/2007	16613.pdf
2/27/2007	ARI	KP85	S2-A-022707	Acetone	LDC	5/8/2007	16613.pdf
2/27/2007	ARI	KP85	S2-A-022707	Acrolein	LDC	5/8/2007	16613.pdf
2/27/2007	ARI	KP85	S2-A-022707	Acrylonitrile	LDC	5/8/2007	16613.pdf
2/27/2007	ARI	KP85	S2-A-022707	Aldrin	LDC	5/8/2007	16613.pdf
2/27/2007	ARI	KP85	S2-A-022707	alpha-BHC	LDC	5/8/2007	16613.pdf
2/27/2007	ARI	KP85	S2-A-022707	alpha-Chlordane	LDC	5/8/2007	16613.pdf
2/27/2007	ARI	KP85	S2-A-022707	Anthracene	LDC	5/8/2007	16613.pdf
2/27/2007	ARI	KP85	S2-A-022707	Antimony	LDC	5/8/2007	16613.pdf
2/27/2007	ARI	KP85	S2-A-022707	Aroclor 1016	LDC	5/8/2007	16613.pdf
2/27/2007	ARI	KP85	S2-A-022707	Aroclor 1221	LDC	5/8/2007	16613.pdf
2/27/2007	ARI	KP85	S2-A-022707	Aroclor 1232	LDC	5/8/2007	16613.pdf
2/27/2007	ARI	KP85	S2-A-022707	Aroclor 1242	LDC	5/8/2007	16613.pdf
2/27/2007	ARI	KP85	S2-A-022707	Aroclor 1248	LDC	5/8/2007	16613.pdf
2/27/2007	ARI	KP85	S2-A-022707	Aroclor 1254	LDC	5/8/2007	16613.pdf
2/27/2007	ARI	KP85	S2-A-022707	Aroclor 1260	LDC	5/8/2007	16613.pdf
2/27/2007	ARI	KP85	S2-A-022707	Arsenic	LDC	5/8/2007	16613.pdf
2/27/2007	ARI	KP85	S2-A-022707	Benzene	LDC	5/8/2007	16613.pdf
2/27/2007	ARI	KP85	S2-A-022707	Benzidine	LDC	5/8/2007	16613.pdf
2/27/2007	ARI	KP85	S2-A-022707	Benzo(a)anthracene	LDC	5/8/2007	16613.pdf
2/27/2007	ARI	KP85	S2-A-022707	Benzo(a)pyrene	LDC	5/8/2007	16613.pdf
2/27/2007	ARI	KP85	S2-A-022707	Benzo(b)fluoranthene	LDC	5/8/2007	16613.pdf
2/27/2007	ARI	KP85	S2-A-022707	Benzo(g,h,i)perylene	LDC	5/8/2007	16613.pdf
2/27/2007	ARI	KP85	S2-A-022707	Benzo(k)fluoranthene	LDC	5/8/2007	16613.pdf
2/27/2007	ARI	KP85	S2-A-022707	Benzoic acid	LDC	5/8/2007	16613.pdf
2/27/2007	ARI	KP85	S2-A-022707	Benzyl alcohol	LDC	5/8/2007	16613.pdf
2/27/2007	ARI	KP85	S2-A-022707	Beryllium	LDC	5/8/2007	16613.pdf
2/27/2007	ARI	KP85	S2-A-022707	beta-BHC	LDC	5/8/2007	16613.pdf
2/27/2007	ARI	KP85	S2-A-022707	bis(2-Chloroethoxy)methane	LDC	5/8/2007	16613.pdf
2/27/2007	ARI	KP85	S2-A-022707	bis(2-Chloroethyl)ether	LDC	5/8/2007	16613.pdf
2/27/2007	ARI	KP85	S2-A-022707	bis(2-Ethylhexyl)phthalate	LDC	5/8/2007	16613.pdf
2/27/2007	ARI	KP85	S2-A-022707	Bromobenzene	LDC	5/8/2007	16613.pdf
2/27/2007	ARI	KP85	S2-A-022707	Bromochloromethane	LDC	5/8/2007	16613.pdf
2/27/2007	ARI	KP85	S2-A-022707	Bromodichloromethane	LDC	5/8/2007	16613.pdf
2/27/2007	ARI	KP85	S2-A-022707	Bromoethane	LDC	5/8/2007	16613.pdf
2/27/2007	ARI	KP85	S2-A-022707	Bromoform	LDC	5/8/2007	16613.pdf
2/27/2007	ARI	KP85	S2-A-022707	Bromomethane	LDC	5/8/2007	16613.pdf
2/27/2007	ARI	KP85	S2-A-022707	Butylbenzylphthalate	LDC	5/8/2007	16613.pdf
2/27/2007	ARI	KP85	S2-A-022707	Cadmium	LDC	5/8/2007	16613.pdf
2/27/2007	ARI	KP85	S2-A-022707	Carbon disulfide	LDC	5/8/2007	16613.pdf
2/27/2007	ARI	KP85	S2-A-022707	Carbon tetrachloride	LDC	5/8/2007	16613.pdf
2/27/2007	ARI	KP85	S2-A-022707	Chlorobenzene	LDC	5/8/2007	16613.pdf
2/27/2007	ARI	KP85	S2-A-022707	Chloroethane	LDC	5/8/2007	16613.pdf
2/27/2007	ARI	KP85	S2-A-022707	Chloroform	LDC	5/8/2007	16613.pdf
2/27/2007	ARI	KP85	S2-A-022707	Chloromethane	LDC	5/8/2007	16613.pdf

Data Validation
June 2007

Sample Date	Lab	SDG	Sample ID	Analyte	Validator	Data Validation Received/ Reviewed	Data Validation Filename
2/27/2007	ARI	KP85	S2-A-022707	Chromium	LDC	5/8/2007	16613.pdf
2/27/2007	ARI	KP85	S2-A-022707	Chrysene	LDC	5/8/2007	16613.pdf
2/27/2007	ARI	KP85	S2-A-022707	cis-1,2-Dichloroethene	LDC	5/8/2007	16613.pdf
2/27/2007	ARI	KP85	S2-A-022707	cis-1,3-Dichloropropene	LDC	5/8/2007	16613.pdf
2/27/2007	ARI	KP85	S2-A-022707	Copper	LDC	5/8/2007	16613.pdf
2/27/2007	ARI	KP85	S2-A-022707	Cyanide	LDC	5/8/2007	16613.pdf
2/27/2007	ARI	KP85	S2-A-022707	Cyanide, WAD	LDC	5/8/2007	16613.pdf
2/27/2007	ARI	KP85	S2-A-022707	delta-BHC	LDC	5/8/2007	16613.pdf
2/27/2007	ARI	KP85	S2-A-022707	Dibenzo(a,h)anthracene	LDC	5/8/2007	16613.pdf
2/27/2007	ARI	KP85	S2-A-022707	Dibenzofuran	LDC	5/8/2007	16613.pdf
2/27/2007	ARI	KP85	S2-A-022707	Dibromochloromethane	LDC	5/8/2007	16613.pdf
2/27/2007	ARI	KP85	S2-A-022707	Dibromomethane	LDC	5/8/2007	16613.pdf
2/27/2007	ARI	KP85	S2-A-022707	Dichloromethane	LDC	5/8/2007	16613.pdf
2/27/2007	ARI	KP85	S2-A-022707	Dieldrin	LDC	5/8/2007	16613.pdf
2/27/2007	ARI	KP85	S2-A-022707	Diethylphthalate	LDC	5/8/2007	16613.pdf
2/27/2007	ARI	KP85	S2-A-022707	Dimethylphthalate	LDC	5/8/2007	16613.pdf
2/27/2007	ARI	KP85	S2-A-022707	Di-n-butylphthalate	LDC	5/8/2007	16613.pdf
2/27/2007	ARI	KP85	S2-A-022707	Di-n-octylphthalate	LDC	5/8/2007	16613.pdf
2/27/2007	ARI	KP85	S2-A-022707	Endosulfan I	LDC	5/8/2007	16613.pdf
2/27/2007	ARI	KP85	S2-A-022707	Endosulfan II	LDC	5/8/2007	16613.pdf
2/27/2007	ARI	KP85	S2-A-022707	Endosulfan sulfate	LDC	5/8/2007	16613.pdf
2/27/2007	ARI	KP85	S2-A-022707	Endrin	LDC	5/8/2007	16613.pdf
2/27/2007	ARI	KP85	S2-A-022707	Endrin aldehyde	LDC	5/8/2007	16613.pdf
2/27/2007	ARI	KP85	S2-A-022707	Endrin ketone	LDC	5/8/2007	16613.pdf
2/27/2007	ARI	KP85	S2-A-022707	Ethylbenzene	LDC	5/8/2007	16613.pdf
2/27/2007	ARI	KP85	S2-A-022707	Fluoranthene	LDC	5/8/2007	16613.pdf
2/27/2007	ARI	KP85	S2-A-022707	Fluorene	LDC	5/8/2007	16613.pdf
2/27/2007	ARI	KP85	S2-A-022707	gamma-BHC (Lindane)	LDC	5/8/2007	16613.pdf
2/27/2007	ARI	KP85	S2-A-022707	gamma-Chlordane	LDC	5/8/2007	16613.pdf
2/27/2007	ARI	KP85	S2-A-022707	Heptachlor	LDC	5/8/2007	16613.pdf
2/27/2007	ARI	KP85	S2-A-022707	Heptachlor epoxide	LDC	5/8/2007	16613.pdf
2/27/2007	ARI	KP85	S2-A-022707	Hexachlorobenzene	LDC	5/8/2007	16613.pdf
2/27/2007	ARI	KP85	S2-A-022707	Hexachlorobutadiene	LDC	5/8/2007	16613.pdf
2/27/2007	ARI	KP85	S2-A-022707	Hexachlorocyclopentadiene	LDC	5/8/2007	16613.pdf
2/27/2007	ARI	KP85	S2-A-022707	Hexachloroethane	LDC	5/8/2007	16613.pdf
2/27/2007	ARI	KP85	S2-A-022707	Indeno(1,2,3-cd)pyrene	LDC	5/8/2007	16613.pdf
2/27/2007	ARI	KP85	S2-A-022707	Iodomethane	LDC	5/8/2007	16613.pdf
2/27/2007	ARI	KP85	S2-A-022707	Isophorone	LDC	5/8/2007	16613.pdf
2/27/2007	ARI	KP85	S2-A-022707	Isopropylbenzene	LDC	5/8/2007	16613.pdf
2/27/2007	ARI	KP85	S2-A-022707	Lead	LDC	5/8/2007	16613.pdf
2/27/2007	ARI	KP85	S2-A-022707	m,p-Xylenes	LDC	5/8/2007	16613.pdf
2/27/2007	ARI	KP85	S2-A-022707	Mercury	LDC	5/8/2007	16613.pdf
2/27/2007	ARI	KP85	S2-A-022707	Methoxychlor	LDC	5/8/2007	16613.pdf
2/27/2007	ARI	KP85	S2-A-022707	Naphthalene	LDC	5/8/2007	16613.pdf
2/27/2007	ARI	KP85	S2-A-022707	n-Butylbenzene	LDC	5/8/2007	16613.pdf
2/27/2007	ARI	KP85	S2-A-022707	Nickel	LDC	5/8/2007	16613.pdf
2/27/2007	ARI	KP85	S2-A-022707	Nitrobenzene	LDC	5/8/2007	16613.pdf
2/27/2007	ARI	KP85	S2-A-022707	n-Nitroso-di-methylamine	LDC	5/8/2007	16613.pdf
2/27/2007	ARI	KP85	S2-A-022707	n-Nitroso-di-n-propylamine	LDC	5/8/2007	16613.pdf
2/27/2007	ARI	KP85	S2-A-022707	n-Nitroso-di-phenylamine	LDC	5/8/2007	16613.pdf
2/27/2007	ARI	KP85	S2-A-022707	n-Propylbenzene	LDC	5/8/2007	16613.pdf
2/27/2007	ARI	KP85	S2-A-022707	o-Xylene	LDC	5/8/2007	16613.pdf
2/27/2007	ARI	KP85	S2-A-022707	Pentachlorophenol	LDC	5/8/2007	16613.pdf
2/27/2007	ARI	KP85	S2-A-022707	Phenanthrene	LDC	5/8/2007	16613.pdf
2/27/2007	ARI	KP85	S2-A-022707	Phenol	LDC	5/8/2007	16613.pdf
2/27/2007	ARI	KP85	S2-A-022707	Pyrene	LDC	5/8/2007	16613.pdf
2/27/2007	ARI	KP85	S2-A-022707	sec-Butylbenzene	LDC	5/8/2007	16613.pdf
2/27/2007	ARI	KP85	S2-A-022707	Selenium	LDC	5/8/2007	16613.pdf
2/27/2007	ARI	KP85	S2-A-022707	Silver	LDC	5/8/2007	16613.pdf
2/27/2007	ARI	KP85	S2-A-022707	Styrene	LDC	5/8/2007	16613.pdf
2/27/2007	ARI	KP85	S2-A-022707	tert-Butylbenzene	LDC	5/8/2007	16613.pdf
2/27/2007	ARI	KP85	S2-A-022707	Tetrachloroethene	LDC	5/8/2007	16613.pdf
2/27/2007	ARI	KP85	S2-A-022707	Thallium	LDC	5/8/2007	16613.pdf
2/27/2007	ARI	KP85	S2-A-022707	Toluene	LDC	5/8/2007	16613.pdf
2/27/2007	ARI	KP85	S2-A-022707	Total solids	LDC	5/8/2007	16613.pdf
2/27/2007	ARI	KP85	S2-A-022707	Toxaphene	LDC	5/8/2007	16613.pdf
2/27/2007	ARI	KP85	S2-A-022707	trans-1,2-Dichloroethene	LDC	5/8/2007	16613.pdf
2/27/2007	ARI	KP85	S2-A-022707	trans-1,3-Dichloropropene	LDC	5/8/2007	16613.pdf
2/27/2007	ARI	KP85	S2-A-022707	trans-1,4-Dichloro-2-butene	LDC	5/8/2007	16613.pdf
2/27/2007	ARI	KP85	S2-A-022707	Trichloroethene	LDC	5/8/2007	16613.pdf
2/27/2007	ARI	KP85	S2-A-022707	Trichlorofluoromethane	LDC	5/8/2007	16613.pdf
2/27/2007	ARI	KP85	S2-A-022707	Vinyl acetate	LDC	5/8/2007	16613.pdf
2/27/2007	ARI	KP85	S2-A-022707	Vinyl chloride	LDC	5/8/2007	16613.pdf
2/27/2007	ARI	KP85	S2-A-022707	Zinc	LDC	5/8/2007	16613.pdf

Data Validation
June 2007

Sample Date	Lab	SDG	Sample ID	Analyte	Validator	Data Validation Received/ Reviewed	Data Validation Filename
2/27/2007	ARI	KP85	S3-A-022707	1,1,1,2-Tetrachloroethane	LDC	5/8/2007	16613.pdf
2/27/2007	ARI	KP85	S3-A-022707	1,1,1-Trichloroethane	LDC	5/8/2007	16613.pdf
2/27/2007	ARI	KP85	S3-A-022707	1,1,2,2-Tetrachloroethane	LDC	5/8/2007	16613.pdf
2/27/2007	ARI	KP85	S3-A-022707	1,1,2-Trichloro-1,2,2-trifluoroethane	LDC	5/8/2007	16613.pdf
2/27/2007	ARI	KP85	S3-A-022707	1,1,2-Trichloroethane	LDC	5/8/2007	16613.pdf
2/27/2007	ARI	KP85	S3-A-022707	1,1-Dichloroethane	LDC	5/8/2007	16613.pdf
2/27/2007	ARI	KP85	S3-A-022707	1,1-Dichloroethene	LDC	5/8/2007	16613.pdf
2/27/2007	ARI	KP85	S3-A-022707	1,1-Dichloropropene	LDC	5/8/2007	16613.pdf
2/27/2007	ARI	KP85	S3-A-022707	1,2,3-Trichlorobenzene	LDC	5/8/2007	16613.pdf
2/27/2007	ARI	KP85	S3-A-022707	1,2,3-Trichloropropane	LDC	5/8/2007	16613.pdf
2/27/2007	ARI	KP85	S3-A-022707	1,2,4-Trichlorobenzene	LDC	5/8/2007	16613.pdf
2/27/2007	ARI	KP85	S3-A-022707	1,2,4-Trimethylbenzene	LDC	5/8/2007	16613.pdf
2/27/2007	ARI	KP85	S3-A-022707	1,2-Dibromo-3-chloropropane	LDC	5/8/2007	16613.pdf
2/27/2007	ARI	KP85	S3-A-022707	1,2-Dibromoethane	LDC	5/8/2007	16613.pdf
2/27/2007	ARI	KP85	S3-A-022707	1,2-Dichlorobenzene	LDC	5/8/2007	16613.pdf
2/27/2007	ARI	KP85	S3-A-022707	1,2-Dichloroethane	LDC	5/8/2007	16613.pdf
2/27/2007	ARI	KP85	S3-A-022707	1,2-Dichloropropane	LDC	5/8/2007	16613.pdf
2/27/2007	ARI	KP85	S3-A-022707	1,2-Diphenylhydrazine	LDC	5/8/2007	16613.pdf
2/27/2007	ARI	KP85	S3-A-022707	1,3,5-Trimethylbenzene	LDC	5/8/2007	16613.pdf
2/27/2007	ARI	KP85	S3-A-022707	1,3-Dichlorobenzene	LDC	5/8/2007	16613.pdf
2/27/2007	ARI	KP85	S3-A-022707	1,3-Dichloropropane	LDC	5/8/2007	16613.pdf
2/27/2007	ARI	KP85	S3-A-022707	1,4-Dichlorobenzene	LDC	5/8/2007	16613.pdf
2/27/2007	ARI	KP85	S3-A-022707	2,2-Dichloropropane	LDC	5/8/2007	16613.pdf
2/27/2007	ARI	KP85	S3-A-022707	2,2'-Oxybis(1-Chloropropane)	LDC	5/8/2007	16613.pdf
2/27/2007	ARI	KP85	S3-A-022707	2,4,6-Trichlorophenol	LDC	5/8/2007	16613.pdf
2/27/2007	ARI	KP85	S3-A-022707	2,4-Dichlorophenol	LDC	5/8/2007	16613.pdf
2/27/2007	ARI	KP85	S3-A-022707	2,4-Dimethylphenol	LDC	5/8/2007	16613.pdf
2/27/2007	ARI	KP85	S3-A-022707	2,4-Dinitrophenol	LDC	5/8/2007	16613.pdf
2/27/2007	ARI	KP85	S3-A-022707	2,4-Dinitrotoluene	LDC	5/8/2007	16613.pdf
2/27/2007	ARI	KP85	S3-A-022707	2,6-Dinitrotoluene	LDC	5/8/2007	16613.pdf
2/27/2007	ARI	KP85	S3-A-022707	2-Butanone (MEK)	LDC	5/8/2007	16613.pdf
2/27/2007	ARI	KP85	S3-A-022707	2-Chloroethylvinylether	LDC	5/8/2007	16613.pdf
2/27/2007	ARI	KP85	S3-A-022707	2-Chloronaphthalene	LDC	5/8/2007	16613.pdf
2/27/2007	ARI	KP85	S3-A-022707	2-Chlorophenol	LDC	5/8/2007	16613.pdf
2/27/2007	ARI	KP85	S3-A-022707	2-Chlorotoluene	LDC	5/8/2007	16613.pdf
2/27/2007	ARI	KP85	S3-A-022707	2-Hexanone	LDC	5/8/2007	16613.pdf
2/27/2007	ARI	KP85	S3-A-022707	2-Methylnaphthalene	LDC	5/8/2007	16613.pdf
2/27/2007	ARI	KP85	S3-A-022707	2-Methylphenol	LDC	5/8/2007	16613.pdf
2/27/2007	ARI	KP85	S3-A-022707	2-Nitrophenol	LDC	5/8/2007	16613.pdf
2/27/2007	ARI	KP85	S3-A-022707	3,3'-Dichlorobenzidine	LDC	5/8/2007	16613.pdf
2/27/2007	ARI	KP85	S3-A-022707	4,4'-DDD	LDC	5/8/2007	16613.pdf
2/27/2007	ARI	KP85	S3-A-022707	4,4'-DDE	LDC	5/8/2007	16613.pdf
2/27/2007	ARI	KP85	S3-A-022707	4,4'-DDT	LDC	5/8/2007	16613.pdf
2/27/2007	ARI	KP85	S3-A-022707	4,6-Dinitro-2-Methylphenol	LDC	5/8/2007	16613.pdf
2/27/2007	ARI	KP85	S3-A-022707	4-Bromophenyl-phenylether	LDC	5/8/2007	16613.pdf
2/27/2007	ARI	KP85	S3-A-022707	4-Chloro-3-methylphenol	LDC	5/8/2007	16613.pdf
2/27/2007	ARI	KP85	S3-A-022707	4-Chlorophenyl-phenylether	LDC	5/8/2007	16613.pdf
2/27/2007	ARI	KP85	S3-A-022707	4-Chlorotoluene	LDC	5/8/2007	16613.pdf
2/27/2007	ARI	KP85	S3-A-022707	4-Isopropyltoluene	LDC	5/8/2007	16613.pdf
2/27/2007	ARI	KP85	S3-A-022707	4-Methyl-2-Pentanone (MIBK)	LDC	5/8/2007	16613.pdf
2/27/2007	ARI	KP85	S3-A-022707	4-Methylphenol	LDC	5/8/2007	16613.pdf
2/27/2007	ARI	KP85	S3-A-022707	4-Nitrophenol	LDC	5/8/2007	16613.pdf
2/27/2007	ARI	KP85	S3-A-022707	Acenaphthene	LDC	5/8/2007	16613.pdf
2/27/2007	ARI	KP85	S3-A-022707	Acenaphthylene	LDC	5/8/2007	16613.pdf
2/27/2007	ARI	KP85	S3-A-022707	Acetone	LDC	5/8/2007	16613.pdf
2/27/2007	ARI	KP85	S3-A-022707	Acrolein	LDC	5/8/2007	16613.pdf
2/27/2007	ARI	KP85	S3-A-022707	Acrylonitrile	LDC	5/8/2007	16613.pdf
2/27/2007	ARI	KP85	S3-A-022707	Aldrin	LDC	5/8/2007	16613.pdf
2/27/2007	ARI	KP85	S3-A-022707	alpha-BHC	LDC	5/8/2007	16613.pdf
2/27/2007	ARI	KP85	S3-A-022707	alpha-Chlordane	LDC	5/8/2007	16613.pdf
2/27/2007	ARI	KP85	S3-A-022707	Anthracene	LDC	5/8/2007	16613.pdf
2/27/2007	ARI	KP85	S3-A-022707	Antimony	LDC	5/8/2007	16613.pdf
2/27/2007	ARI	KP85	S3-A-022707	Aroclor 1016	LDC	5/8/2007	16613.pdf
2/27/2007	ARI	KP85	S3-A-022707	Aroclor 1221	LDC	5/8/2007	16613.pdf
2/27/2007	ARI	KP85	S3-A-022707	Aroclor 1232	LDC	5/8/2007	16613.pdf
2/27/2007	ARI	KP85	S3-A-022707	Aroclor 1242	LDC	5/8/2007	16613.pdf
2/27/2007	ARI	KP85	S3-A-022707	Aroclor 1248	LDC	5/8/2007	16613.pdf
2/27/2007	ARI	KP85	S3-A-022707	Aroclor 1254	LDC	5/8/2007	16613.pdf
2/27/2007	ARI	KP85	S3-A-022707	Aroclor 1260	LDC	5/8/2007	16613.pdf
2/27/2007	ARI	KP85	S3-A-022707	Arsenic	LDC	5/8/2007	16613.pdf
2/27/2007	ARI	KP85	S3-A-022707	Benzene	LDC	5/8/2007	16613.pdf
2/27/2007	ARI	KP85	S3-A-022707	Benzidine	LDC	5/8/2007	16613.pdf
2/27/2007	ARI	KP85	S3-A-022707	Benzo(a)anthracene	LDC	5/8/2007	16613.pdf
2/27/2007	ARI	KP85	S3-A-022707	Benzo(a)pyrene	LDC	5/8/2007	16613.pdf

Data Validation
June 2007

Sample Date	Lab	SDG	Sample ID	Analyte	Validator	Data Validation Received/ Reviewed	Data Validation Filename
2/27/2007	ARI	KP85	S3-A-022707	Benzo(b)fluoranthene	LDC	5/8/2007	16613.pdf
2/27/2007	ARI	KP85	S3-A-022707	Benzo(g,h,i)perylene	LDC	5/8/2007	16613.pdf
2/27/2007	ARI	KP85	S3-A-022707	Benzo(k)fluoranthene	LDC	5/8/2007	16613.pdf
2/27/2007	ARI	KP85	S3-A-022707	Benzoic acid	LDC	5/8/2007	16613.pdf
2/27/2007	ARI	KP85	S3-A-022707	Benzyl alcohol	LDC	5/8/2007	16613.pdf
2/27/2007	ARI	KP85	S3-A-022707	Beryllium	LDC	5/8/2007	16613.pdf
2/27/2007	ARI	KP85	S3-A-022707	beta-BHC	LDC	5/8/2007	16613.pdf
2/27/2007	ARI	KP85	S3-A-022707	bis(2-Chloroethoxy)methane	LDC	5/8/2007	16613.pdf
2/27/2007	ARI	KP85	S3-A-022707	bis(2-Chloroethyl)ether	LDC	5/8/2007	16613.pdf
2/27/2007	ARI	KP85	S3-A-022707	bis(2-Ethylhexyl)phthalate	LDC	5/8/2007	16613.pdf
2/27/2007	ARI	KP85	S3-A-022707	Bromobenzene	LDC	5/8/2007	16613.pdf
2/27/2007	ARI	KP85	S3-A-022707	Bromochloromethane	LDC	5/8/2007	16613.pdf
2/27/2007	ARI	KP85	S3-A-022707	Bromodichloromethane	LDC	5/8/2007	16613.pdf
2/27/2007	ARI	KP85	S3-A-022707	Bromoethane	LDC	5/8/2007	16613.pdf
2/27/2007	ARI	KP85	S3-A-022707	Bromoform	LDC	5/8/2007	16613.pdf
2/27/2007	ARI	KP85	S3-A-022707	Bromomethane	LDC	5/8/2007	16613.pdf
2/27/2007	ARI	KP85	S3-A-022707	Butylbenzylphthalate	LDC	5/8/2007	16613.pdf
2/27/2007	ARI	KP85	S3-A-022707	Cadmium	LDC	5/8/2007	16613.pdf
2/27/2007	ARI	KP85	S3-A-022707	Carbon disulfide	LDC	5/8/2007	16613.pdf
2/27/2007	ARI	KP85	S3-A-022707	Carbon tetrachloride	LDC	5/8/2007	16613.pdf
2/27/2007	ARI	KP85	S3-A-022707	Chlorobenzene	LDC	5/8/2007	16613.pdf
2/27/2007	ARI	KP85	S3-A-022707	Chloroethane	LDC	5/8/2007	16613.pdf
2/27/2007	ARI	KP85	S3-A-022707	Chloroform	LDC	5/8/2007	16613.pdf
2/27/2007	ARI	KP85	S3-A-022707	Chloromethane	LDC	5/8/2007	16613.pdf
2/27/2007	ARI	KP85	S3-A-022707	Chromium	LDC	5/8/2007	16613.pdf
2/27/2007	ARI	KP85	S3-A-022707	Chrysene	LDC	5/8/2007	16613.pdf
2/27/2007	ARI	KP85	S3-A-022707	cis-1,2-Dichloroethene	LDC	5/8/2007	16613.pdf
2/27/2007	ARI	KP85	S3-A-022707	cis-1,3-Dichloropropene	LDC	5/8/2007	16613.pdf
2/27/2007	ARI	KP85	S3-A-022707	Copper	LDC	5/8/2007	16613.pdf
2/27/2007	ARI	KP85	S3-A-022707	Cyanide	LDC	5/8/2007	16613.pdf
2/27/2007	ARI	KP85	S3-A-022707	Cyanide, WAD	LDC	5/8/2007	16613.pdf
2/27/2007	ARI	KP85	S3-A-022707	delta-BHC	LDC	5/8/2007	16613.pdf
2/27/2007	ARI	KP85	S3-A-022707	Dibenzo(a,h)anthracene	LDC	5/8/2007	16613.pdf
2/27/2007	ARI	KP85	S3-A-022707	Dibenzofuran	LDC	5/8/2007	16613.pdf
2/27/2007	ARI	KP85	S3-A-022707	Dibromochloromethane	LDC	5/8/2007	16613.pdf
2/27/2007	ARI	KP85	S3-A-022707	Dibromomethane	LDC	5/8/2007	16613.pdf
2/27/2007	ARI	KP85	S3-A-022707	Dichloromethane	LDC	5/8/2007	16613.pdf
2/27/2007	ARI	KP85	S3-A-022707	Dieldrin	LDC	5/8/2007	16613.pdf
2/27/2007	ARI	KP85	S3-A-022707	Diethylphthalate	LDC	5/8/2007	16613.pdf
2/27/2007	ARI	KP85	S3-A-022707	Dimethylphthalate	LDC	5/8/2007	16613.pdf
2/27/2007	ARI	KP85	S3-A-022707	Di-n-butylphthalate	LDC	5/8/2007	16613.pdf
2/27/2007	ARI	KP85	S3-A-022707	Di-n-octylphthalate	LDC	5/8/2007	16613.pdf
2/27/2007	ARI	KP85	S3-A-022707	Endosulfan I	LDC	5/8/2007	16613.pdf
2/27/2007	ARI	KP85	S3-A-022707	Endosulfan II	LDC	5/8/2007	16613.pdf
2/27/2007	ARI	KP85	S3-A-022707	Endosulfan sulfate	LDC	5/8/2007	16613.pdf
2/27/2007	ARI	KP85	S3-A-022707	Endrin	LDC	5/8/2007	16613.pdf
2/27/2007	ARI	KP85	S3-A-022707	Endrin aldehyde	LDC	5/8/2007	16613.pdf
2/27/2007	ARI	KP85	S3-A-022707	Endrin ketone	LDC	5/8/2007	16613.pdf
2/27/2007	ARI	KP85	S3-A-022707	Ethylbenzene	LDC	5/8/2007	16613.pdf
2/27/2007	ARI	KP85	S3-A-022707	Fluoranthene	LDC	5/8/2007	16613.pdf
2/27/2007	ARI	KP85	S3-A-022707	Fluorene	LDC	5/8/2007	16613.pdf
2/27/2007	ARI	KP85	S3-A-022707	gamma-BHC (Lindane)	LDC	5/8/2007	16613.pdf
2/27/2007	ARI	KP85	S3-A-022707	gamma-Chlordane	LDC	5/8/2007	16613.pdf
2/27/2007	ARI	KP85	S3-A-022707	Heptachlor	LDC	5/8/2007	16613.pdf
2/27/2007	ARI	KP85	S3-A-022707	Heptachlor epoxide	LDC	5/8/2007	16613.pdf
2/27/2007	ARI	KP85	S3-A-022707	Hexachlorobenzene	LDC	5/8/2007	16613.pdf
2/27/2007	ARI	KP85	S3-A-022707	Hexachlorobutadiene	LDC	5/8/2007	16613.pdf
2/27/2007	ARI	KP85	S3-A-022707	Hexachlorocyclopentadiene	LDC	5/8/2007	16613.pdf
2/27/2007	ARI	KP85	S3-A-022707	Hexachloroethane	LDC	5/8/2007	16613.pdf
2/27/2007	ARI	KP85	S3-A-022707	Indeno(1,2,3-cd)pyrene	LDC	5/8/2007	16613.pdf
2/27/2007	ARI	KP85	S3-A-022707	Iodomethane	LDC	5/8/2007	16613.pdf
2/27/2007	ARI	KP85	S3-A-022707	Isophorone	LDC	5/8/2007	16613.pdf
2/27/2007	ARI	KP85	S3-A-022707	Isopropylbenzene	LDC	5/8/2007	16613.pdf
2/27/2007	ARI	KP85	S3-A-022707	Lead	LDC	5/8/2007	16613.pdf
2/27/2007	ARI	KP85	S3-A-022707	m,p-Xylenes	LDC	5/8/2007	16613.pdf
2/27/2007	ARI	KP85	S3-A-022707	Mercury	LDC	5/8/2007	16613.pdf
2/27/2007	ARI	KP85	S3-A-022707	Methoxychlor	LDC	5/8/2007	16613.pdf
2/27/2007	ARI	KP85	S3-A-022707	Naphthalene	LDC	5/8/2007	16613.pdf
2/27/2007	ARI	KP85	S3-A-022707	n-Butylbenzene	LDC	5/8/2007	16613.pdf
2/27/2007	ARI	KP85	S3-A-022707	Nickel	LDC	5/8/2007	16613.pdf
2/27/2007	ARI	KP85	S3-A-022707	Nitrobenzene	LDC	5/8/2007	16613.pdf
2/27/2007	ARI	KP85	S3-A-022707	n-Nitroso-di-methylamine	LDC	5/8/2007	16613.pdf
2/27/2007	ARI	KP85	S3-A-022707	n-Nitroso-di-n-propylamine	LDC	5/8/2007	16613.pdf
2/27/2007	ARI	KP85	S3-A-022707	n-Nitroso-di-phenylamine	LDC	5/8/2007	16613.pdf

Data Validation
June 2007

Sample Date	Lab	SDG	Sample ID	Analyte	Validator	Data Validation Received/ Reviewed	Data Validation Filename
2/27/2007	ARI	KP85	S3-A-022707	n-Propylbenzene	LDC	5/8/2007	16613.pdf
2/27/2007	ARI	KP85	S3-A-022707	o-Xylene	LDC	5/8/2007	16613.pdf
2/27/2007	ARI	KP85	S3-A-022707	Pentachlorophenol	LDC	5/8/2007	16613.pdf
2/27/2007	ARI	KP85	S3-A-022707	Phenanthrene	LDC	5/8/2007	16613.pdf
2/27/2007	ARI	KP85	S3-A-022707	Phenol	LDC	5/8/2007	16613.pdf
2/27/2007	ARI	KP85	S3-A-022707	Pyrene	LDC	5/8/2007	16613.pdf
2/27/2007	ARI	KP85	S3-A-022707	sec-Butylbenzene	LDC	5/8/2007	16613.pdf
2/27/2007	ARI	KP85	S3-A-022707	Selenium	LDC	5/8/2007	16613.pdf
2/27/2007	ARI	KP85	S3-A-022707	Silver	LDC	5/8/2007	16613.pdf
2/27/2007	ARI	KP85	S3-A-022707	Styrene	LDC	5/8/2007	16613.pdf
2/27/2007	ARI	KP85	S3-A-022707	tert-Butylbenzene	LDC	5/8/2007	16613.pdf
2/27/2007	ARI	KP85	S3-A-022707	Tetrachloroethene	LDC	5/8/2007	16613.pdf
2/27/2007	ARI	KP85	S3-A-022707	Thallium	LDC	5/8/2007	16613.pdf
2/27/2007	ARI	KP85	S3-A-022707	Toluene	LDC	5/8/2007	16613.pdf
2/27/2007	ARI	KP85	S3-A-022707	Total solids	LDC	5/8/2007	16613.pdf
2/27/2007	ARI	KP85	S3-A-022707	Toxaphene	LDC	5/8/2007	16613.pdf
2/27/2007	ARI	KP85	S3-A-022707	trans-1,2-Dichloroethene	LDC	5/8/2007	16613.pdf
2/27/2007	ARI	KP85	S3-A-022707	trans-1,3-Dichloropropene	LDC	5/8/2007	16613.pdf
2/27/2007	ARI	KP85	S3-A-022707	trans-1,4-Dichloro-2-butene	LDC	5/8/2007	16613.pdf
2/27/2007	ARI	KP85	S3-A-022707	Trichloroethene	LDC	5/8/2007	16613.pdf
2/27/2007	ARI	KP85	S3-A-022707	Trichlorofluoromethane	LDC	5/8/2007	16613.pdf
2/27/2007	ARI	KP85	S3-A-022707	Vinyl acetate	LDC	5/8/2007	16613.pdf
2/27/2007	ARI	KP85	S3-A-022707	Vinyl chloride	LDC	5/8/2007	16613.pdf
2/27/2007	ARI	KP85	S3-A-022707	Zinc	LDC	5/8/2007	16613.pdf
2/27/2007	ARI	KP85	Trip Blank-070227	1,1,1,2-Tetrachloroethane	LDC	5/8/2007	16613.pdf
2/27/2007	ARI	KP85	Trip Blank-070227	1,1,1-Trichloroethane	LDC	5/8/2007	16613.pdf
2/27/2007	ARI	KP85	Trip Blank-070227	1,1,2,2-Tetrachloroethane	LDC	5/8/2007	16613.pdf
2/27/2007	ARI	KP85	Trip Blank-070227	1,1,2-Trichloro-1,2,2-trifluoroethane	LDC	5/8/2007	16613.pdf
2/27/2007	ARI	KP85	Trip Blank-070227	1,1,2-Trichloroethane	LDC	5/8/2007	16613.pdf
2/27/2007	ARI	KP85	Trip Blank-070227	1,1-Dichloroethane	LDC	5/8/2007	16613.pdf
2/27/2007	ARI	KP85	Trip Blank-070227	1,1-Dichloroethene	LDC	5/8/2007	16613.pdf
2/27/2007	ARI	KP85	Trip Blank-070227	1,1-Dichloropropene	LDC	5/8/2007	16613.pdf
2/27/2007	ARI	KP85	Trip Blank-070227	1,2,3-Trichlorobenzene	LDC	5/8/2007	16613.pdf
2/27/2007	ARI	KP85	Trip Blank-070227	1,2,3-Trichloropropane	LDC	5/8/2007	16613.pdf
2/27/2007	ARI	KP85	Trip Blank-070227	1,2,4-Trichlorobenzene	LDC	5/8/2007	16613.pdf
2/27/2007	ARI	KP85	Trip Blank-070227	1,2,4-Trimethylbenzene	LDC	5/8/2007	16613.pdf
2/27/2007	ARI	KP85	Trip Blank-070227	1,2-Dibromo-3-chloropropane	LDC	5/8/2007	16613.pdf
2/27/2007	ARI	KP85	Trip Blank-070227	1,2-Dibromoethane	LDC	5/8/2007	16613.pdf
2/27/2007	ARI	KP85	Trip Blank-070227	1,2-Dichlorobenzene	LDC	5/8/2007	16613.pdf
2/27/2007	ARI	KP85	Trip Blank-070227	1,2-Dichloroethane	LDC	5/8/2007	16613.pdf
2/27/2007	ARI	KP85	Trip Blank-070227	1,2-Dichloropropane	LDC	5/8/2007	16613.pdf
2/27/2007	ARI	KP85	Trip Blank-070227	1,3,5-Trimethylbenzene	LDC	5/8/2007	16613.pdf
2/27/2007	ARI	KP85	Trip Blank-070227	1,3-Dichlorobenzene	LDC	5/8/2007	16613.pdf
2/27/2007	ARI	KP85	Trip Blank-070227	1,3-Dichloropropane	LDC	5/8/2007	16613.pdf
2/27/2007	ARI	KP85	Trip Blank-070227	1,4-Dichlorobenzene	LDC	5/8/2007	16613.pdf
2/27/2007	ARI	KP85	Trip Blank-070227	2,2-Dichloropropane	LDC	5/8/2007	16613.pdf
2/27/2007	ARI	KP85	Trip Blank-070227	2-Butanone (MEK)	LDC	5/8/2007	16613.pdf
2/27/2007	ARI	KP85	Trip Blank-070227	2-Chloroethylvinylether	LDC	5/8/2007	16613.pdf
2/27/2007	ARI	KP85	Trip Blank-070227	2-Chlorotoluene	LDC	5/8/2007	16613.pdf
2/27/2007	ARI	KP85	Trip Blank-070227	2-Hexanone	LDC	5/8/2007	16613.pdf
2/27/2007	ARI	KP85	Trip Blank-070227	4-Chlorotoluene	LDC	5/8/2007	16613.pdf
2/27/2007	ARI	KP85	Trip Blank-070227	4-Isopropyltoluene	LDC	5/8/2007	16613.pdf
2/27/2007	ARI	KP85	Trip Blank-070227	4-Methyl-2-Pentanone (MIBK)	LDC	5/8/2007	16613.pdf
2/27/2007	ARI	KP85	Trip Blank-070227	Acetone	LDC	5/8/2007	16613.pdf
2/27/2007	ARI	KP85	Trip Blank-070227	Acrolein	LDC	5/8/2007	16613.pdf
2/27/2007	ARI	KP85	Trip Blank-070227	Acrylonitrile	LDC	5/8/2007	16613.pdf
2/27/2007	ARI	KP85	Trip Blank-070227	Benzene	LDC	5/8/2007	16613.pdf
2/27/2007	ARI	KP85	Trip Blank-070227	Bromobenzene	LDC	5/8/2007	16613.pdf
2/27/2007	ARI	KP85	Trip Blank-070227	Bromochloromethane	LDC	5/8/2007	16613.pdf
2/27/2007	ARI	KP85	Trip Blank-070227	Bromodichloromethane	LDC	5/8/2007	16613.pdf
2/27/2007	ARI	KP85	Trip Blank-070227	Bromoethane	LDC	5/8/2007	16613.pdf
2/27/2007	ARI	KP85	Trip Blank-070227	Bromoform	LDC	5/8/2007	16613.pdf
2/27/2007	ARI	KP85	Trip Blank-070227	Bromomethane	LDC	5/8/2007	16613.pdf
2/27/2007	ARI	KP85	Trip Blank-070227	Carbon disulfide	LDC	5/8/2007	16613.pdf
2/27/2007	ARI	KP85	Trip Blank-070227	Carbon tetrachloride	LDC	5/8/2007	16613.pdf
2/27/2007	ARI	KP85	Trip Blank-070227	Chlorobenzene	LDC	5/8/2007	16613.pdf
2/27/2007	ARI	KP85	Trip Blank-070227	Chloroethane	LDC	5/8/2007	16613.pdf
2/27/2007	ARI	KP85	Trip Blank-070227	Chloroform	LDC	5/8/2007	16613.pdf
2/27/2007	ARI	KP85	Trip Blank-070227	Chloromethane	LDC	5/8/2007	16613.pdf
2/27/2007	ARI	KP85	Trip Blank-070227	cis-1,2-Dichloroethene	LDC	5/8/2007	16613.pdf
2/27/2007	ARI	KP85	Trip Blank-070227	cis-1,3-Dichloropropene	LDC	5/8/2007	16613.pdf
2/27/2007	ARI	KP85	Trip Blank-070227	Dibromochloromethane	LDC	5/8/2007	16613.pdf
2/27/2007	ARI	KP85	Trip Blank-070227	Dibromomethane	LDC	5/8/2007	16613.pdf
2/27/2007	ARI	KP85	Trip Blank-070227	Dichloromethane	LDC	5/8/2007	16613.pdf

Data Validation
June 2007

Sample Date	Lab	SDG	Sample ID	Analyte	Validator	Data Validation Received/ Reviewed	Data Validation Filename
2/27/2007	ARI	KP85	Trip Blank-070227	Ethylbenzene	LDC	5/8/2007	16613.pdf
2/27/2007	ARI	KP85	Trip Blank-070227	Hexachlorobutadiene	LDC	5/8/2007	16613.pdf
2/27/2007	ARI	KP85	Trip Blank-070227	Iodomethane	LDC	5/8/2007	16613.pdf
2/27/2007	ARI	KP85	Trip Blank-070227	Isopropylbenzene	LDC	5/8/2007	16613.pdf
2/27/2007	ARI	KP85	Trip Blank-070227	m,p-Xylenes	LDC	5/8/2007	16613.pdf
2/27/2007	ARI	KP85	Trip Blank-070227	Naphthalene	LDC	5/8/2007	16613.pdf
2/27/2007	ARI	KP85	Trip Blank-070227	n-Butylbenzene	LDC	5/8/2007	16613.pdf
2/27/2007	ARI	KP85	Trip Blank-070227	n-Propylbenzene	LDC	5/8/2007	16613.pdf
2/27/2007	ARI	KP85	Trip Blank-070227	o-Xylene	LDC	5/8/2007	16613.pdf
2/27/2007	ARI	KP85	Trip Blank-070227	sec-Butylbenzene	LDC	5/8/2007	16613.pdf
2/27/2007	ARI	KP85	Trip Blank-070227	Styrene	LDC	5/8/2007	16613.pdf
2/27/2007	ARI	KP85	Trip Blank-070227	tert-Butylbenzene	LDC	5/8/2007	16613.pdf
2/27/2007	ARI	KP85	Trip Blank-070227	Tetrachloroethene	LDC	5/8/2007	16613.pdf
2/27/2007	ARI	KP85	Trip Blank-070227	Toluene	LDC	5/8/2007	16613.pdf
2/27/2007	ARI	KP85	Trip Blank-070227	trans-1,2-Dichloroethene	LDC	5/8/2007	16613.pdf
2/27/2007	ARI	KP85	Trip Blank-070227	trans-1,3-Dichloropropene	LDC	5/8/2007	16613.pdf
2/27/2007	ARI	KP85	Trip Blank-070227	trans-1,4-Dichloro-2-butene	LDC	5/8/2007	16613.pdf
2/27/2007	ARI	KP85	Trip Blank-070227	Trichloroethene	LDC	5/8/2007	16613.pdf
2/27/2007	ARI	KP85	Trip Blank-070227	Trichlorofluoromethane	LDC	5/8/2007	16613.pdf
2/27/2007	ARI	KP85	Trip Blank-070227	Vinyl acetate	LDC	5/8/2007	16613.pdf
2/27/2007	ARI	KP85	Trip Blank-070227	Vinyl chloride	LDC	5/8/2007	16613.pdf
2/27/2007	CAS	K0701562	S2-A-022707	Fluoride	AE	5/2/2007	QA1 review_Chinook_050207.doc
2/27/2007	CAS	K0701562	S3-A-022707	Fluoride	AE	5/2/2007	QA1 review_Chinook_050207.doc
2/27/2007	CAS	K0701562	SPLP4-WM-022707	Fluoride	AE	5/2/2007	QA1 review_Chinook_050207.doc
2/27/2007	CAS	K0701562	SPLP4-WM-022707	Fluoride, SPLP Extraction	AE	5/2/2007	QA1 review_Chinook_050207.doc
2/27/2007	CAS	K0701562	SPLP4-WM-022707	Total solids	AE	5/2/2007	QA1 review_Chinook_050207.doc
2/27/2007	CAS	K0701936	SPLP BLK	Fluoride	AE	5/2/2007	QA1 review_Chinook_050207.doc
2/27/2007	CAS	K0701936	SPLP1-S-022707	Fluoride	AE	5/2/2007	QA1 review_Chinook_050207.doc
2/27/2007	CAS	K0701936	SPLP2-S-022707	Fluoride	AE	5/2/2007	QA1 review_Chinook_050207.doc
2/27/2007	CAS	K0701936	SPLP3-S-022707	Fluoride	AE	5/2/2007	QA1 review_Chinook_050207.doc
2/27/2007	CAS	K0702944	SPLP BLK	pH	Not Validated	--	--
2/27/2007	CAS	K0702944	SPLP1-S-022707	pH	Not Validated	--	--
2/27/2007	CAS	K0702944	SPLP2-S-022707	pH	Not Validated	--	--
2/27/2007	CAS	K0702944	SPLP3-S-022707	pH	Not Validated	--	--
2/27/2007	CHMC	G1376	SPLP1-S-022707	Cyanide	AE	5/2/2007	QA1 review_Chinook_050207.doc
2/27/2007	CHMC	G1376	SPLP1-S-022707	Cyanide, Free	AE	5/2/2007	QA1 review_Chinook_050207.doc
2/27/2007	CHMC	G1376	SPLP1-S-022707	Cyanide, WAD	AE	5/2/2007	QA1 review_Chinook_050207.doc
2/27/2007	CHMC	G1376	SPLP1-S-022707	Fluoride, distilled	AE	5/2/2007	QA1 review_Chinook_050207.doc
2/27/2007	CHMC	G1376	SPLP2-S-022707	Cyanide	AE	5/2/2007	QA1 review_Chinook_050207.doc
2/27/2007	CHMC	G1376	SPLP2-S-022707	Cyanide, Free	AE	5/2/2007	QA1 review_Chinook_050207.doc
2/27/2007	CHMC	G1376	SPLP2-S-022707	Cyanide, WAD	AE	5/2/2007	QA1 review_Chinook_050207.doc
2/27/2007	CHMC	G1376	SPLP2-S-022707	Fluoride, distilled	AE	5/2/2007	QA1 review_Chinook_050207.doc
2/27/2007	CHMC	G1376	SPLP3-S-022707	Cyanide	AE	5/2/2007	QA1 review_Chinook_050207.doc
2/27/2007	CHMC	G1376	SPLP3-S-022707	Cyanide, Free	AE	5/2/2007	QA1 review_Chinook_050207.doc
2/27/2007	CHMC	G1376	SPLP3-S-022707	Cyanide, WAD	AE	5/2/2007	QA1 review_Chinook_050207.doc
2/27/2007	CHMC	G1376	SPLP3-S-022707	Fluoride, distilled	AE	5/2/2007	QA1 review_Chinook_050207.doc

Notes:
AE - Anchor Environmental
ARI - Analytical Resources Inc.
CAS - Columbia Analytical Services
CHMC - CH2M Hill Applied Sciences Laboratory
LDC - Laboratoyr Data Consultants Inc.

Index of 2011 and 2012 MBTL Laboratory Data Reports

Sample ID	Date Collected	Sample Matrix	Laboratory Data Package (SDG) No.	Validation Report Number	Testing Parameters
SSA 1					
AQ-SSA1-03-3-4	3/15/2012	Soil	A12C235	AQ DVR 3.30.2012	TPH, PAH, F, CN, TOC
AQ-SSA1-06-3-3.5	3/15/2012	Soil	A12C235		TPH, PAH, F, CN, TOC
SSA 2					
AQ-SSA2-01-0-0.5	3/15/2012	Soil	A12C235	AQ DVR 3.30.2012	TKN, NO_2, NO_3, NH_4, P, ORTHOPHOSPHATE, K
AQ-SSA2-03-0-0.5	3/15/2012	Soil	A12C235		TKN, NO_2, NO_3, NH_4, P, ORTHOPHOSPHATE, K
AQ-SSA2-05-0-0.5	3/15/2012	Soil	A12C235		TKN, NO_2, NO_3, NH_4, P, ORTHOPHOSPHATE, K
AQ-SSA2-07-0-0.5	3/15/2012	Soil	A12C235		TKN, NO_2, NO_3, NH_4, P, ORTHOPHOSPHATE, K
AQ-SSA2-08-0-0.5	3/16/2012	Soil	A12C235		TKN, NO_2, NO_3, NH_4, P, ORTHOPHOSPHATE, K
AQ-SSA2-06-0-0.5	3/16/2012	Soil	A12C235		TKN, NO_2, NO_3, NH_4, P, ORTHOPHOSPHATE, K
AQ-SSA2-04-0-0.5	3/16/2012	Soil	A12C235		TKN, NO_2, NO_3, NH_4, P, ORTHOPHOSPHATE, K
AQ-SSA2-02-0-0.5	3/16/2012	Soil	A12C235		TKN, NO_2, NO_3, NH_4, P, ORTHOPHOSPHATE, K
AQ-SSA2-REF-01-0-0.5	3/16/2012	Soil	A12C235		TKN, NO_2, NO_3, NH_4, P, ORTHOPHOSPHATE, K
AQ-SSA2-REF-02-0-0.5	3/16/2012	Soil	A12C235		TKN, NO_2, NO_3, NH_4, P, ORTHOPHOSPHATE, K
SSA 3					
AQ-SSA3-01-2-3	10/13/2011	Soil	A11J200	AQ DVR 12.29.2011	Fl, CN (WAD and Total)
AQ-SSA3-02-2-3	10/13/2011	Soil	A11J200		Fl, CN (WAD and Total)
AQ-SSA3-03-2-3	10/13/2011	Soil	A11J200		Fl, CN (WAD and Total)
AQ-SSA3-04-2-3	10/13/2011	Soil	A11J200		Fl, CN (WAD and Total)
AQ-SSA3-05-2-3	10/13/2011	Soil	A11J200		Fl, CN (WAD and Total)
AQ-SSA3-06-2-3	10/13/2011	Soil	A11J200		Fl, CN (WAD and Total)
AQ-SSA3-07-2-3	10/13/2011	Soil	A11J200		Fl, CN (WAD and Total)
AQ-SSA3-08-2-3	10/13/2011	Soil	A11J200		Fl, CN (WAD and Total)
SSA 4					
AQ-SSA4-01-0-1	9/1/2011	Soil	A11I050	AQ DVR 12.29.2011	PAHs
AQ-SSA4-01-1-2	9/1/2011	Soil	A11I050		PAHs
AQ-SSA4-02-0-1	9/1/2011	Soil	A11I050		PAHs
AQ-SSA4-02-1-2	9/1/2011	Soil	A11I050		PAHs
AQ-SSA4-03-0-1	9/1/2011	Soil	A11I050		PAHs
AQ-SSA4-03-1-2	9/1/2011	Soil	A11I050		PAHs
AQ-SSA4-04-0-1	9/1/2011	Soil	A11I050		PAHs
AQ-SSA4-04-1-2	9/1/2011	Soil	A11I050		PAHs
AQ-SSA4-05-0-1	9/1/2011	Soil	A11I050		PAHs
AQ-SSA4-05-1-2	9/1/2011	Soil	A11I050		PAHs
AQ-SSA4-05-2-3	9/1/2011	Soil	A11I050		PAHs
AQ-SSA4-05-3-4	9/1/2011	Soil	A11L011	27058	PAHs
AQ-SSA4-06-0-1	9/1/2011	Soil	A11I050	AQ DVR 12.29.2011	PAHs
AQ-SSA4-06-1-2	9/1/2011	Soil	A11I050		PAHs
AQ-SSA4-07-0-1	9/1/2011	Soil	A11I050		PAHs
AQ-SSA4-07-1-2	9/1/2011	Soil	A11I050		PAHs
AQ-SSA4-08-0-1	9/1/2011	Soil	A11I050		PAHs
AQ-SSA4-08-1-2	9/1/2011	Soil	A11I050		PAHs
AQ-SSA4-09-0-1	9/1/2011	Soil	A11I050		PAHs
AQ-SSA4-09-1-2	9/1/2011	Soil	A11I050		PAHs
AQ-SSA4-10-0-1	9/1/2011	Soil	A11I050		PAHs
AQ-SSA4-10-1-2	9/1/2011	Soil	A11I050		PAHs
AQ-SSA4-11-0-1	9/1/2011	Soil	A11I050		PAHs
AQ-SSA4-11-1-2	9/1/2011	Soil	A11I050		PAHs
SSA 5					
AQ-SSA5-01-8-10	8/31/2011	Soil	A11I008	AQ DVR 12.29.2011	PAHs, Fl
AQ-SSA5-01-14-16	8/31/2011	Soil	A11I008		PAHs, Fl
AQ-SSA5-02-8-10	8/31/2011	Soil	A11I008		PAHs, Fl
AQ-SSA5-02-14-16	8/31/2011	Soil	A11I008		PAHs, Fl
AQ-SSA5-03-8-10	8/31/2011	Soil	A11I008		PAHs, Fl
AQ-SSA5-03-14-16	8/31/2011	Soil	A11I008		PAHs, Fl
AQ-SSA5-04-8-10	8/31/2011	Soil	A11I008		PAHs, Fl
AQ-SSA5-04-14-16	8/31/2011	Soil	A11I008		PAHs, Fl
AQ-SSA5-05-5-7	8/31/2011	Soil	A11I008		PAHs, Fl
AQ-SSA5-05-14-16	8/31/2011	Soil	A11I008		PAHs, Fl
AQ-SSA5-06-8-10	8/31/2011	Soil	A11I008		PAHs, Fl
AQ-SSA5-06-14-16	8/31/2011	Soil	A11I008		PAHs, Fl
AQ-SSA5-RB-01-083111	8/31/2011	Water	A11I008		PAHs, Fl, NWTPH-Dx
SSA 6					
AQ-SSA6-01-3-4	8/30/2011	Soil	A11I009, TL20	26374	NWTPH-Dx, EPH
AQ-SSA6-01-7-8	8/30/2011	Soil	A11I009, TL20	26374	NWTPH-Dx, EPH
AQ-SSA6-02-3-4	8/30/2011	Soil	A11I009	AQ DVR 12.29.2011	NWTPH-Dx
AQ-SSA6-02-4-5	8/30/2011	Soil	A11I009		NWTPH-Dx
AQ-SSA6-02-5-6	8/30/2011	Soil	A11I009		NWTPH-Dx
AQ-SSA6-03-3-4	8/30/2011	Soil	A11I009, TL20	26374 (SDG TL20) and AQ DVR 12.29.2011	NWTPH-Dx, EPH

Index of 2011 and 2012 MBTL Laboratory Data Reports

Sample ID	Date Collected	Sample Matrix	Laboratory Data Package (SDG) No.	Validation Report Number	Testing Parameters
AQ-SSA6-03-6-7	8/30/2011	Soil	A11I009		NWTPH-Dx
AQ-SSA6-04-1-2	8/30/2011	Soil	A11I009		NWTPH-Dx
AQ-SSA6-04-3-4	8/30/2011	Soil	A11I009		NWTPH-Dx
AQ-SSA6-05-1-2	8/30/2011	Soil	A11I009		NWTPH-Dx
AQ-SSA6-05-3-4	8/30/2011	Soil	A11I009		NWTPH-Dx
AQ-SSA6-05-7-8	8/30/2011	Soil	A11I009		NWTPH-Dx
AQ-SSA6-06-1-2	8/30/2011	Soil	A11I009		NWTPH-Dx
AQ-SSA6-06-3-4	8/30/2011	Soil	A11I009		NWTPH-Dx
AQ-SSA6-07-1-2	8/30/2011	Soil	A11I009		NWTPH-Dx
AQ-SSA6-07-5-6	8/30/2011	Soil	A11I009		NWTPH-Dx
AQ-SSA6-08-4-5	8/30/2011	Soil	A11I009	AQ DVR 12.29.2011	NWTPH-Dx
AQ-SSA6-08-7-8	8/30/2011	Soil	A11I009		NWTPH-Dx
AQ-SSA6-09-2-3	9/2/2011	Soil	A11I054		NWTPH-Dx
AQ-SSA6-09-4-5	9/2/2011	Soil	A11I054		NWTPH-Dx
AQ-SSA6-09-11-12	9/2/2011	Soil	A11I054		NWTPH-Dx
AQ-SSA6-09-13-14	9/2/2011	Soil	A11I054		NWTPH-Dx
AQ-SSA6-10-0-1	9/2/2011	Soil	A11I054		NWTPH-Dx
AQ-SSA6-10-1-2	9/2/2011	Soil	A11I054		NWTPH-Dx
AQ-SSA6-10-2-3	9/2/2011	Soil	A11I054		NWTPH-Dx
AQ-SSA6-11-2-3	9/2/2011	Soil	A11I054		NWTPH-Dx
AQ-SSA6-11-5-6	9/2/2011	Soil	A11I054		NWTPH-Dx
SSA 7					
AQ-SSA7-01-3-4	10/27/2011	Soil	A11J405		PAHs, Fl, Total CN, Sulfate, PCBs
AQ-SSA7-02-3-4	10/27/2011	Soil	A11J405	AQ DVR 12.29.2011	PAHs, Fl, Total CN, Sulfate, PCBs
AQ-SSA7-03-4-5	10/27/2011	Soil	A11J405		PAHs, Fl, Total CN, Sulfate, PCBs
AQ-SSA7-03-11-12	10/27/2011	Soil	A11L010	27058	PAHS, Fl, Total CN, PCBs
AQ-SSA7-04-1.5-2	10/27/2011	Soil	A11J405		PAHs, Fl, Total CN, Sulfate, PCBs
AQ-SSA7-04-8-9	10/27/2011	Soil	A11J405	AQ DVR 12.29.2011	PAHs, Fl, Total CN, Sulfate, PCBs
AQ-SSA7-05-0-1	10/27/2011	Soil	A11J405		PAHs, Fl, Total CN, Sulfate, PCBs
AQ-SSA7-05-2-3	10/27/2011	Soil	A11J405		PAHs, Fl, Total CN, Sulfate, PCBs, HCID
AQ-SSA7-05-2-3	10/27/2011	Soil	A11L010	27058	TPH-Dx
AQ-SSA7-05-6-7	10/27/2011	Soil	A11J405	AQ DVR 12.29.2011	PAHs, Fl, Total CN, Sulfate, PCBs, HCID
AQ-SSA7-05-6-7	10/27/2011	Soil	A11L010	27058	TPH-Dx
AQ-SSA7-05-12-13	10/27/2011	Soil	A11J405		PAHs, Fl, Total CN, Sulfate, PCBs, HCID
AQ-SSA7-06-0-1	10/28/2011	Soil	A11K011		PAHs, Fl, Total CN, Sulfate, PCBs
AQ-SSA7-06-4-5	10/28/2011	Soil	A11K011		PAHs, Fl, Total CN, Sulfate, PCBs
AQ-SSA7-06-8-9	10/28/2011	Soil	A11K011		PAHs, Fl, Total CN, Sulfate, PCBs
AQ-SSA7-07-0-1	10/28/2011	Soil	A11K011		PAHs, Fl, Total CN, Sulfate, PCBs
AQ-SSA7-07-3-4	10/28/2011	Soil	A11K011	AQ DVR 12.29.2011	PAHs, Fl, Total CN, Sulfate, PCBs
AQ-SSA7-07-6-7	10/28/2011	Soil	A11K011		PAHs, Fl, Total CN, Sulfate, PCBs
AQ-SSA7-08-3-4	10/28/2011	Soil	A11K011		PAHs, Fl, Total CN, Sulfate, PCBs
AQ-SSA7-09-3-4	10/28/2011	Soil	A11K011		PAHs, Fl, Total CN, Sulfate, PCBs
AQ-SSA7-10-3-4	10/28/2011	Soil	A11K011		PAHs, Fl, Total CN, Sulfate, PCBs
AQ-SSA7-RB01-102811	10/28/2011	Water	A11K011		PAHs, Fl, Total CN, Sulfate, PCBs
SSA 7 Monitoring Well Development					
SSA7-MW-01-0-3	2/21/2012	Soil	A12B281	Archive	Archive
SSA7-MW-01-3-6	2/21/2012	Soil	A12B281	Archive	Archive
SSA7-MW-01-6-9	2/21/2012	Soil	A12B281	Archive	Archive
SSA7-MW-01-9-12	2/21/2012	Soil	A12B281	Archive	Archive
SSA7-MW-01-12-15	2/21/2012	Soil	A12B281	Archive	Archive
SSA7-MW-01-15-16.5	2/21/2012	Soil	A12B281	Archive	Archive
SSA 7 Groundwater Sampling					
SSA7-MW-01-GW-02231	2/23/2012	Groundwater	A12B337	AQ DVR 3.30.2012	Dissolved metals (Al, Ca, Fe, K, Mg, Mn, Na, Si,), PCBs, PAH, Alkalinity, Cl, Total and Dissolved CN (WAD, Free, and Total), F, P, SO_4, TSS, TDS,
SSA 8					
No Analytical Data for SSA8 - Diver Survey					
SSA 9 **July Groundwater Sampling**					
G1-S-072511	7/25/2011	Groundwater	A11G308	26627	Total CL, SO_4, Fl, CN (WAD, Free, and Total), GeoChem, Alkalinity, Total P, TDS, TSS
G1-S-D-072511	7/25/2011	Groundwater	A11G308	26627	Total CL, SO_4, Fl, CN (WAD, Free, and Total), GeoChem, Alkalinity, Total P, TDS, TSS
G1-D-072511	7/25/2011	Groundwater	A11G308	26627	Total CL, SO_4, Fl, CN (WAD, Free, and Total), GeoChem, Alkalinity, Total P, TDS, TSS
G2-S-072511	7/25/2011	Groundwater	A11G308	26627	Total CL, SO_4, Fl, CN (WAD, Free, and Total), GeoChem, Alkalinity, Total P, TDS, TSS
G2-D-072511	7/25/2011	Groundwater	A11G308	26627	Total CL, SO_4, Fl, CN (WAD, Free, and Total), GeoChem, Alkalinity, Total P, TDS, TSS
G3-S-072811	7/28/2011	Groundwater	A11G386	26339	Total CL, SO_4, Fl, CN (WAD, Free, and Total), GeoChem, Alkalinity, Total P, TDS, TSS
G3-D-072811	7/28/2011	Groundwater	A11G386	26339	Total CL, SO_4, Fl, CN (WAD, Free, and Total), GeoChem, Alkalinity, Total P, TDS, TSS
G4-S-072611	7/26/2011	Groundwater	A11G328	26339	Total CL, SO_4, Fl, CN (WAD, Free, and Total), GeoChem, Alkalinity, Total P, TDS, TSS
G4-D-072811	7/28/2011	Groundwater	A11G386	26339	Total CL, SO_4, Fl, CN (WAD, Free, and Total), GeoChem, Alkalinity, Total P, TDS, TSS
G5-S-072811	7/28/2011	Groundwater	A11G386	26339	Total CL, SO_4, Fl, CN (WAD, Free, and Total), GeoChem, Alkalinity, Total P, TDS, TSS
G5-D-072811	7/28/2011	Groundwater	A11G386	26339	Total CL, SO_4, Fl, CN (WAD, Free, and Total), GeoChem, Alkalinity, Total P, TDS, TSS
G6-S-072611	7/26/2011	Groundwater	A11G328	26339	Total CL, SO_4, Fl, CN (WAD, Free, and Total), GeoChem, Alkalinity, Total P, TDS, TSS

Index of 2011 and 2012 MBTL Laboratory Data Reports

Sample ID	Date Collected	Sample Matrix	Laboratory Data Package (SDG) No.	Validation Report Number	Testing Parameters
G6-S-072811	7/28/2011	Groundwater	A11G386	26339	PAHs
G6-D-072611	7/26/2011	Groundwater	A11G328	26339	Total CL, SO_4, Fl, CN (WAD, Free, and Total), GeoChem, Alkalinity, Total P, TDS, TSS
G6-D-072811	7/28/2011	Groundwater	A11G386	26339	PAHs
G7-D-072811	7/28/2011	Groundwater	A11G386	26339	Total CL, SO_4, Fl, CN (WAD, Free, and Total), GeoChem, Alkalinity, Total P, TDS, TSS
PZ-1-072611	7/26/2011	Groundwater	A11G328	26339	Total CL, SO_4, Fl, CN (WAD, Free, and Total), GeoChem, Alkalinity, Total P, TDS, TSS
PZ-1-072811	7/28/2011	Groundwater	A11G386	26339	PAHs
PZ-2-072611	7/26/2011	Groundwater	A11G328	26339	Total CL, SO_4, Fl, CN (WAD, Free, and Total), GeoChem, Alkalinity, Total P, TDS, TSS
PZ-2-072811	7/28/2011	Groundwater	A11G386	26339	PAHs
PZ-3-072711	7/27/2011	Groundwater	A11G365	26339	Total CL, SO_4, Fl, CN (WAD, Free, and Total), GeoChem, Alkalinity, Total P, TDS, TSS, PAHs
PZ-4-072711	7/27/2011	Groundwater	A11G365	26339	Total CL, SO_4, Fl, CN (WAD, Free, and Total), GeoChem, Alkalinity, Total P, TDS, TSS, PAHs
PZ-5-072511	7/25/2011	Groundwater	A11G308	26627	Total CL, SO_4, Fl, CN (WAD, Free, and Total), GeoChem, Alkalinity, Total P, TDS, TSS
PZ-5-072811	7/28/2011	Groundwater	A11G386	26339	PAHs
PZ-6-072711	7/27/2011	Groundwater	A11G365	26339	Total CL, SO_4, Fl, CN (WAD, Free, and Total), GeoChem, Alkalinity, Total P, TDS, TSS
PZ-7-072711	7/27/2011	Groundwater	A11G365	26339	Total CL, SO_4, Fl, CN (WAD, Free, and Total), GeoChem, Alkalinity, Total P, TDS, TSS
MBT-072511-02 (R-1S)	7/25/2011	Groundwater	A11G307	26627	Total CL, Fl, CN (WAD, Free, and Total)
R-1S-080211	8/2/2011	Groundwater	A11H037	26627	PAHs
MBT-072511-04 (R-1D)	7/25/2011	Groundwater	A11G307	26627	Total CL, Fl, CN (WAD, Free, and Total)
R-1D-080211	8/2/2011	Groundwater	A11H037	26627	PAHs
MBT-072511-07 (R-2)	7/25/2011	Groundwater	A11G307	26627	Total CL, Fl, CN (WAD, Free, and Total)
R-2-080211	8/2/2011	Groundwater	A11H037	26627	PAHs
MBT-072511-03 (R-3)	7/25/2011	Groundwater	A11G307	26627	Total CL, Fl, CN (WAD, Free, and Total)
R-3-080211	8/2/2011	Groundwater	A11H037	26627	PAHs
MBT-072511-05 (R-4S)	7/25/2011	Groundwater	A11G307	26627	Total CL, Fl, CN (WAD, Free, and Total)
MBT-072511-06 (R-4S Dup)	7/25/2011	Groundwater	A11G307	26627	Total CL, Fl, CN (WAD, Free, and Total)
R-4S-080211	8/2/2011	Groundwater	A11H037	26627	PAHs
MBT-072511-01 (R-4D)	7/25/2011	Groundwater	A11G307	26627	Total CL, Fl, CN (WAD, Free, and Total)
R-4D-080211	8/2/2011	Groundwater	A11H037	26627	PAHs
MBT-072711-15 (RL-1S)	7/27/2011	Groundwater	A11G364	26339	Total CL, SO_4, Fl, CN (WAD, Free, and Total), Dissolved Metals
MBT-072611-08 (RL-1D)	7/26/2011	Groundwater	A11G327	26339	Total CL, SO_4, Fl, CN (WAD, Free, and Total), Dissolved Metals
MBT-072711-16 (RL-2S)	7/27/2011	Groundwater	A11G364	26339	Total CL, SO_4, Fl, CN (WAD, Free, and Total), Dissolved Metals
MBT-072611-11 (RL-2D)	7/26/2011	Groundwater	A11G327	26339	Total CL, SO_4, Fl, CN (WAD, Free, and Total), Dissolved Metals
MBT-072611-12 (RL-3S)	7/26/2011	Groundwater	A11G327	26339	Total CL, SO_4, Fl, CN (WAD, Free, and Total), Dissolved Metals
MBT-072711-17 (RL-3D)	7/27/2011	Groundwater	A11G364	26339	Total CL, SO_4, Fl, CN (WAD, Free, and Total), Dissolved Metals
MBT-072711-18 (RL-4S)	7/27/2011	Groundwater	A11G364	26339	Total CL, SO_4, Fl, CN (WAD, Free, and Total), Dissolved Metals
RL-4S-072711	7/27/2011	Groundwater	A11G365	26339	PAHs
MBT-072611-14 (RL-4D)	7/26/2011	Groundwater	A11G327	26339	Total CL, SO_4, Fl, CN (WAD, Free, and Total), Dissolved Metals
MBT-072611-13 (RL-5)	7/26/2011	Groundwater	A11G327	26339	Total CL, SO_4, Fl, CN (WAD, Free, and Total), Dissolved Metals
October Groundwater Sampling					
G1-S-101111	10/11/2011	Groundwater	A11J155	26627	Total CL, SO_4, Total and Dissolved Fl, Total and Dissolved CN (WAD, Free, and Total), GeoChem, Alkalinity, Total P, TDS, TSS
G51-S-101111	10/11/2011	Groundwater	A11J155	26627	Total CL, SO_4, Total and Dissolved Fl, Total and Dissolved CN (WAD, Free, and Total), GeoChem, Alkalinity, Total P, TDS, TSS
G1-D-101111	10/11/2011	Groundwater	A11J155	26627	Total CL, SO_4, Total and Dissolved Fl, Total and Dissolved CN (WAD, Free, and Total), GeoChem, Alkalinity, Total P, TDS, TSS
G2-S-101111	10/11/2011	Groundwater	A11J155	26627	Total CL, SO_4, Total and Dissolved Fl, Total and Dissolved CN (WAD, Free, and Total), GeoChem, Alkalinity, Total P, TDS, TSS
G2-D-101111	10/11/2011	Groundwater	A11J155	26627	Total CL, SO_4, Total and Dissolved Fl, Total and Dissolved CN (WAD, Free, and Total), GeoChem, Alkalinity, Total P, TDS, TSS
G3-S-101111	10/11/2011	Groundwater	A11J155	26627	Total CL, SO_4, Total and Dissolved Fl, Total and Dissolved CN (WAD, Free, and Total), GeoChem, Alkalinity, Total P, TDS, TSS
G3-D-101111	10/11/2011	Groundwater	A11J155	26627	Total CL, SO_4, Total and Dissolved Fl, Total and Dissolved CN (WAD, Free, and Total), GeoChem, Alkalinity, Total P, TDS, TSS
G4-S-101011	10/10/2011	Groundwater	A11J137	26627	Total CL, SO_4, Total and Dissolved Fl, Total and Dissolved CN (WAD, Free, and Total), GeoChem, Alkalinity, Total P, TDS, TSS
G4-D-101111	10/11/2011	Groundwater	A11J155	26627	Total CL, SO_4, Total and Dissolved Fl, Total and Dissolved CN (WAD, Free, and Total), GeoChem, Alkalinity, Total P, TDS, TSS
G5-S-100711	10/7/2011	Groundwater	A11J117	26627	Total CL, SO_4, Total and Dissolved Fl, Total and Dissolved CN (WAD, Free, and Total), GeoChem, Alkalinity, Total P, TDS, TSS
G5-D-100711	10/7/2011	Groundwater	A11J117	26627	Total CL, SO_4, Total and Dissolved Fl, Total and Dissolved CN (WAD, Free, and Total), GeoChem, Alkalinity, Total P, TDS, TSS
G6-S-101011	10/10/2011	Groundwater	A11J137	26627	Total CL, SO_4, Total and Dissolved Fl, Total and Dissolved CN (WAD, Free, and Total), GeoChem, Alkalinity, Total P, TDS, TSS, PAHs
G6-D-101011	10/10/2011	Groundwater	A11J137	26627	Total CL, SO_4, Total and Dissolved Fl, Total and Dissolved CN (WAD, Free, and Total), GeoChem, Alkalinity, Total P, TDS, TSS, PAHs
G7-D-100711	10/7/2011	Groundwater	A11J117	26627	Total CL, SO_4, Total and Dissolved Fl, Total and Dissolved CN (WAD, Free, and Total), GeoChem, Alkalinity, Total P, TDS, TSS
PZ-1-100711	10/7/2011	Groundwater	A11J117	26627	Total CL, SO_4, Total and Dissolved Fl, Total and Dissolved CN (WAD, Free, and Total), GeoChem, Alkalinity, Total P, TDS, TSS, PAHs
PZ-2-100711	10/7/2011	Groundwater	A11J117	26627	Total CL, SO_4, Total and Dissolved Fl, Total and Dissolved CN (WAD, Free, and Total), GeoChem, Alkalinity, Total P, TDS, TSS, PAHs
PZ-3-100711	10/7/2011	Groundwater	A11J117	26627	Total CL, SO_4, Total and Dissolved Fl, Total and Dissolved CN (WAD, Free, and Total), GeoChem, Alkalinity, Total P, TDS, TSS, PAHs
PZ-4-101011	10/10/2011	Groundwater	A11J137	26627	Total CL, SO_4, Total and Dissolved Fl, Total and Dissolved CN (WAD, Free, and Total), GeoChem, Alkalinity, Total P, TDS, TSS, PAHs

Index of 2011 and 2012 MBTL Laboratory Data Reports

Sample ID	Date Collected	Sample Matrix	Laboratory Data Package (SDG) No.	Validation Report Number	Testing Parameters
PZ-5-101011	10/10/2011	Groundwater	A11J137	26627	Total CL, SO_4, Total and Dissolved Fl, Total and Dissolved CN (WAD, Free, and Total), GeoChem, Alkalinity, Total P, TDS, TSS, PAHs
PZ-6-100711	10/7/2011	Groundwater	A11J117	26627	Total CL, SO_4, Total and Dissolved Fl, Total and Dissolved CN (WAD, Free, and Total), GeoChem, Alkalinity, Total P, TDS, TSS
PZ-7-100711	10/7/2011	Groundwater	A11J117	26627	Total CL, SO_4, Total and Dissolved Fl, Total and Dissolved CN (WAD, Free, and Total), GeoChem, Alkalinity, Total P, TDS, TSS
R-1S-100511	10/5/2011	Groundwater	A11J072	26627	Total CL, SO_4, Total and Dissolved Fl, Total and Dissolved CN (WAD, Free, and Total), GeoChem, Alkalinity, Total P, TDS, TSS, PAHs
R-1D-100511	10/5/2011	Groundwater	A11J072	26627	Total CL, SO_4, Total Fl, Total and Dissolved CN (WAD, Free, and Total), GeoChem, Alkalinity, Total P, TDS, TSS, PAHs
R-2-100511	10/5/2011	Groundwater	A11J072	26627	Total CL, SO_4, Total Fl, Total and Dissolved CN (WAD, Free, and Total), GeoChem, Alkalinity, Total P, TDS, TSS, PAHs
R-3-100511	10/5/2011	Groundwater	A11J072	26627	Total CL, SO_4, Total and Dissolved Fl, Total and Dissolved CN (WAD, Free, and Total), GeoChem, Alkalinity, Total P, TDS, TSS, PAHs
R-53-100511	10/5/2011	Groundwater	A11J072	26627	Total CL, SO_4, Total and Dissolved Fl, Total and Dissolved CN (WAD, Free, and Total), GeoChem, Alkalinity, Total P, TDS, TSS, PAHs
R-4S-100511	10/5/2011	Groundwater	A11J072	26627	Total CL, SO_4, Total and Dissolved Fl, Total and Dissolved CN (WAD, Free, and Total), GeoChem, Alkalinity, Total P, TDS, TSS, PAHs
R-4D-100511	10/5/2011	Groundwater	A11J072	26627	Total CL, SO_4, Total and Dissolved Fl, Total and Dissolved CN (WAD, Free, and Total), GeoChem, Alkalinity, Total P, TDS, TSS, PAHs
RL-1S-100611	10/6/2011	Groundwater	A11J097	26627	Total CL, SO_4, Total and Dissolved Fl, Total and Dissolved CN (WAD, Free, and Total), GeoChem, Alkalinity, Total P, TDS, TSS
RL-1D-100611	10/6/2011	Groundwater	A11J097	26627	Total CL, SO_4, Total and Dissolved Fl, Total and Dissolved CN (WAD, Free, and Total), GeoChem, Alkalinity, Total P, TDS, TSS
RL-2S-100611	10/6/2011	Groundwater	A11J097	26627	Total CL, SO_4, Total and Dissolved Fl, Total and Dissolved CN (WAD, Free, and Total), GeoChem, Alkalinity, Total P, TDS, TSS
RL-2D-100611	10/6/2011	Groundwater	A11J097	26627	Total CL, SO_4, Total and Dissolved Fl, Total and Dissolved CN (WAD, Free, and Total), GeoChem, Alkalinity, Total P, TDS, TSS
RL-3S-100611	10/6/2011	Groundwater	A11J097	26627	Total CL, SO_4, Total and Dissolved Fl, Total and Dissolved CN (WAD, Free, and Total), GeoChem, Alkalinity, Total P, TDS, TSS
RL-3D-100611	10/6/2011	Groundwater	A11J097	26627	Total CL, SO_4, Total and Dissolved Fl, Total and Dissolved CN (WAD, Free, and Total), GeoChem, Alkalinity, Total P, TDS, TSS
RL-4S-100611	10/6/2011	Groundwater	A11J097	26627	Total CL, SO_4, Total and Dissolved Fl, Total and Dissolved CN (WAD, Free, and Total), GeoChem, Alkalinity, Total P, TDS, TSS
RL-4D-100611	10/6/2011	Groundwater	A11J097	26627	Total CL, SO_4, Total and Dissolved Fl, Total and Dissolved CN (WAD, Free, and Total), GeoChem, Alkalinity, Total P, TDS, TSS
RL-5-100711	10/7/2011	Groundwater	A11J118	26627	Total CL, SO_4, Total and Dissolved Fl, Total and Dissolved CN (WAD, Free, and Total), GeoChem, Alkalinity, Total P, TDS, TSS
RLSW-1-101011	10/10/2011	Groundwater	A11J138	26627	Total CL, SO_4, Total and Dissolved Fl, Total and Dissolved CN (WAD, Free, and Total), GeoChem, Alkalinity, Total P, TDS, TSS
RLSW-2-101111	10/11/2011	Groundwater	A11J154	26627	Total CL, SO_4, Total and Dissolved Fl, Total and Dissolved CN (WAD, Free, and Total), GeoChem, Alkalinity, Total P, TDS, TSS
RLSW-3-101111	10/11/2011	Groundwater	A11J154	26627	Total CL, SO_4, Total and Dissolved Fl, Total and Dissolved CN (WAD, Free, and Total), GeoChem, Alkalinity, Total P, TDS, TSS
RLSW-4-101011	10/10/2011	Groundwater	A11J138	26627	Total CL, SO_4, Total and Dissolved Fl, Total and Dissolved CN (WAD, Free, and Total), GeoChem, Alkalinity, Total P, TDS, TSS
SSA 10 **July Surface Water Sampling**					
W1-080111	08/01/2011	Surface water	A11H018	26627	Total CL, SO_4, Fl, CN (WAD, Free, and Total), GeoChem, Alkalinity, Total P, TDS, TSS
W2-080111	08/01/2011	Surface water	A11H018	26627	Total CL, SO_4, Fl, CN (WAD, Free, and Total), GeoChem, Alkalinity, Total P, TDS, TSS
W2-080111-D	08/01/2011	Surface water	A11H018	26627	Total CL, SO_4, Fl, CN (WAD, Free, and Total), GeoChem, Alkalinity, Total P, TDS, TSS
W3-080111	08/01/2011	Surface water	A11H018	26627	Total CL, SO_4, Fl, CN (WAD, Free, and Total), GeoChem, Alkalinity, Total P, TDS, TSS
W4-080111	08/01/2011	Surface water	A11H018	26627	Total CL, SO_4, Fl, CN (WAD, Free, and Total), GeoChem, Alkalinity, Total P, TDS, TSS
W5-080111	08/01/2011	Surface water	A11H018	26627	Total CL, SO_4, Fl, CN (WAD, Free, and Total), GeoChem, Alkalinity, Total P, TDS, TSS
W6-080111	08/01/2011	Surface water	A11H018	26627	Total CL, SO_4, Fl, CN (WAD, Free, and Total), GeoChem, Alkalinity, Total P, TDS, TSS
W7-080111	08/01/2011	Surface water	A11H018	26627	Total CL, SO_4, Fl, CN (WAD, Free, and Total), GeoChem, Alkalinity, Total P, TDS, TSS
MBT-072611-09 (CDID Down)	7/26/2011	Surface water	A11G327	26339	Total CL, SO_4, Fl, CN (WAD, Free, and Total), GeoChem
MBT-072611-10 (CDID Up)	7/26/2011	Surface water	A11G237	26339	Total CL, SO_4, Fl, CN (WAD, Free, and Total), GeoChem
October Surface Water Sampling					
W1-101211	10/12/2011	Surface water	A11J175	AQ DVR 12.29.2011	Total CL, SO_4, Fl, CN (WAD, Free, and Total), GeoChem, Alkalinity, Total P, TDS, TSS
W2-101211	10/12/2011	Surface water	A11J175		Total CL, SO_4, Fl, CN (WAD, Free, and Total), GeoChem, Alkalinity, Total P, TDS, TSS
W3-101211	10/12/2011	Surface water	A11J175		Total CL, SO_4, Fl, CN (WAD, Free, and Total), GeoChem, Alkalinity, Total P, TDS, TSS
W4-101211	10/12/2011	Surface water	A11J175		Total CL, SO_4, Fl, CN (WAD, Free, and Total), GeoChem, Alkalinity, Total P, TDS, TSS
W5-101211	10/12/2011	Surface water	A11J175		Total CL, SO_4, Fl, CN (WAD, Free, and Total), GeoChem, Alkalinity, Total P, TDS, TSS
W6-101211	10/12/2011	Surface water	A11J175		Total CL, SO_4, Fl, CN (WAD, Free, and Total), GeoChem, Alkalinity, Total P, TDS, TSS
W7-101211	10/12/2011	Surface water	A11J175		Total CL, SO_4, Fl, CN (WAD, Free, and Total), GeoChem, Alkalinity, Total P, TDS, TSS
MBT-100611-01 (CDID Down)	10/6/2011	Surface water	A11J099	26627	Total CL, SO_4, Fl, CN (WAD, Free, and Total), GeoChem
MBT-100611-02 (CDID Up)	10/6/2011	Surface water	A11J099	26627	Total CL, SO_4, Fl, CN (WAD, Free, and Total), GeoChem

Index of 2011 and 2012 MBTL Laboratory Data Reports

Sample ID	Date Collected	Sample Matrix	Laboratory Data Package (SDG) No.	Validation Report Number	Testing Parameters
Geochemistry Sampling - Lysimeters					
GC-LY-01-2.5-3	12/20/2011	Soil	A11L274	AQ DVR 3.28.2012	Total Fluoride
GC-LY-02-2.5-3	12/20/2011	Soil	A11L274		Total Fluoride
GC-LY-03-4-4.6	12/20/2011	Soil	A11L274		Total Fluoride
GC-LY-04-3.6-4.3	12/20/2011	Soil	A11L274		Total Fluoride
GC-LY-05-1.4-2	12/20/2011	Soil	A11L274		Total Fluoride
GC-LY-06-2.7-3.3	12/20/2011	Soil	A11L274		Total Fluoride
GC-LY-07-3-3.5	12/21/2011	Soil	A11L274		Total Fluoride
GC-LY-08-2-2.5	12/20/2011	Soil	A11L274		Total Fluoride
Porewater					
010412_1005 (GC-LY-01)	1/4/2012	Porewater	A12A029	AQ DVR 3.28.2012	Dissolved Al, Ca, Fe, Mg, K, Na, Si, F, Cl, PO_4, SO_4, pH, Alkalinity
010412_1006 (GC-LY-02)	1/4/2012	Porewater	A12A029		Dissolved Al, Ca, Fe, Mg, K, Na, Si, F, Cl, PO_4, SO_4, pH, Alkalinity
010412_1003 (GC-LY-03)	1/4/2012	Porewater	A12A029		Dissolved Al, Ca, Fe, Mg, K, Na, Si, F, Cl, PO_4, SO_4, pH, Alkalinity
010412_1004 (GC-LY-04)	1/4/2012	Porewater	A12A029		Dissolved Al, Ca, Fe, Mg, K, Na, Si, F, Cl, PO_4, SO_4, pH, Alkalinity
010412_1008 (GC-LY-05)	1/4/2012	Porewater	A12A029		Dissolved Al, Ca, Fe, Mg, K, Na, Si, F, Cl, PO_4, SO_4, pH, Alkalinity
010412_1007 (GC-LY-06)	1/4/2012	Porewater	A12A029		Dissolved Al, Ca, Fe, Mg, K, Na, Si, F, Cl, PO_4, SO_4, pH, Alkalinity
010412_1001 (GC-LY-07)	1/4/2012	Porewater	A12A029		Dissolved Al, Ca, Fe, Mg, K, Na, Si, F, Cl, PO_4, SO_4, pH, Alkalinity
010412_1002 (GC-LY-08)	1/4/2012	Porewater	A12A029		Dissolved Al, Ca, Fe, Mg, K, Na, Si, F, Cl, PO_4, SO_4, pH, Alkalinity
012512-1001 (GC-LY-07)	1/25/2012	Porewater	A12A304	AQ DVR 3.28.2012	Total Fluoride, Dissolved Fluoride
012512-1002 (GC-LY-08)	1/25/2012	Porewater	A12A304		Total Fluoride, Dissolved Fluoride
012512-1003 (GC-LY-01)	1/25/2012	Porewater	A12A304		Total Fluoride, Dissolved Fluoride
012512-1004 (GC-LY-02)	1/25/2012	Porewater	A12A304		Total Fluoride, Dissolved Fluoride
012512-1005 (GC-LY-03)	1/25/2012	Porewater	A12A304		Total Fluoride, Dissolved Fluoride
012512-1006 (GC-LY-04)	1/25/2012	Porewater	A12A304		Total Fluoride, Dissolved Fluoride
012512-1007 (GC-LY-05)	1/25/2012	Porewater	A12A304		Total Fluoride, Dissolved Fluoride
012512-1008 (GC-LY-06)	1/25/2012	Porewater	A12A304		Total Fluoride, Dissolved Fluoride, pH
Geochemistry Sampling - Soil Borings					
GC-SB-01					
123011_002	12/20/2011	Soil	A12A071	AQ DVR 3.28.2012	Total Fluoride, TOC, pH
123011_003	12/20/2011	Soil	A12A071		Total Fluoride, TOC
123011_004	12/20/2011	Soil	A12A071		Total Fluoride, TOC
010312_001	12/20/2011	Soil	A12A071		Total Fluoride, TOC
010312_002	12/20/2011	Soil	A12A071		Total Fluoride, TOC
010312_003	12/20/2011	Soil	A12A071		Total Fluoride, TOC
GC-SB-02					
010312_006	12/20/2011	Soil	A12A071	AQ DVR 3.28.2012	Total Fluoride, TOC
010312_007	12/20/2011	Soil	A12A071		Total Fluoride, TOC
010312_008	12/20/2011	Soil	A12A071		Total Fluoride, TOC
010312_009	12/20/2011	Soil	A12A071		Total Fluoride, TOC
010312_010	12/20/2011	Soil	A12A071		Total Fluoride, TOC, pH
010312_011	12/20/2011	Soil	A12A071		Total Fluoride, TOC, pH
010312_011 reanalysis	12/20/2011	Soil	A12C160	AQ DVR 3.30.2012	Total Fluoride
GC-SB-03					
010412_001	12/20/2011	Soil	A12A071	AQ DVR 3.28.2012	Total Fluoride, TOC
010412_002	12/20/2011	Soil	A12A071		Total Fluoride, TOC
010412_003	12/20/2011	Soil	A12A071		Total Fluoride, TOC
010412_004	12/20/2011	Soil	A12A071		Total Fluoride, TOC
010512_001	12/20/2011	Soil	A12A071		Total Fluoride, TOC, pH
GC-SB-04					
010512_003	12/20/2011	Soil	A12A071	AQ DVR 3.28.2012	Total Fluoride, TOC
010512_004	12/20/2011	Soil	A12A071		Total Fluoride, TOC
010512_005	12/20/2011	Soil	A12A071		Total Fluoride, TOC
010512_006	12/20/2011	Soil	A12A071		Total Fluoride, TOC
010612_001	12/20/2011	Soil	A12A071		Total Fluoride, TOC
010912_001	12/20/2011	Soil	A12A071		Total Fluoride, TOC
Supplemental Groundwater Samples (January 2012)					
SSA4-MW-01-011212	1/12/2012	Groundwater	A12A135	AQ DVR 3.28.2012	PAHs (SIM PAH - Low Level)
SSA6-MW-01-011212	1/12/2012	Groundwater	A12A135		NWTPH-Dx, EPH

Notes:

Al = aluminum
Ca = calcium
CN = cyanide
DVR = data validation report
EPH = extractable petroleum hydrocarbon
F = fluoride
Fe = iron
HCID = hydrocarbon identification
K = potassium
Mg = magnesium
Na = sodium
NH_4 = ammonium
NO_2 = nitrite
NO_3 = nitrate
NWTPH-Dx = Northwest Total Petroleum Hydrocarbons diesel-range (analytical method)
P = total phosphorous
PAH = polycyclic aromatic hydrocarbon
PO_4 = orthophosphate
SDG = sample data group
Si = silicon
SIM = selected Ion Monitoring (analytical method)
SO_4 = sulfate
TDS = total dissolved solid
TOC = total organic carbon
TSS = total suspended solid
TPH-Dx = total petroleum hydrocarbon – diesel range
WAD = weak acid dissociable

MBTL Sample Identification and Corresponding Laboratory and Validation Data Reports
2012-2013

Sample ID	Date Collected	Sample Matrix	Laboratory Data Package (SDG) No.	Validation Report Number	Testing Parameters
Geochemistry Samples - Lysimeters					
GC-LY-01-092612	9/26/2012	Porewater	A12I470	28944	Dissolved Fluoride, Total Chloride, Phosphorus, Sulfate, Dissolved Metals, pH, Alkalinity
GC-LY-02-092612	9/26/2012	Porewater	A12I470	28944	Dissolved Fluoride, Total Chloride, Phosphorus, Sulfate, Dissolved Metals, pH, Alkalinity
GC-LY-04-092612	9/26/2012	Porewater	A12I470	28944	Dissolved Fluoride, Total Chloride, Phosphorus, Sulfate, Dissolved Metals, pH, Alkalinity
GC-LY-05-092612	9/26/2012	Porewater	A12I470	28944	Dissolved Fluoride, Total Chloride, Phosphorus, Sulfate, Dissolved Metals, pH, Alkalinity
GC-LY-06-092612	9/26/2012	Porewater	A12I470	28944	Dissolved Fluoride, Total Chloride, Phosphorus, Sulfate, Dissolved Metals, pH, Alkalinity
GC-LY-07-092612	9/26/2012	Porewater	A12I470	28944	Dissolved Fluoride, Total Chloride, Phosphorus, Sulfate, Dissolved Metals, pH, Alkalinity
GC-LY-08-092612	9/26/2012	Porewater	A12I470	28944	Dissolved Fluoride, Total Chloride, Phosphorus, Sulfate, Dissolved Metals, pH, Alkalinity
Surface Water Sampling					
W1-100112	10/1/2012	Surface water	A12J044	29076	Total Chloride, Sulfate, Total and Dissolved Fluoride, Total and Dissolved Cyanide (WAD, Free and Total), Total and Dissolved Metals, Alkalinity, Total Phosphorus, TDS, TSS
W2-100112	10/1/2012	Surface water	A12J044	29076	Total Chloride, Sulfate, Total and Dissolved Fluoride, Total and Dissolved Cyanide (WAD, Free and Total), Total and Dissolved Metals, Alkalinity, Total Phosphorus, TDS, TSS
W3-100112	10/1/2012	Surface water	A12J044	29076	Total Chloride, Sulfate, Total and Dissolved Fluoride, Total and Dissolved Cyanide (WAD, Free and Total), Total and Dissolved Metals, Alkalinity, Total Phosphorus, TDS, TSS
W4-100112	10/1/2012	Surface water	A12J044	29076	Total Chloride, Sulfate, Total and Dissolved Fluoride, Total and Dissolved Cyanide (WAD, Free and Total), Total and Dissolved Metals, Alkalinity, Total Phosphorus, TDS, TSS
W5-100212	10/2/2012	Surface water	A12J067	29076	Total Chloride, Sulfate, Total and Dissolved Fluoride, Total and Dissolved Cyanide (WAD, Free and Total), Total and Dissolved Metals, Alkalinity, Total Phosphorus, TDS, TSS
W6-100112	10/1/2012	Surface water	A12J044	29076	Total Chloride, Sulfate, Total and Dissolved Fluoride, Total and Dissolved Cyanide (WAD, Free and Total), Total and Dissolved Metals, Alkalinity, Total Phosphorus, TDS, TSS
W7-100112	10/1/2012	Surface water	A12J044	29076	Total Chloride, Sulfate, Total and Dissolved Fluoride, Total and Dissolved Cyanide (WAD, Free and Total), Total and Dissolved Metals, Alkalinity, Total Phosphorus, TDS, TSS
W8-100312	10/3/2012	Surface water	A12J102	28944	Total Chloride, Sulfate, Total and Dissolved Fluoride, Total and Dissolved Cyanide (WAD, Free and Total), Total and Dissolved Metals, Alkalinity, Total Phosphorus, TDS, TSS
W9-100212	10/2/2012	Surface water	A12J067	29076	Total Chloride, Sulfate, Total and Dissolved Fluoride, Total and Dissolved Cyanide (WAD, Free and Total), Total and Dissolved Metals, Alkalinity, Total Phosphorus, TDS, TSS
W10-100212	10/2/2012	Surface water	A12J067	29076	Total Chloride, Sulfate, Total and Dissolved Fluoride, Total and Dissolved Cyanide (WAD, Free and Total), Total and Dissolved Metals, Alkalinity, Total Phosphorus, TDS, TSS
RLSW Series Wells					
RLSW-1-100412	10/4/2012	Groundwater	A12J138	29157	Total Chloride, Sulfate, Total and Dissolved Fluoride, Total and Dissolved Cyanide (WAD, Free and Total), Total and Dissolved Metals, Alkalinity, Total Phosphorus, TDS, TSS
RLSW-2-100512	10/5/2012	Groundwater	A12J175	29076	Total Chloride, Sulfate, Total and Dissolved Fluoride, Total and Dissolved Cyanide (WAD, Free and Total), Total and Dissolved Metals, Alkalinity, Total Phosphorus, TDS, TSS
RLSW-3-100512	10/5/2012	Groundwater	A12J175	29076	VOC, PCBs, Total Chloride, Sulfate, Total and Dissolved Fluoride, Total and Dissolved Cyanide (WAD, Free and Total), SVOCs, Total and Dissolved Metals, Alkalinity, Total Phosphorus, TDS, TSS
RLSW-3-120412	12/4/2012	Groundwater	A12L076	29157	PAH
RLSW-4-100212	10/2/2012	Groundwater	A12J067	29076	Total Chloride, Sulfate, Total and Dissolved Fluoride, Total and Dissolved Cyanide (WAD, Free and Total), Total and Dissolved Metals, Alkalinity, Total Phosphorus, TDS, TSS
G Series Wells					
G1-S-100412	10/4/2012	Groundwater	A12J138	29157	Total Chloride, Sulfate, Total and Dissolved Fluoride, Total and Dissolved Cyanide (WAD, Free and Total), Total and Dissolved Metals, Alkalinity, Total Phosphorus, TDS, TSS
G1-D-100412	10/4/2012	Groundwater	A12J138	29157	Total Chloride, Sulfate, Total and Dissolved Fluoride, Total and Dissolved Cyanide (WAD, Free and Total), Total and Dissolved Metals, Alkalinity, Total Phosphorus, TDS, TSS

MBTL Sample Identification and Corresponding Laboratory and Validation Data Reports
2012-2013

Sample ID	Date Collected	Sample Matrix	Laboratory Data Package (SDG) No.	Validation Report Number	Testing Parameters
G1-S-120312	12/3/2012	Groundwater	A12L049	29157	Total and Dissolved Cyanide (WAD, Free, and Total)
G1-D-120312	12/3/2012	Groundwater	A12L049	29157	Total and Dissolved Cyanide (WAD, Free, and Total)
G1-D-120312-D	12/3/2012	Groundwater	A12L049	29157	Total and Dissolved Cyanide (WAD, Free, and Total)
G2-S-100312	10/3/2012	Groundwater	A12J102	28944	Total Chloride, Sulfate, Total and Dissolved Fluoride, Total and Dissolved Cyanide (WAD, Free and Total), Total and Dissolved Metals, Alkalinity, Total Phosphorus, TDS, TSS, Total and Dissolved Metals, SVOCs, Low-level PCB Aroclors, VOCs
G2-D-100312	10/3/2012	Groundwater	A12J102	28944	Total Chloride, Sulfate, Total and Dissolved Fluoride, Total and Dissolved Cyanide (WAD, Free and Total), Total and Dissolved Metals, Alkalinity, Total Phosphorus, TDS, TSS
G2-S-120312	12/3/2012	Groundwater	A12L049	29157	PAH
G2-D-120312	12/3/2012	Groundwater	A12L049	29157	PAH
G2-D-120312-D	12/3/2012	Groundwater	A12L049	29157	PAH
G3-S-100412	10/4/2012	Groundwater	A12J138	29157	Total Chloride, Sulfate, Total and Dissolved Fluoride, Total and Dissolved Cyanide (WAD, Free and Total), Total and Dissolved Metals, Alkalinity, Total Phosphorus, TDS, TSS
G3-D-100412	10/4/2012	Groundwater	A12J138	29157	Total Chloride, Sulfate, Total and Dissolved Fluoride, Total and Dissolved Cyanide (WAD, Free and Total), Total and Dissolved Metals, Alkalinity, Total Phosphorus, TDS, TSS
G4-S-100312	10/3/2012	Groundwater	A12J102	28944	Total Chloride, Sulfate, Total and Dissolved Fluoride, Total and Dissolved Cyanide (WAD, Free and Total), Alkalinity, Total Phosphorus, TDS, TSS, Total and Dissolved Metals, SVOCs, Low-level PCB Aroclors, VOCs
G4-D-100512	10/5/2012	Groundwater	A12J175	29076	Total Chloride, Sulfate, Total and Dissolved Fluoride, Total and Dissolved Cyanide (WAD, Free and Total), Total and Dissolved Metals, Alkalinity, Total Phosphorus, TDS, TSS
G5-S-100412	10/4/2012	Groundwater	A12J138	29157	Total Chloride, Sulfate, Total and Dissolved Fluoride, Total and Dissolved Cyanide (WAD, Free and Total), Total and Dissolved Metals, Alkalinity, Total Phosphorus, TDS, TSS
G5-D-100412	10/4/2012	Groundwater	A12J138	29157	Total Chloride, Sulfate, Total and Dissolved Fluoride, Total and Dissolved Cyanide (WAD, Free and Total), Total and Dissolved Metals, Alkalinity, Total Phosphorus, TDS, TSS
G6-S-100212	10/2/2012	Groundwater	A12J067	29076	Total Chloride, Sulfate, Total and Dissolved Fluoride, Total and Dissolved Cyanide (WAD, Free and Total), Total and Dissolved Metals, Alkalinity, Total Phosphorus, TDS, TSS
G6-D-100212	10/2/2012	Groundwater	A12J067	29076	Total Chloride, Sulfate, Total and Dissolved Fluoride, Total and Dissolved Cyanide (WAD, Free and Total), Total and Dissolved Metals, Alkalinity, Total Phosphorus, TDS, TSS
G7-D-100512	10/5/2012	Groundwater	A12J175	29076	Total Chloride, Sulfate, Total and Dissolved Fluoride, Total and Dissolved Cyanide (WAD, Free and Total), Total and Dissolved Metals, Alkalinity, Total Phosphorus, TDS, TSS
R Series Wells					
R-2-100312	10/3/2012	Groundwater	A12J102	28944	Total Chloride, Sulfate, Total and Dissolved Fluoride, Total and Dissolved Cyanide (WAD, Free and Total), Alkalinity, Total Phosphorus, TDS, TSS, Total and Dissolved Metals, SVOCs, Low-level PCB Aroclors, VOCs
RL Series Wells					
RL-1S-100412	10/4/2012	Groundwater	A12J138	29157	Total Chloride, Sulfate, Total and Dissolved Fluoride, Total and Dissolved Cyanide (WAD, Free and Total), Alkalinity, Total Phosphorus, TDS, TSS, Total and Dissolved Metals, SVOCs, Low-level PCB Aroclors, VOCs
SSA Series Wells					
SSA4-MW-01-100512	10/5/2012	Groundwater	A12J175	29076	PAHs, Total Chloride, Sulfate, Total and Dissolved Fluoride, Total and Dissolved Cyanide (WAD, Free and Total), Total and Dissolved Metals, Alkalinity, Total Phosphorus, TDS, TSS
SSA6-MW-01-100512	10/5/2012	Groundwater	A12J175, VM65	29076, 28944	NWTPH-Dx, EPH, Total Chloride, Sulfate, Total and Dissolved Fluoride, Total and Dissolved Cyanide (WAD, Free and Total), Total and Dissolved Metals, Alkalinity, Total Phosphorus, TDS, TSS
SSA6-MW-01-120412	12/4/2012	Groundwater	A12L076	29157	NWTPH-Dx (with and without silica gel)
SSA7-MW-01-100512	10/5/2012	Groundwater	A12J175	29076	PAHs, PCBs, Total Chloride, Sulfate, Total and Dissolved Fluoride, Total and Dissolved Cyanide (WAD, Free and Total), Total and Dissolved Metals, Alkalinity, Total Phosphorus, TDS, TSS

MBTL Sample Identification and Corresponding Laboratory and Validation Data Reports
2012-2013

Sample ID	Date Collected	Sample Matrix	Laboratory Data Package (SDG) No.	Validation Report Number	Testing Parameters
PZ Series Wells					
PZ-1-100212	10/2/2012	Groundwater	A12J067	29076	Total Chloride, Sulfate, Total and Dissolved Fluoride, Total and Dissolved Cyanide (WAD, Free and Total), Total and Dissolved Metals, Alkalinity, Total Phosphorus, TDS, TSS
PZ-2-100212	10/2/2012	Groundwater	A12J067	29076	Total Chloride, Sulfate, Total and Dissolved Fluoride, Total and Dissolved Cyanide (WAD, Free and Total), Total and Dissolved Metals, Alkalinity, Total Phosphorus, TDS, TSS
PZ-3-100212	10/2/2012	Groundwater	A12J067	29076	Total Chloride, Sulfate, Total and Dissolved Fluoride, Total and Dissolved Cyanide (WAD, Free and Total), Total and Dissolved Metals, Alkalinity, Total Phosphorus, TDS, TSS
PZ-4-100212	10/2/2012	Groundwater	A12J067	29076	Total Chloride, Sulfate, Total and Dissolved Fluoride, Total and Dissolved Cyanide (WAD, Free and Total), Total and Dissolved Metals, Alkalinity, Total Phosphorus, TDS, TSS
PZ-5-100212	10/2/2012	Groundwater	A12J067	29076	Total Chloride, Sulfate, Total and Dissolved Fluoride, Total and Dissolved Cyanide (WAD, Free and Total), Total and Dissolved Metals, Alkalinity, Total Phosphorus, TDS, TSS
PZ-6-100212	10/2/2012	Groundwater	A12J067	29076	Total Chloride, Sulfate, Total and Dissolved Fluoride, Total and Dissolved Cyanide (WAD, Free and Total), Total and Dissolved Metals, Alkalinity, Total Phosphorus, TDS, TSS
PZ-7-100212	10/2/2012	Groundwater	A12J067	29076	Total Chloride, Sulfate, Total and Dissolved Fluoride, Total and Dissolved Cyanide (WAD, Free and Total), Total and Dissolved Metals, Alkalinity, Total Phosphorus, TDS, TSS
Old Industrial Landfill					
AQ-ILF-01-0-11	10/17/2012	Soil - Composite	A12J509	28944	Fluoride, Cyanide (WAD and Total), Metals (Total & TCLP), SVOCs, PCBs, TOC
AQ-ILF-02-6-8	10/17/2012	Soil	A12J509	28944	VOCs, NWTPH-Dx
AQ-ILF-02-0-12	10/17/2012	Soil - Composite	A12J509, A12L107	28944, 29157	Fluoride, Cyanide (WAD and Total), Metals (Total & TCLP), SVOCs, PCBs, TOC, PAH
AQ-ILF-03-8-10	10/17/2012	Soil	A12J509	28944	VOCs, NWTPH-Dx
AQ-ILF-03-0-12	10/17/2012	Soil - Composite	A12J509, A12L107, VV48, B2913 (Bioassay)	28944, 28989	Fluoride, Cyanide (WAD and Total), Metals (Total & TCLP), SVOCs, PCBs, TOC, NWTPH-Dx, EPH, Hazardous Waste Designation Bioassay
AQ-ILF-04-12-14	10/17/2012	Soil	A12J509	28944	VOCs, NWTPH-Dx
AQ-ILF-04-0-14	10/17/2012	Soil - Composite	A12J509	28944	Fluoride, Cyanide (WAD and Total), Metals (Total & TCLP), SVOCs, PCBs, TOC
AQ-ILF-05-10-12	10/18/2012	Soil	A12J515	28944	VOCs, NWTPH-Dx
AQ-ILF-05-0-14	10/18/2012	Soil - Composite	A12J515, A12L107, VV48	28944, 29157, 28989	Fluoride, Cyanide (WAD and Total), Metals (Total & TCLP), SVOCs, PCBs, TOC, EPH
Floor Sweeps Landfill					
AQ-FSL-01-4-6	10/18/2012	Soil	A12J515	28944	VOCs, NWTPH-Dx
AQ-FSL-01-8-10	10/18/2012	Soil	A12J515	28944	NWTPH-Dx
AQ-FSL-01-0-12	10/18/2012	Soil - Composite	A12J515, A12L107, VV14, B2913 (Bioassay)	28944, 29157, 28989	Fluoride, Cyanide (WAD and Total), Metals (Total & TCLP), SVOCs, PCBs, TOC, NWTPH-Dx, EPH, Hazardous Waste Designation Bioassay
AQ-FSL-02-14-16	10/18/2012	Soil	A12J515	28944	VOCs, NWTPH-Dx
AQ-FSL-02-0-16	10/18/2012	Soil - Composite	A12J515	28944	Fluoride, Cyanide (WAD and Total), Metals (Total & TCLP), SVOCs, PCBs, TOC
AQ-FSL-03-5-7	10/18/2012	Soil	A12J515	28944	VOCs, NWTPH-Dx
AQ-FSL-03-1-8.5	10/18/2012	Soil - Composite	A12J515, VV14	28944, 28989	Fluoride, Cyanide (WAD and Total), Metals (Total & TCLP), SVOCs, PCBs, TOC, NWTPH-Dx, EPH
Area East of the Former Cryolite Recovery Plant					
AQ-ECA-01-2-5	10/19/2012	Soil - Composite	A12J537, A12L002	28944, 29157	Fluoride, Cyanide (WAD and Total), Total Metals, PAHs, TOC
AQ-ECA-02-3-5	10/19/2012	Soil	A12J537	28944	NWTPH-Dx
AQ-ECA-02-1-5	10/19/2012	Soil - Composite	A12J537, A12L002, VV14	28944, 29157, 28989	Fluoride, Cyanide (WAD and Total), Total Metals, PAHs, TOC,
AQ-ECA-03-5-7	10/19/2012	Soil	A12J537	28944	VOCs, NWTPH-Dx
AQ-ECA-03-1-7	10/19/2012	Soil - Composite	A12J537, A12L002, B2913 (Bioassay)	28944, 29157	Fluoride, Cyanide (WAD and Total), Total Metals, PAHs, SVOCs, PCBs, TOC, Hazardous Waste Designation Bioassay
AQ-ECA-04-2-8	10/19/2012	Soil - Composite	A12J537, A12L002	28944, 29157	Fluoride, Cyanide (WAD and Total), Metals (Total & TCLP), PAHs, TOC

MBTL Sample Identification and Corresponding Laboratory and Validation Data Reports
2012-2013

Sample ID	Date Collected	Sample Matrix	Laboratory Data Package (SDG) No.	Validation Report Number	Testing Parameters
Black Mud Deposits					
AQ-BMD-01-4-5	10/22/2012	Soil	A12J576	29076	VOCs
AQ-BMD-01-2-5	10/22/2012	Soil - Composite	A12J576, A12L002	29076, 29157	Fluoride, Cyanide (WAD and Total), Total Metals, PAHs, TOC
AQ-BMD-02-3.5-5.5	10/22/2012	Soil	A12J576	29076	VOCs
AQ-BMD-02-1.5-5.5	10/22/2012	Soil - Composite	A12J576, A12L002	29076, 29157	Fluoride, Cyanide (WAD and Total), Total Metals, PAHs, TOC
AQ-BMD-03-4-6	10/22/2012	Soil	A12J576	29076	VOCs
AQ-BMD-03-2-8	10/22/2012	Soil - Composite	A12J576, A12L002	29076, 29157	Fluoride, Cyanide (WAD and Total), Total Metals, SVOCs, PCBs, TOC
AQ-BMD-04-3-5	10/22/2012	Soil	A12J576	29076	VOCs
AQ-BMD-04-1-7	10/22/2012	Soil - Composite	A12J576, A12L002	29076, 29157	Fluoride, Cyanide (WAD and Total), Total Metals, PAHs, TOC
AQ-BMD-05-3-5	10/22/2012	Soil	A12J576	29076	VOCs
AQ-BMD-05-1-6	10/22/2012	Soil - Composite	A12J576, A12L002	29076, 29157	Fluoride, Cyanide (WAD and Total), Total Metals, PAHs, TOC
AQ-BMD-06-3.5-5.5	10/22/2012	Soil	A12J576	29076	VOCs
AQ-BMD-06-1.5-5.5	10/22/2012	Soil - Composite	A12J576, A12L002	29076, 29157	Fluoride, Cyanide (WAD and Total), Total Metals, PAHs, TOC
AQ-BMD-07-1-3	10/22/2012	Soil - Composite	A12J576	29076	Fluoride, Cyanide (WAD and Total), Metals (Total & TCLP), PAHs, TOC, VOCs
AQ-BMD-08-2-4	10/23/2012	Soil - Composite	A12J621, A12L002, B2913 (Bioassay)	28944, 29157	Fluoride, Cyanide (WAD and Total), Total Metals, PAHs, TOC, Hazardous Waste Designation Bioassay
Black Mud Ponds (East)					
AQ-BMP-01-2-16	10/24/2012	Soil - Composite	A12J671, A12L002	29076, 29157	Fluoride, Cyanide (WAD and Total), Total Metals, PAHs, TOC
AQ-BMP-02-11-13	10/24/2012	Soil	A12J671	29076	VOCs
AQ-BMP-02-1-15	10/24/2012	Soil - Composite	A12J671, A12L002, VV14	29076, 29157, 28989	Fluoride, Cyanide (WAD and Total), Total Metals, PAHs, TOC, NWTPH-Dx, EPH
AQ-BMP-03-2-16	10/23/2012	Soil - Composite	A12J621, A12L002	28944, 29157	Fluoride, Cyanide (WAD and Total), Total Metals, PAHs, TOC
AQ-BMP-04-1.5-13.5	10/23/2012	Soil - Composite	A12J621	28944	Fluoride, Cyanide (WAD and Total), Metals (Total and TCLP), SVOCs, PCBs, TOC
AQ-BMP-05-1.5-15.5	10/23/2012	Soil - Composite	A12J621, A12L002, VV14, B2913 (Bioassay)	28944, 29157, 28989	Fluoride, Cyanide (WAD and Total), Total Metals, PAHs, TOC, NWTPH-Dx , EPH, Hazardous Waste Designation Bioassay
White Mud Pond					
AQ-WMP-01-2.5-7.5	10/24/2012	Soil - Composite	A12J671, A12L002	29076, 29157	Fluoride, Cyanide (WAD and Total), Total Metals, PAHs, TOC
AQ-WMP-02-6-8	10/24/2012	Soil	A12J671	29076	VOCs
AQ-WMP-02-2-8	10/24/2012	Soil - Composite	A12J671, A12L002	29076, 29157	Fluoride, Cyanide (WAD and Total), Total Metals, PAHs, TOC
AQ-WMP-03-2-6	10/24/2012	Soil - Composite	A12J671	29076	Fluoride, Cyanide (WAD and Total), Metals (Total and TCLP), PAHs, TOC
AQ-WMP-04-2-8	10/24/2012	Soil - Composite	A12J671, A12L002, B2913 (Bioassay)	29076, 29157	Fluoride, Cyanide (WAD and Total), Total Metals, SVOCs, PCBs, TOC, Hazardous Waste Designation Bioassay
Outfall Area Soils					
AQ-SO-OF3-0-10	10/25/2012	Soil	A12J671	29076	SVOCs, PCBs, SMS Metals, Total Solids
AQ-SO-OF5-0-10	10/25/2012	Soil	A12J671	29076	SVOCs, PCBs, SMS Metals, Total Solids
AQ-SO-OF5D-0-10	10/25/2012	Soil	A12J671	29076	SVOCs, PCBs, SMS Metals, Total Solids
Geotech Samples - Mud Deposits					
AQ-BMD-G01	10/25/2012	5-gal Soil/Waste	--	--	Geotechnical
AQ-BMD-G06	10/25/2012	5-gal Soil/Waste	--	--	Geotechnical
AQ-BMP-G02	10/25/2012	5-gal Soil/Waste	--	--	Geotechnical
AQ-BMP-G04	10/25/2012	5-gal Soil/Waste	--	--	Geotechnical
AQ-WMP-G02	10/25/2012	5-gal Soil/Waste	--	--	Geotechnical
AQ-WMP-G03	10/25/2012	5-gal Soil/Waste	--	--	Geotechnical

MBTL Sample Identification and Corresponding Laboratory and Validation Data Reports
2012-2013

Sample ID	Date Collected	Sample Matrix	Laboratory Data Package (SDG) No.	Validation Report Number	Testing Parameters
Flat Storage Area Soils (SSA4)					
AQ-SSA4-12A-0-1	11/8/2012	Soil	A12K226	29076	PAHs
AQ-SSA4-12A-1-2	11/8/2012	Soil	A12K226	29076	PAHs
AQ-SSA4-12B-0-1	11/8/2012	Soil	A12K226	29076	PAHs
AQ-SSA4-12B-1-2	11/8/2012	Soil	A12K226	29076	PAHs
AQ-SSA4-13-0-1	11/8/2012	Soil	A12K226	29076	PAHs
AQ-SSA4-13-1-2	11/8/2012	Soil	A12K226	29076	PAHs
AQ-SSA4-14-0-1	11/8/2012	Soil	A12K226	29076	PAHs
AQ-SSA4-14-1-2	11/8/2012	Soil	A12K226	29076	PAHs
AQ-SSA4-15-0-1	11/8/2012	Soil	A12K226	29076	PAHs
AQ-SSA4-15-1-2	11/8/2012	Soil	A12K226	29076	PAHs
AQ-SSA4-16-0-1	11/8/2012	Soil	A12K226	29076	PAHs
AQ-SSA4-16-1-2	11/8/2012	Soil	A12K226	29076	PAHs
AQ-SSA4-17-0-1	11/8/2012	Soil	A12K226	29076	PAHs
AQ-SSA4-17-1-2	11/8/2012	Soil	A12K226	29076	PAHs
AQ-SSA4-18-0-1	11/8/2012	Soil	A12K226	29076	PAHs
AQ-SSA4-18-1-2	11/8/2012	Soil	A12K226	29076	PAHs
AQ-SSA4-19-0-1	11/9/2012	Soil	A12K226	29076	PAHs
AQ-SSA4-19-1-2	11/9/2012	Soil	A12K226	29076	PAHs
AQ-SSA4-69-0-1	11/9/2012	Soil	A12K226	29076	PAHs
AQ-SSA4-69-1-2	11/9/2012	Soil	A12K226	29076	PAHs
AQ-SSA4-20-0-1	11/8/2012	Soil	A12K226	29076	PAHs
AQ-SSA4-20-1-2	11/8/2012	Soil	A12K226	29076	PAHs
AQ-SSA4-20-0-1	11/8/2012	Soil	A12K226	29076	PAHs
AQ-SSA4-20-1-2	11/8/2012	Soil	A12K226	29076	PAHs
AQ-SSA4-24-0-1	1/11/2013	Soil	A13A243	29233	PAH(SIM), TS, TOC
AQ-SSA4-24-1-2	1/11/2013	Soil	A13A243	29233	PAH(SIM), TS, TOC
AQ-SSA4-25-0-1	1/11/2013	Soil	A13A243	29233	PAH(SIM), TS, TOC
AQ-SSA4-25-1-2	1/11/2013	Soil	A13A243	29233	PAH(SIM), TS, TOC
AQ-SSA4-26-0-1	1/11/2013	Soil	A13A243	29233	PAH(SIM), TS, TOC
AQ-SSA4-26-1-2	1/11/2013	Soil	A13A243	29233	PAH(SIM), TS, TOC
AQ-SSA4-76-0-1	1/11/2013	Soil	A13A243	29233	PAH(SIM), TS, TOC
AQ-SSA4-76-1-2	1/11/2013	Soil	A13A243	29233	PAH(SIM), TS, TOC
AQ-SSA4-27-0-1	1/11/2013	Soil	A13A243	29233	PAH(SIM), TS, TOC
AQ-SSA4-27-1-2	1/11/2013	Soil	A13A243	29233	PAH(SIM), TS, TOC
AQ-SSA4-RB-011113	1/11/2013	Soil	A13A243	29233	PAH(SIM)
Nearshore Area Sediments					
AQ-SE-01-10	11/13/2012	Sediment	A12K308	29076	SVOCs, SMS Metals, TS, TOC
AQ-SE-02-10	11/13/2012	Sediment	A12K308	29076	SVOCs, SMS Metals, TS, TOC
AQ-SE-03-10	11/14/2012	Sediment	A12K308	29076	SVOCs, SMS Metals, TS, TOC
AQ-SE-04-10	11/14/2012	Sediment	A12K308	29076	SVOCs, SMS Metals, TS, TOC
AQ-SE-05-10	11/14/2012	Sediment	A12K308	29076	SVOCs, SMS Metals, TS, TOC
AQ-SE-06-10	11/14/2012	Sediment	A12K308	29076	SVOCs, SMS Metals, TS, TOC
AQ-SE-07-10	11/14/2012	Sediment	A12K308	29076	SVOCs, SMS Metals, TS, TOC
AQ-SE-57-10	11/14/2012	Sediment	A12K308	29076	SVOCs, SMS Metals, TS, TOC
AQ-SE-08-10	11/14/2012	Sediment	A12K308	29076	SVOCs, SMS Metals, TS, TOC

MBTL Sample Identification and Corresponding Laboratory and Validation Data Reports
2012-2013

Sample ID	Date Collected	Sample Matrix	Laboratory Data Package (SDG) No.	Validation Report Number	Testing Parameters
AQ-SE-01-10	11/13/2012	Sediment	A4909	28989	Dioxin-like PCB Congeners
AQ-SE-02-10	11/13/2012	Sediment	A4909	28989	Dioxin-like PCB Congeners
AQ-SE-03-10	11/14/2012	Sediment	A4909	28989	Dioxin-like PCB Congeners
AQ-SE-04-10	11/14/2012	Sediment	A4909	28989	Dioxin-like PCB Congeners
AQ-SE-05-10	11/14/2012	Sediment	A4909	28989	Dioxin-like PCB Congeners
AQ-SE-06-10	11/14/2012	Sediment	A4909	28989	Dioxin-like PCB Congeners
AQ-SE-07-10	11/14/2012	Sediment	A4909	28989	Dioxin-like PCB Congeners
AQ-SE-57-10	11/14/2012	Sediment	A4909	28989	Dioxin-like PCB Congeners
AQ-SE-08-10	11/14/2012	Sediment	A4909	28989	Dioxin-like PCB Congeners
AQ-SS-14-10	12/10/2012	Sediment	A12L200	29157	SVOCs, SMS Metals, TS, TOC
AQ-SS-10-10	12/10/2012	Sediment	A12L200, 31300075	29157, 29233	SVOCs, SMS Metals, TS, TOC, PCB Aroclors
AQ-SS-09-10	12/10/2012	Sediment	A12L200, 31300075	29157, 29233	SVOCs, SMS Metals, TS, TOC, PCB Aroclors
AQ-SS-04-10	12/10/2012	Sediment	A12L200	29157	SVOCs, SMS Metals, TS, TOC
AQ-SS-03-10	12/10/2012	Sediment	A12L258, A5019, 31300075	29157, 29096, 29233	SVOCs, SMS Metals, TS, TOC, PCB congeners
AQ-SS-14-10	12/10/2012	Sediment	A4995	29096	PCB Congeners
AQ-SS-10-10	12/10/2012	Sediment	A4995	29096	PCB Congeners
AQ-SS-09-10	12/10/2012	Sediment	A4995	29096	PCB Congeners
AQ-SS-04-10	12/10/2012	Sediment	A4995	29096	PCB Congeners
Offshore NPDES Area Sediments					
MBTL12-SS-01-02	12/10/2012	Sediment	A12L233, VW48	29179	Grain Size, Fluoride, Aluminum, Cyanide, PAH, TS, TOC, Ammonia, PCB Aroclors, Sulfides
MBTL12-SS-09-02	12/11/2012	Sediment	A12L233, VW48	29179	Grain Size, Fluoride, Aluminum, Cyanide, PAH, TS, TOC, Ammonia, PCB Aroclors, Sulfides
MBTL12-SS-09-10	12/11/2012	Sediment	A12L233, VW48, A13A229; P840-1 and P840-2 (Bioassays)	29179, 29233	Grain Size, Fluoride, Aluminum, Cyanide, PAH, TS, TOC, Ammonia, PCB Aroclors, Sulfides, *Hyallela* and *Chironomus* Bioassays
MBTL12-SS-10-02	12/11/2012	Sediment	A12L233, VW48	29179	Grain Size, Fluoride, Aluminum, Cyanide, PAH, TS, TOC, Ammonia, PCB Aroclors, Sulfides
MBTL12-SS-10-10	12/11/2012	Sediment	A12L233, VW48, A13A229; P840-1 and P840-2 (Bioassays)	29179, 29233	Grain Size, Fluoride, Aluminum, Cyanide, PAH, TS, TOC, Ammonia, PCB Aroclors, Sulfides, *Hyallela* and *Chironomus* Bioassays
MBTL12-SS-01-10	12/11/2012	Sediment	A12L233, VW48	29179	Grain Size, Fluoride, Aluminum, Cyanide, PAH, TS, TOC, Ammonia, PCB Aroclors, Sulfides
MBTL12-SS-02-02	12/11/2012	Sediment	A12L233, VW48	29179	Grain Size, Fluoride, Aluminum, Cyanide, PAH, TS, TOC, Ammonia, PCB Aroclors, Sulfides
MBTL12-SS-02-10	12/11/2012	Sediment	A12L233, VW48	29179	Grain Size, Fluoride, Aluminum, Cyanide, PAH, TS, TOC, Ammonia, PCB Aroclors, Sulfides
MBTL12-SS-04-02	12/12/2012	Sediment	A12L259, VW49	29179	Grain Size, Fluoride, Aluminum, Cyanide, PAH, TS, TOC, Ammonia, PCB Aroclors, Sulfides
MBTL12-SS-04-10	12/12/2012	Sediment	A12L259, VW49	29179	Grain Size, Fluoride, Aluminum, Cyanide, PAH, TS, TOC, Ammonia, PCB Aroclors, Sulfides
MBTL12-SS-08-02	12/12/2012	Sediment	A12L259, VW49	29179	Grain Size, Fluoride, Aluminum, Cyanide, PAH, TS, TOC, Ammonia, PCB Aroclors, Sulfides
MBTL12-SS-08-10	12/12/2012	Sediment	A12L259, VW49	29179	Grain Size, Fluoride, Aluminum, Cyanide, PAH, TS, TOC, Ammonia, PCB Aroclors, Sulfides
MBTL12-SS-07-02	12/12/2012	Sediment	A12L259, VW49	29179	Grain Size, Fluoride, Aluminum, Cyanide, PAH, TS, TOC, Ammonia, PCB Aroclors, Sulfides
MBTL12-SS-07-10	12/12/2012	Sediment	A12L259, VW49	29179	Grain Size, Fluoride, Aluminum, Cyanide, PAH, TS, TOC, Ammonia, PCB Aroclors, Sulfides
MBTL12-SS-03-02	12/12/2012	Sediment	A12L259, VW49	29179	Grain Size, Fluoride, Aluminum, Cyanide, PAH, TS, TOC, Ammonia, PCB Aroclors, Sulfides
MBTL12-SS-03-10	12/12/2012	Sediment	A12L259, VW49, A13A229	29179, 29233	Grain Size, Fluoride, Aluminum, Cyanide, PAH, TS, TOC, Ammonia, PCB Aroclors, Sulfides
MBTL12-SS-06-02	12/12/2012	Sediment	A12L259, VW49	29179	Grain Size, Fluoride, Aluminum, Cyanide, PAH, TS, TOC, Ammonia, PCB Aroclors, Sulfides
MBTL12-SS-06-10	12/12/2012	Sediment	A12L259, VW49	29179	Grain Size, Fluoride, Aluminum, Cyanide, PAH, TS, TOC, Ammonia, PCB Aroclors, Sulfides
MBTL12-SS-54-10	12/12/2012	Sediment	A12L259, VW49	29179	Grain Size, Fluoride, Aluminum, Cyanide, PAH, TS, TOC, Ammonia, PCB Aroclors, Sulfides
MBTL12-SS-11-02	12/13/2012	Sediment	A12L259, VW49	29179	Grain Size, Fluoride, Aluminum, Cyanide, PAH, TS, TOC, Ammonia, PCB Aroclors, Sulfides
MBTL12-SS-11-10	12/13/2012	Sediment	A12L294, VV87, A13A229	29179, 29233	Grain Size, Fluoride, Aluminum, Cyanide, PAH, TS, TOC, Ammonia, PCB Aroclors, Sulfides
MBTL12-SS-12-02	12/13/2012	Sediment	A12L294, VV87	29179	Grain Size, Fluoride, Aluminum, Cyanide, PAH, TS, TOC, Ammonia, PCB Aroclors, Sulfides

MBTL Sample Identification and Corresponding Laboratory and Validation Data Reports
2012-2013

Sample ID	Date Collected	Sample Matrix	Laboratory Data Package (SDG) No.	Validation Report Number	Testing Parameters
MBTL12-SS-12-10	12/13/2012	Sediment	A12L294, VV87, A13A229; P840-1 and P840-2 (Bioassays)	29179, 29233	Grain Size, Fluoride, Aluminum, Cyanide, PAH, TS, TOC, Ammonia, PCB Aroclors, Sulfides, *Hyallela* and *Chironomus* Bioassays
MBTL12-SS-13-02	12/13/2012	Sediment	A12L294, VV87	29179	Grain Size, Fluoride, Aluminum, Cyanide, PAH, TS, TOC, Ammonia, PCB Aroclors, Sulfides
MBTL12-SS-13-10	12/13/2012	Sediment	A12L294, VV87, A13A229	29179, 29233	Grain Size, Fluoride, Aluminum, Cyanide, PAH, TS, TOC, Ammonia, PCB Aroclors, Sulfides
MBTL12-SS-05-02	12/13/2012	Sediment	A12L294, VV87	29179	Grain Size, Fluoride, Aluminum, Cyanide, PAH, TS, TOC, Ammonia, PCB Aroclors, Sulfides
MBTL12-SS-05-10	12/13/2012	Sediment	A12L294, VV87	29179	Grain Size, Fluoride, Aluminum, Cyanide, PAH, TS, TOC, Ammonia, PCB Aroclors, Sulfides
Offshore NPDES Reference Sediments QA/QC Samples					
W59-100212	10/2/2012	Surface water	A12J067	29076	Total Chloride, Sulfate, Total and Dissolved Fluoride, Total and Dissolved Cyanide (WAD, Free and Total), Total and Dissolved Metals, Alkalinity, Total Phosphorus, TDS, TSS
SSA7-MW-51-100512	10/5/2012	Groundwater	A12J175	29076	PAHs, PCBs, Total Chloride, Sulfate, Total and Dissolved Fluoride, Total and Dissolved Cyanide (WAD, Free and Total), Total and Dissolved Metals, Alkalinity, Total Phosphorus, TDS, TSS
RB-01-100512	10/5/2012	Rinse Blank for Waters	A12J175, VM65	29076, 28944	NWTPH-Dx, EPH, VOCs, SVOCs, PCBs, Total and Dissolved Metals, Total Chloride, Sulfate, Total and Dissolved Fluoride, Total and Dissolved Cyanide (WAD, Free and Total), Total and Dissolved Metals, Alkalinity, Total Phosphorus, TDS, TSS
AQ-RB-101912	10/19/2012	Rinse Blank for Mud, Landfill, & Outfall Soil Sampling	A12J537	28944	Fluoride, Cyanide (WAD and Total), Total Metals, PAHs, SVOCs, PCBs, NWTPH-Dx
AQ-RB-102312	10/23/2012	Rinse Blank for Mud, Landfill, & Outfall Soil Sampling	A12J621	28944	VOCs
AQ-SSA4-RB-110912	11/9/2012	Rinse Blank for SSA4 Soil Sampling	A12K226	29076	PAHs
RB-120412	12/4/2012	Rinse Blank for groundwaters	A12L076	29157	NWTPH-Dx, PAHs, Total and Dissolved Cyanide (WAD, Free, and Total)
AQ-SE-RB	11/13/2012	Rinse Blank for Nearshore Sediment Sampling	A12K308	29076	SVOCs, SMS Metals, TS, TOC
AQ-SE-FB	11/13/2012	Field Blank for Nearshore Sediment Sampling	A12K308	29076	SVOCs, SMS Metals, TS, TOC
AQ-SE-RB	11/13/2012	Rinse Blank for Nearshore Sediment Sampling	A4908	28989	Dioxin-like PCB Congeners
AQ-SE-FB	11/13/2012	Field Blank for Nearshore Sediment Sampling	A4908	28989	Dioxin-like PCB Congeners
MBTL12-RB	12/12/2012	Rinse Blank for NPDES seds	A12L261	29233	Fluoride, Aluminum, Cyanide, sulfides, PAHs, TSS, TOC, Ammonia, PCBs
MBTL12-FB	12/12/2012	Field Blank for NPDES seds	A12L261	29233	Fluoride, Aluminum, Cyanide, sulfides, PAHs, TSS, TOC, Ammonia, PCBs

Notes:
GeoChem = total and dissolved metals: Al, As, Ca, Cr, Cu, Fe, Mg, Mn, Ni, K, Na, Si
Total and Dissolved Metals (for Groundwater)= Ag, Be, Cd, Hg, Pb, Sb, Se, Tl, Zn
Metals (for Total and TCLP Metals analyses of Mud & LF deposits)= Ag, As, Ba, Be, Cd, Cr, Cu, Hg, Ni, Pb, Sb, Se, Tl, Zn
SMS Metals (for Outfall Soils, Sediment) = Sb, As, Cd, Cr, Cu, Pb, Hg, Ni, Ag, Zn

NWTPH-Dx = Northwest Total Petroleum Hydrocarbons - Diesel Range
PAHs = Polycyclic Aromatic Hydrocarbons
PCBs = Polychlorinated Biphenyls
SMS = Sediment Management Standards
SVOCs = Semi-volatile Organic Compounds
TDS = Total Dissolved Solids
TOC = Total Organic Carbon
TS = Total Solids
TSS = Total Suspended Solids
VOCs = Volatile Organic Compounds
WAD = Weak Acid Dissociable

CH2M HILL
Applied Sciences Laboratory
2300 NW Walnut Blvd
Corvallis, OR
97330-3538
P.O. Box 428
Corvallis, OR
97339-0428
Tel 541.752.4271
Fax 541.752.0276

CH2MHILL
Applied Sciences Laboratory

October 6, 2006

Chinook Ventures, Inc
4029 Industrial Way
P.O. Box 293
Longview, WA 98632

RE: Laboratory Report for Chinook Ventures, Inc
Applied Sciences Laboratory Reference No. F2523

Dear Barry Oliver:

On September 19, 2006, CH2M HILL Applied Sciences Laboratory received seven samples with a request for analysis of selected parameters. All analyses were performed by CH2M HILL unless otherwise indicated below.

The analytical results and associated quality control data are enclosed. Any unusual difficulties encountered during the analysis of your samples are discussed in the case narrative. This data package meets standards requested by client and is not intended or implied to meet any other standard.

CH2M HILL Applied Sciences Laboratory appreciates your business and looks forward to serving your analytical needs again. If you should have any questions concerning the data, or if you need additional information, please call Kathy McKinley at (541) 758-0235, extension 3144.

Sincerely,

Kathy McKinley

Kathy McKinley
Analytical Manager

Enclosures

cc:
Kristin Gaines/Anchor Environmental
Lisa Allen/Anchor Environmental
James Keithly/Anchor Environmental

CLIENT SAMPLE CROSS-REFERENCE

CH2M HILL Applied Sciences Laboratory Reference No. F2523

Sample ID	Client Sample ID	Date Collected	Time Collected
F252301	PZ-7-091806	09/18/2006	10:00
F252302	G-7d-091806	09/18/2006	10:20
F252303	PZ-6-091806	09/18/2006	11:00
F252304	G-5s-091806	09/18/2006	12:40
F252305	G-5d-091806	09/18/2006	14:00
F252306	RL-2d-091806	09/18/2006	11:00
F252307	RL-2s-091806	09/18/2006	12:10

Table of Contents
CH2M HILL Laboratory Reference No. F2523

Page

Free Cyanide Analysis by Method ASTM D4282.....5
Sample Data Summary.....7
QC Summary.....16

Total Cyanide Analysis by Method EPA335.2.....27
Sample Data Summary.....29
QC Summary.....38

Weak Acid Dissociable (WAD) Cyanide Analysis by Method SM4500-CN I.....50
Sample Data Summary.....52
QC Summary.....61

Chain of Custody/Shipping Documents.....70

Applied Sciences Laboratory

Organic CLP and CLP Like Data Qualifiers

U — The analyte was analyzed for, but not detected above the reported sample quantitation limit.

J — The analyte was positively identified; the associated numerical value is the approximate concentration of the analyte in the sample.

UJ — The analyte was not detected above the reported sample quantitation limit. However, the reported quantitation limit is approximate and may or may not represent the actual limit of quantitation necessary to accurately and precisely measure the analyte in the sample.

N — The analysis indicates the presence of an analyte for which there is presumptive evidence to make a "tentative identification".

NJ — The analysis indicates the presence of an analyte that has been "tentatively identified" and the associated numerical value represents its approximate concentration.

P — The primary and confirmation analyte result recoveries do not match.

E — The analyte was positively identified; the associated numerical value exceeded the instrument calibration range.

R — The sample results are rejected due to serious deficiencies in the ability to analyze the sample and meet quality control criteria. The presence or absence of the analyte cannot be verified.

Inorganic CLP and CLP Like Data Qualifiers

U — The analyte was analyzed for, but not detected above the reported sample quantitation limit.

B — The analyte was positively identified; the associated numerical value is the approximate concentration of the analyte in the sample.

UJ — The analyte was not detected above the reported sample quantitation limit. However, the reported quantitation limit is approximate and may or may not represent the actual limit of quantitation necessary to accurately and precisely measure the analyte in the sample.

E — The analyte was positively identified; the associated numerical value exceeded the instrument calibration range.

N — The matrix spike/matrix spike duplicate recovery for the analyte is outside of acceptance criteria—qualifier is applied to the native sample only.

R — The sample results are rejected due to serious deficiencies in the ability to analyze the sample and meet quality control criteria. The presence or absence of the analyte cannot be verified.

FREE CYANIDE BY METHOD ASTM D4282

CASE NARRATIVE
FREE CYANIDE

Analytical Method: ASTM D4282 SDG#: F2523

Lab Name: CH2M HILL Applied Science Laboratories Contract #: 920899.OTC

Client: Chinook Ventures, Inc Prime Contractor: _____

I. Holding Times:
Recovery of free cyanide in the blank spike associated with the initial extraction batch on 9/19/06 exceeded acceptance criteria. Per Kathy McKinley, samples were extracted and reanalyzed outside their holding times. Recovery of free cyanide in the blank spike associated with this second analytical batch met all acceptance criteria.

II. Analysis:

A. Calibration:
All acceptance criteria were met.

B. Blanks:
All acceptance criteria were met.

C. Matrix Spike and Matrix Spike Duplicate Sample(s):
Samples were analyzed in accordance with standard operating procedure.

D. Laboratory Control Spike(LCS)
See comments above.

E. Other:
None.

III. Documentation Exceptions:
None

IV. I certify that this data package is in compliance with the terms and conditions agreed to by the client and CH2M HILL, both technically and for completeness, except for the conditions detailed above. Release of the data contained in this hardcopy data package has been authorized by the Laboratory Manager or designee, as verified by the following signature.

Prepared By: _____ Date: 10/02/06

Reviewed By: _____ Date: 10-3-06

SAMPLE DATA
SUMMARY

1A-WC

GENERAL CHEMISTRY ANALYSIS DATA SHEET

Field Sample ID:

PZ-7-091806

SDG No.: F2523

Matrix: WATER

Lab Name: CH2M HILL/LAB/CVO

Lab Sample ID: F252301

Date Received: 09/19/06

CAS No.	Analyte	MDL	PQL	Result	Q	Units	DF	Sample Amount	Analysis Method	Date Analyzed
57-12-5	Cyanide, Free	0.248	1.67	1.16	B	ug/L	1	3 ML	ASTM D4282	09/22/06

1A-WC

GENERAL CHEMISTRY ANALYSIS DATA SHEET

Field Sample ID:

G-7d-091806

SDG No.: F2523

Matrix: WATER

Lab Name: CH2M HILL/LAB/CVO

Lab Sample ID: F252302

Date Received: 09/19/06

CAS No.	Analyte	MDL	PQL	Result	Q	Units	DF	Sample Amount	Analysis Method	Date Analyzed
57-12-5	Cyanide, Free	0.0743	0.500	0.531		ug/L	1	10 ML	ASTM D4282	09/22/06

1A-WC

GENERAL CHEMISTRY ANALYSIS DATA SHEET

Field Sample ID:

PZ-6-091806

SDG No.: F2523

Matrix: WATER

Lab Name: CH2M HILL/LAB/CVO

Lab Sample ID: F252303

Date Received: 09/19/06

CAS No.	Analyte	MDL	PQL	Result	Q	Units	DF	Sample Amount	Analysis Method	Date Analyzed
57-12-5	Cyanide, Free	0.248	1.67	10.7		ug/L	1	3 ML	ASTM D4282	09/22/06

1A-WC

GENERAL CHEMISTRY ANALYSIS DATA SHEET

Field Sample ID:

G-5s-091806

SDG No.: F2523

Matrix: WATER

Lab Name: CH2M HILL/LAB/CVO

Lab Sample ID: F252304

Date Received: 09/19/06

CAS No.	Analyte	MDL	PQL	Result	Q	Units	DF	Sample Amount	Analysis Method	Date Analyzed
57-12-5	Cyanide, Free	0.0743	0.500	0.452	B	ug/L	1	10 ML	ASTM D4282	09/22/06

1A-WC

GENERAL CHEMISTRY ANALYSIS DATA SHEET

Field Sample ID:

G-5d-091806

SDG No.: F2523

Matrix: WATER

Lab Name: CH2M HILL/LAB/CVO

Lab Sample ID: F252305

Date Received: 09/19/06

CAS No.	Analyte	MDL	PQL	Result	Q	Units	DF	Sample Amount	Analysis Method	Date Analyzed
57-12-5	Cyanide, Free	0.0743	0.500	0.269	B	ug/L	1	10 ML	ASTM D4282	09/22/06

1A-WC

GENERAL CHEMISTRY ANALYSIS DATA SHEET

Field Sample ID:

RL-2d-091806

SDG No.: F2523

Matrix: WATER

Lab Name: CH2M HILL/LAB/CVO

Lab Sample ID: F252306

Date Received: 09/19/06

CAS No.	Analyte	MDL	PQL	Result	Q	Units	DF	Sample Amount	Analysis Method	Date Analyzed
57-12-5	Cyanide, Free	0.0743	0.500	0.495	B	ug/L	1	10 ML	ASTM D4282	09/22/06

1A-WC

GENERAL CHEMISTRY ANALYSIS DATA SHEET

Field Sample ID:

RL-2S-091806

SDG No.: F2523

Matrix: WATER

Lab Name: CH2M HILL/LAB/CVO

Lab Sample ID: F252307

Date Received: 09/19/06

CAS No.	Analyte	MDL	PQL	Result	Q	Units	DF	Sample Amount	Analysis Method	Date Analyzed
57-12-5	Cyanide, Free	0.495	3.33	36.9		ug/L	1	1.5 ML	ASTM D4282	09/22/06

1A-WC

GENERAL CHEMISTRY ANALYSIS DATA SHEET

Field Sample ID:

WB1-0921

SDG No.: F2523

Lab Name: CH2M HILL/LAB/CVO

Matrix: WATER

Lab Sample ID: WB1-0921

Date Received: / /

CAS No.	Analyte	MDL	PQL	Result	Q	Units	DF	Sample Amount	Analysis Method	Date Analyzed
57-12-5	Cyanide, Free	0.0248	0.167	0.0422	B	ug/L	1	30 ML	ASTM D4282	09/22/06

QC DATA SUMMARY

GENERAL CHEMISTRY INITIAL CALIBRATION DATA

SDG No.: F2523

Lab Name: CH2M HILL/LAB/CVO

Analysis Method: ASTM D4282

Initial Calibration Date: 09/20/06 10:14

Instrument Name: LACHAT

Concentration Units: ug/L

Initial Calibration ID: 092006FCN

Analyte	Std 1	Resp 1	Std 2	Resp 2	Std 3	Resp 3	Std 4	Resp 4	Std 5	Resp 5	Std 6	Resp 6	Std 7	Resp 7
Cyanide, Free	0.00	58600	0.50	74500	1.0	99500	2.0	115000	5.0	230000	10.0	414000	20.0	775000

Comments:

GENERAL CHEMISTRY INITIAL CALIBRATION DATA

SDG No.: F2523

Lab Name: CH2M HILL/LAB/CVO

Analysis Method: ASTM D4282

Initial Calibration Date: 09/20/06 10:14

Instrument Name: LACHAT

Concentration Units: ug/L

Initial Calibration ID: 092006FCN

Analyte	Std 8	Resp 8	Std 9	Resp 9	Std 10	Resp 10								
Cyanide, Free	50.0	1880000												

GENERAL CHEMISTRY INITIAL CALIBRATION DATA

SDG No.: F2523

Lab Name: CH2M HILL/LAB/CVO

Analysis Method: ASTM D4282

Initial Calibration Date: 09/20/06 10:14

Instrument Name: LACHAT

Concentration Units: ug/L

Initial Calibration ID: 092006FCN

Analyte	Curve Type	r	Q
Cyanide, Free	LNR	0.9999	

Comments:

GENERAL CHEMISTRY SECOND SOURCE CALIBRATION VERIFICATION DATA

SDG No.: F2523

Lab Name: CH2M HILL/LAB/CVO

Analysis Method: ASTM D4282

Second Source ID: ICV-0920

Instrument Name: LACHAT

Concentration Units: UG/L

Initial Calibration ID: 092006FCN

Analyte	Expected	Found	%D	Q
Cyanide, Free	41.3	38.0	-8.1	

2A-WC

GENERAL CHEMISTRY CALIBRATION VERIFICATION DATA

SDG No.: F2523

Lab Name: CH2M HILL/LAB/CVO

Analysis Method: ASTM D4282

Analytical Lot ID: 092206FCN

Instrument Name: LACHAT

Concentration Units: UG/L

Initial Calibration ID: 092006FCN

CCV #1 ID: CV1-0922 CCV #2 ID: CV2-0922 CCV #3 ID:

Analyte	Expected	Found	%D	Q	Expected	Found	%D	Q	Expected	Found	%D	Q
Cyanide, Free	10	9.27	-7.4		5	4.77	-4.6					

Comments:

WATER GENERAL CHEMISTRY METHOD BLANK SUMMARY

Field Sample ID: WB1-0921

SDG No.: F2523
Lab Name: CH2M HILL/LAB/CVO
Analysis Method: ASTM D4282
Lab Sample ID: WB1-0921
Initial Calibration ID: 092006FCN
Date Analyzed: 09/22/06
Matrix: (Soil/Water) WATER
Time Analyzed: 1430
Instrument: LACHAT

THIS METHOD BLANK APPLIES TO THE FOLLOWING SAMPLES, MS, AND MSD:

	CLIENT SAMPLE ID	LAB SAMPLE ID	DATE ANALYZED	TIME ANALYZED
04	BS1W0921	BS1W0921	09/22/06	1429
06	PZ-7-091806	F252301	09/22/06	1431
07	G-7d-091806	F252302	09/22/06	1432
10	PZ-6-091806	F252303	09/22/06	1435
11	G-5s-091806	F252304	09/22/06	1436
12	G-5d-091806	F252305	09/22/06	1437
13	RL-2d-091806	F252306	09/22/06	1438
14	RL-2s-091806	F252307	09/22/06	1439

COMMENTS: _____

7-WC

GENERAL CHEMISTRY LABORATORY CONTROL SAMPLE

SDG No.: F2523

Lab Name: CH2M HILL/LAB/CVO

Analysis Method: ASTM D4282

LCS ID: BS1W0921

Initial Calibration ID: 092006FCN

Date Analyzed: 09/22/06

Matrix: (Soil/Water) WATER

Time Analyzed: 1429

Instrument: LACHAT

Concentration Units: UG/L

Analyte	Expected	Found	%R	QC Limits %R	Q
Cyanide, Free	4.13	3.23	78.1	70-130	

* Values outside of QC limits

Comments:

14-WC

GENERAL CHEMISTRY ANALYTICAL SEQUENCE

SDG No.: F2523

Lab Name: CH2M HILL/LAB/CVO

Analysis Method: ASTM D4282

Lab Code: CVO

Instrument: LACHAT

Analytical Lot ID: 092006FCN

	CLIENT SAMPLE ID	LAB SAMPLE ID	DATE ANALYZED	TIME ANALYZED
02	LEVEL 1	LEVEL 1	09/20/06	1425
04	LEVEL 2	LEVEL 2	09/20/06	1427
05	LEVEL 3	LEVEL 3	09/20/06	1428
06	LEVEL 4	LEVEL 4	09/20/06	1429
07	LEVEL 5	LEVEL 5	09/20/06	1430
08	LEVEL 6	LEVEL 6	09/20/06	1431
09	LEVEL 7	LEVEL 7	09/20/06	1432
10	LEVEL 8	LEVEL 8	09/20/06	1433
11	ICV-0920	ICV-0920	09/20/06	1434

COMMENTS: _____

14-WC

GENERAL CHEMISTRY ANALYTICAL SEQUENCE

SDG No.: F2523 Lab Name: CH2M HILL/LAB/CVO

Analysis Method: ASTM D4282 Lab Code: CVO

Instrument: LACHAT Analytical Lot ID: 092206FCN

	CLIENT SAMPLE ID	LAB SAMPLE ID	DATE ANALYZED	TIME ANALYZED
02	CV1-0922	CV1-0922	09/22/06	1427
04	BS1W0921	BS1W0921	09/22/06	1429
05	WB1-0921	WB1-0921	09/22/06	1430
06	PZ-7-091806	F252301	09/22/06	1431
07	G-7d-091806	F252302	09/22/06	1432
10	PZ-6-091806	F252303	09/22/06	1435
11	G-5s-091806	F252304	09/22/06	1436
12	G-5d-091806	F252305	09/22/06	1437
13	RL-2d-091806	F252306	09/22/06	1438
14	RL-2s-091806	F252307	09/22/06	1439
18	CV2-0922	CV2-0922	09/22/06	1443

COMMENTS: _____

_____

CH2MHILL
Applied Sciences Laboratory

CH2M HILL
Applied Sciences Labortory (ASL)
2300 NW Walnut Blvd.
P.O. Box 428
Corvallis, OR 97330-0428
Telephone: 541-752-4271
Fax: 541-752-0276

09/22/06

MDL Study Report

Analytical Method: ASTM D4282
Matrix: Water

Instrument ID: Lachat
Concentration Units: UG/L

Analyte	Analysis Date	Amt. Spiked	Replicates 1	2	3	4	5	6	7	8	Std. Dev.	MDL
Cyanide, Free	10/27/05	0.1	0.132	0.121	0.115	0.0760	0.0850	0.0730	0.112		0.0236	0.0743

TOTAL CYANIDE BY METHOD EPA335.2

CASE NARRATIVE
TOTAL CYANIDE

Analytical Method: EPA 335.2 SDG#: F2523

Lab Name: CH2M HILL Applied Science Laboratories Contract #: 920899.OTC

Client: Anchor Environmental Prime Contractor: _____

I. Holding Times:
All acceptance criteria were met.

II. Analysis:

A. Calibration:
All acceptance criteria were met.

B. Blanks:
All acceptance criteria were met.

C. Matrix Spike and Matrix Spike Duplicate Sample(s):
Samples were analyzed in accordance with standard operating procedure.

D. Laboratory Control Spike(LCS)
All acceptance criteria were met.

E. Other:
None.

III. Documentation Exceptions:
None

IV. I certify that this data package is in compliance with the terms and conditions agreed to by the client and CH2M HILL, both technically and for completeness, except for the conditions detailed above. Release of the data contained in this hardcopy data package has been authorized by the Laboratory Manager or designee, as verified by the following signature.

Prepared By: Aaron Vodehnal Date: 09/22/06

Reviewed By: M. Z Date: 9-29-06

SAMPLE DATA
SUMMARY

1A-WC

GENERAL CHEMISTRY ANALYSIS DATA SHEET

Field Sample ID:

PZ-7-091806

SDG No.: F2523

Matrix: WATER

Lab Name: CH2M HILL/LAB/CVO

Lab Sample ID: F252301

Date Received: 09/19/06

CAS No.	Analyte	MDL	PQL	Result	Q	Units	DF	Sample Amount	Analysis Method	Date Analyzed
57-12-5	Cyanide	0.00252	0.00500	0.0915		mg/L	1	50 ML	E335.2	09/21/06

1A-WC

GENERAL CHEMISTRY ANALYSIS DATA SHEET

Field Sample ID: **G-7d-091806**

SDG No.: F2523

Matrix: WATER

Lab Name: CH2M HILL/LAB/CVO

Lab Sample ID: F252302

Date Received: 09/19/06

CAS No.	Analyte	MDL	PQL	Result	Q	Units	DF	Sample Amount	Analysis Method	Date Analyzed
57-12-5	Cyanide	0.00252	0.00500	0.0180		mg/L	1	50 ML	E335.2	09/21/06

1A-WC

GENERAL CHEMISTRY ANALYSIS DATA SHEET

Field Sample ID: **PZ-6-091806**

SDG No.: F2523

Matrix: WATER

Lab Name: CH2M HILL/LAB/CVO

Lab Sample ID: F252303

Date Received: 09/19/06

CAS No.	Analyte	MDL	PQL	Result	Q	Units	DF	Sample Amount	Analysis Method	Date Analyzed
57-12-5	Cyanide	0.0503	0.100	5.43		mg/L	20	50 ML	E335.2	09/21/06

1A-WC

GENERAL CHEMISTRY ANALYSIS DATA SHEET

Field Sample ID:

G-5s-091806

SDG No.: F2523

Matrix: WATER

Lab Name: CH2M HILL/LAB/CVO

Lab Sample ID: F252304

Date Received: 09/19/06

CAS No.	Analyte	MDL	PQL	Result	Q	Units	DF	Sample Amount	Analysis Method	Date Analyzed
57-12-5	Cyanide	0.00252	0.00500	0.00500	U	mg/L	1	50 ML	E335.2	09/21/06

1A-WC

GENERAL CHEMISTRY ANALYSIS DATA SHEET

Field Sample ID: **G-5d-091806**

SDG No.: F2523

Matrix: WATER

Lab Name: CH2M HILL/LAB/CVO

Lab Sample ID: F252305

Date Received: 09/19/06

CAS No.	Analyte	MDL	PQL	Result	Q	Units	DF	Sample Amount	Analysis Method	Date Analyzed
57-12-5	Cyanide	0.00252	0.00500	0.00500	U	mg/L	1	50 ML	E335.2	09/21/06

1A-WC

GENERAL CHEMISTRY ANALYSIS DATA SHEET

Field Sample ID:

RL-2d-091806

SDG No.: F2523

Matrix: WATER

Lab Name: CH2M HILL/LAB/CVO

Lab Sample ID: F252306

Date Received: 09/19/06

CAS No.	Analyte	MDL	PQL	Result	Q	Units	DF	Sample Amount	Analysis Method	Date Analyzed
57-12-5	Cyanide	0.00252	0.00500	0.0361		mg/L	1	50 ML	E335.2	09/21/06

1A-WC

GENERAL CHEMISTRY ANALYSIS DATA SHEET

Field Sample ID:

RL-2s-091806

SDG No.: F2523

Matrix: WATER

Lab Name: CH2M HILL/LAB/CVO

Lab Sample ID: F252307

Date Received: 09/19/06

CAS No.	Analyte	MDL	PQL	Result	Q	Units	DF	Sample Amount	Analysis Method	Date Analyzed
57-12-5	Cyanide	0.101	0.200	15.8		mg/L	40	50 ML	E335.2	09/21/06

1A-WC

GENERAL CHEMISTRY ANALYSIS DATA SHEET

Field Sample ID: **WB1-0921**

SDG No.: F2523

Matrix: WATER

Lab Name: CH2M HILL/LAB/CVO

Lab Sample ID: WB1-0921

Date Received: / /

CAS No.	Analyte	MDL	PQL	Result	Q	Units	DF	Sample Amount	Analysis Method	Date Analyzed
57-12-5	Cyanide	0.00252	0.00500	0.00500	U	mg/L	1	50 ML	E335.2	09/21/06

QC DATA SUMMARY

GENERAL CHEMISTRY INITIAL CALIBRATION DATA

SDG No.: F2523

Lab Name: CH2M HILL/LAB/CVO

Analysis Method: E335.2

Initial Calibration Date: 08/22/06 1600

Instrument Name: HITACHI 2000

Concentration Units: mg/L

Initial Calibration ID: 082206CN

Analyte	Std 1	Resp 1	Std 2	Resp 2	Std 3	Resp 3	Std 4	Resp 4	Std 5	Resp 5	Std 6	Resp 6	Std 7	Resp 7
Cyanide			0.005	0.0060	0.010	0.012	0.020	0.019	0.040	0.048	0.10	0.12	0.20	0.24

Comments:

GENERAL CHEMISTRY INITIAL CALIBRATION DATA

SDG No.: F2523

Lab Name: CH2M HILL/LAB/CVO

Analysis Method: E335.2

Initial Calibration Date: 08/22/06 1600

Instrument Name: HITACHI 2000

Concentration Units: mg/L

Initial Calibration ID: 082206CN

Analyte	Std 8	Resp 8	Std 9	Resp 9	Std 10	Resp 10								
Cyanide	0.40	0.44												

GENERAL CHEMISTRY INITIAL CALIBRATION DATA

SDG No.: F2523

Lab Name: CH2M HILL/LAB/CVO

Analysis Method: E335.2

Initial Calibration Date: 08/22/06 1600

Instrument Name: HITACHI 2000

Concentration Units: mg/L

Initial Calibration ID: 082206CN

Analyte	Curve Type	r	Q
Cyanide	LNR	0.9976	

Comments:

GENERAL CHEMISTRY SECOND SOURCE CALIBRATION VERIFICATION DATA

SDG No.: F2523

Lab Name: CH2M HILL/LAB/CVO

Analysis Method: E335.2

Second Source ID: ICV-0822

Instrument Name: HITACHI 2000

Concentration Units: mg/L

Initial Calibration ID: 082206CN

Analyte	Expected	Found	%D	Q
Cyanide	0.529	0.549	3.7	

Comments:

GENERAL CHEMISTRY CALIBRATION VERIFICATION DATA

SDG No.: F2523

Lab Name: CH2M HILL/LAB/CVO

Analysis Method: E335.2

Analytical Lot ID: 092106CN_E

Instrument Name: HITACHI 2000

Concentration Units: mg/L

Initial Calibration ID: 082206CN

CCV #1 ID: CV1-0921 CCV #2 ID: CV2-0921 CCV #3 ID: CV3-0921

Analyte	Expected	Found	%D	Q	Expected	Found	%D	Q	Expected	Found	%D	Q
Cyanide	0.2	0.211	5.3		0.2	0.203	1.6		0.2	0.196	-2.0	

Comments:

2A-WC

GENERAL CHEMISTRY CALIBRATION VERIFICATION DATA

SDG No.: F2523

Lab Name: CH2M HILL/LAB/CVO

Analysis Method: E335.2

Analytical Lot ID: 092106CN_E

Instrument Name: HITACHI 2000

Concentration Units: mg/L

Initial Calibration ID: 082206CN

CCV #4 ID: CV4-0921 CCV #5 ID: CCV #6 ID:

Analyte	Expected	Found	%D	Q	Expected	Found	%D	Q	Expected	Found	%D	Q
Cyanide	0.2	0.190	-5.2									

Comments:

3-WC

WATER GENERAL CHEMISTRY METHOD BLANK SUMMARY

Field Sample ID: WB1-0921

SDG No.: F2523

Lab Name: CH2M HILL/LAB/CVO

Analysis Method: E335.2

Lab Sample ID: WB1-0921

Initial Calibration ID: 082206CN

Date Analyzed: 09/21/06

Matrix: (Soil/Water) WATER

Time Analyzed: 1441

Instrument: HITACHI 2000

THIS METHOD BLANK APPLIES TO THE FOLLOWING SAMPLES, MS, AND MSD:

	CLIENT SAMPLE ID	LAB SAMPLE ID	DATE ANALYZED	TIME ANALYZED
03	BS1W0921	BS1W0921	09/21/06	1442
05	PZ-7-091806	F252301	09/21/06	1513
06	G-7d-091806	F252302	09/21/06	1514
07	G-5s-091806	F252304	09/21/06	1515
08	G-5d-091806	F252305	09/21/06	1516
09	RL-2d-091806	F252306	09/21/06	1517
29	PZ-6-091806	F252303	09/21/06	1645
30	RL-2s-091806	F252307	09/21/06	1654

COMMENTS:

7-WC

GENERAL CHEMISTRY LABORATORY CONTROL SAMPLE

SDG No.: F2523

Lab Name: CH2M HILL/LAB/CVO

Analysis Method: E335.2

LCS ID: BS1W0921

Initial Calibration ID: 082206CN

Date Analyzed: 09/21/06

Matrix: (Soil/Water) WATER

Time Analyzed: 1442

Instrument: HITACHI 2000

Concentration Units: mg/L

Analyte	Expected	Found	%R	QC Limits %R	Q
Cyanide	0.372	0.367	98.6	75-130	

* Values outside of QC limits

Comments:

GENERAL CHEMISTRY ANALYTICAL SEQUENCE

SDG No.: F2523

Lab Name: CH2M HILL/LAB/CVO

Analysis Method: E335.2

Lab Code: CVO

Instrument: HITACHI 2000

Analytical Lot ID: 082206CN

	CLIENT SAMPLE ID	LAB SAMPLE ID	DATE ANALYZED	TIME ANALYZED
01	LEVEL 1	LEVEL 1	08/22/06	1600
02	LEVEL 2	LEVEL 2	08/22/06	1601
03	LEVEL 3	LEVEL 3	08/22/06	1603
04	LEVEL 4	LEVEL 4	08/22/06	1604
05	LEVEL 5	LEVEL 5	08/22/06	1606
06	LEVEL 6	LEVEL 6	08/22/06	1606
07	LEVEL 7	LEVEL 7	08/22/06	1607
08	LEVEL 8	LEVEL 8	08/22/06	1609
17	ICV-0822	ICV-0822	08/22/06	1706

COMMENTS: _____

GENERAL CHEMISTRY ANALYTICAL SEQUENCE

SDG No.: F2523

Lab Name: CH2M HILL/LAB/CVO

Analysis Method: E335.2

Lab Code: CVO

Instrument: HITACHI 2000

Analytical Lot ID: 092106CN_E

	CLIENT SAMPLE ID	LAB SAMPLE ID	DATE ANALYZED	TIME ANALYZED
01	WB1-0921	WB1-0921	09/21/06	1441
02	CV1-0921	CV1-0921	09/21/06	1441
03	BS1W0921	BS1W0921	09/21/06	1442
05	PZ-7-091806	F252301	09/21/06	1513
06	G-7d-091806	F252302	09/21/06	1514
07	G-5s-091806	F252304	09/21/06	1515
08	G-5d-091806	F252305	09/21/06	1516
09	RL-2d-091806	F252306	09/21/06	1517
16	CV2-0921	CV2-0921	09/21/06	1528
24	CV3-0921	CV3-0921	09/21/06	1619
29	PZ-6-091806	F252303	09/21/06	1645
30	RL-2s-091806	F252307	09/21/06	1654
31	CV4-0921	CV4-0921	09/21/06	1655

COMMENTS: _____

CH2MHILL
Applied Sciences Laboratory

CH2M HILL
Applied Sciences Labortory (ASL)
2300 NW Walnut Blvd.
P.O. Box 428
Corvallis, OR 97330-0428
Telephone: 541-752-4271
Fax: 541-752-0276

10/02/06

MDL Study Report

Analytical Method: E335.2
Matrix: Water

Instrument ID: Hitachi
Concentration Units: mg/L

Analyte	Analysis Date	Amt. Spiked	Replicates								Std. Dev.	MDL
			1	2	3	4	5	6	7	8		
Cyanide	09/11/06	0.01	0.00400	0.00530	0.00530	0.00440	0.00340	0.00340	0.00340	0.00340	0.000840	0.00252
Cyanide, Dissolved	09/11/06	0.01	0.00400	0.00530	0.00530	0.00440	0.00340	0.00340	0.00340	0.00340	0.000840	0.00252

WEAK ACID DISSOCIABLE CYANIDE
BY METHOD SM4500-CN I

CASE NARRATIVE
WEAK ACID DISSOCIABLE CYANIDE

Analytical Method: SM4500-CN I

SDG#: F2523

Lab Name: CH2M HILL Applied Science Laboratories

Contract #: 920899.OTC

Client: Anchor Environmental

Prime Contractor: _____

I. Holding Times:
All acceptance criteria were met.

II. Analysis:

A. Calibration:
All acceptance criteria were met.

B. Blanks:
All aeeeptance criteria were met.

C. Matrix Spike and Matrix Spike Duplicate Sample(s):
Samples were analyzed in accordance with standard operating procedure.

D. Laboratory Control Spike(LCS)
All acceptance criteria were met.

E. Other:
None.

III. Documentation Exceptions:
None

IV. I certify that this data package is in compliance with the terms and conditions agreed to by the client and CH2M HILL, both technically and for completeness, except for the conditions detailed above. Release of the data contained in this hardcopy data package has been authorized by the Laboratory Manager or designee, as verified by the following signature.

Prepared By: Dayna Kaumann Date: 10/2/06

Reviewed By: _____ Date: 10-2-06

SAMPLE DATA
SUMMARY

1A-WC

GENERAL CHEMISTRY ANALYSIS DATA SHEET

Field Sample ID:

PZ-7-091806

SDG No.: F2523

Matrix: WATER

Lab Name: CH2M HILL/LAB/CVO

Lab Sample ID: F252301

Date Received: 09/19/06

CAS No.	Analyte	MDL	PQL	Result	Q	Units	DF	Sample Amount	Analysis Method	Date Analyzed
57-12-5	Cyanide, WAD	0.00171	0.00500	0.0229		mg/L	1	50 ML	SM4500-CN I	09/28/06

GENERAL CHEMISTRY ANALYSIS DATA SHEET

Field Sample ID: **G-7d-091806**

SDG No.: F2523

Matrix: WATER

Lab Name: CH2M HILL/LAB/CVO

Lab Sample ID: F252302

Date Received: 09/19/06

CAS No.	Analyte	MDL	PQL	Result	Q	Units	DF	Sample Amount	Analysis Method	Date Analyzed
57-12-5	Cyanide, WAD	0.00171	0.00500	0.0102		mg/L	1	50 ML	SM4500-CN I	09/28/06

1A-WC

GENERAL CHEMISTRY ANALYSIS DATA SHEET

Field Sample ID:

PZ-6-091806

SDG No.: F2523

Matrix: WATER

Lab Name: CH2M HILL/LAB/CVO

Lab Sample ID: F252303

Date Received: 09/19/06

CAS No.	Analyte	MDL	PQL	Result	Q	Units	DF	Sample Amount	Analysis Method	Date Analyzed
57-12-5	Cyanide, WAD	0.00171	0.00500	0.145		mg/L	1	50 ML	SM4500-CN I	09/28/06

1A-WC

GENERAL CHEMISTRY ANALYSIS DATA SHEET

Field Sample ID: **G-5s-091806**

SDG No.: F2523

Matrix: WATER

Lab Name: CH2M HILL/LAB/CVO

Lab Sample ID: F252304

Date Received: 09/19/06

CAS No.	Analyte	MDL	PQL	Result	Q	Units	DF	Sample Amount	Analysis Method	Date Analyzed
57-12-5	Cyanide, WAD	0.00171	0.00500	0.00500	U	mg/L	1	50 ML	SM4500-CN I	09/28/06

1A-WC

GENERAL CHEMISTRY ANALYSIS DATA SHEET

Field Sample ID: **G-5d-091806**

SDG No.: F2523

Matrix: WATER

Lab Name: CH2M HILL/LAB/CVO

Lab Sample ID: F252305

Date Received: 09/19/06

CAS No.	Analyte	MDL	PQL	Result	Q	Units	DF	Sample Amount	Analysis Method	Date Analyzed
57-12-5	Cyanide, WAD	0.00171	0.00500	0.00500	U	mg/L	1	50 ML	SM4500-CN I	09/28/06

1A-WC

GENERAL CHEMISTRY ANALYSIS DATA SHEET

Field Sample ID:

RL-2d-091806

SDG No.: F2523

Matrix: WATER

Lab Name: CH2M HILL/LAB/CVO

Lab Sample ID: F252306

Date Received: 09/19/06

CAS No.	Analyte	MDL	PQL	Result	Q	Units	DF	Sample Amount	Analysis Method	Date Analyzed
57-12-5	Cyanide, WAD	0.00171	0.00500	0.00971		mg/L	1	50 ML	SM4500-CN I	09/28/06

1A-WC

GENERAL CHEMISTRY ANALYSIS DATA SHEET

Field Sample ID:

RL-2s-091806

SDG No.: F2523

Matrix: WATER

Lab Name: CH2M HILL/LAB/CVO

Lab Sample ID: F252307

Date Received: 09/19/06

CAS No.	Analyte	MDL	PQL	Result	Q	Units	DF	Sample Amount	Analysis Method	Date Analyzed
57-12-5	Cyanide, WAD	0.00171	0.00500	0.0744		mg/L	1	50 ML	SM4500-CN I	09/28/06

1A-WC

GENERAL CHEMISTRY ANALYSIS DATA SHEET

Field Sample ID:

WB1-0928

SDG No.: F2523

Matrix: WATER

Lab Name: CH2M HILL/LAB/CVO

Lab Sample ID: WB1-0928

Date Received: / /

CAS No.	Analyte	MDL	PQL	Result	Q	Units	DF	Sample Amount	Analysis Method	Date Analyzed
57-12-5	Cyanide, WAD	0.00171	0.00500	0.00500	U	mg/L	1	50 ML	SM4500-CN I	09/28/06

QC DATA SUMMARY

GENERAL CHEMISTRY INITIAL CALIBRATION DATA

SDG No.: F2523

Lab Name: CH2M HILL/LAB/CVO

Analysis Method: SM4500-CN I

Initial Calibration Date: 09/28/06 1000

Instrument Name: HITACHI 2000

Concentration Units: mg/L

Initial Calibration ID: SM4500I-092806

Analyte	Std 1	Resp 1	Std 2	Resp 2	Std 3	Resp 3	Std 4	Resp 4	Std 5	Resp 5	Std 6	Resp 6	Std 7	Resp 7
Cyanide, WAD	0.005	0.0090	0.010	0.025	0.050	0.12	0.10	0.22	0.25	0.50				

Comments:

GENERAL CHEMISTRY INITIAL CALIBRATION DATA

SDG No.: F2523

Lab Name: CH2M HILL/LAB/CVO

Analysis Method: SM4500-CN I

Initial Calibration Date: 09/28/06 1000

Instrument Name: HITACHI 2000

Concentration Units: mg/L

Initial Calibration ID: SM4500I-092806

Analyte	Curve Type	r	Q
Cyanide, WAD	LNR	0.9978	

Comments:

GENERAL CHEMISTRY SECOND SOURCE CALIBRATION VERIFICATION DATA

SDG No.: F2523

Lab Name: CH2M HILL/LAB/CVO

Analysis Method: SM4500-CN I

Second Source ID: ICV-0928

Instrument Name: HITACHI 2000

Concentration Units: mg/L

Initial Calibration ID: SM4500I-092806

Analyte	Expected	Found	%D	Q
Cyanide, WAD	0.165	0.168	2.0	

Comments:

2A-WC

GENERAL CHEMISTRY CALIBRATION VERIFICATION DATA

SDG No.: F2523 Lab Name: CH2M HILL/LAB/CVO

Analysis Method: SM4500-CN I Analytical Lot ID: 092806CN_SW

Instrument Name: HITACHI 2000 Concentration Units: mg/L

Initial Calibration ID: SM4500I-092806

CCV #1 ID: CV1-0928 CCV #2 ID: CV2-0928 CCV #3 ID: CV3-0928

Analyte	Expected	Found	%D	Q	Expected	Found	%D	Q	Expected	Found	%D	Q
Cyanide, WAD	0.1	0.0926	-7.4		0.1	0.0936	-6.4		0.1	0.0926	-7.4	

Comments:

WATER GENERAL CHEMISTRY METHOD BLANK SUMMARY

Field Sample ID: WB1-0928

SDG No.: F2523

Lab Name: CH2M HILL/LAB/CVO

Analysis Method: SM4500-CN I

Lab Sample ID: WB1-0928

Initial Calibration ID: SM4500I-092806

Date Analyzed: 09/28/06

Matrix: (Soil/Water) WATER

Time Analyzed: 1318

Instrument: HITACHI 2000

THIS METHOD BLANK APPLIES TO THE FOLLOWING SAMPLES, MS, AND MSD:

	CLIENT SAMPLE ID	LAB SAMPLE ID	DATE ANALYZED	TIME ANALYZED
09	BS1W0928	BS1W0928	09/28/06	1316
11	PZ-7-091806	F252301	09/28/06	1320
12	G-7d-091806	F252302	09/28/06	1321
13	PZ-6-091806	F252303	09/28/06	1322
14	G-5s-091806	F252304	09/28/06	1323
15	G-5d-091806	F252305	09/28/06	1324
16	RL-2d-091806	F252306	09/28/06	1326
17	RL-2s-091806	F252307	09/28/06	1327

COMMENTS: _____

GENERAL CHEMISTRY LABORATORY CONTROL SAMPLE

SDG No.: F2523

Lab Name: CH2M HILL/LAB/CVO

Analysis Method: SM4500-CN I

LCS ID: BS1W0928

Initial Calibration ID: SM4500I-092806

Date Analyzed: 09/28/06

Matrix: (Soil/Water) WATER

Time Analyzed: 1316

Instrument: HITACHI 2000

Concentration Units: mg/L

Analyte	Expected	Found	%R	QC Limits %R	Q
Cyanide, WAD	0.207	0.173	84.0	70-130	

* Values outside of QC limits

Comments:

14-WC

GENERAL CHEMISTRY ANALYTICAL SEQUENCE

SDG No.: F2523 Lab Name: CH2M HILL/LAB/CVO

Analysis Method: SM4500-CN I Lab Code: CVO

Instrument: HITACHI 2000 Analytical Lot ID: 092806CN_SW

	CLIENT SAMPLE ID	LAB SAMPLE ID	DATE ANALYZED	TIME ANALYZED
01	LEVEL 1	LEVEL 1	09/28/06	1308
02	LEVEL 2	LEVEL 2	09/28/06	1309
03	LEVEL 3	LEVEL 3	09/28/06	1310
04	LEVEL 4	LEVEL 4	09/28/06	1311
05	LEVEL 5	LEVEL 5	09/28/06	1312
06	LEVEL 6	LEVEL 6	09/28/06	1313
07	ICV-0928	ICV-0928	09/28/06	1314
08	CV1-0928	CV1-0928	09/28/06	1315
09	BS1W0928	BS1W0928	09/28/06	1316
10	WB1-0928	WB1-0928	09/28/06	1318
11	PZ-7-091806	F252301	09/28/06	1320
12	G-7d-091806	F252302	09/28/06	1321
13	PZ-6-091806	F252303	09/28/06	1322
14	G-5s-091806	F252304	09/28/06	1323
15	G-5d-091806	F252305	09/28/06	1324
16	RL-2d-091806	F252306	09/28/06	1326
17	RL-2s-091806	F252307	09/28/06	1327
21	CV2-0928	CV2-0928	09/28/06	1340
28	CV3-0928	CV3-0928	09/28/06	1406

COMMENTS: _____

CH2MHILL
Applied Sciences Laboratory

CH2M HILL
Applied Sciences Labortory (ASL)
2300 NW Walnut Blvd.
P.O. Box 428
Corvallis, OR 97330-0428
Telephone: 541-752-4271
Fax: 541-752-0276

10/04/06

MDL Study Report

Analytical Method: SM4500-CN I

Instrument ID: Hitachi

Matrix: Water

Concentration Units: mg/L

Analyte	Analysis Date	Amt. Spiked	Replicates 1	2	3	4	5	6	7	8	Std. Dev.	MDL
Cyanide, WAD	11/14/05	0.005	0.00550	0.00410	0.00480	0.00450	0.00520	0.00550	0.00450		0.000544	0.00171

CHAIN OF CUSTODY/SHIPPING DOCUMENTS

Chain of Custody Record & Laboratory Analysis Request

Page 1 of 1

Turnaround Requested: _____

Anchor Contact: KRISTIN GAINES
360-798-2509

F2523

ANCHOR ENVIRONMENTAL, L.L.C.
6650 SW Redwood Lane, Suite 110
Portland, Oregon 97224
Ph: (503)670-1108 Fax: (503)670-1128

Lab Contact:	Proj. Name: CHINOOK	Analyses Requested	Notes/ Comments:
Lab: CH2M HILL	Proj. Number:		
Address: 2300 NW WALNUT CORVALLIS, OR	Sampler: T. STONE/S. HARQUAIL		
Phone: 541-768-3106	Shipping Method: FEDEX		
Fax:	AirBill: 8581-6442-2772		

Sample ID	Sample Date	Sample Time	Sample Martix	# Containers	FREE CN	TOTAL CN	WAD CN							
PZ-7-091806	9/18/06	1000	H_2O	2	X	X	X							1
G-7d-091806		1020			X	X	X							2
PZ-6-091806		1100			X	X	X							3
G-5s-091806		1240			X	X	X							4
G-5d-091806		1400			X	X	X							5
RL-2d-091806		1100			X	X	X							6
RL-2s-091806		1210			X	X	X							7

Relinquished: (Signature)	Relinquished: (Signature)	Relinquished: (Signature)	Special Instructions/Notes	
Printed Name: TIM STONE	Printed Name:	Printed Name:		
Company: ANCHOR-POX	Company:	Company:		
Date/Time: 9-18-06 / 1445	Date/Time:	Date/Time:		
Received By: Daisy Hubbard	Received By:	Received By:		
Printed Name: Daisy Hubbard	Printed Name:	Printed Name:		
Company: CH2M HILL - ASL	Company:	Company:	# of Coolers:	Cooler Temp(s):
Date/Time: 9-19-06 10:58	Date/Time:	Date/Time:	COC Seals Intact?	Bottles Intact?

CH2MHILL
Analytical Services

Sample Receipt Record

Batch Number: F2523 Date received: 9-19-06

Client/Project Anchor Environmental

VERIFICATION OF SAMPLE CONDITIONS (verify all items) * HD = Client Hand delivered Samples

Observation	YES	NO
Radiological Screening for AFCEE		X
Were custody seals intact and on the outside of the cooler?	X	
If yes, Where? Front X Rear ____ Lt Side ____ Rt Side ____		
Type of packing material: (Ice) Blue Ice (Bubble wrap)		
Was the Chain of Custody inside the cooler?	✓	
Was the Chain of Custody properly filled out?	✓	
Were the sample containers in good condition?	✓	
Containers supplied by ASL?		✓
Any sample with < 1/2 holding time remaining? If so contact LPM	✓	
Was there ice in the cooler? Enter temp. 3.8 C	✓	
All VOCs free of air bubbles ?		NA

VERIFICATION OF SAMPLE PRESERVATION

Sample No	Nutrients pH <2	Metals pH <2	Volatiles pH <2	Cyanides pH >12	TOC pH <2	TOX pH <2	Other (specify)	N/A (soils/unpres)
1				* 712				
2				* 712				
3				* 712				
4				712				
5				712				
6				* 712				
7				* 712				
8								
9								
10								
11								
12								
13								
14								
15								
16								
17								
18								
19								
20								
21								
22								
23								
24								
25								
26								
27								

* See Exception Report

LOGIN AND pH VERIFICATIONS PERFORMED BY

Daisy Hubbard 9-19-06 15:33 _____

Date/Time Date/Time

CH2MHILL
Applied Sciences Group

Sample Receipt Exception Report

Sample Batch Number: F2523 **Client /Project** Anchor Environmental

	The following exceptions were noted:	Comments (write number of exception description and the impacted sample numbers)
	1. No custody seal as required by project	8) The following samples were received at pH 10 - 11
	2. No chain-of-custody provided	-1 PZ-7-091806
	3. Analysis, description, date of collection not provided	-2 G1-7d-091806
	4. Samples broken or leaking on reciept.	-3 PZ-6-091806
	5. Temperature of samples inappropriate for analysis requested	-6 RL-2d-091806
	6. Container inappropriate for analysis requested	-7 RL-2S-091806
	7. Inadequate sample volume.	9) Free Cyanide has a 24 hour hold time. Samples were taken 9-18-06 at 10:00
X	8. Preservation inappropriate for analysis requested	Received 9-19-06 10:58
X	9. Samples received out of holding time for analysis requrested	
	10. Discrepancies between COC form and container labels.	
	11. Other.	

ACTION TAKEN: 8) Additional preservative added to pH 12

Originator: Daisy Hubbard Date: 9-19-06

Client was notified on: (Date/Time) Client Contact:

CH2M HILL
Applied Sciences Laboratory

2300 NW Walnut Blvd., Corvallis, OR 97330-3538
P.O. Box 428, Corvallis, OR 97339-0428

Tel 541.752.4271
Fax 541.752.0276

CH2M HILL
Applied Sciences Laboratory
2300 NW Walnut Blvd
Corvallis, OR
97330-3538
P.O. Box 428
Corvallis, OR
97339-0428
Tel 541.752.4271
Fax 541.752.0276

CH2MHILL
Applied Sciences Laboratory

October 6, 2006

Chinook Ventures, Inc
4029 Industrial Way
P.O. Box 293
Longview, WA 98632

RE: Laboratory Report for Chinook Ventures, Inc
Applied Sciences Laboratory Reference No. F2530

Dear Barry Oliver:

On September 20, 2006, CH2M HILL Applied Sciences Laboratory received 15 samples with a request for analysis of selected parameters. All analyses were performed by CH2M HILL unless otherwise indicated below.

The analytical results and associated quality control data are enclosed. Any unusual difficulties encountered during the analysis of your samples are discussed in the case narrative. This data package meets standards requested by client and is not intended or implied to meet any other standard.

CH2M HILL Applied Sciences Laboratory appreciates your business and looks forward to serving your analytical needs again. If you should have any questions concerning the data, or if you need additional information, please call Kathy McKinley at (541) 758-0235, extension 3144.

Sincerely,

Kathy McKinley

Kathy McKinley
Analytical Manager

Enclosures

cc:
Kristin Gaines/Anchor Environmental
Lisa Allen/Anchor Environmental
James Keithly/Anchor Environmental

CLIENT SAMPLE CROSS-REFERENCE

CH2M HILL Applied Sciences Laboratory Reference No. F2530

Sample ID	Client Sample ID	Date Collected	Time Collected
F253001	G-6s-091906	09/19/2006	10:00
F253002	G-6d-091906	09/19/2006	10:15
F253003	RL-1s-091906	09/19/2006	11:00
F253004	RL-1d-091906	09/19/2006	11:30
F253005	RLSW-4-091906	09/19/2006	12:30
F253006	G-4d-091906	09/19/2006	13:00
F253007	G-44d-091906	09/19/2006	13:20
F253008	G-4s-091906	09/19/2006	13:45
F253009	RL-5-091806	09/19/2006	10:05
F253010	RL-3s-091906	09/19/2006	10:18
F253011	RL-3d-091906	09/19/2006	10:50
F253012	R-1s-091906	09/19/2006	11:55
F253013	R-1d-091906	09/19/2006	12:35
F253014	RL-4d-091906	09/19/2006	13:35
F253015	RL-4s-091906	09/19/2006	13:50

Table of Contents
CH2M HILL Laboratory Reference No. F2530

Page

Free Cyanide Analysis by Method ASTM D4282.....5
Sample Data Summary.....7
QC Summary.....24

Total Cyanide Analysis by Method EPA335.2.....35
Sample Data Summary.....37
QC Summary.....55

Weak Acid Dissociable (WAD) Cyanide Analysis by Method SM4500-CN I.....71
Sample Data Summary.....73
QC Summary.....91

Chain of Custody/Shipping Documents.....104

Applied Sciences Laboratory

Organic CLP and CLP Like Data Qualifiers

U — The analyte was analyzed for, but not detected above the reported sample quantitation limit.

J — The analyte was positively identified; the associated numerical value is the approximate concentration of the analyte in the sample.

UJ — The analyte was not detected above the reported sample quantitation limit. However, the reported quantitation limit is approximate and may or may not represent the actual limit of quantitation necessary to accurately and precisely measure the analyte in the sample.

N — The analysis indicates the presence of an analyte for which there is presumptive evidence to make a "tentative identification".

NJ — The analysis indicates the presence of an analyte that has been "tentatively identified" and the associated numerical value represents its approximate concentration.

P — The primary and confirmation analyte result recoveries do not match.

E — The analyte was positively identified; the associated numerical value exceeded the instrument calibration range.

R — The sample results are rejected due to serious deficiencies in the ability to analyze the sample and meet quality control criteria. The presence or absence of the analyte cannot be verified.

Inorganic CLP and CLP Like Data Qualifiers

U — The analyte was analyzed for, but not detected above the reported sample quantitation limit.

B — The analyte was positively identified; the associated numerical value is the approximate concentration of the analyte in the sample.

UJ — The analyte was not detected above the reported sample quantitation limit. However, the reported quantitation limit is approximate and may or may not represent the actual limit of quantitation necessary to accurately and precisely measure the analyte in the sample.

E — The analyte was positively identified; the associated numerical value exceeded the instrument calibration range.

N — The matrix spike/matrix spike duplicate recovery for the analyte is outside of acceptance criteria—qualifier is applied to the native sample only.

R — The sample results are rejected due to serious deficiencies in the ability to analyze the sample and meet quality control criteria. The presence or absence of the analyte cannot be verified.

FREE CYANIDE BY METHOD ASTM D4282

CASE NARRATIVE
FREE CYANIDE

Analytical Method: ASTM D4282 SDG#: F2530

Lab Name: CH2M HILL Applied Science Laboratories Contract #: 920899.OTC

Client: Chinook Ventures, Inc Prime Contractor: _____

I. Holding Times:
All acceptance criteria were met.

II. Analysis:

A. Calibration:
All acceptance criteria were met.

B. Blanks:
All acceptance criteria were met.

C. Matrix Spike and Matrix Spike Duplicate Sample(s):
Samples were analyzed in accordance with standard operating procedure.

D. Laboratory Control Spike(LCS)
All acceptance criteria were met.

E. Other:
None.

III. Documentation Exceptions:
None

IV. I certify that this data package is in compliance with the terms and conditions agreed to by the client and CH2M HILL, both technically and for completeness, except for the conditions detailed above. Release of the data contained in this hardcopy data package has been authorized by the Laboratory Manager or designee, as verified by the following signature.

Prepared By: _____ Date: 10/02/06

Reviewed By: _____ Date: 10-3-06

SAMPLE DATA
SUMMARY

1A-WC

GENERAL CHEMISTRY ANALYSIS DATA SHEET

Field Sample ID:

G-6B-091906

SDG No.: F2530

Matrix: WATER

Lab Name: CH2M HILL/LAB/CVO

Lab Sample ID: F253001

Date Received: 09/20/06

CAS No.	Analyte	MDL	PQL	Result	Q	Units	DF	Sample Amount	Analysis Method	Date Analyzed
57-12-5	Cyanide, Free	0.0743	0.500	2.67		UG/L	1	10 ML	ASTM D4282	09/21/06

1A-WC

GENERAL CHEMISTRY ANALYSIS DATA SHEET

Field Sample ID:

G-6d-091906

SDG No.: F2530

Matrix: WATER

Lab Name: CH2M HILL/LAB/CVO

Lab Sample ID: F253002

Date Received: 09/20/06

CAS No.	Analyte	MDL	PQL	Result	Q	Units	DF	Sample Amount	Analysis Method	Date Analyzed
57-12-5	Cyanide, Free	0.0743	0.500	0.340	J	UG/L	1	10 ML	ASTM D4282	09/21/06

1A-WC

GENERAL CHEMISTRY ANALYSIS DATA SHEET

Field Sample ID:

RL-1s-091906

SDG No.: F2530

Matrix: WATER

Lab Name: CH2M HILL/LAB/CVO

Lab Sample ID: F253003

Date Received: 09/20/06

CAS No.	Analyte	MDL	PQL	Result	Q	Units	DF	Sample Amount	Analysis Method	Date Analyzed
57-12-5	Cyanide, Free	0.0743	0.500	0.641		UG/L	1	10 ML	ASTM D4282	09/21/06

1A-WC

GENERAL CHEMISTRY ANALYSIS DATA SHEET

Field Sample ID:

RL-1d-091906

SDG No.: F2530

Matrix: WATER

Lab Name: CH2M HILL/LAB/CVO

Lab Sample ID: F253004

Date Received: 09/20/06

CAS No.	Analyte	MDL	PQL	Result	Q	Units	DF	Sample Amount	Analysis Method	Date Analyzed
57-12-5	Cyanide, Free	0.0743	0.500	0.503		UG/L	1	10 ML	ASTM D4282	09/21/06

1A-WC

GENERAL CHEMISTRY ANALYSIS DATA SHEET

Field Sample ID: **RLSW-4-091906**

SDG No.: F2530

Matrix: WATER

Lab Name: CH2M HILL/LAB/CVO

Lab Sample ID: F253005

Date Received: 09/20/06

CAS No.	Analyte	MDL	PQL	Result	Q	Units	DF	Sample Amount	Analysis Method	Date Analyzed
57-12-5	Cyanide, Free	0.0743	0.500	0.294	J	UG/L	1	10 ML	ASTM D4282	09/21/06

1A-WC

GENERAL CHEMISTRY ANALYSIS DATA SHEET

Field Sample ID:

G-4d-091906

SDG No.: F2530

Matrix: WATER

Lab Name: CH2M HILL/LAB/CVO

Lab Sample ID: F253006

Date Received: 09/20/06

CAS No.	Analyte	MDL	PQL	Result	Q	Units	DF	Sample Amount	Analysis Method	Date Analyzed
57-12-5	Cyanide, Free	0.0743	0.500	0.625		UG/L	1	10 ML	ASTM D4282	09/21/06

1A-WC

GENERAL CHEMISTRY ANALYSIS DATA SHEET

Field Sample ID: **G-44d-091906**

SDG No.: F2530

Matrix: WATER

Lab Name: CH2M HILL/LAB/CVO

Lab Sample ID: F253007

Date Received: 09/20/06

CAS No.	Analyte	MDL	PQL	Result	Q	Units	DF	Sample Amount	Analysis Method	Date Analyzed
57-12-5	Cyanide, Free	0.0743	0.500	0.513		UG/L	1	10 ML	ASTM D4282	09/21/06

1A-WC

GENERAL CHEMISTRY ANALYSIS DATA SHEET

Field Sample ID: **G-4s-091906**

SDG No.: F2530

Matrix: WATER

Lab Name: CH2M HILL/LAB/CVO

Lab Sample ID: F253008

Date Received: 09/20/06

CAS No.	Analyte	MDL	PQL	Result	Q	Units	DF	Sample Amount	Analysis Method	Date Analyzed
57-12-5	Cyanide, Free	0.0743	0.500	0.501		UG/L	1	10 ML	ASTM D4282	09/21/06

1A-WC

GENERAL CHEMISTRY ANALYSIS DATA SHEET

Field Sample ID: **RL-5-091806**

SDG No.: F2530

Matrix: WATER

Lab Name: CH2M HILL/LAB/CVO

Lab Sample ID: F253009

Date Received: 09/20/06

CAS No.	Analyte	MDL	PQL	Result	Q	Units	DF	Sample Amount	Analysis Method	Date Analyzed
57-12-5	Cyanide, Free	0.0743	0.500	4.07		UG/L	1	10 ML	ASTM D4282	09/21/06

1A-WC

GENERAL CHEMISTRY ANALYSIS DATA SHEET

Field Sample ID:

RL-3s-091906

SDG No.: F2530

Matrix: WATER

Lab Name: CH2M HILL/LAB/CVO

Lab Sample ID: F253010

Date Received: 09/20/06

CAS No.	Analyte	MDL	PQL	Result	Q	Units	DF	Sample Amount	Analysis Method	Date Analyzed
57-12-5	Cyanide, Free	0.0743	0.500	1.04		UG/L	1	10 ML	ASTM D4282	09/21/06

1A-WC

GENERAL CHEMISTRY ANALYSIS DATA SHEET

Field Sample ID:

RL-3d-091906

SDG No.: F2530

Matrix: WATER

Lab Name: CH2M HILL/LAB/CVO

Lab Sample ID: F253011

Date Received: 09/20/06

CAS No.	Analyte	MDL	PQL	Result	Q	Units	DF	Sample Amount	Analysis Method	Date Analyzed
57-12-5	Cyanide, Free	0.0743	0.500	0.283	J	UG/L	1	10 ML	ASTM D4282	09/21/06

1A-WC

GENERAL CHEMISTRY ANALYSIS DATA SHEET

Field Sample ID: **R-1s-091906**

SDG No.: F2530

Matrix: WATER

Lab Name: CH2M HILL/LAB/CVO

Lab Sample ID: F253012

Date Received: 09/20/06

CAS No.	Analyte	MDL	PQL	Result	Q	Units	DF	Sample Amount	Analysis Method	Date Analyzed
57-12-5	Cyanide, Free	0.0743	0.500	0.527		UG/L	1	10 ML	ASTM D4282	09/21/06

1A-WC

GENERAL CHEMISTRY ANALYSIS DATA SHEET

Field Sample ID: **R-1d-091906**

SDG No.: F2530

Matrix: WATER

Lab Name: CH2M HILL/LAB/CVO

Lab Sample ID: F253013

Date Received: 09/20/06

CAS No.	Analyte	MDL	PQL	Result	Q	Units	DF	Sample Amount	Analysis Method	Date Analyzed
57-12-5	Cyanide, Free	0.0743	0.500	1.83		UG/L	1	10 ML	ASTM D4282	09/21/06

1A-WC

GENERAL CHEMISTRY ANALYSIS DATA SHEET

Field Sample ID:

RL-4d-091906

SDG No.: F2530

Matrix: WATER

Lab Name: CH2M HILL/LAB/CVO

Lab Sample ID: F253014

Date Received: 09/20/06

CAS No.	Analyte	MDL	PQL	Result	Q	Units	DF	Sample Amount	Analysis Method	Date Analyzed
57-12-5	Cyanide, Free	0.0743	0.500	0.581		UG/L	1	10 ML	ASTM D4282	09/21/06

1A-WC

GENERAL CHEMISTRY ANALYSIS DATA SHEET

Field Sample ID:

RL-4s-091906

SDG No.: F2530

Matrix: WATER

Lab Name: CH2M HILL/LAB/CVO

Lab Sample ID: F253015

Date Received: 09/20/06

CAS No.	Analyte	MDL	PQL	Result	Q	Units	DF	Sample Amount	Analysis Method	Date Analyzed
57-12-5	Cyanide, Free	0.0743	0.500	0.624		UG/L	1	10 ML	ASTM D4282	09/21/06

1A-WC

GENERAL CHEMISTRY ANALYSIS DATA SHEET

Field Sample ID: **WB1-0920**

SDG No.: F2530

Matrix: WATER

Lab Name: CH2M HILL/LAB/CVO

Lab Sample ID: WB1-0920

Date Received: / /

CAS No.	Analyte	MDL	PQL	Result	Q	Units	DF	Sample Amount	Analysis Method	Date Analyzed
57-12-5	Cyanide, Free	0.0248	0.167	0.109	J	UG/L	1	30 ML	ASTM D4282	09/21/06

QC DATA SUMMARY

GENERAL CHEMISTRY INITIAL CALIBRATION DATA

SDG No.: F2530

Lab Name: CH2M HILL/LAB/CVO

Analysis Method: ASTM D4282

Initial Calibration Date: 09/20/06 10:14

Instrument Name: LACHAT

Concentration Units: ug/L

Initial Calibration ID: 092006FCN

Analyte	Std 1	Resp 1	Std 2	Resp 2	Std 3	Resp 3	Std 4	Resp 4	Std 5	Resp 5	Std 6	Resp 6	Std 7	Resp 7
Cyanide, Free		58600	0.50	74500	1.0	99500	2.0	115000	5.0	230000	10.0	414000	20.0	775000

GENERAL CHEMISTRY INITIAL CALIBRATION DATA

SDG No.: F2530

Lab Name: CH2M HILL/LAB/CVO

Analysis Method: ASTM D4282

Initial Calibration Date: 09/20/06 10:14

Instrument Name: LACHAT

Concentration Units: ug/L

Initial Calibration ID: 092006FCN

Analyte	Std 8	Resp 8	Std 9	Resp 9	Std 10	Resp 10								
Cyanide, Free	50.0	1880000												

GENERAL CHEMISTRY INITIAL CALIBRATION DATA

SDG No.: F2530

Lab Name: CH2M HILL/LAB/CVO

Analysis Method: ASTM D4282

Initial Calibration Date: 09/20/06 10:14

Instrument Name: LACHAT

Concentration Units: ug/L

Initial Calibration ID: 092006FCN

Analyte	Curve Type	r	Q
Cyanide, Free	LNR	0.9999	

Comments:

GENERAL CHEMISTRY SECOND SOURCE CALIBRATION VERIFICATION DATA

SDG No.: F2530

Lab Name: CH2M HILL/LAB/CVO

Analysis Method: ASTM D4282

Second Source ID: ICV-0920

Instrument Name: LACHAT

Concentration Units: UG/L

Initial Calibration ID: 092006FCN

Analyte	Expected	Found	%D	Q
Cyanide, Free	41.3	38.0	-8.1	

Comments:

GENERAL CHEMISTRY CALIBRATION VERIFICATION DATA

SDG No.: F2530

Lab Name: CH2M HILL/LAB/CVO

Analysis Method: ASTM D4282

Analytical Lot ID: 092106FCN

Instrument Name: LACHAT

Concentration Units: UG/L

Initial Calibration ID: 092006FCN

CCV #1 ID: CV1-0921 CCV #2 ID: CV2-0921 CCV #3 ID: CV3-0921

Analyte	Expected	Found	%D	Q	Expected	Found	%D	Q	Expected	Found	%D	Q
Cyanide, Free	5	5.07	1.4		10	12.0	19.7		10	10.8	7.8	

Comments:

WATER GENERAL CHEMISTRY METHOD BLANK SUMMARY

Field Sample ID: WB1-0920

SDG No.: F2530
Lab Name: CH2M HILL/LAB/CVO
Analysis Method: ASTM D4282
Lab Sample ID: WB1-0920
Initial Calibration ID: 092006FCN
Date Analyzed: 09/21/06
Matrix: (Soil/Water) WATER
Time Analyzed: 1235
Instrument: LACHAT

THIS METHOD BLANK APPLIES TO THE FOLLOWING SAMPLES, MS, AND MSD:

	CLIENT SAMPLE ID	LAB SAMPLE ID	DATE ANALYZED	TIME ANALYZED
05	BS1W0920	BS1W0920	09/21/06	1233
08	G-6s-091906	F253001	09/21/06	1236
11	G-6d-091906	F253002	09/21/06	1237
14	RL-1s-091906	F253003	09/21/06	1241
15	RL-1d-091906	F253004	09/21/06	1242
16	RLSW-4-091906	F253005	09/21/06	1243
17	G-4d-091906	F253006	09/21/06	1245
18	G-44d-091906	F253007	09/21/06	1246
19	G-4s-091906	F253008	09/21/06	1247
20	RL-5-091806	F253009	09/21/06	1248
21	RL-3s-091906	F253010	09/21/06	1252
25	RL-3d-091906	F253011	09/21/06	1254
26	R-1s-091906	F253012	09/21/06	1255
27	R-1d-091906	F253013	09/21/06	1256
28	RL-4d-091906	F253014	09/21/06	1257
29	RL-4s-091906	F253015	09/21/06	1258

COMMENTS: _____

GENERAL CHEMISTRY LABORATORY CONTROL SAMPLE

SDG No.: F2530

Lab Name: CH2M HILL/LAB/CVO

Analysis Method: ASTM D4282

LCS ID: BS1W0920

Initial Calibration ID: 092006FCN

Date Analyzed: 09/21/06

Matrix: (Soil/Water) WATER

Time Analyzed: 1233

Instrument: LACHAT

Concentration Units: UG/L

Analyte	Expected	Found	%R	QC Limits %R	Q
Cyanide, Free	41.3	32.1	77.8	70-130	

* Values outside of QC limits

Comments:

GENERAL CHEMISTRY ANALYTICAL SEQUENCE

SDG No.: F2530 Lab Name: CH2M HILL/LAB/CVO

Analysis Method: ASTM D4282 Lab Code: CVO

Instrument: LACHAT Analytical Lot ID: 092006FCN

	CLIENT SAMPLE ID	LAB SAMPLE ID	DATE ANALYZED	TIME ANALYZED
02	LEVEL 1	LEVEL 1	09/20/06	1425
04	LEVEL 2	LEVEL 2	09/20/06	1427
05	LEVEL 3	LEVEL 3	09/20/06	1428
06	LEVEL 4	LEVEL 4	09/20/06	1429
07	LEVEL 5	LEVEL 5	09/20/06	1430
08	LEVEL 6	LEVEL 6	09/20/06	1431
09	LEVEL 7	LEVEL 7	09/20/06	1432
10	LEVEL 8	LEVEL 8	09/20/06	1433
11	ICV-0920	ICV-0920	09/20/06	1434

COMMENTS: _____

GENERAL CHEMISTRY ANALYTICAL SEQUENCE

SDG No.: F2530

Lab Name: CH2M HILL/LAB/CVO

Analysis Method: ASTM D4282

Lab Code: CVO

Instrument: LACHAT

Analytical Lot ID: 092106FCN

	CLIENT SAMPLE ID	LAB SAMPLE ID	DATE ANALYZED	TIME ANALYZED
03	CV1-0921	CV1-0921	09/21/06	1230
05	BS1W0920	BS1W0920	09/21/06	1233
07	WB1-0920	WB1-0920	09/21/06	1235
08	G-6s-091906	F253001	09/21/06	1236
11	G-6d-091906	F253002	09/21/06	1237
14	RL-1s-091906	F253003	09/21/06	1241
15	RL-1d-091906	F253004	09/21/06	1242
16	RLSW-4-091906	F253005	09/21/06	1243
17	G-4d-091906	F253006	09/21/06	1245
18	G-44d-091906	F253007	09/21/06	1246
19	G-4s-091906	F253008	09/21/06	1247
20	RL-5-091806	F253009	09/21/06	1248
21	RL-3s-091906	F253010	09/21/06	1252
23	CV2-0921	CV2-0921	09/21/06	1253
25	RL-3d-091906	F253011	09/21/06	1254
26	R-1s-091906	F253012	09/21/06	1255
27	R-1d-091906	F253013	09/21/06	1256
28	RL-4d-091906	F253014	09/21/06	1257
29	RL-4s-091906	F253015	09/21/06	1258
30	CV3-0921	CV3-0921	09/21/06	1300

COMMENTS: _____

_____

CH2MHILL
Applied Sciences Laboratory

CH2M HILL
Applied Sciences Labortory (ASL)
2300 NW Walnut Blvd.
P.O. Box 428
Corvallis, OR 97330-0428
Telephone: 541-752-4271
Fax: 541-752-0276

10/01/06

MDL Study Report

Analytical Method: ASTM D4282
Matrix: Water

Instrument ID: Lachat
Concentration Units: UG/L

Analyte	Analysis Date	Amt. Spiked	Replicates 1	2	3	4	5	6	7	8	Std. Dev.	MDL
Cyanide, Free	10/27/05	0.1	0.132	0.121	0.115	0.0760	0.0850	0.0730	0.112		0.0236	0.0743

TOTAL CYANIDE BY METHOD EPA335.2

CASE NARRATIVE
TOTAL CYANIDE

Analytical Method: EPA 335.2 SDG#: F2530

Lab Name: CH2M HILL Applied Science Laboratories Contract #: 920899.OTC

Client: Anchor Environmental Prime Contractor: _____

I. Holding Times:
All acceptance criteria were met.

II. Analysis:

A. Calibration:
All acceptance criteria were met.

B. Blanks:
All acceptance criteria were met.

C. Matrix Spike and Matrix Spike Duplicate Sample(s):
Samples were analyzed in accordance with standard operating procedure.

D. Laboratory Control Spike(LCS)
All acceptance criteria were met.

E. Other:
None.

III. Documentation Exceptions:
None

IV. I certify that this data package is in compliance with the terms and conditions agreed to by the client and CH2M HILL, both technically and for completeness, except for the conditions detailed above. Release of the data contained in this hardcopy data package has been authorized by the Laboratory Manager or designee, as verified by the following signature.

Prepared By: Clarion Vonderstrass Date: 09/28/06

Reviewed By: _____ Date: 10-3-06

SAMPLE RESULTS RAW DATA

1A-WC

GENERAL CHEMISTRY ANALYSIS DATA SHEET

Field Sample ID: G-6s-091906

SDG No.: F2530

Matrix: WATER

Lab Name: CH2M HILL/LAB/CVO

Lab Sample ID: F253001

Date Received: 09/20/06

CAS No.	Analyte	MDL	PQL	Result	Q	Units	DF	Sample Amount	Analysis Method	Date Analyzed
57-12-5	Cyanide	0.00252	0.00500	0.137		mg/L	1	50 ML	E335.2	09/21/06

1A-WC

GENERAL CHEMISTRY ANALYSIS DATA SHEET

Field Sample ID: **G-6d-091906**

SDG No.: F2530

Matrix: WATER

Lab Name: CH2M HILL/LAB/CVO

Lab Sample ID: F253002

Date Received: 09/20/06

CAS No.	Analyte	MDL	PQL	Result	Q	Units	DF	Sample Amount	Analysis Method	Date Analyzed
57-12-5	Cyanide	0.0252	0.0500	3.05		mg/L	10	50 ML	E335.2	09/21/06

1A-WC

GENERAL CHEMISTRY ANALYSIS DATA SHEET

Field Sample ID:

RL-1s-091906

SDG No.: F2530

Matrix: WATER

Lab Name: CH2M HILL/LAB/CVO

Lab Sample ID: F253003

Date Received: 09/20/06

CAS No.	Analyte	MDL	PQL	Result	Q	Units	DF	Sample Amount	Analysis Method	Date Analyzed
57-12-5	Cyanide	0.00252	0.00500	0.0261		mg/L	1	50 ML	E335.2	09/21/06

1A-WC

GENERAL CHEMISTRY ANALYSIS DATA SHEET

Field Sample ID:

RL-1d-091906

SDG No.: F2530

Matrix: WATER

Lab Name: CH2M HILL/LAB/CVO

Lab Sample ID: F253004

Date Received: 09/20/06

CAS No.	Analyte	MDL	PQL	Result	Q	Units	DF	Sample Amount	Analysis Method	Date Analyzed
57-12-5	Cyanide	0.00252	0.00500	0.00435	B	mg/L	1	50 ML	E335.2	09/21/06

1A-WC

GENERAL CHEMISTRY ANALYSIS DATA SHEET

Field Sample ID:

RLSW-4-091906

SDG No.: F2530

Matrix: WATER

Lab Name: CH2M HILL/LAB/CVO

Lab Sample ID: F253005

Date Received: 09/20/06

CAS No.	Analyte	MDL	PQL	Result	Q	Units	DF	Sample Amount	Analysis Method	Date Analyzed
57-12-5	Cyanide	0.0126	0.0250	0.707		mg/L	5	50 ML	E335.2	09/21/06

1A-WC

GENERAL CHEMISTRY ANALYSIS DATA SHEET

Field Sample ID: **G-4d-091906**

SDG No.: F2530

Matrix: WATER

Lab Name: CH2M HILL/LAB/CVO

Lab Sample ID: F253006

Date Received: 09/20/06

CAS No.	Analyte	MDL	PQL	Result	Q	Units	DF	Sample Amount	Analysis Method	Date Analyzed
57-12-5	Cyanide	0.00252	0.00500	0.147		mg/L	1	50 ML	E335.2	09/21/06

1A-WC

GENERAL CHEMISTRY ANALYSIS DATA SHEET

Field Sample ID:

G-44d-091906

SDG No.: F2530

Matrix: WATER

Lab Name: CH2M HILL/LAB/CVO

Lab Sample ID: F253007

Date Received: 09/20/06

CAS No.	Analyte	MDL	PQL	Result	Q	Units	DF	Sample Amount	Analysis Method	Date Analyzed
57-12-5	Cyanide	0.00252	0.00500	0.00500	U	mg/L	1	50 ML	E335.2	09/21/06

1A-WC

GENERAL CHEMISTRY ANALYSIS DATA SHEET

Field Sample ID:

G-4s-091906

SDG No.: F2530

Matrix: WATER

Lab Name: CH2M HILL/LAB/CVO

Lab Sample ID: F253008

Date Received: 09/20/06

CAS No.	Analyte	MDL	PQL	Result	Q	Units	DF	Sample Amount	Analysis Method	Date Analyzed
57-12-5	Cyanide	0.00252	0.00500	0.00500	U	mg/L	1	50 ML	E335.2	09/21/06

1A-WC

GENERAL CHEMISTRY ANALYSIS DATA SHEET

Field Sample ID:

RL-5-091806

SDG No.: F2530

Matrix: WATER

Lab Name: CH2M HILL/LAB/CVO

Lab Sample ID: F253009

Date Received: 09/20/06

CAS No.	Analyte	MDL	PQL	Result	Q	Units	DF	Sample Amount	Analysis Method	Date Analyzed
57-12-5	Cyanide	0.00252	0.00500	0.0380		mg/L	1	50 ML	E335.2	09/21/06

1A-WC

GENERAL CHEMISTRY ANALYSIS DATA SHEET

Field Sample ID:

RL-3s-091906

SDG No.: F2530

Matrix: WATER

Lab Name: CH2M HILL/LAB/CVO

Lab Sample ID: F253010

Date Received: 09/20/06

CAS No.	Analyte	MDL	PQL	Result	Q	Units	DF	Sample Amount	Analysis Method	Date Analyzed
57-12-5	Cyanide	0.00252	0.00500	0.111		mg/L	1	50 ML	E335.2	09/21/06

1A-WC

GENERAL CHEMISTRY ANALYSIS DATA SHEET

Field Sample ID:

RL-3d-091906

SDG No.: F2530

Matrix: WATER

Lab Name: CH2M HILL/LAB/CVO

Lab Sample ID: F253011

Date Received: 09/20/06

CAS No.	Analyte	MDL	PQL	Result	Q	Units	DF	Sample Amount	Analysis Method	Date Analyzed
57-12-5	Cyanide	0.00252	0.00500	0.00500	U	mg/L	1	50 ML	E335.2	09/21/06

1A-WC

GENERAL CHEMISTRY ANALYSIS DATA SHEET

Field Sample ID:

R-1s-091906

SDG No.: F2530

Matrix: WATER

Lab Name: CH2M HILL/LAB/CVO

Lab Sample ID: F253012

Date Received: 09/20/06

CAS No.	Analyte	MDL	PQL	Result	Q	Units	DF	Sample Amount	Analysis Method	Date Analyzed
57-12-5	Cyanide	0.00252	0.00500	0.0670		mg/L	1	50 ML	E335.2	09/21/06

1A-WC

GENERAL CHEMISTRY ANALYSIS DATA SHEET

Field Sample ID:

R-1d-091906

SDG No.: F2530

Matrix: WATER

Lab Name: CH2M HILL/LAB/CVO

Lab Sample ID: F253013

Date Received: 09/20/06

CAS No.	Analyte	MDL	PQL	Result	Q	Units	DF	Sample Amount	Analysis Method	Date Analyzed
57-12-5	Cyanide	0.00252	0.00500	0.0398		mg/L	1	50 ML	E335.2	09/21/06

1A-WC

GENERAL CHEMISTRY ANALYSIS DATA SHEET

Field Sample ID:

RL-4d-091906

SDG No.: F2530

Matrix: WATER

Lab Name: CH2M HILL/LAB/CVO

Lab Sample ID: F253014

Date Received: 09/20/06

CAS No.	Analyte	MDL	PQL	Result	Q	Units	DF	Sample Amount	Analysis Method	Date Analyzed
57-12-5	Cyanide	0.00252	0.00500	0.00500	U	mg/L	1	50 ML	E335.2	09/22/06

1A-WC

GENERAL CHEMISTRY ANALYSIS DATA SHEET

Field Sample ID:

RL-4s-091906

SDG No.: F2530

Matrix: WATER

Lab Name: CH2M HILL/LAB/CVO

Lab Sample ID: F253015

Date Received: 09/20/06

CAS No.	Analyte	MDL	PQL	Result	Q	Units	DF	Sample Amount	Analysis Method	Date Analyzed
57-12-5	Cyanide	0.00252	0.00500	0.00500	U	mg/L	1	50 ML	E335.2	09/22/06

1A-WC

GENERAL CHEMISTRY ANALYSIS DATA SHEET

Field Sample ID: **WB1-0921**

SDG No.: F2530

Matrix: WATER

Lab Name: CH2M HILL/LAB/CVO

Lab Sample ID: WB1-0921

Date Received: / /

CAS No.	Analyte	MDL	PQL	Result	Q	Units	DF	Sample Amount	Analysis Method	Date Analyzed
57-12-5	Cyanide	0.00252	0.00500	0.00500	U	mg/L	1	50 ML	E335.2	09/21/06

1A-WC

GENERAL CHEMISTRY ANALYSIS DATA SHEET

Field Sample ID:

WB1-0922

SDG No.: F2530

Matrix: WATER

Lab Name: CH2M HILL/LAB/CVO

Lab Sample ID: WB1-0922

Date Received: / /

CAS No.	Analyte	MDL	PQL	Result	Q	Units	DF	Sample Amount	Analysis Method	Date Analyzed
57-12-5	Cyanide	0.00252	0.00500	0.00500	U	mg/L	1	50 ML	E335.2	09/22/06

QC DATA SUMMARY

GENERAL CHEMISTRY INITIAL CALIBRATION DATA

SDG No.: F2530

Lab Name: CH2M HILL/LAB/CVO

Analysis Method: E335.2

Initial Calibration Date: 08/22/06 1600

Instrument Name: HITACHI 2000

Concentration Units: mg/L

Initial Calibration ID: 082206CN

Analyte	Std 1	Resp 1	Std 2	Resp 2	Std 3	Resp 3	Std 4	Resp 4	Std 5	Resp 5	Std 6	Resp 6	Std 7	Resp 7
Cyanide			0.005	0.0060	0.010	0.012	0.020	0.019	0.040	0.048	0.10	0.12	0.20	0.24

Comments:

GENERAL CHEMISTRY INITIAL CALIBRATION DATA

SDG No.: F2530

Lab Name: CH2M HILL/LAB/CVO

Analysis Method: E335.2

Initial Calibration Date: 08/22/06 1600

Instrument Name: HITACHI 2000

Concentration Units: mg/L

Initial Calibration ID: 082206CN

Analyte	Std 8	Resp 8	Std 9	Resp 9	Std 10	Resp 10								
Cyanide	0.40	0.44												

GENERAL CHEMISTRY INITIAL CALIBRATION DATA

SDG No.: F2530

Lab Name: CH2M HILL/LAB/CVO

Analysis Method: E335.2

Initial Calibration Date: 08/22/06 1600

Instrument Name: HITACHI 2000

Concentration Units: mg/L

Initial Calibration ID: 082206CN

Analyte	Curve Type	r	Q
Cyanide	LNR	0.9976	

Comments:

GENERAL CHEMISTRY SECOND SOURCE CALIBRATION VERIFICATION DATA

SDG No.: F2530

Lab Name: CH2M HILL/LAB/CVO

Analysis Method: E335.2

Second Source ID: ICV-0822

Instrument Name: HITACHI 2000

Concentration Units: mg/L

Initial Calibration ID: 082206CN

Analyte	Expected	Found	%D	Q
Cyanide	0.529	0.549	3.7	

Comments:

GENERAL CHEMISTRY CALIBRATION VERIFICATION DATA

SDG No.: F2530

Lab Name: CH2M HILL/LAB/CVO

Analysis Method: E335.2

Analytical Lot ID: 092106CN_E

Instrument Name: HITACHI 2000

Concentration Units: mg/L

Initial Calibration ID: 082206CN

CCV #1 ID: CV1-0921 CCV #2 ID: CV2-0921 CCV #3 ID: CV3-0921

Analyte	Expected	Found	%D	Q	Expected	Found	%D	Q	Expected	Found	%D	Q
Cyanide	0.2	0.211	5.3		0.2	0.203	1.6		0.2	0.196	-2.0	

Comments:

GENERAL CHEMISTRY CALIBRATION VERIFICATION DATA

SDG No.: F2530

Lab Name: CH2M HILL/LAB/CVO

Analysis Method: E335.2

Analytical Lot ID: 092106CN_E

Instrument Name: HITACHI 2000

Concentration Units: mg/L

Initial Calibration ID: 082206CN

CCV #4 ID: CV4-0921 CCV #5 ID: CCV #6 ID:

Analyte	Expected	Found	%D	Q	Expected	Found	%D	Q	Expected	Found	%D	Q
Cyanide	0.2	0.190	-5.2									

Comments:

GENERAL CHEMISTRY CALIBRATION VERIFICATION DATA

SDG No.: F2530

Lab Name: CH2M HILL/LAB/CVO

Analysis Method: E335.2

Analytical Lot ID: 092206CN_E

Instrument Name: HITACHI 2000

Concentration Units: mg/L

Initial Calibration ID: 082206CN

CCV #1 ID: CV1-0922 CCV #2 ID: CV2-0922 CCV #3 ID:

Analyte	Expected	Found	%D	Q	Expected	Found	%D	Q	Expected	Found	%D	Q
Cyanide	0.2	0.207	3.4		0.2	0.201	0.7					

Comments:

WATER GENERAL CHEMISTRY METHOD BLANK SUMMARY

Field Sample ID: WB1-0921

SDG No.: F2530
Lab Name: CH2M HILL/LAB/CVO
Analysis Method: E335.2
Lab Sample ID: WB1-0921
Initial Calibration ID: 082206CN
Date Analyzed: 09/21/06
Matrix: (Soil/Water) WATER
Time Analyzed: 1441
Instrument: HITACHI 2000

THIS METHOD BLANK APPLIES TO THE FOLLOWING SAMPLES, MS, AND MSD:

	CLIENT SAMPLE ID	LAB SAMPLE ID	DATE ANALYZED	TIME ANALYZED
03	BS1W0921	BS1W0921	09/21/06	1442
10	G-6s-091906	F253001	09/21/06	1518
11	RL-1s-091906	F253003	09/21/06	1523
12	RL-1d-091906	F253004	09/21/06	1524
13	G-4d-091906	F253006	09/21/06	1525
17	G-44d-091906	F253007	09/21/06	1610
18	G-4s-091906	F253008	09/21/06	1611
19	RL-5-091806	F253009	09/21/06	1612
20	RL-3s-091906	F253010	09/21/06	1613
21	RL-3d-091906	F253011	09/21/06	1614
25	R-1s-091906	F253012	09/21/06	1623
26	R-1d-091906	F253013	09/21/06	1624
27	G-6d-091906	F253002	09/21/06	1628
28	RLSW-4-091906	F253005	09/21/06	1629

COMMENTS: _____

WATER GENERAL CHEMISTRY METHOD BLANK SUMMARY

Field Sample ID: WB1-0922

SDG No.: F2530

Lab Name: CH2M HILL/LAB/CVO

Analysis Method: E335.2

Lab Sample ID: WB1-0922

Initial Calibration ID: 082206CN

Date Analyzed: 09/22/06

Matrix: (Soil/Water) WATER

Time Analyzed: 1450

Instrument: HITACHI 2000

THIS METHOD BLANK APPLIES TO THE FOLLOWING SAMPLES, MS, AND MSD:

	CLIENT SAMPLE ID	LAB SAMPLE ID	DATE ANALYZED	TIME ANALYZED
02	BS1W0922	BS1W0922	09/22/06	1505
04	RL-4d-091906	F253014	09/22/06	1506
06	RL-4s-091906	F253015	09/22/06	1513

COMMENTS: _____

GENERAL CHEMISTRY LABORATORY CONTROL SAMPLE

SDG No.: F2530

Lab Name: CH2M HILL/LAB/CVO

Analysis Method: E335.2

LCS ID: BS1W0921

Initial Calibration ID: 082206CN

Date Analyzed: 09/21/06

Matrix: (Soil/Water) WATER

Time Analyzed: 1442

Instrument: HITACHI 2000

Concentration Units: mg/L

Analyte	Expected	Found	%R	QC Limits %R	Q
Cyanide	0.372	0.367	98.6	75-130	

* Values outside of QC limits

Comments:

7-WC

GENERAL CHEMISTRY LABORATORY CONTROL SAMPLE

SDG No.: F2530

Lab Name: CH2M HILL/LAB/CVO

Analysis Method: E335.2

LCS ID: BS1W0922

Initial Calibration ID: 082206CN

Date Analyzed: 09/22/06

Matrix: (Soil/Water) WATER

Time Analyzed: 1505

Instrument: HITACHI 2000

Concentration Units: mg/L

Analyte	Expected	Found	%R	QC Limits %R	Q
Cyanide	0.372	0.331	88.9	75-130	

* Values outside of QC limits

Comments:

GENERAL CHEMISTRY ANALYTICAL SEQUENCE

SDG No.: F2530 Lab Name: CH2M HILL/LAB/CVO

Analysis Method: E335.2 Lab Code: CVO

Instrument: HITACHI 2000 Analytical Lot ID: 082206CN

	CLIENT SAMPLE ID	LAB SAMPLE ID	DATE ANALYZED	TIME ANALYZED
01	LEVEL 1	LEVEL 1	08/22/06	1600
02	LEVEL 2	LEVEL 2	08/22/06	1601
03	LEVEL 3	LEVEL 3	08/22/06	1603
04	LEVEL 4	LEVEL 4	08/22/06	1604
05	LEVEL 5	LEVEL 5	08/22/06	1606
06	LEVEL 6	LEVEL 6	08/22/06	1606
07	LEVEL 7	LEVEL 7	08/22/06	1607
08	LEVEL 8	LEVEL 8	08/22/06	1609
17	ICV-0822	ICV-0822	08/22/06	1706

COMMENTS: _____

GENERAL CHEMISTRY ANALYTICAL SEQUENCE

SDG No.: F2530

Lab Name: CH2M HILL/LAB/CVO

Analysis Method: E335.2

Lab Code: CVO

Instrument: HITACHI 2000

Analytical Lot ID: 092106CN_E

	CLIENT SAMPLE ID	LAB SAMPLE ID	DATE ANALYZED	TIME ANALYZED
01	WB1-0921	WB1-0921	09/21/06	1441
02	CV1-0921	CV1-0921	09/21/06	1441
03	BS1W0921	BS1W0921	09/21/06	1442
10	G-6s-091906	F253001	09/21/06	1518
11	RL-1s-091906	F253003	09/21/06	1523
12	RL-1d-091906	F253004	09/21/06	1524
13	G-4d-091906	F253006	09/21/06	1525
16	CV2-0921	CV2-0921	09/21/06	1528
17	G-44d-091906	F253007	09/21/06	1610
18	G-4s-091906	F253008	09/21/06	1611
19	RL-5-091806	F253009	09/21/06	1612
20	RL-3s-091906	F253010	09/21/06	1613
21	RL-3d-091906	F253011	09/21/06	1614
24	CV3-0921	CV3-0921	09/21/06	1619
25	R-1s-091906	F253012	09/21/06	1623
26	R-1d-091906	F253013	09/21/06	1624
27	G-6d-091906	F253002	09/21/06	1628
28	RLSW-4-091906	F253005	09/21/06	1629
31	CV4-0921	CV4-0921	09/21/06	1655

COMMENTS: _____

GENERAL CHEMISTRY ANALYTICAL SEQUENCE

SDG No.: F2530

Lab Name: CH2M HILL/LAB/CVO

Analysis Method: E335.2

Lab Code: CVO

Instrument: HITACHI 2000

Analytical Lot ID: 092206CN_E

	CLIENT SAMPLE ID	LAB SAMPLE ID	DATE ANALYZED	TIME ANALYZED
01	WB1-0922	WB1-0922	09/22/06	1450
02	CV1-0922	CV1-0922	09/22/06	1501
03	BS1W0922	BS1W0922	09/22/06	1505
05	RL-4d-091906	F253014	09/22/06	1506
07	RL-4s-091906	F253015	09/22/06	1513
08	CV2-0922	CV2-0922	09/22/06	1527

COMMENTS: _____

CH2MHILL
Applied Sciences Laboratory

CH2M HILL
Applied Sciences Labortory (ASL)
2300 NW Walnut Blvd.
P.O. Box 428
Corvallis, OR 97330-0428
Telephone: 541-752-4271
Fax: 541-752-0276

09/28/06

MDL Study Report

Analytical Method: E335.2
Matrix: Water

Instrument ID: Hitachi
Concentration Units: mg/L

Analyte	Analysis Date	Amt. Spiked	Replicates								Std. Dev.	MDL
			1	2	3	4	5	6	7	8		
Cyanide	09/11/06	0.01	0.00400	0.00530	0.00530	0.00440	0.00340	0.00340	0.00340	0.00340	0.000840	0.00252
Cyanide, Dissolved	09/11/06	0.01	0.00400	0.00530	0.00530	0.00440	0.00340	0.00340	0.00340	0.00340	0.000840	0.00252

YL060928-16:42-F2530-W

WEAK ACID DISSOCIABLE CYANIDE
BY METHOD SM4500-CN I

CASE NARRATIVE
WEAK ACID DISSOCIABLE CYANIDE

Analytical Method: SM4500-CN I

SDG#: F2530

Lab Name: CH2M HILL Applied Science Laboratories

Contract #: 920899.OTC

Client: Anchor Environmental

Prime Contractor: _____

I. Holding Times:
All acceptance criteria were met.

II. Analysis:

A. Calibration:
All acceptance criteria were met.

B. Blanks:
All acceptance criteria were met.

C. Matrix Spike and Matrix Spike Duplicate Sample(s):
Samples were analyzed in accordance with standard operating procedure.

D. Laboratory Control Spike(LCS)
All acceptance criteria were met.

E. Other:
None.

III. Documentation Exceptions:
None

IV. I certify that this data package is in compliance with the terms and conditions agreed to by the client and CH2M HILL, both technically and for completeness, except for the conditions detailed above. Release of the data contained in this hardcopy data package has been authorized by the Laboratory Manager or designee, as verified by the following signature.

Prepared By: Dayna Kaumann Date: 10/2/06

Reviewed By: _____ Date: 10-3-06

SAMPLE DATA
SUMMARY

1A-WC

GENERAL CHEMISTRY ANALYSIS DATA SHEET

Field Sample ID:

G-6s-091906

SDG No.: F2530

Matrix: WATER

Lab Name: CH2M HILL/LAB/CVO

Lab Sample ID: F253001

Date Received: 09/20/06

CAS No.	Analyte	MDL	PQL	Result	Q	Units	DF	Sample Amount	Analysis Method	Date Analyzed
57-12-5	Cyanide, WAD	0.00171	0.00500	0.0259		mg/L	1	50 ML	SM4500-CN I	09/28/06

1A-WC

GENERAL CHEMISTRY ANALYSIS DATA SHEET

Field Sample ID:

G-6d-091906

SDG No.: F2530

Matrix: WATER

Lab Name: CH2M HILL/LAB/CVO

Lab Sample ID: F253002

Date Received: 09/20/06

CAS No.	Analyte	MDL	PQL	Result	Q	Units	DF	Sample Amount	Analysis Method	Date Analyzed
57-12-5	Cyanide, WAD	0.00171	0.00500	0.0592		mg/L	1	50 ML	SM4500-CN I	09/28/06

1A-WC

GENERAL CHEMISTRY ANALYSIS DATA SHEET

Field Sample ID:

RL-1s-091906

SDG No.: F2530

Matrix: WATER

Lab Name: CH2M HILL/LAB/CVO

Lab Sample ID: F253003

Date Received: 09/20/06

CAS No.	Analyte	MDL	PQL	Result	Q	Units	DF	Sample Amount	Analysis Method	Date Analyzed
57-12-5	Cyanide, WAD	0.00171	0.00500	0.00719		mg/L	1	50 ML	SM4500-CN I	09/28/06

1A-WC

GENERAL CHEMISTRY ANALYSIS DATA SHEET

Field Sample ID:

RL-1d-091906

SDG No.: F2530

Matrix: WATER

Lab Name: CH2M HILL/LAB/CVO

Lab Sample ID: F253004

Date Received: 09/20/06

CAS No.	Analyte	MDL	PQL	Result	Q	Units	DF	Sample Amount	Analysis Method	Date Analyzed
57-12-5	Cyanide, WAD	0.00171	0.00500	0.0127		mg/L	1	50 ML	SM4500-CN I	09/28/06

1A-WC

GENERAL CHEMISTRY ANALYSIS DATA SHEET

Field Sample ID:

RLSW-4-091906

SDG No.: F2530

Matrix: WATER

Lab Name: CH2M HILL/LAB/CVO

Lab Sample ID: F253005

Date Received: 09/20/06

CAS No.	Analyte	MDL	PQL	Result	Q	Units	DF	Sample Amount	Analysis Method	Date Analyzed
57-12-5	Cyanide, WAD	0.00171	0.00500	0.0319		mg/L	1	50 ML	SM4500-CN I	09/28/06

1A-WC

GENERAL CHEMISTRY ANALYSIS DATA SHEET

Field Sample ID:

G-4d-091906

SDG No.: F2530

Matrix: WATER

Lab Name: CH2M HILL/LAB/CVO

Lab Sample ID: F253006

Date Received: 09/20/06

CAS No.	Analyte	MDL	PQL	Result	Q	Units	DF	Sample Amount	Analysis Method	Date Analyzed
57-12-5	Cyanide, WAD	0.00171	0.00500	0.00500	U	mg/L	1	50 ML	SM4500-CN I	09/28/06

1A-WC

GENERAL CHEMISTRY ANALYSIS DATA SHEET

Field Sample ID: **G-44d-091906**

SDG No.: F2530

Matrix: WATER

Lab Name: CH2M HILL/LAB/CVO

Lab Sample ID: F253007

Date Received: 09/20/06

CAS No.	Analyte	MDL	PQL	Result	Q	Units	DF	Sample Amount	Analysis Method	Date Analyzed
57-12-5	Cyanide, WAD	0.00171	0.00500	0.0117		mg/L	1	50 ML	SM4500-CN I	09/28/06

1A-WC

GENERAL CHEMISTRY ANALYSIS DATA SHEET

Field Sample ID:

G-4s-091906

SDG No.: F2530

Matrix: WATER

Lab Name: CH2M HILL/LAB/CVO

Lab Sample ID: F253008

Date Received: 09/20/06

CAS No.	Analyte	MDL	PQL	Result	Q	Units	DF	Sample Amount	Analysis Method	Date Analyzed
57-12-5	Cyanide, WAD	0.00171	0.00500	0.00500	U	mg/L	1	50 ML	SM4500-CN I	09/28/06

1A-WC

GENERAL CHEMISTRY ANALYSIS DATA SHEET

Field Sample ID:

RL-5-091806

SDG No.: F2530

Matrix: WATER

Lab Name: CH2M HILL/LAB/CVO

Lab Sample ID: F253009

Date Received: 09/20/06

CAS No.	Analyte	MDL	PQL	Result	Q	Units	DF	Sample Amount	Analysis Method	Date Analyzed
57-12-5	Cyanide, WAD	0.00171	0.00500	0.00213	B	mg/L	1	50 ML	SM4500-CN I	09/28/06

1A-WC

GENERAL CHEMISTRY ANALYSIS DATA SHEET

Field Sample ID:

RL-3s-091906

SDG No.: F2530

Matrix: WATER

Lab Name: CH2M HILL/LAB/CVO

Lab Sample ID: F253010

Date Received: 09/20/06

CAS No.	Analyte	MDL	PQL	Result	Q	Units	DF	Sample Amount	Analysis Method	Date Analyzed
57-12-5	Cyanide, WAD	0.00171	0.00500	0.0203		mg/L	1	50 ML	SM4500-CN I	09/28/06

1A-WC

GENERAL CHEMISTRY ANALYSIS DATA SHEET

Field Sample ID:

RL-3d-091906

SDG No.: F2530

Matrix: WATER

Lab Name: CH2M HILL/LAB/CVO

Lab Sample ID: F253011

Date Received: 09/20/06

CAS No.	Analyte	MDL	PQL	Result	Q	Units	DF	Sample Amount	Analysis Method	Date Analyzed
57-12-5	Cyanide, WAD	0.00171	0.00500	0.00500	U	mg/L	1	50 ML	SM4500-CN I	09/28/06

1A-WC

GENERAL CHEMISTRY ANALYSIS DATA SHEET

Field Sample ID:

R-1s-091906

SDG No.: F2530

Matrix: WATER

Lab Name: CH2M HILL/LAB/CVO

Lab Sample ID: F253012

Date Received: 09/20/06

CAS No.	Analyte	MDL	PQL	Result	Q	Units	DF	Sample Amount	Analysis Method	Date Analyzed
57-12-5	Cyanide, WAD	0.00171	0.00500	0.0213		mg/L	1	50 ML	SM4500-CN I	09/28/06

1A-WC

GENERAL CHEMISTRY ANALYSIS DATA SHEET

Field Sample ID: **R-1d-091906**

SDG No.: F2530

Matrix: WATER

Lab Name: CH2M HILL/LAB/CVO

Lab Sample ID: F253013

Date Received: 09/20/06

CAS No.	Analyte	MDL	PQL	Result	Q	Units	DF	Sample Amount	Analysis Method	Date Analyzed
57-12-5	Cyanide, WAD	0.00171	0.00500	0.0107		mg/L	1	50 ML	SM4500-CN I	09/28/06

1A-WC

GENERAL CHEMISTRY ANALYSIS DATA SHEET

Field Sample ID:

RL-4d-091906

SDG No.: F2530

Matrix: WATER

Lab Name: CH2M HILL/LAB/CVO

Lab Sample ID: F253014

Date Received: 09/20/06

CAS No.	Analyte	MDL	PQL	Result	Q	Units	DF	Sample Amount	Analysis Method	Date Analyzed
57-12-5	Cyanide, WAD	0.00171	0.00500	0.00500	U	mg/L	1	50 ML	SM4500-CN I	09/28/06

1A-WC

GENERAL CHEMISTRY ANALYSIS DATA SHEET

Field Sample ID:

RL-4s-091906

SDG No.: F2530

Matrix: WATER

Lab Name: CH2M HILL/LAB/CVO

Lab Sample ID: F253015

Date Received: 09/20/06

CAS No.	Analyte	MDL	PQL	Result	Q	Units	DF	Sample Amount	Analysis Method	Date Analyzed
57-12-5	Cyanide, WAD	0.00171	0.00500	0.00500	U	mg/L	1	50 ML	SM4500-CN I	09/28/06

1A-WC

GENERAL CHEMISTRY ANALYSIS DATA SHEET

Field Sample ID: **WB1-0928**

SDG No.: F2530

Matrix: WATER

Lab Name: CH2M HILL/LAB/CVO

Lab Sample ID: WB1-0928

Date Received: / /

CAS No.	Analyte	MDL	PQL	Result	Q	Units	DF	Sample Amount	Analysis Method	Date Analyzed
57-12-5	Cyanide, WAD	0.00171	0.00500	0.00500	U	mg/L	1	50 ML	SM4500-CN I	09/28/06

1A-WC

GENERAL CHEMISTRY ANALYSIS DATA SHEET

Field Sample ID:

WB2-0928

SDG No.: F2530

Matrix: WATER

Lab Name: CH2M HILL/LAB/CVO

Lab Sample ID: WB2-0928

Date Received: / /

CAS No.	Analyte	MDL	PQL	Result	Q	Units	DF	Sample Amount	Analysis Method	Date Analyzed
57-12-5	Cyanide, WAD	0.00171	0.00500	0.00500	U	mg/L	1	50 ML	SM4500-CN I	09/28/06

QC DATA SUMMARY

GENERAL CHEMISTRY INITIAL CALIBRATION DATA

SDG No.: F2530

Lab Name: CH2M HILL/LAB/CVO

Analysis Method: SM4500-CN I

Initial Calibration Date: 09/28/06 1000

Instrument Name: HITACHI 2000

Concentration Units: mg/L

Initial Calibration ID: SM4500I-092806

Analyte	Std 1	Resp 1	Std 2	Resp 2	Std 3	Resp 3	Std 4	Resp 4	Std 5	Resp 5	Std 6	Resp 6	Std 7	Resp 7
Cyanide, WAD	0.005	0.0090	0.010	0.025	0.050	0.12	0.10	0.22	0.25	0.50				

Comments:

GENERAL CHEMISTRY INITIAL CALIBRATION DATA

SDG No.: F2530

Lab Name: CH2M HILL/LAB/CVO

Analysis Method: SM4500-CN I

Initial Calibration Date: 09/28/06 1000

Instrument Name: HITACHI 2000

Concentration Units: mg/L

Initial Calibration ID: SM4500I-092806

Analyte	Curve Type	r	Q
Cyanide, WAD	LNR	0.9978	

Comments:

GENERAL CHEMISTRY SECOND SOURCE CALIBRATION VERIFICATION DATA

SDG No.: F2530

Lab Name: CH2M HILL/LAB/CVO

Analysis Method: SM4500-CN I

Second Source ID: ICV-0928

Instrument Name: HITACHI 2000

Concentration Units: mg/L

Initial Calibration ID: SM4500I-092806

Analyte	Expected	Found	%D	Q
Cyanide, WAD	0.165	0.168	2.0	

Comments:

GENERAL CHEMISTRY CALIBRATION VERIFICATION DATA

SDG No.: F2530

Lab Name: CH2M HILL/LAB/CVO

Analysis Method: SM4500-CN I

Analytical Lot ID: 092806CN_SW

Instrument Name: HITACHI 2000

Concentration Units: mg/L

Initial Calibration ID: SM4500I-092806

CCV #1 ID: CV1-0928 CCV #2 ID: CV2-0928 CCV #3 ID: CV3-0928

Analyte	Expected	Found	%D	Q	Expected	Found	%D	Q	Expected	Found	%D	Q
Cyanide, WAD	0.1	0.0926	-7.4		0.1	0.0936	-6.4		0.1	0.0926	-7.4	

Comments:

2A-WC

GENERAL CHEMISTRY CALIBRATION VERIFICATION DATA

SDG No.: F2530

Lab Name: CH2M HILL/LAB/CVO

Analysis Method: SM4500-CN I

Analytical Lot ID: 092806CN_SW2

Instrument Name: HITACHI 2000

Concentration Units: mg/L

Initial Calibration ID: SM4500I-092806

CCV #1 ID: CV4-0928 CCV #2 ID: CV5-0928 CCV #3 ID: CV6-0928

Analyte	Expected	Found	%D	Q	Expected	Found	%D	Q	Expected	Found	%D	Q
Cyanide, WAD	0.1	0.108	7.7		0.1	0.101	0.7		0.1	0.0951	-4.9	

Comments:

WATER GENERAL CHEMISTRY METHOD BLANK SUMMARY

Field Sample ID: WB1-0928

SDG No.: F2530

Lab Name: CH2M HILL/LAB/CVO

Analysis Method: SM4500-CN I

Lab Sample ID: WB1-0928

Initial Calibration ID: SM4500I-092806

Date Analyzed: 09/28/06

Matrix: (Soil/Water) WATER

Time Analyzed: 1318

Instrument: HITACHI 2000

THIS METHOD BLANK APPLIES TO THE FOLLOWING SAMPLES, MS, AND MSD:

	CLIENT SAMPLE ID	LAB SAMPLE ID	DATE ANALYZED	TIME ANALYZED
09	BS1W0928	BS1W0928	09/28/06	1316
18	G-6s-091906	F253001	09/28/06	1329
19	G-6d-091906	F253002	09/28/06	1332
20	RL-1s-091906	F253003	09/28/06	1335
22	RL-1d-091906	F253004	09/28/06	1348
23	RLSW-4-091906	F253005	09/28/06	1349
24	G-4d-091906	F253006	09/28/06	1351
25	G-44d-091906	F253007	09/28/06	1353

COMMENTS: _____

WATER GENERAL CHEMISTRY METHOD BLANK SUMMARY

Field Sample ID: WB2-0928

SDG No.: F2530

Lab Name: CH2M HILL/LAB/CVO

Analysis Method: SM4500-CN I

Lab Sample ID: WB2-0928

Initial Calibration ID: SM4500I-092806

Date Analyzed: 09/28/06

Matrix: (Soil/Water) WATER

Time Analyzed: 1421

Instrument: HITACHI 2000

THIS METHOD BLANK APPLIES TO THE FOLLOWING SAMPLES, MS, AND MSD:

	CLIENT SAMPLE ID	LAB SAMPLE ID	DATE ANALYZED	TIME ANALYZED
02	BS2W0928	BS2W0928	09/28/06	1417
04	G-4s-091906	F253008	09/28/06	1432
05	RL-5-091806	F253009	09/28/06	1433
06	RL-3s-091906	F253010	09/28/06	1435
07	RL-3d-091906	F253011	09/28/06	1437
08	R-1s-091906	F253012	09/28/06	1438
09	R-1d-091906	F253013	09/28/06	1439
10	RL-4d-091906	F253014	09/28/06	1441
11	RL-4s-091906	F253015	09/28/06	1443

COMMENTS: _____

GENERAL CHEMISTRY LABORATORY CONTROL SAMPLE

SDG No.: F2530

Lab Name: CH2M HILL/LAB/CVO

Analysis Method: SM4500-CN I

LCS ID: BS1W0928

Initial Calibration ID: SM4500I-092806

Date Analyzed: 09/28/06

Matrix: (Soil/Water) WATER

Time Analyzed: 1314

Instrument: HITACHI 2000

Concentration Units: mg/L

Analyte	Expected	Found	%R	QC Limits %R	Q
Cyanide, WAD	0.207	0.173	84.0	70-130	

* Values outside of QC limits

Comments:

7-WC

GENERAL CHEMISTRY LABORATORY CONTROL SAMPLE

SDG No.: F2530

Lab Name: CH2M HILL/LAB/CVO

Analysis Method: SM4500-CN I

LCS ID: BS2W0928

Initial Calibration ID: SM4500I-092806

Date Analyzed: 09/28/06

Matrix: (Soil/Water) WATER

Time Analyzed: 1345

Instrument: HITACHI 2000

Concentration Units: mg/L

Analyte	Expected	Found	%R	QC Limits %R	Q
Cyanide, WAD	0.207	0.171	83.0	70-130	

* Values outside of QC limits

Comments:

14-WC

GENERAL CHEMISTRY ANALYTICAL SEQUENCE

SDG No.: F2530 Lab Name: CH2M HILL/LAB/CVO

Analysis Method: SM4500-CN I Lab Code: CVO

Instrument: HITACHI 2000 Analytical Lot ID: 092806CN_SW

	CLIENT SAMPLE ID	LAB SAMPLE ID	DATE ANALYZED	TIME ANALYZED
01	LEVEL 1	LEVEL 1	09/28/06	1308
02	LEVEL 2	LEVEL 2	09/28/06	1309
03	LEVEL 3	LEVEL 3	09/28/06	1310
04	LEVEL 4	LEVEL 4	09/28/06	1311
05	LEVEL 5	LEVEL 5	09/28/06	1312
06	LEVEL 6	LEVEL 6	09/28/06	1313
07	ICV-0928	ICV-0928	09/28/06	1314
08	CV1-0928	CV1-0928	09/28/06	1315
09	BS1W0928	BS1W0928	09/28/06	1316
10	WB1-0928	WB1-0928	09/28/06	1318
18	G-6s-091906	F253001	09/28/06	1329
19	G-6d-091906	F253002	09/28/06	1332
20	RL-1s-091906	F253003	09/28/06	1335
21	CV2-0928	CV2-0928	09/28/06	1340
22	RL-1d-091906	F253004	09/28/06	1348
23	RLSW-4-091906	F253005	09/28/06	1349
24	G-4d-091906	F253006	09/28/06	1351
25	G-44d-091906	F253007	09/28/06	1353
28	CV3-0928	CV3-0928	09/28/06	1406

COMMENTS: _____

_____

GENERAL CHEMISTRY ANALYTICAL SEQUENCE

SDG No.: F2530

Lab Name: CH2M HILL/LAB/CVO

Analysis Method: SM4500-CN I

Lab Code: CVO

Instrument: HITACHI 2000

Analytical Lot ID: 092806CN_SW2

	CLIENT SAMPLE ID	LAB SAMPLE ID	DATE ANALYZED	TIME ANALYZED
01	CV4-0928	CV4-0928	09/28/06	1410
02	BS2W0928	BS2W0928	09/28/06	1417
03	WB2-0928	WB2-0928	09/28/06	1421
04	G-4s-091906	F253008	09/28/06	1432
05	RL-5-091806	F253009	09/28/06	1433
06	RL-3s-091906	F253010	09/28/06	1435
07	RL-3d-091906	F253011	09/28/06	1437
08	R-1s-091906	F253012	09/28/06	1438
09	R-1d-091906	F253013	09/28/06	1439
10	RL-4d-091906	F253014	09/28/06	1441
11	RL-4s-091906	F253015	09/28/06	1443
14	CV5-0928	CV5-0928	09/28/06	1449
18	CV6-0928	CV6-0928	09/28/06	1507

COMMENTS: _____

CH2MHILL
Applied Sciences Laboratory

CH2M HILL
Applied Sciences Labortory (ASL)
2300 NW Walnut Blvd.
P.O. Box 428
Corvallis, OR 97330-0428
Telephone: 541-752-4271
Fax: 541-752-0276

10/02/06

MDL Study Report

Analytical Method: SM4500-CN I

Instrument ID: Hitachi

Matrix: Water

Concentration Units: mg/L

Analyte	Analysis Date	Amt. Spiked	Replicates								Std. Dev.	MDL
			1	2	3	4	5	6	7	8		
Cyanide, WAD	11/14/05	0.005	0.00550	0.00410	0.00480	0.00450	0.00520	0.00550	0.00450		0.000544	0.00171

CHAIN OF CUSTODY/SHIPPING DOCUMENTS

Chain of Custody Record & Laboratory Analysis Request

Page 1 of 2

Turnaround Requested: _____

Anchor Contact: KRISTIN GAINES
(360) 798-2509

ANCHOR ENVIRONMENTAL, L.L.C.
6650 SW Redwood Lane, Suite 110
Portland, Oregon 97224
Ph: (503)670-1108 Fax: (503)670-1128

Lab Contact:	Proj. Name: CHINOOK	Analyses Requested	Notes/ Comments:
Lab: CH2M HILL	Proj. Number:		F2530 1/2
Address: 2300 NW WALNUT CORVALLIS, OR	Sampler: TJS / S. MARQUAIL		
Phone: 541-768-3106	Shipping Method: FEDEX		
Fax:	AirBill:		

Sample ID	Sample Date	Sample Time	Sample Matrix	# Containers	FREE CN	TOTAL CN	WAD CN							
G-6S-091906	9/19/06	1000	H_2O	2	X	X	X							-1
G-6d-091906		1015			X	X	X							2
RL-1s-091906		1100			X	X	X							3
RL-1d-091906		1130			X	X	X							4
RLSW-4-091906		1230			X	X	X							5
G-4d-091906		1300			X	X	X							6
G-44d-091906		1320			X	X	X							7
G-4S-091906		1345			X	X	X							8
RL-5-091806	9/19/06	1005	H_2O	2	X	X	X							9
RL-3s-09/1906		1018			X	X	X							10
RL-3d-091906		1050			X	X	X							11
RL-1s-091906		1155			X	X	X							12
RL-1d-091906		1235			X	X	X							13

Relinquished: (Signature)	Relinquished: (Signature)	Relinquished: (Signature)	Special Instructions/Notes	
Tim Stone				
Printed Name: TIM STONE	Printed Name:	Printed Name:		
Company: ANCHOR-PDX	Company:	Company:		
Date/Time: 9/19/06 / 1445	Date/Time:	Date/Time:		
Received By: Daisy Hubbard	Received By:	Received By:		
Printed Name: Daisy Hubbard	Printed Name:	Printed Name:		
Company: CH2M HILL - ASL	Company:	Company:	# of Coolers:	Cooler Temp(s):
Date/Time: 9/20/06 11:20	Date/Time:	Date/Time:	COC Seals Intact?	Bottles Intact?

Chain of Custody Record & Laboratory Analysis Request

Page 2 of 2

Turnaround Requested: _____

Anchor Contact: KRISTIN GAINES
(360) 798-2509

ANCHOR ENVIRONMENTAL, L.L.C.
6650 SW Redwood Lane, Suite 110
Portland, Oregon 97224
Ph: (503)670-1108 Fax: (503)670-1128

Lab Contact:		Proj. Name: CHINOOK	Analyses Requested									Notes/ Comments: F2530 2/2
Lab: CH2M HILL		Proj. Number:	FREE CN	TOTAL CN	WAD CN							
Address: 2300 NW WALNUT CORVALLIS, OR		Sampler: TJS / S. HARQUAIL										
Phone: 541-768-3106		Shipping Method: FEDEX										
Fax:		AirBill:										
Sample ID	Sample Date	Sample Time	Sample Martix	# Containers								
RL-4d-091906	9/19/06	1335	H_2O	2	X	X	X					14
RL-4S-091906	9/19/06	1350	H_2O	2	X	X	X					15

Relinquished: (Signature)	Relinquished: (Signature)	Relinquished: (Signature)	Special Instructions/Notes	
Printed Name: Tim Stone	Printed Name:	Printed Name:		
Company: ANCHOR-PDX	Company:	Company:		
Date/Time: 9/19/06 / 1445	Date/Time:	Date/Time:		
Received By: Daisy Hubbard	Received By:	Received By:		
Printed Name: Daisy Hubbard	Printed Name:	Printed Name:		
Company: CH2M HILL - ASL	Company:	Company:	# of Coolers:	Cooler Temp(s):
Date/Time: 9/20/06 11:20	Date/Time:	Date/Time:	COC Seals Intact?	Bottles Intact?

CH2MHILL
Analytical Services

Sample Receipt Record

Batch Number: F2530 Date received: 9-20-06

Client/Project Klinoak Ventures for Anchor Environmental

VERIFICATION OF SAMPLE CONDITIONS (verify all items) * HD = Client Hand delivered Samples

Observation	YES	NO
Radiological Screening for AFCEE		X
Were custody seals intact and on the outside of the cooler?	X	
If yes, Where? Front X Rear____Lt Side____Rt Side____		
Type of packing material: Ice Blue Ice Bubble wrap		
Was the Chain of Custody inside the cooler?	X	
Was the Chain of Custody properly filled out?	✓	
Were the sample containers in good condition?	✓	
Containers supplied by ASL?		X
Any sample with < 1/2 holding time remaining? If so contact LPM	X	
Was there ice in the cooler? Enter temp. 1.2 C	✓	
All VOCs free of air bubbles ?		N/A

VERIFICATION OF SAMPLE PRESERVATION

Sample No	Nutrients pH <2	Metals pH <2	Volatiles pH <2	Cyanides pH >12	TOC pH <2	TOX pH <2	Other (specify)	N/A (soils/unpres)
1				>12				
2				*				
3								
4				*				
5				*				
6				*				
7				*				
8				*				
9								
10				*				
11				*				
12								
13				*				
14								
15				*				
16								
17								
18								
19								
20								
21								
22								
23								
24								
25								
26								
27								

* See exception report.

LOGIN AND pH VERIFICATIONS PERFORMED BY

Daisy Hubbard 9-20-06 15:00
Date/Time

Date/Time

CH2MHILL
Applied Sciences Group

Sample Receipt Exception Report

Sample Batch Number: F2530 **Client /Project** CHINOOK VENTURES FOR ANCHOR ENVIRONMENTAL

	The following exceptions were noted:	Comments (write number of exception description and the impacted sample numbers)
	1. No custody seal as required by project	8) FOLLOWING SAMPLES ADJUSTED PRESERVATION TO PH >12 F253010-CYNI F253011-CYNI F253013-CYNI F253015-CYNI F253002-CYNI F253004-CYNI F253005-CYNI F253006-CYNI F253007-CYNI F253008-CYNI
	2. No chain-of-custody provided	
	3. Analysis, description, date of collection not provided	
	4. Samples broken or leaking on reciept.	
	5. Temperature of samples inappropriate for analysis requested	
	6. Container inappropriate for analysis requested	
	7. Inadequate sample volume.	
X	8. Preservation inappropriate for analysis requested	
	9. Samples received out of holding time for analysis requrested	
	10. Discrepancies between COC form and container labels.	
	11. Other.	

ACTION TAKEN: 8) Samples received at pH <12. Preservative added to pH >12 for the samples indicated above.

Originator: Daisy Hubbard Date: 9-20-06

Client was notified on: (Date/Time) Client Contact:

CH2M HILL
Applied Sciences Laboratory

2300 NW Walnut Blvd., Corvallis, OR 97330-3538
P.O. Box 428, Corvallis, OR 97339-0428

Tel 541.752.4271
Fax 541.752.0276

CH2M HILL
Applied Sciences Laboratory
2300 NW Walnut Blvd
Corvallis, OR
97330-3538
P.O. Box 428
Corvallis, OR
97339-0428
Tel 541.752.4271
Fax 541.752.0276

CH2MHILL
Applied Sciences Laboratory

October 12, 2006

Chinook Ventures, Inc
4029 Industrial Way
P.O. Box 293
Longview, WA 98632

RE: Laboratory Report for Chinook Ventures, Inc
Applied Sciences Laboratory Reference No. F2574

Dear Barry Oliver:

On September 27, 2006, CH2M HILL Applied Sciences Laboratory received three samples with a request for analysis of selected parameters. All analyses were performed by CH2M HILL unless otherwise indicated below.

The analytical results and associated quality control data are enclosed. Any unusual difficulties encountered during the analysis of your samples are discussed in the case narrative. This data package meets standards requested by client and is not intended or implied to meet any other standard.

CH2M HILL Applied Sciences Laboratory appreciates your business and looks forward to serving your analytical needs again. If you should have any questions concerning the data, or if you need additional information, please call Kathy McKinley at (541) 758-0235, extension 3144.

Sincerely,

Kathy McKinley

Kathy McKinley
Analytical Manager

Enclosures

cc:
Kristin Gaines/Anchor Environmental
Lisa Allen/Anchor Environmental
James Keithly/Anchor Environmental

CLIENT SAMPLE CROSS-REFERENCE

CH2M HILL Applied Sciences Laboratory Reference No. F2574

Sample ID	Client Sample ID	Date Collected	Time Collected
F257401	PZ-3-092606	09/26/2006	10:45
F257402	PZ-4-092606	09/26/2006	13:15
F257403	PZ-1-092606	09/26/2006	14:00

Table of Contents
CH2M HILL Laboratory Reference No. F2574

Page

Free Cyanide Analysis by Method ASTM D4282 5
Sample Data Summary 7
QC Summary 12

Total Cyanide Analysis by Method EPA335.2 23
Sample Data Summary 25
QC Summary 30

Weak Acid Dissociable (WAD) Cyanide Analysis by Method SM4500-CN I 41
Sample Data Summary 43
QC Summary 48

Chain of Custody/Shipping Documents 58

Applied Sciences Laboratory

Organic CLP and CLP Like Data Qualifiers

U — The analyte was analyzed for, but not deteeted above the reported sample quantitation limit.

J — The analyte was positively identified; the assoeiated numerieal value is the approximate eoneentration of the analyte in the sample.

UJ — The analyte was not deteeted above the reported sample quantitation limit. However, the reported quantitation limit is approximate and may or may not represent the actual limit of quantitation necessary to aceurately and preeisely measure the analyte in the sample.

N — The analysis indicates the presence of an analyte for which there is presumptive evidence to make a "tentative identification".

NJ — The analysis indicates the presence of an analyte that has been "tentatively identified" and the associated numerical value represents its approximate concentration.

P — The primary and confirmation analyte result recoveries do not match.

E — The analyte was positively identified; the associated numerical value exceeded the instrument calibration range.

R — The sample results are rejected due to serious deficiencies in the ability to analyze the sample and meet quality control criteria. The presence or absence of the analyte cannot be verified.

Inorganic CLP and CLP Like Data Qualifiers

U — The analyte was analyzed for, but not detected above the reported sample quantitation limit.

B — The analyte was positively identified; the assoeiated numerical value is the approximate concentration of the analyte in the sample.

UJ — The analyte was not detected above the reported sample quantitation limit. However, the reported quantitation limit is approximate and may or may not represent the actual limit of quantitation necessary to accurately and precisely measure the analyte in the sample.

E — The analyte was positively identified; the assoeiated numerical value exceeded the instrument calibration range.

N — The matrix spike/matrix spike duplicate recovery for the analyte is outside of acceptance criteria—qualifier is applied to the native sample only.

R — The sample results are rejected due to serious deficiencies in the ability to analyze the sample and meet quality control criteria. The presence or absence of the analyte cannot be verified.

FREE CYANIDE BY METHOD ASTM D4282

CASE NARRATIVE
FREE CYANIDE

Analytical Method: ASTM D4282 SDG#: F2574

Lab Name: CH2M HILL Applied Science Laboratories Contract #: 920899.OTC

Client: Chinook Ventures, Inc Prime Contractor: _____

I. Holding Times:
All acceptance criteria were met.

II. Analysis:

A. Calibration:
All acceptance criteria were met.

B. Blanks:
All acceptance criteria were met.

C. Matrix Spike and Matrix Spike Duplicate Sample(s):
Samples were analyzed in accordance with standard operating procedure.

D. Laboratory Control Spike(LCS)
All acceptance criteria were met.

E. Other:
None.

III. Documentation Exceptions:
None

IV. I certify that this data package is in compliance with the terms and conditions agreed to by the client and CH2M HILL, both technically and for completeness, except for the conditions detailed above. Release of the data contained in this hardcopy data package has been authorized by the Laboratory Manager or designee, as verified by the following signature.

Prepared By: _____ Date: 10/9/06

Reviewed By: _____ Date: 10-9-06

SAMPLE DATA
SUMMARY

1A-WC

GENERAL CHEMISTRY ANALYSIS DATA SHEET

Field Sample ID:

PZ-3-092606

SDG No.: F2574

Matrix: WATER

Lab Name: CH2M HILL/LAB/CVO

Lab Sample ID: F257401

Date Received: 09/27/06

CAS No.	Analyte	MDL	PQL	Result	Q	Units	DF	Sample Amount	Analysis Method	Date Analyzed
57-12-5	Cyanide, Free	0.0743	0.500	1.35		ug/L	1	10 ML	ASTM D4282	09/29/06

GENERAL CHEMISTRY ANALYSIS DATA SHEET

Field Sample ID:

PZ-4-092606

SDG No.: F2574

Matrix: WATER

Lab Name: CH2M HILL/LAB/CVO

Lab Sample ID: F257402

Date Received: 09/27/06

CAS No.	Analyte	MDL	PQL	Result	Q	Units	DF	Sample Amount	Analysis Method	Date Analyzed
57-12-5	Cyanide, Free	2.48	16.7	189		ug/L	10	3 ML	ASTM D4282	09/29/06

1A-WC

GENERAL CHEMISTRY ANALYSIS DATA SHEET

Field Sample ID:

PZ-1-092606

SDG No.: F2574

Matrix: WATER

Lab Name: CH2M HILL/LAB/CVO

Lab Sample ID: F257403

Date Received: 09/27/06

CAS No.	Analyte	MDL	PQL	Result	Q	Units	DF	Sample Amount	Analysis Method	Date Analyzed
57-12-5	Cyanide, Free	0.248	1.67	23.0		ug/L	1	3 ML	ASTM D4282	09/29/06

1A-WC

GENERAL CHEMISTRY ANALYSIS DATA SHEET

Field Sample ID: **WB1-0927**

SDG No.: F2574

Matrix: WATER

Lab Name: CH2M HILL/LAB/CVO

Lab Sample ID: WB1-0927

Date Received: / /

CAS No.	Analyte	MDL	PQL	Result	Q	Units	DF	Sample Amount	Analysis Method	Date Analyzed
57-12-5	Cyanide, Free	0.0248	0.167	0.167	U	ug/L	1	30 ML	ASTM D4282	09/29/06

QC DATA SUMMARY

GENERAL CHEMISTRY INITIAL CALIBRATION DATA

SDG No.: F2574

Lab Name: CH2M HILL/LAB/CVO

Analysis Method: ASTM D4282

Initial Calibration Date: 09/20/06 10:14

Instrument Name: LACHAT

Concentration Units: ug/L

Initial Calibration ID: 092006FCN

Analyte	Std 1	Resp 1	Std 2	Resp 2	Std 3	Resp 3	Std 4	Resp 4	Std 5	Resp 5	Std 6	Resp 6	Std 7	Resp 7
Cyanide, Free	0.00	58600	0.50	74500	1.0	99500	2.0	115000	5.0	230000	10.0	414000	20.0	775000

Comments:

GENERAL CHEMISTRY INITIAL CALIBRATION DATA

SDG No.: F2574

Lab Name: CH2M HILL/LAB/CVO

Analysis Method: ASTM D4282

Initial Calibration Date: 09/20/06 10:14

Instrument Name: LACHAT

Concentration Units: ug/L

Initial Calibration ID: 092006FCN

Analyte	Std 8	Resp 8	Std 9	Resp 9	Std 10	Resp 10								
Cyanide, Free	50.0	1880000												

GENERAL CHEMISTRY INITIAL CALIBRATION DATA

SDG No.: F2574

Lab Name: CH2M HILL/LAB/CVO

Analysis Method: ASTM D4282

Initial Calibration Date: 09/20/06 10:14

Instrument Name: LACHAT

Concentration Units: ug/L

Initial Calibration ID: 092006FCN

Analyte	Curve Type	r	Q
Cyanide, Free	LNR	0.9999	

Comments:

GENERAL CHEMISTRY SECOND SOURCE CALIBRATION VERIFICATION DATA

SDG No.: F2574

Lab Name: CH2M HILL/LAB/CVO

Analysis Method: ASTM D4282

Second Source ID: ICV-0920

Instrument Name: LACHAT

Concentration Units: ug/L

Initial Calibration ID: 092006FCN

Analyte	Expected	Found	%D	Q
Cyanide, Free	41.3	38.0	-8.1	

Comments:

2A-WC

GENERAL CHEMISTRY CALIBRATION VERIFICATION DATA

SDG No.: F2574

Lab Name: CH2M HILL/LAB/CVO

Analysis Method: ASTM D4282

Analytical Lot ID: 092906FCN

Instrument Name: LACHAT

Concentration Units: ug/L

Initial Calibration ID: 092006FCN

CCV #1 ID: CV2-0929 CCV #2 ID: CV3-0929 CCV #3 ID:

Analyte	Expected	Found	%D	Q	Expected	Found	%D	Q	Expected	Found	%D	Q
Cyanide, Free	10	10.8	8.0		10	11.9	19.0					

Comments:

3-WC

WATER GENERAL CHEMISTRY METHOD BLANK SUMMARY

Field Sample ID: WB1-0927

SDG No.: F2574

Lab Name: CH2M HILL/LAB/CVO

Analysis Method: ASTM D4282

Lab Sample ID: WB1-0927

Initial Calibration ID: 092006FCN

Date Analyzed: 09/29/06

Matrix: (Soil/Water) WATER

Time Analyzed: 1637

Instrument: LACHAT

THIS METHOD BLANK APPLIES TO THE FOLLOWING SAMPLES, MS, AND MSD:

	CLIENT SAMPLE ID	LAB SAMPLE ID	DATE ANALYZED	TIME ANALYZED
13	BS1W0927	BS1W0927	09/29/06	1634
15	PZ-3-092606	F257401	09/29/06	1638
16	PZ-4-092606	F257402	09/29/06	1641
17	PZ-1-092606	F257403	09/29/06	1642

COMMENTS: _____

GENERAL CHEMISTRY LABORATORY CONTROL SAMPLE

SDG No.: F2574

Lab Name: CH2M HILL/LAB/CVO

Analysis Method: ASTM D4282

LCS ID: BS1W0927

Initial Calibration ID: 092006FCN

Date Analyzed: 09/29/06

Matrix: (Soil/Water) WATER

Time Analyzed: 1634

Instrument: LACHAT

Concentration Units: ug/L

Analyte	Expected	Found	%R	QC Limits %R	Q
Cyanide, Free	4.13	3.93	95.2	70-130	

* Values outside of QC limits

Comments:

GENERAL CHEMISTRY ANALYTICAL SEQUENCE

SDG No.: F2574 Lab Name: CH2M HILL/LAB/CVO

Analysis Method: ASTM D4282 Lab Code: CVO

Instrument: LACHAT Analytical Lot ID: 092006FCN

	CLIENT SAMPLE ID	LAB SAMPLE ID	DATE ANALYZED	TIME ANALYZED
02	LEVEL 1	LEVEL 1	09/20/06	1425
04	LEVEL 2	LEVEL 2	09/20/06	1427
05	LEVEL 3	LEVEL 3	09/20/06	1428
06	LEVEL 4	LEVEL 4	09/20/06	1429
07	LEVEL 5	LEVEL 5	09/20/06	1430
08	LEVEL 6	LEVEL 6	09/20/06	1431
09	LEVEL 7	LEVEL 7	09/20/06	1432
10	LEVEL 8	LEVEL 8	09/20/06	1433
11	ICV-0920	ICV-0920	09/20/06	1434

COMMENTS: _____

GENERAL CHEMISTRY ANALYTICAL SEQUENCE

SDG No.: F2574 Lab Name: CH2M HILL/LAB/CVO

Analysis Method: ASTM D4282 Lab Code: CVO

Instrument: LACHAT Analytical Lot ID: 092906FCN

	CLIENT SAMPLE ID	LAB SAMPLE ID	DATE ANALYZED	TIME ANALYZED
12	CV2-0929	CV2-0929	09/29/06	1627
13	BS1W0927	BS1W0927	09/29/06	1634
14	WB1-0927	WB1-0927	09/29/06	1637
15	PZ-3-092606	F257401	09/29/06	1638
16	PZ-4-092606	F257402	09/29/06	1641
17	PZ-1-092606	F257403	09/29/06	1642
18	CV3-0929	CV3-0929	09/29/06	1648

COMMENTS: _____

CH2MHILL
Applied Sciences Laboratory

CH2M HILL
Applied Sciences Labortory (ASL)
2300 NW Walnut Blvd.
P.O. Box 428
Corvallis, OR 97330-0428
Telephone: 541-752-4271
Fax: 541-752-0276

10/09/06

MDL Study Report

Analytical Method: ASTM D4282

Instrument ID: Lachat

Matrix: Water

Concentration Units: ug/L

Analyte	Analysis Date	Amt. Spiked	Replicates 1	2	3	4	5	6	7	8	Std. Dev.	MDL
Cyanide, Free	10/27/05	0.1	0.132	0.121	0.115	0.0760	0.0850	0.0730	0.112		0.0236	0.0743

TOTAL CYANIDE BY METHOD EPA335.2

CASE NARRATIVE
TOTAL CYANIDE

Analytical Method: EPA 335.2 SDG#: F2574

Lab Name: CH2M HILL Applied Science Laboratories Contract #: 920899.OTC

Client: Anchor Environmental Prime Contractor: _____

I. Holding Times:
All acceptance criteria were met.

II. Analysis:

A. Calibration:
All acceptance criteria were met.

B. Blanks:
All acceptance criteria were met.

C. Matrix Spike and Matrix Spike Duplicate Sample(s):
Samples were analyzed in accordance with standard operating procedure.

D. Laboratory Control Spike(LCS)
All acceptance criteria were met.

E. Other:
None.

III. Documentation Exceptions:
None

IV. I certify that this data package is in compliance with the terms and conditions agreed to by the client and CH2M HILL, both technically and for completeness, except for the eonditions detailed above. Release of the data contained in this hardcopy data package has been authorized by the Laboratory Manager or designee, as verified by the following signature.

Prepared By: Dayna Kaumeyer Date: 10/06/06

Reviewed By: [signature] Date: 10.9.06

SAMPLE DATA
SUMMARY

GENERAL CHEMISTRY ANALYSIS DATA SHEET

Field Sample ID:

PZ-3-092606

SDG No.: F2574

Matrix: WATER

Lab Name: CH2M HILL/LAB/CVO

Lab Sample ID: F257401

Date Received: 09/27/06

CAS No.	Analyte	MDL	PQL	Result	Q	Units	DF	Sample Amount	Analysis Method	Date Analyzed
57-12-5	Cyanide	0.00503	0.0100	0.434		mg/L	2	50 ML	E335.2	10/02/06

1A-WC

GENERAL CHEMISTRY ANALYSIS DATA SHEET

Field Sample ID:

PZ-4-092606

SDG No.: F2574

Matrix: WATER

Lab Name: CH2M HILL/LAB/CVO

Lab Sample ID: F257402

Date Received: 09/27/06

CAS No.	Analyte	MDL	PQL	Result	Q	Units	DF	Sample Amount	Analysis Method	Date Analyzed
57-12-5	Cyanide	0.503	1.00	70.4		mg/L	200	50 ML	E335.2	10/02/06

GENERAL CHEMISTRY ANALYSIS DATA SHEET

Field Sample ID:

PZ-1-092606

SDG No.: F2574

Matrix: WATER

Lab Name: CH2M HILL/LAB/CVO

Lab Sample ID: F257403

Date Received: 09/27/06

CAS No.	Analyte	MDL	PQL	Result	Q	Units	DF	Sample Amount	Analysis Method	Date Analyzed
57-12-5	Cyanide	0.126	0.250	7.48		mg/L	50	50 ML	E335.2	10/02/06

GENERAL CHEMISTRY ANALYSIS DATA SHEET

Field Sample ID: **WB1-1002**

SDG No.: F2574

Matrix: WATER

Lab Name: CH2M HILL/LAB/CVO

Lab Sample ID: WB1-1002

Date Received: / /

CAS No.	Analyte	MDL	PQL	Result	Q	Units	DF	Sample Amount	Analysis Method	Date Analyzed
57-12-5	Cyanide	0.00252	0.00500	0.00500	U	mg/L	1	50 ML	E335.2	10/02/06

QC DATA
SUMMARY

GENERAL CHEMISTRY INITIAL CALIBRATION DATA

SDG No.: F2574

Lab Name: CH2M HILL/LAB/CVO

Analysis Method: E335.2

Initial Calibration Date: 08/22/06 1600

Instrument Name: HITACHI 2000

Concentration Units: mg/L

Initial Calibration ID: 082206CN

Analyte	Std 1	Resp 1	Std 2	Resp 2	Std 3	Resp 3	Std 4	Resp 4	Std 5	Resp 5	Std 6	Resp 6	Std 7	Resp 7
Cyanide			0.005	0.0060	0.010	0.012	0.020	0.019	0.040	0.048	0.10	0.12	0.20	0.24

GENERAL CHEMISTRY INITIAL CALIBRATION DATA

SDG No.: F2574

Lab Name: CH2M HILL/LAB/CVO

Analysis Method: E335.2

Initial Calibration Date: 08/22/06 1600

Instrument Name: HITACHI 2000

Concentration Units: mg/L

Initial Calibration ID: 082206CN

Analyte	Std 8	Resp 8	Std 9	Resp 9	Std 10	Resp 10								
Cyanide	0.40	0.44												

GENERAL CHEMISTRY INITIAL CALIBRATION DATA

SDG No.: F2574

Lab Name: CH2M HILL/LAB/CVO

Analysis Method: E335.2

Initial Calibration Date: 08/22/06 1600

Instrument Name: HITACHI 2000

Concentration Units: mg/L

Initial Calibration ID: 082206CN

Analyte	Curve Type	r	Q
Cyanide	LNR	0.9976	

Comments:

GENERAL CHEMISTRY SECOND SOURCE CALIBRATION VERIFICATION DATA

SDG No.: F2574

Lab Name: CH2M HILL/LAB/CVO

Analysis Method: E335.2

Second Source ID: ICV-0822

Instrument Name: HITACHI 2000

Concentration Units: mg/L

Initial Calibration ID: 082206CN

Analyte	Expected	Found	%D	Q
Cyanide	0.529	0.549	3.7	

Comments:

GENERAL CHEMISTRY CALIBRATION VERIFICATION DATA

SDG No.: F2574

Lab Name: CH2M HILL/LAB/CVO

Analysis Method: E335.2

Analytical Lot ID: 100206CN_E

Instrument Name: HITACHI 2000

Concentration Units: mg/L

Initial Calibration ID: 082206CN

CCV #1 ID: CV1-1002 CCV #2 ID: CV2-1002 CCV #3 ID: CV3-1002

Analyte	Expected	Found	%D	Q	Expected	Found	%D	Q	Expected	Found	%D	Q
Cyanide	0.2	0.202	1.2		0.2	0.193	-3.4		0.2	0.211	5.7	

Comments:

WATER GENERAL CHEMISTRY METHOD BLANK SUMMARY

Field Sample ID: WB1-1002

SDG No.: F2574
Lab Name: CH2M HILL/LAB/CVO
Analysis Method: E335.2
Lab Sample ID: WB1-1002
Initial Calibration ID: 082206CN
Date Analyzed: 10/02/06
Matrix: (Soil/Water) WATER
Time Analyzed: 1404
Instrument: HITACHI 2000

THIS METHOD BLANK APPLIES TO THE FOLLOWING SAMPLES, MS, AND MSD:

	CLIENT SAMPLE ID	LAB SAMPLE ID	DATE ANALYZED	TIME ANALYZED
02	BS1W1002	BS1W1002	10/02/06	1347
04	PZ-3-092606	F257401	10/02/06	1426
05	PZ-4-092606	F257402	10/02/06	1436
06	PZ-1-092606	F257403	10/02/06	1437

COMMENTS: _____

GENERAL CHEMISTRY LABORATORY CONTROL SAMPLE

SDG No.: F2574

Lab Name: CH2M HILL/LAB/CVO

Analysis Method: E335.2

LCS ID: BS1W1002

Initial Calibration ID: 082206CN

Date Analyzed: 10/02/06

Matrix: (Soil/Water) WATER

Time Analyzed: 1347

Instrument: HITACHI 2000

Concentration Units: mg/L

Analyte	Expected	Found	%R	QC Limits %R	Q
Cyanide	0.372	0.337	90.7	75-130	

* Values outside of QC limits

Comments:

GENERAL CHEMISTRY ANALYTICAL SEQUENCE

SDG No.: F2574

Lab Name: CH2M HILL/LAB/CVO

Analysis Method: E335.2

Lab Code: CVO

Instrument: HITACHI 2000

Analytical Lot ID: 082206CN

	CLIENT SAMPLE ID	LAB SAMPLE ID	DATE ANALYZED	TIME ANALYZED
01	LEVEL 1	LEVEL 1	08/22/06	1600
02	LEVEL 2	LEVEL 2	08/22/06	1601
03	LEVEL 3	LEVEL 3	08/22/06	1603
04	LEVEL 4	LEVEL 4	08/22/06	1604
05	LEVEL 5	LEVEL 5	08/22/06	1606
06	LEVEL 6	LEVEL 6	08/22/06	1606
07	LEVEL 7	LEVEL 7	08/22/06	1607
08	LEVEL 8	LEVEL 8	08/22/06	1609
17	ICV-0822	ICV-0822	08/22/06	1706

COMMENTS: _____

GENERAL CHEMISTRY ANALYTICAL SEQUENCE

SDG No.: F2574

Lab Name: CH2M HILL/LAB/CVO

Analysis Method: E335.2

Lab Code: CVO

Instrument: HITACHI 2000

Analytical Lot ID: 100206CN_E

	CLIENT SAMPLE ID	LAB SAMPLE ID	DATE ANALYZED	TIME ANALYZED
01	CV1-1002	CV1-1002	10/02/06	1346
02	BS1W1002	BS1W1002	10/02/06	1347
03	WB1-1002	WB1-1002	10/02/06	1404
04	PZ-3-092606	F257401	10/02/06	1426
05	PZ-4-092606	F257402	10/02/06	1436
06	PZ-1-092606	F257403	10/02/06	1437
12	CV2-1002	CV2-1002	10/02/06	1443
19	CV3-1002	CV3-1002	10/02/06	1704

COMMENTS: _____

CH2MHILL
Applied Sciences Laboratory

CH2M HILL
Applied Sciences Labortory (ASL)
2300 NW Walnut Blvd.
P.O. Box 428
Corvallis, OR 97330-0428
Telephone: 541-752-4271
Fax: 541-752-0276

10/06/06

MDL Study Report

Analytical Method: E335.2
Matrix: Water

Instrument ID: Hitachi
Concentration Units: mg/L

Analyte	Analysis Date	Amt. Spiked	Replicates 1	2	3	4	5	6	7	8	Std. Dev.	MDL
Cyanide	09/11/06	0.01	0.00400	0.00530	0.00530	0.00440	0.00340	0.00340	0.00340	0.00340	0.000840	0.00252
Cyanide, Dissolved	09/11/06	0.01	0.00400	0.00530	0.00530	0.00440	0.00340	0.00340	0.00340	0.00340	0.000840	0.00252

WEAK ACID DISSOCIABLE CYANIDE
BY METHOD SM4500-CN I

CASE NARRATIVE
WEAK ACID DISSOCIABLE CYANIDE

Analytical Method: SM4500-CN I

SDG#: F2574

Lab Name: CH2M HILL Applied Science Laboratories

Contract #: 920899.OTC

Client: Anchor Environmental

Prime Contractor: _____

I. Holding Times:
All acceptance criteria were met.

II. Analysis:

A. Calibration:
All acceptance criteria were met.

B. Blanks:
All acceptance criteria were met.

C. Matrix Spike and Matrix Spike Duplicate Sample(s):
Samples were analyzed in accordance with standard operating procedure.

D. Laboratory Control Spike(LCS)
All acceptance criteria were met.

E. Other:
None.

III. Documentation Exceptions:
None

IV. I certify that this data package is in compliance with the terms and conditions agreed to by the client and CH2M HILL, both technically and for completeness, except for the conditions detailed above. Release of the data contained in this hardcopy data package has been authorized by the Laboratory Manager or designee, as verified by the following signature.

Prepared By: Dayna Kaumann Date: 10/21/02

Reviewed By: _____ Date: 10-9-02

SAMPLE DATA
SUMMARY

1A-WC

GENERAL CHEMISTRY ANALYSIS DATA SHEET

Field Sample ID: **PZ-3-092606**

SDG No.: F2574

Matrix: WATER

Lab Name: CH2M HILL/LAB/CVO

Lab Sample ID: F257401

Date Received: 09/27/06

CAS No.	Analyte	MDL	PQL	Result	Q	Units	DF	Sample Amount	Analysis Method	Date Analyzed
57-12-5	Cyanide, WAD	0.00171	0.00500	0.0264		mg/L	1	50 ML	SM4500-CN I	09/28/06

1A-WC

GENERAL CHEMISTRY ANALYSIS DATA SHEET

Field Sample ID:

PZ-4-092606

SDG No.: F2574

Matrix: WATER

Lab Name: CH2M HILL/LAB/CVO

Lab Sample ID: F257402

Date Received: 09/27/06

CAS No.	Analyte	MDL	PQL	Result	Q	Units	DF	Sample Amount	Analysis Method	Date Analyzed
57-12-5	Cyanide, WAD	0.00171	0.00500	0.0415		mg/L	1	50 ML	SM4500-CN I	09/28/06

1A-WC

GENERAL CHEMISTRY ANALYSIS DATA SHEET

Field Sample ID:

PZ-1-092606

SDG No.: F2574

Matrix: WATER

Lab Name: CH2M HILL/LAB/CVO

Lab Sample ID: F257403

Date Received: 09/27/06

CAS No.	Analyte	MDL	PQL	Result	Q	Units	DF	Sample Amount	Analysis Method	Date Analyzed
57-12-5	Cyanide, WAD	0.00171	0.00500	0.0956		mg/L	1	50 ML	SM4500-CN I	09/28/06

1A-WC

GENERAL CHEMISTRY ANALYSIS DATA SHEET

Field Sample ID: **WB2-0928**

SDG No.: F2574

Matrix: WATER

Lab Name: CH2M HILL/LAB/CVO

Lab Sample ID: WB2-0928

Date Received: / /

CAS No.	Analyte	MDL	PQL	Result	Q	Units	DF	Sample Amount	Analysis Method	Date Analyzed
57-12-5	Cyanide, WAD	0.00171	0.00500	0.00500	U	mg/L	1	50 ML	SM4500-CN I	09/28/06

QC DATA
SUMMARY

GENERAL CHEMISTRY INITIAL CALIBRATION DATA

SDG No.: F2574

Lab Name: CH2M HILL/LAB/CVO

Analysis Method: SM4500-CN I

Initial Calibration Date: 09/28/06 1000

Instrument Name: HITACHI 2000

Concentration Units: mg/L

Initial Calibration ID: SM4500I-092806

Analyte	Std 1	Resp 1	Std 2	Resp 2	Std 3	Resp 3	Std 4	Resp 4	Std 5	Resp 5	Std 6	Resp 6	Std 7	Resp 7
Cyanide, WAD	0.005	0.0090	0.010	0.025	0.050	0.12	0.10	0.22	0.25	0.50				

Comments:

GENERAL CHEMISTRY INITIAL CALIBRATION DATA

SDG No.: F2574

Lab Name: CH2M HILL/LAB/CVO

Analysis Method: SM4500-CN I

Initial Calibration Date: 09/28/06 1000

Instrument Name: HITACHI 2000

Concentration Units: mg/L

Initial Calibration ID: SM4500I-092806

Analyte	Curve Type	r	Q
Cyanide, WAD	LNR	0.9978	

Comments:

GENERAL CHEMISTRY SECOND SOURCE CALIBRATION VERIFICATION DATA

SDG No.: F2574

Lab Name: CH2M HILL/LAB/CVO

Analysis Method: SM4500-CN I

Second Source ID: ICV-0928

Instrument Name: HITACHI 2000

Concentration Units: mg/L

Initial Calibration ID: SM4500I-092806

Analyte	Expected	Found	%D	Q
Cyanide, WAD	0.165	0.168	2.0	

Comments:

GENERAL CHEMISTRY CALIBRATION VERIFICATION DATA

SDG No.: F2574

Lab Name: CH2M HILL/LAB/CVO

Analysis Method: SM4500-CN I

Analytical Lot ID: 092806CN_SW2

Instrument Name: HITACHI 2000

Concentration Units: mg/L

Initial Calibration ID: SM4500I-092806

CCV #1 ID: CV4-0928 CCV #2 ID: CV5-0928 CCV #3 ID: CV6-0928

Analyte	Expected	Found	%D	Q	Expected	Found	%D	Q	Expected	Found	%D	Q
Cyanide, WAD	0.1	0.108	7.7		0.1	0.101	0.7		0.1	0.0951	-4.9	

Comments:

WATER GENERAL CHEMISTRY METHOD BLANK SUMMARY

Field Sample ID: WB2-0928

SDG No.: F2574

Lab Name: CH2M HILL/LAB/CVO

Analysis Method: SM4500-CN I

Lab Sample ID: WB2-0928

Initial Calibration ID: SM4500I-092806

Date Analyzed: 09/28/06

Matrix: (Soil/Water) WATER

Time Analyzed: 1421

Instrument: HITACHI 2000

THIS METHOD BLANK APPLIES TO THE FOLLOWING SAMPLES, MS, AND MSD:

	CLIENT SAMPLE ID	LAB SAMPLE ID	DATE ANALYZED	TIME ANALYZED
02	BS2W0928	BS2W0928	09/28/06	1417
12	PZ-3-092606	F257401	09/28/06	1444
16	PZ-4-092606	F257402	09/28/06	1455
17	PZ-1-092606	F257403	09/28/06	1458

COMMENTS: _____

GENERAL CHEMISTRY LABORATORY CONTROL SAMPLE

SDG No.: F2574

Lab Name: CH2M HILL/LAB/CVO

Analysis Method: SM4500-CN I

LCS ID: BS2W0928

Initial Calibration ID: SM4500I-092806

Date Analyzed: 09/28/06

Matrix: (Soil/Water) WATER

Time Analyzed: 1417

Instrument: HITACHI 2000

Concentration Units: mg/L

Analyte	Expected	Found	%R	QC Limits %R	Q
Cyanide, WAD	0.207	0.171	83.0	70-130	

* Values outside of QC limits

Comments:

GENERAL CHEMISTRY ANALYTICAL SEQUENCE

SDG No.: F2574 Lab Name: CH2M HILL/LAB/CVO

Analysis Method: SM4500-CN I Lab Code: CVO

Instrument: HITACHI 2000 Analytical Lot ID: 092806CNW_ICAL

	CLIENT SAMPLE ID	LAB SAMPLE ID	DATE ANALYZED	TIME ANALYZED
01	LEVEL 1	LEVEL 1	09/28/06	1308
02	LEVEL 2	LEVEL 2	09/28/06	1309
03	LEVEL 3	LEVEL 3	09/28/06	1310
04	LEVEL 4	LEVEL 4	09/28/06	1311
05	LEVEL 5	LEVEL 5	09/28/06	1312
06	LEVEL 6	LEVEL 6	09/28/06	1313
07	ICV-0928	ICV-0928	09/28/06	1314

COMMENTS: _____

GENERAL CHEMISTRY ANALYTICAL SEQUENCE

SDG No.: F2574 Lab Name: CH2M HILL/LAB/CVO

Analysis Method: SM4500-CN I Lab Code: CVO

Instrument: HITACHI 2000 Analytical Lot ID: 092806CN_SW2

	CLIENT SAMPLE ID	LAB SAMPLE ID	DATE ANALYZED	TIME ANALYZED
01	CV4-0928	CV4-0928	09/28/06	1410
02	BS2W0928	BS2W0928	09/28/06	1417
03	WB2-0928	WB2-0928	09/28/06	1421
12	PZ-3-092606	F257401	09/28/06	1444
14	CV5-0928	CV5-0928	09/28/06	1449
16	PZ-4-092606	F257402	09/28/06	1455
17	PZ-1-092606	F257403	09/28/06	1458
18	CV6-0928	CV6-0928	09/28/06	1507

COMMENTS: _____

CH2MHILL
Applied Sciences Laboratory

CH2M HILL
Applied Sciences Labortory (ASL)
2300 NW Walnut Blvd.
P.O. Box 428
Corvallis, OR 97330-0428
Telephone: 541-752-4271
Fax: 541-752-0276

10/09/06

MDL Study Report

Analytical Method: SM4500-CN I

Instrument ID: Hitachi

Matrix: Water

Concentration Units: mg/L

Analyte	Analysis Date	Amt. Spiked	Replicates 1	2	3	4	5	6	7	8	Std. Dev.	MDL
Cyanide, WAD	11/14/05	0.005	0.00550	0.00410	0.00480	0.00450	0.00520	0.00550	0.00450		0.000544	0.00171

CHAIN OF CUSTODY/SHIPPING DOCUMENTS

Chain of Custody Record & Laboratory Analysis Request

Page 1 of 1

Turnaround Requested: _____

Anchor Contact: KRISTEN BAINES
360-793-2509

ANCHOR ENVIRONMENTAL, L.L.C.
6650 SW Redwood Lane, Suite 110
Portland, Oregon 97224
Ph: (503)670-1108 Fax: (503)670-1128

Lab Contact:		Proj. Name: CHINOOK	Analyses Requested										Notes/ Comments:
Lab: CH2M HILL		Proj. Number:											1.8°C
Address: 2300 NW Walnut Blvd		Sampler: RP / LV											F2574
Corvalis, OR 97330													
Phone: 541-768-3106		Shipping Method: FEDEX											
Fax:		AirBill:											
Sample ID	Sample Date	Sample Time	Sample Martix	# Con-tainers	FREE CN	TOTAL CN	WAD CN						
PZ-3-092606	9/26/06	10:45	H2O	2	X	X	X						-1
PZ-4-092606	9/26/06	13:15	H2O	2	X	X	X						-2
PZ-1-092606	9/26/06	14:00	H2O	2	X	X	X						-3

Relinquished: (Signature)	Relinquished: (Signature)	Relinquished: (Signature)	Special Instructions/Notes	
Printed Name: ROSS PICKERING	Printed Name:	Printed Name:		
Company: ANCHOR - PDX	Company:	Company:		
Date/Time: 9/26/06 1520	Date/Time:	Date/Time:		
Received By: Daisy Hubbard	Received By:	Received By:		
Printed Name: Daisy Hubbard	Printed Name:	Printed Name:		
Company: CH2M HILL - ASL	Company:	Company:	# of Coolers:	Cooler Temp(s):
Date/Time: 9/27/06 10:24	Date/Time:	Date/Time:	COC Seals Intact?	Bottles Intact?

CH2MHILL
Analytical Services

Sample Receipt Record

Batch Number: F2574 Date received: 9-27-06

Client/Project Chinook Ventures / Anchor Env

VERIFICATION OF SAMPLE CONDITIONS (verify all items) * HD = Client Hand delivered Samples

Observation	YES	NO
Radiological Screening for AFCEE		✓
Were custody seals intact and on the outside of the cooler?	✓	
If yes, Where? Front ✓ Rear ____ Lt Side ____ Rt Side ____		
Type of packing material: (Ice) Blue Ice (Bubble wrap)		
Was the Chain of Custody inside the cooler?	✓	
Was the Chain of Custody properly filled out?	✓	
Were the sample containers in good condition?	✓	
Containers supplied by ASL?		✓
Any sample with < 1/2 holding time remaining? If so contact LPM	✓	
Was there ice in the cooler? Enter temp. 1.8 C	✓	
All VOCs free of air bubbles ?		NA

VERIFICATION OF SAMPLE PRESERVATION

Sample No	Nutrients pH <2	Metals pH <2	Volatiles pH <2	Cyanides pH >12	TOC pH <2	TOX pH <2	Other (specify)	N/A (soils/unpres)
1				712 *				
2				712 *				
3				712				
4								
5								
6								
7								
8								
9								
10								
11								
12								
13								
14								
15								
16								
17								
18								
19								
20								
21								
22								
23								
24								
25								
26								
27								

LOGIN AND pH VERIFICATIONS PERFORMED BY

Daisy Hubbard 9-27-06 10:55
Date/Time

Date/Time

CH2MHILL
Applied Sciences Group

Sample Receipt Exception Report

Sample Batch Number: F2574 **Client /Project** Chinook Ventures /Anchor Env.

	The following exceptions were noted:	Comments (write number of exception description and the Impacted sample numbers)
	1. No custody seal as required by project	8) For total and WAD CN
	2. No chain-of-custody provided	PZ-3-092606 (F2574-01) pH 9
	3. Analysis, description, date of collection not provided	PZ-4-092606 (F2574-02) pH 10
	4. Samples broken or leaking on reciept.	Received at pH <12
	5. Temperature of samples inappropriate for analysis requested	
	6. Container inappropriate for analysis requested	
	7. Inadequate sample volume.	
X	8. Preservation inappropriate for analysis requested	
	9. Samples received out of holding time for analysis requrested	
	10. Discrepancies between COC form and container labels.	
	11. Other.	

ACTION TAKEN: 8) Added preservative to pH >12

Originator: Daisy Hubbard Date: 9-27-06

Client was notified on: (Date/Time) Client Contact:

CH2M HILL
Applied Sciences Laboratory

2300 NW Walnut Blvd., Corvallis, OR 97330-3538
P.O. Box 428, Corvallis, OR 97339-0428

Tel 541.752.4271
Fax 541.752.0276

CH2M HILL
Applied Sciences Laboratory
2300 NW Walnut Blvd
Corvallis, OR
97330-3538
P.O. Box 428
Corvallis, OR
97339-0428
Tel 541.752.4271
Fax 541.752.0276

CH2MHILL
Applied Sciences Laboratory

October 12, 2006

Chinook Ventures, Inc
4029 Industrial Way
P.O. Box 293
Longview, WA 98632

RE: Laboratory Report for Chinook Ventures, Inc
Applied Sciences Laboratory Reference No. F2582

Dear Barry Oliver:

On September 28, 2006, CH2M HILL Applied Sciences Laboratory received eight samples with a request for analysis of selected parameters. All analyses were performed by CH2M HILL unless otherwise indicated below.

The analytical results and associated quality control data are enclosed. Any unusual difficulties encountered during the analysis of your samples are discussed in the case narrative. This data package meets standards requested by client and is not intended or implied to meet any other standard.

CH2M HILL Applied Sciences Laboratory appreciates your business and looks forward to serving your analytical needs again. If you should have any questions concerning the data, or if you need additional information, please call Kathy McKinley at (541) 758-0235, extension 3144.

Sincerely,

Kathy McKinley

Kathy McKinley
Analytical Manager

Enclosures

cc:
Kristin Gaines/Anchor Environmental
Lisa Allen/Anchor Environmental
James Keithly/Anchor Environmental

CLIENT SAMPLE CROSS-REFERENCE

CH2M HILL Applied Sciences Laboratory Reference No. F2582

Sample ID	Client Sample ID	Date Collected	Time Collected
F258201	RLSW-2-092706	09/27/2006	10:25
F258202	RLSW-3-092706	09/27/2006	10:05
F258203	R4D-092706	09/27/2006	11:20
F258204	PZ-2-092706	09/27/2006	08:15
F258205	RLSW-1-092706	09/27/2006	10:40
F258206	R4S-092706	09/27/2006	11:15
F258207	R3-092706	09/27/2006	12:30
F258208	R43-092706	09/27/2006	13:10

Table of Contents
CH2M HILL Laboratory Reference No. F2582

Page

Free Cyanide Analysis by Method ASTM D4282.....5
Sample Data Summary 7
QC Summary 17

Total Cyanide Analysis by Method EPA335.2.....28
Sample Data Summary 30
QC Summary 40

Weak Acid Dissociable (WAD) Cyanide Analysis by Method SM4500-CN I.....52
Sample Data Summary 54
QC Summary 64

Chain of Custody/Shipping Documents 73

Applied Sciences Laboratory

Organic CLP and CLP Like Data Qualifiers

U — The analyte was analyzed for, but not detected above the reported sample quantitation limit.

J — The analyte was positively identified; the associated numerical value is the approximate concentration of the analyte in the sample.

UJ — The analyte was not detected above the reported sample quantitation limit. However, the reported quantitation limit is approximate and may or may not represent the actual limit of quantitation necessary to accurately and precisely measure the analyte in the sample.

N — The analysis indicates the presence of an analyte for which there is presumptive evidence to make a "tentative identification".

NJ — The analysis indicates the presence of an analyte that has been "tentatively identified" and the associated numerical value represents its approximate concentration.

P — The primary and confirmation analyte result recoveries do not match.

E — The analyte was positively identified; the associated numerical value exceeded the instrument calibration range.

R — The sample results are rejected due to serious deficiencies in the ability to analyze the sample and meet quality control criteria. The presence or absence of the analyte cannot be verified.

Inorganic CLP and CLP Like Data Qualifiers

U — The analyte was analyzed for, but not detected above the reported sample quantitation limit.

B — The analyte was positively identified; the associated numerical value is the approximate concentration of the analyte in the sample.

UJ — The analyte was not detected above the reported sample quantitation limit. However, the reported quantitation limit is approximate and may or may not represent the actual limit of quantitation necessary to accurately and precisely measure the analyte in the sample.

E — The analyte was positively identified; the associated numerical value exceeded the instrument calibration range.

N — The matrix spike/matrix spike duplicate recovery for the analyte is outside of acceptance criteria—qualifier is applied to the native sample only.

R — The sample results are rejected due to serious deficiencies in the ability to analyze the sample and meet quality control criteria. The presence or absence of the analyte cannot be verified.

FREE CYANIDE BY METHOD ASTM D4282

CASE NARRATIVE
FREE CYANIDE

Analytical Method: ASTM D4282 SDG#: F2582

Lab Name: CH2M HILL Applied Science Laboratories Contract #: 920899.OTC

Client: Chinook Ventures, Inc Prime Contractor: _____

I. Holding Times:
All acceptance criteria were met.

II. Analysis:

A. Calibration:
All acceptance criteria were met.

B. Blanks:
All acceptance criteria were met.

C. Matrix Spike and Matrix Spike Duplicate Sample(s):
Samples were analyzed in accordance with standard operating procedure.

D. Laboratory Control Spike(LCS)
All acceptance criteria were met.

E. Other:
None.

III. Documentation Exceptions:
None

IV. I certify that this data package is in compliance with the terms and conditions agreed to by the client and CH2M HILL, both technically and for completeness, except for the conditions detailed above. Release of the data contained in this hardcopy data package has been authorized by the Laboratory Manager or designee, as verified by the following signature.

Prepared By: _____ Date: 10/9/06

Reviewed By: _____ Date: 10.9.06

SAMPLE DATA
SUMMARY

1A-WC

GENERAL CHEMISTRY ANALYSIS DATA SHEET

Field Sample ID:

RLSW-2-092706

SDG No.: F2582

Matrix: WATER

Lab Name: CH2M HILL/LAB/CVO

Lab Sample ID: F258201

Date Received: 09/28/06

CAS No.	Analyte	MDL	PQL	Result	Q	Units	DF	Sample Amount	Analysis Method	Date Analyzed
57-12-5	Cyanide, Free	0.0743	0.500	0.624		ug/L	1	10 ML	ASTM D4282	09/29/06

1A-WC

GENERAL CHEMISTRY ANALYSIS DATA SHEET

Field Sample ID:

RLSW-3-092706

SDG No.: F2582

Matrix: WATER

Lab Name: CH2M HILL/LAB/CVO

Lab Sample ID: F258202

Date Received: 09/28/06

CAS No.	Analyte	MDL	PQL	Result	Q	Units	DF	Sample Amount	Analysis Method	Date Analyzed
57-12-5	Cyanide, Free	0.0743	0.500	1.38		ug/L	1	10 ML	ASTM D4282	09/29/06

1A-WC

GENERAL CHEMISTRY ANALYSIS DATA SHEET

Field Sample ID:

R4D-092706

SDG No.: F2582

Matrix: WATER

Lab Name: CH2M HILL/LAB/CVO

Lab Sample ID: F258203

Date Received: 09/28/06

CAS No.	Analyte	MDL	PQL	Result	Q	Units	DF	Sample Amount	Analysis Method	Date Analyzed
57-12-5	Cyanide, Free	0.0743	0.500	1.61		ug/L	1	10 ML	ASTM D4282	09/29/06

1A-WC

GENERAL CHEMISTRY ANALYSIS DATA SHEET

Field Sample ID:

PZ-2-092706

SDG No.: F2582

Matrix: WATER

Lab Name: CH2M HILL/LAB/CVO

Lab Sample ID: F258204

Date Received: 09/28/06

CAS No.	Analyte	MDL	PQL	Result	Q	Units	DF	Sample Amount	Analysis Method	Date Analyzed
57-12-5	Cyanide, Free	2.48	16.7	73.2		ug/L	10	3 ML	ASTM D4282	09/29/06

1A-WC

GENERAL CHEMISTRY ANALYSIS DATA SHEET

Field Sample ID:

RLSW-1-092706

SDG No.: F2582

Matrix: WATER

Lab Name: CH2M HILL/LAB/CVO

Lab Sample ID: F258205

Date Received: 09/28/06

CAS No.	Analyte	MDL	PQL	Result	Q	Units	DF	Sample Amount	Analysis Method	Date Analyzed
57-12-5	Cyanide, Free	0.0743	0.500	0.853		ug/L	1	10 ML	ASTM D4282	09/29/06

GENERAL CHEMISTRY ANALYSIS DATA SHEET

Field Sample ID:

R4S-092706

SDG No.: F2582

Matrix: WATER

Lab Name: CH2M HILL/LAB/CVO

Lab Sample ID: F258206

Date Received: 09/28/06

CAS No.	Analyte	MDL	PQL	Result	Q	Units	DF	Sample Amount	Analysis Method	Date Analyzed
57-12-5	Cyanide, Free	0.0743	0.500	2.02		ug/L	1	10 ML	ASTM D4282	09/29/06

1A-WC

GENERAL CHEMISTRY ANALYSIS DATA SHEET

Field Sample ID:

R3-092706

SDG No.: F2582

Matrix: WATER

Lab Name: CH2M HILL/LAB/CVO

Lab Sample ID: F258207

Date Received: 09/28/06

CAS No.	Analyte	MDL	PQL	Result	Q	Units	DF	Sample Amount	Analysis Method	Date Analyzed
57-12-5	Cyanide, Free	2.48	16.7	85.2		ug/L	10	3 ML	ASTM D4282	09/29/06

1A-WC

GENERAL CHEMISTRY ANALYSIS DATA SHEET

Field Sample ID:

R43-092706

SDG No.: F2582

Matrix: WATER

Lab Name: CH2M HILL/LAB/CVO

Lab Sample ID: F258208

Date Received: 09/28/06

CAS No.	Analyte	MDL	PQL	Result	Q	Units	DF	Sample Amount	Analysis Method	Date Analyzed
57-12-5	Cyanide, Free	2.48	16.7	130		ug/L	10	3 ML	ASTM D4282	09/29/06

1A-WC

GENERAL CHEMISTRY ANALYSIS DATA SHEET

Field Sample ID:

WB1-0928

SDG No.: F2582

Matrix: WATER

Lab Name: CH2M HILL/LAB/CVO

Lab Sample ID: WB1-0928

Date Received: / /

CAS No.	Analyte	MDL	PQL	Result	Q	Units	DF	Sample Amount	Analysis Method	Date Analyzed
57-12-5	Cyanide, Free	0.0248	0.167	0.0477	B	ug/L	1	30 ML	ASTM D4282	09/29/06

GENERAL CHEMISTRY INITIAL CALIBRATION DATA

SDG No.: F2582

Lab Name: CH2M HILL/LAB/CVO

Analysis Method: ASTM D4282

Initial Calibration Date: 09/20/06 10:14

Instrument Name: LACHAT

Concentration Units: ug/L

Initial Calibration ID: 092006FCN

Analyte	Std 1	Resp 1	Std 2	Resp 2	Std 3	Resp 3	Std 4	Resp 4	Std 5	Resp 5	Std 6	Resp 6	Std 7	Resp 7
Cyanide, Free	0.00	58600	0.50	74500	1.0	99500	2.0	115000	5.0	230000	10.0	414000	20.0	775000

GENERAL CHEMISTRY INITIAL CALIBRATION DATA

SDG No.: F2582

Lab Name: CH2M HILL/LAB/CVO

Analysis Method: ASTM D4282

Initial Calibration Date: 09/20/06 10:14

Instrument Name: LACHAT

Concentration Units: ug/L

Initial Calibration ID: 092006FCN

Analyte	Std 8	Resp 8	Std 9	Resp 9	Std 10	Resp 10								
Cyanide, Free	50.0	1880000												

GENERAL CHEMISTRY INITIAL CALIBRATION DATA

SDG No.: F2582

Lab Name: CH2M HILL/LAB/CVO

Analysis Method: ASTM D4282

Initial Calibration Date: 09/20/06 10:14

Instrument Name: LACHAT

Concentration Units: ug/L

Initial Calibration ID: 092006FCN

Analyte	Curve Type	r	Q
Cyanide, Free	LNR	0.9999	

Comments:

GENERAL CHEMISTRY SECOND SOURCE CALIBRATION VERIFICATION DATA

SDG No.: F2582

Lab Name: CH2M HILL/LAB/CVO

Analysis Method: ASTM D4282

Second Source ID: ICV-0920

Instrument Name: LACHAT

Concentration Units: ug/L

Initial Calibration ID: 092006FCN

Analyte	Expected	Found	%D	Q
Cyanide, Free	41.3	38.0	-8.1	

Comments:

GENERAL CHEMISTRY CALIBRATION VERIFICATION DATA

SDG No.: F2582

Lab Name: CH2M HILL/LAB/CVO

Analysis Method: ASTM D4282

Analytical Lot ID: 092906FCN

Instrument Name: LACHAT

Concentration Units: ug/L

Initial Calibration ID: 092006FCN

CCV #1 ID: CV1-0929 CCV #2 ID: CV2-0929 CCV #3 ID:

Analyte	Expected	Found	%D	Q	Expected	Found	%D	Q	Expected	Found	%D	Q
Cyanide, Free	5	5.32	6.4		10	10.8	8.0					

Comments:

WATER GENERAL CHEMISTRY METHOD BLANK SUMMARY

Field Sample ID: WB1-0928

SDG No.: F2582

Lab Name: CH2M HILL/LAB/CVO

Analysis Method: ASTM D4282

Lab Sample ID: WB1-0928

Initial Calibration ID: 092006FCN

Date Analyzed: 09/29/06

Matrix: (Soil/Water) WATER

Time Analyzed: 1606

Instrument: LACHAT

THIS METHOD BLANK APPLIES TO THE FOLLOWING SAMPLES, MS, AND MSD:

	CLIENT SAMPLE ID	LAB SAMPLE ID	DATE ANALYZED	TIME ANALYZED
02	BS1W0928	BS1W0928	09/29/06	1605
04	RLSW-2-092706	F258201	09/29/06	1607
05	RLSW-3-092706	F258202	09/29/06	1613
06	R4D-092706	F258203	09/29/06	1616
07	PZ-2-092706	F258204	09/29/06	1618
08	RLSW-1-092706	F258205	09/29/06	1620
09	R4S-092706	F258206	09/29/06	1622
10	R3-092706	F258207	09/29/06	1624
11	R43-092706	F258208	09/29/06	1626

COMMENTS:

GENERAL CHEMISTRY LABORATORY CONTROL SAMPLE

SDG No.: F2582

Lab Name: CH2M HILL/LAB/CVO

Analysis Method: ASTM D4282

LCS ID: BS1W0928

Initial Calibration ID: 092006FCN

Date Analyzed: 09/29/06

Matrix: (Soil/Water) WATER

Time Analyzed: 1605

Instrument: LACHAT

Concentration Units: ug/L

Analyte	Expected	Found	%R	QC Limits %R	Q
Cyanide, Free	4.13	3.82	92.6	70-130	

* Values outside of QC limits

Comments:

GENERAL CHEMISTRY ANALYTICAL SEQUENCE

SDG No.: F2582 Lab Name: CH2M HILL/LAB/CVO

Analysis Method: ASTM D4282 Lab Code: CVO

Instrument: LACHAT Analytical Lot ID: 092006FCN

	CLIENT SAMPLE ID	LAB SAMPLE ID	DATE ANALYZED	TIME ANALYZED
02	LEVEL 1	LEVEL 1	09/20/06	1425
04	LEVEL 2	LEVEL 2	09/20/06	1427
05	LEVEL 3	LEVEL 3	09/20/06	1428
06	LEVEL 4	LEVEL 4	09/20/06	1429
07	LEVEL 5	LEVEL 5	09/20/06	1430
08	LEVEL 6	LEVEL 6	09/20/06	1431
09	LEVEL 7	LEVEL 7	09/20/06	1432
10	LEVEL 8	LEVEL 8	09/20/06	1433
11	ICV-0920	ICV-0920	09/20/06	1434

COMMENTS: _____

_____

GENERAL CHEMISTRY ANALYTICAL SEQUENCE

SDG No.: F2582

Lab Name: CH2M HILL/LAB/CVO

Analysis Method: ASTM D4282

Lab Code: CVO

Instrument: LACHAT

Analytical Lot ID: 092906FCN

	CLIENT SAMPLE ID	LAB SAMPLE ID	DATE ANALYZED	TIME ANALYZED
01	CV1-0929	CV1-0929	09/29/06	1603
02	BS1W0928	BS1W0928	09/29/06	1605
03	WB1-0928	WB1-0928	09/29/06	1606
04	RLSW-2-092706	F258201	09/29/06	1607
05	RLSW-3-092706	F258202	09/29/06	1613
06	R4D-092706	F258203	09/29/06	1616
07	PZ-2-092706	F258204	09/29/06	1618
08	RLSW-1-092706	F258205	09/29/06	1620
09	R4S-092706	F258206	09/29/06	1622
10	R3-092706	F258207	09/29/06	1624
11	R43-092706	F258208	09/29/06	1626
12	CV2-0929	CV2-0929	09/29/06	1627

COMMENTS: _____

CH2MHILL
Applied Sciences Laboratory

CH2M HILL
Applied Sciences Labortory (ASL)
2300 NW Walnut Blvd.
P.O. Box 428
Corvallis, OR 97330-0428
Telephone: 541-752-4271
Fax: 541-752-0276

10/09/06

MDL Study Report

Analytical Method: ASTM D4282
Instrument ID: Lachat
Matrix: Water
Concentration Units: ug/L

Analyte	Analysis Date	Amt. Spiked	Replicates 1	2	3	4	5	6	7	8	Std. Dev.	MDL
Cyanide, Free	10/27/05	0.1	0.132	0.121	0.115	0.0760	0.0850	0.0730	0.112		0.0236	0.0743

TOTAL CYANIDE BY METHOD EPA335.2

CASE NARRATIVE
TOTAL CYANIDE

Analytical Method: EPA 335.2 SDG#: F2582

Lab Name: CH2M HILL Applied Science Laboratories Contract #: 920899.OTC

Client: Anchor Environmental Prime Contractor: _____

I. Holding Times:
All acceptance criteria were met.

II. Analysis:

A. Calibration:
All acceptance criteria were met.

B. Blanks:
All acceptance criteria were met.

C. Matrix Spike and Matrix Spike Duplicate Sample(s):
Samples were analyzed in accordance with standard operating procedure.

D. Laboratory Control Spike(LCS)
All acceptance criteria were met.

E. Other:
None.

III. Documentation Exceptions:
None

IV. I certify that this data package is in compliance with the terms and conditions agreed to by the client and CH2M HILL, both technically and for completeness, except for the conditions detailed above. Release of the data contained in this hardcopy data package has been authorized by the Laboratory Manager or designee, as verified by the following signature.

Prepared By: Dayna Kaumann Date: 10/04/06

Reviewed By: _____ Date: 10-9-6

SAMPLE DATA
SUMMARY

1A-WC

GENERAL CHEMISTRY ANALYSIS DATA SHEET

Field Sample ID:

RLSW-2-092706

SDG No.: F2582

Matrix: WATER

Lab Name: CH2M HILL/LAB/CVO

Lab Sample ID: F258201

Date Received: 09/28/06

CAS No.	Analyte	MDL	PQL	Result	Q	Units	DF	Sample Amount	Analysis Method	Date Analyzed
57-12-5	Cyanide	0.00252	0.00500	0.0943		mg/L	1	50 ML	E335.2	10/02/06

1A-WC

GENERAL CHEMISTRY ANALYSIS DATA SHEET

Field Sample ID: **RLSW-3-092706**

SDG No.: F2582

Matrix: WATER

Lab Name: CH2M HILL/LAB/CVO

Lab Sample ID: F258202

Date Received: 09/28/06

CAS No.	Analyte	MDL	PQL	Result	Q	Units	DF	Sample Amount	Analysis Method	Date Analyzed
57-12-5	Cyanide	0.00252	0.00500	0.299		mg/L	1	50 ML	E335.2	10/02/06

GENERAL CHEMISTRY ANALYSIS DATA SHEET

Field Sample ID: **R4D-092706**

SDG No.: F2582

Matrix: WATER

Lab Name: CH2M HILL/LAB/CVO

Lab Sample ID: F258203

Date Received: 09/28/06

CAS No.	Analyte	MDL	PQL	Result	Q	Units	DF	Sample Amount	Analysis Method	Date Analyzed
57-12-5	Cyanide	0.00252	0.00500	0.0271		mg/L	1	50 ML	E335.2	10/02/06

GENERAL CHEMISTRY ANALYSIS DATA SHEET

Field Sample ID:

PZ-2-092706

SDG No.: F2582

Matrix: WATER

Lab Name: CH2M HILL/LAB/CVO

Lab Sample ID: F258204

Date Received: 09/28/06

CAS No.	Analyte	MDL	PQL	Result	Q	Units	DF	Sample Amount	Analysis Method	Date Analyzed
57-12-5	Cyanide	0.252	0.500	34.7		mg/L	100	50 ML	E335.2	10/02/06

1A-WC

GENERAL CHEMISTRY ANALYSIS DATA SHEET

Field Sample ID: **RLSW-1-092706**

SDG No.: F2582

Matrix: WATER

Lab Name: CH2M HILL/LAB/CVO

Lab Sample ID: F258205

Date Received: 09/28/06

CAS No.	Analyte	MDL	PQL	Result	Q	Units	DF	Sample Amount	Analysis Method	Date Analyzed
57-12-5	Cyanide	0.00252	0.00500	0.0952		mg/L	1	50 ML	E335.2	10/02/06

1A-WC

GENERAL CHEMISTRY ANALYSIS DATA SHEET

Field Sample ID:

R4S-092706

SDG No.: F2582

Matrix: WATER

Lab Name: CH2M HILL/LAB/CVO

Lab Sample ID: F258206

Date Received: 09/28/06

CAS No.	Analyte	MDL	PQL	Result	Q	Units	DF	Sample Amount	Analysis Method	Date Analyzed
57-12-5	Cyanide	0.00252	0.00500	0.0534		mg/L	1	50 ML	E335.2	10/02/06

GENERAL CHEMISTRY ANALYSIS DATA SHEET

Field Sample ID: **R3-092706**

SDG No.: F2582

Matrix: WATER

Lab Name: CH2M HILL/LAB/CVO

Lab Sample ID: F258207

Date Received: 09/28/06

CAS No.	Analyte	MDL	PQL	Result	Q	Units	DF	Sample Amount	Analysis Method	Date Analyzed
57-12-5	Cyanide	5.03	10.0	426		mg/L	2000	50 ML	E335.2	10/02/06

GENERAL CHEMISTRY ANALYSIS DATA SHEET

Field Sample ID:

R43-092706

SDG No.: F2582

Matrix: WATER

Lab Name: CH2M HILL/LAB/CVO

Lab Sample ID: F258208

Date Received: 09/28/06

CAS No.	Analyte	MDL	PQL	Result	Q	Units	DF	Sample Amount	Analysis Method	Date Analyzed
57-12-5	Cyanide	5.03	10.0	414		mg/L	2000	50 ML	E335.2	10/02/06

GENERAL CHEMISTRY ANALYSIS DATA SHEET

Field Sample ID: **WB1-1002**

SDG No.: F2582

Matrix: WATER

Lab Name: CH2M HILL/LAB/CVO

Lab Sample ID: WB1-1002

Date Received: / /

CAS No.	Analyte	MDL	PQL	Result	Q	Units	DF	Sample Amount	Analysis Method	Date Analyzed
57-12-5	Cyanide	0.00252	0.00500	0.00500	U	mg/L	1	50 ML	E335.2	10/02/06

QC DATA
SUMMARY

GENERAL CHEMISTRY INITIAL CALIBRATION DATA

SDG No.: F2582

Lab Name: CH2M HILL/LAB/CVO

Analysis Method: E335.2

Initial Calibration Date: 08/22/06 1600

Instrument Name: HITACHI 2000

Concentration Units: mg/L

Initial Calibration ID: 082206CN

Analyte	Std 1	Resp 1	Std 2	Resp 2	Std 3	Resp 3	Std 4	Resp 4	Std 5	Resp 5	Std 6	Resp 6	Std 7	Resp 7
Cyanide			0.005	0.0060	0.010	0.012	0.020	0.019	0.040	0.048	0.10	0.12	0.20	0.24

GENERAL CHEMISTRY INITIAL CALIBRATION DATA

SDG No.: F2582

Lab Name: CH2M HILL/LAB/CVO

Analysis Method: E335.2

Initial Calibration Date: 08/22/06 1600

Instrument Name: HITACHI 2000

Concentration Units: mg/L

Initial Calibration ID: 082206CN

Analyte	Std 8	Resp 8	Std 9	Resp 9	Std 10	Resp 10								
Cyanide	0.40	0.44												

GENERAL CHEMISTRY INITIAL CALIBRATION DATA

SDG No.: F2582

Lab Name: CH2M HILL/LAB/CVO

Analysis Method: E335.2

Initial Calibration Date: 08/22/06 1600

Instrument Name: HITACHI 2000

Concentration Units: mg/L

Initial Calibration ID: 082206CN

Analyte	Curve Type	r	Q
Cyanide	LNR	0.9976	

Comments:

GENERAL CHEMISTRY SECOND SOURCE CALIBRATION VERIFICATION DATA

SDG No.: F2582

Lab Name: CH2M HILL/LAB/CVO

Analysis Method: E335.2

Second Source ID: ICV-0822

Instrument Name: HITACHI 2000

Concentration Units: mg/L

Initial Calibration ID: 082206CN

Analyte	Expected	Found	%D	Q
Cyanide	0.529	0.549	3.7	

Comments:

GENERAL CHEMISTRY CALIBRATION VERIFICATION DATA

SDG No.: F2582

Lab Name: CH2M HILL/LAB/CVO

Analysis Method: E335.2

Analytical Lot ID: 100206CN_E

Instrument Name: HITACHI 2000

Concentration Units: mg/L

Initial Calibration ID: 082206CN

CCV #1 ID: CV1-1002 CCV #2 ID: CV2-1002 CCV #3 ID: CV3-1002

Analyte	Expected	Found	%D	Q	Expected	Found	%D	Q	Expected	Found	%D	Q
Cyanide	0.2	0.202	1.2		0.2	0.193	-3.4		0.2	0.211	5.7	

Comments:

WATER GENERAL CHEMISTRY METHOD BLANK SUMMARY

Field Sample ID: WB1-1002

SDG No.: F2582

Lab Name: CH2M HILL/LAB/CVO

Analysis Method: E335.2

Lab Sample ID: WB1-1002

Initial Calibration ID: 082206CN

Date Analyzed: 10/02/06

Matrix: (Soil/Water) WATER

Time Analyzed: 1404

Instrument: HITACHI 2000

THIS METHOD BLANK APPLIES TO THE FOLLOWING SAMPLES, MS, AND MSD:

	CLIENT SAMPLE ID	LAB SAMPLE ID	DATE ANALYZED	TIME ANALYZED
02	BS1W1002	BS1W1002	10/02/06	1347
07	RLSW-2-092706	F258201	10/02/06	1439
08	RLSW-3-092706	F258202	10/02/06	1439
09	R4D-092706	F258203	10/02/06	1441
10	PZ-2-092706	F258204	10/02/06	1441
11	RLSW-1-092706	F258205	10/02/06	1442
13	BS2W1002	BS2W1002	10/02/06	1607
14	R4S-092706	F258206	10/02/06	1622
17	R3-092706	F258207	10/02/06	1703
18	R43-092706	F258208	10/02/06	1704

COMMENTS: _____

GENERAL CHEMISTRY LABORATORY CONTROL SAMPLE

SDG No.: F2582

Lab Name: CH2M HILL/LAB/CVO

Analysis Method: E335.2

LCS ID: BS1W1002

Initial Calibration ID: 082206CN

Date Analyzed: 10/02/06

Matrix: (Soil/Water) WATER

Time Analyzed: 1347

Instrument: HITACHI 2000

Concentration Units: mg/L

Analyte	Expected	Found	%R	QC Limits %R	Q
Cyanide	0.372	0.337	90.7	75-130	

* Values outside of QC limits

Comments:

7-WC

GENERAL CHEMISTRY LABORATORY CONTROL SAMPLE

SDG No.: F2582

Lab Name: CH2M HILL/LAB/CVO

Analysis Method: E335.2

LCS ID: BS2W1002

Initial Calibration ID: 082206CN

Date Analyzed: 10/02/06

Matrix: (Soil/Water) WATER

Time Analyzed: 1607

Instrument: HITACHI 2000

Concentration Units: mg/L

Analyte	Expected	Found	%R	QC Limits %R	Q
Cyanide	0.372	0.343	92.2	75-130	

* Values outside of QC limits

Comments:

GENERAL CHEMISTRY ANALYTICAL SEQUENCE

SDG No.: F2582

Lab Name: CH2M HILL/LAB/CVO

Analysis Method: E335.2

Lab Code: CVO

Instrument: HITACHI 2000

Analytical Lot ID: 082206CN

	CLIENT SAMPLE ID	LAB SAMPLE ID	DATE ANALYZED	TIME ANALYZED
01	LEVEL 1	LEVEL 1	08/22/06	1600
02	LEVEL 2	LEVEL 2	08/22/06	1601
03	LEVEL 3	LEVEL 3	08/22/06	1603
04	LEVEL 4	LEVEL 4	08/22/06	1604
05	LEVEL 5	LEVEL 5	08/22/06	1606
06	LEVEL 6	LEVEL 6	08/22/06	1606
07	LEVEL 7	LEVEL 7	08/22/06	1607
08	LEVEL 8	LEVEL 8	08/22/06	1609
17	ICV-0822	ICV-0822	08/22/06	1706

COMMENTS: _____

GENERAL CHEMISTRY ANALYTICAL SEQUENCE

SDG No.: F2582

Lab Name: CH2M HILL/LAB/CVO

Analysis Method: E335.2

Lab Code: CVO

Instrument: HITACHI 2000

Analytical Lot ID: 100206CN_E

	CLIENT SAMPLE ID	LAB SAMPLE ID	DATE ANALYZED	TIME ANALYZED
01	CV1-1002	CV1-1002	10/02/06	1346
02	BS1W1002	BS1W1002	10/02/06	1347
03	WB1-1002	WB1-1002	10/02/06	1404
07	RLSW-2-092706	F258201	10/02/06	1439
08	RLSW-3-092706	F258202	10/02/06	1439
09	R4D-092706	F258203	10/02/06	1441
10	PZ-2-092706	F258204	10/02/06	1441
11	RLSW-1-092706	F258205	10/02/06	1442
12	CV2-1002	CV2-1002	10/02/06	1443
13	BS2W1002	BS2W1002	10/02/06	1607
14	R4S-092706	F258206	10/02/06	1622
17	R3-092706	F258207	10/02/06	1703
18	R43-092706	F258208	10/02/06	1704
19	CV3-1002	CV3-1002	10/02/06	1704

COMMENTS: _____

CH2MHILL
Applied Sciences Laboratory

CH2M HILL
Applied Sciences Labortory (ASL)
2300 NW Walnut Blvd.
P.O. Box 428
Corvallis, OR 97330-0428
Telephone: 541-752-4271
Fax: 541-752-0276

10/06/06

MDL Study Report

Analytical Method: E335.2
Matrix: Water

Instrument ID: Hitachi
Concentration Units: mg/L

Analyte	Analysis Date	Amt. Spiked	Replicates 1	2	3	4	5	6	7	8	Std. Dev.	MDL
Cyanide	09/11/06	0.01	0.00400	0.00530	0.00530	0.00440	0.00340	0.00340	0.00340	0.00340	0.000840	0.00252
Cyanide, Dissolved	09/11/06	0.01	0.00400	0.00530	0.00530	0.00440	0.00340	0.00340	0.00340	0.00340	0.000840	0.00252

WEAK ACID DISSOCIABLE CYANIDE

BY METHOD SM4500-CN I

CASE NARRATIVE
WEAK ACID DISSOCIABLE CYANIDE

Analytical Method: SM4500-CN I

SDG#: F2582

Lab Name: CH2M HILL Applied Science Laboratories

Contract #: 920899.OTC

Client: Anchor Environmental

Prime Contractor: _____

I. Holding Times:
All acceptance criteria were met.

II. Analysis:

A. Calibration:
All acceptance criteria were met.

B. Blanks:
All acceptance criteria were met.

C. Matrix Spike and Matrix Spike Duplicate Sample(s):
Samples were analyzed in accordance with standard operating procedure.

D. Laboratory Control Spike(LCS)
All acceptance criteria were met.

E. Other:
None.

III. Documentation Exceptions:
None

IV. I certify that this data package is in compliance with the terms and conditions agreed to by the client and CH2M HILL, both technically and for completeness, except for the conditions detailed above. Release of the data contained in this hardcopy data package has been authorized by the Laboratory Manager or designee, as verified by the following signature.

Prepared By: Dayna Kaumann Date: 10/9/06

Reviewed By: M. Z Date: 10.9.C

SAMPLE DATA
SUMMARY

1A-WC

GENERAL CHEMISTRY ANALYSIS DATA SHEET

Field Sample ID:

RLSW-2-092706

SDG No.: F2582

Matrix: WATER

Lab Name: CH2M HILL/LAB/CVO

Lab Sample ID: F258201

Date Received: 09/28/06

CAS No.	Analyte	MDL	PQL	Result	Q	Units	DF	Sample Amount	Analysis Method	Date Analyzed
57-12-5	Cyanide, WAD	0.00171	0.00500	0.0188		mg/L	1	50 ML	SM4500-CN I	10/05/06

1A-WC

GENERAL CHEMISTRY ANALYSIS DATA SHEET

Field Sample ID: **RLSW-3-092706**

SDG No.: F2582

Matrix: WATER

Lab Name: CH2M HILL/LAB/CVO

Lab Sample ID: F258202

Date Received: 09/28/06

CAS No.	Analyte	MDL	PQL	Result	Q	Units	DF	Sample Amount	Analysis Method	Date Analyzed
57-12-5	Cyanide, WAD	0.00171	0.00500	0.0309		mg/L	1	50 ML	SM4500-CN I	10/05/06

1A-WC

GENERAL CHEMISTRY ANALYSIS DATA SHEET

Field Sample ID:

R4D-092706

SDG No.: F2582

Matrix: WATER

Lab Name: CH2M HILL/LAB/CVO

Lab Sample ID: F258203

Date Received: 09/28/06

CAS No.	Analyte	MDL	PQL	Result	Q	Units	DF	Sample Amount	Analysis Method	Date Analyzed
57-12-5	Cyanide, WAD	0.00171	0.00500	0.0198		mg/L	1	50 ML	SM4500-CN I	10/05/06

1A-WC

GENERAL CHEMISTRY ANALYSIS DATA SHEET

Field Sample ID:

PZ-2-092706

SDG No.: F2582

Matrix: WATER

Lab Name: CH2M HILL/LAB/CVO

Lab Sample ID: F258204

Date Received: 09/28/06

CAS No.	Analyte	MDL	PQL	Result	Q	Units	DF	Sample Amount	Analysis Method	Date Analyzed
57-12-5	Cyanide, WAD	0.00171	0.00500	0.137		mg/L	1	50 ML	SM4500-CN I	10/05/06

GENERAL CHEMISTRY ANALYSIS DATA SHEET

Field Sample ID: **RLSW-1-092706**

SDG No.: F2582

Matrix: WATER

Lab Name: CH2M HILL/LAB/CVO

Lab Sample ID: F258205

Date Received: 09/28/06

CAS No.	Analyte	MDL	PQL	Result	Q	Units	DF	Sample Amount	Analysis Method	Date Analyzed
57-12-5	Cyanide, WAD	0.00171	0.00500	0.0239		mg/L	1	50 ML	SM4500-CN I	10/05/06

GENERAL CHEMISTRY ANALYSIS DATA SHEET

Field Sample ID: **R4S-092706**

SDG No.: F2582

Matrix: WATER

Lab Name: CH2M HILL/LAB/CVO

Lab Sample ID: F258206

Date Received: 09/28/06

CAS No.	Analyte	MDL	PQL	Result	Q	Units	DF	Sample Amount	Analysis Method	Date Analyzed
57-12-5	Cyanide, WAD	0.00171	0.00500	0.00567		mg/L	1	50 ML	SM4500-CN I	10/05/06

1A-WC

GENERAL CHEMISTRY ANALYSIS DATA SHEET

Field Sample ID:

R3-092706

SDG No.: F2582

Matrix: WATER

Lab Name: CH2M HILL/LAB/CVO

Lab Sample ID: F258207

Date Received: 09/28/06

CAS No.	Analyte	MDL	PQL	Result	Q	Units	DF	Sample Amount	Analysis Method	Date Analyzed
57-12-5	Cyanide, WAD	0.0171	0.0500	0.890		mg/L	10	50 ML	SM4500-CN I	10/05/06

GENERAL CHEMISTRY ANALYSIS DATA SHEET

Field Sample ID: **R43-092706**

SDG No.: F2582

Matrix: WATER

Lab Name: CH2M HILL/LAB/CVO

Lab Sample ID: F258208

Date Received: 09/28/06

CAS No.	Analyte	MDL	PQL	Result	Q	Units	DF	Sample Amount	Analysis Method	Date Analyzed
57-12-5	Cyanide, WAD	0.0171	0.0500	0.724		mg/L	10	50 ML	SM4500-CN I	10/05/06

1A-WC

GENERAL CHEMISTRY ANALYSIS DATA SHEET

Field Sample ID: **WB1-1005**

SDG No.: F2582

Matrix: WATER

Lab Name: CH2M HILL/LAB/CVO

Lab Sample ID: WB1-1005

Date Received: / /

CAS No.	Analyte	MDL	PQL	Result	Q	Units	DF	Sample Amount	Analysis Method	Date Analyzed
57-12-5	Cyanide, WAD	0.00171	0.00500	0.00500	U	mg/L	1	50 ML	SM4500-CN I	10/05/06

QC DATA
SUMMARY

GENERAL CHEMISTRY INITIAL CALIBRATION DATA

SDG No.: F2582

Lab Name: CH2M HILL/LAB/CVO

Analysis Method: SM4500-CN I

Initial Calibration Date: 09/28/06 1000

Instrument Name: HITACHI 2000

Concentration Units: mg/L

Initial Calibration ID: SM4500I-092806

Analyte	Std 1	Resp 1	Std 2	Resp 2	Std 3	Resp 3	Std 4	Resp 4	Std 5	Resp 5	Std 6	Resp 6	Std 7	Resp 7
Cyanide, WAD	0.005	0.0090	0.010	0.025	0.050	0.12	0.10	0.22	0.25	0.50				

Comments:

GENERAL CHEMISTRY INITIAL CALIBRATION DATA

SDG No.: F2582

Lab Name: CH2M HILL/LAB/CVO

Analysis Method: SM4500-CN I

Initial Calibration Date: 09/28/06 1000

Instrument Name: HITACHI 2000

Concentration Units: mg/L

Initial Calibration ID: SM4500I-092806

Analyte	Curve Type	r	Q
Cyanide, WAD	LNR	0.9978	

Comments:

GENERAL CHEMISTRY SECOND SOURCE CALIBRATION VERIFICATION DATA

SDG No.: F2582

Lab Name: CH2M HILL/LAB/CVO

Analysis Method: SM4500-CN I

Second Source ID: ICV-0928

Instrument Name: HITACHI 2000

Concentration Units: mg/L

Initial Calibration ID: SM4500I-092806

Analyte	Expected	Found	%D	Q
Cyanide, WAD	0.165	0.168	2.1	

Comments:

2A-WC

GENERAL CHEMISTRY CALIBRATION VERIFICATION DATA

SDG No.: F2582 Lab Name: CH2M HILL/LAB/CVO

Analysis Method: SM4500-CN I Analytical Lot ID: 100506CYN_SW

Instrument Name: HITACHI 2000 Concentration Units: mg/L

Initial Calibration ID: SM4500I-092806

CCV #1 ID: CV1-1005 CCV #2 ID: CV2-1005 CCV #3 ID: CV3-1005

Analyte	Expected	Found	%D	Q	Expected	Found	%D	Q	Expected	Found	%D	Q
Cyanide, WAD	0.2	0.194	-2.9		0.2	0.174	-13.0		0.2	0.173	-13.3	

Comments:

WATER GENERAL CHEMISTRY METHOD BLANK SUMMARY

Field Sample ID: WB1-1005

SDG No.: F2582

Lab Name: CH2M HILL/LAB/CVO

Analysis Method: SM4500-CN I

Lab Sample ID: WB1-1005

Initial Calibration ID: SM4500I-092806

Date Analyzed: 10/05/06

Matrix: (Soil/Water) WATER

Time Analyzed: 1243

Instrument: HITACHI 2000

THIS METHOD BLANK APPLIES TO THE FOLLOWING SAMPLES, MS, AND MSD:

	CLIENT SAMPLE ID	LAB SAMPLE ID	DATE ANALYZED	TIME ANALYZED
09	BS1W1005	BS1W1005	10/05/06	1243
11	RLSW-2-092706	F258201	10/05/06	1256
14	RLSW-3-092706	F258202	10/05/06	1310
15	R4D-092706	F258203	10/05/06	1311
16	PZ-2-092706	F258204	10/05/06	1312
17	RLSW-1-092706	F258205	10/05/06	1312
18	R4S-092706	F258206	10/05/06	1313
19	R3-092706	F258207	10/05/06	1334
20	R43-092706	F258208	10/05/06	1339

COMMENTS: _____

GENERAL CHEMISTRY LABORATORY CONTROL SAMPLE

SDG No.: F2582

Lab Name: CH2M HILL/LAB/CVO

Analysis Method: SM4500-CN I

LCS ID: BS1W1005

Initial Calibration ID: SM4500I-092806

Date Analyzed: 10/05/06

Matrix: (Soil/Water) WATER

Time Analyzed: 1243

Instrument: HITACHI 2000

Concentration Units: mg/L

Analyte	Expected	Found	%R	QC Limits %R	Q
Cyanide, WAD	0.207	0.186	90.1	70-130	

* Values outside of QC limits

Comments:

GENERAL CHEMISTRY ANALYTICAL SEQUENCE

SDG No.: F2582 Lab Name: CH2M HILL/LAB/CVO

Analysis Method: SM4500-CN I Lab Code: CVO

Instrument: HITACHI 2000 Analytical Lot ID: 100506CYN_SW

	CLIENT SAMPLE ID	LAB SAMPLE ID	DATE ANALYZED	TIME ANALYZED
01	LEVEL 1	LEVEL 1	09/28/06	1308
02	LEVEL 2	LEVEL 2	09/28/06	1309
03	LEVEL 3	LEVEL 3	09/28/06	1310
04	LEVEL 4	LEVEL 4	09/28/06	1311
05	LEVEL 5	LEVEL 5	09/28/06	1312
06	LEVEL 6	LEVEL 6	09/28/06	1313
07	ICV-0928	ICV-0928	09/28/06	1314
08	CV1-1005	CV1-1005	10/05/06	1240
09	BS1W1005	BS1W1005	10/05/06	1243
10	WB1-1005	WB1-1005	10/05/06	1243
11	RLSW-2-092706	F258201	10/05/06	1256
14	RLSW-3-092706	F258202	10/05/06	1310
15	R4D-092706	F258203	10/05/06	1311
16	PZ-2-092706	F258204	10/05/06	1312
17	RLSW-1-092706	F258205	10/05/06	1312
18	R4S-092706	F258206	10/05/06	1313
19	R3-092706	F258207	10/05/06	1334
20	R43-092706	F258208	10/05/06	1339
21	CV2-1005	CV2-1005	10/05/06	1340
30	CV3-1005	CV3-1005	10/05/06	1358

COMMENTS: _____

CH2MHILL
Applied Sciences Laboratory

CH2M HILL
Applied Sciences Labortory (ASL)
2300 NW Walnut Blvd.
P.O. Box 428
Corvallis, OR 97330-0428
Telephone: 541-752-4271
Fax: 541-752-0276

10/09/06

MDL Study Report

Analytical Method: SM4500-CN I

Instrument ID: Hitachi

Matrix: Water

Concentration Units: mg/L

Analyte	Analysis Date	Amt. Spiked	Replicates 1	2	3	4	5	6	7	8	Std. Dev.	MDL
Cyanide, WAD	11/14/05	0.005	0.00550	0.00410	0.00480	0.00450	0.00520	0.00550	0.00450		0.000544	0.00171

CHAIN OF CUSTODY/SHIPPING DOCUMENTS

Chain of Custody Record & Laboratory Analysis Request

Page 1 of 1

Turnaround Requested: _____

Anchor Contact: Kristen Gaines
360-793-2509

ANCHOR ENVIRONMENTAL, L.L.C.
6650 SW Redwood Lane, Suite 110
Portland, Oregon 97224
Ph: (503)670-1108 Fax: (503)670-1128

Lab Contact: Sample Receiving	Proj. Name: Chinook	Analyses Requested	Notes/ Comments:
Lab: CH2M Hill	Proj. Number: 060354-01		F2582
Address: 2300 NW Walnut Blvd.	Sampler: RP/LV		
Corvallis OR 97330			1.6°C
Phone: 541-768-3106	Shipping Method: FedEx		
Fax:	AirBill: 857740891640		

Sample ID	Sample Date	Sample Time	Sample Matrix	# Containers	Free Cn	Total Cn	WAD Cn							
RLSW-2-092706	9/27/06	1025	H20	2	X	X	X							1
RLSW-3-092706		1005												2
R4D-092706		1120												3
PZ-2-092706		0815												4
RLSW-1-092706		1040												5
R4S-092706		1115												6
R3-092706		1230												7
R43-092706		1310	↓	↓	↓	↓	↓							8

Relinquished: (Signature) Ross Pichering	Relinquished: (Signature)	Relinquished: (Signature)	Special Instructions/Notes	
Printed Name: Ross Pichering	Printed Name:	Printed Name:		
Company: Anchor	Company:	Company:		
Date/Time: 9/27/06/1500	Date/Time:	Date/Time:		
Received By: Daisy Hubbard	Received By:	Received By:		
Printed Name: Daisy Hubbard	Printed Name:	Printed Name:		
Company: CH2M HILL	Company:	Company:	# of Coolers:	Cooler Temp(s):
Date/Time: 9/28/06 10:56	Date/Time:	Date/Time:	COC Seals Intact?	Bottles Intact?

CH2MHILL
Analytical Services

Sample Receipt Record

Batch Number: F2582 Date received: 9-28-04

Client/Project Anchor Env / Chinook Ventures

VERIFICATION OF SAMPLE CONDITIONS (verify all items) * HD = Client Hand delivered Samples

Observation	YES	NO
Radiological Screening for AFCEE		X
Were custody seals intact and on the outside of the cooler?	X	
If yes, Where? Front X Rear ____ Lt Side ____ Rt Side ____		
Type of packing material: (Ice) Blue Ice (Bubble wrap)		
Was the Chain of Custody inside the cooler?	✓	
Was the Chain of Custody properly filled out?		✓
Were the sample containers in good condition?	✓	
Containers supplied by ASL?		✓
Any sample with < 1/2 holding time remaining? If so contact LPM	✓	
Was there ice in the cooler? Enter temp. 1.6 C	✓	
All VOCs free of air bubbles ?		NA

VERIFICATION OF SAMPLE PRESERVATION

Sample No	Nutrients pH <2	Metals pH <2	Volatiles pH <2	Cyanides pH >12	TOC pH <2	TOX pH <2	Other (specify)	N/A (soils/unpres)
1				12				
2				*				
3								
4								
5								
6								
7								
8.								
9								
10								
11								
12								
13								
14								
15								
16								
17								
18								
19								
20								
21								
22								
23								
24								
25								
26								
27								

LOGIN AND pH VERIFICATIONS PERFORMED BY

Daisy Hubbard 9-28-04 11:22 ~~10:2~~ ROH ODH
Date/Time

Date/Time

CH2MHILL
Applied Sciences Group

Sample Receipt Exception Report

Sample Batch Number: F2582 **Client /Project** Arcinor Env /Chinook Ventures

	The following exceptions were noted:	Comments (write number of exception description and the impacted sample numbers)
	1. No custody seal as required by project	10) Collection time PZ-2-092706 (F2582-04) COC: 0815 Container Label: 11:00
	2. No chain-of-custody provided	
	3. Analysis, description, date of collection not provided	
	4. Samples broken or leaking on reciept.	8) RLSW-3-092706 (F2582-02) Rec'd at pH <12
	5. Temperature of samples inappropriate for analysis requested	
	6. Container inappropriate for analysis requested	
	7. Inadequate sample volume.	
X	8. Preservation inappropriate for analysis requested	
	9. Samples received out of holding time for analysis requrested	
X	10. Discrepancies between COC form and container labels.	
	11. Other.	

ACTION TAKEN: 10) Contact client
8) Added additional preservative to pH 712.

Originator: Daisy Hubbard Date: 9-28-06

Client was notified on: (Date/Time) 9/28/06 Client Contact: Kristin Gaines

CH2M HILL
Applied Sciences Laboratory
2300 NW Walnut Blvd., Corvallis, OR 97330-3538
P.O. Box 428, Corvallis, OR 97339-0428
Tel 541.752.4271
Fax 541.752.0276

CH2M HILL
Applied Sciences Laboratory
2300 NW Walnut Blvd
Corvallis, OR
97330-3538
P.O. Box 428
Corvallis, OR
97339-0428
Tel 541.752.4271
Fax 541.752.0276

CH2MHILL
Applied Sciences Laboratory

October 16, 2006

Chinook Ventures, Inc
4029 Industrial Way
P.O. Box 293
Longview, WA 98632

RE: Laboratory Report for Chinook Ventures, Inc
Applied Sciences Laboratory Reference No. F2604

Dear Barry Oliver:

On October 03, 2006, CH2M HILL Applied Sciences Laboratory received 10 samples with a request for analysis of selected parameters. All analyses were performed by CH2M HILL unless otherwise indicated below.

The analytical results and associated quality control data are enclosed. Any unusual difficulties encountered during the analysis of your samples are discussed in the case narrative. This data package meets standards requested by client and is not intended or implied to meet any other standard.

CH2M HILL Applied Sciences Laboratory appreciates your business and looks forward to serving your analytical needs again. If you should have any questions concerning the data, or if you need additional information, please call Kathy McKinley at (541) 758-0235, extension 3144.

Sincerely,

Kathy McKinley

Kathy McKinley
Analytical Manager

Enclosures

cc:
Kristin Gaines/Anchor Environmental
Lisa Allen/Anchor Environmental
James Keithly/Anchor Environmental

CLIENT SAMPLE CROSS-REFERENCE

CH2M HILL Applied Sciences Laboratory Reference No. F2604

Sample ID	Client Sample ID	Date Collected	Time Collected
F260401	R2-100206	10/02/2006	10:15
F260402	G1S-100206	10/02/2006	10:45
F260403	G2S-100206	10/02/2006	10:27
F260404	G2D-100206	10/02/2006	10:35
F260405	G1D-100206	10/02/2006	10:52
F260406	PZ5-100206	10/02/2006	12:16
F260407	PZ45-100206	10/02/2006	12:16
F260408	G3S-100206	10/02/2006	13:46
F260409	G43S-100206	10/02/2006	13:46
F260410	FB-100206	10/02/2006	14:40

Table of Contents
CH2M HILL Laboratory Reference No. F2604

Page

Free Cyanide Analysis by Method ASTM D4282.....5
Sample Data Summary.....7
QC Summary.....20

Total Cyanide Analysis by Method EPA335.2.....35
Sample Data Summary.....37
QC Summary.....49

Weak Acid Dissociable (WAD) Cyanide Analysis by Method SM4500-CN I.....60
Sample Data Summary.....62
QC Summary.....75

Chain of Custody/Shipping Documents.....89

Applied Sciences Laboratory

Organic CLP and CLP Like Data Qualifiers

U	The analyte was analyzed for, but not detected above the reported sample quantitation limit.
J	The analyte was positively identified; the associated numerical value is the approximate concentration of the analyte in the sample.
UJ	The analyte was not detected above the reported sample quantitation limit. However, the reported quantitation limit is approximate and may or may not represent the actual limit of quantitation necessary to accurately and prccisely measure the analyte in the sample.
N	The analysis indicates the presence of an analyte for which there is presumptive evidence to make a "tentative identification".
NJ	The analysis indicates the presence of an analyte that has been "tentatively identified" and the associated numerical value represcnts its approximate concentration.
P	The primary and confirmation analyte result recoveries do not match.
E	The analyte was positively identified; the associated numerical value exceeded the instrument calibration range.
R	The sample results are rejected due to serious defieieneies in the ability to analyze the sample and meet quality control criteria. The presence or absence of the analyte cannot be verified.

Inorganic CLP and CLP Like Data Qualifiers

U	The analyte was analyzed for, but not deteeted above the reported sample quantitation limit.
B	The analyte was positively identified; the associated numerieal value is the approximate concentration of the analyte in the sample.
UJ	The analyte was not detected above the reported sample quantitation limit. However, the reported quantitation limit is approximate and may or may not represent the aetual limit of quantitation necessary to accurately and precisely measure the analyte in the sample.
E	The analyte was positively identified; the associated numerical value exceeded the instrument calibration range.
N	The matrix spike/matrix spike duplicate recovery for the analyte is outside of acceptance eriteria—qualifier is applied to the native sample only.
R	The sample results are rejected due to serious deficiencies in the ability to analyze the sample and meet quality control criteria. The presence or absence of the analyte cannot be verified.

FREE CYANIDE BY METHOD ASTM D4282

CASE NARRATIVE
FREE CYANIDE

Analytical Method: ASTM D4282 SDG#: F2604

Lab Name: CH2M HILL Applied Science Laboratories Contract #: 920899.OTC

Client: Chinook Ventures, Inc Prime Contractor: _____

I. Holding Times:
Client samples G2S-100206 and G2D-100206 (F260403 and F260404) were originally extracted and analyzed within the method specified holding time of 24 hrs. However, due to matrix interference issues, the samples needed to be extracted and reanalyzed the following day.

II. Analysis:

A. Calibration:
All acceptance criteria were met.

B. Blanks:
All acceptance criteria were met.

C. Matrix Spike and Matrix Spike Duplicate Sample(s):
Samples were analyzed in accordance with standard operating procedure.

D. Laboratory Control Spike(LCS)
All acceptance criteria were met.

E. Other:
None.

III. Documentation Exceptions:
None

IV. I certify that this data package is in compliance with the terms and conditions agreed to by the client and CH2M HILL, both technically and for completeness, except for the conditions detailed above. Release of the data contained in this hardcopy data package has been authorized by the Laboratory Manager or designee, as verified by the following signature.

Prepared By: _____ Date: 10/10/06

Reviewed By: _____ Date: 10.10.6

SAMPLE DATA
SUMMARY

1A-WC

GENERAL CHEMISTRY ANALYSIS DATA SHEET

Field Sample ID:

R2-100206

SDG No.: F2604

Matrix: WATER

Lab Name: CH2M HILL/LAB/CVO

Lab Sample ID: F260401

Date Received: 10/03/06

CAS No.	Analyte	MDL	PQL	Result	Q	Units	DF	Sample Amount	Analysis Method	Date Analyzed
57-12-5	Cyanide, Free	0.0743	0.500	0.450	B	ug/L	1	10 ML	ASTM D4282	10/04/06

1A-WC

GENERAL CHEMISTRY ANALYSIS DATA SHEET

Field Sample ID:

G1S-100206

SDG No.: F2604

Matrix: WATER

Lab Name: CH2M HILL/LAB/CVO

Lab Sample ID: F260402

Date Received: 10/03/06

CAS No.	Analyte	MDL	PQL	Result	Q	Units	DF	Sample Amount	Analysis Method	Date Analyzed
57-12-5	Cyanide, Free	0.0743	0.500	0.225	B	ug/L	1	10 ML	ASTM D4282	10/04/06

1A-WC

GENERAL CHEMISTRY ANALYSIS DATA SHEET

Field Sample ID:

G2S-100206

SDG No.: F2604

Matrix: WATER

Lab Name: CH2M HILL/LAB/CVO

Lab Sample ID: F260403

Date Received: 10/03/06

CAS No.	Analyte	MDL	PQL	Result	Q	Units	DF	Sample Amount	Analysis Method	Date Analyzed
57-12-5	Cyanide, Free	0.0743	0.500	0.250	B	ug/L	1	10 ML	ASTM D4282	10/05/06

1A-WC

GENERAL CHEMISTRY ANALYSIS DATA SHEET

Field Sample ID: **G2D-100206**

SDG No.: F2604

Matrix: WATER

Lab Name: CH2M HILL/LAB/CVO

Lab Sample ID: F260404

Date Received: 10/03/06

CAS No.	Analyte	MDL	PQL	Result	Q	Units	DF	Sample Amount	Analysis Method	Date Analyzed
57-12-5	Cyanide, Free	0.0743	0.500	0.303	B	ug/L	1	10 ML	ASTM D4282	10/05/06

1A-WC

GENERAL CHEMISTRY ANALYSIS DATA SHEET

Field Sample ID:

G1D-100206

SDG No.: F2604

Matrix: WATER

Lab Name: CH2M HILL/LAB/CVO

Lab Sample ID: F260405

Date Received: 10/03/06

CAS No.	Analyte	MDL	PQL	Result	Q	Units	DF	Sample Amount	Analysis Method	Date Analyzed
57-12-5	Cyanide, Free	0.0743	0.500	3.35		ug/L	1	10 ML	ASTM D4282	10/04/06

1A-WC

GENERAL CHEMISTRY ANALYSIS DATA SHEET

Field Sample ID: **PZ5-100206**

SDG No.: F2604

Matrix: WATER

Lab Name: CH2M HILL/LAB/CVO

Lab Sample ID: F260406

Date Received: 10/03/06

CAS No.	Analyte	MDL	PQL	Result	Q	Units	DF	Sample Amount	Analysis Method	Date Analyzed
57-12-5	Cyanide, Free	4.95	33.3	211		ug/L	20	3 ML	ASTM D4282	10/04/06

1A-WC

GENERAL CHEMISTRY ANALYSIS DATA SHEET

Field Sample ID: **PZ45-100206**

SDG No.: F2604

Matrix: WATER

Lab Name: CH2M HILL/LAB/CVO

Lab Sample ID: F260407

Date Received: 10/03/06

CAS No.	Analyte	MDL	PQL	Result	Q	Units	DF	Sample Amount	Analysis Method	Date Analyzed
57-12-5	Cyanide, Free	4.95	33.3	336		ug/L	20	3 ML	ASTM D4282	10/04/06

1A-WC

GENERAL CHEMISTRY ANALYSIS DATA SHEET

Field Sample ID: **G3S-100206**

SDG No.: F2604

Matrix: WATER

Lab Name: CH2M HILL/LAB/CVO

Lab Sample ID: F260408

Date Received: 10/03/06

CAS No.	Analyte	MDL	PQL	Result	Q	Units	DF	Sample Amount	Analysis Method	Date Analyzed
57-12-5	Cyanide, Free	0.0743	0.500	0.883		ug/L	1	10 ML	ASTM D4282	10/04/06

1A-WC

GENERAL CHEMISTRY ANALYSIS DATA SHEET

Field Sample ID:

G43S-100206

SDG No.: F2604

Matrix: WATER

Lab Name: CH2M HILL/LAB/CVO

Lab Sample ID: F260409

Date Received: 10/03/06

CAS No.	Analyte	MDL	PQL	Result	Q	Units	DF	Sample Amount	Analysis Method	Date Analyzed
57-12-5	Cyanide, Free	0.0743	0.500	0.952		ug/L	1	10 ML	ASTM D4282	10/04/06

1A-WC

GENERAL CHEMISTRY ANALYSIS DATA SHEET

Field Sample ID:

FB-100206

SDG No.: F2604

Matrix: WATER

Lab Name: CH2M HILL/LAB/CVO

Lab Sample ID: F260410

Date Received: 10/03/06

CAS No.	Analyte	MDL	PQL	Result	Q	Units	DF	Sample Amount	Analysis Method	Date Analyzed
57-12-5	Cyanide, Free	0.0743	0.500	0.500	U	ug/L	1	10 ML	ASTM D4282	10/04/06

GENERAL CHEMISTRY ANALYSIS DATA SHEET

Field Sample ID: **WB1-1003**

SDG No.: F2604

Matrix: WATER

Lab Name: CH2M HILL/LAB/CVO

Lab Sample ID: WB1-1003

Date Received: / /

CAS No.	Analyte	MDL	PQL	Result	Q	Units	DF	Sample Amount	Analysis Method	Date Analyzed
57-12-5	Cyanide, Free	0.0248	0.167	0.0543	B	ug/L	1	30 ML	ASTM D4282	10/04/06

GENERAL CHEMISTRY ANALYSIS DATA SHEET

Field Sample ID: **WB1-1004**

SDG No.: F2604

Matrix: WATER

Lab Name: CH2M HILL/LAB/CVO

Lab Sample ID: WB1-1004

Date Received: / /

CAS No.	Analyte	MDL	PQL	Result	Q	Units	DF	Sample Amount	Analysis Method	Date Analyzed
57-12-5	Cyanide, Free	0.0743	0.500	0.0968	B	ug/L	1	10 ML	ASTM D4282	10/05/06

QC DATA SUMMARY

GENERAL CHEMISTRY INITIAL CALIBRATION DATA

SDG No.: F2604

Lab Name: CH2M HILL/LAB/CVO

Analysis Method: ASTM D4282

Initial Calibration Date: 09/20/06 10:14

Instrument Name: LACHAT

Concentration Units: ug/L

Initial Calibration ID: 092006FCN

Analyte	Std 1	Resp 1	Std 2	Resp 2	Std 3	Resp 3	Std 4	Resp 4	Std 5	Resp 5	Std 6	Resp 6	Std 7	Resp 7
Cyanide, Free	0.00	58600	0.50	74500	1.0	99500	2.0	115000	5.0	230000	10.0	414000	20.0	775000

GENERAL CHEMISTRY INITIAL CALIBRATION DATA

SDG No.: F2604

Lab Name: CH2M HILL/LAB/CVO

Analysis Method: ASTM D4282

Initial Calibration Date: 09/20/06 10:14

Instrument Name: LACHAT

Concentration Units: ug/L

Initial Calibration ID: 092006FCN

Analyte	Std 8	Resp 8	Std 9	Resp 9	Std 10	Resp 10								
Cyanide, Free	50.0	1880000												

GENERAL CHEMISTRY INITIAL CALIBRATION DATA

SDG No.: F2604

Lab Name: CH2M HILL/LAB/CVO

Analysis Method: ASTM D4282

Initial Calibration Date: 09/20/06 10:14

Instrument Name: LACHAT

Concentration Units: ug/L

Initial Calibration ID: 092006FCN

Analyte	Curve Type	r	Q
Cyanide, Free	LNR	0.9999	

Comments:

GENERAL CHEMISTRY SECOND SOURCE CALIBRATION VERIFICATION DATA

SDG No.: F2604

Lab Name: CH2M HILL/LAB/CVO

Analysis Method: ASTM D4282

Second Source ID: ICV-0920

Instrument Name: LACHAT

Concentration Units: ug/L

Initial Calibration ID: 092006FCN

Analyte	Expected	Found	%D	Q
Cyanide, Free	41.3	38.0	-8.1	

Comments:

GENERAL CHEMISTRY CALIBRATION VERIFICATION DATA

SDG No.: F2604

Lab Name: CH2M HILL/LAB/CVO

Analysis Method: ASTM D4282

Analytical Lot ID: 100406FCN

Instrument Name: LACHAT

Concentration Units: ug/L

Initial Calibration ID: 092006FCN

CCV #1 ID: CV1-1004 CCV #2 ID: CV2-1004 CCV #3 ID: CV3-1004

Analyte	Expected	Found	%D	Q	Expected	Found	%D	Q	Expected	Found	%D	Q
Cyanide, Free	10	9.54	-4.6		5	5.21	4.3		5	5.70	14.0	

Comments:

GENERAL CHEMISTRY CALIBRATION VERIFICATION DATA

SDG No.: F2604

Lab Name: CH2M HILL/LAB/CVO

Analysis Method: ASTM D4282

Analytical Lot ID: 100506FCN

Instrument Name: LACHAT

Concentration Units: ug/L

Initial Calibration ID: 092006FCN

CCV #1 ID: CV1-1005 CCV #2 ID: CV2-1005 CCV #3 ID: CV3-1005

Analyte	Expected	Found	%D	Q	Expected	Found	%D	Q	Expected	Found	%D	Q
Cyanide, Free	10	8.67	-13.3		5	5.08	1.7		10	10.3	3.4	

Comments:

WATER GENERAL CHEMISTRY METHOD BLANK SUMMARY

Field Sample ID: WB1-1003

SDG No.: F2604
Lab Name: CH2M HILL/LAB/CVO
Analysis Method: ASTM D4282
Lab Sample ID: WB1-1003
Initial Calibration ID: 092006FCN
Date Analyzed: 10/04/06
Matrix: (Soil/Water) WATER
Time Analyzed: 1604
Instrument: LACHAT

THIS METHOD BLANK APPLIES TO THE FOLLOWING SAMPLES, MS, AND MSD:

	CLIENT SAMPLE ID	LAB SAMPLE ID	DATE ANALYZED	TIME ANALYZED
04	BS1W1003	BS1W1003	10/04/06	1603
06	R2-100206	F260401	10/04/06	1605
09	G1S-100206	F260402	10/04/06	1608
12	G1D-100206	F260405	10/04/06	1614
14	PZ45-100206	F260407	10/04/06	1619
16	G43S-100206	F260409	10/04/06	1622
17	FB-100206	F260410	10/04/06	1623
33	PZ5-100206	F260406	10/04/06	1640
34	G3S-100206	F260408	10/04/06	1641

COMMENTS: _____

WATER GENERAL CHEMISTRY METHOD BLANK SUMMARY

Field Sample ID: WB1-1004

SDG No.: F2604
Lab Name: CH2M HILL/LAB/CVO
Analysis Method: ASTM D4282
Lab Sample ID: WB1-1004
Initial Calibration ID: 092006FCN
Date Analyzed: 10/05/06
Matrix: (Soil/Water) WATER
Time Analyzed: 1529
Instrument: LACHAT

THIS METHOD BLANK APPLIES TO THE FOLLOWING SAMPLES, MS, AND MSD:

	CLIENT SAMPLE ID	LAB SAMPLE ID	DATE ANALYZED	TIME ANALYZED
04	BS1W1004	BS1W1004	10/05/06	1528
17	G2S-100206	F260403	10/05/06	1550
20	G2D-100206	F260404	10/05/06	1554

COMMENTS: _____

GENERAL CHEMISTRY LABORATORY CONTROL SAMPLE

SDG No.: F2604

Lab Name: CH2M HILL/LAB/CVO

Analysis Method: ASTM D4282

LCS ID: BS1W1003

Initial Calibration ID: 092006FCN

Date Analyzed: 10/04/06

Matrix: (Soil/Water) WATER

Time Analyzed: 1603

Instrument: LACHAT

Concentration Units: ug/L

Analyte	Expected	Found	%R	QC Limits %R	Q
Cyanide, Free	4.13	3.65	88.4	70-130	

* Values outside of QC limits

Comments:

GENERAL CHEMISTRY LABORATORY CONTROL SAMPLE

SDG No.: F2604

Lab Name: CH2M HILL/LAB/CVO

Analysis Method: ASTM D4282

LCS ID: BS1W1004

Initial Calibration ID: 092006FCN

Date Analyzed: 10/05/06

Matrix: (Soil/Water) WATER

Time Analyzed: 1528

Instrument: LACHAT

Concentration Units: ug/L

Analyte	Expected	Found	%R	QC Limits %R	Q
Cyanide, Free	4.13	4.45	108	70-130	

* Values outside of QC limits

Comments:

GENERAL CHEMISTRY ANALYTICAL SEQUENCE

SDG No.: F2604 Lab Name: CH2M HILL/LAB/CVO

Analysis Method: ASTM D4282 Lab Code: CVO

Instrument: LACHAT Analytical Lot ID: 092006FCN

	CLIENT SAMPLE ID	LAB SAMPLE ID	DATE ANALYZED	TIME ANALYZED
02	LEVEL 1	LEVEL 1	09/20/06	1425
04	LEVEL 2	LEVEL 2	09/20/06	1427
05	LEVEL 3	LEVEL 3	09/20/06	1428
06	LEVEL 4	LEVEL 4	09/20/06	1429
07	LEVEL 5	LEVEL 5	09/20/06	1430
08	LEVEL 6	LEVEL 6	09/20/06	1431
09	LEVEL 7	LEVEL 7	09/20/06	1432
10	LEVEL 8	LEVEL 8	09/20/06	1433
11	ICV-0920	ICV-0920	09/20/06	1434

COMMENTS: _____

GENERAL CHEMISTRY ANALYTICAL SEQUENCE

SDG No.: F2604

Lab Name: CH2M HILL/LAB/CVO

Analysis Method: ASTM D4282

Lab Code: CVO

Instrument: LACHAT

Analytical Lot ID: 100406FCN

	CLIENT SAMPLE ID	LAB SAMPLE ID	DATE ANALYZED	TIME ANALYZED
02	CV1-1004	CV1-1004	10/04/06	1601
04	BS1W1003	BS1W1003	10/04/06	1603
05	WB1-1003	WB1-1003	10/04/06	1604
06	R2-100206	F260401	10/04/06	1605
09	G1S-100206	F260402	10/04/06	1608
12	G1D-100206	F260405	10/04/06	1614
14	PZ45-100206	F260407	10/04/06	1619
16	G43S-100206	F260409	10/04/06	1622
17	FB-100206	F260410	10/04/06	1623
19	CV2-1004	CV2-1004	10/04/06	1624
33	PZ5-100206	F260406	10/04/06	1640
34	G3S-100206	F260408	10/04/06	1641
37	CV3-1004	CV3-1004	10/04/06	1642

COMMENTS: _____

GENERAL CHEMISTRY ANALYTICAL SEQUENCE

SDG No.: F2604 Lab Name: CH2M HILL/LAB/CVO

Analysis Method: ASTM D4282 Lab Code: CVO

Instrument: LACHAT Analytical Lot ID: 100506FCN

	CLIENT SAMPLE ID	LAB SAMPLE ID	DATE ANALYZED	TIME ANALYZED
01	CV1-1005	CV1-1005	10/05/06	1526
04	BS1W1004	BS1W1004	10/05/06	1528
05	WB1-1004	WB1-1004	10/05/06	1529
17	G2S-100206	F260403	10/05/06	1550
18	CV2-1005	CV2-1005	10/05/06	1551
20	G2D-100206	F260404	10/05/06	1554
37	CV3-1005	CV3-1005	10/05/06	1603

COMMENTS: _____

CH2MHILL
Applied Sciences Laboratory

CH2M HILL
Applied Sciences Labortory (ASL)
2300 NW Walnut Blvd.
P.O. Box 428
Corvallis, OR 97330-0428
Telephone: 541-752-4271
Fax: 541-752-0276

10/09/06

MDL Study Report

Analytical Method: ASTM D4282

Instrument ID: Lachat

Matrix: Water

Concentration Units: ug/L

Analyte	Analysis Date	Amt. Spiked	Replicates								Std. Dev.	MDL
			1	2	3	4	5	6	7	8		
Cyanide, Free	10/27/05	0.1	0.132	0.121	0.115	0.0760	0.0850	0.0730	0.112		0.0236	0.0743

TOTAL CYANIDE BY METHOD EPA335.2

CASE NARRATIVE
TOTAL CYANIDE

Analytical Method: EPA 335.2 SDG#: F2604

Lab Name: CH2M HILL Applied Science Laboratories Contract #: 920899.OTC

Client: Anchor Environmental Prime Contractor: _____

I. Holding Times:
All acceptance criteria were met.

II. Analysis:

A. Calibration:
All acceptance criteria were met.

B. Blanks:
All acceptance criteria were met.

C. Matrix Spike and Matrix Spike Duplicate Sample(s):
Samples were analyzed in accordance with standard operating procedure.

D. Laboratory Control Spike(LCS)
All acceptance criteria were met.

E. Other:
None.

III. Documentation Exceptions:
None

IV. I certify that this data package is in compliance with the terms and conditions agreed to by the client and CH2M HILL, both technically and for completeness, except for the conditions detailed above. Release of the data contained in this hardcopy data package has been authorized by the Laboratory Manager or designee, as verified by the following signature.

Prepared By: Dayna Kaumann Date: 10/13/06

Reviewed By: _____ Date: 10·13·06

SAMPLE DATA
SUMMARY

GENERAL CHEMISTRY ANALYSIS DATA SHEET

Field Sample ID: **R2-100206**

SDG No.: F2604

Matrix: WATER

Lab Name: CH2M HILL/LAB/CVO

Lab Sample ID: F260401

Date Received: 10/03/06

CAS No.	Analyte	MDL	PQL	Result	Q	Units	DF	Sample Amount	Analysis Method	Date Analyzed
57-12-5	Cyanide	0.00252	0.00500	0.00500	U	mg/L	1	50 ML	E335.2	10/09/06

1A-WC

GENERAL CHEMISTRY ANALYSIS DATA SHEET

Field Sample ID: **G1S-100206**

SDG No.: F2604

Matrix: WATER

Lab Name: CH2M HILL/LAB/CVO

Lab Sample ID: F260402

Date Received: 10/03/06

CAS No.	Analyte	MDL	PQL	Result	Q	Units	DF	Sample Amount	Analysis Method	Date Analyzed
57-12-5	Cyanide	0.00252	0.00500	0.00500	U	mg/L	1	50 ML	E335.2	10/09/06

GENERAL CHEMISTRY ANALYSIS DATA SHEET

Field Sample ID: **G2S-100206**

SDG No.: F2604

Matrix: WATER

Lab Name: CH2M HILL/LAB/CVO

Lab Sample ID: F260403

Date Received: 10/03/06

CAS No.	Analyte	MDL	PQL	Result	Q	Units	DF	Sample Amount	Analysis Method	Date Analyzed
57-12-5	Cyanide	0.00252	0.00500	0.353		mg/L	1	50 ML	E335.2	10/09/06

GENERAL CHEMISTRY ANALYSIS DATA SHEET

Field Sample ID: **G2D-100206**

SDG No.: F2604

Matrix: WATER

Lab Name: CH2M HILL/LAB/CVO

Lab Sample ID: F260404

Date Received: 10/03/06

CAS No.	Analyte	MDL	PQL	Result	Q	Units	DF	Sample Amount	Analysis Method	Date Analyzed
57-12-5	Cyanide	0.00252	0.00500	0.368		mg/L	1	50 ML	E335.2	10/09/06

1A-WC

GENERAL CHEMISTRY ANALYSIS DATA SHEET

Field Sample ID: **G1D-100206**

SDG No.: F2604

Matrix: WATER

Lab Name: CH2M HILL/LAB/CVO

Lab Sample ID: F260405

Date Received: 10/03/06

CAS No.	Analyte	MDL	PQL	Result	Q	Units	DF	Sample Amount	Analysis Method	Date Analyzed
57-12-5	Cyanide	0.00252	0.00500	0.0479		mg/L	1	50 ML	E335.2	10/09/06

GENERAL CHEMISTRY ANALYSIS DATA SHEET

Field Sample ID: **PZ5-100206**

SDG No.: F2604

Matrix: WATER

Lab Name: CH2M HILL/LAB/CVO

Lab Sample ID: F260406

Date Received: 10/03/06

CAS No.	Analyte	MDL	PQL	Result	Q	Units	DF	Sample Amount	Analysis Method	Date Analyzed
57-12-5	Cyanide	2.52	5.00	304		mg/L	1000	50 ML	E335.2	10/09/06

1A-WC

GENERAL CHEMISTRY ANALYSIS DATA SHEET

Field Sample ID:

PZ45-100206

SDG No.: F2604

Matrix: WATER

Lab Name: CH2M HILL/LAB/CVO

Lab Sample ID: F260407

Date Received: 10/03/06

CAS No.	Analyte	MDL	PQL	Result	Q	Units	DF	Sample Amount	Analysis Method	Date Analyzed
57-12-5	Cyanide	2.52	5.00	354		mg/L	1000	50 ML	E335.2	10/09/06

GENERAL CHEMISTRY ANALYSIS DATA SHEET

Field Sample ID: **G3S-100206**

SDG No.: F2604

Matrix: WATER

Lab Name: CH2M HILL/LAB/CVO

Lab Sample ID: F260408

Date Received: 10/03/06

CAS No.	Analyte	MDL	PQL	Result	Q	Units	DF	Sample Amount	Analysis Method	Date Analyzed
57-12-5	Cyanide	0.00252	0.00500	0.0825		mg/L	1	50 ML	E335.2	10/09/06

1A-WC

GENERAL CHEMISTRY ANALYSIS DATA SHEET

Field Sample ID:

G43S-100206

SDG No.: F2604

Matrix: WATER

Lab Name: CH2M HILL/LAB/CVO

Lab Sample ID: F260409

Date Received: 10/03/06

CAS No.	Analyte	MDL	PQL	Result	Q	Units	DF	Sample Amount	Analysis Method	Date Analyzed
57-12-5	Cyanide	0.00252	0.00500	0.0861		mg/L	1	50 ML	E335.2	10/09/06

1A-WC

GENERAL CHEMISTRY ANALYSIS DATA SHEET

Field Sample ID: **FB-100206**

SDG No.: F2604

Matrix: WATER

Lab Name: CH2M HILL/LAB/CVO

Lab Sample ID: F260410

Date Received: 10/03/06

CAS No.	Analyte	MDL	PQL	Result	Q	Units	DF	Sample Amount	Analysis Method	Date Analyzed
57-12-5	Cyanide	0.00252	0.00500	0.00500	U	mg/L	1	50 ML	E335.2	10/09/06

GENERAL CHEMISTRY ANALYSIS DATA SHEET

Field Sample ID: **WB1-1009**

SDG No.: F2604

Matrix: WATER

Lab Name: CH2M HILL/LAB/CVO

Lab Sample ID: WB1-1009

Date Received: / /

CAS No.	Analyte	MDL	PQL	Result	Q	Units	DF	Sample Amount	Analysis Method	Date Analyzed
57-12-5	Cyanide	0.00252	0.00500	0.00500	U	mg/L	1	50 ML	E335.2	10/09/06

QC DATA
SUMMARY

GENERAL CHEMISTRY INITIAL CALIBRATION DATA

SDG No.: F2604

Lab Name: CH2M HILL/LAB/CVO

Analysis Method: E335.2

Initial Calibration Date: 08/22/06 1600

Instrument Name: HITACHI 2000

Concentration Units: mg/L

Initial Calibration ID: 082206CN

Analyte	Std 1	Resp 1	Std 2	Resp 2	Std 3	Resp 3	Std 4	Resp 4	Std 5	Resp 5	Std 6	Resp 6	Std 7	Resp 7
Cyanide	0.0	0	0.005	0.0060	0.010	0.012	0.020	0.019	0.040	0.048	0.10	0.12	0.20	0.24

GENERAL CHEMISTRY INITIAL CALIBRATION DATA

SDG No.: F2604

Lab Name: CH2M HILL/LAB/CVO

Analysis Method: E335.2

Initial Calibration Date: 08/22/06 1600

Instrument Name: HITACHI 2000

Concentration Units: mg/L

Initial Calibration ID: 082206CN

Analyte	Std 8	Resp 8	Std 9	Resp 9	Std 10	Resp 10								
Cyanide	0.40	0.44												

GENERAL CHEMISTRY INITIAL CALIBRATION DATA

SDG No.: F2604

Lab Name: CH2M HILL/LAB/CVO

Analysis Method: E335.2

Initial Calibration Date: 08/22/06 1600

Instrument Name: HITACHI 2000

Concentration Units: mg/L

Initial Calibration ID: 082206CN

Analyte	Curve Type	r	Q
Cyanide	LNR	0.9976	

Comments:

GENERAL CHEMISTRY SECOND SOURCE CALIBRATION VERIFICATION DATA

SDG No.: F2604

Lab Name: CH2M HILL/LAB/CVO

Analysis Method: E335.2

Second Source ID: ICV-0822

Instrument Name: HITACHI 2000

Concentration Units: mg/L

Initial Calibration ID: 082206CN

Analyte	Expected	Found	%D	Q
Cyanide	0.529	0.549	3.7	

Comments:

GENERAL CHEMISTRY CALIBRATION VERIFICATION DATA

SDG No.: F2604

Lab Name: CH2M HILL/LAB/CVO

Analysis Method: E335.2

Analytical Lot ID: 100906CN_E

Instrument Name: HITACHI 2000

Concentration Units: mg/L

Initial Calibration ID: 082206CN

CCV #1 ID: CV1-1009 CCV #2 ID: CV2-1009 CCV #3 ID:

Analyte	Expected	Found	%D	Q	Expected	Found	%D	Q	Expected	Found	%D	Q
Cyanide	0.2	0.211	5.3		0.2	0.193	-3.4					

Comments:

WATER GENERAL CHEMISTRY METHOD BLANK SUMMARY

Field Sample ID: WB1-1009

SDG No.: F2604
Lab Name: CH2M HILL/LAB/CVO

Analysis Method: E335.2
Lab Sample ID: WB1-1009

Initial Calibration ID: 082206CN
Date Analyzed: 10/09/06

Matrix: (Soil/Water) WATER
Time Analyzed: 1415

Instrument: HITACHI 2000

THIS METHOD BLANK APPLIES TO THE FOLLOWING SAMPLES, MS, AND MSD:

	CLIENT SAMPLE ID	LAB SAMPLE ID	DATE ANALYZED	TIME ANALYZED
02	BS1W1009	BS1W1009	10/09/06	1413
04	R2-100206	F260401	10/09/06	1503
05	G1S-100206	F260402	10/09/06	1505
06	G2S-100206	F260403	10/09/06	1506
07	G2D-100206	F260404	10/09/06	1507
08	G1D-100206	F260405	10/09/06	1509
09	PZ5-100206	F260406	10/09/06	1523
10	PZ45-100206	F260407	10/09/06	1524
11	G3S-100206	F260408	10/09/06	1510
12	G43S-100206	F260409	10/09/06	1511
13	FB-100206	F260410	10/09/06	1512

COMMENTS: _____

GENERAL CHEMISTRY LABORATORY CONTROL SAMPLE

SDG No.: F2604

Lab Name: CH2M HILL/LAB/CVO

Analysis Method: E335.2

LCS ID: BS1W1009

Initial Calibration ID: 082206CN

Date Analyzed: 10/09/06

Matrix: (Soil/Water) WATER

Time Analyzed: 1413

Instrument: HITACHI 2000

Concentration Units: mg/L

Analyte	Expected	Found	%R	QC Limits %R	Q
Cyanide	0.372	0.319	85.6	75-130	

* Values outside of QC limits

Comments:

GENERAL CHEMISTRY ANALYTICAL SEQUENCE

SDG No.: F2604

Lab Name: CH2M HILL/LAB/CVO

Analysis Method: E335.2

Lab Code: CVO

Instrument: HITACHI 2000

Analytical Lot ID: 082206CN

	CLIENT SAMPLE ID	LAB SAMPLE ID	DATE ANALYZED	TIME ANALYZED
01	LEVEL 1	LEVEL 1	08/22/06	1600
02	LEVEL 2	LEVEL 2	08/22/06	1601
03	LEVEL 3	LEVEL 3	08/22/06	1603
04	LEVEL 4	LEVEL 4	08/22/06	1604
05	LEVEL 5	LEVEL 5	08/22/06	1606
06	LEVEL 6	LEVEL 6	08/22/06	1606
07	LEVEL 7	LEVEL 7	08/22/06	1607
08	LEVEL 8	LEVEL 8	08/22/06	1609
17	ICV-0822	ICV-0822	08/22/06	1706

COMMENTS: _____

GENERAL CHEMISTRY ANALYTICAL SEQUENCE

SDG No.: F2604 Lab Name: CH2M HILL/LAB/CVO

Analysis Method: E335.2 Lab Code: CVO

Instrument: HITACHI 2000 Analytical Lot ID: 100906CN_E

	CLIENT SAMPLE ID	LAB SAMPLE ID	DATE ANALYZED	TIME ANALYZED
01	CV1-1009	CV1-1009	10/09/06	1411
02	BS1W1009	BS1W1009	10/09/06	1413
03	WB1-1009	WB1-1009	10/09/06	1415
04	R2-100206	F260401	10/09/06	1503
05	G1S-100206	F260402	10/09/06	1505
06	G2S-100206	F260403	10/09/06	1506
07	G2D-100206	F260404	10/09/06	1507
08	G1D-100206	F260405	10/09/06	1509
09	PZ5-100206	F260406	10/09/06	1523
10	PZ45-100206	F260407	10/09/06	1524
11	G3S-100206	F260408	10/09/06	1510
12	G43S-100206	F260409	10/09/06	1511
13	FB-100206	F260410	10/09/06	1512
14	CV2-1009	CV2-1009	10/09/06	1513

COMMENTS: _____

CH2MHILL
Applied Sciences Laboratory

CH2M HILL
Applied Sciences Laboratory (ASL)
2300 NW Walnut Blvd.
P.O. Box 428
Corvallis, OR 97330-0428
Telephone: 541-752-4271
Fax: 541-752-0276

10/13/06

MDL Study Report

Analytical Method: E335.2
Matrix: Water

Instrument ID: Hitachi
Concentration Units: mg/L

Analytc	Analysis Date	Amt. Spiked	Replicates								Std. Dev.	MDL
			1	2	3	4	5	6	7	8		
Cyanide	09/11/06	0.01	0.00400	0.00530	0.00530	0.00440	0.00340	0.00340	0.00340	0.00340	0.000840	0.00252
Cyanide, Dissolved	09/11/06	0.01	0.00400	0.00530	0.00530	0.00440	0.00340	0.00340	0.00340	0.00340	0.000840	0.00252

WEAK ACID DISSOCIABLE CYANIDE
BY METHOD SM4500-CN I

CASE NARRATIVE
WEAK ACID DISSOCIABLE CYANIDE

Analytical Method: SM4500-CN I

SDG#: F2604

Lab Name: CH2M HILL Applied Science Laboratories

Contract #: 920899.OTC

Client: Anchor Environmental

Prime Contractor: _____

I. Holding Times:
All acceptance criteria were met.

II. Analysis:

A. Calibration:
All acceptance criteria were met.

B. Blanks:
All acceptance criteria were met.

C. Matrix Spike and Matrix Spike Duplicate Sample(s):
Samples were analyzed in accordance with standard operating procedure.

D. Laboratory Control Spike(LCS)
All acceptance criteria were met.

E. Other:
None.

III. Documentation Exceptions:
None

IV. I certify that this data package is in compliance with the terms and conditions agreed to by the client and CH2M HILL, both technically and for completeness, except for the conditions detailed above. Release of the data contained in this hardcopy data package has been authorized by the Laboratory Manager or designee, as verified by the following signature.

Prepared By: Dayna Kaemmerer Date: 10/11/06

Reviewed By: [signature] Date: 10.13.06

SAMPLE DATA
SUMMARY

1A-WC

GENERAL CHEMISTRY ANALYSIS DATA SHEET

Field Sample ID: **R2-100206**

SDG No.: F2604

Matrix: WATER

Lab Name: CH2M HILL/LAB/CVO

Lab Sample ID: F260401

Date Received: 10/03/06

CAS No.	Analyte	MDL	PQL	Result	Q	Units	DF	Sample Amount	Analysis Method	Date Analyzed
57-12-5	Cyanide, WAD	0.00171	0.00500	0.00213	B	mg/L	1	50 ML	SM4500-CN I	10/05/06

GENERAL CHEMISTRY ANALYSIS DATA SHEET

Field Sample ID: **G1S-100206**

SDG No.: F2604

Matrix: WATER

Lab Name: CH2M HILL/LAB/CVO

Lab Sample ID: F260402

Date Received: 10/03/06

CAS No.	Analyte	MDL	PQL	Result	Q	Units	DF	Sample Amount	Analysis Method	Date Analyzed
57-12-5	Cyanide, WAD	0.00171	0.00500	0.00500	U	mg/L	1	50 ML	SM4500-CN I	10/05/06

1A-WC

GENERAL CHEMISTRY ANALYSIS DATA SHEET

Field Sample ID:

G2S-100206

SDG No.: F2604

Matrix: WATER

Lab Name: CH2M HILL/LAB/CVO

Lab Sample ID: F260403

Date Received: 10/03/06

CAS No.	Analyte	MDL	PQL	Result	Q	Units	DF	Sample Amount	Analysis Method	Date Analyzed
57-12-5	Cyanide, WAD	0.00171	0.00500	0.0143		mg/L	1	50 ML	SM4500-CN I	10/05/06

GENERAL CHEMISTRY ANALYSIS DATA SHEET

Field Sample ID: **G2D-100206**

SDG No.: F2604

Matrix: WATER

Lab Name: CH2M HILL/LAB/CVO

Lab Sample ID: F260404

Date Received: 10/03/06

CAS No.	Analyte	MDL	PQL	Result	Q	Units	DF	Sample Amount	Analysis Method	Date Analyzed
57-12-5	Cyanide, WAD	0.00171	0.00500	0.0193		mg/L	1	50 ML	SM4500-CN I	10/05/06

1A-WC

GENERAL CHEMISTRY ANALYSIS DATA SHEET

Field Sample ID:

G1D-100206

SDG No.: F2604

Matrix: WATER

Lab Name: CH2M HILL/LAB/CVO

Lab Sample ID: F260405

Date Received: 10/03/06

CAS No.	Analyte	MDL	PQL	Result	Q	Units	DF	Sample Amount	Analysis Method	Date Analyzed
57-12-5	Cyanide, WAD	0.00171	0.00500	0.00769		mg/L	1	50 ML	SM4500-CN I	10/05/06

1A-WC

GENERAL CHEMISTRY ANALYSIS DATA SHEET

Field Sample ID:

PZ5-100206

SDG No.: F2604

Matrix: WATER

Lab Name: CH2M HILL/LAB/CVO

Lab Sample ID: F260406

Date Received: 10/03/06

CAS No.	Analyte	MDL	PQL	Result	Q	Units	DF	Sample Amount	Analysis Method	Date Analyzed
57-12-5	Cyanide, WAD	0.0171	0.0500	0.784		mg/L	10	50 ML	SM4500-CN I	10/05/06

GENERAL CHEMISTRY ANALYSIS DATA SHEET

Field Sample ID:

PZ45-100206

SDG No.: F2604

Lab Name: CH2M HILL/LAB/CVO

Matrix: WATER

Lab Sample ID: F260407

Date Received: 10/03/06

CAS No.	Analyte	MDL	PQL	Result	Q	Units	DF	Sample Amount	Analysis Method	Date Analyzed
57-12-5	Cyanide, WAD	0.0171	0.0500	1.04		mg/L	10	50 ML	SM4500-CN I	10/06/06

1A-WC

GENERAL CHEMISTRY ANALYSIS DATA SHEET

Field Sample ID: **G3S-100206**

SDG No.: F2604

Matrix: WATER

Lab Name: CH2M HILL/LAB/CVO

Lab Sample ID: F260408

Date Received: 10/03/06

CAS No.	Analyte	MDL	PQL	Result	Q	Units	DF	Sample Amount	Analysis Method	Date Analyzed
57-12-5	Cyanide, WAD	0.00171	0.00500	0.0279		mg/L	1	50 ML	SM4500-CN I	10/06/06

GENERAL CHEMISTRY ANALYSIS DATA SHEET

Field Sample ID: **G43S-100206**

SDG No.: F2604

Matrix: WATER

Lab Name: CH2M HILL/LAB/CVO

Lab Sample ID: F260409

Date Received: 10/03/06

CAS No.	Analyte	MDL	PQL	Result	Q	Units	DF	Sample Amount	Analysis Method	Date Analyzed
57-12-5	Cyanide, WAD	0.00171	0.00500	0.0229		mg/L	1	50 ML	SM4500-CN I	10/06/06

GENERAL CHEMISTRY ANALYSIS DATA SHEET

Field Sample ID: **FB-100206**

SDG No.: F2604

Matrix: WATER

Lab Name: CH2M HILL/LAB/CVO

Lab Sample ID: F260410

Date Received: 10/03/06

CAS No.	Analyte	MDL	PQL	Result	Q	Units	DF	Sample Amount	Analysis Method	Date Analyzed
57-12-5	Cyanide, WAD	0.00171	0.00500	0.00500	U	mg/L	1	50 ML	SM4500-CN I	10/06/06

1A-WC

GENERAL CHEMISTRY ANALYSIS DATA SHEET

Field Sample ID: **WB1-1005**

SDG No.: F2604

Matrix: WATER

Lab Name: CH2M HILL/LAB/CVO

Lab Sample ID: WB1-1005

Date Received: / /

CAS No.	Analyte	MDL	PQL	Result	Q	Units	DF	Sample Amount	Analysis Method	Date Analyzed
57-12-5	Cyanide, WAD	0.00171	0.00500	0.00500	U	mg/L	1	50 ML	SM4500-CN I	10/05/06

1A-WC

GENERAL CHEMISTRY ANALYSIS DATA SHEET

Field Sample ID: **WB1-1006**

SDG No.: F2604

Matrix: WATER

Lab Name: CH2M HILL/LAB/CVO

Lab Sample ID: WB1-1006

Date Received: / /

CAS No.	Analyte	MDL	PQL	Result	Q	Units	DF	Sample Amount	Analysis Method	Date Analyzed
57-12-5	Cyanide, WAD	0.00171	0.00500	0.00500	U	mg/L	1	50 ML	SM4500-CN I	10/06/06

QC DATA
SUMMARY

GENERAL CHEMISTRY INITIAL CALIBRATION DATA

SDG No.: F2604

Lab Name: CH2M HILL/LAB/CVO

Analysis Method: SM4500-CN I

Initial Calibration Date: 09/28/06 1000

Instrument Name: HITACHI 2000

Concentration Units: mg/L

Initial Calibration ID: SM4500I-092806

Analyte	Std 1	Resp 1	Std 2	Resp 2	Std 3	Resp 3	Std 4	Resp 4	Std 5	Resp 5	Std 6	Resp 6	Std 7	Resp 7
Cyanide, WAD	0.005	0.0090	0.010	0.025	0.050	0.12	0.10	0.22	0.25	0.50				

Comments:

GENERAL CHEMISTRY INITIAL CALIBRATION DATA

SDG No.: F2604

Lab Name: CH2M HILL/LAB/CVO

Analysis Method: SM4500-CN I

Initial Calibration Date: 09/28/06 1000

Instrument Name: HITACHI 2000

Concentration Units: mg/L

Initial Calibration ID: SM4500I-092806

Analyte	Curve Type	r	Q
Cyanide, WAD	LNR	0.9978	

Comments:

GENERAL CHEMISTRY SECOND SOURCE CALIBRATION VERIFICATION DATA

SDG No.: F2604

Lab Name: CH2M HILL/LAB/CVO

Analysis Method: SM4500-CN I

Second Source ID: ICV-0928

Instrument Name: HITACHI 2000

Concentration Units: mg/L

Initial Calibration ID: SM4500I-092806

Analyte	Expected	Found	%D	Q
Cyanide, WAD	0.165	0.168	2.0	

Comments:

GENERAL CHEMISTRY CALIBRATION VERIFICATION DATA

SDG No.: F2604

Lab Name: CH2M HILL/LAB/CVO

Analysis Method: SM4500-CN I

Analytical Lot ID: 100506CYN_SW

Instrument Name: HITACHI 2000

Concentration Units: mg/L

Initial Calibration ID: SM4500I-092806

CCV #1 ID: CV2-1005 CCV #2 ID: CV3-1005 CCV #3 ID:

Analyte	Expected	Found	%D	Q	Expected	Found	%D	Q	Expected	Found	%D	Q
Cyanide, WAD	0.2	0.174	-13.0		0.2	0.173	-13.3					

Comments:

GENERAL CHEMISTRY CALIBRATION VERIFICATION DATA

SDG No.: F2604

Lab Name: CH2M HILL/LAB/CVO

Analysis Method: SM4500-CN I

Analytical Lot ID: 100606CN_SW

Instrument Name: HITACHI 2000

Concentration Units: mg/L

Initial Calibration ID: SM4500I-092806

CCV #1 ID: CV1-1006 CCV #2 ID: CV2-1006 CCV #3 ID:

Analyte	Expected	Found	%D	Q	Expected	Found	%D	Q	Expected	Found	%D	Q
Cyanide, WAD	0.2	0.196	-2.2		0.2	0.185	-7.5					

Comments:

WATER GENERAL CHEMISTRY METHOD BLANK SUMMARY

Field Sample ID: WB1-1005

SDG No.: F2604

Lab Name: CH2M HILL/LAB/CVO

Analysis Method: SM4500-CN I

Lab Sample ID: WB1-1005

Initial Calibration ID: SM4500I-092806

Date Analyzed: 10/05/06

Matrix: (Soil/Water) WATER

Time Analyzed: 1243

Instrument: HITACHI 2000

THIS METHOD BLANK APPLIES TO THE FOLLOWING SAMPLES, MS, AND MSD:

	CLIENT SAMPLE ID	LAB SAMPLE ID	DATE ANALYZED	TIME ANALYZED
09	BS1W1005	BS1W1005	10/05/06	1243
22	R2-100206	F260401	10/05/06	1344
25	G1S-100206	F260402	10/05/06	1350
26	G2S-100206	F260403	10/05/06	1351
27	G2D-100206	F260404	10/05/06	1353
28	G1D-100206	F260405	10/05/06	1354
29	PZ5-100206	F260406	10/05/06	1356

COMMENTS: _____

WATER GENERAL CHEMISTRY METHOD BLANK SUMMARY

Field Sample ID: WB1-1006

SDG No.: F2604

Lab Name: CH2M HILL/LAB/CVO

Analysis Method: SM4500-CN I

Lab Sample ID: WB1-1006

Initial Calibration ID: SM4500I-092806

Date Analyzed: 10/06/06

Matrix: (Soil/Water) WATER

Time Analyzed: 1429

Instrument: HITACHI 2000

THIS METHOD BLANK APPLIES TO THE FOLLOWING SAMPLES, MS, AND MSD:

	CLIENT SAMPLE ID	LAB SAMPLE ID	DATE ANALYZED	TIME ANALYZED
02	BS1W1006	BS1W1006	10/06/06	1417
04	PZ45-100206	F260407	10/06/06	1443
05	G3S-100206	F260408	10/06/06	1444
06	G43S-100206	F260409	10/06/06	1445
07	FB-100206	F260410	10/06/06	1446

COMMENTS: _____

GENERAL CHEMISTRY LABORATORY CONTROL SAMPLE

SDG No.: F2604

Lab Name: CH2M HILL/LAB/CVO

Analysis Method: SM4500-CN I

LCS ID: BS1W1005

Initial Calibration ID: SM4500I-092806

Date Analyzed: 10/05/06

Matrix: (Soil/Water) WATER

Time Analyzed: 1243

Instrument: HITACHI 2000

Concentration Units: mg/L

Analyte	Expected	Found	%R	QC Limits %R	Q
Cyanide, WAD	0.207	0.186	90.1	70-130	

* Values outside of QC limits

Comments:

GENERAL CHEMISTRY LABORATORY CONTROL SAMPLE

SDG No.: F2604

Lab Name: CH2M HILL/LAB/CVO

Analysis Method: SM4500-CN I

LCS ID: BS1W1006

Initial Calibration ID: SM4500I-092806

Date Analyzed: 10/06/06

Matrix: (Soil/Water) WATER

Time Analyzed: 1417

Instrument: HITACHI 2000

Concentration Units: mg/L

Analyte	Expected	Found	%R	QC Limits %R	Q
Cyanide, WAD	0.207	0.175	84.7	70-130	

* Values outside of QC limits

Comments:

14-WC

GENERAL CHEMISTRY ANALYTICAL SEQUENCE

SDG No.: F2604

Lab Name: CH2M HILL/LAB/CVO

Analysis Method: SM4500-CN I

Lab Code: CVO

Instrument: HITACHI 2000

Analytical Lot ID: 092806CNW_ICAL

	CLIENT SAMPLE ID	LAB SAMPLE ID	DATE ANALYZED	TIME ANALYZED
01	LEVEL 1	LEVEL 1	09/28/06	1308
02	LEVEL 2	LEVEL 2	09/28/06	1309
03	LEVEL 3	LEVEL 3	09/28/06	1310
04	LEVEL 4	LEVEL 4	09/28/06	1311
05	LEVEL 5	LEVEL 5	09/28/06	1312
06	LEVEL 6	LEVEL 6	09/28/06	1313
07	ICV-0928	ICV-0928	09/28/06	1314

COMMENTS: _____

GENERAL CHEMISTRY ANALYTICAL SEQUENCE

SDG No.: F2604 Lab Name: CH2M HILL/LAB/CVO

Analysis Method: SM4500-CN I Lab Code: CVO

Instrument: HITACHI 2000 Analytical Lot ID: 100506CYN_SW

	CLIENT SAMPLE ID	LAB SAMPLE ID	DATE ANALYZED	TIME ANALYZED
09	BS1W1005	BS1W1005	10/05/06	1243
10	WB1-1005	WB1-1005	10/05/06	1243
21	CV2-1005	CV2-1005	10/05/06	1340
22	R2-100206	F260401	10/05/06	1344
25	G1S-100206	F260402	10/05/06	1350
26	G2S-100206	F260403	10/05/06	1351
27	G2D-100206	F260404	10/05/06	1353
28	G1D-100206	F260405	10/05/06	1354
29	PZ5-100206	F260406	10/05/06	1356
30	CV3-1005	CV3-1005	10/05/06	1358

COMMENTS: _____

GENERAL CHEMISTRY ANALYTICAL SEQUENCE

SDG No.: F2604

Lab Name: CH2M HILL/LAB/CVO

Analysis Method: SM4500-CN I

Lab Code: CVO

Instrument: HITACHI 2000

Analytical Lot ID: 100606CN_SW

	CLIENT SAMPLE ID	LAB SAMPLE ID	DATE ANALYZED	TIME ANALYZED
01	CV1-1006	CV1-1006	10/06/06	1415
02	BS1W1006	BS1W1006	10/06/06	1417
03	WB1-1006	WB1-1006	10/06/06	1429
04	PZ45-100206	F260407	10/06/06	1443
05	G3S-100206	F260408	10/06/06	1444
06	G43S-100206	F260409	10/06/06	1445
07	FB-100206	F260410	10/06/06	1446
13	CV2-1006	CV2-1006	10/06/06	1451

COMMENTS: _____

CH2MHILL
Applied Sciences Laboratory

CH2M HILL
Applied Sciences Laboratory (ASL)
2300 NW Walnut Blvd.
P.O. Box 428
Corvallis, OR 97330-0428
Telephone: 541-752-4271
Fax: 541-752-0276

10/11/06

MDL Study Report

Analytical Method: SM4500-CN I
Instrument ID: Hitachi
Matrix: Water
Concentration Units: mg/L

Analyte	Analysis Date	Amt. Spiked	Replicates 1	2	3	4	5	6	7	8	Std. Dev.	MDL
Cyanide, WAD	11/14/05	0.005	0.00550	0.00410	0.00480	0.00450	0.00520	0.00550	0.00450		0.000544	0.00171

CHAIN OF CUSTODY/SHIPPING DOCUMENTS

Chain of Custody Record & Laboratory Analysis Request

Page 1 of 1

Turnaround Requested: _____

Anchor Contact: KRISTEN GAINES
360-793-2509

ANCHOR ENVIRONMENTAL, L.L.C.
6650 SW Redwood Lane, Suite 110
Portland, Oregon 97224
Ph: (503)670-1108 Fax: (503)670-1128

Lab Contact: SAMPLE RECEIVING	Proj. Name: CHINOOK	Analyses Requested											Notes/ Comments:
Lab: CH2MHILL	Proj. Number: 060354-01												F2604
Address: 2300 NW Walnut Blvd. Corvallis OR 97330	Sampler: RP												
Phone: 541-768-3106	Shipping Method: FEDEX												
Fax:	AirBill:												

Sample ID	Sample Date	Sample Time	Sample Matrix	# Containers	FREE CN	TOTAL CN	WAD CN							
R2-100206	10/2/06	10:15	H_2O	2	X	X	X							-1
61S-100206		10:45			X	X	X							-2
62S-100206		10:27			X	X	X							-3
62D-100206		10:35			X	X	X							-4
61D-100206		10:52			X	X	X							-5
PZ5-100206		12:16			X	X	X							-6
PZ45-100206		12:16			X	X	X							-7
63S-100206		13:46			X	X	X							-8
6435-100206		13:46			X	X	X							-9
FB-100206		14:40			X	X	X							-10

Relinquished: (Signature)	Relinquished: (Signature)	Relinquished: (Signature)	Special Instructions/Notes	
Printed Name: Ross McKenna	Printed Name:	Printed Name:		
Company: ANCHOR	Company:	Company:		
Date/Time: 10/2/06 15:00	Date/Time:	Date/Time:		
Received By: Daisy Hubbard	Received By:	Received By:		
Printed Name: Daisy Hubbard	Printed Name:	Printed Name:		
Company: CH2M HILL-ASL	Company:	Company:	# of Coolers:	Cooler Temp(s):
Date/Time: 10-3-06 10:30	Date/Time:	Date/Time:	COC Seals Intact?	Bottles Intact?

CH2MHILL
Analytical Services

Sample Receipt Record

Batch Number: F21004 Date received: 10-3-06

Client/Project Anchor Env / Chinook Ventures

VERIFICATION OF SAMPLE CONDITIONS (verify all items) * HD = Client Hand delivered Samples

Observation	YES	NO
Radiological Screening for AFCEE		✓
Were custody seals intact and on the outside of the cooler?	✓	
If yes, Where? Front ✓ Rear____ Lt Side____ Rt Side____		
Type of packing material (Ice) Blue Ice (Bubble wrap)		
Was the Chain of Custody inside the cooler?	✓	
Was the Chain of Custody properly filled out?	✓	
Were the sample containers in good condition?	✓	
Containers supplied by ASL?		✓
Any sample with < 1/2 holding time remaining? If so contact LPM	✓	
Was there ice in the cooler? Enter temp. 1.6 C	✓	
All VOCs free of air bubbles ?		N/A

VERIFICATION OF SAMPLE PRESERVATION

Sample No	Nutrients pH <2	Metals pH <2	Volatiles pH <2	Cyanides pH >12	TOC pH <2	TOX pH <2	Other (specify)	N/A (soils/unpres)
1				712 *				
2								
3				*				
4				*				
5				*				
6								
7								
8								
9								
10				*				
11								
12								
13								
14								
15								
16								
17								
18								
19								
20								
21								
22								
23								
24								
25								
26								
27								

LOGIN AND pH VERIFICATIONS PERFORMED BY

Daisy Hubbard 10-3-06 11:35
Date/Time

Date/Time

CH2MHILL
Applied Sciences Group

Sample Receipt Exception Report

Sample Batch Number: F2604 **Client /Project** Anchor Env/ Chinook Ventures

The following exceptions were noted:		Comments (write number of exception description and the impacted sample numbers)
	1. No custody seal as required by project	9) Free cyanide has a 24 hour hold time. Samples were taken 10/2/06 at 10:15, 10:45, 10:27, 10:35, 10:52 and not received until 10-3-06 10:30
	2. No chain-of-custody provided	
	3. Analysis, description, date of collection not provided	
	4. Samples broken or leaking on reciept.	8) The following samples for total and WAD Cyanide were received at pH <12.
	5. Temperature of samples inappropriate for analysis requested	F2604-01 (RZ-100206) -03 (GZS-100206) -04 (GZD-100206) -05 (GID-100206) -10 (FB-100206)
	6. Container inappropriate for analysis requested	
	7. Inadequate sample volume.	
X	8. Preservation inappropriate for analysis requested	
X	9. Samples received out of holding time for analysis requrested	
	10. Discrepancies between COC form and container labels.	
	11. Other.	

ACTION TAKEN: 9) Notify client.
8) Preservative added to pH >12

Originator: Daisy Hubbard Date: 10-3-06

Client was notified on: (Date/Time) 10/3/06 1345 Client Contact: Krism Gaines

CH2M HILL
Applied Sciences Laboratory

2300 NW Walnut Blvd., Corvallis, OR 97330-3538
P.O. Box 428, Corvallis, OR 97339-0428

Tel 541.752.4271
Fax 541.752.0276

CH2M HILL
Applied Sciences Laboratory
2300 NW Walnut Blvd
Corvallis, OR
97330-3538
P.O. Box 428
Corvallis, OR
97339-0428
Tel 541.752.4271
Fax 541.752.0276

CH2MHILL
Applied Sciences Laboratory

October 16, 2006

Chinook Ventures, Inc
4029 Industrial Way
P.O. Box 293
Longview, WA 98632

RE: Laboratory Report for Chinook Ventures, Inc
Applied Sciences Laboratory Reference No. F2616

Dear Barry Oliver:

On October 04, 2006, CH2M HILL Applied Sciences Laboratory received nine samples with a request for analysis of selected parameters. All analyses were performed by CH2M HILL unless otherwise indicated below.

The analytical results and associated quality control data are enclosed. Any unusual difficulties encountered during the analysis of your samples are discussed in the case narrative. This data package meets standards requested by client and is not intended or implied to meet any other standard.

CH2M HILL Applied Sciences Laboratory appreciates your business and looks forward to serving your analytical needs again. If you should have any questions concerning the data, or if you need additional information, please call Kathy McKinley at (541) 758-0235, extension 3144.

Sincerely,

Kathy McKinley

Kathy McKinley
Analytical Manager

Enclosures

cc:
Kristin Gaines/Anchor Environmental
Lisa Allen/Anchor Environmental
James Keithly/Anchor Environmental

CLIENT SAMPLE CROSS-REFERENCE

CH2M HILL Applied Sciences Laboratory Reference No. F2616

Sample ID	Client Sample ID	Date Collected	Time Collected
F261601	G3D-100206	10/03/2006	10:05
F261602	W5-100306	10/03/2006	10:41
F261603	W3-100306	10/03/2006	11:24
F261604	W2-100306	10/03/2006	12:00
F261605	W42-100306	10/03/2006	12:00
F261606	W4A-100306	10/03/2006	13:00
F261607	W4B-100306	10/03/2006	13:30
F261608	FB1-100306	10/03/2006	10:10
F261609	FB2-100306	10/03/2006	13:45

Table of Contents
CH2M HILL Laboratory Reference No. F2616

Page

Free Cyanide Analysis by Method ASTM D4282.....5
Sample Data Summary.....7
QC Summary.....18

Total Cyanide Analysis by Method EPA335.2.....29
Sample Data Summary.....31
QC Summary.....42

Weak Acid Dissociable (WAD) Cyanide Analysis by Method SM4500-CN I.....52
Sample Data Summary.....54
QC Summary.....65

Chain of Custody/Shipping Documents.....75

Applied Sciences Laboratory

Organic CLP and CLP Like Data Qualifiers

U — The analyte was analyzed for, but not deteeted above the reported sample quantitation limit.

J — The analyte was positively identified; the assoeiated numerieal value is the approximate concentration of the analyte in the sanple.

UJ — The analyte was not deteeted above the reported sample quantitation limit. However, the reported quantitation limit is approximate and may or may not represent the aetual limit of quantitation necessary to accurately and precisely measure the analyte in the sample.

N — The analysis indicates the presence of an analyte for which there is presumptive evidence to make a "tentativc identification".

NJ — The analysis indicates the presence of an analyte that has been "tentatively identificd" and the associated numerical value represents its approximate concentration.

P — The primary and confirmation analyte result recoveries do not match.

E — The analyte was positively identified; the associated numerical valuc exceeded the instrument calibration range.

R — The sample results are rejected duc to serious deficiencies in the ability to analyze the sample and meet quality control criteria. The presence or absence of the analyte cannot be verified.

Inorganic CLP and CLP Like Data Qualifiers

U — The analyte was analyzed for, but not deteeted above the reported sample quantitation limit.

B — The analyte was positively identified; the associated numerical value is the approximate concentration of the analyte in the sample.

UJ — The analyte was not detected above the reported sample quantitation limit. However, the reported quantitation limit is approximate and may or may not represent the actual limit of quantitation necessary to accurately and precisely measure the analyte in the sample.

E — The analyte was positively identified; the associated numerical value exceeded the instrument calibration range.

N — The matrix spike/matrix spike duplicate recovery for the analyte is outside of acccptance criteria—qualifier is applied to the native sample only.

R — The sample results are rejected due to serious deficiencies in the ability to analyze the sample and meet quality control criteria. The presence or absence of the analyte cannot be verified.

FREE CYANIDE BY METHOD ASTM D4282

CASE NARRATIVE
FREE CYANIDE

Analytical Method: ASTM D4282 SDG#: F2616

Lab Name: CH2M HILL Applied Science Laboratories Contract #: 920899.OTC

Client: Chinook Ventures, Ine Prime Contractor: _____

I. Holding Times:
All acceptance criteria were met.

II. Analysis:

A. Calibration:
All acceptance criteria were met.

B. Blanks:
All acceptance criteria were met.

C. Matrix Spike and Matrix Spike Duplicate Sample(s):
Samples were analyzed in accordance with standard operating procedure.

D. Laboratory Control Spike(LCS)
All acceptance criteria were met.

E. Other:
None.

III. Documentation Exceptions:
None

IV. I certify that this data package is in compliance with the terms and conditions agreed to by the client and CH2M HILL, both technically and for completeness, except for the conditions detailed above. Release of the data contained in this hardcopy data package has been authorized by the Laboratory Manager or designee, as verified by the following signature.

Prepared By: _____ Date: 10/9/06

Reviewed By: _____ Date: 10-10-06

SAMPLE DATA SUMMARY

1A-WC

GENERAL CHEMISTRY ANALYSIS DATA SHEET

Field Sample ID: **G3D-100206**

SDG No.: F2616

Matrix: WATER

Lab Name: CH2M HILL/LAB/CVO

Lab Sample ID: F261601

Date Received: 10/04/06

CAS No.	Analyte	MDL	PQL	Result	Q	Units	DF	Sample Amount	Analysis Method	Date Analyzed
57-12-5	Cyanide, Free	0.0743	0.500	2.40		ug/L	1	10 ML	ASTM D4282	10/05/06

1A-WC

GENERAL CHEMISTRY ANALYSIS DATA SHEET

Field Sample ID:

W5-100306

SDG No.: F2616

Matrix: WATER

Lab Name: CH2M HILL/LAB/CVO

Lab Sample ID: F261602

Date Received: 10/04/06

CAS No.	Analyte	MDL	PQL	Result	Q	Units	DF	Sample Amount	Analysis Method	Date Analyzed
57-12-5	Cyanide, Free	0.0743	0.500	1.49		ug/L	1	10 ML	ASTM D4282	10/05/06

1A-WC

GENERAL CHEMISTRY ANALYSIS DATA SHEET

Field Sample ID: **W3-100306**

SDG No.: F2616

Matrix: WATER

Lab Name: CH2M HILL/LAB/CVO

Lab Sample ID: F261603

Date Received: 10/04/06

CAS No.	Analyte	MDL	PQL	Result	Q	Units	DF	Sample Amount	Analysis Method	Date Analyzed
57-12-5	Cyanide, Free	0.0743	0.500	0.387	B	ug/L	1	10 ML	ASTM D4282	10/05/06

1A-WC

GENERAL CHEMISTRY ANALYSIS DATA SHEET

Field Sample ID:

W2-100306

SDG No.: F2616

Matrix: WATER

Lab Name: CH2M HILL/LAB/CVO

Lab Sample ID: F261604

Date Received: 10/04/06

CAS No.	Analyte	MDL	PQL	Result	Q	Units	DF	Sample Amount	Analysis Method	Date Analyzed
57-12-5	Cyanide, Free	0.0743	0.500	0.317	B	ug/L	1	10 ML	ASTM D4282	10/05/06

1A-WC

GENERAL CHEMISTRY ANALYSIS DATA SHEET

Field Sample ID:

W42-100306

SDG No.: F2616

Matrix: WATER

Lab Name: CH2M HILL/LAB/CVO

Lab Sample ID: F261605

Date Received: 10/04/06

CAS No.	Analyte	MDL	PQL	Result	Q	Units	DF	Sample Amount	Analysis Method	Date Analyzed
57-12-5	Cyanide, Free	0.0743	0.500	0.280	B	ug/L	1	10 ML	ASTM D4282	10/05/06

1A-WC

GENERAL CHEMISTRY ANALYSIS DATA SHEET

Field Sample ID:

W4A-100306

SDG No.: F2616

Matrix: WATER

Lab Name: CH2M HILL/LAB/CVO

Lab Sample ID: F261606

Date Received: 10/04/06

CAS No.	Analyte	MDL	PQL	Result	Q	Units	DF	Sample Amount	Analysis Method	Date Analyzed
57-12-5	Cyanide, Free	0.0743	0.500	0.741		ug/L	1	10 ML	ASTM D4282	10/05/06

GENERAL CHEMISTRY ANALYSIS DATA SHEET

Field Sample ID: **W4B-100306**

SDG No.: F2616

Matrix: WATER

Lab Name: CH2M HILL/LAB/CVO

Lab Sample ID: F261607

Date Received: 10/04/06

CAS No.	Analyte	MDL	PQL	Result	Q	Units	DF	Sample Amount	Analysis Method	Date Analyzed
57-12-5	Cyanide, Free	0.0743	0.500	0.480	B	ug/L	1	10 ML	ASTM D4282	10/05/06

1A-WC

GENERAL CHEMISTRY ANALYSIS DATA SHEET

Field Sample ID:

FB1-100306

SDG No.: F2616

Matrix: WATER

Lab Name: CH2M HILL/LAB/CVO

Lab Sample ID: F261608

Date Received: 10/04/06

CAS No.	Analyte	MDL	PQL	Result	Q	Units	DF	Sample Amount	Analysis Method	Date Analyzed
57-12-5	Cyanide, Free	0.0743	0.500	0.434	B	ug/L	1	10 ML	ASTM D4282	10/05/06

1A-WC

GENERAL CHEMISTRY ANALYSIS DATA SHEET

Field Sample ID: **FB2-100306**

SDG No.: F2616

Matrix: WATER

Lab Name: CH2M HILL/LAB/CVO

Lab Sample ID: F261609

Date Received: 10/04/06

CAS No.	Analyte	MDL	PQL	Result	Q	Units	DF	Sample Amount	Analysis Method	Date Analyzed
57-12-5	Cyanide, Free	0.0743	0.500	0.434	B	ug/L	1	10 ML	ASTM D4282	10/05/06

1A-WC

GENERAL CHEMISTRY ANALYSIS DATA SHEET

Field Sample ID:

WB1-1004

SDG No.: F2616

Matrix: WATER

Lab Name: CH2M HILL/LAB/CVO

Lab Sample ID: WB1-1004

Date Received: / /

CAS No.	Analyte	MDL	PQL	Result	Q	Units	DF	Sample Amount	Analysis Method	Date Analyzed
57-12-5	Cyanide, Free	0.0743	0.500	0.0968	B	ug/L	1	10 ML	ASTM D4282	10/05/06

QC DATA SUMMARY

GENERAL CHEMISTRY INITIAL CALIBRATION DATA

SDG No.: F2616

Lab Name: CH2M HILL/LAB/CVO

Analysis Method: ASTM D4282

Initial Calibration Date: 09/20/06 10:14

Instrument Name: LACHAT

Concentration Units: ug/L

Initial Calibration ID: 092006FCN

Analyte	Std 1	Resp 1	Std 2	Resp 2	Std 3	Resp 3	Std 4	Resp 4	Std 5	Resp 5	Std 6	Resp 6	Std 7	Resp 7
Cyanide, Free	0.00	58600	0.50	74500	1.0	99500	2.0	115000	5.0	230000	10.0	414000	20.0	775000

Comments:

GENERAL CHEMISTRY INITIAL CALIBRATION DATA

SDG No.: F2616

Lab Name: CH2M HILL/LAB/CVO

Analysis Method: ASTM D4282

Initial Calibration Date: 09/20/06 10:14

Instrument Name: LACHAT

Concentration Units: ug/L

Initial Calibration ID: 092006FCN

Analyte	Std 8	Resp 8	Std 9	Resp 9	Std 10	Resp 10								
Cyanide, Free	50.0	1880000												

GENERAL CHEMISTRY INITIAL CALIBRATION DATA

SDG No.: F2616

Lab Name: CH2M HILL/LAB/CVO

Analysis Method: ASTM D4282

Initial Calibration Date: 09/20/06 10:14

Instrument Name: LACHAT

Concentration Units: ug/L

Initial Calibration ID: 092006FCN

Analyte	Curve Type	r	Q
Cyanide, Free	LNR	0.9999	

Comments:

GENERAL CHEMISTRY SECOND SOURCE CALIBRATION VERIFICATION DATA

SDG No.: F2616

Lab Name: CH2M HILL/LAB/CVO

Analysis Method: ASTM D4282

Second Source ID: ICV-0920

Instrument Name: LACHAT

Concentration Units: ug/L

Initial Calibration ID: 092006FCN

Analyte	Expected	Found	%D	Q
Cyanide, Free	41.3	38.0	-8.1	

GENERAL CHEMISTRY CALIBRATION VERIFICATION DATA

SDG No.: F2616

Lab Name: CH2M HILL/LAB/CVO

Analysis Method: ASTM D4282

Analytical Lot ID: 100506FCN

Instrument Name: LACHAT

Concentration Units: ug/L

Initial Calibration ID: 092006FCN

CCV #1 ID: CV1-1005 CCV #2 ID: CV2-1005 CCV #3 ID:

Analyte	Expected	Found	%D	Q	Expected	Found	%D	Q	Expected	Found	%D	Q
Cyanide, Free	10	8.67	-13.3		5	5.08	1.7					

Comments:

WATER GENERAL CHEMISTRY METHOD BLANK SUMMARY

Field Sample ID: WB1-1004

SDG No.: F2616

Lab Name: CH2M HILL/LAB/CVO

Analysis Method: ASTM D4282

Lab Sample ID: WB1-1004

Initial Calibration ID: 092006FCN

Date Analyzed: 10/05/06

Matrix: (Soil/Water) WATER

Time Analyzed: 1529

Instrument: LACHAT

THIS METHOD BLANK APPLIES TO THE FOLLOWING SAMPLES, MS, AND MSD:

	CLIENT SAMPLE ID	LAB SAMPLE ID	DATE ANALYZED	TIME ANALYZED
04	BS1W1004	BS1W1004	10/05/06	1528
06	G3D-100206	F261601	10/05/06	1530
09	W5-100306	F261602	10/05/06	1534
10	W3-100306	F261603	10/05/06	1536
11	W2-100306	F261604	10/05/06	1538
12	W42-100306	F261605	10/05/06	1540
13	W4A-100306	F261606	10/05/06	1542
14	W4B-100306	F261607	10/05/06	1544
15	FB1-100306	F261608	10/05/06	1546
16	FB2-100306	F261609	10/05/06	1548

COMMENTS: _____

GENERAL CHEMISTRY LABORATORY CONTROL SAMPLE

SDG No.: F2616

Lab Name: CH2M HILL/LAB/CVO

Analysis Method: ASTM D4282

LCS ID: BS1W1004

Initial Calibration ID: 092006FCN

Date Analyzed: 10/05/06

Matrix: (Soil/Water) WATER

Time Analyzed: 1528

Instrument: LACHAT

Concentration Units: ug/L

Analyte	Expected	Found	%R	QC Limits %R	Q
Cyanide, Free	4.13	4.45	108	70-130	

* Values outside of QC limits

Comments:

GENERAL CHEMISTRY ANALYTICAL SEQUENCE

SDG No.: F2616

Lab Name: CH2M HILL/LAB/CVO

Analysis Method: ASTM D4282

Lab Code: CVO

Instrument: LACHAT

Analytical Lot ID: 092006FCN

	CLIENT SAMPLE ID	LAB SAMPLE ID	DATE ANALYZED	TIME ANALYZED
02	LEVEL 1	LEVEL 1	09/20/06	1425
04	LEVEL 2	LEVEL 2	09/20/06	1427
05	LEVEL 3	LEVEL 3	09/20/06	1428
06	LEVEL 4	LEVEL 4	09/20/06	1429
07	LEVEL 5	LEVEL 5	09/20/06	1430
08	LEVEL 6	LEVEL 6	09/20/06	1431
09	LEVEL 7	LEVEL 7	09/20/06	1432
10	LEVEL 8	LEVEL 8	09/20/06	1433
11	ICV-0920	ICV-0920	09/20/06	1434

COMMENTS: _____

GENERAL CHEMISTRY ANALYTICAL SEQUENCE

SDG No.: F2616

Lab Name: CH2M HILL/LAB/CVO

Analysis Method: ASTM D4282

Lab Code: CVO

Instrument: LACHAT

Analytical Lot ID: 100506FCN

	CLIENT SAMPLE ID	LAB SAMPLE ID	DATE ANALYZED	TIME ANALYZED
01	CV1-1005	CV1-1005	10/05/06	1526
04	BS1W1004	BS1W1004	10/05/06	1528
05	WB1-1004	WB1-1004	10/05/06	1529
06	G3D-100206	F261601	10/05/06	1530
09	W5-100306	F261602	10/05/06	1534
10	W3-100306	F261603	10/05/06	1536
11	W2-100306	F261604	10/05/06	1538
12	W42-100306	F261605	10/05/06	1540
13	W4A-100306	F261606	10/05/06	1542
14	W4B-100306	F261607	10/05/06	1544
15	FB1-100306	F261608	10/05/06	1546
16	FB2-100306	F261609	10/05/06	1548
18	CV2-1004	CV2-1005	10/05/06	1551

COMMENTS: _____

CH2MHILL
Applied Sciences Laboratory

CH2M HILL
Applied Sciences Labortory (ASL)
2300 NW Walnut Blvd.
P.O. Box 428
Corvallis, OR 97330-0428
Telephone: 541-752-4271
Fax: 541-752-0276

10/09/06

MDL Study Report

Analytical Method: ASTM D4282
Matrix: Water

Instrument ID: Lachat
Concentration Units: ug/L

Analyte	Analysis Date	Amt. Spiked	Replicates 1	2	3	4	5	6	7	8	Std. Dev.	MDL
Cyanide, Free	10/27/05	0.1	0.132	0.121	0.115	0.0760	0.0850	0.0730	0.112		0.0236	0.0743

TOTAL CYANIDE BY METHOD EPA335.2

CASE NARRATIVE
TOTAL CYANIDE

Analytical Method: EPA 335.2 SDG#: F2616

Lab Name: CH2M HILL Applied Science Laboratories Contract #: 920899.OTC

Client: Anchor Environmental Prime Contractor:

I. Holding Times:
All acceptancc criteria were met.

II. Analysis:

A. Calibration:
All acceptance criteria were met.

B. Blanks:
All acceptance criteria were met.

C. Matrix Spike and Matrix Spike Duplicate Sample(s):
Samples were analyzed in accordance with standard operating procedure.

D. Laboratory Control Spike(LCS)
All acceptance criteria were met.

E. Other:
None.

III. Documentation Exceptions:
None

IV. I certify that this data package is in compliance with the terms and conditions agreed to by the client and CH2M HILL, both technically and for completeness, except for the conditions detailed above. Release of the data contained in this hardcopy data package has been authorized by the Laboratory Manager or designee, as verified by the following signature.

Prepared By: Dayna Kaumann Date: 10/13/06

Reviewed By: Date: 10-13-06

SAMPLE DATA
SUMMARY

1A-WC

GENERAL CHEMISTRY ANALYSIS DATA SHEET

Field Sample ID: **G3D-100206**

SDG No.: F2616

Matrix: WATER

Lab Name: CH2M HILL/LAB/CVO

Lab Sample ID: F261601

Date Received: 10/04/06

CAS No.	Analyte	MDL	PQL	Result	Q	Units	DF	Sample Amount	Analysis Method	Date Analyzed
57-12-5	Cyanide	0.00252	0.00500	0.106		mg/L	1	50 ML	E335.2	10/12/06

1A-WC

GENERAL CHEMISTRY ANALYSIS DATA SHEET

Field Sample ID: **W5-100306**

SDG No.: F2616

Matrix: WATER

Lab Name: CH2M HILL/LAB/CVO

Lab Sample ID: F261602

Date Received: 10/04/06

CAS No.	Analyte	MDL	PQL	Result	Q	Units	DF	Sample Amount	Analysis Method	Date Analyzed
57-12-5	Cyanide	0.00252	0.00500	0.00500	U	mg/L	1	50 ML	E335.2	10/12/06

1A-WC

GENERAL CHEMISTRY ANALYSIS DATA SHEET

Field Sample ID: **W3-100306**

SDG No.: F2616

Matrix: WATER

Lab Name: CH2M HILL/LAB/CVO

Lab Sample ID: F261603

Date Received: 10/04/06

CAS No.	Analyte	MDL	PQL	Result	Q	Units	DF	Sample Amount	Analysis Method	Date Analyzed
57-12-5	Cyanide	0.00252	0.00500	0.00500	U	mg/L	1	50 ML	E335.2	10/12/06

1A-WC

GENERAL CHEMISTRY ANALYSIS DATA SHEET

Field Sample ID: **W2-100306**

SDG No.: F2616

Matrix: WATER

Lab Name: CH2M HILL/LAB/CVO

Lab Sample ID: F261604

Date Received: 10/04/06

CAS No.	Analyte	MDL	PQL	Result	Q	Units	DF	Sample Amount	Analysis Method	Date Analyzed
57-12-5	Cyanide	0.00252	0.00500	0.00500	U	mg/L	1	50 ML	E335.2	10/12/06

1A-WC

GENERAL CHEMISTRY ANALYSIS DATA SHEET

Field Sample ID:

W42-100306

SDG No.: F2616

Matrix: WATER

Lab Name: CH2M HILL/LAB/CVO

Lab Sample ID: F261605

Date Received: 10/04/06

CAS No.	Analyte	MDL	PQL	Result	Q	Units	DF	Sample Amount	Analysis Method	Date Analyzed
57-12-5	Cyanide	0.00252	0.00500	0.00500	U	mg/L	1	50 ML	E335.2	10/12/06

GENERAL CHEMISTRY ANALYSIS DATA SHEET

Field Sample ID: **W4A-100306**

SDG No.: F2616

Matrix: WATER

Lab Name: CH2M HILL/LAB/CVO

Lab Sample ID: F261606

Date Received: 10/04/06

CAS No.	Analyte	MDL	PQL	Result	Q	Units	DF	Sample Amount	Analysis Method	Date Analyzed
57-12-5	Cyanide	0.00252	0.00500	0.00500	U	mg/L	1	50 ML	E335.2	10/12/06

GENERAL CHEMISTRY ANALYSIS DATA SHEET

Field Sample ID: **W4B-100306**

SDG No.: F2616

Matrix: WATER

Lab Name: CH2M HILL/LAB/CVO

Lab Sample ID: F261607

Date Received: 10/04/06

CAS No.	Analyte	MDL	PQL	Result	Q	Units	DF	Sample Amount	Analysis Method	Date Analyzed
57-12-5	Cyanide	0.00252	0.00500	0.00500	U	mg/L	1	50 ML	E335.2	10/12/06

GENERAL CHEMISTRY ANALYSIS DATA SHEET

Field Sample ID: **FB1-100306**

SDG No.: F2616

Lab Name: CH2M HILL/LAB/CVO

Matrix: WATER

Lab Sample ID: F261608

Date Received: 10/04/06

CAS No.	Analyte	MDL	PQL	Result	Q	Units	DF	Sample Amount	Analysis Method	Date Analyzed
57-12-5	Cyanide	0.00252	0.00500	0.00500	U	mg/L	1	50 ML	E335.2	10/12/06

GENERAL CHEMISTRY ANALYSIS DATA SHEET

Field Sample ID: **FB2-100306**

SDG No.: F2616

Matrix: WATER

Lab Name: CH2M HILL/LAB/CVO

Lab Sample ID: F261609

Date Received: 10/04/06

CAS No.	Analyte	MDL	PQL	Result	Q	Units	DF	Sample Amount	Analysis Method	Date Analyzed
57-12-5	Cyanide	0.00252	0.00500	0.00500	U	mg/L	1	50 ML	E335.2	10/12/06

GENERAL CHEMISTRY ANALYSIS DATA SHEET

Field Sample ID: **WB1-1012**

SDG No.: F2616

Lab Name: CH2M HILL/LAB/CVO

Matrix: WATER

Lab Sample ID: WB1-1012

Date Received: / /

CAS No.	Analyte	MDL	PQL	Result	Q	Units	DF	Sample Amount	Analysis Method	Date Analyzed
57-12-5	Cyanide	0.00252	0.00500	0.00500	U	mg/L	1	50 ML	E335.2	10/12/06

QC DATA
SUMMARY

GENERAL CHEMISTRY INITIAL CALIBRATION DATA

SDG No.: F2616

Lab Name: CH2M HILL/LAB/CVO

Analysis Method: E335.2

Initial Calibration Date: 08/22/06 1600

Instrument Name: HITACHI 2000

Concentration Units: mg/L

Initial Calibration ID: 082206CN

Analyte	Std 1	Resp 1	Std 2	Resp 2	Std 3	Resp 3	Std 4	Resp 4	Std 5	Resp 5	Std 6	Resp 6	Std 7	Resp 7
Cyanide	0.0	0	0.005	0.0060	0.010	0.012	0.020	0.019	0.040	0.048	0.10	0.12	0.20	0.24

Comments:

GENERAL CHEMISTRY INITIAL CALIBRATION DATA

SDG No.: F2616

Lab Name: CH2M HILL/LAB/CVO

Analysis Method: E335.2

Initial Calibration Date: 08/22/06 1600

Instrument Name: HITACHI 2000

Concentration Units: mg/L

Initial Calibration ID: 082206CN

Analyte	Std 8	Resp 8	Std 9	Resp 9	Std 10	Resp 10								
Cyanide	0.40	0.44												

GENERAL CHEMISTRY INITIAL CALIBRATION DATA

SDG No.: F2616

Lab Name: CH2M HILL/LAB/CVO

Analysis Method: E335.2

Initial Calibration Date: 08/22/06 1600

Instrument Name: HITACHI 2000

Concentration Units: mg/L

Initial Calibration ID: 082206CN

Analyte	Curve Type	r	Q
Cyanide	LNR	0.9976	

Comments:

GENERAL CHEMISTRY SECOND SOURCE CALIBRATION VERIFICATION DATA

SDG No.: F2616

Lab Name: CH2M HILL/LAB/CVO

Analysis Method: E335.2

Second Source ID: ICV-0822

Instrument Name: HITACHI 2000

Concentration Units: mg/L

Initial Calibration ID: 082206CN

Analyte	Expected	Found	%D	Q
Cyanide	0.529	0.549	3.7	

Comments:

GENERAL CHEMISTRY CALIBRATION VERIFICATION DATA

SDG No.: F2616

Lab Name: CH2M HILL/LAB/CVO

Analysis Method: E335.2

Analytical Lot ID: 101206CN_E

Instrument Name: HITACHI 2000

Concentration Units: mg/L

Initial Calibration ID: 082206CN

CCV #1 ID: CV1-1012 CCV #2 ID: CV2-1012 CCV #3 ID:

Analyte	Expected	Found	%D	Q	Expected	Found	%D	Q	Expected	Found	%D	Q
Cyanide	0.2	0.196	-2.0		0.2	0.189	-5.6					

Comments:

GENERAL CHEMISTRY LABORATORY CONTROL SAMPLE

SDG No.: F2616

Lab Name: CH2M HILL/LAB/CVO

Analysis Method: E335.2

LCS ID: BS1W1012

Initial Calibration ID: 082206CN

Date Analyzed: 10/12/06

Matrix: (Soil/Water) WATER

Time Analyzed: 1647

Instrument: HITACHI 2000

Concentration Units: mg/L

Analyte	Expected	Found	%R	QC Limits %R	Q
Cyanide	0.372	0.312	83.9	75-130	

* Values outside of QC limits

Comments:

GENERAL CHEMISTRY ANALYTICAL SEQUENCE

SDG No.: F2616

Lab Name: CH2M HILL/LAB/CVO

Analysis Method: E335.2

Lab Code: CVO

Instrument: HITACHI 2000

Analytical Lot ID: 082206CN

	CLIENT SAMPLE ID	LAB SAMPLE ID	DATE ANALYZED	TIME ANALYZED
01	LEVEL 1	LEVEL 1	08/22/06	1600
02	LEVEL 2	LEVEL 2	08/22/06	1601
03	LEVEL 3	LEVEL 3	08/22/06	1603
04	LEVEL 4	LEVEL 4	08/22/06	1604
05	LEVEL 5	LEVEL 5	08/22/06	1606
06	LEVEL 6	LEVEL 6	08/22/06	1606
07	LEVEL 7	LEVEL 7	08/22/06	1607
08	LEVEL 8	LEVEL 8	08/22/06	1609
17	ICV-0822	ICV-0822	08/22/06	1706

COMMENTS: _____

GENERAL CHEMISTRY ANALYTICAL SEQUENCE

SDG No.: F2616

Lab Name: CH2M HILL/LAB/CVO

Analysis Method: E335.2

Lab Code: CVO

Instrument: HITACHI 2000

Analytical Lot ID: 101206CN_E

	CLIENT SAMPLE ID	LAB SAMPLE ID	DATE ANALYZED	TIME ANALYZED
01	CV1-1012	CV1-1012	10/12/06	1644
02	BS1W1012	BS1W1012	10/12/06	1647
03	WB1-1012	WB1-1012	10/12/06	1649
04	G3D-100206	F261601	10/12/06	1719
05	W5-100306	F261602	10/12/06	1720
06	W3-100306	F261603	10/12/06	1721
07	W2-100306	F261604	10/12/06	1721
08	W42-100306	F261605	10/12/06	1722
09	W4A-100306	F261606	10/12/06	1723
10	W4B-100306	F261607	10/12/06	1723
11	FB1-100306	F261608	10/12/06	1724
12	FB2-100306	F261609	10/12/06	1725
14	CV2-1012	CV2-1012	10/12/06	1728

COMMENTS: _____

CH2M HILL
Applied Sciences Laboratory (ASL)
2300 NW Walnut Blvd.
P.O. Box 428
Corvallis, OR 97330-0428
Telephone: 541-752-4271
Fax: 541-752-0276

10/13/06

MDL Study Report

Analytical Method: E335.2 Instrument ID: Hitachi

Matrix: Water Concentration Units: mg/L

Analyte	Analysis Date	Amt. Spiked	Replicates								Std. Dev.	MDL
			1	2	3	4	5	6	7	8		
Cyanide	09/11/06	0.01	0.00400	0.00530	0.00530	0.00440	0.00340	0.00340	0.00340	0.00340	0.000840	0.00252
Cyanide, Dissolved	09/11/06	0.01	0.00400	0.00530	0.00530	0.00440	0.00340	0.00340	0.00340	0.00340	0.000840	0.00252

WEAK ACID DISSOCIABLE CYANIDE

BY METHOD SM4500-CN I

CASE NARRATIVE
WEAK ACID DISSOCIABLE CYANIDE

Analytical Method: SM4500-CN I

SDG#: F2616

Lab Name: CH2M HILL Applied Science Laboratories

Contract #: 920899.OTC

Client: Anchor Environmental

Prime Contraetor: _____

I. Holding Times:
All acceptance eriteria were met.

II. Analysis:

A. Calibration:
All aeceptance eriteria were met.

B. Blanks:
All acceptance eriteria were met.

C. Matrix Spike and Matrix Spike Duplicate Sample(s):
Samples were analyzed in accordance with standard operating proeedure.

D. Laboratory Control Spike(LCS)
All acceptance criteria were met.

E. Other:
None.

III. Documentation Exceptions:
None

IV. I certify that this data package is in compliance with the terms and conditions agreed to by the client and CH2M HILL, both technically and for completeness, except for the conditions detailed above. Release of the data contained in this hardcopy data package has been authorized by the Laboratory Manager or designee, as verified by the following signature.

Prepared By: Dayna Kaumann Date: 10/11/10

Reviewed By: _____ Date: 10-13-10

SAMPLE DATA
SUMMARY

1A-WC

GENERAL CHEMISTRY ANALYSIS DATA SHEET

Field Sample ID:

G3D-100206

SDG No.: F2616

Matrix: WATER

Lab Name: CH2M HILL/LAB/CVO

Lab Sample ID: F261601

Date Received: 10/04/06

CAS No.	Analyte	MDL	PQL	Result	Q	Units	DF	Sample Amount	Analysis Method	Date Analyzed
57-12-5	Cyanide, WAD	0.00171	0.00500	0.0456		mg/L	1	50 ML	SM4500-CN I	10/06/06

WC

GENERAL CHEMISTRY ANALYSIS DATA SHEET

Field Sample ID: **W5-100306**

SDG No.: F2616

Matrix: WATER

Lab Name: CH2M HILL/LAB/CVO

Lab Sample ID: F261602

Date Received: 10/04/06

CAS No.	Analyte	MDL	PQL	Result	Q	Units	DF	Sample Amount	Analysis Method	Date Analyzed
57-12-5	Cyanide, WAD	0.00171	0.00500	0.0138		mg/L	1	50 ML	SM4500-CN I	10/06/06

1A-WC

GENERAL CHEMISTRY ANALYSIS DATA SHEET

Field Sample ID:

W3-100306

SDG No.: F2616

Matrix: WATER

Lab Name: CH2M HILL/LAB/CVO

Lab Sample ID: F261603

Date Received: 10/04/06

CAS No.	Analyte	MDL	PQL	Result	Q	Units	DF	Sample Amount	Analysis Method	Date Analyzed
57-12-5	Cyanide, WAD	0.00171	0.00500	0.00500	U	mg/L	1	50 ML	SM4500-CN I	10/06/06

GENERAL CHEMISTRY ANALYSIS DATA SHEET

Field Sample ID:

W2-100306

SDG No.: F2616

Matrix: WATER

Lab Name: CH2M HILL/LAB/CVO

Lab Sample ID: F261604

Date Received: 10/04/06

CAS No.	Analyte	MDL	PQL	Result	Q	Units	DF	Sample Amount	Analysis Method	Date Analyzed
57-12-5	Cyanide, WAD	0.00171	0.00500	0.00500	U	mg/L	1	50 ML	SM4500-CN I	10/06/06

WC

GENERAL CHEMISTRY ANALYSIS DATA SHEET

Field Sample ID:

W42-100306

SDG No.: F2616

Matrix: WATER

Lab Name: CH2M HILL/LAB/CVO

Lab Sample ID: F261605

Date Received: 10/04/06

CAS No.	Analyte	MDL	PQL	Result	Q	Units	DF	Sample Amount	Analysis Method	Date Analyzed
57-12-5	Cyanide, WAD	0.00171	0.00500	0.00500	U	mg/L	1	50 ML	SM4500-CN I	10/06/06

GENERAL CHEMISTRY ANALYSIS DATA SHEET

Field Sample ID:

W4A-100306

SDG No.: F2616

Matrix: WATER

Lab Name: CH2M HILL/LAB/CVO

Lab Sample ID: F261606

Date Received: 10/04/06

CAS No.	Analyte	MDL	PQL	Result	Q	Units	DF	Sample Amount	Analysis Method	Date Analyzed
57-12-5	Cyanide, WAD	0.00171	0.00500	0.00500	U	mg/L	1	50 ML	SM4500-CN I	10/06/06

GENERAL CHEMISTRY ANALYSIS DATA SHEET

Field Sample ID:

W4B-100306

SDG No.: F2616

Matrix: WATER

Lab Name: CH2M HILL/LAB/CVO

Lab Sample ID: F261607

Date Received: 10/04/06

CAS No.	Analyte	MDL	PQL	Result	Q	Units	DF	Sample Amount	Analysis Method	Date Analyzed
57-12-5	Cyanide, WAD	0.00171	0.00500	0.00500	U	mg/L	1	50 ML	SM4500-CN I	10/06/06

GENERAL CHEMISTRY ANALYSIS DATA SHEET

Field Sample ID:

FB1-100306

SDG No.: F2616

Matrix: WATER

Lab Name: CH2M HILL/LAB/CVO

Lab Sample ID: F261608

Date Received: 10/04/06

CAS No.	Analyte	MDL	PQL	Result	Q	Units	DF	Sample Amount	Analysis Method	Date Analyzed
57-12-5	Cyanide, WAD	0.00171	0.00500	0.00500	U	mg/L	1	50 ML	SM4500-CN I	10/06/06

WC

GENERAL CHEMISTRY ANALYSIS DATA SHEET

Field Sample ID:

FB2-100306

SDG No.: F2616

Matrix: WATER

Lab Name: CH2M HILL/LAB/CVO

Lab Sample ID: F261609

Date Received: 10/04/06

CAS No.	Analyte	MDL	PQL	Result	Q	Units	DF	Sample Amount	Analysis Method	Date Analyzed
57-12-5	Cyanide, WAD	0.00171	0.00500	0.00500	U	mg/L	1	50 ML	SM4500-CN I	10/06/06

GENERAL CHEMISTRY ANALYSIS DATA SHEET

Field Sample ID: **WB1-1006**

SDG No.: F2616

Matrix: WATER

Lab Name: CH2M HILL/LAB/CVO

Lab Sample ID: WB1-1006

Date Received: / /

CAS No.	Analyte	MDL	PQL	Result	Q	Units	DF	Sample Amount	Analysis Method	Date Analyzed
57-12-5	Cyanide, WAD	0.00171	0.00500	0.00500	U	mg/L	1	50 ML	SM4500-CN I	10/06/06

QC DATA
SUMMARY

GENERAL CHEMISTRY INITIAL CALIBRATION DATA

SDG No.: F2616

Lab Name: CH2M HILL/LAB/CVO

Analysis Method: SM4500-CN I

Initial Calibration Date: 09/28/06 1000

Instrument Name: HITACHI 2000

Concentration Units: mg/L

Initial Calibration ID: SM4500I-092806

Analyte	Std 1	Resp 1	Std 2	Resp 2	Std 3	Resp 3	Std 4	Resp 4	Std 5	Resp 5	Std 6	Resp 6	Std 7	Resp 7
Cyanide, WAD	0.005	0.0090	0.010	0.025	0.050	0.12	0.10	0.22	0.25	0.50				

Comments:

GENERAL CHEMISTRY INITIAL CALIBRATION DATA

SDG No.: F2616

Lab Name: CH2M HILL/LAB/CVO

Analysis Method: SM4500-CN I

Initial Calibration Date: 09/28/06 1000

Instrument Name: HITACHI 2000

Concentration Units: mg/L

Initial Calibration ID: SM4500I-092806

Analyte	Curve Type	r	Q
Cyanide, WAD	LNR	0.9978	

Comments:

GENERAL CHEMISTRY SECOND SOURCE CALIBRATION VERIFICATION DATA

SDG No.: F2616

Lab Name: CH2M HILL/LAB/CVO

Analysis Method: SM4500-CN I

Second Source ID: ICV-0928

Instrument Name: HITACHI 2000

Concentration Units: mg/L

Initial Calibration ID: SM4500I-092806

Analyte	Expected	Found	%D	Q
Cyanide, WAD	0.165	0.168	2.0	

Comments:

GENERAL CHEMISTRY CALIBRATION VERIFICATION DATA

SDG No.: F2616

Lab Name: CH2M HILL/LAB/CVO

Analysis Method: SM4500-CN I

Analytical Lot ID: 100606CN_SW

Instrument Name: HITACHI 2000

Concentration Units: mg/L

Initial Calibration ID: SM4500I-092806

CCV #1 ID: CV1-1006 CCV #2 ID: CV2-1006 CCV #3 ID: CV3-1006

Analyte	Expected	Found	%D	Q	Expected	Found	%D	Q	Expected	Found	%D	Q
Cyanide, WAD	0.2	0.196	-2.2		0.2	0.185	-7.5		0.2	0.180	-9.8	

Comments:

WATER GENERAL CHEMISTRY METHOD BLANK SUMMARY

Field Sample ID: WB1-1006

SDG No.: F2616
Lab Name: CH2M HILL/LAB/CVO
Analysis Method: SM4500-CN I
Lab Sample ID: WB1-1006
Initial Calibration ID: SM4500I-092806
Date Analyzed: 10/06/06
Matrix: (Soil/Water) WATER
Time Analyzed: 1429
Instrument: HITACHI 2000

THIS METHOD BLANK APPLIES TO THE FOLLOWING SAMPLES, MS, AND MSD:

	CLIENT SAMPLE ID	LAB SAMPLE ID	DATE ANALYZED	TIME ANALYZED
02	BS1W1006	BS1W1006	10/06/06	1417
08	G3D-100206	F261601	10/06/06	1447
09	W5-100306	F261602	10/06/06	1448
10	W3-100306	F261603	10/06/06	1449
11	W2-100306	F261604	10/06/06	1450
12	W42-100306	F261605	10/06/06	1451
14	W4A-100306	F261606	10/06/06	1455
15	W4B-100306	F261607	10/06/06	1456
16	FB1-100306	F261608	10/06/06	1457
17	FB2-100306	F261609	10/06/06	1457

COMMENTS: _____

GENERAL CHEMISTRY LABORATORY CONTROL SAMPLE

SDG No.: F2616

Lab Name: CH2M HILL/LAB/CVO

Analysis Method: SM4500-CN I

LCS ID: BS1W1006

Initial Calibration ID: SM4500I-092806

Date Analyzed: 10/06/06

Matrix: (Soil/Water) WATER

Time Analyzed: 1417

Instrument: HITACHI 2000

Concentration Units: mg/L

Analyte	Expected	Found	%R	QC Limits %R	Q
Cyanide, WAD	0.207	0.175	84.7	70-130	

* Values outside of QC limits

Comments:

14-WC

GENERAL CHEMISTRY ANALYTICAL SEQUENCE

SDG No.: F2616 Lab Name: CH2M HILL/LAB/CVO

Analysis Method: SM4500-CN I Lab Code: CVO

Instrument: HITACHI 2000 Analytical Lot ID: 092806CNW_ICAL

	CLIENT SAMPLE ID	LAB SAMPLE ID	DATE ANALYZED	TIME ANALYZED
01	LEVEL 1	LEVEL 1	09/28/06	1308
02	LEVEL 2	LEVEL 2	09/28/06	1309
03	LEVEL 3	LEVEL 3	09/28/06	1310
04	LEVEL 4	LEVEL 4	09/28/06	1311
05	LEVEL 5	LEVEL 5	09/28/06	1312
06	LEVEL 6	LEVEL 6	09/28/06	1313
07	ICV-0928	ICV-0928	09/28/06	1314

COMMENTS: _____

GENERAL CHEMISTRY ANALYTICAL SEQUENCE

SDG No.: F2616

Lab Name: CH2M HILL/LAB/CVO

Analysis Method: SM4500-CN I

Lab Code: CVO

Instrument: HITACHI 2000

Analytical Lot ID: 100606CN_SW

	CLIENT SAMPLE ID	LAB SAMPLE ID	DATE ANALYZED	TIME ANALYZED
01	CV1-1006	CV1-1006	10/06/06	1415
02	BS1W1006	BS1W1006	10/06/06	1417
03	WB1-1006	WB1-1006	10/06/06	1429
08	G3D-100206	F261601	10/06/06	1447
09	W5-100306	F261602	10/06/06	1448
10	W3-100306	F261603	10/06/06	1449
11	W2-100306	F261604	10/06/06	1450
12	W42-100306	F261605	10/06/06	1451
13	CV2-1006	CV2-1006	10/06/06	1451
14	W4A-100306	F261606	10/06/06	1455
15	W4B-100306	F261607	10/06/06	1456
16	FB1-100306	F261608	10/06/06	1457
17	FB2-100306	F261609	10/06/06	1457
23	CV3-1006	CV3-1006	10/06/06	1508

COMMENTS: _____

CH2MHILL
Applied Sciences Laboratory

CH2M HILL
Applied Sciences Labortory (ASL)
2300 NW Walnut Blvd.
P.O. Box 428
Corvallis, OR 97330-0428
Telephone: 541-752-4271
Fax: 541-752-0276

10/11/06

MDL Study Report

Analytical Method: SM4500-CN I

Instrument ID: Hitachi

Matrix: Water

Concentration Units: mg/L

Analyte	Analysis Date	Amt. Spiked	Replicates 1	2	3	4	5	6	7	8	Std. Dev.	MDL
Cyanide, WAD	11/14/05	0.005	0.00550	0.00410	0.00480	0.00450	0.00520	0.00550	0.00450		0.000544	0.00171

CHAIN OF CUSTODY/SHIPPING DOCUMENTS

Chain of Custody Record & Laboratory Analysis Request

Page 1 of 1 Turnaround Requested: _____

Anchor Contact: KRISTEN GAINES

ANCHOR ENVIRONMENTAL, L.L.C.
6650 SW Redwood Lane, Suite 110
Portland, Oregon 97224
Ph: (503)670-1108 Fax: (503)670-1128

Lab Contact: SAMPLE RECEIVING	Proj. Name: CHINOOK	Analyses Requested	Notes/ Comments:
Lab: CH2MHILL	Proj. Number: 060354-01		1.6°C
Address: 2300 NW Walnut Blvd. Corvallis OR 97330	Sampler: RP		F26116
Phone: 541-768-3106	Shipping Method: Fed Ex		
Fax:	AirBill:		

Sample ID	Sample Date	Sample Time	Sample Martix	# Containers	FREE CN	TOTAL CN	WAD CN							
G3D-100206	10/03/06	10:05	H_2O	2	X	X	X							1
W5-100306	10/03/06	10:41												2
W3-100306		11:24												3
W2-100306		12:00												4
W42-100306		12:00												5
W4A-100306		1300												6
W4B-100306		13:30												7
FB1-100306		10:10												8
FB2-100306	↓	13:45	↓	↓	↓	↓	↓							9

Relinquished: (Signature)	Relinquished: (Signature)	Relinquished: (Signature)	Special Instructions/Notes	
Printed Name: Ross Pickering	Printed Name:	Printed Name:		
Company: ANCHOR	Company:	Company:		
Date/Time: 10/3/06 15:00	Date/Time:	Date/Time:		
Received By: Daisy Hubbard	Received By:	Received By:		
Printed Name: Daisy Hubbard	Printed Name:	Printed Name:		
Company: CH2M HILL - ASL	Company:	Company:	# of Coolers:	Cooler Temp(s):
Date/Time: 10-4-06 11:20	Date/Time:	Date/Time:	COC Seals Intact?	Bottles Intact?

CH2MHILL
Analytical Services

Sample Receipt Record

Batch Number: F2616 Date received: 10-4-06

Client/Project Chinook Ventures

VERIFICATION OF SAMPLE CONDITIONS (verify all items) * HD = Client Hand delivered Samples

Observation	YES	NO
Radiological Screening for AFCEE	X	
Were custody seals intact and on the outside of the cooler?	X	
If yes, Where? Front X Rear X Lt Side____ Rt Side____		
Type of packing material (Ice) Blue Ice (Bubble wrap)		
Was the Chain of Custody inside the cooler?	X	
Was the Chain of Custody properly filled out?	✓	
Were the sample containers in good condition?	✓	
Containers supplied by ASL?		X
Any sample with < 1/2 holding time remaining? If so contact LPM	X	
Was there ice in the cooler? Enter temp. 1.6 C	✓	
All VOCs free of air bubbles ?		NA

VERIFICATION OF SAMPLE PRESERVATION

Sample No	Nutrients pH <2	Metals pH <2	Volatiles pH <2	Cyanides pH >12	TOC pH <2	TOX pH <2	Other (specify)	N/A (solls/unpres)
1				>12				
2								
3								
4								
5								
6								
7								
8								
9								
10								
11								
12								
13								
14								
15								
16								
17								
18								
19								
20								
21								
22								
23								
24								
25								
26								
27								

LOGIN AND pH VERIFICATIONS PERFORMED BY

[signature] 10-4-06 1204
Date/Time

Date/Time

CH2MHILL
Applied Sciences Group

Sample Receipt Exception Report

Sample Batch Number: F2616 **Client /Project** Chinook Ventures

	The following exceptions were noted:	Comments (write number of exception description and the impacted sample numbers)
	1. No custody seal as required by project	9) Free cyanide has 24 hr hold time. Samples were taken 10-3-06 10:05, 10:41 11:24 and received 10-4-06 11:20
	2. No chain-of-custody provided	
	3. Analysis, description, date of collection not provided	
	4. Samples broken or leaking on reciept.	
	5. Temperature of samples inappropriate for analysis requested	
	6. Container inappropriate for analysis requested	
	7. Inadequate sample volume.	
	8. Preservation inappropriate for analysis requested	
X	9. Samples received out of holding time for analysis requrested	
	10. Discrepancies between COC form and container labels.	
	11. Other.	

ACTION TAKEN: 9) Notify client

Originator: Daisy Hubbard Date: 10-4-06

Client was notified on: (Date/Time) Client Contact:

CH2M HILL
Applied Sciences Laboratory

2300 NW Walnut Blvd., Corvallis, OR 97330-3538
P.O. Box 428, Corvallis, OR 97339-0428

Tel 541.752.4271
Fax 541.752.0276

CH2M HILL
Applied Sciences Laboratory
2300 NW Walnut Blvd
Corvallis, OR
97330-3538
P.O. Box 428
Corvallis, OR
97339-0428
Tel 541.752.4271
Fax 541.752.0276

CH2MHILL
Applied Sciences Laboratory

October 16, 2006

Chinook Ventures, Inc
4029 Industrial Way
P.O. Box 293
Longview, WA 98632

RE: Laboratory Report for Chinook Ventures, Inc
Applied Sciences Laboratory Reference No. F2628

Dear Barry Oliver:

On October 05, 2006, CH2M HILL Applied Sciences Laboratory received three samples with a request for analysis of selected parameters. All analyses were performed by CH2M HILL unless otherwise indicated below.

The analytical results and associated quality control data are enclosed. Any unusual difficulties encountered during the analysis of your samples are discussed in the case narrative. This data package meets standards requested by client and is not intended or implied to meet any other standard.

CH2M HILL Applied Sciences Laboratory appreciates your business and looks forward to serving your analytical needs again. If you should have any questions concerning the data, or if you need additional information, please call Kathy McKinley at (541) 758-0235, extension 3144.

Sincerely,

Kathy McKinley

Kathy McKinley
Analytical Manager

Enclosures

cc:
Kristin Gaines/Anchor Environmental
Lisa Allen/Anchor Environmental
James Keithly/Anchor Environmental

CLIENT SAMPLE CROSS-REFERENCE

CH2M HILL Applied Sciences Laboratory Reference No. F2628

Sample ID	Client Sample ID	Date Collected	Time Collected
F262801	W1-100406	10/04/2006	10:50
F262802	W6-100406	10/04/2006	10:05
F262803	W7-100406	10/04/2006	10:30

Table of Contents
CH2M HILL Laboratory Reference No. F2628

Page

Free Cyanide Analysis by Method ASTM D4282 5
Sample Data Summary 7
QC Summary 12

Total Cyanide Analysis by Method EPA335.2 23
Sample Data Summary 25
QC Summary 30

Weak Acid Dissociable (WAD) Cyanide Analysis by Method SM4500-CN I 41
Sample Data Summary 43
QC Summary 48

Chain of Custody/Shipping Documents 58

Applied Sciences Laboratory

Organic CLP and CLP Like Data Qualifiers

U — The analyte was analyzed for, but not detected above the reported sample quantitation limit.

J — The analyte was positively identified; the associated numerical value is the approximate concentration of the analyte in the sample.

UJ — The analyte was not detected above the reported sample quantitation limit. However, the reported quantitation limit is approximate and may or may not represent the actual limit of quantitation necessary to accurately and precisely measure the analyte in the sample.

N — The analysis indicates the presence of an analyte for which there is presumptive evidence to make a "tentative identification".

NJ — The analysis indicates the presence of an analyte that has been "tentatively identified" and the associated numerical value represents its approximate concentration.

P — The primary and confirmation analyte result recoveries do not match.

E — The analyte was positively identified; the associated numerical value exceeded the instrument calibration range.

R — The sample results are rejected due to serious deficiencies in the ability to analyze the sample and meet quality control criteria. The presence or absence of the analyte cannot be verified.

Inorganic CLP and CLP Like Data Qualifiers

U — The analyte was analyzed for, but not detected above the reported sample quantitation limit.

B — The analyte was positively identified; the associated numerical value is the approximate concentration of the analyte in the sample.

UJ — The analyte was not detected above the reported sample quantitation limit. However, the reported quantitation limit is approximate and may or may not represent the actual limit of quantitation necessary to accurately and precisely measure the analyte in the sample.

E — The analyte was positively identified; the associated numerical value exceeded the instrument calibration range.

N — The matrix spike/matrix spike duplicate recovery for the analyte is outside of acceptance criteria—qualifier is applied to the native sample only.

R — The sample results are rejected due to serious deficiencies in the ability to analyze the sample and meet quality control criteria. The presence or absence of the analyte cannot be verified.

FREE CYANIDE BY METHOD ASTM D4282

CASE NARRATIVE
FREE CYANIDE

Analytical Method: ASTM D4282 SDG#: F2628

Lab Name: CH2M HILL Applied Science Laboratories Contract #: 920899.OTC

Client: Chinook Ventures, Inc Prime Contractor: _____

I. Holding Times:
All acceptance criteria were met.

II. Analysis:

A. Calibration:
All acceptance criteria were met.

B. Blanks:
All acceptance criteria were met.

C. Matrix Spike and Matrix Spike Duplicate Sample(s):
Samples were analyzed in accordance with standard operating procedure.

D. Laboratory Control Spike(LCS)
All acceptance criteria were met.

E. Other:
None.

III. Documentation Exceptions:
None

IV. I certify that this data package is in compliance with the terms and conditions agreed to by the client and CH2M HILL, both technically and for completeness, except for the conditions detailed above. Release of the data contained in this hardcopy data package has been authorized by the Laboratory Manager or designee, as verified by the following signature.

Prepared By: _____ Date: 10/9/06

Reviewed By: _____ Date: 10.10.06

SAMPLE DATA
SUMMARY

GENERAL CHEMISTRY ANALYSIS DATA SHEET

Field Sample ID: **W1-100406**

SDG No.: F2628

Matrix: WATER

Lab Name: CH2M HILL/LAB/CVO

Lab Sample ID: F262801

Date Received: 10/05/06

CAS No.	Analyte	MDL	PQL	Result	Q	Units	DF	Sample Amount	Analysis Method	Date Analyzed
57-12-5	Cyanide, Free	0.0743	0.500	0.264	B	ug/L	1	10 ML	ASTM D4282	10/06/06

GENERAL CHEMISTRY ANALYSIS DATA SHEET

Field Sample ID: **W6-100406**

SDG No.: F2628

Matrix: WATER

Lab Name: CH2M HILL/LAB/CVO

Lab Sample ID: F262802

Date Received: 10/05/06

CAS No.	Analyte	MDL	PQL	Result	Q	Units	DF	Sample Amount	Analysis Method	Date Analyzed
57-12-5	Cyanide, Free	0.0743	0.500	0.121	B	ug/L	1	10 ML	ASTM D4282	10/06/06

1A-WC

GENERAL CHEMISTRY ANALYSIS DATA SHEET

Field Sample ID: **W7-100406**

SDG No.: F2628

Matrix: WATER

Lab Name: CH2M HILL/LAB/CVO

Lab Sample ID: F262803

Date Received: 10/05/06

CAS No.	Analyte	MDL	PQL	Result	Q	Units	DF	Sample Amount	Analysis Method	Date Analyzed
57-12-5	Cyanide, Free	0.0743	0.500	0.196	B	ug/L	1	10 ML	ASTM D4282	10/06/06

1A-WC

GENERAL CHEMISTRY ANALYSIS DATA SHEET

Field Sample ID:

WB1-1005

SDG No.: F2628

Matrix: WATER

Lab Name: CH2M HILL/LAB/CVO

Lab Sample ID: WB1-1005

Date Received: / /

CAS No.	Analyte	MDL	PQL	Result	Q	Units	DF	Sample Amount	Analysis Method	Date Analyzed
57-12-5	Cyanide, Free	0.0743	0.500	0.132	B	ug/L	1	10 ML	ASTM D4282	10/06/06

QC DATA SUMMARY

GENERAL CHEMISTRY INITIAL CALIBRATION DATA

SDG No.: F2628

Lab Name: CH2M HILL/LAB/CVO

Analysis Method: ASTM D4282

Initial Calibration Date: 09/20/06 10:14

Instrument Name: LACHAT

Concentration Units: ug/L

Initial Calibration ID: 092006FCN

Analyte	Std 1	Resp 1	Std 2	Resp 2	Std 3	Resp 3	Std 4	Resp 4	Std 5	Resp 5	Std 6	Resp 6	Std 7	Resp 7
Cyanide, Free	0.00	58600	0.50	74500	1.0	99500	2.0	115000	5.0	230000	10.0	414000	20.0	775000

Comments:

GENERAL CHEMISTRY INITIAL CALIBRATION DATA

SDG No.: F2628

Lab Name: CH2M HILL/LAB/CVO

Analysis Method: ASTM D4282

Initial Calibration Date: 09/20/06 10:14

Instrument Name: LACHAT

Concentration Units: ug/L

Initial Calibration ID: 092006FCN

Analyte	Std 8	Resp 8	Std 9	Resp 9	Std 10	Resp 10								
Cyanide, Free	50.0	1880000												

GENERAL CHEMISTRY INITIAL CALIBRATION DATA

SDG No.: F2628

Lab Name: CH2M HILL/LAB/CVO

Analysis Method: ASTM D4282

Initial Calibration Date: 09/20/06 10:14

Instrument Name: LACHAT

Concentration Units: ug/L

Initial Calibration ID: 092006FCN

Analyte	Curve Type	r	Q
Cyanide, Free	LNR	0.9999	

Comments:

GENERAL CHEMISTRY SECOND SOURCE CALIBRATION VERIFICATION DATA

SDG No.: F2628

Lab Name: CH2M HILL/LAB/CVO

Analysis Method: ASTM D4282

Second Source ID: ICV-0920

Instrument Name: LACHAT

Concentration Units: ug/L

Initial Calibration ID: 092006FCN

Analyte	Expected	Found	%D	Q
Cyanide, Free	41.3	38.0	-8.1	

GENERAL CHEMISTRY CALIBRATION VERIFICATION DATA

SDG No.: F2628

Lab Name: CH2M HILL/LAB/CVO

Analysis Method: ASTM D4282

Analytical Lot ID: 100606FCN

Instrument Name: LACHAT

Concentration Units: ug/L

Initial Calibration ID: 092006FCN

CCV #1 ID: CV1-1006 CCV #2 ID: CV2-1006 CCV #3 ID:

Analyte	Expected	Found	%D	Q	Expected	Found	%D	Q	Expected	Found	%D	Q
Cyanide, Free	10	9.86	-1.4		10	10.8	8.3					

Comments:

WATER GENERAL CHEMISTRY METHOD BLANK SUMMARY

Field Sample ID: WB1-1005

SDG No.: F2628
Analysis Method: ASTM D4282
Initial Calibration ID: 092006FCN
Matrix: (Soil/Water) WATER
Instrument: LACHAT

Lab Name: CH2M HILL/LAB/CVO
Lab Sample ID: WB1-1005
Date Analyzed: 10/06/06
Time Analyzed: 1208

THIS METHOD BLANK APPLIES TO THE FOLLOWING SAMPLES, MS, AND MSD:

	CLIENT SAMPLE ID	LAB SAMPLE ID	DATE ANALYZED	TIME ANALYZED
03	BS1W1005	BS1W1005	10/06/06	1207
06	W1-100406	F262801	10/06/06	1209
09	W6-100406	F262802	10/06/06	1213
10	W7-100406	F262803	10/06/06	1214

COMMENTS: _____

GENERAL CHEMISTRY LABORATORY CONTROL SAMPLE

SDG No.: F2628

Lab Name: CH2M HILL/LAB/CVO

Analysis Method: ASTM D4282

LCS ID: BS1W1005

Initial Calibration ID: 092006FCN

Date Analyzed: 10/06/06

Matrix: (Soil/Water) WATER

Time Analyzed: 1207

Instrument: LACHAT

Concentration Units: ug/L

Analyte	Expected	Found	%R	QC Limits %R	Q
Cyanide, Free	4.13	3.45	83.4	70-130	

* Values outside of QC limits

Comments:

GENERAL CHEMISTRY ANALYTICAL SEQUENCE

SDG No.: F2628

Lab Name: CH2M HILL/LAB/CVO

Analysis Method: ASTM D4282

Lab Code: CVO

Instrument: LACHAT

Analytical Lot ID: 092006FCN

	CLIENT SAMPLE ID	LAB SAMPLE ID	DATE ANALYZED	TIME ANALYZED
02	LEVEL 1	LEVEL 1	09/20/06	1425
04	LEVEL 2	LEVEL 2	09/20/06	1427
05	LEVEL 3	LEVEL 3	09/20/06	1428
06	LEVEL 4	LEVEL 4	09/20/06	1429
07	LEVEL 5	LEVEL 5	09/20/06	1430
08	LEVEL 6	LEVEL 6	09/20/06	1431
09	LEVEL 7	LEVEL 7	09/20/06	1432
10	LEVEL 8	LEVEL 8	09/20/06	1433
11	ICV-0920	ICV-0920	09/20/06	1434

COMMENTS: _____

GENERAL CHEMISTRY ANALYTICAL SEQUENCE

SDG No.: F2628

Lab Name: CH2M HILL/LAB/CVO

Analysis Method: ASTM D4282

Lab Code: CVO

Instrument: LACHAT

Analytical Lot ID: 100606FCN

	CLIENT SAMPLE ID	LAB SAMPLE ID	DATE ANALYZED	TIME ANALYZED
02	CV1-1006	CV1-1006	10/06/06	1205
03	BS1W1005	BS1W1005	10/06/06	1207
05	WB1-1005	WB1-1005	10/06/06	1208
06	W1-100406	F262801	10/06/06	1209
09	W6-100406	F262802	10/06/06	1213
10	W7-100406	F262803	10/06/06	1214
17	CV2-1006	CV2-1006	10/06/06	1228

COMMENTS: _____

CH2MHILL
Applied Sciences Laboratory

CH2M HILL
Applied Sciences Labortory (ASL)
2300 NW Walnut Blvd.
P.O. Box 428
Corvallis, OR 97330-0428
Telephone: 541-752-4271
Fax: 541-752-0276

10/09/06

MDL Study Report

Analytical Method: ASTM D4282
Matrix: Water

Instrument ID: Lachat
Concentration Units: ug/L

Analyte	Analysis Date	Amt. Spiked	Replicates 1	2	3	4	5	6	7	8	Std. Dev.	MDL
Cyanide, Free	10/27/05	0.1	0.132	0.121	0.115	0.0760	0.0850	0.0730	0.112		0.0236	0.0743

TOTAL CYANIDE BY METHOD EPA335.2

CASE NARRATIVE
TOTAL CYANIDE

Analytical Method: EPA 335.2 SDG#: F2628

Lab Name: CH2M HILL Applied Science Laboratories Contract #: 920899.OTC

Client: Anchor Environmental Prime Contractor: _____

I. Holding Times:
All acceptance criteria were met.

II. Analysis:

A. Calibration:
All acceptance criteria were met.

B. Blanks:
All acceptance criteria were met.

C. Matrix Spike and Matrix Spike Duplicate Sample(s):
Samples were analyzed in accordance with standard operating procedure.

D. Laboratory Control Spike(LCS)
All acceptance criteria were met.

E. Other:
None.

III. Documentation Exceptions:
None

IV. I certify that this data package is in compliance with the terms and conditions agreed to by the client and CH2M HILL, both technically and for completeness, except for the conditions detailed above. Release of the data contained in this hardcopy data package has been authorized by the Laboratory Manager or designee, as verified by the following signature.

Prepared By: [signature] Date: 10/13/10

Reviewed By: [signature] Date: 10-16-6

SAMPLE DATA
SUMMARY

1A-WC

GENERAL CHEMISTRY ANALYSIS DATA SHEET

Field Sample ID: **W1-100406**

SDG No.: F2628

Matrix: WATER

Lab Name: CH2M HILL/LAB/CVO

Lab Sample ID: F262801

Date Received: 10/05/06

CAS No.	Analyte	MDL	PQL	Result	Q	Units	DF	Sample Amount	Analysis Method	Date Analyzed
57-12-5	Cyanide	0.00252	0.00500	0.0788		mg/L	1	50 ML	E335.2	10/09/06

1A-WC

GENERAL CHEMISTRY ANALYSIS DATA SHEET

Field Sample ID: **W6-100406**

SDG No.: F2628

Matrix: WATER

Lab Name: CH2M HILL/LAB/CVO

Lab Sample ID: F262802

Date Received: 10/05/06

CAS No.	Analyte	MDL	PQL	Result	Q	Units	DF	Sample Amount	Analysis Method	Date Analyzed
57-12-5	Cyanide	0.00252	0.00500	0.0452		mg/L	1	50 ML	E335.2	10/09/06

1A-WC

GENERAL CHEMISTRY ANALYSIS DATA SHEET

Field Sample ID: **W7-100406**

SDG No.: F2628

Matrix: WATER

Lab Name: CH2M HILL/LAB/CVO

Lab Sample ID: F262803

Date Received: 10/05/06

CAS No.	Analyte	MDL	PQL	Result	Q	Units	DF	Sample Amount	Analysis Method	Date Analyzed
57-12-5	Cyanide	0.0126	0.0250	1.19		mg/L	5	50 ML	E335.2	10/09/06

1A-WC

GENERAL CHEMISTRY ANALYSIS DATA SHEET

Field Sample ID: **WB1~1009**

SDG No.: F2628

Matrix: WATER

Lab Name: CH2M HILL/LAB/CVO

Lab Sample ID: WB1-1009

Date Received: / /

CAS No.	Analyte	MDL	PQL	Result	Q	Units	DF	Sample Amount	Analysis Method	Date Analyzed
57-12-5	Cyanide	0.00252	0.00500	0.00500	U	mg/L	1	50 ML	E335.2	10/09/06

QC DATA
SUMMARY

GENERAL CHEMISTRY INITIAL CALIBRATION DATA

SDG No.: F2628

Lab Name: CH2M HILL/LAB/CVO

Analysis Method: E335.2

Initial Calibration Date: 08/22/06 1600

Instrument Name: HITACHI 2000

Concentration Units: mg/L

Initial Calibration ID: 082206CN

Analyte	Std 1	Resp 1	Std 2	Resp 2	Std 3	Resp 3	Std 4	Resp 4	Std 5	Resp 5	Std 6	Resp 6	Std 7	Resp 7
Cyanide	0.0	0	0.005	0.0060	0.010	0.012	0.020	0.019	0.040	0.048	0.10	0.12	0.20	0.24

Comments:

GENERAL CHEMISTRY INITIAL CALIBRATION DATA

SDG No.: F2628

Lab Name: CH2M HILL/LAB/CVO

Analysis Method: E335.2

Initial Calibration Date: 08/22/06 1600

Instrument Name: HITACHI 2000

Concentration Units: mg/L

Initial Calibration ID: 082206CN

Analyte	Std 8	Resp 8	Std 9	Resp 9	Std 10	Resp 10								
Cyanide	0.40	0.44												

GENERAL CHEMISTRY INITIAL CALIBRATION DATA

SDG No.: F2628

Lab Name: CH2M HILL/LAB/CVO

Analysis Method: E335.2

Initial Calibration Date: 08/22/06 1600

Instrument Name: HITACHI 2000

Concentration Units: mg/L

Initial Calibration ID: 082206CN

Analyte	Curve Type	r	Q
Cyanide	LNR	0.9976	

Comments:

GENERAL CHEMISTRY SECOND SOURCE CALIBRATION VERIFICATION DATA

SDG No.: F2628

Lab Name: CH2M HILL/LAB/CVO

Analysis Method: E335.2

Second Source ID: ICV-0822

Instrument Name: HITACHI 2000

Concentration Units: mg/L

Initial Calibration ID: 082206CN

Analyte	Expected	Found	%D	Q
Cyanide	0.529	0.549	3.7	

Comments:

GENERAL CHEMISTRY CALIBRATION VERIFICATION DATA

SDG No.: F2628

Lab Name: CH2M HILL/LAB/CVO

Analysis Method: E335.2

Analytical Lot ID: 100906CN_E

Instrument Name: HITACHI 2000

Concentration Units: mg/L

Initial Calibration ID: 082206CN

CCV #1 ID: CV2-1009 CCV #2 ID: CV3-1009 CCV #3 ID:

Analyte	Expected	Found	%D	Q	Expected	Found	%D	Q	Expected	Found	%D	Q
Cyanide	0.2	0.193	-3.4		0.2	0.187	-6.5					

Comments:

WATER GENERAL CHEMISTRY METHOD BLANK SUMMARY

Field Sample ID: WB1-1009

SDG No.: F2628

Lab Name: CH2M HILL/LAB/CVO

Analysis Method: E335.2

Lab Sample ID: WB1-1009

Initial Calibration ID: 082206CN

Date Analyzed: 10/09/06

Matrix: (Soil/Water) WATER

Time Analyzed: 1415

Instrument: HITACHI 2000

THIS METHOD BLANK APPLIES TO THE FOLLOWING SAMPLES, MS, AND MSD:

	CLIENT SAMPLE ID	LAB SAMPLE ID	DATE ANALYZED	TIME ANALYZED
02	BS1W1009	BS1W1009	10/09/06	1413
17	W1-100406	F262801	10/09/06	1538
18	W6-100406	F262802	10/09/06	1539
19	W7-100406	F262803	10/09/06	1555

COMMENTS: _____

GENERAL CHEMISTRY LABORATORY CONTROL SAMPLE

SDG No.: F2628

Lab Name: CH2M HILL/LAB/CVO

Analysis Method: E335.2

LCS ID: BS1W1009

Initial Calibration ID: 082206CN

Date Analyzed: 10/09/06

Matrix: (Soil/Water) WATER

Time Analyzed: 1413

Instrument: HITACHI 2000

Concentration Units: mg/L

Analyte	Expected	Found	%R	QC Limits %R	Q
Cyanide	0.372	0.319	85.6	75-130	

* Values outside of QC limits

Comments:

GENERAL CHEMISTRY ANALYTICAL SEQUENCE

SDG No.: F2628 Lab Name: CH2M HILL/LAB/CVO

Analysis Method: E335.2 Lab Code: CVO

Instrument: HITACHI 2000 Analytical Lot ID: 082206CN

	CLIENT SAMPLE ID	LAB SAMPLE ID	DATE ANALYZED	TIME ANALYZED
01	LEVEL 1	LEVEL 1	08/22/06	1600
02	LEVEL 2	LEVEL 2	08/22/06	1601
03	LEVEL 3	LEVEL 3	08/22/06	1603
04	LEVEL 4	LEVEL 4	08/22/06	1604
05	LEVEL 5	LEVEL 5	08/22/06	1606
06	LEVEL 6	LEVEL 6	08/22/06	1606
07	LEVEL 7	LEVEL 7	08/22/06	1607
08	LEVEL 8	LEVEL 8	08/22/06	1609
17	ICV-0822	ICV-0822	08/22/06	1706

COMMENTS: _____

GENERAL CHEMISTRY ANALYTICAL SEQUENCE

SDG No.: F2628 Lab Name: CH2M HILL/LAB/CVO

Analysis Method: E335.2 Lab Code: CVO

Instrument: HITACHI 2000 Analytical Lot ID: 100906CN_E

	CLIENT SAMPLE ID	LAB SAMPLE ID	DATE ANALYZED	TIME ANALYZED
02	BS1W1009	BS1W1009	10/09/06	1413
03	WB1-1009	WB1-1009	10/09/06	1415
14	CV2-1009	CV2-1009	10/09/06	1513
17	W1-100406	F262801	10/09/06	1538
18	W6-100406	F262802	10/09/06	1539
19	W7-100406	F262803	10/09/06	1555
23	CV3-1009	CV3-1009	10/09/06	1556

COMMENTS: _____

CH2MHILL
Applied Sciences Laboratory

CH2M HILL
Applied Sciences Labortory (ASL)
2300 NW Walnut Blvd.
P.O. Box 428
Corvallis, OR 97330-0428
Telephone: 541-752-4271
Fax: 541-752-0276

10/13/06

MDL Study Report

Analytical Method: E335.2
Matrix: Water

Instrument ID: Hitachi
Concentration Units: mg/L

Analyte	Analysis Date	Amt. Spiked	Replicates								Std. Dev.	MDL
			1	2	3	4	5	6	7	8		
Cyanide	09/11/06	0.01	0.00400	0.00530	0.00530	0.00440	0.00340	0.00340	0.00340	0.00340	0.000840	0.00252
Cyanide, Dissolved	09/11/06	0.01	0.00400	0.00530	0.00530	0.00440	0.00340	0.00340	0.00340	0.00340	0.000840	0.00252

DK061013-11:33-F1628-W

WEAK ACID DISSOCIABLE CYANIDE
BY METHOD SM4500-CN I

CASE NARRATIVE
WEAK ACID DISSOCIABLE CYANIDE

Analytical Method: SM4500-CN I

SDG#: F2628

Lab Name: CH2M HILL Applied Science Laboratories

Contract #: 920899.OTC

Client: Anchor Environmental

Prime Contractor: _____

I. Holding Times:
All acceptance criteria were met.

II. Analysis:

A. Calibration:
All acceptance criteria were met.

B. Blanks:
All acceptance criteria were met.

C. Matrix Spike and Matrix Spike Duplicate Sample(s):
Samples were analyzed in accordance with standard operating procedure.

D. Laboratory Control Spike(LCS)
All acceptance criteria were met.

E. Other:
None.

III. Documentation Exceptions:
None

IV. I certify that this data package is in compliance with the terms and conditions agreed to by the client and CH2M HILL, both technically and for completeness, except for the conditions detailed above. Release of the data contained in this hardcopy data package has been authorized by the Laboratory Manager or designee, as verified by the following signature.

Prepared By: Layna Kaumann Date: 10/13/06

Reviewed By: _____ Date: 10-16-06

SAMPLE DATA
SUMMARY

GENERAL CHEMISTRY ANALYSIS DATA SHEET

Field Sample ID: **W1-100406**

SDG No.: F2628

Lab Name: CH2M HILL/LAB/CVO

Matrix: WATER

Lab Sample ID: F262801

Date Received: 10/05/06

CAS No.	Analyte	MDL	PQL	Result	Q	Units	DF	Sample Amount	Analysis Method	Date Analyzed
57-12-5	Cyanide, WAD	0.00171	0.00500	0.00500	U	mg/L	1	50 ML	SM4500-CN I	10/06/06

1A-WC

GENERAL CHEMISTRY ANALYSIS DATA SHEET

Field Sample ID: **W6-100406**

SDG No.: F2628

Matrix: WATER

Lab Name: CH2M HILL/LAB/CVO

Lab Sample ID: F262802

Date Received: 10/05/06

CAS No.	Analyte	MDL	PQL	Result	Q	Units	DF	Sample Amount	Analysis Method	Date Analyzed
57-12-5	Cyanide, WAD	0.00171	0.00500	0.00500	U	mg/L	1	50 ML	SM4500-CN I	10/06/06

1A-WC

GENERAL CHEMISTRY ANALYSIS DATA SHEET

Field Sample ID: **W7-100406**

SDG No.: F2628

Matrix: WATER

Lab Name: CH2M HILL/LAB/CVO

Lab Sample ID: F262803

Date Received: 10/05/06

CAS No.	Analyte	MDL	PQL	Result	Q	Units	DF	Sample Amount	Analysis Method	Date Analyzed
57-12-5	Cyanide, WAD	0.00171	0.00500	0.00500	U	mg/L	1	50 ML	SM4500-CN I	10/06/06

1A-WC

GENERAL CHEMISTRY ANALYSIS DATA SHEET

Field Sample ID: **WB1-1006**

SDG No.: F2628

Matrix: WATER

Lab Name: CH2M HILL/LAB/CVO

Lab Sample ID: WB1-1006

Date Received: __/__/

CAS No.	Analyte	MDL	PQL	Result	Q	Units	DF	Sample Amount	Analysis Method	Date Analyzed
57-12-5	Cyanide, WAD	0.00171	0.00500	0.00500	U	mg/L	1	50 ML	SM4500-CN I	10/06/06

QC DATA
SUMMARY

GENERAL CHEMISTRY INITIAL CALIBRATION DATA

SDG No.: F2628

Lab Name: CH2M HILL/LAB/CVO

Analysis Method: SM4500-CN I

Initial Calibration Date: 09/28/06 1000

Instrument Name: HITACHI 2000

Concentration Units: mg/L

Initial Calibration ID: SM4500I-092806

Analyte	Std 1	Resp 1	Std 2	Resp 2	Std 3	Resp 3	Std 4	Resp 4	Std 5	Resp 5	Std 6	Resp 6	Std 7	Resp 7
Cyanide, WAD	0.005	0.0090	0.010	0.025	0.050	0.12	0.10	0.22	0.25	0.50				

Comments:

GENERAL CHEMISTRY INITIAL CALIBRATION DATA

SDG No.: F2628

Lab Name: CH2M HILL/LAB/CVO

Analysis Method: SM4500-CN I

Initial Calibration Date: 09/28/06 1000

Instrument Name: HITACHI 2000

Concentration Units: mg/L

Initial Calibration ID: SM4500I-092806

Analyte	Curve Type	r	Q
Cyanide, WAD	LNR	0.9978	

Comments:

GENERAL CHEMISTRY SECOND SOURCE CALIBRATION VERIFICATION DATA

SDG No.: F2628

Lab Name: CH2M HILL/LAB/CVO

Analysis Method: SM4500-CN I

Second Source ID: ICV-0928

Instrument Name: HITACHI 2000

Concentration Units: mg/L

Initial Calibration ID: SM4500I-092806

Analyte	Expected	Found	%D	Q
Cyanide, WAD	0.165	0.168	2.0	

Comments:

GENERAL CHEMISTRY CALIBRATION VERIFICATION DATA

SDG No.: F2628

Lab Name: CH2M HILL/LAB/CVO

Analysis Method: SM4500-CN I

Analytical Lot ID: 100606CN_SW

Instrument Name: HITACHI 2000

Concentration Units: mg/L

Initial Calibration ID: SM4500I-092806

CCV #1 ID: CV2-1006 CCV #2 ID: CV3-1006 CCV #3 ID:

Analyte	Expected	Found	%D	Q	Expected	Found	%D	Q	Expected	Found	%D	Q
Cyanide, WAD	0.2	0.185	-7.5		0.2	0.180	-9.8					

Comments:

WATER GENERAL CHEMISTRY METHOD BLANK SUMMARY

Field Sample ID: WB1-1006

SDG No.: F2628
Lab Name: CH2M HILL/LAB/CVO
Analysis Method: SM4500-CN I
Lab Sample ID: WB1-1006
Initial Calibration ID: SM4500I-092806
Date Analyzed: 10/06/06
Matrix: (Soil/Water) WATER
Time Analyzed: 1429
Instrument: HITACHI 2000

THIS METHOD BLANK APPLIES TO THE FOLLOWING SAMPLES, MS, AND MSD:

	CLIENT SAMPLE ID	LAB SAMPLE ID	DATE ANALYZED	TIME ANALYZED
02	BS1W1006	BS1W1006	10/06/06	1417
20	W1-100406	F262801	10/06/06	1504
21	W6-100406	F262802	10/06/06	1505
22	W7-100406	F262803	10/06/06	1506

COMMENTS: _____

7-WC

GENERAL CHEMISTRY LABORATORY CONTROL SAMPLE

SDG No.: F2628

Lab Name: CH2M HILL/LAB/CVO

Analysis Method: SM4500-CN I

LCS ID: BS1W1006

Initial Calibration ID: SM4500I-092806

Date Analyzed: 10/06/06

Matrix: (Soil/Water) WATER

Time Analyzed: 1417

Instrument: HITACHI 2000

Concentration Units: mg/L

Analyte	Expected	Found	%R	QC Limits %R	Q
Cyanide, WAD	0.207	0.175	84.7	70-130	

* Values outside of QC limits

Comments:

GENERAL CHEMISTRY ANALYTICAL SEQUENCE

SDG No.: F2628

Lab Name: CH2M HILL/LAB/CVO

Analysis Method: SM4500-CN I

Lab Code: CVO

Instrument: HITACHI 2000

Analytical Lot ID: 092806CNW_ICAL

	CLIENT SAMPLE ID	LAB SAMPLE ID	DATE ANALYZED	TIME ANALYZED
01	LEVEL 1	LEVEL 1	09/28/06	1308
02	LEVEL 2	LEVEL 2	09/28/06	1309
03	LEVEL 3	LEVEL 3	09/28/06	1310
04	LEVEL 4	LEVEL 4	09/28/06	1311
05	LEVEL 5	LEVEL 5	09/28/06	1312
06	LEVEL 6	LEVEL 6	09/28/06	1313
07	ICV-0928	ICV-0928	09/28/06	1314

COMMENTS: _____

GENERAL CHEMISTRY ANALYTICAL SEQUENCE

SDG No.: F2628

Lab Name: CH2M HILL/LAB/CVO

Analysis Method: SM4500-CN I

Lab Code: CVO

Instrument: HITACHI 2000

Analytical Lot ID: 100606CN_SW

	CLIENT SAMPLE ID	LAB SAMPLE ID	DATE ANALYZED	TIME ANALYZED
02	BS1W1006	BS1W1006	10/06/06	1417
03	WB1-1006	WB1-1006	10/06/06	1429
13	CV2-1006	CV2-1006	10/06/06	1451
20	W1-100406	F262801	10/06/06	1504
21	W6-100406	F262802	10/06/06	1505
22	W7-100406	F262803	10/06/06	1506
23	CV3-1006	CV3-1006	10/06/06	1508

COMMENTS: _____

CH2MHILL
Applied Sciences Laboratory

CH2M HILL
Applied Sciences Labortory (ASL)
2300 NW Walnut Blvd.
P.O. Box 428
Corvallis, OR 97330-0428
Telephone: 541-752-4271
Fax: 541-752-0276

10/13/06

MDL Study Report

Analytical Method: SM4500-CN I

Instrument ID: Hitachi

Matrix: Water

Concentration Units: mg/L

Analyte	Analysis Date	Amt. Spiked	Replicates								Std. Dev.	MDL
			1	2	3	4	5	6	7	8		
Cyanide, WAD	11/14/05	0.005	0.00550	0.00410	0.00480	0.00450	0.00520	0.00550	0.00450		0.000544	0.00171

CHAIN OF CUSTODY/SHIPPING DOCUMENTS

Chain of Custody Record & Laboratory Analysis Request

Page 1 of 1

Turnaround Requested: _____

Anchor Contact: KRISTEN GAINES
360-793-2509

ANCHOR ENVIRONMENTAL, L.L.C.
6650 SW Redwood Lane, Suite 110
Portland, Oregon 97224
Ph: (503)670-1108 Fax: (503)670-1128

Lab Contact: SAMPLE RECEIVING	Proj. Name: CHINOOK	Analyses Requested											Notes/ Comments:
Lab: CH2MHILL	Proj. Number: 060354-01												F2628
Address: 2300 NW Walnut Blvd	Sampler: RP												1.6°C
Corvalis OR 97330													
Phone: 541-768-3106	Shipping Method: FEDEX												
Fax:	AirBill:												

Sample ID	Sample Date	Sample Time	Sample Martix	# Containers	FREE CN	TOTAL CN	WAD CN							
W1-100406	10/04/06	10:50	H_2O	2	X	X	X							1
W6-100406	↓	10:05	↓	↓	↓	↓	↓							2
W7-100406	↓	10:30	↓	↓	↓	↓	↓							3

Relinquished: (Signature)	Relinquished: (Signature)	Relinquished: (Signature)	Special Instructions/Notes	
Printed Name: ~~Andrew~~ Ross Pickering	Printed Name:	Printed Name:		
Company: ANCHOR	Company:	Company:		
Date/Time: 10/04/06 12:00	Date/Time:	Date/Time:		
Received By: Daisy Hubbard	Received By:	Received By:		
Printed Name: Daisy Hubbard	Printed Name:	Printed Name:		
Company: CH2M HILL - ASL	Company:	Company:	# of Coolers:	Cooler Temp(s):
Date/Time: 10-5-06 10:48	Date/Time:	Date/Time:	COC Seals Intact?	Bottles Intact?

CH2MHILL
Analytical Services

Sample Receipt Record

Batch Number: F26028 Date received: 10-5-04

Client/Project Chinook Ventures

VERIFICATION OF SAMPLE CONDITIONS (verify all items) * HD = Client Hand delivered Samples

Observation	YES	NO
Radiological Screening for AFCEE		X
Were custody seals intact and on the outside of the cooler?	X	
If yes, Where? Front ✓ Rear ✓ Lt Side ____ Rt Side ____		
Type of packing material: Ice Blue Ice Bubble wrap		
Was the Chain of Custody inside the cooler?	✓	
Was the Chain of Custody properly filled out?	✓	
Were the sample containers in good condition?	✓	
Containers supplied by ASL?		✓
Any sample with < 1/2 holding time remaining? If so contact LPM	✓	
Was there ice in the cooler? Enter temp. 1.6 C	✓	
All VOCs free of air bubbles ?		N/A

VERIFICATION OF SAMPLE PRESERVATION

Sample No	Nutrients pH <2	Metals pH <2	Volatiles pH <2	Cyanides pH >12	TOC pH <2	TOX pH <2	Other (specify)	N/A (soils/unpres)
1				12				
2				"				
3				"				
4								
5								
6								
7								
8								
9								
10								
11								
12								
13								
14								
15								
16								
17								
18								
19								
20								
21								
22								
23								
24								
25								
26								
27								

LOGIN AND pH VERIFICATIONS PERFORMED BY

Darcy Hubbard 10-5-04 10:57
Date/Time

Date/Time

CH2MHILL
Applied Sciences Group

Sample Receipt Exception Report

Rec'd 10-5-06

Sample Batch Number: ET F2628 **Client /Project** Chinook Ventures

The following exceptions were noted:		Comments (write number of exception description and the impacted sample numbers)
	1. No custody seal as required by project	9) Free CN has 24 hr hold time. Samples taken 10-4-06 10:05, 10:30, 10:50 Samples received 10-5-06 10:48
	2. No chain-of-custody provided	
	3. Analysis, description, date of collection not provided	
	4. Samples broken or leaking on reciept.	
	5. Temperature of samples inappropriate for analysis requested	
	6. Container inappropriate for analysis requested	
	7. Inadequate sample volume.	
	8. Preservation inappropriate for analysis requested	
X	9. Samples received out of holding time for analysis requrested	
	10. Discrepancies between COC form and container labels.	
	11. Other.	

ACTION TAKEN: 9) Notify client

Originator: Daisy Hubbard Date: 10-5-06

Client was notified on: (Date/Time) Client Contact:

CH2M HILL
Applied Sciences Laboratory

2300 NW Walnut Blvd., Corvallis, OR 97330-3538
P.O. Box 428, Corvallis, OR 97339-0428

Tel 541.752.4271
Fax 541.752.0276

CH2M HILL
Applied Sciences Laboratory
2300 NW Walnut Blvd
Corvallis, OR
97330-3538
P.O. Box 428
Corvallis, OR
97339-0428
Tel 541.752.4271
Fax 541.752.0276

CH2MHILL
Applied Sciences Laboratory

October 18, 2006

Chinook Ventures, Inc
4029 Industrial Way
P.O. Box 293
Longview, WA 98632

RE: Laboratory Report for Chinook Ventures, Inc
Applied Sciences Laboratory Reference No. F2664

Dear Barry Oliver:

On October 11, 2006, CH2M HILL Applied Sciences Laboratory received three samples with a request for analysis of selected parameters. All analyses were performed by CH2M HILL unless otherwise indicated below.

The analytical results and associated quality control data are enclosed. Any unusual difficulties encountered during the analysis of your samples are discussed in the case narrative. This data package meets standards requested by client and is not intended or implied to meet any other standard.

CH2M HILL Applied Sciences Laboratory appreciates your business and looks forward to serving your analytical needs again. If you should have any questions concerning the data, or if you need additional information, please call Kathy McKinley at (541) 758-0235, extension 3144.

Sincerely,

Kathy McKinley

Kathy McKinley
Analytical Manager

Enclosures

cc:
Kristin Gaines/Anchor Environmental
Lisa Allen/Anchor Environmental
James Keithly/Anchor Environmental

CLIENT SAMPLE CROSS-REFERENCE

CH2M HILL Applied Sciences Laboratory Reference No. F2664

Sample ID	Client Sample ID	Date Collected	Time Collected
F266401	LY1CNFREE	10/10/2006	12:35
F266402	LY2CNFREE	10/10/2006	10:45
F266403	LY3CNFREE	10/10/2006	13:00

Applied Sciences Laboratory

Organic CLP and CLP Like Data Qualifiers

U — The analyte was analyzed for, but not detected above the reported sample quantitation limit.

J — The analyte was positively identified; the associated numerical value is the approximate concentration of the analyte in the sample.

UJ — The analyte was not detected above the reported sample quantitation limit. However, the reported quantitation limit is approximate and may or may not represent the actual limit of quantitation necessary to accurately and precisely measure the analyte in the sample.

N — The analysis indicates the presence of an analyte for which there is presumptive evidence to make a "tentative identification".

NJ — The analysis indicates the presence of an analyte that has been "tentatively identified" and the associated numerical value represents its approximate concentration.

P — The primary and confirmation analyte result recoveries do not match.

E — The analyte was positively identified; the associated numerical value exceeded the instrument calibration range.

R — The sample results are rejected due to serious deficiencies in the ability to analyze the sample and meet quality control criteria. The presence or absence of the analyte cannot be verified.

Inorganic CLP and CLP Like Data Qualifiers

U — The analyte was analyzed for, but not detected above the reported sample quantitation limit.

B — The analyte was positively identified; the associated numerical value is the approximate concentration of the analyte in the sample.

UJ — The analyte was not detected above the reported sample quantitation limit. However, the reported quantitation limit is approximate and may or may not represent the actual limit of quantitation necessary to accurately and precisely measure the analyte in the sample.

E — The analyte was positively identified; the associated numerical value exceeded the instrument calibration range.

N — The matrix spike/matrix spike duplicate recovery for the analyte is outside of acceptance criteria—qualifier is applied to the native sample only.

R — The sample results are rejected due to serious deficiencies in the ability to analyze the sample and meet quality control criteria. The presence or absence of the analyte cannot be verified.

FREE CYANIDE BY METHOD ASTM D4282

CASE NARRATIVE
FREE CYANIDE

Analytical Method: ASTM D4282 SDG#: F2664

Lab Name: CH2M HILL Applied Science Laboratories Contract #: 920899.OTC

Client: Chinook Ventures, Inc Prime Contractor: _____

I. Holding Times:
All acceptance criteria were met.

II. Analysis:

A. Calibration:
All acceptance criteria were met.

B. Blanks:
All acceptance criteria were met.

C. Matrix Spike and Matrix Spike Duplicate Sample(s):
Samples were analyzed in accordance with standard operating procedure.

D. Laboratory Control Spike(LCS)
All acceptance criteria were met.

E. Other:
None.

III. Documentation Exceptions:
None

IV. I certify that this data package is in compliance with the terms and conditions agreed to by the client and CH2M HILL, both technically and for completeness, except for the conditions detailed above. Release of the data contained in this hardcopy data package has been authorized by the Laboratory Manager or designee, as verified by the following signature.

Prepared By: _____ Date: 10/17/06

Reviewed By: _____ Date: 10/18/06

SAMPLE DATA
SUMMARY

1A-WC

GENERAL CHEMISTRY ANALYSIS DATA SHEET

Field Sample ID: **LY1CNFREE**

SDG No.: F2664

Matrix: WATER

Lab Name: CH2M HILL/LAB/CVO

Lab Sample ID: F266401

Date Received: 10/11/06

CAS No.	Analyte	MDL	PQL	Result	Q	Units	DF	Sample Amount	Analysis Method	Date Analyzed
57-12-5	Cyanide, Free	0.0743	0.500	1.41		ug/L	1	10 ML	ASTM D4282	10/14/06

1A-WC

GENERAL CHEMISTRY ANALYSIS DATA SHEET

Field Sample ID:

LY2CNFREE

SDG No.: F2664

Matrix: WATER

Lab Name: CH2M HILL/LAB/CVO

Lab Sample ID: F266402

Date Received: 10/11/06

CAS No.	Analyte	MDL	PQL	Result	Q	Units	DF	Sample Amount	Analysis Method	Date Analyzed
57-12-5	Cyanide, Free	0.0743	0.500	0.822		ug/L	1	10 ML	ASTM D4282	10/14/06

1A-WC

GENERAL CHEMISTRY ANALYSIS DATA SHEET

Field Sample ID:

LY3CNFREE

SDG No.: F2664

Matrix: WATER

Lab Name: CH2M HILL/LAB/CVO

Lab Sample ID: F266403

Date Received: 10/11/06

CAS No.	Analyte	MDL	PQL	Result	Q	Units	DF	Sample Amount	Analysis Method	Date Analyzed
57-12-5	Cyanide, Free	0.0743	0.500	0.227	B	ug/L	1	10 ML	ASTM D4282	10/14/06

1A-WC

GENERAL CHEMISTRY ANALYSIS DATA SHEET

Field Sample ID: **WB1-1011**

SDG No.: F2664

Matrix: WATER

Lab Name: CH2M HILL/LAB/CVO

Lab Sample ID: WB1-1011

Date Received: / /

CAS No.	Analyte	MDL	PQL	Result	Q	Units	DF	Sample Amount	Analysis Method	Date Analyzed
57-12-5	Cyanide, Free	0.0248	0.167	0.167	U	ug/L	1	30 ML	ASTM D4282	10/14/06

QC DATA SUMMARY

GENERAL CHEMISTRY INITIAL CALIBRATION DATA

SDG No.: F2664

Lab Name: CH2M HILL/LAB/CVO

Analysis Method: ASTM D4282

Initial Calibration Date: 09/20/06 10:14

Instrument Name: LACHAT

Concentration Units: ug/L

Initial Calibration ID: 092006FCN

Analyte	Std 1	Resp 1	Std 2	Resp 2	Std 3	Resp 3	Std 4	Resp 4	Std 5	Resp 5	Std 6	Resp 6	Std 7	Resp 7
Cyanide, Free	0.00	58600	0.50	74500	1.0	99500	2.0	115000	5.0	230000	10.0	414000	20.0	775000

GENERAL CHEMISTRY INITIAL CALIBRATION DATA

SDG No.: F2664

Lab Name: CH2M HILL/LAB/CVO

Analysis Method: ASTM D4282

Initial Calibration Date: 09/20/06 10:14

Instrument Name: LACHAT

Concentration Units: ug/L

Initial Calibration ID: 092006FCN

Analyte	Std 8	Resp 8	Std 9	Resp 9	Std 10	Resp 10								
Cyanide, Free	50.0	1880000												

GENERAL CHEMISTRY INITIAL CALIBRATION DATA

SDG No.: F2664

Lab Name: CH2M HILL/LAB/CVO

Analysis Method: ASTM D4282

Initial Calibration Date: 09/20/06 10:14

Instrument Name: LACHAT

Concentration Units: ug/L

Initial Calibration ID: 092006FCN

Analyte	Curve Type	r	Q
Cyanide, Free	LNR	0.9999	

Comments:

GENERAL CHEMISTRY SECOND SOURCE CALIBRATION VERIFICATION DATA

SDG No.: F2664

Lab Name: CH2M HILL/LAB/CVO

Analysis Method: ASTM D4282

Second Source ID: ICV-0920

Instrument Name: LACHAT

Concentration Units: ug/L

Initial Calibration ID: 092006FCN

Analyte	Expected	Found	%D	Q
Cyanide, Free	41.3	38.0	-8.1	

Comments:

GENERAL CHEMISTRY CALIBRATION VERIFICATION DATA

SDG No.: F2664 Lab Name: CH2M HILL/LAB/CVO

Analysis Method: ASTM D4282 Analytical Lot ID: 101406FCN

Instrument Name: LACHAT Concentration Units: ug/L

Initial Calibration ID: 092006FCN

CCV #1 ID: CV1-1014 CCV #2 ID: CV2-1014 CCV #3 ID:

Analyte	Expected	Found	%D	Q	Expected	Found	%D	Q	Expected	Found	%D	Q
Cyanide, Free	10	9.15	-8.5		10	11.3	13.1					

Comments:

WATER GENERAL CHEMISTRY METHOD BLANK SUMMARY

Field Sample ID: WB1-1011

SDG No.: F2664
Lab Name: CH2M HILL/LAB/CVO
Analysis Method: ASTM D4282
Lab Sample ID: WB1-1011
Initial Calibration ID: 092006FCN
Date Analyzed: 10/14/06
Matrix: (Soil/Water) WATER
Time Analyzed: 0016
Instrument: LACHAT

THIS METHOD BLANK APPLIES TO THE FOLLOWING SAMPLES, MS, AND MSD:

	CLIENT SAMPLE ID	LAB SAMPLE ID	DATE ANALYZED	TIME ANALYZED
03	BS1W1011	BS1W1011	10/14/06	0015
05	LY1CNFREE	F266401	10/14/06	0017
08	LY2CNFREE	F266402	10/14/06	0021
09	LY3CNFREE	F266403	10/14/06	0022

COMMENTS: _____

7-WC

GENERAL CHEMISTRY LABORATORY CONTROL SAMPLE

SDG No.: F2664

Lab Name: CH2M HILL/LAB/CVO

Analysis Method: ASTM D4282

LCS ID: BS1W1011

Initial Calibration ID: 092006FCN

Date Analyzed: 10/14/06

Matrix: (Soil/Water) WATER

Time Analyzed: 0015

Instrument: LACHAT

Concentration Units: ug/L

Analyte	Expected	Found	%R	QC Limits %R	Q
Cyanide, Free	4.13	3.40	82.4	70-130	

* Values outside of QC limits

Comments:

GENERAL CHEMISTRY ANALYTICAL SEQUENCE

SDG No.: F2664 Lab Name: CH2M HILL/LAB/CVO

Analysis Method: ASTM D4282 Lab Code: CVO

Instrument: LACHAT Analytical Lot ID: 092006FCN

	CLIENT SAMPLE ID	LAB SAMPLE ID	DATE ANALYZED	TIME ANALYZED
02	LEVEL 1	LEVEL 1	09/20/06	1425
04	LEVEL 2	LEVEL 2	09/20/06	1427
05	LEVEL 3	LEVEL 3	09/20/06	1428
06	LEVEL 4	LEVEL 4	09/20/06	1429
07	LEVEL 5	LEVEL 5	09/20/06	1430
08	LEVEL 6	LEVEL 6	09/20/06	1431
09	LEVEL 7	LEVEL 7	09/20/06	1432
10	LEVEL 8	LEVEL 8	09/20/06	1433
11	ICV-0920	ICV-0920	09/20/06	1434

COMMENTS: _____

GENERAL CHEMISTRY ANALYTICAL SEQUENCE

SDG No.: F2664 Lab Name: CH2M HILL/LAB/CVO

Analysis Method: ASTM D4282 Lab Code: CVO

Instrument: LACHAT Analytical Lot ID: 101406FCN

	CLIENT SAMPLE ID	LAB SAMPLE ID	DATE ANALYZED	TIME ANALYZED
02	CV1-1014	CV1-1014	10/14/06	0013
03	BS1W1011	BS1W1011	10/14/06	0015
04	WB1-1011	WB1-1011	10/14/06	0016
05	LY1CNFREE	F266401	10/14/06	0017
08	LY2CNFREE	F266402	10/14/06	0021
09	LY3CNFREE	F266403	10/14/06	0022
15	CV2-1014	CV2-1014	10/14/06	0029

COMMENTS: _____

CH2MHILL
Applied Sciences Laboratory

CH2M HILL
Applied Sciences Labortory (ASL)
2300 NW Walnut Blvd.
P.O. Box 428
Corvallis, OR 97330-0428
Telephone: 541-752-4271
Fax: 541-752-0276

10/17/06

MDL Study Report

Analytical Method: ASTM D4282
Instrument ID: Lachat
Matrix: Water
Concentration Units: ug/L

Analyte	Analysis Date	Amt. Spiked	Replicates 1	2	3	4	5	6	7	8	Std. Dev.	MDL
Cyanide, Free	10/27/05	0.1	0.132	0.121	0.115	0.0760	0.0850	0.0730	0.112		0.0236	0.0743

CHAIN OF CUSTODY/SHIPPING DOCUMENTS

ANCHOR ENVIRONMENTAL, L.L.C.

Chain of Custody Record & Laboratory Analysis Request

Anchor Environmental, L.L.C.
1423 3rd Avenue, Suite 300
Seattle, Washington 98101
Phone 206.287.9130
Fax 206.287.9131

Turnaround Requested: **Anchor Contact:** **Page** 1 **of** 1

Lab Contact: KATHY McKINLEY	Project: CHINOOK VENTURES
Lab: CH2M-HILL ASLAB	Proj. No.:
Address: 2300 N.W. WALNUT BLVD	Sampler: TOM DICKEY
City, etc: CORVALLIS OR 97330	Shipping Method: FEDEX
Phone: 541-768-3144	AirBill #: 8531 3778 5449
Fax:	

Sample ID	Sample Date	Sample Time	Sample Matrix	Number of Containers	Analyses Requested: FREE CYANIDE									Notes/ Comments:
LY1CNFREE	10/10/06	12:35 pm	WATER	1	X								1	F26064
LY2CNFREE	10/10/06	12:45 pm	WATER	1	X								2	4.2°C
LY3CNFREE	10/10/06	1:00 pm	WATER	1	X								3	

Relinquished: (Signature)	Relinquished: (Signature)	Relinquished: (Signature)	Special Instructions/Notes	
Printed Name: TOM DICKEY	Printed Name:	Printed Name:		
Company: ANCHOR ENV.	Company:	Company:		
Date/Time: 10/10/06	Date/Time:	Date/Time:		
Received By: Daisy Hubbard	Received By:	Received By:		
Printed Name: Daisy Hubbard	Printed Name:	Printed Name:		
Company: CH2M HILL	Company:	Company:	# of Coolers:	Cooler Temp(s):
Date/Time: 10/11/06 11:13	Date/Time:	Date/Time:	COC Seals Intact?	Bottles Intact?

CH2MHILL
Analytical Services

Sample Receipt Record

Batch Number: F26064 Date received: 10-11-06

Client/Project Chinook Ventures

VERIFICATION OF SAMPLE CONDITIONS (verify all items) * HD = Client Hand delivered Samples

Observation	YES	NO
Radiological Screening for AFCEE		X
Were custody seals intact and on the outside of the cooler?	X	
If yes, Where? Front X Rear ___ Lt Side ___ Rt Side ___		
Type of packing material: Ice (Blue Ice) (Bubble wrap) peanuts		
Was the Chain of Custody inside the cooler?	X	
Was the Chain of Custody properly filled out?	X	
Were the sample containers in good condition?	X	
Containers supplied by ASL?		X
Any sample with < 1/2 holding time remaining? If so contact LPM	X	
Was there ice in the cooler? Enter temp. 4.2 C	X	
All VOCs free of air bubbles ?		NA

VERIFICATION OF SAMPLE PRESERVATION

Sample No	Nutrients pH <2	Metals pH <2	Volatiles pH <2	Cyanides pH >12	TOC pH <2	TOX pH <2	Other (specify)	N/A (soils/unpres)
1								
2								"
3								"
4								
5								
6								
7								
8								
9								
10								
11								
12								
13								
14								
15								
16								
17								
18								
19								
20								
21								
22								
23								
24								
25								
26								
27								

LOGIN AND pH VERIFICATIONS PERFORMED BY

Chris Hubbard 10-11-06 11:25

Date/Time Date/Time

CH2M HILL
Applied Sciences Laboratory
2300 NW Walnut Blvd
Corvallis, OR
97330-3538
P.O. Box 428
Corvallis, OR
97339-0428
Tel 541.752.4271
Fax 541.752.0276

CH2MHILL
Applied Sciences Laboratory

October 18, 2006

Chinook Ventures, Inc
4029 Industrial Way
P.O. Box 293
Longview, WA 98632

RE: Laboratory Report for Chinook Ventures, Inc
Applied Sciences Laboratory Reference No. F2680

Dear Barry Oliver:

On October 12, 2006, CH2M HILL Applied Sciences Laboratory received three samples with a request for analysis of selected parameters. All analyses were performed by CH2M HILL unless otherwise indicated below.

The analytical results and associated quality control data are enclosed. Any unusual difficulties encountered during the analysis of your samples are discussed in the case narrative. This data package meets standards requested by client and is not intended or implied to meet any other standard.

CH2M HILL Applied Sciences Laboratory appreciates your business and looks forward to serving your analytical needs again. If you should have any questions concerning the data, or if you need additional information, please call Kathy McKinley at (541) 758-0235, extension 3144.

Sincerely,

Kathy McKinley

Kathy McKinley
Analytical Manager

Enclosures

cc:
Kristin Gaines/Anchor Environmental
Lisa Allen/Anchor Environmental
James Keithly/Anchor Environmental

CLIENT SAMPLE CROSS-REFERENCE

CH2M HILL Applied Sciences Laboratory Reference No. F2680

Sample ID	Client Sample ID	Date Collected	Time Collected
F268001	LY1-PW-101106	10/11/2006	12:42
F268002	LY2-PW-101106	10/11/2006	12:35
F268003	LY3-PW-101106	10/11/2006	12:25

Applied Sciences Laboratory

Organic CLP and CLP Like Data Qualifiers

U	The analyte was analyzed for, but not detected above the reported sample quantitation limit.
J	The analyte was positively identified; the associated numerical value is the approximate concentration of the analyte in the sample.
UJ	The analyte was not detected above the reported sample quantitation limit. However, the reported quantitation limit is approximate and may or may not represent the actual limit of quantitation necessary to accurately and precisely measure the analyte in the sample.
N	The analysis indicates the presence of an analyte for which there is presumptive evidence to make a "tentative identification".
NJ	The analysis indicates the presence of an analyte that has been "tentatively identified" and the associated numerical value represents its approximate concentration.
P	The primary and confirmation analyte result recoveries do not match.
E	The analyte was positively identified; the associated numerical value exceeded the instrument calibration range.
R	The sample results are rejected due to serious deficiencies in the ability to analyze the sample and meet quality control criteria. The presence or absence of the analyte cannot be verified.

Inorganic CLP and CLP Like Data Qualifiers

U	The analyte was analyzed for, but not detected above the reported sample quantitation limit.
B	The analyte was positively identified; the associated numerical value is the approximate concentration of the analyte in the sample.
UJ	The analyte was not detected above the reported sample quantitation limit. However, the reported quantitation limit is approximate and may or may not represent the actual limit of quantitation necessary to accurately and precisely measure the analyte in the sample.
E	The analyte was positively identified; the associated numerical value exceeded the instrument calibration range.
N	The matrix spike/matrix spike duplicate recovery for the analyte is outside of acceptance criteria—qualifier is applied to the native sample only.
R	The sample results are rejected due to serious deficiencies in the ability to analyze the sample and meet quality control criteria. The presence or absence of the analyte cannot be verified.

FREE CYANIDE BY METHOD ASTM D4282

CASE NARRATIVE
FREE CYANIDE

Analytical Method: ASTM D4282 SDG#: F2680

Lab Name: CH2M HILL Applied Science Laboratories Contract #: 920899.OTC

Client: Chinook Ventures, Inc Prime Contractor: _____

I. Holding Times:
All acceptance criteria were met.

II. Analysis:

A. Calibration:
All acceptance criteria were met.

B. Blanks:
All acceptance criteria were met.

C. Matrix Spike and Matrix Spike Duplicate Sample(s):
Samples were analyzed in accordance with standard operating procedure.

D. Laboratory Control Spike(LCS)
All acceptance criteria were met.

E. Other:
None.

III. Documentation Exceptions:
None

IV. I certify that this data package is in compliance with the terms and conditions agreed to by the client and CH2M HILL, both technically and for completeness, except for the conditions detailed above. Release of the data contained in this hardcopy data package has been authorized by the Laboratory Manager or designee, as verified by the following signature.

Prepared By: _____ Date: 10/17/06

Reviewed By: _____ Date: 10-18-06

SAMPLE DATA
SUMMARY

1A-WC

GENERAL CHEMISTRY ANALYSIS DATA SHEET

Field Sample ID:

LY1-PW-101106

SDG No.: F2680

Matrix: WATER

Lab Name: CH2M HILL/LAB/CVO

Lab Sample ID: F268001

Date Received: 10/12/06

CAS No.	Analyte	MDL	PQL	Result	Q	Units	DF	Sample Amount	Analysis Method	Date Analyzed
57-12-5	Cyanide, Free	0.0743	0.500	0.596		ug/L	1	10 ML	ASTM D4282	10/14/06

1A-WC

GENERAL CHEMISTRY ANALYSIS DATA SHEET

Field Sample ID:

LY2-PW-101106

SDG No.: F2680

Matrix: WATER

Lab Name: CH2M HILL/LAB/CVO

Lab Sample ID: F268002

Date Received: 10/12/06

CAS No.	Analyte	MDL	PQL	Result	Q	Units	DF	Sample Amount	Analysis Method	Date Analyzed
57-12-5	Cyanide, Free	0.0743	0.500	0.552		ug/L	1	10 ML	ASTM D4282	10/14/06

1A-WC

GENERAL CHEMISTRY ANALYSIS DATA SHEET

Field Sample ID:

LY3-PW-101106

SDG No.: F2680

Matrix: WATER

Lab Name: CH2M HILL/LAB/CVO

Lab Sample ID: F268003

Date Received: 10/12/06

CAS No.	Analyte	MDL	PQL	Result	Q	Units	DF	Sample Amount	Analysis Method	Date Analyzed
57-12-5	Cyanide, Free	0.0743	0.500	0.222	B	ug/L	1	10 ML	ASTM D4282	10/14/06

1A-WC

GENERAL CHEMISTRY ANALYSIS DATA SHEET

Field Sample ID: **WB1-1012**

SDG No.: F2680

Matrix: WATER

Lab Name: CH2M HILL/LAB/CVO

Lab Sample ID: WB1-1012

Date Received: / /

CAS No.	Analyte	MDL	PQL	Result	Q	Units	DF	Sample Amount	Analysis Method	Date Analyzed
57-12-5	Cyanide, Free	0.0248	0.167	0.167	U	ug/L	1	30 ML	ASTM D4282	10/14/06

QC DATA SUMMARY

GENERAL CHEMISTRY INITIAL CALIBRATION DATA

SDG No.: F2680

Lab Name: CH2M HILL/LAB/CVO

Analysis Method: ASTM D4282

Initial Calibration Date: 09/20/06 10:14

Instrument Name: LACHAT

Concentration Units: ug/L

Initial Calibration ID: 092006FCN

Analyte	Std 1	Resp 1	Std 2	Resp 2	Std 3	Resp 3	Std 4	Resp 4	Std 5	Resp 5	Std 6	Resp 6	Std 7	Resp 7
Cyanide, Free	0.00	58600	0.50	74500	1.0	99500	2.0	115000	5.0	230000	10.0	414000	20.0	775000

Comments:

GENERAL CHEMISTRY INITIAL CALIBRATION DATA

SDG No.: F2680

Lab Name: CH2M HILL/LAB/CVO

Analysis Method: ASTM D4282

Initial Calibration Date: 09/20/06 10:14

Instrument Name: LACHAT

Concentration Units: ug/L

Initial Calibration ID: 092006FCN

Analyte	Std 8	Resp 8	Std 9	Resp 9	Std 10	Resp 10								
Cyanide, Free	50.0	1880000												

GENERAL CHEMISTRY INITIAL CALIBRATION DATA

SDG No.: F2680

Lab Name: CH2M HILL/LAB/CVO

Analysis Method: ASTM D4282

Initial Calibration Date: 09/20/06 10:14

Instrument Name: LACHAT

Concentration Units: ug/L

Initial Calibration ID: 092006FCN

Analyte	Curve Type	r	Q
Cyanide, Free	LNR	0.9999	

Comments:

GENERAL CHEMISTRY SECOND SOURCE CALIBRATION VERIFICATION DATA

SDG No.: F2680

Lab Name: CH2M HILL/LAB/CVO

Analysis Method: ASTM D4282

Second Source ID: ICV-0920

Instrument Name: LACHAT

Concentration Units: ug/L

Initial Calibration ID: 092006FCN

Analyte	Expected	Found	%D	Q
Cyanide, Free	41.3	38.0	-8.1	

Comments:

2A-WC

GENERAL CHEMISTRY CALIBRATION VERIFICATION DATA

SDG No.: F2680

Lab Name: CH2M HILL/LAB/CVO

Analysis Method: ASTM D4282

Analytical Lot ID: 101406FCN

Instrument Name: LACHAT

Concentration Units: ug/L

Initial Calibration ID: 092006FCN

CCV #1 ID: CV1-1014 CCV #2 ID: CV2-1014 CCV #3 ID: CV3-1014

Analyte	Expected	Found	%D	Q	Expected	Found	%D	Q	Expected	Found	%D	Q
Cyanide, Free	10	9.15	-8.5		10	11.3	13.1		10	9.97	-0.3	

Comments:

WATER GENERAL CHEMISTRY METHOD BLANK SUMMARY

Field Sample ID: WB1-1012

SDG No.: F2680

Lab Name: CH2M HILL/LAB/CVO

Analysis Method: ASTM D4282

Lab Sample ID: WB1-1012

Initial Calibration ID: 092006FCN

Date Analyzed: 10/14/06

Matrix: (Soil/Water) WATER

Time Analyzed: 0032

Instrument: LACHAT

THIS METHOD BLANK APPLIES TO THE FOLLOWING SAMPLES, MS, AND MSD:

	CLIENT SAMPLE ID	LAB SAMPLE ID	DATE ANALYZED	TIME ANALYZED
16	BS1W1012	BS1W1012	10/14/06	0031
19	LY1-PW-101106	F268001	10/14/06	0033
22	LY2-PW-101106	F268002	10/14/06	0036
23	LY3-PW-101106	F268003	10/14/06	0038

COMMENTS: _____

GENERAL CHEMISTRY LABORATORY CONTROL SAMPLE

SDG No.: F2680

Lab Name: CH2M HILL/LAB/CVO

Analysis Method: ASTM D4282

LCS ID: BS1W1012

Initial Calibration ID: 092006FCN

Date Analyzed: 10/14/06

Matrix: (Soil/Water) WATER

Time Analyzed: 0031

Instrument: LACHAT

Concentration Units: ug/L

Analyte	Expected	Found	%R	QC Limits %R	Q
Cyanide, Free	4.13	3.56	86.1	70-130	

* Values outside of QC limits

Comments:

GENERAL CHEMISTRY ANALYTICAL SEQUENCE

SDG No.: F2680 Lab Name: CH2M HILL/LAB/CVO

Analysis Method: ASTM D4282 Lab Code: CVO

Instrument: LACHAT Analytical Lot ID: 092006FCN

	CLIENT SAMPLE ID	LAB SAMPLE ID	DATE ANALYZED	TIME ANALYZED
02	LEVEL 1	LEVEL 1	09/20/06	1425
04	LEVEL 2	LEVEL 2	09/20/06	1427
05	LEVEL 3	LEVEL 3	09/20/06	1428
06	LEVEL 4	LEVEL 4	09/20/06	1429
07	LEVEL 5	LEVEL 5	09/20/06	1430
08	LEVEL 6	LEVEL 6	09/20/06	1431
09	LEVEL 7	LEVEL 7	09/20/06	1432
10	LEVEL 8	LEVEL 8	09/20/06	1433
11	ICV-0920	ICV-0920	09/20/06	1434

COMMENTS: _____

_____

14-WC

GENERAL CHEMISTRY ANALYTICAL SEQUENCE

SDG No.: F2680 Lab Name: CH2M HILL/LAB/CVO

Analysis Method: ASTM D4282 Lab Code: CVO

Instrument: LACHAT Analytical Lot ID: 101406FCN

	CLIENT SAMPLE ID	LAB SAMPLE ID	DATE ANALYZED	TIME ANALYZED
02	CV1-1014	CV1-1014	10/14/06	0013
15	CV2-1014	CV2-1014	10/14/06	0029
16	BS1W1012	BS1W1012	10/14/06	0031
18	WB1-1012	WB1-1012	10/14/06	0032
19	LY1-PW-101106	F268001	10/14/06	0033
22	LY2-PW-101106	F268002	10/14/06	0036
23	LY3-PW-101106	F268003	10/14/06	0038
25	CV3-1014	CV3-1014	10/14/06	0040

COMMENTS: _____

CH2MHILL
Applied Sciences Laboratory

CH2M HILL
Applied Sciences Labortory (ASL)
2300 NW Walnut Blvd.
P.O. Box 428
Corvallis, OR 97330-0428
Telephone: 541-752-4271
Fax: 541-752-0276

10/17/06

MDL Study Report

Analytical Method: ASTM D4282
Instrument ID: Lachat
Matrix: Water
Concentration Units: ug/L

Analyte	Analysis Date	Amt. Spiked	Replicates 1	2	3	4	5	6	7	8	Std. Dev.	MDL
Cyanide, Free	10/27/05	0.1	0.132	0.121	0.115	0.0760	0.0850	0.0730	0.112		0.0236	0.0743

CHAIN OF CUSTODY/SHIPPING DOCUMENTS

ANCHOR ENVIRONMENTAL, L.L.C.

Chain of Custody Record & Laboratory Analysis Request

Anchor Environmental, L.L.C.
1423 3rd Avenue, Suite 300
Seattle, Washington 98101
Phone 206.287.9130
Fax 206.287.9131

Turnaround Requested: **Anchor Contact:** **Page** 1 **of** 1

Lab Contact: KATHY McKINLEY	Project: ANCHOR CHINOOK VENTURES
Lab: CH2M-HILL AS LAB	
Address: 2300 NW WALNUT BLVD	Proj. No.: 060354-01
City, etc: CORVALLIS, OR 97330	Sampler: TOM DICKEY
Phone: 541-768-3144	Shipping Method: FED EX
Fax:	AirBill #:

Analyses Requested

Notes/ Comments: F2680 11.6°C

Sample ID	Sample Date	Sample Time	Sample Matrix	Number of Containers	FREE CYANIDE									
LY1 -PW-101106	10/11/06	12:42pm	WATER	1	X									1
LY2 -PW-101106	10/11/06	12:35pm	WATER	1	X									2
LY3 -PW-101106	10/11/06	12:25pm	WATER	1	X									3

Relinquished: (Signature) [signature]	Relinquished: (Signature)	Relinquished: (Signature)	Special Instructions/Notes
Printed Name: TOM DICKEY	Printed Name:	Printed Name:	
Company: ANCHOR ENV.	Company:	Company:	
Date/Time: 10/11/06 1:20pm	Date/Time:	Date/Time:	
Received By:	Received By:	Received By:	
Printed Name:	Printed Name:	Printed Name:	
Company:	Company:	Company:	# of Coolers: / Cooler Temp(s):
Date/Time:	Date/Time:	Date/Time:	COC Seals Intact? / Bottles Intact?

CH2MHILL
Analytical Services

Sample Receipt Record

Batch Number: F2680 Date received: 10-12-00

Client/Project Chinook Ventures

VERIFICATION OF SAMPLE CONDITIONS (verify all items) * HD = Client Hand delivered Samples

Observation	YES	NO
Radiological Screening for AFCEE		X
Were custody seals intact and on the outside of the cooler?	X	
If yes, Where? Front X Rear X Lt Side ____ Rt Side ____		
Type of packing material: Ice (Blue Ice) (Bubble wrap) peanuts		
Was the Chain of Custody inside the cooler?	X	
Was the Chain of Custody properly filled out?	X	
Were the sample containers in good condition?	X	
Containers supplied by ASL?		X
Any sample with < 1/2 holding time remaining? If so contact LPM	X	
Was there ice in the cooler? Enter temp. 11.6 C	X	
All VOCs free of air bubbles ?		NA

VERIFICATION OF SAMPLE PRESERVATION

Sample No	Nutrients pH <2	Metals pH <2	Volatiles pH <2	Cyanides pH >12	TOC pH <2	TOX pH <2	Other (specify)	N/A (soils/unpres)
1								
2								
3								
4								
5								
6								
7								
8								
9								
10								
11								
12								
13								
14								
15								
16								
17								
18								
19								
20								
21								
22								
23								
24								
25								
26								
27								

LOGIN AND pH VERIFICATIONS PERFORMED BY

Daisy Hubbard 10-12-00 10:44

Date/Time Date/Time

CH2MHILL
Applied Sciences Group

Sample Receipt Exception Report

Sample Batch Number: F2680 **Client /Project** Chinook Ventures

	The following exceptions were noted:	Comments (write number of exception description and the impacted sample numbers)
	1. No custody seal as required by project	5) Samples received at 11.6°C on blue ice
	2. No chain-of-custody provided	
	3. Analysis, description, date of collection not provided	
	4. Samples broken or leaking on reciept.	
X	5. Temperature of samples inappropriate for analysis requested	
	6. Container inappropriate for analysis requested	
	7. Inadequate sample volume.	
	8. Preservation inappropriate for analysis requested	
	9. Samples received out of holding time for analysis requrested	
	10. Discrepancies between COC form and container labels.	
	11. Other.	

ACTION TAKEN: 5) Contact client

Originator: Daisy Hubbard Date: 10-12-06

Client was notified on: (Date/Time) 10/12/06 Client Contact: Kristin Gaines Lisa Ilen

Proceed w analysis - see attached email.

CH2M HILL
Applied Sciences Laboratory

2300 NW Walnut Blvd., Corvallis, OR 97330-3538
P.O. Box 428, Corvallis, OR 97339-0428

Tel 541.752.4271
Fax 541.752.0276

McKinley, Kathy/CVO

From: James Keithly [jkeithly@anchorenv.com]
Sent: Thursday, October 12, 2006 12:38 PM
To: McKinley, Kathy/CVO
Cc: Tom Dickey; Lisa Allen; Kristin Gaines; Rebecca Desrosiers
Subject: RE: Chinook Recd Today

Kathy – Please proceed with analyses.

Tom – We'll need to add more ice to the lysimeter samples for future shipments.

James

James Keithly
Anchor Environmental LLC
1423 3rd Ave, Suite 300
Seattle, WA 98101
206 287 9130
jkeithly@anchorenv.com
http://www.anchorenv.com

This electronic message transmission contains information that may be confidential and/or privileged work product prepared in anticipation of litigation. The information is intended for the use of the individual or entity named above. If you are not the intended recipient, please be aware that any disclosure, copying distribution or use of the contents of this information is prohibited. If you have received this electronic transmission in error, please notify us by telephone at (206) 287-9130, or by electronic mail, jkeithly@anchorenv.com

-----Original Message-----
From: Lisa Allen
Sent: Thursday, October 12, 2006 12:36 PM
To: James Keithly
Subject: FW: Chinook Recd Today

Can you answer this for Kristin?

From: Kathy.McKinley@CH2M.com [mailto:Kathy.McKinley@CH2M.com]
Sent: Thursday, October 12, 2006 12:03 PM
To: Kristin Gaines; Lisa Allen
Subject: Chinook Recd Today

On the samples we received today, ice was melted and arrived at 11.6.
24 hour holding time... shall we proceed with analysis?
Please let me know ASAP.

Thanks

Kathy McKinley
Applied Sciences Laboratory
Customer Services Manager

2300 NW Walnut Blvd
Corvallis, OR 97330
541-768-3144

CH2M HILL
Applied Sciences Laboratory
2300 NW Walnut Blvd
Corvallis, OR
97330-3538
P.O. Box 428
Corvallis, OR
97339-0428
Tel 541.752.4271
Fax 541.752.0276

CH2MHILL
Applied Sciences Laboratory

October 25, 2006

Chinook Ventures, Inc
4029 Industrial Way
P.O. Box 293
Longview, WA 98632

RE: Laboratory Report for Chinook Ventures, Inc
Applied Sciences Laboratory Reference No. F2712

Dear Barry Oliver:

On October 17, 2006, CH2M HILL Applied Sciences Laboratory received three samples with a request for analysis of selected parameters. All analyses were performed by CH2M HILL unless otherwise indicated below.

The analytical results and associated quality control data are enclosed. Any unusual difficulties encountered during the analysis of your samples are discussed in the case narrative. This data package meets standards requested by client and is not intended or implied to meet any other standard.

CH2M HILL Applied Sciences Laboratory appreciates your business and looks forward to serving your analytical needs again. If you should have any questions concerning the data, or if you need additional information, please call Kathy McKinley at (541) 758-0235, extension 3144.

Sincerely,

Kathy McKinley

Kathy McKinley
Analytical Manager

Enclosures

cc:
Kristin Gaines/Anchor Environmental
Lisa Allen/Anchor Environmental
James Keithly/Anchor Environmental

CLIENT SAMPLE CROSS-REFERENCE

CH2M HILL Applied Sciences Laboratory Reference No. F2712

Sample ID	Client Sample ID	Date Collected	Time Collected
F271201	LY1-PW-101606	10/16/2006	12:10
F271202	LY2-PW-101606	10/16/2006	12:20
F271203	LY3-PW-101606	10/16/2006	12:30

Applied Sciences Laboratory

Organic CLP and CLP Like Data Qualifiers

U	The analyte was analyzed for, but not detected above the reported sample quantitation limit.
J	The analyte was positively identified; the associated numerical value is the approximate concentration of the analyte in the sample.
UJ	The analyte was not detected above the reported sample quantitation limit. However, the reported quantitation limit is approximate and may or may not represent the actual limit of quantitation necessary to accurately and precisely measure the analyte in the sample.
N	The analysis indicates the presence of an analyte for which there is presumptive evidence to make a "tentative identification".
NJ	The analysis indicates the presence of an analyte that has been "tentatively identified" and the assoeiated numerical value represents its approximate concentration.
P	The primary and confirmation analyte result recoveries do not match.
E	The analyte was positively identified; the associated numerical value exceeded the instrument calibration range.
R	Thc sample results are rejected due to scrious deficiencics in the ability to analyze the sample and meet quality control criteria. The presence or absence of the analyte cannot be verified.

Inorganic CLP and CLP Like Data Qualifiers

U	The analyte was analyzed for, but not detected above the reported sample quantitation limit.
B	The analyte was positively identified; the associated numerical value is the approximate concentration of the analyte in the sample.
UJ	The analyte was not detected above the reported sample quantitation limit. However, the reported quantitation limit is approximate and may or may not represent the actual limit of quantitation nccessary to accurately and precisely measurc the analyte in the sample.
E	The analyte was positively identified; the associated numerical value exceeded the instrument calibration range.
N	Thc matrix spikc/matrix spike duplicate recovery for the analyte is outside of acceptance criteria—qualifier is applied to the native sample only.
R	The sample results are rejected duc to serious deficicncics in the ability to analyze thc sample and meet quality control critcria. The presence or abscnce of the analyte cannot be verified.

FREE CYANIDE BY METHOD ASTM D4282

CASE NARRATIVE
FREE CYANIDE

Analytical Method: ASTM D4282 SDG#: F2712

Lab Name: CH2M HILL Applied Science Laboratories Contract #: 920899.OTC

Client: Chinook Ventures, Inc Prime Contractor: _____

I. Holding Times:
All acceptance criteria were met.

II. Analysis:

A. Calibration:
All acceptance criteria were met.

B. Blanks:
All acceptance criteria were met.

C. Matrix Spike and Matrix Spike Duplicate Sample(s):
Samples were analyzed in accordance with standard operating procedure.

D. Laboratory Control Spike(LCS)
All acceptance criteria were met.

E. Other:
None.

III. Documentation Exceptions:
None

IV. I certify that this data package is in compliance with the terms and conditions agreed to by the client and CH2M HILL, both technically and for completeness, except for the conditions detailed above. Release of the data contained in this hardcopy data package has been authorized by the Laboratory Manager or designee, as verified by the following signature.

Prepared By: _____ Date: 10/21/06

Reviewed By: _____ Date: 10.24.06

SAMPLE DATA
SUMMARY

1A-WC

GENERAL CHEMISTRY ANALYSIS DATA SHEET

Field Sample ID:

LY1-PW-101606

SDG No.: F2712

Matrix: WATER

Lab Name: CH2M HILL/LAB/CVO

Lab Sample ID: F271201

Date Received: 10/17/06

CAS No.	Analyte	MDL	PQL	Result	Q	Units	DF	Sample Amount	Analysis Method	Date Analyzed
57-12-5	Cyanide, Free	0.0743	0.500	0.195	B	ug/L	1	10 ML	ASTM D4282	10/20/06

GENERAL CHEMISTRY ANALYSIS DATA SHEET

Field Sample ID:

LY2-PW-101606

SDG No.: F2712

Matrix: WATER

Lab Name: CH2M HILL/LAB/CVO

Lab Sample ID: F271202

Date Received: 10/17/06

CAS No.	Analyte	MDL	PQL	Result	Q	Units	DF	Sample Amount	Analysis Method	Date Analyzed
57-12-5	Cyanide, Free	0.0743	0.500	0.500	U	ug/L	1	10 ML	ASTM D4282	10/20/06

1A-WC

GENERAL CHEMISTRY ANALYSIS DATA SHEET

Field Sample ID:

LY3-PW-101606

SDG No.: F2712

Matrix: WATER

Lab Name: CH2M HILL/LAB/CVO

Lab Sample ID: F271203

Date Received: 10/17/06

CAS No.	Analyte	MDL	PQL	Result	Q	Units	DF	Sample Amount	Analysis Method	Date Analyzed
57-12-5	Cyanide, Free	0.0743	0.500	0.500	U	ug/L	1	10 ML	ASTM D4282	10/20/06

GENERAL CHEMISTRY ANALYSIS DATA SHEET

Field Sample ID:

WB1-1018

SDG No.: F2712

Matrix: WATER

Lab Name: CH2M HILL/LAB/CVO

Lab Sample ID: WB1-1018

Date Received: / /

CAS No.	Analyte	MDL	PQL	Result	Q	Units	DF	Sample Amount	Analysis Method	Date Analyzed
57-12-5	Cyanide, Free	0.0743	0.500	0.500	U	ug/L	1	10 ML	ASTM D4282	10/20/06

QC DATA SUMMARY

2-WC

GENERAL CHEMISTRY INITIAL CALIBRATION DATA

SDG No.: F2712

Lab Name: CH2M HILL/LAB/CVO

Analysis Method: ASTM D4282

Initial Calibration Date: 09/20/06 10:14

Instrument Name: LACHAT

Concentration Units: ug/L

Initial Calibration ID: 092006FCN

Analyte	Std 1	Resp 1	Std 2	Resp 2	Std 3	Resp 3	Std 4	Resp 4	Std 5	Resp 5	Std 6	Resp 6	Std 7	Resp 7
Cyanide, Free	0.00	58600	0.50	74500	1.0	99500	2.0	115000	5.0	230000	10.0	414000	20.0	775000

Comments:

GENERAL CHEMISTRY INITIAL CALIBRATION DATA

SDG No.: F2712

Lab Name: CH2M HILL/LAB/CVO

Analysis Method: ASTM D4282

Initial Calibration Date: 09/20/06 10:14

Instrument Name: LACHAT

Concentration Units: ug/L

Initial Calibration ID: 092006FCN

Analyte	Std 8	Resp 8	Std 9	Resp 9	Std 10	Resp 10								
Cyanide, Free	50.0	1880000												

GENERAL CHEMISTRY INITIAL CALIBRATION DATA

SDG No.: F2712

Lab Name: CH2M HILL/LAB/CVO

Analysis Method: ASTM D4282

Initial Calibration Date: 09/20/06 10:14

Instrument Name: LACHAT

Concentration Units: ug/L

Initial Calibration ID: 092006FCN

Analyte	Curve Type	r	Q
Cyanide, Free	LNR	0.9999	

Comments:

GENERAL CHEMISTRY SECOND SOURCE CALIBRATION VERIFICATION DATA

SDG No.: F2712

Lab Name: CH2M HILL/LAB/CVO

Analysis Method: ASTM D4282

Second Source ID: ICV-0920

Instrument Name: LACHAT

Concentration Units: ug/L

Initial Calibration ID: 092006FCN

Analyte	Expected	Found	%D	Q
Cyanide, Free	41.3	38.0	-8.1	

Comments:

GENERAL CHEMISTRY CALIBRATION VERIFICATION DATA

SDG No.: F2712

Lab Name: CH2M HILL/LAB/CVO

Analysis Method: ASTM D4282

Analytical Lot ID: 102006FCN

Instrument Name: LACHAT

Concentration Units: ug/L

Initial Calibration ID: 092006FCN

CCV #1 ID: CV1-1020 CCV #2 ID: CV2-1020 CCV #3 ID:

Analyte	Expected	Found	%D	Q	Expected	Found	%D	Q	Expected	Found	%D	Q
Cyanide, Free	5	4.33	-13.4		5	5.15	3.0					

Comments:

3-WC

WATER GENERAL CHEMISTRY METHOD BLANK SUMMARY

Field Sample ID: WB1-1018

SDG No.: F2712

Lab Name: CH2M HILL/LAB/CVO

Analysis Method: ASTM D4282

Lab Sample ID: WB1-1018

Initial Calibration ID: 092006FCN

Date Analyzed: 10/20/06

Matrix: (Soil/Water) WATER

Time Analyzed: 1406

Instrument: LACHAT

THIS METHOD BLANK APPLIES TO THE FOLLOWING SAMPLES, MS, AND MSD:

	CLIENT SAMPLE ID	LAB SAMPLE ID	DATE ANALYZED	TIME ANALYZED
03	BS1W1018	BS1W1018	10/20/06	1403
06	LY1-PW-101606	F271201	10/20/06	1407
09	LY2-PW-101606	F271202	10/20/06	1410
10	LY3-PW-101606	F271203	10/20/06	1411

COMMENTS: _____

7-WC

GENERAL CHEMISTRY LABORATORY CONTROL SAMPLE

SDG No.: F2712

Lab Name: CH2M HILL/LAB/CVO

Analysis Method: ASTM D4282

LCS ID: BS1W1018

Initial Calibration ID: 092006FCN

Date Analyzed: 10/20/06

Matrix: (Soil/Water) WATER

Time Analyzed: 1403

Instrument: LACHAT

Concentration Units: ug/L

Analyte	Expected	Found	%R	QC Limits %R	Q
Cyanide, Free	41.3	40.0	96.9	70-130	

* Values outside of QC limits

Comments:

GENERAL CHEMISTRY ANALYTICAL SEQUENCE

SDG No.: F2712

Lab Name: CH2M HILL/LAB/CVO

Analysis Method: ASTM D4282

Lab Code: CVO

Instrument: LACHAT

Analytical Lot ID: 092006FCN

	CLIENT SAMPLE ID	LAB SAMPLE ID	DATE ANALYZED	TIME ANALYZED
02	LEVEL 1	LEVEL 1	09/20/06	1425
04	LEVEL 2	LEVEL 2	09/20/06	1427
05	LEVEL 3	LEVEL 3	09/20/06	1428
06	LEVEL 4	LEVEL 4	09/20/06	1429
07	LEVEL 5	LEVEL 5	09/20/06	1430
08	LEVEL 6	LEVEL 6	09/20/06	1431
09	LEVEL 7	LEVEL 7	09/20/06	1432
10	LEVEL 8	LEVEL 8	09/20/06	1433
11	ICV-0920	ICV-0920	09/20/06	1434

COMMENTS: _____

14-WC

GENERAL CHEMISTRY ANALYTICAL SEQUENCE

SDG No.: F2712

Lab Name: CH2M HILL/LAB/CVO

Analysis Method: ASTM D4282

Lab Code: CVO

Instrument: LACHAT

Analytical Lot ID: 102006FCN

	CLIENT SAMPLE ID	LAB SAMPLE ID	DATE ANALYZED	TIME ANALYZED
02	CV1-1020	CV1-1020	10/20/06	1402
03	BS1W1018	BS1W1018	10/20/06	1403
05	WB1-1018	WB1-1018	10/20/06	1406
06	LY1-PW-101606	F271201	10/20/06	1407
09	LY2-PW-101606	F271202	10/20/06	1410
10	LY3-PW-101606	F271203	10/20/06	1411
12	CV2-1020	CV2-1020	10/20/06	1412

COMMENTS: _____

CH2MHILL
Applied Sciences Laboratory

CH2M HILL
Applied Sciences Labortory (ASL)
2300 NW Walnut Blvd.
P.O. Box 428
Corvallis, OR 97330-0428
Telephone: 541-752-4271
Fax: 541-752-0276

10/21/06

MDL Study Report

Analytical Method: ASTM D4282
Matrix: Water

Instrument ID: Lachat
Concentration Units: ug/L

Analyte	Analysis Date	Amt. Spiked	Replicates 1	2	3	4	5	6	7	8	Std. Dev.	MDL
Cyanide, Free	10/27/05	0.1	0.132	0.121	0.115	0.0760	0.0850	0.0730	0.112		0.0236	0.0743

CHAIN OF CUSTODY/SHIPPING DOCUMENTS

ANCHOR ENVIRONMENTAL, L.L.C.

Chain of Custody Record & Laboratory Analysis Request

Anchor Environmental, L.L.C.
1423 3rd Avenue, Suite 300
Seattle, Washington 98101
Phone 206.287.9130
Fax 206.287.9131

Turnaround Requested: **Anchor Contact:** **Page** 1 **of** 1

Lab Contact: KATHY McKINLEY	Project: CHINOOK VENTURES
Lab: CH2M-HILL A.S. LAB	Proj. No.: 060354-01
Address: 2300 NW WALNUT BLVD	Sampler: TOM DICKEY
City, etc: : CORVALLIS, OR 9733[illegible]	Shipping Method: Fed Ex
Phone: 541-768-3144	AirBill #8549 5393 4584
Fax:	

Sample ID	Sample Date	Sample Time	Sample Matrix	Number of Containers	Analyses Requested: FREE CYANIDE									Notes/ Comments:
LY1-PW-101606	10/16/06	12:10pm	WATER	1	X								1	F2712
LY2-PW-101606	10/16/06	12:20pm	WATER	1	X								2	2.4°C
LY3-PW-101606	10/16/06	12:30pm	WATER	1	X								3	

Relinquished: (Signature)	Relinquished: (Signature)	Relinquished: (Signature)	Special Instructions/Notes	
Printed Name: TOM DICKEY	Printed Name:	Printed Name:		
Company: ANCHOR ENV.	Company:	Company:		
Date/Time: 10/16/06 1:20pm	Date/Time:	Date/Time:		
Received By: Daisy Hubbard	Received By:	Received By:		
Printed Name: Daisy Hubbard	Printed Name:	Printed Name:		
Company: CH2M HILL - ASL	Company:	Company:	# of Coolers:	Cooler Temp(s):
Date/Time: 10-17-06 10:57	Date/Time:	Date/Time:	COC Seals Intact?	Bottles Intact?

CH2MHILL
Analytical Services

Sample Receipt Record

Batch Number: F2712 Date received: 10-17-06

Client/Project Chinook Ventures

VERIFICATION OF SAMPLE CONDITIONS (verify all items) * HD = Client Hand delivered Samples

Observation	YES	NO
Radiological Screening for AFCEE		✓
Were custody seals intact and on the outside of the cooler?	✓	
If yes, Where? Front ✓ Rear ✓ Lt Side ___ Rt Side ___		
Type of packing material: Ice ~~Blue Ice~~ ~~Bubble wrap~~		
Was the Chain of Custody inside the cooler?	✓	
Was the Chain of Custody properly filled out?	✓	
Were the sample containers in good condition?	✓	
Containers supplied by ASL?		✓
Any sample with < 1/2 holding time remaining? If so contact LPM Free CN-	✓	
Was there ice in the cooler? Enter temp. 2.4 C	✓	
All VOCs free of air bubbles ?		NA

VERIFICATION OF SAMPLE PRESERVATION

Sample No	Nutrients pH <2	Metals pH <2	Volatiles pH <2	Cyanides pH >12	TOC pH <2	TOX pH <2	Other (specify)	N/A (soils/unpres)
1								
2									
3									
4								
5								
6								
7								
8								
9								
10								
11								
12								
13								
14								
15								
16								
17								
18								
19								
20								
21								
22								
23								
24								
25								
26								
27								

LOGIN AND pH VERIFICATIONS PERFORMED BY

[signature] 10-17-06 10:59
Date/Time

Date/Time

CH2M HILL
Applied Sciences Laboratory
2300 NW Walnut Blvd
Corvallis, OR
97330-3538
P.O. Box 428
Corvallis, OR
97339-0428
Tel 541.752.4271
Fax 541.752.0276

CH2MHILL
Applied Sciences Laboratory

April 4, 2007

Anchor Environmental, L.L.C
1423 Third Ave Suite 300
Seattle, WA 98101

RE: Laboratory Report for Anchor Environmental, L.L.C
Applied Sciences Laboratory Reference No. G1376

Dear Rebecca Desrosiers:

On March 01, 2007, CH2M HILL Applied Sciences Laboratory received three samples with a request for analysis of selected parameters. All analyses were performed by CH2M HILL unless otherwise indicated below.

The analytical results and associated quality control data are enclosed. Any unusual difficulties encountered during the analysis of your samples are discussed in the case narrative. This data package meets standards requested by client and is not intended or implied to meet any other standard.

CH2M HILL Applied Sciences Laboratory appreciates your business and looks forward to serving your analytical needs again. If you should have any questions concerning the data, or if you need additional information, please call Kathy McKinley at (541) 758-0235, extension 3144.

Sincerely,

Kathy McKinley

Kathy McKinley
Analytical Manager

Enclosures

CLIENT SAMPLE CROSS-REFERENCE

CH2M HILL Applied Sciences Laboratory Reference No. G1376

Sample ID	Client Sample ID	Date Collected	Time Collected
G137601	SPLP1-S-022707	02/27/2007	14:00
G137602	SPLP2-S-022707	02/27/2007	14:05
G137603	SPLP3-S-022707	02/27/2007	14:20

Table of Contents
CH2M HILL Laboratory Reference No. G1376

Page

Cyanide Analysis by Method EPA335.2 5
Sample Data Summary 7
QC Summary 13

Free Cyanide Analysis by Method ASTM D4282 27
Sample Data Summary 29
QC Summary 34

WAD Cyanide Analysis by Method SM4500-CN I 45
Sample Data Summary 47
QC Summary 52

Fluoride Analysis by Method EPA340.2/Bellack 62
Sample Data Summary 64
QC Summary 69

Chain of Custody/Shipping Documents 78

Applied Sciences Laboratory

Organic CLP and CLP Like Data Qualifiers

U The analyte was analyzed for, but not detected above the reported sample quantitation limit.

J The analyte was positively identified; the associated numerical value is the approximate eoneentration of the analyte in the sample.

UJ The analyte was not detected above the reported sample quantitation limit. However, the reported quantitation limit is approximate and nay or may not represent the actual limit of quantitation necessary to accurately and precisely measure the analyte in the sample.

N The analysis indicates the presence of an analyte for which there is presumptive evidence to make a "tentative identification".

NJ The analysis indicates the presence of an analyte that has been "tentatively identified" and the associated numerical value represents its approximate concentration.

P The primary and confirmation analyte result recoveries do not match.

E The analyte was positively identified; the associated numerical value exceeded the instrumcnt calibration range.

R The sample results are rejccted duc to serious deficiencies in the ability to analyze the sample and meet quality control criteria. The presence or absence of the analyte cannot be verified.

Inorganic CLP and CLP Like Data Qualifiers

U Thc analyte was analyzed for, but not detected above the reported sample quantitation limit.

B The analyte was positively identified; the associated numerical value is the approximate concentration of the analyte in the sample.

UJ The analyte was not detected above the reported sample quantitation limit. However, the reported quantitation limit is approximate and nay or may not represent the actual limit of quantitation necessary to accurately and precisely measure the analyte in the sample.

E The analyte was positively idcntified; thc associated numerical value exceeded the instrument calibration range.

N The matrix spike/matrix spikc duplicate recovery for the analyte is outside of acceptance criteria—qualifier is applicd to the native sample only.

R The sample results are rejected due to serious deficiencies in the ability to analyze the sample and meet quality control criteria. Thc presence or abscnce of the analyte cannot be verified.

CYANIDE BY METHOD EPA 335.2

CASE NARRATIVE
TOTAL CYANIDE

Analytical Method: EPA 335.2 SDG#: G1376

Lab Name: CH2M HILL Applied Science Laboratories Contract #: 920927.OTC

Client: Anchor Environmental, L.L.C. Prime Contractor:

I. Holding Times:
All acceptance criteria were met.

II. Analysis:

A. Calibration:
All acceptance criteria were met.

B. Blanks:
All acceptance criteria were met.

C. Matrix Spike and Matrix Spike Duplicate Sample(s):
Samples were analyzed in accordance with standard operation procedure.

D. Laboratory Control Spike(LCS)
All acceptance criteria were met.

E. Other:
None.

III. Documentation Exceptions:
None

IV. I certify that this data package is in compliance with the terms and conditions agreed to by the client and CH2M HILL, both technically and for completeness, except for the conditions detailed above. Release of the data contained in this hardcopy data package has been authorized by the Laboratory Manager or designee, as verified by the following signature.

Prepared By: Dayna Kaumann Date: 4/2/07

Reviewed By: Li Date: 4/3/07

SAMPLE DATA
SUMMARY

1A-WC

GENERAL CHEMISTRY ANALYSIS DATA SHEET

Field Sample ID:

SPLP1-S-022707

SDG No.: G1376

Lab Name: CH2M HILL/LAB/CVO

Matrix: SOIL

Lab Sample ID: G137601

% Moisture: 100

Date Received: 03/01/07

CAS No.	Analyte	MDL	PQL	Result	Q	Units	DF	Sample Amount	Analysis Method	Date Analyzed
57-12-5	Cyanide, Total	0.00252	0.00500	0.0171		mg/L	1	50 ML	E335.2	03/09/07
57-12-5	Cyanide, Total	0.0657	0.131	0.620		mg/Kg	1	2.5537 G	E335.2	03/09/07

1A-WC

GENERAL CHEMISTRY ANALYSIS DATA SHEET

Field Sample ID:

SPLP2-S-022707

SDG No.: G1376

Matrix: SOIL

% Moisture: 100

Lab Name: CH2M HILL/LAB/CVO

Lab Sample ID: G137602

Date Received: 03/01/07

CAS No.	Analyte	MDL	PQL	Result	Q	Units	DF	Sample Amount	Analysis Method	Date Analyzed
57-12-5	Cyanide, Total	0.00252	0.00500	0.0160		mg/L	1	50 ML	E335.2	03/09/07
57-12-5	Cyanide, Total	0.0553	0.110	0.745		mg/Kg	1	3.0775 G	E335.2	03/09/07

1A-WC

GENERAL CHEMISTRY ANALYSIS DATA SHEET

Field Sample ID:

SPLP3-S-022707

SDG No.: G1376

Lab Name: CH2M HILL/LAB/CVO

Matrix: SOIL

Lab Sample ID: G137603

% Moisture: 100

Date Received: 03/01/07

CAS No.	Analyte	MDL	PQL	Result	Q	Units	DF	Sample Amount	Analysis Method	Date Analyzed
57-12-5	Cyanide, Total	0.00252	0.00500	0.00500	U	mg/L	1	50 ML	E335.2	03/09/07
57-12-5	Cyanide, Total	0.0633	0.126	0.178		mg/Kg	1	2.6176 G	E335.2	03/09/07

GENERAL CHEMISTRY ANALYSIS DATA SHEET

Field Sample ID: **SB1-0309**

SDG No.: G1376

Lab Name: CH2M HILL/LAB/CVO

Matrix: SOIL

Lab Sample ID: SB1-0309

% Moisture: 0

Date Received: / /

CAS No.	Analyte	MDL	PQL	Result	Q	Units	DF	Sample Amount	Analysis Method	Date Analyzed
57-12-5	Cyanide, Total	0.0503	0.100	0.100	U	mg/Kg	1	2.5 G	E335.2	03/09/07

1A-WC

GENERAL CHEMISTRY ANALYSIS DATA SHEET

Field Sample ID:

WB1-0309

SDG No.: G1376

Matrix: WATER

Lab Name: CH2M HILL/LAB/CVO

Lab Sample ID: WB1-0309

Date Received: / /

CAS No.	Analyte	MDL	PQL	Result	Q	Units	DF	Sample Amount	Analysis Method	Date Analyzed
57-12-5	Cyanide, Total	0.00252	0.00500	0.00500	U	mg/L	1	50 ML	E335.2	03/09/07

QC DATA
SUMMARY

2-WC

GENERAL CHEMISTRY INITIAL CALIBRATION DATA

SDG No.: G1376

Lab Name: CH2M HILL/LAB/CVO

Analysis Method: E335.2

Initial Calibration Date: 02/14/07 15:09

Instrument Name: HITACHI 2000

Concentration Units: mg/L

Initial Calibration ID: 021407CN

Analyte	Std 1	Resp 1	Std 2	Resp 2	Std 3	Resp 3	Std 4	Resp 4	Std 5	Resp 5	Std 6	Resp 6
Cyanide, Total	0.0	0.0	0.0050	0.0040	0.010	0.010	0.020	0.019	0.040	0.041	0.10	0.10

Comments:

GENERAL CHEMISTRY INITIAL CALIBRATION DATA

SDG No.: G1376

Lab Name: CH2M HILL/LAB/CVO

Analysis Method: E335.2

Initial Calibration Date: 02/14/07 15:09

Instrument Name: HITACHI 2000

Concentration Units: mg/L

Initial Calibration ID: 021407CN

Analyte	Std 7	Resp 7	Std 8	Resp 8	Std 9	Resp 9	Std 10	Resp 10				
Cyanide, Total	0.20	0.19	0.40	0.36								

Comments:

GENERAL CHEMISTRY INITIAL CALIBRATION DATA

SDG No.: G1376

Lab Name: CH2M HILL/LAB/CVO

Analysis Method: E335.2

Initial Calibration Date: 02/14/07 15:09

Instrument Name: HITACHI 2000

Concentration Units: mg/L

Initial Calibration ID: 021407CN

Analyte	Curve Type	r	Q
Cyanide, Total	LNR	0.9976	

Comments:

GENERAL CHEMISTRY SECOND SOURCE CALIBRATION VERIFICATION DATA

SDG No.: G1376

Lab Name: CH2M HILL/LAB/CVO

Analysis Method: E335.2

Second Source ID: ICV-0214

Instrument Name: HITACHI 2000

Concentration Units: mg/L

Initial Calibration ID: 021407CN

Analyte	Expected	Found	%D	Q
Cyanide, Total	0.582	0.556	-4.5	

Comments:

GENERAL CHEMISTRY CALIBRATION VERIFICATION DATA

SDG No.: G1376

Lab Name: CH2M HILL/LAB/CVO

Analysis Method: E335.2

Analytical Lot ID: 030907CN_E

Instrument Name: HITACHI 2000

Concentration Units: mg/L

Initial Calibration ID: 021407CN

CCV #1 ID: CV1-0309 CCV #2 ID: CV2-0309 CCV #3 ID:

Analyte	Expected	Found	%D	Q	Expected	Found	%D	Q	Expected	Found	%D	Q
Cyanide, Total	0.200	0.216	8.2		0.200	0.208	3.8					

Comments:

SOIL GENERAL CHEMISTRY METHOD BLANK SUMMARY

Field Sample ID: SB1-0309

SDG No.: G1376

Lab Name: CH2M HILL/LAB/CVO

Analysis Method: E335.2

Lab Sample ID: SB1-0309

Initial Calibration ID: 021407CN

Date Analyzed: 03/09/07

Matrix: (Soil/Water) SOIL

Time Analyzed: 1501

Instrument: HITACHI 2000

THIS METHOD BLANK APPLIES TO THE FOLLOWING SAMPLES, MS, AND MSD:

	Field Sample ID	Lab Sample ID	Date Analyzed	Time Analyzed
1	BS1S0309	BS1S0309	03/09/07	1459
2	SPLP1-S-022707	G137601	03/09/07	1548
3	SPLP2-S-022707	G137602	03/09/07	1549
4	SPLP3-S-022707	G137603	03/09/07	1550

Comments:

WATER GENERAL CHEMISTRY METHOD BLANK SUMMARY

Field Sample ID: WB1-0309

SDG No.: G1376

Lab Name: CH2M HILL/LAB/CVO

Analysis Method: E335.2

Lab Sample ID: WB1-0309

Initial Calibration ID: 021407CN

Date Analyzed: 03/09/07

Matrix: (Soil/Water) WATER

Time Analyzed: 1500

Instrument: HITACHI 2000

THIS METHOD BLANK APPLIES TO THE FOLLOWING SAMPLES, MS, AND MSD:

	Field Sample ID	Lab Sample ID	Date Analyzed	Time Analyzed
1	BS1W0309	BS1W0309	03/09/07	1458
2	SPLP1-S-022707	G137601	03/09/07	1541
3	SPLP2-S-022707	G137602	03/09/07	1544
4	SPLP3-S-022707	G137603	03/09/07	1546

Comments:

GENERAL CHEMISTRY LABORATORY CONTROL SAMPLE

SDG No.: G1376

Lab Name: CH2M HILL/LAB/CVO

Analysis Method: E335.2

LCS ID: BS1S0309

Initial Calibration ID: 021407CN

Date Analyzed: 03/09/07

Matrix: (Soil/Water) SOIL

Time Analyzed: 1459

Instrument: HITACHI 2000

Concentration Units: mg/Kg

Analyte	Expected	Found	%R	QC Limits %R	Q
Cyanide, Total	103	86.7	84.1	75-125	

* Values outside of QC limits

Comments:

GENERAL CHEMISTRY LABORATORY CONTROL SAMPLE

SDG No.: G1376

Lab Name: CH2M HILL/LAB/CVO

Analysis Method: E335.2

LCS ID: BS1W0309

Initial Calibration ID: 021407CN

Date Analyzed: 03/09/07

Matrix: (Soil/Water) WATER

Time Analyzed: 1458

Instrument: HITACHI 2000

Concentration Units: mg/L

Analyte	Expected	Found	%R	QC Limits %R	Q
Cyanide, Total	0.384	0.422	110	75-130	

* Values outside of QC limits

Comments:

GENERAL CHEMISTRY ANALYTICAL SEQUENCE

SDG No.: G1376

Lab Name: CH2M HILL/LAB/CVO

Analysis Method: E335.2

Lab Code: CVO

Instrument: HITACHI 2000

Analytical Lot ID: 021407CN

	Field Sample ID	Lab Sample ID	Date Analyzed	Time Analyzed
02	LEVEL 1	LEVEL 1	02/14/07	1509
03	LEVEL 2	LEVEL 2	02/14/07	1510
04	LEVEL 3	LEVEL 3	02/14/07	1511
05	LEVEL 4	LEVEL 4	02/14/07	1512
06	LEVEL 5	LEVEL 5	02/14/07	1513
07	LEVEL 6	LEVEL 6	02/14/07	1514
08	LEVEL 7	LEVEL 7	02/14/07	1515
09	LEVEL 8	LEVEL 8	02/14/07	1516
10	ICV-0214	ICV-0214	02/14/07	1531

Comments:

GENERAL CHEMISTRY ANALYTICAL SEQUENCE

SDG No.: G1376

Lab Name: CH2M HILL/LAB/CVO

Analysis Method: E335.2

Lab Code: CVO

Instrument: HITACHI 2000

Analytical Lot ID: 030907CN_E

	Field Sample ID	Lab Sample ID	Date Analyzed	Time Analyzed
01	CV1-0309	CV1-0309	03/09/07	1457
02	BS1W0309	BS1W0309	03/09/07	1458
03	BS1S0309	BS1S0309	03/09/07	1459
04	WB1-0309	WB1-0309	03/09/07	1500
05	SB1-0309	SB1-0309	03/09/07	1501
07	SPLP1-S-022707	G137601	03/09/07	1541
10	SPLP2-S-022707	G137602	03/09/07	1544
11	SPLP3-S-022707	G137603	03/09/07	1546
13	SPLP1-S-022707	G137601	03/09/07	1548
14	SPLP2-S-022707	G137602	03/09/07	1549
15	SPLP3-S-022707	G137603	03/09/07	1550
16	CV2-0309	CV2-0309	03/09/07	1557

Comments:

CH2MHILL
Applied Sciences Laboratory

CH2M HILL
Applied Sciences Labortory (ASL)
2300 NW Walnut Blvd.
P.O. Box 428
Corvallis, OR 97330-0428
Telephone: 541-752-4271
Fax: 541-752-0276

04/02/07

MDL Study Report

Analytical Method: E335.2
Matrix: Soil

Instrument ID: Hitachi
Concentration Units: mg/Kg

Analyte	Analysis Date	Amt. Spiked	Replicates 1	2	3	4	5	6	7	8	Std. Dev.	MDL
Cyanide, Total	09/11/06	0.05	0.0400	0.0530	0.0530	0.0440	0.0340	0.0340	0.0340	0.0300	0.00840	0.0252

CH2MHILL
Applied Sciences Laboratory

CH2M HILL
Applied Sciences Labortory (ASL)
2300 NW Walnut Blvd.
P.O. Box 428
Corvallis, OR 97330-0428
Telephone: 541-752-4271
Fax: 541-752-0276

04/02/07

MDL Study Report

Analytical Method: E335.2
Matrix: Water

Instrument ID: Hitachi
Concentration Units: mg/L

Analyte	Analysis Date	Amt. Spiked	Replicates 1	2	3	4	5	6	7	8	Std. Dev.	MDL
Cyanide, Total	09/11/06	0.01	0.00400	0.00530	0.00530	0.00440	0.00340	0.00340	0.00340	0.00340	0.000840	0.00252

FREE CYANIDE BY METHOD ASTM D4282

CASE NARRATIVE
FREE CYANIDE

Analytical Method: ASTM D4282 SDG#: G1376

Lab Name: CH2M HILL Applied Science Laboratories Contract #: 920927.OTC

Client: Anchor Environmental, L.L.C. Prime Contractor: _____

I. Holding Times:
All acceptance criteria were met.

II. Analysis:

A. Calibration:
All acceptance criteria were met.

B. Blanks:
All acceptance criteria were met.

C. Matrix Spike and Matrix Spike Duplicate Sample(s):
Samples were analyzed in accordance with standard operation procedure.

D. Laboratory Control Spike(LCS)
All acceptance criteria were met.

E. Other:
None.

III. Documentation Exceptions:
None

IV. I certify that this data package is in compliance with the terms and conditions agreed to by the client and CH2M HILL, both technically and for completeness, except for the conditions detailed above. Release of the data contained in this hardcopy data package has been authorized by the Laboratory Manager or designee, as verified by the following signature.

Prepared By: _____ Date: 3/13/07

Reviewed By: _____ Date: 3/14/07

SAMPLE DATA SUMMARY

1A-WC

GENERAL CHEMISTRY ANALYSIS DATA SHEET

Field Sample ID:

SPLP1-S-022707

SDG No.: G1376

Lab Name: CH2M HILL/LAB/CVO

Matrix: SOIL

Lab Sample ID: G137601

% Moisture: 100

Date Received: 03/01/07

CAS No.	Analyte	MDL	PQL	Result	Q	Units	DF	Sample Amount	Analysis Method	Date Analyzed
57-12-5F	Cyanide, Free	0.244	0.500	0.500	U	UG/L	1	10 ML	ASTM D4282	03/07/07

GENERAL CHEMISTRY ANALYSIS DATA SHEET

Field Sample ID:

SPLP2-S-022707

SDG No.: G1376

Lab Name: CH2M HILL/LAB/CVO

Matrix: SOIL

Lab Sample ID: G137602

% Moisture: 100

Date Received: 03/01/07

CAS No.	Analyte	MDL	PQL	Result	Q	Units	DF	Sample Amount	Analysis Method	Date Analyzed
57-12-5F	Cyanide, Free	0.244	0.500	0.500	U	UG/L	1	10 ML	ASTM D4282	03/07/07

1A-WC

GENERAL CHEMISTRY ANALYSIS DATA SHEET

Field Sample ID:

SPLP3-S-022707

SDG No.: G1376

Matrix: SOIL

% Moisture: 100

Lab Name: CH2M HILL/LAB/CVO

Lab Sample ID: G137603

Date Received: 03/01/07

CAS No.	Analyte	MDL	PQL	Result	Q	Units	DF	Sample Amount	Analysis Method	Date Analyzed
57-12-5F	Cyanide, Free	0.244	0.500	2.70		UG/L	1	10 ML	ASTM D4282	03/07/07

1A-WC

GENERAL CHEMISTRY ANALYSIS DATA SHEET

Field Sample ID:

WB1-0306

SDG No.: G1376

Lab Name: CH2M HILL/LAB/CVO

Matrix: WATER

Lab Sample ID: WB1-0306

Date Received: / /

CAS No.	Analyte	MDL	PQL	Result	Q	Units	DF	Sample Amount	Analysis Method.	Date Analyzed
57-12-5F	Cyanide, Free	0.244	0.500	0.500	U	UG/L	1	10 ML	ASTM D4282	03/07/07

QC DATA SUMMARY

GENERAL CHEMISTRY INITIAL CALIBRATION DATA

SDG No.: G1376

Lab Name: CH2M HILL/LAB/CVO

Analysis Method: ASTM D4282

Initial Calibration Date: 02/23/07 14:34

Instrument Name: LACH8000

Concentration Units: ug/L

Initial Calibration ID: 022307CNF

Analyte	Std 1	Resp 1	Std 2	Resp 2	Std 3	Resp 3	Std 4	Resp 4	Std 5	Resp 5	Std 6	Resp 6
Cyanide, Free	50.0	2020000	20.0	869000	10.0	454000	5.0	241000	2.0	126000	1.0	101000

Comments:

GENERAL CHEMISTRY INITIAL CALIBRATION DATA

SDG No.: G1376

Lab Name: CH2M HILL/LAB/CVO

Analysis Method: ASTM D4282

Initial Calibration Date: 02/23/07 14:34

Instrument Name: LACH8000

Concentration Units: ug/L

Initial Calibration ID: 022307CNF

Analyte	Std 7	Resp 7	Std 8	Resp 8	Std 9	Resp 9	Std 10	Resp 10				
Cyanide, Free	0.50	59900	0.00	24000								

Comments:

GENERAL CHEMISTRY INITIAL CALIBRATION DATA

SDG No.: G1376

Lab Name: CH2M HILL/LAB/CVO

Analysis Method: ASTM D4282

Initial Calibration Date: 02/23/07 14:34

Instrument Name: LACH8000

Concentration Units: ug/L

Initial Calibration ID: 022307CNF

Analyte	Curve Type	r	Q
Cyanide, Free	LNR	0.9997	

Comments:

GENERAL CHEMISTRY SECOND SOURCE CALIBRATION VERIFICATION DATA

SDG No.: G1376

Lab Name: CH2M HILL/LAB/CVO

Analysis Method: ASTM D4282

Second Source ID: ICV-0223

Instrument Name: LACH8000

Concentration Units: UG/L

Initial Calibration ID: 022307CNF

Analyte	Expected	Found	%D	Q
Cyanide, Free	41.3	43.2	4.6	

Comments:

GENERAL CHEMISTRY CALIBRATION VERIFICATION DATA

SDG No.: G1376

Lab Name: CH2M HILL/LAB/CVO

Analysis Method: ASTM D4282

Analytical Lot ID: 030707FCN

Instrument Name: LACH8000

Concentration Units: UG/L

Initial Calibration ID: 022307CNF

CCV #1 ID: CV1-0307 CCV #2 ID: CV2-0307 CCV #3 ID:

Analyte	Expected	Found	%D	Q	Expected	Found	%D	Q	Expected	Found	%D	Q
Cyanide, Free	15.0	15.1	0.4		15.0	14.7	-1.7					

Comments:

WATER GENERAL CHEMISTRY METHOD BLANK SUMMARY

Field Sample ID: WB1-0306

SDG No.: G1376

Lab Name: CH2M HILL/LAB/CVO

Analysis Method: ASTM D4282

Lab Sample ID: WB1-0306

Initial Calibration ID: 022307CNF

Date Analyzed: 03/07/07

Matrix: (Soil/Water) WATER

Time Analyzed: 1531

Instrument: LACH8000

THIS METHOD BLANK APPLIES TO THE FOLLOWING SAMPLES, MS, AND MSD:

	Field Sample ID	Lab Sample ID	Date Analyzed	Time Analyzed
1	BS1W0306	BS1W0306	03/07/07	1530
2	SPLP1-S-022707	G137601	03/07/07	1533
3	SPLP2-S-022707	G137602	03/07/07	1534
4	SPLP3-S-022707	G137603	03/07/07	1536

Comments:

GENERAL CHEMISTRY LABORATORY CONTROL SAMPLE

SDG No.: G1376

Lab Name: CH2M HILL/LAB/CVO

Analysis Method: ASTM D4282

LCS ID: BS1W0306

Initial Calibration ID: 022307CNF

Date Analyzed: 03/07/07

Matrix: (Soil/Water) WATER

Time Analyzed: 1530

Instrument: LACH8000

Concentration Units: UG/L

Analyte	Expected	Found	%R	QC Limits %R	Q
Cyanide, Free	4.13	3.31	80.2	70-130	

* Values outside of QC limits

Comments:

GENERAL CHEMISTRY ANALYTICAL SEQUENCE

SDG No.: G1376

Lab Name: CH2M HILL/LAB/CVO

Analysis Method: ASTM D4282

Lab Code: CVO

Instrument: LACH8000

Analytical Lot ID: 022307CNF

	Field Sample ID	Lab Sample ID	Date Analyzed	Time Analyzed
01	Level 1	Level 1	02/23/07	1435
02	Level 2	Level 2	02/23/07	1437
03	Level 3	Level 3	02/23/07	1439
04	Level 4	Level 4	02/23/07	1441
05	Level 5	Level 5	02/23/07	1443
06	Level 6	Level 6	02/23/07	1445
07	Level 7	Level 7	02/23/07	1447
08	Level 8	Level 8	02/23/07	1449
09	ICV-0223	ICV-0223	02/23/07	1450

Comments:

GENERAL CHEMISTRY ANALYTICAL SEQUENCE

SDG No.: G1376

Lab Name: CH2M HILL/LAB/CVO

Analysis Method: ASTM D4282

Lab Code: CVO

Instrument: LACH8000

Analytical Lot ID: 030707FCN

	Field Sample ID	Lab Sample ID	Date Analyzed	Time Analyzed
02	CV1-0307	CV1-0307	03/07/07	1528
03	BS1W0306	BS1W0306	03/07/07	1530
04	WB1-0306	WB1-0306	03/07/07	1531
06	SPLP1-S-022707	G137601	03/07/07	1533
07	SPLP2-S-022707	G137602	03/07/07	1534
09	SPLP3-S-022707	G137603	03/07/07	1536
12	CV2-0307	CV2-0307	03/07/07	1539

Comments:

CH2MHILL
Applied Sciences Laboratory

CH2M HILL
Applied Sciences Labortory (ASL)
2300 NW Walnut Blvd.
P.O. Box 428
Corvallis, OR 97330-0428
Telephone: 541-752-4271
Fax: 541-752-0276

03/13/07

MDL Study Report

Analytical Method: ASTM D4282
Instrument ID: LACH8000
Matrix: Water
Concentration Units: UG/L

Analyte	Analysis Date	Amt. Spiked	Replicates 1	2	3	4	5	6	7	8	Std. Dev.	MDL
Cyanide, Free	11/10/06	0.5	0.451	0.489	0.483	0.670	0.457	0.569	0.519		0.0775	0.244

WEAK ACID DISSOCIABLE CYANIDE
BY METHOD SM 4500-I

CASE NARRATIVE
WEAK ACID DISSOCIABLE CYANIDE

Analytical Method: SM 4500-I

SDG#: G1376

Lab Name: CH2M HILL Applied Science Laboratories

Contract #: 920927.OTC

Client: Anchor Environmental, L.L.C.

Prime Contractor: _____

I. Holding Times:
All acceptance criteria were met.

II. Analysis:

A. Calibration:
Initial Calibration Verification (86%) was outside of the acceptance criteria 90-110%.

B. Blanks:
All acceptance criteria were met.

C. Matrix Spike and Matrix Spike Duplicate Sample(s):
Samples were analyzed in accordance with standard operation procedure.

D. Laboratory Control Spike(LCS)
All acceptance criteria were met.

E. Other:
None.

III. Documentation Exceptions:
None

IV. I certify that this data package is in compliance with the terms and conditions agreed to by the client and CH2M HILL, both technically and for completeness, except for the conditions detailed above. Release of the data contained in this hardcopy data package has been authorized by the Laboratory Manager or designee, as verified by the following signature.

Prepared By: Dayna Laumann Date: 4/2/07

Reviewed By: _____ Date: 4/3/07

SAMPLE DATA
SUMMARY

GENERAL CHEMISTRY ANALYSIS DATA SHEET

Field Sample ID:

SPLP1-S-022707

SDG No.: G1376

Lab Name: CH2M HILL/LAB/CVO

Matrix: SOIL

Lab Sample ID: G137601

% Moisture: 100

Date Received: 03/01/07

CAS No.	Analyte	MDL	PQL	Result	Q	Units	DF	Sample Amount	Analysis Method	Date Analyzed
57-12-5W	Cyanide, WAD	0.00120	0.00500	0.00500	U	mg/L	1	50 ML	SM4500-CN I	03/14/07

1A-WC

GENERAL CHEMISTRY ANALYSIS DATA SHEET

Field Sample ID:

SPLP2-S-022707

SDG No.: G1376

Matrix: SOIL

% Moisture: 100

Lab Name: CH2M HILL/LAB/CVO

Lab Sample ID: G137602

Date Received: 03/01/07

CAS No.	Analyte	MDL	PQL	Result	Q	Units	DF	Sample Amount	Analysis Method	Date Analyzed
57-12-5W	Cyanide, WAD	0.00120	0.00500	0.00500	U	mg/L	1	50 ML	SM4500-CN I	03/14/07

GENERAL CHEMISTRY ANALYSIS DATA SHEET

Field Sample ID:

SPLP3-S-022707

SDG No.: G1376

Lab Name: CH2M HILL/LAB/CVO

Matrix: SOIL

Lab Sample ID: G137603

% Moisture: 100

Date Received: 03/01/07

CAS No.	Analyte	MDL	PQL	Result	Q	Units	DF	Sample Amount	Analysis Method	Date Analyzed
57-12-5W	Cyanide, WAD	0.00120	0.00500	0.00500	U	mg/L	1	50 ML	SM4500-CN I	03/14/07

GENERAL CHEMISTRY ANALYSIS DATA SHEET

Field Sample ID: **WB1-0314**

SDG No.: G1376

Matrix: WATER

Lab Name: CH2M HILL/LAB/CVO

Lab Sample ID: WB1-0314

Date Received: / /

CAS No.	Analyte	MDL	PQL	Result	Q	Units	DF	Sample Amount	Analysis Method	Date Analyzed
57-12-5W	Cyanide, WAD	0.00120	0.00500	0.00500	U	mg/L	1	50 ML	SM4500-CN I	03/14/07

QC DATA
SUMMARY

GENERAL CHEMISTRY INITIAL CALIBRATION DATA

SDG No.: G1376

Lab Name: CH2M HILL/LAB/CVO

Analysis Method: SM4500-CN I

Initial Calibration Date: 03/14/07 15:35

Instrument Name: HITACHI 2000

Concentration Units: mg/L

Initial Calibration ID: 031407CAL

Analyte	Std 1	Resp 1	Std 2	Resp 2	Std 3	Resp 3	Std 4	Resp 4	Std 5	Resp 5	Std 6	Resp 6
Cyanide, WAD	0.0050	0.0090	0.010	0.020	0.050	0.098	0.10	0.18	0.25	0.39		

Comments:

GENERAL CHEMISTRY INITIAL CALIBRATION DATA

SDG No.: G1376

Lab Name: CH2M HILL/LAB/CVO

Analysis Method: SM4500-CN I

Initial Calibration Date: 03/14/07 15:35

Instrument Name: HITACHI 2000

Concentration Units: mg/L

Initial Calibration ID: 031407CAL

Analyte	Curve Type	r	Q
Cyanide, WAD	LNR	0.9956	

Comments:

GENERAL CHEMISTRY SECOND SOURCE CALIBRATION VERIFICATION DATA

SDG No.: G1376

Lab Name: CH2M HILL/LAB/CVO

Analysis Method: SM4500-CN I

Second Source ID: ICV-0314

Instrument Name: HITACHI 2000

Concentration Units: mg/L

Initial Calibration ID: 031407CAL

Analyte	Expected	Found	%D	Q
Cyanide, WAD	0.207	0.178	-13.8	*

Comments:

GENERAL CHEMISTRY CALIBRATION VERIFICATION DATA

SDG No.: G1376

Lab Name: CH2M HILL/LAB/CVO

Analysis Method: SM4500-CN I

Analytical Lot ID: 031407CN_SM

Instrument Name: HITACHI 2000

Concentration Units: mg/L

Initial Calibration ID: 031407CAL

CCV #1 ID: CV1-0314 CCV #2 ID: CV2-0314 CCV #3 ID:

Analyte	Expected	Found	%D	Q	Expected	Found	%D	Q	Expected	Found	%D	Q
Cyanide, WAD	0.200	0.181	-9.3		0.200	0.169	-15.3					

Comments:

WATER GENERAL CHEMISTRY METHOD BLANK SUMMARY

Field Sample ID: WB1-0314

SDG No.: G1376

Lab Name: CH2M HILL/LAB/CVO

Analysis Method: SM4500-CN I

Lab Sample ID: WB1-0314

Initial Calibration ID: 031407CAL

Date Analyzed: 03/14/07

Matrix: (Soil/Water) WATER

Time Analyzed: 1544

Instrument: HITACHI 2000

THIS METHOD BLANK APPLIES TO THE FOLLOWING SAMPLES, MS, AND MSD:

	Field Sample ID	Lab Sample ID	Date Analyzed	Time Analyzed
1	BS1W0314	BS1W0314	03/14/07	1543
2	SPLP1-S-022707	G137601	03/14/07	1602
3	SPLP2-S-022707	G137602	03/14/07	1603
4	SPLP3-S-022707	G137603	03/14/07	1606

Comments:

GENERAL CHEMISTRY LABORATORY CONTROL SAMPLE

SDG No.: G1376

Lab Name: CH2M HILL/LAB/CVO

Analysis Method: SM4500-CN I

LCS ID: BS1W0314

Initial Calibration ID: 031407CAL

Date Analyzed: 03/14/07

Matrix: (Soil/Water) WATER

Time Analyzed: 1543

Instrument: HITACHI 2000

Concentration Units: mg/L

Analyte	Expected	Found	%R	QC Limits %R	Q
Cyanide, WAD	0.207	0.178	86.0	70-130	

* Values outside of QC limits

Comments:

GENERAL CHEMISTRY ANALYTICAL SEQUENCE

SDG No.: G1376 Lab Name: CH2M HILL/LAB/CVO

Analysis Method: SM4500-CN I Lab Code: CVO

Instrument: HITACHI 2000 Analytical Lot ID: 031407CAL

	Field Sample ID	Lab Sample ID	Date Analyzed	Time Analyzed
01	LEVEL 1	LEVEL 1	03/14/07	1535
02	LEVEL 2	LEVEL 2	03/14/07	1536
03	LEVEL 3	LEVEL 3	03/14/07	1537
04	LEVEL 4	LEVEL 4	03/14/07	1538
05	LEVEL 5	LEVEL 5	03/14/07	1539
06	ICV-0314	ICV-0314	03/14/07	1540

Comments:

14-WC

GENERAL CHEMISTRY ANALYTICAL SEQUENCE

SDG No.: G1376

Lab Name: CH2M HILL/LAB/CVO

Analysis Method: SM4500-CN I

Lab Code: CVO

Instrument: HITACHI 2000

Analytical Lot ID: 031407CN_SM

	Field Sample ID	Lab Sample ID	Date Analyzed	Time Analyzed
01	CV1-0314	CV1-0314	03/14/07	1542
02	BS1W0314	BS1W0314	03/14/07	1543
03	WB1-0314	WB1-0314	03/14/07	1544
04	SPLP1-S-022707	G137601	03/14/07	1602
05	SPLP2-S-022707	G137602	03/14/07	1603
08	SPLP3-S-022707	G137603	03/14/07	1606
10	CV2-0314	CV2-0314	03/14/07	1608

Comments:

CH2MHILL
Applied Sciences Laboratory

CH2M HILL
Applied Sciences Labortory (ASL)
2300 NW Walnut Blvd.
P.O. Box 428
Corvallis, OR 97330-0428
Telephone: 541-752-4271
Fax: 541-752-0276

04/02/07

MDL Study Report

Analytical Method: SM4500-CN I

Instrument ID: Hitachi

Matrix: Water

Concentration Units: mg/L

Analyte	Analysis Date	Amt. Spiked	Replicates								Std. Dev.	MDL
			1	2	3	4	5	6	7	8		
Cyanide, WAD	11/13/06	0.01	0.00719	0.00668	0.00668	0.00719	0.00618	0.00668	0.00719		0.000382	0.00120

FLUORIDE IN SOIL
METHOD EPA 340.2/BELLACK

CASE NARRATIVE
FLUORIDE by Bellack Distillation

Analytical Method: E340.2/ Bellack

SDG#: G1376

Lab Name: CH2M HILL Applied Science Laboratories

Contract #: 920927.OTC

Client: Anchor Environmental, L.L.C.

Prime Contractor: _____

I. Holding Times:
All acceptance criteria were met.

II. Analysis:

A. Calibration:
All acceptance criteria were met.

B. Blanks:
All acceptance criteria were met.

C. Matrix Spike and Matrix Spike Duplicate Sample(s):
Samples were analyzed in accordance with standard operation procedure.

D. Laboratory Control Spike(LCS)
All acceptance criteria were met.

E. Other:
None.

III. Documentation Exceptions:
None

IV. I certify that this data package is in compliance with the terms and conditions agreed to by the client and CH2M HILL, both technically and for completeness, except for the conditions detailed above. Release of the data contained in this hardcopy data package has been authorized by the Laboratory Manager or designee, as verified by the following signature.

Prepared By: Elizabeth M Tipps Date: 3-14-07

Revicwed By: _____ Date: 3-28-07

SAMPLE DATA
SUMMARY

GENERAL CHEMISTRY ANALYSIS DATA SHEET

Field Sample ID:

SPLP1-S-022707

SDG No.: G1376

Lab Name: CH2M HILL/LAB/CVO

Matrix: SOIL

Lab Sample ID: G137601

% Moisture: 25

Date Received: 03/01/07

CAS No.	Analyte	MDL	PQL	Result	Q	Units	DF	Sample Amount	Analysis Method	Date Analyzed
16984-48-8D	Fluoride, distilled	1.05	9.88	533		mg/Kg	1	1.2678 G	E340.2	03/07/07

1A-WC

GENERAL CHEMISTRY ANALYSIS DATA SHEET

Field Sample ID:

SPLP2-S-022707

SDG No.: G1376

Matrix: SOIL

% Moisture: 26

Lab Name: CH2M HILL/LAB/CVO

Lab Sample ID: G137602

Date Received: 03/01/07

CAS No.	Analyte	MDL	PQL	Result	Q	Units	DF	Sample Amount	Analysis Method	Date Analyzed
16984-48-8D	Fluoride, distilled	1.07	10.1	732		mg/Kg	1	1.2772 G	E340.2	03/07/07

1A-WC

GENERAL CHEMISTRY ANALYSIS DATA SHEET

Field Sample ID:

SPLP3-S-022707

SDG No.: G1376

Lab Name: CH2M HILL/LAB/CVO

Matrix: SOIL

Lab Sample ID: G137603

% Moisture: 24

Date Received: 03/01/07

CAS No.	Analyte	MDL	PQL	Result	Q	Units	DF	Sample Amount	Analysis Method	Date Analyzed
16984-48-8D	Fluoride, distilled	1.04	9.75	784		mg/Kg	1	1.2799 G	E340.2	03/07/07

FORM I GEN CHEM

ET070329-15:21-G1376-W

1A-WC

GENERAL CHEMISTRY ANALYSIS DATA SHEET

Field Sample ID:

SB1-0307

SDG No.: G1376

Lab Name: CH2M HILL/LAB/CVO

Matrix: SOIL

Lab Sample ID: SB1-0307

% Moisture: 0

Date Received: / /

CAS No.	Analyte	MDL	PQL	Result	Q	Units	DF	Sample Amount	Analysis Method	Date Analyzed
16984-48-8D	Fluoride, distilled	1.05	9.87	4.21	B	mg/Kg	1	1 G	E340.2	03/07/07

QC DATA
SUMMARY

GENERAL CHEMISTRY INITIAL CALIBRATION DATA

SDG No.: G1376

Lab Name: CH2M HILL/LAB/CVO

Analysis Method: E340.2

Initial Calibration Date: 03/07/07 1340

Instrument Name: NONE

Concentration Units: mg/L

Initial Calibration ID: 030707FDIST

Analyte	Std 1	Resp 1	Std 2	Resp 2	Std 3	Resp 3	Std 4	Resp 4	Std 5	Resp 5	Std 6	Resp 6
Fluoride, distilled	0.10	154	1.0	102	10.0	44.5	100	-14				

Comments:

GENERAL CHEMISTRY INITIAL CALIBRATION DATA

SDG No.: G1376

Lab Name: CH2M HILL/LAB/CVO

Analysis Method: E340.2

Initial Calibration Date: 03/07/07 1340

Instrument Name: NONE

Concentration Units: mg/L

Initial Calibration ID: 030707FDIST

Analyte	Curve Type	r	Q
Fluoride, distilled	LNR	0.9992	

Comments:

GENERAL CHEMISTRY SECOND SOURCE CALIBRATION VERIFICATION DATA

SDG No.: G1376

Lab Name: CH2M HILL/LAB/CVO

Analysis Method: E340.2

Second Source ID: ICV-0307

Instrument Name: NONE

Concentration Units: mg/L

Initial Calibration ID: 030707FDIST

Analyte	Expected	Found	%D	Q
Fluoride, distilled	1.47	1.39	-5.1	

Comments:

GENERAL CHEMISTRY CALIBRATION VERIFICATION DATA

SDG No.: G1376

Lab Name: CH2M HILL/LAB/CVO

Analysis Method: E340.2

Analytical Lot ID: 030707FDIST

Instrument Name: NONE

Concentration Units: mg/L

Initial Calibration ID: 030707FDIST

CCV #1 ID: CV1-0307 CCV #2 ID: CV2-0307 CCV #3 ID: CV3-0307

Analyte	Expected	Found	%D	Q	Expected	Found	%D	Q	Expected	Found	%D	Q
Fluoride, distilled	1.00	0.907	-9.3		10.0	9.61	-3.9		50.0	54.4	8.8	

Comments:

SOIL GENERAL CHEMISTRY METHOD BLANK SUMMARY

Field Sample ID: SB1-0307

SDG No.: G1376

Lab Name: CH2M HILL/LAB/CVO

Analysis Method: E340.2

Lab Sample ID: SB1-0307

Initial Calibration ID: 030707FDIST

Date Analyzed: 03/07/07

Matrix: (Soil/Water) SOIL

Time Analyzed: 1402

Instrument: NONE

THIS METHOD BLANK APPLIES TO THE FOLLOWING SAMPLES, MS, AND MSD:

	Field Sample ID	Lab Sample ID	Date Analyzed	Time Analyzed
1	BS1S0307	BS1S0307	03/07/07	1355
2	SPLP1-S-022707	G137601	03/07/07	1414
3	SPLP2-S-022707	G137602	03/07/07	1418
4	SPLP3-S-022707	G137603	03/07/07	1422

Comments:

GENERAL CHEMISTRY LABORATORY CONTROL SAMPLE

SDG No.: G1376

Lab Name: CH2M HILL/LAB/CVO

Analysis Method: E340.2

LCS ID: BS1S0307

Initial Calibration ID: 030707FDIST

Date Analyzed: 03/07/07

Matrix: (Soil/Water) SOIL

Time Analyzed: 1355

Instrument: NONE

Concentration Units: mg/Kg

Analyte	Expected	Found	%R	QC Limits %R	Q
Fluoride, distilled	1020	1000	98.0	75-125	

* Values outside of QC limits

Comments:

GENERAL CHEMISTRY ANALYTICAL SEQUENCE

SDG No.: G1376

Lab Name: CH2M HILL/LAB/CVO

Analysis Method: E340.2

Lab Code: CVO

Instrument: NONE

Analytical Lot ID: 030707FDIST

	Field Sample ID	Lab Sample ID	Date Analyzed	Time Analyzed
01	Level 1	Level 1	03/07/07	1340
02	Level 2	Level 2	03/07/07	1341
03	Level 3	Level 3	03/07/07	1342
04	Level 4	Level 4	03/07/07	1343
05	ICV-0307	ICV-0307	03/07/07	1344
06	CV1-0307	CV1-0307	03/07/07	1345
07	CV2-0307	CV2-0307	03/07/07	1346
09	BS1S0307	BS1S0307	03/07/07	1355
10	SB1-0307	SB1-0307	03/07/07	1402
14	SPLP1-S-022707	G137601	03/07/07	1414
15	SPLP2-S-022707	G137602	03/07/07	1418
16	SPLP3-S-022707	G137603	03/07/07	1422
19	CV3-0307	CV3-0307	03/07/07	1435

Comments:

CH2MHILL
Applied Sciences Laboratory

CH2M HILL
Applied Sciences Labortory (ASL)
2300 NW Walnut Blvd.
P.O. Box 428
Corvallis, OR 97330-0428
Telephone: 541-752-4271
Fax: 541-752-0276

03/14/07

MDL Study Report

Analytical Method: E340.2
Matrix: Soil

Instrument ID: NONE
Concentration Units: mg/Kg

Analyte	Analysis Date	Amt. Spiked	Replicates 1	2	3	4	5	6	7	8	Std. Dev.	MDL
Fluoride	10/12/06	1	1.04	0.986	0.990	0.966	0.994	0.982	0.927		0.0338	0.106
Fluoride, distilled	10/12/06	1	1.04	0.986	0.990	0.966	0.994	0.982	0.927		0.0338	0.106

CHAIN OF CUSTODY/SHIPPING DOCUMENTS

G1376

Chain of Custody Record & Laboratory Analysis Request

Page 1 of 1

Turnaround Requested: standard

Anchor Contact: Rebecca Desrosiers (rdesrosiers@anchorenv.com)

ANCHOR ENVIRONMENTAL, L.L.C.
1423 Third Ave, Suite 300
Seattle, WA 98101
Ph: (206) 287-9130 Fax: (206) 287-9131

Lab Contact: Kathy McKinley	Proj. Name: Chinook Ventures	Analyses Requested												Notes/ Comments:
Lab: CH2M Hill - ASL	Proj. Number: 060354-01 TID	SPLP (CN on leach*)	Total CN	Fluoride w/ Bullock Distillation										* CN – total, WAD, free by microdiffusion - see F instruction below
Address: 2300 NW Walnut Blvd	Sampler: Desrosiers													
Corvallis, OR 97330														
Phone: 541.768.3144	Shipping Method: FedEx - overnight													
Fax: 541.766.2852	AirBill:													

Sample ID	Sample Date	Sample Time	Sample Matrix	# Containers										
SPLP1-S-022707	2/22		SOIL	1	X	X	X						-	1
SPLP2-S-022707	↓		↓	↓	X	X	X						-	2
SPLP3-S-022707	↓		↓	↓	X	X	X						-	3

Relinquished: (Signature)	Relinquished: (Signature)	Relinquished: (Signature)	Special Instructions/Notes
Printed Name: Rebecca Desrosiers	Printed Name:	Printed Name:	Send leach samples to CAS (Lynda Huckstin) for fluoride analysis
Company: Anchor	Company:	Company:	
Date/Time: 2/28/07 13:10	Date/Time:	Date/Time:	
Received By: Daisy Hubbard	Received By:	Received By:	
Printed Name: Daisy Hubbard	Printed Name:	Printed Name:	
Company: CH2M HILL - ASL	Company:	Company:	# of Coolers: 1 / Cooler Temp(s): 4°C
Date/Time: 3-1-07 10:40	Date/Time:	Date/Time:	COC Seals Intact? / Bottles Intact?

CH2MHILL
Analytical Services

Sample Receipt Record

Batch Number: G13760 Date received: 3-1-07

Client/Project Anchor Environmental /Chinook Ventures

VERIFICATION OF SAMPLE CONDITIONS (verify all items) * HD = Client Hand delivered Samples

Observation	YES	NO
Radiological Screening for AFCEE		N/A
Were custody seals intact and on the outside of the cooler?	✓	
If yes, Where? Front ✓ Rear ___ Lt Side ___ Rt Side ___		
Type of packing material: Ice Blue Ice Bubble wrap		
Was the Chain of Custody inside the cooler?	✓	
Was the Chain of Custody properly filled out?		✓
Were the sample containers in good condition?	✓	
Containers supplied by ASL?		✓
Any sample with < 1/2 holding time remaining? If so contact LPM		✓
Was there ice in the cooler? Enter temp. 2.0 c	✓	
All VOCs free of air bubbles ?		NA

VERIFICATION OF SAMPLE PRESERVATION

Sample No	Nutrients pH <2	Metals pH <2	Volatiles pH <2	Cyanides pH >12	TOC pH <2	TOX pH <2	Other (specify)	N/A (soils/unpres)
1								X
2								X
3								X
4								
5								
6								
7								
8								
9								
10								
11								
12								
13								
14								
15								
16								
17								
18								
19								
20								
21								
22								
23								
24								
25								
26								
27								

LOGIN AND pH VERIFICATIONS PERFORMED BY

Daisy Hubbard 3-1-07 12:45
Date/Time

Date/Time

CH2MHILL
Applied Sciences Group

Sample Receipt Exception Report

Sample Batch Number: G13716 **Client /Project** Anchor Environmental / Chinook Ventures

	The following exceptions were noted:	Comments (write number of exception description and the impacted sample numbers)
	1. No custody seal as required by project	10) COC Indicates sampling date of 2/22/07 Container labels indicate 2-27-07 14:00 SPLP1 14:05 SPLP2 14:20 SPLP3
	2. No chain-of-custody provided	
	3. Analysis, description, date of collection not provided	
	4. Samples broken or leaking on reciept.	
	5. Temperature of samples inappropriate for analysis requested	
	6. Container inappropriate for analysis requested	
	7. Inadequate sample volume.	
	8. Preservation inappropriate for analysis requested	
	9. Samples received out of holding time for analysis requrested	
X	10. Discrepancies between COC form and container labels.	
	11. Other.	

ACTION TAKEN: 10) Verify with client. - per Rebecca - samples taken 2/27/07

Originator: Daisy Hubbard Date: 3-1-07

Client was notified on: (Date/Time) 3-1-07 12:39

Client Contact: Rebecca Desrosiers

Analytical Resources, Incorporated
Analytical Chemists and Consultants

October 4, 2006

Kristin Gaines
Anchor Environmental
6650 SW Redwood Lane, #110
Portland, OR 97224

RE: Client Project: Chinook
ARI Job No. JW94

Dear Kristin:

Please find enclosed the original chain of custody documentation and the final data package for samples from the project referenced above.

Problems associated with these analyses are discussed in the Case Narrative.

An electronic copy of this package will remain on file with ARI. Should you have any questions or problems, please feel free to contact me at your convenience.

Sincerely,

ANALYTICAL RESOURCES, INC.

Susan Dunnihoo
Client Service Manager
sue@arilabs.com
206/695-6207

Enclosures

cc: eFile JW94

SD/sdrd

Chain of Custody
Documentation

prepared
for

ANCHOR ENVIRONMENTAL

Project: Chinook

ARI JOB NO: JW94

prepared
by

Analytical Resources, Inc.

Chain of Custody Record & Laboratory Analysis Request

ARI Assigned Number: JW94	Turn-around Requested:	Page: 1 of 1	
ARI Client Company: ANCHOR ENV. LLC	Phone: 360-798-2509	Date: 9/18/06	Ice Present? Y
Client Contact: KRISTIN GAINES		No. of Coolers: 1	Cooler Temps: 7.4
Client Project Name: CHINOOK			
Client Project #:	Samplers: TIM STONE / STEVE HARGAIL		

Analytical Resources, Incorporated
Analytical Chemists and Consultants
4611 South 134th Place, Suite 100
Tukwila, WA 98168
206-695-6200 206-695-6201 (fax)

Sample ID	Date	Time	Matrix	No. Containers	Analysis Requested: Cl, SO4, F/FLUORIDE	ALKALINITY	Phosphate as P	DENSITY	TITLE 22 METALS	Fe, Mn, Al, Ca, Mg, Na, K, Silica			Notes/Comments
PZ-7-091806	9/18/06	1000	H_2O	5	X	X	X	X	X	X			
G-7d-091806		1020			X	X	X	X	X	X			
PZ-6-091806		1100			X	X	X	X	X	X			
G-5s-091806		1240			X	X	X	X	X	X			
G-5d-091806		1400			X	X	X	X	X	X			
RL-2d-091806		1100			X	X	X	X	X	X			
RL-2s-091806		1210			X	X	X	X	X	X			

Comments/Special Instructions	Relinquished by: (Signature)	Received by: (Signature)	Relinquished by: (Signature)	Received by: (Signature)
	Printed Name: TIM STONE	Printed Name: BOB CONGDON	Printed Name:	Printed Name:
	Company: ANCHOR-PDX	Company: ARI	Company:	Company:
	Date & Time: 9-18-06/1445	Date & Time: 9/19/06 1025	Date & Time:	Date & Time:

2000

Limits of Liability: *ARI will perform all requested services in accordance with appropriate methodology following ARI Standard Operating Procedures and the ARI Quality Assurance Program. This program meets standards for the industry. The total liability of ARI, its officers, agents, employees, or successors, arising out of or in connection with the requested services, shall not exceed the Invoiced amount for said services. The acceptance by the client of a proposal for services by ARI release ARI from any liability in excess thereof, not withstanding any provision to the contrary in any contract, purchase order or co-signed agreement between ARI and the Client.*

Sample Retention Policy: All samples submitted to ARI will be appropriately discarded no sooner than 90 days after receipt or 60 days after submission of hardcopy data, whichever is longer, unless alternate retention schedules have been established by work-order or contract.

Cooler Receipt Form

ANALYTICAL RESOURCES INCORPORATED

ARI Client: ANCHOR ENV Project Name: Chinook

COC NO.: — Delivered By: FED. EX

Tracking NO.: — Date: 09/19/06

ARI Job No.: JW94 Lims NO.: 06-16998 - 17004

Preliminary Examination Phase:

1. Were intact, properly signed and dated custody seals attached To the outside of the cooler? ..... YES **NO**
2. Were custody papers included with the cooler ..... **YES** NO
3. Were custody papers properly filled out (ink, signed etc.)? ..... **YES** NO
4. Complete custody forms and attach all shipping documents ..... OK **NA**

Cooler Accepted BY: Bob Congletes Date: 9/19/06 Time: 1025

Log-IN Phase:

5. Was a temperature blank include in the cooler? ..... YES NO
6. Record Cooler Temperature ..... 7.4° °C
7. What kind of packing material was used? ..... ICE
8. Was sufficient ice used (if appropriate)? ..... YES **NO**
9. Were all bottles sealed in separate plastic bags? ..... YES **NO**
10. Did all bottles arrive in good condition (unbroken)? ..... **YES** NO
11. Were all bottle labels complete and legible? ..... **YES** NO
12. Did all bottle labels and tags agree with custody papers? ..... **YES** NO
13. Were all bottles used correct for the requested analyses? ..... **YES** NO
14. Do any of the analyses (bottles) require preservative? (If so, Preservation checklist must be attached) ..... **YES** NO
15. Were all VOA vials free of air bubbles? ..... ~~YES~~ ~~NO~~
16. Was sufficient amount of sample sent in each bottle? ..... **YES** NO
17. Notify Project Manager of any discrepancies or concerns ..... **OK** NA

Cooler Opened By: Bob Congletes Date: 9/19/06 Time 1025

Explain any discrepancies or negative responses:

Case Narrative

prepared
for

ANCHOR ENVIRONMENTAL

Project: Chinook

ARI JOB NO: JW94

prepared
by

Analytical Resources, Inc.

ANALYTICAL
RESOURCES
INCORPORATED

Case Narrative

Client: Anchor Environmental
Project: Chinook
Matrix: Water
ARI Job Nos. JW94

Sample receipt

Seven water samples were received September 18, 2006 under ARI Job JW94. Samples were iced and the cooler temperature measured by IR thermometer following ARI SOP was 7.4° C. Samples were received in good condition with no discrepancies in paperwork. Three of the samples, PZ-7-091806, PZ-6-091806 and RL-2s-091806 failed the preservation check. Sample pH was readjusted at login. Failure was attributed to the characteristics of the samples, as samples were an amber to black color with material that flocculated out upon acidification.

ARI was informed verbally that all water samples received from the Chinook site have been field filtered.

Dissolved Metals

As Silica will mineralize under the digestion procedure used for environmental samples, analysis of the Silica was performed on sample that was acidified only (Prep Method 6010B). A large amount of material flocculated out upon acidification, and there were concerns that this material might affect analysis of the remaining target elements. The samples were therefore also digested under prep method 3010A and analyzed for those elements. As a check, samples PZ-6-091806 and PZ-7-091806 were analyzed for the full target list by both methods.

The method blanks were clean at the reporting limit with the exception of low levels of Calcium in the digested blank. As sample results were much higher than the blank, no corrective action was taken.

LCS recoveries were within ARI and method limits.

Duplicate RPDs were within ARI and method limits.

Matrix spike recoveries were within limits with the exception of Iron for the raw sample and Sodium for both the raw and digested sample. Outliers are attributed to high concentration of the element in the parent sample and no corrective action is required.

There were no other incidents of note.

General Chemistry Parameters

Alkalinity

Samples were prepared and analyzed within the required holding time of 14 days.

The replicate analysis has RPDs within limits.

There were no incidents of note.

Total Phosphorous

Samples were prepared and analyzed within the required holding time of 28 days.

The method blank was clean.

Standard reference recoveries were within limits.

The replicate analysis has RPDs within limits.

The matrix spike had recoveries within limits.

There were no incidents of note.

Ion Chromatography – Fluoride, Chloride, Sulfate

Samples were prepared and analyzed within the required holding time of 28 days.

The method blanks were clean.

Standard reference recoveries were within limits.

The replicate analysis has RPDs within limits.

The matrix spike had recoveries within limits.

Sample PZ-7-091806 required analysis at dilution, due to interference in the chromatogram.

There were no other incidents of note.

Geotechnical Parameters

The sample density was measure gravimetrically using a 500-mL calibrated pychnometer, at the temperature indicated.

Data Reporting Qualifiers

Effective 12/28/04

Inorganic Data

U Indicates that the target analyte was not detected at the reported concentration

* Duplicate RPD is not within established control limits

B Reported value is less than the CRDL but ≥ the Reporting Limit

N Matrix Spike recovery not within established control limits

NA Not Applicable, analyte not spiked

H The natural concentration of the spiked element is so much greater than the concentration spiked that an accurate determination of spike recovery is not possible

L Analyte concentration is ≤5 times the Reporting Limit and the replicate control limit defaults to ±1 RL instead of the normal 20% RPD

Organic Data

U Indicates that the target analyte was not detected at the reported concentration

* Flagged value is not within established control limits

B Analyte detected in an associated Method Blank at a concentration greater than one-half of ARI's Reporting Limit or 5% of the regulatory limit or 5% of the analyte concentration in the sample.

J Estimated concentration when the value is less than ARI's established reporting limits

D The spiked compound was not detected due to sample extract dilution

NR Spiked compound recovery is not reported due to chromatographic interference

E Estimated concentration calculated for an analyte response above the valid instrument calibration range. A dilution is required to obtain an accurate quantification of the analyte.

S Indicates an analyte response that has saturated the detector. The calculated concentration is not valid; a dilution is required to obtain valid quantification of the analyte

NA The flagged analyte was not analyzed for

NS The flagged analyte was not spiked into the sample

M Estimated value for an analyte detected and confirmed by an analyst but with low spectral match parameters. This flag is used only for GC-MS analyses

N The analysis indicates the presence of an analyte for which there is presumptive evidence to make a "tentative identification"

Y The analyte is not detected at or above the reported concentration. The reporting limit is raised due to chromatographic interference. The Y flag is equivalent to the U flag with a raised reporting limit.

C The analyte was positively identified on only one of two chromatographic columns. Chromatographic interference prevented a positive identification on the second column

P The analyte was detected on both chromatographic columns but the quantified values differ by ≥40% RPD with no obvious chromatographic interference

Geotechnical Data

A The total of all fines fractions. This flag is used to report total fines when only sieve analysis is requested and balances total grain size with sample weight.

F Samples were frozen prior to particle size determination

SM Sample matrix was not appropriate for the requested analysis. This normally refers to samples contaminated with an organic product that interferes with the sieving process and/or moisture content, porosity and saturation calculations

SS Sample did not contain the proportion of "fines" required to perform the pipette portion of the grain size analysis

W Weight of sample in some pipette aliquots was below the level required for accurate weighting

Data Summary Package

prepared
for

ANCHOR ENVIRONMENTAL

Project: Chinook

ARI JOB NO: JW94

prepared
by

Analytical Resources, Inc.

METALS

ANALYTICAL RESOURCES INCORPORATED

INORGANICS ANALYSIS DATA SHEET
DISSOLVED METALS
Page 1 of 1

Sample ID: PZ-7-091806
SAMPLE

Lab Sample ID: JW94A
LIMS ID: 06-16998
Matrix: Water
Data Release Authorized:
Reported: 09/27/06

QC Report No: JW94-Anchor Environmental
Project: CHINOOK

Date Sampled: 09/18/06
Date Received: 09/19/06

Prep Meth	Prep Date	Analysis Method	Analysis Date	CAS Number	Analyte	RL	mg/L	Q
6010B	09/20/06	6010B	09/25/06	7429-90-5	Aluminum	0.05	0.38	
6010B	09/20/06	6010B	09/25/06	7440-70-2	Calcium	0.05	37.1	
6010B	09/20/06	6010B	09/25/06	7439-89-6	Iron	0.05	17.4	
6010B	09/20/06	6010B	09/25/06	7439-95-4	Magnesium	0.05	14.9	
6010B	09/20/06	6010B	09/25/06	7439-96-5	Manganese	0.001	0.580	
6010B	09/20/06	6010B	09/25/06	7440-09-7	Potassium	0.5	4.5	
6010B	09/20/06	6010B	09/25/06	7440-21-3	Silicon	0.06	25.3	
6010B	09/20/06	6010B	09/25/06	7440-23-5	Sodium	0.5	971	

U-Analyte undetected at given RL
RL-Reporting Limit

ANALYTICAL RESOURCES INCORPORATED

INORGANICS ANALYSIS DATA SHEET
DISSOLVED METALS

Sample ID: PZ-7-091806
DUPLICATE

Lab Sample ID: JW94A
LIMS ID: 06-16998
Matrix: Water
Data Release Authorized:
Reported: 09/27/06

QC Report No: JW94-Anchor Environmental
Project: CHINOOK

Date Sampled: 09/18/06
Date Received: 09/19/06

MATRIX DUPLICATE QUALITY CONTROL REPORT

Analyte	Analysis Method	Sample	Duplicate	RPD	Control Limit	Q
Aluminum	6010B	0.38	0.37	2.7%	+/- 20%	
Calcium	6010B	37.1	36.8	0.8%	+/- 20%	
Iron	6010B	17.4	17.2	1.2%	+/- 20%	
Magnesium	6010B	14.9	14.8	0.7%	+/- 20%	
Manganese	6010B	0.580	0.573	1.2%	+/- 20%	
Potassium	6010B	4.5	4.4	2.2%	+/- 20%	
Silicon	6010B	25.3	25.1	0.8%	+/- 20%	
Sodium	6010B	971	959	1.2%	+/- 20%	

Reported in mg/L

*-Control Limit Not Met
L-RPD Invalid, Limit = Detection Limit

ANALYTICAL RESOURCES INCORPORATED

INORGANICS ANALYSIS DATA SHEET
DISSOLVED METALS

Sample ID: PZ-7-091806
MATRIX SPIKE

Lab Sample ID: JW94A
LIMS ID: 06-16998
Matrix: Water
Data Release Authorized:
Reported: 09/27/06

QC Report No: JW94-Anchor Environmental
Project: CHINOOK

Date Sampled: 09/18/06
Date Received: 09/19/06

MATRIX SPIKE QUALITY CONTROL REPORT

Analyte	Analysis Method	Sample	Spike	Spike Added	% Recovery	Q
Aluminum	6010B	0.38	2.32	2.00	97.0%	
Calcium	6010B	37.1	45.5	10.0	84.0%	
Iron	6010B	17.4	18.7	2.00	65.0%	H
Magnesium	6010B	14.9	24.1	10.0	92.0%	
Manganese	6010B	0.580	1.04	0.500	92.0%	
Potassium	6010B	4.5	14.6	10.0	101%	
Silicon	6010B	25.3	34.4	10.0	91.0%	
Sodium	6010B	971	948	10.0	-230%	H

Reported in mg/L

N-Control Limit Not Met
H-% Recovery Not Applicable, Sample Concentration Too High
NA-Not Applicable, Analyte Not Spiked

Percent Recovery Limits: 75-125%

ANALYTICAL RESOURCES INCORPORATED

INORGANICS ANALYSIS DATA SHEET
DISSOLVED METALS

Sample ID: G-7d-091806
SAMPLE

Lab Sample ID: JW94B
LIMS ID: 06-16999
Matrix: Water
Data Release Authorized:
Reported: 09/27/06

QC Report No: JW94-Anchor Environmental
Project: CHINOOK

Date Sampled: 09/18/06
Date Received: 09/19/06

Prep Meth	Prep Date	Analysis Method	Analysis Date	CAS Number	Analyte	RL	mg/L	Q
6010B	09/20/06	6010B	09/25/06	**7440-21-3**	**Silicon**	0.3	**21.3**	

U-Analyte undetected at given RL
RL-Reporting Limit

ANALYTICAL RESOURCES INCORPORATED

INORGANICS ANALYSIS DATA SHEET
DISSOLVED METALS

Sample ID: PZ-6-091806
SAMPLE

Lab Sample ID: JW94C
LIMS ID: 06-17000
Matrix: Water
Data Release Authorized:
Reported: 09/27/06

QC Report No: JW94-Anchor Environmental
Project: CHINOOK

Date Sampled: 09/18/06
Date Received: 09/19/06

Prep Meth	Prep Date	Analysis Method	Analysis Date	CAS Number	Analyte	RL	mg/L	Q
6010B	09/20/06	6010B	09/25/06	7429-90-5	Aluminum	0.05	1.52	
6010B	09/20/06	6010B	09/25/06	7440-70-2	Calcium	0.05	16.1	
6010B	09/20/06	6010B	09/25/06	7439-89-6	Iron	0.05	1.80	
6010B	09/20/06	6010B	09/25/06	7439-95-4	Magnesium	0.05	2.16	
6010B	09/20/06	6010B	09/25/06	7439-96-5	Manganese	0.001	0.186	
6010B	09/20/06	6010B	09/25/06	7440-09-7	Potassium	0.5	4.7	
6010B	09/20/06	6010B	09/25/06	7440-21-3	Silicon	0.06	23.1	
6010B	09/20/06	6010B	09/25/06	7440-23-5	Sodium	0.5	1,450	

U-Analyte undetected at given RL
RL-Reporting Limit

ANALYTICAL RESOURCES INCORPORATED

INORGANICS ANALYSIS DATA SHEET
DISSOLVED METALS
Page 1 of 1

Sample ID: G-5s-091806
SAMPLE

Lab Sample ID: JW94D
LIMS ID: 06-17001
Matrix: Water
Data Release Authorized:
Reported: 09/27/06

QC Report No: JW94-Anchor Environmental
Project: CHINOOK

Date Sampled: 09/18/06
Date Received: 09/19/06

Prep Meth	Prep Date	Analysis Method	Analysis Date	CAS Number	Analyte	RL	mg/L	Q
6010B	09/20/06	6010B	09/25/06	7440-21-3	Silicon	0.3	22.8	

U-Analyte undetected at given RL
RL-Reporting Limit

ANALYTICAL RESOURCES INCORPORATED

INORGANICS ANALYSIS DATA SHEET
DISSOLVED METALS

Sample ID: G-5d-091806
SAMPLE

Lab Sample ID: JW94E
LIMS ID: 06-17002
Matrix: Water
Data Release Authorized:
Reported: 09/27/06

QC Report No: JW94-Anchor Environmental
Project: CHINOOK

Date Sampled: 09/18/06
Date Received: 09/19/06

Prep Meth	Prep Date	Analysis Method	Analysis Date	CAS Number	Analyte	RL	mg/L	Q
6010B	09/20/06	6010B	09/25/06	7440-21-3	Silicon	0.3	31.4	

U-Analyte undetected at given RL
RL-Reporting Limit

ANALYTICAL RESOURCES INCORPORATED

INORGANICS ANALYSIS DATA SHEET
DISSOLVED METALS
Page 1 of 1

Sample ID: RL-2d-091806
SAMPLE

Lab Sample ID: JW94F
LIMS ID: 06-17003
Matrix: Water
Data Release Authorized:
Reported: 09/27/06

QC Report No: JW94-Anchor Environmental
Project: CHINOOK

Date Sampled: 09/18/06
Date Received: 09/19/06

Prep Meth	Prep Date	Analysis Method	Analysis Date	CAS Number	Analyte	RL	mg/L	Q
6010B	09/20/06	6010B	09/25/06	**7440-21-3**	**Silicon**	0.3	37.2	

U-Analyte undetected at given RL
RL-Reporting Limit

ANALYTICAL RESOURCES INCORPORATED

INORGANICS ANALYSIS DATA SHEET
DISSOLVED METALS
Page 1 of 1

Sample ID: RL-2s-091806
SAMPLE

Lab Sample ID: JW94G
LIMS ID: 06-17004
Matrix: Water
Data Release Authorized:
Reported: 09/27/06

QC Report No: JW94-Anchor Environmental
Project: CHINOOK

Date Sampled: 09/18/06
Date Received: 09/19/06

Prep Meth	Prep Date	Analysis Method	Analysis Date	CAS Number	Analyte	RL	mg/L	Q
6010B	09/20/06	6010B	09/25/06	7440-21-3	Silicon	0.3	17.4	

U-Analyte undetected at given RL
RL-Reporting Limit

ANALYTICAL RESOURCES INCORPORATED

INORGANICS ANALYSIS DATA SHEET
DISSOLVED METALS
Page 1 of 1

Sample ID: PZ-7-091806
SAMPLE

Lab Sample ID: JW94H
LIMS ID: 06-17234
Matrix: Water
Data Release Authorized:
Reported: 09/27/06

QC Report No: JW94-Anchor Environmental
Project: Chinook

Date Sampled: 09/18/06
Date Received: 09/19/06

Prep Meth	Prep Date	Analysis Method	Analysis Date	CAS Number	Analyte	RL	mg/L	Q
3010A	09/23/06	6010B	09/25/06	7429-90-5	Aluminum	0.05	0.38	
3010A	09/23/06	6010B	09/25/06	7440-70-2	Calcium	0.05	36.6	
3010A	09/23/06	6010B	09/25/06	7439-89-6	Iron	0.05	18.0	
3010A	09/23/06	6010B	09/25/06	7439-95-4	Magnesium	0.05	14.6	
3010A	09/23/06	6010B	09/25/06	7439-96-5	Manganese	0.001	0.573	
3010A	09/23/06	6010B	09/25/06	7440-09-7	Potassium	0.5	4.6	
3010A	09/23/06	6010B	09/25/06	7440-23-5	Sodium	0.5	962	

U-Analyte undetected at given RL
RL-Reporting Limit

ANALYTICAL RESOURCES INCORPORATED

INORGANICS ANALYSIS DATA SHEET
DISSOLVED METALS

Sample ID: PZ-7-091806
DUPLICATE

Lab Sample ID: JW94H
LIMS ID: 06-17234
Matrix: Water
Data Release Authorized:
Reported: 09/27/06

QC Report No: JW94-Anchor Environmental
Project: Chinook

Date Sampled: 09/18/06
Date Received: 09/19/06

MATRIX DUPLICATE QUALITY CONTROL REPORT

Analyte	Analysis Method	Sample	Duplicate	RPD	Control Limit	Q
Aluminum	6010B	0.38	0.40	5.1%	+/- 20%	
Calcium	6010B	36.6	35.6	2.8%	+/- 20%	
Iron	6010B	18.0	17.6	2.2%	+/- 20%	
Magnesium	6010B	14.6	14.2	2.8%	+/- 20%	
Manganese	6010B	0.573	0.558	2.7%	+/- 20%	
Potassium	6010B	4.6	4.4	4.4%	+/- 20%	
Sodium	6010B	962	947	1.6%	+/- 20%	

Reported in mg/L

*-Control Limit Not Met
L-RPD Invalid, Limit = Detection Limit

ANALYTICAL RESOURCES INCORPORATED

INORGANICS ANALYSIS DATA SHEET
DISSOLVED METALS

Sample ID: PZ-7-091806
MATRIX SPIKE

Lab Sample ID: JW94H
LIMS ID: 06-17234
Matrix: Water
Data Release Authorized:
Reported: 09/27/06

QC Report No: JW94-Anchor Environmental
Project: Chinook

Date Sampled: 09/18/06
Date Received: 09/19/06

MATRIX SPIKE QUALITY CONTROL REPORT

Analyte	Analysis Method	Sample	Spike	Spike Added	% Recovery	Q
Aluminum	6010B	0.38	2.31	2.00	96.5%	
Calcium	6010B	36.6	45.3	10.0	87.0%	
Iron	6010B	18.0	19.7	2.00	85.0%	H
Magnesium	6010B	14.6	23.9	10.0	93.0%	
Manganese	6010B	0.573	1.05	0.500	95.4%	
Potassium	6010B	4.6	14.8	10.0	102%	
Sodium	6010B	962	950	10.0	-120%	H

Reported in mg/L

N-Control Limit Not Met
H-% Recovery Not Applicable, Sample Concentration Too High
NA-Not Applicable, Analyte Not Spiked

Percent Recovery Limits: 75-125%

ANALYTICAL RESOURCES INCORPORATED

INORGANICS ANALYSIS DATA SHEET
DISSOLVED METALS
Page 1 of 1

Sample ID: G-7d-091806
SAMPLE

Lab Sample ID: JW94I
LIMS ID: 06-17235
Matrix: Water
Data Release Authorized:
Reported: 09/27/06

QC Report No: JW94-Anchor Environmental
Project: Chinook

Date Sampled: 09/18/06
Date Received: 09/19/06

Prep Meth	Prep Date	Analysis Method	Analysis Date	CAS Number	Analyte	RL	mg/L	Q
3010A	09/23/06	6010B	09/25/06	7429-90-5	Aluminum	0.05	0.05	U
3010A	09/23/06	6010B	09/25/06	**7440-70-2**	**Calcium**	0.05	**87.6**	
3010A	09/23/06	6010B	09/25/06	**7439-89-6**	**Iron**	0.05	**0.80**	
3010A	09/23/06	6010B	09/25/06	**7439-95-4**	**Magnesium**	0.05	**49.5**	
3010A	09/23/06	6010B	09/25/06	**7439-96-5**	**Manganese**	0.001	**1.50**	
3010A	09/23/06	6010B	09/25/06	**7440-09-7**	**Potassium**	0.5	**14.4**	
3010A	09/23/06	6010B	09/25/06	**7440-23-5**	**Sodium**	0.5	**348**	

U-Analyte undetected at given RL
RL-Reporting Limit

ANALYTICAL RESOURCES INCORPORATED

INORGANICS ANALYSIS DATA SHEET
DISSOLVED METALS

Sample ID: PZ-6-091806
SAMPLE

Lab Sample ID: JW94J
LIMS ID: 06-17236
Matrix: Water
Data Release Authorized:
Reported: 09/27/06

QC Report No: JW94-Anchor Environmental
Project: Chinook

Date Sampled: 09/18/06
Date Received: 09/19/06

Prep Meth	Prep Date	Analysis Method	Analysis Date	CAS Number	Analyte	RL	mg/L	Q
3010A	09/23/06	6010B	09/25/06	7429-90-5	Aluminum	0.05	1.59	
3010A	09/23/06	6010B	09/25/06	7440-70-2	Calcium	0.05	16.0	
3010A	09/23/06	6010B	09/25/06	7439-89-6	Iron	0.05	4.89	
3010A	09/23/06	6010B	09/25/06	7439-95-4	Magnesium	0.05	2.14	
3010A	09/23/06	6010B	09/25/06	7439-96-5	Manganese	0.001	0.215	
3010A	09/23/06	6010B	09/25/06	7440-09-7	Potassium	0.5	4.2	
3010A	09/23/06	6010B	09/25/06	7440-23-5	Sodium	0.5	1,470	

U-Analyte undetected at given RL
RL-Reporting Limit

ANALYTICAL RESOURCES INCORPORATED

INORGANICS ANALYSIS DATA SHEET
DISSOLVED METALS
Page 1 of 1

Sample ID: G-5s-091806
SAMPLE

Lab Sample ID: JW94K
LIMS ID: 06-17237
Matrix: Water
Data Release Authorized:
Reported: 09/27/06

QC Report No: JW94-Anchor Environmental
Project: Chinook

Date Sampled: 09/18/06
Date Received: 09/19/06

Prep Meth	Prep Date	Analysis Method	Analysis Date	CAS Number	Analyte	RL	mg/L	Q
3010A	09/23/06	6010B	09/25/06	7429-90-5	Aluminum	0.05	0.05	U
3010A	09/23/06	6010B	09/25/06	**7440-70-2**	**Calcium**	0.05	**58.5**	
3010A	09/23/06	6010B	09/25/06	**7439-89-6**	**Iron**	0.05	**3.98**	
3010A	09/23/06	6010B	09/25/06	**7439-95-4**	**Magnesium**	0.05	**29.7**	
3010A	09/23/06	6010B	09/25/06	**7439-96-5**	**Manganese**	0.001	**2.08**	
3010A	09/23/06	6010B	09/25/06	**7440-09-7**	**Potassium**	0.5	**9.9**	
3010A	09/23/06	6010B	09/25/06	**7440-23-5**	**Sodium**	0.5	**72.5**	

U-Analyte undetected at given RL
RL-Reporting Limit

ANALYTICAL RESOURCES INCORPORATED

INORGANICS ANALYSIS DATA SHEET
DISSOLVED METALS

Sample ID: G-5d-091806
SAMPLE

Lab Sample ID: JW94L
LIMS ID: 06-17238
Matrix: Water
Data Release Authorized:
Reported: 09/27/06

QC Report No: JW94-Anchor Environmental
Project: Chinook

Date Sampled: 09/18/06
Date Received: 09/19/06

Prep Meth	Prep Date	Analysis Method	Analysis Date	CAS Number	Analyte	RL	mg/L	Q
3010A	09/23/06	6010B	09/25/06	7429-90-5	Aluminum	0.05	0.05	U
3010A	09/23/06	6010B	09/25/06	**7440-70-2**	**Calcium**	0.05	**40.7**	
3010A	09/23/06	6010B	09/25/06	**7439-89-6**	**Iron**	0.05	**37.4**	
3010A	09/23/06	6010B	09/25/06	**7439-95-4**	**Magnesium**	0.05	**17.7**	
3010A	09/23/06	6010B	09/25/06	**7439-96-5**	**Manganese**	0.001	**2.19**	
3010A	09/23/06	6010B	09/25/06	**7440-09-7**	**Potassium**	0.5	**4.7**	
3010A	09/23/06	6010B	09/25/06	**7440-23-5**	**Sodium**	0.5	**18.3**	

U-Analyte undetected at given RL
RL-Reporting Limit

ANALYTICAL RESOURCES INCORPORATED

INORGANICS ANALYSIS DATA SHEET
DISSOLVED METALS
Page 1 of 1

Sample ID: RL-2d-091806
SAMPLE

Lab Sample ID: JW94M
LIMS ID: 06-17239
Matrix: Water
Data Release Authorized:
Reported: 09/27/06

QC Report No: JW94-Anchor Environmental
Project: Chinook

Date Sampled: 09/18/06
Date Received: 09/19/06

Prep Meth	Prep Date	Analysis Method	Analysis Date	CAS Number	Analyte	RL	mg/L	Q
3010A	09/23/06	6010B	09/25/06	7429-90-5	Aluminum	0.05	0.05	U
3010A	09/23/06	6010B	09/25/06	**7440-70-2**	**Calcium**	0.05	**86.1**	
3010A	09/23/06	6010B	09/25/06	**7439-89-6**	**Iron**	0.05	**74.9**	
3010A	09/23/06	6010B	09/25/06	**7439-95-4**	**Magnesium**	0.05	**33.5**	
3010A	09/23/06	6010B	09/25/06	**7439-96-5**	**Manganese**	0.001	**2.22**	
3010A	09/23/06	6010B	09/25/06	**7440-09-7**	**Potassium**	0.5	**4.5**	
3010A	09/23/06	6010B	09/25/06	**7440-23-5**	**Sodium**	0.5	**587**	

U-Analyte undetected at given RL
RL-Reporting Limit

ANALYTICAL RESOURCES INCORPORATED

INORGANICS ANALYSIS DATA SHEET
DISSOLVED METALS

Sample ID: RL-2s-091806
SAMPLE

Lab Sample ID: JW94N
LIMS ID: 06-17240
Matrix: Water
Data Release Authorized:
Reported: 09/27/06

QC Report No: JW94-Anchor Environmental
Project: Chinook

Date Sampled: 09/18/06
Date Received: 09/19/06

Prep Meth	Prep Date	Analysis Method	Analysis Date	CAS Number	Analyte	RL	mg/L	Q
3010A	09/23/06	6010B	09/25/06	7429-90-5	Aluminum	0.05	0.16	
3010A	09/23/06	6010B	09/25/06	7440-70-2	Calcium	0.05	8.12	
3010A	09/23/06	6010B	09/25/06	7439-89-6	Iron	0.05	7.16	
3010A	09/23/06	6010B	09/25/06	7439-95-4	Magnesium	0.05	2.88	
3010A	09/23/06	6010B	09/25/06	7439-96-5	Manganese	0.001	0.103	
3010A	09/23/06	6010B	09/25/06	7440-09-7	Potassium	0.5	4.4	
3010A	09/23/06	6010B	09/25/06	7440-23-5	Sodium	0.5	1,930	

U-Analyte undetected at given RL
RL-Reporting Limit

ANALYTICAL RESOURCES INCORPORATED

INORGANICS ANALYSIS DATA SHEET
DISSOLVED METALS

Sample ID: METHOD BLANK

Lab Sample ID: JW94MB
LIMS ID: 06-17000
Matrix: Water
Data Release Authorized:
Reported: 09/27/06

QC Report No: JW94-Anchor Environmental
Project: CHINOOK

Date Sampled: NA
Date Received: NA

Prep Meth	Prep Date	Analysis Method	Analysis Date	CAS Number	Analyte	RL	mg/L	Q
6010B	09/20/06	6010B	09/25/06	7429-90-5	Aluminum	0.05	0.05	U
6010B	09/20/06	6010B	09/25/06	7440-70-2	Calcium	0.05	0.05	U
6010B	09/20/06	6010B	09/25/06	7439-89-6	Iron	0.05	0.05	U
6010B	09/20/06	6010B	09/25/06	7439-95-4	Magnesium	0.05	0.05	U
6010B	09/20/06	6010B	09/25/06	7439-96-5	Manganese	0.001	0.001	U
6010B	09/20/06	6010B	09/25/06	7440-09-7	Potassium	0.5	0.5	U
6010B	09/20/06	6010B	09/25/06	7440-21-3	Silicon	0.06	0.06	U
6010B	09/20/06	6010B	09/25/06	7440-23-5	Sodium	0.5	0.5	U

U-Analyte undetected at given RL
RL-Reporting Limit

ANALYTICAL RESOURCES INCORPORATED

INORGANICS ANALYSIS DATA SHEET
DISSOLVED METALS

Sample ID: LAB CONTROL

Lab Sample ID: JW94LCS
LIMS ID: 06-17000
Matrix: Water
Data Release Authorized:
Reported: 09/27/06

QC Report No: JW94-Anchor Environmental
Project: CHINOOK

Date Sampled: NA
Date Received: NA

BLANK SPIKE QUALITY CONTROL REPORT

Analyte	Analysis Method	Spike Found	Spike Added	% Recovery	Q
Aluminum	6010B	2.05	2.00	102%	
Calcium	6010B	10.2	10.0	102%	
Iron	6010B	2.08	2.00	104%	
Magnesium	6010B	10.3	10.0	103%	
Manganese	6010B	0.495	0.500	99.0%	
Potassium	6010B	10.3	10.0	103%	
Silicon	6010B	9.94	10.0	99.4%	
Sodium	6010B	10.3	10.0	103%	

Reported in mg/L

N-Control limit not met
Control Limits: 80-120%

ANALYTICAL RESOURCES INCORPORATED

INORGANICS ANALYSIS DATA SHEET
DISSOLVED METALS

Sample ID: METHOD BLANK

Lab Sample ID: JW94MB
LIMS ID: 06-17235
Matrix: Water
Data Release Authorized:
Reported: 09/27/06

QC Report No: JW94-Anchor Environmental
Project: Chinook

Date Sampled: NA
Date Received: NA

Prep Meth	Prep Date	Analysis Method	Analysis Date	CAS Number	Analyte	RL	mg/L	Q
3010A	09/23/06	6010B	09/26/06	7429-90-5	Aluminum	0.05	0.05	U
3010A	09/23/06	6010B	09/26/06	**7440-70-2**	**Calcium**	0.05	**0.06**	
3010A	09/23/06	6010B	09/26/06	7439-89-6	Iron	0.05	0.05	U
3010A	09/23/06	6010B	09/26/06	7439-95-4	Magnesium	0.05	0.05	U
3010A	09/23/06	6010B	09/26/06	7439-96-5	Manganese	0.001	0.001	U
3010A	09/23/06	6010B	09/26/06	7440-09-7	Potassium	0.5	0.5	U
3010A	09/23/06	6010B	09/26/06	7440-23-5	Sodium	0.5	0.5	U

U-Analyte undetected at given RL
RL-Reporting Limit

ANALYTICAL RESOURCES INCORPORATED

INORGANICS ANALYSIS DATA SHEET
DISSOLVED METALS

Sample ID: LAB CONTROL

Lab Sample ID: JW94LCS
LIMS ID: 06-17235
Matrix: Water
Data Release Authorized:
Reported: 09/27/06

QC Report No: JW94-Anchor Environmental
Project: Chinook

Date Sampled: NA
Date Received: NA

BLANK SPIKE QUALITY CONTROL REPORT

Analyte	Analysis Method	Spike Found	Spike Added	% Recovery	Q
Aluminum	6010B	2.01	2.00	100%	
Calcium	6010B	10.3	10.0	103%	
Iron	6010B	2.07	2.00	104%	
Magnesium	6010B	10.2	10.0	102%	
Manganese	6010B	0.500	0.500	100%	
Potassium	6010B	10.3	10.0	103%	
Sodium	6010B	10.4	10.0	104%	

Reported in mg/L

N-Control limit not met
Control Limits: 80-120%

GENERAL CHEMISTRY

SAMPLE RESULTS-CONVENTIONALS
JW94-Anchor Environmental

ANALYTICAL RESOURCES INCORPORATED

Matrix: Water
Data Release Authorized:
Reported: 09/28/06

Project: CHINOOK
Event: NA
Date Sampled: 09/18/06
Date Received: 09/19/06

Client ID: PZ-7-091806
ARI ID: 06-16998 JW94A

Analyte	Date Batch	Method	Units	RL	Sample
Alkalinity	09/20/06 092006#1	SM 2320	mg/L CaCO3	1.0	2,250
Chloride	09/19/06 091906#1	EPA 300.0	mg/L	1.0	26.8
Fluoride	09/19/06 091906#1	EPA 300.0	mg/L	1.0	32.5
Total Phosphorus	09/21/06 092106#1	EPA 365.2	mg-P/L	0.160	9.34
Sulfate	09/19/06 091906#1	EPA 300.0	mg/L	1.0	< 1.0 U

RL Analytical reporting limit
U Undetected at reported detection limit

SAMPLE RESULTS-CONVENTIONALS
JW94-Anchor Environmental

ANALYTICAL RESOURCES INCORPORATED

Matrix: Water
Data Release Authorized:
Reported: 09/28/06

Project: CHINOOK
Event: NA
Date Sampled: 09/18/06
Date Received: 09/19/06

Client ID: G-7d-091806
ARI ID: 06-16999 JW94B

Analyte	Date Batch	Method	Units	RL	Sample
Alkalinity	09/20/06 092006#1	SM 2320	mg/L CaCO3	1.0	891
Chloride	09/20/06 092006#1	EPA 300.0	mg/L	5.0	84.1
Fluoride	09/20/06	EPA 300.0	mg/L	0.1	1.4
Total Phosphorus	09/21/06 092106#1	EPA 365.2	mg-P/L	0.016	0.040
Sulfate	09/20/06	EPA 300.0	mg/L	5.0	191

RL Analytical reporting limit
U Undetected at reported detection limit

SAMPLE RESULTS-CONVENTIONALS
JW94-Anchor Environmental

ANALYTICAL RESOURCES INCORPORATED

Matrix: Water
Data Release Authorized:
Reported: 09/28/06

Project: CHINOOK
Event: NA
Date Sampled: 09/18/06
Date Received: 09/19/06

Client ID: PZ-6-091806
ARI ID: 06-17000 JW94C

Analyte	Date Batch	Method	Units	RL	Sample
Alkalinity	09/20/06 092006#1	SM 2320	mg/L CaCO3	1.0	2,810
Chloride	09/19/06 091906#1	EPA 300.0	mg/L	1.0	38.2
Fluoride	09/20/06	EPA 300.0	mg/L	2.0	94.4
Total Phosphorus	09/21/06 092106#1	EPA 365.2	mg-P/L	0.160	14.6
Sulfate	09/20/06	EPA 300.0	mg/L	5.0	193

RL Analytical reporting limit
U Undetected at reported detection limit

SAMPLE RESULTS-CONVENTIONALS
JW94-Anchor Environmental

ANALYTICAL RESOURCES INCORPORATED

Matrix: Water
Data Release Authorized:
Reported: 09/28/06

Project: CHINOOK
Event: NA
Date Sampled: 09/18/06
Date Received: 09/19/06

Client ID: G-5s-091806
ARI ID: 06-17001 JW94D

Analyte	Date Batch	Method	Units	RL	Sample
Alkalinity	09/20/06 092006#1	SM 2320	mg/L CaCO3	1.0	312
Chloride	09/19/06 091906#1	EPA 300.0	mg/L	1.0	41.3
Fluoride	09/20/06	EPA 300.0	mg/L	0.1	0.2
Total Phosphorus	09/21/06 092106#1	EPA 365.2	mg-P/L	0.016	0.018
Sulfate	09/19/06 091906#1	EPA 300.0	mg/L	1.0	17.3

RL Analytical reporting limit
U Undetected at reported detection limit

SAMPLE RESULTS-CONVENTIONALS
JW94-Anchor Environmental

ANALYTICAL RESOURCES INCORPORATED

Matrix: Water
Data Release Authorized:
Reported: 09/28/06

Project: CHINOOK
Event: NA
Date Sampled: 09/18/06
Date Received: 09/19/06

Client ID: G-5d-091806
ARI ID: 06-17002 JW94E

Analyte	Date Batch	Method	Units	RL	Sample
Alkalinity	09/20/06 092006#1	SM 2320	mg/L CaCO3	1.0	249
Chloride	09/19/06 091906#1	EPA 300.0	mg/L	1.0	18.3
Fluoride	09/20/06	EPA 300.0	mg/L	0.1	0.2
Total Phosphorus	09/21/06 092106#1	EPA 365.2	mg-P/L	0.016	0.792
Sulfate	09/20/06	EPA 300.0	mg/L	0.1	1.2

RL Analytical reporting limit
U Undetected at reported detection limit

SAMPLE RESULTS-CONVENTIONALS
JW94-Anchor Environmental

ANALYTICAL RESOURCES INCORPORATED

Matrix: Water
Data Release Authorized:
Reported: 09/28/06

Project: CHINOOK
Event: NA
Date Sampled: 09/18/06
Date Received: 09/19/06

Client ID: RL-2d-091806
ARI ID: 06-17003 JW94F

Analyte	Date Batch	Method	Units	RL	Sample
Alkalinity	09/20/06 092006#1	SM 2320	mg/L CaCO3	1.0	1,530
Chloride	09/19/06 091906#1	EPA 300.0	mg/L	1.0	30.7
Fluoride	09/19/06 091906#1	EPA 300.0	mg/L	1.0	10.5
Total Phosphorus	09/21/06 092106#1	EPA 365.2	mg-P/L	0.040	2.51
Sulfate	09/19/06 091906#1	EPA 300.0	mg/L	1.0	16.7

RL Analytical reporting limit
U Undetected at reported detection limit

SAMPLE RESULTS-CONVENTIONALS
JW94-Anchor Environmental

ANALYTICAL RESOURCES INCORPORATED

Matrix: Water
Data Release Authorized:
Reported: 09/28/06

Project: CHINOOK
Event: NA
Date Sampled: 09/18/06
Date Received: 09/19/06

Client ID: RL-2s-091806
ARI ID: 06-17004 JW94G

Analyte	Date Batch	Method	Units	RL	Sample
Alkalinity	09/20/06 092006#1	SM 2320	mg/L CaCO3	1.0	4,180
Chloride	09/20/06 092006#1	EPA 300.0	mg/L	5.0	59.1
Fluoride	09/20/06	EPA 300.0	mg/L	5.0	94.0
Total Phosphorus	09/21/06 092106#1	EPA 365.2	mg-P/L	0.200	15.4
Sulfate	09/20/06	EPA 300.0	mg/L	10.0	300

RL Analytical reporting limit
U Undetected at reported detection limit

METHOD BLANK RESULTS-CONVENTIONALS
JW94-Anchor Environmental

ANALYTICAL RESOURCES INCORPORATED

Matrix: Water
Data Release Authorized:
Reported: 09/28/06

Project: CHINOOK
Event: NA
Date Sampled: NA
Date Received: NA

Analyte	Method	Date	Units	Blank
Chloride	EPA 300.0	09/19/06	mg/L	< 0.1 U
		09/20/06		< 0.1 U
Fluoride	EPA 300.0	09/19/06	mg/L	< 0.1 U
Total Phosphorus	EPA 365.2	09/21/06	mg-P/L	< 0.008 U
Sulfate	EPA 300.0	09/19/06	mg/L	< 0.1 U

STANDARD REFERENCE RESULTS-CONVENTIONALS
JW94-Anchor Environmental

ANALYTICAL RESOURCES INCORPORATED

Matrix: Water
Data Release Authorized:
Reported: 09/28/06

Project: CHINOOK
Event: NA
Date Sampled: NA
Date Received: NA

Analyte/SRM ID	Method	Date	Units	SRM	True Value	Recovery
Chloride	EPA 300.0	09/19/06	mg/L	2.8	3.0	93.3%
		09/20/06		2.7	3.0	90.0%
Fluoride	EPA 300.0	09/19/06	mg/L	2.8	3.0	93.3%
Total Phosphorus ERA #35064	EPA 365.2	09/21/06	mg-P/L	3.87	4.00	96.8%
Sulfate	EPA 300.0	09/19/06	mg/L	3.0	3.0	100.0%

REPLICATE RESULTS-CONVENTIONALS
JW94-Anchor Environmental

ANALYTICAL RESOURCES INCORPORATED

Matrix: Water
Data Release Authorized:
Reported: 09/28/06

Project: CHINOOK
Event: NA
Date Sampled: 09/18/06
Date Received: 09/19/06

Analyte	Method	Date	Units	Sample	Replicate(s)	RPD/RSD
ARI ID: JW94B Client ID: G-7d-091806						
Alkalinity	SM 2320	09/20/06	mg/L CaCO3	891	895	0.4%
Chloride	EPA 300.0	09/20/06	mg/L	84.1	85.0	1.1%
Fluoride	EPA 300.0	09/20/06	mg/L	1.4	1.4	0.0%
Total Phosphorus	EPA 365.2	09/21/06	mg-P/L	0.040	0.040	0.0%
Sulfate	EPA 300.0	09/20/06	mg/L	191	190	0.5%

MS/MSD RESULTS-CONVENTIONALS
JW94-Anchor Environmental

ANALYTICAL RESOURCES INCORPORATED

Matrix: Water
Data Release Authorized:
Reported: 09/28/06

Project: CHINOOK
Event: NA
Date Sampled: 09/18/06
Date Received: 09/19/06

Analyte	Method	Date	Units	Sample	Spike	Spike Added	Recovery
ARI ID: JW94B Client ID: G-7d-091806							
Chloride	EPA 300.0	09/20/06	mg/L	84.1	275	200	95.4%
Fluoride	EPA 300.0	09/20/06	mg/L	1.4	3.2	2.0	90.0%
Total Phosphorus	EPA 365.2	09/21/06	mg-P/L	0.040	0.648	0.600	101.3%
Sulfate	EPA 300.0	09/20/06	mg/L	191	388	200	98.5%

GEOTECH

ANALYTICAL RESOURCES INCORPORATED

Anchor Environmental
Chinook
Fluid Density

Sample ID	Temperature (°C)	Density (g/ml)
PZ-7-091806	23	1.0025
G-7d-091806	23	1.0016
PZ-6-091806	23	1.0039
G-5s-091806	23	1.0005
G-5d-091806	23	1.0002
RL-2d-091806	23	1.0012
RL-2s-091806	23	1.0049

Density measured in a calibrated 500 ml flask at the indicated temperature.

JW94

Laboratory Data Package

prepared
for

ANCHOR ENVIRONMENTAL

Project: Chinook

ARI JOB NO: JW94

prepared
by

Analytical Resources, Inc.

Metals Analysis
QC Summary Data

prepared
for

ANCHOR ENVIRONMENTAL

Project: Chinook

ARI JOB NO: JW94

prepared
by

Analytical Resources, Inc.

Cover Page

INORGANIC ANALYSIS DATA PACKAGE

ANALYTICAL RESOURCES INCORPORATED

CLIENT: Anchor Environmental

PROJECT: CHINOOK

SDG: JW94

CLIENT ID	ARI ID	ARI LIMS ID	REPREP
PZ-7-091806	JW94A	06-16998	
PZ-7-091806D	JW94ADUP	06-16998	
PZ-7-091806S	JW94ASPK	06-16998	
G-7d-091806	JW94B	06-16999	
PZ-6-091806	JW94C	06-17000	
PBW	JW94MB1	06-17000	
LCSW	JW94MB1SPK	06-17000	
G-5s-091806	JW94D	06-17001	
G-5d-091806	JW94E	06-17002	
RL-2d-091806	JW94F	06-17003	
RL-2s-091806	JW94G	06-17004	
PZ-7-091806	JW94H	06-17234	
PZ-7-091806D	JW94HDUP	06-17234	
PZ-7-091806S	JW94HSPK	06-17234	
G-7d-091806	JW94I	06-17235	
PBW	JW94MB2	06-17235	
LCSW	JW94MB2SPK	06-17235	
PZ-6-091806	JW94J	06-17236	
G-5s-091806	JW94K	06-17237	
G-5d-091806	JW94L	06-17238	
RL-2d-091806	JW94M	06-17239	

Were ICP interelement corrections applied ?	Yes/No	YES
Were ICP background corrections applied ?	Yes/No	YES
If yes - were raw data generated before application of background corrections ?	Yes/No	NO

Comments: _____

THIS DATA PACKAGE HAS BEEN REVIEWED AND AUTHORIZED FOR RELEASE BY:

Signature: Jay Kuhn Name: Jay Kuhn

Date: 9/27/06 Title: Inorganics Lab Manager

Cover Page

INORGANIC ANALYSIS DATA PACKAGE

ANALYTICAL RESOURCES INCORPORATED

CLIENT: Anchor Environmental

PROJECT: CHINOOK

SDG: JW94

CLIENT ID	ARI ID	ARI LIMS ID	REPREP
RL-2s-091806	JW94N	06-17240	

Were ICP interelement corrections applied ?	Yes/No	YES
Were ICP background corrections applied ?	Yes/No	YES
If yes - were raw data generated before application of background corrections ?	Yes/No	NO

Comments: _____

THIS DATA PACKAGE HAS BEEN REVIEWED AND AUTHORIZED FOR RELEASE BY:

Signature: _____ Name: Jay Kuhn

Date: 9/27/06 Title: Inorganics Lab Manager

ANALYTICAL RESOURCES INCORPORATED

INORGANICS ANALYSIS DATA SHEET
DISSOLVED METALS

Sample ID: PZ-7-091806
DUPLICATE

Lab Sample ID: JW94A
LIMS ID: 06-16998
Matrix: Water
Data Release Authorized:
Reported: 09/27/06

QC Report No: JW94-Anchor Environmental
Project: CHINOOK

Date Sampled: 09/18/06
Date Received: 09/19/06

MATRIX DUPLICATE QUALITY CONTROL REPORT

Analyte	Analysis Method	Sample	Duplicate	RPD	Control Limit	Q
Aluminum	6010B	0.38	0.37	2.7%	+/- 20%	
Calcium	6010B	37.1	36.8	0.8%	+/- 20%	
Iron	6010B	17.4	17.2	1.2%	+/- 20%	
Magnesium	6010B	14.9	14.8	0.7%	+/- 20%	
Manganese	6010B	0.580	0.573	1.2%	+/- 20%	
Potassium	6010B	4.5	4.4	2.2%	+/- 20%	
Silicon	6010B	25.3	25.1	0.8%	+/- 20%	
Sodium	6010B	971	959	1.2%	+/- 20%	

Reported in mg/L

*-Control Limit Not Met
L-RPD Invalid, Limit = Detection Limit

ANALYTICAL RESOURCES INCORPORATED

INORGANICS ANALYSIS DATA SHEET
DISSOLVED METALS

Sample ID: PZ-7-091806
MATRIX SPIKE

Lab Sample ID: JW94A
LIMS ID: 06-16998
Matrix: Water
Data Release Authorized:
Reported: 09/27/06

QC Report No: JW94-Anchor Environmental
Project: CHINOOK

Date Sampled: 09/18/06
Date Received: 09/19/06

MATRIX SPIKE QUALITY CONTROL REPORT

Analyte	Analysis Method	Sample	Spike	Spike Added	% Recovery	Q
Aluminum	6010B	0.38	2.32	2.00	97.0%	
Calcium	6010B	37.1	45.5	10.0	84.0%	
Iron	6010B	17.4	18.7	2.00	65.0%	H
Magnesium	6010B	14.9	24.1	10.0	92.0%	
Manganese	6010B	0.580	1.04	0.500	92.0%	
Potassium	6010B	4.5	14.6	10.0	101%	
Silicon	6010B	25.3	34.4	10.0	91.0%	
Sodium	6010B	971	948	10.0	-230%	H

Reported in mg/L

N-Control Limit Not Met
H-% Recovery Not Applicable, Sample Concentration Too High
NA-Not Applicable, Analyte Not Spiked

Percent Recovery Limits: 75-125%

ANALYTICAL RESOURCES INCORPORATED

INORGANICS ANALYSIS DATA SHEET
DISSOLVED METALS

Sample ID: PZ-7-091806
DUPLICATE

Lab Sample ID: JW94H
LIMS ID: 06-17234
Matrix: Water
Data Release Authorized:
Reported: 09/27/06

QC Report No: JW94-Anchor Environmental
Project: Chinook

Date Sampled: 09/18/06
Date Received: 09/19/06

MATRIX DUPLICATE QUALITY CONTROL REPORT

Analyte	Analysis Method	Sample	Duplicate	RPD	Control Limit	Q
Aluminum	6010B	0.38	0.40	5.1%	+/- 20%	
Calcium	6010B	36.6	35.6	2.8%	+/- 20%	
Iron	6010B	18.0	17.6	2.2%	+/- 20%	
Magnesium	6010B	14.6	14.2	2.8%	+/- 20%	
Manganese	6010B	0.573	0.558	2.7%	+/- 20%	
Potassium	6010B	4.6	4.4	4.4%	+/- 20%	
Sodium	6010B	962	947	1.6%	+/- 20%	

Reported in mg/L

*-Control Limit Not Met
L-RPD Invalid, Limit = Detection Limit

ANALYTICAL RESOURCES INCORPORATED

INORGANICS ANALYSIS DATA SHEET
DISSOLVED METALS

Sample ID: PZ-7-091806
MATRIX SPIKE

Lab Sample ID: JW94H
LIMS ID: 06-17234
Matrix: Water
Data Release Authorized:
Reported: 09/27/06

QC Report No: JW94-Anchor Environmental
Project: Chinook

Date Sampled: 09/18/06
Date Received: 09/19/06

MATRIX SPIKE QUALITY CONTROL REPORT

Analyte	Analysis Method	Sample	Spike	Spike Added	% Recovery	Q
Aluminum	6010B	0.38	2.31	2.00	96.5%	
Calcium	6010B	36.6	45.3	10.0	87.0%	
Iron	6010B	18.0	19.7	2.00	85.0%	H
Magnesium	6010B	14.6	23.9	10.0	93.0%	
Manganese	6010B	0.573	1.05	0.500	95.4%	
Potassium	6010B	4.6	14.8	10.0	102%	
Sodium	6010B	962	950	10.0	-120%	H

Reported in mg/L

N-Control Limit Not Met
H-% Recovery Not Applicable, Sample Concentration Too High
NA-Not Applicable, Analyte Not Spiked

Percent Recovery Limits: 75-125%

ANALYTICAL RESOURCES INCORPORATED

INORGANICS ANALYSIS DATA SHEET
DISSOLVED METALS

Sample ID: METHOD BLANK

Lab Sample ID: JW94MB
LIMS ID: 06-17000
Matrix: Water
Data Release Authorized:
Reported: 09/27/06

QC Report No: JW94-Anchor Environmental
Project: CHINOOK

Date Sampled: NA
Date Received: NA

Prep Meth	Prep Date	Analysis Method	Analysis Date	CAS Number	Analyte	RL	mg/L	Q
6010B	09/20/06	6010B	09/25/06	7429-90-5	Aluminum	0.05	0.05	U
6010B	09/20/06	6010B	09/25/06	7440-70-2	Calcium	0.05	0.05	U
6010B	09/20/06	6010B	09/25/06	7439-89-6	Iron	0.05	0.05	U
6010B	09/20/06	6010B	09/25/06	7439-95-4	Magnesium	0.05	0.05	U
6010B	09/20/06	6010B	09/25/06	7439-96-5	Manganese	0.001	0.001	U
6010B	09/20/06	6010B	09/25/06	7440-09-7	Potassium	0.5	0.5	U
6010B	09/20/06	6010B	09/25/06	7440-21-3	Silicon	0.06	0.06	U
6010B	09/20/06	6010B	09/25/06	7440-23-5	Sodium	0.5	0.5	U

U-Analyte undetected at given RL
RL-Reporting Limit

ANALYTICAL RESOURCES INCORPORATED

INORGANICS ANALYSIS DATA SHEET
DISSOLVED METALS

Sample ID: LAB CONTROL

Lab Sample ID: JW94LCS
LIMS ID: 06-17000
Matrix: Water
Data Release Authorized:
Reported: 09/27/06

QC Report No: JW94-Anchor Environmental
Project: CHINOOK

Date Sampled: NA
Date Received: NA

BLANK SPIKE QUALITY CONTROL REPORT

Analyte	Analysis Method	Spike Found	Spike Added	% Recovery	Q
Aluminum	6010B	2.05	2.00	102%	
Calcium	6010B	10.2	10.0	102%	
Iron	6010B	2.08	2.00	104%	
Magnesium	6010B	10.3	10.0	103%	
Manganese	6010B	0.495	0.500	99.0%	
Potassium	6010B	10.3	10.0	103%	
Silicon	6010B	9.94	10.0	99.4%	
Sodium	6010B	10.3	10.0	103%	

Reported in mg/L

N-Control limit not met
Control Limits: 80-120%

ANALYTICAL RESOURCES INCORPORATED

INORGANICS ANALYSIS DATA SHEET
DISSOLVED METALS

Sample ID: METHOD BLANK

Lab Sample ID: JW94MB
LIMS ID: 06-17235
Matrix: Water
Data Release Authorized:
Reported: 09/27/06

QC Report No: JW94-Anchor Environmental
Project: Chinook

Date Sampled: NA
Date Received: NA

Prep Meth	Prep Date	Analysis Method	Analysis Date	CAS Number	Analyte	RL	mg/L	Q
3010A	09/23/06	6010B	09/26/06	7429-90-5	Aluminum	0.05	0.05	U
3010A	09/23/06	6010B	09/26/06	**7440-70-2**	**Calcium**	0.05	**0.06**	
3010A	09/23/06	6010B	09/26/06	7439-89-6	Iron	0.05	0.05	U
3010A	09/23/06	6010B	09/26/06	7439-95-4	Magnesium	0.05	0.05	U
3010A	09/23/06	6010B	09/26/06	7439-96-5	Manganese	0.001	0.001	U
3010A	09/23/06	6010B	09/26/06	7440-09-7	Potassium	0.5	0.5	U
3010A	09/23/06	6010B	09/26/06	7440-23-5	Sodium	0.5	0.5	U

U-Analyte undetected at given RL
RL-Reporting Limit

ANALYTICAL RESOURCES INCORPORATED

INORGANICS ANALYSIS DATA SHEET
DISSOLVED METALS

Sample ID: LAB CONTROL

Lab Sample ID: JW94LCS
LIMS ID: 06-17235
Matrix: Water
Data Release Authorized:
Reported: 09/27/06

QC Report No: JW94-Anchor Environmental
Project: Chinook

Date Sampled: NA
Date Received: NA

BLANK SPIKE QUALITY CONTROL REPORT

Analyte	Analysis Method	Spike Found	Spike Added	% Recovery	Q
Aluminum	6010B	2.01	2.00	100%	
Calcium	6010B	10.3	10.0	103%	
Iron	6010B	2.07	2.00	104%	
Magnesium	6010B	10.2	10.0	102%	
Manganese	6010B	0.500	0.500	100%	
Potassium	6010B	10.3	10.0	103%	
Sodium	6010B	10.4	10.0	104%	

Reported in mg/L

N-Control limit not met
Control Limits: 80-120%

Calibration Verification

ANALYTICAL RESOURCES INCORPORATED

CLIENT: Anchor Environmental

PROJECT: CHINOOK

UNITS: ug/L

SDG: JW94

ANALYTE	EL	M	RUN	ICVTV	ICV	%R	CCVTV	CCV1	%R	CCV2	%R	CCV3	%R	CCV4	%R	CCV5	%R
Aluminum	AL	ICP	IP092521	2000.0	1983.16	99.2	2000.0	1976.84	98.8	1980.99	99.0	1988.80	99.4	1974.51	98.7	1974.77	98.7
Calcium	CA	ICP	IP092521	2000.0	2037.85	101.9	2000.0	2055.28	102.8	2058.66	102.9	2084.91	104.2	2045.87	102.3	2051.96	102.6
Iron	FE	ICP	IP092521	2000.0	2006.40	100.3	2000.0	2018.35	100.9	2045.99	102.3	2072.52	103.6	2041.40	102.1	2058.75	102.9
Magnesium	MG	ICP	IP092521	2000.0	2003.83	100.2	2000.0	2018.84	100.9	2027.99	101.4	2048.82	102.4	2006.03	100.3	2005.11	100.3
Manganese	MN	ICP	IP092521	1000.0	963.95	96.4	1000.0	968.37	96.8	957.41	95.7	970.79	97.1	955.37	95.5	962.80	96.3
Potassium	K	ICP	IP092521	20000.0	19955.49	99.8	20000.0	19705.14	98.5	19842.38	99.2	19776.78	98.9	19660.78	98.3	19875.24	99.4
Silicon	SI	ICP	IP092521	2000.0	1943.62	97.2	2000.0	1938.49	96.9	1951.33	97.6	1956.54	97.8	1945.74	97.3	2022.59	101.1
Sodium	NA	ICP	IP092521	50000.0	50190.41	100.4	50000.0	49078.56	98.2	48513.78	97.0	48073.73	96.1	47724.24	95.4	47501.39	95.0

Control Limits: Mercury 80-120; Other Metals 90-110

0059

Calibration Verification

ANALYTICAL RESOURCES INCORPORATED

CLIENT: Anchor Environmental

PROJECT: CHINOOK

UNITS: ug/L

SDG: JW94

ANALYTE	EL	M	RUN	CCVTV	CCV6	%R	CCV7	%R	CCV8	%R	CCV9	%R	CCV10	%R	CCV11	%R
Aluminum	AL	ICP	IP092521	2000.0	1954.62	97.7	1980.25	99.0								
Calcium	CA	ICP	IP092521	2000.0	2049.28	102.5	2027.65	101.4								
Iron	FE	ICP	IP092521	2000.0	2009.49	100.5	2042.18	102.1								
Magnesium	MG	ICP	IP092521	2000.0	1983.41	99.2	1994.74	99.7								
Manganese	MN	ICP	IP092521	1000.0	944.57	94.5	957.62	95.8								
Potassium	K	ICP	IP092521	20000.0	19593.17	98.0	19650.33	98.3								
Silicon	SI	ICP	IP092521	2000.0	2006.83	100.3	1992.61	99.6								
Sodium	NA	ICP	IP092521	50000.0	46248.24	92.5	45058.03	90.1								

0060

Control Limits: Mercury 80-120; Other Metals 90-110

Calibration Verification

ANALYTICAL RESOURCES INCORPORATED

CLIENT: Anchor Environmental

PROJECT: CHINOOK

UNITS: ug/L

SDG: JW94

ANALYTE	EL	M	RUN	ICVTV	ICV	%R	CCVTV	CCV1	%R	CCV2	%R	CCV3	%R	CCV4	%R	CCV5	%R
Aluminum	AL	ICP	IP092621	2000.0	1961.93	98.1	2000.0	1944.30	97.2	1924.39	96.2						
Calcium	CA	ICP	IP092621	2000.0	1995.45	99.8	2000.0	1991.66	99.6	1968.69	98.4						
Iron	FE	ICP	IP092621	2000.0	1980.31	99.0	2000.0	1960.31	98.0	1926.55	96.3						
Magnesium	MG	ICP	IP092621	2000.0	1954.02	97.7	2000.0	1966.81	98.3	1941.57	97.1						
Manganese	MN	ICP	IP092621	1000.0	943.73	94.4	1000.0	936.33	93.6	924.81	92.5						
Potassium	K	ICP	IP092621	20000.0	19867.83	99.3	20000.0	19495.37	97.5	19294.12	96.5						
Sodium	NA	ICP	IP092621	50000.0	49379.57	98.8	50000.0	48747.20	97.5	48589.90	97.2						

0061

Control Limits: Mercury 80-120; Other Metals 90-110

CRDL Standard

ANALYTICAL RESOURCES INCORPORATED

CLIENT: Anchor Environmental

PROJECT: CHINOOK

UNITS: ug/L

SDG: JW94

ANALYTE	EL	M	RUN	CRA/I TV	CR-1	%R	CR-2	%R	CR-3	%R	CR-4	%R	CR-5	%R	CR-6	%R
Aluminum	AL	ICP	IP092521	50.0	69.59	**139.2**										
Calcium	CA	ICP	IP092521	50.0	58.10	**116.2**										
Iron	FE	ICP	IP092521	50.0	56.20	**112.4**										
Magnesium	MG	ICP	IP092521	50.0	63.70	**127.4**										
Manganese	MN	ICP	IP092521	1.0	1.28	**128.0**										
Potassium	K	ICP	IP092521	500.0	503.60	**100.7**										
Silicon	SI	ICP	IP092521	60.0	85.03	**141.7**										
Sodium	NA	ICP	IP092521	500.0	535.00	**107.0**										
Aluminum	AL	ICP	IP092621	50.0	49.50	**99.0**										
Calcium	CA	ICP	IP092621	50.0	53.32	**106.6**										
Iron	FE	ICP	IP092621	50.0	51.74	**103.5**										
Magnesium	MG	ICP	IP092621	50.0	45.44	**90.9**										
Manganese	MN	ICP	IP092621	1.0	1.33	**133.0**										
Potassium	K	ICP	IP092621	500.0	553.61	**110.7**										
Sodium	NA	ICP	IP092621	500.0	584.39	**116.9**										

Control Limits: no control limits have been established by the EPA at this time.

Calibration Blanks

ANALYTICAL RESOURCES INCORPORATED

CLIENT: Anchor Environmental

PROJECT: CHINOOK

UNITS: ug/L

SDG: JW94

ANALYTE	EL	METH	RUN	CRDL	IDL	ICB	C	CCB1	C	CCB2	C	CCB3	C	CCB4	C	CCB5	C
Aluminum	AL	ICP	IP092521	200.0	50.0	50.0	U	50.0	U	50.0	U	50.0	U	50.0	U	50.0	U
Calcium	CA	ICP	IP092521	5000.0	50.0	50.0	U	50.0	U	50.0	U	50.0	U	50.0	U	50.0	U
Iron	FE	ICP	IP092521	100.0	50.0	50.0	U	50.0	U	50.0	U	50.0	U	50.0	U	50.0	U
Magnesium	MG	ICP	IP092521	5000.0	50.0	50.0	U	50.0	U	50.0	U	50.0	U	50.0	U	50.0	U
Manganese	MN	ICP	IP092521	15.0	1.0	1.0	U	1.0	U	1.0	U	1.0	U	1.0	U	1.0	U
Potassium	K	ICP	IP092521	5000.0	500.0	500.0	U	500.0	U	500.0	U	500.0	U	500.0	U	500.0	U
Silicon	SI	ICP	IP092521	60.0	60.0	60.0	U	60.0	U	60.0	U	60.0	U	60.0	U	60.0	U
Sodium	NA	ICP	IP092521	5000.0	500.0	500.0	U	500.0	U	500.0	U	500.0	U	500.0	U	500.0	U

Calibration Blanks

ANALYTICAL RESOURCES INCORPORATED

CLIENT: Anchor Environmental

PROJECT: CHINOOK

UNITS: ug/L

SDG: JW94

ANALYTE	EL	METH	RUN	CRDL	IDL	CCB6	C	CCB7	C	CCB8	C	CCB9	C	CCB10	C	CCB11	C
Aluminum	AL	ICP	IP092521	200.0	50.0	50.0	U	50.0	U								
Calcium	CA	ICP	IP092521	5000.0	50.0	50.0	U	50.0	U								
Iron	FE	ICP	IP092521	100.0	50.0	50.0	U	50.0	U								
Magnesium	MG	ICP	IP092521	5000.0	50.0	50.0	U	50.0	U								
Manganese	MN	ICP	IP092521	15.0	1.0	1.0	U	1.0	U								
Potassium	K	ICP	IP092521	5000.0	500.0	500.0	U	500.0	U								
Silicon	SI	ICP	IP092521	60.0	60.0	60.0	U	60.0	U								
Sodium	NA	ICP	IP092521	5000.0	500.0	500.0	U	500.0	U								

Calibration Blanks

ANALYTICAL RESOURCES INCORPORATED

CLIENT: Anchor Environmental

PROJECT: CHINOOK

UNITS: ug/L

SDG: JW94

ANALYTE	EL	METH	RUN	CRDL	IDL	ICB	C	CCB1	C	CCB2	C	CCB3	C	CCB4	C	CCB5	C
Aluminum	AL	ICP	IP092621	200.0	50.0	50.0	U	50.0	U	50.0	U						
Calcium	CA	ICP	IP092621	5000.0	50.0	50.0	U	50.0	U	50.0	U						
Iron	FE	ICP	IP092621	100.0	50.0	50.0	U	50.0	U	50.0	U						
Magnesium	MG	ICP	IP092621	5000.0	50.0	50.0	U	50.0	U	50.0	U						
Manganese	MN	ICP	IP092621	15.0	1.0	1.0	U	1.0	U	1.0	U						
Potassium	K	ICP	IP092621	5000.0	500.0	500.0	U	500.0	U	500.0	U						
Sodium	NA	ICP	IP092621	5000.0	500.0	500.0	U	500.0	U	500.0	U						

ICP Interference Check Sample

ANALYTICAL RESOURCES INCORPORATED

CLIENT: Anchor Environmental

ICS SOURCE: I.V.

PROJECT: CHINOOK

RUNID: IP092521

SDG: JW94

INSTRUMENT ID: OPTIMA ICP 1

UNITS: ug/L

ANALYTE	ICSA TV	ICSAB TV	ICSA1	ICSAB1	%R	ICSA2	ICSAB2	%R	ICSA3	ICSAB3	%R
Aluminum	200000	200000	201807.9	205170.3	**102.6**						
Antimony		1000	11.9	1087.9	**108.8**						
Arsenic		1000	15.5	1063.3	**106.3**						
Barium		1000	1.2	1033.3	**103.3**						
Beryllium		1000	0.2	1068.1	**106.8**						
Boron			4.0	3.1							
Cadmium		1000	1.3	1070.1	**107.0**						
Calcium	100000	100000	100866.6	102053.1	**102.1**						
Chromium		1000	3.5	1021.0	**102.1**						
Cobalt		1000	0.2	990.6	**99.1**						
Copper		1000	1.3	1082.3	**108.2**						
Iron	200000	200000	202478.2	205770.7	**102.9**						
Lead		1000	11.2	997.7	**99.8**						
Magnesium	100000	100000	101665.9	102429.1	**102.4**						
Manganese		1000	-0.3	1001.3	**100.1**						
Molybdenum			2.9	3.2							
Nickel		1000	-2.3	990.8	**99.1**						
Potassium			82.3	197.9							
Selenium		1000	-26.4	1017.0	**101.7**						
Silicon			18.5	18.5							
Silver		1000	0.8	1080.7	**108.1**						
Sodium			89.7	129.1							
Strontium			1.2	1.6							
Thallium		1000	-24.1	970.5	**97.1**						
Tin			-3.8	-4.7							
Titanium			4.7	4.9							
Vanadium		1000	1.7	1084.2	**108.4**						
Zinc		1000	-1.3	984.1	**98.4**						

0006

ICP Interference Check Sample

ANALYTICAL RESOURCES INCORPORATED

CLIENT: Anchor Environmental

ICS SOURCE: I.V.

PROJECT: CHINOOK

RUNID: IP092621

SDG: JW94

INSTRUMENT ID: OPTIMA ICP 1

UNITS: ug/L

ANALYTE	ICSA TV	ICSAB TV	ICSA1	ICSAB1	%R	ICSA2	ICSAB2	%R	ICSA3	ICSAB3	%R
Aluminum	200000	200000	198253.0	199548.3	**99.8**						
Antimony		1000	11.3	1063.8	**106.4**						
Arsenic		1000	18.8	1061.7	**106.2**						
Barium		1000	0.0	996.9	**99.7**						
Beryllium		1000	0.1	1037.1	**103.7**						
Boron			4.6	5.2							
Cadmium		1000	1.2	1047.4	**104.7**						
Calcium	100000	100000	97240.2	97814.3	**97.8**						
Chromium		1000	2.8	983.9	**98.4**						
Cobalt		1000	0.3	976.2	**97.6**						
Copper		1000	0.7	1053.3	**105.3**						
Iron	200000	200000	195075.1	195528.8	**97.8**						
Lead		1000	10.0	980.4	**98.0**						
Magnesium	100000	100000	98343.3	99177.8	**99.2**						
Manganese		1000	-0.3	967.5	**96.8**						
Molybdenum			2.5	3.3							
Nickel		1000	-1.7	950.4	**95.0**						
Potassium			120.3	161.1							
Selenium		1000	-17.7	1019.1	**101.9**						
Silicon			17.3	17.7							
Silver		1000	-1.0	1059.1	**105.9**						
Sodium			157.6	162.3							
Strontium			1.3	1.5							
Thallium		1000	-17.6	974.0	**97.4**						
Tin			-4.8	-5.3							
Titanium			6.3	6.4							
Vanadium		1000	1.7	1060.5	**106.1**						
Zinc		1000	-1.1	939.3	**93.9**						

0067

IDLs and ICP Linear Ranges

ANALYTICAL RESOURCES INCORPORATED

CLIENT: Anchor Environmental

IDL DATE: 6/1/2006

PROJECT: CHINOOK

ICP LR DATE: 6/19/2006

SDG: JW94

UNITS: ug/L

ANALYTE	EL	METH	INSTRUMENT	WAVELENTH (nm)	GFA BACK-GROUND	CLP CRDL	RL	ICP LINEAR RANGE (ug/L)
Aluminum	AL	ICP	OPTIMA ICP 1	308.22		200	50.0	250000.0
Calcium	CA	ICP	OPTIMA ICP 1	317.93		5000	50.0	500000.0
Iron	FE	ICP	OPTIMA ICP 1	273.96		100	50.0	250000.0
Magnesium	MG	ICP	OPTIMA ICP 1	279.08		5000	50.0	500000.0
Manganese	MN	ICP	OPTIMA ICP 1	257.61		15	1.0	30000.0
Potassium	K	ICP	OPTIMA ICP 1	766.49		5000	500.0	500000.0
Silicon	SI	ICP	OPTIMA ICP 1	288.16		60	60.0	0.0
Sodium	NA	ICP	OPTIMA ICP 1	589.59		5000	500.0	5000000.0

ICP Interelement Correction Factors

ANALYTICAL RESOURCES INCORPORATED

CLIENT: Anchor Environmental

PROJECT: CHINOOK

IEC DATE: 6/25/2006

SDG: JW94

INSTRUMENT ID: OPTIMA ICP 1

ANALYTE	WAVELENGTH	AL	AS	BA	BE	CA	CD	CO	CR	CU	FE
Aluminum	308.22	0.0000000	0.0000000	0.0000000	0.0000000	0.0000000	0.0000000	0.0000000	0.0000000	0.0000000	0.0000000
Antimony	206.84	0.0000000	0.0000000	0.0000000	0.0000000	0.0000000	0.0000000	0.0000000	16.2100000	0.0000000	0.1030460
Arsenic	188.98	0.0938183	0.0000000	0.1533550	0.0000000	0.0419242	0.0000000	0.0000000	0.3754730	0.3209290	0.0000000
Barium	233.53	0.0000000	0.0000000	0.0000000	0.0000000	-0.0072722	0.0000000	-0.2555740	0.0000000	0.0000000	0.0702811
Beryllium	313.04	0.0000000	0.0000000	0.0000000	0.0000000	0.0000000	0.0000000	0.0000000	0.0000000	0.0000000	0.0000000
Cadmium	228.80	0.0000000	1.3822800	0.0463102	0.0000000	0.0000000	0.0000000	0.1963220	0.0000000	0.0000000	0.0000000
Calcium	317.93	0.0000000	0.0000000	0.0000000	0.0000000	0.0000000	0.0000000	0.0000000	0.0000000	0.0000000	0.0000000
Chromium	267.72	0.0000000	0.0000000	0.0000000	0.0000000	-0.0105992	0.0000000	0.0000000	0.0000000	0.0000000	-0.0669465
Cobalt	228.62	-0.0147446	0.0000000	0.2412880	0.0000000	0.0000000	0.0000000	0.0000000	0.0000000	0.0000000	0.0172470
Copper	324.75	0.0000000	0.0000000	0.0000000	0.0000000	0.0000000	0.0000000	-0.2000560	-0.0393520	0.0000000	-0.0995853
Iron	273.96	0.0000000	0.0000000	0.0000000	0.0000000	0.0000000	0.0000000	0.0000000	0.7498730	0.0000000	0.0000000
Lead	220.35	-0.1775400	0.0000000	0.0000000	0.0000000	0.0000000	0.0000000	-0.1485420	-1.6563300	0.6048040	0.0000000
Magnesium	279.08	0.0000000	0.0000000	0.0000000	0.0000000	0.0000000	0.0000000	-1.3145300	-0.8640350	0.0000000	0.7014660
Manganese	257.61	0.0089125	0.0000000	0.0000000	0.0000000	0.0079583	0.0000000	0.0000000	0.0000000	0.0000000	0.0000000
Molybdenum	202.03	0.0000000	0.0000000	0.0000000	0.0000000	0.0000000	0.0000000	0.0000000	0.0000000	0.0000000	0.0000000
Nickel	231.60	0.0000000	0.0000000	0.0000000	0.0000000	0.0000000	0.0000000	0.0000000	0.0000000	0.0000000	0.0000000
Potassium	766.49	0.0000000	0.0000000	0.0000000	0.0000000	0.0000000	0.0000000	0.0000000	0.0000000	0.0000000	0.0000000
Selenium	196.03	0.0000000	0.0000000	0.0000000	0.0000000	0.0000000	0.0000000	0.0000000	0.0000000	0.0000000	-0.1191740
Silicon	288.16	0.0000000	0.0000000	0.0000000	0.0000000	0.0000000	0.0000000	0.0000000	-2.0980400	0.0000000	0.0000000
Silver	328.07	0.0000000	0.0000000	0.0000000	0.0000000	0.0000000	0.0000000	0.0000000	0.0000000	0.0000000	-0.0477086
Sodium	589.59	0.0000000	0.0000000	0.0000000	0.0000000	10.1700000	0.0000000	0.0000000	0.0000000	0.0000000	0.0000000
Thallium	190.80	0.0000000	0.0000000	0.0000000	0.0000000	0.0000000	0.0000000	3.5279800	0.3870280	0.0000000	0.0000000
Tin	189.93	0.0000000	0.0000000	0.0000000	0.0000000	-0.0723848	0.0000000	0.0000000	0.0000000	0.0000000	0.0000000
Titanium	334.90	0.0000000	0.0000000	0.0000000	0.0000000	0.0000000	0.0000000	0.0000000	0.2123760	0.0000000	0.0000000
Vanadium	292.40	0.0000000	0.0000000	0.0000000	0.0000000	0.0000000	0.0000000	0.0000000	-7.0582400	0.0000000	0.0000000
Zinc	206.20	0.0000000	0.0000000	0.0000000	0.0000000	-0.0229685	0.3119720	0.0000000	0.3266740	0.0000000	0.0286342

6900

ICP Interelement Correction Factors

ANALYTICAL RESOURCES INCORPORATED

CLIENT: Anchor Environmental

PROJECT: CHINOOK

IEC DATE: 6/25/2006

SDG: JW94

INSTRUMENT ID: OPTIMA ICP 1

ANALYTE	WAVELENGTH	MG	MN	MO	NI	PB	SB	TI	TL	V	ZN
Aluminum	308.22	0.0000000	0.0000000	19.6878000	0.0000000	0.0000000	0.0000000	0.7151350	0.0000000	16.7609000	0.0000000
Antimony	206.84	0.0000000	0.0000000	0.0000000	-0.3295220	0.0000000	0.0000000	-0.8642410	0.0000000	-3.4575900	0.0000000
Arsenic	188.98	0.0000000	0.0000000	0.9150530	0.0000000	0.0000000	0.0000000	2.5519000	0.0000000	0.0000000	0.1492760
Barium	233.53	0.0085043	0.0000000	0.0000000	0.1240640	0.0000000	0.0000000	0.0000000	0.0000000	0.4604860	0.0000000
Beryllium	313.04	0.0000000	0.0000000	0.0000000	0.0000000	0.0000000	0.0000000	0.0000000	0.0000000	1.5675800	0.0000000
Cadmium	228.80	0.0000000	0.0000000	0.0000000	-0.2000800	0.0000000	0.0000000	0.0000000	0.0000000	0.0000000	0.0000000
Calcium	317.93	0.0000000	0.0000000	0.0000000	0.0000000	0.0000000	0.0000000	0.0000000	0.0000000	0.0000000	0.0000000
Chromium	267.72	0.2307900	0.5096240	0.1429920	0.0000000	0.0000000	0.0000000	0.0965822	0.0000000	0.1796520	0.0000000
Cobalt	228.62	0.0000000	0.0000000	-0.3795350	0.0320069	0.0000000	0.0000000	1.7290300	0.0000000	0.0000000	0.0000000
Copper	324.75	0.0065528	0.0000000	0.7344770	0.0000000	0.0000000	0.0000000	0.2196270	0.0000000	0.0000000	0.0000000
Iron	273.96	0.0000000	0.0000000	0.0000000	0.0000000	0.0000000	0.0000000	0.0000000	0.0000000	1.7593200	0.0000000
Lead	220.35	0.0000000	0.0000000	-0.3190660	-0.1742160	0.0000000	0.0000000	0.0000000	0.0000000	0.0000000	0.0000000
Magnesium	279.08	0.0000000	0.0000000	-3.2635900	0.0000000	0.0000000	0.0000000	0.0000000	0.0000000	0.0000000	0.0000000
Manganese	257.61	0.0163744	0.0000000	0.0000000	0.0000000	-0.2391890	0.0000000	0.0000000	0.0000000	0.0000000	0.0000000
Molybdenum	202.03	0.0214192	0.0000000	0.0000000	0.0000000	0.0000000	0.0000000	0.0000000	0.0000000	0.0000000	0.0000000
Nickel	231.60	0.0000000	0.0000000	0.0000000	0.0000000	0.0000000	-0.5765410	0.0000000	0.0000000	0.0000000	0.0000000
Potassium	766.49	0.0000000	0.0000000	0.0000000	0.0000000	0.0000000	0.0000000	0.0000000	0.0000000	0.0000000	0.0000000
Selenium	196.03	0.0000000	1.1348600	0.0000000	0.0000000	0.0000000	0.0000000	0.0000000	0.0000000	0.0000000	0.0000000
Silicon	288.16	0.0000000	0.0000000	0.0000000	0.0000000	0.0000000	0.0000000	0.0000000	0.0000000	0.0000000	0.0000000
Silver	328.07	0.0000000	0.1621690	0.1065380	0.0000000	0.0000000	0.0000000	0.0000000	0.0000000	-0.3119270	0.0000000
Sodium	589.59	0.0000000	0.0000000	0.0000000	0.0000000	0.0000000	0.0000000	250.8830000	0.0000000	0.0000000	252.0990000
Thallium	190.80	0.0000000	0.0000000	-3.5954300	0.0000000	0.0000000	0.0000000	0.8751120	0.0000000	2.2588300	0.0000000
Tin	189.93	0.0000000	0.0000000	0.0000000	0.0000000	-0.0530103	-1.8271700	0.1974990	0.0000000	0.0000000	0.0000000
Titanium	334.90	0.0000000	0.0000000	1.0370700	0.0000000	0.0000000	0.0000000	0.0000000	0.0000000	0.0000000	0.0000000
Vanadium	292.40	0.0000000	-0.1494890	-0.7380980	0.0000000	0.0000000	0.0000000	0.4684280	0.0000000	0.0000000	0.0000000
Zinc	206.20	0.0000000	0.0000000	0.3271770	0.0000000	-0.0935990	0.0000000	0.0000000	0.0000000	0.0000000	0.0000000

0070

Preparation Log

ANALYTICAL RESOURCES INCORPORATED

CLIENT: Anchor Environmental

PROJECT: CHINOOK

SDG: JW94

ANALYSIS METHOD: ICP

ARI PREP CODE: WMN

PREPDATE: 9/20/2006

CLIENT ID	ARI ID	MASS (g)	INITIAL VOLUME (mL)	FINAL VOLUME (mL)
PZ-7-091806	JW94A	0.000	50.0	50.0
PZ-7-091806D	JW94ADUP	0.000	50.0	50.0
PZ-7-091806S	JW94ASPK	0.000	50.0	50.0
G-7d-091806	JW94B	0.000	50.0	50.0
PZ-6-091806	JW94C	0.000	50.0	50.0
G-5s-091806	JW94D	0.000	50.0	50.0
G-5d-091806	JW94E	0.000	50.0	50.0
RL-2d-091806	JW94F	0.000	50.0	50.0
RL-2s-091806	JW94G	0.000	50.0	50.0
PBW	JW94MB1	0.000	50.0	50.0
LCSW	JW94MB1SPK	0.000	50.0	50.0

Preparation Log

ANALYTICAL RESOURCES INCORPORATED

CLIENT: Anchor Environmental

PROJECT: CHINOOK

SDG: JW94

ANALYSIS METHOD: ICP

ARI PREP CODE: TWC

PREPDATE: 9/23/2006

CLIENT ID	ARI ID	MASS (g)	INITIAL VOLUME (mL)	FINAL VOLUME (mL)
PZ-7-091806	JW94H	0.000	25.0	25.0
PZ-7-091806D	JW94HDUP	0.000	25.0	25.0
PZ-7-091806S	JW94HSPK	0.000	25.0	25.0
G-7d-091806	JW94I	0.000	25.0	25.0
PZ-6-091806	JW94J	0.000	25.0	25.0
G-5s-091806	JW94K	0.000	25.0	25.0
G-5d-091806	JW94L	0.000	25.0	25.0
RL-2d-091806	JW94M	0.000	25.0	25.0
PBW	JW94MB2	0.000	25.0	25.0
LCSW	JW94MB2SPK	0.000	25.0	25.0
RL-2s-091806	JW94N	0.000	25.0	25.0

Analysis Run Log

ANALYTICAL RESOURCES INCORPORATED

CLIENT: Anchor Environmental

PROJECT: CHINOOK | INSTRUMENT ID: OPTIMA ICP 1 | START DATE: 9/25/2006

SDG: JW94 | RUNID: IP092521 | METHOD: ICP | END DATE: 9/25/2006

CLIENT ID	ARI ID	DIL.	TIME	%R	AG	AL	AS	B	BA	BE	CA	CD	CO	CR	CU	FE	HG	K	MG	MN	MO	NA	NI	PB	SB	SE	SI	SN	TI	TL	U	V	ZN
S0	S0	1.00	11421			X					X					X		X	X	X		X					X						
S2	S2	1.00	11483																	X													
S3	S3	1.00	11524																														
S4	S4	1.00	11573																								X						
S5	S5	1.00	12020			X					X					X		X	X			X											
ICV	ICV	1.00	12232			X					X					X		X	X	X		X					X						
ICB	ICB	1.00	12295			X					X					X		X	X	X		X					X						
CRI	CRII	1.00	12362			X					X					X		X	X	X		X					X						
ICSA	ICSAI	1.00	12424			X					X					X		X	X	X		X					X						
ICSAB	ICSABI	1.00	12491			X					X					X		X	X	X		X					X						
CCV	CCV1	1.00	12552			X					X					X		X	X	X		X					X						
CCB	CCB1	1.00	13014			X					X					X		X	X	X		X					X						
ZZZZZZ	JX12MB	2.00	13080																														
ZZZZZZ	DICHECK	1.00	13142																														
ZZZZZZ	SPEX21	1.00	13204																														
ZZZZZZ	QC7M	1.00	13272																														
ZZZZZZ	JW62B	2.00	13334																														
ZZZZZZ	JX12A	2.00	13401																														
ZZZZZZ	JX12B	2.00	13462																														
ZZZZZZ	JV69RQ	2.00	13524																														
ZZZZZZ	JX12REF	2.00	13591																														
ZZZZZZ	JX27MBSPK	2.00	14052																														
CCV	CCV2	1.00	14114			X					X					X		X	X	X		X					X						
CCB	CCB2	1.00	14175			X					X					X		X	X	X		X					X						
ZZZZZZ	JX27MB	2.00	14241																														
ZZZZZZ	JX27A	2.00	14304																														
ZZZZZZ	JX27B	2.00	14370																														
ZZZZZZ	JX27C	2.00	14431																														
ZZZZZZ	JX27D	2.00	14492																														
ZZZZZZ	JX20A	2.00	14554																														
ZZZZZZ	JX20CDUP	2.00	15015																														
ZZZZZZ	JX20C	2.00	15081																														
ZZZZZZ	JX20CSPK	2.00	15142																														
ZZZZZZ	JX20MBSPK	2.00	15205																														
CCV	CCV3	1.00	15270			X					X					X		X	X	X		X					X						

FORM XIV

Analysis Run Log

ANALYTICAL RESOURCES INCORPORATED

CLIENT: Anchor Environmental

PROJECT: CHINOOK | INSTRUMENT ID: OPTIMA ICP 1 | START DATE: 9/25/2006

SDG: JW94 | RUNID: IP092521 | METHOD: ICP | END DATE: 9/25/2006

CLIENT ID	ARI ID	DIL.	TIME	%R	AG	AL	AS	B	BA	BE	CA	CD	CO	CR	CU	FE	HG	K	MG	MN	MO	NA	NI	PB	SB	SE	SI	SN	TI	TL	U	V	ZN
CCB	CCB3	1.00	15332			X					X					X		X	X	X		X					X						
ZZZZZZ	JX20MB	2.00	15394																														
ZZZZZZ	JX22MB1	5.00	15461																														
ZZZZZZ	JX22MB2	1.00	15525																														
ZZZZZZ	JX22C	1.00	15592																														
ZZZZZZ	JX22Bt	5.00	16054																														
ZZZZZZ	JX22AtDUP	5.00	16123																														
ZZZZZZ	JX22At	5.00	16191																														
ZZZZZZ	JX22AtSPK	5.00	16255																														
ZZZZZZ	JX20B	2.00	16322																														
ZZZZZZ	JX22MB2SPK	1.00	16390																														
CCV	CCV4	1.00	16451			X					X					X		X	X	X		X					X						
CCB	CCB4	1.00	16513			X					X					X		X	X	X		X					X						
PBW	JW94MB2	1.00	16575																														
G-7d-091806	JW94I	1.00	17042			X					X					X		X	X	X		X											
PZ-6-091806	JW94J	1.00	17110			X					X					X		X	X	X		X											
G-5s-091806	JW94K	1.00	17180			X					X					X		X	X	X		X											
G-5d-091806	JW94L	1.00	17244			X					X					X		X	X	X		X											
RL-2d-091806	JW94M	1.00	17310			X					X					X		X	X	X		X											
PZ-7-091806D	JW94HDUP	1.00	17375			X					X					X		X	X	X		X											
PZ-7-091806	JW94H	1.00	17444			X					X					X		X	X	X		X											
PZ-7-091806S	JW94HSPK	1.00	17513			X					X					X		X	X	X		X											
LCSW	JW94MB2SPK	1.00	17580			X					X					X		X	X	X		X											
CCV	CCV5	1.00	18042			X					X					X		X	X	X		X					X						
CCB	CCB5	1.00	18104			X					X					X		X	X	X		X					X						
PBW	JW94MB1	1.00	18170			X					X					X		X	X	X		X					X						
RL-2s-091806	JW94N	1.00	18232			X					X					X		X	X	X		X											
G-7d-091806	JW94B	5.00	18295																								X						
PZ-6-091806	JW94C	1.00	18363			X					X					X		X	X	X		X					X						
G-5s-091806	JW94D	5.00	18433																								X						
G-5d-091806	JW94E	5.00	18495																								X						
PZ-7-091806D	JW94ADUP	1.00	18562			X					X					X		X	X	X		X					X						
PZ-7-091806	JW94A	1.00	19025			X					X					X		X	X	X		X					X						
PZ-7-091806S	JW94ASPK	1.00	19094			X					X					X		X	X	X		X					X						
LCSW	JW94MB1SPK	1.00	19162			X					X					X		X	X	X		X					X						

FORM XIV

Analysis Run Log

ANALYTICAL RESOURCES INCORPORATED

CLIENT: Anchor Environmental

PROJECT: CHINOOK | INSTRUMENT ID: OPTIMA ICP 1 | START DATE: 9/25/2006

SDG: JW94 | RUNID: IP092521 | METHOD: ICP | END DATE: 9/25/2006

CLIENT ID	ARI ID	DIL.	TIME	%R	AG	AL	AS	B	BA	BE	CA	CD	CO	CR	CU	FE	HG	K	MG	MN	MO	NA	NI	PB	SB	SE	SI	SN	TI	TL	U	V	ZN
CCV	CCV6	1.00	19223			X					X					X		X	X	X		X					X						
CCB	CCB6	1.00	19284			X					X					X		X	X	X		X					X						
ZZZZZZ	JW23RMB1	1.00	19351																														
ZZZZZZ	JW23RD	1.00	19413																														
ZZZZZZ	JW23RH	1.00	19480																														
ZZZZZZ	JW23RN	1.00	19544																														
ZZZZZZ	JW23RO	1.00	20011																														
ZZZZZZ	JW23RP	1.00	20074																														
ZZZZZZ	JW23RQ	1.00	20142																														
RL-2d-091806	JW94F	5.00	20204																								X						
RL-2s-091806	JW94G	5.00	20273																								X						
ZZZZZZ	JW23RMB1SPK	1.00	20341																														
CCV	CCV7	1.00	20403			X					X					X		X	X	X		X					X						
CCB	CCB7	1.00	20465			X					X					X		X	X	X		X					X						

0075

Analysis Run Log

ANALYTICAL RESOURCES INCORPORATED

CLIENT: Anchor Environmental

PROJECT: CHINOOK | INSTRUMENT ID: OPTIMA ICP 1 | START DATE: 9/26/2006

SDG: JW94 | RUNID: IP092621 | METHOD: ICP | END DATE: 9/26/2006

CLIENT ID	ARI ID	DIL.	TIME	%R	AG	AL	AS	B	BA	BE	CA	CD	CO	CR	CU	FE	HG	K	MG	MN	MO	NA	NI	PB	SB	SE	SI	SN	TI	TL	U	V	ZN
S0	S0	1.00	08114			X					X					X		X	X	X		X											
S2	S2	1.00	08180																	X													
S3	S3	1.00	08222																														
S4	S4	1.00	08272																														
S5	S5	1.00	08320			X					X					X		X	X			X											
ICV	ICV	1.00	08535			X					X					X		X	X	X		X											
ICB	ICB	1.00	09001			X					X					X		X	X	X		X											
CRI	CRII	1.00	09063			X					X					X		X	X	X		X											
ICSA	ICSAI	1.00	09125			X					X					X		X	X	X		X											
ICSAB	ICSABI	1.00	09192			X					X					X		X	X	X		X											
CCV	CCV1	1.00	09254			X					X					X		X	X	X		X											
CCB	CCB1	1.00	09320			X					X					X		X	X	X		X											
PBW	JW94MB2	1.00	09382			X					X					X		X	X	X		X											
ZZZZZZ	JX24MB	1.00	09444																														
ZZZZZZ	JX20MB	2.00	09511																														
ZZZZZZ	JX22MB2	1.00	09573																														
ZZZZZZ	JX22C	1.00	10040																														
ZZZZZZ	JX20B	2.00	10102																														
ZZZZZZ	JX10ODUP	5.00	10165																														
ZZZZZZ	JX10O	5.00	10234																														
ZZZZZZ	JX10OSPK	5.00	10302																														
ZZZZZZ	JX22MB2SPK	1.00	10370																														
CCV	CCV2	1.00	10431			X					X					X		X	X	X		X											
CCB	CCB2	1.00	10493			X					X					X		X	X	X		X											

0076

Metals Analysis
Sample Data

prepared
for

ANCHOR ENVIRONMENTAL

Project: Chinook

ARI JOB NO: JW94

prepared
by

Analytical Resources, Inc.

ANALYTICAL RESOURCES INCORPORATED

INORGANICS ANALYSIS DATA SHEET
DISSOLVED METALS

Sample ID: PZ-7-091806
SAMPLE

Lab Sample ID: JW94A
LIMS ID: 06-16998
Matrix: Water
Data Release Authorized:
Reported: 09/27/06

QC Report No: JW94-Anchor Environmental
Project: CHINOOK

Date Sampled: 09/18/06
Date Received: 09/19/06

Prep Meth	Prep Date	Analysis Method	Analysis Date	CAS Number	Analyte	RL	mg/L	Q
6010B	09/20/06	6010B	09/25/06	7429-90-5	Aluminum	0.05	0.38	
6010B	09/20/06	6010B	09/25/06	7440-70-2	Calcium	0.05	37.1	
6010B	09/20/06	6010B	09/25/06	7439-89-6	Iron	0.05	17.4	
6010B	09/20/06	6010B	09/25/06	7439-95-4	Magnesium	0.05	14.9	
6010B	09/20/06	6010B	09/25/06	7439-96-5	Manganese	0.001	0.580	
6010B	09/20/06	6010B	09/25/06	7440-09-7	Potassium	0.5	4.5	
6010B	09/20/06	6010B	09/25/06	7440-21-3	Silicon	0.06	25.3	
6010B	09/20/06	6010B	09/25/06	7440-23-5	Sodium	0.5	971	

U-Analyte undetected at given RL
RL-Reporting Limit

ANALYTICAL RESOURCES INCORPORATED

INORGANICS ANALYSIS DATA SHEET
DISSOLVED METALS

Sample ID: G-7d-091806
SAMPLE

Lab Sample ID: JW94B
LIMS ID: 06-16999
Matrix: Water
Data Release Authorized:
Reported: 09/27/06

QC Report No: JW94-Anchor Environmental
Project: CHINOOK

Date Sampled: 09/18/06
Date Received: 09/19/06

Prep Meth	Prep Date	Analysis Method	Analysis Date	CAS Number	Analyte	RL	mg/L	Q
6010B	09/20/06	6010B	09/25/06	**7440-21-3**	**Silicon**	0.3	**21.3**	

U-Analyte undetected at given RL
RL-Reporting Limit

ANALYTICAL RESOURCES INCORPORATED

INORGANICS ANALYSIS DATA SHEET
DISSOLVED METALS

Sample ID: PZ-6-091806
SAMPLE

Lab Sample ID: JW94C
LIMS ID: 06-17000
Matrix: Water
Data Release Authorized:
Reported: 09/27/06

QC Report No: JW94-Anchor Environmental
Project: CHINOOK

Date Sampled: 09/18/06
Date Received: 09/19/06

Prep Meth	Prep Date	Analysis Method	Analysis Date	CAS Number	Analyte	RL	mg/L	Q
6010B	09/20/06	6010B	09/25/06	7429-90-5	Aluminum	0.05	1.52	
6010B	09/20/06	6010B	09/25/06	7440-70-2	Calcium	0.05	16.1	
6010B	09/20/06	6010B	09/25/06	7439-89-6	Iron	0.05	1.80	
6010B	09/20/06	6010B	09/25/06	7439-95-4	Magnesium	0.05	2.16	
6010B	09/20/06	6010B	09/25/06	7439-96-5	Manganese	0.001	0.186	
6010B	09/20/06	6010B	09/25/06	7440-09-7	Potassium	0.5	4.7	
6010B	09/20/06	6010B	09/25/06	7440-21-3	Silicon	0.06	23.1	
6010B	09/20/06	6010B	09/25/06	7440-23-5	Sodium	0.5	1,450	

U-Analyte undetected at given RL
RL-Reporting Limit

ANALYTICAL RESOURCES INCORPORATED

INORGANICS ANALYSIS DATA SHEET
DISSOLVED METALS

Sample ID: G-5s-091806
SAMPLE

Lab Sample ID: JW94D
LIMS ID: 06-17001
Matrix: Water
Data Release Authorized:
Reported: 09/27/06

QC Report No: JW94-Anchor Environmental
Project: CHINOOK

Date Sampled: 09/18/06
Date Received: 09/19/06

Prep Meth	Prep Date	Analysis Method	Analysis Date	CAS Number	Analyte	RL	mg/L	Q
6010B	09/20/06	6010B	09/25/06	7440-21-3	Silicon	0.3	22.8	

U-Analyte undetected at given RL
RL-Reporting Limit

ANALYTICAL RESOURCES INCORPORATED

INORGANICS ANALYSIS DATA SHEET
DISSOLVED METALS

Sample ID: G-5d-091806
SAMPLE

Lab Sample ID: JW94E
LIMS ID: 06-17002
Matrix: Water
Data Release Authorized:
Reported: 09/27/06

QC Report No: JW94-Anchor Environmental
Project: CHINOOK

Date Sampled: 09/18/06
Date Received: 09/19/06

Prep Meth	Prep Date	Analysis Method	Analysis Date	CAS Number	Analyte	RL	mg/L	Q
6010B	09/20/06	6010B	09/25/06	7440-21-3	Silicon	0.3	31.4	

U-Analyte undetected at given RL
RL-Reporting Limit

ANALYTICAL RESOURCES INCORPORATED

INORGANICS ANALYSIS DATA SHEET
DISSOLVED METALS

Sample ID: RL-2d-091806
SAMPLE

Lab Sample ID: JW94F
LIMS ID: 06-17003
Matrix: Water
Data Release Authorized:
Reported: 09/27/06

QC Report No: JW94-Anchor Environmental
Project: CHINOOK

Date Sampled: 09/18/06
Date Received: 09/19/06

Prep Meth	Prep Date	Analysis Method	Analysis Date	CAS Number	Analyte	RL	mg/L	Q
6010B	09/20/06	6010B	09/25/06	7440-21-3	Silicon	0.3	37.2	

U-Analyte undetected at given RL
RL-Reporting Limit

ANALYTICAL RESOURCES INCORPORATED

INORGANICS ANALYSIS DATA SHEET
DISSOLVED METALS

Sample ID: RL-2s-091806
SAMPLE

Lab Sample ID: JW94G
LIMS ID: 06-17004
Matrix: Water
Data Release Authorized:
Reported: 09/27/06

QC Report No: JW94-Anchor Environmental
Project: CHINOOK

Date Sampled: 09/18/06
Date Received: 09/19/06

Prep Meth	Prep Date	Analysis Method	Analysis Date	CAS Number	Analyte	RL	mg/L	Q
6010B	09/20/06	6010B	09/25/06	**7440-21-3**	**Silicon**	0.3	**17.4**	

U-Analyte undetected at given RL
RL-Reporting Limit

ANALYTICAL RESOURCES INCORPORATED

INORGANICS ANALYSIS DATA SHEET
DISSOLVED METALS

Sample ID: PZ-7-091806
SAMPLE

Lab Sample ID: JW94H
LIMS ID: 06-17234
Matrix: Water
Data Release Authorized:
Reported: 09/27/06

QC Report No: JW94-Anchor Environmental
Project: Chinook

Date Sampled: 09/18/06
Date Received: 09/19/06

Prep Meth	Prep Date	Analysis Method	Analysis Date	CAS Number	Analyte	RL	mg/L	Q
3010A	09/23/06	6010B	09/25/06	7429-90-5	Aluminum	0.05	0.38	
3010A	09/23/06	6010B	09/25/06	7440-70-2	Calcium	0.05	36.6	
3010A	09/23/06	6010B	09/25/06	7439-89-6	Iron	0.05	18.0	
3010A	09/23/06	6010B	09/25/06	7439-95-4	Magnesium	0.05	14.6	
3010A	09/23/06	6010B	09/25/06	7439-96-5	Manganese	0.001	0.573	
3010A	09/23/06	6010B	09/25/06	7440-09-7	Potassium	0.5	4.6	
3010A	09/23/06	6010B	09/25/06	7440-23-5	Sodium	0.5	962	

U-Analyte undetected at given RL
RL-Reporting Limit

ANALYTICAL RESOURCES INCORPORATED

INORGANICS ANALYSIS DATA SHEET
DISSOLVED METALS

Sample ID: G-7d-091806
SAMPLE

Lab Sample ID: JW94I
LIMS ID: 06-17235
Matrix: Water
Data Release Authorized:
Reported: 09/27/06

QC Report No: JW94-Anchor Environmental
Project: Chinook

Date Sampled: 09/18/06
Date Received: 09/19/06

Prep Meth	Prep Date	Analysis Method	Analysis Date	CAS Number	Analyte	RL	mg/L	Q
3010A	09/23/06	6010B	09/25/06	7429-90-5	Aluminum	0.05	0.05	U
3010A	09/23/06	6010B	09/25/06	**7440-70-2**	**Calcium**	0.05	**87.6**	
3010A	09/23/06	6010B	09/25/06	**7439-89-6**	**Iron**	0.05	**0.80**	
3010A	09/23/06	6010B	09/25/06	**7439-95-4**	**Magnesium**	0.05	**49.5**	
3010A	09/23/06	6010B	09/25/06	**7439-96-5**	**Manganese**	0.001	**1.50**	
3010A	09/23/06	6010B	09/25/06	**7440-09-7**	**Potassium**	0.5	**14.4**	
3010A	09/23/06	6010B	09/25/06	**7440-23-5**	**Sodium**	0.5	**348**	

U-Analyte undetected at given RL
RL-Reporting Limit

ANALYTICAL RESOURCES INCORPORATED

INORGANICS ANALYSIS DATA SHEET
DISSOLVED METALS

Sample ID: PZ-6-091806
SAMPLE

Lab Sample ID: JW94J
LIMS ID: 06-17236
Matrix: Water
Data Release Authorized:
Reported: 09/27/06

QC Report No: JW94-Anchor Environmental
Project: Chinook

Date Sampled: 09/18/06
Date Received: 09/19/06

Prep Meth	Prep Date	Analysis Method	Analysis Date	CAS Number	Analyte	RL	mg/L	Q
3010A	09/23/06	6010B	09/25/06	7429-90-5	Aluminum	0.05	1.59	
3010A	09/23/06	6010B	09/25/06	7440-70-2	Calcium	0.05	16.0	
3010A	09/23/06	6010B	09/25/06	7439-89-6	Iron	0.05	4.89	
3010A	09/23/06	6010B	09/25/06	7439-95-4	Magnesium	0.05	2.14	
3010A	09/23/06	6010B	09/25/06	7439-96-5	Manganese	0.001	0.215	
3010A	09/23/06	6010B	09/25/06	7440-09-7	Potassium	0.5	4.2	
3010A	09/23/06	6010B	09/25/06	7440-23-5	Sodium	0.5	1,470	

U-Analyte undetected at given RL
RL-Reporting Limit

ANALYTICAL RESOURCES INCORPORATED

INORGANICS ANALYSIS DATA SHEET
DISSOLVED METALS

Sample ID: G-5s-091806
SAMPLE

Lab Sample ID: JW94K
LIMS ID: 06-17237
Matrix: Water
Data Release Authorized:
Reported: 09/27/06

QC Report No: JW94-Anchor Environmental
Project: Chinook

Date Sampled: 09/18/06
Date Received: 09/19/06

Prep Meth	Prep Date	Analysis Method	Analysis Date	CAS Number	Analyte	RL	mg/L	Q
3010A	09/23/06	6010B	09/25/06	7429-90-5	Aluminum	0.05	0.05	U
3010A	09/23/06	6010B	09/25/06	**7440-70-2**	**Calcium**	0.05	**58.5**	
3010A	09/23/06	6010B	09/25/06	**7439-89-6**	**Iron**	0.05	**3.98**	
3010A	09/23/06	6010B	09/25/06	**7439-95-4**	**Magnesium**	0.05	**29.7**	
3010A	09/23/06	6010B	09/25/06	**7439-96-5**	**Manganese**	0.001	**2.08**	
3010A	09/23/06	6010B	09/25/06	**7440-09-7**	**Potassium**	0.5	**9.9**	
3010A	09/23/06	6010B	09/25/06	**7440-23-5**	**Sodium**	0.5	**72.5**	

U-Analyte undetected at given RL
RL-Reporting Limit

ANALYTICAL RESOURCES INCORPORATED

INORGANICS ANALYSIS DATA SHEET
DISSOLVED METALS

Sample ID: G-5d-091806
SAMPLE

Lab Sample ID: JW94L
LIMS ID: 06-17238
Matrix: Water
Data Release Authorized:
Reported: 09/27/06

QC Report No: JW94-Anchor Environmental
Project: Chinook

Date Sampled: 09/18/06
Date Received: 09/19/06

Prep Meth	Prep Date	Analysis Method	Analysis Date	CAS Number	Analyte	RL	mg/L	Q
3010A	09/23/06	6010B	09/25/06	7429-90-5	Aluminum	0.05	0.05	U
3010A	09/23/06	6010B	09/25/06	**7440-70-2**	**Calcium**	0.05	**40.7**	
3010A	09/23/06	6010B	09/25/06	**7439-89-6**	**Iron**	0.05	**37.4**	
3010A	09/23/06	6010B	09/25/06	**7439-95-4**	**Magnesium**	0.05	**17.7**	
3010A	09/23/06	6010B	09/25/06	**7439-96-5**	**Manganese**	0.001	**2.19**	
3010A	09/23/06	6010B	09/25/06	**7440-09-7**	**Potassium**	0.5	**4.7**	
3010A	09/23/06	6010B	09/25/06	**7440-23-5**	**Sodium**	0.5	**18.3**	

U-Analyte undetected at given RL
RL-Reporting Limit

ANALYTICAL RESOURCES INCORPORATED

INORGANICS ANALYSIS DATA SHEET
DISSOLVED METALS

Sample ID: RL-2d-091806
SAMPLE

Lab Sample ID: JW94M
LIMS ID: 06-17239
Matrix: Water
Data Release Authorized:
Reported: 09/27/06

QC Report No: JW94-Anchor Environmental
Project: Chinook

Date Sampled: 09/18/06
Date Received: 09/19/06

Prep Meth	Prep Date	Analysis Method	Analysis Date	CAS Number	Analyte	RL	mg/L	Q
3010A	09/23/06	6010B	09/25/06	7429-90-5	Aluminum	0.05	0.05	U
3010A	09/23/06	6010B	09/25/06	**7440-70-2**	**Calcium**	0.05	**86.1**	
3010A	09/23/06	6010B	09/25/06	**7439-89-6**	**Iron**	0.05	**74.9**	
3010A	09/23/06	6010B	09/25/06	**7439-95-4**	**Magnesium**	0.05	**33.5**	
3010A	09/23/06	6010B	09/25/06	**7439-96-5**	**Manganese**	0.001	**2.22**	
3010A	09/23/06	6010B	09/25/06	**7440-09-7**	**Potassium**	0.5	**4.5**	
3010A	09/23/06	6010B	09/25/06	**7440-23-5**	**Sodium**	0.5	**587**	

U-Analyte undetected at given RL
RL-Reporting Limit

ANALYTICAL RESOURCES INCORPORATED

INORGANICS ANALYSIS DATA SHEET
DISSOLVED METALS

Sample ID: RL-2s-091806
SAMPLE

Lab Sample ID: JW94N
LIMS ID: 06-17240
Matrix: Water
Data Release Authorized:
Reported: 09/27/06

QC Report No: JW94-Anchor Environmental
Project: Chinook

Date Sampled: 09/18/06
Date Received: 09/19/06

Prep Meth	Prep Date	Analysis Method	Analysis Date	CAS Number	Analyte	RL	mg/L	Q
3010A	09/23/06	6010B	09/25/06	7429-90-5	Aluminum	0.05	0.16	
3010A	09/23/06	6010B	09/25/06	7440-70-2	Calcium	0.05	8.12	
3010A	09/23/06	6010B	09/25/06	7439-89-6	Iron	0.05	7.16	
3010A	09/23/06	6010B	09/25/06	7439-95-4	Magnesium	0.05	2.88	
3010A	09/23/06	6010B	09/25/06	7439-96-5	Manganese	0.001	0.103	
3010A	09/23/06	6010B	09/25/06	7440-09-7	Potassium	0.5	4.4	
3010A	09/23/06	6010B	09/25/06	7440-23-5	Sodium	0.5	1,930	

U-Analyte undetected at given RL
RL-Reporting Limit

Metals Analysis
Instrument Raw Data

prepared
for

ANCHOR ENVIRONMENTAL

Project: Chinook

ARI JOB NO: JW94

prepared
by

Analytical Resources, Inc.

OPTIMA ICP SAMPLE RUN LOG

IEC Date: 9/25/06 Analysis Date: 9/25/06 Analyst: AA

LR Date: 6/19/06 Page: 1 of 5

All corrections made by analyst unless otherwise noted. AA 9/25/06

Edit Label	Delete Data	ARI Sample ID	Prep. Code	Dilution	Comments
		STD 0			2304-9
		2			2306-12
		3			-13
		4			-14
		5			-15
		ICV			2294-3
		ICB			
		CRI			
		ICSA			
		ICSAB			
		CCV 1			
		CCB 1			
		JX12 MB	SWC	2	
		SPEX 21		✓	
		QC7M.		✓	
		DI Check		✓	
		JW62 B	SWC	2	
		JX12 A	SWC		
		B			
JV		JW69R Q			
label		JX12 ~~MBSpk~~ Rf		✓	
		JX27 MBSpk		✓	
		CCV 2			
		CCB 2			

OPTIMA ICP SAMPLE RUN LOG

IEC Date: — Analysis Date: 9/25/06 Analyst: AA

LR Date: — Page: 2 of 5

All corrections made by analyst unless otherwise noted. AA 9/26/06

Edit Label	Delete Data	ARI Sample ID	Prep. Code	Dilution	Comments
		JX27 MB	SWC	2	
		A			
		B			
		C			
		D			
		JX20 A			
		CDup			Mn Pb high RPD RERUN @ AF
		C			
		Cspk			Mn Na Li %R Sb 28%R
20		MBspk			✓
		CCV 3			
		CCB 3			
	✓	JX20 MB	SWC	2	CB out Zn 0.0075
	✓	JX22 MB1	LEN	5	RR w JOB
	✓	MB2	TWC		CB out
	✓	C			
	✓	Bt	LEN	5	
	✓	AtDup			
	✓	At			
	✓	Atspk			0.08mL ICP spk / 8mL
	✓	JX20 B ~~MB2spk~~	SWC	2	CB out
	✓	JX22 MB2spk	TWC		CB out
		CCV4			
		CCB4			Zn 0.010 (C.O)

OPTIMA ICP SAMPLE RUN LOG

IEC Date: — Analysis Date: 9/25/06 Analyst: AA

LR Date: 5 Page: 3 of 5

All corrections made by analyst unless otherwise noted. AA 9/26/06

Edit Label	Delete Data	ARI Sample ID	Prep. Code	Dilution	Comments
	✓	JW984 MB2	TWC		RR AD 0.05 Ca 0.06
		I			
		J			
		K			
		L			
		M			
		HDup			✓
		H			
		Hspk			✓ Fe Na STL
		MB2spk			✓
		CCV5			
		CCB5			
		JW94 MB1	WMN		
		N	TWC		
		B	WMN	5	
		C			
		D		5	
		E		5	
		ADup			✓
		A			
		Aspk			✓ 0.08 mL Si 1000 Fe Na STL 0.08 mL ICP SPK 18 mL
		MB1spk			✓ " "
		CCV6			
		CCB6			

OPTIMA ICP SAMPLE RUN LOG

IEC Date: — Analysis Date: 9/25/06 Analyst: M

LR Date: — Page: 4 of 5

All corrections made by analyst unless otherwise noted.

Edit Label	Delete Data	ARI Sample ID	Prep. Code	Dilution	Comments
		JW23R MB1	TWC		
		D			
		H			
		N			
		O			
		P			
		Q			
		JW94 F	WMN	5	
		G			
		JW23R MB1spk	TWC	✓	
		CCV7			
		CCB7			end pkg
		JX24 MB	TWC		Zn 0.007 (A.N.)
		JW61 MB	WMN		
		A			
		JX24 A	TWC		
		JX25 A			
		JX26 A			
		JX24 MBspk		✓	
		JW61 MBspk	WMN	✓	0.08 mL icpspk /8 mL
		CCV			
		CCB			
	✓	JX20 CDup	SWC	2	confirms
		C			previous 9/26/6

ANALYTICAL RESOURCES INCORPORATED

Metals Data Review Checklist

Method: (ICP) ICP-MS GFA CVA **Analysis Date:** 9/25/06

	Analyst AM 9/26	Peer BW 9.26	Comment
Logbook:			
Analyst, Date, Method info	✓	✓	
Sample ID's	✓	✓	
Standard/QC solution ID's recorded	✓	✓	
Prep codes	✓	✓	
Dilution factors	✓	✓	
Crossouts/Corrections/Deletions	✓	✓	
Calibration:			
Blank & Standard intensities	✓	✓	
Standard deviations	✓	✓	
Curve fit	✓	✓	
Calibration Verification:			
ICV/CCV	✓	✓	See Log
ICB/CCB	✓	✓	See Log
Samples:			
RSD's & SD's	✓	✓	
Internal Standards	✓	✓	
Carry-over	✓	✓	See Log
Method QC:			
CRI/CRA	✓	✓	
ICSA/ICSAB	✓	✓	
Post Spikes/Serial Dilutions	—	—	
Analytic Spikes	—	—	
Matrix QC:			
SRM/LCS	✓	✓	
Matrix Spikes	✓	✓	JX20
Matrix Duplicates	✓	✓	
Method Blanks	✓	✓	JW94, JX24
Data Distribution:			
Requested elements/isotope identified	✓	✓	
Correct samples identified for distribution	✓	✓	
Raw data match distributed data	✓	✓	
Data filename correct	✓	✓	
Necessary Analysts Notes and CAF's	✓	✓	CAF JW94 JX20 A. NJX24

Nebulizer Parameters: Hg_ReAlign

Analyte	Back Pressure	Flow
All	182.0 kPa	0.50 L/min

9/25/2006 11:41:19 AM Hg ReAlign... Actual peak offset (nm): -0.002
Drift (nm): 0.000 Slit adjustment: -3

Analysis Begun

Start Time: 9/25/2006 11:42:13 AM
Logged In Analyst: metals
Plasma On Time: 9/25/2006 7:13:00 AM
Technique: ICP Continuous
Spectrometer Model: Optima 4300 DV, S/N 077N0060101Autosampler Model: AS-93plus

Sample Information File: C:\pe\Administrator\Sample Information\CRISET.sif
Batch ID:
Results Data Set: PE060925
Results Library: C:\pe\Administrator\Results\Results.mdb

Method Loaded
Method Name: ARIIEC5
IEC File: IEC28mina.iec
Method Description: 12Axial Elements
Method Last Saved: 9/25/2006 11:38:10 AM
MSF File:

Analyte	Calibration Equation	Processing	View	Internal Standard	IEC
Ag 328.068	Lin Thru 0	Peak Area	Axial	ScA 357.253	Yes
Al 308.215	Lin Thru 0	Peak Area	Radial	ScR 361.383	Yes
As 188.979	Lin Thru 0	Peak Area	Axial	ScA 357.253	Yes
B 249.677	Lin Thru 0	Peak Area	Radial	ScR 361.383	Yes
Ba 233.527	Lin Thru 0	Peak Area	Radial	ScR 361.383	Yes
Be 313.042	Lin Thru 0	Peak Area	Radial	ScR 361.383	Yes
Ca 317.933	Lin Thru 0	Peak Area	Radial	ScR 361.383	No
Cd 228.802	Lin Thru 0	Peak Area	Axial	ScA 357.253	Yes
Co 228.616	Lin Thru 0	Peak Area	Axial	ScA 357.253	Yes
Cr 267.716	Lin Thru 0	Peak Area	Radial	ScR 361.383	Yes
Cu 324.752	Lin Thru 0	Peak Area	Axial	ScA 357.253	Yes
Fe 273.955	Lin Thru 0	Peak Area	Radial	ScR 361.383	Yes
K 766.490	Lin Thru 0	Peak Area	Radial	ScR 361.383	No
Mg 279.077	Lin Thru 0	Peak Area	Radial	ScR 361.383	Yes
Mn 257.610	Lin Thru 0	Peak Area	Radial	ScR 361.383	Yes
Mo 202.031	Lin Thru 0	Peak Area	Axial	ScA 357.253	Yes
Na 589.592	Lin Thru 0	Peak Area	Radial	ScR 361.383	No
Na 330.237	Lin Thru 0	Peak Area	Radial	ScR 361.383	Yes
Ni 231.604	Lin Thru 0	Peak Area	Radial	ScR 361.383	Yes
Pb 220.353	Lin Thru 0	Peak Area	Axial	ScA 357.253	Yes
Sb 206.836	Lin Thru 0	Peak Area	Axial	ScA 357.253	Yes
Se 196.026	Lin Thru 0	Peak Area	Axial	ScA 357.253	Yes
Si 288.158	Lin Thru 0	Peak Area	Radial	ScR 361.383	Yes
Sn 189.927	Lin Thru 0	Peak Area	Axial	ScA 357.253	Yes
Sr 421.552	Lin Thru 0	Peak Area	Radial	ScR 361.383	No
Ti 334.903	Lin Thru 0	Peak Area	Radial	ScR 361.383	Yes
Tl 190.801	Lin Thru 0	Peak Area	Axial	ScA 357.253	Yes
V 292.402	Lin Thru 0	Peak Area	Axial	ScA 357.253	Yes
Zn 206.200	Lin Thru 0	Peak Area	Radial	ScR 361.383	Yes
ScA 357.253	Lin, Calc Int	Peak Area	Axial	n/a	n/a
ScR 361.383	Lin, Calc Int	Peak Area	Radial	n/a	n/a

Sequence No.: 1
Sample ID: Calib Blank 1
Analyst:
Initial Sample Wt:
Dilution:
Autosampler Location: 1
Date Collected: 9/25/2006 11:42:13 AM
Data Type: Original
Initial Sample Vol:
Sample Prep Vol:

Nebulizer Parameters: Calib Blank 1

Analyte	Back Pressure	Flow
All	182.0 kPa	0.50 L/min

Mean Data: Calib Blank 1

Analyte	Mean Corrected Intensity	Std.Dev.	RSD	Conc.	Calib Units
ScA 357.253	1620739.7	10915.10	0.67%	100.0	%
ScR 361.383	159161.3	973.35	0.61%	100.00	%
Ag 328.068†	1254.4	73.37	5.85%	[0.00]	mg/L
Al 308.215†	-417.0	17.66	4.24%	[0.00]	mg/L
As 188.979†	44.2	6.58	14.90%	[0.00]	mg/L
B 249.677†	45.5	6.15	13.52%	[0.00]	mg/L
Ba 233.527†	37.6	3.88	10.32%	[0.00]	mg/L
Be 313.042†	1237.0	33.04	2.67%	[0.00]	mg/L
Ca 317.933†	104.5	23.68	22.65%	[0.00]	mg/L
Cd 228.802†	137.1	3.26	2.38%	[0.00]	mg/L
Co 228.616†	185.9	4.66	2.51%	[0.00]	mg/L
Cr 267.716†	56.1	11.26	20.06%	[0.00]	mg/L
Cu 324.752†	2847.0	37.68	1.32%	[0.00]	mg/L
Fe 273.955†	-48.8	0.20	0.41%	[0.00]	mg/L
K 766.490†	2854.6	44.09	1.54%	[0.00]	mg/L
Mg 279.077†	-128.5	11.34	8.83%	[0.00]	mg/L
Mn 257.610†	159.8	7.73	4.84%	[0.00]	mg/L
Mo 202.031†	-20.9	4.58	21.92%	[0.00]	mg/L
Na 589.592†	458.4	11.59	2.53%	[0.00]	mg/L
Na 330.237†	-304.8	11.03	3.62%	[0.00]	mg/L
Ni 231.604†	1.0	2.16	207.30%	[0.00]	mg/L
Pb 220.353†	359.0	8.31	2.31%	[0.00]	mg/L
Sb 206.836†	32.1	3.36	10.45%	[0.00]	mg/L
Se 196.026†	-72.5	12.74	17.57%	[0.00]	mg/L
Si 288.158†	-42.2	3.19	7.56%	[0.00]	mg/L
Sn 189.927†	48.3	5.23	10.82%	[0.00]	mg/L
Sr 421.552†	-306.8	64.45	21.01%	[0.00]	mg/L
Ti 334.903†	-428.4	22.63	5.28%	[0.00]	mg/L
Tl 190.801†	-15.6	2.09	13.44%	[0.00]	mg/L
V 292.402†	60.8	37.35	61.40%	[0.00]	mg/L
Zn 206.200†	-1.1	3.38	302.37%	[0.00]	mg/L

Sequence No.: 2
Sample ID: STD2
Analyst:
Initial Sample Wt:
Dilution:

Autosampler Location: 2
Date Collected: 9/25/2006 11:48:34 AM
Data Type: Original
Initial Sample Vol:
Sample Prep Vol:

Nebulizer Parameters: STD2

Analyte	Back Pressure	Flow
All	183.0 kPa	0.50 L/min

Mean Data: STD2

Analyte	Mean Corrected Intensity	Std.Dev.	RSD	Conc.	Calib Units
ScA 357.253	1627092.3	4806.13	0.30%	100.4	%
ScR 361.383	161236.3	891.55	0.55%	101.3	%
Ba 233.527†	29828.9	59.13	0.20%	[10]	mg/L
Cd 228.802†	379344.5	605.71	0.16%	[10]	mg/L
Co 228.616†	445806.5	1133.88	0.25%	[10]	mg/L
Cr 267.716†	72839.0	76.61	0.11%	[10]	mg/L
Cu 324.752†	2989467.8	2060.84	0.07%	[10]	mg/L
Mn 257.610†	248119.0	517.03	0.21%	[10]	mg/L
V 292.402†	3040984.3	2369.65	0.08%	[10]	mg/L

Sequence No.: 3
Sample ID: STD3
Analyst:
Initial Sample Wt:
Dilution:

Autosampler Location: 3
Date Collected: 9/25/2006 11:52:46 AM
Data Type: Original
Initial Sample Vol:
Sample Prep Vol:

Nebulizer Parameters: STD3

Analyte	Back Pressure	Flow
All	183.0 kPa	0.50 L/min

Mean Data: STD3

Analyte	Mean Corrected Intensity	Std.Dev.	RSD	Conc.	Calib Units
ScA 357.253	1602991.9	8448.31	0.53%	98.90	%
ScR 361.383	161108.0	854.44	0.53%	101.2	%
Ag 328.068†	344535.1	229.90	0.07%	[1.0]	mg/L
As 188.979†	12666.8	163.88	1.29%	[10]	mg/L
B 249.677†	27651.5	248.03	0.90%	[10]	mg/L
Be 313.042†	2824776.8	2666.63	0.09%	[5.0]	mg/L
Na 589.592†	236936.0	308.51	0.13%	[50]	mg/L
Ni 231.604†	18080.1	179.05	0.99%	[10]	mg/L
Pb 220.353†	117061.2	301.38	0.26%	[10]	mg/L
Se 196.026†	18707.4	171.98	0.92%	[10]	mg/L
Sr 421.552†	3038046.5	4630.51	0.15%	[5]	mg/L
Tl 190.801†	13601.1	150.37	1.11%	[10]	mg/L
Zn 206.200†	10127.3	73.62	0.73%	[10]	mg/L

Sequence No.: 4
Sample ID: STD4
Analyst:
Initial Sample Wt:
Dilution:

Autosampler Location: 4
Date Collected: 9/25/2006 11:57:31 AM
Data Type: Original
Initial Sample Vol:
Sample Prep Vol:

Nebulizer Parameters: STD4

Analyte	Back Pressure	Flow
All	183.0 kPa	0.50 L/min

Mean Data: STD4

Analyte	Mean Corrected Intensity	Std.Dev.	RSD	Conc.	Calib Units
ScA 357.253	1639419.5	11747.86	0.72%	101.2	%
ScR 361.383	162669.5	565.64	0.35%	102.2	%
Mo 202.031†	123847.1	2245.01	1.81%	[10]	mg/L
Sb 206.836†	14464.3	267.01	1.85%	[10]	mg/L
Si 288.158†	14575.3	33.52	0.23%	[10]	mg/L
Sn 189.927†	56020.2	1032.59	1.84%	[10]	mg/L
Ti 334.903†	229146.3	467.16	0.20%	[10]	mg/L

Sequence No.: 5
Sample ID: STD5
Analyst:
Initial Sample Wt:
Dilution:

Autosampler Location: 5
Date Collected: 9/25/2006 12:02:08 PM
Data Type: Original
Initial Sample Vol:
Sample Prep Vol:

Nebulizer Parameters: STD5

Analyte	Back Pressure	Flow
All	183.0 kPa	0.50 L/min

Mean Data: STD5

Analyte	Mean Corrected Intensity	Std.Dev.	RSD	Conc.	Calib Units
ScA 357.253	1498290.5	3429.83	0.23%	92.44	%
ScR 361.383	154090.7	726.94	0.47%	96.81	%
Al 308.215†	36931.5	14.86	0.04%	[30]	mg/L
Ca 317.933†	622422.8	6965.24	1.12%	[30]	mg/L
Fe 273.955†	95239.5	509.02	0.53%	[100]	mg/L
K 766.490†	166905.3	345.34	0.21%	[100]	mg/L
Mg 279.077†	42635.3	54.09	0.13%	[30]	mg/L
Na 330.237†	2768.1	15.11	0.55%	[100]	mg/L

Calibration Summary

Analyte	Stds.	Equation	Intercept	Slope	Curvature	Corr. Coef.	Reslope
Ag 328.068	1	Lin Thru 0	0.0	344500	0.00000	1.000000	
Al 308.215	1	Lin Thru 0	0.0	1231	0.00000	1.000000	
As 188.979	1	Lin Thru 0	0.0	1267	0.00000	1.000000	
B 249.677	1	Lin Thru 0	0.0	2765	0.00000	1.000000	
Ba 233.527	1	Lin Thru 0	0.0	2983	0.00000	1.000000	
Be 313.042	1	Lin Thru 0	0.0	565000	0.00000	1.000000	
Ca 317.933	1	Lin Thru 0	0.0	20750	0.00000	1.000000	
Cd 228.802	1	Lin Thru 0	0.0	37930	0.00000	1.000000	
Co 228.616	1	Lin Thru 0	0.0	44580	0.00000	1.000000	
Cr 267.716	1	Lin Thru 0	0.0	7284	0.00000	1.000000	
Cu 324.752	1	Lin Thru 0	0.0	298900	0.00000	1.000000	
Fe 273.955	1	Lin Thru 0	0.0	952.4	0.00000	1.000000	
K 766.490	1	Lin Thru 0	0.0	1669	0.00000	1.000000	
Mg 279.077	1	Lin Thru 0	0.0	1421	0.00000	1.000000	
Mn 257.610	1	Lin Thru 0	0.0	24810	0.00000	1.000000	
Mo 202.031	1	Lin Thru 0	0.0	12380	0.00000	1.000000	
Na 589.592	1	Lin Thru 0	0.0	4739	0.00000	1.000000	
Na 330.237	1	Lin Thru 0	0.0	27.68	0.00000	1.000000	
Ni 231.604	1	Lin Thru 0	0.0	1808	0.00000	1.000000	
Pb 220.353	1	Lin Thru 0	0.0	11710	0.00000	1.000000	
Sb 206.836	1	Lin Thru 0	0.0	1446	0.00000	1.000000	
Se 196.026	1	Lin Thru 0	0.0	1871	0.00000	1.000000	
Si 288.158	1	Lin Thru 0	0.0	1458	0.00000	1.000000	
Sn 189.927	1	Lin Thru 0	0.0	5602	0.00000	1.000000	
Sr 421.552	1	Lin Thru 0	0.0	607600	0.00000	1.000000	
Ti 334.903	1	Lin Thru 0	0.0	22910	0.00000	1.000000	
Tl 190.801	1	Lin Thru 0	0.0	1360	0.00000	1.000000	
V 292.402	1	Lin Thru 0	0.0	304100	0.00000	1.000000	
Zn 206.200	1	Lin Thru 0	0.0	1013	0.00000	1.000000	

Analysis Begun

Start Time: 9/25/2006 12:23:29 PM
Logged In Analyst: metals
Spectrometer Model: Optima 4300 DV, S/N 077N0060101
Plasma On Time: 9/25/2006 7:13:00 AM
Technique: ICP Continuous
Autosampler Model: AS-93plus

Sample Information File: C:\pe\Administrator\Sample Information\CRISET.sif
Batch ID:
Results Data Set: PE060925
Results Library: C:\pe\Administrator\Results\Results.mdb

Sequence No.: 1
Sample ID: CV
Analyst:
Initial Sample Wt:
Dilution: 1X
Autosampler Location: 7
Date Collected: 9/25/2006 12:23:29 PM
Data Type: Original
Initial Sample Vol:
Sample Prep Vol:

Nebulizer Parameters: CV

Analyte	Back Pressure	Flow
All	183.0 kPa	0.50 L/min

Mean Data: CV

Analyte	Mean Corrected Intensity	Calib Conc.	Calib Units	Calib Std.Dev.	Sample Conc.	Sample Units	Sample Std.Dev.	RSD
ScA 357.253	1587254.2	97.93	%	0.378				0.39%
ScR 361.383	157332.1	98.85	%	0.980				0.99%
Ag 328.068†	336652.9	0.9773	mg/L	0.00113	0.9773	mg/L	0.00113	0.12%
Al 308.215†	2487.5	1.983	mg/L	0.0127	1.983	mg/L	0.0127	0.64%
As 188.979†	2509.5	1.976	mg/L	0.0149	1.976	mg/L	0.0149	0.75%
B 249.677†	2686.6	0.9750	mg/L	0.00645	0.9750	mg/L	0.00645	0.66%
Ba 233.527†	2900.3	0.9718	mg/L	0.00917	0.9718	mg/L	0.00917	0.94%
Be 313.042†	563959.9	0.9966	mg/L	0.00670	0.9966	mg/L	0.00670	0.67%
Ca 317.933†	42280.2	2.038	mg/L	0.0053	2.038	mg/L	0.0053	0.26%
Cd 228.802†	39225.8	1.031	mg/L	0.0020	1.031	mg/L	0.0020	0.19%
Co 228.616†	44386.9	0.9940	mg/L	0.00314	0.9940	mg/L	0.00314	0.32%
Cr 267.716†	6995.2	0.9591	mg/L	0.00718	0.9591	mg/L	0.00718	0.75%
Cu 324.752†	306803.0	1.026	mg/L	0.0013	1.026	mg/L	0.0013	0.13%
Fe 273.955†	1913.3	2.006	mg/L	0.0146	2.006	mg/L	0.0146	0.73%
K 766.490†	33306.8	19.96	mg/L	0.061	19.96	mg/L	0.061	0.31%
Mg 279.077†	2842.1	2.004	mg/L	0.0054	2.004	mg/L	0.0054	0.27%
Mn 257.610†	23907.2	0.9639	mg/L	0.00246	0.9639	mg/L	0.00246	0.26%
Mo 202.031†	12390.7	1.000	mg/L	0.0081	1.000	mg/L	0.0081	0.81%
Na 589.592†	237076.5	50.03	mg/L	0.397	50.03	mg/L	0.397	0.79%
Na 330.237†	1389.8	50.19	mg/L	0.120	50.19	mg/L	0.120	0.24%
Ni 231.604†	1790.4	0.9915	mg/L	0.00452	0.9915	mg/L	0.00452	0.46%
Pb 220.353†	23271.4	1.990	mg/L	0.0093	1.990	mg/L	0.0093	0.47%
Sb 206.836†	3058.9	2.115	mg/L	0.0212	2.115	mg/L	0.0212	1.00%
Se 196.026†	3708.3	1.981	mg/L	0.0187	1.981	mg/L	0.0187	0.94%
Si 288.158†	2829.9	1.944	mg/L	0.0153	1.944	mg/L	0.0153	0.79%
Sn 189.927†	5410.3	0.9697	mg/L	0.00887	0.9697	mg/L	0.00887	0.92%
Sr 421.552†	609205.3	1.003	mg/L	0.0072	1.003	mg/L	0.0072	0.71%
Ti 334.903†	23123.4	1.008	mg/L	0.0021	1.008	mg/L	0.0021	0.21%
Tl 190.801†	2666.3	1.957	mg/L	0.0175	1.957	mg/L	0.0175	0.89%
V 292.402†	308953.2	1.023	mg/L	0.0006	1.023	mg/L	0.0006	0.06%
Zn 206.200†	1004.8	0.9914	mg/L	0.00621	0.9914	mg/L	0.00621	0.63%

Sequence No.: 2
Sample ID: CB
Analyst:
Initial Sample Wt:
Dilution: 1X

Autosampler Location: 1
Date Collected: 9/25/2006 12:29:58 PM
Data Type: Original
Initial Sample Vol:
Sample Prep Vol:

Nebulizer Parameters: CB

Analyte	Back Pressure	Flow
All	183.0 kPa	0.50 L/min

Mean Data: CB

Analyte	Mean Corrected Intensity	Calib Conc.	Calib Units	Calib Std.Dev.	Sample Conc.	Sample Units	Sample Std.Dev.	RSD
ScA 357.253	1613095.6	99.53	%	1.693				1.70%
ScR 361.383	163015.0	102.4	%	0.17				0.17%
Ag 328.068†	124.8	0.00036	mg/L	0.000205	0.00036	mg/L	0.000205	56.56%
Al 308.215†	12.4	0.01004	mg/L	0.012279	0.01004	mg/L	0.012279	122.26%
As 188.979†	2.5	0.00195	mg/L	0.000758	0.00195	mg/L	0.000758	38.77%
B 249.677†	12.3	0.00446	mg/L	0.001815	0.00446	mg/L	0.001815	40.67%
Ba 233.527†	-0.9	-0.00031	mg/L	0.001788	-0.00031	mg/L	0.001788	577.35%
Be 313.042†	-48.0	-0.00008	mg/L	0.000035	-0.00008	mg/L	0.000035	41.79%
Ca 317.933†	0.9	0.00004	mg/L	0.001496	0.00004	mg/L	0.001496	>999.9%
Cd 228.802†	7.3	0.00019	mg/L	0.000039	0.00019	mg/L	0.000039	20.56%
Co 228.616†	-5.0	-0.00011	mg/L	0.000147	-0.00011	mg/L	0.000147	130.11%
Cr 267.716†	5.4	0.00074	mg/L	0.001068	0.00074	mg/L	0.001068	144.55%
Cu 324.752†	-7.6	-0.00003	mg/L	0.000271	-0.00003	mg/L	0.000271	>999.9%
Fe 273.955†	4.1	0.00432	mg/L	0.003970	0.00432	mg/L	0.003970	91.81%
K 766.490†	-62.0	-0.03715	mg/L	0.034139	-0.03715	mg/L	0.034139	91.88%
Mg 279.077†	22.1	0.01556	mg/L	0.004589	0.01556	mg/L	0.004589	29.48%
Mn 257.610†	4.7	0.00019	mg/L	0.000358	0.00019	mg/L	0.000358	190.08%
Mo 202.031†	5.4	0.00044	mg/L	0.000157	0.00044	mg/L	0.000157	35.90%
Na 589.592†	-110.5	-0.02332	mg/L	0.003619	-0.02332	mg/L	0.003619	15.52%
Na 330.237†	4.2	0.1512	mg/L	0.17217	0.1512	mg/L	0.17217	113.84%
Ni 231.604†	6.5	0.00362	mg/L	0.000815	0.00362	mg/L	0.000815	22.53%
Pb 220.353†	15.1	0.00129	mg/L	0.000377	0.00129	mg/L	0.000377	29.20%
Sb 206.836†	1.7	0.00120	mg/L	0.002914	0.00120	mg/L	0.002914	243.33%
Se 196.026†	-4.3	-0.00232	mg/L	0.002613	-0.00232	mg/L	0.002613	112.55%
Si 288.158†	1.0	0.00067	mg/L	0.006234	0.00067	mg/L	0.006234	923.71%
Sn 189.927†	11.7	0.00210	mg/L	0.001106	0.00210	mg/L	0.001106	52.76%
Sr 421.552†	-12.5	-0.00002	mg/L	0.000057	-0.00002	mg/L	0.000057	276.93%
Ti 334.903†	-0.4	-0.00002	mg/L	0.000391	-0.00002	mg/L	0.000391	>999.9%
Tl 190.801†	-3.4	-0.00248	mg/L	0.003128	-0.00248	mg/L	0.003128	126.38%
V 292.402†	-70.1	-0.00022	mg/L	0.000045	-0.00022	mg/L	0.000045	20.01%
Zn 206.200†	0.1	0.00013	mg/L	0.001513	0.00013	mg/L	0.001513	>999.9%

Sequence No.: 3
Sample ID: CRI
Analyst:
Initial Sample Wt:
Dilution: 1X

Autosampler Location: 8
Date Collected: 9/25/2006 12:36:20 PM
Data Type: Original
Initial Sample Vol:
Sample Prep Vol:

Nebulizer Parameters: CRI

Analyte	Back Pressure	Flow
All	183.0 kPa	0.50 L/min

Mean Data: CRI

Analyte	Mean Corrected Intensity	Calib Conc.	Calib Units	Calib Std.Dev.	Sample Conc.	Sample Units	Sample Std.Dev.	RSD
ScA 357.253	1637629.8	101.0	%	0.51				0.50%
ScR 361.383	162005.8	101.8	%	0.40				0.39%
Ag 328.068†	1100.5	0.00320	mg/L	0.000360	0.00320	mg/L	0.000360	11.26%
Al 308.215†	85.9	0.06959	mg/L	0.019687	0.06959	mg/L	0.019687	28.29%
As 188.979†	72.4	0.05711	mg/L	0.002178	0.05711	mg/L	0.002178	3.81%
B 249.677†	64.7	0.02340	mg/L	0.002038	0.02340	mg/L	0.002038	8.71%
Ba 233.527†	8.4	0.00281	mg/L	0.001222	0.00281	mg/L	0.001222	43.46%
Be 313.042†	591.7	0.00104	mg/L	0.000024	0.00104	mg/L	0.000024	2.26%
Ca 317.933†	1205.5	0.05810	mg/L	0.001704	0.05810	mg/L	0.001704	2.93%
Cd 228.802†	85.2	0.00217	mg/L	0.000057	0.00217	mg/L	0.000057	2.63%
Co 228.616†	133.0	0.00297	mg/L	0.000111	0.00297	mg/L	0.000111	3.73%
Cr 267.716†	40.6	0.00556	mg/L	0.000550	0.00556	mg/L	0.000550	9.90%
Cu 324.752†	590.7	0.00198	mg/L	0.000062	0.00198	mg/L	0.000062	3.15%
Fe 273.955†	53.5	0.05620	mg/L	0.001578	0.05620	mg/L	0.001578	2.81%
K 766.490†	840.5	0.5036	mg/L	0.01099	0.5036	mg/L	0.01099	2.18%
Mg 279.077†	90.5	0.06370	mg/L	0.009144	0.06370	mg/L	0.009144	14.36%
Mn 257.610†	31.7	0.00128	mg/L	0.000138	0.00128	mg/L	0.000138	10.77%
Mo 202.031†	63.0	0.00509	mg/L	0.000080	0.00509	mg/L	0.000080	1.57%
Na 589.592†	2535.2	0.5350	mg/L	0.00593	0.5350	mg/L	0.00593	1.11%
Na 330.237†	16.6	0.5999	mg/L	0.58562	0.5999	mg/L	0.58562	97.61%
Ni 231.604†	21.0	0.01166	mg/L	0.002187	0.01166	mg/L	0.002187	18.76%
Pb 220.353†	243.1	0.02080	mg/L	0.000426	0.02080	mg/L	0.000426	2.05%
Sb 206.836†	81.2	0.05622	mg/L	0.001430	0.05622	mg/L	0.001430	2.54%
Se 196.026†	94.6	0.05058	mg/L	0.001129	0.05058	mg/L	0.001129	2.23%
Si 288.158†	123.9	0.08503	mg/L	0.002592	0.08503	mg/L	0.002592	3.05%
Sn 189.927†	66.8	0.01202	mg/L	0.001321	0.01202	mg/L	0.001321	10.99%
Sr 421.552†	683.4	0.00112	mg/L	0.000037	0.00112	mg/L	0.000037	3.27%
Ti 334.903†	110.3	0.00481	mg/L	0.000602	0.00481	mg/L	0.000602	12.53%
Tl 190.801†	70.8	0.05204	mg/L	0.002356	0.05204	mg/L	0.002356	4.53%
V 292.402†	884.1	0.00295	mg/L	0.000211	0.00295	mg/L	0.000211	7.16%
Zn 206.200†	8.5	0.00837	mg/L	0.001554	0.00837	mg/L	0.001554	18.57%

Sequence No.: 4
Sample ID: ICSA
Analyst:
Initial Sample Wt:
Dilution: 1X

Autosampler Location: 9
Date Collected: 9/25/2006 12:42:42 PM
Data Type: Original
Initial Sample Vol:
Sample Prep Vol:

Nebulizer Parameters: ICSA

Analyte	Back Pressure	Flow
All	183.0 kPa	0.50 L/min

Mean Data: ICSA

Analyte	Mean Corrected Intensity	Calib Conc.	Calib Units	Calib Std.Dev.	Sample Conc.	Sample Units	Sample Std.Dev.	RSD
ScA 357.253	1494440.5	92.21	%	0.555				0.60%
ScR 361.383	155843.1	97.92	%	0.094				0.10%
Ag 328.068†	-3042.7	0.00083	mg/L	0.000159	0.00083	mg/L	0.000159	19.23%
Al 308.215†	248435.8	201.8	mg/L	0.45	201.8	mg/L	0.45	0.22%
As 188.979†	49.0	0.01554	mg/L	0.007581	0.01554	mg/L	0.007581	48.80%
B 249.677†	11.0	0.00403	mg/L	0.002701	0.00403	mg/L	0.002701	66.94%
Ba 233.527†	46.5	0.00123	mg/L	0.001861	0.00123	mg/L	0.001861	150.79%
Be 313.042†	113.3	0.00020	mg/L	0.000030	0.00020	mg/L	0.000030	14.96%
Ca 317.933†	2092721.9	100.9	mg/L	0.09	100.9	mg/L	0.09	0.08%
Cd 228.802†	50.7	0.00128	mg/L	0.000053	0.00128	mg/L	0.000053	4.16%
Co 228.616†	31.0	0.00017	mg/L	0.000127	0.00017	mg/L	0.000127	75.09%
Cr 267.716†	90.1	0.00349	mg/L	0.001025	0.00349	mg/L	0.001025	29.39%
Cu 324.752†	-5445.5	0.00128	mg/L	0.000189	0.00128	mg/L	0.000189	14.78%
Fe 273.955†	192839.1	202.5	mg/L	0.85	202.5	mg/L	0.85	0.42%
K 766.490†	137.4	0.08232	mg/L	0.017495	0.08232	mg/L	0.017495	21.25%
Mg 279.077†	144686.9	101.7	mg/L	0.21	101.7	mg/L	0.21	0.20%
Mn 257.610†	98.0	-0.00033	mg/L	0.000185	-0.00033	mg/L	0.000185	56.94%
Mo 202.031†	62.5	0.00286	mg/L	0.000418	0.00286	mg/L	0.000418	14.60%
Na 589.592†	425.1	0.08971	mg/L	0.012922	0.08971	mg/L	0.012922	14.40%
Na 330.237†	43.4	0.5433	mg/L	0.33385	0.5433	mg/L	0.33385	61.45%
Ni 231.604†	-4.1	-0.00226	mg/L	0.001876	-0.00226	mg/L	0.001876	83.08%
Pb 220.353†	-289.3	0.01115	mg/L	0.000284	0.01115	mg/L	0.000284	2.55%
Sb 206.836†	47.8	0.01185	mg/L	0.003568	0.01185	mg/L	0.003568	30.10%
Se 196.026†	-94.5	-0.02639	mg/L	0.005422	-0.02639	mg/L	0.005422	20.55%
Si 288.158†	26.9	0.01848	mg/L	0.005750	0.01848	mg/L	0.005750	31.12%
Sn 189.927†	-62.4	-0.00377	mg/L	0.000606	-0.00377	mg/L	0.000606	16.07%
Sr 421.552†	728.1	0.00120	mg/L	0.000034	0.00120	mg/L	0.000034	2.81%
Ti 334.903†	107.8	0.00470	mg/L	0.000563	0.00470	mg/L	0.000563	11.99%
Tl 190.801†	-32.8	-0.02413	mg/L	0.001750	-0.02413	mg/L	0.001750	7.25%
V 292.402†	478.2	0.00166	mg/L	0.000134	0.00166	mg/L	0.000134	8.08%
Zn 206.200†	2.3	-0.00127	mg/L	0.001342	-0.00127	mg/L	0.001342	105.88%

Sequence No.: 5
Sample ID: ICSAB
Analyst:
Initial Sample Wt:
Dilution: 1X

Autosampler Location: 10
Date Collected: 9/25/2006 12:49:10 PM
Data Type: Original
Initial Sample Vol:
Sample Prep Vol:

Nebulizer Parameters: ICSAB

Analyte	Back Pressure	Flow
All	182.0 kPa	0.50 L/min

Mean Data: ICSAB

Analyte	Mean Corrected Intensity	Calib Conc.	Calib Units	Calib Std.Dev.	Sample Conc.	Sample Units	Sample Std.Dev.	RSD
ScA 357.253	1487058.4	91.75	%	0.141				0.15%
ScR 361.383	152845.3	96.03	%	1.150				1.20%
Ag 328.068†	368900.2	1.081	mg/L	0.0006	1.081	mg/L	0.0006	0.05%
Al 308.215†	252597.4	205.2	mg/L	0.69	205.2	mg/L	0.69	0.34%
As 188.979†	1378.0	1.063	mg/L	0.0039	1.063	mg/L	0.0039	0.36%
B 249.677†	3.3	0.00314	mg/L	0.001138	0.00314	mg/L	0.001138	36.27%
Ba 233.527†	3126.9	1.033	mg/L	0.0074	1.033	mg/L	0.0074	0.72%
Be 313.042†	604367.5	1.068	mg/L	0.0023	1.068	mg/L	0.0023	0.22%
Ca 317.933†	2117338.5	102.1	mg/L	0.23	102.1	mg/L	0.23	0.23%
Cd 228.802†	40651.8	1.070	mg/L	0.0001	1.070	mg/L	0.0001	0.01%
Co 228.616†	44197.9	0.9906	mg/L	0.00235	0.9906	mg/L	0.00235	0.24%
Cr 267.716†	7506.0	1.021	mg/L	0.0075	1.021	mg/L	0.0075	0.74%
Cu 324.752†	317554.2	1.082	mg/L	0.0008	1.082	mg/L	0.0008	0.08%
Fe 273.955†	195977.4	205.8	mg/L	0.72	205.8	mg/L	0.72	0.35%
K 766.490†	330.4	0.1979	mg/L	0.02111	0.1979	mg/L	0.02111	10.67%
Mg 279.077†	145771.7	102.4	mg/L	0.13	102.4	mg/L	0.13	0.13%
Mn 257.610†	24945.5	1.001	mg/L	0.0073	1.001	mg/L	0.0073	0.73%
Mo 202.031†	67.1	0.00322	mg/L	0.000471	0.00322	mg/L	0.000471	14.62%
Na 589.592†	611.6	0.1291	mg/L	0.00448	0.1291	mg/L	0.00448	3.47%
Na 330.237†	48.1	0.4510	mg/L	0.16432	0.4510	mg/L	0.16432	36.44%
Ni 231.604†	1790.2	0.9908	mg/L	0.00606	0.9908	mg/L	0.00606	0.61%
Pb 220.353†	11236.4	0.9977	mg/L	0.00515	0.9977	mg/L	0.00515	0.52%
Sb 206.836†	1622.8	1.088	mg/L	0.0040	1.088	mg/L	0.0040	0.37%
Se 196.026†	1858.8	1.017	mg/L	0.0044	1.017	mg/L	0.0044	0.43%
Si 288.158†	23.8	0.01849	mg/L	0.001865	0.01849	mg/L	0.001865	10.09%
Sn 189.927†	-79.2	-0.00465	mg/L	0.001477	-0.00465	mg/L	0.001477	31.76%
Sr 421.552†	997.6	0.00164	mg/L	0.000129	0.00164	mg/L	0.000129	7.84%
Ti 334.903†	118.1	0.00493	mg/L	0.000733	0.00493	mg/L	0.000733	14.88%
Tl 190.801†	1328.6	0.9705	mg/L	0.00283	0.9705	mg/L	0.00283	0.29%
V 292.402†	327449.8	1.084	mg/L	0.0008	1.084	mg/L	0.0008	0.08%
Zn 206.200†	1000.8	0.9841	mg/L	0.00858	0.9841	mg/L	0.00858	0.87%

Sequence No.: 6
Sample ID: CV\
Analyst:
Initial Sample Wt:
Dilution: 1X

Autosampler Location: 7
Date Collected: 9/25/2006 12:55:27 PM
Data Type: Original
Initial Sample Vol:
Sample Prep Vol:

Nebulizer Parameters: CV

Analyte	Back Pressure	Flow
All	183.0 kPa	0.50 L/min

Mean Data: CV

Analyte	Mean Corrected Intensity	Calib Conc.	Calib Units	Calib Std.Dev.	Sample Conc.	Sample Units	Sample Std.Dev.	RSD
ScA 357.253	1631511.1	100.7	%	1.82				1.81%
ScR 361.383	161845.1	101.7	%	0.23				0.22%
Ag 328.068†	336647.4	0.9773	mg/L	0.00208	0.9773	mg/L	0.00208	0.21%
Al 308.215†	2480.0	1.977	mg/L	0.0106	1.977	mg/L	0.0106	0.53%
As 188.979†	2544.8	2.004	mg/L	0.0208	2.004	mg/L	0.0208	1.04%
B 249.677†	2690.3	0.9763	mg/L	0.00805	0.9763	mg/L	0.00805	0.82%
Ba 233.527†	2918.7	0.9780	mg/L	0.00632	0.9780	mg/L	0.00632	0.65%
Be 313.042†	561016.2	0.9914	mg/L	0.00348	0.9914	mg/L	0.00348	0.35%
Ca 317.933†	42641.7	2.055	mg/L	0.0093	2.055	mg/L	0.0093	0.45%
Cd 228.802†	39355.4	1.035	mg/L	0.0025	1.035	mg/L	0.0025	0.24%
Co 228.616†	44546.5	0.9976	mg/L	0.00215	0.9976	mg/L	0.00215	0.22%
Cr 267.716†	7046.5	0.9662	mg/L	0.00685	0.9662	mg/L	0.00685	0.71%
Cu 324.752†	306439.5	1.025	mg/L	0.0023	1.025	mg/L	0.0023	0.23%
Fe 273.955†	1924.7	2.018	mg/L	0.0090	2.018	mg/L	0.0090	0.45%
K 766.490†	32888.9	19.71	mg/L	0.047	19.71	mg/L	0.047	0.24%
Mg 279.077†	2863.4	2.019	mg/L	0.0162	2.019	mg/L	0.0162	0.80%
Mn 257.610†	24016.8	0.9684	mg/L	0.00330	0.9684	mg/L	0.00330	0.34%
Mo 202.031†	12523.0	1.011	mg/L	0.0103	1.011	mg/L	0.0103	1.01%
Na 589.592†	232569.5	49.08	mg/L	0.316	49.08	mg/L	0.316	0.64%
Na 330.237†	1405.7	50.76	mg/L	0.709	50.76	mg/L	0.709	1.40%
Ni 231.604†	1801.6	0.9977	mg/L	0.00737	0.9977	mg/L	0.00737	0.74%
Pb 220.353†	23423.2	2.003	mg/L	0.0129	2.003	mg/L	0.0129	0.64%
Sb 206.836†	3104.8	2.147	mg/L	0.0217	2.147	mg/L	0.0217	1.01%
Se 196.026†	3769.1	2.014	mg/L	0.0143	2.014	mg/L	0.0143	0.71%
Si 288.158†	2822.4	1.938	mg/L	0.0075	1.938	mg/L	0.0075	0.39%
Sn 189.927†	5499.5	0.9857	mg/L	0.01013	0.9857	mg/L	0.01013	1.03%
Sr 421.552†	598166.4	0.9845	mg/L	0.00285	0.9845	mg/L	0.00285	0.29%
Ti 334.903†	23082.6	1.006	mg/L	0.0051	1.006	mg/L	0.0051	0.51%
Tl 190.801†	2697.7	1.980	mg/L	0.0269	1.980	mg/L	0.0269	1.36%
V 292.402†	309785.6	1.026	mg/L	0.0012	1.026	mg/L	0.0012	0.11%
Zn 206.200†	1027.7	1.014	mg/L	0.0102	1.014	mg/L	0.0102	1.01%

Sequence No.: 7
Sample ID: CB \
Analyst:
Initial Sample Wt:
Dilution: 1X

Autosampler Location: 1
Date Collected: 9/25/2006 1:01:41 PM
Data Type: Original
Initial Sample Vol:
Sample Prep Vol:

Nebulizer Parameters: CB

Analyte	Back Pressure	Flow
All	183.0 kPa	0.50 L/min

Mean Data: CB

Analyte	Mean Corrected Intensity	Calib Conc.	Calib Units	Calib Std.Dev.	Sample Conc.	Sample Units	Sample Std.Dev.	RSD
ScA 357.253	1646441.1	101.6	%	1.04				1.03%
ScR 361.383	164441.5	103.3	%	0.25				0.24%
Ag 328.068†	91.1	0.00026	mg/L	0.000103	0.00026	mg/L	0.000103	38.82%
Al 308.215†	25.9	0.02106	mg/L	0.022898	0.02106	mg/L	0.022898	108.73%
As 188.979†	10.8	0.00852	mg/L	0.003256	0.00852	mg/L	0.003256	38.23%
B 249.677†	12.0	0.00434	mg/L	0.001543	0.00434	mg/L	0.001543	35.59%
Ba 233.527†	2.2	0.00074	mg/L	0.001337	0.00074	mg/L	0.001337	181.67%
Be 313.042†	-30.5	-0.00005	mg/L	0.000023	-0.00005	mg/L	0.000023	41.93%
Ca 317.933†	10.7	0.00051	mg/L	0.002188	0.00051	mg/L	0.002188	425.24%
Cd 228.802†	7.5	0.00019	mg/L	0.000171	0.00019	mg/L	0.000171	91.60%
Co 228.616†	-7.6	-0.00017	mg/L	0.000230	-0.00017	mg/L	0.000230	136.02%
Cr 267.716†	7.2	0.00099	mg/L	0.000459	0.00099	mg/L	0.000459	46.23%
Cu 324.752†	-75.6	-0.00025	mg/L	0.000096	-0.00025	mg/L	0.000096	37.83%
Fe 273.955†	2.3	0.00239	mg/L	0.003047	0.00239	mg/L	0.003047	127.43%
K 766.490†	-57.8	-0.03465	mg/L	0.005060	-0.03465	mg/L	0.005060	14.60%
Mg 279.077†	4.1	0.00286	mg/L	0.011001	0.00286	mg/L	0.011001	384.69%
Mn 257.610†	1.4	0.00006	mg/L	0.000222	0.00006	mg/L	0.000222	386.55%
Mo 202.031†	3.4	0.00028	mg/L	0.000511	0.00028	mg/L	0.000511	183.69%
Na 589.592†	-74.0	-0.01562	mg/L	0.014479	-0.01562	mg/L	0.014479	92.70%
Na 330.237†	4.6	0.1656	mg/L	0.52007	0.1656	mg/L	0.52007	314.13%
Ni 231.604†	6.3	0.00347	mg/L	0.002766	0.00347	mg/L	0.002766	79.63%
Pb 220.353†	6.0	0.00052	mg/L	0.000793	0.00052	mg/L	0.000793	153.51%
Sb 206.836†	0.9	0.00063	mg/L	0.002167	0.00063	mg/L	0.002167	346.29%
Se 196.026†	8.2	0.00439	mg/L	0.006930	0.00439	mg/L	0.006930	157.86%
Si 288.158†	0.4	0.00025	mg/L	0.001023	0.00025	mg/L	0.001023	410.88%
Sn 189.927†	10.1	0.00180	mg/L	0.000115	0.00180	mg/L	0.000115	6.42%
Sr 421.552†	-19.7	-0.00003	mg/L	0.000051	-0.00003	mg/L	0.000051	155.89%
Ti 334.903†	-9.4	-0.00041	mg/L	0.000253	-0.00041	mg/L	0.000253	61.96%
Tl 190.801†	-1.8	-0.00130	mg/L	0.000740	-0.00130	mg/L	0.000740	56.98%
V 292.402†	-27.9	-0.00008	mg/L	0.000110	-0.00008	mg/L	0.000110	129.82%
Zn 206.200†	0.8	0.00082	mg/L	0.001163	0.00082	mg/L	0.001163	141.15%

Sequence No.: 8
Sample ID: JX12 MB SWC
Analyst: ALA
Initial Sample Wt:
Dilution: 2X

Autosampler Location: 21
Date Collected: 9/25/2006 1:08:02 PM
Data Type: Original
Initial Sample Vol:
Sample Prep Vol:

Nebulizer Parameters: JX12 MB SWC

Analyte	Back Pressure	Flow
All	184.0 kPa	0.50 L/min

Mean Data: JX12 MB SWC

Analyte	Mean Corrected Intensity	Calib Conc.	Calib Units	Calib Std.Dev.	Sample Conc.	Sample Units	Sample Std.Dev.	RSD
ScA 357.253	1728484.9	106.6	%	0.36				0.34%
ScR 361.383	171526.0	107.8	%	0.19				0.17%
Ag 328.068†	1.9	0.00001	mg/L	0.000229	0.00001	mg/L	0.000458	>999.9%
Al 308.215†	52.6	0.04271	mg/L	0.033469	0.08542	mg/L	0.066938	78.37%
As 188.979†	2.6	0.00202	mg/L	0.001326	0.00404	mg/L	0.002651	65.62%
B 249.677†	6.9	0.00251	mg/L	0.000423	0.00502	mg/L	0.000846	16.86%
Ba 233.527†	-2.7	-0.00090	mg/L	0.000702	-0.00181	mg/L	0.001404	77.62%
Be 313.042†	-101.4	-0.00018	mg/L	0.000038	-0.00036	mg/L	0.000076	21.29%
Ca 317.933†	646.0	0.03114	mg/L	0.000741	0.06227	mg/L	0.001482	2.38%
Cd 228.802†	7.6	0.00020	mg/L	0.000112	0.00040	mg/L	0.000224	56.36%
Co 228.616†	-18.2	-0.00041	mg/L	0.000239	-0.00082	mg/L	0.000479	58.36%
Cr 267.716†	11.1	0.00153	mg/L	0.000649	0.00306	mg/L	0.001298	42.46%
Cu 324.752†	-60.3	-0.00020	mg/L	0.000110	-0.00040	mg/L	0.000221	54.86%
Fe 273.955†	7.6	0.00796	mg/L	0.001740	0.01591	mg/L	0.003480	21.87%
K 766.490†	-194.5	-0.1165	mg/L	0.00817	-0.2331	mg/L	0.01634	7.01%
Mg 279.077†	17.5	0.01232	mg/L	0.016285	0.02465	mg/L	0.032569	132.15%
Mn 257.610†	-6.6	-0.00027	mg/L	0.000182	-0.00053	mg/L	0.000363	68.23%
Mo 202.031†	0.5	0.00004	mg/L	0.000200	0.00009	mg/L	0.000400	460.91%
Na 589.592†	-106.4	-0.02246	mg/L	0.010498	-0.04491	mg/L	0.020995	46.75%
Na 330.237†	10.6	0.3802	mg/L	0.52205	0.7603	mg/L	1.04410	137.33%
Ni 231.604†	1.7	0.00094	mg/L	0.002997	0.00188	mg/L	0.005995	319.13%
Pb 220.353†	-10.6	-0.00089	mg/L	0.000698	-0.00179	mg/L	0.001396	78.05%
Sb 206.836†	-0.8	-0.00058	mg/L	0.001093	-0.00115	mg/L	0.002186	189.76%
Se 196.026†	10.1	0.00543	mg/L	0.001601	0.01085	mg/L	0.003202	29.51%
Si 288.158†	5.8	0.00398	mg/L	0.007174	0.00796	mg/L	0.014348	180.19%
Sn 189.927†	6.9	0.00123	mg/L	0.000347	0.00247	mg/L	0.000695	28.17%
Sr 421.552†	92.4	0.00015	mg/L	0.000065	0.00030	mg/L	0.000129	42.52%
Ti 334.903†	20.2	0.00088	mg/L	0.001083	0.00176	mg/L	0.002165	123.04%
Tl 190.801†	-1.9	-0.00142	mg/L	0.002467	-0.00284	mg/L	0.004933	173.66%
V 292.402†	-10.1	-0.00002	mg/L	0.000117	-0.00005	mg/L	0.000233	513.57%
Zn 206.200†	4.0	0.00391	mg/L	0.001064	0.00782	mg/L	0.002128	27.23%

Sequence No.: 9
Sample ID: DI CHECK
Analyst: ALA
Initial Sample Wt:
Dilution: 1X

Autosampler Location: 22
Date Collected: 9/25/2006 1:14:26 PM
Data Type: Original
Initial Sample Vol:
Sample Prep Vol:

Nebulizer Parameters: DI CHECK

Analyte	Back Pressure	Flow
All	183.0 kPa	0.50 L/min

Mean Data: DI CHECK

Analyte	Mean Corrected Intensity	Calib Conc.	Calib Units	Calib Std.Dev.	Sample Conc.	Sample Units	Sample Std.Dev.	RSD
ScA 357.253	1686325.0	104.0	%	0.60				0.57%
ScR 361.383	172721.5	108.5	%	0.99				0.91%
Ag 328.068†	-40.8	-0.00012	mg/L	0.000066	-0.00012	mg/L	0.000066	56.30%
Al 308.215†	40.3	0.03276	mg/L	0.018722	0.03276	mg/L	0.018722	57.15%
As 188.979†	1.1	0.00084	mg/L	0.004906	0.00084	mg/L	0.004906	586.26%
B 249.677†	-2.9	-0.00106	mg/L	0.001580	-0.00106	mg/L	0.001580	149.44%
Ba 233.527†	-4.0	-0.00134	mg/L	0.000463	-0.00134	mg/L	0.000463	34.49%
Be 313.042†	-56.4	-0.00010	mg/L	0.000014	-0.00010	mg/L	0.000014	13.64%
Ca 317.933†	-25.1	-0.00121	mg/L	0.001628	-0.00121	mg/L	0.001628	134.78%
Cd 228.802†	6.0	0.00016	mg/L	0.000100	0.00016	mg/L	0.000100	63.37%
Co 228.616†	-27.9	-0.00063	mg/L	0.000254	-0.00063	mg/L	0.000254	40.46%
Cr 267.716†	3.3	0.00045	mg/L	0.001357	0.00045	mg/L	0.001357	303.25%
Cu 324.752†	-55.6	-0.00019	mg/L	0.000266	-0.00019	mg/L	0.000266	143.50%
Fe 273.955†	6.7	0.00699	mg/L	0.001643	0.00699	mg/L	0.001643	23.49%
K 766.490†	-138.2	-0.08280	mg/L	0.020486	-0.08280	mg/L	0.020486	24.74%
Mg 279.077†	9.9	0.00694	mg/L	0.004121	0.00694	mg/L	0.004121	59.41%
Mn 257.610†	-11.7	-0.00047	mg/L	0.000099	-0.00047	mg/L	0.000099	20.95%
Mo 202.031†	-2.2	-0.00018	mg/L	0.000211	-0.00018	mg/L	0.000211	118.36%
Na 589.592†	-91.5	-0.01932	mg/L	0.007587	-0.01932	mg/L	0.007587	39.27%
Na 330.237†	17.7	0.6377	mg/L	0.63906	0.6377	mg/L	0.63906	100.22%
Ni 231.604†	3.3	0.00180	mg/L	0.001947	0.00180	mg/L	0.001947	108.27%
Pb 220.353†	4.9	0.00042	mg/L	0.000328	0.00042	mg/L	0.000328	77.79%
Sb 206.836†	-0.8	-0.00059	mg/L	0.000546	-0.00059	mg/L	0.000546	92.46%
Se 196.026†	12.6	0.00675	mg/L	0.001839	0.00675	mg/L	0.001839	27.24%
Si 288.158†	-0.9	-0.00060	mg/L	0.002989	-0.00060	mg/L	0.002989	496.78%
Sn 189.927†	-4.2	-0.00076	mg/L	0.000555	-0.00076	mg/L	0.000555	73.21%
Sr 421.552†	2.4	0.00000	mg/L	0.000113	0.00000	mg/L	0.000113	>999.9%
Ti 334.903†	14.9	0.00065	mg/L	0.000406	0.00065	mg/L	0.000406	62.68%
Tl 190.801†	-1.2	-0.00085	mg/L	0.002354	-0.00085	mg/L	0.002354	276.04%
V 292.402†	-54.2	-0.00018	mg/L	0.000152	-0.00018	mg/L	0.000152	86.57%
Zn 206.200†	1.3	0.00125	mg/L	0.000787	0.00125	mg/L	0.000787	63.07%

Sequence No.: 10
Sample ID: SPEX21
Analyst: ALA
Initial Sample Wt:
Dilution: 1X

Autosampler Location: 23
Date Collected: 9/25/2006 1:20:49 PM
Data Type: Original
Initial Sample Vol:
Sample Prep Vol:

Nebulizer Parameters: SPEX21

Analyte	Back Pressure	Flow
All	183.0 kPa	0.50 L/min

Mean Data: SPEX21

Analyte	Mean Corrected Intensity	Calib Conc.	Calib Units	Calib Std.Dev.	Sample Conc.	Sample Units	Sample Std.Dev.	RSD
ScA 357.253	1708128.3	105.4	%	0.39				0.37%
ScR 361.383	172889.9	108.6	%	1.40				1.29%
Ag 328.068†	-87.1	-0.00006	mg/L	0.000157	-0.00006	mg/L	0.000157	255.26%
Al 308.215†	131.8	0.03106	mg/L	0.002973	0.03106	mg/L	0.002973	9.57%
As 188.979†	2513.2	1.975	mg/L	0.0098	1.975	mg/L	0.0098	0.50%
B 249.677†	-19.6	0.00005	mg/L	0.000853	0.00005	mg/L	0.000853	>999.9%
Ba 233.527†	0.9	-0.00051	mg/L	0.001109	-0.00051	mg/L	0.001109	215.96%
Be 313.042†	1146052.2	2.025	mg/L	0.0120	2.025	mg/L	0.0120	0.59%
Ca 317.933†	44101.8	2.126	mg/L	0.0036	2.126	mg/L	0.0036	0.17%
Cd 228.802†	77115.2	2.030	mg/L	0.0011	2.030	mg/L	0.0011	0.05%
Co 228.616†	91197.0	2.043	mg/L	0.0055	2.043	mg/L	0.0055	0.27%
Cr 267.716†	14857.5	2.038	mg/L	0.0092	2.038	mg/L	0.0092	0.45%
Cu 324.752†	594904.8	1.989	mg/L	0.0027	1.989	mg/L	0.0027	0.14%
Fe 273.955†	1995.0	2.090	mg/L	0.0248	2.090	mg/L	0.0248	1.19%
K 766.490†	-160.1	-0.09593	mg/L	0.050084	-0.09593	mg/L	0.050084	52.21%
Mg 279.077†	3010.4	2.128	mg/L	0.0221	2.128	mg/L	0.0221	1.04%
Mn 257.610†	50589.3	2.039	mg/L	0.0046	2.039	mg/L	0.0046	0.22%
Mo 202.031†	25298.5	2.043	mg/L	0.0010	2.043	mg/L	0.0010	0.05%
Na 589.592†	-89.7	-0.01893	mg/L	0.005376	-0.01893	mg/L	0.005376	28.40%
Na 330.237†	11.2	0.3824	mg/L	0.47118	0.3824	mg/L	0.47118	123.21%
Ni 231.604†	3731.5	2.065	mg/L	0.0254	2.065	mg/L	0.0254	1.23%
Pb 220.353†	23950.1	2.049	mg/L	0.0039	2.049	mg/L	0.0039	0.19%
Sb 206.836†	3051.6	2.086	mg/L	0.0105	2.086	mg/L	0.0105	0.50%
Se 196.026†	3729.2	1.991	mg/L	0.0055	1.991	mg/L	0.0055	0.27%
Si 288.158†	104.9	0.07627	mg/L	0.001778	0.07627	mg/L	0.001778	2.33%
Sn 189.927†	-20.6	0.00004	mg/L	0.000156	0.00004	mg/L	0.000156	356.63%
Sr 421.552†	1234663.0	2.032	mg/L	0.0135	2.032	mg/L	0.0135	0.66%
Ti 334.903†	46457.3	2.025	mg/L	0.0075	2.025	mg/L	0.0075	0.37%
Tl 190.801†	2882.9	2.113	mg/L	0.0129	2.113	mg/L	0.0129	0.61%
V 292.402†	623569.0	2.066	mg/L	0.0024	2.066	mg/L	0.0024	0.11%
Zn 206.200†	2050.5	2.023	mg/L	0.0239	2.023	mg/L	0.0239	1.18%

Sequence No.: 11
Sample ID: QC7M
Analyst: ALA
Initial Sample Wt:
Dilution: 1X

Autosampler Location: 24
Date Collected: 9/25/2006 1:27:20 PM
Data Type: Original
Initial Sample Vol:
Sample Prep Vol:

Nebulizer Parameters: QC7M

Analyte	Back Pressure	Flow
All	184.0 kPa	0.50 L/min

Mean Data: QC7M

Analyte	Mean Corrected Intensity	Calib Conc.	Calib Units	Std.Dev.	Sample Conc.	Sample Units	Std.Dev.	RSD
ScA 357.253	1712552.1	105.7	%	0.38				0.36%
ScR 361.383	171146.6	107.5	%	0.57				0.53%
Ag 328.068†	330904.7	0.9604	mg/L	0.00114	0.9604	mg/L	0.00114	0.12%
Al 308.215†	2504.1	2.034	mg/L	0.0259	2.034	mg/L	0.0259	1.27%
As 188.979†	6.1	0.00433	mg/L	0.002860	0.00433	mg/L	0.002860	66.02%
B 249.677†	5583.9	2.019	mg/L	0.0087	2.019	mg/L	0.0087	0.43%
Ba 233.527†	5813.6	1.949	mg/L	0.0123	1.949	mg/L	0.0123	0.63%
Be 313.042†	-75.8	-0.00013	mg/L	0.000037	-0.00013	mg/L	0.000037	27.73%
Ca 317.933†	58.5	0.00282	mg/L	0.001608	0.00282	mg/L	0.001608	56.99%
Cd 228.802†	14.3	0.00028	mg/L	0.000106	0.00028	mg/L	0.000106	37.70%
Co 228.616†	26.7	0.00016	mg/L	0.000071	0.00016	mg/L	0.000071	44.17%
Cr 267.716†	6.1	0.00084	mg/L	0.000333	0.00084	mg/L	0.000333	39.47%
Cu 324.752†	-27.2	-0.00009	mg/L	0.000261	-0.00009	mg/L	0.000261	286.23%
Fe 273.955†	4.4	0.00457	mg/L	0.001620	0.00457	mg/L	0.001620	35.43%
K 766.490†	33643.3	20.16	mg/L	0.209	20.16	mg/L	0.209	1.04%
Mg 279.077†	7.9	0.00556	mg/L	0.004753	0.00556	mg/L	0.004753	85.48%
Mn 257.610†	-4.1	-0.00018	mg/L	0.000179	-0.00018	mg/L	0.000179	97.09%
Mo 202.031†	11.0	0.00089	mg/L	0.000324	0.00089	mg/L	0.000324	36.40%
Na 589.592†	9607.9	2.028	mg/L	0.0227	2.028	mg/L	0.0227	1.12%
Na 330.237†	87.9	3.176	mg/L	0.8435	3.176	mg/L	0.8435	26.56%
Ni 231.604†	2.2	0.00122	mg/L	0.001437	0.00122	mg/L	0.001437	117.64%
Pb 220.353†	-12.0	-0.00066	mg/L	0.000422	-0.00066	mg/L	0.000422	64.13%
Sb 206.836†	2.2	0.00151	mg/L	0.001639	0.00151	mg/L	0.001639	108.60%
Se 196.026†	1.5	0.00079	mg/L	0.006052	0.00079	mg/L	0.006052	764.65%
Si 288.158†	2855.6	1.959	mg/L	0.0074	1.959	mg/L	0.0074	0.38%
Sn 189.927†	1.3	0.00023	mg/L	0.000632	0.00023	mg/L	0.000632	270.62%
Sr 421.552†	38.3	0.00006	mg/L	0.000040	0.00006	mg/L	0.000040	62.99%
Ti 334.903†	-0.6	-0.00003	mg/L	0.001147	-0.00003	mg/L	0.001147	>999.9%
Tl 190.801†	-2.4	-0.00176	mg/L	0.003280	-0.00176	mg/L	0.003280	186.81%
V 292.402†	-49.0	-0.00015	mg/L	0.000257	-0.00015	mg/L	0.000257	166.11%
Zn 206.200†	2.5	0.00249	mg/L	0.001365	0.00249	mg/L	0.001365	54.82%

Sequence No.: 12
Sample ID: JW62 B TWC
Analyst: ALA
Initial Sample Wt:
Dilution: 2X

Autosampler Location: 25
Date Collected: 9/25/2006 1:33:44 PM
Data Type: Original
Initial Sample Vol:
Sample Prep Vol:

Nebulizer Parameters: JW62 B TWC

Analyte	Back Pressure	Flow
All	185.0 kPa	0.50 L/min

Mean Data: JW62 B TWC

Analyte	Mean Corrected Intensity	Calib Conc.	Calib Units	Calib Std.Dev.	Sample Conc.	Sample Units	Sample Std.Dev.	RSD
ScA 357.253	1355956.6	83.66	%	0.665				0.79%
ScR 361.383	152026.6	95.52	%	0.332				0.35%
Ag 328.068†	25.8	0.00006	mg/L	0.000027	0.00013	mg/L	0.000055	43.75%
Al 308.215†	19.1	0.01529	mg/L	0.006676	0.03059	mg/L	0.013353	43.65%
As 188.979†	24.4	0.01538	mg/L	0.003990	0.03076	mg/L	0.007979	25.94%
B 249.677†	2998.0	1.084	mg/L	0.0062	2.169	mg/L	0.0123	0.57%
Ba 233.527†	308.9	0.1019	mg/L	0.00106	0.2039	mg/L	0.00213	1.04%
Be 313.042†	99.9	0.00018	mg/L	0.000025	0.00035	mg/L	0.000050	14.14%
Ca 317.933†	1881501.1	90.69	mg/L	0.185	181.4	mg/L	0.37	0.20%
Cd 228.802†	-4.2	-0.00014	mg/L	0.000065	-0.00028	mg/L	0.000130	47.38%
Co 228.616†	6.1	0.00011	mg/L	0.000195	0.00022	mg/L	0.000390	178.77%
Cr 267.716†	454.1	0.00134	mg/L	0.001598	0.00269	mg/L	0.003196	118.89%
Cu 324.752†	2080.4	0.00521	mg/L	0.000376	0.01042	mg/L	0.000753	7.23%
Fe 273.955†	134.0	0.1406	mg/L	0.00069	0.2813	mg/L	0.00137	0.49%
K 766.490†	159934.6	95.82	mg/L	0.641	191.6	mg/L	1.28	0.67%
Mg 279.077†	381201.2	268.2	mg/L	1.07	536.5	mg/L	2.13	0.40%
Mn 257.610†	2795.8	0.1076	mg/L	0.00063	0.2151	mg/L	0.00125	0.58%
Mo 202.031†	140.3	0.00559	mg/L	0.000450	0.01117	mg/L	0.000899	8.05%
Na 589.592†	Saturated2							
Na 330.237†	62630.6	2262	mg/L	10.5	4523	mg/L	21.1	0.47%
Ni 231.604†	33.6	0.01856	mg/L	0.002602	0.03713	mg/L	0.005204	14.02%
Pb 220.353†	87.2	0.00755	mg/L	0.000897	0.01511	mg/L	0.001794	11.88%
Sb 206.836†	8.2	0.00453	mg/L	0.003240	0.00905	mg/L	0.006481	71.59%
Se 196.026†	-43.8	-0.02352	mg/L	0.004379	-0.04703	mg/L	0.008758	18.62%
Si 288.158†	1351.5	0.9274	mg/L	0.00429	1.855	mg/L	0.0086	0.46%
Sn 189.927†	-75.7	-0.00694	mg/L	0.002191	-0.01389	mg/L	0.004382	31.55%
Sr 421.552†	984140.4	1.620	mg/L	0.0043	3.239	mg/L	0.0085	0.26%
Ti 334.903†	45.1	0.00194	mg/L	0.001820	0.00388	mg/L	0.003640	93.72%
Tl 190.801†	-3.4	-0.00247	mg/L	0.000672	-0.00494	mg/L	0.001345	27.25%
V 292.402†	255.0	0.00130	mg/L	0.000225	0.00261	mg/L	0.000449	17.25%
Zn 206.200†	46.0	0.04745	mg/L	0.002866	0.09490	mg/L	0.005732	6.04%

Sequence No.: 13
Sample ID: JX12 A SWC
Analyst: ALA
Initial Sample Wt:
Dilution: 2X

Autosampler Location: 26
Date Collected: 9/25/2006 1:40:13 PM
Data Type: Original
Initial Sample Vol:
Sample Prep Vol:

Nebulizer Parameters: JX12 A SWC

Analyte	Back Pressure	Flow
All	183.0 kPa	0.50 L/min

Mean Data: JX12 A SWC

Analyte	Mean Corrected Intensity	Calib Conc.	Calib Units	Calib Std.Dev.	Sample Conc.	Sample Units	Sample Std.Dev.	RSD
ScA 357.253	1648675.6	101.7	%	0.32				0.31%
ScR 361.383	171241.8	107.6	%	0.21				0.20%
Ag 328.068†	-2492.9	0.00067	mg/L	0.000299	0.00134	mg/L	0.000598	44.76%
Al 308.215†	118107.4	95.93	mg/L	0.141	191.9	mg/L	0.28	0.15%
As 188.979†	742.8	0.5608	mg/L	0.00203	1.122	mg/L	0.0041	0.36%
B 249.677†	103.5	0.03664	mg/L	0.002127	0.07328	mg/L	0.004254	5.81%
Ba 233.527†	798.2	0.2553	mg/L	0.00183	0.5106	mg/L	0.00366	0.72%
Be 313.042†	1158.7	0.00158	mg/L	0.000072	0.00315	mg/L	0.000144	4.57%
Ca 317.933†	958084.6	46.18	mg/L	0.042	92.36	mg/L	0.083	0.09%
Cd 228.802†	156.1	0.00333	mg/L	0.000033	0.00666	mg/L	0.000065	0.98%
Co 228.616†	4285.5	0.08515	mg/L	0.000152	0.1703	mg/L	0.00030	0.18%
Cr 267.716†	2230.7	0.3026	mg/L	0.00135	0.6052	mg/L	0.00270	0.45%
Cu 324.752†	181330.6	0.6219	mg/L	0.00046	1.244	mg/L	0.0009	0.07%
Fe 273.955†	162246.3	170.4	mg/L	0.44	340.7	mg/L	0.89	0.26%
K 766.490†	13400.5	8.029	mg/L	0.0361	16.06	mg/L	0.072	0.45%
Mg 279.077†	85964.9	60.37	mg/L	0.154	120.7	mg/L	0.31	0.26%
Mn 257.610†	46831.6	1.885	mg/L	0.0001	3.771	mg/L	0.0002	0.01%
Mo 202.031†	1419.0	0.1133	mg/L	0.00024	0.2266	mg/L	0.00047	0.21%
Na 589.592†	17668.8	3.729	mg/L	0.0940	7.457	mg/L	0.1880	2.52%
Na 330.237†	88.7	3.622	mg/L	0.4877	7.245	mg/L	0.9755	13.46%
Ni 231.604†	497.3	0.2751	mg/L	0.00419	0.5503	mg/L	0.00837	1.52%
Pb 220.353†	6102.0	0.5385	mg/L	0.00114	1.077	mg/L	0.0023	0.21%
Sb 206.836†	153.3	0.08958	mg/L	0.001601	0.1792	mg/L	0.00320	1.79%
Se 196.026†	-65.0	-0.01656	mg/L	0.005123	-0.03312	mg/L	0.010245	30.93%
Si 288.158†	1754.6	1.204	mg/L	0.0100	2.409	mg/L	0.0200	0.83%
Sn 189.927†	116.2	0.02322	mg/L	0.001349	0.04644	mg/L	0.002698	5.81%
Sr 421.552†	136338.3	0.2244	mg/L	0.00036	0.4488	mg/L	0.00072	0.16%
Ti 334.903†	124887.7	5.450	mg/L	0.0008	10.90	mg/L	0.002	0.01%
Tl 190.801†	-20.1	-0.02029	mg/L	0.004578	-0.04058	mg/L	0.009156	22.56%
V 292.402†	92152.4	0.3030	mg/L	0.00052	0.6060	mg/L	0.00104	0.17%
Zn 206.200†	1924.6	1.897	mg/L	0.0138	3.793	mg/L	0.0275	0.73%

Sequence No.: 14
Sample ID: JX12 B SWC
Analyst: ALA
Initial Sample Wt:
Dilution: 2X

Autosampler Location: 27
Date Collected: 9/25/2006 1:46:28 PM
Data Type: Original
Initial Sample Vol:
Sample Prep Vol:

Nebulizer Parameters: JX12 B SWC

Analyte	Back Pressure	Flow
All	183.0 kPa	0.50 L/min

Mean Data: JX12 B SWC

Analyte	Mean Corrected Intensity	Calib Conc.	Calib Units	Std.Dev.	Sample Conc.	Sample Units	Std.Dev.	RSD
ScA 357.253	1673472.7	103.3	%	0.67				0.65%
ScR 361.383	171271.0	107.6	%	1.04				0.97%
Ag 328.068†	-2394.7	-0.00016	mg/L	0.000218	-0.00032	mg/L	0.000436	136.27%
Al 308.215†	128798.1	104.6	mg/L	0.16	209.2	mg/L	0.32	0.15%
As 188.979†	147.2	0.09144	mg/L	0.004539	0.1829	mg/L	0.00908	4.96%
B 249.677†	94.8	0.03321	mg/L	0.002571	0.06642	mg/L	0.005141	7.74%
Ba 233.527†	721.6	0.2312	mg/L	0.00231	0.4625	mg/L	0.00463	1.00%
Be 313.042†	1505.8	0.00218	mg/L	0.000058	0.00435	mg/L	0.000116	2.67%
Ca 317.933†	655144.6	31.58	mg/L	0.034	63.15	mg/L	0.069	0.11%
Cd 228.802†	69.2	0.00168	mg/L	0.000183	0.00337	mg/L	0.000366	10.87%
Co 228.616†	3157.2	0.06075	mg/L	0.000454	0.1215	mg/L	0.00091	0.75%
Cr 267.716†	1734.9	0.2341	mg/L	0.00219	0.4683	mg/L	0.00438	0.93%
Cu 324.752†	68056.9	0.2407	mg/L	0.00084	0.4815	mg/L	0.00168	0.35%
Fe 273.955†	139407.3	146.4	mg/L	0.41	292.7	mg/L	0.83	0.28%
K 766.490†	12676.6	7.595	mg/L	0.0294	15.19	mg/L	0.059	0.39%
Mg 279.077†	78238.4	54.95	mg/L	0.141	109.9	mg/L	0.28	0.26%
Mn 257.610†	43944.7	1.769	mg/L	0.0014	3.538	mg/L	0.0029	0.08%
Mo 202.031†	333.7	0.02577	mg/L	0.000166	0.05153	mg/L	0.000332	0.64%
Na 589.592†	13343.2	2.816	mg/L	0.0095	5.632	mg/L	0.0189	0.34%
Na 330.237†	59.2	2.987	mg/L	0.3818	5.975	mg/L	0.7636	12.78%
Ni 231.604†	389.0	0.2151	mg/L	0.00379	0.4303	mg/L	0.00758	1.76%
Pb 220.353†	1194.2	0.1209	mg/L	0.00069	0.2418	mg/L	0.00137	0.57%
Sb 206.836†	33.6	0.00996	mg/L	0.003065	0.01991	mg/L	0.006130	30.78%
Se 196.026†	-52.2	-0.01244	mg/L	0.002530	-0.02489	mg/L	0.005059	20.33%
Si 288.158†	1874.1	1.286	mg/L	0.0080	2.573	mg/L	0.0159	0.62%
Sn 189.927†	5.8	0.00234	mg/L	0.000743	0.00468	mg/L	0.001486	31.72%
Sr 421.552†	121582.8	0.2001	mg/L	0.00049	0.4002	mg/L	0.00099	0.25%
Ti 334.903†	119755.7	5.226	mg/L	0.0049	10.45	mg/L	0.010	0.09%
Tl 190.801†	-15.7	-0.01706	mg/L	0.002097	-0.03413	mg/L	0.004194	12.29%
V 292.402†	94957.9	0.3118	mg/L	0.00105	0.6236	mg/L	0.00209	0.34%
Zn 206.200†	562.2	0.5516	mg/L	0.00571	1.103	mg/L	0.0114	1.04%

Sequence No.: 15
Sample ID: ~~JW~~69R Q SWC
Analyst: ALA JV
Initial Sample Wt:
Dilution: 2X

Autosampler Location: 28
Date Collected: 9/25/2006 1:52:40 PM
Data Type: Original
Initial Sample Vol:
Sample Prep Vol:

M 9/25/06

Nebulizer Parameters: JV ~~JW~~69R Q SWC

Analyte	Back Pressure	Flow
All	184.0 kPa	0.50 L/min

Mean Data: JV ~~JW~~69R Q SWC

Analyte	Mean Corrected Intensity	Calib Conc.	Calib Units	Calib Std.Dev.	Sample Conc.	Sample Units	Sample Std.Dev.	RSD
ScA 357.253	1649597.6	101.8	%	0.21				0.21%
ScR 361.383	168613.7	105.9	%	0.56				0.53%
Ag 328.068†	-2545.7	0.00317	mg/L	0.000284	0.00634	mg/L	0.000569	8.98%
Al 308.215†	62899.4	51.09	mg/L	0.104	102.2	mg/L	0.21	0.20%
As 188.979†	195.1	0.1297	mg/L	0.00539	0.2594	mg/L	0.01078	4.15%
B 249.677†	1336.5	0.4842	mg/L	0.00631	0.9685	mg/L	0.01262	1.30%
Ba 233.527†	12203.4	4.076	mg/L	0.0192	8.152	mg/L	0.0384	0.47%
Be 313.042†	1346.9	0.00213	mg/L	0.000023	0.00427	mg/L	0.000046	1.07%
Ca 317.933†	3443272.1	166.0	mg/L	0.64	331.9	mg/L	1.29	0.39%
Cd 228.802†	2643.3	0.06935	mg/L	0.000277	0.1387	mg/L	0.00055	0.40%
Co 228.616†	1920.0	0.03396	mg/L	0.000303	0.06791	mg/L	0.000605	0.89%
Cr 267.716†	4152.1	0.5788	mg/L	0.00379	1.158	mg/L	0.0076	0.65%
Cu 324.752†	370550.7	1.261	mg/L	0.0020	2.522	mg/L	0.0039	0.16%
Fe 273.955†	214699.4	225.4	mg/L	0.54	450.9	mg/L	1.09	0.24%
K 766.490†	8022.3	4.807	mg/L	0.0569	9.613	mg/L	0.1137	1.18%
Mg 279.077†	43096.8	30.17	mg/L	0.023	60.33	mg/L	0.046	0.08%
Mn 257.610†	37582.5	1.518	mg/L	0.0012	3.036	mg/L	0.0024	0.08%
Mo 202.031†	363.4	0.02869	mg/L	0.000252	0.05738	mg/L	0.000504	0.88%
Na 589.592†	39263.3	8.286	mg/L	0.0336	16.57	mg/L	0.067	0.41%
Na 330.237†	510.5	10.76	mg/L	0.281	21.53	mg/L	0.562	2.61%
Ni 231.604†	704.9	0.3899	mg/L	0.00207	0.7798	mg/L	0.00414	0.53%
Pb 220.353†	275972.1	23.58	mg/L	0.065	47.17	mg/L	0.131	0.28%
Sb 206.836†	73.3	0.03099	mg/L	0.001672	0.06199	mg/L	0.003345	5.40%
Se 196.026†	-66.9	-0.01063	mg/L	0.004595	-0.02127	mg/L	0.009191	43.22%
Si 288.158†	3372.4	2.315	mg/L	0.0131	4.630	mg/L	0.0261	0.56%
Sn 189.927†	4504.6	0.8169	mg/L	0.00147	1.634	mg/L	0.0029	0.18%
Sr 421.552†	1535642.7	2.527	mg/L	0.0106	5.055	mg/L	0.0211	0.42%
Ti 334.903†	66120.1	2.885	mg/L	0.0032	5.771	mg/L	0.0065	0.11%
Tl 190.801†	-25.1	-0.02159	mg/L	0.004748	-0.04317	mg/L	0.009496	22.00%
V 292.402†	48723.7	0.1631	mg/L	0.00024	0.3263	mg/L	0.00048	0.15%
Zn 206.200†	26966.2	26.63	mg/L	0.129	53.25	mg/L	0.257	0.48%

Sequence No.: 16
Sample ID: JX12 REF 2 SWC
Analyst: ALA
Initial Sample Wt:
Dilution: 2X

Autosampler Location: 29
Date Collected: 9/25/2006 1:59:11 PM
Data Type: Original
Initial Sample Vol:
Sample Prep Vol:

Nebulizer Parameters: JX12 REF 2 SWC

Analyte	Back Pressure	Flow
All	184.0 kPa	0.50 L/min

Mean Data: JX12 REF 2 SWC

Analyte	Mean Corrected Intensity	Calib Conc.	Calib Units	Std.Dev.	Sample Conc.	Sample Units	Std.Dev.	RSD
ScA 357.253	1688160.4	104.2	%	0.56				0.54%
ScR 361.383	173818.5	109.2	%	0.58				0.53%
Ag 328.068†	378901.6	1.106	mg/L	0.0025	2.212	mg/L	0.0050	0.22%
Al 308.215†	113470.6	92.15	mg/L	0.193	184.3	mg/L	0.39	0.21%
As 188.979†	1303.6	1.009	mg/L	0.0113	2.017	mg/L	0.0227	1.12%
B 249.677†	1881.4	0.6808	mg/L	0.00350	1.362	mg/L	0.0070	0.51%
Ba 233.527†	4917.7	1.639	mg/L	0.0125	3.277	mg/L	0.0249	0.76%
Be 313.042†	302367.9	0.5333	mg/L	0.00027	1.067	mg/L	0.0005	0.05%
Ca 317.933†	867495.4	41.81	mg/L	0.014	83.62	mg/L	0.027	0.03%
Cd 228.802†	22200.2	0.5837	mg/L	0.00122	1.167	mg/L	0.0024	0.21%
Co 228.616†	35609.0	0.7916	mg/L	0.00305	1.583	mg/L	0.0061	0.38%
Cr 267.716†	5167.3	0.7089	mg/L	0.00617	1.418	mg/L	0.0123	0.87%
Cu 324.752†	262888.4	0.8919	mg/L	0.00244	1.784	mg/L	0.0049	0.27%
Fe 273.955†	129008.8	135.5	mg/L	0.32	270.9	mg/L	0.65	0.24%
K 766.490†	40697.5	24.38	mg/L	0.024	48.77	mg/L	0.048	0.10%
Mg 279.077†	43204.1	30.31	mg/L	0.086	60.62	mg/L	0.173	0.29%
Mn 257.610†	120015.5	4.836	mg/L	0.0045	9.671	mg/L	0.0090	0.09%
Mo 202.031†	2933.1	0.2362	mg/L	0.00201	0.4724	mg/L	0.00402	0.85%
Na 589.592†	11986.8	2.530	mg/L	0.0090	5.059	mg/L	0.0179	0.35%
Na 330.237†	98.2	3.330	mg/L	0.0455	6.660	mg/L	0.0910	1.37%
Ni 231.604†	1017.9	0.5632	mg/L	0.00651	1.126	mg/L	0.0130	1.16%
Pb 220.353†	14324.2	1.241	mg/L	0.0105	2.482	mg/L	0.0210	0.84%
Sb 206.836†	700.1	0.4776	mg/L	0.00490	0.9553	mg/L	0.00980	1.03%
Se 196.026†	1965.7	1.061	mg/L	0.0060	2.123	mg/L	0.0119	0.56%
Si 288.158†	2168.8	1.489	mg/L	0.0139	2.979	mg/L	0.0278	0.93%
Sn 189.927†	5452.0	0.9765	mg/L	0.00761	1.953	mg/L	0.0152	0.78%
Sr 421.552†	332181.3	0.5467	mg/L	0.00062	1.093	mg/L	0.0012	0.11%
Ti 334.903†	77510.0	3.382	mg/L	0.0053	6.764	mg/L	0.0106	0.16%
Tl 190.801†	2515.9	1.842	mg/L	0.0159	3.683	mg/L	0.0319	0.87%
V 292.402†	379395.5	1.252	mg/L	0.0026	2.504	mg/L	0.0051	0.21%
Zn 206.200†	2570.7	2.535	mg/L	0.0251	5.070	mg/L	0.0502	0.99%

Sequence No.: 17
Sample ID: JX27 MBSPK SWC
Analyst: ALA
Initial Sample Wt:
Dilution: 2X

Autosampler Location: 30
Date Collected: 9/25/2006 2:05:26 PM
Data Type: Original
Initial Sample Vol:
Sample Prep Vol:

Nebulizer Parameters: JX27 MBSPK SWC

Analyte	Back Pressure	Flow
All	185.0 kPa	0.50 L/min

Mean Data: JX27 MBSPK SWC

Analyte	Mean Corrected Intensity	Calib Conc.	Calib Units	Std.Dev.	Sample Conc.	Sample Units	Std.Dev.	RSD
ScA 357.253	1700470.9	104.9	%	0.27				0.26%
ScR 361.383	175498.5	110.3	%	0.17				0.15%
Ag 328.068†	164338.0	0.4772	mg/L	0.00095	0.9543	mg/L	0.00191	0.20%
Al 308.215†	2560.6	2.071	mg/L	0.0113	4.142	mg/L	0.0226	0.55%
As 188.979†	2610.4	2.059	mg/L	0.0039	4.119	mg/L	0.0078	0.19%
B 249.677†	13.0	0.00566	mg/L	0.001074	0.01131	mg/L	0.002148	18.99%
Ba 233.527†	5914.0	1.982	mg/L	0.0030	3.965	mg/L	0.0060	0.15%
Be 313.042†	295844.3	0.5228	mg/L	0.00097	1.046	mg/L	0.0019	0.19%
Ca 317.933†	218215.6	10.52	mg/L	0.023	21.04	mg/L	0.045	0.22%
Cd 228.802†	19851.3	0.5204	mg/L	0.00217	1.041	mg/L	0.0043	0.42%
Co 228.616†	22243.6	0.4984	mg/L	0.00186	0.9969	mg/L	0.00373	0.37%
Cr 267.716†	3718.8	0.5080	mg/L	0.00197	1.016	mg/L	0.0039	0.39%
Cu 324.752†	151775.2	0.5080	mg/L	0.00067	1.016	mg/L	0.0013	0.13%
Fe 273.955†	2030.5	2.131	mg/L	0.0061	4.261	mg/L	0.0122	0.29%
K 766.490†	17148.7	10.27	mg/L	0.053	20.55	mg/L	0.105	0.51%
Mg 279.077†	14903.6	10.49	mg/L	0.040	20.97	mg/L	0.080	0.38%
Mn 257.610†	12591.7	0.5077	mg/L	0.00084	1.015	mg/L	0.0017	0.16%
Mo 202.031†	21.3	0.00149	mg/L	0.000331	0.00299	mg/L	0.000663	22.20%
Na 589.592†	47708.4	10.07	mg/L	0.059	20.14	mg/L	0.118	0.59%
Na 330.237†	320.3	11.33	mg/L	0.414	22.66	mg/L	0.828	3.65%
Ni 231.604†	916.6	0.5070	mg/L	0.00253	1.014	mg/L	0.0051	0.50%
Pb 220.353†	24139.2	2.063	mg/L	0.0020	4.126	mg/L	0.0040	0.10%
Sb 206.836†	11.8	0.00163	mg/L	0.001661	0.00327	mg/L	0.003321	101.71%
Se 196.026†	3878.4	2.073	mg/L	0.0039	4.146	mg/L	0.0078	0.19%
Si 288.158†	11.2	0.00874	mg/L	0.003670	0.01749	mg/L	0.007340	41.97%
Sn 189.927†	-15.8	-0.00193	mg/L	0.000545	-0.00386	mg/L	0.001090	28.27%
Sr 421.552†	306380.5	0.5042	mg/L	0.00078	1.008	mg/L	0.0016	0.16%
Ti 334.903†	43.8	0.00180	mg/L	0.001009	0.00360	mg/L	0.002018	56.02%
Tl 190.801†	2816.2	2.067	mg/L	0.0101	4.135	mg/L	0.0202	0.49%
V 292.402†	160777.5	0.5324	mg/L	0.00115	1.065	mg/L	0.0023	0.22%
Zn 206.200†	542.6	0.5358	mg/L	0.00138	1.072	mg/L	0.0028	0.26%

Sequence No.: 18
Sample ID: CV
Analyst: ALA
Initial Sample Wt:
Dilution: 1X

Autosampler Location: 7
Date Collected: 9/25/2006 2:11:40 PM
Data Type: Original
Initial Sample Vol:
Sample Prep Vol:

Nebulizer Parameters: CV

Analyte	Back Pressure	Flow
All	184.0 kPa	0.50 L/min

Mean Data: CV

Analyte	Mean Corrected Intensity	Calib Conc.	Calib Units	Std.Dev.	Sample Conc.	Sample Units	Std.Dev.	RSD
ScA 357.253	1662970.0	102.6	%	0.69				0.67%
ScR 361.383	169804.0	106.7	%	0.53				0.50%
Ag 328.068†	336577.1	0.9771	mg/L	0.00128	0.9771	mg/L	0.00128	0.13%
Al 308.215†	2485.2	1.981	mg/L	0.0134	1.981	mg/L	0.0134	0.68%
As 188.979†	2548.9	2.007	mg/L	0.0138	2.007	mg/L	0.0138	0.69%
B 249.677†	2711.4	0.9840	mg/L	0.00497	0.9840	mg/L	0.00497	0.51%
Ba 233.527†	2911.7	0.9757	mg/L	0.00651	0.9757	mg/L	0.00651	0.67%
Be 313.042†	564067.4	0.9968	mg/L	0.00069	0.9968	mg/L	0.00069	0.07%
Ca 317.933†	42711.9	2.059	mg/L	0.0022	2.059	mg/L	0.0022	0.10%
Cd 228.802†	39381.1	1.035	mg/L	0.0005	1.035	mg/L	0.0005	0.05%
Co 228.616†	44457.4	0.9956	mg/L	0.00042	0.9956	mg/L	0.00042	0.04%
Cr 267.716†	7065.4	0.9688	mg/L	0.00675	0.9688	mg/L	0.00675	0.70%
Cu 324.752†	306257.1	1.024	mg/L	0.0009	1.024	mg/L	0.0009	0.09%
Fe 273.955†	1951.0	2.046	mg/L	0.0174	2.046	mg/L	0.0174	0.85%
K 766.490†	33118.0	19.84	mg/L	0.086	19.84	mg/L	0.086	0.43%
Mg 279.077†	2876.4	2.028	mg/L	0.0105	2.028	mg/L	0.0105	0.52%
Mn 257.610†	23744.8	0.9574	mg/L	0.00690	0.9574	mg/L	0.00690	0.72%
Mo 202.031†	12550.0	1.013	mg/L	0.0050	1.013	mg/L	0.0050	0.49%
Na 589.592†	229893.2	48.51	mg/L	0.085	48.51	mg/L	0.085	0.17%
Na 330.237†	1394.6	50.36	mg/L	0.604	50.36	mg/L	0.604	1.20%
Ni 231.604†	1810.4	1.003	mg/L	0.0080	1.003	mg/L	0.0080	0.80%
Pb 220.353†	23604.8	2.018	mg/L	0.0108	2.018	mg/L	0.0108	0.54%
Sb 206.836†	3110.1	2.151	mg/L	0.0169	2.151	mg/L	0.0169	0.79%
Se 196.026†	3759.2	2.009	mg/L	0.0131	2.009	mg/L	0.0131	0.65%
Si 288.158†	2841.2	1.951	mg/L	0.0224	1.951	mg/L	0.0224	1.15%
Sn 189.927†	5509.3	0.9874	mg/L	0.00547	0.9874	mg/L	0.00547	0.55%
Sr 421.552†	596104.2	0.9811	mg/L	0.00168	0.9811	mg/L	0.00168	0.17%
Ti 334.903†	23092.5	1.007	mg/L	0.0025	1.007	mg/L	0.0025	0.25%
Tl 190.801†	2693.6	1.977	mg/L	0.0100	1.977	mg/L	0.0100	0.50%
V 292.402†	310126.5	1.027	mg/L	0.0014	1.027	mg/L	0.0014	0.14%
Zn 206.200†	1033.3	1.020	mg/L	0.0120	1.020	mg/L	0.0120	1.18%

Sequence No.: 19
Sample ID: CB 1
Analyst: ALA
Initial Sample Wt:
Dilution: 1X

Autosampler Location: 1
Date Collected: 9/25/2006 2:17:57 PM
Data Type: Original
Initial Sample Vol:
Sample Prep Vol:

Nebulizer Parameters: CB

Analyte	Back Pressure	Flow
All	184.0 kPa	0.50 L/min

Mean Data: CB

Analyte	Mean Corrected Intensity	Calib Conc.	Calib Units	Calib Std.Dev.	Sample Conc.	Sample Units	Sample Std.Dev.	RSD
ScA 357.253	1714317.5	105.8	%	0.50				0.47%
ScR 361.383	169295.3	106.4	%	0.44				0.41%
Ag 328.068†	-77.1	-0.00022	mg/L	0.000275	-0.00022	mg/L	0.000275	122.80%
Al 308.215†	28.0	0.02276	mg/L	0.019886	0.02276	mg/L	0.019886	87.39%
As 188.979†	6.0	0.00470	mg/L	0.002801	0.00470	mg/L	0.002801	59.56%
B 249.677†	10.5	0.00381	mg/L	0.002038	0.00381	mg/L	0.002038	53.51%
Ba 233.527†	-3.4	-0.00116	mg/L	0.001720	-0.00116	mg/L	0.001720	148.87%
Be 313.042†	-50.3	-0.00009	mg/L	0.000026	-0.00009	mg/L	0.000026	29.65%
Ca 317.933†	2.7	0.00013	mg/L	0.001239	0.00013	mg/L	0.001239	966.26%
Cd 228.802†	8.3	0.00021	mg/L	0.000048	0.00021	mg/L	0.000048	22.46%
Co 228.616†	-17.9	-0.00040	mg/L	0.000298	-0.00040	mg/L	0.000298	74.39%
Cr 267.716†	1.8	0.00025	mg/L	0.000425	0.00025	mg/L	0.000425	170.52%
Cu 324.752†	-223.2	-0.00075	mg/L	0.000028	-0.00075	mg/L	0.000028	3.72%
Fe 273.955†	6.8	0.00719	mg/L	0.002883	0.00719	mg/L	0.002883	40.09%
K 766.490†	16.3	0.00974	mg/L	0.051093	0.00974	mg/L	0.051093	524.73%
Mg 279.077†	5.5	0.00389	mg/L	0.007713	0.00389	mg/L	0.007713	198.26%
Mn 257.610†	-3.1	-0.00013	mg/L	0.000189	-0.00013	mg/L	0.000189	149.40%
Mo 202.031†	6.3	0.00051	mg/L	0.000013	0.00051	mg/L	0.000013	2.59%
Na 589.592†	402.0	0.08483	mg/L	0.010614	0.08483	mg/L	0.010614	12.51%
Na 330.237†	16.9	0.6101	mg/L	0.36676	0.6101	mg/L	0.36676	60.12%
Ni 231.604†	-2.5	-0.00137	mg/L	0.002037	-0.00137	mg/L	0.002037	148.16%
Pb 220.353†	8.9	0.00077	mg/L	0.000089	0.00077	mg/L	0.000089	11.59%
Sb 206.836†	1.1	0.00079	mg/L	0.001660	0.00079	mg/L	0.001660	210.55%
Se 196.026†	1.5	0.00080	mg/L	0.002575	0.00080	mg/L	0.002575	323.24%
Si 288.158†	1.5	0.00101	mg/L	0.002034	0.00101	mg/L	0.002034	202.33%
Sn 189.927†	8.7	0.00155	mg/L	0.000620	0.00155	mg/L	0.000620	39.99%
Sr 421.552†	-34.1	-0.00006	mg/L	0.000058	-0.00006	mg/L	0.000058	103.33%
Ti 334.903†	1.2	0.00005	mg/L	0.001375	0.00005	mg/L	0.001375	>999.9%
Tl 190.801†	0.4	0.00028	mg/L	0.001096	0.00028	mg/L	0.001096	386.58%
V 292.402†	-85.4	-0.00028	mg/L	0.000176	-0.00028	mg/L	0.000176	62.96%
Zn 206.200†	2.5	0.00243	mg/L	0.000836	0.00243	mg/L	0.000836	34.40%

Sequence No.: 20
Sample ID: JX27 MB SWC
Analyst: ALA
Initial Sample Wt:
Dilution: 2X

Autosampler Location: 31
Date Collected: 9/25/2006 2:24:19 PM
Data Type: Original
Initial Sample Vol:
Sample Prep Vol:

Nebulizer Parameters: JX27 MB SWC

Analyte	Back Pressure	Flow
All	184.0 kPa	0.50 L/min

Mean Data: JX27 MB SWC

Analyte	Mean Corrected Intensity	Calib Conc.	Calib Units	Std.Dev.	Sample Conc.	Sample Units	Std.Dev.	RSD
ScA 357.253	1753762.4	108.2	%	0.61				0.56%
ScR 361.383	173600.6	109.1	%	0.81				0.74%
Ag 328.068†	-64.6	-0.00019	mg/L	0.000143	-0.00037	mg/L	0.000286	76.44%
Al 308.215†	58.9	0.04787	mg/L	0.013514	0.09573	mg/L	0.027028	28.23%
As 188.979†	2.5	0.00196	mg/L	0.001095	0.00393	mg/L	0.002189	55.72%
B 249.677†	10.9	0.00394	mg/L	0.002207	0.00787	mg/L	0.004414	56.06%
Ba 233.527†	-3.6	-0.00120	mg/L	0.001295	-0.00240	mg/L	0.002591	107.84%
Be 313.042†	-81.5	-0.00014	mg/L	0.000041	-0.00029	mg/L	0.000082	28.34%
Ca 317.933†	969.8	0.04674	mg/L	0.000282	0.09349	mg/L	0.000564	0.60%
Cd 228.802†	2.3	0.00006	mg/L	0.000121	0.00012	mg/L	0.000242	206.48%
Co 228.616†	-22.1	-0.00049	mg/L	0.000316	-0.00099	mg/L	0.000632	64.11%
Cr 267.716†	7.9	0.00109	mg/L	0.001917	0.00218	mg/L	0.003833	175.94%
Cu 324.752†	-150.4	-0.00050	mg/L	0.000167	-0.00100	mg/L	0.000335	33.33%
Fe 273.955†	11.9	0.01253	mg/L	0.000861	0.02507	mg/L	0.001721	6.87%
K 766.490†	-148.4	-0.08891	mg/L	0.054505	-0.1778	mg/L	0.10901	61.31%
Mg 279.077†	2.7	0.00188	mg/L	0.002812	0.00376	mg/L	0.005624	149.72%
Mn 257.610†	-2.8	-0.00012	mg/L	0.000104	-0.00023	mg/L	0.000208	90.32%
Mo 202.031†	4.6	0.00038	mg/L	0.000183	0.00075	mg/L	0.000367	48.87%
Na 589.592†	346.9	0.07321	mg/L	0.004313	0.1464	mg/L	0.00863	5.89%
Na 330.237†	8.9	0.3193	mg/L	0.34255	0.6385	mg/L	0.68511	107.30%
Ni 231.604†	1.9	0.00105	mg/L	0.001760	0.00209	mg/L	0.003519	168.17%
Pb 220.353†	-4.0	-0.00033	mg/L	0.000239	-0.00066	mg/L	0.000477	72.29%
Sb 206.836†	0.4	0.00028	mg/L	0.001859	0.00056	mg/L	0.003719	658.68%
Se 196.026†	4.6	0.00246	mg/L	0.003785	0.00492	mg/L	0.007570	153.74%
Si 288.158†	6.1	0.00418	mg/L	0.003119	0.00835	mg/L	0.006237	74.69%
Sn 189.927†	6.0	0.00108	mg/L	0.000691	0.00217	mg/L	0.001381	63.75%
Sr 421.552†	131.3	0.00022	mg/L	0.000036	0.00043	mg/L	0.000073	16.86%
Ti 334.903†	-11.1	-0.00048	mg/L	0.001220	-0.00097	mg/L	0.002440	251.70%
Tl 190.801†	-2.3	-0.00171	mg/L	0.002996	-0.00341	mg/L	0.005992	175.68%
V 292.402†	-36.8	-0.00011	mg/L	0.000148	-0.00023	mg/L	0.000295	130.96%
Zn 206.200†	7.7	0.00762	mg/L	0.001690	0.01524	mg/L	0.003380	22.17%

Sequence No.: 21
Sample ID: JX27 A SWC
Analyst: ALA
Initial Sample Wt:
Dilution: 2X

Autosampler Location: 32
Date Collected: 9/25/2006 2:30:45 PM
Data Type: Original
Initial Sample Vol:
Sample Prep Vol:

Nebulizer Parameters: JX27 A SWC

Analyte	Back Pressure	Flow
All	184.0 kPa	0.50 L/min

Mean Data: JX27 A SWC

Analyte	Mean Corrected Intensity	Calib Conc.	Calib Units	Std.Dev.	Sample Conc.	Sample Units	Std.Dev.	RSD
ScA 357.253	1674723.0	103.3	%	0.29				0.28%
ScR 361.383	172547.7	108.4	%	0.62				0.57%
Ag 328.068†	-2810.4	-0.00053	mg/L	0.000109	-0.00106	mg/L	0.000217	20.49%
Al 308.215†	152689.1	124.0	mg/L	0.28	248.0	mg/L	0.57	0.23%
As 188.979†	107.5	0.04960	mg/L	0.002375	0.09919	mg/L	0.004750	4.79%
B 249.677†	50.3	0.01561	mg/L	0.003915	0.03122	mg/L	0.007830	25.08%
Ba 233.527†	1440.0	0.4713	mg/L	0.00493	0.9425	mg/L	0.00987	1.05%
Be 313.042†	1512.4	0.00193	mg/L	0.000036	0.00386	mg/L	0.000071	1.84%
Ca 317.933†	1473443.3	71.02	mg/L	0.129	142.0	mg/L	0.26	0.18%
Cd 228.802†	61.5	0.00147	mg/L	0.000060	0.00294	mg/L	0.000121	4.12%
Co 228.616†	8882.6	0.1843	mg/L	0.00140	0.3686	mg/L	0.00281	0.76%
Cr 267.716†	1173.1	0.1627	mg/L	0.00216	0.3254	mg/L	0.00432	1.33%
Cu 324.752†	57853.7	0.2079	mg/L	0.00033	0.4158	mg/L	0.00066	0.16%
Fe 273.955†	156269.2	164.1	mg/L	0.21	328.2	mg/L	0.42	0.13%
K 766.490†	12121.5	7.262	mg/L	0.0562	14.52	mg/L	0.112	0.77%
Mg 279.077†	50110.9	35.15	mg/L	0.049	70.29	mg/L	0.099	0.14%
Mn 257.610†	53300.3	2.146	mg/L	0.0033	4.292	mg/L	0.0066	0.15%
Mo 202.031†	83.9	0.00602	mg/L	0.000824	0.01205	mg/L	0.001649	13.69%
Na 589.592†	41405.5	8.738	mg/L	0.0172	17.48	mg/L	0.034	0.20%
Na 330.237†	227.1	9.403	mg/L	0.4282	18.81	mg/L	0.856	4.55%
Ni 231.604†	247.0	0.1366	mg/L	0.00199	0.2732	mg/L	0.00397	1.45%
Pb 220.353†	486.3	0.06377	mg/L	0.000528	0.1275	mg/L	0.00106	0.83%
Sb 206.836†	27.8	0.00826	mg/L	0.001562	0.01653	mg/L	0.003123	18.89%
Se 196.026†	-56.2	-0.01293	mg/L	0.002809	-0.02585	mg/L	0.005619	21.73%
Si 288.158†	2434.8	1.671	mg/L	0.0165	3.342	mg/L	0.0330	0.99%
Sn 189.927†	-24.8	-0.00084	mg/L	0.001066	-0.00167	mg/L	0.002133	127.61%
Sr 421.552†	283053.1	0.4658	mg/L	0.00094	0.9317	mg/L	0.00187	0.20%
Ti 334.903†	183234.3	7.996	mg/L	0.0180	15.99	mg/L	0.036	0.23%
Tl 190.801†	-11.1	-0.01697	mg/L	0.003776	-0.03394	mg/L	0.007552	22.25%
V 292.402†	144724.1	0.4736	mg/L	0.00102	0.9473	mg/L	0.00205	0.22%
Zn 206.200†	346.8	0.3394	mg/L	0.00117	0.6787	mg/L	0.00233	0.34%

Sequence No.: 22
Sample ID: JX27 B SWC
Analyst: ALA
Initial Sample Wt:
Dilution: 2X

Autosampler Location: 33
Date Collected: 9/25/2006 2:37:00 PM
Data Type: Original
Initial Sample Vol:
Sample Prep Vol:

Nebulizer Parameters: JX27 B SWC

Analyte	Back Pressure	Flow
All	185.0 kPa	0.50 L/min

Mean Data: JX27 B SWC

Analyte	Mean Corrected Intensity	Calib Conc.	Calib Units	Std.Dev.	Sample Conc.	Sample Units	Std.Dev.	RSD
ScA 357.253	1695765.9	104.6	%	0.94				0.90%
ScR 361.383	174372.6	109.6	%	0.27				0.25%
Ag 328.068†	-2445.0	-0.00021	mg/L	0.000252	-0.00042	mg/L	0.000503	120.51%
Al 308.215†	142298.4	115.6	mg/L	0.23	231.2	mg/L	0.45	0.20%
As 188.979†	91.6	0.03898	mg/L	0.003302	0.07796	mg/L	0.006603	8.47%
B 249.677†	76.4	0.02527	mg/L	0.000743	0.05054	mg/L	0.001486	2.94%
Ba 233.527†	1335.2	0.4372	mg/L	0.00095	0.8744	mg/L	0.00189	0.22%
Be 313.042†	1366.1	0.00165	mg/L	0.000078	0.00331	mg/L	0.000155	4.69%
Ca 317.933†	936795.7	45.15	mg/L	0.046	90.30	mg/L	0.093	0.10%
Cd 228.802†	101.3	0.00256	mg/L	0.000110	0.00512	mg/L	0.000219	4.28%
Co 228.616†	2874.2	0.04979	mg/L	0.000745	0.09958	mg/L	0.001491	1.50%
Cr 267.716†	1104.2	0.1537	mg/L	0.00103	0.3074	mg/L	0.00205	0.67%
Cu 324.752†	67885.0	0.2397	mg/L	0.00014	0.4795	mg/L	0.00027	0.06%
Fe 273.955†	139305.0	146.3	mg/L	0.78	292.5	mg/L	1.56	0.53%
K 766.490†	24527.1	14.70	mg/L	0.094	29.39	mg/L	0.188	0.64%
Mg 279.077†	40290.0	28.25	mg/L	0.082	56.49	mg/L	0.164	0.29%
Mn 257.610†	37070.1	1.492	mg/L	0.0048	2.984	mg/L	0.0097	0.32%
Mo 202.031†	66.5	0.00476	mg/L	0.000521	0.00952	mg/L	0.001042	10.94%
Na 589.592†	41435.5	8.744	mg/L	0.0321	17.49	mg/L	0.064	0.37%
Na 330.237†	238.4	9.995	mg/L	0.3576	19.99	mg/L	0.715	3.58%
Ni 231.604†	199.5	0.1103	mg/L	0.00404	0.2207	mg/L	0.00807	3.66%
Pb 220.353†	489.8	0.06251	mg/L	0.000577	0.1250	mg/L	0.00115	0.92%
Sb 206.836†	23.0	0.00693	mg/L	0.002946	0.01386	mg/L	0.005892	42.50%
Se 196.026†	-57.5	-0.01497	mg/L	0.001421	-0.02995	mg/L	0.002841	9.49%
Si 288.158†	2302.7	1.580	mg/L	0.0105	3.160	mg/L	0.0210	0.66%
Sn 189.927†	-15.3	-0.00100	mg/L	0.000243	-0.00200	mg/L	0.000486	24.34%
Sr 421.552†	255919.7	0.4212	mg/L	0.00032	0.8424	mg/L	0.00064	0.08%
Ti 334.903†	182289.4	7.955	mg/L	0.0180	15.91	mg/L	0.036	0.23%
Tl 190.801†	-4.5	-0.01165	mg/L	0.003028	-0.02330	mg/L	0.006056	25.99%
V 292.402†	148521.0	0.4860	mg/L	0.00027	0.9719	mg/L	0.00053	0.05%
Zn 206.200†	614.4	0.6034	mg/L	0.00126	1.207	mg/L	0.0025	0.21%

Sequence No.: 23
Sample ID: JX27 C SWC
Analyst: ALA
Initial Sample Wt:
Dilution: 2X

Autosampler Location: 34
Date Collected: 9/25/2006 2:43:15 PM
Data Type: Original
Initial Sample Vol:
Sample Prep Vol:

Nebulizer Parameters: JX27 C SWC

Analyte	Back Pressure	Flow
All	185.0 kPa	0.50 L/min

Mean Data: JX27 C SWC

Analyte	Mean Corrected Intensity	Calib Conc.	Units	Std.Dev.	Sample Conc.	Units	Std.Dev.	RSD
ScA 357.253	1684953.6	104.0	%	0.78				0.75%
ScR 361.383	169696.5	106.6	%	0.13				0.12%
Ag 328.068†	-2286.8	0.00002	mg/L	0.000133	0.00004	mg/L	0.000266	656.73%
Al 308.215†	137033.6	111.3	mg/L	0.26	222.6	mg/L	0.53	0.24%
As 188.979†	81.5	0.03250	mg/L	0.006779	0.06499	mg/L	0.013557	20.86%
B 249.677†	573.7	0.2053	mg/L	0.00139	0.4105	mg/L	0.00278	0.68%
Ba 233.527†	1475.5	0.4847	mg/L	0.00090	0.9694	mg/L	0.00181	0.19%
Be 313.042†	1366.6	0.00169	mg/L	0.000024	0.00338	mg/L	0.000049	1.45%
Ca 317.933†	993774.0	47.90	mg/L	0.093	95.80	mg/L	0.187	0.20%
Cd 228.802†	148.0	0.00380	mg/L	0.000191	0.00760	mg/L	0.000382	5.02%
Co 228.616†	3036.3	0.05423	mg/L	0.000455	0.1085	mg/L	0.00091	0.84%
Cr 267.716†	1112.4	0.1551	mg/L	0.00085	0.3101	mg/L	0.00170	0.55%
Cu 324.752†	60262.8	0.2138	mg/L	0.00133	0.4276	mg/L	0.00267	0.62%
Fe 273.955†	133896.5	140.6	mg/L	0.60	281.2	mg/L	1.20	0.43%
K 766.490†	10164.9	6.090	mg/L	0.0268	12.18	mg/L	0.054	0.44%
Mg 279.077†	37974.3	26.62	mg/L	0.070	53.24	mg/L	0.140	0.26%
Mn 257.610†	29738.5	1.197	mg/L	0.0024	2.394	mg/L	0.0047	0.20%
Mo 202.031†	56.4	0.00399	mg/L	0.000287	0.00797	mg/L	0.000575	7.21%
Na 589.592†	41930.8	8.849	mg/L	0.0113	17.70	mg/L	0.023	0.13%
Na 330.237†	232.9	9.689	mg/L	0.3524	19.38	mg/L	0.705	3.64%
Ni 231.604†	218.7	0.1209	mg/L	0.00054	0.2419	mg/L	0.00109	0.45%
Pb 220.353†	526.0	0.06486	mg/L	0.000947	0.1297	mg/L	0.00189	1.46%
Sb 206.836†	19.3	0.00449	mg/L	0.004703	0.00897	mg/L	0.009407	104.84%
Se 196.026†	-55.8	-0.01442	mg/L	0.001277	-0.02883	mg/L	0.002554	8.86%
Si 288.158†	2532.6	1.738	mg/L	0.0078	3.476	mg/L	0.0157	0.45%
Sn 189.927†	-26.4	-0.00269	mg/L	0.000781	-0.00539	mg/L	0.001563	29.02%
Sr 421.552†	241841.5	0.3980	mg/L	0.00093	0.7960	mg/L	0.00186	0.23%
Ti 334.903†	171869.6	7.500	mg/L	0.0118	15.00	mg/L	0.024	0.16%
Tl 190.801†	-10.6	-0.01567	mg/L	0.003530	-0.03133	mg/L	0.007060	22.53%
V 292.402†	141398.2	0.4627	mg/L	0.00272	0.9254	mg/L	0.00543	0.59%
Zn 206.200†	471.6	0.4627	mg/L	0.00134	0.9255	mg/L	0.00269	0.29%

Sequence No.: 24
Sample ID: JX27 D SWC
Analyst: ALA
Initial Sample Wt:
Dilution: 2X

Autosampler Location: 35
Date Collected: 9/25/2006 2:49:29 PM
Data Type: Original
Initial Sample Vol:
Sample Prep Vol:

Nebulizer Parameters: JX27 D SWC

Analyte	Back Pressure	Flow
All	185.0 kPa	0.50 L/min

Mean Data: JX27 D SWC

Analyte	Mean Corrected Intensity	Conc.	Calib Units	Std.Dev.	Sample Conc.	Units	Std.Dev.	RSD
ScA 357.253	1695142.5	104.6	%	0.29				0.27%
ScR 361.383	173980.8	109.3	%	0.32				0.29%
Ag 328.068†	-2415.8	-0.00032	mg/L	0.000061	-0.00063	mg/L	0.000122	19.34%
Al 308.215†	141571.0	115.0	mg/L	0.27	230.0	mg/L	0.54	0.23%
As 188.979†	104.1	0.04928	mg/L	0.003189	0.09856	mg/L	0.006378	6.47%
B 249.677†	83.6	0.02799	mg/L	0.001163	0.05597	mg/L	0.002325	4.15%
Ba 233.527†	1520.2	0.4995	mg/L	0.00459	0.9990	mg/L	0.00919	0.92%
Be 313.042†	1313.5	0.00164	mg/L	0.000039	0.00327	mg/L	0.000079	2.41%
Ca 317.933†	1293552.3	62.35	mg/L	0.122	124.7	mg/L	0.24	0.19%
Cd 228.802†	86.7	0.00216	mg/L	0.000030	0.00432	mg/L	0.000060	1.38%
Co 228.616†	2879.6	0.05062	mg/L	0.000141	0.1012	mg/L	0.00028	0.28%
Cr 267.716†	1084.0	0.1502	mg/L	0.00206	0.3004	mg/L	0.00412	1.37%
Cu 324.752†	53767.9	0.1924	mg/L	0.00016	0.3847	mg/L	0.00032	0.08%
Fe 273.955†	137250.3	144.1	mg/L	0.38	288.2	mg/L	0.75	0.26%
K 766.490†	11426.1	6.846	mg/L	0.0566	13.69	mg/L	0.113	0.83%
Mg 279.077†	43782.2	30.71	mg/L	0.037	61.41	mg/L	0.074	0.12%
Mn 257.610†	48461.8	1.951	mg/L	0.0062	3.902	mg/L	0.0124	0.32%
Mo 202.031†	63.3	0.00445	mg/L	0.000472	0.00890	mg/L	0.000943	10.60%
Na 589.592†	43418.7	9.163	mg/L	0.0525	18.33	mg/L	0.105	0.57%
Na 330.237†	254.9	10.37	mg/L	0.293	20.75	mg/L	0.586	2.82%
Ni 231.604†	225.1	0.1245	mg/L	0.00278	0.2491	mg/L	0.00556	2.23%
Pb 220.353†	506.4	0.06385	mg/L	0.000457	0.1277	mg/L	0.00091	0.72%
Sb 206.836†	20.7	0.00509	mg/L	0.002140	0.01017	mg/L	0.004280	42.08%
Se 196.026†	-56.3	-0.01516	mg/L	0.005018	-0.03032	mg/L	0.010035	33.09%
Si 288.158†	2498.4	1.714	mg/L	0.0165	3.429	mg/L	0.0330	0.96%
Sn 189.927†	-21.6	-0.00080	mg/L	0.000452	-0.00160	mg/L	0.000904	56.37%
Sr 421.552†	264111.9	0.4347	mg/L	0.00144	0.8693	mg/L	0.00289	0.33%
Ti 334.903†	173056.2	7.552	mg/L	0.0242	15.10	mg/L	0.048	0.32%
Tl 190.801†	-11.1	-0.01606	mg/L	0.008796	-0.03212	mg/L	0.017593	54.77%
V 292.402†	133690.6	0.4374	mg/L	0.00032	0.8749	mg/L	0.00064	0.07%
Zn 206.200†	385.4	0.3778	mg/L	0.00668	0.7556	mg/L	0.01336	1.77%

Sequence No.: 25
Sample ID: JX20 A SWC
Analyst: ALA
Initial Sample Wt:
Dilution: 2X

Autosampler Location: 36
Date Collected: 9/25/2006 2:55:46 PM
Data Type: Original
Initial Sample Vol:
Sample Prep Vol:

Nebulizer Parameters: JX20 A SWC

Analyte	Back Pressure	Flow
All	186.0 kPa	0.50 L/min

Mean Data: JX20 A SWC

Analyte	Mean Corrected Intensity	Calib Conc.	Calib Units	Calib Std.Dev.	Sample Conc.	Sample Units	Sample Std.Dev.	RSD
ScA 357.253	1701143.1	105.0	%	0.13				0.12%
ScR 361.383	172297.8	108.3	%	0.48				0.44%
Ag 328.068†	-1670.9	0.00073	mg/L	0.000098	0.00146	mg/L	0.000197	13.46%
Al 308.215†	103230.4	83.84	mg/L	0.248	167.7	mg/L	0.50	0.30%
As 188.979†	79.5	0.03500	mg/L	0.000336	0.07000	mg/L	0.000671	0.96%
B 249.677†	497.1	0.1775	mg/L	0.00356	0.3550	mg/L	0.00713	2.01%
Ba 233.527†	1959.4	0.6485	mg/L	0.00244	1.297	mg/L	0.0049	0.38%
Be 313.042†	491.9	0.00025	mg/L	0.000023	0.00049	mg/L	0.000046	9.35%
Ca 317.933†	906962.8	43.71	mg/L	0.134	87.43	mg/L	0.268	0.31%
Cd 228.802†	338.8	0.00882	mg/L	0.000045	0.01763	mg/L	0.000089	0.51%
Co 228.616†	5067.3	0.1007	mg/L	0.00090	0.2013	mg/L	0.00181	0.90%
Cr 267.716†	785.2	0.1096	mg/L	0.00083	0.2193	mg/L	0.00166	0.76%
Cu 324.752†	28872.3	0.1068	mg/L	0.00024	0.2135	mg/L	0.00048	0.22%
Fe 273.955†	113185.2	118.8	mg/L	0.36	237.7	mg/L	0.72	0.30%
K 766.490†	9391.8	5.627	mg/L	0.0786	11.25	mg/L	0.157	1.40%
Mg 279.077†	31903.4	22.37	mg/L	0.036	44.73	mg/L	0.073	0.16%
Mn 257.610†	32620.0	1.314	mg/L	0.0034	2.627	mg/L	0.0068	0.26%
Mo 202.031†	54.1	0.00389	mg/L	0.000153	0.00777	mg/L	0.000305	3.93%
Na 589.592†	33829.6	7.139	mg/L	0.0351	14.28	mg/L	0.070	0.49%
Na 330.237†	203.6	8.404	mg/L	0.5794	16.81	mg/L	1.159	6.89%
Ni 231.604†	216.7	0.1199	mg/L	0.00208	0.2398	mg/L	0.00416	1.73%
Pb 220.353†	14894.0	1.287	mg/L	0.0080	2.575	mg/L	0.0160	0.62%
Sb 206.836†	75.0	0.04541	mg/L	0.001357	0.09081	mg/L	0.002715	2.99%
Se 196.026†	-36.4	-0.00680	mg/L	0.005972	-0.01360	mg/L	0.011944	87.81%
Si 288.158†	2969.5	2.038	mg/L	0.0615	4.075	mg/L	0.1231	3.02%
Sn 189.927†	43.8	0.00976	mg/L	0.001593	0.01953	mg/L	0.003187	16.32%
Sr 421.552†	230855.9	0.3799	mg/L	0.00121	0.7599	mg/L	0.00241	0.32%
Ti 334.903†	159587.8	6.964	mg/L	0.0244	13.93	mg/L	0.049	0.35%
Tl 190.801†	-7.0	-0.01255	mg/L	0.001414	-0.02510	mg/L	0.002827	11.27%
V 292.402†	121355.1	0.3968	mg/L	0.00076	0.7935	mg/L	0.00153	0.19%
Zn 206.200†	1017.7	1.003	mg/L	0.0032	2.005	mg/L	0.0063	0.32%

Sequence No.: 26
Sample ID: JX20 CDUP SWC
Analyst: ALA
Initial Sample Wt:
Dilution: 2X

Autosampler Location: 37
Date Collected: 9/25/2006 3:01:58 PM
Data Type: Original
Initial Sample Vol:
Sample Prep Vol:

Nebulizer Parameters: JX20 CDUP SWC

Analyte	Back Pressure	Flow
All	186.0 kPa	0.50 L/min

Mean Data: JX20 CDUP SWC

Analyte	Mean Corrected Intensity	Calib Conc.	Calib Units	Calib Std.Dev.	Sample Conc.	Sample Units	Sample Std.Dev.	RSD
ScA 357.253	1734120.4	107.0	%	0.48				0.45%
ScR 361.383	171651.9	107.8	%	0.39				0.37%
Ag 328.068†	-834.2	0.00442	mg/L	0.000034	0.00885	mg/L	0.000068	0.77%
Al 308.215†	131173.5	106.5	mg/L	0.08	213.1	mg/L	0.15	0.07%
As 188.979†	98.3	0.04768	mg/L	0.002681	0.09535	mg/L	0.005361	5.62%
B 249.677†	1285.4	0.4628	mg/L	0.00315	0.9256	mg/L	0.00631	0.68%
Ba 233.527†	4202.3	1.398	mg/L	0.0074	2.797	mg/L	0.0148	0.53%
Be 313.042†	-643.2	-0.00180	mg/L	0.000066	-0.00359	mg/L	0.000131	3.66%
Ca 317.933†	996868.9	48.05	mg/L	0.074	96.10	mg/L	0.148	0.15%
Cd 228.802†	363.6	0.00942	mg/L	0.000208	0.01883	mg/L	0.000416	2.21%
Co 228.616†	5567.9	0.1118	mg/L	0.00062	0.2235	mg/L	0.00124	0.56%
Cr 267.716†	1087.6	0.1520	mg/L	0.00157	0.3040	mg/L	0.00315	1.04%
Cu 324.752†	39372.1	0.1447	mg/L	0.00017	0.2895	mg/L	0.00034	0.12%
Fe 273.955†	140490.8	147.5	mg/L	0.49	295.0	mg/L	0.98	0.33%
K 766.490†	11955.2	7.163	mg/L	0.0142	14.33	mg/L	0.028	0.20%
Mg 279.077†	36573.0	25.63	mg/L	0.064	51.26	mg/L	0.128	0.25%
Mn 257.610†	49355.6	1.988	mg/L	0.0025	3.976	mg/L	0.0050	0.13%
Mo 202.031†	106.1	0.00802	mg/L	0.000365	0.01603	mg/L	0.000729	4.55%
Na 589.592†	40898.6	8.631	mg/L	0.0136	17.26	mg/L	0.027	0.16%
Na 330.237†	250.4	9.976	mg/L	0.6477	19.95	mg/L	1.295	6.49%
Ni 231.604†	256.7	0.1420	mg/L	0.00325	0.2841	mg/L	0.00650	2.29%
Pb 220.353†	37356.6	3.210	mg/L	0.0105	6.421	mg/L	0.0209	0.33%
Sb 206.836†	152.4	0.09528	mg/L	0.000775	0.1906	mg/L	0.00155	0.81%
Se 196.026†	-50.7	-0.01177	mg/L	0.005830	-0.02355	mg/L	0.011660	49.52%
Si 288.158†	1882.0	1.292	mg/L	0.0063	2.583	mg/L	0.0125	0.49%
Sn 189.927†	73.3	0.01558	mg/L	0.000389	0.03117	mg/L	0.000777	2.49%
Sr 421.552†	274480.5	0.4517	mg/L	0.00018	0.9035	mg/L	0.00036	0.04%
Ti 334.903†	156564.3	6.832	mg/L	0.0033	13.66	mg/L	0.007	0.05%
Tl 190.801†	-12.6	-0.01665	mg/L	0.005660	-0.03330	mg/L	0.011320	34.00%
V 292.402†	127719.6	0.4182	mg/L	0.00076	0.8363	mg/L	0.00152	0.18%
Zn 206.200†	1179.9	1.162	mg/L	0.0075	2.324	mg/L	0.0150	0.64%

Sequence No.: 27
Sample ID: JX20 C SWC
Analyst: ALA
Initial Sample Wt:
Dilution: 2X

Autosampler Location: 38
Date Collected: 9/25/2006 3:08:13 PM
Data Type: Original
Initial Sample Vol:
Sample Prep Vol:

Nebulizer Parameters: JX20 C SWC

Analyte	Back Pressure	Flow
All	187.0 kPa	0.50 L/min

Mean Data: JX20 C SWC

Analyte	Mean Corrected Intensity	Calib Conc.	Calib Units	Std.Dev.	Sample Conc.	Sample Units	Std.Dev.	RSD
ScA 357.253	1728554.2	106.7	%	0.40				0.38%
ScR 361.383	181038.2	113.7	%	3.79				3.33%
Ag 328.068†	-1248.3	0.00263	mg/L	0.000281	0.00525	mg/L	0.000561	10.69%
Al 308.215†	144987.1	117.8	mg/L	0.11	235.5	mg/L	0.22	0.09%
As 188.979†	91.6	0.04097	mg/L	0.002998	0.08193	mg/L	0.005996	7.32%
B 249.677†	950.3	0.3415	mg/L	0.00971	0.6831	mg/L	0.01942	2.84%
Ba 233.527†	3789.3	1.261	mg/L	0.0380	2.522	mg/L	0.0761	3.02%
Be 313.042†	9.0	-0.00056	mg/L	0.000049	-0.00112	mg/L	0.000098	8.75%
Ca 317.933†	977079.0	47.09	mg/L	0.403	94.19	mg/L	0.806	0.86%
Cd 228.802†	337.5	0.00875	mg/L	0.000169	0.01749	mg/L	0.000339	1.94%
Co 228.616†	4734.8	0.09322	mg/L	0.000315	0.1864	mg/L	0.00063	0.34%
Cr 267.716†	1009.4	0.1401	mg/L	0.00456	0.2801	mg/L	0.00912	3.26%
Cu 324.752†	41728.5	0.1512	mg/L	0.00041	0.3025	mg/L	0.00081	0.27%
Fe 273.955†	127766.4	134.2	mg/L	1.29	268.3	mg/L	2.59	0.96%
K 766.490†	12474.5	7.474	mg/L	0.0453	14.95	mg/L	0.091	0.61%
Mg 279.077†	39637.8	27.80	mg/L	0.320	55.59	mg/L	0.639	1.15%
Mn 257.610†	40486.0	1.630	mg/L	0.0113	3.261	mg/L	0.0226	0.69%
Mo 202.031†	61.0	0.00433	mg/L	0.000132	0.00866	mg/L	0.000264	3.04%
Na 589.592†	38205.4	8.062	mg/L	0.0147	16.12	mg/L	0.029	0.18%
Na 330.237†	233.2	9.434	mg/L	0.1250	18.87	mg/L	0.250	1.33%
Ni 231.604†	264.4	0.1463	mg/L	0.00512	0.2926	mg/L	0.01024	3.50%
Pb 220.353†	25892.1	2.233	mg/L	0.0024	4.466	mg/L	0.0048	0.11%
Sb 206.836†	115.5	0.07123	mg/L	0.004220	0.1425	mg/L	0.00844	5.92%
Se 196.026†	-41.3	-0.00796	mg/L	0.002895	-0.01591	mg/L	0.005791	36.39%
Si 288.158†	2649.4	1.818	mg/L	0.0539	3.636	mg/L	0.1078	2.97%
Sn 189.927†	47.3	0.01073	mg/L	0.000450	0.02147	mg/L	0.000901	4.20%
Sr 421.552†	273735.6	0.4505	mg/L	0.00036	0.9010	mg/L	0.00072	0.08%
Ti 334.903†	160367.5	6.998	mg/L	0.0351	14.00	mg/L	0.070	0.50%
Tl 190.801†	-7.3	-0.01273	mg/L	0.002035	-0.02546	mg/L	0.004070	15.99%
V 292.402†	111253.5	0.3638	mg/L	0.00043	0.7276	mg/L	0.00087	0.12%
Zn 206.200†	1068.8	1.053	mg/L	0.0457	2.105	mg/L	0.0915	4.34%

Sequence No.: 28
Sample ID: JX20 CSPK SWC
Analyst: ALA
Initial Sample Wt:
Dilution: 2X

Autosampler Location: 39
Date Collected: 9/25/2006 3:14:29 PM
Data Type: Original
Initial Sample Vol:
Sample Prep Vol:

Nebulizer Parameters: JX20 CSPK SWC

Analyte	Back Pressure	Flow
All	186.0 kPa	0.50 L/min

Mean Data: JX20 CSPK SWC

Analyte	Mean Corrected Intensity	Calib Conc.	Calib Units	Std.Dev.	Sample Conc.	Sample Units	Std.Dev.	RSD
ScA 357.253	1839612.2	113.5	%	0.28				0.25%
ScR 361.383	182969.5	115.0	%	4.80				4.18%
Ag 328.068†	163671.3	0.4826	mg/L	0.00063	0.9651	mg/L	0.00125	0.13%
Al 308.215†	149559.0	121.5	mg/L	0.74	242.9	mg/L	1.49	0.61%
As 188.979†	2649.1	2.060	mg/L	0.0083	4.119	mg/L	0.0167	0.40%
B 249.677†	878.3	0.3167	mg/L	0.01072	0.6334	mg/L	0.02143	3.38%
Ba 233.527†	9463.5	3.161	mg/L	0.1017	6.321	mg/L	0.2035	3.22%
Be 313.042†	291276.2	0.5141	mg/L	0.00182	1.028	mg/L	0.0036	0.35%
Ca 317.933†	1309658.3	63.12	mg/L	0.146	126.2	mg/L	0.29	0.23%
Cd 228.802†	19791.4	0.5195	mg/L	0.00101	1.039	mg/L	0.0020	0.19%
Co 228.616†	26352.3	0.5781	mg/L	0.00285	1.156	mg/L	0.0057	0.49%
Cr 267.716†	4804.0	0.6601	mg/L	0.02036	1.320	mg/L	0.0407	3.08%
Cu 324.752†	193840.8	0.6628	mg/L	0.00110	1.326	mg/L	0.0022	0.17%
Fe 273.955†	151841.9	159.4	mg/L	0.52	318.9	mg/L	1.04	0.32%
K 766.490†	29129.3	17.45	mg/L	0.118	34.91	mg/L	0.235	0.67%
Mg 279.077†	53908.7	37.82	mg/L	0.190	75.64	mg/L	0.380	0.50%
Mn 257.610†	58033.7	2.338	mg/L	0.0023	4.675	mg/L	0.0046	0.10%
Mo 202.031†	91.3	0.00656	mg/L	0.000533	0.01312	mg/L	0.001066	8.12%
Na 589.592†	88124.0	18.60	mg/L	0.082	37.19	mg/L	0.163	0.44%
Na 330.237†	552.6	20.53	mg/L	0.192	41.06	mg/L	0.384	0.94%
Ni 231.604†	8823.0	4.880	mg/L	0.1527	9.761	mg/L	0.3053	3.13%
Pb 220.353†	48400.3	4.158	mg/L	0.0121	8.316	mg/L	0.0243	0.29%
Sb 206.836†	840.1	0.5641	mg/L	0.00214	1.128	mg/L	0.0043	0.38%
Se 196.026†	3750.2	2.021	mg/L	0.0078	4.042	mg/L	0.0155	0.38%
Si 288.158†	2119.9	1.456	mg/L	0.0481	2.912	mg/L	0.0962	3.30%
Sn 189.927†	38.8	0.01151	mg/L	0.000791	0.02302	mg/L	0.001582	6.87%
Sr 421.552†	610278.9	1.004	mg/L	0.0059	2.009	mg/L	0.0118	0.59%
Ti 334.903†	147168.4	6.422	mg/L	0.0093	12.84	mg/L	0.019	0.14%
Tl 190.801†	2597.2	1.900	mg/L	0.0051	3.799	mg/L	0.0101	0.27%
V 292.402†	277202.8	0.9136	mg/L	0.00123	1.827	mg/L	0.0025	0.14%
Zn 206.200†	1616.6	1.593	mg/L	0.0452	3.186	mg/L	0.0904	2.84%

Sequence No.: 29
Sample ID: JX27 MBSPK SWC
Analyst: ALA 20
Initial Sample Wt:
Dilution: 2X

M 9/25/06

Autosampler Location: 40
Date Collected: 9/25/2006 3:20:50 PM
Data Type: Original
Initial Sample Vol:
Sample Prep Vol:

20

Nebulizer Parameters: JX27 MBSPK SWC

Analyte	Back Pressure	Flow
All	186.0 kPa	0.50 L/min

20

Mean Data: JX27 MBSPK SWC

Analyte	Mean Corrected Intensity	Calib Conc.	Calib Units	Std.Dev.	Sample Conc.	Sample Units	Std.Dev.	RSD
ScA 357.253	1710125.4	105.5	%	0.55				0.52%
ScR 361.383	172376.0	108.3	%	0.86				0.79%
Ag 328.068†	174591.5	0.5069	mg/L	0.00162	1.014	mg/L	0.0032	0.32%
Al 308.215†	2651.2	2.144	mg/L	0.0141	4.289	mg/L	0.0283	0.66%
As 188.979†	2709.5	2.138	mg/L	0.0074	4.275	mg/L	0.0148	0.35%
B 249.677†	8.9	0.00416	mg/L	0.001526	0.00832	mg/L	0.003052	36.66%
Ba 233.527†	6103.3	2.046	mg/L	0.0211	4.092	mg/L	0.0423	1.03%
Be 313.042†	303254.6	0.5359	mg/L	0.00185	1.072	mg/L	0.0037	0.35%
Ca 317.933†	224368.0	10.81	mg/L	0.039	21.63	mg/L	0.078	0.36%
Cd 228.802†	20550.3	0.5387	mg/L	0.00192	1.077	mg/L	0.0038	0.36%
Co 228.616†	23108.7	0.5178	mg/L	0.00215	1.036	mg/L	0.0043	0.41%
Cr 267.716†	3810.2	0.5205	mg/L	0.00560	1.041	mg/L	0.0112	1.08%
Cu 324.752†	156080.9	0.5224	mg/L	0.00148	1.045	mg/L	0.0030	0.28%
Fe 273.955†	2080.1	2.183	mg/L	0.0281	4.365	mg/L	0.0562	1.29%
K 766.490†	17631.8	10.56	mg/L	0.069	21.13	mg/L	0.138	0.65%
Mg 279.077†	15352.4	10.80	mg/L	0.032	21.60	mg/L	0.064	0.30%
Mn 257.610†	12946.4	0.5220	mg/L	0.00292	1.044	mg/L	0.0058	0.56%
Mo 202.031†	21.4	0.00150	mg/L	0.000068	0.00300	mg/L	0.000136	4.52%
Na 589.592†	48890.7	10.32	mg/L	0.049	20.63	mg/L	0.099	0.48%
Na 330.237†	324.7	11.49	mg/L	0.425	22.97	mg/L	0.850	3.70%
Ni 231.604†	943.1	0.5228	mg/L	0.00455	1.046	mg/L	0.0091	0.87%
Pb 220.353†	24773.3	2.117	mg/L	0.0021	4.235	mg/L	0.0042	0.10%
Sb 206.836†	3127.2	2.155	mg/L	0.0076	4.311	mg/L	0.0152	0.35%
Se 196.026†	4018.3	2.148	mg/L	0.0089	4.295	mg/L	0.0178	0.41%
Si 288.158†	6.0	0.00523	mg/L	0.001975	0.01046	mg/L	0.003951	37.77%
Sn 189.927†	-35.4	-0.00147	mg/L	0.000404	-0.00293	mg/L	0.000807	27.51%
Sr 421.552†	317558.2	0.5226	mg/L	0.00223	1.045	mg/L	0.0045	0.43%
Ti 334.903†	40.2	0.00164	mg/L	0.000431	0.00328	mg/L	0.000862	26.27%
Tl 190.801†	2924.2	2.147	mg/L	0.0157	4.293	mg/L	0.0314	0.73%
V 292.402†	165695.5	0.5486	mg/L	0.00196	1.097	mg/L	0.0039	0.36%
Zn 206.200†	534.8	0.5281	mg/L	0.00409	1.056	mg/L	0.0082	0.77%

Sequence No.: 30
Sample ID: CV 3
Analyst: ALA
Initial Sample Wt:
Dilution: 1X

Autosampler Location: 7
Date Collected: 9/25/2006 3:27:03 PM
Data Type: Original
Initial Sample Vol:
Sample Prep Vol:

Nebulizer Parameters: CV

Analyte	Back Pressure	Flow
All	185.0 kPa	0.50 L/min

Mean Data: CV

Analyte	Mean Corrected Intensity	Calib Conc.	Calib Units	Std.Dev.	Sample Conc.	Sample Units	Std.Dev.	RSD
ScA 357.253	1680337.0	103.7	%	0.88				0.84%
ScR 361.383	171215.9	107.6	%	0.17				0.16%
Ag 328.068†	335457.2	0.9738	mg/L	0.00149	0.9738	mg/L	0.00149	0.15%
Al 308.215†	2494.7	1.989	mg/L	0.0084	1.989	mg/L	0.0084	0.42%
As 188.979†	2541.4	2.002	mg/L	0.0127	2.002	mg/L	0.0127	0.64%
B 249.677†	2743.2	0.9955	mg/L	0.00792	0.9955	mg/L	0.00792	0.80%
Ba 233.527†	2954.4	0.9899	mg/L	0.00617	0.9899	mg/L	0.00617	0.62%
Be 313.042†	572844.9	1.012	mg/L	0.0029	1.012	mg/L	0.0029	0.29%
Ca 317.933†	43256.5	2.085	mg/L	0.0059	2.085	mg/L	0.0059	0.29%
Cd 228.802†	39281.6	1.033	mg/L	0.0011	1.033	mg/L	0.0011	0.11%
Co 228.616†	44356.8	0.9933	mg/L	0.00086	0.9933	mg/L	0.00086	0.09%
Cr 267.716†	7180.8	0.9846	mg/L	0.00659	0.9846	mg/L	0.00659	0.67%
Cu 324.752†	305027.4	1.020	mg/L	0.0019	1.020	mg/L	0.0019	0.19%
Fe 273.955†	1976.3	2.073	mg/L	0.0151	2.073	mg/L	0.0151	0.73%
K 766.490†	33008.5	19.78	mg/L	0.169	19.78	mg/L	0.169	0.86%
Mg 279.077†	2906.0	2.049	mg/L	0.0222	2.049	mg/L	0.0222	1.08%
Mn 257.610†	24077.0	0.9708	mg/L	0.00690	0.9708	mg/L	0.00690	0.71%
Mo 202.031†	12511.2	1.010	mg/L	0.0072	1.010	mg/L	0.0072	0.72%
Na 589.592†	227807.9	48.07	mg/L	0.130	48.07	mg/L	0.130	0.27%
Na 330.237†	1395.2	50.37	mg/L	0.213	50.37	mg/L	0.213	0.42%
Ni 231.604†	1846.8	1.023	mg/L	0.0051	1.023	mg/L	0.0051	0.49%
Pb 220.353†	23586.7	2.017	mg/L	0.0027	2.017	mg/L	0.0027	0.13%
Sb 206.836†	3107.2	2.148	mg/L	0.0159	2.148	mg/L	0.0159	0.74%
Se 196.026†	3738.5	1.998	mg/L	0.0149	1.998	mg/L	0.0149	0.75%
Si 288.158†	2848.7	1.957	mg/L	0.0109	1.957	mg/L	0.0109	0.56%
Sn 189.927†	5487.8	0.9836	mg/L	0.00761	0.9836	mg/L	0.00761	0.77%
Sr 421.552†	596488.8	0.9817	mg/L	0.00081	0.9817	mg/L	0.00081	0.08%
Ti 334.903†	23202.4	1.011	mg/L	0.0018	1.011	mg/L	0.0018	0.18%
Tl 190.801†	2686.5	1.972	mg/L	0.0135	1.972	mg/L	0.0135	0.69%
V 292.402†	309842.8	1.026	mg/L	0.0001	1.026	mg/L	0.0001	0.01%
Zn 206.200†	1053.1	1.039	mg/L	0.0054	1.039	mg/L	0.0054	0.52%

Sequence No.: 31
Sample ID: CB
Analyst: ALA
Initial Sample Wt:
Dilution: 1X

Autosampler Location: 1
Date Collected: 9/25/2006 3:33:21 PM
Data Type: Original
Initial Sample Vol:
Sample Prep Vol:

Nebulizer Parameters: CB

Analyte	Back Pressure	Flow
All	185.0 kPa	0.50 L/min

Mean Data: CB

Analyte	Mean Corrected Intensity	Conc.	Calib Units	Std.Dev.	Conc.	Sample Units	Std.Dev.	RSD
ScA 357.253	1726274.3	106.5	%	0.29				0.27%
ScR 361.383	169681.8	106.6	%	0.58				0.54%
Ag 328.068†	4.4	0.00001	mg/L	0.000151	0.00001	mg/L	0.000151	>999.9%
Al 308.215†	24.3	0.01970	mg/L	0.020230	0.01970	mg/L	0.020230	102.67%
As 188.979†	0.7	0.00059	mg/L	0.001694	0.00059	mg/L	0.001694	288.15%
B 249.677†	14.7	0.00531	mg/L	0.001498	0.00531	mg/L	0.001498	28.20%
Ba 233.527†	-2.4	-0.00082	mg/L	0.001513	-0.00082	mg/L	0.001513	184.28%
Be 313.042†	-32.3	-0.00006	mg/L	0.000003	-0.00006	mg/L	0.000003	5.79%
Ca 317.933†	19.4	0.00094	mg/L	0.001789	0.00094	mg/L	0.001789	190.89%
Cd 228.802†	-1.2	-0.00003	mg/L	0.000125	-0.00003	mg/L	0.000125	391.10%
Co 228.616†	-10.2	-0.00023	mg/L	0.000185	-0.00023	mg/L	0.000185	81.33%
Cr 267.716†	-0.5	-0.00006	mg/L	0.000618	-0.00006	mg/L	0.000618	973.33%
Cu 324.752†	-180.1	-0.00060	mg/L	0.000184	-0.00060	mg/L	0.000184	30.60%
Fe 273.955†	5.5	0.00576	mg/L	0.002554	0.00576	mg/L	0.002554	44.32%
K 766.490†	-101.2	-0.06061	mg/L	0.018353	-0.06061	mg/L	0.018353	30.28%
Mg 279.077†	11.1	0.00779	mg/L	0.001855	0.00779	mg/L	0.001855	23.82%
Mn 257.610†	-1.5	-0.00006	mg/L	0.000187	-0.00006	mg/L	0.000187	310.39%
Mo 202.031†	8.9	0.00072	mg/L	0.000165	0.00072	mg/L	0.000165	23.00%
Na 589.592†	-24.8	-0.00523	mg/L	0.011588	-0.00523	mg/L	0.011588	221.41%
Na 330.237†	24.8	0.8950	mg/L	0.98393	0.8950	mg/L	0.98393	109.94%
Ni 231.604†	6.2	0.00342	mg/L	0.003538	0.00342	mg/L	0.003538	103.38%
Pb 220.353†	3.8	0.00033	mg/L	0.000214	0.00033	mg/L	0.000214	65.39%
Sb 206.836†	-1.5	-0.00105	mg/L	0.002643	-0.00105	mg/L	0.002643	251.86%
Se 196.026†	1.1	0.00058	mg/L	0.002592	0.00058	mg/L	0.002592	449.03%
Si 288.158†	4.1	0.00284	mg/L	0.002926	0.00284	mg/L	0.002926	103.08%
Sn 189.927†	6.4	0.00114	mg/L	0.000450	0.00114	mg/L	0.000450	39.40%
Sr 421.552†	-20.1	-0.00003	mg/L	0.000096	-0.00003	mg/L	0.000096	289.44%
Ti 334.903†	6.4	0.00028	mg/L	0.001351	0.00028	mg/L	0.001351	483.46%
Tl 190.801†	2.7	0.00195	mg/L	0.003899	0.00195	mg/L	0.003899	199.50%
V 292.402†	-42.7	-0.00014	mg/L	0.000100	-0.00014	mg/L	0.000100	70.91%
Zn 206.200†	0.3	0.00030	mg/L	0.000512	0.00030	mg/L	0.000512	169.13%

Sequence No.: 32
Sample ID: JX20 MB SWC
Analyst: ALA
Initial Sample Wt:
Dilution: 2X

Autosampler Location: 41
Date Collected: 9/25/2006 3:39:46 PM
Data Type: Original
Initial Sample Vol:
Sample Prep Vol:

Nebulizer Parameters: JX20 MB SWC

Analyte	Back Pressure	Flow
All	185.0 kPa	0.50 L/min

Mean Data: JX20 MB SWC

Analyte	Mean Corrected Intensity	Calib Conc.	Calib Units	Calib Std.Dev.	Sample Conc.	Sample Units	Sample Std.Dev.	RSD
ScA 357.253	1790539.3	110.5	%	0.35				0.31%
ScR 361.383	176306.4	110.8	%	0.47				0.43%
Ag 328.068†	-44.2	-0.00013	mg/L	0.000058	-0.00026	mg/L	0.000115	44.97%
Al 308.215†	58.9	0.04780	mg/L	0.002030	0.09560	mg/L	0.004059	4.25%
As 188.979†	3.8	0.00302	mg/L	0.000154	0.00603	mg/L	0.000308	5.11%
B 249.677†	12.3	0.00443	mg/L	0.002377	0.00887	mg/L	0.004753	53.60%
Ba 233.527†	1.0	0.00032	mg/L	0.000850	0.00064	mg/L	0.001701	265.98%
Be 313.042†	-79.9	-0.00014	mg/L	0.000029	-0.00028	mg/L	0.000057	20.24%
Ca 317.933†	714.1	0.03442	mg/L	0.000768	0.06883	mg/L	0.001536	2.23%
Cd 228.802†	-0.4	-0.00001	mg/L	0.000093	-0.00003	mg/L	0.000185	685.25%
Co 228.616†	-27.3	-0.00061	mg/L	0.000022	-0.00123	mg/L	0.000044	3.58%
Cr 267.716†	1.8	0.00025	mg/L	0.000207	0.00050	mg/L	0.000413	82.98%
Cu 324.752†	-220.4	-0.00074	mg/L	0.000111	-0.00148	mg/L	0.000222	15.05%
Fe 273.955†	8.3	0.00871	mg/L	0.002813	0.01742	mg/L	0.005626	32.30%
K 766.490†	-183.0	-0.1097	mg/L	0.03677	-0.2193	mg/L	0.07353	33.53%
Mg 279.077†	16.2	0.01141	mg/L	0.013211	0.02282	mg/L	0.026422	115.79%
Mn 257.610†	-8.8	-0.00035	mg/L	0.000241	-0.00071	mg/L	0.000483	68.19%
Mo 202.031†	7.5	0.00061	mg/L	0.000136	0.00122	mg/L	0.000271	22.29%
Na 589.592†	35.2	0.00743	mg/L	0.013267	0.01486	mg/L	0.026534	178.57%
Na 330.237†	20.2	0.7265	mg/L	0.30377	1.453	mg/L	0.6075	41.82%
Ni 231.604†	-2.0	-0.00111	mg/L	0.002265	-0.00221	mg/L	0.004530	204.70%
Pb 220.353†	-14.5	-0.00123	mg/L	0.000104	-0.00245	mg/L	0.000207	8.45%
Sb 206.836†	0.8	0.00059	mg/L	0.000469	0.00118	mg/L	0.000938	79.67%
Se 196.026†	6.1	0.00328	mg/L	0.001114	0.00656	mg/L	0.002228	33.99%
Si 288.158†	6.8	0.00463	mg/L	0.001325	0.00927	mg/L	0.002651	28.60%
Sn 189.927†	4.4	0.00080	mg/L	0.000988	0.00159	mg/L	0.001976	124.26%
Sr 421.552†	113.7	0.00019	mg/L	0.000054	0.00037	mg/L	0.000109	29.01%
Ti 334.903†	33.1	0.00144	mg/L	0.000354	0.00289	mg/L	0.000708	24.55%
Tl 190.801†	0.9	0.00067	mg/L	0.001260	0.00135	mg/L	0.002520	187.09%
V 292.402†	-45.0	-0.00015	mg/L	0.000052	-0.00029	mg/L	0.000104	35.49%
Zn 206.200†	7.6	0.00753	mg/L	0.005818	0.01506	mg/L	0.011636	77.27%

Sequence No.: 33
Sample ID: JX22 MB1 LEN
Analyst: ALA
Initial Sample Wt:
Dilution: 5X

Autosampler Location: 42
Date Collected: 9/25/2006 3:46:10 PM
Data Type: Original
Initial Sample Vol:
Sample Prep Vol:

Nebulizer Parameters: JX22 MB1 LEN

Analyte	Back Pressure	Flow
All	185.0 kPa	0.50 L/min

Mean Data: JX22 MB1 LEN

Analyte	Mean Corrected Intensity	Calib Conc.	Calib Units	Std.Dev.	Sample Conc.	Sample Units	Std.Dev.	RSD
ScA 357.253	1637504.1	101.0	%	0.46				0.45%
ScR 361.383	171639.2	107.8	%	0.36				0.33%
Ag 328.068†	192.8	0.00056	mg/L	0.000126	0.00280	mg/L	0.000629	22.48%
Al 308.215†	21.2	0.01722	mg/L	0.008234	0.08608	mg/L	0.041171	47.83%
As 188.979†	9.4	0.00745	mg/L	0.002529	0.03727	mg/L	0.012643	33.93%
B 249.677†	24.8	0.00896	mg/L	0.002832	0.04481	mg/L	0.014160	31.60%
Ba 233.527†	9.2	0.00307	mg/L	0.000700	0.01536	mg/L	0.003501	22.79%
Be 313.042†	-60.9	-0.00011	mg/L	0.000030	-0.00054	mg/L	0.000152	28.24%
Ca 317.933†	1781.3	0.08586	mg/L	0.000860	0.4293	mg/L	0.00430	1.00%
Cd 228.802†	2.4	0.00005	mg/L	0.000090	0.00027	mg/L	0.000450	167.01%
Co 228.616†	-5.0	-0.00011	mg/L	0.000019	-0.00056	mg/L	0.000097	17.35%
Cr 267.716†	9.7	0.00133	mg/L	0.000854	0.00664	mg/L	0.004272	64.31%
Cu 324.752†	91.1	0.00031	mg/L	0.000059	0.00153	mg/L	0.000293	19.21%
Fe 273.955†	3.5	0.00370	mg/L	0.002178	0.01850	mg/L	0.010889	58.87%
K 766.490†	141.6	0.08484	mg/L	0.015484	0.4242	mg/L	0.07742	18.25%
Mg 279.077†	34.9	0.02453	mg/L	0.005021	0.1226	mg/L	0.02511	20.47%
Mn 257.610†	-4.4	-0.00018	mg/L	0.000141	-0.00089	mg/L	0.000704	79.19%
Mo 202.031†	-2.1	-0.00017	mg/L	0.000273	-0.00086	mg/L	0.001363	158.93%
Na 589.592†	1089395.0	229.9	mg/L	0.74	1149	mg/L	3.7	0.32%
Na 330.237†	6670.8	241.0	mg/L	1.19	1205	mg/L	5.9	0.49%
Ni 231.604†	4.3	0.00237	mg/L	0.002112	0.01185	mg/L	0.010559	89.10%
Pb 220.353†	12.9	0.00111	mg/L	0.000700	0.00554	mg/L	0.003502	63.26%
Sb 206.836†	-0.5	-0.00035	mg/L	0.001285	-0.00175	mg/L	0.006425	366.20%
Se 196.026†	9.3	0.00496	mg/L	0.001420	0.02482	mg/L	0.007101	28.61%
Si 288.158†	4.7	0.00321	mg/L	0.006654	0.01607	mg/L	0.033272	207.00%
Sn 189.927†	-4.5	-0.00080	mg/L	0.000747	-0.00399	mg/L	0.003736	93.65%
Sr 421.552†	26.4	0.00004	mg/L	0.000075	0.00022	mg/L	0.000373	171.45%
Ti 334.903†	-13.9	-0.00061	mg/L	0.001387	-0.00304	mg/L	0.006934	228.09%
Tl 190.801†	2.8	0.00209	mg/L	0.001368	0.01045	mg/L	0.006842	65.45%
V 292.402†	-84.2	-0.00027	mg/L	0.000136	-0.00134	mg/L	0.000680	50.88%
Zn 206.200†	7.0	0.00694	mg/L	0.002261	0.03469	mg/L	0.011303	32.58%

Sequence No.: 34
Sample ID: JX22 MB2 TWC
Analyst: ALA
Initial Sample Wt:
Dilution: 1X

Autosampler Location: 43
Date Collected: 9/25/2006 3:52:54 PM
Data Type: Original
Initial Sample Vol:
Sample Prep Vol:

Nebulizer Parameters: JX22 MB2 TWC

Analyte	Back Pressure	Flow
All	184.0 kPa	0.50 L/min

Mean Data: JX22 MB2 TWC

Analyte	Mean Corrected Intensity	Calib Conc.	Calib Units	Std.Dev.	Sample Conc.	Sample Units	Std.Dev.	RSD
ScA 357.253	1742259.9	107.5	%	0.36				0.34%
ScR 361.383	173660.4	109.1	%	0.65				0.60%
Ag 328.068†	-49.7	-0.00014	mg/L	0.000083	-0.00014	mg/L	0.000083	57.36%
Al 308.215†	55.2	0.04485	mg/L	0.042488	0.04485	mg/L	0.042488	94.74%
As 188.979†	2.3	0.00179	mg/L	0.004109	0.00179	mg/L	0.004109	229.19%
B 249.677†	7.7	0.00278	mg/L	0.001176	0.00278	mg/L	0.001176	42.30%
Ba 233.527†	-1.1	-0.00036	mg/L	0.000446	-0.00036	mg/L	0.000446	124.35%
Be 313.042†	-76.4	-0.00014	mg/L	0.000007	-0.00014	mg/L	0.000007	4.94%
Ca 317.933†	218.3	0.01052	mg/L	0.002462	0.01052	mg/L	0.002462	23.40%
Cd 228.802†	-2.3	-0.00006	mg/L	0.000067	-0.00006	mg/L	0.000067	107.80%
Co 228.616†	-15.7	-0.00035	mg/L	0.000005	-0.00035	mg/L	0.000005	1.41%
Cr 267.716†	4.9	0.00067	mg/L	0.001160	0.00067	mg/L	0.001160	172.00%
Cu 324.752†	-154.0	-0.00051	mg/L	0.000225	-0.00051	mg/L	0.000225	43.60%
Fe 273.955†	5.1	0.00530	mg/L	0.003105	0.00530	mg/L	0.003105	58.56%
K 766.490†	-115.2	-0.06901	mg/L	0.033102	-0.06901	mg/L	0.033102	47.97%
Mg 279.077†	15.5	0.01089	mg/L	0.012814	0.01089	mg/L	0.012814	117.65%
Mn 257.610†	-4.6	-0.00019	mg/L	0.000113	-0.00019	mg/L	0.000113	60.75%
Mo 202.031†	5.3	0.00043	mg/L	0.000404	0.00043	mg/L	0.000404	94.88%
Na 589.592†	407.3	0.08594	mg/L	0.011212	0.08594	mg/L	0.011212	13.05%
Na 330.237†	18.9	0.6805	mg/L	0.50498	0.6805	mg/L	0.50498	74.21%
Ni 231.604†	2.6	0.00144	mg/L	0.002975	0.00144	mg/L	0.002975	206.07%
Pb 220.353†	-3.6	-0.00030	mg/L	0.000129	-0.00030	mg/L	0.000129	43.29%
Sb 206.836†	0.1	0.00010	mg/L	0.002641	0.00010	mg/L	0.002641	>999.9%
Se 196.026†	-0.9	-0.00048	mg/L	0.003322	-0.00048	mg/L	0.003322	686.29%
Si 288.158†	23.8	0.01630	mg/L	0.002914	0.01630	mg/L	0.002914	17.88%
Sn 189.927†	5.1	0.00091	mg/L	0.000128	0.00091	mg/L	0.000128	14.15%
Sr 421.552†	-8.8	-0.00001	mg/L	0.000052	-0.00001	mg/L	0.000052	357.07%
Ti 334.903†	-26.8	-0.00117	mg/L	0.001674	-0.00117	mg/L	0.001674	142.93%
Tl 190.801†	1.0	0.00075	mg/L	0.007100	0.00075	mg/L	0.007100	941.88%
V 292.402†	-46.2	-0.00015	mg/L	0.000072	-0.00015	mg/L	0.000072	49.47%
Zn 206.200†	4.6	0.00456	mg/L	0.003136	0.00456	mg/L	0.003136	68.80%

Sequence No.: 35
Sample ID: JX22 C TWC
Analyst: ALA
Initial Sample Wt:
Dilution: 1X

Autosampler Location: 44
Date Collected: 9/25/2006 3:59:23 PM
Data Type: Original
Initial Sample Vol:
Sample Prep Vol:

Nebulizer Parameters: JX22 C TWC

Analyte	Back Pressure	Flow
All	185.0 kPa	0.50 L/min

Mean Data: JX22 C TWC

Analyte	Mean Corrected Intensity	Calib Conc.	Calib Units	Std.Dev.	Sample Conc.	Sample Units	Std.Dev.	RSD
ScA 357.253	1753481.1	108.2	%	0.45				0.42%
ScR 361.383	172452.7	108.4	%	0.58				0.53%
Ag 328.068†	-69.9	-0.00017	mg/L	0.000205	-0.00017	mg/L	0.000205	123.20%
Al 308.215†	648.6	0.5268	mg/L	0.01068	0.5268	mg/L	0.01068	2.03%
As 188.979†	4.7	0.00311	mg/L	0.001489	0.00311	mg/L	0.001489	47.88%
B 249.677†	90.8	0.03285	mg/L	0.001129	0.03285	mg/L	0.001129	3.44%
Ba 233.527†	163.1	0.05463	mg/L	0.001055	0.05463	mg/L	0.001055	1.93%
Be 313.042†	-92.7	-0.00017	mg/L	0.000058	-0.00017	mg/L	0.000058	34.82%
Ca 317.933†	80032.1	3.857	mg/L	0.0127	3.857	mg/L	0.0127	0.33%
Cd 228.802†	6.6	0.00017	mg/L	0.000054	0.00017	mg/L	0.000054	32.33%
Co 228.616†	13.3	0.00022	mg/L	0.000308	0.00022	mg/L	0.000308	139.68%
Cr 267.716†	38.4	0.00514	mg/L	0.000907	0.00514	mg/L	0.000907	17.64%
Cu 324.752†	5114.0	0.01718	mg/L	0.000072	0.01718	mg/L	0.000072	0.42%
Fe 273.955†	806.1	0.8464	mg/L	0.00609	0.8464	mg/L	0.00609	0.72%
K 766.490†	769.6	0.4611	mg/L	0.02113	0.4611	mg/L	0.02113	4.58%
Mg 279.077†	1295.8	0.9112	mg/L	0.00569	0.9112	mg/L	0.00569	0.62%
Mn 257.610†	716.9	0.02884	mg/L	0.000306	0.02884	mg/L	0.000306	1.06%
Mo 202.031†	15.0	0.00119	mg/L	0.000354	0.00119	mg/L	0.000354	29.66%
Na 589.592†	7103.8	1.499	mg/L	0.0111	1.499	mg/L	0.0111	0.74%
Na 330.237†	71.2	2.018	mg/L	0.7030	2.018	mg/L	0.7030	34.84%
Ni 231.604†	5.6	0.00307	mg/L	0.002137	0.00307	mg/L	0.002137	69.51%
Pb 220.353†	19.0	0.00171	mg/L	0.000029	0.00171	mg/L	0.000029	1.69%
Sb 206.836†	-0.9	-0.00077	mg/L	0.002213	-0.00077	mg/L	0.002213	288.43%
Se 196.026†	1.2	0.00069	mg/L	0.003663	0.00069	mg/L	0.003663	534.66%
Si 288.158†	1790.5	1.228	mg/L	0.0127	1.228	mg/L	0.0127	1.03%
Sn 189.927†	-6.5	-0.00088	mg/L	0.000398	-0.00088	mg/L	0.000398	45.08%
Sr 421.552†	11672.1	0.01921	mg/L	0.000076	0.01921	mg/L	0.000076	0.40%
Ti 334.903†	777.0	0.03391	mg/L	0.002135	0.03391	mg/L	0.002135	6.30%
Tl 190.801†	-0.2	-0.00018	mg/L	0.002210	-0.00018	mg/L	0.002210	>999.9%
V 292.402†	578.9	0.00193	mg/L	0.000244	0.00193	mg/L	0.000244	12.65%
Zn 206.200†	2100.0	2.074	mg/L	0.0133	2.074	mg/L	0.0133	0.64%

Sequence No.: 36
Sample ID: JX22 Bt LEN
Analyst: ALA
Initial Sample Wt:
Dilution: 5X

Autosampler Location: 45
Date Collected: 9/25/2006 4:05:47 PM
Data Type: Original
Initial Sample Vol:
Sample Prep Vol:

Del RR 1/10

Nebulizer Parameters: JX22 Bt LEN

Analyte	Back Pressure	Flow
All	185.0 kPa	0.50 L/min

Mean Data: JX22 Bt LEN

Analyte	Mean Corrected Intensity	Calib Conc.	Calib Units	Std.Dev.	Sample Conc.	Sample Units	Std.Dev.	RSD
ScA 357.253	1647962.5	101.7	%	0.44				0.43%
ScR 361.383	168274.7	105.7	%	0.56				0.53%
Ag 328.068†	-37.8	0.00002	mg/L	0.000280	0.00012	mg/L	0.001398	>999.9%
Al 308.215†	40.9	0.03317	mg/L	0.007862	0.1659	mg/L	0.03931	23.70%
As 188.979†	26.6	0.00470	mg/L	0.004329	0.02351	mg/L	0.021643	92.05%
B 249.677†	64.1	0.02321	mg/L	0.003069	0.1161	mg/L	0.01535	13.22%
Ba 233.527†	1036.6	0.3473	mg/L	0.00300	1.737	mg/L	0.0150	0.86%
Be 313.042†	-56.8	-0.00010	mg/L	0.000034	-0.00050	mg/L	0.000170	33.70%
Ca 317.933†	89748.5	4.326	mg/L	0.0057	21.63	mg/L	0.029	0.13%
Cd 228.802†	1.5	0.00000	mg/L	0.000028	-0.00002	mg/L	0.000140	689.14%
Co 228.616†	131.2	0.00281	mg/L	0.000206	0.01404	mg/L	0.001028	7.32%
Cr 267.716†	85.7	0.01189	mg/L	0.000425	0.05947	mg/L	0.002125	3.57%
Cu 324.752†	-4.3	0.00029	mg/L	0.000100	0.00143	mg/L	0.000498	34.79%
Fe 273.955†	2893.3	3.038	mg/L	0.0298	15.19	mg/L	0.149	0.98%
K 766.490†	334.1	0.2002	mg/L	0.02961	1.001	mg/L	0.1481	14.79%
Mg 279.077†	547.0	0.3828	mg/L	0.00147	1.914	mg/L	0.0073	0.38%
Mn 257.610†	1658.6	0.06681	mg/L	0.000446	0.3340	mg/L	0.00223	0.67%
Mo 202.031†	8.7	0.00069	mg/L	0.000139	0.00347	mg/L	0.000697	20.06%
Na 589.592†	1155797.7	243.9	mg/L	3.39	1220	mg/L	17.0	1.39%
Na 330.237†	8057.8	263.9	mg/L	0.32	1320	mg/L	1.6	0.12%
Ni 231.604†	19.1	0.01059	mg/L	0.001688	0.05296	mg/L	0.008442	15.94%
Pb 220.353†	5.3	0.00048	mg/L	0.000811	0.00242	mg/L	0.004056	167.37%
Sb 206.836†	4.7	0.00278	mg/L	0.004355	0.01392	mg/L	0.021773	156.39%
Se 196.026†	-7.5	-0.00370	mg/L	0.003328	-0.01851	mg/L	0.016641	89.89%
Si 288.158†	1511.1	1.037	mg/L	0.0126	5.184	mg/L	0.0629	1.21%
Sn 189.927†	7.1	0.00158	mg/L	0.000628	0.00790	mg/L	0.003139	39.74%
Sr 421.552†	29857.3	0.04914	mg/L	0.000101	0.2457	mg/L	0.00050	0.20%
Ti 334.903†	-14.0	-0.00062	mg/L	0.000362	-0.00308	mg/L	0.001810	58.76%
Tl 190.801†	-0.2	-0.00015	mg/L	0.002426	-0.00073	mg/L	0.012130	>999.9%
V 292.402†	36.9	0.00022	mg/L	0.000218	0.00108	mg/L	0.001089	101.20%
Zn 206.200†	108982.9	107.6	mg/L	0.10	538.1	mg/L	0.50	0.09%

Sequence No.: 37
Sample ID: JX22 AtDUP LEN
Analyst: ALA
Initial Sample Wt:
Dilution: 5X

RR 1/10

Autosampler Location: 46
Date Collected: 9/25/2006 4:12:30 PM
Data Type: Original
Initial Sample Vol:
Sample Prep Vol:

Nebulizer Parameters: JX22 AtDUP LEN

Analyte	Back Pressure	Flow
All	185.0 kPa	0.50 L/min

Mean Data: JX22 AtDUP LEN

Analyte	Mean Corrected Intensity	Calib Conc.	Calib Units	Std.Dev.	Sample Conc.	Sample Units	Std.Dev.	RSD
ScA 357.253	1634550.3	100.9	%	0.89				0.89%
ScR 361.383	168577.6	105.9	%	0.58				0.55%
Ag 328.068†	-17.6	0.00002	mg/L	0.000073	0.00011	mg/L	0.000364	327.39%
Al 308.215†	67.9	0.05504	mg/L	0.010925	0.2752	mg/L	0.05463	19.85%
As 188.979†	27.5	0.00283	mg/L	0.002519	0.01417	mg/L	0.012596	88.92%
B 249.677†	1028.7	0.3720	mg/L	0.00300	1.860	mg/L	0.0150	0.81%
Ba 233.527†	2291.5	0.7682	mg/L	0.00608	3.841	mg/L	0.0304	0.79%
Be 313.042†	-57.9	-0.00010	mg/L	0.000016	-0.00051	mg/L	0.000082	16.05%
Ca 317.933†	233037.3	11.23	mg/L	0.024	56.16	mg/L	0.119	0.21%
Cd 228.802†	5.2	0.00007	mg/L	0.000082	0.00036	mg/L	0.000409	112.99%
Co 228.616†	44.2	0.00049	mg/L	0.000037	0.00247	mg/L	0.000185	7.52%
Cr 267.716†	34.9	0.00482	mg/L	0.000619	0.02408	mg/L	0.003097	12.86%
Cu 324.752†	550.8	0.00197	mg/L	0.000123	0.00986	mg/L	0.000615	6.24%
Fe 273.955†	1627.7	1.709	mg/L	0.0166	8.546	mg/L	0.0831	0.97%
K 766.490†	480.2	0.2877	mg/L	0.03447	1.439	mg/L	0.1724	11.98%
Mg 279.077†	1041.6	0.7317	mg/L	0.00782	3.659	mg/L	0.0391	1.07%
Mn 257.610†	1221.2	0.04912	mg/L	0.000645	0.2456	mg/L	0.00322	1.31%
Mo 202.031†	12.9	0.00103	mg/L	0.000251	0.00513	mg/L	0.001253	24.45%
Na 589.592†	1105692.0	233.3	mg/L	1.50	1167	mg/L	7.5	0.64%
Na 330.237†	7899.8	255.2	mg/L	1.00	1276	mg/L	5.0	0.39%
Ni 231.604†	12.7	0.00701	mg/L	0.002905	0.03507	mg/L	0.014527	41.43%
Pb 220.353†	14.1	0.00122	mg/L	0.000331	0.00611	mg/L	0.001657	27.15%
Sb 206.836†	2.8	0.00187	mg/L	0.002001	0.00935	mg/L	0.010006	107.06%
Se 196.026†	-10.5	-0.00545	mg/L	0.002313	-0.02727	mg/L	0.011564	42.41%
Si 288.158†	2351.4	1.613	mg/L	0.0175	8.066	mg/L	0.0876	1.09%
Sn 189.927†	12.9	0.00309	mg/L	0.000123	0.01546	mg/L	0.000617	3.99%
Sr 421.552†	64722.4	0.1065	mg/L	0.00021	0.5326	mg/L	0.00107	0.20%
Ti 334.903†	3785.9	0.1652	mg/L	0.00263	0.8261	mg/L	0.01315	1.59%
Tl 190.801†	2.5	0.00168	mg/L	0.004314	0.00838	mg/L	0.021568	257.37%
V 292.402†	-24.7	-0.00012	mg/L	0.000114	-0.00058	mg/L	0.000568	97.44%
Zn 206.200†	121166.4	119.6	mg/L	0.05	598.2	mg/L	0.27	0.04%

Sequence No.: 38
Sample ID: JX22 At LEN
Analyst: ALA
Initial Sample Wt:
Dilution: 5X

RR-10

Autosampler Location: 47
Date Collected: 9/25/2006 4:19:14 PM
Data Type: Original
Initial Sample Vol:
Sample Prep Vol:

Nebulizer Parameters: JX22 At LEN

Analyte	Back Pressure	Flow
All	184.0 kPa	0.50 L/min

Mean Data: JX22 At LEN

Analyte	Mean Corrected Intensity	Calib Conc.	Calib Units	Std.Dev.	Sample Conc.	Sample Units	Std.Dev.	RSD
ScA 357.253	1614368.7	99.61	%	0.149				0.15%
ScR 361.383	164829.1	103.6	%	0.67				0.65%
Ag 328.068†	14.5	0.00012	mg/L	0.000167	0.00058	mg/L	0.000837	144.45%
Al 308.215†	50.7	0.04106	mg/L	0.012294	0.2053	mg/L	0.06147	29.94%
As 188.979†	34.5	0.00857	mg/L	0.000296	0.04287	mg/L	0.001479	3.45%
B 249.677†	1038.0	0.3753	mg/L	0.00524	1.877	mg/L	0.0262	1.40%
Ba 233.527†	2291.5	0.7682	mg/L	0.00577	3.841	mg/L	0.0289	0.75%
Be 313.042†	-63.1	-0.00011	mg/L	0.000038	-0.00056	mg/L	0.000190	34.10%
Ca 317.933†	232303.7	11.20	mg/L	0.022	55.98	mg/L	0.110	0.20%
Cd 228.802†	3.6	0.00002	mg/L	0.000059	0.00011	mg/L	0.000294	266.17%
Co 228.616†	48.8	0.00060	mg/L	0.000089	0.00299	mg/L	0.000446	14.91%
Cr 267.716†	32.4	0.00447	mg/L	0.000713	0.02234	mg/L	0.003564	15.95%
Cu 324.752†	544.5	0.00195	mg/L	0.000117	0.00976	mg/L	0.000583	5.98%
Fe 273.955†	1637.1	1.719	mg/L	0.0114	8.594	mg/L	0.0568	0.66%
K 766.490†	486.9	0.2917	mg/L	0.02284	1.459	mg/L	0.1142	7.83%
Mg 279.077†	1032.6	0.7254	mg/L	0.00807	3.627	mg/L	0.0404	1.11%
Mn 257.610†	1224.4	0.04925	mg/L	0.000375	0.2462	mg/L	0.00188	0.76%
Mo 202.031†	8.1	0.00064	mg/L	0.000421	0.00320	mg/L	0.002106	65.85%
Na 589.592†	1129309.9	238.3	mg/L	2.26	1192	mg/L	11.3	0.95%
Na 330.237†	7962.9	257.7	mg/L	1.00	1289	mg/L	5.0	0.39%
Ni 231.604†	13.7	0.00759	mg/L	0.001761	0.03794	mg/L	0.008803	23.20%
Pb 220.353†	16.6	0.00143	mg/L	0.000296	0.00717	mg/L	0.001482	20.68%
Sb 206.836†	6.7	0.00453	mg/L	0.001910	0.02266	mg/L	0.009549	42.15%
Se 196.026†	-11.6	-0.00608	mg/L	0.001597	-0.03039	mg/L	0.007985	26.27%
Si 288.158†	2388.7	1.639	mg/L	0.0156	8.194	mg/L	0.0781	0.95%
Sn 189.927†	13.2	0.00315	mg/L	0.001634	0.01574	mg/L	0.008168	51.91%
Sr 421.552†	65384.3	0.1076	mg/L	0.00022	0.5380	mg/L	0.00110	0.20%
Ti 334.903†	3731.5	0.1628	mg/L	0.00165	0.8142	mg/L	0.00825	1.01%
Tl 190.801†	-0.7	-0.00063	mg/L	0.002212	-0.00317	mg/L	0.011061	349.45%
V 292.402†	-44.3	-0.00018	mg/L	0.000199	-0.00091	mg/L	0.000993	108.67%
Zn 206.200†	119991.6	118.5	mg/L	0.28	592.4	mg/L	1.40	0.24%

Sequence No.: 39
Sample ID: JX22 AtSPK LEN
Analyst: ALA
Initial Sample Wt:
Dilution: 5X

RR 1/10

Autosampler Location: 48
Date Collected: 9/25/2006 4:25:56 PM
Data Type: Original
Initial Sample Vol:
Sample Prep Vol:

Nebulizer Parameters: JX22 AtSPK LEN

Analyte	Back Pressure	Flow
All	185.0 kPa	0.50 L/min

Mean Data: JX22 AtSPK LEN

Analyte	Mean Corrected Intensity	Calib Conc.	Calib Units	Std.Dev.	Sample Conc.	Sample Units	Std.Dev.	RSD
ScA 357.253	1580201.1	97.50	%	0.172				0.18%
ScR 361.383	162660.9	102.2	%	0.82				0.80%
Ag 328.068†	169335.1	0.4917	mg/L	0.00017	2.459	mg/L	0.0009	0.03%
Al 308.215†	2486.8	2.011	mg/L	0.0073	10.05	mg/L	0.036	0.36%
As 188.979†	2667.0	2.086	mg/L	0.0039	10.43	mg/L	0.020	0.19%
B 249.677†	1031.7	0.3740	mg/L	0.00153	1.870	mg/L	0.0077	0.41%
Ba 233.527†	7999.3	2.681	mg/L	0.0013	13.41	mg/L	0.007	0.05%
Be 313.042†	286658.2	0.5066	mg/L	0.00139	2.533	mg/L	0.0070	0.28%
Ca 317.933†	438349.3	21.13	mg/L	0.053	105.6	mg/L	0.26	0.25%
Cd 228.802†	19790.4	0.5187	mg/L	0.00118	2.593	mg/L	0.0059	0.23%
Co 228.616†	21599.3	0.4835	mg/L	0.00053	2.418	mg/L	0.0027	0.11%
Cr 267.716†	3642.6	0.4978	mg/L	0.00136	2.489	mg/L	0.0068	0.27%
Cu 324.752†	152922.3	0.5119	mg/L	0.00036	2.560	mg/L	0.0018	0.07%
Fe 273.955†	3575.9	3.753	mg/L	0.0150	18.77	mg/L	0.075	0.40%
K 766.490†	17504.2	10.49	mg/L	0.042	52.44	mg/L	0.209	0.40%
Mg 279.077†	14796.3	10.41	mg/L	0.020	52.05	mg/L	0.100	0.19%
Mn 257.610†	13069.5	0.5269	mg/L	0.00081	2.634	mg/L	0.0041	0.15%
Mo 202.031†	30.4	0.00223	mg/L	0.000502	0.01114	mg/L	0.002511	22.54%
Na 589.592†	1168673.6	246.6	mg/L	1.30	1233	mg/L	6.5	0.53%
Na 330.237†	8233.6	267.8	mg/L	0.88	1339	mg/L	4.4	0.33%
Ni 231.604†	898.5	0.4970	mg/L	0.00048	2.485	mg/L	0.0024	0.10%
Pb 220.353†	23438.2	2.003	mg/L	0.0054	10.02	mg/L	0.027	0.27%
Sb 206.836†	14.9	0.00393	mg/L	0.002894	0.01967	mg/L	0.014471	73.56%
Se 196.026†	3976.4	2.125	mg/L	0.0112	10.63	mg/L	0.056	0.53%
Si 288.158†	2425.3	1.665	mg/L	0.0086	8.325	mg/L	0.0431	0.52%
Sn 189.927†	-1.3	0.00140	mg/L	0.000587	0.00699	mg/L	0.002937	42.05%
Sr 421.552†	368745.7	0.6069	mg/L	0.00161	3.034	mg/L	0.0081	0.27%
Ti 334.903†	3669.7	0.1600	mg/L	0.00218	0.8002	mg/L	0.01092	1.36%
Tl 190.801†	2639.4	1.937	mg/L	0.0063	9.687	mg/L	0.0314	0.32%
V 292.402†	161798.8	0.5356	mg/L	0.00051	2.678	mg/L	0.0026	0.10%
Zn 206.200†	118545.2	117.1	mg/L	0.14	585.3	mg/L	0.69	0.12%

Sequence No.: 40
Sample ID: JX20 B SWC
Analyst: ALA
Initial Sample Wt:
Dilution: 2X

Autosampler Location: 49
Date Collected: 9/25/2006 4:32:29 PM
Data Type: Original
Initial Sample Vol:
Sample Prep Vol:

Nebulizer Parameters: JX20 B SWC

Analyte	Back Pressure	Flow
All	185.0 kPa	0.50 L/min

Mean Data: JX20 B SWC

Analyte	Mean Corrected Intensity	Calib Conc.	Calib Units	Std.Dev.	Sample Conc.	Sample Units	Std.Dev.	RSD
ScA 357.253	1668983.7	103.0	%	0.43				0.42%
ScR 361.383	168303.0	105.7	%	0.52				0.49%
Ag 328.068†	-2249.3	-0.00071	mg/L	0.000043	-0.00143	mg/L	0.000085	5.98%
Al 308.215†	163484.1	132.8	mg/L	0.12	265.6	mg/L	0.23	0.09%
As 188.979†	129.3	0.06624	mg/L	0.003561	0.1325	mg/L	0.00712	5.38%
B 249.677†	321.5	0.1143	mg/L	0.00216	0.2285	mg/L	0.00432	1.89%
Ba 233.527†	2227.0	0.7385	mg/L	0.00280	1.477	mg/L	0.0056	0.38%
Be 313.042†	1242.2	0.00157	mg/L	0.000045	0.00314	mg/L	0.000090	2.87%
Ca 317.933†	2884691.7	139.0	mg/L	0.43	278.1	mg/L	0.86	0.31%
Cd 228.802†	188.8	0.00481	mg/L	0.000106	0.00962	mg/L	0.000212	2.20%
Co 228.616†	3008.1	0.05543	mg/L	0.000313	0.1109	mg/L	0.00063	0.57%
Cr 267.716†	1000.5	0.1394	mg/L	0.00130	0.2789	mg/L	0.00259	0.93%
Cu 324.752†	56128.2	0.1984	mg/L	0.00038	0.3967	mg/L	0.00075	0.19%
Fe 273.955†	117230.5	123.1	mg/L	0.24	246.2	mg/L	0.49	0.20%
K 766.490†	10565.5	6.330	mg/L	0.0126	12.66	mg/L	0.025	0.20%
Mg 279.077†	39009.6	27.36	mg/L	0.025	54.73	mg/L	0.050	0.09%
Mn 257.610†	27844.6	1.120	mg/L	0.0036	2.239	mg/L	0.0072	0.32%
Mo 202.031†	70.5	0.00511	mg/L	0.000330	0.01021	mg/L	0.000659	6.45%
Na 589.592†	42173.5	8.900	mg/L	0.0280	17.80	mg/L	0.056	0.31%
Na 330.237†	260.0	9.534	mg/L	0.3022	19.07	mg/L	0.604	3.17%
Ni 231.604†	220.4	0.1219	mg/L	0.00347	0.2438	mg/L	0.00693	2.84%
Pb 220.353†	3795.5	0.3480	mg/L	0.00230	0.6959	mg/L	0.00460	0.66%
Sb 206.836†	46.7	0.02454	mg/L	0.002495	0.04908	mg/L	0.004990	10.17%
Se 196.026†	-50.2	-0.01341	mg/L	0.002687	-0.02683	mg/L	0.005375	20.03%
Si 288.158†	2260.3	1.551	mg/L	0.0085	3.102	mg/L	0.0170	0.55%
Sn 189.927†	-41.0	0.00148	mg/L	0.000285	0.00296	mg/L	0.000569	19.24%
Sr 421.552†	422159.7	0.6948	mg/L	0.00265	1.390	mg/L	0.0053	0.38%
Ti 334.903†	154980.1	6.763	mg/L	0.0260	13.53	mg/L	0.052	0.39%
Tl 190.801†	-10.1	-0.01450	mg/L	0.002847	-0.02899	mg/L	0.005694	19.64%
V 292.402†	122018.2	0.3992	mg/L	0.00073	0.7984	mg/L	0.00145	0.18%
Zn 206.200†	571.3	0.5637	mg/L	0.00519	1.127	mg/L	0.0104	0.92%

Sequence No.: 41
Sample ID: JX22 MB2SPK TWC
Analyst: ALA
Initial Sample Wt:
Dilution: 1X

Autosampler Location: 50
Date Collected: 9/25/2006 4:39:00 PM
Data Type: Original
Initial Sample Vol:
Sample Prep Vol:

Nebulizer Parameters: JX22 MB2SPK TWC

Analyte	Back Pressure	Flow
All	185.0 kPa	0.50 L/min

Mean Data: JX22 MB2SPK TWC

Analyte	Mean Corrected Intensity	Calib Conc.	Calib Units	Std.Dev.	Sample Conc.	Sample Units	Std.Dev.	RSD
ScA 357.253	1688571.8	104.2	%	0.19				0.18%
ScR 361.383	169834.4	106.7	%	0.26				0.25%
Ag 328.068†	170841.6	0.4960	mg/L	0.00032	0.4960	mg/L	0.00032	0.06%
Al 308.215†	2554.5	2.066	mg/L	0.0146	2.066	mg/L	0.0146	0.71%
As 188.979†	2581.6	2.037	mg/L	0.0093	2.037	mg/L	0.0093	0.45%
B 249.677†	6.7	0.00337	mg/L	0.001109	0.00337	mg/L	0.001109	32.93%
Ba 233.527†	5917.7	1.984	mg/L	0.0100	1.984	mg/L	0.0100	0.50%
Be 313.042†	293147.1	0.5181	mg/L	0.00171	0.5181	mg/L	0.00171	0.33%
Ca 317.933†	217170.3	10.47	mg/L	0.034	10.47	mg/L	0.034	0.32%
Cd 228.802†	19564.8	0.5128	mg/L	0.00352	0.5128	mg/L	0.00352	0.69%
Co 228.616†	22123.1	0.4957	mg/L	0.00276	0.4957	mg/L	0.00276	0.56%
Cr 267.716†	3704.8	0.5061	mg/L	0.00153	0.5061	mg/L	0.00153	0.30%
Cu 324.752†	151535.5	0.5072	mg/L	0.00063	0.5072	mg/L	0.00063	0.12%
Fe 273.955†	2015.6	2.115	mg/L	0.0052	2.115	mg/L	0.0052	0.25%
K 766.490†	17259.8	10.34	mg/L	0.056	10.34	mg/L	0.056	0.54%
Mg 279.077†	14781.9	10.40	mg/L	0.034	10.40	mg/L	0.034	0.33%
Mn 257.610†	12569.2	0.5068	mg/L	0.00171	0.5068	mg/L	0.00171	0.34%
Mo 202.031†	25.2	0.00181	mg/L	0.000192	0.00181	mg/L	0.000192	10.59%
Na 589.592†	47375.8	9.998	mg/L	0.0476	9.998	mg/L	0.0476	0.48%
Na 330.237†	325.9	11.53	mg/L	0.464	11.53	mg/L	0.464	4.03%
Ni 231.604†	916.8	0.5071	mg/L	0.00400	0.5071	mg/L	0.00400	0.79%
Pb 220.353†	23826.0	2.036	mg/L	0.0065	2.036	mg/L	0.0065	0.32%
Sb 206.836†	8.0	-0.00097	mg/L	0.002101	-0.00097	mg/L	0.002101	217.34%
Se 196.026†	3798.2	2.030	mg/L	0.0171	2.030	mg/L	0.0171	0.84%
Si 288.158†	22.8	0.01672	mg/L	0.005196	0.01672	mg/L	0.005196	31.07%
Sn 189.927†	-14.6	-0.00173	mg/L	0.000266	-0.00173	mg/L	0.000266	15.35%
Sr 421.552†	307778.4	0.5065	mg/L	0.00163	0.5065	mg/L	0.00163	0.32%
Ti 334.903†	26.2	0.00103	mg/L	0.000976	0.00103	mg/L	0.000976	94.29%
Tl 190.801†	2802.5	2.057	mg/L	0.0156	2.057	mg/L	0.0156	0.76%
V 292.402†	161009.8	0.5331	mg/L	0.00063	0.5331	mg/L	0.00063	0.12%
Zn 206.200†	537.8	0.5311	mg/L	0.00548	0.5311	mg/L	0.00548	1.03%

Sequence No.: 42
Sample ID: CV4
Analyst: ALA
Initial Sample Wt:
Dilution: 1X

Autosampler Location: 7
Date Collected: 9/25/2006 4:45:16 PM
Data Type: Original
Initial Sample Vol:
Sample Prep Vol:

Nebulizer Parameters: CV

Analyte	Back Pressure	Flow
All	185.0 kPa	0.50 L/min

Mean Data: CV

Analyte	Mean Corrected Intensity	Calib Conc.	Calib Units	Std.Dev.	Sample Conc.	Sample Units	Std.Dev.	RSD
ScA 357.253	1643676.5	101.4	%	0.09				0.09%
ScR 361.383	167534.9	105.3	%	0.74				0.70%
Ag 328.068†	334456.4	0.9709	mg/L	0.00114	0.9709	mg/L	0.00114	0.12%
Al 308.215†	2476.9	1.975	mg/L	0.0093	1.975	mg/L	0.0093	0.47%
As 188.979†	2514.5	1.980	mg/L	0.0177	1.980	mg/L	0.0177	0.90%
B 249.677†	2702.9	0.9809	mg/L	0.01254	0.9809	mg/L	0.01254	1.28%
Ba 233.527†	2901.7	0.9723	mg/L	0.00765	0.9723	mg/L	0.00765	0.79%
Be 313.042†	561639.5	0.9925	mg/L	0.00296	0.9925	mg/L	0.00296	0.30%
Ca 317.933†	42446.5	2.046	mg/L	0.0064	2.046	mg/L	0.0064	0.31%
Cd 228.802†	38981.6	1.025	mg/L	0.0013	1.025	mg/L	0.0013	0.13%
Co 228.616†	43855.8	0.9821	mg/L	0.00287	0.9821	mg/L	0.00287	0.29%
Cr 267.716†	7034.7	0.9646	mg/L	0.00827	0.9646	mg/L	0.00827	0.86%
Cu 324.752†	304720.0	1.019	mg/L	0.0003	1.019	mg/L	0.0003	0.03%
Fe 273.955†	1946.6	2.041	mg/L	0.0140	2.041	mg/L	0.0140	0.68%
K 766.490†	32814.9	19.66	mg/L	0.124	19.66	mg/L	0.124	0.63%
Mg 279.077†	2845.3	2.006	mg/L	0.0193	2.006	mg/L	0.0193	0.96%
Mn 257.610†	23694.3	0.9554	mg/L	0.00752	0.9554	mg/L	0.00752	0.79%
Mo 202.031†	12480.9	1.008	mg/L	0.0083	1.008	mg/L	0.0083	0.82%
Na 589.592†	226151.8	47.72	mg/L	0.230	47.72	mg/L	0.230	0.48%
Na 330.237†	1392.3	50.27	mg/L	0.268	50.27	mg/L	0.268	0.53%
Ni 231.604†	1808.5	1.001	mg/L	0.0088	1.001	mg/L	0.0088	0.88%
Pb 220.353†	23331.5	1.995	mg/L	0.0052	1.995	mg/L	0.0052	0.26%
Sb 206.836†	3087.1	2.135	mg/L	0.0176	2.135	mg/L	0.0176	0.83%
Se 196.026†	3700.0	1.977	mg/L	0.0142	1.977	mg/L	0.0142	0.72%
Si 288.158†	2833.0	1.946	mg/L	0.0187	1.946	mg/L	0.0187	0.96%
Sn 189.927†	5449.4	0.9767	mg/L	0.00809	0.9767	mg/L	0.00809	0.83%
Sr 421.552†	593995.7	0.9776	mg/L	0.00097	0.9776	mg/L	0.00097	0.10%
Ti 334.903†	23025.8	1.004	mg/L	0.0036	1.004	mg/L	0.0036	0.36%
Tl 190.801†	2662.6	1.954	mg/L	0.0106	1.954	mg/L	0.0106	0.54%
V 292.402†	308282.3	1.021	mg/L	0.0012	1.021	mg/L	0.0012	0.12%
Zn 206.200†	1036.1	1.022	mg/L	0.0119	1.022	mg/L	0.0119	1.16%

Sequence No.: 43
Sample ID: CB 4
Analyst: ALA
Initial Sample Wt:
Dilution: 1X

Autosampler Location: 1
Date Collected: 9/25/2006 4:51:34 PM
Data Type: Original
Initial Sample Vol:
Sample Prep Vol:

Nebulizer Parameters: CB

Analyte	Back Pressure	Flow
All	184.0 kPa	0.50 L/min

Mean Data: CB

Analyte	Mean Corrected Intensity	Calib Conc.	Calib Units	Std.Dev.	Sample Conc.	Sample Units	Std.Dev.	RSD
ScA 357.253	1699738.8	104.9	%	0.45				0.43%
ScR 361.383	166731.7	104.8	%	0.94				0.90%
Ag 328.068†	-41.1	-0.00012	mg/L	0.000247	-0.00012	mg/L	0.000247	207.41%
Al 308.215†	12.2	0.00989	mg/L	0.019226	0.00989	mg/L	0.019226	194.31%
As 188.979†	1.3	0.00105	mg/L	0.003255	0.00105	mg/L	0.003255	308.79%
B 249.677†	11.2	0.00407	mg/L	0.000224	0.00407	mg/L	0.000224	5.51%
Ba 233.527†	-1.1	-0.00036	mg/L	0.001111	-0.00036	mg/L	0.001111	305.70%
Be 313.042†	-66.0	-0.00012	mg/L	0.000037	-0.00012	mg/L	0.000037	31.32%
Ca 317.933†	24.4	0.00118	mg/L	0.001047	0.00118	mg/L	0.001047	88.94%
Cd 228.802†	2.7	0.00007	mg/L	0.000071	0.00007	mg/L	0.000071	102.95%
Co 228.616†	-20.0	-0.00045	mg/L	0.000249	-0.00045	mg/L	0.000249	55.37%
Cr 267.716†	4.6	0.00063	mg/L	0.001245	0.00063	mg/L	0.001245	196.89%
Cu 324.752†	-155.2	-0.00052	mg/L	0.000216	-0.00052	mg/L	0.000216	41.66%
Fe 273.955†	7.4	0.00774	mg/L	0.004081	0.00774	mg/L	0.004081	52.71%
K 766.490†	-14.7	-0.00880	mg/L	0.031852	-0.00880	mg/L	0.031852	361.87%
Mg 279.077†	10.9	0.00770	mg/L	0.008625	0.00770	mg/L	0.008625	112.03%
Mn 257.610†	-2.4	-0.00010	mg/L	0.000138	-0.00010	mg/L	0.000138	141.60%
Mo 202.031†	4.9	0.00040	mg/L	0.000195	0.00040	mg/L	0.000195	49.03%
Na 589.592†	312.9	0.06602	mg/L	0.005626	0.06602	mg/L	0.005626	8.52%
Na 330.237†	19.8	0.7125	mg/L	0.08092	0.7125	mg/L	0.08092	11.36%
Ni 231.604†	1.5	0.00084	mg/L	0.000943	0.00084	mg/L	0.000943	111.95%
Pb 220.353†	0.8	0.00007	mg/L	0.000358	0.00007	mg/L	0.000358	488.03%
Sb 206.836†	-0.9	-0.00060	mg/L	0.000692	-0.00060	mg/L	0.000692	115.70%
Se 196.026†	1.8	0.00098	mg/L	0.002777	0.00098	mg/L	0.002777	282.92%
Si 288.158†	-4.4	-0.00300	mg/L	0.006621	-0.00300	mg/L	0.006621	220.94%
Sn 189.927†	4.1	0.00073	mg/L	0.000459	0.00073	mg/L	0.000459	63.12%
Sr 421.552†	20.0	0.00003	mg/L	0.000039	0.00003	mg/L	0.000039	119.06%
Ti 334.903†	20.0	0.00087	mg/L	0.001271	0.00087	mg/L	0.001271	145.80%
Tl 190.801†	-1.1	-0.00079	mg/L	0.003301	-0.00079	mg/L	0.003301	419.57%
V 292.402†	-29.2	-0.00009	mg/L	0.000147	-0.00009	mg/L	0.000147	159.96%
Zn 206.200†	10.2	0.01009	mg/L	0.004104	0.01009	mg/L	0.004104	40.66%

(B.O.)

Sequence No.: 44
Sample ID: JW94 MB2 TWC
Analyst: ALA
Initial Sample Wt:
Dilution: 1X

RR

Autosampler Location: 51
Date Collected: 9/25/2006 4:57:56 PM
Data Type: Original
Initial Sample Vol:
Sample Prep Vol:

Nebulizer Parameters: JW94 MB2 TWC

Analyte	Back Pressure	Flow
All	185.0 kPa	0.50 L/min

Mean Data: JW94 MB2 TWC

Analyte	Mean Corrected Intensity	Calib Conc.	Calib Units	Std.Dev.	Sample Conc.	Sample Units	Std.Dev.	RSD
ScA 357.253	1726020.7	106.5	%	0.16				0.15%
ScR 361.383	170002.4	106.8	%	0.52				0.48%
Ag 328.068†	-86.3	-0.00025	mg/L	0.000203	-0.00025	mg/L	0.000203	81.34%
Al 308.215†	65.0	0.05282	mg/L	0.017149	0.05282	mg/L	0.017149	32.46%
As 188.979†	5.7	0.00450	mg/L	0.002262	0.00450	mg/L	0.002262	50.26%
B 249.677†	5.5	0.00197	mg/L	0.002963	0.00197	mg/L	0.002963	150.13%
Ba 233.527†	-1.5	-0.00049	mg/L	0.000857	-0.00049	mg/L	0.000857	175.21%
Be 313.042†	-102.0	-0.00018	mg/L	0.000036	-0.00018	mg/L	0.000036	19.70%
Ca 317.933†	1197.8	0.05773	mg/L	0.000343	0.05773	mg/L	0.000343	0.59%
Cd 228.802†	-0.8	-0.00003	mg/L	0.000009	-0.00003	mg/L	0.000009	35.75%
Co 228.616†	-13.7	-0.00031	mg/L	0.000218	-0.00031	mg/L	0.000218	70.99%
Cr 267.716†	1.7	0.00023	mg/L	0.000512	0.00023	mg/L	0.000512	226.84%
Cu 324.752†	-83.2	-0.00028	mg/L	0.000092	-0.00028	mg/L	0.000092	33.05%
Fe 273.955†	12.8	0.01345	mg/L	0.002902	0.01345	mg/L	0.002902	21.58%
K 766.490†	-126.5	-0.07579	mg/L	0.010752	-0.07579	mg/L	0.010752	14.19%
Mg 279.077†	15.1	0.01058	mg/L	0.005982	0.01058	mg/L	0.005982	56.52%
Mn 257.610†	-4.6	-0.00019	mg/L	0.000111	-0.00019	mg/L	0.000111	59.33%
Mo 202.031†	1.6	0.00013	mg/L	0.000218	0.00013	mg/L	0.000218	173.89%
Na 589.592†	288.7	0.06092	mg/L	0.001587	0.06092	mg/L	0.001587	2.61%
Na 330.237†	20.1	0.7226	mg/L	0.77944	0.7226	mg/L	0.77944	107.87%
Ni 231.604†	6.7	0.00371	mg/L	0.002797	0.00371	mg/L	0.002797	75.43%
Pb 220.353†	-10.0	-0.00084	mg/L	0.000532	-0.00084	mg/L	0.000532	63.09%
Sb 206.836†	-1.3	-0.00086	mg/L	0.002236	-0.00086	mg/L	0.002236	258.64%
Se 196.026†	-1.4	-0.00073	mg/L	0.003106	-0.00073	mg/L	0.003106	424.28%
Si 288.158†	23.4	0.01607	mg/L	0.001379	0.01607	mg/L	0.001379	8.58%
Sn 189.927†	4.5	0.00080	mg/L	0.001168	0.00080	mg/L	0.001168	146.36%
Sr 421.552†	28.9	0.00005	mg/L	0.000029	0.00005	mg/L	0.000029	61.87%
Ti 334.903†	8.4	0.00037	mg/L	0.001903	0.00037	mg/L	0.001903	519.20%
Tl 190.801†	-1.0	-0.00070	mg/L	0.005042	-0.00070	mg/L	0.005042	717.81%
V 292.402†	-65.4	-0.00021	mg/L	0.000147	-0.00021	mg/L	0.000147	69.05%
Zn 206.200†	12.0	0.01185	mg/L	0.001455	0.01185	mg/L	0.001455	12.28%

Sequence No.: 45
Sample ID: JW94 I TWC
Analyst: ALA
Initial Sample Wt:
Dilution: 1X

Autosampler Location: 52
Date Collected: 9/25/2006 5:04:21 PM
Data Type: Original
Initial Sample Vol:
Sample Prep Vol:

Nebulizer Parameters: JW94 I TWC

Analyte	Back Pressure	Flow
All	185.0 kPa	0.50 L/min

Mean Data: JW94 I TWC

Analyte	Mean Corrected Intensity	Calib Conc.	Calib Units	Std.Dev.	Sample Conc.	Sample Units	Std.Dev.	RSD
ScA 357.253	1556770.1	96.05	%	1.203				1.25%
ScR 361.383	161284.7	101.3	%	0.51				0.50%
Ag 328.068†	-13.0	-0.00024	mg/L	0.000111	-0.00024	mg/L	0.000111	45.76%
Al 308.215†	49.6	0.03999	mg/L	0.009555	0.03999	mg/L	0.009555	23.90%
As 188.979†	13.2	0.00668	mg/L	0.004213	0.00668	mg/L	0.004213	63.10%
B 249.677†	534.0	0.1932	mg/L	0.00050	0.1932	mg/L	0.00050	0.26%
Ba 233.527†	125.3	0.04216	mg/L	0.001389	0.04216	mg/L	0.001389	3.29%
Be 313.042†	-17.5	-0.00004	mg/L	0.000084	-0.00004	mg/L	0.000084	221.69%
Ca 317.933†	1816879.7	87.57	mg/L	0.361	87.57	mg/L	0.361	0.41%
Cd 228.802†	-1.3	-0.00005	mg/L	0.000114	-0.00005	mg/L	0.000114	230.58%
Co 228.616†	233.1	0.00520	mg/L	0.000275	0.00520	mg/L	0.000275	5.29%
Cr 267.716†	93.0	0.00155	mg/L	0.001104	0.00155	mg/L	0.001104	71.05%
Cu 324.752†	2172.4	0.00702	mg/L	0.000275	0.00702	mg/L	0.000275	3.91%
Fe 273.955†	766.0	0.8043	mg/L	0.00403	0.8043	mg/L	0.00403	0.50%
K 766.490†	24076.5	14.43	mg/L	0.094	14.43	mg/L	0.094	0.65%
Mg 279.077†	70325.4	49.48	mg/L	0.136	49.48	mg/L	0.136	0.27%
Mn 257.610†	37297.7	1.502	mg/L	0.0077	1.502	mg/L	0.0077	0.52%
Mo 202.031†	122.2	0.00881	mg/L	0.000207	0.00881	mg/L	0.000207	2.34%
Na 589.592†	1546182.4	326.3	mg/L	0.77	326.3	mg/L	0.77	0.23%
Na 330.237†	9668.0	348.4	mg/L	1.26	348.4	mg/L	1.26	0.36%
Ni 231.604†	19.1	0.01055	mg/L	0.001771	0.01055	mg/L	0.001771	16.79%
Pb 220.353†	24.2	0.00210	mg/L	0.000355	0.00210	mg/L	0.000355	16.94%
Sb 206.836†	8.3	0.00531	mg/L	0.001683	0.00531	mg/L	0.001683	31.73%
Se 196.026†	21.5	0.00989	mg/L	0.002488	0.00989	mg/L	0.002488	25.16%
Si 288.158†	27345.4	18.76	mg/L	0.144	18.76	mg/L	0.144	0.77%
Sn 189.927†	-72.1	-0.00652	mg/L	0.000518	-0.00652	mg/L	0.000518	7.94%
Sr 421.552†	342001.5	0.5629	mg/L	0.00136	0.5629	mg/L	0.00136	0.24%
Ti 334.903†	121.8	0.00530	mg/L	0.001193	0.00530	mg/L	0.001193	22.50%
Tl 190.801†	-6.4	-0.00474	mg/L	0.003661	-0.00474	mg/L	0.003661	77.23%
V 292.402†	1385.4	0.00488	mg/L	0.000322	0.00488	mg/L	0.000322	6.60%
Zn 206.200†	16.3	0.01807	mg/L	0.002941	0.01807	mg/L	0.002941	16.28%

Sequence No.: 46
Sample ID: JW94 J TWC
Analyst: ALA
Initial Sample Wt:
Dilution: 1X

Autosampler Location: 53
Date Collected: 9/25/2006 5:11:07 PM
Data Type: Original
Initial Sample Vol:
Sample Prep Vol:

Nebulizer Parameters: JW94 J TWC

Analyte	Back Pressure	Flow
All	184.0 kPa	0.50 L/min

Mean Data: JW94 J TWC

Analyte	Mean Corrected Intensity	Calib Conc.	Calib Units	Std.Dev.	Sample Conc.	Sample Units	Std.Dev.	RSD
ScA 357.253	1457036.7	89.90	%	0.359				0.40%
ScR 361.383	155448.3	97.67	%	0.195				0.20%
Ag 328.068†	74.7	0.00066	mg/L	0.000256	0.00066	mg/L	0.000256	38.83%
Al 308.215†	1972.6	1.588	mg/L	0.0142	1.588	mg/L	0.0142	0.90%
As 188.979†	87.4	0.06588	mg/L	0.003018	0.06588	mg/L	0.003018	4.58%
B 249.677†	359.4	0.1299	mg/L	0.00233	0.1299	mg/L	0.00233	1.79%
Ba 233.527†	366.1	0.1221	mg/L	0.00134	0.1221	mg/L	0.00134	1.10%
Be 313.042†	1169.8	0.00083	mg/L	0.000069	0.00083	mg/L	0.000069	8.32%
Ca 317.933†	331184.8	15.96	mg/L	0.026	15.96	mg/L	0.026	0.16%
Cd 228.802†	8.0	0.00011	mg/L	0.000145	0.00011	mg/L	0.000145	129.06%
Co 228.616†	484.7	0.00930	mg/L	0.000217	0.00930	mg/L	0.000217	2.33%
Cr 267.716†	350.4	0.04776	mg/L	0.001166	0.04776	mg/L	0.001166	2.44%
Cu 324.752†	5825.8	0.01975	mg/L	0.000213	0.01975	mg/L	0.000213	1.08%
Fe 273.955†	4659.8	4.891	mg/L	0.0052	4.891	mg/L	0.0052	0.11%
K 766.490†	7021.3	4.207	mg/L	0.2530	4.207	mg/L	0.2530	6.01%
Mg 279.077†	3045.9	2.140	mg/L	0.0132	2.140	mg/L	0.0132	0.62%
Mn 257.610†	5343.7	0.2152	mg/L	0.00086	0.2152	mg/L	0.00086	0.40%
Mo 202.031†	356.1	0.02871	mg/L	0.000531	0.02871	mg/L	0.000531	1.85%
Na 589.592†	6415670.2	1354	mg/L	12.3	1354	mg/L	12.3	0.91%
Na 330.237†	40689.4	1470	mg/L	2.6	1470	mg/L	2.6	0.18%
Ni 231.604†	40.2	0.02222	mg/L	0.002694	0.02222	mg/L	0.002694	12.12%
Pb 220.353†	198.6	0.01733	mg/L	0.000283	0.01733	mg/L	0.000283	1.63%
Sb 206.836†	13.8	0.01173	mg/L	0.001415	0.01173	mg/L	0.001415	12.07%
Se 196.026†	-4.4	-0.00199	mg/L	0.002726	-0.00199	mg/L	0.002726	137.23%
Si 288.158†	27084.7	18.58	mg/L	0.046	18.58	mg/L	0.046	0.25%
Sn 189.927†	-14.5	-0.00159	mg/L	0.000985	-0.00159	mg/L	0.000985	62.07%
Sr 421.552†	60018.0	0.09878	mg/L	0.000080	0.09878	mg/L	0.000080	0.08%
Ti 334.903†	19827.1	0.8652	mg/L	0.00173	0.8652	mg/L	0.00173	0.20%
Tl 190.801†	0.7	-0.00201	mg/L	0.004338	-0.00201	mg/L	0.004338	216.13%
V 292.402†	241527.6	0.7942	mg/L	0.00792	0.7942	mg/L	0.00792	1.00%
Zn 206.200†	17.7	0.01764	mg/L	0.001032	0.01764	mg/L	0.001032	5.85%

Sequence No.: 47
Sample ID: JW94 K TWC
Analyst: ALA
Initial Sample Wt:
Dilution: 1X

Autosampler Location: 54
Date Collected: 9/25/2006 5:18:01 PM
Data Type: Original
Initial Sample Vol:
Sample Prep Vol:

Nebulizer Parameters: JW94 K TWC

Analyte	Back Pressure	Flow
All	184.0 kPa	0.50 L/min

Mean Data: JW94 K TWC

Analyte	Mean Corrected Intensity	Calib Conc.	Calib Units	Std.Dev.	Sample Conc.	Sample Units	Std.Dev.	RSD
ScA 357.253	1626141.5	100.3	%	0.61				0.61%
ScR 361.383	166549.3	104.6	%	0.23				0.22%
Ag 328.068†	-52.8	-0.00030	mg/L	0.000140	-0.00030	mg/L	0.000140	46.67%
Al 308.215†	35.0	0.02831	mg/L	0.018656	0.02831	mg/L	0.018656	65.89%
As 188.979†	8.5	0.00421	mg/L	0.000573	0.00421	mg/L	0.000573	13.61%
B 249.677†	470.7	0.1702	mg/L	0.00057	0.1702	mg/L	0.00057	0.34%
Ba 233.527†	30.4	0.01007	mg/L	0.000950	0.01007	mg/L	0.000950	9.44%
Be 313.042†	-97.6	-0.00017	mg/L	0.000038	-0.00017	mg/L	0.000038	21.74%
Ca 317.933†	1214663.9	58.55	mg/L	0.043	58.55	mg/L	0.043	0.07%
Cd 228.802†	-6.3	-0.00018	mg/L	0.000065	-0.00018	mg/L	0.000065	36.97%
Co 228.616†	133.3	0.00292	mg/L	0.000215	0.00292	mg/L	0.000215	7.39%
Cr 267.716†	58.2	0.00097	mg/L	0.000384	0.00097	mg/L	0.000384	39.54%
Cu 324.752†	693.4	0.00252	mg/L	0.000218	0.00252	mg/L	0.000218	8.64%
Fe 273.955†	3786.9	3.976	mg/L	0.0261	3.976	mg/L	0.0261	0.66%
K 766.490†	16539.7	9.910	mg/L	0.0937	9.910	mg/L	0.0937	0.95%
Mg 279.077†	42142.5	29.65	mg/L	0.189	29.65	mg/L	0.189	0.64%
Mn 257.610†	51520.5	2.075	mg/L	0.0090	2.075	mg/L	0.0090	0.44%
Mo 202.031†	58.2	0.00406	mg/L	0.000306	0.00406	mg/L	0.000306	7.52%
Na 589.592†	325231.3	68.63	mg/L	0.481	68.63	mg/L	0.481	0.70%
Na 330.237†	2022.6	72.47	mg/L	0.506	72.47	mg/L	0.506	0.70%
Ni 231.604†	14.8	0.00818	mg/L	0.003447	0.00818	mg/L	0.003447	42.17%
Pb 220.353†	1.3	0.00013	mg/L	0.000692	0.00013	mg/L	0.000692	543.09%
Sb 206.836†	6.8	0.00407	mg/L	0.001357	0.00407	mg/L	0.001357	33.33%
Se 196.026†	-1.5	-0.00271	mg/L	0.003609	-0.00271	mg/L	0.003609	133.40%
Si 288.158†	29670.6	20.36	mg/L	0.084	20.36	mg/L	0.084	0.41%
Sn 189.927†	-61.5	-0.00674	mg/L	0.001358	-0.00674	mg/L	0.001358	20.15%
Sr 421.552†	221813.9	0.3651	mg/L	0.00022	0.3651	mg/L	0.00022	0.06%
Ti 334.903†	58.9	0.00256	mg/L	0.000628	0.00256	mg/L	0.000628	24.50%
Tl 190.801†	-6.5	-0.00478	mg/L	0.003872	-0.00478	mg/L	0.003872	81.08%
V 292.402†	35.1	0.00048	mg/L	0.000116	0.00048	mg/L	0.000116	24.01%
Zn 206.200†	23.2	0.02409	mg/L	0.000879	0.02409	mg/L	0.000879	3.65%

Sequence No.: 48
Sample ID: JW94 L TWC
Analyst: ALA
Initial Sample Wt:
Dilution: 1X

Autosampler Location: 55
Date Collected: 9/25/2006 5:24:42 PM
Data Type: Original
Initial Sample Vol:
Sample Prep Vol:

Nebulizer Parameters: JW94 L TWC

Analyte	Back Pressure	Flow
All	185.0 kPa	0.50 L/min

Mean Data: JW94 L TWC

Analyte	Mean Corrected Intensity	Calib Conc.	Calib Units	Calib Std.Dev.	Sample Conc.	Sample Units	Sample Std.Dev.	RSD
ScA 357.253	1658457.4	102.3	%	1.15				1.12%
ScR 361.383	166391.9	104.5	%	0.52				0.50%
Ag 328.068†	-595.9	-0.00030	mg/L	0.000153	-0.00030	mg/L	0.000153	50.62%
Al 308.215†	27.4	0.02218	mg/L	0.011994	0.02218	mg/L	0.011994	54.06%
As 188.979†	6.7	0.00358	mg/L	0.002758	0.00358	mg/L	0.002758	76.98%
B 249.677†	183.2	0.06629	mg/L	0.002730	0.06629	mg/L	0.002730	4.12%
Ba 233.527†	168.5	0.05400	mg/L	0.001162	0.05400	mg/L	0.001162	2.15%
Be 313.042†	-74.2	-0.00013	mg/L	0.000016	-0.00013	mg/L	0.000016	12.35%
Ca 317.933†	844330.9	40.70	mg/L	0.106	40.70	mg/L	0.106	0.26%
Cd 228.802†	-7.6	-0.00021	mg/L	0.000078	-0.00021	mg/L	0.000078	36.92%
Co 228.616†	126.6	0.00218	mg/L	0.000187	0.00218	mg/L	0.000187	8.55%
Cr 267.716†	26.4	0.00134	mg/L	0.000240	0.00134	mg/L	0.000240	17.91%
Cu 324.752†	-1027.8	0.00016	mg/L	0.000207	0.00016	mg/L	0.000207	127.81%
Fe 273.955†	35575.1	37.35	mg/L	0.181	37.35	mg/L	0.181	0.49%
K 766.490†	7890.4	4.727	mg/L	0.0112	4.727	mg/L	0.0112	0.24%
Mg 279.077†	25245.5	17.74	mg/L	0.040	17.74	mg/L	0.040	0.23%
Mn 257.610†	54297.0	2.188	mg/L	0.0066	2.188	mg/L	0.0066	0.30%
Mo 202.031†	65.9	0.00494	mg/L	0.000238	0.00494	mg/L	0.000238	4.83%
Na 589.592†	86652.2	18.29	mg/L	0.072	18.29	mg/L	0.072	0.39%
Na 330.237†	558.7	19.76	mg/L	0.216	19.76	mg/L	0.216	1.10%
Ni 231.604†	-0.1	-0.00004	mg/L	0.003520	-0.00004	mg/L	0.003520	>999.9%
Pb 220.353†	10.9	0.00095	mg/L	0.000825	0.00095	mg/L	0.000825	86.96%
Sb 206.836†	10.4	0.00321	mg/L	0.000496	0.00321	mg/L	0.000496	15.48%
Se 196.026†	-15.1	-0.00609	mg/L	0.002216	-0.00609	mg/L	0.002216	36.36%
Si 288.158†	41694.1	28.61	mg/L	0.256	28.61	mg/L	0.256	0.90%
Sn 189.927†	-48.6	-0.00572	mg/L	0.001172	-0.00572	mg/L	0.001172	20.48%
Sr 421.552†	123434.5	0.2031	mg/L	0.00080	0.2031	mg/L	0.00080	0.39%
Ti 334.903†	35.8	0.00156	mg/L	0.000528	0.00156	mg/L	0.000528	33.94%
Tl 190.801†	-11.9	-0.00873	mg/L	0.001531	-0.00873	mg/L	0.001531	17.55%
V 292.402†	34.0	0.00047	mg/L	0.000107	0.00047	mg/L	0.000107	22.78%
Zn 206.200†	22.6	0.02214	mg/L	0.001216	0.02214	mg/L	0.001216	5.49%

Sequence No.: 49
Sample ID: JW94 M TWC
Analyst: ALA
Initial Sample Wt:
Dilution: 1X

Autosampler Location: 56
Date Collected: 9/25/2006 5:31:08 PM
Data Type: Original
Initial Sample Vol:
Sample Prep Vol:

Nebulizer Parameters: JW94 M TWC

Analyte	Back Pressure	Flow
All	185.0 kPa	0.50 L/min

Mean Data: JW94 M TWC

Analyte	Mean Corrected Intensity	Calib Conc.	Calib Units	Std.Dev.	Sample Conc.	Sample Units	Std.Dev.	RSD
ScA 357.253	1515402.0	93.50	%	0.296				0.32%
ScR 361.383	159723.4	100.4	%	0.56				0.56%
Ag 328.068†	-1237.9	-0.00037	mg/L	0.000273	-0.00037	mg/L	0.000273	73.42%
Al 308.215†	47.0	0.03752	mg/L	0.014552	0.03752	mg/L	0.014552	38.79%
As 188.979†	20.8	0.01271	mg/L	0.003314	0.01271	mg/L	0.003314	26.09%
B 249.677†	182.1	0.06586	mg/L	0.004029	0.06586	mg/L	0.004029	6.12%
Ba 233.527†	457.6	0.1485	mg/L	0.00214	0.1485	mg/L	0.00214	1.44%
Be 313.042†	119.6	0.00016	mg/L	0.000052	0.00016	mg/L	0.000052	31.77%
Ca 317.933†	1785757.3	86.07	mg/L	0.429	86.07	mg/L	0.429	0.50%
Cd 228.802†	-0.6	-0.00005	mg/L	0.000153	-0.00005	mg/L	0.000153	329.46%
Co 228.616†	743.9	0.01529	mg/L	0.000126	0.01529	mg/L	0.000126	0.82%
Cr 267.716†	64.1	0.00585	mg/L	0.000318	0.00585	mg/L	0.000318	5.44%
Cu 324.752†	-1551.5	0.00204	mg/L	0.000241	0.00204	mg/L	0.000241	11.81%
Fe 273.955†	71309.1	74.87	mg/L	1.287	74.87	mg/L	1.287	1.72%
K 766.490†	7433.5	4.454	mg/L	0.0871	4.454	mg/L	0.0871	1.96%
Mg 279.077†	47615.2	33.45	mg/L	0.444	33.45	mg/L	0.444	1.33%
Mn 257.610†	55207.9	2.224	mg/L	0.0294	2.224	mg/L	0.0294	1.32%
Mo 202.031†	62.9	0.00436	mg/L	0.000205	0.00436	mg/L	0.000205	4.69%
Na 589.592†	2636133.1	556.3	mg/L	0.75	556.3	mg/L	0.75	0.13%
Na 330.237†	16263.5	586.7	mg/L	8.09	586.7	mg/L	8.09	1.38%
Ni 231.604†	10.7	0.00594	mg/L	0.002883	0.00594	mg/L	0.002883	48.54%
Pb 220.353†	56.8	0.00488	mg/L	0.000788	0.00488	mg/L	0.000788	16.15%
Sb 206.836†	21.6	0.00703	mg/L	0.001769	0.00703	mg/L	0.001769	25.16%
Se 196.026†	-34.2	-0.01189	mg/L	0.002370	-0.01189	mg/L	0.002370	19.93%
Si 288.158†	50936.8	34.95	mg/L	0.446	34.95	mg/L	0.446	1.28%
Sn 189.927†	-73.5	-0.00687	mg/L	0.000766	-0.00687	mg/L	0.000766	11.15%
Sr 421.552†	320324.7	0.5272	mg/L	0.00245	0.5272	mg/L	0.00245	0.46%
Ti 334.903†	915.6	0.03995	mg/L	0.001838	0.03995	mg/L	0.001838	4.60%
Tl 190.801†	-12.8	-0.00953	mg/L	0.001361	-0.00953	mg/L	0.001361	14.29%
V 292.402†	9539.7	0.03175	mg/L	0.000108	0.03175	mg/L	0.000108	0.34%
Zn 206.200†	9.9	0.00963	mg/L	0.000518	0.00963	mg/L	0.000518	5.38%

Sequence No.: 50
Sample ID: JW94 HDUP TWC
Analyst: ALA
Initial Sample Wt:
Dilution: 1X

Autosampler Location: 57
Date Collected: 9/25/2006 5:37:56 PM
Data Type: Original
Initial Sample Vol:
Sample Prep Vol:

Nebulizer Parameters: JW94 HDUP TWC

Analyte	Back Pressure	Flow
All	184.0 kPa	0.50 L/min

Mean Data: JW94 HDUP TWC

Analyte	Mean Corrected Intensity	Calib Conc.	Calib Units	Std.Dev.	Sample Conc.	Sample Units	Std.Dev.	RSD
ScA 357.253	1509654.4	93.15	%	0.238				0.26%
ScR 361.383	157866.0	99.19	%	0.289				0.29%
Ag 328.068†	-15.4	0.00082	mg/L	0.000152	0.00082	mg/L	0.000152	18.43%
Al 308.215†	499.3	0.3981	mg/L	0.00173	0.3981	mg/L	0.00173	0.43%
As 188.979†	36.2	0.02451	mg/L	0.001274	0.02451	mg/L	0.001274	5.20%
B 249.677†	79.4	0.02855	mg/L	0.001582	0.02855	mg/L	0.001582	5.54%
Ba 233.527†	567.0	0.1888	mg/L	0.00184	0.1888	mg/L	0.00184	0.97%
Be 313.042†	962.5	0.00108	mg/L	0.000071	0.00108	mg/L	0.000071	6.53%
Ca 317.933†	738653.6	35.60	mg/L	0.053	35.60	mg/L	0.053	0.15%
Cd 228.802†	1.6	-0.00001	mg/L	0.000077	-0.00001	mg/L	0.000077	>999.9%
Co 228.616†	672.4	0.01306	mg/L	0.000105	0.01306	mg/L	0.000105	0.80%
Cr 267.716†	404.6	0.05338	mg/L	0.000317	0.05338	mg/L	0.000317	0.59%
Cu 324.752†	5892.2	0.02115	mg/L	0.000188	0.02115	mg/L	0.000188	0.89%
Fe 273.955†	16716.8	17.55	mg/L	0.032	17.55	mg/L	0.032	0.18%
K 766.490†	7310.0	4.380	mg/L	0.0682	4.380	mg/L	0.0682	1.56%
Mg 279.077†	20184.5	14.19	mg/L	0.036	14.19	mg/L	0.036	0.26%
Mn 257.610†	13850.2	0.5577	mg/L	0.00128	0.5577	mg/L	0.00128	0.23%
Mo 202.031†	98.1	0.00762	mg/L	0.000353	0.00762	mg/L	0.000353	4.63%
Na 589.592†	4207428.5	887.9	mg/L	3.26	887.9	mg/L	3.26	0.37%
Na 330.237†	26205.7	946.6	mg/L	3.06	946.6	mg/L	3.06	0.32%
Ni 231.604†	24.0	0.01328	mg/L	0.001677	0.01328	mg/L	0.001677	12.63%
Pb 220.353†	37.5	0.00336	mg/L	0.000467	0.00336	mg/L	0.000467	13.89%
Sb 206.836†	10.4	0.00664	mg/L	0.002001	0.00664	mg/L	0.002001	30.16%
Se 196.026†	-12.2	-0.00506	mg/L	0.008176	-0.00506	mg/L	0.008176	161.60%
Si 288.158†	31128.7	21.36	mg/L	0.062	21.36	mg/L	0.062	0.29%
Sn 189.927†	-40.9	-0.00490	mg/L	0.000535	-0.00490	mg/L	0.000535	10.92%
Sr 421.552†	145513.3	0.2395	mg/L	0.00049	0.2395	mg/L	0.00049	0.20%
Ti 334.903†	22247.0	0.9708	mg/L	0.00334	0.9708	mg/L	0.00334	0.34%
Tl 190.801†	-6.7	-0.00673	mg/L	0.002374	-0.00673	mg/L	0.002374	35.25%
V 292.402†	120128.5	0.3951	mg/L	0.00140	0.3951	mg/L	0.00140	0.36%
Zn 206.200†	14.4	0.01451	mg/L	0.003133	0.01451	mg/L	0.003133	21.60%

Sequence No.: 51
Sample ID: JW94 H TWC
Analyst: ALA
Initial Sample Wt:
Dilution: 1X

Autosampler Location: 58
Date Collected: 9/25/2006 5:44:45 PM
Data Type: Original
Initial Sample Vol:
Sample Prep Vol:

Nebulizer Parameters: JW94 H TWC

Analyte	Back Pressure	Flow
All	184.0 kPa	0.50 L/min

Mean Data: JW94 H TWC

Analyte	Mean Corrected Intensity	Calib Conc.	Calib Units	Std.Dev.	Sample Conc.	Sample Units	Std.Dev.	RSD
ScA 357.253	1490471.2	91.96	%	0.337				0.37%
ScR 361.383	157828.4	99.16	%	0.451				0.46%
Ag 328.068†	91.0	0.00116	mg/L	0.000072	0.00116	mg/L	0.000072	6.27%
Al 308.215†	480.1	0.3824	mg/L	0.02011	0.3824	mg/L	0.02011	5.26%
As 188.979†	36.1	0.02434	mg/L	0.003397	0.02434	mg/L	0.003397	13.95%
B 249.677†	86.9	0.03128	mg/L	0.000557	0.03128	mg/L	0.000557	1.78%
Ba 233.527†	577.7	0.1924	mg/L	0.00094	0.1924	mg/L	0.00094	0.49%
Be 313.042†	1023.5	0.00118	mg/L	0.000048	0.00118	mg/L	0.000048	4.04%
Ca 317.933†	760101.0	36.64	mg/L	0.082	36.64	mg/L	0.082	0.22%
Cd 228.802†	4.4	0.00007	mg/L	0.000079	0.00007	mg/L	0.000079	116.40%
Co 228.616†	675.8	0.01309	mg/L	0.000235	0.01309	mg/L	0.000235	1.79%
Cr 267.716†	423.3	0.05587	mg/L	0.000904	0.05587	mg/L	0.000904	1.62%
Cu 324.752†	5990.3	0.02152	mg/L	0.000135	0.02152	mg/L	0.000135	0.63%
Fe 273.955†	17174.9	18.03	mg/L	0.060	18.03	mg/L	0.060	0.33%
K 766.490†	7697.9	4.612	mg/L	0.0904	4.612	mg/L	0.0904	1.96%
Mg 279.077†	20813.1	14.63	mg/L	0.025	14.63	mg/L	0.025	0.17%
Mn 257.610†	14237.5	0.5733	mg/L	0.00182	0.5733	mg/L	0.00182	0.32%
Mo 202.031†	97.0	0.00752	mg/L	0.000189	0.00752	mg/L	0.000189	2.51%
Na 589.592†	4249267.2	896.7	mg/L	7.04	896.7	mg/L	7.04	0.79%
Na 330.237†	26621.7	961.6	mg/L	3.25	961.6	mg/L	3.25	0.34%
Ni 231.604†	29.1	0.01611	mg/L	0.002336	0.01611	mg/L	0.002336	14.50%
Pb 220.353†	38.0	0.00341	mg/L	0.000397	0.00341	mg/L	0.000397	11.64%
Sb 206.836†	9.0	0.00560	mg/L	0.003634	0.00560	mg/L	0.003634	64.95%
Se 196.026†	-13.6	-0.00578	mg/L	0.001735	-0.00578	mg/L	0.001735	29.99%
Si 288.158†	32093.8	22.02	mg/L	0.079	22.02	mg/L	0.079	0.36%
Sn 189.927†	-48.8	-0.00625	mg/L	0.001064	-0.00625	mg/L	0.001064	17.04%
Sr 421.552†	148217.5	0.2439	mg/L	0.00061	0.2439	mg/L	0.00061	0.25%
Ti 334.903†	22791.3	0.9946	mg/L	0.00189	0.9946	mg/L	0.00189	0.19%
Tl 190.801†	-8.2	-0.00788	mg/L	0.005459	-0.00788	mg/L	0.005459	69.28%
V 292.402†	122556.8	0.4031	mg/L	0.00180	0.4031	mg/L	0.00180	0.45%
Zn 206.200†	9.0	0.00919	mg/L	0.002360	0.00919	mg/L	0.002360	25.67%

Sequence No.: 52
Sample ID: JW94 HSPK TWC
Analyst: ALA
Initial Sample Wt:
Dilution: 1X

Autosampler Location: 59
Date Collected: 9/25/2006 5:51:32 PM
Data Type: Original
Initial Sample Vol:
Sample Prep Vol:

Nebulizer Parameters: JW94 HSPK TWC

Analyte	Back Pressure	Flow
All	184.0 kPa	0.50 L/min

Mean Data: JW94 HSPK TWC

Analyte	Mean Corrected Intensity	Calib Conc.	Calib Units	Calib Std.Dev.	Sample Conc.	Sample Units	Sample Std.Dev.	RSD
ScA 357.253	1506366.0	92.94	%	0.290				0.31%
ScR 361.383	159925.3	100.5	%	0.88				0.88%
Ag 328.068†	172685.2	0.5023	mg/L	0.00119	0.5023	mg/L	0.00119	0.24%
Al 308.215†	2869.4	2.314	mg/L	0.0081	2.314	mg/L	0.0081	0.35%
As 188.979†	2740.2	2.158	mg/L	0.0176	2.158	mg/L	0.0176	0.82%
B 249.677†	80.1	0.02974	mg/L	0.002706	0.02974	mg/L	0.002706	9.10%
Ba 233.527†	6355.5	2.129	mg/L	0.0167	2.129	mg/L	0.0167	0.79%
Be 313.042†	285734.9	0.5043	mg/L	0.00112	0.5043	mg/L	0.00112	0.22%
Ca 317.933†	940753.6	45.34	mg/L	0.093	45.34	mg/L	0.093	0.21%
Cd 228.802†	19772.6	0.5181	mg/L	0.00282	0.5181	mg/L	0.00282	0.54%
Co 228.616†	21953.8	0.4899	mg/L	0.00253	0.4899	mg/L	0.00253	0.52%
Cr 267.716†	3991.7	0.5435	mg/L	0.00462	0.5435	mg/L	0.00462	0.85%
Cu 324.752†	161167.5	0.5408	mg/L	0.00119	0.5408	mg/L	0.00119	0.22%
Fe 273.955†	18766.7	19.70	mg/L	0.073	19.70	mg/L	0.073	0.37%
K 766.490†	24628.9	14.76	mg/L	0.051	14.76	mg/L	0.051	0.35%
Mg 279.077†	33973.0	23.89	mg/L	0.050	23.89	mg/L	0.050	0.21%
Mn 257.610†	25963.4	1.046	mg/L	0.0027	1.046	mg/L	0.0027	0.26%
Mo 202.031†	110.2	0.00839	mg/L	0.000179	0.00839	mg/L	0.000179	2.14%
Na 589.592†	4153121.4	876.4	mg/L	7.95	876.4	mg/L	7.95	0.91%
Na 330.237†	26312.8	950.2	mg/L	2.72	950.2	mg/L	2.72	0.29%
Ni 231.604†	925.0	0.5116	mg/L	0.00403	0.5116	mg/L	0.00403	0.79%
Pb 220.353†	23423.2	2.002	mg/L	0.0036	2.002	mg/L	0.0036	0.18%
Sb 206.836†	15.7	0.00406	mg/L	0.002143	0.00406	mg/L	0.002143	52.74%
Se 196.026†	3874.9	2.072	mg/L	0.0140	2.072	mg/L	0.0140	0.68%
Si 288.158†	10423.3	7.152	mg/L	0.0610	7.152	mg/L	0.0610	0.85%
Sn 189.927†	-61.1	-0.00770	mg/L	0.001793	-0.00770	mg/L	0.001793	23.30%
Sr 421.552†	440962.7	0.7257	mg/L	0.00167	0.7257	mg/L	0.00167	0.23%
Ti 334.903†	22206.2	0.9690	mg/L	0.00252	0.9690	mg/L	0.00252	0.26%
Tl 190.801†	2512.2	1.842	mg/L	0.0099	1.842	mg/L	0.0099	0.54%
V 292.402†	283601.3	0.9362	mg/L	0.00200	0.9362	mg/L	0.00200	0.21%
Zn 206.200†	545.7	0.5392	mg/L	0.00633	0.5392	mg/L	0.00633	1.17%

Sequence No.: 53
Sample ID: JW94 MB2SPK TWC
Analyst: ALA
Initial Sample Wt:
Dilution: 1X

Autosampler Location: 60
Date Collected: 9/25/2006 5:58:08 PM
Data Type: Original
Initial Sample Vol:
Sample Prep Vol:

Nebulizer Parameters: JW94 MB2SPK TWC

Analyte	Back Pressure	Flow
All	184.0 kPa	0.50 L/min

Mean Data: JW94 MB2SPK TWC

Analyte	Mean Corrected Intensity	Calib Conc.	Calib Units	Std.Dev.	Sample Conc.	Sample Units	Std.Dev.	RSD
ScA 357.253	1667052.6	102.9	%	0.53				0.51%
ScR 361.383	168542.1	105.9	%	0.44				0.41%
Ag 328.068†	167209.9	0.4855	mg/L	0.00088	0.4855	mg/L	0.00088	0.18%
Al 308.215†	2479.4	2.005	mg/L	0.0054	2.005	mg/L	0.0054	0.27%
As 188.979†	2491.7	1.966	mg/L	0.0095	1.966	mg/L	0.0095	0.48%
B 249.677†	-6.5	-0.00140	mg/L	0.001957	-0.00140	mg/L	0.001957	139.41%
Ba 233.527†	5805.1	1.946	mg/L	0.0012	1.946	mg/L	0.0012	0.06%
Be 313.042†	288918.6	0.5106	mg/L	0.00040	0.5106	mg/L	0.00040	0.08%
Ca 317.933†	213712.5	10.30	mg/L	0.009	10.30	mg/L	0.009	0.08%
Cd 228.802†	18996.2	0.4980	mg/L	0.00146	0.4980	mg/L	0.00146	0.29%
Co 228.616†	21360.8	0.4787	mg/L	0.00136	0.4787	mg/L	0.00136	0.28%
Cr 267.716†	3624.2	0.4951	mg/L	0.00094	0.4951	mg/L	0.00094	0.19%
Cu 324.752†	148501.7	0.4970	mg/L	0.00140	0.4970	mg/L	0.00140	0.28%
Fe 273.955†	1975.7	2.073	mg/L	0.0092	2.073	mg/L	0.0092	0.44%
K 766.490†	17156.3	10.28	mg/L	0.031	10.28	mg/L	0.031	0.31%
Mg 279.077†	14529.3	10.22	mg/L	0.035	10.22	mg/L	0.035	0.34%
Mn 257.610†	12404.8	0.5002	mg/L	0.00063	0.5002	mg/L	0.00063	0.13%
Mo 202.031†	18.7	0.00129	mg/L	0.000104	0.00129	mg/L	0.000104	8.07%
Na 589.592†	49424.5	10.43	mg/L	0.054	10.43	mg/L	0.054	0.52%
Na 330.237†	328.5	11.64	mg/L	0.489	11.64	mg/L	0.489	4.20%
Ni 231.604†	893.4	0.4942	mg/L	0.00248	0.4942	mg/L	0.00248	0.50%
Pb 220.353†	23365.7	1.997	mg/L	0.0072	1.997	mg/L	0.0072	0.36%
Sb 206.836†	8.7	-0.00033	mg/L	0.002663	-0.00033	mg/L	0.002663	803.61%
Se 196.026†	3664.0	1.958	mg/L	0.0073	1.958	mg/L	0.0073	0.37%
Si 288.158†	108.6	0.07557	mg/L	0.004843	0.07557	mg/L	0.004843	6.41%
Sn 189.927†	-19.4	-0.00259	mg/L	0.000585	-0.00259	mg/L	0.000585	22.56%
Sr 421.552†	302523.4	0.4979	mg/L	0.00022	0.4979	mg/L	0.00022	0.04%
Ti 334.903†	-1.0	-0.00015	mg/L	0.000636	-0.00015	mg/L	0.000636	427.47%
Tl 190.801†	2718.7	1.996	mg/L	0.0109	1.996	mg/L	0.0109	0.54%
V 292.402†	157138.8	0.5203	mg/L	0.00123	0.5203	mg/L	0.00123	0.24%
Zn 206.200†	514.1	0.5077	mg/L	0.00320	0.5077	mg/L	0.00320	0.63%

Sequence No.: 54
Sample ID: CV 5
Analyst: ALA
Initial Sample Wt:
Dilution: 1X

Autosampler Location: 7
Date Collected: 9/25/2006 6:04:23 PM
Data Type: Original
Initial Sample Vol:
Sample Prep Vol:

Nebulizer Parameters: CV

Analyte	Back Pressure	Flow
All	183.0 kPa	0.50 L/min

Mean Data: CV

Analyte	Mean Corrected Intensity	Calib Conc.	Calib Units	Std.Dev.	Sample Conc.	Sample Units	Std.Dev.	RSD
ScA 357.253	1638404.5	101.1	%	0.15				0.14%
ScR 361.383	164998.6	103.7	%	0.55				0.53%
Ag 328.068†	333689.2	0.9687	mg/L	0.00257	0.9687	mg/L	0.00257	0.27%
Al 308.215†	2476.9	1.975	mg/L	0.0081	1.975	mg/L	0.0081	0.41%
As 188.979†	2486.6	1.958	mg/L	0.0006	1.958	mg/L	0.0006	0.03%
B 249.677†	2717.7	0.9863	mg/L	0.00817	0.9863	mg/L	0.00817	0.83%
Ba 233.527†	2934.3	0.9832	mg/L	0.00559	0.9832	mg/L	0.00559	0.57%
Be 313.042†	563038.3	0.9950	mg/L	0.00251	0.9950	mg/L	0.00251	0.25%
Ca 317.933†	42572.8	2.052	mg/L	0.0025	2.052	mg/L	0.0025	0.12%
Cd 228.802†	38913.1	1.023	mg/L	0.0030	1.023	mg/L	0.0030	0.29%
Co 228.616†	43642.1	0.9773	mg/L	0.00490	0.9773	mg/L	0.00490	0.50%
Cr 267.716†	7089.8	0.9721	mg/L	0.00622	0.9721	mg/L	0.00622	0.64%
Cu 324.752†	304464.7	1.018	mg/L	0.0019	1.018	mg/L	0.0019	0.19%
Fe 273.955†	1963.1	2.059	mg/L	0.0134	2.059	mg/L	0.0134	0.65%
K 766.490†	33172.8	19.88	mg/L	0.049	19.88	mg/L	0.049	0.25%
Mg 279.077†	2844.0	2.005	mg/L	0.0129	2.005	mg/L	0.0129	0.64%
Mn 257.610†	23878.8	0.9628	mg/L	0.00556	0.9628	mg/L	0.00556	0.58%
Mo 202.031†	12329.7	0.9955	mg/L	0.00288	0.9955	mg/L	0.00288	0.29%
Na 589.592†	225095.8	47.50	mg/L	0.037	47.50	mg/L	0.037	0.08%
Na 330.237†	1390.6	50.21	mg/L	0.176	50.21	mg/L	0.176	0.35%
Ni 231.604†	1809.8	1.002	mg/L	0.0073	1.002	mg/L	0.0073	0.73%
Pb 220.353†	23292.3	1.992	mg/L	0.0028	1.992	mg/L	0.0028	0.14%
Sb 206.836†	3050.2	2.109	mg/L	0.0062	2.109	mg/L	0.0062	0.30%
Se 196.026†	3641.2	1.946	mg/L	0.0057	1.946	mg/L	0.0057	0.29%
Si 288.158†	2945.0	2.023	mg/L	0.0111	2.023	mg/L	0.0111	0.55%
Sn 189.927†	5392.5	0.9665	mg/L	0.00153	0.9665	mg/L	0.00153	0.16%
Sr 421.552†	594930.4	0.9791	mg/L	0.00045	0.9791	mg/L	0.00045	0.05%
Ti 334.903†	23078.5	1.006	mg/L	0.0034	1.006	mg/L	0.0034	0.34%
Tl 190.801†	2641.7	1.939	mg/L	0.0019	1.939	mg/L	0.0019	0.10%
V 292.402†	307518.5	1.019	mg/L	0.0031	1.019	mg/L	0.0031	0.30%
Zn 206.200†	1035.4	1.022	mg/L	0.0093	1.022	mg/L	0.0093	0.92%

Sequence No.: 55
Sample ID: CB
Analyst: ALA
Initial Sample Wt:
Dilution: 1X

Autosampler Location: 1
Date Collected: 9/25/2006 6:10:41 PM
Data Type: Original
Initial Sample Vol:
Sample Prep Vol:

Nebulizer Parameters: CB

Analyte	Back Pressure	Flow
All	183.0 kPa	0.50 L/min

Mean Data: CB

Analyte	Mean Corrected Intensity	Calib Conc.	Calib Units	Calib Std.Dev.	Sample Conc.	Sample Units	Sample Std.Dev.	RSD
ScA 357.253	1682611.0	103.8	%	0.37				0.35%
ScR 361.383	164116.6	103.1	%	0.28				0.27%
Ag 328.068†	16.2	0.00005	mg/L	0.000176	0.00005	mg/L	0.000176	373.73%
Al 308.215†	39.9	0.03236	mg/L	0.020016	0.03236	mg/L	0.020016	61.84%
As 188.979†	5.0	0.00393	mg/L	0.003212	0.00393	mg/L	0.003212	81.83%
B 249.677†	5.7	0.00205	mg/L	0.002952	0.00205	mg/L	0.002952	143.88%
Ba 233.527†	0.7	0.00023	mg/L	0.000693	0.00023	mg/L	0.000693	307.20%
Be 313.042†	-79.2	-0.00014	mg/L	0.000010	-0.00014	mg/L	0.000010	6.97%
Ca 317.933†	9.6	0.00046	mg/L	0.001006	0.00046	mg/L	0.001006	217.70%
Cd 228.802†	-2.7	-0.00008	mg/L	0.000052	-0.00008	mg/L	0.000052	68.62%
Co 228.616†	-16.7	-0.00037	mg/L	0.000128	-0.00037	mg/L	0.000128	34.33%
Cr 267.716†	2.7	0.00037	mg/L	0.000898	0.00037	mg/L	0.000898	243.70%
Cu 324.752†	-206.1	-0.00069	mg/L	0.000158	-0.00069	mg/L	0.000158	22.92%
Fe 273.955†	3.3	0.00345	mg/L	0.002677	0.00345	mg/L	0.002677	77.68%
K 766.490†	66.9	0.04007	mg/L	0.027941	0.04007	mg/L	0.027941	69.73%
Mg 279.077†	11.0	0.00771	mg/L	0.002218	0.00771	mg/L	0.002218	28.76%
Mn 257.610†	0.7	0.00003	mg/L	0.000184	0.00003	mg/L	0.000184	665.36%
Mo 202.031†	9.6	0.00077	mg/L	0.000173	0.00077	mg/L	0.000173	22.41%
Na 589.592†	1616.4	0.3411	mg/L	0.01086	0.3411	mg/L	0.01086	3.18%
Na 330.237†	17.8	0.6425	mg/L	0.96573	0.6425	mg/L	0.96573	150.31%
Ni 231.604†	0.4	0.00020	mg/L	0.000697	0.00020	mg/L	0.000697	354.05%
Pb 220.353†	-4.6	-0.00039	mg/L	0.000157	-0.00039	mg/L	0.000157	40.41%
Sb 206.836†	-0.4	-0.00029	mg/L	0.002195	-0.00029	mg/L	0.002195	749.36%
Se 196.026†	3.6	0.00191	mg/L	0.001043	0.00191	mg/L	0.001043	54.62%
Si 288.158†	40.2	0.02756	mg/L	0.011497	0.02756	mg/L	0.011497	41.72%
Sn 189.927†	7.8	0.00140	mg/L	0.000718	0.00140	mg/L	0.000718	51.35%
Sr 421.552†	-107.6	-0.00018	mg/L	0.000016	-0.00018	mg/L	0.000016	8.78%
Ti 334.903†	-9.6	-0.00042	mg/L	0.000263	-0.00042	mg/L	0.000263	62.28%
Tl 190.801†	-1.4	-0.00101	mg/L	0.002295	-0.00101	mg/L	0.002295	226.12%
V 292.402†	-27.6	-0.00009	mg/L	0.000091	-0.00009	mg/L	0.000091	104.44%
Zn 206.200†	4.1	0.00410	mg/L	0.002734	0.00410	mg/L	0.002734	66.75%

Sequence No.: 56
Sample ID: JW94 MB1 WMN
Analyst: ALA
Initial Sample Wt:
Dilution: 1X

Autosampler Location: 61
Date Collected: 9/25/2006 6:17:03 PM
Data Type: Original
Initial Sample Vol:
Sample Prep Vol:

Nebulizer Parameters: JW94 MB1 WMN

Analyte	Back Pressure	Flow
All	184.0 kPa	0.50 L/min

Mean Data: JW94 MB1 WMN

Analyte	Mean Corrected Intensity	Calib Conc.	Calib Units	Calib Std.Dev.	Sample Conc.	Sample Units	Sample Std.Dev.	RSD
ScA 357.253	1726834.3	106.5	%	0.89				0.84%
ScR 361.383	167896.1	105.5	%	0.45				0.43%
Ag 328.068†	-129.9	-0.00038	mg/L	0.000053	-0.00038	mg/L	0.000053	14.02%
Al 308.215†	21.0	0.01703	mg/L	0.002274	0.01703	mg/L	0.002274	13.36%
As 188.979†	5.0	0.00395	mg/L	0.003230	0.00395	mg/L	0.003230	81.88%
B 249.677†	1.9	0.00067	mg/L	0.001727	0.00067	mg/L	0.001727	257.36%
Ba 233.527†	-2.9	-0.00098	mg/L	0.001035	-0.00098	mg/L	0.001035	105.21%
Be 313.042†	-92.7	-0.00016	mg/L	0.000010	-0.00016	mg/L	0.000010	6.23%
Ca 317.933†	37.5	0.00181	mg/L	0.000509	0.00181	mg/L	0.000509	28.17%
Cd 228.802†	-3.9	-0.00011	mg/L	0.000127	-0.00011	mg/L	0.000127	117.73%
Co 228.616†	-34.5	-0.00077	mg/L	0.000018	-0.00077	mg/L	0.000018	2.29%
Cr 267.716†	-4.1	-0.00057	mg/L	0.000764	-0.00057	mg/L	0.000764	133.96%
Cu 324.752†	-292.8	-0.00098	mg/L	0.000181	-0.00098	mg/L	0.000181	18.52%
Fe 273.955†	1.0	0.00110	mg/L	0.000188	0.00110	mg/L	0.000188	17.10%
K 766.490†	52.2	0.03126	mg/L	0.017854	0.03126	mg/L	0.017854	57.11%
Mg 279.077†	27.8	0.01958	mg/L	0.009996	0.01958	mg/L	0.009996	51.06%
Mn 257.610†	-8.8	-0.00036	mg/L	0.000116	-0.00036	mg/L	0.000116	32.55%
Mo 202.031†	-0.7	-0.00006	mg/L	0.000144	-0.00006	mg/L	0.000144	256.46%
Na 589.592†	1851.2	0.3907	mg/L	0.01464	0.3907	mg/L	0.01464	3.75%
Na 330.237†	19.0	0.6849	mg/L	0.36149	0.6849	mg/L	0.36149	52.78%
Ni 231.604†	-2.4	-0.00130	mg/L	0.001355	-0.00130	mg/L	0.001355	103.87%
Pb 220.353†	-20.3	-0.00174	mg/L	0.000675	-0.00174	mg/L	0.000675	38.88%
Sb 206.836†	-0.2	-0.00015	mg/L	0.002337	-0.00015	mg/L	0.002337	>999.9%
Se 196.026†	9.9	0.00530	mg/L	0.002258	0.00530	mg/L	0.002258	42.60%
Si 288.158†	-6.4	-0.00441	mg/L	0.005263	-0.00441	mg/L	0.005263	119.27%
Sn 189.927†	-7.2	-0.00129	mg/L	0.000928	-0.00129	mg/L	0.000928	72.16%
Sr 421.552†	-2.5	0.00000	mg/L	0.000050	0.00000	mg/L	0.000050	>999.9%
Ti 334.903†	5.9	0.00026	mg/L	0.001278	0.00026	mg/L	0.001278	492.44%
Tl 190.801†	2.5	0.00181	mg/L	0.001985	0.00181	mg/L	0.001985	109.49%
V 292.402†	-36.6	-0.00012	mg/L	0.000108	-0.00012	mg/L	0.000108	86.48%
Zn 206.200†	1.6	0.00156	mg/L	0.002084	0.00156	mg/L	0.002084	133.28%

Sequence No.: 57
Sample ID: JW94 N TWC
Analyst: ALA
Initial Sample Wt:
Dilution: 1X

Autosampler Location: 62
Date Collected: 9/25/2006 6:23:29 PM
Data Type: Original
Initial Sample Vol:
Sample Prep Vol:

Nebulizer Parameters: JW94 N TWC

Analyte	Back Pressure	Flow
All	183.0 kPa	0.50 L/min

Mean Data: JW94 N TWC

Analyte	Mean Corrected Intensity	Calib Conc.	Calib Units	Calib Std.Dev.	Sample Conc.	Sample Units	Sample Std.Dev.	RSD
ScA 357.253	1412031.4	87.12	%	0.304				0.35%
ScR 361.383	147630.7	92.76	%	0.148				0.16%
Ag 328.068†	467.1	0.00192	mg/L	0.000096	0.00192	mg/L	0.000096	4.98%
Al 308.215†	211.6	0.1579	mg/L	0.01090	0.1579	mg/L	0.01090	6.90%
As 188.979†	64.3	0.04743	mg/L	0.001578	0.04743	mg/L	0.001578	3.33%
B 249.677†	348.1	0.1257	mg/L	0.00224	0.1257	mg/L	0.00224	1.78%
Ba 233.527†	249.0	0.08266	mg/L	0.001188	0.08266	mg/L	0.001188	1.44%
Be 313.042†	1116.3	0.00077	mg/L	0.000047	0.00077	mg/L	0.000047	6.11%
Ca 317.933†	168383.3	8.116	mg/L	0.0182	8.116	mg/L	0.0182	0.22%
Cd 228.802†	1.2	-0.00004	mg/L	0.000048	-0.00004	mg/L	0.000048	122.36%
Co 228.616†	1586.9	0.03348	mg/L	0.000128	0.03348	mg/L	0.000128	0.38%
Cr 267.716†	571.2	0.07802	mg/L	0.000559	0.07802	mg/L	0.000559	0.72%
Cu 324.752†	4414.3	0.01521	mg/L	0.000123	0.01521	mg/L	0.000123	0.81%
Fe 273.955†	6825.0	7.165	mg/L	0.0060	7.165	mg/L	0.0060	0.08%
K 766.490†	7300.3	4.374	mg/L	0.4145	4.374	mg/L	0.4145	9.48%
Mg 279.077†	4098.1	2.879	mg/L	0.0081	2.879	mg/L	0.0081	0.28%
Mn 257.610†	2557.3	0.1030	mg/L	0.00027	0.1030	mg/L	0.00027	0.27%
Mo 202.031†	189.9	0.01527	mg/L	0.000075	0.01527	mg/L	0.000075	0.49%
Na 589.592†	Saturated2							
Na 330.237†	53343.3	1927	mg/L	2.5	1927	mg/L	2.5	0.13%
Ni 231.604†	100.1	0.05536	mg/L	0.000720	0.05536	mg/L	0.000720	1.30%
Pb 220.353†	36.2	0.00326	mg/L	0.000036	0.00326	mg/L	0.000036	1.11%
Sb 206.836†	6.7	0.00630	mg/L	0.001419	0.00630	mg/L	0.001419	22.51%
Se 196.026†	-0.2	0.00062	mg/L	0.003622	0.00062	mg/L	0.003622	585.15%
Si 288.158†	21637.4	14.85	mg/L	0.024	14.85	mg/L	0.024	0.16%
Sn 189.927†	2.0	0.00072	mg/L	0.001257	0.00072	mg/L	0.001257	174.18%
Sr 421.552†	111189.0	0.1830	mg/L	0.00033	0.1830	mg/L	0.00033	0.18%
Ti 334.903†	26257.5	1.146	mg/L	0.0045	1.146	mg/L	0.0045	0.39%
Tl 190.801†	-0.3	-0.00307	mg/L	0.001370	-0.00307	mg/L	0.001370	44.58%
V 292.402†	233123.9	0.7667	mg/L	0.00216	0.7667	mg/L	0.00216	0.28%
Zn 206.200†	11.0	0.01077	mg/L	0.003255	0.01077	mg/L	0.003255	30.23%

Sequence No.: 58
Sample ID: JW94 B TWC
Analyst: ALA WMN 9/26/06
Initial Sample Wt:
Dilution: 5X

Autosampler Location: 63
Date Collected: 9/25/2006 6:29:54 PM
Data Type: Original
Initial Sample Vol:
Sample Prep Vol:

Nebulizer Parameters: JW94 B TWC

Analyte	Back Pressure	Flow
All	183.0 kPa	0.50 L/min

Mean Data: JW94 B TWC

Analyte	Mean Corrected Intensity	Calib Conc.	Calib Units	Std.Dev.	Sample Conc.	Sample Units	Std.Dev.	RSD
ScA 357.253	1624448.6	100.2	%	0.51				0.51%
ScR 361.383	162785.8	102.3	%	0.17				0.16%
Ag 328.068†	55.3	0.00012	mg/L	0.000204	0.00060	mg/L	0.001018	170.36%
Al 308.215†	3.2	0.00257	mg/L	0.005298	0.01284	mg/L	0.026488	206.30%
As 188.979†	11.9	0.00862	mg/L	0.003637	0.04311	mg/L	0.018187	42.19%
B 249.677†	106.2	0.03842	mg/L	0.002541	0.1921	mg/L	0.01270	6.61%
Ba 233.527†	19.1	0.00643	mg/L	0.000623	0.03217	mg/L	0.003116	9.69%
Be 313.042†	-95.3	-0.00017	mg/L	0.000037	-0.00085	mg/L	0.000183	21.53%
Ca 317.933†	365794.1	17.63	mg/L	0.033	88.15	mg/L	0.164	0.19%
Cd 228.802†	-3.3	-0.00010	mg/L	0.000053	-0.00050	mg/L	0.000264	52.64%
Co 228.616†	36.0	0.00080	mg/L	0.000138	0.00401	mg/L	0.000689	17.18%
Cr 267.716†	32.2	0.00217	mg/L	0.001345	0.01085	mg/L	0.006724	61.98%
Cu 324.752†	387.4	0.00125	mg/L	0.000232	0.00623	mg/L	0.001161	18.64%
Fe 273.955†	154.5	0.1622	mg/L	0.00104	0.8109	mg/L	0.00519	0.64%
K 766.490†	5196.4	3.113	mg/L	0.0286	15.57	mg/L	0.143	0.92%
Mg 279.077†	14114.9	9.932	mg/L	0.0234	49.66	mg/L	0.117	0.24%
Mn 257.610†	7437.9	0.2995	mg/L	0.00125	1.497	mg/L	0.0063	0.42%
Mo 202.031†	26.2	0.00190	mg/L	0.000242	0.00950	mg/L	0.001210	12.73%
Na 589.592†	314726.8	66.42	mg/L	0.602	332.1	mg/L	3.01	0.91%
Na 330.237†	1947.7	70.18	mg/L	0.159	350.9	mg/L	0.79	0.23%
Ni 231.604†	5.2	0.00289	mg/L	0.001921	0.01446	mg/L	0.009604	66.40%
Pb 220.353†	-4.0	-0.00033	mg/L	0.000689	-0.00165	mg/L	0.003444	208.24%
Sb 206.836†	2.0	0.00127	mg/L	0.002244	0.00633	mg/L	0.011218	177.20%
Se 196.026†	-5.3	-0.00318	mg/L	0.004261	-0.01590	mg/L	0.021306	134.01%
Si 288.158†	6210.7	4.261	mg/L	0.0192	21.31	mg/L	0.096	0.45%
Sn 189.927†	-29.6	-0.00400	mg/L	0.000453	-0.02001	mg/L	0.002267	11.33%
Sr 421.552†	68150.7	0.1122	mg/L	0.00045	0.5608	mg/L	0.00226	0.40%
Ti 334.903†	23.1	0.00101	mg/L	0.000524	0.00503	mg/L	0.002621	52.13%
Tl 190.801†	-4.7	-0.00344	mg/L	0.003214	-0.01721	mg/L	0.016072	93.40%
V 292.402†	271.3	0.00097	mg/L	0.000111	0.00485	mg/L	0.000554	11.44%
Zn 206.200†	3.3	0.00367	mg/L	0.001948	0.01835	mg/L	0.009739	53.06%

Sequence No.: 59
Sample ID: JW94 C WMN
Analyst: ALA
Initial Sample Wt:
Dilution: 1X

Autosampler Location: 64
Date Collected: 9/25/2006 6:36:36 PM
Data Type: Original
Initial Sample Vol:
Sample Prep Vol:

Nebulizer Parameters: JW94 C WMN

Analyte	Back Pressure	Flow
All	183.0 kPa	0.50 L/min

Mean Data: JW94 C WMN

Analyte	Mean Corrected Intensity	Calib Conc.	Calib Units	Std.Dev.	Sample Conc.	Sample Units	Std.Dev.	RSD
ScA 357.253	1485253.2	91.64	%	0.446				0.49%
ScR 361.383	157772.7	99.13	%	0.389				0.39%
Ag 328.068†	-8.9	0.00020	mg/L	0.000297	0.00020	mg/L	0.000297	151.91%
Al 308.215†	1877.4	1.516	mg/L	0.0105	1.516	mg/L	0.0105	0.69%
As 188.979†	85.6	0.06515	mg/L	0.002091	0.06515	mg/L	0.002091	3.21%
B 249.677†	362.7	0.1310	mg/L	0.00231	0.1310	mg/L	0.00231	1.76%
Ba 233.527†	367.1	0.1228	mg/L	0.00113	0.1228	mg/L	0.00113	0.92%
Be 313.042†	952.6	0.00085	mg/L	0.000047	0.00085	mg/L	0.000047	5.50%
Ca 317.933†	333334.8	16.07	mg/L	0.093	16.07	mg/L	0.093	0.58%
Cd 228.802†	1.4	-0.00006	mg/L	0.000124	-0.00006	mg/L	0.000124	200.34%
Co 228.616†	483.8	0.00973	mg/L	0.000051	0.00973	mg/L	0.000051	0.52%
Cr 267.716†	85.6	0.01129	mg/L	0.000778	0.01129	mg/L	0.000778	6.89%
Cu 324.752†	489.3	0.00166	mg/L	0.000216	0.00166	mg/L	0.000216	13.00%
Fe 273.955†	1712.1	1.797	mg/L	0.0050	1.797	mg/L	0.0050	0.28%
K 766.490†	7837.7	4.696	mg/L	0.0643	4.696	mg/L	0.0643	1.37%
Mg 279.077†	3067.3	2.157	mg/L	0.0356	2.157	mg/L	0.0356	1.65%
Mn 257.610†	4611.3	0.1857	mg/L	0.00060	0.1857	mg/L	0.00060	0.33%
Mo 202.031†	36.8	0.00292	mg/L	0.000348	0.00292	mg/L	0.000348	11.90%
Na 589.592†	6136808.3	1295	mg/L	21.6	1295	mg/L	21.6	1.66%
Na 330.237†	40202.1	1452	mg/L	7.1	1452	mg/L	7.1	0.49%
Ni 231.604†	25.1	0.01386	mg/L	0.001092	0.01386	mg/L	0.001092	7.88%
Pb 220.353†	202.8	0.01762	mg/L	0.000871	0.01762	mg/L	0.000871	4.95%
Sb 206.836†	10.4	0.00911	mg/L	0.002972	0.00911	mg/L	0.002972	32.64%
Se 196.026†	43.5	0.02326	mg/L	0.004628	0.02326	mg/L	0.004628	19.90%
Si 288.158†	33615.3	23.06	mg/L	0.167	23.06	mg/L	0.167	0.72%
Sn 189.927†	-50.7	-0.00799	mg/L	0.000695	-0.00799	mg/L	0.000695	8.70%
Sr 421.552†	58902.5	0.09694	mg/L	0.000587	0.09694	mg/L	0.000587	0.61%
Ti 334.903†	14383.7	0.6277	mg/L	0.00373	0.6277	mg/L	0.00373	0.59%
Tl 190.801†	-0.7	-0.00230	mg/L	0.003139	-0.00230	mg/L	0.003139	136.43%
V 292.402†	161760.0	0.5318	mg/L	0.00447	0.5318	mg/L	0.00447	0.84%
Zn 206.200†	2.7	0.00296	mg/L	0.001118	0.00296	mg/L	0.001118	37.82%

Sequence No.: 60
Sample ID: JW94 D WMN
Analyst: ALA
Initial Sample Wt:
Dilution: 5X

Autosampler Location: 65
Date Collected: 9/25/2006 6:43:31 PM
Data Type: Original
Initial Sample Vol:
Sample Prep Vol:

Nebulizer Parameters: JW94 D WMN

Analyte	Back Pressure	Flow
All	182.0 kPa	0.50 L/min

Mean Data: JW94 D WMN

Analyte	Mean Corrected Intensity	Calib Conc.	Calib Units	Calib Std.Dev.	Sample Conc.	Sample Units	Sample Std.Dev.	RSD
ScA 357.253	1685847.3	104.0	%	0.15				0.15%
ScR 361.383	167345.2	105.1	%	0.65				0.62%
Ag 328.068†	-48.8	-0.00017	mg/L	0.000233	-0.00086	mg/L	0.001165	134.93%
Al 308.215†	29.4	0.02389	mg/L	0.019450	0.1194	mg/L	0.09725	81.43%
As 188.979†	9.0	0.00662	mg/L	0.003020	0.03309	mg/L	0.015100	45.64%
B 249.677†	89.5	0.03238	mg/L	0.001153	0.1619	mg/L	0.00576	3.56%
Ba 233.527†	6.9	0.00229	mg/L	0.000717	0.01144	mg/L	0.003583	31.31%
Be 313.042†	-105.6	-0.00019	mg/L	0.000009	-0.00093	mg/L	0.000044	4.67%
Ca 317.933†	244764.3	11.80	mg/L	0.019	58.99	mg/L	0.094	0.16%
Cd 228.802†	-4.9	-0.00014	mg/L	0.000120	-0.00069	mg/L	0.000598	86.88%
Co 228.616†	14.2	0.00030	mg/L	0.000259	0.00152	mg/L	0.001293	84.90%
Cr 267.716†	14.9	0.00058	mg/L	0.000737	0.00291	mg/L	0.003685	126.74%
Cu 324.752†	-1.4	0.00003	mg/L	0.000174	0.00017	mg/L	0.000871	525.24%
Fe 273.955†	756.3	0.7941	mg/L	0.00288	3.971	mg/L	0.0144	0.36%
K 766.490†	3367.1	2.017	mg/L	0.0218	10.09	mg/L	0.109	1.08%
Mg 279.077†	8777.7	6.176	mg/L	0.0185	30.88	mg/L	0.093	0.30%
Mn 257.610†	10545.9	0.4248	mg/L	0.00082	2.124	mg/L	0.0041	0.19%
Mo 202.031†	15.3	0.00110	mg/L	0.000149	0.00552	mg/L	0.000745	13.50%
Na 589.592†	67307.6	14.20	mg/L	0.043	71.02	mg/L	0.214	0.30%
Na 330.237†	418.0	14.98	mg/L	1.392	74.91	mg/L	6.958	9.29%
Ni 231.604†	3.8	0.00208	mg/L	0.000706	0.01041	mg/L	0.003529	33.89%
Pb 220.353†	-20.5	-0.00174	mg/L	0.000568	-0.00871	mg/L	0.002840	32.60%
Sb 206.836†	-0.1	-0.00026	mg/L	0.002240	-0.00130	mg/L	0.011199	862.07%
Se 196.026†	1.1	0.00018	mg/L	0.002133	0.00088	mg/L	0.010664	>999.9%
Si 288.158†	6657.3	4.568	mg/L	0.0136	22.84	mg/L	0.068	0.30%
Sn 189.927†	-25.0	-0.00361	mg/L	0.000316	-0.01803	mg/L	0.001578	8.75%
Sr 421.552†	44097.3	0.07258	mg/L	0.000204	0.3629	mg/L	0.00102	0.28%
Ti 334.903†	8.6	0.00037	mg/L	0.001034	0.00186	mg/L	0.005170	277.46%
Tl 190.801†	-2.2	-0.00162	mg/L	0.002258	-0.00809	mg/L	0.011288	139.54%
V 292.402†	-18.8	0.00002	mg/L	0.000078	0.00008	mg/L	0.000388	460.89%
Zn 206.200†	5.5	0.00565	mg/L	0.002259	0.02823	mg/L	0.011295	40.01%

Sequence No.: 61
Sample ID: JW94 E WMN
Analyst: ALA
Initial Sample Wt:
Dilution: 5X

Autosampler Location: 66
Date Collected: 9/25/2006 6:49:57 PM
Data Type: Original
Initial Sample Vol:
Sample Prep Vol:

Nebulizer Parameters: JW94 E WMN

Analyte	Back Pressure	Flow
All	183.0 kPa	0.50 L/min

Mean Data: JW94 E WMN

Analyte	Mean Corrected Intensity	Calib Conc.	Calib Units	Std.Dev.	Sample Conc.	Sample Units	Std.Dev.	RSD
ScA 357.253	1670724.4	103.1	%	0.74				0.72%
ScR 361.383	164204.9	103.2	%	0.38				0.37%
Ag 328.068†	-152.5	-0.00015	mg/L	0.000070	-0.00077	mg/L	0.000348	45.22%
Al 308.215†	32.4	0.02631	mg/L	0.014093	0.1315	mg/L	0.07047	53.57%
As 188.979†	8.8	0.00659	mg/L	0.002467	0.03293	mg/L	0.012336	37.46%
B 249.677†	35.8	0.01294	mg/L	0.002155	0.06468	mg/L	0.010777	16.66%
Ba 233.527†	32.2	0.01028	mg/L	0.001421	0.05139	mg/L	0.007104	13.82%
Be 313.042†	-82.9	-0.00015	mg/L	0.000012	-0.00073	mg/L	0.000060	8.23%
Ca 317.933†	170662.9	8.226	mg/L	0.0128	41.13	mg/L	0.064	0.16%
Cd 228.802†	-0.8	-0.00003	mg/L	0.000139	-0.00016	mg/L	0.000694	444.91%
Co 228.616†	22.4	0.00037	mg/L	0.000157	0.00185	mg/L	0.000787	42.50%
Cr 267.716†	7.4	0.00053	mg/L	0.000603	0.00266	mg/L	0.003013	113.20%
Cu 324.752†	-372.1	-0.00051	mg/L	0.000007	-0.00257	mg/L	0.000033	1.28%
Fe 273.955†	7219.3	7.580	mg/L	0.0240	37.90	mg/L	0.120	0.32%
K 766.490†	1728.0	1.035	mg/L	0.0232	5.177	mg/L	0.1160	2.24%
Mg 279.077†	5200.9	3.654	mg/L	0.0077	18.27	mg/L	0.038	0.21%
Mn 257.610†	11110.4	0.4477	mg/L	0.00140	2.238	mg/L	0.0070	0.31%
Mo 202.031†	15.0	0.00113	mg/L	0.000088	0.00566	mg/L	0.000438	7.74%
Na 589.592†	19700.4	4.157	mg/L	0.0320	20.79	mg/L	0.160	0.77%
Na 330.237†	144.0	5.116	mg/L	0.6812	25.58	mg/L	3.406	13.31%
Ni 231.604†	-1.5	-0.00083	mg/L	0.004246	-0.00416	mg/L	0.021231	510.31%
Pb 220.353†	-16.5	-0.00140	mg/L	0.000329	-0.00699	mg/L	0.001643	23.48%
Sb 206.836†	0.3	-0.00064	mg/L	0.003049	-0.00318	mg/L	0.015244	478.82%
Se 196.026†	0.1	0.00045	mg/L	0.006459	0.00225	mg/L	0.032294	>999.9%
Si 288.158†	9144.0	6.274	mg/L	0.0111	31.37	mg/L	0.055	0.18%
Sn 189.927†	-18.1	-0.00264	mg/L	0.001086	-0.01318	mg/L	0.005431	41.21%
Sr 421.552†	25130.2	0.04136	mg/L	0.000136	0.2068	mg/L	0.00068	0.33%
Ti 334.903†	-6.5	-0.00029	mg/L	0.001506	-0.00143	mg/L	0.007530	527.89%
Tl 190.801†	-4.0	-0.00294	mg/L	0.001194	-0.01471	mg/L	0.005970	40.59%
V 292.402†	-15.3	0.00002	mg/L	0.000212	0.00012	mg/L	0.001061	856.77%
Zn 206.200†	4.9	0.00476	mg/L	0.001285	0.02380	mg/L	0.006427	27.00%

Sequence No.: 62
Sample ID: JW94 ADUP WMN
Analyst: ALA
Initial Sample Wt:
Dilution: 1X

Autosampler Location: 67
Date Collected: 9/25/2006 6:56:23 PM
Data Type: Original
Initial Sample Vol:
Sample Prep Vol:

Nebulizer Parameters: JW94 ADUP WMN

Analyte	Back Pressure	Flow
All	183.0 kPa	0.50 L/min

Mean Data: JW94 ADUP WMN

Analyte	Mean Corrected Intensity	Calib Conc.	Calib Units	Calib Std.Dev.	Sample Conc.	Sample Units	Sample Std.Dev.	RSD
ScA 357.253	1543154.3	95.21	%	0.257				0.27%
ScR 361.383	157841.7	99.17	%	0.295				0.30%
Ag 328.068†	-131.2	0.00047	mg/L	0.000123	0.00047	mg/L	0.000123	26.18%
Al 308.215†	468.0	0.3730	mg/L	0.01810	0.3730	mg/L	0.01810	4.85%
As 188.979†	40.8	0.02867	mg/L	0.002381	0.02867	mg/L	0.002381	8.31%
B 249.677†	78.6	0.02821	mg/L	0.004462	0.02821	mg/L	0.004462	15.81%
Ba 233.527†	578.3	0.1926	mg/L	0.00197	0.1926	mg/L	0.00197	1.02%
Be 313.042†	1113.8	0.00136	mg/L	0.000024	0.00136	mg/L	0.000024	1.77%
Ca 317.933†	762706.8	36.76	mg/L	0.071	36.76	mg/L	0.071	0.19%
Cd 228.802†	-1.9	-0.00011	mg/L	0.000117	-0.00011	mg/L	0.000117	110.96%
Co 228.616†	630.8	0.01252	mg/L	0.000230	0.01252	mg/L	0.000230	1.84%
Cr 267.716†	120.3	0.01421	mg/L	0.001893	0.01421	mg/L	0.001893	13.32%
Cu 324.752†	356.1	0.00264	mg/L	0.000052	0.00264	mg/L	0.000052	1.95%
Fe 273.955†	16362.3	17.18	mg/L	0.077	17.18	mg/L	0.077	0.45%
K 766.490†	7300.5	4.374	mg/L	0.0438	4.374	mg/L	0.0438	1.00%
Mg 279.077†	21002.1	14.77	mg/L	0.011	14.77	mg/L	0.011	0.07%
Mn 257.610†	14242.0	0.5735	mg/L	0.00326	0.5735	mg/L	0.00326	0.57%
Mo 202.031†	15.8	0.00096	mg/L	0.000775	0.00096	mg/L	0.000775	81.12%
Na 589.592†	4134890.0	872.6	mg/L	7.40	872.6	mg/L	7.40	0.85%
Na 330.237†	26551.4	959.0	mg/L	4.33	959.0	mg/L	4.33	0.45%
Ni 231.604†	21.7	0.01201	mg/L	0.000671	0.01201	mg/L	0.000671	5.58%
Pb 220.353†	55.7	0.00486	mg/L	0.001099	0.00486	mg/L	0.001099	22.61%
Sb 206.836†	2.3	0.00138	mg/L	0.001703	0.00138	mg/L	0.001703	123.74%
Se 196.026†	34.3	0.01972	mg/L	0.007083	0.01972	mg/L	0.007083	35.92%
Si 288.158†	36575.4	25.09	mg/L	0.089	25.09	mg/L	0.089	0.35%
Sn 189.927†	-75.4	-0.01094	mg/L	0.001741	-0.01094	mg/L	0.001741	15.91%
Sr 421.552†	147355.2	0.2425	mg/L	0.00092	0.2425	mg/L	0.00092	0.38%
Ti 334.903†	17139.9	0.7480	mg/L	0.00185	0.7480	mg/L	0.00185	0.25%
Tl 190.801†	-4.6	-0.00498	mg/L	0.003427	-0.00498	mg/L	0.003427	68.79%
V 292.402†	119481.0	0.3928	mg/L	0.00057	0.3928	mg/L	0.00057	0.14%
Zn 206.200†	1.6	0.00189	mg/L	0.000968	0.00189	mg/L	0.000968	51.35%

Sequence No.: 63
Sample ID: JW94 A WMN
Analyst: ALA
Initial Sample Wt:
Dilution: 1X

Autosampler Location: 68
Date Collected: 9/25/2006 7:02:57 PM
Data Type: Original
Initial Sample Vol:
Sample Prep Vol:

Nebulizer Parameters: JW94 A WMN

Analyte	Back Pressure	Flow
All	183.0 kPa	0.50 L/min

Mean Data: JW94 A WMN

Analyte	Mean Corrected Intensity	Calib Conc.	Units	Std.Dev.	Sample Conc.	Units	Std.Dev.	RSD
ScA 357.253	1530890.4	94.46	%	1.102				1.17%
ScR 361.383	158603.1	99.65	%	0.557				0.56%
Ag 328.068†	-66.4	0.00066	mg/L	0.000183	0.00066	mg/L	0.000183	27.64%
Al 308.215†	479.8	0.3827	mg/L	0.02037	0.3827	mg/L	0.02037	5.32%
As 188.979†	33.9	0.02319	mg/L	0.004527	0.02319	mg/L	0.004527	19.52%
B 249.677†	82.6	0.02964	mg/L	0.001161	0.02964	mg/L	0.001161	3.92%
Ba 233.527†	577.7	0.1924	mg/L	0.00223	0.1924	mg/L	0.00223	1.16%
Be 313.042†	1099.7	0.00134	mg/L	0.000037	0.00134	mg/L	0.000037	2.79%
Ca 317.933†	769834.7	37.11	mg/L	0.330	37.11	mg/L	0.330	0.89%
Cd 228.802†	-0.7	-0.00006	mg/L	0.000145	-0.00006	mg/L	0.000145	226.35%
Co 228.616†	626.6	0.01241	mg/L	0.000210	0.01241	mg/L	0.000210	1.70%
Cr 267.716†	123.0	0.01455	mg/L	0.001156	0.01455	mg/L	0.001156	7.94%
Cu 324.752†	355.1	0.00266	mg/L	0.000149	0.00266	mg/L	0.000149	5.61%
Fe 273.955†	16546.6	17.37	mg/L	0.139	17.37	mg/L	0.139	0.80%
K 766.490†	7450.9	4.464	mg/L	0.0117	4.464	mg/L	0.0117	0.26%
Mg 279.077†	21229.8	14.93	mg/L	0.098	14.93	mg/L	0.098	0.65%
Mn 257.610†	14393.6	0.5796	mg/L	0.00598	0.5796	mg/L	0.00598	1.03%
Mo 202.031†	16.0	0.00098	mg/L	0.000199	0.00098	mg/L	0.000199	20.42%
Na 589.592†	4145440.4	874.8	mg/L	10.95	874.8	mg/L	10.95	1.25%
Na 330.237†	26882.3	971.0	mg/L	8.52	971.0	mg/L	8.52	0.88%
Ni 231.604†	25.0	0.01384	mg/L	0.001688	0.01384	mg/L	0.001688	12.20%
Pb 220.353†	48.1	0.00421	mg/L	0.000629	0.00421	mg/L	0.000629	14.94%
Sb 206.836†	3.6	0.00229	mg/L	0.001584	0.00229	mg/L	0.001584	69.17%
Se 196.026†	28.6	0.01669	mg/L	0.004480	0.01669	mg/L	0.004480	26.85%
Si 288.158†	36874.4	25.30	mg/L	0.238	25.30	mg/L	0.238	0.94%
Sn 189.927†	-74.1	-0.01068	mg/L	0.001300	-0.01068	mg/L	0.001300	12.17%
Sr 421.552†	148696.3	0.2447	mg/L	0.00234	0.2447	mg/L	0.00234	0.95%
Ti 334.903†	17303.2	0.7551	mg/L	0.00581	0.7551	mg/L	0.00581	0.77%
Tl 190.801†	-1.4	-0.00262	mg/L	0.001196	-0.00262	mg/L	0.001196	45.65%
V 292.402†	118379.2	0.3891	mg/L	0.00409	0.3891	mg/L	0.00409	1.05%
Zn 206.200†	2.8	0.00311	mg/L	0.002868	0.00311	mg/L	0.002868	92.17%

Sequence No.: 64
Sample ID: JW94 ASPK WMN
Analyst: ALA
Initial Sample Wt:
Dilution: 1X

Autosampler Location: 69
Date Collected: 9/25/2006 7:09:45 PM
Data Type: Original
Initial Sample Vol:
Sample Prep Vol:

Nebulizer Parameters: JW94 ASPK WMN

Analyte	Back Pressure	Flow
All	183.0 kPa	0.50 L/min

Mean Data: JW94 ASPK WMN

Analyte	Mean Corrected Intensity	Calib Conc.	Calib Units	Std.Dev.	Sample Conc.	Sample Units	Std.Dev.	RSD
ScA 357.253	1532459.0	94.55	%	0.425				0.45%
ScR 361.383	158560.3	99.62	%	0.290				0.29%
Ag 328.068†	151884.0	0.4418	mg/L	0.00146	0.4418	mg/L	0.00146	0.33%
Al 308.215†	2880.0	2.324	mg/L	0.0046	2.324	mg/L	0.0046	0.20%
As 188.979†	2927.5	2.306	mg/L	0.0125	2.306	mg/L	0.0125	0.54%
B 249.677†	78.5	0.02907	mg/L	0.000791	0.02907	mg/L	0.000791	2.72%
Ba 233.527†	6369.7	2.134	mg/L	0.0048	2.134	mg/L	0.0048	0.23%
Be 313.042†	287183.7	0.5069	mg/L	0.00089	0.5069	mg/L	0.00089	0.18%
Ca 317.933†	944396.5	45.52	mg/L	0.049	45.52	mg/L	0.049	0.11%
Cd 228.802†	19715.5	0.5164	mg/L	0.00319	0.5164	mg/L	0.00319	0.62%
Co 228.616†	22086.6	0.4933	mg/L	0.00293	0.4933	mg/L	0.00293	0.59%
Cr 267.716†	3688.6	0.5018	mg/L	0.00056	0.5018	mg/L	0.00056	0.11%
Cu 324.752†	152965.1	0.5133	mg/L	0.00005	0.5133	mg/L	0.00005	0.01%
Fe 273.955†	17835.9	18.73	mg/L	0.048	18.73	mg/L	0.048	0.25%
K 766.490†	24402.0	14.62	mg/L	0.109	14.62	mg/L	0.109	0.74%
Mg 279.077†	34334.7	24.15	mg/L	0.027	24.15	mg/L	0.027	0.11%
Mn 257.610†	25861.5	1.042	mg/L	0.0032	1.042	mg/L	0.0032	0.31%
Mo 202.031†	36.1	0.00240	mg/L	0.000299	0.00240	mg/L	0.000299	12.46%
Na 589.592†	4058064.1	856.4	mg/L	8.37	856.4	mg/L	8.37	0.98%
Na 330.237†	26258.1	948.2	mg/L	1.27	948.2	mg/L	1.27	0.13%
Ni 231.604†	911.8	0.5043	mg/L	0.00296	0.5043	mg/L	0.00296	0.59%
Pb 220.353†	23242.5	1.987	mg/L	0.0028	1.987	mg/L	0.0028	0.14%
Sb 206.836†	16.4	0.00501	mg/L	0.001304	0.00501	mg/L	0.001304	26.03%
Se 196.026†	4784.4	2.559	mg/L	0.0139	2.559	mg/L	0.0139	0.54%
Si 288.158†	50151.9	34.41	mg/L	0.045	34.41	mg/L	0.045	0.13%
Sn 189.927†	-75.6	-0.01022	mg/L	0.000906	-0.01022	mg/L	0.000906	8.87%
Sr 421.552†	440866.6	0.7256	mg/L	0.00170	0.7256	mg/L	0.00170	0.23%
Ti 334.903†	16774.9	0.7320	mg/L	0.00179	0.7320	mg/L	0.00179	0.24%
Tl 190.801†	2529.3	1.855	mg/L	0.0093	1.855	mg/L	0.0093	0.50%
V 292.402†	278190.6	0.9182	mg/L	0.00064	0.9182	mg/L	0.00064	0.07%
Zn 206.200†	537.5	0.5311	mg/L	0.00087	0.5311	mg/L	0.00087	0.16%

Sequence No.: 65
Sample ID: JW94 MB1SPK WMN
Analyst: ALA
Initial Sample Wt:
Dilution: 1X

Autosampler Location: 70
Date Collected: 9/25/2006 7:16:21 PM
Data Type: Original
Initial Sample Vol:
Sample Prep Vol:

Nebulizer Parameters: JW94 MB1SPK WMN

Analyte	Back Pressure	Flow
All	183.0 kPa	0.50 L/min

Mean Data: JW94 MB1SPK WMN

Analyte	Mean Corrected Intensity	Calib Conc.	Calib Units	Std.Dev.	Sample Conc.	Sample Units	Std.Dev.	RSD
ScA 357.253	1691840.3	104.4	%	0.36				0.34%
ScR 361.383	168081.0	105.6	%	1.15				1.09%
Ag 328.068†	149985.0	0.4355	mg/L	0.00526	0.4355	mg/L	0.00526	1.21%
Al 308.215†	2536.2	2.052	mg/L	0.0316	2.052	mg/L	0.0316	1.54%
As 188.979†	2547.2	2.010	mg/L	0.0116	2.010	mg/L	0.0116	0.58%
B 249.677†	-6.1	-0.00130	mg/L	0.001401	-0.00130	mg/L	0.001401	107.69%
Ba 233.527†	5930.4	1.988	mg/L	0.0184	1.988	mg/L	0.0184	0.93%
Be 313.042†	284686.3	0.5031	mg/L	0.00072	0.5031	mg/L	0.00072	0.14%
Ca 317.933†	212141.8	10.22	mg/L	0.018	10.22	mg/L	0.018	0.18%
Cd 228.802†	19887.8	0.5214	mg/L	0.00261	0.5214	mg/L	0.00261	0.50%
Co 228.616†	21708.7	0.4864	mg/L	0.00264	0.4864	mg/L	0.00264	0.54%
Cr 267.716†	3606.7	0.4927	mg/L	0.00468	0.4927	mg/L	0.00468	0.95%
Cu 324.752†	145745.4	0.4878	mg/L	0.00043	0.4878	mg/L	0.00043	0.09%
Fe 273.955†	1980.7	2.078	mg/L	0.0202	2.078	mg/L	0.0202	0.97%
K 766.490†	17189.6	10.30	mg/L	0.105	10.30	mg/L	0.105	1.02%
Mg 279.077†	14644.9	10.30	mg/L	0.027	10.30	mg/L	0.027	0.26%
Mn 257.610†	12272.9	0.4949	mg/L	0.00050	0.4949	mg/L	0.00050	0.10%
Mo 202.031†	17.9	0.00123	mg/L	0.000144	0.00123	mg/L	0.000144	11.73%
Na 589.592†	48663.2	10.27	mg/L	0.065	10.27	mg/L	0.065	0.63%
Na 330.237†	322.6	11.42	mg/L	0.152	11.42	mg/L	0.152	1.33%
Ni 231.604†	896.5	0.4959	mg/L	0.00466	0.4959	mg/L	0.00466	0.94%
Pb 220.353†	23641.5	2.021	mg/L	0.0048	2.021	mg/L	0.0048	0.24%
Sb 206.836†	9.4	0.00020	mg/L	0.003554	0.00020	mg/L	0.003554	>999.9%
Se 196.026†	4050.6	2.165	mg/L	0.0131	2.165	mg/L	0.0131	0.61%
Si 288.158†	14480.2	9.936	mg/L	0.0387	9.936	mg/L	0.0387	0.39%
Sn 189.927†	-16.7	-0.00212	mg/L	0.000940	-0.00212	mg/L	0.000940	44.34%
Sr 421.552†	304944.1	0.5019	mg/L	0.00172	0.5019	mg/L	0.00172	0.34%
Ti 334.903†	39.8	0.00163	mg/L	0.000355	0.00163	mg/L	0.000355	21.75%
Tl 190.801†	2794.3	2.051	mg/L	0.0096	2.051	mg/L	0.0096	0.47%
V 292.402†	156556.0	0.5184	mg/L	0.00121	0.5184	mg/L	0.00121	0.23%
Zn 206.200†	516.6	0.5101	mg/L	0.00374	0.5101	mg/L	0.00374	0.73%

Sequence No.: 66
Sample ID: CV (c
Analyst: ALA
Initial Sample Wt:
Dilution: 1X

Autosampler Location: 7
Date Collected: 9/25/2006 7:22:36 PM
Data Type: Original
Initial Sample Vol:
Sample Prep Vol:

Nebulizer Parameters: CV

Analyte	Back Pressure	Flow
All	183.0 kPa	0.50 L/min

Mean Data: CV

Analyte	Mean Corrected Intensity	Calib Conc.	Calib Units	Calib Std.Dev.	Sample Conc.	Sample Units	Sample Std.Dev.	RSD
ScA 357.253	1620422.3	99.98	%	0.305				0.30%
ScR 361.383	163895.1	103.0	%	0.47				0.46%
Ag 328.068†	334136.3	0.9700	mg/L	0.00054	0.9700	mg/L	0.00054	0.06%
Al 308.215†	2452.0	1.955	mg/L	0.0216	1.955	mg/L	0.0216	1.11%
As 188.979†	2483.4	1.956	mg/L	0.0092	1.956	mg/L	0.0092	0.47%
B 249.677†	2671.5	0.9695	mg/L	0.00257	0.9695	mg/L	0.00257	0.27%
Ba 233.527†	2882.3	0.9658	mg/L	0.00384	0.9658	mg/L	0.00384	0.40%
Be 313.042†	557175.3	0.9846	mg/L	0.00286	0.9846	mg/L	0.00286	0.29%
Ca 317.933†	42517.2	2.049	mg/L	0.0076	2.049	mg/L	0.0076	0.37%
Cd 228.802†	38936.6	1.024	mg/L	0.0031	1.024	mg/L	0.0031	0.30%
Co 228.616†	43754.8	0.9798	mg/L	0.00412	0.9798	mg/L	0.00412	0.42%
Cr 267.716†	6955.6	0.9537	mg/L	0.00521	0.9537	mg/L	0.00521	0.55%
Cu 324.752†	304449.4	1.018	mg/L	0.0003	1.018	mg/L	0.0003	0.03%
Fe 273.955†	1916.2	2.009	mg/L	0.0082	2.009	mg/L	0.0082	0.41%
K 766.490†	32702.0	19.59	mg/L	0.153	19.59	mg/L	0.153	0.78%
Mg 279.077†	2813.2	1.983	mg/L	0.0117	1.983	mg/L	0.0117	0.59%
Mn 257.610†	23426.5	0.9446	mg/L	0.00523	0.9446	mg/L	0.00523	0.55%
Mo 202.031†	12263.6	0.9902	mg/L	0.00726	0.9902	mg/L	0.00726	0.73%
Na 589.592†	219157.5	46.25	mg/L	0.229	46.25	mg/L	0.229	0.50%
Na 330.237†	1369.8	49.46	mg/L	0.182	49.46	mg/L	0.182	0.37%
Ni 231.604†	1778.9	0.9851	mg/L	0.00407	0.9851	mg/L	0.00407	0.41%
Pb 220.353†	23305.1	1.993	mg/L	0.0020	1.993	mg/L	0.0020	0.10%
Sb 206.836†	3033.3	2.098	mg/L	0.0110	2.098	mg/L	0.0110	0.53%
Se 196.026†	3648.0	1.949	mg/L	0.0037	1.949	mg/L	0.0037	0.19%
Si 288.158†	2922.1	2.007	mg/L	0.0126	2.007	mg/L	0.0126	0.63%
Sn 189.927†	5416.7	0.9708	mg/L	0.00476	0.9708	mg/L	0.00476	0.49%
Sr 421.552†	589024.9	0.9694	mg/L	0.00297	0.9694	mg/L	0.00297	0.31%
Ti 334.903†	22985.5	1.002	mg/L	0.0036	1.002	mg/L	0.0036	0.36%
Tl 190.801†	2632.4	1.932	mg/L	0.0152	1.932	mg/L	0.0152	0.78%
V 292.402†	307920.7	1.020	mg/L	0.0016	1.020	mg/L	0.0016	0.16%
Zn 206.200†	1018.9	1.005	mg/L	0.0047	1.005	mg/L	0.0047	0.47%

Sequence No.: 67
Sample ID: CB
Analyst: ALA
Initial Sample Wt:
Dilution: 1X

Autosampler Location: 1
Date Collected: 9/25/2006 7:28:49 PM
Data Type: Original
Initial Sample Vol:
Sample Prep Vol:

Nebulizer Parameters: CB

Analyte	Back Pressure	Flow
All	183.0 kPa	0.50 L/min

Mean Data: CB

Analyte	Mean Corrected Intensity	Calib Conc.	Calib Units	Calib Std.Dev.	Sample Conc.	Sample Units	Sample Std.Dev.	RSD
ScA 357.253	1653929.9	102.0	%	0.64				0.63%
ScR 361.383	162650.6	102.2	%	0.21				0.20%
Ag 328.068†	14.9	0.00004	mg/L	0.000224	0.00004	mg/L	0.000224	513.42%
Al 308.215†	19.9	0.01617	mg/L	0.009918	0.01617	mg/L	0.009918	61.33%
As 188.979†	9.6	0.00755	mg/L	0.002486	0.00755	mg/L	0.002486	32.93%
B 249.677†	5.5	0.00200	mg/L	0.002182	0.00200	mg/L	0.002182	108.99%
Ba 233.527†	0.1	0.00002	mg/L	0.001960	0.00002	mg/L	0.001960	>999.9%
Be 313.042†	-35.6	-0.00006	mg/L	0.000014	-0.00006	mg/L	0.000014	21.74%
Ca 317.933†	14.9	0.00072	mg/L	0.000248	0.00072	mg/L	0.000248	34.45%
Cd 228.802†	1.9	0.00004	mg/L	0.000070	0.00004	mg/L	0.000070	175.13%
Co 228.616†	-16.6	-0.00037	mg/L	0.000296	-0.00037	mg/L	0.000296	79.57%
Cr 267.716†	7.1	0.00097	mg/L	0.000191	0.00097	mg/L	0.000191	19.72%
Cu 324.752†	-167.9	-0.00056	mg/L	0.000098	-0.00056	mg/L	0.000098	17.40%
Fe 273.955†	5.4	0.00563	mg/L	0.002731	0.00563	mg/L	0.002731	48.54%
K 766.490†	8.1	0.00486	mg/L	0.021609	0.00486	mg/L	0.021609	444.91%
Mg 279.077†	-6.0	-0.00425	mg/L	0.009678	-0.00425	mg/L	0.009678	227.85%
Mn 257.610†	-3.0	-0.00012	mg/L	0.000150	-0.00012	mg/L	0.000150	125.59%
Mo 202.031†	4.8	0.00039	mg/L	0.000043	0.00039	mg/L	0.000043	11.15%
Na 589.592†	1881.8	0.3971	mg/L	0.01330	0.3971	mg/L	0.01330	3.35%
Na 330.237†	1.2	0.04450	mg/L	0.333794	0.04450	mg/L	0.333794	750.09%
Ni 231.604†	-0.2	-0.00009	mg/L	0.002349	-0.00009	mg/L	0.002349	>999.9%
Pb 220.353†	-2.2	-0.00018	mg/L	0.000349	-0.00018	mg/L	0.000349	191.65%
Sb 206.836†	1.0	0.00067	mg/L	0.001146	0.00067	mg/L	0.001146	170.83%
Se 196.026†	9.2	0.00491	mg/L	0.004462	0.00491	mg/L	0.004462	90.88%
Si 288.158†	28.9	0.01980	mg/L	0.004998	0.01980	mg/L	0.004998	25.24%
Sn 189.927†	4.2	0.00075	mg/L	0.000731	0.00075	mg/L	0.000731	96.84%
Sr 421.552†	-50.9	-0.00008	mg/L	0.000021	-0.00008	mg/L	0.000021	25.66%
Ti 334.903†	7.3	0.00032	mg/L	0.000730	0.00032	mg/L	0.000730	229.20%
Tl 190.801†	0.8	0.00058	mg/L	0.000397	0.00058	mg/L	0.000397	68.29%
V 292.402†	-24.0	-0.00007	mg/L	0.000124	-0.00007	mg/L	0.000124	172.75%
Zn 206.200†	2.4	0.00234	mg/L	0.000690	0.00234	mg/L	0.000690	29.46%

Sequence No.: 68
Sample ID: JW23R MB1 TWC
Analyst: ALA
Initial Sample Wt:
Dilution: 1X

Autosampler Location: 71
Date Collected: 9/25/2006 7:35:12 PM
Data Type: Original
Initial Sample Vol:
Sample Prep Vol:

Nebulizer Parameters: JW23R MB1 TWC

Analyte	Back Pressure	Flow
All	183.0 kPa	0.50 L/min

Mean Data: JW23R MB1 TWC

Analyte	Mean Corrected Intensity	Calib Conc.	Calib Units	Std.Dev.	Sample Conc.	Sample Units	Std.Dev.	RSD
ScA 357.253	1703267.6	105.1	%	0.98				0.93%
ScR 361.383	165283.8	103.8	%	0.52				0.51%
Ag 328.068†	-44.1	-0.00013	mg/L	0.000281	-0.00013	mg/L	0.000281	220.29%
Al 308.215†	29.6	0.02408	mg/L	0.019697	0.02408	mg/L	0.019697	81.81%
As 188.979†	5.5	0.00430	mg/L	0.003261	0.00430	mg/L	0.003261	75.84%
B 249.677†	-0.4	-0.00013	mg/L	0.001795	-0.00013	mg/L	0.001795	>999.9%
Ba 233.527†	-1.9	-0.00064	mg/L	0.000972	-0.00064	mg/L	0.000972	151.67%
Be 313.042†	-103.7	-0.00018	mg/L	0.000008	-0.00018	mg/L	0.000008	4.39%
Ca 317.933†	225.0	0.01084	mg/L	0.000517	0.01084	mg/L	0.000517	4.77%
Cd 228.802†	-3.8	-0.00011	mg/L	0.000025	-0.00011	mg/L	0.000025	23.19%
Co 228.616†	-27.1	-0.00061	mg/L	0.000201	-0.00061	mg/L	0.000201	32.96%
Cr 267.716†	-0.0	0.00000	mg/L	0.000359	0.00000	mg/L	0.000359	>999.9%
Cu 324.752†	-248.5	-0.00083	mg/L	0.000097	-0.00083	mg/L	0.000097	11.67%
Fe 273.955†	6.2	0.00650	mg/L	0.002622	0.00650	mg/L	0.002622	40.33%
K 766.490†	-63.9	-0.03827	mg/L	0.028753	-0.03827	mg/L	0.028753	75.13%
Mg 279.077†	11.0	0.00777	mg/L	0.011868	0.00777	mg/L	0.011868	152.74%
Mn 257.610†	-6.7	-0.00027	mg/L	0.000131	-0.00027	mg/L	0.000131	48.32%
Mo 202.031†	1.2	0.00010	mg/L	0.000256	0.00010	mg/L	0.000256	259.38%
Na 589.592†	1544.9	0.3260	mg/L	0.01350	0.3260	mg/L	0.01350	4.14%
Na 330.237†	36.0	1.301	mg/L	0.2107	1.301	mg/L	0.2107	16.19%
Ni 231.604†	-1.6	-0.00091	mg/L	0.001048	-0.00091	mg/L	0.001048	114.85%
Pb 220.353†	-23.8	-0.00203	mg/L	0.000168	-0.00203	mg/L	0.000168	8.30%
Sb 206.836†	-3.8	-0.00266	mg/L	0.003979	-0.00266	mg/L	0.003979	149.53%
Se 196.026†	4.2	0.00222	mg/L	0.001509	0.00222	mg/L	0.001509	67.99%
Si 288.158†	37.7	0.02589	mg/L	0.004162	0.02589	mg/L	0.004162	16.08%
Sn 189.927†	0.3	0.00005	mg/L	0.000766	0.00005	mg/L	0.000766	>999.9%
Sr 421.552†	-49.0	-0.00008	mg/L	0.000092	-0.00008	mg/L	0.000092	114.14%
Ti 334.903†	3.2	0.00014	mg/L	0.000171	0.00014	mg/L	0.000171	122.71%
Tl 190.801†	-0.6	-0.00047	mg/L	0.004248	-0.00047	mg/L	0.004248	895.91%
V 292.402†	-32.1	-0.00011	mg/L	0.000095	-0.00011	mg/L	0.000095	90.11%
Zn 206.200†	4.6	0.00458	mg/L	0.000752	0.00458	mg/L	0.000752	16.44%

Sequence No.: 69
Sample ID: JW23R D TWC
Analyst: ALA
Initial Sample Wt:
Dilution: 1X

Autosampler Location: 72
Date Collected: 9/25/2006 7:41:38 PM
Data Type: Original
Initial Sample Vol:
Sample Prep Vol:

Nebulizer Parameters: JW23R D TWC

Analyte	Back Pressure	Flow
All	183.0 kPa	0.50 L/min

Mean Data: JW23R D TWC

Analyte	Mean Corrected Intensity	Calib Conc.	Calib Units	Std.Dev.	Sample Conc.	Sample Units	Std.Dev.	RSD
ScA 357.253	1625060.0	100.3	%	1.33				1.33%
ScR 361.383	161148.6	101.2	%	0.58				0.57%
Ag 328.068†	-418.5	-0.00034	mg/L	0.000110	-0.00034	mg/L	0.000110	32.20%
Al 308.215†	17674.4	14.36	mg/L	0.004	14.36	mg/L	0.004	0.03%
As 188.979†	23.9	0.01299	mg/L	0.001132	0.01299	mg/L	0.001132	8.71%
B 249.677†	96.0	0.03450	mg/L	0.002267	0.03450	mg/L	0.002267	6.57%
Ba 233.527†	342.4	0.1131	mg/L	0.00095	0.1131	mg/L	0.00095	0.84%
Be 313.042†	160.4	0.00022	mg/L	0.000047	0.00022	mg/L	0.000047	21.35%
Ca 317.933†	933679.2	45.00	mg/L	0.101	45.00	mg/L	0.101	0.23%
Cd 228.802†	0.8	0.00000	mg/L	0.000096	0.00000	mg/L	0.000096	>999.9%
Co 228.616†	450.7	0.00814	mg/L	0.000049	0.00814	mg/L	0.000049	0.60%
Cr 267.716†	326.5	0.03578	mg/L	0.000908	0.03578	mg/L	0.000908	2.54%
Cu 324.752†	6598.7	0.02376	mg/L	0.000391	0.02376	mg/L	0.000391	1.64%
Fe 273.955†	21117.5	22.17	mg/L	0.120	22.17	mg/L	0.120	0.54%
K 766.490†	10822.7	6.484	mg/L	0.0456	6.484	mg/L	0.0456	0.70%
Mg 279.077†	63349.5	44.56	mg/L	0.028	44.56	mg/L	0.028	0.06%
Mn 257.610†	30004.2	1.208	mg/L	0.0046	1.208	mg/L	0.0046	0.38%
Mo 202.031†	73.6	0.00499	mg/L	0.000342	0.00499	mg/L	0.000342	6.87%
Na 589.592†	72363.6	15.27	mg/L	0.042	15.27	mg/L	0.042	0.28%
Na 330.237†	489.9	17.48	mg/L	0.318	17.48	mg/L	0.318	1.82%
Ni 231.604†	85.7	0.04740	mg/L	0.004375	0.04740	mg/L	0.004375	9.23%
Pb 220.353†	31.2	0.00529	mg/L	0.000333	0.00529	mg/L	0.000333	6.30%
Sb 206.836†	6.8	0.00264	mg/L	0.002753	0.00264	mg/L	0.002753	104.18%
Se 196.026†	-20.6	-0.00973	mg/L	0.001852	-0.00973	mg/L	0.001852	19.02%
Si 288.158†	2560.2	1.757	mg/L	0.0040	1.757	mg/L	0.0040	0.23%
Sn 189.927†	-50.8	-0.00601	mg/L	0.002064	-0.00601	mg/L	0.002064	34.34%
Sr 421.552†	156777.9	0.2580	mg/L	0.00061	0.2580	mg/L	0.00061	0.24%
Ti 334.903†	23510.7	1.026	mg/L	0.0019	1.026	mg/L	0.0019	0.19%
Tl 190.801†	-3.6	-0.00367	mg/L	0.000479	-0.00367	mg/L	0.000479	13.06%
V 292.402†	11955.7	0.03934	mg/L	0.000571	0.03934	mg/L	0.000571	1.45%
Zn 206.200†	48.7	0.04848	mg/L	0.001191	0.04848	mg/L	0.001191	2.46%

Sequence No.: 70
Sample ID: JW23R H TWC
Analyst: ALA
Initial Sample Wt:
Dilution: 1X

Autosampler Location: 73
Date Collected: 9/25/2006 7:48:04 PM
Data Type: Original
Initial Sample Vol:
Sample Prep Vol:

Nebulizer Parameters: JW23R H TWC

Analyte	Back Pressure	Flow
All	183.0 kPa	0.50 L/min

Mean Data: JW23R H TWC

Analyte	Mean Corrected Intensity	Calib Conc.	Calib Units	Std.Dev.	Sample Conc.	Sample Units	Std.Dev.	RSD
ScA 357.253	1614191.1	99.60	%	0.385				0.39%
ScR 361.383	159697.6	100.3	%	0.61				0.60%
Ag 328.068†	-165.1	-0.00065	mg/L	0.000196	-0.00065	mg/L	0.000196	30.43%
Al 308.215†	4493.9	3.650	mg/L	0.0539	3.650	mg/L	0.0539	1.48%
As 188.979†	9.9	0.00431	mg/L	0.000520	0.00431	mg/L	0.000520	12.08%
B 249.677†	56.7	0.02054	mg/L	0.003083	0.02054	mg/L	0.003083	15.01%
Ba 233.527†	127.0	0.04235	mg/L	0.000096	0.04235	mg/L	0.000096	0.23%
Be 313.042†	2.5	-0.00001	mg/L	0.000037	-0.00001	mg/L	0.000037	329.47%
Ca 317.933†	1321256.5	63.68	mg/L	0.158	63.68	mg/L	0.158	0.25%
Cd 228.802†	-9.5	-0.00026	mg/L	0.000210	-0.00026	mg/L	0.000210	80.62%
Co 228.616†	134.1	0.00267	mg/L	0.000207	0.00267	mg/L	0.000207	7.74%
Cr 267.716†	216.5	0.01945	mg/L	0.000539	0.01945	mg/L	0.000539	2.77%
Cu 324.752†	1885.8	0.00641	mg/L	0.000175	0.00641	mg/L	0.000175	2.73%
Fe 273.955†	4136.5	4.343	mg/L	0.0381	4.343	mg/L	0.0381	0.88%
K 766.490†	3228.3	1.934	mg/L	0.0329	1.934	mg/L	0.0329	1.70%
Mg 279.077†	61755.8	43.45	mg/L	0.534	43.45	mg/L	0.534	1.23%
Mn 257.610†	57509.9	2.317	mg/L	0.0225	2.317	mg/L	0.0225	0.97%
Mo 202.031†	81.1	0.00562	mg/L	0.000094	0.00562	mg/L	0.000094	1.67%
Na 589.592†	119702.6	25.26	mg/L	0.145	25.26	mg/L	0.145	0.57%
Na 330.237†	801.6	28.35	mg/L	0.216	28.35	mg/L	0.216	0.76%
Ni 231.604†	24.5	0.01356	mg/L	0.003232	0.01356	mg/L	0.003232	23.84%
Pb 220.353†	19.6	0.00237	mg/L	0.000821	0.00237	mg/L	0.000821	34.62%
Sb 206.836†	12.8	0.00798	mg/L	0.002090	0.00798	mg/L	0.002090	26.20%
Se 196.026†	-15.5	-0.01041	mg/L	0.002751	-0.01041	mg/L	0.002751	26.42%
Si 288.158†	19116.7	13.12	mg/L	0.158	13.12	mg/L	0.158	1.20%
Sn 189.927†	-65.9	-0.00717	mg/L	0.000747	-0.00717	mg/L	0.000747	10.42%
Sr 421.552†	190025.8	0.3127	mg/L	0.00054	0.3127	mg/L	0.00054	0.17%
Ti 334.903†	4071.0	0.1776	mg/L	0.00197	0.1776	mg/L	0.00197	1.11%
Tl 190.801†	-7.4	-0.00559	mg/L	0.002007	-0.00559	mg/L	0.002007	35.87%
V 292.402†	3028.8	0.01044	mg/L	0.000111	0.01044	mg/L	0.000111	1.06%
Zn 206.200†	16.7	0.01782	mg/L	0.000134	0.01782	mg/L	0.000134	0.75%

Sequence No.: 71
Sample ID: JW23R N TWC
Analyst: ALA
Initial Sample Wt:
Dilution: 1X

Autosampler Location: 74
Date Collected: 9/25/2006 7:54:46 PM
Data Type: Original
Initial Sample Vol:
Sample Prep Vol:

Nebulizer Parameters: JW23R N TWC

Analyte	Back Pressure	Flow
All	183.0 kPa	0.50 L/min

Mean Data: JW23R N TWC

Analyte	Mean Corrected Intensity	Calib Conc.	Calib Units	Calib Std.Dev.	Sample Conc.	Sample Units	Sample Std.Dev.	RSD
ScA 357.253	1517487.1	93.63	%	0.438				0.47%
ScR 361.383	155895.9	97.95	%	0.601				0.61%
Ag 328.068†	-272.6	-0.00112	mg/L	0.000097	-0.00112	mg/L	0.000097	8.65%
Al 308.215†	6101.7	4.956	mg/L	0.0547	4.956	mg/L	0.0547	1.10%
As 188.979†	22.4	0.00722	mg/L	0.002009	0.00722	mg/L	0.002009	27.82%
B 249.677†	27.4	0.01003	mg/L	0.003884	0.01003	mg/L	0.003884	38.71%
Ba 233.527†	414.0	0.1381	mg/L	0.00204	0.1381	mg/L	0.00204	1.48%
Be 313.042†	189.4	0.00032	mg/L	0.000034	0.00032	mg/L	0.000034	10.53%
Ca 317.933†	4625904.5	223.0	mg/L	1.89	223.0	mg/L	1.89	0.85%
Cd 228.802†	-15.7	-0.00044	mg/L	0.000080	-0.00044	mg/L	0.000080	18.13%
Co 228.616†	360.9	0.00753	mg/L	0.000306	0.00753	mg/L	0.000306	4.06%
Cr 267.716†	406.0	0.01669	mg/L	0.000944	0.01669	mg/L	0.000944	5.65%
Cu 324.752†	2382.3	0.00806	mg/L	0.000121	0.00806	mg/L	0.000121	1.50%
Fe 273.955†	12080.6	12.68	mg/L	0.165	12.68	mg/L	0.165	1.30%
K 766.490†	2423.1	1.452	mg/L	0.0278	1.452	mg/L	0.0278	1.92%
Mg 279.077†	241863.6	170.2	mg/L	1.63	170.2	mg/L	1.63	0.96%
Mn 257.610†	143838.7	5.793	mg/L	0.0543	5.793	mg/L	0.0543	0.94%
Mo 202.031†	130.8	0.00692	mg/L	0.000432	0.00692	mg/L	0.000432	6.24%
Na 589.592†	384284.6	81.09	mg/L	0.879	81.09	mg/L	0.879	1.08%
Na 330.237†	2534.7	89.35	mg/L	1.095	89.35	mg/L	1.095	1.23%
Ni 231.604†	34.0	0.01882	mg/L	0.003117	0.01882	mg/L	0.003117	16.57%
Pb 220.353†	57.2	0.00586	mg/L	0.000348	0.00586	mg/L	0.000348	5.94%
Sb 206.836†	11.2	0.00555	mg/L	0.002697	0.00555	mg/L	0.002697	48.57%
Se 196.026†	-36.0	-0.02433	mg/L	0.002442	-0.02433	mg/L	0.002442	10.04%
Si 288.158†	4175.2	2.865	mg/L	0.0539	2.865	mg/L	0.0539	1.88%
Sn 189.927†	-100.3	-0.00180	mg/L	0.001278	-0.00180	mg/L	0.001278	70.89%
Sr 421.552†	645281.4	1.062	mg/L	0.0099	1.062	mg/L	0.0099	0.93%
Ti 334.903†	5135.1	0.2241	mg/L	0.00138	0.2241	mg/L	0.00138	0.62%
Tl 190.801†	-13.2	-0.00992	mg/L	0.002636	-0.00992	mg/L	0.002636	26.56%
V 292.402†	3287.3	0.01197	mg/L	0.000039	0.01197	mg/L	0.000039	0.32%
Zn 206.200†	14.2	0.01873	mg/L	0.000372	0.01873	mg/L	0.000372	1.99%

Sequence No.: 72
Sample ID: JW23R O TWC
Analyst: ALA
Initial Sample Wt:
Dilution: 1X

Autosampler Location: 75
Date Collected: 9/25/2006 8:01:18 PM
Data Type: Original
Initial Sample Vol:
Sample Prep Vol:

Nebulizer Parameters: JW23R O TWC

Analyte	Back Pressure	Flow
All	183.0 kPa	0.50 L/min

Mean Data: JW23R O TWC

Analyte	Mean Corrected Intensity	Calib Conc.	Calib Units	Calib Std.Dev.	Sample Conc.	Sample Units	Sample Std.Dev.	RSD
ScA 357.253	1593529.7	98.32	%	0.189				0.19%
ScR 361.383	162049.1	101.8	%	0.58				0.57%
Ag 328.068†	-84.5	-0.00081	mg/L	0.000142	-0.00081	mg/L	0.000142	17.56%
Al 308.215†	762.8	0.6194	mg/L	0.01584	0.6194	mg/L	0.01584	2.56%
As 188.979†	24.2	0.01374	mg/L	0.001450	0.01374	mg/L	0.001450	10.56%
B 249.677†	64.6	0.02347	mg/L	0.001635	0.02347	mg/L	0.001635	6.97%
Ba 233.527†	115.2	0.03854	mg/L	0.000298	0.03854	mg/L	0.000298	0.77%
Be 313.042†	-29.1	-0.00005	mg/L	0.000036	-0.00005	mg/L	0.000036	66.86%
Ca 317.933†	2579722.6	124.3	mg/L	0.18	124.3	mg/L	0.18	0.14%
Cd 228.802†	-16.8	-0.00047	mg/L	0.000161	-0.00047	mg/L	0.000161	34.32%
Co 228.616†	53.6	0.00109	mg/L	0.000189	0.00109	mg/L	0.000189	17.28%
Cr 267.716†	251.1	0.01456	mg/L	0.000741	0.01456	mg/L	0.000741	5.09%
Cu 324.752†	976.8	0.00310	mg/L	0.000042	0.00310	mg/L	0.000042	1.37%
Fe 273.955†	3662.0	3.845	mg/L	0.0677	3.845	mg/L	0.0677	1.76%
K 766.490†	3525.8	2.112	mg/L	0.0520	2.112	mg/L	0.0520	2.46%
Mg 279.077†	117793.9	82.88	mg/L	0.250	82.88	mg/L	0.250	0.30%
Mn 257.610†	114470.5	4.611	mg/L	0.0570	4.611	mg/L	0.0570	1.24%
Mo 202.031†	103.0	0.00654	mg/L	0.000426	0.00654	mg/L	0.000426	6.51%
Na 589.592†	326940.7	68.99	mg/L	0.144	68.99	mg/L	0.144	0.21%
Na 330.237†	2141.5	76.10	mg/L	0.969	76.10	mg/L	0.969	1.27%
Ni 231.604†	18.3	0.01015	mg/L	0.001504	0.01015	mg/L	0.001504	14.81%
Pb 220.353†	13.2	0.00130	mg/L	0.000494	0.00130	mg/L	0.000494	38.05%
Sb 206.836†	43.5	0.02898	mg/L	0.002813	0.02898	mg/L	0.002813	9.71%
Se 196.026†	-21.4	-0.01622	mg/L	0.006911	-0.01622	mg/L	0.006911	42.61%
Si 288.158†	12197.7	8.369	mg/L	0.1060	8.369	mg/L	0.1060	1.27%
Sn 189.927†	-93.5	-0.00763	mg/L	0.001880	-0.00763	mg/L	0.001880	24.63%
Sr 421.552†	376971.0	0.6204	mg/L	0.00027	0.6204	mg/L	0.00027	0.04%
Ti 334.903†	612.1	0.02670	mg/L	0.000347	0.02670	mg/L	0.000347	1.30%
Tl 190.801†	-8.2	-0.00602	mg/L	0.002394	-0.00602	mg/L	0.002394	39.76%
V 292.402†	323.4	0.00199	mg/L	0.000176	0.00199	mg/L	0.000176	8.82%
Zn 206.200†	15.1	0.01768	mg/L	0.000975	0.01768	mg/L	0.000975	5.52%

Sequence No.: 73
Sample ID: JW23R P TWC
Analyst: ALA
Initial Sample Wt:
Dilution: 1X

Autosampler Location: 76
Date Collected: 9/25/2006 8:07:49 PM
Data Type: Original
Initial Sample Vol:
Sample Prep Vol:

Nebulizer Parameters: JW23R P TWC

Analyte	Back Pressure	Flow
All	183.0 kPa	0.50 L/min

Mean Data: JW23R P TWC

Analyte	Mean Corrected Intensity	Calib Conc.	Calib Units	Std.Dev.	Sample Conc.	Sample Units	Std.Dev.	RSD
ScA 357.253	1602036.5	98.85	%	0.592				0.60%
ScR 361.383	162575.5	102.1	%	0.72				0.70%
Ag 328.068†	-831.6	-0.00080	mg/L	0.000205	-0.00080	mg/L	0.000205	25.62%
Al 308.215†	39411.9	32.01	mg/L	0.447	32.01	mg/L	0.447	1.40%
As 188.979†	37.1	0.01770	mg/L	0.008755	0.01770	mg/L	0.008755	49.45%
B 249.677†	45.1	0.01602	mg/L	0.003420	0.01602	mg/L	0.003420	21.35%
Ba 233.527†	644.1	0.2130	mg/L	0.00259	0.2130	mg/L	0.00259	1.22%
Be 313.042†	423.6	0.00061	mg/L	0.000064	0.00061	mg/L	0.000064	10.47%
Ca 317.933†	2114065.5	101.9	mg/L	0.56	101.9	mg/L	0.56	0.54%
Cd 228.802†	-2.5	-0.00011	mg/L	0.000103	-0.00011	mg/L	0.000103	94.61%
Co 228.616†	828.3	0.01546	mg/L	0.000333	0.01546	mg/L	0.000333	2.16%
Cr 267.716†	656.3	0.07265	mg/L	0.000580	0.07265	mg/L	0.000580	0.80%
Cu 324.752†	11994.6	0.04332	mg/L	0.000202	0.04332	mg/L	0.000202	0.47%
Fe 273.955†	39427.1	41.40	mg/L	0.676	41.40	mg/L	0.676	1.63%
K 766.490†	7548.3	4.523	mg/L	0.0968	4.523	mg/L	0.0968	2.14%
Mg 279.077†	122635.3	86.26	mg/L	0.350	86.26	mg/L	0.350	0.41%
Mn 257.610†	59100.0	2.379	mg/L	0.0363	2.379	mg/L	0.0363	1.53%
Mo 202.031†	106.1	0.00672	mg/L	0.000172	0.00672	mg/L	0.000172	2.56%
Na 589.592†	194637.4	41.07	mg/L	0.105	41.07	mg/L	0.105	0.25%
Na 330.237†	1291.1	46.00	mg/L	0.552	46.00	mg/L	0.552	1.20%
Ni 231.604†	105.6	0.05840	mg/L	0.001690	0.05840	mg/L	0.001690	2.89%
Pb 220.353†	55.9	0.01060	mg/L	0.000554	0.01060	mg/L	0.000554	5.23%
Sb 206.836†	18.6	0.00873	mg/L	0.003554	0.00873	mg/L	0.003554	40.72%
Se 196.026†	-29.4	-0.01348	mg/L	0.005478	-0.01348	mg/L	0.005478	40.65%
Si 288.158†	4262.8	2.925	mg/L	0.0733	2.925	mg/L	0.0733	2.50%
Sn 189.927†	-71.7	-0.00572	mg/L	0.001676	-0.00572	mg/L	0.001676	29.31%
Sr 421.552†	321822.7	0.5297	mg/L	0.00294	0.5297	mg/L	0.00294	0.55%
Ti 334.903†	37477.7	1.636	mg/L	0.0267	1.636	mg/L	0.0267	1.63%
Tl 190.801†	-11.1	-0.00986	mg/L	0.005407	-0.00986	mg/L	0.005407	54.84%
V 292.402†	26640.2	0.08784	mg/L	0.000268	0.08784	mg/L	0.000268	0.31%
Zn 206.200†	77.4	0.07759	mg/L	0.001088	0.07759	mg/L	0.001088	1.40%

Sequence No.: 74
Sample ID: JW23R Q TWC
Analyst: ALA
Initial Sample Wt:
Dilution: 1X

Autosampler Location: 77
Date Collected: 9/25/2006 8:14:20 PM
Data Type: Original
Initial Sample Vol:
Sample Prep Vol:

Nebulizer Parameters: JW23R Q TWC

Analyte	Back Pressure	Flow
All	183.0 kPa	0.50 L/min

Mean Data: JW23R Q TWC

Analyte	Mean Corrected Intensity	Calib Conc.	Calib Units	Calib Std.Dev.	Sample Conc.	Sample Units	Sample Std.Dev.	RSD
ScA 357.253	1587532.0	97.95	%	0.252				0.26%
ScR 361.383	161285.3	101.3	%	0.25				0.25%
Ag 328.068†	-846.2	-0.00099	mg/L	0.000172	-0.00099	mg/L	0.000172	17.43%
Al 308.215†	35708.9	29.00	mg/L	0.094	29.00	mg/L	0.094	0.32%
As 188.979†	30.9	0.01509	mg/L	0.001221	0.01509	mg/L	0.001221	8.09%
B 249.677†	204.7	0.07374	mg/L	0.001664	0.07374	mg/L	0.001664	2.26%
Ba 233.527†	699.9	0.2321	mg/L	0.00116	0.2321	mg/L	0.00116	0.50%
Be 313.042†	543.2	0.00085	mg/L	0.000009	0.00085	mg/L	0.000009	1.07%
Ca 317.933†	1419951.2	68.44	mg/L	0.289	68.44	mg/L	0.289	0.42%
Cd 228.802†	2.6	0.00003	mg/L	0.000134	0.00003	mg/L	0.000134	448.66%
Co 228.616†	688.9	0.01282	mg/L	0.000255	0.01282	mg/L	0.000255	1.99%
Cr 267.716†	463.3	0.04771	mg/L	0.000375	0.04771	mg/L	0.000375	0.79%
Cu 324.752†	10055.7	0.03603	mg/L	0.000099	0.03603	mg/L	0.000099	0.27%
Fe 273.955†	30857.7	32.40	mg/L	0.065	32.40	mg/L	0.065	0.20%
K 766.490†	30973.0	18.56	mg/L	0.075	18.56	mg/L	0.075	0.40%
Mg 279.077†	112943.6	79.45	mg/L	0.545	79.45	mg/L	0.545	0.69%
Mn 257.610†	14863.8	0.5970	mg/L	0.00139	0.5970	mg/L	0.00139	0.23%
Mo 202.031†	167.1	0.01179	mg/L	0.000244	0.01179	mg/L	0.000244	2.07%
Na 589.592†	232562.6	49.08	mg/L	0.279	49.08	mg/L	0.279	0.57%
Na 330.237†	1535.9	55.13	mg/L	0.933	55.13	mg/L	0.933	1.69%
Ni 231.604†	82.1	0.04544	mg/L	0.001747	0.04544	mg/L	0.001747	3.84%
Pb 220.353†	92.7	0.01317	mg/L	0.000630	0.01317	mg/L	0.000630	4.78%
Sb 206.836†	7.3	0.00206	mg/L	0.000486	0.00206	mg/L	0.000486	23.60%
Se 196.026†	-33.1	-0.01451	mg/L	0.004110	-0.01451	mg/L	0.004110	28.33%
Si 288.158†	4186.7	2.873	mg/L	0.0252	2.873	mg/L	0.0252	0.88%
Sn 189.927†	-58.5	-0.00576	mg/L	0.001878	-0.00576	mg/L	0.001878	32.62%
Sr 421.552†	336042.4	0.5531	mg/L	0.00220	0.5531	mg/L	0.00220	0.40%
Ti 334.903†	32461.8	1.417	mg/L	0.0145	1.417	mg/L	0.0145	1.03%
Tl 190.801†	-6.9	-0.00654	mg/L	0.004232	-0.00654	mg/L	0.004232	64.71%
V 292.402†	21608.8	0.07094	mg/L	0.000121	0.07094	mg/L	0.000121	0.17%
Zn 206.200†	80.8	0.08038	mg/L	0.000835	0.08038	mg/L	0.000835	1.04%

Sequence No.: 75
Sample ID: JW94 F WMN
Analyst: ALA
Initial Sample Wt:
Dilution: 5X

Autosampler Location: 78
Date Collected: 9/25/2006 8:20:48 PM
Data Type: Original
Initial Sample Vol:
Sample Prep Vol:

Nebulizer Parameters: JW94 F WMN

Analyte	Back Pressure	Flow
All	183.0 kPa	0.50 L/min

Mean Data: JW94 F WMN

Analyte	Mean Corrected Intensity	Calib Conc.	Calib Units	Calib Std.Dev.	Sample Conc.	Sample Units	Sample Std.Dev.	RSD
ScA 357.253	1585011.2	97.80	%	1.646				1.68%
ScR 361.383	159631.9	100.3	%	1.11				1.11%
Ag 328.068†	-246.2	-0.00007	mg/L	0.000113	-0.00033	mg/L	0.000566	172.37%
Al 308.215†	15.8	0.01272	mg/L	0.009789	0.06358	mg/L	0.048944	76.98%
As 188.979†	7.4	0.00512	mg/L	0.004989	0.02559	mg/L	0.024943	97.46%
B 249.677†	35.6	0.01287	mg/L	0.002927	0.06437	mg/L	0.014633	22.73%
Ba 233.527†	87.9	0.02847	mg/L	0.000575	0.1423	mg/L	0.00288	2.02%
Be 313.042†	-34.5	-0.00007	mg/L	0.000042	-0.00035	mg/L	0.000209	59.52%
Ca 317.933†	361838.4	17.44	mg/L	0.051	87.20	mg/L	0.253	0.29%
Cd 228.802†	1.3	0.00002	mg/L	0.000220	0.00012	mg/L	0.001099	927.77%
Co 228.616†	137.9	0.00281	mg/L	0.000189	0.01407	mg/L	0.000946	6.72%
Cr 267.716†	13.0	0.00116	mg/L	0.001199	0.00582	mg/L	0.005994	103.07%
Cu 324.752†	-306.1	0.00043	mg/L	0.000246	0.00216	mg/L	0.001230	56.89%
Fe 273.955†	14376.0	15.09	mg/L	0.175	75.47	mg/L	0.876	1.16%
K 766.490†	1486.7	0.8907	mg/L	0.01275	4.454	mg/L	0.0638	1.43%
Mg 279.077†	9766.3	6.861	mg/L	0.0631	34.31	mg/L	0.315	0.92%
Mn 257.610†	11141.1	0.4488	mg/L	0.00472	2.244	mg/L	0.0236	1.05%
Mo 202.031†	13.4	0.00094	mg/L	0.000307	0.00468	mg/L	0.001533	32.75%
Na 589.592†	508836.9	107.4	mg/L	0.59	536.9	mg/L	2.97	0.55%
Na 330.237†	3283.3	118.4	mg/L	1.30	592.2	mg/L	6.48	1.09%
Ni 231.604†	3.2	0.00177	mg/L	0.001943	0.00885	mg/L	0.009714	109.74%
Pb 220.353†	12.1	0.00104	mg/L	0.000456	0.00520	mg/L	0.002280	43.83%
Sb 206.836†	3.6	0.00088	mg/L	0.002474	0.00442	mg/L	0.012372	279.89%
Se 196.026†	0.3	0.00143	mg/L	0.004419	0.00714	mg/L	0.022093	309.41%
Si 288.158†	10854.7	7.447	mg/L	0.0703	37.24	mg/L	0.352	0.94%
Sn 189.927†	-35.6	-0.00509	mg/L	0.001755	-0.02545	mg/L	0.008776	34.48%
Sr 421.552†	63555.2	0.1046	mg/L	0.00036	0.5230	mg/L	0.00179	0.34%
Ti 334.903†	170.3	0.00743	mg/L	0.000459	0.03715	mg/L	0.002294	6.17%
Tl 190.801†	-6.5	-0.00482	mg/L	0.000542	-0.02409	mg/L	0.002708	11.24%
V 292.402†	1777.2	0.00592	mg/L	0.000231	0.02961	mg/L	0.001156	3.90%
Zn 206.200†	2.0	0.00196	mg/L	0.001832	0.00979	mg/L	0.009161	93.59%

Sequence No.: 76
Sample ID: JW94 G WMN
Analyst: ALA
Initial Sample Wt:
Dilution: 5X

Autosampler Location: 79
Date Collected: 9/25/2006 8:27:32 PM
Data Type: Original
Initial Sample Vol:
Sample Prep Vol:

Nebulizer Parameters: JW94 G WMN

Analyte	Back Pressure	Flow
All	183.0 kPa	0.50 L/min

Mean Data: JW94 G WMN

Analyte	Mean Corrected Intensity	Calib Conc.	Calib Units	Std.Dev.	Sample Conc.	Sample Units	Std.Dev.	RSD
ScA 357.253	1533975.6	94.65	%	0.448				0.47%
ScR 361.383	154404.6	97.01	%	5.082				5.24%
Ag 328.068†	53.0	0.00021	mg/L	0.000136	0.00106	mg/L	0.000678	63.68%
Al 308.215†	37.4	0.02986	mg/L	0.018804	0.1493	mg/L	0.09402	62.98%
As 188.979†	15.9	0.01212	mg/L	0.003010	0.06062	mg/L	0.015051	24.83%
B 249.677†	68.8	0.02483	mg/L	0.001414	0.1242	mg/L	0.00707	5.69%
Ba 233.527†	50.3	0.01678	mg/L	0.001288	0.08388	mg/L	0.006439	7.68%
Be 313.042†	90.5	0.00012	mg/L	0.000081	0.00059	mg/L	0.000405	68.39%
Ca 317.933†	34782.3	1.676	mg/L	0.0129	8.382	mg/L	0.0643	0.77%
Cd 228.802†	2.1	0.00004	mg/L	0.000069	0.00018	mg/L	0.000343	192.43%
Co 228.616†	310.6	0.00672	mg/L	0.000232	0.03361	mg/L	0.001159	3.45%
Cr 267.716†	32.8	0.00443	mg/L	0.000618	0.02213	mg/L	0.003092	13.97%
Cu 324.752†	284.5	0.00103	mg/L	0.000042	0.00516	mg/L	0.000211	4.09%
Fe 273.955†	1065.5	1.119	mg/L	0.0136	5.594	mg/L	0.0682	1.22%
K 766.490†	1385.9	0.8303	mg/L	0.04398	4.152	mg/L	0.2199	5.30%
Mg 279.077†	866.3	0.6088	mg/L	0.01608	3.044	mg/L	0.0804	2.64%
Mn 257.610†	414.8	0.01670	mg/L	0.000796	0.08348	mg/L	0.003979	4.77%
Mo 202.031†	-5.5	-0.00045	mg/L	0.000264	-0.00227	mg/L	0.001322	58.30%
Na 589.592†	1641297.6	346.4	mg/L	0.11	1732	mg/L	0.6	0.03%
Na 330.237†	10916.0	394.4	mg/L	5.31	1972	mg/L	26.6	1.35%
Ni 231.604†	7.0	0.00388	mg/L	0.001031	0.01940	mg/L	0.005156	26.57%
Pb 220.353†	14.1	0.00122	mg/L	0.000492	0.00608	mg/L	0.002460	40.45%
Sb 206.836†	-1.5	-0.00103	mg/L	0.001632	-0.00516	mg/L	0.008158	157.96%
Se 196.026†	2.2	0.00130	mg/L	0.002300	0.00649	mg/L	0.011502	177.14%
Si 288.158†	5058.3	3.470	mg/L	0.0440	17.35	mg/L	0.220	1.27%
Sn 189.927†	-7.7	-0.00128	mg/L	0.001076	-0.00640	mg/L	0.005381	84.06%
Sr 421.552†	22258.9	0.03663	mg/L	0.000602	0.1832	mg/L	0.00301	1.64%
Ti 334.903†	2928.8	0.1278	mg/L	0.00083	0.6391	mg/L	0.00415	0.65%
Tl 190.801†	-1.0	-0.00090	mg/L	0.001278	-0.00450	mg/L	0.006391	141.92%
V 292.402†	8127.1	0.02670	mg/L	0.000372	0.1335	mg/L	0.00186	1.39%
Zn 206.200†	1.7	0.00171	mg/L	0.001592	0.00856	mg/L	0.007960	92.95%

Sequence No.: 77
Sample ID: JW23R MB1SPK TWC
Analyst: ALA
Initial Sample Wt:
Dilution: 1X

Autosampler Location: 80
Date Collected: 9/25/2006 8:34:17 PM
Data Type: Original
Initial Sample Vol:
Sample Prep Vol:

Nebulizer Parameters: JW23R MB1SPK TWC

Analyte	Back Pressure	Flow
All	183.0 kPa	0.50 L/min

Mean Data: JW23R MB1SPK TWC

Analyte	Mean Corrected Intensity	Calib Conc.	Calib Units	Calib Std.Dev.	Sample Conc.	Sample Units	Sample Std.Dev.	RSD
ScA 357.253	1636576.2	101.0	%	0.79				0.78%
ScR 361.383	161633.5	101.6	%	0.27				0.27%
Ag 328.068†	170111.2	0.4939	mg/L	0.00317	0.4939	mg/L	0.00317	0.64%
Al 308.215†	2594.4	2.098	mg/L	0.0137	2.098	mg/L	0.0137	0.65%
As 188.979†	2586.2	2.040	mg/L	0.0153	2.040	mg/L	0.0153	0.75%
B 249.677†	-4.4	-0.00064	mg/L	0.001935	-0.00064	mg/L	0.001935	303.89%
Ba 233.527†	5982.9	2.005	mg/L	0.0078	2.005	mg/L	0.0078	0.39%
Be 313.042†	293295.5	0.5183	mg/L	0.00082	0.5183	mg/L	0.00082	0.16%
Ca 317.933†	217847.9	10.50	mg/L	0.017	10.50	mg/L	0.017	0.17%
Cd 228.802†	19768.4	0.5182	mg/L	0.00395	0.5182	mg/L	0.00395	0.76%
Co 228.616†	22174.5	0.4969	mg/L	0.00462	0.4969	mg/L	0.00462	0.93%
Cr 267.716†	3717.0	0.5078	mg/L	0.00151	0.5078	mg/L	0.00151	0.30%
Cu 324.752†	154379.2	0.5167	mg/L	0.00310	0.5167	mg/L	0.00310	0.60%
Fe 273.955†	2031.2	2.131	mg/L	0.0075	2.131	mg/L	0.0075	0.35%
K 766.490†	17698.5	10.60	mg/L	0.041	10.60	mg/L	0.041	0.39%
Mg 279.077†	14788.5	10.41	mg/L	0.024	10.41	mg/L	0.024	0.23%
Mn 257.610†	12696.6	0.5119	mg/L	0.00131	0.5119	mg/L	0.00131	0.26%
Mo 202.031†	20.0	0.00139	mg/L	0.000334	0.00139	mg/L	0.000334	24.00%
Na 589.592†	47494.9	10.02	mg/L	0.059	10.02	mg/L	0.059	0.59%
Na 330.237†	326.3	11.55	mg/L	0.130	11.55	mg/L	0.130	1.13%
Ni 231.604†	913.6	0.5053	mg/L	0.00231	0.5053	mg/L	0.00231	0.46%
Pb 220.353†	24119.0	2.061	mg/L	0.0125	2.061	mg/L	0.0125	0.61%
Sb 206.836†	9.4	0.00002	mg/L	0.002421	0.00002	mg/L	0.002421	>999.9%
Se 196.026†	3801.6	2.032	mg/L	0.0102	2.032	mg/L	0.0102	0.50%
Si 288.158†	32.1	0.02306	mg/L	0.003299	0.02306	mg/L	0.003299	14.30%
Sn 189.927†	-19.1	-0.00253	mg/L	0.000501	-0.00253	mg/L	0.000501	19.77%
Sr 421.552†	311882.6	0.5133	mg/L	0.00104	0.5133	mg/L	0.00104	0.20%
Ti 334.903†	-6.9	-0.00041	mg/L	0.000539	-0.00041	mg/L	0.000539	130.73%
Tl 190.801†	2810.9	2.064	mg/L	0.0141	2.064	mg/L	0.0141	0.68%
V 292.402†	163270.7	0.5406	mg/L	0.00300	0.5406	mg/L	0.00300	0.56%
Zn 206.200†	519.9	0.5134	mg/L	0.00435	0.5134	mg/L	0.00435	0.85%

Sequence No.: 78
Sample ID: CV 1
Analyst: ALA
Initial Sample Wt:
Dilution: 1X

Autosampler Location: 7
Date Collected: 9/25/2006 8:40:33 PM
Data Type: Original
Initial Sample Vol:
Sample Prep Vol:

Nebulizer Parameters: CV

Analyte	Back Pressure	Flow
All	183.0 kPa	0.50 L/min

Mean Data: CV

Analyte	Mean Corrected Intensity	Calib Conc.	Calib Units	Std.Dev.	Sample Conc.	Sample Units	Std.Dev.	RSD
ScA 357.253	1620599.7	99.99	%	0.330				0.33%
ScR 361.383	161223.9	101.3	%	0.44				0.44%
Ag 328.068†	331698.2	0.9629	mg/L	0.00206	0.9629	mg/L	0.00206	0.21%
Al 308.215†	2483.4	1.980	mg/L	0.0053	1.980	mg/L	0.0053	0.27%
As 188.979†	2474.2	1.949	mg/L	0.0026	1.949	mg/L	0.0026	0.13%
B 249.677†	2703.6	0.9811	mg/L	0.00386	0.9811	mg/L	0.00386	0.39%
Ba 233.527†	2919.4	0.9782	mg/L	0.00379	0.9782	mg/L	0.00379	0.39%
Be 313.042†	555494.8	0.9817	mg/L	0.00355	0.9817	mg/L	0.00355	0.36%
Ca 317.933†	42068.5	2.028	mg/L	0.0069	2.028	mg/L	0.0069	0.34%
Cd 228.802†	38613.8	1.015	mg/L	0.0016	1.015	mg/L	0.0016	0.15%
Co 228.616†	43186.4	0.9671	mg/L	0.00246	0.9671	mg/L	0.00246	0.25%
Cr 267.716†	7037.8	0.9650	mg/L	0.00360	0.9650	mg/L	0.00360	0.37%
Cu 324.752†	303253.2	1.014	mg/L	0.0014	1.014	mg/L	0.0014	0.14%
Fe 273.955†	1947.3	2.042	mg/L	0.0036	2.042	mg/L	0.0036	0.17%
K 766.490†	32797.4	19.65	mg/L	0.039	19.65	mg/L	0.039	0.20%
Mg 279.077†	2829.3	1.995	mg/L	0.0020	1.995	mg/L	0.0020	0.10%
Mn 257.610†	23750.5	0.9576	mg/L	0.00245	0.9576	mg/L	0.00245	0.26%
Mo 202.031†	12256.4	0.9896	mg/L	0.00371	0.9896	mg/L	0.00371	0.37%
Na 589.592†	213517.4	45.06	mg/L	0.074	45.06	mg/L	0.074	0.16%
Na 330.237†	1393.0	50.30	mg/L	0.217	50.30	mg/L	0.217	0.43%
Ni 231.604†	1798.7	0.9961	mg/L	0.00307	0.9961	mg/L	0.00307	0.31%
Pb 220.353†	22992.5	1.966	mg/L	0.0025	1.966	mg/L	0.0025	0.13%
Sb 206.836†	3043.9	2.105	mg/L	0.0044	2.105	mg/L	0.0044	0.21%
Se 196.026†	3632.1	1.941	mg/L	0.0028	1.941	mg/L	0.0028	0.15%
Si 288.158†	2901.3	1.993	mg/L	0.0114	1.993	mg/L	0.0114	0.57%
Sn 189.927†	5397.9	0.9675	mg/L	0.00361	0.9675	mg/L	0.00361	0.37%
Sr 421.552†	589130.3	0.9696	mg/L	0.00300	0.9696	mg/L	0.00300	0.31%
Ti 334.903†	22948.2	1.000	mg/L	0.0040	1.000	mg/L	0.0040	0.40%
Tl 190.801†	2642.1	1.939	mg/L	0.0023	1.939	mg/L	0.0023	0.12%
V 292.402†	305279.5	1.011	mg/L	0.0022	1.011	mg/L	0.0022	0.22%
Zn 206.200†	1026.2	1.013	mg/L	0.0056	1.013	mg/L	0.0056	0.55%

Sequence No.: 79
Sample ID: CB 1
Analyst: ALA
Initial Sample Wt:
Dilution: 1X

Autosampler Location: 1
Date Collected: 9/25/2006 8:46:51 PM
Data Type: Original
Initial Sample Vol:
Sample Prep Vol:

Nebulizer Parameters: CB

Analyte	Back Pressure	Flow
All	183.0 kPa	0.50 L/min

Mean Data: CB

Analyte	Mean Corrected Intensity	Calib Conc.	Calib Units	Calib Std.Dev.	Sample Conc.	Sample Units	Sample Std.Dev.	RSD
ScA 357.253	1664061.1	102.7	%	0.42				0.41%
ScR 361.383	159653.4	100.3	%	0.43				0.43%
Ag 328.068†	-8.2	-0.00002	mg/L	0.000108	-0.00002	mg/L	0.000108	454.73%
Al 308.215†	33.2	0.02698	mg/L	0.020700	0.02698	mg/L	0.020700	76.72%
As 188.979†	4.7	0.00371	mg/L	0.002623	0.00371	mg/L	0.002623	70.69%
B 249.677†	6.2	0.00226	mg/L	0.001021	0.00226	mg/L	0.001021	45.22%
Ba 233.527†	2.6	0.00088	mg/L	0.000090	0.00088	mg/L	0.000090	10.24%
Be 313.042†	-30.0	-0.00005	mg/L	0.000100	-0.00005	mg/L	0.000100	188.08%
Ca 317.933†	30.2	0.00145	mg/L	0.000065	0.00145	mg/L	0.000065	4.48%
Cd 228.802†	0.1	0.00000	mg/L	0.000091	0.00000	mg/L	0.000091	>999.9%
Co 228.616†	-11.2	-0.00025	mg/L	0.000095	-0.00025	mg/L	0.000095	37.69%
Cr 267.716†	2.3	0.00032	mg/L	0.000670	0.00032	mg/L	0.000670	211.23%
Cu 324.752†	-134.7	-0.00045	mg/L	0.000314	-0.00045	mg/L	0.000314	69.65%
Fe 273.955†	3.6	0.00377	mg/L	0.005197	0.00377	mg/L	0.005197	137.86%
K 766.490†	-17.7	-0.01061	mg/L	0.023310	-0.01061	mg/L	0.023310	219.79%
Mg 279.077†	5.6	0.00393	mg/L	0.008865	0.00393	mg/L	0.008865	225.34%
Mn 257.610†	0.8	0.00003	mg/L	0.000148	0.00003	mg/L	0.000148	464.67%
Mo 202.031†	6.9	0.00056	mg/L	0.000323	0.00056	mg/L	0.000323	57.67%
Na 589.592†	943.9	0.1992	mg/L	0.00590	0.1992	mg/L	0.00590	2.96%
Na 330.237†	19.8	0.7160	mg/L	0.52098	0.7160	mg/L	0.52098	72.76%
Ni 231.604†	3.8	0.00211	mg/L	0.002387	0.00211	mg/L	0.002387	112.90%
Pb 220.353†	-12.5	-0.00106	mg/L	0.000378	-0.00106	mg/L	0.000378	35.73%
Sb 206.836†	1.3	0.00090	mg/L	0.001960	0.00090	mg/L	0.001960	218.66%
Se 196.026†	-2.9	-0.00157	mg/L	0.002333	-0.00157	mg/L	0.002333	148.16%
Si 288.158†	15.1	0.01034	mg/L	0.004379	0.01034	mg/L	0.004379	42.36%
Sn 189.927†	2.4	0.00043	mg/L	0.000639	0.00043	mg/L	0.000639	150.42%
Sr 421.552†	-88.9	-0.00015	mg/L	0.000034	-0.00015	mg/L	0.000034	23.08%
Ti 334.903†	-6.9	-0.00030	mg/L	0.000760	-0.00030	mg/L	0.000760	250.34%
Tl 190.801†	-2.7	-0.00195	mg/L	0.000588	-0.00195	mg/L	0.000588	30.19%
V 292.402†	-19.6	-0.00006	mg/L	0.000226	-0.00006	mg/L	0.000226	365.66%
Zn 206.200†	1.3	0.00129	mg/L	0.001568	0.00129	mg/L	0.001568	121.95%

Ovid pkg

OPTIMA ICP SAMPLE RUN LOG

IEC Date: 9/25/06 Analysis Date: 9/26/06 Analyst: M

LR Date: 6/19/06 Page: 1 of 5

All corrections made by analyst unless otherwise noted. *9/27/06 6

Edit Label	Delete Data	ARI Sample ID	Prep. Code	Dilution	Comments
		STD 0			2307-7
		2			2306-12
		3			-13
		4			-14
		5			-15
		ICV			2294-3
		ICB			
		CRI			
		ICS+			
		ICS+B			
		CCV1			
		CCB1			
		JW98MB2	TWC		Ca 0.06 A.N.
✓		JX24 MB	↓		Zn 0.008 Confirms 9/25
		JX20 MB	SWC	2	
		JX22 MB2	TWC		
		↓ C	↓		
		JX20 B	SWC	2	
		JX10 0Dup	WMW	5 ✓	
		0			
		0 Spk	↓	↓	✓ 0.05mL Si 1000/50mL
		JX22MB2spk	TWC		
		CCV2			
		CCB2			

ANALYTICAL RESOURCES INCORPORATED

Metals Data Review Checklist

Method: ICP ICP-MS GFA CVA **Analysis Date:** 9/26/06

	Analyst MJ 9-27	Peer JWB 9.27.06	Comment
Logbook:			
Analyst, Date, Method info	✓	✓	
Sample ID's	✓	✓	
Standard/QC solution ID's recorded	✓	✓	
Prep codes	✓	✓	
Dilution factors	✓	✓	
Crossouts/Corrections/Deletions	✓	✓	
Calibration:			
Blank & Standard intensities	✓	✓	
Standard deviations	✓	✓	
Curve fit	✓	✓	
Calibration Verification:			
ICV/CCV	✓	✓	
ICB/CCB	✓	✓	
Samples:			
RSD's & SD's	✓	✓	
Internal Standards	✓	✓	
Carry-over	✓	✓	
Method QC:			
CRI/CRA	✓	✓	
ICSA/ICSAB	✓	✓	
Post Spikes/Serial Dilutions	—	—	
Analytic Spikes	✓	✓	
Matrix QC:			
SRM/LCS	✓	✓	
Matrix Spikes	✓	✓	
Matrix Duplicates	✓	✓	
Method Blanks	✓	✓	JW15 JX64
Data Distribution:			
Requested elements/isotope identified	✓	✓	
Correct samples identified for distribution	✓	✓	
Raw data match distributed data	✓	✓	
Data filename correct	✓	✓	
Necessary Analysts Notes and CAF's	✓	✓	A.N JW75 JX64

Nebulizer Parameters: Hg_ReAlign

Analyte	Back Pressure	Flow
All	182.0 kPa	0.50 L/min

9/26/2006 7:57:50 AM Hg ReAlign... Actual peak offset (nm): -0.001
Drift (nm): -0.000 Slit adjustment: 0

Analysis Begun

Start Time: 9/26/2006 8:11:43 AM
Logged In Analyst: metals
Spectrometer Model: Optima 4300 DV, S/N 077N0060101
Plasma On Time: 9/26/2006 7:11:07 AM
Technique: ICP Continuous
Autosampler Model: AS-93plus

Sample Information File: C:\pe\Administrator\Sample Information\CRISET.sif
Batch ID:
Results Data Set: PE060926
Results Library: C:\pe\Administrator\Results\Results.mdb

Method Loaded

Method Name: ARIIEC5
IEC File: IEC28mina.iec
Method Description: 12Axial Elements
Method Last Saved: 9/25/2006 11:38:10 AM
MSF File:

Analyte	Calibration Equation	Processing	View	Internal Standard	IEC
Ag 328.068	Lin Thru 0	Peak Area	Axial	ScA 357.253	Yes
Al 308.215	Lin Thru 0	Peak Area	Radial	ScR 361.383	Yes
As 188.979	Lin Thru 0	Peak Area	Axial	ScA 357.253	Yes
B 249.677	Lin Thru 0	Peak Area	Radial	ScR 361.383	Yes
Ba 233.527	Lin Thru 0	Peak Area	Radial	ScR 361.383	Yes
Be 313.042	Lin Thru 0	Peak Area	Radial	ScR 361.383	Yes
Ca 317.933	Lin Thru 0	Peak Area	Radial	ScR 361.383	No
Cd 228.802	Lin Thru 0	Peak Area	Axial	ScA 357.253	Yes
Co 228.616	Lin Thru 0	Peak Area	Axial	ScA 357.253	Yes
Cr 267.716	Lin Thru 0	Peak Area	Radial	ScR 361.383	Yes
Cu 324.752	Lin Thru 0	Peak Area	Axial	ScA 357.253	Yes
Fe 273.955	Lin Thru 0	Peak Area	Radial	ScR 361.383	Yes
K 766.490	Lin Thru 0	Peak Area	Radial	ScR 361.383	No
Mg 279.077	Lin Thru 0	Peak Area	Radial	ScR 361.383	Yes
Mn 257.610	Lin Thru 0	Peak Area	Radial	ScR 361.383	Yes
Mo 202.031	Lin Thru 0	Peak Area	Axial	ScA 357.253	Yes
Na 589.592	Lin Thru 0	Peak Area	Radial	ScR 361.383	No
Na 330.237	Lin Thru 0	Peak Area	Radial	ScR 361.383	Yes
Ni 231.604	Lin Thru 0	Peak Area	Radial	ScR 361.383	Yes
Pb 220.353	Lin Thru 0	Peak Area	Axial	ScA 357.253	Yes
Sb 206.836	Lin Thru 0	Peak Area	Axial	ScA 357.253	Yes
Se 196.026	Lin Thru 0	Peak Area	Axial	ScA 357.253	Yes
Si 288.158	Lin Thru 0	Peak Area	Radial	ScR 361.383	Yes
Sn 189.927	Lin Thru 0	Peak Area	Axial	ScA 357.253	Yes
Sr 421.552	Lin Thru 0	Peak Area	Radial	ScR 361.383	No
Ti 334.903	Lin Thru 0	Peak Area	Radial	ScR 361.383	Yes
Tl 190.801	Lin Thru 0	Peak Area	Axial	ScA 357.253	Yes
V 292.402	Lin Thru 0	Peak Area	Axial	ScA 357.253	Yes
Zn 206.200	Lin Thru 0	Peak Area	Radial	ScR 361.383	Yes
ScA 357.253	Lin, Calc Int	Peak Area	Axial	n/a	n/a
ScR 361.383	Lin, Calc Int	Peak Area	Radial	n/a	n/a

Sequence No.: 1
Sample ID: Calib Blank 1
Analyst:
Initial Sample Wt:
Dilution:
Autosampler Location: 1
Date Collected: 9/26/2006 8:11:44 AM
Data Type: Original
Initial Sample Vol:
Sample Prep Vol:

Nebulizer Parameters: Calib Blank 1

Analyte	Back Pressure	Flow
All	182.0 kPa	0.50 L/min

Mean Data: Calib Blank 1

Analyte	Mean Corrected Intensity	Std.Dev.	RSD	Conc.	Calib Units
ScA 357.253	1825113.0	4540.88	0.25%	100.0	%
ScR 361.383	183191.7	2890.99	1.58%	100.0	%
Ag 328.068†	1161.4	125.82	10.83%	[0.00]	mg/L
Al 308.215†	-414.5	21.42	5.17%	[0.00]	mg/L
As 188.979†	41.8	2.62	6.27%	[0.00]	mg/L
B 249.677†	42.8	10.44	24.41%	[0.00]	mg/L
Ba 233.527†	38.7	2.29	5.92%	[0.00]	mg/L
Be 313.042†	1241.3	8.76	0.71%	[0.00]	mg/L
Ca 317.933†	170.1	15.83	9.31%	[0.00]	mg/L
Cd 228.802†	159.1	4.66	2.93%	[0.00]	mg/L
Co 228.616†	180.2	15.45	8.57%	[0.00]	mg/L
Cr 267.716†	54.5	3.56	6.54%	[0.00]	mg/L
Cu 324.752†	2950.4	49.62	1.68%	[0.00]	mg/L
Fe 273.955†	-50.1	1.06	2.11%	[0.00]	mg/L
K 766.490†	2883.3	74.04	2.57%	[0.00]	mg/L
Mg 279.077†	-125.1	9.12	7.29%	[0.00]	mg/L
Mn 257.610†	153.1	5.90	3.85%	[0.00]	mg/L
Mo 202.031†	-25.3	5.58	22.11%	[0.00]	mg/L
Na 589.592†	668.5	10.91	1.63%	[0.00]	mg/L
Na 330.237†	-308.3	6.60	2.14%	[0.00]	mg/L
Ni 231.604†	0.2	2.95	>999.9%	[0.00]	mg/L
Pb 220.353†	359.4	1.48	0.41%	[0.00]	mg/L
Sb 206.836†	29.9	4.56	15.28%	[0.00]	mg/L
Se 196.026†	-87.1	6.08	6.98%	[0.00]	mg/L
Si 288.158†	-43.4	7.19	16.55%	[0.00]	mg/L
Sn 189.927†	48.3	2.70	5.59%	[0.00]	mg/L
Sr 421.552†	-411.8	32.55	7.91%	[0.00]	mg/L
Ti 334.903†	-483.1	29.23	6.05%	[0.00]	mg/L
Tl 190.801†	-22.7	3.08	13.61%	[0.00]	mg/L
V 292.402†	-33.9	64.20	189.28%	[0.00]	mg/L
Zn 206.200†	-1.5	0.99	65.24%	[0.00]	mg/L

Sequence No.: 2
Sample ID: STD2
Analyst:
Initial Sample Wt:
Dilution:

Autosampler Location: 2
Date Collected: 9/26/2006 8:18:09 AM
Data Type: Original
Initial Sample Vol:
Sample Prep Vol:

Nebulizer Parameters: STD2

Analyte	Back Pressure	Flow
All	182.0 kPa	0.50 L/min

Mean Data: STD2

Analyte	Mean Corrected Intensity	Std.Dev.	RSD	Conc.	Calib Units
ScA 357.253	1846406.3	7891.72	0.43%	101.2	%
ScR 361.383	184487.4	373.00	0.20%	100.7	%
Ba 233.527†	32594.7	92.33	0.28%	[10]	mg/L
Cd 228.802†	406311.0	88.62	0.02%	[10]	mg/L
Co 228.616†	477219.3	221.17	0.05%	[10]	mg/L
Cr 267.716†	79551.8	217.35	0.27%	[10]	mg/L
Cu 324.752†	3183244.3	1557.69	0.05%	[10]	mg/L
Mn 257.610†	270341.8	752.67	0.28%	[10]	mg/L
V 292.402†	3247902.2	4164.09	0.13%	[10]	mg/L

Sequence No.: 3
Sample ID: STD3
Analyst:
Initial Sample Wt:
Dilution:

Autosampler Location: 3
Date Collected: 9/26/2006 8:22:21 AM
Data Type: Original
Initial Sample Vol:
Sample Prep Vol:

Nebulizer Parameters: STD3

Analyte	Back Pressure	Flow
All	182.0 kPa	0.50 L/min

Mean Data: STD3

Analyte	Mean Corrected Intensity	Std.Dev.	RSD	Conc.	Calib Units
ScA 357.253	1805859.1	6854.50	0.38%	98.95	%
ScR 361.383	182837.5	1204.14	0.66%	99.81	%
Ag 328.068†	363105.0	1033.20	0.28%	[1.0]	mg/L
As 188.979†	13506.2	72.29	0.54%	[10]	mg/L
B 249.677†	30660.0	304.66	0.99%	[10]	mg/L
Be 313.042†	3090613.8	12154.32	0.39%	[5.0]	mg/L
Na 589.592†	234359.0	543.25	0.23%	[50]	mg/L
Ni 231.604†	20101.0	191.72	0.95%	[10]	mg/L
Pb 220.353†	125361.1	72.38	0.06%	[10]	mg/L
Se 196.026†	19800.9	50.74	0.26%	[10]	mg/L
Sr 421.552†	3249706.5	32755.85	1.01%	[5]	mg/L
Tl 190.801†	14347.3	30.54	0.21%	[10]	mg/L
Zn 206.200†	11447.4	142.09	1.24%	[10]	mg/L

Sequence No.: 4
Sample ID: STD4
Analyst:
Initial Sample Wt:
Dilution:

Autosampler Location: 4
Date Collected: 9/26/2006 8:27:23 AM
Data Type: Original
Initial Sample Vol:
Sample Prep Vol:

Nebulizer Parameters: STD4

Analyte	Back Pressure	Flow
All	182.0 kPa	0.50 L/min

Mean Data: STD4

Analyte	Mean Corrected Intensity	Std.Dev.	RSD	Conc.	Calib Units
ScA 357.253	1891053.7	5791.92	0.31%	103.6	%
ScR 361.383	186957.1	1025.04	0.55%	102.1	%
Mo 202.031†	130726.9	1407.86	1.08%	[10]	mg/L
Sb 206.836†	15440.1	138.64	0.90%	[10]	mg/L
Si 288.158†	16433.6	58.54	0.36%	[10]	mg/L
Sn 189.927†	59940.3	586.30	0.98%	[10]	mg/L
Ti 334.903†	248772.8	2169.77	0.87%	[10]	mg/L

Sequence No.: 5
Sample ID: STD5
Analyst:
Initial Sample Wt:
Dilution:

Autosampler Location: 5
Date Collected: 9/26/2006 8:32:02 AM
Data Type: Original
Initial Sample Vol:
Sample Prep Vol:

Nebulizer Parameters: STD5

Analyte	Back Pressure	Flow
All	183.0 kPa	0.50 L/min

Mean Data: STD5

Analyte	Mean Corrected Intensity	Std.Dev.	RSD	Conc.	Calib Units
ScA 357.253	1704936.5	5583.16	0.33%	93.42	%
ScR 361.383	176822.7	776.87	0.44%	96.52	%
Al 308.215†	39816.4	115.37	0.29%	[30]	mg/L
Ca 317.933†	690525.2	4389.70	0.64%	[30]	mg/L
Fe 273.955†	105193.0	292.57	0.28%	[100]	mg/L
K 766.490†	179348.0	677.04	0.38%	[100]	mg/L
Mg 279.077†	47420.0	92.62	0.20%	[30]	mg/L
Na 330.237†	2998.9	10.02	0.33%	[100]	mg/L

Calibration Summary

Analyte	Stds.	Equation	Intercept	Slope	Curvature	Corr. Coef.	Reslope
Ag 328.068	1	Lin Thru 0	0.0	363100	0.00000	1.000000	
Al 308.215	1	Lin Thru 0	0.0	1327	0.00000	1.000000	
As 188.979	1	Lin Thru 0	0.0	1351	0.00000	1.000000	
B 249.677	1	Lin Thru 0	0.0	3066	0.00000	1.000000	
Ba 233.527	1	Lin Thru 0	0.0	3259	0.00000	1.000000	
Be 313.042	1	Lin Thru 0	0.0	618100	0.00000	1.000000	
Ca 317.933	1	Lin Thru 0	0.0	23020	0.00000	1.000000	
Cd 228.802	1	Lin Thru 0	0.0	40630	0.00000	1.000000	
Co 228.616	1	Lin Thru 0	0.0	47720	0.00000	1.000000	
Cr 267.716	1	Lin Thru 0	0.0	7955	0.00000	1.000000	
Cu 324.752	1	Lin Thru 0	0.0	318300	0.00000	1.000000	
Fe 273.955	1	Lin Thru 0	0.0	1052	0.00000	1.000000	
K 766.490	1	Lin Thru 0	0.0	1793	0.00000	1.000000	
Mg 279.077	1	Lin Thru 0	0.0	1581	0.00000	1.000000	
Mn 257.610	1	Lin Thru 0	0.0	27030	0.00000	1.000000	
Mo 202.031	1	Lin Thru 0	0.0	13070	0.00000	1.000000	
Na 589.592	1	Lin Thru 0	0.0	4687	0.00000	1.000000	
Na 330.237	1	Lin Thru 0	0.0	29.99	0.00000	1.000000	
Ni 231.604	1	Lin Thru 0	0.0	2010	0.00000	1.000000	
Pb 220.353	1	Lin Thru 0	0.0	12540	0.00000	1.000000	
Sb 206.836	1	Lin Thru 0	0.0	1544	0.00000	1.000000	
Se 196.026	1	Lin Thru 0	0.0	1980	0.00000	1.000000	
Si 288.158	1	Lin Thru 0	0.0	1643	0.00000	1.000000	
Sn 189.927	1	Lin Thru 0	0.0	5994	0.00000	1.000000	
Sr 421.552	1	Lin Thru 0	0.0	649900	0.00000	1.000000	
Ti 334.903	1	Lin Thru 0	0.0	24880	0.00000	1.000000	
Tl 190.801	1	Lin Thru 0	0.0	1435	0.00000	1.000000	
V 292.402	1	Lin Thru 0	0.0	324800	0.00000	1.000000	
Zn 206.200	1	Lin Thru 0	0.0	1145	0.00000	1.000000	

Nebulizer Parameters: Hg_ReAlign

Analyte	Back Pressure	Flow
All	182.0 kPa	0.50 L/min

9/26/2006 8:53:08 AM Hg ReAlign... Actual peak offset (nm): -0.001
Drift (nm): -0.000 Slit adjustment: 0

Analysis Begun

Start Time: 9/26/2006 8:53:58 AM
Plasma On Time: 9/26/2006 7:11:07 AM
Logged In Analyst: metals
Technique: ICP Continuous
Spectrometer Model: Optima 4300 DV, S/N 077N0060101Autosampler Model: AS-93plus

Sample Information File: C:\pe\Administrator\Sample Information\CRISET.sif
Batch ID:
Results Data Set: PE060926
Results Library: C:\pe\Administrator\Results\Results.mdb

Sequence No.: 1
Sample ID: CV
Analyst:
Initial Sample Wt:
Dilution: 1X
Autosampler Location: 7
Date Collected: 9/26/2006 8:53:58 AM
Data Type: Original
Initial Sample Vol:
Sample Prep Vol:

Nebulizer Parameters: CV

Analyte	Back Pressure	Flow
All	183.0 kPa	0.50 L/min

Mean Data: CV

Analyte	Mean Corrected Intensity	Calib Conc.	Calib Units	Calib Std.Dev.	Sample Conc.	Sample Units	Sample Std.Dev.	RSD
ScA 357.253	1800377.4	98.64	%	0.247				0.25%
ScR 361.383	181605.4	99.13	%	0.636				0.64%
Ag 328.068†	354194.2	0.9756	mg/L	0.00072	0.9756	mg/L	0.00072	0.07%
Al 308.215†	2653.5	1.962	mg/L	0.0093	1.962	mg/L	0.0093	0.48%
As 188.979†	2679.9	1.979	mg/L	0.0083	1.979	mg/L	0.0083	0.42%
B 249.677†	2944.4	0.9637	mg/L	0.00639	0.9637	mg/L	0.00639	0.66%
Ba 233.527†	3141.0	0.9632	mg/L	0.00635	0.9632	mg/L	0.00635	0.66%
Be 313.042†	607644.2	0.9815	mg/L	0.00115	0.9815	mg/L	0.00115	0.12%
Ca 317.933†	45930.2	1.995	mg/L	0.0033	1.995	mg/L	0.0033	0.16%
Cd 228.802†	41685.3	1.023	mg/L	0.0015	1.023	mg/L	0.0015	0.14%
Co 228.616†	46963.7	0.9825	mg/L	0.00092	0.9825	mg/L	0.00092	0.09%
Cr 267.716†	7578.3	0.9514	mg/L	0.00674	0.9514	mg/L	0.00674	0.71%
Cu 324.752†	323482.1	1.016	mg/L	0.0016	1.016	mg/L	0.0016	0.15%
Fe 273.955†	2085.8	1.980	mg/L	0.0168	1.980	mg/L	0.0168	0.85%
K 766.490†	35632.6	19.87	mg/L	0.061	19.87	mg/L	0.061	0.31%
Mg 279.077†	3082.3	1.954	mg/L	0.0175	1.954	mg/L	0.0175	0.90%
Mn 257.610†	25501.9	0.9437	mg/L	0.00703	0.9437	mg/L	0.00703	0.75%
Mo 202.031†	13107.3	1.003	mg/L	0.0061	1.003	mg/L	0.0061	0.61%
Na 589.592†	240638.5	51.34	mg/L	0.298	51.34	mg/L	0.298	0.58%
Na 330.237†	1481.3	49.38	mg/L	0.301	49.38	mg/L	0.301	0.61%
Ni 231.604†	1948.0	0.9703	mg/L	0.00639	0.9703	mg/L	0.00639	0.66%
Pb 220.353†	24835.7	1.983	mg/L	0.0047	1.983	mg/L	0.0047	0.24%
Sb 206.836†	3238.5	2.098	mg/L	0.0058	2.098	mg/L	0.0058	0.28%
Se 196.026†	3935.0	1.986	mg/L	0.0108	1.986	mg/L	0.0108	0.54%
Si 288.158†	3096.4	1.886	mg/L	0.0156	1.886	mg/L	0.0156	0.83%
Sn 189.927†	5814.2	0.9739	mg/L	0.00380	0.9739	mg/L	0.00380	0.39%
Sr 421.552†	640796.9	0.9859	mg/L	0.00220	0.9859	mg/L	0.00220	0.22%
Ti 334.903†	24969.5	1.002	mg/L	0.0017	1.002	mg/L	0.0017	0.17%
Tl 190.801†	2828.6	1.968	mg/L	0.0070	1.968	mg/L	0.0070	0.36%
V 292.402†	327973.8	1.017	mg/L	0.0011	1.017	mg/L	0.0011	0.10%
Zn 206.200†	1112.3	0.9709	mg/L	0.00664	0.9709	mg/L	0.00664	0.68%

Sequence No.: 2
Sample ID: ICB
Analyst:
Initial Sample Wt:
Dilution: 1X

Autosampler Location: 1
Date Collected: 9/26/2006 9:00:15 AM
Data Type: Original
Initial Sample Vol:
Sample Prep Vol:

Nebulizer Parameters: CB

Analyte	Back Pressure	Flow
All	183.0 kPa	0.50 L/min

Mean Data: CB

Analyte	Mean Corrected Intensity	Calib Conc.	Calib Units	Calib Std.Dev.	Sample Conc.	Sample Units	Sample Std.Dev.	RSD
ScA 357.253	1843657.0	101.0	%	0.51				0.51%
ScR 361.383	184441.0	100.7	%	0.34				0.34%
Ag 328.068†	-20.1	-0.00006	mg/L	0.000094	-0.00006	mg/L	0.000094	168.96%
Al 308.215†	-8.4	-0.00636	mg/L	0.008401	-0.00636	mg/L	0.008401	132.10%
As 188.979†	6.9	0.00513	mg/L	0.005742	0.00513	mg/L	0.005742	111.97%
B 249.677†	23.9	0.00780	mg/L	0.001018	0.00780	mg/L	0.001018	13.05%
Ba 233.527†	-0.9	-0.00027	mg/L	0.000855	-0.00027	mg/L	0.000855	312.87%
Be 313.042†	4.1	0.00001	mg/L	0.000077	0.00001	mg/L	0.000077	>999.9%
Ca 317.933†	-28.8	-0.00125	mg/L	0.001809	-0.00125	mg/L	0.001809	144.37%
Cd 228.802†	4.2	0.00010	mg/L	0.000116	0.00010	mg/L	0.000116	119.29%
Co 228.616†	-3.8	-0.00008	mg/L	0.000156	-0.00008	mg/L	0.000156	192.63%
Cr 267.716†	0.9	0.00011	mg/L	0.000520	0.00011	mg/L	0.000520	452.29%
Cu 324.752†	-104.1	-0.00033	mg/L	0.000206	-0.00033	mg/L	0.000206	62.89%
Fe 273.955†	0.1	0.00006	mg/L	0.003380	0.00006	mg/L	0.003380	>999.9%
K 766.490†	69.3	0.03862	mg/L	0.019399	0.03862	mg/L	0.019399	50.22%
Mg 279.077†	-36.5	-0.02311	mg/L	0.006588	-0.02311	mg/L	0.006588	28.51%
Mn 257.610†	3.2	0.00012	mg/L	0.000012	0.00012	mg/L	0.000012	10.45%
Mo 202.031†	7.8	0.00060	mg/L	0.000307	0.00060	mg/L	0.000307	51.41%
Na 589.592†	139.5	0.02975	mg/L	0.007104	0.02975	mg/L	0.007104	23.88%
Na 330.237†	3.3	0.1105	mg/L	0.37859	0.1105	mg/L	0.37859	342.63%
Ni 231.604†	4.8	0.00239	mg/L	0.000459	0.00239	mg/L	0.000459	19.23%
Pb 220.353†	5.4	0.00043	mg/L	0.000497	0.00043	mg/L	0.000497	116.02%
Sb 206.836†	3.2	0.00208	mg/L	0.000874	0.00208	mg/L	0.000874	42.03%
Se 196.026†	11.7	0.00591	mg/L	0.000373	0.00591	mg/L	0.000373	6.31%
Si 288.158†	-2.6	-0.00159	mg/L	0.004326	-0.00159	mg/L	0.004326	272.87%
Sn 189.927†	3.6	0.00060	mg/L	0.000220	0.00060	mg/L	0.000220	36.89%
Sr 421.552†	-43.2	-0.00007	mg/L	0.000064	-0.00007	mg/L	0.000064	95.61%
Ti 334.903†	18.1	0.00073	mg/L	0.001772	0.00073	mg/L	0.001772	243.24%
Tl 190.801†	4.6	0.00323	mg/L	0.001838	0.00323	mg/L	0.001838	56.85%
V 292.402†	-5.8	-0.00002	mg/L	0.000169	-0.00002	mg/L	0.000169	>999.9%
Zn 206.200†	0.1	0.00005	mg/L	0.000556	0.00005	mg/L	0.000556	>999.9%

Sequence No.: 3
Sample ID: CRI
Analyst:
Initial Sample Wt:
Dilution: 1X

Autosampler Location: 8
Date Collected: 9/26/2006 9:06:37 AM
Data Type: Original
Initial Sample Vol:
Sample Prep Vol:

Nebulizer Parameters: CRI

Analyte	Back Pressure	Flow
All	183.0 kPa	0.50 L/min

Mean Data: CRI

Analyte	Mean Corrected Intensity	Calib Conc.	Calib Units	Calib Std.Dev.	Sample Conc.	Sample Units	Sample Std.Dev.	RSD
ScA 357.253	1844773.4	101.1	%	0.41				0.40%
ScR 361.383	185393.0	101.2	%	0.45				0.45%
Ag 328.068†	1087.8	0.00300	mg/L	0.000110	0.00300	mg/L	0.000110	3.66%
Al 308.215†	65.9	0.04950	mg/L	0.013101	0.04950	mg/L	0.013101	26.47%
As 188.979†	78.1	0.05780	mg/L	0.002609	0.05780	mg/L	0.002609	4.51%
B 249.677†	73.2	0.02388	mg/L	0.001223	0.02388	mg/L	0.001223	5.12%
Ba 233.527†	10.0	0.00307	mg/L	0.000856	0.00307	mg/L	0.000856	27.92%
Be 313.042†	635.8	0.00102	mg/L	0.000025	0.00102	mg/L	0.000025	2.40%
Ca 317.933†	1227.3	0.05332	mg/L	0.000517	0.05332	mg/L	0.000517	0.97%
Cd 228.802†	85.3	0.00202	mg/L	0.000049	0.00202	mg/L	0.000049	2.41%
Co 228.616†	143.4	0.00300	mg/L	0.000249	0.00300	mg/L	0.000249	8.31%
Cr 267.716†	36.8	0.00462	mg/L	0.001366	0.00462	mg/L	0.001366	29.57%
Cu 324.752†	540.4	0.00170	mg/L	0.000139	0.00170	mg/L	0.000139	8.17%
Fe 273.955†	54.4	0.05174	mg/L	0.001238	0.05174	mg/L	0.001238	2.39%
K 766.490†	992.9	0.5536	mg/L	0.01150	0.5536	mg/L	0.01150	2.08%
Mg 279.077†	71.8	0.04544	mg/L	0.001830	0.04544	mg/L	0.001830	4.03%
Mn 257.610†	36.0	0.00133	mg/L	0.000190	0.00133	mg/L	0.000190	14.21%
Mo 202.031†	72.9	0.00558	mg/L	0.000342	0.00558	mg/L	0.000342	6.13%
Na 589.592†	2739.1	0.5844	mg/L	0.00369	0.5844	mg/L	0.00369	0.63%
Na 330.237†	12.9	0.4303	mg/L	0.06572	0.4303	mg/L	0.06572	15.27%
Ni 231.604†	22.8	0.01137	mg/L	0.001802	0.01137	mg/L	0.001802	15.85%
Pb 220.353†	258.4	0.02063	mg/L	0.000966	0.02063	mg/L	0.000966	4.68%
Sb 206.836†	87.8	0.05695	mg/L	0.001927	0.05695	mg/L	0.001927	3.38%
Se 196.026†	113.5	0.05732	mg/L	0.001563	0.05732	mg/L	0.001563	2.73%
Si 288.158†	136.7	0.08321	mg/L	0.006309	0.08321	mg/L	0.006309	7.58%
Sn 189.927†	70.6	0.01189	mg/L	0.000367	0.01189	mg/L	0.000367	3.08%
Sr 421.552†	721.3	0.00111	mg/L	0.000033	0.00111	mg/L	0.000033	2.96%
Ti 334.903†	139.4	0.00560	mg/L	0.000184	0.00560	mg/L	0.000184	3.29%
Tl 190.801†	83.0	0.05786	mg/L	0.000698	0.05786	mg/L	0.000698	1.21%
V 292.402†	1020.2	0.00318	mg/L	0.000220	0.00318	mg/L	0.000220	6.94%
Zn 206.200†	8.7	0.00759	mg/L	0.001751	0.00759	mg/L	0.001751	23.07%

Sequence No.: 4
Sample ID: ICSA
Analyst:
Initial Sample Wt:
Dilution: 1X

Autosampler Location: 9
Date Collected: 9/26/2006 9:12:59 AM
Data Type: Original
Initial Sample Vol:
Sample Prep Vol:

Nebulizer Parameters: ICSA

Analyte	Back Pressure	Flow
All	183.0 kPa	0.50 L/min

Mean Data: ICSA

Analyte	Mean Corrected Intensity	Calib Conc.	Calib Units	Std.Dev.	Sample Conc.	Sample Units	Std.Dev.	RSD
ScA 357.253	1691459.9	92.68	%	0.368				0.40%
ScR 361.383	176351.1	96.27	%	0.733				0.76%
Ag 328.068†	-3726.8	-0.00096	mg/L	0.000088	-0.00096	mg/L	0.000088	9.16%
Al 308.215†	263124.3	198.3	mg/L	0.30	198.3	mg/L	0.30	0.15%
As 188.979†	56.0	0.01880	mg/L	0.005521	0.01880	mg/L	0.005521	29.37%
B 249.677†	14.1	0.00463	mg/L	0.002130	0.00463	mg/L	0.002130	46.01%
Ba 233.527†	45.3	0.00004	mg/L	0.001029	0.00004	mg/L	0.001029	>999.9%
Be 313.042†	35.3	0.00005	mg/L	0.000042	0.00005	mg/L	0.000042	75.97%
Ca 317.933†	2238228.0	97.24	mg/L	0.331	97.24	mg/L	0.331	0.34%
Cd 228.802†	50.0	0.00117	mg/L	0.000133	0.00117	mg/L	0.000133	11.36%
Co 228.616†	35.7	0.00030	mg/L	0.000165	0.00030	mg/L	0.000165	55.73%
Cr 267.716†	90.8	0.00277	mg/L	0.000374	0.00277	mg/L	0.000374	13.51%
Cu 324.752†	-5754.9	0.00070	mg/L	0.000209	0.00070	mg/L	0.000209	29.91%
Fe 273.955†	205205.3	195.1	mg/L	0.76	195.1	mg/L	0.76	0.39%
K 766.490†	215.8	0.1203	mg/L	0.01472	0.1203	mg/L	0.01472	12.23%
Mg 279.077†	155664.2	98.34	mg/L	0.489	98.34	mg/L	0.489	0.50%
Mn 257.610†	103.1	-0.00035	mg/L	0.000627	-0.00035	mg/L	0.000627	180.69%
Mo 202.031†	60.3	0.00250	mg/L	0.000067	0.00250	mg/L	0.000067	2.69%
Na 589.592†	738.7	0.1576	mg/L	0.01249	0.1576	mg/L	0.01249	7.93%
Na 330.237†	45.9	0.5422	mg/L	0.60909	0.5422	mg/L	0.60909	112.34%
Ni 231.604†	-3.4	-0.00168	mg/L	0.001031	-0.00168	mg/L	0.001031	61.32%
Pb 220.353†	-316.1	0.01001	mg/L	0.000369	0.01001	mg/L	0.000369	3.68%
Sb 206.836†	49.0	0.01129	mg/L	0.001134	0.01129	mg/L	0.001134	10.04%
Se 196.026†	-81.0	-0.01766	mg/L	0.001150	-0.01766	mg/L	0.001150	6.51%
Si 288.158†	28.4	0.01733	mg/L	0.007828	0.01733	mg/L	0.007828	45.16%
Sn 189.927†	-71.3	-0.00480	mg/L	0.000915	-0.00480	mg/L	0.000915	19.07%
Sr 421.552†	839.8	0.00129	mg/L	0.000079	0.00129	mg/L	0.000079	6.11%
Ti 334.903†	156.0	0.00626	mg/L	0.000149	0.00626	mg/L	0.000149	2.38%
Tl 190.801†	-25.3	-0.01761	mg/L	0.001145	-0.01761	mg/L	0.001145	6.50%
V 292.402†	510.9	0.00165	mg/L	0.000117	0.00165	mg/L	0.000117	7.05%
Zn 206.200†	2.6	-0.00109	mg/L	0.002612	-0.00109	mg/L	0.002612	240.61%

Sequence No.: 5
Sample ID: ICSAB
Analyst:
Initial Sample Wt:
Dilution: 1X

Autosampler Location: 10
Date Collected: 9/26/2006 9:19:27 AM
Data Type: Original
Initial Sample Vol:
Sample Prep Vol:

Nebulizer Parameters: ICSAB

Analyte	Back Pressure	Flow
All	183.0 kPa	0.50 L/min

Mean Data: ICSAB

Analyte	Mean Corrected Intensity	Calib Conc.	Calib Units	Std.Dev.	Sample Conc.	Sample Units	Std.Dev.	RSD
ScA 357.253	1705150.6	93.43	%	0.342				0.37%
ScR 361.383	177067.9	96.66	%	0.507				0.52%
Ag 328.068†	381123.8	1.059	mg/L	0.0020	1.059	mg/L	0.0020	0.19%
Al 308.215†	264866.9	199.5	mg/L	0.55	199.5	mg/L	0.55	0.28%
As 188.979†	1466.2	1.062	mg/L	0.0091	1.062	mg/L	0.0091	0.86%
B 249.677†	10.5	0.00525	mg/L	0.001782	0.00525	mg/L	0.001782	33.97%
Ba 233.527†	3295.6	0.9969	mg/L	0.00620	0.9969	mg/L	0.00620	0.62%
Be 313.042†	642077.6	1.037	mg/L	0.0022	1.037	mg/L	0.0022	0.21%
Ca 317.933†	2251442.3	97.81	mg/L	0.219	97.81	mg/L	0.219	0.22%
Cd 228.802†	42618.8	1.047	mg/L	0.0023	1.047	mg/L	0.0023	0.22%
Co 228.616†	46620.2	0.9762	mg/L	0.00227	0.9762	mg/L	0.00227	0.23%
Cr 267.716†	7902.5	0.9839	mg/L	0.00530	0.9839	mg/L	0.00530	0.54%
Cu 324.752†	329218.5	1.053	mg/L	0.0018	1.053	mg/L	0.0018	0.17%
Fe 273.955†	205685.3	195.5	mg/L	0.78	195.5	mg/L	0.78	0.40%
K 766.490†	289.0	0.1611	mg/L	0.03851	0.1611	mg/L	0.03851	23.90%
Mg 279.077†	156980.4	99.18	mg/L	0.278	99.18	mg/L	0.278	0.28%
Mn 257.610†	26261.4	0.9675	mg/L	0.00554	0.9675	mg/L	0.00554	0.57%
Mo 202.031†	70.5	0.00326	mg/L	0.000091	0.00326	mg/L	0.000091	2.80%
Na 589.592†	760.6	0.1623	mg/L	0.00296	0.1623	mg/L	0.00296	1.82%
Na 330.237†	58.8	0.7303	mg/L	0.26779	0.7303	mg/L	0.26779	36.67%
Ni 231.604†	1909.1	0.9504	mg/L	0.01082	0.9504	mg/L	0.01082	1.14%
Pb 220.353†	11829.3	0.9804	mg/L	0.00820	0.9804	mg/L	0.00820	0.84%
Sb 206.836†	1692.6	1.064	mg/L	0.0079	1.064	mg/L	0.0079	0.74%
Se 196.026†	1974.0	1.019	mg/L	0.0030	1.019	mg/L	0.0030	0.29%
Si 288.158†	25.6	0.01767	mg/L	0.003652	0.01767	mg/L	0.003652	20.67%
Sn 189.927†	-86.4	-0.00528	mg/L	0.001546	-0.00528	mg/L	0.001546	29.31%
Sr 421.552†	985.6	0.00152	mg/L	0.000072	0.00152	mg/L	0.000072	4.76%
Ti 334.903†	165.3	0.00643	mg/L	0.000654	0.00643	mg/L	0.000654	10.16%
Tl 190.801†	1406.3	0.9740	mg/L	0.00905	0.9740	mg/L	0.00905	0.93%
V 292.402†	342111.5	1.060	mg/L	0.0018	1.060	mg/L	0.0018	0.17%
Zn 206.200†	1079.8	0.9393	mg/L	0.00730	0.9393	mg/L	0.00730	0.78%

Sequence No.: 6
Sample ID: CV
Analyst:
Initial Sample Wt:
Dilution: 1X

Autosampler Location: 7
Date Collected: 9/26/2006 9:25:44 AM
Data Type: Original
Initial Sample Vol:
Sample Prep Vol:

Nebulizer Parameters: CV

Analyte	Back Pressure	Flow
All	183.0 kPa	0.50 L/min

Mean Data: CV

Analyte	Mean Corrected Intensity	Calib Conc.	Calib Units	Calib Std.Dev.	Sample Conc.	Sample Units	Sample Std.Dev.	RSD
ScA 357.253	1799607.9	98.60	%	0.574				0.58%
ScR 361.383	184689.8	100.8	%	0.10				0.10%
Ag 328.068†	353726.7	0.9743	mg/L	0.00243	0.9743	mg/L	0.00243	0.25%
Al 308.215†	2630.1	1.944	mg/L	0.0057	1.944	mg/L	0.0057	0.29%
As 188.979†	2701.4	1.995	mg/L	0.0171	1.995	mg/L	0.0171	0.85%
B 249.677†	2917.2	0.9548	mg/L	0.00367	0.9548	mg/L	0.00367	0.38%
Ba 233.527†	3125.5	0.9584	mg/L	0.00341	0.9584	mg/L	0.00341	0.36%
Be 313.042†	607143.6	0.9807	mg/L	0.00014	0.9807	mg/L	0.00014	0.01%
Ca 317.933†	45843.0	1.992	mg/L	0.0013	1.992	mg/L	0.0013	0.07%
Cd 228.802†	41665.3	1.023	mg/L	0.0008	1.023	mg/L	0.0008	0.08%
Co 228.616†	47355.4	0.9907	mg/L	0.00366	0.9907	mg/L	0.00366	0.37%
Cr 267.716†	7569.3	0.9503	mg/L	0.00381	0.9503	mg/L	0.00381	0.40%
Cu 324.752†	321823.9	1.010	mg/L	0.0018	1.010	mg/L	0.0018	0.18%
Fe 273.955†	2064.7	1.960	mg/L	0.0049	1.960	mg/L	0.0049	0.25%
K 766.490†	34964.6	19.50	mg/L	0.067	19.50	mg/L	0.067	0.34%
Mg 279.077†	3102.5	1.967	mg/L	0.0073	1.967	mg/L	0.0073	0.37%
Mn 257.610†	25302.0	0.9363	mg/L	0.00303	0.9363	mg/L	0.00303	0.32%
Mo 202.031†	13114.3	1.003	mg/L	0.0126	1.003	mg/L	0.0126	1.25%
Na 589.592†	242159.7	51.66	mg/L	0.335	51.66	mg/L	0.335	0.65%
Na 330.237†	1462.3	48.75	mg/L	0.078	48.75	mg/L	0.078	0.16%
Ni 231.604†	1950.8	0.9717	mg/L	0.00200	0.9717	mg/L	0.00200	0.21%
Pb 220.353†	24833.0	1.983	mg/L	0.0070	1.983	mg/L	0.0070	0.35%
Sb 206.836†	3225.4	2.090	mg/L	0.0182	2.090	mg/L	0.0182	0.87%
Se 196.026†	3987.9	2.013	mg/L	0.0139	2.013	mg/L	0.0139	0.69%
Si 288.158†	3058.3	1.863	mg/L	0.0020	1.863	mg/L	0.0020	0.11%
Sn 189.927†	5857.9	0.9812	mg/L	0.00772	0.9812	mg/L	0.00772	0.79%
Sr 421.552†	634901.9	0.9769	mg/L	0.00042	0.9769	mg/L	0.00042	0.04%
Ti 334.903†	24756.8	0.9939	mg/L	0.00230	0.9939	mg/L	0.00230	0.23%
Tl 190.801†	2843.5	1.978	mg/L	0.0170	1.978	mg/L	0.0170	0.86%
V 292.402†	327804.7	1.016	mg/L	0.0019	1.016	mg/L	0.0019	0.18%
Zn 206.200†	1110.9	0.9696	mg/L	0.00510	0.9696	mg/L	0.00510	0.53%

Sequence No.: 7
Sample ID: CB
Analyst:
Initial Sample Wt:
Dilution: 1X

Autosampler Location: 1
Date Collected: 9/26/2006 9:32:02 AM
Data Type: Original
Initial Sample Vol:
Sample Prep Vol:

Nebulizer Parameters: CB

Analyte	Back Pressure	Flow
All	184.0 kPa	0.50 L/min

Mean Data: CB

Analyte	Mean Corrected Intensity	Calib Conc.	Calib Units	Std.Dev.	Sample Conc.	Sample Units	Std.Dev.	RSD
ScA 357.253	1838462.4	100.7	%	0.51				0.51%
ScR 361.383	186146.8	101.6	%	0.58				0.57%
Ag 328.068†	14.9	0.00004	mg/L	0.000245	0.00004	mg/L	0.000245	599.56%
Al 308.215†	17.1	0.01284	mg/L	0.012713	0.01284	mg/L	0.012713	99.01%
As 188.979†	13.1	0.00971	mg/L	0.003043	0.00971	mg/L	0.003043	31.35%
B 249.677†	18.8	0.00613	mg/L	0.001564	0.00613	mg/L	0.001564	25.53%
Ba 233.527†	0.8	0.00026	mg/L	0.000578	0.00026	mg/L	0.000578	222.44%
Be 313.042†	8.1	0.00001	mg/L	0.000040	0.00001	mg/L	0.000040	307.37%
Ca 317.933†	11.7	0.00051	mg/L	0.000571	0.00051	mg/L	0.000571	112.04%
Cd 228.802†	3.8	0.00008	mg/L	0.000078	0.00008	mg/L	0.000078	97.43%
Co 228.616†	-0.5	-0.00001	mg/L	0.000196	-0.00001	mg/L	0.000196	>999.9%
Cr 267.716†	5.5	0.00069	mg/L	0.000588	0.00069	mg/L	0.000588	84.86%
Cu 324.752†	-10.3	-0.00003	mg/L	0.000045	-0.00003	mg/L	0.000045	136.95%
Fe 273.955†	-0.2	-0.00022	mg/L	0.000765	-0.00022	mg/L	0.000765	351.05%
K 766.490†	49.0	0.02729	mg/L	0.022254	0.02729	mg/L	0.022254	81.54%
Mg 279.077†	-15.1	-0.00958	mg/L	0.007351	-0.00958	mg/L	0.007351	76.75%
Mn 257.610†	6.9	0.00026	mg/L	0.000078	0.00026	mg/L	0.000078	30.60%
Mo 202.031†	7.0	0.00053	mg/L	0.000443	0.00053	mg/L	0.000443	82.99%
Na 589.592†	143.9	0.03071	mg/L	0.002978	0.03071	mg/L	0.002978	9.70%
Na 330.237†	10.4	0.3467	mg/L	0.19850	0.3467	mg/L	0.19850	57.26%
Ni 231.604†	1.5	0.00077	mg/L	0.001977	0.00077	mg/L	0.001977	256.99%
Pb 220.353†	7.5	0.00060	mg/L	0.000121	0.00060	mg/L	0.000121	20.09%
Sb 206.836†	1.5	0.00096	mg/L	0.001225	0.00096	mg/L	0.001225	127.15%
Se 196.026†	13.5	0.00682	mg/L	0.004275	0.00682	mg/L	0.004275	62.70%
Si 288.158†	8.4	0.00512	mg/L	0.006567	0.00512	mg/L	0.006567	128.36%
Sn 189.927†	9.6	0.00161	mg/L	0.000594	0.00161	mg/L	0.000594	36.93%
Sr 421.552†	21.4	0.00003	mg/L	0.000060	0.00003	mg/L	0.000060	182.02%
Ti 334.903†	2.5	0.00010	mg/L	0.000612	0.00010	mg/L	0.000612	604.45%
Tl 190.801†	4.8	0.00337	mg/L	0.000899	0.00337	mg/L	0.000899	26.66%
V 292.402†	25.2	0.00008	mg/L	0.000181	0.00008	mg/L	0.000181	218.13%
Zn 206.200†	0.4	0.00038	mg/L	0.002781	0.00038	mg/L	0.002781	732.99%

Sequence No.: 8
Sample ID: JW94 MB2 TWC
Analyst: ALA
Initial Sample Wt:
Dilution: 1X

Autosampler Location: 21
Date Collected: 9/26/2006 9:38:24 AM
Data Type: Original
Initial Sample Vol:
Sample Prep Vol:

Nebulizer Parameters: JW94 MB2 TWC

Analyte	Back Pressure	Flow
All	183.0 kPa	0.50 L/min

Mean Data: JW94 MB2 TWC

Analyte	Mean Corrected Intensity	Calib Conc.	Calib Units	Std.Dev.	Sample Conc.	Sample Units	Std.Dev.	RSD
ScA 357.253	1882893.8	103.2	%	0.08				0.08%
ScR 361.383	188813.7	103.1	%	1.39				1.35%
Ag 328.068†	2.7	0.00001	mg/L	0.000095	0.00001	mg/L	0.000095	>999.9%
Al 308.215†	19.7	0.01485	mg/L	0.017779	0.01485	mg/L	0.017779	119.74%
As 188.979†	6.8	0.00500	mg/L	0.001084	0.00500	mg/L	0.001084	21.67%
B 249.677†	9.6	0.00312	mg/L	0.001537	0.00312	mg/L	0.001537	49.28%
Ba 233.527†	-1.8	-0.00057	mg/L	0.000616	-0.00057	mg/L	0.000616	108.31%
Be 313.042†	-49.0	-0.00008	mg/L	0.000030	-0.00008	mg/L	0.000030	37.89%
Ca 317.933†	1267.8	0.05508	mg/L	0.001263	0.05508	mg/L	0.001263	2.29%
Cd 228.802†	-0.9	-0.00003	mg/L	0.000058	-0.00003	mg/L	0.000058	208.84%
Co 228.616†	-6.1	-0.00013	mg/L	0.000051	-0.00013	mg/L	0.000051	39.44%
Cr 267.716†	1.6	0.00020	mg/L	0.001144	0.00020	mg/L	0.001144	559.74%
Cu 324.752†	71.0	0.00022	mg/L	0.000152	0.00022	mg/L	0.000152	68.07%
Fe 273.955†	11.8	0.01125	mg/L	0.003515	0.01125	mg/L	0.003515	31.25%
K 766.490†	17.7	0.00986	mg/L	0.041193	0.00986	mg/L	0.041193	417.72%
Mg 279.077†	-7.4	-0.00471	mg/L	0.018501	-0.00471	mg/L	0.018501	392.66%
Mn 257.610†	3.0	0.00011	mg/L	0.000161	0.00011	mg/L	0.000161	146.42%
Mo 202.031†	3.2	0.00025	mg/L	0.000580	0.00025	mg/L	0.000580	236.13%
Na 589.592†	158.0	0.03371	mg/L	0.012573	0.03371	mg/L	0.012573	37.30%
Na 330.237†	11.0	0.3654	mg/L	0.10249	0.3654	mg/L	0.10249	28.05%
Ni 231.604†	6.3	0.00315	mg/L	0.000857	0.00315	mg/L	0.000857	27.23%
Pb 220.353†	-11.4	-0.00090	mg/L	0.000500	-0.00090	mg/L	0.000500	55.21%
Sb 206.836†	1.6	0.00101	mg/L	0.002522	0.00101	mg/L	0.002522	249.65%
Se 196.026†	12.4	0.00624	mg/L	0.003800	0.00624	mg/L	0.003800	60.90%
Si 288.158†	22.5	0.01368	mg/L	0.002188	0.01368	mg/L	0.002188	15.99%
Sn 189.927†	3.1	0.00053	mg/L	0.000762	0.00053	mg/L	0.000762	144.71%
Sr 421.552†	85.6	0.00013	mg/L	0.000136	0.00013	mg/L	0.000136	103.43%
Ti 334.903†	28.6	0.00115	mg/L	0.000267	0.00115	mg/L	0.000267	23.28%
Tl 190.801†	6.8	0.00476	mg/L	0.002160	0.00476	mg/L	0.002160	45.38%
V 292.402†	47.2	0.00015	mg/L	0.000163	0.00015	mg/L	0.000163	111.69%
Zn 206.200†	5.1	0.00442	mg/L	0.002427	0.00442	mg/L	0.002427	54.96%

Sequence No.: 9
Sample ID: JX24 MB TWC
Analyst: ALA
Initial Sample Wt:
Dilution: 1X

Autosampler Location: 22
Date Collected: 9/26/2006 9:44:48 AM
Data Type: Original
Initial Sample Vol:
Sample Prep Vol:

Nebulizer Parameters: JX24 MB TWC

Analyte	Back Pressure	Flow
All	183.0 kPa	0.50 L/min

Mean Data: JX24 MB TWC

Analyte	Mean Corrected Intensity	Calib Conc.	Calib Units	Calib Std.Dev.	Sample Conc.	Sample Units	Sample Std.Dev.	RSD
ScA 357.253	1900786.9	104.1	%	1.15				1.11%
ScR 361.383	187594.5	102.4	%	0.72				0.71%
Ag 328.068†	-54.7	-0.00015	mg/L	0.000262	-0.00015	mg/L	0.000262	174.58%
Al 308.215†	26.3	0.01980	mg/L	0.008934	0.01980	mg/L	0.008934	45.12%
As 188.979†	3.3	0.00244	mg/L	0.004623	0.00244	mg/L	0.004623	189.56%
B 249.677†	5.7	0.00185	mg/L	0.001415	0.00185	mg/L	0.001415	76.45%
Ba 233.527†	0.1	0.00004	mg/L	0.000865	0.00004	mg/L	0.000865	>999.9%
Be 313.042†	-61.7	-0.00010	mg/L	0.000008	-0.00010	mg/L	0.000008	7.61%
Ca 317.933†	301.4	0.01309	mg/L	0.000805	0.01309	mg/L	0.000805	6.15%
Cd 228.802†	-4.2	-0.00011	mg/L	0.000262	-0.00011	mg/L	0.000262	248.64%
Co 228.616†	-11.6	-0.00024	mg/L	0.000071	-0.00024	mg/L	0.000071	28.90%
Cr 267.716†	2.5	0.00032	mg/L	0.000874	0.00032	mg/L	0.000874	276.83%
Cu 324.752†	-64.2	-0.00020	mg/L	0.000241	-0.00020	mg/L	0.000241	119.90%
Fe 273.955†	7.6	0.00724	mg/L	0.002106	0.00724	mg/L	0.002106	29.07%
K 766.490†	-59.0	-0.03290	mg/L	0.016937	-0.03290	mg/L	0.016937	51.48%
Mg 279.077†	1.1	0.00071	mg/L	0.019899	0.00071	mg/L	0.019899	>999.9%
Mn 257.610†	1.4	0.00005	mg/L	0.000045	0.00005	mg/L	0.000045	84.71%
Mo 202.031†	4.2	0.00032	mg/L	0.000313	0.00032	mg/L	0.000313	97.98%
Na 589.592†	70.2	0.01499	mg/L	0.001545	0.01499	mg/L	0.001545	10.31%
Na 330.237†	9.8	0.3237	mg/L	0.44496	0.3237	mg/L	0.44496	137.44%
Ni 231.604†	4.1	0.00202	mg/L	0.000993	0.00202	mg/L	0.000993	49.13%
Pb 220.353†	-1.8	-0.00014	mg/L	0.000228	-0.00014	mg/L	0.000228	164.36%
Sb 206.836†	0.4	0.00027	mg/L	0.001124	0.00027	mg/L	0.001124	424.09%
Se 196.026†	22.0	0.01112	mg/L	0.005794	0.01112	mg/L	0.005794	52.11%
Si 288.158†	27.0	0.01641	mg/L	0.002458	0.01641	mg/L	0.002458	14.97%
Sn 189.927†	0.3	0.00006	mg/L	0.001470	0.00006	mg/L	0.001470	>999.9%
Sr 421.552†	28.9	0.00004	mg/L	0.000045	0.00004	mg/L	0.000045	102.07%
Ti 334.903†	6.9	0.00028	mg/L	0.001605	0.00028	mg/L	0.001605	580.73%
Tl 190.801†	3.3	0.00229	mg/L	0.002096	0.00229	mg/L	0.002096	91.49%
V 292.402†	-26.3	-0.00008	mg/L	0.000029	-0.00008	mg/L	0.000029	37.13%
Zn 206.200†	9.1	0.00799	mg/L	0.002407	0.00799	mg/L	0.002407	30.12%

Sequence No.: 10
Sample ID: JX20 MB SWC
Analyst: ALA
Initial Sample Wt:
Dilution: 2X

Autosampler Location: 23
Date Collected: 9/26/2006 9:51:12 AM
Data Type: Original
Initial Sample Vol:
Sample Prep Vol:

Nebulizer Parameters: JX20 MB SWC

Analyte	Back Pressure	Flow
All	183.0 kPa	0.50 L/min

Mean Data: JX20 MB SWC

Analyte	Mean Corrected Intensity	Calib Conc.	Calib Units	Std.Dev.	Sample Conc.	Sample Units	Std.Dev.	RSD
ScA 357.253	1903670.6	104.3	%	0.08				0.08%
ScR 361.383	191505.4	104.5	%	0.28				0.27%
Ag 328.068†	-102.7	-0.00028	mg/L	0.000169	-0.00057	mg/L	0.000338	59.85%
Al 308.215†	56.3	0.04244	mg/L	0.015249	0.08488	mg/L	0.030499	35.93%
As 188.979†	4.8	0.00357	mg/L	0.002743	0.00715	mg/L	0.005486	76.74%
B 249.677†	13.2	0.00430	mg/L	0.000361	0.00860	mg/L	0.000721	8.39%
Ba 233.527†	1.8	0.00055	mg/L	0.000775	0.00110	mg/L	0.001550	140.36%
Be 313.042†	-68.6	-0.00011	mg/L	0.000013	-0.00022	mg/L	0.000026	11.91%
Ca 317.933†	668.4	0.02904	mg/L	0.001394	0.05808	mg/L	0.002788	4.80%
Cd 228.802†	-2.7	-0.00007	mg/L	0.000093	-0.00014	mg/L	0.000186	128.92%
Co 228.616†	-13.5	-0.00028	mg/L	0.000099	-0.00057	mg/L	0.000198	34.72%
Cr 267.716†	0.3	0.00004	mg/L	0.000234	0.00009	mg/L	0.000467	526.47%
Cu 324.752†	-88.1	-0.00028	mg/L	0.000085	-0.00055	mg/L	0.000169	30.63%
Fe 273.955†	7.1	0.00676	mg/L	0.001740	0.01353	mg/L	0.003481	25.73%
K 766.490†	-94.7	-0.05278	mg/L	0.018298	-0.1056	mg/L	0.03660	34.67%
Mg 279.077†	-8.9	-0.00566	mg/L	0.008696	-0.01132	mg/L	0.017393	153.60%
Mn 257.610†	-1.2	-0.00004	mg/L	0.000176	-0.00009	mg/L	0.000352	391.61%
Mo 202.031†	4.1	0.00031	mg/L	0.000224	0.00063	mg/L	0.000448	71.18%
Na 589.592†	83.1	0.01774	mg/L	0.003057	0.03547	mg/L	0.006114	17.24%
Na 330.237†	21.5	0.7157	mg/L	0.53443	1.431	mg/L	1.0689	74.67%
Ni 231.604†	1.2	0.00061	mg/L	0.000315	0.00122	mg/L	0.000630	51.72%
Pb 220.353†	-9.8	-0.00078	mg/L	0.000312	-0.00155	mg/L	0.000624	40.16%
Sb 206.836†	1.5	0.00097	mg/L	0.001173	0.00194	mg/L	0.002345	121.17%
Se 196.026†	14.4	0.00727	mg/L	0.003151	0.01453	mg/L	0.006301	43.36%
Si 288.158†	10.4	0.00631	mg/L	0.003627	0.01263	mg/L	0.007254	57.45%
Sn 189.927†	1.4	0.00024	mg/L	0.000350	0.00047	mg/L	0.000700	148.42%
Sr 421.552†	96.2	0.00015	mg/L	0.000062	0.00030	mg/L	0.000124	41.90%
Ti 334.903†	41.0	0.00165	mg/L	0.000914	0.00329	mg/L	0.001828	55.52%
Tl 190.801†	1.4	0.00097	mg/L	0.001088	0.00195	mg/L	0.002175	111.58%
V 292.402†	-6.1	-0.00002	mg/L	0.000083	-0.00004	mg/L	0.000167	441.74%
Zn 206.200†	6.0	0.00524	mg/L ✓	0.002724	0.01048	mg/L	0.005448	51.97%

Sequence No.: 11
Sample ID: JX22 MB2 TWC
Analyst: ALA
Initial Sample Wt:
Dilution: 1X

Autosampler Location: 24
Date Collected: 9/26/2006 9:57:38 AM
Data Type: Original
Initial Sample Vol:
Sample Prep Vol:

Nebulizer Parameters: JX22 MB2 TWC

Analyte	Back Pressure	Flow
All	183.0 kPa	0.50 L/min

Mean Data: JX22 MB2 TWC

Analyte	Mean Corrected Intensity	Calib Conc.	Calib Units	Std.Dev.	Sample Conc.	Sample Units	Std.Dev.	RSD
ScA 357.253	1893921.0	103.8	%	0.61				0.59%
ScR 361.383	189143.7	103.2	%	0.34				0.33%
Ag 328.068†	-99.0	-0.00027	mg/L	0.000147	-0.00027	mg/L	0.000147	54.00%
Al 308.215†	28.1	0.02115	mg/L	0.005977	0.02115	mg/L	0.005977	28.26%
As 188.979†	9.4	0.00696	mg/L	0.000927	0.00696	mg/L	0.000927	13.33%
B 249.677†	2.1	0.00067	mg/L	0.003905	0.00067	mg/L	0.003905	580.85%
Ba 233.527†	-4.9	-0.00151	mg/L	0.001270	-0.00151	mg/L	0.001270	84.02%
Be 313.042†	-49.2	-0.00008	mg/L	0.000015	-0.00008	mg/L	0.000015	18.74%
Ca 317.933†	237.6	0.01032	mg/L	0.001415	0.01032	mg/L	0.001415	13.71%
Cd 228.802†	-5.8	-0.00015	mg/L	0.000031	-0.00015	mg/L	0.000031	20.27%
Co 228.616†	-17.2	-0.00036	mg/L	0.000166	-0.00036	mg/L	0.000166	45.94%
Cr 267.716†	-1.6	-0.00020	mg/L	0.000989	-0.00020	mg/L	0.000989	488.57%
Cu 324.752†	-109.5	-0.00034	mg/L	0.000130	-0.00034	mg/L	0.000130	37.78%
Fe 273.955†	5.2	0.00496	mg/L	0.000799	0.00496	mg/L	0.000799	16.11%
K 766.490†	-63.3	-0.03529	mg/L	0.022339	-0.03529	mg/L	0.022339	63.31%
Mg 279.077†	-15.4	-0.00978	mg/L	0.013952	-0.00978	mg/L	0.013952	142.72%
Mn 257.610†	-1.3	-0.00005	mg/L	0.000108	-0.00005	mg/L	0.000108	228.03%
Mo 202.031†	3.7	0.00028	mg/L	0.000144	0.00028	mg/L	0.000144	51.34%
Na 589.592†	66.5	0.01418	mg/L	0.002834	0.01418	mg/L	0.002834	19.98%
Na 330.237†	-4.1	-0.1372	mg/L	1.10258	-0.1372	mg/L	1.10258	803.37%
Ni 231.604†	2.0	0.00099	mg/L	0.004259	0.00099	mg/L	0.004259	429.98%
Pb 220.353†	-9.9	-0.00078	mg/L	0.000663	-0.00078	mg/L	0.000663	84.62%
Sb 206.836†	2.1	0.00135	mg/L	0.000908	0.00135	mg/L	0.000908	67.31%
Se 196.026†	17.9	0.00902	mg/L	0.004332	0.00902	mg/L	0.004332	48.03%
Si 288.158†	25.4	0.01545	mg/L	0.005252	0.01545	mg/L	0.005252	34.00%
Sn 189.927†	-1.1	-0.00017	mg/L	0.000932	-0.00017	mg/L	0.000932	534.53%
Sr 421.552†	13.3	0.00002	mg/L	0.000101	0.00002	mg/L	0.000101	494.28%
Ti 334.903†	37.1	0.00149	mg/L	0.000820	0.00149	mg/L	0.000820	55.02%
Tl 190.801†	5.1	0.00358	mg/L	0.002114	0.00358	mg/L	0.002114	58.99%
V 292.402†	-22.8	-0.00007	mg/L	0.000059	-0.00007	mg/L	0.000059	81.56%
Zn 206.200†	6.0	0.00528	mg/L	0.002068	0.00528	mg/L	0.002068	39.15%

Sequence No.: 12
Sample ID: JX22 C TWC
Analyst: ALA
Initial Sample Wt:
Dilution: 1X

Autosampler Location: 25
Date Collected: 9/26/2006 10:04:01 AM
Data Type: Original
Initial Sample Vol:
Sample Prep Vol:

Nebulizer Parameters: JX22 C TWC

Analyte	Back Pressure	Flow
All	183.0 kPa	0.50 L/min

Mean Data: JX22 C TWC

Analyte	Mean Corrected Intensity	Calib Conc.	Calib Units	Std.Dev.	Sample Conc.	Sample Units	Std.Dev.	RSD
ScA 357.253	1880182.2	103.0	%	0.49				0.47%
ScR 361.383	189601.6	103.5	%	0.74				0.72%
Ag 328.068†	-39.6	-0.00008	mg/L	0.000328	-0.00008	mg/L	0.000328	433.77%
Al 308.215†	623.3	0.4696	mg/L	0.01456	0.4696	mg/L	0.01456	3.10%
As 188.979†	12.1	0.00839	mg/L	0.002850	0.00839	mg/L	0.002850	33.99%
B 249.677†	95.4	0.03112	mg/L	0.001422	0.03112	mg/L	0.001422	4.57%
Ba 233.527†	168.1	0.05153	mg/L	0.001474	0.05153	mg/L	0.001474	2.86%
Be 313.042†	-60.9	-0.00010	mg/L	0.000014	-0.00010	mg/L	0.000014	13.53%
Ca 317.933†	84975.4	3.692	mg/L	0.0059	3.692	mg/L	0.0059	0.16%
Cd 228.802†	6.6	0.00015	mg/L	0.000170	0.00015	mg/L	0.000170	115.32%
Co 228.616†	15.8	0.00028	mg/L	0.000268	0.00028	mg/L	0.000268	94.15%
Cr 267.716†	40.4	0.00496	mg/L	0.000107	0.00496	mg/L	0.000107	2.16%
Cu 324.752†	5508.1	0.01737	mg/L	0.000039	0.01737	mg/L	0.000039	0.22%
Fe 273.955†	825.5	0.7847	mg/L	0.00556	0.7847	mg/L	0.00556	0.71%
K 766.490†	923.6	0.5150	mg/L	0.01212	0.5150	mg/L	0.01212	2.35%
Mg 279.077†	1368.2	0.8651	mg/L	0.01896	0.8651	mg/L	0.01896	2.19%
Mn 257.610†	749.9	0.02769	mg/L	0.000527	0.02769	mg/L	0.000527	1.90%
Mo 202.031†	13.3	0.00100	mg/L	0.000276	0.00100	mg/L	0.000276	27.67%
Na 589.592†	7402.9	1.579	mg/L	0.0047	1.579	mg/L	0.0047	0.29%
Na 330.237†	78.6	2.098	mg/L	0.9738	2.098	mg/L	0.9738	46.41%
Ni 231.604†	6.9	0.00345	mg/L	0.001314	0.00345	mg/L	0.001314	38.03%
Pb 220.353†	23.5	0.00196	mg/L	0.000411	0.00196	mg/L	0.000411	21.00%
Sb 206.836†	-1.0	-0.00082	mg/L	0.000609	-0.00082	mg/L	0.000609	74.23%
Se 196.026†	6.0	0.00309	mg/L	0.001669	0.00309	mg/L	0.001669	54.07%
Si 288.158†	1824.6	1.110	mg/L	0.0199	1.110	mg/L	0.0199	1.79%
Sn 189.927†	-8.1	-0.00109	mg/L	0.001195	-0.00109	mg/L	0.001195	109.52%
Sr 421.552†	12379.9	0.01905	mg/L	0.000042	0.01905	mg/L	0.000042	0.22%
Ti 334.903†	404.4	0.01625	mg/L	0.000944	0.01625	mg/L	0.000944	5.81%
Tl 190.801†	2.8	0.00194	mg/L	0.003559	0.00194	mg/L	0.003559	183.25%
V 292.402†	668.7	0.00209	mg/L	0.000132	0.00209	mg/L	0.000132	6.31%
Zn 206.200†	2218.5	1.938	mg/L	0.0146	1.938	mg/L	0.0146	0.76%

Sequence No.: 13
Sample ID: JX20 B SWC
Analyst: ALA
Initial Sample Wt:
Dilution: 2X

Autosampler Location: 26
Date Collected: 9/26/2006 10:10:27 AM
Data Type: Original
Initial Sample Vol:
Sample Prep Vol:

Nebulizer Parameters: JX20 B SWC

Analyte	Back Pressure	Flow
All	183.0 kPa	0.50 L/min

Mean Data: JX20 B SWC

Analyte	Mean Corrected Intensity	Calib Conc.	Calib Units	Calib Std.Dev.	Sample Conc.	Sample Units	Sample Std.Dev.	RSD
ScA 357.253	1781261.1	97.60	%	0.241				0.25%
ScR 361.383	182337.3	99.53	%	0.595				0.60%
Ag 328.068†	-2560.8	-0.00082	mg/L	0.000193	-0.00165	mg/L	0.000385	23.38%
Al 308.215†	194778.7	146.7	mg/L	0.21	293.5	mg/L	0.41	0.14%
As 188.979†	155.4	0.07517	mg/L	0.003795	0.1503	mg/L	0.00759	5.05%
B 249.677†	407.4	0.1306	mg/L	0.00246	0.2612	mg/L	0.00492	1.88%
Ba 233.527†	2709.0	0.8225	mg/L	0.00617	1.645	mg/L	0.0123	0.75%
Be 313.042†	1532.5	0.00178	mg/L	0.000004	0.00355	mg/L	0.000008	0.21%
Ca 317.933†	3507146.4	152.4	mg/L	1.38	304.7	mg/L	2.77	0.91%
Cd 228.802†	226.9	0.00540	mg/L	0.000052	0.01080	mg/L	0.000104	0.96%
Co 228.616†	3684.3	0.06376	mg/L	0.000840	0.1275	mg/L	0.00168	1.32%
Cr 267.716†	1205.9	0.1536	mg/L	0.00183	0.3073	mg/L	0.00365	1.19%
Cu 324.752†	66751.9	0.2210	mg/L	0.00066	0.4420	mg/L	0.00133	0.30%
Fe 273.955†	138675.9	131.8	mg/L	0.31	263.7	mg/L	0.63	0.24%
K 766.490†	12922.7	7.205	mg/L	0.0509	14.41	mg/L	0.102	0.71%
Mg 279.077†	47561.0	30.00	mg/L	0.013	59.99	mg/L	0.026	0.04%
Mn 257.610†	33320.9	1.230	mg/L	0.0033	2.459	mg/L	0.0066	0.27%
Mo 202.031†	82.0	0.00563	mg/L	0.000184	0.01126	mg/L	0.000368	3.27%
Na 589.592†	50123.4	10.69	mg/L	0.038	21.39	mg/L	0.076	0.36%
Na 330.237†	318.1	10.82	mg/L	0.482	21.65	mg/L	0.965	4.46%
Ni 231.604†	264.0	0.1314	mg/L	0.00200	0.2628	mg/L	0.00399	1.52%
Pb 220.353†	4601.5	0.3933	mg/L	0.00279	0.7865	mg/L	0.00557	0.71%
Sb 206.836†	59.5	0.03057	mg/L	0.002116	0.06114	mg/L	0.004231	6.92%
Se 196.026†	-50.9	-0.01139	mg/L	0.005455	-0.02279	mg/L	0.010910	47.88%
Si 288.158†	4370.8	2.660	mg/L	0.0093	5.320	mg/L	0.0185	0.35%
Sn 189.927†	-33.7	0.00400	mg/L	0.000632	0.00800	mg/L	0.001264	15.79%
Sr 421.552†	509746.2	0.7843	mg/L	0.00661	1.569	mg/L	0.0132	0.84%
Ti 334.903†	188977.9	7.596	mg/L	0.0576	15.19	mg/L	0.115	0.76%
Tl 190.801†	-9.0	-0.01428	mg/L	0.007873	-0.02855	mg/L	0.015747	55.15%
V 292.402†	145734.3	0.4464	mg/L	0.00136	0.8928	mg/L	0.00272	0.30%
Zn 206.200†	638.0	0.5570	mg/L	0.00214	1.114	mg/L	0.0043	0.38%

Sequence No.: 14
Sample ID: JX10 ODUP WMN
Analyst: ALA
Initial Sample Wt:
Dilution: 5X

Autosampler Location: 27
Date Collected: 9/26/2006 10:16:59 AM
Data Type: Original
Initial Sample Vol:
Sample Prep Vol:

Nebulizer Parameters: JX10 ODUP WMN

Analyte	Back Pressure	Flow
All	183.0 kPa	0.50 L/min

Mean Data: JX10 ODUP WMN

Analyte	Mean Corrected Intensity	Calib Conc.	Calib Units	Calib Std.Dev.	Sample Conc.	Sample Units	Sample Std.Dev.	RSD
ScA 357.253	1771331.1	97.05	%	0.824				0.85%
ScR 361.383	182637.0	99.70	%	0.606				0.61%
Ag 328.068†	32.3	0.00007	mg/L	0.000112	0.00037	mg/L	0.000561	149.86%
Al 308.215†	179.0	0.1346	mg/L	0.00985	0.6731	mg/L	0.04927	7.32%
As 188.979†	19.2	0.01400	mg/L	0.001515	0.07002	mg/L	0.007575	10.82%
B 249.677†	121.6	0.03967	mg/L	0.001248	0.1984	mg/L	0.00624	3.14%
Ba 233.527†	29.6	0.00909	mg/L	0.000793	0.04545	mg/L	0.003966	8.73%
Be 313.042†	50.9	0.00007	mg/L	0.000049	0.00033	mg/L	0.000247	74.39%
Ca 317.933†	108467.4	4.712	mg/L	0.0198	23.56	mg/L	0.099	0.42%
Cd 228.802†	-4.5	-0.00013	mg/L	0.000146	-0.00065	mg/L	0.000732	112.12%
Co 228.616†	71.1	0.00147	mg/L	0.000312	0.00735	mg/L	0.001561	21.25%
Cr 267.716†	14.6	0.00112	mg/L	0.000833	0.00561	mg/L	0.004165	74.17%
Cu 324.752†	767.8	0.00240	mg/L	0.000150	0.01202	mg/L	0.000749	6.23%
Fe 273.955†	159.9	0.1520	mg/L	0.00124	0.7599	mg/L	0.00618	0.81%
K 766.490†	3448.4	1.923	mg/L	0.0332	9.614	mg/L	0.1660	1.73%
Mg 279.077†	4744.5	3.002	mg/L	0.0263	15.01	mg/L	0.132	0.88%
Mn 257.610†	4050.9	0.1498	mg/L	0.00041	0.7488	mg/L	0.00205	0.27%
Mo 202.031†	28.6	0.00212	mg/L	0.000250	0.01061	mg/L	0.001248	11.76%
Na 589.592†	707172.0	150.9	mg/L	1.43	754.4	mg/L	7.16	0.95%
Na 330.237†	4362.2	145.4	mg/L	0.79	727.1	mg/L	3.96	0.54%
Ni 231.604†	3.5	0.00177	mg/L	0.000950	0.00884	mg/L	0.004751	53.72%
Pb 220.353†	25.1	0.00203	mg/L	0.000660	0.01013	mg/L	0.003302	32.60%
Sb 206.836†	7.1	0.00461	mg/L	0.002377	0.02303	mg/L	0.011887	51.62%
Se 196.026†	16.9	0.00840	mg/L	0.002702	0.04198	mg/L	0.013508	32.18%
Si 288.158†	5827.9	3.546	mg/L	0.0169	17.73	mg/L	0.085	0.48%
Sn 189.927†	-11.4	-0.00156	mg/L	0.000976	-0.00779	mg/L	0.004881	62.66%
Sr 421.552†	20248.1	0.03115	mg/L	0.000102	0.1558	mg/L	0.00051	0.33%
Ti 334.903†	273.5	0.01099	mg/L	0.000837	0.05495	mg/L	0.004184	7.62%
Tl 190.801†	0.8	0.00052	mg/L	0.000724	0.00262	mg/L	0.003620	138.33%
V 292.402†	3316.9	0.01024	mg/L	0.000122	0.05122	mg/L	0.000612	1.19%
Zn 206.200†	2.3	0.00214	mg/L	0.001806	0.01070	mg/L	0.009032	84.45%

Sequence No.: 15
Sample ID: JX10 O WMN
Analyst: ALA
Initial Sample Wt:
Dilution: 5X

Autosampler Location: 28
Date Collected: 9/26/2006 10:23:40 AM
Data Type: Original
Initial Sample Vol:
Sample Prep Vol:

Nebulizer Parameters: JX10 O WMN

Analyte	Back Pressure	Flow
All	183.0 kPa	0.50 L/min

Mean Data: JX10 O WMN

Analyte	Mean Corrected Intensity	Calib Conc.	Calib Units	Std.Dev.	Sample Conc.	Sample Units	Std.Dev.	RSD
ScA 357.253	1752521.0	96.02	%	0.303				0.32%
ScR 361.383	182152.2	99.43	%	0.586				0.59%
Ag 328.068†	88.2	0.00023	mg/L	0.000140	0.00114	mg/L	0.000700	61.17%
Al 308.215†	139.6	0.1049	mg/L	0.00317	0.5247	mg/L	0.01584	3.02%
As 188.979†	23.1	0.01685	mg/L	0.003903	0.08426	mg/L	0.019517	23.16%
B 249.677†	125.5	0.04094	mg/L	0.001896	0.2047	mg/L	0.00948	4.63%
Ba 233.527†	27.4	0.00839	mg/L	0.000453	0.04194	mg/L	0.002263	5.40%
Be 313.042†	33.8	0.00004	mg/L	0.000046	0.00019	mg/L	0.000231	119.90%
Ca 317.933†	109352.8	4.751	mg/L	0.0512	23.75	mg/L	0.256	1.08%
Cd 228.802†	2.9	0.00005	mg/L	0.000085	0.00023	mg/L	0.000424	181.80%
Co 228.616†	70.7	0.00146	mg/L	0.000089	0.00729	mg/L	0.000447	6.13%
Cr 267.716†	9.4	0.00047	mg/L	0.000665	0.00233	mg/L	0.003326	142.52%
Cu 324.752†	778.4	0.00244	mg/L	0.000240	0.01219	mg/L	0.001201	9.86%
Fe 273.955†	160.0	0.1520	mg/L	0.00199	0.7602	mg/L	0.00994	1.31%
K 766.490†	3642.6	2.031	mg/L	0.0215	10.15	mg/L	0.107	1.06%
Mg 279.077†	4784.7	3.027	mg/L	0.0316	15.13	mg/L	0.158	1.05%
Mn 257.610†	4077.4	0.1507	mg/L	0.00234	0.7537	mg/L	0.01168	1.55%
Mo 202.031†	23.0	0.00169	mg/L	0.000401	0.00847	mg/L	0.002003	23.65%
Na 589.592†	720743.0	153.8	mg/L	0.48	768.8	mg/L	2.41	0.31%
Na 330.237†	4382.8	146.1	mg/L	1.90	730.5	mg/L	9.50	1.30%
Ni 231.604†	1.4	0.00069	mg/L	0.003182	0.00346	mg/L	0.015909	459.73%
Pb 220.353†	25.9	0.00208	mg/L	0.000232	0.01042	mg/L	0.001159	11.12%
Sb 206.836†	6.4	0.00413	mg/L	0.001397	0.02063	mg/L	0.006987	33.87%
Se 196.026†	12.3	0.00604	mg/L	0.003176	0.03022	mg/L	0.015881	52.54%
Si 288.158†	5898.0	3.589	mg/L	0.0411	17.94	mg/L	0.206	1.15%
Sn 189.927†	-15.8	-0.00228	mg/L	0.000826	-0.01140	mg/L	0.004131	36.24%
Sr 421.552†	20313.1	0.03125	mg/L	0.000335	0.1563	mg/L	0.00167	1.07%
Ti 334.903†	282.6	0.01136	mg/L	0.001239	0.05678	mg/L	0.006195	10.91%
Tl 190.801†	6.6	0.00454	mg/L	0.000929	0.02271	mg/L	0.004645	20.45%
V 292.402†	3349.8	0.01034	mg/L	0.000057	0.05170	mg/L	0.000283	0.55%
Zn 206.200†	4.6	0.00411	mg/L	0.000765	0.02054	mg/L	0.003823	18.61%

Sequence No.: 16
Sample ID: JX10 OSPK WMN
Analyst: ALA
Initial Sample Wt:
Dilution: 5X

Autosampler Location: 29
Date Collected: 9/26/2006 10:30:21 AM
Data Type: Original
Initial Sample Vol:
Sample Prep Vol:

Nebulizer Parameters: JX10 OSPK WMN

Analyte	Back Pressure	Flow
All	183.0 kPa	0.50 L/min

Mean Data: JX10 OSPK WMN

Analyte	Mean Corrected Intensity	Calib Conc.	Calib Units	Std.Dev.	Sample Conc.	Sample Units	Std.Dev.	RSD
ScA 357.253	1780822.0	97.57	%	0.252				0.26%
ScR 361.383	183294.4	100.1	%	0.29				0.29%
Ag 328.068†	38.1	0.00009	mg/L	0.000098	0.00046	mg/L	0.000488	106.79%
Al 308.215†	155.3	0.1168	mg/L	0.02830	0.5842	mg/L	0.14151	24.22%
As 188.979†	21.7	0.01583	mg/L	0.003088	0.07914	mg/L	0.015441	19.51%
B 249.677†	116.0	0.03785	mg/L	0.000482	0.1893	mg/L	0.00241	1.27%
Ba 233.527†	31.2	0.00957	mg/L	0.000526	0.04787	mg/L	0.002629	5.49%
Be 313.042†	53.5	0.00007	mg/L	0.000035	0.00035	mg/L	0.000176	49.74%
Ca 317.933†	106844.3	4.642	mg/L	0.0350	23.21	mg/L	0.175	0.75%
Cd 228.802†	-4.1	-0.00012	mg/L	0.000051	-0.00062	mg/L	0.000253	40.61%
Co 228.616†	65.9	0.00136	mg/L	0.000081	0.00679	mg/L	0.000406	5.98%
Cr 267.716†	15.6	0.00126	mg/L	0.000719	0.00629	mg/L	0.003595	57.15%
Cu 324.752†	704.2	0.00220	mg/L	0.000110	0.01102	mg/L	0.000550	4.99%
Fe 273.955†	160.5	0.1526	mg/L	0.00222	0.7630	mg/L	0.01109	1.45%
K 766.490†	3427.2	1.911	mg/L	0.0462	9.555	mg/L	0.2310	2.42%
Mg 279.077†	4678.7	2.960	mg/L	0.0175	14.80	mg/L	0.088	0.59%
Mn 257.610†	3982.3	0.1472	mg/L	0.00160	0.7361	mg/L	0.00798	1.08%
Mo 202.031†	26.1	0.00193	mg/L	0.000068	0.00967	mg/L	0.000342	3.54%
Na 589.592†	713091.1	152.1	mg/L	0.98	760.7	mg/L	4.89	0.64%
Na 330.237†	4308.1	143.6	mg/L	1.20	718.0	mg/L	6.02	0.84%
Ni 231.604†	2.0	0.00099	mg/L	0.002200	0.00497	mg/L	0.011001	221.35%
Pb 220.353†	19.8	0.00161	mg/L	0.000032	0.00803	mg/L	0.000162	2.02%
Sb 206.836†	3.3	0.00209	mg/L	0.006026	0.01046	mg/L	0.030128	287.91%
Se 196.026†	26.7	0.01333	mg/L	0.001460	0.06667	mg/L	0.007299	10.95%
Si 288.158†	21344.5	12.99	mg/L	0.134	64.94	mg/L	0.672	1.03%
Sn 189.927†	-9.1	-0.00117	mg/L	0.000045	-0.00587	mg/L	0.000225	3.83%
Sr 421.552†	19972.4	0.03073	mg/L	0.000127	0.1536	mg/L	0.00064	0.41%
Ti 334.903†	279.4	0.01123	mg/L	0.000273	0.05615	mg/L	0.001364	2.43%
Tl 190.801†	2.5	0.00174	mg/L	0.004125	0.00869	mg/L	0.020625	237.42%
V 292.402†	3287.1	0.01015	mg/L	0.000140	0.05076	mg/L	0.000700	1.38%
Zn 206.200†	3.3	0.00298	mg/L	0.003574	0.01489	mg/L	0.017870	120.02%

Sequence No.: 17
Sample ID: JX22 MB2SPK TWC
Analyst: ALA
Initial Sample Wt:
Dilution: 1X

Autosampler Location: 30
Date Collected: 9/26/2006 10:37:03 AM
Data Type: Original
Initial Sample Vol:
Sample Prep Vol:

Nebulizer Parameters: JX22 MB2SPK TWC

Analyte	Back Pressure	Flow
All	183.0 kPa	0.50 L/min

Mean Data: JX22 MB2SPK TWC

Analyte	Mean Corrected Intensity	Calib Conc.	Calib Units	Std.Dev.	Sample Conc.	Sample Units	Std.Dev.	RSD
ScA 357.253	1835229.5	100.6	%	0.87				0.86%
ScR 361.383	186249.2	101.7	%	0.48				0.48%
Ag 328.068†	179628.2	0.4949	mg/L	0.00123	0.4949	mg/L	0.00123	0.25%
Al 308.215†	2710.8	2.034	mg/L	0.0127	2.034	mg/L	0.0127	0.63%
As 188.979†	2750.7	2.035	mg/L	0.0156	2.035	mg/L	0.0156	0.77%
B 249.677†	-0.7	0.00066	mg/L	0.001104	0.00066	mg/L	0.001104	166.57%
Ba 233.527†	6302.7	1.933	mg/L	0.0108	1.933	mg/L	0.0108	0.56%
Be 313.042†	311737.5	0.5035	mg/L	0.00168	0.5035	mg/L	0.00168	0.33%
Ca 317.933†	231327.4	10.05	mg/L	0.040	10.05	mg/L	0.040	0.40%
Cd 228.802†	20743.9	0.5076	mg/L	0.00379	0.5076	mg/L	0.00379	0.75%
Co 228.616†	23631.7	0.4947	mg/L	0.00413	0.4947	mg/L	0.00413	0.83%
Cr 267.716†	3926.5	0.4911	mg/L	0.00182	0.4911	mg/L	0.00182	0.37%
Cu 324.752†	159142.1	0.5002	mg/L	0.00072	0.5002	mg/L	0.00072	0.14%
Fe 273.955†	2107.3	2.002	mg/L	0.0131	2.002	mg/L	0.0131	0.66%
K 766.490†	18133.9	10.11	mg/L	0.075	10.11	mg/L	0.075	0.74%
Mg 279.077†	15965.5	10.10	mg/L	0.043	10.10	mg/L	0.043	0.42%
Mn 257.610†	13228.9	0.4896	mg/L	0.00358	0.4896	mg/L	0.00358	0.73%
Mo 202.031†	21.9	0.00146	mg/L	0.000500	0.00146	mg/L	0.000500	34.30%
Na 589.592†	51291.2	10.94	mg/L	0.038	10.94	mg/L	0.038	0.35%
Na 330.237†	339.2	11.09	mg/L	0.256	11.09	mg/L	0.256	2.31%
Ni 231.604†	978.9	0.4870	mg/L	0.00423	0.4870	mg/L	0.00423	0.87%
Pb 220.353†	25094.7	2.003	mg/L	0.0156	2.003	mg/L	0.0156	0.78%
Sb 206.836†	13.1	0.00219	mg/L	0.000449	0.00219	mg/L	0.000449	20.49%
Se 196.026†	4063.7	2.052	mg/L	0.0188	2.052	mg/L	0.0188	0.91%
Si 288.158†	55.2	0.03462	mg/L	0.000692	0.03462	mg/L	0.000692	2.00%
Sn 189.927†	-20.2	-0.00252	mg/L	0.000278	-0.00252	mg/L	0.000278	11.06%
Sr 421.552†	327950.5	0.5046	mg/L	0.00161	0.5046	mg/L	0.00161	0.32%
Ti 334.903†	64.6	0.00249	mg/L	0.000688	0.00249	mg/L	0.000688	27.65%
Tl 190.801†	2965.6	2.064	mg/L	0.0224	2.064	mg/L	0.0224	1.09%
V 292.402†	169488.4	0.5254	mg/L	0.00112	0.5254	mg/L	0.00112	0.21%
Zn 206.200†	556.3	0.4860	mg/L	0.00369	0.4860	mg/L	0.00369	0.76%

Sequence No.: 18
Sample ID: CV
Analyst: ALA
Initial Sample Wt:
Dilution: 1X

Autosampler Location: 7
Date Collected: 9/26/2006 10:43:18 AM
Data Type: Original
Initial Sample Vol:
Sample Prep Vol:

Nebulizer Parameters: CV

Analyte	Back Pressure	Flow
All	184.0 kPa	0.50 L/min

Mean Data: CV

Analyte	Mean Corrected Intensity	Calib Conc.	Calib Units	Std.Dev.	Sample Conc.	Sample Units	Std.Dev.	RSD
ScA 357.253	1789649.6	98.06	%	0.244				0.25%
ScR 361.383	185492.0	101.3	%	0.57				0.56%
Ag 328.068†	351589.6	0.9684	mg/L	0.00310	0.9684	mg/L	0.00310	0.32%
Al 308.215†	2603.4	1.924	mg/L	0.0088	1.924	mg/L	0.0088	0.46%
As 188.979†	2692.5	1.989	mg/L	0.0103	1.989	mg/L	0.0103	0.52%
B 249.677†	2875.0	0.9410	mg/L	0.00729	0.9410	mg/L	0.00729	0.78%
Ba 233.527†	3096.6	0.9496	mg/L	0.00457	0.9496	mg/L	0.00457	0.48%
Be 313.042†	600088.3	0.9693	mg/L	0.00293	0.9693	mg/L	0.00293	0.30%
Ca 317.933†	45314.4	1.969	mg/L	0.0059	1.969	mg/L	0.0059	0.30%
Cd 228.802†	41439.7	1.017	mg/L	0.0025	1.017	mg/L	0.0025	0.24%
Co 228.616†	47223.6	0.9880	mg/L	0.00186	0.9880	mg/L	0.00186	0.19%
Cr 267.716†	7479.0	0.9390	mg/L	0.00328	0.9390	mg/L	0.00328	0.35%
Cu 324.752†	319842.7	1.004	mg/L	0.0023	1.004	mg/L	0.0023	0.23%
Fe 273.955†	2029.2	1.927	mg/L	0.0121	1.927	mg/L	0.0121	0.63%
K 766.490†	34603.6	19.29	mg/L	0.064	19.29	mg/L	0.064	0.33%
Mg 279.077†	3062.6	1.942	mg/L	0.0061	1.942	mg/L	0.0061	0.32%
Mn 257.610†	24990.5	0.9248	mg/L	0.00358	0.9248	mg/L	0.00358	0.39%
Mo 202.031†	13074.2	1.000	mg/L	0.0062	1.000	mg/L	0.0062	0.62%
Na 589.592†	241770.8	51.58	mg/L	0.164	51.58	mg/L	0.164	0.32%
Na 330.237†	1457.6	48.59	mg/L	0.120	48.59	mg/L	0.120	0.25%
Ni 231.604†	1930.7	0.9617	mg/L	0.00230	0.9617	mg/L	0.00230	0.24%
Pb 220.353†	24484.0	1.955	mg/L	0.0060	1.955	mg/L	0.0060	0.31%
Sb 206.836†	3207.5	2.078	mg/L	0.0096	2.078	mg/L	0.0096	0.46%
Se 196.026†	3974.4	2.006	mg/L	0.0063	2.006	mg/L	0.0063	0.31%
Si 288.158†	3070.3	1.870	mg/L	0.0091	1.870	mg/L	0.0091	0.49%
Sn 189.927†	5860.1	0.9815	mg/L	0.00314	0.9815	mg/L	0.00314	0.32%
Sr 421.552†	629460.6	0.9685	mg/L	0.00128	0.9685	mg/L	0.00128	0.13%
Ti 334.903†	24457.2	0.9819	mg/L	0.00201	0.9819	mg/L	0.00201	0.20%
Tl 190.801†	2827.8	1.968	mg/L	0.0044	1.968	mg/L	0.0044	0.22%
V 292.402†	325507.9	1.009	mg/L	0.0029	1.009	mg/L	0.0029	0.28%
Zn 206.200†	1096.2	0.9569	mg/L	0.01034	0.9569	mg/L	0.01034	1.08%

Sequence No.: 19
Sample ID: CB 2
Analyst: ALA
Initial Sample Wt:
Dilution: 1X

Autosampler Location: 1
Date Collected: 9/26/2006 10:49:36 AM
Data Type: Original
Initial Sample Vol:
Sample Prep Vol:

Nebulizer Parameters: CB

Analyte	Back Pressure	Flow
All	184.0 kPa	0.50 L/min

Mean Data: CB

Analyte	Mean Corrected Intensity	Calib Conc.	Calib Units	Std.Dev.	Sample Conc.	Sample Units	Std.Dev.	RSD
ScA 357.253	1858243.2	101.8	%	0.23				0.23%
ScR 361.383	186305.7	101.7	%	0.29				0.28%
Ag 328.068†	-2.7	-0.00001	mg/L	0.000099	-0.00001	mg/L	0.000099	>999.9%
Al 308.215†	25.0	0.01884	mg/L	0.001510	0.01884	mg/L	0.001510	8.01%
As 188.979†	9.8	0.00725	mg/L	0.004552	0.00725	mg/L	0.004552	62.76%
B 249.677†	10.8	0.00353	mg/L	0.001649	0.00353	mg/L	0.001649	46.71%
Ba 233.527†	-1.1	-0.00034	mg/L	0.000347	-0.00034	mg/L	0.000347	101.34%
Be 313.042†	-0.1	0.00000	mg/L	0.000069	0.00000	mg/L	0.000069	>999.9%
Ca 317.933†	-13.7	-0.00060	mg/L	0.001303	-0.00060	mg/L	0.001303	218.40%
Cd 228.802†	3.4	0.00007	mg/L	0.000069	0.00007	mg/L	0.000069	92.77%
Co 228.616†	-12.3	-0.00026	mg/L	0.000125	-0.00026	mg/L	0.000125	47.86%
Cr 267.716†	-0.0	0.00000	mg/L	0.000549	0.00000	mg/L	0.000549	>999.9%
Cu 324.752†	-14.2	-0.00005	mg/L	0.000016	-0.00005	mg/L	0.000016	34.39%
Fe 273.955†	-0.9	-0.00090	mg/L	0.000051	-0.00090	mg/L	0.000051	5.73%
K 766.490†	27.2	0.01517	mg/L	0.021695	0.01517	mg/L	0.021695	143.06%
Mg 279.077†	-26.5	-0.01677	mg/L	0.020714	-0.01677	mg/L	0.020714	123.50%
Mn 257.610†	4.4	0.00016	mg/L	0.000122	0.00016	mg/L	0.000122	75.50%
Mo 202.031†	6.5	0.00050	mg/L	0.000443	0.00050	mg/L	0.000443	88.43%
Na 589.592†	168.6	0.03597	mg/L	0.007374	0.03597	mg/L	0.007374	20.50%
Na 330.237†	1.5	0.04952	mg/L	0.077548	0.04952	mg/L	0.077548	156.59%
Ni 231.604†	-0.5	-0.00023	mg/L	0.004239	-0.00023	mg/L	0.004239	>999.9%
Pb 220.353†	2.9	0.00023	mg/L	0.000236	0.00023	mg/L	0.000236	100.80%
Sb 206.836†	-1.1	-0.00072	mg/L	0.001215	-0.00072	mg/L	0.001215	168.95%
Se 196.026†	19.7	0.00996	mg/L	0.000652	0.00996	mg/L	0.000652	6.54%
Si 288.158†	7.7	0.00468	mg/L	0.002839	0.00468	mg/L	0.002839	60.66%
Sn 189.927†	2.4	0.00040	mg/L	0.001459	0.00040	mg/L	0.001459	363.30%
Sr 421.552†	24.3	0.00004	mg/L	0.000039	0.00004	mg/L	0.000039	104.89%
Ti 334.903†	45.8	0.00184	mg/L	0.001233	0.00184	mg/L	0.001233	66.92%
Tl 190.801†	2.1	0.00147	mg/L	0.002137	0.00147	mg/L	0.002137	145.46%
V 292.402†	21.7	0.00007	mg/L	0.000094	0.00007	mg/L	0.000094	141.34%
Zn 206.200†	1.2	0.00107	mg/L	0.002101	0.00107	mg/L	0.002101	196.36%

Metals Prep Logs

prepared
for

ANCHOR ENVIRONMENTAL

Project: Chinook

ARI JOB NO: JW94

prepared
by

Analytical Resources, Inc.

Analytical Resources,Incorporated
Analytical Chemists and Consultants

SPIKING LOG

Analyst: EJR

Date: 09-22-06

Final Volume 25.0

Final Volume (Hg): ———

Sample ID JW94 HSPK, MBSPK

		Prepcode:	TWC		
		Spike Solution:	ICP Routine	ICP No GFA	GFA
		Standard No.:	2261-1		
		Vol Added (mL):	0.25		
STOCK CONCENTRATION	Ag	50		2.0
	Al	200 ✓	200	
	As	200		10
	Ba	200	200	
	Be	50	50	
	Ca	1000 ✓	1000	
	Cd	50		2.0
	Co	50	50	
	Cr	50	50	
	Cu	50	50	
	Fe	200 ✓	200	
	K	1000 ✓	1000	
	Mg	1000 ✓	1000	
	Mn	50 ✓	50	
	Na	1000 ✓	1000	
	Ni	50	50	
	Pb	200		10
	Se	200		10
	Sr	50	50	
	Tl	200		10
	V	50	50	
	Zn	50	50	

	ICP-MS #1	ICP-MS #2	ICP-MS Minerals
Ag	25		
Al			500
As	25		
Ba	25		
Be	25		
Ca			500
Cd	25		
Co	25		
Cr	25		
Cu	25		
Fe			500
K			500
Mg			500
Mn	25		
Mo		25	
Na			500
Ni	25		
Pb	25		
Sb		25	
Se	80		
Th	25		
U	25		
V	25		
Zn	80		

Element	Prepcode	Analysis	Stock Conc.	Stock Added	Std No.
Hg		CVA	1.0		
Hg MBSPK		CVA	1.0		
Sb		ICP	2000		
Sb		GFA	100		
B		ICP	500		
Mo		ICP	500		
Si		ICP	10000		
Sn		ICP	500		
Ti		ICP	2000		

Additional Elements:

Element	Prepcode	Analysis	Stock Conc.	Stock Added	Std. No.

0211

Digestion Log

Analyst: EJR

Matrix: water

Date: 09-22-06

Block Temp: 94°C

ARI Sample ID	Btl #	pH<2	Prep Code: TWC Initial ~~Wt (g)~~ Vol (mL)	Prep Code: TWC Final Vol (mL)	Prep Code: Initial Wt (g) Vol (mL)	Prep Code: Final Vol (mL)	Comments
JW94 H	1	—	25.0	25.0			Preserved in Lab
HDUP	1	—	↑	↑			↓
HSPIK	1	—					
I	1	✓					Preserved in Lab
J	1	—					
K	1	✓					
L	1	✓					
M	1	✓					Preserved in Lab
N	1	—					
MB2	—	✓	↓	↓			
MB2SPIK	—	✓	25.0	25.0			

EJR 09-22-06

Chemical/Reagent ID:

HNO_3: I2853 HCl: MP1042 H_2O_2: ———

Digestion Log

Analyst: EJR

Matrix: Water

Date: 09-20-06

Block Temp: —

ARI Sample ID	Btl #	pH<2	Prep Code: WMN Initial ~~Wt (g)~~ Vol (mL)	Final Vol (mL)	Prep Code: Initial Wt (g) Vol (mL)	Final Vol (mL)	Comments
JW94a	4	—	—	—			Preserved in Lab
B	4	✓	—	—			
C	4	—	—	—			Preserved in Lab
D	4	✓	—	—			
E	4	✓	—	—			
F	4	✓	—	—			
G	4	—	—	—			Preserved in Lab
aDUP	4	—	—	—			↓
aSPK	4	—	—	—			↓

EJR 9-20-06

Chemical/Reagent ID:

HNO_3: I2853 HCl: — H_2O_2: —

ANALYTICAL
RESOURCES
INCORPORATED

CORRECTIVE ACTIONS - Inorganic Analyses

Criteria Flagged

ARI Project No.: JW94 Client Name: Anchor

Date of Out-of-Control Event: 9/25/06 9/26/06 Method/Element: ICP

Unacceptable Blank	✓
Unacceptable Duplicate	
Unacceptable Spike	
Unacceptable Reference	

Prep Code: TW

Other:

Details of Problem/Recommended Corrective Action:

MG/26 ~~0.05 ppm Al~~ and 0.06 ppm Ca in JW94 MBZ TW

MG/26 ~~not all samples > 10x Al level~~

Al okay when Run 9/26/06
Ca still high but all samples >10 ~~0.005~~ 0.06 MG/26

Samples Affected: JW94 Acl TW

Corrective Action Taken: ok to report

Analyst: Date: 9/26/06

Supervisor: Date: 9.26.06

General Chemistry Analysis
QC Summary Data

prepared
for

ANCHOR ENVIRONMENTAL

Project: Chinook

ARI JOB NO: JW94

prepared
by

Analytical Resources, Inc.

METHOD BLANK RESULTS-CONVENTIONALS
JW94-Anchor Environmental

ANALYTICAL RESOURCES INCORPORATED

Matrix: Water
Data Release Authorized:
Reported: 09/28/06

Project: CHINOOK
Event: NA
Date Sampled: NA
Date Received: NA

Analyte	Method	Date	Units	Blank
Chloride	EPA 300.0	09/19/06 09/20/06	mg/L	< 0.1 U < 0.1 U
Fluoride	EPA 300.0	09/19/06	mg/L	< 0.1 U
Total Phosphorus	EPA 365.2	09/21/06	mg-P/L	< 0.008 U
Sulfate	EPA 300.0	09/19/06	mg/L	< 0.1 U

STANDARD REFERENCE RESULTS-CONVENTIONALS
JW94-Anchor Environmental

ANALYTICAL RESOURCES INCORPORATED

Matrix: Water
Data Release Authorized:
Reported: 09/28/06

Project: CHINOOK
Event: NA
Date Sampled: NA
Date Received: NA

Analyte/SRM ID	Method	Date	Units	SRM	True Value	Recovery
Chloride	EPA 300.0	09/19/06	mg/L	2.8	3.0	93.3%
		09/20/06		2.7	3.0	90.0%
Fluoride	EPA 300.0	09/19/06	mg/L	2.8	3.0	93.3%
Total Phosphorus ERA #35064	EPA 365.2	09/21/06	mg-P/L	3.87	4.00	96.8%
Sulfate	EPA 300.0	09/19/06	mg/L	3.0	3.0	100.0%

REPLICATE RESULTS-CONVENTIONALS
JW94-Anchor Environmental

ANALYTICAL RESOURCES INCORPORATED

Matrix: Water
Data Release Authorized:
Reported: 09/28/06

Project: CHINOOK
Event: NA
Date Sampled: 09/18/06
Date Received: 09/19/06

Analyte	Method	Date	Units	Sample	Replicate(s)	RPD/RSD
ARI ID: JW94B Client ID: G-7d-091806						
Alkalinity	SM 2320	09/20/06	mg/L CaCO3	891	895	0.4%
Chloride	EPA 300.0	09/20/06	mg/L	84.1	85.0	1.1%
Fluoride	EPA 300.0	09/20/06	mg/L	1.4	1.4	0.0%
Total Phosphorus	EPA 365.2	09/21/06	mg-P/L	0.040	0.040	0.0%
Sulfate	EPA 300.0	09/20/06	mg/L	191	190	0.5%

MS/MSD RESULTS-CONVENTIONALS
JW94-Anchor Environmental

ANALYTICAL RESOURCES INCORPORATED

Matrix: Water
Data Release Authorized:
Reported: 09/28/06

Project: CHINOOK
Event: NA
Date Sampled: 09/18/06
Date Received: 09/19/06

Analyte	Method	Date	Units	Sample	Spike	Spike Added	Recovery
ARI ID: JW94B Client ID: G-7d-091806							
Chloride	EPA 300.0	09/20/06	mg/L	84.1	275	200	95.4%
Fluoride	EPA 300.0	09/20/06	mg/L	1.4	3.2	2.0	90.0%
Total Phosphorus	EPA 365.2	09/21/06	mg-P/L	0.040	0.648	0.600	101.3%
Sulfate	EPA 300.0	09/20/06	mg/L	191	388	200	98.5%

General Chemistry Analysis
Sample Data

prepared
for

ANCHOR ENVIRONMENTAL

Project: Chinook

ARI JOB NO: JW94

prepared
by

Analytical Resources, Inc.

SAMPLE RESULTS-CONVENTIONALS
JW94-Anchor Environmental

ANALYTICAL RESOURCES INCORPORATED

Matrix: Water
Data Release Authorized:
Reported: 09/28/06

Project: CHINOOK
Event: NA
Date Sampled: 09/18/06
Date Received: 09/19/06

Client ID: PZ-7-091806
ARI ID: 06-16998 JW94A

Analyte	Date Batch	Method	Units	RL	Sample
Alkalinity	09/20/06 092006#1	SM 2320	mg/L CaCO3	1.0	2,250
Chloride	09/19/06 091906#1	EPA 300.0	mg/L	1.0	26.8
Fluoride	09/19/06 091906#1	EPA 300.0	mg/L	1.0	32.5
Total Phosphorus	09/21/06 092106#1	EPA 365.2	mg-P/L	0.160	9.34
Sulfate	09/19/06 091906#1	EPA 300.0	mg/L	1.0	< 1.0 U

RL Analytical reporting limit
U Undetected at reported detection limit

SAMPLE RESULTS-CONVENTIONALS
JW94-Anchor Environmental

ANALYTICAL RESOURCES INCORPORATED

Matrix: Water
Data Release Authorized:
Reported: 09/28/06

Project: CHINOOK
Event: NA
Date Sampled: 09/18/06
Date Received: 09/19/06

Client ID: G-7d-091806
ARI ID: 06-16999 JW94B

Analyte	Date Batch	Method	Units	RL	Sample
Alkalinity	09/20/06 092006#1	SM 2320	mg/L CaCO3	1.0	891
Chloride	09/20/06 092006#1	EPA 300.0	mg/L	5.0	84.1
Fluoride	09/20/06	EPA 300.0	mg/L	0.1	1.4
Total Phosphorus	09/21/06 092106#1	EPA 365.2	mg-P/L	0.016	0.040
Sulfate	09/20/06	EPA 300.0	mg/L	5.0	191

RL Analytical reporting limit
U Undetected at reported detection limit

SAMPLE RESULTS-CONVENTIONALS
JW94-Anchor Environmental

ANALYTICAL RESOURCES INCORPORATED

Matrix: Water
Data Release Authorized:
Reported: 09/28/06

Project: CHINOOK
Event: NA
Date Sampled: 09/18/06
Date Received: 09/19/06

Client ID: PZ-6-091806
ARI ID: 06-17000 JW94C

Analyte	Date Batch	Method	Units	RL	Sample
Alkalinity	09/20/06 092006#1	SM 2320	mg/L CaCO3	1.0	2,810
Chloride	09/19/06 091906#1	EPA 300.0	mg/L	1.0	38.2
Fluoride	09/20/06	EPA 300.0	mg/L	2.0	94.4
Total Phosphorus	09/21/06 092106#1	EPA 365.2	mg-P/L	0.160	14.6
Sulfate	09/20/06	EPA 300.0	mg/L	5.0	193

RL Analytical reporting limit
U Undetected at reported detection limit

SAMPLE RESULTS-CONVENTIONALS
JW94-Anchor Environmental

ANALYTICAL RESOURCES INCORPORATED

Matrix: Water
Data Release Authorized:
Reported: 09/28/06

Project: CHINOOK
Event: NA
Date Sampled: 09/18/06
Date Received: 09/19/06

Client ID: G-5s-091806
ARI ID: 06-17001 JW94D

Analyte	Date Batch	Method	Units	RL	Sample
Alkalinity	09/20/06 092006#1	SM 2320	mg/L CaCO3	1.0	312
Chloride	09/19/06 091906#1	EPA 300.0	mg/L	1.0	41.3
Fluoride	09/20/06	EPA 300.0	mg/L	0.1	0.2
Total Phosphorus	09/21/06 092106#1	EPA 365.2	mg-P/L	0.016	0.018
Sulfate	09/19/06 091906#1	EPA 300.0	mg/L	1.0	17.3

RL Analytical reporting limit
U Undetected at reported detection limit

SAMPLE RESULTS-CONVENTIONALS
JW94-Anchor Environmental

ANALYTICAL RESOURCES INCORPORATED

Matrix: Water
Data Release Authorized:
Reported: 09/28/06

Project: CHINOOK
Event: NA
Date Sampled: 09/18/06
Date Received: 09/19/06

Client ID: G-5d-091806
ARI ID: 06-17002 JW94E

Analyte	Date Batch	Method	Units	RL	Sample
Alkalinity	09/20/06 092006#1	SM 2320	mg/L CaCO3	1.0	249
Chloride	09/19/06 091906#1	EPA 300.0	mg/L	1.0	18.3
Fluoride	09/20/06	EPA 300.0	mg/L	0.1	0.2
Total Phosphorus	09/21/06 092106#1	EPA 365.2	mg-P/L	0.016	0.792
Sulfate	09/20/06	EPA 300.0	mg/L	0.1	1.2

RL Analytical reporting limit
U Undetected at reported detection limit

SAMPLE RESULTS-CONVENTIONALS
JW94-Anchor Environmental

ANALYTICAL RESOURCES INCORPORATED

Matrix: Water
Data Release Authorized:
Reported: 09/28/06

Project: CHINOOK
Event: NA
Date Sampled: 09/18/06
Date Received: 09/19/06

Client ID: RL-2d-091806
ARI ID: 06-17003 JW94F

Analyte	Date Batch	Method	Units	RL	Sample
Alkalinity	09/20/06 092006#1	SM 2320	mg/L CaCO3	1.0	1,530
Chloride	09/19/06 091906#1	EPA 300.0	mg/L	1.0	30.7
Fluoride	09/19/06 091906#1	EPA 300.0	mg/L	1.0	10.5
Total Phosphorus	09/21/06 092106#1	EPA 365.2	mg-P/L	0.040	2.51
Sulfate	09/19/06 091906#1	EPA 300.0	mg/L	1.0	16.7

RL Analytical reporting limit
U Undetected at reported detection limit

SAMPLE RESULTS-CONVENTIONALS
JW94-Anchor Environmental

ANALYTICAL RESOURCES INCORPORATED

Matrix: Water
Data Release Authorized:
Reported: 09/28/06

Project: CHINOOK
Event: NA
Date Sampled: 09/18/06
Date Received: 09/19/06

Client ID: RL-2s-091806
ARI ID: 06-17004 JW94G

Analyte	Date Batch	Method	Units	RL	Sample
Alkalinity	09/20/06 092006#1	SM 2320	mg/L CaCO3	1.0	4,180
Chloride	09/20/06 092006#1	EPA 300.0	mg/L	5.0	59.1
Fluoride	09/20/06	EPA 300.0	mg/L	5.0	94.0
Total Phosphorus	09/21/06 092106#1	EPA 365.2	mg-P/L	0.200	15.4
Sulfate	09/20/06	EPA 300.0	mg/L	10.0	300

RL Analytical reporting limit
U Undetected at reported detection limit

General Chemistry Analysis
Instrument Raw Data

prepared
for

ANCHOR ENVIRONMENTAL

Project: Chinook

ARI JOB NO: JW94

prepared
by

Analytical Resources, Inc.

ALKALINITY BENCHSHEET

Date: 9/20/2006
Analyst: UW

pH meter verification

Buffer pH 7.00 Calibration OK
Measured pH 7.00

Standardization of acid titrant ***(titration to pH 4.5)***

ARI ID:

grams Na2CO3 =	0.6258	to	250	ml DI
Normality Na2CO3 =	0.0472			
Assumed Acid Normality =	0.1			
Standardized Acid Normality=	0.103	***OK!***		

	BLANK	STANDARD TITRATION		
BLANK	ml ACID	ml Na2CO3	ml ACID	N H2SO4
1	0.06	5	2.35	0.103
2	0.04	5	2.33	0.103
3	0.04	5	2.37	0.102
AVERAGE	0.05			0.103

Partitioning Calculations			
T=Total, P=Phenolphthalein			
Obs	HCO3	CO3	OH
P =0	T	0	0
P< 0.5T	T - 2P	2P	0
P= 0.5T	0	2P	0
P> 0.5T	0	2(T - P)	2P - T
P =T	0	0	T

Calibration Verification Standard (second source sodium carbonate solution)

(Note: analyzed value will be corrected for blank titration)

ARI ID: 0063-07 dilution: 5.0 mL to 100

grams Na2CO3 = 0.6258 grams in 250 mL = 0.047 eq/L CVS = **118.1** mg/L CaCO3

SAMPLE DATA

Alk (mg/L CaCO3 = [{mL acid X Nacid) X 50,000] / mL sample
low level = {{{(2 X mL4.5)-mL4.2] X Nacid) X 50,000} / mL sample
(shaded cells are calculated, make no entries)

Sample Number	Sample ID	Initial pH	Volume (ml)	TEMP (C)	ml H2SO4 pH=8.3	ml H2SO4 pH =4.5	ml H2SO4 pH=4.2	ALK (mg CaCO3/l) Phenolph	ALK (mg CaCO3/l) TOT HIGH	ALK (mg CaCO3/l) TOT LOW	Partitioning (mg/l CaCO3) HCO3	Partitioning (mg/l CaCO3) CO3	Partitioning (mg/l CaCO3) OH	(mg/l) FREE CO2
ICV		10.53	100	21.1	1.24	2.36	0.00	63.6	118.6		*100.4% OK!*			
ICB		5.94	100	21.3	0.00	0.04	0.09	0.0		-0.5	-0.5	0.0	0.0	-1.2
JW94 A1		7.40	100	14.1	0.00	43.80	0.00	0.0	2245.7		2245.7	0.0	0.0	178.8
JW94 B1		6.52	100	13.7	0.00	17.38	0.00	0.0	891.1		891.1	0.0	0.0	538.2
JW94 B1 dup		6.61	100	14.3	0.00	17.45	0.00	0.0	894.7		894.7	0.0	0.0	439.2
RPD =									*0.4%*		*0.4%*			*20.3%*
JW94 C1		9.66	100	14.9	15.18	54.77	0.00	778.3	2808.1		1251.5	1556.6	0.0	0.5
JW94 D1		6.31	100	15.5	0.00	6.08	0.00	0.0	311.7		311.7	0.0	0.0	305.4
JW94 E1		6.40	100	16.3	0.00	4.86	0.00	0.0	249.2		249.2	0.0	0.0	198.4
JW94 F1		6.75	100	15.1	0.00	29.81	0.00	0.0	1528.4		1528.4	0.0	0.0	543.6
JW94 G1		9.64	100	15.5	19.97	81.45	0.00	1023.9	4176.0		2128.3	2047.8	0.0	1.0
JX10 A1		7.55	100	17.6	0.00	30.75	0.00	0.0	1576.6		1576.6	0.0	0.0	88.9
CCV		10.54	100	21.2	1.25	2.35	0.00	64.1	118.1		*100.0% OK!*			0.0
JX10 B1		6.55	100	17.1	0.00	36.18	0.00	0.0	1855.0		1855.0	0.0	0.0	1045.6
JX10 C1		6.39	100	17.1	0.00	5.55	0.00	0.0	284.6		284.6	0.0	0.0	231.8
JX10 C1 dup		6.42	100	17.4	0.00	5.60	0.00	0.0	287.1		287.1	0.0	0.0	218.3
RPD =									*0.9%*		*0.9%*			*6.0%*

0229

SAMPLE DATA

Alk (mg/L CaCO3 = [{mL acid X Nacid) X 50,000] / mL sample *(shaded cells are calculated, make no entries)*

low level = {{{(2 X mL4.5)-mL4.2] X Nacid) X 50,000} / mL sample

Sample Number	Sample ID	Initial pH	Volume (ml)	TEMP (C)	ml H2SO4			ALK (mg CaCO3/l)			Partitioning (mg/l CaCO3)			(mg/l)
					pH=8.3	pH =4.5	pH=4.2	Phenolph	TOT HIGH	TOT LOW	HCO3	CO3	OH	FREE CO2
JX10 D1		6.57	100	17.4	0.00	15.52	0.00	0.0	795.7		795.7	0.0	0.0	428.3
JX10 E1		7.33	100	17.8	0.00	41.13	0.00	0.0	2108.8		2108.8	0.0	0.0	197.3
JX10 F1		6.56	100	18.6	0.00	13.70	0.00	0.0	702.4		702.4	0.0	0.0	386.9
JX10 G1		6.54	100	17.9	0.00	14.35	0.00	0.0	735.7		735.7	0.0	0.0	424.4
JX10 H1		6.43	100	17.4	0.00	11.88	0.00	0.0	609.1		609.1	0.0	0.0	452.6
JX10 I1		6.33	100	17.8	0.00	3.55	0.00	0.0	182.0		182.0	0.0	0.0	170.3
JX10 J1		7.14	100	17.9	0.00	27.60	0.00	0.0	1415.1		1415.1	0.0	0.0	205.0
CCV		10.52	100	21.1	1.22	2.37	0.00	62.6	119.1		*100.9% OK!*			
JX10 K1		6.41	100	18.3	0.00	15.10	0.00	0.0	774.2		774.2	0.0	0.0	602.4
JX10 L1		6.65	100	19.1	0.00	3.68	0.00	0.0	188.7		188.7	0.0	0.0	84.5
JX10 M1		6.47	100	18.6	0.00	19.74	0.00	0.0	1012.1		1012.1	0.0	0.0	685.9
JX10 N1		6.30	100	18.8	0.00	5.58	0.00	0.0	286.1		286.1	0.0	0.0	286.8
CCV		10.51	100	21.2	1.20	2.33	0.00	61.5	117.1		*99.1% OK!*			0.0

0230

9/22/06

PHOSPHORUS BENCHSHEET, Aqueous	Date	Digested: 9/21/2006	Analyzed: 9/21/2006
Total and Ortho P by EPA 376.2	Analyst	17:52 S. CH.	21:30 S. CH.
Describe digestion procedure if used:	11 N H2SO4 and Potassium Persulfate.		

Curve Standards

Prep date: 12/29/2005 Stock #: 0055-1

Weight KH2PO4: 0.2197 grams in 1000 ml

Conc = 50.00 mg/L P

Intermediate Std = 20 ml stk to 100 ml DI = **10.00** mg P/L

Calibration Curve std make-up volume (mL) = **250**

ml int Std to 250 ml	CONC (mg/l)	UNITS (ABS 880 nm 1cm cell)		AVG	mg/L
0.0	0.000	0.000		0.000	0.003
0.2	0.008	0.004		0.004	0.009
0.8	0.032	0.019		0.019	0.032
3.2	0.128	0.083		0.083	0.131
6.4	0.256	0.160		0.160	0.250
10.0	0.400	0.254		0.254	0.394
20.0	0.800	0.520		0.520	0.804

REGRESSION DATA

CONC = (ABS-intercept)/ slope

intercept = -0.0020

Slope = 0.6489

r = 0.9999

Comment: Calibration OK!

maxabs = 0.520

Verification Standards Source: ERA # 04105 Conc (mg/l) 1000

dilution = 0.06 ml to 250 ml DI = **0.240** mg/l

Digest Prep Standards Source: ERA # 35064.1 Conc (mg/l) 1000

dilution 1 = 0.200 ml to 50 ml DI = **4.000** mg/l

Sample Data

1. *For SRP, leave digest data blank!!*
2. *Spike with 10 mg/L Intermediate Standard* *enter dilution as final vol / sample vol*

SAMPLE ID	Tot P Digest mL sample	mL digest	Analysis Data Abs	Dilution	(mg/l)	TOT P (mg/l)	SRP (mg/l)	Notes
Calib Blank			0.000	1.0	0.003		< 0.008	OK
ICV			0.156	1.0	0.243		0.243	101.44%
Prep Blank	50	50	0.001	1.0	0.005	< 0.008		OK
Prep Std	50	50	0.249	10.0	0.387	3.868		96.69%
JW94-A3	2.5	50	0.301	1.0	0.467	9.338		
JW94-B3	25	50	0.011	1.0	0.020	0.040		
JW94-B3 dup	25	50	0.011	1.0	0.020	0.040		RPD = 0
JW94-B3 ms	25	50	0.208	1.0	0.324	0.647		101.2% Rec
Spike =	0.3	*ml of*	50	*mg/L to*	25	*ml sample =*	0.600	
JW94-C3	2.5	50	0.472	1.0	0.730	14.608		
JW94-D3	25	50	0.004	1.0	0.009	0.018		
JW94-E3	25	50	0.255	1.0	0.396	0.792		
JW94-F3	10	50	0.324	1.0	0.502	2.512		
Calib Blank			0.000	1.0	0.003		< 0.008	
CCV			0.157	1.0	0.245		0.245	102.09%
JW94-G3	2	50	0.397	1.0	0.615	15.371		
~~JX10-A3~~	10	50	0.682	1.0	1.054	~~5.270~~		offscale
JX10-B3	25	50	0.179	1.0	0.279	0.558		
JX10-C3	25	50	0.212	1.0	0.330	0.660		
JX10-D3	25	50	0.333	1.0	0.516	1.032		
JX10-E3	5	50	0.401	1.0	0.621	6.210		
JX10-F3	25	50	0.081	1.0	0.128	0.256		
JX10-G3	25	50	0.076	1.0	0.120	0.240		
JX10-H3	25	50	0.312	1.0	0.484	0.968		
JX10-I 3	25	50	0.065	1.0	0.103	0.206		
Calib Blank			0.000	1.0	0.003		< 0.008	
CCV			0.154	1.0	0.240		0.240	100.16%
JX10-A3	10	50	0.192	4.0	0.299	5.979		
Calib Blank			0.000	1.0	0.003		< 0.008	
CCV			0.158	1.0	0.247		0.247	102.73%

NR.

Re-do

17:52 21:30

PHOSPHORUS BENCHSHEET, Aqueous Total and Ortho P by EPA 376.2	Date Analyst	Digested: 9-21-06 S. CH.	Analyzed: 9-21-06 S. CH.

Describe digestion procedure if used: 11 N H_2SO_4 & Potassium Persulfate

Curve Standards

Prep date: 12-29-05 *Stock #:* 0055-1

Weight KH2PO4: 0.2197 *grams in* 1000 *ml*

Conc = 50.00 *mg/L P*

Intermediate Std = 20 ✓ *ml stk to* ✓ 100 *ml DI =* ***10.00*** ***mg P/L***

Calibration Curve *std make-up volume (mL) =* 250

ml int Std to 250 ml	CONC (mg/l)	UNITS (ABS 880 nm 1cm cell)		AVG	mg/L
0.0	0.000	0.000			
0.2	0.008	0.004			
0.8	0.032	0.019			
3.2	0.128	0.083			
6.4	0.256	0.160			
10.0	0.400	0.254			
20.0	0.800	0.520			

REGRESSION DATA

CONC = (ABS-intercept)/ slope

intercept =

Slope =

r =

Comment:

maxabs = *0.000*

Verification Standards *Source:* *ERA #* 04105 *Conc (mg/l)* 1000

dilution = ✓0.06 *ml to* 250 *ml DI =* ***0.240*** ***mg/l***

Digest Prep Standards *Source:* *ERA #* 35064.1 *Conc (mg/l)* 1000

dilution 1 = 0.2 *ml to* 50 *ml DI =* ***mg/l***

Sample Data

1. *For SRP, leave digest data blank!!*
2. *Spike with 10 mg/L Intermediate Standard* *enter dilution as final vol / sample vol*

SAMPLE ID	Tot P Digest mL sample	Tot P Digest mL digest	Analysis Data Abs	Analysis Data Dilution	Analysis Data (mg/l)	TOT P (mg/l)	SRP (mg/l)	Notes
Calib Blank			0.000	1.0				
ICV			0.156	1.0				
Prep Blank	50	50	0.001	1.0				
Prep Std	50	50	0.249	~~1.0~~ 10X				
JW94-A3	2.5	50	0.301	1.0				
B 3	25		0.011	1.0				
BDup			0.011	1.0				
BMS			0.208	1.0				0.3 ml Stock #0055-1
C 3	2.5		0.472	1.0				
D	25		0.004	1.0				
E	25		0.255	1.0				
F	10		0.324	1.0				
Calib Blank			0.000	1.0				
CCV			0.157	1.0				
JW94-G3	2	50	0.397	1.0				
JX10-A3	10		0.682	1.0				Re-do with dilution
B	25		0.179	1.0				
C	25		0.212	1.0				
D	25		0.353	1.0				
E	5		0.401	1.0				
F	25		0.081	1.0				
G	25		0.076	1.0				
H	25		0.312	1.0				
I	25		0.065	1.0				
Calib Blank			0.000	1.0				
CCV			0.154	1.0				

eed
data

eck
ity
94
eed row
data

Page 2

PHOSPHORUS BENCHSHEET, Aqueous | Date | Digested: 9-21-06 | Analyzed: 9-21-06
Total and Ortho P by EPA 376.2 | Analyst | SM | SM

Describe digestion procedure if used:

Curve Standards

Prep date: | *Stock #:*

Weight KH2PO4: 0.2197 *grams in* 1000 *ml*

Conc = 50.00 *mg/L P*

Intermediate Std = 20 *ml stk to* 100 *ml DI =* ***10.00*** ***mg P/L***

Calibration Curve *std make-up volume (mL) =* **250**

ml int Std to 250 ml	CONC (mg/l)	UNITS (ABS 880 nm 1cm cell)		AVG	mg/L
0.0	0.000				
0.2	0.008				
0.8	0.032				
3.2	0.128				
6.4	0.256				
10.0	0.400				
20.0	0.800				

REGRESSION DATA
CONC = (ABS-intercept)/ slope

intercept =
Slope =
r =
Comment:
maxabs = 0.000

Verification Standards *Source:* *ERA #* *Conc (mg/l)* 1000
dilution = 0.06 *ml to* 250 *ml DI =* ***0.240*** ***mg/l***

Digest Prep Standards *Source:* *ERA #* *Conc (mg/l)* 1000
dilution 1 = *ml to* *ml DI =* ***mg/l***

Sample Data

1. *For SRP, leave digest data blank!!*
2. *Spike with 10 mg/L Intermediate Standard* *enter dilution as final vol / sample vol*

SAMPLE ID	Tot P Digest mL sample	mL digest	Analysis Data Abs	Dilution	(mg/l)	TOT P (mg/l)	SRP (mg/l)	Notes
Calib Blank				1.0				
ICV				1.0				
Prep Blank				1.0				
Prep Std				1.0				
1x10A3	10	50	0.192	x10 4X				
				1.0				
				1.0				
				1.0				
				1.0				
				1.0				
				1.0				
				1.0				
Calib Blank			0.000	1.0				
CCV			0.158	1.0				
				1.0				
				1.0				
				1.0				
				1.0				
				1.0				
				1.0				
				1.0				
				1.0				
				1.0				
				1.0				
Calib Blank				1.0				
CCV				1.0			9-21-06	SM

9-21-06
S.CH

TEST SETUP
GENESYS 10 v2.021 2G2G048006

Standard Curve	21:51 21Sep06
Test Name	TOTAL PHO
Date Standards Measured	21Sep06
Wavelength	880nm
Ref. Wavelength Correction	Off
Curve Fit	Linear
Number of Standards	7
Units	mg/L
ID# (0=OFF)	Off
Low/High Limits	0.000/0.800
Statistics	On
Auto Print	On

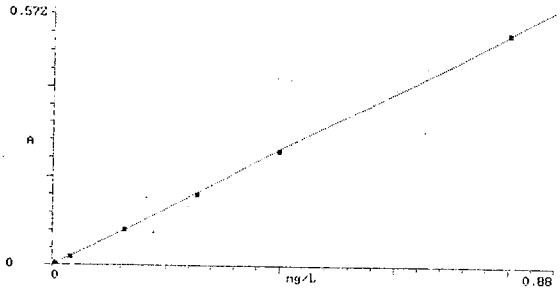

Curve Fit	Linear
Slope	0.649
Intercept	-0.00199
Std Dev	0.003
Corr Coeff	1.000

Conc. mg/L	Abs 880nm
0.000	0.000
0.008	0.004
0.032	0.019
0.128	0.083
0.256	0.160
0.400	0.254
0.800	0.520

TEST SETUP
GENESYS 10 v2.021 2G2G048006

Advanced A-%T-C	22:09 21Sep06
Test Name	TOTAL PHOS[Saved]
Measurement Mode	Absorbance
Wavelength	880nm
Ref. Wavelength Correction	Off
Delay Time (min:sec)	0:05
ID# (0=OFF)	1
Low/High Limits	0.000/0.800
Statistics	Off
Auto Print	On

ID#	Abs 880nm
1	0.000
2	0.156
3	0.001

4	0.249
5	0.301
6	0.011
7	0.011
8	0.208
9	0.472
10	0.004
11	0.255
12	0.324
13	0.000
14	0.157
15	0.397
16	0.682
17	0.179
18	0.212

19 0.333

20 0.401

21 0.081

22 0.076

23 0.312

24 0.065

25 0.000

26 0.154

27 0.192

28 0.000

29 0.158

JW
9-21-06

Analytical Resources Inc.
4611 134th Place S., Suite 100
Tukwila, WA 98168
206-695-6227

analyst: DAP
date: 9/19/06
start time: 14:18
loop: 100µl

		dilution	fluoride	chloride	nitrite	bromide	nitrate	phosphate	sulfate
DL (ppm)		1	0.100	0.100	0.100	0.100	0.100	0.100	0.100
HiSTD		1	5.000	5.000	5.000	5.000	5.000	5.000	5.000
ICV,CCV (ppm)		1	3.000	3.000	3.000	3.000	3.000	3.000	3.000
ERA LOT#		1	02014	38084	17075	27025	20034	01024	37065
		dilution	fluoride	chloride	nitrite	bromide	nitrate	phosphate	sulfate
ICV		1	2.800	2.780	2.880	2.830	2.740	2.800	2.970
		%recovery	93%	93%	96%	94%	91%	93%	99.0%
ICB		1	<0.1	<0.1	<0.1	<0.1	<0.1	<0.1	<0.1
JW38 A1		1	NR	0.150	NR	<0.1	NR	NR	NR
JW38 A1 dup		1	NR	0.150	NR	<0.1	NR	NR	NR
JW38 A1 ms		1	NR	2.030	NR	1.950	NR	NR	NR
Matrix Spike		*0.05 mL 200ppm intstock to*				*5.0*		*mLsample= 2.00*	
				94%		98%			
JW38 B1		1	NR	0.080	NR	<0.1	NR	NR	NR
JW38 C1		1	NR	0.150	NR	<0.1	NR	NR	NR
JW38 D1		1	NR	NR	NR	2.110	NR	NR	NR
JW38 E1		1	NR	NR	NR	2.270	NR	NR	NR
JW38 F1		1	NR	NR	NR	2.220	NR	NR	NR
JW38 G1		1	NR	NR	NR	0.280	NR	NR	NR
JW38 H1		1	NR	NR	NR	0.280	NR	NR	NR
CCV		1	2.790	2.820	2.880	2.840	2.750	2.780	3.000
		%recovery	93%	94%	96%	95%	92%	93%	100.0%
CCB		1	<0.1	<0.1 ~~0.27~~ ⑤	<0.1	<0.1	<0.1	<0.1	<0.1
JW38 I1		1	NR	NR	NR	0.280	NR	NR	NR
JW38 J1		1	NR	NR	NR	2.510	NR	NR	NR
JW38 K1		1	NR	NR	NR	2.750	NR	NR	NR
JW38 L1		1	NR	NR	NR	2.690	NR	NR	NR
JW94 A1		10	32.530	26.780	NR	NR	NR	NR	0.120
JW94 B1		10	NR	NR	NR	NR	NR	NR	NR
JW94 C1		10	NR	38.160	NR	NR	NR	NR	NR
JW94 D1		10	NR	41.270	NR	NR	NR	NR	17.270
JW94 E1		10	NR	18.310	NR	NR	NR	NR	NR
JW94 F1		10	10.490	30.660	NR	NR	NR	NR	16.680
CCV		1	2.800	2.880	2.880	2.830	2.730	2.770	2.960
		%recovery	93%	96%	96%	94%	91%	92%	98.7%
CCB		1	<0.1	<0.1 ~~0.27~~ ⑤	<0.1	<0.1	<0.1	<0.1	<0.1
JW94 G1		10	NR	NR	NR	NR	NR	NR	NR
CCV		1	2.800	2.810	2.830	3.280	2.720	2.770	2.960
		%recovery	93%	94%	94%	109%	91%	92%	98.7%
CCB		1	<0.1	<0.1 ~~0.27~~ ⑤	<0.1	<0.1	<0.1	<0.1	<0.1

DM 9/21/06

Schedule File: C:\PEAKNET\SCHEDULE\SEP1906DAP.SCH

Line	Sample	Sample Type	Level	Method	Data File	Volume	Dilution	Weight
1	CAL 1	Calibration	1	std.met	c:\peaknet\data\sept 2006\sep1906dap_001.dxd	1	1	1
2	CAL 2	Calibration	2	std.met	c:\peaknet\data\sept 2006\sep1906dap_002.dxd	1	1	1
3	CAL 3	Calibration	3	std.met	c:\peaknet\data\sept 2006\sep1906dap_003.dxd	1	1	1
4	CAL 4	Calibration	4	std.met	c:\peaknet\data\sept 2006\sep1906dap_004.dxd	1	1	1
5	CAL 5	Calibration	5	std.met	c:\peaknet\data\sept 2006\sep1906dap_005.dxd	1	1	1
6	CAL 6	Calibration	6	std.met	c:\peaknet\data\sept 2006\sep1906dap_006.dxd	1	1	1
7	ICV	Sample		std.met	c:\peaknet\data\sept 2006\sep1906dap_007.dxd	1	1	1
8	ICB	Sample		std.met	c:\peaknet\data\sept 2006\sep1906dap_008.dxd	1	1	1
9	JW38 A1	Sample		std.met	c:\peaknet\data\sept 2006\sep1906dap_009.dxd	1	1	1
10	JW38 A1 DUP	Sample		std.met	c:\peaknet\data\sept 2006\sep1906dap_010.dxd	1	1	1
11	JW38 A1 MS	Sample		std.met	c:\peaknet\data\sept 2006\sep1906dap_011.dxd	1	1	1
12	JW38 B1	Sample		std.met	c:\peaknet\data\sept 2006\sep1906dap_012.dxd	1	1	1
13	JW38 C1	Sample		std.met	sep1906dap	1	1	1
14	JW38 D1	Sample		std.met	sep1906dap	1	1	1
15	JW38 E1	Sample		std.met	sep1906dap	1	1	1
16	JW38 F1	Sample		std.met	sep1906dap	1	1	1
17	JW38 G1	Sample		std.met	sep1906dap	1	1	1
18	JW38 H1	Sample		std.met	sep1906dap	1	1	1
19	CCV	Sample		std.met	sep1906dap	1	1	1
20	CCB	Sample		std.met	sep1906dap	1	1	1
21	JW38 I1	Sample		std.met	sep1906dap	1	1	1
22	JW38 J1	Sample		std.met	sep1906dap	1	1	1
23	JW38 K1	Sample		std.met	sep1906dap	1	1	1
24	JW38 L1	Sample		std.met	sep1906dap	1	10	1
25	JW94 A1	Sample		std.met	sep1906dap	1	10	1
26	JW94 B1	Sample		std.met	sep1906dap	1	10	1
27	JW94 C1	Sample		std.met	sep1906dap	1	10	1
28	JW94 D1	Sample		std.met	sep1906dap	1	10	1
29	JW94 E1	Sample		std.met	sep1906dap	1	10	1
30	JW94 F1	Sample		std.met	sep1906dap	1	1	1
31	CCV	Sample		std.met	sep1906dap	1	1	1
32	CCB	Sample		std.met	sep1906dap	1	10	1
33	JW94 G1	Sample		std.met	sep1906dap	1	1	1
34	CCV	Sample		std.met	sep1906dap	1	1	1
35	CCB	Sample		std.met	sep1906dap	1	1	1
36	STOP	Sample		stop.met	sep1906dap			

1. Component:FLUORIDE
Standard:External Fit Type:Linear
Origin:Force Calibration:Area
r^2=0.998150
Amt=1.75e-006*Resp+0

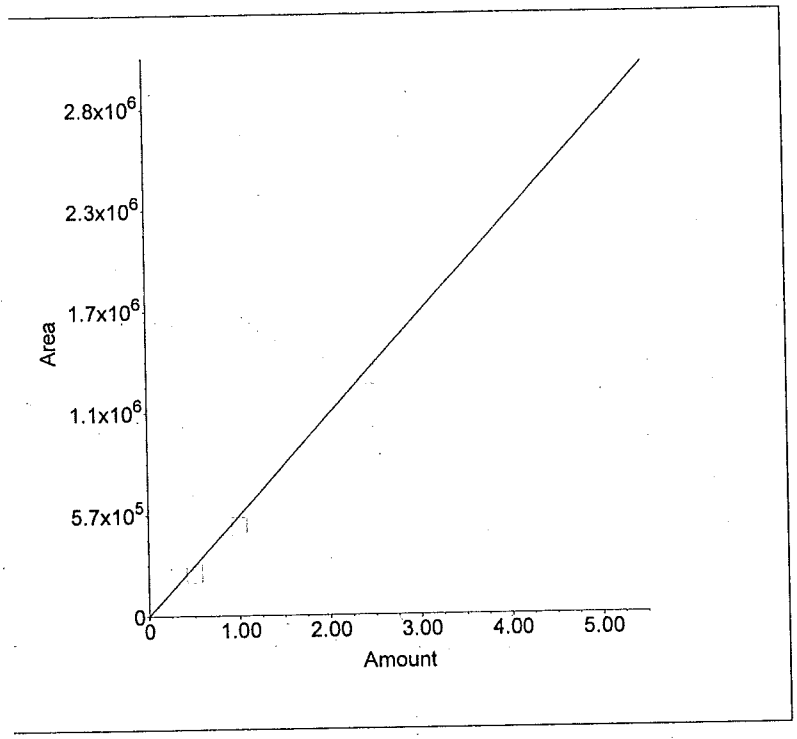

2. Component:CHLORIDE
Standard:External Fit Type:Linear
Origin:Force Calibration:Area
r^2=0.998409
Amt=2.683e-006*Resp+0

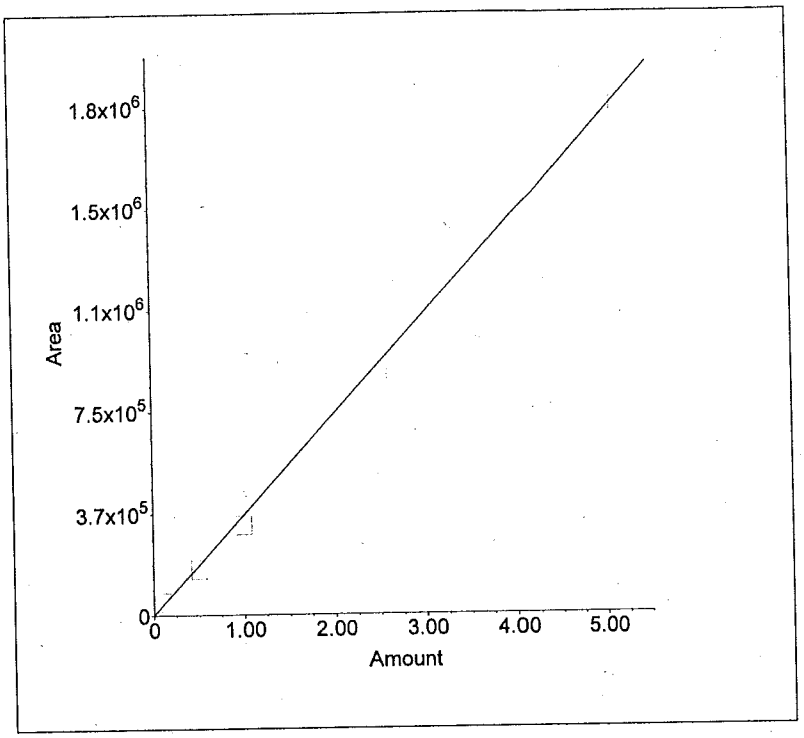

3. Component:NITRITE-N
Standard:External Fit Type:Linear
Origin:Force Calibration:Area
r^2=0.998292
Amt=1.179e-006*Resp+0

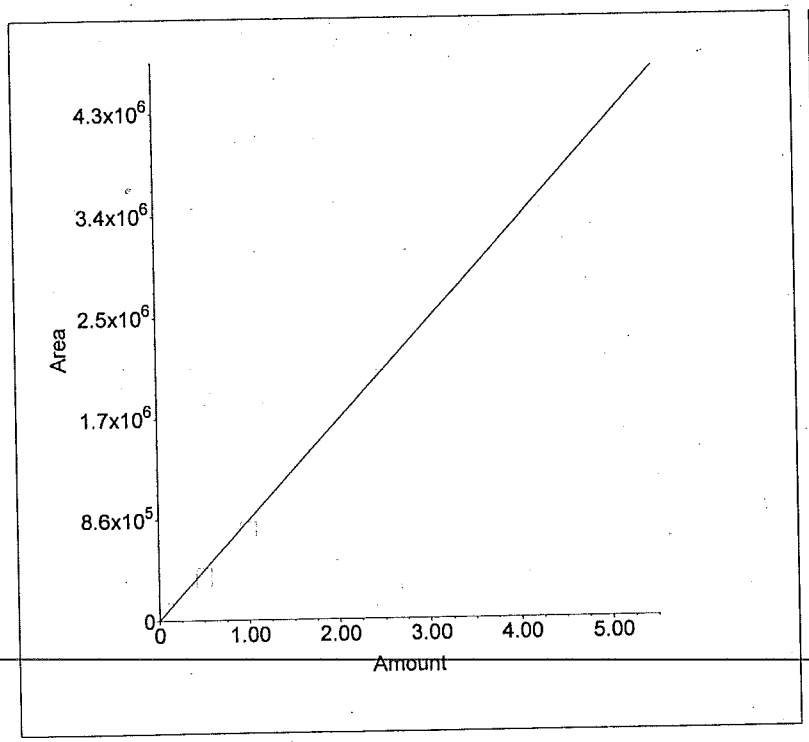

4. Component:BROMIDE
Standard:External Fit Type:Linear
Origin:Force Calibration:Area
r^2=0.999100
Amt=6.74e-006*Resp+0

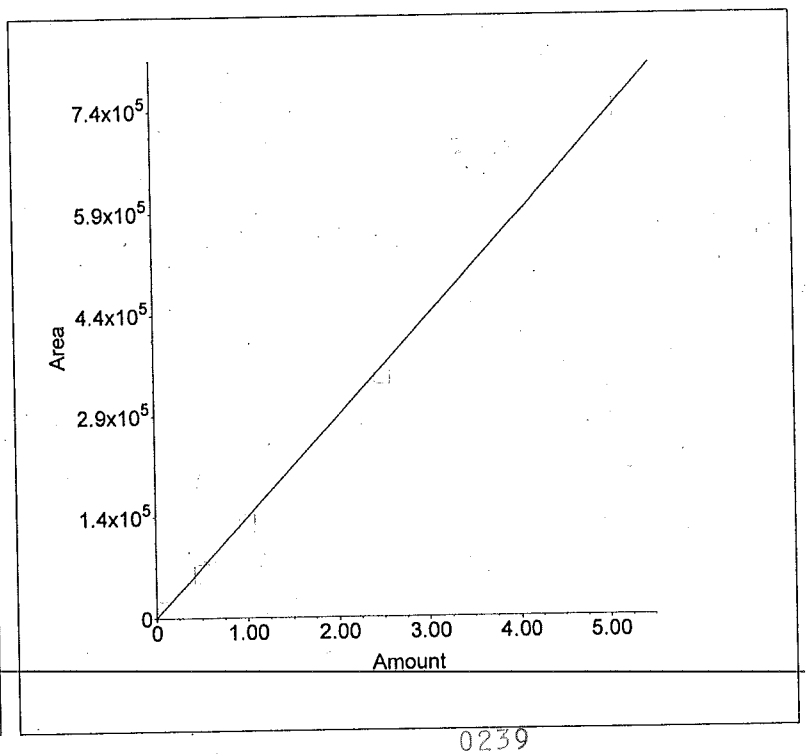

0239

5. Component:NITRATE-N
Standard:External Fit Type:Linear
Origin:Force Calibration:Area
r^2=0.995956
Amt=1.013e-006*Resp+0

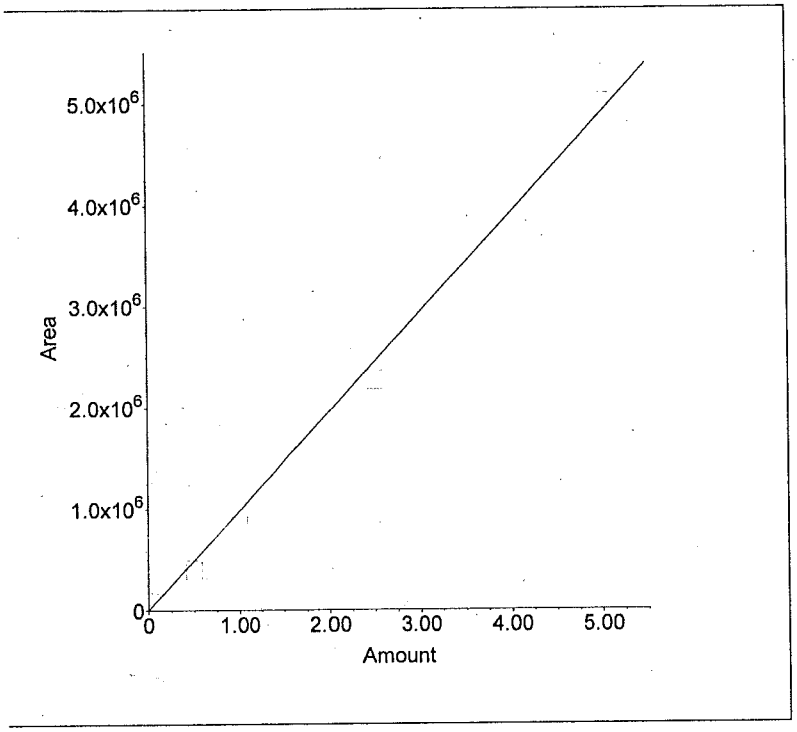

6. Component:PHOSPHATE-P
Standard:External Fit Type:Linear
Origin:Force Calibration:Area
r^2=0.996743
Amt=3.363e-006*Resp+0

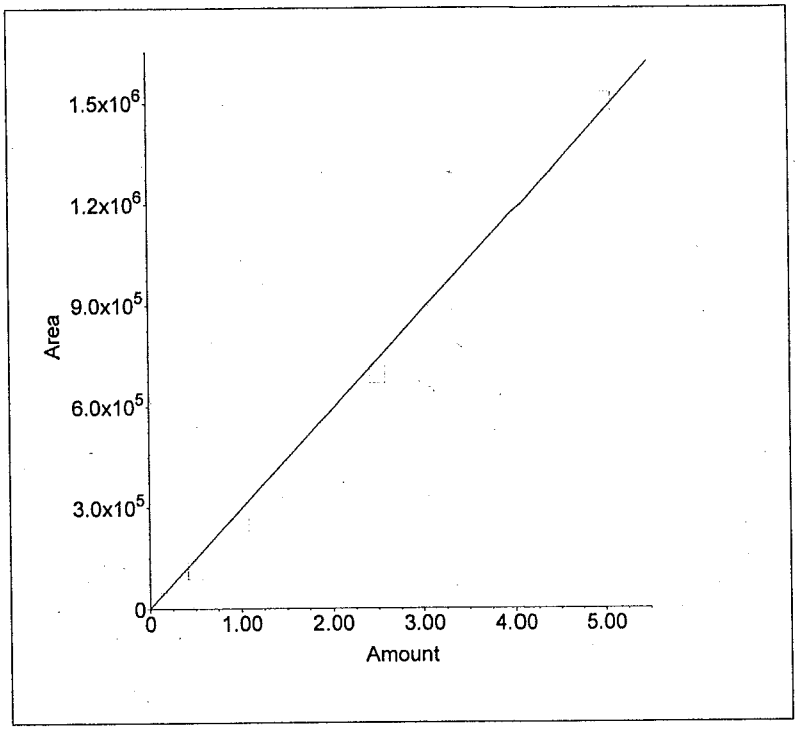

7. Component:SULFATE
Standard:External Fit Type:Linear
Origin:Force Calibration:Area
r^2=0.999614
Amt=4.101e-006*Resp+0

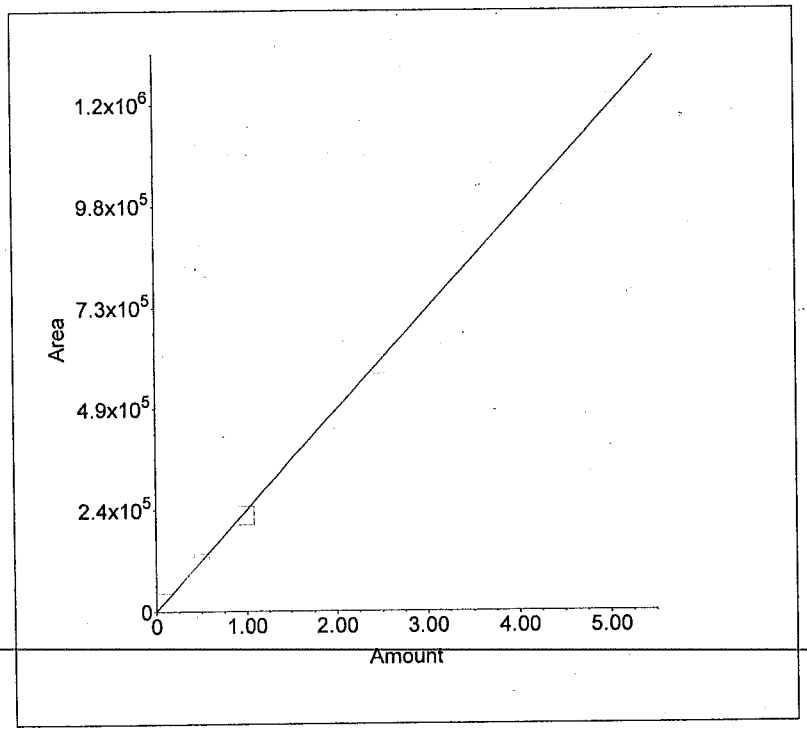

Calibration Update Report

Sample Name : CAL 1
Method File Name : c:\peaknet\method\std.met

Current Date : 9/19/06
Date Time Collected : 9/19/06 2:18:44 PM

Injection Number : 1
Dilution Factor : 1.00
column :

Calibration Date : 9/19/06 2:34:20 PM
Data File Name : ...\SEP1906DAP_001.DXD
Injection Volume : 1.00

Module ID : 34 07 2a
Schedule File Name : ...\sep1906dap.sch

Peak Information : All Peaks

Peak Number	Component Time	Component Name	conc. (ppm)	Cal Response Previous	Cal Response Measured	Cal Response New
1	4.40	CHLORIDE	0.00	26275	12808	12808

CAL 1

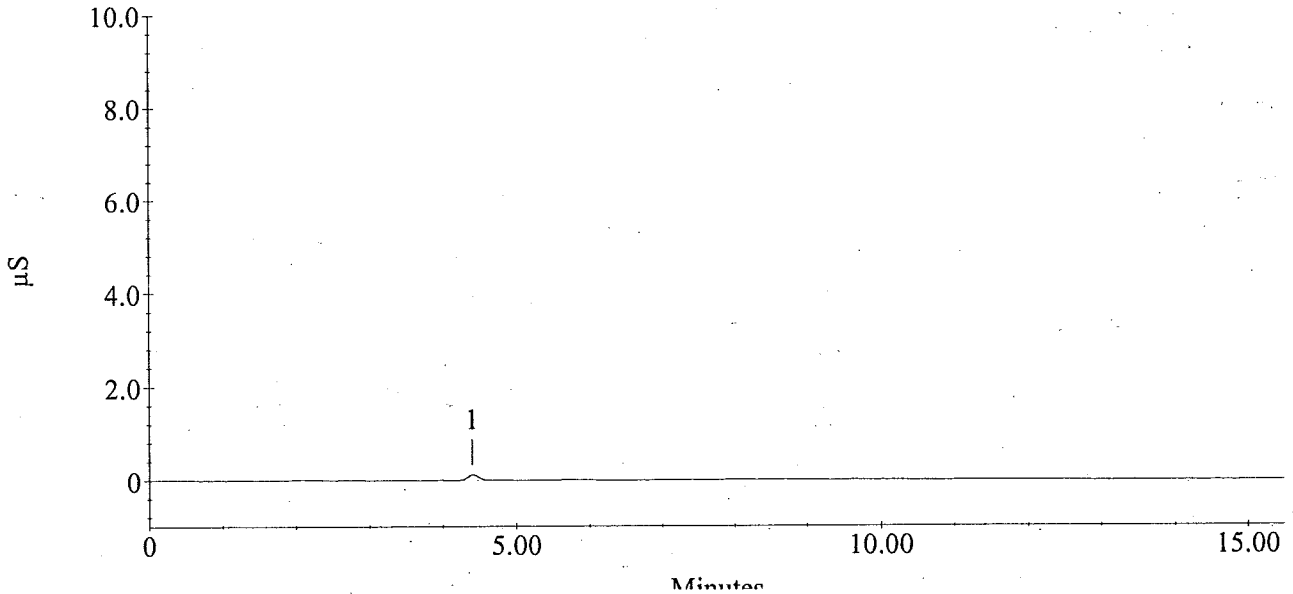

Calibration Update Report

Sample Name : CAL 2
Method File Name : c:\peaknet\method\std.met

Current Date : 9/19/06
Date Time Collected : 9/19/06 2:36:35 PM

Injection Number : 2
Dilution Factor : 1.00
column :

Calibration Date : 9/19/06 2:52:05 PM
Data File Name : ...\SEP1906DAP_002.DXD
Injection Volume : 1.00

Module ID : 34 07 2a
Schedule File Name : ...\sep1906dap.sch

Peak Information : All Peaks

Peak Number	Component Time	Component Name	conc. (ppm)	Cal Response Previous	Cal Response Measured	Cal Response New
1	3.10	FLUORIDE	0.10	39698	47451	47451
2	4.42	CHLORIDE	0.10	47835	48484	48484
3	5.32	NITRITE-N	0.10	68404	68972	68972
4	6.75	BROMIDE	0.10	13184	10844	10844
5	7.95	NITRATE-N	0.10	86076	78320	78320
6	10.65	PHOSPHATE-P	0.10	16823	21487	21487
7	12.38	SULFATE	0.10	26884	21024	21024

CAL 2

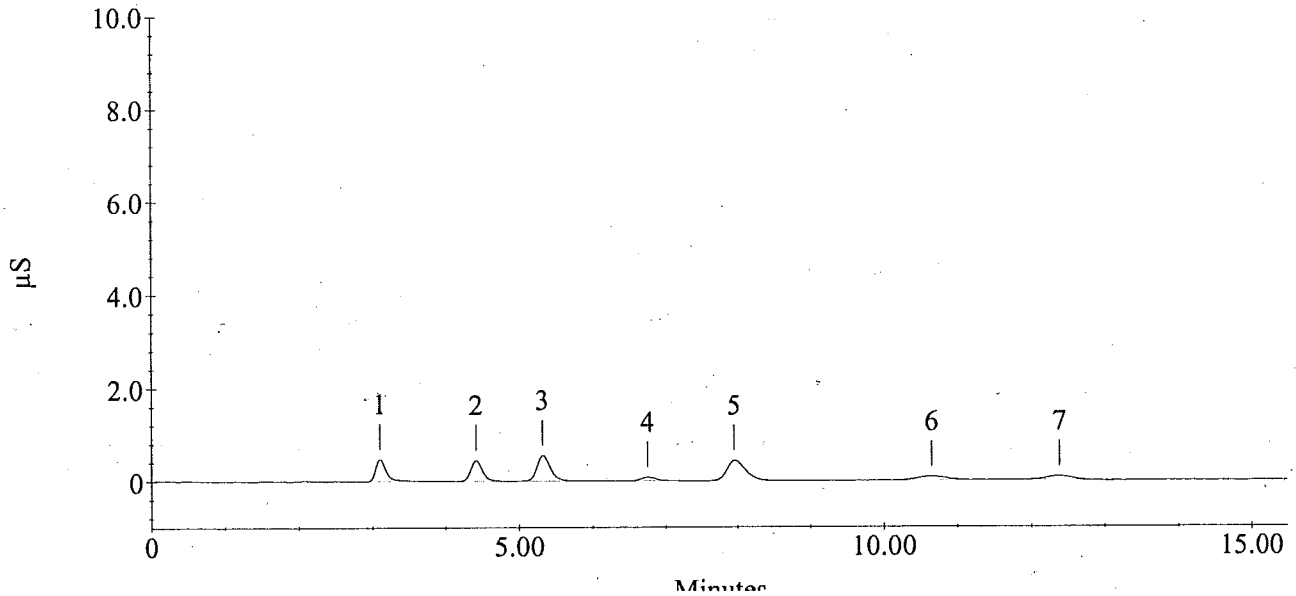

Calibration Update Report

Sample Name : CAL 3
Method File Name : c:\peaknet\method\std.met

Current Date : 9/19/06
Date Time Collected : 9/19/06 2:54:21 PM

Injection Number : 3
Dilution Factor : 1.00
column :

Calibration Date : 9/19/06 3:09:51 PM
Data File Name : ...\SEP1906DAP_003.DXD
Injection Volume : 1.00

Module ID : 34 07 2a
Schedule File Name : ...\sep1906dap.sch

Peak Information : All Peaks

Peak Number	Component Time	Component Name	conc. (ppm)	Cal Response Previous	Cal Response Measured	Cal Response New
1		Unknown 1	0.00			
2		Unknown 2	0.00			
3	3.10	FLUORIDE	0.50	239169	246103	246103
4	4.40	CHLORIDE	0.50	177670	171218	171218
5	5.30	NITRITE-N	0.50	368113	368212	368212
6	6.73	BROMIDE	0.50	69796	65934	65934
7	7.88	NITRATE-N	0.50	416090	404310	404310
8	10.60	PHOSPHATE-P	0.50	124829	116608	116608
9	12.35	SULFATE	0.50	113686	117492	117492

CAL 3

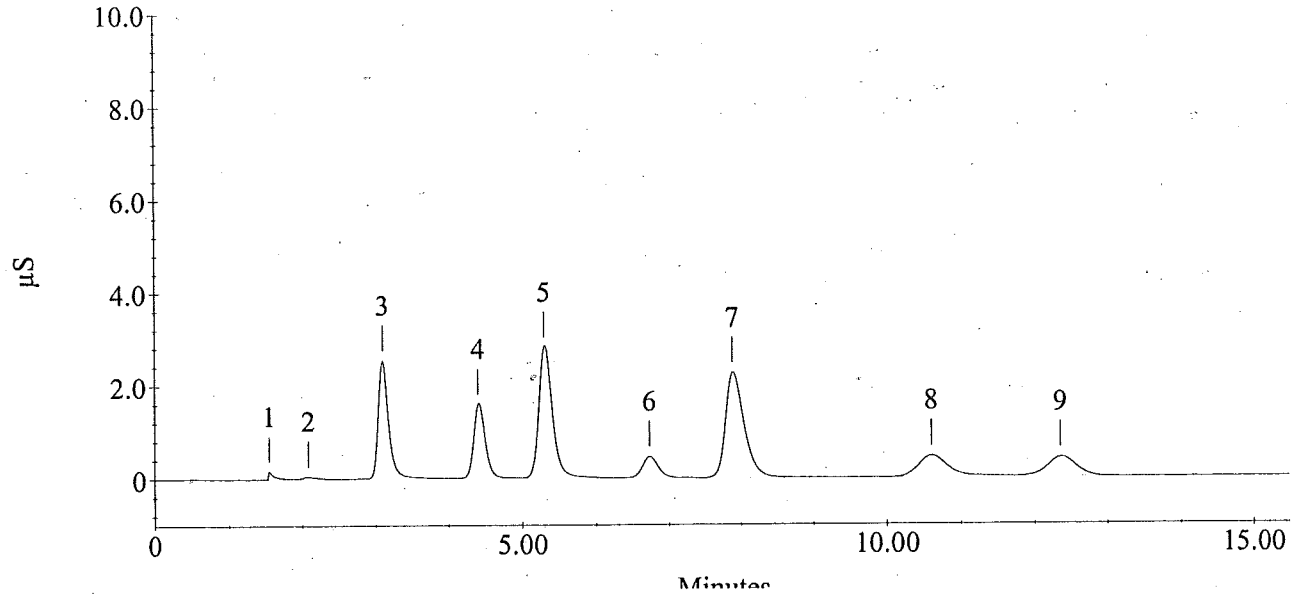

Calibration Update Report

Sample Name : CAL 4
Method File Name : c:\peaknet\method\std.met

Current Date : 9/19/06
Date Time Collected : 9/19/06 3:12:07 PM

Injection Number : 4
Dilution Factor : 1.00
column :

Calibration Date : 9/19/06 3:27:37 PM
Data File Name : ...\SEP1906DAP_004.DXD
Injection Volume : 1.00

Module ID : 34 07 2a
Schedule File Name : ...\sep1906dap.sch

Peak Information : All Peaks

Peak Number	Component Time	Component Name	conc. (ppm)	Cal Response Previous	Cal Response Measured	Cal Response New
1		Unknown 1	0.00			
2	3.08	FLUORIDE	1.00	464784	510261	510261
3	4.40	CHLORIDE	1.00	326056	335543	335543
4	5.30	NITRITE-N	1.00	705673	757746	757746
5	6.72	BROMIDE	1.00	133107	139291	139291
6	7.85	NITRATE-N	1.00	787081	840833	840833
7	10.58	PHOSPHATE-P	1.00	248533	256103	256103
8	12.37	SULFATE	1.00	224826	232084	232084

CAL 4

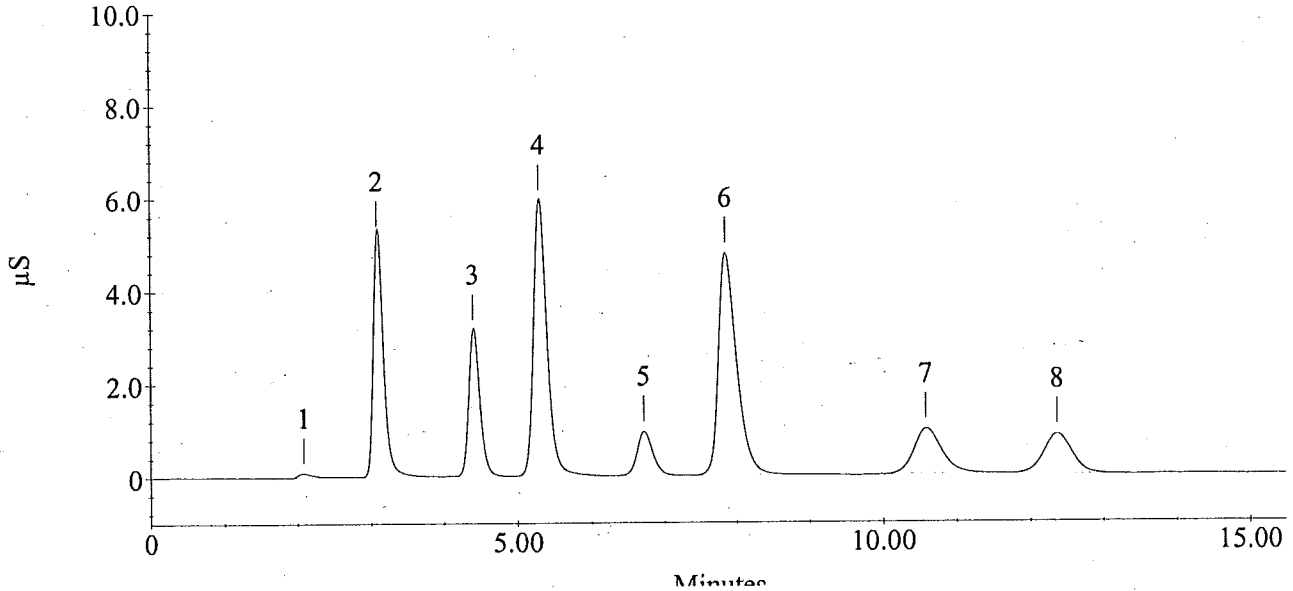

Calibration Update Report

Sample Name : CAL 5
Method File Name : c:\peaknet\method\std.met

Current Date : 9/19/06
Date Time Collected : 9/19/06 3:29:53 PM

Injection Number : 5
Dilution Factor : 1.00
column :

Calibration Date : 9/19/06 3:45:23 PM
Data File Name : ...\SEP1906DAP_005.DXD
Injection Volume : 1.00

Module ID : 34 07 2a
Schedule File Name : ...\sep1906dap.sch

Peak Information : All Peaks

Peak Number	Component Time	Component Name	conc. (ppm)	Cal Response Previous	Cal Response Measured	Cal Response New
1		Unknown 1	0.00			
2	3.10	FLUORIDE	2.50	1320130	1367994	1367994
3	4.40	CHLORIDE	2.50	876864	892247	892247
4	5.30	NITRITE-N	2.50	1994803	2033609	2033609
5	6.70	BROMIDE	2.50	358211	359274	359274
6	7.77	NITRATE-N	2.50	2244357	2292138	2292138
7	10.57	PHOSPHATE-P	2.50	700364	701482	701482
8	12.35	SULFATE	2.50	599769	597610	597610

CAL 5

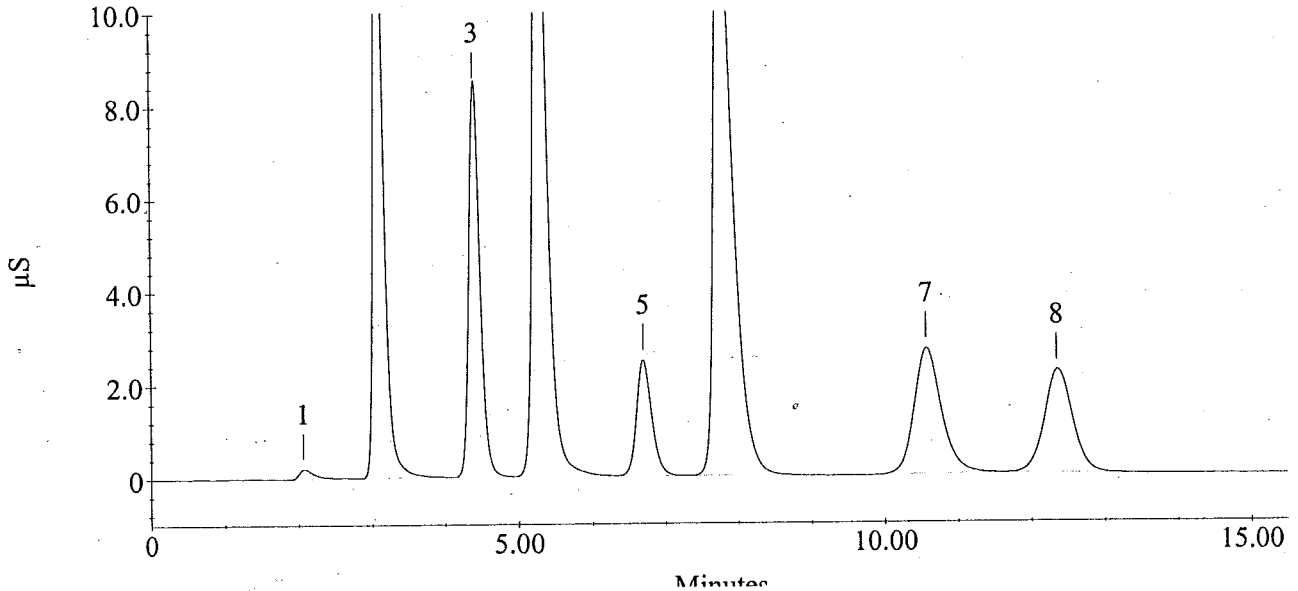

Calibration Update Report

Sample Name : CAL 6
Method File Name : c:\peaknet\method\std.met

Current Date : 9/19/06
Date Time Collected : 9/19/06 3:47:39 PM

Injection Number : 6
Dilution Factor : 1.00
column :

Calibration Date : 9/19/06 4:03:09 PM
Data File Name : ...\SEP1906DAP_006.DXD
Injection Volume : 1.00

Module ID : 34 07 2a
Schedule File Name : ...\sep1906dap.sch

Peak Information : All Peaks

Peak Number	Component Time	Component Name	conc. (ppm)	Cal Response Previous	Cal Response Measured	Cal Response New
1		Unknown 1	0.00			
2	3.10	FLUORIDE	5.00	2821238	2898965	2898965
3	4.42	CHLORIDE	5.00	1895600	1889464	1889464
4	5.32	NITRITE-N	5.00	4217368	4303292	4303292
5	6.68	BROMIDE	5.00	739523	749937	749937
6	7.70	NITRATE-N	5.00	4953028	5049960	5049960
7	10.55	PHOSPHATE-P	5.00	1492112	1515436	1515436
8	12.35	SULFATE	5.00	1225108	1227796	1227796

CAL 6

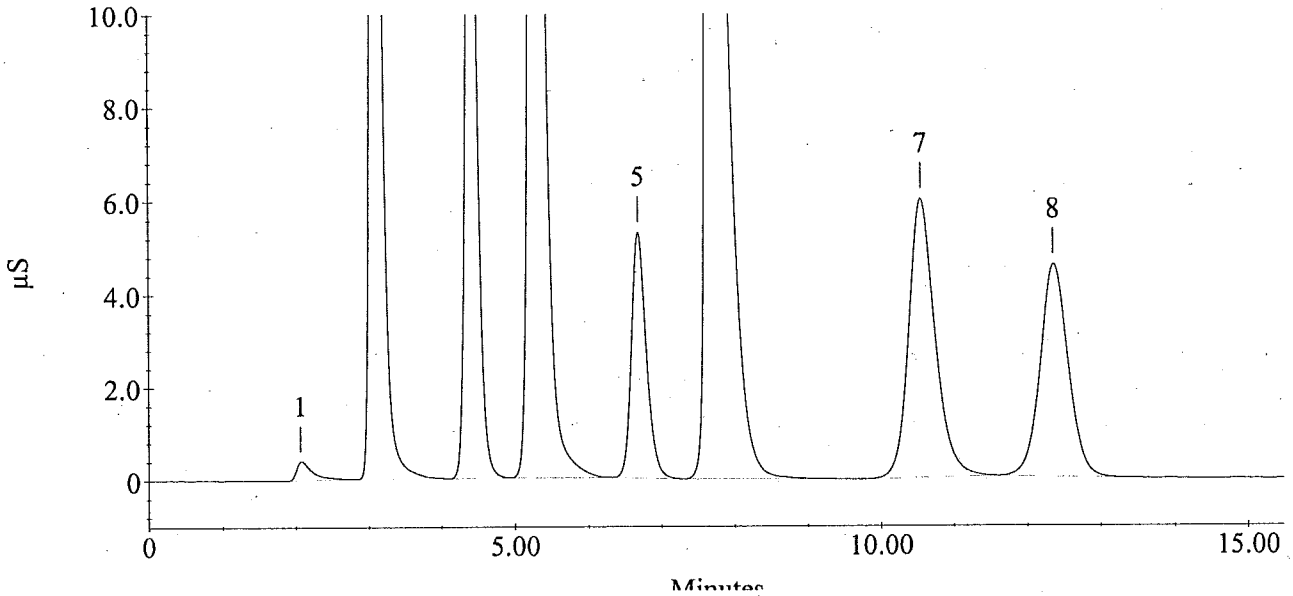

Sample Name : ICV
Method File Name : c:\peaknet\method\std.met

Current Date : 9/19/06
Date Time Collected : 9/19/06 4:05:26 PM

Injection Number : 7
Dilution Factor : 1.00
column :

Calibration Date : 9/19/06 4:03:09 PM
Data File Name : ...\SEP1906DAP_007.DXD
Injection Volume : 1.00

Module ID : 34 07 2a
Schedule File Name : ...\sep1906dap.sch

Peak Information : All Peaks

Pk. Num	Ret Time	Component Name	conc. (ppm)	Height	Area	Bl. Code	%Delta
1	2.08	Unknown 1	0.00	2638	37190	1	
2	3.10	FLUORIDE	2.80	163364	1602098	1	0.00
3	4.42	CHLORIDE	2.78	98942	1034200	1	0.00
4	5.30	NITRITE-N	2.88	189781	2443541	1	-0.31
5	6.68	BROMIDE	2.83	28673	419797	1	0.00
6	7.75	NITRATE-N	2.74	154039	2706124	1	0.65
7	10.58	PHOSPHATE-P	2.80	32011	833733	1	0.32
8	12.38	SULFATE	2.97	26785	723303	1	0.27
		---total(s)---	19.80	696233	9799986		

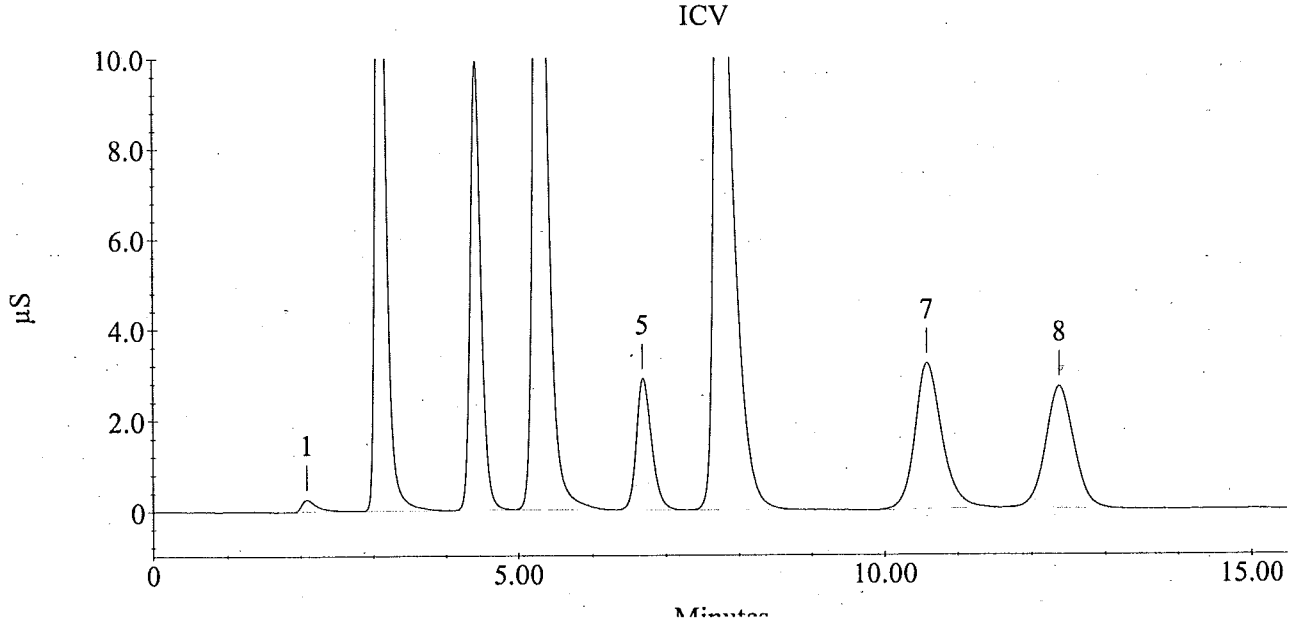

Sample Name : ICB
Method File Name : c:\peaknet\method\std.met

Current Date : 9/19/06
Date Time Collected : 9/19/06 4:23:12 PM

Injection Number : 8
Dilution Factor : 1.00
column :

Calibration Date : 9/19/06 4:03:09 PM
Data File Name : ...\SEP1906DAP_008.DXD
Injection Volume : 1.00

Module ID : 34 07 2a
Schedule File Name : ...\sep1906dap.sch

Peak Information : All Peaks

Pk. Num	Ret Time	Component Name	conc. (ppm)	Height	Area	Bl. Code	%Delta
1	2.07	Unknown 1	0.00	207	1886	1	
2	4.40	CHLORIDE	0.03	954	10036	1	-0.38
		---total(s)---	0.03	1161	11922		

ICB

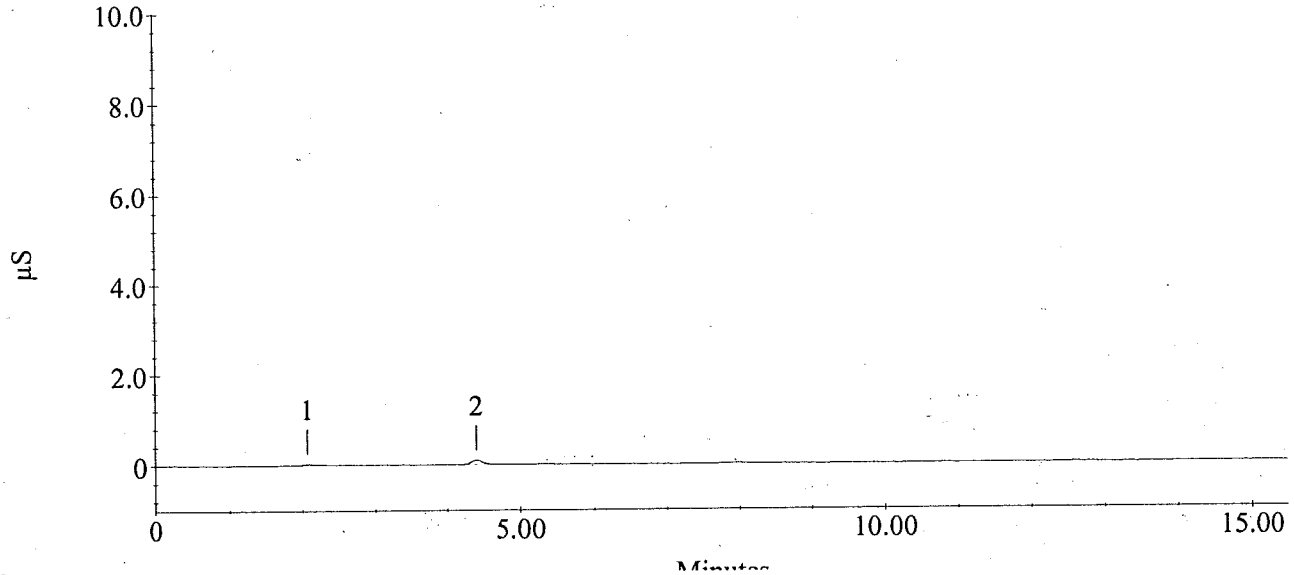

Sample Name : JW38 A1
Method File Name : c:\peaknet\method\std.met

Current Date : 9/19/06
Date Time Collected : 9/19/06 4:40:58 PM

Injection Number : 9
Dilution Factor : 1.00
column :

Calibration Date : 9/19/06 4:03:09 PM
Data File Name : ...\SEP1906DAP_009.DXD
Injection Volume : 1.00

Module ID : 34 07 2a
Schedule File Name : ...\sep1906dap.sch

Peak Information : All Peaks

Pk. Num	Ret Time	Component Name	conc. (ppm)	Height	Area	Bl. Code	%Delta
1	2.08	Unknown 1	0.00	296	3626	1	
2	4.40	CHLORIDE	0.15	5250	57336	1	-0.38
3	7.87	NITRATE-N	0.23	12896	229794	1	2.16
4	12.38	SULFATE	2.09	18908	510073	1	0.27
		---total(s)---	2.48	37351	800829		

JW38 A1

Br NON DETECT (<0.1)

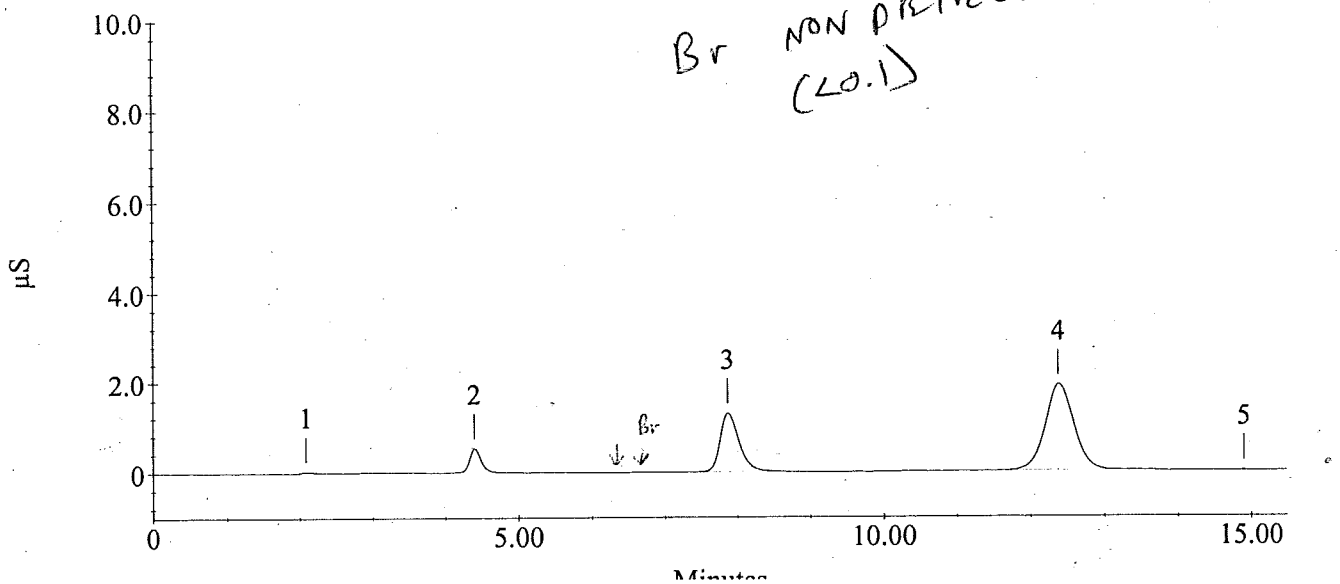

Sample Name : JW38 A1 DUP
Method File Name : c:\peaknet\method\std.met

Current Date : 9/19/06
Date Time Collected : 9/19/06 4:58:43 PM

Injection Number : 10
Dilution Factor : 1.00
column :

Calibration Date : 9/19/06 4:03:09 PM
Data File Name : ...\SEP1906DAP_010.DXD
Injection Volume : 1.00

Module ID : 34 07 2a
Schedule File Name : ...\sep1906dap.sch

Peak Information : All Peaks

Pk. Num	Ret Time	Component Name	conc. (ppm)	Height	Area	Bl. Code	%Delta
1	2.08	Unknown 1	0.00	596	8112	1	
2	4.40	CHLORIDE	0.15	5097	57169	1	-0.38
3	7.87	NITRATE-N	0.24	13005	233087	1	2.16
4	12.38	SULFATE	2.13	19027	518312	1	0.27
		---total(s)---	2.51	37724	816681		

JW38 A1 DUP

Br NOT DETECT (20.1)

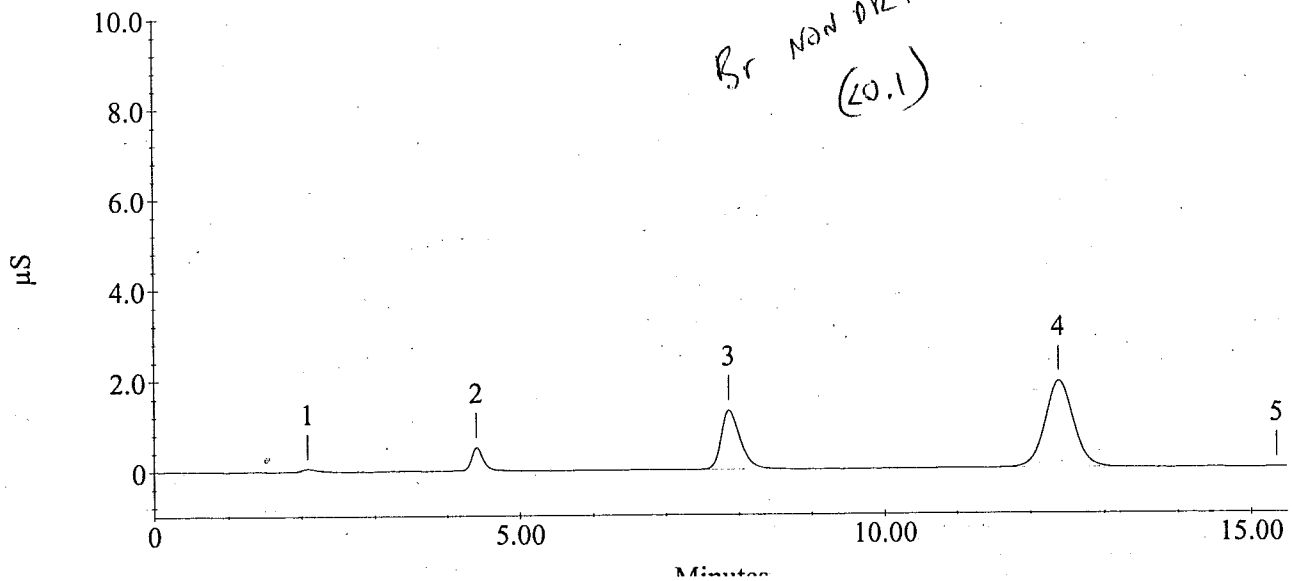

Sample Name : JW38 A1 MS
Method File Name : c:\peaknet\method\std.met

Current Date : 9/19/06
Date Time Collected : 9/19/06 5:16:28 PM

Injection Number : 11
Dilution Factor : 1.00
column :

Calibration Date : 9/19/06 4:03:09 PM
Data File Name : ...\SEP1906DAP_011.DXD
Injection Volume : 1.00

Module ID : 34 07 2a
Schedule File Name : ...\sep1906dap.sch

Peak Information : All Peaks

Pk. Num	Ret Time	Component Name	conc. (ppm)	Height	Area	Bl. Code	%Delta
1	2.08	Unknown 1	0.00	1960	24572	1	
2	3.10	FLUORIDE	1.91	111855	1092638	1	0.00
3	4.42	CHLORIDE	2.03	71826	754911	1	0.00
4	5.30	NITRITE-N	1.91	127262	1623136	1	-0.31
5	6.68	BROMIDE	1.95	19621	288708	1	0.00
6	7.77	NITRATE-N	2.12	119758	2094952	1	0.87
7	10.60	PHOSPHATE-P	1.88	21309	559584	1	0.47
8	12.38	SULFATE	4.18	37640	1020355	1	0.27
		---total(s)---	15.99	511231	7458856		

JW38 A1 MS

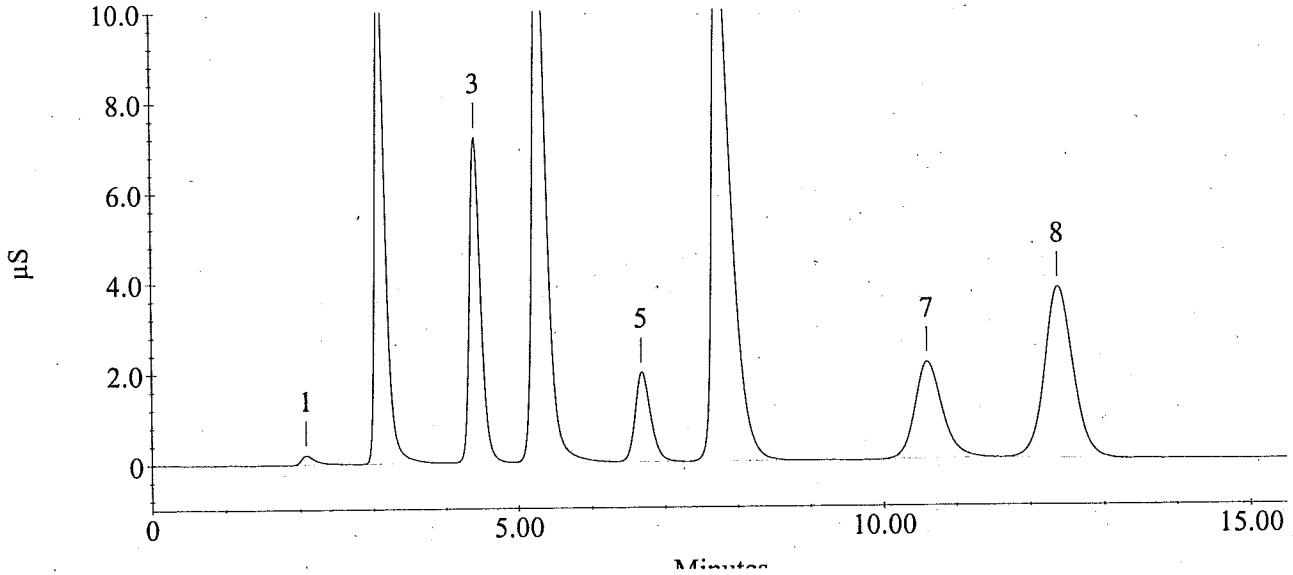

Sample Name : JW38 B1
Method File Name : c:\peaknet\method\std.met

Current Date : 9/19/06
Date Time Collected : 9/19/06 5:34:15 PM

Injection Number : 12
Dilution Factor : 1.00
column :

Calibration Date : 9/19/06 4:03:09 PM
Data File Name : ...\SEP1906DAP_012.DXD
Injection Volume : 1.00

Module ID : 34 07 2a
Schedule File Name : ...\sep1906dap.sch

Peak Information : All Peaks

Pk. Num	Ret Time	Component Name	conc. (ppm)	Height	Area	Bl. Code	%Delta
1	2.07	Unknown 1	0.00	173	1567	1	
2	4.40	CHLORIDE	0.08	2802	29250	1	-0.38
3	7.87	NITRATE-N	0.24	13028	234422	1	2.16
4	12.40	SULFATE	2.14	19143	523020	1	0.40
		---total(s)---	2.46	35146	788259		

JW38 B1

M 9/20/06
Br NON DETECT
(<0.1)

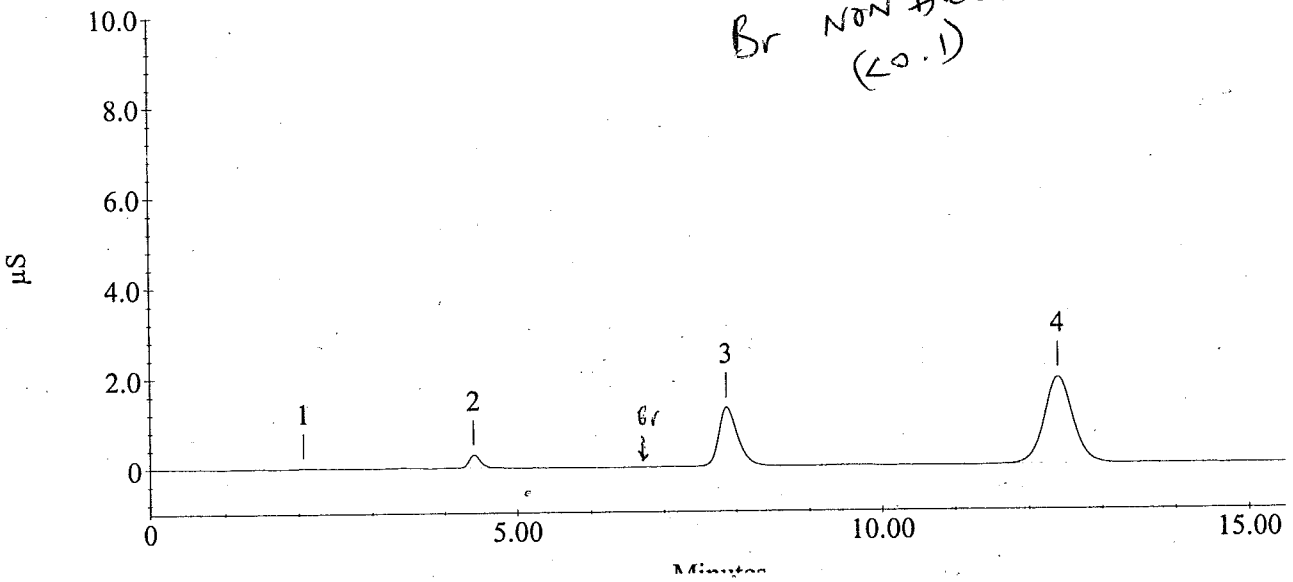

Sample Name : JW38 C1
Method File Name : c:\peaknet\method\std.met

Current Date : 9/19/06
Date Time Collected : 9/19/06 5:52:00 PM

Injection Number : 13
Dilution Factor : 1.00
column :

Calibration Date : 9/19/06 4:03:09 PM
Data File Name : ...\SEP1906DAP_013.DXD
Injection Volume : 1.00

Module ID : 34 07 2a
Schedule File Name : ...\sep1906dap.sch

Peak Information : All Peaks

Pk. Num	Ret Time	Component Name	conc. (ppm)	Height	Area	Bl. Code	%Delta
1	2.08	Unknown 1	0.00	261	2405	1	
2	4.40	CHLORIDE	0.15	4860	55098	1	-0.38
3	7.87	NITRATE-N	0.24	13121	233894	1	2.16
4	12.40	SULFATE	2.14	19297	522082	1	0.40
		---total(s)---	2.53	37540	813479		

JW38 C1

Br NOT DETECT (<0.1)

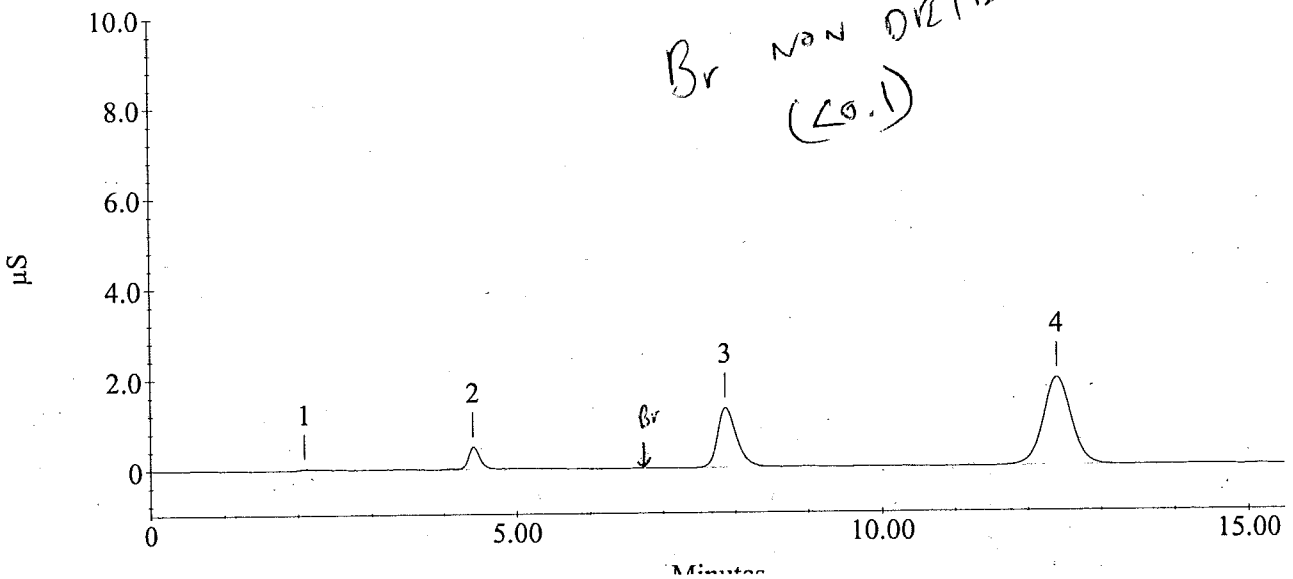

Sample Name : JW38 D1
Method File Name : c:\peaknet\method\std.met

Current Date : 9/19/06
Date Time Collected : 9/19/06 6:09:47 PM

Injection Number : 14
Dilution Factor : 1.00
column :

Calibration Date : 9/19/06 4:03:09 PM
Data File Name : ...\SEP1906DAP_014.DXD
Injection Volume : 1.00

Module ID : 34 07 2a
Schedule File Name : ...\sep1906dap.sch

Peak Information : All Peaks

Pk. Num	Ret Time	Component Name	conc. (ppm)	Height	Area	Bl. Code	%Delta
1	2.08	Unknown 1	0.00	19192	338399	1	
2	3.10	FLUORIDE	0.46	20913	260911	1	0.00
3	3.60	Unknown 2	0.00	6001	205100	1	
4	4.48	CHLORIDE	15.42 5x	692600	5746286	1	1.51
5	5.30	NITRITE-N	0.19	13532	157931	1	-0.31
6	6.67	BROMIDE	2.11	21837	313312	1	-0.25
7	7.83	NITRATE-N	0.39	21611	380215	1	1.73
8	11.28	Unknown 3	0.00	237780	5538093	1	
9	12.33	SULFATE	11.55	111868	2816099	1	-0.13
		---total(s)---	30.11	1145334	15756345		

JW38 D1

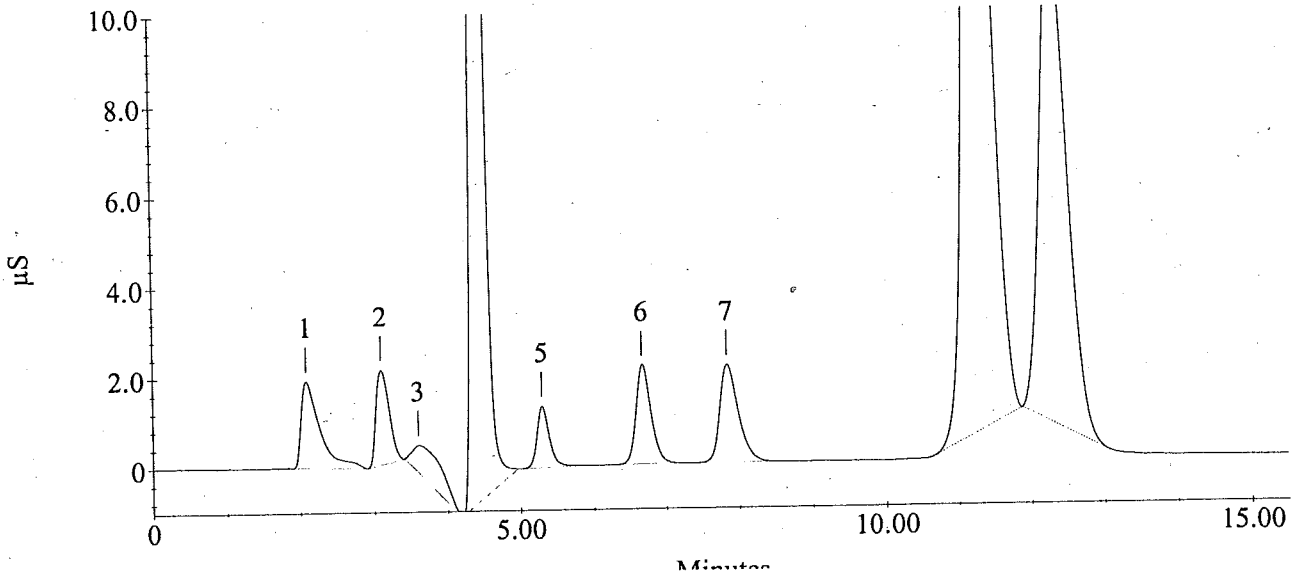

Sample Name : JW38 E1
Method File Name : c:\peaknet\method\std.met

Current Date : 9/19/06
Date Time Collected : 9/19/06 6:27:39 PM

Injection Number : 15
Dilution Factor : 1.00
column :

Calibration Date : 9/19/06 4:03:09 PM
Data File Name : ...\SEP1906DAP_015.DXD
Injection Volume : 1.00

Module ID : 34 07 2a
Schedule File Name : ...\sep1906dap.sch

Peak Information : All Peaks

Pk. Num	Ret Time	Component Name	conc. (ppm)	Height	Area	Bl. Code	%Delta
1	2.08	Unknown 1	0.00	21395	379118	1	
2	3.10	FLUORIDE	0.46	20837	263209	1	0.00
3	3.60	Unknown 2	0.00	5737	191007	1	
4	4.47	CHLORIDE	16.31 x5	696510	6076153	1	1.13
5	5.30	NITRITE-N	0.19	13911	158621	1	-0.31
6	6.67	BROMIDE	2.27	22349	336185	1	-0.25
7	7.83	NITRATE-N	0.40	22347	398532	1	1.73
8	11.28	Unknown 3	0.00	240871	5674529	1	
9	12.33	SULFATE	10.99	105485	2680962	1	-0.13
		---total(s)---	30.62	1149443	16158317		

JW38 E1

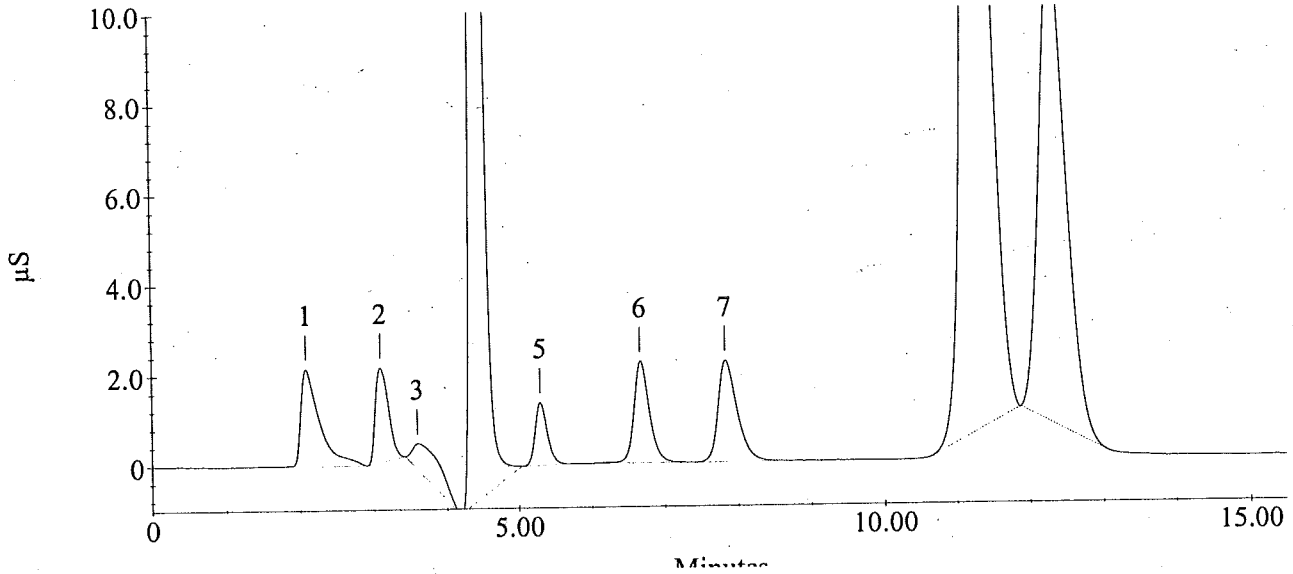

Sample Name : JW38 F1
Method File Name : c:\peaknet\method\std.met

Current Date : 9/19/06
Date Time Collected : 9/19/06 6:45:25 PM

Injection Number : 16
Dilution Factor : 1.00
column :

Calibration Date : 9/19/06 4:03:09 PM
Data File Name : ...\SEP1906DAP_016.DXD
Injection Volume : 1.00

Module ID : 34 07 2a
Schedule File Name : ...\sep1906dap.sch

Peak Information : All Peaks

Pk. Num	Ret Time	Component Name	conc. (ppm)	Height	Area	Bl. Code	%Delta
1	2.08	Unknown 1	0.00	20028	362077	1	
2	3.08	FLUORIDE	0.47	20993	267277	1	-0.54
3	3.60	Unknown 2	0.00	5590	190790	1	
4	4.48	CHLORIDE	16.42 X5	727288	6120748	1	1.51
5	5.30	NITRITE-N	0.18	13907	156022	1	-0.31
6	6.67	BROMIDE	2.22	22352	329414	1	-0.25
7	7.83	NITRATE-N	0.40	22158	395863	1	1.73
8	11.28	Unknown 3	0.00	234706	5503023	1	
9	12.33	SULFATE	10.42	100644	2541365	1	-0.13
		---total(s)---	30.12	1167668	15866580		

JW38 F1

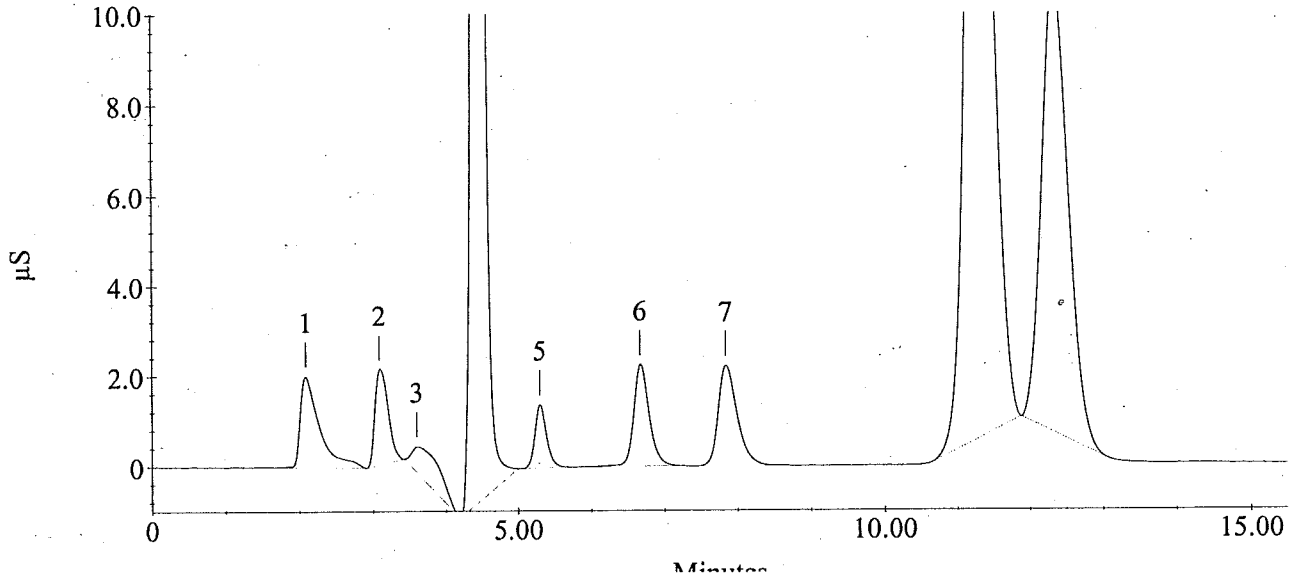

Sample Name : JW38 G1
Method File Name : c:\peaknet\method\std.met

Current Date : 9/19/06
Date Time Collected : 9/19/06 7:03:12 PM

Injection Number : 17
Dilution Factor : 1.00
column :

Calibration Date : 9/19/06 4:03:09 PM
Data File Name : ...\SEP1906DAP_017.DXD
Injection Volume : 1.00

Module ID : 34 07 2a
Schedule File Name : ...\sep1906dap.sch

Peak Information : All Peaks

Pk. Num	Ret Time	Component Name	conc. (ppm)	Height	Area	Bl. Code	%Delta
1	2.07	Unknown 1	0.00	28353	492413	1	
2	3.08	FLUORIDE	0.42	18880	238168	1	-0.54
3	3.62	Unknown 2	0.00	17082	383331	1	
4	4.47	CHLORIDE	18.74	802943	6982386	1	1.13
5	5.28	NITRITE-N	0.51	36730	431814	1	-0.63
6	6.68	BROMIDE	0.28	2842	41487	1	0.00
7	7.77	NITRATE-N	1.56	87743	1544005	1	0.87
8	11.22	Unknown 3	0.00	361188	8196737	1	
9	12.20	SULFATE	56.40	518587	13753485	1	-1.21
		---total(s)---	77.91	1874346	32063827		

JW38 G1

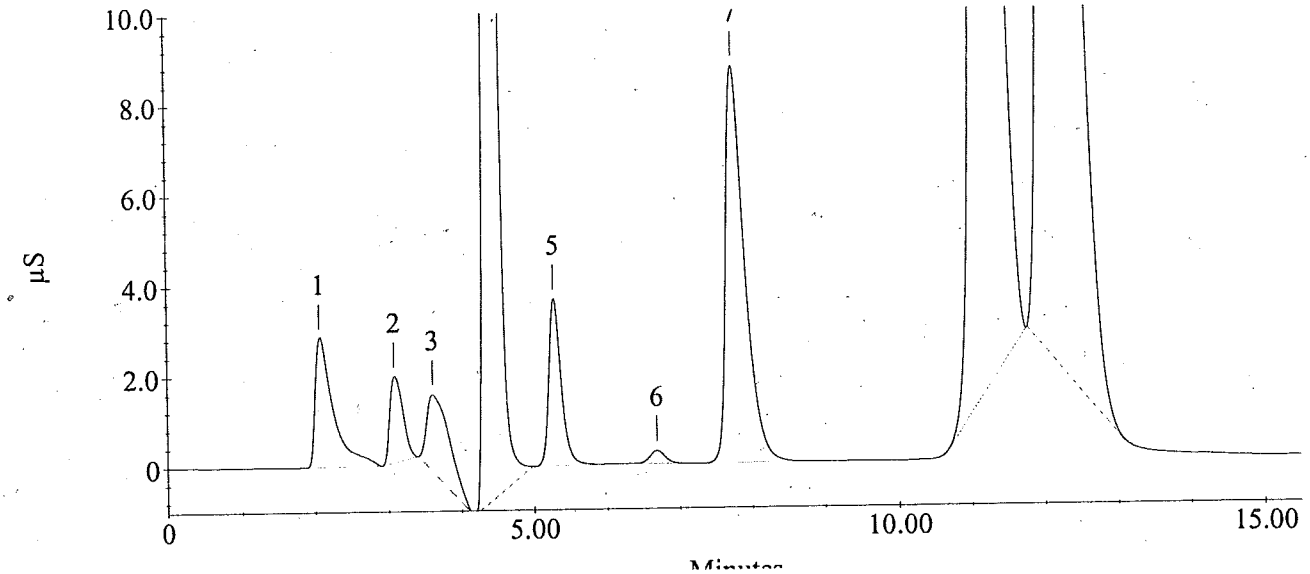

Sample Name : JW38 H1
Method File Name : c:\peaknet\method\std.met

Current Date : 9/19/06
Date Time Collected : 9/19/06 7:21:00 PM

Injection Number : 18
Dilution Factor : 1.00
column :

Calibration Date : 9/19/06 4:03:09 PM
Data File Name : ...\SEP1906DAP_018.DXD
Injection Volume : 1.00

Module ID : 34 07 2a
Schedule File Name : ...\sep1906dap.sch

Peak Information : All Peaks

Pk. Num	Ret Time	Component Name	conc. (ppm)	Height	Area	Bl. Code	%Delta
1	2.07	Unknown 1	0.00	26857	463755	1	
2	3.08	FLUORIDE	0.43	19363	244426	1	-0.54
3	3.62	Unknown 2	0.00	16637	374531	1	
4	4.47	CHLORIDE	17.37 XS	757985	6473145	1	1.13
5	5.28	NITRITE-N	0.50	35977	424133	1	-0.63
6	6.68	BROMIDE	0.28	2758	41278	1	0.00
7	7.77	NITRATE-N	1.53	85495	1506821	1	0.87
8	11.23	Unknown 3	0.00	343821	7832725	1	
9	12.22	SULFATE	45.73	426060	11151922	1	-1.08
		---total(s)---	65.83	1714954	28512736		

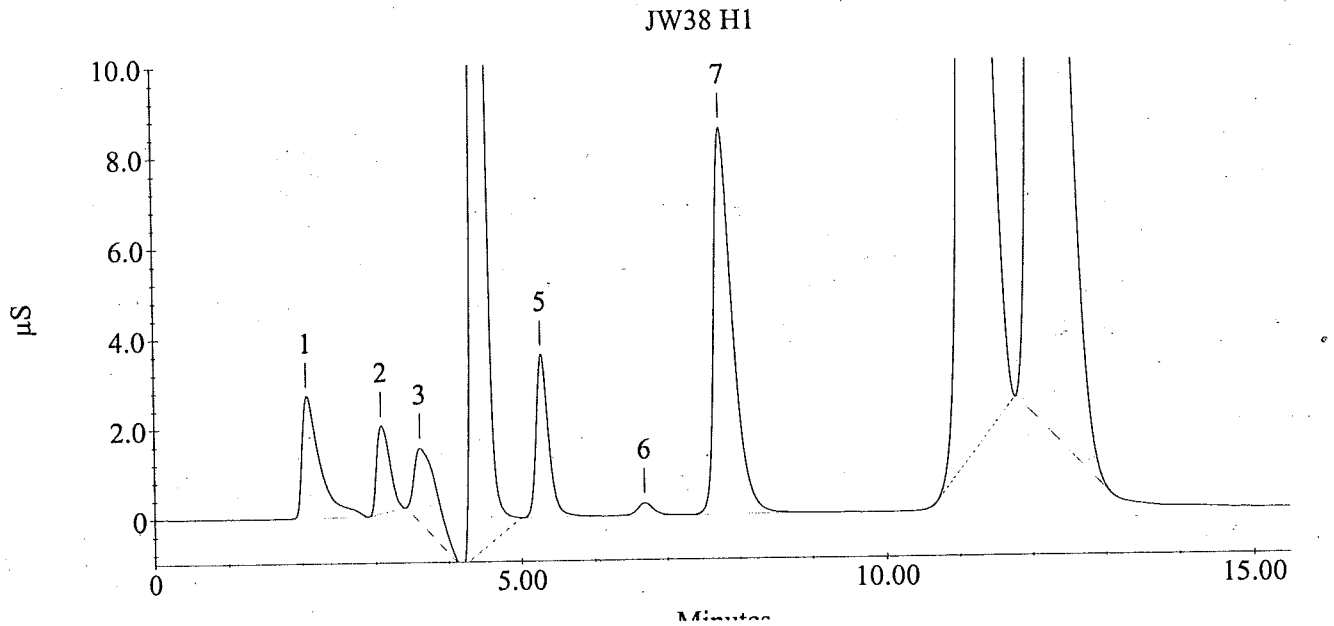

Sample Name : CCV
Method File Name : c:\peaknet\method\std.met

Current Date : 9/19/06
Date Time Collected : 9/19/06 7:38:46 PM

Injection Number : 19
Dilution Factor : 1.00
column :

Calibration Date : 9/19/06 4:03:09 PM
Data File Name : ...\SEP1906DAP_019.DXD
Injection Volume : 1.00

Module ID : 34 07 2a
Schedule File Name : ...\sep1906dap.sch

Peak Information : All Peaks

Pk. Num	Ret Time	Component Name	conc. (ppm)	Height	Area	Bl. Code	%Delta
1	2.08	Unknown 1	0.00	2606	44029	1	
2	3.10	FLUORIDE	2.79	162368	1595434	1	0.00
3	4.40	CHLORIDE	2.82	97473	1049029	1	-0.38
4	5.30	NITRITE-N	2.88	191106	2439814	1	-0.31
5	6.68	BROMIDE	2.84	28930	420871	1	0.00
6	7.75	NITRATE-N	2.75	155541	2713796	1	0.65
7	10.58	PHOSPHATE-P	2.78	31442	826324	1	0.32
8	12.40	SULFATE	3.00	26774	732137	1	0.40
		---total(s)---	19.85	696239	9821433		

CCV

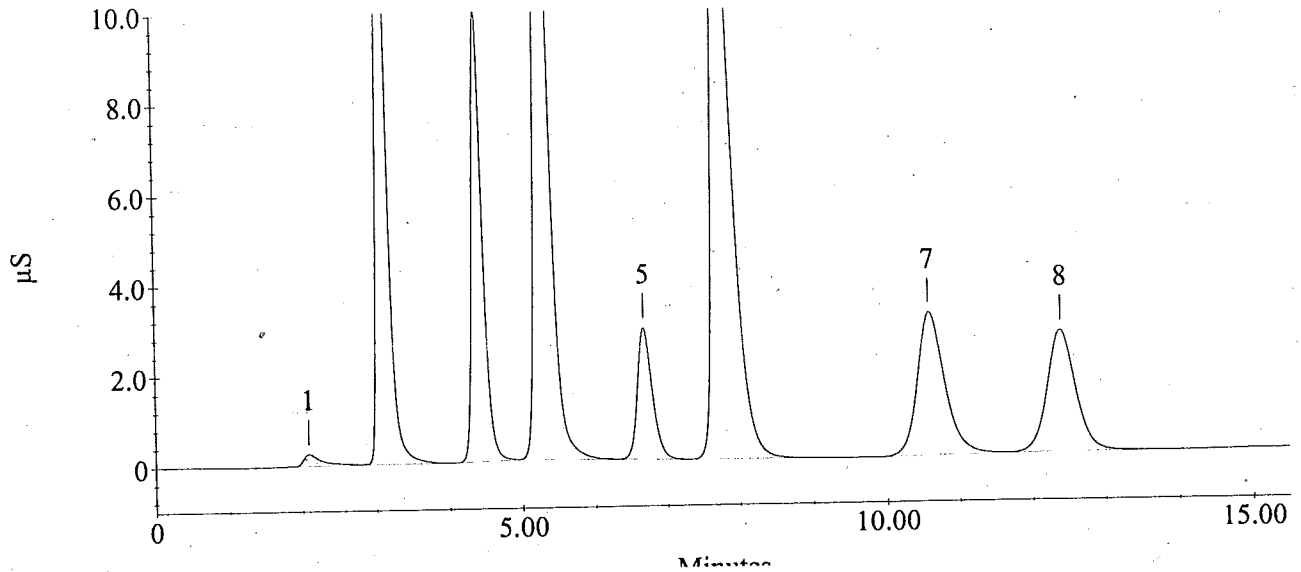

Sample Name : CCB
Method File Name : c:\peaknet\method\std.met

Current Date : 9/19/06
Date Time Collected : 9/19/06 7:56:33 PM

Injection Number : 20
Dilution Factor : 1.00
column :

Calibration Date : 9/19/06 4:03:09 PM
Data File Name : ...\SEP1906DAP_020.DXD
Injection Volume : 1.00

Module ID : 34 07 2a
Schedule File Name : ...\sep1906dap.sch

Peak Information : All Peaks

Pk. Num	Ret Time	Component Name	conc. (ppm)	Height	Area	Bl. Code	%Delta
1	2.08	Unknown 1	0.00	132	1290	1	
2	4.40	CHLORIDE	0.08	2678	30614	1	-0.38
3	13.27	Unknown 2	0.00	164	8780	1	
			---total(s)---				
			0.08	2974	40683		

CCB

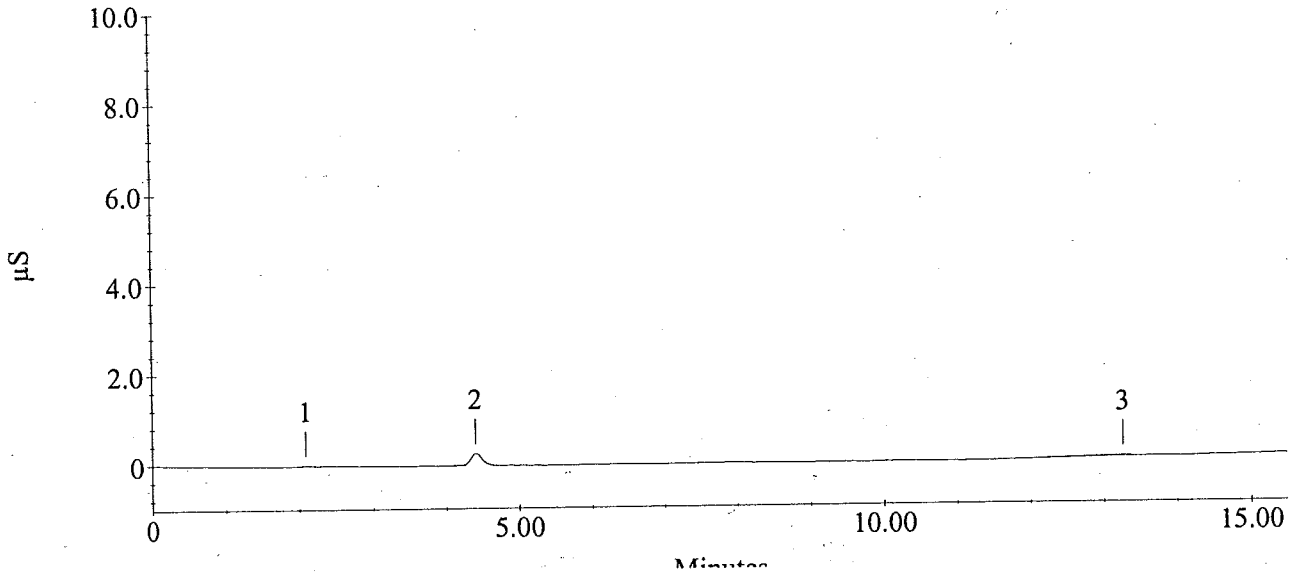

Sample Name : JW38 I1
Method File Name : c:\peaknet\method\std.met

Current Date : 9/19/06
Date Time Collected : 9/19/06 8:14:19 PM

Injection Number : 21
Dilution Factor : 1.00
column :

Calibration Date : 9/19/06 4:03:09 PM
Data File Name : ...\SEP1906DAP_021.DXD
Injection Volume : 1.00

Module ID : 34 07 2a
Schedule File Name : ...\sep1906dap.sch

Peak Information : All Peaks

Pk. Num	Ret Time	Component Name	conc. (ppm)	Height	Area	Bl. Code	%Delta
1	2.07	Unknown 1	0.00	25966	443791	1	
2	3.08	FLUORIDE	0.41	19081	235056	1	-0.54
3	3.60	Unknown 2	0.00	16205	373722	1	
4	4.47	CHLORIDE	16.58	742199	6177701	1	1.13
5	5.28	NITRITE-N	0.52	36810	437906	1	-0.63
6	6.67	BROMIDE	0.28	2800	42230	1	-0.25
7	7.75	NITRATE-N	1.52	84956	1500832	1	0.65
8	11.23	Unknown 3	0.00	333967	7689272	1	
9	12.23	SULFATE	33.69	316970	8215437	1	-0.94
		---total(s)---	53.00	1578955	25115946		

JW38 I1

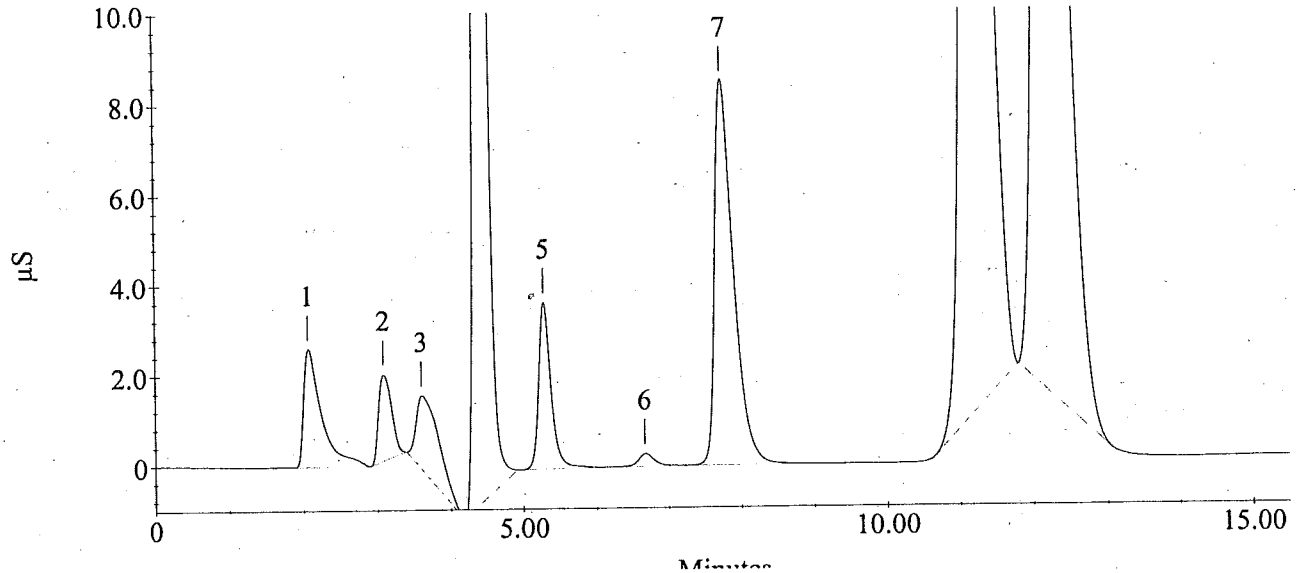

Sample Name : JW38 J1
Method File Name : c:\peaknet\method\std.met

Current Date : 9/19/06
Date Time Collected : 9/19/06 8:32:05 PM

Injection Number : 22
Dilution Factor : 1.00
column :

Calibration Date : 9/19/06 4:03:09 PM
Data File Name : ...\SEP1906DAP_022.DXD
Injection Volume : 1.00

Module ID : 34 07 2a
Schedule File Name : ...\sep1906dap.sch

Peak Information : All Peaks

Pk. Num	Ret Time	Component Name	conc. (ppm)	Height	Area	Bl. Code	%Delta
1	2.07	Unknown 1	0.00	41597	693825	1	
2	3.10	FLUORIDE	0.29	11938	165544	1	0.00
3	3.57	Unknown 2	0.00	7147	241936	1	
4	4.50	CHLORIDE	19.17	890305	7143165	1	1.89
5	5.28	NITRITE-N	0.28	21214	236556	1	-0.63
6	6.65	BROMIDE	2.51	25755	372538	1	-0.50
7	7.80	NITRATE-N	0.47	25975	464043	1	1.30
8	11.18	Unknown 3	0.00	481940	11194009	1	
9	12.18	SULFATE	54.33	492288	13247813	1	-1.35
		---total(s)---	77.04	1998160	33759430		

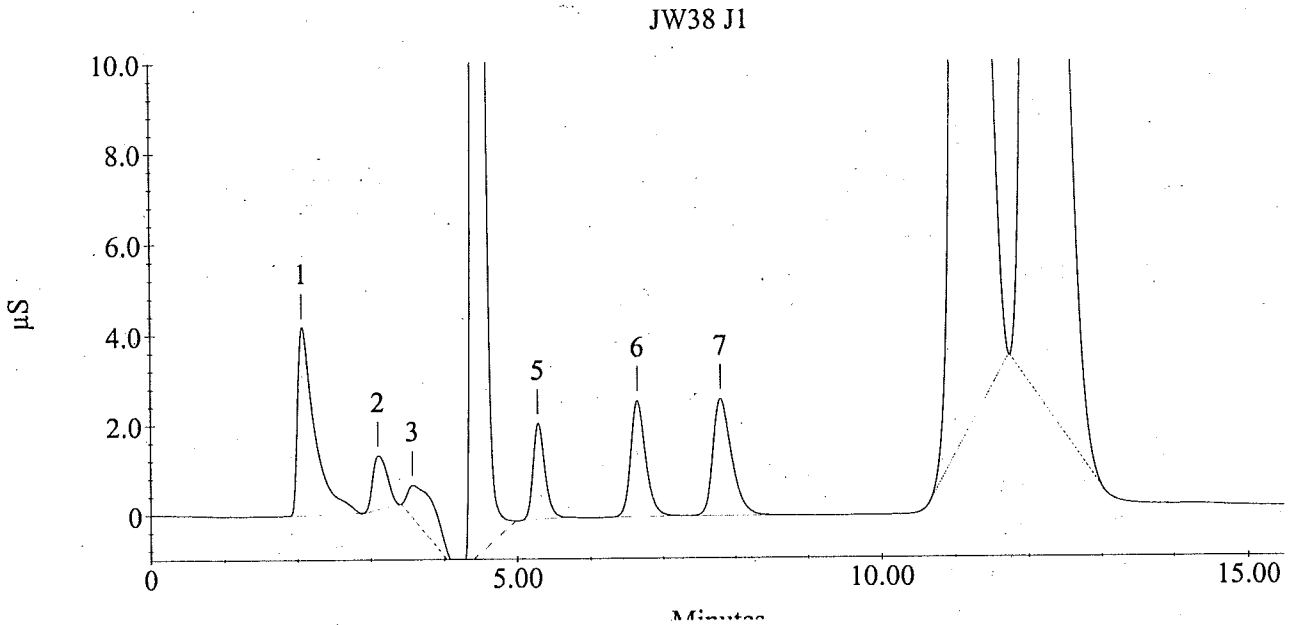

Sample Name : JW38 K1
Method File Name : c:\peaknet\method\std.met

Current Date : 9/19/06
Date Time Collected : 9/19/06 8:49:52 PM

Injection Number : 23
Dilution Factor : 1.00
column :

Calibration Date : 9/19/06 4:03:09 PM
Data File Name : ...\SEP1906DAP_023.DXD
Injection Volume : 1.00

Module ID : 34 07 2a
Schedule File Name : ...\sep1906dap.sch

Peak Information : All Peaks

Pk. Num	Ret Time	Component Name	conc. (ppm)	Height	Area	Bl. Code	%Delta
1	2.07	Unknown 1	0.00	41281	687696	1	
2	3.10	FLUORIDE	0.29	11737	167790	1	0.00
3	3.57	Unknown 2	0.00	6914	241477	1	
4	4.52	CHLORIDE	20.14 NS	956227	7503809	1	2.26
5	5.28	NITRITE-N	0.28	21477	236869	1	-0.63
6	6.63	BROMIDE	2.75	26422	408228	1	-0.75
7	7.78	NITRATE-N	0.46	25815	456736	1	1.08
8	11.18	Unknown 3	0.00	464964	10897135	1	
9	12.20	SULFATE	43.27	397405	10552348	1	-1.21
		---total(s)---	67.20	1952240	31152088		

JW38 K1

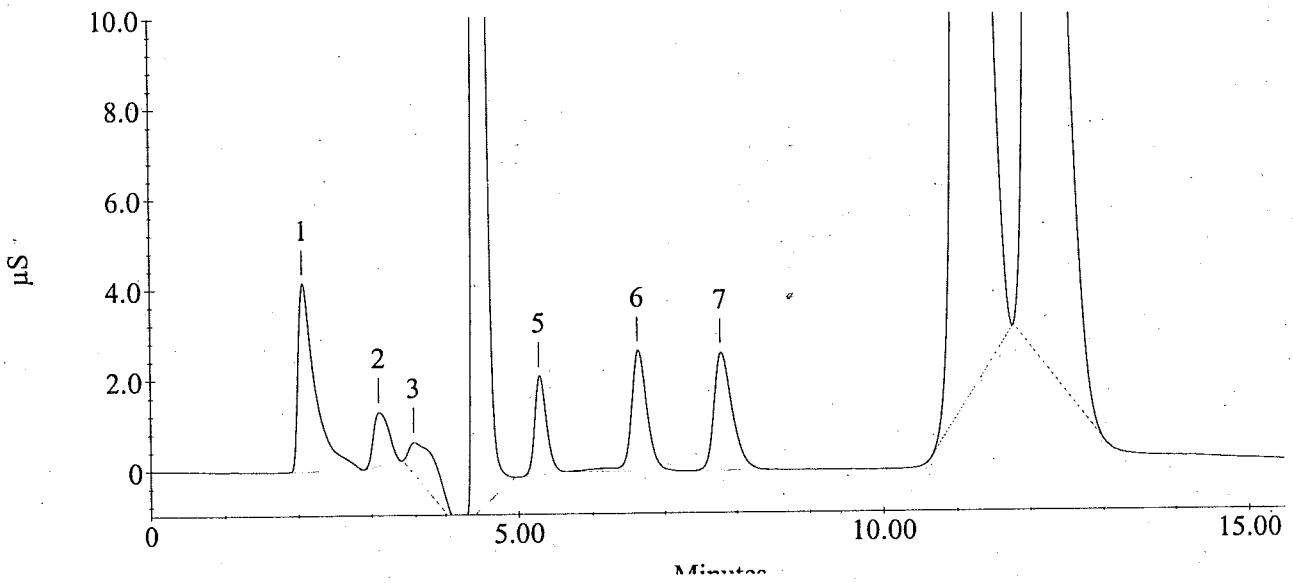

Sample Name : JW38 L1
Method File Name : c:\peaknet\method\std.met

Current Date : 9/19/06
Date Time Collected : 9/19/06 9:07:38 PM

Injection Number : 24
Dilution Factor : 1.00
column :

Calibration Date : 9/19/06 4:03:09 PM
Data File Name : ...\SEP1906DAP_024.DXD
Injection Volume : 1.00

Module ID : 34 07 2a
Schedule File Name : ...\sep1906dap.sch

Peak Information : All Peaks

Pk. Num	Ret Time	Component Name	conc. (ppm)	Height	Area	Bl. Code	%Delta
1	2.07	Unknown 1	0.00	41238	687686	1	
2	3.10	FLUORIDE	0.30	11840	170937	1	0.00
3	3.57	Unknown 2	0.00	7265	249410	1	
4	4.50	CHLORIDE	19.31	884644	7194172	1	1.89
5	5.28	NITRITE-N	0.27	21074	232953	1	-0.63
6	6.63	BROMIDE	2.69	25881	399060	1	-0.75
7	7.80	NITRATE-N	0.47	25777	463217	1	1.30
8	11.20	Unknown 3	0.00	434619	10247368	1	
9	12.22	SULFATE	36.57	335616	8917436	1	-1.08
		---total(s)---	59.61	1787955	28562238		

JW38 L1

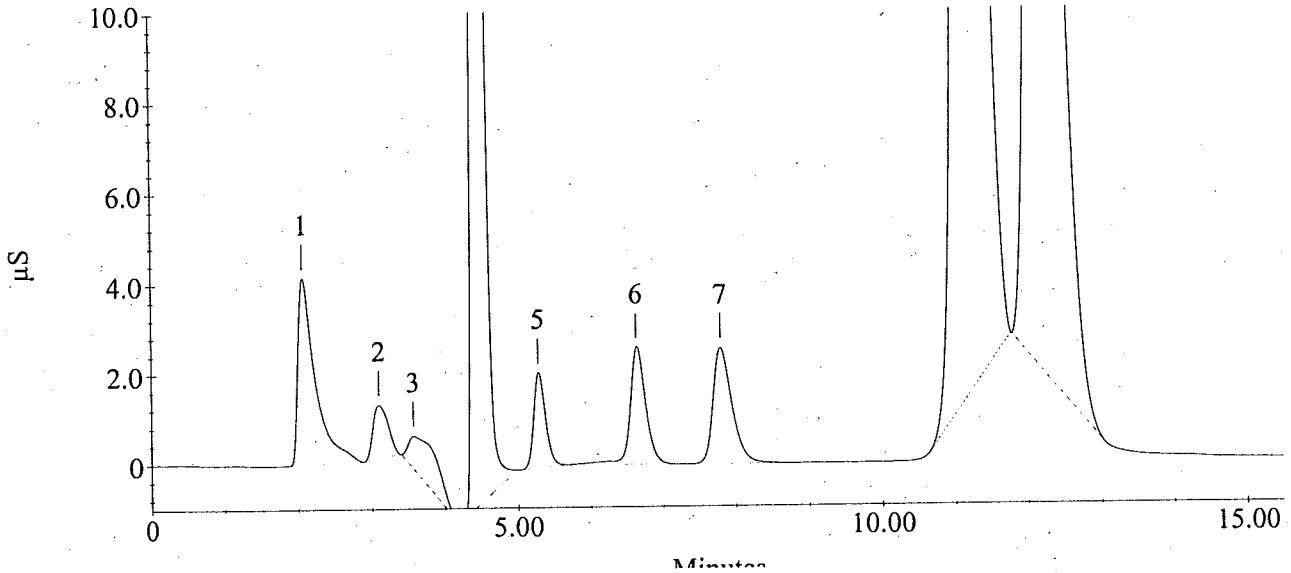

Sample Name : JW94 A1
Method File Name : c:\peaknet\method\std.met

Current Date : 9/19/06
Date Time Collected : 9/19/06 9:25:26 PM

Injection Number : 25
Dilution Factor : 10.00
column :

Calibration Date : 9/19/06 4:03:09 PM
Data File Name : ...\SEP1906DAP_025.DXD
Injection Volume : 1.00

Module ID : 34 07 2a
Schedule File Name : ...\sep1906dap.sch

Peak Information : All Peaks

Pk. Num	Ret Time	Component Name	conc. (ppm)	Height	Area	Bl. Code	%Delta
1	2.07	Unknown 1	0.00	14828	230543	1	
2	3.10	FLUORIDE	32.53	141570	1858401	1	0.00
3	4.50	CHLORIDE	26.78	121279	997786	1	1.89
4	6.35	Unknown 2	0.00	220	5769	1	
5	6.67	BROMIDE	0.38	423	5646	1	-0.25
6	10.63	PHOSPHATE-P	6.32	6670	187932	1	0.79
7	12.30	SULFATE	0.12	134	2838	1	-0.40
			---total(s)---				
			66.12	285124	3288915		

JW94 A1

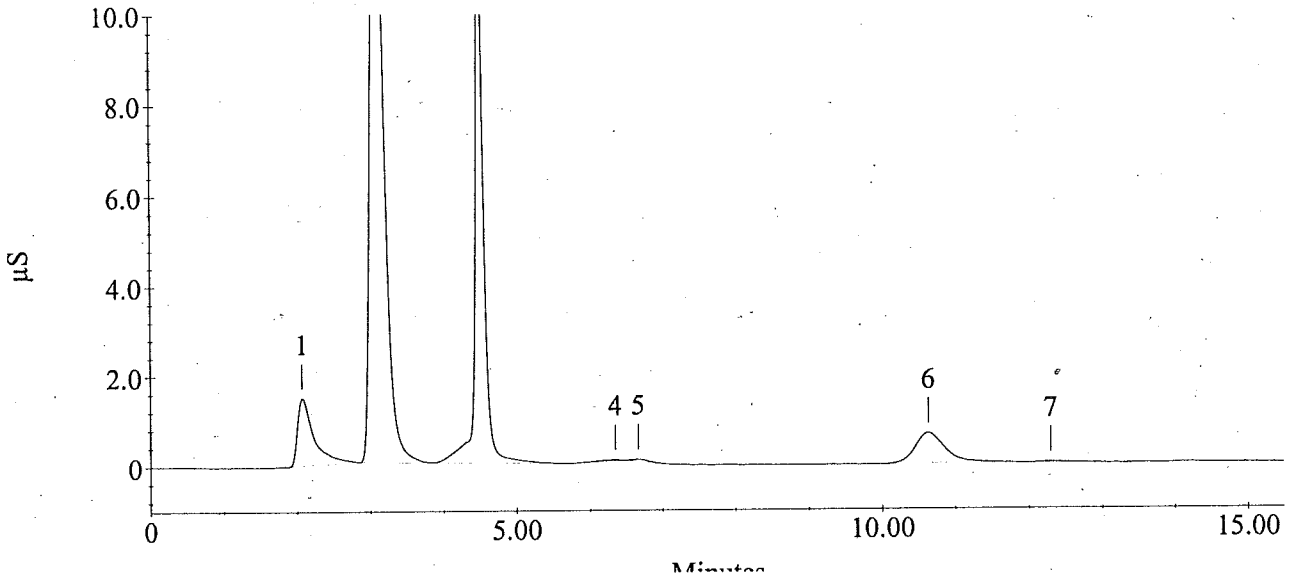

Sample Name : JW94 B1
Method File Name : c:\peaknet\method\std.met

Current Date : 9/19/06
Date Time Collected : 9/19/06 9:43:12 PM

Injection Number : 26
Dilution Factor : 10.00
column :

Calibration Date : 9/19/06 4:03:09 PM
Data File Name : ...\SEP1906DAP_026.DXD
Injection Volume : 1.00

Module ID : 34 07 2a
Schedule File Name : ...\sep1906dap.sch

Peak Information : All Peaks

Pk. Num	Ret Time	Component Name	conc. (ppm)	Height	Area	Bl. Code	%Delta
1	2.07	Unknown 1	0.00	7758	126118	1	
2	3.10	FLUORIDE	1.42 1x	6775	81051	1	0.00
3	4.52	CHLORIDE	105.38 50x	486540	3927078	1	2.26
4	5.33	NITRITE-N	0.12	986	10041	1	0.31
5	6.70	BROMIDE	0.58	646	8607	1	0.25
6	7.85	NITRATE-N	2.64	14966	261005	1	1.95
7	12.37	SULFATE	221.73 50x	210030	5406986	1	0.13
		---total(s)---	331.87	727700	9820888		

JW94 B1

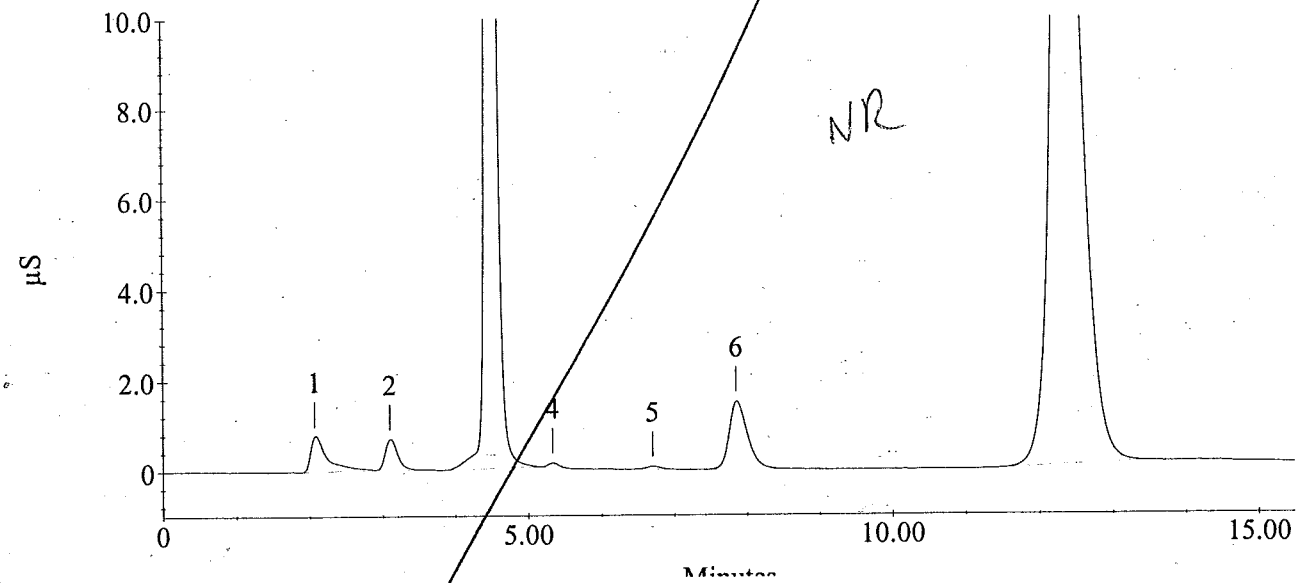

NR

Sample Name : JW94 C1
Method File Name : c:\peaknet\method\std.met

Current Date : 9/19/06
Date Time Collected : 9/19/06 10:00:57 PM

Injection Number : 27
Dilution Factor : 10.00
column :

Calibration Date : 9/19/06 4:03:09 PM
Data File Name : ...\SEP1906DAP_027.DXD
Injection Volume : 1.00

Module ID : 34 07 2a
Schedule File Name : ...\sep1906dap.sch

Peak Information : All Peaks

Pk. Num	Ret Time	Component Name	conc. (ppm)	Height	Area	Bl. Code	%Delta
1	2.07	Unknown 1	0.00	18545	286024	1	
2	3.12	FLUORIDE	94.10 20x	427072	5375920	1	0.54
3	4.45	CHLORIDE	38.16	156761	1422089	1	0.75
4	6.67	BROMIDE	0.36	382	5383	1	-0.25
5	7.87	NITRATE-N	0.03	166	3146	1	2.16
6	10.58	PHOSPHATE-P	11.04	12144	328262	1	0.32
7	12.33	SULFATE	209.09 50x	193184	5098837	1	-0.13
		---total(s)---	352.79	808254	12519662		

JW94 C1

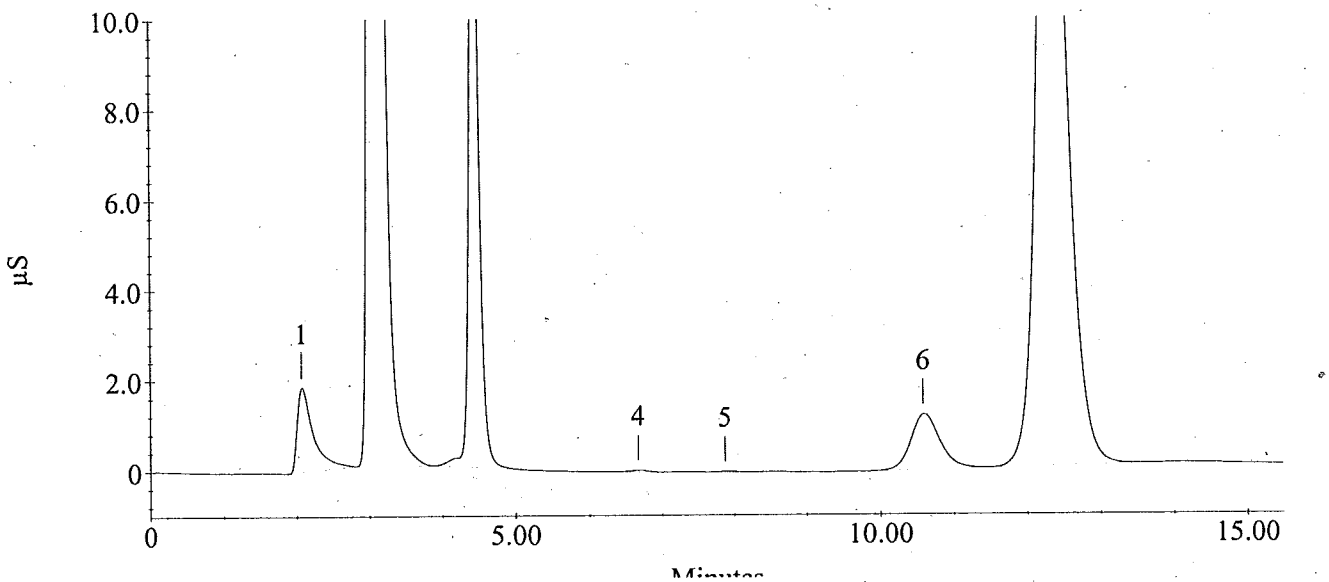

Sample Name : JW94 D1
Method File Name : c:\peaknet\method\std.met

Current Date : 9/19/06
Date Time Collected : 9/19/06 10:18:43 PM

Injection Number : 28
Dilution Factor : 10.00
column :

Calibration Date : 9/19/06 4:03:09 PM
Data File Name : ...\SEP1906DAP_028.DXD
Injection Volume : 1.00

Module ID : 34 07 2a
Schedule File Name : ...\sep1906dap.sch

Peak Information : All Peaks

Pk. Num	Ret Time	Component Name	conc. (ppm)	Height	Area	Bl. Code	%Delta
1	2.07	Unknown 1	0.00	2791	44187	1	
2	3.10	FLUORIDE	0.11 x1	639	6158	1	0.00
3	4.45	CHLORIDE	41.27	173054	1537837	1	0.75
4	6.42	Unknown 2	0.00	3227	159543	1	
5	7.88	NITRATE-N	0.07	392	6459	1	2.38
6	12.42	SULFATE	17.27	15836	421053	1	0.54
7	14.53	Unknown 3	0.00	288	15725	1	
		---total(s)---	58.71	196227	2190962		

JW94 D1

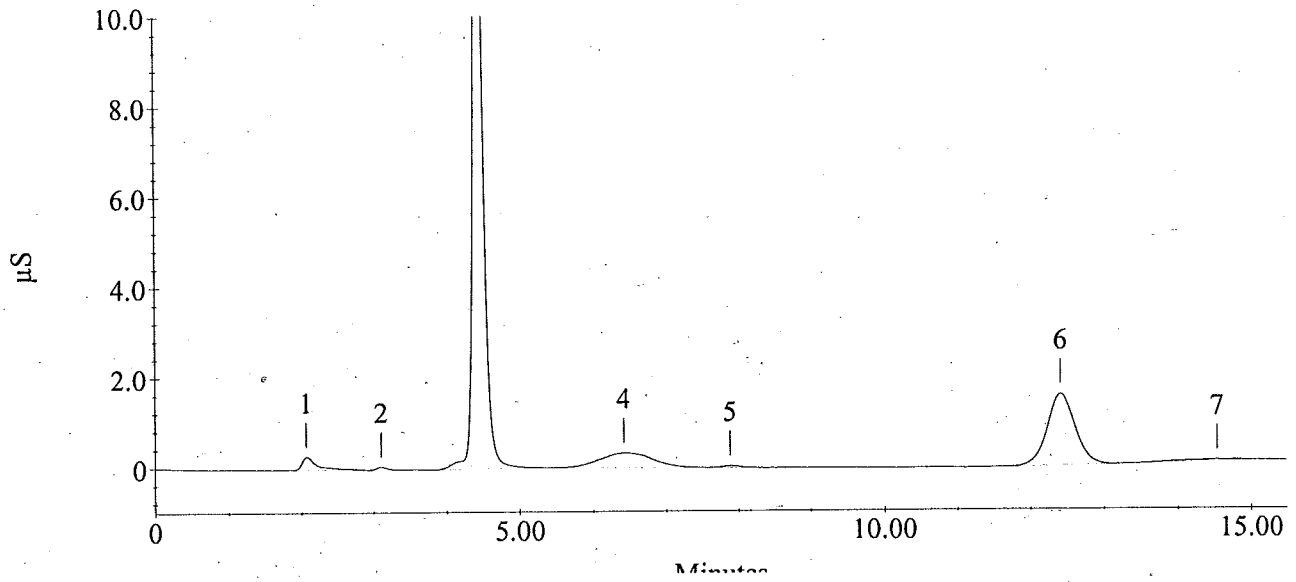

Sample Name : JW94 E1
Method File Name : c:\peaknet\method\std.met

Current Date : 9/19/06
Date Time Collected : 9/19/06 10:36:30 PM

Injection Number : 29
Dilution Factor : 10.00
column :

Calibration Date : 9/19/06 4:03:09 PM
Data File Name : ...\SEP1906DAP_029.DXD
Injection Volume : 1.00

Module ID : 34 07 2a
Schedule File Name : ...\sep1906dap.sch

Peak Information : All Peaks

Pk. Num	Ret Time	Component Name	conc. (ppm)	Height	Area	Bl. Code	%Delta
1	2.08	Unknown 1	0.00	1921	33725	1	
2	3.10	FLUORIDE	0.16 IX	954	9244	1	0.00
3	4.43	CHLORIDE	18.31	70118	682278	1	0.38
4	6.67	BROMIDE	0.10	149	1410	1	-0.25
5	7.78	NITRATE-N	0.04	157	3780	1	1.08
6	12.43	SULFATE	1.11 IX	1070	26992	1	0.67
7	14.73	Unknown 2	0.00	182	9775	1	
		---total(s)---	19.71	74551	767204		

JW94 E1

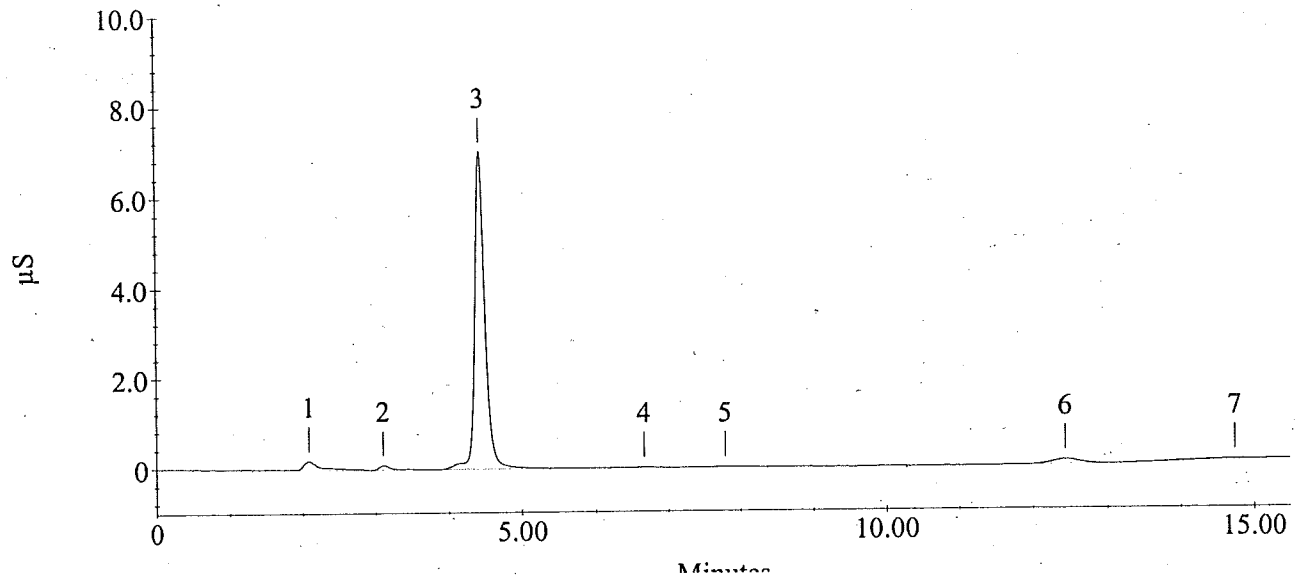

Sample Name : JW94 F1
Method File Name : c:\peaknet\method\std.met

Current Date : 9/19/06
Date Time Collected : 9/19/06 10:54:17 PM

Injection Number : 30
Dilution Factor : 10.00
column :

Calibration Date : 9/19/06 4:03:09 PM
Data File Name : ...\SEP1906DAP_030.DXD
Injection Volume : 1.00

Module ID : 34 07 2a
Schedule File Name : ...\sep1906dap.sch

Peak Information : All Peaks

Pk. Num	Ret Time	Component Name	conc. (ppm)	Height	Area	Bl. Code	%Delta
1	2.07	Unknown 1	0.00	9533	145943	1	
2	3.10	FLUORIDE	10.49	47996	599499	1	0.00
3	4.52	CHLORIDE	30.66	149626	1142484	1	2.26
4	6.67	BROMIDE	0.34	313	5039	1	-0.25
5	10.68	PHOSPHATE-P	0.43	478	12848	1	1.26
6	12.43	SULFATE	16.68	15065	406714	1	0.67
		---total(s)---	58.60	223009	2312526		

JW94 F1

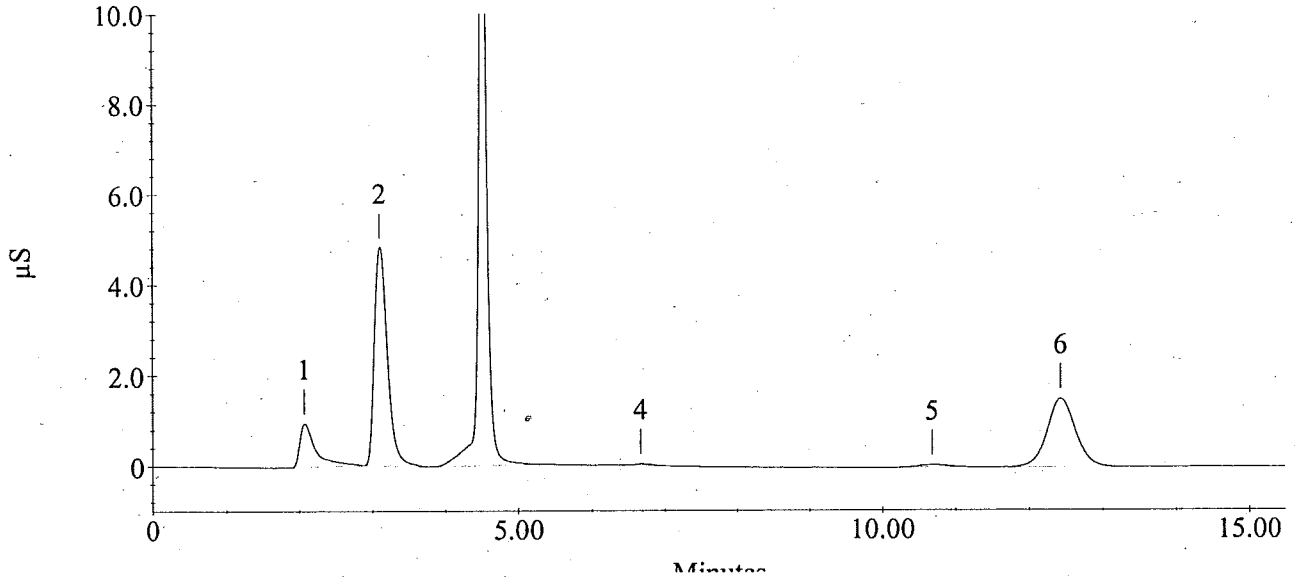

Sample Name : CCV
Method File Name : c:\peaknet\method\std.met

Current Date : 9/19/06
Date Time Collected : 9/19/06 11:12:02 PM

Injection Number : 31
Dilution Factor : 1.00
column :

Calibration Date : 9/19/06 4:03:09 PM
Data File Name : ...\SEP1906DAP_031.DXD
Injection Volume : 1.00

Module ID : 34 07 2a
Schedule File Name : ...\sep1906dap.sch

Peak Information : All Peaks

Pk. Num	Ret Time	Component Name	conc. (ppm)	Height	Area	Bl. Code	%Delta
1	2.08	Unknown 1	0.00	2454	35968	1	
2	3.10	FLUORIDE	2.80	161993	1599712	1	0.00
3	4.40	CHLORIDE	2.88	101458	1072640	1	-0.38
4	5.28	NITRITE-N	2.88	190667	2444713	1	-0.63
5	6.65	BROMIDE	2.83	29084	419604	1	-0.50
6	7.72	NITRATE-N	2.73	156578	2695046	1	0.22
7	10.60	PHOSPHATE-P	2.77	31630	823100	1	0.47
8	12.40	SULFATE	2.96	26788	722298	1	0.40
		---total(s)---	19.85	700651	9813080		

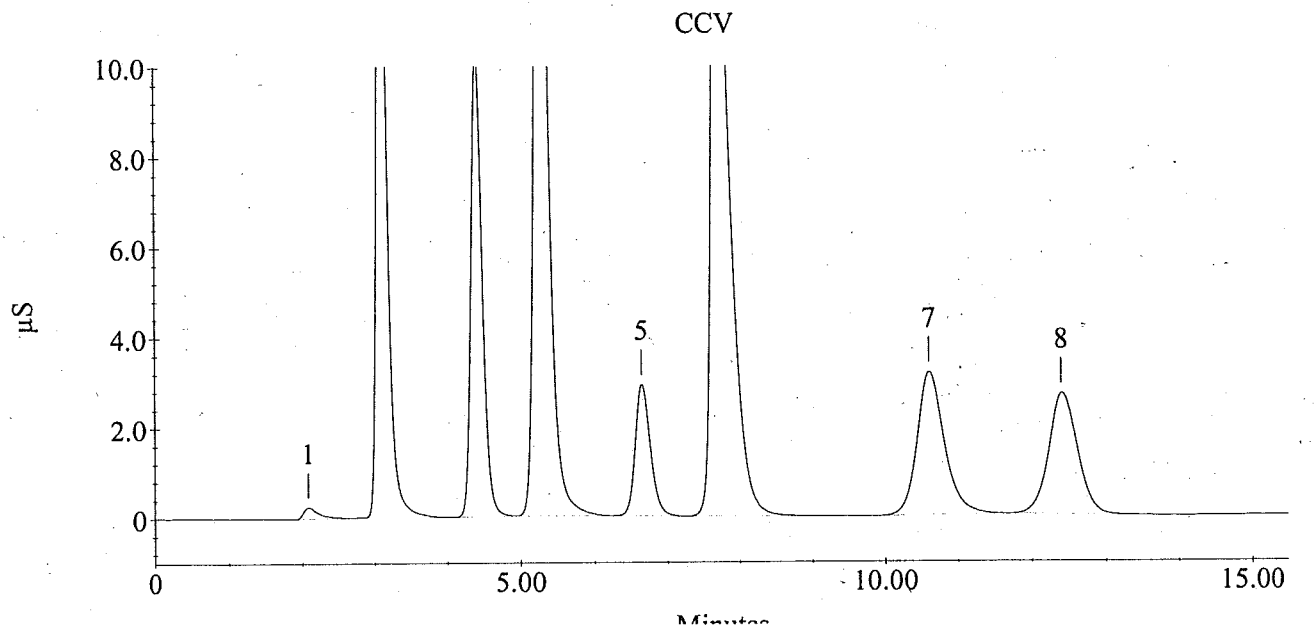

Sample Name : CCB
Method File Name : c:\peaknet\method\std.met

Current Date : 9/19/06
Date Time Collected : 9/19/06 11:29:49 PM

Injection Number : 32
Dilution Factor : 1.00
column :

Calibration Date : 9/19/06 4:03:09 PM
Data File Name : ...\SEP1906DAP_032.DXD
Injection Volume : 1.00

Module ID : 34 07 2a
Schedule File Name : ...\sep1906dap.sch

Peak Information : All Peaks

Pk. Num	Ret Time	Component Name	conc. (ppm)	Height	Area	Bl. Code	%Delta
1	4.40	CHLORIDE	0.04	1470	16002	1	-0.38
2	14.40	Unknown 1	0.00	128	1861	1	
			---total(s)---				
			0.04	1598	17863		

CCB

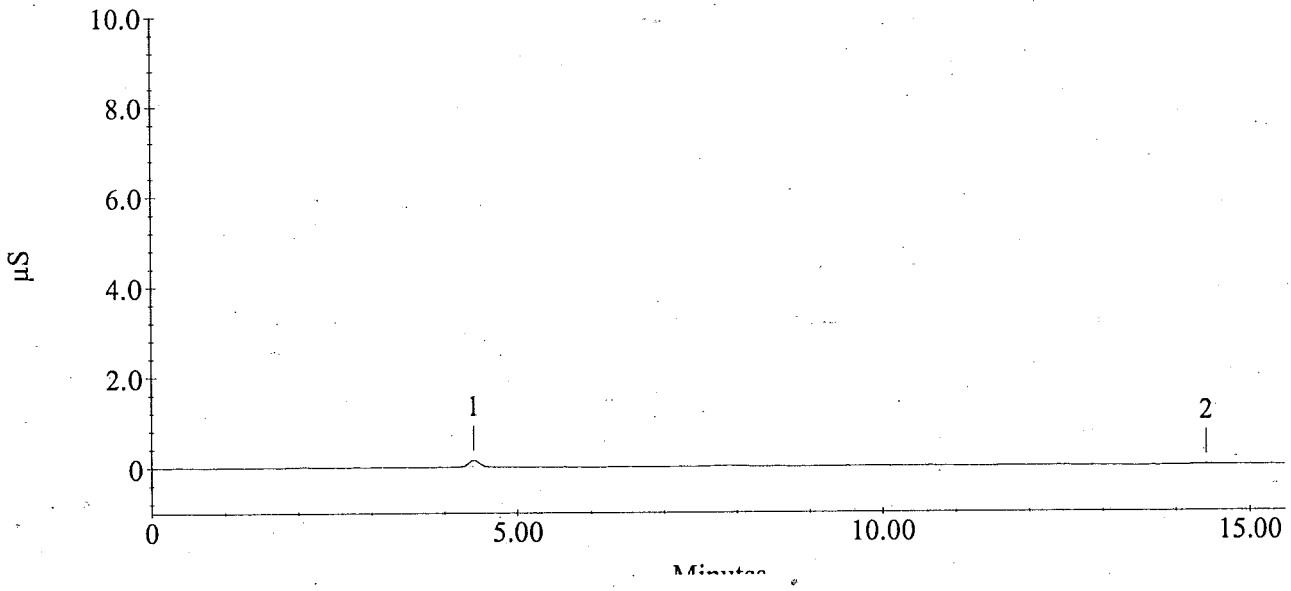

Sample Name : JW94 G1
Method File Name : c:\peaknet\method\std.met

Current Date : 9/20/06
Date Time Collected : 9/19/06 11:47:34 PM

Injection Number : 33
Dilution Factor : 10.00
column :

Calibration Date : 9/19/06 4:03:09 PM
Data File Name : ...\SEP1906DAP_033.DXD
Injection Volume : 1.00

Module ID : 34 07 2a
Schedule File Name : ...\sep1906dap.sch

Peak Information : All Peaks

Pk. Num	Ret Time	Component Name	conc. (ppm)	Height	Area	Bl. Code	%Delta
1	2.07	Unknown 1	0.00	34409	525293	1	
2	3.10	FLUORIDE	103.64	363773	5920759	1	0.00
3	4.50	CHLORIDE	70.96 50x	351174	2644529	1	1.89
4	6.65	BROMIDE	0.57	531	8520	1	-0.50
5	10.55	PHOSPHATE-P	15.79	17414	469454	1	0.00
6	12.28	SULFATE	366.22 100 x	335586	8930349	1	-0.54
		---total(s)---	557.18	1102887	18498904		

JW94 G1

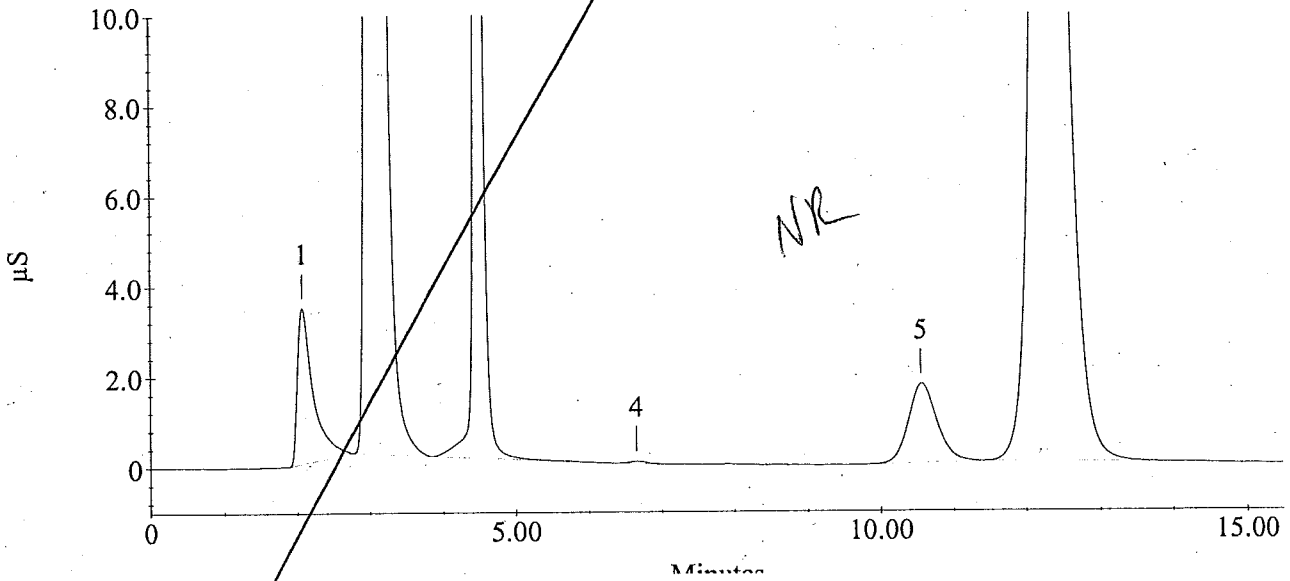

NR

Sample Name : CCV
Method File Name : c:\peaknet\method\std.met

Current Date : 9/20/06
Date Time Collected : 9/20/06 12:05:19 AM

Injection Number : 34
Dilution Factor : 1.00
column :

Calibration Date : 9/19/06 4:03:09 PM
Data File Name : ...\SEP1906DAP_034.DXD
Injection Volume : 1.00

Module ID : 34 07 2a
Schedule File Name : ...\sep1906dap.sch

Peak Information : All Peaks

Pk. Num	Ret Time	Component Name	conc. (ppm)	Height	Area	Bl. Code	%Delta
1	2.08	Unknown 1	0.00	2456	35960	1	
2	3.10	FLUORIDE	2.80	161815	1600388	1	0.00
3	4.40	CHLORIDE	2.81	98542	1045381	1	-0.38
4	5.28	NITRITE-N	2.83	189075	2400464	1	-0.63
5	6.65	BROMIDE	3.28	30716	487091	1	-0.50
6	7.72	NITRATE-N	2.72	156317	2684901	1	0.22
7	10.60	PHOSPHATE-P	2.77	31893	824743	1	0.47
8	12.40	SULFATE	2.96	26865	722867	1	0.40
		---total(s)---	20.18	697678	9801796		

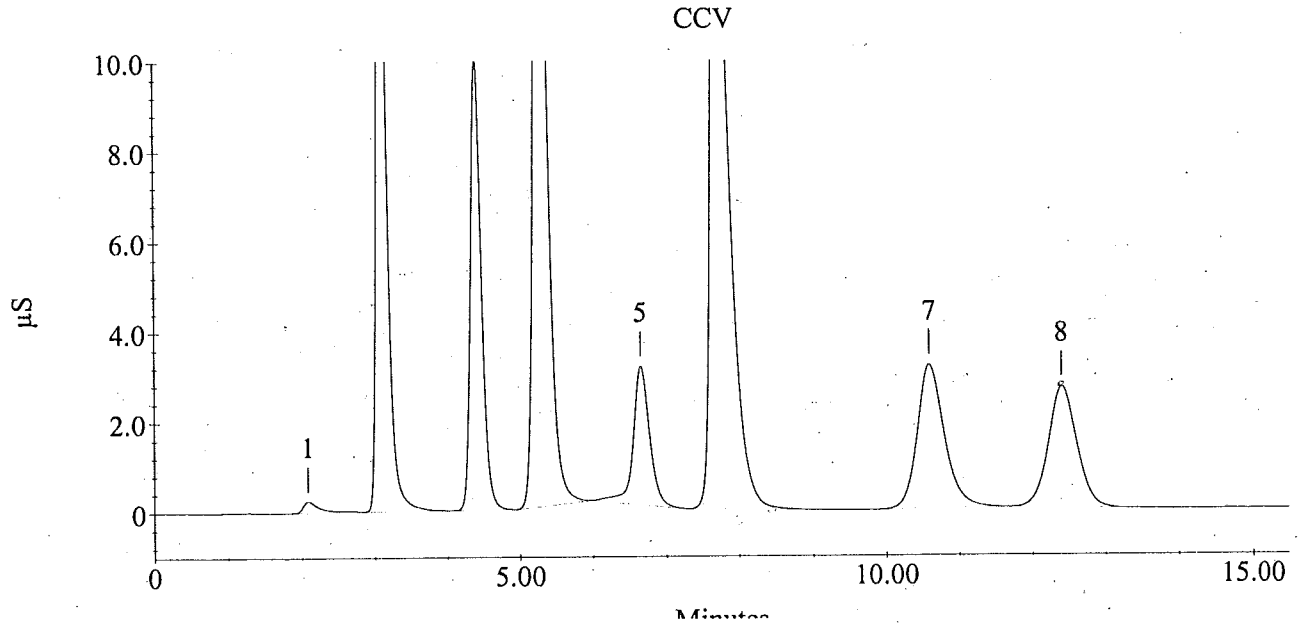

Sample Name : CCB
Method File Name : c:\peaknet\method\std.met

Current Date : 9/20/06
Date Time Collected : 9/20/06 12:23:06 AM

Injection Number : 35
Dilution Factor : 1.00
column :

Calibration Date : 9/19/06 4:03:09 PM
Data File Name : ...\SEP1906DAP_035.DXD
Injection Volume : 1.00

Module ID : 34 07 2a
Schedule File Name : ...\sep1906dap.sch

Peak Information : All Peaks

Pk. Num	Ret Time	Component Name	conc. (ppm)	Height	Area	Bl. Code	%Delta
1	2.08	Unknown 1	0.00	196	2479	1	
2	4.40	CHLORIDE	0.02	618	5965	1	-0.38
3	5.83	Unknown 2	0.00	93	1259	1	
			---total(s)---				
			0.02	907	9703		

CCB

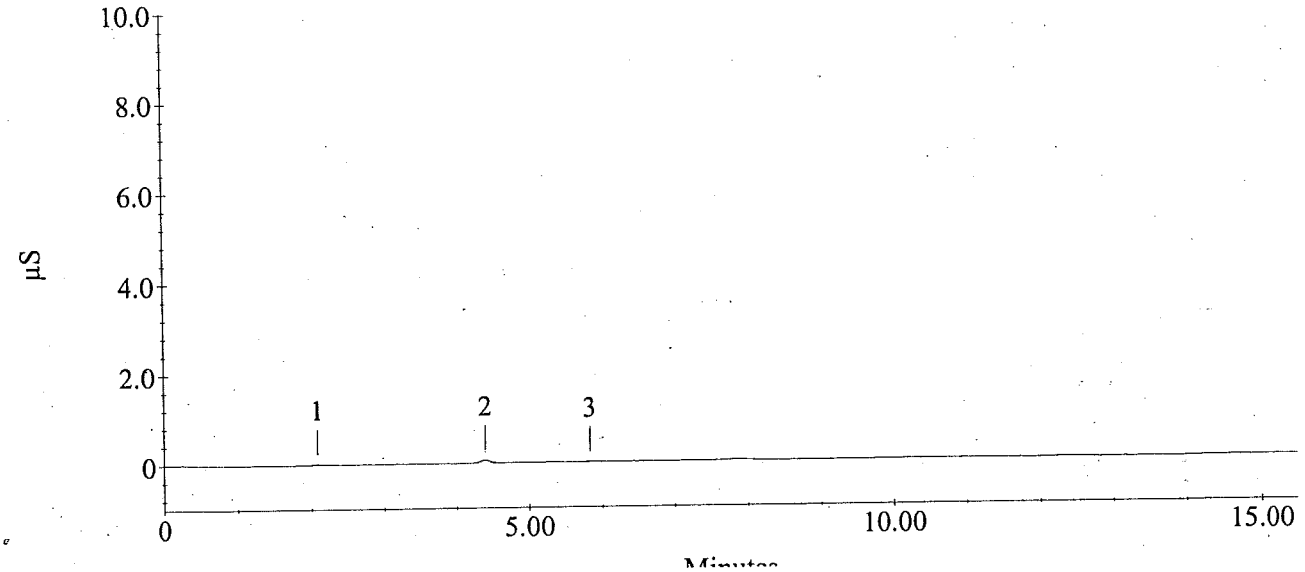

IC EPA 300.0 No: 3130
Data Analyst: David A. Paschall Analyzed by: DAP
Comments: Date Analyzed: 9/19/06
Print Date: 9/21/06 15:33 Time Analyzed: 14:18

ID	DF	Raw	Calc	Qual	RL	SPK	REC/RPD
1. ICVR							
IC FL	1.0	2.80	2.8		0.1	3.0	93.33
IC CL	1.0	2.78	2.8		0.1	3.0	93.33
IC BR	1.0	2.83	2.8		0.1	3.0	93.33
IC SO4	1.0	2.97	3.0		0.1	3.0	100.00
2. ICB							
IC FL	1.0	< 0.10	< 0.1		0.1		
IC CL	1.0	< 0.10	< 0.1		0.1		
IC BR	1.0	< 0.10	< 0.1		0.1		
IC SO4	1.0	< 0.10	< 0.1		0.1		
3. JW38A							
IC CL	1.0	0.15	0.2		0.1		
IC BR	1.0	< 0.10	< 0.1		0.1		
4. JW38A DUP							
IC CL	1.0	0.15	0.2		0.1		0.00
IC BR	1.0	< 0.10	< 0.1		0.1		
5. JW38A MS							
IC CL	1.0	2.03	2.0		0.1	2.0	90.00
IC BR	1.0	1.95	2.0		0.1	2.0	100.00
6. JW38B							
IC CL	1.0	< 0.10	< 0.1		0.1		
IC BR	1.0	< 0.10	< 0.1		0.1		
7. JW38C							
IC CL	1.0	0.15	0.2		0.1		
IC BR	1.0	< 0.10	< 0.1		0.1		
8. JW38D							
IC CL	1.0				0.1		
IC BR	1.0	2.11	2.1		0.1		
9. JW38E							
IC CL	1.0				0.1		
IC BR	1.0	2.27	2.3		0.1		
10. JW38F							
IC CL	1.0				0.1		
IC BR	1.0	2.22	2.2		0.1		
11. JW38G							
IC CL	1.0				0.1		
IC BR	1.0	0.28	0.3		0.1		
12. JW38H							
IC CL	1.0				0.1		
IC BR	1.0	0.28	0.3		0.1		
13. CCVR							
IC FL	1.0	2.79	2.8		0.1	3.0	93.33
IC CL	1.0	2.82	2.8		0.1	3.0	93.33
IC BR	1.0	2.84	2.8		0.1	3.0	93.33
IC SO4	1.0	3.00	3.0		0.1	3.0	100.00

IC EPA 300.0 No: 3130
Data Analyst: David A. Paschall Analyzed by: DAP
Comments: Date Analyzed: 9/19/06
Print Date: 9/21/06 15:33 Time Analyzed: 14:18

ID	DF	Raw	Calc	Qual	RL	SPK	REC/RPD
14. CCB							
IC FL	1.0	< 0.10	< 0.1		0.1		
IC CL	1.0	< 0.10	< 0.1		0.1		
IC BR	1.0	< 0.10	< 0.1		0.1		
IC SO4	1.0	< 0.10	< 0.1		0.1		
15. JW38I							
IC CL	1.0				0.1		
IC BR	1.0	0.28	0.3		0.1		
16. JW38J							
IC CL	1.0				0.1		
IC BR	1.0	2.51	2.5		0.1		
17. JW38K							
IC CL	1.0				0.1		
IC BR	1.0	2.75	2.8		0.1		
18. JW38L							
IC CL	1.0				0.1		
IC BR	1.0	2.69	2.7		0.1		
19. JW94A							
IC FL	10.0	32.5	32.5		1.0		
IC CL	10.0	26.8	26.8		1.0		
IC SO4	10.0	0.12	< 1.0		1.0		
20. JW94C							
IC FL	1.0				0.1		
IC CL	10.0	38.2	38.2		1.0		
IC SO4	1.0				0.1		
21. JW94D							
IC FL	1.0				0.1		
IC CL	10.0	41.3	41.3		1.0		
IC SO4	10.0	17.3	17.3		1.0		
22. JW94E							
IC FL	1.0				0.1		
IC CL	10.0	18.3	18.3		1.0		
IC SO4	1.0				0.1		
23. JW94F							
IC FL	10.0	10.5	10.5		1.0		
IC CL	10.0	30.7	30.7		1.0		
IC SO4	10.0	16.7	16.7		1.0		
24. CCVR							
IC FL	1.0	2.80	2.8		0.1	3.0	93.33
IC CL	1.0	2.88	2.9		0.1	3.0	96.67
IC BR	1.0	2.83	2.8		0.1	3.0	93.33
IC SO4	1.0	2.96	3.0		0.1	3.0	100.00
25. CCB							
IC FL	1.0	< 0.10	< 0.1		0.1		
IC CL	1.0	< 0.10	< 0.1		0.1		
IC BR	1.0	< 0.10	< 0.1		0.1		
IC SO4	1.0	< 0.10	< 0.1		0.1		

JW 9-21-06

Analytical Resources Inc.
4611 134th Place S., Suite 100
Tukwila, WA 98168
206-695-6227

analyst: DAP
date: 9/20/06
start time: 13:27
loop: 100µl

		dilution	fluoride	chloride	nitrite	bromide	nitrate	phosphate	sulfate
DL (ppm)		1	0.100	0.100	0.100	0.100	0.100	0.100	0.100
HiSTD		1	5.000	5.000	5.000	5.000	5.000	5.000	5.000
ICV,CCV (ppm)		1	3.000	3.000	3.000	3.000	3.000	3.000	3.000
ERA LOT#		1	02014	38084	17075	27025	20034	01024	37065
		dilution	fluoride	chloride	nitrite	bromide	nitrate	phosphate	sulfate
ICV		1	2.770	2.740	2.870	2.830	2.720	2.770	2.940
		%recovery	92%	91%	96%	94%	91%	92%	98.0%
ICB		1	<0.1	<0.1	<0.1	<0.1	<0.1	<0.1	<0.1
JW78 A1		10	NR	16.000	NR	NR	NR	NR	NR
JW78 B1		10	NR	20.070	NR	NR	NR	NR	NR
JW78 B1 dup		10	NR	19.990	NR	NR	NR	NR	NR
JW78 B1 ms		10	NR	40.350	NR	NR	NR	NR	NR
Matrix Spike		*0.05 mL 200ppm intstock to*				*0.5*		*mLsample=*	*20.00*
				101%					
JW78 C1		10	NR	16.400	NR	NR	NR	NR	NR
JW78 A1		1	NR	NR	NR	0.600	NR	NR	NR
JW78 B1		1	NR	NR	NR	0.660	NR	NR	NR
JW78 B1 dup		1	NR	NR	NR	0.660	NR	NR	NR
JW78 B1 ms		1	NR	NR	NR	2.680	NR	NR	NR
Matrix Spike		*0.05 mL 200ppm intstock to*				*5.0*		*mLsample=*	*2.00*
						101%			
JW78 C1		1	NR	NR	NR	0.320	NR	NR	NR
CCV		1	2.790	2.790	2.870	2.810	2.720	2.730	2.970
		%recovery	93%	93%	96%	94%	91%	91%	99.0%
CCB		1	<0.1	<0.1	<0.1	<0.1	<0.1	<0.1	<0.1
JW38 D1		5	NR	12.030	NR	NR	NR	NR	NR
JW38 E1		5	NR	12.580	NR	NR	NR	NR	NR
JW38 F1		5	NR	13.000	NR	NR	NR	NR	NR
JW38 G1		5	NR	14.160	NR	NR	NR	NR	NR
JW38 H1		5	NR	13.380	NR	NR	NR	NR	NR
JW38 I1		5	NR	12.820	NR	NR	NR	NR	NR
JW38 J1		5	NR	14.840	NR	NR	NR	NR	NR
JW38 K1		5	NR	15.670	NR	NR	NR	NR	NR
JW38 L1		5	NR	15.020	NR	NR	NR	NR	NR
CCV		1	2.790	2.750	2.880	2.840	2.760	2.770	2.950
		%recovery	93%	92%	96%	95%	92%	92%	98.3%
CCB		1	<0.1	<0.1	<0.1	<0.1	<0.1	<0.1	<0.1
JW94 G1		100	NR	NR	NR	NR	NR	NR	300.070
JW94 B1 ms		100	NR	274.520	NR	NR	NR	NR	387.920
Matrix Spike		*0.05 mL 200ppm intstock to*				*0.05*		*mLsample=*	*200.00*
				95%					98%
JW94 G1		50	93.950	59.100	NR	NR	NR	NR	NR
JW94 B1		50	NR	84.060	NR	NR	NR	NR	191.350
JW94 B1 dup		50	NR	84.990	NR	NR	NR	NR	190.430
JW94 C1		50	NR	NR	NR	NR	NR	NR	192.770
JW94 C1		20	94.440	NR	NR	NR	NR	NR	NR
JW94 B1		1	1.370	NR	NR	NR	NR	NR	NR
JW94 B1 dup		1	1.350	NR	NR	NR	NR	NR	NR
JW94 B1 ms		1	3.160	NR	NR	NR	NR	NR	NR
Matrix Spike		*0.05 mL 200ppm intstock to*				*5.0*		*mLsample=*	*2.00*
			90%	#VALUE!	#VALUE!	#VALUE!	#VALUE!	#VALUE!	#VALUE!
CCV		1	2.800	2.800	2.860	2.890	2.720	2.740	2.980

		%recovery	93%	93%	95%	96%	91%	91%	99.3%
CCB		1	<0.1	<0.1	<0.1	<0.1	<0.1	<0.1	<0.1
JW94 D1		1	0.150	NR	NR	NR	NR	NR	NR
JW94 E1		1	0.240	NR	NR	NR	NR	NR	1.230
CCV		1	2.810	2.830	2.880	2.830	2.730	2.770	2.990
		%recovery	94%	94%	96%	94%	91%	92%	99.7%
CCB		1	<0.1	~~0.27~~	<0.1	<0.1	<0.1	<0.1	<0.1
JX10 A2		10	NR	NR	NR	NR	NR	NR	NR
JX10 B2		10	NR	NR	NR	NR	NR	NR	NR
JX10 C2		10	12.960	NR	NR	NR	NR	NR	NR
JX10 D2		10	NR	NR	NR	NR	NR	NR	NR
JX10 E2		10	12.500	NR	NR	NR	NR	NR	NR
JX10 F2		10	NR	NR	NR	NR	NR	NR	23.060
JX10 G2		10	NR	NR	NR	NR	NR	NR	15.720
JX10 H2		10	NR	40.840	NR	NR	NR	NR	NR
JX10 I2		10	NR	12.450	NR	NR	NR	NR	NR
JX10 J2		10	16.580	12.270	NR	NR	NR	NR	NR
CCV		1	2.790	2.830	2.870	2.820	2.720	2.750	2.970
		%recovery	93%	94%	96%	94%	91%	92%	99.0%
CCB		1	<0.1	*0.18*	<0.1	<0.1	<0.1	<0.1	<0.1
~~JX10 K2~~		~~10~~	~~NR~~	~~NR~~	~~NR~~	~~NR~~	~~NR~~	~~NR~~	~~NR~~
~~JX10 L2~~		~~10~~	~~NR~~	~~NR~~	~~NR~~	~~NR~~	~~NR~~	~~NR~~	~~NR~~
~~JX10 M2~~		~~10~~	~~NR~~	~~NR~~	~~NR~~	~~NR~~	~~NR~~	~~NR~~	~~NR~~
~~JX10 N2~~		~~10~~	~~NR~~	~~NR~~	~~NR~~	~~NR~~	~~NR~~	~~NR~~	~~NR~~
~~CCV~~		~~1~~							
		~~%recovery~~	~~0%~~	~~0%~~	~~0%~~	~~0%~~	~~0%~~	~~0%~~	~~0.0%~~
~~CCB~~		~~1~~	~~<0.1~~	~~<0.1~~	~~<0.1~~	~~<0.1~~	~~<0.1~~	~~<0.1~~	~~<0.1~~

ok 11/25/66

Schedule File: C:\PEAKNET\SCHEDULE\sep2006dap.sch

Line	Sample	Sample Type	Level	Method	Data File	Volume	Dilution	Weight
1	ICV	Sample		std.met	c:\peaknet\data\sept 2006\sep2006dap_001.dxd	1	1	1
2	ICB	Sample		std.met	sep2006dap	1	1	1
3	JW78 A1	Sample		std.met	sep2006dap	1	10	1
4	JW78 B1	Sample		std.met	sep2006dap	1	10	1
5	JW78 B1 DUP	Sample		std.met	sep2006dap	1	10	1
6	JW78 B1 MS	Sample		std.met	sep2006dap	1	10	1
7	JW78 C1	Sample		std.met	sep2006dap	1	10	1
8	JW78 A1	Sample		std.met	sep2006dap	1	1	1
9	JW78 B1	Sample		std.met	sep2006dap	1	1	1
10	JW78 B1 DUP	Sample		std.met	sep2006dap	1	1	1
11	JW78 B1 MS	Sample		std.met	sep2006dap	1	1	1
12	JW78 C1	Sample		std.met	sep2006dap	1	1	1
13	CCV	Sample		std.met	sep2006dap	1	1	1
14	CCB	Sample		std.met	sep2006dap	1	1	1
15	JW38 D1	Sample		std.met	sep2006dap	1	5	1
16	JW38 E1	Sample		std.met	sep2006dap	1	5	1
17	JW38 F1	Sample		std.met	sep2006dap	1	5	1
18	JW38 G1	Sample		std.met	sep2006dap	1	5	1
19	JW38 H1	Sample		std.met	sep2006dap	1	5	1
20	JW38 I1	Sample		std.met	sep2006dap	1	5	1
21	JW38 J1	Sample		std.met	sep2006dap	1	5	1
22	JW38 K1	Sample		std.met	sep2006dap	1	5	1
23	JW38 L1	Sample		std.met	sep2006dap	1	5	1
24	CCV	Sample		std.met	sep2006dap	1	1	1
25	CCB	Sample		std.met	sep2006dap	1	1	1
26	JW94 G1	Sample		std.met	sep2006dap	1	100	1
27	JW94 B1 MS	Sample		std.met	sep2006dap	1	100	1
28	JW94 G1	Sample		std.met	sep2006dap	1	50	1
29	JW94 B1	Sample		std.met	sep2006dap	1	50	1
30	JW94 B1 DUP	Sample		std.met	sep2006dap	1	50	1
31	JW94 C1	Sample		std.met	sep2006dap	1	50	1
32	JW94 C1	Sample		std.met	sep2006dap	1	20	1
33	JW94 B1	Sample		std.met	sep2006dap	1	1	1
34	JW94 B1 DUP	Sample		std.met	sep2006dap	1	1	1
35	JW94 B1 MS	Sample		std.met	sep2006dap	1	1	1
36	CCV	Sample		std.met	sep2006dap	1	1	1
37	CCB	Sample		std.met	sep2006dap	1	1	1
38	JW94 D1	Sample		std.met	sep2006dap	1	1	1
39	JW94 E1	Sample		std.met	sep2006dap	1	1	1
40	CCV	Sample		std.met	sep2006dap	1	1	1
41	CCB	Sample		std.met	sep2006dap	1	1	1
42	JV10 A2	Sample		std.met	sep2006dap	1	10	1
43	JV10 B2	Sample		std.met	sep2006dap	1	10	1
44	JV10 C2	Sample		std.met	sep2006dap	1	10	1
45	JV10 D2	Sample		std.met	sep2006dap	1	10	1
46	JV10 E2	Sample		std.met	sep2006dap	1	10	1
47	JV10 F2	Sample		std.met	sep2006dap	1	10	1
48	JV10 G2	Sample		std.met	sep2006dap	1	10	1
49	JV10 H2	Sample		std.met	sep2006dap	1	10	1
50	JV10 I2	Sample		std.met	sep2006dap	1	10	1
51	JV10 J2	Sample		std.met	sep2006dap	1	10	1
52	CCV	Sample		std.met	sep2006dap	1	1	1
53	CCB	Sample		std.met	sep2006dap	1	1	1
54	JV10 K2	Sample		std.met	sep2006dap	1	10	1
55	JV10 L2	Sample		std.met	sep2006dap	1	10	1
56	JV10 M2	Sample		std.met	sep2006dap	1	10	1
57	JV10 N2	Sample		std.met	sep2006dap	1	10	1
58	CCV	Sample		std.met	sep2006dap	1	1	1
59	CCB	Sample		std.met	sep2006dap	1	1	1
60	STOP	Sample		stop.met	sep2006dap	1	1	1

9/21/2006

Method:C:\PEAKNET\METHOD\STD.MET Updated:9/19/06 4:03:09 PM Total:7

1. Component:FLUORIDE
Standard:External Fit Type:Linear
Origin:Force Calibration:Area
r^2=0.998150
Amt=1.75e-006*Resp+0

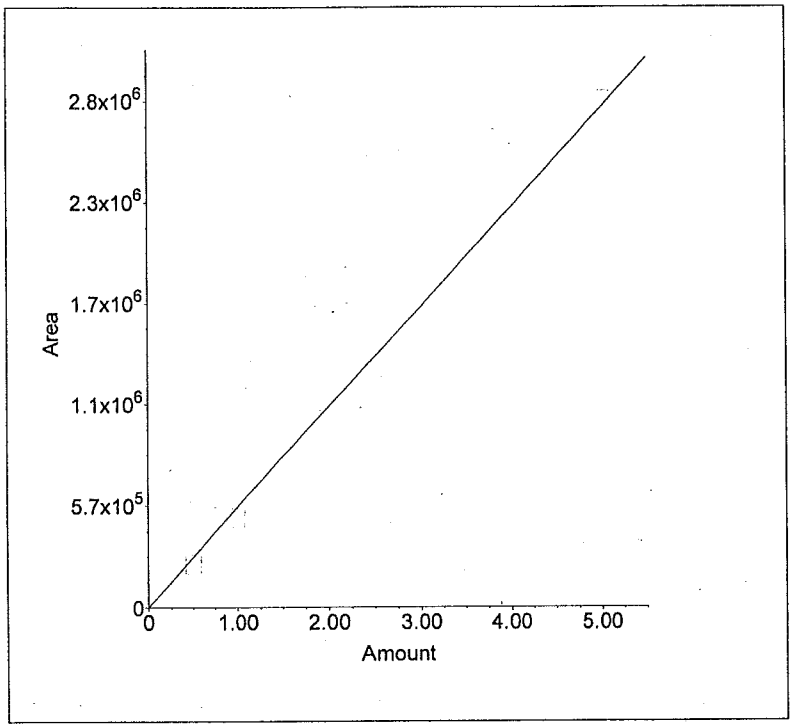

2. Component:CHLORIDE
Standard:External Fit Type:Linear
Origin:Force Calibration:Area
r^2=0.998409
Amt=2.683e-006*Resp+0

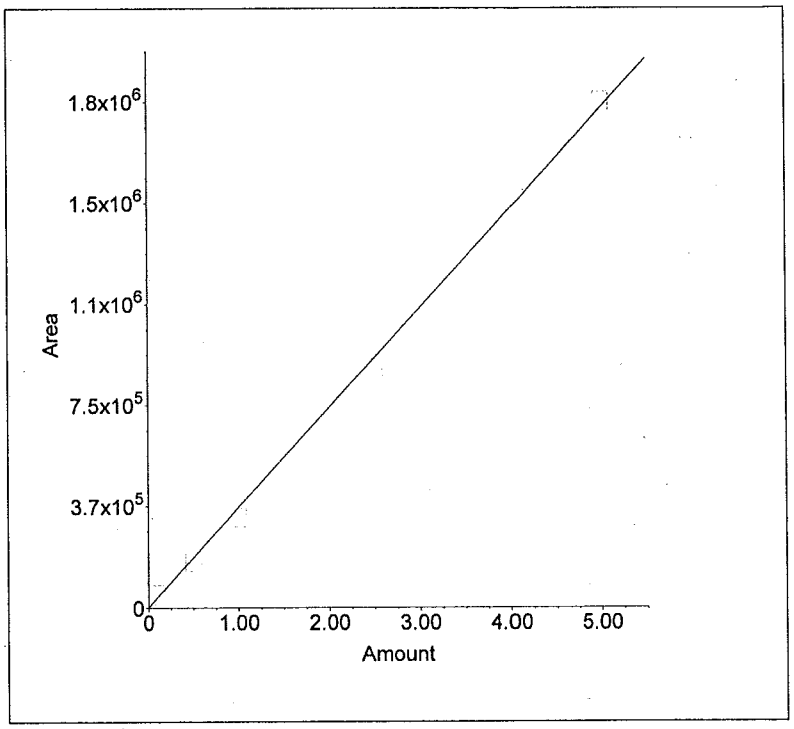

3. Component:NITRITE-N
Standard:External Fit Type:Linear
Origin:Force Calibration:Area
r^2=0.998292
Amt=1.179e-006*Resp+0

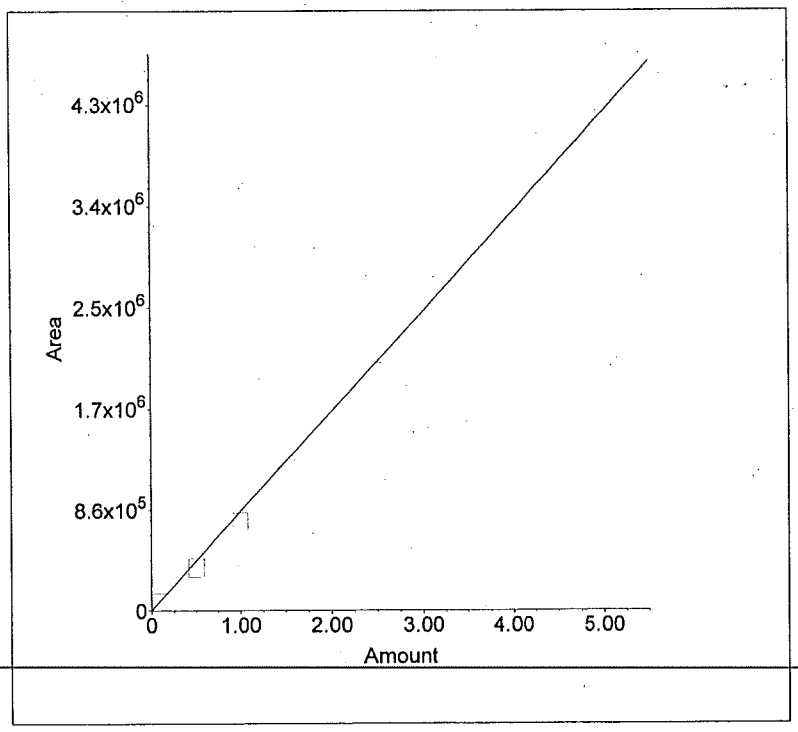

4. Component:BROMIDE
Standard:External Fit Type:Linear
Origin:Force Calibration:Area
r^2=0.999100
Amt=6.74e-006*Resp+0

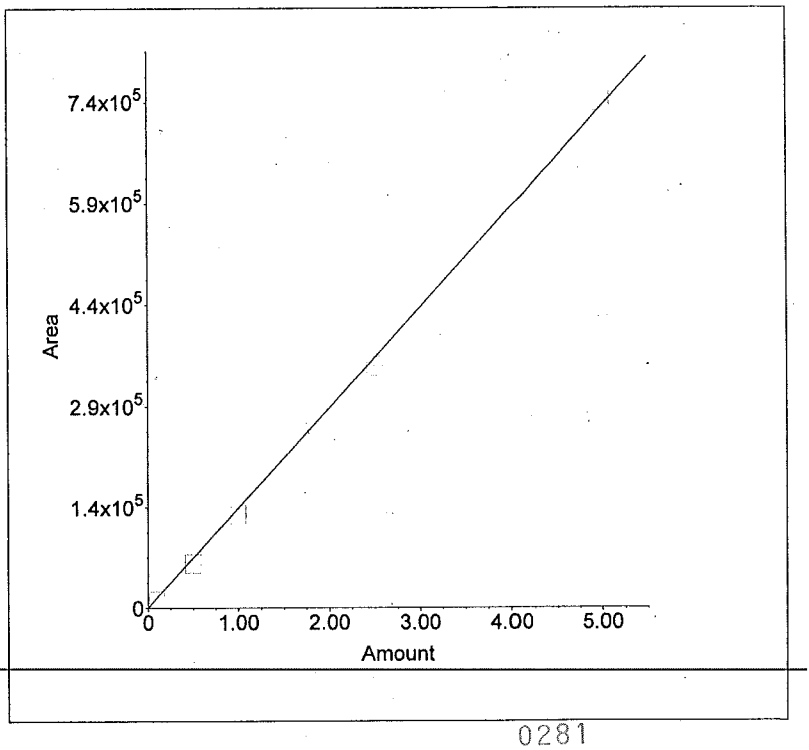

0281

5. Component:NITRATE-N
Standard:External Fit Type:Linear
Origin:Force Calibration:Area
r^2=0.995956
Amt=1.013e-006*Resp+0

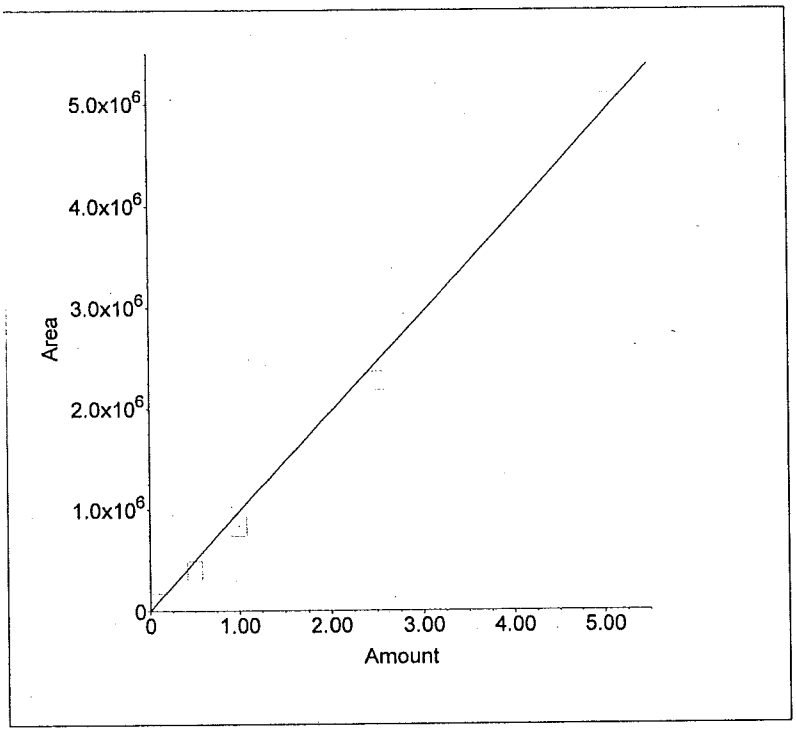

6. Component:PHOSPHATE-P
Standard:External Fit Type:Linear
Origin:Force Calibration:Area
r^2=0.996743
Amt=3.363e-006*Resp+0

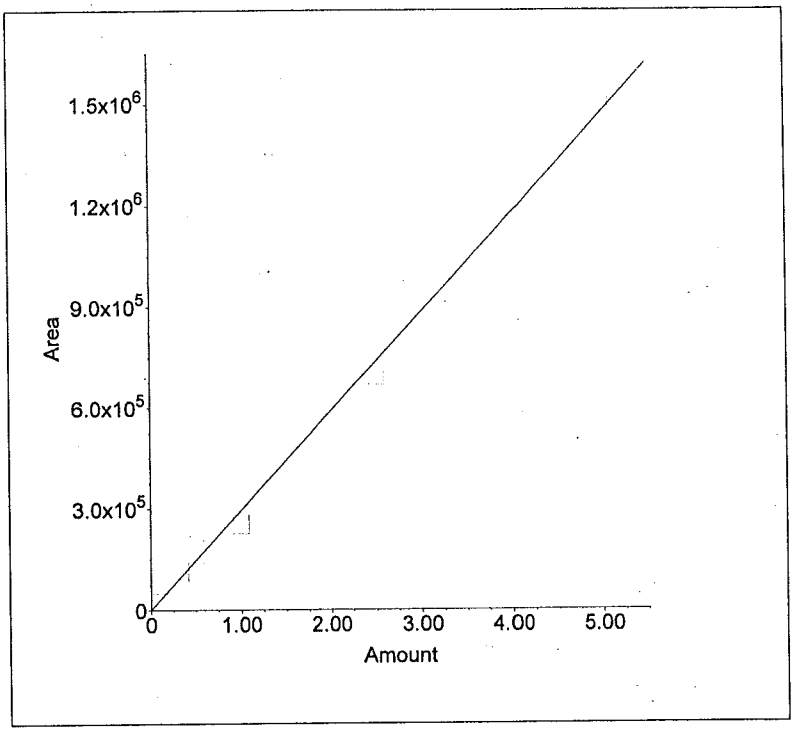

7. Component:SULFATE
Standard:External Fit Type:Linear
Origin:Force Calibration:Area
r^2=0.999614
Amt=4.101e-006*Resp+0

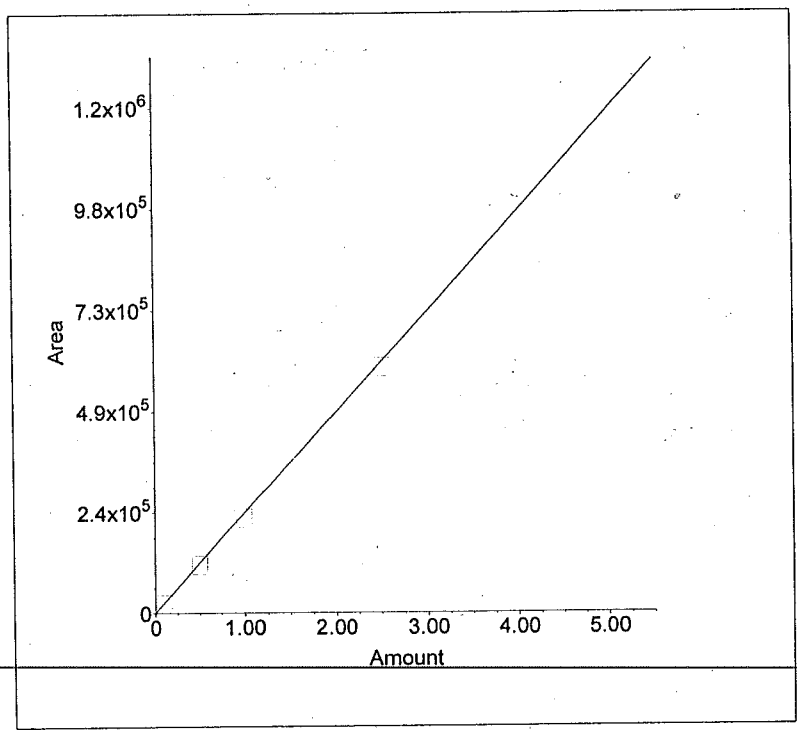

Sample Name : ICV
Method File Name : c:\peaknet\method\std.met

Current Date : 9/20/06
Date Time Collected : 9/20/06 1:27:04 PM

Injection Number : 1
Dilution Factor : 1.00
column :

Calibration Date : 9/19/06 4:03:09 PM
Data File Name : ...\SEP2006DAP_001.DXD
Injection Volume : 1.00

Module ID : 34 07 2a
Schedule File Name : ...\sep2006dap.sch

Peak Information : All Peaks

Pk. Num	Ret Time	Component Name	conc. (ppm)	Height	Area	Bl. Code	%Delta
1	2.08	Unknown 1	0.00	2702	41870	1	
2	3.10	FLUORIDE	2.77	160009	1584466	1	0.00
3	4.42	CHLORIDE	2.74	96253	1022498	1	0.00
4	5.32	NITRITE-N	2.87	187837	2433257	1	0.00
5	6.72	BROMIDE	2.83	28399	419748	1	0.50
6	7.78	NITRATE-N	2.72	150625	2685339	1	1.08
7	10.53	PHOSPHATE-P	2.77	31391	822424	1	-0.16
8	12.33	SULFATE	2.94	26572	716254	1	-0.13
		---total(s)---	19.64	683788	9725855		

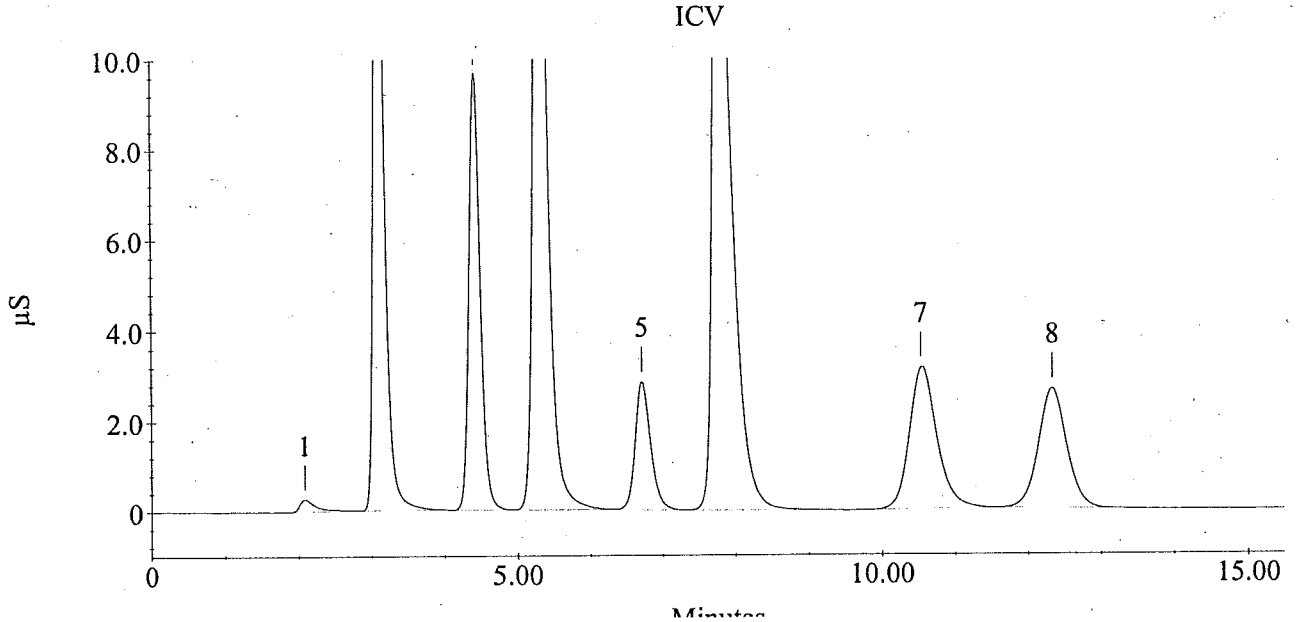

Sample Name : ICB
Method File Name : c:\peaknet\method\std.met

Current Date : 9/20/06
Date Time Collected : 9/20/06 1:44:51 PM

Injection Number : 2
Dilution Factor : 1.00
column :

Calibration Date : 9/19/06 4:03:09 PM
Data File Name : ...\SEP2006DAP_002.DXD
Injection Volume : 1.00

Module ID : 34 07 2a
Schedule File Name : ...\sep2006dap.sch

Peak Information : All Peaks

Pk. Num	Ret Time	Component Name	conc. (ppm)	Height	Area	Bl. Code	%Delta
1	1.07	Unknown 1	0.00	114	3420	1	
2	4.40	CHLORIDE	0.02	578	6492	1	-0.38
		---total(s)---					
			0.02	693	9913		

ICB

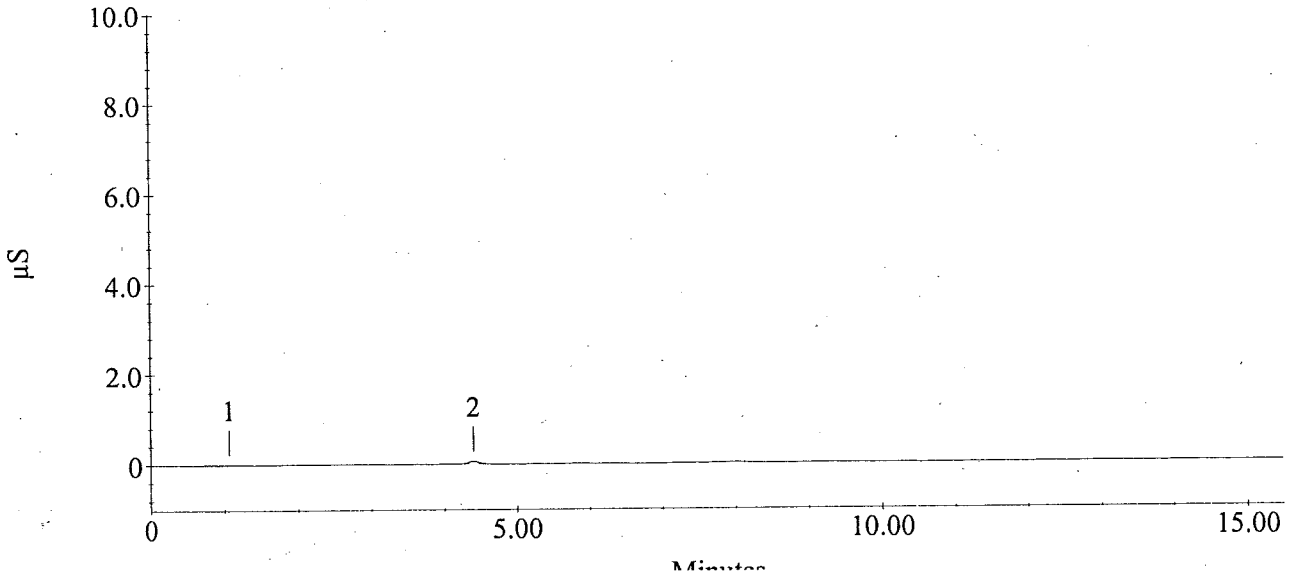

Sample Name : JW78 A1
Method File Name : c:\peaknet\method\std.met

Current Date : 9/20/06
Date Time Collected : 9/20/06 2:02:36 PM

Injection Number : 3
Dilution Factor : 10.00
column :

Calibration Date : 9/19/06 4:03:09 PM
Data File Name : ...\SEP2006DAP_003.DXD
Injection Volume : 1.00

Module ID : 34 07 2a
Schedule File Name : ...\sep2006dap.sch

Peak Information : All Peaks

Pk. Num	Ret Time	Component Name	conc. (ppm)	Height	Area	Bl. Code	%Delta
1	2.07	Unknown 1	0.00	3128	46929	1	
2	3.12	FLUORIDE	0.03	156	1524	1	0.54
3	4.47	CHLORIDE	16.00	64083	596178	1	1.13
4	6.73	BROMIDE	0.63	614	9334	1	0.75
			---total(s)---				
			16.65	67980	653966		

1x

JW78 A1

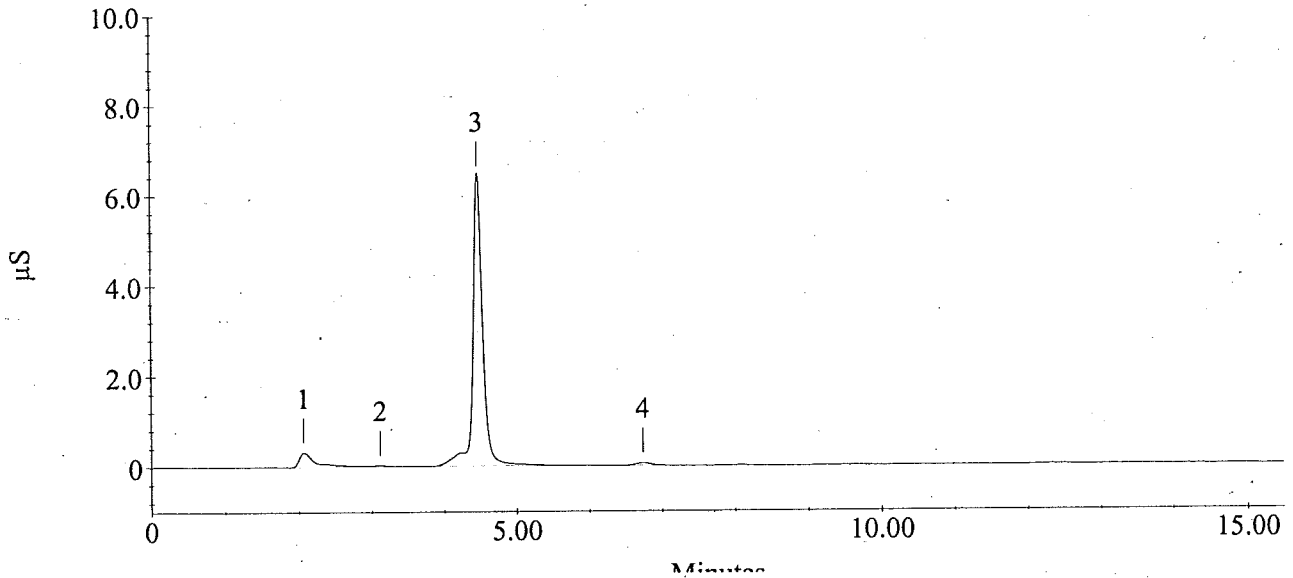

Sample Name : JW78 B1
Method File Name : c:\peaknet\method\std.met

Current Date : 9/20/06
Date Time Collected : 9/20/06 2:20:22 PM

Injection Number : 4
Dilution Factor : 10.00
column :

Calibration Date : 9/19/06 4:03:09 PM
Data File Name : ...\SEP2006DAP_004.DXD
Injection Volume : 1.00

Module ID : 34 07 2a
Schedule File Name : ...\sep2006dap.sch

Peak Information : All Peaks

Pk. Num	Ret Time	Component Name	conc. (ppm)	Height	Area	Bl. Code	%Delta
1	2.07	Unknown 1	0.00	3609	60068	1	
2	3.08	FLUORIDE	0.03	179	1865	1	-0.54
3	4.47	CHLORIDE	20.07	80304	747796	1	1.13
4	6.73	BROMIDE	0.61	642	9068	1	0.75
5	12.38	SULFATE	1.70	1505	41422	1	0.27
		---total(s)---	22.41	86240	860219		

JW78 B1

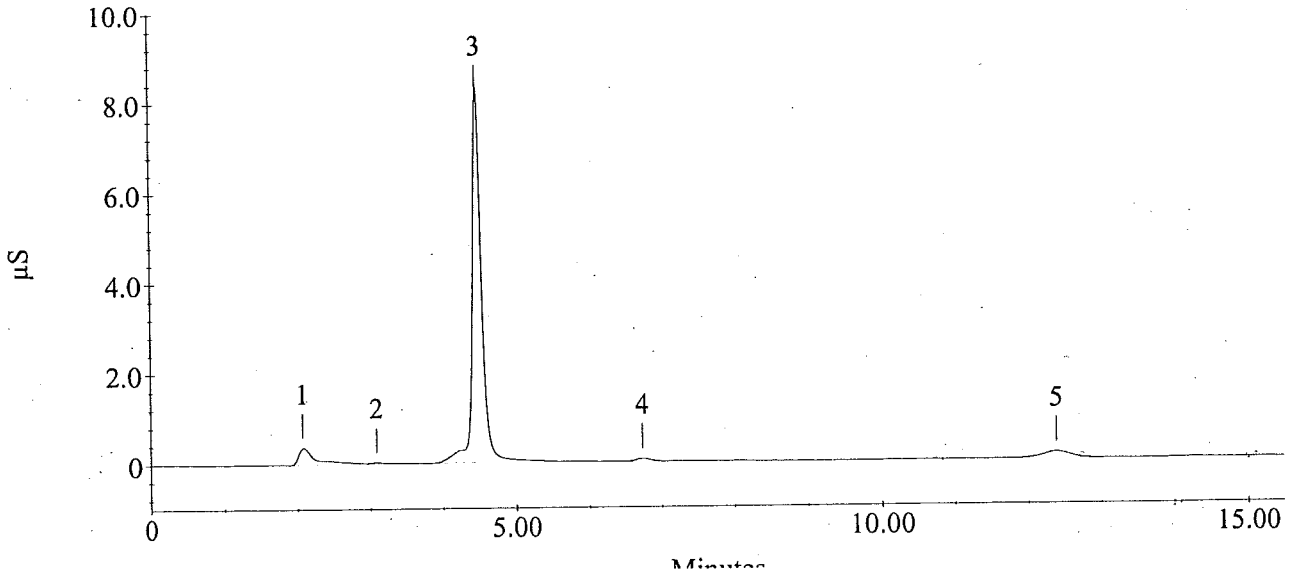

Sample Name : JW78 B1 DUP
Method File Name : c:\peaknet\method\std.met

Current Date : 9/20/06
Date Time Collected : 9/20/06 2:38:07 PM

Injection Number : 5
Dilution Factor : 10.00
column :

Calibration Date : 9/19/06 4:03:09 PM
Data File Name : ...\SEP2006DAP_005.DXD
Injection Volume : 1.00

Module ID : 34 07 2a
Schedule File Name : ...\sep2006dap.sch

Peak Information : All Peaks

Pk. Num	Ret Time	Component Name	conc. (ppm)	Height	Area	Bl. Code	%Delta
1	2.07	Unknown 1	0.00	3531	56885	1	
2	3.12	FLUORIDE	0.04	204	2398	1	0.54
3	4.47	CHLORIDE	19.99	81016	745073	1	1.13
4	6.73	BROMIDE	0.52	570	7750	1	0.75
5	7.97	NITRATE-N	0.02	142	1897	1	3.46
6	12.38	SULFATE	1.63	1524	39665	1	0.27
		---total(s)---	22.20	86987	853668		

JW78 B1 DUP

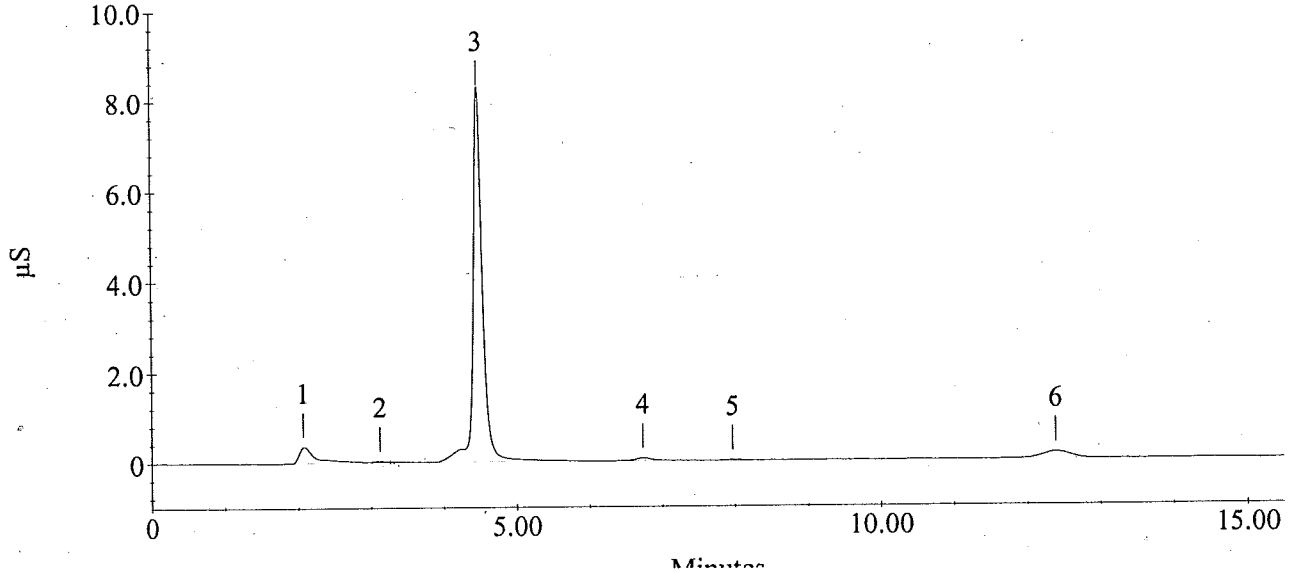

Sample Name : JW78 B1 MS
Method File Name : c:\peaknet\method\std.met

Current Date : 9/20/06
Date Time Collected : 9/20/06 2:55:53 PM

Injection Number : 6
Dilution Factor : 10.00
column :

Calibration Date : 9/19/06 4:03:09 PM
Data File Name : ...\SEP2006DAP_006.DXD
Injection Volume : 1.00

Module ID : 34 07 2a
Schedule File Name : ...\sep2006dap.sch

Peak Information : All Peaks

Pk. Num	Ret Time	Component Name	conc. (ppm)	Height	Area	Bl. Code	%Delta
1	2.07	Unknown 1	0.00	4786	72877	1	
2	3.10	FLUORIDE	18.39	95543	1050641	1	0.00
3	4.47	CHLORIDE	40.35	175121	1503766	1	1.13
4	5.32	NITRITE-N	18.72	133143	1587986	1	0.00
5	6.68	BROMIDE	19.94	20528	295844	1	0.00
6	7.77	NITRATE-N	18.11	102708	1788882	1	0.87
7	10.58	PHOSPHATE-P	18.97	20397	563891	1	0.32
8	12.35	SULFATE	20.45	18688	498661	1	0.00
		---total(s)---	154.93	570915	7362548		

JW78 B1 MS

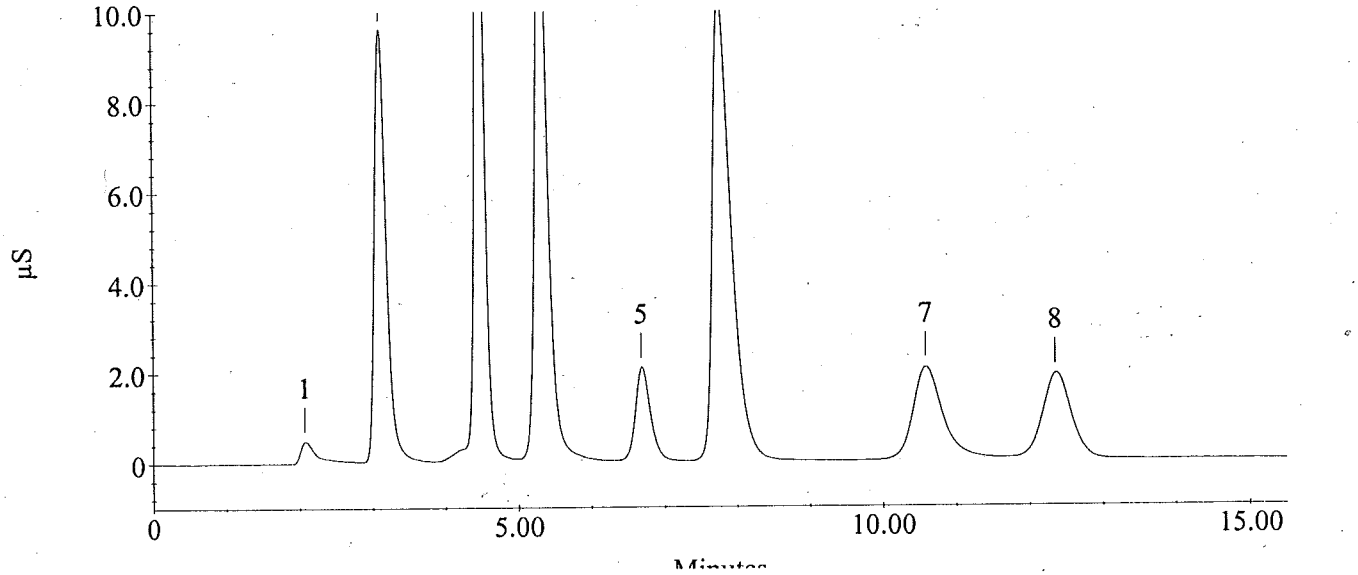

Sample Name : JW78 C1
Method File Name : c:\peaknet\method\std.met

Current Date : 9/20/06
Date Time Collected : 9/20/06 3:13:40 PM

Injection Number : 7
Dilution Factor : 10.00
column :

Calibration Date : 9/19/06 4:03:09 PM
Data File Name : ...\SEP2006DAP_007.DXD
Injection Volume : 1.00

Module ID : 34 07 2a
Schedule File Name : ...\sep2006dap.sch

Peak Information : All Peaks

Pk. Num	Ret Time	Component Name	conc. (ppm)	Height	Area	Bl. Code	%Delta
1	2.07	Unknown 1	0.00	2235	36708	1	
2	3.08	FLUORIDE	0.06	233	3276	1	-0.54
3	4.45	CHLORIDE	16.40	63777	611209	1	0.75
4	6.70	BROMIDE	0.28	316	4177	1	0.25
5	12.38	SULFATE	4.20	3809	102471	1	0.27
		---total(s)---					
			20.94	70370	757841		

JW78 C1

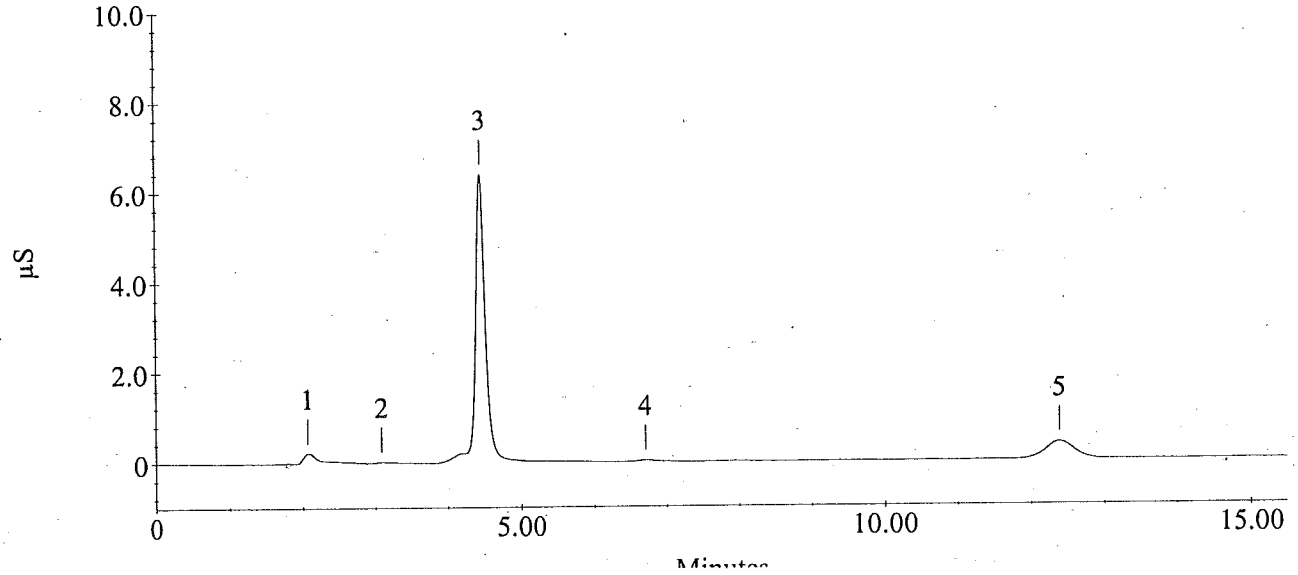

Sample Name : JW78 A1
Method File Name : c:\peaknet\method\std.met

Current Date : 9/20/06
Date Time Collected : 9/20/06 3:31:25 PM

Injection Number : 8
Dilution Factor : 1.00
column :

Calibration Date : 9/19/06 4:03:09 PM
Data File Name : ...\SEP2006DAP_008.DXD
Injection Volume : 1.00

Module ID : 34 07 2a
Schedule File Name : ...\sep2006dap.sch

Peak Information : All Peaks

Pk. Num	Ret Time	Component Name	conc. (ppm)	Height	Area	Bl. Code	%Delta
1	2.07	Unknown 1	0.00	22632	325835	1	
2	3.05	FLUORIDE	0.02	561	14117	1	-1.61
3	5.08	Unknown 2	0.00	1110572	7598776	1	
4	6.93	Unknown 3	0.00	6823	88635	1	
5	12.57	SULFATE	0.06	608	14590	1	1.75
6	13.82	Unknown 4	0.00	729	24095	1	
		---total(s)---	0.08	1141925	8066048		

JW78 A1

REPRINT

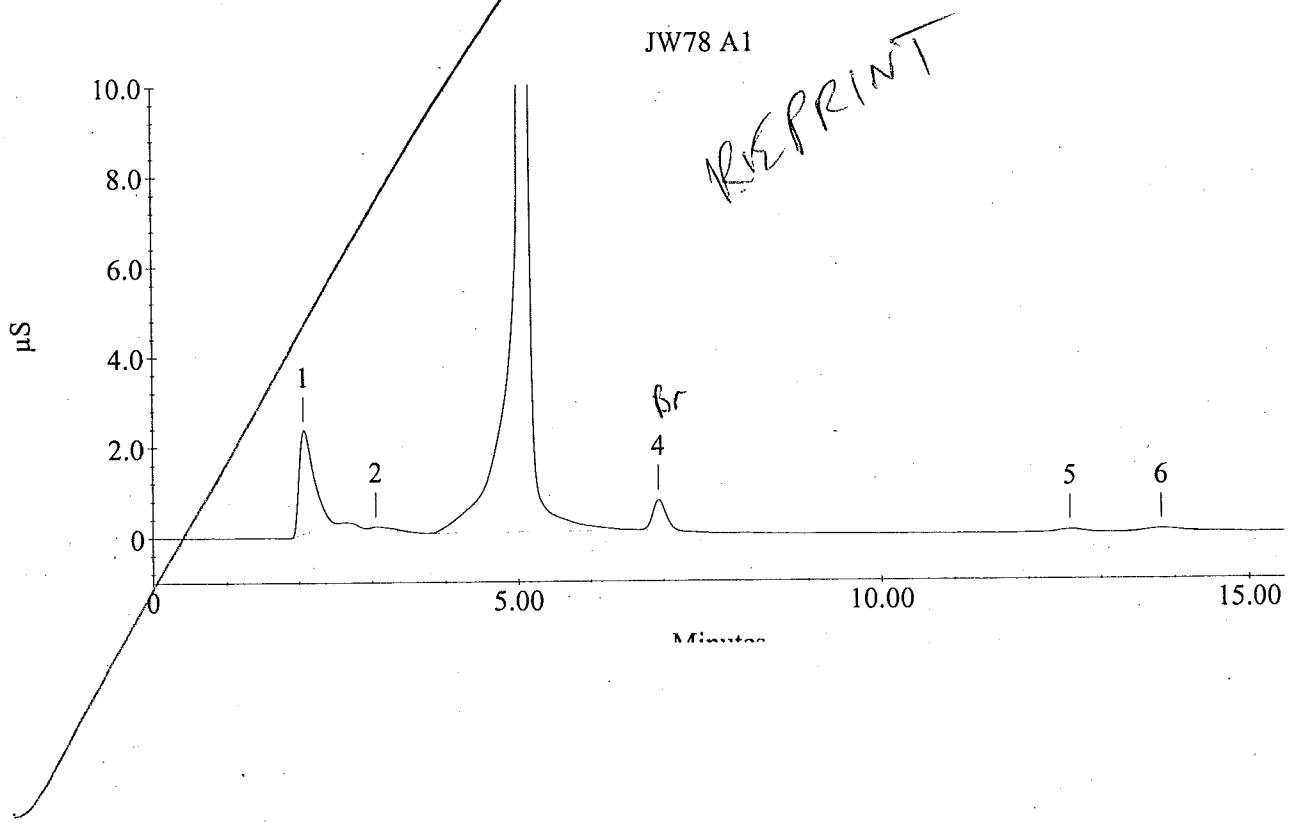

Sample Name : JW78 A1
Method File Name : c:\peaknet\method\std.met

Current Date : 9/21/06
Date Time Collected : 9/20/06 3:31:25 PM

Injection Number : 8
Dilution Factor : 1.00
column :

Calibration Date : 9/19/06 4:03:09 PM
Data File Name : ...\SEP2006DAP_008.DXD
Injection Volume : 1.00

Module ID : 34 07 2a
Schedule File Name : ...\sep2006dap.sch

Peak Information : All Peaks

Pk. Num	Ret Time	Component Name	conc. (ppm)	Height	Area	Bl. Code	%Delta
1	2.07	Unknown 1	0.00	22632	325835	1	
2	3.05	FLUORIDE	0.02	561	14117	1	-1.61
3	5.08	Unknown 2	0.00	1110572	7598776	1	
4	6.93	BROMIDE	0.60	6823	88635	1	2.56
5	12.57	SULFATE	0.06	608	14590	1	1.75
6	13.82	Unknown 3	0.00	729	24095	1	
		---total(s)---	0.68	1141925	8066048		

JW78 A1

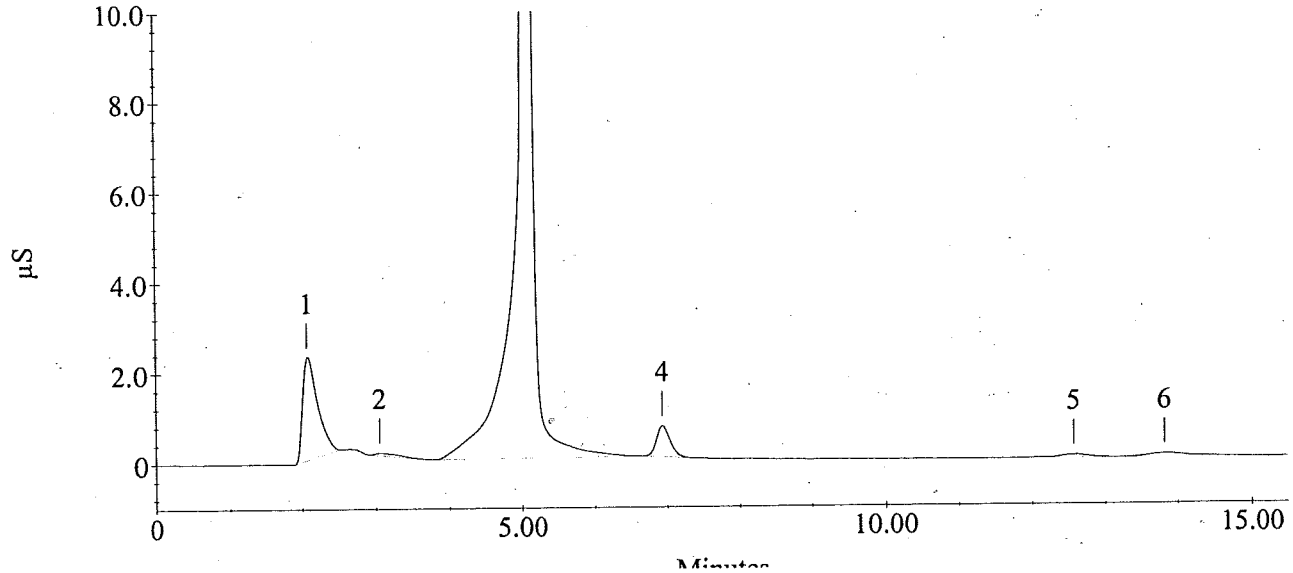

Sample Name : JW78 B1
Method File Name : c:\peaknet\method\std.met

Current Date : 9/20/06
Date Time Collected : 9/20/06 3:49:12 PM

Injection Number : 9
Dilution Factor : 1.00
column :

Calibration Date : 9/19/06 4:03:09 PM
Data File Name : ...\SEP2006DAP_009.DXD
Injection Volume : 1.00

Module ID : 34 07 2a
Schedule File Name : ...\sep2006dap.sch

Peak Information : All Peaks

Pk. Num	Ret Time	Component Name	conc. (ppm)	Height	Area	Bl. Code	%Delta
1	2.07	Unknown 1	0.00	27800	391237	1	
2	3.13	FLUORIDE	0.05	1060	28371	1	1.08
3	5.08	Unknown 2	0.00	1585758	10391581	1	
4	6.92	Unknown 3	0.00	7422	97540	1	
5	8.10	NITRATE-N	0.00	168	2645	1	5.19
6	12.58	SULFATE	1.72	15743	420402	1	1.89
		---total(s)---	1.78	1637951	11331777		

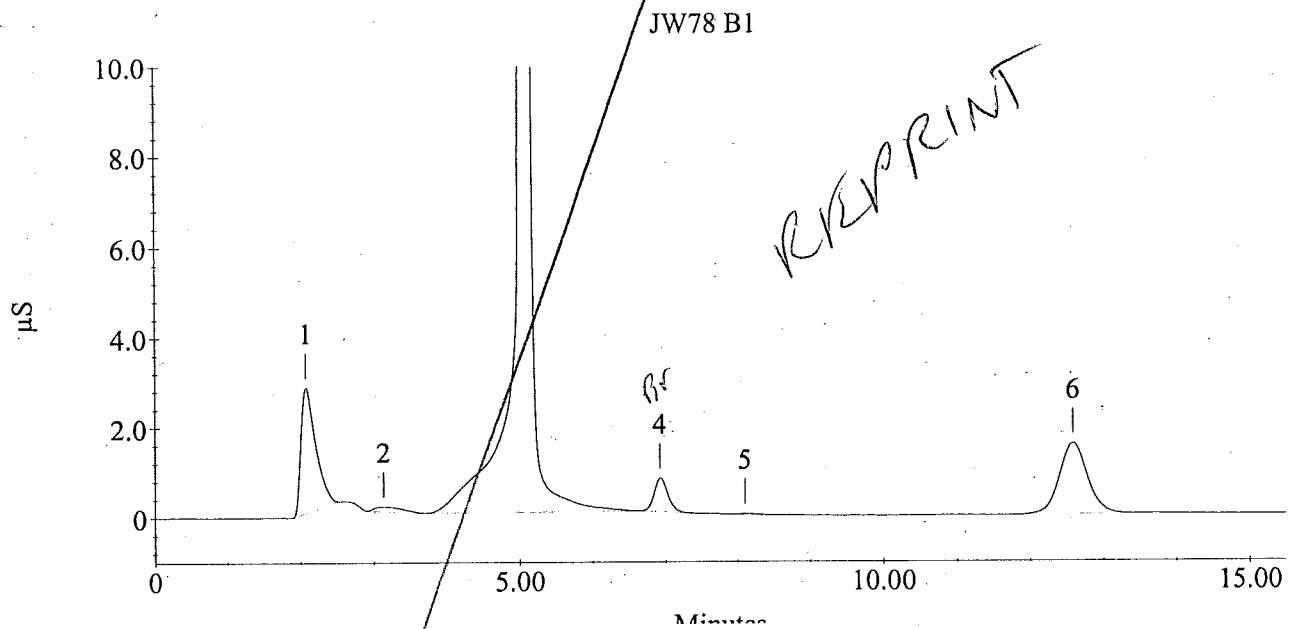

RUNPRINT

Sample Name : JW78 B1
Method File Name : c:\peaknet\method\std.met

Current Date : 9/21/06
Date Time Collected : 9/20/06 3:49:12 PM

Injection Number : 9
Dilution Factor : 1.00
column :

Calibration Date : 9/19/06 4:03:09 PM
Data File Name : ...\SEP2006DAP_009.DXD
Injection Volume : 1.00

Module ID : 34 07 2a
Schedule File Name : ...\sep2006dap.sch

Peak Information : All Peaks

Pk. Num	Ret Time	Component Name	conc. (ppm)	Height	Area	Bl. Code	%Delta
1	2.07	Unknown 1	0.00	27800	391237	1	
2	3.13	FLUORIDE	0.05	1060	28371	1	1.08
3	5.08	Unknown 2	0.00	1585758	10391581	1	
4	6.92	BROMIDE	0.66	7422	97540	1	2.62
5	8.10	NITRATE-N	0.00	168	2645	1	5.19
6	12.58	SULFATE	1.72	15743	420402	1	1.89
		---total(s)---	2.43	1637951	11331777		

JW78 B1

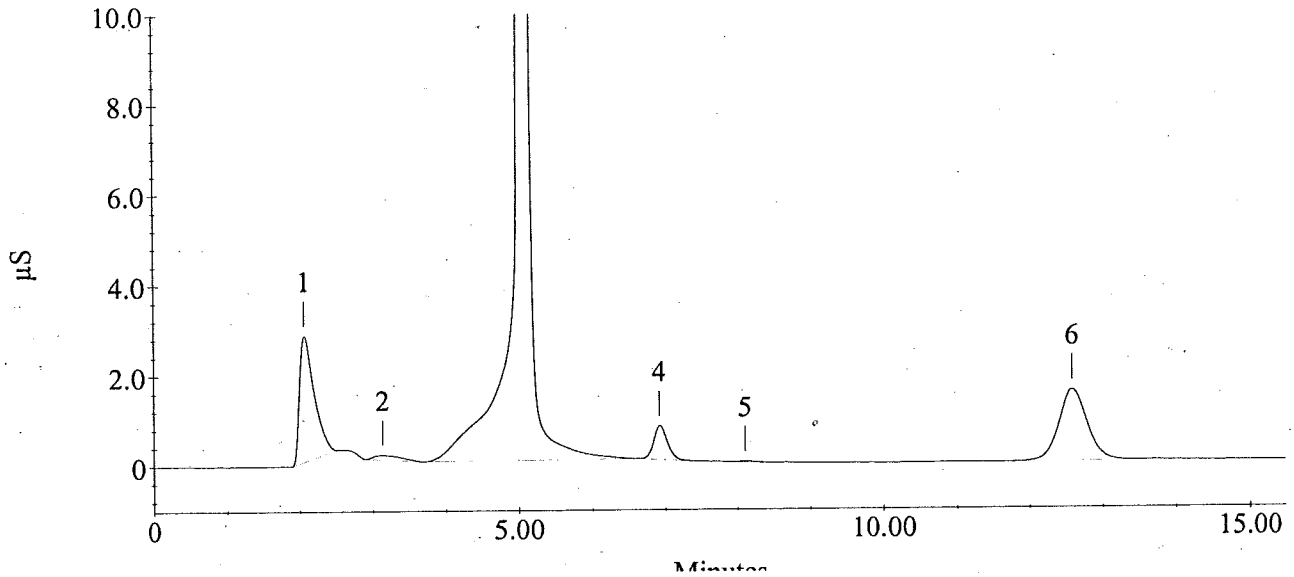

Sample Name : JW78 B1 DUP
Method File Name : c:\peaknet\method\std.met

Current Date : 9/20/06
Date Time Collected : 9/20/06 4:06:57 PM

Injection Number : 10
Dilution Factor : 1.00
column :

Calibration Date : 9/19/06 4:03:09 PM
Data File Name : ...\SEP2006DAP_010.DXD
Injection Volume : 1.00

Module ID : 34 07 2a
Schedule File Name : ...\sep2006dap.sch

Peak Information : All Peaks

Pk. Num	Ret Time	Component Name	conc. (ppm)	Height	Area	Bl. Code	%Delta
1	2.07	Unknown 1	0.00	29372	496066	1	
2	3.13	FLUORIDE	0.05	1048	27789	1	1.08
3	5.08	Unknown 2	0.00	1575756	10321873	1	
4	6.92	Unknown 3	0.00	7370	97681	1	
5	12.58	SULFATE	1.73	15810	422012	1	1.89
		---total(s)---	1.78	1629357	11365420		

JW78 B1 DUP

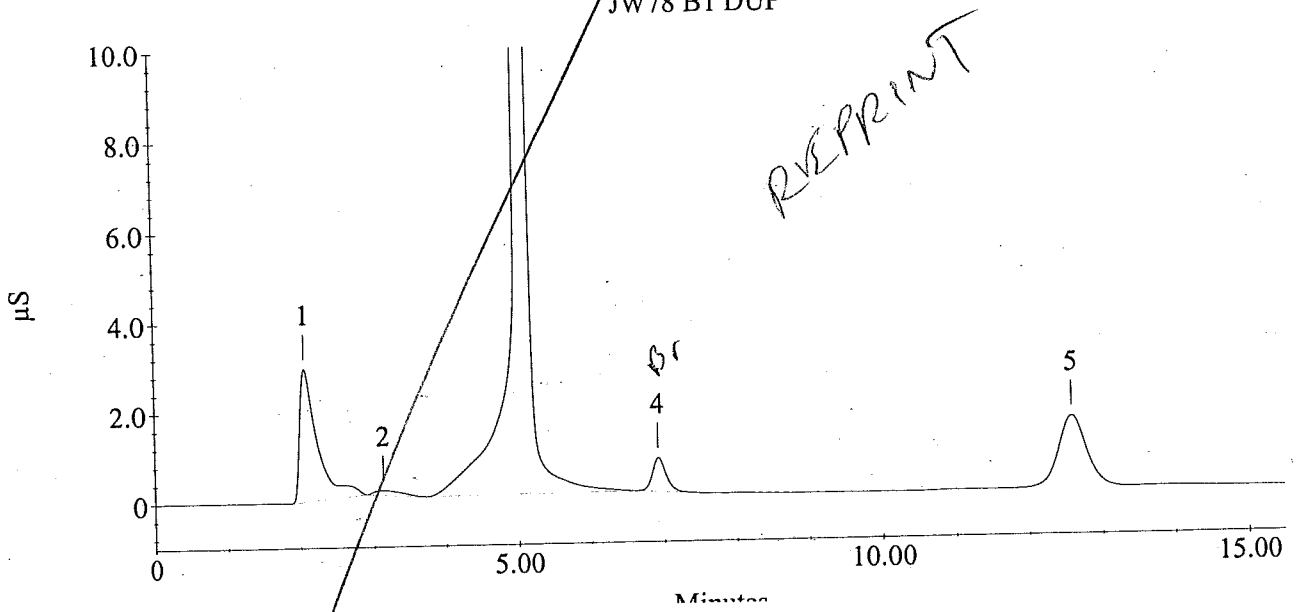

REPRINT

Sample Name : JW78 B1 DUP
Method File Name : c:\peaknet\method\std.met

Current Date : 9/21/06
Date Time Collected : 9/20/06 4:06:57 PM

Injection Number : 10
Dilution Factor : 1.00
column :

Calibration Date : 9/19/06 4:03:09 PM
Data File Name : ...\SEP2006DAP_010.DXD
Injection Volume : 1.00

Module ID : 34 07 2a
Schedule File Name : ...\sep2006dap.sch

Peak Information : All Peaks

Pk. Num	Ret Time	Component Name	conc. (ppm)	Height	Area	Bl. Code	%Delta
1	2.07	Unknown 1	0.00	29372	496066	1	
2	3.13	FLUORIDE	0.05	1048	27789	1	1.08
3	5.08	Unknown 2	0.00	1575756	10321873	1	
4	6.92	BROMIDE	0.66	7370	97681	1	2.62
5	12.58	SULFATE	1.73	15810	422012	1	1.89
		---total(s)---	2.44	1629357	11365420		

JW78 B1 DUP

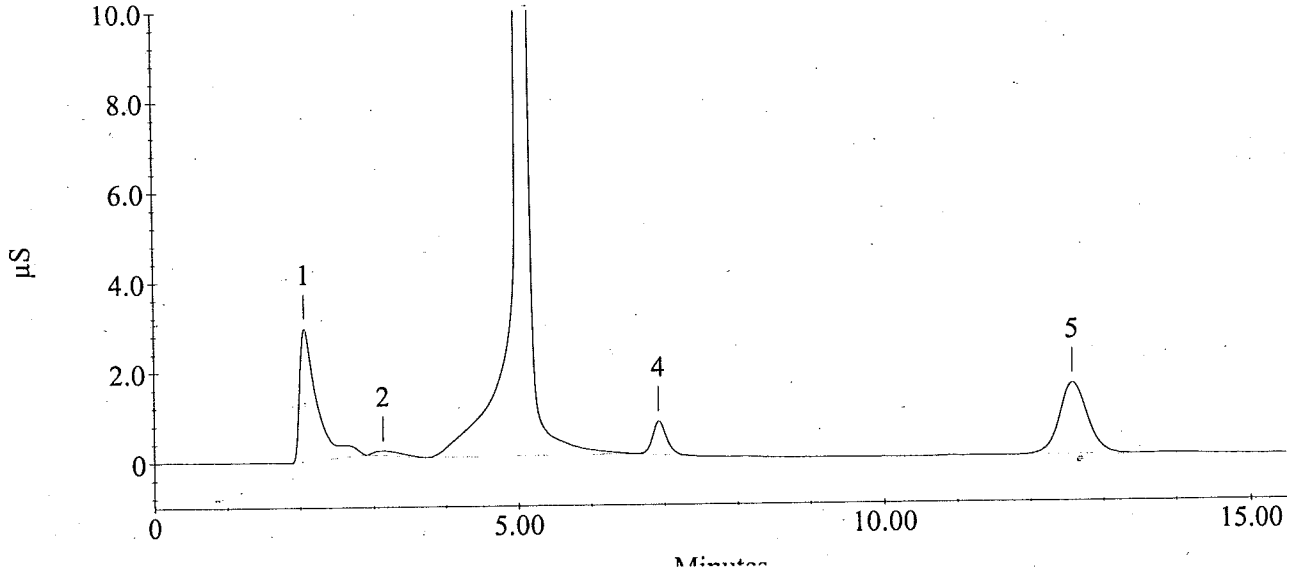

Sample Name : JW78 B1 MS
Method File Name : c:\peaknet\method\std.met

Current Date : 9/20/06
Date Time Collected : 9/20/06 4:24:44 PM

Injection Number : 11
Dilution Factor : 1.00
column :

Calibration Date : 9/19/06 4:03:09 PM
Data File Name : ...\SEP2006DAP_011.DXD
Injection Volume : 1.00

Module ID : 34 07 2a
Schedule File Name : ...\sep2006dap.sch

Peak Information : All Peaks

Pk. Num	Ret Time	Component Name	conc. (ppm)	Height	Area	Bl. Code	%Delta
1	2.07	Unknown 1	0.00	29471	412289	1	
2	3.13	FLUORIDE	1.79	39376	1022707	1	1.08
3	5.07	Unknown 2	0.00	1620449	10914059	1	
4	5.63	Unknown 3	0.00	173214	1609566	1	
5	6.90	Unknown 4	0.00	31040	397992	1	
6	7.95	NITRATE-N	1.89	115386	1870122	1	3.25
7	10.78	PHOSPHATE-P	1.62	15567	481762	1	2.21
8	12.57	SULFATE	3.71	34539	903649	1	1.75
		---total(s)---	9.01	2059041	17612145		

JW78 B1 MS

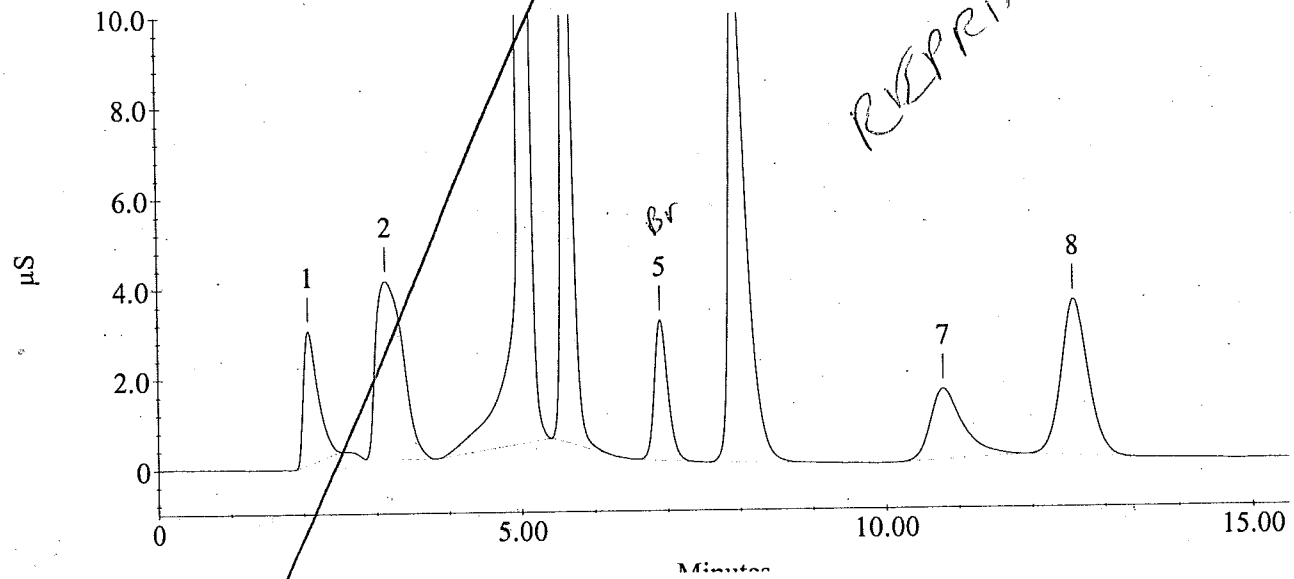

REPRINT

Sample Name : JW78 B1 MS
Method File Name : c:\peaknet\method\std.met

Current Date : 9/21/06
Date Time Collected : 9/20/06 4:24:44 PM

Injection Number : 11
Dilution Factor : 1.00
column :

Calibration Date : 9/19/06 4:03:09 PM
Data File Name : ...\SEP2006DAP_011.DXD
Injection Volume : 1.00

Module ID : 34 07 2a
Schedule File Name : ...\sep2006dap.sch

Peak Information : All Peaks

Pk. Num	Ret Time	Component Name	conc. (ppm)	Height	Area	Bl. Code	%Delta
1	2.07	Unknown 1	0.00	29471	412289	1	
2	3.13	FLUORIDE	1.79	39376	1022707	1	1.08
3	5.07	Unknown 2	0.00	1620449	10914059	1	
4	5.63	Unknown 3	0.00	173214	1609566	1	
5	6.90	BROMIDE	2.68	31040	397992	1	2.68
6	7.95	NITRATE-N	1.89	115386	1870122	1	3.25
7	10.78	PHOSPHATE-P	1.62	15567	481762	1	2.21
8	12.57	SULFATE	3.71	34539	903649	1	1.75
		---total(s)---	11.69	2059041	17612145		

JW78 B1 MS

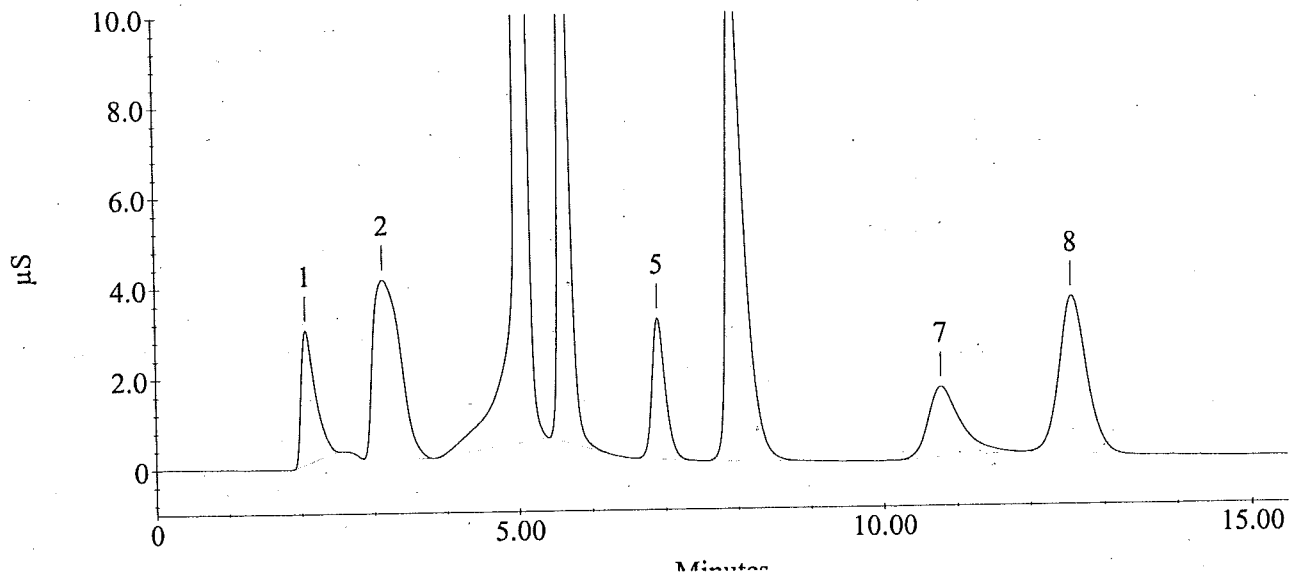

Sample Name : JW78 C1
Method File Name : c:\peaknet\method\std.met

Current Date : 9/20/06
Date Time Collected : 9/20/06 4:42:30 PM

Injection Number : 12
Dilution Factor : 1.00
column :

Calibration Date : 9/19/06 4:03:09 PM
Data File Name : ...\SEP2006DAP_012.DXD
Injection Volume : 1.00

Module ID : 34 07 2a
Schedule File Name : ...\sep2006dap.sch

Peak Information : All Peaks

Pk. Num	Ret Time	Component Name	conc. (ppm)	Height	Area	Bl. Code	%Delta
1	2.07	Unknown 1	0.00	19698	265896	1	
2	3.12	FLUORIDE	0.05	1209	27131	1	0.54
3	4.93	Unknown 2	0.00	1181939	8311112	1	
4	6.85	BROMIDE	0.32	3465	47062	1	2.49
5	8.03	NITRATE-N	0.01	630	9802	1	4.33
6	12.52	SULFATE	4.48	41411	1093513	1	1.35
		---total(s)---	4.86	1248351	9754517		

JW78 C1

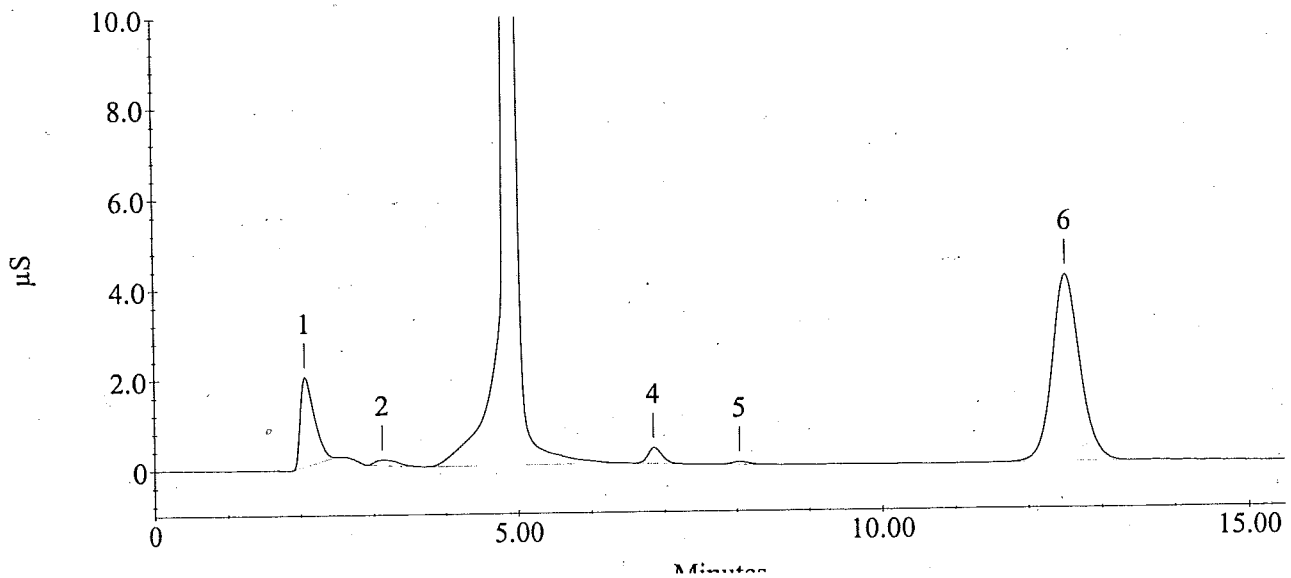

Sample Name : CCV
Method File Name : c:\peaknet\method\std.met

Current Date : 9/20/06
Date Time Collected : 9/20/06 5:00:16 PM

Injection Number : 13
Dilution Factor : 1.00
column :

Calibration Date : 9/19/06 4:03:09 PM
Data File Name : ...\SEP2006DAP_013.DXD
Injection Volume : 1.00

Module ID : 34 07 2a
Schedule File Name : ...\sep2006dap.sch

Peak Information : All Peaks

Pk. Num	Ret Time	Component Name	conc. (ppm)	Height	Area	Bl. Code	%Delta
1	2.07	Unknown 1	0.00	2383	34476	1	
2	3.10	FLUORIDE	2.79	162367	1594971	1	0.00
3	4.40	CHLORIDE	2.79	97547	1040169	1	-0.38
4	5.28	NITRITE-N	2.87	188168	2433989	1	-0.63
5	6.65	BROMIDE	2.81	28687	417665	1	-0.50
6	7.72	NITRATE-N	2.72	154383	2687888	1	0.22
7	10.57	PHOSPHATE-P	2.73	30519	810413	1	0.16
8	12.37	SULFATE	2.97	26595	724858	1	0.13
		---total(s)---	19.69	690650	9744429		

CCV

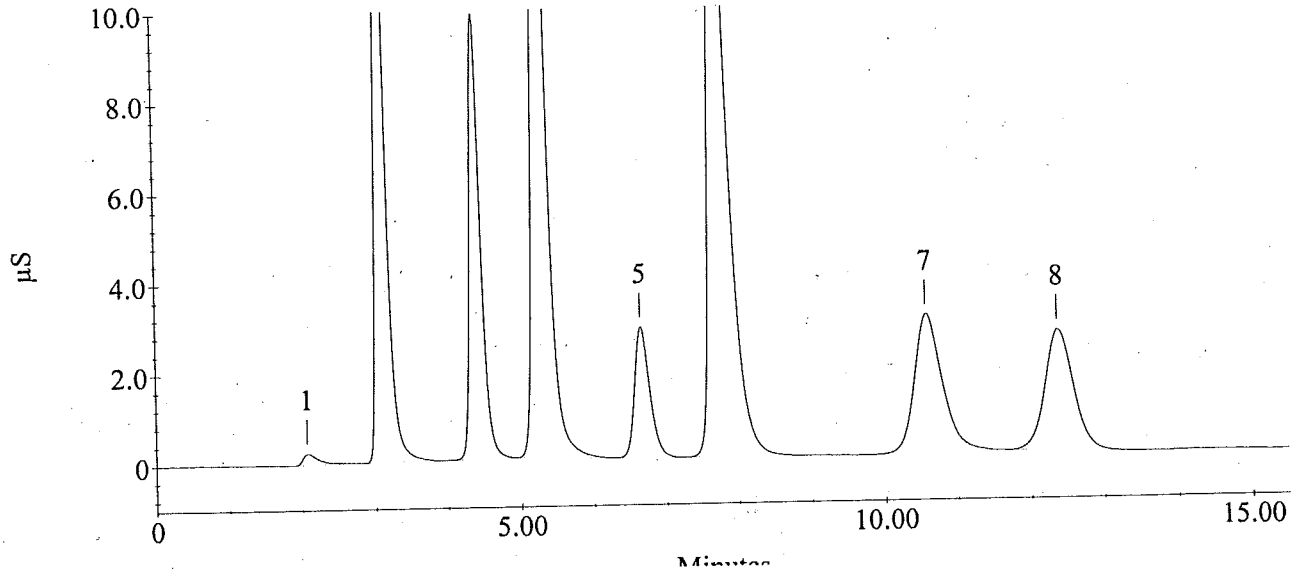

Sample Name : CCB
Method File Name : c:\peaknet\method\std.met

Current Date : 9/20/06
Date Time Collected : 9/20/06 5:18:03 PM

Injection Number : 14
Dilution Factor : 1.00
column :

Calibration Date : 9/19/06 4:03:09 PM
Data File Name : ...\SEP2006DAP_014.DXD
Injection Volume : 1.00

Module ID : 34 07 2a
Schedule File Name : ...\sep2006dap.sch

Peak Information : All Peaks

Pk. Num	Ret Time	Component Name	conc. (ppm)	Height	Area	Bl. Code	%Delta
1	4.05	Unknown 1	0.00	147	1823	1	
2	4.40	CHLORIDE	0.01	431	4198	1	-0.38
		---total(s)---	0.01	578	6021		

CCB

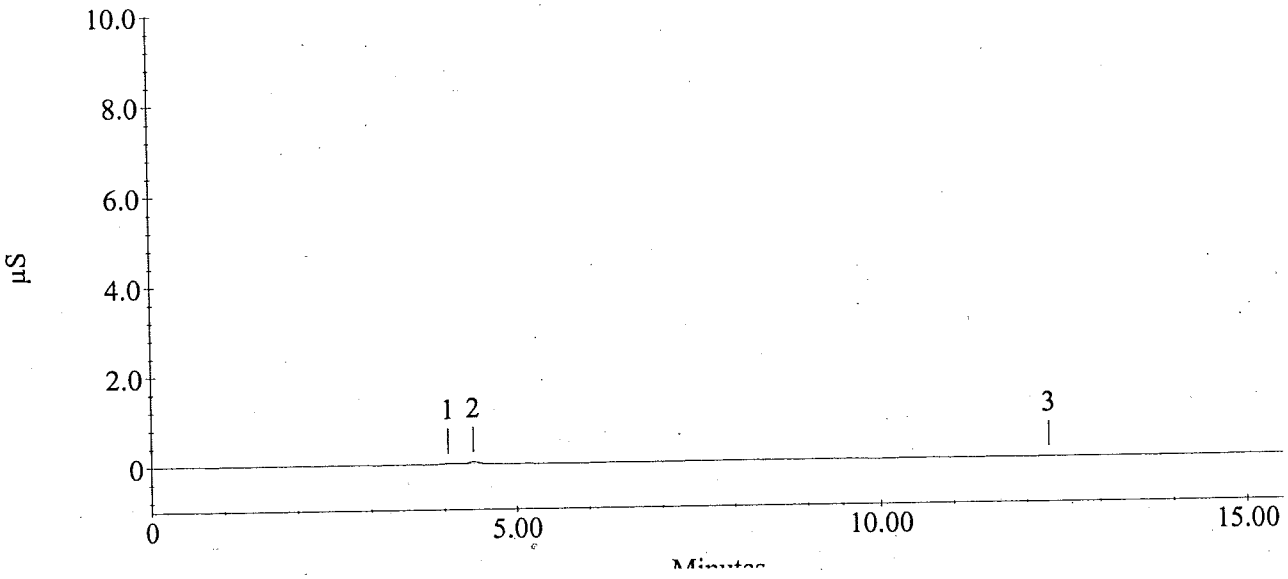

Sample Name : JW38 D1
Method File Name : c:\peaknet\method\std.met

Current Date : 9/20/06
Date Time Collected : 9/20/06 5:35:49 PM

Injection Number : 15
Dilution Factor : 5.00
column :

Calibration Date : 9/19/06 4:03:09 PM
Data File Name : ...\SEP2006DAP_015.DXD
Injection Volume : 1.00

Module ID : 34 07 2a
Schedule File Name : ...\sep2006dap.sch

Peak Information : All Peaks

Pk. Num	Ret Time	Component Name	conc. (ppm)	Height	Area	Bl. Code	%Delta
1	2.10	Unknown 1	0.00	2984	63348	1	
2	3.08	FLUORIDE	0.57	6580	65172	1	-0.54
3	3.63	Unknown 2	0.00	1721	38722	1	
4	4.35	CHLORIDE	12.03	73220	896829	1	-1.51
5	5.27	NITRITE-N	0.17	2248	29434	1	-0.94
6	6.65	BROMIDE	2.12	3918	62890	1	-0.50
7	7.85	NITRATE-N	0.37	4072	73527	1	1.95
8	11.33	Unknown 3	0.00	33841	831371	1	
9	12.35	SULFATE	14.58	27433	711003	1	0.00
		---total(s)---	29.85	156016	2772296		

JW38 D1

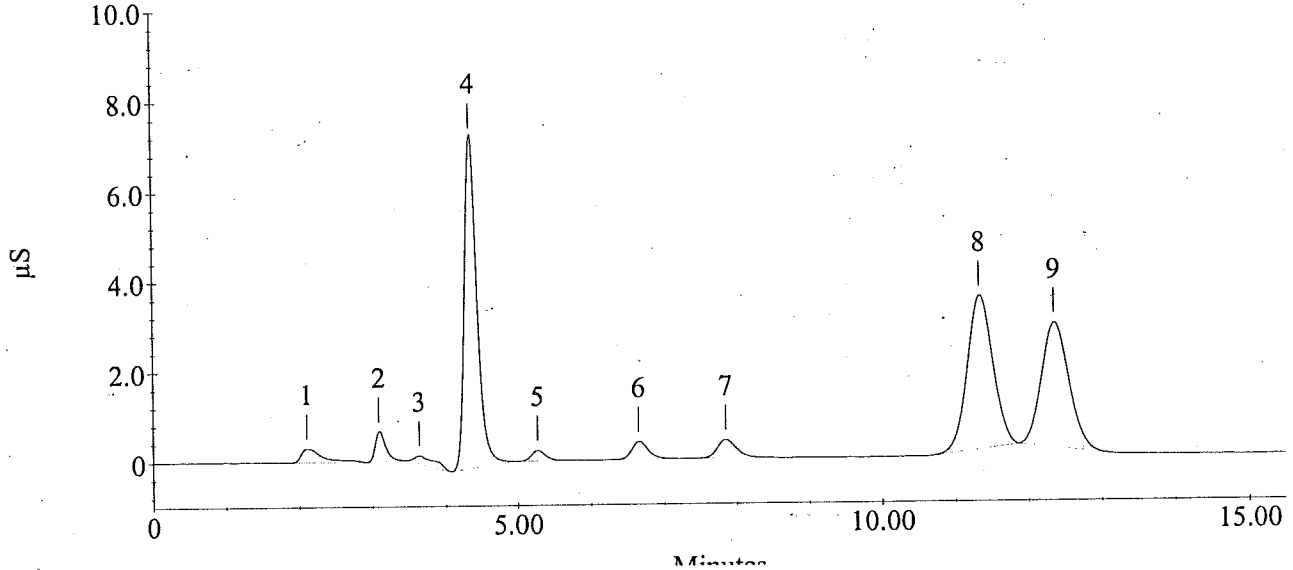

Sample Name : JW38 E1
Method File Name : c:\peaknet\method\std.met

Current Date : 9/20/06
Date Time Collected : 9/20/06 5:53:36 PM

Injection Number : 16
Dilution Factor : 5.00
column :

Calibration Date : 9/19/06 4:03:09 PM
Data File Name : ...\SEP2006DAP_016.DXD
Injection Volume : 1.00

Module ID : 34 07 2a
Schedule File Name : ...\sep2006dap.sch

Peak Information : All Peaks

Pk. Num	Ret Time	Component Name	conc. (ppm)	Height	Area	Bl. Code	%Delta
1	2.10	Unknown 1	0.00	2805	48489	1	
2	3.08	FLUORIDE	0.56	6601	63988	1	-0.54
3	3.62	Unknown 2	0.00	1557	35468	1	
4	4.35	CHLORIDE	12.58	77055	937255	1	-1.51
5	5.25	NITRITE-N	0.18	2271	30166	1	-1.25
6	6.63	BROMIDE	2.12	3933	63001	1	-0.75
7	7.83	NITRATE-N	0.41	4446	80666	1	1.73
8	11.33	Unknown 3	0.00	36908	908419	1	
9	12.35	SULFATE	11.39	21588	555405	1	0.00
		---total(s)---	27.23	157164	2722857		

JW38 E1

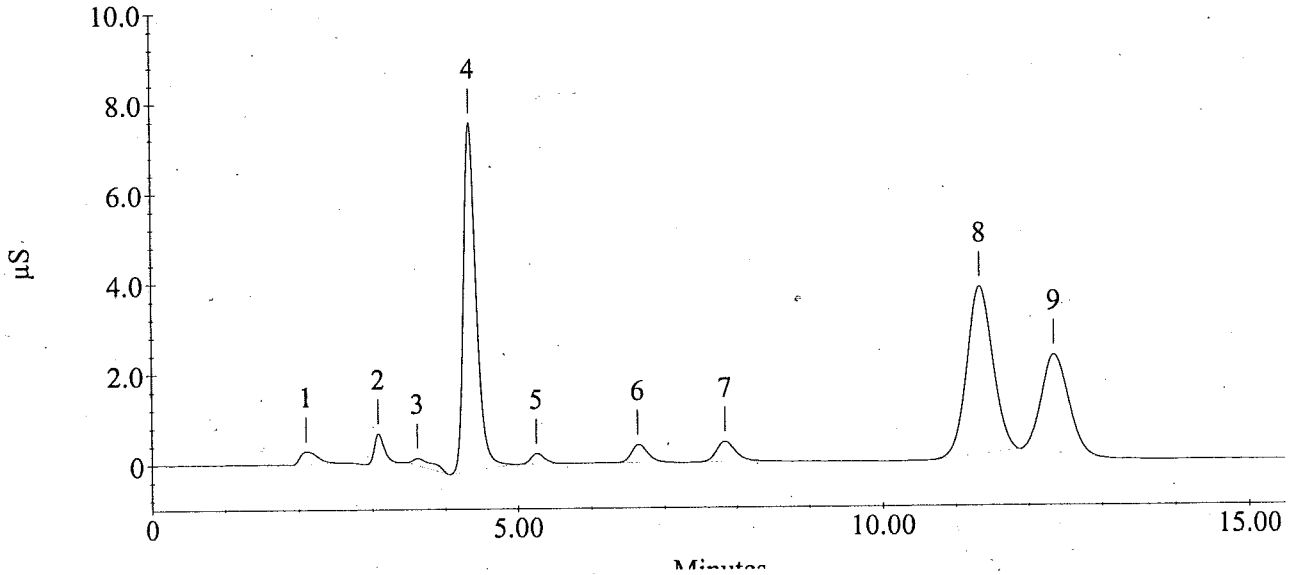

Sample Name : JW38 F1
Method File Name : c:\peaknet\method\std.met

Current Date : 9/20/06
Date Time Collected : 9/20/06 6:11:22 PM

Injection Number : 17
Dilution Factor : 5.00
column :

Calibration Date : 9/19/06 4:03:09 PM
Data File Name : ...\SEP2006DAP_017.DXD
Injection Volume : 1.00

Module ID : 34 07 2a
Schedule File Name : ...\sep2006dap.sch

Peak Information : All Peaks

Pk. Num	Ret Time	Component Name	conc. (ppm)	Height	Area	Bl. Code	%Delta
1	2.10	Unknown 1	0.00	2940	59198	1	
2	3.08	FLUORIDE	0.56	6581	63505	1	-0.54
3	3.62	Unknown 2	0.00	1707	38812	1	
4	4.35	CHLORIDE	13.00	79781	968662	1	-1.51
5	5.25	NITRITE-N	0.17	2249	29324	1	-1.25
6	6.63	BROMIDE	2.14	3921	63641	1	-0.75
7	7.82	NITRATE-N	0.38	4141	75682	1	1.52
8	11.32	Unknown 3	0.00	34692	854931	1	
9	12.33	SULFATE	12.75	23994	621790	1	-0.13
		---total(s)---	29.00	160007	2775546		

JW38 F1

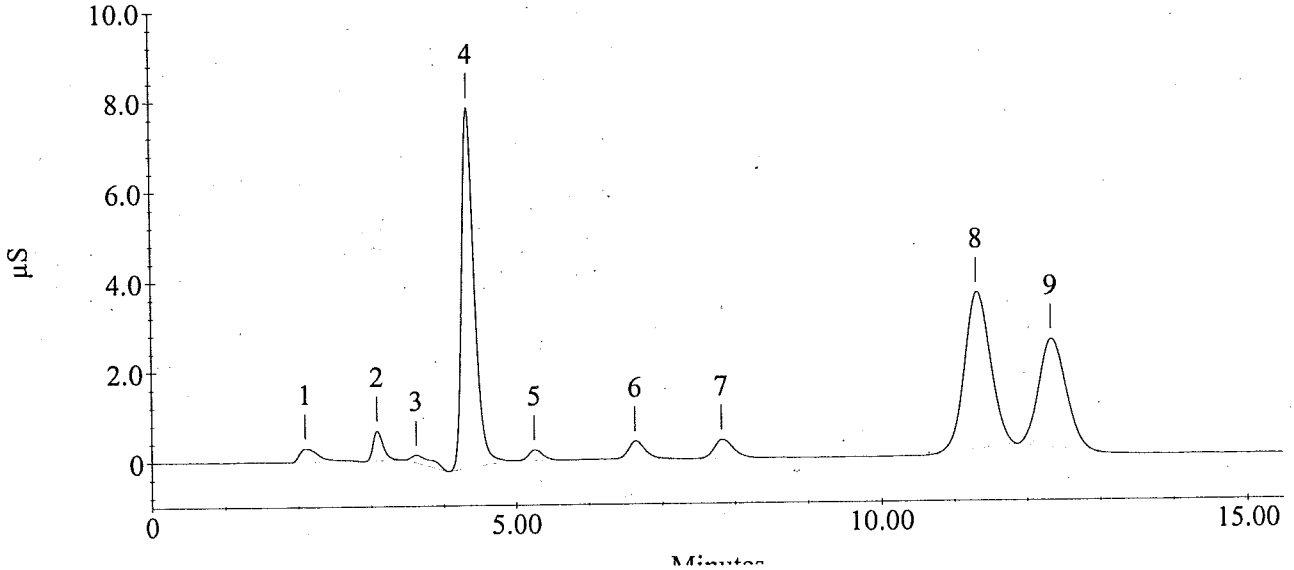

Sample Name : JW38 G1
Method File Name : c:\peaknet\method\std.met

Current Date : 9/20/06
Date Time Collected : 9/20/06 6:29:05 PM

Injection Number : 18
Dilution Factor : 5.00
column :

Calibration Date : 9/19/06 4:03:09 PM
Data File Name : ...\SEP2006DAP_018.DXD
Injection Volume : 1.00

Module ID : 34 07 2a
Schedule File Name : ...\sep2006dap.sch

Peak Information : All Peaks

Pk. Num	Ret Time	Component Name	conc. (ppm)	Height	Area	Bl. Code	%Delta
1	2.08	Unknown 1	0.00	5823	109403	1	
2	3.08	FLUORIDE	0.53	6189	60482	1	-0.54
3	3.63	Unknown 2	0.00	5315	71748	1	
4	4.35	CHLORIDE	14.16	85696	1055311	1	-1.51
5	5.27	NITRITE-N	0.48	5949	80742	1	-0.94
6	6.65	BROMIDE	0.24	479	6974	1	-0.50
7	7.80	NITRATE-N	1.44	15363	283554	1	1.30
8	11.32	Unknown 3	0.00	49877	1187256	1	
9	12.32	SULFATE	50.40	94736	2458032	1	-0.27
		---total(s)---	67.23	269426	5313503		

JW38 G1

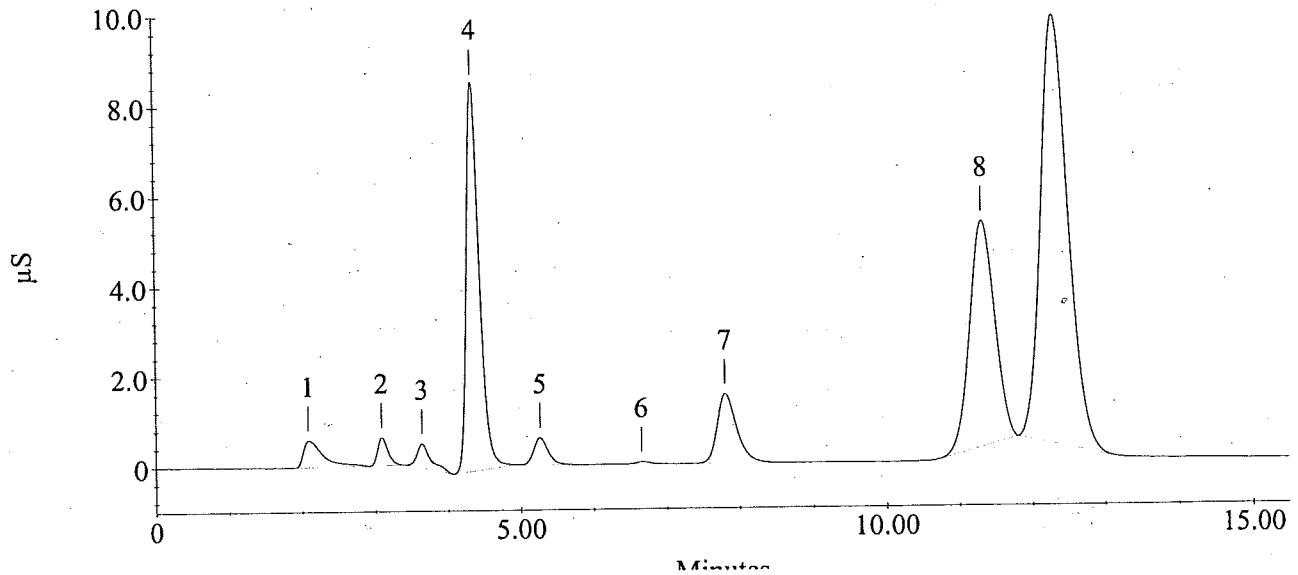

Sample Name : JW38 H1
Method File Name : c:\peaknet\method\std.met

Current Date : 9/20/06
Date Time Collected : 9/20/06 6:46:54 PM

Injection Number : 19
Dilution Factor : 5.00
column :

Calibration Date : 9/19/06 4:03:09 PM
Data File Name : ...\SEP2006DAP_019.DXD
Injection Volume : 1.00

Module ID : 34 07 2a
Schedule File Name : ...\sep2006dap.sch

Peak Information : All Peaks

Pk. Num	Ret Time	Component Name	conc. (ppm)	Height	Area	Bl. Code	%Delta
1	2.10	Unknown 1	0.00	5203	83048	1	
2	3.08	FLUORIDE	0.54	6260	61652	1	-0.54
3	3.63	Unknown 2	0.00	5411	77245	1	
4	4.35	CHLORIDE	13.38	80739	997258	1	-1.51
5	5.27	NITRITE-N	0.46	5905	78886	1	-0.94
6	6.65	BROMIDE	0.32	513	9506	1	-0.50
7	7.80	NITRATE-N	1.40	15007	276907	1	1.30
8	11.32	Unknown 3	0.00	47069	1123026	1	
9	12.32	SULFATE	44.09	82640	2150187	1	-0.27
		---total(s)---	60.19	248747	4857715		

JW38 H1

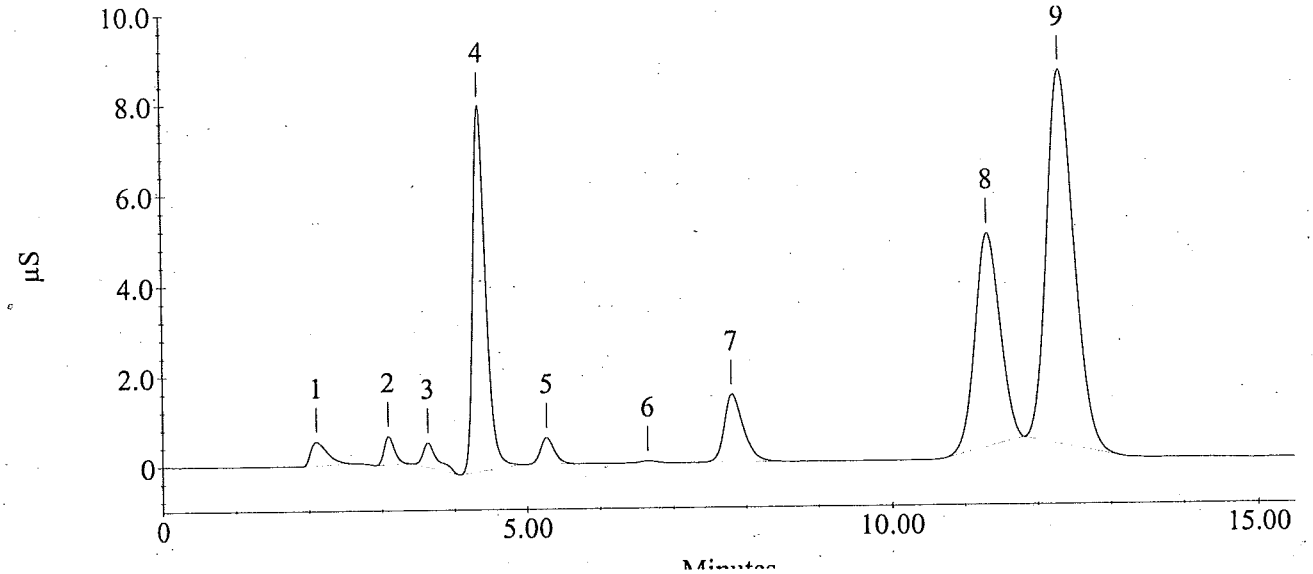

Sample Name : JW38 I1
Method File Name : c:\peaknet\method\std.met

Current Date : 9/20/06
Date Time Collected : 9/20/06 7:04:40 PM

Injection Number : 20
Dilution Factor : 5.00
column :

Calibration Date : 9/19/06 4:03:09 PM
Data File Name : ...\SEP2006DAP_020.DXD
Injection Volume : 1.00

Module ID : 34 07 2a
Schedule File Name : ...\sep2006dap.sch

Peak Information : All Peaks

Pk. Num	Ret Time	Component Name	conc. (ppm)	Height	Area	Bl. Code	%Delta
1	2.08	Unknown 1	0.00	4999	96407	1	
2	3.08	FLUORIDE	0.51	6091	58170	1	-0.54
3	3.63	Unknown 2	0.00	5206	71374	1	
4	4.35	CHLORIDE	12.82	77326	955571	1	-1.51
5	5.25	NITRITE-N	0.48	5880	81242	1	-1.25
6	6.65	BROMIDE	0.24	507	6989	1	-0.50
7	7.80	NITRATE-N	1.39	14867	274462	1	1.30
8	11.32	Unknown 3	0.00	46200	1114690	1	
9	12.32	SULFATE	33.96	63474	1656040	1	-0.27
			---total(s)---				
			49.39	224550	4314944		

JW38 I1

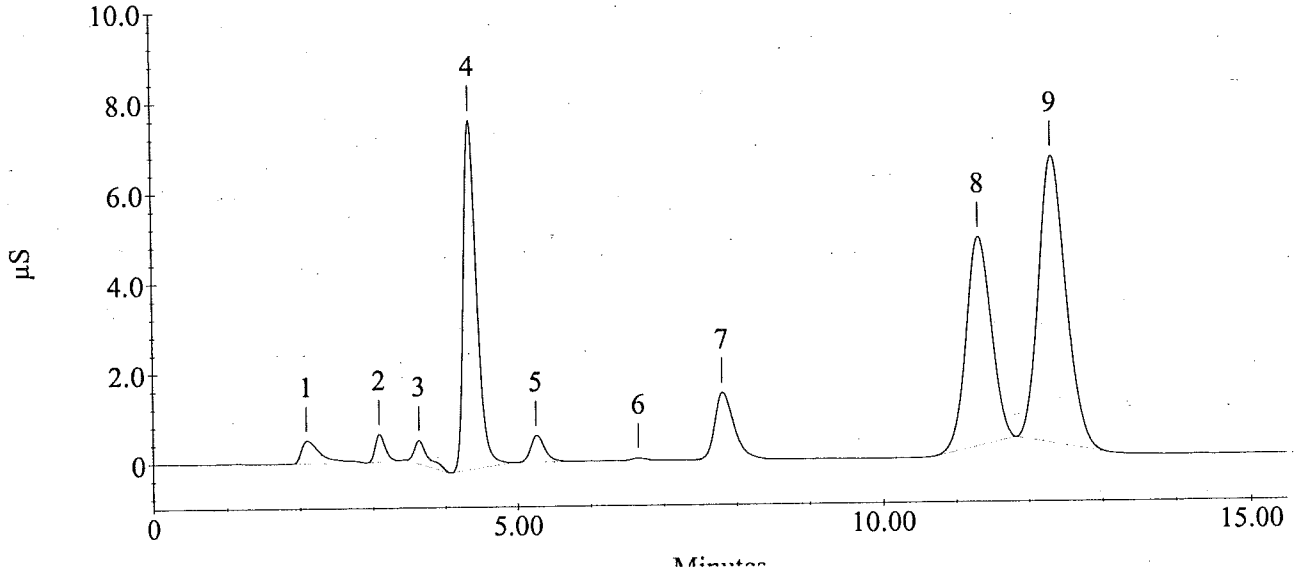

Sample Name : JW38 J1
Method File Name : c:\peaknet\method\std.met

Current Date : 9/20/06
Date Time Collected : 9/20/06 7:22:27 PM

Injection Number : 21
Dilution Factor : 5.00
column :

Calibration Date : 9/19/06 4:03:09 PM
Data File Name : ...\SEP2006DAP_021.DXD
Injection Volume : 1.00

Module ID : 34 07 2a
Schedule File Name : ...\sep2006dap.sch

Peak Information : All Peaks

Pk. Num	Ret Time	Component Name	conc. (ppm)	Height	Area	Bl. Code	%Delta
1	2.08	Unknown 1	0.00	8213	151829	1	
2	3.08	FLUORIDE	0.53	5970	61110	1	-0.54
3	3.62	Unknown 2	0.00	2987	59759	1	
4	4.33	CHLORIDE	14.84	87450	1105709	1	-1.89
5	5.25	NITRITE-N	0.28	3418	46686	1	-1.25
6	6.63	BROMIDE	2.43	4541	72223	1	-0.75
7	7.82	NITRATE-N	0.44	4768	87792	1	1.52
8	11.30	Unknown 3	0.00	68722	1646006	1	
9	12.30	SULFATE	50.40	94463	2458177	1	-0.40
		---total(s)---	68.93	280532	5689291		

JW38 J1

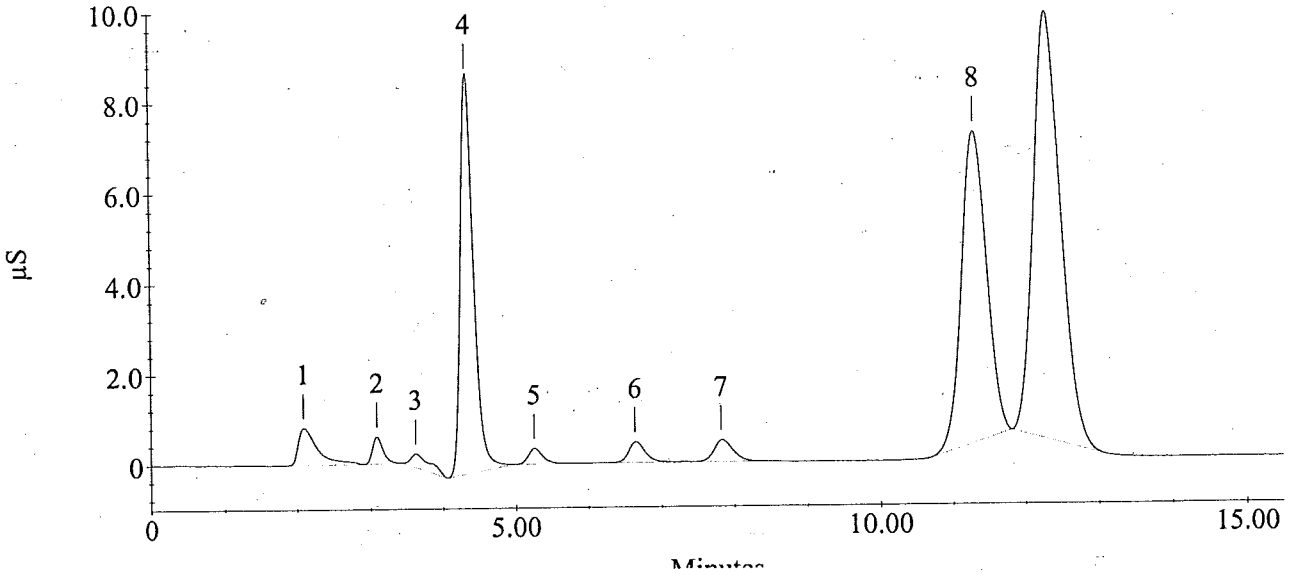

Sample Name : JW38 K1
Method File Name : c:\peaknet\method\std.met

Current Date : 9/20/06
Date Time Collected : 9/20/06 7:40:13 PM

Injection Number : 22
Dilution Factor : 5.00
column :

Calibration Date : 9/19/06 4:03:09 PM
Data File Name : ...\SEP2006DAP_022.DXD
Injection Volume : 1.00

Module ID : 34 07 2a
Schedule File Name : ...\sep2006dap.sch

Peak Information : All Peaks

Pk. Num	Ret Time	Component Name	conc. (ppm)	Height	Area	Bl. Code	%Delta
1	2.08	Unknown 1	0.00	8085	151795	1	
2	3.08	FLUORIDE	0.54	5901	61226	1	-0.54
3	3.62	Unknown 2	0.00	2931	62173	1	
4	4.35	CHLORIDE	15.67	94195	1167850	1	-1.51
5	5.27	NITRITE-N	0.26	3411	44756	1	-0.94
6	6.65	BROMIDE	2.65	4737	78630	1	-0.50
7	7.83	NITRATE-N	0.44	4792	86863	1	1.73
8	11.30	Unknown 3	0.00	67557	1631749	1	
9	12.32	SULFATE	39.32	75060	1917704	1	-0.27
			---total(s)---				
			58.88	266670	5202747		

JW38 K1

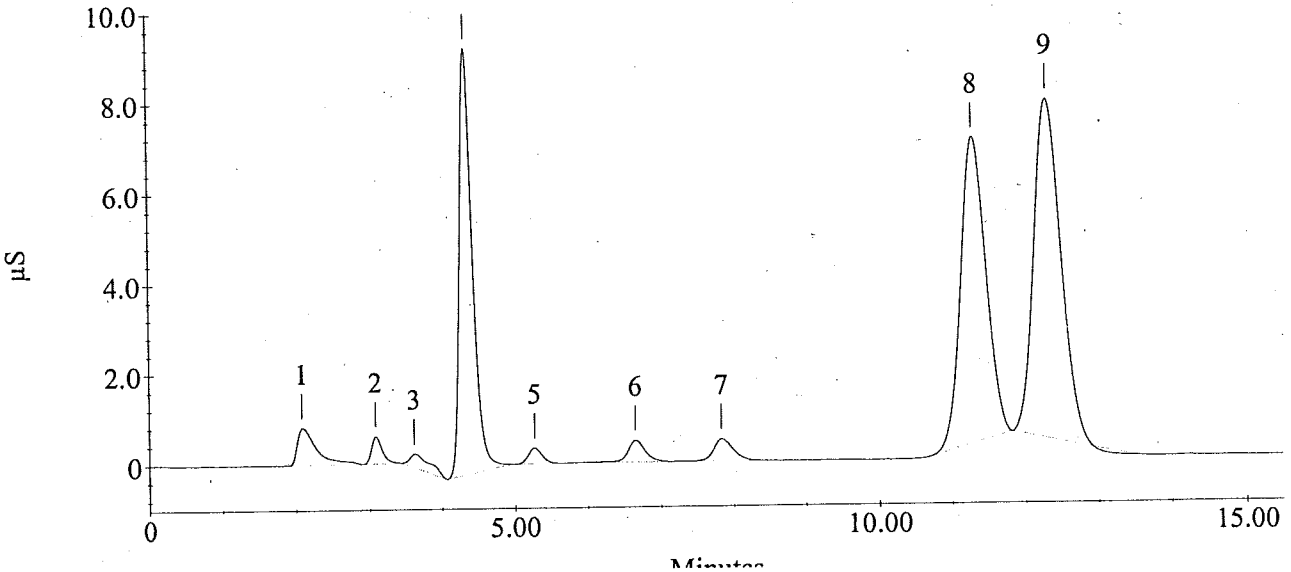

Sample Name : JW38 L1
Method File Name : c:\peaknet\method\std.met

Current Date : 9/20/06
Date Time Collected : 9/20/06 7:58:00 PM

Injection Number : 23
Dilution Factor : 5.00
column :

Calibration Date : 9/19/06 4:03:09 PM
Data File Name : ...\SEP2006DAP_023.DXD
Injection Volume : 1.00

Module ID : 34 07 2a
Schedule File Name : ...\sep2006dap.sch

Peak Information : All Peaks

Pk. Num	Ret Time	Component Name	conc. (ppm)	Height	Area	Bl. Code	%Delta
1	2.08	Unknown 1	0.00	7688	145808	1	
2	3.08	FLUORIDE	0.51	5727	58070	1	-0.54
3	3.62	Unknown 2	0.00	2869	58509	1	
4	4.33	CHLORIDE	15.02	90263	1119408	1	-1.89
5	5.25	NITRITE-N	0.26	3361	43312	1	-1.25
6	6.63	BROMIDE	2.44	4576	72324	1	-0.75
7	7.80	NITRATE-N	0.46	4935	91015	1	1.30
8	11.30	Unknown 3	0.00	64645	1565686	1	
9	12.30	SULFATE	33.41	62476	1629451	1	-0.40
		---total(s)---	52.09	246540	4783583		

JW38 L1

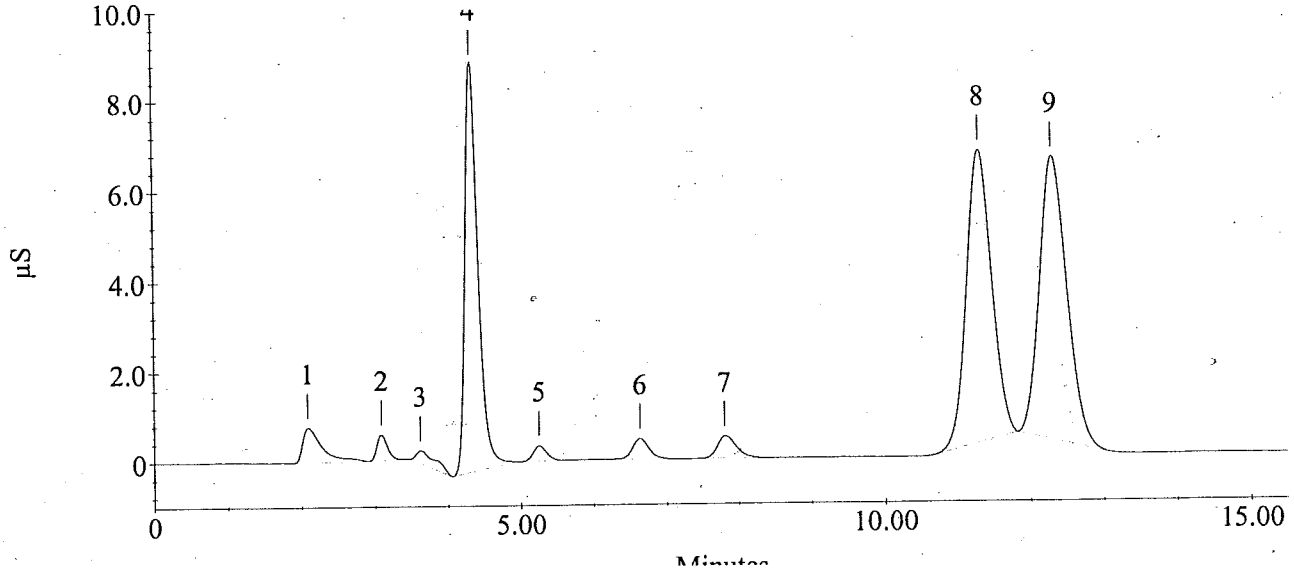

Sample Name : CCV
Method File Name : c:\peaknet\method\std.met

Current Date : 9/20/06
Date Time Collected : 9/20/06 8:15:47 PM

Injection Number : 24
Dilution Factor : 1.00
column :

Calibration Date : 9/19/06 4:03:09 PM
Data File Name : ...\SEP2006DAP_024.DXD
Injection Volume : 1.00

Module ID : 34 07 2a
Schedule File Name : ...\sep2006dap.sch

Peak Information : All Peaks

Pk. Num	Ret Time	Component Name	conc. (ppm)	Height	Area	Bl. Code	%Delta
1	2.08	Unknown 1	0.00	2425	37658	1	
2	3.10	FLUORIDE	2.79	162143	1596120	1	0.00
3	4.38	CHLORIDE	2.75	95164	1025290	1	-0.75
4	5.27	NITRITE-N	2.88	188393	2441108	1	-0.94
5	6.62	BROMIDE	2.84	28838	420996	1	-1.00
6	7.67	NITRATE-N	2.76	155114	2721981	1	-0.43
7	10.57	PHOSPHATE-P	2.77	31025	822828	1	0.16
8	12.37	SULFATE	2.95	26604	719428	1	0.13
		---total(s)---	19.73	689708	9785409		

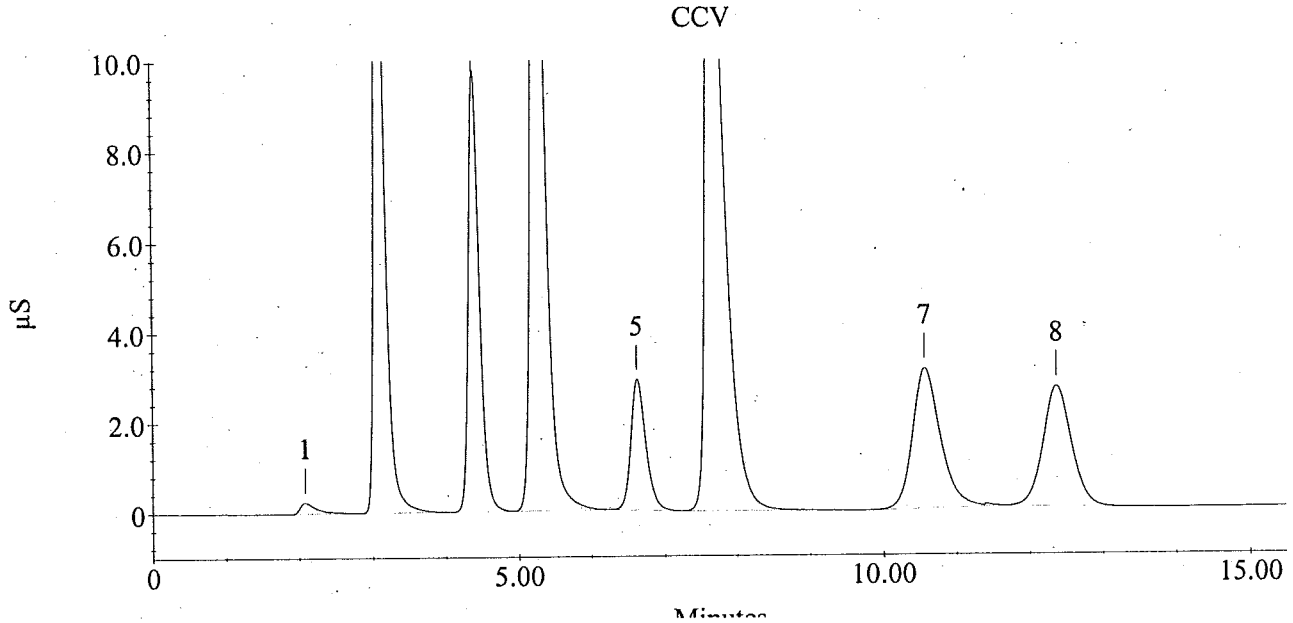

Sample Name : CCB
Method File Name : c:\peaknet\method\std.met

Current Date : 9/20/06
Date Time Collected : 9/20/06 8:33:34 PM

Injection Number : 25
Dilution Factor : 1.00
column :

Calibration Date : 9/19/06 4:03:09 PM
Data File Name : ...\SEP2006DAP_025.DXD
Injection Volume : 1.00

Module ID : 34 07 2a
Schedule File Name : ...\sep2006dap.sch

Peak Information : All Peaks

Pk. Num	Ret Time	Component Name	conc. (ppm)	Height	Area	Bl. Code	%Delta
1	4.38	CHLORIDE	0.05	1571	17319	1	-0.75
		---total(s)---	0.05	1571	17319		

CCB

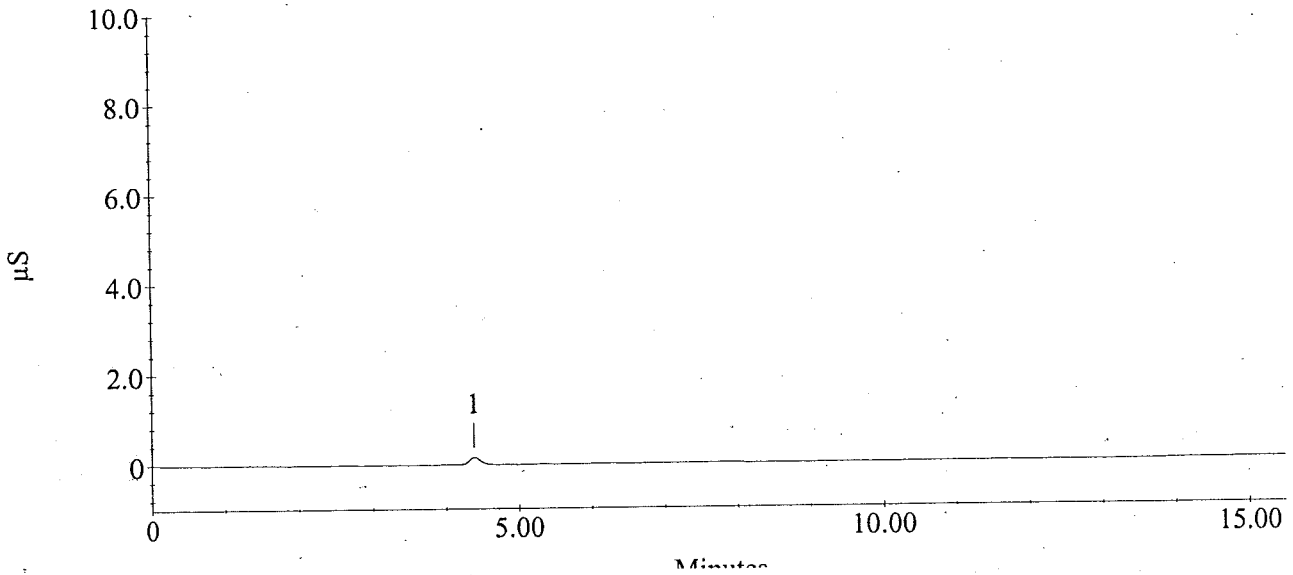

Sample Name : JW94 G1
Method File Name : c:\peaknet\method\std.met

Current Date : 9/20/06
Date Time Collected : 9/20/06 8:51:19 PM

Injection Number : 26
Dilution Factor : 100.00
column :

Calibration Date : 9/19/06 4:03:09 PM
Data File Name : ...\SEP2006DAP_026.DXD
Injection Volume : 1.00

Module ID : 34 07 2a
Schedule File Name : ...\sep2006dap.sch

Peak Information : All Peaks

Pk. Num	Ret Time	Component Name	conc. (ppm)	Height	Area	Bl. Code	%Delta
1	2.08	Unknown 1	0.00	3421	54838	1	
2	3.10	FLUORIDE	91.63	51349	523489	1	0.00
3	4.40	CHLORIDE	61.23	20898	228181	1	-0.38
4	5.87	Unknown 2	0.00	122	1450	1	
5	10.62	PHOSPHATE-P	12.46	1373	37041	1	0.63
6	12.38	SULFATE	300.07	26664	731737	1	0.27
		---total(s)---	465.39	103827	1576737		

JW94 G1

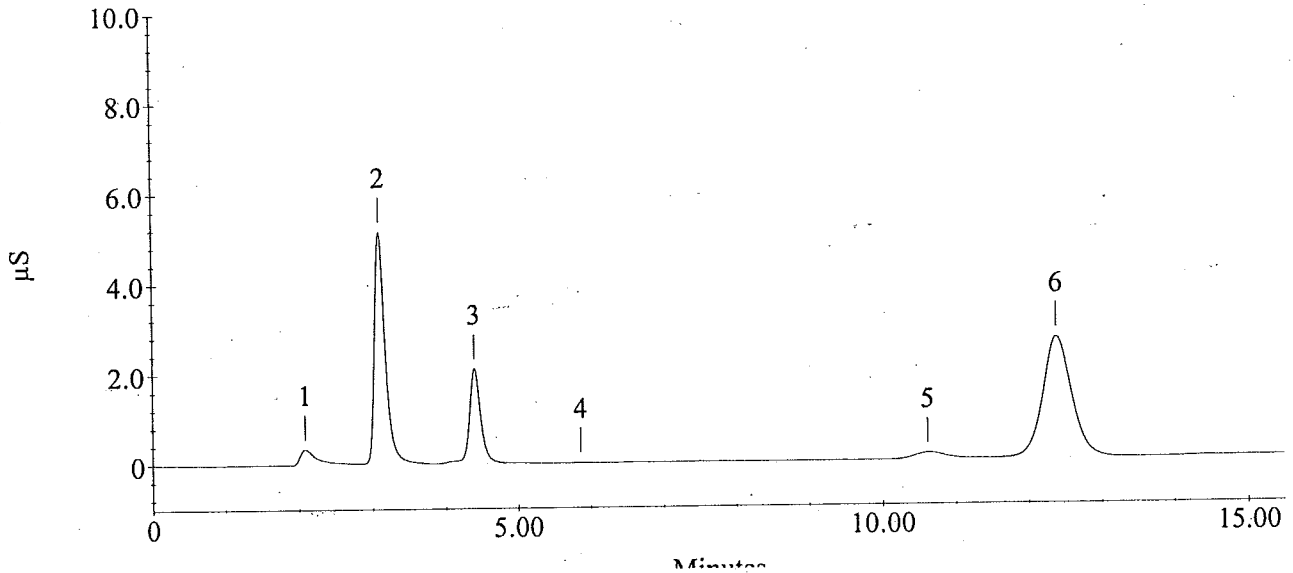

Sample Name : JW94 B1 MS
Method File Name : c:\peaknet\method\std.met

Current Date : 9/20/06
Date Time Collected : 9/20/06 9:09:04 PM

Injection Number : 27
Dilution Factor : 100.00
column :

Calibration Date : 9/19/06 4:03:09 PM
Data File Name : ...\SEP2006DAP_027.DXD
Injection Volume : 1.00

Module ID : 34 07 2a
Schedule File Name : ...\sep2006dap.sch

Peak Information : All Peaks

Pk. Num	Ret Time	Component Name	conc. (ppm)	Height	Area	Bl. Code	%Delta
1	2.08	Unknown 1	0.00	1918	27891	1	
2	3.10	FLUORIDE	186.47	108226	1065311	1	0.00
3	4.40	CHLORIDE	274.52	100092	1023024	1	-0.38
4	5.27	NITRITE-N	185.52	123442	1573686	1	-0.94
5	6.62	BROMIDE	192.23	19250	285226	1	-1.00
6	7.70	NITRATE-N	181.92	103171	1796622	1	0.00
7	10.58	PHOSPHATE-P	182.19	19995	541677	1	0.32
8	12.37	SULFATE	387.92	34909	945950	1	0.13
		---total(s)---	1590.79	511002	7259386		

JW94 B1 MS

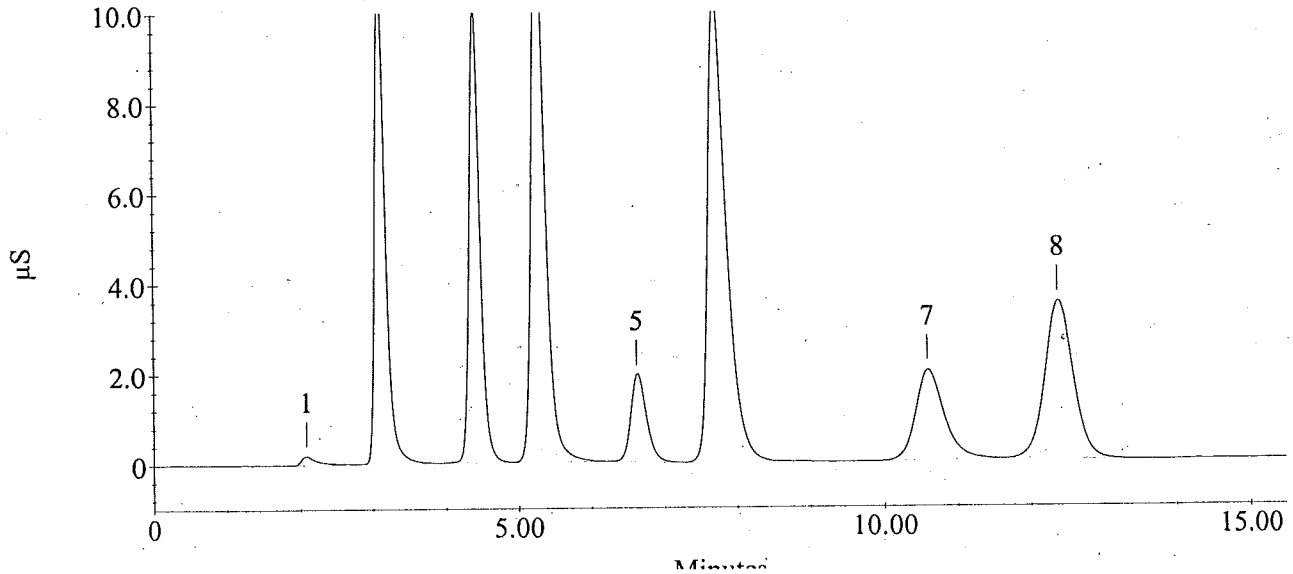

Sample Name : JW94 G1
Method File Name : c:\peaknet\method\std.met

Current Date : 9/20/06
Date Time Collected : 9/20/06 9:26:51 PM

Injection Number : 28
Dilution Factor : 50.00
column :

Calibration Date : 9/19/06 4:03:09 PM
Data File Name : ...\SEP2006DAP_028.DXD
Injection Volume : 1.00

Module ID : 34 07 2a
Schedule File Name : ...\sep2006dap.sch

Peak Information : All Peaks

Pk. Num	Ret Time	Component Name	conc. (ppm)	Height	Area	Bl. Code	%Delta
1	2.07	Unknown 1	0.00	6915	112154	1	
2	3.10	FLUORIDE	93.39	100733	1067080	1	0.00
3	4.40	CHLORIDE	59.10	41203	440510	1	-0.38
4	10.60	PHOSPHATE-P	13.97	3021	83069	1	0.47
5	12.37	SULFATE	301.45	54297	1470221	1	0.13
		---total(s)---	467.92	206168	3173033		

JW94 G1

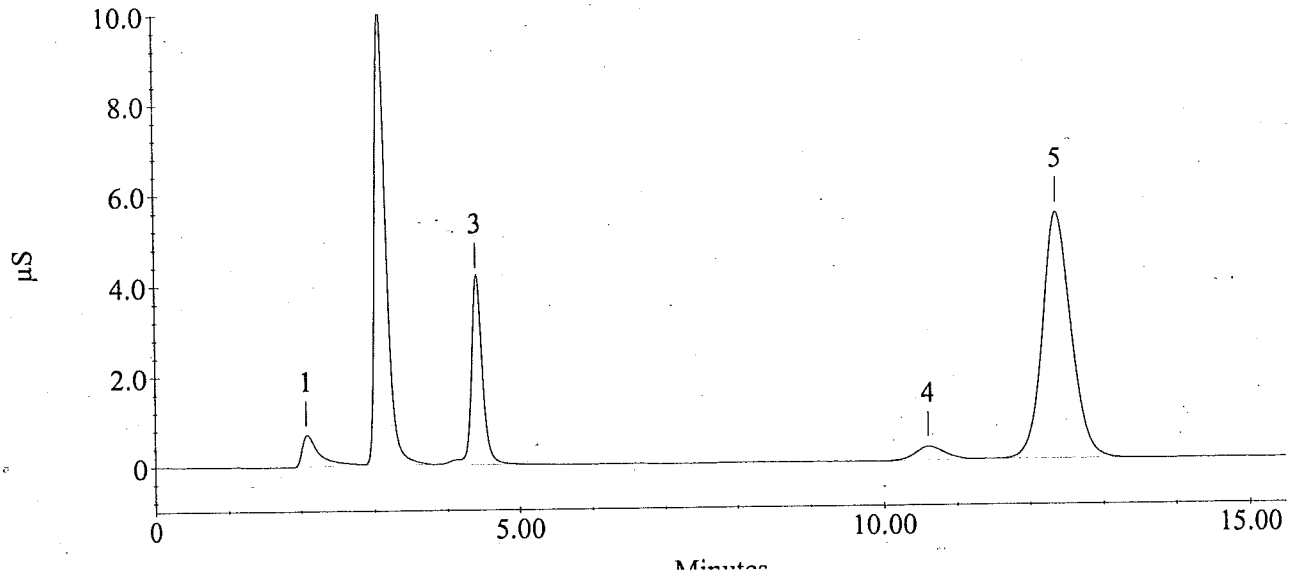

Sample Name : JW94 B1
Method File Name : c:\peaknet\method\std.met

Current Date : 9/20/06
Date Time Collected : 9/20/06 9:44:36 PM

Injection Number : 29
Dilution Factor : 50.00
column :

Calibration Date : 9/19/06 4:03:09 PM
Data File Name : ...\SEP2006DAP_029.DXD
Injection Volume : 1.00

Module ID : 34 07 2a
Schedule File Name : ...\sep2006dap.sch

Peak Information : All Peaks

Pk. Num	Ret Time	Component Name	conc. (ppm)	Height	Area	Bl. Code	%Delta
1	2.08	Unknown 1	0.00	4744	78941	1	
2	3.08	FLUORIDE	1.39	1417	15851	1	-0.54
3	4.40	CHLORIDE	84.06	59583	626513	1	-0.38
4	5.28	NITRITE-N	0.10	182	1689	1	-0.63
5	6.37	Unknown 2	0.00	509	23774	1	
6	7.83	NITRATE-N	2.45	2828	48301	1	1.73
7	12.37	SULFATE	191.35	34231	933220	1	0.13
			---total(s)---				
			279.34	103493	1728290		

JW94 B1

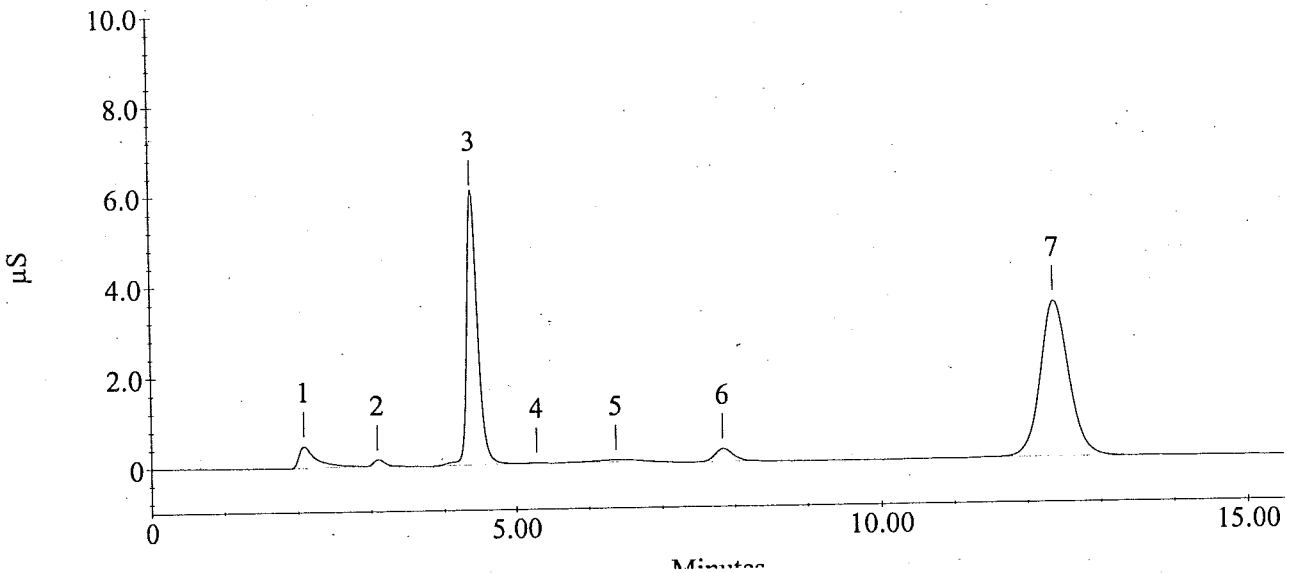

Sample Name : JW94 B1 DUP
Method File Name : c:\peaknet\method\std.met

Current Date : 9/20/06
Date Time Collected : 9/20/06 10:02:23 PM

Injection Number : 30
Dilution Factor : 50.00
column :

Calibration Date : 9/19/06 4:03:09 PM
Data File Name : ...\SEP2006DAP_030.DXD
Injection Volume : 1.00

Module ID : 34 07 2a
Schedule File Name : ...\sep2006dap.sch

Peak Information : All Peaks

Pk. Num	Ret Time	Component Name	conc. (ppm)	Height	Area	Bl. Code	%Delta
1	2.08	Unknown 1	0.00	3356	51086	1	
2	3.08	FLUORIDE	1.35	1431	15417	1	-0.54
3	4.40	CHLORIDE	84.99	60655	633408	1	-0.38
4	5.27	NITRITE-N	0.11	199	1908	1	-0.94
5	7.83	NITRATE-N	2.88	3106	56865	1	1.73
6	12.37	SULFATE	190.43	33770	928719	1	0.13
		---total(s)---	279.75	102518	1687404		

JW94 B1 DUP

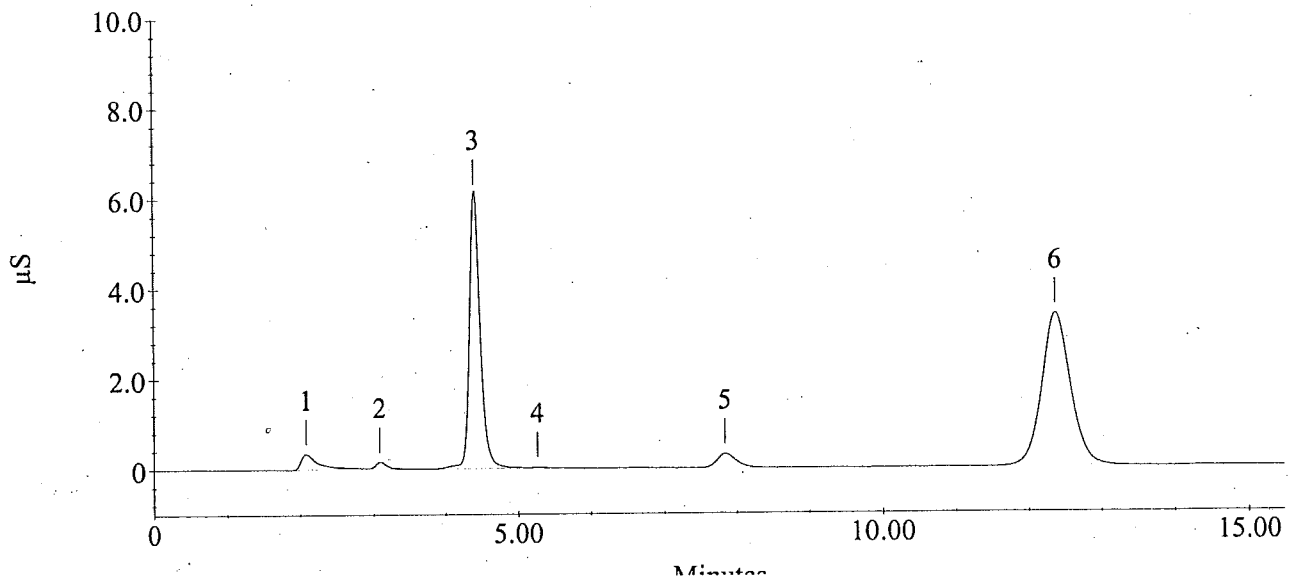

Sample Name : JW94 C1
Method File Name : c:\peaknet\method\std.met

Current Date : 9/20/06
Date Time Collected : 9/20/06 10:20:08 PM

Injection Number : 31
Dilution Factor : 50.00
column :

Calibration Date : 9/19/06 4:03:09 PM
Data File Name : ...\SEP2006DAP_031.DXD
Injection Volume : 1.00

Module ID : 34 07 2a
Schedule File Name : ...\sep2006dap.sch

Peak Information : All Peaks

Pk. Num	Ret Time	Component Name	conc. (ppm)	Height	Area	Bl. Code	%Delta
1	2.08	Unknown 1	0.00	4088	63984	1	
2	3.10	FLUORIDE	89.44	99617	1021937	1	0.00
3	4.42	CHLORIDE	37.50	26443	279456	1	0.00
4	10.62	PHOSPHATE-P	9.17	2112	54551	1	0.63
5	12.37	SULFATE	192.77	34358	940136	1	0.13
		---total(s)---	328.88	166617	2360064		

JW94 C1

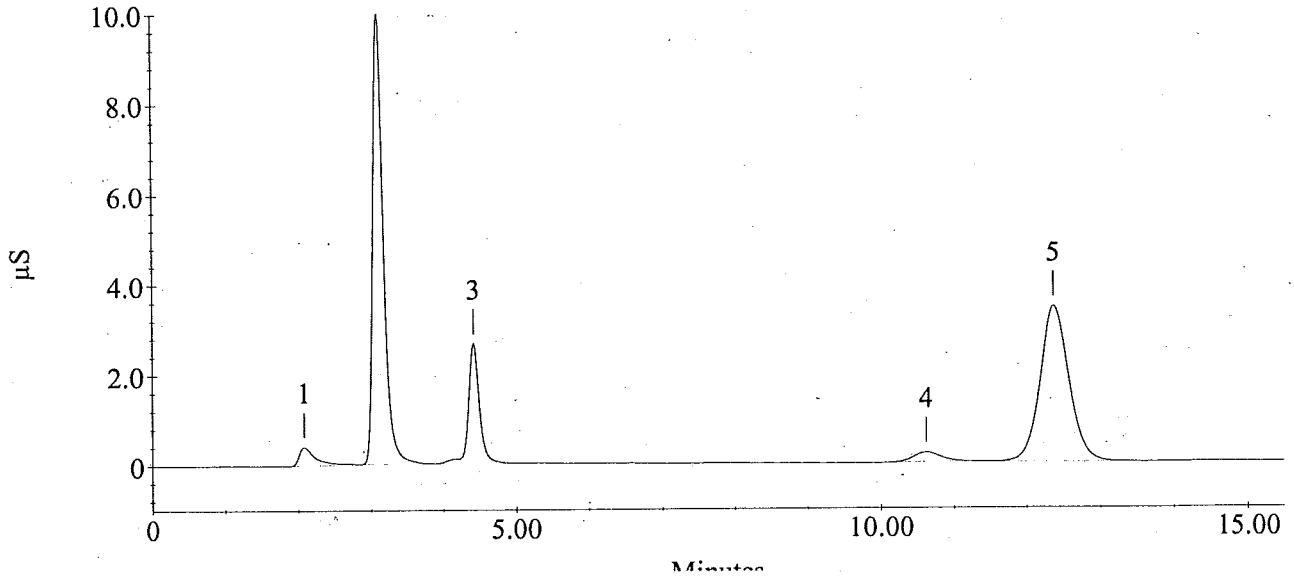

Sample Name : JW94 C1
Method File Name : c:\peaknet\method\std.met

Current Date : 9/20/06
Date Time Collected : 9/20/06 10:37:55 PM

Injection Number : 32
Dilution Factor : 20.00
column :

Calibration Date : 9/19/06 4:03:09 PM
Data File Name : ...\SEP2006DAP_032.DXD
Injection Volume : 1.00

Module ID : 34 07 2a
Schedule File Name : ...\sep2006dap.sch

Peak Information : All Peaks

Pk. Num	Ret Time	Component Name	conc. (ppm)	Height	Area	Bl. Code	%Delta
1	2.07	Unknown 1	0.00	9342	149036	1	
2	3.10	FLUORIDE	94.44	247456	2697609	1	0.00
3	4.40	CHLORIDE	37.10	66827	691268	1	-0.38
4	6.30	Unknown 2	0.00	559	25336	1	
5	10.58	PHOSPHATE-P	10.94	5925	162634	1	0.32
6	12.32	SULFATE	200.15	90425	2440329	1	-0.27
		---total(s)---	342.63	420533	6166212		

JW94 C1

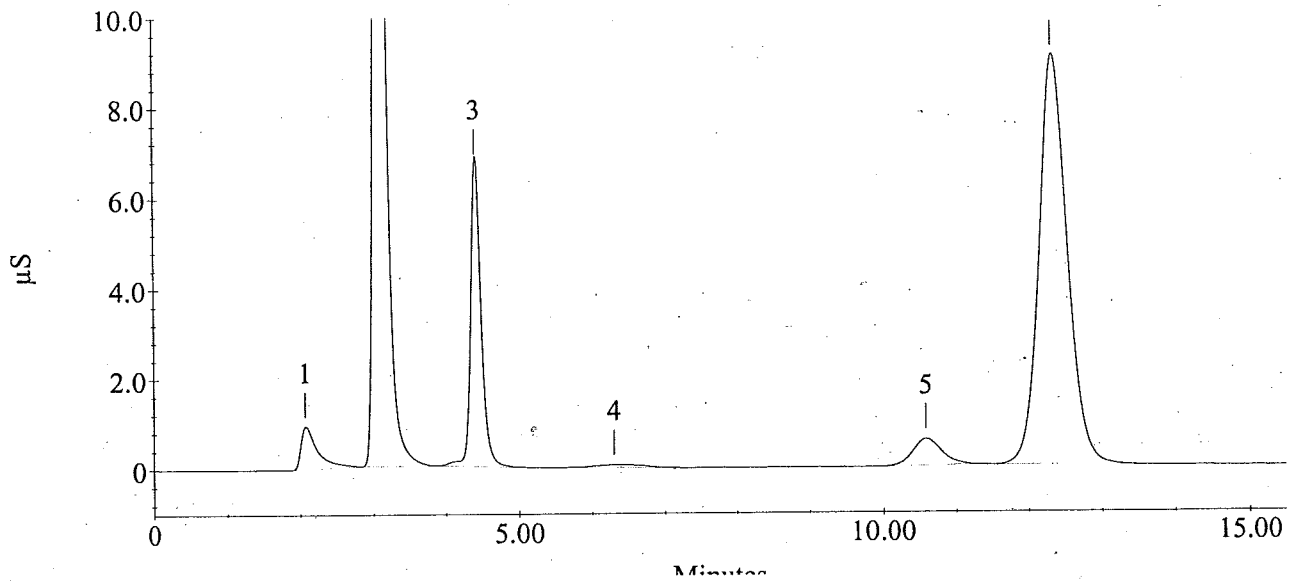

Sample Name : JW94 B1
Method File Name : c:\peaknet\method\std.met

Current Date : 9/20/06
Date Time Collected : 9/20/06 10:55:42 PM

Injection Number : 33
Dilution Factor : 1.00
column :

Calibration Date : 9/19/06 4:03:09 PM
Data File Name : ...\SEP2006DAP_033.DXD
Injection Volume : 1.00

Module ID : 34 07 2a
Schedule File Name : ...\sep2006dap.sch

Peak Information : All Peaks

Pk. Num	Ret Time	Component Name	conc. (ppm)	Height	Area	Bl. Code	%Delta
1	2.05	Unknown 1	0.00	62851	966230	1	
2	3.00	FLUORIDE	1.37	23338	780026	1	-3.23
3	5.23	NITRITE-N	55.97	3428865	47477157	1	-1.57
4	5.62	Unknown 2	0.00	12021	92535	1	
5	6.82	BROMIDE	0.58	6969	85746	1	2.00
6	7.80	NITRATE-N	3.20	196212	3160502	1	1.30
7	11.95	SULFATE	292.17	2163631	71247649	1	-3.24
		---total(s)---	353.29	5893888	123809845		

JW94 B1

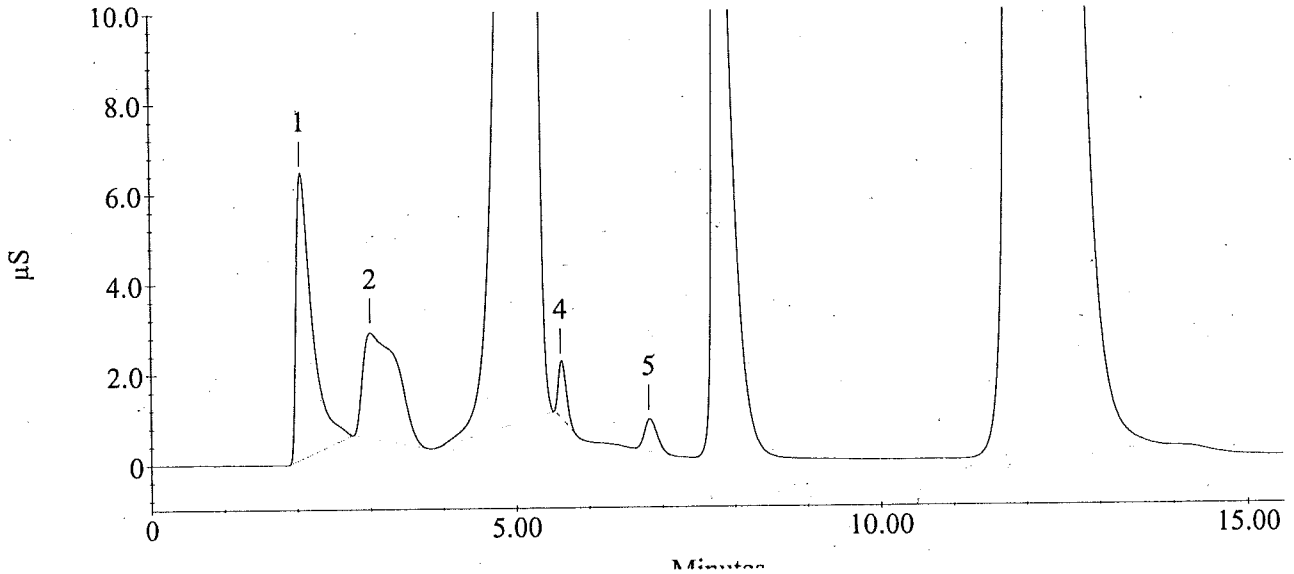

Sample Name : JW94 B1 DUP
Method File Name : c:\peaknet\method\std.met

Current Date : 9/20/06
Date Time Collected : 9/20/06 11:13:28 PM

Injection Number : 34
Dilution Factor : 1.00
column :

Calibration Date : 9/19/06 4:03:09 PM
Data File Name : ...\SEP2006DAP_034.DXD
Injection Volume : 1.00

Module ID : 34 07 2a
Schedule File Name : ...\sep2006dap.sch

Peak Information : All Peaks

Pk. Num	Ret Time	Component Name	conc. (ppm)	Height	Area	Bl. Code	%Delta
1	2.07	Unknown 1	0.00	64330	975681	1	
2	3.00	FLUORIDE	1.35	22632	768659	1	-3.23
3	5.32	NITRITE-N	55.81	3529541	47336897	1	0.00
4	5.70	Unknown 2	0.00	12784	93636	1	
5	6.90	Unknown 3	0.00	7531	91524	1	
6	7.87	NITRATE-N	3.20	197964	3162674	1	2.16
7	12.02	SULFATE	291.54	2159421	71093600	1	-2.70
		---total(s)---	351.90	5994203	123522672		

JW94 B1 DUP

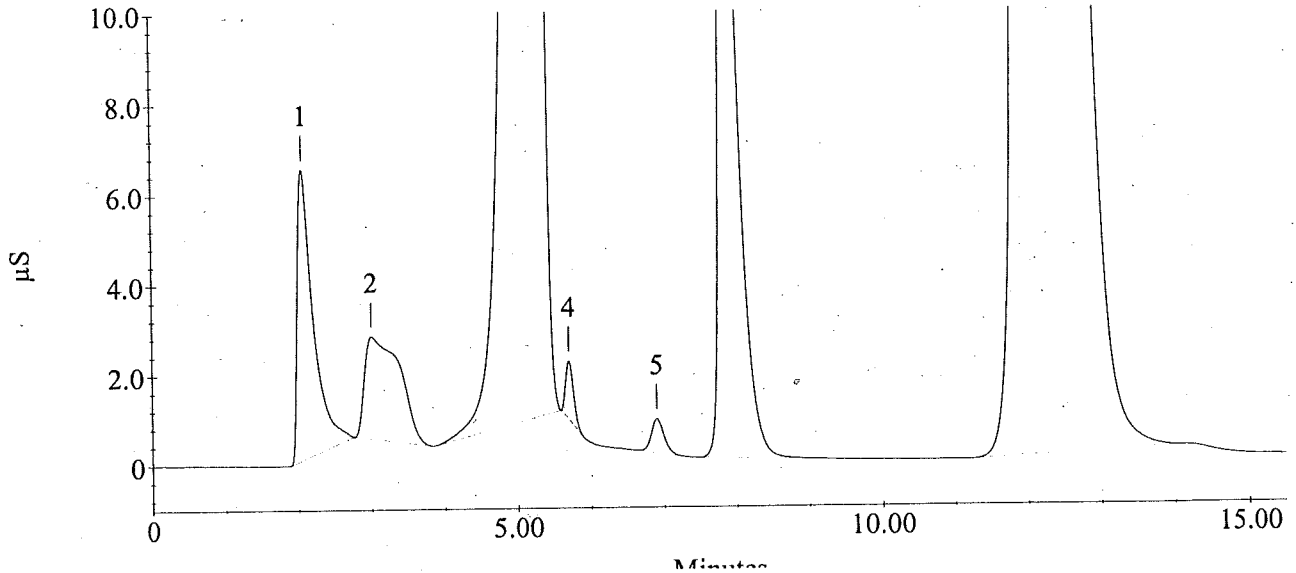

Sample Name : JW94 B1 MS
Method File Name : c:\peaknet\method\std.met

Current Date : 9/20/06
Date Time Collected : 9/20/06 11:31:15 PM

Injection Number : 35
Dilution Factor : 1.00
column :

Calibration Date : 9/19/06 4:03:09 PM
Data File Name : ...\SEP2006DAP_035.DXD
Injection Volume : 1.00

Module ID : 34 07 2a
Schedule File Name : ...\sep2006dap.sch

Peak Information : All Peaks

Pk. Num	Ret Time	Component Name	conc. (ppm)	Height	Area	Bl. Code	%Delta
1	2.05	Unknown 1	0.00	65386	990365	1	
2	3.00	FLUORIDE	3.16	53854	1802616	1	-3.23
3	5.30	NITRITE-N	56.42	3578721	47860538	1	-0.31
4	5.70	Unknown 2	0.00	203443	1663417	1	
5	6.90	Unknown 3	0.00	31731	389158	1	
6	7.85	NITRATE-N	5.50	336628	5436185	1	1.95
7	10.68	PHOSPHATE-P	1.25	14574	370219	1	1.26
8	12.00	SULFATE	292.92	2156156	71429589	1	-2.83
		---total(s)---	359.25	6440492	129942088		

JW94 B1 MS

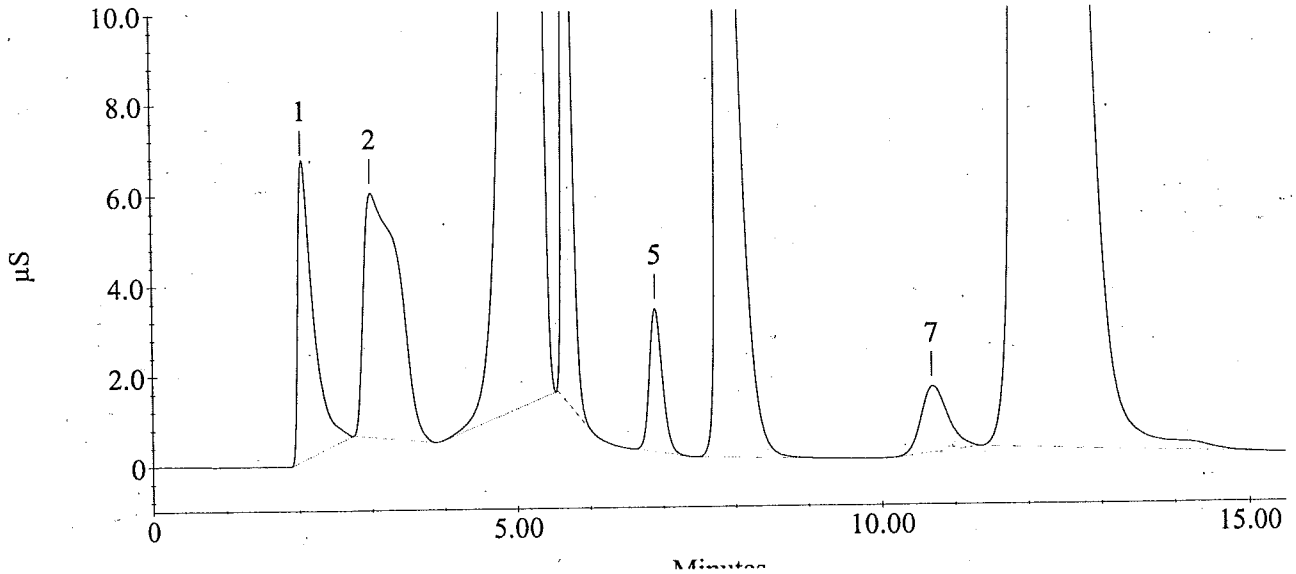

Sample Name : CCV
Method File Name : c:\peaknet\method\std.met

Current Date : 9/21/06
Date Time Collected : 9/20/06 11:49:02 PM

Injection Number : 36
Dilution Factor : 1.00
column :

Calibration Date : 9/19/06 4:03:09 PM
Data File Name : ...\SEP2006DAP_036.DXD
Injection Volume : 1.00

Module ID : 34 07 2a
Schedule File Name : ...\sep2006dap.sch

Peak Information : All Peaks

Pk. Num	Ret Time	Component Name	conc. (ppm)	Height	Area	Bl. Code	%Delta
1	2.08	Unknown 1	0.00	2559	37962	1	
2	3.10	FLUORIDE	2.80	162270	1599793	1	0.00
3	4.40	CHLORIDE	2.80	97891	1043189	1	-0.38
4	5.28	NITRITE-N	2.86	186925	2429103	1	-0.63
5	6.65	BROMIDE	2.89	28826	429179	1	-0.50
6	7.72	NITRATE-N	2.72	153115	2686753	1	0.22
7	10.55	PHOSPHATE-P	2.74	30767	813165	1	0.00
8	12.35	SULFATE	2.98	26663	726067	1	0.00
		---total(s)---	19.79	689015	9765210		

CCV

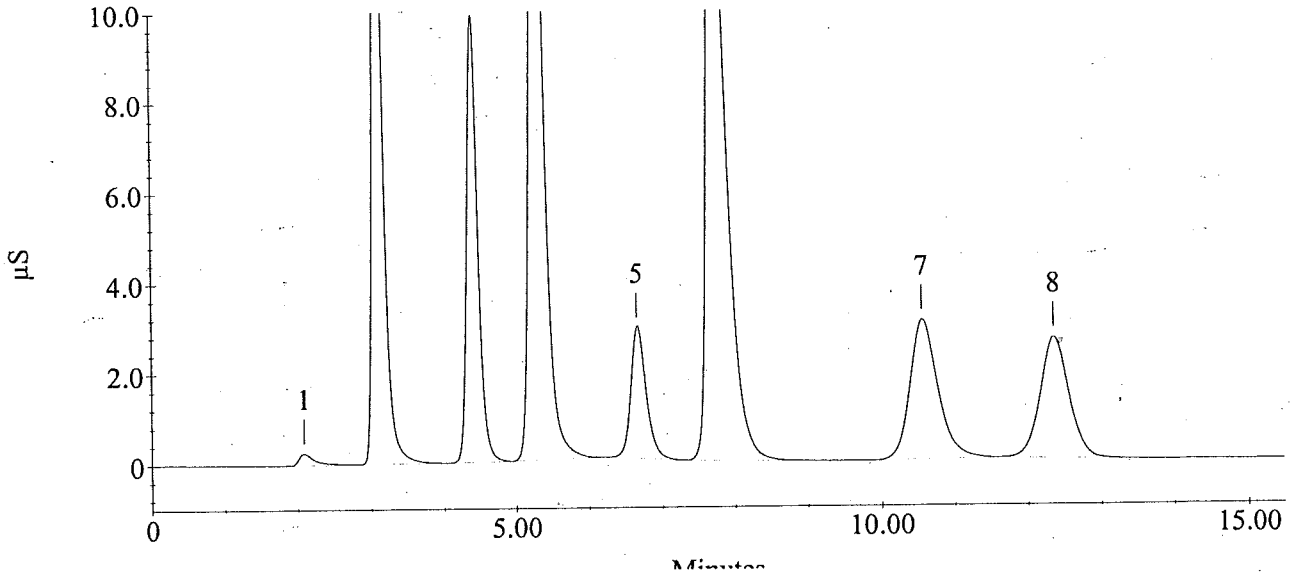

Sample Name : CCB
Method File Name : c:\peaknet\method\std.met

Current Date : 9/21/06
Date Time Collected : 9/21/06 12:06:49 AM

Injection Number : 37
Dilution Factor : 1.00
column :

Calibration Date : 9/19/06 4:03:09 PM
Data File Name : ...\SEP2006DAP_037.DXD
Injection Volume : 1.00

Module ID : 34 07 2a
Schedule File Name : ...\sep2006dap.sch

Peak Information : All Peaks

Pk. Num	Ret Time	Component Name	conc. (ppm)	Height	Area	Bl. Code	%Delta
1	4.38	CHLORIDE	0.04	1539	16448	1	-0.75
2	6.32	Unknown 1	0.00	108	8123	1	
		---total(s)---	0.04	1647	24571		

CCB

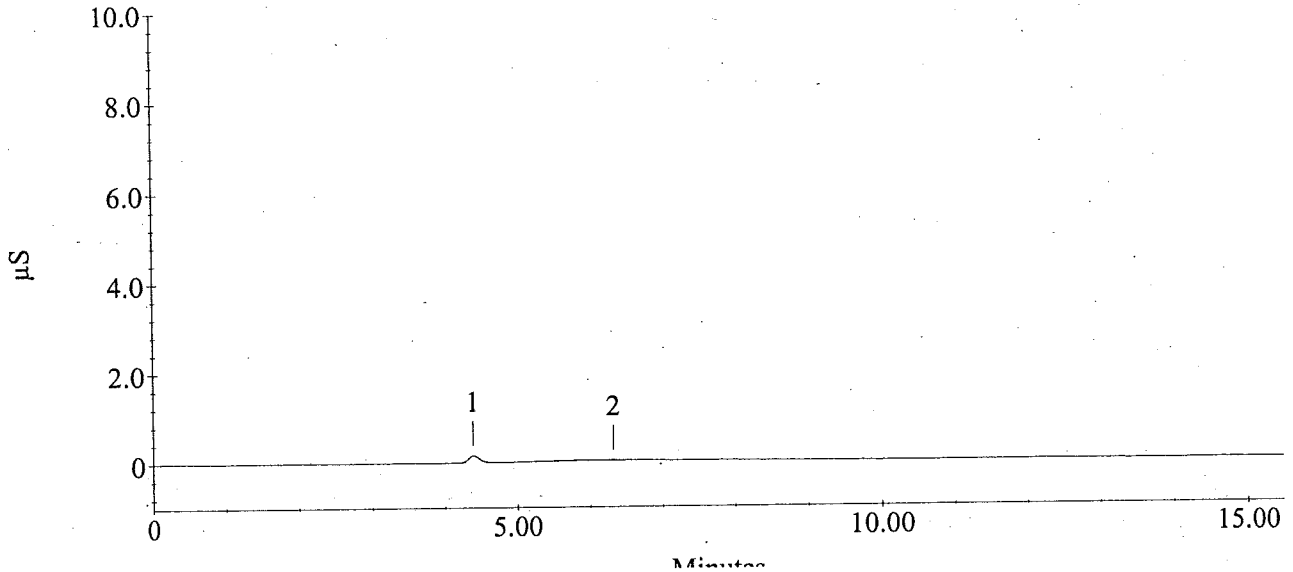

Sample Name : JW94 D1
Method File Name : c:\peaknet\method\std.met

Current Date : 9/21/06
Date Time Collected : 9/21/06 12:24:34 AM

Injection Number : 38
Dilution Factor : 1.00
column :

Calibration Date : 9/19/06 4:03:09 PM
Data File Name : ...\SEP2006DAP_038.DXD
Injection Volume : 1.00

Module ID : 34 07 2a
Schedule File Name : ...\sep2006dap.sch

Peak Information : All Peaks

Pk. Num	Ret Time	Component Name	conc. (ppm)	Height	Area	Bl. Code	%Delta
1	2.07	Unknown 1	0.00	22141	391366	1	
2	3.13	FLUORIDE	0.15	3740	85380	1	1.08
3	4.93	Unknown 2	0.00	2004109	20570983	1	
4	6.80	BROMIDE	0.16	1883	24026	1	1.75
5	7.98	NITRATE-N	0.01	795	13171	1	3.68
6	12.38	SULFATE	20.92	197313	5101850	1	0.27
		---total(s)---					
			21.25	2229980	26186777		

JW94 D1

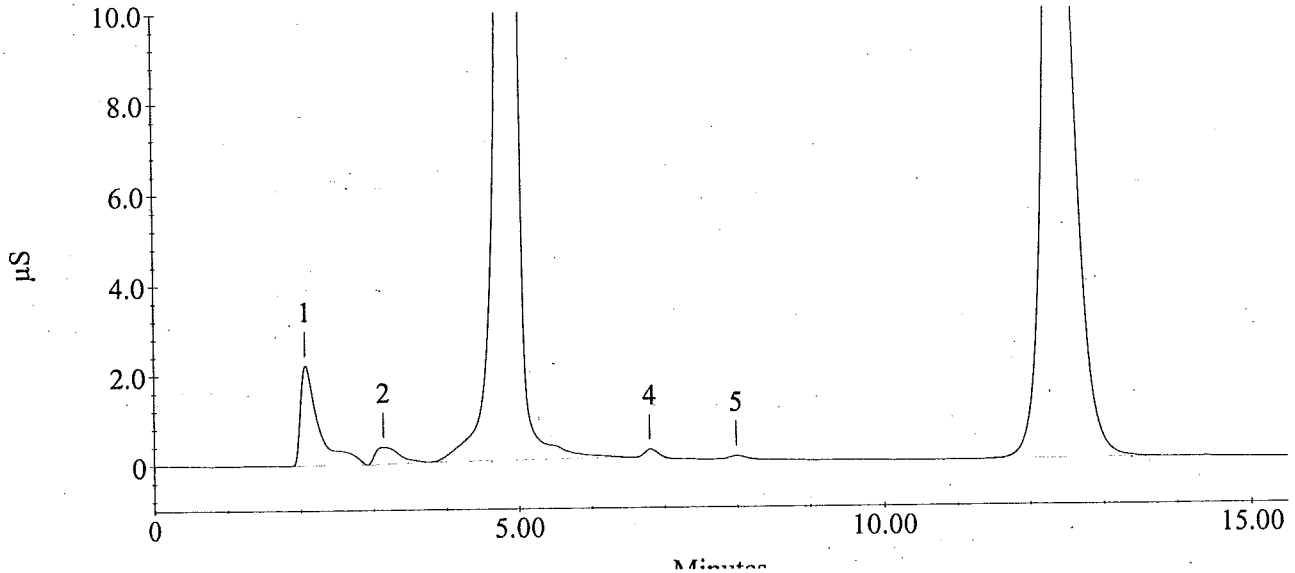

Sample Name : JW94 E1
Method File Name : c:\peaknet\method\std.met

Current Date : 9/21/06
Date Time Collected : 9/21/06 12:42:21 AM

Injection Number : 39
Dilution Factor : 1.00
column :

Calibration Date : 9/19/06 4:03:09 PM
Data File Name : ...\SEP2006DAP_039.DXD
Injection Volume : 1.00

Module ID : 34 07 2a
Schedule File Name : ...\sep2006dap.sch

Peak Information : All Peaks

Pk. Num	Ret Time	Component Name	conc. (ppm)	Height	Area	Bl. Code	%Delta
1	2.07	Unknown 1	0.00	14086	177696	1	
2	3.13	FLUORIDE	0.24	6418	138983	1	1.08
3	4.80	Unknown 2	0.00	1157301	9348851	1	
4	6.80	BROMIDE	0.08	968	12110	1	1.75
5	8.02	NITRATE-N	0.00	155	2091	1	4.11
6	12.43	SULFATE	1.23	11259	300622	1	0.67
7	14.38	Unknown 3	0.00	376	10667	1	
		---total(s)---	1.56	1190562	9991019		

JW94 E1

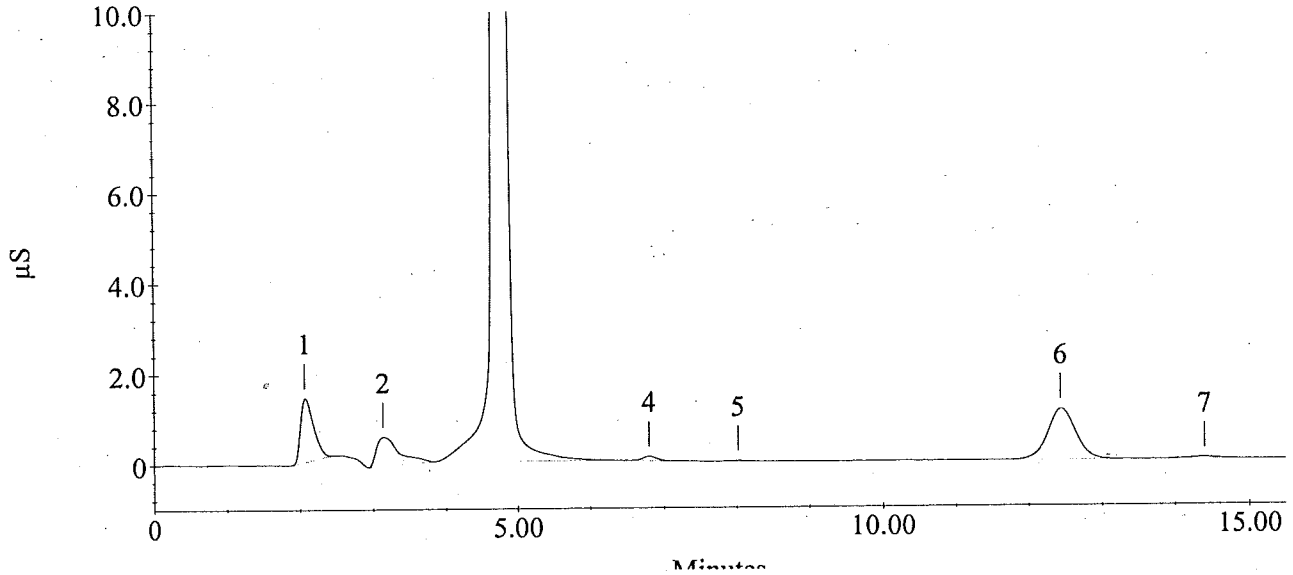

Sample Name : CCV
Method File Name : c:\peaknet\method\std.met

Current Date : 9/21/06
Date Time Collected : 9/21/06 1:00:07 AM

Injection Number : 40
Dilution Factor : 1.00
column :

Calibration Date : 9/19/06 4:03:09 PM
Data File Name : ...\SEP2006DAP_040.DXD
Injection Volume : 1.00

Module ID : 34 07 2a
Schedule File Name : ...\sep2006dap.sch

Peak Information : All Peaks

Pk. Num	Ret Time	Component Name	conc. (ppm)	Height	Area	Bl. Code	%Delta
1	2.08	Unknown 1	0.00	2435	33544	1	
2	3.10	FLUORIDE	2.81	163535	1603040	1	0.00
3	4.40	CHLORIDE	2.83	100035	1052859	1	-0.38
4	5.28	NITRITE-N	2.88	189135	2443599	1	-0.63
5	6.65	BROMIDE	2.83	28706	419705	1	-0.50
6	7.72	NITRATE-N	2.73	154711	2696532	1	0.22
7	10.55	PHOSPHATE-P	2.77	31120	822317	1	0.00
8	12.33	SULFATE	2.99	26772	730320	1	-0.13
		---total(s)---					
			19.83	696449	9801918		

CCV

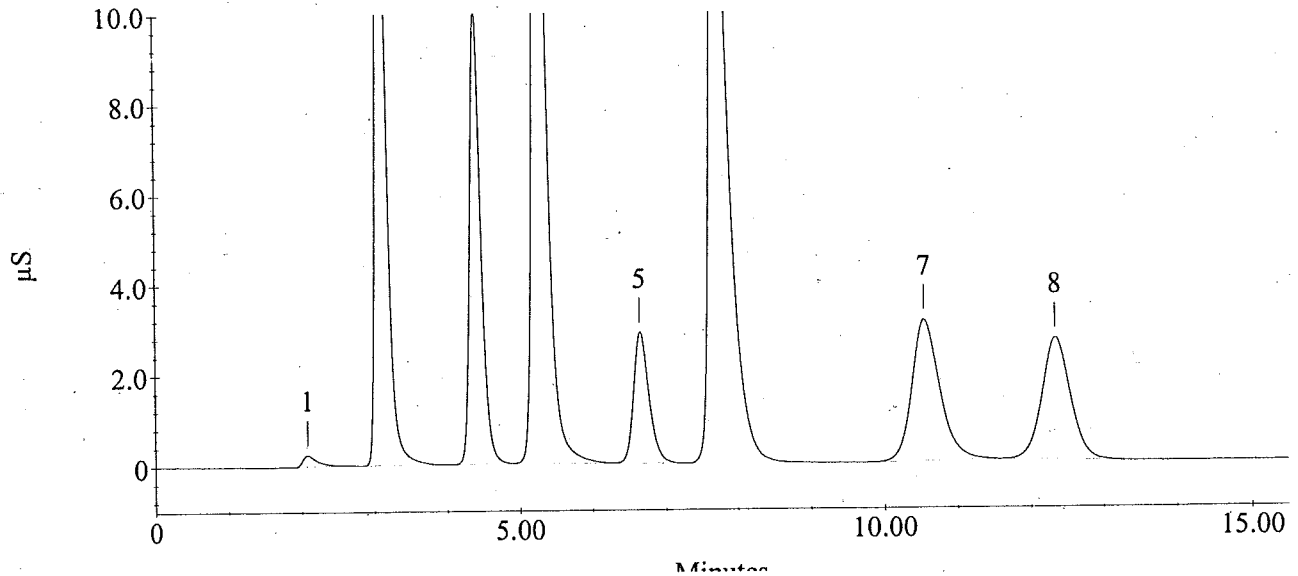

Sample Name : CCB
Method File Name : c:\peaknet\method\std.met

Current Date : 9/21/06
Date Time Collected : 9/21/06 1:17:53 AM

Injection Number : 41
Dilution Factor : 1.00
column :

Calibration Date : 9/19/06 4:03:09 PM
Data File Name : ...\SEP2006DAP_041.DXD
Injection Volume : 1.00

Module ID : 34 07 2a
Schedule File Name : ...\sep2006dap.sch

Peak Information : All Peaks

Pk. Num	Ret Time	Component Name	conc. (ppm)	Height	Area	Bl. Code	%Delta
1	4.40	CHLORIDE	0.08	2792	30833	1	-0.38
		---total(s)---	0.08	2792	30833		

CCB

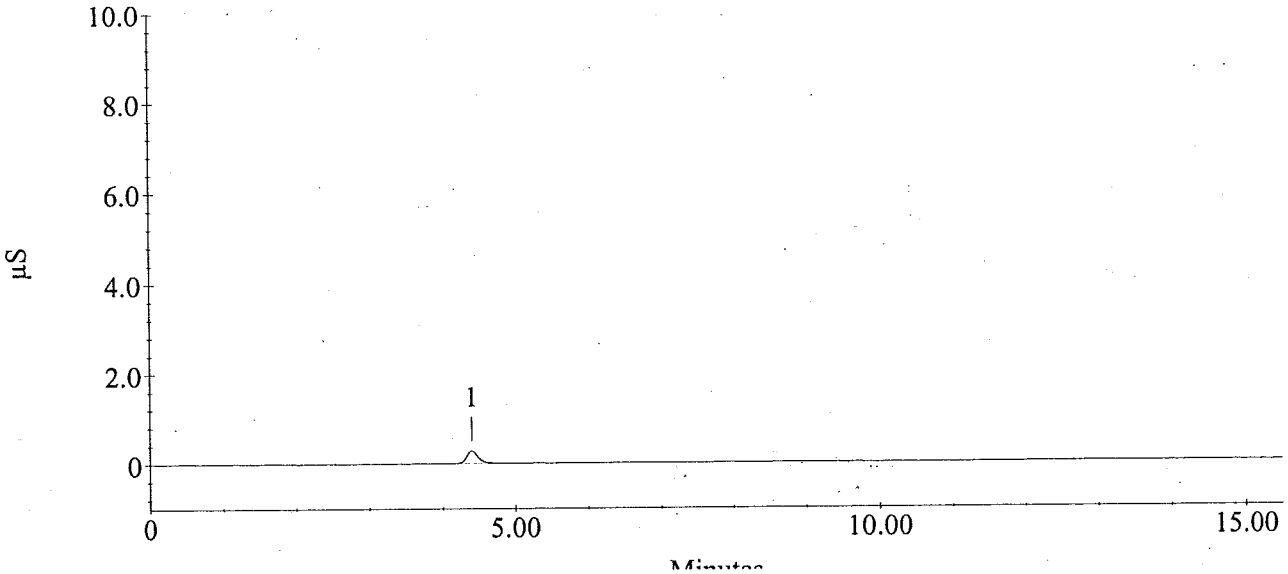

JX 9/21/06

Sample Name : ~~JV~~10 A2
Method File Name : c:\peaknet\method\std.met

Current Date : 9/21/06
Date Time Collected : 9/21/06 1:35:38 AM

Injection Number : 42
Dilution Factor : 10.00
column :

Calibration Date : 9/19/06 4:03:09 PM
Data File Name : ...\SEP2006DAP_042.DXD
Injection Volume : 1.00

Module ID : 34 07 2a
Schedule File Name : ...\sep2006dap.sch

Peak Information : All Peaks

Pk. Num	Ret Time	Component Name	conc. (ppm)	Height	Area	Bl. Code	%Delta
1	2.07	Unknown 1	0.00	11607	178944	1	
2	3.12	FLUORIDE	90.10 20X	422333	5147261	1	0.54
3	4.22	Unknown 2	0.00	721	6511	1	
4	4.45	CHLORIDE	7.84 2X	39174	292149	1	0.75
5	7.13	Unknown 3	0.00	314	4795	1	
6	10.58	PHOSPHATE-P	4.96	5305	147319	1	0.32
7	12.33	SULFATE	54.00 20X	48674	1316811	1	-0.13
		---total(s)---	156.89	528128	7093790		

JV10 A2

NR

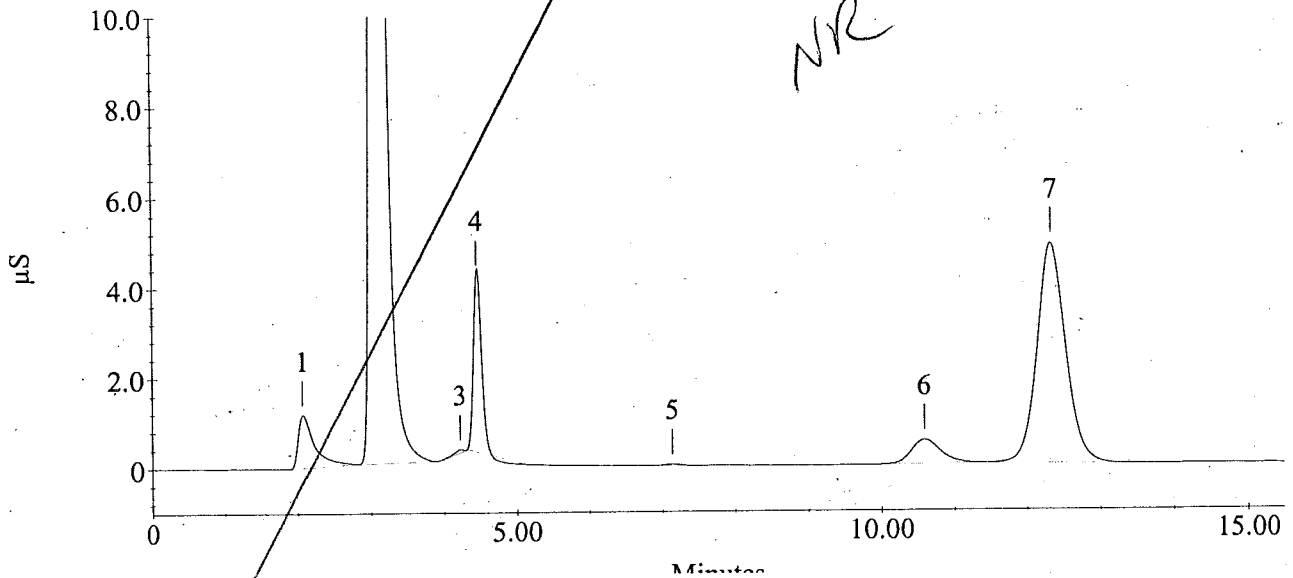

Sample Name : JV10 B2
Method File Name : c:\peaknet\method\std.met

Current Date : 9/21/06
Date Time Collected : 9/21/06 1:53:24 AM

Injection Number : 43
Dilution Factor : 10.00
column :

Calibration Date : 9/19/06 4:03:09 PM
Data File Name : ...\SEP2006DAP_043.DXD
Injection Volume : 1.00

Module ID : 34 07 2a
Schedule File Name : ...\sep2006dap.sch

Peak Information : All Peaks

Pk. Num	Ret Time	Component Name	conc. (ppm)	Height	Area	Bl. Code	%Delta
1	2.07	Unknown 1	0.00	12676	199310	1	
2	3.10	FLUORIDE	0.44	1661	25244	1	0.00
3	4.62	Unknown 2	0.00	751951	5894748	1	
4	6.70	BROMIDE	0.94	1005	14013	1	0.25
5	12.28	SULFATE	302.59	286584	7378704	1	-0.54
		---total(s)---	303.97	1053877	13512019		

JV10 B2

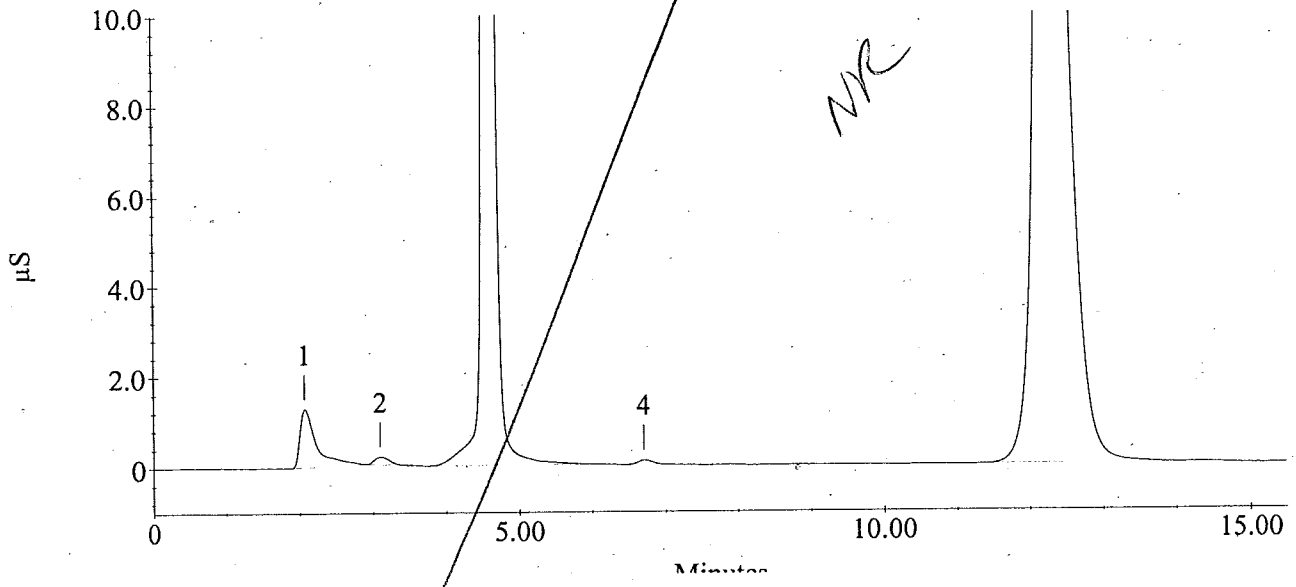

JX 9/21/06

Sample Name : ~~JV~~10 C2
Method File Name : c:\peaknet\method\std.met

Current Date : 9/21/06
Date Time Collected : 9/21/06 2:11:09 AM

Injection Number : 44
Dilution Factor : 10.00
column :

Calibration Date : 9/19/06 4:03:09 PM
Data File Name : ...\SEP2006DAP_044.DXD
Injection Volume : 1.00

Module ID : 34 07 2a
Schedule File Name : ...\sep2006dap.sch

Peak Information : All Peaks

Pk. Num	Ret Time	Component Name	conc. (ppm)	Height	Area	Bl. Code	%Delta
1	2.08	Unknown 1	0.00	2847	47487	1	
2	3.10	FLUORIDE	12.96	73217	740622	1	0.00
3	4.42	CHLORIDE	4.20	13813	156574	1	0.00
4	12.35	SULFATE	1.08	1057	26356	1	0.00
		---total(s)---	18.25	90934	971039		

1X

JV10 C2

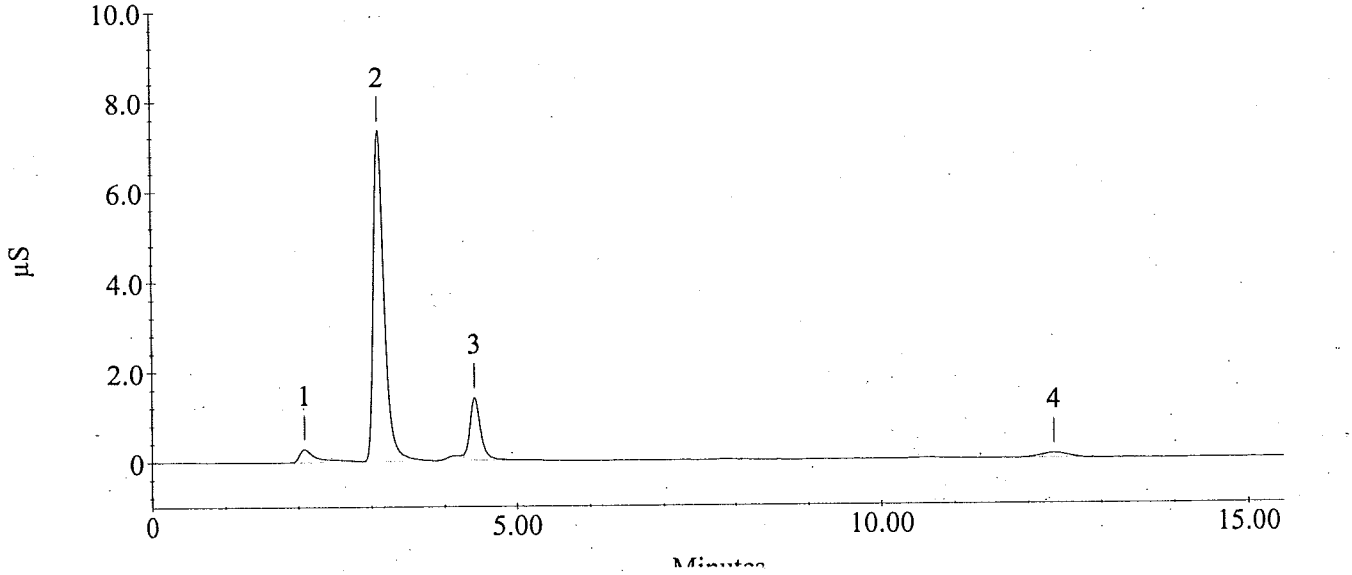

JX v 9/21/06

Sample Name : ~~JV~~10 D2
Method File Name : c:\peaknet\method\std.met

Current Date : 9/21/06
Date Time Collected : 9/21/06 2:28:55 AM

Injection Number : 45
Dilution Factor : 10.00
column :

Calibration Date : 9/19/06 4:03:09 PM
Data File Name : ...\SEP2006DAP_045.DXD
Injection Volume : 1.00

Module ID : 34 07 2a
Schedule File Name : ...\sep2006dap.sch

Peak Information : All Peaks

Pk. Num	Ret Time	Component Name	conc. (ppm)	Height	Area	Bl. Code	%Delta
1	2.07	Unknown 1	0.00	3731	39433	1	
2	3.10	FLUORIDE	0.22	1121	12612	1	0.00
3	4.27	Unknown 2	0.00	813	7974	1	
4	4.48	CHLORIDE	3.11	16316	116030	1	1.51
5	6.67	BROMIDE	0.22	228	3226	1	-0.25
6	7.97	NITRATE-N	0.04	175	3560	1	3.46
7	12.35	SULFATE	0.15	201	3731	1	0.00
			---total(s)---				
			3.74	22584	186566		

1x

JV10 D2

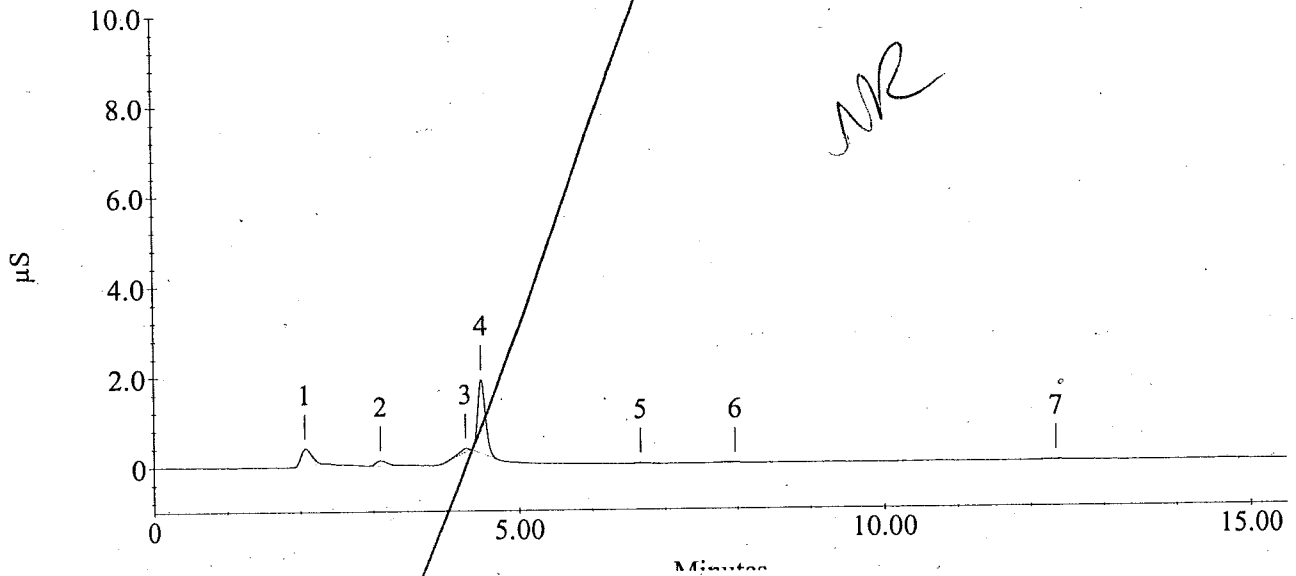

NR

TX 9/21/06

Sample Name : JV10 E2
Method File Name : c:\peaknet\method\std.met

Current Date : 9/21/06
Date Time Collected : 9/21/06 2:46:41 AM

Injection Number : 46
Dilution Factor : 10.00
column :

Calibration Date : 9/19/06 4:03:09 PM
Data File Name : ...\SEP2006DAP_046.DXD
Injection Volume : 1.00

Module ID : 34 07 2a
Schedule File Name : ...\sep2006dap.sch

Peak Information : All Peaks

Pk. Num	Ret Time	Component Name	conc. (ppm)	Height	Area	Bl. Code	%Delta
1	2.07	Unknown 1	0.00	14790	229999	1	
2	3.12	FLUORIDE	92.29 20X	397874	5272630	1	0.54
3	4.48	CHLORIDE	12.50	51932	465931	1	1.51
4	10.60	PHOSPHATE-P	4.76	4956	141428	1	0.47
5	12.33	SULFATE	60.38 20X	54982	1472348	1	-0.13
		---total(s)---	169.93	524533	7582335		

JV10 E2

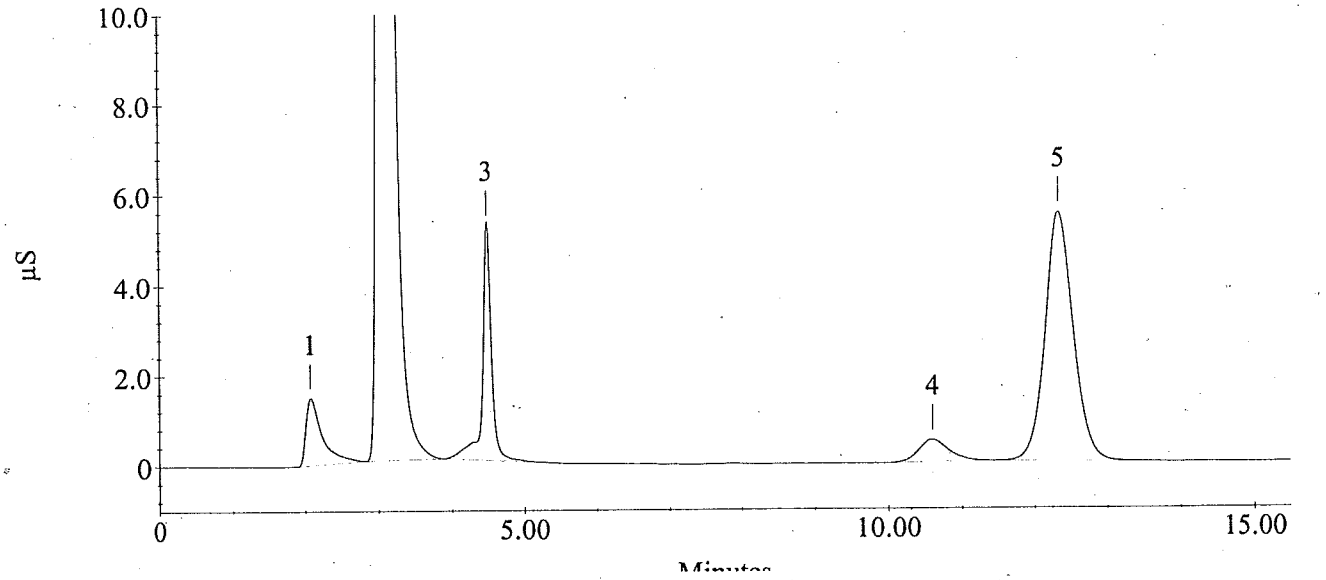

JX 9/21/06

Sample Name : JV10 F2
Method File Name : c:\peaknet\method\std.met

Current Date : 9/21/06
Date Time Collected : 9/21/06 3:04:27 AM

Injection Number : 47
Dilution Factor : 10.00
column :

Calibration Date : 9/19/06 4:03:09 PM
Data File Name : ...\SEP2006DAP_047.DXD
Injection Volume : 1.00

Module ID : 34 07 2a
Schedule File Name : ...\sep2006dap.sch

Peak Information : All Peaks

Pk. Num	Ret Time	Component Name	conc. (ppm)	Height	Area	Bl. Code	%Delta
1	2.07	Unknown 1	0.00	4626	73847	1	
2	3.10	FLUORIDE	0.26 1X	1454	15015	1	0.00
3	3.45	Unknown 2	0.00	228	3145	1	
4	4.52	CHLORIDE	125.29 5X	568906	4668845	1	2.26
5	6.68	BROMIDE	0.65	599	9607	1	0.00
6	7.88	NITRATE-N	0.02	132	2002	1	2.38
7	12.37	SULFATE	23.06	20762	562247	1	0.13
		---total(s)---	149.27	596708	5334709		

JV10 F2

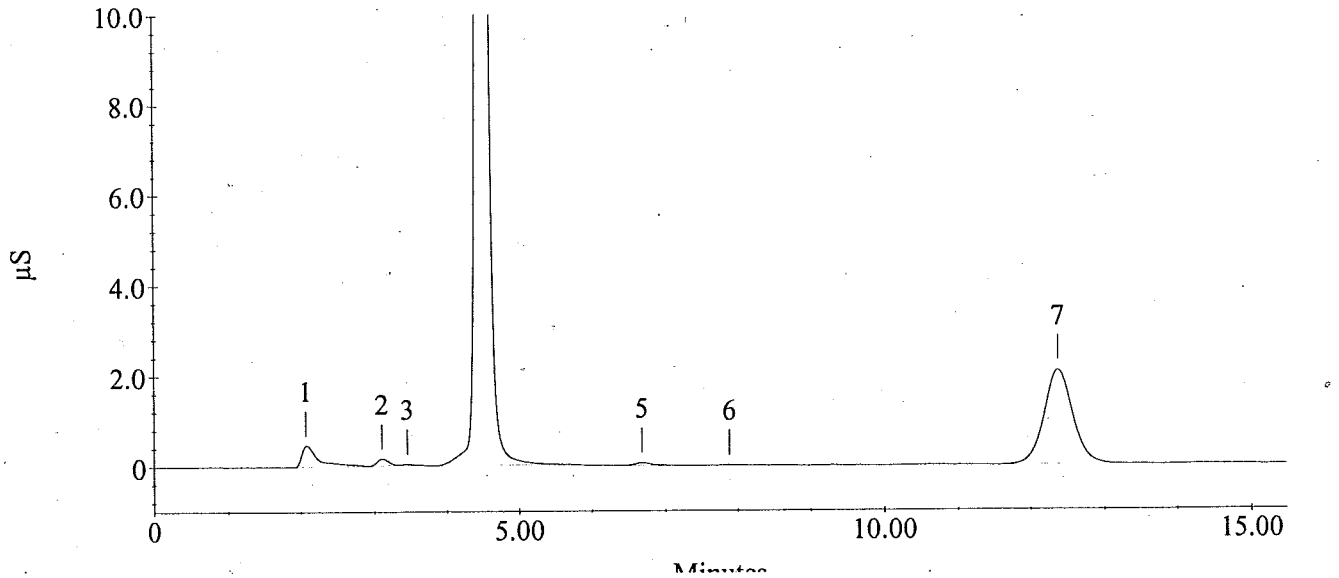

SX 9/21/06

Sample Name : JV10 G2
Method File Name : c:\peaknet\method\std.met

Current Date : 9/21/06
Date Time Collected : 9/21/06 3:22:14 AM

Injection Number : 48
Dilution Factor : 10.00
column :

Calibration Date : 9/19/06 4:03:09 PM
Data File Name : ...\SEP2006DAP_048.DXD
Injection Volume : 1.00

Module ID : 34 07 2a
Schedule File Name : ...\sep2006dap.sch

Peak Information : All Peaks

Pk. Num	Ret Time	Component Name	conc. (ppm)	Height	Area	Bl. Code	%Delta
1	2.07	Unknown 1	0.00	4539	74062	1	
2	3.10	FLUORIDE	0.26 1X	1420	14723	1	0.00
3	4.50	CHLORIDE	78.14 20X	363755	2911974	1	1.89
4	6.68	BROMIDE	0.34	401	5022	1	0.00
5	12.37	SULFATE	15.72	14340	383227	1	0.13
		---total(s)---	94.45	384455	3389007		

JV10 G2

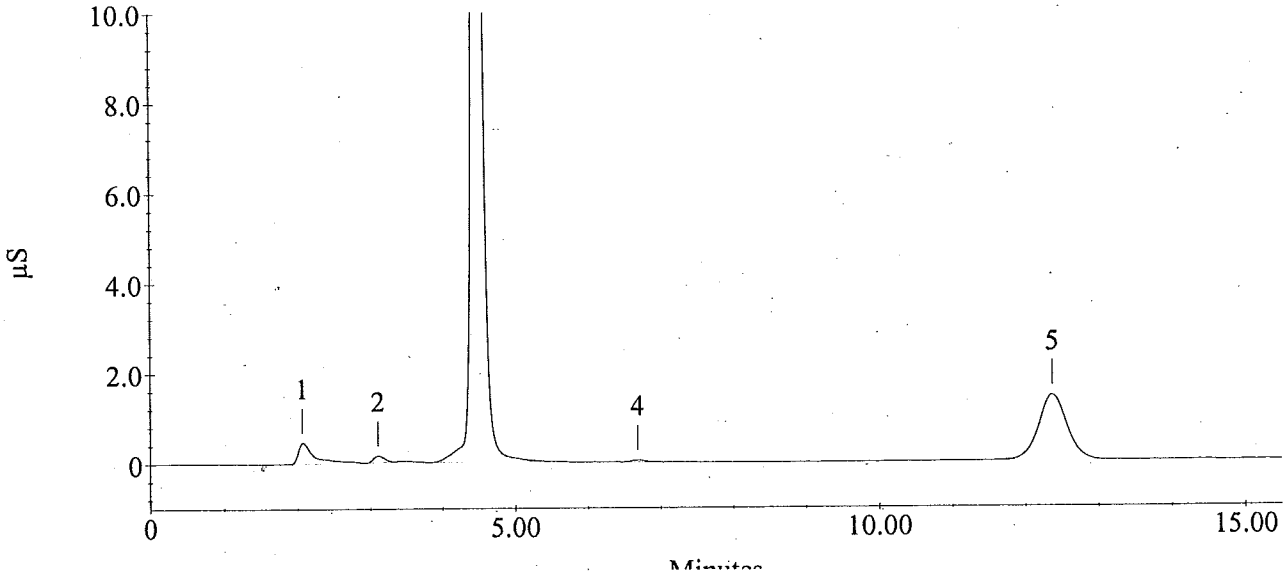

JX M 9/21/06

Sample Name : JV10 H2
Method File Name : c:\peaknet\method\std.met

Current Date : 9/21/06
Date Time Collected : 9/21/06 3:40:00 AM

Injection Number : 49
Dilution Factor : 10.00
column :

Calibration Date : 9/19/06 4:03:09 PM
Data File Name : ...\SEP2006DAP_049.DXD
Injection Volume : 1.00

Module ID : 34 07 2a
Schedule File Name : ...\sep2006dap.sch

Peak Information : All Peaks

Pk. Num	Ret Time	Component Name	conc. (ppm)	Height	Area	Bl. Code	%Delta
1	2.07	Unknown 1	0.00	4027	65134	1	
2	3.10	FLUORIDE	0.23 1X	1258	13122	1	0.00
3	4.48	CHLORIDE	40.84	187448	1521756	1	1.51
4	6.65	BROMIDE	0.16	198	2422	1	-0.50
6	10.67	PHOSPHATE-P	0.11	173	3174	1	1.11
7	12.37	SULFATE	9.06 2X	8112	220828	1	0.13
		---total(s)---	50.39	201215	1826436		

JV10 H2

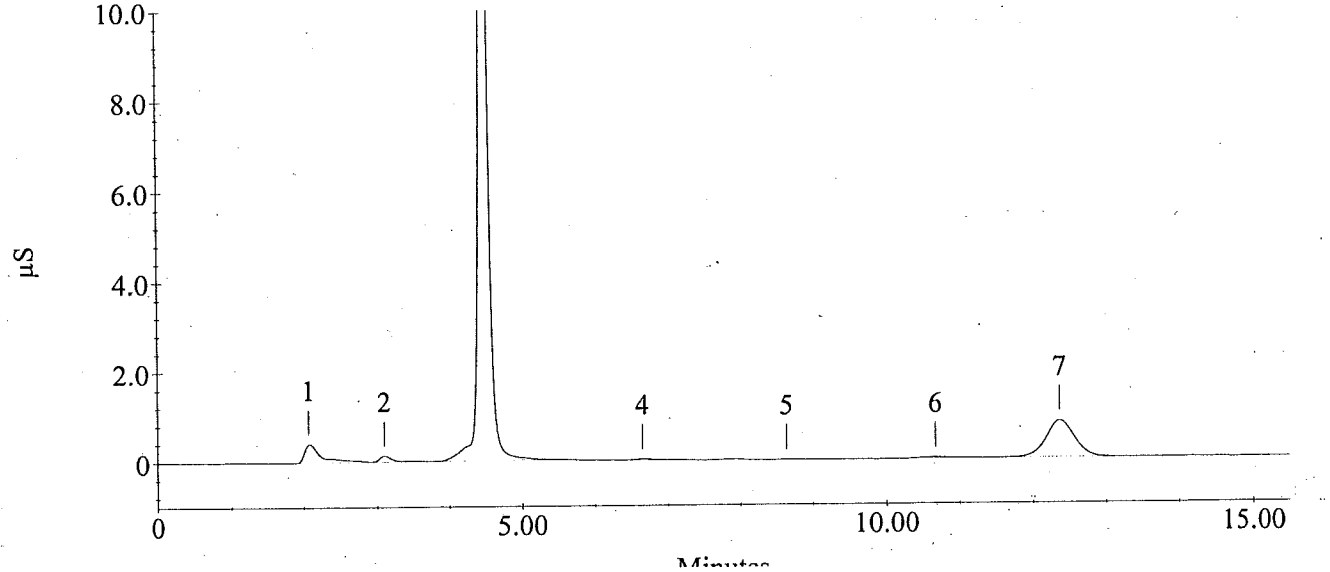

Sample Name : JV10 I2 5X 9/21/06
Method File Name : c:\peaknet\method\std.met

Current Date : 9/21/06
Date Time Collected : 9/21/06 3:57:47 AM

Injection Number : 50
Dilution Factor : 10.00
column :

Calibration Date : 9/19/06 4:03:09 PM
Data File Name : ...\SEP2006DAP_050.DXD
Injection Volume : 1.00

Module ID : 34 07 2a
Schedule File Name : ...\sep2006dap.sch

Peak Information : All Peaks

Pk. Num	Ret Time	Component Name	conc. (ppm)	Height	Area	Bl. Code	%Delta
1	2.08	Unknown 1	0.00	2424	41016	1	
2	3.08	FLUORIDE	1.50 1X	7998	85719	1	-0.54
3	4.40	CHLORIDE	12.45	43973	463872	1	-0.38
4	12.30	SULFATE	125.18 50X	114314	3052681	1	-0.40
		---total(s)---	139.13	168709	3643288		

JV10 I2

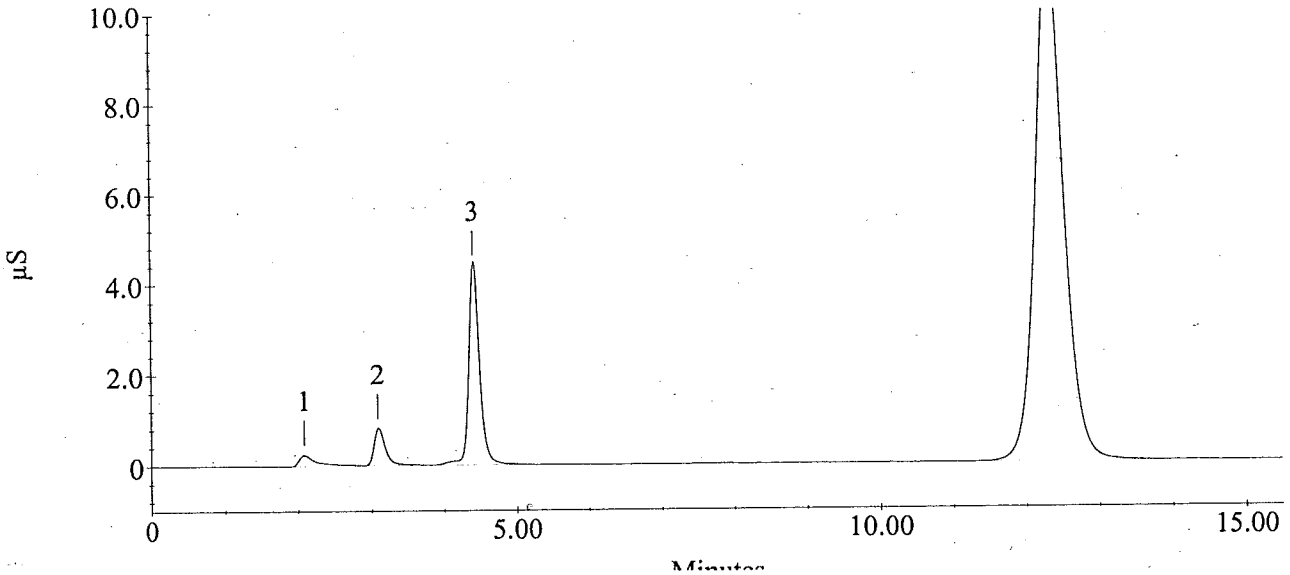

5X 9/21/06

Sample Name : JV10 J2
Method File Name : c:\peaknet\method\std.met

Current Date : 9/21/06
Date Time Collected : 9/21/06 4:15:32 AM

Injection Number : 51
Dilution Factor : 10.00
column :

Calibration Date : 9/19/06 4:03:09 PM
Data File Name : ...\SEP2006DAP_051.DXD
Injection Volume : 1.00

Module ID : 34 07 2a
Schedule File Name : ...\sep2006dap.sch

Peak Information : All Peaks

Pk. Num	Ret Time	Component Name	conc. (ppm)	Height	Area	Bl. Code	%Delta
1	2.07	Unknown 1	0.00	6383	101540	1	
2	3.10	FLUORIDE	16.58	86746	946914	1	0.00
3	4.43	CHLORIDE	12.27	46612	457431	1	0.38
4	7.85	NITRATE-N	0.04	228	3882	1	1.95
5	10.60	PHOSPHATE-P	2.48	2574	73642	1	0.47
6	12.35	SULFATE	8.58 2X	7744	209281	1	0.00
		---total(s)---	39.95	150287	1792689		

JV10 J2

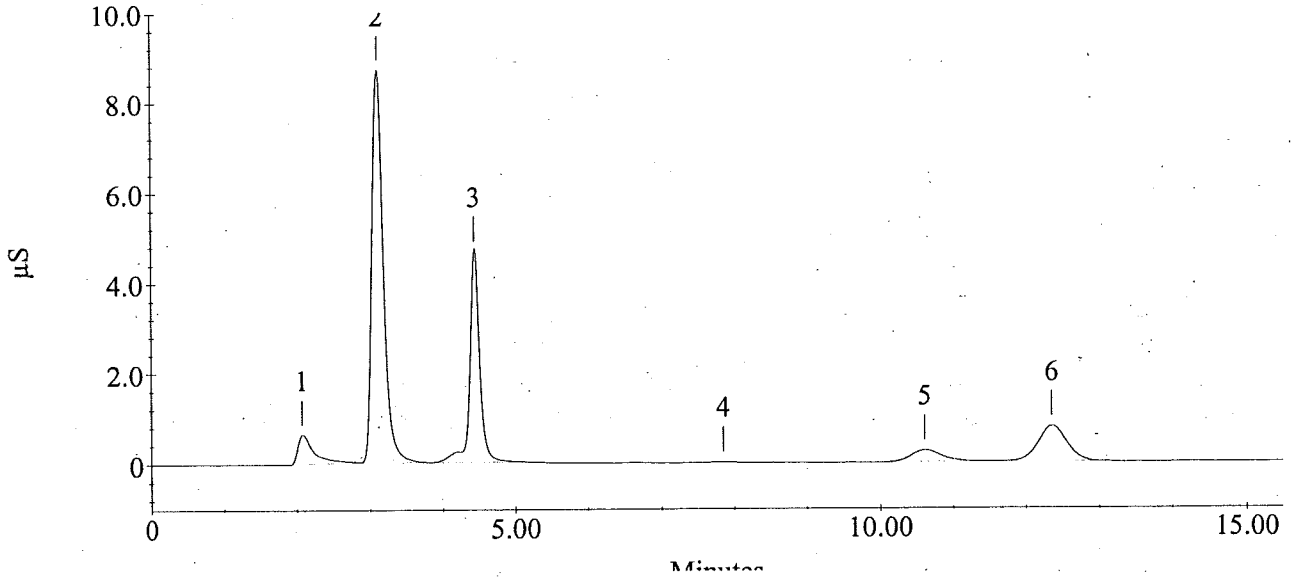

Sample Name : CCV
Method File Name : c:\peaknet\method\std.met

Current Date : 9/21/06
Date Time Collected : 9/21/06 4:33:19 AM

Injection Number : 52
Dilution Factor : 1.00
column :

Calibration Date : 9/19/06 4:03:09 PM
Data File Name : ...\SEP2006DAP_052.DXD
Injection Volume : 1.00

Module ID : 34 07 2a
Schedule File Name : ...\sep2006dap.sch

Peak Information : All Peaks

Pk. Num	Ret Time	Component Name	conc. (ppm)	Height	Area	Bl. Code	%Delta
1	2.08	Unknown 1	0.00	2469	37049	1	
2	3.10	FLUORIDE	2.79	162717	1596226	1	0.00
3	4.38	CHLORIDE	2.83	98323	1053038	1	-0.75
4	5.27	NITRITE-N	2.87	188710	2436448	1	-0.94
5	6.62	BROMIDE	2.82	28701	418363	1	-1.00
6	7.67	NITRATE-N	2.72	154153	2682108	1	-0.43
7	10.53	PHOSPHATE-P	2.75	30932	817663	1	-0.16
8	12.33	SULFATE	2.97	26627	724395	1	-0.13
		---total(s)---	19.75	692633	9765288		

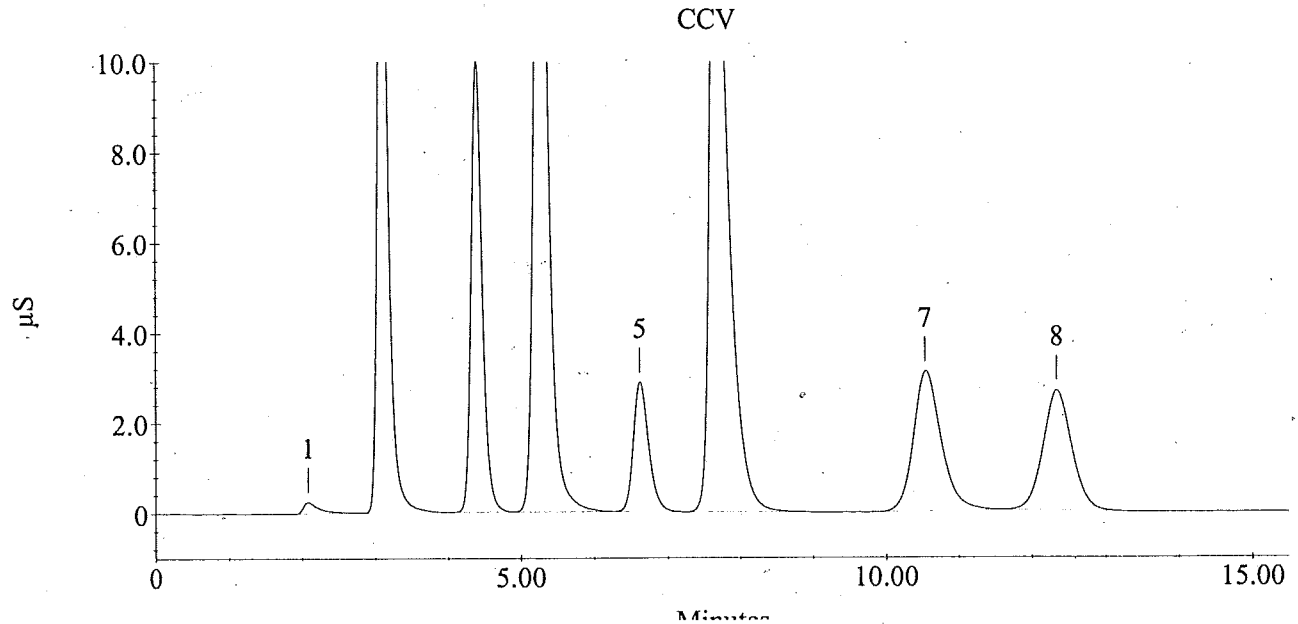

Sample Name : CCB
Method File Name : c:\peaknet\method\std.met

Current Date : 9/21/06
Date Time Collected : 9/21/06 4:51:05 AM

Injection Number : 53
Dilution Factor : 1.00
column :

Calibration Date : 9/19/06 4:03:09 PM
Data File Name : ...\SEP2006DAP_053.DXD
Injection Volume : 1.00

Module ID : 34 07 2a
Schedule File Name : ...\sep2006dap.sch

Peak Information : All Peaks

Pk. Num	Ret Time	Component Name	conc. (ppm)	Height	Area	Bl. Code	%Delta
1	2.05	Unknown 1	0.00	146	1167	1	
2	4.38	CHLORIDE	0.18	5624	65494	1	-0.75
3	7.85	NITRATE-N	0.00	118	2052	1	1.95
			---total(s)---				
			0.18	5888	68714		

CCB

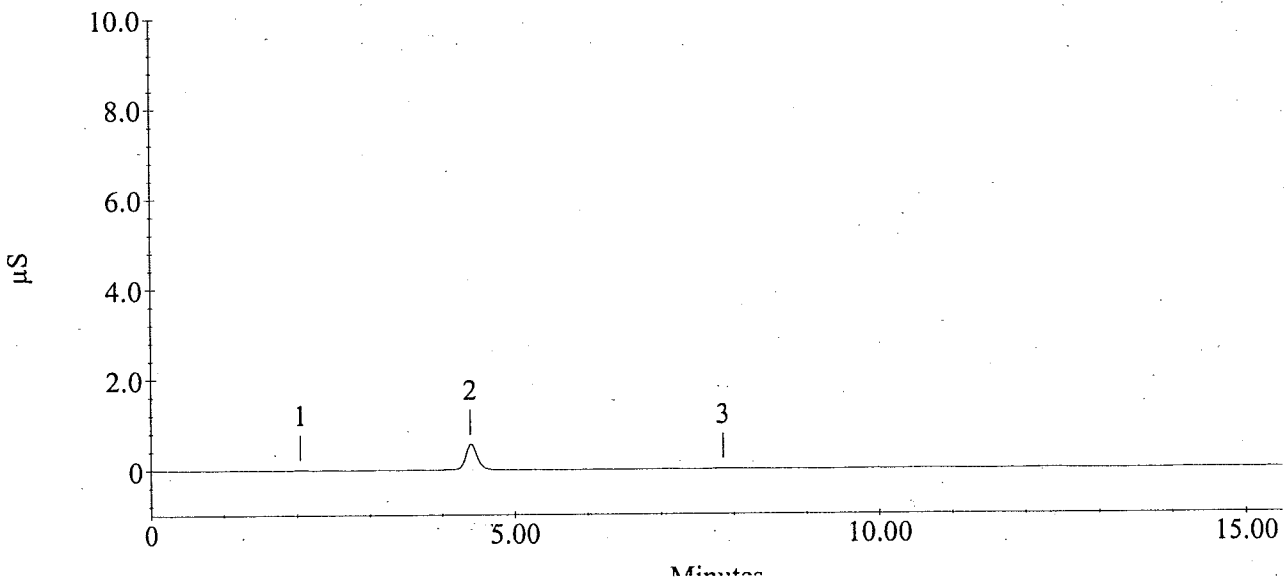

JX 9/21/06

Sample Name : JV10 K2
Method File Name : c:\peaknet\method\std.met

Current Date : 9/21/06
Date Time Collected : 9/21/06 5:08:50 AM

Injection Number : 54
Dilution Factor : 10.00
column :

Calibration Date : 9/19/06 4:03:09 PM
Data File Name : ...\SEP2006DAP_054.DXD
Injection Volume : 1.00

Module ID : 34 07 2a
Schedule File Name : ...\sep2006dap.sch

Peak Information : All Peaks

Pk. Num	Ret Time	Component Name	conc. (ppm)	Height	Area	Bl. Code	%Delta
1	0.85	Unknown 1	0.00	424	4590	1	
2	2.07	Unknown 2	0.00	3922	61724	1	
3	3.10	FLUORIDE	0.15 1X	801	8635	1	0.00
4	4.47	CHLORIDE	7.10 2X	23421	264633	1	1.13
5	6.67	BROMIDE	0.33	340	4929	1	-0.25
6	12.28	SULFATE	0.14 1X	157	3343	1	-0.54
7	13.70	Unknown 3	0.00	236	2943	1	
		---total(s)---	7.72	29301	350798		

JV10 K2

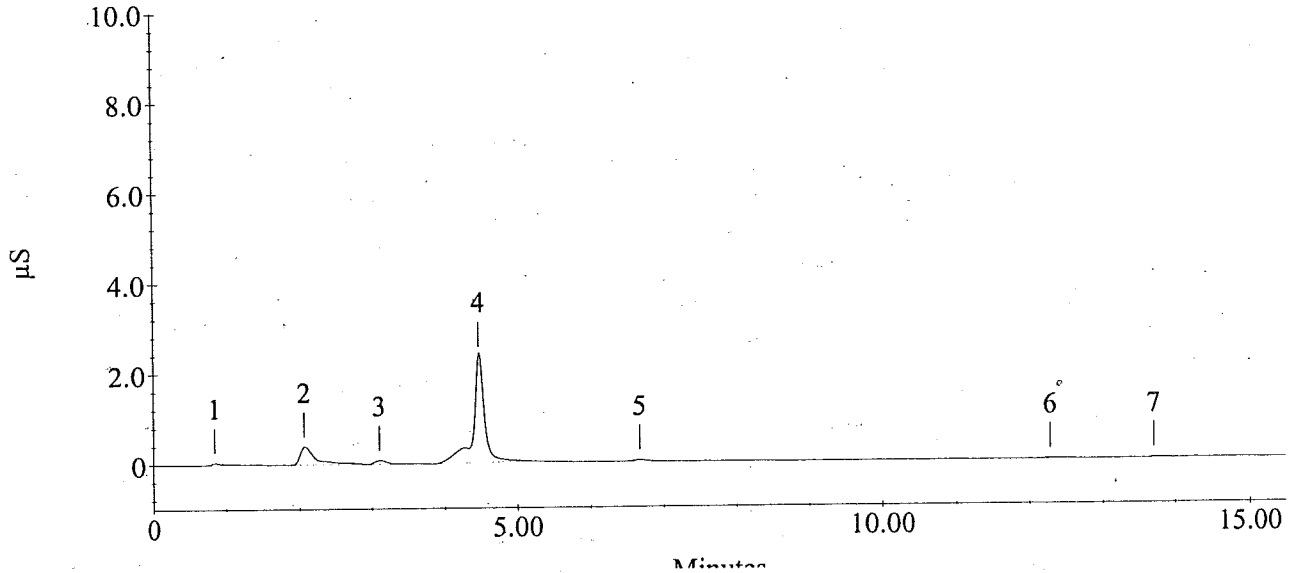

5X w 9/21/06

Sample Name : JV10 L2
Method File Name : c:\peaknet\method\std.met

Current Date : 9/21/06
Date Time Collected : 9/21/06 5:26:37 AM

Injection Number : 55
Dilution Factor : 10.00
column :

Calibration Date : 9/19/06 4:03:09 PM
Data File Name : ...\SEP2006DAP_055.DXD
Injection Volume : 1.00

Module ID : 34 07 2a
Schedule File Name : ...\sep2006dap.sch

Peak Information : All Peaks

Pk. Num	Ret Time	Component Name	conc. (ppm)	Height	Area	Bl. Code	%Delta
1	2.08	Unknown 1	0.00	1690	28860	1	
2	3.10	FLUORIDE	19.49 5X	113793	1113540	1	0.00
3	4.40	CHLORIDE	3.39 1X	11009	126185	1	-0.38
4	7.87	NITRATE-N	0.03	166	2779	1	2.16
5	10.60	PHOSPHATE-P	0.07	134	2029	1	0.47
		---total(s)---	22.97	126792	1273394		

JV10 L2

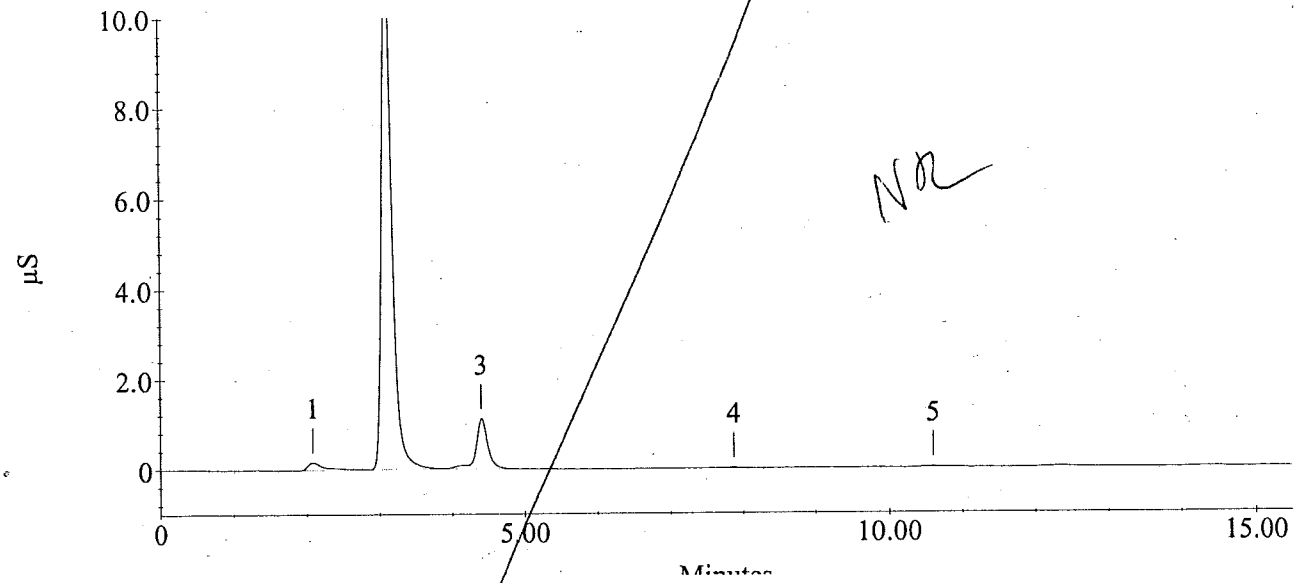

NR

IC EPA 300.0 No: 3892
Data Analyst: David A. Paschall Analyzed by: DAP
Comments: Date Analyzed: 9/20/06
Print Date: 9/26/06 8:11 Time Analyzed: 13:27

mpc 9/27/06

ID	DF	Raw	Calc	Qual	RL	SPK	REC/RPD
1. ICVR							
IC CL	1.0	2.74	2.7		0.1	3.0	90.00
IC BR	1.0	2.83	2.8		0.1	3.0	93.33
2. ICB							
IC CL	1.0	< 0.10	< 0.1		0.1		
IC BR	1.0	< 0.10	< 0.1		0.1		
3. JW78A							
IC CL	10.0	16.0	16.0		1.0		
IC BR	1.0	0.60	0.6		0.1		
4. JW78B							
IC CL	10.0	20.1	20.1		1.0		
IC BR	1.0	0.66	0.7		0.1		
5. JW78B DUP							
IC CL	10.0	20.0	20.0		1.0		0.50
IC BR	1.0	0.66	0.7		0.1		0.00
6. JW78B MS							
IC CL	10.0	40.4	40.4		1.0	20.0	101.50
IC BR	1.0	2.68	2.7		0.1	2.0	100.00
7. JW78C							
IC CL	10.0	16.4	16.4		1.0		
IC BR	1.0	0.32	0.3		0.1		
8. CCVR							
IC CL	1.0	2.79	2.8		0.1	3.0	93.33
IC BR	1.0	2.81	2.8		0.1	3.0	93.33
9. CCB							
IC CL	1.0	< 0.10	< 0.1		0.1		
IC BR	1.0	< 0.10	< 0.1		0.1		
10. JW38D							
IC CL	5.0	12.0	12.0		0.5		
IC BR	1.0				0.1		
11. JW38E							
IC CL	5.0	12.6	12.6		0.5		
IC BR	1.0				0.1		
12. JW38F							
IC CL	5.0	13.0	13.0		0.5		
IC BR	1.0				0.1		
13. JW38G							
IC CL	5.0	14.2	14.2		0.5		
IC BR	1.0				0.1		
14. JW38H							
IC CL	5.0	13.4	13.4		0.5		
IC BR	1.0				0.1		
15. JW38I							
IC CL	5.0	12.8	12.8		0.5		
IC BR	1.0				0.1		

IC EPA 300.0 No: 3892
Data Analyst: David A. Paschall Analyzed by: DAP
Comments: Date Analyzed: 9/20/06
Print Date: 9/26/06 8:11 Time Analyzed: 13:27

ID	DF	Raw	Calc	Qual	RL	SPK	REC/RPD
16. JW38J							
IC CL	5.0	14.8	14.8		0.5		
IC BR	1.0				0.1		
17. JW38K							
IC CL	5.0	15.7	15.7		0.5		
IC BR	1.0				0.1		
18. JW38L							
IC CL	5.0	15.0	15.0		0.5		
IC BR	1.0				0.1		
19. CCVR							
IC FL	1.0	2.79	2.8		0.1	3.0	93.33
IC CL	1.0	2.75	2.8		0.1	3.0	93.33
IC SO4	1.0	2.95	3.0		0.1	3.0	100.00
20. CCB							
IC FL	1.0	< 0.10	< 0.1		0.1		
IC CL	1.0	< 0.10	< 0.1		0.1		
IC SO4	1.0	< 0.10	< 0.1		0.1		
21. JW94G							
IC FL	50.0	94.0	94.0		5.0		
IC CL	50.0	59.1	59.1		5.0		
IC SO4	100.	300.	300.		10.0		
22. JW94B							
IC FL	1.0	1.37	1.4		0.1		
IC CL	50.0	84.1	84.1		5.0		
IC SO4	50.0	191.	191.		5.0		
23. JW94B DUP							
IC FL	1.0	1.35	1.4		0.1		0.00
IC CL	50.0	85.0	85.0		5.0		1.06
IC SO4	50.0	190.	190.		5.0		0.52
24. JW94B MS							
IC FL	1.0	3.16	3.2		0.1	2.0	90.00
IC CL	100.	275.	275.		10.0	200.	95.45
IC SO4	100.	388.	388.		10.0	200.	98.50
25. JW94C							
IC FL	20.0	94.4	94.4		2.0		
IC CL	1.0				0.1		
IC SO4	50.0	193.	193.		5.0		
26. CCVR							
IC FL	1.0	2.80	2.8		0.1	3.0	93.33
IC CL	1.0	2.80	2.8		0.1	3.0	93.33
IC SO4	1.0	2.98	3.0		0.1	3.0	100.00
27. CCB							
IC FL	1.0	< 0.10	< 0.1		0.1		
IC CL	1.0	< 0.10	< 0.1		0.1		
IC SO4	1.0	< 0.10	< 0.1		0.1		

IC EPA 300.0 No: 3892
Data Analyst: David A. Paschall Analyzed by: DAP
Comments: Date Analyzed: 9/20/06
Print Date: 9/26/06 8:11 Time Analyzed: 13:27

ID	DF	Raw	Calc	Qual	RL	SPK	REC/RPD
28. JW94D							
IC FL	1.0	0.15	0.2		0.1		
IC CL	1.0				0.1		
IC SO4	1.0				0.1		
29. JW94E							
IC FL	1.0	0.24	0.2		0.1		
IC CL	1.0				0.1		
IC SO4	1.0	1.23	1.2		0.1		
30. CCVR							
IC FL	1.0	2.81	2.8		0.1	3.0	93.33
IC CL	1.0	2.83	2.8		0.1	3.0	93.33
IC SO4	1.0	2.99	3.0		0.1	3.0	100.00
31. CCB							
IC FL	1.0	< 0.10	< 0.1		0.1		
IC CL	1.0	< 0.10	< 0.1		0.1		
IC SO4	1.0	< 0.10	< 0.1		0.1		
32. JX10C							
IC FL	10.0	13.0	13.0		1.0		
IC CL	1.0				0.1		
IC SO4	1.0				0.1		
33. JX10E							
IC FL	10.0	12.5	12.5		1.0		
IC CL	1.0				0.1		
IC SO4	1.0				0.1		
34. JX10F							
IC FL	1.0				0.1		
IC CL	1.0				0.1		
IC SO4	10.0	23.1	23.1		1.0		
35. JX10G							
IC FL	1.0				0.1		
IC CL	1.0				0.1		
IC SO4	10.0	15.7	15.7		1.0		
36. JX10H							
IC FL	1.0				0.1		
IC CL	10.0	40.8	40.8		1.0		
IC SO4	1.0				0.1		
37. JX10I							
IC FL	1.0				0.1		
IC CL	10.0	12.4	12.4		1.0		
IC SO4	1.0				0.1		
38. JX10J							
IC FL	10.0	16.6	16.6		1.0		
IC CL	10.0	12.3	12.3		1.0		
IC SO4	1.0				0.1		
39. CCVR							
IC FL	1.0	2.79	2.8		0.1	3.0	93.33
IC CL	1.0	2.83	2.8		0.1	3.0	93.33
IC SO4	1.0	2.97	3.0		0.1	3.0	100.00

IC EPA 300.0 No: 3892
Data Analyst: David A. Paschall Analyzed by: DAP
Comments: Date Analyzed: 9/20/06
Print Date: 9/26/06 8:11 Time Analyzed: 13:27

ID	DF	Raw	Calc	Qual	RL	SPK	REC/RPD
40. CCB							
IC FL	1.0	< 0.10	< 0.1		0.1		
IC CL	1.0	0.18	0.2		0.1		
IC SO4	1.0	< 0.10	< 0.1		0.1		

ANALYTICAL
RESOURCES
INCORPORATED

ANALYST NOTES

ARI Job No: JW94 Client Name: ANCHOR

Parameter: IC Fl, Cl, SO_4 Client Project: _____

SAMPLE JW94 A1 WILL BE REPORTED AT 4.0 OR NON-DETECT WITH 10x DILUTION BECAUSE A LOWER DILUTION MAY DAMAGE EQUIPMENT.

Analyst: JM Date Analyzed: 9/8/06

Geotech Analysis

prepared
for

ANCHOR ENVIRONMENTAL

Project: Chinook

ARI JOB NO: JW94

prepared
by

Analytical Resources, Inc.

ANALYTICAL RESOURCES INCORPORATED

Anchor Environmental
Chinook
Fluid Density

Sample ID	Temperature (°C)	Density (g/ml)
PZ-7-091806	23	1.0025
G-7d-091806	23	1.0016
PZ-6-091806	23	1.0039
G-5s-091806	23	1.0005
G-5d-091806	23	1.0002
RL-2d-091806	23	1.0012
RL-2s-091806	23	1.0049

Density measured in a calibrated 500 ml flask at the indicated temperature.

JW94

JOB: JW94
CLIENT: ANCHOR ENVIRONMENTAL
DATE: 9-25-06

23°C

ANALYTICAL RESOURCES INCORPORATED

SAMPLE:	A	B	C	D	E	F	G
FLASK:	1	6	7	8	9	11	12
FLASK WT:	180.34	181.83	167.68	170.91	170.94	163.95	166.26
FLASK VOL:	499.52	499.52	499.19	499.16	499.24	499.27	499.31
AMPLE + FLASK:	681.12	682.16	668.81	670.30	670.28	663.84	668.01

0349

Analytical Resources, Incorporated
Analytical Chemists and Consultants

October 9, 2006

Kristin Gaines
Anchor Environmental
6650 SW Redwood Lane, #110
Portland, OR 97224

RE: Client Project: Chinook
ARI Job No. JX10

Dear Kristin:

Please find enclosed the original chain of custody documentation and the final data package for samples from the project referenced above.

Problems associated with these analyses are discussed in the Case Narrative.

An electronic copy of this package will remain on file with ARI. Should you have any questions or problems, please feel free to contact me at your convenience.

Sincerely,

ANALYTICAL RESOURCES, INC.

Susan Dunnihoo
Client Service Manager
sue@arilabs.com
206/695-6207

Enclosures

cc: eFile JX10

SD/sdrd

Chain of Custody
Documentation

prepared
for

ANCHOR ENVIRONMENTAL

Project: Chinook

ARI JOB NO: JX10

prepared
by

Analytical Resources, Inc.

Chain of Custody Record & Laboratory Analysis Request

ARI Assigned Number: JXL0	Turn-around Requested:	Page: 1 of 2	
ARI Client Company: ANCHOR ENV. LLC	Phone: 360-798-2509	Date: 9/19/06	Ice Present? No (Metal)
Client Contact: KRISTIN GAINES		No. of Coolers: 3	Cooler Temps: 4.6, 7.0, 7.7
Client Project Name: CHINOOK			
Client Project #:	Samplers: TOS / S. HARGOAIL		

Analytical Resources, Incorporated
Analytical Chemists and Consultants
4611 South 134th Place, Suite 100
Tukwila, WA 98168
206-695-6200 206-695-6201 (fax)

Sample ID	Date	Time	Matrix	No. Containers	Analysis Requested: Cl, SO_4 as S_i Fluoride	Al Kalinity	Phosphate as P	Density	Title 22 Metals	Fe, Mn, Al, Ca, Mg, Na, K, Silica			Notes/Comments
G-6s-091906	9/19/06	1000	H_2O	5	X	X	X	X	X	X			
G-6d-091906		1015			X	X	X	X	X	X			
RL-1s-091906		1100			X	X	X	X	X	X			
RL-1d-091906		1130			X	X	X	X	X	X			
RLSW-4-091906		1230			X	X	X	X	X	X			
G-4d-091906		1300			X	X	X	X	X	X			
G-44d-091906		1320			X	X	X	X	X	X			
G-4s-091906		1345			X	X	X	X	X	X			
RL-5-091806	9/18/06	1400		5	X	X	X	X	X	X			
RL-3s-091906	9/19/06	1018		5	X	X	X	X	X	X			

Comments/Special Instructions	Relinquished by: (Signature)	Received by: (Signature)	Relinquished by: (Signature)	Received by: (Signature)
	Printed Name: TOM STONE	Printed Name: BRIAN KEATE	Printed Name:	Printed Name:
	Company: ANCHOR-PDX	Company: ARI	Company:	Company:
	Date & Time: 9/19/06 – 1445	Date & Time: 9/20/06 1070	Date & Time:	Date & Time:

0002

Limits of Liability: *ARI will perform all requested services in accordance with appropriate methodology following ARI Standard Operating Procedures and the ARI Quality Assurance Program. This program meets standards for the industry. The total liability of ARI, its officers, agents, employees, or successors, arising out of or in connection with the requested services, shall not exceed the Invoiced amount for said services. The acceptance by the client of a proposal for services by ARI release ARI from any liability in excess thereof, not withstanding any provision to the contrary in any contract, purchase order or co-signed agreement between ARI and the Client.*

Sample Retention Policy: All samples submitted to ARI will be appropriately discarded no sooner than 90 days after receipt or 60 days after submission of hardcopy data, whichever is longer, unless alternate retention schedules have been established by work-order or contract.

Chain of Custody Record & Laboratory Analysis Request

ARI Assigned Number: VX10	Turn-around Requested:	Page: 2 of 2	
ARI Client Company: ANCHOR ENV. LLC	Phone: 360-798-2509	Date: 9/19/06	Ice Present?
Client Contact: KRISTIN GAINES		No. of Coolers:	Cooler Temps:
Client Project Name: CHINOOK			
Client Project #:	Samplers: TJS/B. Harguail		

Analytical Resources, Incorporated
Analytical Chemists and Consultants
4611 South 134th Place, Suite 100
Tukwila, WA 98168
206-695-6200 206-695-6201 (fax)

Sample ID	Date	Time	Matrix	No. Containers	Analysis Requested: Cl, SO4, F, Fluoride	Alkalinity	Phosphate as P	Density	Title 22 Metals	Fe, Mn, Al, Ca, Mg, Na, K, Silica			Notes/Comments
RL-3d-091906	9/19/06	1050	H_2O	5	X	X	X	X	X	X			
R-1s-091906		1155			X	X	X	X	X	X			
R-1d-091906		1235			X	X	X	X	X	X			
RL-4d-091906		1335			X	X	X	X	X	X			

Comments/Special Instructions	Relinquished by: (Signature)	Received by: (Signature)	Relinquished by: (Signature)	Received by: (Signature)
	Printed Name: TIM STONE	Printed Name: BRIAN MCGEE	Printed Name:	Printed Name:
	Company: ANCHOR - PDX	Company: ARI	Company:	Company:
	Date & Time: 9/19/06 - 1445	Date & Time: 9/20/06 1030	Date & Time:	Date & Time:

0003

Limits of Liability: *ARI will perform all requested services in accordance with appropriate methodology following ARI Standard Operating Procedures and the ARI Quality Assurance Program. This program meets standards for the industry. The total liability of ARI, its officers, agents, employees, or successors, arising out of or in connection with the requested services, shall not exceed the Invoiced amount for said services. The acceptance by the client of a proposal for services by ARI release ARI from any liability in excess thereof, not withstanding any provision to the contrary in any contract, purchase order or co-signed agreement between ARI and the Client.*

Sample Retention Policy: All samples submitted to ARI will be appropriately discarded no sooner than 90 days after receipt or 60 days after submission of hardcopy data, whichever is longer, unless alternate retention schedules have been established by work-order or contract.

Cooler Receipt Form

ANALYTICAL RESOURCES INCORPORATED

ARI Client: Anchor Portland Project Name: CHINOOK

COC NO.: _____ Delivered By: Fed Ex

Tracking NO.: 8581 6442 2820 Date: _____

ARI Job No.: _____ Lims NO.: _____

Preliminary Examination Phase:

1. Were intact, properly signed and dated custody seals attached To the outside of the cooler? ..... YES (NO)
2. Were custody papers included with the cooler ..... (YES) NO
3. Were custody papers properly filled out (ink, signed etc.)? ..... (YES) NO
4. Complete custody forms and attach all shipping documents ..... (OK) NA

Cooler Accepted BY: B-2 SL Date: 9/20/06 Time: 1030

Log-IN Phase:

5. Was a temperature blank include in the cooler? ..... YES NO
6. Record Cooler Temperature ..... 4.6, 2.0, 2.7 °C
7. What kind of packing material was used? ..... _____
8. Was sufficient ice used (if appropriate)? ..... YES (NO) Melted
9. Were all bottles sealed in separate plastic bags? ..... YES (NO)
10. Did all bottles arrive in good condition (unbroken)? ..... (YES) NO
11. Were all bottle labels complete and legible? ..... (YES) NO
12. Did all bottle labels and tags agree with custody papers? ..... (YES) NO
13. Were all bottles used correct for the requested analyses? ..... (YES) NO
14. Do any of the analyses (bottles) require preservative? (If so, Preservation checklist must be attached) ..... (YES) NO
15. Were all VOA vials free of air bubbles? ..... ~~YES~~ ~~NO~~
16. Was sufficient amount of sample sent in each bottle? ..... (YES) NO
17. Notify Project Manager of any discrepancies or concerns ..... (OK) NA

Cooler Opened By: B-2 SL Date: 9/20/06 Time 1030

Explain any discrepancies or negative responses:

_____

_____

_____

_____

_____

_____

_____

_____

Case Narrative

prepared
for

ANCHOR ENVIRONMENTAL

Project: Chinook

ARI JOB NO: JX10

prepared
by

Analytical Resources, Inc.

ANALYTICAL
RESOURCES
INCORPORATED

Case Narrative

Client: Anchor Environmental
Project: Chinook
Matrix: Water
ARI Job Nos. JX10

Sample receipt

Fourteen water samples were received September 20, 2006 under ARI Job JX10. Samples were iced and the cooler temperatures measured by IR thermometer following ARI SOP were 4.6 to 7.7° C. Samples were received in good condition with no discrepancies in paperwork. Two of the samples, G-6d-091906 and RLSW-4-091906 failed the preservation check. Sample pH was readjusted in the laboratory. Failure was attributed to the characteristics of the samples, as samples were amber to black in color with material that flocculated upon acidification.

ARI was informed verbally that all water samples received from the Chinook site have been field filtered.

Dissolved Metals

As Silica will mineralize under the digestion procedure used for environmental samples, analysis of the Silica was performed on sample that was acidified only (Prep Method 6010B). The samples were also digested under prep method 3010A and analyzed for the remaining target elements.

The method blanks were clean at the reporting limit.

LCS recoveries were within ARI and method limits.

Duplicate RPDs were within ARI and method limits.

Matrix spike recoveries were within limits with the exception of Sodium for the digested sample. The outlier was attributed to high concentration of the element in the parent sample and no corrective action is required.

There were no other incidents of note.

General Chemistry Parameters

Alkalinity

Samples were prepared and analyzed within the required holding time of 14 days.

The replicate analysis has RPDs within limits.

There were no incidents of note.

Total Phosphorous

Samples were prepared and analyzed within the required holding time of 28 days.

The method blanks were clean.

Standard reference recoveries were within limits.

The replicate analysis has RPDs within limits.

The matrix spike had recoveries within limits.

There were no incidents of note.

Ion Chromatography – Fluoride, Chloride, Sulfate

Samples were prepared and analyzed within the required holding time of 28 days.

The method blanks were clean.

Standard reference recoveries were within limits.

The replicate had RPDs within limits and the matrix spike had recoveries within limits.

A CCB on 9/20 had a low response of Chloride; samples with results greater than 10 times the CCB were reported, and all other samples were reanalyzed.

There were no other incidents of note.

Geotechnical Parameters

The sample density was measure gravimetrically using a 500-mL calibrated pychnometer, at the temperature indicated.

Data Reporting Qualifiers

Effective 12/28/04

Inorganic Data

U Indicates that the target analyte was not detected at the reported concentration

* Duplicate RPD is not within established control limits

B Reported value is less than the CRDL but ≥ the Reporting Limit

N Matrix Spike recovery not within established control limits

NA Not Applicable, analyte not spiked

H The natural concentration of the spiked element is so much greater than the concentration spiked that an accurate determination of spike recovery is not possible

L Analyte concentration is ≤5 times the Reporting Limit and the replicate control limit defaults to ±1 RL instead of the normal 20% RPD

Organic Data

U Indicates that the target analyte was not detected at the reported concentration

* Flagged value is not within established control limits

B Analyte detected in an associated Method Blank at a concentration greater than one-half of ARI's Reporting Limit or 5% of the regulatory limit or 5% of the analyte concentration in the sample.

J Estimated concentration when the value is less than ARI's established reporting limits

D The spiked compound was not detected due to sample extract dilution

NR Spiked compound recovery is not reported due to chromatographic interference

E Estimated concentration calculated for an analyte response above the valid instrument calibration range. A dilution is required to obtain an accurate quantification of the analyte.

S Indicates an analyte response that has saturated the detector. The calculated concentration is not valid; a dilution is required to obtain valid quantification of the analyte

NA The flagged analyte was not analyzed for

NS The flagged analyte was not spiked into the sample

M Estimated value for an analyte detected and confirmed by an analyst but with low spectral match parameters. This flag is used only for GC-MS analyses

N The analysis indicates the presence of an analyte for which there is presumptive evidence to make a "tentative identification"

Y The analyte is not detected at or above the reported concentration. The reporting limit is raised due to chromatographic interference. The Y flag is equivalent to the U flag with a raised reporting limit.

C The analyte was positively identified on only one of two chromatographic columns. Chromatographic interference prevented a positive identification on the second column

P The analyte was detected on both chromatographic columns but the quantified values differ by ≥40% RPD with no obvious chromatographic interference

Geotechnical Data

A The total of all fines fractions. This flag is used to report total fines when only sieve analysis is requested and balances total grain size with sample weight.

F Samples were frozen prior to particle size determination

SM Sample matrix was not appropriate for the requested analysis. This normally refers to samples contaminated with an organic product that interferes with the sieving process and/or moisture content, porosity and saturation calculations

SS Sample did not contain the proportion of "fines" required to perform the pipette portion of the grain size analysis

W Weight of sample in some pipette aliquots was below the level required for accurate weighting

Data Summary Package

prepared
for

ANCHOR ENVIRONMENTAL

Project: Chinook

ARI JOB NO: JX10

prepared
by

Analytical Resources, Inc.

METALS

ANALYTICAL RESOURCES INCORPORATED

INORGANICS ANALYSIS DATA SHEET
DISSOLVED METALS

Sample ID: G-6s-091906
SAMPLE

Lab Sample ID: JX10A
LIMS ID: 06-17071
Matrix: Water
Data Release Authorized:
Reported: 09/27/06

QC Report No: JX10-Anchor Environmental
Project: CHINOOK

Date Sampled: 09/19/06
Date Received: 09/20/06

Prep Meth	Prep Date	Analysis Method	Analysis Date	CAS Number	Analyte	RL	mg/L	Q
3010A	09/23/06	6010B	09/26/06	**7429-90-5**	**Aluminum**	0.05	**0.62**	
3010A	09/23/06	6010B	09/26/06	**7440-70-2**	**Calcium**	0.05	**23.1**	
3010A	09/23/06	6010B	09/26/06	**7439-89-6**	**Iron**	0.05	**0.77**	
3010A	09/23/06	6010B	09/26/06	**7439-95-4**	**Magnesium**	0.05	**14.6**	
3010A	09/23/06	6010B	09/26/06	**7439-96-5**	**Manganese**	0.001	**0.736**	
3010A	09/23/06	6010B	09/26/06	**7440-09-7**	**Potassium**	0.5	**10.4**	
3010A	09/23/06	6010B	09/26/06	**7440-23-5**	**Sodium**	0.5	**717**	

U-Analyte undetected at given RL
RL-Reporting Limit

ANALYTICAL RESOURCES INCORPORATED

INORGANICS ANALYSIS DATA SHEET
DISSOLVED METALS
Page 1 of 1

Sample ID: G-6s-091906
DUPLICATE

Lab Sample ID: JX10A
LIMS ID: 06-17071
Matrix: Water
Data Release Authorized:
Reported: 09/27/06

QC Report No: JX10-Anchor Environmental
Project: CHINOOK

Date Sampled: 09/19/06
Date Received: 09/20/06

MATRIX DUPLICATE QUALITY CONTROL REPORT

Analyte	Analysis Method	Sample	Duplicate	RPD	Control Limit	Q
Aluminum	6010B	0.62	0.60	3.3%	+/- 20%	
Calcium	6010B	23.1	22.9	0.9%	+/- 20%	
Iron	6010B	0.77	0.77	0.0%	+/- 20%	
Magnesium	6010B	14.6	14.4	1.4%	+/- 20%	
Manganese	6010B	0.736	0.728	1.1%	+/- 20%	
Potassium	6010B	10.4	10.2	1.9%	+/- 20%	
Sodium	6010B	717	712	0.7%	+/- 20%	

Reported in mg/L

*-Control Limit Not Met
L-RPD Invalid, Limit = Detection Limit

ANALYTICAL RESOURCES INCORPORATED

INORGANICS ANALYSIS DATA SHEET
DISSOLVED METALS

Sample ID: G-6s-091906
MATRIX SPIKE

Lab Sample ID: JX10A
LIMS ID: 06-17071
Matrix: Water
Data Release Authorized:
Reported: 09/27/06

QC Report No: JX10-Anchor Environmental
Project: CHINOOK

Date Sampled: 09/19/06
Date Received: 09/20/06

MATRIX SPIKE QUALITY CONTROL REPORT

Analyte	Analysis Method	Sample	Spike	Spike Added	% Recovery	Q
Aluminum	6010B	0.62	2.48	2.00	93.0%	
Calcium	6010B	23.1	32.0	10.0	89.0%	
Iron	6010B	0.77	2.69	2.00	96.0%	
Magnesium	6010B	14.6	23.5	10.0	89.0%	
Manganese	6010B	0.736	1.19	0.500	90.8%	
Potassium	6010B	10.4	20.4	10.0	100%	
Sodium	6010B	717	718	10.0	10.0%	H

Reported in mg/L

N-Control Limit Not Met
H-% Recovery Not Applicable, Sample Concentration Too High
NA-Not Applicable, Analyte Not Spiked

Percent Recovery Limits: 75-125%

ANALYTICAL RESOURCES INCORPORATED

INORGANICS ANALYSIS DATA SHEET
DISSOLVED METALS
Page 1 of 1

Sample ID: G-6d-091906
SAMPLE

Lab Sample ID: JX10B
LIMS ID: 06-17072
Matrix: Water
Data Release Authorized:
Reported: 09/27/06

QC Report No: JX10-Anchor Environmental
Project: CHINOOK

Date Sampled: 09/19/06
Date Received: 09/20/06

Prep Meth	Prep Date	Analysis Method	Analysis Date	CAS Number	Analyte	RL	mg/L	Q
3010A	09/23/06	6010B	09/26/06	7429-90-5	Aluminum	0.05	0.05	U
3010A	09/23/06	6010B	09/26/06	**7440-70-2**	**Calcium**	0.05	**187**	
3010A	09/23/06	6010B	09/26/06	**7439-89-6**	**Iron**	0.05	**42.2**	
3010A	09/23/06	6010B	09/26/06	**7439-95-4**	**Magnesium**	0.05	**131**	
3010A	09/23/06	6010B	09/26/06	**7439-96-5**	**Manganese**	0.001	**6.01**	
3010A	09/23/06	6010B	09/26/06	**7440-09-7**	**Potassium**	0.5	**12.6**	
3010A	09/23/06	6010B	09/26/06	**7440-23-5**	**Sodium**	0.5	**494**	

U-Analyte undetected at given RL
RL-Reporting Limit

ANALYTICAL RESOURCES INCORPORATED

INORGANICS ANALYSIS DATA SHEET
DISSOLVED METALS
Page 1 of 1

Sample ID: RL-1s-091906
SAMPLE

Lab Sample ID: JX10C
LIMS ID: 06-17073
Matrix: Water
Data Release Authorized:
Reported: 09/27/06

QC Report No: JX10-Anchor Environmental
Project: CHINOOK

Date Sampled: 09/19/06
Date Received: 09/20/06

Prep Meth	Prep Date	Analysis Method	Analysis Date	CAS Number	Analyte	RL	mg/L	Q
3010A	09/23/06	6010B	09/26/06	**7429-90-5**	**Aluminum**	0.05	**0.08**	
3010A	09/23/06	6010B	09/26/06	**7440-70-2**	**Calcium**	0.05	**14.9**	
3010A	09/23/06	6010B	09/26/06	**7439-89-6**	**Iron**	0.05	**10.9**	
3010A	09/23/06	6010B	09/26/06	**7439-95-4**	**Magnesium**	0.05	**7.42**	
3010A	09/23/06	6010B	09/26/06	**7439-96-5**	**Manganese**	0.001	**0.311**	
3010A	09/23/06	6010B	09/26/06	**7440-09-7**	**Potassium**	0.5	**1.5**	
3010A	09/23/06	6010B	09/26/06	**7440-23-5**	**Sodium**	0.5	**140**	

U-Analyte undetected at given RL
RL-Reporting Limit

ANALYTICAL RESOURCES INCORPORATED

INORGANICS ANALYSIS DATA SHEET
DISSOLVED METALS
Page 1 of 1

Sample ID: RL-1d-091906
SAMPLE

Lab Sample ID: JX10D
LIMS ID: 06-17074
Matrix: Water
Data Release Authorized:
Reported: 09/27/06

QC Report No: JX10-Anchor Environmental
Project: CHINOOK

Date Sampled: 09/19/06
Date Received: 09/20/06

Prep Meth	Prep Date	Analysis Method	Analysis Date	CAS Number	Analyte	RL	mg/L	Q
3010A	09/23/06	6010B	09/26/06	7429-90-5	Aluminum	0.05	0.05	U
3010A	09/23/06	6010B	09/26/06	**7440-70-2**	**Calcium**	0.05	**121**	
3010A	09/23/06	6010B	09/26/06	**7439-89-6**	**Iron**	0.05	**59.6**	
3010A	09/23/06	6010B	09/26/06	**7439-95-4**	**Magnesium**	0.05	**59.6**	
3010A	09/23/06	6010B	09/26/06	**7439-96-5**	**Manganese**	0.001	**3.13**	
3010A	09/23/06	6010B	09/26/06	**7440-09-7**	**Potassium**	0.5	**2.2**	
3010A	09/23/06	6010B	09/26/06	**7440-23-5**	**Sodium**	0.5	**28.6**	

U-Analyte undetected at given RL
RL-Reporting Limit

ANALYTICAL RESOURCES INCORPORATED

INORGANICS ANALYSIS DATA SHEET
DISSOLVED METALS
Page 1 of 1

Sample ID: RLSW-4-091906
SAMPLE

Lab Sample ID: JX10E
LIMS ID: 06-17075
Matrix: Water
Data Release Authorized:
Reported: 09/27/06

QC Report No: JX10-Anchor Environmental
Project: CHINOOK

Date Sampled: 09/19/06
Date Received: 09/20/06

Prep Meth	Prep Date	Analysis Method	Analysis Date	CAS Number	Analyte	RL	mg/L	Q
3010A	09/23/06	6010B	09/26/06	**7429-90-5**	**Aluminum**	0.05	**0.48**	
3010A	09/23/06	6010B	09/26/06	**7440-70-2**	**Calcium**	0.05	**41.2**	
3010A	09/23/06	6010B	09/26/06	**7439-89-6**	**Iron**	0.05	**6.34**	
3010A	09/23/06	6010B	09/26/06	**7439-95-4**	**Magnesium**	0.05	**18.4**	
3010A	09/23/06	6010B	09/26/06	**7439-96-5**	**Manganese**	0.001	**1.98**	
3010A	09/23/06	6010B	09/26/06	**7440-09-7**	**Potassium**	0.5	**11.2**	
3010A	09/23/06	6010B	09/26/06	**7440-23-5**	**Sodium**	0.5	**973**	

U-Analyte undetected at given RL
RL-Reporting Limit

ANALYTICAL RESOURCES INCORPORATED

INORGANICS ANALYSIS DATA SHEET
DISSOLVED METALS
Page 1 of 1

Sample ID: G-4d-091906
SAMPLE

Lab Sample ID: JX10F
LIMS ID: 06-17076
Matrix: Water
Data Release Authorized:
Reported: 09/27/06

QC Report No: JX10-Anchor Environmental
Project: CHINOOK

Date Sampled: 09/19/06
Date Received: 09/20/06

Prep Meth	Prep Date	Analysis Method	Analysis Date	CAS Number	Analyte	RL	mg/L	Q
3010A	09/23/06	6010B	09/26/06	7429-90-5	Aluminum	0.05	0.05	U
3010A	09/23/06	6010B	09/26/06	**7440-70-2**	**Calcium**	0.05	**114**	
3010A	09/23/06	6010B	09/26/06	**7439-89-6**	**Iron**	0.05	**24.0**	
3010A	09/23/06	6010B	09/26/06	**7439-95-4**	**Magnesium**	0.05	**61.8**	
3010A	09/23/06	6010B	09/26/06	**7439-96-5**	**Manganese**	0.001	**2.59**	
3010A	09/23/06	6010B	09/26/06	**7440-09-7**	**Potassium**	0.5	**11.1**	
3010A	09/23/06	6010B	09/26/06	**7440-23-5**	**Sodium**	0.5	**105**	

U-Analyte undetected at given RL
RL-Reporting Limit

ANALYTICAL RESOURCES INCORPORATED

INORGANICS ANALYSIS DATA SHEET
DISSOLVED METALS
Page 1 of 1

Sample ID: G-44d-091906
SAMPLE

Lab Sample ID: JX10G
LIMS ID: 06-17077
Matrix: Water
Data Release Authorized:
Reported: 09/27/06

QC Report No: JX10-Anchor Environmental
Project: CHINOOK

Date Sampled: 09/19/06
Date Received: 09/20/06

Prep Meth	Prep Date	Analysis Method	Analysis Date	CAS Number	Analyte	RL	mg/L	Q
3010A	09/23/06	6010B	09/26/06	7429-90-5	Aluminum	0.05	0.05	U
3010A	09/23/06	6010B	09/26/06	**7440-70-2**	**Calcium**	0.05	**112**	
3010A	09/23/06	6010B	09/26/06	**7439-89-6**	**Iron**	0.05	**21.6**	
3010A	09/23/06	6010B	09/26/06	**7439-95-4**	**Magnesium**	0.05	**60.0**	
3010A	09/23/06	6010B	09/26/06	**7439-96-5**	**Manganese**	0.001	**2.50**	
3010A	09/23/06	6010B	09/26/06	**7440-09-7**	**Potassium**	0.5	**10.7**	
3010A	09/23/06	6010B	09/26/06	**7440-23-5**	**Sodium**	0.5	**109**	

U-Analyte undetected at given RL
RL-Reporting Limit

ANALYTICAL RESOURCES INCORPORATED

INORGANICS ANALYSIS DATA SHEET
DISSOLVED METALS

Sample ID: G-4s-091906
SAMPLE

Lab Sample ID: JX10H
LIMS ID: 06-17078
Matrix: Water
Data Release Authorized:
Reported: 09/27/06

QC Report No: JX10-Anchor Environmental
Project: CHINOOK

Date Sampled: 09/19/06
Date Received: 09/20/06

Prep Meth	Prep Date	Analysis Method	Analysis Date	CAS Number	Analyte	RL	mg/L	Q
3010A	09/23/06	6010B	09/26/06	7429-90-5	Aluminum	0.05	0.05	U
3010A	09/23/06	6010B	09/26/06	**7440-70-2**	**Calcium**	0.05	**90.1**	
3010A	09/23/06	6010B	09/26/06	**7439-89-6**	**Iron**	0.05	**46.3**	
3010A	09/23/06	6010B	09/26/06	**7439-95-4**	**Magnesium**	0.05	**47.9**	
3010A	09/23/06	6010B	09/26/06	**7439-96-5**	**Manganese**	0.001	**2.52**	
3010A	09/23/06	6010B	09/26/06	**7440-09-7**	**Potassium**	0.5	**7.8**	
3010A	09/23/06	6010B	09/26/06	**7440-23-5**	**Sodium**	0.5	**74.1**	

U-Analyte undetected at given RL
RL-Reporting Limit

ANALYTICAL RESOURCES INCORPORATED

INORGANICS ANALYSIS DATA SHEET
DISSOLVED METALS
Page 1 of 1

Sample ID: RL-5-091806
SAMPLE

Lab Sample ID: JX10I
LIMS ID: 06-17079
Matrix: Water
Data Release Authorized:
Reported: 09/27/06

QC Report No: JX10-Anchor Environmental
Project: CHINOOK

Date Sampled: 09/18/06
Date Received: 09/20/06

Prep Meth	Prep Date	Analysis Method	Analysis Date	CAS Number	Analyte	RL	mg/L	Q
3010A	09/23/06	6010B	09/26/06	**7429-90-5**	**Aluminum**	0.05	**0.14**	
3010A	09/23/06	6010B	09/26/06	**7440-70-2**	**Calcium**	0.05	**8.02**	
3010A	09/23/06	6010B	09/26/06	**7439-89-6**	**Iron**	0.05	**0.55**	
3010A	09/23/06	6010B	09/26/06	**7439-95-4**	**Magnesium**	0.05	**3.51**	
3010A	09/23/06	6010B	09/26/06	**7439-96-5**	**Manganese**	0.001	**0.086**	
3010A	09/23/06	6010B	09/26/06	**7440-09-7**	**Potassium**	0.5	**0.8**	
3010A	09/23/06	6010B	09/26/06	**7440-23-5**	**Sodium**	0.5	**123**	

U-Analyte undetected at given RL
RL-Reporting Limit

ANALYTICAL RESOURCES INCORPORATED

INORGANICS ANALYSIS DATA SHEET
DISSOLVED METALS
Page 1 of 1

Sample ID: RL-3s-091906
SAMPLE

Lab Sample ID: JX10J
LIMS ID: 06-17080
Matrix: Water
Data Release Authorized:
Reported: 09/27/06

QC Report No: JX10-Anchor Environmental
Project: CHINOOK

Date Sampled: 09/19/06
Date Received: 09/20/06

Prep Meth	Prep Date	Analysis Method	Analysis Date	CAS Number	Analyte	RL	mg/L	Q
3010A	09/23/06	6010B	09/26/06	**7429-90-5**	**Aluminum**	0.05	**0.27**	
3010A	09/23/06	6010B	09/26/06	**7440-70-2**	**Calcium**	0.05	**38.0**	
3010A	09/23/06	6010B	09/26/06	**7439-89-6**	**Iron**	0.05	**17.7**	
3010A	09/23/06	6010B	09/26/06	**7439-95-4**	**Magnesium**	0.05	**18.5**	
3010A	09/23/06	6010B	09/26/06	**7439-96-5**	**Manganese**	0.001	**1.21**	
3010A	09/23/06	6010B	09/26/06	**7440-09-7**	**Potassium**	0.5	**3.1**	
3010A	09/23/06	6010B	09/26/06	**7440-23-5**	**Sodium**	0.5	**618**	

U-Analyte undetected at given RL
RL-Reporting Limit

ANALYTICAL RESOURCES INCORPORATED

INORGANICS ANALYSIS DATA SHEET
DISSOLVED METALS
Page 1 of 1

Sample ID: RL-3d-091906
SAMPLE

Lab Sample ID: JX10K
LIMS ID: 06-17081
Matrix: Water
Data Release Authorized:
Reported: 09/27/06

QC Report No: JX10-Anchor Environmental
Project: CHINOOK

Date Sampled: 09/19/06
Date Received: 09/20/06

Prep Meth	Prep Date	Analysis Method	Analysis Date	CAS Number	Analyte	RL	mg/L	Q
3010A	09/23/06	6010B	09/26/06	7429-90-5	Aluminum	0.05	0.05	U
3010A	09/23/06	6010B	09/26/06	**7440-70-2**	**Calcium**	0.05	**122**	
3010A	09/23/06	6010B	09/26/06	**7439-89-6**	**Iron**	0.05	**41.8**	
3010A	09/23/06	6010B	09/26/06	**7439-95-4**	**Magnesium**	0.05	**57.3**	
3010A	09/23/06	6010B	09/26/06	**7439-96-5**	**Manganese**	0.001	**2.59**	
3010A	09/23/06	6010B	09/26/06	**7440-09-7**	**Potassium**	0.5	**4.1**	
3010A	09/23/06	6010B	09/26/06	**7440-23-5**	**Sodium**	0.5	**36.2**	

U-Analyte undetected at given RL
RL-Reporting Limit

ANALYTICAL RESOURCES INCORPORATED

INORGANICS ANALYSIS DATA SHEET
DISSOLVED METALS

Sample ID: R-1s-091906
SAMPLE

Lab Sample ID: JX10L
LIMS ID: 06-17082
Matrix: Water
Data Release Authorized:
Reported: 09/27/06

QC Report No: JX10-Anchor Environmental
Project: CHINOOK

Date Sampled: 09/19/06
Date Received: 09/20/06

Prep Meth	Prep Date	Analysis Method	Analysis Date	CAS Number	Analyte	RL	mg/L	Q
3010A	09/23/06	6010B	09/26/06	**7429-90-5**	**Aluminum**	0.05	**0.09**	
3010A	09/23/06	6010B	09/26/06	**7440-70-2**	**Calcium**	0.05	**14.4**	
3010A	09/23/06	6010B	09/26/06	**7439-89-6**	**Iron**	0.05	**6.69**	
3010A	09/23/06	6010B	09/26/06	**7439-95-4**	**Magnesium**	0.05	**5.43**	
3010A	09/23/06	6010B	09/26/06	**7439-96-5**	**Manganese**	0.001	**1.20**	
3010A	09/23/06	6010B	09/26/06	**7440-09-7**	**Potassium**	0.5	**2.4**	
3010A	09/23/06	6010B	09/26/06	**7440-23-5**	**Sodium**	0.5	**87.2**	

U-Analyte undetected at given RL
RL-Reporting Limit

ANALYTICAL RESOURCES INCORPORATED

INORGANICS ANALYSIS DATA SHEET
DISSOLVED METALS
Page 1 of 1

Sample ID: R-1d-091906
SAMPLE

Lab Sample ID: JX10M
LIMS ID: 06-17083
Matrix: Water
Data Release Authorized:
Reported: 09/27/06

QC Report No: JX10-Anchor Environmental
Project: CHINOOK

Date Sampled: 09/19/06
Date Received: 09/20/06

Prep Meth	Prep Date	Analysis Method	Analysis Date	CAS Number	Analyte	RL	mg/L	Q
3010A	09/23/06	6010B	09/26/06	7429-90-5	Aluminum	0.05	0.05	U
3010A	09/23/06	6010B	09/26/06	**7440-70-2**	**Calcium**	0.05	**130**	
3010A	09/23/06	6010B	09/26/06	**7439-89-6**	**Iron**	0.05	**149**	
3010A	09/23/06	6010B	09/26/06	**7439-95-4**	**Magnesium**	0.05	**62.7**	
3010A	09/23/06	6010B	09/26/06	**7439-96-5**	**Manganese**	0.001	**5.70**	
3010A	09/23/06	6010B	09/26/06	**7440-09-7**	**Potassium**	0.5	**2.5**	
3010A	09/23/06	6010B	09/26/06	**7440-23-5**	**Sodium**	0.5	**126**	

U-Analyte undetected at given RL
RL-Reporting Limit

ANALYTICAL RESOURCES INCORPORATED

INORGANICS ANALYSIS DATA SHEET
DISSOLVED METALS
Page 1 of 1

Sample ID: RL-4d-091906
SAMPLE

Lab Sample ID: JX10N
LIMS ID: 06-17084
Matrix: Water
Data Release Authorized:
Reported: 09/27/06

QC Report No: JX10-Anchor Environmental
Project: CHINOOK

Date Sampled: 09/19/06
Date Received: 09/20/06

Prep Meth	Prep Date	Analysis Method	Analysis Date	CAS Number	Analyte	RL	mg/L	Q
3010A	09/23/06	6010B	09/26/06	7429-90-5	Aluminum	0.05	0.05	U
3010A	09/23/06	6010B	09/26/06	**7440-70-2**	**Calcium**	0.05	**40.4**	
3010A	09/23/06	6010B	09/26/06	**7439-89-6**	**Iron**	0.05	**36.8**	
3010A	09/23/06	6010B	09/26/06	**7439-95-4**	**Magnesium**	0.05	**19.0**	
3010A	09/23/06	6010B	09/26/06	**7439-96-5**	**Manganese**	0.001	**2.42**	
3010A	09/23/06	6010B	09/26/06	**7440-09-7**	**Potassium**	0.5	**1.8**	
3010A	09/23/06	6010B	09/26/06	**7440-23-5**	**Sodium**	0.5	**18.2**	

U-Analyte undetected at given RL
RL-Reporting Limit

ANALYTICAL RESOURCES INCORPORATED

INORGANICS ANALYSIS DATA SHEET
DISSOLVED METALS
Page 1 of 1

Sample ID: G-6s-091906
SAMPLE

Lab Sample ID: JX10O
LIMS ID: 06-17284
Matrix: Water
Data Release Authorized:
Reported: 09/27/06

QC Report No: JX10-Anchor Environmental
Project: Chinook

Date Sampled: 09/19/06
Date Received: 09/20/06

Prep Meth	Prep Date	Analysis Method	Analysis Date	CAS Number	Analyte	RL	mg/L	Q
6010B	09/23/06	6010B	09/26/06	**7440-21-3**	**Silicon**	0.3	**17.9**	

U-Analyte undetected at given RL
RL-Reporting Limit

ANALYTICAL RESOURCES INCORPORATED

INORGANICS ANALYSIS DATA SHEET
DISSOLVED METALS

Sample ID: G-6s-091906
DUPLICATE

Lab Sample ID: JX100
LIMS ID: 06-17284
Matrix: Water
Data Release Authorized:
Reported: 09/27/06

QC Report No: JX10-Anchor Environmental
Project: Chinook

Date Sampled: 09/19/06
Date Received: 09/20/06

MATRIX DUPLICATE QUALITY CONTROL REPORT

Analyte	Analysis Method	Sample	Duplicate	RPD	Control Limit	Q
Silicon	6010B	17.9	17.7	1.1%	+/- 20%	

Reported in mg/L

*-Control Limit Not Met
L-RPD Invalid, Limit = Detection Limit

ANALYTICAL RESOURCES INCORPORATED

INORGANICS ANALYSIS DATA SHEET
DISSOLVED METALS
Page 1 of 1

Sample ID: G-6s-091906
MATRIX SPIKE

Lab Sample ID: JX10O
LIMS ID: 06-17284
Matrix: Water
Data Release Authorized:
Reported: 09/27/06

QC Report No: JX10-Anchor Environmental
Project: Chinook

Date Sampled: 09/19/06
Date Received: 09/20/06

MATRIX SPIKE QUALITY CONTROL REPORT

Analyte	Analysis Method	Sample	Spike	Spike Added	% Recovery	Q
Silicon	6010B	17.9	64.9	50.0	94.0%	

Reported in mg/L

N-Control Limit Not Met
H-% Recovery Not Applicable, Sample Concentration Too High
NA-Not Applicable, Analyte Not Spiked

Percent Recovery Limits: 75-125%

ANALYTICAL RESOURCES INCORPORATED

INORGANICS ANALYSIS DATA SHEET
DISSOLVED METALS
Page 1 of 1

Sample ID: G-6d-091906
SAMPLE

Lab Sample ID: JX10P
LIMS ID: 06-17285
Matrix: Water
Data Release Authorized:
Reported: 09/27/06

QC Report No: JX10-Anchor Environmental
Project: Chinook

Date Sampled: 09/19/06
Date Received: 09/20/06

Prep Meth	Prep Date	Analysis Method	Analysis Date	CAS Number	Analyte	RL	mg/L	Q
6010B	09/23/06	6010B	09/26/06	**7440-21-3**	**Silicon**	0.3	**26.5**	

U-Analyte undetected at given RL
RL-Reporting Limit

ANALYTICAL RESOURCES INCORPORATED

INORGANICS ANALYSIS DATA SHEET
DISSOLVED METALS
Page 1 of 1

Sample ID: RL-1s-091906
SAMPLE

Lab Sample ID: JX10Q
LIMS ID: 06-17286
Matrix: Water
Data Release Authorized:
Reported: 09/27/06

QC Report No: JX10-Anchor Environmental
Project: Chinook

Date Sampled: 09/19/06
Date Received: 09/20/06

Prep Meth	Prep Date	Analysis Method	Analysis Date	CAS Number	Analyte	RL	mg/L	Q
6010B	09/23/06	6010B	09/26/06	**7440-21-3**	**Silicon**	0.3	**24.9**	

U-Analyte undetected at given RL
RL-Reporting Limit

ANALYTICAL RESOURCES INCORPORATED

INORGANICS ANALYSIS DATA SHEET
DISSOLVED METALS

Sample ID: RL-1d-091906
SAMPLE

Lab Sample ID: JX10R
LIMS ID: 06-17287
Matrix: Water
Data Release Authorized:
Reported: 09/27/06

QC Report No: JX10-Anchor Environmental
Project: Chinook

Date Sampled: 09/19/06
Date Received: 09/20/06

Prep Meth	Prep Date	Analysis Method	Analysis Date	CAS Number	Analyte	RL	mg/L	Q
6010B	09/23/06	6010B	09/26/06	**7440-21-3**	**Silicon**	0.3	**31.9**	

U-Analyte undetected at given RL
RL-Reporting Limit

ANALYTICAL RESOURCES INCORPORATED

INORGANICS ANALYSIS DATA SHEET
DISSOLVED METALS
Page 1 of 1

Sample ID: RLSW-4-091906
SAMPLE

Lab Sample ID: JX10S
LIMS ID: 06-17288
Matrix: Water
Data Release Authorized:
Reported: 09/27/06

QC Report No: JX10-Anchor Environmental
Project: Chinook

Date Sampled: 09/19/06
Date Received: 09/20/06

Prep Meth	Prep Date	Analysis Method	Analysis Date	CAS Number	Analyte	RL	mg/L	Q
6010B	09/23/06	6010B	09/26/06	**7440-21-3**	**Silicon**	0.3	**19.7**	

U-Analyte undetected at given RL
RL-Reporting Limit

ANALYTICAL RESOURCES INCORPORATED

INORGANICS ANALYSIS DATA SHEET
DISSOLVED METALS

Sample ID: G-4d-091906
SAMPLE

Lab Sample ID: JX10T
LIMS ID: 06-17289
Matrix: Water
Data Release Authorized:
Reported: 09/27/06

QC Report No: JX10-Anchor Environmental
Project: Chinook

Date Sampled: 09/19/06
Date Received: 09/20/06

Prep Meth	Prep Date	Analysis Method	Analysis Date	CAS Number	Analyte	RL	mg/L	Q
6010B	09/23/06	6010B	09/26/06	**7440-21-3**	**Silicon**	0.3	**22.9**	

U-Analyte undetected at given RL
RL-Reporting Limit

ANALYTICAL RESOURCES INCORPORATED

INORGANICS ANALYSIS DATA SHEET
DISSOLVED METALS
Page 1 of 1

Sample ID: G-44d-091906
SAMPLE

Lab Sample ID: JX10U
LIMS ID: 06-17290
Matrix: Water
Data Release Authorized:
Reported: 09/27/06

QC Report No: JX10-Anchor Environmental
Project: Chinook

Date Sampled: 09/19/06
Date Received: 09/20/06

Prep Meth	Prep Date	Analysis Method	Analysis Date	CAS Number	Analyte	RL	mg/L	Q
6010B	09/23/06	6010B	09/26/06	**7440-21-3**	**Silicon**	0.3	**22.9**	

U-Analyte undetected at given RL
RL-Reporting Limit

ANALYTICAL RESOURCES INCORPORATED

INORGANICS ANALYSIS DATA SHEET
DISSOLVED METALS

Sample ID: G-4s-091906
SAMPLE

Lab Sample ID: JX10V
LIMS ID: 06-17291
Matrix: Water
Data Release Authorized:
Reported: 09/27/06

QC Report No: JX10-Anchor Environmental
Project: Chinook

Date Sampled: 09/19/06
Date Received: 09/20/06

Prep Meth	Prep Date	Analysis Method	Analysis Date	CAS Number	Analyte	RL	mg/L	Q
6010B	09/23/06	6010B	09/26/06	**7440-21-3**	**Silicon**	0.3	**29.4**	

U-Analyte undetected at given RL
RL-Reporting Limit

ANALYTICAL RESOURCES INCORPORATED

INORGANICS ANALYSIS DATA SHEET
DISSOLVED METALS
Page 1 of 1

Sample ID: RL-5-091806
SAMPLE

Lab Sample ID: JX10W
LIMS ID: 06-17292
Matrix: Water
Data Release Authorized:
Reported: 09/27/06

QC Report No: JX10-Anchor Environmental
Project: Chinook

Date Sampled: 09/18/06
Date Received: 09/20/06

Prep Meth	Prep Date	Analysis Method	Analysis Date	CAS Number	Analyte	RL	mg/L	Q
6010B	09/23/06	6010B	09/26/06	**7440-21-3**	**Silicon**	0.3	**11.2**	

U-Analyte undetected at given RL
RL-Reporting Limit

ANALYTICAL RESOURCES INCORPORATED

INORGANICS ANALYSIS DATA SHEET
DISSOLVED METALS
Page 1 of 1

Sample ID: RL-3s-091906
SAMPLE

Lab Sample ID: JX10X
LIMS ID: 06-17293
Matrix: Water
Data Release Authorized:
Reported: 09/27/06

QC Report No: JX10-Anchor Environmental
Project: Chinook

Date Sampled: 09/19/06
Date Received: 09/20/06

Prep Meth	Prep Date	Analysis Method	Analysis Date	CAS Number	Analyte	RL	mg/L	Q
6010B	09/23/06	6010B	09/26/06	**7440-21-3**	**Silicon**	0.3	**21.5**	

U-Analyte undetected at given RL
RL-Reporting Limit

ANALYTICAL RESOURCES INCORPORATED

INORGANICS ANALYSIS DATA SHEET
DISSOLVED METALS

Sample ID: RL-3d-091906
SAMPLE

Lab Sample ID: JX10Y
LIMS ID: 06-17294
Matrix: Water
Data Release Authorized: JC
Reported: 09/27/06

QC Report No: JX10-Anchor Environmental
Project: Chinook

Date Sampled: 09/19/06
Date Received: 09/20/06

Prep Meth	Prep Date	Analysis Method	Analysis Date	CAS Number	Analyte	RL	mg/L	Q
6010B	09/23/06	6010B	09/26/06	**7440-21-3**	**Silicon**	0.3	**30.4**	

U-Analyte undetected at given RL
RL-Reporting Limit

ANALYTICAL RESOURCES INCORPORATED

INORGANICS ANALYSIS DATA SHEET
DISSOLVED METALS
Page 1 of 1

Sample ID: R-1s-091906
SAMPLE

Lab Sample ID: JX10Z
LIMS ID: 06-17295
Matrix: Water
Data Release Authorized:
Reported: 09/27/06

QC Report No: JX10-Anchor Environmental
Project: Chinook

Date Sampled: 09/19/06
Date Received: 09/20/06

Prep Meth	Prep Date	Analysis Method	Analysis Date	CAS Number	Analyte	RL	mg/L	Q
6010B	09/23/06	6010B	09/26/06	**7440-21-3**	**Silicon**	0.3	**24.9**	

U-Analyte undetected at given RL
RL-Reporting Limit

ANALYTICAL RESOURCES INCORPORATED

INORGANICS ANALYSIS DATA SHEET
DISSOLVED METALS
Page 1 of 1

Sample ID: R-1d-091906
SAMPLE

Lab Sample ID: JX10AA
LIMS ID: 06-17296
Matrix: Water
Data Release Authorized:
Reported: 09/27/06

QC Report No: JX10-Anchor Environmental
Project: Chinook

Date Sampled: 09/19/06
Date Received: 09/20/06

Prep Meth	Prep Date	Analysis Method	Analysis Date	CAS Number	Analyte	RL	mg/L	Q
6010B	09/23/06	6010B	09/26/06	**7440-21-3**	**Silicon**	0.3	**30.0**	

U-Analyte undetected at given RL
RL-Reporting Limit

ANALYTICAL RESOURCES INCORPORATED

INORGANICS ANALYSIS DATA SHEET
DISSOLVED METALS

Sample ID: R-4d-091906
SAMPLE

Lab Sample ID: JX10AB
LIMS ID: 06-17297
Matrix: Water
Data Release Authorized:
Reported: 09/27/06

QC Report No: JX10-Anchor Environmental
Project: Chinook

Date Sampled: 09/19/06
Date Received: 09/20/06

Prep Meth	Prep Date	Analysis Method	Analysis Date	CAS Number	Analyte	RL	mg/L	Q
6010B	09/23/06	6010B	09/26/06	**7440-21-3**	**Silicon**	0.3	**32.0**	

U-Analyte undetected at given RL
RL-Reporting Limit

ANALYTICAL RESOURCES INCORPORATED

INORGANICS ANALYSIS DATA SHEET
DISSOLVED METALS
Page 1 of 1

Sample ID: METHOD BLANK

Lab Sample ID: JX10MB
LIMS ID: 06-17072
Matrix: Water
Data Release Authorized:
Reported: 09/27/06

QC Report No: JX10-Anchor Environmental
Project: CHINOOK

Date Sampled: NA
Date Received: NA

Prep Meth	Prep Date	Analysis Method	Analysis Date	CAS Number	Analyte	RL	mg/L	Q
3010A	09/23/06	6010B	09/26/06	7429-90-5	Aluminum	0.05	0.05	U
3010A	09/23/06	6010B	09/26/06	7440-70-2	Calcium	0.05	0.05	U
3010A	09/23/06	6010B	09/26/06	7439-89-6	Iron	0.05	0.05	U
3010A	09/23/06	6010B	09/26/06	7439-95-4	Magnesium	0.05	0.05	U
3010A	09/23/06	6010B	09/26/06	7439-96-5	Manganese	0.001	0.001	U
3010A	09/23/06	6010B	09/26/06	7440-09-7	Potassium	0.5	0.5	U
3010A	09/23/06	6010B	09/26/06	7440-23-5	Sodium	0.5	0.5	U

U-Analyte undetected at given RL
RL-Reporting Limit

ANALYTICAL RESOURCES INCORPORATED

INORGANICS ANALYSIS DATA SHEET
DISSOLVED METALS
Page 1 of 1

Sample ID: LAB CONTROL

Lab Sample ID: JX10LCS
LIMS ID: 06-17072
Matrix: Water
Data Release Authorized:
Reported: 09/27/06

QC Report No: JX10-Anchor Environmental
Project: CHINOOK

Date Sampled: NA
Date Received: NA

BLANK SPIKE QUALITY CONTROL REPORT

Analyte	Analysis Method	Spike Found	Spike Added	% Recovery	Q
Aluminum	6010B	1.93	2.00	96.5%	
Calcium	6010B	9.62	10.0	96.2%	
Iron	6010B	1.91	2.00	95.5%	
Magnesium	6010B	9.62	10.0	96.2%	
Manganese	6010B	0.468	0.500	93.6%	
Potassium	6010B	10.0	10.0	100%	
Sodium	6010B	11.5	10.0	115%	

Reported in mg/L

N-Control limit not met
Control Limits: 80-120%

ANALYTICAL RESOURCES INCORPORATED

INORGANICS ANALYSIS DATA SHEET
DISSOLVED METALS
Page 1 of 1

Sample ID: METHOD BLANK

Lab Sample ID: JX10MB
LIMS ID: 06-17285
Matrix: Water
Data Release Authorized:
Reported: 09/27/06

QC Report No: JX10-Anchor Environmental
Project: Chinook

Date Sampled: NA
Date Received: NA

Prep Meth	Prep Date	Analysis Method	Analysis Date	CAS Number	Analyte	RL	mg/L	Q
6010B	09/23/06	6010B	09/26/06	7440-21-3	Silicon	0.06	0.06	U

U-Analyte undetected at given RL
RL-Reporting Limit

ANALYTICAL RESOURCES INCORPORATED

INORGANICS ANALYSIS DATA SHEET
DISSOLVED METALS

Sample ID: LAB CONTROL

Lab Sample ID: JX10LCS
LIMS ID: 06-17285
Matrix: Water
Data Release Authorized:
Reported: 09/27/06

QC Report No: JX10-Anchor Environmental
Project: Chinook

Date Sampled: NA
Date Received: NA

BLANK SPIKE QUALITY CONTROL REPORT

Analyte	Analysis Method	Spike Found	Spike Added	% Recovery	Q
Silicon	6010B	9.09	10.0	90.9%	

Reported in mg/L

N-Control limit not met
Control Limits: 80-120%

GENERAL CHEMISTRY

SAMPLE RESULTS-CONVENTIONALS
JX10-Anchor Environmental

ANALYTICAL RESOURCES INCORPORATED

Matrix: Water
Data Release Authorized:
Reported: 10/03/06

Project: CHINOOK
Event: NA
Date Sampled: 09/19/06
Date Received: 09/20/06

Client ID: G-6s-091906
ARI ID: 06-17071 JX10A

Analyte	Date Batch	Method	Units	RL	Sample
Alkalinity	09/20/06 092006#1	SM 2320	mg/L CaCO3	1.0	1,580
Chloride	09/22/06 092206#1	EPA 300.0	mg/L	0.5	10.7
Fluoride	09/21/06 092106#1	EPA 300.0	mg/L	2.0	85.4
Total Phosphorus	09/21/06 092106#1	EPA 365.2	mg-P/L	0.160	5.98
Sulfate	09/21/06 092106#1	EPA 300.0	mg/L	2.0	51.3

RL Analytical reporting limit
U Undetected at reported detection limit

SAMPLE RESULTS-CONVENTIONALS
JX10-Anchor Environmental

ANALYTICAL RESOURCES INCORPORATED

Matrix: Water
Data Release Authorized:
Reported: 10/03/06

Project: CHINOOK
Event: NA
Date Sampled: 09/19/06
Date Received: 09/20/06

Client ID: G-6d-091906
ARI ID: 06-17072 JX10B

Analyte	Date Batch	Method	Units	RL	Sample
Alkalinity	09/20/06 092006#1	SM 2320	mg/L CaCO3	1.0	1,860
Chloride	09/21/06 092106#1	EPA 300.0	mg/L	5.0	122
Fluoride	09/21/06 092106#1	EPA 300.0	mg/L	0.1	< 0.1 U
Total Phosphorus	09/21/06 092106#1	EPA 365.2	mg-P/L	0.016	0.558
Sulfate	09/21/06 092106#1	EPA 300.0	mg/L	10.0	246

RL Analytical reporting limit
U Undetected at reported detection limit

SAMPLE RESULTS-CONVENTIONALS
JX10-Anchor Environmental

ANALYTICAL RESOURCES INCORPORATED

Matrix: Water
Data Release Authorized:
Reported: 10/03/06

Project: CHINOOK
Event: NA
Date Sampled: 09/19/06
Date Received: 09/20/06

Client ID: RL-1s-091906
ARI ID: 06-17073 JX10C

Analyte	Date Batch	Method	Units	RL	Sample
Alkalinity	09/20/06 092006#1	SM 2320	mg/L CaCO3	1.0	285
Chloride	09/22/06 092206#1	EPA 300.0	mg/L	0.5	3.4
Fluoride	09/20/06 092006#1	EPA 300.0	mg/L	1.0	13.0
Total Phosphorus	09/21/06 092106#1	EPA 365.2	mg-P/L	0.016	0.660
Sulfate	09/21/06 092106#1	EPA 300.0	mg/L	0.1	1.2

RL Analytical reporting limit
U Undetected at reported detection limit

SAMPLE RESULTS-CONVENTIONALS
JX10-Anchor Environmental

ANALYTICAL RESOURCES INCORPORATED

Matrix: Water
Data Release Authorized:
Reported: 10/03/06

Project: CHINOOK
Event: NA
Date Sampled: 09/19/06
Date Received: 09/20/06

Client ID: RL-1d-091906
ARI ID: 06-17074 JX10D

Analyte	Date Batch	Method	Units	RL	Sample
Alkalinity	09/20/06 092006#1	SM 2320	mg/L CaCO3	1.0	796
Chloride	09/22/06 092206#1	EPA 300.0	mg/L	0.5	5.7
Fluoride	09/21/06 092106#1	EPA 300.0	mg/L	0.1	0.2
Total Phosphorus	09/21/06 092106#1	EPA 365.2	mg-P/L	0.016	1.03
Sulfate	09/21/06 092106#1	EPA 300.0	mg/L	0.1	0.2

RL Analytical reporting limit
U Undetected at reported detection limit

SAMPLE RESULTS-CONVENTIONALS
JX10-Anchor Environmental

ANALYTICAL RESOURCES INCORPORATED

Matrix: Water
Data Release Authorized:
Reported: 10/03/06

Project: CHINOOK
Event: NA
Date Sampled: 09/19/06
Date Received: 09/20/06

Client ID: RLSW-4-091906
ARI ID: 06-17075 JX10E

Analyte	Date Batch	Method	Units	RL	Sample
Alkalinity	09/20/06 092006#1	SM 2320	mg/L CaCO3	1.0	2,110
Chloride	09/20/06 092006#1	EPA 300.0	mg/L	1.0	12.5
Fluoride	09/21/06 092106#1	EPA 300.0	mg/L	2.0	89.4
Total Phosphorus	09/21/06 092106#1	EPA 365.2	mg-P/L	0.080	6.21
Sulfate	09/21/06 092106#1	EPA 300.0	mg/L	2.0	58.3

RL Analytical reporting limit
U Undetected at reported detection limit

SAMPLE RESULTS-CONVENTIONALS
JX10-Anchor Environmental

ANALYTICAL RESOURCES INCORPORATED

Matrix: Water
Data Release Authorized:
Reported: 10/03/06

Project: CHINOOK
Event: NA
Date Sampled: 09/19/06
Date Received: 09/20/06

Client ID: G-4d-091906
ARI ID: 06-17076 JX10F

Analyte	Date Batch	Method	Units	RL	Sample
Alkalinity	09/20/06 092006#1	SM 2320	mg/L CaCO3	1.0	702
Chloride	09/21/06 092106#1	EPA 300.0	mg/L	5.0	101
Fluoride	09/27/06 092706#1	EPA 300.0	mg/L	0.2	0.4
Total Phosphorus	09/21/06 092106#1	EPA 365.2	mg-P/L	0.016	0.256
Sulfate	09/20/06	EPA 300.0	mg/L	1.0	23.1

RL Analytical reporting limit
U Undetected at reported detection limit

SAMPLE RESULTS-CONVENTIONALS
JX10-Anchor Environmental

ANALYTICAL RESOURCES INCORPORATED

Matrix: Water
Data Release Authorized:
Reported: 10/03/06

Project: CHINOOK
Event: NA
Date Sampled: 09/19/06
Date Received: 09/20/06

Client ID: G-44d-091906
ARI ID: 06-17077 JX10G

Analyte	Date Batch	Method	Units	RL	Sample
Alkalinity	09/20/06 092006#1	SM 2320	mg/L CaCO3	1.0	736
Chloride	09/21/06 092106#1	EPA 300.0	mg/L	2.0	67.2
Fluoride	09/27/06 092706#1	EPA 300.0	mg/L	0.2	0.3
Total Phosphorus	09/21/06 092106#1	EPA 365.2	mg-P/L	0.016	0.240
Sulfate	09/20/06 092006#1	EPA 300.0	mg/L	1.0	15.7

RL Analytical reporting limit
U Undetected at reported detection limit

SAMPLE RESULTS-CONVENTIONALS
JX10-Anchor Environmental

ANALYTICAL RESOURCES INCORPORATED

Matrix: Water
Data Release Authorized:
Reported: 10/03/06

Project: CHINOOK
Event: NA
Date Sampled: 09/19/06
Date Received: 09/20/06

Client ID: G-4s-091906
ARI ID: 06-17078 JX10H

Analyte	Date Batch	Method	Units	RL	Sample
Alkalinity	09/20/06 092006#1	SM 2320	mg/L CaCO3	1.0	609
Chloride	09/20/06 092006#1	EPA 300.0	mg/L	1.0	40.8
Fluoride	09/21/06 092106#1	EPA 300.0	mg/L	0.1	0.3
Total Phosphorus	09/21/06 092106#1	EPA 365.2	mg-P/L	0.016	0.968
Sulfate	09/21/06 092106#1	EPA 300.0	mg/L	0.2	9.4

RL Analytical reporting limit
U Undetected at reported detection limit

SAMPLE RESULTS-CONVENTIONALS
JX10-Anchor Environmental

ANALYTICAL RESOURCES INCORPORATED

Matrix: Water
Data Release Authorized:
Reported: 10/03/06

Project: CHINOOK
Event: NA
Date Sampled: 09/18/06
Date Received: 09/20/06

Client ID: RL-5-091806
ARI ID: 06-17079 JX10I

Analyte	Date Batch	Method	Units	RL	Sample
Alkalinity	09/20/06 092006#1	SM 2320	mg/L CaCO3	1.0	182
Chloride	09/20/06 092006#1	EPA 300.0	mg/L	1.0	12.4
Fluoride	09/21/06 092106#1	EPA 300.0	mg/L	0.1	1.6
Total Phosphorus	09/21/06 092106#1	EPA 365.2	mg-P/L	0.016	0.206
Sulfate	09/21/06 092106#1	EPA 300.0	mg/L	5.0	114

RL Analytical reporting limit
U Undetected at reported detection limit

SAMPLE RESULTS-CONVENTIONALS
JX10-Anchor Environmental

ANALYTICAL RESOURCES INCORPORATED

Matrix: Water
Data Release Authorized:
Reported: 10/03/06

Project: CHINOOK
Event: NA
Date Sampled: 09/19/06
Date Received: 09/20/06

Client ID: RL-3s-091906
ARI ID: 06-17080 JX10J

Analyte	Date Batch	Method	Units	RL	Sample
Alkalinity	09/20/06 092006#1	SM 2320	mg/L CaCO3	1.0	1,420
Chloride	09/20/06 092006#1	EPA 300.0	mg/L	1.0	12.3
Fluoride	09/20/06 092006#1	EPA 300.0	mg/L	1.0	16.6
Total Phosphorus	09/22/06 092206#1	EPA 365.2	mg-P/L	0.160	4.66
Sulfate	09/21/06 092106#1	EPA 300.0	mg/L	0.2	9.2

RL Analytical reporting limit
U Undetected at reported detection limit

SAMPLE RESULTS-CONVENTIONALS
JX10-Anchor Environmental

ANALYTICAL RESOURCES INCORPORATED

Matrix: Water
Data Release Authorized:
Reported: 10/03/06

Project: CHINOOK
Event: NA
Date Sampled: 09/19/06
Date Received: 09/20/06

Client ID: RL-3d-091906
ARI ID: 06-17081 JX10K

Analyte	Date Batch	Method	Units	RL	Sample
Alkalinity	09/20/06 092006#1	SM 2320	mg/L CaCO3	1.0	774
Chloride	09/22/06 092206#1	EPA 300.0	mg/L	0.5	5.9
Fluoride	09/21/06 092106#1	EPA 300.0	mg/L	0.1	0.2
Total Phosphorus	09/22/06 092206#1	EPA 365.2	mg-P/L	0.032	0.468
Sulfate	09/21/06 092106#1	EPA 300.0	mg/L	0.1	0.2

RL Analytical reporting limit
U Undetected at reported detection limit

SAMPLE RESULTS-CONVENTIONALS
JX10-Anchor Environmental

ANALYTICAL RESOURCES INCORPORATED

Matrix: Water
Data Release Authorized:
Reported: 10/03/06

Project: CHINOOK
Event: NA
Date Sampled: 09/19/06
Date Received: 09/20/06

Client ID: R-1s-091906
ARI ID: 06-17082 JX10L

Analyte	Date Batch	Method	Units	RL	Sample
Alkalinity	09/20/06 092006#1	SM 2320	mg/L CaCO3	1.0	189
Chloride	09/22/06 092206#1	EPA 300.0	mg/L	0.5	2.1
Fluoride	09/21/06 092106#1	EPA 300.0	mg/L	0.5	20.6
Total Phosphorus	09/22/06 092206#1	EPA 365.2	mg-P/L	0.016	0.548
Sulfate	09/21/06 092106#1	EPA 300.0	mg/L	0.1	< 0.1 U

RL Analytical reporting limit
U Undetected at reported detection limit

SAMPLE RESULTS-CONVENTIONALS
JX10-Anchor Environmental

ANALYTICAL RESOURCES INCORPORATED

Matrix: Water
Data Release Authorized:
Reported: 10/03/06

Project: CHINOOK
Event: NA
Date Sampled: 09/19/06
Date Received: 09/20/06

Client ID: R-1d-091906
ARI ID: 06-17083 JX10M

Analyte	Date Batch	Method	Units	RL	Sample
Alkalinity	09/20/06 092006#1	SM 2320	mg/L CaCO3	1.0	1,010
Chloride	09/22/06 092206#1	EPA 300.0	mg/L	5.0	116
Fluoride	09/21/06 092106#1	EPA 300.0	mg/L	1.0	< 1.0 U
Total Phosphorus	09/22/06 092206#1	EPA 365.2	mg-P/L	0.032	1.26
Sulfate	09/27/06 092706#1	EPA 300.0	mg/L	0.1	0.1

RL Analytical reporting limit
U Undetected at reported detection limit

SAMPLE RESULTS-CONVENTIONALS
JX10-Anchor Environmental

ANALYTICAL RESOURCES INCORPORATED

Matrix: Water
Data Release Authorized:
Reported: 10/03/06

Project: CHINOOK
Event: NA
Date Sampled: 09/19/06
Date Received: 09/20/06

Client ID: RL-4d-091906
ARI ID: 06-17084 JX10N

Analyte	Date Batch	Method	Units	RL	Sample
Alkalinity	09/20/06 092006#1	SM 2320	mg/L CaCO3	1.0	286
Chloride	09/22/06 092206#1	EPA 300.0	mg/L	0.5	10.8
Fluoride	09/22/06 092206#1	EPA 300.0	mg/L	0.1	0.3
Total Phosphorus	09/22/06 092206#1	EPA 365.2	mg-P/L	0.016	1.22
Sulfate	09/27/06 092706#1	EPA 300.0	mg/L	0.1	< 0.1 U

RL Analytical reporting limit
U Undetected at reported detection limit

METHOD BLANK RESULTS-CONVENTIONALS
JX10-Anchor Environmental

ANALYTICAL RESOURCES INCORPORATED

Matrix: Water
Data Release Authorized:
Reported: 10/03/06

Project: CHINOOK
Event: NA
Date Sampled: NA
Date Received: NA

Analyte	Method	Date	Units	Blank
Chloride	EPA 300.0	09/20/06	mg/L	< 0.1 U
		09/21/06		< 0.1 U
		09/22/06		< 0.1 U
Fluoride	EPA 300.0	09/20/06	mg/L	< 0.1 U
		09/21/06		< 0.1 U
		09/22/06		< 0.1 U
		09/27/06		< 0.1 U
Total Phosphorus	EPA 365.2	09/21/06	mg-P/L	< 0.008 U
		09/22/06		< 0.008 U
Sulfate	EPA 300.0	09/20/06	mg/L	< 0.1 U
		09/21/06		< 0.1 U
		09/27/06		< 0.1 U

STANDARD REFERENCE RESULTS-CONVENTIONALS
JX10-Anchor Environmental

ANALYTICAL RESOURCES INCORPORATED

Matrix: Water
Data Release Authorized:
Reported: 10/03/06

Project: CHINOOK
Event: NA
Date Sampled: NA
Date Received: NA

Analyte/SRM ID	Method	Date	Units	SRM	True Value	Recovery
Chloride	EPA 300.0	09/20/06	mg/L	2.7	3.0	90.0%
ERA #36065		09/21/06		2.8	3.0	93.3%
		09/22/06		2.8	3.0	93.3%
Fluoride	EPA 300.0	09/20/06	mg/L	2.8	3.0	93.3%
ERA #07105		09/21/06		2.8	3.0	93.3%
		09/22/06		2.8	3.0	93.3%
		09/27/06		2.8	3.0	93.3%
Total Phosphorus	EPA 365.2	09/21/06	mg-P/L	3.87	4.00	96.8%
ERA #35064		09/22/06		3.84	4.00	96.0%
Sulfate	EPA 300.0	09/20/06	mg/L	2.9	3.0	96.7%
ERA #20125		09/21/06		3.0	3.0	100.0%
		09/27/06		3.0	3.0	100.0%

REPLICATE RESULTS-CONVENTIONALS
JX10-Anchor Environmental

ANALYTICAL RESOURCES INCORPORATED

Matrix: Water
Data Release Authorized:
Reported: 10/03/06

Project: CHINOOK
Event: NA
Date Sampled: 09/19/06
Date Received: 09/20/06

Analyte	Method	Date	Units	Sample	Replicate(s)	RPD/RSD
ARI ID: JX10A Client ID: G-6s-091906						
Chloride	EPA 300.0	09/22/06	mg/L	10.7	10.7	0.0%
Fluoride	EPA 300.0	09/21/06	mg/L	85.4	84.7	0.8%
Sulfate	EPA 300.0	09/21/06	mg/L	51.3	50.9	0.8%
ARI ID: JX10C Client ID: RL-1s-091906						
Alkalinity	SM 2320	09/20/06	mg/L CaCO3	285	287	0.7%
ARI ID: JX10N Client ID: RL-4d-091906						
Total Phosphorus	EPA 365.2	09/22/06	mg-P/L	1.22	1.21	0.8%

MS/MSD RESULTS-CONVENTIONALS
JX10-Anchor Environmental

ANALYTICAL RESOURCES INCORPORATED

Matrix: Water
Data Release Authorized: MJL
Reported: 10/03/06

Project: CHINOOK
Event: NA
Date Sampled: 09/19/06
Date Received: 09/20/06

Analyte	Method	Date	Units	Sample	Spike	Spike Added	Recovery
ARI ID: JX10A Client ID: G-6s-091906							
Chloride	EPA 300.0	09/22/06	mg/L	10.7	21.3	10.0	106.0%
Fluoride	EPA 300.0	09/21/06	mg/L	85.4	184	100	98.6%
Sulfate	EPA 300.0	09/21/06	mg/L	51.3	148	100	96.7%
ARI ID: JX10N Client ID: RL-4d-091906							
Total Phosphorus	EPA 365.2	09/22/06	mg-P/L	1.22	1.83	0.600	101.7%

GEOTECH

ANALYTICAL RESOURCES INCORPORATED

Anchor Environmental
Chinook
Fluid Density

Sample ID	Temperature (°C)	Density (g/ml)
G-6s-091906	23	1.0021
G-6d-091906	23	1.0032
RL-1s-091906	23	1.0005
RL-1d-091906	23	1.0010
RLSW-4-091906	23	1.0032
G-4d-091906	23	1.0010
G-44d-091906	23	1.0011
G-4s-091906	23	1.0010
RL-5-091806	23	1.0005
RL-3s-091906	23	1.0019
RL-3d-091906	22	0.9996
R-1s-091906	22	0.9991
R-1d-091906	22	0.9998
RL-4d-091906	22	0.9989

Density measured in a calibrated 500 ml flask at the indicated temperature.

JX10

Laboratory Data Package

prepared
for

ANCHOR ENVIRONMENTAL

Project: Chinook

ARI JOB NO: JX10

prepared
by

Analytical Resources, Inc.

Metals Analysis
QC Summary Data

prepared
for

ANCHOR ENVIRONMENTAL

Project: Chinook

ARI JOB NO: JX10

prepared
by

Analytical Resources, Inc.

Cover Page

INORGANIC ANALYSIS DATA PACKAGE

ANALYTICAL RESOURCES INCORPORATED

CLIENT: Anchor Environmental

PROJECT: CHINOOK

SDG: JX10

CLIENT ID	ARI ID	ARI LIMS ID	REPREP
G-6s-091906	JX10A	06-17071	
G-6s-091906D	JX10ADUP	06-17071	
G-6s-091906S	JX10ASPK	06-17071	
G-6d-091906	JX10B	06-17072	
PBW	JX10MB1	06-17072	
LCSW	JX10MB1SPK	06-17072	
RL-1s-091906	JX10C	06-17073	
RL-1d-091906	JX10D	06-17074	
RLSW-4-091906	JX10E	06-17075	
G-4d-091906	JX10F	06-17076	
G-44d-091906	JX10G	06-17077	
G-4s-091906	JX10H	06-17078	
RL-5-091806	JX10I	06-17079	
RL-3s-091906	JX10J	06-17080	
RL-3d-091906	JX10K	06-17081	
R-1s-091906	JX10L	06-17082	
R-1d-091906	JX10M	06-17083	
RL-4d-091906	JX10N	06-17084	
G-6s-091906	JX10O	06-17284	
G-6s-091906D	JX10ODUP	06-17284	
G-6s-091906S	JX10OSPK	06-17284	

Were ICP interelement corrections applied ? Yes/No YES

Were ICP background corrections applied ? Yes/No YES

If yes - were raw data generated before application of background corrections ? Yes/No NO

Comments: _____

THIS DATA PACKAGE HAS BEEN REVIEWED AND AUTHORIZED FOR RELEASE BY:

Signature: _____ Name: Jay Kuhn

Date: 9/27/06 Title: Inorganics Lab Manager

Cover Page

INORGANIC ANALYSIS DATA PACKAGE

ANALYTICAL RESOURCES INCORPORATED

CLIENT: Anchor Environmental

PROJECT: CHINOOK

SDG: JX10

CLIENT ID	ARI ID	ARI LIMS ID	REPREP
PBW	JX10MB2	06-17285	
LCSW	JX10MB2SPK	06-17285	
G-6d-091906	JX10P	06-17285	
RL-1s-091906	JX10Q	06-17286	
RL-1d-091906	JX10R	06-17287	
RLSW-4-091906	JX10S	06-17288	
G-4d-091906	JX10T	06-17289	
G-44d-091906	JX10U	06-17290	
G-4s-091906	JX10V	06-17291	
RL-5-091806	JX10W	06-17292	
RL-3s-091906	JX10X	06-17293	
RL-3d-091906	JX10Y	06-17294	
R-1s-091906	JX10Z	06-17295	
R-1d-091906	JX10AA	06-17296	
R-4d-091906	JX10AB	06-17297	

Were ICP interelement corrections applied ? Yes/No YES

Were ICP background corrections applied ? Yes/No YES

If yes - were raw data generated before application of background corrections ? Yes/No NO

Comments: _____

THIS DATA PACKAGE HAS BEEN REVIEWED AND AUTHORIZED FOR RELEASE BY:

Signature: _____ Name: Jay Kuhn

Date: 9/27/06 Title: Inorganics Lab Manager

ANALYTICAL RESOURCES INCORPORATED

INORGANICS ANALYSIS DATA SHEET
DISSOLVED METALS
Page 1 of 1

Sample ID: G-6s-091906
DUPLICATE

Lab Sample ID: JX10A
LIMS ID: 06-17071
Matrix: Water
Data Release Authorized:
Reported: 09/27/06

QC Report No: JX10-Anchor Environmental
Project: CHINOOK

Date Sampled: 09/19/06
Date Received: 09/20/06

MATRIX DUPLICATE QUALITY CONTROL REPORT

Analyte	Analysis Method	Sample	Duplicate	RPD	Control Limit	Q
Aluminum	6010B	0.62	0.60	3.3%	+/- 20%	
Calcium	6010B	23.1	22.9	0.9%	+/- 20%	
Iron	6010B	0.77	0.77	0.0%	+/- 20%	
Magnesium	6010B	14.6	14.4	1.4%	+/- 20%	
Manganese	6010B	0.736	0.728	1.1%	+/- 20%	
Potassium	6010B	10.4	10.2	1.9%	+/- 20%	
Sodium	6010B	717	712	0.7%	+/- 20%	

Reported in mg/L

*-Control Limit Not Met
L-RPD Invalid, Limit = Detection Limit

ANALYTICAL RESOURCES INCORPORATED

INORGANICS ANALYSIS DATA SHEET
DISSOLVED METALS

Sample ID: G-6s-091906
MATRIX SPIKE

Lab Sample ID: JX10A
LIMS ID: 06-17071
Matrix: Water
Data Release Authorized:
Reported: 09/27/06

QC Report No: JX10-Anchor Environmental
Project: CHINOOK

Date Sampled: 09/19/06
Date Received: 09/20/06

MATRIX SPIKE QUALITY CONTROL REPORT

Analyte	Analysis Method	Sample	Spike	Spike Added	% Recovery	Q
Aluminum	6010B	0.62	2.48	2.00	93.0%	
Calcium	6010B	23.1	32.0	10.0	89.0%	
Iron	6010B	0.77	2.69	2.00	96.0%	
Magnesium	6010B	14.6	23.5	10.0	89.0%	
Manganese	6010B	0.736	1.19	0.500	90.8%	
Potassium	6010B	10.4	20.4	10.0	100%	
Sodium	6010B	717	718	10.0	10.0%	H

Reported in mg/L

N-Control Limit Not Met
H-% Recovery Not Applicable, Sample Concentration Too High
NA-Not Applicable, Analyte Not Spiked

Percent Recovery Limits: 75-125%

ANALYTICAL RESOURCES INCORPORATED

INORGANICS ANALYSIS DATA SHEET
DISSOLVED METALS
Page 1 of 1

Sample ID: G-6s-091906
DUPLICATE

Lab Sample ID: JX10O
LIMS ID: 06-17284
Matrix: Water
Data Release Authorized:
Reported: 09/27/06

QC Report No: JX10-Anchor Environmental
Project: Chinook

Date Sampled: 09/19/06
Date Received: 09/20/06

MATRIX DUPLICATE QUALITY CONTROL REPORT

Analyte	Analysis Method	Sample	Duplicate	RPD	Control Limit	Q
Silicon	6010B	17.9	17.7	1.1%	+/- 20%	

Reported in mg/L

*-Control Limit Not Met
L-RPD Invalid, Limit = Detection Limit

ANALYTICAL RESOURCES INCORPORATED

INORGANICS ANALYSIS DATA SHEET
DISSOLVED METALS
Page 1 of 1

Sample ID: G-6s-091906
MATRIX SPIKE

Lab Sample ID: JX10O
LIMS ID: 06-17284
Matrix: Water
Data Release Authorized:
Reported: 09/27/06

QC Report No: JX10-Anchor Environmental
Project: Chinook

Date Sampled: 09/19/06
Date Received: 09/20/06

MATRIX SPIKE QUALITY CONTROL REPORT

Analyte	Analysis Method	Sample	Spike	Spike Added	% Recovery	Q
Silicon	6010B	17.9	64.9	50.0	94.0%	

Reported in mg/L

N-Control Limit Not Met
H-% Recovery Not Applicable, Sample Concentration Too High
NA-Not Applicable, Analyte Not Spiked

Percent Recovery Limits: 75-125%

ANALYTICAL RESOURCES INCORPORATED

INORGANICS ANALYSIS DATA SHEET
DISSOLVED METALS **Sample ID: METHOD BLANK**

Lab Sample ID: JX10MB
LIMS ID: 06-17072
Matrix: Water
Data Release Authorized:
Reported: 09/27/06

QC Report No: JX10-Anchor Environmental
Project: CHINOOK

Date Sampled: NA
Date Received: NA

Prep Meth	Prep Date	Analysis Method	Analysis Date	CAS Number	Analyte	RL	mg/L	Q
3010A	09/23/06	6010B	09/26/06	7429-90-5	Aluminum	0.05	0.05	U
3010A	09/23/06	6010B	09/26/06	7440-70-2	Calcium	0.05	0.05	U
3010A	09/23/06	6010B	09/26/06	7439-89-6	Iron	0.05	0.05	U
3010A	09/23/06	6010B	09/26/06	7439-95-4	Magnesium	0.05	0.05	U
3010A	09/23/06	6010B	09/26/06	7439-96-5	Manganese	0.001	0.001	U
3010A	09/23/06	6010B	09/26/06	7440-09-7	Potassium	0.5	0.5	U
3010A	09/23/06	6010B	09/26/06	7440-23-5	Sodium	0.5	0.5	U

U-Analyte undetected at given RL
RL-Reporting Limit

ANALYTICAL RESOURCES INCORPORATED

INORGANICS ANALYSIS DATA SHEET
DISSOLVED METALS
Page 1 of 1

Sample ID: LAB CONTROL

Lab Sample ID: JX10LCS
LIMS ID: 06-17072
Matrix: Water
Data Release Authorized:
Reported: 09/27/06

QC Report No: JX10-Anchor Environmental
Project: CHINOOK

Date Sampled: NA
Date Received: NA

BLANK SPIKE QUALITY CONTROL REPORT

Analyte	Analysis Method	Spike Found	Spike Added	% Recovery	Q
Aluminum	6010B	1.93	2.00	96.5%	
Calcium	6010B	9.62	10.0	96.2%	
Iron	6010B	1.91	2.00	95.5%	
Magnesium	6010B	9.62	10.0	96.2%	
Manganese	6010B	0.468	0.500	93.6%	
Potassium	6010B	10.0	10.0	100%	
Sodium	6010B	11.5	10.0	115%	

Reported in mg/L

N-Control limit not met
Control Limits: 80-120%

ANALYTICAL RESOURCES INCORPORATED

INORGANICS ANALYSIS DATA SHEET
DISSOLVED METALS
Page 1 of 1

Sample ID: METHOD BLANK

Lab Sample ID: JX10MB
LIMS ID: 06-17285
Matrix: Water
Data Release Authorized:
Reported: 09/27/06

QC Report No: JX10-Anchor Environmental
Project: Chinook

Date Sampled: NA
Date Received: NA

Prep Meth	Prep Date	Analysis Method	Analysis Date	CAS Number	Analyte	RL	mg/L	Q
6010B	09/23/06	6010B	09/26/06	7440-21-3	Silicon	0.06	0.06	U

U-Analyte undetected at given RL
RL-Reporting Limit

ANALYTICAL RESOURCES INCORPORATED

INORGANICS ANALYSIS DATA SHEET
DISSOLVED METALS

Sample ID: LAB CONTROL

Lab Sample ID: JX10LCS
LIMS ID: 06-17285
Matrix: Water
Data Release Authorized:
Reported: 09/27/06

QC Report No: JX10-Anchor Environmental
Project: Chinook

Date Sampled: NA
Date Received: NA

BLANK SPIKE QUALITY CONTROL REPORT

Analyte	Analysis Method	Spike Found	Spike Added	% Recovery	Q
Silicon	6010B	9.09	10.0	90.9%	

Reported in mg/L

N-Control limit not met
Control Limits: 80-120%

Calibration Verification

ANALYTICAL RESOURCES INCORPORATED

CLIENT: Anchor Environmental

PROJECT: CHINOOK

SDG: JX10

UNITS: ug/L

ANALYTE	EL	M	RUN	ICVTV	ICV	%R	CCVTV	CCV1	%R	CCV2	%R	CCV3	%R	CCV4	%R	CCV5	%R
Aluminum	AL	ICP	IP092621	2000.0	1961.93	98.1	2000.0	1944.30	97.2	1924.39	96.2	1937.35	96.9	1933.41	96.7	1918.38	95.9
Calcium	CA	ICP	IP092621	2000.0	1995.45	99.8	2000.0	1991.66	99.6	1968.69	98.4	1975.27	98.8	1951.79	97.6	1939.64	97.0
Iron	FE	ICP	IP092621	2000.0	1980.31	99.0	2000.0	1960.31	98.0	1926.55	96.3	1945.91	97.3	1920.45	96.0	1908.51	95.4
Magnesium	MG	ICP	IP092621	2000.0	1954.02	97.7	2000.0	1966.81	98.3	1941.57	97.1	1933.24	96.7	1912.05	95.6	1891.69	94.6
Manganese	MN	ICP	IP092621	1000.0	943.73	94.4	1000.0	936.33	93.6	924.81	92.5	928.73	92.9	917.47	91.7	911.02	91.1
Potassium	K	ICP	IP092621	20000.0	19867.83	99.3	20000.0	19495.37	97.5	19294.12	96.5	19381.30	96.9	19223.13	96.1	19331.89	96.7
Silicon	SI	ICP	IP092621	2000.0	1886.21	94.3	2000.0	1863.00	93.2	1870.27	93.5	1867.07	93.4	1846.57	92.3	1884.40	94.2
Sodium	NA	ICP	IP092621	50000.0	49379.57	98.8	50000.0	48747.20	97.5	48589.90	97.2	48510.94	97.0	48854.06	97.7	48135.25	96.3

Control Limits: Mercury 80-120; Other Metals 90-110

Calibration Verification

ANALYTICAL RESOURCES INCORPORATED

CLIENT: Anchor Environmental

PROJECT: CHINOOK

SDG: JX10

UNITS: ug/L

ANALYTE	EL	M	RUN	CCVTV	CCV6	%R	CCV7	%R	CCV8	%R	CCV9	%R	CCV10	%R	CCV11	%R
Aluminum	AL	ICP	IP092621	2000.0	1909.05	95.5										
Calcium	CA	ICP	IP092621	2000.0	1937.98	96.9										
Iron	FE	ICP	IP092621	2000.0	1912.70	95.6										
Magnesium	MG	ICP	IP092621	2000.0	1890.41	94.5										
Manganese	MN	ICP	IP092621	1000.0	911.24	91.1										
Potassium	K	ICP	IP092621	20000.0	19156.60	95.8										
Silicon	SI	ICP	IP092621	2000.0	1920.98	96.0										
Sodium	NA	ICP	IP092621	50000.0	48111.81	96.2										

0082

Control Limits: Mercury 80-120; Other Metals 90-110

CRDL Standard

ANALYTICAL RESOURCES INCORPORATED

CLIENT: Anchor Environmental

PROJECT: CHINOOK

UNITS: ug/L

SDG: JX10

ANALYTE	EL	M	RUN	CRA/I TV	CR-1	%R	CR-2	%R	CR-3	%R	CR-4	%R	CR-5	%R	CR-6	%R
Aluminum	AL	ICP	IP092621	50.0	49.50	**99.0**										
Calcium	CA	ICP	IP092621	50.0	53.32	**106.6**										
Iron	FE	ICP	IP092621	50.0	51.74	**103.5**										
Magnesium	MG	ICP	IP092621	50.0	45.44	**90.9**										
Manganese	MN	ICP	IP092621	1.0	1.33	**133.0**										
Potassium	K	ICP	IP092621	500.0	553.61	**110.7**										
Silicon	SI	ICP	IP092621	60.0	83.21	**138.7**										
Sodium	NA	ICP	IP092621	500.0	584.39	**116.9**										

0083

Control Limits: no control limits have been established by the EPA at this time.

Calibration Blanks

ANALYTICAL RESOURCES INCORPORATED

CLIENT: Anchor Environmental

PROJECT: CHINOOK

SDG: JX10

UNITS: ug/L

ANALYTE	EL	METH	RUN	CRDL	IDL	ICB	C	CCB1	C	CCB2	C	CCB3	C	CCB4	C	CCB5	C
Aluminum	AL	ICP	IP092621	200.0	50.0	50.0	U	50.0	U	50.0	U	50.0	U	50.0	U	50.0	U
Calcium	CA	ICP	IP092621	5000.0	50.0	50.0	U	50.0	U	50.0	U	50.0	U	50.0	U	50.0	U
Iron	FE	ICP	IP092621	100.0	50.0	50.0	U	50.0	U	50.0	U	50.0	U	50.0	U	50.0	U
Magnesium	MG	ICP	IP092621	5000.0	50.0	50.0	U	50.0	U	50.0	U	50.0	U	50.0	U	50.0	U
Manganese	MN	ICP	IP092621	15.0	1.0	1.0	U	1.0	U	1.0	U	1.0	U	1.0	U	1.0	U
Potassium	K	ICP	IP092621	5000.0	500.0	500.0	U	500.0	U	500.0	U	500.0	U	500.0	U	500.0	U
Silicon	SI	ICP	IP092621	60.0	60.0	60.0	U	60.0	U	60.0	U	60.0	U	60.0	U	60.0	U
Sodium	NA	ICP	IP092621	5000.0	500.0	500.0	U	500.0	U	500.0	U	500.0	U	500.0	U	500.0	U

Calibration Blanks

ANALYTICAL RESOURCES INCORPORATED

CLIENT: Anchor Environmental

PROJECT: CHINOOK

SDG: JX10

UNITS:ug/L

ANALYTE	EL	METH	RUN	CRDL	IDL	CCB6	C	CCB7	C	CCB8	C	CCB9	C	CCB10	C	CCB11	C
Aluminum	AL	ICP	IP092621	200.0	50.0	50.0	U										
Calcium	CA	ICP	IP092621	5000.0	50.0	50.0	U										
Iron	FE	ICP	IP092621	100.0	50.0	50.0	U										
Magnesium	MG	ICP	IP092621	5000.0	50.0	50.0	U										
Manganese	MN	ICP	IP092621	15.0	1.0	1.0	U										
Potassium	K	ICP	IP092621	5000.0	500.0	500.0	U										
Silicon	SI	ICP	IP092621	60.0	60.0	60.0	U										
Sodium	NA	ICP	IP092621	5000.0	500.0	500.0	U										

ICP Interference Check Sample

ANALYTICAL RESOURCES INCORPORATED

CLIENT: Anchor Environmental

PROJECT: CHINOOK

SDG: JX10

ICS SOURCE: I.V.

RUNID: IP092621

INSTRUMENT ID: OPTIMA ICP 1

UNITS: ug/L

ANALYTE	ICSA TV	ICSAB TV	ICSA1	ICSAB1	%R	ICSA2	ICSAB2	%R	ICSA3	ICSAB3	%R
Aluminum	200000	200000	198253.0	199548.3	**99.8**						
Antimony		1000	11.3	1063.8	**106.4**						
Arsenic		1000	18.8	1061.7	**106.2**						
Barium		1000	0.0	996.9	**99.7**						
Beryllium		1000	0.1	1037.1	**103.7**						
Boron			4.6	5.2							
Cadmium		1000	1.2	1047.4	**104.7**						
Calcium	100000	100000	97240.2	97814.3	**97.8**						
Chromium		1000	2.8	983.9	**98.4**						
Cobalt		1000	0.3	976.2	**97.6**						
Copper		1000	0.7	1053.3	**105.3**						
Iron	200000	200000	195075.1	195528.8	**97.8**						
Lead		1000	10.0	980.4	**98.0**						
Magnesium	100000	100000	98343.3	99177.8	**99.2**						
Manganese		1000	-0.3	967.5	**96.8**						
Molybdenum			2.5	3.3							
Nickel		1000	-1.7	950.4	**95.0**						
Potassium			120.3	161.1							
Selenium		1000	-17.7	1019.1	**101.9**						
Silicon			17.3	17.7							
Silver		1000	-1.0	1059.1	**105.9**						
Sodium			157.6	162.3							
Strontium			1.3	1.5							
Thallium		1000	-17.6	974.0	**97.4**						
Tin			-4.8	-5.3							
Titanium			6.3	6.4							
Vanadium		1000	1.7	1060.5	**106.1**						
Zinc		1000	-1.1	939.3	**93.9**						

9800

IDLs and ICP Linear Ranges

ANALYTICAL RESOURCES INCORPORATED

CLIENT: Anchor Environmental

IDL DATE: 6/1/2006

PROJECT: CHINOOK

ICP LR DATE: 6/19/2006

SDG: JX10

UNITS: ug/L

ANALYTE	EL	METH	INSTRUMENT	WAVELENTH (nm)	GFA BACK-GROUND	CLP CRDL	RL	ICP LINEAR RANGE (ug/L)
Aluminum	AL	ICP	OPTIMA ICP 1	308.22		200	50.0	250000.0
Calcium	CA	ICP	OPTIMA ICP 1	317.93		5000	50.0	500000.0
Iron	FE	ICP	OPTIMA ICP 1	273.96		100	50.0	250000.0
Magnesium	MG	ICP	OPTIMA ICP 1	279.08		5000	50.0	500000.0
Manganese	MN	ICP	OPTIMA ICP 1	257.61		15	1.0	30000.0
Potassium	K	ICP	OPTIMA ICP 1	766.49		5000	500.0	500000.0
Silicon	SI	ICP	OPTIMA ICP 1	288.16		60	60.0	0.0
Sodium	NA	ICP	OPTIMA ICP 1	589.59		5000	500.0	5000000.0

ICP Interelement Correction Factors

ANALYTICAL RESOURCES INCORPORATED

CLIENT: Anchor Environmental

PROJECT: CHINOOK

IEC DATE: 6/25/2006

SDG: JX10

INSTRUMENT ID: OPTIMA ICP 1

ANALYTE	WAVELENGTH	AL	AS	BA	BE	CA	CD	CO	CR	CU	FE
Aluminum	308.22	0.0000000	0.0000000	0.0000000	0.0000000	0.0000000	0.0000000	0.0000000	0.0000000	0.0000000	0.0000000
Antimony	206.84	0.0000000	0.0000000	0.0000000	0.0000000	0.0000000	0.0000000	0.0000000	16.2100000	0.0000000	0.1030460
Arsenic	188.98	0.0938183	0.0000000	0.1533550	0.0000000	0.0419242	0.0000000	0.0000000	0.3754730	0.3209290	0.0000000
Barium	233.53	0.0000000	0.0000000	0.0000000	0.0000000	-0.0072722	0.0000000	-0.2555740	0.0000000	0.0000000	0.0702811
Beryllium	313.04	0.0000000	0.0000000	0.0000000	0.0000000	0.0000000	0.0000000	0.0000000	0.0000000	0.0000000	0.0000000
Cadmium	228.80	0.0000000	1.3822800	0.0463102	0.0000000	0.0000000	0.0000000	0.1963220	0.0000000	0.0000000	0.0000000
Calcium	317.93	0.0000000	0.0000000	0.0000000	0.0000000	0.0000000	0.0000000	0.0000000	0.0000000	0.0000000	0.0000000
Chromium	267.72	0.0000000	0.0000000	0.0000000	0.0000000	-0.0105992	0.0000000	0.0000000	0.0000000	0.0000000	-0.0669465
Cobalt	228.62	-0.0147446	0.0000000	0.2412880	0.0000000	0.0000000	0.0000000	0.0000000	0.0000000	0.0000000	0.0172470
Copper	324.75	0.0000000	0.0000000	0.0000000	0.0000000	0.0000000	0.0000000	-0.2000560	-0.0393520	0.0000000	-0.0995853
Iron	273.96	0.0000000	0.0000000	0.0000000	0.0000000	0.0000000	0.0000000	0.0000000	0.7498730	0.0000000	0.0000000
Lead	220.35	-0.1775400	0.0000000	0.0000000	0.0000000	0.0000000	0.0000000	-0.1485420	-1.6563300	0.6048040	0.0000000
Magnesium	279.08	0.0000000	0.0000000	0.0000000	0.0000000	0.0000000	0.0000000	-1.3145300	-0.8640350	0.0000000	0.7014660
Manganese	257.61	0.0089125	0.0000000	0.0000000	0.0000000	0.0079583	0.0000000	0.0000000	0.0000000	0.0000000	0.0000000
Molybdenum	202.03	0.0000000	0.0000000	0.0000000	0.0000000	0.0000000	0.0000000	0.0000000	0.0000000	0.0000000	0.0000000
Nickel	231.60	0.0000000	0.0000000	0.0000000	0.0000000	0.0000000	0.0000000	0.0000000	0.0000000	0.0000000	0.0000000
Potassium	766.49	0.0000000	0.0000000	0.0000000	0.0000000	0.0000000	0.0000000	0.0000000	0.0000000	0.0000000	0.0000000
Selenium	196.03	0.0000000	0.0000000	0.0000000	0.0000000	0.0000000	0.0000000	0.0000000	0.0000000	0.0000000	-0.1191740
Silicon	288.16	0.0000000	0.0000000	0.0000000	0.0000000	0.0000000	0.0000000	0.0000000	-2.0980400	0.0000000	0.0000000
Silver	328.07	0.0000000	0.0000000	0.0000000	0.0000000	0.0000000	0.0000000	0.0000000	0.0000000	0.0000000	-0.0477086
Sodium	589.59	0.0000000	0.0000000	0.0000000	0.0000000	10.1700000	0.0000000	0.0000000	0.0000000	0.0000000	0.0000000
Thallium	190.80	0.0000000	0.0000000	0.0000000	0.0000000	0.0000000	0.0000000	3.5279800	0.3870280	0.0000000	0.0000000
Tin	189.93	0.0000000	0.0000000	0.0000000	0.0000000	-0.0723848	0.0000000	0.0000000	0.0000000	0.0000000	0.0000000
Titanium	334.90	0.0000000	0.0000000	0.0000000	0.0000000	0.0000000	0.0000000	0.0000000	0.2123760	0.0000000	0.0000000
Vanadium	292.40	0.0000000	0.0000000	0.0000000	0.0000000	0.0000000	0.0000000	0.0000000	-7.0582400	0.0000000	0.0000000
Zinc	206.20	0.0000000	0.0000000	0.0000000	0.0000000	-0.0229685	0.3119720	0.0000000	0.3266740	0.0000000	0.0286342

0088

ICP Interelement Correction Factors

ANALYTICAL RESOURCES INCORPORATED

CLIENT: Anchor Environmental

PROJECT: CHINOOK

IEC DATE: 6/25/2006

SDG: JX10

INSTRUMENT ID: OPTIMA ICP 1

ANALYTE	WAVELENGTH	MG	MN	MO	NI	PB	SB	TI	TL	V	ZN
Aluminum	308.22	0.0000000	0.0000000	19.6878000	0.0000000	0.0000000	0.0000000	0.7151350	0.0000000	16.7609000	0.0000000
Antimony	206.84	0.0000000	0.0000000	0.0000000	-0.3295220	0.0000000	0.0000000	-0.8642410	0.0000000	-3.4575900	0.0000000
Arsenic	188.98	0.0000000	0.0000000	0.9150530	0.0000000	0.0000000	0.0000000	2.5519000	0.0000000	0.0000000	0.1492760
Barium	233.53	0.0085043	0.0000000	0.0000000	0.1240640	0.0000000	0.0000000	0.0000000	0.0000000	0.4604860	0.0000000
Beryllium	313.04	0.0000000	0.0000000	0.0000000	0.0000000	0.0000000	0.0000000	0.0000000	0.0000000	1.5675800	0.0000000
Cadmium	228.80	0.0000000	0.0000000	0.0000000	-0.2000800	0.0000000	0.0000000	0.0000000	0.0000000	0.0000000	0.0000000
Calcium	317.93	0.0000000	0.0000000	0.0000000	0.0000000	0.0000000	0.0000000	0.0000000	0.0000000	0.0000000	0.0000000
Chromium	267.72	0.2307900	0.5096240	0.1429920	0.0000000	0.0000000	0.0000000	0.0965822	0.0000000	0.1796520	0.0000000
Cobalt	228.62	0.0000000	0.0000000	-0.3795350	0.0320069	0.0000000	0.0000000	1.7290300	0.0000000	0.0000000	0.0000000
Copper	324.75	0.0065528	0.0000000	0.7344770	0.0000000	0.0000000	0.0000000	0.2196270	0.0000000	0.0000000	0.0000000
Iron	273.96	0.0000000	0.0000000	0.0000000	0.0000000	0.0000000	0.0000000	0.0000000	0.0000000	1.7593200	0.0000000
Lead	220.35	0.0000000	0.0000000	-0.3190660	-0.1742160	0.0000000	0.0000000	0.0000000	0.0000000	0.0000000	0.0000000
Magnesium	279.08	0.0000000	0.0000000	-3.2635900	0.0000000	0.0000000	0.0000000	0.0000000	0.0000000	0.0000000	0.0000000
Manganese	257.61	0.0163744	0.0000000	0.0000000	0.0000000	-0.2391890	0.0000000	0.0000000	0.0000000	0.0000000	0.0000000
Molybdenum	202.03	0.0214192	0.0000000	0.0000000	0.0000000	0.0000000	0.0000000	0.0000000	0.0000000	0.0000000	0.0000000
Nickel	231.60	0.0000000	0.0000000	0.0000000	0.0000000	0.0000000	-0.5765410	0.0000000	0.0000000	0.0000000	0.0000000
Potassium	766.49	0.0000000	0.0000000	0.0000000	0.0000000	0.0000000	0.0000000	0.0000000	0.0000000	0.0000000	0.0000000
Selenium	196.03	0.0000000	1.1348600	0.0000000	0.0000000	0.0000000	0.0000000	0.0000000	0.0000000	0.0000000	0.0000000
Silicon	288.16	0.0000000	0.0000000	0.0000000	0.0000000	0.0000000	0.0000000	0.0000000	0.0000000	0.0000000	0.0000000
Silver	328.07	0.0000000	0.1621690	0.1065380	0.0000000	0.0000000	0.0000000	0.0000000	0.0000000	-0.3119270	0.0000000
Sodium	589.59	0.0000000	0.0000000	0.0000000	0.0000000	0.0000000	0.0000000	250.8830000	0.0000000	0.0000000	252.0990000
Thallium	190.80	0.0000000	0.0000000	-3.5954300	0.0000000	0.0000000	0.0000000	0.8751120	0.0000000	2.2588300	0.0000000
Tin	189.93	0.0000000	0.0000000	0.0000000	0.0000000	-0.0530103	-1.8271700	0.1974990	0.0000000	0.0000000	0.0000000
Titanium	334.90	0.0000000	0.0000000	1.0370700	0.0000000	0.0000000	0.0000000	0.0000000	0.0000000	0.0000000	0.0000000
Vanadium	292.40	0.0000000	-0.1494890	-0.7380980	0.0000000	0.0000000	0.0000000	0.4684280	0.0000000	0.0000000	0.0000000
Zinc	206.20	0.0000000	0.0000000	0.3271770	0.0000000	-0.0935990	0.0000000	0.0000000	0.0000000	0.0000000	0.0000000

6800

(SV) ~~0600~~

Preparation Log

ANALYTICAL RESOURCES INCORPORATED

CLIENT: Anchor Environmental

PROJECT: CHINOOK

SDG: JX10

ANALYSIS METHOD: ICP

ARI PREP CODE: TWC

PREPDATE: 9/23/2006

CLIENT ID	ARI ID	MASS (g)	INITIAL VOLUME (mL)	FINAL VOLUME (mL)
G-6s-091906	JX10A	0.000	25.0	25.0
G-6s-091906D	JX10ADUP	0.000	25.0	25.0
G-6s-091906S	JX10ASPK	0.000	25.0	25.0
G-6d-091906	JX10B	0.000	25.0	25.0
RL-1s-091906	JX10C	0.000	25.0	25.0
RL-1d-091906	JX10D	0.000	25.0	25.0
RLSW-4-091906	JX10E	0.000	25.0	25.0
G-4d-091906	JX10F	0.000	25.0	25.0
G-44d-091906	JX10G	0.000	25.0	25.0
G-4s-091906	JX10H	0.000	25.0	25.0
RL-5-091806	JX10I	0.000	25.0	25.0
RL-3s-091906	JX10J	0.000	25.0	25.0
RL-3d-091906	JX10K	0.000	25.0	25.0
R-1s-091906	JX10L	0.000	25.0	25.0
R-1d-091906	JX10M	0.000	25.0	25.0
PBW	JX10MB1	0.000	25.0	25.0
LCSW	JX10MB1SPK	0.000	25.0	25.0
RL-4d-091906	JX10N	0.000	25.0	25.0

(81) ~~1600~~

Preparation Log

ANALYTICAL RESOURCES INCORPORATED

CLIENT: Anchor Environmental

PROJECT: CHINOOK

SDG: JX10

ANALYSIS METHOD: ICP

ARI PREP CODE: WMN

PREPDATE: 9/23/2006

CLIENT ID	ARI ID	MASS (g)	INITIAL VOLUME (mL)	FINAL VOLUME (mL)
R-1d-091906	JX10AA	0.000	50.0	50.0
R-4d-091906	JX10AB	0.000	50.0	50.0
PBW	JX10MB2	0.000	50.0	50.0
LCSW	JX10MB2SPK	0.000	50.0	50.0
G-6s-091906	JX10O	0.000	50.0	50.0
G-6s-091906D	JX10ODUP	0.000	50.0	50.0
G-6s-091906S	JX10OSPK	0.000	50.0	50.0
G-6d-091906	JX10P	0.000	50.0	50.0
RL-1s-091906	JX10Q	0.000	50.0	50.0
RL-1d-091906	JX10R	0.000	50.0	50.0
RLSW-4-091906	JX10S	0.000	50.0	50.0
G-4d-091906	JX10T	0.000	50.0	50.0
G-44d-091906	JX10U	0.000	50.0	50.0
G-4s-091906	JX10V	0.000	50.0	50.0
RL-5-091806	JX10W	0.000	50.0	50.0
RL-3s-091906	JX10X	0.000	50.0	50.0
RL-3d-091906	JX10Y	0.000	50.0	50.0
R-1s-091906	JX10Z	0.000	50.0	50.0

Analysis Run Log

ANALYTICAL RESOURCES INCORPORATED

CLIENT: Anchor Environmental

PROJECT: CHINOOK | INSTRUMENT ID: OPTIMA ICP 1 | START DATE: 9/26/2006

SDG: JX10 | RUNID: IP092621 | METHOD: ICP | END DATE: 9/26/2006

CLIENT ID	ARI ID	DIL.	TIME	%R	AG	AL	AS	B	BA	BE	CA	CD	CO	CR	CU	FE	HG	K	MG	MN	MO	NA	NI	PB	SB	SE	SI	SN	TI	TL	U	V	ZN
S0	S0	1.00	08114			X					X					X		X	X	X		X					X						
S2	S2	1.00	08180																	X													
S3	S3	1.00	08222																														
S4	S4	1.00	08272																								X						
S5	S5	1.00	08320			X					X					X		X	X			X											
ICV	ICV	1.00	08535			X					X					X		X	X	X		X					X						
ICB	ICB	1.00	09001			X					X					X		X	X	X		X					X						
CRI	CRII	1.00	09063			X					X					X		X	X	X		X					X						
ICSA	ICSAI	1.00	09125			X					X					X		X	X	X		X					X						
ICSAB	ICSABI	1.00	09192			X					X					X		X	X	X		X					X						
CCV	CCV1	1.00	09254			X					X					X		X	X	X		X					X						
CCB	CCB1	1.00	09320			X					X					X		X	X	X		X					X						
ZZZZZZ	JW94MB2	1.00	09382																														
ZZZZZZ	JX24MB	1.00	09444																														
ZZZZZZ	JX20MB	2.00	09511																														
ZZZZZZ	JX22MB2	1.00	09573																														
ZZZZZZ	JX22C	1.00	10040																														
ZZZZZZ	JX20B	2.00	10102																														
G-6s-091906D	JX10ODUP	5.00	10165																								X						
G-6s-091906	JX10O	5.00	10234																								X						
G-6s-091906S	JX10OSPK	5.00	10302																								X						
ZZZZZZ	JX22MB2SPK	1.00	10370																														
CCV	CCV2	1.00	10431			X					X					X		X	X	X		X					X						
CCB	CCB2	1.00	10493			X					X					X		X	X	X		X					X						
PBW	JX10MB2	1.00	10555																								X						
ZZZZZZ	JX22MB1	5.00	11022																														
ZZZZZZ	JX22Bt	10.00	11090																														
ZZZZZZ	JX22AtDUP	10.00	11154																														
ZZZZZZ	JX22At	10.00	11222																														
ZZZZZZ	JX22AtSPK	10.00	11290																														
G-6d-091906	JX10P	5.00	11352																								X						
RL-1s-091906	JX10Q	5.00	11420																								X						
RL-1d-091906	JX10R	5.00	11483																								X						
LCSW	JX10MB2SPK	1.00	11545																								X						
CCV	CCV3	1.00	12012			X					X					X		X	X	X		X					X						

FORM XIV

0092

Analysis Run Log

ANALYTICAL RESOURCES INCORPORATED

CLIENT: Anchor Environmental

PROJECT: CHINOOK | INSTRUMENT ID: OPTIMA ICP 1 | START DATE: 9/26/2006

SDG: JX10 | RUNID: IP092621 | METHOD: ICP | END DATE: 9/26/2006

0093

CLIENT ID	ARI ID	DIL.	TIME	%R	AG	AL	AS	B	BA	BE	CA	CD	CO	CR	CU	FE	HG	K	MG	MN	MO	NA	NI	PB	SB	SE	SI	SN	TI	TL	U	V	ZN
CCB	CCB3	1.00	12073			X					X					X		X	X	X		X					X						
RLSW-4-091906	JX10S	5.00	12140																								X						
G-4d-091906	JX10T	5.00	12204																								X						
G-44d-091906	JX10U	5.00	12272																								X						
G-4s-091906	JX10V	5.00	12334																								X						
RL-5-091806	JX10W	5.00	12401																								X						
RL-3s-091906	JX10X	5.00	12465																								X						
RL-3d-091906	JX10Y	5.00	12533																								X						
R-1s-091906	JX10Z	5.00	13001																								X						
R-1d-091906	JX10AA	5.00	13063																								X						
R-4d-091906	JX10AB	5.00	13130																								X						
CCV	CCV4	1.00	13193			X					X					X		X	X	X		X					X						
CCB	CCB4	1.00	13254			X					X					X		X	X	X		X					X						
PBW	JX10MB1	1.00	13320			X					X					X		X	X	X		X											
G-6d-091906	JX10B	1.00	13383			X					X					X		X	X	X		X											
RL-1s-091906	JX10C	1.00	13450			X					X					X		X	X	X		X											
RL-1d-091906	JX10D	1.00	13520			X					X					X		X	X	X		X											
RLSW-4-091906	JX10E	1.00	13583			X					X					X		X	X	X		X											
G-4d-091906	JX10F	1.00	14052			X					X					X		X	X	X		X											
G-6s-091906D	JX10ADUP	1.00	14115			X					X					X		X	X	X		X											
G-6s-091906	JX10A	1.00	14183			X					X					X		X	X	X		X											
G-6s-091906S	JX10ASPK	1.00	14252			X					X					X		X	X	X		X											
LCSW	JX10MB1SPK	1.00	14315			X					X					X		X	X	X		X											
CCV	CCV5	1.00	14381			X					X					X		X	X	X		X					X						
CCB	CCB5	1.00	14442			X					X					X		X	X	X		X					X						
ZZZZZZ	JW63MB	1.00	14505																														
G-44d-091906	JX10G	1.00	14571			X					X					X		X	X	X		X											
G-4s-091906	JX10H	1.00	15034			X					X					X		X	X	X		X											
RL-5-091806	JX10I	1.00	15101			X					X					X		X	X	X		X											
RL-3s-091906	JX10J	1.00	15165			X					X					X		X	X	X		X											
RL-3d-091906	JX10K	1.00	15234			X					X					X		X	X	X		X											
R-1s-091906	JX10L	1.00	15301			X					X					X		X	X	X		X											
R-1d-091906	JX10M	1.00	15365			X					X					X		X	X	X		X											
RL-4d-091906	JX10N	1.00	15432			X					X					X		X	X	X		X											
ZZZZZZ	JW63MBSPK	1.00	15495																														

Analysis Run Log

ANALYTICAL RESOURCES INCORPORATED

CLIENT: Anchor Environmental

PROJECT: CHINOOK | INSTRUMENT ID: OPTIMA ICP 1 | START DATE: 9/26/2006

SDG: JX10 | RUNID: IP092621 | METHOD: ICP | END DATE: 9/26/2006

0094

CLIENT ID	ARI ID	DIL.	TIME	%R	AG	AL	AS	B	BA	BE	CA	CD	CO	CR	CU	FE	HG	K	MG	MN	MO	NA	NI	PB	SB	SE	SI	SN	TI	TL	U	V	ZN
CCV	CCV6	1.00	15560			X					X					X		X	X	X		X					X						
CCB	CCB6	1.00	16022			X					X					X		X	X	X		X					X						

Metals Analysis
Sample Data

prepared
for

ANCHOR ENVIRONMENTAL

Project: Chinook

ARI JOB NO: JX10

prepared
by

Analytical Resources, Inc.

ANALYTICAL RESOURCES INCORPORATED

INORGANICS ANALYSIS DATA SHEET
DISSOLVED METALS
Page 1 of 1

Sample ID: G-6s-091906
SAMPLE

Lab Sample ID: JX10A
LIMS ID: 06-17071
Matrix: Water
Data Release Authorized:
Reported: 09/27/06

QC Report No: JX10-Anchor Environmental
Project: CHINOOK

Date Sampled: 09/19/06
Date Received: 09/20/06

Prep Meth	Prep Date	Analysis Method	Analysis Date	CAS Number	Analyte	RL	mg/L	Q
3010A	09/23/06	6010B	09/26/06	**7429-90-5**	**Aluminum**	0.05	**0.62**	
3010A	09/23/06	6010B	09/26/06	**7440-70-2**	**Calcium**	0.05	**23.1**	
3010A	09/23/06	6010B	09/26/06	**7439-89-6**	**Iron**	0.05	**0.77**	
3010A	09/23/06	6010B	09/26/06	**7439-95-4**	**Magnesium**	0.05	**14.6**	
3010A	09/23/06	6010B	09/26/06	**7439-96-5**	**Manganese**	0.001	**0.736**	
3010A	09/23/06	6010B	09/26/06	**7440-09-7**	**Potassium**	0.5	**10.4**	
3010A	09/23/06	6010B	09/26/06	**7440-23-5**	**Sodium**	0.5	**717**	

U-Analyte undetected at given RL
RL-Reporting Limit

ANALYTICAL RESOURCES INCORPORATED

INORGANICS ANALYSIS DATA SHEET
DISSOLVED METALS
Page 1 of 1

Sample ID: G-6d-091906
SAMPLE

Lab Sample ID: JX10B
LIMS ID: 06-17072
Matrix: Water
Data Release Authorized:
Reported: 09/27/06

QC Report No: JX10-Anchor Environmental
Project: CHINOOK

Date Sampled: 09/19/06
Date Received: 09/20/06

Prep Meth	Prep Date	Analysis Method	Analysis Date	CAS Number	Analyte	RL	mg/L	Q
3010A	09/23/06	6010B	09/26/06	7429-90-5	Aluminum	0.05	0.05	U
3010A	09/23/06	6010B	09/26/06	**7440-70-2**	**Calcium**	0.05	**187**	
3010A	09/23/06	6010B	09/26/06	**7439-89-6**	**Iron**	0.05	**42.2**	
3010A	09/23/06	6010B	09/26/06	**7439-95-4**	**Magnesium**	0.05	**131**	
3010A	09/23/06	6010B	09/26/06	**7439-96-5**	**Manganese**	0.001	**6.01**	
3010A	09/23/06	6010B	09/26/06	**7440-09-7**	**Potassium**	0.5	**12.6**	
3010A	09/23/06	6010B	09/26/06	**7440-23-5**	**Sodium**	0.5	**494**	

U-Analyte undetected at given RL
RL-Reporting Limit

ANALYTICAL RESOURCES INCORPORATED

INORGANICS ANALYSIS DATA SHEET
DISSOLVED METALS
Page 1 of 1

Sample ID: RL-1s-091906
SAMPLE

Lab Sample ID: JX10C
LIMS ID: 06-17073
Matrix: Water
Data Release Authorized:
Reported: 09/27/06

QC Report No: JX10-Anchor Environmental
Project: CHINOOK

Date Sampled: 09/19/06
Date Received: 09/20/06

Prep Meth	Prep Date	Analysis Method	Analysis Date	CAS Number	Analyte	RL	mg/L	Q
3010A	09/23/06	6010B	09/26/06	**7429-90-5**	**Aluminum**	0.05	**0.08**	
3010A	09/23/06	6010B	09/26/06	**7440-70-2**	**Calcium**	0.05	**14.9**	
3010A	09/23/06	6010B	09/26/06	**7439-89-6**	**Iron**	0.05	**10.9**	
3010A	09/23/06	6010B	09/26/06	**7439-95-4**	**Magnesium**	0.05	**7.42**	
3010A	09/23/06	6010B	09/26/06	**7439-96-5**	**Manganese**	0.001	**0.311**	
3010A	09/23/06	6010B	09/26/06	**7440-09-7**	**Potassium**	0.5	**1.5**	
3010A	09/23/06	6010B	09/26/06	**7440-23-5**	**Sodium**	0.5	**140**	

U-Analyte undetected at given RL
RL-Reporting Limit

ANALYTICAL RESOURCES INCORPORATED

INORGANICS ANALYSIS DATA SHEET
DISSOLVED METALS

Sample ID: RL-1d-091906
SAMPLE

Lab Sample ID: JX10D
LIMS ID: 06-17074
Matrix: Water
Data Release Authorized:
Reported: 09/27/06

QC Report No: JX10-Anchor Environmental
Project: CHINOOK

Date Sampled: 09/19/06
Date Received: 09/20/06

Prep Meth	Prep Date	Analysis Method	Analysis Date	CAS Number	Analyte	RL	mg/L	Q
3010A	09/23/06	6010B	09/26/06	7429-90-5	Aluminum	0.05	0.05	U
3010A	09/23/06	6010B	09/26/06	**7440-70-2**	**Calcium**	0.05	**121**	
3010A	09/23/06	6010B	09/26/06	**7439-89-6**	**Iron**	0.05	**59.6**	
3010A	09/23/06	6010B	09/26/06	**7439-95-4**	**Magnesium**	0.05	**59.6**	
3010A	09/23/06	6010B	09/26/06	**7439-96-5**	**Manganese**	0.001	**3.13**	
3010A	09/23/06	6010B	09/26/06	**7440-09-7**	**Potassium**	0.5	**2.2**	
3010A	09/23/06	6010B	09/26/06	**7440-23-5**	**Sodium**	0.5	**28.6**	

U-Analyte undetected at given RL
RL-Reporting Limit

ANALYTICAL RESOURCES INCORPORATED

INORGANICS ANALYSIS DATA SHEET
DISSOLVED METALS
Page 1 of 1

Sample ID: RLSW-4-091906
SAMPLE

Lab Sample ID: JX10E
LIMS ID: 06-17075
Matrix: Water
Data Release Authorized:
Reported: 09/27/06

QC Report No: JX10-Anchor Environmental
Project: CHINOOK

Date Sampled: 09/19/06
Date Received: 09/20/06

Prep Meth	Prep Date	Analysis Method	Analysis Date	CAS Number	Analyte	RL	mg/L	Q
3010A	09/23/06	6010B	09/26/06	**7429-90-5**	**Aluminum**	0.05	**0.48**	
3010A	09/23/06	6010B	09/26/06	**7440-70-2**	**Calcium**	0.05	**41.2**	
3010A	09/23/06	6010B	09/26/06	**7439-89-6**	**Iron**	0.05	**6.34**	
3010A	09/23/06	6010B	09/26/06	**7439-95-4**	**Magnesium**	0.05	**18.4**	
3010A	09/23/06	6010B	09/26/06	**7439-96-5**	**Manganese**	0.001	**1.98**	
3010A	09/23/06	6010B	09/26/06	**7440-09-7**	**Potassium**	0.5	**11.2**	
3010A	09/23/06	6010B	09/26/06	**7440-23-5**	**Sodium**	0.5	**973**	

U-Analyte undetected at given RL
RL-Reporting Limit

ANALYTICAL RESOURCES INCORPORATED

INORGANICS ANALYSIS DATA SHEET
DISSOLVED METALS
Page 1 of 1

Sample ID: G-4d-091906
SAMPLE

Lab Sample ID: JX10F
LIMS ID: 06-17076
Matrix: Water
Data Release Authorized:
Reported: 09/27/06

QC Report No: JX10-Anchor Environmental
Project: CHINOOK

Date Sampled: 09/19/06
Date Received: 09/20/06

Prep Meth	Prep Date	Analysis Method	Analysis Date	CAS Number	Analyte	RL	mg/L	Q
3010A	09/23/06	6010B	09/26/06	7429-90-5	Aluminum	0.05	0.05	U
3010A	09/23/06	6010B	09/26/06	**7440-70-2**	**Calcium**	0.05	**114**	
3010A	09/23/06	6010B	09/26/06	**7439-89-6**	**Iron**	0.05	**24.0**	
3010A	09/23/06	6010B	09/26/06	**7439-95-4**	**Magnesium**	0.05	**61.8**	
3010A	09/23/06	6010B	09/26/06	**7439-96-5**	**Manganese**	0.001	**2.59**	
3010A	09/23/06	6010B	09/26/06	**7440-09-7**	**Potassium**	0.5	**11.1**	
3010A	09/23/06	6010B	09/26/06	**7440-23-5**	**Sodium**	0.5	**105**	

U-Analyte undetected at given RL
RL-Reporting Limit

ANALYTICAL RESOURCES INCORPORATED

INORGANICS ANALYSIS DATA SHEET
DISSOLVED METALS
Page 1 of 1

Sample ID: G-44d-091906
SAMPLE

Lab Sample ID: JX10G
LIMS ID: 06-17077
Matrix: Water
Data Release Authorized:
Reported: 09/27/06

QC Report No: JX10-Anchor Environmental
Project: CHINOOK

Date Sampled: 09/19/06
Date Received: 09/20/06

Prep Meth	Prep Date	Analysis Method	Analysis Date	CAS Number	Analyte	RL	mg/L	Q
3010A	09/23/06	6010B	09/26/06	7429-90-5	Aluminum	0.05	0.05	U
3010A	09/23/06	6010B	09/26/06	**7440-70-2**	**Calcium**	0.05	**112**	
3010A	09/23/06	6010B	09/26/06	**7439-89-6**	**Iron**	0.05	**21.6**	
3010A	09/23/06	6010B	09/26/06	**7439-95-4**	**Magnesium**	0.05	**60.0**	
3010A	09/23/06	6010B	09/26/06	**7439-96-5**	**Manganese**	0.001	**2.50**	
3010A	09/23/06	6010B	09/26/06	**7440-09-7**	**Potassium**	0.5	**10.7**	
3010A	09/23/06	6010B	09/26/06	**7440-23-5**	**Sodium**	0.5	**109**	

U-Analyte undetected at given RL
RL-Reporting Limit

ANALYTICAL RESOURCES INCORPORATED

INORGANICS ANALYSIS DATA SHEET
DISSOLVED METALS
Page 1 of 1

Sample ID: G-4s-091906
SAMPLE

Lab Sample ID: JX10H
LIMS ID: 06-17078
Matrix: Water
Data Release Authorized:
Reported: 09/27/06

QC Report No: JX10-Anchor Environmental
Project: CHINOOK

Date Sampled: 09/19/06
Date Received: 09/20/06

Prep Meth	Prep Date	Analysis Method	Analysis Date	CAS Number	Analyte	RL	mg/L	Q
3010A	09/23/06	6010B	09/26/06	7429-90-5	Aluminum	0.05	0.05	U
3010A	09/23/06	6010B	09/26/06	**7440-70-2**	**Calcium**	0.05	**90.1**	
3010A	09/23/06	6010B	09/26/06	**7439-89-6**	**Iron**	0.05	**46.3**	
3010A	09/23/06	6010B	09/26/06	**7439-95-4**	**Magnesium**	0.05	**47.9**	
3010A	09/23/06	6010B	09/26/06	**7439-96-5**	**Manganese**	0.001	**2.52**	
3010A	09/23/06	6010B	09/26/06	**7440-09-7**	**Potassium**	0.5	**7.8**	
3010A	09/23/06	6010B	09/26/06	**7440-23-5**	**Sodium**	0.5	**74.1**	

U-Analyte undetected at given RL
RL-Reporting Limit

ANALYTICAL RESOURCES INCORPORATED

INORGANICS ANALYSIS DATA SHEET
DISSOLVED METALS
Page 1 of 1

Sample ID: RL-5-091806
SAMPLE

Lab Sample ID: JX10I
LIMS ID: 06-17079
Matrix: Water
Data Release Authorized:
Reported: 09/27/06

QC Report No: JX10-Anchor Environmental
Project: CHINOOK

Date Sampled: 09/18/06
Date Received: 09/20/06

Prep Meth	Prep Date	Analysis Method	Analysis Date	CAS Number	Analyte	RL	mg/L	Q
3010A	09/23/06	6010B	09/26/06	**7429-90-5**	**Aluminum**	0.05	**0.14**	
3010A	09/23/06	6010B	09/26/06	**7440-70-2**	**Calcium**	0.05	**8.02**	
3010A	09/23/06	6010B	09/26/06	**7439-89-6**	**Iron**	0.05	**0.55**	
3010A	09/23/06	6010B	09/26/06	**7439-95-4**	**Magnesium**	0.05	**3.51**	
3010A	09/23/06	6010B	09/26/06	**7439-96-5**	**Manganese**	0.001	**0.086**	
3010A	09/23/06	6010B	09/26/06	**7440-09-7**	**Potassium**	0.5	**0.8**	
3010A	09/23/06	6010B	09/26/06	**7440-23-5**	**Sodium**	0.5	**123**	

U-Analyte undetected at given RL
RL-Reporting Limit

ANALYTICAL RESOURCES INCORPORATED

INORGANICS ANALYSIS DATA SHEET
DISSOLVED METALS
Page 1 of 1

Sample ID: RL-3s-091906
SAMPLE

Lab Sample ID: JX10J
LIMS ID: 06-17080
Matrix: Water
Data Release Authorized:
Reported: 09/27/06

QC Report No: JX10-Anchor Environmental
Project: CHINOOK

Date Sampled: 09/19/06
Date Received: 09/20/06

Prep Meth	Prep Date	Analysis Method	Analysis Date	CAS Number	Analyte	RL	mg/L	Q
3010A	09/23/06	6010B	09/26/06	**7429-90-5**	**Aluminum**	0.05	**0.27**	
3010A	09/23/06	6010B	09/26/06	**7440-70-2**	**Calcium**	0.05	**38.0**	
3010A	09/23/06	6010B	09/26/06	**7439-89-6**	**Iron**	0.05	**17.7**	
3010A	09/23/06	6010B	09/26/06	**7439-95-4**	**Magnesium**	0.05	**18.5**	
3010A	09/23/06	6010B	09/26/06	**7439-96-5**	**Manganese**	0.001	**1.21**	
3010A	09/23/06	6010B	09/26/06	**7440-09-7**	**Potassium**	0.5	**3.1**	
3010A	09/23/06	6010B	09/26/06	**7440-23-5**	**Sodium**	0.5	**618**	

U-Analyte undetected at given RL
RL-Reporting Limit

ANALYTICAL RESOURCES INCORPORATED

INORGANICS ANALYSIS DATA SHEET
DISSOLVED METALS
Page 1 of 1

Sample ID: RL-3d-091906
SAMPLE

Lab Sample ID: JX10K
LIMS ID: 06-17081
Matrix: Water
Data Release Authorized:
Reported: 09/27/06

QC Report No: JX10-Anchor Environmental
Project: CHINOOK

Date Sampled: 09/19/06
Date Received: 09/20/06

Prep Meth	Prep Date	Analysis Method	Analysis Date	CAS Number	Analyte	RL	mg/L	Q
3010A	09/23/06	6010B	09/26/06	7429-90-5	Aluminum	0.05	0.05	U
3010A	09/23/06	6010B	09/26/06	**7440-70-2**	**Calcium**	0.05	**122**	
3010A	09/23/06	6010B	09/26/06	**7439-89-6**	**Iron**	0.05	**41.8**	
3010A	09/23/06	6010B	09/26/06	**7439-95-4**	**Magnesium**	0.05	**57.3**	
3010A	09/23/06	6010B	09/26/06	**7439-96-5**	**Manganese**	0.001	**2.59**	
3010A	09/23/06	6010B	09/26/06	**7440-09-7**	**Potassium**	0.5	**4.1**	
3010A	09/23/06	6010B	09/26/06	**7440-23-5**	**Sodium**	0.5	**36.2**	

U-Analyte undetected at given RL
RL-Reporting Limit

ANALYTICAL RESOURCES INCORPORATED

INORGANICS ANALYSIS DATA SHEET
DISSOLVED METALS
Page 1 of 1

Sample ID: R-1s-091906
SAMPLE

Lab Sample ID: JX10L
LIMS ID: 06-17082
Matrix: Water
Data Release Authorized:
Reported: 09/27/06

QC Report No: JX10-Anchor Environmental
Project: CHINOOK

Date Sampled: 09/19/06
Date Received: 09/20/06

Prep Meth	Prep Date	Analysis Method	Analysis Date	CAS Number	Analyte	RL	mg/L	Q
3010A	09/23/06	6010B	09/26/06	**7429-90-5**	**Aluminum**	0.05	**0.09**	
3010A	09/23/06	6010B	09/26/06	**7440-70-2**	**Calcium**	0.05	**14.4**	
3010A	09/23/06	6010B	09/26/06	**7439-89-6**	**Iron**	0.05	**6.69**	
3010A	09/23/06	6010B	09/26/06	**7439-95-4**	**Magnesium**	0.05	**5.43**	
3010A	09/23/06	6010B	09/26/06	**7439-96-5**	**Manganese**	0.001	**1.20**	
3010A	09/23/06	6010B	09/26/06	**7440-09-7**	**Potassium**	0.5	**2.4**	
3010A	09/23/06	6010B	09/26/06	**7440-23-5**	**Sodium**	0.5	**87.2**	

U-Analyte undetected at given RL
RL-Reporting Limit

ANALYTICAL RESOURCES INCORPORATED

INORGANICS ANALYSIS DATA SHEET
DISSOLVED METALS

Sample ID: R-1d-091906
SAMPLE

Lab Sample ID: JX10M
LIMS ID: 06-17083
Matrix: Water
Data Release Authorized:
Reported: 09/27/06

QC Report No: JX10-Anchor Environmental
Project: CHINOOK

Date Sampled: 09/19/06
Date Received: 09/20/06

Prep Meth	Prep Date	Analysis Method	Analysis Date	CAS Number	Analyte	RL	mg/L	Q
3010A	09/23/06	6010B	09/26/06	7429-90-5	Aluminum	0.05	0.05	U
3010A	09/23/06	6010B	09/26/06	**7440-70-2**	**Calcium**	0.05	**130**	
3010A	09/23/06	6010B	09/26/06	**7439-89-6**	**Iron**	0.05	**149**	
3010A	09/23/06	6010B	09/26/06	**7439-95-4**	**Magnesium**	0.05	**62.7**	
3010A	09/23/06	6010B	09/26/06	**7439-96-5**	**Manganese**	0.001	**5.70**	
3010A	09/23/06	6010B	09/26/06	**7440-09-7**	**Potassium**	0.5	**2.5**	
3010A	09/23/06	6010B	09/26/06	**7440-23-5**	**Sodium**	0.5	**126**	

U-Analyte undetected at given RL
RL-Reporting Limit

ANALYTICAL RESOURCES INCORPORATED

INORGANICS ANALYSIS DATA SHEET
DISSOLVED METALS
Page 1 of 1

Sample ID: RL-4d-091906
SAMPLE

Lab Sample ID: JX10N
LIMS ID: 06-17084
Matrix: Water
Data Release Authorized:
Reported: 09/27/06

QC Report No: JX10-Anchor Environmental
Project: CHINOOK

Date Sampled: 09/19/06
Date Received: 09/20/06

Prep Meth	Prep Date	Analysis Method	Analysis Date	CAS Number	Analyte	RL	mg/L	Q
3010A	09/23/06	6010B	09/26/06	7429-90-5	Aluminum	0.05	0.05	U
3010A	09/23/06	6010B	09/26/06	**7440-70-2**	**Calcium**	0.05	**40.4**	
3010A	09/23/06	6010B	09/26/06	**7439-89-6**	**Iron**	0.05	**36.8**	
3010A	09/23/06	6010B	09/26/06	**7439-95-4**	**Magnesium**	0.05	**19.0**	
3010A	09/23/06	6010B	09/26/06	**7439-96-5**	**Manganese**	0.001	**2.42**	
3010A	09/23/06	6010B	09/26/06	**7440-09-7**	**Potassium**	0.5	**1.8**	
3010A	09/23/06	6010B	09/26/06	**7440-23-5**	**Sodium**	0.5	**18.2**	

U-Analyte undetected at given RL
RL-Reporting Limit

ANALYTICAL RESOURCES INCORPORATED

INORGANICS ANALYSIS DATA SHEET
DISSOLVED METALS
Page 1 of 1

Sample ID: G-6s-091906
SAMPLE

Lab Sample ID: JX10O
LIMS ID: 06-17284
Matrix: Water
Data Release Authorized:
Reported: 09/27/06

QC Report No: JX10-Anchor Environmental
Project: Chinook

Date Sampled: 09/19/06
Date Received: 09/20/06

Prep Meth	Prep Date	Analysis Method	Analysis Date	CAS Number	Analyte	RL	mg/L	Q
6010B	09/23/06	6010B	09/26/06	**7440-21-3**	**Silicon**	0.3	**17.9**	

U-Analyte undetected at given RL
RL-Reporting Limit

ANALYTICAL RESOURCES INCORPORATED

INORGANICS ANALYSIS DATA SHEET
DISSOLVED METALS
Page 1 of 1

Sample ID: G-6d-091906
SAMPLE

Lab Sample ID: JX10P
LIMS ID: 06-17285
Matrix: Water
Data Release Authorized:
Reported: 09/27/06

QC Report No: JX10-Anchor Environmental
Project: Chinook

Date Sampled: 09/19/06
Date Received: 09/20/06

Prep Meth	Prep Date	Analysis Method	Analysis Date	CAS Number	Analyte	RL	mg/L	Q
6010B	09/23/06	6010B	09/26/06	**7440-21-3**	**Silicon**	0.3	**26.5**	

U-Analyte undetected at given RL
RL-Reporting Limit

ANALYTICAL RESOURCES INCORPORATED

INORGANICS ANALYSIS DATA SHEET
DISSOLVED METALS
Page 1 of 1

Sample ID: RL-1s-091906
SAMPLE

Lab Sample ID: JX10Q
LIMS ID: 06-17286
Matrix: Water
Data Release Authorized:
Reported: 09/27/06

QC Report No: JX10-Anchor Environmental
Project: Chinook

Date Sampled: 09/19/06
Date Received: 09/20/06

Prep Meth	Prep Date	Analysis Method	Analysis Date	CAS Number	Analyte	RL	mg/L	Q
6010B	09/23/06	6010B	09/26/06	**7440-21-3**	**Silicon**	0.3	**24.9**	

U-Analyte undetected at given RL
RL-Reporting Limit

ANALYTICAL RESOURCES INCORPORATED

INORGANICS ANALYSIS DATA SHEET
DISSOLVED METALS
Page 1 of 1

Sample ID: RL-1d-091906
SAMPLE

Lab Sample ID: JX10R
LIMS ID: 06-17287
Matrix: Water
Data Release Authorized:
Reported: 09/27/06

QC Report No: JX10-Anchor Environmental
Project: Chinook

Date Sampled: 09/19/06
Date Received: 09/20/06

Prep Meth	Prep Date	Analysis Method	Analysis Date	CAS Number	Analyte	RL	mg/L	Q
6010B	09/23/06	6010B	09/26/06	**7440-21-3**	**Silicon**	0.3	**31.9**	

U-Analyte undetected at given RL
RL-Reporting Limit

ANALYTICAL RESOURCES INCORPORATED

INORGANICS ANALYSIS DATA SHEET
DISSOLVED METALS
Page 1 of 1

Sample ID: RLSW-4-091906
SAMPLE

Lab Sample ID: JX10S
LIMS ID: 06-17288
Matrix: Water
Data Release Authorized:
Reported: 09/27/06

QC Report No: JX10-Anchor Environmental
Project: Chinook

Date Sampled: 09/19/06
Date Received: 09/20/06

Prep Meth	Prep Date	Analysis Method	Analysis Date	CAS Number	Analyte	RL	mg/L	Q
6010B	09/23/06	6010B	09/26/06	**7440-21-3**	**Silicon**	0.3	**19.7**	

U-Analyte undetected at given RL
RL-Reporting Limit

ANALYTICAL RESOURCES INCORPORATED

INORGANICS ANALYSIS DATA SHEET
DISSOLVED METALS
Page 1 of 1

Sample ID: G-4d-091906
SAMPLE

Lab Sample ID: JX10T
LIMS ID: 06-17289
Matrix: Water
Data Release Authorized:
Reported: 09/27/06

QC Report No: JX10-Anchor Environmental
Project: Chinook

Date Sampled: 09/19/06
Date Received: 09/20/06

Prep Meth	Prep Date	Analysis Method	Analysis Date	CAS Number	Analyte	RL	mg/L	Q
6010B	09/23/06	6010B	09/26/06	**7440-21-3**	**Silicon**	0.3	**22.9**	

U-Analyte undetected at given RL
RL-Reporting Limit

ANALYTICAL RESOURCES INCORPORATED

INORGANICS ANALYSIS DATA SHEET
DISSOLVED METALS
Page 1 of 1

Sample ID: G-44d-091906
SAMPLE

Lab Sample ID: JX10U
LIMS ID: 06-17290
Matrix: Water
Data Release Authorized:
Reported: 09/27/06

QC Report No: JX10-Anchor Environmental
Project: Chinook

Date Sampled: 09/19/06
Date Received: 09/20/06

Prep Meth	Prep Date	Analysis Method	Analysis Date	CAS Number	Analyte	RL	mg/L	Q
6010B	09/23/06	6010B	09/26/06	**7440-21-3**	**Silicon**	0.3	**22.9**	

U-Analyte undetected at given RL
RL-Reporting Limit

ANALYTICAL RESOURCES INCORPORATED

INORGANICS ANALYSIS DATA SHEET
DISSOLVED METALS

Sample ID: G-4s-091906
SAMPLE

Lab Sample ID: JX10V
LIMS ID: 06-17291
Matrix: Water
Data Release Authorized:
Reported: 09/27/06

QC Report No: JX10-Anchor Environmental
Project: Chinook

Date Sampled: 09/19/06
Date Received: 09/20/06

Prep Meth	Prep Date	Analysis Method	Analysis Date	CAS Number	Analyte	RL	mg/L	Q
6010B	09/23/06	6010B	09/26/06	**7440-21-3**	**Silicon**	0.3	**29.4**	

U-Analyte undetected at given RL
RL-Reporting Limit

ANALYTICAL RESOURCES INCORPORATED

INORGANICS ANALYSIS DATA SHEET
DISSOLVED METALS
Page 1 of 1

Sample ID: RL-5-091806
SAMPLE

Lab Sample ID: JX10W
LIMS ID: 06-17292
Matrix: Water
Data Release Authorized:
Reported: 09/27/06

QC Report No: JX10-Anchor Environmental
Project: Chinook

Date Sampled: 09/18/06
Date Received: 09/20/06

Prep Meth	Prep Date	Analysis Method	Analysis Date	CAS Number	Analyte	RL	mg/L	Q
6010B	09/23/06	6010B	09/26/06	**7440-21-3**	**Silicon**	0.3	**11.2**	

U-Analyte undetected at given RL
RL-Reporting Limit

ANALYTICAL RESOURCES INCORPORATED

INORGANICS ANALYSIS DATA SHEET
DISSOLVED METALS
Page 1 of 1

Sample ID: RL-3s-091906
SAMPLE

Lab Sample ID: JX10X
LIMS ID: 06-17293
Matrix: Water
Data Release Authorized:
Reported: 09/27/06

QC Report No: JX10-Anchor Environmental
Project: Chinook

Date Sampled: 09/19/06
Date Received: 09/20/06

Prep Meth	Prep Date	Analysis Method	Analysis Date	CAS Number	Analyte	RL	mg/L	Q
6010B	09/23/06	6010B	09/26/06	**7440-21-3**	**Silicon**	0.3	**21.5**	

U-Analyte undetected at given RL
RL-Reporting Limit

ANALYTICAL RESOURCES INCORPORATED

INORGANICS ANALYSIS DATA SHEET
DISSOLVED METALS

Sample ID: RL-3d-091906
SAMPLE

Lab Sample ID: JX10Y
LIMS ID: 06-17294
Matrix: Water
Data Release Authorized:
Reported: 09/27/06

QC Report No: JX10-Anchor Environmental
Project: Chinook

Date Sampled: 09/19/06
Date Received: 09/20/06

Prep Meth	Prep Date	Analysis Method	Analysis Date	CAS Number	Analyte	RL	mg/L	Q
6010B	09/23/06	6010B	09/26/06	**7440-21-3**	**Silicon**	0.3	**30.4**	

U-Analyte undetected at given RL
RL-Reporting Limit

ANALYTICAL RESOURCES INCORPORATED

INORGANICS ANALYSIS DATA SHEET
DISSOLVED METALS
Page 1 of 1

Sample ID: R-1s-091906
SAMPLE

Lab Sample ID: JX10Z
LIMS ID: 06-17295
Matrix: Water
Data Release Authorized:
Reported: 09/27/06

QC Report No: JX10-Anchor Environmental
Project: Chinook

Date Sampled: 09/19/06
Date Received: 09/20/06

Prep Meth	Prep Date	Analysis Method	Analysis Date	CAS Number	Analyte	RL	mg/L	Q
6010B	09/23/06	6010B	09/26/06	**7440-21-3**	**Silicon**	0.3	**24.9**	

U-Analyte undetected at given RL
RL-Reporting Limit

ANALYTICAL RESOURCES INCORPORATED

INORGANICS ANALYSIS DATA SHEET
DISSOLVED METALS
Page 1 of 1

Sample ID: R-1d-091906
SAMPLE

Lab Sample ID: JX10AA
LIMS ID: 06-17296
Matrix: Water
Data Release Authorized:
Reported: 09/27/06

QC Report No: JX10-Anchor Environmental
Project: Chinook

Date Sampled: 09/19/06
Date Received: 09/20/06

Prep Meth	Prep Date	Analysis Method	Analysis Date	CAS Number	Analyte	RL	mg/L	Q
6010B	09/23/06	6010B	09/26/06	**7440-21-3**	**Silicon**	0.3	**30.0**	

U-Analyte undetected at given RL
RL-Reporting Limit

ANALYTICAL RESOURCES INCORPORATED

INORGANICS ANALYSIS DATA SHEET
DISSOLVED METALS
Page 1 of 1

Sample ID: R-4d-091906
SAMPLE

Lab Sample ID: JX10AB
LIMS ID: 06-17297
Matrix: Water
Data Release Authorized:
Reported: 09/27/06

QC Report No: JX10-Anchor Environmental
Project: Chinook

Date Sampled: 09/19/06
Date Received: 09/20/06

Prep Meth	Prep Date	Analysis Method	Analysis Date	CAS Number	Analyte	RL	mg/L	Q
6010B	09/23/06	6010B	09/26/06	**7440-21-3**	**Silicon**	0.3	**32.0**	

U-Analyte undetected at given RL
RL-Reporting Limit

Metals Analysis
Instrument Raw Data

prepared
for

ANCHOR ENVIRONMENTAL

Project: Chinook

ARI JOB NO: JX10

prepared
by

Analytical Resources, Inc.

OPTIMA ICP SAMPLE RUN LOG

IEC Date: 9/25/06 Analysis Date: 9/26/06 Analyst: M

LR Date: 6/19/06 Page: 1 of 5

All corrections made by analyst unless otherwise noted.

#9/27/06 6

Edit Label	Delete Data	ARI Sample ID	Prep. Code	Dilution	Comments
		STD 0			2307-7
		2			2306-12
		3			-13
		4			-14
		5			-15
		ICV			2294-3
		ICB			
		CRI			
		ICS+			
		ICS+B			
		CCV1			
		CCB1 #9/27			
		JW9~~2~~4MB2	TWC		Ca 0.06 A.N.
	✓	JX24 MB			Zn 0.008 Confirms 9/25
		JX20 MB	SWC	2	
		JX22 MB2	TWC		
		C			
		JX20 B	SWC	2	
		JX10 ODup	WMW	5 ✓	
		0			
		0spk			0.08mL Si 1000/8mL
		JX22MB2spk	TWC		
		CCV2			
		CCB2			

OPTIMA ICP SAMPLE RUN LOG

IEC Date: — Analysis Date: 9/26/06 Analyst: M

LR Date: — Page: 2 of 56

All corrections made by analyst unless otherwise noted. M 9/26/06 M 9/27/06

Edit Label	Delete Data	ARI Sample ID	Prep. Code	Dilution	Comments
		JX10 MB2	WMN		
		JX22 MB1	LEN	5	
		Bt		10	
		AtDup			
		At			
		Atspk			0.08mL ICP spk /8mL
		JX10 P	WMN	5	
		Q			
		R			
		MBXspk 2 #9/27			
		CCV3			
		CCB3			
		JX10 S	WMN	5	
		T			
		U			
		V			
		W			
		X			
		Y			
		Z			
		AA			
		AB			
		CCV~~5~~4			
		CCB~~5~~4			

OPTIMA ICP SAMPLE RUN LOG

IEC Date: — Analysis Date: 9/26/06 Analyst: RA

LR Date: — Page: 13 of ~~15~~ 16

All corrections made by analyst unless otherwise noted. RA 9/27/06

Edit Label	Delete Data	ARI Sample ID	Prep. Code	Dilution	Comments
		JX10 MB1	TWC		
		B			
		C			
		D			
		E			
		F			
		ADup		✓	
		A			
		ASpk		✓	Na 572
		MB1Spk		✓	
		CCV5			
		CCB5			
		JW63 MB1	TWC		
		JX10 G			
		H			
		I			
		J			
		K			
		L			
		M			
		N			
		JW63 MB1Spk	+		
		CCV6			
		CCB6			end pkg

ANALYTICAL RESOURCES INCORPORATED

Metals Data Review Checklist

Method: ICP ICP-MS GFA CVA **Analysis Date:** 9/26/06

	Analyst M 9-27	Peer JWB 9.27.6	Comment
Logbook:			
Analyst, Date, Method info	✓	✓	
Sample ID's	✓	✓	
Standard/QC solution ID's recorded	✓	✓	
Prep codes	✓	✓	
Dilution factors	✓	✓	
Crossouts/Corrections/Deletions	✓	✓	
Calibration:			
Blank & Standard intensities	✓	✓	
Standard deviations	✓	✓	
Curve fit	✓	✓	
Calibration Verification:			
ICV/CCV	✓	✓	
ICB/CCB	✓	✓	
Samples:			
RSD's & SD's	✓	✓	
Internal Standards	✓	✓	
Carry-over	✓	✓	
Method QC:			
CRI/CRA	✓	✓	
ICSA/ICSAB	✓	✓	
Post Spikes/Serial Dilutions	—	—	
Analytic Spikes	—	—	
Matrix QC:			
SRM/LCS	✓	✓	
Matrix Spikes	✓	✓	
Matrix Duplicates	✓	✓	
Method Blanks	✓	✓	JW15 JX64
Data Distribution:			
Requested elements/isotope identified	✓	✓	
Correct samples identified for distribution	✓	✓	
Raw data match distributed data	✓	✓	
Data filename correct	✓	✓	
Necessary Analysts Notes and CAF's	✓	✓	A.N JW75, JX64

Nebulizer Parameters: Hg_ReAlign

Analyte	Back Pressure	Flow
All	182.0 kPa	0.50 L/min

==========

9/26/2006 7:57:50 AM Hg ReAlign... Actual peak offset (nm): -0.001
Drift (nm): -0.000 Slit adjustment: 0

==========

==========

Analysis Begun

Start Time: 9/26/2006 8:11:43 AM **Plasma On Time: 9/26/2006 7:11:07 AM**
Logged In Analyst: metals **Technique: ICP Continuous**
Spectrometer Model: Optima 4300 DV, S/N 077N0060101Autosampler Model: AS-93plus

Sample Information File: C:\pe\Administrator\Sample Information\CRISET.sif
Batch ID:
Results Data Set: PE060926
Results Library: C:\pe\Administrator\Results\Results.mdb

==========

Method Loaded
Method Name: ARIIEC5 **Method Last Saved: 9/25/2006 11:38:10 AM**
IEC File: IEC28mina.iec **MSF File:**
Method Description: 12Axial Elements

Analyte	Calibration Equation	Processing	View	Internal Standard	IEC
Ag 328.068	Lin Thru 0	Peak Area	Axial	ScA 357.253	Yes
Al 308.215	Lin Thru 0	Peak Area	Radial	ScR 361.383	Yes
As 188.979	Lin Thru 0	Peak Area	Axial	ScA 357.253	Yes
B 249.677	Lin Thru 0	Peak Area	Radial	ScR 361.383	Yes
Ba 233.527	Lin Thru 0	Peak Area	Radial	ScR 361.383	Yes
Be 313.042	Lin Thru 0	Peak Area	Radial	ScR 361.383	Yes
Ca 317.933	Lin Thru 0	Peak Area	Radial	ScR 361.383	No
Cd 228.802	Lin Thru 0	Peak Area	Axial	ScA 357.253	Yes
Co 228.616	Lin Thru 0	Peak Area	Axial	ScA 357.253	Yes
Cr 267.716	Lin Thru 0	Peak Area	Radial	ScR 361.383	Yes
Cu 324.752	Lin Thru 0	Peak Area	Axial	ScA 357.253	Yes
Fe 273.955	Lin Thru 0	Peak Area	Radial	ScR 361.383	Yes
K 766.490	Lin Thru 0	Peak Area	Radial	ScR 361.383	No
Mg 279.077	Lin Thru 0	Peak Area	Radial	ScR 361.383	Yes
Mn 257.610	Lin Thru 0	Peak Area	Radial	ScR 361.383	Yes
Mo 202.031	Lin Thru 0	Peak Area	Axial	ScA 357.253	Yes
Na 589.592	Lin Thru 0	Peak Area	Radial	ScR 361.383	No
Na 330.237	Lin Thru 0	Peak Area	Radial	ScR 361.383	Yes
Ni 231.604	Lin Thru 0	Peak Area	Radial	ScR 361.383	Yes
Pb 220.353	Lin Thru 0	Peak Area	Axial	ScA 357.253	Yes
Sb 206.836	Lin Thru 0	Peak Area	Axial	ScA 357.253	Yes
Se 196.026	Lin Thru 0	Peak Area	Axial	ScA 357.253	Yes
Si 288.158	Lin Thru 0	Peak Area	Radial	ScR 361.383	Yes
Sn 189.927	Lin Thru 0	Peak Area	Axial	ScA 357.253	Yes
Sr 421.552	Lin Thru 0	Peak Area	Radial	ScR 361.383	No
Ti 334.903	Lin Thru 0	Peak Area	Radial	ScR 361.383	Yes
Tl 190.801	Lin Thru 0	Peak Area	Axial	ScA 357.253	Yes
V 292.402	Lin Thru 0	Peak Area	Axial	ScA 357.253	Yes
Zn 206.200	Lin Thru 0	Peak Area	Radial	ScR 361.383	Yes
ScA 357.253	Lin, Calc Int	Peak Area	Axial	n/a	n/a
ScR 361.383	Lin, Calc Int	Peak Area	Radial	n/a	n/a

==========

Sequence No.: 1 **Autosampler Location: 1**
Sample ID: Calib Blank 1 **Date Collected: 9/26/2006 8:11:44 AM**
Analyst: **Data Type: Original**
Initial Sample Wt: **Initial Sample Vol:**
Dilution: **Sample Prep Vol:**

Nebulizer Parameters: Calib Blank 1

Analyte	Back Pressure	Flow
All	182.0 kPa	0.50 L/min

Mean Data: Calib Blank 1

Analyte	Mean Corrected Intensity	Std.Dev.	RSD	Conc.	Calib Units
ScA 357.253	1825113.0	4540.88	0.25%	100.0	%
ScR 361.383	183191.7	2890.99	1.58%	100.0	%
Ag 328.068†	1161.4	125.82	10.83%	[0.00]	mg/L
Al 308.215†	-414.5	21.42	5.17%	[0.00]	mg/L
As 188.979†	41.8	2.62	6.27%	[0.00]	mg/L
B 249.677†	42.8	10.44	24.41%	[0.00]	mg/L
Ba 233.527†	38.7	2.29	5.92%	[0.00]	mg/L
Be 313.042†	1241.3	8.76	0.71%	[0.00]	mg/L
Ca 317.933†	170.1	15.83	9.31%	[0.00]	mg/L
Cd 228.802†	159.1	4.66	2.93%	[0.00]	mg/L
Co 228.616†	180.2	15.45	8.57%	[0.00]	mg/L
Cr 267.716†	54.5	3.56	6.54%	[0.00]	mg/L
Cu 324.752†	2950.4	49.62	1.68%	[0.00]	mg/L
Fe 273.955†	-50.1	1.06	2.11%	[0.00]	mg/L
K 766.490†	2883.3	74.04	2.57%	[0.00]	mg/L
Mg 279.077†	-125.1	9.12	7.29%	[0.00]	mg/L
Mn 257.610†	153.1	5.90	3.85%	[0.00]	mg/L
Mo 202.031†	-25.3	5.58	22.11%	[0.00]	mg/L
Na 589.592†	668.5	10.91	1.63%	[0.00]	mg/L
Na 330.237†	-308.3	6.60	2.14%	[0.00]	mg/L
Ni 231.604†	0.2	2.95	>999.9%	[0.00]	mg/L
Pb 220.353†	359.4	1.48	0.41%	[0.00]	mg/L
Sb 206.836†	29.9	4.56	15.28%	[0.00]	mg/L
Se 196.026†	-87.1	6.08	6.98%	[0.00]	mg/L
Si 288.158†	-43.4	7.19	16.55%	[0.00]	mg/L
Sn 189.927†	48.3	2.70	5.59%	[0.00]	mg/L
Sr 421.552†	-411.8	32.55	7.91%	[0.00]	mg/L
Ti 334.903†	-483.1	29.23	6.05%	[0.00]	mg/L
Tl 190.801†	-22.7	3.08	13.61%	[0.00]	mg/L
V 292.402†	-33.9	64.20	189.28%	[0.00]	mg/L
Zn 206.200†	-1.5	0.99	65.24%	[0.00]	mg/L

Sequence No.: 2
Sample ID: STD2
Analyst:
Initial Sample Wt:
Dilution:

Autosampler Location: 2
Date Collected: 9/26/2006 8:18:09 AM
Data Type: Original
Initial Sample Vol:
Sample Prep Vol:

Nebulizer Parameters: STD2

Analyte	Back Pressure	Flow
All	182.0 kPa	0.50 L/min

Mean Data: STD2

Analyte	Mean Corrected Intensity	Std.Dev.	RSD	Conc.	Calib Units
ScA 357.253	1846406.3	7891.72	0.43%	101.2	%
ScR 361.383	184487.4	373.00	0.20%	100.7	%
Ba 233.527†	32594.7	92.33	0.28%	[10]	mg/L
Cd 228.802†	406311.0	88.62	0.02%	[10]	mg/L
Co 228.616†	477219.3	221.17	0.05%	[10]	mg/L
Cr 267.716†	79551.8	217.35	0.27%	[10]	mg/L
Cu 324.752†	3183244.3	1557.69	0.05%	[10]	mg/L
Mn 257.610†	270341.8	752.67	0.28%	[10]	mg/L
V 292.402†	3247902.2	4164.09	0.13%	[10]	mg/L

Sequence No.: 3
Sample ID: STD3
Analyst:
Initial Sample Wt:
Dilution:

Autosampler Location: 3
Date Collected: 9/26/2006 8:22:21 AM
Data Type: Original
Initial Sample Vol:
Sample Prep Vol:

Nebulizer Parameters: STD3

Analyte	Back Pressure	Flow
All	182.0 kPa	0.50 L/min

Mean Data: STD3

Analyte	Mean Corrected Intensity	Std.Dev.	RSD	Conc.	Calib Units
ScA 357.253	1805859.1	6854.50	0.38%	98.95	%
ScR 361.383	182837.5	1204.14	0.66%	99.81	%
Ag 328.068†	363105.0	1033.20	0.28%	[1.0]	mg/L
As 188.979†	13506.2	72.29	0.54%	[10]	mg/L
B 249.677†	30660.0	304.66	0.99%	[10]	mg/L
Be 313.042†	3090613.8	12154.32	0.39%	[5.0]	mg/L
Na 589.592†	234359.0	543.25	0.23%	[50]	mg/L
Ni 231.604†	20101.0	191.72	0.95%	[10]	mg/L
Pb 220.353†	125361.1	72.38	0.06%	[10]	mg/L
Se 196.026†	19800.9	50.74	0.26%	[10]	mg/L
Sr 421.552†	3249706.5	32755.85	1.01%	[5]	mg/L
Tl 190.801†	14347.3	30.54	0.21%	[10]	mg/L
Zn 206.200†	11447.4	142.09	1.24%	[10]	mg/L

Sequence No.: 4
Sample ID: STD4
Analyst:
Initial Sample Wt:
Dilution:

Autosampler Location: 4
Date Collected: 9/26/2006 8:27:23 AM
Data Type: Original
Initial Sample Vol:
Sample Prep Vol:

Nebulizer Parameters: STD4

Analyte	Back Pressure	Flow
All	182.0 kPa	0.50 L/min

Mean Data: STD4

Analyte	Mean Corrected Intensity	Std.Dev.	RSD	Conc.	Calib Units
ScA 357.253	1891053.7	5791.92	0.31%	103.6	%
ScR 361.383	186957.1	1025.04	0.55%	102.1	%
Mo 202.031†	130726.9	1407.86	1.08%	[10]	mg/L
Sb 206.836†	15440.1	138.64	0.90%	[10]	mg/L
Si 288.158†	16433.6	58.54	0.36%	[10]	mg/L
Sn 189.927†	59940.3	586.30	0.98%	[10]	mg/L
Ti 334.903†	248772.8	2169.77	0.87%	[10]	mg/L

Sequence No.: 5
Sample ID: STD5
Analyst:
Initial Sample Wt:
Dilution:

Autosampler Location: 5
Date Collected: 9/26/2006 8:32:02 AM
Data Type: Original
Initial Sample Vol:
Sample Prep Vol:

Nebulizer Parameters: STD5

Analyte	Back Pressure	Flow
All	183.0 kPa	0.50 L/min

Mean Data: STD5

Analyte	Mean Corrected Intensity	Std.Dev.	RSD	Conc.	Calib Units
ScA 357.253	1704936.5	5583.16	0.33%	93.42	%
ScR 361.383	176822.7	776.87	0.44%	96.52	%
Al 308.215†	39816.4	115.37	0.29%	[30]	mg/L
Ca 317.933†	690525.2	4389.70	0.64%	[30]	mg/L
Fe 273.955†	105193.0	292.57	0.28%	[100]	mg/L
K 766.490†	179348.0	677.04	0.38%	[100]	mg/L
Mg 279.077†	47420.0	92.62	0.20%	[30]	mg/L
Na 330.237†	2998.9	10.02	0.33%	[100]	mg/L

Calibration Summary

Analyte	Stds.	Equation	Intercept	Slope	Curvature	Corr. Coef.	Reslope
Ag 328.068	1	Lin Thru 0	0.0	363100	0.00000	1.000000	
Al 308.215	1	Lin Thru 0	0.0	1327	0.00000	1.000000	
As 188.979	1	Lin Thru 0	0.0	1351	0.00000	1.000000	
B 249.677	1	Lin Thru 0	0.0	3066	0.00000	1.000000	
Ba 233.527	1	Lin Thru 0	0.0	3259	0.00000	1.000000	
Be 313.042	1	Lin Thru 0	0.0	618100	0.00000	1.000000	
Ca 317.933	1	Lin Thru 0	0.0	23020	0.00000	1.000000	
Cd 228.802	1	Lin Thru 0	0.0	40630	0.00000	1.000000	
Co 228.616	1	Lin Thru 0	0.0	47720	0.00000	1.000000	
Cr 267.716	1	Lin Thru 0	0.0	7955	0.00000	1.000000	
Cu 324.752	1	Lin Thru 0	0.0	318300	0.00000	1.000000	
Fe 273.955	1	Lin Thru 0	0.0	1052	0.00000	1.000000	
K 766.490	1	Lin Thru 0	0.0	1793	0.00000	1.000000	
Mg 279.077	1	Lin Thru 0	0.0	1581	0.00000	1.000000	
Mn 257.610	1	Lin Thru 0	0.0	27030	0.00000	1.000000	
Mo 202.031	1	Lin Thru 0	0.0	13070	0.00000	1.000000	
Na 589.592	1	Lin Thru 0	0.0	4687	0.00000	1.000000	
Na 330.237	1	Lin Thru 0	0.0	29.99	0.00000	1.000000	
Ni 231.604	1	Lin Thru 0	0.0	2010	0.00000	1.000000	
Pb 220.353	1	Lin Thru 0	0.0	12540	0.00000	1.000000	
Sb 206.836	1	Lin Thru 0	0.0	1544	0.00000	1.000000	
Se 196.026	1	Lin Thru 0	0.0	1980	0.00000	1.000000	
Si 288.158	1	Lin Thru 0	0.0	1643	0.00000	1.000000	
Sn 189.927	1	Lin Thru 0	0.0	5994	0.00000	1.000000	
Sr 421.552	1	Lin Thru 0	0.0	649900	0.00000	1.000000	
Ti 334.903	1	Lin Thru 0	0.0	24880	0.00000	1.000000	
Tl 190.801	1	Lin Thru 0	0.0	1435	0.00000	1.000000	
V 292.402	1	Lin Thru 0	0.0	324800	0.00000	1.000000	
Zn 206.200	1	Lin Thru 0	0.0	1145	0.00000	1.000000	

Nebulizer Parameters: Hg_ReAlign

Analyte	Back Pressure	Flow
All	182.0 kPa	0.50 L/min

9/26/2006 8:53:08 AM Hg ReAlign... Actual peak offset (nm): -0.001
Drift (nm): -0.000 Slit adjustment: 0

Analysis Begun

Start Time: 9/26/2006 8:53:58 AM
Logged In Analyst: metals
Spectrometer Model: Optima 4300 DV, S/N 077N0060101
Plasma On Time: 9/26/2006 7:11:07 AM
Technique: ICP Continuous
Autosampler Model: AS-93plus

Sample Information File: C:\pe\Administrator\Sample Information\CRISET.sif
Batch ID:
Results Data Set: PE060926
Results Library: C:\pe\Administrator\Results\Results.mdb

Sequence No.: 1
Sample ID: CV
Analyst:
Initial Sample Wt:
Dilution: 1X
Autosampler Location: 7
Date Collected: 9/26/2006 8:53:58 AM
Data Type: Original
Initial Sample Vol:
Sample Prep Vol:

Nebulizer Parameters: CV

Analyte	Back Pressure	Flow
All	183.0 kPa	0.50 L/min

Mean Data: CV

Analyte	Mean Corrected Intensity	Calib Conc.	Calib Units	Calib Std.Dev.	Sample Conc.	Sample Units	Sample Std.Dev.	RSD
ScA 357.253	1800377.4	98.64	%	0.247				0.25%
ScR 361.383	181605.4	99.13	%	0.636				0.64%
Ag 328.068†	354194.2	0.9756	mg/L	0.00072	0.9756	mg/L	0.00072	0.07%
Al 308.215†	2653.5	1.962	mg/L	0.0093	1.962	mg/L	0.0093	0.48%
As 188.979†	2679.9	1.979	mg/L	0.0083	1.979	mg/L	0.0083	0.42%
B 249.677†	2944.4	0.9637	mg/L	0.00639	0.9637	mg/L	0.00639	0.66%
Ba 233.527†	3141.0	0.9632	mg/L	0.00635	0.9632	mg/L	0.00635	0.66%
Be 313.042†	607644.2	0.9815	mg/L	0.00115	0.9815	mg/L	0.00115	0.12%
Ca 317.933†	45930.2	1.995	mg/L	0.0033	1.995	mg/L	0.0033	0.16%
Cd 228.802†	41685.3	1.023	mg/L	0.0015	1.023	mg/L	0.0015	0.14%
Co 228.616†	46963.7	0.9825	mg/L	0.00092	0.9825	mg/L	0.00092	0.09%
Cr 267.716†	7578.3	0.9514	mg/L	0.00674	0.9514	mg/L	0.00674	0.71%
Cu 324.752†	323482.1	1.016	mg/L	0.0016	1.016	mg/L	0.0016	0.15%
Fe 273.955†	2085.8	1.980	mg/L	0.0168	1.980	mg/L	0.0168	0.85%
K 766.490†	35632.6	19.87	mg/L	0.061	19.87	mg/L	0.061	0.31%
Mg 279.077†	3082.3	1.954	mg/L	0.0175	1.954	mg/L	0.0175	0.90%
Mn 257.610†	25501.9	0.9437	mg/L	0.00703	0.9437	mg/L	0.00703	0.75%
Mo 202.031†	13107.3	1.003	mg/L	0.0061	1.003	mg/L	0.0061	0.61%
Na 589.592†	240638.5	51.34	mg/L	0.298	51.34	mg/L	0.298	0.58%
Na 330.237†	1481.3	49.38	mg/L	0.301	49.38	mg/L	0.301	0.61%
Ni 231.604†	1948.0	0.9703	mg/L	0.00639	0.9703	mg/L	0.00639	0.66%
Pb 220.353†	24835.7	1.983	mg/L	0.0047	1.983	mg/L	0.0047	0.24%
Sb 206.836†	3238.5	2.098	mg/L	0.0058	2.098	mg/L	0.0058	0.28%
Se 196.026†	3935.0	1.986	mg/L	0.0108	1.986	mg/L	0.0108	0.54%
Si 288.158†	3096.4	1.886	mg/L	0.0156	1.886	mg/L	0.0156	0.83%
Sn 189.927†	5814.2	0.9739	mg/L	0.00380	0.9739	mg/L	0.00380	0.39%
Sr 421.552†	640796.9	0.9859	mg/L	0.00220	0.9859	mg/L	0.00220	0.22%
Ti 334.903†	24969.5	1.002	mg/L	0.0017	1.002	mg/L	0.0017	0.17%
Tl 190.801†	2828.6	1.968	mg/L	0.0070	1.968	mg/L	0.0070	0.36%
V 292.402†	327973.8	1.017	mg/L	0.0011	1.017	mg/L	0.0011	0.10%
Zn 206.200†	1112.3	0.9709	mg/L	0.00664	0.9709	mg/L	0.00664	0.68%

Sequence No.: 2
Sample ID: ICB
Analyst:
Initial Sample Wt:
Dilution: 1X

Autosampler Location: 1
Date Collected: 9/26/2006 9:00:15 AM
Data Type: Original
Initial Sample Vol:
Sample Prep Vol:

Nebulizer Parameters: CB

Analyte	Back Pressure	Flow
All	183.0 kPa	0.50 L/min

Mean Data: CB

Analyte	Mean Corrected Intensity	Calib Conc.	Calib Units	Calib Std.Dev.	Sample Conc.	Sample Units	Sample Std.Dev.	RSD
ScA 357.253	1843657.0	101.0	%	0.51				0.51%
ScR 361.383	184441.0	100.7	%	0.34				0.34%
Ag 328.068†	-20.1	-0.00006	mg/L	0.000094	-0.00006	mg/L	0.000094	168.96%
Al 308.215†	-8.4	-0.00636	mg/L	0.008401	-0.00636	mg/L	0.008401	132.10%
As 188.979†	6.9	0.00513	mg/L	0.005742	0.00513	mg/L	0.005742	111.97%
B 249.677†	23.9	0.00780	mg/L	0.001018	0.00780	mg/L	0.001018	13.05%
Ba 233.527†	-0.9	-0.00027	mg/L	0.000855	-0.00027	mg/L	0.000855	312.87%
Be 313.042†	4.1	0.00001	mg/L	0.000077	0.00001	mg/L	0.000077	>999.9%
Ca 317.933†	-28.8	-0.00125	mg/L	0.001809	-0.00125	mg/L	0.001809	144.37%
Cd 228.802†	4.2	0.00010	mg/L	0.000116	0.00010	mg/L	0.000116	119.29%
Co 228.616†	-3.8	-0.00008	mg/L	0.000156	-0.00008	mg/L	0.000156	192.63%
Cr 267.716†	0.9	0.00011	mg/L	0.000520	0.00011	mg/L	0.000520	452.29%
Cu 324.752†	-104.1	-0.00033	mg/L	0.000206	-0.00033	mg/L	0.000206	62.89%
Fe 273.955†	0.1	0.00006	mg/L	0.003380	0.00006	mg/L	0.003380	>999.9%
K 766.490†	69.3	0.03862	mg/L	0.019399	0.03862	mg/L	0.019399	50.22%
Mg 279.077†	-36.5	-0.02311	mg/L	0.006588	-0.02311	mg/L	0.006588	28.51%
Mn 257.610†	3.2	0.00012	mg/L	0.000012	0.00012	mg/L	0.000012	10.45%
Mo 202.031†	7.8	0.00060	mg/L	0.000307	0.00060	mg/L	0.000307	51.41%
Na 589.592†	139.5	0.02975	mg/L	0.007104	0.02975	mg/L	0.007104	23.88%
Na 330.237†	3.3	0.1105	mg/L	0.37859	0.1105	mg/L	0.37859	342.63%
Ni 231.604†	4.8	0.00239	mg/L	0.000459	0.00239	mg/L	0.000459	19.23%
Pb 220.353†	5.4	0.00043	mg/L	0.000497	0.00043	mg/L	0.000497	116.02%
Sb 206.836†	3.2	0.00208	mg/L	0.000874	0.00208	mg/L	0.000874	42.03%
Se 196.026†	11.7	0.00591	mg/L	0.000373	0.00591	mg/L	0.000373	6.31%
Si 288.158†	-2.6	-0.00159	mg/L	0.004326	-0.00159	mg/L	0.004326	272.87%
Sn 189.927†	3.6	0.00060	mg/L	0.000220	0.00060	mg/L	0.000220	36.89%
Sr 421.552†	-43.2	-0.00007	mg/L	0.000064	-0.00007	mg/L	0.000064	95.61%
Ti 334.903†	18.1	0.00073	mg/L	0.001772	0.00073	mg/L	0.001772	243.24%
Tl 190.801†	4.6	0.00323	mg/L	0.001838	0.00323	mg/L	0.001838	56.85%
V 292.402†	-5.8	-0.00002	mg/L	0.000169	-0.00002	mg/L	0.000169	>999.9%
Zn 206.200†	0.1	0.00005	mg/L	0.000556	0.00005	mg/L	0.000556	>999.9%

Sequence No.: 3
Sample ID: CRI
Analyst:
Initial Sample Wt:
Dilution: 1X

Autosampler Location: 8
Date Collected: 9/26/2006 9:06:37 AM
Data Type: Original
Initial Sample Vol:
Sample Prep Vol:

Nebulizer Parameters: CRI

Analyte	Back Pressure	Flow
All	183.0 kPa	0.50 L/min

Mean Data: CRI

Analyte	Mean Corrected Intensity	Calib Conc.	Calib Units	Calib Std.Dev.	Sample Conc.	Sample Units	Sample Std.Dev.	RSD
ScA 357.253	1844773.4	101.1	%	0.41				0.40%
ScR 361.383	185393.0	101.2	%	0.45				0.45%
Ag 328.068†	1087.8	0.00300	mg/L	0.000110	0.00300	mg/L	0.000110	3.66%
Al 308.215†	65.9	0.04950	mg/L	0.013101	0.04950	mg/L	0.013101	26.47%
As 188.979†	78.1	0.05780	mg/L	0.002609	0.05780	mg/L	0.002609	4.51%
B 249.677†	73.2	0.02388	mg/L	0.001223	0.02388	mg/L	0.001223	5.12%
Ba 233.527†	10.0	0.00307	mg/L	0.000856	0.00307	mg/L	0.000856	27.92%
Be 313.042†	635.8	0.00102	mg/L	0.000025	0.00102	mg/L	0.000025	2.40%
Ca 317.933†	1227.3	0.05332	mg/L	0.000517	0.05332	mg/L	0.000517	0.97%
Cd 228.802†	85.3	0.00202	mg/L	0.000049	0.00202	mg/L	0.000049	2.41%
Co 228.616†	143.4	0.00300	mg/L	0.000249	0.00300	mg/L	0.000249	8.31%
Cr 267.716†	36.8	0.00462	mg/L	0.001366	0.00462	mg/L	0.001366	29.57%
Cu 324.752†	540.4	0.00170	mg/L	0.000139	0.00170	mg/L	0.000139	8.17%
Fe 273.955†	54.4	0.05174	mg/L	0.001238	0.05174	mg/L	0.001238	2.39%
K 766.490†	992.9	0.5536	mg/L	0.01150	0.5536	mg/L	0.01150	2.08%
Mg 279.077†	71.8	0.04544	mg/L	0.001830	0.04544	mg/L	0.001830	4.03%
Mn 257.610†	36.0	0.00133	mg/L	0.000190	0.00133	mg/L	0.000190	14.21%
Mo 202.031†	72.9	0.00558	mg/L	0.000342	0.00558	mg/L	0.000342	6.13%
Na 589.592†	2739.1	0.5844	mg/L	0.00369	0.5844	mg/L	0.00369	0.63%
Na 330.237†	12.9	0.4303	mg/L	0.06572	0.4303	mg/L	0.06572	15.27%
Ni 231.604†	22.8	0.01137	mg/L	0.001802	0.01137	mg/L	0.001802	15.85%
Pb 220.353†	258.4	0.02063	mg/L	0.000966	0.02063	mg/L	0.000966	4.68%
Sb 206.836†	87.8	0.05695	mg/L	0.001927	0.05695	mg/L	0.001927	3.38%
Se 196.026†	113.5	0.05732	mg/L	0.001563	0.05732	mg/L	0.001563	2.73%
Si 288.158†	136.7	0.08321	mg/L	0.006309	0.08321	mg/L	0.006309	7.58%
Sn 189.927†	70.6	0.01189	mg/L	0.000367	0.01189	mg/L	0.000367	3.08%
Sr 421.552†	721.3	0.00111	mg/L	0.000033	0.00111	mg/L	0.000033	2.96%
Ti 334.903†	139.4	0.00560	mg/L	0.000184	0.00560	mg/L	0.000184	3.29%
Tl 190.801†	83.0	0.05786	mg/L	0.000698	0.05786	mg/L	0.000698	1.21%
V 292.402†	1020.2	0.00318	mg/L	0.000220	0.00318	mg/L	0.000220	6.94%
Zn 206.200†	8.7	0.00759	mg/L	0.001751	0.00759	mg/L	0.001751	23.07%

Sequence No.: 4
Sample ID: ICSA
Analyst:
Initial Sample Wt:
Dilution: 1X

Autosampler Location: 9
Date Collected: 9/26/2006 9:12:59 AM
Data Type: Original
Initial Sample Vol:
Sample Prep Vol:

Nebulizer Parameters: ICSA

Analyte	Back Pressure	Flow
All	183.0 kPa	0.50 L/min

Mean Data: ICSA

Analyte	Mean Corrected Intensity	Calib Conc.	Calib Units	Calib Std.Dev.	Sample Conc.	Sample Units	Sample Std.Dev.	RSD
ScA 357.253	1691459.9	92.68	%	0.368				0.40%
ScR 361.383	176351.1	96.27	%	0.733				0.76%
Ag 328.068†	-3726.8	-0.00096	mg/L	0.000088	-0.00096	mg/L	0.000088	9.16%
Al 308.215†	263124.3	198.3	mg/L	0.30	198.3	mg/L	0.30	0.15%
As 188.979†	56.0	0.01880	mg/L	0.005521	0.01880	mg/L	0.005521	29.37%
B 249.677†	14.1	0.00463	mg/L	0.002130	0.00463	mg/L	0.002130	46.01%
Ba 233.527†	45.3	0.00004	mg/L	0.001029	0.00004	mg/L	0.001029	>999.9%
Be 313.042†	35.3	0.00005	mg/L	0.000042	0.00005	mg/L	0.000042	75.97%
Ca 317.933†	2238228.0	97.24	mg/L	0.331	97.24	mg/L	0.331	0.34%
Cd 228.802†	50.0	0.00117	mg/L	0.000133	0.00117	mg/L	0.000133	11.36%
Co 228.616†	35.7	0.00030	mg/L	0.000165	0.00030	mg/L	0.000165	55.73%
Cr 267.716†	90.8	0.00277	mg/L	0.000374	0.00277	mg/L	0.000374	13.51%
Cu 324.752†	-5754.9	0.00070	mg/L	0.000209	0.00070	mg/L	0.000209	29.91%
Fe 273.955†	205205.3	195.1	mg/L	0.76	195.1	mg/L	0.76	0.39%
K 766.490†	215.8	0.1203	mg/L	0.01472	0.1203	mg/L	0.01472	12.23%
Mg 279.077†	155664.2	98.34	mg/L	0.489	98.34	mg/L	0.489	0.50%
Mn 257.610†	103.1	-0.00035	mg/L	0.000627	-0.00035	mg/L	0.000627	180.69%
Mo 202.031†	60.3	0.00250	mg/L	0.000067	0.00250	mg/L	0.000067	2.69%
Na 589.592†	738.7	0.1576	mg/L	0.01249	0.1576	mg/L	0.01249	7.93%
Na 330.237†	45.9	0.5422	mg/L	0.60909	0.5422	mg/L	0.60909	112.34%
Ni 231.604†	-3.4	-0.00168	mg/L	0.001031	-0.00168	mg/L	0.001031	61.32%
Pb 220.353†	-316.1	0.01001	mg/L	0.000369	0.01001	mg/L	0.000369	3.68%
Sb 206.836†	49.0	0.01129	mg/L	0.001134	0.01129	mg/L	0.001134	10.04%
Se 196.026†	-81.0	-0.01766	mg/L	0.001150	-0.01766	mg/L	0.001150	6.51%
Si 288.158†	28.4	0.01733	mg/L	0.007828	0.01733	mg/L	0.007828	45.16%
Sn 189.927†	-71.3	-0.00480	mg/L	0.000915	-0.00480	mg/L	0.000915	19.07%
Sr 421.552†	839.8	0.00129	mg/L	0.000079	0.00129	mg/L	0.000079	6.11%
Ti 334.903†	156.0	0.00626	mg/L	0.000149	0.00626	mg/L	0.000149	2.38%
Tl 190.801†	-25.3	-0.01761	mg/L	0.001145	-0.01761	mg/L	0.001145	6.50%
V 292.402†	510.9	0.00165	mg/L	0.000117	0.00165	mg/L	0.000117	7.05%
Zn 206.200†	2.6	-0.00109	mg/L	0.002612	-0.00109	mg/L	0.002612	240.61%

Sequence No.: 5
Sample ID: ICSAB
Analyst:
Initial Sample Wt:
Dilution: 1X

Autosampler Location: 10
Date Collected: 9/26/2006 9:19:27 AM
Data Type: Original
Initial Sample Vol:
Sample Prep Vol:

Nebulizer Parameters: ICSAB

Analyte	Back Pressure	Flow
All	183.0 kPa	0.50 L/min

Mean Data: ICSAB

Analyte	Mean Corrected Intensity	Calib Conc.	Calib Units	Calib Std.Dev.	Sample Conc.	Sample Units	Sample Std.Dev.	RSD
ScA 357.253	1705150.6	93.43	%	0.342				0.37%
ScR 361.383	177067.9	96.66	%	0.507				0.52%
Ag 328.068†	381123.8	1.059	mg/L	0.0020	1.059	mg/L	0.0020	0.19%
Al 308.215†	264866.9	199.5	mg/L	0.55	199.5	mg/L	0.55	0.28%
As 188.979†	1466.2	1.062	mg/L	0.0091	1.062	mg/L	0.0091	0.86%
B 249.677†	10.5	0.00525	mg/L	0.001782	0.00525	mg/L	0.001782	33.97%
Ba 233.527†	3295.6	0.9969	mg/L	0.00620	0.9969	mg/L	0.00620	0.62%
Be 313.042†	642077.6	1.037	mg/L	0.0022	1.037	mg/L	0.0022	0.21%
Ca 317.933†	2251442.3	97.81	mg/L	0.219	97.81	mg/L	0.219	0.22%
Cd 228.802†	42618.8	1.047	mg/L	0.0023	1.047	mg/L	0.0023	0.22%
Co 228.616†	46620.2	0.9762	mg/L	0.00227	0.9762	mg/L	0.00227	0.23%
Cr 267.716†	7902.5	0.9839	mg/L	0.00530	0.9839	mg/L	0.00530	0.54%
Cu 324.752†	329218.5	1.053	mg/L	0.0018	1.053	mg/L	0.0018	0.17%
Fe 273.955†	205685.3	195.5	mg/L	0.78	195.5	mg/L	0.78	0.40%
K 766.490†	289.0	0.1611	mg/L	0.03851	0.1611	mg/L	0.03851	23.90%
Mg 279.077†	156980.4	99.18	mg/L	0.278	99.18	mg/L	0.278	0.28%
Mn 257.610†	26261.4	0.9675	mg/L	0.00554	0.9675	mg/L	0.00554	0.57%
Mo 202.031†	70.5	0.00326	mg/L	0.000091	0.00326	mg/L	0.000091	2.80%
Na 589.592†	760.6	0.1623	mg/L	0.00296	0.1623	mg/L	0.00296	1.82%
Na 330.237†	58.8	0.7303	mg/L	0.26779	0.7303	mg/L	0.26779	36.67%
Ni 231.604†	1909.1	0.9504	mg/L	0.01082	0.9504	mg/L	0.01082	1.14%
Pb 220.353†	11829.3	0.9804	mg/L	0.00820	0.9804	mg/L	0.00820	0.84%
Sb 206.836†	1692.6	1.064	mg/L	0.0079	1.064	mg/L	0.0079	0.74%
Se 196.026†	1974.0	1.019	mg/L	0.0030	1.019	mg/L	0.0030	0.29%
Si 288.158†	25.6	0.01767	mg/L	0.003652	0.01767	mg/L	0.003652	20.67%
Sn 189.927†	-86.4	-0.00528	mg/L	0.001546	-0.00528	mg/L	0.001546	29.31%
Sr 421.552†	985.6	0.00152	mg/L	0.000072	0.00152	mg/L	0.000072	4.76%
Ti 334.903†	165.3	0.00643	mg/L	0.000654	0.00643	mg/L	0.000654	10.16%
Tl 190.801†	1406.3	0.9740	mg/L	0.00905	0.9740	mg/L	0.00905	0.93%
V 292.402†	342111.5	1.060	mg/L	0.0018	1.060	mg/L	0.0018	0.17%
Zn 206.200†	1079.8	0.9393	mg/L	0.00730	0.9393	mg/L	0.00730	0.78%

Sequence No.: 6
Sample ID: CV
Analyst:
Initial Sample Wt:
Dilution: 1X

Autosampler Location: 7
Date Collected: 9/26/2006 9:25:44 AM
Data Type: Original
Initial Sample Vol:
Sample Prep Vol:

Nebulizer Parameters: CV

Analyte	Back Pressure	Flow
All	183.0 kPa	0.50 L/min

Mean Data: CV

Analyte	Mean Corrected Intensity	Calib Conc.	Calib Units	Calib Std.Dev.	Sample Conc.	Sample Units	Sample Std.Dev.	RSD
ScA 357.253	1799607.9	98.60	%	0.574				0.58%
ScR 361.383	184689.8	100.8	%	0.10				0.10%
Ag 328.068†	353726.7	0.9743	mg/L	0.00243	0.9743	mg/L	0.00243	0.25%
Al 308.215†	2630.1	1.944	mg/L	0.0057	1.944	mg/L	0.0057	0.29%
As 188.979†	2701.4	1.995	mg/L	0.0171	1.995	mg/L	0.0171	0.85%
B 249.677†	2917.2	0.9548	mg/L	0.00367	0.9548	mg/L	0.00367	0.38%
Ba 233.527†	3125.5	0.9584	mg/L	0.00341	0.9584	mg/L	0.00341	0.36%
Be 313.042†	607143.6	0.9807	mg/L	0.00014	0.9807	mg/L	0.00014	0.01%
Ca 317.933†	45843.0	1.992	mg/L	0.0013	1.992	mg/L	0.0013	0.07%
Cd 228.802†	41665.3	1.023	mg/L	0.0008	1.023	mg/L	0.0008	0.08%
Co 228.616†	47355.4	0.9907	mg/L	0.00366	0.9907	mg/L	0.00366	0.37%
Cr 267.716†	7569.3	0.9503	mg/L	0.00381	0.9503	mg/L	0.00381	0.40%
Cu 324.752†	321823.9	1.010	mg/L	0.0018	1.010	mg/L	0.0018	0.18%
Fe 273.955†	2064.7	1.960	mg/L	0.0049	1.960	mg/L	0.0049	0.25%
K 766.490†	34964.6	19.50	mg/L	0.067	19.50	mg/L	0.067	0.34%
Mg 279.077†	3102.5	1.967	mg/L	0.0073	1.967	mg/L	0.0073	0.37%
Mn 257.610†	25302.0	0.9363	mg/L	0.00303	0.9363	mg/L	0.00303	0.32%
Mo 202.031†	13114.3	1.003	mg/L	0.0126	1.003	mg/L	0.0126	1.25%
Na 589.592†	242159.7	51.66	mg/L	0.335	51.66	mg/L	0.335	0.65%
Na 330.237†	1462.3	48.75	mg/L	0.078	48.75	mg/L	0.078	0.16%
Ni 231.604†	1950.8	0.9717	mg/L	0.00200	0.9717	mg/L	0.00200	0.21%
Pb 220.353†	24833.0	1.983	mg/L	0.0070	1.983	mg/L	0.0070	0.35%
Sb 206.836†	3225.4	2.090	mg/L	0.0182	2.090	mg/L	0.0182	0.87%
Se 196.026†	3987.9	2.013	mg/L	0.0139	2.013	mg/L	0.0139	0.69%
Si 288.158†	3058.3	1.863	mg/L	0.0020	1.863	mg/L	0.0020	0.11%
Sn 189.927†	5857.9	0.9812	mg/L	0.00772	0.9812	mg/L	0.00772	0.79%
Sr 421.552†	634901.9	0.9769	mg/L	0.00042	0.9769	mg/L	0.00042	0.04%
Ti 334.903†	24756.8	0.9939	mg/L	0.00230	0.9939	mg/L	0.00230	0.23%
Tl 190.801†	2843.5	1.978	mg/L	0.0170	1.978	mg/L	0.0170	0.86%
V 292.402†	327804.7	1.016	mg/L	0.0019	1.016	mg/L	0.0019	0.18%
Zn 206.200†	1110.9	0.9696	mg/L	0.00510	0.9696	mg/L	0.00510	0.53%

Sequence No.: 7
Sample ID: CB
Analyst:
Initial Sample Wt:
Dilution: 1X

Autosampler Location: 1
Date Collected: 9/26/2006 9:32:02 AM
Data Type: Original
Initial Sample Vol:
Sample Prep Vol:

Nebulizer Parameters: CB

Analyte	Back Pressure	Flow
All	184.0 kPa	0.50 L/min

Mean Data: CB

Analyte	Mean Corrected Intensity	Calib Conc.	Calib Units	Calib Std.Dev.	Sample Conc.	Sample Units	Sample Std.Dev.	RSD
ScA 357.253	1838462.4	100.7	%	0.51				0.51%
ScR 361.383	186146.8	101.6	%	0.58				0.57%
Ag 328.068†	14.9	0.00004	mg/L	0.000245	0.00004	mg/L	0.000245	599.56%
Al 308.215†	17.1	0.01284	mg/L	0.012713	0.01284	mg/L	0.012713	99.01%
As 188.979†	13.1	0.00971	mg/L	0.003043	0.00971	mg/L	0.003043	31.35%
B 249.677†	18.8	0.00613	mg/L	0.001564	0.00613	mg/L	0.001564	25.53%
Ba 233.527†	0.8	0.00026	mg/L	0.000578	0.00026	mg/L	0.000578	222.44%
Be 313.042†	8.1	0.00001	mg/L	0.000040	0.00001	mg/L	0.000040	307.37%
Ca 317.933†	11.7	0.00051	mg/L	0.000571	0.00051	mg/L	0.000571	112.04%
Cd 228.802†	3.8	0.00008	mg/L	0.000078	0.00008	mg/L	0.000078	97.43%
Co 228.616†	-0.5	-0.00001	mg/L	0.000196	-0.00001	mg/L	0.000196	>999.9%
Cr 267.716†	5.5	0.00069	mg/L	0.000588	0.00069	mg/L	0.000588	84.86%
Cu 324.752†	-10.3	-0.00003	mg/L	0.000045	-0.00003	mg/L	0.000045	136.95%
Fe 273.955†	-0.2	-0.00022	mg/L	0.000765	-0.00022	mg/L	0.000765	351.05%
K 766.490†	49.0	0.02729	mg/L	0.022254	0.02729	mg/L	0.022254	81.54%
Mg 279.077†	-15.1	-0.00958	mg/L	0.007351	-0.00958	mg/L	0.007351	76.75%
Mn 257.610†	6.9	0.00026	mg/L	0.000078	0.00026	mg/L	0.000078	30.60%
Mo 202.031†	7.0	0.00053	mg/L	0.000443	0.00053	mg/L	0.000443	82.99%
Na 589.592†	143.9	0.03071	mg/L	0.002978	0.03071	mg/L	0.002978	9.70%
Na 330.237†	10.4	0.3467	mg/L	0.19850	0.3467	mg/L	0.19850	57.26%
Ni 231.604†	1.5	0.00077	mg/L	0.001977	0.00077	mg/L	0.001977	256.99%
Pb 220.353†	7.5	0.00060	mg/L	0.000121	0.00060	mg/L	0.000121	20.09%
Sb 206.836†	1.5	0.00096	mg/L	0.001225	0.00096	mg/L	0.001225	127.15%
Se 196.026†	13.5	0.00682	mg/L	0.004275	0.00682	mg/L	0.004275	62.70%
Si 288.158†	8.4	0.00512	mg/L	0.006567	0.00512	mg/L	0.006567	128.36%
Sn 189.927†	9.6	0.00161	mg/L	0.000594	0.00161	mg/L	0.000594	36.93%
Sr 421.552†	21.4	0.00003	mg/L	0.000060	0.00003	mg/L	0.000060	182.02%
Ti 334.903†	2.5	0.00010	mg/L	0.000612	0.00010	mg/L	0.000612	604.45%
Tl 190.801†	4.8	0.00337	mg/L	0.000899	0.00337	mg/L	0.000899	26.66%
V 292.402†	25.2	0.00008	mg/L	0.000181	0.00008	mg/L	0.000181	218.13%
Zn 206.200†	0.4	0.00038	mg/L	0.002781	0.00038	mg/L	0.002781	732.99%

Sequence No.: 8
Sample ID: JW94 MB2 TWC
Analyst: ALA
Initial Sample Wt:
Dilution: 1X

Autosampler Location: 21
Date Collected: 9/26/2006 9:38:24 AM
Data Type: Original
Initial Sample Vol:
Sample Prep Vol:

Nebulizer Parameters: JW94 MB2 TWC

Analyte	Back Pressure	Flow
All	183.0 kPa	0.50 L/min

Mean Data: JW94 MB2 TWC

Analyte	Mean Corrected Intensity	Calib Conc.	Calib Units	Std.Dev.	Sample Conc.	Sample Units	Std.Dev.	RSD
ScA 357.253	1882893.8	103.2	%	0.08				0.08%
ScR 361.383	188813.7	103.1	%	1.39				1.35%
Ag 328.068†	2.7	0.00001	mg/L	0.000095	0.00001	mg/L	0.000095	>999.9%
Al 308.215†	19.7	0.01485	mg/L	0.017779	0.01485	mg/L	0.017779	119.74%
As 188.979†	6.8	0.00500	mg/L	0.001084	0.00500	mg/L	0.001084	21.67%
B 249.677†	9.6	0.00312	mg/L	0.001537	0.00312	mg/L	0.001537	49.28%
Ba 233.527†	-1.8	-0.00057	mg/L	0.000616	-0.00057	mg/L	0.000616	108.31%
Be 313.042†	-49.0	-0.00008	mg/L	0.000030	-0.00008	mg/L	0.000030	37.89%
Ca 317.933†	1267.8	0.05508	mg/L	0.001263	0.05508	mg/L	0.001263	2.29%
Cd 228.802†	-0.9	-0.00003	mg/L	0.000058	-0.00003	mg/L	0.000058	208.84%
Co 228.616†	-6.1	-0.00013	mg/L	0.000051	-0.00013	mg/L	0.000051	39.44%
Cr 267.716†	1.6	0.00020	mg/L	0.001144	0.00020	mg/L	0.001144	559.74%
Cu 324.752†	71.0	0.00022	mg/L	0.000152	0.00022	mg/L	0.000152	68.07%
Fe 273.955†	11.8	0.01125	mg/L	0.003515	0.01125	mg/L	0.003515	31.25%
K 766.490†	17.7	0.00986	mg/L	0.041193	0.00986	mg/L	0.041193	417.72%
Mg 279.077†	-7.4	-0.00471	mg/L	0.018501	-0.00471	mg/L	0.018501	392.66%
Mn 257.610†	3.0	0.00011	mg/L	0.000161	0.00011	mg/L	0.000161	146.42%
Mo 202.031†	3.2	0.00025	mg/L	0.000580	0.00025	mg/L	0.000580	236.13%
Na 589.592†	158.0	0.03371	mg/L	0.012573	0.03371	mg/L	0.012573	37.30%
Na 330.237†	11.0	0.3654	mg/L	0.10249	0.3654	mg/L	0.10249	28.05%
Ni 231.604†	6.3	0.00315	mg/L	0.000857	0.00315	mg/L	0.000857	27.23%
Pb 220.353†	-11.4	-0.00090	mg/L	0.000500	-0.00090	mg/L	0.000500	55.21%
Sb 206.836†	1.6	0.00101	mg/L	0.002522	0.00101	mg/L	0.002522	249.65%
Se 196.026†	12.4	0.00624	mg/L	0.003800	0.00624	mg/L	0.003800	60.90%
Si 288.158†	22.5	0.01368	mg/L	0.002188	0.01368	mg/L	0.002188	15.99%
Sn 189.927†	3.1	0.00053	mg/L	0.000762	0.00053	mg/L	0.000762	144.71%
Sr 421.552†	85.6	0.00013	mg/L	0.000136	0.00013	mg/L	0.000136	103.43%
Ti 334.903†	28.6	0.00115	mg/L	0.000267	0.00115	mg/L	0.000267	23.28%
Tl 190.801†	6.8	0.00476	mg/L	0.002160	0.00476	mg/L	0.002160	45.38%
V 292.402†	47.2	0.00015	mg/L	0.000163	0.00015	mg/L	0.000163	111.69%
Zn 206.200†	5.1	0.00442	mg/L	0.002427	0.00442	mg/L	0.002427	54.96%

Sequence No.: 9
Sample ID: JX24 MB TWC
Analyst: ALA
Initial Sample Wt:
Dilution: 1X

Autosampler Location: 22
Date Collected: 9/26/2006 9:44:48 AM
Data Type: Original
Initial Sample Vol:
Sample Prep Vol:

Nebulizer Parameters: JX24 MB TWC

Analyte	Back Pressure	Flow
All	183.0 kPa	0.50 L/min

Mean Data: JX24 MB TWC

Analyte	Mean Corrected Intensity	Calib Conc.	Calib Units	Calib Std.Dev.	Sample Conc.	Sample Units	Sample Std.Dev.	RSD
ScA 357.253	1900786.9	104.1	%	1.15				1.11%
ScR 361.383	187594.5	102.4	%	0.72				0.71%
Ag 328.068†	-54.7	-0.00015	mg/L	0.000262	-0.00015	mg/L	0.000262	174.58%
Al 308.215†	26.3	0.01980	mg/L	0.008934	0.01980	mg/L	0.008934	45.12%
As 188.979†	3.3	0.00244	mg/L	0.004623	0.00244	mg/L	0.004623	189.56%
B 249.677†	5.7	0.00185	mg/L	0.001415	0.00185	mg/L	0.001415	76.45%
Ba 233.527†	0.1	0.00004	mg/L	0.000865	0.00004	mg/L	0.000865	>999.9%
Be 313.042†	-61.7	-0.00010	mg/L	0.000008	-0.00010	mg/L	0.000008	7.61%
Ca 317.933†	301.4	0.01309	mg/L	0.000805	0.01309	mg/L	0.000805	6.15%
Cd 228.802†	-4.2	-0.00011	mg/L	0.000262	-0.00011	mg/L	0.000262	248.64%
Co 228.616†	-11.6	-0.00024	mg/L	0.000071	-0.00024	mg/L	0.000071	28.90%
Cr 267.716†	2.5	0.00032	mg/L	0.000874	0.00032	mg/L	0.000874	276.83%
Cu 324.752†	-64.2	-0.00020	mg/L	0.000241	-0.00020	mg/L	0.000241	119.90%
Fe 273.955†	7.6	0.00724	mg/L	0.002106	0.00724	mg/L	0.002106	29.07%
K 766.490†	-59.0	-0.03290	mg/L	0.016937	-0.03290	mg/L	0.016937	51.48%
Mg 279.077†	1.1	0.00071	mg/L	0.019899	0.00071	mg/L	0.019899	>999.9%
Mn 257.610†	1.4	0.00005	mg/L	0.000045	0.00005	mg/L	0.000045	84.71%
Mo 202.031†	4.2	0.00032	mg/L	0.000313	0.00032	mg/L	0.000313	97.98%
Na 589.592†	70.2	0.01499	mg/L	0.001545	0.01499	mg/L	0.001545	10.31%
Na 330.237†	9.8	0.3237	mg/L	0.44496	0.3237	mg/L	0.44496	137.44%
Ni 231.604†	4.1	0.00202	mg/L	0.000993	0.00202	mg/L	0.000993	49.13%
Pb 220.353†	-1.8	-0.00014	mg/L	0.000228	-0.00014	mg/L	0.000228	164.36%
Sb 206.836†	0.4	0.00027	mg/L	0.001124	0.00027	mg/L	0.001124	424.09%
Se 196.026†	22.0	0.01112	mg/L	0.005794	0.01112	mg/L	0.005794	52.11%
Si 288.158†	27.0	0.01641	mg/L	0.002458	0.01641	mg/L	0.002458	14.97%
Sn 189.927†	0.3	0.00006	mg/L	0.001470	0.00006	mg/L	0.001470	>999.9%
Sr 421.552†	28.9	0.00004	mg/L	0.000045	0.00004	mg/L	0.000045	102.07%
Ti 334.903†	6.9	0.00028	mg/L	0.001605	0.00028	mg/L	0.001605	580.73%
Tl 190.801†	3.3	0.00229	mg/L	0.002096	0.00229	mg/L	0.002096	91.49%
V 292.402†	-26.3	-0.00008	mg/L	0.000029	-0.00008	mg/L	0.000029	37.13%
Zn 206.200†	9.1	0.00799	mg/L	0.002407	0.00799	mg/L	0.002407	30.12%

Sequence No.: 10
Sample ID: JX20 MB SWC
Analyst: ALA
Initial Sample Wt:
Dilution: 2X

Autosampler Location: 23
Date Collected: 9/26/2006 9:51:12 AM
Data Type: Original
Initial Sample Vol:
Sample Prep Vol:

Nebulizer Parameters: JX20 MB SWC

Analyte	Back Pressure	Flow
All	183.0 kPa	0.50 L/min

Mean Data: JX20 MB SWC

Analyte	Mean Corrected Intensity	Calib Conc.	Calib Units	Calib Std.Dev.	Sample Conc.	Sample Units	Sample Std.Dev.	RSD
ScA 357.253	1903670.6	104.3	%	0.08				0.08%
ScR 361.383	191505.4	104.5	%	0.28				0.27%
Ag 328.068†	-102.7	-0.00028	mg/L	0.000169	-0.00057	mg/L	0.000338	59.85%
Al 308.215†	56.3	0.04244	mg/L	0.015249	0.08488	mg/L	0.030499	35.93%
As 188.979†	4.8	0.00357	mg/L	0.002743	0.00715	mg/L	0.005486	76.74%
B 249.677†	13.2	0.00430	mg/L	0.000361	0.00860	mg/L	0.000721	8.39%
Ba 233.527†	1.8	0.00055	mg/L	0.000775	0.00110	mg/L	0.001550	140.36%
Be 313.042†	-68.6	-0.00011	mg/L	0.000013	-0.00022	mg/L	0.000026	11.91%
Ca 317.933†	668.4	0.02904	mg/L	0.001394	0.05808	mg/L	0.002788	4.80%
Cd 228.802†	-2.7	-0.00007	mg/L	0.000093	-0.00014	mg/L	0.000186	128.92%
Co 228.616†	-13.5	-0.00028	mg/L	0.000099	-0.00057	mg/L	0.000198	34.72%
Cr 267.716†	0.3	0.00004	mg/L	0.000234	0.00009	mg/L	0.000467	526.47%
Cu 324.752†	-88.1	-0.00028	mg/L	0.000085	-0.00055	mg/L	0.000169	30.63%
Fe 273.955†	7.1	0.00676	mg/L	0.001740	0.01353	mg/L	0.003481	25.73%
K 766.490†	-94.7	-0.05278	mg/L	0.018298	-0.1056	mg/L	0.03660	34.67%
Mg 279.077†	-8.9	-0.00566	mg/L	0.008696	-0.01132	mg/L	0.017393	153.60%
Mn 257.610†	-1.2	-0.00004	mg/L	0.000176	-0.00009	mg/L	0.000352	391.61%
Mo 202.031†	4.1	0.00031	mg/L	0.000224	0.00063	mg/L	0.000448	71.18%
Na 589.592†	83.1	0.01774	mg/L	0.003057	0.03547	mg/L	0.006114	17.24%
Na 330.237†	21.5	0.7157	mg/L	0.53443	1.431	mg/L	1.0689	74.67%
Ni 231.604†	1.2	0.00061	mg/L	0.000315	0.00122	mg/L	0.000630	51.72%
Pb 220.353†	-9.8	-0.00078	mg/L	0.000312	-0.00155	mg/L	0.000624	40.16%
Sb 206.836†	1.5	0.00097	mg/L	0.001173	0.00194	mg/L	0.002345	121.17%
Se 196.026†	14.4	0.00727	mg/L	0.003151	0.01453	mg/L	0.006301	43.36%
Si 288.158†	10.4	0.00631	mg/L	0.003627	0.01263	mg/L	0.007254	57.45%
Sn 189.927†	1.4	0.00024	mg/L	0.000350	0.00047	mg/L	0.000700	148.42%
Sr 421.552†	96.2	0.00015	mg/L	0.000062	0.00030	mg/L	0.000124	41.90%
Ti 334.903†	41.0	0.00165	mg/L	0.000914	0.00329	mg/L	0.001828	55.52%
Tl 190.801†	1.4	0.00097	mg/L	0.001088	0.00195	mg/L	0.002175	111.58%
V 292.402†	-6.1	-0.00002	mg/L	0.000083	-0.00004	mg/L	0.000167	441.74%
Zn 206.200†	6.0	0.00524	mg/L ✓	0.002724	0.01048	mg/L	0.005448	51.97%

Sequence No.: 11
Sample ID: JX22 MB2 TWC
Analyst: ALA
Initial Sample Wt:
Dilution: 1X

Autosampler Location: 24
Date Collected: 9/26/2006 9:57:38 AM
Data Type: Original
Initial Sample Vol:
Sample Prep Vol:

Nebulizer Parameters: JX22 MB2 TWC

Analyte	Back Pressure	Flow
All	183.0 kPa	0.50 L/min

Mean Data: JX22 MB2 TWC

Analyte	Mean Corrected Intensity	Calib Conc.	Calib Units	Calib Std.Dev.	Sample Conc.	Sample Units	Sample Std.Dev.	RSD
ScA 357.253	1893921.0	103.8	%	0.61				0.59%
ScR 361.383	189143.7	103.2	%	0.34				0.33%
Ag 328.068†	-99.0	-0.00027	mg/L	0.000147	-0.00027	mg/L	0.000147	54.00%
Al 308.215†	28.1	0.02115	mg/L	0.005977	0.02115	mg/L	0.005977	28.26%
As 188.979†	9.4	0.00696	mg/L	0.000927	0.00696	mg/L	0.000927	13.33%
B 249.677†	2.1	0.00067	mg/L	0.003905	0.00067	mg/L	0.003905	580.85%
Ba 233.527†	-4.9	-0.00151	mg/L	0.001270	-0.00151	mg/L	0.001270	84.02%
Be 313.042†	-49.2	-0.00008	mg/L	0.000015	-0.00008	mg/L	0.000015	18.74%
Ca 317.933†	237.6	0.01032	mg/L	0.001415	0.01032	mg/L	0.001415	13.71%
Cd 228.802†	-5.8	-0.00015	mg/L	0.000031	-0.00015	mg/L	0.000031	20.27%
Co 228.616†	-17.2	-0.00036	mg/L	0.000166	-0.00036	mg/L	0.000166	45.94%
Cr 267.716†	-1.6	-0.00020	mg/L	0.000989	-0.00020	mg/L	0.000989	488.57%
Cu 324.752†	-109.5	-0.00034	mg/L	0.000130	-0.00034	mg/L	0.000130	37.78%
Fe 273.955†	5.2	0.00496	mg/L	0.000799	0.00496	mg/L	0.000799	16.11%
K 766.490†	-63.3	-0.03529	mg/L	0.022339	-0.03529	mg/L	0.022339	63.31%
Mg 279.077†	-15.4	-0.00978	mg/L	0.013952	-0.00978	mg/L	0.013952	142.72%
Mn 257.610†	-1.3	-0.00005	mg/L	0.000108	-0.00005	mg/L	0.000108	228.03%
Mo 202.031†	3.7	0.00028	mg/L	0.000144	0.00028	mg/L	0.000144	51.34%
Na 589.592†	66.5	0.01418	mg/L	0.002834	0.01418	mg/L	0.002834	19.98%
Na 330.237†	-4.1	-0.1372	mg/L	1.10258	-0.1372	mg/L	1.10258	803.37%
Ni 231.604†	2.0	0.00099	mg/L	0.004259	0.00099	mg/L	0.004259	429.98%
Pb 220.353†	-9.9	-0.00078	mg/L	0.000663	-0.00078	mg/L	0.000663	84.62%
Sb 206.836†	2.1	0.00135	mg/L	0.000908	0.00135	mg/L	0.000908	67.31%
Se 196.026†	17.9	0.00902	mg/L	0.004332	0.00902	mg/L	0.004332	48.03%
Si 288.158†	25.4	0.01545	mg/L	0.005252	0.01545	mg/L	0.005252	34.00%
Sn 189.927†	-1.1	-0.00017	mg/L	0.000932	-0.00017	mg/L	0.000932	534.53%
Sr 421.552†	13.3	0.00002	mg/L	0.000101	0.00002	mg/L	0.000101	494.28%
Ti 334.903†	37.1	0.00149	mg/L	0.000820	0.00149	mg/L	0.000820	55.02%
Tl 190.801†	5.1	0.00358	mg/L	0.002114	0.00358	mg/L	0.002114	58.99%
V 292.402†	-22.8	-0.00007	mg/L	0.000059	-0.00007	mg/L	0.000059	81.56%
Zn 206.200†	6.0	0.00528	mg/L	0.002068	0.00528	mg/L	0.002068	39.15%

Sequence No.: 12
Sample ID: JX22 C TWC
Analyst: ALA
Initial Sample Wt:
Dilution: 1X

Autosampler Location: 25
Date Collected: 9/26/2006 10:04:01 AM
Data Type: Original
Initial Sample Vol:
Sample Prep Vol:

Nebulizer Parameters: JX22 C TWC

Analyte	Back Pressure	Flow
All	183.0 kPa	0.50 L/min

Mean Data: JX22 C TWC

Analyte	Mean Corrected Intensity	Calib Conc.	Calib Units	Calib Std.Dev.	Sample Conc.	Sample Units	Sample Std.Dev.	RSD
ScA 357.253	1880182.2	103.0	%	0.49				0.47%
ScR 361.383	189601.6	103.5	%	0.74				0.72%
Ag 328.068†	-39.6	-0.00008	mg/L	0.000328	-0.00008	mg/L	0.000328	433.77%
Al 308.215†	623.3	0.4696	mg/L	0.01456	0.4696	mg/L	0.01456	3.10%
As 188.979†	12.1	0.00839	mg/L	0.002850	0.00839	mg/L	0.002850	33.99%
B 249.677†	95.4	0.03112	mg/L	0.001422	0.03112	mg/L	0.001422	4.57%
Ba 233.527†	168.1	0.05153	mg/L	0.001474	0.05153	mg/L	0.001474	2.86%
Be 313.042†	-60.9	-0.00010	mg/L	0.000014	-0.00010	mg/L	0.000014	13.53%
Ca 317.933†	84975.4	3.692	mg/L	0.0059	3.692	mg/L	0.0059	0.16%
Cd 228.802†	6.6	0.00015	mg/L	0.000170	0.00015	mg/L	0.000170	115.32%
Co 228.616†	15.8	0.00028	mg/L	0.000268	0.00028	mg/L	0.000268	94.15%
Cr 267.716†	40.4	0.00496	mg/L	0.000107	0.00496	mg/L	0.000107	2.16%
Cu 324.752†	5508.1	0.01737	mg/L	0.000039	0.01737	mg/L	0.000039	0.22%
Fe 273.955†	825.5	0.7847	mg/L	0.00556	0.7847	mg/L	0.00556	0.71%
K 766.490†	923.6	0.5150	mg/L	0.01212	0.5150	mg/L	0.01212	2.35%
Mg 279.077†	1368.2	0.8651	mg/L	0.01896	0.8651	mg/L	0.01896	2.19%
Mn 257.610†	749.9	0.02769	mg/L	0.000527	0.02769	mg/L	0.000527	1.90%
Mo 202.031†	13.3	0.00100	mg/L	0.000276	0.00100	mg/L	0.000276	27.67%
Na 589.592†	7402.9	1.579	mg/L	0.0047	1.579	mg/L	0.0047	0.29%
Na 330.237†	78.6	2.098	mg/L	0.9738	2.098	mg/L	0.9738	46.41%
Ni 231.604†	6.9	0.00345	mg/L	0.001314	0.00345	mg/L	0.001314	38.03%
Pb 220.353†	23.5	0.00196	mg/L	0.000411	0.00196	mg/L	0.000411	21.00%
Sb 206.836†	-1.0	-0.00082	mg/L	0.000609	-0.00082	mg/L	0.000609	74.23%
Se 196.026†	6.0	0.00309	mg/L	0.001669	0.00309	mg/L	0.001669	54.07%
Si 288.158†	1824.6	1.110	mg/L	0.0199	1.110	mg/L	0.0199	1.79%
Sn 189.927†	-8.1	-0.00109	mg/L	0.001195	-0.00109	mg/L	0.001195	109.52%
Sr 421.552†	12379.9	0.01905	mg/L	0.000042	0.01905	mg/L	0.000042	0.22%
Ti 334.903†	404.4	0.01625	mg/L	0.000944	0.01625	mg/L	0.000944	5.81%
Tl 190.801†	2.8	0.00194	mg/L	0.003559	0.00194	mg/L	0.003559	183.25%
V 292.402†	668.7	0.00209	mg/L	0.000132	0.00209	mg/L	0.000132	6.31%
Zn 206.200†	2218.5	1.938	mg/L	0.0146	1.938	mg/L	0.0146	0.76%

Sequence No.: 13
Sample ID: JX20 B SWC
Analyst: ALA
Initial Sample Wt:
Dilution: 2X

Autosampler Location: 26
Date Collected: 9/26/2006 10:10:27 AM
Data Type: Original
Initial Sample Vol:
Sample Prep Vol:

Nebulizer Parameters: JX20 B SWC

Analyte	Back Pressure	Flow
All	183.0 kPa	0.50 L/min

Mean Data: JX20 B SWC

Analyte	Mean Corrected Intensity	Calib Conc.	Calib Units	Calib Std.Dev.	Sample Conc.	Sample Units	Sample Std.Dev.	RSD
ScA 357.253	1781261.1	97.60	%	0.241				0.25%
ScR 361.383	182337.3	99.53	%	0.595				0.60%
Ag 328.068†	-2560.8	-0.00082	mg/L	0.000193	-0.00165	mg/L	0.000385	23.38%
Al 308.215†	194778.7	146.7	mg/L	0.21	293.5	mg/L	0.41	0.14%
As 188.979†	155.4	0.07517	mg/L	0.003795	0.1503	mg/L	0.00759	5.05%
B 249.677†	407.4	0.1306	mg/L	0.00246	0.2612	mg/L	0.00492	1.88%
Ba 233.527†	2709.0	0.8225	mg/L	0.00617	1.645	mg/L	0.0123	0.75%
Be 313.042†	1532.5	0.00178	mg/L	0.000004	0.00355	mg/L	0.000008	0.21%
Ca 317.933†	3507146.4	152.4	mg/L	1.38	304.7	mg/L	2.77	0.91%
Cd 228.802†	226.9	0.00540	mg/L	0.000052	0.01080	mg/L	0.000104	0.96%
Co 228.616†	3684.3	0.06376	mg/L	0.000840	0.1275	mg/L	0.00168	1.32%
Cr 267.716†	1205.9	0.1536	mg/L	0.00183	0.3073	mg/L	0.00365	1.19%
Cu 324.752†	66751.9	0.2210	mg/L	0.00066	0.4420	mg/L	0.00133	0.30%
Fe 273.955†	138675.9	131.8	mg/L	0.31	263.7	mg/L	0.63	0.24%
K 766.490†	12922.7	7.205	mg/L	0.0509	14.41	mg/L	0.102	0.71%
Mg 279.077†	47561.0	30.00	mg/L	0.013	59.99	mg/L	0.026	0.04%
Mn 257.610†	33320.9	1.230	mg/L	0.0033	2.459	mg/L	0.0066	0.27%
Mo 202.031†	82.0	0.00563	mg/L	0.000184	0.01126	mg/L	0.000368	3.27%
Na 589.592†	50123.4	10.69	mg/L	0.038	21.39	mg/L	0.076	0.36%
Na 330.237†	318.1	10.82	mg/L	0.482	21.65	mg/L	0.965	4.46%
Ni 231.604†	264.0	0.1314	mg/L	0.00200	0.2628	mg/L	0.00399	1.52%
Pb 220.353†	4601.5	0.3933	mg/L	0.00279	0.7865	mg/L	0.00557	0.71%
Sb 206.836†	59.5	0.03057	mg/L	0.002116	0.06114	mg/L	0.004231	6.92%
Se 196.026†	-50.9	-0.01139	mg/L	0.005455	-0.02279	mg/L	0.010910	47.88%
Si 288.158†	4370.8	2.660	mg/L	0.0093	5.320	mg/L	0.0185	0.35%
Sn 189.927†	-33.7	0.00400	mg/L	0.000632	0.00800	mg/L	0.001264	15.79%
Sr 421.552†	509746.2	0.7843	mg/L	0.00661	1.569	mg/L	0.0132	0.84%
Ti 334.903†	188977.9	7.596	mg/L	0.0576	15.19	mg/L	0.115	0.76%
Tl 190.801†	-9.0	-0.01428	mg/L	0.007873	-0.02855	mg/L	0.015747	55.15%
V 292.402†	145734.3	0.4464	mg/L	0.00136	0.8928	mg/L	0.00272	0.30%
Zn 206.200†	638.0	0.5570	mg/L	0.00214	1.114	mg/L	0.0043	0.38%

Sequence No.: 14
Sample ID: JX10 ODUP WMN
Analyst: ALA
Initial Sample Wt:
Dilution: 5X

Autosampler Location: 27
Date Collected: 9/26/2006 10:16:59 AM
Data Type: Original
Initial Sample Vol:
Sample Prep Vol:

Nebulizer Parameters: JX10 ODUP WMN

Analyte	Back Pressure	Flow
All	183.0 kPa	0.50 L/min

Mean Data: JX10 ODUP WMN

Analyte	Mean Corrected Intensity	Calib Conc.	Calib Units	Calib Std.Dev.	Sample Conc.	Sample Units	Sample Std.Dev.	RSD
ScA 357.253	1771331.1	97.05	%	0.824				0.85%
ScR 361.383	182637.0	99.70	%	0.606				0.61%
Ag 328.068†	32.3	0.00007	mg/L	0.000112	0.00037	mg/L	0.000561	149.86%
Al 308.215†	179.0	0.1346	mg/L	0.00985	0.6731	mg/L	0.04927	7.32%
As 188.979†	19.2	0.01400	mg/L	0.001515	0.07002	mg/L	0.007575	10.82%
B 249.677†	121.6	0.03967	mg/L	0.001248	0.1984	mg/L	0.00624	3.14%
Ba 233.527†	29.6	0.00909	mg/L	0.000793	0.04545	mg/L	0.003966	8.73%
Be 313.042†	50.9	0.00007	mg/L	0.000049	0.00033	mg/L	0.000247	74.39%
Ca 317.933†	108467.4	4.712	mg/L	0.0198	23.56	mg/L	0.099	0.42%
Cd 228.802†	-4.5	-0.00013	mg/L	0.000146	-0.00065	mg/L	0.000732	112.12%
Co 228.616†	71.1	0.00147	mg/L	0.000312	0.00735	mg/L	0.001561	21.25%
Cr 267.716†	14.6	0.00112	mg/L	0.000833	0.00561	mg/L	0.004165	74.17%
Cu 324.752†	767.8	0.00240	mg/L	0.000150	0.01202	mg/L	0.000749	6.23%
Fe 273.955†	159.9	0.1520	mg/L	0.00124	0.7599	mg/L	0.00618	0.81%
K 766.490†	3448.4	1.923	mg/L	0.0332	9.614	mg/L	0.1660	1.73%
Mg 279.077†	4744.5	3.002	mg/L	0.0263	15.01	mg/L	0.132	0.88%
Mn 257.610†	4050.9	0.1498	mg/L	0.00041	0.7488	mg/L	0.00205	0.27%
Mo 202.031†	28.6	0.00212	mg/L	0.000250	0.01061	mg/L	0.001248	11.76%
Na 589.592†	707172.0	150.9	mg/L	1.43	754.4	mg/L	7.16	0.95%
Na 330.237†	4362.2	145.4	mg/L	0.79	727.1	mg/L	3.96	0.54%
Ni 231.604†	3.5	0.00177	mg/L	0.000950	0.00884	mg/L	0.004751	53.72%
Pb 220.353†	25.1	0.00203	mg/L	0.000660	0.01013	mg/L	0.003302	32.60%
Sb 206.836†	7.1	0.00461	mg/L	0.002377	0.02303	mg/L	0.011887	51.62%
Se 196.026†	16.9	0.00840	mg/L	0.002702	0.04198	mg/L	0.013508	32.18%
Si 288.158†	5827.9	3.546	mg/L	0.0169	17.73	mg/L	0.085	0.48%
Sn 189.927†	-11.4	-0.00156	mg/L	0.000976	-0.00779	mg/L	0.004881	62.66%
Sr 421.552†	20248.1	0.03115	mg/L	0.000102	0.1558	mg/L	0.00051	0.33%
Ti 334.903†	273.5	0.01099	mg/L	0.000837	0.05495	mg/L	0.004184	7.62%
Tl 190.801†	0.8	0.00052	mg/L	0.000724	0.00262	mg/L	0.003620	138.33%
V 292.402†	3316.9	0.01024	mg/L	0.000122	0.05122	mg/L	0.000612	1.19%
Zn 206.200†	2.3	0.00214	mg/L	0.001806	0.01070	mg/L	0.009032	84.45%

Sequence No.: 15
Sample ID: JX10 O WMN
Analyst: ALA
Initial Sample Wt:
Dilution: 5X

Autosampler Location: 28
Date Collected: 9/26/2006 10:23:40 AM
Data Type: Original
Initial Sample Vol:
Sample Prep Vol:

Nebulizer Parameters: JX10 O WMN

Analyte	Back Pressure	Flow
All	183.0 kPa	0.50 L/min

Mean Data: JX10 O WMN

Analyte	Mean Corrected Intensity	Calib Conc.	Calib Units	Calib Std.Dev.	Sample Conc.	Sample Units	Sample Std.Dev.	RSD
ScA 357.253	1752521.0	96.02	%	0.303				0.32%
ScR 361.383	182152.2	99.43	%	0.586				0.59%
Ag 328.068†	88.2	0.00023	mg/L	0.000140	0.00114	mg/L	0.000700	61.17%
Al 308.215†	139.6	0.1049	mg/L	0.00317	0.5247	mg/L	0.01584	3.02%
As 188.979†	23.1	0.01685	mg/L	0.003903	0.08426	mg/L	0.019517	23.16%
B 249.677†	125.5	0.04094	mg/L	0.001896	0.2047	mg/L	0.00948	4.63%
Ba 233.527†	27.4	0.00839	mg/L	0.000453	0.04194	mg/L	0.002263	5.40%
Be 313.042†	33.8	0.00004	mg/L	0.000046	0.00019	mg/L	0.000231	119.90%
Ca 317.933†	109352.8	4.751	mg/L	0.0512	23.75	mg/L	0.256	1.08%
Cd 228.802†	2.9	0.00005	mg/L	0.000085	0.00023	mg/L	0.000424	181.80%
Co 228.616†	70.7	0.00146	mg/L	0.000089	0.00729	mg/L	0.000447	6.13%
Cr 267.716†	9.4	0.00047	mg/L	0.000665	0.00233	mg/L	0.003326	142.52%
Cu 324.752†	778.4	0.00244	mg/L	0.000240	0.01219	mg/L	0.001201	9.86%
Fe 273.955†	160.0	0.1520	mg/L	0.00199	0.7602	mg/L	0.00994	1.31%
K 766.490†	3642.6	2.031	mg/L	0.0215	10.15	mg/L	0.107	1.06%
Mg 279.077†	4784.7	3.027	mg/L	0.0316	15.13	mg/L	0.158	1.05%
Mn 257.610†	4077.4	0.1507	mg/L	0.00234	0.7537	mg/L	0.01168	1.55%
Mo 202.031†	23.0	0.00169	mg/L	0.000401	0.00847	mg/L	0.002003	23.65%
Na 589.592†	720743.0	153.8	mg/L	0.48	768.8	mg/L	2.41	0.31%
Na 330.237†	4382.8	146.1	mg/L	1.90	730.5	mg/L	9.50	1.30%
Ni 231.604†	1.4	0.00069	mg/L	0.003182	0.00346	mg/L	0.015909	459.73%
Pb 220.353†	25.9	0.00208	mg/L	0.000232	0.01042	mg/L	0.001159	11.12%
Sb 206.836†	6.4	0.00413	mg/L	0.001397	0.02063	mg/L	0.006987	33.87%
Se 196.026†	12.3	0.00604	mg/L	0.003176	0.03022	mg/L	0.015881	52.54%
Si 288.158†	5898.0	3.589	mg/L	0.0411	17.94	mg/L	0.206	1.15%
Sn 189.927†	-15.8	-0.00228	mg/L	0.000826	-0.01140	mg/L	0.004131	36.24%
Sr 421.552†	20313.1	0.03125	mg/L	0.000335	0.1563	mg/L	0.00167	1.07%
Ti 334.903†	282.6	0.01136	mg/L	0.001239	0.05678	mg/L	0.006195	10.91%
Tl 190.801†	6.6	0.00454	mg/L	0.000929	0.02271	mg/L	0.004645	20.45%
V 292.402†	3349.8	0.01034	mg/L	0.000057	0.05170	mg/L	0.000283	0.55%
Zn 206.200†	4.6	0.00411	mg/L	0.000765	0.02054	mg/L	0.003823	18.61%

Sequence No.: 16
Sample ID: JX10 OSPK WMN
Analyst: ALA
Initial Sample Wt:
Dilution: 5X

Autosampler Location: 29
Date Collected: 9/26/2006 10:30:21 AM
Data Type: Original
Initial Sample Vol:
Sample Prep Vol:

Nebulizer Parameters: JX10 OSPK WMN

Analyte	Back Pressure	Flow
All	183.0 kPa	0.50 L/min

Mean Data: JX10 OSPK WMN

Analyte	Mean Corrected Intensity	Calib Conc.	Calib Units	Std.Dev.	Sample Conc.	Sample Units	Std.Dev.	RSD
ScA 357.253	1780822.0	97.57	%	0.252				0.26%
ScR 361.383	183294.4	100.1	%	0.29				0.29%
Ag 328.068†	38.1	0.00009	mg/L	0.000098	0.00046	mg/L	0.000488	106.79%
Al 308.215†	155.3	0.1168	mg/L	0.02830	0.5842	mg/L	0.14151	24.22%
As 188.979†	21.7	0.01583	mg/L	0.003088	0.07914	mg/L	0.015441	19.51%
B 249.677†	116.0	0.03785	mg/L	0.000482	0.1893	mg/L	0.00241	1.27%
Ba 233.527†	31.2	0.00957	mg/L	0.000526	0.04787	mg/L	0.002629	5.49%
Be 313.042†	53.5	0.00007	mg/L	0.000035	0.00035	mg/L	0.000176	49.74%
Ca 317.933†	106844.3	4.642	mg/L	0.0350	23.21	mg/L	0.175	0.75%
Cd 228.802†	-4.1	-0.00012	mg/L	0.000051	-0.00062	mg/L	0.000253	40.61%
Co 228.616†	65.9	0.00136	mg/L	0.000081	0.00679	mg/L	0.000406	5.98%
Cr 267.716†	15.6	0.00126	mg/L	0.000719	0.00629	mg/L	0.003595	57.15%
Cu 324.752†	704.2	0.00220	mg/L	0.000110	0.01102	mg/L	0.000550	4.99%
Fe 273.955†	160.5	0.1526	mg/L	0.00222	0.7630	mg/L	0.01109	1.45%
K 766.490†	3427.2	1.911	mg/L	0.0462	9.555	mg/L	0.2310	2.42%
Mg 279.077†	4678.7	2.960	mg/L	0.0175	14.80	mg/L	0.088	0.59%
Mn 257.610†	3982.3	0.1472	mg/L	0.00160	0.7361	mg/L	0.00798	1.08%
Mo 202.031†	26.1	0.00193	mg/L	0.000068	0.00967	mg/L	0.000342	3.54%
Na 589.592†	713091.1	152.1	mg/L	0.98	760.7	mg/L	4.89	0.64%
Na 330.237†	4308.1	143.6	mg/L	1.20	718.0	mg/L	6.02	0.84%
Ni 231.604†	2.0	0.00099	mg/L	0.002200	0.00497	mg/L	0.011001	221.35%
Pb 220.353†	19.8	0.00161	mg/L	0.000032	0.00803	mg/L	0.000162	2.02%
Sb 206.836†	3.3	0.00209	mg/L	0.006026	0.01046	mg/L	0.030128	287.91%
Se 196.026†	26.7	0.01333	mg/L	0.001460	0.06667	mg/L	0.007299	10.95%
Si 288.158†	21344.5	12.99	mg/L	0.134	64.94	mg/L	0.672	1.03%
Sn 189.927†	-9.1	-0.00117	mg/L	0.000045	-0.00587	mg/L	0.000225	3.83%
Sr 421.552†	19972.4	0.03073	mg/L	0.000127	0.1536	mg/L	0.00064	0.41%
Ti 334.903†	279.4	0.01123	mg/L	0.000273	0.05615	mg/L	0.001364	2.43%
Tl 190.801†	2.5	0.00174	mg/L	0.004125	0.00869	mg/L	0.020625	237.42%
V 292.402†	3287.1	0.01015	mg/L	0.000140	0.05076	mg/L	0.000700	1.38%
Zn 206.200†	3.3	0.00298	mg/L	0.003574	0.01489	mg/L	0.017870	120.02%

Sequence No.: 17
Sample ID: JX22 MB2SPK TWC
Analyst: ALA
Initial Sample Wt:
Dilution: 1X

Autosampler Location: 30
Date Collected: 9/26/2006 10:37:03 AM
Data Type: Original
Initial Sample Vol:
Sample Prep Vol:

Nebulizer Parameters: JX22 MB2SPK TWC

Analyte	Back Pressure	Flow
All	183.0 kPa	0.50 L/min

Mean Data: JX22 MB2SPK TWC

Analyte	Mean Corrected Intensity	Calib Conc.	Calib Units	Calib Std.Dev.	Sample Conc.	Sample Units	Sample Std.Dev.	RSD
ScA 357.253	1835229.5	100.6	%	0.87				0.86%
ScR 361.383	186249.2	101.7	%	0.48				0.48%
Ag 328.068†	179628.2	0.4949	mg/L	0.00123	0.4949	mg/L	0.00123	0.25%
Al 308.215†	2710.8	2.034	mg/L	0.0127	2.034	mg/L	0.0127	0.63%
As 188.979†	2750.7	2.035	mg/L	0.0156	2.035	mg/L	0.0156	0.77%
B 249.677†	-0.7	0.00066	mg/L	0.001104	0.00066	mg/L	0.001104	166.57%
Ba 233.527†	6302.7	1.933	mg/L	0.0108	1.933	mg/L	0.0108	0.56%
Be 313.042†	311737.5	0.5035	mg/L	0.00168	0.5035	mg/L	0.00168	0.33%
Ca 317.933†	231327.4	10.05	mg/L	0.040	10.05	mg/L	0.040	0.40%
Cd 228.802†	20743.9	0.5076	mg/L	0.00379	0.5076	mg/L	0.00379	0.75%
Co 228.616†	23631.7	0.4947	mg/L	0.00413	0.4947	mg/L	0.00413	0.83%
Cr 267.716†	3926.5	0.4911	mg/L	0.00182	0.4911	mg/L	0.00182	0.37%
Cu 324.752†	159142.1	0.5002	mg/L	0.00072	0.5002	mg/L	0.00072	0.14%
Fe 273.955†	2107.3	2.002	mg/L	0.0131	2.002	mg/L	0.0131	0.66%
K 766.490†	18133.9	10.11	mg/L	0.075	10.11	mg/L	0.075	0.74%
Mg 279.077†	15965.5	10.10	mg/L	0.043	10.10	mg/L	0.043	0.42%
Mn 257.610†	13228.9	0.4896	mg/L	0.00358	0.4896	mg/L	0.00358	0.73%
Mo 202.031†	21.9	0.00146	mg/L	0.000500	0.00146	mg/L	0.000500	34.30%
Na 589.592†	51291.2	10.94	mg/L	0.038	10.94	mg/L	0.038	0.35%
Na 330.237†	339.2	11.09	mg/L	0.256	11.09	mg/L	0.256	2.31%
Ni 231.604†	978.9	0.4870	mg/L	0.00423	0.4870	mg/L	0.00423	0.87%
Pb 220.353†	25094.7	2.003	mg/L	0.0156	2.003	mg/L	0.0156	0.78%
Sb 206.836†	13.1	0.00219	mg/L	0.000449	0.00219	mg/L	0.000449	20.49%
Se 196.026†	4063.7	2.052	mg/L	0.0188	2.052	mg/L	0.0188	0.91%
Si 288.158†	55.2	0.03462	mg/L	0.000692	0.03462	mg/L	0.000692	2.00%
Sn 189.927†	-20.2	-0.00252	mg/L	0.000278	-0.00252	mg/L	0.000278	11.06%
Sr 421.552†	327950.5	0.5046	mg/L	0.00161	0.5046	mg/L	0.00161	0.32%
Ti 334.903†	64.6	0.00249	mg/L	0.000688	0.00249	mg/L	0.000688	27.65%
Tl 190.801†	2965.6	2.064	mg/L	0.0224	2.064	mg/L	0.0224	1.09%
V 292.402†	169488.4	0.5254	mg/L	0.00112	0.5254	mg/L	0.00112	0.21%
Zn 206.200†	556.3	0.4860	mg/L	0.00369	0.4860	mg/L	0.00369	0.76%

Sequence No.: 18
Sample ID: CV
Analyst: ALA
Initial Sample Wt:
Dilution: 1X

Autosampler Location: 7
Date Collected: 9/26/2006 10:43:18 AM
Data Type: Original
Initial Sample Vol:
Sample Prep Vol:

Nebulizer Parameters: CV

Analyte	Back Pressure	Flow
All	184.0 kPa	0.50 L/min

Mean Data: CV

Analyte	Mean Corrected Intensity	Calib Conc.	Calib Units	Calib Std.Dev.	Sample Conc.	Sample Units	Sample Std.Dev.	RSD
ScA 357.253	1789649.6	98.06	%	0.244				0.25%
ScR 361.383	185492.0	101.3	%	0.57				0.56%
Ag 328.068†	351589.6	0.9684	mg/L	0.00310	0.9684	mg/L	0.00310	0.32%
Al 308.215†	2603.4	1.924	mg/L	0.0088	1.924	mg/L	0.0088	0.46%
As 188.979†	2692.5	1.989	mg/L	0.0103	1.989	mg/L	0.0103	0.52%
B 249.677†	2875.0	0.9410	mg/L	0.00729	0.9410	mg/L	0.00729	0.78%
Ba 233.527†	3096.6	0.9496	mg/L	0.00457	0.9496	mg/L	0.00457	0.48%
Be 313.042†	600088.3	0.9693	mg/L	0.00293	0.9693	mg/L	0.00293	0.30%
Ca 317.933†	45314.4	1.969	mg/L	0.0059	1.969	mg/L	0.0059	0.30%
Cd 228.802†	41439.7	1.017	mg/L	0.0025	1.017	mg/L	0.0025	0.24%
Co 228.616†	47223.6	0.9880	mg/L	0.00186	0.9880	mg/L	0.00186	0.19%
Cr 267.716†	7479.0	0.9390	mg/L	0.00328	0.9390	mg/L	0.00328	0.35%
Cu 324.752†	319842.7	1.004	mg/L	0.0023	1.004	mg/L	0.0023	0.23%
Fe 273.955†	2029.2	1.927	mg/L	0.0121	1.927	mg/L	0.0121	0.63%
K 766.490†	34603.6	19.29	mg/L	0.064	19.29	mg/L	0.064	0.33%
Mg 279.077†	3062.6	1.942	mg/L	0.0061	1.942	mg/L	0.0061	0.32%
Mn 257.610†	24990.5	0.9248	mg/L	0.00358	0.9248	mg/L	0.00358	0.39%
Mo 202.031†	13074.2	1.000	mg/L	0.0062	1.000	mg/L	0.0062	0.62%
Na 589.592†	241770.8	51.58	mg/L	0.164	51.58	mg/L	0.164	0.32%
Na 330.237†	1457.6	48.59	mg/L	0.120	48.59	mg/L	0.120	0.25%
Ni 231.604†	1930.7	0.9617	mg/L	0.00230	0.9617	mg/L	0.00230	0.24%
Pb 220.353†	24484.0	1.955	mg/L	0.0060	1.955	mg/L	0.0060	0.31%
Sb 206.836†	3207.5	2.078	mg/L	0.0096	2.078	mg/L	0.0096	0.46%
Se 196.026†	3974.4	2.006	mg/L	0.0063	2.006	mg/L	0.0063	0.31%
Si 288.158†	3070.3	1.870	mg/L	0.0091	1.870	mg/L	0.0091	0.49%
Sn 189.927†	5860.1	0.9815	mg/L	0.00314	0.9815	mg/L	0.00314	0.32%
Sr 421.552†	629460.6	0.9685	mg/L	0.00128	0.9685	mg/L	0.00128	0.13%
Ti 334.903†	24457.2	0.9819	mg/L	0.00201	0.9819	mg/L	0.00201	0.20%
Tl 190.801†	2827.8	1.968	mg/L	0.0044	1.968	mg/L	0.0044	0.22%
V 292.402†	325507.9	1.009	mg/L	0.0029	1.009	mg/L	0.0029	0.28%
Zn 206.200†	1096.2	0.9569	mg/L	0.01034	0.9569	mg/L	0.01034	1.08%

Sequence No.: 19
Sample ID: CB Z
Analyst: ALA
Initial Sample Wt:
Dilution: 1X

Autosampler Location: 1
Date Collected: 9/26/2006 10:49:36 AM
Data Type: Original
Initial Sample Vol:
Sample Prep Vol:

Nebulizer Parameters: CB

Analyte	Back Pressure	Flow
All	184.0 kPa	0.50 L/min

Mean Data: CB

Analyte	Mean Corrected Intensity	Calib Conc.	Calib Units	Calib Std.Dev.	Sample Conc.	Sample Units	Sample Std.Dev.	RSD
ScA 357.253	1858243.2	101.8	%	0.23				0.23%
ScR 361.383	186305.7	101.7	%	0.29				0.28%
Ag 328.068†	-2.7	-0.00001	mg/L	0.000099	-0.00001	mg/L	0.000099	>999.9%
Al 308.215†	25.0	0.01884	mg/L	0.001510	0.01884	mg/L	0.001510	8.01%
As 188.979†	9.8	0.00725	mg/L	0.004552	0.00725	mg/L	0.004552	62.76%
B 249.677†	10.8	0.00353	mg/L	0.001649	0.00353	mg/L	0.001649	46.71%
Ba 233.527†	-1.1	-0.00034	mg/L	0.000347	-0.00034	mg/L	0.000347	101.34%
Be 313.042†	-0.1	0.00000	mg/L	0.000069	0.00000	mg/L	0.000069	>999.9%
Ca 317.933†	-13.7	-0.00060	mg/L	0.001303	-0.00060	mg/L	0.001303	218.40%
Cd 228.802†	3.4	0.00007	mg/L	0.000069	0.00007	mg/L	0.000069	92.77%
Co 228.616†	-12.3	-0.00026	mg/L	0.000125	-0.00026	mg/L	0.000125	47.86%
Cr 267.716†	-0.0	0.00000	mg/L	0.000549	0.00000	mg/L	0.000549	>999.9%
Cu 324.752†	-14.2	-0.00005	mg/L	0.000016	-0.00005	mg/L	0.000016	34.39%
Fe 273.955†	-0.9	-0.00090	mg/L	0.000051	-0.00090	mg/L	0.000051	5.73%
K 766.490†	27.2	0.01517	mg/L	0.021695	0.01517	mg/L	0.021695	143.06%
Mg 279.077†	-26.5	-0.01677	mg/L	0.020714	-0.01677	mg/L	0.020714	123.50%
Mn 257.610†	4.4	0.00016	mg/L	0.000122	0.00016	mg/L	0.000122	75.50%
Mo 202.031†	6.5	0.00050	mg/L	0.000443	0.00050	mg/L	0.000443	88.43%
Na 589.592†	168.6	0.03597	mg/L	0.007374	0.03597	mg/L	0.007374	20.50%
Na 330.237†	1.5	0.04952	mg/L	0.077548	0.04952	mg/L	0.077548	156.59%
Ni 231.604†	-0.5	-0.00023	mg/L	0.004239	-0.00023	mg/L	0.004239	>999.9%
Pb 220.353†	2.9	0.00023	mg/L	0.000236	0.00023	mg/L	0.000236	100.80%
Sb 206.836†	-1.1	-0.00072	mg/L	0.001215	-0.00072	mg/L	0.001215	168.95%
Se 196.026†	19.7	0.00996	mg/L	0.000652	0.00996	mg/L	0.000652	6.54%
Si 288.158†	7.7	0.00468	mg/L	0.002839	0.00468	mg/L	0.002839	60.66%
Sn 189.927†	2.4	0.00040	mg/L	0.001459	0.00040	mg/L	0.001459	363.30%
Sr 421.552†	24.3	0.00004	mg/L	0.000039	0.00004	mg/L	0.000039	104.89%
Ti 334.903†	45.8	0.00184	mg/L	0.001233	0.00184	mg/L	0.001233	66.92%
Tl 190.801†	2.1	0.00147	mg/L	0.002137	0.00147	mg/L	0.002137	145.46%
V 292.402†	21.7	0.00007	mg/L	0.000094	0.00007	mg/L	0.000094	141.34%
Zn 206.200†	1.2	0.00107	mg/L	0.002101	0.00107	mg/L	0.002101	196.36%

Sequence No.: 20
Sample ID: JX10 MB2 WMN
Analyst: ALA
Initial Sample Wt:
Dilution: 1X

Autosampler Location: 31
Date Collected: 9/26/2006 10:55:58 AM
Data Type: Original
Initial Sample Vol:
Sample Prep Vol:

Nebulizer Parameters: JX10 MB2 WMN

Analyte	Back Pressure	Flow
All	184.0 kPa	0.50 L/min

Mean Data: JX10 MB2 WMN

Analyte	Mean Corrected Intensity	Calib Conc.	Calib Units	Calib Std.Dev.	Sample Conc.	Sample Units	Sample Std.Dev.	RSD
ScA 357.253	1914885.1	104.9	%	0.31				0.29%
ScR 361.383	192652.0	105.2	%	0.31				0.30%
Ag 328.068†	-13.5	-0.00004	mg/L	0.000254	-0.00004	mg/L	0.000254	685.49%
Al 308.215†	37.2	0.02801	mg/L	0.016982	0.02801	mg/L	0.016982	60.63%
As 188.979†	9.5	0.00706	mg/L	0.004814	0.00706	mg/L	0.004814	68.18%
B 249.677†	6.3	0.00207	mg/L	0.002360	0.00207	mg/L	0.002360	113.86%
Ba 233.527†	0.7	0.00020	mg/L	0.000968	0.00020	mg/L	0.000968	483.17%
Be 313.042†	-36.6	-0.00006	mg/L	0.000062	-0.00006	mg/L	0.000062	104.53%
Ca 317.933†	16.8	0.00073	mg/L	0.001732	0.00073	mg/L	0.001732	237.52%
Cd 228.802†	5.2	0.00012	mg/L	0.000045	0.00012	mg/L	0.000045	38.69%
Co 228.616†	-4.2	-0.00009	mg/L	0.000030	-0.00009	mg/L	0.000030	33.42%
Cr 267.716†	6.8	0.00086	mg/L	0.000608	0.00086	mg/L	0.000608	70.63%
Cu 324.752†	-106.9	-0.00034	mg/L	0.000221	-0.00034	mg/L	0.000221	65.76%
Fe 273.955†	1.9	0.00179	mg/L	0.004517	0.00179	mg/L	0.004517	252.48%
K 766.490†	-44.2	-0.02465	mg/L	0.016076	-0.02465	mg/L	0.016076	65.22%
Mg 279.077†	-12.7	-0.00802	mg/L	0.010740	-0.00802	mg/L	0.010740	133.87%
Mn 257.610†	-7.8	-0.00029	mg/L	0.000201	-0.00029	mg/L	0.000201	69.39%
Mo 202.031†	2.7	0.00021	mg/L	0.000151	0.00021	mg/L	0.000151	73.00%
Na 589.592†	214.8	0.04583	mg/L	0.016913	0.04583	mg/L	0.016913	36.90%
Na 330.237†	18.9	0.6303	mg/L	0.46813	0.6303	mg/L	0.46813	74.27%
Ni 231.604†	3.0	0.00149	mg/L	0.001395	0.00149	mg/L	0.001395	93.57%
Pb 220.353†	-17.2	-0.00137	mg/L	0.000610	-0.00137	mg/L	0.000610	44.62%
Sb 206.836†	0.1	0.00002	mg/L	0.002800	0.00002	mg/L	0.002800	>999.9%
Se 196.026†	20.2	0.01023	mg/L	0.004265	0.01023	mg/L	0.004265	41.70%
Si 288.158†	-5.7	-0.00346	mg/L	0.003949	-0.00346	mg/L	0.003949	114.16%
Sn 189.927†	-8.1	-0.00135	mg/L	0.000796	-0.00135	mg/L	0.000796	58.99%
Sr 421.552†	82.3	0.00013	mg/L	0.000047	0.00013	mg/L	0.000047	37.10%
Ti 334.903†	13.9	0.00056	mg/L	0.000736	0.00056	mg/L	0.000736	131.84%
Tl 190.801†	7.0	0.00488	mg/L	0.000953	0.00488	mg/L	0.000953	19.51%
V 292.402†	-12.3	-0.00003	mg/L	0.000335	-0.00003	mg/L	0.000335	>999.9%
Zn 206.200†	1.4	0.00121	mg/L	0.000639	0.00121	mg/L	0.000639	52.62%

Sequence No.: 21
Sample ID: JX22 MB1 LEN
Analyst: ALA
Initial Sample Wt:
Dilution: 5X

Autosampler Location: 32
Date Collected: 9/26/2006 11:02:22 AM
Data Type: Original
Initial Sample Vol:
Sample Prep Vol:

Nebulizer Parameters: JX22 MB1 LEN

Analyte	Back Pressure	Flow
All	184.0 kPa	0.50 L/min

Mean Data: JX22 MB1 LEN

Analyte	Mean Corrected Intensity	Calib Conc.	Calib Units	Std.Dev.	Sample Conc.	Sample Units	Std.Dev.	RSD
ScA 357.253	1778684.1	97.46	%	0.448				0.46%
ScR 361.383	185717.6	101.4	%	0.25				0.25%
Ag 328.068†	29.7	0.00008	mg/L	0.000057	0.00041	mg/L	0.000287	70.19%
Al 308.215†	11.8	0.00891	mg/L	0.013171	0.04453	mg/L	0.065854	147.90%
As 188.979†	15.8	0.01170	mg/L	0.004275	0.05852	mg/L	0.021373	36.52%
B 249.677†	19.1	0.00625	mg/L	0.001310	0.03124	mg/L	0.006550	20.96%
Ba 233.527†	5.0	0.00154	mg/L	0.001876	0.00771	mg/L	0.009381	121.68%
Be 313.042†	-15.2	-0.00002	mg/L	0.000020	-0.00012	mg/L	0.000100	80.94%
Ca 317.933†	1348.7	0.05860	mg/L	0.001957	0.2930	mg/L	0.00979	3.34%
Cd 228.802†	-0.5	-0.00003	mg/L	0.000139	-0.00014	mg/L	0.000695	501.12%
Co 228.616†	-1.5	-0.00003	mg/L	0.000139	-0.00017	mg/L	0.000695	411.26%
Cr 267.716†	8.4	0.00106	mg/L	0.000402	0.00528	mg/L	0.002012	38.10%
Cu 324.752†	214.2	0.00067	mg/L	0.000180	0.00336	mg/L	0.000899	26.73%
Fe 273.955†	2.4	0.00231	mg/L	0.002067	0.01156	mg/L	0.010336	89.41%
K 766.490†	211.1	0.1177	mg/L	0.02520	0.5886	mg/L	0.12601	21.41%
Mg 279.077†	10.5	0.00661	mg/L	0.018171	0.03306	mg/L	0.090854	274.86%
Mn 257.610†	0.2	0.00001	mg/L	0.000222	0.00003	mg/L	0.001111	>999.9%
Mo 202.031†	1.1	0.00008	mg/L	0.000310	0.00040	mg/L	0.001552	383.83%
Na 589.592†	948824.6	202.4	mg/L	1.41	1012	mg/L	7.1	0.70%
Na 330.237†	5673.8	189.2	mg/L	1.03	946.0	mg/L	5.13	0.54%
Ni 231.604†	1.0	0.00051	mg/L	0.001396	0.00257	mg/L	0.006978	271.37%
Pb 220.353†	14.5	0.00116	mg/L	0.000316	0.00580	mg/L	0.001579	27.22%
Sb 206.836†	3.7	0.00237	mg/L	0.000993	0.01185	mg/L	0.004963	41.87%
Se 196.026†	12.6	0.00635	mg/L	0.002546	0.03177	mg/L	0.012729	40.06%
Si 288.158†	18.0	0.01095	mg/L	0.003302	0.05474	mg/L	0.016511	30.16%
Sn 189.927†	5.8	0.00098	mg/L	0.000818	0.00489	mg/L	0.004088	83.60%
Sr 421.552†	-31.8	-0.00005	mg/L	0.000057	-0.00024	mg/L	0.000287	117.12%
Ti 334.903†	34.5	0.00139	mg/L	0.000338	0.00693	mg/L	0.001690	24.37%
Tl 190.801†	1.4	0.00097	mg/L	0.001377	0.00483	mg/L	0.006883	142.60%
V 292.402†	42.4	0.00014	mg/L	0.000033	0.00069	mg/L	0.000166	24.21%
Zn 206.200†	2.2	0.00193	mg/L	0.001062	0.00963	mg/L	0.005309	55.11%

Sequence No.: 22
Sample ID: JX22 Bt LEN
Analyst: ALA
Initial Sample Wt:
Dilution: 10X

Autosampler Location: 33
Date Collected: 9/26/2006 11:09:04 AM
Data Type: Original
Initial Sample Vol:
Sample Prep Vol:

Nebulizer Parameters: JX22 Bt LEN

Analyte	Back Pressure	Flow
All	185.0 kPa	0.50 L/min

Mean Data: JX22 Bt LEN

Analyte	Mean Corrected Intensity	Calib Conc.	Calib Units	Calib Std.Dev.	Sample Conc.	Sample Units	Sample Std.Dev.	RSD
ScA 357.253	1819024.3	99.67	%	0.435				0.44%
ScR 361.383	188959.5	103.1	%	0.36				0.35%
Ag 328.068†	16.6	0.00009	mg/L	0.000024	0.00094	mg/L	0.000243	25.89%
Al 308.215†	29.4	0.02212	mg/L	0.004588	0.2212	mg/L	0.04588	20.74%
As 188.979†	20.8	0.00935	mg/L	0.002537	0.09351	mg/L	0.025369	27.13%
B 249.677†	34.1	0.01114	mg/L	0.001219	0.1114	mg/L	0.01219	10.94%
Ba 233.527†	423.7	0.1299	mg/L	0.00097	1.299	mg/L	0.0097	0.75%
Be 313.042†	-41.4	-0.00007	mg/L	0.000005	-0.00067	mg/L	0.000052	7.80%
Ca 317.933†	37389.3	1.624	mg/L	0.0022	16.24	mg/L	0.022	0.14%
Cd 228.802†	1.0	0.00000	mg/L	0.000013	-0.00002	mg/L	0.000133	724.73%
Co 228.616†	50.2	0.00100	mg/L	0.000057	0.01002	mg/L	0.000575	5.74%
Cr 267.716†	33.1	0.00420	mg/L	0.000494	0.04205	mg/L	0.004942	11.75%
Cu 324.752†	109.0	0.00045	mg/L	0.000129	0.00451	mg/L	0.001289	28.61%
Fe 273.955†	1149.9	1.093	mg/L	0.0030	10.93	mg/L	0.030	0.28%
K 766.490†	196.9	0.1098	mg/L	0.02261	1.098	mg/L	0.2261	20.59%
Mg 279.077†	210.5	0.1324	mg/L	0.00196	1.324	mg/L	0.0196	1.48%
Mn 257.610†	679.0	0.02510	mg/L	0.000166	0.2510	mg/L	0.00166	0.66%
Mo 202.031†	5.6	0.00043	mg/L	0.000527	0.00426	mg/L	0.005274	123.73%
Na 589.592†	487755.4	104.1	mg/L	1.05	1041	mg/L	10.5	1.00%
Na 330.237†	3331.7	101.1	mg/L	0.22	1011	mg/L	2.2	0.22%
Ni 231.604†	6.7	0.00336	mg/L	0.002015	0.03357	mg/L	0.020146	60.01%
Pb 220.353†	6.2	0.00050	mg/L	0.000177	0.00503	mg/L	0.001765	35.08%
Sb 206.836†	3.7	0.00227	mg/L	0.002016	0.02273	mg/L	0.020165	88.71%
Se 196.026†	12.3	0.00634	mg/L	0.005901	0.06338	mg/L	0.059010	93.11%
Si 288.158†	621.3	0.3781	mg/L	0.00263	3.781	mg/L	0.0263	0.70%
Sn 189.927†	22.2	0.00382	mg/L	0.001335	0.03817	mg/L	0.013350	34.97%
Sr 421.552†	12342.8	0.01899	mg/L	0.000039	0.1899	mg/L	0.00039	0.20%
Ti 334.903†	0.3	0.00001	mg/L	0.000974	0.00011	mg/L	0.009736	>999.9%
Tl 190.801†	2.8	0.00192	mg/L	0.001465	0.01924	mg/L	0.014649	76.15%
V 292.402†	48.0	0.00018	mg/L	0.000165	0.00181	mg/L	0.001650	91.02%
Zn 206.200†	45467.3	39.72	mg/L	0.112	397.2	mg/L	1.12	0.28%

Sequence No.: 23
Sample ID: JX22 AtDUP LEN
Analyst: ALA
Initial Sample Wt:
Dilution: 10X

Autosampler Location: 34
Date Collected: 9/26/2006 11:15:45 AM
Data Type: Original
Initial Sample Vol:
Sample Prep Vol:

Nebulizer Parameters: JX22 AtDUP LEN

Analyte	Back Pressure	Flow
All	184.0 kPa	0.50 L/min

Mean Data: JX22 AtDUP LEN

Analyte	Mean Corrected Intensity	Calib Conc.	Calib Units	Calib Std.Dev.	Sample Conc.	Sample Units	Sample Std.Dev.	RSD
ScA 357.253	1810497.9	99.20	%	0.552				0.56%
ScR 361.383	187217.0	102.2	%	1.04				1.02%
Ag 328.068†	-36.6	-0.00008	mg/L	0.000066	-0.00075	mg/L	0.000660	87.94%
Al 308.215†	37.3	0.02804	mg/L	0.005745	0.2804	mg/L	0.05745	20.49%
As 188.979†	20.0	0.00805	mg/L	0.003394	0.08050	mg/L	0.033940	42.16%
B 249.677†	418.7	0.1366	mg/L	0.00260	1.366	mg/L	0.0260	1.90%
Ba 233.527†	909.9	0.2791	mg/L	0.00425	2.791	mg/L	0.0425	1.52%
Be 313.042†	-43.7	-0.00007	mg/L	0.000046	-0.00071	mg/L	0.000465	65.67%
Ca 317.933†	94748.9	4.116	mg/L	0.0078	41.16	mg/L	0.078	0.19%
Cd 228.802†	-0.6	-0.00005	mg/L	0.000085	-0.00047	mg/L	0.000853	181.25%
Co 228.616†	20.4	0.00026	mg/L	0.000180	0.00257	mg/L	0.001805	70.15%
Cr 267.716†	13.5	0.00170	mg/L	0.000259	0.01702	mg/L	0.002587	15.20%
Cu 324.752†	306.2	0.00101	mg/L	0.000214	0.01008	mg/L	0.002135	21.17%
Fe 273.955†	634.5	0.6032	mg/L	0.01055	6.032	mg/L	0.1055	1.75%
K 766.490†	202.3	0.1128	mg/L	0.01577	1.128	mg/L	0.1577	13.98%
Mg 279.077†	410.4	0.2592	mg/L	0.00820	2.592	mg/L	0.0820	3.16%
Mn 257.610†	482.3	0.01780	mg/L	0.000223	0.1780	mg/L	0.00223	1.25%
Mo 202.031†	4.1	0.00031	mg/L	0.000885	0.00307	mg/L	0.008846	288.01%
Na 589.592†	461242.8	98.41	mg/L	0.334	984.1	mg/L	3.34	0.34%
Na 330.237†	3264.8	98.07	mg/L	0.915	980.7	mg/L	9.15	0.93%
Ni 231.604†	2.2	0.00108	mg/L	0.002638	0.01078	mg/L	0.026379	244.63%
Pb 220.353†	7.1	0.00057	mg/L	0.000375	0.00572	mg/L	0.003747	65.46%
Sb 206.836†	-1.1	-0.00077	mg/L	0.003788	-0.00773	mg/L	0.037880	489.95%
Se 196.026†	6.0	0.00307	mg/L	0.004430	0.03069	mg/L	0.044300	144.34%
Si 288.158†	970.8	0.5908	mg/L	0.01099	5.908	mg/L	0.1099	1.86%
Sn 189.927†	2.9	0.00077	mg/L	0.000589	0.00773	mg/L	0.005889	76.16%
Sr 421.552†	26279.0	0.04043	mg/L	0.000277	0.4043	mg/L	0.00277	0.68%
Ti 334.903†	1332.8	0.05358	mg/L	0.001538	0.5358	mg/L	0.01538	2.87%
Tl 190.801†	4.5	0.00309	mg/L	0.001970	0.03091	mg/L	0.019698	63.73%
V 292.402†	24.6	0.00007	mg/L	0.000202	0.00066	mg/L	0.002018	308.01%
Zn 206.200†	48909.6	42.73	mg/L	0.066	427.3	mg/L	0.66	0.15%

Sequence No.: 24
Sample ID: JX22 At LEN
Analyst: ALA
Initial Sample Wt:
Dilution: 10X

Autosampler Location: 35
Date Collected: 9/26/2006 11:22:27 AM
Data Type: Original
Initial Sample Vol:
Sample Prep Vol:

Nebulizer Parameters: JX22 At LEN

Analyte	Back Pressure	Flow
All	184.0 kPa	0.50 L/min

Mean Data: JX22 At LEN

Analyte	Mean Corrected Intensity	Calib Conc.	Calib Units	Std.Dev.	Sample Conc.	Sample Units	Std.Dev.	RSD
ScA 357.253	1811365.7	99.25	%	0.349				0.35%
ScR 361.383	185570.2	101.3	%	0.65				0.64%
Ag 328.068†	-2.2	0.00002	mg/L	0.000183	0.00021	mg/L	0.001826	887.77%
Al 308.215†	31.1	0.02338	mg/L	0.012601	0.2338	mg/L	0.12601	53.91%
As 188.979†	21.4	0.00903	mg/L	0.003007	0.09028	mg/L	0.030067	33.30%
B 249.677†	425.3	0.1387	mg/L	0.00074	1.387	mg/L	0.0074	0.53%
Ba 233.527†	926.4	0.2842	mg/L	0.00292	2.842	mg/L	0.0292	1.03%
Be 313.042†	-33.1	-0.00005	mg/L	0.000032	-0.00054	mg/L	0.000321	59.69%
Ca 317.933†	95838.6	4.164	mg/L	0.0050	41.64	mg/L	0.050	0.12%
Cd 228.802†	-2.5	-0.00010	mg/L	0.000075	-0.00097	mg/L	0.000755	78.03%
Co 228.616†	14.1	0.00013	mg/L	0.000125	0.00126	mg/L	0.001251	99.15%
Cr 267.716†	15.3	0.00193	mg/L	0.000964	0.01933	mg/L	0.009638	49.85%
Cu 324.752†	356.1	0.00117	mg/L	0.000095	0.01167	mg/L	0.000946	8.11%
Fe 273.955†	651.3	0.6191	mg/L	0.00395	6.191	mg/L	0.0395	0.64%
K 766.490†	258.7	0.1442	mg/L	0.01590	1.442	mg/L	0.1590	11.02%
Mg 279.077†	411.9	0.2602	mg/L	0.00581	2.602	mg/L	0.0581	2.23%
Mn 257.610†	496.8	0.01834	mg/L	0.000295	0.1834	mg/L	0.00295	1.61%
Mo 202.031†	8.2	0.00062	mg/L	0.000271	0.00624	mg/L	0.002714	43.47%
Na 589.592†	470586.1	100.4	mg/L	0.66	1004	mg/L	6.6	0.66%
Na 330.237†	3292.6	98.90	mg/L	0.547	989.0	mg/L	5.47	0.55%
Ni 231.604†	4.1	0.00203	mg/L	0.001402	0.02033	mg/L	0.014020	68.98%
Pb 220.353†	9.4	0.00076	mg/L	0.000167	0.00756	mg/L	0.001669	22.07%
Sb 206.836†	4.7	0.00300	mg/L	0.001726	0.02996	mg/L	0.017258	57.61%
Se 196.026†	10.4	0.00532	mg/L	0.004789	0.05324	mg/L	0.047893	89.95%
Si 288.158†	983.8	0.5986	mg/L	0.00255	5.986	mg/L	0.0255	0.43%
Sn 189.927†	8.2	0.00166	mg/L	0.000569	0.01661	mg/L	0.005693	34.27%
Sr 421.552†	26680.5	0.04105	mg/L	0.000062	0.4105	mg/L	0.00062	0.15%
Ti 334.903†	1313.6	0.05280	mg/L	0.001362	0.5280	mg/L	0.01362	2.58%
Tl 190.801†	5.7	0.00393	mg/L	0.002814	0.03933	mg/L	0.028142	71.54%
V 292.402†	46.1	0.00013	mg/L	0.000097	0.00134	mg/L	0.000968	72.26%
Zn 206.200†	49317.6	43.08	mg/L	0.057	430.8	mg/L	0.57	0.13%

Sequence No.: 25
Sample ID: JX22 AtSPK LEN
Analyst: ALA
Initial Sample Wt:
Dilution: 10X

Autosampler Location: 36
Date Collected: 9/26/2006 11:29:09 AM
Data Type: Original
Initial Sample Vol:
Sample Prep Vol:

Nebulizer Parameters: JX22 AtSPK LEN

Analyte	Back Pressure	Flow
All	185.0 kPa	0.50 L/min

Mean Data: JX22 AtSPK LEN

Analyte	Mean Corrected Intensity	Calib Conc.	Calib Units	Std.Dev.	Sample Conc.	Sample Units	Std.Dev.	RSD
ScA 357.253	1810685.4	99.21	%	0.315				0.32%
ScR 361.383	184770.9	100.9	%	0.35				0.35%
Ag 328.068†	176127.1	0.4853	mg/L	0.00041	4.853	mg/L	0.0041	0.08%
Al 308.215†	2681.3	2.011	mg/L	0.0058	20.11	mg/L	0.058	0.29%
As 188.979†	2813.1	2.075	mg/L	0.0047	20.75	mg/L	0.047	0.23%
B 249.677†	436.3	0.1432	mg/L	0.00060	1.432	mg/L	0.0060	0.42%
Ba 233.527†	7224.3	2.216	mg/L	0.0058	22.16	mg/L	0.058	0.26%
Be 313.042†	313342.5	0.5061	mg/L	0.00078	5.061	mg/L	0.0078	0.15%
Ca 317.933†	324602.6	14.10	mg/L	0.020	141.0	mg/L	0.20	0.14%
Cd 228.802†	21037.9	0.5148	mg/L	0.00141	5.148	mg/L	0.0141	0.27%
Co 228.616†	23376.6	0.4892	mg/L	0.00061	4.892	mg/L	0.0061	0.12%
Cr 267.716†	3952.5	0.4945	mg/L	0.00181	4.945	mg/L	0.0181	0.37%
Cu 324.752†	161722.0	0.5083	mg/L	0.00037	5.083	mg/L	0.0037	0.07%
Fe 273.955†	2777.7	2.639	mg/L	0.0085	26.39	mg/L	0.085	0.32%
K 766.490†	18399.4	10.26	mg/L	0.047	102.6	mg/L	0.47	0.45%
Mg 279.077†	15827.5	10.01	mg/L	0.027	100.1	mg/L	0.27	0.27%
Mn 257.610†	13371.8	0.4948	mg/L	0.00154	4.948	mg/L	0.0154	0.31%
Mo 202.031†	23.8	0.00160	mg/L	0.000531	0.01604	mg/L	0.005305	33.07%
Na 589.592†	517425.6	110.4	mg/L	0.34	1104	mg/L	3.4	0.31%
Na 330.237†	3554.2	107.6	mg/L	0.30	1076	mg/L	3.0	0.28%
Ni 231.604†	984.9	0.4900	mg/L	0.00263	4.900	mg/L	0.0263	0.54%
Pb 220.353†	25040.4	1.998	mg/L	0.0052	19.98	mg/L	0.052	0.26%
Sb 206.836†	11.9	0.00140	mg/L	0.000556	0.01404	mg/L	0.005556	39.59%
Se 196.026†	4201.5	2.122	mg/L	0.0050	21.22	mg/L	0.050	0.24%
Si 288.158†	1003.2	0.6115	mg/L	0.00304	6.115	mg/L	0.0304	0.50%
Sn 189.927†	-15.1	-0.00139	mg/L	0.000256	-0.01391	mg/L	0.002557	18.38%
Sr 421.552†	351254.0	0.5404	mg/L	0.00073	5.404	mg/L	0.0073	0.14%
Ti 334.903†	1416.7	0.05684	mg/L	0.000801	0.5684	mg/L	0.00801	1.41%
Tl 190.801†	2883.0	2.006	mg/L	0.0088	20.06	mg/L	0.088	0.44%
V 292.402†	171383.1	0.5312	mg/L	0.00052	5.312	mg/L	0.0052	0.10%
Zn 206.200†	49179.0	42.96	mg/L	0.017	429.6	mg/L	0.17	0.04%

Sequence No.: 26
Sample ID: JX10 P WMN
Analyst: ALA
Initial Sample Wt:
Dilution: 5X

Autosampler Location: 37
Date Collected: 9/26/2006 11:35:25 AM
Data Type: Original
Initial Sample Vol:
Sample Prep Vol:

Nebulizer Parameters: JX10 P WMN

Analyte	Back Pressure	Flow
All	185.0 kPa	0.50 L/min

Mean Data: JX10 P WMN

Analyte	Mean Corrected Intensity	Calib Conc.	Calib Units	Std.Dev.	Sample Conc.	Sample Units	Std.Dev.	RSD
ScA 357.253	1789785.0	98.06	%	0.256				0.26%
ScR 361.383	185167.2	101.1	%	0.70				0.69%
Ag 328.068†	-108.0	-0.00008	mg/L	0.000112	-0.00042	mg/L	0.000562	132.51%
Al 308.215†	14.4	0.01077	mg/L	0.003350	0.05386	mg/L	0.016750	31.10%
As 188.979†	17.3	0.01117	mg/L	0.003082	0.05585	mg/L	0.015408	27.59%
B 249.677†	58.5	0.01909	mg/L	0.000260	0.09545	mg/L	0.001302	1.36%
Ba 233.527†	116.1	0.03505	mg/L	0.002331	0.1753	mg/L	0.01166	6.65%
Be 313.042†	-27.6	-0.00005	mg/L	0.000030	-0.00023	mg/L	0.000148	64.12%
Ca 317.933†	894927.0	38.88	mg/L	0.058	194.4	mg/L	0.29	0.15%
Cd 228.802†	-9.8	-0.00026	mg/L	0.000152	-0.00131	mg/L	0.000759	58.09%
Co 228.616†	334.9	0.00686	mg/L	0.000202	0.03428	mg/L	0.001010	2.95%
Cr 267.716†	51.0	0.00047	mg/L	0.000723	0.00234	mg/L	0.003615	154.25%
Cu 324.752†	186.7	0.00127	mg/L	0.000158	0.00634	mg/L	0.000792	12.51%
Fe 273.955†	9105.8	8.656	mg/L	0.0869	43.28	mg/L	0.434	1.00%
K 766.490†	4538.9	2.531	mg/L	0.0051	12.65	mg/L	0.026	0.20%
Mg 279.077†	43201.9	27.33	mg/L	0.191	136.6	mg/L	0.96	0.70%
Mn 257.610†	33376.2	1.234	mg/L	0.0114	6.169	mg/L	0.0571	0.93%
Mo 202.031†	57.2	0.00379	mg/L	0.000207	0.01895	mg/L	0.001035	5.46%
Na 589.592†	505872.8	107.9	mg/L	0.50	539.6	mg/L	2.48	0.46%
Na 330.237†	3019.3	100.3	mg/L	0.22	501.4	mg/L	1.11	0.22%
Ni 231.604†	2.8	0.00140	mg/L	0.000159	0.00699	mg/L	0.000793	11.34%
Pb 220.353†	28.9	0.00232	mg/L	0.000475	0.01158	mg/L	0.002377	20.52%
Sb 206.836†	8.6	0.00444	mg/L	0.000946	0.02220	mg/L	0.004730	21.31%
Se 196.026†	9.0	0.00419	mg/L	0.002825	0.02094	mg/L	0.014123	67.44%
Si 288.158†	8710.8	5.301	mg/L	0.0281	26.50	mg/L	0.141	0.53%
Sn 189.927†	-70.3	-0.00890	mg/L	0.001074	-0.04451	mg/L	0.005371	12.07%
Sr 421.552†	161928.8	0.2491	mg/L	0.00080	1.246	mg/L	0.0040	0.32%
Ti 334.903†	79.5	0.00319	mg/L	0.002451	0.01596	mg/L	0.012255	76.80%
Tl 190.801†	5.0	0.00347	mg/L	0.002728	0.01735	mg/L	0.013641	78.60%
V 292.402†	347.6	0.00130	mg/L	0.000064	0.00651	mg/L	0.000318	4.88%
Zn 206.200†	17.5	0.01596	mg/L	0.001737	0.07980	mg/L	0.008687	10.89%

Sequence No.: 27
Sample ID: JX10 Q WMN
Analyst: ALA
Initial Sample Wt:
Dilution: 5X

Autosampler Location: 38
Date Collected: 9/26/2006 11:42:07 AM
Data Type: Original
Initial Sample Vol:
Sample Prep Vol:

Nebulizer Parameters: JX10 Q WMN

Analyte	Back Pressure	Flow
All	184.0 kPa	0.50 L/min

Mean Data: JX10 Q WMN

Analyte	Mean Corrected Intensity	Calib Conc.	Calib Units	Std.Dev.	Sample Conc.	Sample Units	Std.Dev.	RSD
ScA 357.253	1855149.0	101.6	%	0.18				0.18%
ScR 361.383	187845.8	102.5	%	0.33				0.32%
Ag 328.068†	-138.3	-0.00028	mg/L	0.000102	-0.00141	mg/L	0.000511	36.12%
Al 308.215†	1.2	0.00090	mg/L	0.001689	0.00450	mg/L	0.008446	187.77%
As 188.979†	10.1	0.00731	mg/L	0.004321	0.03653	mg/L	0.021604	59.13%
B 249.677†	14.8	0.00482	mg/L	0.001923	0.02409	mg/L	0.009613	39.90%
Ba 233.527†	12.2	0.00361	mg/L	0.000635	0.01803	mg/L	0.003173	17.60%
Be 313.042†	31.4	0.00005	mg/L	0.000067	0.00024	mg/L	0.000337	137.91%
Ca 317.933†	72006.4	3.128	mg/L	0.0075	15.64	mg/L	0.037	0.24%
Cd 228.802†	-8.4	-0.00022	mg/L	0.000086	-0.00108	mg/L	0.000431	39.81%
Co 228.616†	0.6	-0.00003	mg/L	0.000098	-0.00014	mg/L	0.000488	340.12%
Cr 267.716†	11.3	0.00119	mg/L	0.000200	0.00596	mg/L	0.001001	16.80%
Cu 324.752†	16.6	0.00027	mg/L	0.000068	0.00133	mg/L	0.000340	25.48%
Fe 273.955†	2387.2	2.269	mg/L	0.0122	11.35	mg/L	0.061	0.54%
K 766.490†	561.4	0.3130	mg/L	0.04190	1.565	mg/L	0.2095	13.39%
Mg 279.077†	2562.6	1.620	mg/L	0.0101	8.098	mg/L	0.0503	0.62%
Mn 257.610†	1776.0	0.06564	mg/L	0.000411	0.3282	mg/L	0.00206	0.63%
Mo 202.031†	9.1	0.00066	mg/L	0.000332	0.00330	mg/L	0.001660	50.23%
Na 589.592†	146386.0	31.23	mg/L	0.088	156.2	mg/L	0.44	0.28%
Na 330.237†	885.0	29.48	mg/L	0.670	147.4	mg/L	3.35	2.27%
Ni 231.604†	0.1	0.00005	mg/L	0.000416	0.00026	mg/L	0.002082	800.67%
Pb 220.353†	-1.0	-0.00008	mg/L	0.000146	-0.00038	mg/L	0.000732	190.42%
Sb 206.836†	2.3	0.00125	mg/L	0.003134	0.00627	mg/L	0.015668	250.06%
Se 196.026†	23.0	0.01183	mg/L	0.001414	0.05916	mg/L	0.007072	11.95%
Si 288.158†	8170.2	4.972	mg/L	0.0082	24.86	mg/L	0.041	0.16%
Sn 189.927†	-4.4	-0.00050	mg/L	0.000741	-0.00249	mg/L	0.003705	148.72%
Sr 421.552†	12964.2	0.01995	mg/L	0.000146	0.09973	mg/L	0.000728	0.73%
Ti 334.903†	34.4	0.00138	mg/L	0.001499	0.00692	mg/L	0.007493	108.35%
Tl 190.801†	2.5	0.00175	mg/L	0.000938	0.00874	mg/L	0.004689	53.66%
V 292.402†	405.3	0.00127	mg/L	0.000057	0.00634	mg/L	0.000284	4.48%
Zn 206.200†	9.3	0.00813	mg/L	0.002956	0.04066	mg/L	0.014782	36.36%

Sequence No.: 28
Sample ID: JX10 R WMN
Analyst: ALA
Initial Sample Wt:
Dilution: 5X

Autosampler Location: 39
Date Collected: 9/26/2006 11:48:32 AM
Data Type: Original
Initial Sample Vol:
Sample Prep Vol:

Nebulizer Parameters: JX10 R WMN

Analyte	Back Pressure	Flow
All	184.0 kPa	0.50 L/min

Mean Data: JX10 R WMN

Analyte	Mean Corrected Intensity	Calib Conc.	Calib Units	Calib Std.Dev.	Sample Conc.	Sample Units	Sample Std.Dev.	RSD
ScA 357.253	1858136.4	101.8	%	0.36				0.35%
ScR 361.383	188286.4	102.8	%	0.46				0.45%
Ag 328.068†	-231.2	-0.00015	mg/L	0.000174	-0.00073	mg/L	0.000870	119.09%
Al 308.215†	6.3	0.00470	mg/L	0.008779	0.02348	mg/L	0.043897	186.93%
As 188.979†	17.6	0.01192	mg/L	0.001939	0.05962	mg/L	0.009693	16.26%
B 249.677†	2.9	0.00095	mg/L	0.002227	0.00476	mg/L	0.011137	233.77%
Ba 233.527†	128.0	0.03845	mg/L	0.000489	0.1923	mg/L	0.00245	1.27%
Be 313.042†	-42.5	-0.00007	mg/L	0.000027	-0.00035	mg/L	0.000133	38.46%
Ca 317.933†	579503.7	25.18	mg/L	0.021	125.9	mg/L	0.11	0.08%
Cd 228.802†	-3.1	-0.00010	mg/L	0.000052	-0.00048	mg/L	0.000261	54.60%
Co 228.616†	16.4	0.00012	mg/L	0.000175	0.00058	mg/L	0.000876	151.00%
Cr 267.716†	19.5	0.00026	mg/L	0.000586	0.00130	mg/L	0.002931	225.34%
Cu 324.752†	-279.7	0.00028	mg/L	0.000094	0.00142	mg/L	0.000468	32.98%
Fe 273.955†	13183.2	12.53	mg/L	0.052	62.66	mg/L	0.262	0.42%
K 766.490†	900.5	0.5021	mg/L	0.00352	2.511	mg/L	0.0176	0.70%
Mg 279.077†	20242.2	12.80	mg/L	0.021	63.99	mg/L	0.107	0.17%
Mn 257.610†	17874.5	0.6608	mg/L	0.00136	3.304	mg/L	0.0068	0.21%
Mo 202.031†	28.7	0.00192	mg/L	0.000209	0.00961	mg/L	0.001044	10.86%
Na 589.592†	27611.8	5.891	mg/L	0.0323	29.45	mg/L	0.161	0.55%
Na 330.237†	173.3	5.521	mg/L	0.5259	27.60	mg/L	2.629	9.53%
Ni 231.604†	-0.3	-0.00017	mg/L	0.001400	-0.00083	mg/L	0.007000	839.01%
Pb 220.353†	9.0	0.00072	mg/L	0.000346	0.00361	mg/L	0.001728	47.87%
Sb 206.836†	5.7	0.00230	mg/L	0.002245	0.01148	mg/L	0.011226	97.83%
Se 196.026†	7.2	0.00436	mg/L	0.003687	0.02180	mg/L	0.018435	84.55%
Si 288.158†	10484.8	6.380	mg/L	0.0166	31.90	mg/L	0.083	0.26%
Sn 189.927†	-47.2	-0.00604	mg/L	0.000648	-0.03021	mg/L	0.003239	10.72%
Sr 421.552†	91892.7	0.1414	mg/L	0.00011	0.7069	mg/L	0.00055	0.08%
Ti 334.903†	45.8	0.00184	mg/L	0.000724	0.00920	mg/L	0.003618	39.34%
Tl 190.801†	0.2	0.00017	mg/L	0.001693	0.00086	mg/L	0.008466	986.45%
V 292.402†	106.1	0.00044	mg/L	0.000187	0.00222	mg/L	0.000936	42.18%
Zn 206.200†	6.8	0.00619	mg/L	0.003047	0.03095	mg/L	0.015237	49.23%

Sequence No.: 29
Sample ID: JX10 MB2SPK WMN
Analyst: ALA
Initial Sample Wt:
Dilution: 1X

Autosampler Location: 40
Date Collected: 9/26/2006 11:54:57 AM
Data Type: Original
Initial Sample Vol:
Sample Prep Vol:

Nebulizer Parameters: JX10 MB2SPK WMN

Analyte	Back Pressure	Flow
All	184.0 kPa	0.50 L/min

Mean Data: JX10 MB2SPK WMN

Analyte	Mean Corrected Intensity	Calib Conc.	Calib Units	Std.Dev.	Sample Conc.	Sample Units	Std.Dev.	RSD
ScA 357.253	1963458.7	107.6	%	0.25				0.23%
ScR 361.383	198091.9	108.1	%	0.83				0.77%
Ag 328.068†	-125.4	-0.00035	mg/L	0.000030	-0.00035	mg/L	0.000030	8.84%
Al 308.215†	24.8	0.01867	mg/L	0.005992	0.01867	mg/L	0.005992	32.09%
As 188.979†	1.7	0.00122	mg/L	0.002568	0.00122	mg/L	0.002568	210.17%
B 249.677†	2.8	0.00092	mg/L	0.000340	0.00092	mg/L	0.000340	37.12%
Ba 233.527†	-1.7	-0.00051	mg/L	0.000811	-0.00051	mg/L	0.000811	157.58%
Be 313.042†	-112.5	-0.00018	mg/L	0.000028	-0.00018	mg/L	0.000028	15.38%
Ca 317.933†	62.0	0.00269	mg/L	0.001139	0.00269	mg/L	0.001139	42.32%
Cd 228.802†	-8.7	-0.00022	mg/L	0.000035	-0.00022	mg/L	0.000035	16.19%
Co 228.616†	-12.9	-0.00027	mg/L	0.000198	-0.00027	mg/L	0.000198	72.89%
Cr 267.716†	-1.1	-0.00014	mg/L	0.000153	-0.00014	mg/L	0.000153	107.63%
Cu 324.752†	-159.1	-0.00050	mg/L	0.000106	-0.00050	mg/L	0.000106	21.21%
Fe 273.955†	5.2	0.00494	mg/L	0.002922	0.00494	mg/L	0.002922	59.16%
K 766.490†	-40.4	-0.02254	mg/L	0.018066	-0.02254	mg/L	0.018066	80.14%
Mg 279.077†	-7.7	-0.00486	mg/L	0.006991	-0.00486	mg/L	0.006991	143.82%
Mn 257.610†	-5.2	-0.00019	mg/L	0.000067	-0.00019	mg/L	0.000067	34.90%
Mo 202.031†	2.4	0.00018	mg/L	0.000447	0.00018	mg/L	0.000447	242.11%
Na 589.592†	585.8	0.1250	mg/L	0.00127	0.1250	mg/L	0.00127	1.02%
Na 330.237†	16.0	0.5316	mg/L	0.67090	0.5316	mg/L	0.67090	126.21%
Ni 231.604†	1.3	0.00065	mg/L	0.002803	0.00065	mg/L	0.002803	431.15%
Pb 220.353†	-26.8	-0.00213	mg/L	0.000400	-0.00213	mg/L	0.000400	18.79%
Sb 206.836†	-0.8	-0.00051	mg/L	0.001744	-0.00051	mg/L	0.001744	339.17%
Se 196.026†	18.9	0.00956	mg/L	0.001825	0.00956	mg/L	0.001825	19.09%
Si 288.158†	14941.1	9.092	mg/L	0.0155	9.092	mg/L	0.0155	0.17%
Sn 189.927†	-0.7	-0.00013	mg/L	0.001093	-0.00013	mg/L	0.001093	867.67%
Sr 421.552†	57.1	0.00009	mg/L	0.000054	0.00009	mg/L	0.000054	61.91%
Ti 334.903†	26.3	0.00106	mg/L	0.001199	0.00106	mg/L	0.001199	113.37%
Tl 190.801†	3.6	0.00252	mg/L	0.000486	0.00252	mg/L	0.000486	19.31%
V 292.402†	9.4	0.00003	mg/L	0.000154	0.00003	mg/L	0.000154	562.57%
Zn 206.200†	4.7	0.00411	mg/L	0.001817	0.00411	mg/L	0.001817	44.20%

Sequence No.: 30
Sample ID: CV 3
Analyst: ALA
Initial Sample Wt:
Dilution: 1X

Autosampler Location: 7
Date Collected: 9/26/2006 12:01:21 PM
Data Type: Original
Initial Sample Vol:
Sample Prep Vol:

Nebulizer Parameters: CV

Analyte	Back Pressure	Flow
All	184.0 kPa	0.50 L/min

Mean Data: CV

Analyte	Mean Corrected Intensity	Calib Conc.	Calib Units	Std.Dev.	Sample Conc.	Sample Units	Std.Dev.	RSD
ScA 357.253	1811216.8	99.24	%	0.730				0.74%
ScR 361.383	185068.5	101.0	%	0.40				0.40%
Ag 328.068†	348686.8	0.9604	mg/L	0.00230	0.9604	mg/L	0.00230	0.24%
Al 308.215†	2620.4	1.937	mg/L	0.0033	1.937	mg/L	0.0033	0.17%
As 188.979†	2672.1	1.974	mg/L	0.0115	1.974	mg/L	0.0115	0.58%
B 249.677†	2889.5	0.9458	mg/L	0.00398	0.9458	mg/L	0.00398	0.42%
Ba 233.527†	3094.5	0.9489	mg/L	0.00368	0.9489	mg/L	0.00368	0.39%
Be 313.042†	602264.1	0.9728	mg/L	0.00408	0.9728	mg/L	0.00408	0.42%
Ca 317.933†	45465.8	1.975	mg/L	0.0081	1.975	mg/L	0.0081	0.41%
Cd 228.802†	41207.4	1.011	mg/L	0.0038	1.011	mg/L	0.0038	0.38%
Co 228.616†	46634.7	0.9756	mg/L	0.00414	0.9756	mg/L	0.00414	0.42%
Cr 267.716†	7483.0	0.9395	mg/L	0.00257	0.9395	mg/L	0.00257	0.27%
Cu 324.752†	318147.6	0.9989	mg/L	0.00204	0.9989	mg/L	0.00204	0.20%
Fe 273.955†	2049.5	1.946	mg/L	0.0060	1.946	mg/L	0.0060	0.31%
K 766.490†	34760.0	19.38	mg/L	0.061	19.38	mg/L	0.061	0.31%
Mg 279.077†	3049.5	1.933	mg/L	0.0038	1.933	mg/L	0.0038	0.20%
Mn 257.610†	25096.4	0.9287	mg/L	0.00175	0.9287	mg/L	0.00175	0.19%
Mo 202.031†	13031.1	0.9968	mg/L	0.01142	0.9968	mg/L	0.01142	1.15%
Na 589.592†	244192.1	52.10	mg/L	0.409	52.10	mg/L	0.409	0.79%
Na 330.237†	1455.3	48.51	mg/L	0.275	48.51	mg/L	0.275	0.57%
Ni 231.604†	1934.5	0.9636	mg/L	0.00170	0.9636	mg/L	0.00170	0.18%
Pb 220.353†	24559.9	1.961	mg/L	0.0075	1.961	mg/L	0.0075	0.38%
Sb 206.836†	3218.6	2.085	mg/L	0.0153	2.085	mg/L	0.0153	0.73%
Se 196.026†	3940.7	1.989	mg/L	0.0161	1.989	mg/L	0.0161	0.81%
Si 288.158†	3065.0	1.867	mg/L	0.0064	1.867	mg/L	0.0064	0.35%
Sn 189.927†	5819.1	0.9747	mg/L	0.00747	0.9747	mg/L	0.00747	0.77%
Sr 421.552†	630938.4	0.9708	mg/L	0.00438	0.9708	mg/L	0.00438	0.45%
Ti 334.903†	24577.3	0.9867	mg/L	0.00407	0.9867	mg/L	0.00407	0.41%
Tl 190.801†	2807.7	1.954	mg/L	0.0144	1.954	mg/L	0.0144	0.74%
V 292.402†	322973.9	1.001	mg/L	0.0022	1.001	mg/L	0.0022	0.22%
Zn 206.200†	1106.3	0.9656	mg/L	0.00222	0.9656	mg/L	0.00222	0.23%

Sequence No.: 31
Sample ID: CB 3
Analyst: ALA
Initial Sample Wt:
Dilution: 1X

Autosampler Location: 1
Date Collected: 9/26/2006 12:07:38 PM
Data Type: Original
Initial Sample Vol:
Sample Prep Vol:

Nebulizer Parameters: CB

Analyte	Back Pressure	Flow
All	184.0 kPa	0.50 L/min

Mean Data: CB

Analyte	Mean Corrected Intensity	Calib Conc.	Calib Units	Calib Std.Dev.	Sample Conc.	Sample Units	Sample Std.Dev.	RSD
ScA 357.253	1863612.6	102.1	%	0.48				0.47%
ScR 361.383	185539.9	101.3	%	0.49				0.48%
Ag 328.068†	-1.9	-0.00001	mg/L	0.000252	-0.00001	mg/L	0.000252	>999.9%
Al 308.215†	23.1	0.01739	mg/L	0.002387	0.01739	mg/L	0.002387	13.72%
As 188.979†	10.9	0.00806	mg/L	0.000536	0.00806	mg/L	0.000536	6.65%
B 249.677†	19.0	0.00621	mg/L	0.001997	0.00621	mg/L	0.001997	32.17%
Ba 233.527†	-0.8	-0.00025	mg/L	0.000504	-0.00025	mg/L	0.000504	197.73%
Be 313.042†	-23.1	-0.00004	mg/L	0.000034	-0.00004	mg/L	0.000034	92.08%
Ca 317.933†	-38.8	-0.00169	mg/L	0.000764	-0.00169	mg/L	0.000764	45.27%
Cd 228.802†	-0.3	-0.00002	mg/L	0.000031	-0.00002	mg/L	0.000031	168.34%
Co 228.616†	-10.3	-0.00021	mg/L	0.000124	-0.00021	mg/L	0.000124	57.97%
Cr 267.716†	5.5	0.00069	mg/L	0.000399	0.00069	mg/L	0.000399	57.89%
Cu 324.752†	-33.5	-0.00011	mg/L	0.000082	-0.00011	mg/L	0.000082	77.58%
Fe 273.955†	-1.1	-0.00105	mg/L	0.005442	-0.00105	mg/L	0.005442	520.55%
K 766.490†	69.0	0.03848	mg/L	0.015189	0.03848	mg/L	0.015189	39.47%
Mg 279.077†	-27.6	-0.01743	mg/L	0.018724	-0.01743	mg/L	0.018724	107.42%
Mn 257.610†	3.7	0.00014	mg/L	0.000104	0.00014	mg/L	0.000104	75.67%
Mo 202.031†	7.4	0.00056	mg/L	0.000093	0.00056	mg/L	0.000093	16.45%
Na 589.592†	295.5	0.06304	mg/L	0.001833	0.06304	mg/L	0.001833	2.91%
Na 330.237†	4.1	0.1363	mg/L	0.47988	0.1363	mg/L	0.47988	352.06%
Ni 231.604†	0.5	0.00026	mg/L	0.002241	0.00026	mg/L	0.002241	855.46%
Pb 220.353†	1.0	0.00009	mg/L	0.000665	0.00009	mg/L	0.000665	777.81%
Sb 206.836†	-2.4	-0.00156	mg/L	0.002003	-0.00156	mg/L	0.002003	128.50%
Se 196.026†	7.0	0.00356	mg/L	0.002867	0.00356	mg/L	0.002867	80.59%
Si 288.158†	22.3	0.01358	mg/L	0.001496	0.01358	mg/L	0.001496	11.01%
Sn 189.927†	7.4	0.00122	mg/L	0.000544	0.00122	mg/L	0.000544	44.46%
Sr 421.552†	51.3	0.00008	mg/L	0.000112	0.00008	mg/L	0.000112	141.88%
Ti 334.903†	-15.0	-0.00060	mg/L	0.000667	-0.00060	mg/L	0.000667	110.54%
Tl 190.801†	5.8	0.00406	mg/L	0.002395	0.00406	mg/L	0.002395	59.01%
V 292.402†	10.3	0.00004	mg/L	0.000057	0.00004	mg/L	0.000057	152.43%
Zn 206.200†	2.8	0.00248	mg/L	0.002040	0.00248	mg/L	0.002040	82.20%

Sequence No.: 32
Sample ID: JX10 S WMN
Analyst: ALA
Initial Sample Wt:
Dilution: 5X

Autosampler Location: 41
Date Collected: 9/26/2006 12:14:00 PM
Data Type: Original
Initial Sample Vol:
Sample Prep Vol:

Nebulizer Parameters: JX10 S WMN

Analyte	Back Pressure	Flow
All	184.0 kPa	0.50 L/min

Mean Data: JX10 S WMN

Analyte	Mean Corrected Intensity	Calib Conc.	Calib Units	Std.Dev.	Sample Conc.	Sample Units	Std.Dev.	RSD
ScA 357.253	1782313.1	97.65	%	0.729				0.75%
ScR 361.383	186424.3	101.8	%	0.50				0.49%
Ag 328.068†	15.9	0.00004	mg/L	0.000074	0.00021	mg/L	0.000369	174.20%
Al 308.215†	115.2	0.08654	mg/L	0.021566	0.4327	mg/L	0.10783	24.92%
As 188.979†	18.5	0.01330	mg/L	0.004533	0.06648	mg/L	0.022663	34.09%
B 249.677†	99.8	0.03255	mg/L	0.000112	0.1627	mg/L	0.00056	0.34%
Ba 233.527†	97.4	0.02981	mg/L	0.000753	0.1490	mg/L	0.00377	2.53%
Be 313.042†	162.6	0.00024	mg/L	0.000064	0.00122	mg/L	0.000321	26.24%
Ca 317.933†	192135.4	8.347	mg/L	0.0178	41.74	mg/L	0.089	0.21%
Cd 228.802†	-2.2	-0.00007	mg/L	0.000077	-0.00037	mg/L	0.000386	104.08%
Co 228.616†	30.0	0.00057	mg/L	0.000223	0.00285	mg/L	0.001114	39.08%
Cr 267.716†	16.0	0.00113	mg/L	0.000678	0.00563	mg/L	0.003391	60.21%
Cu 324.752†	232.8	0.00083	mg/L	0.000158	0.00413	mg/L	0.000788	19.09%
Fe 273.955†	1301.3	1.237	mg/L	0.0078	6.185	mg/L	0.0389	0.63%
K 766.490†	3849.9	2.147	mg/L	0.0422	10.73	mg/L	0.211	1.97%
Mg 279.077†	5860.7	3.707	mg/L	0.0255	18.53	mg/L	0.127	0.69%
Mn 257.610†	10659.8	0.3942	mg/L	0.00239	1.971	mg/L	0.0120	0.61%
Mo 202.031†	19.4	0.00140	mg/L	0.000042	0.00700	mg/L	0.000212	3.02%
Na 589.592†	950184.9	202.7	mg/L	1.13	1014	mg/L	5.6	0.56%
Na 330.237†	5721.8	190.7	mg/L	0.83	953.6	mg/L	4.15	0.43%
Ni 231.604†	-2.2	-0.00107	mg/L	0.002159	-0.00536	mg/L	0.010796	201.33%
Pb 220.353†	20.2	0.00163	mg/L	0.000067	0.00817	mg/L	0.000333	4.08%
Sb 206.836†	2.8	0.00164	mg/L	0.000382	0.00822	mg/L	0.001910	23.23%
Se 196.026†	27.1	0.01340	mg/L	0.002289	0.06700	mg/L	0.011446	17.08%
Si 288.158†	6478.7	3.942	mg/L	0.0293	19.71	mg/L	0.146	0.74%
Sn 189.927†	-25.1	-0.00358	mg/L	0.000783	-0.01792	mg/L	0.003917	21.86%
Sr 421.552†	47912.5	0.07372	mg/L	0.000130	0.3686	mg/L	0.00065	0.18%
Ti 334.903†	465.1	0.01869	mg/L	0.001415	0.09347	mg/L	0.007074	7.57%
Tl 190.801†	1.8	0.00122	mg/L	0.000785	0.00612	mg/L	0.003923	64.12%
V 292.402†	3882.8	0.01202	mg/L	0.000276	0.06010	mg/L	0.001380	2.30%
Zn 206.200†	3.3	0.00306	mg/L	0.000792	0.01531	mg/L	0.003961	25.87%

Sequence No.: 33
Sample ID: JX10 T WMN
Analyst: ALA
Initial Sample Wt:
Dilution: 5X

Autosampler Location: 42
Date Collected: 9/26/2006 12:20:42 PM
Data Type: Original
Initial Sample Vol:
Sample Prep Vol:

Nebulizer Parameters: JX10 T WMN

Analyte	Back Pressure	Flow
All	184.0 kPa	0.50 L/min

Mean Data: JX10 T WMN

Analyte	Mean Corrected Intensity	Calib Conc.	Calib Units	Calib Std.Dev.	Sample Conc.	Sample Units	Sample Std.Dev.	RSD
ScA 357.253	1848007.4	101.3	%	0.50				0.50%
ScR 361.383	186285.1	101.7	%	0.63				0.62%
Ag 328.068†	-76.1	-0.00007	mg/L	0.000112	-0.00034	mg/L	0.000561	162.84%
Al 308.215†	19.9	0.01489	mg/L	0.014360	0.07446	mg/L	0.071798	96.43%
As 188.979†	15.1	0.01020	mg/L	0.002632	0.05099	mg/L	0.013160	25.81%
B 249.677†	104.1	0.03398	mg/L	0.001238	0.1699	mg/L	0.00619	3.64%
Ba 233.527†	149.6	0.04563	mg/L	0.001154	0.2281	mg/L	0.00577	2.53%
Be 313.042†	-66.1	-0.00011	mg/L	0.000034	-0.00054	mg/L	0.000168	31.05%
Ca 317.933†	521847.8	22.67	mg/L	0.058	113.4	mg/L	0.29	0.26%
Cd 228.802†	-5.1	-0.00014	mg/L	0.000032	-0.00072	mg/L	0.000161	22.43%
Co 228.616†	51.2	0.00098	mg/L	0.000244	0.00490	mg/L	0.001220	24.92%
Cr 267.716†	20.2	0.00001	mg/L	0.000136	0.00006	mg/L	0.000678	>999.9%
Cu 324.752†	24.4	0.00046	mg/L	0.000240	0.00230	mg/L	0.001199	52.21%
Fe 273.955†	4916.1	4.673	mg/L	0.0196	23.37	mg/L	0.098	0.42%
K 766.490†	3808.9	2.124	mg/L	0.0236	10.62	mg/L	0.118	1.11%
Mg 279.077†	19276.6	12.19	mg/L	0.045	60.96	mg/L	0.224	0.37%
Mn 257.610†	13714.1	0.5069	mg/L	0.00173	2.535	mg/L	0.0086	0.34%
Mo 202.031†	46.2	0.00327	mg/L	0.000252	0.01635	mg/L	0.001260	7.71%
Na 589.592†	105879.1	22.59	mg/L	0.008	112.9	mg/L	0.04	0.04%
Na 330.237†	625.4	20.62	mg/L	0.706	103.1	mg/L	3.53	3.42%
Ni 231.604†	4.1	0.00204	mg/L	0.001986	0.01020	mg/L	0.009931	97.38%
Pb 220.353†	10.0	0.00081	mg/L	0.000443	0.00403	mg/L	0.002216	54.97%
Sb 206.836†	2.0	0.00072	mg/L	0.000785	0.00360	mg/L	0.003927	109.22%
Se 196.026†	8.9	0.00449	mg/L	0.002473	0.02243	mg/L	0.012364	55.12%
Si 288.158†	7518.5	4.575	mg/L	0.0271	22.88	mg/L	0.136	0.59%
Sn 189.927†	-45.0	-0.00586	mg/L	0.001273	-0.02932	mg/L	0.006367	21.71%
Sr 421.552†	93810.4	0.1443	mg/L	0.00038	0.7217	mg/L	0.00189	0.26%
Ti 334.903†	48.3	0.00194	mg/L	0.001213	0.00970	mg/L	0.006063	62.53%
Tl 190.801†	4.6	0.00325	mg/L	0.003187	0.01623	mg/L	0.015937	98.22%
V 292.402†	250.4	0.00087	mg/L	0.000066	0.00433	mg/L	0.000329	7.59%
Zn 206.200†	6.8	0.00636	mg/L	0.000998	0.03180	mg/L	0.004989	15.69%

Sequence No.: 34
Sample ID: JX10 U WMN
Analyst: ALA
Initial Sample Wt:
Dilution: 5X

Autosampler Location: 43
Date Collected: 9/26/2006 12:27:22 PM
Data Type: Original
Initial Sample Vol:
Sample Prep Vol:

Nebulizer Parameters: JX10 U WMN

Analyte	Back Pressure	Flow
All	184.0 kPa	0.50 L/min

Mean Data: JX10 U WMN

Analyte	Mean Corrected Intensity	Calib Conc.	Calib Units	Calib Std.Dev.	Sample Conc.	Sample Units	Sample Std.Dev.	RSD
ScA 357.253	1840355.7	100.8	%	0.61				0.60%
ScR 361.383	184171.9	100.5	%	0.48				0.48%
Ag 328.068†	-46.7	0.00000	mg/L	0.000056	-0.00002	mg/L	0.000279	>999.9%
Al 308.215†	-3.5	-0.00273	mg/L	0.007946	-0.01363	mg/L	0.039731	291.46%
As 188.979†	13.8	0.00926	mg/L	0.000593	0.04631	mg/L	0.002967	6.41%
B 249.677†	103.2	0.03366	mg/L	0.001701	0.1683	mg/L	0.00850	5.05%
Ba 233.527†	154.1	0.04704	mg/L	0.000116	0.2352	mg/L	0.00058	0.25%
Be 313.042†	-17.1	-0.00003	mg/L	0.000012	-0.00014	mg/L	0.000061	42.33%
Ca 317.933†	515773.6	22.41	mg/L	0.054	112.0	mg/L	0.27	0.24%
Cd 228.802†	-4.5	-0.00013	mg/L	0.000084	-0.00063	mg/L	0.000421	66.88%
Co 228.616†	63.4	0.00124	mg/L	0.000090	0.00621	mg/L	0.000451	7.26%
Cr 267.716†	22.2	0.00021	mg/L	0.001012	0.00105	mg/L	0.005061	481.41%
Cu 324.752†	60.1	0.00054	mg/L	0.000192	0.00268	mg/L	0.000958	35.75%
Fe 273.955†	4548.4	4.324	mg/L	0.0176	21.62	mg/L	0.088	0.41%
K 766.490†	3873.8	2.160	mg/L	0.0027	10.80	mg/L	0.014	0.13%
Mg 279.077†	19481.8	12.32	mg/L	0.019	61.61	mg/L	0.094	0.15%
Mn 257.610†	13667.1	0.5052	mg/L	0.00177	2.526	mg/L	0.0089	0.35%
Mo 202.031†	44.6	0.00315	mg/L	0.000405	0.01575	mg/L	0.002025	12.85%
Na 589.592†	112080.2	23.91	mg/L	0.039	119.6	mg/L	0.20	0.16%
Na 330.237†	685.1	22.62	mg/L	0.470	113.1	mg/L	2.35	2.08%
Ni 231.604†	4.3	0.00212	mg/L	0.000519	0.01060	mg/L	0.002596	24.49%
Pb 220.353†	10.1	0.00081	mg/L	0.000493	0.00406	mg/L	0.002464	60.71%
Sb 206.836†	2.8	0.00123	mg/L	0.001105	0.00615	mg/L	0.005523	89.83%
Se 196.026†	16.7	0.00839	mg/L	0.005747	0.04193	mg/L	0.028737	68.53%
Si 288.158†	7510.2	4.570	mg/L	0.0135	22.85	mg/L	0.068	0.30%
Sn 189.927†	-43.1	-0.00557	mg/L	0.001608	-0.02785	mg/L	0.008038	28.87%
Sr 421.552†	93079.7	0.1432	mg/L	0.00038	0.7161	mg/L	0.00190	0.27%
Ti 334.903†	44.3	0.00178	mg/L	0.002503	0.00889	mg/L	0.012513	140.74%
Tl 190.801†	0.9	0.00061	mg/L	0.002755	0.00303	mg/L	0.013776	454.42%
V 292.402†	210.3	0.00074	mg/L	0.000202	0.00372	mg/L	0.001010	27.12%
Zn 206.200†	5.0	0.00474	mg/L	0.002092	0.02369	mg/L	0.010460	44.16%

Sequence No.: 35
Sample ID: JX10 V WMN
Analyst: ALA
Initial Sample Wt:
Dilution: 5X

Autosampler Location: 44
Date Collected: 9/26/2006 12:33:47 PM
Data Type: Original
Initial Sample Vol:
Sample Prep Vol:

Nebulizer Parameters: JX10 V WMN

Analyte	Back Pressure	Flow
All	185.0 kPa	0.50 L/min

Mean Data: JX10 V WMN

Analyte	Mean Corrected Intensity	Calib Conc.	Calib Units	Std.Dev.	Sample Conc.	Sample Units	Std.Dev.	RSD
ScA 357.253	1860551.0	101.9	%	0.38				0.37%
ScR 361.383	186266.1	101.7	%	0.16				0.16%
Ag 328.068†	-146.4	-0.00006	mg/L	0.000223	-0.00028	mg/L	0.001114	392.47%
Al 308.215†	29.0	0.02180	mg/L	0.015597	0.1090	mg/L	0.07799	71.55%
As 188.979†	12.9	0.00885	mg/L	0.005465	0.04426	mg/L	0.027326	61.74%
B 249.677†	83.2	0.02714	mg/L	0.002138	0.1357	mg/L	0.01069	7.88%
Ba 233.527†	55.9	0.01657	mg/L	0.001360	0.08283	mg/L	0.006802	8.21%
Be 313.042†	-36.6	-0.00006	mg/L	0.000031	-0.00030	mg/L	0.000154	51.21%
Ca 317.933†	397470.6	17.27	mg/L	0.027	86.34	mg/L	0.136	0.16%
Cd 228.802†	-6.4	-0.00017	mg/L	0.000049	-0.00086	mg/L	0.000246	28.68%
Co 228.616†	69.8	0.00130	mg/L	0.000233	0.00652	mg/L	0.001166	17.89%
Cr 267.716†	14.1	0.00014	mg/L	0.000798	0.00070	mg/L	0.003991	570.09%
Cu 324.752†	-207.3	0.00017	mg/L	0.000119	0.00087	mg/L	0.000593	68.46%
Fe 273.955†	9373.2	8.910	mg/L	0.0419	44.55	mg/L	0.210	0.47%
K 766.490†	2678.1	1.493	mg/L	0.0077	7.466	mg/L	0.0386	0.52%
Mg 279.077†	14824.1	9.372	mg/L	0.0319	46.86	mg/L	0.159	0.34%
Mn 257.610†	13112.7	0.4848	mg/L	0.00127	2.424	mg/L	0.0064	0.26%
Mo 202.031†	30.0	0.00209	mg/L	0.000359	0.01046	mg/L	0.001794	17.15%
Na 589.592†	72466.9	15.46	mg/L	0.070	77.30	mg/L	0.350	0.45%
Na 330.237†	442.1	14.56	mg/L	0.414	72.82	mg/L	2.072	2.85%
Ni 231.604†	2.0	0.00101	mg/L	0.001127	0.00503	mg/L	0.005635	112.12%
Pb 220.353†	10.8	0.00087	mg/L	0.000293	0.00437	mg/L	0.001463	33.50%
Sb 206.836†	5.6	0.00261	mg/L	0.002139	0.01305	mg/L	0.010693	81.93%
Se 196.026†	15.3	0.00823	mg/L	0.004445	0.04114	mg/L	0.022226	54.03%
Si 288.158†	9658.9	5.878	mg/L	0.0090	29.39	mg/L	0.045	0.15%
Sn 189.927†	-31.2	-0.00395	mg/L	0.000361	-0.01975	mg/L	0.001804	9.13%
Sr 421.552†	69294.0	0.1066	mg/L	0.00003	0.5331	mg/L	0.00016	0.03%
Ti 334.903†	36.1	0.00145	mg/L	0.000650	0.00724	mg/L	0.003252	44.93%
Tl 190.801†	2.7	0.00187	mg/L	0.003881	0.00935	mg/L	0.019405	207.43%
V 292.402†	170.6	0.00061	mg/L	0.000092	0.00306	mg/L	0.000458	14.99%
Zn 206.200†	6.2	0.00551	mg/L	0.001965	0.02757	mg/L	0.009824	35.63%

Sequence No.: 36
Sample ID: JX10 W WMN
Analyst: ALA
Initial Sample Wt:
Dilution: 5X

Autosampler Location: 45
Date Collected: 9/26/2006 12:40:11 PM
Data Type: Original
Initial Sample Vol:
Sample Prep Vol:

Nebulizer Parameters: JX10 W WMN

Analyte	Back Pressure	Flow
All	185.0 kPa	0.50 L/min

Mean Data: JX10 W WMN

Analyte	Mean Corrected Intensity	Calib Conc.	Calib Units	Calib Std.Dev.	Sample Conc.	Sample Units	Sample Std.Dev.	RSD
ScA 357.253	1853309.4	101.5	%	0.43				0.42%
ScR 361.383	188702.9	103.0	%	0.16				0.16%
Ag 328.068†	-34.3	-0.00009	mg/L	0.000057	-0.00046	mg/L	0.000283	62.13%
Al 308.215†	49.2	0.03705	mg/L	0.006384	0.1853	mg/L	0.03192	17.23%
As 188.979†	9.5	0.00696	mg/L	0.002574	0.03481	mg/L	0.012870	36.97%
B 249.677†	5.7	0.00186	mg/L	0.001274	0.00929	mg/L	0.006368	68.52%
Ba 233.527†	12.4	0.00382	mg/L	0.000319	0.01908	mg/L	0.001596	8.37%
Be 313.042†	-56.8	-0.00009	mg/L	0.000028	-0.00047	mg/L	0.000139	29.82%
Ca 317.933†	37377.1	1.624	mg/L	0.0182	8.119	mg/L	0.0912	1.12%
Cd 228.802†	-9.0	-0.00023	mg/L	0.000109	-0.00116	mg/L	0.000543	46.97%
Co 228.616†	28.4	0.00059	mg/L	0.000231	0.00295	mg/L	0.001154	39.15%
Cr 267.716†	4.7	0.00044	mg/L	0.000550	0.00220	mg/L	0.002752	124.93%
Cu 324.752†	153.8	0.00049	mg/L	0.000081	0.00245	mg/L	0.000406	16.59%
Fe 273.955†	128.6	0.1222	mg/L	0.00375	0.6112	mg/L	0.01873	3.06%
K 766.490†	325.6	0.1816	mg/L	0.01630	0.9078	mg/L	0.08151	8.98%
Mg 279.077†	1167.8	0.7387	mg/L	0.01038	3.694	mg/L	0.0519	1.41%
Mn 257.610†	482.3	0.01781	mg/L	0.000121	0.08907	mg/L	0.000606	0.68%
Mo 202.031†	4.8	0.00035	mg/L	0.000391	0.00176	mg/L	0.001954	110.88%
Na 589.592†	130801.6	27.91	mg/L	0.027	139.5	mg/L	0.13	0.09%
Na 330.237†	794.8	26.49	mg/L	0.263	132.4	mg/L	1.31	0.99%
Ni 231.604†	4.2	0.00209	mg/L	0.000659	0.01047	mg/L	0.003296	31.50%
Pb 220.353†	-1.4	-0.00011	mg/L	0.000323	-0.00053	mg/L	0.001616	306.92%
Sb 206.836†	-0.6	-0.00043	mg/L	0.001349	-0.00215	mg/L	0.006746	313.45%
Se 196.026†	42.0	0.02121	mg/L	0.004895	0.1060	mg/L	0.02447	23.08%
Si 288.158†	3689.1	2.245	mg/L	0.0120	11.22	mg/L	0.060	0.54%
Sn 189.927†	-3.2	-0.00042	mg/L	0.001206	-0.00212	mg/L	0.006030	284.84%
Sr 421.552†	7807.9	0.01201	mg/L	0.000053	0.06007	mg/L	0.000267	0.44%
Ti 334.903†	45.3	0.00182	mg/L	0.000671	0.00910	mg/L	0.003357	36.88%
Tl 190.801†	3.7	0.00260	mg/L	0.003275	0.01302	mg/L	0.016374	125.78%
V 292.402†	287.4	0.00089	mg/L	0.000226	0.00446	mg/L	0.001131	25.38%
Zn 206.200†	3.9	0.00346	mg/L	0.000409	0.01730	mg/L	0.002044	11.82%

Sequence No.: 37
Sample ID: JX10 X WMN
Analyst: ALA
Initial Sample Wt:
Dilution: 5X

Autosampler Location: 46
Date Collected: 9/26/2006 12:46:50 PM
Data Type: Original
Initial Sample Vol:
Sample Prep Vol:

Nebulizer Parameters: JX10 X WMN

Analyte	Back Pressure	Flow
All	185.0 kPa	0.50 L/min

Mean Data: JX10 X WMN

Analyte	Mean Corrected Intensity	Calib Conc.	Calib Units	Std.Dev.	Sample Conc.	Sample Units	Std.Dev.	RSD
ScA 357.253	1800318.4	98.64	%	0.604				0.61%
ScR 361.383	185430.5	101.2	%	0.96				0.95%
Ag 328.068†	-2.7	0.00013	mg/L	0.000026	0.00063	mg/L	0.000129	20.61%
Al 308.215†	63.6	0.04741	mg/L	0.013642	0.2370	mg/L	0.06821	28.78%
As 188.979†	14.2	0.00998	mg/L	0.003371	0.04990	mg/L	0.016857	33.78%
B 249.677†	14.4	0.00467	mg/L	0.000316	0.02337	mg/L	0.001581	6.77%
Ba 233.527†	52.4	0.01583	mg/L	0.000324	0.07917	mg/L	0.001620	2.05%
Be 313.042†	51.7	0.00004	mg/L	0.000015	0.00022	mg/L	0.000075	34.55%
Ca 317.933†	174998.4	7.603	mg/L	0.0187	38.01	mg/L	0.093	0.25%
Cd 228.802†	-5.6	-0.00015	mg/L	0.000111	-0.00077	mg/L	0.000555	72.45%
Co 228.616†	58.0	0.00103	mg/L	0.000080	0.00517	mg/L	0.000402	7.77%
Cr 267.716†	25.5	0.00252	mg/L	0.000506	0.01262	mg/L	0.002530	20.05%
Cu 324.752†	90.0	0.00058	mg/L	0.000109	0.00292	mg/L	0.000546	18.72%
Fe 273.955†	3599.8	3.422	mg/L	0.0203	17.11	mg/L	0.102	0.59%
K 766.490†	1132.0	0.6312	mg/L	0.01722	3.156	mg/L	0.0861	2.73%
Mg 279.077†	5850.7	3.699	mg/L	0.0211	18.50	mg/L	0.105	0.57%
Mn 257.610†	6405.7	0.2368	mg/L	0.00123	1.184	mg/L	0.0061	0.52%
Mo 202.031†	9.1	0.00062	mg/L	0.000100	0.00310	mg/L	0.000501	16.18%
Na 589.592†	607921.5	129.7	mg/L	0.60	648.5	mg/L	3.00	0.46%
Na 330.237†	3618.1	120.6	mg/L	0.30	602.9	mg/L	1.50	0.25%
Ni 231.604†	-0.6	-0.00030	mg/L	0.003169	-0.00151	mg/L	0.015846	>999.9%
Pb 220.353†	17.1	0.00138	mg/L	0.000674	0.00689	mg/L	0.003368	48.86%
Sb 206.836†	2.7	0.00146	mg/L	0.002464	0.00731	mg/L	0.012318	168.41%
Se 196.026†	9.2	0.00478	mg/L	0.002372	0.02388	mg/L	0.011858	49.65%
Si 288.158†	7074.1	4.305	mg/L	0.0212	21.52	mg/L	0.106	0.49%
Sn 189.927†	-18.7	-0.00258	mg/L	0.001380	-0.01288	mg/L	0.006902	53.59%
Sr 421.552†	29568.4	0.04549	mg/L	0.000178	0.2275	mg/L	0.00089	0.39%
Ti 334.903†	1727.3	0.06943	mg/L	0.001229	0.3472	mg/L	0.00615	1.77%
Tl 190.801†	7.1	0.00482	mg/L	0.001836	0.02411	mg/L	0.009179	38.07%
V 292.402†	8377.9	0.02582	mg/L	0.000096	0.1291	mg/L	0.00048	0.37%
Zn 206.200†	3.7	0.00332	mg/L	0.001021	0.01658	mg/L	0.005106	30.78%

Sequence No.: 38
Sample ID: JX10 Y WMN
Analyst: ALA
Initial Sample Wt:
Dilution: 5X

Autosampler Location: 47
Date Collected: 9/26/2006 12:53:32 PM
Data Type: Original
Initial Sample Vol:
Sample Prep Vol:

Nebulizer Parameters: JX10 Y WMN

Analyte	Back Pressure	Flow
All	185.0 kPa	0.50 L/min

Mean Data: JX10 Y WMN

Analyte	Mean Corrected Intensity	Calib Conc.	Calib Units	Std.Dev.	Sample Conc.	Sample Units	Std.Dev.	RSD
ScA 357.253	1850797.1	101.4	%	0.28				0.28%
ScR 361.383	185079.9	101.0	%	0.85				0.84%
Ag 328.068†	-190.4	-0.00021	mg/L	0.000098	-0.00106	mg/L	0.000489	45.98%
Al 308.215†	22.9	0.01723	mg/L	0.018328	0.08615	mg/L	0.091640	106.37%
As 188.979†	12.9	0.00850	mg/L	0.001529	0.04250	mg/L	0.007645	17.99%
B 249.677†	16.3	0.00534	mg/L	0.001449	0.02671	mg/L	0.007246	27.13%
Ba 233.527†	102.2	0.03086	mg/L	0.000571	0.1543	mg/L	0.00285	1.85%
Be 313.042†	-72.2	-0.00012	mg/L	0.000022	-0.00059	mg/L	0.000111	18.94%
Ca 317.933†	560943.0	24.37	mg/L	0.121	121.9	mg/L	0.61	0.50%
Cd 228.802†	-6.1	-0.00017	mg/L	0.000168	-0.00083	mg/L	0.000840	101.20%
Co 228.616†	17.5	0.00021	mg/L	0.000090	0.00106	mg/L	0.000450	42.37%
Cr 267.716†	20.3	0.00040	mg/L	0.000666	0.00200	mg/L	0.003332	166.38%
Cu 324.752†	-177.9	0.00019	mg/L	0.000103	0.00094	mg/L	0.000513	54.28%
Fe 273.955†	8721.4	8.291	mg/L	0.1201	41.45	mg/L	0.600	1.45%
K 766.490†	1422.5	0.7932	mg/L	0.03845	3.966	mg/L	0.1922	4.85%
Mg 279.077†	18455.8	11.67	mg/L	0.126	58.35	mg/L	0.631	1.08%
Mn 257.610†	13984.0	0.5169	mg/L	0.00578	2.584	mg/L	0.0289	1.12%
Mo 202.031†	19.8	0.00127	mg/L	0.000042	0.00634	mg/L	0.000212	3.34%
Na 589.592†	34254.8	7.308	mg/L	0.0325	36.54	mg/L	0.163	0.45%
Na 330.237†	216.5	6.972	mg/L	0.6669	34.86	mg/L	3.335	9.57%
Ni 231.604†	-3.3	-0.00166	mg/L	0.001218	-0.00828	mg/L	0.006088	73.49%
Pb 220.353†	5.3	0.00043	mg/L	0.000194	0.00217	mg/L	0.000970	44.68%
Sb 206.836†	6.8	0.00342	mg/L	0.000658	0.01709	mg/L	0.003288	19.24%
Se 196.026†	6.6	0.00373	mg/L	0.005401	0.01866	mg/L	0.027003	144.69%
Si 288.158†	9986.4	6.077	mg/L	0.0658	30.38	mg/L	0.329	1.08%
Sn 189.927†	-43.6	-0.00551	mg/L	0.000612	-0.02754	mg/L	0.003060	11.11%
Sr 421.552†	94749.0	0.1458	mg/L	0.00059	0.7289	mg/L	0.00295	0.41%
Ti 334.903†	52.2	0.00210	mg/L	0.000596	0.01049	mg/L	0.002982	28.43%
Tl 190.801†	1.3	0.00088	mg/L	0.002131	0.00441	mg/L	0.010653	241.69%
V 292.402†	127.5	0.00049	mg/L	0.000043	0.00244	mg/L	0.000213	8.75%
Zn 206.200†	3.7	0.00356	mg/L	0.002694	0.01780	mg/L	0.013471	75.69%

Sequence No.: 39
Sample ID: JX10 Z WMN
Analyst: ALA
Initial Sample Wt:
Dilution: 5X

Autosampler Location: 48
Date Collected: 9/26/2006 1:00:13 PM
Data Type: Original
Initial Sample Vol:
Sample Prep Vol:

Nebulizer Parameters: JX10 Z WMN

Analyte	Back Pressure	Flow
All	185.0 kPa	0.50 L/min

Mean Data: JX10 Z WMN

Analyte	Mean Corrected Intensity	Calib Conc.	Calib Units	Calib Std.Dev.	Sample Conc.	Sample Units	Sample Std.Dev.	RSD
ScA 357.253	1846633.7	101.2	%	0.10				0.09%
ScR 361.383	186762.7	101.9	%	0.85				0.83%
Ag 328.068†	1.9	0.00003	mg/L	0.000084	0.00015	mg/L	0.000422	275.21%
Al 308.215†	66.9	0.05040	mg/L	0.017426	0.2520	mg/L	0.08713	34.58%
As 188.979†	9.1	0.00664	mg/L	0.000743	0.03319	mg/L	0.003717	11.20%
B 249.677†	28.6	0.00933	mg/L	0.000926	0.04665	mg/L	0.004630	9.93%
Ba 233.527†	4.3	0.00123	mg/L	0.000447	0.00615	mg/L	0.002233	36.30%
Be 313.042†	-18.8	-0.00003	mg/L	0.000059	-0.00016	mg/L	0.000294	189.65%
Ca 317.933†	68695.7	2.984	mg/L	0.0084	14.92	mg/L	0.042	0.28%
Cd 228.802†	-3.5	-0.00010	mg/L	0.000145	-0.00048	mg/L	0.000726	152.68%
Co 228.616†	-7.2	-0.00018	mg/L	0.000200	-0.00088	mg/L	0.001000	114.25%
Cr 267.716†	-0.5	-0.00033	mg/L	0.000888	-0.00165	mg/L	0.004439	268.36%
Cu 324.752†	35.7	0.00024	mg/L	0.000104	0.00122	mg/L	0.000519	42.68%
Fe 273.955†	1464.9	1.393	mg/L	0.0086	6.963	mg/L	0.0430	0.62%
K 766.490†	877.3	0.4891	mg/L	0.03815	2.446	mg/L	0.1907	7.80%
Mg 279.077†	1821.5	1.151	mg/L	0.0096	5.757	mg/L	0.0482	0.84%
Mn 257.610†	6823.1	0.2523	mg/L	0.00045	1.262	mg/L	0.0022	0.18%
Mo 202.031†	3.7	0.00026	mg/L	0.000349	0.00129	mg/L	0.001746	135.51%
Na 589.592†	92156.4	19.66	mg/L	0.073	98.31	mg/L	0.367	0.37%
Na 330.237†	547.6	18.23	mg/L	0.259	91.14	mg/L	1.297	1.42%
Ni 231.604†	4.0	0.00198	mg/L	0.001343	0.00991	mg/L	0.006713	67.74%
Pb 220.353†	-7.8	-0.00061	mg/L	0.000466	-0.00305	mg/L	0.002329	76.33%
Sb 206.836†	1.3	0.00072	mg/L	0.000499	0.00359	mg/L	0.002496	69.60%
Se 196.026†	20.8	0.01038	mg/L	0.003563	0.05189	mg/L	0.017814	34.33%
Si 288.158†	8183.3	4.980	mg/L	0.0175	24.90	mg/L	0.087	0.35%
Sn 189.927†	-4.7	-0.00056	mg/L	0.000241	-0.00282	mg/L	0.001204	42.75%
Sr 421.552†	7629.2	0.01174	mg/L	0.000101	0.05869	mg/L	0.000503	0.86%
Ti 334.903†	12.5	0.00050	mg/L	0.001964	0.00250	mg/L	0.009819	392.39%
Tl 190.801†	6.1	0.00425	mg/L	0.001121	0.02125	mg/L	0.005605	26.37%
V 292.402†	110.9	0.00038	mg/L	0.000148	0.00189	mg/L	0.000741	39.14%
Zn 206.200†	4.1	0.00361	mg/L	0.000967	0.01807	mg/L	0.004833	26.74%

Sequence No.: 40
Sample ID: JX10 AA WMN
Analyst: ALA
Initial Sample Wt:
Dilution: 5X

Autosampler Location: 49
Date Collected: 9/26/2006 1:06:38 PM
Data Type: Original
Initial Sample Vol:
Sample Prep Vol:

Nebulizer Parameters: JX10 AA WMN

Analyte	Back Pressure	Flow
All	185.0 kPa	0.50 L/min

Mean Data: JX10 AA WMN

Analyte	Mean Corrected Intensity	Calib Conc.	Calib Units	Calib Std.Dev.	Sample Conc.	Sample Units	Sample Std.Dev.	RSD
ScA 357.253	1820285.8	99.74	%	0.154				0.15%
ScR 361.383	185497.0	101.3	%	0.48				0.47%
Ag 328.068†	-488.7	-0.00012	mg/L	0.000114	-0.00061	mg/L	0.000568	93.06%
Al 308.215†	24.0	0.01803	mg/L	0.013875	0.09016	mg/L	0.069376	76.95%
As 188.979†	16.6	0.01116	mg/L	0.005415	0.05581	mg/L	0.027074	48.51%
B 249.677†	4.9	0.00159	mg/L	0.001375	0.00796	mg/L	0.006874	86.37%
Ba 233.527†	108.6	0.03132	mg/L	0.000391	0.1566	mg/L	0.00196	1.25%
Be 313.042†	-14.8	-0.00003	mg/L	0.000038	-0.00013	mg/L	0.000192	152.32%
Ca 317.933†	601381.3	26.13	mg/L	0.046	130.6	mg/L	0.23	0.18%
Cd 228.802†	1.1	0.00001	mg/L	0.000108	0.00003	mg/L	0.000541	>999.9%
Co 228.616†	515.9	0.01029	mg/L	0.000097	0.05147	mg/L	0.000484	0.94%
Cr 267.716†	17.5	0.00088	mg/L	0.000800	0.00440	mg/L	0.003998	90.93%
Cu 324.752†	-742.2	0.00052	mg/L	0.000104	0.00261	mg/L	0.000520	19.95%
Fe 273.955†	31026.3	29.49	mg/L	0.042	147.5	mg/L	0.21	0.14%
K 766.490†	900.1	0.5019	mg/L	0.00691	2.509	mg/L	0.0345	1.38%
Mg 279.077†	20487.1	12.94	mg/L	0.038	64.70	mg/L	0.189	0.29%
Mn 257.610†	30586.6	1.131	mg/L	0.0017	5.655	mg/L	0.0087	0.15%
Mo 202.031†	28.0	0.00187	mg/L	0.000004	0.00933	mg/L	0.000019	0.20%
Na 589.592†	129681.2	27.67	mg/L	0.105	138.3	mg/L	0.52	0.38%
Na 330.237†	768.7	25.37	mg/L	0.350	126.8	mg/L	1.75	1.38%
Ni 231.604†	-1.6	-0.00080	mg/L	0.001779	-0.00398	mg/L	0.008897	223.74%
Pb 220.353†	18.7	0.00150	mg/L	0.000206	0.00752	mg/L	0.001028	13.67%
Sb 206.836†	8.4	0.00226	mg/L	0.000590	0.01130	mg/L	0.002949	26.10%
Se 196.026†	1.8	0.00314	mg/L	0.004398	0.01569	mg/L	0.021991	140.14%
Si 288.158†	9859.3	5.999	mg/L	0.0104	30.00	mg/L	0.052	0.17%
Sn 189.927†	-44.2	-0.00548	mg/L	0.000633	-0.02740	mg/L	0.003164	11.55%
Sr 421.552†	85730.3	0.1319	mg/L	0.00017	0.6595	mg/L	0.00086	0.13%
Ti 334.903†	11.7	0.00047	mg/L	0.000420	0.00233	mg/L	0.002100	90.13%
Tl 190.801†	-2.0	-0.00142	mg/L	0.003850	-0.00711	mg/L	0.019252	270.65%
V 292.402†	268.6	0.00101	mg/L	0.000158	0.00506	mg/L	0.000792	15.64%
Zn 206.200†	3.2	0.00256	mg/L	0.000485	0.01278	mg/L	0.002426	18.99%

Sequence No.: 41
Sample ID: JX10 AB WMN
Analyst: ALA
Initial Sample Wt:
Dilution: 5X

Autosampler Location: 50
Date Collected: 9/26/2006 1:13:05 PM
Data Type: Original
Initial Sample Vol:
Sample Prep Vol:

Nebulizer Parameters: JX10 AB WMN

Analyte	Back Pressure	Flow
All	185.0 kPa	0.50 L/min

Mean Data: JX10 AB WMN

Analyte	Mean Corrected Intensity	Calib Conc.	Calib Units	Calib Std.Dev.	Sample Conc.	Sample Units	Sample Std.Dev.	RSD
ScA 357.253	1868473.1	102.4	%	0.48				0.47%
ScR 361.383	189204.0	103.3	%	0.92				0.89%
Ag 328.068†	-159.6	-0.00017	mg/L	0.000257	-0.00085	mg/L	0.001283	151.00%
Al 308.215†	38.6	0.02905	mg/L	0.008102	0.1453	mg/L	0.04051	27.89%
As 188.979†	9.3	0.00657	mg/L	0.004552	0.03286	mg/L	0.022760	69.27%
B 249.677†	2.0	0.00066	mg/L	0.002081	0.00332	mg/L	0.010406	313.21%
Ba 233.527†	30.7	0.00892	mg/L	0.000352	0.04460	mg/L	0.001762	3.95%
Be 313.042†	-65.3	-0.00011	mg/L	0.000048	-0.00053	mg/L	0.000242	45.73%
Ca 317.933†	184565.6	8.018	mg/L	0.0210	40.09	mg/L	0.105	0.26%
Cd 228.802†	-3.4	-0.00009	mg/L	0.000109	-0.00047	mg/L	0.000543	115.43%
Co 228.616†	6.5	0.00001	mg/L	0.000165	0.00003	mg/L	0.000827	>999.9%
Cr 267.716†	5.2	0.00008	mg/L	0.001066	0.00041	mg/L	0.005332	>999.9%
Cu 324.752†	-169.8	0.00017	mg/L	0.000103	0.00084	mg/L	0.000514	61.28%
Fe 273.955†	7682.1	7.303	mg/L	0.0503	36.51	mg/L	0.251	0.69%
K 766.490†	583.5	0.3254	mg/L	0.01207	1.627	mg/L	0.0603	3.71%
Mg 279.077†	6129.1	3.872	mg/L	0.0255	19.36	mg/L	0.128	0.66%
Mn 257.610†	13126.9	0.4854	mg/L	0.00214	2.427	mg/L	0.0107	0.44%
Mo 202.031†	11.6	0.00080	mg/L	0.000096	0.00402	mg/L	0.000482	12.02%
Na 589.592†	17725.1	3.782	mg/L	0.0219	18.91	mg/L	0.109	0.58%
Na 330.237†	126.9	4.150	mg/L	0.2165	20.75	mg/L	1.082	5.22%
Ni 231.604†	-2.4	-0.00119	mg/L	0.004205	-0.00596	mg/L	0.021025	352.88%
Pb 220.353†	-4.7	-0.00036	mg/L	0.000523	-0.00182	mg/L	0.002614	143.43%
Sb 206.836†	3.4	0.00142	mg/L	0.001364	0.00708	mg/L	0.006818	96.36%
Se 196.026†	11.9	0.00634	mg/L	0.005759	0.03171	mg/L	0.028795	90.81%
Si 288.158†	10529.4	6.407	mg/L	0.0269	32.04	mg/L	0.134	0.42%
Sn 189.927†	-16.3	-0.00214	mg/L	0.002323	-0.01071	mg/L	0.011617	108.50%
Sr 421.552†	28227.0	0.04343	mg/L	0.000127	0.2172	mg/L	0.00063	0.29%
Ti 334.903†	37.6	0.00151	mg/L	0.000987	0.00756	mg/L	0.004936	65.30%
Tl 190.801†	2.1	0.00147	mg/L	0.005276	0.00735	mg/L	0.026381	358.72%
V 292.402†	17.7	0.00013	mg/L	0.000165	0.00066	mg/L	0.000825	125.29%
Zn 206.200†	2.3	0.00200	mg/L	0.000658	0.01001	mg/L	0.003291	32.87%

Sequence No.: 42
Sample ID: CV 4
Analyst: ALA
Initial Sample Wt:
Dilution: 1X

Autosampler Location: 7
Date Collected: 9/26/2006 1:19:31 PM
Data Type: Original
Initial Sample Vol:
Sample Prep Vol:

Nebulizer Parameters: CV

Analyte	Back Pressure	Flow
All	185.0 kPa	0.50 L/min

Mean Data: CV

Analyte	Mean Corrected Intensity	Calib Conc.	Calib Units	Calib Std.Dev.	Sample Conc.	Sample Units	Sample Std.Dev.	RSD
ScA 357.253	1811115.9	99.23	%	0.383				0.39%
ScR 361.383	185050.8	101.0	%	0.21				0.21%
Ag 328.068†	347872.8	0.9582	mg/L	0.00124	0.9582	mg/L	0.00124	0.13%
Al 308.215†	2615.0	1.933	mg/L	0.0107	1.933	mg/L	0.0107	0.55%
As 188.979†	2646.7	1.955	mg/L	0.0076	1.955	mg/L	0.0076	0.39%
B 249.677†	2854.8	0.9344	mg/L	0.00485	0.9344	mg/L	0.00485	0.52%
Ba 233.527†	3056.3	0.9372	mg/L	0.00171	0.9372	mg/L	0.00171	0.18%
Be 313.042†	593716.1	0.9590	mg/L	0.00164	0.9590	mg/L	0.00164	0.17%
Ca 317.933†	44925.4	1.952	mg/L	0.0018	1.952	mg/L	0.0018	0.09%
Cd 228.802†	40906.0	1.004	mg/L	0.0025	1.004	mg/L	0.0025	0.25%
Co 228.616†	46371.6	0.9701	mg/L	0.00194	0.9701	mg/L	0.00194	0.20%
Cr 267.716†	7400.4	0.9291	mg/L	0.00403	0.9291	mg/L	0.00403	0.43%
Cu 324.752†	316990.2	0.9953	mg/L	0.00073	0.9953	mg/L	0.00073	0.07%
Fe 273.955†	2022.8	1.920	mg/L	0.0079	1.920	mg/L	0.0079	0.41%
K 766.490†	34476.3	19.22	mg/L	0.053	19.22	mg/L	0.053	0.28%
Mg 279.077†	3016.0	1.912	mg/L	0.0054	1.912	mg/L	0.0054	0.28%
Mn 257.610†	24792.2	0.9175	mg/L	0.00231	0.9175	mg/L	0.00231	0.25%
Mo 202.031†	12990.4	0.9937	mg/L	0.00205	0.9937	mg/L	0.00205	0.21%
Na 589.592†	249136.2	53.15	mg/L	0.312	53.15	mg/L	0.312	0.59%
Na 330.237†	1465.5	48.85	mg/L	0.283	48.85	mg/L	0.283	0.58%
Ni 231.604†	1909.3	0.9510	mg/L	0.00356	0.9510	mg/L	0.00356	0.37%
Pb 220.353†	24407.9	1.949	mg/L	0.0009	1.949	mg/L	0.0009	0.05%
Sb 206.836†	3190.6	2.067	mg/L	0.0053	2.067	mg/L	0.0053	0.25%
Se 196.026†	3927.5	1.983	mg/L	0.0145	1.983	mg/L	0.0145	0.73%
Si 288.158†	3031.4	1.847	mg/L	0.0012	1.847	mg/L	0.0012	0.06%
Sn 189.927†	5789.2	0.9697	mg/L	0.00272	0.9697	mg/L	0.00272	0.28%
Sr 421.552†	630357.8	0.9699	mg/L	0.00121	0.9699	mg/L	0.00121	0.12%
Ti 334.903†	24396.0	0.9794	mg/L	0.00137	0.9794	mg/L	0.00137	0.14%
Tl 190.801†	2796.5	1.946	mg/L	0.0097	1.946	mg/L	0.0097	0.50%
V 292.402†	322337.0	0.9994	mg/L	0.00233	0.9994	mg/L	0.00233	0.23%
Zn 206.200†	1083.7	0.9459	mg/L	0.00665	0.9459	mg/L	0.00665	0.70%

Sequence No.: 43
Sample ID: CB
Analyst: ALA
Initial Sample Wt:
Dilution: 1X

Autosampler Location: 1
Date Collected: 9/26/2006 1:25:47 PM
Data Type: Original
Initial Sample Vol:
Sample Prep Vol:

Nebulizer Parameters: CB

Analyte	Back Pressure	Flow
All	184.0 kPa	0.50 L/min

Mean Data: CB

Analyte	Mean Corrected Intensity	Calib Conc.	Calib Units	Calib Std.Dev.	Sample Conc.	Sample Units	Sample Std.Dev.	RSD
ScA 357.253	1867111.7	102.3	%	0.33				0.32%
ScR 361.383	186340.3	101.7	%	0.86				0.85%
Ag 328.068†	-21.6	-0.00006	mg/L	0.000140	-0.00006	mg/L	0.000140	236.22%
Al 308.215†	10.5	0.00789	mg/L	0.006645	0.00789	mg/L	0.006645	84.24%
As 188.979†	6.3	0.00468	mg/L	0.001682	0.00468	mg/L	0.001682	35.96%
B 249.677†	14.5	0.00473	mg/L	0.002986	0.00473	mg/L	0.002986	63.12%
Ba 233.527†	-1.2	-0.00036	mg/L	0.000968	-0.00036	mg/L	0.000968	266.80%
Be 313.042†	-20.5	-0.00003	mg/L	0.000071	-0.00003	mg/L	0.000071	211.97%
Ca 317.933†	-1.4	-0.00006	mg/L	0.001198	-0.00006	mg/L	0.001198	>999.9%
Cd 228.802†	-1.1	-0.00003	mg/L	0.000044	-0.00003	mg/L	0.000044	128.63%
Co 228.616†	-16.3	-0.00034	mg/L	0.000176	-0.00034	mg/L	0.000176	51.57%
Cr 267.716†	6.4	0.00080	mg/L	0.001470	0.00080	mg/L	0.001470	183.46%
Cu 324.752†	-96.2	-0.00030	mg/L	0.000145	-0.00030	mg/L	0.000145	47.95%
Fe 273.955†	3.2	0.00308	mg/L	0.002316	0.00308	mg/L	0.002316	75.08%
K 766.490†	45.7	0.02547	mg/L	0.018811	0.02547	mg/L	0.018811	73.86%
Mg 279.077†	-8.9	-0.00565	mg/L	0.005720	-0.00565	mg/L	0.005720	101.29%
Mn 257.610†	-2.5	-0.00009	mg/L	0.000041	-0.00009	mg/L	0.000041	43.55%
Mo 202.031†	7.1	0.00054	mg/L	0.000024	0.00054	mg/L	0.000024	4.47%
Na 589.592†	109.8	0.02342	mg/L	0.002904	0.02342	mg/L	0.002904	12.40%
Na 330.237†	11.0	0.3656	mg/L	0.05218	0.3656	mg/L	0.05218	14.27%
Ni 231.604†	-2.2	-0.00109	mg/L	0.000909	-0.00109	mg/L	0.000909	83.39%
Pb 220.353†	-7.8	-0.00062	mg/L	0.000887	-0.00062	mg/L	0.000887	143.54%
Sb 206.836†	0.6	0.00037	mg/L	0.002604	0.00037	mg/L	0.002604	702.25%
Se 196.026†	9.2	0.00466	mg/L	0.001561	0.00466	mg/L	0.001561	33.47%
Si 288.158†	2.4	0.00146	mg/L	0.006783	0.00146	mg/L	0.006783	465.66%
Sn 189.927†	8.2	0.00137	mg/L	0.000382	0.00137	mg/L	0.000382	27.84%
Sr 421.552†	4.9	0.00001	mg/L	0.000033	0.00001	mg/L	0.000033	436.09%
Ti 334.903†	-4.6	-0.00018	mg/L	0.000608	-0.00018	mg/L	0.000608	330.52%
Tl 190.801†	8.4	0.00586	mg/L	0.002616	0.00586	mg/L	0.002616	44.67%
V 292.402†	25.2	0.00008	mg/L	0.000048	0.00008	mg/L	0.000048	57.42%
Zn 206.200†	3.1	0.00268	mg/L	0.002572	0.00268	mg/L	0.002572	95.94%

Sequence No.: 44
Sample ID: JX10 MB1 TWC
Analyst: ALA
Initial Sample Wt:
Dilution: 1X

Autosampler Location: 51
Date Collected: 9/26/2006 1:32:09 PM
Data Type: Original
Initial Sample Vol:
Sample Prep Vol:

Nebulizer Parameters: JX10 MB1 TWC

Analyte	Back Pressure	Flow
All	185.0 kPa	0.50 L/min

Mean Data: JX10 MB1 TWC

Analyte	Mean Corrected Intensity	Calib Conc.	Calib Units	Calib Std.Dev.	Sample Conc.	Sample Units	Sample Std.Dev.	RSD
ScA 357.253	1874199.9	102.7	%	0.32				0.31%
ScR 361.383	189765.1	103.6	%	0.41				0.40%
Ag 328.068†	-38.6	-0.00011	mg/L	0.000146	-0.00011	mg/L	0.000146	137.55%
Al 308.215†	16.8	0.01264	mg/L	0.003060	0.01264	mg/L	0.003060	24.20%
As 188.979†	6.8	0.00504	mg/L	0.004403	0.00504	mg/L	0.004403	87.30%
B 249.677†	1.1	0.00036	mg/L	0.000213	0.00036	mg/L	0.000213	59.23%
Ba 233.527†	-1.2	-0.00038	mg/L	0.000794	-0.00038	mg/L	0.000794	209.67%
Be 313.042†	-50.3	-0.00008	mg/L	0.000037	-0.00008	mg/L	0.000037	45.80%
Ca 317.933†	321.5	0.01397	mg/L	0.001420	0.01397	mg/L	0.001420	10.16%
Cd 228.802†	0.5	0.00001	mg/L	0.000150	0.00001	mg/L	0.000150	>999.9%
Co 228.616†	-13.7	-0.00029	mg/L	0.000129	-0.00029	mg/L	0.000129	44.73%
Cr 267.716†	-1.7	-0.00021	mg/L	0.001288	-0.00021	mg/L	0.001288	609.35%
Cu 324.752†	-57.8	-0.00018	mg/L	0.000176	-0.00018	mg/L	0.000176	96.84%
Fe 273.955†	4.1	0.00391	mg/L	0.003618	0.00391	mg/L	0.003618	92.66%
K 766.490†	-21.7	-0.01207	mg/L	0.017516	-0.01207	mg/L	0.017516	145.07%
Mg 279.077†	-9.3	-0.00589	mg/L	0.009343	-0.00589	mg/L	0.009343	158.61%
Mn 257.610†	-1.8	-0.00007	mg/L	0.000105	-0.00007	mg/L	0.000105	157.21%
Mo 202.031†	3.0	0.00023	mg/L	0.000136	0.00023	mg/L	0.000136	59.03%
Na 589.592†	148.6	0.03169	mg/L	0.008808	0.03169	mg/L	0.008808	27.79%
Na 330.237†	24.6	0.8184	mg/L	0.24521	0.8184	mg/L	0.24521	29.96%
Ni 231.604†	2.3	0.00113	mg/L	0.001474	0.00113	mg/L	0.001474	130.16%
Pb 220.353†	-6.5	-0.00051	mg/L	0.000410	-0.00051	mg/L	0.000410	79.67%
Sb 206.836†	-1.3	-0.00080	mg/L	0.001997	-0.00080	mg/L	0.001997	248.78%
Se 196.026†	18.3	0.00926	mg/L	0.002140	0.00926	mg/L	0.002140	23.11%
Si 288.158†	30.5	0.01853	mg/L	0.007567	0.01853	mg/L	0.007567	40.83%
Sn 189.927†	1.3	0.00022	mg/L	0.000885	0.00022	mg/L	0.000885	399.10%
Sr 421.552†	38.0	0.00006	mg/L	0.000046	0.00006	mg/L	0.000046	79.20%
Ti 334.903†	28.0	0.00112	mg/L	0.000821	0.00112	mg/L	0.000821	72.99%
Tl 190.801†	5.1	0.00357	mg/L	0.001637	0.00357	mg/L	0.001637	45.90%
V 292.402†	20.0	0.00006	mg/L	0.000047	0.00006	mg/L	0.000047	77.94%
Zn 206.200†	7.3	0.00636	mg/L	0.000589	0.00636	mg/L	0.000589	9.26%

Sequence No.: 45
Sample ID: JX10 B TWC
Analyst: ALA
Initial Sample Wt:
Dilution: 1X

Autosampler Location: 52
Date Collected: 9/26/2006 1:38:33 PM
Data Type: Original
Initial Sample Vol:
Sample Prep Vol:

Nebulizer Parameters: JX10 B TWC

Analyte	Back Pressure	Flow
All	184.0 kPa	0.50 L/min

Mean Data: JX10 B TWC

Analyte	Mean Corrected Intensity	Calib Conc.	Calib Units	Std.Dev.	Sample Conc.	Sample Units	Std.Dev.	RSD
ScA 357.253	1651051.6	90.46	%	0.263				0.29%
ScR 361.383	176601.6	96.40	%	0.673				0.70%
Ag 328.068†	-702.8	-0.00090	mg/L	0.000052	-0.00090	mg/L	0.000052	5.79%
Al 308.215†	49.2	0.03668	mg/L	0.022002	0.03668	mg/L	0.022002	59.98%
As 188.979†	32.0	0.01578	mg/L	0.004551	0.01578	mg/L	0.004551	28.85%
B 249.677†	295.3	0.09640	mg/L	0.002170	0.09640	mg/L	0.002170	2.25%
Ba 233.527†	567.9	0.1715	mg/L	0.00195	0.1715	mg/L	0.00195	1.14%
Be 313.042†	56.1	0.00008	mg/L	0.000061	0.00008	mg/L	0.000061	73.77%
Ca 317.933†	4297146.2	186.7	mg/L	1.07	186.7	mg/L	1.07	0.57%
Cd 228.802†	-13.6	-0.00038	mg/L	0.000109	-0.00038	mg/L	0.000109	28.59%
Co 228.616†	1637.3	0.03353	mg/L	0.000129	0.03353	mg/L	0.000129	0.38%
Cr 267.716†	244.4	0.00214	mg/L	0.000324	0.00214	mg/L	0.000324	15.12%
Cu 324.752†	224.5	0.00405	mg/L	0.000186	0.00405	mg/L	0.000186	4.59%
Fe 273.955†	44443.6	42.25	mg/L	0.081	42.25	mg/L	0.081	0.19%
K 766.490†	22594.7	12.60	mg/L	0.131	12.60	mg/L	0.131	1.04%
Mg 279.077†	207653.4	131.3	mg/L	0.13	131.3	mg/L	0.13	0.10%
Mn 257.610†	162670.9	6.014	mg/L	0.0192	6.014	mg/L	0.0192	0.32%
Mo 202.031†	177.3	0.01075	mg/L	0.000219	0.01075	mg/L	0.000219	2.04%
Na 589.592†	2492030.9	531.7	mg/L	1.59	531.7	mg/L	1.59	0.30%
Na 330.237†	14861.6	493.7	mg/L	1.09	493.7	mg/L	1.09	0.22%
Ni 231.604†	16.4	0.00815	mg/L	0.004379	0.00815	mg/L	0.004379	53.73%
Pb 220.353†	59.2	0.00479	mg/L	0.000760	0.00479	mg/L	0.000760	15.87%
Sb 206.836†	16.0	0.00535	mg/L	0.002065	0.00535	mg/L	0.002065	38.62%
Se 196.026†	-27.1	-0.01549	mg/L	0.006659	-0.01549	mg/L	0.006659	42.98%
Si 288.158†	37100.8	22.58	mg/L	0.007	22.58	mg/L	0.007	0.03%
Sn 189.927†	-97.3	-0.00271	mg/L	0.001872	-0.00271	mg/L	0.001872	69.18%
Sr 421.552†	800879.3	1.232	mg/L	0.0063	1.232	mg/L	0.0063	0.51%
Ti 334.903†	228.2	0.00915	mg/L	0.000784	0.00915	mg/L	0.000784	8.56%
Tl 190.801†	-5.9	-0.00419	mg/L	0.006886	-0.00419	mg/L	0.006886	164.41%
V 292.402†	1599.9	0.00605	mg/L	0.000128	0.00605	mg/L	0.000128	2.11%
Zn 206.200†	17.3	0.01820	mg/L	0.002199	0.01820	mg/L	0.002199	12.08%

Sequence No.: 46
Sample ID: JX10 C TWC
Analyst: ALA
Initial Sample Wt:
Dilution: 1X

Autosampler Location: 53
Date Collected: 9/26/2006 1:45:05 PM
Data Type: Original
Initial Sample Vol:
Sample Prep Vol:

Nebulizer Parameters: JX10 C TWC

Analyte	Back Pressure	Flow
All	185.0 kPa	0.50 L/min

Mean Data: JX10 C TWC

Analyte	Mean Corrected Intensity	Calib Conc.	Calib Units	Std.Dev.	Sample Conc.	Sample Units	Std.Dev.	RSD
ScA 357.253	1771002.5	97.04	%	0.695				0.72%
ScR 361.383	182473.9	99.61	%	0.578				0.58%
Ag 328.068†	-115.1	0.00015	mg/L	0.000157	0.00015	mg/L	0.000157	101.47%
Al 308.215†	109.8	0.08254	mg/L	0.025115	0.08254	mg/L	0.025115	30.43%
As 188.979†	14.5	0.01009	mg/L	0.002576	0.01009	mg/L	0.002576	25.54%
B 249.677†	65.7	0.02143	mg/L	0.001056	0.02143	mg/L	0.001056	4.93%
Ba 233.527†	68.3	0.02022	mg/L	0.001135	0.02022	mg/L	0.001135	5.62%
Be 313.042†	112.8	0.00017	mg/L	0.000058	0.00017	mg/L	0.000058	33.33%
Ca 317.933†	343423.0	14.92	mg/L	0.037	14.92	mg/L	0.037	0.25%
Cd 228.802†	-5.9	-0.00016	mg/L	0.000129	-0.00016	mg/L	0.000129	80.46%
Co 228.616†	27.6	0.00038	mg/L	0.000210	0.00038	mg/L	0.000210	55.42%
Cr 267.716†	14.8	0.00087	mg/L	0.000448	0.00087	mg/L	0.000448	51.44%
Cu 324.752†	-42.3	0.00090	mg/L	0.000156	0.00090	mg/L	0.000156	17.30%
Fe 273.955†	11476.6	10.91	mg/L	0.124	10.91	mg/L	0.124	1.13%
K 766.490†	2628.4	1.466	mg/L	0.0076	1.466	mg/L	0.0076	0.52%
Mg 279.077†	11748.2	7.425	mg/L	0.0728	7.425	mg/L	0.0728	0.98%
Mn 257.610†	8427.1	0.3115	mg/L	0.00292	0.3115	mg/L	0.00292	0.94%
Mo 202.031†	32.3	0.00232	mg/L	0.000200	0.00232	mg/L	0.000200	8.64%
Na 589.592†	711290.8	151.8	mg/L	0.70	151.8	mg/L	0.70	0.46%
Na 330.237†	4206.1	140.1	mg/L	1.27	140.1	mg/L	1.27	0.91%
Ni 231.604†	3.8	0.00188	mg/L	0.002788	0.00188	mg/L	0.002788	147.93%
Pb 220.353†	7.9	0.00065	mg/L	0.000861	0.00065	mg/L	0.000861	133.04%
Sb 206.836†	6.9	0.00328	mg/L	0.000891	0.00328	mg/L	0.000891	27.19%
Se 196.026†	-2.1	-0.00013	mg/L	0.003595	-0.00013	mg/L	0.003595	>999.9%
Si 288.158†	14541.4	8.849	mg/L	0.0955	8.849	mg/L	0.0955	1.08%
Sn 189.927†	-22.3	-0.00263	mg/L	0.001137	-0.00263	mg/L	0.001137	43.28%
Sr 421.552†	62833.9	0.09668	mg/L	0.000342	0.09668	mg/L	0.000342	0.35%
Ti 334.903†	129.7	0.00521	mg/L	0.000847	0.00521	mg/L	0.000847	16.25%
Tl 190.801†	0.9	0.00062	mg/L	0.002182	0.00062	mg/L	0.002182	352.76%
V 292.402†	1964.8	0.00611	mg/L	0.000114	0.00611	mg/L	0.000114	1.86%
Zn 206.200†	11.7	0.01025	mg/L	0.000772	0.01025	mg/L	0.000772	7.53%

Sequence No.: 47
Sample ID: JX10 D TWC
Analyst: ALA
Initial Sample Wt:
Dilution: 1X

Autosampler Location: 54
Date Collected: 9/26/2006 1:52:06 PM
Data Type: Original
Initial Sample Vol:
Sample Prep Vol:

Nebulizer Parameters: JX10 D TWC

Analyte	Back Pressure	Flow
All	185.0 kPa	0.50 L/min

Mean Data: JX10 D TWC

Analyte	Mean Corrected Intensity	Calib Conc.	Calib Units	Calib Std.Dev.	Sample Conc.	Sample Units	Sample Std.Dev.	RSD
ScA 357.253	1762881.2	96.59	%	0.452				0.47%
ScR 361.383	183322.9	100.1	%	0.63				0.63%
Ag 328.068†	-1123.2	-0.00076	mg/L	0.000163	-0.00076	mg/L	0.000163	21.46%
Al 308.215†	21.9	0.01640	mg/L	0.006464	0.01640	mg/L	0.006464	39.42%
As 188.979†	23.2	0.01203	mg/L	0.003675	0.01203	mg/L	0.003675	30.55%
B 249.677†	17.0	0.00560	mg/L	0.001325	0.00560	mg/L	0.001325	23.66%
Ba 233.527†	600.4	0.1804	mg/L	0.00307	0.1804	mg/L	0.00307	1.70%
Be 313.042†	-39.5	-0.00007	mg/L	0.000031	-0.00007	mg/L	0.000031	47.19%
Ca 317.933†	2785778.0	121.0	mg/L	0.32	121.0	mg/L	0.32	0.27%
Cd 228.802†	-10.3	-0.00029	mg/L	0.000055	-0.00029	mg/L	0.000055	19.16%
Co 228.616†	99.6	0.00101	mg/L	0.000235	0.00101	mg/L	0.000235	23.27%
Cr 267.716†	92.8	0.00159	mg/L	0.000309	0.00159	mg/L	0.000309	19.41%
Cu 324.752†	-1380.6	0.00120	mg/L	0.000276	0.00120	mg/L	0.000276	22.96%
Fe 273.955†	62677.1	59.58	mg/L	0.252	59.58	mg/L	0.252	0.42%
K 766.490†	3999.9	2.230	mg/L	0.0181	2.230	mg/L	0.0181	0.81%
Mg 279.077†	94199.2	59.55	mg/L	0.322	59.55	mg/L	0.322	0.54%
Mn 257.610†	84648.3	3.129	mg/L	0.0101	3.129	mg/L	0.0101	0.32%
Mo 202.031†	74.5	0.00442	mg/L	0.000358	0.00442	mg/L	0.000358	8.08%
Na 589.592†	133992.2	28.59	mg/L	0.072	28.59	mg/L	0.072	0.25%
Na 330.237†	853.1	27.22	mg/L	0.359	27.22	mg/L	0.359	1.32%
Ni 231.604†	-3.1	-0.00155	mg/L	0.002644	-0.00155	mg/L	0.002644	170.76%
Pb 220.353†	41.7	0.00336	mg/L	0.000768	0.00336	mg/L	0.000768	22.88%
Sb 206.836†	18.7	0.00563	mg/L	0.000619	0.00563	mg/L	0.000619	10.99%
Se 196.026†	-27.2	-0.01018	mg/L	0.002037	-0.01018	mg/L	0.002037	20.02%
Si 288.158†	45950.0	27.96	mg/L	0.246	27.96	mg/L	0.246	0.88%
Sn 189.927†	-90.5	-0.00632	mg/L	0.000156	-0.00632	mg/L	0.000156	2.47%
Sr 421.552†	450881.0	0.6937	mg/L	0.00246	0.6937	mg/L	0.00246	0.35%
Ti 334.903†	122.4	0.00491	mg/L	0.001433	0.00491	mg/L	0.001433	29.18%
Tl 190.801†	-9.3	-0.00650	mg/L	0.001995	-0.00650	mg/L	0.001995	30.67%
V 292.402†	305.3	0.00149	mg/L	0.000186	0.00149	mg/L	0.000186	12.46%
Zn 206.200†	5.4	0.00575	mg/L	0.002128	0.00575	mg/L	0.002128	37.01%

Sequence No.: 48
Sample ID: JX10 E TWC
Analyst: ALA
Initial Sample Wt:
Dilution: 1X

Autosampler Location: 55
Date Collected: 9/26/2006 1:58:35 PM
Data Type: Original
Initial Sample Vol:
Sample Prep Vol:

Nebulizer Parameters: JX10 E TWC

Analyte	Back Pressure	Flow
All	185.0 kPa	0.50 L/min

Mean Data: JX10 E TWC

Analyte	Mean Corrected Intensity	Calib Conc.	Calib Units	Calib Std.Dev.	Sample Conc.	Sample Units	Sample Std.Dev.	RSD
ScA 357.253	1617941.0	88.65	%	0.276				0.31%
ScR 361.383	174831.8	95.44	%	0.454				0.48%
Ag 328.068†	89.3	0.00025	mg/L	0.000153	0.00025	mg/L	0.000153	62.39%
Al 308.215†	637.2	0.4788	mg/L	0.01324	0.4788	mg/L	0.01324	2.77%
As 188.979†	34.6	0.02352	mg/L	0.002962	0.02352	mg/L	0.002962	12.59%
B 249.677†	493.4	0.1610	mg/L	0.00136	0.1610	mg/L	0.00136	0.85%
Ba 233.527†	503.0	0.1540	mg/L	0.00076	0.1540	mg/L	0.00076	0.50%
Be 313.042†	961.9	0.00146	mg/L	0.000004	0.00146	mg/L	0.000004	0.31%
Ca 317.933†	948579.5	41.21	mg/L	0.069	41.21	mg/L	0.069	0.17%
Cd 228.802†	-4.4	-0.00015	mg/L	0.000090	-0.00015	mg/L	0.000090	59.72%
Co 228.616†	159.2	0.00300	mg/L	0.000270	0.00300	mg/L	0.000270	8.97%
Cr 267.716†	83.6	0.00610	mg/L	0.000265	0.00610	mg/L	0.000265	4.34%
Cu 324.752†	960.3	0.00350	mg/L	0.000099	0.00350	mg/L	0.000099	2.82%
Fe 273.955†	6673.5	6.344	mg/L	0.0343	6.344	mg/L	0.0343	0.54%
K 766.490†	20160.6	11.24	mg/L	0.161	11.24	mg/L	0.161	1.43%
Mg 279.077†	29042.6	18.37	mg/L	0.014	18.37	mg/L	0.014	0.08%
Mn 257.610†	53665.0	1.984	mg/L	0.0036	1.984	mg/L	0.0036	0.18%
Mo 202.031†	149.4	0.01104	mg/L	0.000275	0.01104	mg/L	0.000275	2.49%
Na 589.592†	4811624.8	1027	mg/L	8.2	1027	mg/L	8.2	0.80%
Na 330.237†	29198.6	973.2	mg/L	1.39	973.2	mg/L	1.39	0.14%
Ni 231.604†	2.1	0.00106	mg/L	0.003383	0.00106	mg/L	0.003383	317.72%
Pb 220.353†	51.4	0.00421	mg/L	0.000183	0.00421	mg/L	0.000183	4.34%
Sb 206.836†	11.7	0.00695	mg/L	0.000974	0.00695	mg/L	0.000974	14.02%
Se 196.026†	-9.6	-0.00633	mg/L	0.002066	-0.00633	mg/L	0.002066	32.62%
Si 288.158†	24166.0	14.71	mg/L	0.006	14.71	mg/L	0.006	0.04%
Sn 189.927†	-52.5	-0.00579	mg/L	0.000227	-0.00579	mg/L	0.000227	3.92%
Sr 421.552†	243455.4	0.3746	mg/L	0.00038	0.3746	mg/L	0.00038	0.10%
Ti 334.903†	2839.1	0.1141	mg/L	0.00027	0.1141	mg/L	0.00027	0.23%
Tl 190.801†	2.3	0.00142	mg/L	0.001839	0.00142	mg/L	0.001839	129.79%
V 292.402†	20567.8	0.06365	mg/L	0.000356	0.06365	mg/L	0.000356	0.56%
Zn 206.200†	13.9	0.01294	mg/L	0.001428	0.01294	mg/L	0.001428	11.04%

Sequence No.: 49
Sample ID: JX10 F TWC
Analyst: ALA
Initial Sample Wt:
Dilution: 1X

Autosampler Location: 56
Date Collected: 9/26/2006 2:05:22 PM
Data Type: Original
Initial Sample Vol:
Sample Prep Vol:

Nebulizer Parameters: JX10 F TWC

Analyte	Back Pressure	Flow
All	184.0 kPa	0.50 L/min

Mean Data: JX10 F TWC

Analyte	Mean Corrected Intensity	Calib Conc.	Calib Units	Calib Std.Dev.	Sample Conc.	Sample Units	Sample Std.Dev.	RSD
ScA 357.253	1739538.4	95.31	%	0.225				0.24%
ScR 361.383	181428.0	99.04	%	0.184				0.19%
Ag 328.068†	-521.9	-0.00071	mg/L	0.000240	-0.00071	mg/L	0.000240	33.63%
Al 308.215†	28.9	0.02144	mg/L	0.011246	0.02144	mg/L	0.011246	52.45%
As 188.979†	21.9	0.01131	mg/L	0.003211	0.01131	mg/L	0.003211	28.39%
B 249.677†	516.7	0.1686	mg/L	0.00137	0.1686	mg/L	0.00137	0.81%
Ba 233.527†	765.5	0.2335	mg/L	0.00095	0.2335	mg/L	0.00095	0.41%
Be 313.042†	-44.5	-0.00008	mg/L	0.000057	-0.00008	mg/L	0.000057	73.07%
Ca 317.933†	2634553.9	114.5	mg/L	0.27	114.5	mg/L	0.27	0.24%
Cd 228.802†	-11.2	-0.00031	mg/L	0.000231	-0.00031	mg/L	0.000231	75.06%
Co 228.616†	325.4	0.00634	mg/L	0.000343	0.00634	mg/L	0.000343	5.41%
Cr 267.716†	104.1	0.00032	mg/L	0.000142	0.00032	mg/L	0.000142	43.84%
Cu 324.752†	-213.8	0.00130	mg/L	0.000150	0.00130	mg/L	0.000150	11.50%
Fe 273.955†	25231.3	23.99	mg/L	0.198	23.99	mg/L	0.198	0.82%
K 766.490†	19868.0	11.08	mg/L	0.116	11.08	mg/L	0.116	1.04%
Mg 279.077†	97669.1	61.77	mg/L	0.666	61.77	mg/L	0.666	1.08%
Mn 257.610†	70001.8	2.587	mg/L	0.0225	2.587	mg/L	0.0225	0.87%
Mo 202.031†	174.2	0.01201	mg/L	0.000305	0.01201	mg/L	0.000305	2.54%
Na 589.592†	537178.2	114.6	mg/L	0.31	114.6	mg/L	0.31	0.27%
Na 330.237†	3186.6	105.1	mg/L	1.06	105.1	mg/L	1.06	1.01%
Ni 231.604†	11.3	0.00564	mg/L	0.003536	0.00564	mg/L	0.003536	62.75%
Pb 220.353†	28.7	0.00232	mg/L	0.000840	0.00232	mg/L	0.000840	36.23%
Sb 206.836†	14.5	0.00655	mg/L	0.001709	0.00655	mg/L	0.001709	26.09%
Se 196.026†	-14.3	-0.00729	mg/L	0.006909	-0.00729	mg/L	0.006909	94.74%
Si 288.158†	35898.1	21.84	mg/L	0.276	21.84	mg/L	0.276	1.26%
Sn 189.927†	-91.8	-0.00701	mg/L	0.000666	-0.00701	mg/L	0.000666	9.49%
Sr 421.552†	480928.1	0.7400	mg/L	0.00192	0.7400	mg/L	0.00192	0.26%
Ti 334.903†	170.6	0.00684	mg/L	0.000452	0.00684	mg/L	0.000452	6.61%
Tl 190.801†	-2.7	-0.00190	mg/L	0.005603	-0.00190	mg/L	0.005603	294.21%
V 292.402†	1122.8	0.00394	mg/L	0.000122	0.00394	mg/L	0.000122	3.08%
Zn 206.200†	16.2	0.01609	mg/L	0.001962	0.01609	mg/L	0.001962	12.19%

Sequence No.: 50
Sample ID: JX10 ADUP TWC
Analyst: ALA
Initial Sample Wt:
Dilution: 1X

Autosampler Location: 57
Date Collected: 9/26/2006 2:11:51 PM
Data Type: Original
Initial Sample Vol:
Sample Prep Vol:

Nebulizer Parameters: JX10 ADUP TWC

Analyte	Back Pressure	Flow
All	185.0 kPa	0.50 L/min

Mean Data: JX10 ADUP TWC

Analyte	Mean Corrected Intensity	Calib Conc.	Calib Units	Calib Std.Dev.	Sample Conc.	Sample Units	Sample Std.Dev.	RSD
ScA 357.253	1636110.1	89.64	%	0.126				0.14%
ScR 361.383	175869.0	96.00	%	1.098				1.14%
Ag 328.068†	193.7	0.00047	mg/L	0.000029	0.00047	mg/L	0.000029	6.30%
Al 308.215†	802.1	0.6031	mg/L	0.00165	0.6031	mg/L	0.00165	0.27%
As 188.979†	52.2	0.03743	mg/L	0.000804	0.03743	mg/L	0.000804	2.15%
B 249.677†	579.1	0.1889	mg/L	0.00394	0.1889	mg/L	0.00394	2.08%
Ba 233.527†	144.9	0.04441	mg/L	0.001681	0.04441	mg/L	0.001681	3.78%
Be 313.042†	367.9	0.00051	mg/L	0.000066	0.00051	mg/L	0.000066	12.82%
Ca 317.933†	527182.4	22.90	mg/L	0.012	22.90	mg/L	0.012	0.05%
Cd 228.802†	2.3	0.00000	mg/L	0.000052	0.00000	mg/L	0.000052	>999.9%
Co 228.616†	344.4	0.00711	mg/L	0.000177	0.00711	mg/L	0.000177	2.49%
Cr 267.716†	48.1	0.00262	mg/L	0.000280	0.00262	mg/L	0.000280	10.68%
Cu 324.752†	4123.2	0.01291	mg/L	0.000124	0.01291	mg/L	0.000124	0.96%
Fe 273.955†	815.0	0.7746	mg/L	0.00583	0.7746	mg/L	0.00583	0.75%
K 766.490†	18218.9	10.16	mg/L	0.111	10.16	mg/L	0.111	1.09%
Mg 279.077†	22822.9	14.44	mg/L	0.023	14.44	mg/L	0.023	0.16%
Mn 257.610†	19698.7	0.7282	mg/L	0.00099	0.7282	mg/L	0.00099	0.14%
Mo 202.031†	189.4	0.01418	mg/L	0.000086	0.01418	mg/L	0.000086	0.61%
Na 589.592†	3568157.7	761.3	mg/L	9.25	761.3	mg/L	9.25	1.21%
Na 330.237†	21367.9	712.3	mg/L	1.63	712.3	mg/L	1.63	0.23%
Ni 231.604†	23.5	0.01170	mg/L	0.003352	0.01170	mg/L	0.003352	28.64%
Pb 220.353†	44.2	0.00365	mg/L	0.000494	0.00365	mg/L	0.000494	13.56%
Sb 206.836†	11.0	0.00713	mg/L	0.001973	0.00713	mg/L	0.001973	27.68%
Se 196.026†	1.8	0.00020	mg/L	0.004383	0.00020	mg/L	0.004383	>999.9%
Si 288.158†	12533.4	7.627	mg/L	0.0180	7.627	mg/L	0.0180	0.24%
Sn 189.927†	-33.9	-0.00400	mg/L	0.000503	-0.00400	mg/L	0.000503	12.57%
Sr 421.552†	100456.1	0.1546	mg/L	0.00037	0.1546	mg/L	0.00037	0.24%
Ti 334.903†	1382.5	0.05556	mg/L	0.001073	0.05556	mg/L	0.001073	1.93%
Tl 190.801†	1.1	0.00060	mg/L	0.000930	0.00060	mg/L	0.000930	155.01%
V 292.402†	16796.9	0.05185	mg/L	0.000338	0.05185	mg/L	0.000338	0.65%
Zn 206.200†	20.3	0.01824	mg/L	0.001064	0.01824	mg/L	0.001064	5.83%

Sequence No.: 51
Sample ID: JX10 A TWC
Analyst: ALA
Initial Sample Wt:
Dilution: 1X

Autosampler Location: 58
Date Collected: 9/26/2006 2:18:37 PM
Data Type: Original
Initial Sample Vol:
Sample Prep Vol:

Nebulizer Parameters: JX10 A TWC

Analyte	Back Pressure	Flow
All	184.0 kPa	0.50 L/min

Mean Data: JX10 A TWC

Analyte	Mean Corrected Intensity	Calib Conc.	Calib Units	Std.Dev.	Sample Conc.	Sample Units	Std.Dev.	RSD
ScA 357.253	1632730.5	89.46	%	0.427				0.48%
ScR 361.383	175150.5	95.61	%	0.273				0.29%
Ag 328.068†	111.3	0.00024	mg/L	0.000222	0.00024	mg/L	0.000222	93.07%
Al 308.215†	820.8	0.6173	mg/L	0.00657	0.6173	mg/L	0.00657	1.06%
As 188.979†	50.8	0.03640	mg/L	0.002136	0.03640	mg/L	0.002136	5.87%
B 249.677†	594.9	0.1941	mg/L	0.00114	0.1941	mg/L	0.00114	0.59%
Ba 233.527†	149.7	0.04590	mg/L	0.001100	0.04590	mg/L	0.001100	2.40%
Be 313.042†	362.5	0.00051	mg/L	0.000007	0.00051	mg/L	0.000007	1.32%
Ca 317.933†	532695.3	23.14	mg/L	0.069	23.14	mg/L	0.069	0.30%
Cd 228.802†	2.6	0.00001	mg/L	0.000087	0.00001	mg/L	0.000087	717.49%
Co 228.616†	345.5	0.00713	mg/L	0.000211	0.00713	mg/L	0.000211	2.95%
Cr 267.716†	56.4	0.00361	mg/L	0.000195	0.00361	mg/L	0.000195	5.41%
Cu 324.752†	3961.0	0.01240	mg/L	0.000199	0.01240	mg/L	0.000199	1.61%
Fe 273.955†	809.0	0.7689	mg/L	0.00200	0.7689	mg/L	0.00200	0.26%
K 766.490†	18620.2	10.38	mg/L	0.095	10.38	mg/L	0.095	0.91%
Mg 279.077†	23130.9	14.63	mg/L	0.046	14.63	mg/L	0.046	0.32%
Mn 257.610†	19897.3	0.7356	mg/L	0.00175	0.7356	mg/L	0.00175	0.24%
Mo 202.031†	176.6	0.01319	mg/L	0.000115	0.01319	mg/L	0.000115	0.87%
Na 589.592†	3612254.5	770.7	mg/L	8.23	770.7	mg/L	8.23	1.07%
Na 330.237†	21510.6	717.1	mg/L	1.51	717.1	mg/L	1.51	0.21%
Ni 231.604†	25.8	0.01282	mg/L	0.002821	0.01282	mg/L	0.002821	22.00%
Pb 220.353†	39.7	0.00329	mg/L	0.000264	0.00329	mg/L	0.000264	8.04%
Sb 206.836†	8.3	0.00535	mg/L	0.001102	0.00535	mg/L	0.001102	20.61%
Se 196.026†	3.2	0.00089	mg/L	0.005232	0.00089	mg/L	0.005232	587.39%
Si 288.158†	24719.4	15.04	mg/L	0.070	15.04	mg/L	0.070	0.46%
Sn 189.927†	-32.4	-0.00373	mg/L	0.001142	-0.00373	mg/L	0.001142	30.59%
Sr 421.552†	101267.0	0.1558	mg/L	0.00044	0.1558	mg/L	0.00044	0.28%
Ti 334.903†	1375.9	0.05529	mg/L	0.000994	0.05529	mg/L	0.000994	1.80%
Tl 190.801†	4.9	0.00329	mg/L	0.001909	0.00329	mg/L	0.001909	57.99%
V 292.402†	16836.0	0.05198	mg/L	0.000538	0.05198	mg/L	0.000538	1.03%
Zn 206.200†	30.1	0.02680	mg/L	0.002133	0.02680	mg/L	0.002133	7.96%

Sequence No.: 52
Sample ID: JX10 ASPK TWC
Analyst: ALA
Initial Sample Wt:
Dilution: 1X

Autosampler Location: 59
Date Collected: 9/26/2006 2:25:23 PM
Data Type: Original
Initial Sample Vol:
Sample Prep Vol:

Nebulizer Parameters: JX10 ASPK TWC

Analyte	Back Pressure	Flow
All	184.0 kPa	0.50 L/min

Mean Data: JX10 ASPK TWC

Analyte	Mean Corrected Intensity	Calib Conc.	Calib Units	Calib Std.Dev.	Sample Conc.	Sample Units	Sample Std.Dev.	RSD
ScA 357.253	1644823.7	90.12	%	0.209				0.23%
ScR 361.383	175643.9	95.88	%	0.706				0.74%
Ag 328.068†	180247.3	0.4965	mg/L	0.00059	0.4965	mg/L	0.00059	0.12%
Al 308.215†	3307.5	2.482	mg/L	0.0221	2.482	mg/L	0.0221	0.89%
As 188.979†	2916.2	2.157	mg/L	0.0062	2.157	mg/L	0.0062	0.29%
B 249.677†	569.4	0.1866	mg/L	0.00163	0.1866	mg/L	0.00163	0.87%
Ba 233.527†	6157.8	1.889	mg/L	0.0162	1.889	mg/L	0.0162	0.86%
Be 313.042†	299907.3	0.4843	mg/L	0.00071	0.4843	mg/L	0.00071	0.15%
Ca 317.933†	736654.1	32.00	mg/L	0.074	32.00	mg/L	0.074	0.23%
Cd 228.802†	20817.7	0.5093	mg/L	0.00363	0.5093	mg/L	0.00363	0.71%
Co 228.616†	23080.2	0.4831	mg/L	0.00249	0.4831	mg/L	0.00249	0.52%
Cr 267.716†	3748.9	0.4656	mg/L	0.00321	0.4656	mg/L	0.00321	0.69%
Cu 324.752†	164842.7	0.5181	mg/L	0.00051	0.5181	mg/L	0.00051	0.10%
Fe 273.955†	2829.3	2.688	mg/L	0.0243	2.688	mg/L	0.0243	0.91%
K 766.490†	36528.3	20.37	mg/L	0.148	20.37	mg/L	0.148	0.73%
Mg 279.077†	37201.4	23.53	mg/L	0.060	23.53	mg/L	0.060	0.25%
Mn 257.610†	32048.1	1.185	mg/L	0.0044	1.185	mg/L	0.0044	0.37%
Mo 202.031†	199.0	0.01472	mg/L	0.000233	0.01472	mg/L	0.000233	1.58%
Na 589.592†	3631414.3	774.8	mg/L	3.95	774.8	mg/L	3.95	0.51%
Na 330.237†	21552.8	718.2	mg/L SR	1.35	718.2	mg/L	1.35	0.19%
Ni 231.604†	968.8	0.4819	mg/L	0.00663	0.4819	mg/L	0.00663	1.37%
Pb 220.353†	24142.7	1.927	mg/L	0.0100	1.927	mg/L	0.0100	0.52%
Sb 206.836†	17.6	0.00556	mg/L	0.000849	0.00556	mg/L	0.000849	15.26%
Se 196.026†	4157.7	2.099	mg/L	0.0144	2.099	mg/L	0.0144	0.69%
Si 288.158†	1502.6	0.9153	mg/L	0.00446	0.9153	mg/L	0.00446	0.49%
Sn 189.927†	-37.3	-0.00380	mg/L	0.000648	-0.00380	mg/L	0.000648	17.05%
Sr 421.552†	412850.3	0.6352	mg/L	0.00298	0.6352	mg/L	0.00298	0.47%
Ti 334.903†	1400.7	0.05619	mg/L	0.001137	0.05619	mg/L	0.001137	2.02%
Tl 190.801†	2666.2	1.855	mg/L	0.0047	1.855	mg/L	0.0047	0.25%
V 292.402†	185145.3	0.5735	mg/L	0.00038	0.5735	mg/L	0.00038	0.07%
Zn 206.200†	566.8	0.4956	mg/L	0.00710	0.4956	mg/L	0.00710	1.43%

Sequence No.: 53
Sample ID: JX10 MB1SPK TWC
Analyst: ALA
Initial Sample Wt:
Dilution: 1X

Autosampler Location: 60
Date Collected: 9/26/2006 2:31:58 PM
Data Type: Original
Initial Sample Vol:
Sample Prep Vol:

Nebulizer Parameters: JX10 MB1SPK TWC

Analyte	Back Pressure	Flow
All	184.0 kPa	0.50 L/min

Mean Data: JX10 MB1SPK TWC

Analyte	Mean Corrected Intensity	Calib Conc.	Calib Units	Std.Dev.	Sample Conc.	Sample Units	Std.Dev.	RSD
ScA 357.253	1812827.8	99.33	%	0.280				0.28%
ScR 361.383	184159.2	100.5	%	0.57				0.57%
Ag 328.068†	171744.0	0.4732	mg/L	0.00031	0.4732	mg/L	0.00031	0.06%
Al 308.215†	2579.0	1.935	mg/L	0.0165	1.935	mg/L	0.0165	0.85%
As 188.979†	2622.3	1.940	mg/L	0.0076	1.940	mg/L	0.0076	0.39%
B 249.677†	-3.9	-0.00043	mg/L	0.001514	-0.00043	mg/L	0.001514	355.96%
Ba 233.527†	5955.9	1.827	mg/L	0.0095	1.827	mg/L	0.0095	0.52%
Be 313.042†	298100.6	0.4815	mg/L	0.00024	0.4815	mg/L	0.00024	0.05%
Ca 317.933†	221323.8	9.615	mg/L	0.0121	9.615	mg/L	0.0121	0.13%
Cd 228.802†	19854.7	0.4859	mg/L	0.00135	0.4859	mg/L	0.00135	0.28%
Co 228.616†	22489.3	0.4708	mg/L	0.00067	0.4708	mg/L	0.00067	0.14%
Cr 267.716†	3704.4	0.4633	mg/L	0.00222	0.4633	mg/L	0.00222	0.48%
Cu 324.752†	152625.1	0.4797	mg/L	0.00050	0.4797	mg/L	0.00050	0.10%
Fe 273.955†	2007.6	1.907	mg/L	0.0035	1.907	mg/L	0.0035	0.18%
K 766.490†	17993.2	10.03	mg/L	0.008	10.03	mg/L	0.008	0.08%
Mg 279.077†	15202.0	9.617	mg/L	0.0079	9.617	mg/L	0.0079	0.08%
Mn 257.610†	12658.1	0.4684	mg/L	0.00028	0.4684	mg/L	0.00028	0.06%
Mo 202.031†	25.9	0.00178	mg/L	0.000048	0.00178	mg/L	0.000048	2.73%
Na 589.592†	53979.6	11.52	mg/L	0.092	11.52	mg/L	0.092	0.80%
Na 330.237†	315.6	10.31	mg/L	0.336	10.31	mg/L	0.336	3.26%
Ni 231.604†	924.1	0.4597	mg/L	0.00184	0.4597	mg/L	0.00184	0.40%
Pb 220.353†	23916.6	1.909	mg/L	0.0033	1.909	mg/L	0.0033	0.17%
Sb 206.836†	14.2	0.00330	mg/L	0.000504	0.00330	mg/L	0.000504	15.27%
Se 196.026†	3890.3	1.964	mg/L	0.0018	1.964	mg/L	0.0018	0.09%
Si 288.158†	56.6	0.03545	mg/L	0.002475	0.03545	mg/L	0.002475	6.98%
Sn 189.927†	-12.6	-0.00129	mg/L	0.000673	-0.00129	mg/L	0.000673	52.25%
Sr 421.552†	316714.2	0.4873	mg/L	0.00076	0.4873	mg/L	0.00076	0.16%
Ti 334.903†	53.2	0.00204	mg/L	0.000608	0.00204	mg/L	0.000608	29.84%
Tl 190.801†	2838.2	1.975	mg/L	0.0034	1.975	mg/L	0.0034	0.17%
V 292.402†	161413.8	0.5003	mg/L	0.00058	0.5003	mg/L	0.00058	0.12%
Zn 206.200†	524.3	0.4581	mg/L	0.00061	0.4581	mg/L	0.00061	0.13%

Sequence No.: 54
Sample ID: CV
Analyst: ALA
Initial Sample Wt:
Dilution: 1X

Autosampler Location: 7
Date Collected: 9/26/2006 2:38:13 PM
Data Type: Original
Initial Sample Vol:
Sample Prep Vol:

Nebulizer Parameters: CV

Analyte	Back Pressure	Flow
All	184.0 kPa	0.50 L/min

Mean Data: CV

Analyte	Mean Corrected Intensity	Calib Conc.	Calib Units	Std.Dev.	Sample Conc.	Sample Units	Std.Dev.	RSD
ScA 357.253	1797246.5	98.47	%	0.373				0.38%
ScR 361.383	182637.1	99.70	%	0.306				0.31%
Ag 328.068†	347647.0	0.9576	mg/L	0.00166	0.9576	mg/L	0.00166	0.17%
Al 308.215†	2594.9	1.918	mg/L	0.0152	1.918	mg/L	0.0152	0.79%
As 188.979†	2640.1	1.950	mg/L	0.0136	1.950	mg/L	0.0136	0.70%
B 249.677†	2837.4	0.9287	mg/L	0.00411	0.9287	mg/L	0.00411	0.44%
Ba 233.527†	3045.0	0.9338	mg/L	0.00326	0.9338	mg/L	0.00326	0.35%
Be 313.042†	590062.1	0.9531	mg/L	0.00122	0.9531	mg/L	0.00122	0.13%
Ca 317.933†	44645.7	1.940	mg/L	0.0029	1.940	mg/L	0.0029	0.15%
Cd 228.802†	40895.3	1.004	mg/L	0.0027	1.004	mg/L	0.0027	0.27%
Co 228.616†	46245.7	0.9675	mg/L	0.00138	0.9675	mg/L	0.00138	0.14%
Cr 267.716†	7354.7	0.9234	mg/L	0.00391	0.9234	mg/L	0.00391	0.42%
Cu 324.752†	317066.9	0.9955	mg/L	0.00205	0.9955	mg/L	0.00205	0.21%
Fe 273.955†	2010.2	1.909	mg/L	0.0025	1.909	mg/L	0.0025	0.13%
K 766.490†	34671.4	19.33	mg/L	0.110	19.33	mg/L	0.110	0.57%
Mg 279.077†	2983.9	1.892	mg/L	0.0141	1.892	mg/L	0.0141	0.75%
Mn 257.610†	24617.9	0.9110	mg/L	0.00374	0.9110	mg/L	0.00374	0.41%
Mo 202.031†	12944.1	0.9901	mg/L	0.00874	0.9901	mg/L	0.00874	0.88%
Na 589.592†	249824.3	53.30	mg/L	0.367	53.30	mg/L	0.367	0.69%
Na 330.237†	1443.8	48.14	mg/L	0.337	48.14	mg/L	0.337	0.70%
Ni 231.604†	1887.9	0.9404	mg/L	0.00388	0.9404	mg/L	0.00388	0.41%
Pb 220.353†	24300.7	1.940	mg/L	0.0089	1.940	mg/L	0.0089	0.46%
Sb 206.836†	3174.0	2.057	mg/L	0.0162	2.057	mg/L	0.0162	0.79%
Se 196.026†	3898.8	1.968	mg/L	0.0133	1.968	mg/L	0.0133	0.68%
Si 288.158†	3093.6	1.884	mg/L	0.0063	1.884	mg/L	0.0063	0.33%
Sn 189.927†	5777.4	0.9677	mg/L	0.00712	0.9677	mg/L	0.00712	0.74%
Sr 421.552†	628896.7	0.9676	mg/L	0.00198	0.9676	mg/L	0.00198	0.20%
Ti 334.903†	24306.9	0.9758	mg/L	0.00082	0.9758	mg/L	0.00082	0.08%
Tl 190.801†	2789.8	1.941	mg/L	0.0148	1.941	mg/L	0.0148	0.76%
V 292.402†	321444.6	0.9966	mg/L	0.00178	0.9966	mg/L	0.00178	0.18%
Zn 206.200†	1071.2	0.9350	mg/L	0.00217	0.9350	mg/L	0.00217	0.23%

Sequence No.: 55
Sample ID: CB
Analyst: ALA
Initial Sample Wt:
Dilution: 1X

Autosampler Location: 1
Date Collected: 9/26/2006 2:44:29 PM
Data Type: Original
Initial Sample Vol:
Sample Prep Vol:

Nebulizer Parameters: CB

Analyte	Back Pressure	Flow
All	184.0 kPa	0.50 L/min

Mean Data: CB

Analyte	Mean Corrected Intensity	Calib Conc.	Calib Units	Calib Std.Dev.	Sample Conc.	Sample Units	Sample Std.Dev.	RSD
ScA 357.253	1843452.9	101.0	%	0.46				0.46%
ScR 361.383	182515.3	99.63	%	0.954				0.96%
Ag 328.068†	-45.3	-0.00012	mg/L	0.000140	-0.00012	mg/L	0.000140	111.88%
Al 308.215†	4.7	0.00355	mg/L	0.015262	0.00355	mg/L	0.015262	429.38%
As 188.979†	12.5	0.00926	mg/L	0.002632	0.00926	mg/L	0.002632	28.43%
B 249.677†	12.8	0.00419	mg/L	0.002185	0.00419	mg/L	0.002185	52.12%
Ba 233.527†	2.2	0.00067	mg/L	0.001415	0.00067	mg/L	0.001415	212.74%
Be 313.042†	-60.5	-0.00010	mg/L	0.000009	-0.00010	mg/L	0.000009	9.27%
Ca 317.933†	-36.0	-0.00156	mg/L	0.001236	-0.00156	mg/L	0.001236	79.04%
Cd 228.802†	2.5	0.00005	mg/L	0.000057	0.00005	mg/L	0.000057	114.95%
Co 228.616†	-9.5	-0.00020	mg/L	0.000098	-0.00020	mg/L	0.000098	48.73%
Cr 267.716†	4.3	0.00054	mg/L	0.000929	0.00054	mg/L	0.000929	172.27%
Cu 324.752†	-56.8	-0.00018	mg/L	0.000229	-0.00018	mg/L	0.000229	127.94%
Fe 273.955†	-2.1	-0.00198	mg/L	0.002241	-0.00198	mg/L	0.002241	113.32%
K 766.490†	222.2	0.1239	mg/L	0.02771	0.1239	mg/L	0.02771	22.37%
Mg 279.077†	-25.4	-0.01609	mg/L	0.006711	-0.01609	mg/L	0.006711	41.72%
Mn 257.610†	1.4	0.00005	mg/L	0.000104	0.00005	mg/L	0.000104	205.32%
Mo 202.031†	5.2	0.00040	mg/L	0.000250	0.00040	mg/L	0.000250	62.78%
Na 589.592†	1410.3	0.3009	mg/L	0.00640	0.3009	mg/L	0.00640	2.13%
Na 330.237†	17.2	0.5717	mg/L	0.96884	0.5717	mg/L	0.96884	169.48%
Ni 231.604†	1.1	0.00053	mg/L	0.001246	0.00053	mg/L	0.001246	235.15%
Pb 220.353†	4.7	0.00038	mg/L	0.000282	0.00038	mg/L	0.000282	74.65%
Sb 206.836†	-0.1	-0.00003	mg/L	0.003594	-0.00003	mg/L	0.003594	>999.9%
Se 196.026†	13.4	0.00675	mg/L	0.003482	0.00675	mg/L	0.003482	51.62%
Si 288.158†	27.0	0.01643	mg/L	0.003089	0.01643	mg/L	0.003089	18.80%
Sn 189.927†	6.1	0.00102	mg/L	0.000221	0.00102	mg/L	0.000221	21.81%
Sr 421.552†	59.0	0.00009	mg/L	0.000092	0.00009	mg/L	0.000092	101.01%
Ti 334.903†	25.3	0.00102	mg/L	0.001342	0.00102	mg/L	0.001342	132.01%
Tl 190.801†	5.8	0.00405	mg/L	0.000547	0.00405	mg/L	0.000547	13.50%
V 292.402†	13.5	0.00005	mg/L	0.000190	0.00005	mg/L	0.000190	420.06%
Zn 206.200†	3.7	0.00321	mg/L	0.001293	0.00321	mg/L	0.001293	40.34%

Sequence No.: 56
Sample ID: JW63 MB TWC
Analyst: ALA
Initial Sample Wt:
Dilution: 1X

Autosampler Location: 61
Date Collected: 9/26/2006 2:50:51 PM
Data Type: Original
Initial Sample Vol:
Sample Prep Vol:

Nebulizer Parameters: JW63 MB TWC

Analyte	Back Pressure	Flow
All	184.0 kPa	0.50 L/min

Mean Data: JW63 MB TWC

Analyte	Mean Corrected Intensity	Calib Conc.	Calib Units	Calib Std.Dev.	Sample Conc.	Sample Units	Sample Std.Dev.	RSD
ScA 357.253	1896884.1	103.9	%	0.61				0.59%
ScR 361.383	190247.0	103.9	%	0.45				0.43%
Ag 328.068†	-73.0	-0.00020	mg/L	0.000122	-0.00020	mg/L	0.000122	60.64%
Al 308.215†	17.3	0.01306	mg/L	0.007992	0.01306	mg/L	0.007992	61.20%
As 188.979†	3.6	0.00266	mg/L	0.002478	0.00266	mg/L	0.002478	93.02%
B 249.677†	11.5	0.00374	mg/L	0.001416	0.00374	mg/L	0.001416	37.85%
Ba 233.527†	-0.4	-0.00013	mg/L	0.001042	-0.00013	mg/L	0.001042	823.94%
Be 313.042†	-64.4	-0.00010	mg/L	0.000023	-0.00010	mg/L	0.000023	22.54%
Ca 317.933†	181.1	0.00787	mg/L	0.000808	0.00787	mg/L	0.000808	10.26%
Cd 228.802†	1.7	0.00004	mg/L	0.000073	0.00004	mg/L	0.000073	199.31%
Co 228.616†	-27.6	-0.00058	mg/L	0.000069	-0.00058	mg/L	0.000069	11.98%
Cr 267.716†	0.1	0.00002	mg/L	0.001014	0.00002	mg/L	0.001014	>999.9%
Cu 324.752†	-59.8	-0.00019	mg/L	0.000164	-0.00019	mg/L	0.000164	87.02%
Fe 273.955†	2.9	0.00274	mg/L	0.002508	0.00274	mg/L	0.002508	91.38%
K 766.490†	54.7	0.03052	mg/L	0.017828	0.03052	mg/L	0.017828	58.42%
Mg 279.077†	-23.6	-0.01494	mg/L	0.001529	-0.01494	mg/L	0.001529	10.23%
Mn 257.610†	-3.0	-0.00011	mg/L	0.000114	-0.00011	mg/L	0.000114	101.92%
Mo 202.031†	6.0	0.00046	mg/L	0.000248	0.00046	mg/L	0.000248	54.18%
Na 589.592†	973.5	0.2077	mg/L	0.00610	0.2077	mg/L	0.00610	2.94%
Na 330.237†	12.9	0.4287	mg/L	0.62043	0.4287	mg/L	0.62043	144.73%
Ni 231.604†	-4.2	-0.00207	mg/L	0.002442	-0.00207	mg/L	0.002442	117.76%
Pb 220.353†	-11.1	-0.00088	mg/L	0.000715	-0.00088	mg/L	0.000715	81.22%
Sb 206.836†	0.2	0.00011	mg/L	0.001902	0.00011	mg/L	0.001902	>999.9%
Se 196.026†	12.0	0.00606	mg/L	0.001085	0.00606	mg/L	0.001085	17.91%
Si 288.158†	30.5	0.01858	mg/L	0.001973	0.01858	mg/L	0.001973	10.62%
Sn 189.927†	2.8	0.00047	mg/L	0.000655	0.00047	mg/L	0.000655	140.32%
Sr 421.552†	9.2	0.00001	mg/L	0.000091	0.00001	mg/L	0.000091	647.69%
Ti 334.903†	16.4	0.00066	mg/L	0.000208	0.00066	mg/L	0.000208	31.68%
Tl 190.801†	5.5	0.00385	mg/L	0.002888	0.00385	mg/L	0.002888	74.96%
V 292.402†	11.4	0.00004	mg/L	0.000106	0.00004	mg/L	0.000106	302.48%
Zn 206.200†	6.3	0.00554	mg/L	0.001454	0.00554	mg/L	0.001454	26.24%

Sequence No.: 57
Sample ID: JX10 G TWC
Analyst: ALA
Initial Sample Wt:
Dilution: 1X

Autosampler Location: 62
Date Collected: 9/26/2006 2:57:15 PM
Data Type: Original
Initial Sample Vol:
Sample Prep Vol:

Nebulizer Parameters: JX10 G TWC

Analyte	Back Pressure	Flow
All	184.0 kPa	0.50 L/min

Mean Data: JX10 G TWC

Analyte	Mean Corrected Intensity	Calib Conc.	Calib Units	Std.Dev.	Sample Conc.	Sample Units	Std.Dev.	RSD
ScA 357.253	1717626.7	94.11	%	0.392				0.42%
ScR 361.383	181148.2	98.88	%	0.785				0.79%
Ag 328.068†	-437.9	-0.00058	mg/L	0.000202	-0.00058	mg/L	0.000202	34.80%
Al 308.215†	6.0	0.00417	mg/L	0.003996	0.00417	mg/L	0.003996	95.84%
As 188.979†	26.4	0.01480	mg/L	0.004067	0.01480	mg/L	0.004067	27.49%
B 249.677†	536.2	0.1750	mg/L	0.00353	0.1750	mg/L	0.00353	2.02%
Ba 233.527†	761.1	0.2323	mg/L	0.00211	0.2323	mg/L	0.00211	0.91%
Be 313.042†	3.6	0.00000	mg/L	0.000025	0.00000	mg/L	0.000025	>999.9%
Ca 317.933†	2572668.5	111.8	mg/L	0.64	111.8	mg/L	0.64	0.58%
Cd 228.802†	-10.5	-0.00030	mg/L	0.000245	-0.00030	mg/L	0.000245	82.85%
Co 228.616†	309.1	0.00604	mg/L	0.000256	0.00604	mg/L	0.000256	4.24%
Cr 267.716†	100.3	0.00010	mg/L	0.000762	0.00010	mg/L	0.000762	759.20%
Cu 324.752†	-58.8	0.00157	mg/L	0.000144	0.00157	mg/L	0.000144	9.21%
Fe 273.955†	22760.6	21.64	mg/L	0.305	21.64	mg/L	0.305	1.41%
K 766.490†	19135.1	10.67	mg/L	0.147	10.67	mg/L	0.147	1.38%
Mg 279.077†	94940.1	60.05	mg/L	0.815	60.05	mg/L	0.815	1.36%
Mn 257.610†	67618.5	2.499	mg/L	0.0386	2.499	mg/L	0.0386	1.54%
Mo 202.031†	178.7	0.01239	mg/L	0.000202	0.01239	mg/L	0.000202	1.63%
Na 589.592†	546442.9	116.6	mg/L	0.44	116.6	mg/L	0.44	0.38%
Na 330.237†	3301.4	108.9	mg/L	1.33	108.9	mg/L	1.33	1.22%
Ni 231.604†	6.7	0.00336	mg/L	0.000461	0.00336	mg/L	0.000461	13.72%
Pb 220.353†	40.5	0.00325	mg/L	0.000587	0.00325	mg/L	0.000587	18.05%
Sb 206.836†	10.2	0.00400	mg/L	0.001410	0.00400	mg/L	0.001410	35.27%
Se 196.026†	-16.0	-0.00832	mg/L	0.010443	-0.00832	mg/L	0.010443	125.51%
Si 288.158†	35679.1	21.71	mg/L	0.377	21.71	mg/L	0.377	1.74%
Sn 189.927†	-90.8	-0.00705	mg/L	0.000580	-0.00705	mg/L	0.000580	8.23%
Sr 421.552†	465991.7	0.7170	mg/L	0.00418	0.7170	mg/L	0.00418	0.58%
Ti 334.903†	99.9	0.00400	mg/L	0.000365	0.00400	mg/L	0.000365	9.11%
Tl 190.801†	-4.3	-0.00295	mg/L	0.001390	-0.00295	mg/L	0.001390	47.05%
V 292.402†	972.5	0.00347	mg/L	0.000249	0.00347	mg/L	0.000249	7.19%
Zn 206.200†	18.4	0.01802	mg/L	0.001691	0.01802	mg/L	0.001691	9.38%

Sequence No.: 58
Sample ID: JX10 H TWC
Analyst: ALA
Initial Sample Wt:
Dilution: 1X

Autosampler Location: 63
Date Collected: 9/26/2006 3:03:45 PM
Data Type: Original
Initial Sample Vol:
Sample Prep Vol:

Nebulizer Parameters: JX10 H TWC

Analyte	Back Pressure	Flow
All	184.0 kPa	0.50 L/min

Mean Data: JX10 H TWC

Analyte	Mean Corrected Intensity	Calib Conc.	Calib Units	Calib Std.Dev.	Sample Conc.	Sample Units	Sample Std.Dev.	RSD
ScA 357.253	1752137.3	96.00	%	1.046				1.09%
ScR 361.383	182043.3	99.37	%	0.451				0.45%
Ag 328.068†	-872.7	-0.00060	mg/L	0.000081	-0.00060	mg/L	0.000081	13.43%
Al 308.215†	33.9	0.02529	mg/L	0.017933	0.02529	mg/L	0.017933	70.92%
As 188.979†	26.2	0.01559	mg/L	0.000598	0.01559	mg/L	0.000598	3.83%
B 249.677†	448.4	0.1463	mg/L	0.00187	0.1463	mg/L	0.00187	1.28%
Ba 233.527†	297.3	0.08819	mg/L	0.000290	0.08819	mg/L	0.000290	0.33%
Be 313.042†	-19.8	-0.00004	mg/L	0.000039	-0.00004	mg/L	0.000039	108.46%
Ca 317.933†	2074627.8	90.13	mg/L	0.255	90.13	mg/L	0.255	0.28%
Cd 228.802†	-6.9	-0.00020	mg/L	0.000109	-0.00020	mg/L	0.000109	53.99%
Co 228.616†	419.1	0.00796	mg/L	0.000068	0.00796	mg/L	0.000068	0.86%
Cr 267.716†	73.2	0.00090	mg/L	0.000855	0.00090	mg/L	0.000855	94.63%
Cu 324.752†	-943.8	0.00133	mg/L	0.000122	0.00133	mg/L	0.000122	9.21%
Fe 273.955†	48726.4	46.32	mg/L	0.393	46.32	mg/L	0.393	0.85%
K 766.490†	13911.9	7.757	mg/L	0.0589	7.757	mg/L	0.0589	0.76%
Mg 279.077†	75828.6	47.94	mg/L	0.434	47.94	mg/L	0.434	0.91%
Mn 257.610†	68071.3	2.516	mg/L	0.0148	2.516	mg/L	0.0148	0.59%
Mo 202.031†	117.3	0.00795	mg/L	0.000077	0.00795	mg/L	0.000077	0.97%
Na 589.592†	372689.2	79.51	mg/L	0.209	79.51	mg/L	0.209	0.26%
Na 330.237†	2250.5	74.12	mg/L	1.137	74.12	mg/L	1.137	1.53%
Ni 231.604†	4.4	0.00222	mg/L	0.000134	0.00222	mg/L	0.000134	6.05%
Pb 220.353†	37.3	0.00300	mg/L	0.000589	0.00300	mg/L	0.000589	19.61%
Sb 206.836†	16.7	0.00576	mg/L	0.000861	0.00576	mg/L	0.000861	14.94%
Se 196.026†	-22.9	-0.00890	mg/L	0.010939	-0.00890	mg/L	0.010939	122.91%
Si 288.158†	46369.7	28.22	mg/L	0.142	28.22	mg/L	0.142	0.50%
Sn 189.927†	-80.3	-0.00685	mg/L	0.000960	-0.00685	mg/L	0.000960	14.01%
Sr 421.552†	366252.6	0.5635	mg/L	0.00111	0.5635	mg/L	0.00111	0.20%
Ti 334.903†	121.7	0.00488	mg/L	0.001816	0.00488	mg/L	0.001816	37.21%
Tl 190.801†	-8.4	-0.00588	mg/L	0.001912	-0.00588	mg/L	0.001912	32.50%
V 292.402†	773.6	0.00283	mg/L	0.000167	0.00283	mg/L	0.000167	5.92%
Zn 206.200†	27.5	0.02476	mg/L	0.001916	0.02476	mg/L	0.001916	7.74%

Sequence No.: 59
Sample ID: JX10 I TWC
Analyst: ALA
Initial Sample Wt:
Dilution: 1X

Autosampler Location: 64
Date Collected: 9/26/2006 3:10:15 PM
Data Type: Original
Initial Sample Vol:
Sample Prep Vol:

Nebulizer Parameters: JX10 I TWC

Analyte	Back Pressure	Flow
All	184.0 kPa	0.50 L/min

Mean Data: JX10 I TWC

Analyte	Mean Corrected Intensity	Calib Conc.	Calib Units	Std.Dev.	Sample Conc.	Sample Units	Std.Dev.	RSD
ScA 357.253	1777707.0	97.40	%	0.566				0.58%
ScR 361.383	184601.1	100.8	%	0.87				0.86%
Ag 328.068†	-18.5	-0.00004	mg/L	0.000223	-0.00004	mg/L	0.000223	599.14%
Al 308.215†	187.9	0.1415	mg/L	0.01784	0.1415	mg/L	0.01784	12.61%
As 188.979†	12.2	0.00870	mg/L	0.003369	0.00870	mg/L	0.003369	38.72%
B 249.677†	19.2	0.00627	mg/L	0.001324	0.00627	mg/L	0.001324	21.11%
Ba 233.527†	45.7	0.01400	mg/L	0.000489	0.01400	mg/L	0.000489	3.49%
Be 313.042†	-34.5	-0.00006	mg/L	0.000040	-0.00006	mg/L	0.000040	64.16%
Ca 317.933†	184662.1	8.023	mg/L	0.0121	8.023	mg/L	0.0121	0.15%
Cd 228.802†	-7.0	-0.00018	mg/L	0.000146	-0.00018	mg/L	0.000146	79.26%
Co 228.616†	154.4	0.00322	mg/L	0.000098	0.00322	mg/L	0.000098	3.06%
Cr 267.716†	8.0	0.00027	mg/L	0.000050	0.00027	mg/L	0.000050	18.32%
Cu 324.752†	688.0	0.00219	mg/L	0.000048	0.00219	mg/L	0.000048	2.20%
Fe 273.955†	582.4	0.5536	mg/L	0.00430	0.5536	mg/L	0.00430	0.78%
K 766.490†	1448.8	0.8078	mg/L	0.05054	0.8078	mg/L	0.05054	6.26%
Mg 279.077†	5547.9	3.509	mg/L	0.0122	3.509	mg/L	0.0122	0.35%
Mn 257.610†	2338.2	0.08637	mg/L	0.000774	0.08637	mg/L	0.000774	0.90%
Mo 202.031†	14.1	0.00100	mg/L	0.000187	0.00100	mg/L	0.000187	18.66%
Na 589.592†	620596.4	132.4	mg/L	0.31	132.4	mg/L	0.31	0.24%
Na 330.237†	3699.5	123.3	mg/L	1.05	123.3	mg/L	1.05	0.85%
Ni 231.604†	5.9	0.00295	mg/L	0.000872	0.00295	mg/L	0.000872	29.58%
Pb 220.353†	5.6	0.00047	mg/L	0.000527	0.00047	mg/L	0.000527	112.09%
Sb 206.836†	3.5	0.00218	mg/L	0.001071	0.00218	mg/L	0.001071	49.22%
Se 196.026†	8.8	0.00442	mg/L	0.002197	0.00442	mg/L	0.002197	49.66%
Si 288.158†	9551.7	5.812	mg/L	0.0446	5.812	mg/L	0.0446	0.77%
Sn 189.927†	-15.2	-0.00196	mg/L	0.000780	-0.00196	mg/L	0.000780	39.88%
Sr 421.552†	37911.4	0.05833	mg/L	0.000129	0.05833	mg/L	0.000129	0.22%
Ti 334.903†	82.3	0.00331	mg/L	0.000830	0.00331	mg/L	0.000830	25.08%
Tl 190.801†	4.4	0.00307	mg/L	0.000548	0.00307	mg/L	0.000548	17.83%
V 292.402†	1468.3	0.00454	mg/L	0.000170	0.00454	mg/L	0.000170	3.75%
Zn 206.200†	13.2	0.01174	mg/L	0.000093	0.01174	mg/L	0.000093	0.80%

Sequence No.: 60
Sample ID: JX10 J TWC
Analyst: ALA
Initial Sample Wt:
Dilution: 1X

Autosampler Location: 65
Date Collected: 9/26/2006 3:16:58 PM
Data Type: Original
Initial Sample Vol:
Sample Prep Vol:

Nebulizer Parameters: JX10 J TWC

Analyte	Back Pressure	Flow
All	184.0 kPa	0.50 L/min

Mean Data: JX10 J TWC

Analyte	Mean Corrected Intensity	Calib Conc.	Calib Units	Std.Dev.	Sample Conc.	Sample Units	Std.Dev.	RSD
ScA 357.253	1643038.3	90.02	%	0.622				0.69%
ScR 361.383	173255.7	94.58	%	0.296				0.31%
Ag 328.068†	-60.9	0.00053	mg/L	0.000266	0.00053	mg/L	0.000266	50.49%
Al 308.215†	359.3	0.2677	mg/L	0.02600	0.2677	mg/L	0.02600	9.71%
As 188.979†	26.4	0.01647	mg/L	0.002496	0.01647	mg/L	0.002496	15.15%
B 249.677†	84.2	0.02738	mg/L	0.002299	0.02738	mg/L	0.002299	8.40%
Ba 233.527†	270.6	0.08182	mg/L	0.000539	0.08182	mg/L	0.000539	0.66%
Be 313.042†	536.4	0.00064	mg/L	0.000034	0.00064	mg/L	0.000034	5.40%
Ca 317.933†	874680.4	38.00	mg/L	0.067	38.00	mg/L	0.067	0.18%
Cd 228.802†	2.2	0.00002	mg/L	0.000091	0.00002	mg/L	0.000091	405.93%
Co 228.616†	406.4	0.00724	mg/L	0.000075	0.00724	mg/L	0.000075	1.04%
Cr 267.716†	228.9	0.02539	mg/L	0.000182	0.02539	mg/L	0.000182	0.72%
Cu 324.752†	2966.6	0.01084	mg/L	0.000206	0.01084	mg/L	0.000206	1.90%
Fe 273.955†	18608.6	17.69	mg/L	0.024	17.69	mg/L	0.024	0.14%
K 766.490†	5476.5	3.054	mg/L	0.0841	3.054	mg/L	0.0841	2.75%
Mg 279.077†	29250.7	18.49	mg/L	0.024	18.49	mg/L	0.024	0.13%
Mn 257.610†	32604.2	1.205	mg/L	0.0009	1.205	mg/L	0.0009	0.08%
Mo 202.031†	66.9	0.00472	mg/L	0.000548	0.00472	mg/L	0.000548	11.61%
Na 589.592†	3101394.2	661.7	mg/L	3.83	661.7	mg/L	3.83	0.58%
Na 330.237†	18545.3	618.2	mg/L	0.70	618.2	mg/L	0.70	0.11%
Ni 231.604†	11.1	0.00553	mg/L	0.000663	0.00553	mg/L	0.000663	11.99%
Pb 220.353†	40.3	0.00331	mg/L	0.000631	0.00331	mg/L	0.000631	19.08%
Sb 206.836†	14.9	0.00829	mg/L	0.003847	0.00829	mg/L	0.003847	46.38%
Se 196.026†	-7.2	-0.00289	mg/L	0.003332	-0.00289	mg/L	0.003332	115.32%
Si 288.158†	35530.3	21.62	mg/L	0.068	21.62	mg/L	0.068	0.31%
Sn 189.927†	-45.6	-0.00494	mg/L	0.001235	-0.00494	mg/L	0.001235	24.98%
Sr 421.552†	152420.0	0.2345	mg/L	0.00031	0.2345	mg/L	0.00031	0.13%
Ti 334.903†	13791.4	0.5544	mg/L	0.00146	0.5544	mg/L	0.00146	0.26%
Tl 190.801†	-2.5	-0.00258	mg/L	0.003856	-0.00258	mg/L	0.003856	149.22%
V 292.402†	48081.9	0.1482	mg/L	0.00133	0.1482	mg/L	0.00133	0.90%
Zn 206.200†	13.5	0.01217	mg/L	0.002964	0.01217	mg/L	0.002964	24.36%

Sequence No.: 61
Sample ID: JX10 K TWC
Analyst: ALA
Initial Sample Wt:
Dilution: 1X

Autosampler Location: 66
Date Collected: 9/26/2006 3:23:46 PM
Data Type: Original
Initial Sample Vol:
Sample Prep Vol:

Nebulizer Parameters: JX10 K TWC

Analyte	Back Pressure	Flow
All	185.0 kPa	0.50 L/min

Mean Data: JX10 K TWC

Analyte	Mean Corrected Intensity	Calib Conc.	Calib Units	Std.Dev.	Sample Conc.	Sample Units	Std.Dev.	RSD
ScA 357.253	1744646.3	95.59	%	0.623				0.65%
ScR 361.383	180334.7	98.44	%	0.196				0.20%
Ag 328.068†	-975.9	-0.00111	mg/L	0.000151	-0.00111	mg/L	0.000151	13.56%
Al 308.215†	5.8	0.00425	mg/L	0.010675	0.00425	mg/L	0.010675	251.14%
As 188.979†	17.1	0.00753	mg/L	0.004059	0.00753	mg/L	0.004059	53.88%
B 249.677†	54.0	0.01767	mg/L	0.001172	0.01767	mg/L	0.001172	6.63%
Ba 233.527†	530.1	0.1601	mg/L	0.00147	0.1601	mg/L	0.00147	0.92%
Be 313.042†	-46.1	-0.00008	mg/L	0.000080	-0.00008	mg/L	0.000080	105.34%
Ca 317.933†	2805881.7	121.9	mg/L	0.30	121.9	mg/L	0.30	0.25%
Cd 228.802†	-8.2	-0.00023	mg/L	0.000266	-0.00023	mg/L	0.000266	117.55%
Co 228.616†	89.8	0.00111	mg/L	0.000120	0.00111	mg/L	0.000120	10.75%
Cr 267.716†	86.9	0.00047	mg/L	0.001008	0.00047	mg/L	0.001008	214.64%
Cu 324.752†	-798.5	0.00128	mg/L	0.000130	0.00128	mg/L	0.000130	10.21%
Fe 273.955†	43989.6	41.82	mg/L	0.254	41.82	mg/L	0.254	0.61%
K 766.490†	7290.2	4.065	mg/L	0.0705	4.065	mg/L	0.0705	1.73%
Mg 279.077†	90544.8	57.25	mg/L	0.464	57.25	mg/L	0.464	0.81%
Mn 257.610†	69978.2	2.587	mg/L	0.0154	2.587	mg/L	0.0154	0.60%
Mo 202.031†	82.2	0.00506	mg/L	0.000189	0.00506	mg/L	0.000189	3.74%
Na 589.592†	169611.3	36.19	mg/L	0.091	36.19	mg/L	0.091	0.25%
Na 330.237†	1050.7	~~33.80~~	mg/L 9/26	0.374	33.80	mg/L	0.374	1.11%
Ni 231.604†	0.4	0.00020	mg/L	0.002330	0.00020	mg/L	0.002330	>999.9%
Pb 220.353†	37.5	0.00301	mg/L	0.000159	0.00301	mg/L	0.000159	5.29%
Sb 206.836†	14.0	0.00443	mg/L	0.003218	0.00443	mg/L	0.003218	72.67%
Se 196.026†	-22.7	-0.00943	mg/L	0.003358	-0.00943	mg/L	0.003358	35.61%
Si 288.158†	47214.4	28.73	mg/L	0.063	28.73	mg/L	0.063	0.22%
Sn 189.927†	-95.7	-0.00712	mg/L	0.000694	-0.00712	mg/L	0.000694	9.74%
Sr 421.552†	479345.7	0.7375	mg/L	0.00088	0.7375	mg/L	0.00088	0.12%
Ti 334.903†	138.9	0.00557	mg/L	0.001612	0.00557	mg/L	0.001612	28.92%
Tl 190.801†	-8.0	-0.00555	mg/L	0.004338	-0.00555	mg/L	0.004338	78.18%
V 292.402†	378.5	0.00163	mg/L	0.000128	0.00163	mg/L	0.000128	7.88%
Zn 206.200†	9.0	0.00947	mg/L	0.000514	0.00947	mg/L	0.000514	5.43%

Sequence No.: 62
Sample ID: JX10 L TWC
Analyst: ALA
Initial Sample Wt:
Dilution: 1X

Autosampler Location: 67
Date Collected: 9/26/2006 3:30:15 PM
Data Type: Original
Initial Sample Vol:
Sample Prep Vol:

Nebulizer Parameters: JX10 L TWC

Analyte	Back Pressure	Flow
All	184.0 kPa	0.50 L/min

Mean Data: JX10 L TWC

Analyte	Mean Corrected Intensity	Calib Conc.	Calib Units	Calib Std.Dev.	Sample Conc.	Sample Units	Sample Std.Dev.	RSD
ScA 357.253	1763487.9	96.62	%	0.783				0.81%
ScR 361.383	180081.0	98.30	%	0.217				0.22%
Ag 328.068†	-80.8	-0.00010	mg/L	0.000207	-0.00010	mg/L	0.000207	211.61%
Al 308.215†	125.0	0.09409	mg/L	0.015909	0.09409	mg/L	0.015909	16.91%
As 188.979†	15.1	0.01058	mg/L	0.001463	0.01058	mg/L	0.001463	13.82%
B 249.677†	118.9	0.03878	mg/L	0.002975	0.03878	mg/L	0.002975	7.67%
Ba 233.527†	30.5	0.00895	mg/L	0.000511	0.00895	mg/L	0.000511	5.71%
Be 313.042†	65.9	0.00010	mg/L	0.000024	0.00010	mg/L	0.000024	23.61%
Ca 317.933†	332463.5	14.44	mg/L	0.043	14.44	mg/L	0.043	0.30%
Cd 228.802†	-8.5	-0.00023	mg/L	0.000141	-0.00023	mg/L	0.000141	62.37%
Co 228.616†	22.3	0.00034	mg/L	0.000272	0.00034	mg/L	0.000272	79.07%
Cr 267.716†	17.7	0.00096	mg/L	0.001372	0.00096	mg/L	0.001372	142.30%
Cu 324.752†	-10.7	0.00059	mg/L	0.000120	0.00059	mg/L	0.000120	20.23%
Fe 273.955†	7033.8	6.687	mg/L	0.0289	6.687	mg/L	0.0289	0.43%
K 766.490†	4362.7	2.433	mg/L	0.0202	2.433	mg/L	0.0202	0.83%
Mg 279.077†	8585.6	5.427	mg/L	0.0494	5.427	mg/L	0.0494	0.91%
Mn 257.610†	32507.3	1.202	mg/L	0.0073	1.202	mg/L	0.0073	0.61%
Mo 202.031†	19.3	0.00136	mg/L	0.000162	0.00136	mg/L	0.000162	11.89%
Na 589.592†	439748.5	93.82	mg/L	0.370	93.82	mg/L	0.370	0.39%
Na 330.237†	2619.8	87.21	mg/L	0.653	87.21	mg/L	0.653	0.75%
Ni 231.604†	1.7	0.00087	mg/L	0.002591	0.00087	mg/L	0.002591	299.40%
Pb 220.353†	10.9	0.00089	mg/L	0.000303	0.00089	mg/L	0.000303	34.11%
Sb 206.836†	8.1	0.00451	mg/L	0.001899	0.00451	mg/L	0.001899	42.06%
Se 196.026†	7.6	0.00326	mg/L	0.005576	0.00326	mg/L	0.005576	170.95%
Si 288.158†	28688.4	17.46	mg/L	0.119	17.46	mg/L	0.119	0.68%
Sn 189.927†	-21.8	-0.00259	mg/L	0.001366	-0.00259	mg/L	0.001366	52.75%
Sr 421.552†	37008.7	0.05694	mg/L	0.000242	0.05694	mg/L	0.000242	0.43%
Ti 334.903†	114.9	0.00462	mg/L	0.000562	0.00462	mg/L	0.000562	12.18%
Tl 190.801†	4.3	0.00298	mg/L	0.001009	0.00298	mg/L	0.001009	33.89%
V 292.402†	904.2	0.00298	mg/L	0.000034	0.00298	mg/L	0.000034	1.13%
Zn 206.200†	9.7	0.00861	mg/L	0.001611	0.00861	mg/L	0.001611	18.70%

Sequence No.: 63
Sample ID: JX10 M TWC
Analyst: ALA
Initial Sample Wt:
Dilution: 1X

Autosampler Location: 68
Date Collected: 9/26/2006 3:36:56 PM
Data Type: Original
Initial Sample Vol:
Sample Prep Vol:

Nebulizer Parameters: JX10 M TWC

Analyte	Back Pressure	Flow
All	184.0 kPa	0.50 L/min

Mean Data: JX10 M TWC

Analyte	Mean Corrected Intensity	Calib Conc.	Calib Units	Std.Dev.	Sample Conc.	Sample Units	Std.Dev.	RSD
ScA 357.253	1715763.0	94.01	%	0.600				0.64%
ScR 361.383	181319.1	98.98	%	0.737				0.74%
Ag 328.068†	-2573.0	-0.00089	mg/L	0.000018	-0.00089	mg/L	0.000018	2.01%
Al 308.215†	24.8	0.01850	mg/L	0.021404	0.01850	mg/L	0.021404	115.71%
As 188.979†	34.1	0.01975	mg/L	0.006167	0.01975	mg/L	0.006167	31.23%
B 249.677†	6.2	0.00197	mg/L	0.001734	0.00197	mg/L	0.001734	87.90%
Ba 233.527†	570.5	0.1650	mg/L	0.00086	0.1650	mg/L	0.00086	0.52%
Be 313.042†	6.3	0.00000	mg/L	0.000024	0.00000	mg/L	0.000024	527.06%
Ca 317.933†	2998998.8	130.3	mg/L	0.13	130.3	mg/L	0.13	0.10%
Cd 228.802†	15.1	0.00032	mg/L	0.000097	0.00032	mg/L	0.000097	30.48%
Co 228.616†	2602.6	0.05191	mg/L	0.000379	0.05191	mg/L	0.000379	0.73%
Cr 267.716†	62.7	0.00185	mg/L	0.000623	0.00185	mg/L	0.000623	33.63%
Cu 324.752†	-4072.9	0.00166	mg/L	0.000172	0.00166	mg/L	0.000172	10.34%
Fe 273.955†	157019.4	149.3	mg/L	0.42	149.3	mg/L	0.42	0.28%
K 766.490†	4419.4	2.464	mg/L	0.0312	2.464	mg/L	0.0312	1.27%
Mg 279.077†	99254.2	62.69	mg/L	0.642	62.69	mg/L	0.642	1.02%
Mn 257.610†	154069.0	5.697	mg/L	0.0108	5.697	mg/L	0.0108	0.19%
Mo 202.031†	84.5	0.00512	mg/L	0.000220	0.00512	mg/L	0.000220	4.30%
Na 589.592†	631718.4	134.8	mg/L	0.63	134.8	mg/L	0.63	0.47%
Na 330.237†	3808.0	125.6	mg/L	1.31	125.6	mg/L	1.31	1.04%
Ni 231.604†	-7.6	-0.00378	mg/L	0.003606	-0.00378	mg/L	0.003606	95.51%
Pb 220.353†	92.3	0.00739	mg/L	0.000696	0.00739	mg/L	0.000696	9.41%
Sb 206.836†	34.6	0.00673	mg/L	0.003730	0.00673	mg/L	0.003730	55.39%
Se 196.026†	-51.8	-0.01481	mg/L	0.005979	-0.01481	mg/L	0.005979	40.36%
Si 288.158†	46439.6	28.26	mg/L	0.164	28.26	mg/L	0.164	0.58%
Sn 189.927†	-89.6	-0.00547	mg/L	0.001250	-0.00547	mg/L	0.001250	22.84%
Sr 421.552†	431502.9	0.6639	mg/L	0.00202	0.6639	mg/L	0.00202	0.30%
Ti 334.903†	182.8	0.00734	mg/L	0.001231	0.00734	mg/L	0.001231	16.78%
Tl 190.801†	-17.2	-0.01218	mg/L	0.001179	-0.01218	mg/L	0.001179	9.68%
V 292.402†	1182.4	0.00455	mg/L	0.000331	0.00455	mg/L	0.000331	7.28%
Zn 206.200†	21.5	0.01746	mg/L	0.002702	0.01746	mg/L	0.002702	15.48%

Sequence No.: 64
Sample ID: JX10 N TWC
Analyst: ALA
Initial Sample Wt:
Dilution: 1X

Autosampler Location: 69
Date Collected: 9/26/2006 3:43:27 PM
Data Type: Original
Initial Sample Vol:
Sample Prep Vol:

Nebulizer Parameters: JX10 N TWC

Analyte	Back Pressure	Flow
All	184.0 kPa	0.50 L/min

Mean Data: JX10 N TWC

Analyte	Mean Corrected Intensity	Calib Conc.	Calib Units	Calib Std.Dev.	Sample Conc.	Sample Units	Sample Std.Dev.	RSD
ScA 357.253	1814530.4	99.42	%	0.281				0.28%
ScR 361.383	185587.0	101.3	%	0.68				0.67%
Ag 328.068†	-595.5	-0.00028	mg/L	0.000130	-0.00028	mg/L	0.000130	47.18%
Al 308.215†	24.7	0.01854	mg/L	0.008580	0.01854	mg/L	0.008580	46.27%
As 188.979†	15.6	0.00986	mg/L	0.002052	0.00986	mg/L	0.002052	20.82%
B 249.677†	41.4	0.01351	mg/L	0.001568	0.01351	mg/L	0.001568	11.61%
Ba 233.527†	165.4	0.04828	mg/L	0.000911	0.04828	mg/L	0.000911	1.89%
Be 313.042†	-45.4	-0.00007	mg/L	0.000013	-0.00007	mg/L	0.000013	17.02%
Ca 317.933†	928757.1	40.35	mg/L	0.016	40.35	mg/L	0.016	0.04%
Cd 228.802†	-5.3	-0.00015	mg/L	0.000116	-0.00015	mg/L	0.000116	77.87%
Co 228.616†	34.4	0.00007	mg/L	0.000336	0.00007	mg/L	0.000336	467.65%
Cr 267.716†	23.6	0.00024	mg/L	0.000596	0.00024	mg/L	0.000596	245.09%
Cu 324.752†	-899.2	0.00071	mg/L	0.000122	0.00071	mg/L	0.000122	17.05%
Fe 273.955†	38730.9	36.82	mg/L	0.095	36.82	mg/L	0.095	0.26%
K 766.490†	3196.3	1.782	mg/L	0.0152	1.782	mg/L	0.0152	0.86%
Mg 279.077†	30028.8	18.97	mg/L	0.033	18.97	mg/L	0.033	0.18%
Mn 257.610†	65331.9	2.416	mg/L	0.0036	2.416	mg/L	0.0036	0.15%
Mo 202.031†	43.3	0.00291	mg/L	0.000246	0.00291	mg/L	0.000246	8.45%
Na 589.592†	85355.4	18.21	mg/L	0.017	18.21	mg/L	0.017	0.09%
Na 330.237†	545.5	17.77	mg/L	0.071	17.77	mg/L	0.071	0.40%
Ni 231.604†	-1.2	-0.00060	mg/L	0.002466	-0.00060	mg/L	0.002466	408.99%
Pb 220.353†	16.1	0.00130	mg/L	0.000357	0.00130	mg/L	0.000357	27.51%
Sb 206.836†	10.2	0.00267	mg/L	0.002073	0.00267	mg/L	0.002073	77.56%
Se 196.026†	-4.3	-0.00053	mg/L	0.004078	-0.00053	mg/L	0.004078	774.02%
Si 288.158†	12541.2	7.631	mg/L	0.0241	7.631	mg/L	0.0241	0.32%
Sn 189.927†	-54.0	-0.00608	mg/L	0.000405	-0.00608	mg/L	0.000405	6.67%
Sr 421.552†	140847.8	0.2167	mg/L	0.00026	0.2167	mg/L	0.00026	0.12%
Ti 334.903†	42.7	0.00171	mg/L	0.000659	0.00171	mg/L	0.000659	38.49%
Tl 190.801†	-4.5	-0.00311	mg/L	0.004033	-0.00311	mg/L	0.004033	129.60%
V 292.402†	186.8	0.00096	mg/L	0.000034	0.00096	mg/L	0.000034	3.53%
Zn 206.200†	19.2	0.01666	mg/L	0.002219	0.01666	mg/L	0.002219	13.32%

Sequence No.: 65
Sample ID: JW63 MBSPK TWC
Analyst: ALA
Initial Sample Wt:
Dilution: 1X

Autosampler Location: 70
Date Collected: 9/26/2006 3:49:53 PM
Data Type: Original
Initial Sample Vol:
Sample Prep Vol:

Nebulizer Parameters: JW63 MBSPK TWC

Analyte	Back Pressure	Flow
All	185.0 kPa	0.50 L/min

Mean Data: JW63 MBSPK TWC

Analyte	Mean Corrected Intensity	Calib Conc.	Calib Units	Std.Dev.	Sample Conc.	Sample Units	Std.Dev.	RSD
ScA 357.253	1839830.7	100.8	%	0.94				0.93%
ScR 361.383	188609.8	103.0	%	0.38				0.37%
Ag 328.068†	178490.0	0.4917	mg/L	0.00099	0.4917	mg/L	0.00099	0.20%
Al 308.215†	2688.7	2.017	mg/L	0.0082	2.017	mg/L	0.0082	0.40%
As 188.979†	2712.5	2.007	mg/L	0.0238	2.007	mg/L	0.0238	1.19%
B 249.677†	4.8	0.00248	mg/L	0.001705	0.00248	mg/L	0.001705	68.83%
Ba 233.527†	6287.7	1.929	mg/L	0.0095	1.929	mg/L	0.0095	0.49%
Be 313.042†	314194.3	0.5075	mg/L	0.00104	0.5075	mg/L	0.00104	0.20%
Ca 317.933†	231895.7	10.07	mg/L	0.014	10.07	mg/L	0.014	0.14%
Cd 228.802†	20572.5	0.5035	mg/L	0.00580	0.5035	mg/L	0.00580	1.15%
Co 228.616†	23264.0	0.4870	mg/L	0.00522	0.4870	mg/L	0.00522	1.07%
Cr 267.716†	3913.4	0.4895	mg/L	0.00203	0.4895	mg/L	0.00203	0.42%
Cu 324.752†	157933.4	0.4964	mg/L	0.00053	0.4964	mg/L	0.00053	0.11%
Fe 273.955†	2118.5	2.013	mg/L	0.0049	2.013	mg/L	0.0049	0.24%
K 766.490†	18179.4	10.14	mg/L	0.032	10.14	mg/L	0.032	0.31%
Mg 279.077†	15915.9	10.07	mg/L	0.015	10.07	mg/L	0.015	0.15%
Mn 257.610†	13256.8	0.4906	mg/L	0.00099	0.4906	mg/L	0.00099	0.20%
Mo 202.031†	23.3	0.00157	mg/L	0.000198	0.00157	mg/L	0.000198	12.67%
Na 589.592†	51673.0	11.02	mg/L	0.033	11.02	mg/L	0.033	0.30%
Na 330.237†	323.2	10.55	mg/L	0.262	10.55	mg/L	0.262	2.49%
Ni 231.604†	976.6	0.4858	mg/L	0.00391	0.4858	mg/L	0.00391	0.80%
Pb 220.353†	24948.3	1.991	mg/L	0.0098	1.991	mg/L	0.0098	0.49%
Sb 206.836†	12.1	0.00160	mg/L	0.003431	0.00160	mg/L	0.003431	214.85%
Se 196.026†	4013.5	2.027	mg/L	0.0262	2.027	mg/L	0.0262	1.29%
Si 288.158†	105.8	0.06539	mg/L	0.008264	0.06539	mg/L	0.008264	12.64%
Sn 189.927†	-20.1	-0.00250	mg/L	0.000511	-0.00250	mg/L	0.000511	20.43%
Sr 421.552†	327334.9	0.5036	mg/L	0.00066	0.5036	mg/L	0.00066	0.13%
Ti 334.903†	38.8	0.00145	mg/L	0.000080	0.00145	mg/L	0.000080	5.48%
Tl 190.801†	2934.3	2.042	mg/L	0.0196	2.042	mg/L	0.0196	0.96%
V 292.402†	168323.8	0.5218	mg/L	0.00070	0.5218	mg/L	0.00070	0.13%
Zn 206.200†	561.7	0.4907	mg/L	0.00077	0.4907	mg/L	0.00077	0.16%

Sequence No.: 66
Sample ID: CV
Analyst: ALA
Initial Sample Wt:
Dilution: 1X

Autosampler Location: 7
Date Collected: 9/26/2006 3:56:07 PM
Data Type: Original
Initial Sample Vol:
Sample Prep Vol:

Nebulizer Parameters: CV

Analyte	Back Pressure	Flow
All	184.0 kPa	0.50 L/min

Mean Data: CV

Analyte	Mean Corrected Intensity	Calib Conc.	Calib Units	Calib Std.Dev.	Sample Conc.	Sample Units	Sample Std.Dev.	RSD
ScA 357.253	1793826.6	98.29	%	0.352				0.36%
ScR 361.383	183785.0	100.3	%	0.17				0.17%
Ag 328.068†	346471.8	0.9543	mg/L	0.00143	0.9543	mg/L	0.00143	0.15%
Al 308.215†	2582.5	1.909	mg/L	0.0005	1.909	mg/L	0.0005	0.03%
As 188.979†	2639.6	1.950	mg/L	0.0080	1.950	mg/L	0.0080	0.41%
B 249.677†	2827.8	0.9256	mg/L	0.00233	0.9256	mg/L	0.00233	0.25%
Ba 233.527†	3034.1	0.9304	mg/L	0.00482	0.9304	mg/L	0.00482	0.52%
Be 313.042†	590461.8	0.9537	mg/L	0.00330	0.9537	mg/L	0.00330	0.35%
Ca 317.933†	44607.5	1.938	mg/L	0.0065	1.938	mg/L	0.0065	0.34%
Cd 228.802†	40628.6	0.9972	mg/L	0.00384	0.9972	mg/L	0.00384	0.38%
Co 228.616†	45980.3	0.9619	mg/L	0.00351	0.9619	mg/L	0.00351	0.36%
Cr 267.716†	7332.4	0.9206	mg/L	0.00295	0.9206	mg/L	0.00295	0.32%
Cu 324.752†	316024.1	0.9922	mg/L	0.00166	0.9922	mg/L	0.00166	0.17%
Fe 273.955†	2014.6	1.913	mg/L	0.0058	1.913	mg/L	0.0058	0.30%
K 766.490†	34357.0	19.16	mg/L	0.117	19.16	mg/L	0.117	0.61%
Mg 279.077†	2981.8	1.890	mg/L	0.0082	1.890	mg/L	0.0082	0.44%
Mn 257.610†	24624.0	0.9112	mg/L	0.00168	0.9112	mg/L	0.00168	0.18%
Mo 202.031†	12962.8	0.9916	mg/L	0.00474	0.9916	mg/L	0.00474	0.48%
Na 589.592†	242704.8	51.78	mg/L	0.092	51.78	mg/L	0.092	0.18%
Na 330.237†	1443.1	48.11	mg/L	0.335	48.11	mg/L	0.335	0.70%
Ni 231.604†	1887.5	0.9402	mg/L	0.00212	0.9402	mg/L	0.00212	0.23%
Pb 220.353†	24194.6	1.932	mg/L	0.0053	1.932	mg/L	0.0053	0.27%
Sb 206.836†	3184.4	2.063	mg/L	0.0117	2.063	mg/L	0.0117	0.57%
Se 196.026†	3897.4	1.967	mg/L	0.0100	1.967	mg/L	0.0100	0.51%
Si 288.158†	3153.7	1.921	mg/L	0.0071	1.921	mg/L	0.0071	0.37%
Sn 189.927†	5785.6	0.9691	mg/L	0.00452	0.9691	mg/L	0.00452	0.47%
Sr 421.552†	625306.5	0.9621	mg/L	0.00065	0.9621	mg/L	0.00065	0.07%
Ti 334.903†	24263.6	0.9741	mg/L	0.00244	0.9741	mg/L	0.00244	0.25%
Tl 190.801†	2793.7	1.944	mg/L	0.0070	1.944	mg/L	0.0070	0.36%
V 292.402†	320264.4	0.9930	mg/L	0.00216	0.9930	mg/L	0.00216	0.22%
Zn 206.200†	1069.9	0.9338	mg/L	0.00682	0.9338	mg/L	0.00682	0.73%

Sequence No.: 67
Sample ID: CB 6
Analyst: ALA
Initial Sample Wt:
Dilution: 1X

Autosampler Location: 1
Date Collected: 9/26/2006 4:02:25 PM
Data Type: Original
Initial Sample Vol:
Sample Prep Vol:

Nebulizer Parameters: CB

Analyte	Back Pressure	Flow
All	184.0 kPa	0.50 L/min

Mean Data: CB

Analyte	Mean Corrected Intensity	Calib Conc.	Calib Units	Calib Std.Dev.	Sample Conc.	Sample Units	Sample Std.Dev.	RSD
ScA 357.253	1853994.7	101.6	%	0.58				0.57%
ScR 361.383	184152.1	100.5	%	0.64				0.64%
Ag 328.068†	-32.4	-0.00009	mg/L	0.000254	-0.00009	mg/L	0.000254	284.18%
Al 308.215†	3.4	0.00259	mg/L	0.011054	0.00259	mg/L	0.011054	426.43%
As 188.979†	9.6	0.00709	mg/L	0.003372	0.00709	mg/L	0.003372	47.55%
B 249.677†	15.9	0.00518	mg/L	0.002359	0.00518	mg/L	0.002359	45.53%
Ba 233.527†	0.8	0.00025	mg/L	0.000411	0.00025	mg/L	0.000411	167.24%
Be 313.042†	7.1	0.00001	mg/L	0.000040	0.00001	mg/L	0.000040	342.73%
Ca 317.933†	-43.7	-0.00190	mg/L	0.000929	-0.00190	mg/L	0.000929	48.98%
Cd 228.802†	-2.5	-0.00007	mg/L	0.000077	-0.00007	mg/L	0.000077	109.04%
Co 228.616†	-0.8	-0.00002	mg/L	0.000190	-0.00002	mg/L	0.000190	>999.9%
Cr 267.716†	3.3	0.00042	mg/L	0.000135	0.00042	mg/L	0.000135	32.55%
Cu 324.752†	-46.9	-0.00015	mg/L	0.000154	-0.00015	mg/L	0.000154	104.35%
Fe 273.955†	2.0	0.00192	mg/L	0.000613	0.00192	mg/L	0.000613	31.94%
K 766.490†	98.5	0.05490	mg/L	0.022211	0.05490	mg/L	0.022211	40.46%
Mg 279.077†	-21.0	-0.01326	mg/L	0.001352	-0.01326	mg/L	0.001352	10.20%
Mn 257.610†	1.6	0.00006	mg/L	0.000054	0.00006	mg/L	0.000054	90.30%
Mo 202.031†	5.7	0.00043	mg/L	0.000175	0.00043	mg/L	0.000175	40.20%
Na 589.592†	642.1	0.1370	mg/L	0.00584	0.1370	mg/L	0.00584	4.26%
Na 330.237†	11.0	0.3648	mg/L	0.89205	0.3648	mg/L	0.89205	244.54%
Ni 231.604†	-1.8	-0.00089	mg/L	0.001902	-0.00089	mg/L	0.001902	214.05%
Pb 220.353†	-5.0	-0.00040	mg/L	0.000571	-0.00040	mg/L	0.000571	142.48%
Sb 206.836†	0.7	0.00046	mg/L	0.001370	0.00046	mg/L	0.001370	295.68%
Se 196.026†	14.6	0.00735	mg/L	0.005495	0.00735	mg/L	0.005495	74.77%
Si 288.158†	45.6	0.02772	mg/L	0.001423	0.02772	mg/L	0.001423	5.13%
Sn 189.927†	6.7	0.00112	mg/L	0.000684	0.00112	mg/L	0.000684	61.06%
Sr 421.552†	-8.4	-0.00001	mg/L	0.000024	-0.00001	mg/L	0.000024	188.40%
Ti 334.903†	-18.0	-0.00072	mg/L	0.001710	-0.00072	mg/L	0.001710	236.65%
Tl 190.801†	6.9	0.00481	mg/L	0.002234	0.00481	mg/L	0.002234	46.43%
V 292.402†	-43.9	-0.00013	mg/L	0.000088	-0.00013	mg/L	0.000088	66.73%
Zn 206.200†	0.9	0.00082	mg/L	0.000816	0.00082	mg/L	0.000816	100.09%

end pkg

Metals Prep Logs

prepared
for

ANCHOR ENVIRONMENTAL

Project: Chinook

ARI JOB NO: JX10

prepared
by

Analytical Resources, Inc.

Analytical Resources, Incorporated
Analytical Chemists and Consultants

SPIKING LOG

Analyst: ESR

Date: 09-23-06

Final Volume 25.0

Final Volume (Hg): —

Sample ID JX10 GSPK, MB1SPK

		Prepcode:	TWC		
		Spike Solution:	ICP Routine	ICP No GFA	GFA
		Standard No.:	2261-1		
		Vol Added (mL):	0.25		
STOCK CONCENTRATION	Ag		50		2.0
	Al		200 ✓	200	
	As		200		10
	Ba		200	200	
	Be		50	50	
	Ca		1000 ✓	1000	
	Cd		50		2.0
	Co		50	50	
	Cr		50	50	
	Cu		50	50	
	Fe		200 ✓	200	
	K		1000 ✓	1000	
	Mg		1000 ✓	1000	
	Mn		50 ✓	50	
	Na		1000 ✓	1000	
	Ni		50	50	
	Pb		200		10
	Se		200		10
	Sr		50	50	
	Tl		200		10
	V		50	50	
	Zn		50	50	

	ICP-MS #1	ICP-MS #2	ICP-MS Minerals
Ag	25		
Al			500
As	25		
Ba	25		
Be	25		
Ca			500
Cd	25		
Co	25		
Cr	25		
Cu	25		
Fe			500
K			500
Mg			500
Mn	25		
Mo		25	
Na			500
Ni	25		
Pb	25		
Sb		25	
Se	80		
Th	25		
U	25		
V	25		
Zn	80		

Element	Prepcode	Analysis	Stock Conc.	Stock Added	Std No.
Hg		CVA	1.0		
Hg MBSPK		CVA	1.0		
Sb		ICP	2000		
Sb		GFA	100		
B		ICP	500		
Mo		ICP	500		
Si		ICP	10000		
Sn		ICP	500		
Ti		ICP	2000		

Additional Elements:

Element	Prepcode	Analysis	Stock Conc.	Stock Added	Std. No.

0203

Analytical Resources, Incorporated
Analytical Chemists and Consultants

SPIKING LOG

Analyst: EJR

Date: 9-23-06

Final Volume _____

Final Volume (Hg): 20.0

Sample ID JX22 MB2SPK
* all corrections by ESR 9-23-06

		Prepcode:	TWC		
		Spike Solution:	ICP Routine	ICP No GFA	GFA
		Standard No.:	2261-1		
		Vol Added (mL):	0.5		
	Ag		50		2.0
S	Al		200	200	
T	As		200		10
O	Ba		200	200	
C	Be		50	50	
K	Ca		1000 ✓	1000	
	Cd		50		2.0
	Co		50	50	
C	Cr		50	50	
O	Cu		50 ✓	50	
N	Fe		200	200	
C	K		1000	1000	
E	Mg		1000 ✓	1000	
N	Mn		50	50	
T	Na		1000	1000	
R	Ni		50	50	
A	Pb		200 ✓		10
T	Se		200		10
I	Sr		50	50	
O	Tl		200		10
N	V		50	50	
	Zn		50 ✓	50	

	ICP-MS #1	ICP-MS #2	ICP-MS Minerals
Ag	25		
Al			500
As	25		
Ba	25		
Be	25		
Ca			500
Cd	25		
Co	25		
Cr	25		
Cu	25		
Fe			500
K			500
Mg			500
Mn	25		
Mo		25	
Na			500
Ni	25		
Pb	25		
Sb		25	
Se	80		
Th	25		
U	25		
V	25		
Zn	80		

Element	Prepcode	Analysis	Stock Conc.	Stock Added	Std No.
Hg	LEM	CVA	1.0	0.02	2234-1
Hg MBSPK	~~LEM~~	CVA	1.0		
Sb		ICP	2000		
Sb		GFA	100		
B		ICP	500		
Mo		ICP	500		
Si		ICP	10000		
Sn		ICP	500		
Ti		ICP	2000		

Additional Elements:

Element	Prepcode	Analysis	Stock Conc.	Stock Added	Std. No.

0204

PRESERVATION VERIFICATION 09/20/06
Page 1 of 2

ANALYTICAL RESOURCES INCORPORATED

ARI Job No: **JX10**

Inquiry Number: NONE
Analysis Requested: 09/20/06
Contact: Keithly, J.
Client: Anchor Environmental
Logged by: BC
Sample Set Used: Yes-481
Validatable Package: YES
Deliverables:

PC: Sue D.
VTSR: 09/20/06

Project #:
Project: CHINOOK
Sample Site:
SDG No:
Analytical Protocol: In-house

LOGNUM ARI ID	CLIENT ID	CN >12	WAD >12	NH3 <2	COD <2	FOG <2	MET <2	PHEN <2	PHOS <2	TKN <2	NO23 <2	TOC <2	S2 >9	DMET FLT	DOC FLT	PARAMETER	ADJUSTED TO	LOT NUMBER	AMOUNT ADDED	DATE/BY
06-17071 **JX10A**	G-6s-091906						DIS OK		OK					Y						
06-17072 **JX10B**	G-6d-091906						DIS FAIL		FAIL					Y			pH<2	110S100	5mL	ESR 09-20-06
06-17073 **JX10C**	RL-1s-091906						DIS OK		OK					Y						
06-17074 **JX10D**	RL-1d-091906						DIS							Y						
06-17075 **JX10E**	RLSW-4-091906						DIS FAIL		FAIL					Y			pH<2	110S100	5mL	ESR 9-20-06
06-17076 **JX10F**	G-4d-091906						DIS OK		OK					Y						
06-17077 **JX10G**	G-44d-091906						DIS							Y						
06-17078 **JX10H**	G-4s-091906						DIS							Y						
06-17079 **JX10I**	RL-5-091806						DIS							Y						
06-17080 **JX10J**	RL-3s-091906						DIS							Y						
06-17081 **JX10K**	RL-3d-091906						DIS							Y						
06-17082 **JX10L**	R-1s-091906						DIS							Y						
06-17083 **JX10M**	R-1d-091906						DIS							Y						
06-17084 **JX10N**	RL-4d-091906						DIS							Y						

Checked By BC Date 9/20/06

0205

Digestion Log

Analyst: EJR
Matrix: Water

Date: 09-22-06
Block Temp: 93°C

ARI Sample ID	Btl #	pH<2	Prep Code: TWC Initial ~~Wt (g)~~ Vol (mL)	Prep Code: TWC Final Vol (mL)	Prep Code: Initial Wt (g) Vol (mL)	Prep Code: Final Vol (mL)	Comments
JX10a	4	✓	25.0	25.0			
aDUP	4	✓	↑	↑			
aSPK	4	✓					
B	4	—					Preserved in lab
C	4	✓					
D	4	✓					
E	4	—					Preserved in Lab
F	4	✓					
G	4	✓					
H	4	✓					
I	4	✓					
J	4	✓					
K	4	✓					
L	4	✓					
M	4	✓					
N	4	✓					
mB1	—	✓	↓	↓			
mB1SPK	—	✓	25.0	25.0			

EJR 9-22-06

Chemical/Reagent ID:
HNO_3: 12853
HCl: MP1042
H_2O_2: ———

Digestion Log

Analyst: EJR

Matrix: water

Date: 09-23-06

Block Temp: —

ARI Sample ID	Btl #	pH<2	Prep Code: WMN Initial ~~Wt (g)~~ Vol (mL)	Prep Code: WMN Final Vol (mL)	Prep Code: Initial Wt (g) Vol (mL)	Prep Code: Final Vol (mL)	Comments
JX10 0	1	✓	—	—			
ODUP	1	✓	—	—			
OSPK	1	✓	—	—			
P	1	✓	—	—			Preserved in Lab
Q	1	✓	—	—			
R	1	✓	—	—			
S	1	✓	—	—			Preserved in Lab
T	1	✓	—	—			
U	1	✓	—	—			
V	1	✓	—	—			
W	1	✓	—	—			
X	1	✓	—	—			
Y	1	✓	—	—			
Z	1	✓	—	—			
AA	1	✓	—	—			
AB	1	✓	—	—			

EJR 09-23-06

Chemical/Reagent ID:

HNO_3: I2853

HCl: —

H_2O_2: —

General Chemistry Analysis
QC Summary Data

prepared
for

ANCHOR ENVIRONMENTAL

Project: Chinook

ARI JOB NO: JX10

prepared
by

Analytical Resources, Inc.

METHOD BLANK RESULTS-CONVENTIONALS
JX10-Anchor Environmental

ANALYTICAL RESOURCES INCORPORATED

Matrix: Water
Data Release Authorized:
Reported: 10/03/06

Project: CHINOOK
Event: NA
Date Sampled: NA
Date Received: NA

Analyte	Method	Date	Units	Blank
Chloride	EPA 300.0	09/20/06	mg/L	< 0.1 U
		09/21/06		< 0.1 U
		09/22/06		< 0.1 U
Fluoride	EPA 300.0	09/20/06	mg/L	< 0.1 U
		09/21/06		< 0.1 U
		09/22/06		< 0.1 U
		09/27/06		< 0.1 U
Total Phosphorus	EPA 365.2	09/21/06	mg-P/L	< 0.008 U
		09/22/06		< 0.008 U
Sulfate	EPA 300.0	09/20/06	mg/L	< 0.1 U
		09/21/06		< 0.1 U
		09/27/06		< 0.1 U

STANDARD REFERENCE RESULTS-CONVENTIONALS
JX10-Anchor Environmental

ANALYTICAL RESOURCES INCORPORATED

Matrix: Water
Data Release Authorized:
Reported: 10/03/06

Project: CHINOOK
Event: NA
Date Sampled: NA
Date Received: NA

Analyte/SRM ID	Method	Date	Units	SRM	True Value	Recovery
Chloride	EPA 300.0	09/20/06	mg/L	2.7	3.0	90.0%
ERA #36065		09/21/06		2.8	3.0	93.3%
		09/22/06		2.8	3.0	93.3%
Fluoride	EPA 300.0	09/20/06	mg/L	2.8	3.0	93.3%
ERA #07105		09/21/06		2.8	3.0	93.3%
		09/22/06		2.8	3.0	93.3%
		09/27/06		2.8	3.0	93.3%
Total Phosphorus	EPA 365.2	09/21/06	mg-P/L	3.87	4.00	96.8%
ERA #35064		09/22/06		3.84	4.00	96.0%
Sulfate	EPA 300.0	09/20/06	mg/L	2.9	3.0	96.7%
ERA #20125		09/21/06		3.0	3.0	100.0%
		09/27/06		3.0	3.0	100.0%

REPLICATE RESULTS-CONVENTIONALS
JX10-Anchor Environmental

ANALYTICAL RESOURCES INCORPORATED

Matrix: Water
Data Release Authorized:
Reported: 10/03/06

Project: CHINOOK
Event: NA
Date Sampled: 09/19/06
Date Received: 09/20/06

Analyte	Method	Date	Units	Sample	Replicate(s)	RPD/RSD
ARI ID: JX10A Client ID: G-6s-091906						
Chloride	EPA 300.0	09/22/06	mg/L	10.7	10.7	0.0%
Fluoride	EPA 300.0	09/21/06	mg/L	85.4	84.7	0.8%
Sulfate	EPA 300.0	09/21/06	mg/L	51.3	50.9	0.8%
ARI ID: JX10C Client ID: RL-1s-091906						
Alkalinity	SM 2320	09/20/06	mg/L CaCO3	285	287	0.7%
ARI ID: JX10N Client ID: RL-4d-091906						
Total Phosphorus	EPA 365.2	09/22/06	mg-P/L	1.22	1.21	0.8%

MS/MSD RESULTS-CONVENTIONALS
JX10-Anchor Environmental

ANALYTICAL RESOURCES INCORPORATED

Matrix: Water
Data Release Authorized:
Reported: 10/03/06

Project: CHINOOK
Event: NA
Date Sampled: 09/19/06
Date Received: 09/20/06

Analyte	Method	Date	Units	Sample	Spike	Spike Added	Recovery
ARI ID: JX10A Client ID: G-6s-091906							
Chloride	EPA 300.0	09/22/06	mg/L	10.7	21.3	10.0	106.0%
Fluoride	EPA 300.0	09/21/06	mg/L	85.4	184	100	98.6%
Sulfate	EPA 300.0	09/21/06	mg/L	51.3	148	100	96.7%
ARI ID: JX10N Client ID: RL-4d-091906							
Total Phosphorus	EPA 365.2	09/22/06	mg-P/L	1.22	1.83	0.600	101.7%

General Chemistry Analysis
Sample Data

prepared
for

ANCHOR ENVIRONMENTAL

Project: Chinook

ARI JOB NO: JX10

prepared
by

Analytical Resources, Inc.

SAMPLE RESULTS-CONVENTIONALS
JX10-Anchor Environmental

ANALYTICAL RESOURCES INCORPORATED

Matrix: Water
Data Release Authorized:
Reported: 10/03/06

Project: CHINOOK
Event: NA
Date Sampled: 09/19/06
Date Received: 09/20/06

Client ID: G-6s-091906
ARI ID: 06-17071 JX10A

Analyte	Date Batch	Method	Units	RL	Sample
Alkalinity	09/20/06 092006#1	SM 2320	mg/L CaCO3	1.0	1,580
Chloride	09/22/06 092206#1	EPA 300.0	mg/L	0.5	10.7
Fluoride	09/21/06 092106#1	EPA 300.0	mg/L	2.0	85.4
Total Phosphorus	09/21/06 092106#1	EPA 365.2	mg-P/L	0.160	5.98
Sulfate	09/21/06 092106#1	EPA 300.0	mg/L	2.0	51.3

RL Analytical reporting limit
U Undetected at reported detection limit

SAMPLE RESULTS-CONVENTIONALS
JX10-Anchor Environmental

ANALYTICAL RESOURCES INCORPORATED

Matrix: Water
Data Release Authorized:
Reported: 10/03/06

Project: CHINOOK
Event: NA
Date Sampled: 09/19/06
Date Received: 09/20/06

Client ID: G-6d-091906
ARI ID: 06-17072 JX10B

Analyte	Date Batch	Method	Units	RL	Sample
Alkalinity	09/20/06 092006#1	SM 2320	mg/L CaCO3	1.0	1,860
Chloride	09/21/06 092106#1	EPA 300.0	mg/L	5.0	122
Fluoride	09/21/06 092106#1	EPA 300.0	mg/L	0.1	< 0.1 U
Total Phosphorus	09/21/06 092106#1	EPA 365.2	mg-P/L	0.016	0.558
Sulfate	09/21/06 092106#1	EPA 300.0	mg/L	10.0	246

RL Analytical reporting limit
U Undetected at reported detection limit

SAMPLE RESULTS-CONVENTIONALS
JX10-Anchor Environmental

ANALYTICAL RESOURCES INCORPORATED

Matrix: Water
Data Release Authorized:
Reported: 10/03/06

Project: CHINOOK
Event: NA
Date Sampled: 09/19/06
Date Received: 09/20/06

Client ID: RL-1s-091906
ARI ID: 06-17073 JX10C

Analyte	Date Batch	Method	Units	RL	Sample
Alkalinity	09/20/06 092006#1	SM 2320	mg/L CaCO3	1.0	285
Chloride	09/22/06 092206#1	EPA 300.0	mg/L	0.5	3.4
Fluoride	09/20/06 092006#1	EPA 300.0	mg/L	1.0	13.0
Total Phosphorus	09/21/06 092106#1	EPA 365.2	mg-P/L	0.016	0.660
Sulfate	09/21/06 092106#1	EPA 300.0	mg/L	0.1	1.2

RL Analytical reporting limit
U Undetected at reported detection limit

SAMPLE RESULTS-CONVENTIONALS
JX10-Anchor Environmental

ANALYTICAL RESOURCES INCORPORATED

Matrix: Water
Data Release Authorized:
Reported: 10/03/06

Project: CHINOOK
Event: NA
Date Sampled: 09/19/06
Date Received: 09/20/06

Client ID: RL-1d-091906
ARI ID: 06-17074 JX10D

Analyte	Date Batch	Method	Units	RL	Sample
Alkalinity	09/20/06 092006#1	SM 2320	mg/L CaCO3	1.0	796
Chloride	09/22/06 092206#1	EPA 300.0	mg/L	0.5	5.7
Fluoride	09/21/06 092106#1	EPA 300.0	mg/L	0.1	0.2
Total Phosphorus	09/21/06 092106#1	EPA 365.2	mg-P/L	0.016	1.03
Sulfate	09/21/06 092106#1	EPA 300.0	mg/L	0.1	0.2

RL Analytical reporting limit
U Undetected at reported detection limit

SAMPLE RESULTS-CONVENTIONALS
JX10-Anchor Environmental

ANALYTICAL RESOURCES INCORPORATED

Matrix: Water
Data Release Authorized:
Reported: 10/03/06

Project: CHINOOK
Event: NA
Date Sampled: 09/19/06
Date Received: 09/20/06

Client ID: RLSW-4-091906
ARI ID: 06-17075 JX10E

Analyte	Date Batch	Method	Units	RL	Sample
Alkalinity	09/20/06 092006#1	SM 2320	mg/L CaCO3	1.0	2,110
Chloride	09/20/06 092006#1	EPA 300.0	mg/L	1.0	12.5
Fluoride	09/21/06 092106#1	EPA 300.0	mg/L	2.0	89.4
Total Phosphorus	09/21/06 092106#1	EPA 365.2	mg-P/L	0.080	6.21
Sulfate	09/21/06 092106#1	EPA 300.0	mg/L	2.0	58.3

RL Analytical reporting limit
U Undetected at reported detection limit

SAMPLE RESULTS-CONVENTIONALS
JX10-Anchor Environmental

ANALYTICAL RESOURCES INCORPORATED

Matrix: Water
Data Release Authorized:
Reported: 10/03/06

Project: CHINOOK
Event: NA
Date Sampled: 09/19/06
Date Received: 09/20/06

Client ID: G-4d-091906
ARI ID: 06-17076 JX10F

Analyte	Date Batch	Method	Units	RL	Sample
Alkalinity	09/20/06 092006#1	SM 2320	mg/L CaCO3	1.0	702
Chloride	09/21/06 092106#1	EPA 300.0	mg/L	5.0	101
Fluoride	09/27/06 092706#1	EPA 300.0	mg/L	0.2	0.4
Total Phosphorus	09/21/06 092106#1	EPA 365.2	mg-P/L	0.016	0.256
Sulfate	09/20/06	EPA 300.0	mg/L	1.0	23.1

RL Analytical reporting limit
U Undetected at reported detection limit

SAMPLE RESULTS-CONVENTIONALS
JX10-Anchor Environmental

ANALYTICAL RESOURCES INCORPORATED

Matrix: Water
Data Release Authorized:
Reported: 10/03/06

Project: CHINOOK
Event: NA
Date Sampled: 09/19/06
Date Received: 09/20/06

Client ID: G-44d-091906
ARI ID: 06-17077 JX10G

Analyte	Date Batch	Method	Units	RL	Sample
Alkalinity	09/20/06 092006#1	SM 2320	mg/L CaCO3	1.0	736
Chloride	09/21/06 092106#1	EPA 300.0	mg/L	2.0	67.2
Fluoride	09/27/06 092706#1	EPA 300.0	mg/L	0.2	0.3
Total Phosphorus	09/21/06 092106#1	EPA 365.2	mg-P/L	0.016	0.240
Sulfate	09/20/06 092006#1	EPA 300.0	mg/L	1.0	15.7

RL Analytical reporting limit
U Undetected at reported detection limit

SAMPLE RESULTS-CONVENTIONALS
JX10-Anchor Environmental

ANALYTICAL RESOURCES INCORPORATED

Matrix: Water
Data Release Authorized:
Reported: 10/03/06

Project: CHINOOK
Event: NA
Date Sampled: 09/19/06
Date Received: 09/20/06

Client ID: G-4s-091906
ARI ID: 06-17078 JX10H

Analyte	Date Batch	Method	Units	RL	Sample
Alkalinity	09/20/06 092006#1	SM 2320	mg/L CaCO3	1.0	609
Chloride	09/20/06 092006#1	EPA 300.0	mg/L	1.0	40.8
Fluoride	09/21/06 092106#1	EPA 300.0	mg/L	0.1	0.3
Total Phosphorus	09/21/06 092106#1	EPA 365.2	mg-P/L	0.016	0.968
Sulfate	09/21/06 092106#1	EPA 300.0	mg/L	0.2	9.4

RL Analytical reporting limit
U Undetected at reported detection limit

SAMPLE RESULTS-CONVENTIONALS
JX10-Anchor Environmental

ANALYTICAL RESOURCES INCORPORATED

Matrix: Water
Data Release Authorized:
Reported: 10/03/06

Project: CHINOOK
Event: NA
Date Sampled: 09/18/06
Date Received: 09/20/06

Client ID: RL-5-091806
ARI ID: 06-17079 JX10I

Analyte	Date Batch	Method	Units	RL	Sample
Alkalinity	09/20/06 092006#1	SM 2320	mg/L CaCO3	1.0	182
Chloride	09/20/06 092006#1	EPA 300.0	mg/L	1.0	12.4
Fluoride	09/21/06 092106#1	EPA 300.0	mg/L	0.1	1.6
Total Phosphorus	09/21/06 092106#1	EPA 365.2	mg-P/L	0.016	0.206
Sulfate	09/21/06 092106#1	EPA 300.0	mg/L	5.0	114

RL Analytical reporting limit
U Undetected at reported detection limit

SAMPLE RESULTS-CONVENTIONALS
JX10-Anchor Environmental

ANALYTICAL RESOURCES INCORPORATED

Matrix: Water
Data Release Authorized:
Reported: 10/03/06

Project: CHINOOK
Event: NA
Date Sampled: 09/19/06
Date Received: 09/20/06

Client ID: RL-3s-091906
ARI ID: 06-17080 JX10J

Analyte	Date Batch	Method	Units	RL	Sample
Alkalinity	09/20/06 092006#1	SM 2320	mg/L CaCO3	1.0	1,420
Chloride	09/20/06 092006#1	EPA 300.0	mg/L	1.0	12.3
Fluoride	09/20/06 092006#1	EPA 300.0	mg/L	1.0	16.6
Total Phosphorus	09/22/06 092206#1	EPA 365.2	mg-P/L	0.160	4.66
Sulfate	09/21/06 092106#1	EPA 300.0	mg/L	0.2	9.2

RL Analytical reporting limit
U Undetected at reported detection limit

SAMPLE RESULTS-CONVENTIONALS
JX10-Anchor Environmental

ANALYTICAL RESOURCES INCORPORATED

Matrix: Water
Data Release Authorized:
Reported: 10/03/06

Project: CHINOOK
Event: NA
Date Sampled: 09/19/06
Date Received: 09/20/06

Client ID: RL-3d-091906
ARI ID: 06-17081 JX10K

Analyte	Date Batch	Method	Units	RL	Sample
Alkalinity	09/20/06 092006#1	SM 2320	mg/L CaCO3	1.0	774
Chloride	09/22/06 092206#1	EPA 300.0	mg/L	0.5	5.9
Fluoride	09/21/06 092106#1	EPA 300.0	mg/L	0.1	0.2
Total Phosphorus	09/22/06 092206#1	EPA 365.2	mg-P/L	0.032	0.468
Sulfate	09/21/06 092106#1	EPA 300.0	mg/L	0.1	0.2

RL Analytical reporting limit
U Undetected at reported detection limit

SAMPLE RESULTS-CONVENTIONALS
JX10-Anchor Environmental

ANALYTICAL RESOURCES INCORPORATED

Matrix: Water
Data Release Authorized:
Reported: 10/03/06

Project: CHINOOK
Event: NA
Date Sampled: 09/19/06
Date Received: 09/20/06

Client ID: R-1s-091906
ARI ID: 06-17082 JX10L

Analyte	Date Batch	Method	Units	RL	Sample
Alkalinity	09/20/06 092006#1	SM 2320	mg/L CaCO3	1.0	189
Chloride	09/22/06 092206#1	EPA 300.0	mg/L	0.5	2.1
Fluoride	09/21/06 092106#1	EPA 300.0	mg/L	0.5	20.6
Total Phosphorus	09/22/06 092206#1	EPA 365.2	mg-P/L	0.016	0.548
Sulfate	09/21/06 092106#1	EPA 300.0	mg/L	0.1	< 0.1 U

RL Analytical reporting limit
U Undetected at reported detection limit

SAMPLE RESULTS-CONVENTIONALS
JX10-Anchor Environmental

ANALYTICAL RESOURCES INCORPORATED

Matrix: Water
Data Release Authorized:
Reported: 10/03/06

Project: CHINOOK
Event: NA
Date Sampled: 09/19/06
Date Received: 09/20/06

Client ID: R-1d-091906
ARI ID: 06-17083 JX10M

Analyte	Date Batch	Method	Units	RL	Sample
Alkalinity	09/20/06 092006#1	SM 2320	mg/L CaCO3	1.0	1,010
Chloride	09/22/06 092206#1	EPA 300.0	mg/L	5.0	116
Fluoride	09/21/06 092106#1	EPA 300.0	mg/L	1.0	< 1.0 U
Total Phosphorus	09/22/06 092206#1	EPA 365.2	mg-P/L	0.032	1.26
Sulfate	09/27/06 092706#1	EPA 300.0	mg/L	0.1	0.1

RL Analytical reporting limit
U Undetected at reported detection limit

SAMPLE RESULTS-CONVENTIONALS
JX10-Anchor Environmental

ANALYTICAL RESOURCES INCORPORATED

Matrix: Water
Data Release Authorized:
Reported: 10/03/06

Project: CHINOOK
Event: NA
Date Sampled: 09/19/06
Date Received: 09/20/06

Client ID: RL-4d-091906
ARI ID: 06-17084 JX10N

Analyte	Date Batch	Method	Units	RL	Sample
Alkalinity	09/20/06 092006#1	SM 2320	mg/L CaCO3	1.0	286
Chloride	09/22/06 092206#1	EPA 300.0	mg/L	0.5	10.8
Fluoride	09/22/06 092206#1	EPA 300.0	mg/L	0.1	0.3
Total Phosphorus	09/22/06 092206#1	EPA 365.2	mg-P/L	0.016	1.22
Sulfate	09/27/06 092706#1	EPA 300.0	mg/L	0.1	< 0.1 U

RL Analytical reporting limit
U Undetected at reported detection limit

General Chemistry Analysis
Instrument Raw Data

prepared
for

ANCHOR ENVIRONMENTAL

Project: Chinook

ARI JOB NO: JX10

prepared
by

Analytical Resources, Inc.

JX10 JW 9/22/06

PHOSPHORUS BENCHSHEET, Aqueous	Date	Digested: 9/21/2006	Analyzed: 9/21/2006
Total and Ortho P by EPA 376.2	Analyst	17:52 S. CH.	21:30 S. CH.
Describe digestion procedure if used:	11 N H2SO4 and Potassium Persulfate.		

Curve Standards

Prep date: 12/29/2005 Stock #: 0055-1

Weight KH2PO4: 0.2197 grams in 1000 ml

Conc = 50.00 mg/L P

Intermediate Std = 20 ml stk to 100 ml DI = **10.00** mg P/L

Calibration Curve std make-up volume (mL) = 250

ml int Std to 250 ml	CONC (mg/l)	UNITS (ABS 880 nm 1cm cell)		AVG	mg/L
0.0	0.000	0.000		0.000	0.003
0.2	0.008	0.004		0.004	0.009
0.8	0.032	0.019		0.019	0.032
3.2	0.128	0.083		0.083	0.131
6.4	0.256	0.160		0.160	0.250
10.0	0.400	0.254		0.254	0.394
20.0	0.800	0.520		0.520	0.804

REGRESSION DATA

CONC = (ABS-intercept)/ slope

intercept = -0.0020

Slope = 0.6489

r = 0.9999

Comment: Calibration OK!

maxabs = 0.520

Verification Standards Source: ERA # 04105 Conc (mg/l) 1000

dilution = 0.06 ml to 250 ml DI = **0.240** mg/l

Digest Prep Standards Source: ERA # 35064.1 Conc (mg/l) 1000

dilution 1 = 0.200 ml to 50 ml DI = **4.000** mg/l

Sample Data

1. For SRP, leave digest data blank!!
2. Spike with 10 mg/L Intermediate Standard enter dilution as final vol / sample vol

SAMPLE ID	Tot P Digest mL sample	mL digest	Analysis Data Abs	Dilution	(mg/l)	TOT P (mg/l)	SRP (mg/l)	Notes
Calib Blank			0.000	1.0	0.003		< 0.008	OK
ICV			0.156	1.0	0.243		0.243	101.44%
Prep Blank	50	50	0.001	1.0	0.005	< 0.008		OK
Prep Std	50	50	0.249	10.0	0.387	3.868		96.69%
JW94-A3	2.5	50	0.301	1.0	0.467	9.338		
JW94-B3	25	50	0.011	1.0	0.020	0.040		
JW94-B3 dup	25	50	0.011	1.0	0.020	0.040		RPD = 0
JW94-B3 ms	25	50	0.208	1.0	0.324	0.647		101.2% Rec
Spike =	0.3	ml of	50	mg/L to	25	ml sample =	0.600	
JW94-C3	2.5	50	0.472	1.0	0.730	14.608		
JW94-D3	25	50	0.004	1.0	0.009	0.018		
JW94-E3	25	50	0.255	1.0	0.396	0.792		
JW94-F3	10	50	0.324	1.0	0.502	2.512		
Calib Blank			0.000	1.0	0.003		< 0.008	
CCV			0.157	1.0	0.245		0.245	102.09%
JW94-G3	2	50	0.397	1.0	0.615	15.371		
~~JX10-A3~~	10	50	0.682	1.0	1.054	~~5.270~~		offscale
JX10-B3	25	50	0.179	1.0	0.279	0.558		
JX10-C3	25	50	0.212	1.0	0.330	0.660		
JX10-D3	25	50	0.333	1.0	0.516	1.032		
JX10-E3	5	50	0.401	1.0	0.621	6.210		
JX10-F3	25	50	0.081	1.0	0.128	0.256		
JX10-G3	25	50	0.076	1.0	0.120	0.240		
JX10-H3	25	50	0.312	1.0	0.484	0.968		
JX10-I 3	25	50	0.065	1.0	0.103	0.206		
Calib Blank			0.000	1.0	0.003		< 0.008	
CCV			0.154	1.0	0.240		0.240	100.16%
JX10-A3	10	50	0.192	4.0	0.299	5.979		
Calib Blank			0.000	1.0	0.003		< 0.008	
CCV			0.158	1.0	0.247		0.247	102.73%

JR.

Re-do

JX10 batch QC with JW94

17:52 21:30

PHOSPHORUS BENCHSHEET, Aqueous	Date	Digested: 9-21-06	Analyzed: 9-21-06
Total and Ortho P by EPA 376.2	Analyst	S. CH.	S. CH.

Describe digestion procedure if used: 11 N H_2SO_4 & Potassium Persulfate

Curve Standards

Prep date: 12-29-05 *Stock #:* 0055-1

Weight KH2PO4: 0.2197 *grams in* 1000 *ml*

Conc = 50.00 *mg/L P*

Intermediate Std = 20 ✓ *ml stk to* ✓ 100 *ml DI =* ***10.00*** ***mg P/L***

Calibration Curve *std make-up volume (mL) =* **250**

ml int Std to 250 ml	CONC (mg/l)	UNITS (ABS 880 nm 1cm cell)		AVG	mg/L
0.0	0.000	0.000			
0.2	0.008	0.004			
0.8	0.032	0.019			
3.2	0.128	0.083			
6.4	0.256	0.160			
10.0	0.400	0.254			
20.0	0.800	0.520			

REGRESSION DATA

CONC = (ABS-intercept)/ slope

intercept =

Slope =

r =

Comment:

maxabs = *0.000*

Verification Standards *Source:* *ERA #* 04105 *Conc (mg/l)* 1000

dilution = ✓0.06 *ml to* 250 *ml DI =* ***0.240*** ***mg/l***

Digest Prep Standards *Source:* *ERA #* 35064.1 *Conc (mg/l)* 1000

dilution 1 = 0.2 *ml to* 50 *ml DI =* ***mg/l***

Sample Data

1. For SRP, leave digest data blank!!

2. Spike with 10 mg/L Intermediate Standard *enter dilution as final vol / sample vol*

SAMPLE ID	Tot P Digest mL sample	mL digest	Analysis Data Abs	Dilution	(mg/l)	TOT P (mg/l)	SRP (mg/l)	Notes
Calib Blank			0.000	1.0				
ICV			0.156	1.0				
Prep Blank	50	50	0.001	1.0				
Prep Std	50	50	0.249	~~1.0~~ 10X				
JW94-A3	2.5	50	0.301	1.0				
B 3	25		0.011	1.0				
Bpmp			0.011	1.0				
BMS			0.208	1.0				0.3 ml Stock #0055-1
C 3	2.5		0.472	1.0				
D	25		0.004	1.0				
E	25		0.255	1.0				
F	10		0.324	1.0				
Calib Blank			0.000	1.0				
CCV			0.157	1.0				
JW94-G3	2	50	0.397	1.0				
JX10-A3	10		0.682	1.0				Re-do with dilution
B	25		0.179	1.0				
C	25		0.212	1.0				
D	25		0.353	1.0				
E	5		0.401	1.0				
F	25		0.081	1.0				
G	25		0.076	1.0				
H	25		0.312	1.0				
I	25		0.065	1.0				
Calib Blank			0.000	1.0				
CCV			0.154	1.0				

eed
w data

ack
with
W94
eed row
data

Page 2

PHOSPHORUS BENCHSHEET, Aqueous	Date	Digested: 9-21-06	Analyzed: 9-21-06
Total and Ortho P by EPA 376.2	Analyst	S. CH	S. CH

Describe digestion procedure if used:

Curve Standards

Prep date: | Stock #:

Weight KH2PO4: 0.2197 grams in 1000 ml

Conc = 50.00 mg/L P

Intermediate Std = 20 ml stk to 100 ml DI = **10.00** mg P/L

Calibration Curve std make-up volume (mL) = 250

ml int Std to 250 ml	CONC (mg/l)	UNITS (ABS 880 nm 1cm cell)		AVG	mg/L
0.0	0.000				
0.2	0.008				
0.8	0.032				
3.2	0.128				
6.4	0.256				
10.0	0.400				
20.0	0.800				

REGRESSION DATA

CONC = (ABS-intercept)/ slope

intercept =

Slope =

r =

Comment:

maxabs = 0.000

Verification Standards Source: ERA # Conc (mg/l) 1000

dilution = 0.06 ml to 250 ml DI = **0.240** mg/l

Digest Prep Standards Source: ERA # Conc (mg/l) 1000

dilution 1 = ml to ml DI = mg/l

Sample Data

1. *For SRP, leave digest data blank!!*
2. *Spike with 10 mg/L Intermediate Standard* *enter dilution as final vol / sample vol*

SAMPLE ID	Tot P Digest mL sample	mL digest	Analysis Data Abs	Dilution	(mg/l)	TOT P (mg/l)	SRP (mg/l)	Notes
Calib Blank				1.0				
ICV				1.0				
Prep Blank				1.0				
Prep Std				1.0				
1x10-A3	10	50	0.192	x10 4X				
				1.0				
				1.0				
				1.0				
				1.0				
				1.0				
				1.0				
				1.0				
Calib Blank			0.000	1.0				
CCV			0.158	1.0				
				1.0				
				1.0				
				1.0				
				1.0				
				1.0				
				1.0				
				1.0				
				1.0				
				1.0				
				1.0				
Calib Blank				1.0				
CCV				1.0			9-21-06	S. CH

9-21-06 S.CH.

TEST SETUP
GENESYS 10 v2.021 2G2G048006

Standard Curve	21:51 21Sep06
Test Name	TOTAL PHO
Date Standards Measured	21Sep06
Wavelength	880nm
Ref. Wavelength Correction	Off
Curve Fit	Linear
Number of Standards	7
Units	mg/L
ID# (0=OFF)	Off
Low/High Limits	0.000/0.800
Statistics	On
Auto Print	On

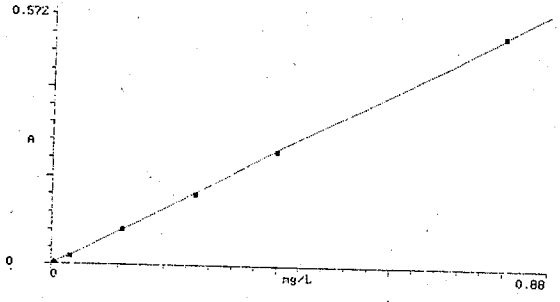

Curve Fit	Linear
Slope	0.649
Intercept	-0.00199
Std Dev	0.003
Corr Coeff	1.000

Conc. mg/L	Abs 880nm
0.000	0.000
0.008	0.004
0.032	0.019
0.128	0.083
0.256	0.160
0.400	0.254
0.800	0.520

TEST SETUP
GENESYS 10 v2.021 2G2G048006

Advanced A-%T-C	22:09 21Sep06
Test Name	TOTAL PHOS[Saved]
Measurement Mode	Absorbance
Wavelength	880nm
Ref. Wavelength Correction	Off
Delay Time (min:sec)	0:05
ID# (0=OFF)	1
Low/High Limits	0.000/0.800
Statistics	Off
Auto Print	On

ID#	Abs 880nm
1	0.000
2	0.156
3	0.001

4	0.249
5	0.301
6	0.011
7	0.011
8	0.208
9	0.472
10	0.004
11	0.255
12	0.324
13	0.000
14	0.157
15	0.397
16	0.682
17	0.179
18	0.212

19	0.333
20	0.401
21	0.081
22	0.076
23	0.312
24	0.065
25	0.000
26	0.154
27	0.192
28	0.000
29	0.158

II

JX10

MW 9-25-06

PHOSPHORUS BENCHSHEET, Aqueous	Date	Digested: 9/22/2006	Analyzed: 9/22/2006
Total and Ortho P by EPA 376.2	Analyst	16:55 S. CH	20: 35 S. CH.
Describe digestion procedure if used:	11 N H2SO4 and Potassium Persulfate.		

Curve Standards

Prep date:	12/29/2006	*Stock #:*	0055-1		
Weight KH2PO4:	0.2197	*grams in*	1000	*ml*	
Conc =	50.00	*mg/L P*			
Intermediate Std =	20	*ml stk to*	100	*ml DI =*	***10.00*** ***mg P/L***

Calibration Curve *std make-up volume (mL) =* **250**

ml int Std to 250 ml	CONC (mg/l)	UNITS (ABS 880 nm 1cm cell)		AVG	mg/L
0.0	0.000	0.000		0.000	*0.004*
0.2	0.008	0.004		0.004	*0.010*
0.8	0.032	0.019		0.019	*0.033*
3.2	0.128	0.079		0.079	*0.126*
6.4	0.256	0.160		0.160	*0.251*
10.0	0.400	0.253		0.253	*0.395*
20.0	0.800	0.518		0.518	*0.804*

REGRESSION DATA
CONC = (ABS-intercept)/ slope

intercept = -0.0026
Slope = 0.6472
r = 0.9999

Comment: Calibration OK!

maxabs = *0.518*

Verification Standards *Source: ERA # 04105* *Conc (mg/l)* 1000

dilution = 0.06 *ml to* 250 *ml DI =* ***0.240*** *mg/l*

Digest Prep Standards *Source: ERA # 35064.1* *Conc (mg/l)* 1000

dilution 1 = 0.200 *ml to* 50 *ml DI =* ***4.000*** *mg/l*

dilution 2 = *ml to* *ml DI =* *mg/l*

Sample Data

1. For SRP, leave digest data blank!!

2. Spike with 10 mg/L Intermediate Standard *enter dilution as final vol / sample vol*

SAMPLE ID	Tot P Digest mL sample	mL digest	Analysis Data Abs	Dilution	(mg/l)	TOT P (mg/l)	SRP (mg/l)	Notes
Calib Blank			0.000	1.0	0.004		**< 0.008**	*OK*
ICV			0.156	1.0	0.245		**0.245**	*102.10%*
Prep Blank	50	50	0.001	1.0	0.006	**< 0.008**		*OK*
Prep Std	50	50	0.246	10.0	0.384	**3.841**		*96.03%*
~~JX10-J3~~	2.5	50	0.148	1.0	0.233	**~~4.654~~**		
~~JX10-K3~~	12.5	50	0.073	1.0	0.117	**~~0.467~~**		
~~JX10-L3~~	25	50	0.175	1.0	0.274	**~~0.549~~**		
~~JX10-M3~~	12.5	50	0.202	1.0	0.316	**~~1.264~~**		
~~JX10-N3~~	25	50	0.392	1.0	0.610	**~~1.219~~**		
~~JX10-N3 dup~~	25	50	0.390	1.0	0.607	**~~1.213~~**		*RPD = 0.51*
~~JX10-N3 ms~~	25	50	0.587	1.0	0.911	**~~1.822~~**		*offscale*
Spike =	0.3	*ml of*	50	*mg/L to*	25	*ml sample =*	0.600	
Calib Blank			0.000	1.0	0.004		**< 0.008**	
CCV			0.157	1.0	0.247		**0.247**	*102.74%*
JW93-A1	25	50	0.003	1.0	0.009	**0.017**		
JW93-A1 dup	25	50	0.003	1.0	0.009	**0.017**		*RPD = 0*
JW93-A1 ms	25	50	0.132	1.0	0.208	**0.416**		*99.7% Rec*
Spike =	0.2	*ml of*	50	*mg/L to*	25	*ml sample =*	0.400	
JW93-B1	25	50	0.003	1.0	0.009	**0.017**		
JW93-C1	25	50	0.004	1.0	0.010	**0.020**		
JW93-D1	25	50	0.005	1.0	0.012	**0.023**		
JW93-E1	25	50	0.005	1.0	0.012	**0.023**		
JW93-F1	25	50	0.006	1.0	0.013	**0.027**		
JW93-G1	25	50	0.009	1.0	0.018	**0.036**		
JW93-H1	25	50	0.002	1.0	0.007	**< 0.016**		

NR.

Re-do

Calib Blank			0.000	1.0	0.004		**< 0.008**	
CCV			0.157	1.0	0.247		**0.247**	*102.74%*
JX10-N3/MS	25	50	0.294	2.0	0.458	**1.833**		*102.28%*
Spike =	0.3	*ml of*	50	*mg/L to*	25	*ml sample =*	0.600	
Calib Blank			0.000	1.0	0.004		**< 0.008**	
CCV			0.155	1.0	0.243		**0.243**	*101.46%*

16:55 20:35

PHOSPHORUS BENCHSHEET, Aqueous	Date	Digested: 9-22-06	Analyzed: 9-22-06
Total and Ortho P by EPA 376.2	Analyst	S CH	

Describe digestion procedure if used:

Curve Standards

Prep date: 12-29-06 Stock #: 0055-1

Weight KH2PO4: 0.2197 grams in 1000 ml

Conc = 50.00 mg/L P

Intermediate Std = 20 ml stk to 100 ml DI = **10.00** mg P/L

Calibration Curve std make-up volume (mL) = **250**

ml int Std to 250 ml	CONC (mg/l)	UNITS (ABS 880 nm 1cm cell)		AVG	mg/L
0.0	0.000	0.000			
0.2	0.008	0.004			
0.8	0.032	0.019			
3.2	0.128	0.079			
6.4	0.256	0.160			
10.0	0.400	0.253			
20.0	0.800	0.518			

REGRESSION DATA
CONC = (ABS-intercept)/ slope

intercept =
Slope =
r =
Comment:
maxabs = 0.000

Verification Standards Source: ERA # 04105 Conc (mg/l) 1000

dilution = 0.06 ml to 250 ml DI = **0.240** mg/l

Digest Prep Standards Source: ERA # 35064.1 Conc (mg/l) 1000

dilution 1 = 0.2 ml to 50 ml DI = mg/l

Sample Data

1. *For SRP, leave digest data blank!!*
2. *Spike with 10 mg/L Intermediate Standard* *enter dilution as final vol / sample vol*

SAMPLE ID	Tot P Digest mL sample	mL digest	Analysis Data Abs	Dilution	(mg/l)	TOT P (mg/l)	SRP (mg/l)	Notes
Calib Blank			0.000	1.0				
ICV			0.156	1.0				
Prep Blank	50	50	0.001	1.0				
Prep Std	↓	↓	0.246	10 1.0 10				
JX10-J3	2.5	50	0.148	1.0				
K	12.5		0.073	1.0				
L	25		0.175	1.0				
M	12.5		0.202	1.0				
N	25		0.392	1.0				
N DW	↓	↓	0.390	1.0				
N MS	↓	↓	0.587	1.0		Re-do		0.3 ml Stock #0055-1
			~~0.000~~	~~1.0~~ .06				
Calib Blank		0.000	~~0.157~~ 0.000	1.0				
CCV			0.157	1.0				
JW93-A #	25	50	0.003	1.0				
A Dup	↓	↓	0.003	1.0				
A MS	↓	↓	0.132	1.0				0.2 ml Stock #0055-1
B #1	25		0.003	1.0				
C			0.004	1.0				
D			0.005	1.0				
E			0.005	1.0				
F			0.006	1.0				
G			0.009	1.0				
H	↓	↓	0.002	1.0				
Calib Blank			0.000	1.0				
CCV			0.157	1.0				

Page 2

16:55 20:35

PHOSPHORUS BENCHSHEET, Aqueous	Date	Digested: 9-22-06	Analyzed: 9-22-06
Total and Ortho P by EPA 376.2	Analyst	S. CH.	S. CH

Describe digestion procedure if used:

Curve Standards

Prep date: | *Stock #:*

Weight KH2PO4: 0.2197 *grams in* 1000 *ml*

Conc = 50.00 *mg/L P*

Intermediate Std = 20 *ml stk to* 100 *ml DI =* ***10.00*** ***mg P/L***

Calibration Curve *std make-up volume (mL) =* **250**

ml int Std to 250 ml	CONC (mg/l)	UNITS (ABS 880 nm 1cm cell)		AVG	mg/L
0.0	0.000				
0.2	0.008				
0.8	0.032				
3.2	0.128				
6.4	0.256				
10.0	0.400				
20.0	0.800				

REGRESSION DATA

CONC = (ABS-intercept)/ slope

intercept =

Slope =

r =

Comment:

maxabs = *0.000*

Verification Standards *Source:* *ERA #* *Conc (mg/l)* 1000

dilution = 0.06 *ml to* 250 *ml DI =* ***0.240*** *mg/l*

Digest Prep Standards *Source:* *ERA #* *Conc (mg/l)* 1000

dilution 1 = *ml to* *ml DI =* *mg/l*

Sample Data

1. *For SRP, leave digest data blank!!*
2. *Spike with 10 mg/L Intermediate Standard* *enter dilution as final vol / sample vol*

SAMPLE ID	Tot P Digest mL sample	Tot P Digest mL digest	Analysis Data Abs	Analysis Data Dilution	Analysis Data (mg/l)	TOT P (mg/l)	SRP (mg/l)	Notes
~~Calib Blank~~				1.0				
ICV				1.0				
Prep Blank				1.0				
~~Prep Std~~				1.0				
3x10 N3/15	25	50	0.294	1.0				
				1.0				
				1.0				
				1.0				
				1.0				
				1.0				
				1.0				
				1.0				
				1.0				
Calib Blank			0.000	1.0				
CCV			0.155	1.0				
				1.0				
				1.0				
				1.0				
				1.0				
				1.0				
				1.0				
				1.0				
				1.0				
				1.0				
				1.0				
				1.0				
Calib Blank				1.0				
CCV				1.0				9-22-06 S.CH.

Prefolmed Page 1

9-22-06 SCH

TEST SETUP
GENESYS 10 v2.021 2G2G048006

Standard Curve	19:41 22Sep06
Test Name	TOTAL PHO
Date Standards Measured	22Sep06
Wavelength	880nm
Ref. Wavelength Correction	Off
Curve Fit	Linear
Number of Standards	7
Units	mg/L
ID# (0=OFF)	Off
Low/High Limits	0.000/0.800
Statistics	On
Auto Print	On

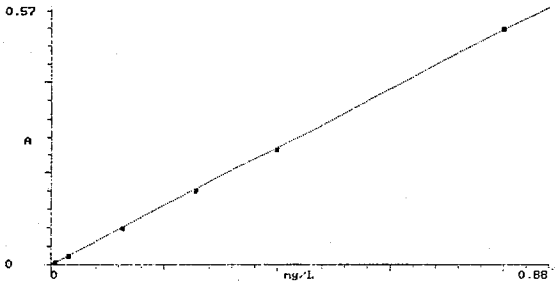

Curve Fit	Linear
Slope	0.647
Intercept	-0.00259
Std Dev	0.003
Corr Coeff	1.000

Conc. mg/L	Abs 880nm
0.000	0.000
0.008	0.004
0.032	0.019
0.128	0.079
0.256	0.160
0.400	0.253
0.800	0.518

TEST SETUP
GENESYS 10 v2.021 2G2G048006

Advanced A-%T-C	20:31 22Sep06
Test Name	TOTAL PHOS[Saved]
Measurement Mode	Absorbance
Wavelength	880nm
Ref. Wavelength Correction	Off
Delay Time (min:sec)	0:05
ID# (0=OFF)	1
Low/High Limits	0.000/0.800
Statistics	Off
Auto Print	On

ID#	Abs 880nm
1	0.000
2	0.156
3	0.001

4 0.246

5 0.148

6 0.073

7 0.175

8 0.202

9 0.392

10 0.390

11 0.587

12 0.000

13 0.157

14 0.003

15 0.003

16 0.132

17 0.003

18 0.004

19 0.005

20	0.005
21	0.006
22	0.009
23	0.002
24	0.000
25	0.157
26	0.294
27	0.000
28	0.155

ALKALINITY BENCHSHEET

Mg 9/21/06

Date: 9/20/2006
Analyst: UW

0242

pH meter verification

Buffer pH	7.00	*Calibration OK*
Measured pH	7.00	

Standardization of acid titrant ***(titration to pH 4.5)***

ARI ID:

grams Na2CO3 =	0.6258	*to*	250	*ml DI*
Normality Na2CO3 =	0.0472			
Assumed Acid Normality =	**0.1**			
Standardized Acid Normality=	0.103	***OK!***		

BLANK		STANDARD TITRATION		
BLANK	ml ACID	ml Na2CO3	ml ACID	N H2SO4
1	0.06	5	2.35	0.103
2	0.04	5	2.33	0.103
3	0.04	5	2.37	0.102
AVERAGE	0.05			0.103

Partitioning Calculations			
T=Total, P=Phenolphthalein			
Obs	*HCO3*	*CO3*	*OH*
P =0	T	0	0
P< 0.5T	T - 2P	2P	0
P= 0.5T	0	2P	0
P> 0.5T	0	2(T - P)	2P - T
P =T	0	0	T

Calibration Verification Standard (second source sodium carbonate solution)

(Note: analyzed value will be corrected for blank titration)

ARI ID: 0063-07 *dilution:* 5.0 *mL to* 100

grams Na2CO3 = 0.6258 *grams in* 250 *mL =* *0.047* *eq/L* *CVS =* **118.1** *mg/L CaCO3*

SAMPLE DATA

Alk (mg/L CaCO3 = [{mL acid X Nacid) X 50,000] / mL sample *(shaded cells are calculated, make no entries)*

low level = {{{(2 X mL4.5)-mL4.2] X Nacid) X 50,000} / mL sample

Sample Number	Sample ID	Initial pH	Volume (ml)	TEMP (C)	ml H2SO4 pH=8.3	ml H2SO4 pH =4.5	ml H2SO4 pH=4.2	ALK (mg CaCO3/l) Phenolph	ALK (mg CaCO3/l) TOT HIGH	ALK (mg CaCO3/l) TOT LOW	Partitioning (mg/l CaCO3) HCO3	Partitioning (mg/l CaCO3) CO3	Partitioning (mg/l CaCO3) OH	(mg/l) FREE CO2
ICV		10.53	100	21.1	1.24	2.36	0.00	63.6	118.6		*100.4% OK!*			
ICB		5.94	100	21.3	0.00	0.04	0.09	0.0		-0.5	-0.5	0.0	0.0	-1.2
JW94 A1		7.40	100	14.1	0.00	43.80	0.00	0.0	2245.7		2245.7	0.0	0.0	178.8
JW94 B1		6.52	100	13.7	0.00	17.38	0.00	0.0	891.1		891.1	0.0	0.0	538.2
JW94 B1 dup		6.61	100	14.3	0.00	17.45	0.00	0.0	894.7		894.7	0.0	0.0	439.2
RPD =									*0.4%*		*0.4%*			*20.3%*
JW94 C1		9.66	100	14.9	15.18	54.77	0.00	778.3	2808.1		1251.5	1556.6	0.0	0.5
JW94 D1		6.31	100	15.5	0.00	6.08	0.00	0.0	311.7		311.7	0.0	0.0	305.4
JW94 E1		6.40	100	16.3	0.00	4.86	0.00	0.0	249.2		249.2	0.0	0.0	198.4
JW94 F1		6.75	100	15.1	0.00	29.81	0.00	0.0	1528.4		1528.4	0.0	0.0	543.6
JW94 G1		9.64	100	15.5	19.97	81.45	0.00	1023.9	4176.0		2128.3	2047.8	0.0	1.0
JX10 A1		7.55	100	17.6	0.00	30.75	0.00	0.0	1576.6		1576.6	0.0	0.0	88.9
CCV		10.54	100	21.2	1.25	2.35	0.00	64.1	118.1		*100.0% OK!*			0.0
JX10 B1		6.55	100	17.1	0.00	36.18	0.00	0.0	1855.0		1855.0	0.0	0.0	1045.6
JX10 C1		6.39	100	17.1	0.00	5.55	0.00	0.0	284.6		284.6	0.0	0.0	231.8
JX10 C1 dup		6.42	100	17.4	0.00	5.60	0.00	0.0	287.1		287.1	0.0	0.0	218.3
RPD =									*0.9%*		*0.9%*			*6.0%*

0243

SAMPLE DATA

Alk (mg/L CaCO3 = [{mL acid X Nacid) X 50,000] / mL sample *(shaded cells are calculated, make no entries)*

low level = {{{(2 X mL4.5)-mL4.2] X Nacid) X 50,000} / mL sample

Sample Number	Sample ID	Initial pH	Volume (ml)	TEMP (C)	ml H2SO4			ALK (mg CaCO3/l)			Partitioning (mg/l CaCO3)			(mg/l)
					pH=8.3	pH =4.5	pH=4.2	Phenolph	TOT HIGH	TOT LOW	HCO3	CO3	OH	FREE CO2
JX10 D1		6.57	100	17.4	0.00	15.52	0.00	0.0	795.7		795.7	0.0	0.0	428.3
JX10 E1		7.33	100	17.8	0.00	41.13	0.00	0.0	2108.8		2108.8	0.0	0.0	197.3
JX10 F1		6.56	100	18.6	0.00	13.70	0.00	0.0	702.4		702.4	0.0	0.0	386.9
JX10 G1		6.54	100	17.9	0.00	14.35	0.00	0.0	735.7		735.7	0.0	0.0	424.4
JX10 H1		6.43	100	17.4	0.00	11.88	0.00	0.0	609.1		609.1	0.0	0.0	452.6
JX10 I1		6.33	100	17.8	0.00	3.55	0.00	0.0	182.0		182.0	0.0	0.0	170.3
JX10 J1		7.14	100	17.9	0.00	27.60	0.00	0.0	1415.1		1415.1	0.0	0.0	205.0
CCV		10.52	100	21.1	1.22	2.37	0.00	62.6	119.1		*100.9% OK!*			
JX10 K1		6.41	100	18.3	0.00	15.10	0.00	0.0	774.2		774.2	0.0	0.0	602.4
JX10 L1		6.65	100	19.1	0.00	3.68	0.00	0.0	188.7		188.7	0.0	0.0	84.5
JX10 M1		6.47	100	18.6	0.00	19.74	0.00	0.0	1012.1		1012.1	0.0	0.0	685.9
JX10 N1		6.30	100	18.8	0.00	5.58	0.00	0.0	286.1		286.1	0.0	0.0	286.8
CCV		10.51	100	21.2	1.20	2.33	0.00	61.5	117.1		*99.1% OK!*			0.0

15:00

ALKALINITY BENCHSHEET

DATE: 9-20-06

ANALYST: MW

pH meter verification

Buffer pH: 7.00 must agree within 0 1 pH unit

Measured pH: 7.00

High

Standardization of acid titrant

(Titration to pH 4.5)

grams Na2CO3 =	~~0.6266~~ 0.6258	to 250 ml DI	
NORMALITY Na2CO3 =	0.0473		
Assumed Acid Normality =	0.1		
Standardized Acid Normality=			

BLANK		STANDARD TITRATION		
BLANK	ml ACID	ml Na2CO3	ml ACID	N H2SO4
1	0.06	5	2.35	
2	0.04	5	2.33	
3	0.04	5	2.37	
AVERAGE				

Partitioning Calculations

T=Total, P=Phenolphthalein

Obs	HCO3	CO3	OH
P =0	T	0	0
P< 0.5T	T - 2P	2P	0
P= 0.5T	0	2P	0
P> 0.5T	0	2(T - P)	2P - T
P =T	0	0	T

0244

Calibration Verification Standard (Note: analyzed value will be corrected for blank titration)

LCS Source (if used): ERA P

CVS Source (if used): 0063-07

CVS = Added 5 ml Na2CO3 soln to DI and dilute to 100 ml

LCS = mg/L CaCO3

CVS = 118 mg/l CaCO3

SAMPLE DATA

Alk (mg/L CaCO3 = [(mL acid X Nacid) X 50,000] / mL sample

low level = [([(2 X mL4.5)-mL4.2] X Nacid) X 50,000] / mL sample

(shaded cells are calculated, make no entries)

Sample Number	Sample ID	Initial pH	Volume (ml)	TEMP (C)	ml H2SO4 pH=8.3	ml H2SO4 pH =4.5	ml H2SO4 pH=4 2	ALK (mg CaCO3/l) Phenolph	ALK (mg CaCO3/l) TOT HIGH	ALK (mg CaCO3/l) TOT LOW	Partitioning (mg/l CaCO3) HCO3	Partitioning (mg/l CaCO3) CO3	Partitioning (mg/l CaCO3) OH	Partitioning (mg/l) FREE CO2
ICV		10.53	100	21.1	1.24	2.36	0.00				0.0% Check for Error			
ICB		5.94	100	21.3	0.00	0.04	0.09							
LCS											#DIV/0!	#DIV/0!		
DW94A1		7.40	100	14.1	0.00	47.80	0.00							
B1		6.52		13.7		17.38								
D1dup		6.61		14.3		17.45								
C1		9.66		14.9	15.18	54.77								
D1		6.31		15.5	0.00	6.08								
E1		6.40		16.3		4.36								
F1		6.75		15.1		29.81								
G1		9.64		15.5	19.97	81.45								
DX10 A1		7.55		17.6	0.00	30.75								
CCV		10.54		21.2	1.25	2.35					0.0% Check for Error			
DX10 B1		6.55		17.1	0.00	36.18								
C1		6.39		17.1		5.55								
C1dup		6.42		17.4		5.60								
D1		6.57		17.4		15.52								
E1		7.33		17.8		41.13								
F1		6.56		18.6		13.70								
G1		6.54		17.9		14.35								
H1		6.43		17.4		11.88								
I1		6.33		17.8		3.55								
J1		7.14		17.9		27.60								
CCV		10.52		21.1	1.22	2.37					0.0% Check for Error			

ALKALINITY BENCHSHEET

Cont.

DATE: 9-20-06
ANALYST: cw

pH meter verification

Buffer pH		must agree within 0 1 pH unit
Measured pH		

Standardization of acid titrant
(Titration to pH 4.5)

grams Na2CO3 =	0.6266	to 250 ml DI
NORMALITY Na2CO3 =	0.0473	
Assumed Acid Normality =	0.1	
Standardized Acid Normality=		

BLANK		STANDARD TITRATION		
BLANK	ml ACID	ml Na2CO3	ml ACID	N H2SO4
1		5		
2		5		
3		5		
AVERAGE				

Partitioning Calculations
T=Total, P=Phenolphthalein

Obs	HCO3	CO3	OH
P =0	T	0	0
P< 0.5T	T - 2P	2P	0
P= 0.5T	0	2P	0
P> 0.5T	0	2(T - P)	2P - T
P =T	0	0	T

Calibration Verification Standard (Note: analyzed value will be corrected for blank titration)

LCS Source (if used):	ERA P		LCS =		mg/L CaCO3
CVS Source (if used):					
CVS = Added	5	ml Na2CO3 soln to DI and dilute to 100 ml	CVS =	118	mg/l CaCO3

SAMPLE DATA Alk (mg/L CaCO3 = [(mL acid X Nacid) X 50,000] / mL sample (shaded cells are calculated, make no entries)
low level = ((((2 X mL4 5)-mL4.2) X Nacid) X 50,000) / mL sample

Sample Number	Sample ID	Initial pH	Volume (ml)	TEMP (C)	ml H2SO4 pH=8.3	ml H2SO4 pH =4.5	ml H2SO4 pH=4 2	ALK (mg CaCO3/l) Phenolph	ALK TOT HIGH	ALK TOT LOW	Partitioning (mg/l CaCO3) HCO3	CO3	OH	(mg/l) FREE CO2
ICV											0.0% Check for Error			
ICB														
LCS											#DIV/0!	#DIV/0!		
2X10 K1		6.41	100	18.3	0.00	15.10	0.00							
L1		6.65		19.1		3.68								
M1		6.47		18.6		19.74								
N1		6.30		18.8		5.58								
CCV		10.51		21.2	1.20	2.33								
CCV											0.0% Check for Error			
CCV											0.0% Check for Error			

9-20-06 cw

0245

VW
9-28-06

analyst: DAP
date: 9/22/06
start time: 17:37
loop: 100µl

Analytical Resources Inc.
4611 134th Place S., Suite 100
Tukwila, WA 98168
206-695-6227

		dilution	fluoride	chloride	nitrite	bromide	nitrate	phosphate	sulfate
DL (ppm)		1	0.100	0.100	0.100	0.100	0.100	0.100	0.100
HiSTD		1	5.000	5.000	5.000	5.000	5.000	5.000	5.000
ICV,CCV (ppm)		1	3.000	3.000	3.000	3.000	3.000	3.000	3.000
ERA LOT#		1	~~02014~~ 07905	~~38084~~ 36065	17075	27025	~~20034~~ 06585	01024	~~37085~~ 20125
		dilution	fluoride	chloride	nitrite	bromide	nitrate	phosphate	sulfate
ICV		1	2.820	2.800	2.890	2.860	2.760	~~2.660~~	3.070
		%recovery	94%	93%	96%	95%	92%	89%	102.3%
ICB		1	<0.1	<0.1	<0.1	<0.1	<0.1	<0.1	<0.1
JX10 M2		50	NR	115.500	NR	NR	NR	NR	NR
JX10 A2		5	NR	10.690	NR	NR	NR	NR	NR
JX10 A2 dup		5	NR	10.670	NR	NR	NR	NR	NR
JX10 A2 ms		5	NR	21.290	NR	NR	NR	NR	NR
Matrix Spike		*0.05 mL 200ppm intstock to*				*1.0*		*mLsample=*	*10.00*
				106%					
JX10 C2		5	NR	3.380	NR	NR	NR	NR	NR
JX10 D2		5	NR	5.660	NR	NR	NR	NR	NR
JX10 K2		5	NR	5.870	NR	NR	NR	NR	NR
JX10 L2		5	NR	2.090	NR	NR	NR	NR	NR
JX10 N2		5	~~0.280~~ NR	10.830	NR	NR	NR	NR	NR
JX10 D2		2	NR	NR	NR	NR	NR	NR	NR
CCV		1	2.820	2.820	2.900	2.850	2.760	~~2.610~~	3.090
		%recovery	94%	94%	97%	95%	92%	87%	103.0%
CCB		1	<0.1	<0.1	<0.1	<0.1	<0.1	<0.1	<0.1
JX10 M2		1	NR	NR	NR	NR	NR	NR	NR
JX10 N2		1	0.300	NR	NR	NR	NR	NR	NR
CCV		1	2.840	0.000	0.000	0.000	0.000	0.000	3.150
		%recovery	95%	0%	0%	0%	0%	0%	~~105.0%~~
CCB		1	<0.1	<0.1	<0.1	<0.1	<0.1	<0.1	0.11

NR 7128K

Schedule File: C:\PEAKNET\SCHEDULE\sep2206dap.sch

Line	Sample	Sample Type	Level	Method	Data File	Volume	Dilution	Weight	Int. Std.	Comment
1	ICV	Sample		std.met	sep2206dap	1	1	1	1	
2	ICB	Sample		std.met	sep2206dap	1	1	1	1	
3	JX10 M2	Sample		std.met	sep2206dap	1	50	1	1	
4	JX10 A2	Sample		std.met	sep2206dap	1	5	1	1	
5	JX10 A2 DUP	Sample		std.met	sep2206dap	1	5	1	1	
6	JX10 A2 MS	Sample		std.met	sep2206dap	1	5	1	1	
7	JX10 C2	Sample		std.met	sep2206dap	1	5	1	1	
8	JX10 D2	Sample		std.met	sep2206dap	1	5	1	1	
9	JX10 K2	Sample		std.met	sep2206dap	1	5	1	1	
10	JX10 L2	Sample		std.met	sep2206dap	1	5	1	1	
11	JX10 N2	Sample		std.met	sep2206dap	1	5	1	1	
12	JX10 D2	Sample		std.met	sep2206dap	1	2	1	1	
13	CCV	Sample		std.met	sep2206dap	1	1	1	1	
14	CCB	Sample		std.met	sep2206dap	1	1	1	1	
15	JX10 M2	Sample		std.met	sep2206dap	1	1	1	1	
16	JX10 N2	Sample		std.met	sep2206dap	1	1	1	1	
17	CCV	Sample		std.met	sep2206dap	1	1	1	1	
18	CCB	Sample		std.met	sep2206dap	1	1	1	1	
19	STOP	Sample		stop.met	sep2206dap	1	1	1	1	

Default Method Path: C:\PEAKNET\METHOD
Default Data Path: C:\PEAKNET\DATA\FEB 2006
Comment:

Sample Name : ICV
Method File Name : c:\peaknet\method\std.met

Current Date : 9/22/06
Date Time Collected : 9/22/06 5:37:23 PM

Injection Number : 1
Dilution Factor : 1.00
column :

Calibration Date : 9/21/06 5:35:55 PM
Data File Name : ...\SEP2206DAP_001.DXD
Injection Volume : 1.00

Module ID : 34 07 2a
Schedule File Name : ...\sep2206dap.sch

Peak Information : All Peaks

Pk. Num	Ret Time	Component Name	conc. (ppm)	Height	Area	Bl. Code	%Delta
1	2.08	Unknown 1	0.00	2110	28097	1	
2	3.08	FLUORIDE	2.82	161317	1603951	1	0.00
3	4.37	CHLORIDE	2.80	98350	1041211	1	-0.38
4	5.25	NITRITE-N	2.89	189280	2436627	1	-0.32
5	6.60	BROMIDE	2.86	29086	421810	1	0.00
6	7.65	NITRATE-N	2.76	156380	2712348	1	0.44
7	10.30	PHOSPHATE-P	2.66	29139	781623	1	-0.16
8	12.02	SULFATE	3.07	28104	745149	1	-0.55
		---total(s)---	19.86	693765	9770815		

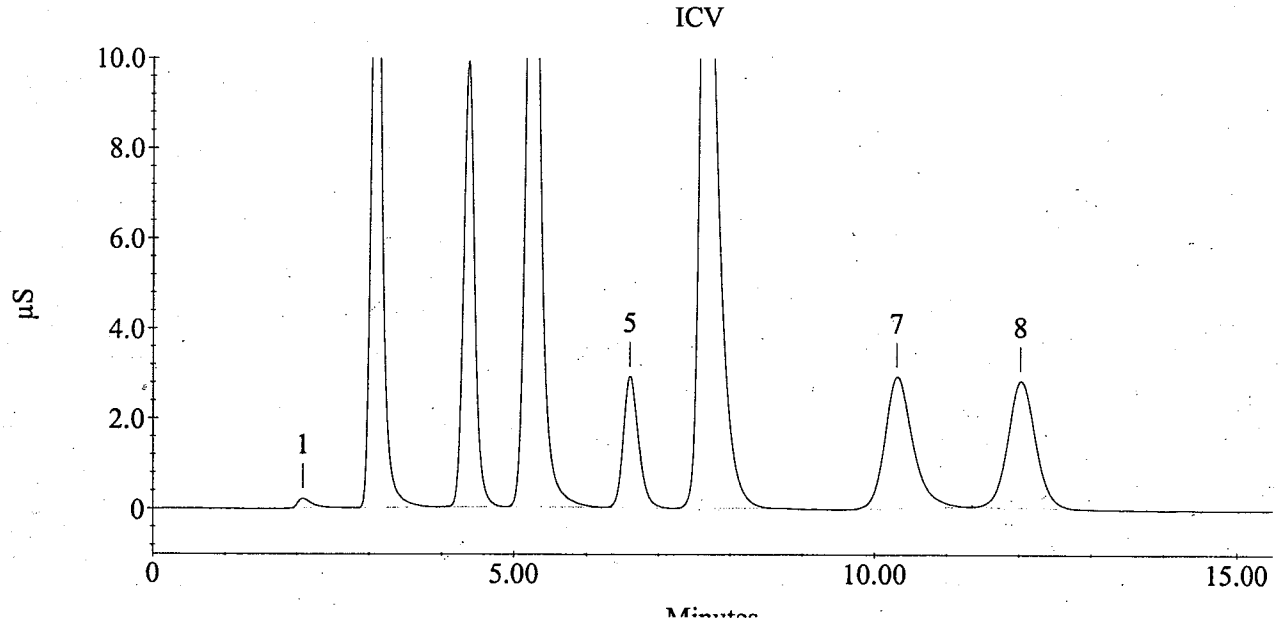

Sample Name : ICB
Method File Name : c:\peaknet\method\std.met

Current Date : 9/22/06
Date Time Collected : 9/22/06 5:55:09 PM

Injection Number : 2
Dilution Factor : 1.00
column :

Calibration Date : 9/21/06 5:35:55 PM
Data File Name : ...\SEP2206DAP_002.DXD
Injection Volume : 1.00

Module ID : 34 07 2a
Schedule File Name : ...\sep2206dap.sch

Peak Information : All Peaks

Pk. Num	Ret Time	Component Name	conc. (ppm)	Height	Area	Bl. Code	%Delta
1	2.43	Unknown 1	0.00	84	1848	1	
2	4.35	CHLORIDE	0.03	1167	12590	1	-0.76
3	7.88	NITRATE-N	0.00	130	1937	1	3.50
4	12.07	SULFATE	0.08	626	18293	1	-0.14
		---total(s)---	0.11	2007	34668		

ICB

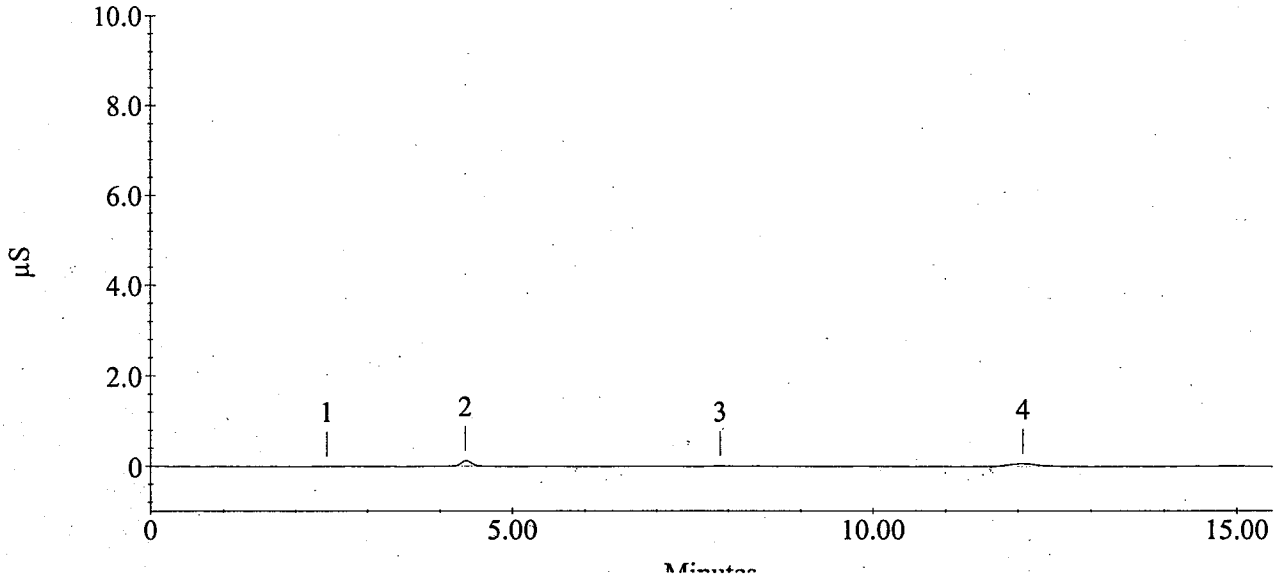

Sample Name : JX10 M2
Method File Name : c:\peaknet\method\std.met

Current Date : 9/22/06
Date Time Collected : 9/22/06 6:12:55 PM

Injection Number : 3
Dilution Factor : 50.00
column :

Calibration Date : 9/21/06 5:35:55 PM
Data File Name : ...\SEP2206DAP_003.DXD
Injection Volume : 1.00

Module ID : 34 07 2a
Schedule File Name : ...\sep2206dap.sch

Peak Information : All Peaks

Pk. Num	Ret Time	Component Name	conc. (ppm)	Height	Area	Bl. Code	%Delta
1	2.07	Unknown 1	0.00	748	6960	1	
2	3.07	FLUORIDE	0.43	502	4908	1	-0.54
3	4.37	CHLORIDE	115.50	84509	858695	1	-0.38
4	12.07	SULFATE	2.92	634	14206	1	-0.14
		---total(s)---	118.86	86393	884769		

JX10 M2

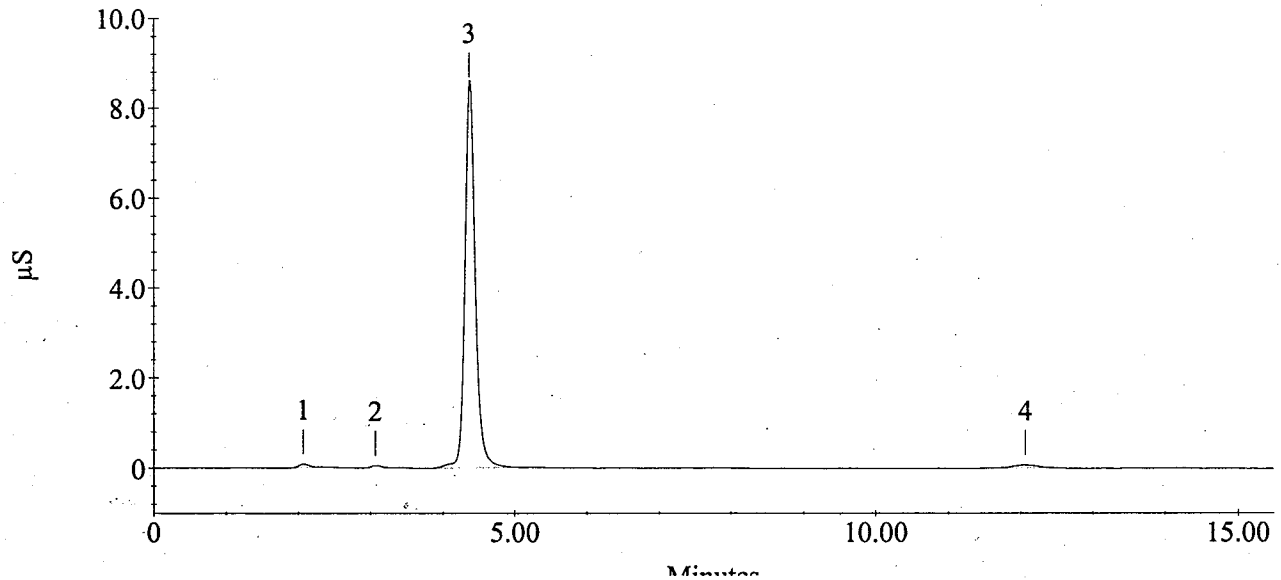

Sample Name : JX10 A2
Method File Name : c:\peaknet\method\std.met

Current Date : 9/22/06
Date Time Collected : 9/22/06 6:30:41 PM

Injection Number : 4
Dilution Factor : 5.00
column :

Calibration Date : 9/21/06 5:35:55 PM
Data File Name : ...\SEP2206DAP_004.DXD
Injection Volume : 1.00

Module ID : 34 07 2a
Schedule File Name : ...\sep2206dap.sch

Peak Information : All Peaks

Pk. Num	Ret Time	Component Name	conc. (ppm)	Height	Area	Bl. Code	%Delta
1	2.07	Unknown 1	0.00	21035	323136	1	
2	3.12	FLUORIDE	89.90	651572	10218384	1	1.08
3	4.50	CHLORIDE	10.69	107146	794867	1	2.66
4	10.37	PHOSPHATE-P	4.57	9068	268267	1	0.48
5	12.02	SULFATE	56.81	107576	2761316	1	-0.55
		---total(s)---	161.98	896397	14365969		

JX10 A2

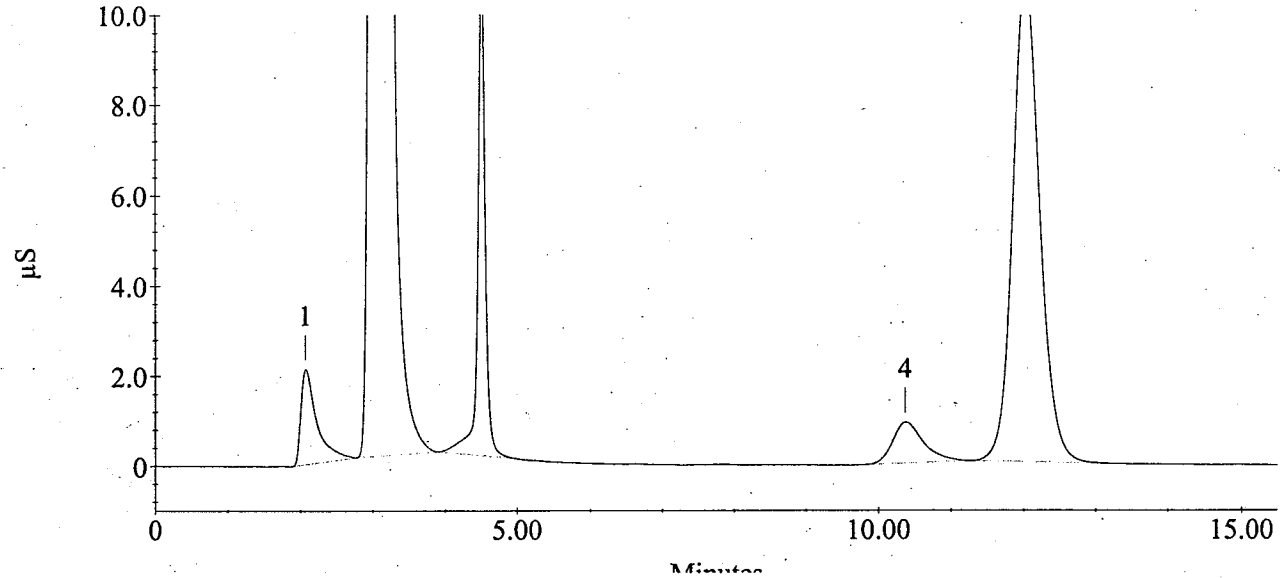

Sample Name : JX10 A2 DUP
Method File Name : c:\peaknet\method\std.met

Current Date : 9/22/06
Date Time Collected : 9/22/06 6:48:26 PM

Injection Number : 5
Dilution Factor : 5.00
column :

Calibration Date : 9/21/06 5:35:55 PM
Data File Name : ...\SEP2206DAP_005.DXD
Injection Volume : 1.00

Module ID : 34 07 2a
Schedule File Name : ...\sep2206dap.sch

Peak Information : All Peaks

Pk. Num	Ret Time	Component Name	conc. (ppm)	Height	Area	Bl. Code	%Delta
1	2.07	Unknown 1	0.00	20912	321583	1	
2	3.12	FLUORIDE	89.48	648042	10170989	1	1.08
3	4.50	CHLORIDE	10.67	104934	793463	1	2.66
4	10.38	PHOSPHATE-P	4.55	9020	266680	1	0.65
5	12.03	SULFATE	56.58	107014	2750032	1	-0.41
		---total(s)---	161.28	889923	14302748		

JX10 A2 DUP

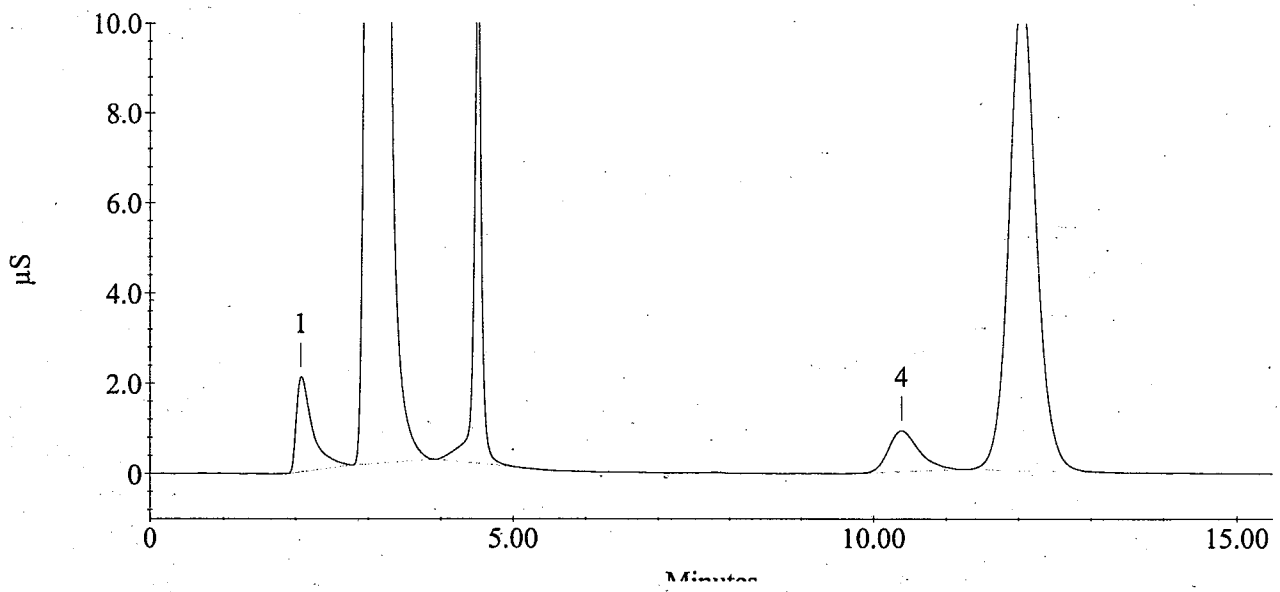

Sample Name : JX10 A2 MS
Method File Name : c:\peaknet\method\std.met

Current Date : 9/22/06
Date Time Collected : 9/22/06 7:06:12 PM

Injection Number : 6
Dilution Factor : 5.00
column :

Calibration Date : 9/21/06 5:35:55 PM
Data File Name : ...\SEP2206DAP_006.DXD
Injection Volume : 1.00

Module ID : 34 07 2a
Schedule File Name : ...\sep2206dap.sch

Peak Information : All Peaks

Pk. Num	Ret Time	Component Name	conc. (ppm)	Height	Area	Bl. Code	%Delta
1	2.07	Unknown 1	0.00	22048	337333	1	
2	3.12	FLUORIDE	98.45	702271	11189857	1	1.08
3	4.50	CHLORIDE	21.29	221534	1582392	1	2.66
4	5.28	NITRITE-N	9.27	138888	1561233	1	0.32
5	6.60	BROMIDE	9.54	20189	281936	1	0.00
6	7.67	NITRATE-N	9.01	104375	1768301	1	0.66
7	10.33	PHOSPHATE-P	13.44	28089	788440	1	0.16
8	12.02	SULFATE	67.58	128660	3284709	1	-0.55
		---total(s)---	228.57	1366055	20794202		

JX10 A2 MS

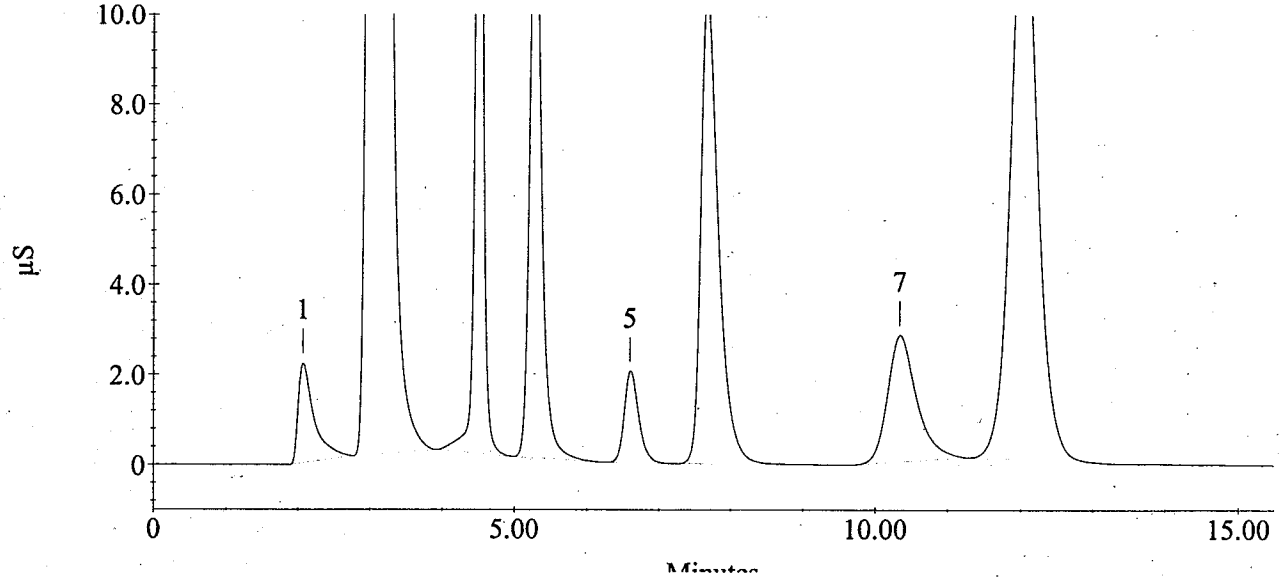

Sample Name : JX10 C2
Method File Name : c:\peaknet\method\std.met

Current Date : 9/22/06
Date Time Collected : 9/22/06 7:23:59 PM

Injection Number : 7
Dilution Factor : 5.00
column :

Calibration Date : 9/21/06 5:35:55 PM
Data File Name : ...\SEP2206DAP_007.DXD
Injection Volume : 1.00

Module ID : 34 07 2a
Schedule File Name : ...\sep2206dap.sch

Peak Information : All Peaks

Pk. Num	Ret Time	Component Name	conc. (ppm)	Height	Area	Bl. Code	%Delta
1	2.07	Unknown 1	0.00	4688	73893	1	
2	3.08	FLUORIDE	13.73	145660	1560744	1	0.00
3	4.40	CHLORIDE	3.38	22669	250980	1	0.38
4	12.07	SULFATE	1.55	2903	75252	1	-0.14
		---total(s)---	18.66	175921	1960869		

JX10 C2

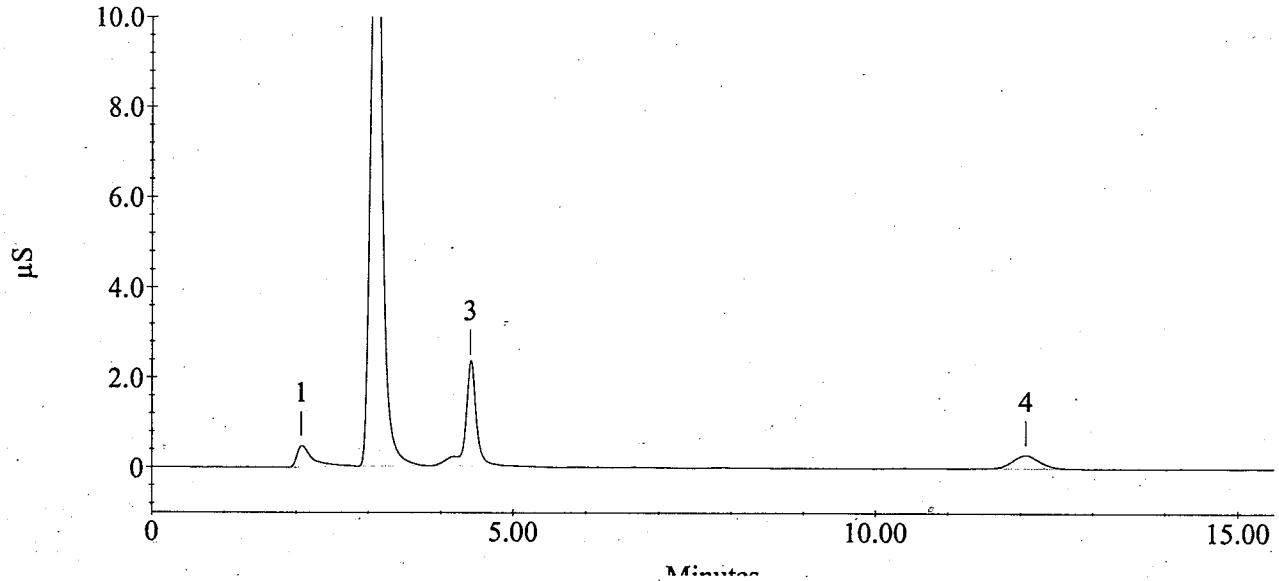

Sample Name : JX10 D2
Method File Name : c:\peaknet\method\std.met

Current Date : 9/22/06
Date Time Collected : 9/22/06 7:41:45 PM

Injection Number : 8
Dilution Factor : 5.00
column :

Calibration Date : 9/21/06 5:35:55 PM
Data File Name : ...\SEP2206DAP_008.DXD
Injection Volume : 1.00

Module ID : 34 07 2a
Schedule File Name : ...\sep2206dap.sch

Peak Information : All Peaks

Pk. Num	Ret Time	Component Name	conc. (ppm)	Height	Area	Bl. Code	%Delta
1	2.08	Unknown 1	0.00	7230	81495	1	
2	3.10	FLUORIDE	0.24	1845	27390	1	0.54
3	4.57	CHLORIDE	5.66	37754	421061	1	4.18
4	6.65	BROMIDE	0.22	504	6549	1	0.76
5	7.83	NITRATE-N	0.03	243	5147	1	2.84
6	12.12	SULFATE	0.59	1135	28769	1	0.28
		---total(s)---	6.74	48711	570410		

JX10 D2

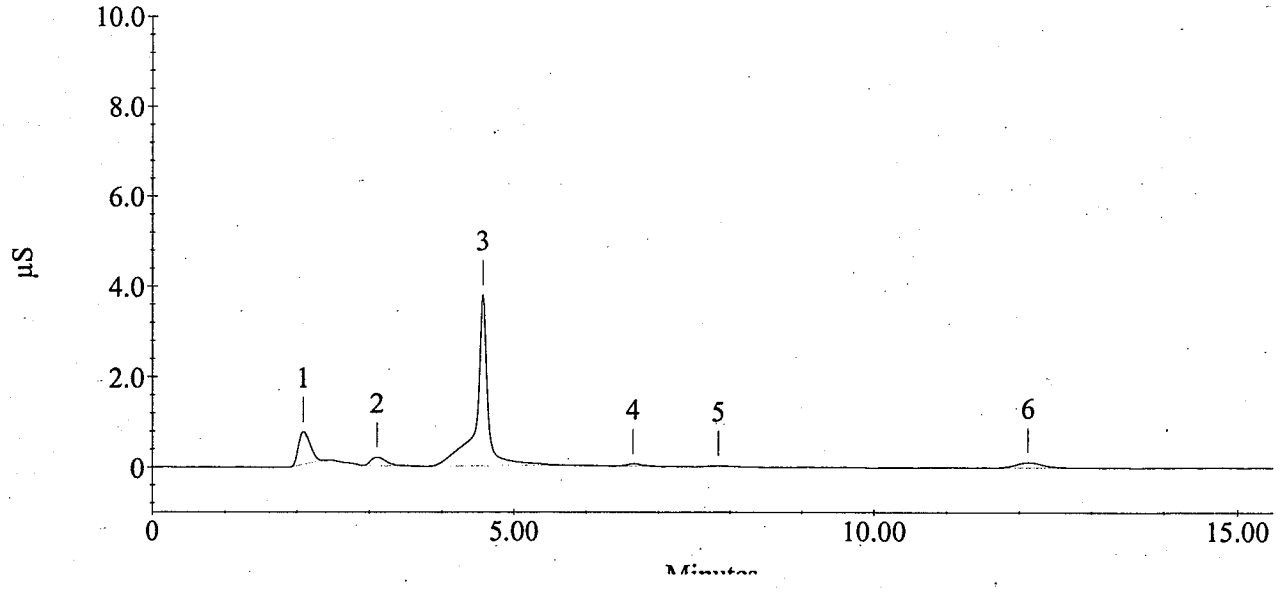

Sample Name : JX10 K2
Method File Name : c:\peaknet\method\std.met

Current Date : 9/22/06
Date Time Collected : 9/22/06 7:59:32 PM

Injection Number : 9
Dilution Factor : 5.00
column :

Calibration Date : 9/21/06 5:35:55 PM
Data File Name : ...\SEP2206DAP_009.DXD
Injection Volume : 1.00

Module ID : 34 07 2a
Schedule File Name : ...\sep2206dap.sch

Peak Information : All Peaks

Pk. Num	Ret Time	Component Name	conc. (ppm)	Height	Area	Bl. Code	%Delta
1	2.08	Unknown 1	0.00	6736	76279	1	
2	3.08	FLUORIDE	0.15	1355	17485	1	0.00
3	4.53	CHLORIDE	5.87	45270	436478	1	3.42
4	6.65	BROMIDE	0.24	581	7025	1	0.76
5	12.08	SULFATE	0.56	1093	27095	1	0.00
		---total(s)---	6.82	55035	564361		

JX10 K2

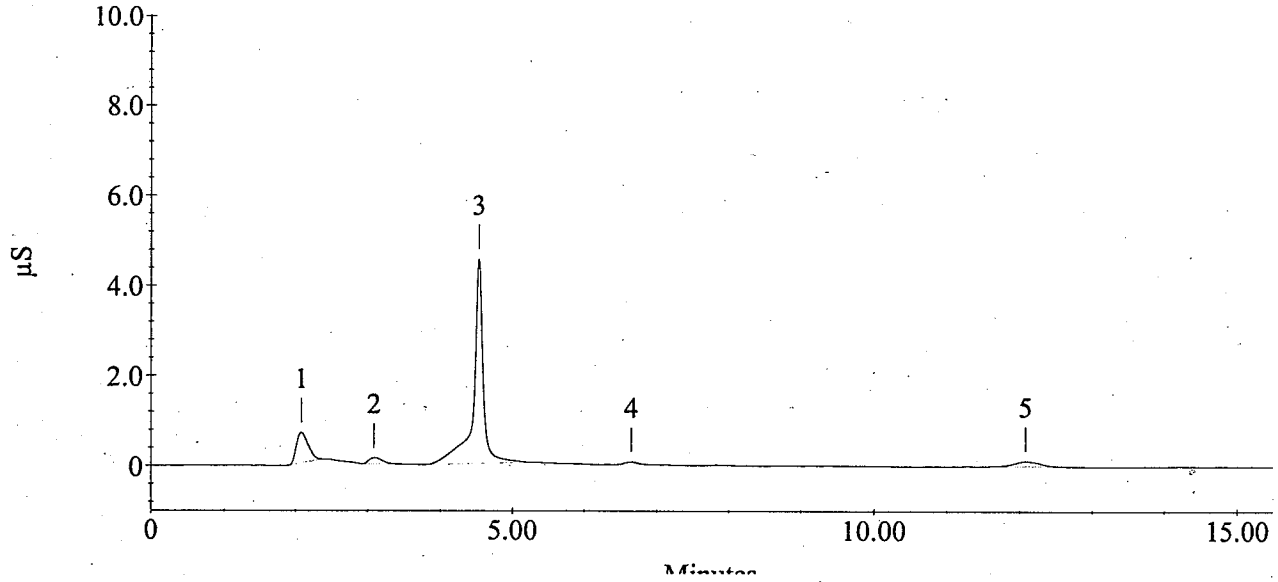

Sample Name : JX10 L2
Method File Name : c:\peaknet\method\std.met

Current Date : 9/22/06
Date Time Collected : 9/22/06 8:17:17 PM

Injection Number : 10
Dilution Factor : 5.00
column :

Calibration Date : 9/21/06 5:35:55 PM
Data File Name : ...\SEP2206DAP_010.DXD
Injection Volume : 1.00

Module ID : 34 07 2a
Schedule File Name : ...\sep2206dap.sch

Peak Information : All Peaks

Pk. Num	Ret Time	Component Name	conc. (ppm)	Height	Area	Bl. Code	%Delta
1	2.07	Unknown 1	0.00	2738	39988	1	
2	3.08	FLUORIDE	20.54	226670	2334846	1	0.00
3	4.38	CHLORIDE	2.09	13434	155097	1	0.00
4	7.77	NITRATE-N	0.01	109	1245	1	1.97
5	12.08	SULFATE	0.49	948	24008	1	0.00
		---total(s)---	23.13	243898	2555184		

JX10 L2

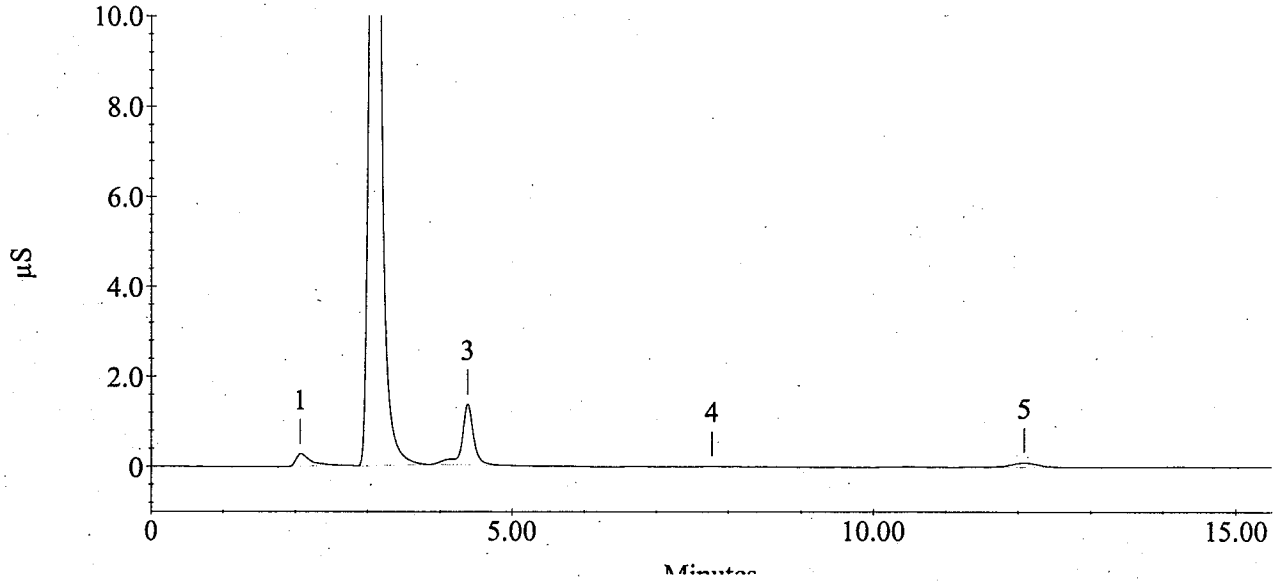

Sample Name : JX10 N2
Method File Name : c:\peaknet\method\std.met

Current Date : 9/22/06
Date Time Collected : 9/22/06 8:35:03 PM

Injection Number : 11
Dilution Factor : 5.00
column :

Calibration Date : 9/21/06 5:35:55 PM
Data File Name : ...\SEP2206DAP_011.DXD
Injection Volume : 1.00

Module ID : 34 07 2a
Schedule File Name : ...\sep2206dap.sch

Peak Information : All Peaks

Pk. Num	Ret Time	Component Name	conc. (ppm)	Height	Area	Bl. Code	%Delta
1	2.07	Unknown 1	0.00	2480	24880	1	
2	3.08	~~FLUORIDE~~	~~0.28~~	2746	31341	1	0.00
3	4.43	CHLORIDE	10.83	90762	804933	1	1.14
4	6.62	BROMIDE	0.11	239	3236	1	0.25
5	7.80	NITRATE-N	0.02	238	3447	1	2.41
6	12.10	SULFATE	0.51	962	24548	1	0.14
		---total(s)---	11.74	97426	892384		

NR per 9/28/06

JX10 N2

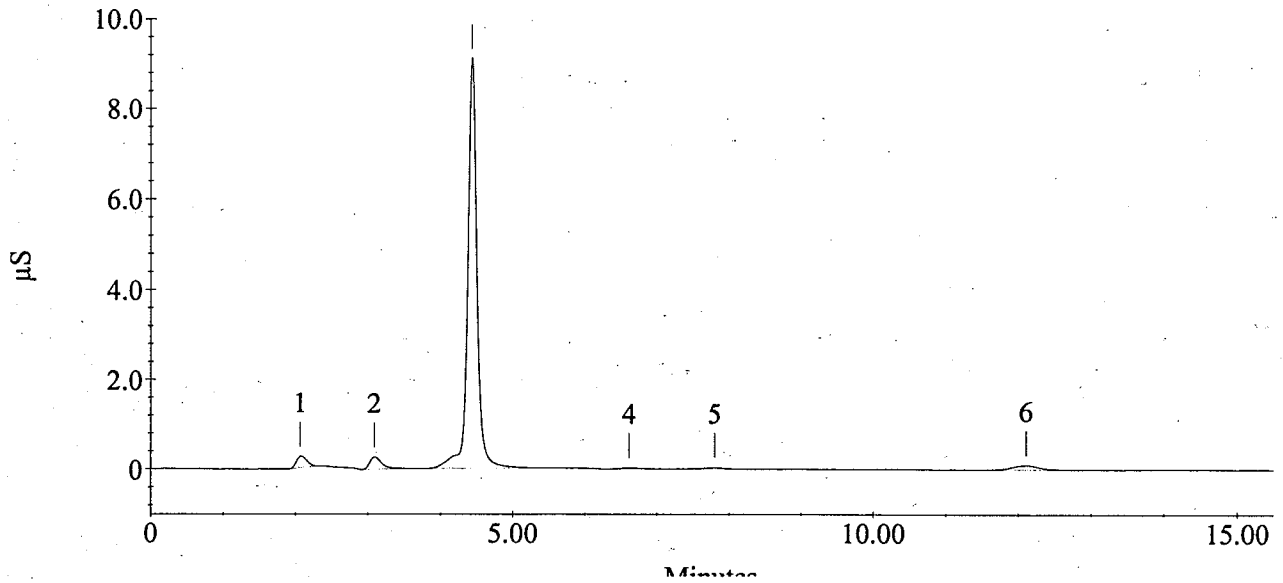

Sample Name : JX10 D2
Method File Name : c:\peaknet\method\std.met

Current Date : 9/22/06
Date Time Collected : 9/22/06 8:52:49 PM

Injection Number : 12
Dilution Factor : 2.00
column :

Calibration Date : 9/21/06 5:35:55 PM
Data File Name : ...\SEP2206DAP_012.DXD
Injection Volume : 1.00

Module ID : 34 07 2a
Schedule File Name : ...\sep2206dap.sch

Peak Information : All Peaks

Pk. Num	Ret Time	Component Name	conc. (ppm)	Height	Area	Bl. Code	%Delta
1	2.07	Unknown 1	0.00	18504	245052	1	
2	3.08	FLUORIDE	0.23	2952	64272	1	0.00
3	4.83	Unknown 2	0.00	112280	1049355	1	
4	6.75	BROMIDE	0.25	1271	18155	1	2.27
5	7.92	NITRATE-N	0.01	192	2627	1	3.94
6	12.18	SULFATE	0.31	1509	37866	1	0.83
		---total(s)---	0.79	136709	1417326		

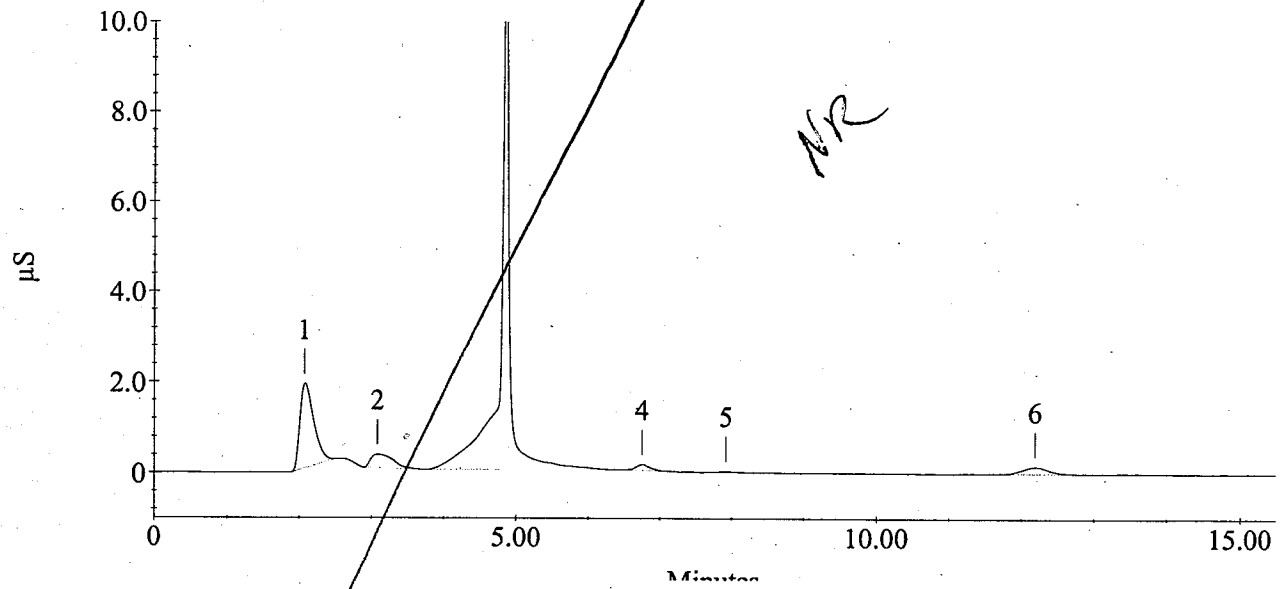

Sample Name : CCV
Method File Name : c:\peaknet\method\std.met

Current Date : 9/22/06
Date Time Collected : 9/22/06 9:10:36 PM

Injection Number : 13
Dilution Factor : 1.00
column :

Calibration Date : 9/21/06 5:35:55 PM
Data File Name : ...\SEP2206DAP_013.DXD
Injection Volume : 1.00

Module ID : 34 07 2a
Schedule File Name : ...\sep2206dap.sch

Peak Information : All Peaks

Pk. Num	Ret Time	Component Name	conc. (ppm)	Height	Area	Bl. Code	%Delta
1	2.08	Unknown 1	0.00	2112	30001	1	
2	3.08	FLUORIDE	2.82	161516	1604795	1	0.00
3	4.37	CHLORIDE	2.82	99861	1049930	1	-0.38
4	5.23	NITRITE-N	2.90	190403	2440113	1	-0.63
5	6.57	BROMIDE	2.85	29034	420498	1	-0.51
6	7.62	NITRATE-N	2.76	157049	2707859	1	0.00
7	10.33	PHOSPHATE-P	2.61	28544	765701	1	0.16
8	12.05	SULFATE	3.09	28342	751009	1	-0.28
		---total(s)---					
			19.85	696860	9769907		

CCV

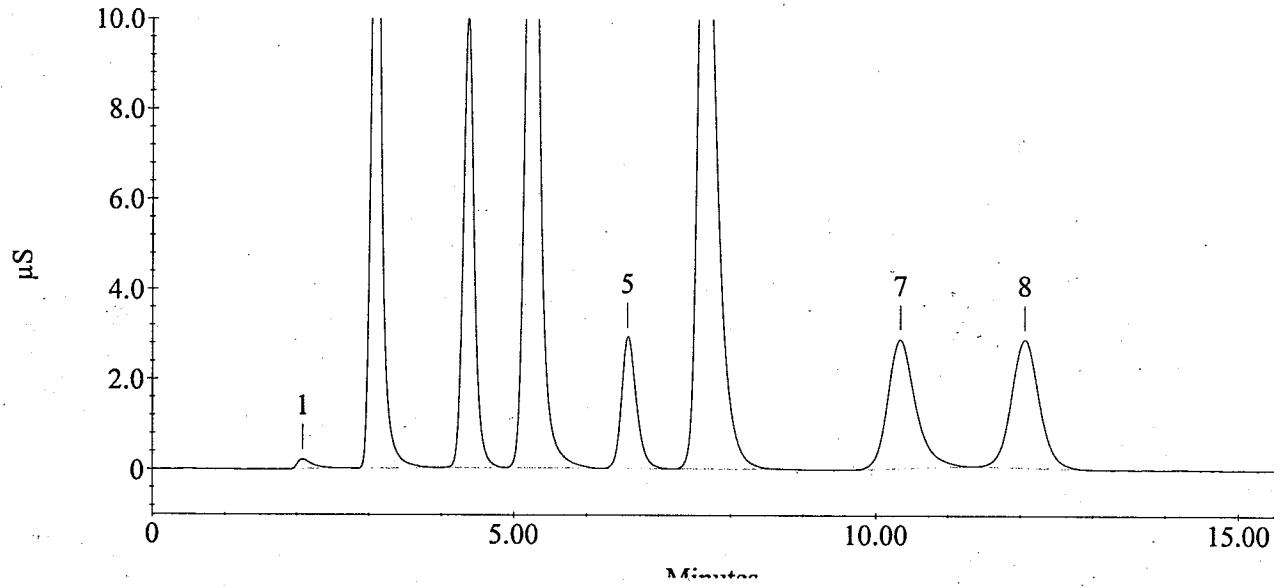

Sample Name : CCB
Method File Name : c:\peaknet\method\std.met

Current Date : 9/22/06
Date Time Collected : 9/22/06 9:28:23 PM

Injection Number : 14
Dilution Factor : 1.00
column :

Calibration Date : 9/21/06 5:35:55 PM
Data File Name : ...\SEP2206DAP_014.DXD
Injection Volume : 1.00

Module ID : 34 07 2a
Schedule File Name : ...\sep2206dap.sch

Peak Information : All Peaks

Pk. Num	Ret Time	Component Name	conc. (ppm)	Height	Area	Bl. Code	%Delta
1	2.58	Unknown 1	0.00	95	1858	1	
2	4.35	CHLORIDE	0.03	1111	12258	1	-0.76
3	7.82	NITRATE-N	0.00	161	3032	1	2.63
4	12.03	SULFATE	0.09	778	21483	1	-0.41
		---total(s)---	0.12	2145	38631		

CCB

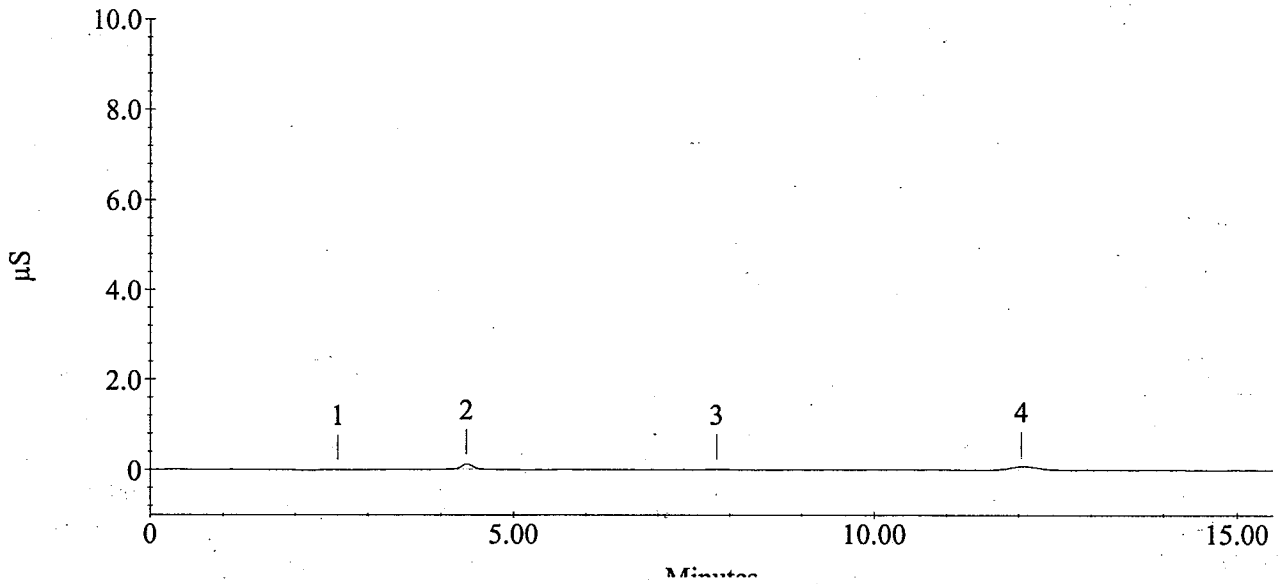

Sample Name : JX10 M2
Method File Name : c:\peaknet\method\std.met

Current Date : 9/22/06
Date Time Collected : 9/22/06 9:46:08 PM

Injection Number : 15
Dilution Factor : 1.00
column :

Calibration Date : 9/21/06 5:35:55 PM
Data File Name : ...\SEP2206DAP_015.DXD
Injection Volume : 1.00

Module ID : 34 07 2a
Schedule File Name : ...\sep2206dap.sch

Peak Information : All Peaks

Pk. Num	Ret Time	Component Name	conc. (ppm)	Height	Area	Bl. Code	%Delta
1	0.98	Unknown 1	0.00	89	1169	1	
2	2.07	Unknown 2	0.00	44279	711558	1	
3	3.05	FLUORIDE	0.07	2791	39237	1	-1.08
4	3.28	Unknown 3	0.00	1657	30667	1	
5	5.40	NITRITE-N	73.47	3816941	61896917	1	2.53
6	6.95	Unknown 4	0.00	4559	50235	1	
7	8.07	NITRATE-N	0.00	231	4070	1	5.91
8	12.32	SULFATE	0.16	1559	37856	1	1.93
9	14.03	Unknown 5	0.00	278	7528	1	
		---total(s)---	73.70	3872385	62779236		

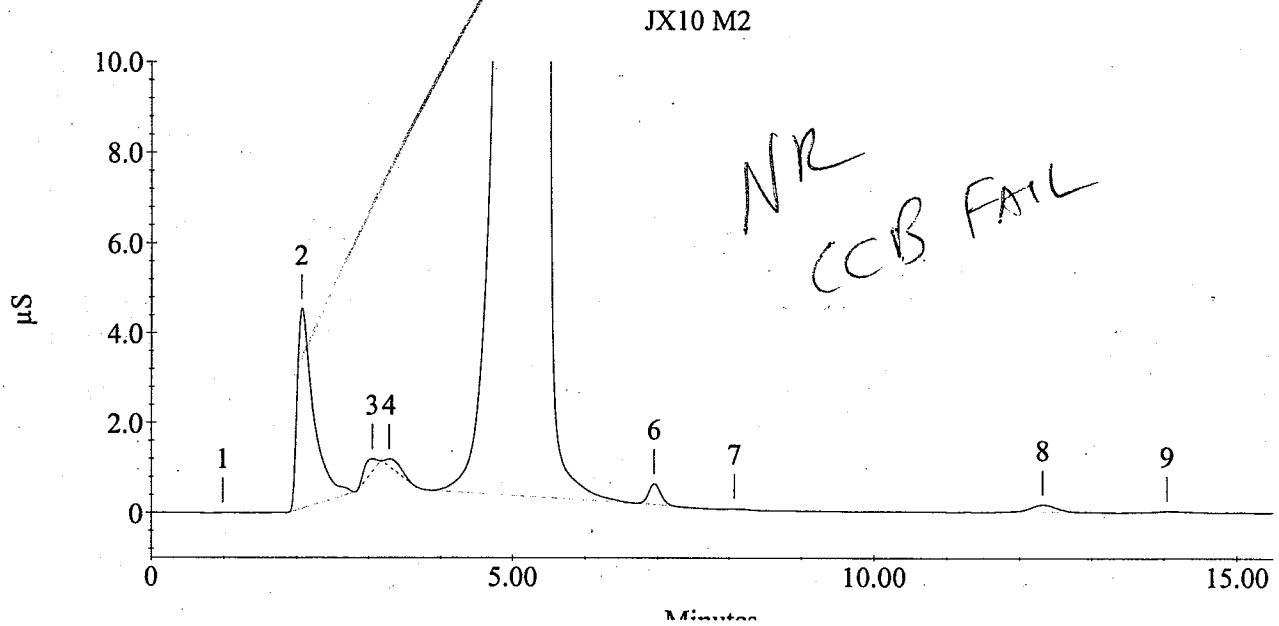

NR
CCB FAIL

Sample Name : JX10 N2
Method File Name : c:\peaknet\method\std.met

Current Date : 9/22/06
Date Time Collected : 9/22/06 10:03:55 PM

Injection Number : 16
Dilution Factor : 1.00
column :

Calibration Date : 9/21/06 5:35:55 PM
Data File Name : ...\SEP2206DAP_016.DXD
Injection Volume : 1.00

Module ID : 34 07 2a
Schedule File Name : ...\sep2206dap.sch

Peak Information : All Peaks

Pk. Num	Ret Time	Component Name	conc. (ppm)	Height	Area	Bl. Code	%Delta
1	2.07	Unknown 1	0.00	13661	171175	1	
2	3.10	FLUORIDE	0.30	9354	170036	1	0.54
3	4.75	Unknown 2	0.00	696279	4938013	1	
4	6.73	BROMIDE	0.10	1187	15284	1	2.02
5	12.17	~~SULFATE~~	~~0.13~~ NR CCB FAIL	1267	32016	1	0.69
		---total(s)---	0.53	721748	5326524		

JX10 N2

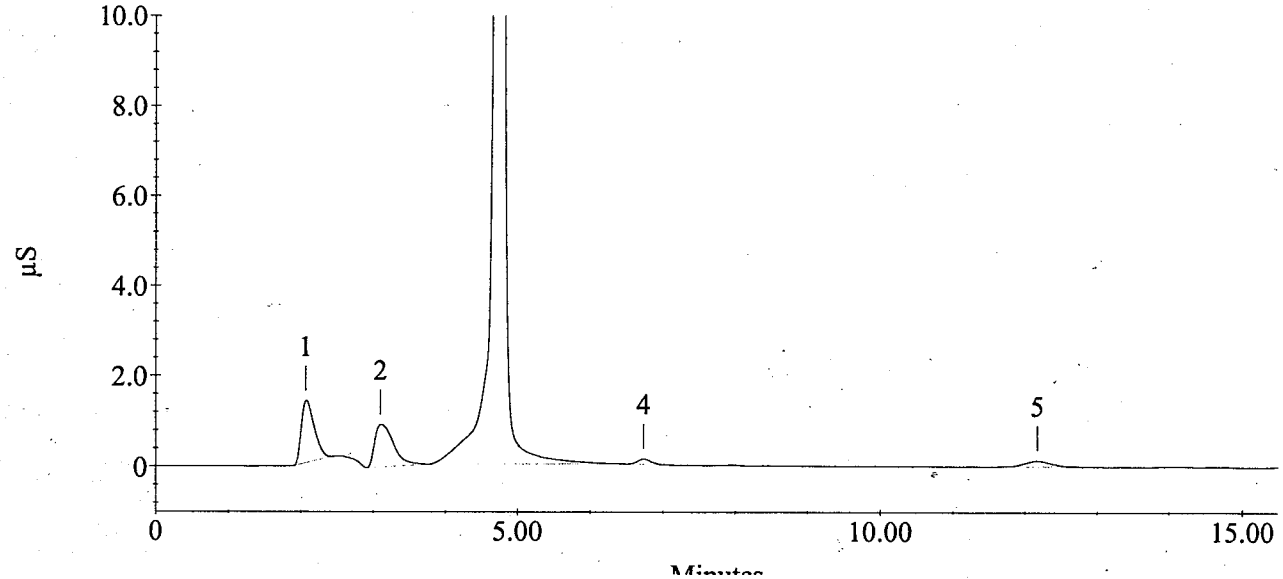

Sample Name : CCV
Method File Name : c:\peaknet\method\std.met

Current Date : 9/22/06
Date Time Collected : 9/22/06 10:21:40 PM

Injection Number : 17
Dilution Factor : 1.00
column :

Calibration Date : 9/21/06 5:35:55 PM
Data File Name : ...\SEP2206DAP_017.DXD
Injection Volume : 1.00

Module ID : 34 07 2a
Schedule File Name : ...\sep2206dap.sch

Peak Information : All Peaks

Pk. Num	Ret Time	Component Name	conc. (ppm)	Height	Area	Bl. Code	%Delta
1	2.08	Unknown 1	0.00	403	4509	1	
2	3.08	FLUORIDE	2.84	167063	1615592	1	0.00
3	4.35	CHLORIDE	0.02	851	9020	1	-0.76
4	12.05	SULFATE	3.15	28620	766188	1	-0.28
		---total(s)---	6.02	196937	2395308		

CCV

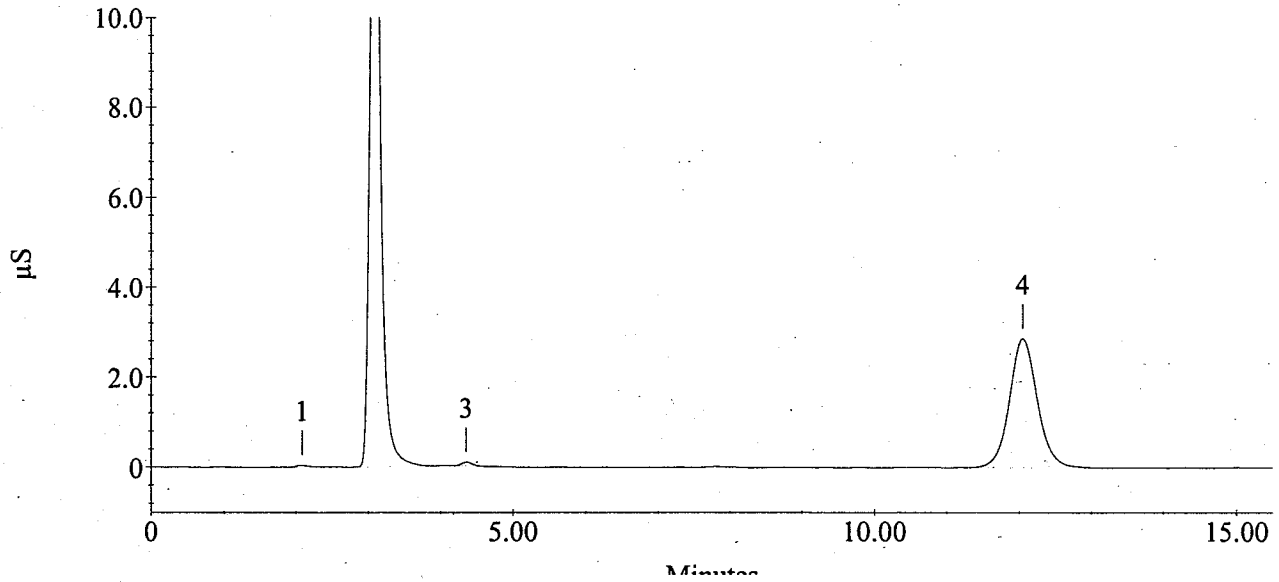

Sample Name : CCB
Method File Name : c:\peaknet\method\std.met

Current Date : 9/22/06
Date Time Collected : 9/22/06 10:39:27 PM

Injection Number : 18
Dilution Factor : 1.00
column :

Calibration Date : 9/21/06 5:35:55 PM
Data File Name : ...\SEP2206DAP_018.DXD
Injection Volume : 1.00

Module ID : 34 07 2a
Schedule File Name : ...\sep2206dap.sch

Peak Information : All Peaks

Pk. Num	Ret Time	Component Name	conc. (ppm)	Height	Area	Bl. Code	%Delta
1	4.35	CHLORIDE	0.04	1257	14398	1	-0.76
2	7.80	NITRATE-N	0.00	118	1202	1	2.41
3	12.05	SULFATE	0.11	969	27392	1	-0.28
		---total(s)---	0.15	2344	42991		

CCB

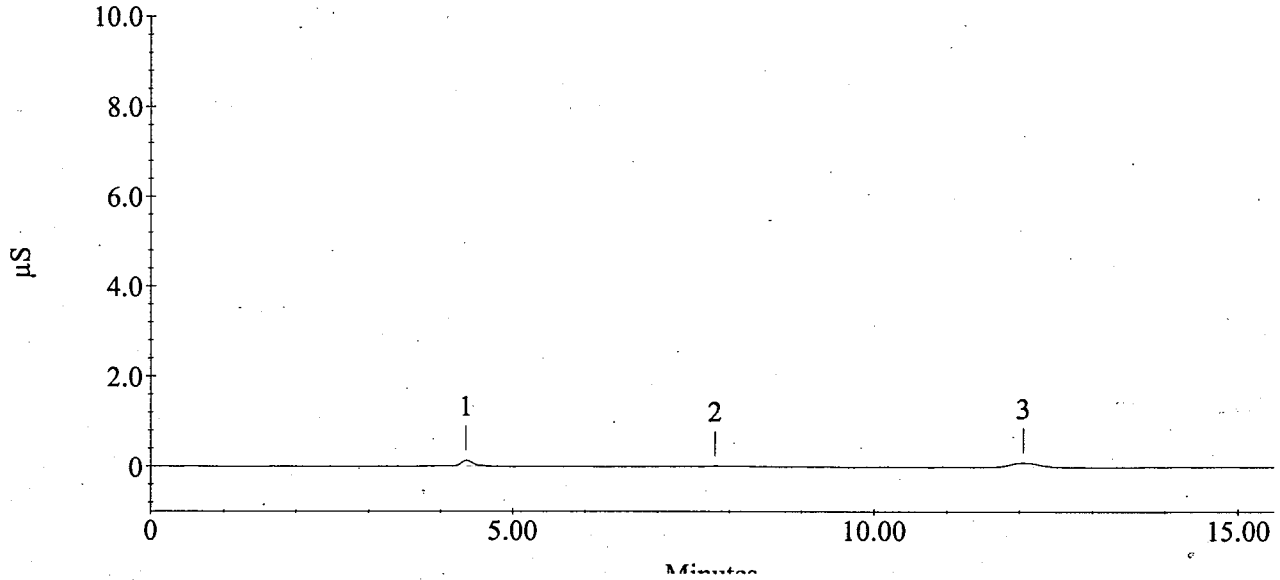

IC Chloride EPA 300.0 No: 5009
Data Analyst: David A. Paschall Analyzed by: DAP
Comments: Date Analyzed: 9/22/06
Print Date: 9/28/06 12:09 Time Analyzed: 17:37

✓ 9/28/06

	ID	DF	Raw	Calc	Qual	RL	SPK	REC/RPD
1.	ICVR ERA #36065	1.0	2.80	2.8		0.1	3.0	93.33
2.	ICB	1.0	< 0.10	< 0.1	U	0.1		
3.	JX10M	50.0	116.	116.		5.0		
4.	JX10A	5.0	10.7	10.7		0.5		
5.	JX10A DUP	5.0	10.7	10.7		0.5		0.00
6.	JX10A MS	5.0	21.3	21.3		0.5	10.0	106.00
7.	JX10C	5.0	3.38	3.4		0.5		
8.	JX10D	5.0	5.66	5.7		0.5		
9.	JX10K	5.0	5.87	5.9		0.5		
10.	JX10L	5.0	2.09	2.1		0.5		
11.	JX10N	5.0	10.8	10.8		0.5		
12.	CCVR	1.0	2.82	2.8		0.1	3.0	93.33
13.	CCB	1.0	< 0.10	< 0.1	U	0.1		

IC Fluoride EPA 300.0 No: 4996
Data Analyst: David A. Paschall Analyzed by: DAP
Comments: Date Analyzed: 9/22/06
Print Date: 9/28/06 12:05 Time Analyzed: 17:37

DJC 9/28/06

ID	DF	Raw	Calc	Qual	RL	SPK	REC/RPD
1. ICVR ERA #07105	1.0	2.82	2.8		0.1	3.0	93.33
2. ICB	1.0	< 0.10	< 0.1	U	0.1		
3. JX10N	1.0	0.30	0.3		0.1		
4. CCVR	1.0	2.84	2.8		0.1	3.0	93.33
5. CCB	1.0	< 0.10	< 0.1	U	0.1		

VW
9-28-06

analyst: DAP
date: 9/27/06
start time: 10:58
loop: 100µl

Analytical Resources Inc.
4611 134th Place S., Suite 100
Tukwila, WA 98168
206-695-6227

		dilution	fluoride	chloride	nitrite	bromide	nitrate	phosphate	sulfate
DL (ppm)		1	0.100	0.100	0.100	0.100	0.100	0.100	0.100
HISTD		1	5.000	5.000	5.000	5.000	5.000	5.000	5.000
ICV,CCV (ppm)		1	3.000	3.000	3.000	3.000	3.000	3.000	3.000
ERA LOT#		1	07105	36065	17075	27025	06085	01024	20125
		dilution	fluoride	chloride	nitrite	bromide	nitrate	phosphate	sulfate
ICV		1	2.800	2.770	2.950	2.860	2.840	2.780	2.970
		%recovery	93%	92%	98%	95%	95%	93%	99.0%
ICB		1	<0.1	<0.1	<0.1	<0.1	<0.1	<0.1	<0.1
JY30 A1		1	NR	NR	NR	NR	0.190	NR	NR
JY30 A1 dup		1	NR	NR	NR	NR	0.190	NR	NR
JY30 A1 ms		1	NR	NR	NR	NR	2.050	NR	NR
Matrix Spike		*0.05 mL 200ppm intstock to*				*5.0*		*mLsample=*	*2.00*
			#VALUE!	#VALUE!	#VALUE!	#VALUE!	93%	#VALUE!	#VALUE!
JY30 B1		1	NR	NR	NR	NR	0.760	NR	NR
JY30 C1		1	NR	NR	NR	NR	0.010	NR	NR
JY30 D1		1	NR	NR	NR	NR	0.010	NR	NR
JY30 E1		1	NR	NR	NR	NR	NR	NR	NR
JY30 F1		1	NR	NR	NR	NR	NR	NR	NR
CCV		1	2.800	2.810	2.960	2.900	2.880	2.800	2.980
		%recovery	93%	94%	99%	97%	96%	93%	99.3%
CCB		1	<0.1	<0.1	<0.1	<0.1	<0.1	<0.1	<0.1
JX10 F2		5	NR	NR	NR	NR	NR	NR	NR
JX10 G2		5	NR	NR	NR	NR	NR	NR	NR
JX10 F2		2	0.360	NR	NR	NR	NR	NR	NR
JX10 G2		2	0.330	NR	NR	NR	NR	NR	NR
JX10 M2		1	NR	NR	NR	NR	NR	NR	0.100
JX10 N2		1	NR	NR	NR	NR	NR	NR	0.070
CCV		1	2.800	2.780	2.950	2.870	2.840	2.780	2.960
		%recovery	93%	93%	98%	96%	95%	93%	98.7%
CCB		1	<0.1	<0.1	<0.1	<0.1	<0.1	<0.1	<0.1
JY30 E1		20	NR	NR	NR	NR	0.580	NR	NR
JY30 F1		20	NR	NR	NR	NR	0.270	NR	NR
JY30 B1		10	NR	NR	NR	NR	NR	NR	23.990
JY30 C1		10	NR	NR	NR	NR	NR	NR	22.450
JY30 A1 ms		10	NR	NR	NR	NR	NR	NR	37.380
Matrix Spike		*0.05 mL 200ppm intstock to*				*0.5*		*mLsample=*	*20.00*
									96%
JY30 A1		5	NR	NR	NR	NR	NR	NR	18.200
JY30 A1 dup		5	NR	NR	NR	NR	NR	NR	18.180
JY30 D1		5	NR	NR	NR	NR	NR	NR	9.640
CCV		1	2.800	2.770	2.950	2.870	2.840	2.820	2.990
		%recovery	93%	92%	98%	96%	95%	94%	99.7%
CCB		1	<0.1	<0.1	<0.1	<0.1	<0.1	<0.1	<0.1

Schedule File: C:\PEAKNET\SCHEDULE\sep2706dap.SCH

Line	Sample	Sample Type	Level	Method	Data File	Volume	Dilution	Weight
1	CAL 1	Calibration	1	std.met	c:\peaknet\data\sept 2006\sep2706dap_001.dxd	1	1	1
2	CAL 2	Calibration	2	std.met	c:\peaknet\data\sept 2006\sep2706dap_002.dxd	1	1	1
3	CAL 3	Calibration	3	std.met	c:\peaknet\data\sept 2006\sep2706dap_003.dxd	1	1	1
4	CAL 4	Calibration	4	std.met	c:\peaknet\data\sept 2006\sep2706dap_004.dxd	1	1	1
5	CAL 5	Calibration	5	std.met	c:\peaknet\data\sept 2006\sep2706dap_005.dxd	1	1	1
6	CAL 6	Calibration	6	std.met	c:\peaknet\data\sept 2006\sep2706dap_006.dxd	1	1	1
7	ICV	Sample		std.met	c:\peaknet\data\sept 2006\sep2706dap_007.dxd	1	1	1
8	ICB	Sample		std.met	c:\peaknet\data\sept 2006\sep2706dap_008.dxd	1	1	1
9	JY30 A1	Sample		std.met	c:\peaknet\data\sept 2006\sep2706dap_009.dxd	1	1	1
10	JY30 A1 DUP	Sample		std.met	c:\peaknet\data\sept 2006\sep2706dap_010.dxd	1	1	1
11	JY30 A1 MS	Sample		std.met	c:\peaknet\data\sept 2006\sep2706dap_011.dxd	1	1	1
12	JY30 B1	Sample		std.met	c:\peaknet\data\sept 2006\sep2706dap_012.dxd	1	1	1
13	JX30 C1	Sample		std.met	c:\peaknet\data\sept 2006\sep2706dap_013.dxd	1	1	1
14	JX30 D1	Sample		std.met	c:\peaknet\data\sept 2006\sep2706dap_014.dxd	1	1	1
15	JX30 E1	Sample		std.met	c:\peaknet\data\sept 2006\sep2706dap_015.dxd	1	1	1
16	JX30 F1	Sample		std.met	c:\peaknet\data\sept 2006\sep2706dap_016.dxd	1	1	1
17	CCV	Sample		std.met	c:\peaknet\data\sept 2006\sep2706dap_017.dxd	1	1	1
18	CCB	Sample		std.met	c:\peaknet\data\sept 2006\sep2706dap_018.dxd	1	1	1
19	JX10 F2	Sample		std.met	c:\peaknet\data\sept 2006\sep2706dap_019.dxd	1	5	1
20	JX10 G2	Sample		std.met	c:\peaknet\data\sept 2006\sep2706dap_020.dxd	1	5	1
21	JX10 F2	Sample		std.met	c:\peaknet\data\sept 2006\sep2706dap_021.dxd	1	2	1
22	JX10 G2	Sample		std.met	c:\peaknet\data\sept 2006\sep2706dap_022.dxd	1	2	1
23	JX10 M2	Sample		std.met	sep2706dap	1	1	1
24	JX10 N2	Sample		std.met	sep2706dap	1	1	1
25	CCV	Sample		std.met	sep2706dap	1	1	1
26	CCB	Sample		std.met	sep2706dap	1	1	1
27	JX30 E1	Sample		std.met	sep2706dap	1	20	1
28	JX30 F1	Sample		std.met	sep2706dap	1	20	1
29	JY30 B1	Sample		std.met	sep2706dap	1	10	1
30	JX30 C1	Sample		std.met	sep2706dap	1	10	1
31	JY30 A1 MS	Sample		std.met	sep2706dap	1	10	1
32	JY30 A1	Sample		std.met	sep2706dap	1	5	1
33	JY30 A1 DUP	Sample		std.met	sep2706dap	1	5	1
34	JX30 D1	Sample		std.met	sep2706dap	1	5	1
35	CCV	Sample		std.met	sep2706dap	1	1	1
36	CCB	Sample		std.met	sep2706dap	1	1	1
37	STOP	Sample		stop.met	sep2706dap	1	1	1

IC Fluoride EPA 300.0 No: 5021
Data Analyst: David A. Paschall Analyzed by: DAP
Comments: Date Analyzed: 9/27/06
Print Date: 9/28/06 13:06 Time Analyzed: 10:58

MB 9.29.06

ID	DF	Raw	Calc	Qual	RL	SPK	REC/RPD
1. ICVR ERA #07105	1.0	2.80	2.8		0.1	3.0	93.33
2. ICB	1.0	< 0.10	< 0.1	U	0.1		
3. JX10F	2.0	0.36	0.4		0.2		
4. JX10G	2.0	0.33	0.3		0.2		
5. CCVR	1.0	2.80	2.8		0.1	3.0	93.33
6. CCB	1.0	< 0.10	< 0.1	U	0.1		

IC Nitrate EPA 300.0 No: 5022
Data Analyst: David A. Paschall Analyzed by: DAP
Comments: Date Analyzed: 9/27/06
Print Date: 9/28/06 13:08 Time Analyzed: 10:58

MB 9.29.06

	ID	DF	Raw	Calc	Qual	RL	SPK	REC/RPD
1.	ICVR ERA #06085	1.0	2.84	2.8		0.1	3.0	93.33
2.	ICB	1.0	< 0.10	< 0.1	U	0.1		
3.	JY30A	1.0	0.19	0.2		0.1		
4.	JY30A DUP	1.0	0.19	0.2		0.1		0.00
5.	JY30A MS	1.0	2.05	2.0		0.1	2.0	90.00
6.	JY30B	1.0	0.76	0.8		0.1		
7.	JY30C	1.0	0.01	< 0.1	U	0.1		
8.	JY30D	1.0	0.01	< 0.1	U	0.1		
9.	CCVR	1.0	2.88	2.9		0.1	3.0	96.67
10.	CCB	1.0	< 0.10	< 0.1	U	0.1		
11.	CCVR	1.0	2.84	2.8		0.1	3.0	93.33
12.	CCB	1.0	< 0.10	< 0.1	U	0.1		
13.	JY30E	20.0	0.58	< 2.0	U	2.0		
14.	JY30F	20.0	0.27	< 2.0	U	2.0		
15.	CCVR	1.0	2.84	2.8		0.1	3.0	93.33
16.	CCB	1.0	< 0.10	< 0.1	U	0.1		

IC Sulfate EPA 300.0 No: 5023
Data Analyst: David A. Paschall Analyzed by: DAP
Comments: Date Analyzed: 9/27/06
Print Date: 9/28/06 13:12 Time Analyzed: 10:58

MAB 9-29-06

ID	DF	Raw	Calc	Qual	RL	SPK	REC/RPD
1. ICVR ERA #20125	1.0	2.98	3.0		0.1	3.0	100.00
2. ICB	1.0	< 0.10	< 0.1	U	0.1		
3. JX10M	1.0	0.10	0.1		0.1		
4. JX10N	1.0	0.07	< 0.1	U	0.1		
5. CCVR	1.0	2.96	3.0		0.1	3.0	100.00
6. CCB	1.0	< 0.10	< 0.1	U	0.1		
7. JY30B	10.0	24.0	24.0		1.0		
8. JY30C	10.0	22.4	22.4		1.0		
9. JY30A MS	10.0	37.4	37.4		1.0	20.0	96.00
10. JY30A	5.0	18.2	18.2		0.5		
11. JY30A DUP	5.0	18.2	18.2		0.5		0.00
12. JY30D	5.0	9.64	9.6		0.5		
13. CCVR	1.0	2.99	3.0		0.1	3.0	100.00
14. CCB	1.0	< 0.10	< 0.1	U	0.1		

1. Component:FLUORIDE
Standard:External Fit Type:Linear
Origin:Force Calibration:Area
r^2=0.998286
Amt=1.735e-006*Resp+0

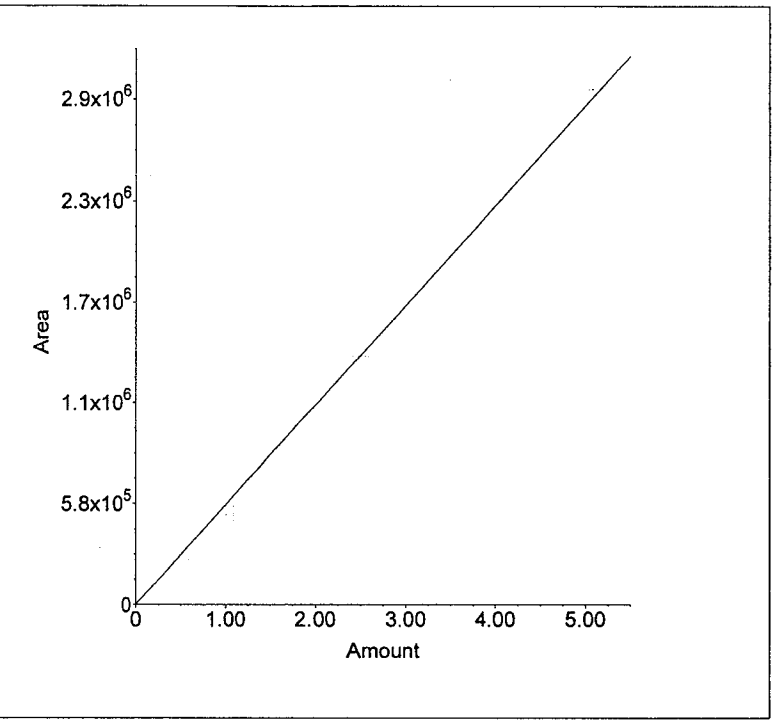

2. Component:CHLORIDE
Standard:External Fit Type:Linear
Origin:Force Calibration:Area
r^2=0.998839
Amt=2.649e-006*Resp+0

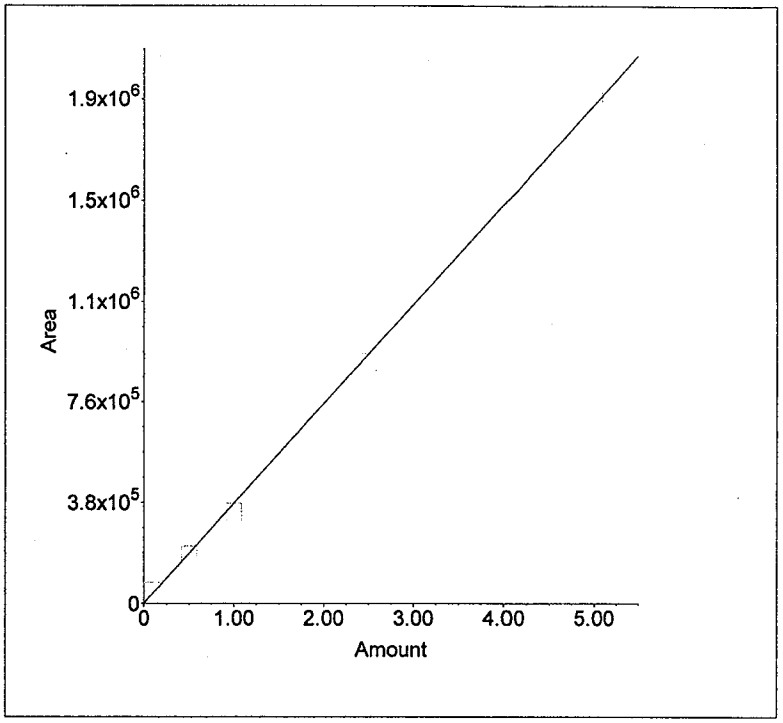

3. Component:NITRITE-N
Standard:External Fit Type:Linear
Origin:Force Calibration:Area
r^2=0.998179
Amt=1.176e-006*Resp+0

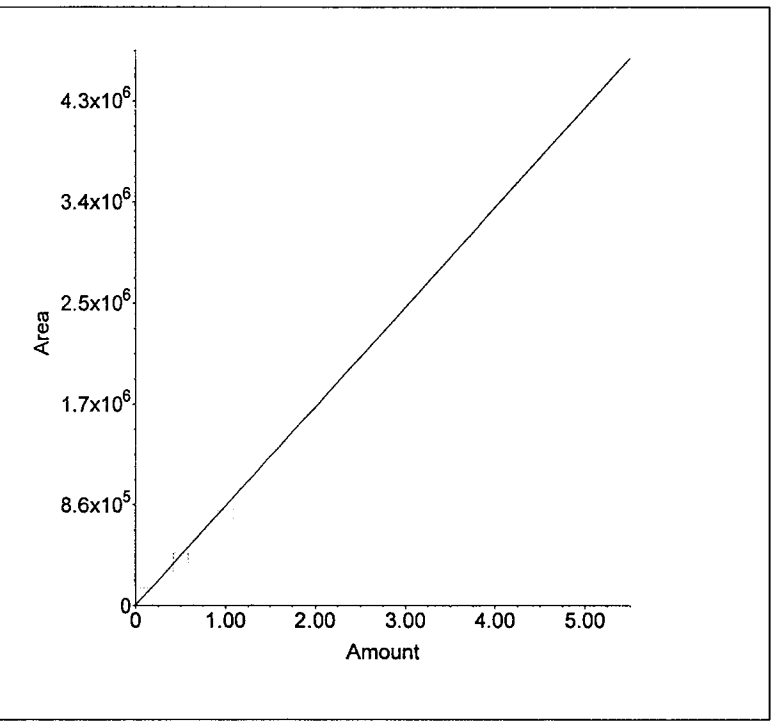

4. Component:BROMIDE
Standard:External Fit Type:Linear
Origin:Force Calibration:Area
r^2=0.999411
Amt=6.779e-006*Resp+0

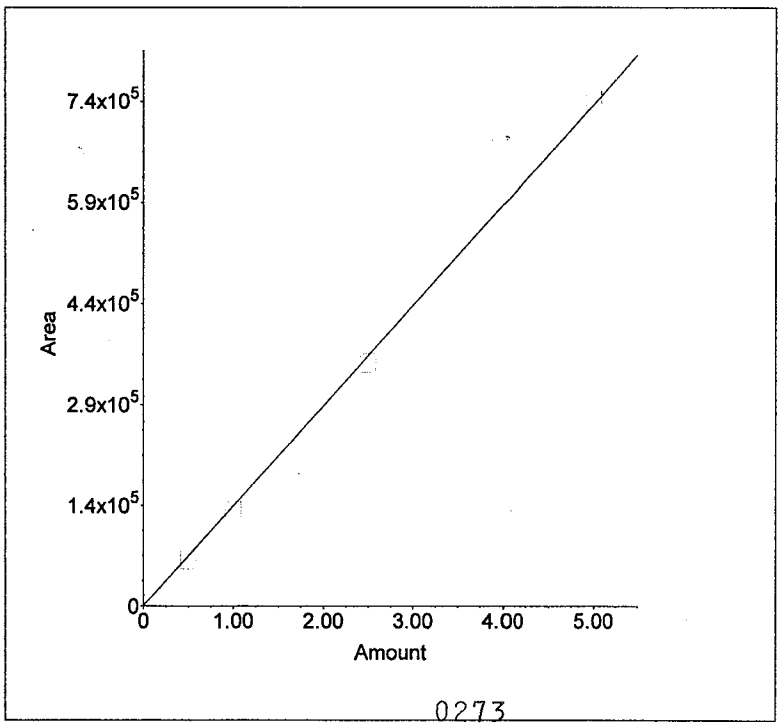

0273

5. Component:NITRATE-N
Standard:External Fit Type:Linear
Origin:Force Calibration:Area
r^2=0.995825
Amt=1.013e-006*Resp+0

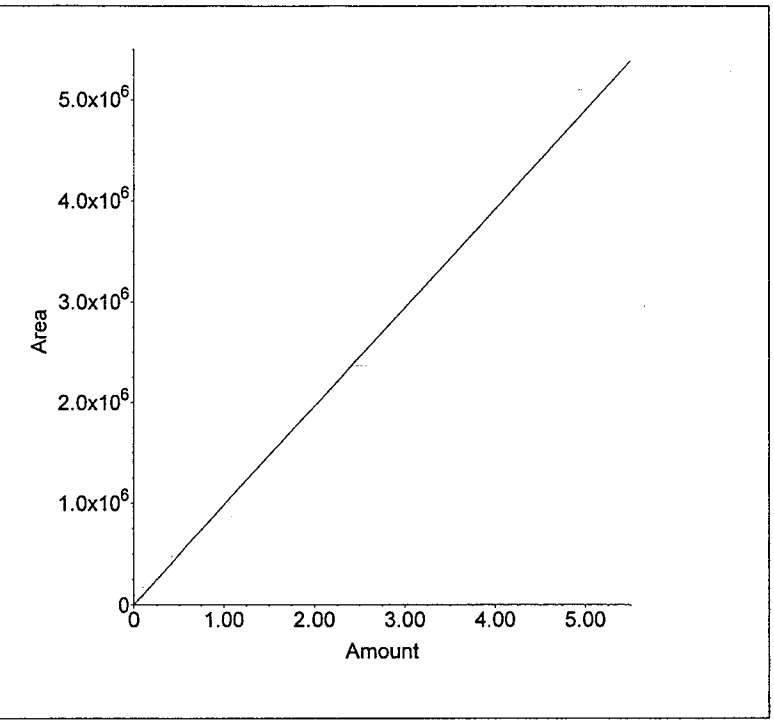

6. Component:PHOSPHATE-P
Standard:External Fit Type:Linear
Origin:Force Calibration:Area
r^2=0.997184
Amt=3.566e-006*Resp+0

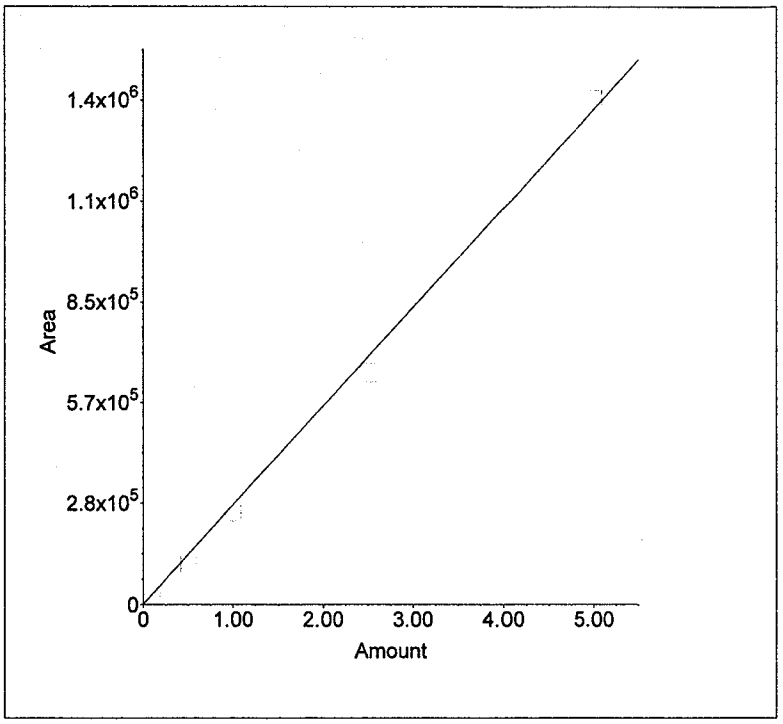

7. Component:SULFATE
Standard:External Fit Type:Linear
Origin:Force Calibration:Area
r^2=0.998592
Amt=4.052e-006*Resp+0

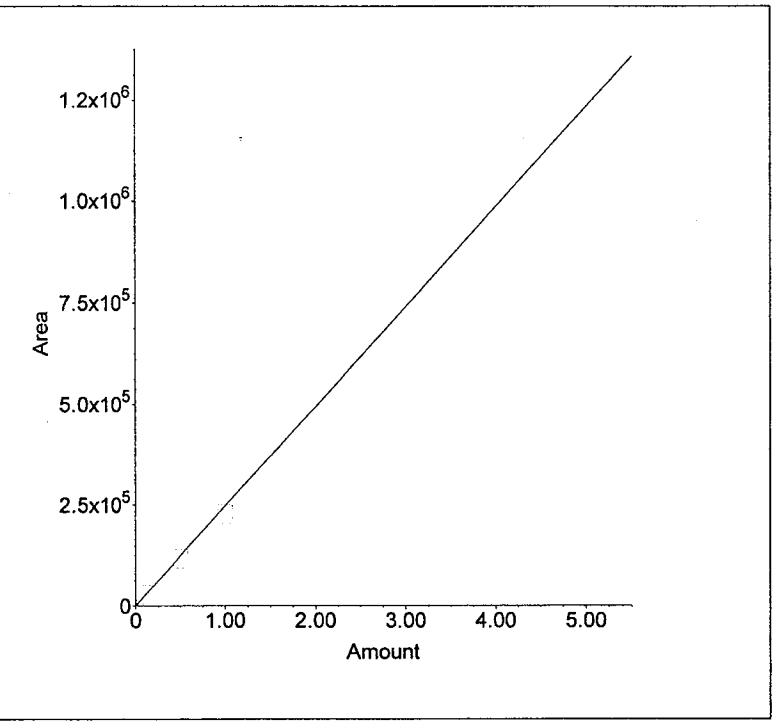

0274

Calibration Update Report

Sample Name : CAL 1
Method File Name : c:\peaknet\method\std.met

Current Date : 9/27/06
Date Time Collected : 9/27/06 10:58:11 AM

Injection Number : 1
Dilution Factor : 1.00
column :

Calibration Date : 9/27/06 11:13:47 AM
Data File Name : ...\SEP2706DAP_001.DXD
Injection Volume : 1.00

Module ID : 34 07 2a
Schedule File Name : ...\sep2706dap.sch

Peak Information : All Peaks

Peak Number	Component Time	Component Name	conc. (ppm)	Cal Response Previous	Cal Response Measured	Cal Response New
1		Unknown 1	0.00			
2		Unknown 2	0.00			
3	4.33	CHLORIDE	0.00	7800	12133	12133
4	11.90	SULFATE	0.00	6563	3063	3063

CAL 1

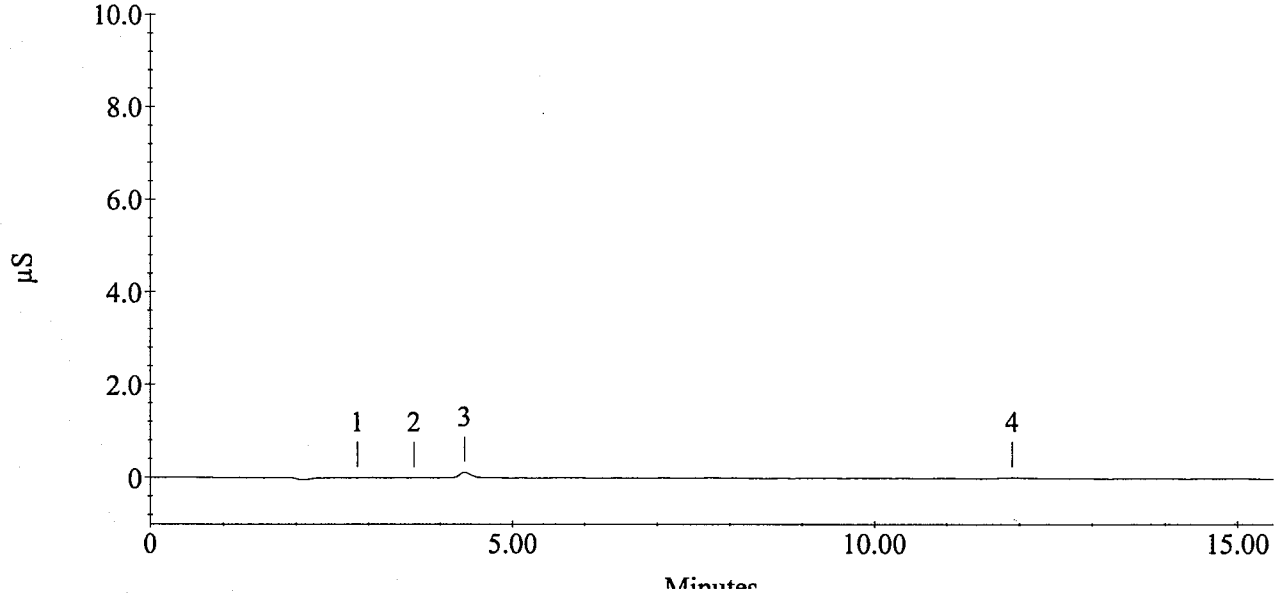

Calibration Update Report

Sample Name : CAL 2
Method File Name : c:\peaknet\method\std.met

Current Date : 9/27/06
Date Time Collected : 9/27/06 11:16:02 AM

Injection Number : 2
Dilution Factor : 1.00
column :

Calibration Date : 9/27/06 11:31:33 AM
Data File Name : ...\SEP2706DAP_002.DXD
Injection Volume : 1.00

Module ID : 34 07 2a
Schedule File Name : ...\sep2706dap.sch

Peak Information : All Peaks

Peak Number	Component Time	Component Name	conc. (ppm)	Cal Response Previous	Cal Response Measured	Cal Response New
1	3.08	FLUORIDE	0.10	46755	56595	56595
2	4.35	CHLORIDE	0.10	51722	44418	44418
3	5.22	NITRITE-N	0.10	69549	68350	68350
4	6.57	BROMIDE	0.10	12418	12062	12062
5	7.73	NITRATE-N	0.10	76905	79766	79766
6	10.38	PHOSPHATE-P	0.10	21543	19547	19547
7	12.00	SULFATE	0.10	22277	27973	27973

CAL 2

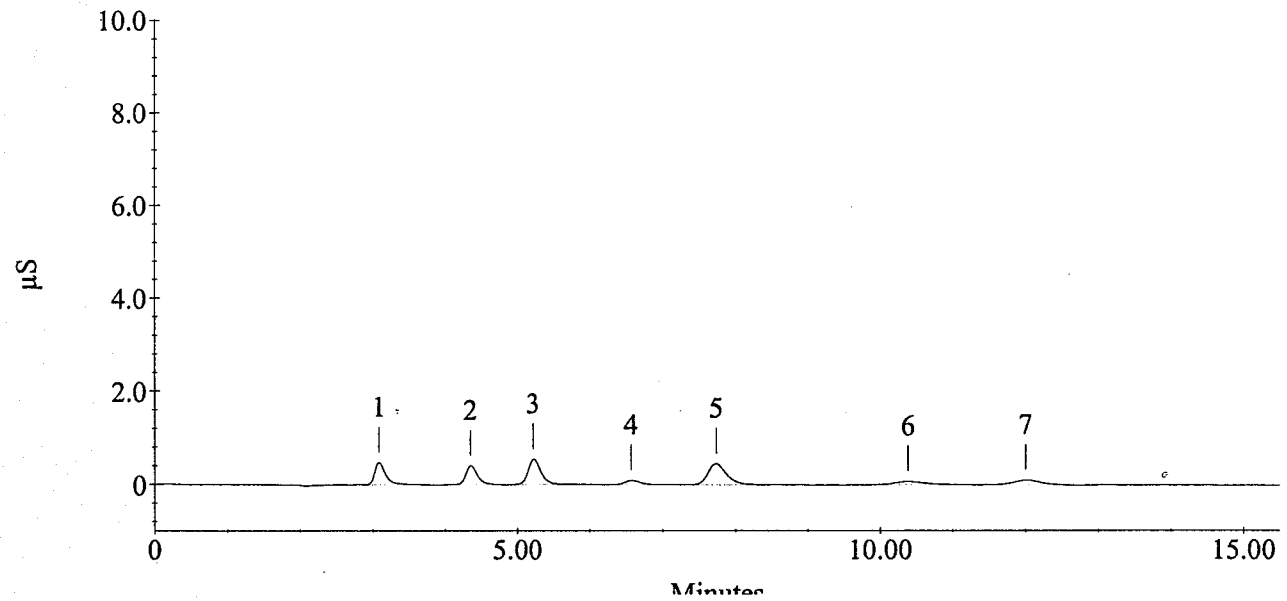

Calibration Update Report

Sample Name : CAL 3
Method File Name : c:\peaknet\method\std.met

Current Date : 9/27/06
Date Time Collected : 9/27/06 11:33:49 AM

Injection Number : 3
Dilution Factor : 1.00
column :

Calibration Date : 9/27/06 11:49:19 AM
Data File Name : ...\SEP2706DAP_003.DXD
Injection Volume : 1.00

Module ID : 34 07 2a
Schedule File Name : ...\sep2706dap.sch

Peak Information : All Peaks

Peak Number	Component Time	Component Name	conc. (ppm)	Cal Response Previous	Cal Response Measured	Cal Response New
1	3.07	FLUORIDE	0.50	243314	247867	247867
2	4.33	CHLORIDE	0.50	173027	181564	181564
3	5.20	NITRITE-N	0.50	360132	366889	366889
4	6.53	BROMIDE	0.50	66565	68220	68220
5	7.63	NITRATE-N	0.50	402671	401976	401976
6	10.33	PHOSPHATE-P	0.50	120605	110096	110096
7	12.02	SULFATE	0.50	111950	116445	116445

CAL 3

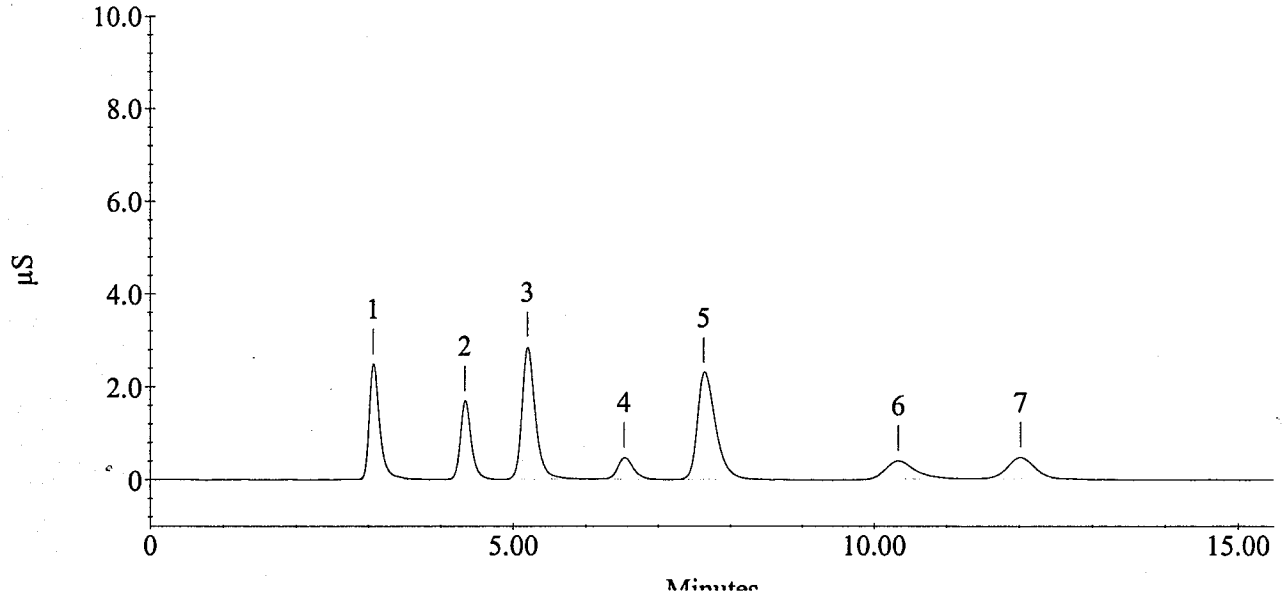

Calibration Update Report

Sample Name : CAL 4
Method File Name : c:\peaknet\method\std.met

Current Date : 9/27/06
Date Time Collected : 9/27/06 11:51:35 AM

Injection Number : 4
Dilution Factor : 1.00
column :

Calibration Date : 9/27/06 12:07:05 PM
Data File Name : ...\SEP2706DAP_004.DXD
Injection Volume : 1.00

Module ID : 34 07 2a
Schedule File Name : ...\sep2706dap.sch

Peak Information : All Peaks

Peak Number	Component Time	Component Name	conc. (ppm)	Cal Response Previous	Cal Response Measured	Cal Response New
1		Unknown 1	0.00			
2	3.07	FLUORIDE	1.00	509898	515397	515397
3	4.33	CHLORIDE	1.00	335393	343155	343155
4	5.20	NITRITE-N	1.00	754440	763206	763206
5	6.52	BROMIDE	1.00	138709	140363	140363
6	7.60	NITRATE-N	1.00	838231	835282	835282
7	10.30	PHOSPHATE-P	1.00	258776	261092	261092
8	12.03	SULFATE	1.00	224873	226990	226990

CAL 4

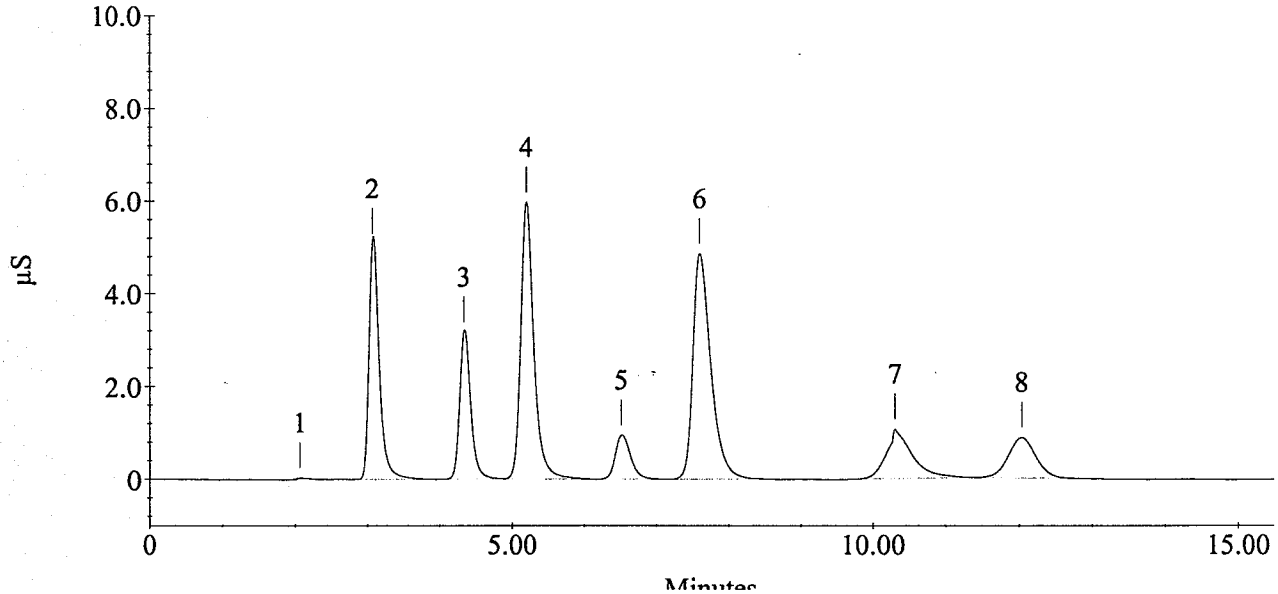

Calibration Update Report

Sample Name : CAL 5
Method File Name : c:\peaknet\method\std.met

Current Date : 9/27/06
Date Time Collected : 9/27/06 12:09:21 PM

Injection Number : 5
Dilution Factor : 1.00
column :

Calibration Date : 9/27/06 12:24:51 PM
Data File Name : ...\SEP2706DAP_005.DXD
Injection Volume : 1.00

Module ID : 34 07 2a
Schedule File Name : ...\sep2706dap.sch

Peak Information : All Peaks

Peak Number	Component Time	Component Name	conc. (ppm)	Cal Response Previous	Cal Response Measured	Cal Response New
1		Unknown 1	0.00			
2	3.08	FLUORIDE	2.50	1362729	1384514	1384514
3	4.33	CHLORIDE	2.50	895513	909574	909574
4	5.18	NITRITE-N	2.50	2019996	2031583	2031583
5	6.48	BROMIDE	2.50	360839	358669	358669
6	7.52	NITRATE-N	2.50	2280073	2291770	2291770
7	10.30	PHOSPHATE-P	2.50	693982	655685	655685
8	12.03	SULFATE	2.50	590475	588193	588193

CAL 5

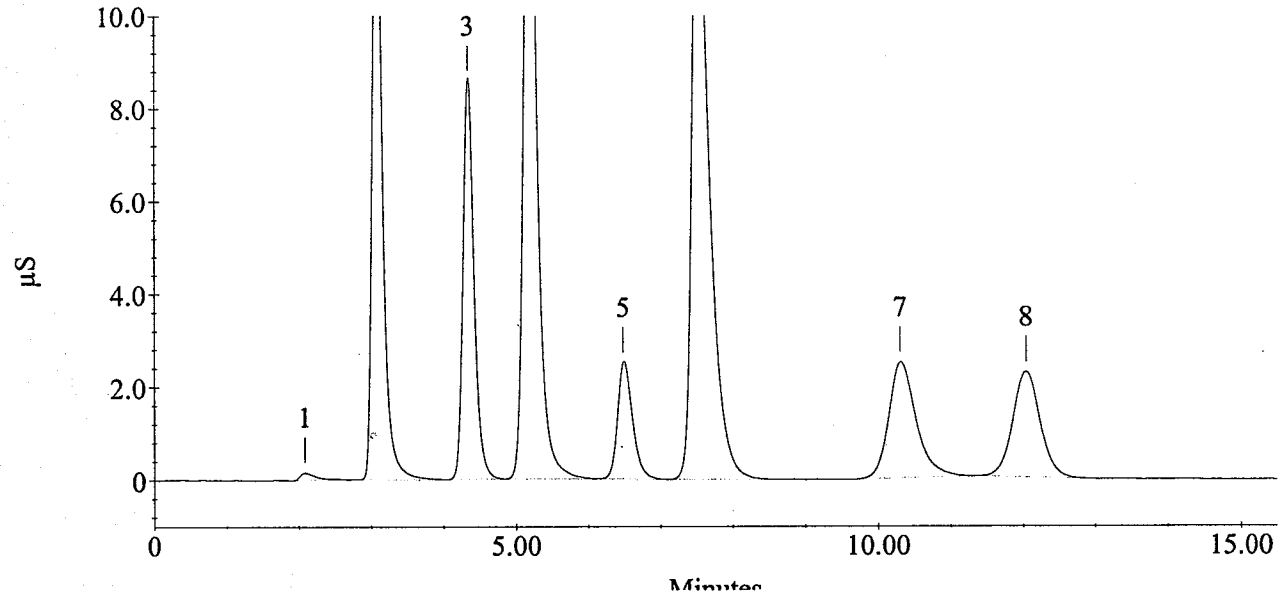

Calibration Update Report

Sample Name : CAL 6
Method File Name : c:\peaknet\method\std.met

Current Date : 9/27/06
Date Time Collected : 9/27/06 12:27:07 PM

Injection Number : 6
Dilution Factor : 1.00
column :

Calibration Date : 9/27/06 12:42:37 PM
Data File Name : ...\SEP2706DAP_006.DXD
Injection Volume : 1.00

Module ID : 34 07 2a
Schedule File Name : ...\sep2706dap.sch

Peak Information : All Peaks

Peak Number	Component Time	Component Name	conc. (ppm)	Cal Response Previous	Cal Response Measured	Cal Response New
1		Unknown 1	0.00			
2	3.08	FLUORIDE	5.00	2882794	2922436	2922436
3	4.35	CHLORIDE	5.00	1881859	1909983	1909983
4	5.20	NITRITE-N	5.00	4274126	4318668	4318668
5	6.47	BROMIDE	5.00	744934	744286	744286
6	7.45	NITRATE-N	5.00	5019245	5051024	5051024
7	10.28	PHOSPHATE-P	5.00	1493410	1428912	1428912
8	12.03	SULFATE	5.00	1227537	1251696	1251696

CAL 6

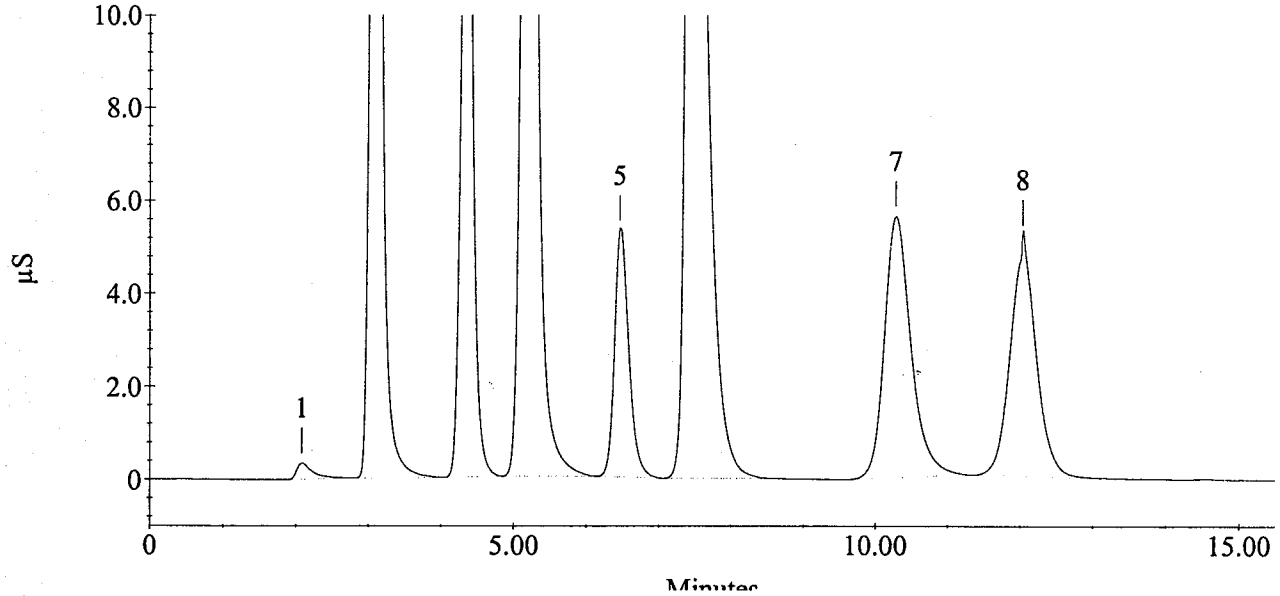

Sample Name : ICV
Method File Name : c:\peaknet\method\std.met

Current Date : 9/27/06
Date Time Collected : 9/27/06 12:44:53 PM

Injection Number : 7
Dilution Factor : 1.00
column :

Calibration Date : 9/27/06 12:42:37 PM
Data File Name : ...\SEP2706DAP_007.DXD
Injection Volume : 1.00

Module ID : 34 07 2a
Schedule File Name : ...\sep2706dap.sch

Peak Information : All Peaks

Pk. Num	Ret Time	Component Name	conc. (ppm)	Height	Area	Bl. Code	%Delta
1	2.08	Unknown 1	0.00	1740	22109	1	
2	3.08	FLUORIDE	2.80	164617	1612053	1	0.00
3	4.33	CHLORIDE	2.77	100328	1045483	1	-0.38
4	5.18	NITRITE-N	2.95	199677	2506899	1	-0.32
5	6.47	BROMIDE	2.86	29990	421237	1	0.00
6	7.47	NITRATE-N	2.84	166466	2804311	1	0.22
7	10.30	PHOSPHATE-P	2.78	29832	780733	1	0.16
8	12.03	SULFATE	2.97	28057	732425	1	0.00
		---total(s)---					
			19.96	720708	9925250		

ICV

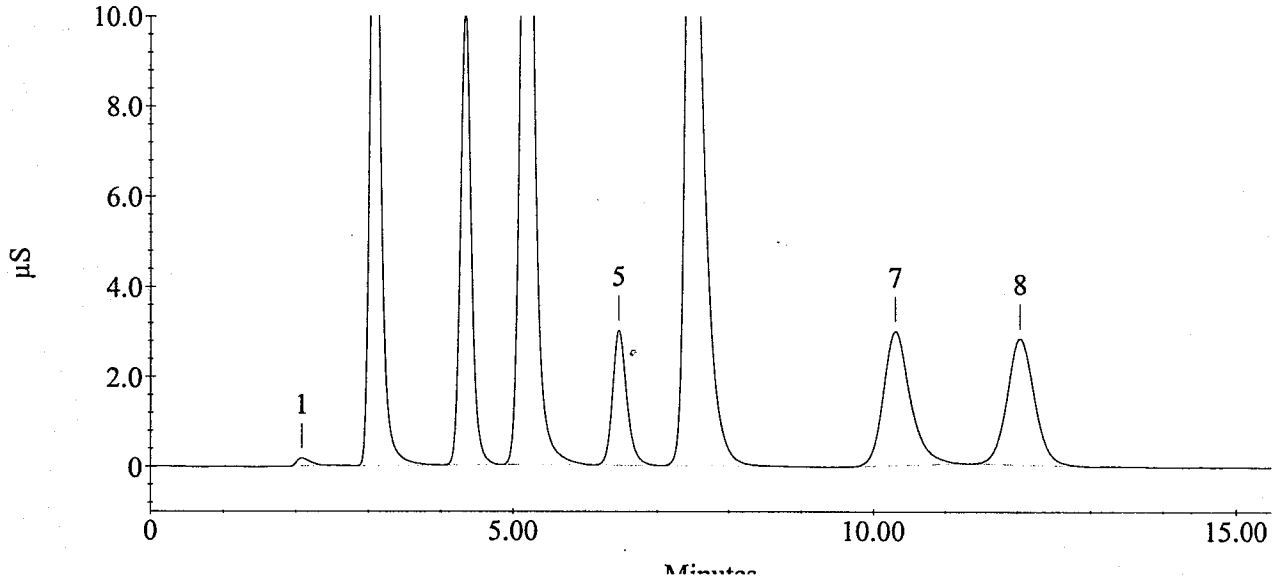

Sample Name : ICB
Method File Name : c:\peaknet\method\std.met

Current Date : 9/27/06
Date Time Collected : 9/27/06 1:02:39 PM

Injection Number : 8
Dilution Factor : 1.00
column :

Calibration Date : 9/27/06 12:42:37 PM
Data File Name : ...\SEP2706DAP_008.DXD
Injection Volume : 1.00

Module ID : 34 07 2a
Schedule File Name : ...\sep2706dap.sch

Peak Information : All Peaks

Pk. Num	Ret Time	Component Name	conc. (ppm)	Height	Area	Bl. Code	%Delta
1	2.52	Unknown 1	0.00	166	3947	1	
2	4.32	CHLORIDE	0.05	1578	18678	1	-0.77
3	7.63	NITRATE-N	0.00	125	1456	1	2.46
		---total(s)---	0.05	1870	24081		

ICB

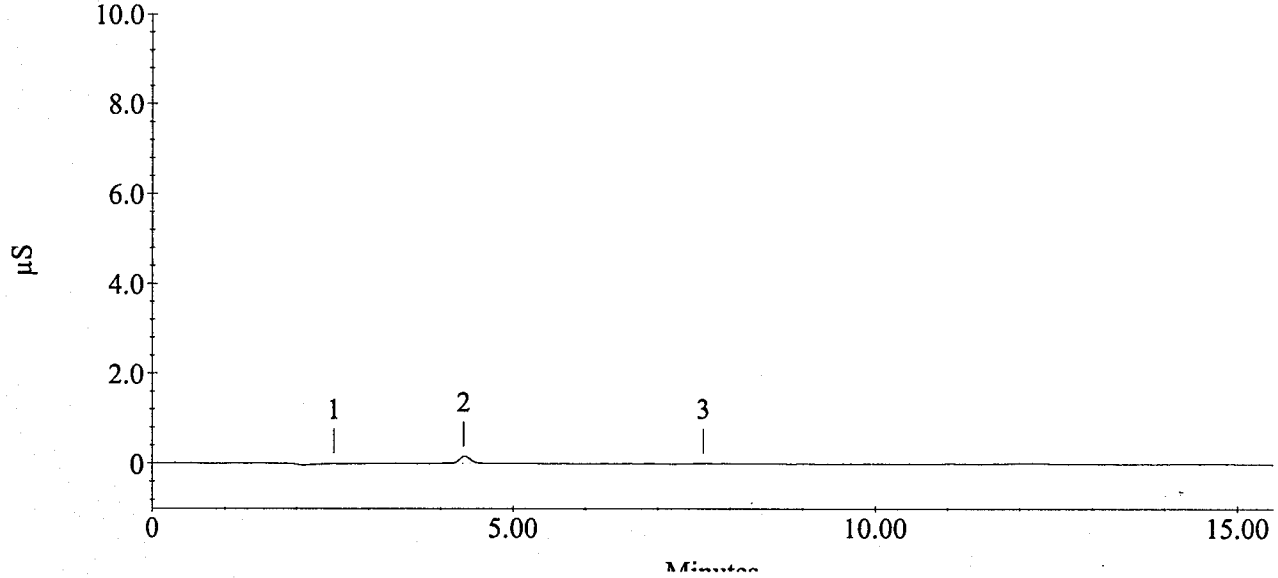

Sample Name : JY30 A1
Method File Name : c:\peaknet\method\std.met

Current Date : 9/27/06
Date Time Collected : 9/27/06 1:20:25 PM

Injection Number : 9
Dilution Factor : 1.00
column :

Calibration Date : 9/27/06 12:42:37 PM
Data File Name : ...\SEP2706DAP_009.DXD
Injection Volume : 1.00

Module ID : 34 07 2a
Schedule File Name : ...\sep2706dap.sch

Peak Information : All Peaks

Pk. Num	Ret Time	Component Name	conc. (ppm)	Height	Area	Bl. Code	%Delta
1	2.08	Unknown 1	0.00	4575	98971	1	
2	3.08	FLUORIDE	0.16	8253	93675	1	0.00
3	4.42	CHLORIDE	8.96	399356	3381795	1	1.53
4	6.50	BROMIDE	0.07	688	9803	1	0.52
5	7.60	NITRATE-N	0.19	11028	185010	1	2.01
6	10.45	PHOSPHATE-P	0.16	1386	45660	1	1.62
7	12.02	SULFATE	20.95	206816	5170835	1	-0.14
		---total(s)---					
			30.49	632102	8985750		

JY30 A1

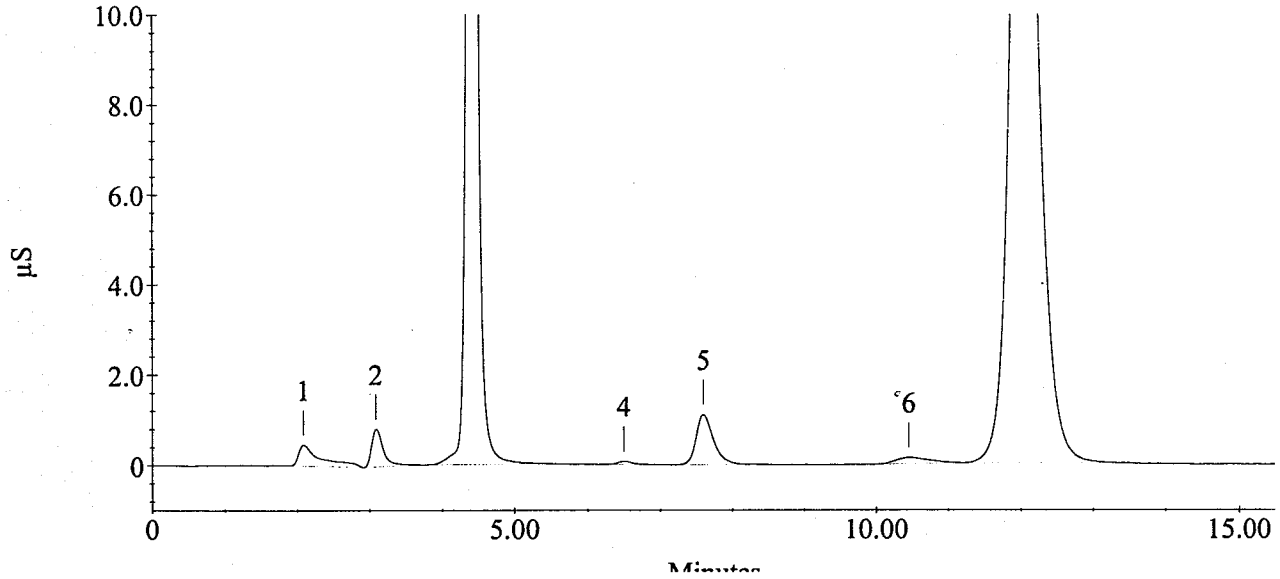

Sample Name : JY30 A1 DUP
Method File Name : c:\peaknet\method\std.met

Current Date : 9/27/06
Date Time Collected : 9/27/06 1:38:12 PM

Injection Number : 10
Dilution Factor : 1.00
column :

Calibration Date : 9/27/06 12:42:37 PM
Data File Name : ...\SEP2706DAP_010.DXD
Injection Volume : 1.00

Module ID : 34 07 2a
Schedule File Name : ...\sep2706dap.sch

Peak Information : All Peaks

Pk. Num	Ret Time	Component Name	conc. (ppm)	Height	Area	Bl. Code	%Delta
1	2.08	Unknown 1	0.00	5027	104906	1	
2	3.08	FLUORIDE	0.17	8271	95501	1	0.00
3	4.42	CHLORIDE	8.89	400976	3355841	1	1.53
4	6.50	BROMIDE	0.07	760	10043	1	0.52
5	7.58	NITRATE-N	0.19	10871	184787	1	1.79
6	10.45	PHOSPHATE-P	0.17	1443	48133	1	1.62
7	12.02	SULFATE	20.86	205915	5148490	1	-0.14
		---total(s)---					
			30.34	633263	8947701		

JY30 A1 DUP

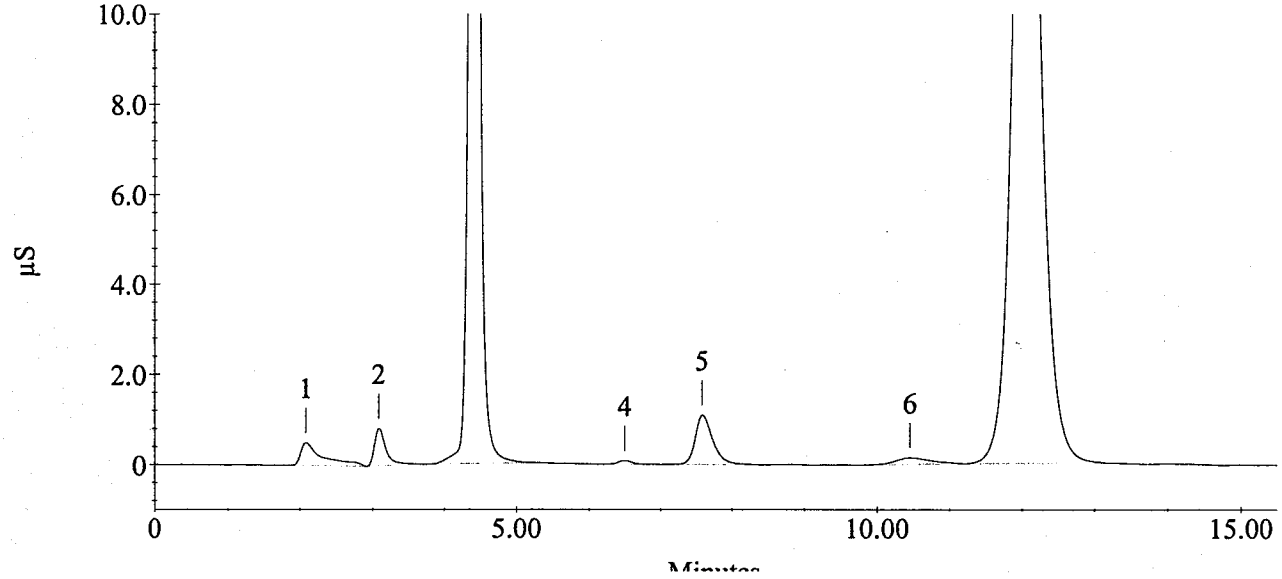

Sample Name : JY30 A1 MS
Method File Name : c:\peaknet\method\std.met

Current Date : 9/27/06
Date Time Collected : 9/27/06 1:55:58 PM

Injection Number : 11
Dilution Factor : 1.00
column :

Calibration Date : 9/27/06 12:42:37 PM
Data File Name : ...\SEP2706DAP_011.DXD
Injection Volume : 1.00

Module ID : 34 07 2a
Schedule File Name : ...\sep2706dap.sch

Peak Information : All Peaks

Pk. Num	Ret Time	Component Name	conc. (ppm)	Height	Area	Bl. Code	%Delta
1	2.08	Unknown 1	0.00	6142	114183	1	
2	3.08	FLUORIDE	2.05	111041	1184308	1	0.00
3	4.42	CHLORIDE	11.31	490712	4267937	1	1.53
4	5.20	NITRITE-N	1.88	138650	1603134	1	0.00
5	6.47	BROMIDE	2.02	21563	298207	1	0.00
6	7.48	NITRATE-N	2.05	123380	2029448	1	0.45
7	10.38	PHOSPHATE-P	1.80	16831	505260	1	0.97
8	12.02	SULFATE	23.14	229859	5711030	1	-0.14
		---total(s)---					
			44.27	1138179	15713509		

JY30 A1 MS

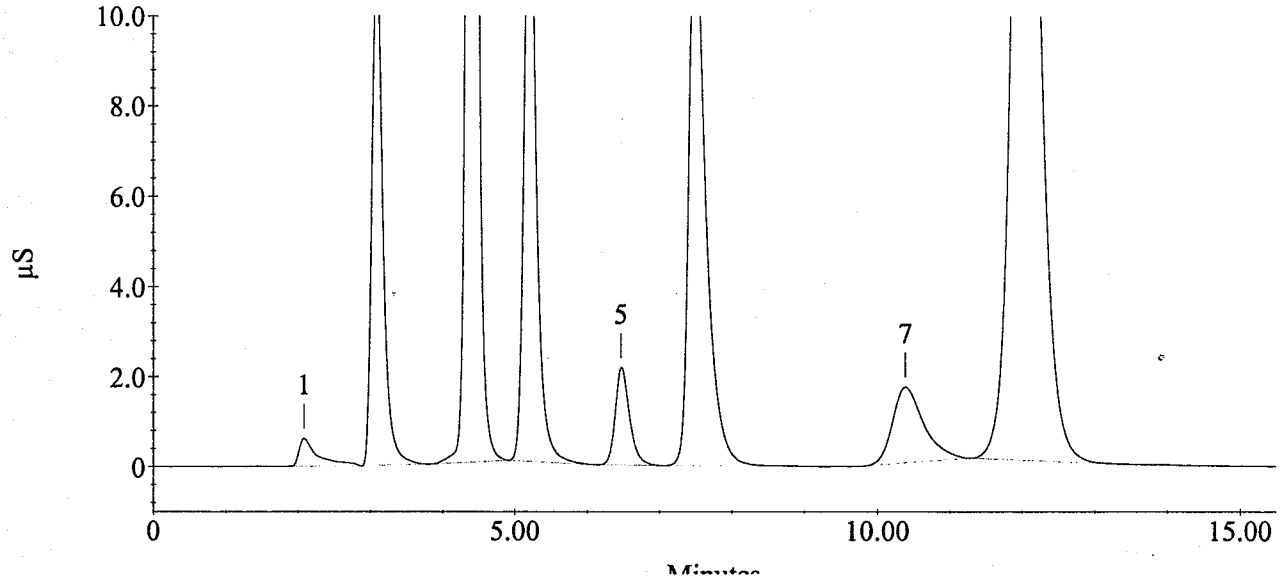

Sample Name : JY30 B1
Method File Name : c:\peaknet\method\std.met

Current Date : 9/27/06
Date Time Collected : 9/27/06 2:13:44 PM

Injection Number : 12
Dilution Factor : 1.00
column :

Calibration Date : 9/27/06 12:42:37 PM
Data File Name : ...\SEP2706DAP_012.DXD
Injection Volume : 1.00

Module ID : 34 07 2a
Schedule File Name : ...\sep2706dap.sch

Peak Information : All Peaks

Pk. Num	Ret Time	Component Name	conc. (ppm)	Height	Area	Bl. Code	%Delta
1	2.08	Unknown 1	0.00	2922	68140	1	
2	3.08	FLUORIDE	0.14	7839	82249	1	0.00
3	4.38	CHLORIDE	4.79	202335	1808191	1	0.77
4	6.47	BROMIDE	0.05	522	7127	1	0.00
5	7.53	NITRATE-N	0.76	44951	748339	1	1.12
6	12.00	SULFATE	29.40	290114	7256777	1	-0.28
		---total(s)---	35.14	548683	9970823		

JY30 B1

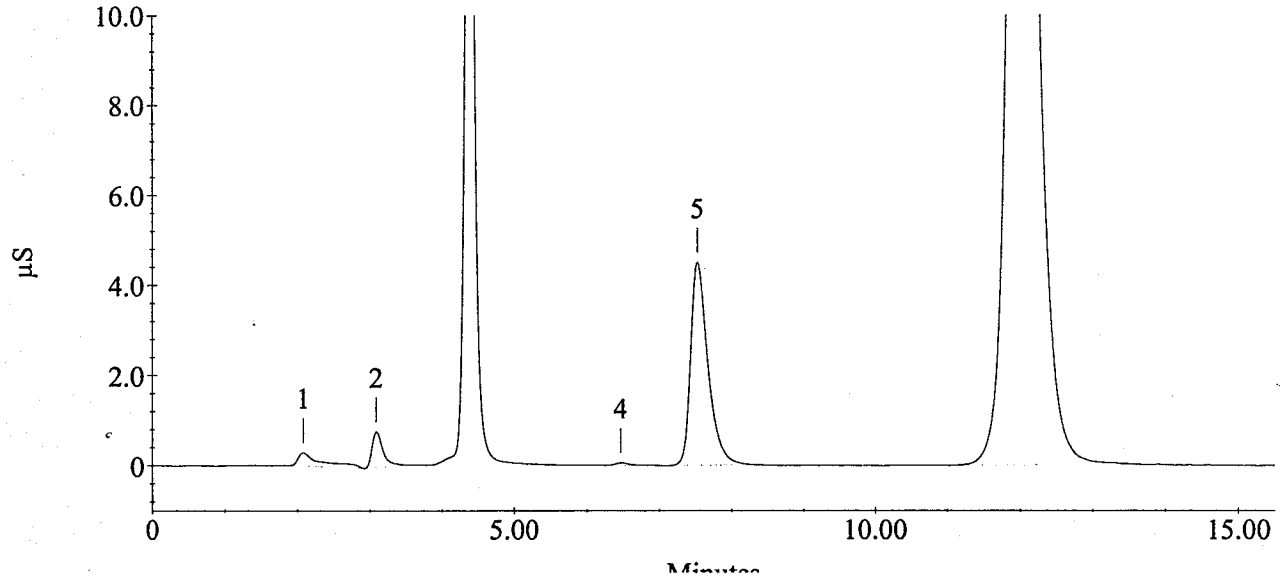

Sample Name : JX30 C1
Method File Name : c:\peaknet\method\std.met

Current Date : 9/27/06
Date Time Collected : 9/27/06 2:31:29 PM

Injection Number : 13
Dilution Factor : 1.00
column :

Calibration Date : 9/27/06 12:42:37 PM
Data File Name : ...\SEP2706DAP_013.DXD
Injection Volume : 1.00

Module ID : 34 07 2a
Schedule File Name : ...\sep2706dap.sch

Peak Information : All Peaks

Pk. Num	Ret Time	Component Name	conc. (ppm)	Height	Area	Bl. Code	%Delta
1	2.08	Unknown 1	0.00	5939	116056	1	
2	3.08	FLUORIDE	0.06	3049	34002	1	0.00
3	4.47	CHLORIDE	15.32	701258	5784106	1	2.68
4	6.48	BROMIDE	0.17	1813	24977	1	0.26
5	7.62	NITRATE-N	0.01	363	5820	1	2.24
6	10.40	PHOSPHATE-P	0.01	170	3924	1	1.13
7	12.02	SULFATE	27.28	270468	6733543	1	-0.14
		---total(s)---	42.86	983059	12702428		

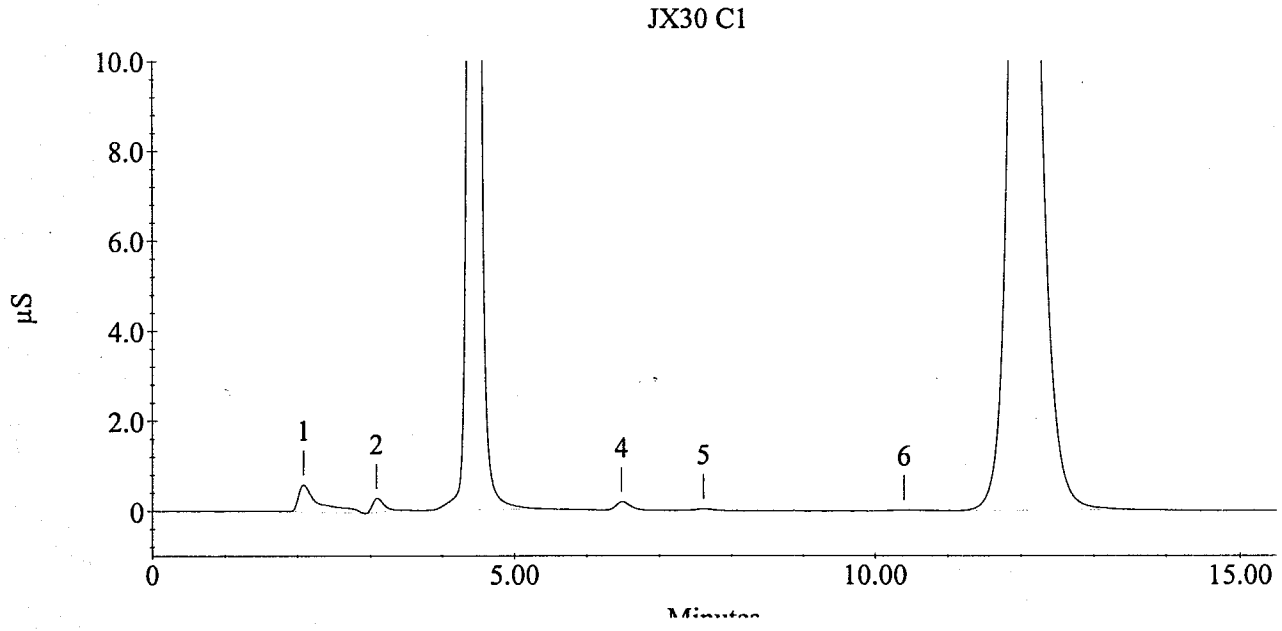

Sample Name : JX30 D1
Method File Name : c:\peaknet\method\std.met

Current Date : 9/27/06
Date Time Collected : 9/27/06 2:49:16 PM

Injection Number : 14
Dilution Factor : 1.00
column :

Calibration Date : 9/27/06 12:42:37 PM
Data File Name : ...\SEP2706DAP_014.DXD
Injection Volume : 1.00

Module ID : 34 07 2a
Schedule File Name : ...\sep2706dap.sch

Peak Information : All Peaks

Pk. Num	Ret Time	Component Name	conc. (ppm)	Height	Area	Bl. Code	%Delta
1	2.08	Unknown 1	0.00	6670	124059	1	
2	3.10	FLUORIDE	0.17	8090	99936	1	0.54
3	4.50	CHLORIDE	13.94	679232	5262740	1	3.45
4	6.50	BROMIDE	0.15	1660	21613	1	0.52
5	7.63	NITRATE-N	0.01	394	7465	1	2.46
6	10.45	PHOSPHATE-P	0.11	1022	31358	1	1.62
7	12.07	SULFATE	10.36	101124	2555831	1	0.28
		---total(s)---	24.74	798191	8103003		

JX30 D1

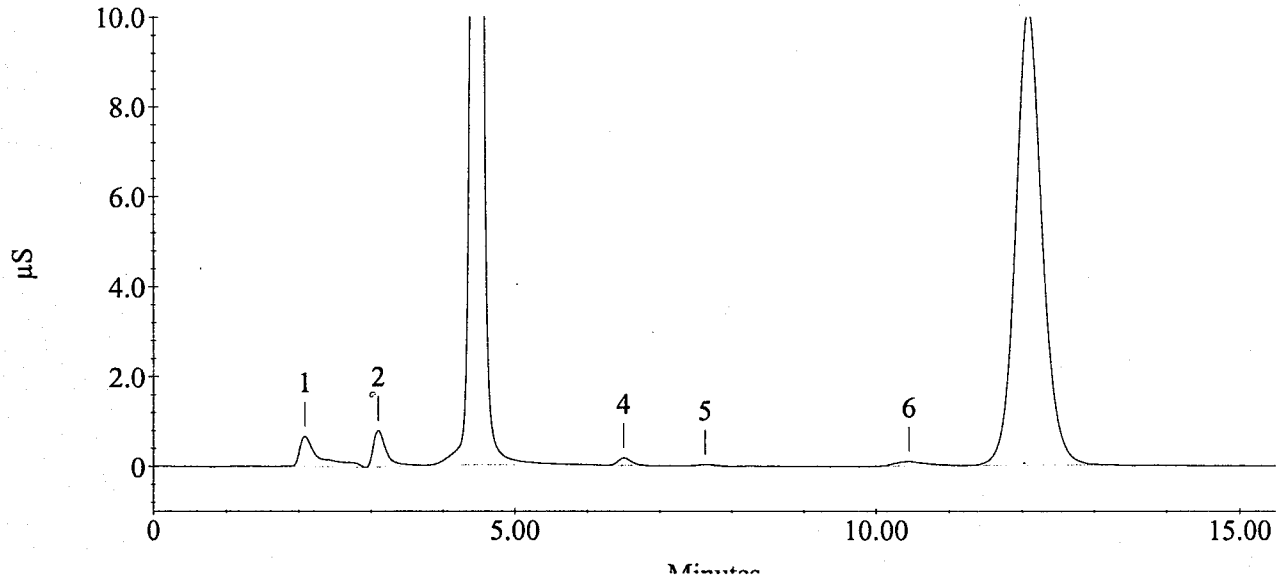

Sample Name : JX30 E1
Method File Name : c:\peaknet\method\std.met

Current Date : 9/27/06
Date Time Collected : 9/27/06 3:07:02 PM

Injection Number : 15
Dilution Factor : 1.00
column :

Calibration Date : 9/27/06 12:42:37 PM
Data File Name : ...\SEP2706DAP_015.DXD
Injection Volume : 1.00

Module ID : 34 07 2a
Schedule File Name : ...\sep2706dap.sch

Peak Information : All Peaks

Pk. Num	Ret Time	Component Name	conc. (ppm)	Height	Area	Bl. Code	%Delta
1	2.02	Unknown 1	0.00	785243	10360693	1	
2	6.80	Unknown 2	0.00	14563414	3043258828	1	
3	8.33	Unknown 3	0.00	7940001	146549473	1	
4	10.08	PHOSPHATE-P	533.19	5799720	149519593	1	-1.94
5	11.18	Unknown 4	0.00	2095748	90806699	1	
		---total(s)---	533.19	31184126	3440495286		

JX30 E1

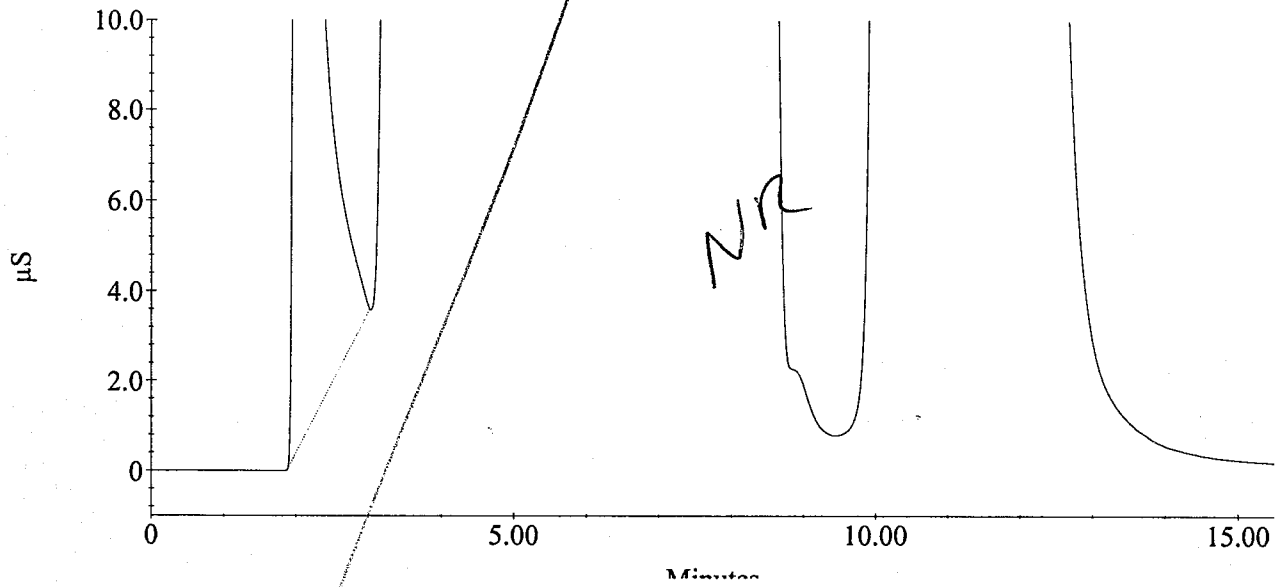

Sample Name : JX30 F1
Method File Name : c:\peaknet\method\std.met

Current Date : 9/27/06
Date Time Collected : 9/27/06 3:24:53 PM

Injection Number : 16
Dilution Factor : 1.00
column :

Calibration Date : 9/27/06 12:42:37 PM
Data File Name : ...\SEP2706DAP_016.DXD
Injection Volume : 1.00

Module ID : 34 07 2a
Schedule File Name : ...\sep2706dap.sch

Peak Information : All Peaks

Pk. Num	Ret Time	Component Name	conc. (ppm)	Height	Area	Bl. Code	%Delta
1	2.00	Unknown 1	0.00	904889	11497670	1	
2	6.82	Unknown 2	0.00	14609936	3121132032	1	
3	8.37	Unknown 3	0.00	8370138	137484113	1	
4	10.02	PHOSPHATE-P	581.64	6053533	163106647	1	-2.59
5	11.22	Unknown 4	0.00	2073734	94185751	1	
		---total(s)---	581.64	32012230	3527406214		

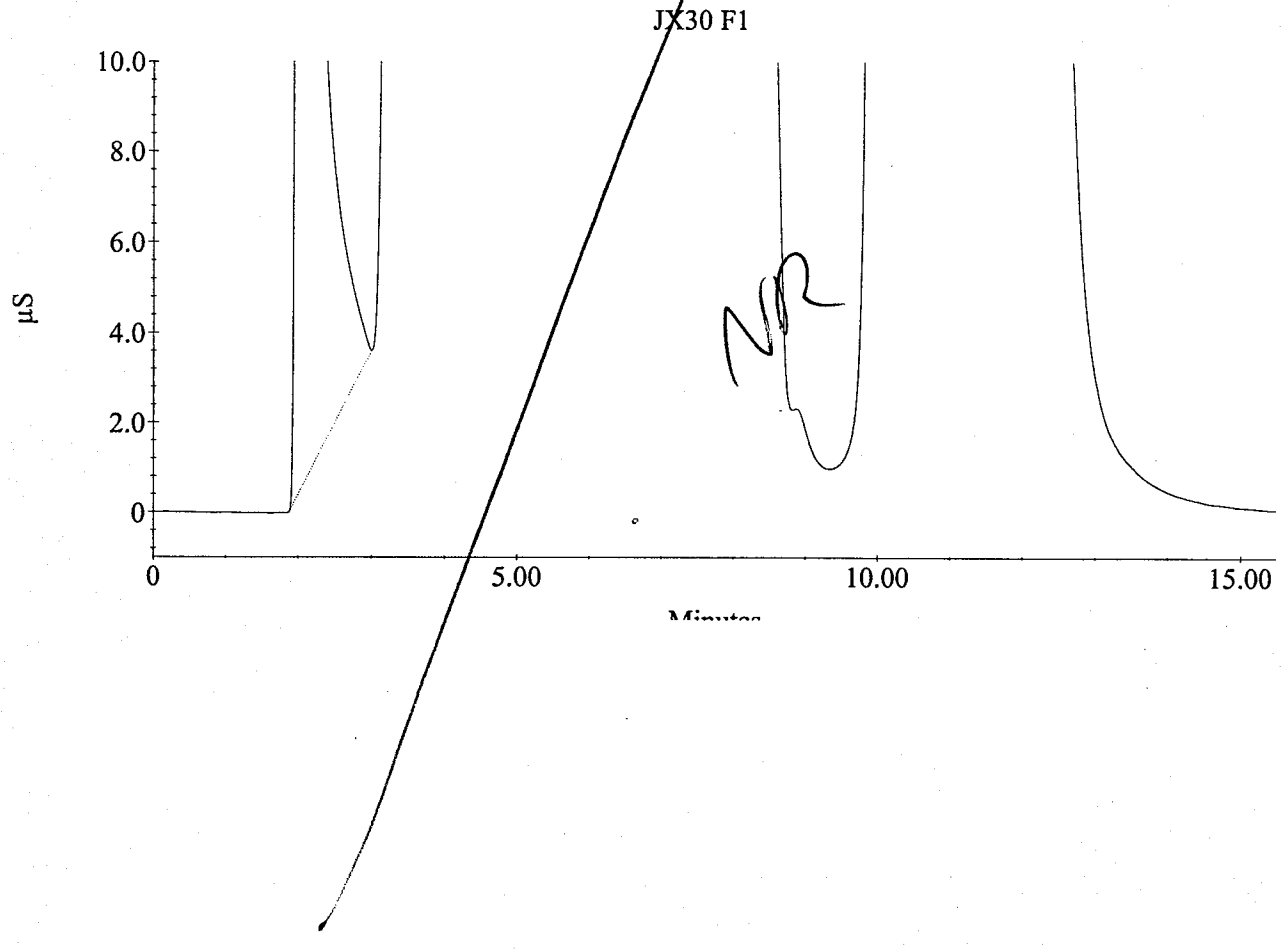

Sample Name : CCV
Method File Name : c:\peaknet\method\std.met

Current Date : 9/27/06
Date Time Collected : 9/27/06 3:42:44 PM

Injection Number : 17
Dilution Factor : 1.00
column :

Calibration Date : 9/27/06 12:42:37 PM
Data File Name : ...\SEP2706DAP_017.DXD
Injection Volume : 1.00

Module ID : 34 07 2a
Schedule File Name : ...\sep2706dap.sch

Peak Information : All Peaks

Pk. Num	Ret Time	Component Name	conc. (ppm)	Height	Area	Bl. Code	%Delta
1	2.07	Unknown 1	0.00	1920	23883	1	
2	3.08	FLUORIDE	2.80	162627	1612890	1	0.00
3	4.35	CHLORIDE	2.81	102202	1060513	1	0.00
4	5.18	NITRITE-N	2.96	199016	2520275	1	-0.32
5	6.47	BROMIDE	2.90	30432	427630	1	0.00
6	7.47	NITRATE-N	2.88	169435	2841890	1	0.22
7	10.35	PHOSPHATE-P	2.80	29641	783921	1	0.65
8	12.12	SULFATE	2.98	28302	735393	1	0.69
9	13.53	Unknown 2	0.00	108	1137	1	
		---total(s)---					
			20.12	723684	10007532		

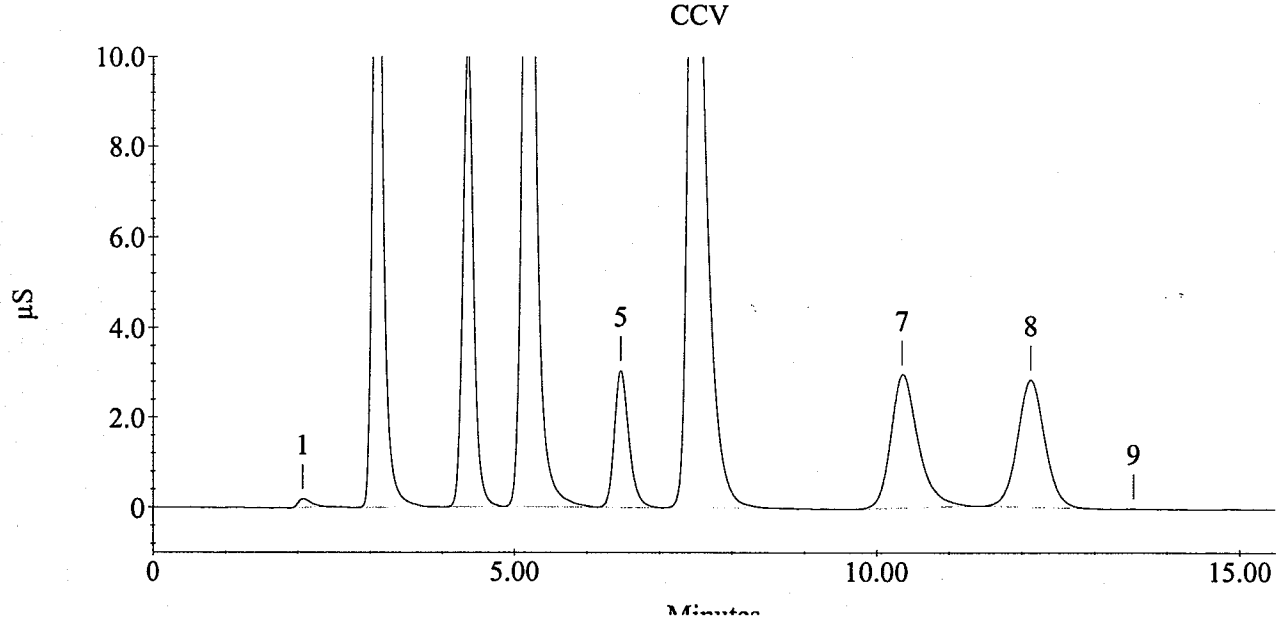

Sample Name : CCB
Method File Name : c:\peaknet\method\std.met

Current Date : 9/27/06
Date Time Collected : 9/27/06 4:00:31 PM

Injection Number : 18
Dilution Factor : 1.00
column :

Calibration Date : 9/27/06 12:42:37 PM
Data File Name : ...\SEP2706DAP_018.DXD
Injection Volume : 1.00

Module ID : 34 07 2a
Schedule File Name : ...\sep2706dap.sch

Peak Information : All Peaks

Pk. Num	Ret Time	Component Name	conc. (ppm)	Height	Area	Bl. Code	%Delta
1	2.78	Unknown 1	0.00	162	8298	1	
2	4.33	CHLORIDE	0.09	3148	35374	1	-0.38
3	7.62	NITRATE-N	0.00	119	1156	1	2.24
4	12.17	SULFATE	0.01	183	3403	1	1.11
		---total(s)---	0.11	3612	48232		

CCB

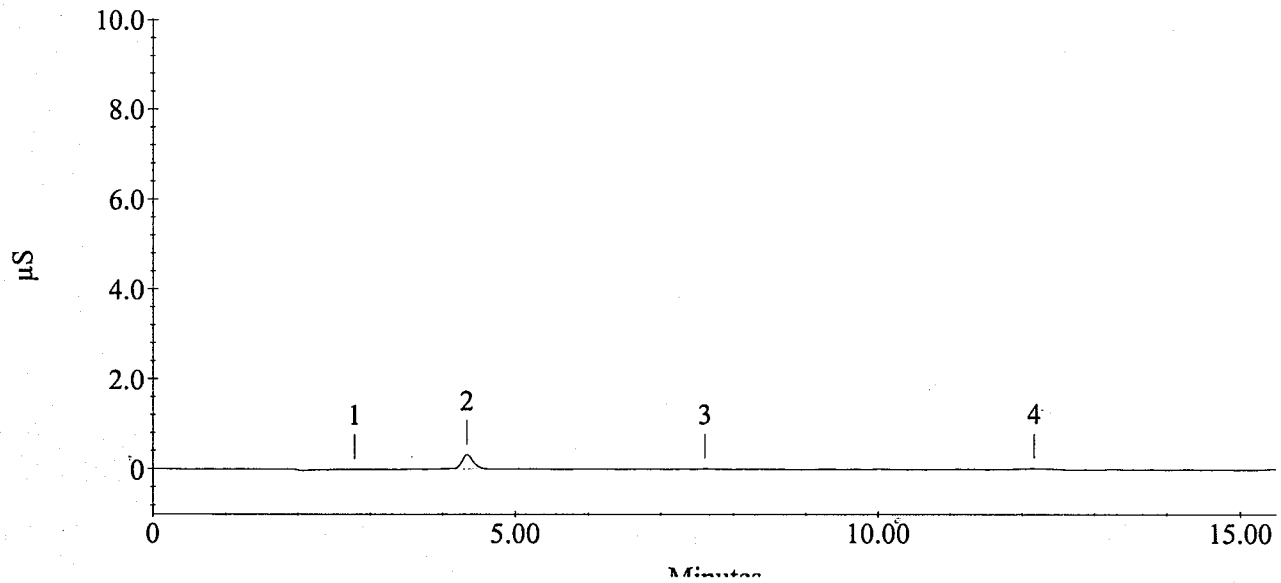

Sample Name : JX10 F2
Method File Name : c:\peaknet\method\std.met

Current Date : 9/27/06
Date Time Collected : 9/27/06 4:18:16 PM

Injection Number : 19
Dilution Factor : 5.00
column :

Calibration Date : 9/27/06 12:42:37 PM
Data File Name : ...\SEP2706DAP_019.DXD
Injection Volume : 1.00

Module ID : 34 07 2a
Schedule File Name : ...\sep2706dap.sch

Peak Information : All Peaks

Pk. Num	Ret Time	Component Name	conc. (ppm)	Height	Area	Bl. Code	%Delta
1	2.07	Unknown 1	0.00	8789	146364	1	
2	3.08	FLUORIDE	0.25	2429	28565	1	0.00
3	3.43	Unknown 2	0.00	355	4854	1	
4	4.58	Unknown 3	0.00	1189465	10238411	1	
5	6.52	BROMIDE	0.62	1266	18167	1	0.77
6	7.68	NITRATE-N	0.01	132	1189	1	3.13
7	12.13	SULFATE	23.73	45950	1171181	1	0.83
		---total(s)---	24.60	1248387	11608731		

JX10 F2

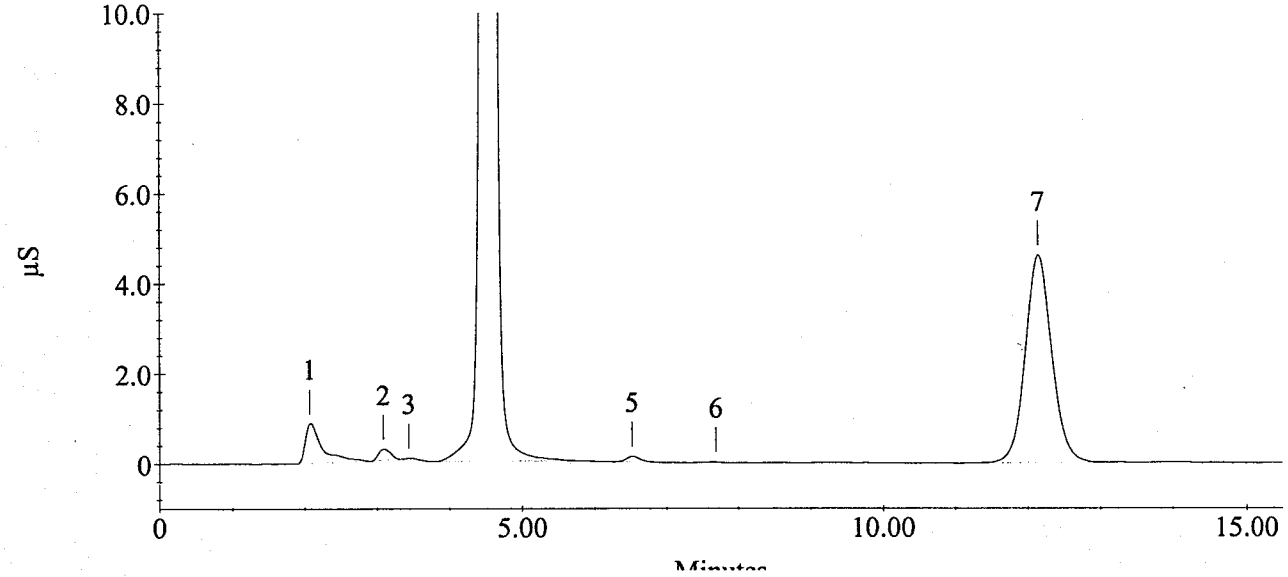

Sample Name : JX10 G2
Method File Name : c:\peaknet\method\std.met

Current Date : 9/27/06
Date Time Collected : 9/27/06 4:36:02 PM

Injection Number : 20
Dilution Factor : 5.00
column :

Calibration Date : 9/27/06 12:42:37 PM
Data File Name : ...\SEP2706DAP_020.DXD
Injection Volume : 1.00

Module ID : 34 07 2a
Schedule File Name : ...\sep2706dap.sch

Peak Information : All Peaks

Pk. Num	Ret Time	Component Name	conc. (ppm)	Height	Area	Bl. Code	%Delta
1	2.08	Unknown 1	0.00	8544	140623	1	
2	3.10	FLUORIDE	0.23	2293	26464	1	0.54
3	4.55	Unknown 2	0.00	810214	6484304	1	
4	6.52	BROMIDE	0.43	945	12613	1	0.77
5	7.65	NITRATE-N	0.03	388	5869	1	2.68
6	12.15	SULFATE	16.57	31816	817653	1	0.97
		---total(s)---	17.25	854201	7487526		

JX10 G2

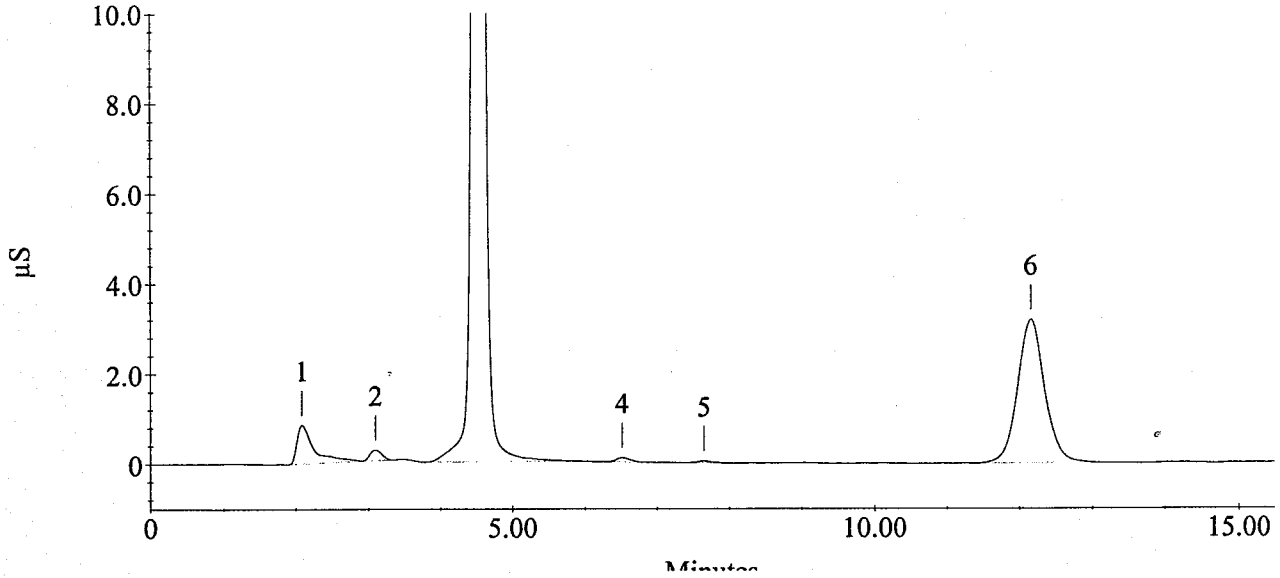

Sample Name : JX10 F2
Method File Name : c:\peaknet\method\std.met

Current Date : 9/27/06
Date Time Collected : 9/27/06 4:53:48 PM

Injection Number : 21
Dilution Factor : 2.00
column :

Calibration Date : 9/27/06 12:42:37 PM
Data File Name : ...\SEP2706DAP_021.DXD
Injection Volume : 1.00

Module ID : 34 07 2a
Schedule File Name : ...\sep2706dap.sch

Peak Information : All Peaks

Pk. Num	Ret Time	Component Name	conc. (ppm)	Height	Area	Bl. Code	%Delta
1	2.07	Unknown 1	0.00	22506	375465	1	
2	3.10	FLUORIDE	0.36	4206	103678	1	0.54
3	4.88	Unknown 2	0.00	2368035	27141666	1	
4	6.60	BROMIDE	0.57	3254	42129	1	2.06
5	7.68	NITRATE-N	0.01	226	4058	1	3.13
6	12.17	SULFATE	25.49	126952	3145017	1	1.11
		---total(s)---	26.43	2525179	30812015		

JX10 F2

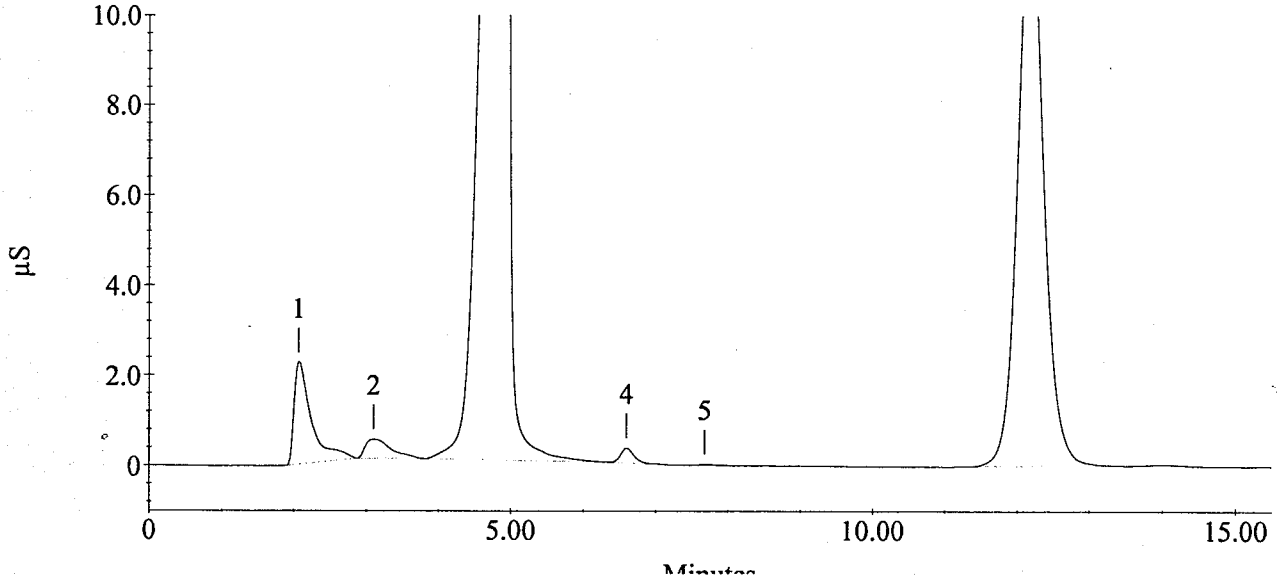

Sample Name : JX10 G2
Method File Name : c:\peaknet\method\std.met

Current Date : 9/27/06
Date Time Collected : 9/27/06 5:11:34 PM

Injection Number : 22
Dilution Factor : 2.00
column :

Calibration Date : 9/27/06 12:42:37 PM
Data File Name : ...\SEP2706DAP_022.DXD
Injection Volume : 1.00

Module ID : 34 07 2a
Schedule File Name : ...\sep2706dap.sch

Peak Information : All Peaks

Pk. Num	Ret Time	Component Name	conc. (ppm)	Height	Area	Bl. Code	%Delta
1	2.07	Unknown 1	0.00	21436	362010	1	
2	3.10	FLUORIDE	0.33	3901	94262	1	0.54
3	4.85	Unknown 2	0.00	1878321	17413435	1	
4	6.60	BROMIDE	0.48	2654	35407	1	2.06
5	12.18	SULFATE	17.37	85337	2143119	1	1.25
		---total(s)---	18.17	1991649	20048232		

JX10 G2

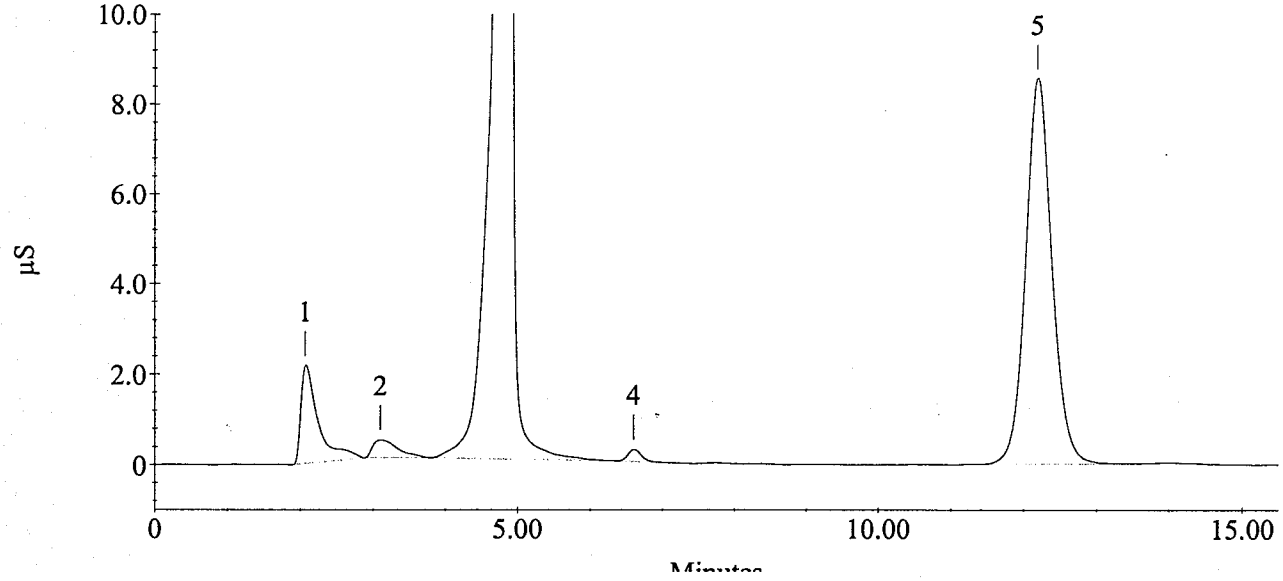

Sample Name : JX10 M2
Method File Name : c:\peaknet\method\std.met

Current Date : 9/27/06
Date Time Collected : 9/27/06 5:29:20 PM

Injection Number : 23
Dilution Factor : 1.00
column :

Calibration Date : 9/27/06 12:42:37 PM
Data File Name : ...\SEP2706DAP_023.DXD
Injection Volume : 1.00

Module ID : 34 07 2a
Schedule File Name : ...\sep2706dap.sch

Peak Information : All Peaks

Pk. Num	Ret Time	Component Name	conc. (ppm)	Height	Area	Bl. Code	%Delta
1	2.07	Unknown 1	0.00	43841	698183	1	
2	3.08	FLUORIDE	0.08	3032	45768	1	0.00
3	5.32	NITRITE-N	73.36	3931666	62401274	1	2.24
4	6.80	Unknown 2	0.00	4849	57439	1	
5	12.35	SULFATE	0.10	933	23482	1	2.63
6	13.98	Unknown 3	0.00	274	5735	1	
		---total(s)---	73.53	3984595	63231881		

JX10 M2

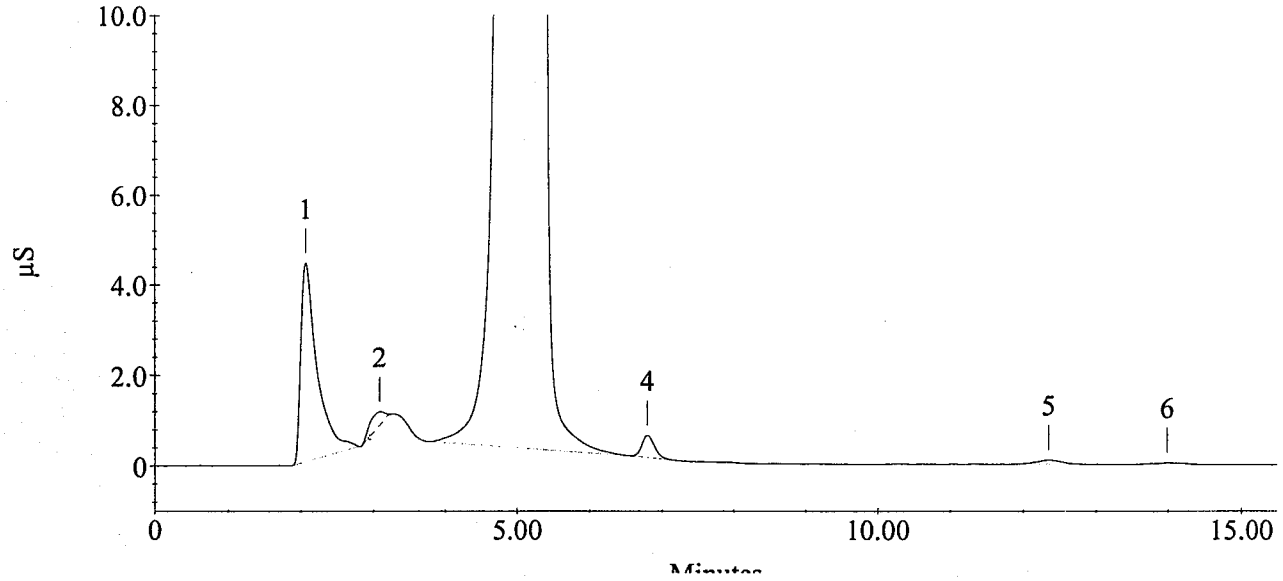

Sample Name : JX10 N2
Method File Name : c:\peaknet\method\std.met

Current Date : 9/27/06
Date Time Collected : 9/27/06 5:47:07 PM

Injection Number : 24
Dilution Factor : 1.00
column :

Calibration Date : 9/27/06 12:42:37 PM
Data File Name : ...\SEP2706DAP_024.DXD
Injection Volume : 1.00

Module ID : 34 07 2a
Schedule File Name : ...\sep2706dap.sch

Peak Information : All Peaks

Pk. Num	Ret Time	Component Name	conc. (ppm)	Height	Area	Bl. Code	%Delta
1	2.07	Unknown 1	0.00	12798	163215	1	
2	3.12	FLUORIDE	0.30	9923	174125	1	1.08
3	4.72	Unknown 2	0.00	721169	4891670	1	
4	6.58	BROMIDE	0.10	1119	14286	1	1.80
5	7.72	NITRATE-N	0.00	185	2218	1	3.58
6	12.22	SULFATE	0.07	660	16463	1	1.52
		---total(s)---	0.47	745854	5261977		

JX10 N2

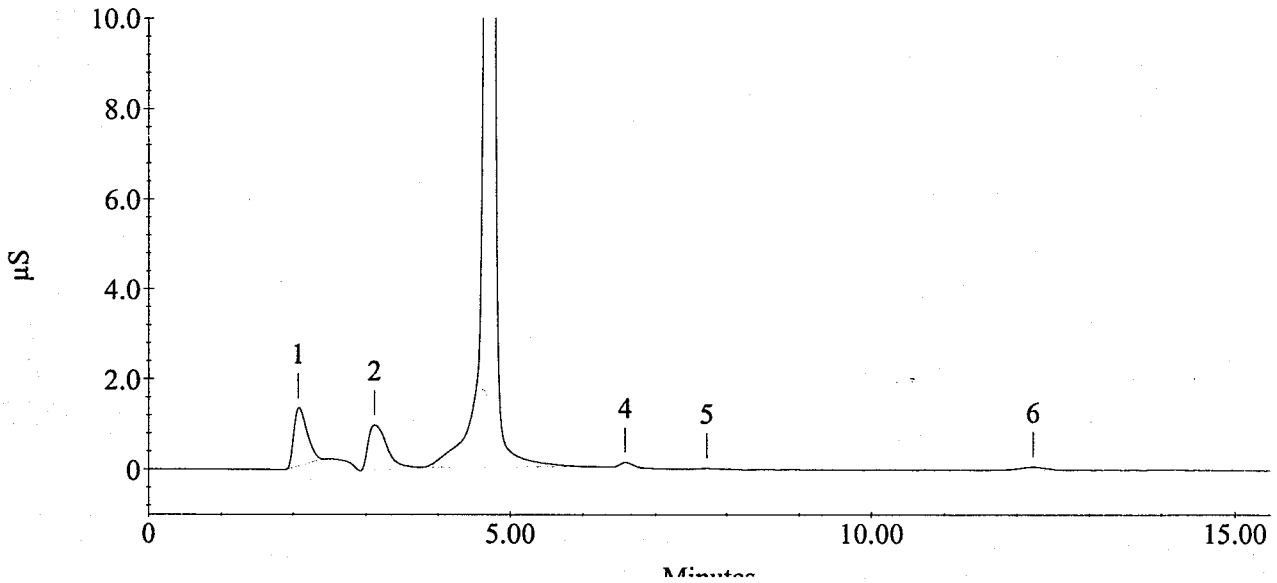

Sample Name : CCV
Method File Name : c:\peaknet\method\std.met

Current Date : 9/27/06
Date Time Collected : 9/27/06 6:04:53 PM

Injection Number : 25
Dilution Factor : 1.00
column :

Calibration Date : 9/27/06 12:42:37 PM
Data File Name : ...\SEP2706DAP_025.DXD
Injection Volume : 1.00

Module ID : 34 07 2a
Schedule File Name : ...\sep2706dap.sch

Peak Information : All Peaks

Pk. Num	Ret Time	Component Name	conc. (ppm)	Height	Area	Bl. Code	%Delta
1	2.08	Unknown 1	0.00	1985	28767	1	
2	3.08	FLUORIDE	2.80	162034	1613579	1	0.00
3	4.33	CHLORIDE	2.78	100136	1050210	1	-0.38
4	5.18	NITRITE-N	2.95	201017	2508151	1	-0.32
5	6.45	BROMIDE	2.87	30285	422809	1	-0.26
6	7.45	NITRATE-N	2.84	169140	2803930	1	0.00
7	10.35	PHOSPHATE-P	2.78	29734	778570	1	0.65
8	12.10	SULFATE	2.96	28227	729580	1	0.55
9	14.68	Unknown 2	0.00	131	1700	1	
		---total(s)---					
			19.97	722689	9937295		

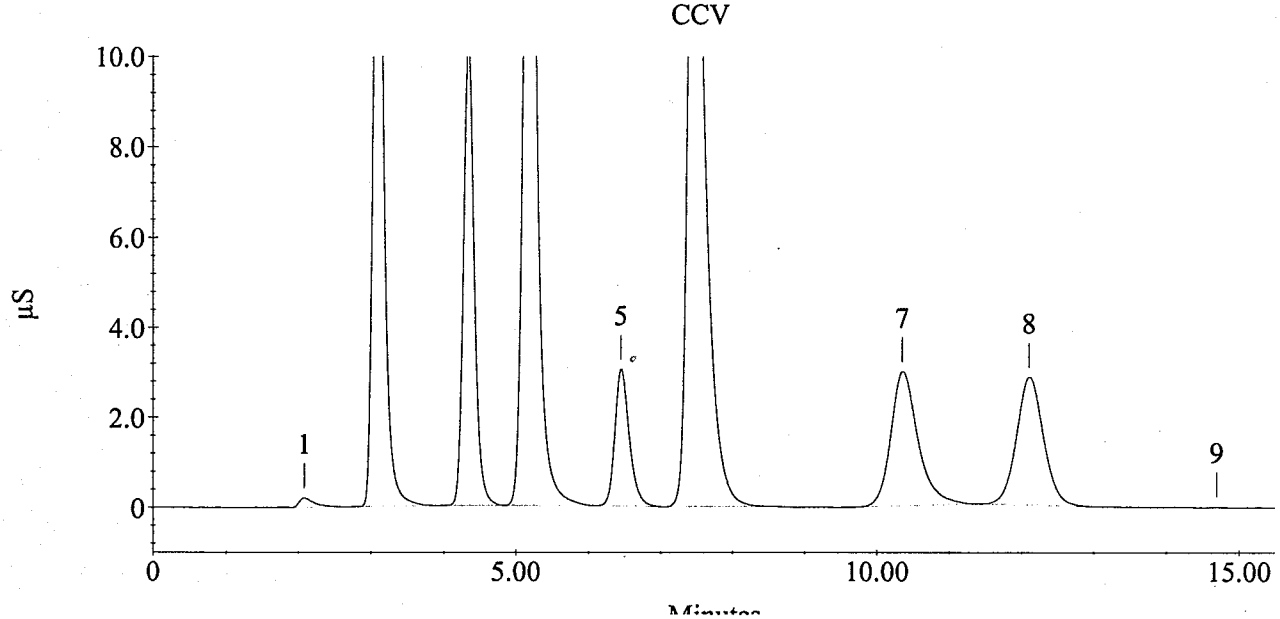

Sample Name : CCB
Method File Name : c:\peaknet\method\std.met

Current Date : 9/27/06
Date Time Collected : 9/27/06 6:22:40 PM

Injection Number : 26
Dilution Factor : 1.00
column :

Calibration Date : 9/27/06 12:42:37 PM
Data File Name : ...\SEP2706DAP_026.DXD
Injection Volume : 1.00

Module ID : 34 07 2a
Schedule File Name : ...\sep2706dap.sch

Peak Information : All Peaks

Pk. Num	Ret Time	Component Name	conc. (ppm)	Height	Area	Bl. Code	%Delta
1	3.08	FLUORIDE	0.01	109	6341	1	0.00
2	4.33	CHLORIDE	0.06	1804	21787	1	-0.38
3	7.60	NITRATE-N	0.00	107	1184	1	2.01
4	12.03	SULFATE	0.02	202	5084	1	0.00
		---total(s)---					
			0.09	2222	34396		

CCB

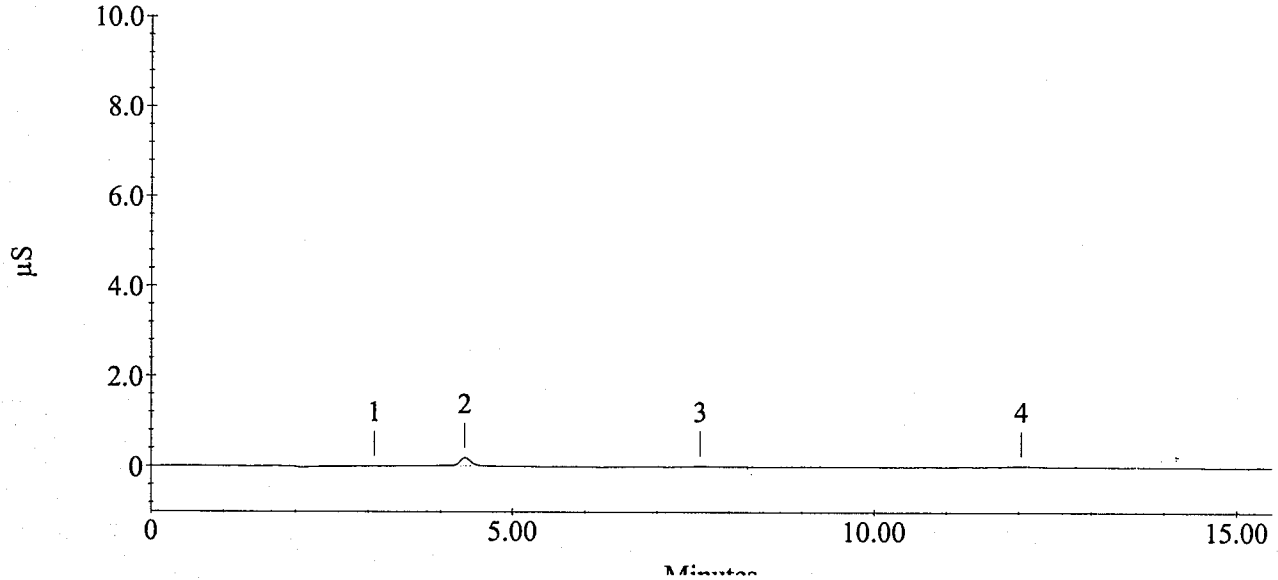

Sample Name : JX30 E1
Method File Name : c:\peaknet\method\std.met

Current Date : 9/27/06
Date Time Collected : 9/27/06 6:40:25 PM

Injection Number : 27
Dilution Factor : 20.00
column :

Calibration Date : 9/27/06 12:42:37 PM
Data File Name : ...\SEP2706DAP_027.DXD
Injection Volume : 1.00

Module ID : 34 07 2a
Schedule File Name : ...\sep2706dap.sch

Peak Information : All Peaks

Pk. Num	Ret Time	Component Name	conc. (ppm)	Height	Area	Bl. Code	%Delta
1	2.07	Unknown 1	0.00	32994	756054	1	
2	5.05	NITRITE-N	5858.16	5814555	249163418	1	-2.88
3	6.50	BROMIDE	29.24	17099	215673	1	0.52
4	7.62	NITRATE-N	0.58	1789	28862	1	2.24
5	11.90	SULFATE	1646.54	781262	20318305	1	-1.11
		---total(s)---	7534.53	6647700	270482312		

JX30 E1

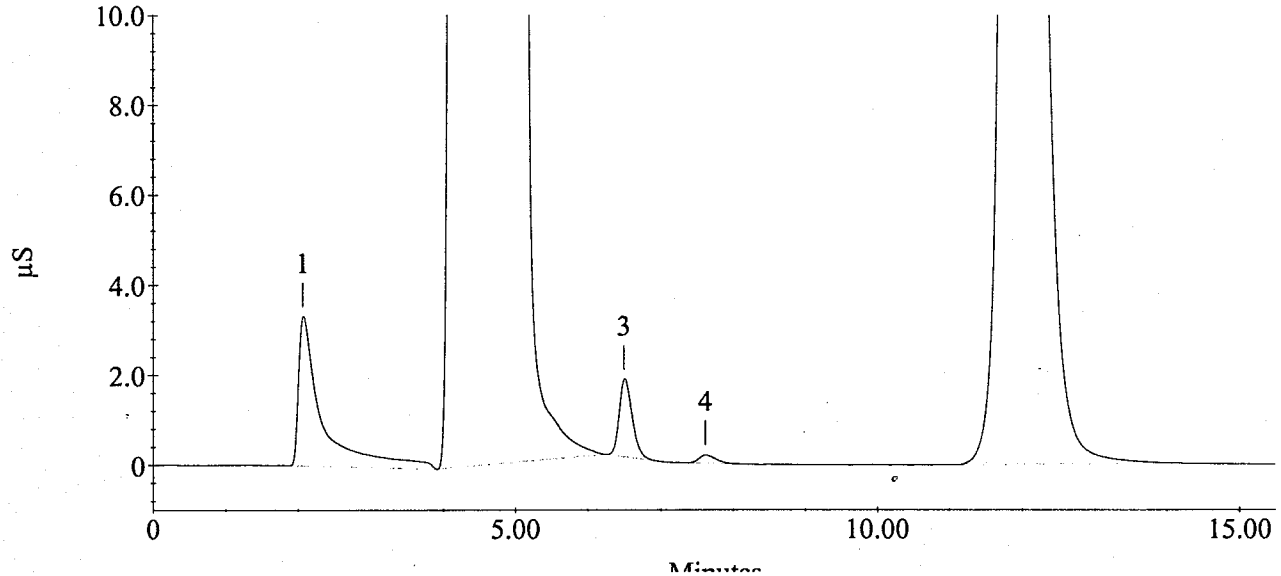

Sample Name : JX30 F1
Method File Name : c:\peaknet\method\std.met

Current Date : 9/27/06
Date Time Collected : 9/27/06 6:58:12 PM

Injection Number : 28
Dilution Factor : 20.00
column :

Calibration Date : 9/27/06 12:42:37 PM
Data File Name : ...\SEP2706DAP_028.DXD
Injection Volume : 1.00

Module ID : 34 07 2a
Schedule File Name : ...\sep2706dap.sch

Peak Information : All Peaks

Pk. Num	Ret Time	Component Name	conc. (ppm)	Height	Area	Bl. Code	%Delta
1	2.07	Unknown 1	0.00	33949	760140	1	
2	5.05	NITRITE-N	5922.56	5838495	251902693	1	-2.88
3	6.50	BROMIDE	29.38	17364	216703	1	0.52
4	7.63	NITRATE-N	0.27	891	13229	1	2.46
5	11.88	SULFATE	1708.02	806189	21076930	1	-1.25
		---total(s)---	7660.23	6696889	273969695		

JX30 F1

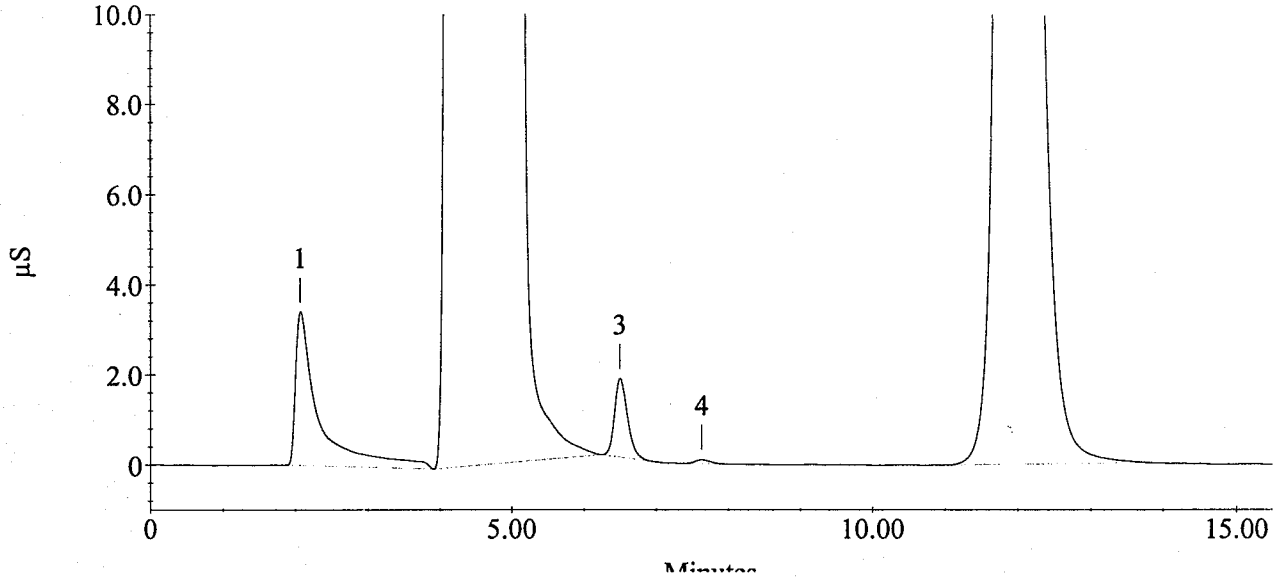

Sample Name : JY30 B1
Method File Name : c:\peaknet\method\std.met

Current Date : 9/27/06
Date Time Collected : 9/27/06 7:15:59 PM

Injection Number : 29
Dilution Factor : 10.00
column :

Calibration Date : 9/27/06 12:42:37 PM
Data File Name : ...\SEP2706DAP_029.DXD
Injection Volume : 1.00

Module ID : 34 07 2a
Schedule File Name : ...\sep2706dap.sch

Peak Information : All Peaks

Pk. Num	Ret Time	Component Name	conc. (ppm)	Height	Area	Bl. Code	%Delta
1	3.08	FLUORIDE	0.13	775	7460	1	0.00
2	4.33	CHLORIDE	4.61	15849	174065	1	-0.38
3	7.60	NITRATE-N	0.72	4166	71010	1	2.01
4	12.10	SULFATE	23.99	22751	592069	1	0.55
		---total(s)---	29.45	43541	844603		

JY30 B1

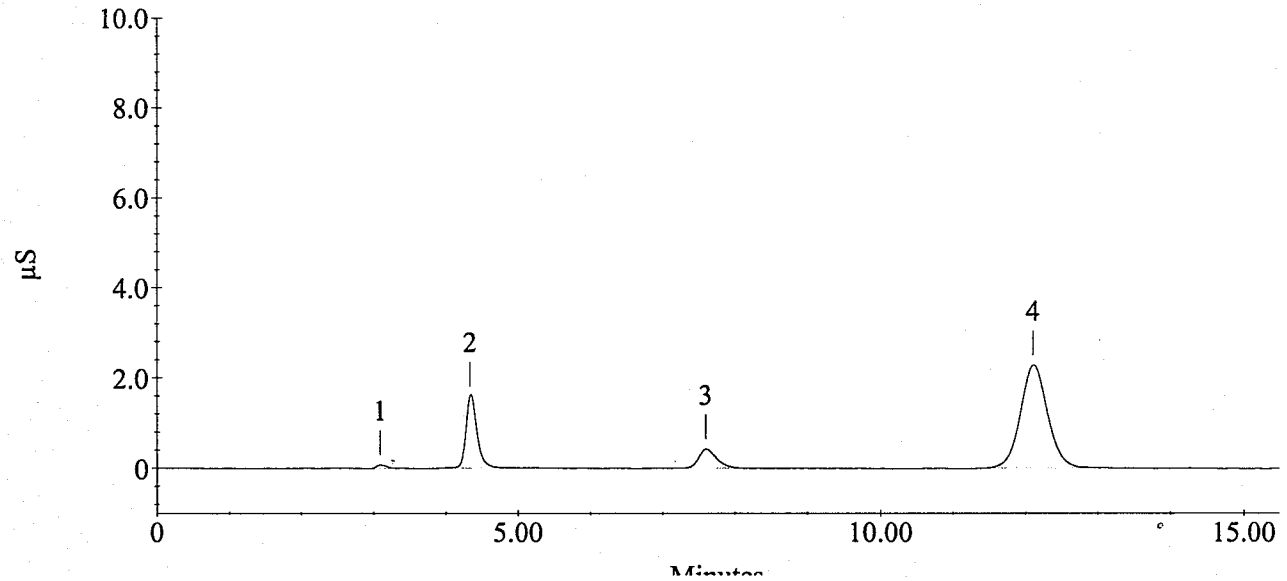

Sample Name : JX30 C1
Method File Name : c:\peaknet\method\std.met

Current Date : 9/27/06
Date Time Collected : 9/27/06 7:33:45 PM

Injection Number : 30
Dilution Factor : 10.00
column :

Calibration Date : 9/27/06 12:42:37 PM
Data File Name : ...\SEP2706DAP_030.DXD
Injection Volume : 1.00

Module ID : 34 07 2a
Schedule File Name : ...\sep2706dap.sch

Peak Information : All Peaks

Pk. Num	Ret Time	Component Name	conc. (ppm)	Height	Area	Bl. Code	%Delta
1	2.08	Unknown 1	0.00	312	4140	1	
2	3.10	FLUORIDE	0.07	460	4113	1	0.54
3	4.35	CHLORIDE	12.22	44349	461048	1	0.00
4	6.50	BROMIDE	0.34	284	5010	1	0.52
5	7.63	NITRATE-N	0.03	208	2966	1	2.46
6	10.70	PHOSPHATE-P	0.11	77	3031	1	4.05
7	12.10	SULFATE	22.45	21353	554094	1	0.55
		---total(s)---	35.22	67042	1034401		

JX30 C1

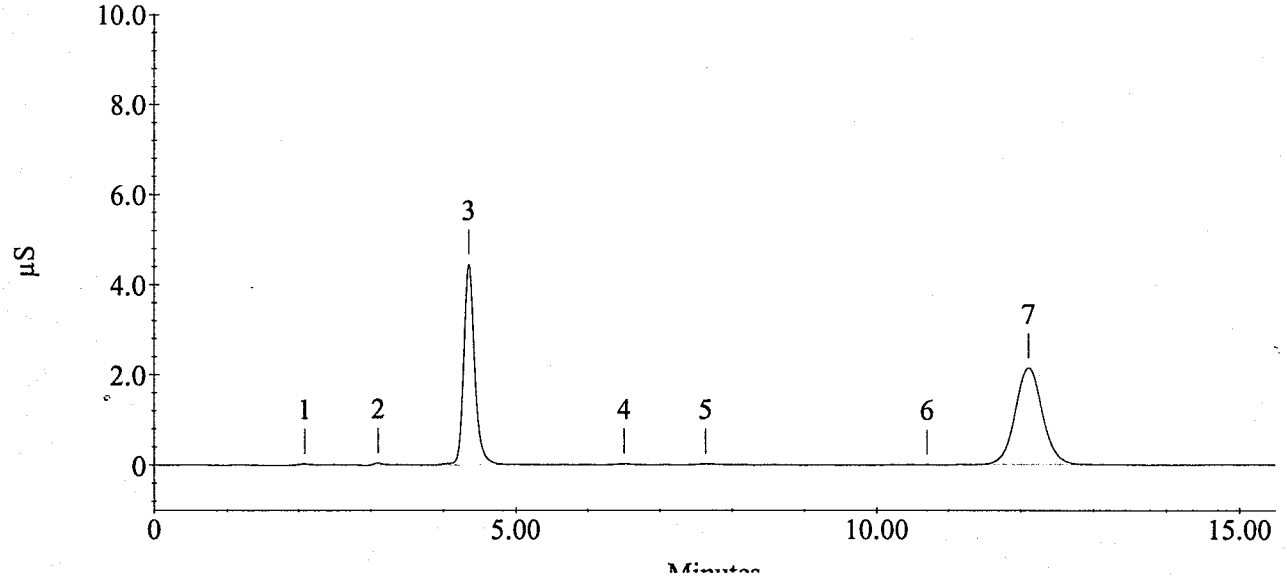

Sample Name : JY30 A1 MS
Method File Name : c:\peaknet\method\std.met

Current Date : 9/27/06
Date Time Collected : 9/27/06 7:51:32 PM

Injection Number : 31
Dilution Factor : 10.00
column :

Calibration Date : 9/27/06 12:42:37 PM
Data File Name : ...\SEP2706DAP_031.DXD
Injection Volume : 1.00

Module ID : 34 07 2a
Schedule File Name : ...\sep2706dap.sch

Peak Information : All Peaks

Pk. Num	Ret Time	Component Name	conc. (ppm)	Height	Area	Bl. Code	%Delta
1	2.08	Unknown 1	0.00	1402	20197	1	
2	3.08	FLUORIDE	18.83	110759	1085097	1	0.00
3	4.33	CHLORIDE	26.59	96303	1003448	1	-0.38
4	5.18	NITRITE-N	18.66	128471	1587470	1	-0.32
5	6.45	BROMIDE	19.15	19793	282420	1	-0.26
6	7.48	NITRATE-N	18.24	107896	1801630	1	0.45
7	10.35	PHOSPHATE-P	18.65	19383	522917	1	0.65
8	12.07	SULFATE	37.38	35648	922638	1	0.28
		---total(s)---	157.50	519655	7225818		

JY30 A1 MS

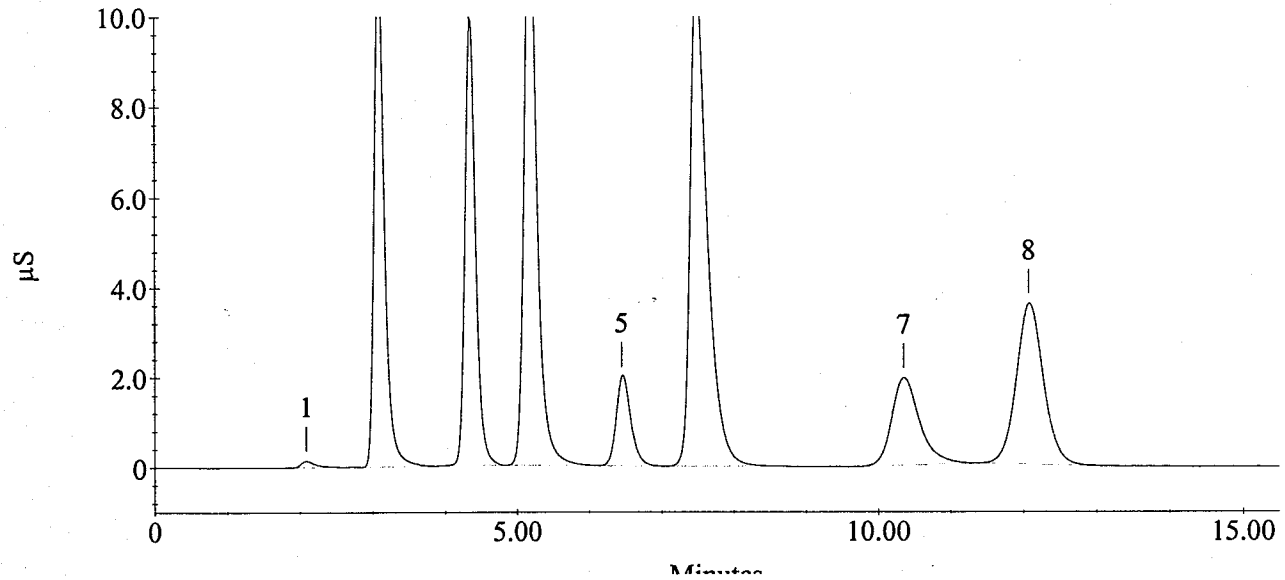

Sample Name : JY30 A1
Method File Name : c:\peaknet\method\std.met

Current Date : 9/27/06
Date Time Collected : 9/27/06 8:09:19 PM

Injection Number : 32
Dilution Factor : 5.00
column :

Calibration Date : 9/27/06 12:42:37 PM
Data File Name : ...\SEP2706DAP_032.DXD
Injection Volume : 1.00

Module ID : 34 07 2a
Schedule File Name : ...\sep2706dap.sch

Peak Information : All Peaks

Pk. Num	Ret Time	Component Name	conc. (ppm)	Height	Area	Bl. Code	%Delta
1	2.08	Unknown 1	0.00	604	6061	1	
2	3.08	FLUORIDE	0.15	1700	17204	1	0.00
3	4.35	CHLORIDE	7.55	56139	570296	1	0.00
4	7.60	NITRATE-N	0.21	2290	40634	1	2.01
5	10.48	PHOSPHATE-P	0.14	324	7680	1	1.94
6	12.07	SULFATE	18.20	34644	898349	1	0.28
		---total(s)---	26.25	95700	1540224		

JY30 A1

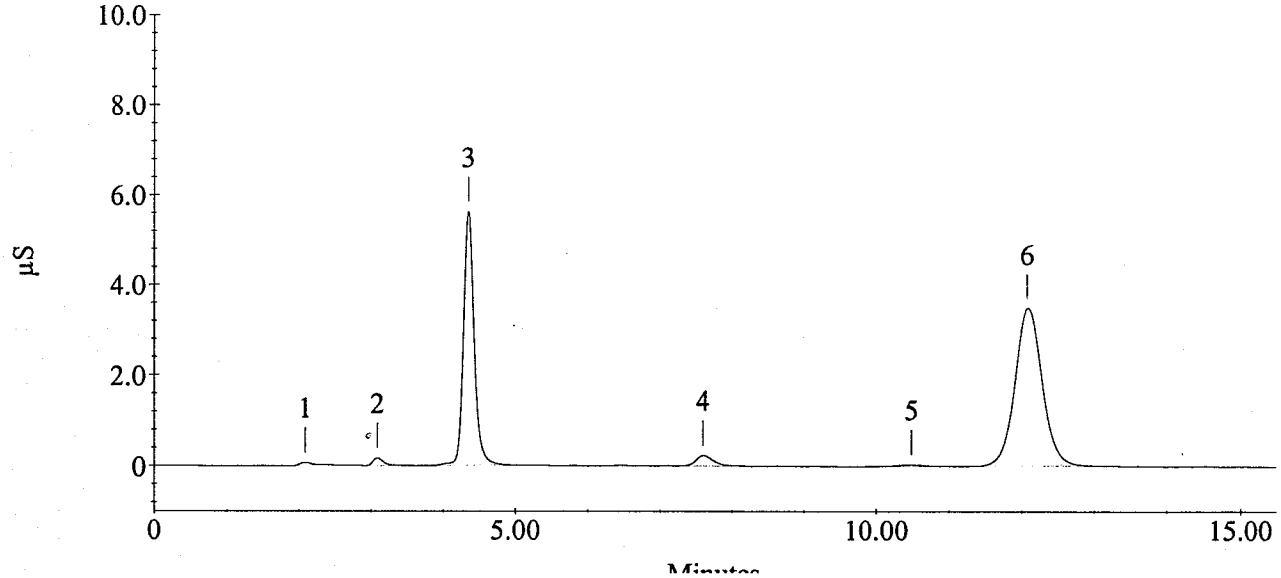

Sample Name : JY30 A1 DUP
Method File Name : c:\peaknet\method\std.met

Current Date : 9/27/06
Date Time Collected : 9/27/06 8:27:04 PM

Injection Number : 33
Dilution Factor : 5.00
column :

Calibration Date : 9/27/06 12:42:37 PM
Data File Name : ...\SEP2706DAP_033.DXD
Injection Volume : 1.00

Module ID : 34 07 2a
Schedule File Name : ...\sep2706dap.sch

Peak Information : All Peaks

Pk. Num	Ret Time	Component Name	conc. (ppm)	Height	Area	Bl. Code	%Delta
1	2.07	Unknown 1	0.00	638	6030	1	
2	3.08	FLUORIDE	0.15	1699	17212	1	0.00
3	4.35	CHLORIDE	7.43	55395	561123	1	0.00
4	7.60	NITRATE-N	0.18	2134	35200	1	2.01
5	10.38	PHOSPHATE-P	0.14	308	7762	1	0.97
6	12.07	SULFATE	18.18	34548	897485	1	0.28
		---total(s)---	26.08	94722	1524811		

JY30 A1 DUP

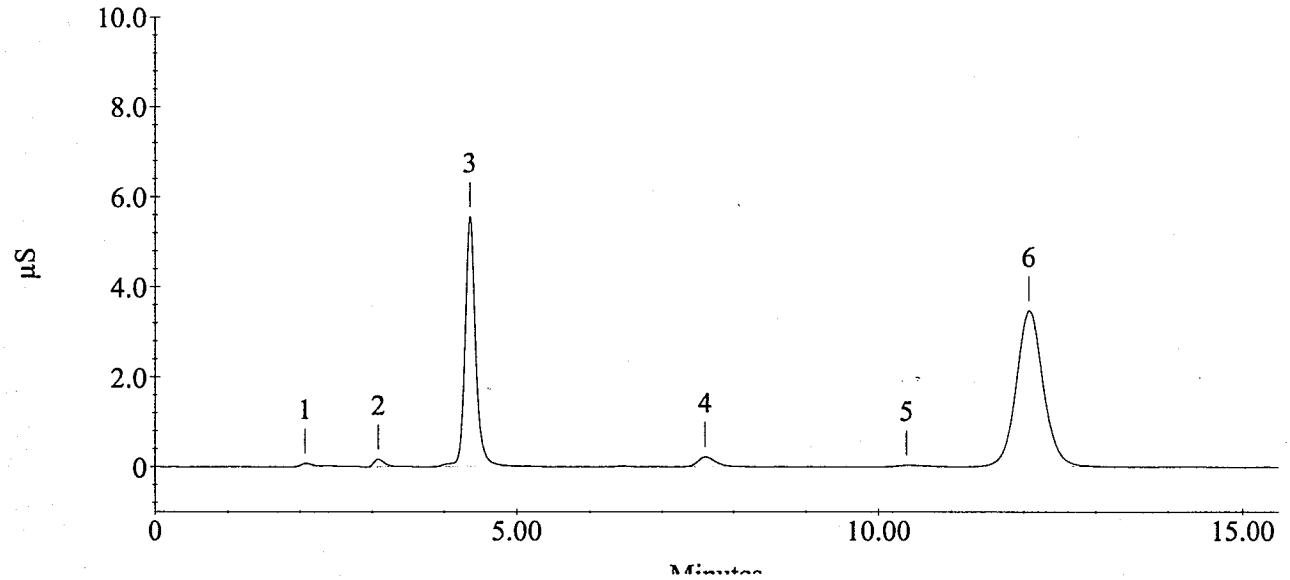

Sample Name : JX30 D1
Method File Name : c:\peaknet\method\std.met

Current Date : 9/27/06
Date Time Collected : 9/27/06 8:44:50 PM

Injection Number : 34
Dilution Factor : 5.00
column :

Calibration Date : 9/27/06 12:42:37 PM
Data File Name : ...\SEP2706DAP_034.DXD
Injection Volume : 1.00

Module ID : 34 07 2a
Schedule File Name : ...\sep2706dap.sch

Peak Information : All Peaks

Pk. Num	Ret Time	Component Name	conc. (ppm)	Height	Area	Bl. Code	%Delta
1	2.08	Unknown 1	0.00	1142	15460	1	
2	3.08	FLUORIDE	0.16	1774	18059	1	0.00
3	4.37	CHLORIDE	11.44	88799	863338	1	0.38
4	6.47	BROMIDE	0.15	340	4484	1	0.00
5	7.60	NITRATE-N	0.01	174	2254	1	2.01
6	10.42	PHOSPHATE-P	0.48	1021	27097	1	1.30
7	12.08	SULFATE	9.64	18134	475597	1	0.42
		---total(s)---					
			21.88	111383	1406288		

JX30 D1

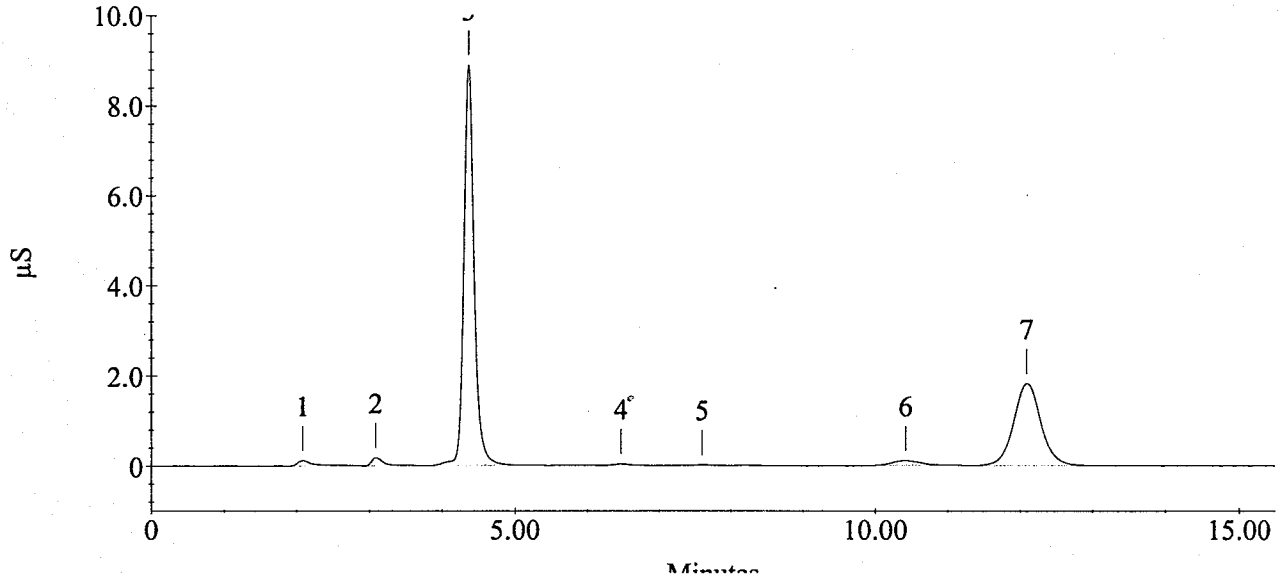

Sample Name : CCV
Method File Name : c:\peaknet\method\std.met

Current Date : 9/27/06
Date Time Collected : 9/27/06 9:02:36 PM

Injection Number : 35
Dilution Factor : 1.00
column :

Calibration Date : 9/27/06 12:42:37 PM
Data File Name : ...\SEP2706DAP_035.DXD
Injection Volume : 1.00

Module ID : 34 07 2a
Schedule File Name : ...\sep2706dap.sch

Peak Information : All Peaks

Pk. Num	Ret Time	Component Name	conc. (ppm)	Height	Area	Bl. Code	%Delta
1	2.08	Unknown 1	0.00	1922	29379	1	
2	3.08	FLUORIDE	2.80	162724	1614620	1	0.00
3	4.33	CHLORIDE	2.77	100289	1044142	1	-0.38
4	5.18	NITRITE-N	2.95	201396	2511290	1	-0.32
5	6.45	BROMIDE	2.87	30226	423781	1	-0.26
6	7.45	NITRATE-N	2.84	168036	2803478	1	0.00
7	10.33	PHOSPHATE-P	2.82	30349	791165	1	0.49
8	12.07	SULFATE	2.99	28414	736743	1	0.28
		---total(s)---					
			20.04	723357	9954598		

CCV

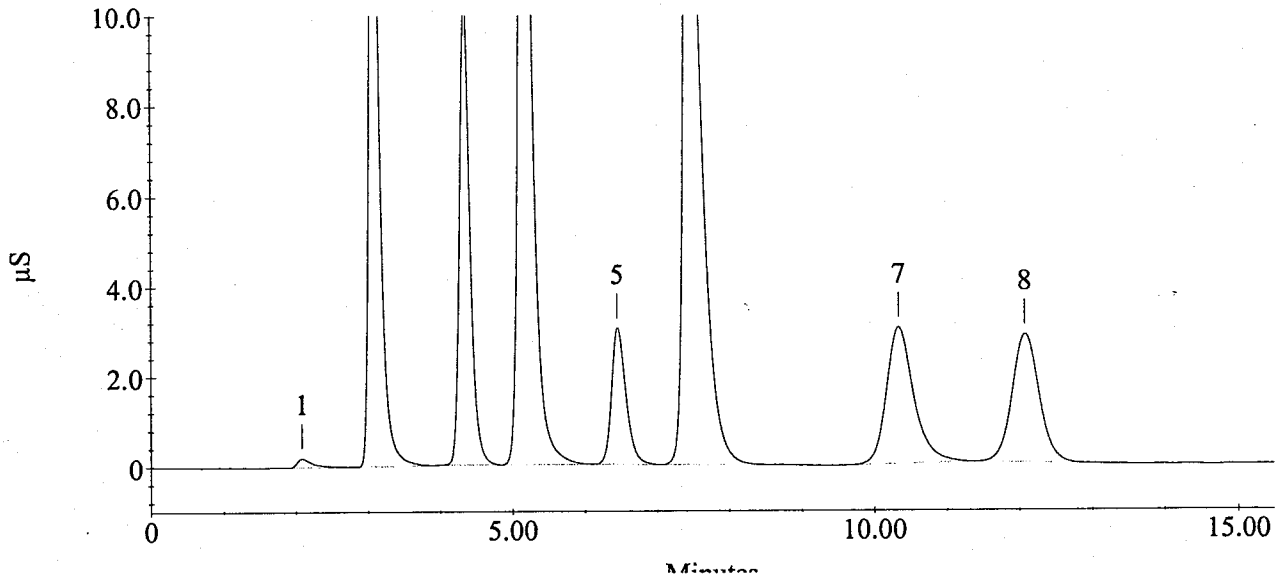

Sample Name : CCB
Method File Name : c:\peaknet\method\std.met

Current Date : 9/27/06
Date Time Collected : 9/27/06 9:20:23 PM

Injection Number : 36
Dilution Factor : 1.00
column :

Calibration Date : 9/27/06 12:42:37 PM
Data File Name : ...\SEP2706DAP_036.DXD
Injection Volume : 1.00

Module ID : 34 07 2a
Schedule File Name : ...\sep2706dap.sch

Peak Information : All Peaks

Pk. Num	Ret Time	Component Name	conc. (ppm)	Height	Area	Bl. Code	%Delta
1	4.33	CHLORIDE	0.06	2114	22634	1	-0.38
2	7.62	NITRATE-N	0.00	292	4745	1	2.24
3	12.13	SULFATE	0.03	299	6686	1	0.83
		---total(s)---	0.09	2705	34065		

CCB

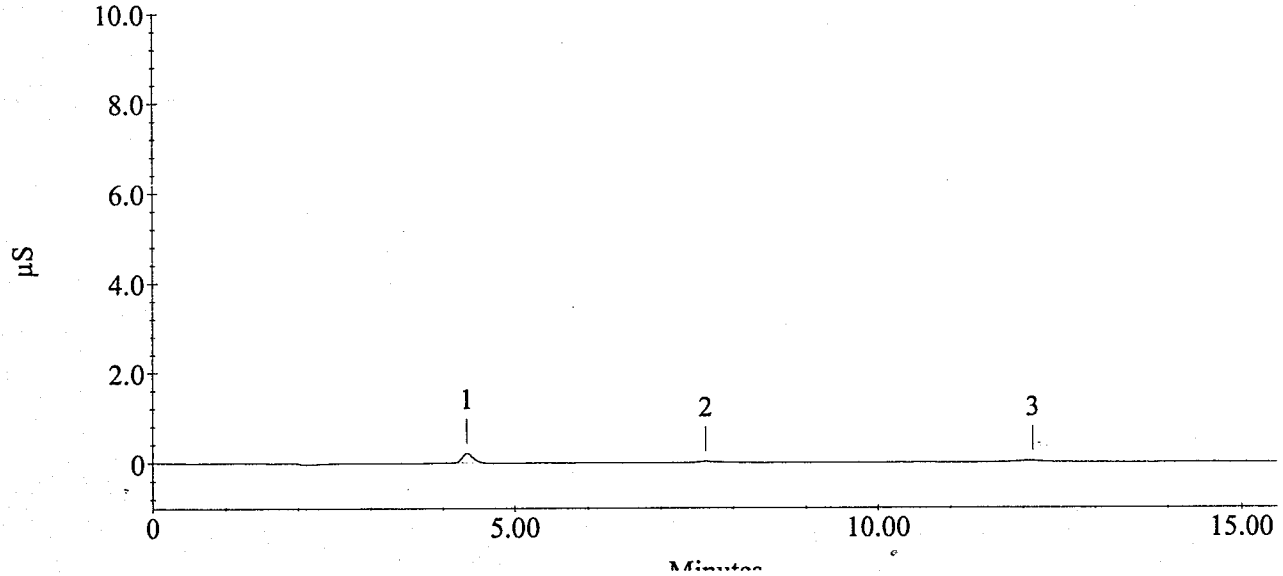

ANALYTICAL
RESOURCES
INCORPORATED

CORRECTIVE ACTIONS - Inorganic Analyses

Criteria Flagged

ARI Project No.: JX10 Client Name: ANCHOR

Date of Out-of-Control Event: 9/22/06 Method/Element: IC SULFATE

Unacceptable Blank	✓	Prep Code:
Unacceptable Duplicate		
Unacceptable Spike		Other:
Unacceptable Reference		

Details of Problem/Recommended Corrective Action:

CLOSING CCB FAILED. LAST 2 SAMPLES HAD LOW LEVEL MITS.

Samples Affected: JX10 M, N

Corrective Action Taken: REANALYSIS REQUESTED

Analyst: M Supervisor: W

Date: 9/26/06 Date: 9-26-06

JW
9-21-06

analyst: DAP
date: 9/20/06
start time: 13:27
loop: 100µl

Analytical Resources Inc.
4611 134th Place S., Suite 100
Tukwila, WA 98168
206-695-6227

		dilution	fluoride	chloride	nitrite	bromide	nitrate	phosphate	sulfate
DL (ppm)		1	0.100	0.100	0.100	0.100	0.100	0.100	0.100
HiSTD		1	5.000	5.000	5.000	5.000	5.000	5.000	5.000
ICV,CCV (ppm)		1	3.000	3.000	3.000	3.000	3.000	3.000	3.000
ERA LOT#		1	02014	38084	17075	27025	20034	01024	37065
		dilution	fluoride	chloride	nitrite	bromide	nitrate	phosphate	sulfate
ICV		1	2.770	2.740	2.870	2.830	2.720	2.770	2.940
		%recovery	92%	91%	96%	94%	91%	92%	98.0%
ICB		1	<0.1	<0.1	<0.1	<0.1	<0.1	<0.1	<0.1
JW78 A1		10	NR	16.000	NR	NR	NR	NR	NR
JW78 B1		10	NR	20.070	NR	NR	NR	NR	NR
JW78 B1 dup		10	NR	19.990	NR	NR	NR	NR	NR
JW78 B1 ms		10	NR	40.350	NR	NR	NR	NR	NR
Matrix Spike		0.05 *mL 200ppm intstock to*				*0.5*		*mLsample=*	*20.00*
				101%					
JW78 C1		10	NR	16.400	NR	NR	NR	NR	NR
JW78 A1		1	NR	NR	NR	0.600	NR	NR	NR
JW78 B1		1	NR	NR	NR	0.660	NR	NR	NR
JW78 B1 dup		1	NR	NR	NR	0.660	NR	NR	NR
JW78 B1 ms		1	NR	NR	NR	2.680	NR	NR	NR
Matrix Spike		0.05 *mL 200ppm intstock to*				*5.0*		*mLsample=*	*2.00*
						101%			
JW78 C1		1	NR	NR	NR	0.320	NR	NR	NR
CCV		1	2.790	2.790	2.870	2.810	2.720	2.730	2.970
		%recovery	93%	93%	96%	94%	91%	91%	99.0%
CCB		1	<0.1	<0.1	<0.1	<0.1	<0.1	<0.1	<0.1
JW38 D1		5	NR	12.030	NR	NR	NR	NR	NR
JW38 E1		5	NR	12.580	NR	NR	NR	NR	NR
JW38 F1		5	NR	13.000	NR	NR	NR	NR	NR
JW38 G1		5	NR	14.160	NR	NR	NR	NR	NR
JW38 H1		5	NR	13.380	NR	NR	NR	NR	NR
JW38 I1		5	NR	12.820	NR	NR	NR	NR	NR
JW38 J1		5	NR	14.840	NR	NR	NR	NR	NR
JW38 K1		5	NR	15.670	NR	NR	NR	NR	NR
JW38 L1		5	NR	15.020	NR	NR	NR	NR	NR
CCV		1	2.790	2.750	2.880	2.840	2.760	2.770	2.950
		%recovery	93%	92%	96%	95%	92%	92%	98.3%
CCB		1	<0.1	<0.1	<0.1	<0.1	<0.1	<0.1	<0.1
JW94 G1		100	NR	NR	NR	NR	NR	NR	300.070
JW94 B1 ms		100	NR	274.520	NR	NR	NR	NR	387.920
Matrix Spike		0.05 *mL 200ppm intstock to*				*0.05*		*mLsample=*	*200.00*
				95%					98%
JW94 G1		50	93.950	59.100	NR	NR	NR	NR	NR
JW94 B1		50	NR	84.060	NR	NR	NR	NR	191.350
JW94 B1 dup		50	NR	84.990	NR	NR	NR	NR	190.430
JW94 C1		50	NR	NR	NR	NR	NR	NR	192.770
JW94 C1		20	94.440	NR	NR	NR	NR	NR	NR
JW94 B1		1	1.370	NR	NR	NR	NR	NR	NR
JW94 B1 dup		1	1.350	NR	NR	NR	NR	NR	NR
JW94 B1 ms		1	3.160	NR	NR	NR	NR	NR	NR
Matrix Spike		0.05 *mL 200ppm intstock to*				*5.0*		*mLsample=*	*2.00*
			90%	#VALUE!	#VALUE!	#VALUE!	#VALUE!	#VALUE!	#VALUE!
CCV		1	2.800	2.800	2.860	2.890	2.720	2.740	2.980

		%recovery	93%	93%	95%	96%	91%	91%	99.3%
CCB		1	<0.1	<0.1	<0.1	<0.1	<0.1	<0.1	<0.1
JW94 D1		1	0.150	NR	NR	NR	NR	NR	NR
JW94 E1		1	0.240	NR	NR	NR	NR	NR	1.230
CCV		1	2.810	2.830	2.880	2.830	2.730	2.770	2.990
		%recovery	94%	94%	96%	94%	91%	92%	99.7%
CCB		1	<0.1	(1) ~~0.27~~ (1)	<0.1	<0.1	<0.1	<0.1	<0.1
JX10 A2		10	NR	NR	NR	NR	NR	NR	NR
JX10 B2		10	NR	NR	NR	NR	NR	NR	NR
JX10 C2		10	12.960	NR	NR	NR	NR	NR	NR
JX10 D2		10	NR	NR	NR	NR	NR	NR	NR
JX10 E2		10	12.500 →	C1 ~~NR~~	NR	NR	NR	NR	NR
JX10 F2		10	NR	NR	NR	NR	NR	NR	23.060
JX10 G2		10	NR	NR	NR	NR	NR	NR	15.720
JX10 H2		10	NR	40.840	NR	NR	NR	NR	NR
JX10 I2		10	NR	12.450	NR	NR	NR	NR	NR
JX10 J2		10	16.580	12.270	NR	NR	NR	NR	NR
CCV		1	2.790	2.830	2.870	2.820	2.720	2.750	2.970
		%recovery	93%	94%	96%	94%	91%	92%	99.0%
CCB		1	<0.1	*0.18*	<0.1	<0.1	<0.1	<0.1	<0.1
~~JX10 K2~~		~~10~~	~~NR~~	~~NR~~	~~NR~~	~~NR~~	~~NR~~	~~NR~~	~~NR~~
~~JX10 L2~~		~~10~~	~~NR~~	~~NR~~	~~NR~~	~~NR~~	~~NR~~	~~NR~~	~~NR~~
~~JX10 M2~~		~~10~~	~~NR~~	~~NR~~	~~NR~~	~~NR~~	~~NR~~	~~NR~~	~~NR~~
~~JX10 N2~~		~~10~~	~~NR~~	~~NR~~	~~NR~~	~~NR~~	~~NR~~	~~NR~~	~~NR~~
~~CCV~~		~~1~~							
		~~%recovery~~	~~0%~~	~~0%~~	~~0%~~	~~0%~~	~~0%~~	~~0%~~	~~0.0%~~
~~CCB~~		~~1~~	~~<0.1~~	~~<0.1~~	~~<0.1~~	~~<0.1~~	~~<0.1~~	~~<0.1~~	~~<0.1~~

(1) [illegible] 9/25/06
(1) [illegible] 9/29/06
JX10 E2
REPORTING
12.500 AS
CHLORIDE

Schedule File: C:\PEAKNET\SCHEDULE\sep2006dap.sch

Line	Sample	Sample Type	Level	Method	Data File	Volume	Dilution	Weight
1	ICV	Sample		std.met	c:\peaknet\data\sept 2006\sep2006dap_001.dxd	1	1	1
2	ICB	Sample		std.met	sep2006dap	1	1	1
3	JW78 A1	Sample		std.met	sep2006dap	1	10	1
4	JW78 B1	Sample		std.met	sep2006dap	1	10	1
5	JW78 B1 DUP	Sample		std.met	sep2006dap	1	10	1
6	JW78 B1 MS	Sample		std.met	sep2006dap	1	10	1
7	JW78 C1	Sample		std.met	sep2006dap	1	10	1
8	JW78 A1	Sample		std.met	sep2006dap	1	1	1
9	JW78 B1	Sample		std.met	sep2006dap	1	1	1
10	JW78 B1 DUP	Sample		std.met	sep2006dap	1	1	1
11	JW78 B1 MS	Sample		std.met	sep2006dap	1	1	1
12	JW78 C1	Sample		std.met	sep2006dap	1	1	1
13	CCV	Sample		std.met	sep2006dap	1	1	1
14	CCB	Sample		std.met	sep2006dap	1	1	1
15	JW38 D1	Sample		std.met	sep2006dap	1	5	1
16	JW38 E1	Sample		std.met	sep2006dap	1	5	1
17	JW38 F1	Sample		std.met	sep2006dap	1	5	1
18	JW38 G1	Sample		std.met	sep2006dap	1	5	1
19	JW38 H1	Sample		std.met	sep2006dap	1	5	1
20	JW38 I1	Sample		std.met	sep2006dap	1	5	1
21	JW38 J1	Sample		std.met	sep2006dap	1	5	1
22	JW38 K1	Sample		std.met	sep2006dap	1	5	1
23	JW38 L1	Sample		std.met	sep2006dap	1	5	1
24	CCV	Sample		std.met	sep2006dap	1	1	1
25	CCB	Sample		std.met	sep2006dap	1	1	1
26	JW94 G1	Sample		std.met	sep2006dap	1	100	1
27	JW94 B1 MS	Sample		std.met	sep2006dap	1	100	1
28	JW94 G1	Sample		std.met	sep2006dap	1	50	1
29	JW94 B1	Sample		std.met	sep2006dap	1	50	1
30	JW94 B1 DUP	Sample		std.met	sep2006dap	1	50	1
31	JW94 C1	Sample		std.met	sep2006dap	1	50	1
32	JW94 C1	Sample		std.met	sep2006dap	1	20	1
33	JW94 B1	Sample		std.met	sep2006dap	1	1	1
34	JW94 B1 DUP	Sample		std.met	sep2006dap	1	1	1
35	JW94 B1 MS	Sample		std.met	sep2006dap	1	1	1
36	CCV	Sample		std.met	sep2006dap	1	1	1
37	CCB	Sample		std.met	sep2006dap	1	1	1
38	JW94 D1	Sample		std.met	sep2006dap	1	1	1
39	JW94 E1	Sample		std.met	sep2006dap	1	1	1
40	CCV	Sample		std.met	sep2006dap	1	1	1
41	CCB	Sample		std.met	sep2006dap	1	1	1
42	JW10 A2	Sample		std.met	sep2006dap	1	10	1
43	JW10 B2	Sample		std.met	sep2006dap	1	10	1
44	JW10 C2	Sample		std.met	sep2006dap	1	10	1
45	JW10 D2	Sample		std.met	sep2006dap	1	10	1
46	JW10 E2	Sample		std.met	sep2006dap	1	10	1
47	JW10 F2	Sample		std.met	sep2006dap	1	10	1
48	JW10 G2	Sample		std.met	sep2006dap	1	10	1
49	JW10 H2	Sample		std.met	sep2006dap	1	10	1
50	JW10 I2	Sample		std.met	sep2006dap	1	10	1
51	JW10 J2	Sample		std.met	sep2006dap	1	10	1
52	CCV	Sample		std.met	sep2006dap	1	1	1
53	CCB	Sample		std.met	sep2006dap	1	1	1
54	JW10 K2	Sample		std.met	sep2006dap	1	10	1
55	JW10 L2	Sample		std.met	sep2006dap	1	10	1
56	JW10 M2	Sample		std.met	sep2006dap	1	10	1
57	JW10 N2	Sample		std.met	sep2006dap	1	10	1
58	CCV	Sample		std.met	sep2006dap	1	1	1
59	CCB	Sample		std.met	sep2006dap	1	1	1
60	STOP	Sample		stop.met	sep2006dap	1	1	1

9/21/06

Method:C:\PEAKNET\METHOD\STD.MET Updated:9/19/06 4:03:09 PM Total:7

1. Component:FLUORIDE
Standard:External Fit Type:Linear
Origin:Force Calibration:Area
r^2=0.998150
Amt=1.75e-006*Resp+0

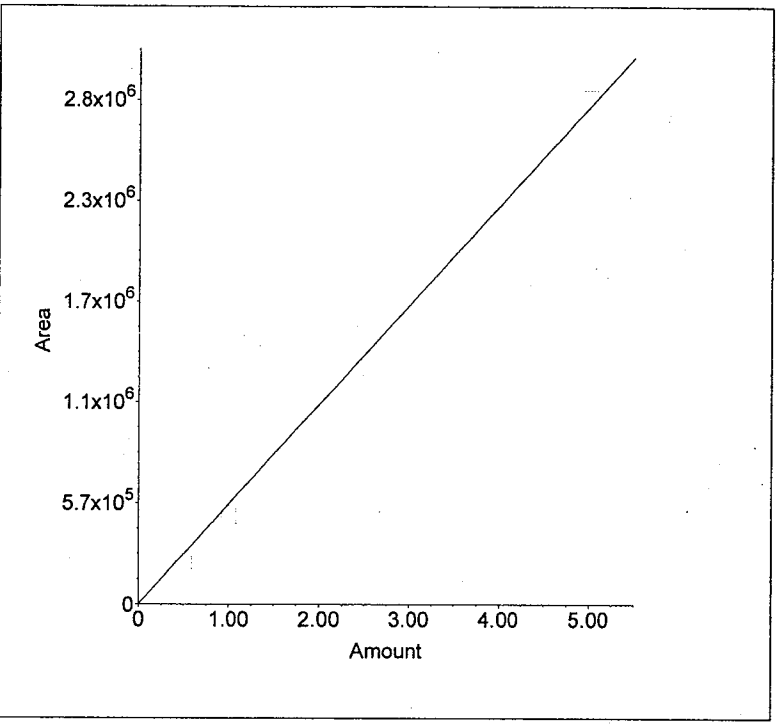

2. Component:CHLORIDE
Standard:External Fit Type:Linear
Origin:Force Calibration:Area
r^2=0.998409
Amt=2.683e-006*Resp+0

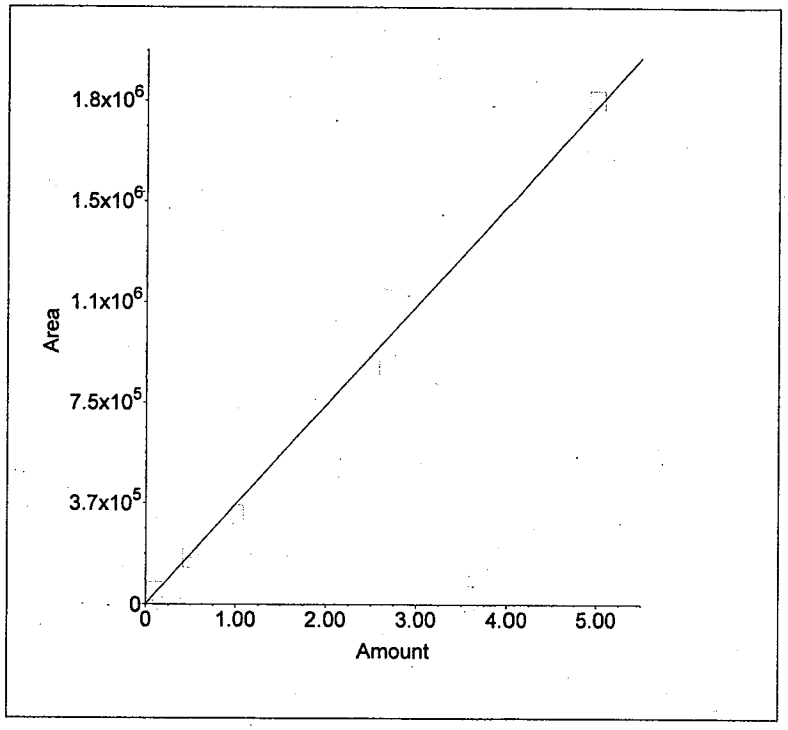

3. Component:NITRITE-N
Standard:External Fit Type:Linear
Origin:Force Calibration:Area
r^2=0.998292
Amt=1.179e-006*Resp+0

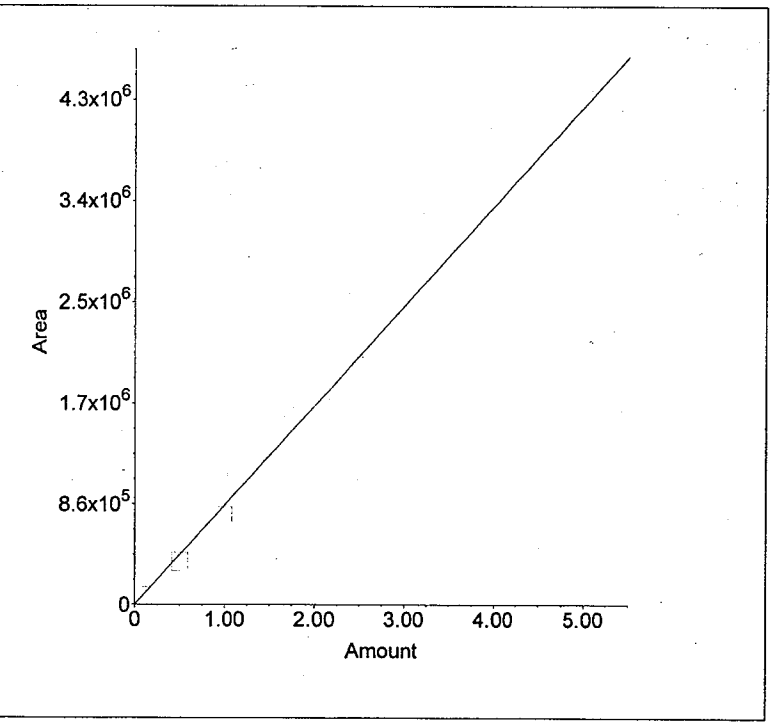

4. Component:BROMIDE
Standard:External Fit Type:Linear
Origin:Force Calibration:Area
r^2=0.999100
Amt=6.74e-006*Resp+0

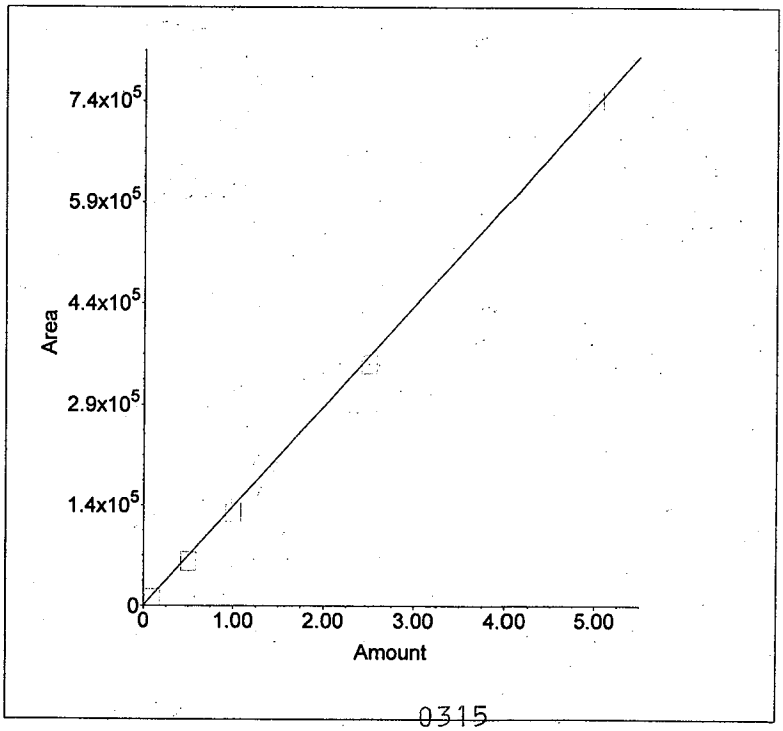

0315

5. Component:NITRATE-N
Standard:External Fit Type:Linear
Origin:Force Calibration:Area
r^2=0.995956
Amt=1.013e-006*Resp+0

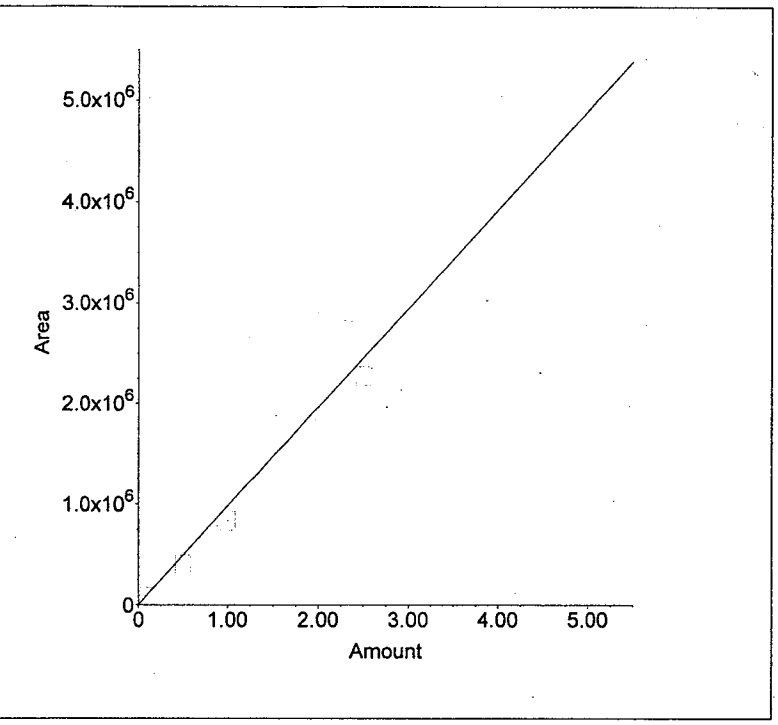

6. Component:PHOSPHATE-P
Standard:External Fit Type:Linear
Origin:Force Calibration:Area
r^2=0.996743
Amt=3.363e-006*Resp+0

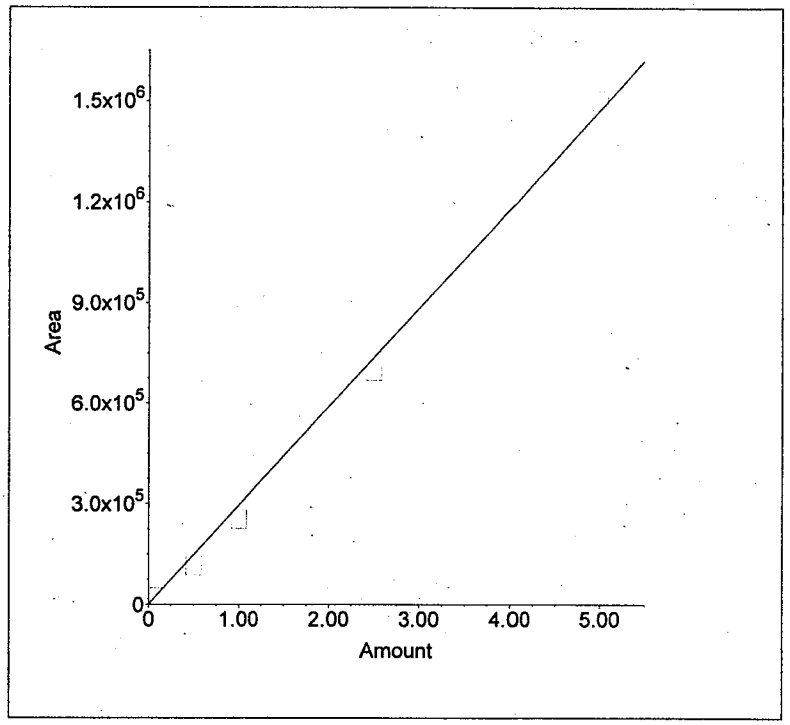

7. Component:SULFATE
Standard:External Fit Type:Linear
Origin:Force Calibration:Area
r^2=0.999614
Amt=4.101e-006*Resp+0

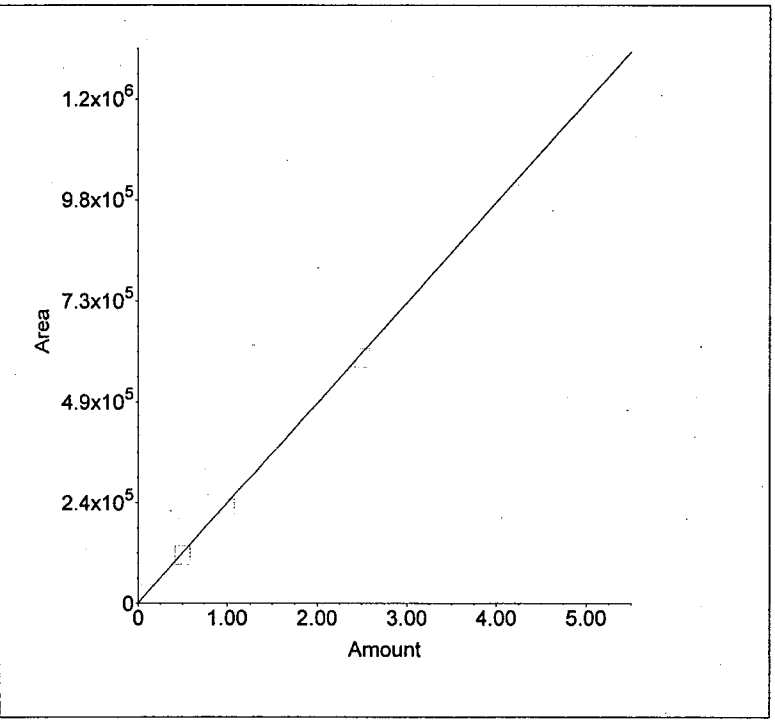

Sample Name : ICV
Method File Name : c:\peaknet\method\std.met

Current Date : 9/20/06
Date Time Collected : 9/20/06 1:27:04 PM

Injection Number : 1
Dilution Factor : 1.00
column :

Calibration Date : 9/19/06 4:03:09 PM
Data File Name : ...\SEP2006DAP_001.DXD
Injection Volume : 1.00

Module ID : 34 07 2a
Schedule File Name : ...\sep2006dap.sch

Peak Information : All Peaks

Pk. Num	Ret Time	Component Name	conc. (ppm)	Height	Area	Bl. Code	%Delta
1	2.08	Unknown 1	0.00	2702	41870	1	
2	3.10	FLUORIDE	2.77	160009	1584466	1	0.00
3	4.42	CHLORIDE	2.74	96253	1022498	1	0.00
4	5.32	NITRITE-N	2.87	187837	2433257	1	0.00
5	6.72	BROMIDE	2.83	28399	419748	1	0.50
6	7.78	NITRATE-N	2.72	150625	2685339	1	1.08
7	10.53	PHOSPHATE-P	2.77	31391	822424	1	-0.16
8	12.33	SULFATE	2.94	26572	716254	1	-0.13
		---total(s)---					
			19.64	683788	9725855		

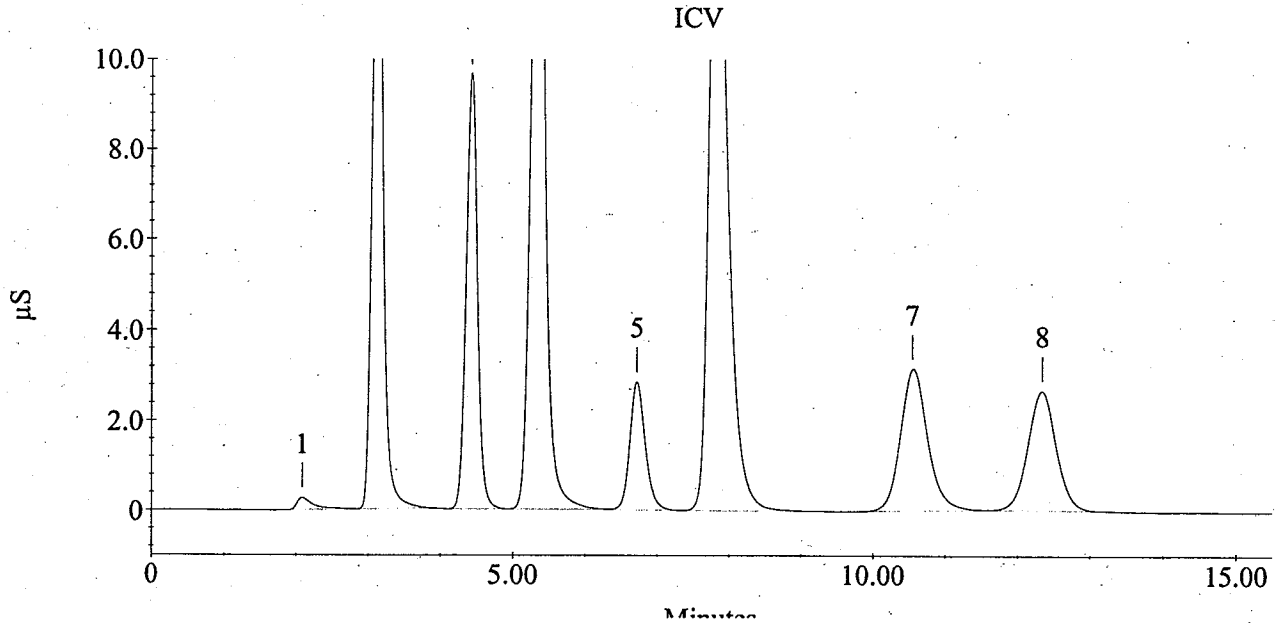

Sample Name : ICB
Method File Name : c:\peaknet\method\std.met

Current Date : 9/20/06
Date Time Collected : 9/20/06 1:44:51 PM

Injection Number : 2
Dilution Factor : 1.00
column :

Calibration Date : 9/19/06 4:03:09 PM
Data File Name : ...\SEP2006DAP_002.DXD
Injection Volume : 1.00

Module ID : 34 07 2a
Schedule File Name : ...\sep2006dap.sch

Peak Information : All Peaks

Pk. Num	Ret Time	Component Name	conc. (ppm)	Height	Area	Bl. Code	%Delta
1	1.07	Unknown 1	0.00	114	3420	1	
2	4.40	CHLORIDE	0.02	578	6492	1	-0.38
		---total(s)---	0.02	693	9913		

ICB

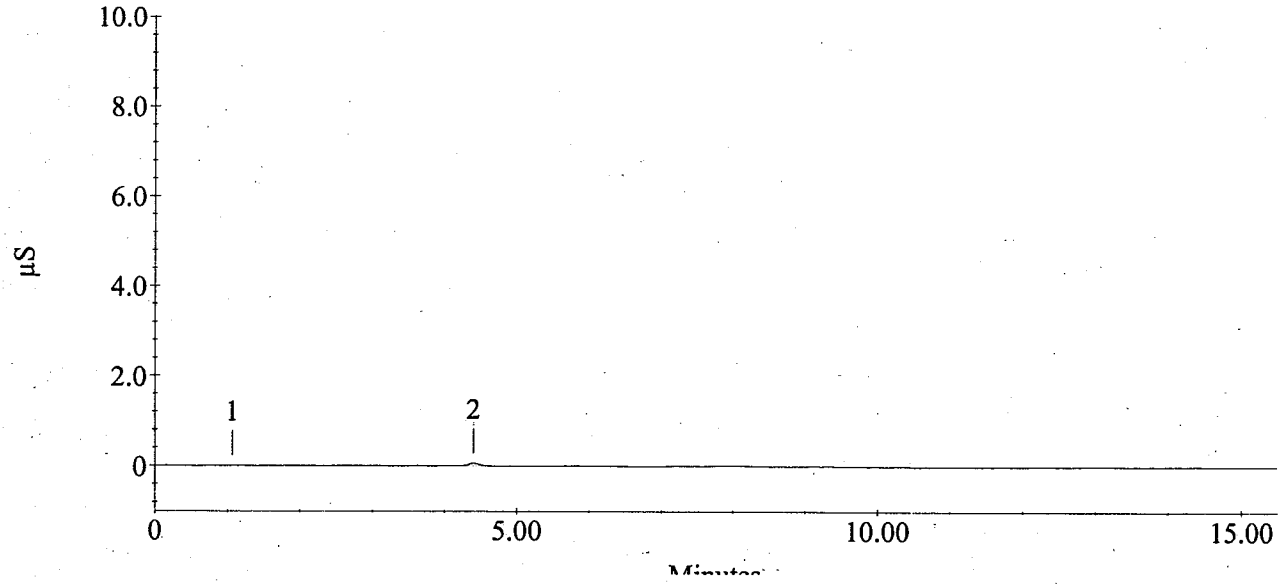

Sample Name : JW78 A1
Method File Name : c:\peaknet\method\std.met

Current Date : 9/20/06
Date Time Collected : 9/20/06 2:02:36 PM

Injection Number : 3
Dilution Factor : 10.00
column :

Calibration Date : 9/19/06 4:03:09 PM
Data File Name : ...\SEP2006DAP_003.DXD
Injection Volume : 1.00

Module ID : 34 07 2a
Schedule File Name : ...\sep2006dap.sch

Peak Information : All Peaks

Pk. Num	Ret Time	Component Name	conc. (ppm)	Height	Area	Bl. Code	%Delta
1	2.07	Unknown 1	0.00	3128	46929	1	
2	3.12	FLUORIDE	0.03	156	1524	1	0.54
3	4.47	CHLORIDE	16.00	64083	596178	1	1.13
4	6.73	BROMIDE	0.63	614	9334	1	0.75
		---total(s)---	16.65	67980	653966		

JW78 A1

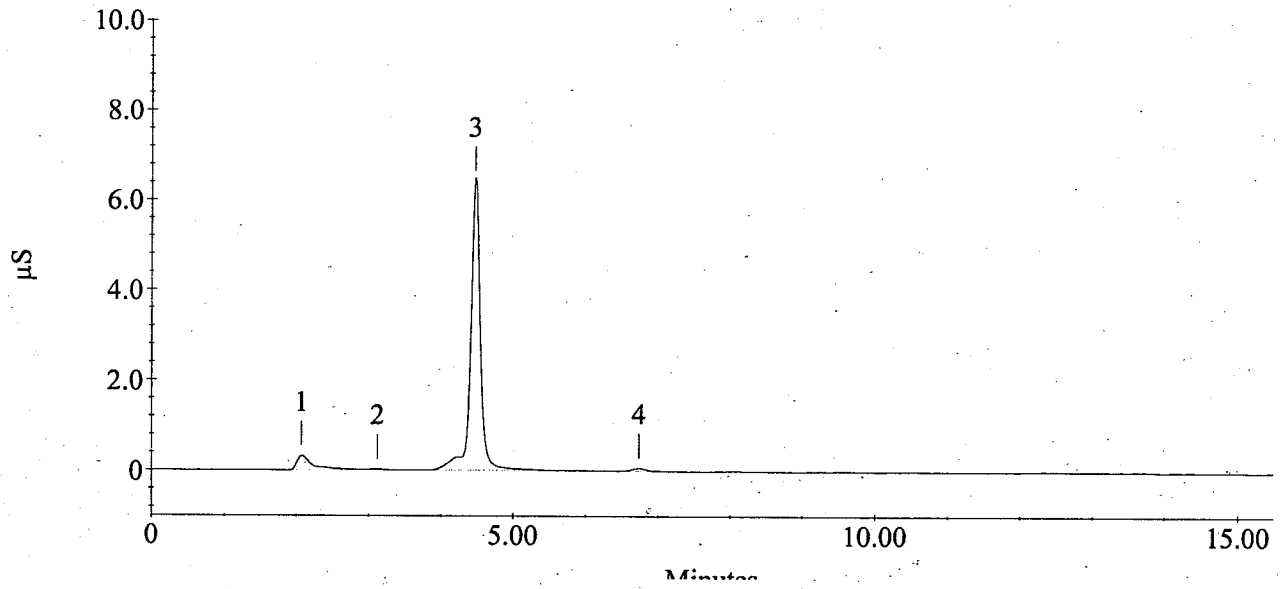

Sample Name : JW78 B1
Method File Name : c:\peaknet\method\std.met

Current Date : 9/20/06
Date Time Collected : 9/20/06 2:20:22 PM

Injection Number : 4
Dilution Factor : 10.00
column :

Calibration Date : 9/19/06 4:03:09 PM
Data File Name : ...\SEP2006DAP_004.DXD
Injection Volume : 1.00

Module ID : 34 07 2a
Schedule File Name : ...\sep2006dap.sch

Peak Information : All Peaks

Pk. Num	Ret Time	Component Name	conc. (ppm)	Height	Area	Bl. Code	%Delta
1	2.07	Unknown 1	0.00	3609	60068	1	
2	3.08	FLUORIDE	0.03	179	1865	1	-0.54
3	4.47	CHLORIDE	20.07	80304	747796	1	1.13
4	6.73	BROMIDE	0.61	642	9068	1	0.75
5	12.38	SULFATE	1.70	1505	41422	1	0.27
		---total(s)---	22.41	86240	860219		

JW78 B1

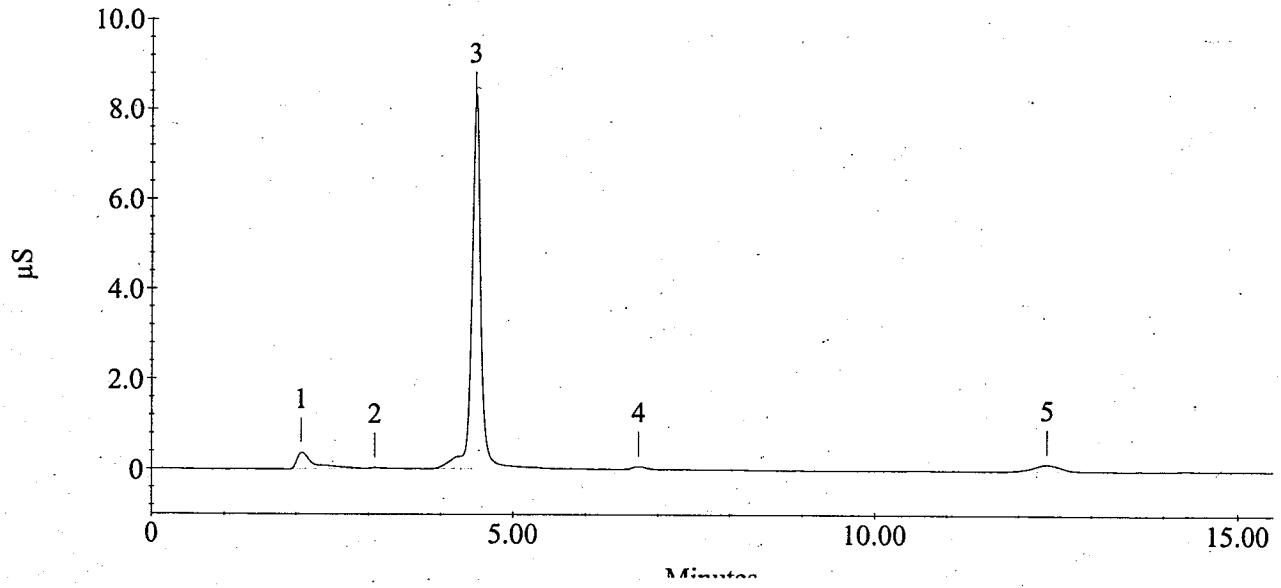

Sample Name : JW78 B1 DUP
Method File Name : c:\peaknet\method\std.met

Current Date : 9/20/06
Date Time Collected : 9/20/06 2:38:07 PM

Injection Number : 5
Dilution Factor : 10.00
column :

Calibration Date : 9/19/06 4:03:09 PM
Data File Name : ...\SEP2006DAP_005.DXD
Injection Volume : 1.00

Module ID : 34 07 2a
Schedule File Name : ...\sep2006dap.sch

Peak Information : All Peaks

Pk. Num	Ret Time	Component Name	conc. (ppm)	Height	Area	Bl. Code	%Delta
1	2.07	Unknown 1	0.00	3531	56885	1	
2	3.12	FLUORIDE	0.04	204	2398	1	0.54
3	4.47	CHLORIDE	19.99	81016	745073	1	1.13
4	6.73	BROMIDE	0.52	570	7750	1	0.75
5	7.97	NITRATE-N	0.02	142	1897	1	3.46
6	12.38	SULFATE	1.63	1524	39665	1	0.27
		---total(s)---	22.20	86987	853668		

JW78 B1 DUP

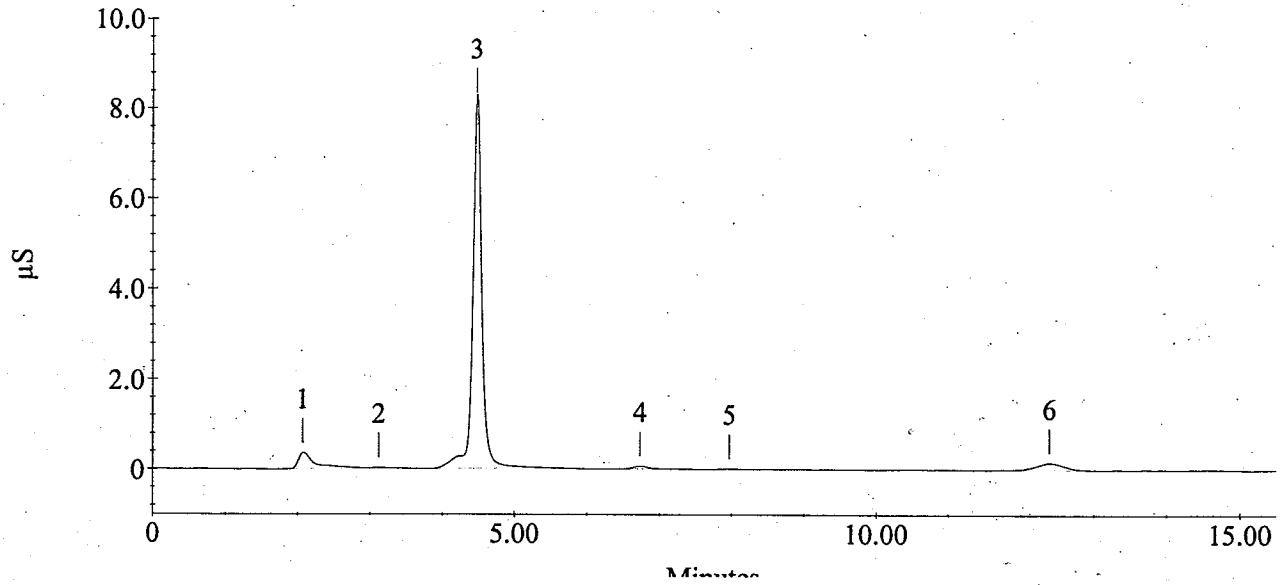

Sample Name : JW78 B1 MS
Method File Name : c:\peaknet\method\std.met

Current Date : 9/20/06
Date Time Collected : 9/20/06 2:55:53 PM

Injection Number : 6
Dilution Factor : 10.00
column :

Calibration Date : 9/19/06 4:03:09 PM
Data File Name : ...\SEP2006DAP_006.DXD
Injection Volume : 1.00

Module ID : 34 07 2a
Schedule File Name : ...\sep2006dap.sch

Peak Information : All Peaks

Pk. Num	Ret Time	Component Name	conc. (ppm)	Height	Area	Bl. Code	%Delta
1	2.07	Unknown 1	0.00	4786	72877	1	
2	3.10	FLUORIDE	18.39	95543	1050641	1	0.00
3	4.47	CHLORIDE	40.35	175121	1503766	1	1.13
4	5.32	NITRITE-N	18.72	133143	1587986	1	0.00
5	6.68	BROMIDE	19.94	20528	295844	1	0.00
6	7.77	NITRATE-N	18.11	102708	1788882	1	0.87
7	10.58	PHOSPHATE-P	18.97	20397	563891	1	0.32
8	12.35	SULFATE	20.45	18688	498661	1	0.00
		---total(s)---	154.93	570915	7362548		

JW78 B1 MS

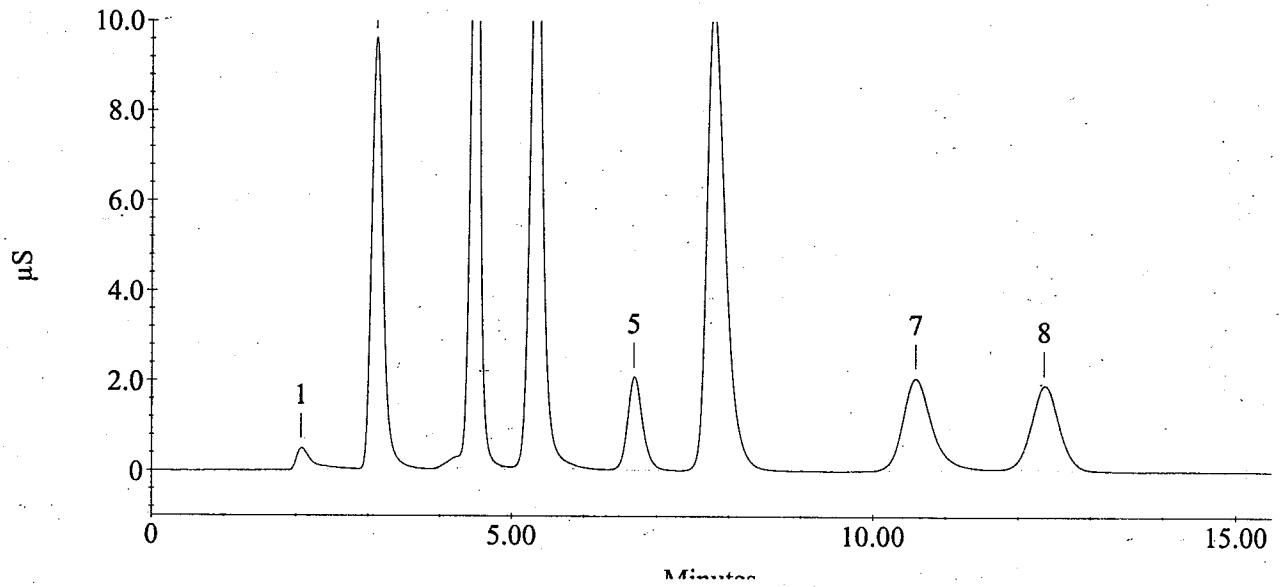

Sample Name : JW78 C1
Method File Name : c:\peaknet\method\std.met

Current Date : 9/20/06
Date Time Collected : 9/20/06 3:13:40 PM

Injection Number : 7
Dilution Factor : 10.00
column :

Calibration Date : 9/19/06 4:03:09 PM
Data File Name : ...\SEP2006DAP_007.DXD
Injection Volume : 1.00

Module ID : 34 07 2a
Schedule File Name : ...\sep2006dap.sch

Peak Information : All Peaks

Pk. Num	Ret Time	Component Name	conc. (ppm)	Height	Area	Bl. Code	%Delta
1	2.07	Unknown 1	0.00	2235	36708	1	
2	3.08	FLUORIDE	0.06	233	3276	1	-0.54
3	4.45	CHLORIDE	16.40	63777	611209	1	0.75
4	6.70	BROMIDE	0.28	316	4177	1	0.25
5	12.38	SULFATE	4.20	3809	102471	1	0.27
		---total(s)---	20.94	70370	757841		

JW78 C1

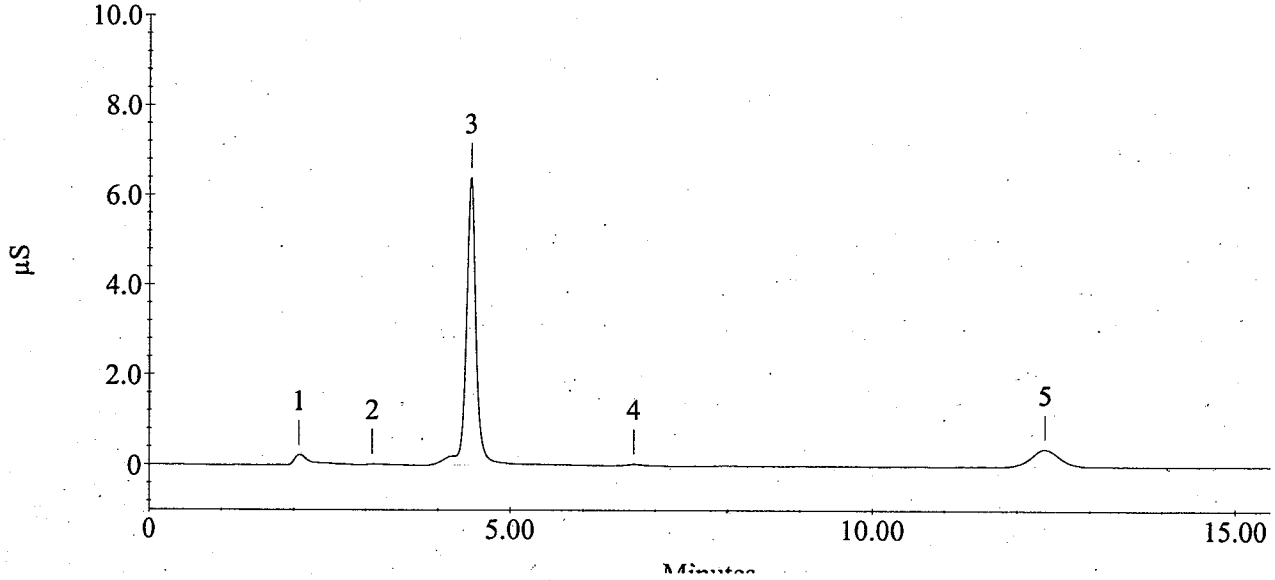

Sample Name : JW78 A1
Method File Name : c:\peaknet\method\std.met

Current Date : 9/20/06
Date Time Collected : 9/20/06 3:31:25 PM

Injection Number : 8
Dilution Factor : 1.00
column :

Calibration Date : 9/19/06 4:03:09 PM
Data File Name : ...\SEP2006DAP_008.DXD
Injection Volume : 1.00

Module ID : 34 07 2a
Schedule File Name : ...\sep2006dap.sch

Peak Information : All Peaks

Pk. Num	Ret Time	Component Name	conc. (ppm)	Height	Area	Bl. Code	%Delta
1	2.07	Unknown 1	0.00	22632	325835	1	
2	3.05	FLUORIDE	0.02	561	14117	1	-1.61
3	5.08	Unknown 2	0.00	1110572	7598776	1	
4	6.93	Unknown 3	0.00	6823	88635	1	
5	12.57	SULFATE	0.06	608	14590	1	1.75
6	13.82	Unknown 4	0.00	729	24095	1	
		---total(s)---	0.08	1141925	8066048		

JW78 A1

REPRINT

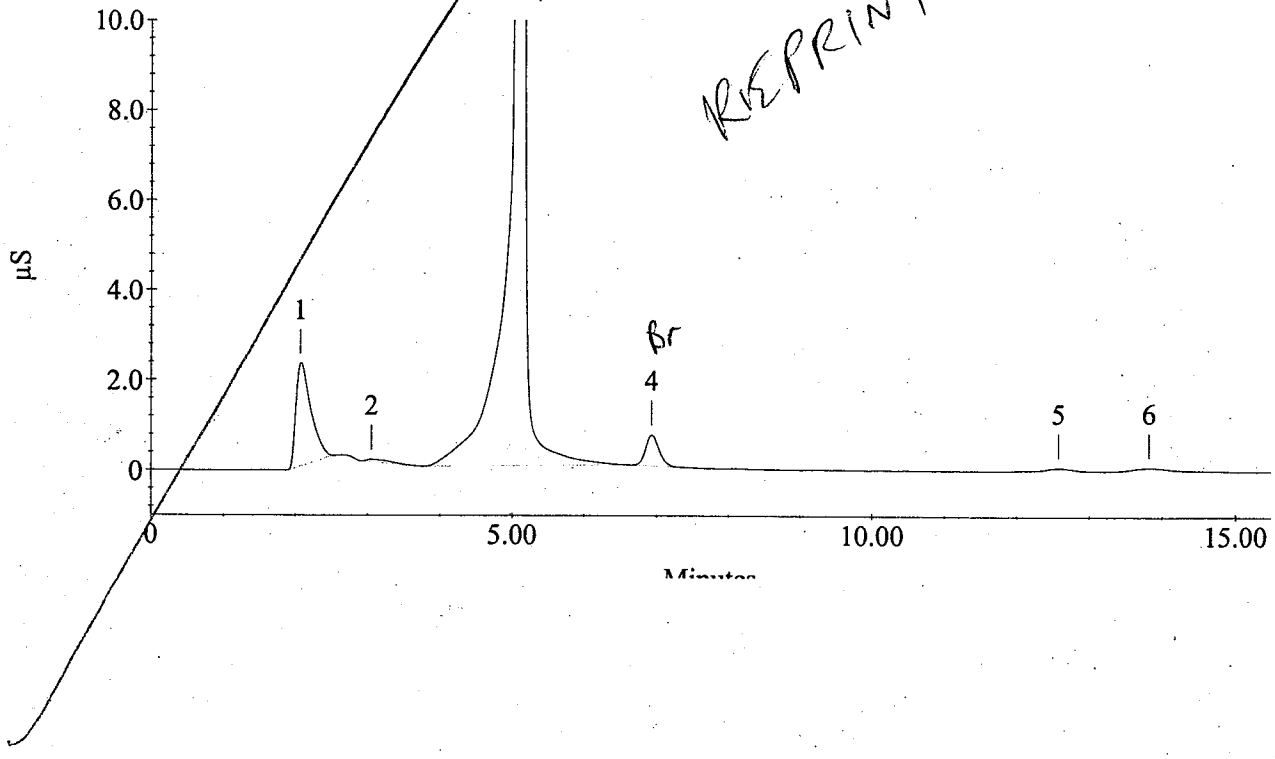

Sample Name : JW78 A1
Method File Name : c:\peaknet\method\std.met

Current Date : 9/21/06
Date Time Collected : 9/20/06 3:31:25 PM

Injection Number : 8
Dilution Factor : 1.00
column :

Calibration Date : 9/19/06 4:03:09 PM
Data File Name : ...\SEP2006DAP_008.DXD
Injection Volume : 1.00

Module ID : 34 07 2a
Schedule File Name : ...\sep2006dap.sch

Peak Information : All Peaks

Pk. Num	Ret Time	Component Name	conc. (ppm)	Height	Area	Bl. Code	%Delta
1	2.07	Unknown 1	0.00	22632	325835	1	
2	3.05	FLUORIDE	0.02	561	14117	1	-1.61
3	5.08	Unknown 2	0.00	1110572	7598776	1	
4	6.93	BROMIDE	0.60	6823	88635	1	2.56
5	12.57	SULFATE	0.06	608	14590	1	1.75
6	13.82	Unknown 3	0.00	729	24095	1	
		---total(s)---	0.68	1141925	8066048		

JW78 A1

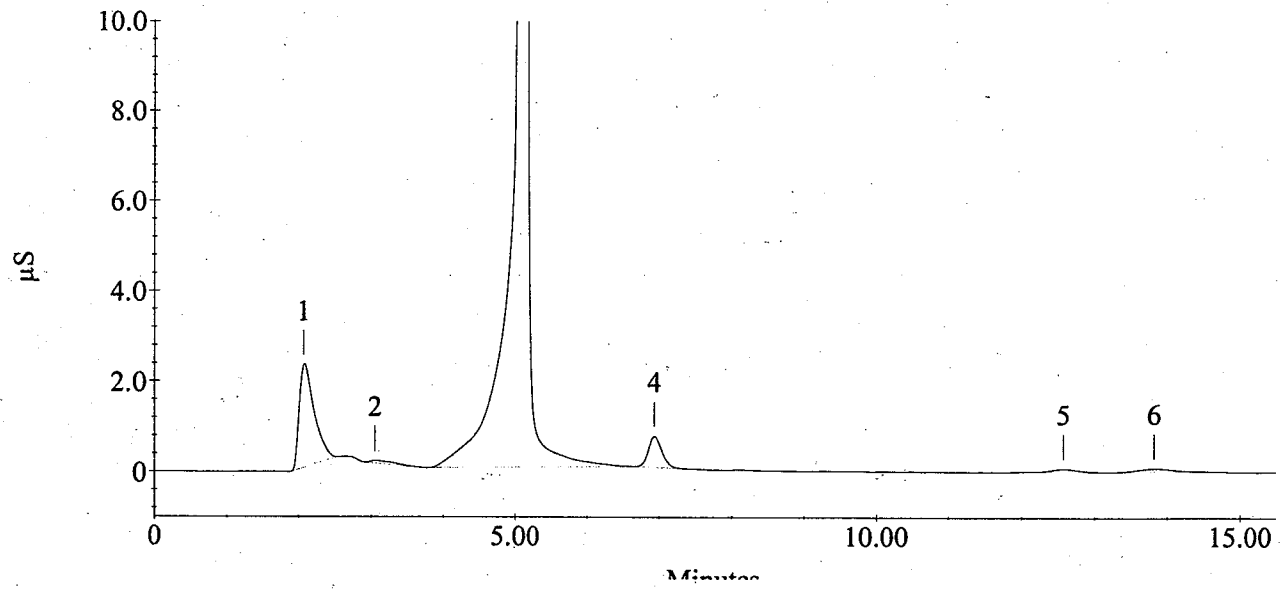

Sample Name : JW78 B1
Method File Name : c:\peaknet\method\std.met

Current Date : 9/20/06
Date Time Collected : 9/20/06 3:49:12 PM

Injection Number : 9
Dilution Factor : 1.00
column :

Calibration Date : 9/19/06 4:03:09 PM
Data File Name : ...\SEP2006DAP_009.DXD
Injection Volume : 1.00

Module ID : 34 07 2a
Schedule File Name : ...\sep2006dap.sch

Peak Information : All Peaks

Pk. Num	Ret Time	Component Name	conc. (ppm)	Height	Area	Bl. Code	%Delta
1	2.07	Unknown 1	0.00	27800	391237	1	
2	3.13	FLUORIDE	0.05	1060	28371	1	1.08
3	5.08	Unknown 2	0.00	1585758	10391581	1	
4	6.92	Unknown 3	0.00	7422	97540	1	
5	8.10	NITRATE-N	0.00	168	2645	1	5.19
6	12.58	SULFATE	1.72	15743	420402	1	1.89
		---total(s)---	1.78	1637951	11331777		

JW78 B1

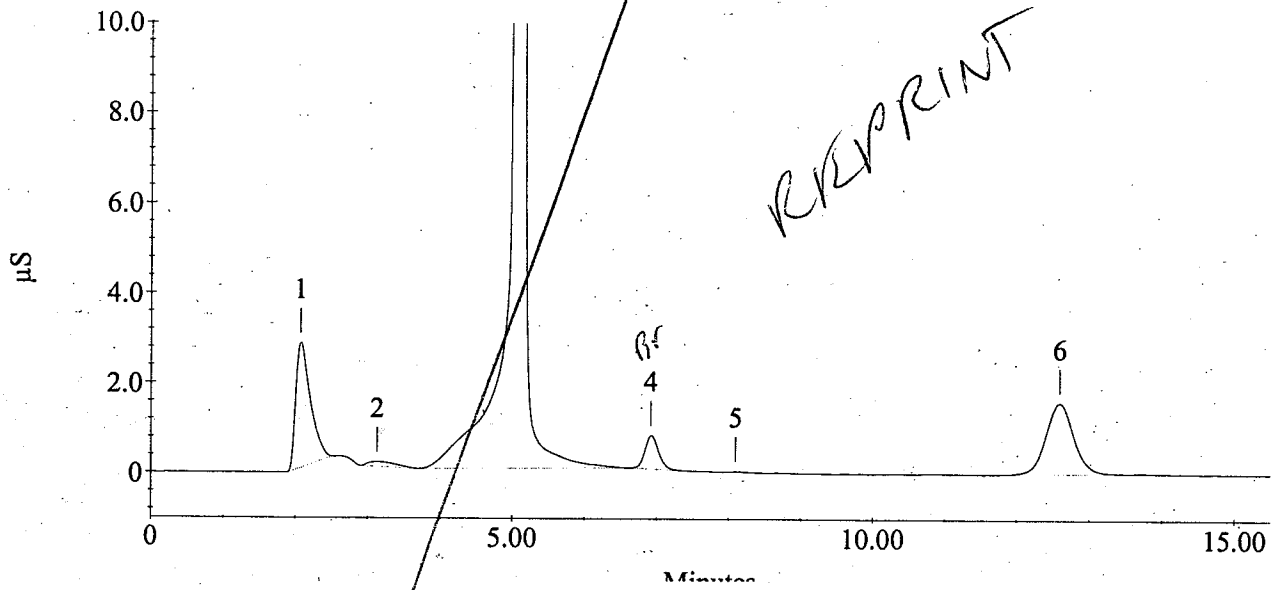

REPRINT

Sample Name : JW78 B1
Method File Name : c:\peaknet\method\std.met

Current Date : 9/21/06
Date Time Collected : 9/20/06 3:49:12 PM

Injection Number : 9
Dilution Factor : 1.00
column :

Calibration Date : 9/19/06 4:03:09 PM
Data File Name : ...\SEP2006DAP_009.DXD
Injection Volume : 1.00

Module ID : 34 07 2a
Schedule File Name : ...\sep2006dap.sch

Peak Information : All Peaks

Pk. Num	Ret Time	Component Name	conc. (ppm)	Height	Area	Bl. Code	%Delta
1	2.07	Unknown 1	0.00	27800	391237	1	
2	3.13	FLUORIDE	0.05	1060	28371	1	1.08
3	5.08	Unknown 2	0.00	1585758	10391581	1	
4	6.92	BROMIDE	0.66	7422	97540	1	2.62
5	8.10	NITRATE-N	0.00	168	2645	1	5.19
6	12.58	SULFATE	1.72	15743	420402	1	1.89
		---total(s)---	2.43	1637951	11331777		

JW78 B1

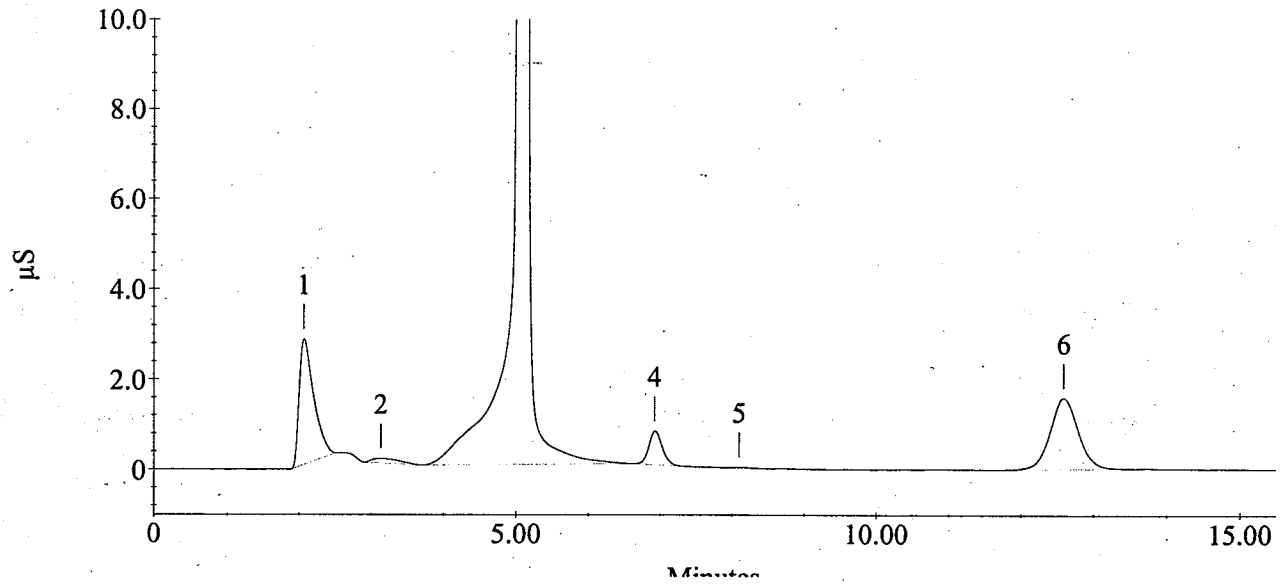

Sample Name : JW78 B1 DUP
Method File Name : c:\peaknet\method\std.met

Current Date : 9/20/06
Date Time Collected : 9/20/06 4:06:57 PM

Injection Number : 10
Dilution Factor : 1.00
column :

Calibration Date : 9/19/06 4:03:09 PM
Data File Name : ...\SEP2006DAP_010.DXD
Injection Volume : 1.00

Module ID : 34 07 2a
Schedule File Name : ...\sep2006dap.sch

Peak Information : All Peaks

Pk. Num	Ret Time	Component Name	conc. (ppm)	Height	Area	Bl. Code	%Delta
1	2.07	Unknown 1	0.00	29372	496066	1	
2	3.13	FLUORIDE	0.05	1048	27789	1	1.08
3	5.08	Unknown 2	0.00	1575756	10321873	1	
4	6.92	Unknown 3	0.00	7370	97681	1	
5	12.58	SULFATE	1.73	15810	422012	1	1.89
		---total(s)---	1.78	1629357	11365420		

JW78 B1 DUP

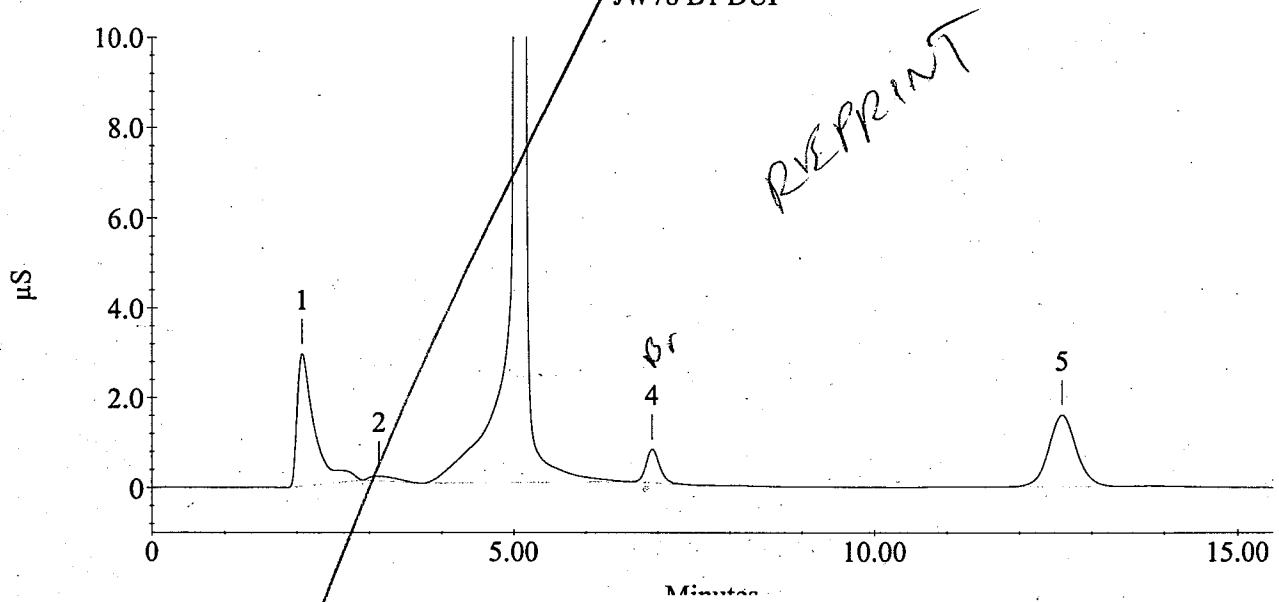

RE PRINT

Sample Name : JW78 B1 DUP
Method File Name : c:\peaknet\method\std.met

Current Date : 9/21/06
Date Time Collected : 9/20/06 4:06:57 PM

Injection Number : 10
Dilution Factor : 1.00
column :

Calibration Date : 9/19/06 4:03:09 PM
Data File Name : ...\SEP2006DAP_010.DXD
Injection Volume : 1.00

Module ID : 34 07 2a
Schedule File Name : ...\sep2006dap.sch

Peak Information : All Peaks

Pk. Num	Ret Time	Component Name	conc. (ppm)	Height	Area	Bl. Code	%Delta
1	2.07	Unknown 1	0.00	29372	496066	1	
2	3.13	FLUORIDE	0.05	1048	27789	1	1.08
3	5.08	Unknown 2	0.00	1575756	10321873	1	
4	6.92	BROMIDE	0.66	7370	97681	1	2.62
5	12.58	SULFATE	1.73	15810	422012	1	1.89
		---total(s)---	2.44	1629357	11365420		

JW78 B1 DUP

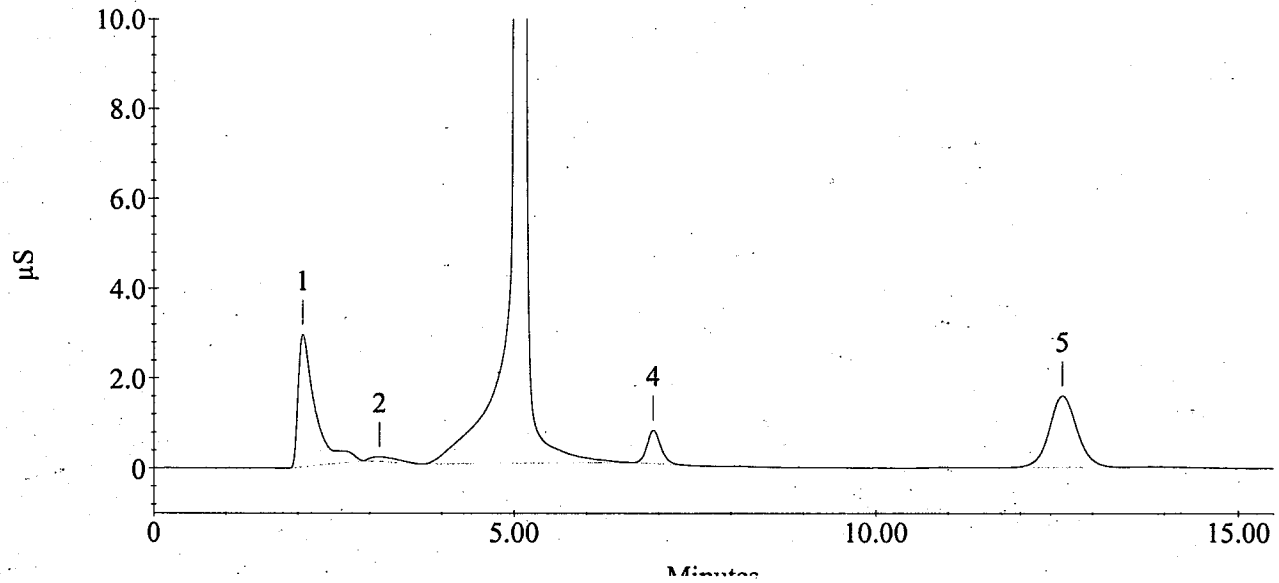

Sample Name : JW78 B1 MS
Method File Name : c:\peaknet\method\std.met

Current Date : 9/20/06
Date Time Collected : 9/20/06 4:24:44 PM

Injection Number : 11
Dilution Factor : 1.00
column :

Calibration Date : 9/19/06 4:03:09 PM
Data File Name : ...\SEP2006DAP_011.DXD
Injection Volume : 1.00

Module ID : 34 07 2a
Schedule File Name : ...\sep2006dap.sch

Peak Information : All Peaks

Pk. Num	Ret Time	Component Name	conc. (ppm)	Height	Area	Bl. Code	%Delta
1	2.07	Unknown 1	0.00	29471	412289	1	
2	3.13	FLUORIDE	1.79	39376	1022707	1	1.08
3	5.07	Unknown 2	0.00	1620449	10914059	1	
4	5.63	Unknown 3	0.00	173214	1609566	1	
5	6.90	Unknown 4	0.00	31040	397992	1	
6	7.95	NITRATE-N	1.89	115386	1870122	1	3.25
7	10.78	PHOSPHATE-P	1.62	15567	481762	1	2.21
8	12.57	SULFATE	3.71	34539	903649	1	1.75
		---total(s)---	9.01	2059041	17612145		

JW78 B1 MS

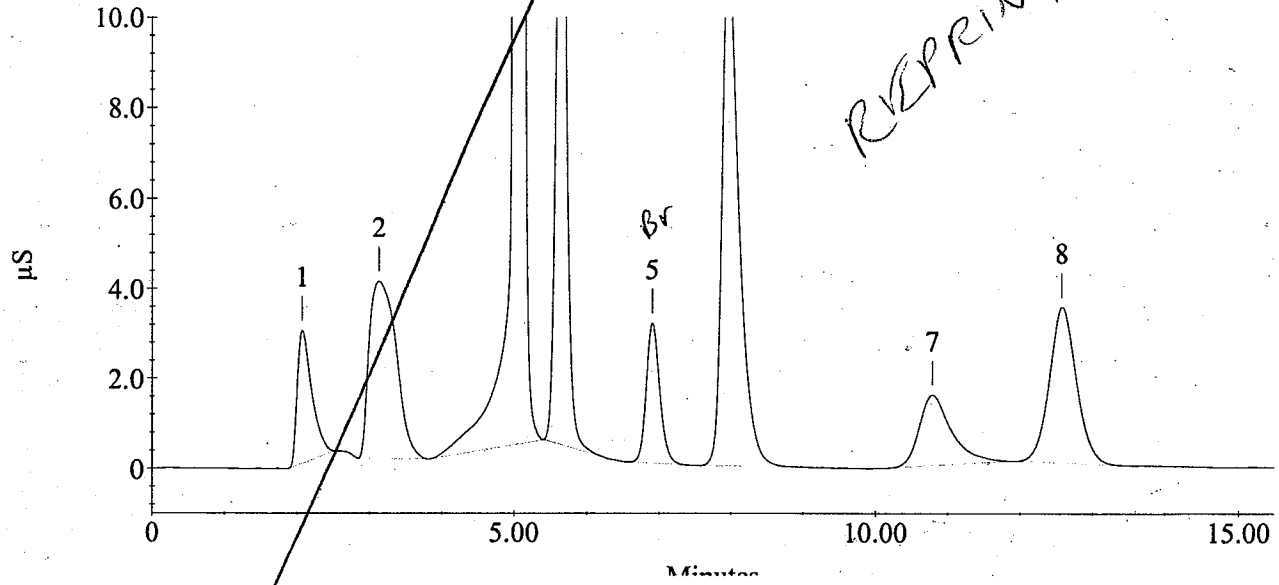

RUN REPRINT

Sample Name : JW78 B1 MS
Method File Name : c:\peaknet\method\std.met

Current Date : 9/21/06
Date Time Collected : 9/20/06 4:24:44 PM

Injection Number : 11
Dilution Factor : 1.00
column :

Calibration Date : 9/19/06 4:03:09 PM
Data File Name : ...\SEP2006DAP_011.DXD
Injection Volume : 1.00

Module ID : 34 07 2a
Schedule File Name : ...\sep2006dap.sch

Peak Information : All Peaks

Pk. Num	Ret Time	Component Name	conc. (ppm)	Height	Area	Bl. Code	%Delta
1	2.07	Unknown 1	0.00	29471	412289	1	
2	3.13	FLUORIDE	1.79	39376	1022707	1	1.08
3	5.07	Unknown 2	0.00	1620449	10914059	1	
4	5.63	Unknown 3	0.00	173214	1609566	1	
5	6.90	BROMIDE	2.68	31040	397992	1	2.68
6	7.95	NITRATE-N	1.89	115386	1870122	1	3.25
7	10.78	PHOSPHATE-P	1.62	15567	481762	1	2.21
8	12.57	SULFATE	3.71	34539	903649	1	1.75
		---total(s)---	11.69	2059041	17612145		

JW78 B1 MS

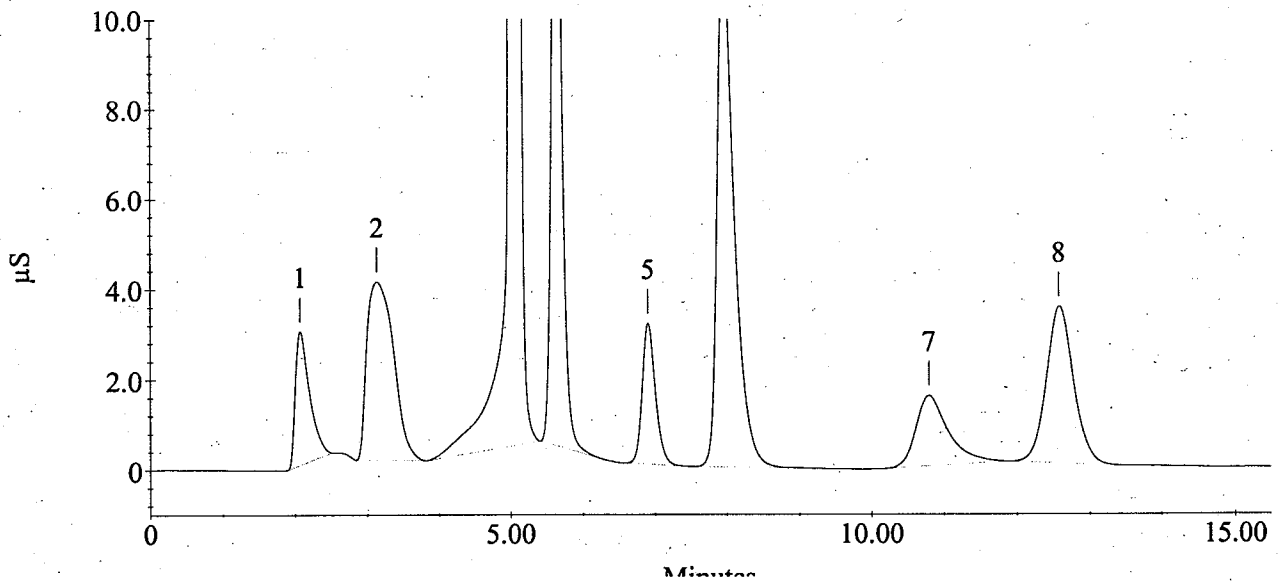

Sample Name : JW78 C1
Method File Name : c:\peaknet\method\std.met

Current Date : 9/20/06
Date Time Collected : 9/20/06 4:42:30 PM

Injection Number : 12
Dilution Factor : 1.00
column :

Calibration Date : 9/19/06 4:03:09 PM
Data File Name : ...\SEP2006DAP_012.DXD
Injection Volume : 1.00

Module ID : 34 07 2a
Schedule File Name : ...\sep2006dap.sch

Peak Information : All Peaks

Pk. Num	Ret Time	Component Name	conc. (ppm)	Height	Area	Bl. Code	%Delta
1	2.07	Unknown 1	0.00	19698	265896	1	
2	3.12	FLUORIDE	0.05	1209	27131	1	0.54
3	4.93	Unknown 2	0.00	1181939	8311112	1	
4	6.85	BROMIDE	0.32	3465	47062	1	2.49
5	8.03	NITRATE-N	0.01	630	9802	1	4.33
6	12.52	SULFATE	4.48	41411	1093513	1	1.35
		---total(s)---	4.86	1248351	9754517		

JW78 C1

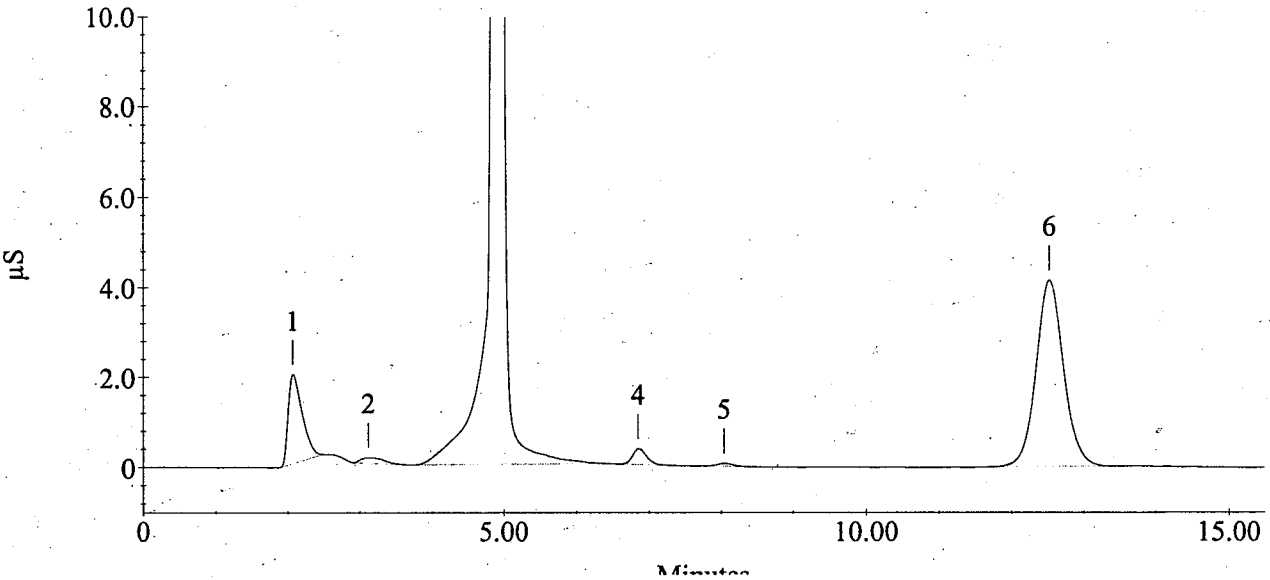

Sample Name : CCV
Method File Name : c:\peaknet\method\std.met

Current Date : 9/20/06
Date Time Collected : 9/20/06 5:00:16 PM

Injection Number : 13
Dilution Factor : 1.00
column :

Calibration Date : 9/19/06 4:03:09 PM
Data File Name : ...\SEP2006DAP_013.DXD
Injection Volume : 1.00

Module ID : 34 07 2a
Schedule File Name : ...\sep2006dap.sch

Peak Information : All Peaks

Pk. Num	Ret Time	Component Name	conc. (ppm)	Height	Area	Bl. Code	%Delta
1	2.07	Unknown 1	0.00	2383	34476	1	
2	3.10	FLUORIDE	2.79	162367	1594971	1	0.00
3	4.40	CHLORIDE	2.79	97547	1040169	1	-0.38
4	5.28	NITRITE-N	2.87	188168	2433989	1	-0.63
5	6.65	BROMIDE	2.81	28687	417665	1	-0.50
6	7.72	NITRATE-N	2.72	154383	2687888	1	0.22
7	10.57	PHOSPHATE-P	2.73	30519	810413	1	0.16
8	12.37	SULFATE	2.97	26595	724858	1	0.13
		---total(s)---	19.69	690650	9744429		

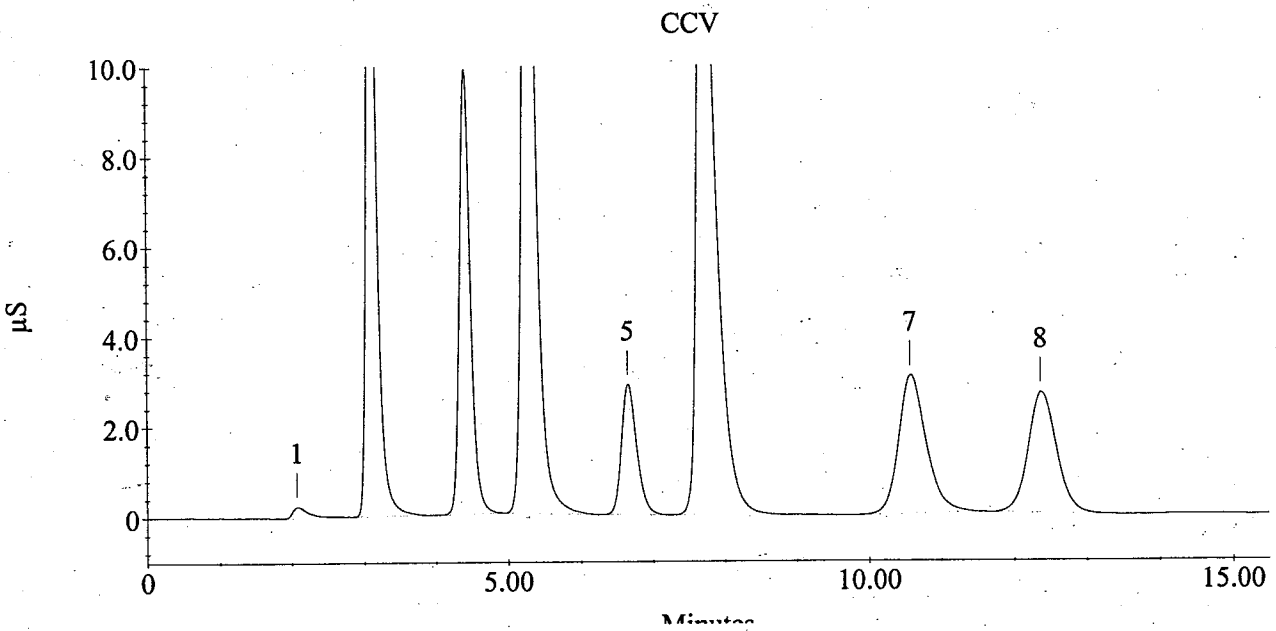

Sample Name : CCB
Method File Name : c:\peaknet\method\std.met

Current Date : 9/20/06
Date Time Collected : 9/20/06 5:18:03 PM

Injection Number : 14
Dilution Factor : 1.00
column :

Calibration Date : 9/19/06 4:03:09 PM
Data File Name : ...\SEP2006DAP_014.DXD
Injection Volume : 1.00

Module ID : 34 07 2a
Schedule File Name : ...\sep2006dap.sch

Peak Information : All Peaks

Pk. Num	Ret Time	Component Name	conc. (ppm)	Height	Area	Bl. Code	%Delta
1	4.05	Unknown 1	0.00	147	1823	1	
2	4.40	CHLORIDE	0.01	431	4198	1	-0.38
		---total(s)---	0.01	578	6021		

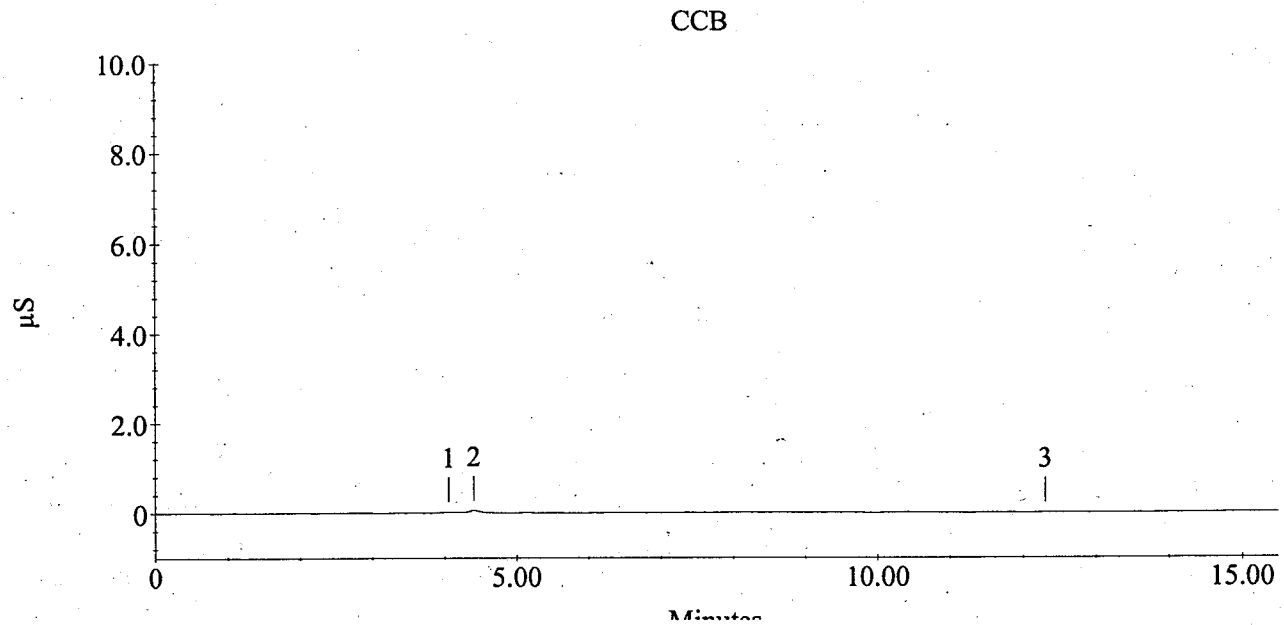

Sample Name : JW38 D1
Method File Name : c:\peaknet\method\std.met

Current Date : 9/20/06
Date Time Collected : 9/20/06 5:35:49 PM

Injection Number : 15
Dilution Factor : 5.00
column :

Calibration Date : 9/19/06 4:03:09 PM
Data File Name : ...\SEP2006DAP_015.DXD
Injection Volume : 1.00

Module ID : 34 07 2a
Schedule File Name : ...\sep2006dap.sch

Peak Information : All Peaks

Pk. Num	Ret Time	Component Name	conc. (ppm)	Height	Area	Bl. Code	%Delta
1	2.10	Unknown 1	0.00	2984	63348	1	
2	3.08	FLUORIDE	0.57	6580	65172	1	-0.54
3	3.63	Unknown 2	0.00	1721	38722	1	
4	4.35	CHLORIDE	12.03	73220	896829	1	-1.51
5	5.27	NITRITE-N	0.17	2248	29434	1	-0.94
6	6.65	BROMIDE	2.12	3918	62890	1	-0.50
7	7.85	NITRATE-N	0.37	4072	73527	1	1.95
8	11.33	Unknown 3	0.00	33841	831371	1	
9	12.35	SULFATE	14.58	27433	711003	1	0.00
		---total(s)---					
			29.85	156016	2772296		

JW38 D1

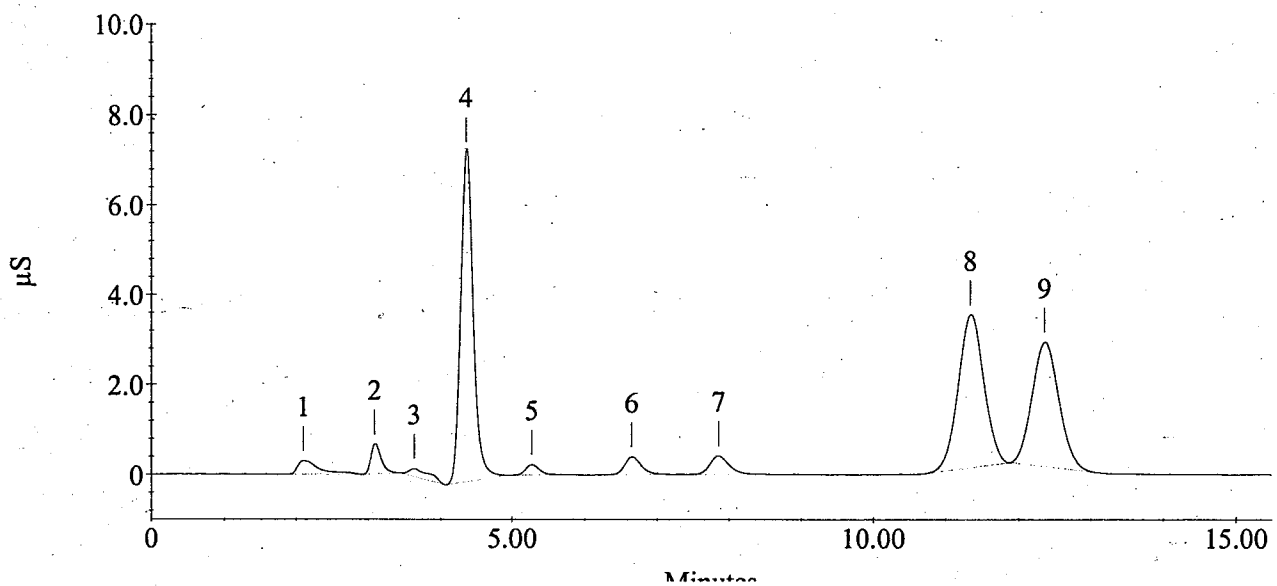

Sample Name : JW38 E1
Method File Name : c:\peaknet\method\std.met

Current Date : 9/20/06
Date Time Collected : 9/20/06 5:53:36 PM

Injection Number : 16
Dilution Factor : 5.00
column :

Calibration Date : 9/19/06 4:03:09 PM
Data File Name : ...\SEP2006DAP_016.DXD
Injection Volume : 1.00

Module ID : 34 07 2a
Schedule File Name : ...\sep2006dap.sch

Peak Information : All Peaks

Pk. Num	Ret Time	Component Name	conc. (ppm)	Height	Area	Bl. Code	%Delta
1	2.10	Unknown 1	0.00	2805	48489	1	
2	3.08	FLUORIDE	0.56	6601	63988	1	-0.54
3	3.62	Unknown 2	0.00	1557	35468	1	
4	4.35	CHLORIDE	12.58	77055	937255	1	-1.51
5	5.25	NITRITE-N	0.18	2271	30166	1	-1.25
6	6.63	BROMIDE	2.12	3933	63001	1	-0.75
7	7.83	NITRATE-N	0.41	4446	80666	1	1.73
8	11.33	Unknown 3	0.00	36908	908419	1	
9	12.35	SULFATE	11.39	21588	555405	1	0.00
		---total(s)---	27.23	157164	2722857		

JW38 E1

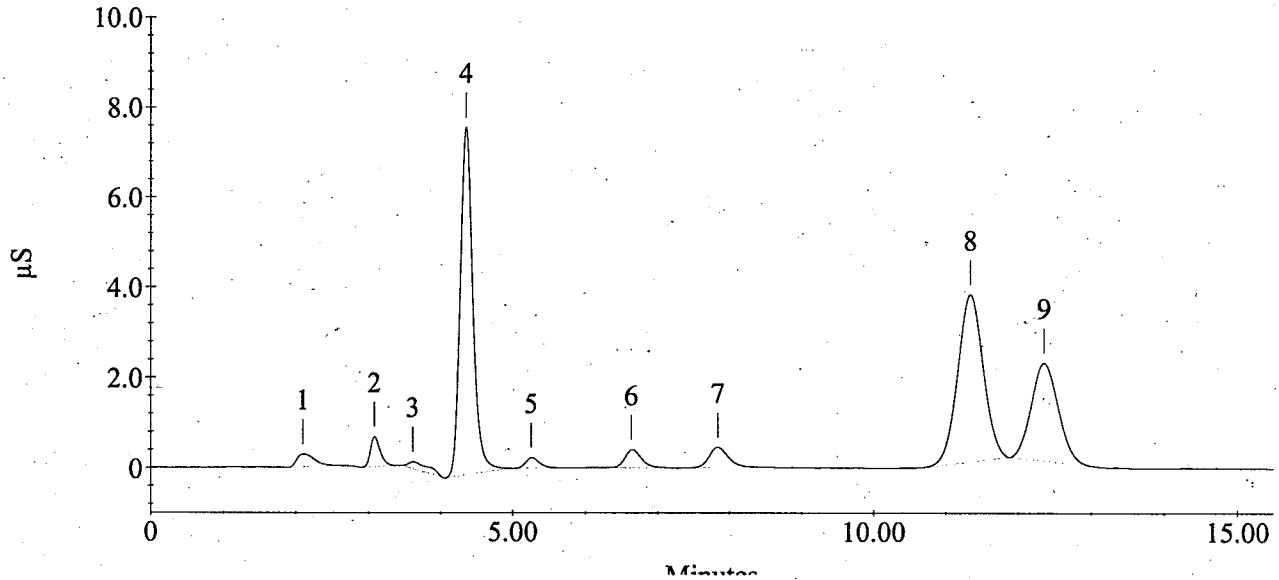

Sample Name : JW38 F1
Method File Name : c:\peaknet\method\std.met

Current Date : 9/20/06
Date Time Collected : 9/20/06 6:11:22 PM

Injection Number : 17
Dilution Factor : 5.00
column :

Calibration Date : 9/19/06 4:03:09 PM
Data File Name : ...\SEP2006DAP_017.DXD
Injection Volume : 1.00

Module ID : 34 07 2a
Schedule File Name : ...\sep2006dap.sch

Peak Information : All Peaks

Pk. Num	Ret Time	Component Name	conc. (ppm)	Height	Area	Bl. Code	%Delta
1	2.10	Unknown 1	0.00	2940	59198	1	
2	3.08	FLUORIDE	0.56	6581	63505	1	-0.54
3	3.62	Unknown 2	0.00	1707	38812	1	
4	4.35	CHLORIDE	13.00	79781	968662	1	-1.51
5	5.25	NITRITE-N	0.17	2249	29324	1	-1.25
6	6.63	BROMIDE	2.14	3921	63641	1	-0.75
7	7.82	NITRATE-N	0.38	4141	75682	1	1.52
8	11.32	Unknown 3	0.00	34692	854931	1	
9	12.33	SULFATE	12.75	23994	621790	1	-0.13
		---total(s)---	29.00	160007	2775546		

JW38 F1

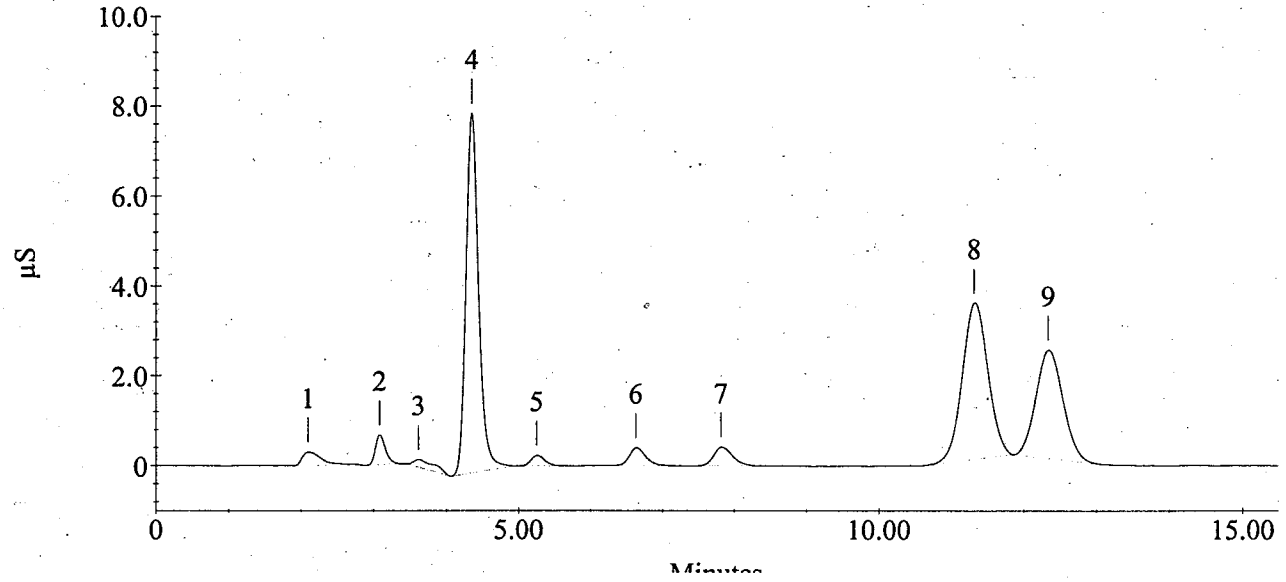

Sample Name : JW38 G1
Method File Name : c:\peaknet\method\std.met

Current Date : 9/20/06
Date Time Collected : 9/20/06 6:29:05 PM

Injection Number : 18
Dilution Factor : 5.00
column :

Calibration Date : 9/19/06 4:03:09 PM
Data File Name : ...\SEP2006DAP_018.DXD
Injection Volume : 1.00

Module ID : 34 07 2a
Schedule File Name : ...\sep2006dap.sch

Peak Information : All Peaks

Pk. Num	Ret Time	Component Name	conc. (ppm)	Height	Area	Bl. Code	%Delta
1	2.08	Unknown 1	0.00	5823	109403	1	
2	3.08	FLUORIDE	0.53	6189	60482	1	-0.54
3	3.63	Unknown 2	0.00	5315	71748	1	
4	4.35	CHLORIDE	14.16	85696	1055311	1	-1.51
5	5.27	NITRITE-N	0.48	5949	80742	1	-0.94
6	6.65	BROMIDE	0.24	479	6974	1	-0.50
7	7.80	NITRATE-N	1.44	15363	283554	1	1.30
8	11.32	Unknown 3	0.00	49877	1187256	1	
9	12.32	SULFATE	50.40	94736	2458032	1	-0.27
		---total(s)---	67.23	269426	5313503		

JW38 G1

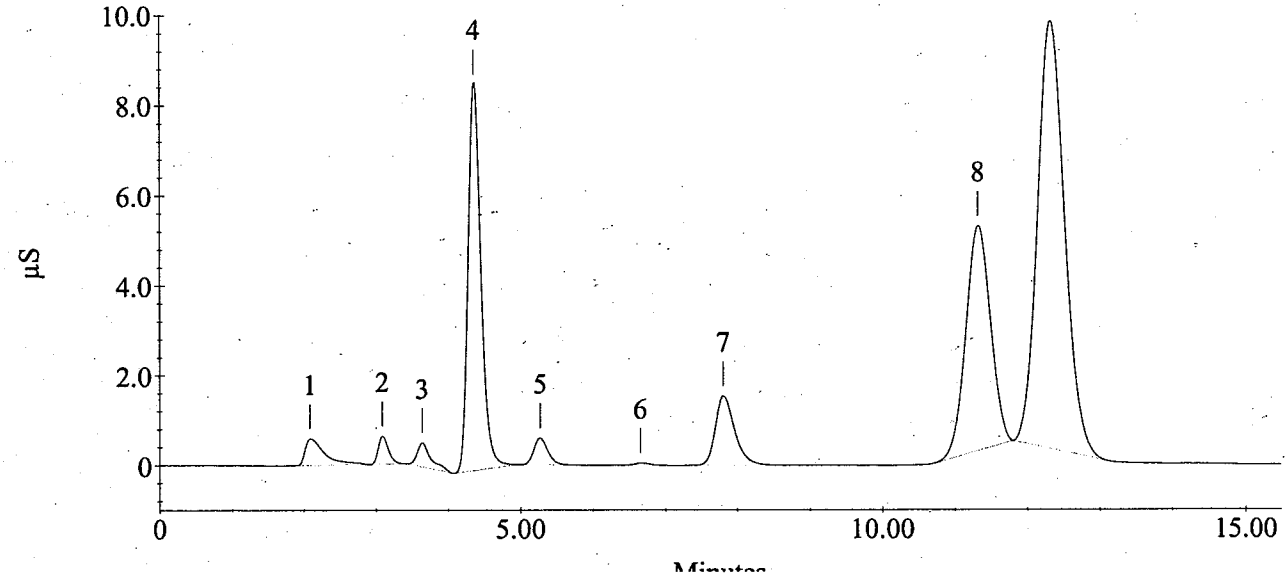

Sample Name : JW38 H1
Method File Name : c:\peaknet\method\std.met

Current Date : 9/20/06
Date Time Collected : 9/20/06 6:46:54 PM

Injection Number : 19
Dilution Factor : 5.00
column :

Calibration Date : 9/19/06 4:03:09 PM
Data File Name : ...\SEP2006DAP_019.DXD
Injection Volume : 1.00

Module ID : 34 07 2a
Schedule File Name : ...\sep2006dap.sch

Peak Information : All Peaks

Pk. Num	Ret Time	Component Name	conc. (ppm)	Height	Area	Bl. Code	%Delta
1	2.10	Unknown 1	0.00	5203	83048	1	
2	3.08	FLUORIDE	0.54	6260	61652	1	-0.54
3	3.63	Unknown 2	0.00	5411	77245	1	
4	4.35	CHLORIDE	13.38	80739	997258	1	-1.51
5	5.27	NITRITE-N	0.46	5905	78886	1	-0.94
6	6.65	BROMIDE	0.32	513	9506	1	-0.50
7	7.80	NITRATE-N	1.40	15007	276907	1	1.30
8	11.32	Unknown 3	0.00	47069	1123026	1	
9	12.32	SULFATE	44.09	82640	2150187	1	-0.27
		---total(s)---	60.19	248747	4857715		

JW38 H1

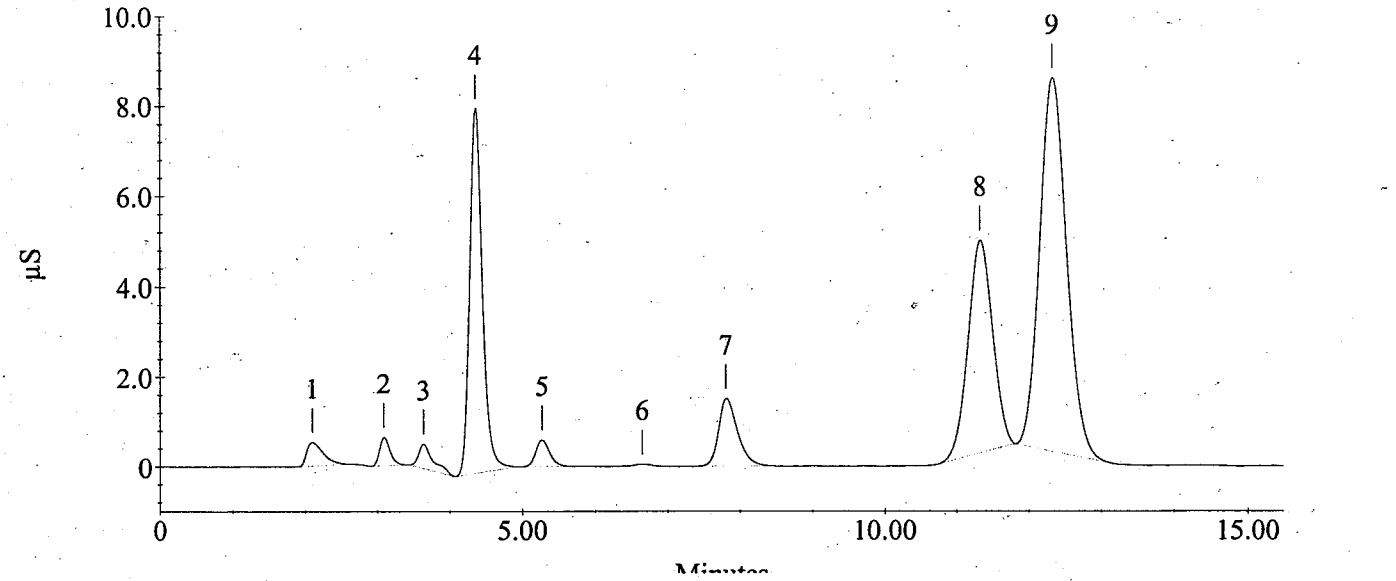

Sample Name : JW38 I1
Method File Name : c:\peaknet\method\std.met

Current Date : 9/20/06
Date Time Collected : 9/20/06 7:04:40 PM

Injection Number : 20
Dilution Factor : 5.00
column :

Calibration Date : 9/19/06 4:03:09 PM
Data File Name : ...\SEP2006DAP_020.DXD
Injection Volume : 1.00

Module ID : 34 07 2a
Schedule File Name : ...\sep2006dap.sch

Peak Information : All Peaks

Pk. Num	Ret Time	Component Name	conc. (ppm)	Height	Area	Bl. Code	%Delta
1	2.08	Unknown 1	0.00	4999	96407	1	
2	3.08	FLUORIDE	0.51	6091	58170	1	-0.54
3	3.63	Unknown 2	0.00	5206	71374	1	
4	4.35	CHLORIDE	12.82	77326	955571	1	-1.51
5	5.25	NITRITE-N	0.48	5880	81242	1	-1.25
6	6.65	BROMIDE	0.24	507	6989	1	-0.50
7	7.80	NITRATE-N	1.39	14867	274462	1	1.30
8	11.32	Unknown 3	0.00	46200	1114690	1	
9	12.32	SULFATE	33.96	63474	1656040	1	-0.27
		---total(s)---	49.39	224550	4314944		

JW38 I1

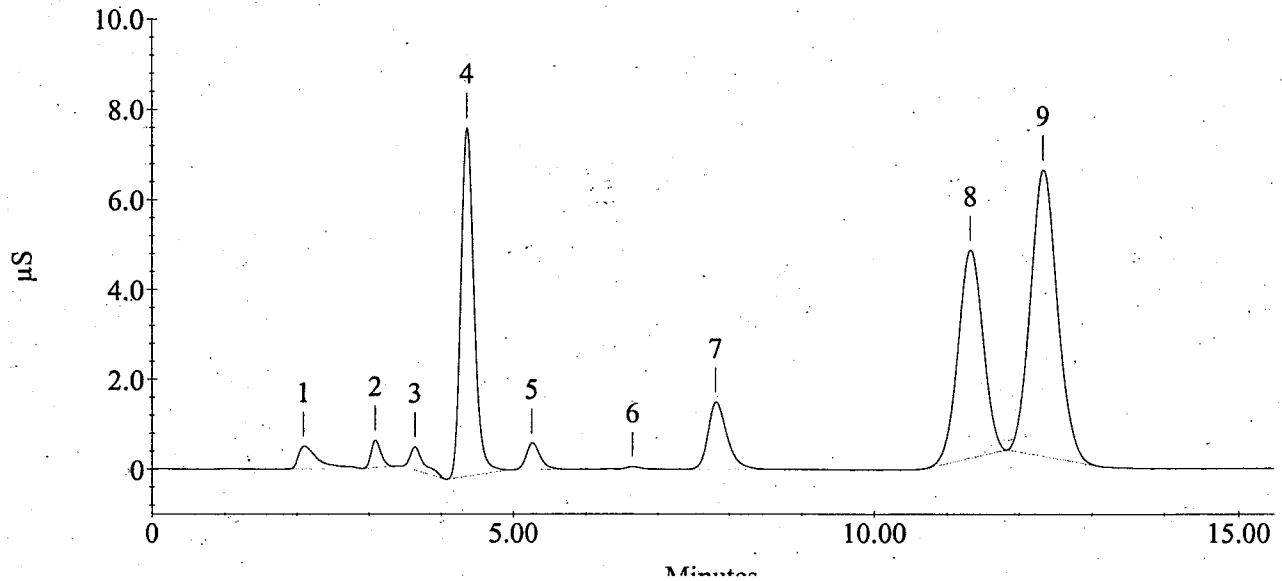

Sample Name : JW38 J1
Method File Name : c:\peaknet\method\std.met

Current Date : 9/20/06
Date Time Collected : 9/20/06 7:22:27 PM

Injection Number : 21
Dilution Factor : 5.00
column :

Calibration Date : 9/19/06 4:03:09 PM
Data File Name : ...\SEP2006DAP_021.DXD
Injection Volume : 1.00

Module ID : 34 07 2a
Schedule File Name : ...\sep2006dap.sch

Peak Information : All Peaks

Pk. Num	Ret Time	Component Name	conc. (ppm)	Height	Area	Bl. Code	%Delta
1	2.08	Unknown 1	0.00	8213	151829	1	
2	3.08	FLUORIDE	0.53	5970	61110	1	-0.54
3	3.62	Unknown 2	0.00	2987	59759	1	
4	4.33	CHLORIDE	14.84	87450	1105709	1	-1.89
5	5.25	NITRITE-N	0.28	3418	46686	1	-1.25
6	6.63	BROMIDE	2.43	4541	72223	1	-0.75
7	7.82	NITRATE-N	0.44	4768	87792	1	1.52
8	11.30	Unknown 3	0.00	68722	1646006	1	
9	12.30	SULFATE	50.40	94463	2458177	1	-0.40
		---total(s)---	68.93	280532	5689291		

JW38 J1

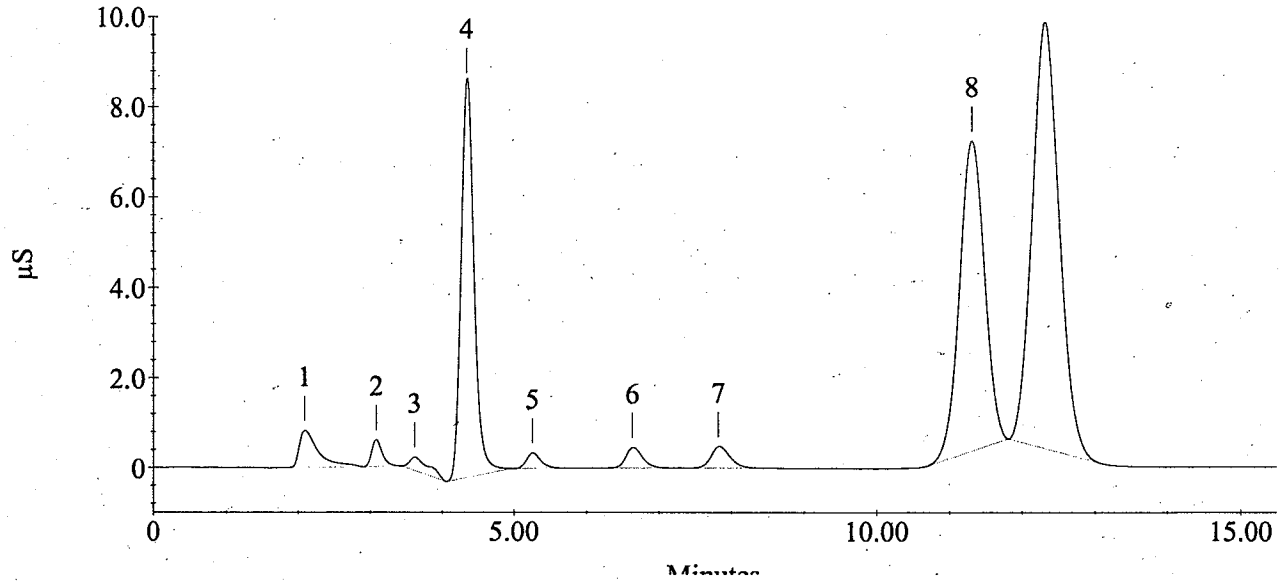

Sample Name : JW38 K1
Method File Name : c:\peaknet\method\std.met

Current Date : 9/20/06
Date Time Collected : 9/20/06 7:40:13 PM

Injection Number : 22
Dilution Factor : 5.00
column :

Calibration Date : 9/19/06 4:03:09 PM
Data File Name : ...\SEP2006DAP_022.DXD
Injection Volume : 1.00

Module ID : 34 07 2a
Schedule File Name : ...\sep2006dap.sch

Peak Information : All Peaks

Pk. Num	Ret Time	Component Name	conc. (ppm)	Height	Area	Bl. Code	%Delta
1	2.08	Unknown 1	0.00	8085	151795	1	
2	3.08	FLUORIDE	0.54	5901	61226	1	-0.54
3	3.62	Unknown 2	0.00	2931	62173	1	
4	4.35	CHLORIDE	15.67	94195	1167850	1	-1.51
5	5.27	NITRITE-N	0.26	3411	44756	1	-0.94
6	6.65	BROMIDE	2.65	4737	78630	1	-0.50
7	7.83	NITRATE-N	0.44	4792	86863	1	1.73
8	11.30	Unknown 3	0.00	67557	1631749	1	
9	12.32	SULFATE	39.32	75060	1917704	1	-0.27
		---total(s)---	58.88	266670	5202747		

JW38 K1

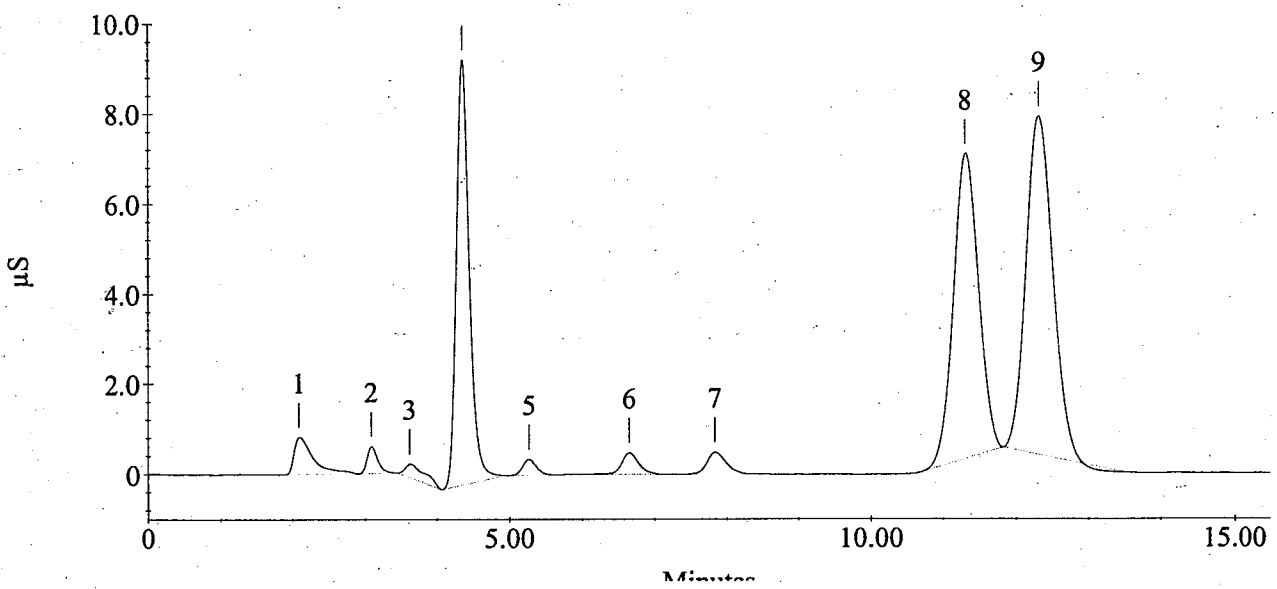

Sample Name : JW38 L1
Method File Name : c:\peaknet\method\std.met

Current Date : 9/20/06
Date Time Collected : 9/20/06 7:58:00 PM

Injection Number : 23
Dilution Factor : 5.00
column :

Calibration Date : 9/19/06 4:03:09 PM
Data File Name : ...\SEP2006DAP_023.DXD
Injection Volume : 1.00

Module ID : 34 07 2a
Schedule File Name : ...\sep2006dap.sch

Peak Information : All Peaks

Pk. Num	Ret Time	Component Name	conc. (ppm)	Height	Area	Bl. Code	%Delta
1	2.08	Unknown 1	0.00	7688	145808	1	
2	3.08	FLUORIDE	0.51	5727	58070	1	-0.54
3	3.62	Unknown 2	0.00	2869	58509	1	
4	4.33	CHLORIDE	15.02	90263	1119408	1	-1.89
5	5.25	NITRITE-N	0.26	3361	43312	1	-1.25
6	6.63	BROMIDE	2.44	4576	72324	1	-0.75
7	7.80	NITRATE-N	0.46	4935	91015	1	1.30
8	11.30	Unknown 3	0.00	64645	1565686	1	
9	12.30	SULFATE	33.41	62476	1629451	1	-0.40
		---total(s)---	52.09	246540	4783583		

JW38 L1

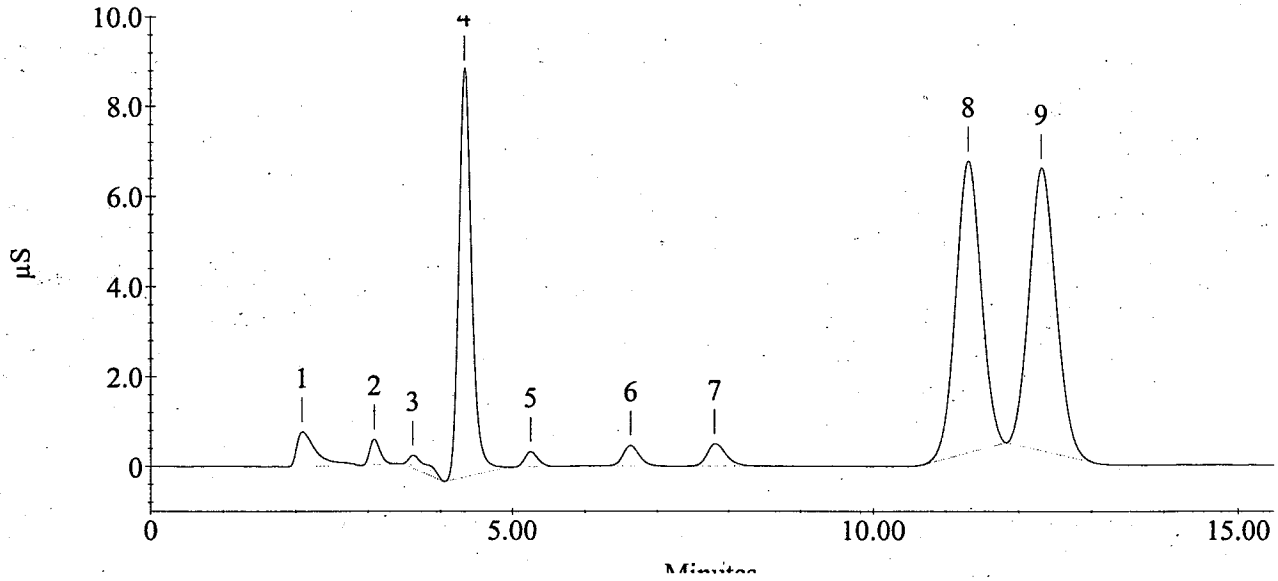

Sample Name : CCV
Method File Name : c:\peaknet\method\std.met

Current Date : 9/20/06
Date Time Collected : 9/20/06 8:15:47 PM

Injection Number : 24
Dilution Factor : 1.00
column :

Calibration Date : 9/19/06 4:03:09 PM
Data File Name : ...\SEP2006DAP_024.DXD
Injection Volume : 1.00

Module ID : 34 07 2a
Schedule File Name : ...\sep2006dap.sch

Peak Information : All Peaks

Pk. Num	Ret Time	Component Name	conc. (ppm)	Height	Area	Bl. Code	%Delta
1	2.08	Unknown 1	0.00	2425	37658	1	
2	3.10	FLUORIDE	2.79	162143	1596120	1	0.00
3	4.38	CHLORIDE	2.75	95164	1025290	1	-0.75
4	5.27	NITRITE-N	2.88	188393	2441108	1	-0.94
5	6.62	BROMIDE	2.84	28838	420996	1	-1.00
6	7.67	NITRATE-N	2.76	155114	2721981	1	-0.43
7	10.57	PHOSPHATE-P	2.77	31025	822828	1	0.16
8	12.37	SULFATE	2.95	26604	719428	1	0.13
		---total(s)---					
			19.73	689708	9785409		

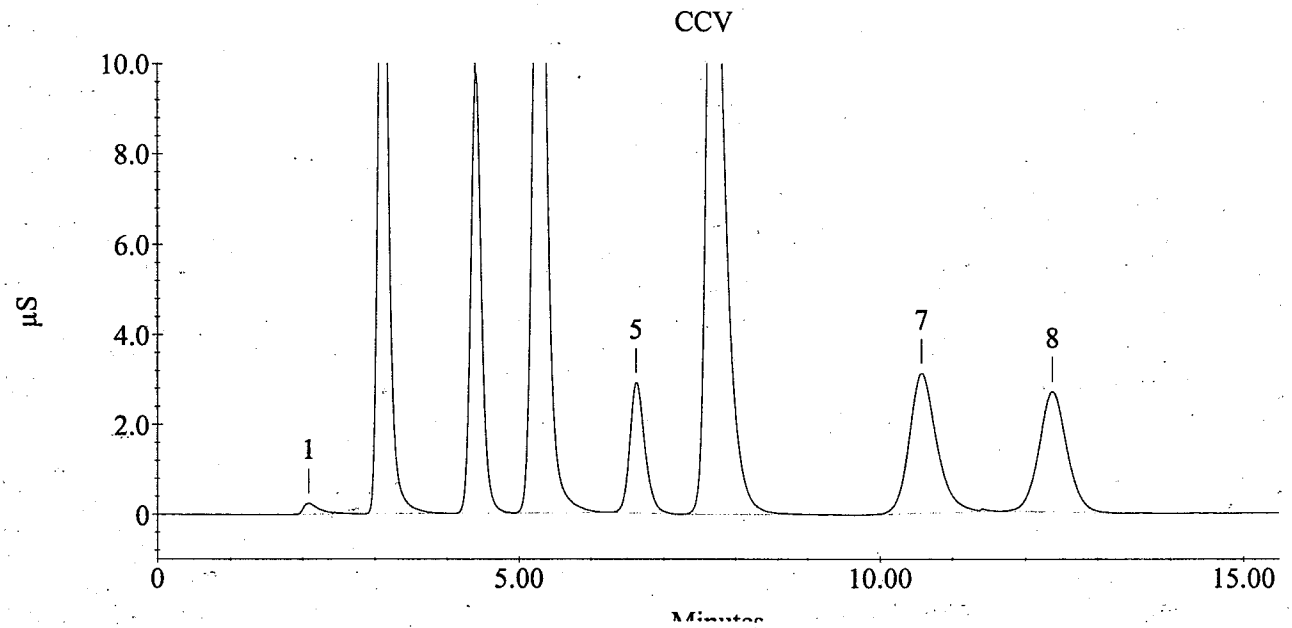

Sample Name : CCB
Method File Name : c:\peaknet\method\std.met

Current Date : 9/20/06
Date Time Collected : 9/20/06 8:33:34 PM

Injection Number : 25
Dilution Factor : 1.00
column :

Calibration Date : 9/19/06 4:03:09 PM
Data File Name : ...\SEP2006DAP_025.DXD
Injection Volume : 1.00

Module ID : 34 07 2a
Schedule File Name : ...\sep2006dap.sch

Peak Information : All Peaks

Pk. Num	Ret Time	Component Name	conc. (ppm)	Height	Area	Bl. Code	%Delta
1	4.38	CHLORIDE	0.05	1571	17319	1	-0.75
		---total(s)---					
			0.05	1571	17319		

CCB

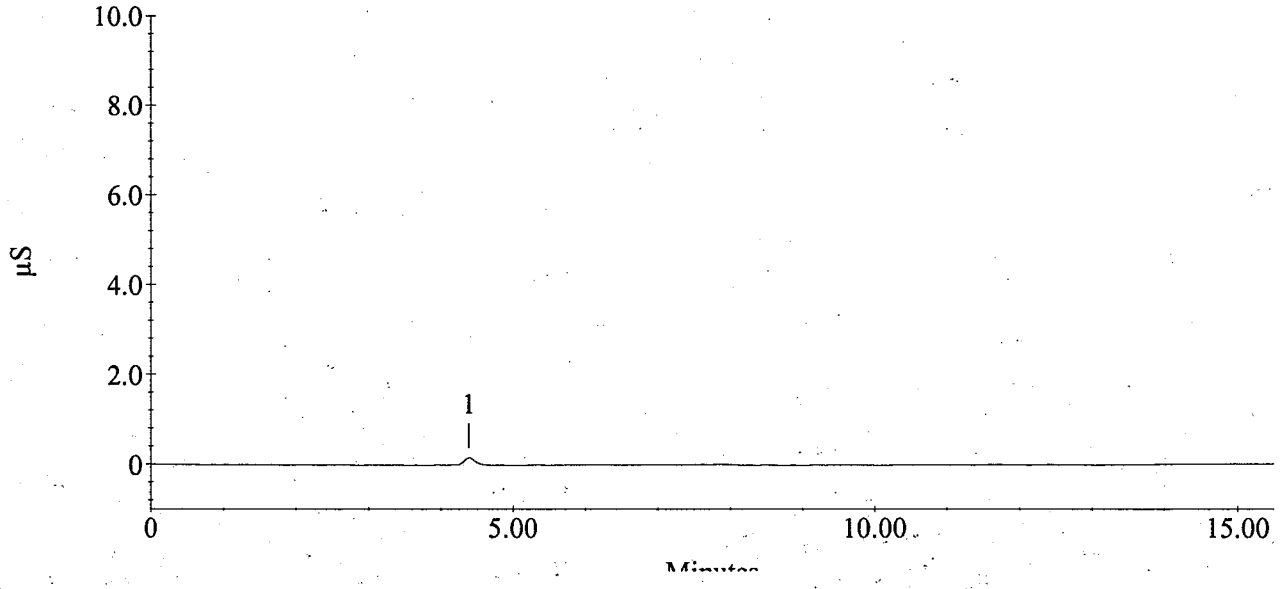

Sample Name : JW94 G1
Method File Name : c:\peaknet\method\std.met

Current Date : 9/20/06
Date Time Collected : 9/20/06 8:51:19 PM

Injection Number : 26
Dilution Factor : 100.00
column :

Calibration Date : 9/19/06 4:03:09 PM
Data File Name : ...\SEP2006DAP_026.DXD
Injection Volume : 1.00

Module ID : 34 07 2a
Schedule File Name : ...\sep2006dap.sch

Peak Information : All Peaks

Pk. Num	Ret Time	Component Name	conc. (ppm)	Height	Area	Bl. Code	%Delta
1	2.08	Unknown 1	0.00	3421	54838	1	
2	3.10	FLUORIDE	91.63	51349	523489	1	0.00
3	4.40	CHLORIDE	61.23	20898	228181	1	-0.38
4	5.87	Unknown 2	0.00	122	1450	1	
5	10.62	PHOSPHATE-P	12.46	1373	37041	1	0.63
6	12.38	SULFATE	300.07	26664	731737	1	0.27
		---total(s)---	465.39	103827	1576737		

JW94 G1

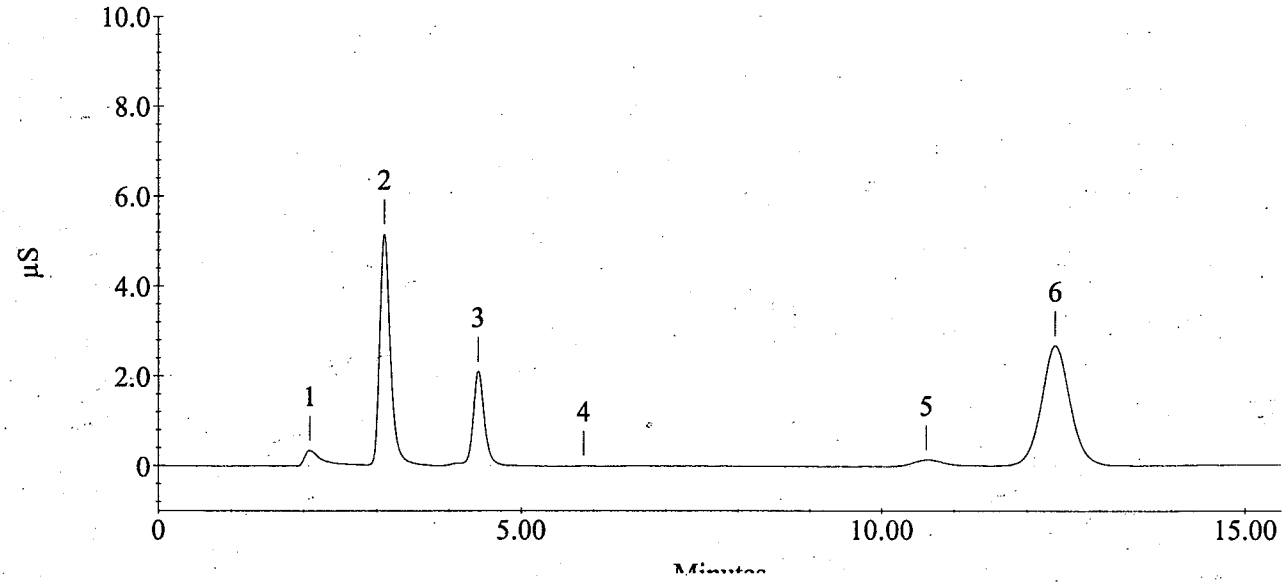

Sample Name : JW94 B1 MS
Method File Name : c:\peaknet\method\std.met

Current Date : 9/20/06
Date Time Collected : 9/20/06 9:09:04 PM

Injection Number : 27
Dilution Factor : 100.00
column :

Calibration Date : 9/19/06 4:03:09 PM
Data File Name : ...\SEP2006DAP_027.DXD
Injection Volume : 1.00

Module ID : 34 07 2a
Schedule File Name : ...\sep2006dap.sch

Peak Information : All Peaks

Pk. Num	Ret Time	Component Name	conc. (ppm)	Height	Area	Bl. Code	%Delta
1	2.08	Unknown 1	0.00	1918	27891	1	
2	3.10	FLUORIDE	186.47	108226	1065311	1	0.00
3	4.40	CHLORIDE	274.52	100092	1023024	1	-0.38
4	5.27	NITRITE-N	185.52	123442	1573686	1	-0.94
5	6.62	BROMIDE	192.23	19250	285226	1	-1.00
6	7.70	NITRATE-N	181.92	103171	1796622	1	0.00
7	10.58	PHOSPHATE-P	182.19	19995	541677	1	0.32
8	12.37	SULFATE	387.92	34909	945950	1	0.13
		---total(s)---	1590.79	511002	7259386		

JW94 B1 MS

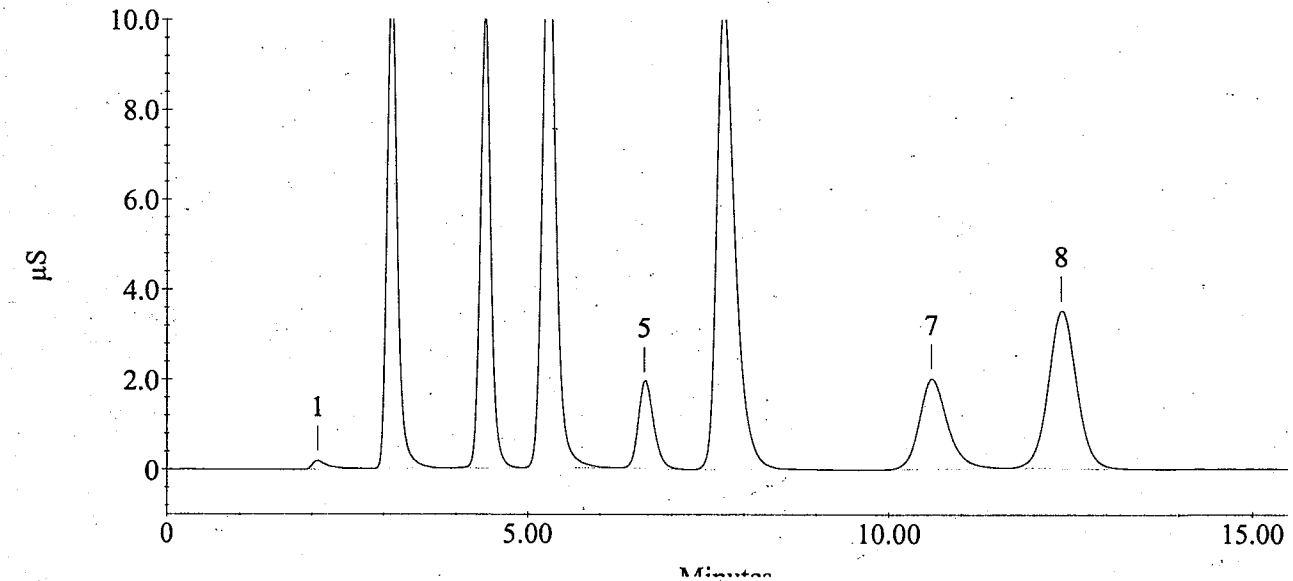

Sample Name : JW94 G1
Method File Name : c:\peaknet\method\std.met

Current Date : 9/20/06
Date Time Collected : 9/20/06 9:26:51 PM

Injection Number : 28
Dilution Factor : 50.00
column :

Calibration Date : 9/19/06 4:03:09 PM
Data File Name : ...\SEP2006DAP_028.DXD
Injection Volume : 1.00

Module ID : 34 07 2a
Schedule File Name : ...\sep2006dap.sch

Peak Information : All Peaks

Pk. Num	Ret Time	Component Name	conc. (ppm)	Height	Area	Bl. Code	%Delta
1	2.07	Unknown 1	0.00	6915	112154	1	
2	3.10	FLUORIDE	93.39	100733	1067080	1	0.00
3	4.40	CHLORIDE	59.10	41203	440510	1	-0.38
4	10.60	PHOSPHATE-P	13.97	3021	83069	1	0.47
5	12.37	SULFATE	301.45	54297	1470221	1	0.13
		---total(s)---	467.92	206168	3173033		

JW94 G1

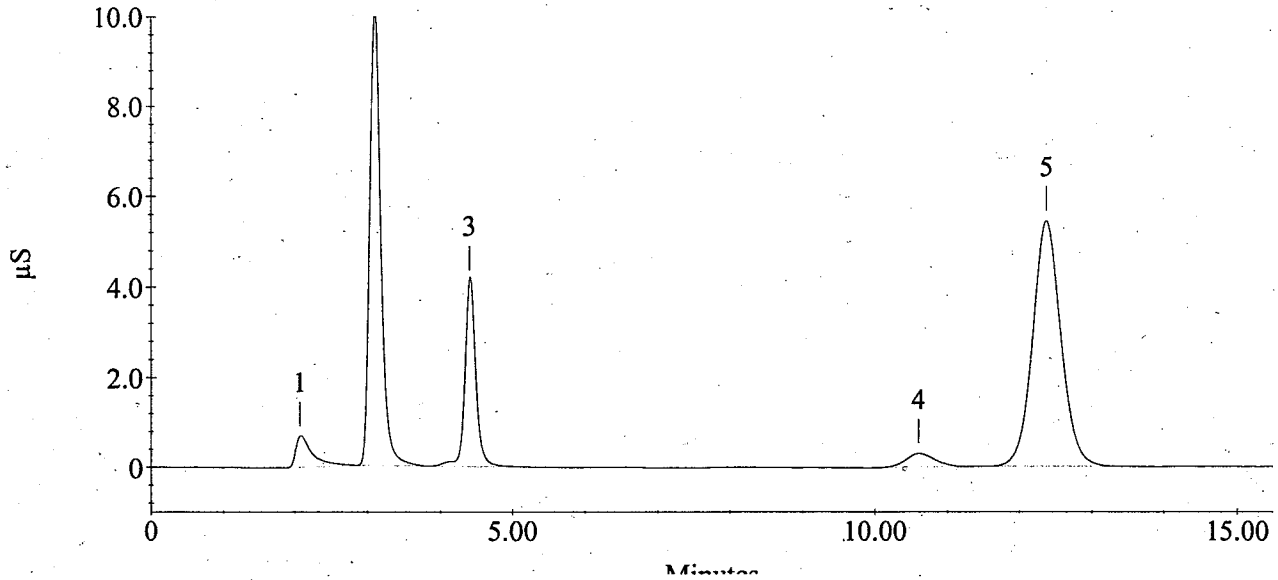

Sample Name : JW94 B1
Method File Name : c:\peaknet\method\std.met

Current Date : 9/20/06
Date Time Collected : 9/20/06 9:44:36 PM

Injection Number : 29
Dilution Factor : 50.00
column :

Calibration Date : 9/19/06 4:03:09 PM
Data File Name : ...\SEP2006DAP_029.DXD
Injection Volume : 1.00

Module ID : 34 07 2a
Schedule File Name : ...\sep2006dap.sch

Peak Information : All Peaks

Pk. Num	Ret Time	Component Name	conc. (ppm)	Height	Area	Bl. Code	%Delta
1	2.08	Unknown 1	0.00	4744	78941	1	
2	3.08	FLUORIDE	1.39	1417	15851	1	-0.54
3	4.40	CHLORIDE	84.06	59583	626513	1	-0.38
4	5.28	NITRITE-N	0.10	182	1689	1	-0.63
5	6.37	Unknown 2	0.00	509	23774	1	
6	7.83	NITRATE-N	2.45	2828	48301	1	1.73
7	12.37	SULFATE	191.35	34231	933220	1	0.13
		---total(s)---	279.34	103493	1728290		

JW94 B1

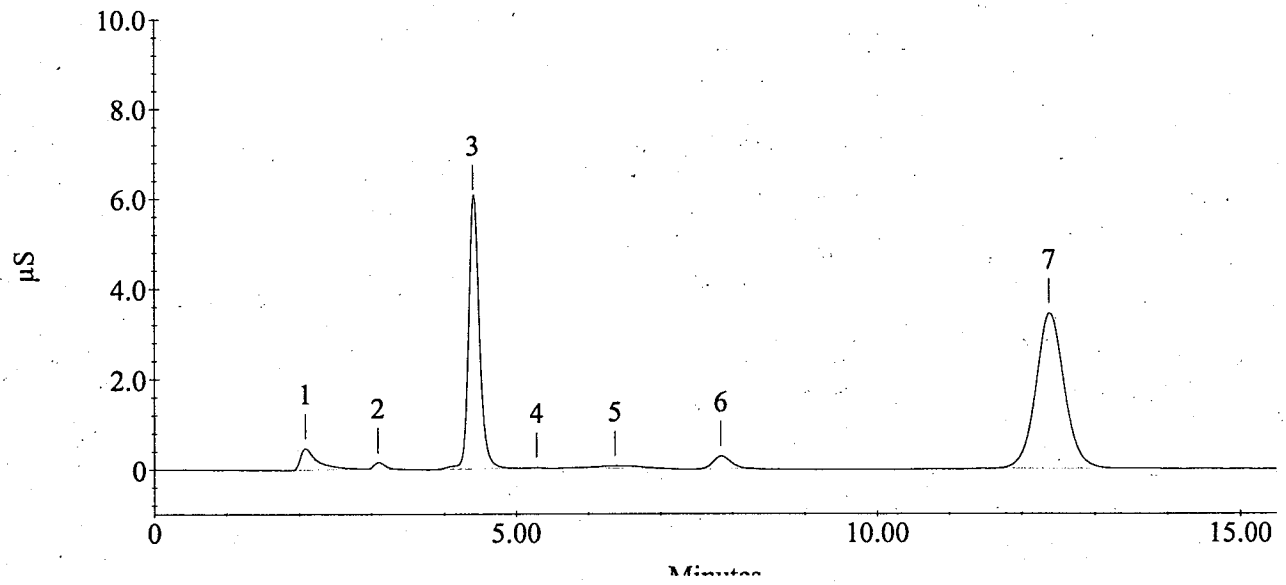

Sample Name : JW94 B1 DUP
Method File Name : c:\peaknet\method\std.met

Current Date : 9/20/06
Date Time Collected : 9/20/06 10:02:23 PM

Injection Number : 30
Dilution Factor : 50.00
column :

Calibration Date : 9/19/06 4:03:09 PM
Data File Name : ...\SEP2006DAP_030.DXD
Injection Volume : 1.00

Module ID : 34 07 2a
Schedule File Name : ...\sep2006dap.sch

Peak Information : All Peaks

Pk. Num	Ret Time	Component Name	conc. (ppm)	Height	Area	Bl. Code	%Delta
1	2.08	Unknown 1	0.00	3356	51086	1	
2	3.08	FLUORIDE	1.35	1431	15417	1	-0.54
3	4.40	CHLORIDE	84.99	60655	633408	1	-0.38
4	5.27	NITRITE-N	0.11	199	1908	1	-0.94
5	7.83	NITRATE-N	2.88	3106	56865	1	1.73
6	12.37	SULFATE	190.43	33770	928719	1	0.13
		---total(s)---	279.75	102518	1687404		

JW94 B1 DUP

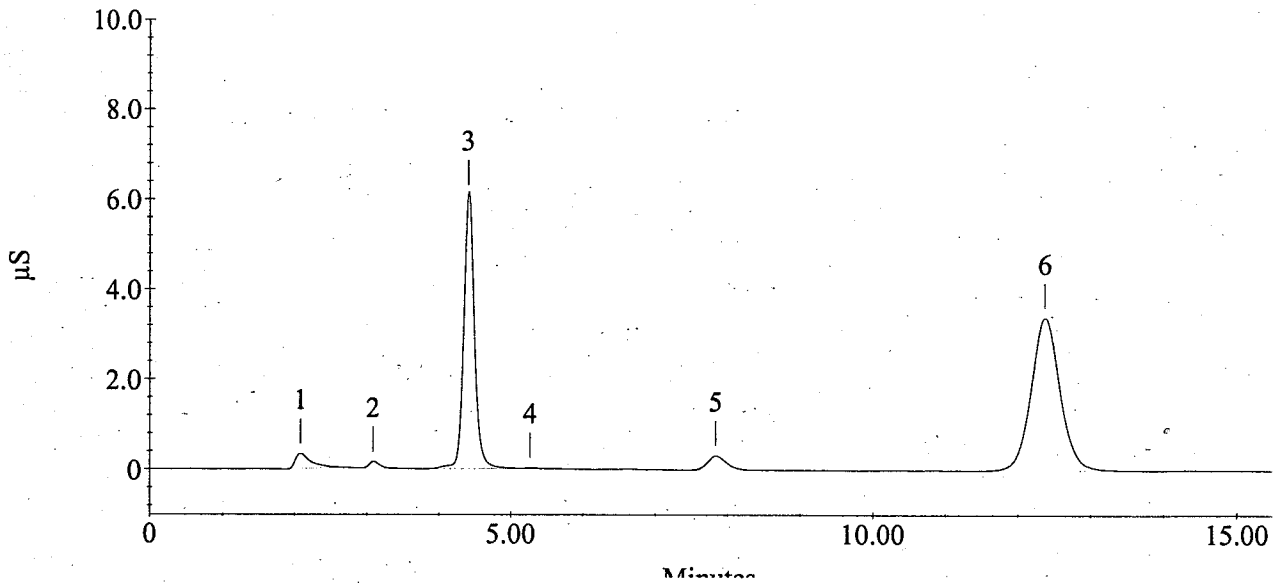

Sample Name : JW94 C1
Method File Name : c:\peaknet\method\std.met

Current Date : 9/20/06
Date Time Collected : 9/20/06 10:20:08 PM

Injection Number : 31
Dilution Factor : 50.00
column :

Calibration Date : 9/19/06 4:03:09 PM
Data File Name : ...\SEP2006DAP_031.DXD
Injection Volume : 1.00

Module ID : 34 07 2a
Schedule File Name : ...\sep2006dap.sch

Peak Information : All Peaks

Pk. Num	Ret Time	Component Name	conc. (ppm)	Height	Area	Bl. Code	%Delta
1	2.08	Unknown 1	0.00	4088	63984	1	
2	3.10	FLUORIDE	89.44	99617	1021937	1	0.00
3	4.42	CHLORIDE	37.50	26443	279456	1	0.00
4	10.62	PHOSPHATE-P	9.17	2112	54551	1	0.63
5	12.37	SULFATE	192.77	34358	940136	1	0.13
		---total(s)---	328.88	166617	2360064		

JW94 C1

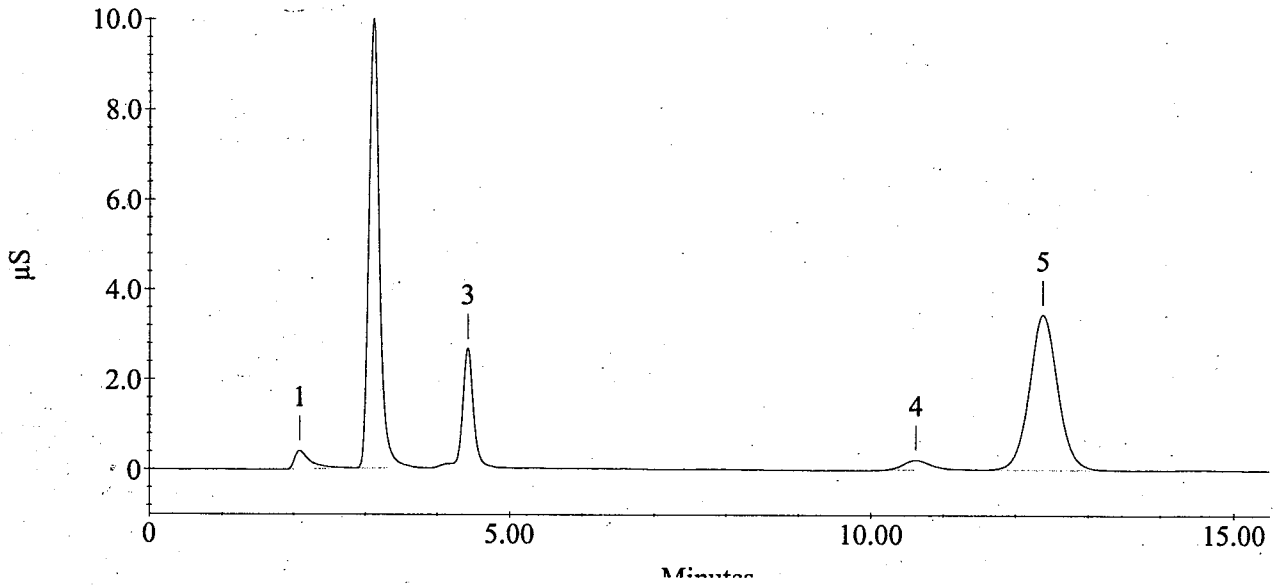

Sample Name : JW94 C1
Method File Name : c:\peaknet\method\std.met

Current Date : 9/20/06
Date Time Collected : 9/20/06 10:37:55 PM

Injection Number : 32
Dilution Factor : 20.00
column :

Calibration Date : 9/19/06 4:03:09 PM
Data File Name : ...\SEP2006DAP_032.DXD
Injection Volume : 1.00

Module ID : 34 07 2a
Schedule File Name : ...\sep2006dap.sch

Peak Information : All Peaks

Pk. Num	Ret Time	Component Name	conc. (ppm)	Height	Area	Bl. Code	%Delta
1	2.07	Unknown 1	0.00	9342	149036	1	
2	3.10	FLUORIDE	94.44	247456	2697609	1	0.00
3	4.40	CHLORIDE	37.10	66827	691268	1	-0.38
4	6.30	Unknown 2	0.00	559	25336	1	
5	10.58	PHOSPHATE-P	10.94	5925	162634	1	0.32
6	12.32	SULFATE	200.15	90425	2440329	1	-0.27
		---total(s)---	342.63	420533	6166212		

JW94 C1

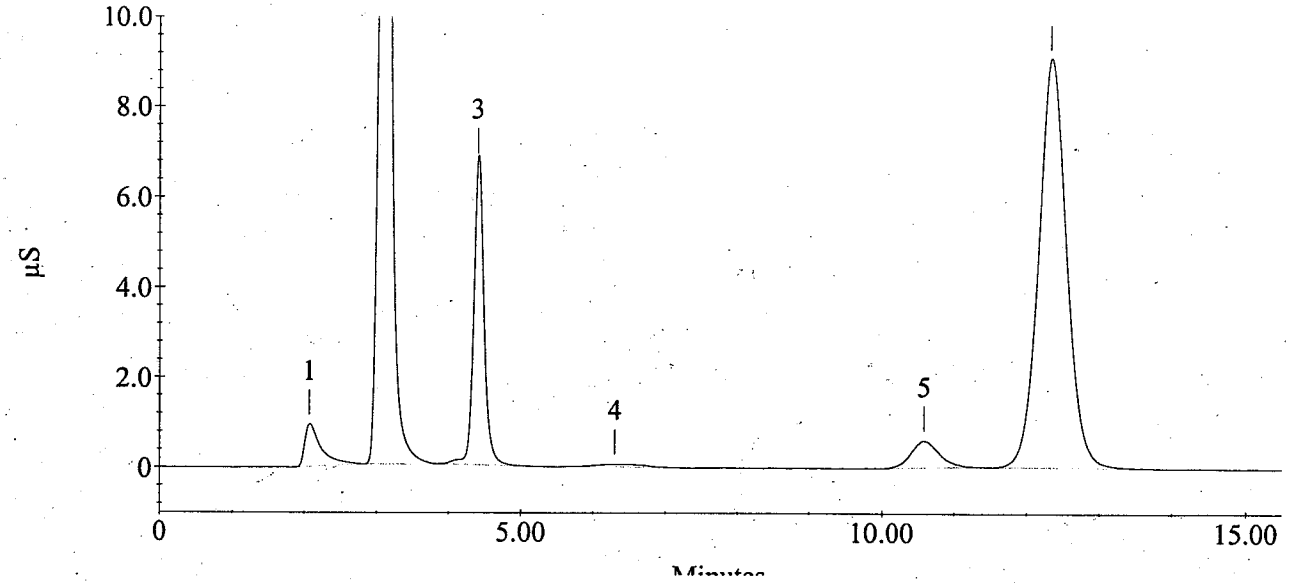

Sample Name : JW94 B1
Method File Name : c:\peaknet\method\std.met

Current Date : 9/20/06
Date Time Collected : 9/20/06 10:55:42 PM

Injection Number : 33
Dilution Factor : 1.00
column :

Calibration Date : 9/19/06 4:03:09 PM
Data File Name : ...\SEP2006DAP_033.DXD
Injection Volume : 1.00

Module ID : 34 07 2a
Schedule File Name : ...\sep2006dap.sch

Peak Information : All Peaks

Pk. Num	Ret Time	Component Name	conc. (ppm)	Height	Area	Bl. Code	%Delta
1	2.05	Unknown 1	0.00	62851	966230	1	
2	3.00	FLUORIDE	1.37	23338	780026	1	-3.23
3	5.23	NITRITE-N	55.97	3428865	47477157	1	-1.57
4	5.62	Unknown 2	0.00	12021	92535	1	
5	6.82	BROMIDE	0.58	6969	85746	1	2.00
6	7.80	NITRATE-N	3.20	196212	3160502	1	1.30
7	11.95	SULFATE	292.17	2163631	71247649	1	-3.24
		---total(s)---	353.29	5893888	123809845		

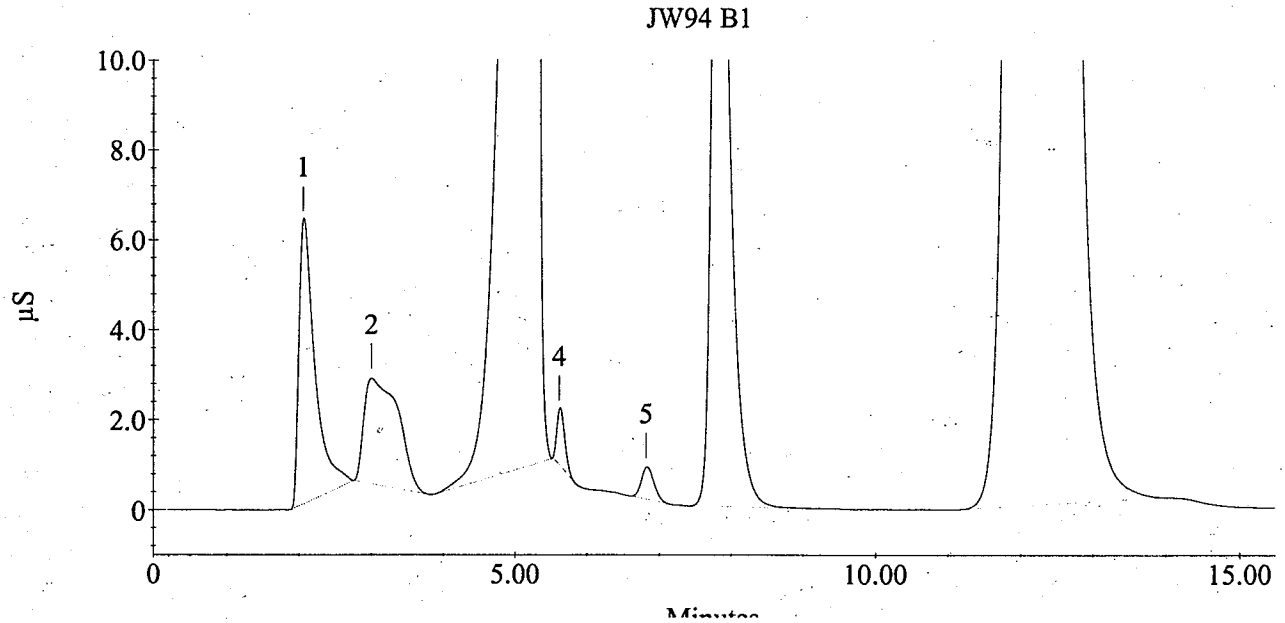

Sample Name : JW94 B1 DUP
Method File Name : c:\peaknet\method\std.met

Current Date : 9/20/06
Date Time Collected : 9/20/06 11:13:28 PM

Injection Number : 34
Dilution Factor : 1.00
column :

Calibration Date : 9/19/06 4:03:09 PM
Data File Name : ...\SEP2006DAP_034.DXD
Injection Volume : 1.00

Module ID : 34 07 2a
Schedule File Name : ...\sep2006dap.sch

Peak Information : All Peaks

Pk. Num	Ret Time	Component Name	conc. (ppm)	Height	Area	Bl. Code	%Delta
1	2.07	Unknown 1	0.00	64330	975681	1	
2	3.00	FLUORIDE	1.35	22632	768659	1	-3.23
3	5.32	NITRITE-N	55.81	3529541	47336897	1	0.00
4	5.70	Unknown 2	0.00	12784	93636	1	
5	6.90	Unknown 3	0.00	7531	91524	1	
6	7.87	NITRATE-N	3.20	197964	3162674	1	2.16
7	12.02	SULFATE	291.54	2159421	71093600	1	-2.70
		---total(s)---	351.90	5994203	123522672		

JW94 B1 DUP

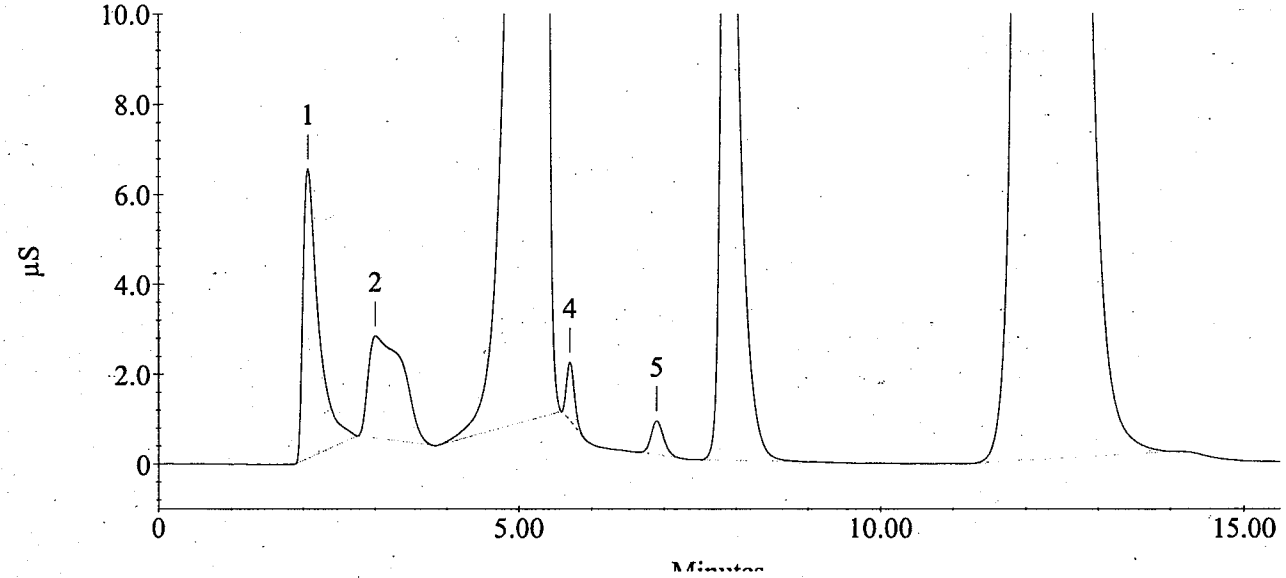

Sample Name : JW94 B1 MS
Method File Name : c:\peaknet\method\std.met

Current Date : 9/20/06
Date Time Collected : 9/20/06 11:31:15 PM

Injection Number : 35
Dilution Factor : 1.00
column :

Calibration Date : 9/19/06 4:03:09 PM
Data File Name : ...\SEP2006DAP_035.DXD
Injection Volume : 1.00

Module ID : 34 07 2a
Schedule File Name : ...\sep2006dap.sch

Peak Information : All Peaks

Pk. Num	Ret Time	Component Name	conc. (ppm)	Height	Area	Bl. Code	%Delta
1	2.05	Unknown 1	0.00	65386	990365	1	
2	3.00	FLUORIDE	3.16	53854	1802616	1	-3.23
3	5.30	NITRITE-N	56.42	3578721	47860538	1	-0.31
4	5.70	Unknown 2	0.00	203443	1663417	1	
5	6.90	Unknown 3	0.00	31731	389158	1	
6	7.85	NITRATE-N	5.50	336628	5436185	1	1.95
7	10.68	PHOSPHATE-P	1.25	14574	370219	1	1.26
8	12.00	SULFATE	292.92	2156156	71429589	1	-2.83
		---total(s)---	359.25	6440492	129942088		

JW94 B1 MS

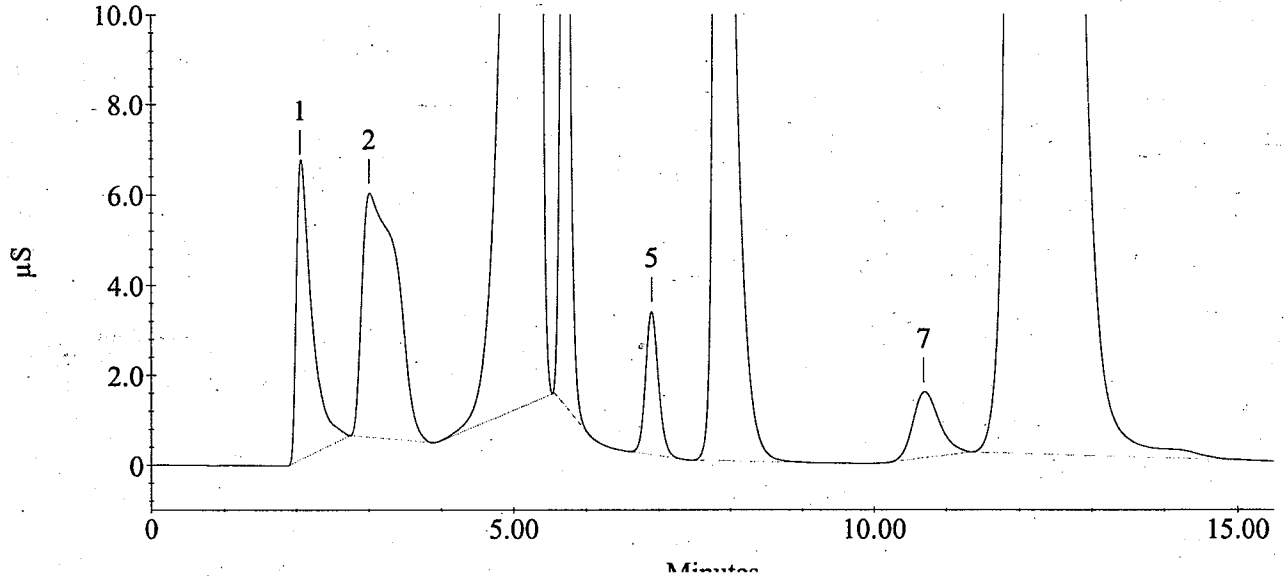

Sample Name : CCV
Method File Name : c:\peaknet\method\std.met

Current Date : 9/21/06
Date Time Collected : 9/20/06 11:49:02 PM

Injection Number : 36
Dilution Factor : 1.00
column :

Calibration Date : 9/19/06 4:03:09 PM
Data File Name : ...\SEP2006DAP_036.DXD
Injection Volume : 1.00

Module ID : 34 07 2a
Schedule File Name : ...\sep2006dap.sch

Peak Information : All Peaks

Pk. Num	Ret Time	Component Name	conc. (ppm)	Height	Area	Bl. Code	%Delta
1	2.08	Unknown 1	0.00	2559	37962	1	
2	3.10	FLUORIDE	2.80	162270	1599793	1	0.00
3	4.40	CHLORIDE	2.80	97891	1043189	1	-0.38
4	5.28	NITRITE-N	2.86	186925	2429103	1	-0.63
5	6.65	BROMIDE	2.89	28826	429179	1	-0.50
6	7.72	NITRATE-N	2.72	153115	2686753	1	0.22
7	10.55	PHOSPHATE-P	2.74	30767	813165	1	0.00
8	12.35	SULFATE	2.98	26663	726067	1	0.00
		---total(s)---	19.79	689015	9765210		

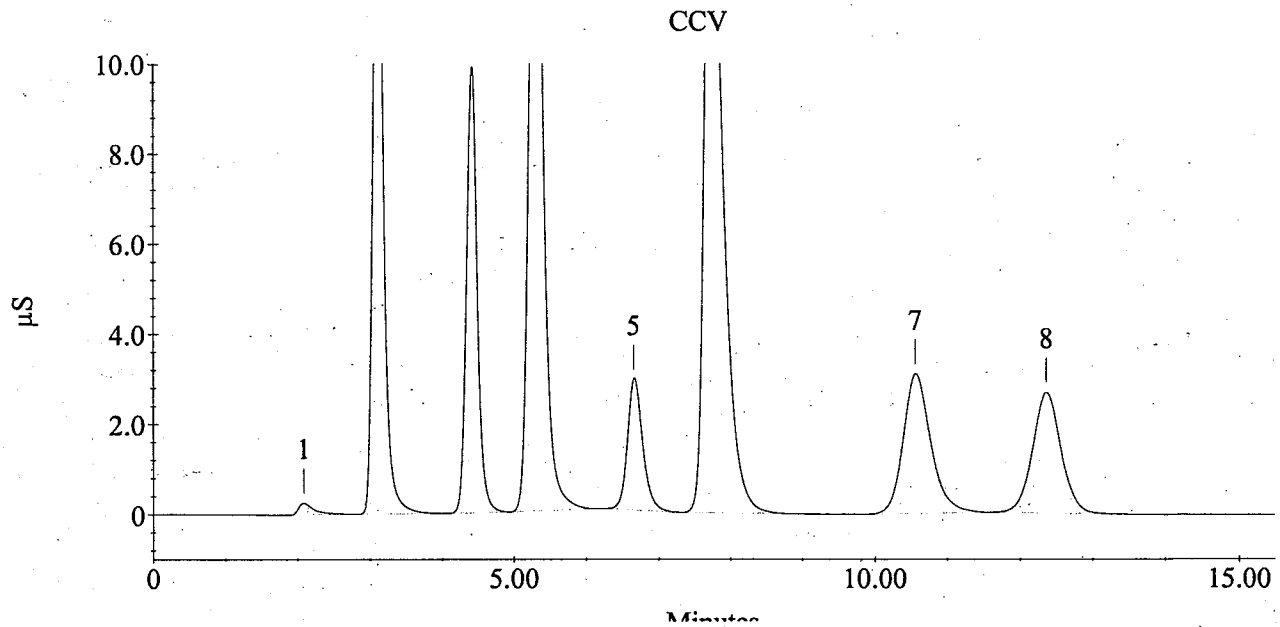

Sample Name : CCB
Method File Name : c:\peaknet\method\std.met

Current Date : 9/21/06
Date Time Collected : 9/21/06 12:06:49 AM

Injection Number : 37
Dilution Factor : 1.00
column :

Calibration Date : 9/19/06 4:03:09 PM
Data File Name : ...\SEP2006DAP_037.DXD
Injection Volume : 1.00

Module ID : 34 07 2a
Schedule File Name : ...\sep2006dap.sch

Peak Information : All Peaks

Pk. Num	Ret Time	Component Name	conc. (ppm)	Height	Area	Bl. Code	%Delta
1	4.38	CHLORIDE	0.04	1539	16448	1	-0.75
2	6.32	Unknown 1	0.00	108	8123	1	
		---total(s)---	0.04	1647	24571		

CCB

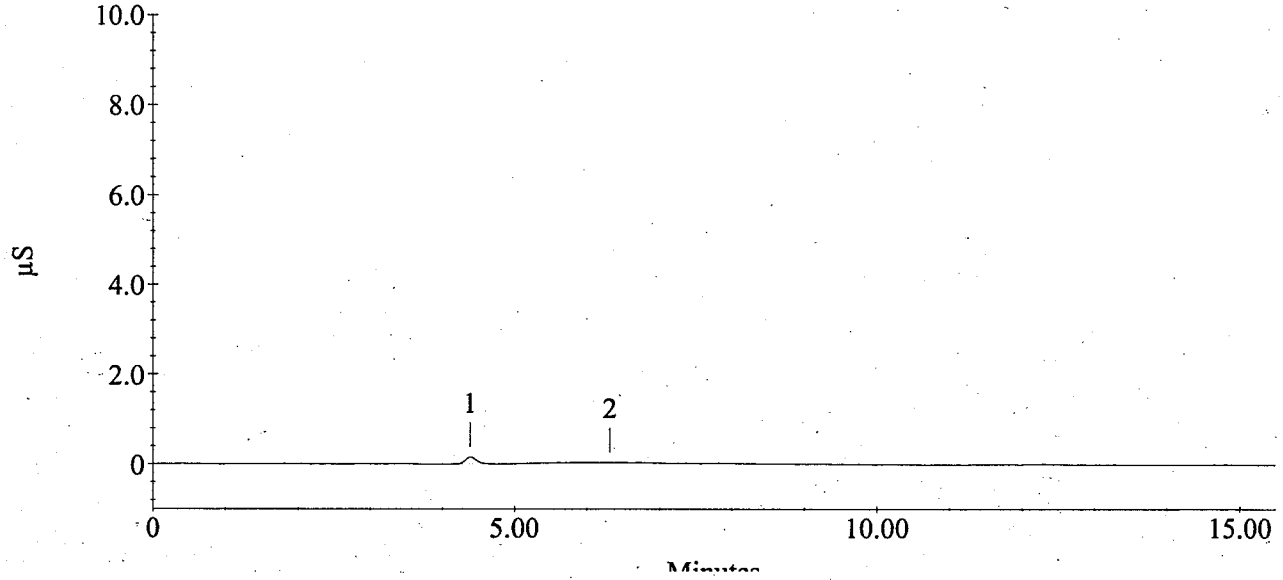

Sample Name : JW94 D1
Method File Name : c:\peaknet\method\std.met

Current Date : 9/21/06
Date Time Collected : 9/21/06 12:24:34 AM

Injection Number : 38
Dilution Factor : 1.00
column :

Calibration Date : 9/19/06 4:03:09 PM
Data File Name : ...\SEP2006DAP_038.DXD
Injection Volume : 1.00

Module ID : 34 07 2a
Schedule File Name : ...\sep2006dap.sch

Peak Information : All Peaks

Pk. Num	Ret Time	Component Name	conc. (ppm)	Height	Area	Bl. Code	%Delta
1	2.07	Unknown 1	0.00	22141	391366	1	
2	3.13	FLUORIDE	0.15	3740	85380	1	1.08
3	4.93	Unknown 2	0.00	2004109	20570983	1	
4	6.80	BROMIDE	0.16	1883	24026	1	1.75
5	7.98	NITRATE-N	0.01	795	13171	1	3.68
6	12.38	SULFATE	20.92	197313	5101850	1	0.27
		---total(s)---	21.25	2229980	26186777		

JW94 D1

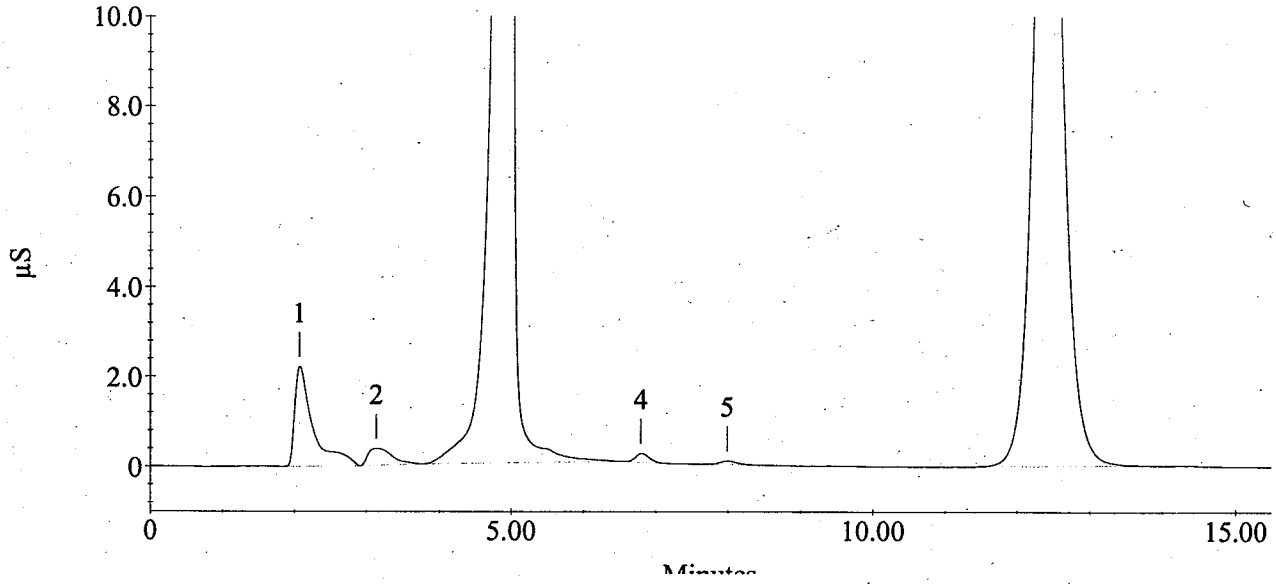

Sample Name : JW94 E1
Method File Name : c:\peaknet\method\std.met

Current Date : 9/21/06
Date Time Collected : 9/21/06 12:42:21 AM

Injection Number : 39
Dilution Factor : 1.00
column :

Calibration Date : 9/19/06 4:03:09 PM
Data File Name : ...\SEP2006DAP_039.DXD
Injection Volume : 1.00

Module ID : 34 07 2a
Schedule File Name : ...\sep2006dap.sch

Peak Information : All Peaks

Pk. Num	Ret Time	Component Name	conc. (ppm)	Height	Area	Bl. Code	%Delta
1	2.07	Unknown 1	0.00	14086	177696	1	
2	3.13	FLUORIDE	0.24	6418	138983	1	1.08
3	4.80	Unknown 2	0.00	1157301	9348851	1	
4	6.80	BROMIDE	0.08	968	12110	1	1.75
5	8.02	NITRATE-N	0.00	155	2091	1	4.11
6	12.43	SULFATE	1.23	11259	300622	1	0.67
7	14.38	Unknown 3	0.00	376	10667	1	
		---total(s)---	1.56	1190562	9991019		

JW94 E1

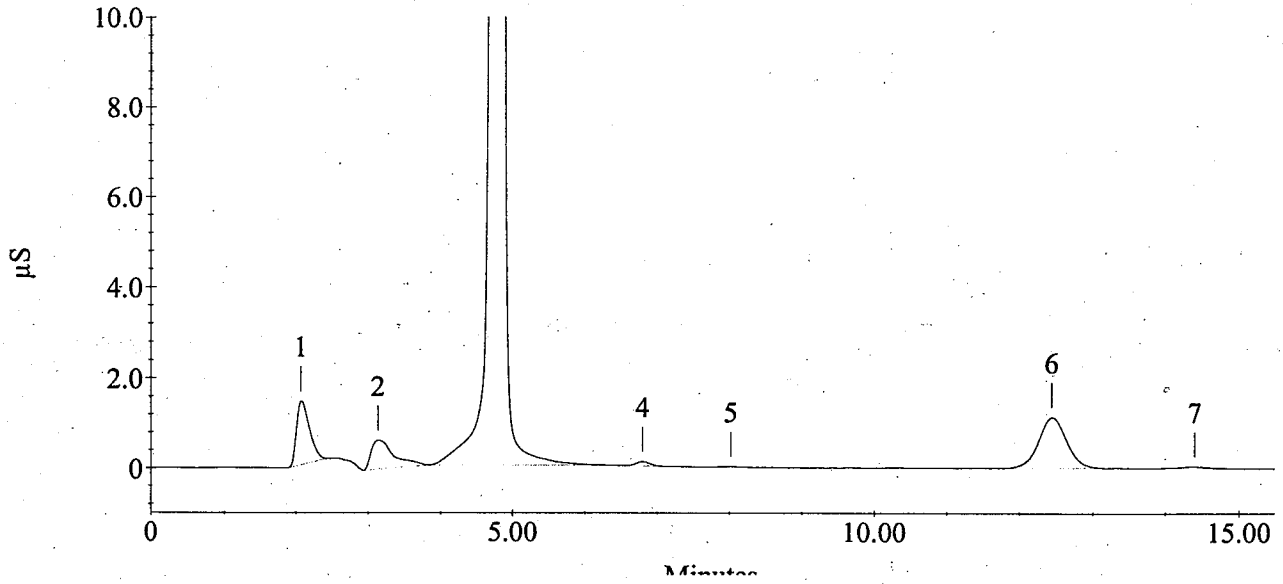

Sample Name : CCV
Method File Name : c:\peaknet\method\std.met

Current Date : 9/21/06
Date Time Collected : 9/21/06 1:00:07 AM

Injection Number : 40
Dilution Factor : 1.00
column :

Calibration Date : 9/19/06 4:03:09 PM
Data File Name : ...\SEP2006DAP_040.DXD
Injection Volume : 1.00

Module ID : 34 07 2a
Schedule File Name : ...\sep2006dap.sch

Peak Information : All Peaks

Pk. Num	Ret Time	Component Name	conc. (ppm)	Height	Area	Bl. Code	%Delta
1	2.08	Unknown 1	0.00	2435	33544	1	
2	3.10	FLUORIDE	2.81	163535	1603040	1	0.00
3	4.40	CHLORIDE	2.83	100035	1052859	1	-0.38
4	5.28	NITRITE-N	2.88	189135	2443599	1	-0.63
5	6.65	BROMIDE	2.83	28706	419705	1	-0.50
6	7.72	NITRATE-N	2.73	154711	2696532	1	0.22
7	10.55	PHOSPHATE-P	2.77	31120	822317	1	0.00
8	12.33	SULFATE	2.99	26772	730320	1	-0.13
		---total(s)---	19.83	696449	9801918		

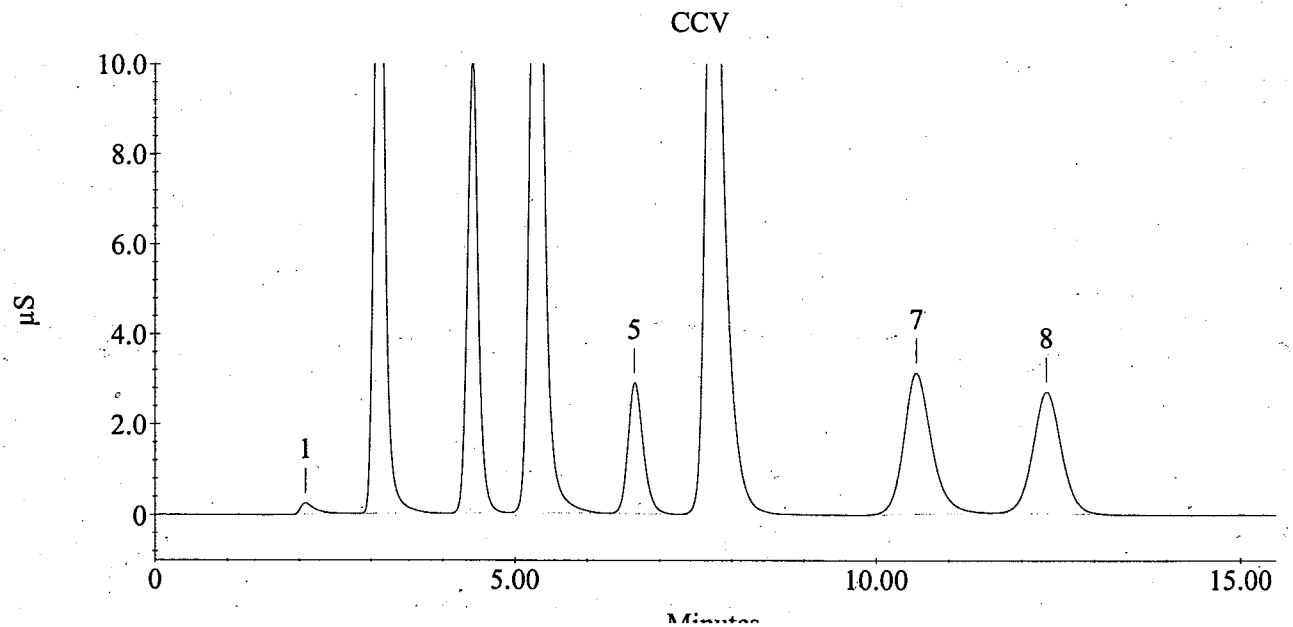

Sample Name : CCB
Method File Name : c:\peaknet\method\std.met

Current Date : 9/21/06
Date Time Collected : 9/21/06 1:17:53 AM

Injection Number : 41
Dilution Factor : 1.00
column :

Calibration Date : 9/19/06 4:03:09 PM
Data File Name : ...\SEP2006DAP_041.DXD
Injection Volume : 1.00

Module ID : 34 07 2a
Schedule File Name : ...\sep2006dap.sch

Peak Information : All Peaks

Pk. Num	Ret Time	Component Name	conc. (ppm)	Height	Area	Bl. Code	%Delta
1	4.40	CHLORIDE	0.08	2792	30833	1	-0.38
		---total(s)---					
			0.08	2792	30833		

CCB

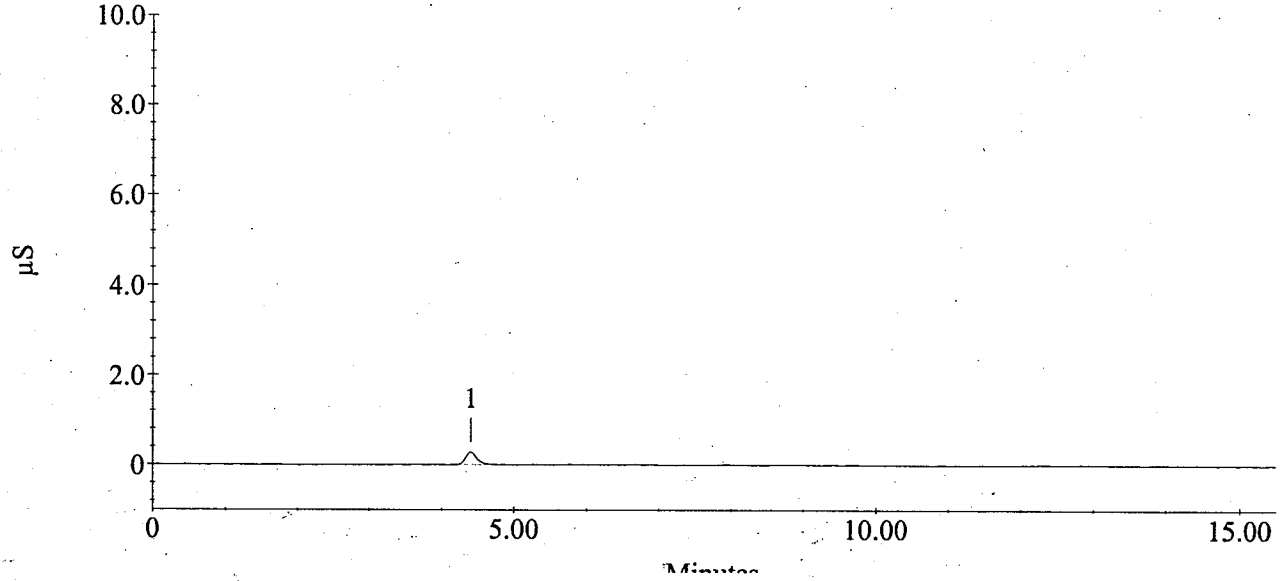

JX 9/21/06

Sample Name : ~~JV~~10 A2
Method File Name : c:\peaknet\method\std.met

Current Date : 9/21/06
Date Time Collected : 9/21/06 1:35:38 AM

Injection Number : 42
Dilution Factor : 10.00
column :

Calibration Date : 9/19/06 4:03:09 PM
Data File Name : ...\SEP2006DAP_042.DXD
Injection Volume : 1.00

Module ID : 34 07 2a
Schedule File Name : ...\sep2006dap.sch

Peak Information : All Peaks

Pk. Num	Ret Time	Component Name	conc. (ppm)	Height	Area	Bl. Code	%Delta
1	2.07	Unknown 1	0.00	11607	178944	1	
2	3.12	FLUORIDE	90.10 20X	422333	5147261	1	0.54
3	4.22	Unknown 2	0.00	721	6511	1	
4	4.45	CHLORIDE	7.84 2X	39174	292149	1	0.75
5	7.13	Unknown 3	0.00	314	4795	1	
6	10.58	PHOSPHATE-P	4.96	5305	147319	1	0.32
7	12.33	SULFATE	54.00 20X	48674	1316811	1	-0.13
		---total(s)---	156.89	528128	7093790		

JV10 A2

NR

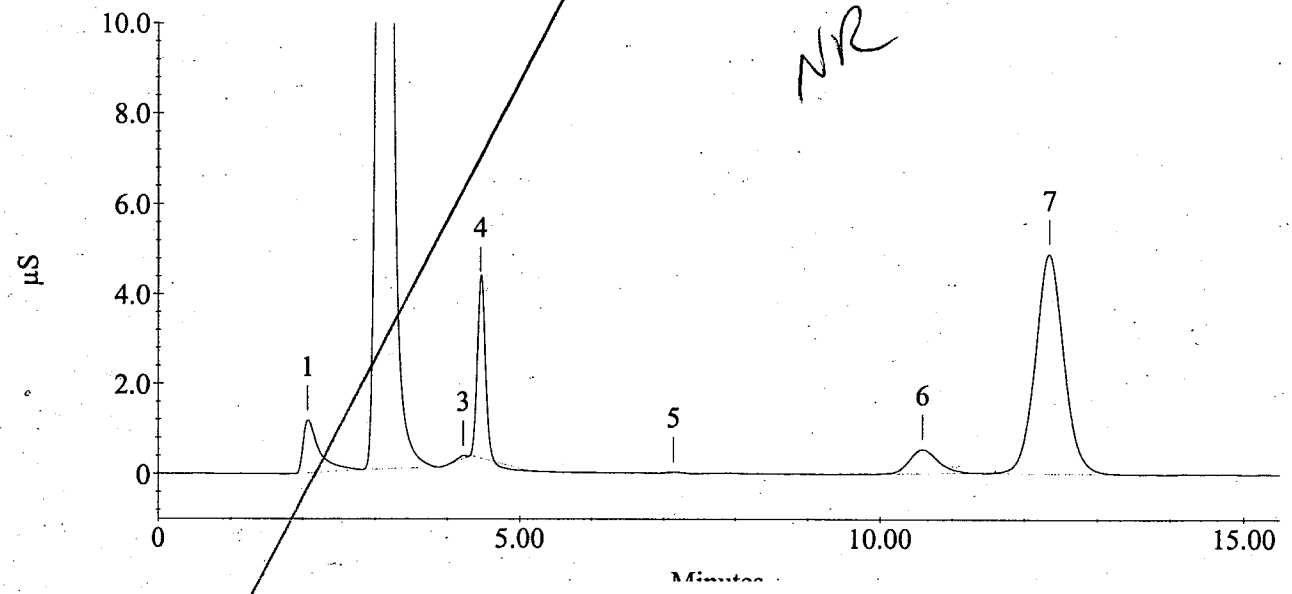

TX 9/21/06

Sample Name : JV10 B2 | Current Date : 9/21/06

Method File Name : c:\peaknet\method\std.met | Date Time Collected : 9/21/06 1:53:24 AM

Injection Number : 43 | Calibration Date : 9/19/06 4:03:09 PM | Module ID : 34 07 2a

Dilution Factor : 10.00 | Data File Name : ...\SEP2006DAP_043.DXD | Schedule File Name : ...\sep2006dap.sch

column : | Injection Volume : 1.00

Peak Information : All Peaks

Pk. Num	Ret Time	Component Name	conc. (ppm)	Height	Area	Bl. Code	%Delta
1	2.07	Unknown 1	0.00	12676	199310	1	
2	3.10	FLUORIDE	0.44 1X	1661	25244	1	0.00
3	4.62	Unknown 2	0.00 50X	751951	5894748	1	
4	6.70	BROMIDE	0.94	1005	14013	1	0.25
5	12.28	SULFATE	302.59 100X	286584	7378704	1	-0.54
		---total(s)---	303.97	1053877	13512019		

JV10 B2

NR

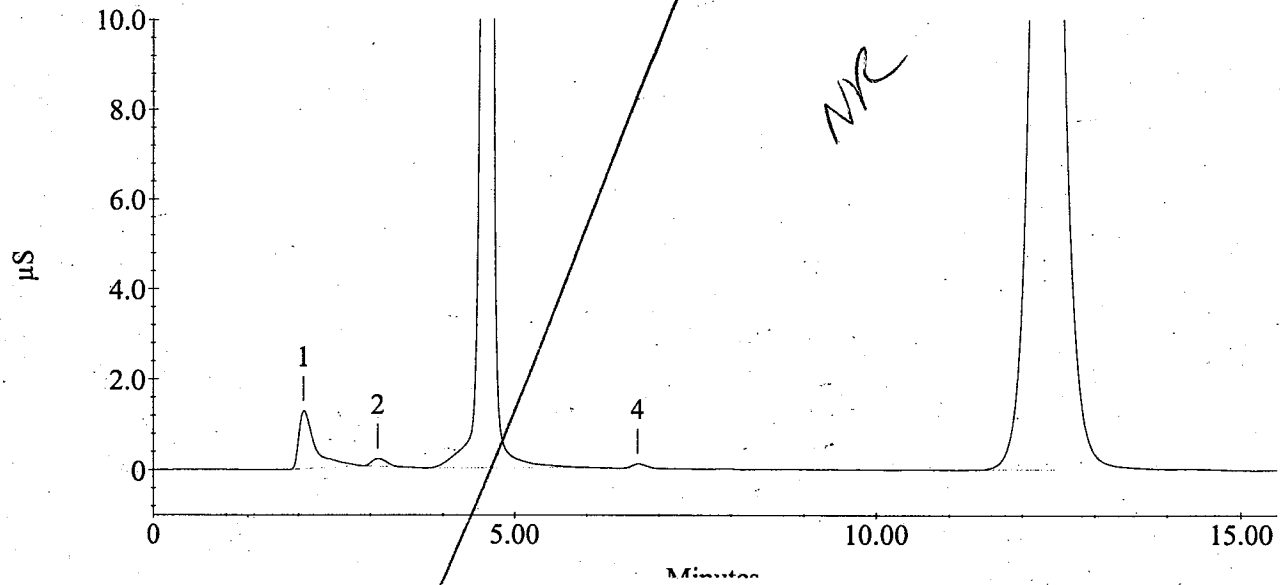

JX 9/21/06

Sample Name : JV10 C2
Method File Name : c:\peaknet\method\std.met

Current Date : 9/21/06
Date Time Collected : 9/21/06 2:11:09 AM

Injection Number : 44
Dilution Factor : 10.00
column :

Calibration Date : 9/19/06 4:03:09 PM
Data File Name : ...\SEP2006DAP_044.DXD
Injection Volume : 1.00

Module ID : 34 07 2a
Schedule File Name : ...\sep2006dap.sch

Peak Information : All Peaks

Pk. Num	Ret Time	Component Name	conc. (ppm)	Height	Area	Bl. Code	%Delta
1	2.08	Unknown 1	0.00	2847	47487	1	
2	3.10	FLUORIDE	12.96	73217	740622	1	0.00
3	4.42	CHLORIDE	4.20	13813	156574	1	0.00
4	12.35	SULFATE	1.08	1057	26356	1	0.00
		---total(s)---	18.25	90934	971039		

1X

JV10 C2

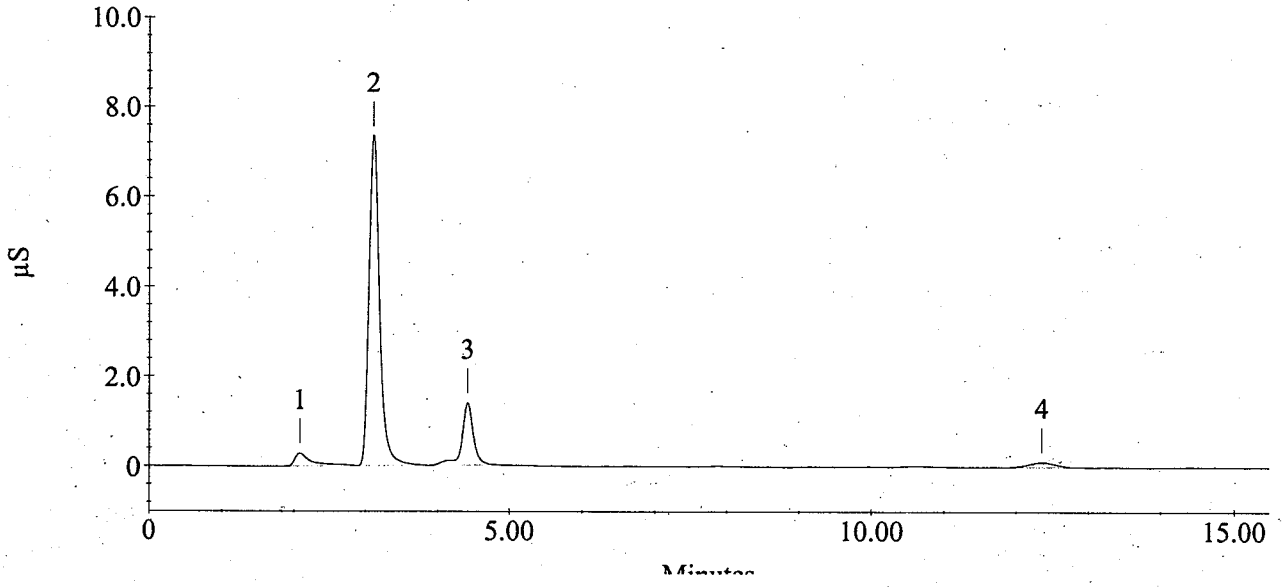

JX 9/21/06

Sample Name : ~~JV~~10 D2
Method File Name : c:\peaknet\method\std.met

Current Date : 9/21/06
Date Time Collected : 9/21/06 2:28:55 AM

Injection Number : 45
Dilution Factor : 10.00
column :

Calibration Date : 9/19/06 4:03:09 PM
Data File Name : ...\SEP2006DAP_045.DXD
Injection Volume : 1.00

Module ID : 34 07 2a
Schedule File Name : ...\sep2006dap.sch

Peak Information : All Peaks

Pk. Num	Ret Time	Component Name	conc. (ppm)	Height	Area	Bl. Code	%Delta
1	2.07	Unknown 1	0.00	3731	39433	1	
2	3.10	FLUORIDE	0.22	1121	12612	1	0.00
3	4.27	Unknown 2	0.00	813	7974	1	
4	4.48	CHLORIDE	3.11	16316	116030	1	1.51
5	6.67	BROMIDE	0.22	228	3226	1	-0.25
6	7.97	NITRATE-N	0.04	175	3560	1	3.46
7	12.35	SULFATE	0.15	201	3731	1	0.00
		---total(s)---	3.74	22584	186566		

1x

NR

JV10 D2

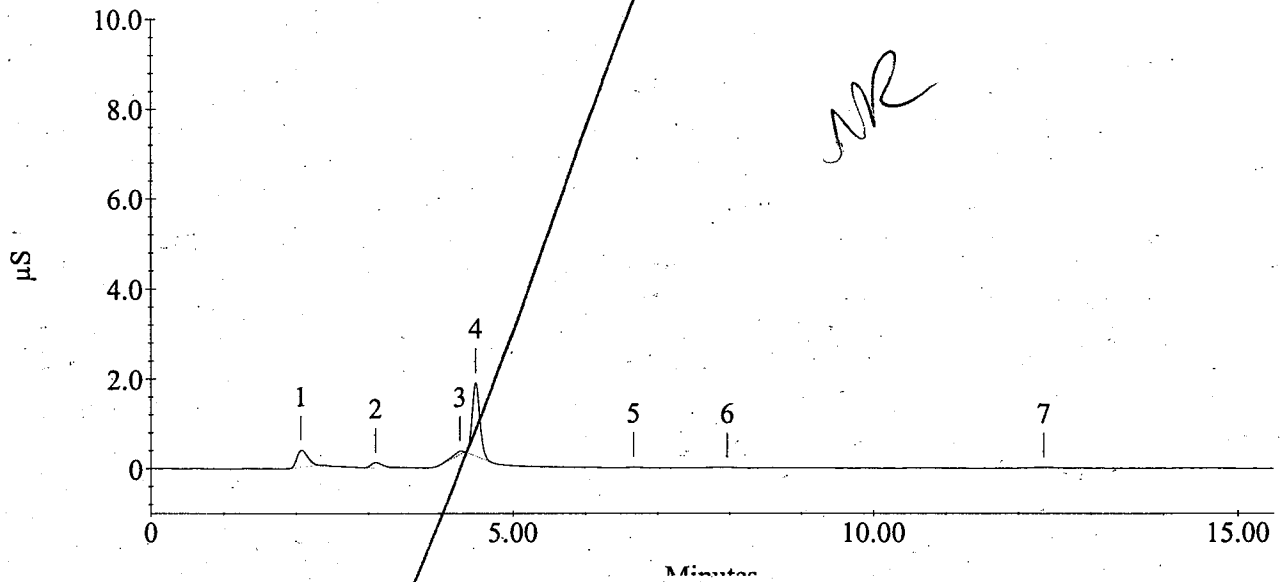

TX #9/22/06

Sample Name : JV10 E2
Method File Name : c:\peaknet\method\std.met

Current Date : 9/21/06
Date Time Collected : 9/21/06 2:46:41 AM

Injection Number : 46
Dilution Factor : 10.00
column :

Calibration Date : 9/19/06 4:03:09 PM
Data File Name : ...\SEP2006DAP_046.DXD
Injection Volume : 1.00

Module ID : 34 07 2a
Schedule File Name : ...\sep2006dap.sch

Peak Information : All Peaks

Pk. Num	Ret Time	Component Name	conc. (ppm)	Height	Area	Bl. Code	%Delta
1	2.07	Unknown 1	0.00	14790	229999	1	
2	3.12	FLUORIDE	92.29 20X	397874	5272630	1	0.54
3	4.48	CHLORIDE	12.50	51932	465931	1	1.51
4	10.60	PHOSPHATE-P	4.76	4956	141428	1	0.47
5	12.33	SULFATE	60.38 20X	54982	1472348	1	-0.13
		---total(s)---	169.93	524533	7582335		

JV10 E2

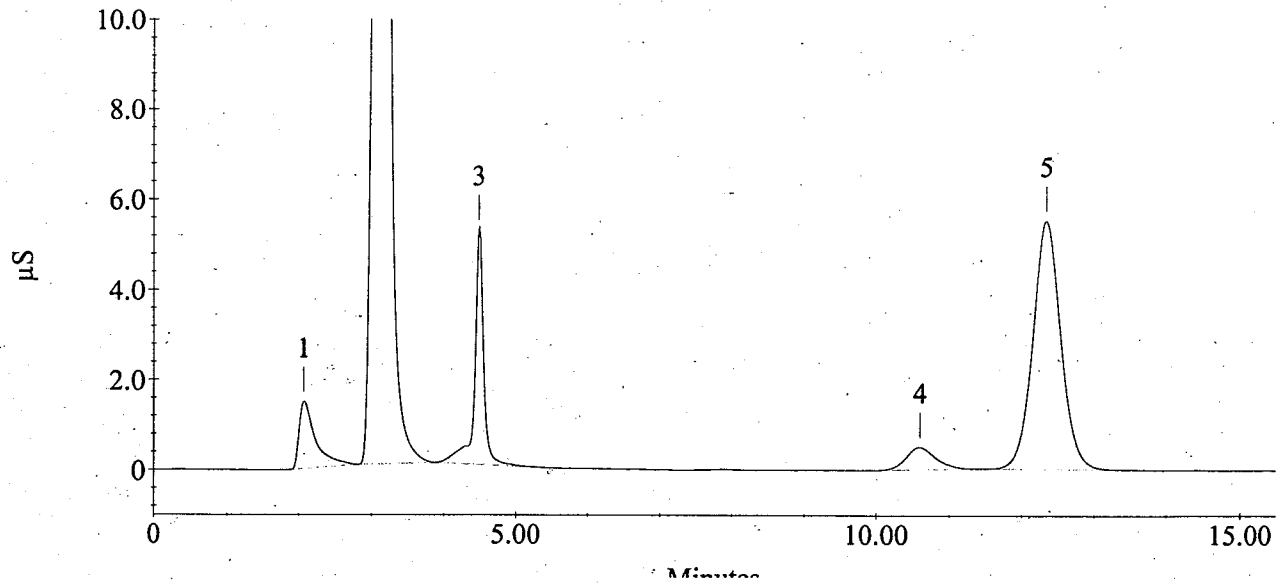

JX 9/21/06

Sample Name : JV10 F2
Method File Name : c:\peaknet\method\std.met

Current Date : 9/21/06
Date Time Collected : 9/21/06 3:04:27 AM

Injection Number : 47
Dilution Factor : 10.00
column :

Calibration Date : 9/19/06 4:03:09 PM
Data File Name : ...\SEP2006DAP_047.DXD
Injection Volume : 1.00

Module ID : 34 07 2a
Schedule File Name : ...\sep2006dap.sch

Peak Information : All Peaks

Pk. Num	Ret Time	Component Name	conc. (ppm)	Height	Area	Bl. Code	%Delta
1	2.07	Unknown 1	0.00	4626	73847	1	
2	3.10	FLUORIDE	0.26 1X	1454	15015	1	0.00
3	3.45	Unknown 2	0.00	228	3145	1	
4	4.52	CHLORIDE	125.29 50X	568906	4668845	1	2.26
5	6.68	BROMIDE	0.65	599	9607	1	0.00
6	7.88	NITRATE-N	0.02	132	2002	1	2.38
7	12.37	SULFATE	23.06	20762	562247	1	0.13
		---total(s)---	149.27	596708	5334709		

JV10 F2

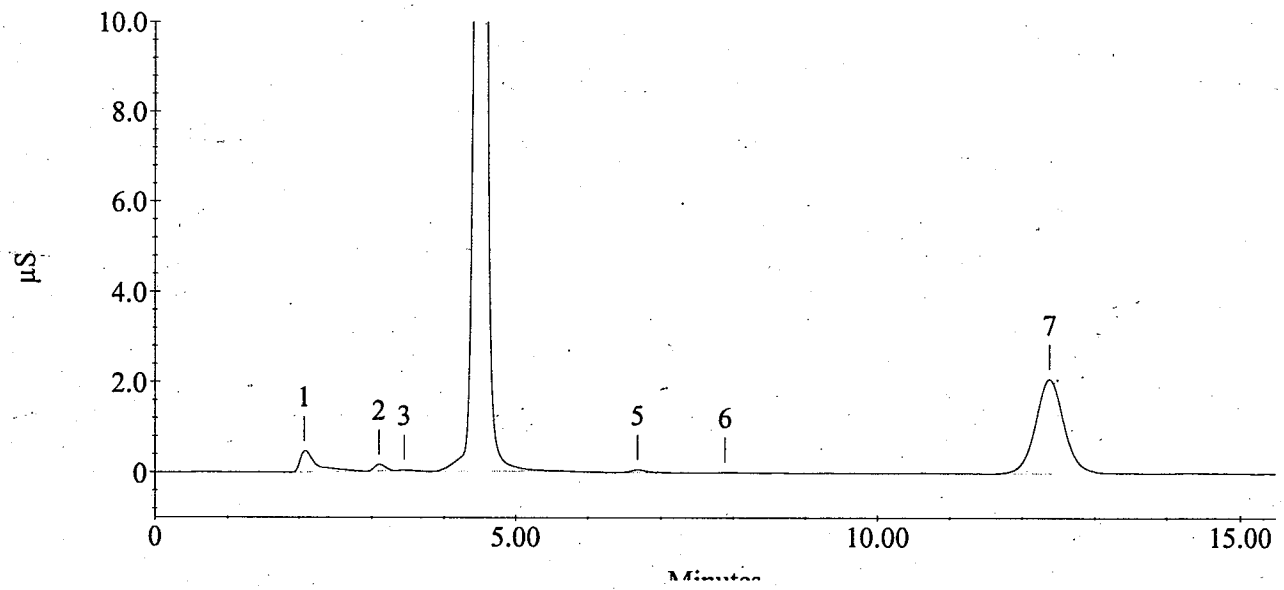

JX 9/21/06

Sample Name : JV10 G2
Method File Name ; c:\peaknet\method\std.met

Current Date : 9/21/06
Date Time Collected : 9/21/06 3:22:14 AM

Injection Number : 48
Dilution Factor : 10.00
column :

Calibration Date : 9/19/06 4:03:09 PM
Data File Name : ...\SEP2006DAP_048.DXD
Injection Volume : 1.00

Module ID : 34 07 2a
Schedule File Name : ...\sep2006dap.sch

Peak Information : All Peaks

Pk. Num	Ret Time	Component Name	conc. (ppm)	Height	Area	Bl. Code	%Delta
1	2.07	Unknown 1	0.00	4539	74062	1	
2	3.10	FLUORIDE	0.26 1X	1420	14723	1	0.00
3	4.50	CHLORIDE	78.14 20X	363755	2911974	1	1.89
4	6.68	BROMIDE	0.34	401	5022	1	0.00
5	12.37	SULFATE	15.72	14340	383227	1	0.13
		---total(s)---	94.45	384455	3389007		

JV10 G2

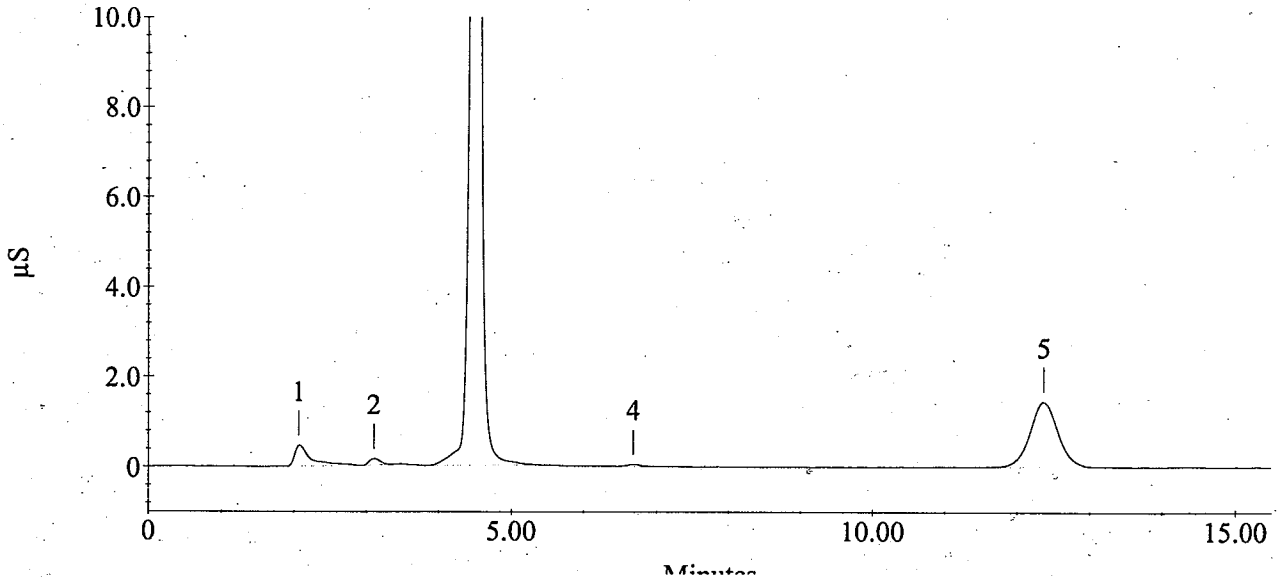

JX 9/21/06

Sample Name : JV10 H2
Method File Name : c:\peaknet\method\std.met

Current Date : 9/21/06
Date Time Collected : 9/21/06 3:40:00 AM

Injection Number : 49
Dilution Factor : 10.00
column :

Calibration Date : 9/19/06 4:03:09 PM
Data File Name : ...\SEP2006DAP_049.DXD
Injection Volume : 1.00

Module ID : 34 07 2a
Schedule File Name : ...\sep2006dap.sch

Peak Information : All Peaks

Pk. Num	Ret Time	Component Name	conc. (ppm)	Height	Area	Bl. Code	%Delta
1	2.07	Unknown 1	0.00	4027	65134	1	
2	3.10	FLUORIDE	0.23 1X	1258	13122	1	0.00
3	4.48	CHLORIDE	40.84	187448	1521756	1	1.51
4	6.65	BROMIDE	0.16	198	2422	1	-0.50
6	10.67	PHOSPHATE-P	0.11	173	3174	1	1.11
7	12.37	SULFATE	9.06 2X	8112	220828	1	0.13
		---total(s)---	50.39	201215	1826436		

JV10 H2

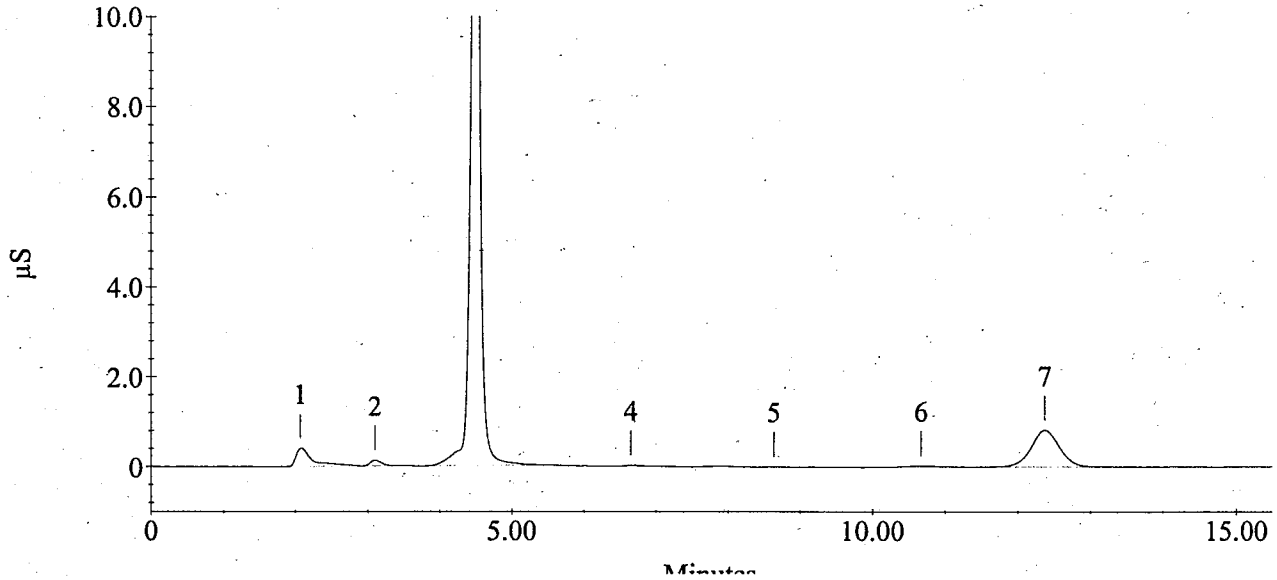

5x 9/21/06

Sample Name : JV10 I2
Method File Name : c:\peaknet\method\std.met

Current Date : 9/21/06
Date Time Collected : 9/21/06 3:57:47 AM

Injection Number : 50
Dilution Factor : 10.00
column :

Calibration Date : 9/19/06 4:03:09 PM
Data File Name : ...\SEP2006DAP_050.DXD
Injection Volume : 1.00

Module ID : 34 07 2a
Schedule File Name : ...\sep2006dap.sch

Peak Information : All Peaks

Pk. Num	Ret Time	Component Name	conc. (ppm)	Height	Area	Bl. Code	%Delta
1	2.08	Unknown 1	0.00	2424	41016	1	
2	3.08	FLUORIDE	1.50 1X	7998	85719	1	-0.54
3	4.40	CHLORIDE	12.45	43973	463872	1	-0.38
4	12.30	SULFATE	125.18 50X	114314	3052681	1	-0.40
		---total(s)---	139.13	168709	3643288		

JV10 I2

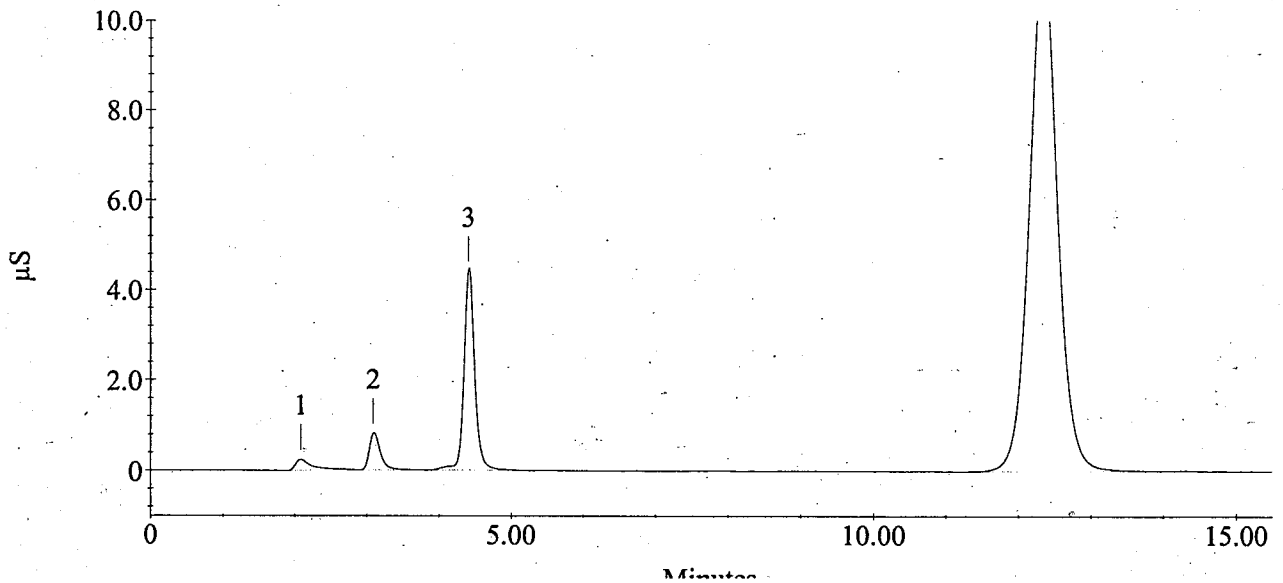

JX 9/21/06

Sample Name : JV10 J2
Method File Name : c:\peaknet\method\std.met

Current Date : 9/21/06
Date Time Collected : 9/21/06 4:15:32 AM

Injection Number : 51
Dilution Factor : 10.00
column :

Calibration Date : 9/19/06 4:03:09 PM
Data File Name : ...\SEP2006DAP_051.DXD
Injection Volume : 1.00

Module ID : 34 07 2a
Schedule File Name : ...\sep2006dap.sch

Peak Information : All Peaks

Pk. Num	Ret Time	Component Name	conc. (ppm)	Height	Area	Bl. Code	%Delta
1	2.07	Unknown 1	0.00	6383	101540	1	
2	3.10	FLUORIDE	16.58	86746	946914	1	0.00
3	4.43	CHLORIDE	12.27	46612	457431	1	0.38
4	7.85	NITRATE-N	0.04	228	3882	1	1.95
5	10.60	PHOSPHATE-P	2.48	2574	73642	1	0.47
6	12.35	SULFATE	8.58 2X	7744	209281	1	0.00
		---total(s)---	39.95	150287	1792689		

JV10 J2

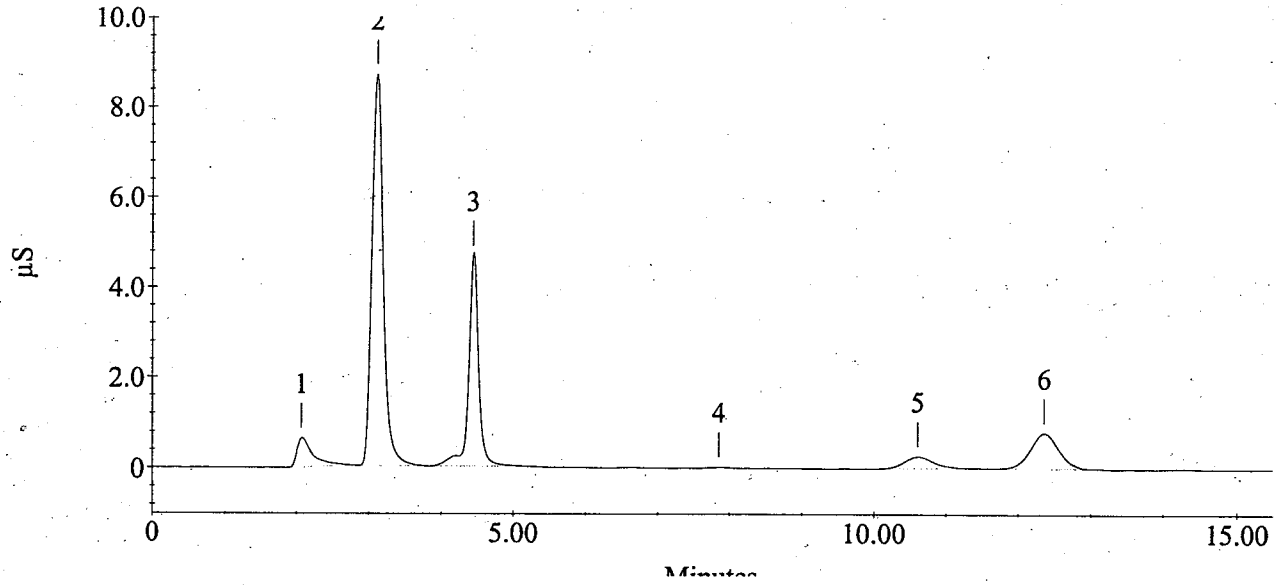

Sample Name : CCV
Method File Name : c:\peaknet\method\std.met

Current Date : 9/21/06
Date Time Collected : 9/21/06 4:33:19 AM

Injection Number : 52
Dilution Factor : 1.00
column :

Calibration Date : 9/19/06 4:03:09 PM
Data File Name : ...\SEP2006DAP_052.DXD
Injection Volume : 1.00

Module ID : 34 07 2a
Schedule File Name : ...\sep2006dap.sch

Peak Information : All Peaks

Pk. Num	Ret Time	Component Name	conc. (ppm)	Height	Area	Bl. Code	%Delta
1	2.08	Unknown 1	0.00	2469	37049	1	
2	3.10	FLUORIDE	2.79	162717	1596226	1	0.00
3	4.38	CHLORIDE	2.83	98323	1053038	1	-0.75
4	5.27	NITRITE-N	2.87	188710	2436448	1	-0.94
5	6.62	BROMIDE	2.82	28701	418363	1	-1.00
6	7.67	NITRATE-N	2.72	154153	2682108	1	-0.43
7	10.53	PHOSPHATE-P	2.75	30932	817663	1	-0.16
8	12.33	SULFATE	2.97	26627	724395	1	-0.13
		---total(s)---					
			19.75	692633	9765288		

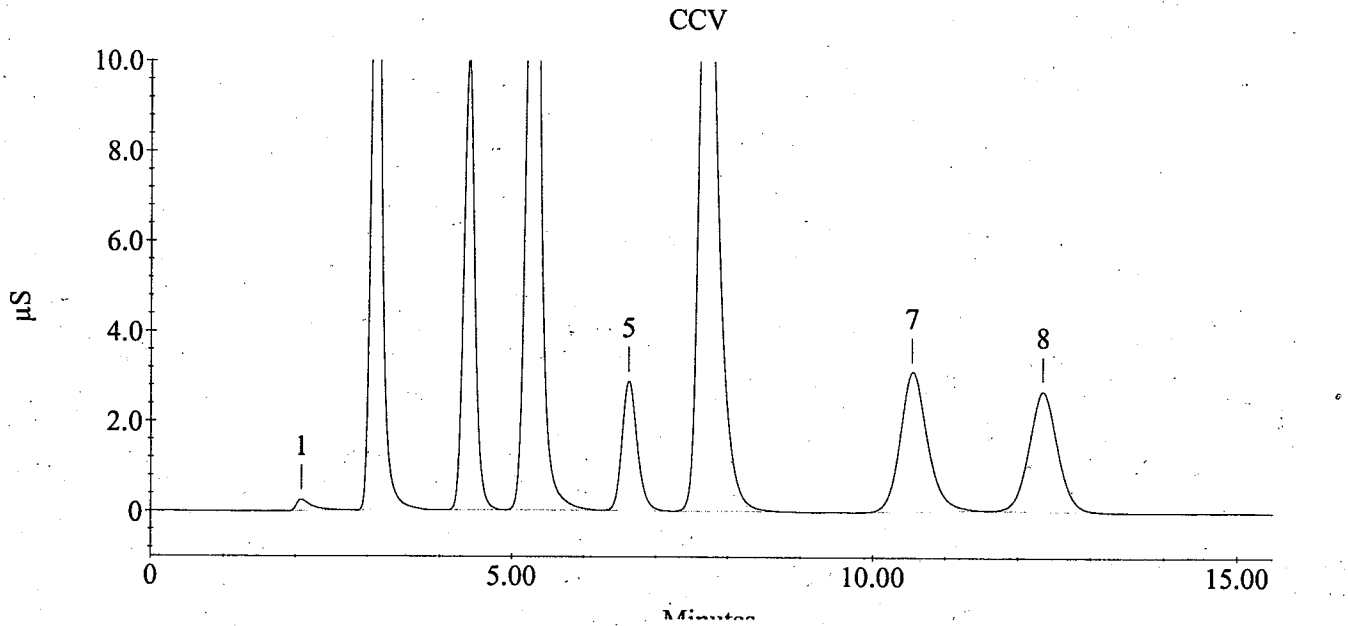

Sample Name : CCB
Method File Name : c:\peaknet\method\std.met

Current Date : 9/21/06
Date Time Collected : 9/21/06 4:51:05 AM

Injection Number : 53
Dilution Factor : 1.00
column :

Calibration Date : 9/19/06 4:03:09 PM
Data File Name : ...\SEP2006DAP_053.DXD
Injection Volume : 1.00

Module ID : 34 07 2a
Schedule File Name : ...\sep2006dap.sch

Peak Information : All Peaks

Pk. Num	Ret Time	Component Name	conc. (ppm)	Height	Area	Bl. Code	%Delta
1	2.05	Unknown 1	0.00	146	1167	1	
2	4.38	CHLORIDE	0.18	5624	65494	1	-0.75
3	7.85	NITRATE-N	0.00	118	2052	1	1.95
		---total(s)---					
			0.18	5888	68714		

CCB

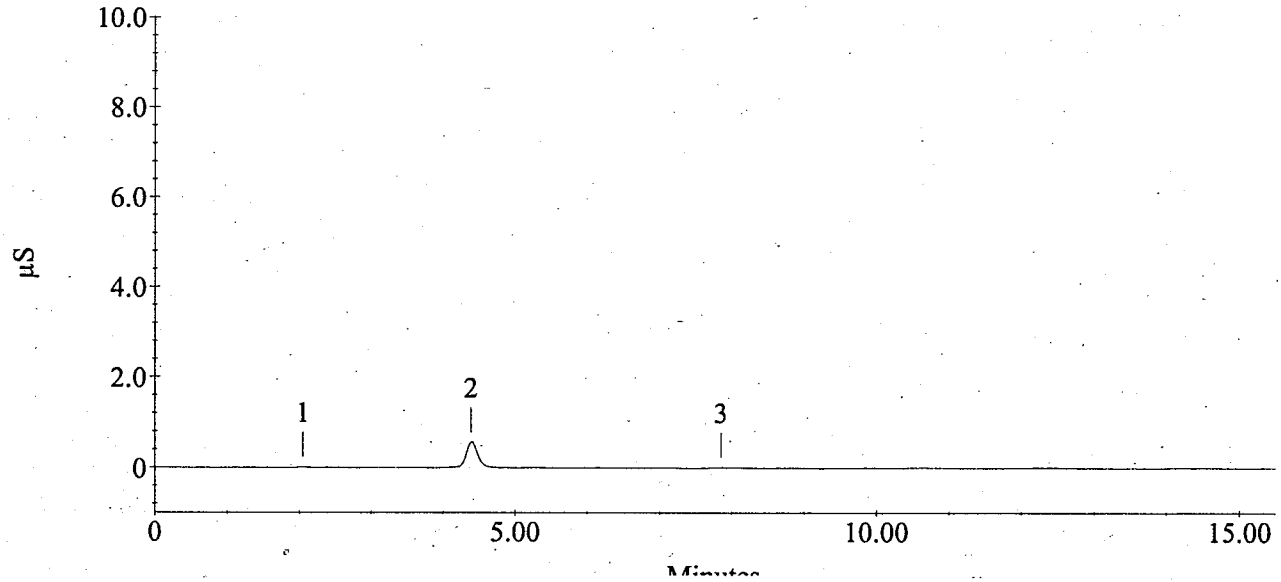

JX 9/21/06

Sample Name : JV10 K2 | Current Date : 9/21/06

Method File Name : c:\peaknet\method\std.met | Date Time Collected : 9/21/06 5:08:50 AM

Injection Number : 54 | Calibration Date : 9/19/06 4:03:09 PM | Module ID : 34 07 2a

Dilution Factor : 10.00 | Data File Name : ...\SEP2006DAP_054.DXD | Schedule File Name : ...\sep2006dap.sch

column : | Injection Volume : 1.00

Peak Information : All Peaks

Pk. Num	Ret Time	Component Name	conc. (ppm)	Height	Area	Bl. Code	%Delta
1	0.85	Unknown 1	0.00	424	4590	1	
2	2.07	Unknown 2	0.00	3922	61724	1	
3	3.10	FLUORIDE	0.15 1X	801	8635	1	0.00
4	4.47	CHLORIDE	7.10 2X	23421	264633	1	1.13
5	6.67	BROMIDE	0.33	340	4929	1	-0.25
6	12.28	SULFATE	0.14 1X	157	3343	1	-0.54
7	13.70	Unknown 3	0.00	236	2943	1	
		---total(s)---	7.72	29301	350798		

JV10 K2

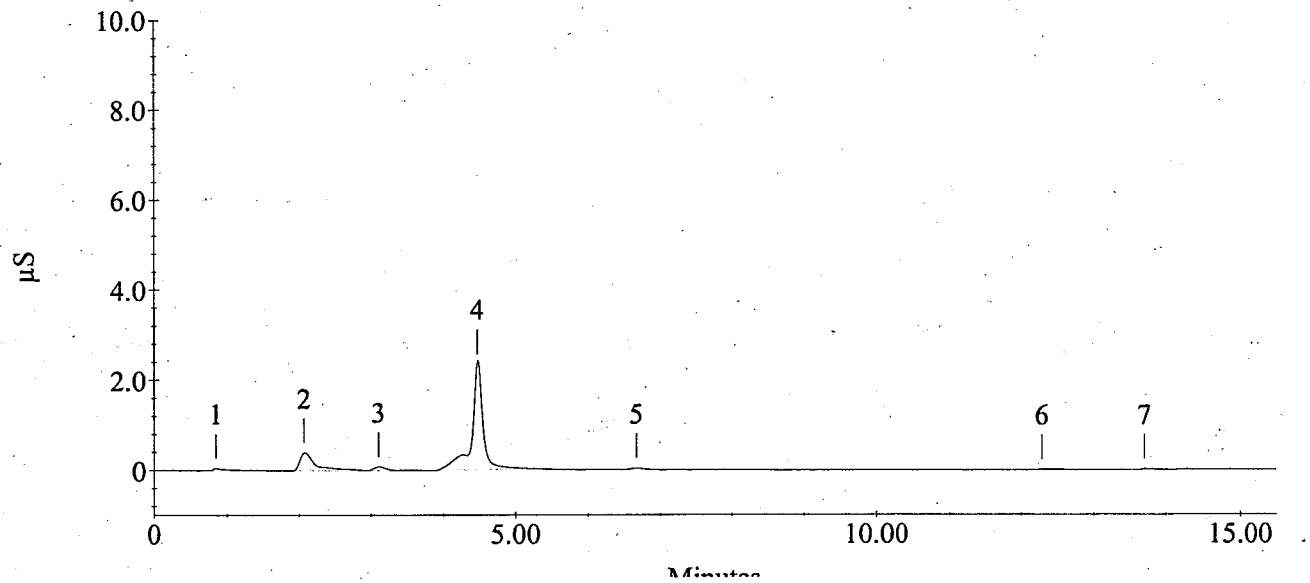

5X w 9/21/06

Sample Name : JV10 L2
Method File Name : c:\peaknet\method\std.met

Current Date : 9/21/06
Date Time Collected : 9/21/06 5:26:37 AM

Injection Number : 55
Dilution Factor : 10.00
column :

Calibration Date : 9/19/06 4:03:09 PM
Data File Name : ...\SEP2006DAP_055.DXD
Injection Volume : 1.00

Module ID : 34 07 2a
Schedule File Name : ...\sep2006dap.sch

Peak Information : All Peaks

Pk. Num	Ret Time	Component Name	conc. (ppm)	Height	Area	Bl. Code	%Delta
1	2.08	Unknown 1	0.00	1690	28860	1	
2	3.10	FLUORIDE	19.49 5X	113793	1113540	1	0.00
3	4.40	CHLORIDE	3.39 1X	11009	126185	1	-0.38
4	7.87	NITRATE-N	0.03	166	2779	1	2.16
5	10.60	PHOSPHATE-P	0.07	134	2029	1	0.47
		---total(s)---	22.97	126792	1273394		

JV10 L2

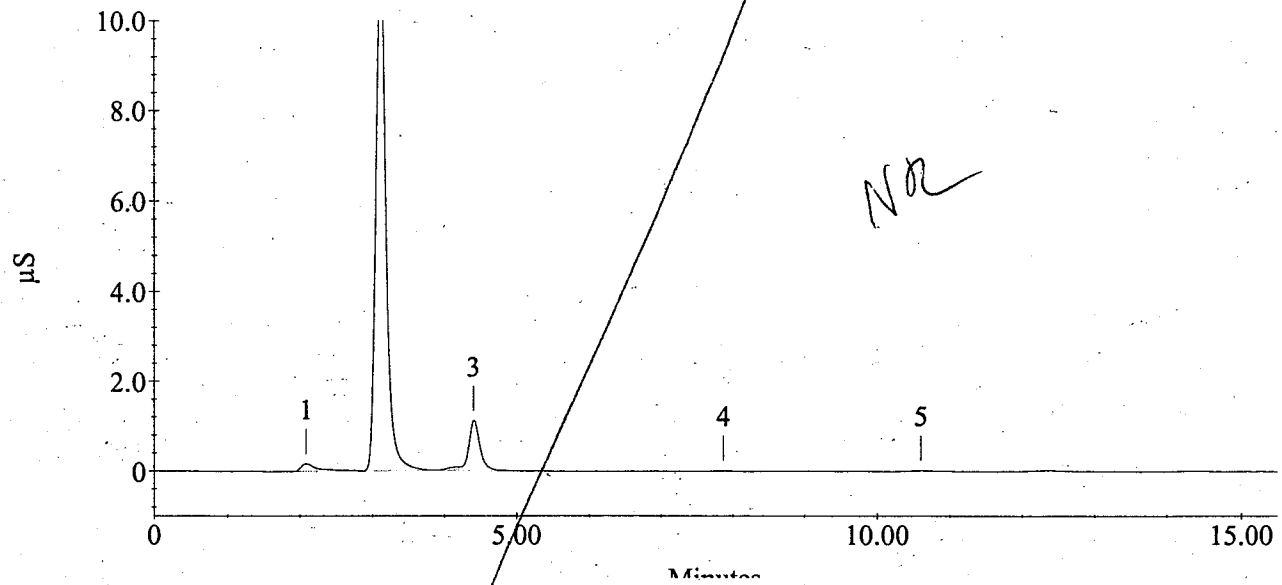

NR

IC EPA 300.0 No: 3892
Data Analyst: David A. Paschall Analyzed by: DAP
Comments: Date Analyzed: 9/20/06
Print Date: 9/26/06 8:11 Time Analyzed: 13:27

mpa 9/27/06

ID	DF	Raw	Calc	Qual	RL	SPK	REC/RPD
1. ICVR							
IC CL	1.0	2.74	2.7		0.1	3.0	90.00
IC BR	1.0	2.83	2.8		0.1	3.0	93.33
2. ICB							
IC CL	1.0	< 0.10	< 0.1		0.1		
IC BR	1.0	< 0.10	< 0.1		0.1		
3. JW78A							
IC CL	10.0	16.0	16.0		1.0		
IC BR	1.0	0.60	0.6		0.1		
4. JW78B							
IC CL	10.0	20.1	20.1		1.0		
IC BR	1.0	0.66	0.7		0.1		
5. JW78B DUP							
IC CL	10.0	20.0	20.0		1.0		0.50
IC BR	1.0	0.66	0.7		0.1		0.00
6. JW78B MS							
IC CL	10.0	40.4	40.4		1.0	20.0	101.50
IC BR	1.0	2.68	2.7		0.1	2.0	100.00
7. JW78C							
IC CL	10.0	16.4	16.4		1.0		
IC BR	1.0	0.32	0.3		0.1		
8. CCVR							
IC CL	1.0	2.79	2.8		0.1	3.0	93.33
IC BR	1.0	2.81	2.8		0.1	3.0	93.33
9. CCB							
IC CL	1.0	< 0.10	< 0.1		0.1		
IC BR	1.0	< 0.10	< 0.1		0.1		
10. JW38D							
IC CL	5.0	12.0	12.0		0.5		
IC BR	1.0				0.1		
11. JW38E							
IC CL	5.0	12.6	12.6		0.5		
IC BR	1.0				0.1		
12. JW38F							
IC CL	5.0	13.0	13.0		0.5		
IC BR	1.0				0.1		
13. JW38G							
IC CL	5.0	14.2	14.2		0.5		
IC BR	1.0				0.1		
14. JW38H							
IC CL	5.0	13.4	13.4		0.5		
IC BR	1.0				0.1		
15. JW38I							
IC CL	5.0	12.8	12.8		0.5		
IC BR	1.0				0.1		

IC EPA 300.0 No: 3892
Data Analyst: David A. Paschall Analyzed by: DAP
Comments: Date Analyzed: 9/20/06
Print Date: 9/26/06 8:11 Time Analyzed: 13:27

ID	DF	Raw	Calc	Qual	RL	SPK	REC/RPD
16. JW38J							
IC CL	5.0	14.8	14.8		0.5		
IC BR	1.0				0.1		
17. JW38K							
IC CL	5.0	15.7	15.7		0.5		
IC BR	1.0				0.1		
18. JW38L							
IC CL	5.0	15.0	15.0		0.5		
IC BR	1.0				0.1		
19. CCVR							
IC FL	1.0	2.79	2.8		0.1	3.0	93.33
IC CL	1.0	2.75	2.8		0.1	3.0	93.33
IC SO4	1.0	2.95	3.0		0.1	3.0	100.00
20. CCB							
IC FL	1.0	< 0.10	< 0.1		0.1		
IC CL	1.0	< 0.10	< 0.1		0.1		
IC SO4	1.0	< 0.10	< 0.1		0.1		
21. JW94G							
IC FL	50.0	94.0	94.0		5.0		
IC CL	50.0	59.1	59.1		5.0		
IC SO4	100.	300.	300.		10.0		
22. JW94B							
IC FL	1.0	1.37	1.4		0.1		
IC CL	50.0	84.1	84.1		5.0		
IC SO4	50.0	191.	191.		5.0		
23. JW94B DUP							
IC FL	1.0	1.35	1.4		0.1		0.00
IC CL	50.0	85.0	85.0		5.0		1.06
IC SO4	50.0	190.	190.		5.0		0.52
24. JW94B MS							
IC FL	1.0	3.16	3.2		0.1	2.0	90.00
IC CL	100.	275.	275.		10.0	200.	95.45
IC SO4	100.	388.	388.		10.0	200.	98.50
25. JW94C							
IC FL	20.0	94.4	94.4		2.0		
IC CL	1.0				0.1		
IC SO4	50.0	193.	193.		5.0		
26. CCVR							
IC FL	1.0	2.80	2.8		0.1	3.0	93.33
IC CL	1.0	2.80	2.8		0.1	3.0	93.33
IC SO4	1.0	2.98	3.0		0.1	3.0	100.00
27. CCB							
IC FL	1.0	< 0.10	< 0.1		0.1		
IC CL	1.0	< 0.10	< 0.1		0.1		
IC SO4	1.0	< 0.10	< 0.1		0.1		

IC EPA 300.0 No: 3892
Data Analyst: David A. Paschall Analyzed by: DAP
Comments: Date Analyzed: 9/20/06
Print Date: 9/26/06 8:11 Time Analyzed: 13:27

ID	DF	Raw	Calc	Qual	RL	SPK	REC/RPD
28. JW94D							
IC FL	1.0	0.15	0.2		0.1		
IC CL	1.0				0.1		
IC SO4	1.0				0.1		
29. JW94E							
IC FL	1.0	0.24	0.2		0.1		
IC CL	1.0				0.1		
IC SO4	1.0	1.23	1.2		0.1		
30. CCVR							
IC FL	1.0	2.81	2.8		0.1	3.0	93.33
IC CL	1.0	2.83	2.8		0.1	3.0	93.33
IC SO4	1.0	2.99	3.0		0.1	3.0	100.00
31. CCB							
IC FL	1.0	< 0.10	< 0.1		0.1		
IC CL	1.0	< 0.10	< 0.1		0.1		
IC SO4	1.0	< 0.10	< 0.1		0.1		
32. JX10C							
IC FL	10.0	13.0	13.0		1.0		
IC CL	1.0				0.1		
IC SO4	1.0				0.1		
33. JX10E							
IC FL	10.0	12.5	12.5		1.0		
IC CL	1.0				0.1		
IC SO4	1.0				0.1		
34. JX10F							
IC FL	1.0				0.1		
IC CL	1.0				0.1		
IC SO4	10.0	23.1	23.1		1.0		
35. JX10G							
IC FL	1.0				0.1		
IC CL	1.0				0.1		
IC SO4	10.0	15.7	15.7		1.0		
36. JX10H							
IC FL	1.0				0.1		
IC CL	10.0	40.8	40.8		1.0		
IC SO4	1.0				0.1		
37. JX10I							
IC FL	1.0				0.1		
IC CL	10.0	12.4	12.4		1.0		
IC SO4	1.0				0.1		
38. JX10J							
IC FL	10.0	16.6	16.6		1.0		
IC CL	10.0	12.3	12.3		1.0		
IC SO4	1.0				0.1		
39. CCVR							
IC FL	1.0	2.79	2.8		0.1	3.0	93.33
IC CL	1.0	2.83	2.8		0.1	3.0	93.33
IC SO4	1.0	2.97	3.0		0.1	3.0	100.00

Cl
JX10E REPORTED 12.5 AS CHLORIDE
M 9/29/06

IC EPA 300.0 No: 3892
Data Analyst: David A. Paschall Analyzed by: DAP
Comments: Date Analyzed: 9/20/06
Print Date: 9/26/06 8:11 Time Analyzed: 13:27

ID	DF	Raw	Calc	Qual	RL	SPK	REC/RPD
40. CCB							
IC FL	1.0	< 0.10	< 0.1		0.1		
IC CL	1.0	0.18	0.2		0.1		
IC SO4	1.0	< 0.10	< 0.1		0.1		

ANALYTICAL
RESOURCES
INCORPORATED

CORRECTIVE ACTIONS - Inorganic Analyses

Criteria Flagged

ARI Project No.: JX10 Client Name: ANCHOR ENVIRON.

Date of Out-of-Control Event: 9/20/06 Method/Element: IC CHLORIDE

Unacceptable Blank	✓	Prep Code:
Unacceptable Duplicate		
Unacceptable Spike		Other:
Unacceptable Reference		

Details of Problem/Recommended Corrective Action:

CCB HAD CONTAMINATION BUT REPORTED.
SAMPLES HAD CONCENTRATIONS GREATER THAN
10X THAT CONTAMINATION. POWER OUT
BEFORE CLOSING CCB/CCV ON JX10 K2-N2.

Samples Affected: ~~JW~~ JX10 H2-J2, K2-N2

Corrective Action Taken: NO REANALYSIS FOR REPORTED
SAMPLES. RERUN SAMPLES AFFECTED
BY STOP, POWER OUT

Analyst: JW Supervisor: UW

Date: 9/21/06 Date: 9-21-06

ew 9-26-06

Analytical Resources Inc.
4611 134th Place S., Suite 100
Tukwila, WA 98168
206-695-6227

analyst: DAP
date: 9/21/2006
start time: 15:51
loop: 100µl

		dilution	fluoride	chloride	nitrite	bromide	nitrate	phosphate	sulfate
DL (ppm)		1	0.100	0.100	0.100	0.100	0.100	0.100	0.100
HiSTD		1	5.000	5.000	5.000	5.000	5.000	5.000	5.000
ICV,CCV (ppm)		1	3.000	3.000	3.000	3.000	3.000	3.000	3.000
ERA LOT#		1	① ~~02014~~ 07105	① ~~38084~~ 36065	17075	27025	① ~~28034~~ 06085	01024	① ~~37065~~ 20125
			dilution	fluoride	chloride	nitrite	bromide	nitrate	phosphate	sulfate
ICV		1	2.810	2.770	2.880	2.830	2.740	2.810	2.980
		%recovery	94%	92%	96%	94%	91%	94%	99.3%
ICB		1	<0.1	<0.1	<0.1	<0.1	<0.1	<0.1	<0.1
JX10 M2		10	① ~~NR~~ 0.39	NR	NR	NR	NR	NR	NR
JX10 N2		10	NR	NR	NR	NR	NR	NR	NR
JX10 B2		100	NR	NR	NR	NR	NR	NR	245.880
JX10 B2		50	NR	122.220	NR	NR	NR	NR	NR
JX10 F2		50	NR	101.060	NR	NR	NR	NR	NR
JX10 I2		50	NR	NR	NR	NR	NR	NR	113.990
JX10 A2 ms		50	183.600	NR	NR	NR	NR	NR	148.130
Matrix Spike			0.05 *mL 200ppm intstock to*			*0.1*		*mLsample=*	*100.00*
			98%						97%
JX10 A2		20	85.420	NR	NR	NR	NR	NR	51.330
JX10 A2 dup		20	84.730	NR	NR	NR	NR	NR	50.930
JX10 E2		20	89.360	NR	NR	NR	NR	NR	58.310
CCV		1	2.800	2.800	2.880	2.830	2.740	2.790	2.970
		%recovery	93%	93%	96%	94%	91%	93%	99.0%
CCB		1	<0.1	<0.1	<0.1	<0.1	<0.1	<0.1	<0.1
JX10 G2		20	NR	67.230	NR	NR	NR	NR	NR
JX10 L2		5	20.650	NR	NR	NR	NR	NR	NR
JX10 A2 ms		5	NR	NR	NR	NR	NR	NR	NR
Matrix Spike			0.05 *mL 200ppm intstock to*			*5.0*		*mLsample=*	*2.00*
JX10 A2		2	NR	NR	NR	NR	NR	NR	NR
JX10 A2 dup		2	NR	NR	NR	NR	NR	NR	NR
JX10 H2		2	NR	NR	NR	NR	NR	NR	9.390
JX10 J2		2	NR	NR	NR	NR	NR	NR	9.190
JX10 K2		2	NR	NR	NR	NR	NR	NR	NR
JX10 B2		1	0.050	NR	NR	NR	NR	NR	NR
JX10 C2		1	NR	NR	NR	NR	NR	NR	1.220
CCV		1	2.820	2.770	2.890	2.820	2.740	2.790	2.980
		%recovery	94%	92%	96%	94%	91%	93%	99.3%
CCB		1	<0.1	<0.1	<0.1	<0.1	<0.1	<0.1	<0.1
JX10 D2		1	0.230	NR	NR	NR	NR	NR	0.170
JX10 F2		1	NR	NR	NR	NR	NR	NR	NR
JX10 G2		1	NR	NR	NR	NR	NR	NR	NR
JX10 H2		1	0.260	NR	NR	NR	NR	NR	NR
JX10 I2		1	1.600	NR	NR	NR	NR	NR	NR
JX10 K2		1	0.170	NR	NR	NR	NR	NR	0.150
JX10 L2		1	NR	NR	NR	NR	NR	NR	0.040
CCV		1	2.810	2.800	2.900	2.830	2.740	2.640	2.990
		%recovery	94%	93%	97%	94%	91%	88%	99.7%
CCB		1	<0.1	**0.17**	<0.1	<0.1	<0.1	<0.1	<0.1
JX42 A9		1	NR	NR	NR	NR	NR	NR	NR

① pr 9/26/06

JX42 A9 dup		1	NR	NR	NR	NR	NR	NR	NR
JX42 A9 ms		1	NR	NR	NR	NR	NR	NR	NR
Matrix Spike		0.05 *mL 200ppm intstock to*				*5.0*		*mLsample=*	*2.00*
JX42 B9		1	NR	NR	NR	NR	NR	NR	NR
JX42 C9		1	NR	NR	NR	NR	NR	NR	NR
JX42 D9		1	NR	NR	NR	NR	NR	NR	NR
JX42 E9		1	NR	NR	NR	NR	NR	NR	NR
JX42 F9		1	NR	NR	NR	NR	NR	NR	NR
JX42 G9		1	NR	NR	NR	NR	NR	NR	NR
JX42 H9		1	NR	NR	NR	NR	NR	NR	NR
CCV		1	2.810	2.780	2.890	2.840	2.740	2.650	2.980
		%recovery	94%	93%	96%	95%	91%	88%	99.3%
CCB		1	<0.1	<0.1	<0.1	<0.1	<0.1	<0.1	<0.1
JX42 I9		10	NR	NR	NR	NR	NR	NR	12.250
JX42 J9		10	NR	NR	NR	NR	NR	NR	NR
JX42 K9		10	NR	NR	NR	NR	NR	NR	NR
JX42 L9		10	NR	NR	NR	NR	NR	NR	26.140
CCV		1	2.820	2.870	2.900	2.860	2.770	2.660	2.970
		%recovery	94%	96%	97%	95%	92%	89%	99.0%
CCB		1	<0.1	**0.17**	<0.1	<0.1	<0.1	<0.1	<0.1

Schedule File: C:\PEAKNET\SCHEDULE\sep2106dap.sch

Line	Sample	Sample Type	Level	Method	Data File	Volume	Dilution	Weight
1	CAL 1	Calibration	1	std.met	c:\peaknet\data\sept 2006\sep2106dap_001.dxd	1	1	1
2	CAL 2	Calibration	2	std.met	c:\peaknet\data\sept 2006\sep2106dap_002.dxd	1	1	1
3	CAL 3	Calibration	3	std.met	c:\peaknet\data\sept 2006\sep2106dap_003.dxd	1	1	1
4	CAL 4	Calibration	4	std.met	c:\peaknet\data\sept 2006\sep2106dap_004.dxd	1	1	1
5	CAL 5	Calibration	5	std.met	c:\peaknet\data\sept 2006\sep2106dap_005.dxd	1	1	1
6	CAL 6	Calibration	6	std.met	c:\peaknet\data\sept 2006\sep2106dap_006.dxd	1	1	1
7	ICV	Sample		std.met	c:\peaknet\data\sept 2006\sep2106dap_007.dxd	1	1	1
8	ICB	Sample		std.met	sep2106dap	1	1	1
9	JX10 M2	Sample		std.met	sep2106dap	1	10	1
10	JX10 N2	Sample		std.met	sep2106dap	1	10	1
11	JX10 B2	Sample		std.met	sep2106dap	1	100	1
12	JX10 B2	Sample		std.met	sep2106dap	1	50	1
13	JX10 F2	Sample		std.met	sep2106dap	1	50	1
14	JX10 I2	Sample		std.met	sep2106dap	1	50	1
15	JX10 A2 MS	Sample		std.met	sep2106dap	1	50	1
16	JX10 A2	Sample		std.met	sep2106dap	1	20	1
17	JX10 A2 DUP	Sample		std.met	sep2106dap	1	20	1
18	JX10 E2	Sample		std.met	sep2106dap	1	20	1
19	CCV	Sample		std.met	sep2106dap	1	1	1
20	CCB	Sample		std.met	sep2106dap	1	1	1
21	JX10 G2	Sample		std.met	sep2106dap	1	20	1
22	JX10 L2	Sample		std.met	sep2106dap	1	5	1
23	JX10 A2 MS	Sample		std.met	sep2106dap	1	5	1
24	JX10 A2	Sample		std.met	sep2106dap	1	2	1
25	JX10 A2 DUP	Sample		std.met	sep2106dap	1	2	1
26	JX10 H2	Sample		std.met	sep2106dap	1	2	1
27	JX10 J2	Sample		std.met	sep2106dap	1	2	1
28	JX10 K2	Sample		std.met	sep2106dap	1	2	1
29	JX10 B2	Sample		std.met	sep2106dap	1	1	1
30	JX10 C2	Sample		std.met	sep2106dap	1	1	1
31	CCV	Sample		std.met	sep2106dap	1	1	1
32	CCB	Sample		std.met	sep2106dap	1	1	1
33	JX10 D2	Sample		std.met	sep2106dap	1	1	1
34	JX10 F2	Sample		std.met	sep2106dap	1	1	1
35	JX10 G2	Sample		std.met	sep2106dap	1	1	1
36	JX10 H2	Sample		std.met	sep2106dap	1	1	1
37	JX10 I2	Sample		std.met	sep2106dap	1	1	1
38	JX10 K2	Sample		std.met	sep2106dap	1	1	1
39	JX10 L2	Sample		std.met	sep2106dap	1	1	1
40	CCV	Sample		std.met	sep2106dap	1	1	1
41	CCB	Sample		std.met	sep2106dap	1	1	1
42	JX42 A9	Sample		std.met	sep2106dap	1	10	1
43	JX42 A9 DUP	Sample		std.met	sep2106dap	1	10	1
44	JX42 A9 MS	Sample		std.met	sep2106dap	1	10	1
45	JX42 B9	Sample		std.met	sep2106dap	1	10	1
46	JX42 C9	Sample		std.met	sep2106dap	1	10	1
47	JX42 D9	Sample		std.met	sep2106dap	1	10	1
48	JX42 E9	Sample		std.met	sep2106dap	1	10	1
49	JX42 F9	Sample		std.met	sep2106dap	1	10	1
50	JX42 G9	Sample		std.met	sep2106dap	1	10	1
51	JX42 H9	Sample		std.met	sep2106dap	1	10	1
52	CCV	Sample		std.met	sep2106dap	1	1	1
53	CCB	Sample		std.met	sep2106dap	1	1	1
54	JX42 I9	Sample		std.met	sep2106dap	1	10	1
55	JX42 J9	Sample		std.met	sep2106dap	1	10	1
56	JX42 K9	Sample		std.met	sep2106dap	1	10	1
57	JX42 L9	Sample		std.met	sep2106dap	1	10	1
58	CCV	Sample		std.met	sep2106dap	1	1	1
59	CCB	Sample		std.met	sep2106dap	1	1	1
60	STOP	Sample		stop.met	sep2106dap	1	1	1

IC Fluoride EPA 300.0
Data Analyst: Matthew D. Bates
Comments:
Print Date: 9/28/06 13:49

No: 5032 + 4795
Analyzed by: DAP
Date Analyzed: 9/21/06
Time Analyzed: 15:51

9/28/06

ID	DF	Raw	Calc	Qual	RL	SPK	REC/RPD
1. JX10M	10.0	0.39	< 1.0	U	1.0		

IC Fluoride EPA 300.0 No: 4795
Data Analyst: David A. Paschall Analyzed by: DAP
Comments: Date Analyzed: 9/21/06
Print Date: 9/27/06 17:30 Time Analyzed: 15:51

PDC 9/28/06

	ID	DF	Raw	Calc	Qual	RL	SPK	REC/RPD
1.	ICVR ERA #07105	1.0	2.81	2.8		0.1	3.0	93.33
2.	ICB	1.0	< 0.10	< 0.1	U	0.1		
3.	JX10A MS	50.0	184.	184.		5.0	100.	98.60
4.	JX10A	20.0	85.4	85.4		2.0		
5.	JX10A DUP	20.0	84.7	84.7		2.0		0.82
6.	JX10E	20.0	89.4	89.4		2.0		
7.	CCVR	1.0	2.80	2.8		0.1	3.0	93.33
8.	CCB	1.0	< 0.10	< 0.1	U	0.1		
9.	JX10L	5.0	20.6	20.6		0.5		
10.	JX10B	1.0	0.05	< 0.1	U	0.1		
11.	CCVR	1.0	2.82	2.8		0.1	3.0	93.33
12.	CCB	1.0	< 0.10	< 0.1	U	0.1		
13.	JX10D	1.0	0.23	0.2		0.1		
14.	JX10H	1.0	0.26	0.3		0.1		
15.	JX10I	1.0	1.60	1.6		0.1		
16.	JX10K	1.0	0.17	0.2		0.1		
17.	CCVR	1.0	2.81	2.8		0.1	3.0	93.33
18.	CCB	1.0	< 0.10	< 0.1	U	0.1		

IC Chloride EPA 300.0 No: 4796
Data Analyst: David A. Paschall Analyzed by: DAP
Comments: Date Analyzed: 9/21/06
Print Date: 9/27/06 17:33 Time Analyzed: 15:51

9/28/06

	ID	DF	Raw	Calc	Qual	RL	SPK	REC/RPD
1.	ICVR ERA #36065	1.0	2.77	2.8		0.1	3.0	93.33
2.	ICB	1.0	< 0.10	< 0.1	U	0.1		
3.	JX10B	50.0	122.	122.		5.0		
4.	JX10F	50.0	101.	101.		5.0		
5.	CCVR	1.0	2.80	2.8		0.1	3.0	93.33
6.	CCB	1.0	< 0.10	< 0.1	U	0.1		
7.	JX10G	20.0	67.2	67.2		2.0		
8.	CCVR	1.0	2.77	2.8		0.1	3.0	93.33
9.	CCB	1.0	< 0.10	< 0.1	U	0.1		

IC Sulfate EPA 300.0 No: 4797
Data Analyst: David A. Paschall Analyzed by: DAP
Comments: Date Analyzed: 9/21/06
Print Date: 9/27/06 17:38 Time Analyzed: 15:51

9/28/06

	ID	DF	Raw	Calc	Qual	RL	SPK	REC/RPD
1.	ICVR ERA #20125	1.0	2.98	3.0		0.1	3.0	100.00
2.	ICB	1.0	< 0.10	< 0.1	U	0.1		
3.	JX10B	100.	246.	246.		10.0		
4.	JX10I	50.0	114.	114.		5.0		
5.	JX10A MS	50.0	148.	148.		5.0	100.	96.70
6.	JX10A	20.0	51.3	51.3		2.0		
7.	JX10A DUP	20.0	50.9	50.9		2.0		0.78
8.	JX10E	20.0	58.3	58.3		2.0		
9.	CCVR	1.0	2.97	3.0		0.1	3.0	100.00
10.	CCB	1.0	< 0.10	< 0.1	U	0.1		
11.	JX10H	2.0	9.39	9.4		0.2		
12.	JX10J	2.0	9.19	9.2		0.2		
13.	JX10C	1.0	1.22	1.2		0.1		
14.	CCVR	1.0	2.98	3.0		0.1	3.0	100.00
15.	CCB	1.0	< 0.10	< 0.1	U	0.1		
16.	JX10K	1.0	0.15	0.2		0.1		
17.	JX10L	1.0	0.04	< 0.1	U	0.1		
18.	CCVR	1.0	2.99	3.0		0.1	3.0	100.00
19.	CCB	1.0	< 0.10	< 0.1	U	0.1		
20.	CCVR	1.0	2.98	3.0		0.1	3.0	100.00
21.	CCB	1.0	< 0.10	< 0.1	U	0.1		
22.	JX42I	10.0	12.2	12.2		1.0		
23.	JX42L	10.0	26.1	26.1		1.0		
24.	CCVR	1.0	2.97	3.0		0.1	3.0	100.00
25.	CCB	1.0	< 0.10	< 0.1	U	0.1		

Method:C:\PEAKNET\METHOD\STD.MET Updated:9/21/06 5:35:55 PM Total:7

1. Component:FLUORIDE
Standard:External Fit Type:Linear
Origin:Force Calibration:Area
r^2=0.998224
Amt=1.76e-006*Resp+0

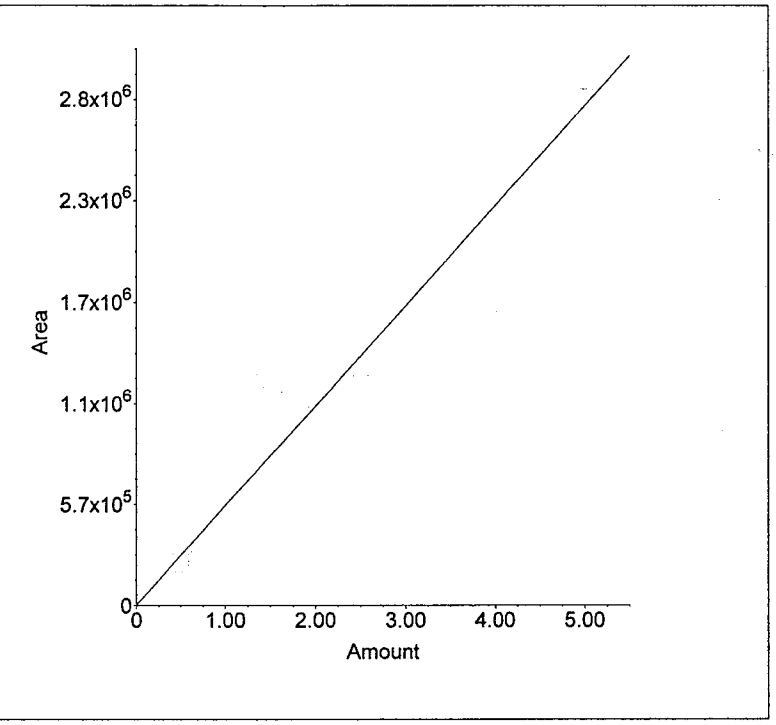

2. Component:CHLORIDE
Standard:External Fit Type:Linear
Origin:Force Calibration:Area
r^2=0.998670
Amt=2.69e-006*Resp+0

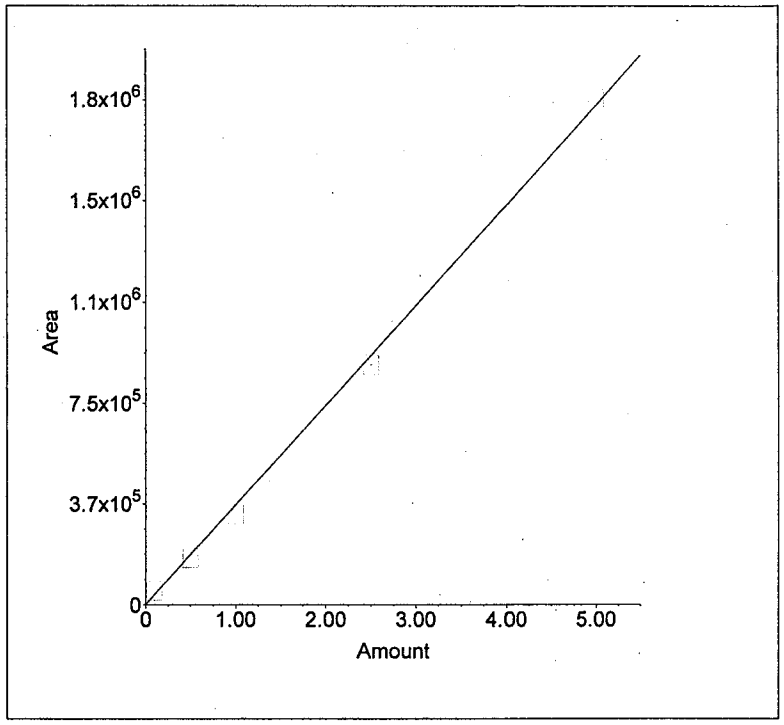

3. Component:NITRITE-N
Standard:External Fit Type:Linear
Origin:Force Calibration:Area
r^2=0.998272
Amt=1.187e-006*Resp+0

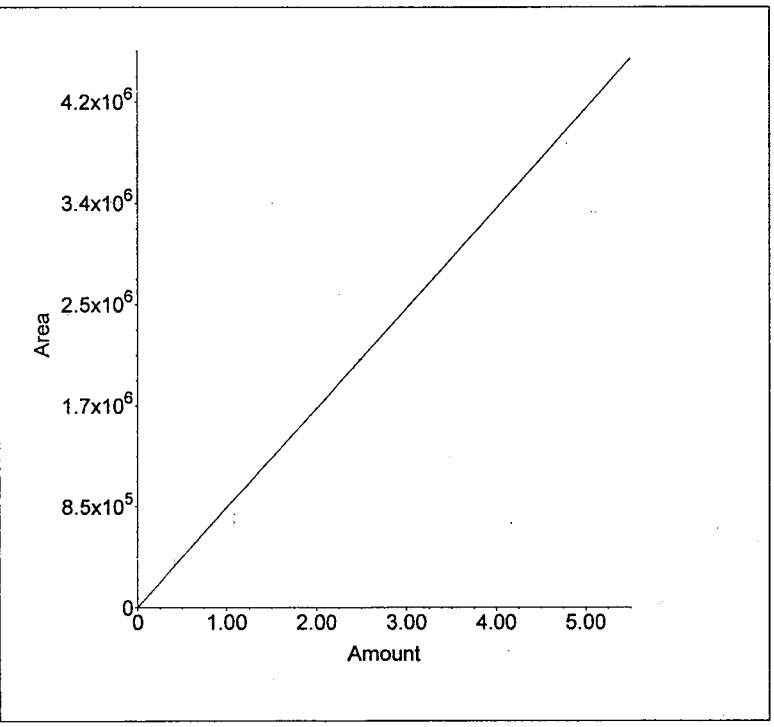

4. Component:BROMIDE
Standard:External Fit Type:Linear
Origin:Force Calibration:Area
r^2=0.999376
Amt=6.77e-006*Resp+0

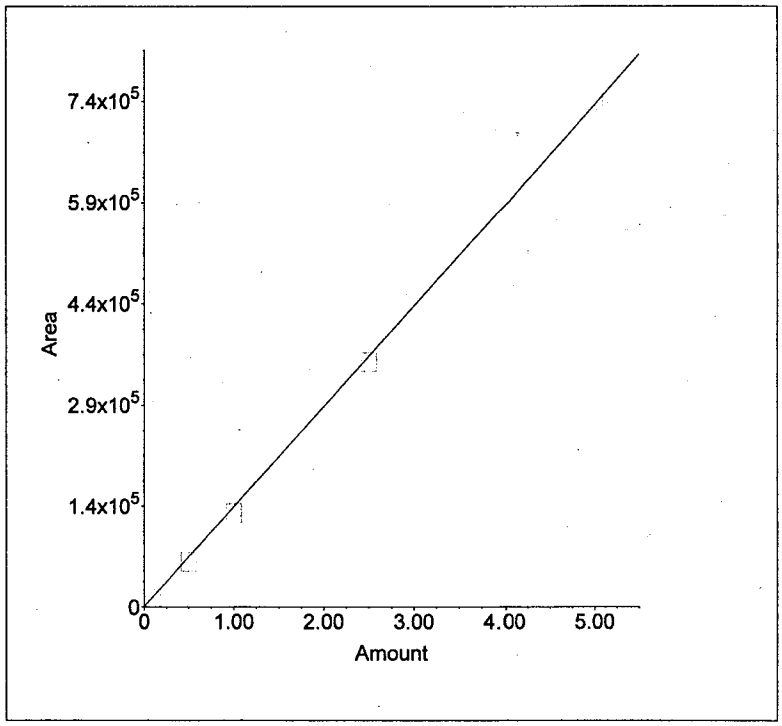

5. Component:NITRATE-N
Standard:External Fit Type:Linear
Origin:Force Calibration:Area
r^2=0.996039
Amt=1.019e-006*Resp+0

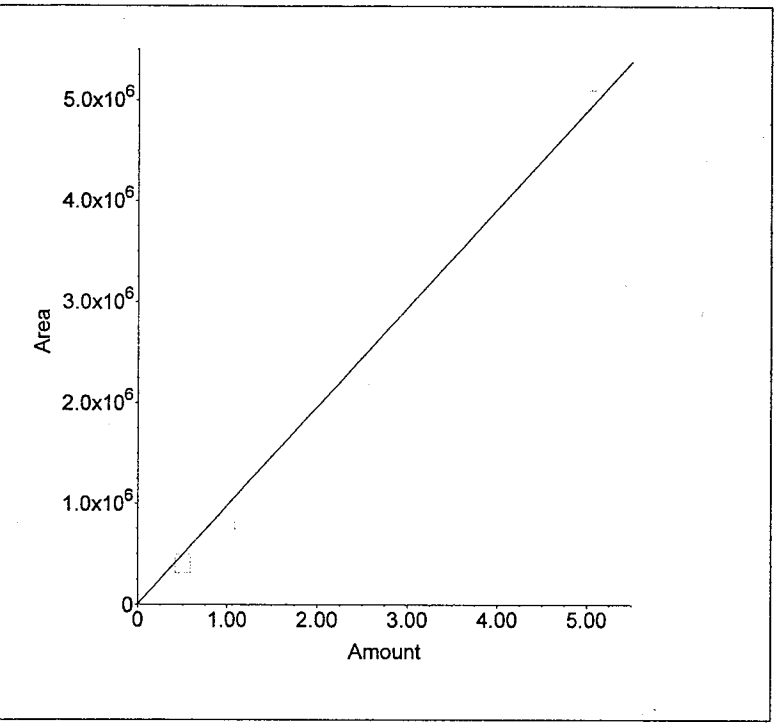

6. Component:PHOSPHATE-P
Standard:External Fit Type:Linear
Origin:Force Calibration:Area
r^2=0.997384
Amt=3.409e-006*Resp+0

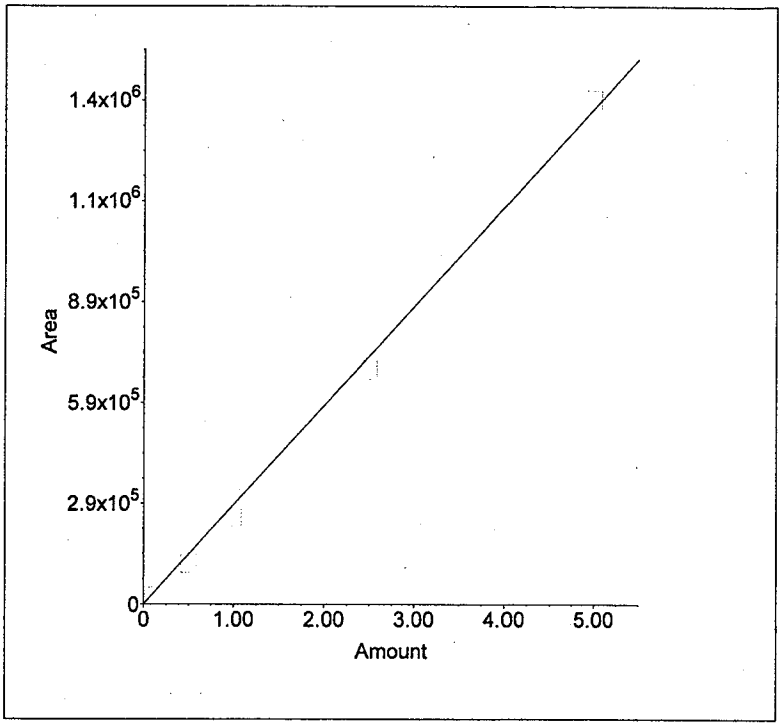

7. Component:SULFATE
Standard:External Fit Type:Linear
Origin:Force Calibration:Area
r^2=0.999173
Amt=4.115e-006*Resp+0

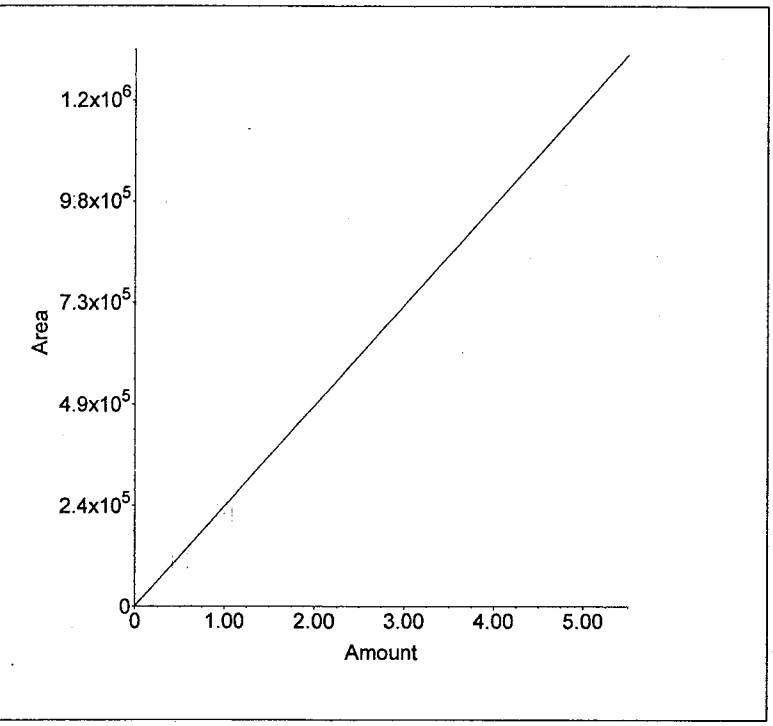

Calibration Update Report

Sample Name : CAL 1
Method File Name : c:\peaknet\method\std.met

Current Date : 9/21/06
Date Time Collected : 9/21/06 3:51:31 PM

Injection Number : 1
Dilution Factor : 1.00
column :

Calibration Date : 9/21/06 4:07:03 PM
Data File Name : ...\SEP2106DAP_001.DXD
Injection Volume : 1.00

Module ID : 34 07 2a
Schedule File Name : ...\sep2106dap.sch

Peak Information : All Peaks

Peak Number	Component Time	Component Name	conc. (ppm)	Cal Response Previous	Cal Response Measured	Cal Response New
1		Unknown 1	0.00			
3	4.43	CHLORIDE	0.00	12808	7800	7800

CAL 1

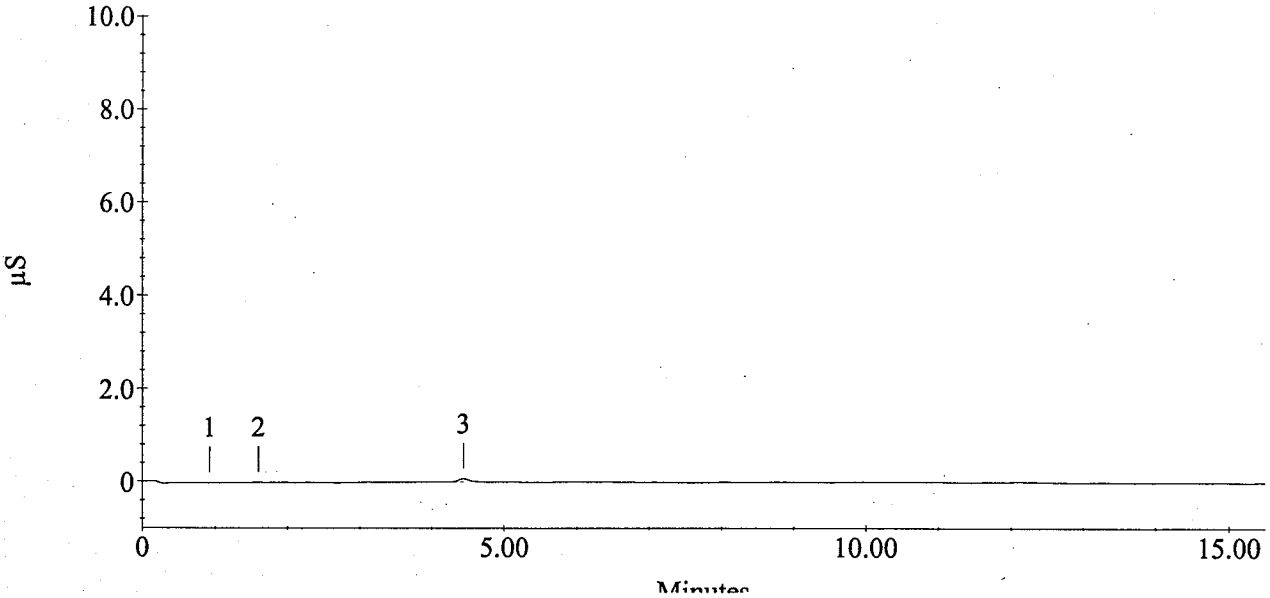

Calibration Update Report

Sample Name : CAL 2
Method File Name : c:\peaknet\method\std.met

Current Date : 9/21/06
Date Time Collected : 9/21/06 4:09:18 PM

Injection Number : 2
Dilution Factor : 1.00
column :

Calibration Date : 9/21/06 4:24:49 PM
Data File Name : ...\SEP2106DAP_002.DXD
Injection Volume : 1.00

Module ID : 34 07 2a
Schedule File Name : ...\sep2106dap.sch

Peak Information : All Peaks

Peak Number	Component Time	Component Name	conc. (ppm)	Cal Response Previous	Cal Response Measured	Cal Response New
1	3.07	FLUORIDE	0.10	47451	46755	46755
2	4.37	CHLORIDE	0.10	48484	51722	51722
3	5.27	NITRITE-N	0.10	68972	69549	69549
4	6.68	BROMIDE	0.10	10844	12418	12418
5	7.87	NITRATE-N	0.10	78320	76905	76905
6	10.40	PHOSPHATE-P	0.10	21487	21543	21543
7	12.07	SULFATE	0.10	21024	22277	22277

CAL 2

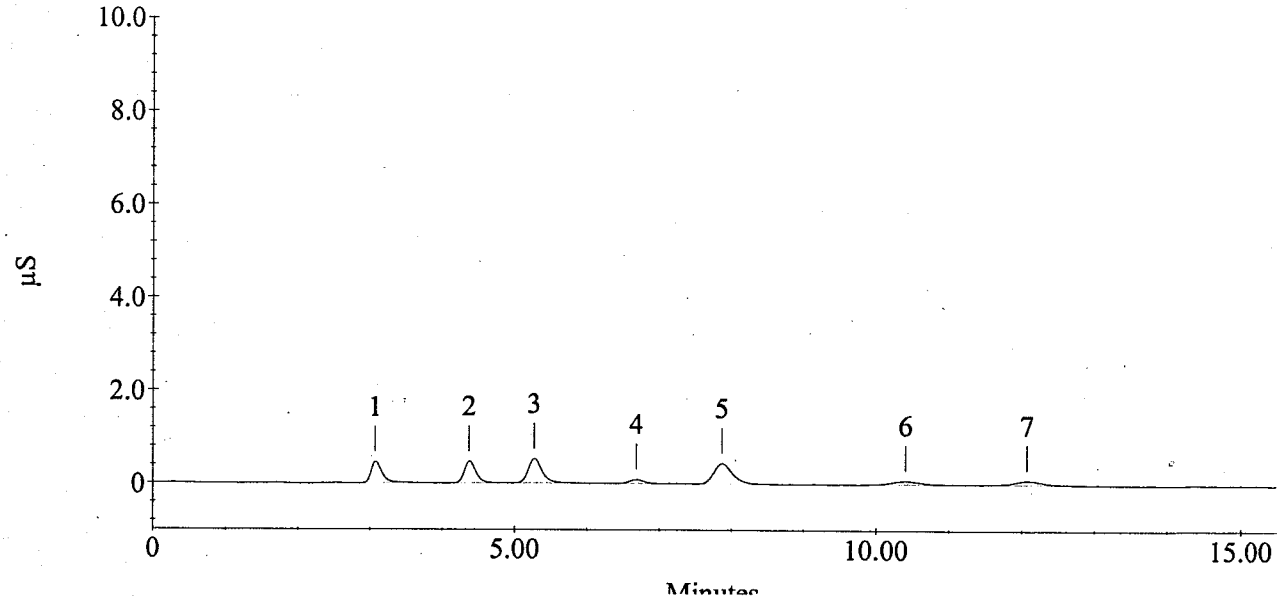

Calibration Update Report

Sample Name : CAL 3
Method File Name : c:\peaknet\method\std.met

Current Date : 9/21/06
Date Time Collected : 9/21/06 4:27:05 PM

Injection Number : 3
Dilution Factor : 1.00
column :

Calibration Date : 9/21/06 4:42:35 PM
Data File Name : ...\SEP2106DAP_003.DXD
Injection Volume : 1.00

Module ID : 34 07 2a
Schedule File Name : ...\sep2106dap.sch

Peak Information : All Peaks

Peak Number	Component Time	Component Name	conc. (ppm)	Cal Response Previous	Cal Response Measured	Cal Response New
1		Unknown 1	0.00			
2	3.07	FLUORIDE	0.50	246103	243314	243314
3	4.37	CHLORIDE	0.50	171218	173027	173027
4	5.27	NITRITE-N	0.50	368212	360132	360132
5	6.67	BROMIDE	0.50	65934	66565	66565
6	7.82	NITRATE-N	0.50	404310	402671	402671
7	10.38	PHOSPHATE-P	0.50	116608	120605	120605
8	12.10	SULFATE	0.50	117492	111950	111950

CAL 3

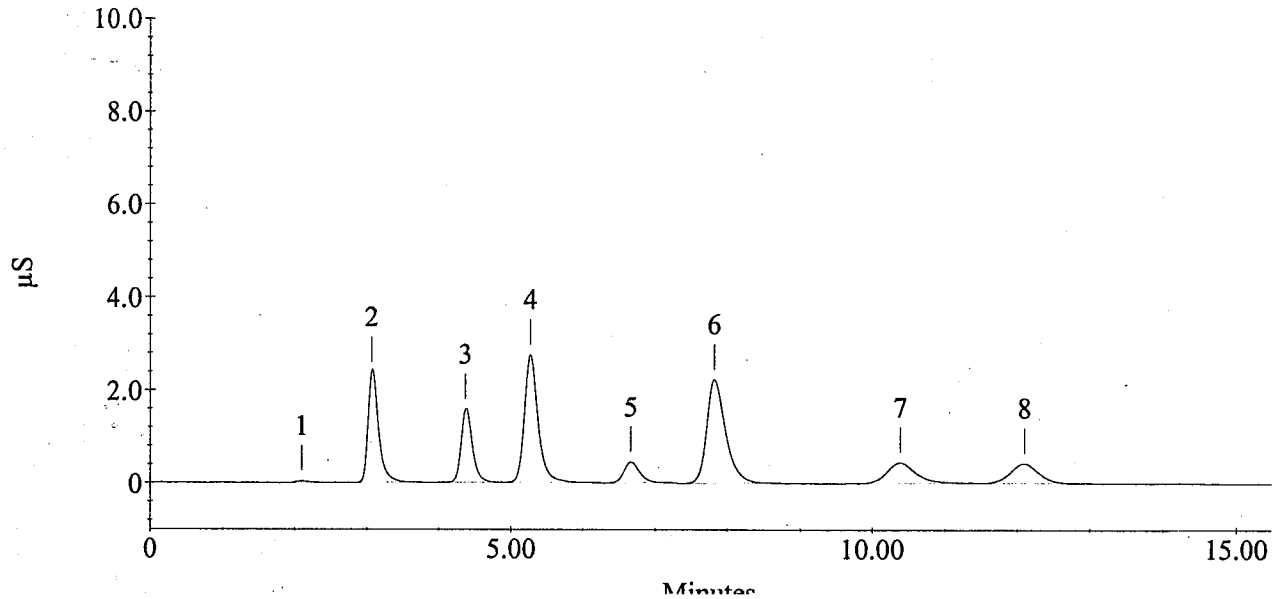

Calibration Update Report

Sample Name : CAL 4
Method File Name : c:\peaknet\method\std.met

Current Date : 9/21/06
Date Time Collected : 9/21/06 4:44:51 PM

Injection Number : 4
Dilution Factor : 1.00
column :

Calibration Date : 9/21/06 5:00:22 PM
Data File Name : ...\SEP2106DAP_004.DXD
Injection Volume : 1.00

Module ID : 34 07 2a
Schedule File Name : ...\sep2106dap.sch

Peak Information : All Peaks

Peak Number	Component Time	Component Name	conc. (ppm)	Cal Response Previous	Cal Response Measured	Cal Response New
1		Unknown 1	0.00			
2	3.07	FLUORIDE	1.00	510261	509898	509898
3	4.37	CHLORIDE	1.00	335543	335393	335393
4	5.25	NITRITE-N	1.00	757746	754440	754440
5	6.65	BROMIDE	1.00	139291	138709	138709
6	7.77	NITRATE-N	1.00	840833	838231	838231
7	10.37	PHOSPHATE-P	1.00	256103	258776	258776
8	12.08	SULFATE	1.00	232084	224873	224873

CAL 4

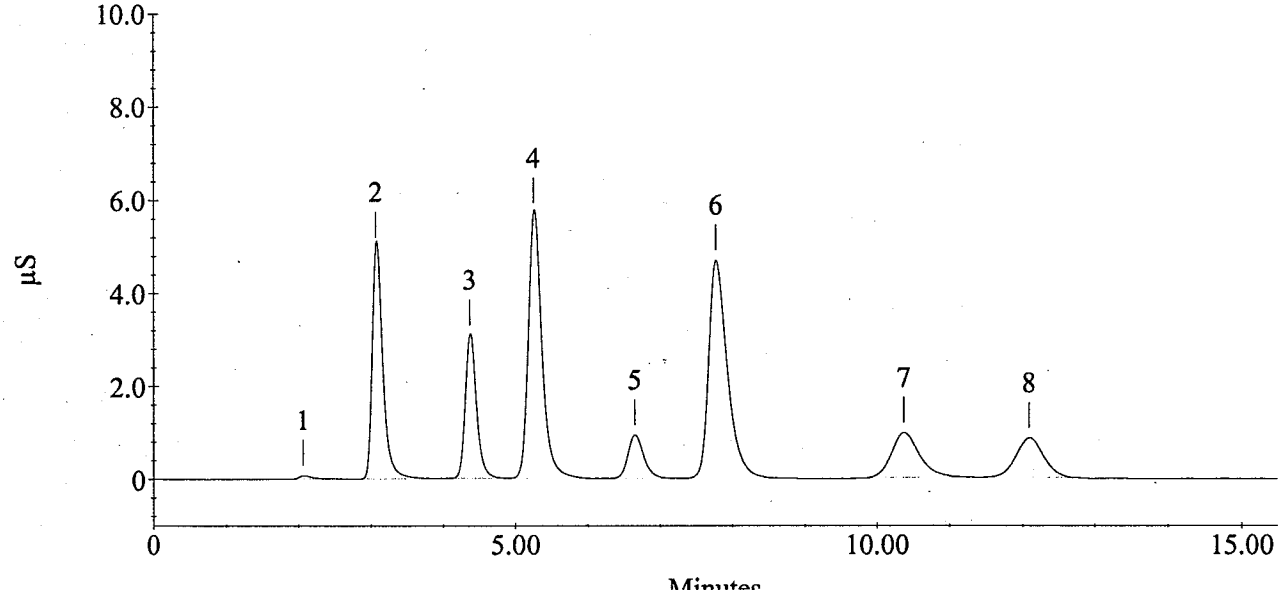

Calibration Update Report

Sample Name : CAL 5
Method File Name : c:\peaknet\method\std.met

Current Date : 9/21/06
Date Time Collected : 9/21/06 5:02:37 PM

Injection Number : 5
Dilution Factor : 1.00
column :

Calibration Date : 9/21/06 5:18:08 PM
Data File Name : ...\SEP2106DAP_005.DXD
Injection Volume : 1.00

Module ID : 34 07 2a
Schedule File Name : ...\sep2106dap.sch

Peak Information : All Peaks

Peak Number	Component Time	Component Name	conc. (ppm)	Cal Response Previous	Cal Response Measured	Cal Response New
1		Unknown 1	0.00			
2	3.13	FLUORIDE	2.50	1367994	1362729	1362729
3	4.42	CHLORIDE	2.50	892247	895513	895513
4	5.32	NITRITE-N	2.50	2033609	2019996	2019996
5	6.68	BROMIDE	2.50	359274	360839	360839
6	7.75	NITRATE-N	2.50	2292138	2280073	2280073
7	10.40	PHOSPHATE-P	2.50	701482	693982	693982
8	12.15	SULFATE	2.50	597610	590475	590475

CAL 5

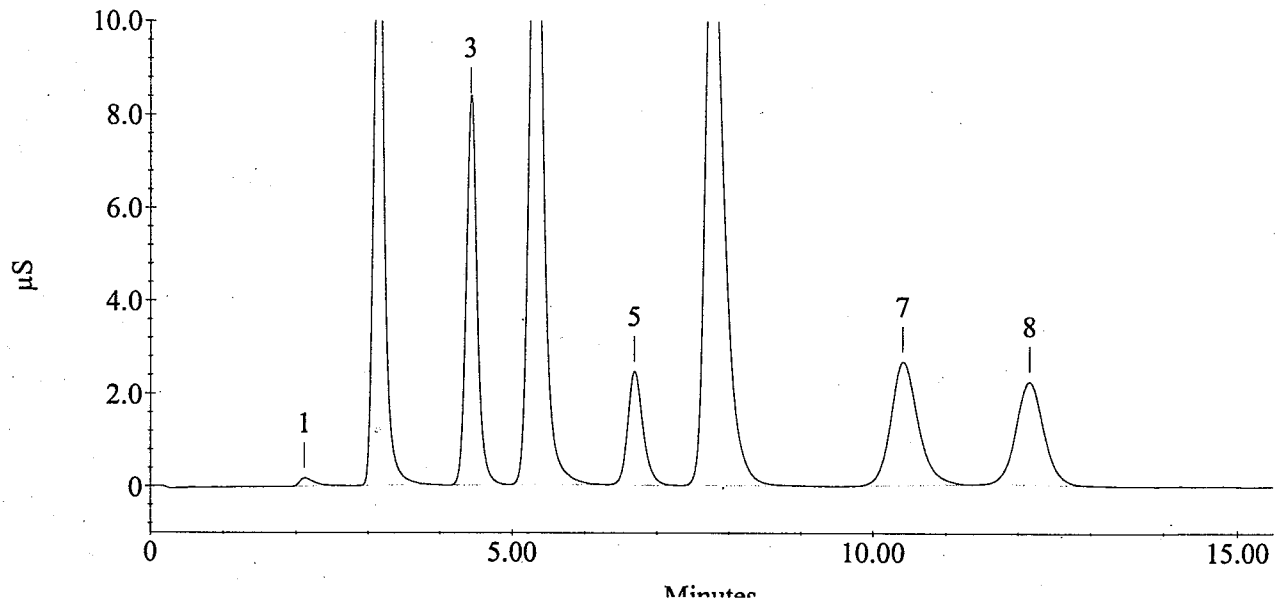

Calibration Update Report

Sample Name : CAL 6
Method File Name : c:\peaknet\method\std.met

Current Date : 9/21/06
Date Time Collected : 9/21/06 5:20:24 PM

Injection Number : 6
Dilution Factor : 1.00
column :

Calibration Date : 9/21/06 5:35:55 PM
Data File Name : ...\SEP2106DAP_006.DXD
Injection Volume : 1.00

Module ID : 34 07 2a
Schedule File Name : ...\sep2106dap.sch

Peak Information : All Peaks

Peak Number	Component Time	Component Name	conc. (ppm)	Cal Response Previous	Cal Response Measured	Cal Response New
1		Unknown 1	0.00			
2	3.08	FLUORIDE	5.00	2898965	2882794	2882794
3	4.38	CHLORIDE	5.00	1889464	1881859	1881859
4	5.27	NITRITE-N	5.00	4303292	4274126	4274126
5	6.60	BROMIDE	5.00	749937	744934	744934
6	7.62	NITRATE-N	5.00	5049960	5019245	5019245
7	10.32	PHOSPHATE-P	5.00	1515436	1493410	1493410
8	12.08	SULFATE	5.00	1227796	1227537	1227537

CAL 6

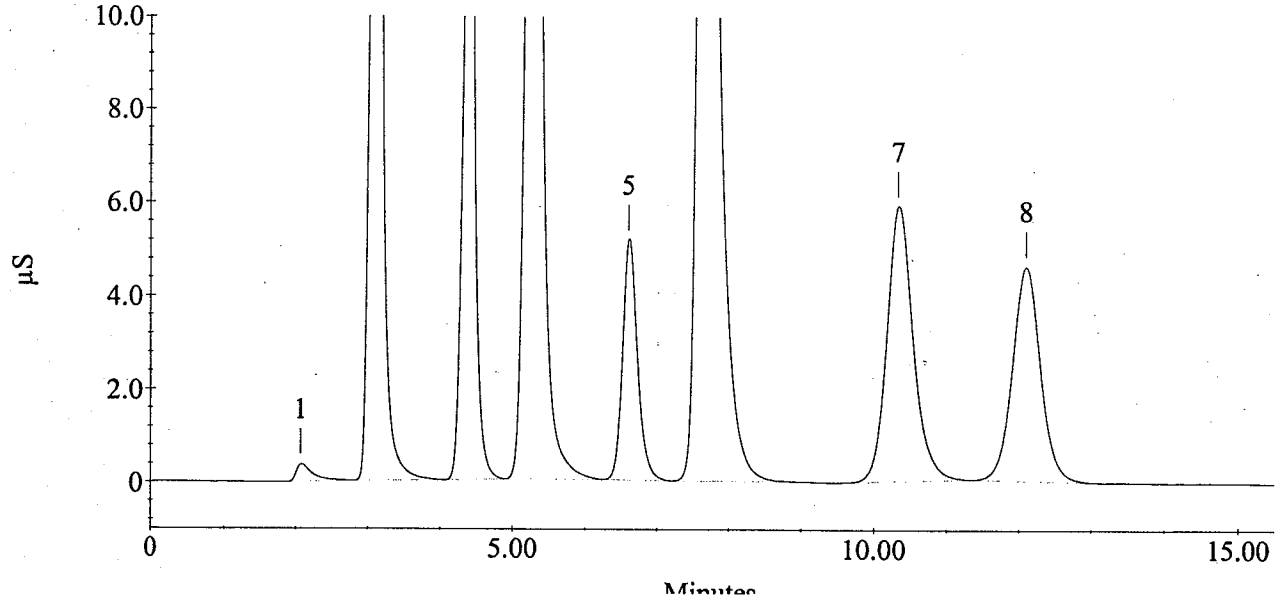

Sample Name : ICV
Method File Name : c:\peaknet\method\std.met

Current Date : 9/21/06
Date Time Collected : 9/21/06 5:38:12 PM

Injection Number : 7
Dilution Factor : 1.00
column :

Calibration Date : 9/21/06 5:35:55 PM
Data File Name : ...\SEP2106DAP_007.DXD
Injection Volume : 1.00

Module ID : 34 07 2a
Schedule File Name : ...\sep2106dap.sch

Peak Information : All Peaks

Pk. Num	Ret Time	Component Name	conc. (ppm)	Height	Area	Bl. Code	%Delta
1	0.15	Unknown 1	0.00	1520	7836	1	
2	2.08	Unknown 2	0.00	2099	29958	1	
3	3.08	FLUORIDE	2.81	158879	1595451	1	0.00
4	4.37	CHLORIDE	2.77	94199	1029422	1	-0.38
5	5.25	NITRITE-N	2.88	184928	2429958	1	-0.32
6	6.62	BROMIDE	2.83	28516	418555	1	0.25
7	7.67	NITRATE-N	2.74	152774	2692344	1	0.66
8	10.35	PHOSPHATE-P	2.81	31550	824741	1	0.32
9	12.10	SULFATE	2.98	26947	724117	1	0.14
		---total(s)---		681412	9752381		

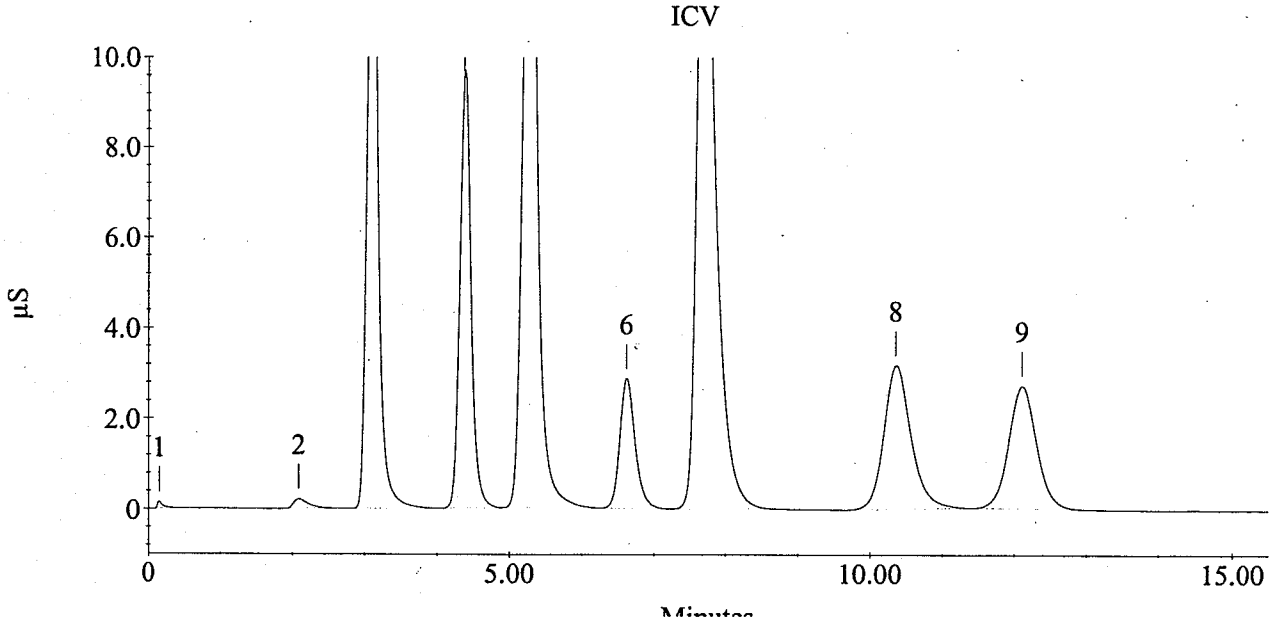

Sample Name : ICB
Method File Name : c:\peaknet\method\std.met

Current Date : 9/21/06
Date Time Collected : 9/21/06 5:55:59 PM

Injection Number : 8
Dilution Factor : 1.00
column :

Calibration Date : 9/21/06 5:35:55 PM
Data File Name : ...\SEP2106DAP_008.DXD
Injection Volume : 1.00

Module ID : 34 07 2a
Schedule File Name : ...\sep2106dap.sch

Peak Information : All Peaks

Pk. Num	Ret Time	Component Name	conc. (ppm)	Height	Area	Bl. Code	%Delta
1	4.37	CHLORIDE	0.07	2163	25628	1	-0.38
2	7.83	NITRATE-N	0.01	710	13602	1	2.84
3	12.10	SULFATE	0.01	173	2679	1	0.14
		---total(s)---	0.09	3046	41910		

ICB

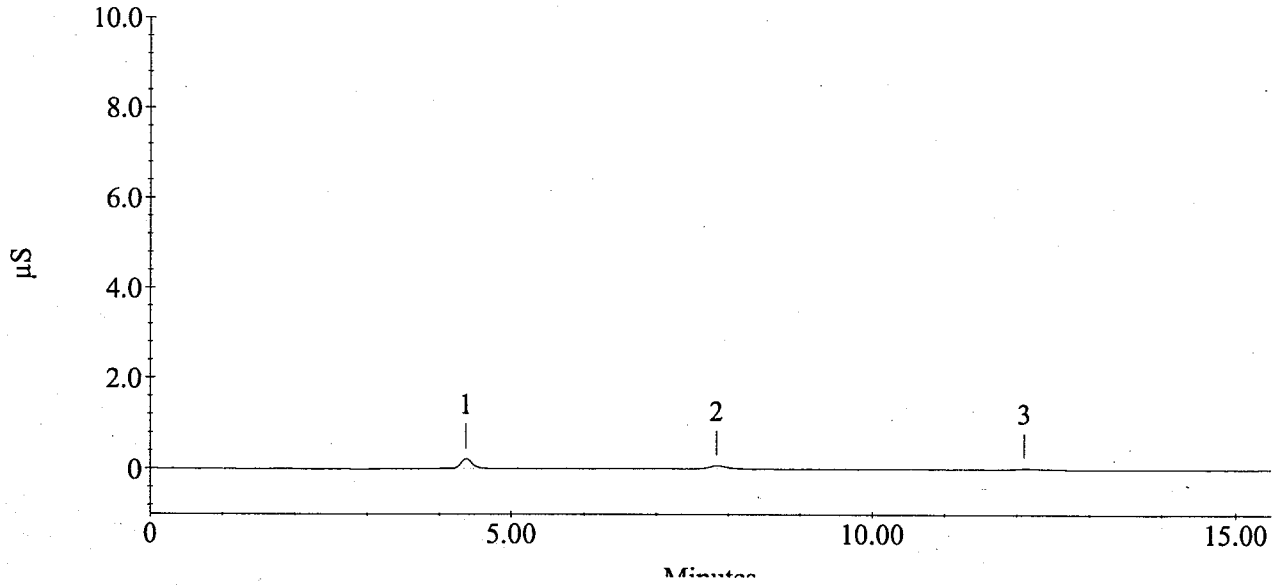

Sample Name : JX10 M2
Method File Name : c:\peaknet\method\std.met

Current Date : 9/21/06
Date Time Collected : 9/21/06 6:13:45 PM

Injection Number : 9
Dilution Factor : 10.00
column :

Calibration Date : 9/21/06 5:35:55 PM
Data File Name : ...\SEP2106DAP_009.DXD
Injection Volume : 1.00

Module ID : 34 07 2a
Schedule File Name : ...\sep2106dap.sch

Peak Information : All Peaks

Pk. Num	Ret Time	Component Name	conc. (ppm)	Height	Area	Bl. Code	%Delta
1	2.08	Unknown 1	0.00	5549	88126	1	
2	3.08	FLUORIDE	0.39	2043	22026	1	0.00
3	3.43	Unknown 2	0.00	407	4604	1	
4	4.52	CHLORIDE	143.89	638009	5348667	1	3.04
5	6.68	BROMIDE	0.34	392	5057	1	1.26
		---total(s)---	144.62	646401	5468480		

REPORT @ 10X 9/28/06

1X

50X

JX10 M2

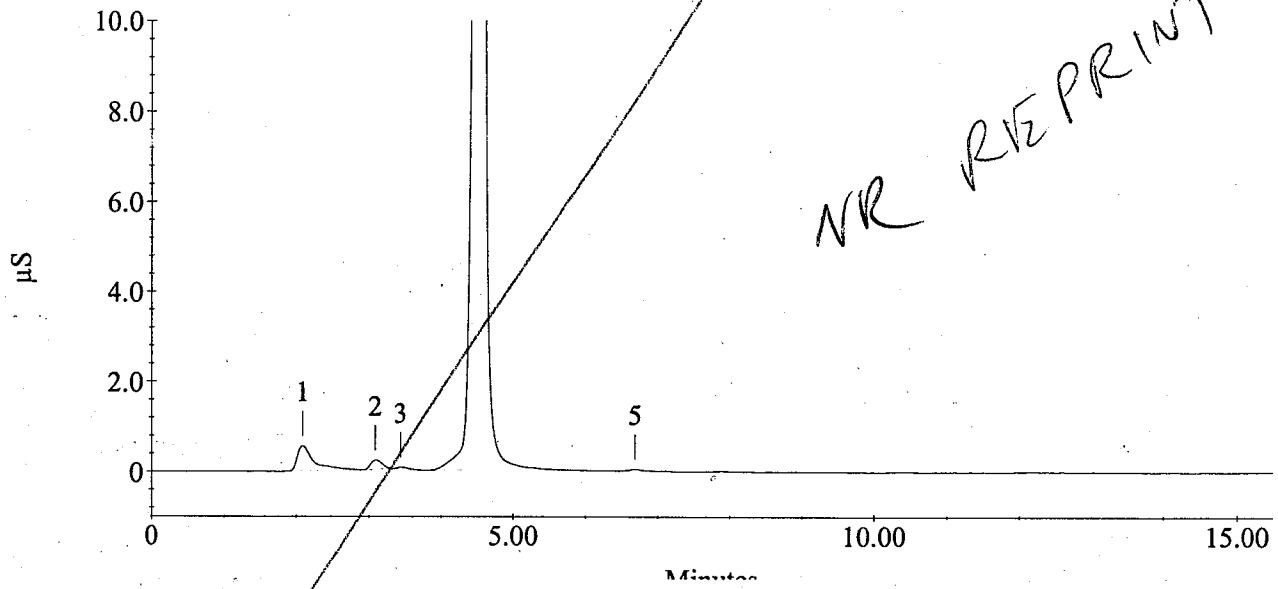

NR REPRINT

Sample Name : JX10 M2
Method File Name : c:\peaknet\method\std.met

Current Date : 9/28/06
Date Time Collected : 9/21/06 6:13:45 PM

Injection Number : 9
Dilution Factor : 10.00
column :

Calibration Date : 9/21/06 5:35:55 PM
Data File Name : ...\SEP2106DAP_009.DXD
Injection Volume : 1.00

Module ID : 34 07 2a
Schedule File Name : ...\sep2106dap.sch

Peak Information : All Peaks

Pk. Num	Ret Time	Component Name	conc. (ppm)	Height	Area	Bl. Code	%Delta
1	2.08	Unknown 1	0.00	5549	88126	1	
2	3.08	FLUORIDE	0.39	2043	22026	1	0.00
3	3.43	Unknown 2	0.00	407	4604	1	
4	4.52	CHLORIDE	143.89	638009	5348667	1	3.04
5	6.68	BROMIDE	0.34	392	5057	1	1.26
		---total(s)---	144.62	646401	5468480		

JX10 M2

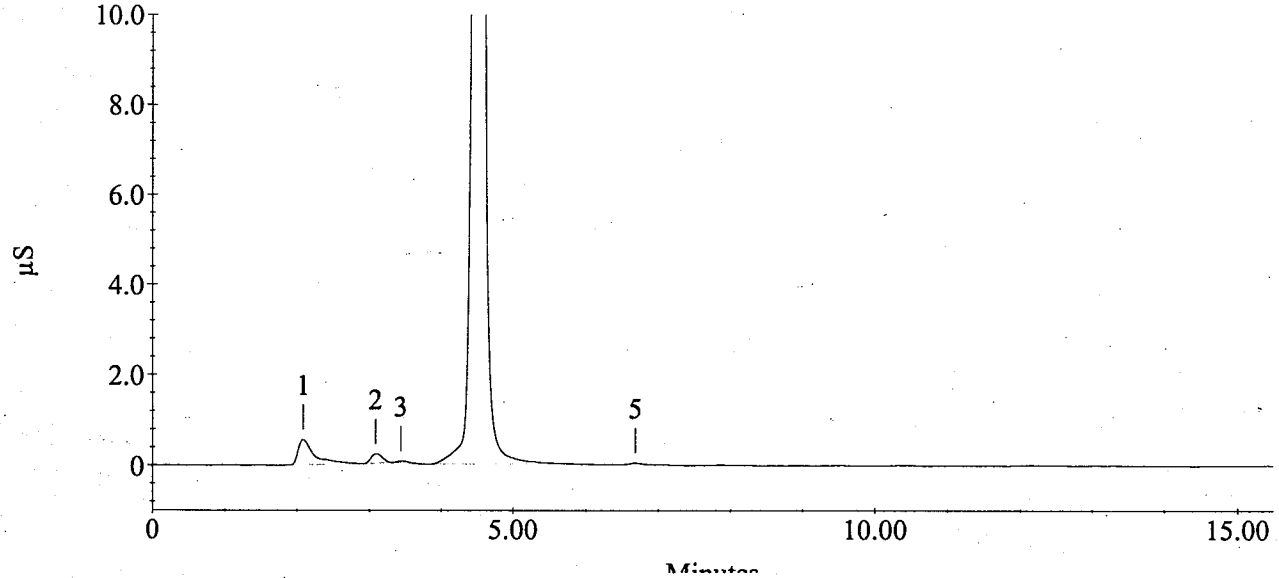

Sample Name : JX10 N2
Method File Name : c:\peaknet\method\std.met

Current Date : 9/21/06
Date Time Collected : 9/21/06 6:31:31 PM

Injection Number : 10
Dilution Factor : 10.00
column :

Calibration Date : 9/21/06 5:35:55 PM
Data File Name : ...\SEP2106DAP_010.DXD
Injection Volume : 1.00

Module ID : 34 07 2a
Schedule File Name : ...\sep2106dap.sch

Peak Information : All Peaks

Pk. Num	Ret Time	Component Name	conc. (ppm)	Height	Area	Bl. Code	%Delta
1	2.08	Unknown 1	0.00	1332	13381	1	
2	3.08	FLUORIDE	0.25 XX	1352	14455	1	0.00
3	4.40	CHLORIDE	10.17 2X 5X	36696	378034	1	0.38
		---total(s)---	10.42	39380	405870		

JX10 N2

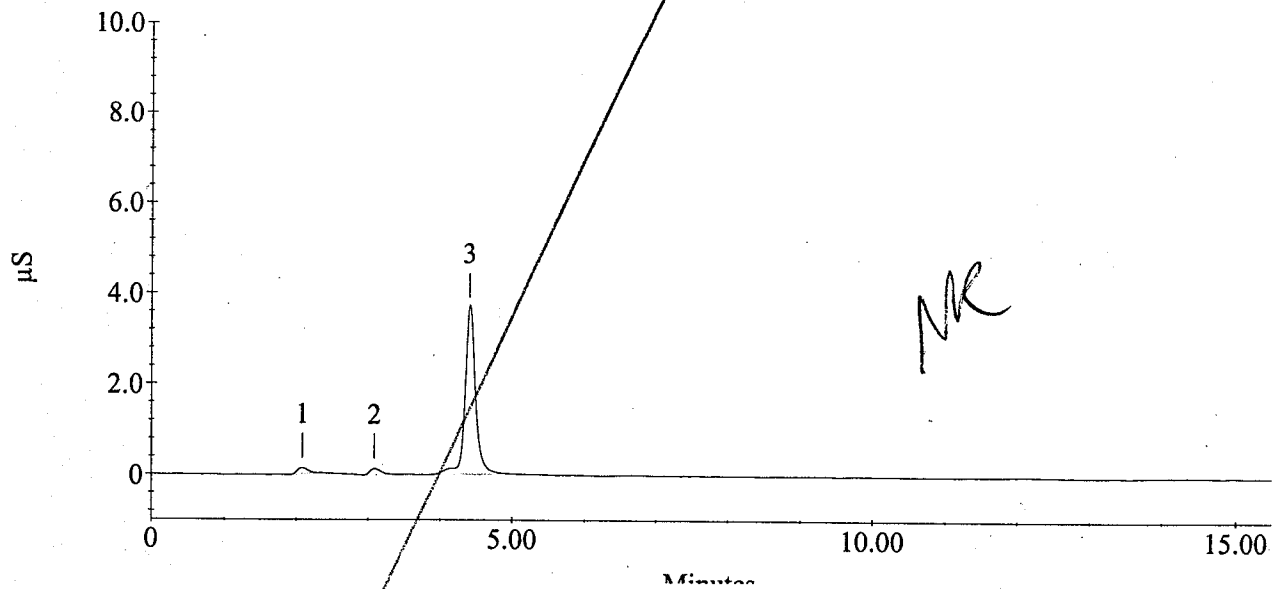

NK

Sample Name : JX10 B2
Method File Name : c:\peaknet\method\std.met

Current Date : 9/21/06
Date Time Collected : 9/21/06 6:49:17 PM

Injection Number : 11
Dilution Factor : 100.00
column :

Calibration Date : 9/21/06 5:35:55 PM
Data File Name : ...\SEP2106DAP_011.DXD
Injection Volume : 1.00

Module ID : 34 07 2a
Schedule File Name : ...\sep2106dap.sch

Peak Information : All Peaks

Pk. Num	Ret Time	Component Name	conc. (ppm)	Height	Area	Bl. Code	%Delta
1	2.08	Unknown 1	0.00	1060	13246	1	
2	3.08	FLUORIDE	0.42	256	2408	1	0.00
3	4.38	CHLORIDE	118.71	41723	441257	1	0.00
4	10.38	PHOSPHATE-P	0.46	94	1359	1	0.65
5	12.13	SULFATE	245.88	22395	597546	1	0.41
		---total(s)---	365.48	65527	1055816		

JX10 B2

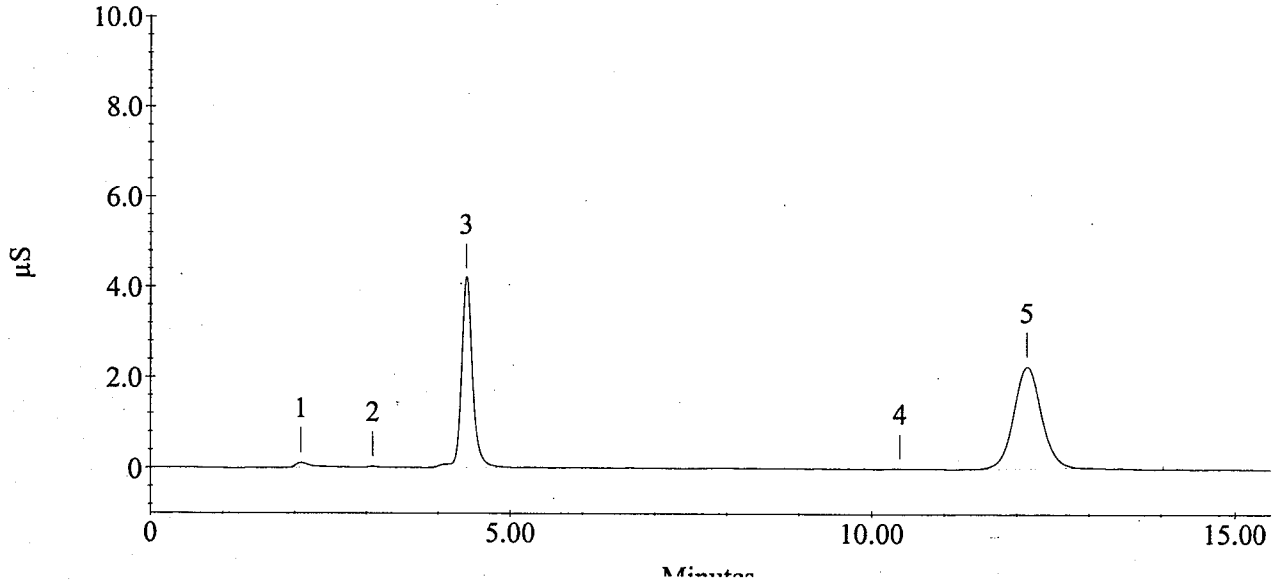

Sample Name : JX10 B2
Method File Name : c:\peaknet\method\std.met

Current Date : 9/21/06
Date Time Collected : 9/21/06 7:07:02 PM

Injection Number : 12
Dilution Factor : 50.00
column :

Calibration Date : 9/21/06 5:35:55 PM
Data File Name : ...\SEP2106DAP_012.DXD
Injection Volume : 1.00

Module ID : 34 07 2a
Schedule File Name : ...\sep2106dap.sch

Peak Information : All Peaks

Pk. Num	Ret Time	Component Name	conc. (ppm)	Height	Area	Bl. Code	%Delta
1	2.08	Unknown 1	0.00	2551	40625	1	
2	3.07	FLUORIDE	0.40	423	4558	1	-0.54
3	4.40	CHLORIDE	122.22	94304	908648	1	0.38
4	6.58	BROMIDE	1.17	205	3460	1	-0.25
5	12.12	SULFATE	253.67	46337	1232963	1	0.28
		---total(s)---	377.47	143821	2190255		

JX10 B2

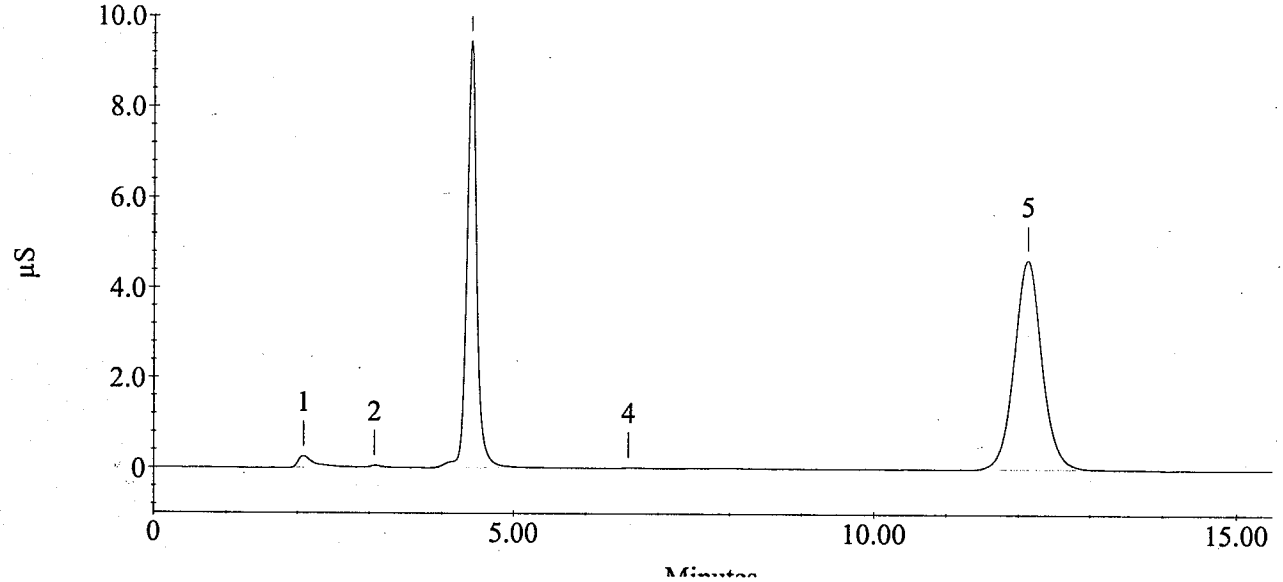

Sample Name : JX10 F2
Method File Name : c:\peaknet\method\std.met

Current Date : 9/21/06
Date Time Collected : 9/21/06 7:24:49 PM

Injection Number : 13
Dilution Factor : 50.00
column :

Calibration Date : 9/21/06 5:35:55 PM
Data File Name : ...\SEP2106DAP_013.DXD
Injection Volume : 1.00

Module ID : 34 07 2a
Schedule File Name : ...\sep2106dap.sch

Peak Information : All Peaks

Pk. Num	Ret Time	Component Name	conc. (ppm)	Height	Area	Bl. Code	%Delta
1	2.08	Unknown 1	0.00	680	7037	1	
2	3.08	FLUORIDE	0.27	342	3015	1	0.00
3	4.38	CHLORIDE	101.06	72813	751324	1	0.00
4	7.85	NITRATE-N	0.13	179	2502	1	3.06
5	12.13	SULFATE	22.78	4038	110731	1	0.41
		---total(s)---	124.24	78052	874610		

JX10 F2

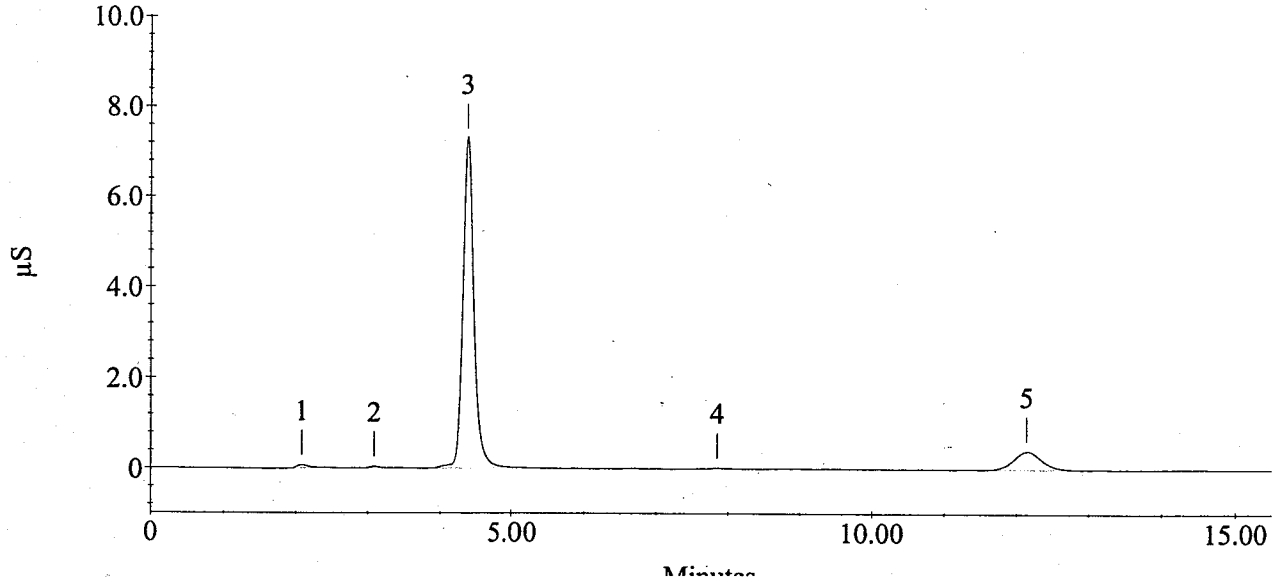

Sample Name : JX10 I2
Method File Name : c:\peaknet\method\std.met

Current Date : 9/21/06
Date Time Collected : 9/21/06 7:42:34 PM

Injection Number : 14
Dilution Factor : 50.00
column :

Calibration Date : 9/21/06 5:35:55 PM
Data File Name : ...\SEP2106DAP_014.DXD
Injection Volume : 1.00

Module ID : 34 07 2a
Schedule File Name : ...\sep2106dap.sch

Peak Information : All Peaks

Pk. Num	Ret Time	Component Name	conc. (ppm)	Height	Area	Bl. Code	%Delta
1	1.40	Unknown 1	0.00	98	1133	1	
2	2.08	Unknown 2	0.00	298	2857	1	
3	3.08	FLUORIDE	1.32	1553	15050	1	0.00
4	4.38	CHLORIDE	12.04	7998	89532	1	0.00
5	12.13	SULFATE	113.99	20622	554054	1	0.41
		---total(s)---	127.36	30569	662626		

JX10 I2

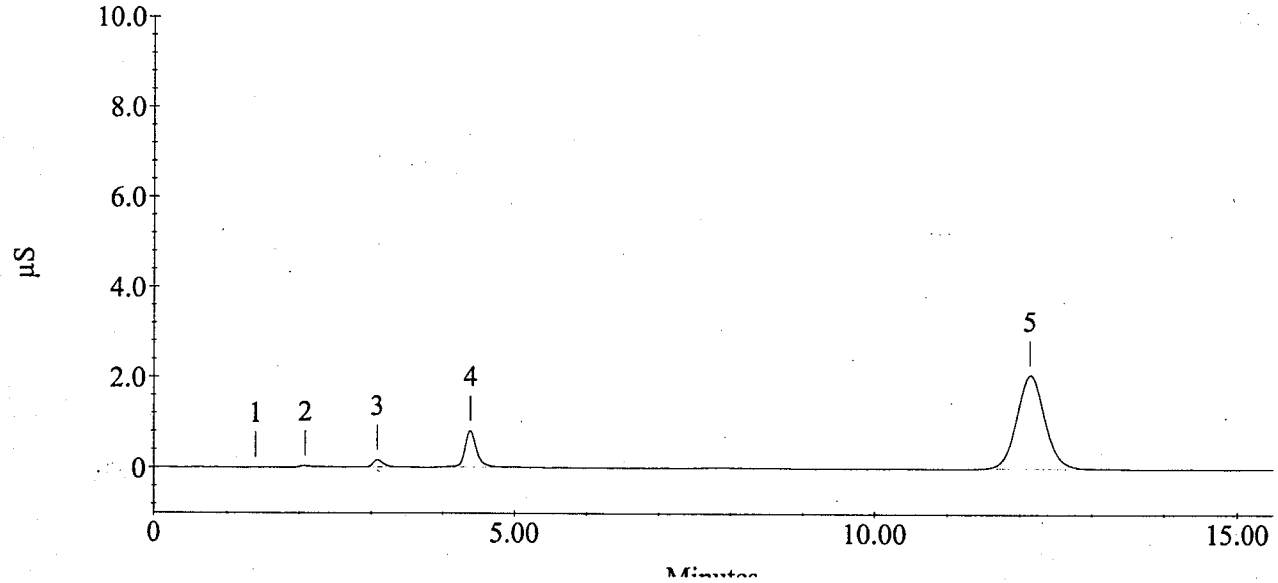

Sample Name : JX10 A2 MS
Method File Name : c:\peaknet\method\std.met

Current Date : 9/21/06
Date Time Collected : 9/21/06 8:00:20 PM

Injection Number : 15
Dilution Factor : 50.00
column :

Calibration Date : 9/21/06 5:35:55 PM
Data File Name : ...\SEP2106DAP_015.DXD
Injection Volume : 1.00

Module ID : 34 07 2a
Schedule File Name : ...\sep2106dap.sch

Peak Information : All Peaks

Pk. Num	Ret Time	Component Name	conc. (ppm)	Height	Area	Bl. Code	%Delta
1	2.08	Unknown 1	0.00	3337	51100	1	
2	3.08	FLUORIDE	183.60	201073	2086843	1	0.00
3	4.38	CHLORIDE	103.00	74229	765707	1	0.00
4	5.25	NITRITE-N	93.12	122381	1569095	1	-0.32
5	6.62	BROMIDE	95.58	19385	282351	1	0.25
6	7.68	NITRATE-N	90.66	101526	1780128	1	0.88
7	10.38	PHOSPHATE-P	98.60	21780	578524	1	0.65
8	12.13	SULFATE	148.13	27060	719996	1	0.41
		---total(s)---	812.69	570770	7833744		

JX10 A2 MS

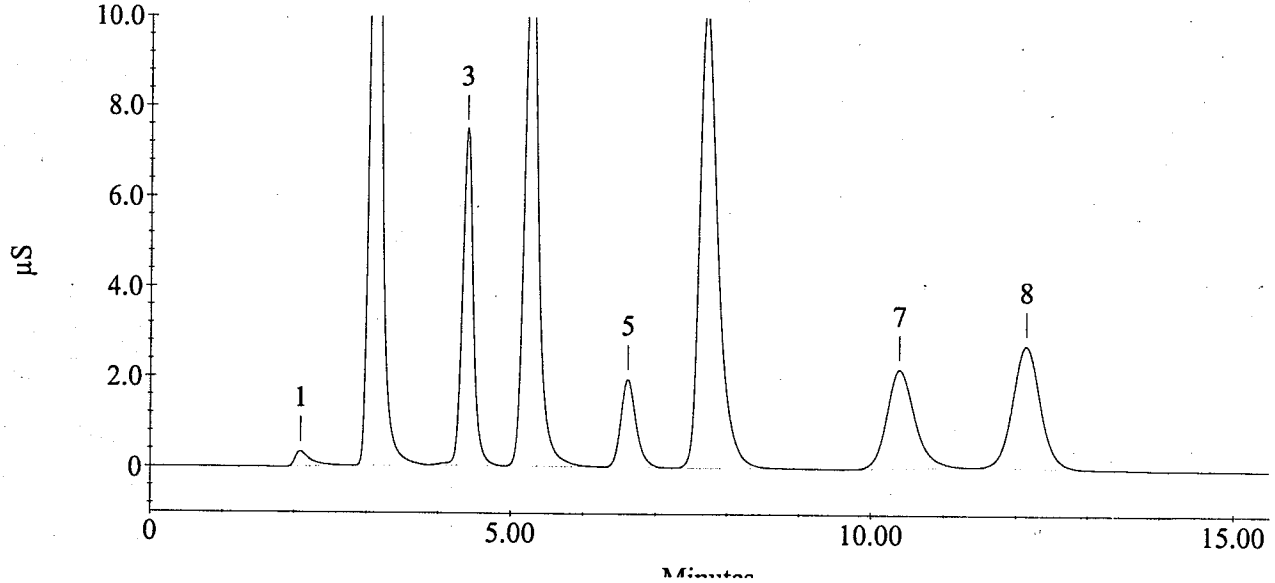

Sample Name : JX10 A2
Method File Name : c:\peaknet\method\std.met

Current Date : 9/21/06
Date Time Collected : 9/21/06 8:18:07 PM

Injection Number : 16
Dilution Factor : 20.00
column :

Calibration Date : 9/21/06 5:35:55 PM
Data File Name : ...\SEP2106DAP_016.DXD
Injection Volume : 1.00

Module ID : 34 07 2a
Schedule File Name : ...\sep2106dap.sch

Peak Information : All Peaks

Pk. Num	Ret Time	Component Name	conc. (ppm)	Height	Area	Bl. Code	%Delta
1	2.08	Unknown 1	0.00	5300	82788	1	
2	3.10	FLUORIDE	85.42	227276	2427242	1	0.54
3	4.40	CHLORIDE	10.28	17202	191150	1	0.38
4	10.42	PHOSPHATE-P	5.06	2642	74175	1	0.97
5	12.13	SULFATE	51.33	23002	623668	1	0.41
		---total(s)---	152.09	275422	3399023		

JX10 A2

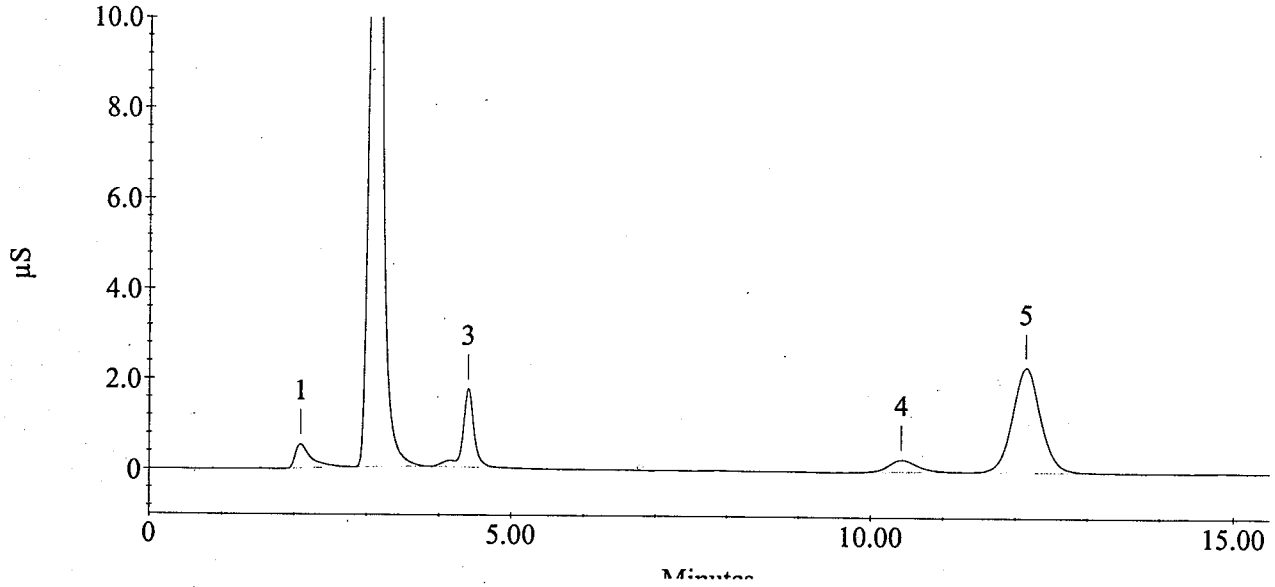

Sample Name : JX10 A2 DUP
Method File Name : c:\peaknet\method\std.met

Current Date : 9/21/06
Date Time Collected : 9/21/06 8:35:52 PM

Injection Number : 17
Dilution Factor : 20.00
column :

Calibration Date : 9/21/06 5:35:55 PM
Data File Name : ...\SEP2106DAP_017.DXD
Injection Volume : 1.00

Module ID : 34 07 2a
Schedule File Name : ...\sep2106dap.sch

Peak Information : All Peaks

Pk. Num	Ret Time	Component Name	conc. (ppm)	Height	Area	Bl. Code	%Delta
1	2.07	Unknown 1	0.00	5223	82598	1	
2	3.08	FLUORIDE	84.73	221378	2407588	1	0.00
3	4.40	CHLORIDE	10.66	17777	198076	1	0.38
4	10.43	PHOSPHATE-P	4.51	2452	66134	1	1.13
5	12.13	SULFATE	50.93	22967	618873	1	0.41
		---total(s)---	150.82	269797	3373268		

JX10 A2 DUP

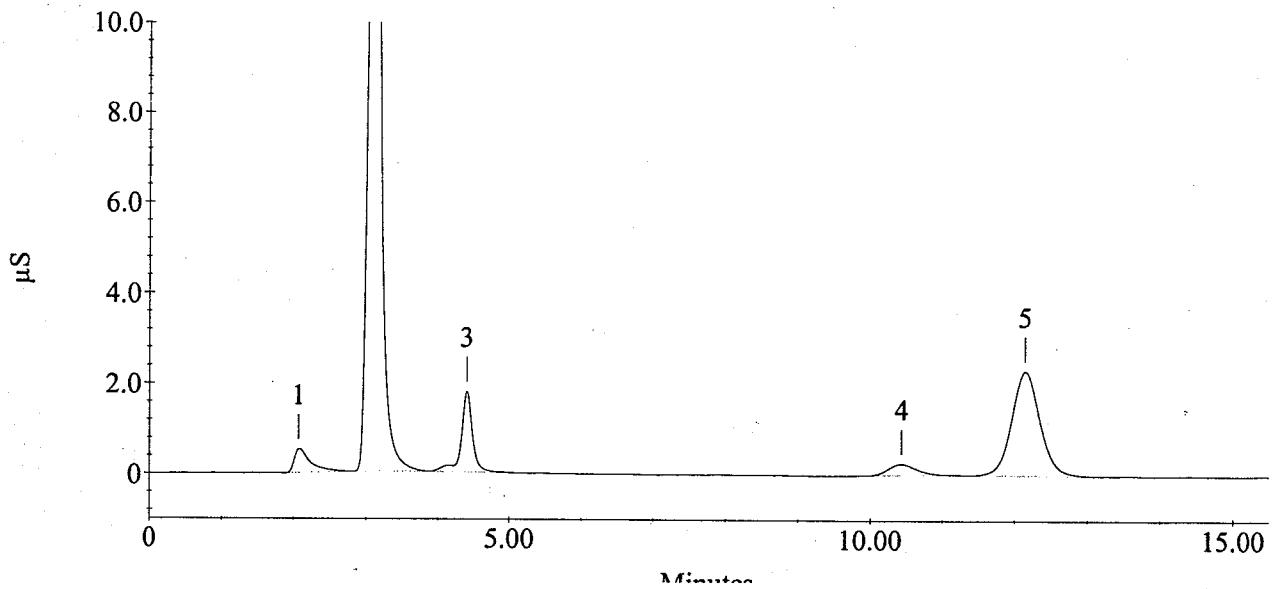

Sample Name : JX10 E2
Method File Name : c:\peaknet\method\std.met

Current Date : 9/21/06
Date Time Collected : 9/21/06 8:53:38 PM

Injection Number : 18
Dilution Factor : 20.00
column :

Calibration Date : 9/21/06 5:35:55 PM
Data File Name : ...\SEP2106DAP_018.DXD
Injection Volume : 1.00

Module ID : 34 07 2a
Schedule File Name : ...\sep2106dap.sch

Peak Information : All Peaks

Pk. Num	Ret Time	Component Name	conc. (ppm)	Height	Area	Bl. Code	%Delta
1	2.07	Unknown 1	0.00	6897	110353	1	
2	3.10	FLUORIDE	89.36	227953	2539131	1	0.54
3	4.42	CHLORIDE	11.84	20125	220048	1	0.76
4	10.43	PHOSPHATE-P	4.78	2486	70169	1	1.13
5	12.13	SULFATE	58.31	26461	708584	1	0.41
		---total(s)---	164.29	283923	3648285		

JX10 E2

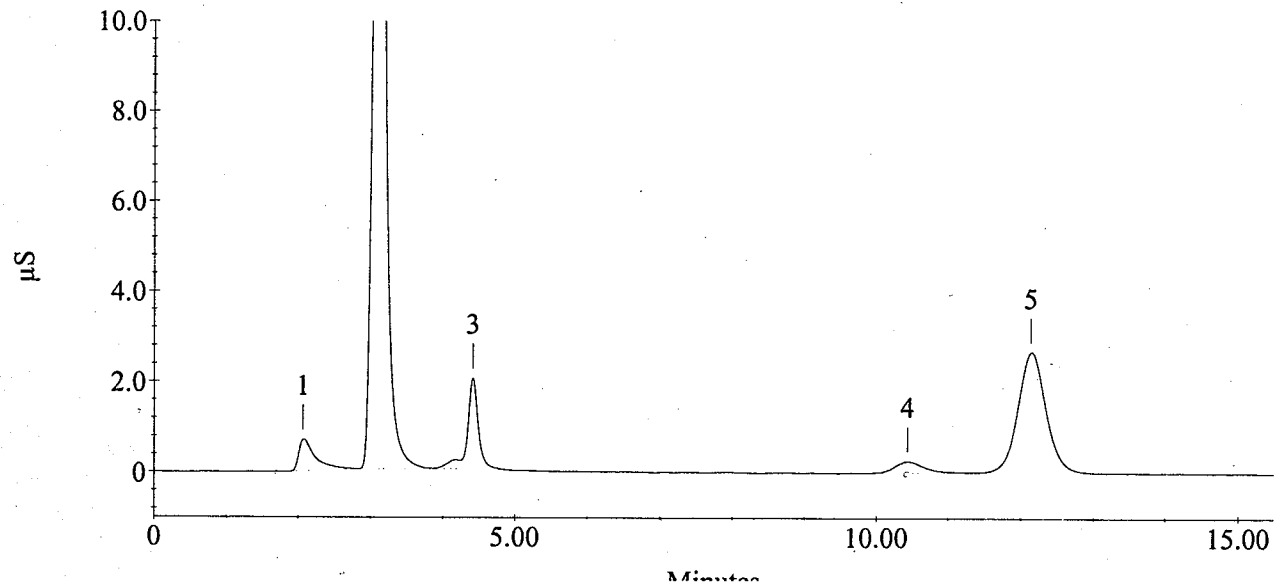

Sample Name : CCV
Method File Name : c:\peaknet\method\std.met

Current Date : 9/21/06
Date Time Collected : 9/21/06 9:11:25 PM

Injection Number : 19
Dilution Factor : 1.00
column :

Calibration Date : 9/21/06 5:35:55 PM
Data File Name : ...\SEP2106DAP_019.DXD
Injection Volume : 1.00

Module ID : 34 07 2a
Schedule File Name : ...\sep2106dap.sch

Peak Information : All Peaks

Pk. Num	Ret Time	Component Name	conc. (ppm)	Height	Area	Bl. Code	%Delta
1	2.08	Unknown 1	0.00	2017	25401	1	
2	3.08	FLUORIDE	2.80	159735	1591648	1	0.00
3	4.37	CHLORIDE	2.80	98313	1040218	1	-0.38
4	5.23	NITRITE-N	2.88	186448	2427417	1	-0.63
5	6.58	BROMIDE	2.83	28802	417417	1	-0.25
6	7.63	NITRATE-N	2.74	155266	2686905	1	0.22
7	10.37	PHOSPHATE-P	2.79	31603	819807	1	0.48
8	12.12	SULFATE	2.97	27084	722421	1	0.28
		---total(s)---		689269	9731235		

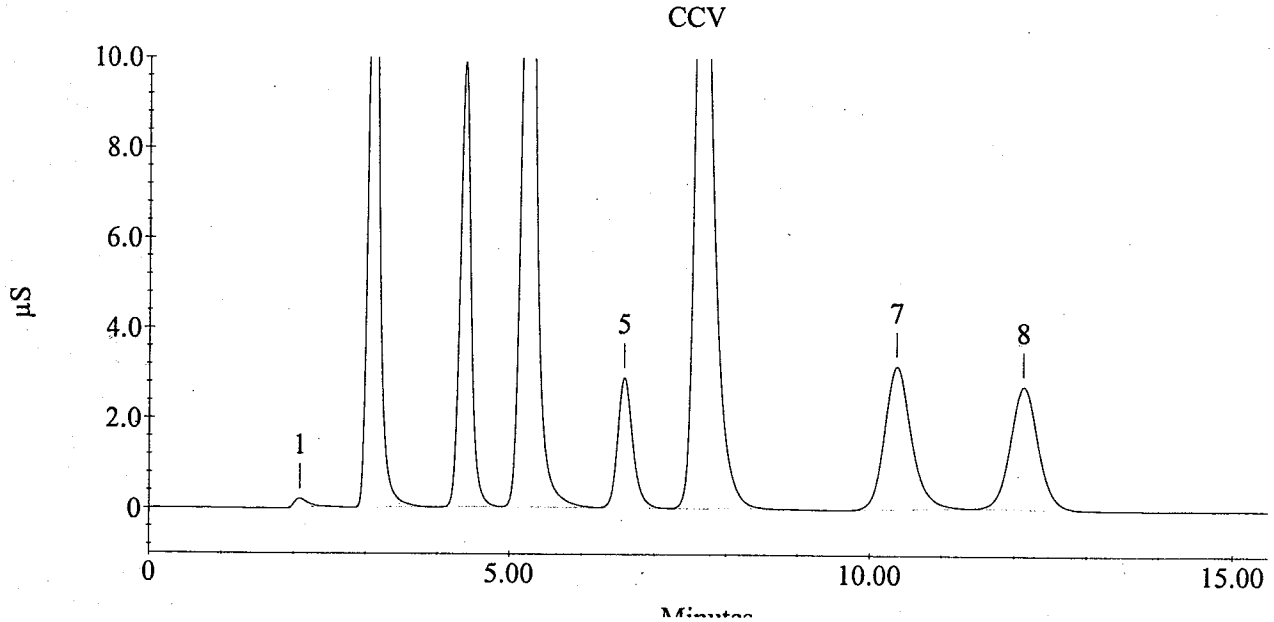

Sample Name : CCB
Method File Name : c:\peaknet\method\std.met

Current Date : 9/21/06
Date Time Collected : 9/21/06 9:29:11 PM

Injection Number : 20
Dilution Factor : 1.00
column :

Calibration Date : 9/21/06 5:35:55 PM
Data File Name : ...\SEP2106DAP_020.DXD
Injection Volume : 1.00

Module ID : 34 07 2a
Schedule File Name : ...\sep2106dap.sch

Peak Information : All Peaks

Pk. Num	Ret Time	Component Name	conc. (ppm)	Height	Area	Bl. Code	%Delta
1	4.37	CHLORIDE	0.02	539	5928	1	-0.38
		---total(s)---					
			0.02	539	5928		

CCB

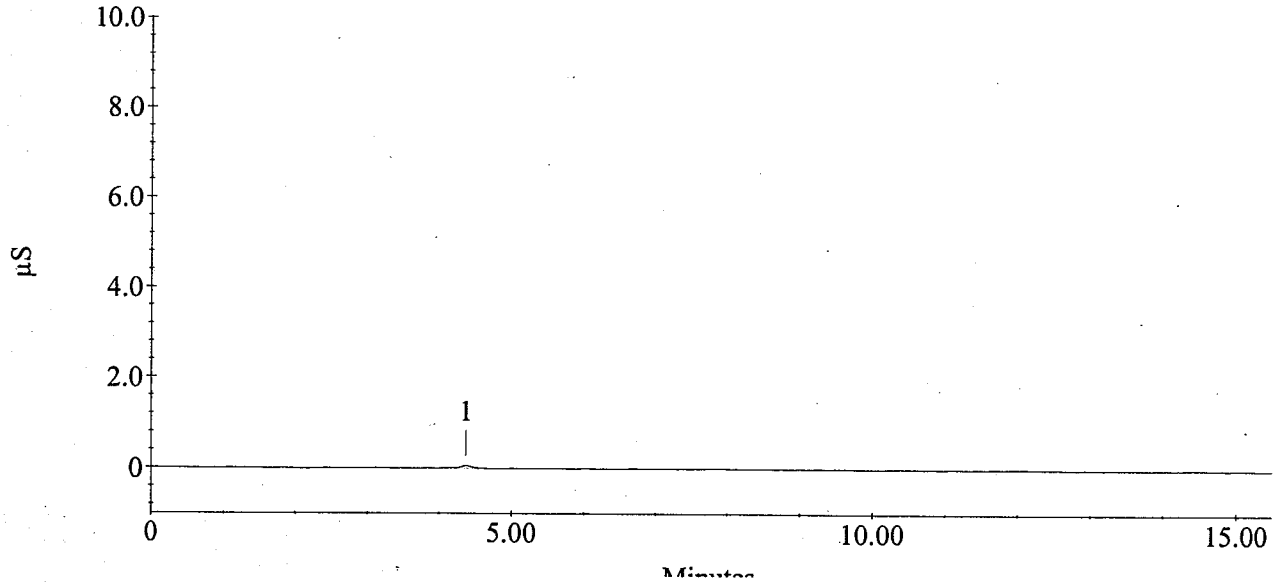

Sample Name : JX10 G2
Method File Name : c:\peaknet\method\std.met

Current Date : 9/21/06
Date Time Collected : 9/21/06 9:46:56 PM

Injection Number : 21
Dilution Factor : 20.00
column :

Calibration Date : 9/21/06 5:35:55 PM
Data File Name : ...\SEP2106DAP_021.DXD
Injection Volume : 1.00

Module ID : 34 07 2a
Schedule File Name : ...\sep2106dap.sch

Peak Information : All Peaks

Pk. Num	Ret Time	Component Name	conc. (ppm)	Height	Area	Bl. Code	%Delta
1	2.08	Unknown 1	0.00	2271	39547	1	
2	3.08	FLUORIDE	0.24	698	6789	1	0.00
3	4.40	CHLORIDE	67.23	131414	1249424	1	0.38
4	6.63	BROMIDE	0.28	198	2052	1	0.51
5	12.15	SULFATE	15.27	6943	185494	1	0.55
		---total(s)---	83.01	141524	1483307		

JX10 G2

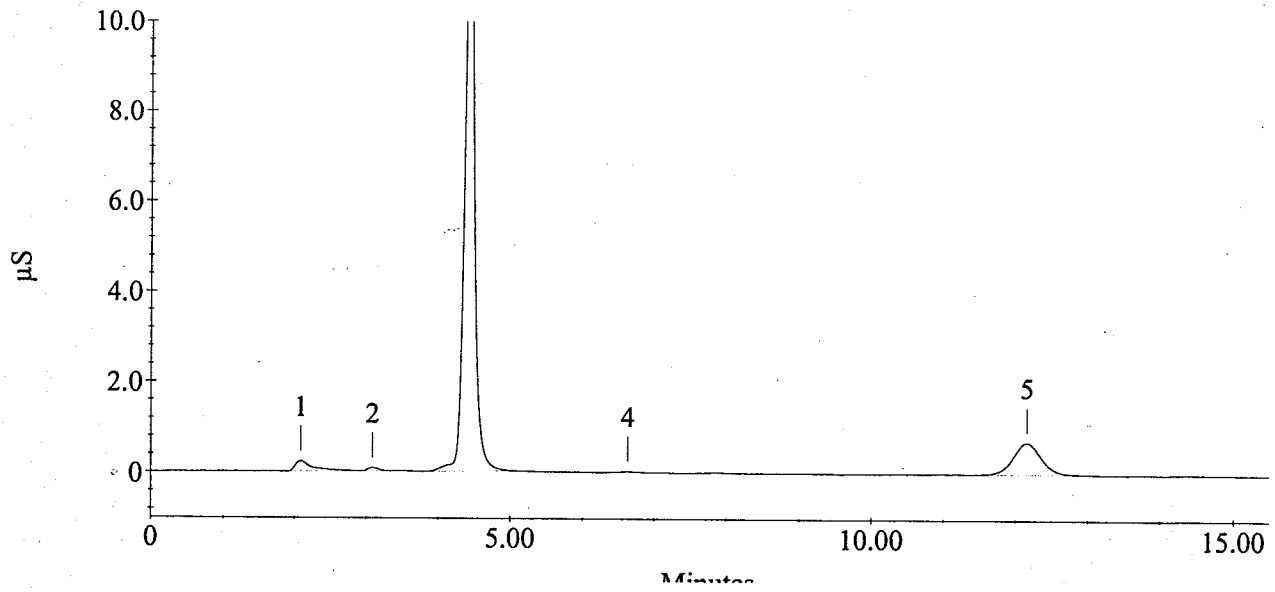

Sample Name : JX10 L2
Method File Name : c:\peaknet\method\std.met

Current Date : 9/21/06
Date Time Collected : 9/21/06 10:04:42 PM

Injection Number : 22
Dilution Factor : 5.00
column :

Calibration Date : 9/21/06 5:35:55 PM
Data File Name : ...\SEP2106DAP_022.DXD
Injection Volume : 1.00

Module ID : 34 07 2a
Schedule File Name : ...\sep2106dap.sch

Peak Information : All Peaks

Pk. Num	Ret Time	Component Name	conc. (ppm)	Height	Area	Bl. Code	%Delta
1	2.07	Unknown 1	0.00	2824	50865	1	
2	3.10	FLUORIDE	20.65	232930	2346808	1	0.54
3	4.38	CHLORIDE	1.85	12166	137746	1	0.00
		---total(s)---	22.50	247920	2535420		

JX10 L2

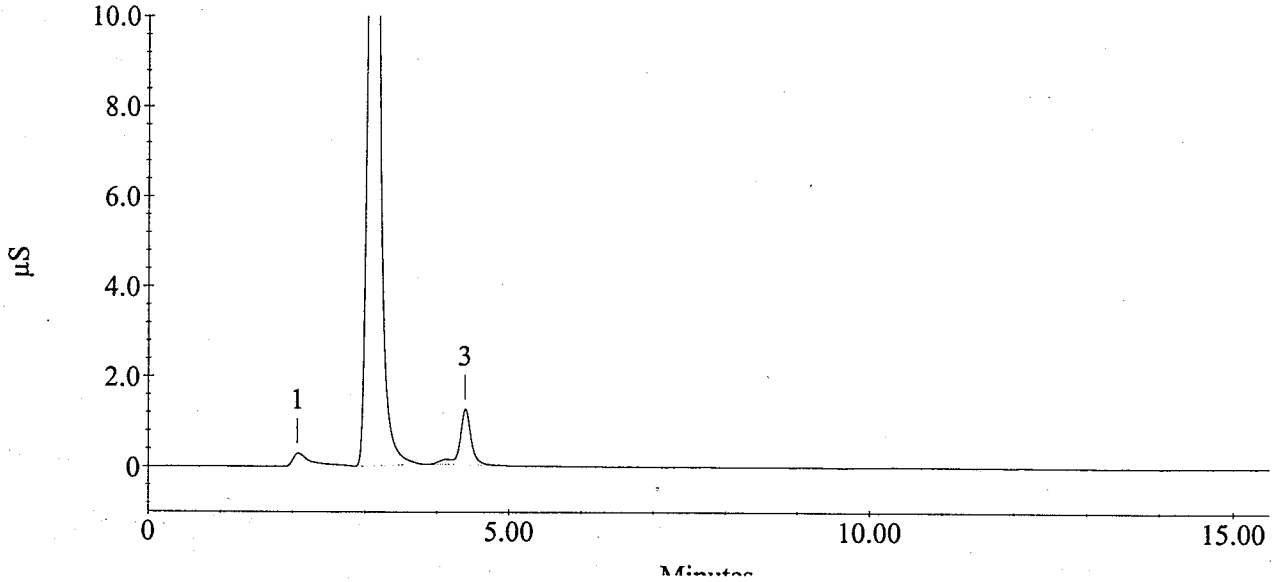

Sample Name : JX10 A2 MS
Method File Name : c:\peaknet\method\std.met

Current Date : 9/21/06
Date Time Collected : 9/21/06 10:22:28 PM

Injection Number : 23
Dilution Factor : 5.00
column :

Calibration Date : 9/21/06 5:35:55 PM
Data File Name : ...\SEP2106DAP_023.DXD
Injection Volume : 1.00

Module ID : 34 07 2a
Schedule File Name : ...\sep2106dap.sch

Peak Information : All Peaks

Pk. Num	Ret Time	Component Name	conc. (ppm)	Height	Area	Bl. Code	%Delta
1	2.07	Unknown 1	0.00	22010	343053	1	
2	3.13	FLUORIDE	99.43	705608	11301723	1	1.62
3	4.52	CHLORIDE	21.45	233846	1594896	1	3.04
4	5.28	NITRITE-N	9.36	137551	1577068	1	0.32
5	6.60	BROMIDE	9.66	20150	285269	1	0.00
6	7.67	NITRATE-N	9.09	104767	1785716	1	0.66
7	10.38	PHOSPHATE-P	15.41	34207	904290	1	0.65
8	12.12	SULFATE	68.09	128306	3309657	1	0.28
		---total(s)---	232.50	1386445	21101673		

RERUN

NR

JX10 A2 MS

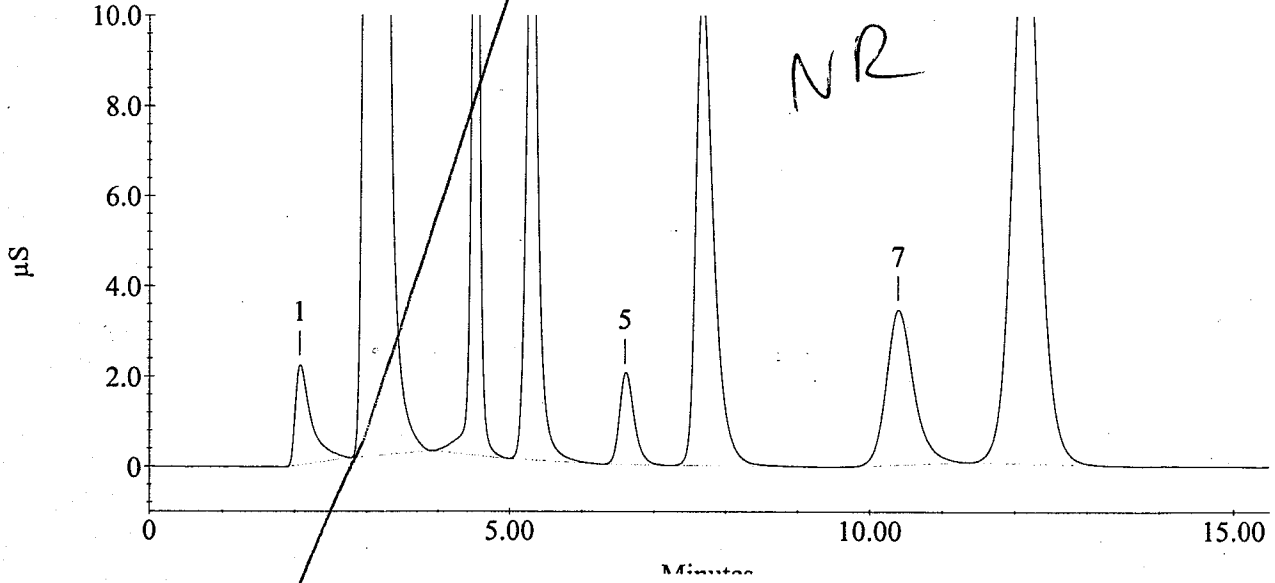

Sample Name : JX10 A2
Method File Name : c:\peaknet\method\std.met

Current Date : 9/21/06
Date Time Collected : 9/21/06 10:40:15 PM

Injection Number : 24
Dilution Factor : 2.00
column :

Calibration Date : 9/21/06 5:35:55 PM
Data File Name : ...\SEP2106DAP_024.DXD
Injection Volume : 1.00

Module ID : 34 07 2a
Schedule File Name : ...\sep2106dap.sch

Peak Information : All Peaks

Pk. Num	Ret Time	Component Name	conc. (ppm)	Height	Area	Bl. Code	%Delta
1	2.07	Unknown 1	0.00	49878	746008	1	
2	3.12	FLUORIDE	87.47	914217	24855907	1	1.08
3	4.73	Unknown 2	0.00	399865	2008335	1	
4	7.83	NITRATE-N	0.01	190	2846	1	2.84
5	10.40	PHOSPHATE-P	5.83	32721	855187	1	0.81
6	12.08	SULFATE	64.15	307070	7794498	1	0.00
		---total(s)---	157.45	1703940	36262780		

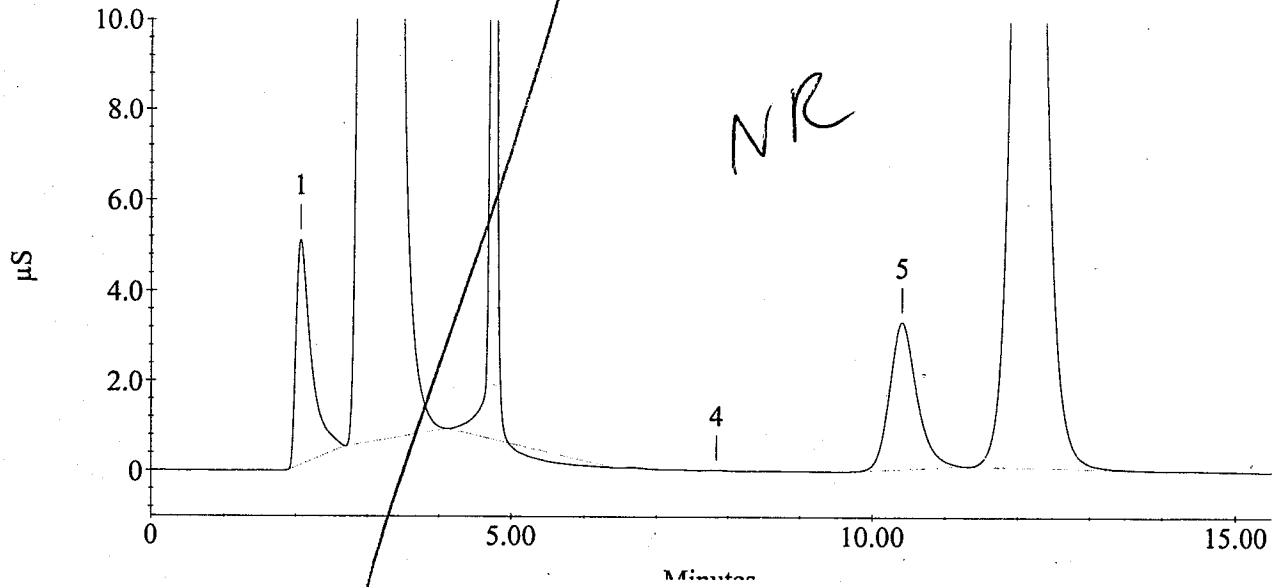

Sample Name : JX10 A2 DUP
Method File Name : c:\peaknet\method\std.met

Current Date : 9/21/06
Date Time Collected : 9/21/06 10:58:01 PM

Injection Number : 25
Dilution Factor : 2.00
column :

Calibration Date : 9/21/06 5:35:55 PM
Data File Name : ...\SEP2106DAP_025.DXD
Injection Volume : 1.00

Module ID : 34 07 2a
Schedule File Name : ...\sep2106dap.sch

Peak Information : All Peaks

Pk. Num	Ret Time	Component Name	conc. (ppm)	Height	Area	Bl. Code	%Delta
1	2.07	Unknown 1	0.00	49783	746448	1	
2	3.12	FLUORIDE	86.86	911677	24681985	1	1.08
3	4.73	Unknown 2	0.00	421841	2056453	1	
4	10.38	PHOSPHATE-P	5.74	32309	842359	1	0.65
5	12.08	SULFATE	63.51	304333	7717197	1	0.00
			---total(s)---				
			156.11	1719944	36044441		

Cl
RERUN
5X

JX10 A2 DUP

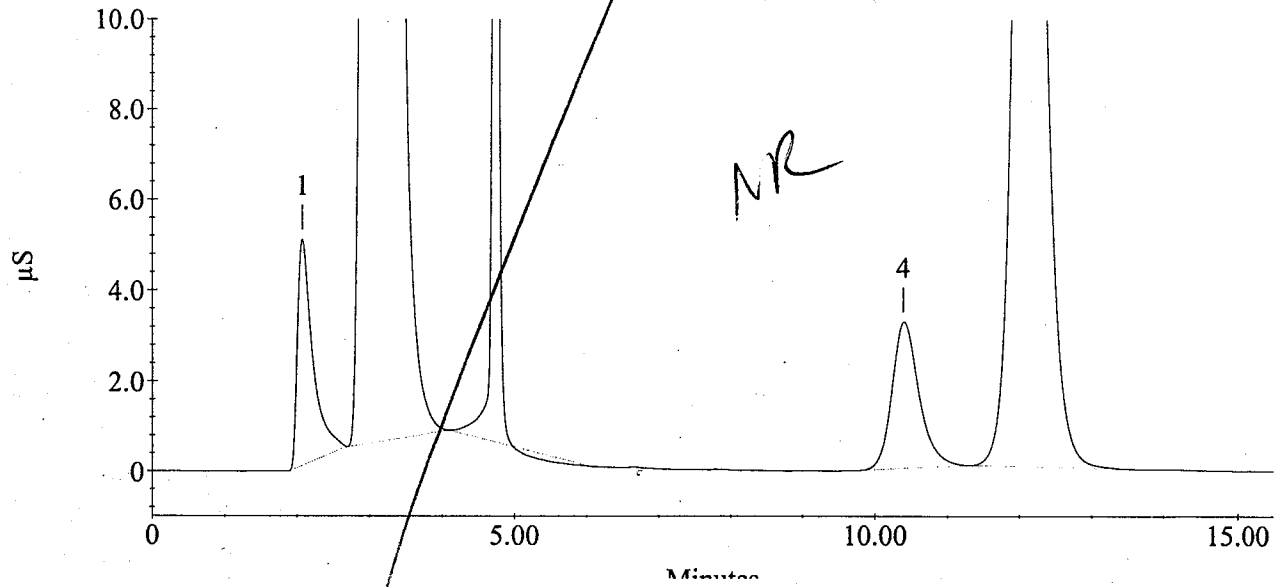

NR

Sample Name : JX10 H2
Method File Name : c:\peaknet\method\std.met

Current Date : 9/21/06
Date Time Collected : 9/21/06 11:15:47 PM

Injection Number : 26
Dilution Factor : 2.00
column :

Calibration Date : 9/21/06 5:35:55 PM
Data File Name : ...\SEP2106DAP_026.DXD
Injection Volume : 1.00

Module ID : 34 07 2a
Schedule File Name : ...\sep2106dap.sch

Peak Information : All Peaks

Pk. Num	Ret Time	Component Name	conc. (ppm)	Height	Area	Bl. Code	%Delta
1	2.07	Unknown 1	0.00	17306	228727	1	
2	3.12	FLUORIDE	0.29	3725	82318	1	1.08
3	4.85	Unknown 2	0.00	1238577	9179208	1	
4	6.73	BROMIDE	0.24	1372	17958	1	2.02
5	12.25	SULFATE	9.39	43797	1141214	1	1.38
		---total(s)---	9.92	1304779	10649426		

JX10 H2

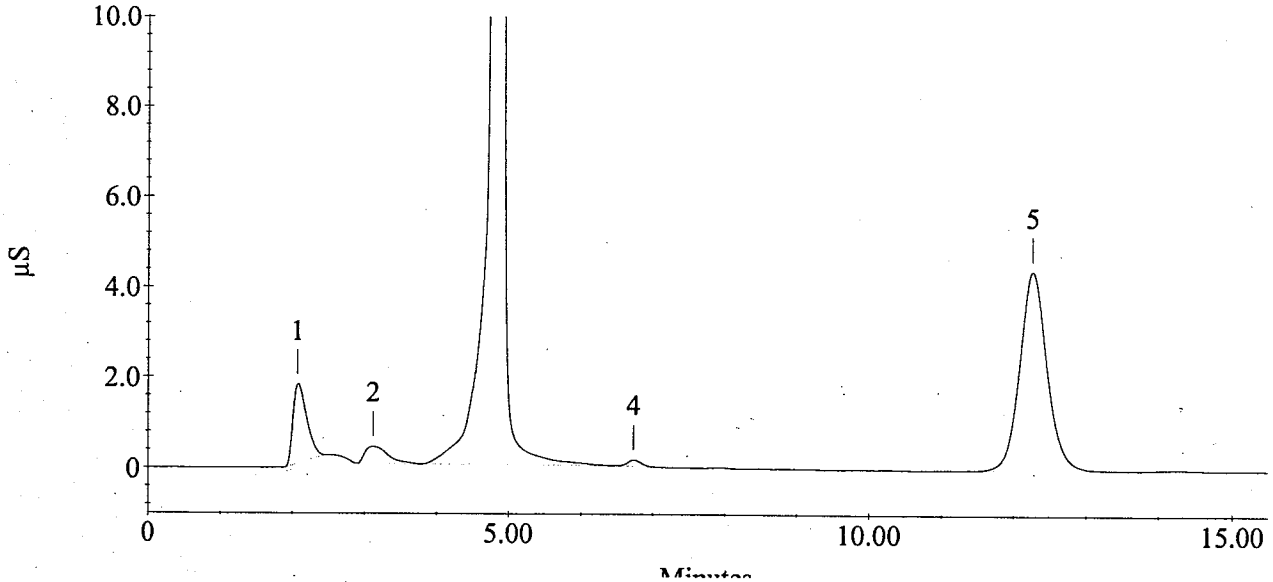

Sample Name : JX10 J2
Method File Name : c:\peaknet\method\std.met

Current Date : 9/21/06
Date Time Collected : 9/21/06 11:33:33 PM

Injection Number : 27
Dilution Factor : 2.00
column :

Calibration Date : 9/21/06 5:35:55 PM
Data File Name : ...\SEP2106DAP_027.DXD
Injection Volume : 1.00

Module ID : 34 07 2a
Schedule File Name : ...\sep2106dap.sch

Peak Information : All Peaks

Pk. Num	Ret Time	Component Name	conc. (ppm)	Height	Area	Bl. Code	%Delta
1	2.07	Unknown 1	0.00	29192	457520	1	
2	3.10	FLUORIDE	18.45	271135	5241896	1	0.54
3	4.65	Unknown 2	0.00	423229	2656982	1	
4	6.65	BROMIDE	0.16	841	11759	1	0.76
5	7.80	NITRATE-N	0.01	158	2529	1	2.41
6	10.47	PHOSPHATE-P	0.76	3811	110753	1	1.45
7	12.18	SULFATE	9.19	42947	1116750	1	0.83
8	14.15	Unknown 3	0.00	105	2315	1	
		---total(s)---	28.56	771419	9600503		

JX10 J2

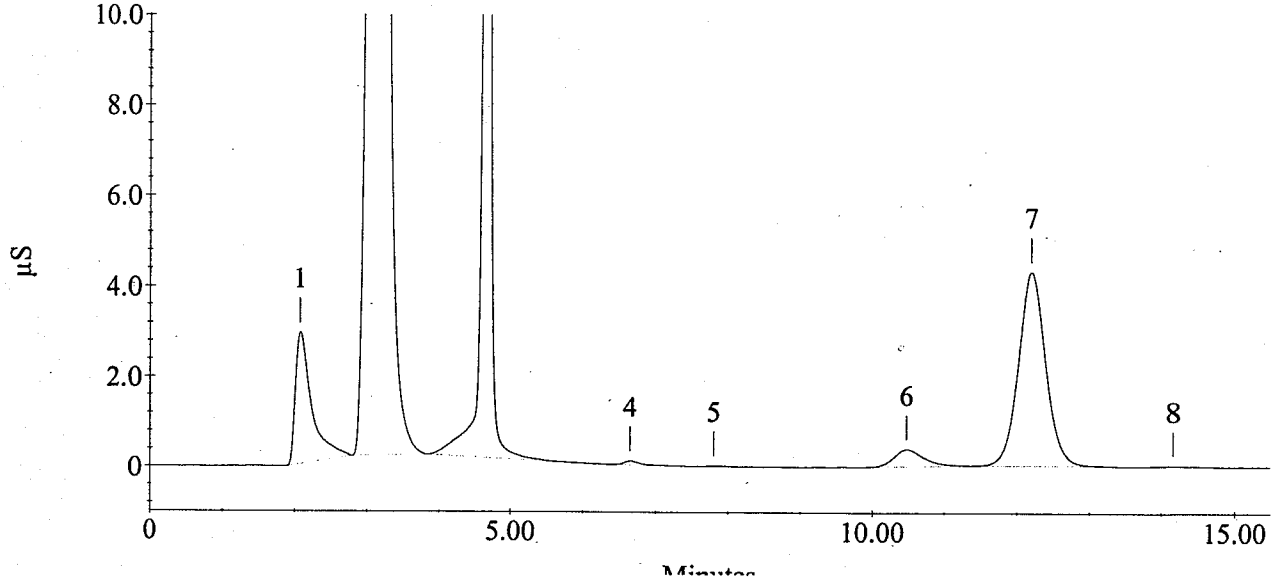

Sample Name : JX10 K2
Method File Name : c:\peaknet\method\std.met

Current Date : 9/22/06
Date Time Collected : 9/21/06 11:51:19 PM

Injection Number : 28
Dilution Factor : 2.00
column :

Calibration Date : 9/21/06 5:35:55 PM
Data File Name : ...\SEP2106DAP_028.DXD
Injection Volume : 1.00

Module ID : 34 07 2a
Schedule File Name : ...\sep2106dap.sch

Peak Information : All Peaks

Pk. Num	Ret Time	Component Name	conc. (ppm)	Height	Area	Bl. Code	%Delta
1	2.07	Unknown 1	0.00	18755	245214	1	
2	3.10	FLUORIDE	0.19	2379	53108	1	0.54
3	4.83	Unknown 2	0.00 Cl	163285	1217356	1	
4	6.75	BROMIDE	0.35	1842	26005	1	2.27
5	12.27	SULFATE	0.15	730	18743	1	1.52
		---total(s)---	0.69	186991	1560426		

JX10 K2

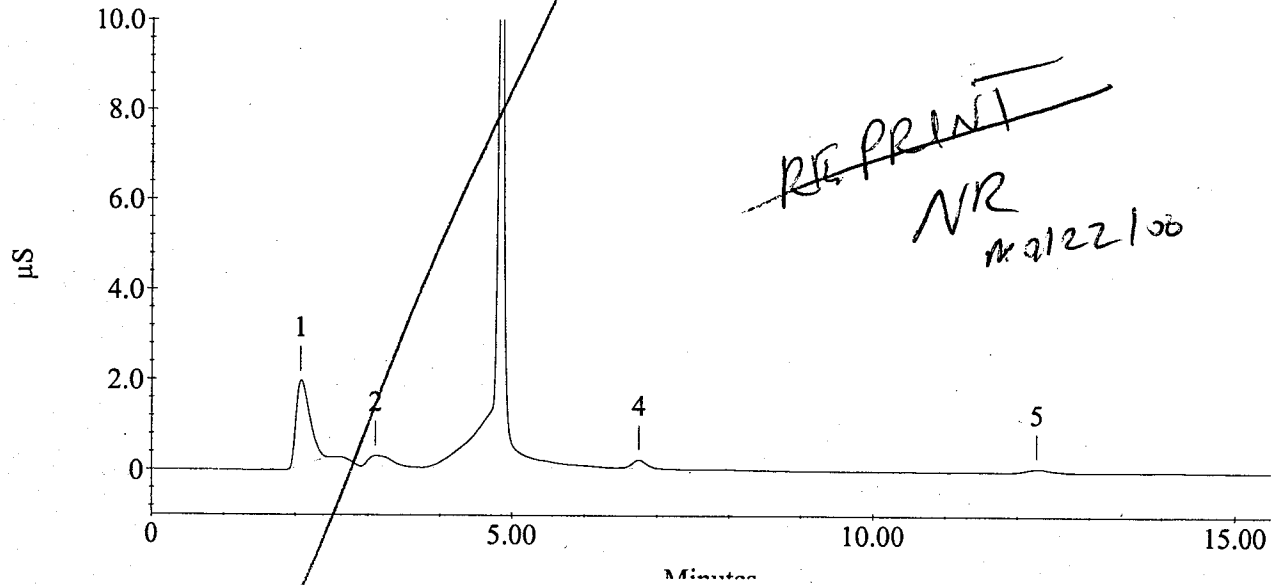

REPRINT
NR
9/22/06

Sample Name : JX10 B2
Method File Name : c:\peaknet\method\std.met

Current Date : 9/22/06
Date Time Collected : 9/22/06 12:09:04 AM

Injection Number : 29
Dilution Factor : 1.00
column :

Calibration Date : 9/21/06 5:35:55 PM
Data File Name : ...\SEP2106DAP_029.DXD
Injection Volume : 1.00

Module ID : 34 07 2a
Schedule File Name : ...\sep2106dap.sch

Peak Information : All Peaks

Pk. Num	Ret Time	Component Name	conc. (ppm)	Height	Area	Bl. Code	%Delta
1	2.05	Unknown 1	0.00	99377	1553377	1	
2	2.93	FLUORIDE	0.05	2095	27514	1	-4.86
3	3.35	Unknown 2	0.00	1496	24774	1	
4	5.80	Unknown 3	0.00	4436841	64299870	1	
5	7.12	Unknown 4	0.00	12869	141938	1	
6	11.83	SULFATE	385.08	2696358	93584051	1	-2.07
		---total(s)---	385.13	7249036	159631524		

JX10 B2

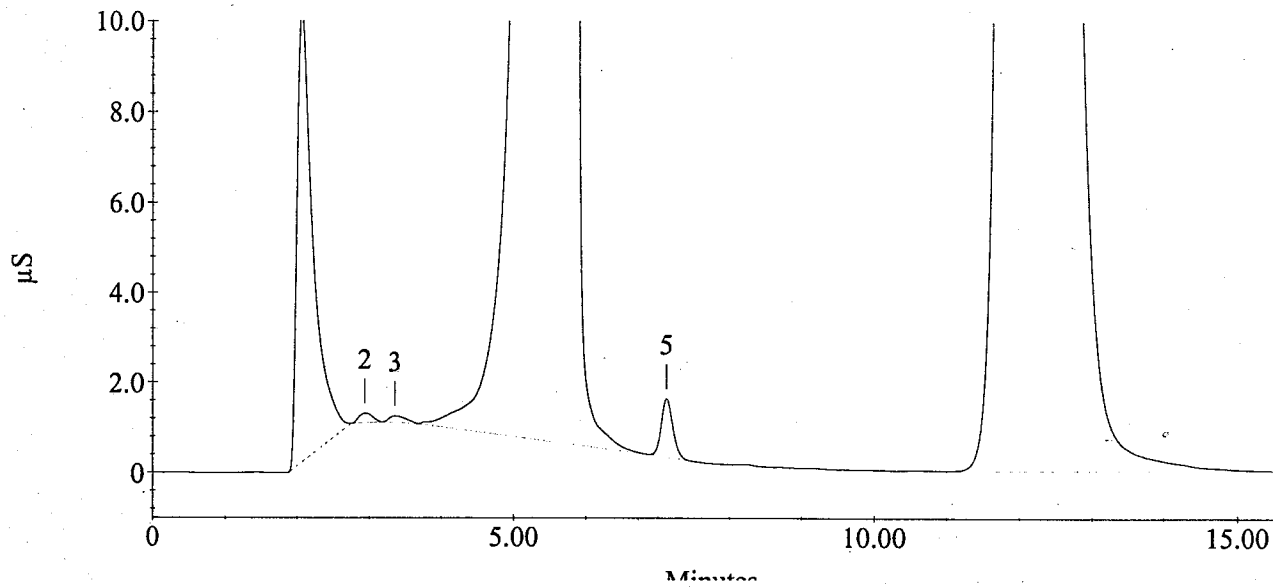

Sample Name : JX10 C2
Method File Name : c:\peaknet\method\std.met

Current Date : 9/22/06
Date Time Collected : 9/22/06 12:26:51 AM

Injection Number : 30
Dilution Factor : 1.00
column :

Calibration Date : 9/21/06 5:35:55 PM
Data File Name : ...\SEP2106DAP_030.DXD
Injection Volume : 1.00

Module ID : 34 07 2a
Schedule File Name : ...\sep2106dap.sch

Peak Information : All Peaks

Pk. Num	Ret Time	Component Name	conc. (ppm)	Height	Area	Bl. Code	%Delta
1	2.07	Unknown 1	0.00	23968	380375	1	
2	3.13	FLUORIDE	14.63	483334	8314066	1	1.62
3	4.63	Unknown 2	0.00 C1	200238	1270971	1	
4	6.68	BROMIDE	0.02 RECALC NR	259	3154	1	1.26
5	10.52	PHOSPHATE-P	0.01	150	3654	1	1.94
6	12.18	SULFATE	1.22	11212	295634	1	0.83
		---total(s)---	15.88	719161	10267854		

9/22/06

JX10 C2

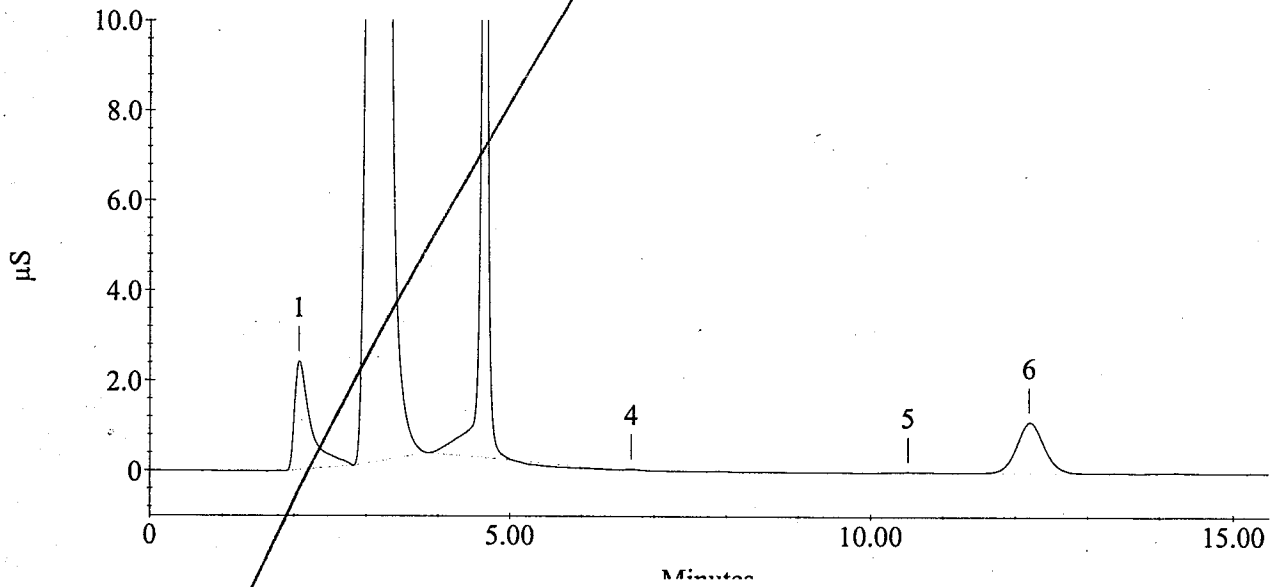

Sample Name : JX10 C2
Method File Name : c:\peaknet\method\std.met

Current Date : 9/22/06
Date Time Collected : 9/22/06 12:26:51 AM

Injection Number : 30
Dilution Factor : 1.00
column :

Calibration Date : 9/21/06 5:35:55 PM
Data File Name : ...\SEP2106DAP_030.DXD
Injection Volume : 1.00

Module ID : 34 07 2a
Schedule File Name : ...\sep2106dap.sch

Peak Information : All Peaks

Pk. Num	Ret Time	Component Name	conc. (ppm)	Height	Area	Bl. Code	%Delta
1	2.07	Unknown 1	0.00	23968	380375	1	
2	3.13	FLUORIDE	14.63	483334	8314066	1	1.62
3	4.63	~~CHLORIDE~~ RERUN in 9/22/06	~~3.42~~ NR	200238	1270971	1	3.89
4	6.68	BROMIDE	0.02	259	3154	1	1.26
5	10.52	PHOSPHATE-P	0.01	150	3654	1	1.94
6	12.18	SULFATE	1.22	11212	295634	1	0.83
		---total(s)---	19.30	719161	10267854		

JX10 C2

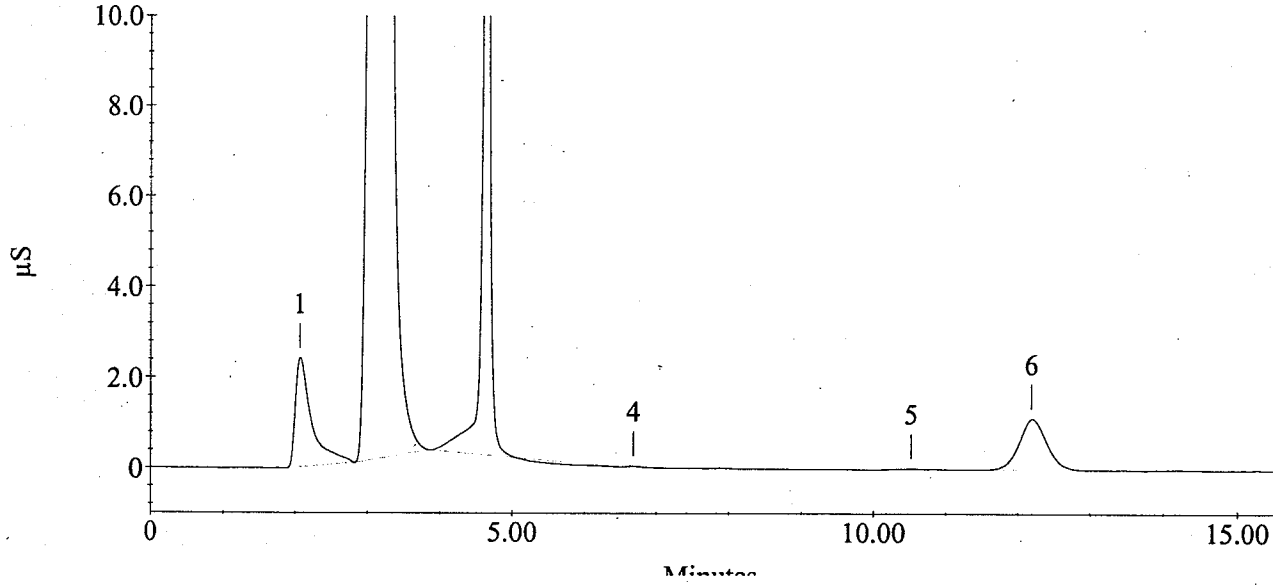

Sample Name : CCV
Method File Name : c:\peaknet\method\std.met

Current Date : 9/22/06
Date Time Collected : 9/22/06 12:44:37 AM

Injection Number : 31
Dilution Factor : 1.00
column :

Calibration Date : 9/21/06 5:35:55 PM
Data File Name : ...\SEP2106DAP_031.DXD
Injection Volume : 1.00

Module ID : 34 07 2a
Schedule File Name : ...\sep2106dap.sch

Peak Information : All Peaks

Pk. Num	Ret Time	Component Name	conc. (ppm)	Height	Area	Bl. Code	%Delta
1	2.07	Unknown 1	0.00	2159	35279	1	
2	3.08	FLUORIDE	2.82	159003	1603010	1	0.00
3	4.37	CHLORIDE	2.77	96304	1030059	1	-0.38
4	5.25	NITRITE-N	2.89	189333	2433586	1	-0.32
5	6.58	BROMIDE	2.82	28672	416339	1	-0.25
6	7.63	NITRATE-N	2.74	155338	2688723	1	0.22
7	10.37	PHOSPHATE-P	2.79	31504	819311	1	0.48
8	12.12	SULFATE	2.98	27269	723575	1	0.28
		---total(s)---					
			19.81	689581	9749882		

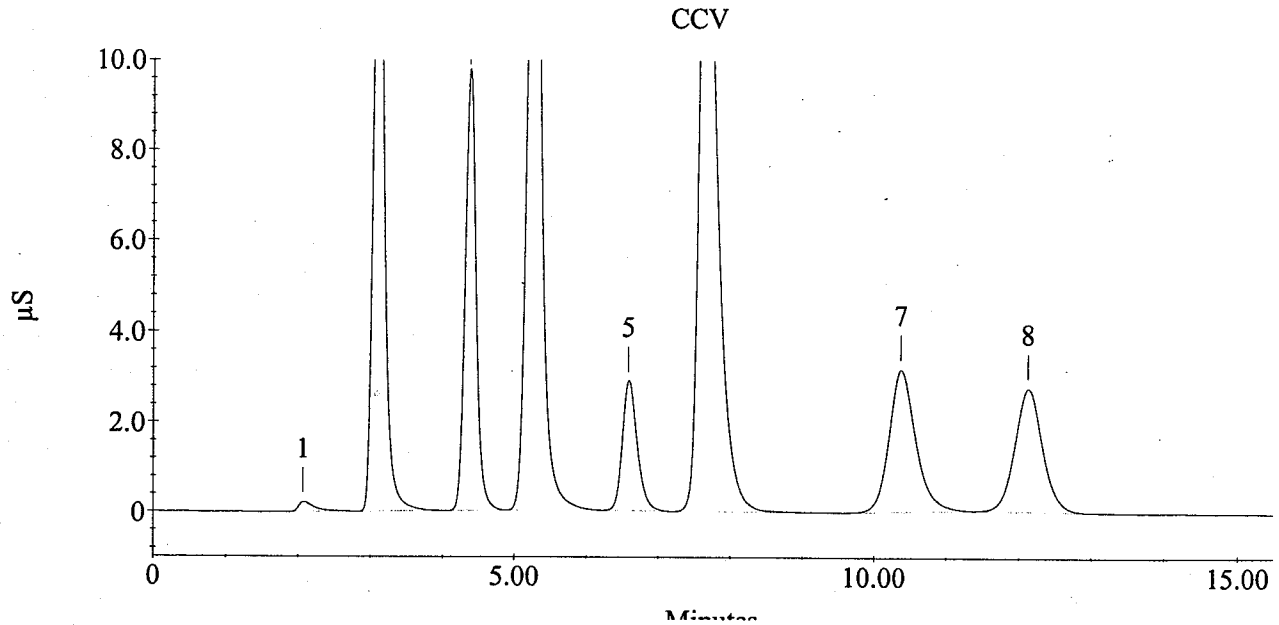

Sample Name : CCB
Method File Name : c:\peaknet\method\std.met

Current Date : 9/22/06
Date Time Collected : 9/22/06 1:02:23 AM

Injection Number : 32
Dilution Factor : 1.00
column :

Calibration Date : 9/21/06 5:35:55 PM
Data File Name : ...\SEP2106DAP_032.DXD
Injection Volume : 1.00

Module ID : 34 07 2a
Schedule File Name : ...\sep2106dap.sch

Peak Information : All Peaks

Pk. Num	Ret Time	Component Name	conc. (ppm)	Height	Area	Bl. Code	%Delta
1	4.37	CHLORIDE	0.01	331	3946	1	-0.38
		---total(s)---	0.01	331	3946		

CCB

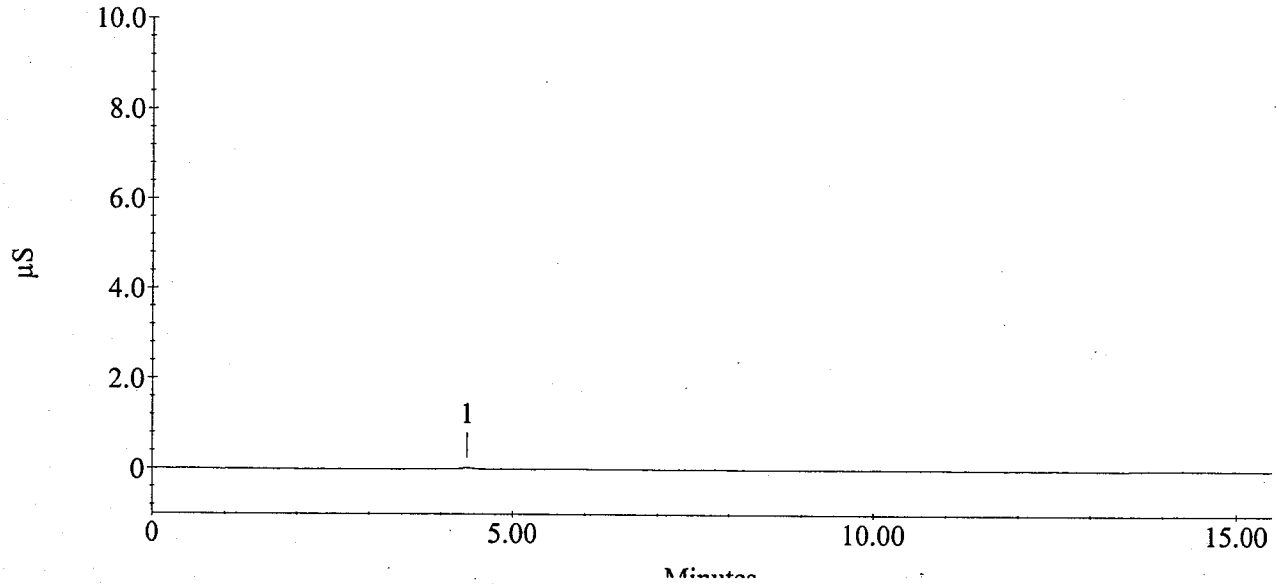

Sample Name : JX10 D2
Method File Name : c:\peaknet\method\std.met

Current Date : 9/22/06
Date Time Collected : 9/22/06 1:20:09 AM

Injection Number : 33
Dilution Factor : 1.00
column :

Calibration Date : 9/21/06 5:35:55 PM
Data File Name : ...\SEP2106DAP_033.DXD
Injection Volume : 1.00

Module ID : 34 07 2a
Schedule File Name : ...\sep2106dap.sch

Peak Information : All Peaks

Pk. Num	Ret Time	Component Name	conc. (ppm)	Height	Area	Bl. Code	%Delta
1	2.07	Unknown 1	0.00	32131	474557	1	
2	3.10	FLUORIDE	0.23	4343	132086	1	0.54
3	5.22	NITRITE-N	2.58	402478	2177009	1	-0.95
4	6.93	Unknown 2	0.00	2654	34894	1	
5	8.10	NITRATE-N	0.01	462	7037	1	6.35
6	12.35	SULFATE	0.17	1579	40861	1	2.21
		---total(s)---	2.99	443647	2866444		

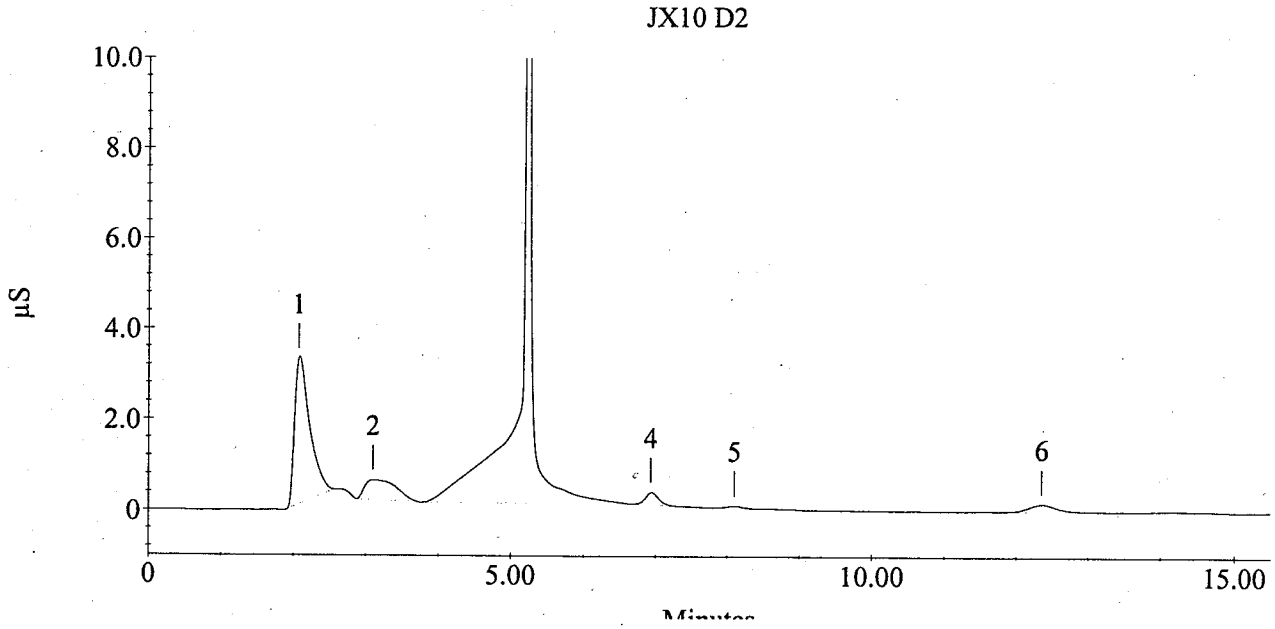

Sample Name : JX10 F2
Method File Name : c:\peaknet\method\std.met

Current Date : 9/22/06
Date Time Collected : 9/22/06 1:37:54 AM

Injection Number : 34
Dilution Factor : 1.00
column :

Calibration Date : 9/21/06 5:35:55 PM
Data File Name : ...\SEP2106DAP_034.DXD
Injection Volume : 1.00

Module ID : 34 07 2a
Schedule File Name : ...\sep2106dap.sch

Peak Information : All Peaks

Pk. Num	Ret Time	Component Name	conc. (ppm)	Height	Area	Bl. Code	%Delta
1	2.07	Unknown 1	0.00	41165	665219	1	
2	3.07	FLUORIDE	0.05	2215	29983	1	-0.54
3	5.27	NITRITE-N	66.08	3743232	55674773	1	0.00
4	6.92	Unknown 2	0.00	6509	82616	1	
5	11.30	Unknown 3	0.00	552	3499	1	
6	12.25	SULFATE	28.03	271014	6811063	1	1.38
7	13.97	Unknown 4	0.00	397	9986	1	
		---total(s)---	94.16	4065084	63277138		

JX10 F2

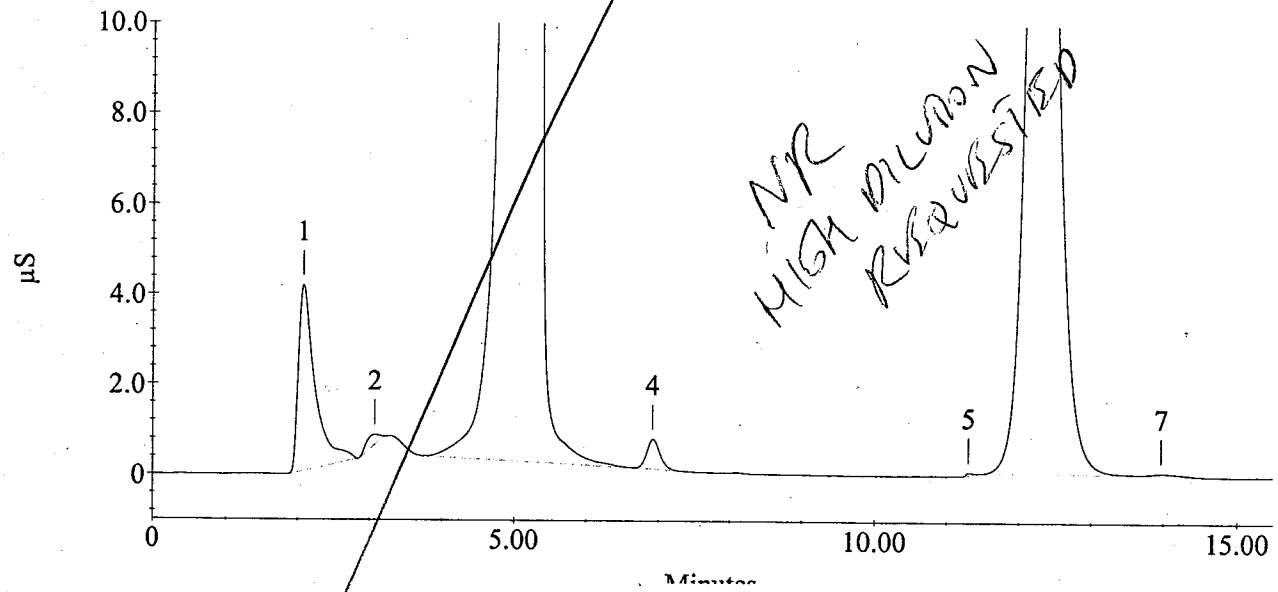

NR
HIGH DILUTION
REQUESTED

Sample Name : JX10 G2
Method File Name : c:\peaknet\method\std.met

Current Date : 9/22/06
Date Time Collected : 9/22/06 1:55:41 AM

Injection Number : 35
Dilution Factor : 1.00
column :

Calibration Date : 9/21/06 5:35:55 PM
Data File Name : ...\SEP2106DAP_035.DXD
Injection Volume : 1.00

Module ID : 34 07 2a
Schedule File Name : ...\sep2106dap.sch

Peak Information : All Peaks

Pk. Num	Ret Time	Component Name	conc. (ppm)	Height	Area	Bl. Code	%Delta
1	2.07	Unknown 1	0.00	40191	653420	1	
2	3.08	FLUORIDE	0.05	1883	28059	1	0.00
3	5.20	NITRITE-N	42.97	3181928	36199298	1	-1.27
4	6.90	Unknown 2	0.00	5223	67913	1	
5	8.08	NITRATE-N	0.00	243	3681	1	6.13
6	12.25	SULFATE	18.86	181068	4582223	1	1.38
7	13.97	Unknown 3	0.00	579	15596	1	
		---total(s)---	61.88	3411115	41550191		

JX10 G2

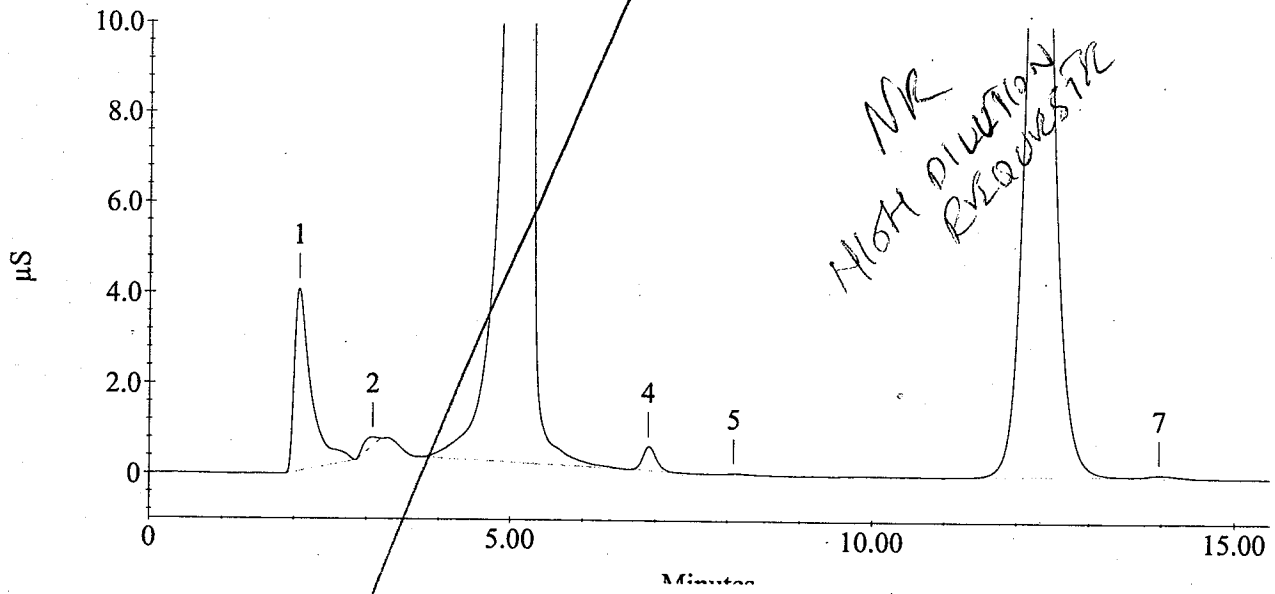

NR
HIGH DILUTION
REQUESTED

Sample Name : JX10 H2
Method File Name : c:\peaknet\method\std.met

Current Date : 9/22/06
Date Time Collected : 9/22/06 2:13:27 AM

Injection Number : 36
Dilution Factor : 1.00
column :

Calibration Date : 9/21/06 5:35:55 PM
Data File Name : ...\SEP2106DAP_036.DXD
Injection Volume : 1.00

Module ID : 34 07 2a
Schedule File Name : ...\sep2106dap.sch

Peak Information : All Peaks

Pk. Num	Ret Time	Component Name	conc. (ppm)	Height	Area	Bl. Code	%Delta
1	2.07	Unknown 1	0.00	31225	447793	1	
2	3.08	FLUORIDE	0.26	5511	148477	1	0.00
3	5.22	NITRITE-N	22.56	2276380	19002752	1	-0.95
4	6.95	Unknown 2	0.00	2920	36154	1	
5	12.32	SULFATE	9.84	93800	2390837	1	1.93
6	14.10	Unknown 3	0.00	307	7140	1	
		---total(s)---	32.65	2410143	22033154		

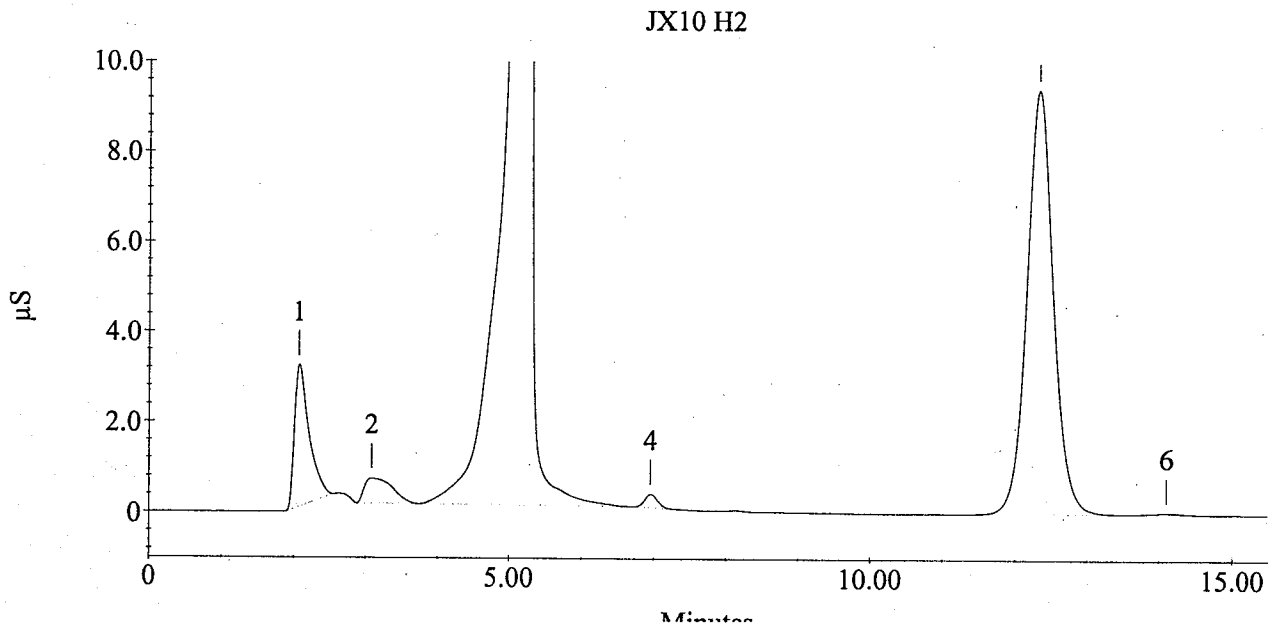

Sample Name : JX10 I2
Method File Name : c:\peaknet\method\std.met

Current Date : 9/22/06
Date Time Collected : 9/22/06 2:31:14 AM

Injection Number : 37
Dilution Factor : 1.00
column :

Calibration Date : 9/21/06 5:35:55 PM
Data File Name : ...\SEP2106DAP_037.DXD
Injection Volume : 1.00

Module ID : 34 07 2a
Schedule File Name : ...\sep2106dap.sch

Peak Information : All Peaks

Pk. Num	Ret Time	Component Name	conc. (ppm)	Height	Area	Bl. Code	%Delta
1	2.07	Unknown 1	0.00	19964	315851	1	
2	3.08	FLUORIDE	1.60	59868	910556	1	0.00
3	4.60	Unknown 2	0.00	802494	6034332	1	
4	6.68	BROMIDE	0.10	948	14048	1	1.26
5	7.92	NITRATE-N	0.00	249	3487	1	3.94
6	11.78	SULFATE	170.25	1446782	41375002	1	-2.48
		---total(s)---	171.95	2330304	48653276		

JX10 I2

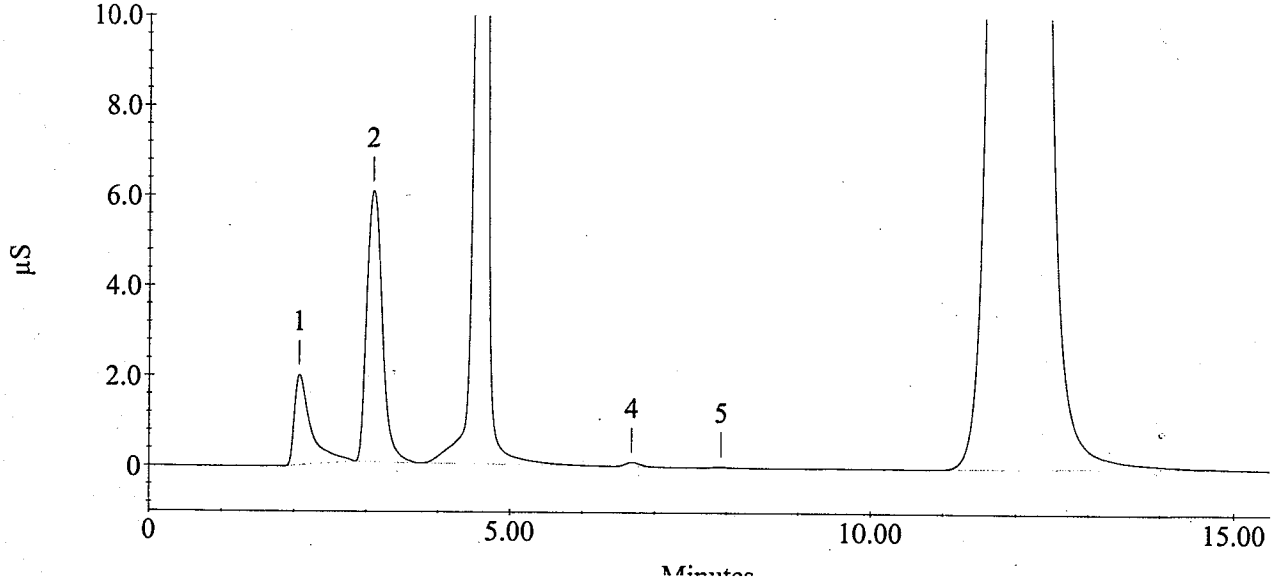

Sample Name : JX10 K2
Method File Name : c:\peaknet\method\std.met

Current Date : 9/22/06
Date Time Collected : 9/22/06 2:48:59 AM

Injection Number : 38
Dilution Factor : 1.00
column :

Calibration Date : 9/21/06 5:35:55 PM
Data File Name : ...\SEP2106DAP_038.DXD
Injection Volume : 1.00

Module ID : 34 07 2a
Schedule File Name : ...\sep2106dap.sch

Peak Information : All Peaks

Pk. Num	Ret Time	Component Name	conc. (ppm)	Height	Area	Bl. Code	%Delta
1	2.07	Unknown 1	0.00	32542	451108	1	
2	3.08	FLUORIDE	0.17	3254	97958	1	0.00
3	5.12	NITRITE-N	2.98	432729	2511101	1	-2.85
4	6.90	Unknown 2	0.00	3796	48747	1	
5	12.30	SULFATE	0.15	1408	36136	1	1.79
6	14.00	Unknown 3	0.00	106	2797	1	
		---total(s)---	3.30	473835	3147846		

JX10 K2

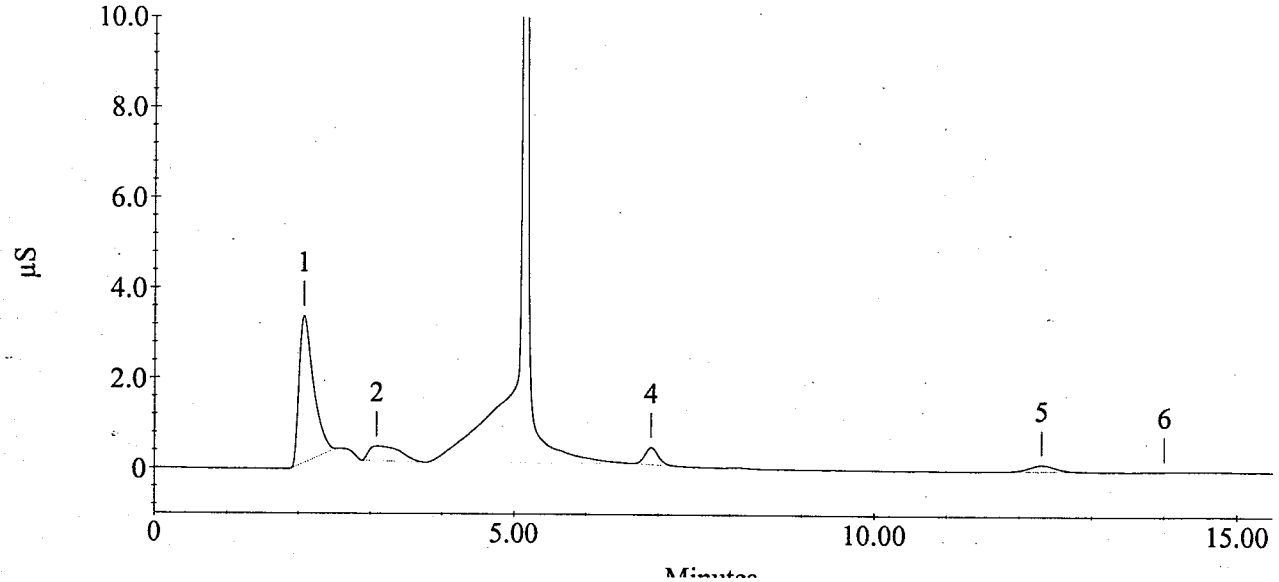

Sample Name : JX10 L2
Method File Name : c:\peaknet\method\std.met

Current Date : 9/22/06
Date Time Collected : 9/22/06 3:06:47 AM

Injection Number : 39
Dilution Factor : 1.00
column :

Calibration Date : 9/21/06 5:35:55 PM
Data File Name : ...\SEP2106DAP_039.DXD
Injection Volume : 1.00

Module ID : 34 07 2a
Schedule File Name : ...\sep2106dap.sch

Peak Information : All Peaks

Pk. Num	Ret Time	Component Name	conc. (ppm)	Height	Area	Bl. Code	%Delta
1	2.07	Unknown 1	0.00	13969	222600	1	
2	3.17	FLUORIDE	~~21.07~~	847169	11972708	1	2.70
3	4.55	~~CHLORIDE~~	~~1.87~~ NR	90340	693630	1	3.80
4	7.88	NITRATE-N	0.00	129	2487	1	3.50
5	12.12	SULFATE	0.04	366	8796	1	0.28
		---total(s)---	22.97	951973	12900222		

9/22/06

JX10 L2

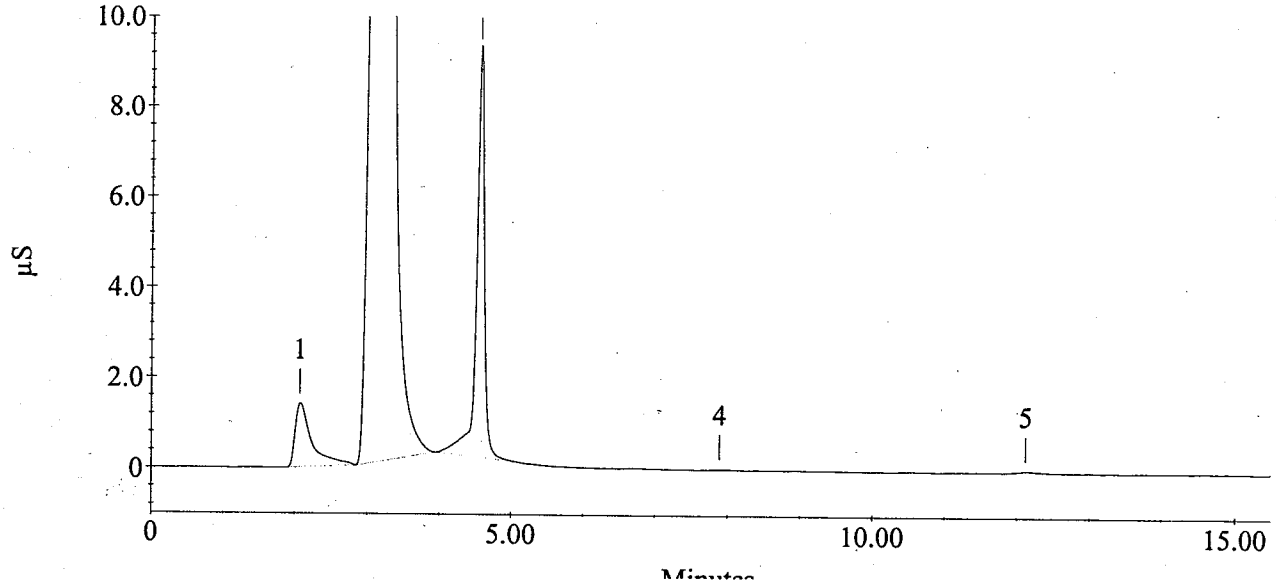

Sample Name : CCV
Method File Name : c:\peaknet\method\std.met

Current Date : 9/22/06
Date Time Collected : 9/22/06 3:24:32 AM

Injection Number : 40
Dilution Factor : 1.00
column :

Calibration Date : 9/21/06 5:35:55 PM
Data File Name : ...\SEP2106DAP_040.DXD
Injection Volume : 1.00

Module ID : 34 07 2a
Schedule File Name : ...\sep2106dap.sch

Peak Information : All Peaks

Pk. Num	Ret Time	Component Name	conc. (ppm)	Height	Area	Bl. Code	%Delta
1	2.08	Unknown 1	0.00	2186	33947	1	
2	3.08	FLUORIDE	2.81	161348	1598507	1	0.00
3	4.37	CHLORIDE	2.80	97227	1040313	1	-0.38
4	5.25	NITRITE-N	2.90	188170	2444129	1	-0.32
5	6.62	BROMIDE	2.83	28791	417545	1	0.25
6	7.67	NITRATE-N	2.74	153828	2686299	1	0.66
7	10.33	PHOSPHATE-P	2.64	28710	775914	1	0.16
8	12.07	SULFATE	2.99	27447	725516	1	-0.14
		---total(s)---	19.71	687707	9722169		

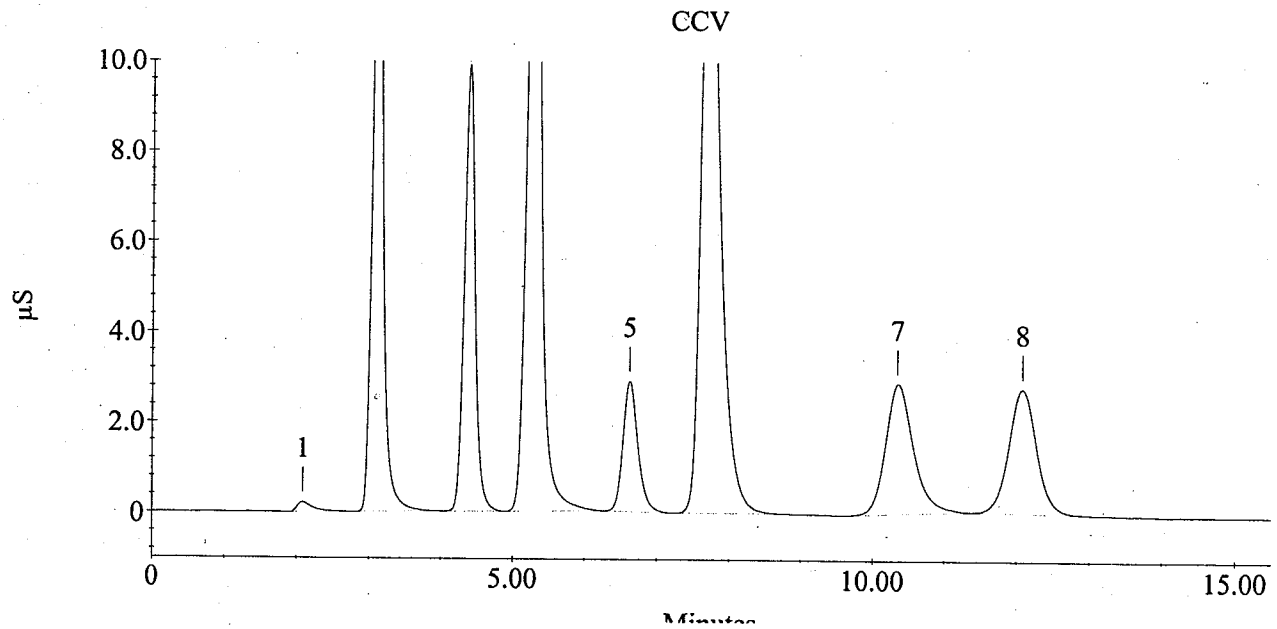

Sample Name : CCB
Method File Name : c:\peaknet\method\std.met

Current Date : 9/22/06
Date Time Collected : 9/22/06 3:42:19 AM

Injection Number : 41
Dilution Factor : 1.00
column :

Calibration Date : 9/21/06 5:35:55 PM
Data File Name : ...\SEP2106DAP_041.DXD
Injection Volume : 1.00

Module ID : 34 07 2a
Schedule File Name : ...\sep2106dap.sch

Peak Information : All Peaks

Pk. Num	Ret Time	Component Name	conc. (ppm)	Height	Area	Bl. Code	%Delta
1	4.37	CHLORIDE	0.17	5780	63359	1	-0.38
2	7.85	NITRATE-N	0.00	195	3063	1	3.06
3	12.07	SULFATE	0.02	241	4738	1	-0.14
		---total(s)---	0.19	6216	71160		

CCB

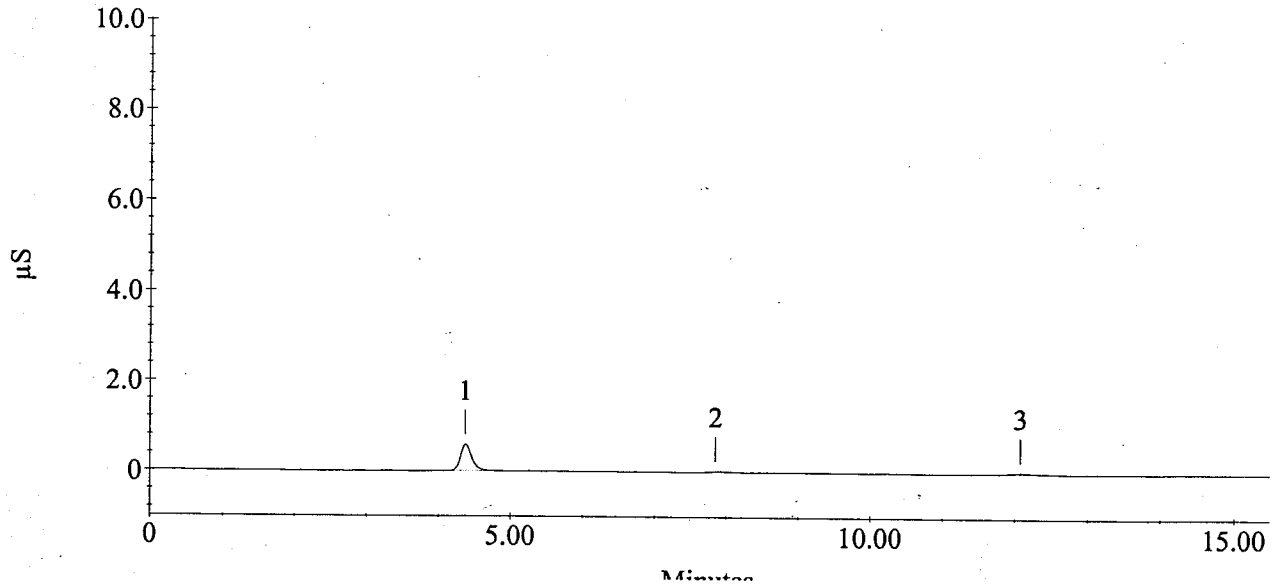

Sample Name : JX42 A9
Method File Name : c:\peaknet\method\std.met

Current Date : 9/22/06
Date Time Collected : 9/22/06 4:00:05 AM

Injection Number : 42
Dilution Factor : 10.00
column :

Calibration Date : 9/21/06 5:35:55 PM
Data File Name : ...\SEP2106DAP_042.DXD
Injection Volume : 1.00

Module ID : 34 07 2a
Schedule File Name : ...\sep2106dap.sch

Peak Information : All Peaks

Pk. Num	Ret Time	Component Name	conc. (ppm)	Height	Area	Bl. Code	%Delta
1	2.07	Unknown 1	0.00	4021	62650	1	
2	3.08	FLUORIDE	0.07	551	4018	1	0.00
3	3.45	Unknown 2	0.00	51193	668315	1	
4	4.18	Unknown 3	0.00	18516	239560	1	
5	4.43	CHLORIDE	1.92	10725	71539	1	1.14
6	5.97	Unknown 4	0.00	13462	284847	1	
7	10.40	PHOSPHATE-P	3.08	2771	90221	1	0.81
8	15.42	Unknown 5	0.00	55	2637	1	
		---total(s)---	5.07	101294	1423787		

JX42 A9

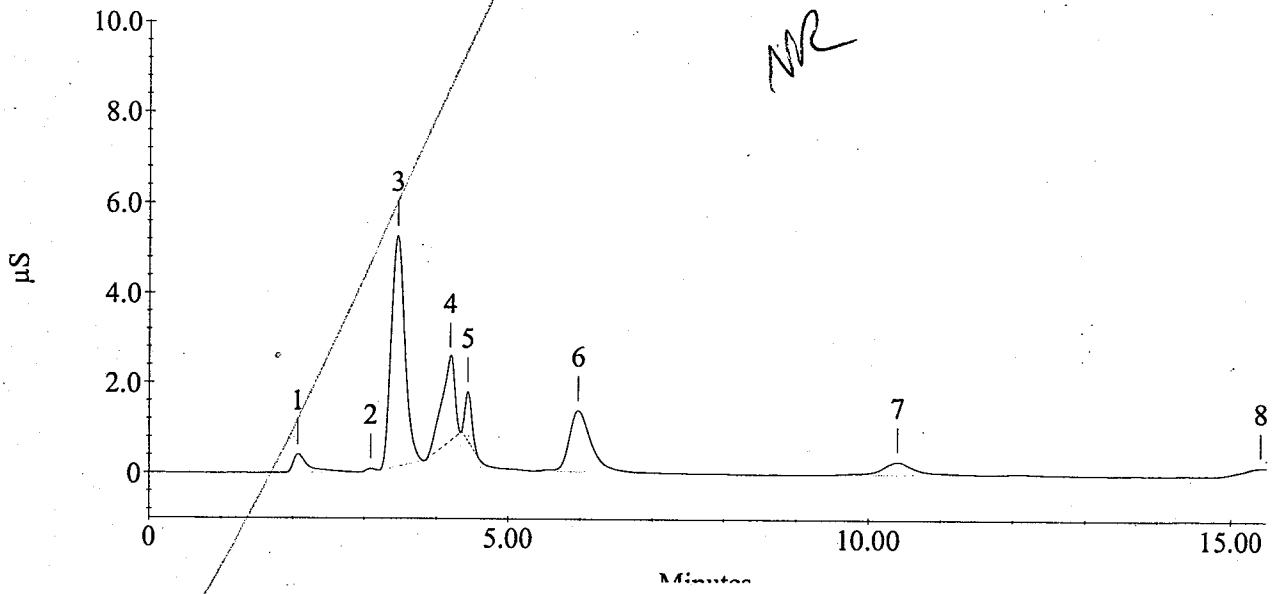

Sample Name : JX42 A9 DUP
Method File Name : c:\peaknet\method\std.met

Current Date : 9/22/06
Date Time Collected : 9/22/06 4:17:51 AM

Injection Number : 43
Dilution Factor : 10.00
column :

Calibration Date : 9/21/06 5:35:55 PM
Data File Name : ...\SEP2106DAP_043.DXD
Injection Volume : 1.00

Module ID : 34 07 2a
Schedule File Name : ...\sep2106dap.sch

Peak Information : All Peaks

Pk. Num	Ret Time	Component Name	conc. (ppm)	Height	Area	Bl. Code	%Delta
1	2.07	Unknown 1	0.00	3987	63417	1	
2	3.08	FLUORIDE	0.07	566	4182	1	0.00
3	3.45	Unknown 2	0.00	51790	678349	1	
4	4.20	Unknown 3	0.00	18666	238270	1	
5	4.43	CHLORIDE	2.18	12101	80850	1	1.14
6	5.97	Unknown 4	0.00	13980	297203	1	
7	10.38	PHOSPHATE-P	1.99	2435	58466	1	0.65
8	12.15	SULFATE	0.29	311	7004	1	0.55
		---total(s)---	4.53	103837	1427742		

JX42 A9 DUP

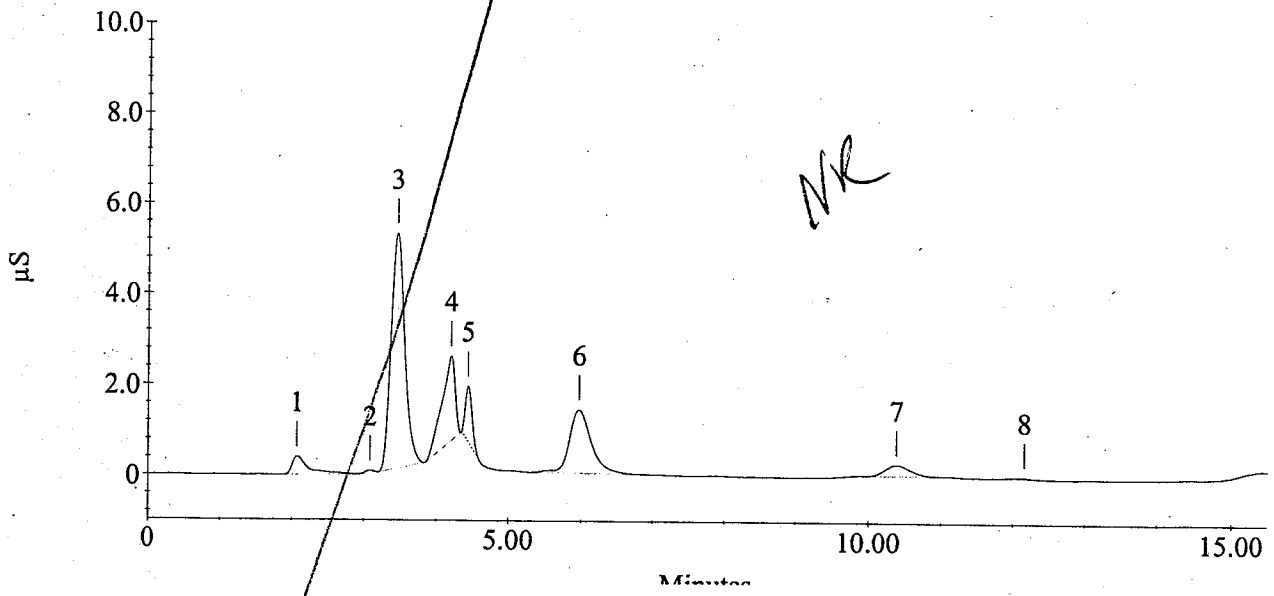

NR

Sample Name : JX42 A9 MS
Method File Name : c:\peaknet\method\std.met

Current Date : 9/22/06
Date Time Collected : 9/22/06 4:35:37 AM

Injection Number : 44
Dilution Factor : 10.00
column :

Calibration Date : 9/21/06 5:35:55 PM
Data File Name : ...\SEP2106DAP_044.DXD
Injection Volume : 1.00

Module ID : 34 07 2a
Schedule File Name : ...\sep2106dap.sch

Peak Information : All Peaks

Pk. Num	Ret Time	Component Name	conc. (ppm)	Height	Area	Bl. Code	%Delta
1	2.07	Unknown 1	0.00	3906	60460	1	
2	3.08	FLUORIDE	0.08	576	4368	1	0.00
3	3.43	Unknown 2	0.00	50958	670433	1	
4	4.18	Unknown 3	0.00	18291	238674	1	
5	4.42	CHLORIDE	1.66	9023	61596	1	0.76
6	5.95	Unknown 4	0.00	13755	291697	1	
7	10.37	PHOSPHATE-P	2.04	2400	59739	1	0.48
8	12.07	SULFATE	0.25	271	6126	1	-0.14
9	15.42	Unknown 5	0.00	53	3676	1	
		---total(s)---					
			4.02	99232	1396770		

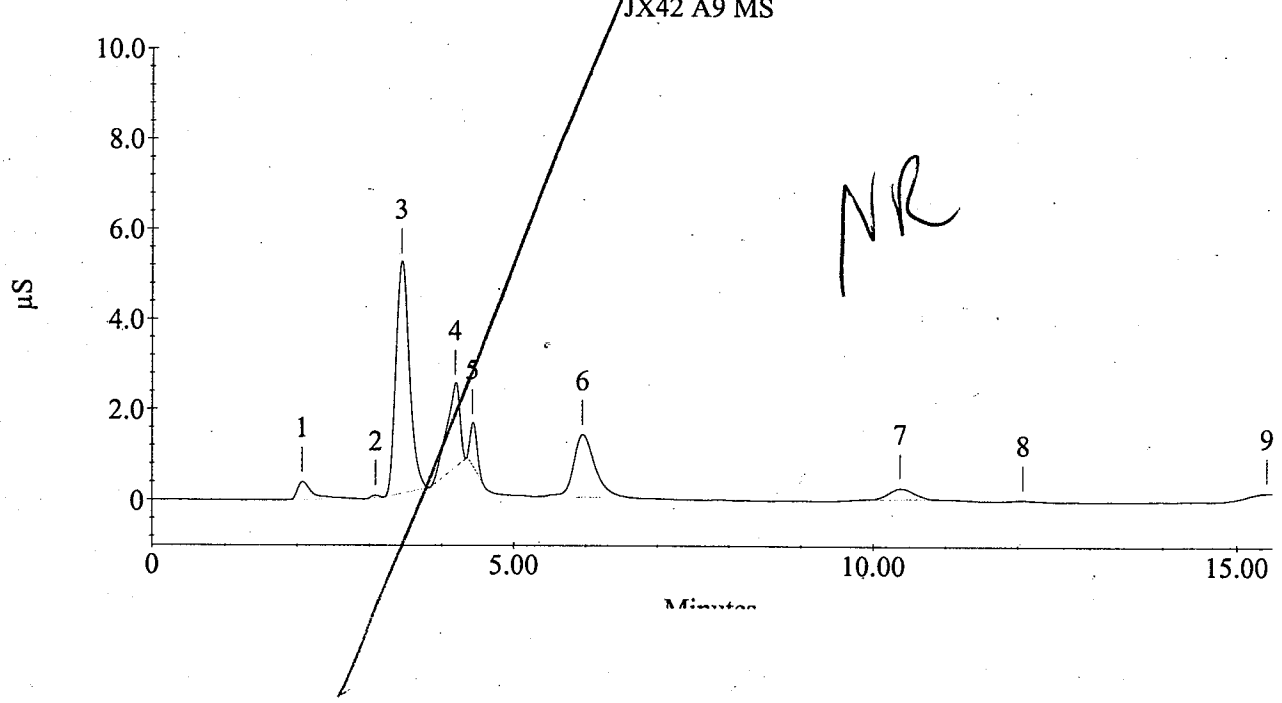

NR

Sample Name : JX42 B9
Method File Name : c:\peaknet\method\std.met

Current Date : 9/22/06
Date Time Collected : 9/22/06 4:53:24 AM

Injection Number : 45
Dilution Factor : 10.00
column :

Calibration Date : 9/21/06 5:35:55 PM
Data File Name : ...\SEP2106DAP_045.DXD
Injection Volume : 1.00

Module ID : 34 07 2a
Schedule File Name : ...\sep2106dap.sch

Peak Information : All Peaks

Pk. Num	Ret Time	Component Name	conc. (ppm)	Height	Area	Bl. Code	%Delta
1	2.07	Unknown 1	0.00	2998	30567	1	
2	3.07	FLUORIDE	0.27	1367	15273	1	-0.54
3	4.20	Unknown 2	0.00	671	6649	1	
4	4.42	CHLORIDE	2.83	12807	105317	1	0.76
5	5.07	Unknown 3	0.00	102	1274	1	
6	10.42	PHOSPHATE-P	0.47	513	13842	1	0.97
		---total(s)---	3.57	18459	172922		

JX42 B9

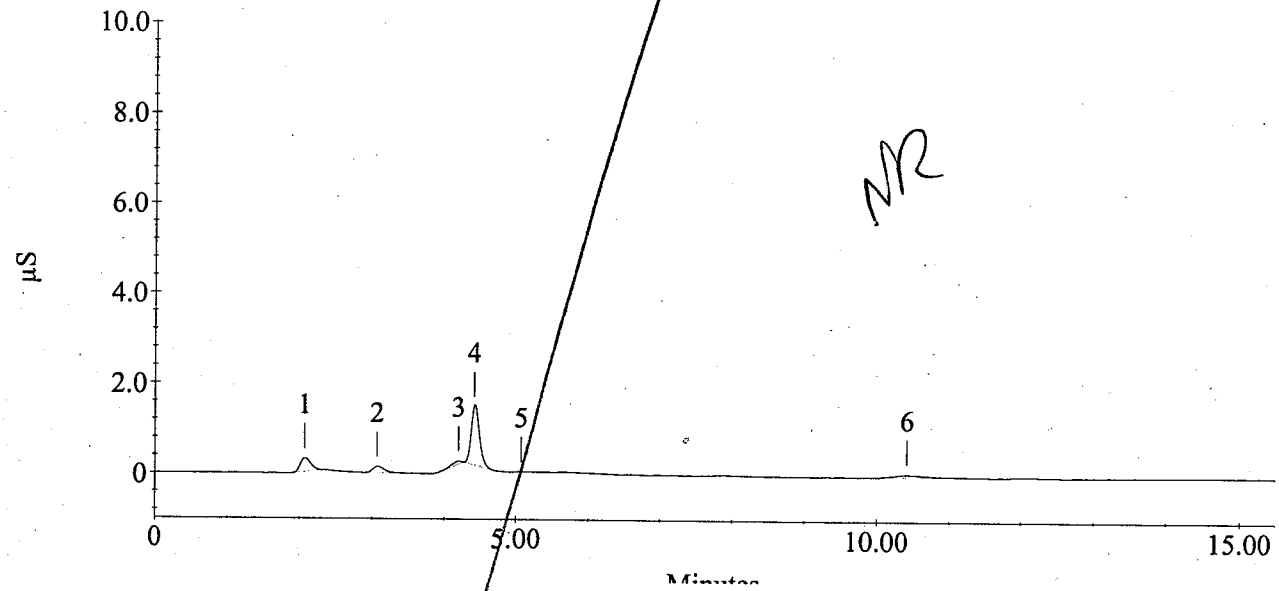

NR

Sample Name : JX42 C9
Method File Name : c:\peaknet\method\std.met

Current Date : 9/22/06
Date Time Collected : 9/22/06 5:11:09 AM

Injection Number : 46
Dilution Factor : 10.00
column :

Calibration Date : 9/21/06 5:35:55 PM
Data File Name : ...\SEP2106DAP_046.DXD
Injection Volume : 1.00

Module ID : 34 07 2a
Schedule File Name : ...\sep2106dap.sch

Peak Information : All Peaks

Pk. Num	Ret Time	Component Name	conc. (ppm)	Height	Area	Bl. Code	%Delta
1	2.07	Unknown 1	0.00	2982	39159	1	
2	3.07	FLUORIDE	0.04	283	2280	1	-0.54
3	3.42	Unknown 2	0.00	4593	56244	1	
4	4.18	Unknown 3	0.00	4026	41787	1	
5	4.42	CHLORIDE	1.99	9678	74043	1	0.76
6	10.38	PHOSPHATE-P	0.86	975	25242	1	0.65
7	12.07	SULFATE	1.52	1525	37016	1	-0.14
		---total(s)---	4.42	24064	275770		

JX42 C9

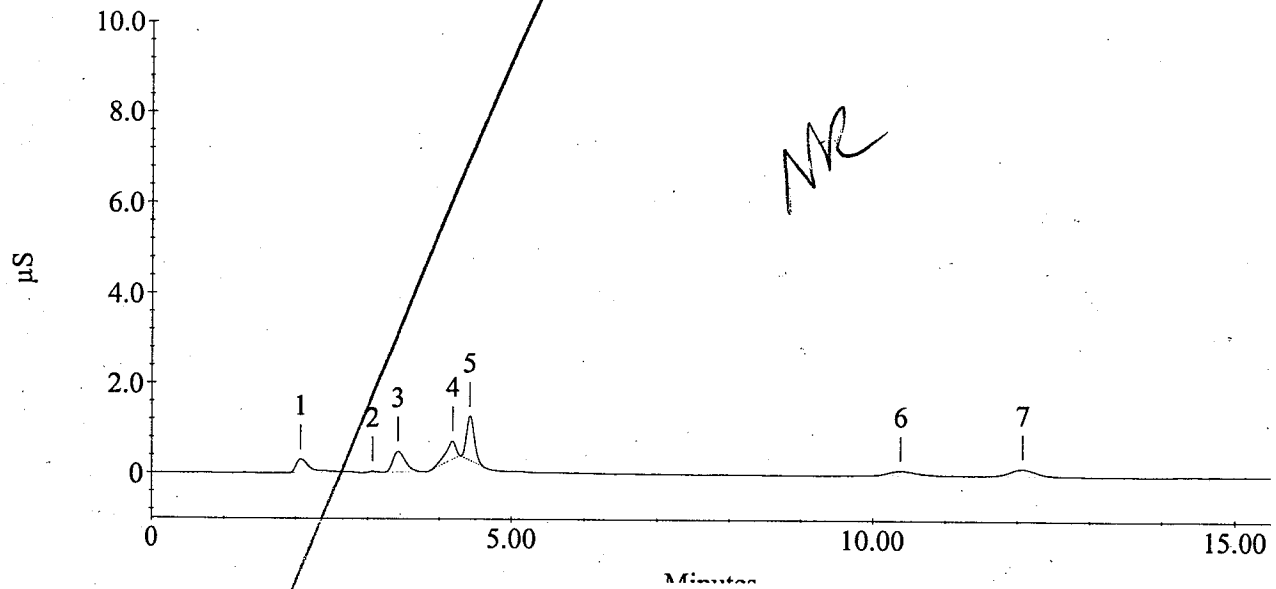

NR

Sample Name : JX42 D9
Method File Name : c:\peaknet\method\std.met

Current Date : 9/22/06
Date Time Collected : 9/22/06 5:28:55 AM

Injection Number : 47
Dilution Factor : 10.00
column :

Calibration Date : 9/21/06 5:35:55 PM
Data File Name : ...\SEP2106DAP_047.DXD
Injection Volume : 1.00

Module ID : 34 07 2a
Schedule File Name : ...\sep2106dap.sch

Peak Information : All Peaks

Pk. Num	Ret Time	Component Name	conc. (ppm)	Height	Area	Bl. Code	%Delta
1	2.07	Unknown 1	0.00	3361	41302	1	
2	3.07	FLUORIDE	0.05	270	3008	1	-0.54
3	4.20	Unknown 2	0.00	673	7241	1	
4	4.42	CHLORIDE	3.04	14074	113121	1	0.76
5	10.40	PHOSPHATE-P	1.12	1260	32753	1	0.81
6	12.03	SULFATE	0.35	364	8429	1	-0.41
		---total(s)---	4.56	20002	205854		

JX42 D9

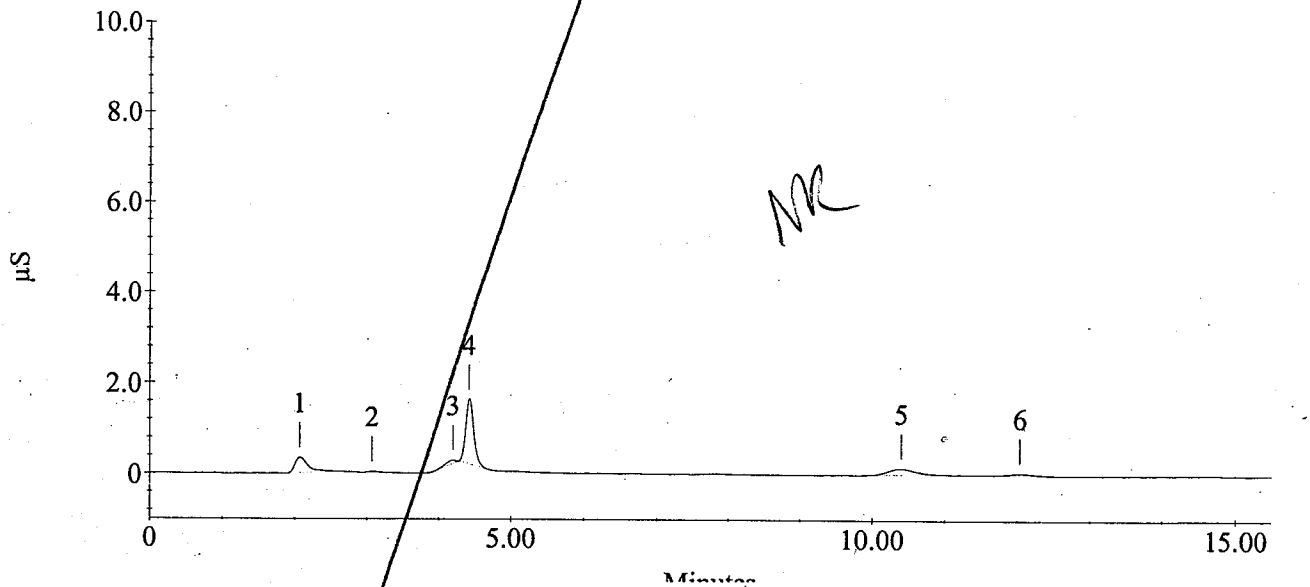

Sample Name : JX42 E9
Method File Name : c:\peaknet\method\std.met

Current Date : 9/22/06
Date Time Collected : 9/22/06 5:46:41 AM

Injection Number : 48
Dilution Factor : 10.00
column :

Calibration Date : 9/21/06 5:35:55 PM
Data File Name : ...\SEP2106DAP_048.DXD
Injection Volume : 1.00

Module ID : 34 07 2a
Schedule File Name : ...\sep2106dap.sch

Peak Information : All Peaks

Pk. Num	Ret Time	Component Name	conc. (ppm)	Height	Area	Bl. Code	%Delta
1	2.07	Unknown 1	0.00	226	2401	1	
2	3.08	FLUORIDE	0.04	230	2243	1	0.00
3	4.37	CHLORIDE	4.76	15564	176824	1	-0.38
4	12.05	SULFATE	7.25 2X	6699	176292	1	-0.28
		---total(s)---	12.05	22720	357760		

JX42 E9

MR

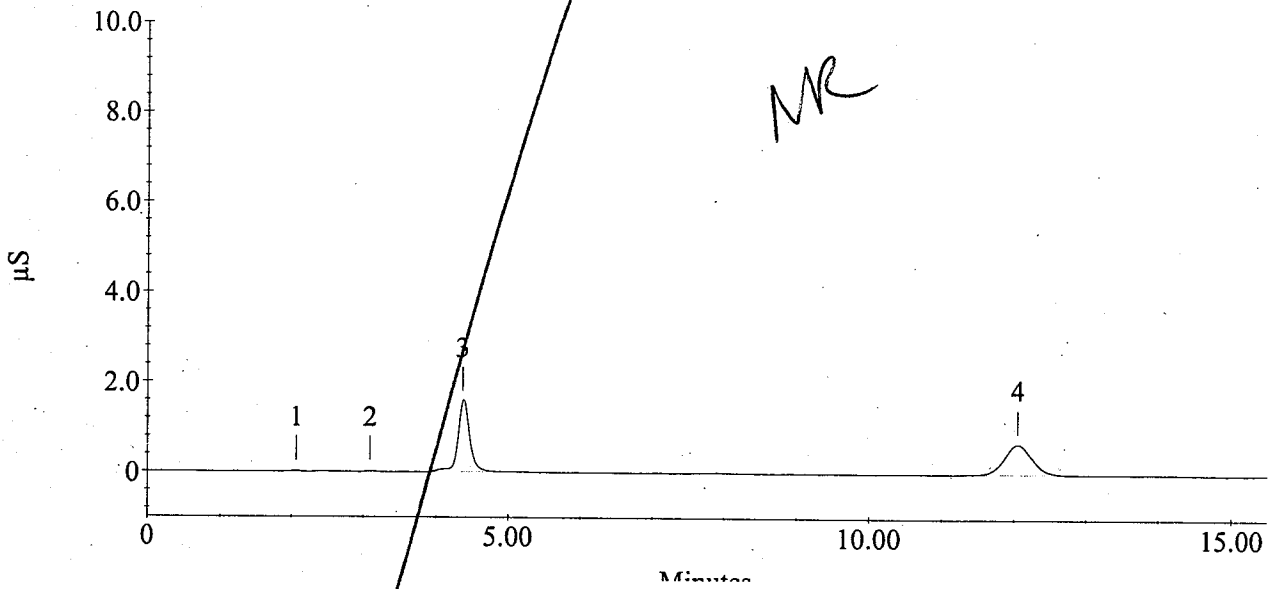

Sample Name : JX42 F9
Method File Name : c:\peaknet\method\std.met

Current Date : 9/22/06
Date Time Collected : 9/22/06 6:04:27 AM

Injection Number : 49
Dilution Factor : 10.00
column :

Calibration Date : 9/21/06 5:35:55 PM
Data File Name : ...\SEP2106DAP_049.DXD
Injection Volume : 1.00

Module ID : 34 07 2a
Schedule File Name : ...\sep2106dap.sch

Peak Information : All Peaks

Pk. Num	Ret Time	Component Name	conc. (ppm)	Height	Area	Bl. Code	%Delta
1	2.07	Unknown 1	0.00	648	5907	1	
2	3.10	FLUORIDE	0.02	119	1105	1	0.54
3	4.38	CHLORIDE	4.39	14296	163315	1	0.00
4	7.85	NITRATE-N	0.06	399	6212	1	3.06
		---total(s)---	4.48	15462	176539		

JX42 F9

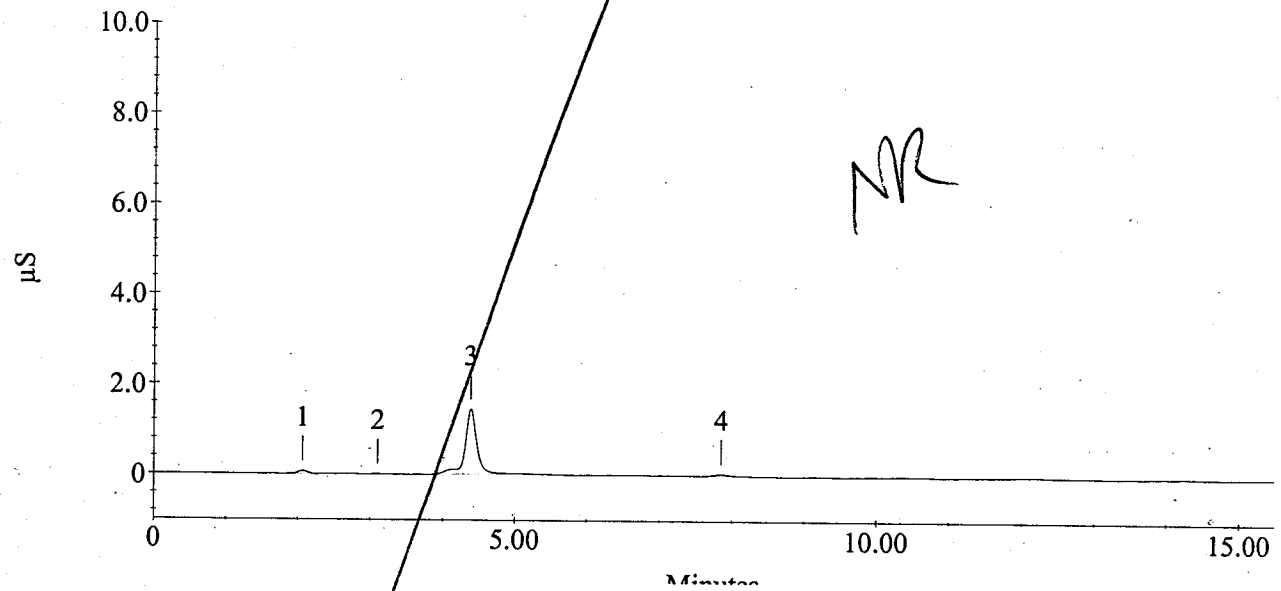

Sample Name : JX42 G9
Method File Name : c:\peaknet\method\std.met

Current Date : 9/22/06
Date Time Collected : 9/22/06 6:22:14 AM

Injection Number : 50
Dilution Factor : 10.00
column :

Calibration Date : 9/21/06 5:35:55 PM
Data File Name : ...\SEP2106DAP_050.DXD
Injection Volume : 1.00

Module ID : 34 07 2a
Schedule File Name : ...\sep2106dap.sch

Peak Information : All Peaks

Pk. Num	Ret Time	Component Name	conc. (ppm)	Height	Area	Bl. Code	%Delta
1	2.07	Unknown 1	0.00	2151	21404	1	
2	3.07	FLUORIDE	0.23	1207	13330	1	-0.54
3	4.20	Unknown 2	0.00	662	6718	1	
4	4.42	CHLORIDE	3.11	14378	115530	1	0.76
5	7.85	NITRATE-N	0.02	138	2409	1	3.06
		---total(s)---	3.37	18536	159391		

JX42 G9

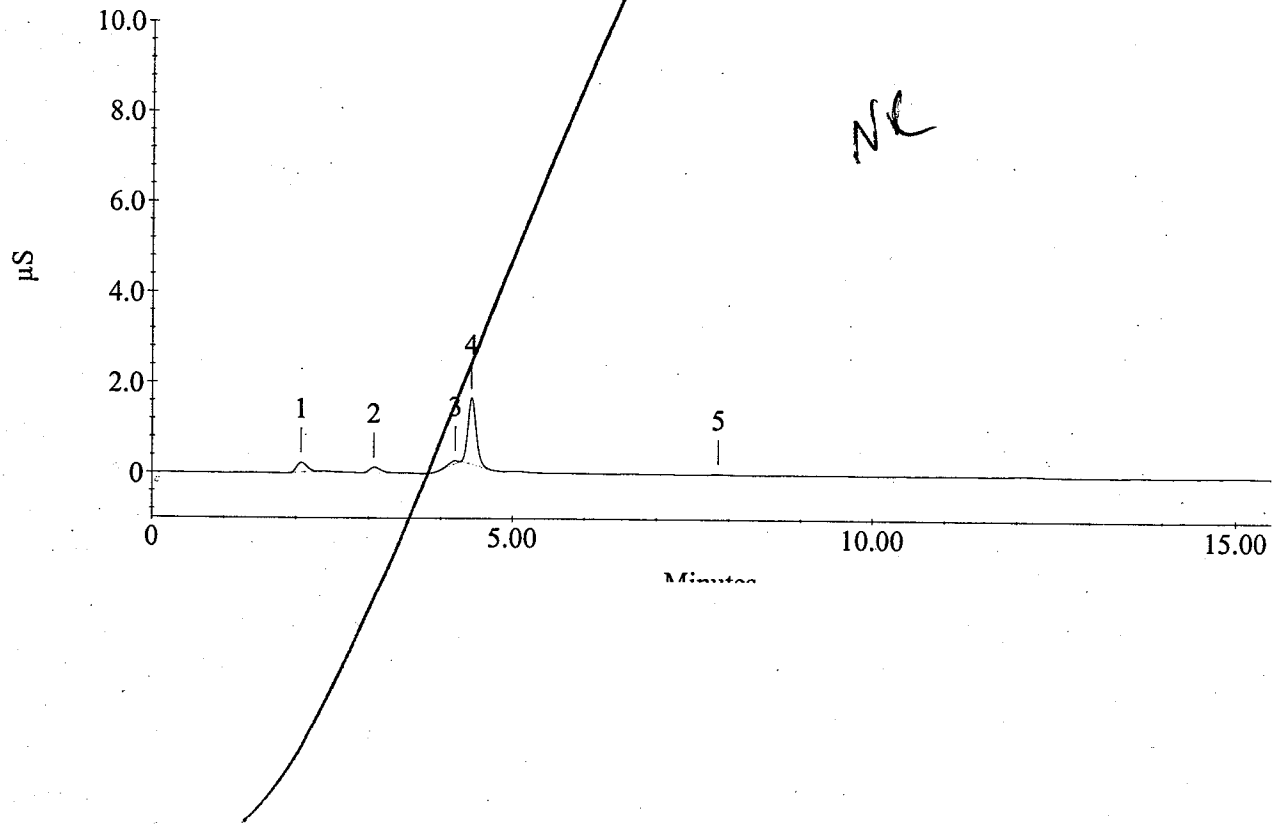

NL

Sample Name : JX42 H9
Method File Name : c:\peaknet\method\std.met

Current Date : 9/22/06
Date Time Collected : 9/22/06 6:40:00 AM

Injection Number : 51
Dilution Factor : 10.00
column :

Calibration Date : 9/21/06 5:35:55 PM
Data File Name : ...\SEP2106DAP_051.DXD
Injection Volume : 1.00

Module ID : 34 07 2a
Schedule File Name : ...\sep2106dap.sch

Peak Information : All Peaks

Pk. Num	Ret Time	Component Name	conc. (ppm)	Height	Area	Bl. Code	%Delta
1	2.07	Unknown 1	0.00	1226	11543	1	
2	3.07	FLUORIDE	0.72	3979	41059	1	-0.54
3	4.38	CHLORIDE	4.99	16288	185653	1	0.00
4	6.63	BROMIDE	0.46	512	6857	1	0.51
5	12.07	SULFATE	0.65	619	15866	1	-0.14
		---total(s)---	6.83	22624	260978		

JX42 H9

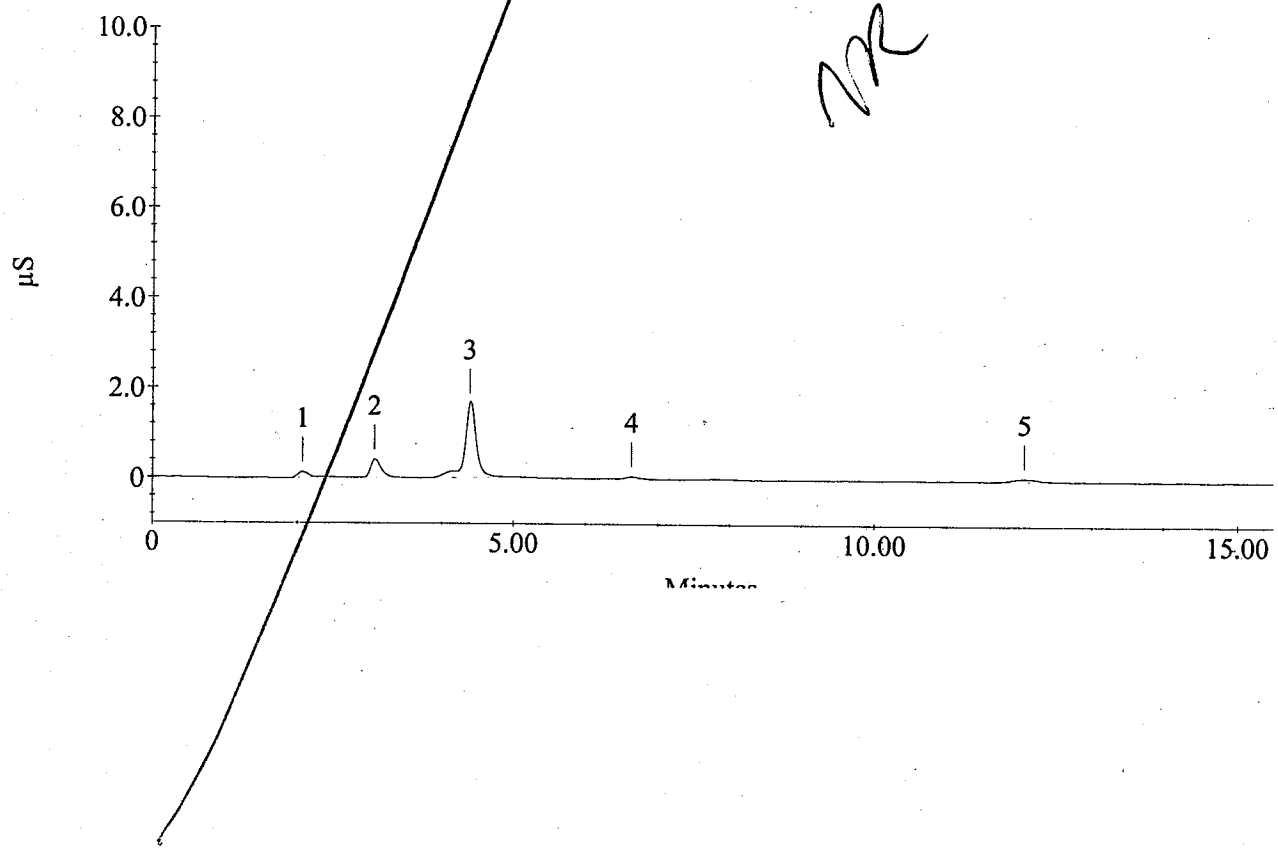

Sample Name : CCV
Method File Name : c:\peaknet\method\std.met

Current Date : 9/22/06
Date Time Collected : 9/22/06 6:57:46 AM

Injection Number : 52
Dilution Factor : 1.00
column :

Calibration Date : 9/21/06 5:35:55 PM
Data File Name : ...\SEP2106DAP_052.DXD
Injection Volume : 1.00

Module ID : 34 07 2a
Schedule File Name : ...\sep2106dap.sch

Peak Information : All Peaks

Pk. Num	Ret Time	Component Name	conc. (ppm)	Height	Area	Bl. Code	%Delta
1	2.08	Unknown 1	0.00	2405	34723	1	
2	3.08	FLUORIDE	2.81	160741	1599624	1	0.00
3	4.37	CHLORIDE	2.78	98764	1033787	1	-0.38
4	5.23	NITRITE-N	2.89	188724	2434154	1	-0.63
5	6.58	BROMIDE	2.84	28781	419251	1	-0.25
6	7.63	NITRATE-N	2.74	155375	2694040	1	0.22
7	10.32	PHOSPHATE-P	2.65	28947	777577	1	0.00
8	12.03	SULFATE	2.98	27554	723813	1	-0.41
		---total(s)---	19.70	691291	9716969		

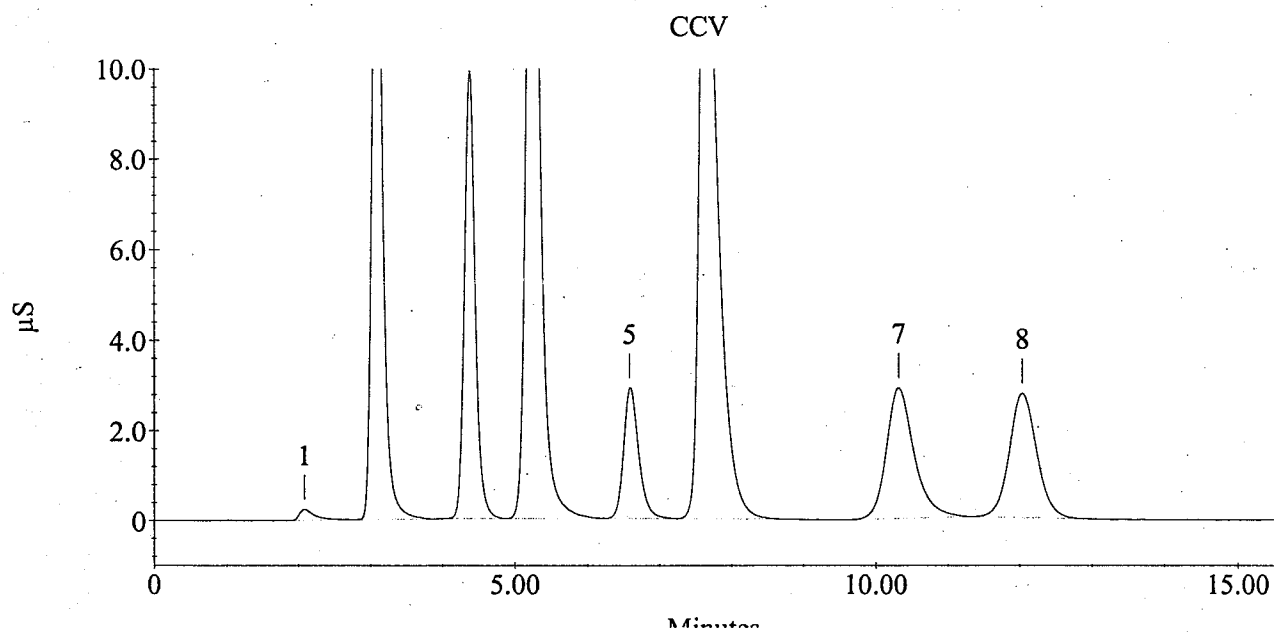

Sample Name : CCB
Method File Name : c:\peaknet\method\std.met

Current Date : 9/22/06
Date Time Collected : 9/22/06 7:15:33 AM

Injection Number : 53
Dilution Factor : 1.00
column :

Calibration Date : 9/21/06 5:35:55 PM
Data File Name : ...\SEP2106DAP_053.DXD
Injection Volume : 1.00

Module ID : 34 07 2a
Schedule File Name : ...\sep2106dap.sch

Peak Information : All Peaks

Pk. Num	Ret Time	Component Name	conc. (ppm)	Height	Area	Bl. Code	%Delta
1	2.57	Unknown 1	0.00	127	4211	1	
2	4.35	CHLORIDE	0.06	1797	20487	1	-0.76
		---total(s)---					
			0.06	1924	24697		

CCB

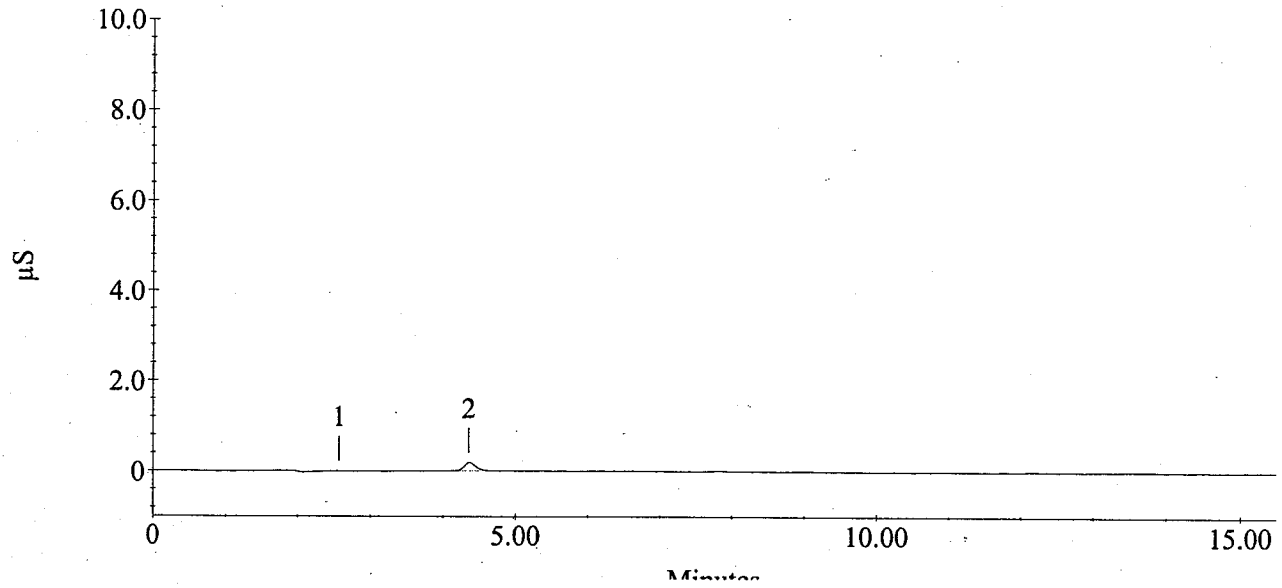

Sample Name : JX42 I9
Method File Name : c:\peaknet\method\std.met

Current Date : 9/22/06
Date Time Collected : 9/22/06 7:33:19 AM

Injection Number : 54
Dilution Factor : 10.00
column :

Calibration Date : 9/21/06 5:35:55 PM
Data File Name : ...\SEP2106DAP_054.DXD
Injection Volume : 1.00

Module ID : 34 07 2a
Schedule File Name : ...\sep2106dap.sch

Peak Information : All Peaks

Pk. Num	Ret Time	Component Name	conc. (ppm)	Height	Area	Bl. Code	%Delta
1	4.37	CHLORIDE	3.57	11831	132831	1	-0.38
2	12.05	SULFATE	12.25	11256	297630	1	-0.28
		---total(s)---	15.82	23087	430461		

JX42 I9

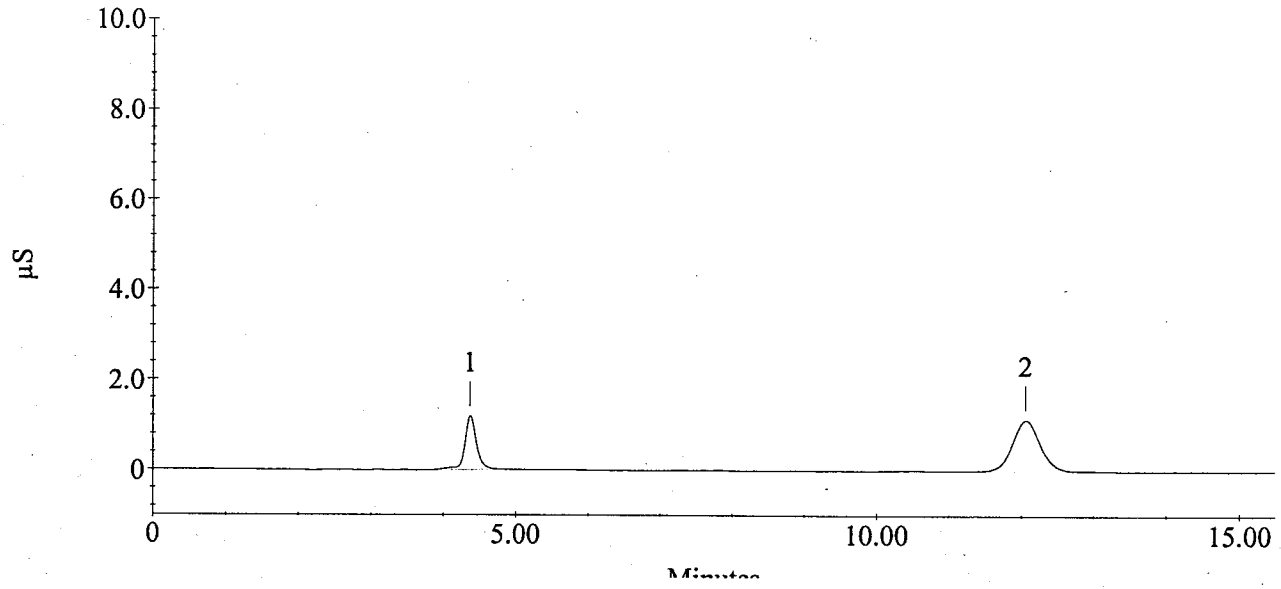

Sample Name : JX42 J9
Method File Name : c:\peaknet\method\std.met

Current Date : 9/22/06
Date Time Collected : 9/22/06 7:51:04 AM

Injection Number : 55
Dilution Factor : 10.00
column :

Calibration Date : 9/21/06 5:35:55 PM
Data File Name : ...\SEP2106DAP_055.DXD
Injection Volume : 1.00

Module ID : 34 07 2a
Schedule File Name : ...\sep2106dap.sch

Peak Information : All Peaks

Pk. Num	Ret Time	Component Name	conc. (ppm)	Height	Area	Bl. Code	%Delta
1	2.07	Unknown 1	0.00	10262	163336	1	
2	3.43	Unknown 2	0.00	257544	3949578	1	
3	4.33	CHLORIDE	40.79	64122	1516055	1	-1.14
4	5.08	NITRITE-N	0.13	930	10965	1	-3.48
5	5.55	Unknown 3	0.00	615	3378	1	
6	7.85	NITRATE-N	0.03	169	2853	1	3.06
7	9.83	PHOSPHATE-P	1.43	1310	41895	1	-4.68
8	12.12	SULFATE	0.19	215	4722	1	0.28
		---total(s)---	42.57	335168	5692783		

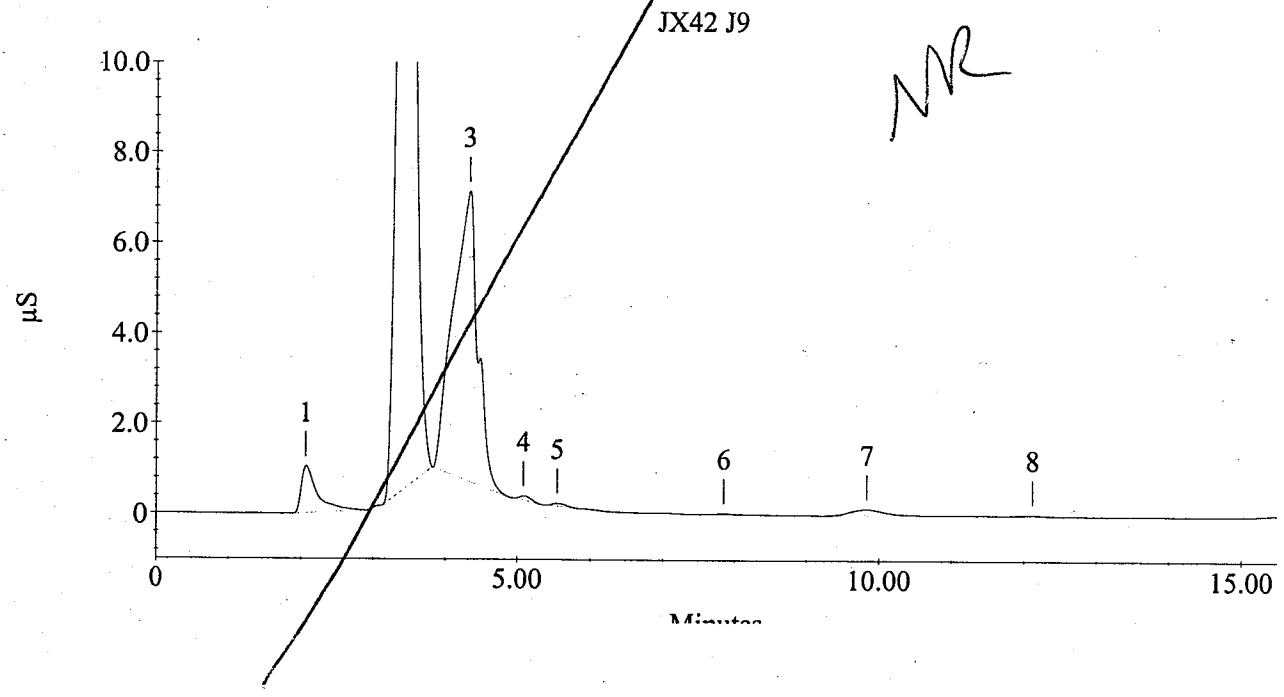

Sample Name : JX42 K9
Method File Name : c:\peaknet\method\std.met

Current Date : 9/22/06
Date Time Collected : 9/22/06 8:08:50 AM

Injection Number : 56
Dilution Factor : 10.00
column :

Calibration Date : 9/21/06 5:35:55 PM
Data File Name : ...\SEP2106DAP_056.DXD
Injection Volume : 1.00

Module ID : 34 07 2a
Schedule File Name : ...\sep2106dap.sch

Peak Information : All Peaks

Pk. Num	Ret Time	Component Name	conc. (ppm)	Height	Area	Bl. Code	%Delta
1	2.07	Unknown 1	0.00	429	3889	1	
2	3.42	Unknown 2	0.00	8224	95527	1	
3	4.10	Unknown 3	0.00	496	4388	1	
4	4.37	CHLORIDE	2.13	8143	79047	1	-0.38
5	6.00	Unknown 4	0.00	162	2563	1	
6	11.10	Unknown 5	0.00	702	14584	1	
7	12.07	SULFATE	1.33	1296	32289	1	-0.14
		---total(s)---	3.46	19452	232286		

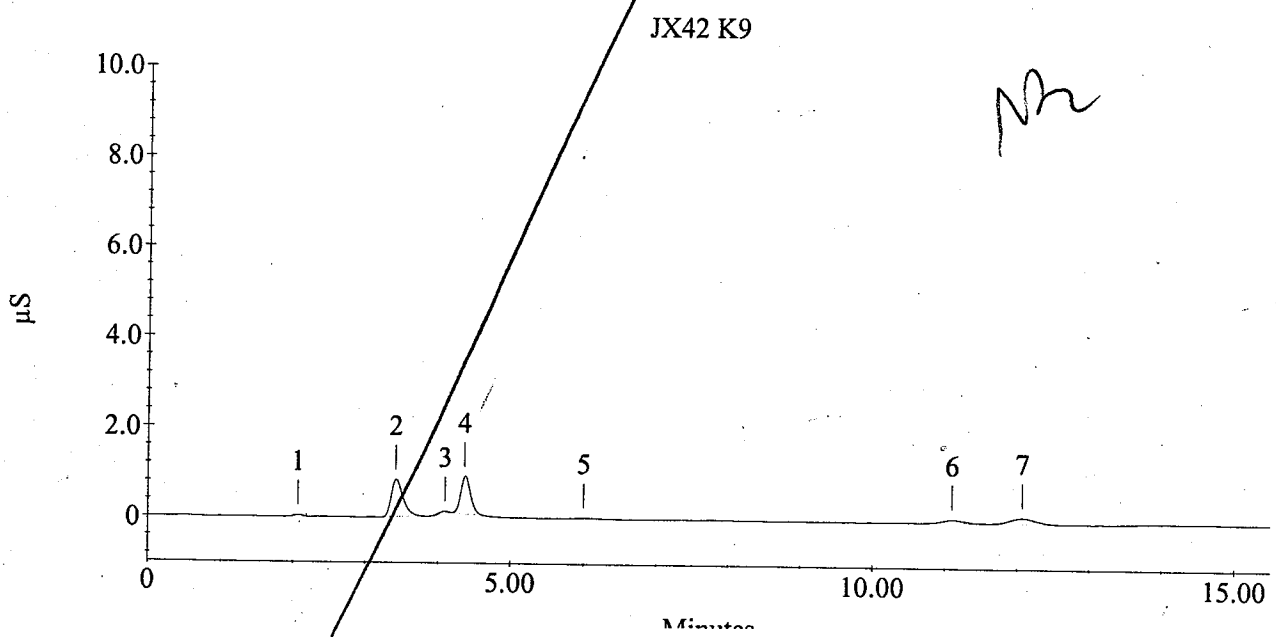

Sample Name : JX42 L9
Method File Name : c:\peaknet\method\std.met

Current Date : 9/22/06
Date Time Collected : 9/22/06 8:26:35 AM

Injection Number : 57
Dilution Factor : 10.00
column :

Calibration Date : 9/21/06 5:35:55 PM
Data File Name : ...\SEP2106DAP_057.DXD
Injection Volume : 1.00

Module ID : 34 07 2a
Schedule File Name : ...\sep2106dap.sch

Peak Information : All Peaks

Pk. Num	Ret Time	Component Name	conc. (ppm)	Height	Area	Bl. Code	%Delta
1	2.07	Unknown 1	0.00	286	2567	1	
2	3.08	FLUORIDE	0.23	1382	12969	1	0.00
3	4.37	CHLORIDE	3.09	10097	114692	1	-0.38
4	5.67	Unknown 2	0.00	780	32591	1	
5	7.80	NITRATE-N	0.01	106	1249	1	2.41
6	12.07	SULFATE	26.14	24035	635305	1	-0.14
		---total(s)---	29.47	36686	799373		

JX42 L9

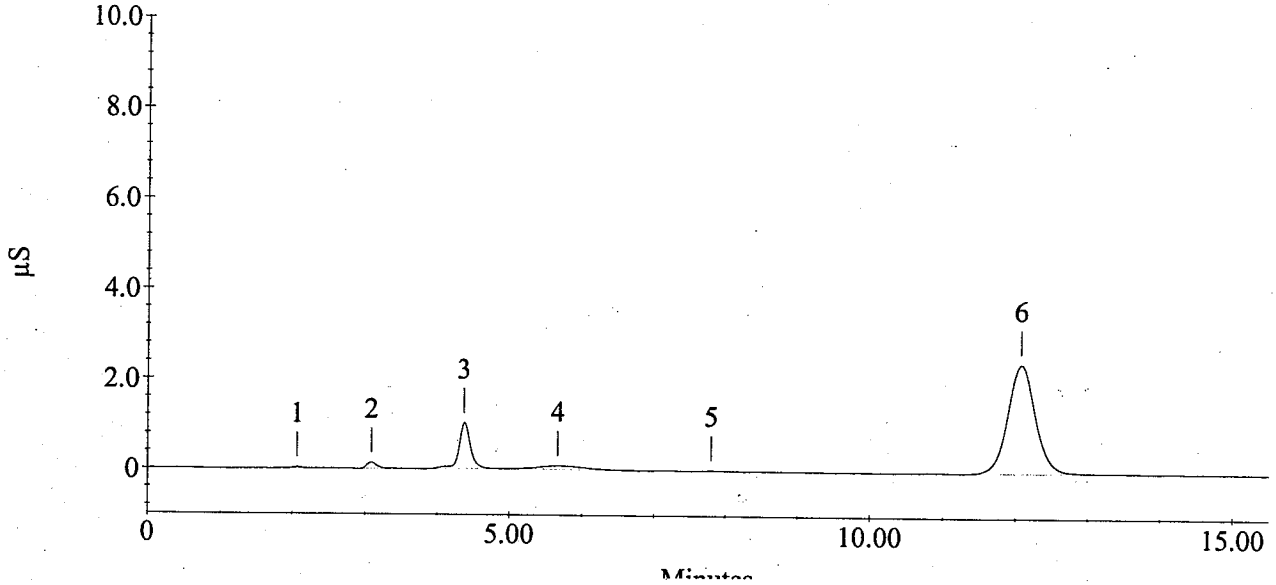

Sample Name : CCV
Method File Name : c:\peaknet\method\std.met

Current Date : 9/22/06
Date Time Collected : 9/22/06 8:44:22 AM

Injection Number : 58
Dilution Factor : 1.00
column :

Calibration Date : 9/21/06 5:35:55 PM
Data File Name : ...\SEP2106DAP_058.DXD
Injection Volume : 1.00

Module ID : 34 07 2a
Schedule File Name : ...\sep2106dap.sch

Peak Information : All Peaks

Pk. Num	Ret Time	Component Name	conc. (ppm)	Height	Area	Bl. Code	%Delta
1	2.08	Unknown 1	0.00	1778	27746	1	
2	3.08	FLUORIDE	2.82	162685	1602890	1	0.00
3	4.35	CHLORIDE	2.87	99498	1066574	1	-0.76
4	5.23	NITRITE-N	2.90	191516	2443785	1	-0.63
5	6.57	BROMIDE	2.86	29195	422276	1	-0.51
6	7.62	NITRATE-N	2.77	157995	2715671	1	0.00
7	10.32	PHOSPHATE-P	2.66	29115	780366	1	0.00
8	12.05	SULFATE	2.97	27644	722773	1	-0.28
		---total(s)---	19.85	699426	9782080		

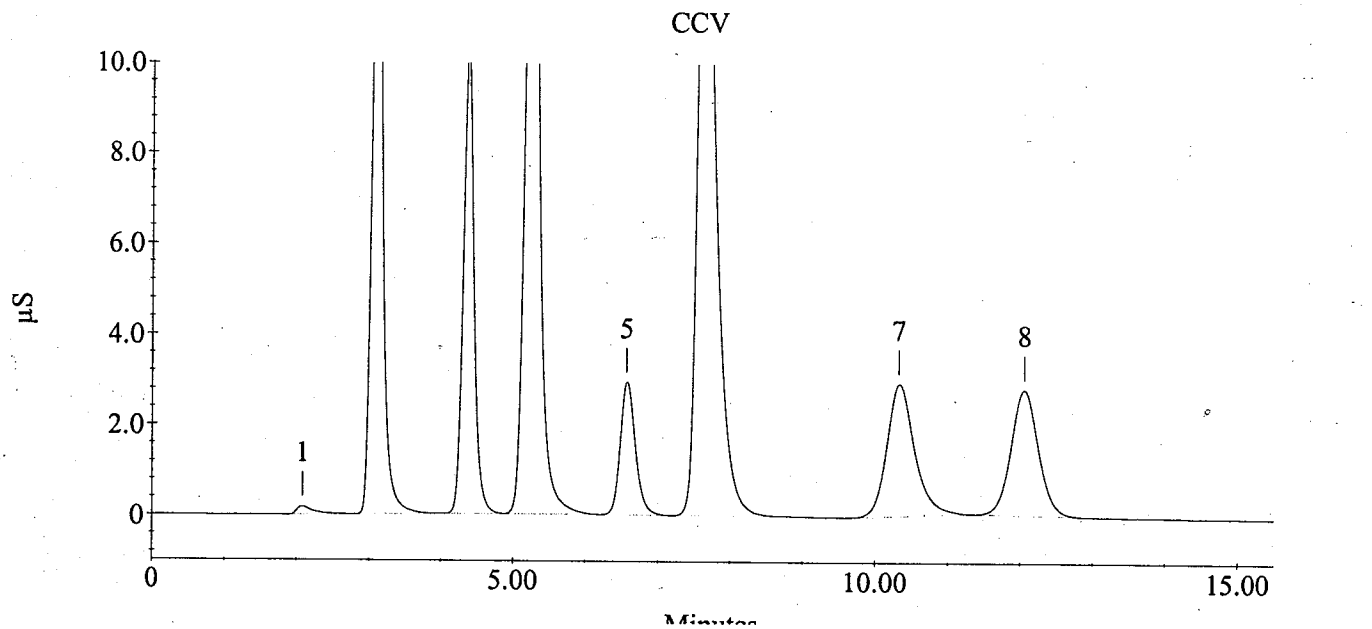

Sample Name : CCB
Method File Name : c:\peaknet\method\std.met

Current Date : 9/22/06
Date Time Collected : 9/22/06 9:02:08 AM

Injection Number : 59
Dilution Factor : 1.00
column :

Calibration Date : 9/21/06 5:35:55 PM
Data File Name : ...\SEP2106DAP_059.DXD
Injection Volume : 1.00

Module ID : 34 07 2a
Schedule File Name : ...\sep2106dap.sch

Peak Information : All Peaks

Pk. Num	Ret Time	Component Name	conc. (ppm)	Height	Area	Bl. Code	%Delta
1	3.37	Unknown 1	0.00	117	13402	1	
2	4.35	CHLORIDE	0.17	5793	61482	1	-0.76
3	7.80	NITRATE-N	0.01	449	8230	1	2.41
			---total(s)---				
			0.17	6359	83115		

CCB

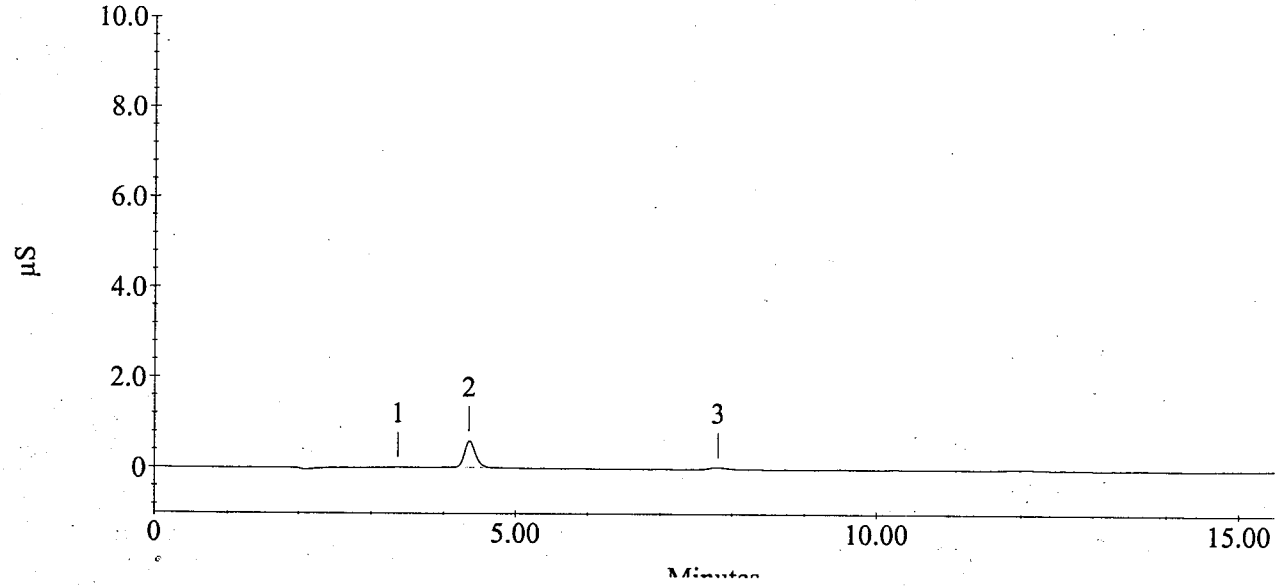

Geotech Analysis

prepared
for

ANCHOR ENVIRONMENTAL

Project: Chinook

ARI JOB NO: JX10

prepared
by

Analytical Resources, Inc.

ANALYTICAL RESOURCES INCORPORATED

Anchor Environmental
Chinook
Fluid Density

Sample ID	Temperature (°C)	Density (g/ml)
G-6s-091906	23	1.0021
G-6d-091906	23	1.0032
RL-1s-091906	23	1.0005
RL-1d-091906	23	1.0010
RLSW-4-091906	23	1.0032
G-4d-091906	23	1.0010
G-44d-091906	23	1.0011
G-4s-091906	23	1.0010
RL-5-091806	23	1.0005
RL-3s-091906	23	1.0019
RL-3d-091906	22	0.9996
R-1s-091906	22	0.9991
R-1d-091906	22	0.9998
RL-4d-091906	22	0.9989

Density measured in a calibrated 500 ml flask at the indicated temperature.

JX10

JOB: JX10

CLIENT: ANCHOR ENVIRONMENTAL

DATE: 9-25-06

ANALYTICAL RESOURCES INCORPORATED

SAMPLE	FLASK	FLASK WT. (g)	FLASK VOL.	SAMPLE + FLASK (g)	TEMP °C
A	1	180.34	499.52	680.93	23
B	2	183.40	499.48	684.47	23
C	3	183.99	499.64	683.88	23
D	4	184.86	499.87	685.25	23
E	5	187.63	499.42	688.63	23
F	6	181.83	499.52	681.86	23
G	7	167.68	499.19	667.44	23
H	8	170.91	499.16	670.58	23
I	9	170.94	499.24	670.41	23
J	11	163.95	499.27	664.15	23
K	12	166.26	499.31	665.39	22
L	13	167.87	499.35	666.77	22
M	14	165.17	499.32	664.40	22
N	1	180.34	499.52	679.29	22

FW

FW

0453

Analytical Resources, Incorporated
Analytical Chemists and Consultants

October 10, 2006

Kristin Gaines
Anchor Environmental
6650 SW Redwood Lane, #110
Portland, OR 97224

RE: Client Project: Chinook
ARI Job No. JY35

Dear Kristin:

Please find enclosed the original chain of custody documentation and the final data package for samples from the project referenced above.

Problems associated with these analyses are discussed in the Case Narrative.

An electronic copy of this package will remain on file with ARI. Should you have any questions or problems, please feel free to contact me at your convenience.

Sincerely,

ANALYTICAL RESOURCES, INC.

Susan Dunnihoo
Client Service Manager
sue@arilabs.com
206/695-6207

Enclosures

cc: eFile JY35

SD/sdrd

Chain of Custody
Documentation

prepared
for

ANCHOR ENVIRONMENTAL

Project: Chinook

ARI JOB NO: JY35

prepared
by

Analytical Resources, Inc.

Chain of Custody Record & Laboratory Analysis Request

ARI Assigned Number: JY 35	Turn-around Requested:	Page: 1 of 1	
ARI Client Company: ANCHOR ENVIRONMENTAL	Phone: 360-798-2509	Date: 9/26/06	Ice Present? Y
Client Contact: KRISTEN GAINES		No. of Coolers: 1	Cooler Temps: 3.6
Client Project Name: CHINOOK			
Client Project #:	Samplers: RP / LV		

Analytical Resources, Incorporated
Analytical Chemists and Consultants
4611 South 134th Place, Suite 100
Tukwila, WA 98168
206-695-6200 206-695-6201 (fax)

Sample ID	Date	Time	Matrix	No. Containers	Analysis Requested: Cl, Sopas, Fluoride	Alkalinity	Phosphate as P	Density	Title 22 Metals	Fe, Mn, Al Ca, Mg, Na K, Silica			Notes/Comments
PZ-3-092606	9/26/06	10:45	H_2O	5	X	X	X	X	X	X			
PZ-4-092606	↓	1315	H_2O	5	X	X	X	X	X	X			
PZ-1-092606	9/26/06	1400	H_2O	5	X	X	X	X	X	X			

Comments/Special Instructions	Relinquished by: (Signature)	Received by: (Signature)	Relinquished by: (Signature)	Received by: (Signature)
	Printed Name: ROSS PICKERING	Printed Name: BRIAN LEAEL	Printed Name:	Printed Name:
	Company: ANCHOR - PDX	Company: ARI	Company:	Company:
	Date & Time: 9/26/06 1500	Date & Time: 9/27/06 1015	Date & Time:	Date & Time:

2000

Limits of Liability: *ARI will perform all requested services in accordance with appropriate methodology following ARI Standard Operating Procedures and the ARI Quality Assurance Program. This program meets standards for the industry. The total liability of ARI, its officers, agents, employees, or successors, arising out of or in connection with the requested services, shall not exceed the Invoiced amount for said services. The acceptance by the client of a proposal for services by ARI release ARI from any liability in excess thereof, not withstanding any provision to the contrary in any contract, purchase order or co-signed agreement between ARI and the Client.*

Sample Retention Policy: All samples submitted to ARI will be appropriately discarded no sooner than 90 days after receipt or 60 days after submission of hardcopy data, whichever is longer, unless alternate retention schedules have been established by work-order or contract.

Cooler Receipt Form

ANALYTICAL RESOURCES INCORPORATED

ARI Client: Anchor | Project Name: Chinook

COC NO.: — | Delivered By: Fed Ex

Tracking NO.: 8577 4089 1618 | Date: 9/27/06

ARI Job No.: JY35 | Lims NO.: _____

Preliminary Examination Phase:

1. Were intact, properly signed and dated custody seals attached
   To the outside of the cooler? ..... YES (NO)
2. Were custody papers included with the cooler ..... (YES) NO
3. Were custody papers properly filled out (ink, signed etc.)? ..... (YES) NO
4. Complete custody forms and attach all shipping documents ..... (OK) NA

Cooler Accepted BY: B. Ryl Date: 9/27/06 Time: 1015

Log-IN Phase:

5. Was a temperature blank include in the cooler? ..... YES NO
6. Record Cooler Temperature ..... 3.6 °C
7. What kind of packing material was used? ..... ICE
8. Was sufficient ice used (if appropriate)? ..... (YES) NO
9. Were all bottles sealed in separate plastic bags? ..... YES (NO)
10. Did all bottles arrive in good condition (unbroken)? ..... (YES) NO
11. Were all bottle labels complete and legible? ..... (YES) NO
12. Did all bottle labels and tags agree with custody papers? ..... (YES) NO
13. Were all bottles used correct for the requested analyses? ..... (YES) NO
14. Do any of the analyses (bottles) require preservative?
    (If so, Preservation checklist must be attached) ..... (YES) NO
15. Were all VOA vials free of air bubbles? ..... ~~YES~~ ~~NO~~
16. Was sufficient amount of sample sent in each bottle? ..... (YES) NO
17. Notify Project Manager of any discrepancies or concerns ..... (OK) NA

Cooler Opened By: B. Ryl Date: 9/27/06 Time 1015

Explain any discrepancies or negative responses:

Case Narrative

prepared
for

ANCHOR ENVIRONMENTAL

Project: Chinook

ARI JOB NO: JY35

prepared
by

Analytical Resources, Inc.

ANALYTICAL
RESOURCES
INCORPORATED

Case Narrative

Client: Anchor Environmental
Project: Chinook
Matrix: Water
ARI Job Nos. JY35

Sample receipt

Three water samples were received September 27, 2006 under ARI Job JY35. Samples were well-iced and the cooler temperature measured by IR thermometer following ARI SOP was 3.6° C. Samples were received in good condition with no discrepancies in paperwork. All samples failed the preservation check. Sample pH was readjusted in the laboratory. Failure was attributed to the characteristics of the samples, based on previous experience with the project.

ARI was informed verbally that all water samples received from the Chinook site have been field filtered.

Dissolved Metals

As Silica will mineralize under the digestion procedure used for environmental samples, analysis of the Silica was performed on sample that was acidified only (Prep Method 6010B). The samples were also digested under prep method 3010A and analyzed for the remaining target elements.

The method blanks were clean at the reporting limit.

LCS recoveries were within ARI and method limits.

Duplicate RPDs were within ARI and method limits.

Matrix spike recoveries were within limits with the exception of Sodium for the digested sample. The outlier was attributed to high concentration of the element in the parent sample and no corrective action is required.

There were no other incidents of note.

General Chemistry Parameters

Alkalinity

Samples were prepared and analyzed within the required holding time of 14 days.

The replicate analysis has RPDs within limits.

There were no incidents of note.

Total Phosphorous

Samples were prepared and analyzed within the required holding time of 28 days.

The method blanks were clean.

Standard reference recoveries were within limits.

The replicate analysis has RPDs within limits.

The matrix spike had recoveries within limits.

There were no incidents of note.

Ion Chromatography – Fluoride, Chloride, Sulfate

Samples were prepared and analyzed within the required holding time of 28 days.

The method blanks were clean.

Standard reference recoveries were within limits.

The replicate had RPDs within limits and the matrix spike had recoveries within limits.

There were no incidents of note.

Geotechnical Parameters

A lab specific Case Narrative follows.

Data Reporting Qualifiers

Effective 12/28/04

Inorganic Data

U Indicates that the target analyte was not detected at the reported concentration

* Duplicate RPD is not within established control limits

B Reported value is less than the CRDL but ≥ the Reporting Limit

N Matrix Spike recovery not within established control limits

NA Not Applicable, analyte not spiked

H The natural concentration of the spiked element is so much greater than the concentration spiked that an accurate determination of spike recovery is not possible

L Analyte concentration is ≤5 times the Reporting Limit and the replicate control limit defaults to ±1 RL instead of the normal 20% RPD

Organic Data

U Indicates that the target analyte was not detected at the reported concentration

* Flagged value is not within established control limits

B Analyte detected in an associated Method Blank at a concentration greater than one-half of ARI's Reporting Limit or 5% of the regulatory limit or 5% of the analyte concentration in the sample.

J Estimated concentration when the value is less than ARI's established reporting limits

D The spiked compound was not detected due to sample extract dilution

NR Spiked compound recovery is not reported due to chromatographic interference

E Estimated concentration calculated for an analyte response above the valid instrument calibration range. A dilution is required to obtain an accurate quantification of the analyte.

S Indicates an analyte response that has saturated the detector. The calculated concentration is not valid; a dilution is required to obtain valid quantification of the analyte

NA The flagged analyte was not analyzed for

NS The flagged analyte was not spiked into the sample

M Estimated value for an analyte detected and confirmed by an analyst but with low spectral match parameters. This flag is used only for GC-MS analyses

N The analysis indicates the presence of an analyte for which there is presumptive evidence to make a "tentative identification"

Y The analyte is not detected at or above the reported concentration. The reporting limit is raised due to chromatographic interference. The Y flag is equivalent to the U flag with a raised reporting limit.

C The analyte was positively identified on only one of two chromatographic columns. Chromatographic interference prevented a positive identification on the second column

P The analyte was detected on both chromatographic columns but the quantified values differ by ≥40% RPD with no obvious chromatographic interference

Geotechnical Data

A The total of all fines fractions. This flag is used to report total fines when only sieve analysis is requested and balances total grain size with sample weight.

F Samples were frozen prior to particle size determination

SM Sample matrix was not appropriate for the requested analysis. This normally refers to samples contaminated with an organic product that interferes with the sieving process and/or moisture content, porosity and saturation calculations

SS Sample did not contain the proportion of "fines" required to perform the pipette portion of the grain size analysis

W Weight of sample in some pipette aliquots was below the level required for accurate weighting

Analytical Resources, Incorporated
Analytical Chemists and Consultants

Client: Anchor Environmental	Project No.: JY35
Client Project: Chinook	

Case Narrative

1. Three samples were submitted for fluid density on September 27, 2006.
2. The samples were measured in calibrated 500 mL flasks and calculated for density.
3. The data is provided in a summary table.
4. There were no other noted anomalies in the samples or methods on this project.

Approved by: Taylor McKenzie Date: 9-28-06
Title: Lead Technician

4611 South 134th Place, Suite 100 • Tukwila WA 98168 • **206-695-6200** • **206-695-6201** fax

Data Summary Package

prepared
for

ANCHOR ENVIRONMENTAL

Project: Chinook

ARI JOB NO: JY35

prepared
by

Analytical Resources, Inc.

METALS

ANALYTICAL RESOURCES INCORPORATED

INORGANICS ANALYSIS DATA SHEET
DISSOLVED METALS
Page 1 of 1

Sample ID: PZ-3-092606
SAMPLE

Lab Sample ID: JY35A
LIMS ID: 06-17761
Matrix: Water
Data Release Authorized:
Reported: 10/04/06

QC Report No: JY35-Anchor Environmental
Project: CHINOOK

Date Sampled: 09/26/06
Date Received: 09/27/06

Prep Meth	Prep Date	Analysis Method	Analysis Date	CAS Number	Analyte	RL	mg/L	Q
3010A	09/30/06	6010B	10/02/06	**7429-90-5**	**Aluminum**	0.05	**0.69**	
3010A	09/30/06	6010B	10/02/06	**7440-70-2**	**Calcium**	0.05	**5.69**	
3010A	09/30/06	6010B	10/02/06	**7439-89-6**	**Iron**	0.05	**1.22**	
3010A	09/30/06	6010B	10/02/06	**7439-95-4**	**Magnesium**	0.05	**2.65**	
3010A	09/30/06	6010B	10/02/06	**7439-96-5**	**Manganese**	0.001	**0.309**	
3010A	09/30/06	6010B	10/02/06	**7440-09-7**	**Potassium**	0.5	**5.9**	
3010A	09/30/06	6010B	10/02/06	**7440-23-5**	**Sodium**	0.5	**1,390**	

U-Analyte undetected at given RL
RL-Reporting Limit

ANALYTICAL RESOURCES INCORPORATED

INORGANICS ANALYSIS DATA SHEET
DISSOLVED METALS

Sample ID: PZ-3-092606
DUPLICATE

Lab Sample ID: JY35A
LIMS ID: 06-17761
Matrix: Water
Data Release Authorized:
Reported: 10/04/06

QC Report No: JY35-Anchor Environmental
Project: CHINOOK

Date Sampled: 09/26/06
Date Received: 09/27/06

MATRIX DUPLICATE QUALITY CONTROL REPORT

Analyte	Analysis Method	Sample	Duplicate	RPD	Control Limit	Q
Aluminum	6010B	0.69	0.66	4.4%	+/- 20%	
Calcium	6010B	5.69	5.62	1.2%	+/- 20%	
Iron	6010B	1.22	1.21	0.8%	+/- 20%	
Magnesium	6010B	2.65	2.62	1.1%	+/- 20%	
Manganese	6010B	0.309	0.309	0.0%	+/- 20%	
Potassium	6010B	5.9	5.8	1.7%	+/- 20%	
Sodium	6010B	1,390	1,370	1.4%	+/- 20%	

Reported in mg/L

*-Control Limit Not Met
L-RPD Invalid, Limit = Detection Limit

ANALYTICAL RESOURCES INCORPORATED

INORGANICS ANALYSIS DATA SHEET
DISSOLVED METALS

Sample ID: PZ-3-092606
MATRIX SPIKE

Lab Sample ID: JY35A
LIMS ID: 06-17761
Matrix: Water
Data Release Authorized:
Reported: 10/04/06

QC Report No: JY35-Anchor Environmental
Project: CHINOOK

Date Sampled: 09/26/06
Date Received: 09/27/06

MATRIX SPIKE QUALITY CONTROL REPORT

Analyte	Analysis Method	Sample	Spike	Spike Added	% Recovery	Q
Aluminum	6010B	0.69	2.51	2.00	91.0%	
Calcium	6010B	5.69	15.1	10.0	94.1%	
Iron	6010B	1.22	3.09	2.00	93.5%	
Magnesium	6010B	2.65	12.1	10.0	94.5%	
Manganese	6010B	0.309	0.748	0.500	87.8%	
Potassium	6010B	5.9	15.9	10.0	100%	
Sodium	6010B	1,390	1,360	10.0	-300%	H

Reported in mg/L

N-Control Limit Not Met
H-% Recovery Not Applicable, Sample Concentration Too High
NA-Not Applicable, Analyte Not Spiked

Percent Recovery Limits: 75-125%

ANALYTICAL RESOURCES INCORPORATED

INORGANICS ANALYSIS DATA SHEET
DISSOLVED METALS
Page 1 of 1

Sample ID: PZ-4-092606
SAMPLE

Lab Sample ID: JY35B
LIMS ID: 06-17762
Matrix: Water
Data Release Authorized:
Reported: 10/04/06

QC Report No: JY35-Anchor Environmental
Project: CHINOOK

Date Sampled: 09/26/06
Date Received: 09/27/06

Prep Meth	Prep Date	Analysis Method	Analysis Date	CAS Number	Analyte	RL	mg/L	Q
3010A	09/30/06	6010B	10/02/06	**7429-90-5**	**Aluminum**	0.1	**0.4**	
3010A	09/30/06	6010B	10/02/06	**7440-70-2**	**Calcium**	0.1	**3.5**	
3010A	09/30/06	6010B	10/02/06	**7439-89-6**	**Iron**	0.1	**36.8**	
3010A	09/30/06	6010B	10/02/06	**7439-95-4**	**Magnesium**	0.1	**2.1**	
3010A	09/30/06	6010B	10/02/06	**7439-96-5**	**Manganese**	0.002	**0.087**	
3010A	09/30/06	6010B	10/02/06	**7440-09-7**	**Potassium**	1	**10**	
3010A	09/30/06	6010B	10/02/06	**7440-23-5**	**Sodium**	1	**4,590**	

U-Analyte undetected at given RL
RL-Reporting Limit

ANALYTICAL RESOURCES INCORPORATED

INORGANICS ANALYSIS DATA SHEET
DISSOLVED METALS
Page 1 of 1

Sample ID: PZ-1-092606
SAMPLE

Lab Sample ID: JY35C
LIMS ID: 06-17763
Matrix: Water
Data Release Authorized:
Reported: 10/04/06

QC Report No: JY35-Anchor Environmental
Project: CHINOOK

Date Sampled: 09/26/06
Date Received: 09/27/06

Prep Meth	Prep Date	Analysis Method	Analysis Date	CAS Number	Analyte	RL	mg/L	Q
3010A	09/30/06	6010B	10/02/06	**7429-90-5**	**Aluminum**	0.05	**0.58**	
3010A	09/30/06	6010B	10/02/06	**7440-70-2**	**Calcium**	0.05	**4.21**	
3010A	09/30/06	6010B	10/02/06	**7439-89-6**	**Iron**	0.05	**4.76**	
3010A	09/30/06	6010B	10/02/06	**7439-95-4**	**Magnesium**	0.05	**0.40**	
3010A	09/30/06	6010B	10/02/06	**7439-96-5**	**Manganese**	0.001	**0.298**	
3010A	09/30/06	6010B	10/02/06	**7440-09-7**	**Potassium**	0.5	**3.0**	
3010A	09/30/06	6010B	10/02/06	**7440-23-5**	**Sodium**	0.5	**1,000**	

U-Analyte undetected at given RL
RL-Reporting Limit

ANALYTICAL RESOURCES INCORPORATED

INORGANICS ANALYSIS DATA SHEET
DISSOLVED METALS
Page 1 of 1

Sample ID: PZ-3-092606
SAMPLE

Lab Sample ID: JY35D
LIMS ID: 06-17764
Matrix: Water
Data Release Authorized:
Reported: 10/04/06

QC Report No: JY35-Anchor Environmental
Project: CHINOOK

Date Sampled: 09/26/06
Date Received: 09/27/06

Prep Meth	Prep Date	Analysis Method	Analysis Date	CAS Number	Analyte	RL	mg/L	Q
6010B	09/29/06	6010B	10/03/06	**7440-21-3**	**Silicon**	0.3	**11.4**	

U-Analyte undetected at given RL
RL-Reporting Limit

ANALYTICAL RESOURCES INCORPORATED

INORGANICS ANALYSIS DATA SHEET
DISSOLVED METALS
Page 1 of 1

Sample ID: PZ-3-092606
DUPLICATE

Lab Sample ID: JY35D
LIMS ID: 06-17764
Matrix: Water
Data Release Authorized:
Reported: 10/04/06

QC Report No: JY35-Anchor Environmental
Project: CHINOOK

Date Sampled: 09/26/06
Date Received: 09/27/06

MATRIX DUPLICATE QUALITY CONTROL REPORT

Analyte	Analysis Method	Sample	Duplicate	RPD	Control Limit	Q
Silicon	6010B	11.4	11.5	0.9%	+/- 20%	

Reported in mg/L

*-Control Limit Not Met
L-RPD Invalid, Limit = Detection Limit

ANALYTICAL RESOURCES INCORPORATED

INORGANICS ANALYSIS DATA SHEET
DISSOLVED METALS

Sample ID: PZ-3-092606
MATRIX SPIKE

Lab Sample ID: JY35D
LIMS ID: 06-17764
Matrix: Water
Data Release Authorized:
Reported: 10/04/06

QC Report No: JY35-Anchor Environmental
Project: CHINOOK

Date Sampled: 09/26/06
Date Received: 09/27/06

MATRIX SPIKE QUALITY CONTROL REPORT

Analyte	Analysis Method	Sample	Spike	Spike Added	% Recovery	Q
Silicon	6010B	11.4	59.9	50.0	97.0%	

Reported in mg/L

N-Control Limit Not Met
H-% Recovery Not Applicable, Sample Concentration Too High
NA-Not Applicable, Analyte Not Spiked

Percent Recovery Limits: 75-125%

ANALYTICAL RESOURCES INCORPORATED

INORGANICS ANALYSIS DATA SHEET
DISSOLVED METALS

Sample ID: PZ-4-092606
SAMPLE

Lab Sample ID: JY35E
LIMS ID: 06-17765
Matrix: Water
Data Release Authorized:
Reported: 10/04/06

QC Report No: JY35-Anchor Environmental
Project: CHINOOK

Date Sampled: 09/26/06
Date Received: 09/27/06

Prep Meth	Prep Date	Analysis Method	Analysis Date	CAS Number	Analyte	RL	mg/L	Q
6010B	09/29/06	6010B	10/03/06	**7440-21-3**	**Silicon**	0.3	**37.5**	

U-Analyte undetected at given RL
RL-Reporting Limit

ANALYTICAL RESOURCES INCORPORATED

INORGANICS ANALYSIS DATA SHEET
DISSOLVED METALS
Page 1 of 1

Sample ID: PZ-1-092606
SAMPLE

Lab Sample ID: JY35F
LIMS ID: 06-17766
Matrix: Water
Data Release Authorized:
Reported: 10/04/06

QC Report No: JY35-Anchor Environmental
Project: CHINOOK

Date Sampled: 09/26/06
Date Received: 09/27/06

Prep Meth	Prep Date	Analysis Method	Analysis Date	CAS Number	Analyte	RL	mg/L	Q
6010B	09/29/06	6010B	10/03/06	**7440-21-3**	**Silicon**	0.3	**11.5**	

U-Analyte undetected at given RL
RL-Reporting Limit

ANALYTICAL RESOURCES INCORPORATED

INORGANICS ANALYSIS DATA SHEET
DISSOLVED METALS
Page 1 of 1

Sample ID: METHOD BLANK

Lab Sample ID: JY35MB
LIMS ID: 06-17762
Matrix: Water
Data Release Authorized:
Reported: 10/04/06

QC Report No: JY35-Anchor Environmental
Project: CHINOOK

Date Sampled: NA
Date Received: NA

Prep Meth	Prep Date	Analysis Method	Analysis Date	CAS Number	Analyte	RL	mg/L	Q
3010A	09/30/06	6010B	10/02/06	7429-90-5	Aluminum	0.05	0.05	U
3010A	09/30/06	6010B	10/02/06	7440-70-2	Calcium	0.05	0.05	U
3010A	09/30/06	6010B	10/02/06	7439-89-6	Iron	0.05	0.05	U
3010A	09/30/06	6010B	10/02/06	7439-95-4	Magnesium	0.05	0.05	U
3010A	09/30/06	6010B	10/02/06	7439-96-5	Manganese	0.001	0.001	U
3010A	09/30/06	6010B	10/02/06	7440-09-7	Potassium	0.5	0.5	U
3010A	09/30/06	6010B	10/02/06	7440-23-5	Sodium	0.5	0.5	U

U-Analyte undetected at given RL
RL-Reporting Limit

ANALYTICAL RESOURCES INCORPORATED

INORGANICS ANALYSIS DATA SHEET
DISSOLVED METALS
Page 1 of 1

Sample ID: LAB CONTROL

Lab Sample ID: JY35LCS
LIMS ID: 06-17762
Matrix: Water
Data Release Authorized:
Reported: 10/04/06

QC Report No: JY35-Anchor Environmental
Project: CHINOOK

Date Sampled: NA
Date Received: NA

BLANK SPIKE QUALITY CONTROL REPORT

Analyte	Analysis Method	Spike Found	Spike Added	% Recovery	Q
Aluminum	6010B	2.00	2.00	100%	
Calcium	6010B	10.2	10.0	102%	
Iron	6010B	2.00	2.00	100%	
Magnesium	6010B	10.2	10.0	102%	
Manganese	6010B	0.473	0.500	94.6%	
Potassium	6010B	10.2	10.0	102%	
Sodium	6010B	11.1	10.0	111%	

Reported in mg/L

N-Control limit not met
Control Limits: 80-120%

ANALYTICAL RESOURCES INCORPORATED

INORGANICS ANALYSIS DATA SHEET
DISSOLVED METALS
Page 1 of 1

Sample ID: METHOD BLANK

Lab Sample ID: JY35MB
LIMS ID: 06-17765
Matrix: Water
Data Release Authorized:
Reported: 10/04/06

QC Report No: JY35-Anchor Environmental
Project: CHINOOK

Date Sampled: NA
Date Received: NA

Prep Meth	Prep Date	Analysis Method	Analysis Date	CAS Number	Analyte	RL	mg/L	Q
6010B	09/29/06	6010B	10/03/06	7440-21-3	Silicon	0.06	0.06	U

U-Analyte undetected at given RL
RL-Reporting Limit

ANALYTICAL RESOURCES INCORPORATED

INORGANICS ANALYSIS DATA SHEET
DISSOLVED METALS
Page 1 of 1

Sample ID: LAB CONTROL

Lab Sample ID: JY35LCS
LIMS ID: 06-17765
Matrix: Water
Data Release Authorized:
Reported: 10/04/06

QC Report No: JY35-Anchor Environmental
Project: CHINOOK

Date Sampled: NA
Date Received: NA

BLANK SPIKE QUALITY CONTROL REPORT

Analyte	Analysis Method	Spike Found	Spike Added	% Recovery	Q
Silicon	6010B	10.1	10.0	101%	

Reported in mg/L

N-Control limit not met
Control Limits: 80-120%

GENERAL CHEMISTRY

SAMPLE RESULTS-CONVENTIONALS
JY35-Anchor Environmental

ANALYTICAL RESOURCES INCORPORATED

Matrix: Water
Data Release Authorized:
Reported: 10/05/06

Project: CHINOOK
Event: NA
Date Sampled: 09/26/06
Date Received: 09/27/06

Client ID: PZ-3-092606
ARI ID: 06-17761 JY35A

Analyte	Date Batch	Method	Units	RL	Sample
Alkalinity	09/29/06 092906#2	SM 2320	mg/L CaCO3	1.0	2,780
Chloride	10/03/06 100306#1	EPA 300.0	mg/L	2.0	43.6
Fluoride	10/03/06 100306#1	EPA 300.0	mg/L	5.0	213
Total Phosphorus	09/28/06 092806#1	EPA 365.2	mg-P/L	0.160	4.54
Sulfate	10/04/06 100406#1	EPA 300.0	mg/L	0.2	0.2

RL Analytical reporting limit
U Undetected at reported detection limit

SAMPLE RESULTS-CONVENTIONALS
JY35-Anchor Environmental

ANALYTICAL RESOURCES INCORPORATED

Matrix: Water
Data Release Authorized:
Reported: 10/05/06

Project: CHINOOK
Event: NA
Date Sampled: 09/26/06
Date Received: 09/27/06

Client ID: PZ-4-092606
ARI ID: 06-17762 JY35B

Analyte	Date Batch	Method	Units	RL	Sample
Alkalinity	09/29/06 092906#2	SM 2320	mg/L CaCO3	1.0	6,410
Chloride	10/03/06 100306#1	EPA 300.0	mg/L	5.0	112
Fluoride	10/04/06 100406#1	EPA 300.0	mg/L	50.0	1,020
Total Phosphorus	09/28/06 092806#1	EPA 365.2	mg-P/L	0.640	43.4
Sulfate	10/03/06 100306#1	EPA 300.0	mg/L	5.0	105

RL Analytical reporting limit
U Undetected at reported detection limit

SAMPLE RESULTS-CONVENTIONALS
JY35-Anchor Environmental

ANALYTICAL RESOURCES INCORPORATED

Matrix: Water
Data Release Authorized:
Reported: 10/05/06

Project: CHINOOK
Event: NA
Date Sampled: 09/26/06
Date Received: 09/27/06

Client ID: PZ-1-092606
ARI ID: 06-17763 JY35C

Analyte	Date Batch	Method	Units	RL	Sample
Alkalinity	09/29/06 092906#2	SM 2320	mg/L CaCO3	1.0	1,750
Chloride	10/04/06 100406#1	EPA 300.0	mg/L	0.5	18.7
Fluoride	10/03/06 100306#1	EPA 300.0	mg/L	5.0	234
Total Phosphorus	09/28/06 092806#1	EPA 365.2	mg-P/L	0.200	7.98
Sulfate	10/03/06 100306#1	EPA 300.0	mg/L	5.0	116

RL Analytical reporting limit
U Undetected at reported detection limit

METHOD BLANK RESULTS-CONVENTIONALS
JY35-Anchor Environmental

ANALYTICAL RESOURCES INCORPORATED

Matrix: Water
Data Release Authorized:
Reported: 10/05/06

Project: CHINOOK
Event: NA
Date Sampled: NA
Date Received: NA

Analyte	Method	Date	Units	Blank
Chloride	EPA 300.0	10/03/06	mg/L	< 0.1 U
		10/04/06		< 0.1 U
Fluoride	EPA 300.0	10/03/06	mg/L	< 0.1 U
		10/04/06		< 0.1 U
Total Phosphorus	EPA 365.2	09/28/06	mg-P/L	< 0.008 U
Sulfate	EPA 300.0	10/03/06	mg/L	< 0.1 U
		10/04/06		< 0.1 U

STANDARD REFERENCE RESULTS-CONVENTIONALS
JY35-Anchor Environmental

ANALYTICAL RESOURCES INCORPORATED

Matrix: Water
Data Release Authorized:
Reported: 10/05/06

Project: CHINOOK
Event: NA
Date Sampled: NA
Date Received: NA

Analyte/SRM ID	Method	Date	Units	SRM	True Value	Recovery
Chloride	EPA 300.0	10/03/06	mg/L	2.8	3.0	93.3%
		10/04/06		2.8	3.0	93.3%
Fluoride	EPA 300.0	10/03/06	mg/L	2.8	3.0	93.3%
ERA #		10/04/06		2.9	3.0	96.7%
Total Phosphorus	EPA 365.2	09/28/06	mg-P/L	3.79	4.00	94.8%
ERA #35064						
Sulfate	EPA 300.0	10/03/06	mg/L	3.1	3.0	103.3%
ERA #05094		10/04/06		2.9	3.0	96.7%

REPLICATE RESULTS-CONVENTIONALS
JY35-Anchor Environmental

ANALYTICAL RESOURCES INCORPORATED

Matrix: Water
Data Release Authorized:
Reported: 10/05/06

Project: CHINOOK
Event: NA
Date Sampled: 09/26/06
Date Received: 09/27/06

Analyte	Method	Date	Units	Sample	Replicate(s)	RPD/RSD
ARI ID: JY35A Client ID: PZ-3-092606						
Alkalinity	SM 2320	09/29/06	mg/L CaCO3	2,780	2,820	1.4%
Chloride	EPA 300.0	10/03/06	mg/L	43.6	43.0	1.4%
Fluoride	EPA 300.0	10/03/06	mg/L	213	211	0.9%
Total Phosphorus	EPA 365.2	09/28/06	mg-P/L	4.54	4.50	0.9%

MS/MSD RESULTS-CONVENTIONALS
JY35-Anchor Environmental

ANALYTICAL RESOURCES INCORPORATED

Matrix: Water
Data Release Authorized:
Reported: 10/05/06

Project: CHINOOK
Event: NA
Date Sampled: 09/26/06
Date Received: 09/27/06

Analyte	Method	Date	Units	Sample	Spike	Spike Added	Recovery
ARI ID: JY35A Client ID: PZ-3-092606							
Chloride	EPA 300.0	10/03/06	mg/L	43.6	139	100	95.4%
Fluoride	EPA 300.0	10/03/06	mg/L	213	413	200	100.0%
Total Phosphorus	EPA 365.2	09/28/06	mg-P/L	4.54	12.6	8.00	100.8%

GEOTECH

ANALYTICAL RESOURCES INCORPORATED

Anchor Environmental
Chinook
Fluid Density

Sample ID	Temperature (°C)	Density (g/ml)
PZ-3-092606	23	1.0042
PZ-4-092606	23	1.0107
PZ-1-092606	23	1.0025

Density measured in a calibrated 500 ml flask at the indicated temperature.

JY35

Laboratory Data Package

prepared
for

ANCHOR ENVIRONMENTAL

Project: Chinook

ARI JOB NO: JY35

prepared
by

Analytical Resources, Inc.

Metals Analysis
QC Summary Data

prepared
for

ANCHOR ENVIRONMENTAL

Project: Chinook

ARI JOB NO: JY35

prepared
by

Analytical Resources, Inc.

Cover Page

INORGANIC ANALYSIS DATA PACKAGE

ANALYTICAL RESOURCES INCORPORATED

CLIENT: Anchor Environmental

PROJECT: CHINOOK

SDG: JY35

CLIENT ID	ARI ID	ARI LIMS ID	REPREP
PZ-3-092606	JY35A	06-17761	
PZ-3-092606D	JY35ADUP	06-17761	
PZ-3-092606S	JY35ASPK	06-17761	
PZ-4-092606	JY35B	06-17762	
PBW	JY35MB1	06-17762	
LCSW	JY35MB1SPK	06-17762	
PZ-1-092606	JY35C	06-17763	
PZ-3-092606	JY35D	06-17764	
PZ-3-092606D	JY35DDUP	06-17764	
PZ-3-092606S	JY35DSPK	06-17764	
PZ-4-092606	JY35E	06-17765	
PBW	JY35MB2	06-17765	
LCSW	JY35MB2SPK	06-17765	
PZ-1-092606	JY35F	06-17766	

Were ICP interelement corrections applied ?	Yes/No	YES
Were ICP background corrections applied ?	Yes/No	YES
If yes - were raw data generated before application of background corrections ?	Yes/No	NO

Comments: _____

THIS DATA PACKAGE HAS BEEN REVIEWED AND AUTHORIZED FOR RELEASE BY:

Signature: Jay Kuhn Name: Jay Kuhn

Date: 10/4/06 Title: Inorganics Lab Manager

ANALYTICAL RESOURCES INCORPORATED

INORGANICS ANALYSIS DATA SHEET
DISSOLVED METALS
Page 1 of 1

Sample ID: PZ-3-092606
DUPLICATE

Lab Sample ID: JY35A
LIMS ID: 06-17761
Matrix: Water
Data Release Authorized:
Reported: 10/04/06

QC Report No: JY35-Anchor Environmental
Project: CHINOOK

Date Sampled: 09/26/06
Date Received: 09/27/06

MATRIX DUPLICATE QUALITY CONTROL REPORT

Analyte	Analysis Method	Sample	Duplicate	RPD	Control Limit	Q
Aluminum	6010B	0.69	0.66	4.4%	+/- 20%	
Calcium	6010B	5.69	5.62	1.2%	+/- 20%	
Iron	6010B	1.22	1.21	0.8%	+/- 20%	
Magnesium	6010B	2.65	2.62	1.1%	+/- 20%	
Manganese	6010B	0.309	0.309	0.0%	+/- 20%	
Potassium	6010B	5.9	5.8	1.7%	+/- 20%	
Sodium	6010B	1,390	1,370	1.4%	+/- 20%	

Reported in mg/L

*-Control Limit Not Met
L-RPD Invalid, Limit = Detection Limit

ANALYTICAL RESOURCES INCORPORATED

INORGANICS ANALYSIS DATA SHEET
DISSOLVED METALS
Page 1 of 1

Sample ID: PZ-3-092606
MATRIX SPIKE

Lab Sample ID: JY35A
LIMS ID: 06-17761
Matrix: Water
Data Release Authorized:
Reported: 10/04/06

QC Report No: JY35-Anchor Environmental
Project: CHINOOK

Date Sampled: 09/26/06
Date Received: 09/27/06

MATRIX SPIKE QUALITY CONTROL REPORT

Analyte	Analysis Method	Sample	Spike	Spike Added	% Recovery	Q
Aluminum	6010B	0.69	2.51	2.00	91.0%	
Calcium	6010B	5.69	15.1	10.0	94.1%	
Iron	6010B	1.22	3.09	2.00	93.5%	
Magnesium	6010B	2.65	12.1	10.0	94.5%	
Manganese	6010B	0.309	0.748	0.500	87.8%	
Potassium	6010B	5.9	15.9	10.0	100%	
Sodium	6010B	1,390	1,360	10.0	-300%	H

Reported in mg/L

N-Control Limit Not Met
H-% Recovery Not Applicable, Sample Concentration Too High
NA-Not Applicable, Analyte Not Spiked

Percent Recovery Limits: 75-125%

ANALYTICAL RESOURCES INCORPORATED

INORGANICS ANALYSIS DATA SHEET
DISSOLVED METALS
Page 1 of 1

Sample ID: PZ-3-092606
DUPLICATE

Lab Sample ID: JY35D
LIMS ID: 06-17764
Matrix: Water
Data Release Authorized:
Reported: 10/04/06

QC Report No: JY35-Anchor Environmental
Project: CHINOOK

Date Sampled: 09/26/06
Date Received: 09/27/06

MATRIX DUPLICATE QUALITY CONTROL REPORT

Analyte	Analysis Method	Sample	Duplicate	RPD	Control Limit	Q
Silicon	6010B	11.4	11.5	0.9%	+/- 20%	

Reported in mg/L

*-Control Limit Not Met
L-RPD Invalid, Limit = Detection Limit

ANALYTICAL RESOURCES INCORPORATED

INORGANICS ANALYSIS DATA SHEET
DISSOLVED METALS
Page 1 of 1

Sample ID: PZ-3-092606
MATRIX SPIKE

Lab Sample ID: JY35D
LIMS ID: 06-17764
Matrix: Water
Data Release Authorized:
Reported: 10/04/06

QC Report No: JY35-Anchor Environmental
Project: CHINOOK

Date Sampled: 09/26/06
Date Received: 09/27/06

MATRIX SPIKE QUALITY CONTROL REPORT

Analyte	Analysis Method	Sample	Spike	Spike Added	% Recovery	Q
Silicon	6010B	11.4	59.9	50.0	97.0%	

Reported in mg/L

N-Control Limit Not Met
H-% Recovery Not Applicable, Sample Concentration Too High
NA-Not Applicable, Analyte Not Spiked

Percent Recovery Limits: 75-125%

ANALYTICAL RESOURCES INCORPORATED

INORGANICS ANALYSIS DATA SHEET
DISSOLVED METALS **Sample ID: METHOD BLANK**

Lab Sample ID: JY35MB
LIMS ID: 06-17762
Matrix: Water
Data Release Authorized:
Reported: 10/04/06

QC Report No: JY35-Anchor Environmental
Project: CHINOOK

Date Sampled: NA
Date Received: NA

Prep Meth	Prep Date	Analysis Method	Analysis Date	CAS Number	Analyte	RL	mg/L	Q
3010A	09/30/06	6010B	10/02/06	7429-90-5	Aluminum	0.05	0.05	U
3010A	09/30/06	6010B	10/02/06	7440-70-2	Calcium	0.05	0.05	U
3010A	09/30/06	6010B	10/02/06	7439-89-6	Iron	0.05	0.05	U
3010A	09/30/06	6010B	10/02/06	7439-95-4	Magnesium	0.05	0.05	U
3010A	09/30/06	6010B	10/02/06	7439-96-5	Manganese	0.001	0.001	U
3010A	09/30/06	6010B	10/02/06	7440-09-7	Potassium	0.5	0.5	U
3010A	09/30/06	6010B	10/02/06	7440-23-5	Sodium	0.5	0.5	U

U-Analyte undetected at given RL
RL-Reporting Limit

ANALYTICAL RESOURCES INCORPORATED

INORGANICS ANALYSIS DATA SHEET
DISSOLVED METALS

Sample ID: LAB CONTROL

Lab Sample ID: JY35LCS
LIMS ID: 06-17762
Matrix: Water
Data Release Authorized:
Reported: 10/04/06

QC Report No: JY35-Anchor Environmental
Project: CHINOOK

Date Sampled: NA
Date Received: NA

BLANK SPIKE QUALITY CONTROL REPORT

Analyte	Analysis Method	Spike Found	Spike Added	% Recovery	Q
Aluminum	6010B	2.00	2.00	100%	
Calcium	6010B	10.2	10.0	102%	
Iron	6010B	2.00	2.00	100%	
Magnesium	6010B	10.2	10.0	102%	
Manganese	6010B	0.473	0.500	94.6%	
Potassium	6010B	10.2	10.0	102%	
Sodium	6010B	11.1	10.0	111%	

Reported in mg/L

N-Control limit not met
Control Limits: 80-120%

ANALYTICAL RESOURCES INCORPORATED

INORGANICS ANALYSIS DATA SHEET
DISSOLVED METALS
Page 1 of 1

Sample ID: METHOD BLANK

Lab Sample ID: JY35MB
LIMS ID: 06-17765
Matrix: Water
Data Release Authorized:
Reported: 10/04/06

QC Report No: JY35-Anchor Environmental
Project: CHINOOK

Date Sampled: NA
Date Received: NA

Prep Meth	Prep Date	Analysis Method	Analysis Date	CAS Number	Analyte	RL	mg/L	Q
6010B	09/29/06	6010B	10/03/06	7440-21-3	Silicon	0.06	0.06	U

U-Analyte undetected at given RL
RL-Reporting Limit

ANALYTICAL RESOURCES INCORPORATED

INORGANICS ANALYSIS DATA SHEET
DISSOLVED METALS **Sample ID: LAB CONTROL**

Lab Sample ID: JY35LCS
LIMS ID: 06-17765
Matrix: Water
Data Release Authorized:
Reported: 10/04/06

QC Report No: JY35-Anchor Environmental
Project: CHINOOK

Date Sampled: NA
Date Received: NA

BLANK SPIKE QUALITY CONTROL REPORT

Analyte	Analysis Method	Spike Found	Spike Added	% Recovery	Q
Silicon	6010B	10.1	10.0	101%	

Reported in mg/L

N-Control limit not met
Control Limits: 80-120%

Calibration Verification

ANALYTICAL RESOURCES INCORPORATED

CLIENT: Anchor Environmental

PROJECT: CHINOOK

SDG: JY35

UNITS: ug/L

ANALYTE	EL	M	RUN	ICVTV	ICV	%R	CCVTV	CCV1	%R	CCV2	%R	CCV3	%R	CCV4	%R	CCV5	%R
Aluminum	AL	ICP	IP100221	2000.0	1952.60	97.6	2000.0	1967.77	98.4	1961.39	98.1	1980.98	99.0	1984.46	99.2	1984.69	99.2
Calcium	CA	ICP	IP100221	2000.0	2024.13	101.2	2000.0	2045.72	102.3	2027.90	101.4	2055.04	102.8	2065.87	103.3	2076.16	103.8
Iron	FE	ICP	IP100221	2000.0	1980.10	99.0	2000.0	1992.49	99.6	1973.16	98.7	2002.56	100.1	2008.84	100.4	2046.01	102.3
Magnesium	MG	ICP	IP100221	2000.0	1970.75	98.5	2000.0	2013.17	100.7	1990.56	99.5	2014.88	100.7	2025.53	101.3	2057.42	102.9
Manganese	MN	ICP	IP100221	1000.0	939.49	93.9	1000.0	937.25	93.7	929.45	92.9	941.51	94.2	941.90	94.2	941.32	94.1
Potassium	K	ICP	IP100221	20000.0	19714.76	98.6	20000.0	19919.41	99.6	19603.91	98.0	19820.11	99.1	19883.81	99.4	19543.93	97.7
Sodium	NA	ICP	IP100221	50000.0	49850.91	99.7	50000.0	50947.44	101.9	50571.54	101.1	51410.86	102.8	51059.64	102.1	49535.27	99.1

0047

Control Limits: Mercury 80-120; Other Metals 90-110

Calibration Verification

ANALYTICAL RESOURCES INCORPORATED

CLIENT: Anchor Environmental

PROJECT: CHINOOK

SDG: JY35

UNITS: ug/L

ANALYTE	EL	M	RUN	CCVTV	CCV6	%R	CCV7	%R	CCV8	%R	CCV9	%R	CCV10	%R	CCV11	%R
Aluminum	AL	ICP	IP100221	2000.0	1968.07	98.4	1976.60	98.8	1990.95	99.5	1973.75	98.7				
Calcium	CA	ICP	IP100221	2000.0	2066.41	103.3	2053.89	102.7	2054.83	102.7	2061.12	103.1				
Iron	FE	ICP	IP100221	2000.0	1997.04	99.9	1989.55	99.5	1976.87	98.8	1985.94	99.3				
Magnesium	MG	ICP	IP100221	2000.0	2048.56	102.4	2032.49	101.6	2022.07	101.1	2027.45	101.4				
Manganese	MN	ICP	IP100221	1000.0	942.69	94.3	938.21	93.8	932.17	93.2	939.40	93.9				
Potassium	K	ICP	IP100221	20000.0	19558.40	97.8	19762.46	98.8	20050.99	100.3	19819.79	99.1				
Sodium	NA	ICP	IP100221	50000.0	50629.94	101.3	51028.52	102.1	50439.61	100.9	51459.76	102.9				

0048

Control Limits: Mercury 80-120; Other Metals 90-110

Calibration Verification

ANALYTICAL RESOURCES INCORPORATED

CLIENT: Anchor Environmental

PROJECT: CHINOOK

SDG: JY35

UNITS: ug/L

ANALYTE	EL	M	RUN	ICVTV	ICV	%R	CCVTV	CCV1	%R	CCV2	%R	CCV3	%R	CCV4	%R	CCV5	%R
Silicon	SI	ICP	IP100321	2000.0	2049.55	102.5	2000.0	2031.57	101.6	2068.96	103.4	1994.09	99.7	1949.35	97.5		

0049

Control Limits: Mercury 80-120; Other Metals 90-110

CRDL Standard

ANALYTICAL RESOURCES INCORPORATED

CLIENT: Anchor Environmental

PROJECT: CHINOOK

UNITS: ug/L

SDG: JY35

ANALYTE	EL	M	RUN	CRA/I TV	CR-1	%R	CR-2	%R	CR-3	%R	CR-4	%R	CR-5	%R	CR-6	%R
Aluminum	AL	ICP	IP100221	50.0	65.64	**131.3**	65.64	**131.3**								
Calcium	CA	ICP	IP100221	50.0	54.91	**109.8**	55.94	**111.9**								
Iron	FE	ICP	IP100221	50.0	57.62	**115.2**	55.91	**111.8**								
Magnesium	MG	ICP	IP100221	50.0	59.56	**119.1**	54.41	**108.8**								
Manganese	MN	ICP	IP100221	1.0	0.76	**76.0**	0.46	**46.0**								
Potassium	K	ICP	IP100221	500.0	533.81	**106.8**	595.17	**119.0**								
Sodium	NA	ICP	IP100221	500.0	584.87	**117.0**	687.71	**137.5**								
Silicon	SI	ICP	IP100321	60.0	90.69	**151.2**										

0050

Control Limits: no control limits have been established by the EPA at this time.

Calibration Blanks

ANALYTICAL RESOURCES INCORPORATED

CLIENT: Anchor Environmental

PROJECT: CHINOOK

SDG: JY35

UNITS: ug/L

ANALYTE	EL	METH	RUN	CRDL	IDL	ICB	C	CCB1	C	CCB2	C	CCB3	C	CCB4	C	CCB5	C
Aluminum	AL	ICP	IP100221	200.0	50.0	50.0	U	50.0	U	50.0	U	50.0	U	50.0	U	50.0	U
Calcium	CA	ICP	IP100221	5000.0	50.0	50.0	U	50.0	U	50.0	U	50.0	U	50.0	U	50.0	U
Iron	FE	ICP	IP100221	100.0	50.0	50.0	U	50.0	U	50.0	U	50.0	U	50.0	U	50.0	U
Magnesium	MG	ICP	IP100221	5000.0	50.0	50.0	U	50.0	U	50.0	U	50.0	U	50.0	U	50.0	U
Manganese	MN	ICP	IP100221	15.0	1.0	1.0	U	1.0	U	1.0	U	1.0	U	1.0	U	1.0	U
Potassium	K	ICP	IP100221	5000.0	500.0	500.0	U	500.0	U	500.0	U	500.0	U	500.0	U	500.0	U
Sodium	NA	ICP	IP100221	5000.0	500.0	500.0	U	500.0	U	500.0	U	500.0	U	500.0	U	500.0	U

0051

Calibration Blanks

ANALYTICAL RESOURCES INCORPORATED

CLIENT: Anchor Environmental

PROJECT: CHINOOK

SDG: JY35

UNITS:ug/L

ANALYTE	EL	METH	RUN	CRDL	IDL	CCB6	C	CCB7	C	CCB8	C	CCB9	C	CCB10	C	CCB11	C
Aluminum	AL	ICP	IP100221	200.0	50.0	50.0	U	50.0	U	50.0	U	50.0	U				
Calcium	CA	ICP	IP100221	5000.0	50.0	50.0	U	50.0	U	50.0	U	50.0	U				
Iron	FE	ICP	IP100221	100.0	50.0	50.0	U	50.0	U	50.0	U	50.0	U				
Magnesium	MG	ICP	IP100221	5000.0	50.0	50.0	U	50.0	U	50.0	U	50.0	U				
Manganese	MN	ICP	IP100221	15.0	1.0	1.0	U	1.0	U	1.0	U	1.0	U				
Potassium	K	ICP	IP100221	5000.0	500.0	500.0	U	500.0	U	500.0	U	500.0	U				
Sodium	NA	ICP	IP100221	5000.0	500.0	500.0	U	500.0	U	500.0	U	500.0	U				

Calibration Blanks

ANALYTICAL RESOURCES INCORPORATED

CLIENT: Anchor Environmental

PROJECT: CHINOOK

SDG: JY35

UNITS: ug/L

ANALYTE	EL	METH	RUN	CRDL	IDL	ICB	C	CCB1	C	CCB2	C	CCB3	C	CCB4	C	CCB5	C
Silicon	SI	ICP	IP100321	60.0	60.0	60.0	U	60.0	U	60.0	U	60.0	U	60.0	U		

0053

ICP Interference Check Sample

ANALYTICAL RESOURCES INCORPORATED

CLIENT: Anchor Environmental

PROJECT: CHINOOK

SDG: JY35

ICS SOURCE: I.V.

RUNID: IP100221

INSTRUMENT ID: OPTIMA ICP 1

UNITS: ug/L

ANALYTE	ICSA TV	ICSAB TV	ICSA1	ICSAB1	%R	ICSA2	ICSAB2	%R	ICSA3	ICSAB3	%R
Aluminum	200000	200000	200073.2	199477.1	**99.7**						
Antimony		1000	11.1	1035.6	**103.6**						
Arsenic		1000	9.0	1025.5	**102.6**						
Barium		1000	-0.7	954.9	**95.5**						
Beryllium		1000	0.0	1030.0	**103.0**						
Boron			-1.0	1.6							
Cadmium		1000	1.1	1036.1	**103.6**						
Calcium	100000	100000	99810.5	99341.1	**99.3**						
Chromium		1000	3.1	949.6	**95.0**						
Cobalt		1000	0.3	966.4	**96.6**						
Copper		1000	1.7	1060.5	**106.1**						
Iron	200000	200000	197548.4	195562.0	**97.8**						
Lead		1000	9.9	970.2	**97.0**						
Magnesium	100000	100000	100141.0	99692.8	**99.7**						
Manganese		1000	-1.1	950.2	**95.0**						
Molybdenum			2.0	2.1							
Nickel		1000	-1.0	940.3	**94.0**						
Potassium			130.7	177.6							
Selenium		1000	-24.0	980.2	**98.0**						
Silicon			7.3	14.4							
Silver		1000	-0.9	1054.3	**105.4**						
Sodium			59.7	66.4							
Strontium			1.2	1.5							
Thallium		1000	-12.0	949.7	**95.0**						
Tin			-4.5	-6.2							
Titanium			5.7	5.4							
Vanadium		1000	1.6	1054.0	**105.4**						
Zinc		1000	-4.0	925.0	**92.5**						

0054

ICP Interference Check Sample

ANALYTICAL RESOURCES INCORPORATED

CLIENT: Anchor Environmental

PROJECT: CHINOOK

SDG: JY35

ICS SOURCE: I.V.

RUNID: IP100321

INSTRUMENT ID: OPTIMA ICP 1

UNITS: ug/L

ANALYTE	ICSA TV	ICSAB TV	ICSA1	ICSAB1	%R	ICSA2	ICSAB2	%R	ICSA3	ICSAB3	%R
Aluminum	200000	200000	199317.2	199523.1	**99.8**						
Antimony		1000	8.5	1102.9	**110.3**						
Arsenic		1000	16.0	1048.7	**104.9**						
Barium		1000	-0.6	979.6	**98.0**						
Beryllium		1000	0.2	1041.6	**104.2**						
Boron			0.7	2.3							
Cadmium		1000	1.2	1048.4	**104.8**						
Calcium	100000	100000	98180.9	98081.5	**98.1**						
Chromium		1000	1.9	971.8	**97.2**						
Cobalt		1000	0.1	968.1	**96.8**						
Copper		1000	0.4	1057.0	**105.7**						
Iron	200000	200000	198022.7	196757.6	**98.4**						
Lead		1000	7.8	982.6	**98.3**						
Magnesium	100000	100000	100847.9	100202.0	**100.2**						
Manganese		1000	-0.5	948.6	**94.9**						
Molybdenum			2.0	2.0							
Nickel		1000	-2.3	955.4	**95.5**						
Potassium			63.2	140.4							
Selenium		1000	-20.5	1015.4	**101.5**						
Silicon			14.8	15.7							
Silver		1000	0.6	1055.1	**105.5**						
Sodium			48.4	53.3							
Strontium			1.2	1.4							
Thallium		1000	-25.8	948.6	**94.9**						
Tin			-6.6	-5.6							
Titanium			6.1	6.4							
Vanadium		1000	1.3	1045.1	**104.5**						
Zinc		1000	-0.5	949.8	**95.0**						

0055

(BP) ~~9500~~

IDLs and ICP Linear Ranges

ANALYTICAL RESOURCES INCORPORATED

CLIENT: Anchor Environmental

IDL DATE: 6/1/2006

PROJECT: CHINOOK

ICP LR DATE: 6/19/2006

SDG: JY35

UNITS: ug/L

ANALYTE	EL	METH	INSTRUMENT	WAVELENTH (nm)	GFA BACK-GROUND	CLP CRDL	RL	ICP LINEAR RANGE (ug/L)
Aluminum	AL	ICP	OPTIMA ICP 1	308.22		200	50.0	250000.0
Calcium	CA	ICP	OPTIMA ICP 1	317.93		5000	50.0	500000.0
Iron	FE	ICP	OPTIMA ICP 1	273.96		100	50.0	250000.0
Magnesium	MG	ICP	OPTIMA ICP 1	279.08		5000	50.0	500000.0
Manganese	MN	ICP	OPTIMA ICP 1	257.61		15	1.0	30000.0
Potassium	K	ICP	OPTIMA ICP 1	766.49		5000	500.0	500000.0
Silicon	SI	ICP	OPTIMA ICP 1	288.16		60	60.0	0.0
Sodium	NA	ICP	OPTIMA ICP 1	589.59		5000	500.0	5000000.0

ICP Interelement Correction Factors

ANALYTICAL RESOURCES INCORPORATED

CLIENT: Anchor Environmental

PROJECT: CHINOOK

IEC DATE: 9/25/2006

SDG: JY35

INSTRUMENT ID: OPTIMA ICP 1

ANALYTE	WAVELENGTH	AL	AS	BA	BE	CA	CD	CO	CR	CU	FE
Aluminum	308.22	0.0000000	0.0000000	0.0000000	0.0000000	0.0000000	0.0000000	0.0000000	0.0000000	0.0000000	0.0000000
Antimony	206.84	0.0000000	0.0000000	0.0000000	0.0000000	0.0000000	0.0000000	0.0000000	16.2100000	0.0000000	0.1030460
Arsenic	188.98	0.0938183	0.0000000	0.1533550	0.0000000	0.0419242	0.0000000	0.0000000	0.3754730	0.3209290	0.0000000
Barium	233.53	0.0000000	0.0000000	0.0000000	0.0000000	-0.0072722	0.0000000	-0.2555740	0.0000000	0.0000000	0.0702811
Beryllium	313.04	0.0000000	0.0000000	0.0000000	0.0000000	0.0000000	0.0000000	0.0000000	0.0000000	0.0000000	0.0000000
Cadmium	228.80	0.0000000	1.3822800	0.0463102	0.0000000	0.0000000	0.0000000	0.1963220	0.0000000	0.0000000	0.0000000
Calcium	317.93	0.0000000	0.0000000	0.0000000	0.0000000	0.0000000	0.0000000	0.0000000	0.0000000	0.0000000	0.0000000
Chromium	267.72	0.0000000	0.0000000	0.0000000	0.0000000	-0.0105992	0.0000000	0.0000000	0.0000000	0.0000000	-0.0669465
Cobalt	228.62	-0.0147446	0.0000000	0.2412880	0.0000000	0.0000000	0.0000000	0.0000000	0.0000000	0.0000000	0.0172470
Copper	324.75	0.0000000	0.0000000	0.0000000	0.0000000	0.0000000	0.0000000	-0.2000560	-0.0393520	0.0000000	-0.0995853
Iron	273.96	0.0000000	0.0000000	0.0000000	0.0000000	0.0000000	0.0000000	0.0000000	0.7498730	0.0000000	0.0000000
Lead	220.35	-0.1775400	0.0000000	0.0000000	0.0000000	0.0000000	0.0000000	-0.1485420	-1.6563300	0.6048040	0.0000000
Magnesium	279.08	0.0000000	0.0000000	0.0000000	0.0000000	0.0000000	0.0000000	-1.3145300	-0.8640350	0.0000000	0.7014660
Manganese	257.61	0.0089125	0.0000000	0.0000000	0.0000000	0.0079583	0.0000000	0.0000000	0.0000000	0.0000000	0.0000000
Molybdenum	202.03	0.0000000	0.0000000	0.0000000	0.0000000	0.0000000	0.0000000	0.0000000	0.0000000	0.0000000	0.0000000
Nickel	231.60	0.0000000	0.0000000	0.0000000	0.0000000	0.0000000	0.0000000	0.0000000	0.0000000	0.0000000	0.0000000
Potassium	766.49	0.0000000	0.0000000	0.0000000	0.0000000	0.0000000	0.0000000	0.0000000	0.0000000	0.0000000	0.0000000
Selenium	196.03	0.0000000	0.0000000	0.0000000	0.0000000	0.0000000	0.0000000	0.0000000	0.0000000	0.0000000	-0.1191740
Silicon	288.16	0.0000000	0.0000000	0.0000000	0.0000000	0.0000000	0.0000000	0.0000000	-2.0980400	0.0000000	0.0000000
Silver	328.07	0.0000000	0.0000000	0.0000000	0.0000000	0.0000000	0.0000000	0.0000000	0.0000000	0.0000000	-0.0477086
Sodium	589.59	0.0000000	0.0000000	0.0000000	0.0000000	10.1700000	0.0000000	0.0000000	0.0000000	0.0000000	0.0000000
Thallium	190.80	0.0000000	0.0000000	0.0000000	0.0000000	0.0000000	0.0000000	3.5279800	0.3870280	0.0000000	0.0000000
Tin	189.93	0.0000000	0.0000000	0.0000000	0.0000000	-0.0723848	0.0000000	0.0000000	0.0000000	0.0000000	0.0000000
Titanium	334.90	0.0000000	0.0000000	0.0000000	0.0000000	0.0000000	0.0000000	0.0000000	0.2123760	0.0000000	0.0000000
Vanadium	292.40	0.0000000	0.0000000	0.0000000	0.0000000	0.0000000	0.0000000	0.0000000	-7.0582400	0.0000000	0.0000000
Zinc	206.20	0.0000000	0.0000000	0.0000000	0.0000000	-0.0229685	0.3119720	0.0000000	0.3266740	0.0000000	0.0286342

0057

ICP Interelement Correction Factors

ANALYTICAL RESOURCES INCORPORATED

CLIENT: Anchor Environmental

PROJECT: CHINOOK

IEC DATE: 9/25/2006

SDG: JY35

INSTRUMENT ID: OPTIMA ICP 1

ANALYTE	WAVELENGTH	MG	MN	MO	NI	PB	SB	TI	TL	V	ZN
Aluminum	308.22	0.0000000	0.0000000	19.6878000	0.0000000	0.0000000	0.0000000	0.7151350	0.0000000	16.7609000	0.0000000
Antimony	206.84	0.0000000	0.0000000	0.0000000	-0.3295220	0.0000000	0.0000000	-0.8642410	0.0000000	-3.4575900	0.0000000
Arsenic	188.98	0.0000000	0.0000000	0.9150530	0.0000000	0.0000000	0.0000000	2.5519000	0.0000000	0.0000000	0.1492760
Barium	233.53	0.0085043	0.0000000	0.0000000	0.1240640	0.0000000	0.0000000	0.0000000	0.0000000	0.4604860	0.0000000
Beryllium	313.04	0.0000000	0.0000000	0.0000000	0.0000000	0.0000000	0.0000000	0.0000000	0.0000000	1.5675800	0.0000000
Cadmium	228.80	0.0000000	0.0000000	0.0000000	-0.2000800	0.0000000	0.0000000	0.0000000	0.0000000	0.0000000	0.0000000
Calcium	317.93	0.0000000	0.0000000	0.0000000	0.0000000	0.0000000	0.0000000	0.0000000	0.0000000	0.0000000	0.0000000
Chromium	267.72	0.2307900	0.5096240	0.1429920	0.0000000	0.0000000	0.0000000	0.0965822	0.0000000	0.1796520	0.0000000
Cobalt	228.62	0.0000000	0.0000000	-0.3795350	0.0320069	0.0000000	0.0000000	1.7290300	0.0000000	0.0000000	0.0000000
Copper	324.75	0.0065528	0.0000000	0.7344770	0.0000000	0.0000000	0.0000000	0.2196270	0.0000000	0.0000000	0.0000000
Iron	273.96	0.0000000	0.0000000	0.0000000	0.0000000	0.0000000	0.0000000	0.0000000	0.0000000	1.7593200	0.0000000
Lead	220.35	0.0000000	0.0000000	-0.3190660	-0.1742160	0.0000000	0.0000000	0.0000000	0.0000000	0.0000000	0.0000000
Magnesium	279.08	0.0000000	0.0000000	-3.2635900	0.0000000	0.0000000	0.0000000	0.0000000	0.0000000	0.0000000	0.0000000
Manganese	257.61	0.0163744	0.0000000	0.0000000	0.0000000	-0.2391890	0.0000000	0.0000000	0.0000000	0.0000000	0.0000000
Molybdenum	202.03	0.0214192	0.0000000	0.0000000	0.0000000	0.0000000	0.0000000	0.0000000	0.0000000	0.0000000	0.0000000
Nickel	231.60	0.0000000	0.0000000	0.0000000	0.0000000	0.0000000	-0.5765410	0.0000000	0.0000000	0.0000000	0.0000000
Potassium	766.49	0.0000000	0.0000000	0.0000000	0.0000000	0.0000000	0.0000000	0.0000000	0.0000000	0.0000000	0.0000000
Selenium	196.03	0.0000000	1.1348600	0.0000000	0.0000000	0.0000000	0.0000000	0.0000000	0.0000000	0.0000000	0.0000000
Silicon	288.16	0.0000000	0.0000000	0.0000000	0.0000000	0.0000000	0.0000000	0.0000000	0.0000000	0.0000000	0.0000000
Silver	328.07	0.0000000	0.1621690	0.1065380	0.0000000	0.0000000	0.0000000	0.0000000	0.0000000	-0.3119270	0.0000000
Sodium	589.59	0.0000000	0.0000000	0.0000000	0.0000000	0.0000000	0.0000000	250.8830000	0.0000000	0.0000000	252.0990000
Thallium	190.80	0.0000000	0.0000000	-3.5954300	0.0000000	0.0000000	0.0000000	0.8751120	0.0000000	2.2588300	0.0000000
Tin	189.93	0.0000000	0.0000000	0.0000000	0.0000000	-0.0530103	-1.8271700	0.1974990	0.0000000	0.0000000	0.0000000
Titanium	334.90	0.0000000	0.0000000	1.0370700	0.0000000	0.0000000	0.0000000	0.0000000	0.0000000	0.0000000	0.0000000
Vanadium	292.40	0.0000000	-0.1494890	-0.7380980	0.0000000	0.0000000	0.0000000	0.4684280	0.0000000	0.0000000	0.0000000
Zinc	206.20	0.0000000	0.0000000	0.3271770	0.0000000	-0.0935990	0.0000000	0.0000000	0.0000000	0.0000000	0.0000000

0058

Preparation Log

ANALYTICAL RESOURCES INCORPORATED

CLIENT: Anchor Environmental

PROJECT: CHINOOK

SDG: JY35

ANALYSIS METHOD: ICP

ARI PREP CODE: WMN

PREPDATE: 9/29/2006

CLIENT ID	ARI ID	MASS (g)	INITIAL VOLUME (mL)	FINAL VOLUME (mL)
PZ-3-092606	JY35D	0.000	50.0	50.0
PZ-3-092606D	JY35DDUP	0.000	50.0	50.0
PZ-3-092606S	JY35DSPK	0.000	50.0	50.0
PZ-4-092606	JY35E	0.000	50.0	50.0
PZ-1-092606	JY35F	0.000	50.0	50.0
PBW	JY35MB2	0.000	50.0	50.0
LCSW	JY35MB2SPK	0.000	50.0	50.0

Preparation Log

ANALYTICAL RESOURCES INCORPORATED

CLIENT: Anchor Environmental

PROJECT: CHINOOK

SDG: JY35

ANALYSIS METHOD: ICP

ARI PREP CODE: TWC

PREPDATE: 9/30/2006

CLIENT ID	ARI ID	MASS (g)	INITIAL VOLUME (mL)	FINAL VOLUME (mL)
PZ-3-092606	JY35A	0.000	25.0	25.0
PZ-3-092606D	JY35ADUP	0.000	25.0	25.0
PZ-3-092606S	JY35ASPK	0.000	25.0	25.0
PZ-4-092606	JY35B	0.000	25.0	25.0
PZ-1-092606	JY35C	0.000	25.0	25.0
PBW	JY35MB1	0.000	25.0	25.0
LCSW	JY35MB1SPK	0.000	25.0	25.0

Analysis Run Log

ANALYTICAL RESOURCES INCORPORATED

CLIENT: Anchor Environmental

PROJECT: CHINOOK | INSTRUMENT ID: OPTIMA ICP 1 | START DATE: 10/2/2006

SDG: JY35 | RUNID: IP100221 | METHOD: ICP | END DATE: 10/2/2006

CLIENT ID	ARI ID	DIL.	TIME	%R	AG	AL	AS	B	BA	BE	CA	CD	CO	CR	CU	FE	HG	K	MG	MN	MO	NA	NI	PB	SB	SE	SI	SN	TI	TL	U	V	ZN
S0	S0	1.00	09172			X					X					X		X	X	X		X											
S2	S2	1.00	09235																	X													
S3	S3	1.00	09280																														
S4	S4	1.00	09330																														
S5	S5	1.00	09374			X					X					X		X	X			X											
S0	S0	1.00	10031			X					X					X		X	X	X		X											
ICV	ICV	1.00	10082			X					X					X		X	X	X		X											
ICB	ICB	1.00	10145			X					X					X		X	X	X		X											
S0	S0	1.00	10201			X					X					X		X	X	X		X											
CCV	CCV1	1.00	10245			X					X					X		X	X	X		X											
CCB	CCB1	1.00	10312			X					X					X		X	X	X		X											
CRI	CRII	1.00	10374			X					X					X		X	X	X		X											
ICSA	ICSAI	1.00	10440			X					X					X		X	X	X		X											
ICSAB	ICSABI	1.00	10503			X					X					X		X	X	X		X											
CCV	CCV2	1.00	10564			X					X					X		X	X	X		X											
CCB	CCB2	1.00	11031			X					X					X		X	X	X		X											
ZZZZZZ	JY45MB2	1.00	11081																														
ZZZZZZ	JY45MB1	2.00	11144																														
ZZZZZZ	QC7M	1.00	11210																														
ZZZZZZ	SPEX21	1.00	11272																														
ZZZZZZ	JY45C	1.00	11335																														
ZZZZZZ	JY45ADUP	2.00	11402																														
ZZZZZZ	JY45A	2.00	11463																														
ZZZZZZ	JY45ASPK	2.00	11525																														
ZZZZZZ	JY45MB1SPK	2.00	11592																														
ZZZZZZ	JY45MB2SPK	1.00	12053																														
CCV	CCV3	1.00	12114			X					X					X		X	X	X		X											
CCB	CCB3	1.00	12181			X					X					X		X	X	X		X											
S3	S3	1.00	12242																														
S4	S4	1.00	12302																														
CCV	CCV4	1.00	12503			X					X					X		X	X	X		X											
CCB	CCB4	1.00	12570			X					X					X		X	X	X		X											
ZZZZZZ	QC7M	1.00	13032																														
ZZZZZZ	SPEX21	1.00	13095																														
ZZZZZZ	JY45ADUP	2.00	13162																														

FORM XIV

Analysis Run Log

ANALYTICAL RESOURCES INCORPORATED

CLIENT: Anchor Environmental

PROJECT: CHINOOK | INSTRUMENT ID: OPTIMA ICP 1 | START DATE: 10/2/2006

SDG: JY35 | RUNID: IP100221 | METHOD: ICP | END DATE: 10/2/2006

CLIENT ID	ARI ID	DIL.	TIME	%R	AG	AL	AS	B	BA	BE	CA	CD	CO	CR	CU	FE	HG	K	MG	MN	MO	NA	NI	PB	SB	SE	SI	SN	TI	TL	U	V	ZN
ZZZZZZ	JY45A	2.00	13225																														
ZZZZZZ	JY45ASPK	2.00	13292																														
CCV	CCV5	1.00	13364			X					X					X		X	X	X		X										
CCB	CCB5	1.00	13425			X					X					X		X	X	X		X										
ZZZZZZ	JY49MB	2.00	13492																														
ZZZZZZ	JY43MB	2.00	13554																														
ZZZZZZ	JY45B	2.00	14021																														
ZZZZZZ	JY45D	2.00	14082																														
ZZZZZZ	JY45E	2.00	14143																														
ZZZZZZ	JY49A	2.00	14205																														
ZZZZZZ	JY43A	2.00	14272																														
ZZZZZZ	JX47M	2.00	14333																														
ZZZZZZ	JY43REF	2.00	14400																														
ZZZZZZ	ZZZZZZ	2.00	14461																														
CCV	CCV6	1.00	14525			X					X					X		X	X	X		X										
CCB	CCB6	1.00	14592			X					X					X		X	X	X		X										
ZZZZZZ	JY43REF	2.00	15045																														
ZZZZZZ	JY49MBSPK	2.00	15110																														
CCV	CCV7	1.00	15171			X					X					X		X	X	X		X										
CCB	CCB7	1.00	15234			X					X					X		X	X	X		X										
PBW	JY35MB1	1.00	15301			X					X					X		X	X	X		X										
PBW	JY35MB2	1.00	15363																														
PZ-4-092606	JY35E	5.00	15425																														
PZ-1-092606	JY35F	5.00	15502																														
PZ-3-092606D	JY35DDUP	5.00	15574																														
PZ-3-092606	JY35D	5.00	16050																														
PZ-3-092606S	JY35DSPK	5.00	16123																														
LCSW	JY35MB2SPK	1.00	16195																														
CCV	CCV8	1.00	16270			X					X					X		X	X	X		X										
CCB	CCB8	1.00	16333			X					X					X		X	X	X		X										
PZ-4-092606	JY35B	2.00	16395			X					X					X		X	X	X		X										
PZ-1-092606	JY35C	1.00	16471			X					X					X		X	X	X		X										
PZ-3-092606D	JY35ADUP	1.00	16550			X					X					X		X	X	X		X										
PZ-3-092606	JY35A	1.00	17030			X					X					X		X	X	X		X										
PZ-3-092606S	JY35ASPK	1.00	17102			X					X					X		X	X	X		X										

FORM XIV

Analysis Run Log

ANALYTICAL RESOURCES INCORPORATED

CLIENT: Anchor Environmental

PROJECT: CHINOOK | INSTRUMENT ID: OPTIMA ICP 1 | START DATE: 10/2/2006

SDG: JY35 | RUNID: IP100221 | METHOD: ICP | END DATE: 10/2/2006

CLIENT ID	ARI ID	DIL.	TIME	%R	AG	AL	AS	B	BA	BE	CA	CD	CO	CR	CU	FE	HG	K	MG	MN	MO	NA	NI	PB	SB	SE	SI	SN	TI	TL	U	V	ZN
LCSW	JY35MB1SPK	1.00	17173			X					X					X		X	X	X		X											
CCV	CCV9	1.00	17245			X					X					X		X	X	X		X											
CCB	CCB9	1.00	17312			X					X					X		X	X	X		X											

0063

FORM XIV

Analysis Run Log

ANALYTICAL RESOURCES INCORPORATED

CLIENT: Anchor Environmental

PROJECT: CHINOOK | INSTRUMENT ID: OPTIMA ICP 1 | START DATE: 10/3/2006

SDG: JY35 | RUNID: IP100321 | METHOD: ICP | END DATE: 10/3/2006

CLIENT ID	ARI ID	DIL.	TIME	%R	AG	AL	AS	B	BA	BE	CA	CD	CO	CR	CU	FE	HG	K	MG	MN	MO	NA	NI	PB	SB	SE	SI	SN	TI	TL	U	V	ZN
S0	S0	1.00	10453																								X						
S2	S2	1.00	10515																														
S3	S3	1.00	10560																														
S4	S4	1.00	11010																								X						
S5	S5	1.00	11054																														
ICV	ICV	1.00	11295																								X						
ICB	ICB	1.00	11361																								X						
CRI	CRII	1.00	11423																								X						
ICSA	ICSAI	1.00	11485																								X						
ICSAB	ICSABI	1.00	11552																								X						
CCV	CCV1	1.00	12014																								X						
CCB	CCB1	1.00	12081																								X						
PBW	JY35MB2	1.00	12135																								X						
ZZZZZZ	JY56MB2	1.00	12201																														
PZ-4-092606	JY35E	5.00	12263																														
PZ-1-092606	JY35F	5.00	12342																								X						
ZZZZZZ	JY56I	5.00	12412																														
ZZZZZZ	JY56J	5.00	12482																														
PZ-3-092606D	JY35DDUP	5.00	12553																								X						
PZ-3-092606	JY35D	5.00	13023																								X						
PZ-3-092606S	JY35DSPK	5.00	13094																								X						
LCSW	JY35MB2SPK	1.00	13164																								X						
CCV	CCV2	1.00	13232																								X						
CCB	CCB2	1.00	13294																								X						
ZZZZZZ	JY77MB2	1.00	13360																														
ZZZZZZ	JY56L	5.00	13423																														
ZZZZZZ	JY56K	5.00	13494																														
ZZZZZZ	JY77M	5.00	13571																														
ZZZZZZ	JY77L	5.00	14045																														
ZZZZZZ	JY77N	5.00	14121																														
ZZZZZZ	JY56HDUP	5.00	14193																														
ZZZZZZ	JY56H	5.00	14270																														
ZZZZZZ	JY56HSPK	5.00	14342																														
ZZZZZZ	JY56MB2SPK	1.00	14414																														
CCV	CCV3	1.00	14484																								X						

FORM XIV

Analysis Run Log

ANALYTICAL RESOURCES INCORPORATED

CLIENT: Anchor Environmental

PROJECT: CHINOOK | INSTRUMENT ID: OPTIMA ICP 1 | START DATE: 10/3/2006

SDG: JY35 | RUNID: IP100321 | METHOD: ICP | END DATE: 10/3/2006

CLIENT ID	ARI ID	DIL.	TIME	%R	AG	AL	AS	B	BA	BE	CA	CD	CO	CR	CU	FE	HG	K	MG	MN	MO	NA	NI	PB	SB	SE	SI	SN	TI	TL	U	V	ZN
CCB	CCB3	1.00	14550																								X						
PZ-4-092606	JY35E	5.00	15012																								X						
ZZZZZZ	JY77O	5.00	15090																														
ZZZZZZ	JY77P	5.00	15163																														
ZZZZZZ	JY77Q	5.00	15235																														
ZZZZZZ	JY77K	5.00	15311																														
ZZZZZZ	JY77JDUP	5.00	15382																														
ZZZZZZ	JY77J	5.00	15452																														
ZZZZZZ	JY77JSPK	5.00	15523																														
ZZZZZZ	JY77MB2SPK	1.00	15593																														
CCV	CCV4	1.00	16064																								X						
CCB	CCB4	1.00	16131																								X						

0065

Metals Analysis
Sample Data

prepared
for

ANCHOR ENVIRONMENTAL

Project: Chinook

ARI JOB NO: JY35

prepared
by

Analytical Resources, Inc.

ANALYTICAL RESOURCES INCORPORATED

INORGANICS ANALYSIS DATA SHEET
DISSOLVED METALS
Page 1 of 1

Sample ID: PZ-3-092606
SAMPLE

Lab Sample ID: JY35A
LIMS ID: 06-17761
Matrix: Water
Data Release Authorized:
Reported: 10/04/06

QC Report No: JY35-Anchor Environmental
Project: CHINOOK

Date Sampled: 09/26/06
Date Received: 09/27/06

Prep Meth	Prep Date	Analysis Method	Analysis Date	CAS Number	Analyte	RL	mg/L	Q
3010A	09/30/06	6010B	10/02/06	**7429-90-5**	**Aluminum**	0.05	**0.69**	
3010A	09/30/06	6010B	10/02/06	**7440-70-2**	**Calcium**	0.05	**5.69**	
3010A	09/30/06	6010B	10/02/06	**7439-89-6**	**Iron**	0.05	**1.22**	
3010A	09/30/06	6010B	10/02/06	**7439-95-4**	**Magnesium**	0.05	**2.65**	
3010A	09/30/06	6010B	10/02/06	**7439-96-5**	**Manganese**	0.001	**0.309**	
3010A	09/30/06	6010B	10/02/06	**7440-09-7**	**Potassium**	0.5	**5.9**	
3010A	09/30/06	6010B	10/02/06	**7440-23-5**	**Sodium**	0.5	**1,390**	

U-Analyte undetected at given RL
RL-Reporting Limit

ANALYTICAL RESOURCES INCORPORATED

INORGANICS ANALYSIS DATA SHEET
DISSOLVED METALS
Page 1 of 1

Sample ID: PZ-4-092606
SAMPLE

Lab Sample ID: JY35B
LIMS ID: 06-17762
Matrix: Water
Data Release Authorized:
Reported: 10/04/06

QC Report No: JY35-Anchor Environmental
Project: CHINOOK

Date Sampled: 09/26/06
Date Received: 09/27/06

Prep Meth	Prep Date	Analysis Method	Analysis Date	CAS Number	Analyte	RL	mg/L	Q
3010A	09/30/06	6010B	10/02/06	**7429-90-5**	**Aluminum**	0.1	**0.4**	
3010A	09/30/06	6010B	10/02/06	**7440-70-2**	**Calcium**	0.1	**3.5**	
3010A	09/30/06	6010B	10/02/06	**7439-89-6**	**Iron**	0.1	**36.8**	
3010A	09/30/06	6010B	10/02/06	**7439-95-4**	**Magnesium**	0.1	**2.1**	
3010A	09/30/06	6010B	10/02/06	**7439-96-5**	**Manganese**	0.002	**0.087**	
3010A	09/30/06	6010B	10/02/06	**7440-09-7**	**Potassium**	1	**10**	
3010A	09/30/06	6010B	10/02/06	**7440-23-5**	**Sodium**	1	**4,590**	

U-Analyte undetected at given RL
RL-Reporting Limit

ANALYTICAL RESOURCES INCORPORATED

INORGANICS ANALYSIS DATA SHEET
DISSOLVED METALS
Page 1 of 1

Sample ID: PZ-1-092606
SAMPLE

Lab Sample ID: JY35C
LIMS ID: 06-17763
Matrix: Water
Data Release Authorized:
Reported: 10/04/06

QC Report No: JY35-Anchor Environmental
Project: CHINOOK

Date Sampled: 09/26/06
Date Received: 09/27/06

Prep Meth	Prep Date	Analysis Method	Analysis Date	CAS Number	Analyte	RL	mg/L	Q
3010A	09/30/06	6010B	10/02/06	**7429-90-5**	**Aluminum**	0.05	**0.58**	
3010A	09/30/06	6010B	10/02/06	**7440-70-2**	**Calcium**	0.05	**4.21**	
3010A	09/30/06	6010B	10/02/06	**7439-89-6**	**Iron**	0.05	**4.76**	
3010A	09/30/06	6010B	10/02/06	**7439-95-4**	**Magnesium**	0.05	**0.40**	
3010A	09/30/06	6010B	10/02/06	**7439-96-5**	**Manganese**	0.001	**0.298**	
3010A	09/30/06	6010B	10/02/06	**7440-09-7**	**Potassium**	0.5	**3.0**	
3010A	09/30/06	6010B	10/02/06	**7440-23-5**	**Sodium**	0.5	**1,000**	

U-Analyte undetected at given RL
RL-Reporting Limit

ANALYTICAL RESOURCES INCORPORATED

INORGANICS ANALYSIS DATA SHEET
DISSOLVED METALS
Page 1 of 1

Sample ID: PZ-3-092606
SAMPLE

Lab Sample ID: JY35D
LIMS ID: 06-17764
Matrix: Water
Data Release Authorized:
Reported: 10/04/06

QC Report No: JY35-Anchor Environmental
Project: CHINOOK

Date Sampled: 09/26/06
Date Received: 09/27/06

Prep Meth	Prep Date	Analysis Method	Analysis Date	CAS Number	Analyte	RL	mg/L	Q
6010B	09/29/06	6010B	10/03/06	**7440-21-3**	**Silicon**	0.3	**11.4**	

U-Analyte undetected at given RL
RL-Reporting Limit

ANALYTICAL RESOURCES INCORPORATED

INORGANICS ANALYSIS DATA SHEET
DISSOLVED METALS
Page 1 of 1

Sample ID: PZ-4-092606
SAMPLE

Lab Sample ID: JY35E
LIMS ID: 06-17765
Matrix: Water
Data Release Authorized:
Reported: 10/04/06

QC Report No: JY35-Anchor Environmental
Project: CHINOOK

Date Sampled: 09/26/06
Date Received: 09/27/06

Prep Meth	Prep Date	Analysis Method	Analysis Date	CAS Number	Analyte	RL	mg/L	Q
6010B	09/29/06	6010B	10/03/06	**7440-21-3**	**Silicon**	0.3	**37.5**	

U-Analyte undetected at given RL
RL-Reporting Limit

ANALYTICAL RESOURCES INCORPORATED

INORGANICS ANALYSIS DATA SHEET
DISSOLVED METALS
Page 1 of 1

Sample ID: PZ-1-092606
SAMPLE

Lab Sample ID: JY35F
LIMS ID: 06-17766
Matrix: Water
Data Release Authorized:
Reported: 10/04/06

QC Report No: JY35-Anchor Environmental
Project: CHINOOK

Date Sampled: 09/26/06
Date Received: 09/27/06

Prep Meth	Prep Date	Analysis Method	Analysis Date	CAS Number	Analyte	RL	mg/L	Q
6010B	09/29/06	6010B	10/03/06	**7440-21-3**	**Silicon**	0.3	**11.5**	

U-Analyte undetected at given RL
RL-Reporting Limit

Metals Analysis
Instrument Raw Data

prepared
for

ANCHOR ENVIRONMENTAL

Project: Chinook

ARI JOB NO: JY35

prepared
by

Analytical Resources, Inc.

OPTIMA ICP SAMPLE RUN LOG

IEC Date: 9.25.06 Analysis Date: 10.2.06 Analyst: JB

LR Date: 6.19.06 Page: 1 of 4

All corrections made by analyst unless otherwise noted.

Edit Label	Delete Data	ARI Sample ID	Prep. Code	Dilution	Comments
		STD 0			2307-7
		2			2308-8
		3			-9
		4			-10
		5			-11
		STD 0			
		ICV			Silow
		ICB			
		STD 0			
		CCV1			
		CCB1			
		CRI			
		ICSA			
		ICSAB			
		CCV2			Silow
		CCB2			
		JY45MB2	TWC		✓
		MB1	SWC	2	✓
		QC7M			rerun Na 589 whi Si 1.0 ok 90%
		SPEX21			✓
		JY45 C	TWC		
		ADUP	SWC	2	CLF many
		A			
		ASPK			Sb 24%, Al, Fe STL

OPTIMA ICP SAMPLE RUN LOG

IEC Date: — Analysis Date: 10.2.4 Analyst: JLK

LR Date: — Page: 2 of 4

All corrections made by analyst unless otherwise noted. 10.2.4 WB

Edit Label	Delete Data	ARI Sample ID	Prep. Code	Dilution	Comments
		JY45 MBSPK	SWC	2 ✓	
		↓ MBZSPK	TWC	✓	
		CCV2 3			
		CCB2 3			
		STD 3			
		↓ A			
		CCV4			
		CCB4			
		QC7M		✓	
		SPEX21		✓	
	✓	JY45 ADUP	SWC	2	Confirms orig
	✓	↓ A	↓	↓	↓
	✓	↓ ASPK	↓	↓	↓
		CCV5			
		CCB5			
		JY49 MB	SWC	2 ✓	
		JY43 MB		✓	
		JY45 B			
		↓ D			
		↓ E			
		JY49 A			
		JY43 A	↓		
		JX47 M	WMW	2	
		JY43 REF	SWC	2	Cu, Pb, Zn low recov CM

OPTIMA ICP SAMPLE RUN LOG

IEC Date: — Analysis Date: 10-2-6 Analyst: JB

LR Date: — Page: 3 of 4

All corrections made by analyst unless otherwise noted. 10.2.6 JB

Edit Label	Delete Data	ARI Sample ID	Prep. Code	Dilution	Comments
7		~~JY49 MBSPK~~	SWC	2	Air - Probe missed tube
		CCV6			
		CCB6			
	✓	JY43 REF	SWC	2	DEL confirms orig.
		JY49 MBSPK	↓	↓	✓
		CCV7			
		CCB7			
	✓	JY35 MB1	TWC		✓
	✓	MB2	WMW		✓
	✓	E		5	
	✓	F			
	✓	DDUP			✓
	✓	D			
	✓	DSPK		↓	✓ 0.08 mL 1000 mg/L Si / 8 mls
	✓	MB2SPK	↓		✓ " "
		CCV8			
		CCB8			
		JY35 B	TWC	2	
		C			
		ADUP			✓
		A			
		ASPK			Na STL
		MB1SPK	↓		✓
		CCV9			Si 10

OPTIMA ICP SAMPLE RUN LOG

IEC Date: ____ Analysis Date: 10·2·6 Analyst: JB

LR Date: ____ Page: 4 of 4

All corrections made by analyst unless otherwise noted.

Edit Label	Delete Data	ARI Sample ID	Prep. Code	Dilution	Comments
		CCB9			
		~~JX97 MB1~~	~~TWC~~	✓	
		B			
		C			
		D			
		E			
		A-L		5 ✓	serial dilution
		A			
		ADUP		✓	
		ASPK		✓	Ca STL
		MBKSPK		✓	
		CCV10			Si6
		CCB10			
		JX97 F	TWC		
		G			
		H			
		I			
		CRI			
		ICSA			
		ICSAB			
		CCV11			Si6
		CCB11			end pkg

JB 10.3.6

JB 10.3.6

ANALYTICAL RESOURCES INCORPORATED

Metals Data Review Checklist

Method: ICP/ICP-MS GFA CVA **Analysis Date:** 10.2.6

	Analyst JMB 10.3.6	Peer RJW 10.3	Comment
Logbook:			
Analyst, Date, Method info	✓	✓	
Sample ID's	✓	✓	
Standard/QC solution ID's recorded	✓	✓	
Prep codes	✓	✓	
Dilution factors	✓	✓	
Crossouts/Corrections/Deletions	✓	✓	
Calibration:			
Blank & Standard intensities	✓	✓	
Standard deviations	✓	✓	
Curve fit	✓	✓	
Calibration Verification:			
ICV/CCV	✓	✓	see log
ICB/CCB	✓	✓	
Samples:			
RSD's & SD's	✓	✓	
Internal Standards	✓	✓	
Carry-over	✓	✓	
Method QC:			
CRI/CRA	✓	✓	
ICSA/ICSAB	✓	✓	
Post Spikes/Serial Dilutions	✓	✓	
Analytic Spikes	—	—	
Matrix QC:			
SRM/LCS	✓	✓	JY45 CAF
Matrix Spikes	✓	✓	
Matrix Duplicates	✓	✓	JY45 CAF
Method Blanks	✓	✓	
Data Distribution:			
Requested elements/isotope identified	✓	✓	
Correct samples identified for distribution	✓	✓	
Raw data match distributed data	✓	✓	
Data filename correct	✓	✓	
Necessary Analysts Notes and CAF's	✓	✓	JY45

Nebulizer Parameters: Hg_ReAlign

Analyte	Back Pressure	Flow
All	179.0 kPa	0.50 L/min

==========

10/2/2006 9:16:07 AM Hg ReAlign... Actual peak offset (nm): -0.001
Drift (nm): -0.000 Slit adjustment: 0

==========

==========

Analysis Begun

Start Time: 10/2/2006 9:17:28 AM **Plasma On Time: 10/2/2006 8:26:36 AM**
Logged In Analyst: metals **Technique: ICP Continuous**
Spectrometer Model: Optima 4300 DV, S/N 077N0060101Autosampler Model: AS-93plus

√BW 10'3

Sample Information File: C:\pe\Administrator\Sample Information\CRISET.sif
Batch ID:
Results Data Set: PE061002
Results Library: C:\pe\Administrator\Results\Results.mdb

==========

Method Loaded
Method Name: ARIIEC5 **Method Last Saved: 9/25/2006 11:38:10 AM**
IEC File: IEC28mina.iec **MSF File:**
Method Description: 12Axial Elements

Analyte	Calibration Equation	Processing	View	Internal Standard	IEC
Ag 328.068	Lin Thru 0	Peak Area	Axial	ScA 357.253	Yes
Al 308.215	Lin Thru 0	Peak Area	Radial	ScR 361.383	Yes
As 188.979	Lin Thru 0	Peak Area	Axial	ScA 357.253	Yes
B 249.677	Lin Thru 0	Peak Area	Radial	ScR 361.383	Yes
Ba 233.527	Lin Thru 0	Peak Area	Radial	ScR 361.383	Yes
Be 313.042	Lin Thru 0	Peak Area	Radial	ScR 361.383	Yes
Ca 317.933	Lin Thru 0	Peak Area	Radial	ScR 361.383	No
Cd 228.802	Lin Thru 0	Peak Area	Axial	ScA 357.253	Yes
Co 228.616	Lin Thru 0	Peak Area	Axial	ScA 357.253	Yes
Cr 267.716	Lin Thru 0	Peak Area	Radial	ScR 361.383	Yes
Cu 324.752	Lin Thru 0	Peak Area	Axial	ScA 357.253	Yes
Fe 273.955	Lin Thru 0	Peak Area	Radial	ScR 361.383	Yes
K 766.490	Lin Thru 0	Peak Area	Radial	ScR 361.383	No
Mg 279.077	Lin Thru 0	Peak Area	Radial	ScR 361.383	Yes
Mn 257.610	Lin Thru 0	Peak Area	Radial	ScR 361.383	Yes
Mo 202.031	Lin Thru 0	Peak Area	Axial	ScA 357.253	Yes
Na 589.592	Lin Thru 0	Peak Area	Radial	ScR 361.383	No
Na 330.237	Lin Thru 0	Peak Area	Radial	ScR 361.383	Yes
Ni 231.604	Lin Thru 0	Peak Area	Radial	ScR 361.383	Yes
Pb 220.353	Lin Thru 0	Peak Area	Axial	ScA 357.253	Yes
Sb 206.836	Lin Thru 0	Peak Area	Axial	ScA 357.253	Yes
Se 196.026	Lin Thru 0	Peak Area	Axial	ScA 357.253	Yes
Si 288.158	Lin Thru 0	Peak Area	Radial	ScR 361.383	Yes
Sn 189.927	Lin Thru 0	Peak Area	Axial	ScA 357.253	Yes
Sr 421.552	Lin Thru 0	Peak Area	Radial	ScR 361.383	No
Ti 334.903	Lin Thru 0	Peak Area	Radial	ScR 361.383	Yes
Tl 190.801	Lin Thru 0	Peak Area	Axial	ScA 357.253	Yes
V 292.402	Lin Thru 0	Peak Area	Axial	ScA 357.253	Yes
Zn 206.200	Lin Thru 0	Peak Area	Radial	ScR 361.383	Yes
ScA 357.253	Lin, Calc Int	Peak Area	Axial	n/a	n/a
ScR 361.383	Lin, Calc Int	Peak Area	Radial	n/a	n/a

==========

Sequence No.: 1 **Autosampler Location: 1**
Sample ID: Calib Blank 1 **Date Collected: 10/2/2006 9:17:29 AM**
Analyst: **Data Type: Original**
Initial Sample Wt: **Initial Sample Vol:**
Dilution: **Sample Prep Vol:**

Nebulizer Parameters: Calib Blank 1

Analyte	Back Pressure	Flow
All	179.0 kPa	0.50 L/min

Mean Data: Calib Blank 1

Analyte	Mean Corrected Intensity	Std.Dev.	RSD	Conc.	Calib Units
ScA 357.253	1624651.6	4881.23	0.30%	100.0	%
ScR 361.383	156713.0	437.49	0.28%	100.0	%
Ag 328.068†	981.7	45.54	4.64%	[0.00]	mg/L
Al 308.215†	-320.0	20.80	6.50%	[0.00]	mg/L
As 188.979†	47.4	1.87	3.94%	[0.00]	mg/L
B 249.677†	32.8	7.25	22.12%	[0.00]	mg/L
Ba 233.527†	38.0	4.51	11.88%	[0.00]	mg/L
Be 313.042†	1015.5	9.57	0.94%	[0.00]	mg/L
Ca 317.933†	395.2	8.32	2.10%	[0.00]	mg/L
Cd 228.802†	156.4	1.90	1.21%	[0.00]	mg/L
Co 228.616†	169.2	5.10	3.01%	[0.00]	mg/L
Cr 267.716†	25.1	5.40	21.49%	[0.00]	mg/L
Cu 324.752†	4074.4	63.33	1.55%	[0.00]	mg/L
Fe 273.955†	-42.5	1.22	2.87%	[0.00]	mg/L
K 766.490†	2490.4	126.67	5.09%	[0.00]	mg/L
Mg 279.077†	-412.6	13.73	3.33%	[0.00]	mg/L
Mn 257.610†	96.2	1.87	1.94%	[0.00]	mg/L
Mo 202.031†	-33.6	0.90	2.67%	[0.00]	mg/L
Na 589.592†	477.9	36.02	7.54%	[0.00]	mg/L
Na 330.237†	-287.7	18.36	6.38%	[0.00]	mg/L
Ni 231.604†	-10.3	2.68	25.94%	[0.00]	mg/L
Pb 220.353†	331.9	1.73	0.52%	[0.00]	mg/L
Sb 206.836†	30.1	2.50	8.28%	[0.00]	mg/L
Se 196.026†	-83.3	4.67	5.61%	[0.00]	mg/L
Si 288.158†	-37.4	6.94	18.57%	[0.00]	mg/L
Sn 189.927†	31.0	2.92	9.42%	[0.00]	mg/L
Sr 421.552†	-39.1	48.01	122.89%	[0.00]	mg/L
Ti 334.903†	-505.5	26.31	5.20%	[0.00]	mg/L
Tl 190.801†	-16.9	3.53	20.95%	[0.00]	mg/L
V 292.402†	-149.3	38.09	25.52%	[0.00]	mg/L
Zn 206.200†	1.1	0.66	57.69%	[0.00]	mg/L

Sequence No.: 2
Sample ID: STD2
Analyst:
Initial Sample Wt:
Dilution:

Autosampler Location: 2
Date Collected: 10/2/2006 9:23:51 AM
Data Type: Original
Initial Sample Vol:
Sample Prep Vol:

Nebulizer Parameters: STD2

Analyte	Back Pressure	Flow
All	179.0 kPa	0.50 L/min

Mean Data: STD2

Analyte	Mean Corrected Intensity	Std.Dev.	RSD	Conc.	Calib Units
ScA 357.253	1622186.1	6223.12	0.38%	99.85	%
ScR 361.383	156460.3	830.21	0.53%	99.84	%
Ba 233.527†	29115.8	65.18	0.22%	[10]	mg/L
Cd 228.802†	378943.0	1035.80	0.27%	[10]	mg/L
Co 228.616†	432222.2	1224.31	0.28%	[10]	mg/L
Cr 267.716†	66857.5	289.31	0.43%	[10]	mg/L
Cu 324.752†	2993997.7	2095.74	0.07%	[10]	mg/L
Mn 257.610†	234724.5	838.09	0.36%	[10]	mg/L
V 292.402†	3039009.7	2317.16	0.08%	[10]	mg/L

Sequence No.: 3
Sample ID: STD3
Analyst:
Initial Sample Wt:
Dilution:

Autosampler Location: 3
Date Collected: 10/2/2006 9:28:04 AM
Data Type: Original
Initial Sample Vol:
Sample Prep Vol:

Nebulizer Parameters: STD3

Analyte	Back Pressure	Flow
All	179.0 kPa	0.50 L/min

Mean Data: STD3

Analyte	Mean Corrected Intensity	Std.Dev.	RSD	Conc.	Calib Units
ScA 357.253	1575877.4	4628.94	0.29%	97.00	%
ScR 361.383	156349.4	1311.51	0.84%	99.77	%
Ag 328.068†	342421.8	995.11	0.29%	[1.0]	mg/L
As 188.979†	12375.7	38.75	0.31%	[10]	mg/L
B 249.677†	24585.1	266.49	1.08%	[10]	mg/L
Be 313.042†	2596636.8	7397.16	0.28%	[5.0]	mg/L
Na 589.592†	210861.1	817.47	0.39%	[50]	mg/L
Ni 231.604†	16195.8	189.28	1.17%	[10]	mg/L
Pb 220.353†	114988.5	650.67	0.57%	[10]	mg/L
Se 196.026†	18269.3	121.78	0.67%	[10]	mg/L
Sr 421.552†	3060503.9	26007.04	0.85%	[5]	mg/L
Tl 190.801†	13293.6	57.94	0.44%	[10]	mg/L
Zn 206.200†	9070.8	96.50	1.06%	[10]	mg/L

Sequence No.: 4
Sample ID: STD4
Analyst:
Initial Sample Wt:
Dilution:

Autosampler Location: 4
Date Collected: 10/2/2006 9:33:05 AM
Data Type: Original
Initial Sample Vol:
Sample Prep Vol:

Nebulizer Parameters: STD4

Analyte	Back Pressure	Flow
All	180.0 kPa	0.50 L/min

Mean Data: STD4

Analyte	Mean Corrected Intensity	Std.Dev.	RSD	Conc.	Calib Units
ScA 357.253	1642783.8	6231.12	0.38%	101.1	%
ScR 361.383	157096.1	657.28	0.42%	100.2	%
Mo 202.031†	119951.8	577.33	0.48%	[10]	mg/L
Sb 206.836†	14237.7	51.34	0.36%	[10]	mg/L
Si 288.158†	15094.1	34.66	0.23%	[10]	mg/L
Sn 189.927†	54217.9	190.52	0.35%	[10]	mg/L
Ti 334.903†	230985.4	2574.94	1.11%	[10]	mg/L

Sequence No.: 5
Sample ID: STD5
Analyst:
Initial Sample Wt:
Dilution:

Autosampler Location: 5
Date Collected: 10/2/2006 9:37:42 AM
Data Type: Original
Initial Sample Vol:
Sample Prep Vol:

Nebulizer Parameters: STD5

Analyte	Back Pressure	Flow
All	179.0 kPa	0.50 L/min

Mean Data: STD5

Analyte	Mean Corrected Intensity	Std.Dev.	RSD	Conc.	Calib Units
ScA 357.253	1505434.8	5187.08	0.34%	92.66	%
ScR 361.383	151552.3	611.73	0.40%	96.71	%
Al 308.215†	35479.7	37.49	0.11%	[30]	mg/L
Ca 317.933†	583429.7	2506.74	0.43%	[30]	mg/L
Fe 273.955†	91504.8	311.89	0.34%	[100]	mg/L
K 766.490†	149354.8	606.77	0.41%	[100]	mg/L
Mg 279.077†	40266.0	56.41	0.14%	[30]	mg/L
Na 330.237†	2669.2	22.86	0.86%	[100]	mg/L

Calibration Summary

Analyte	Stds.	Equation	Intercept	Slope	Curvature	Corr. Coef.	Reslope
Ag 328.068	1	Lin Thru 0	0.0	342400	0.00000	1.000000	
Al 308.215	1	Lin Thru 0	0.0	1183	0.00000	1.000000	
As 188.979	1	Lin Thru 0	0.0	1238	0.00000	1.000000	
B 249.677	1	Lin Thru 0	0.0	2459	0.00000	1.000000	
Ba 233.527	1	Lin Thru 0	0.0	2912	0.00000	1.000000	
Be 313.042	1	Lin Thru 0	0.0	519300	0.00000	1.000000	
Ca 317.933	1	Lin Thru 0	0.0	19450	0.00000	1.000000	
Cd 228.802	1	Lin Thru 0	0.0	37890	0.00000	1.000000	
Co 228.616	1	Lin Thru 0	0.0	43220	0.00000	1.000000	
Cr 267.716	1	Lin Thru 0	0.0	6686	0.00000	1.000000	
Cu 324.752	1	Lin Thru 0	0.0	299400	0.00000	1.000000	
Fe 273.955	1	Lin Thru 0	0.0	915.0	0.00000	1.000000	
K 766.490	1	Lin Thru 0	0.0	1494	0.00000	1.000000	
Mg 279.077	1	Lin Thru 0	0.0	1342	0.00000	1.000000	
Mn 257.610	1	Lin Thru 0	0.0	23470	0.00000	1.000000	
Mo 202.031	1	Lin Thru 0	0.0	12000	0.00000	1.000000	
Na 589.592	1	Lin Thru 0	0.0	4217	0.00000	1.000000	
Na 330.237	1	Lin Thru 0	0.0	26.69	0.00000	1.000000	
Ni 231.604	1	Lin Thru 0	0.0	1620	0.00000	1.000000	
Pb 220.353	1	Lin Thru 0	0.0	11500	0.00000	1.000000	
Sb 206.836	1	Lin Thru 0	0.0	1424	0.00000	1.000000	
Se 196.026	1	Lin Thru 0	0.0	1827	0.00000	1.000000	
Si 288.158	1	Lin Thru 0	0.0	1509	0.00000	1.000000	
Sn 189.927	1	Lin Thru 0	0.0	5422	0.00000	1.000000	
Sr 421.552	1	Lin Thru 0	0.0	612100	0.00000	1.000000	
Ti 334.903	1	Lin Thru 0	0.0	23100	0.00000	1.000000	
Tl 190.801	1	Lin Thru 0	0.0	1329	0.00000	1.000000	
V 292.402	1	Lin Thru 0	0.0	303900	0.00000	1.000000	
Zn 206.200	1	Lin Thru 0	0.0	907.1	0.00000	1.000000	

Analysis Begun

Start Time: 10/2/2006 10:03:13 AM
Plasma On Time: 10/2/2006 8:26:36 AM
Logged In Analyst: metals
Technique: ICP Continuous
Spectrometer Model: Optima 4300 DV, S/N 077N0060101Autosampler Model: AS-93plus

Sample Information File: C:\pe\Administrator\Sample Information\CRISET.sif
Batch ID:
Results Data Set: PE061002
Results Library: C:\pe\Administrator\Results\Results.mdb

Sequence No.: 13
Autosampler Location:
Sample ID: Calib Blank 1
Date Collected: 10/2/2006 10:03:13 AM
Analyst:
Data Type: Original
Initial Sample Wt:
Initial Sample Vol:
Dilution:
Sample Prep Vol:

Nebulizer Parameters: Calib Blank 1

Analyte	Back Pressure	Flow
All	180.0 kPa	0.50 L/min

Mean Data: Calib Blank 1

Analyte	Mean Corrected Intensity	Std.Dev.	RSD	Conc.	Calib Units
ScA 357.253	1624482.3	3767.65	0.23%	99.99	%
ScR 361.383	159873.4	418.80	0.26%	102.0	%
Ag 328.068†	883.6	77.35	8.75%	[0.00]	mg/L
Al 308.215†	-287.3	8.55	2.98%	[0.00]	mg/L
As 188.979†	46.4	2.27	4.88%	[0.00]	mg/L
B 249.677†	36.3	4.58	12.63%	[0.00]	mg/L
Ba 233.527†	39.0	1.41	3.63%	[0.00]	mg/L
Be 313.042†	966.5	35.52	3.68%	[0.00]	mg/L
Ca 317.933†	383.2	37.07	9.67%	[0.00]	mg/L
Cd 228.802†	160.6	2.34	1.45%	[0.00]	mg/L
Co 228.616†	154.7	10.35	6.69%	[0.00]	mg/L
Cr 267.716†	28.8	8.24	28.61%	[0.00]	mg/L
Cu 324.752†	3962.1	51.67	1.30%	[0.00]	mg/L
Fe 273.955†	-39.8	1.41	3.55%	[0.00]	mg/L
K 766.490†	2500.2	13.30	0.53%	[0.00]	mg/L
Mg 279.077†	-377.5	18.93	5.01%	[0.00]	mg/L
Mn 257.610†	94.1	4.56	4.85%	[0.00]	mg/L
Mo 202.031†	-26.0	2.62	10.06%	[0.00]	mg/L
Na 589.592†	319.7	55.97	17.50%	[0.00]	mg/L
Na 330.237†	-271.4	19.45	7.17%	[0.00]	mg/L
Ni 231.604†	-10.0	4.79	47.96%	[0.00]	mg/L
Pb 220.353†	332.9	8.67	2.61%	[0.00]	mg/L
Sb 206.836†	30.3	3.18	10.49%	[0.00]	mg/L
Se 196.026†	-76.8	6.20	8.07%	[0.00]	mg/L
Si 288.158†	-30.9	5.13	16.57%	[0.00]	mg/L
Sn 189.927†	28.6	3.37	11.77%	[0.00]	mg/L
Sr 421.552†	-79.6	106.32	133.55%	[0.00]	mg/L
Ti 334.903†	-479.2	22.15	4.62%	[0.00]	mg/L
Tl 190.801†	-20.7	4.03	19.49%	[0.00]	mg/L
V 292.402†	-100.7	18.69	18.55%	[0.00]	mg/L
Zn 206.200†	3.4	1.37	39.87%	[0.00]	mg/L

Analysis Begun

Start Time: 10/2/2006 10:08:23 AM
Logged In Analyst: metals
Spectrometer Model: Optima 4300 DV, S/N 077N0060101
Plasma On Time: 10/2/2006 8:26:36 AM
Technique: ICP Continuous
Autosampler Model: AS-93plus

Sample Information File: C:\pe\Administrator\Sample Information\CRISET.sif
Batch ID:
Results Data Set: PE061002
Results Library: C:\pe\Administrator\Results\Results.mdb

Sequence No.: 1
Sample ID: CV
Analyst:
Initial Sample Wt:
Dilution: 1X
Autosampler Location: 7
Date Collected: 10/2/2006 10:08:23 AM
Data Type: Original
Initial Sample Vol:
Sample Prep Vol:

Nebulizer Parameters: CV

Analyte	Back Pressure	Flow
All	180.0 kPa	0.50 L/min

Mean Data: CV

Analyte	Mean Corrected Intensity	Calib Conc.	Calib Units	Std.Dev.	Sample Conc.	Sample Units	Std.Dev.	RSD
ScA 357.253	1591660.8	97.97	%	0.285				0.29%
ScR 361.383	159075.9	101.5	%	0.32				0.31%
Ag 328.068†	333241.9	0.9733	mg/L	0.00206	0.9733	mg/L	0.00206	0.21%
Al 308.215†	2353.2	1.953	mg/L	0.0074	1.953	mg/L	0.0074	0.38%
As 188.979†	2427.8	1.957	mg/L	0.0108	1.957	mg/L	0.0108	0.55%
B 249.677†	2360.8	0.9636	mg/L	0.00465	0.9636	mg/L	0.00465	0.48%
Ba 233.527†	2748.8	0.9436	mg/L	0.00484	0.9436	mg/L	0.00484	0.51%
Be 313.042†	514598.1	0.9893	mg/L	0.00712	0.9893	mg/L	0.00712	0.72%
Ca 317.933†	39364.7	2.024	mg/L	0.0110	2.024	mg/L	0.0110	0.54%
Cd 228.802†	38554.7	1.015	mg/L	0.0013	1.015	mg/L	0.0013	0.13%
Co 228.616†	42407.7	0.9795	mg/L	0.00361	0.9795	mg/L	0.00361	0.37%
Cr 267.716†	6247.5	0.9332	mg/L	0.00327	0.9332	mg/L	0.00327	0.35%
Cu 324.752†	305457.6	1.020	mg/L	0.0015	1.020	mg/L	0.0015	0.14%
Fe 273.955†	1814.1	1.980	mg/L	0.0030	1.980	mg/L	0.0030	0.15%
K 766.490†	29444.9	19.71	mg/L	0.107	19.71	mg/L	0.107	0.55%
Mg 279.077†	2639.8	1.971	mg/L	0.0124	1.971	mg/L	0.0124	0.63%
Mn 257.610†	22042.7	0.9395	mg/L	0.00552	0.9395	mg/L	0.00552	0.59%
Mo 202.031†	11963.2	0.9973	mg/L	0.00318	0.9973	mg/L	0.00318	0.32%
Na 589.592†	212764.5	50.45	mg/L	0.269	50.45	mg/L	0.269	0.53%
Na 330.237†	1331.0	49.85	mg/L	0.558	49.85	mg/L	0.558	1.12%
Ni 231.604†	1587.1	0.9811	mg/L	0.00133	0.9811	mg/L	0.00133	0.14%
Pb 220.353†	22577.2	1.965	mg/L	0.0114	1.965	mg/L	0.0114	0.58%
Sb 206.836†	2944.7	2.069	mg/L	0.0066	2.069	mg/L	0.0066	0.32%
Se 196.026†	3590.8	1.965	mg/L	0.0061	1.965	mg/L	0.0061	0.31%
Si 288.158†	2688.1	1.783	mg/L	0.0080	1.783	mg/L	0.0080	0.45%
Sn 189.927†	5315.6	0.9842	mg/L	0.00185	0.9842	mg/L	0.00185	0.19%
Sr 421.552†	602377.9	0.9841	mg/L	0.00409	0.9841	mg/L	0.00409	0.42%
Ti 334.903†	23282.4	1.007	mg/L	0.0041	1.007	mg/L	0.0041	0.40%
Tl 190.801†	2581.8	1.939	mg/L	0.0077	1.939	mg/L	0.0077	0.40%
V 292.402†	304671.5	1.010	mg/L	0.0023	1.010	mg/L	0.0023	0.23%
Zn 206.200†	890.4	0.9808	mg/L	0.00842	0.9808	mg/L	0.00842	0.86%

Sequence No.: 2
Sample ID: CB
Analyst:
Initial Sample Wt:
Dilution: 1X

Autosampler Location: 1
Date Collected: 10/2/2006 10:14:52 AM
Data Type: Original
Initial Sample Vol:
Sample Prep Vol:

Nebulizer Parameters: CB

Analyte	Back Pressure	Flow
All	180.0 kPa	0.50 L/min

Mean Data: CB

Analyte	Mean Corrected Intensity	Calib Conc.	Calib Units	Calib Std.Dev.	Sample Conc.	Sample Units	Sample Std.Dev.	RSD
ScA 357.253	1624095.6	99.97	%	0.686				0.69%
ScR 361.383	157816.4	100.7	%	1.06				1.05%
Ag 328.068†	48.1	0.00014	mg/L	0.000091	0.00014	mg/L	0.000091	65.29%
Al 308.215†	0.6	0.00049	mg/L	0.015476	0.00049	mg/L	0.015476	>999.9%
As 188.979†	2.2	0.00177	mg/L	0.001998	0.00177	mg/L	0.001998	113.05%
B 249.677†	16.0	0.00652	mg/L	0.001183	0.00652	mg/L	0.001183	18.14%
Ba 233.527†	-1.7	-0.00059	mg/L	0.000907	-0.00059	mg/L	0.000907	152.60%
Be 313.042†	34.4	0.00007	mg/L	0.000048	0.00007	mg/L	0.000048	71.72%
Ca 317.933†	-224.9	-0.01156	mg/L	0.001671	-0.01156	mg/L	0.001671	14.45%
Cd 228.802†	4.3	0.00011	mg/L	0.000021	0.00011	mg/L	0.000021	19.04%
Co 228.616†	0.8	0.00002	mg/L	0.000089	0.00002	mg/L	0.000089	465.15%
Cr 267.716†	-1.5	-0.00022	mg/L	0.000617	-0.00022	mg/L	0.000617	275.92%
Cu 324.752†	-191.1	-0.00064	mg/L	0.000206	-0.00064	mg/L	0.000206	32.24%
Fe 273.955†	-4.2	-0.00463	mg/L	0.004297	-0.00463	mg/L	0.004297	92.86%
K 766.490†	21.0	0.01407	mg/L	0.009848	0.01407	mg/L	0.009848	70.01%
Mg 279.077†	-14.3	-0.01066	mg/L	0.003505	-0.01066	mg/L	0.003505	32.88%
Mn 257.610†	6.1	0.00026	mg/L	0.000140	0.00026	mg/L	0.000140	53.96%
Mo 202.031†	6.1	0.00051	mg/L	0.000138	0.00051	mg/L	0.000138	27.16%
Na 589.592†	-6.7	-0.00160	mg/L	0.002677	-0.00160	mg/L	0.002677	167.58%
Na 330.237†	-9.2	-0.3428	mg/L	0.57596	-0.3428	mg/L	0.57596	168.00%
Ni 231.604†	-1.2	-0.00076	mg/L	0.000769	-0.00076	mg/L	0.000769	101.43%
Pb 220.353†	4.2	0.00037	mg/L	0.000213	0.00037	mg/L	0.000213	58.22%
Sb 206.836†	0.8	0.00055	mg/L	0.001403	0.00055	mg/L	0.001403	253.74%
Se 196.026†	4.2	0.00232	mg/L	0.001937	0.00232	mg/L	0.001937	83.40%
Si 288.158†	-7.0	-0.00464	mg/L	0.003238	-0.00464	mg/L	0.003238	69.81%
Sn 189.927†	9.6	0.00177	mg/L	0.001288	0.00177	mg/L	0.001288	72.72%
Sr 421.552†	-15.8	-0.00003	mg/L	0.000093	-0.00003	mg/L	0.000093	360.55%
Ti 334.903†	3.5	0.00015	mg/L	0.001509	0.00015	mg/L	0.001509	>999.9%
Tl 190.801†	3.8	0.00289	mg/L	0.000901	0.00289	mg/L	0.000901	31.21%
V 292.402†	-67.0	-0.00022	mg/L	0.000189	-0.00022	mg/L	0.000189	85.28%
Zn 206.200†	-4.5	-0.00494	mg/L	0.002481	-0.00494	mg/L	0.002481	50.26%

Analysis Begun

Start Time: 10/2/2006 10:20:17 AM
Plasma On Time: 10/2/2006 8:26:36 AM
Logged In Analyst: metals
Technique: ICP Continuous
Spectrometer Model: Optima 4300 DV, S/N 077N0060101Autosampler Model: AS-93plus

Sample Information File: C:\pe\Administrator\Sample Information\CRISET.sif
Batch ID:
Results Data Set: PE061002
Results Library: C:\pe\Administrator\Results\Results.mdb

Sequence No.: 8
Autosampler Location:
Sample ID: Calib Blank 1
Date Collected: 10/2/2006 10:20:17 AM
Analyst:
Data Type: Original
Initial Sample Wt:
Initial Sample Vol:
Dilution:
Sample Prep Vol:

Nebulizer Parameters: Calib Blank 1

Analyte	Back Pressure	Flow
All	180.0 kPa	0.50 L/min

Mean Data: Calib Blank 1

Analyte	Mean Corrected Intensity	Std.Dev.	RSD	Conc.	Calib Units
ScA 357.253	1641963.0	5182.58	0.32%	101.1	%
ScR 361.383	159433.8	1137.18	0.71%	101.7	%
Ag 328.068†	902.9	19.73	2.19%	[0.00]	mg/L
Al 308.215†	-290.8	37.04	12.74%	[0.00]	mg/L
As 188.979†	46.4	3.49	7.51%	[0.00]	mg/L
B 249.677†	38.6	1.87	4.85%	[0.00]	mg/L
Ba 233.527†	36.8	2.17	5.91%	[0.00]	mg/L
Be 313.042†	964.9	28.32	2.94%	[0.00]	mg/L
Ca 317.933†	162.5	22.01	13.55%	[0.00]	mg/L
Cd 228.802†	163.1	4.55	2.79%	[0.00]	mg/L
Co 228.616†	144.5	9.69	6.71%	[0.00]	mg/L
Cr 267.716†	22.1	4.04	18.25%	[0.00]	mg/L
Cu 324.752†	3806.2	109.87	2.89%	[0.00]	mg/L
Fe 273.955†	-43.7	1.68	3.85%	[0.00]	mg/L
K 766.490†	2467.6	45.30	1.84%	[0.00]	mg/L
Mg 279.077†	-393.4	1.50	0.38%	[0.00]	mg/L
Mn 257.610†	97.1	6.97	7.17%	[0.00]	mg/L
Mo 202.031†	-22.6	3.72	16.46%	[0.00]	mg/L
Na 589.592†	281.4	19.67	6.99%	[0.00]	mg/L
Na 330.237†	-287.3	12.23	4.26%	[0.00]	mg/L
Ni 231.604†	-11.4	7.13	62.70%	[0.00]	mg/L
Pb 220.353†	328.6	3.11	0.95%	[0.00]	mg/L
Sb 206.836†	29.8	1.32	4.44%	[0.00]	mg/L
Se 196.026†	-74.0	11.45	15.47%	[0.00]	mg/L
Si 288.158†	-35.1	6.42	18.28%	[0.00]	mg/L
Sn 189.927†	33.3	9.99	29.97%	[0.00]	mg/L
Sr 421.552†	-69.4	54.58	78.59%	[0.00]	mg/L
Ti 334.903†	-478.1	21.96	4.59%	[0.00]	mg/L
Tl 190.801†	-14.1	4.91	34.80%	[0.00]	mg/L
V 292.402†	-144.1	67.89	47.11%	[0.00]	mg/L
Zn 206.200†	-0.5	1.12	231.83%	[0.00]	mg/L

Analysis Begun

Start Time: 10/2/2006 10:24:51 AM
Plasma On Time: 10/2/2006 8:26:36 AM
Logged In Analyst: metals
Technique: ICP Continuous
Spectrometer Model: Optima 4300 DV, S/N 077N0060101Autosampler Model: AS-93plus

Sample Information File: C:\pe\Administrator\Sample Information\CRISET.sif
Batch ID:
Results Data Set: PE061002
Results Library: C:\pe\Administrator\Results\Results.mdb

Sequence No.: 1
Sample ID: CV
Analyst:
Initial Sample Wt:
Dilution: 1X
Autosampler Location: 7
Date Collected: 10/2/2006 10:24:51 AM
Data Type: Original
Initial Sample Vol:
Sample Prep Vol:

Nebulizer Parameters: CV

Analyte	Back Pressure	Flow
All	180.0 kPa	0.50 L/min

Mean Data: CV

Analyte	Mean Corrected Intensity	Calib Conc.	Calib Units	Calib Std.Dev.	Sample Conc.	Sample Units	Sample Std.Dev.	RSD
ScA 357.253	1583441.8	97.46	%	0.485				0.50%
ScR 361.383	157536.3	100.5	%	0.67				0.66%
Ag 328.068†	334583.0	0.9773	mg/L	0.00216	0.9773	mg/L	0.00216	0.22%
Al 308.215†	2371.2	1.968	mg/L	0.0146	1.968	mg/L	0.0146	0.74%
As 188.979†	2421.8	1.952	mg/L	0.0142	1.952	mg/L	0.0142	0.73%
B 249.677†	2379.9	0.9714	mg/L	0.00095	0.9714	mg/L	0.00095	0.10%
Ba 233.527†	2763.6	0.9487	mg/L	0.00513	0.9487	mg/L	0.00513	0.54%
Be 313.042†	520571.4	1.001	mg/L	0.0105	1.001	mg/L	0.0105	1.05%
Ca 317.933†	39784.4	2.046	mg/L	0.0020	2.046	mg/L	0.0020	0.10%
Cd 228.802†	38767.2	1.020	mg/L	0.0027	1.020	mg/L	0.0027	0.27%
Co 228.616†	42583.7	0.9836	mg/L	0.00355	0.9836	mg/L	0.00355	0.36%
Cr 267.716†	6315.3	0.9434	mg/L	0.00494	0.9434	mg/L	0.00494	0.52%
Cu 324.752†	306938.1	1.025	mg/L	0.0026	1.025	mg/L	0.0026	0.25%
Fe 273.955†	1825.5	1.992	mg/L	0.0130	1.992	mg/L	0.0130	0.65%
K 766.490†	29750.6	19.92	mg/L	0.087	19.92	mg/L	0.087	0.44%
Mg 279.077†	2696.8	2.013	mg/L	0.0133	2.013	mg/L	0.0133	0.66%
Mn 257.610†	21989.9	0.9372	mg/L	0.00184	0.9372	mg/L	0.00184	0.20%
Mo 202.031†	11945.7	0.9958	mg/L	0.00983	0.9958	mg/L	0.00983	0.99%
Na 589.592†	219521.2	52.05	mg/L	0.470	52.05	mg/L	0.470	0.90%
Na 330.237†	1360.3	50.95	mg/L	0.898	50.95	mg/L	0.898	1.76%
Ni 231.604†	1596.2	0.9868	mg/L	0.00381	0.9868	mg/L	0.00381	0.39%
Pb 220.353†	22762.5	1.981	mg/L	0.0041	1.981	mg/L	0.0041	0.21%
Sb 206.836†	2945.1	2.069	mg/L	0.0187	2.069	mg/L	0.0187	0.90%
Se 196.026†	3584.2	1.961	mg/L	0.0196	1.961	mg/L	0.0196	1.00%
Si 288.158†	2718.9	1.803	mg/L	0.0088	1.803	mg/L	0.0088	0.49%
Sn 189.927†	5318.4	0.9848	mg/L	0.01144	0.9848	mg/L	0.01144	1.16%
Sr 421.552†	610198.1	0.9969	mg/L	0.01006	0.9969	mg/L	0.01006	1.01%
Ti 334.903†	23343.5	1.009	mg/L	0.0015	1.009	mg/L	0.0015	0.15%
Tl 190.801†	2568.1	1.928	mg/L	0.0190	1.928	mg/L	0.0190	0.99%
V 292.402†	306466.6	1.016	mg/L	0.0027	1.016	mg/L	0.0027	0.27%
Zn 206.200†	897.4	0.9885	mg/L	0.00917	0.9885	mg/L	0.00917	0.93%

Sequence No.: 2
Sample ID: CB
Analyst:
Initial Sample Wt:
Dilution: 1X

Autosampler Location: 1
Date Collected: 10/2/2006 10:31:20 AM
Data Type: Original
Initial Sample Vol:
Sample Prep Vol:

Nebulizer Parameters: CB

Analyte	Back Pressure	Flow
All	180.0 kPa	0.50 L/min

Mean Data: CB

Analyte	Mean Corrected Intensity	Calib Conc.	Calib Units	Calib Std.Dev.	Sample Conc.	Sample Units	Sample Std.Dev.	RSD
ScA 357.253	1622443.8	99.86	%	0.438				0.44%
ScR 361.383	158836.1	101.4	%	0.40				0.39%
Ag 328.068†	-9.8	-0.00003	mg/L	0.000085	-0.00003	mg/L	0.000085	298.78%
Al 308.215†	-0.3	-0.00029	mg/L	0.009578	-0.00029	mg/L	0.009578	>999.9%
As 188.979†	2.3	0.00187	mg/L	0.001359	0.00187	mg/L	0.001359	72.56%
B 249.677†	7.5	0.00303	mg/L	0.001799	0.00303	mg/L	0.001799	59.27%
Ba 233.527†	-1.4	-0.00047	mg/L	0.000928	-0.00047	mg/L	0.000928	196.09%
Be 313.042†	24.5	0.00005	mg/L	0.000030	0.00005	mg/L	0.000030	64.51%
Ca 317.933†	17.5	0.00090	mg/L	0.002731	0.00090	mg/L	0.002731	303.24%
Cd 228.802†	-2.2	-0.00006	mg/L	0.000103	-0.00006	mg/L	0.000103	171.37%
Co 228.616†	9.9	0.00023	mg/L	0.000099	0.00023	mg/L	0.000099	43.30%
Cr 267.716†	3.1	0.00046	mg/L	0.000344	0.00046	mg/L	0.000344	75.31%
Cu 324.752†	-4.2	-0.00001	mg/L	0.000152	-0.00001	mg/L	0.000152	>999.9%
Fe 273.955†	1.3	0.00137	mg/L	0.003259	0.00137	mg/L	0.003259	238.20%
K 766.490†	75.2	0.05036	mg/L	0.011446	0.05036	mg/L	0.011446	22.73%
Mg 279.077†	2.6	0.00196	mg/L	0.001441	0.00196	mg/L	0.001441	73.66%
Mn 257.610†	-1.9	-0.00008	mg/L	0.000176	-0.00008	mg/L	0.000176	216.59%
Mo 202.031†	2.7	0.00023	mg/L	0.000516	0.00023	mg/L	0.000516	229.17%
Na 589.592†	47.0	0.01114	mg/L	0.005715	0.01114	mg/L	0.005715	51.32%
Na 330.237†	10.7	0.3990	mg/L	0.41190	0.3990	mg/L	0.41190	103.23%
Ni 231.604†	10.1	0.00624	mg/L	0.001479	0.00624	mg/L	0.001479	23.69%
Pb 220.353†	9.3	0.00081	mg/L	0.000624	0.00081	mg/L	0.000624	77.37%
Sb 206.836†	-2.1	-0.00147	mg/L	0.000494	-0.00147	mg/L	0.000494	33.64%
Se 196.026†	0.3	0.00016	mg/L	0.004590	0.00016	mg/L	0.004590	>999.9%
Si 288.158†	6.2	0.00411	mg/L	0.003409	0.00411	mg/L	0.003409	82.99%
Sn 189.927†	0.3	0.00005	mg/L	0.000833	0.00005	mg/L	0.000833	>999.9%
Sr 421.552†	-3.2	-0.00001	mg/L	0.000047	-0.00001	mg/L	0.000047	900.95%
Ti 334.903†	6.1	0.00026	mg/L	0.000915	0.00026	mg/L	0.000915	345.55%
Tl 190.801†	0.8	0.00063	mg/L	0.001728	0.00063	mg/L	0.001728	276.47%
V 292.402†	33.4	0.00011	mg/L	0.000116	0.00011	mg/L	0.000116	102.87%
Zn 206.200†	2.4	0.00260	mg/L	0.004362	0.00260	mg/L	0.004362	168.09%

Sequence No.: 3
Sample ID: CRI
Analyst:
Initial Sample Wt:
Dilution: 1X

Autosampler Location: 8
Date Collected: 10/2/2006 10:37:42 AM
Data Type: Original
Initial Sample Vol:
Sample Prep Vol:

Nebulizer Parameters: CRI

Analyte	Back Pressure	Flow
All	181.0 kPa	0.50 L/min

Mean Data: CRI

Analyte	Mean Corrected Intensity	Calib Conc.	Calib Units	Calib Std.Dev.	Sample Conc.	Sample Units	Sample Std.Dev.	RSD
ScA 357.253	1629507.7	100.3	%	0.82				0.82%
ScR 361.383	159675.6	101.9	%	0.42				0.41%
Ag 328.068†	1040.2	0.00304	mg/L	0.000100	0.00304	mg/L	0.000100	3.30%
Al 308.215†	77.8	0.06564	mg/L	0.005853	0.06564	mg/L	0.005853	8.92%
As 188.979†	63.3	0.05112	mg/L	0.001131	0.05112	mg/L	0.001131	2.21%
B 249.677†	46.2	0.01882	mg/L	0.003308	0.01882	mg/L	0.003308	17.58%
Ba 233.527†	4.7	0.00162	mg/L	0.000457	0.00162	mg/L	0.000457	28.15%
Be 313.042†	541.5	0.00104	mg/L	0.000039	0.00104	mg/L	0.000039	3.75%
Ca 317.933†	1067.9	0.05491	mg/L	0.001265	0.05491	mg/L	0.001265	2.30%
Cd 228.802†	78.8	0.00201	mg/L	0.000042	0.00201	mg/L	0.000042	2.07%
Co 228.616†	141.6	0.00327	mg/L	0.000160	0.00327	mg/L	0.000160	4.89%
Cr 267.716†	38.0	0.00567	mg/L	0.000625	0.00567	mg/L	0.000625	11.02%
Cu 324.752†	665.5	0.00222	mg/L	0.000246	0.00222	mg/L	0.000246	11.05%
Fe 273.955†	52.7	0.05762	mg/L	0.001794	0.05762	mg/L	0.001794	3.11%
K 766.490†	797.3	0.5338	mg/L	0.03115	0.5338	mg/L	0.03115	5.83%
Mg 279.077†	80.0	0.05956	mg/L	0.019635	0.05956	mg/L	0.019635	32.97%
Mn 257.610†	17.7	0.00076	mg/L	0.000084	0.00076	mg/L	0.000084	11.14%
Mo 202.031†	58.2	0.00485	mg/L	0.000251	0.00485	mg/L	0.000251	5.18%
Na 589.592†	2466.5	0.5849	mg/L	0.00206	0.5849	mg/L	0.00206	0.35%
Na 330.237†	17.1	0.6398	mg/L	0.44196	0.6398	mg/L	0.44196	69.08%
Ni 231.604†	15.5	0.00959	mg/L	0.001711	0.00959	mg/L	0.001711	17.83%
Pb 220.353†	232.4	0.02024	mg/L	0.000401	0.02024	mg/L	0.000401	1.98%
Sb 206.836†	78.4	0.05513	mg/L	0.002851	0.05513	mg/L	0.002851	5.17%
Se 196.026†	94.5	0.05172	mg/L	0.005398	0.05172	mg/L	0.005398	10.44%
Si 288.158†	111.3	0.07375	mg/L	0.003944	0.07375	mg/L	0.003944	5.35%
Sn 189.927†	58.1	0.01082	mg/L	0.001328	0.01082	mg/L	0.001328	12.27%
Sr 421.552†	643.7	0.00105	mg/L	0.000013	0.00105	mg/L	0.000013	1.28%
Ti 334.903†	97.8	0.00423	mg/L	0.000596	0.00423	mg/L	0.000596	14.11%
Tl 190.801†	65.3	0.04912	mg/L	0.002228	0.04912	mg/L	0.002228	4.53%
V 292.402†	979.4	0.00326	mg/L	0.000076	0.00326	mg/L	0.000076	2.33%
Zn 206.200†	4.9	0.00535	mg/L	0.001240	0.00535	mg/L	0.001240	23.18%

Sequence No.: 4
Sample ID: ICSA
Analyst:
Initial Sample Wt:
Dilution: 1X

Autosampler Location: 9
Date Collected: 10/2/2006 10:44:04 AM
Data Type: Original
Initial Sample Vol:
Sample Prep Vol:

Nebulizer Parameters: ICSA

Analyte	Back Pressure	Flow
All	181.0 kPa	0.50 L/min

Mean Data: ICSA

Analyte	Mean Corrected Intensity	Calib Conc.	Calib Units	Calib Std.Dev.	Sample Conc.	Sample Units	Sample Std.Dev.	RSD
ScA 357.253	1508292.9	92.84	%	0.769				0.83%
ScR 361.383	153294.4	97.82	%	0.501				0.51%
Ag 328.068†	-3538.5	-0.00091	mg/L	0.000346	-0.00091	mg/L	0.000346	38.01%
Al 308.215†	236617.8	200.1	mg/L	0.59	200.1	mg/L	0.59	0.30%
As 188.979†	39.5	0.00895	mg/L	0.001328	0.00895	mg/L	0.001328	14.83%
B 249.677†	-2.6	-0.00103	mg/L	0.003164	-0.00103	mg/L	0.003164	307.99%
Ba 233.527†	38.6	-0.00075	mg/L	0.001905	-0.00075	mg/L	0.001905	255.35%
Be 313.042†	25.7	0.00005	mg/L	0.000068	0.00005	mg/L	0.000068	144.30%
Ca 317.933†	1941079.8	99.81	mg/L	0.396	99.81	mg/L	0.396	0.40%
Cd 228.802†	42.0	0.00106	mg/L	0.000166	0.00106	mg/L	0.000166	15.62%
Co 228.616†	31.4	0.00026	mg/L	0.000291	0.00026	mg/L	0.000291	112.97%
Cr 267.716†	80.2	0.00313	mg/L	0.000446	0.00313	mg/L	0.000446	14.26%
Cu 324.752†	-5195.4	0.00166	mg/L	0.000260	0.00166	mg/L	0.000260	15.65%
Fe 273.955†	180766.3	197.5	mg/L	2.05	197.5	mg/L	2.05	1.04%
K 766.490†	195.1	0.1307	mg/L	0.02231	0.1307	mg/L	0.02231	17.08%
Mg 279.077†	134595.2	100.1	mg/L	0.21	100.1	mg/L	0.21	0.21%
Mn 257.610†	73.1	-0.00111	mg/L	0.000611	-0.00111	mg/L	0.000611	54.99%
Mo 202.031†	50.2	0.00204	mg/L	0.000390	0.00204	mg/L	0.000390	19.12%
Na 589.592†	251.9	0.05973	mg/L	0.006067	0.05973	mg/L	0.006067	10.16%
Na 330.237†	39.1	0.4517	mg/L	0.44068	0.4517	mg/L	0.44068	97.56%
Ni 231.604†	-1.6	-0.00099	mg/L	0.003034	-0.00099	mg/L	0.003034	307.72%
Pb 220.353†	-294.9	0.00991	mg/L	0.000363	0.00991	mg/L	0.000363	3.66%
Sb 206.836†	45.3	0.01110	mg/L	0.002051	0.01110	mg/L	0.002051	18.47%
Se 196.026†	-86.8	-0.02400	mg/L	0.003337	-0.02400	mg/L	0.003337	13.91%
Si 288.158†	10.9	0.00727	mg/L	0.007085	0.00727	mg/L	0.007085	97.44%
Sn 189.927†	-64.0	-0.00452	mg/L	0.001399	-0.00452	mg/L	0.001399	30.93%
Sr 421.552†	728.3	0.00119	mg/L	0.000050	0.00119	mg/L	0.000050	4.24%
Ti 334.903†	132.1	0.00571	mg/L	0.000066	0.00571	mg/L	0.000066	1.16%
Tl 190.801†	-16.0	-0.01201	mg/L	0.002289	-0.01201	mg/L	0.002289	19.06%
V 292.402†	468.4	0.00163	mg/L	0.000090	0.00163	mg/L	0.000090	5.50%
Zn 206.200†	-0.6	-0.00403	mg/L	0.002074	-0.00403	mg/L	0.002074	51.49%

Sequence No.: 5
Sample ID: ICSAB
Analyst:
Initial Sample Wt:
Dilution: 1X

Autosampler Location: 10
Date Collected: 10/2/2006 10:50:31 AM
Data Type: Original
Initial Sample Vol:
Sample Prep Vol:

Nebulizer Parameters: ICSAB

Analyte	Back Pressure	Flow
All	181.0 kPa	0.50 L/min

Mean Data: ICSAB

Analyte	Mean Corrected Intensity	Calib Conc.	Calib Units	Std.Dev.	Sample Conc.	Sample Units	Std.Dev.	RSD
ScA 357.253	1504467.7	92.60	%	0.600				0.65%
ScR 361.383	155487.3	99.22	%	1.092				1.10%
Ag 328.068†	357745.2	1.054	mg/L	0.0026	1.054	mg/L	0.0026	0.25%
Al 308.215†	235933.6	199.5	mg/L	0.85	199.5	mg/L	0.85	0.42%
As 188.979†	1298.6	1.025	mg/L	0.0040	1.025	mg/L	0.0040	0.39%
B 249.677†	-0.4	0.00159	mg/L	0.001346	0.00159	mg/L	0.001346	84.71%
Ba 233.527†	2821.6	0.9549	mg/L	0.01068	0.9549	mg/L	0.01068	1.12%
Be 313.042†	535782.1	1.030	mg/L	0.0038	1.030	mg/L	0.0038	0.37%
Ca 317.933†	1931951.4	99.34	mg/L	0.358	99.34	mg/L	0.358	0.36%
Cd 228.802†	39317.6	1.036	mg/L	0.0027	1.036	mg/L	0.0027	0.26%
Co 228.616†	41798.6	0.9664	mg/L	0.00421	0.9664	mg/L	0.00421	0.44%
Cr 267.716†	6413.1	0.9496	mg/L	0.01093	0.9496	mg/L	0.01093	1.15%
Cu 324.752†	311811.8	1.061	mg/L	0.0018	1.061	mg/L	0.0018	0.17%
Fe 273.955†	178951.0	195.6	mg/L	0.86	195.6	mg/L	0.86	0.44%
K 766.490†	265.3	0.1776	mg/L	0.01447	0.1776	mg/L	0.01447	8.15%
Mg 279.077†	133989.0	99.69	mg/L	0.374	99.69	mg/L	0.374	0.37%
Mn 257.610†	22396.2	0.9502	mg/L	0.00325	0.9502	mg/L	0.00325	0.34%
Mo 202.031†	51.3	0.00214	mg/L	0.000595	0.00214	mg/L	0.000595	27.78%
Na 589.592†	280.1	0.06643	mg/L	0.009190	0.06643	mg/L	0.009190	13.83%
Na 330.237†	36.5	0.1258	mg/L	0.54466	0.1258	mg/L	0.54466	432.92%
Ni 231.604†	1521.9	0.9403	mg/L	0.00816	0.9403	mg/L	0.00816	0.87%
Pb 220.353†	10734.8	0.9702	mg/L	0.00465	0.9702	mg/L	0.00465	0.48%
Sb 206.836†	1520.0	1.036	mg/L	0.0060	1.036	mg/L	0.0060	0.58%
Se 196.026†	1750.1	0.9802	mg/L	0.00585	0.9802	mg/L	0.00585	0.60%
Si 288.158†	18.6	0.01436	mg/L	0.002164	0.01436	mg/L	0.002164	15.07%
Sn 189.927†	-83.7	-0.00624	mg/L	0.000151	-0.00624	mg/L	0.000151	2.42%
Sr 421.552†	922.3	0.00151	mg/L	0.000055	0.00151	mg/L	0.000055	3.67%
Ti 334.903†	130.4	0.00544	mg/L	0.000632	0.00544	mg/L	0.000632	11.62%
Tl 190.801†	1270.6	0.9497	mg/L	0.00972	0.9497	mg/L	0.00972	1.02%
V 292.402†	318212.6	1.054	mg/L	0.0023	1.054	mg/L	0.0023	0.22%
Zn 206.200†	842.6	0.9250	mg/L	0.00732	0.9250	mg/L	0.00732	0.79%

Sequence No.: 6
Sample ID: CV2
Analyst:
Initial Sample Wt:
Dilution: 1X

Autosampler Location: 7
Date Collected: 10/2/2006 10:56:45 AM
Data Type: Original
Initial Sample Vol:
Sample Prep Vol:

Nebulizer Parameters: CV

Analyte	Back Pressure	Flow
All	180.0 kPa	0.50 L/min

Mean Data: CV

Analyte	Mean Corrected Intensity	Calib Conc.	Calib Units	Calib Std.Dev.	Sample Conc.	Sample Units	Sample Std.Dev.	RSD
ScA 357.253	1594770.3	98.16	%	0.386				0.39%
ScR 361.383	159678.7	101.9	%	0.11				0.11%
Ag 328.068†	330829.7	0.9663	mg/L	0.00097	0.9663	mg/L	0.00097	0.10%
Al 308.215†	2363.5	1.961	mg/L	0.0176	1.961	mg/L	0.0176	0.90%
As 188.979†	2415.8	1.947	mg/L	0.0044	1.947	mg/L	0.0044	0.23%
B 249.677†	2340.3	0.9552	mg/L	0.00460	0.9552	mg/L	0.00460	0.48%
Ba 233.527†	2724.9	0.9354	mg/L	0.00219	0.9354	mg/L	0.00219	0.23%
Be 313.042†	511603.2	0.9836	mg/L	0.00477	0.9836	mg/L	0.00477	0.48%
Ca 317.933†	39437.8	2.028	mg/L	0.0054	2.028	mg/L	0.0054	0.26%
Cd 228.802†	38328.4	1.009	mg/L	0.0014	1.009	mg/L	0.0014	0.14%
Co 228.616†	42174.9	0.9742	mg/L	0.00292	0.9742	mg/L	0.00292	0.30%
Cr 267.716†	6229.8	0.9306	mg/L	0.00473	0.9306	mg/L	0.00473	0.51%
Cu 324.752†	304039.4	1.015	mg/L	0.0010	1.015	mg/L	0.0010	0.10%
Fe 273.955†	1807.8	1.973	mg/L	0.0068	1.973	mg/L	0.0068	0.34%
K 766.490†	29279.4	19.60	mg/L	0.148	19.60	mg/L	0.148	0.75%
Mg 279.077†	2666.4	1.991	mg/L	0.0167	1.991	mg/L	0.0167	0.84%
Mn 257.610†	21807.2	0.9295	mg/L	0.00431	0.9295	mg/L	0.00431	0.46%
Mo 202.031†	11965.5	0.9975	mg/L	0.00387	0.9975	mg/L	0.00387	0.39%
Na 589.592†	219858.9	52.13	mg/L	0.258	52.13	mg/L	0.258	0.50%
Na 330.237†	1350.3	50.57	mg/L	0.861	50.57	mg/L	0.861	1.70%
Ni 231.604†	1582.8	0.9785	mg/L	0.00652	0.9785	mg/L	0.00652	0.67%
Pb 220.353†	22403.0	1.950	mg/L	0.0039	1.950	mg/L	0.0039	0.20%
Sb 206.836†	2938.9	2.065	mg/L	0.0042	2.065	mg/L	0.0042	0.20%
Se 196.026†	3573.9	1.955	mg/L	0.0100	1.955	mg/L	0.0100	0.51%
Si 288.158†	2684.9	1.781	mg/L	0.0122	1.781	mg/L	0.0122	0.68%
Sn 189.927†	5307.8	0.9828	mg/L	0.00351	0.9828	mg/L	0.00351	0.36%
Sr 421.552†	604558.3	0.9877	mg/L	0.00377	0.9877	mg/L	0.00377	0.38%
Ti 334.903†	23133.3	1.000	mg/L	0.0036	1.000	mg/L	0.0036	0.36%
Tl 190.801†	2564.2	1.926	mg/L	0.0077	1.926	mg/L	0.0077	0.40%
V 292.402†	302873.8	1.004	mg/L	0.0008	1.004	mg/L	0.0008	0.08%
Zn 206.200†	882.6	0.9722	mg/L	0.00067	0.9722	mg/L	0.00067	0.07%

Sequence No.: 7
Sample ID: CB 2
Analyst:
Initial Sample Wt:
Dilution: 1X

Autosampler Location: 1
Date Collected: 10/2/2006 11:03:15 AM
Data Type: Original
Initial Sample Vol:
Sample Prep Vol:

Nebulizer Parameters: CB

Analyte	Back Pressure	Flow
All	181.0 kPa	0.50 L/min

Mean Data: CB

Analyte	Mean Corrected Intensity	Calib Conc.	Calib Units	Calib Std.Dev.	Sample Conc.	Sample Units	Sample Std.Dev.	RSD
ScA 357.253	1635071.2	100.6	%	0.30				0.30%
ScR 361.383	162193.2	103.5	%	0.75				0.73%
Ag 328.068†	-46.8	-0.00014	mg/L	0.000148	-0.00014	mg/L	0.000148	108.58%
Al 308.215†	9.7	0.00818	mg/L	0.007123	0.00818	mg/L	0.007123	87.11%
As 188.979†	6.8	0.00548	mg/L	0.001618	0.00548	mg/L	0.001618	29.50%
B 249.677†	7.0	0.00284	mg/L	0.002387	0.00284	mg/L	0.002387	84.09%
Ba 233.527†	2.0	0.00068	mg/L	0.002177	0.00068	mg/L	0.002177	319.80%
Be 313.042†	38.8	0.00007	mg/L	0.000064	0.00007	mg/L	0.000064	85.64%
Ca 317.933†	20.0	0.00103	mg/L	0.000965	0.00103	mg/L	0.000965	94.05%
Cd 228.802†	0.6	0.00001	mg/L	0.000062	0.00001	mg/L	0.000062	827.24%
Co 228.616†	9.5	0.00022	mg/L	0.000218	0.00022	mg/L	0.000218	98.86%
Cr 267.716†	11.3	0.00170	mg/L	0.000513	0.00170	mg/L	0.000513	30.25%
Cu 324.752†	25.6	0.00009	mg/L	0.000022	0.00009	mg/L	0.000022	25.10%
Fe 273.955†	1.7	0.00183	mg/L	0.001283	0.00183	mg/L	0.001283	70.06%
K 766.490†	34.6	0.02315	mg/L	0.036559	0.02315	mg/L	0.036559	157.93%
Mg 279.077†	8.3	0.00616	mg/L	0.014774	0.00616	mg/L	0.014774	240.01%
Mn 257.610†	-6.0	-0.00026	mg/L	0.000152	-0.00026	mg/L	0.000152	59.37%
Mo 202.031†	1.7	0.00014	mg/L	0.000494	0.00014	mg/L	0.000494	354.60%
Na 589.592†	74.4	0.01764	mg/L	0.004061	0.01764	mg/L	0.004061	23.02%
Na 330.237†	-0.3	-0.01085	mg/L	0.500314	-0.01085	mg/L	0.500314	>999.9%
Ni 231.604†	1.8	0.00112	mg/L	0.000624	0.00112	mg/L	0.000624	55.98%
Pb 220.353†	-0.9	-0.00008	mg/L	0.000378	-0.00008	mg/L	0.000378	487.34%
Sb 206.836†	-1.3	-0.00089	mg/L	0.000101	-0.00089	mg/L	0.000101	11.28%
Se 196.026†	0.8	0.00043	mg/L	0.003386	0.00043	mg/L	0.003386	791.08%
Si 288.158†	4.3	0.00287	mg/L	0.002237	0.00287	mg/L	0.002237	77.97%
Sn 189.927†	8.7	0.00160	mg/L	0.001058	0.00160	mg/L	0.001058	65.96%
Sr 421.552†	1.9	0.00000	mg/L	0.000049	0.00000	mg/L	0.000049	>999.9%
Ti 334.903†	-2.6	-0.00011	mg/L	0.001388	-0.00011	mg/L	0.001388	>999.9%
Tl 190.801†	-4.4	-0.00330	mg/L	0.002763	-0.00330	mg/L	0.002763	83.62%
V 292.402†	24.3	0.00009	mg/L	0.000151	0.00009	mg/L	0.000151	163.81%
Zn 206.200†	0.0	0.00004	mg/L	0.001923	0.00004	mg/L	0.001923	>999.9%

Analysis Begun

Start Time: 10/2/2006 11:08:16 AM
Plasma On Time: 10/2/2006 8:26:36 AM
Logged In Analyst: metals
Technique: ICP Continuous
Spectrometer Model: Optima 4300 DV, S/N 077N0060101Autosampler Model: AS-93plus

Sample Information File: C:\pe\Administrator\Sample Information\1002.sif
Batch ID:
Results Data Set: PE061002
Results Library: C:\pe\Administrator\Results\Results.mdb

Sequence No.: 1
Sample ID: JY45 MB2 TWC
Analyst: JLB
Initial Sample Wt:
Dilution: 1X
Autosampler Location: 21
Date Collected: 10/2/2006 11:08:16 AM
Data Type: Original
Initial Sample Vol:
Sample Prep Vol:

Nebulizer Parameters: JY45 MB2 TWC

Analyte	Back Pressure	Flow
All	181.0 kPa	0.50 L/min

Mean Data: JY45 MB2 TWC

Analyte	Mean Corrected Intensity	Calib Conc.	Units	Std.Dev.	Sample Conc.	Units	Std.Dev.	RSD
ScA 357.253	1666264.9	102.6	%	0.41				0.40%
ScR 361.383	165539.1	105.6	%	0.42				0.40%
Ag 328.068†	0.7	0.00000	mg/L	0.000173	0.00000	mg/L	0.000173	>999.9%
Al 308.215†	-3.8	-0.00320	mg/L	0.010305	-0.00320	mg/L	0.010305	321.74%
As 188.979†	0.5	0.00041	mg/L	0.002179	0.00041	mg/L	0.002179	532.97%
B 249.677†	3.0	0.00124	mg/L	0.003670	0.00124	mg/L	0.003670	296.23%
Ba 233.527†	-2.0	-0.00070	mg/L	0.001907	-0.00070	mg/L	0.001907	271.03%
Be 313.042†	-24.9	-0.00005	mg/L	0.000023	-0.00005	mg/L	0.000023	48.79%
Ca 317.933†	242.5	0.01247	mg/L	0.001360	0.01247	mg/L	0.001360	10.91%
Cd 228.802†	-7.7	-0.00020	mg/L	0.000124	-0.00020	mg/L	0.000124	61.29%
Co 228.616†	9.2	0.00021	mg/L	0.000152	0.00021	mg/L	0.000152	72.44%
Cr 267.716†	6.6	0.00098	mg/L	0.000632	0.00098	mg/L	0.000632	64.60%
Cu 324.752†	-49.2	-0.00016	mg/L	0.000040	-0.00016	mg/L	0.000040	24.27%
Fe 273.955†	3.4	0.00370	mg/L	0.001121	0.00370	mg/L	0.001121	30.28%
K 766.490†	-21.5	-0.01440	mg/L	0.011077	-0.01440	mg/L	0.011077	76.93%
Mg 279.077†	26.0	0.01937	mg/L	0.004693	0.01937	mg/L	0.004693	24.23%
Mn 257.610†	-4.0	-0.00017	mg/L	0.000392	-0.00017	mg/L	0.000392	227.95%
Mo 202.031†	-1.8	-0.00015	mg/L	0.000220	-0.00015	mg/L	0.000220	150.52%
Na 589.592†	74.5	0.01768	mg/L	0.015474	0.01768	mg/L	0.015474	87.54%
Na 330.237†	-2.9	-0.1095	mg/L	0.69377	-0.1095	mg/L	0.69377	633.53%
Ni 231.604†	4.6	0.00286	mg/L	0.001540	0.00286	mg/L	0.001540	53.94%
Pb 220.353†	-15.9	-0.00138	mg/L	0.000974	-0.00138	mg/L	0.000974	70.54%
Sb 206.836†	0.9	0.00066	mg/L	0.002875	0.00066	mg/L	0.002875	438.10%
Se 196.026†	4.6	0.00250	mg/L	0.003432	0.00250	mg/L	0.003432	137.39%
Si 288.158†	26.6	0.01761	mg/L	0.003662	0.01761	mg/L	0.003662	20.80%
Sn 189.927†	6.4	0.00118	mg/L	0.000907	0.00118	mg/L	0.000907	76.77%
Sr 421.552†	1.5	0.00000	mg/L	0.000017	0.00000	mg/L	0.000017	699.66%
Ti 334.903†	18.6	0.00081	mg/L	0.001339	0.00081	mg/L	0.001339	166.05%
Tl 190.801†	0.3	0.00023	mg/L	0.006015	0.00023	mg/L	0.006015	>999.9%
V 292.402†	3.7	0.00002	mg/L	0.000056	0.00002	mg/L	0.000056	300.01%
Zn 206.200†	4.1	0.00455	mg/L	0.000721	0.00455	mg/L	0.000721	15.86%

Sequence No.: 2
Sample ID: JY45 MB1 SWC
Analyst: JLB
Initial Sample Wt:
Dilution: 2X

Autosampler Location: 22
Date Collected: 10/2/2006 11:14:40 AM
Data Type: Original
Initial Sample Vol:
Sample Prep Vol:

Nebulizer Parameters: JY45 MB1 SWC

Analyte	Back Pressure	Flow
All	181.0 kPa	0.50 L/min

Mean Data: JY45 MB1 SWC

Analyte	Mean Corrected Intensity	Calib Conc.	Units	Std.Dev.	Sample Conc.	Units	Std.Dev.	RSD
ScA 357.253	1679337.8	103.4	%	0.27				0.26%
ScR 361.383	166893.0	106.5	%	0.70				0.66%
Ag 328.068†	-21.9	-0.00006	mg/L	0.000189	-0.00013	mg/L	0.000378	297.46%
Al 308.215†	19.4	0.01645	mg/L	0.010909	0.03289	mg/L	0.021817	66.33%
As 188.979†	0.5	0.00037	mg/L	0.003425	0.00075	mg/L	0.006849	914.36%
B 249.677†	0.8	0.00032	mg/L	0.003053	0.00064	mg/L	0.006105	949.96%
Ba 233.527†	-4.8	-0.00164	mg/L	0.001085	-0.00329	mg/L	0.002169	65.99%
Be 313.042†	-40.3	-0.00008	mg/L	0.000024	-0.00016	mg/L	0.000048	30.74%
Ca 317.933†	550.0	0.02828	mg/L	0.000319	0.05657	mg/L	0.000637	1.13%
Cd 228.802†	-5.7	-0.00015	mg/L	0.000021	-0.00030	mg/L	0.000042	14.00%
Co 228.616†	5.7	0.00013	mg/L	0.000068	0.00026	mg/L	0.000136	52.25%
Cr 267.716†	2.5	0.00037	mg/L	0.000477	0.00074	mg/L	0.000954	128.15%
Cu 324.752†	5.4	0.00002	mg/L	0.000160	0.00004	mg/L	0.000320	872.24%
Fe 273.955†	5.4	0.00587	mg/L	0.003682	0.01173	mg/L	0.007365	62.79%
K 766.490†	-30.5	-0.02044	mg/L	0.035144	-0.04088	mg/L	0.070289	171.96%
Mg 279.077†	17.5	0.01307	mg/L	0.006641	0.02614	mg/L	0.013281	50.81%
Mn 257.610†	-9.9	-0.00042	mg/L	0.000118	-0.00085	mg/L	0.000236	27.87%
Mo 202.031†	-2.5	-0.00021	mg/L	0.000243	-0.00042	mg/L	0.000486	115.27%
Na 589.592†	22.7	0.00538	mg/L	0.011039	0.01075	mg/L	0.022078	205.36%
Na 330.237†	8.4	0.3134	mg/L	0.04724	0.6268	mg/L	0.09449	15.08%
Ni 231.604†	4.2	0.00259	mg/L	0.000738	0.00518	mg/L	0.001476	28.50%
Pb 220.353†	-15.8	-0.00137	mg/L	0.000252	-0.00274	mg/L	0.000504	18.40%
Sb 206.836†	-1.9	-0.00135	mg/L	0.001864	-0.00270	mg/L	0.003728	138.07%
Se 196.026†	9.1	0.00497	mg/L	0.001873	0.00993	mg/L	0.003747	37.73%
Si 288.158†	7.5	0.00495	mg/L	0.003031	0.00991	mg/L	0.006063	61.18%
Sn 189.927†	-2.9	-0.00053	mg/L	0.000356	-0.00107	mg/L	0.000712	66.76%
Sr 421.552†	77.6	0.00013	mg/L	0.000050	0.00025	mg/L	0.000099	39.15%
Ti 334.903†	31.3	0.00135	mg/L	0.000868	0.00271	mg/L	0.001737	64.14%
Tl 190.801†	-2.8	-0.00212	mg/L	0.002713	-0.00424	mg/L	0.005425	128.06%
V 292.402†	26.9	0.00009	mg/L	0.000160	0.00018	mg/L	0.000319	176.58%
Zn 206.200†	3.7	0.00405	mg/L	0.002635	0.00810	mg/L	0.005271	65.04%

Sequence No.: 3
Sample ID: QC 7M
Analyst: JLB
Initial Sample Wt:
Dilution: 1X

Autosampler Location: 23
Date Collected: 10/2/2006 11:21:04 AM
Data Type: Original
Initial Sample Vol:
Sample Prep Vol:

Nebulizer Parameters: QC 7M

Analyte	Back Pressure	Flow
All	181.0 kPa	0.50 L/min

Mean Data: QC 7M

Analyte	Mean Corrected Intensity	Calib Conc.	Calib Units	Std.Dev.	Sample Conc.	Sample Units	Std.Dev.	RSD
ScA 357.253	1634110.4	100.6	%	0.82				0.82%
ScR 361.383	162300.0	103.6	%	0.41				0.39%
Ag 328.068†	328154.7	0.9583	mg/L	0.00632	0.9583	mg/L	0.00632	0.66%
Al 308.215†	2415.7	2.043	mg/L	0.0061	2.043	mg/L	0.0061	0.30%
As 188.979†	3.5	0.00238	mg/L	0.004607	0.00238	mg/L	0.004607	193.68%
B 249.677†	4909.6	1.997	mg/L	0.0100	1.997	mg/L	0.0100	0.50%
Ba 233.527†	5559.9	1.910	mg/L	0.0047	1.910	mg/L	0.0047	0.25%
Be 313.042†	-7.8	-0.00002	mg/L	0.000023	-0.00002	mg/L	0.000023	153.76%
Ca 317.933†	61.8	0.00318	mg/L	0.000863	0.00318	mg/L	0.000863	27.15%
Cd 228.802†	-3.8	-0.00019	mg/L	0.000085	-0.00019	mg/L	0.000085	43.99%
Co 228.616†	34.9	0.00038	mg/L	0.000286	0.00038	mg/L	0.000286	75.82%
Cr 267.716†	5.8	0.00087	mg/L	0.000937	0.00087	mg/L	0.000937	107.52%
Cu 324.752†	60.9	0.00020	mg/L	0.000065	0.00020	mg/L	0.000065	31.83%
Fe 273.955†	-1.2	-0.00126	mg/L	0.001744	-0.00126	mg/L	0.001744	138.01%
K 766.490†	30248.1	20.25	mg/L	0.085	20.25	mg/L	0.085	0.42%
Mg 279.077†	0.5	0.00036	mg/L	0.015777	0.00036	mg/L	0.015777	>999.9%
Mn 257.610†	-4.3	-0.00020	mg/L	0.000160	-0.00020	mg/L	0.000160	79.48%
Mo 202.031†	-2.8	-0.00023	mg/L	0.000178	-0.00023	mg/L	0.000178	76.79%
Na 589.592†	9449.9	2.241	mg/L	0.0158	2.241	mg/L	0.0158	0.70%
Na 330.237†	57.8	2.167	mg/L	0.5189	2.167	mg/L	0.5189	23.94%
Ni 231.604†	3.7	0.00228	mg/L	0.001659	0.00228	mg/L	0.001659	72.86%
Pb 220.353†	-11.4	-0.00062	mg/L	0.000577	-0.00062	mg/L	0.000577	92.48%
Sb 206.836†	-2.5	-0.00179	mg/L	0.000815	-0.00179	mg/L	0.000815	45.61%
Se 196.026†	-8.3	-0.00456	mg/L	0.003843	-0.00456	mg/L	0.003843	84.37%
Si 288.158†	2713.0	1.797	mg/L	0.0087	1.797	mg/L	0.0087	0.48%
Sn 189.927†	4.2	0.00078	mg/L	0.000700	0.00078	mg/L	0.000700	90.17%
Sr 421.552†	7.1	0.00001	mg/L	0.000146	0.00001	mg/L	0.000146	>999.9%
Ti 334.903†	-5.8	-0.00025	mg/L	0.000533	-0.00025	mg/L	0.000533	213.22%
Tl 190.801†	-3.9	-0.00294	mg/L	0.000468	-0.00294	mg/L	0.000468	15.94%
V 292.402†	5.7	0.00002	mg/L	0.000175	0.00002	mg/L	0.000175	704.06%
Zn 206.200†	0.5	0.00055	mg/L	0.003918	0.00055	mg/L	0.003918	711.78%

Sequence No.: 4
Sample ID: SPEX 21
Analyst: JLB
Initial Sample Wt:
Dilution: 1X

Autosampler Location: 24
Date Collected: 10/2/2006 11:27:28 AM
Data Type: Original
Initial Sample Vol:
Sample Prep Vol:

Nebulizer Parameters: SPEX 21

Analyte	Back Pressure	Flow
All	182.0 kPa	0.50 L/min

Mean Data: SPEX 21

Analyte	Mean Corrected Intensity	Calib Conc.	Calib Units	Std.Dev.	Sample Conc.	Sample Units	Std.Dev.	RSD
ScA 357.253	1637260.7	100.8	%	0.72				0.71%
ScR 361.383	163912.1	104.6	%	0.60				0.58%
Ag 328.068†	-107.8	-0.00012	mg/L	0.000162	-0.00012	mg/L	0.000162	136.14%
Al 308.215†	108.7	0.01640	mg/L	0.005196	0.01640	mg/L	0.005196	31.68%
As 188.979†	2408.1	1.937	mg/L	0.0074	1.937	mg/L	0.0074	0.38%
B 249.677†	16.3	0.01359	mg/L	0.001652	0.01359	mg/L	0.001652	12.16%
Ba 233.527†	-2.7	-0.00174	mg/L	0.001242	-0.00174	mg/L	0.001242	71.52%
Be 313.042†	1053424.6	2.025	mg/L	0.0203	2.025	mg/L	0.0203	1.00%
Ca 317.933†	41287.8	2.123	mg/L	0.0026	2.123	mg/L	0.0026	0.12%
Cd 228.802†	76335.2	2.012	mg/L	0.0039	2.012	mg/L	0.0039	0.19%
Co 228.616†	87966.8	2.032	mg/L	0.0044	2.032	mg/L	0.0044	0.22%
Cr 267.716†	13321.4	1.990	mg/L	0.0011	1.990	mg/L	0.0011	0.05%
Cu 324.752†	598490.1	1.998	mg/L	0.0024	1.998	mg/L	0.0024	0.12%
Fe 273.955†	1882.5	2.052	mg/L	0.0139	2.052	mg/L	0.0139	0.68%
K 766.490†	-29.1	-0.01949	mg/L	0.042941	-0.01949	mg/L	0.042941	220.29%
Mg 279.077†	2828.1	2.117	mg/L	0.0074	2.117	mg/L	0.0074	0.35%
Mn 257.610†	46740.9	1.992	mg/L	0.0083	1.992	mg/L	0.0083	0.42%
Mo 202.031†	24296.1	2.025	mg/L	0.0075	2.025	mg/L	0.0075	0.37%
Na 589.592†	103.7	0.02459	mg/L	0.016048	0.02459	mg/L	0.016048	65.25%
Na 330.237†	-2.8	-0.1096	mg/L	0.24115	-0.1096	mg/L	0.24115	220.10%
Ni 231.604†	3299.5	2.038	mg/L	0.0085	2.038	mg/L	0.0085	0.42%
Pb 220.353†	23106.5	2.013	mg/L	0.0020	2.013	mg/L	0.0020	0.10%
Sb 206.836†	2924.6	2.031	mg/L	0.0158	2.031	mg/L	0.0158	0.78%
Se 196.026†	3574.1	1.954	mg/L	0.0137	1.954	mg/L	0.0137	0.70%
Si 288.158†	161.0	0.1108	mg/L	0.00382	0.1108	mg/L	0.00382	3.45%
Sn 189.927†	-14.6	0.00092	mg/L	0.000558	0.00092	mg/L	0.000558	60.42%
Sr 421.552†	1269105.2	2.073	mg/L	0.0189	2.073	mg/L	0.0189	0.91%
Ti 334.903†	46925.9	2.029	mg/L	0.0031	2.029	mg/L	0.0031	0.15%
Tl 190.801†	2780.6	2.085	mg/L	0.0111	2.085	mg/L	0.0111	0.53%
V 292.402†	620116.7	2.055	mg/L	0.0010	2.055	mg/L	0.0010	0.05%
Zn 206.200†	1778.3	1.959	mg/L	0.0076	1.959	mg/L	0.0076	0.39%

Sequence No.: 5
Sample ID: JY45 C TWC
Analyst: JLB
Initial Sample Wt:
Dilution: 1X

Autosampler Location: 25
Date Collected: 10/2/2006 11:33:59 AM
Data Type: Original
Initial Sample Vol:
Sample Prep Vol:

Nebulizer Parameters: JY45 C TWC

Analyte	Back Pressure	Flow
All	181.0 kPa	0.50 L/min

Mean Data: JY45 C TWC

Analyte	Mean Corrected Intensity	Calib Conc.	Calib Units	Std.Dev.	Sample Conc.	Sample Units	Std.Dev.	RSD
ScA 357.253	1675475.5	103.1	%	0.42				0.41%
ScR 361.383	164202.0	104.8	%	0.42				0.40%
Ag 328.068†	-39.8	-0.00012	mg/L	0.000100	-0.00012	mg/L	0.000100	86.02%
Al 308.215†	21.3	0.01799	mg/L	0.002934	0.01799	mg/L	0.002934	16.31%
As 188.979†	4.1	0.00330	mg/L	0.001117	0.00330	mg/L	0.001117	33.85%
B 249.677†	6.7	0.00273	mg/L	0.005373	0.00273	mg/L	0.005373	196.98%
Ba 233.527†	-3.4	-0.00117	mg/L	0.000744	-0.00117	mg/L	0.000744	63.42%
Be 313.042†	23.4	0.00004	mg/L	0.000027	0.00004	mg/L	0.000027	59.74%
Ca 317.933†	941.7	0.04842	mg/L	0.002448	0.04842	mg/L	0.002448	5.06%
Cd 228.802†	2.0	0.00005	mg/L	0.000090	0.00005	mg/L	0.000090	190.39%
Co 228.616†	7.9	0.00018	mg/L	0.000310	0.00018	mg/L	0.000310	168.28%
Cr 267.716†	6.7	0.00101	mg/L	0.000415	0.00101	mg/L	0.000415	41.18%
Cu 324.752†	75.9	0.00025	mg/L	0.000150	0.00025	mg/L	0.000150	58.97%
Fe 273.955†	13.2	0.01446	mg/L	0.002008	0.01446	mg/L	0.002008	13.89%
K 766.490†	-35.7	-0.02389	mg/L	0.019124	-0.02389	mg/L	0.019124	80.05%
Mg 279.077†	13.6	0.01016	mg/L	0.005114	0.01016	mg/L	0.005114	50.32%
Mn 257.610†	10.5	0.00045	mg/L	0.000069	0.00045	mg/L	0.000069	15.51%
Mo 202.031†	12.6	0.00105	mg/L	0.000334	0.00105	mg/L	0.000334	31.78%
Na 589.592†	710.0	0.1683	mg/L	0.00328	0.1683	mg/L	0.00328	1.95%
Na 330.237†	14.7	0.5503	mg/L	0.27262	0.5503	mg/L	0.27262	49.54%
Ni 231.604†	2.8	0.00173	mg/L	0.002765	0.00173	mg/L	0.002765	159.37%
Pb 220.353†	-3.7	-0.00032	mg/L	0.000175	-0.00032	mg/L	0.000175	54.88%
Sb 206.836†	5.5	0.00383	mg/L	0.004015	0.00383	mg/L	0.004015	104.97%
Se 196.026†	-3.3	-0.00180	mg/L	0.002275	-0.00180	mg/L	0.002275	126.06%
Si 288.158†	48.8	0.03233	mg/L	0.002697	0.03233	mg/L	0.002697	8.34%
Sn 189.927†	1.8	0.00035	mg/L	0.001579	0.00035	mg/L	0.001579	450.67%
Sr 421.552†	22.3	0.00004	mg/L	0.000106	0.00004	mg/L	0.000106	290.75%
Ti 334.903†	-12.6	-0.00055	mg/L	0.000527	-0.00055	mg/L	0.000527	96.14%
Tl 190.801†	-0.9	-0.00068	mg/L	0.001090	-0.00068	mg/L	0.001090	160.65%
V 292.402†	18.0	0.00007	mg/L	0.000122	0.00007	mg/L	0.000122	181.06%
Zn 206.200†	6.1	0.00674	mg/L	0.001596	0.00674	mg/L	0.001596	23.68%

Sequence No.: 6
Sample ID: JY45 ADUP SWC
Analyst: JLB
Initial Sample Wt:
Dilution: 2X

Autosampler Location: 26
Date Collected: 10/2/2006 11:40:23 AM
Data Type: Original
Initial Sample Vol:
Sample Prep Vol:

Nebulizer Parameters: JY45 ADUP SWC

Analyte	Back Pressure	Flow
All	182.0 kPa	0.50 L/min

Mean Data: JY45 ADUP SWC

Analyte	Mean Corrected Intensity	Calib Conc.	Calib Units	Std.Dev.	Sample Conc.	Sample Units	Std.Dev.	RSD
ScA 357.253	1632961.0	100.5	%	0.59				0.58%
ScR 361.383	167898.1	107.1	%	0.57				0.53%
Ag 328.068†	-2726.7	-0.00018	mg/L	0.000304	-0.00036	mg/L	0.000609	167.12%
Al 308.215†	151205.9	127.8	mg/L	0.31	255.7	mg/L	0.62	0.24%
As 188.979†	138.6	0.07831	mg/L	0.002351	0.1566	mg/L	0.00470	3.00%
B 249.677†	89.1	0.03402	mg/L	0.003858	0.06803	mg/L	0.007716	11.34%
Ba 233.527†	1186.8	0.3958	mg/L	0.00109	0.7916	mg/L	0.00217	0.27%
Be 313.042†	1535.8	0.00224	mg/L	0.000021	0.00448	mg/L	0.000043	0.96%
Ca 317.933†	836689.2	43.02	mg/L	0.075	86.05	mg/L	0.149	0.17%
Cd 228.802†	235.2	0.00604	mg/L	0.000179	0.01209	mg/L	0.000358	2.96%
Co 228.616†	3121.3	0.05785	mg/L	0.000751	0.1157	mg/L	0.00150	1.30%
Cr 267.716†	1176.5	0.1777	mg/L	0.00105	0.3554	mg/L	0.00210	0.59%
Cu 324.752†	54442.0	0.1964	mg/L	0.00087	0.3928	mg/L	0.00173	0.44%
Fe 273.955†	151507.1	165.6	mg/L	0.35	331.1	mg/L	0.69	0.21%
K 766.490†	18611.1	12.46	mg/L	0.070	24.92	mg/L	0.140	0.56%
Mg 279.077†	47642.1	35.38	mg/L	0.061	70.76	mg/L	0.123	0.17%
Mn 257.610†	37700.5	1.604	mg/L	0.0039	3.208	mg/L	0.0078	0.24%
Mo 202.031†	60.7	0.00430	mg/L	0.000255	0.00860	mg/L	0.000510	5.93%
Na 589.592†	44635.1	10.58	mg/L	0.070	21.17	mg/L	0.141	0.67%
Na 330.237†	237.0	10.26	mg/L	0.099	20.51	mg/L	0.197	0.96%
Ni 231.604†	195.0	0.1204	mg/L	0.00258	0.2408	mg/L	0.00515	2.14%
Pb 220.353†	865.1	0.09815	mg/L	0.001131	0.1963	mg/L	0.00226	1.15%
Sb 206.836†	20.9	0.00310	mg/L	0.003786	0.00620	mg/L	0.007571	122.08%
Se 196.026†	-51.9	-0.01051	mg/L	0.006586	-0.02101	mg/L	0.013173	62.68%
Si 288.158†	6993.8	4.634	mg/L	0.0222	9.268	mg/L	0.0445	0.48%
Sn 189.927†	20.2	0.00535	mg/L	0.001415	0.01070	mg/L	0.002829	26.43%
Sr 421.552†	305997.3	0.4999	mg/L	0.00112	0.9998	mg/L	0.00224	0.22%
Ti 334.903†	177656.1	7.691	mg/L	0.0166	15.38	mg/L	0.033	0.22%
Tl 190.801†	-14.4	-0.01893	mg/L	0.000722	-0.03785	mg/L	0.001444	3.81%
V 292.402†	139049.8	0.4554	mg/L	0.00124	0.9109	mg/L	0.00248	0.27%
Zn 206.200†	417.6	0.4566	mg/L	0.00160	0.9131	mg/L	0.00319	0.35%

Sequence No.: 7
Sample ID: JY45 A SWC
Analyst: JLB
Initial Sample Wt:
Dilution: 2X

Autosampler Location: 27
Date Collected: 10/2/2006 11:46:37 AM
Data Type: Original
Initial Sample Vol:
Sample Prep Vol:

Nebulizer Parameters: JY45 A SWC

Analyte	Back Pressure	Flow
All	182.0 kPa	0.50 L/min

Mean Data: JY45 A SWC

Analyte	Mean Corrected Intensity	Calib Conc.	Units	Std.Dev.	Sample Conc.	Units	Std.Dev.	RSD
ScA 357.253	1651813.1	101.7	%	0.65				0.64%
ScR 361.383	168825.4	107.7	%	1.09				1.01%
Ag 328.068†	-2425.5	-0.00020	mg/L	0.000148	-0.00039	mg/L	0.000295	75.40%
Al 308.215†	124724.3	105.4	mg/L	0.15	210.9	mg/L	0.31	0.15%
As 188.979†	108.8	0.05653	mg/L	0.004813	0.1131	mg/L	0.00963	8.51%
B 249.677†	62.4	0.02307	mg/L	0.000595	0.04614	mg/L	0.001190	2.58%
Ba 233.527†	918.5	0.3050	mg/L	0.00263	0.6100	mg/L	0.00525	0.86%
Be 313.042†	1284.7	0.00178	mg/L	0.000029	0.00356	mg/L	0.000059	1.65%
Ca 317.933†	780900.1	40.15	mg/L	0.076	80.31	mg/L	0.151	0.19%
Cd 228.802†	132.0	0.00336	mg/L	0.000135	0.00671	mg/L	0.000270	4.02%
Co 228.616†	3057.3	0.05643	mg/L	0.000897	0.1129	mg/L	0.00179	1.59%
Cr 267.716†	994.0	0.1503	mg/L	0.00129	0.3006	mg/L	0.00259	0.86%
Cu 324.752†	38602.7	0.1416	mg/L	0.00069	0.2833	mg/L	0.00139	0.49%
Fe 273.955†	133825.5	146.2	mg/L	0.70	292.5	mg/L	1.40	0.48%
K 766.490†	14448.4	9.674	mg/L	0.0528	19.35	mg/L	0.106	0.55%
Mg 279.077†	41020.3	30.46	mg/L	0.075	60.92	mg/L	0.149	0.24%
Mn 257.610†	32893.0	1.400	mg/L	0.0044	2.799	mg/L	0.0087	0.31%
Mo 202.031†	46.0	0.00318	mg/L	0.000563	0.00637	mg/L	0.001125	17.68%
Na 589.592†	38883.4	9.220	mg/L	0.0521	18.44	mg/L	0.104	0.57%
Na 330.237†	195.7	8.755	mg/L	0.3387	17.51	mg/L	0.677	3.87%
Ni 231.604†	181.1	0.1118	mg/L	0.00135	0.2236	mg/L	0.00270	1.21%
Pb 220.353†	539.4	0.06583	mg/L	0.001059	0.1317	mg/L	0.00212	1.61%
Sb 206.836†	15.1	0.00129	mg/L	0.000873	0.00257	mg/L	0.001747	67.94%
Se 196.026†	-46.6	-0.00965	mg/L	0.006323	-0.01929	mg/L	0.012647	65.55%
Si 288.158†	6295.1	4.171	mg/L	0.0390	8.342	mg/L	0.0780	0.94%
Sn 189.927†	1.1	0.00161	mg/L	0.001248	0.00323	mg/L	0.002495	77.34%
Sr 421.552†	263049.8	0.4297	mg/L	0.00051	0.8595	mg/L	0.00103	0.12%
Ti 334.903†	177113.0	7.668	mg/L	0.0139	15.34	mg/L	0.028	0.18%
Tl 190.801†	-6.8	-0.01311	mg/L	0.002591	-0.02622	mg/L	0.005183	19.76%
V 292.402†	134421.6	0.4400	mg/L	0.00180	0.8800	mg/L	0.00361	0.41%
Zn 206.200†	335.7	0.3667	mg/L	0.00644	0.7335	mg/L	0.01288	1.76%

IRL

Sequence No.: 8
Sample ID: JY45 ASPK SWC
Analyst: JLB
Initial Sample Wt:
Dilution: 2X

Autosampler Location: 28
Date Collected: 10/2/2006 11:52:51 AM
Data Type: Original
Initial Sample Vol:
Sample Prep Vol:

Nebulizer Parameters: JY45 ASPK SWC

Analyte	Back Pressure	Flow
All	184.0 kPa	0.50 L/min

Mean Data: JY45 ASPK SWC

Analyte	Mean Corrected Intensity	Calib Conc.	Calib Units	Std.Dev.	Sample Conc.	Sample Units	Std.Dev.	RSD
ScA 357.253	1626835.6	100.1	%	0.19				0.19%
ScR 361.383	165453.1	105.6	%	0.36				0.35%
Ag 328.068†	168155.0	0.1977	mg/L	0.00078	0.9954	mg/L	0.00157	0.16%
Al 308.215†	127868.3	108.1	mg/L	0.18	216.2	mg/L	0.37	0.17%
As 188.979†	2557.2	2.034	mg/L	0.0025	4.068	mg/L	0.0050	0.12%
B 249.677†	56.2	0.02245	mg/L	0.003186	0.04491	mg/L	0.006373	14.19%
Ba 233.527†	6519.1	2.229	mg/L	0.0019	4.458	mg/L	0.0038	0.09%
Be 313.042†	272033.9	0.5223	mg/L	0.00121	1.045	mg/L	0.0024	0.23%
Ca 317.933†	1051802.6	54.08	mg/L	0.202	108.2	mg/L	0.40	0.37%
Cd 228.802†	19421.0	0.5096	mg/L	0.00186	1.019	mg/L	0.0037	0.37%
Co 228.616†	23328.9	0.5258	mg/L	0.00252	1.052	mg/L	0.0050	0.48%
Cr 267.716†	4186.1	0.6252	mg/L	0.00093	1.250	mg/L	0.0019	0.15%
Cu 324.752†	186484.6	0.6347	mg/L	0.00111	1.269	mg/L	0.0022	0.18%
Fe 273.955†	127777.6	139.6	mg/L	0.55	279.3	mg/L	1.09	0.39%
K 766.490†	28819.9	19.30	mg/L	0.051	38.59	mg/L	0.101	0.26%
Mg 279.077†	52282.2	38.86	mg/L	0.025	77.71	mg/L	0.050	0.06%
Mn 257.610†	43063.4	1.833	mg/L	0.0045	3.666	mg/L	0.0090	0.25%
Mo 202.031†	5437.3	0.4525	mg/L	0.00206	0.9049	mg/L	0.00411	0.45%
Na 589.592†	90111.5	21.37	mg/L	0.144	42.74	mg/L	0.288	0.67%
Na 330.237†	504.0	19.96	mg/L	0.310	39.93	mg/L	0.619	1.55%
Ni 231.604†	947.2	0.5851	mg/L	0.00152	1.170	mg/L	0.0030	0.26%
Pb 220.353†	23042.0	2.024	mg/L	0.0057	4.048	mg/L	0.0114	0.28%
Sb 206.836†	687.7	0.4736	mg/L	0.00172	0.9471	mg/L	0.00344	0.36%
Se 196.026†	3609.5	1.990	mg/L	0.0063	3.981	mg/L	0.0125	0.31%
Si 288.158†	6051.6	4.011	mg/L	0.0055	8.021	mg/L	0.0110	0.14%
Sn 189.927†	2408.9	0.4478	mg/L	0.00155	0.8955	mg/L	0.00311	0.35%
Sr 421.552†	602606.0	0.9845	mg/L	0.00424	1.969	mg/L	0.0085	0.43%
Ti 334.903†	169690.9	7.346	mg/L	0.0304	14.69	mg/L	0.061	0.41%
Tl 190.801†	2545.1	1.905	mg/L	0.0107	3.811	mg/L	0.0214	0.56%
V 292.402†	285425.4	0.9408	mg/L	0.00193	1.882	mg/L	0.0039	0.21%
Zn 206.200†	754.9	0.8291	mg/L	0.00283	1.658	mg/L	0.0057	0.34%

Sequence No.: 9
Sample ID: JY45 MB1SPK SWC
Analyst: JLB
Initial Sample Wt:
Dilution: 2X

Autosampler Location: 29
Date Collected: 10/2/2006 11:59:21 AM
Data Type: Original
Initial Sample Vol:
Sample Prep Vol:

Nebulizer Parameters: JY45 MB1SPK SWC

Analyte	Back Pressure	Flow
All	182.0 kPa	0.50 L/min

Mean Data: JY45 MB1SPK SWC

Analyte	Mean Corrected Intensity	Calib Conc.	Calib Units	Std.Dev.	Sample Conc.	Sample Units	Std.Dev.	RSD
ScA 357.253	1647202.4	101.4	%	0.34				0.33%
ScR 361.383	165688.6	105.7	%	0.55				0.52%
Ag 328.068†	171321.5	0.5005	mg/L	0.00128	1.001	mg/L	0.0026	0.26%
Al 308.215†	2479.6	2.078	mg/L	0.0120	4.155	mg/L	0.0240	0.58%
As 188.979†	2495.9	2.015	mg/L	0.0110	4.030	mg/L	0.0220	0.55%
B 249.677†	-5.6	-0.00032	mg/L	0.002042	-0.00064	mg/L	0.004085	641.80%
Ba 233.527†	5623.5	1.931	mg/L	0.0059	3.862	mg/L	0.0118	0.31%
Be 313.042†	271317.6	0.5216	mg/L	0.00078	1.043	mg/L	0.0016	0.15%
Ca 317.933†	204511.0	10.52	mg/L	0.015	21.03	mg/L	0.030	0.14%
Cd 228.802†	19401.1	0.5091	mg/L	0.00178	1.018	mg/L	0.0036	0.35%
Co 228.616†	21365.2	0.4940	mg/L	0.00152	0.9880	mg/L	0.00304	0.31%
Cr 267.716†	3329.8	0.4955	mg/L	0.00142	0.9909	mg/L	0.00285	0.29%
Cu 324.752†	152646.6	0.5097	mg/L	0.00129	1.019	mg/L	0.0026	0.25%
Fe 273.955†	1913.7	2.090	mg/L	0.0082	4.180	mg/L	0.0163	0.39%
K 766.490†	15571.0	10.43	mg/L	0.056	20.85	mg/L	0.112	0.54%
Mg 279.077†	14082.3	10.49	mg/L	0.037	20.99	mg/L	0.075	0.36%
Mn 257.610†	11535.0	0.4916	mg/L	0.00115	0.9833	mg/L	0.00229	0.23%
Mo 202.031†	6187.0	0.5156	mg/L	0.00184	1.031	mg/L	0.0037	0.36%
Na 589.592†	47366.9	11.23	mg/L	0.065	22.46	mg/L	0.130	0.58%
Na 330.237†	305.0	11.19	mg/L	0.441	22.39	mg/L	0.882	3.94%
Ni 231.604†	814.1	0.5039	mg/L	0.00371	1.008	mg/L	0.0074	0.74%
Pb 220.353†	23408.7	2.037	mg/L	0.0107	4.074	mg/L	0.0214	0.53%
Sb 206.836†	2942.3	2.066	mg/L	0.0082	4.132	mg/L	0.0164	0.40%
Se 196.026†	3707.7	2.029	mg/L	0.0087	4.058	mg/L	0.0173	0.43%
Si 288.158†	13.2	0.00979	mg/L	0.004705	0.01958	mg/L	0.009409	48.05%
Sn 189.927†	2660.5	0.4953	mg/L	0.00201	0.9907	mg/L	0.00403	0.41%
Sr 421.552†	317001.6	0.5179	mg/L	0.00129	1.036	mg/L	0.0026	0.25%
Ti 334.903†	48.8	0.00147	mg/L	0.001053	0.00295	mg/L	0.002106	71.44%
Tl 190.801†	2696.3	2.027	mg/L	0.0087	4.054	mg/L	0.0174	0.43%
V 292.402†	159887.0	0.5301	mg/L	0.00174	1.060	mg/L	0.0035	0.33%
Zn 206.200†	451.4	0.4976	mg/L	0.00040	0.9952	mg/L	0.00081	0.08%

Sequence No.: 10
Sample ID: JY45 MB2SPK TWC
Analyst: JLB
Initial Sample Wt:
Dilution: 1X

Autosampler Location: 30
Date Collected: 10/2/2006 12:05:35 PM
Data Type: Original
Initial Sample Vol:
Sample Prep Vol:

Nebulizer Parameters: JY45 MB2SPK TWC

Analyte	Back Pressure	Flow
All	182.0 kPa	0.50 L/min

Mean Data: JY45 MB2SPK TWC

Analyte	Mean Corrected Intensity	Calib Conc.	Calib Units	Std.Dev.	Sample Conc.	Sample Units	Std.Dev.	RSD
ScA 357.253	1637144.7	100.8	%	0.77				0.76%
ScR 361.383	165755.9	105.8	%	0.77				0.73%
Ag 328.068†	162403.1	0.4744	mg/L	0.00112	0.4744	mg/L	0.00112	0.24%
Al 308.215†	2340.7	1.961	mg/L	0.0210	1.961	mg/L	0.0210	1.07%
As 188.979†	2372.8	1.916	mg/L	0.0156	1.916	mg/L	0.0156	0.82%
B 249.677†	-18.9	-0.00583	mg/L	0.002667	-0.00583	mg/L	0.002667	45.75%
Ba 233.527†	5247.5	1.802	mg/L	0.0133	1.802	mg/L	0.0133	0.74%
Be 313.042†	255920.7	0.4920	mg/L	0.00145	0.4920	mg/L	0.00145	0.29%
Ca 317.933†	193228.8	9.936	mg/L	0.0297	9.936	mg/L	0.0297	0.30%
Cd 228.802†	18476.4	0.4848	mg/L	0.00429	0.4848	mg/L	0.00429	0.89%
Co 228.616†	20564.9	0.4755	mg/L	0.00346	0.4755	mg/L	0.00346	0.73%
Cr 267.716†	3122.0	0.4645	mg/L	0.00297	0.4645	mg/L	0.00297	0.64%
Cu 324.752†	145982.0	0.4875	mg/L	0.00132	0.4875	mg/L	0.00132	0.27%
Fe 273.955†	1835.0	2.004	mg/L	0.0099	2.004	mg/L	0.0099	0.49%
K 766.490†	14889.8	9.969	mg/L	0.0689	9.969	mg/L	0.0689	0.69%
Mg 279.077†	13323.7	9.928	mg/L	0.0336	9.928	mg/L	0.0336	0.34%
Mn 257.610†	10705.8	0.4563	mg/L	0.00338	0.4563	mg/L	0.00338	0.74%
Mo 202.031†	5960.6	0.4967	mg/L	0.00567	0.4967	mg/L	0.00567	1.14%
Na 589.592†	45201.4	10.72	mg/L	0.107	10.72	mg/L	0.107	1.00%
Na 330.237†	287.7	10.56	mg/L	0.276	10.56	mg/L	0.276	2.61%
Ni 231.604†	764.2	0.4730	mg/L	0.00206	0.4730	mg/L	0.00206	0.43%
Pb 220.353†	22150.9	1.928	mg/L	0.0112	1.928	mg/L	0.0112	0.58%
Sb 206.836†	2813.1	1.976	mg/L	0.0263	1.976	mg/L	0.0263	1.33%
Se 196.026†	3525.8	1.930	mg/L	0.0223	1.930	mg/L	0.0223	1.16%
Si 288.158†	44.3	0.03032	mg/L	0.006354	0.03032	mg/L	0.006354	20.96%
Sn 189.927†	2562.6	0.4771	mg/L	0.00505	0.4771	mg/L	0.00505	1.06%
Sr 421.552†	301511.6	0.4926	mg/L	0.00140	0.4926	mg/L	0.00140	0.28%
Ti 334.903†	55.8	0.00180	mg/L	0.000681	0.00180	mg/L	0.000681	37.79%
Tl 190.801†	2578.9	1.939	mg/L	0.0147	1.939	mg/L	0.0147	0.76%
V 292.402†	152648.1	0.5060	mg/L	0.00099	0.5060	mg/L	0.00099	0.20%
Zn 206.200†	421.4	0.4645	mg/L	0.00416	0.4645	mg/L	0.00416	0.90%

Sequence No.: 11
Sample ID: CV
Analyst: JLB
Initial Sample Wt:
Dilution: 1X

Autosampler Location: 7
Date Collected: 10/2/2006 12:11:48 PM
Data Type: Original
Initial Sample Vol:
Sample Prep Vol:

Nebulizer Parameters: CV

Analyte	Back Pressure	Flow
All	182.0 kPa	0.50 L/min

Mean Data: CV

Analyte	Mean Corrected Intensity	Calib Conc.	Calib Units	Std.Dev.	Sample Conc.	Sample Units	Std.Dev.	RSD
ScA 357.253	1610374.9	99.12	%	0.601				0.61%
ScR 361.383	161856.8	103.3	%	0.43				0.41%
Ag 328.068†	334180.2	0.9761	mg/L	0.00280	0.9761	mg/L	0.00280	0.29%
Al 308.215†	2387.1	1.981	mg/L	0.0048	1.981	mg/L	0.0048	0.24%
As 188.979†	2443.0	1.969	mg/L	0.0217	1.969	mg/L	0.0217	1.10%
B 249.677†	2368.0	0.9665	mg/L	0.00349	0.9665	mg/L	0.00349	0.36%
Ba 233.527†	2759.0	0.9471	mg/L	0.00614	0.9471	mg/L	0.00614	0.65%
Be 313.042†	523087.5	1.006	mg/L	0.0093	1.006	mg/L	0.0093	0.93%
Ca 317.933†	39965.6	2.055	mg/L	0.0040	2.055	mg/L	0.0040	0.19%
Cd 228.802†	38736.9	1.019	mg/L	0.0031	1.019	mg/L	0.0031	0.31%
Co 228.616†	42601.0	0.9840	mg/L	0.00282	0.9840	mg/L	0.00282	0.29%
Cr 267.716†	6319.6	0.9440	mg/L	0.00569	0.9440	mg/L	0.00569	0.60%
Cu 324.752†	307203.5	1.026	mg/L	0.0029	1.026	mg/L	0.0029	0.28%
Fe 273.955†	1834.7	2.003	mg/L	0.0152	2.003	mg/L	0.0152	0.76%
K 766.490†	29602.3	19.82	mg/L	0.062	19.82	mg/L	0.062	0.31%
Mg 279.077†	2699.0	2.015	mg/L	0.0171	2.015	mg/L	0.0171	0.85%
Mn 257.610†	22089.9	0.9415	mg/L	0.00119	0.9415	mg/L	0.00119	0.13%
Mo 202.031†	12082.3	1.007	mg/L	0.0087	1.007	mg/L	0.0087	0.86%
Na 589.592†	230128.0	54.57	mg/L	0.923	54.57	mg/L	0.923	1.69%
Na 330.237†	1372.7	51.41	mg/L	0.317	51.41	mg/L	0.317	0.62%
Ni 231.604†	1605.0	0.9922	mg/L	0.00720	0.9922	mg/L	0.00720	0.73%
Pb 220.353†	22826.3	1.987	mg/L	0.0032	1.987	mg/L	0.0032	0.16%
Sb 206.836†	2981.6	2.095	mg/L	0.0145	2.095	mg/L	0.0145	0.69%
Se 196.026†	3615.0	1.978	mg/L	0.0117	1.978	mg/L	0.0117	0.59%
Si 288.158†	2707.6	1.796	mg/L	0.0115	1.796	mg/L	0.0115	0.64%
Sn 189.927†	5360.1	0.9925	mg/L	0.01000	0.9925	mg/L	0.01000	1.01%
Sr 421.552†	614732.3	1.004	mg/L	0.0088	1.004	mg/L	0.0088	0.87%
Ti 334.903†	23457.1	1.014	mg/L	0.0033	1.014	mg/L	0.0033	0.33%
Tl 190.801†	2592.7	1.947	mg/L	0.0154	1.947	mg/L	0.0154	0.79%
V 292.402†	306550.8	1.016	mg/L	0.0025	1.016	mg/L	0.0025	0.25%
Zn 206.200†	899.3	0.9906	mg/L	0.00766	0.9906	mg/L	0.00766	0.77%

Sequence No.: 12
Sample ID: CB3
Analyst: JLB
Initial Sample Wt:
Dilution: 1X

Autosampler Location: 1
Date Collected: 10/2/2006 12:18:17 PM
Data Type: Original
Initial Sample Vol:
Sample Prep Vol:

Nebulizer Parameters: CB

Analyte	Back Pressure	Flow
All	182.0 kPa	0.50 L/min

Mean Data: CB

Analyte	Mean Corrected Intensity	Calib Conc.	Calib Units	Calib Std.Dev.	Sample Conc.	Sample Units	Sample Std.Dev.	RSD
ScA 357.253	1658280.6	102.1	%	0.73				0.71%
ScR 361.383	163145.5	104.1	%	0.66				0.64%
Ag 328.068†	-32.2	-0.00009	mg/L	0.000147	-0.00009	mg/L	0.000147	155.66%
Al 308.215†	15.0	0.01266	mg/L	0.004583	0.01266	mg/L	0.004583	36.19%
As 188.979†	3.3	0.00267	mg/L	0.002508	0.00267	mg/L	0.002508	93.78%
B 249.677†	1.9	0.00076	mg/L	0.003496	0.00076	mg/L	0.003496	460.76%
Ba 233.527†	-2.2	-0.00075	mg/L	0.000312	-0.00075	mg/L	0.000312	41.81%
Be 313.042†	-6.1	-0.00001	mg/L	0.000022	-0.00001	mg/L	0.000022	190.75%
Ca 317.933†	25.3	0.00130	mg/L	0.000424	0.00130	mg/L	0.000424	32.54%
Cd 228.802†	2.1	0.00005	mg/L	0.000073	0.00005	mg/L	0.000073	137.88%
Co 228.616†	-1.5	-0.00003	mg/L	0.000180	-0.00003	mg/L	0.000180	528.39%
Cr 267.716†	7.4	0.00111	mg/L	0.000461	0.00111	mg/L	0.000461	41.70%
Cu 324.752†	80.6	0.00027	mg/L	0.000167	0.00027	mg/L	0.000167	62.01%
Fe 273.955†	-0.8	-0.00084	mg/L	0.002085	-0.00084	mg/L	0.002085	249.30%
K 766.490†	-0.2	-0.00011	mg/L	0.012542	-0.00011	mg/L	0.012542	>999.9%
Mg 279.077†	10.4	0.00773	mg/L	0.006095	0.00773	mg/L	0.006095	78.87%
Mn 257.610†	-6.1	-0.00026	mg/L	0.000194	-0.00026	mg/L	0.000194	75.28%
Mo 202.031†	0.5	0.00004	mg/L	0.000203	0.00004	mg/L	0.000203	457.66%
Na 589.592†	25.8	0.00611	mg/L	0.003220	0.00611	mg/L	0.003220	52.66%
Na 330.237†	-1.4	-0.05393	mg/L	0.639627	-0.05393	mg/L	0.639627	>999.9%
Ni 231.604†	2.0	0.00124	mg/L	0.000698	0.00124	mg/L	0.000698	56.26%
Pb 220.353†	12.0	0.00104	mg/L	0.000427	0.00104	mg/L	0.000427	40.83%
Sb 206.836†	3.6	0.00249	mg/L	0.001403	0.00249	mg/L	0.001403	56.23%
Se 196.026†	1.9	0.00105	mg/L	0.001964	0.00105	mg/L	0.001964	186.74%
Si 288.158†	5.8	0.00384	mg/L	0.003623	0.00384	mg/L	0.003623	94.38%
Sn 189.927†	7.5	0.00140	mg/L	0.000494	0.00140	mg/L	0.000494	35.42%
Sr 421.552†	-12.2	-0.00002	mg/L	0.000025	-0.00002	mg/L	0.000025	123.31%
Ti 334.903†	0.8	0.00003	mg/L	0.001960	0.00003	mg/L	0.001960	>999.9%
Tl 190.801†	2.1	0.00159	mg/L	0.003823	0.00159	mg/L	0.003823	240.75%
V 292.402†	-8.0	-0.00002	mg/L	0.000128	-0.00002	mg/L	0.000128	698.09%
Zn 206.200†	0.7	0.00073	mg/L	0.001853	0.00073	mg/L	0.001853	252.82%

Analysis Begun

Start Time: 10/2/2006 12:24:09 PM
Plasma On Time: 10/2/2006 8:26:36 AM
Logged In Analyst: metals
Technique: ICP Continuous
Spectrometer Model: Optima 4300 DV, S/N 077N0060101Autosampler Model: AS-93plus

Sample Information File: C:\pe\Administrator\Sample Information\1002.sif
Batch ID:
Results Data Set: PE061002
Results Library: C:\pe\Administrator\Results\Results.mdb

Sequence No.: 25
Sample ID: Calib Blank 1
Analyst:
Initial Sample Wt:
Dilution:
Autosampler Location:
Date Collected: 10/2/2006 12:24:10 PM
Data Type: Original
Initial Sample Vol:
Sample Prep Vol:
User canceled analysis.

Sequence No.: 26
Sample ID: STD3
Analyst:
Initial Sample Wt:
Dilution:
Autosampler Location:
Date Collected: 10/2/2006 12:24:20 PM
Data Type: Original
Initial Sample Vol:
Sample Prep Vol:

Nebulizer Parameters: STD3

Analyte	Back Pressure	Flow
All	182.0 kPa	0.50 L/min

Mean Data: STD3

Analyte	Mean Corrected Intensity	Std.Dev.	RSD	Conc.	Calib Units
ScA 357.253	1620852.6	8202.64	0.51%	99.77	%
ScR 361.383	165497.7	1077.38	0.65%	105.6	%
Ag 328.068†	341576.5	413.49	0.12%	[1.0]	mg/L
As 188.979†	12239.5	52.10	0.43%	[10]	mg/L
B 249.677†	24826.3	187.73	0.76%	[10]	mg/L
Be 313.042†	2641120.7	5340.38	0.20%	[5.0]	mg/L
Na 589.592†	229195.6	988.17	0.43%	[50]	mg/L
Ni 231.604†	16423.7	107.93	0.66%	[10]	mg/L
Pb 220.353†	114607.6	240.88	0.21%	[10]	mg/L
Se 196.026†	18136.4	65.64	0.36%	[10]	mg/L
Sr 421.552†	3100779.2	25717.46	0.83%	[5]	mg/L
Tl 190.801†	13069.2	41.60	0.32%	[10]	mg/L
Zn 206.200†	9210.4	69.61	0.76%	[10]	mg/L

Sequence No.: 27
Sample ID: STD4
Analyst:
Initial Sample Wt:
Dilution:

Autosampler Location:
Date Collected: 10/2/2006 12:30:21 PM
Data Type: Original
Initial Sample Vol:
Sample Prep Vol:

Nebulizer Parameters: STD4

Analyte	Back Pressure	Flow
All	183.0 kPa	0.50 L/min

Mean Data: STD4

Analyte	Mean Corrected Intensity	Std.Dev.	RSD	Conc.	Calib Units
ScA 357.253	1691613.1	9782.89	0.58%	104.1	%
ScR 361.383	166917.5	224.06	0.13%	106.5	%
Mo 202.031†	120346.5	859.14	0.71%	[10]	mg/L
Sb 206.836†	14250.6	153.02	1.07%	[10]	mg/L
Si 288.158†	14908.2	48.54	0.33%	[10]	mg/L
Sn 189.927†	54292.5	411.53	0.76%	[10]	mg/L
Ti 334.903†	230496.1	1863.69	0.81%	[10]	mg/L

Analysis Begun

Start Time: 10/2/2006 12:50:34 PM
Logged In Analyst: metals
Spectrometer Model: Optima 4300 DV, S/N 077N0060101
Plasma On Time: 10/2/2006 8:26:36 AM
Technique: ICP Continuous
Autosampler Model: AS-93plus

Sample Information File: C:\pe\Administrator\Sample Information\1002.sif
Batch ID:
Results Data Set: PE061002
Results Library: C:\pe\Administrator\Results\Results.mdb

Sequence No.: 1
Sample ID: CV4
Analyst: JLB
Initial Sample Wt:
Dilution: 1X
Autosampler Location: 7
Date Collected: 10/2/2006 12:50:34 PM
Data Type: Original
Initial Sample Vol:
Sample Prep Vol:

Nebulizer Parameters: CV

Analyte	Back Pressure	Flow
All	183.0 kPa	0.50 L/min

Mean Data: CV

Analyte	Mean Corrected Intensity	Calib Conc.	Calib Units	Std.Dev.	Sample Conc.	Sample Units	Std.Dev.	RSD
ScA 357.253	1625086.3	100.0	%	0.44				0.44%
ScR 361.383	163293.9	104.2	%	0.61				0.59%
Ag 328.068†	334292.0	0.9788	mg/L	0.00317	0.9788	mg/L	0.00317	0.32%
Al 308.215†	2391.2	1.984	mg/L	0.0098	1.984	mg/L	0.0098	0.49%
As 188.979†	2444.2	1.992	mg/L	0.0141	1.992	mg/L	0.0141	0.71%
B 249.677†	2382.5	0.9630	mg/L	0.00113	0.9630	mg/L	0.00113	0.12%
Ba 233.527†	2765.5	0.9493	mg/L	0.00673	0.9493	mg/L	0.00673	0.71%
Be 313.042†	523777.1	0.9900	mg/L	0.00797	0.9900	mg/L	0.00797	0.80%
Ca 317.933†	40176.4	2.066	mg/L	0.0049	2.066	mg/L	0.0049	0.24%
Cd 228.802†	38761.9	1.020	mg/L	0.0060	1.020	mg/L	0.0060	0.59%
Co 228.616†	42847.2	0.9897	mg/L	0.00554	0.9897	mg/L	0.00554	0.56%
Cr 267.716†	6346.2	0.9480	mg/L	0.00681	0.9480	mg/L	0.00681	0.72%
Cu 324.752†	307014.5	1.025	mg/L	0.0031	1.025	mg/L	0.0031	0.30%
Fe 273.955†	1840.5	2.009	mg/L	0.0119	2.009	mg/L	0.0119	0.59%
K 766.490†	29697.4	19.88	mg/L	0.020	19.88	mg/L	0.020	0.10%
Mg 279.077†	2713.3	2.026	mg/L	0.0110	2.026	mg/L	0.0110	0.54%
Mn 257.610†	22099.0	0.9419	mg/L	0.00238	0.9419	mg/L	0.00238	0.25%
Mo 202.031†	12068.8	1.003	mg/L	0.0082	1.003	mg/L	0.0082	0.82%
Na 589.592†	233489.1	50.94	mg/L	0.506	50.94	mg/L	0.506	0.99%
Na 330.237†	1363.2	51.06	mg/L	0.511	51.06	mg/L	0.511	1.00%
Ni 231.604†	1611.1	0.9822	mg/L	0.00711	0.9822	mg/L	0.00711	0.72%
Pb 220.353†	22819.5	1.993	mg/L	0.0032	1.993	mg/L	0.0032	0.16%
Sb 206.836†	2973.4	2.087	mg/L	0.0202	2.087	mg/L	0.0202	0.97%
Se 196.026†	3626.6	1.999	mg/L	0.0167	1.999	mg/L	0.0167	0.84%
Si 288.158†	2734.6	1.836	mg/L	0.0095	1.836	mg/L	0.0095	0.52%
Sn 189.927†	5350.0	0.9893	mg/L	0.00845	0.9893	mg/L	0.00845	0.85%
Sr 421.552†	614851.0	0.9914	mg/L	0.00760	0.9914	mg/L	0.00760	0.77%
Ti 334.903†	23503.3	1.018	mg/L	0.0023	1.018	mg/L	0.0023	0.23%
Tl 190.801†	2574.8	1.967	mg/L	0.0198	1.967	mg/L	0.0198	1.01%
V 292.402†	306797.1	1.017	mg/L	0.0028	1.017	mg/L	0.0028	0.28%
Zn 206.200†	901.1	0.9776	mg/L	0.00496	0.9776	mg/L	0.00496	0.51%

Sequence No.: 2
Sample ID: CB4
Analyst: JLB
Initial Sample Wt:
Dilution: 1X

Autosampler Location: 1
Date Collected: 10/2/2006 12:57:03 PM
Data Type: Original
Initial Sample Vol:
Sample Prep Vol:

Nebulizer Parameters: CB

Analyte	Back Pressure	Flow
All	183.0 kPa	0.50 L/min

Mean Data: CB

Analyte	Mean Corrected Intensity	Calib Conc.	Calib Units	Std.Dev.	Sample Conc.	Sample Units	Std.Dev.	RSD
ScA 357.253	1674383.1	103.1	%	0.13				0.13%
ScR 361.383	166954.2	106.5	%	0.66				0.62%
Ag 328.068†	46.9	0.00014	mg/L	0.000195	0.00014	mg/L	0.000195	141.87%
Al 308.215†	17.3	0.01460	mg/L	0.014023	0.01460	mg/L	0.014023	96.03%
As 188.979†	-1.0	-0.00083	mg/L	0.002328	-0.00083	mg/L	0.002328	280.03%
B 249.677†	8.1	0.00326	mg/L	0.002240	0.00326	mg/L	0.002240	68.60%
Ba 233.527†	-2.1	-0.00071	mg/L	0.000688	-0.00071	mg/L	0.000688	96.34%
Be 313.042†	80.1	0.00015	mg/L	0.000057	0.00015	mg/L	0.000057	37.48%
Ca 317.933†	13.1	0.00067	mg/L	0.001097	0.00067	mg/L	0.001097	162.92%
Cd 228.802†	0.3	0.00001	mg/L	0.000047	0.00001	mg/L	0.000047	482.92%
Co 228.616†	11.9	0.00027	mg/L	0.000118	0.00027	mg/L	0.000118	42.95%
Cr 267.716†	6.0	0.00089	mg/L	0.000644	0.00089	mg/L	0.000644	72.20%
Cu 324.752†	59.3	0.00020	mg/L	0.000159	0.00020	mg/L	0.000159	80.51%
Fe 273.955†	1.2	0.00132	mg/L	0.001440	0.00132	mg/L	0.001440	109.16%
K 766.490†	-5.2	-0.00350	mg/L	0.025943	-0.00350	mg/L	0.025943	740.49%
Mg 279.077†	12.4	0.00923	mg/L	0.007866	0.00923	mg/L	0.007866	85.19%
Mn 257.610†	-0.3	-0.00001	mg/L	0.000331	-0.00001	mg/L	0.000331	>999.9%
Mo 202.031†	8.6	0.00072	mg/L	0.000289	0.00072	mg/L	0.000289	40.24%
Na 589.592†	70.8	0.01545	mg/L	0.005513	0.01545	mg/L	0.005513	35.69%
Na 330.237†	16.9	0.6323	mg/L	0.34291	0.6323	mg/L	0.34291	54.23%
Ni 231.604†	7.4	0.00453	mg/L	0.001275	0.00453	mg/L	0.001275	28.12%
Pb 220.353†	2.1	0.00019	mg/L	0.000335	0.00019	mg/L	0.000335	174.43%
Sb 206.836†	2.1	0.00151	mg/L	0.002078	0.00151	mg/L	0.002078	137.79%
Se 196.026†	6.0	0.00330	mg/L	0.001527	0.00330	mg/L	0.001527	46.24%
Si 288.158†	13.1	0.00881	mg/L	0.001327	0.00881	mg/L	0.001327	15.06%
Sn 189.927†	5.9	0.00109	mg/L	0.000894	0.00109	mg/L	0.000894	82.01%
Sr 421.552†	92.2	0.00015	mg/L	0.000008	0.00015	mg/L	0.000008	5.61%
Ti 334.903†	10.0	0.00043	mg/L	0.002036	0.00043	mg/L	0.002036	468.59%
Tl 190.801†	-3.5	-0.00270	mg/L	0.004394	-0.00270	mg/L	0.004394	162.73%
V 292.402†	126.5	0.00042	mg/L	0.000058	0.00042	mg/L	0.000058	13.77%
Zn 206.200†	-0.8	-0.00085	mg/L	0.000926	-0.00085	mg/L	0.000926	109.02%

Sequence No.: 3
Sample ID: QC 7M
Analyst: JLB
Initial Sample Wt:
Dilution: 1X

Autosampler Location: 23
Date Collected: 10/2/2006 1:03:26 PM
Data Type: Original
Initial Sample Vol:
Sample Prep Vol:

Nebulizer Parameters: QC 7M

Analyte	Back Pressure	Flow
All	183.0 kPa	0.50 L/min

Mean Data: QC 7M

Analyte	Mean Corrected Intensity	Calib Conc.	Calib Units	Calib Std.Dev.	Sample Conc.	Sample Units	Sample Std.Dev.	RSD
ScA 357.253	1679178.4	103.4	%	0.59				0.57%
ScR 361.383	167455.4	106.9	%	0.37				0.35%
Ag 328.068†	322623.8	0.9445	mg/L	0.00740	0.9445	mg/L	0.00740	0.78%
Al 308.215†	2395.3	2.025	mg/L	0.0153	2.025	mg/L	0.0153	0.76%
As 188.979†	0.6	0.00003	mg/L	0.000376	0.00003	mg/L	0.000376	>999.9%
B 249.677†	4852.2	1.954	mg/L	0.0089	1.954	mg/L	0.0089	0.45%
Ba 233.527†	5473.3	1.880	mg/L	0.0090	1.880	mg/L	0.0090	0.48%
Be 313.042†	-21.0	-0.00004	mg/L	0.000015	-0.00004	mg/L	0.000015	36.72%
Ca 317.933†	43.7	0.00225	mg/L	0.000844	0.00225	mg/L	0.000844	37.59%
Cd 228.802†	-7.2	-0.00028	mg/L	0.000034	-0.00028	mg/L	0.000034	12.14%
Co 228.616†	44.8	0.00061	mg/L	0.000234	0.00061	mg/L	0.000234	38.36%
Cr 267.716†	10.9	0.00163	mg/L	0.000561	0.00163	mg/L	0.000561	34.45%
Cu 324.752†	48.2	0.00016	mg/L	0.000295	0.00016	mg/L	0.000295	183.17%
Fe 273.955†	2.9	0.00312	mg/L	0.003750	0.00312	mg/L	0.003750	120.18%
K 766.490†	30162.5	20.20	mg/L	0.160	20.20	mg/L	0.160	0.79%
Mg 279.077†	18.8	0.01400	mg/L	0.006969	0.01400	mg/L	0.006969	49.79%
Mn 257.610†	-11.6	-0.00051	mg/L	0.000257	-0.00051	mg/L	0.000257	50.23%
Mo 202.031†	-1.4	-0.00011	mg/L	0.000126	-0.00011	mg/L	0.000126	110.75%
Na 589.592†	9690.3	2.114	mg/L	0.0168	2.114	mg/L	0.0168	0.79%
Na 330.237†	71.4	2.674	mg/L	0.7323	2.674	mg/L	0.7323	27.39%
Ni 231.604†	4.0	0.00244	mg/L	0.003325	0.00244	mg/L	0.003325	136.16%
Pb 220.353†	-8.2	-0.00035	mg/L	0.000723	-0.00035	mg/L	0.000723	207.33%
Sb 206.836†	-3.8	-0.00269	mg/L	0.002675	-0.00269	mg/L	0.002675	99.61%
Se 196.026†	-7.7	-0.00424	mg/L	0.005446	-0.00424	mg/L	0.005446	128.49%
Si 288.158†	2791.8	1.873	mg/L	0.0026	1.873	mg/L	0.0026	0.14%
Sn 189.927†	5.5	0.00102	mg/L	0.000955	0.00102	mg/L	0.000955	93.94%
Sr 421.552†	12.1	0.00002	mg/L	0.000083	0.00002	mg/L	0.000083	425.93%
Ti 334.903†	34.7	0.00151	mg/L	0.001228	0.00151	mg/L	0.001228	81.53%
Tl 190.801†	-1.8	-0.00136	mg/L	0.000533	-0.00136	mg/L	0.000533	39.12%
V 292.402†	16.8	0.00007	mg/L	0.000132	0.00007	mg/L	0.000132	200.91%
Zn 206.200†	-0.0	-0.00001	mg/L	0.003411	-0.00001	mg/L	0.003411	>999.9%

Sequence No.: 4
Sample ID: SPEX 21
Analyst: JLB
Initial Sample Wt:
Dilution: 1X

Autosampler Location: 24
Date Collected: 10/2/2006 1:09:50 PM
Data Type: Original
Initial Sample Vol:
Sample Prep Vol:

Nebulizer Parameters: SPEX 21

Analyte	Back Pressure	Flow
All	184.0 kPa	0.50 L/min

Mean Data: SPEX 21

Analyte	Mean Corrected Intensity	Calib Conc.	Calib Units	Std.Dev.	Sample Conc.	Sample Units	Std.Dev.	RSD
ScA 357.253	1685754.8	103.8	%	0.07				0.07%
ScR 361.383	169663.2	108.3	%	0.67				0.62%
Ag 328.068†	-21.5	0.00013	mg/L	0.000164	0.00013	mg/L	0.000164	128.36%
Al 308.215†	121.9	0.02836	mg/L	0.000621	0.02836	mg/L	0.000621	2.19%
As 188.979†	2404.0	1.955	mg/L	0.0025	1.955	mg/L	0.0025	0.13%
B 249.677†	16.9	0.01374	mg/L	0.001828	0.01374	mg/L	0.001828	13.30%
Ba 233.527†	0.4	-0.00066	mg/L	0.000889	-0.00066	mg/L	0.000889	135.26%
Be 313.042†	1046328.9	1.978	mg/L	0.0051	1.978	mg/L	0.0051	0.26%
Ca 317.933†	41204.5	2.119	mg/L	0.0051	2.119	mg/L	0.0051	0.24%
Cd 228.802†	75365.7	1.986	mg/L	0.0040	1.986	mg/L	0.0040	0.20%
Co 228.616†	87075.9	2.012	mg/L	0.0039	2.012	mg/L	0.0039	0.19%
Cr 267.716†	13288.5	1.985	mg/L	0.0057	1.985	mg/L	0.0057	0.29%
Cu 324.752†	590440.1	1.971	mg/L	0.0044	1.971	mg/L	0.0044	0.22%
Fe 273.955†	1881.7	2.051	mg/L	0.0067	2.051	mg/L	0.0067	0.32%
K 766.490†	-43.1	-0.02885	mg/L	0.015046	-0.02885	mg/L	0.015046	52.15%
Mg 279.077†	2813.0	2.105	mg/L	0.0128	2.105	mg/L	0.0128	0.61%
Mn 257.610†	46608.2	1.986	mg/L	0.0082	1.986	mg/L	0.0082	0.41%
Mo 202.031†	24157.7	2.007	mg/L	0.0084	2.007	mg/L	0.0084	0.42%
Na 589.592†	77.9	0.01700	mg/L	0.004373	0.01700	mg/L	0.004373	25.72%
Na 330.237†	-6.1	-0.2304	mg/L	0.28708	-0.2304	mg/L	0.28708	124.58%
Ni 231.604†	3289.9	2.004	mg/L	0.0131	2.004	mg/L	0.0131	0.65%
Pb 220.353†	22997.8	2.010	mg/L	0.0098	2.010	mg/L	0.0098	0.49%
Sb 206.836†	2925.3	2.030	mg/L	0.0047	2.030	mg/L	0.0047	0.23%
Se 196.026†	3570.5	1.967	mg/L	0.0080	1.967	mg/L	0.0080	0.41%
Si 288.158†	189.1	0.1310	mg/L	0.00554	0.1310	mg/L	0.00554	4.23%
Sn 189.927†	-15.5	0.00075	mg/L	0.000229	0.00075	mg/L	0.000229	30.35%
Sr 421.552†	1250336.2	2.016	mg/L	0.0058	2.016	mg/L	0.0058	0.29%
Ti 334.903†	46826.3	2.029	mg/L	0.0063	2.029	mg/L	0.0063	0.31%
Tl 190.801†	2746.4	2.094	mg/L	0.0075	2.094	mg/L	0.0075	0.36%
V 292.402†	612248.0	2.029	mg/L	0.0056	2.029	mg/L	0.0056	0.28%
Zn 206.200†	1783.9	1.935	mg/L	0.0120	1.935	mg/L	0.0120	0.62%

Sequence No.: 5
Sample ID: JY45 ADUP SWC
Analyst: JLB
Initial Sample Wt:
Dilution: 2X

Autosampler Location: 26
Date Collected: 10/2/2006 1:16:21 PM
Data Type: Original
Initial Sample Vol:
Sample Prep Vol:

Nebulizer Parameters: JY45 ADUP SWC

Analyte	Back Pressure	Flow
All	184.0 kPa	0.50 L/min

Mean Data: JY45 ADUP SWC

Analyte	Mean Corrected Intensity	Calib Conc.	Calib Units	Std.Dev.	Sample Conc.	Sample Units	Std.Dev.	RSD
ScA 357.253	1681668.5	103.5	%	0.46				0.45%
ScR 361.383	172366.6	110.0	%	0.76				0.69%
Ag 328.068†	-2501.0	0.00052	mg/L	0.000313	0.00103	mg/L	0.000626	60.63%
Al 308.215†	151553.4	128.1	mg/L	0.29	256.3	mg/L	0.58	0.23%
As 188.979†	137.8	0.07872	mg/L	0.005666	0.1574	mg/L	0.01133	7.20%
B 249.677†	91.3	0.03454	mg/L	0.001377	0.06908	mg/L	0.002753	3.99%
Ba 233.527†	1191.8	0.3974	mg/L	0.00293	0.7948	mg/L	0.00587	0.74%
Be 313.042†	1543.3	0.00220	mg/L	0.000016	0.00440	mg/L	0.000031	0.71%
Ca 317.933†	845366.9	43.47	mg/L	0.110	86.94	mg/L	0.221	0.25%
Cd 228.802†	248.3	0.00639	mg/L	0.000132	0.01277	mg/L	0.000263	2.06%
Co 228.616†	3150.7	0.05840	mg/L	0.000745	0.1168	mg/L	0.00149	1.28%
Cr 267.716†	1190.6	0.1798	mg/L	0.00059	0.3596	mg/L	0.00118	0.33%
Cu 324.752†	54721.6	0.1975	mg/L	0.00040	0.3949	mg/L	0.00079	0.20%
Fe 273.955†	152600.2	166.8	mg/L	0.32	333.5	mg/L	0.63	0.19%
K 766.490†	18679.8	12.51	mg/L	0.090	25.01	mg/L	0.180	0.72%
Mg 279.077†	47949.4	35.61	mg/L	0.039	71.22	mg/L	0.077	0.11%
Mn 257.610†	37795.5	1.608	mg/L	0.0045	3.216	mg/L	0.0089	0.28%
Mo 202.031†	81.2	0.00598	mg/L	0.000355	0.01197	mg/L	0.000710	5.93%
Na 589.592†	45969.2	10.03	mg/L	0.080	20.06	mg/L	0.159	0.79%
Na 330.237†	235.1	10.19	mg/L	0.462	20.39	mg/L	0.924	4.53%
Ni 231.604†	195.7	0.1192	mg/L	0.00141	0.2384	mg/L	0.00283	1.19%
Pb 220.353†	875.8	0.09939	mg/L	0.001065	0.1988	mg/L	0.00213	1.07%
Sb 206.836†	24.3	0.00534	mg/L	0.001836	0.01068	mg/L	0.003671	34.37%
Se 196.026†	-51.3	-0.01024	mg/L	0.008026	-0.02049	mg/L	0.016053	78.35%
Si 288.158†	7419.0	4.977	mg/L	0.0354	9.954	mg/L	0.0707	0.71%
Sn 189.927†	22.6	0.00581	mg/L	0.001268	0.01162	mg/L	0.002537	21.82%
Sr 421.552†	308068.0	0.4968	mg/L	0.00144	0.9935	mg/L	0.00288	0.29%
Ti 334.903†	178803.7	7.757	mg/L	0.0166	15.51	mg/L	0.033	0.21%
Tl 190.801†	-6.3	-0.01298	mg/L	0.001626	-0.02595	mg/L	0.003251	12.53%
V 292.402†	140014.5	0.4586	mg/L	0.00112	0.9172	mg/L	0.00224	0.24%
Zn 206.200†	421.1	0.4534	mg/L	0.00369	0.9067	mg/L	0.00738	0.81%

Sequence No.: 6
Sample ID: JY45 A SWC
Analyst: JLB
Initial Sample Wt:
Dilution: 2X

Autosampler Location: 27
Date Collected: 10/2/2006 1:22:55 PM
Data Type: Original
Initial Sample Vol:
Sample Prep Vol:

Nebulizer Parameters: JY45 A SWC

Analyte	Back Pressure	Flow
All	184.0 kPa	0.50 L/min

Mean Data: JY45 A SWC

Analyte	Mean Corrected Intensity	Calib Conc.	Calib Units	Std.Dev.	Sample Conc.	Sample Units	Std.Dev.	RSD
ScA 357.253	1694284.2	104.3	%	0.63				0.60%
ScR 361.383	174963.9	111.6	%	0.22				0.20%
Ag 328.068†	-2526.8	-0.00035	mg/L	0.000243	-0.00070	mg/L	0.000486	69.83%
Al 308.215†	125722.0	106.3	mg/L	0.39	212.6	mg/L	0.78	0.37%
As 188.979†	112.0	0.05979	mg/L	0.002284	0.1196	mg/L	0.00457	3.82%
B 249.677†	69.0	0.02546	mg/L	0.002362	0.05092	mg/L	0.004724	9.28%
Ba 233.527†	946.6	0.3144	mg/L	0.00175	0.6289	mg/L	0.00350	0.56%
Be 313.042†	1290.8	0.00175	mg/L	0.000057	0.00350	mg/L	0.000114	3.27%
Ca 317.933†	795051.6	40.88	mg/L	0.161	81.76	mg/L	0.323	0.39%
Cd 228.802†	132.3	0.00336	mg/L	0.000075	0.00672	mg/L	0.000151	2.24%
Co 228.616†	3058.9	0.05623	mg/L	0.000542	0.1125	mg/L	0.00108	0.96%
Cr 267.716†	1022.2	0.1545	mg/L	0.00089	0.3091	mg/L	0.00179	0.58%
Cu 324.752†	38567.7	0.1418	mg/L	0.00038	0.2837	mg/L	0.00076	0.27%
Fe 273.955†	137035.1	149.8	mg/L	0.93	299.5	mg/L	1.86	0.62%
K 766.490†	14452.4	9.677	mg/L	0.0640	19.35	mg/L	0.128	0.66%
Mg 279.077†	42113.9	31.27	mg/L	0.062	62.54	mg/L	0.123	0.20%
Mn 257.610†	33672.0	1.433	mg/L	0.0055	2.866	mg/L	0.0110	0.38%
Mo 202.031†	51.3	0.00359	mg/L	0.000114	0.00718	mg/L	0.000229	3.19%
Na 589.592†	39920.2	8.709	mg/L	0.0070	17.42	mg/L	0.014	0.08%
Na 330.237†	205.4	9.135	mg/L	0.2828	18.27	mg/L	0.566	3.10%
Ni 231.604†	178.6	0.1088	mg/L	0.00089	0.2175	mg/L	0.00177	0.81%
Pb 220.353†	548.1	0.06690	mg/L	0.000692	0.1338	mg/L	0.00138	1.03%
Sb 206.836†	18.5	0.00339	mg/L	0.001150	0.00678	mg/L	0.002301	33.96%
Se 196.026†	-47.5	-0.01000	mg/L	0.007232	-0.02000	mg/L	0.014465	72.34%
Si 288.158†	6542.2	4.389	mg/L	0.0201	8.777	mg/L	0.0402	0.46%
Sn 189.927†	-0.0	0.00145	mg/L	0.001587	0.00290	mg/L	0.003175	109.50%
Sr 421.552†	265040.0	0.4274	mg/L	0.00167	0.8548	mg/L	0.00334	0.39%
Ti 334.903†	179216.5	7.775	mg/L	0.0313	15.55	mg/L	0.063	0.40%
Tl 190.801†	-9.6	-0.01547	mg/L	0.004817	-0.03094	mg/L	0.009635	31.14%
V 292.402†	134456.9	0.4401	mg/L	0.00026	0.8802	mg/L	0.00053	0.06%
Zn 206.200†	350.1	0.3767	mg/L	0.00309	0.7534	mg/L	0.00618	0.82%

Sequence No.: 7
Sample ID: JY45 ASPK SWC
Analyst: JLB
Initial Sample Wt:
Dilution: 2X

DEL

Autosampler Location: 28
Date Collected: 10/2/2006 1:29:29 PM
Data Type: Original
Initial Sample Vol:
Sample Prep Vol:

Nebulizer Parameters: JY45 ASPK SWC

Analyte	Back Pressure	Flow
All	183.0 kPa	0.50 L/min

Mean Data: JY45 ASPK SWC

Analyte	Mean Corrected Intensity	Calib Conc.	Units	Std.Dev.	Sample Conc.	Units	Std.Dev.	RSD
ScA 357.253	1669036.5	102.7	%	0.35				0.34%
ScR 361.383	171755.2	109.6	%	1.04				0.95%
Ag 328.068†	169120.1	0.5018	mg/L	0.00075	1.004	mg/L	0.0015	0.15%
Al 308.215†	128046.1	108.2	mg/L	0.28	216.5	mg/L	0.56	0.26%
As 188.979†	2577.3	2.073	mg/L	0.0039	4.146	mg/L	0.0079	0.19%
B 249.677†	59.7	0.02369	mg/L	0.001068	0.04738	mg/L	0.002137	4.51%
Ba 233.527†	6622.5	2.264	mg/L	0.0124	4.529	mg/L	0.0248	0.55%
Be 313.042†	276284.4	0.5216	mg/L	0.00247	1.043	mg/L	0.0049	0.47%
Ca 317.933†	1068045.0	54.92	mg/L	0.597	109.8	mg/L	1.19	1.09%
Cd 228.802†	19538.3	0.5126	mg/L	0.00239	1.025	mg/L	0.0048	0.47%
Co 228.616†	23480.5	0.5292	mg/L	0.00302	1.058	mg/L	0.0060	0.57%
Cr 267.716†	4262.7	0.6366	mg/L	0.00442	1.273	mg/L	0.0088	0.69%
Cu 324.752†	187220.9	0.6373	mg/L	0.00099	1.275	mg/L	0.0020	0.16%
Fe 273.955†	129255.6	141.3	mg/L	0.29	282.5	mg/L	0.58	0.20%
K 766.490†	28811.1	19.29	mg/L	0.091	38.58	mg/L	0.183	0.47%
Mg 279.077†	53067.2	39.44	mg/L	0.113	78.88	mg/L	0.227	0.29%
Mn 257.610†	43464.9	1.850	mg/L	0.0058	3.700	mg/L	0.0115	0.31%
Mo 202.031†	5473.0	0.4539	mg/L	0.00068	0.9078	mg/L	0.00135	0.15%
Na 589.592†	91514.5	19.96	mg/L	0.176	39.93	mg/L	0.352	0.88%
Na 330.237†	520.1	20.58	mg/L	0.299	41.15	mg/L	0.599	1.45%
Ni 231.604†	965.0	0.5878	mg/L	0.00320	1.176	mg/L	0.0064	0.54%
Pb 220.353†	23220.4	2.046	mg/L	0.0035	4.093	mg/L	0.0069	0.17%
Sb 206.836†	686.8	0.4723	mg/L	0.00465	0.9446	mg/L	0.00929	0.98%
Se 196.026†	3654.8	2.030	mg/L	0.0107	4.060	mg/L	0.0215	0.53%
Si 288.158†	5904.7	3.962	mg/L	0.0323	7.924	mg/L	0.0647	0.82%
Sn 189.927†	2433.5	0.4517	mg/L	0.00341	0.9034	mg/L	0.00683	0.76%
Sr 421.552†	605664.6	0.9766	mg/L	0.01061	1.953	mg/L	0.0212	1.09%
Ti 334.903†	170913.1	7.414	mg/L	0.0854	14.83	mg/L	0.171	1.15%
Tl 190.801†	2569.3	1.957	mg/L	0.0122	3.914	mg/L	0.0243	0.62%
V 292.402†	287654.1	0.9482	mg/L	0.00189	1.896	mg/L	0.0038	0.20%
Zn 206.200†	773.0	0.8362	mg/L	0.00517	1.672	mg/L	0.0103	0.62%

Sequence No.: 8
Sample ID: CV 5
Analyst: JLB
Initial Sample Wt:
Dilution: 1X

Autosampler Location: 7
Date Collected: 10/2/2006 1:36:40 PM
Data Type: Original
Initial Sample Vol:
Sample Prep Vol:

Nebulizer Parameters: CV

Analyte	Back Pressure	Flow
All	183.0 kPa	0.50 L/min

Mean Data: CV

Analyte	Mean Corrected Intensity	Calib Conc.	Calib Units	Std.Dev.	Sample Conc.	Sample Units	Std.Dev.	RSD
ScA 357.253	1655430.8	101.9	%	0.93				0.92%
ScR 361.383	172314.1	110.0	%	0.72				0.66%
Ag 328.068†	333047.5	0.9752	mg/L	0.00192	0.9752	mg/L	0.00192	0.20%
Al 308.215†	2391.4	1.985	mg/L	0.0058	1.985	mg/L	0.0058	0.29%
As 188.979†	2456.1	2.002	mg/L	0.0226	2.002	mg/L	0.0226	1.13%
B 249.677†	2410.0	0.9741	mg/L	0.00682	0.9741	mg/L	0.00682	0.70%
Ba 233.527†	2806.5	0.9634	mg/L	0.00599	0.9634	mg/L	0.00599	0.62%
Be 313.042†	526584.4	0.9953	mg/L	0.00337	0.9953	mg/L	0.00337	0.34%
Ca 317.933†	40376.4	2.076	mg/L	0.0089	2.076	mg/L	0.0089	0.43%
Cd 228.802†	38650.9	1.017	mg/L	0.0016	1.017	mg/L	0.0016	0.15%
Co 228.616†	42620.4	0.9844	mg/L	0.00313	0.9844	mg/L	0.00313	0.32%
Cr 267.716†	6433.7	0.9611	mg/L	0.00856	0.9611	mg/L	0.00856	0.89%
Cu 324.752†	306026.2	1.022	mg/L	0.0014	1.022	mg/L	0.0014	0.14%
Fe 273.955†	1874.5	2.046	mg/L	0.0081	2.046	mg/L	0.0081	0.39%
K 766.490†	29189.8	19.54	mg/L	0.049	19.54	mg/L	0.049	0.25%
Mg 279.077†	2756.1	2.057	mg/L	0.0149	2.057	mg/L	0.0149	0.72%
Mn 257.610†	22085.4	0.9413	mg/L	0.00643	0.9413	mg/L	0.00643	0.68%
Mo 202.031†	12086.2	1.004	mg/L	0.0078	1.004	mg/L	0.0078	0.78%
Na 589.592†	227065.3	49.54	mg/L	0.239	49.54	mg/L	0.239	0.48%
Na 330.237†	1339.8	50.17	mg/L	0.364	50.17	mg/L	0.364	0.73%
Ni 231.604†	1633.2	0.9956	mg/L	0.00791	0.9956	mg/L	0.00791	0.79%
Pb 220.353†	22857.7	1.996	mg/L	0.0149	1.996	mg/L	0.0149	0.75%
Sb 206.836†	2984.4	2.095	mg/L	0.0154	2.095	mg/L	0.0154	0.74%
Se 196.026†	3644.3	2.009	mg/L	0.0175	2.009	mg/L	0.0175	0.87%
Si 288.158†	2737.7	1.838	mg/L	0.0146	1.838	mg/L	0.0146	0.80%
Sn 189.927†	5391.1	0.9969	mg/L	0.00857	0.9969	mg/L	0.00857	0.86%
Sr 421.552†	604068.4	0.9741	mg/L	0.00189	0.9741	mg/L	0.00189	0.19%
Ti 334.903†	23377.0	1.013	mg/L	0.0036	1.013	mg/L	0.0036	0.36%
Tl 190.801†	2589.9	1.978	mg/L	0.0218	1.978	mg/L	0.0218	1.10%
V 292.402†	306114.0	1.014	mg/L	0.0019	1.014	mg/L	0.0019	0.19%
Zn 206.200†	927.3	1.006	mg/L	0.0083	1.006	mg/L	0.0083	0.82%

Sequence No.: 9
Sample ID: CB
Analyst: JLB
Initial Sample Wt:
Dilution: 1X

Autosampler Location: 1
Date Collected: 10/2/2006 1:42:57 PM
Data Type: Original
Initial Sample Vol:
Sample Prep Vol:

Nebulizer Parameters: CB

Analyte	Back Pressure	Flow
All	184.0 kPa	0.50 L/min

Mean Data: CB

Analyte	Mean Corrected Intensity	Calib Conc.	Calib Units	Calib Std.Dev.	Sample Conc.	Sample Units	Sample Std.Dev.	RSD
ScA 357.253	1691811.2	104.1	%	0.73				0.70%
ScR 361.383	171151.2	109.2	%	0.07				0.07%
Ag 328.068†	105.1	0.00031	mg/L	0.000103	0.00031	mg/L	0.000103	33.32%
Al 308.215†	23.8	0.02013	mg/L	0.012617	0.02013	mg/L	0.012617	62.67%
As 188.979†	6.2	0.00502	mg/L	0.002727	0.00502	mg/L	0.002727	54.31%
B 249.677†	4.6	0.00187	mg/L	0.001157	0.00187	mg/L	0.001157	62.02%
Ba 233.527†	-1.9	-0.00067	mg/L	0.000975	-0.00067	mg/L	0.000975	146.19%
Be 313.042†	122.6	0.00023	mg/L	0.000042	0.00023	mg/L	0.000042	18.05%
Ca 317.933†	23.8	0.00122	mg/L	0.000976	0.00122	mg/L	0.000976	79.83%
Cd 228.802†	6.8	0.00017	mg/L	0.000051	0.00017	mg/L	0.000051	29.87%
Co 228.616†	19.3	0.00044	mg/L	0.000076	0.00044	mg/L	0.000076	17.04%
Cr 267.716†	6.9	0.00103	mg/L	0.000564	0.00103	mg/L	0.000564	54.96%
Cu 324.752†	99.9	0.00033	mg/L	0.000129	0.00033	mg/L	0.000129	38.68%
Fe 273.955†	0.9	0.00095	mg/L	0.003103	0.00095	mg/L	0.003103	326.49%
K 766.490†	-21.1	-0.01415	mg/L	0.017913	-0.01415	mg/L	0.017913	126.63%
Mg 279.077†	0.7	0.00051	mg/L	0.018164	0.00051	mg/L	0.018164	>999.9%
Mn 257.610†	-1.8	-0.00008	mg/L	0.000120	-0.00008	mg/L	0.000120	159.19%
Mo 202.031†	8.8	0.00073	mg/L	0.000040	0.00073	mg/L	0.000040	5.49%
Na 589.592†	112.8	0.02461	mg/L	0.006839	0.02461	mg/L	0.006839	27.79%
Na 330.237†	27.3	1.025	mg/L	0.6032	1.025	mg/L	0.6032	58.88%
Ni 231.604†	4.1	0.00247	mg/L	0.001883	0.00247	mg/L	0.001883	76.22%
Pb 220.353†	1.5	0.00014	mg/L	0.000525	0.00014	mg/L	0.000525	374.46%
Sb 206.836†	-1.4	-0.00100	mg/L	0.001001	-0.00100	mg/L	0.001001	100.02%
Se 196.026†	1.2	0.00069	mg/L	0.003754	0.00069	mg/L	0.003754	544.64%
Si 288.158†	10.6	0.00708	mg/L	0.011660	0.00708	mg/L	0.011660	164.59%
Sn 189.927†	6.7	0.00123	mg/L	0.001770	0.00123	mg/L	0.001770	144.49%
Sr 421.552†	214.0	0.00035	mg/L	0.000082	0.00035	mg/L	0.000082	23.91%
Ti 334.903†	28.5	0.00123	mg/L	0.001127	0.00123	mg/L	0.001127	91.39%
Tl 190.801†	-1.8	-0.00141	mg/L	0.002834	-0.00141	mg/L	0.002834	200.71%
V 292.402†	88.3	0.00030	mg/L	0.000132	0.00030	mg/L	0.000132	44.37%
Zn 206.200†	-1.0	-0.00107	mg/L	0.001904	-0.00107	mg/L	0.001904	178.36%

Sequence No.: 10
Sample ID: JY49 MB SWC
Analyst: JLB
Initial Sample Wt:
Dilution: 2X

Autosampler Location: 31
Date Collected: 10/2/2006 1:49:20 PM
Data Type: Original
Initial Sample Vol:
Sample Prep Vol:

Nebulizer Parameters: JY49 MB SWC

Analyte	Back Pressure	Flow
All	183.0 kPa	0.50 L/min

Mean Data: JY49 MB SWC

Analyte	Mean Corrected Intensity	Calib Conc.	Calib Units	Std.Dev.	Sample Conc.	Sample Units	Std.Dev.	RSD
ScA 357.253	1744605.8	107.4	%	1.37				1.28%
ScR 361.383	173017.4	110.4	%	1.32				1.20%
Ag 328.068†	57.8	-0.00017	mg/L	0.000229	0.00034	mg/L	0.000457	134.74%
Al 308.215†	36.9	0.03119	mg/L	0.008415	0.06238	mg/L	0.016830	26.98%
As 188.979†	0.2	-0.00014	mg/L	0.002497	0.00028	mg/L	0.004994	>999.9%
B 249.677†	5.2	0.00209	mg/L	0.000690	0.00419	mg/L	0.001380	32.95%
Ba 233.527†	-2.5	-0.00086	mg/L	0.000482	-0.00173	mg/L	0.000964	55.78%
Be 313.042†	-36.0	-0.00007	mg/L	0.000037	-0.00014	mg/L	0.000075	54.64%
Ca 317.933†	507.2	0.02608	mg/L	0.000845	0.05216	mg/L	0.001691	3.24%
Cd 228.802†	-5.2	-0.00014	mg/L	0.000113	-0.00028	mg/L	0.000225	81.66%
Co 228.616†	1.2	0.00003	mg/L	0.000286	0.00005	mg/L	0.000572	>999.9%
Cr 267.716†	6.6	-0.00099	mg/L	0.000740	0.00197	mg/L	0.001479	75.02%
Cu 324.752†	29.2	-0.00010	mg/L	0.000204	0.00020	mg/L	0.000408	208.27%
Fe 273.955†	8.2	-0.00900	mg/L	0.005182	0.01800	mg/L	0.010364	57.57%
K 766.490†	-116.0	-0.07769	mg/L	0.028424	-0.1554	mg/L	0.05685	36.59%
Mg 279.077†	18.9	0.01406	mg/L	0.001773	0.02811	mg/L	0.003546	12.61%
Mn 257.610†	-6.2	-0.00026	mg/L	0.000173	-0.00053	mg/L	0.000347	65.90%
Mo 202.031†	3.2	0.00027	mg/L	0.000120	0.00053	mg/L	0.000239	44.79%
Na 589.592†	-9.7	-0.00212	mg/L	0.007832	-0.00424	mg/L	0.015664	369.72%
Na 330.237†	8.4	0.3123	mg/L	0.63962	0.6246	mg/L	1.27924	204.82%
Ni 231.604†	1.2	-0.00076	mg/L	0.002656	0.00151	mg/L	0.005313	351.43%
Pb 220.353†	-14.0	-0.00121	mg/L	0.000653	-0.00243	mg/L	0.001307	53.81%
Sb 206.836†	-1.8	-0.00125	mg/L	0.001463	-0.00250	mg/L	0.002925	117.08%
Se 196.026†	-1.6	-0.00089	mg/L	0.002637	-0.00178	mg/L	0.005273	295.76%
Si 288.158†	16.0	0.01073	mg/L	0.001151	0.02147	mg/L	0.002303	10.73%
Sn 189.927†	6.0	0.00111	mg/L	0.000299	0.00223	mg/L	0.000598	26.86%
Sr 421.552†	85.3	0.00014	mg/L	0.000102	0.00027	mg/L	0.000204	74.09%
Ti 334.903†	30.4	0.00132	mg/L	0.000749	0.00263	mg/L	0.001499	56.91%
Tl 190.801†	-0.8	-0.00060	mg/L	0.000993	-0.00121	mg/L	0.001986	164.73%
V 292.402†	24.7	0.00009	mg/L	0.000212	0.00018	mg/L	0.000424	241.13%
Zn 206.200†	2.7	-0.00296	mg/L	0.000491	0.00592	mg/L	0.000981	16.57%

Sequence No.: 11
Sample ID: JY43 MB SWC
Analyst: JLB
Initial Sample Wt:
Dilution: 2X

Autosampler Location: 32
Date Collected: 10/2/2006 1:55:45 PM
Data Type: Original
Initial Sample Vol:
Sample Prep Vol:

Nebulizer Parameters: JY43 MB SWC

Analyte	Back Pressure	Flow
All	183.0 kPa	0.50 L/min

Mean Data: JY43 MB SWC

Analyte	Mean Corrected Intensity	Calib Conc.	Calib Units	Std.Dev.	Sample Conc.	Sample Units	Std.Dev.	RSD
ScA 357.253	1727829.4	106.4	%	0.23				0.22%
ScR 361.383	172738.9	110.2	%	0.59				0.53%
Ag 328.068†	22.2	0.00007	mg/L	0.000223	0.00013	mg/L	0.000445	340.03%
Al 308.215†	33.7	0.02853	mg/L	0.001727	0.05705	mg/L	0.003454	6.05%
As 188.979†	1.1	0.00092	mg/L	0.002072	0.00184	mg/L	0.004143	225.22%
B 249.677†	1.8	0.00074	mg/L	0.003521	0.00148	mg/L	0.007042	477.29%
Ba 233.527†	-7.7	-0.00264	mg/L	0.000838	-0.00528	mg/L	0.001675	31.75%
Be 313.042†	-44.3	-0.00008	mg/L	0.000005	-0.00017	mg/L	0.000010	5.70%
Ca 317.933†	538.1	0.02767	mg/L	0.000241	0.05534	mg/L	0.000482	0.87%
Cd 228.802†	-6.2	-0.00016	mg/L	0.000101	-0.00033	mg/L	0.000201	61.80%
Co 228.616†	7.0	0.00016	mg/L	0.000286	0.00032	mg/L	0.000572	179.58%
Cr 267.716†	-1.7	-0.00025	mg/L	0.000146	-0.00050	mg/L	0.000293	58.09%
Cu 324.752†	25.0	0.00008	mg/L	0.000140	0.00017	mg/L	0.000281	167.18%
Fe 273.955†	7.7	0.00846	mg/L	0.002003	0.01692	mg/L	0.004006	23.68%
K 766.490†	-110.5	-0.07401	mg/L	0.036908	-0.1480	mg/L	0.07382	49.87%
Mg 279.077†	26.6	0.01978	mg/L	0.013670	0.03955	mg/L	0.027341	69.13%
Mn 257.610†	-13.7	-0.00058	mg/L	0.000104	-0.00117	mg/L	0.000208	17.84%
Mo 202.031†	-2.3	-0.00020	mg/L	0.000299	-0.00039	mg/L	0.000598	153.25%
Na 589.592†	16.7	0.00364	mg/L	0.007173	0.00728	mg/L	0.014346	197.12%
Na 330.237†	24.3	0.9080	mg/L	0.12568	1.816	mg/L	0.2514	13.84%
Ni 231.604†	6.3	0.00381	mg/L	0.001951	0.00762	mg/L	0.003902	51.19%
Pb 220.353†	-18.3	-0.00159	mg/L	0.000252	-0.00318	mg/L	0.000504	15.84%
Sb 206.836†	-4.1	-0.00289	mg/L	0.000972	-0.00578	mg/L	0.001944	33.65%
Se 196.026†	7.6	0.00419	mg/L	0.003262	0.00839	mg/L	0.006523	77.75%
Si 288.158†	18.3	0.01228	mg/L	0.001750	0.02456	mg/L	0.003499	14.25%
Sn 189.927†	1.1	0.00020	mg/L	0.000768	0.00040	mg/L	0.001536	385.10%
Sr 421.552†	108.2	0.00017	mg/L	0.000027	0.00035	mg/L	0.000054	15.44%
Ti 334.903†	45.6	0.00198	mg/L	0.000658	0.00396	mg/L	0.001316	33.26%
Tl 190.801†	0.7	0.00054	mg/L	0.001155	0.00107	mg/L	0.002309	215.15%
V 292.402†	16.9	0.00005	mg/L	0.000149	0.00011	mg/L	0.000298	283.36%
Zn 206.200†	5.3	0.00575	mg/L	0.000792	0.01149	mg/L	0.001583	13.78%

Sequence No.: 12
Sample ID: JY45 B SWC
Analyst: JLB
Initial Sample Wt:
Dilution: 2X

Autosampler Location: 33
Date Collected: 10/2/2006 2:02:11 PM
Data Type: Original
Initial Sample Vol:
Sample Prep Vol:

Nebulizer Parameters: JY45 B SWC

Analyte	Back Pressure	Flow
All	184.0 kPa	0.50 L/min

Mean Data: JY45 B SWC

Analyte	Mean Corrected Intensity	Calib Conc.	Units	Std.Dev.	Sample Conc.	Units	Std.Dev.	RSD
ScA 357.253	1684374.7	103.7	%	0.29				0.28%
ScR 361.383	170196.7	108.6	%	0.50				0.46%
Ag 328.068†	-2052.7	-0.00061	mg/L	0.000332	-0.00121	mg/L	0.000663	54.74%
Al 308.215†	97734.3	82.63	mg/L	0.350	165.3	mg/L	0.70	0.42%
As 188.979†	57.8	0.02010	mg/L	0.002703	0.04021	mg/L	0.005406	13.45%
B 249.677†	33.8	0.01209	mg/L	0.002305	0.02418	mg/L	0.004610	19.07%
Ba 233.527†	605.4	0.1999	mg/L	0.00028	0.3997	mg/L	0.00056	0.14%
Be 313.042†	918.9	0.00114	mg/L	0.000029	0.00228	mg/L	0.000059	2.57%
Ca 317.933†	843020.3	43.35	mg/L	0.166	86.70	mg/L	0.332	0.38%
Cd 228.802†	33.8	0.00084	mg/L	0.000089	0.00167	mg/L	0.000178	10.63%
Co 228.616†	2122.8	0.03657	mg/L	0.000372	0.07314	mg/L	0.000744	1.02%
Cr 267.716†	1798.3	0.2709	mg/L	0.00135	0.5418	mg/L	0.00270	0.50%
Cu 324.752†	28868.3	0.1062	mg/L	0.00029	0.2123	mg/L	0.00058	0.27%
Fe 273.955†	104470.9	114.2	mg/L	0.52	228.3	mg/L	1.05	0.46%
K 766.490†	9524.5	6.377	mg/L	0.0750	12.75	mg/L	0.150	1.18%
Mg 279.077†	28740.5	21.33	mg/L	0.067	42.67	mg/L	0.133	0.31%
Mn 257.610†	23421.2	0.9964	mg/L	0.00374	1.993	mg/L	0.0075	0.38%
Mo 202.031†	88.8	0.00692	mg/L	0.000256	0.01384	mg/L	0.000511	3.69%
Na 589.592†	44975.6	9.812	mg/L	0.0133	19.62	mg/L	0.027	0.14%
Na 330.237†	224.7	9.623	mg/L	0.9339	19.25	mg/L	1.868	9.70%
Ni 231.604†	238.9	0.1455	mg/L	0.00118	0.2909	mg/L	0.00236	0.81%
Pb 220.353†	117.1	0.02531	mg/L	0.000650	0.05062	mg/L	0.001301	2.57%
Sb 206.836†	16.6	0.00268	mg/L	0.001748	0.00537	mg/L	0.003496	65.14%
Se 196.026†	-35.6	-0.00716	mg/L	0.007161	-0.01433	mg/L	0.014323	99.96%
Si 288.158†	4784.8	3.210	mg/L	0.0519	6.420	mg/L	0.1037	1.62%
Sn 189.927†	-23.2	-0.00246	mg/L	0.002022	-0.00491	mg/L	0.004044	82.33%
Sr 421.552†	255717.2	0.4123	mg/L	0.00149	0.8247	mg/L	0.00299	0.36%
Ti 334.903†	156541.6	6.791	mg/L	0.0248	13.58	mg/L	0.050	0.37%
Tl 190.801†	-3.6	-0.00979	mg/L	0.004768	-0.01957	mg/L	0.009535	48.71%
V 292.402†	116164.1	0.3811	mg/L	0.00089	0.7622	mg/L	0.00179	0.23%
Zn 206.200†	208.0	0.2235	mg/L	0.00082	0.4470	mg/L	0.00165	0.37%

Sequence No.: 13
Sample ID: JY45 D SWC
Analyst: JLB
Initial Sample Wt:
Dilution: 2X

Autosampler Location: 34
Date Collected: 10/2/2006 2:08:24 PM
Data Type: Original
Initial Sample Vol:
Sample Prep Vol:

Nebulizer Parameters: JY45 D SWC

Analyte	Back Pressure	Flow
All	184.0 kPa	0.50 L/min

Mean Data: JY45 D SWC

Analyte	Mean Corrected Intensity	Calib Conc.	Units	Std.Dev.	Sample Conc.	Units	Std.Dev.	RSD
ScA 357.253	1696246.5	104.4	%	0.57				0.55%
ScR 361.383	174533.6	111.4	%	0.64				0.58%
Ag 328.068†	-2683.0	-0.00007	mg/L	0.000288	-0.00014	mg/L	0.000576	413.02%
Al 308.215†	131753.8	111.4	mg/L	0.35	222.8	mg/L	0.69	0.31%
As 188.979†	113.6	0.05958	mg/L	0.003941	0.1192	mg/L	0.00788	6.61%
B 249.677†	53.9	0.01935	mg/L	0.000641	0.03870	mg/L	0.001281	3.31%
Ba 233.527†	1113.8	0.3708	mg/L	0.00357	0.7415	mg/L	0.00714	0.96%
Be 313.042†	1362.8	0.00182	mg/L	0.000021	0.00364	mg/L	0.000042	1.14%
Ca 317.933†	932802.6	47.96	mg/L	0.141	95.93	mg/L	0.282	0.29%
Cd 228.802†	142.0	0.00361	mg/L	0.000026	0.00722	mg/L	0.000052	0.72%
Co 228.616†	2931.0	0.05258	mg/L	0.000809	0.1052	mg/L	0.00162	1.54%
Cr 267.716†	1086.7	0.1651	mg/L	0.00137	0.3301	mg/L	0.00273	0.83%
Cu 324.752†	46194.9	0.1688	mg/L	0.00035	0.3376	mg/L	0.00071	0.21%
Fe 273.955†	151446.3	165.5	mg/L	0.68	331.0	mg/L	1.36	0.41%
K 766.490†	12428.4	8.321	mg/L	0.0749	16.64	mg/L	0.150	0.90%
Mg 279.077†	42823.7	31.79	mg/L	0.067	63.58	mg/L	0.135	0.21%
Mn 257.610†	37867.2	1.611	mg/L	0.0059	3.223	mg/L	0.0118	0.37%
Mo 202.031†	49.2	0.00340	mg/L	0.000414	0.00681	mg/L	0.000829	12.18%
Na 589.592†	24052.0	5.247	mg/L	0.0482	10.49	mg/L	0.096	0.92%
Na 330.237†	100.9	5.193	mg/L	0.2542	10.39	mg/L	0.508	4.90%
Ni 231.604†	183.5	0.1118	mg/L	0.00063	0.2235	mg/L	0.00127	0.57%
Pb 220.353†	971.9	0.1048	mg/L	0.00090	0.2096	mg/L	0.00179	0.85%
Sb 206.836†	19.7	0.00293	mg/L	0.002944	0.00586	mg/L	0.005888	100.50%
Se 196.026†	-55.6	-0.01278	mg/L	0.003692	-0.02555	mg/L	0.007383	28.89%
Si 288.158†	6934.4	4.652	mg/L	0.0335	9.303	mg/L	0.0670	0.72%
Sn 189.927†	64.3	0.01376	mg/L	0.000368	0.02751	mg/L	0.000737	2.68%
Sr 421.552†	288494.2	0.4652	mg/L	0.00182	0.9304	mg/L	0.00364	0.39%
Ti 334.903†	185636.7	8.054	mg/L	0.0300	16.11	mg/L	0.060	0.37%
Tl 190.801†	-15.0	-0.01992	mg/L	0.002123	-0.03984	mg/L	0.004245	10.66%
V 292.402†	147297.7	0.4823	mg/L	0.00151	0.9646	mg/L	0.00302	0.31%
Zn 206.200†	441.6	0.4758	mg/L	0.00631	0.9517	mg/L	0.01263	1.33%

Sequence No.: 14
Sample ID: JY45 E SWC
Analyst: JLB
Initial Sample Wt:
Dilution: 2X

Autosampler Location: 35
Date Collected: 10/2/2006 2:14:39 PM
Data Type: Original
Initial Sample Vol:
Sample Prep Vol:

Nebulizer Parameters: JY45 E SWC

Analyte	Back Pressure	Flow
All	184.0 kPa	0.50 L/min

Mean Data: JY45 E SWC

Analyte	Mean Corrected Intensity	Calib Conc.	Calib Units	Std.Dev.	Sample Conc.	Sample Units	Std.Dev.	RSD
ScA 357.253	1695246.6	104.3	%	0.15				0.14%
ScR 361.383	174229.2	111.2	%	0.56				0.51%
Ag 328.068†	-3085.4	-0.00010	mg/L	0.000051	-0.00021	mg/L	0.000101	48.39%
Al 308.215†	167933.5	142.0	mg/L	0.86	284.0	mg/L	1.72	0.61%
As 188.979†	116.7	0.06036	mg/L	0.003048	0.1207	mg/L	0.00610	5.05%
B 249.677†	78.7	0.02952	mg/L	0.003154	0.05904	mg/L	0.006308	10.68%
Ba 233.527†	1490.9	0.4985	mg/L	0.00185	0.9970	mg/L	0.00370	0.37%
Be 313.042†	1679.2	0.00243	mg/L	0.000102	0.00485	mg/L	0.000204	4.21%
Ca 317.933†	992864.5	51.05	mg/L	0.257	102.1	mg/L	0.51	0.50%
Cd 228.802†	201.8	0.00518	mg/L	0.000040	0.01036	mg/L	0.000080	0.78%
Co 228.616†	3140.1	0.05829	mg/L	0.000379	0.1166	mg/L	0.00076	0.65%
Cr 267.716†	1153.2	0.1745	mg/L	0.00097	0.3491	mg/L	0.00194	0.56%
Cu 324.752†	54469.6	0.1990	mg/L	0.00021	0.3979	mg/L	0.00043	0.11%
Fe 273.955†	174012.2	190.2	mg/L	0.97	380.3	mg/L	1.94	0.51%
K 766.490†	20892.6	13.99	mg/L	0.097	27.98	mg/L	0.194	0.69%
Mg 279.077†	55147.2	40.95	mg/L	0.193	81.91	mg/L	0.387	0.47%
Mn 257.610†	42473.7	1.807	mg/L	0.0101	3.614	mg/L	0.0201	0.56%
Mo 202.031†	73.3	0.00521	mg/L	0.000200	0.01042	mg/L	0.000401	3.84%
Na 589.592†	26129.2	5.700	mg/L	0.0316	11.40	mg/L	0.063	0.55%
Na 330.237†	127.2	6.017	mg/L	0.3369	12.03	mg/L	0.674	5.60%
Ni 231.604†	212.1	0.1291	mg/L	0.00323	0.2583	mg/L	0.00646	2.50%
Pb 220.353†	694.1	0.08598	mg/L	0.000608	0.1720	mg/L	0.00122	0.71%
Sb 206.836†	22.6	0.00171	mg/L	0.003493	0.00342	mg/L	0.006985	203.96%
Se 196.026†	-56.9	-0.01075	mg/L	0.003159	-0.02151	mg/L	0.006318	29.37%
Si 288.158†	8261.7	5.542	mg/L	0.0394	11.08	mg/L	0.079	0.71%
Sn 189.927†	15.2	0.00504	mg/L	0.000524	0.01008	mg/L	0.001048	10.40%
Sr 421.552†	337115.2	0.5436	mg/L	0.00270	1.087	mg/L	0.0054	0.50%
Ti 334.903†	173894.8	7.544	mg/L	0.0417	15.09	mg/L	0.083	0.55%
Tl 190.801†	-16.1	-0.02027	mg/L	0.003495	-0.04055	mg/L	0.006991	17.24%
V 292.402†	146168.8	0.4789	mg/L	0.00055	0.9579	mg/L	0.00110	0.12%
Zn 206.200†	447.7	0.4818	mg/L	0.00235	0.9635	mg/L	0.00470	0.49%

Sequence No.: 15
Sample ID: JY49 A SWC
Analyst: JLB
Initial Sample Wt:
Dilution: 2X

Autosampler Location: 36
Date Collected: 10/2/2006 2:20:54 PM
Data Type: Original
Initial Sample Vol:
Sample Prep Vol:

Nebulizer Parameters: JY49 A SWC

Analyte	Back Pressure	Flow
All	183.0 kPa	0.50 L/min

Mean Data: JY49 A SWC

Analyte	Mean Corrected Intensity	Calib Conc.	Calib Units	Std.Dev.	Sample Conc.	Sample Units	Std.Dev.	RSD
ScA 357.253	1698927.5	104.6	%	0.39				0.37%
ScR 361.383	173958.7	111.0	%	0.38				0.34%
Ag 328.068†	-1721.9	-0.00043	mg/L	0.000237	-0.00086	mg/L	0.000473	55.13%
Al 308.215†	114842.9	97.09	mg/L	0.607	194.2	mg/L	1.21	0.63%
As 188.979†	60.9	0.02086	mg/L	0.003839	0.04172	mg/L	0.007678	18.40%
B 249.677†	81.8	0.03078	mg/L	0.002395	0.06156	mg/L	0.004790	7.78%
Ba 233.527†	1089.7	0.3674	mg/L	0.00286	0.7349	mg/L	0.00571	0.78%
Be 313.042†	960.7	0.00113	mg/L	0.000107	0.00226	mg/L	0.000214	9.46%
Ca 317.933†	760886.7	39.12	mg/L	0.107	78.25	mg/L	0.213	0.27%
Cd 228.802†	34.1	0.00082	mg/L	0.000124	0.00164	mg/L	0.000248	15.15%
Co 228.616†	2182.7	0.03802	mg/L	0.000562	0.07605	mg/L	0.001123	1.48%
Cr 267.716†	733.1	0.1110	mg/L	0.00023	0.2220	mg/L	0.00045	0.20%
Cu 324.752†	36758.2	0.1307	mg/L	0.00019	0.2614	mg/L	0.00038	0.14%
Fe 273.955†	88038.2	96.21	mg/L	0.106	192.4	mg/L	0.21	0.11%
K 766.490†	7442.4	4.983	mg/L	0.0427	9.966	mg/L	0.0854	0.86%
Mg 279.077†	25503.9	18.93	mg/L	0.136	37.87	mg/L	0.271	0.72%
Mn 257.610†	16612.3	0.7063	mg/L	0.00443	1.413	mg/L	0.0089	0.63%
Mo 202.031†	31.6	0.00222	mg/L	0.000240	0.00444	mg/L	0.000480	10.81%
Na 589.592†	32315.4	7.050	mg/L	0.0153	14.10	mg/L	0.031	0.22%
Na 330.237†	153.5	7.058	mg/L	0.1239	14.12	mg/L	0.248	1.75%
Ni 231.604†	121.8	0.07416	mg/L	0.002235	0.1483	mg/L	0.00447	3.01%
Pb 220.353†	327.2	0.04592	mg/L	0.000518	0.09184	mg/L	0.001035	1.13%
Sb 206.836†	13.4	0.00527	mg/L	0.001867	0.01055	mg/L	0.003734	35.41%
Se 196.026†	-39.7	-0.01121	mg/L	0.003172	-0.02242	mg/L	0.006344	28.30%
Si 288.158†	5064.5	3.397	mg/L	0.0331	6.795	mg/L	0.0662	0.97%
Sn 189.927†	-25.4	-0.00322	mg/L	0.000738	-0.00644	mg/L	0.001476	22.94%
Sr 421.552†	257997.7	0.4160	mg/L	0.00102	0.8320	mg/L	0.00204	0.25%
Ti 334.903†	162069.2	7.031	mg/L	0.0139	14.06	mg/L	0.028	0.20%
Tl 190.801†	-7.0	-0.01269	mg/L	0.003581	-0.02538	mg/L	0.007161	28.22%
V 292.402†	133249.8	0.4361	mg/L	0.00021	0.8721	mg/L	0.00042	0.05%
Zn 206.200†	213.7	0.2301	mg/L	0.00052	0.4602	mg/L	0.00105	0.23%

Sequence No.: 16
Sample ID: JY43 A SWC
Analyst: JLB
Initial Sample Wt:
Dilution: 2X

Autosampler Location: 37
Date Collected: 10/2/2006 2:27:21 PM
Data Type: Original
Initial Sample Vol:
Sample Prep Vol:

Nebulizer Parameters: JY43 A SWC

Analyte	Back Pressure	Flow
All	183.0 kPa	0.50 L/min

Mean Data: JY43 A SWC

Analyte	Mean Corrected Intensity	Calib Conc.	Calib Units	Std.Dev.	Sample Conc.	Sample Units	Std.Dev.	RSD
ScA 357.253	1676296.4	103.2	%	0.08				0.08%
ScR 361.383	174276.5	111.2	%	0.47				0.42%
Ag 328.068†	-2985.3	-0.00044	mg/L	0.000276	-0.00088	mg/L	0.000552	62.94%
Al 308.215†	143532.9	121.4	mg/L	0.28	242.7	mg/L	0.56	0.23%
As 188.979†	121.8	0.06827	mg/L	0.003383	0.1365	mg/L	0.00677	4.95%
B 249.677†	137.3	0.05378	mg/L	0.001281	0.1076	mg/L	0.00256	2.38%
Ba 233.527†	809.3	0.2649	mg/L	0.00188	0.5298	mg/L	0.00376	0.71%
Be 313.042†	1403.8	0.00206	mg/L	0.000056	0.00412	mg/L	0.000112	2.73%
Ca 317.933†	750101.2	38.57	mg/L	0.106	77.14	mg/L	0.212	0.28%
Cd 228.802†	72.5	0.00181	mg/L	0.000004	0.00361	mg/L	0.000007	0.19%
Co 228.616†	3642.7	0.07074	mg/L	0.000328	0.1415	mg/L	0.00066	0.46%
Cr 267.716†	2083.0	0.03047	mg/L	0.00178	0.6094	mg/L	0.00356	0.58%
Cu 324.752†	64584.3	0.2315	mg/L	0.00024	0.4629	mg/L	0.00047	0.10%
Fe 273.955†	163184.2	178.3	mg/L	0.21	356.7	mg/L	0.42	0.12%
K 766.490†	19057.4	12.76	mg/L	0.072	25.52	mg/L	0.145	0.57%
Mg 279.077†	101341.6	75.38	mg/L	0.186	150.8	mg/L	0.37	0.25%
Mn 257.610†	47137.0	2.006	mg/L	0.0034	4.011	mg/L	0.0069	0.17%
Mo 202.031†	101.2	0.00679	mg/L	0.000166	0.01358	mg/L	0.000332	2.44%
Na 589.592†	18093.0	3.947	mg/L	0.0175	7.894	mg/L	0.0350	0.44%
Na 330.237†	73.6	4.025	mg/L	0.4094	8.050	mg/L	0.8189	10.17%
Ni 231.604†	480.2	0.2924	mg/L	0.00291	0.5848	mg/L	0.00582	1.00%
Pb 220.353†	145.1	0.03466	mg/L	0.000130	0.06931	mg/L	0.000260	0.38%
Sb 206.836†	23.4	0.00042	mg/L	0.001746	0.00084	mg/L	0.003492	414.02%
Se 196.026†	-65.2	-0.01700	mg/L	0.002888	-0.03400	mg/L	0.005776	16.99%
Si 288.158†	2698.5	1.811	mg/L	0.0219	3.621	mg/L	0.0437	1.21%
Sn 189.927†	-25.5	-0.00327	mg/L	0.001004	-0.00654	mg/L	0.002008	30.71%
Sr 421.552†	144992.6	0.2338	mg/L	0.00060	0.4676	mg/L	0.00119	0.26%
Ti 334.903†	162353.0	7.044	mg/L	0.0134	14.09	mg/L	0.027	0.19%
Tl 190.801†	-15.6	-0.01938	mg/L	0.007070	-0.03875	mg/L	0.014140	36.49%
V 292.402†	116198.5	0.3816	mg/L	0.00023	0.7631	mg/L	0.00047	0.06%
Zn 206.200†	388.3	0.4172	mg/L	0.00332	0.8344	mg/L	0.00665	0.80%

Sequence No.: 17
Sample ID: JX47 M WMN
Analyst: JLB
Initial Sample Wt:
Dilution: 2X

Autosampler Location: 38
Date Collected: 10/2/2006 2:33:33 PM
Data Type: Original
Initial Sample Vol:
Sample Prep Vol:

Nebulizer Parameters: JX47 M WMN

Analyte	Back Pressure	Flow
All	184.0 kPa	0.50 L/min

Mean Data: JX47 M WMN

Analyte	Mean Corrected Intensity	Calib Conc.	Calib Units	Std.Dev.	Sample Conc.	Sample Units	Std.Dev.	RSD
ScA 357.253	1569080.5	96.58	%	0.342				0.35%
ScR 361.383	167133.6	106.6	%	0.62				0.58%
Ag 328.068†	-118.6	-0.00113	mg/L	0.000062	-0.00226	mg/L	0.000125	5.52%
Al 308.215†	38.6	0.03217	mg/L	0.005364	0.06434	mg/L	0.010729	16.68%
As 188.979†	17.9	0.00144	mg/L	0.003689	0.00287	mg/L	0.007379	256.90%
B 249.677†	6196.5	2.496	mg/L	0.0028	4.992	mg/L	0.0056	0.11%
Ba 233.527†	131.7	0.04642	mg/L	0.001443	0.09284	mg/L	0.002885	3.11%
Be 313.042†	49.1	0.00008	mg/L	0.000073	0.00015	mg/L	0.000146	96.41%
Ca 317.933†	6078556.4	312.6	mg/L	1.10	625.1	mg/L	2.20	0.35%
Cd 228.802†	-14.9	-0.00041	mg/L	0.000204	-0.00081	mg/L	0.000407	50.18%
Co 228.616†	521.3	0.01203	mg/L	0.000223	0.02406	mg/L	0.000445	1.85%
Cr 267.716†	194.7	0.00096	mg/L	0.000968	0.00193	mg/L	0.001935	100.41%
Cu 324.752†	5834.3	0.01866	mg/L	0.000304	0.03731	mg/L	0.000609	1.63%
Fe 273.955†	10.6	0.01159	mg/L	0.001217	0.02317	mg/L	0.002434	10.50%
K 766.490†	25032.9	16.76	mg/L	0.027	33.52	mg/L	0.054	0.16%
Mg 279.077†	168704.7	125.7	mg/L	0.26	251.4	mg/L	0.52	0.21%
Mn 257.610†	113484.0	4.830	mg/L	0.0102	9.660	mg/L	0.0203	0.21%
Mo 202.031†	151.7	0.00992	mg/L	0.000422	0.01983	mg/L	0.000845	4.26%
Na 589.592†	1135266.1	247.7	mg/L	1.32	495.3	mg/L	2.64	0.53%
Na 330.237†	6712.9	248.3	mg/L	0.65	496.6	mg/L	1.29	0.26%
Ni 231.604†	95.9	0.05839	mg/L	0.002315	0.1168	mg/L	0.00463	3.96%
Pb 220.353†	11.1	0.00102	mg/L	0.000550	0.00205	mg/L	0.001100	53.79%
Sb 206.836†	7.5	0.00463	mg/L	0.003184	0.00926	mg/L	0.006368	68.79%
Se 196.026†	-23.5	-0.01847	mg/L	0.006126	-0.03694	mg/L	0.012251	33.17%
Si 288.158†	15249.7	10.23	mg/L	0.003	20.46	mg/L	0.006	0.03%
Sn 189.927†	-105.0	0.00330	mg/L	0.000112	0.00659	mg/L	0.000224	3.40%
Sr 421.552†	692486.1	1.117	mg/L	0.0033	2.233	mg/L	0.0067	0.30%
Ti 334.903†	317.6	0.01376	mg/L	0.001168	0.02752	mg/L	0.002335	8.49%
Tl 190.801†	0.5	0.00035	mg/L	0.003308	0.00070	mg/L	0.006615	939.91%
V 292.402†	3334.9	0.01190	mg/L	0.000104	0.02381	mg/L	0.000208	0.87%
Zn 206.200†	-11.8	-0.00565	mg/L	0.002476	-0.01129	mg/L	0.004951	43.85%

Sequence No.: 18
Sample ID: JY43 REF SWC
Analyst: JLB
Initial Sample Wt:
Dilution: 2X

Autosampler Location: 39
Date Collected: 10/2/2006 2:40:05 PM
Data Type: Original
Initial Sample Vol:
Sample Prep Vol:

Nebulizer Parameters: JY43 REF SWC

Analyte	Back Pressure	Flow
All	184.0 kPa	0.50 L/min

Mean Data: JY43 REF SWC

Analyte	Mean Corrected Intensity	Calib Conc.	Calib Units	Std.Dev.	Sample Conc.	Sample Units	Std.Dev.	RSD
ScA 357.253	1670932.5	102.8	%	0.40				0.39%
ScR 361.383	171051.4	109.1	%	0.45				0.41%
Ag 328.068†	296659.5	0.8735	mg/L	0.00219	1.747	mg/L	0.0044	0.25%
Al 308.215†	84621.9	71.53	mg/L	0.189	143.1	mg/L	0.38	0.26%
As 188.979†	994.1	0.7958	mg/L	0.00192	1.592	mg/L	0.0038	0.24%
B 249.677†	1350.4	0.5442	mg/L	0.00589	1.088	mg/L	0.0118	1.08%
Ba 233.527†	3587.8	1.224	mg/L	0.0098	2.448	mg/L	0.0196	0.80%
Be 313.042†	217827.1	0.4108	mg/L	0.00129	0.8217	mg/L	0.00258	0.31%
Ca 317.933†	621445.6	31.95	mg/L	0.091	63.91	mg/L	0.182	0.29%
Cd 228.802†	17159.7	0.4516	mg/L	0.00154	0.9032	mg/L	0.00309	0.34%
Co 228.616†	26993.0	0.6185	mg/L	0.00204	1.237	mg/L	0.0041	0.33%
Cr 267.716†	3726.8	0.5572	mg/L	0.00363	1.115	mg/L	0.0073	0.65%
Cu 324.752†	203256.3	0.6892	mg/L	0.00125	1.378	mg/L	0.0025	0.18%
Fe 273.955†	101687.7	111.1	mg/L	0.45	222.3	mg/L	0.90	0.41%
K 766.490†	28399.9	19.02	mg/L	0.072	38.03	mg/L	0.145	0.38%
Mg 279.077†	32148.2	23.88	mg/L	0.048	47.75	mg/L	0.096	0.20%
Mn 257.610†	87628.8	3.732	mg/L	0.0113	7.464	mg/L	0.0227	0.30%
Mo 202.031†	2324.8	0.1927	mg/L	0.00062	0.3853	mg/L	0.00125	0.32%
Na 589.592†	9260.0	2.020	mg/L	0.0068	4.040	mg/L	0.0137	0.34%
Na 330.237†	75.6	2.742	mg/L	0.0970	5.483	mg/L	0.1941	3.54%
Ni 231.604†	716.5	0.4365	mg/L	0.00368	0.8731	mg/L	0.00737	0.84%
Pb 220.353†	10872.0	0.9621	mg/L	0.00076	1.924	mg/L	0.0015	0.08%
Sb 206.836†	631.0	0.4391	mg/L	0.00168	0.8782	mg/L	0.00337	0.38%
Se 196.026†	1515.2	0.8444	mg/L	0.00410	1.689	mg/L	0.0082	0.49%
Si 288.158†	2851.4	1.914	mg/L	0.0165	3.828	mg/L	0.0329	0.86%
Sn 189.927†	4909.5	0.9069	mg/L	0.00264	1.814	mg/L	0.0053	0.29%
Sr 421.552†	262495.6	0.4233	mg/L	0.00162	0.8465	mg/L	0.00323	0.38%
Ti 334.903†	66005.1	2.863	mg/L	0.0080	5.727	mg/L	0.0160	0.28%
Tl 190.801†	1946.7	1.483	mg/L	0.0020	2.966	mg/L	0.0041	0.14%
V 292.402†	297725.5	0.9830	mg/L	0.00217	1.966	mg/L	0.0043	0.22%
Zn 206.200†	1762.8	1.911	mg/L	0.0216	3.822	mg/L	0.0433	1.13%

Sequence No.: 19 ZZZZZ (AIR)
Sample ID: ~~JY49 MBSPK SWC~~
Analyst: JLB
Initial Sample Wt:
Dilution: 2X

10.2.06 JLB

Autosampler Location: 40
Date Collected: 10/2/2006 2:46:18 PM
Data Type: Original
Initial Sample Vol:
Sample Prep Vol:

Nebulizer Parameters: JY49 MBSPK SWC

Analyte	Back Pressure	Flow
All	183.0 kPa	0.50 L/min

Mean Data: ~~JY49 MBSPK SWC~~ ZZZZZZ

Analyte	Mean Corrected Intensity	Calib Conc.	Calib Units	Std.Dev.	Sample Conc.	Sample Units	Std.Dev.	RSD
ScA 357.253	2275077.8	140.0	%	6.62				4.73%
ScR 361.383	276863.2	176.7	%	21.12				11.96%
Ag 328.068†	-836.0	-0.00245	mg/L	0.000036	-0.00489	mg/L	0.000071	1.45%
Al 308.215†	203.2	0.1718	mg/L	0.00739	0.3436	mg/L	0.01478	4.30%
As 188.979†	-36.1	-0.02958	mg/L	0.002093	-0.05915	mg/L	0.004186	7.08%
B 249.677†	-21.3	-0.00859	mg/L	0.001231	-0.01717	mg/L	0.002463	14.34%
Ba 233.527†	-26.7	-0.00917	mg/L	0.000064	-0.01835	mg/L	0.000129	0.70%
Be 313.042†	-641.8	-0.00122	mg/L	0.000044	-0.00243	mg/L	0.000088	3.63%
Ca 317.933†	-105.5	-0.00542	mg/L	0.000666	-0.01085	mg/L	0.001332	12.29%
Cd 228.802†	-71.0	-0.00183	mg/L	0.000139	-0.00366	mg/L	0.000278	7.59%
Co 228.616†	-123.9	-0.00289	mg/L	0.000080	-0.00578	mg/L	0.000161	2.78%
Cr 267.716†	-15.9	-0.00243	mg/L	0.000165	-0.00486	mg/L	0.000331	6.80%
Cu 324.752†	-2685.9	-0.00897	mg/L	0.000245	-0.01795	mg/L	0.000489	2.73%
Fe 273.955†	31.9	0.03488	mg/L	0.002203	0.06976	mg/L	0.004406	6.32%
K 766.490†	-1601.6	-1.072	mg/L	0.0582	-2.145	mg/L	0.1165	5.43%
Mg 279.077†	293.3	0.2185	mg/L	0.00378	0.4370	mg/L	0.00756	1.73%
Mn 257.610†	-72.9	-0.00312	mg/L	0.000057	-0.00623	mg/L	0.000114	1.84%
Mo 202.031†	24.4	0.00202	mg/L	0.000035	0.00404	mg/L	0.000070	1.74%
Na 589.592†	-229.6	-0.05008	mg/L	0.001971	-0.1002	mg/L	0.00394	3.93%
Na 330.237†	221.8	8.313	mg/L	0.3218	16.63	mg/L	0.644	3.87%
Ni 231.604†	9.5	0.00576	mg/L	0.000439	0.01151	mg/L	0.000878	7.63%
Pb 220.353†	-237.5	-0.02069	mg/L	0.000650	-0.04138	mg/L	0.001300	3.14%
Sb 206.836†	-20.9	-0.01464	mg/L	0.000570	-0.02929	mg/L	0.001141	3.90%
Se 196.026†	42.1	0.02319	mg/L	0.001784	0.04639	mg/L	0.003568	7.69%
Si 288.158†	23.2	0.01559	mg/L	0.001886	0.03118	mg/L	0.003772	12.10%
Sn 189.927†	-26.4	-0.00489	mg/L	0.000244	-0.00979	mg/L	0.000489	5.00%
Sr 421.552†	52.2	0.00008	mg/L	0.000037	0.00017	mg/L	0.000074	43.70%
Ti 334.903†	369.2	0.01601	mg/L	0.000309	0.03203	mg/L	0.000617	1.93%
Tl 190.801†	8.0	0.00613	mg/L	0.001368	0.01225	mg/L	0.002736	22.33%
V 292.402†	134.3	0.00042	mg/L	0.000011	0.00084	mg/L	0.000022	2.59%
Zn 206.200†	1.3	0.00141	mg/L	0.000215	0.00282	mg/L	0.000430	15.23%

User canceled analysis. 10-2-06

Analysis Begun

Start Time: 10/2/2006 2:52:59 PM
Logged In Analyst: metals
Spectrometer Model: Optima 4300 DV, S/N 077N0060101
Plasma On Time: 10/2/2006 8:26:36 AM
Technique: ICP Continuous
Autosampler Model: AS-93plus

Sample Information File: C:\pe\Administrator\Sample Information\1002.sif
Batch ID:
Results Data Set: PE061002
Results Library: C:\pe\Administrator\Results\Results.mdb

Sequence No.: 20
Sample ID: CV0
Analyst: JLB
Initial Sample Wt:
Dilution: 1X
Autosampler Location: 7
Date Collected: 10/2/2006 2:52:59 PM
Data Type: Original
Initial Sample Vol:
Sample Prep Vol:

Nebulizer Parameters: CV

Analyte	Back Pressure	Flow
All	184.0 kPa	0.50 L/min

Mean Data: CV

Analyte	Mean Corrected Intensity	Calib Conc.	Calib Units	Std.Dev.	Sample Conc.	Sample Units	Std.Dev.	RSD
ScA 357.253	1658917.9	102.1	%	0.68				0.67%
ScR 361.383	170541.7	108.8	%	0.79				0.73%
Ag 328.068†	332104.6	0.9724	mg/L	0.00217	0.9724	mg/L	0.00217	0.22%
Al 308.215†	2371.6	1.968	mg/L	0.0074	1.968	mg/L	0.0074	0.38%
As 188.979†	2463.6	2.008	mg/L	0.0126	2.008	mg/L	0.0126	0.63%
B 249.677†	2369.1	0.9576	mg/L	0.00271	0.9576	mg/L	0.00271	0.28%
Ba 233.527†	2748.4	0.9435	mg/L	0.00312	0.9435	mg/L	0.00312	0.33%
Be 313.042†	522997.2	0.9885	mg/L	0.01028	0.9885	mg/L	0.01028	1.04%
Ca 317.933†	40186.8	2.066	mg/L	0.0067	2.066	mg/L	0.0067	0.33%
Cd 228.802†	38635.7	1.017	mg/L	0.0033	1.017	mg/L	0.0033	0.32%
Co 228.616†	42763.0	0.9877	mg/L	0.00255	0.9877	mg/L	0.00255	0.26%
Cr 267.716†	6306.1	0.9420	mg/L	0.00423	0.9420	mg/L	0.00423	0.45%
Cu 324.752†	304321.9	1.016	mg/L	0.0018	1.016	mg/L	0.0018	0.17%
Fe 273.955†	1829.6	1.997	mg/L	0.0105	1.997	mg/L	0.0105	0.53%
K 766.490†	29211.4	19.56	mg/L	0.066	19.56	mg/L	0.066	0.34%
Mg 279.077†	2744.2	2.049	mg/L	0.0065	2.049	mg/L	0.0065	0.32%
Mn 257.610†	22117.6	0.9427	mg/L	0.00175	0.9427	mg/L	0.00175	0.19%
Mo 202.031†	12036.1	1.000	mg/L	0.0054	1.000	mg/L	0.0054	0.54%
Na 589.592†	231013.3	50.40	mg/L	0.604	50.40	mg/L	0.604	1.20%
Na 330.237†	1351.8	50.63	mg/L	0.429	50.63	mg/L	0.429	0.85%
Ni 231.604†	1612.6	0.9831	mg/L	0.00228	0.9831	mg/L	0.00228	0.23%
Pb 220.353†	22825.1	1.994	mg/L	0.0061	1.994	mg/L	0.0061	0.31%
Sb 206.836†	2967.4	2.083	mg/L	0.0143	2.083	mg/L	0.0143	0.69%
Se 196.026†	3668.8	2.022	mg/L	0.0110	2.022	mg/L	0.0110	0.54%
Si 288.158†	2693.9	1.809	mg/L	0.0077	1.809	mg/L	0.0077	0.43%
Sn 189.927†	5397.5	0.9980	mg/L	0.00798	0.9980	mg/L	0.00798	0.80%
Sr 421.552†	604678.8	0.9750	mg/L	0.00990	0.9750	mg/L	0.00990	1.02%
Ti 334.903†	23352.4	1.012	mg/L	0.0037	1.012	mg/L	0.0037	0.37%
Tl 190.801†	2591.4	1.979	mg/L	0.0158	1.979	mg/L	0.0158	0.80%
V 292.402†	305264.0	1.012	mg/L	0.0017	1.012	mg/L	0.0017	0.17%
Zn 206.200†	907.2	0.9842	mg/L	0.00159	0.9842	mg/L	0.00159	0.16%

Sequence No.: 21
Sample ID: CB
Analyst: JLB
Initial Sample Wt:
Dilution: 1X

Autosampler Location: 1
Date Collected: 10/2/2006 2:59:28 PM
Data Type: Original
Initial Sample Vol:
Sample Prep Vol:

Nebulizer Parameters: CB

Analyte	Back Pressure	Flow
All	184.0 kPa	0.50 L/min

Mean Data: CB

Analyte	Mean Corrected Intensity	Calib Conc.	Calib Units	Std.Dev.	Sample Conc.	Sample Units	Std.Dev.	RSD
ScA 357.253	1702378.5	104.8	%	0.78				0.74%
ScR 361.383	170308.7	108.7	%	0.95				0.88%
Ag 328.068†	-9.0	-0.00003	mg/L	0.000168	-0.00003	mg/L	0.000168	642.46%
Al 308.215†	42.8	0.03617	mg/L	0.015252	0.03617	mg/L	0.015252	42.16%
As 188.979†	3.3	0.00272	mg/L	0.002977	0.00272	mg/L	0.002977	109.58%
B 249.677†	12.5	0.00504	mg/L	0.001923	0.00504	mg/L	0.001923	38.18%
Ba 233.527†	-2.5	-0.00087	mg/L	0.000244	-0.00087	mg/L	0.000244	28.05%
Be 313.042†	-20.1	-0.00004	mg/L	0.000013	-0.00004	mg/L	0.000013	34.20%
Ca 317.933†	13.4	0.00069	mg/L	0.000676	0.00069	mg/L	0.000676	98.33%
Cd 228.802†	-4.1	-0.00011	mg/L	0.000107	-0.00011	mg/L	0.000107	97.13%
Co 228.616†	7.3	0.00017	mg/L	0.000080	0.00017	mg/L	0.000080	47.98%
Cr 267.716†	6.2	0.00092	mg/L	0.001258	0.00092	mg/L	0.001258	136.15%
Cu 324.752†	33.3	0.00011	mg/L	0.000048	0.00011	mg/L	0.000048	43.24%
Fe 273.955†	2.1	0.00234	mg/L	0.002986	0.00234	mg/L	0.002986	127.40%
K 766.490†	-12.4	-0.00833	mg/L	0.020727	-0.00833	mg/L	0.020727	248.94%
Mg 279.077†	-11.4	-0.00848	mg/L	0.012628	-0.00848	mg/L	0.012628	148.93%
Mn 257.610†	-5.9	-0.00025	mg/L	0.000191	-0.00025	mg/L	0.000191	76.19%
Mo 202.031†	4.6	0.00038	mg/L	0.000490	0.00038	mg/L	0.000490	129.14%
Na 589.592†	103.5	0.02258	mg/L	0.006646	0.02258	mg/L	0.006646	29.44%
Na 330.237†	20.7	0.7781	mg/L	0.22102	0.7781	mg/L	0.22102	28.41%
Ni 231.604†	6.4	0.00388	mg/L	0.000855	0.00388	mg/L	0.000855	22.07%
Pb 220.353†	-14.5	-0.00125	mg/L	0.000543	-0.00125	mg/L	0.000543	43.24%
Sb 206.836†	-1.7	-0.00123	mg/L	0.001598	-0.00123	mg/L	0.001598	130.26%
Se 196.026†	5.7	0.00315	mg/L	0.006205	0.00315	mg/L	0.006205	197.12%
Si 288.158†	8.5	0.00572	mg/L	0.002826	0.00572	mg/L	0.002826	49.38%
Sn 189.927†	2.4	0.00045	mg/L	0.000522	0.00045	mg/L	0.000522	116.71%
Sr 421.552†	44.2	0.00007	mg/L	0.000057	0.00007	mg/L	0.000057	79.86%
Ti 334.903†	26.4	0.00114	mg/L	0.001399	0.00114	mg/L	0.001399	122.28%
Tl 190.801†	0.3	0.00025	mg/L	0.001788	0.00025	mg/L	0.001788	723.74%
V 292.402†	71.0	0.00024	mg/L	0.000152	0.00024	mg/L	0.000152	63.40%
Zn 206.200†	-1.7	-0.00182	mg/L	0.001180	-0.00182	mg/L	0.001180	64.66%

User canceled analysis.

==========

Analysis Begun

Start Time: 10/2/2006 3:04:52 PM **Plasma On Time: 10/2/2006 8:26:36 AM**
Logged In Analyst: metals **Technique: ICP Continuous**
Spectrometer Model: Optima 4300 DV, S/N 077N0060101Autosampler Model: AS-93plus

Sample Information File: C:\pe\Administrator\Sample Information\1002.sif
Batch ID:
Results Data Set: PE061002
Results Library: C:\pe\Administrator\Results\Results.mdb

==========

Sequence No.: 18 **Autosampler Location: 39**
Sample ID: JY43 REF SWC **Date Collected: 10/2/2006 3:04:52 PM**
Analyst: JLB **Data Type: Original**
Initial Sample Wt: **Initial Sample Vol:**
Dilution: 2X **Sample Prep Vol:**

Nebulizer Parameters: JY43 REF SWC

Analyte	Back Pressure	Flow
All	184.0 kPa	0.50 L/min

Mean Data: JY43 REF SWC

Analyte	Mean Corrected Intensity	Calib Conc.	Calib Units	Std.Dev.	Sample Conc.	Sample Units	Std.Dev.	RSD
ScA 357.253	1682147.1	103.5	%	0.20				0.19%
ScR 361.383	174071.9	111.1	%	0.23				0.21%
Ag 328.068†	294972.2	0.8685	mg/L	0.00227	1.737	mg/L	0.0045	0.26%
Al 308.215†	83687.0	70.74	mg/L	0.062	141.5	mg/L	0.12	0.09%
As 188.979†	994.8	0.7965	mg/L	0.00767	1.593	mg/L	0.0153	0.96%
B 249.677†	1311.4	0.5285	mg/L	0.00304	1.057	mg/L	0.0061	0.58%
Ba 233.527†	3518.9	1.201	mg/L	0.0026	2.401	mg/L	0.0051	0.21%
Be 313.042†	216674.5	0.4087	mg/L	0.00062	0.8173	mg/L	0.00125	0.15%
Ca 317.933†	617374.4	31.75	mg/L	0.039	63.49	mg/L	0.078	0.12%
Cd 228.802†	17121.6	0.4506	mg/L	0.00221	0.9012	mg/L	0.00441	0.49%
Co 228.616†	26936.6	0.6172	mg/L	0.00331	1.234	mg/L	0.0066	0.54%
Cr 267.716†	3659.1	0.5472	mg/L	0.00227	1.094	mg/L	0.0045	0.41%
Cu 324.752†	202604.2	0.6869	mg/L	0.00051	1.374	mg/L	0.0010	0.07%
Fe 273.955†	100622.8	110.0	mg/L	0.17	219.9	mg/L	0.33	0.15%
K 766.490†	28314.6	18.96	mg/L	0.013	37.92	mg/L	0.026	0.07%
Mg 279.077†	31843.9	23.65	mg/L	0.048	47.30	mg/L	0.096	0.20%
Mn 257.610†	86540.5	3.686	mg/L	0.0032	7.372	mg/L	0.0064	0.09%
Mo 202.031†	2315.8	0.1919	mg/L	0.00124	0.3838	mg/L	0.00248	0.65%
Na 589.592†	8966.2	1.956	mg/L	0.0186	3.912	mg/L	0.0372	0.95%
Na 330.237†	69.0	2.507	mg/L	0.1899	5.015	mg/L	0.3798	7.57%
Ni 231.604†	705.1	0.4296	mg/L	0.00275	0.8591	mg/L	0.00550	0.64%
Pb 220.353†	10887.0	0.9632	mg/L	0.00476	1.926	mg/L	0.0095	0.49%
Sb 206.836†	611.8	0.4259	mg/L	0.00224	0.8518	mg/L	0.00448	0.53%
Se 196.026†	1506.4	0.8395	mg/L	0.00222	1.679	mg/L	0.0044	0.26%
Si 288.158†	4354.6	2.922	mg/L	0.0100	5.844	mg/L	0.0199	0.34%
Sn 189.927†	4892.7	0.9037	mg/L	0.00443	1.807	mg/L	0.0089	0.49%
Sr 421.552†	260880.9	0.4207	mg/L	0.00047	0.8413	mg/L	0.00094	0.11%
Ti 334.903†	65872.2	2.858	mg/L	0.0024	5.715	mg/L	0.0048	0.08%
Tl 190.801†	1941.2	1.479	mg/L	0.0130	2.958	mg/L	0.0261	0.88%
V 292.402†	297473.1	0.9821	mg/L	0.00215	1.964	mg/L	0.0043	0.22%
Zn 206.200†	1727.5	1.873	mg/L	0.0086	3.746	mg/L	0.0173	0.46%

Sequence No.: 19
Sample ID: JY49 MBSPK SWC
Analyst: JLB
Initial Sample Wt:
Dilution: 2X

Autosampler Location: 40
Date Collected: 10/2/2006 3:11:06 PM
Data Type: Original
Initial Sample Vol:
Sample Prep Vol:

Nebulizer Parameters: JY49 MBSPK SWC

Analyte	Back Pressure	Flow
All	184.0 kPa	0.50 L/min

Mean Data: JY49 MBSPK SWC

Analyte	Mean Corrected Intensity	Calib Conc.	Units	Std.Dev.	Sample Conc.	Units	Std.Dev.	RSD
ScA 357.253	1680468.1	103.4	%	0.10				0.10%
ScR 361.383	172401.9	110.0	%	0.40				0.36%
Ag 328.068†	171169.0	0.5016	mg/L	0.00016	1.003	mg/L	0.0003	0.03%
Al 308.215†	2454.4	2.066	mg/L	0.0126	4.133	mg/L	0.0252	0.61%
As 188.979†	2520.9	2.058	mg/L	0.0058	4.117	mg/L	0.0117	0.28%
B 249.677†	3.5	0.00230	mg/L	0.000690	0.00459	mg/L	0.001380	30.04%
Ba 233.527†	5506.7	1.891	mg/L	0.0147	3.782	mg/L	0.0295	0.78%
Be 313.042†	269661.4	0.5097	mg/L	0.00140	1.019	mg/L	0.0028	0.27%
Ca 317.933†	202669.4	10.42	mg/L	0.031	20.84	mg/L	0.063	0.30%
Cd 228.802†	19540.2	0.5427	mg/L	0.00082	1.025	mg/L	0.0016	0.16%
Co 228.616†	21609.3	0.4995	mg/L	0.00117	0.9990	mg/L	0.00235	0.23%
Cr 267.716†	3264.4	0.4858	mg/L	0.00229	0.9715	mg/L	0.00459	0.47%
Cu 324.752†	151617.2	0.5067	mg/L	0.00057	1.013	mg/L	0.0011	0.11%
Fe 273.955†	1872.2	2.045	mg/L	0.0146	4.090	mg/L	0.0291	0.71%
K 766.490†	15472.7	10.36	mg/L	0.027	20.72	mg/L	0.054	0.26%
Mg 279.077†	14000.2	10.43	mg/L	0.026	20.86	mg/L	0.052	0.25%
Mn 257.610†	11337.3	0.4832	mg/L	0.00073	0.9664	mg/L	0.00146	0.15%
Mo 202.031†	19.0	0.00135	mg/L	0.000075	0.00270	mg/L	0.000151	5.58%
Na 589.592†	48198.6	10.51	mg/L	0.047	21.03	mg/L	0.095	0.45%
Na 330.237†	304.4	11.18	mg/L	0.148	22.35	mg/L	0.297	1.33%
Ni 231.604†	796.7	0.4863	mg/L	0.00452	0.9725	mg/L	0.00904	0.93%
Pb 220.353†	23327.0	2.036	mg/L	0.0055	4.073	mg/L	0.0110	0.27%
Sb 206.836†	2944.9	2.060	mg/L	0.0071	4.121	mg/L	0.0142	0.35%
Se 196.026†	3774.2	2.081	mg/L	0.0093	4.161	mg/L	0.0187	0.45%
Si 288.158†	10.2	0.00783	mg/L	0.002739	0.01567	mg/L	0.005478	34.96%
Sn 189.927†	-32.8	-0.00141	mg/L	0.000409	-0.00282	mg/L	0.000818	28.97%
Sr 421.552†	313751.0	0.5059	mg/L	0.00145	1.012	mg/L	0.0029	0.29%
Ti 334.903†	65.6	0.00274	mg/L	0.000375	0.00548	mg/L	0.000751	13.71%
Tl 190.801†	2718.0	2.077	mg/L	0.0047	4.153	mg/L	0.0094	0.23%
V 292.402†	159576.9	0.5286	mg/L	0.00074	1.057	mg/L	0.0015	0.14%
Zn 206.200†	448.0	0.4865	mg/L	0.00398	0.9730	mg/L	0.00796	0.82%

Sequence No.: 20
Sample ID: CV 7
Analyst: JLB 4
Initial Sample Wt:
Dilution: 1X

Autosampler Location: 7
Date Collected: 10/2/2006 3:17:19 PM
Data Type: Original
Initial Sample Vol:
Sample Prep Vol:

Nebulizer Parameters: CV

Analyte	Back Pressure	Flow
All	184.0 kPa	0.50 L/min

Mean Data: CV

Analyte	Mean Corrected Intensity	Calib Conc.	Calib Units	Std.Dev.	Sample Conc.	Sample Units	Std.Dev.	RSD
ScA 357.253	1647482.9	101.4	%	0.18				0.18%
ScR 361.383	166118.8	106.0	%	1.00				0.95%
Ag 328.068†	331876.3	0.9718	mg/L	0.00177	0.9718	mg/L	0.00177	0.18%
Al 308.215†	2381.4	1.977	mg/L	0.0151	1.977	mg/L	0.0151	0.76%
As 188.979†	2437.9	1.987	mg/L	0.0031	1.987	mg/L	0.0031	0.16%
B 249.677†	2375.9	0.9603	mg/L	0.00967	0.9603	mg/L	0.00967	1.01%
Ba 233.527†	2751.5	0.9446	mg/L	0.01071	0.9446	mg/L	0.01071	1.13%
Be 313.042†	521832.0	0.9863	mg/L	0.01238	0.9863	mg/L	0.01238	1.26%
Ca 317.933†	39943.4	2.054	mg/L	0.0008	2.054	mg/L	0.0008	0.04%
Cd 228.802†	38624.6	1.016	mg/L	0.0018	1.016	mg/L	0.0018	0.18%
Co 228.616†	42665.6	0.9855	mg/L	0.00157	0.9855	mg/L	0.00157	0.16%
Cr 267.716†	6309.8	0.9426	mg/L	0.01142	0.9426	mg/L	0.01142	1.21%
Cu 324.752†	304378.1	1.016	mg/L	0.0020	1.016	mg/L	0.0020	0.20%
Fe 273.955†	1822.8	1.990	mg/L	0.0205	1.990	mg/L	0.0205	1.03%
K 766.490†	29516.2	19.76	mg/L	0.125	19.76	mg/L	0.125	0.63%
Mg 279.077†	2722.7	2.032	mg/L	0.0281	2.032	mg/L	0.0281	1.38%
Mn 257.610†	22012.5	0.9382	mg/L	0.00077	0.9382	mg/L	0.00077	0.08%
Mo 202.031†	11910.1	0.9896	mg/L	0.00207	0.9896	mg/L	0.00207	0.21%
Na 589.592†	233253.0	50.89	mg/L	0.696	50.89	mg/L	0.696	1.37%
Na 330.237†	1362.5	51.03	mg/L	0.321	51.03	mg/L	0.321	0.63%
Ni 231.604†	1609.5	0.9812	mg/L	0.00977	0.9812	mg/L	0.00977	1.00%
Pb 220.353†	22669.1	1.980	mg/L	0.0084	1.980	mg/L	0.0084	0.42%
Sb 206.836†	2949.3	2.070	mg/L	0.0092	2.070	mg/L	0.0092	0.45%
Se 196.026†	3627.0	1.999	mg/L	0.0061	1.999	mg/L	0.0061	0.31%
Si 288.158†	2704.7	1.816	mg/L	0.0207	1.816	mg/L	0.0207	1.14%
Sn 189.927†	5333.8	0.9863	mg/L	0.00290	0.9863	mg/L	0.00290	0.29%
Sr 421.552†	608912.9	0.9819	mg/L	0.01311	0.9819	mg/L	0.01311	1.34%
Ti 334.903†	23294.1	1.009	mg/L	0.0032	1.009	mg/L	0.0032	0.31%
Tl 190.801†	2569.5	1.963	mg/L	0.0134	1.963	mg/L	0.0134	0.68%
V 292.402†	304524.6	1.009	mg/L	0.0020	1.009	mg/L	0.0020	0.20%
Zn 206.200†	902.6	0.9792	mg/L	0.01223	0.9792	mg/L	0.01223	1.25%

Sequence No.: 21
Sample ID: CB 7
Analyst: JLB
Initial Sample Wt:
Dilution: 1X

Autosampler Location: 1
Date Collected: 10/2/2006 3:23:48 PM
Data Type: Original
Initial Sample Vol:
Sample Prep Vol:

Nebulizer Parameters: CB

Analyte	Back Pressure	Flow
All	184.0 kPa	0.50 L/min

Mean Data: CB

Analyte	Mean Corrected Intensity	Calib Conc.	Calib Units	Calib Std.Dev.	Sample Conc.	Sample Units	Sample Std.Dev.	RSD
ScA 357.253	1691736.1	104.1	%	0.43				0.41%
ScR 361.383	170362.5	108.7	%	0.71				0.66%
Ag 328.068†	54.2	0.00016	mg/L	0.000414	0.00016	mg/L	0.000414	260.74%
Al 308.215†	1.2	0.00105	mg/L	0.011154	0.00105	mg/L	0.011154	>999.9%
As 188.979†	-0.5	-0.00042	mg/L	0.001017	-0.00042	mg/L	0.001017	240.05%
B 249.677†	6.8	0.00275	mg/L	0.004222	0.00275	mg/L	0.004222	153.35%
Ba 233.527†	-2.8	-0.00098	mg/L	0.000323	-0.00098	mg/L	0.000323	33.05%
Be 313.042†	0.5	0.00000	mg/L	0.000047	0.00000	mg/L	0.000047	>999.9%
Ca 317.933†	16.0	0.00082	mg/L	0.001508	0.00082	mg/L	0.001508	183.65%
Cd 228.802†	-4.9	-0.00013	mg/L	0.000077	-0.00013	mg/L	0.000077	59.70%
Co 228.616†	1.6	0.00003	mg/L	0.000160	0.00003	mg/L	0.000160	456.88%
Cr 267.716†	3.1	0.00046	mg/L	0.000568	0.00046	mg/L	0.000568	122.73%
Cu 324.752†	36.6	0.00012	mg/L	0.000278	0.00012	mg/L	0.000278	227.40%
Fe 273.955†	3.5	0.00386	mg/L	0.000490	0.00386	mg/L	0.000490	12.68%
K 766.490†	-11.2	-0.00749	mg/L	0.010225	-0.00749	mg/L	0.010225	136.45%
Mg 279.077†	11.3	0.00841	mg/L	0.004539	0.00841	mg/L	0.004539	53.95%
Mn 257.610†	-10.4	-0.00044	mg/L	0.000160	-0.00044	mg/L	0.000160	35.95%
Mo 202.031†	2.4	0.00020	mg/L	0.000089	0.00020	mg/L	0.000089	44.95%
Na 589.592†	70.4	0.01536	mg/L	0.008167	0.01536	mg/L	0.008167	53.17%
Na 330.237†	20.5	0.7701	mg/L	0.12248	0.7701	mg/L	0.12248	15.90%
Ni 231.604†	5.7	0.00345	mg/L	0.001981	0.00345	mg/L	0.001981	57.35%
Pb 220.353†	-2.5	-0.00022	mg/L	0.000370	-0.00022	mg/L	0.000370	171.96%
Sb 206.836†	0.5	0.00037	mg/L	0.000729	0.00037	mg/L	0.000729	199.50%
Se 196.026†	4.1	0.00228	mg/L	0.001554	0.00228	mg/L	0.001554	68.01%
Si 288.158†	11.0	0.00737	mg/L	0.004326	0.00737	mg/L	0.004326	58.70%
Sn 189.927†	3.0	0.00055	mg/L	0.000895	0.00055	mg/L	0.000895	161.64%
Sr 421.552†	-0.2	0.00000	mg/L	0.000084	0.00000	mg/L	0.000084	>999.9%
Ti 334.903†	22.5	0.00098	mg/L	0.000834	0.00098	mg/L	0.000834	85.33%
Tl 190.801†	-1.8	-0.00137	mg/L	0.002492	-0.00137	mg/L	0.002492	181.58%
V 292.402†	52.6	0.00018	mg/L	0.000113	0.00018	mg/L	0.000113	64.35%
Zn 206.200†	-0.2	-0.00017	mg/L	0.001930	-0.00017	mg/L	0.001930	>999.9%

Sequence No.: 22
Sample ID: JY35 MB1 TWC
Analyst: JLB
Initial Sample Wt:
Dilution: 1X

Autosampler Location: 41
Date Collected: 10/2/2006 3:30:11 PM
Data Type: Original
Initial Sample Vol:
Sample Prep Vol:

Nebulizer Parameters: JY35 MB1 TWC

Analyte	Back Pressure	Flow
All	184.0 kPa	0.50 L/min

Mean Data: JY35 MB1 TWC

Analyte	Mean Corrected Intensity	Calib Conc.	Calib Units	Std.Dev.	Sample Conc.	Sample Units	Std.Dev.	RSD
ScA 357.253	1722620.5	106.0	%	0.11				0.11%
ScR 361.383	172863.2	110.3	%	0.32				0.29%
Ag 328.068†	-23.0	-0.00007	mg/L	0.000051	-0.00007	mg/L	0.000051	75.83%
Al 308.215†	19.9	0.01680	mg/L	0.013880	0.01680	mg/L	0.013880	82.60%
As 188.979†	1.6	0.00128	mg/L	0.003560	0.00128	mg/L	0.003560	277.07%
B 249.677†	-4.5	-0.00182	mg/L	0.002079	-0.00182	mg/L	0.002079	114.20%
Ba 233.527†	-6.9	-0.00237	mg/L	0.001012	-0.00237	mg/L	0.001012	42.74%
Be 313.042†	-42.5	-0.00008	mg/L	0.000057	-0.00008	mg/L	0.000057	70.91%
Ca 317.933†	220.0	0.01131	mg/L	0.000822	0.01131	mg/L	0.000822	7.27%
Cd 228.802†	-5.3	-0.00014	mg/L	0.000291	-0.00014	mg/L	0.000291	207.11%
Co 228.616†	3.4	0.00008	mg/L	0.000252	0.00008	mg/L	0.000252	320.02%
Cr 267.716†	4.0	0.00060	mg/L	0.000831	0.00060	mg/L	0.000831	139.01%
Cu 324.752†	9.8	0.00003	mg/L	0.000238	0.00003	mg/L	0.000238	722.05%
Fe 273.955†	2.7	0.00293	mg/L	0.002148	0.00293	mg/L	0.002148	73.25%
K 766.490†	-79.6	-0.05327	mg/L	0.050981	-0.05327	mg/L	0.050981	95.71%
Mg 279.077†	32.4	0.02411	mg/L	0.006930	0.02411	mg/L	0.006930	28.74%
Mn 257.610†	-9.4	-0.00040	mg/L	0.000059	-0.00040	mg/L	0.000059	14.62%
Mo 202.031†	-2.4	-0.00020	mg/L	0.000175	-0.00020	mg/L	0.000175	86.16%
Na 589.592†	20.7	0.00452	mg/L	0.011192	0.00452	mg/L	0.011192	247.65%
Na 330.237†	21.8	0.8159	mg/L	0.47326	0.8159	mg/L	0.47326	58.00%
Ni 231.604†	3.7	0.00222	mg/L	0.002556	0.00222	mg/L	0.002556	114.97%
Pb 220.353†	-11.5	-0.00100	mg/L	0.000374	-0.00100	mg/L	0.000374	37.44%
Sb 206.836†	0.3	0.00018	mg/L	0.002720	0.00018	mg/L	0.002720	>999.9%
Se 196.026†	3.1	0.00172	mg/L	0.008793	0.00172	mg/L	0.008793	510.47%
Si 288.158†	50.0	0.03356	mg/L	0.004634	0.03356	mg/L	0.004634	13.81%
Sn 189.927†	3.0	0.00054	mg/L	0.001013	0.00054	mg/L	0.001013	185.90%
Sr 421.552†	54.3	0.00009	mg/L	0.000103	0.00009	mg/L	0.000103	117.51%
Ti 334.903†	5.7	0.00025	mg/L	0.001125	0.00025	mg/L	0.001125	457.89%
Tl 190.801†	-0.4	-0.00031	mg/L	0.000725	-0.00031	mg/L	0.000725	234.45%
V 292.402†	0.6	0.00001	mg/L	0.000141	0.00001	mg/L	0.000141	>999.9%
Zn 206.200†	5.0	0.00543	mg/L	0.001239	0.00543	mg/L	0.001239	22.83%

Sequence No.: 23
Sample ID: JY35 MB2 WMN
Analyst: JLB
Initial Sample Wt:
Dilution: 1X

Autosampler Location: 42
Date Collected: 10/2/2006 3:36:35 PM
Data Type: Original
Initial Sample Vol:
Sample Prep Vol:

Nebulizer Parameters: JY35 MB2 WMN

Analyte	Back Pressure	Flow
All	184.0 kPa	0.50 L/min

Mean Data: JY35 MB2 WMN

Analyte	Mean Corrected Intensity	Calib Conc.	Calib Units	Std.Dev.	Sample Conc.	Sample Units	Std.Dev.	RSD
ScA 357.253	1761095.5	108.4	%	1.20				1.10%
ScR 361.383	174521.6	111.4	%	0.50				0.45%
Ag 328.068†	-85.0	-0.00025	mg/L	0.000163	-0.00025	mg/L	0.000163	65.55%
Al 308.215†	16.5	0.01391	mg/L	0.008298	0.01391	mg/L	0.008298	59.64%
As 188.979†	-0.2	-0.00016	mg/L	0.004316	-0.00016	mg/L	0.004316	>999.9%
B 249.677†	-7.3	-0.00292	mg/L	0.000804	-0.00292	mg/L	0.000804	27.50%
Ba 233.527†	-8.0	-0.00275	mg/L	0.000683	-0.00275	mg/L	0.000683	24.84%
Be 313.042†	-23.0	-0.00004	mg/L	0.000041	-0.00004	mg/L	0.000041	93.26%
Ca 317.933†	-14.0	-0.00072	mg/L	0.001265	-0.00072	mg/L	0.001265	175.65%
Cd 228.802†	-8.0	-0.00021	mg/L	0.000081	-0.00021	mg/L	0.000081	38.40%
Co 228.616†	-6.3	-0.00015	mg/L	0.000335	-0.00015	mg/L	0.000335	226.53%
Cr 267.716†	7.8	0.00116	mg/L	0.000143	0.00116	mg/L	0.000143	12.32%
Cu 324.752†	-86.4	-0.00029	mg/L	0.000164	-0.00029	mg/L	0.000164	56.67%
Fe 273.955†	1.4	0.00152	mg/L	0.001508	0.00152	mg/L	0.001508	99.04%
K 766.490†	-78.7	-0.05267	mg/L	0.014952	-0.05267	mg/L	0.014952	28.39%
Mg 279.077†	30.2	0.02252	mg/L	0.007409	0.02252	mg/L	0.007409	32.90%
Mn 257.610†	-18.0	-0.00077	mg/L	0.000225	-0.00077	mg/L	0.000225	29.37%
Mo 202.031†	0.4	0.00004	mg/L	0.000312	0.00004	mg/L	0.000312	866.87%
Na 589.592†	-3.1	-0.00067	mg/L	0.003257	-0.00067	mg/L	0.003257	487.10%
Na 330.237†	12.2	0.4558	mg/L	0.42866	0.4558	mg/L	0.42866	94.05%
Ni 231.604†	8.6	0.00526	mg/L	0.001420	0.00526	mg/L	0.001420	27.01%
Pb 220.353†	-23.7	-0.00206	mg/L	0.000473	-0.00206	mg/L	0.000473	22.91%
Sb 206.836†	-4.2	-0.00295	mg/L	0.000482	-0.00295	mg/L	0.000482	16.33%
Se 196.026†	12.4	0.00683	mg/L	0.002097	0.00683	mg/L	0.002097	30.71%
Si 288.158†	-20.6	-0.01384	mg/L	0.003281	-0.01384	mg/L	0.003281	23.71%
Sn 189.927†	-1.8	-0.00034	mg/L	0.001055	-0.00034	mg/L	0.001055	314.57%
Sr 421.552†	-10.6	-0.00002	mg/L	0.000073	-0.00002	mg/L	0.000073	430.42%
Ti 334.903†	42.8	0.00186	mg/L	0.000805	0.00186	mg/L	0.000805	43.33%
Tl 190.801†	-0.0	-0.00001	mg/L	0.000324	-0.00001	mg/L	0.000324	>999.9%
V 292.402†	16.8	0.00006	mg/L	0.000114	0.00006	mg/L	0.000114	182.28%
Zn 206.200†	-0.3	-0.00033	mg/L	0.000812	-0.00033	mg/L	0.000812	248.57%

Sequence No.: 24
Sample ID: JY35 E WMN
Analyst: JLB
Initial Sample Wt:
Dilution: 5X

Autosampler Location: 43
Date Collected: 10/2/2006 3:42:59 PM
Data Type: Original
Initial Sample Vol:
Sample Prep Vol:

Nebulizer Parameters: JY35 E WMN

Analyte	Back Pressure	Flow
All	184.0 kPa	0.50 L/min

Mean Data: JY35 E WMN

Analyte	Mean Corrected Intensity	Calib Conc.	Calib Units	Std.Dev.	Sample Conc.	Sample Units	Std.Dev.	RSD
ScA 357.253	1518138.4	93.44	%	0.513				0.55%
ScR 361.383	159848.2	102.0	%	0.80				0.79%
Ag 328.068†	72.1	0.00066	mg/L	0.000122	0.00328	mg/L	0.000608	18.53%
Al 308.215†	104.2	0.08052	mg/L	0.019534	0.4026	mg/L	0.09767	24.26%
As 188.979†	32.2	0.02553	mg/L	0.002368	0.1276	mg/L	0.01184	9.28%
B 249.677†	162.6	0.06551	mg/L	0.000841	0.3276	mg/L	0.00421	1.28%
Ba 233.527†	48.6	0.01604	mg/L	0.001520	0.08022	mg/L	0.007599	9.47%
Be 313.042†	655.4	0.00067	mg/L	0.000038	0.00334	mg/L	0.000190	5.68%
Ca 317.933†	13296.4	0.6837	mg/L	0.00036	3.419	mg/L	0.0018	0.05%
Cd 228.802†	1.0	-0.00001	mg/L	0.000160	-0.00007	mg/L	0.000801	>999.9%
Co 228.616†	1118.7	0.02530	mg/L	0.000312	0.1265	mg/L	0.00156	1.23%
Cr 267.716†	85.1	0.01301	mg/L	0.001188	0.06506	mg/L	0.005940	9.13%
Cu 324.752†	2505.5	0.00897	mg/L	0.000078	0.04487	mg/L	0.000388	0.86%
Fe 273.955†	6529.6	7.135	mg/L	0.0479	35.68	mg/L	0.240	0.67%
K 766.490†	2456.7	1.645	mg/L	0.0236	8.224	mg/L	0.1179	1.43%
Mg 279.077†	570.3	0.4202	mg/L	0.01721	2.101	mg/L	0.0860	4.10%
Mn 257.610†	374.3	0.01594	mg/L	0.000187	0.07968	mg/L	0.000936	1.18%
Mo 202.031†	760.2	0.06316	mg/L	0.023528	0.3158	mg/L	0.11764	37.25%
Na 589.592†	4030235.2	879.2	mg/L	13.78	4396	mg/L	68.9	1.57%
Na 330.237†	23893.7	895.2	mg/L	1.16	4476	mg/L	5.8	0.13%
Ni 231.604†	10.6	0.00644	mg/L	0.004563	0.03219	mg/L	0.022814	70.87%
Pb 220.353†	30.9	0.00275	mg/L	0.000714	0.01377	mg/L	0.003570	25.92%
Sb 206.836†	5.0	0.00400	mg/L	0.001412	0.02000	mg/L	0.007060	35.29%
Se 196.026†	27.4	0.01594	mg/L	0.006332	0.07971	mg/L	0.031661	39.72%
Si 288.158†	21626.9	14.51	mg/L	0.408	72.53	mg/L	2.042	2.82%
Sn 189.927†	-19.1	-0.00352	mg/L	0.001121	-0.01760	mg/L	0.005607	31.86%
Sr 421.552†	5713.7	0.00921	mg/L	0.000020	0.04607	mg/L	0.000099	0.21%
Ti 334.903†	6355.4	0.2757	mg/L	0.00851	1.378	mg/L	0.0425	3.09%
Tl 190.801†	2.2	0.00073	mg/L	0.002392	0.00366	mg/L	0.011958	326.35%
V 292.402†	111047.6	0.3654	mg/L	0.00291	1.827	mg/L	0.0146	0.80%
Zn 206.200†	1.0	0.00083	mg/L	0.001976	0.00415	mg/L	0.009880	238.26%

Sequence No.: 25
Sample ID: JY35 F WMN
Analyst: JLB
Initial Sample Wt:
Dilution: 5X

Autosampler Location: 44
Date Collected: 10/2/2006 3:50:24 PM
Data Type: Original
Initial Sample Vol:
Sample Prep Vol:

DEL

Nebulizer Parameters: JY35 F WMN

Analyte	Back Pressure	Flow
All	184.0 kPa	0.50 L/min

Mean Data: JY35 F WMN

Analyte	Mean Corrected Intensity	Calib Conc.	Calib Units	Std.Dev.	Sample Conc.	Sample Units	Std.Dev.	RSD
ScA 357.253	1587840.3	97.73	%	0.359				0.37%
ScR 361.383	166614.3	106.3	%	0.58				0.55%
Ag 328.068†	57.1	0.00022	mg/L	0.000244	0.00110	mg/L	0.001219	111.21%
Al 308.215†	150.9	0.1264	mg/L	0.01934	0.6320	mg/L	0.09671	15.30%
As 188.979†	14.0	0.01125	mg/L	0.002574	0.05625	mg/L	0.012868	22.88%
B 249.677†	42.2	0.01699	mg/L	0.001613	0.08497	mg/L	0.008066	9.49%
Ba 233.527†	35.6	0.01214	mg/L	0.000428	0.06071	mg/L	0.002139	3.52%
Be 313.042†	170.3	0.00023	mg/L	0.000029	0.00114	mg/L	0.000145	12.80%
Ca 317.933†	17946.6	0.9228	mg/L	0.01230	4.614	mg/L	0.0615	1.33%
Cd 228.802†	2.9	0.00006	mg/L	0.000069	0.00031	mg/L	0.000343	112.05%
Co 228.616†	87.6	0.00195	mg/L	0.000159	0.00975	mg/L	0.000793	8.13%
Cr 267.716†	8.9	0.00133	mg/L	0.000536	0.00663	mg/L	0.002680	40.39%
Cu 324.752†	5854.7	0.01963	mg/L	0.000127	0.09816	mg/L	0.000636	0.65%
Fe 273.955†	848.7	0.9273	mg/L	0.00486	4.637	mg/L	0.0243	0.52%
K 766.490†	725.7	0.4859	mg/L	0.02255	2.429	mg/L	0.1127	4.64%
Mg 279.077†	130.9	0.09694	mg/L	0.021116	0.4847	mg/L	0.10558	21.78%
Mn 257.610†	1503.7	0.06405	mg/L	0.000505	0.3203	mg/L	0.00252	0.79%
Mo 202.031†	98.8	0.00821	mg/L	0.000104	0.04103	mg/L	0.000518	1.26%
Na 589.592†	996632.4	217.4	mg/L	0.60	1087	mg/L	3.0	0.27%
Na 330.237†	5809.9	217.7	mg/L	1.94	1088	mg/L	9.7	0.89%
Ni 231.604†	8.4	0.00509	mg/L	0.000477	0.02545	mg/L	0.002384	9.37%
Pb 220.353†	16.1	0.00142	mg/L	0.000765	0.00710	mg/L	0.003825	53.91%
Sb 206.836†	-0.5	-0.00026	mg/L	0.003044	-0.00129	mg/L	0.015218	>999.9%
Se 196.026†	10.1	0.00562	mg/L	0.004548	0.02812	mg/L	0.022740	80.87%
Si 288.158†	3710.4	2.489	mg/L	0.0351	12.44	mg/L	0.176	1.41%
Sn 189.927†	-1.1	-0.00015	mg/L	0.001548	-0.00075	mg/L	0.007741	>999.9%
Sr 421.552†	9978.6	0.01609	mg/L	0.000130	0.08045	mg/L	0.000649	0.81%
Ti 334.903†	850.3	0.03688	mg/L	0.001711	0.1844	mg/L	0.00856	4.64%
Tl 190.801†	-1.2	-0.00103	mg/L	0.000737	-0.00515	mg/L	0.003687	71.62%
V 292.402†	18477.4	0.06081	mg/L	0.000292	0.3040	mg/L	0.00146	0.48%
Zn 206.200†	-0.1	-0.00012	mg/L	0.001698	-0.00061	mg/L	0.008488	>999.9%

Sequence No.: 26
Sample ID: JY35 DDUP WMN
Analyst: JLB
Initial Sample Wt:
Dilution: 5X

Autosampler Location: 45
Date Collected: 10/2/2006 3:57:45 PM
Data Type: Original
Initial Sample Vol:
Sample Prep Vol:

Nebulizer Parameters: JY35 DDUP WMN

Analyte	Back Pressure	Flow
All	184.0 kPa	0.50 L/min

Mean Data: JY35 DDUP WMN

Analyte	Mean Corrected Intensity	Calib Conc.	Calib Units	Std.Dev.	Sample Conc.	Sample Units	Std.Dev.	RSD
ScA 357.253	1562878.4	96.20	%	0.275				0.29%
ScR 361.383	162727.2	103.8	%	0.14				0.14%
Ag 328.068†	91.1	0.00029	mg/L	0.000218	0.00144	mg/L	0.001090	75.76%
Al 308.215†	191.9	0.1612	mg/L	0.01932	0.8059	mg/L	0.09659	11.99%
As 188.979†	9.7	0.00772	mg/L	0.000875	0.03860	mg/L	0.004375	11.33%
B 249.677†	52.6	0.02116	mg/L	0.004015	0.1058	mg/L	0.02008	18.98%
Ba 233.527†	12.2	0.00416	mg/L	0.000416	0.02082	mg/L	0.002081	10.00%
Be 313.042†	186.2	0.00025	mg/L	0.000031	0.00125	mg/L	0.000156	12.52%
Ca 317.933†	24115.4	1.240	mg/L	0.0034	6.200	mg/L	0.0170	0.27%
Cd 228.802†	-3.1	-0.00009	mg/L	0.000114	-0.00046	mg/L	0.000568	123.81%
Co 228.616†	112.7	0.00251	mg/L	0.000277	0.01254	mg/L	0.001387	11.06%
Cr 267.716†	19.8	0.00280	mg/L	0.000296	0.01400	mg/L	0.001481	10.57%
Cu 324.752†	530.2	0.00178	mg/L	0.000162	0.00890	mg/L	0.000810	9.10%
Fe 273.955†	217.9	0.2380	mg/L	0.00589	1.190	mg/L	0.0295	2.48%
K 766.490†	1532.7	1.026	mg/L	0.0260	5.131	mg/L	0.1300	2.53%
Mg 279.077†	775.0	0.5772	mg/L	0.00654	2.886	mg/L	0.0327	1.13%
Mn 257.610†	1559.3	0.06641	mg/L	0.000469	0.3320	mg/L	0.00235	0.71%
Mo 202.031†	-6.4	-0.00055	mg/L	0.000206	-0.00273	mg/L	0.001031	37.84%
Na 589.592†	1384554.0	302.0	mg/L	0.65	1510	mg/L	3.3	0.22%
Na 330.237†	8056.1	301.8	mg/L	0.86	1509	mg/L	4.3	0.28%
Ni 231.604†	4.6	0.00282	mg/L	0.001749	0.01412	mg/L	0.008746	61.93%
Pb 220.353†	11.9	0.00107	mg/L	0.000849	0.00536	mg/L	0.004246	79.23%
Sb 206.836†	-2.6	-0.00164	mg/L	0.002377	-0.00818	mg/L	0.011883	145.20%
Se 196.026†	5.8	0.00316	mg/L	0.002750	0.01579	mg/L	0.013751	87.07%
Si 288.158†	3539.1	2.374	mg/L	0.0090	11.87	mg/L	0.045	0.38%
Sn 189.927†	-6.7	-0.00117	mg/L	0.000891	-0.00584	mg/L	0.004456	76.34%
Sr 421.552†	5981.3	0.00964	mg/L	0.000109	0.04822	mg/L	0.000545	1.13%
Ti 334.903†	1273.7	0.05526	mg/L	0.000897	0.2763	mg/L	0.00448	1.62%
Tl 190.801†	-4.5	-0.00366	mg/L	0.001144	-0.01829	mg/L	0.005718	31.26%
V 292.402†	19906.1	0.06551	mg/L	0.000311	0.3275	mg/L	0.00155	0.47%
Zn 206.200†	1.8	0.00200	mg/L	0.003338	0.01001	mg/L	0.016690	166.68%

Sequence No.: 27
Sample ID: JY35 D WMN
Analyst: JLB
Initial Sample Wt:
Dilution: 5X

Autosampler Location: 46
Date Collected: 10/2/2006 4:05:09 PM
Data Type: Original
Initial Sample Vol:
Sample Prep Vol:

Nebulizer Parameters: JY35 D WMN

Analyte	Back Pressure	Flow
All	184.0 kPa	0.50 L/min

Mean Data: JY35 D WMN

Analyte	Mean Corrected Intensity	Calib Conc.	Calib Units	Std.Dev.	Sample Conc.	Sample Units	Std.Dev.	RSD
ScA 357.253	1553660.1	95.63	%	0.315				0.33%
ScR 361.383	163572.2	104.4	%	0.32				0.31%
Ag 328.068†	91.5	0.00029	mg/L	0.000112	0.00144	mg/L	0.000559	38.72%
Al 308.215†	192.9	0.1619	mg/L	0.03076	0.8097	mg/L	0.15379	18.99%
As 188.979†	11.9	0.00950	mg/L	0.005028	0.04752	mg/L	0.025139	52.90%
B 249.677†	54.4	0.02188	mg/L	0.002473	0.1094	mg/L	0.01237	11.30%
Ba 233.527†	14.8	0.00503	mg/L	0.002189	0.02514	mg/L	0.010943	43.54%
Be 313.042†	202.2	0.00028	mg/L	0.000045	0.00140	mg/L	0.000225	16.04%
Ca 317.933†	24175.1	1.243	mg/L	0.0067	6.215	mg/L	0.0335	0.54%
Cd 228.802†	-3.3	-0.00010	mg/L	0.000123	-0.00050	mg/L	0.000616	123.78%
Co 228.616†	115.4	0.00257	mg/L	0.000400	0.01287	mg/L	0.001998	15.52%
Cr 267.716†	15.6	0.00217	mg/L	0.000387	0.01085	mg/L	0.001934	17.83%
Cu 324.752†	525.2	0.00176	mg/L	0.000104	0.00882	mg/L	0.000520	5.90%
Fe 273.955†	217.7	0.2378	mg/L	0.00302	1.189	mg/L	0.0151	1.27%
K 766.490†	1516.8	1.016	mg/L	0.0232	5.078	mg/L	0.1160	2.28%
Mg 279.077†	783.3	0.5834	mg/L	0.01304	2.917	mg/L	0.0652	2.23%
Mn 257.610†	1585.7	0.06753	mg/L	0.000705	0.3377	mg/L	0.00352	1.04%
Mo 202.031†	-3.4	-0.00030	mg/L	0.000185	-0.00149	mg/L	0.000923	61.78%
Na 589.592†	1375940.4	300.2	mg/L	1.91	1501	mg/L	9.5	0.64%
Na 330.237†	7998.8	299.7	mg/L	1.64	1498	mg/L	8.2	0.55%
Ni 231.604†	7.5	0.00456	mg/L	0.002444	0.02278	mg/L	0.012222	53.65%
Pb 220.353†	12.5	0.00113	mg/L	0.000872	0.00563	mg/L	0.004359	77.45%
Sb 206.836†	-1.5	-0.00087	mg/L	0.001753	-0.00436	mg/L	0.008763	201.03%
Se 196.026†	-4.4	-0.00245	mg/L	0.004285	-0.01226	mg/L	0.021425	174.80%
Si 288.158†	3466.0	2.325	mg/L	0.0152	11.62	mg/L	0.076	0.66%
Sn 189.927†	-6.7	-0.00115	mg/L	0.001076	-0.00574	mg/L	0.005378	93.62%
Sr 421.552†	5946.1	0.00959	mg/L	0.000169	0.04794	mg/L	0.000847	1.77%
Ti 334.903†	1244.9	0.05401	mg/L	0.000567	0.2701	mg/L	0.00284	1.05%
Tl 190.801†	-1.3	-0.00123	mg/L	0.003433	-0.00617	mg/L	0.017163	278.06%
V 292.402†	19948.7	0.06564	mg/L	0.000082	0.3282	mg/L	0.00041	0.12%
Zn 206.200†	0.5	0.00057	mg/L	0.002625	0.00283	mg/L	0.013125	464.23%

Sequence No.: 28
Sample ID: JY35 DSPK WMN
Analyst: JLB
Initial Sample Wt:
Dilution: 5X

Autosampler Location: 47
Date Collected: 10/2/2006 4:12:34 PM
Data Type: Original
Initial Sample Vol:
Sample Prep Vol:

Nebulizer Parameters: JY35 DSPK WMN

Analyte	Back Pressure	Flow
All	184.0 kPa	0.50 L/min

Mean Data: JY35 DSPK WMN

Analyte	Mean Corrected Intensity	Calib Conc.	Calib Units	Std.Dev.	Sample Conc.	Sample Units	Std.Dev.	RSD
ScA 357.253	1553934.0	95.65	%	0.180				0.19%
ScR 361.383	165643.2	105.7	%	0.64				0.60%
Ag 328.068†	92.6	0.00029	mg/L	0.000346	0.00146	mg/L	0.001728	118.58%
Al 308.215†	170.8	0.1433	mg/L	0.02326	0.7165	mg/L	0.11629	16.23%
As 188.979†	12.5	0.00997	mg/L	0.001211	0.04986	mg/L	0.006055	12.15%
B 249.677†	51.6	0.02078	mg/L	0.001338	0.1039	mg/L	0.00669	6.44%
Ba 233.527†	8.4	0.00283	mg/L	0.000434	0.01417	mg/L	0.002170	15.32%
Be 313.042†	155.7	0.00019	mg/L	0.000026	0.00097	mg/L	0.000128	13.13%
Ca 317.933†	23572.7	1.212	mg/L	0.0025	6.061	mg/L	0.0125	0.21%
Cd 228.802†	-7.4	-0.00021	mg/L	0.000056	-0.00105	mg/L	0.000278	26.40%
Co 228.616†	109.5	0.00244	mg/L	0.000121	0.01219	mg/L	0.000606	4.97%
Cr 267.716†	15.8	0.00221	mg/L	0.000729	0.01107	mg/L	0.003645	32.94%
Cu 324.752†	467.7	0.00157	mg/L	0.000435	0.00785	mg/L	0.002176	27.70%
Fe 273.955†	214.2	0.2340	mg/L	0.00210	1.170	mg/L	0.0105	0.90%
K 766.490†	1475.4	0.9879	mg/L	0.06506	4.939	mg/L	0.3253	6.59%
Mg 279.077†	764.7	0.5696	mg/L	0.00753	2.848	mg/L	0.0377	1.32%
Mn 257.610†	1545.2	0.06581	mg/L	0.000290	0.3291	mg/L	0.00145	0.44%
Mo 202.031†	-2.0	-0.00018	mg/L	0.000125	-0.00090	mg/L	0.000627	69.32%
Na 589.592†	1359238.7	296.5	mg/L	2.01	1483	mg/L	10.0	0.68%
Na 330.237†	7809.1	292.6	mg/L	1.45	1463	mg/L	7.2	0.49%
Ni 231.604†	4.6	0.00281	mg/L	0.000934	0.01407	mg/L	0.004672	33.21%
Pb 220.353†	16.9	0.00150	mg/L	0.000525	0.00752	mg/L	0.002627	34.94%
Sb 206.836†	1.8	0.00146	mg/L	0.000870	0.00732	mg/L	0.004352	59.47%
Se 196.026†	6.5	0.00353	mg/L	0.005995	0.01765	mg/L	0.029975	169.80%
Si 288.158†	17437.8	11.70	mg/L	0.090	58.48	mg/L	0.449	0.77%
Sn 189.927†	-11.8	-0.00209	mg/L	0.000665	-0.01045	mg/L	0.003324	31.82%
Sr 421.552†	5813.9	0.00937	mg/L	0.000016	0.04687	mg/L	0.000081	0.17%
Ti 334.903†	1225.9	0.05319	mg/L	0.001799	0.2659	mg/L	0.00899	3.38%
Tl 190.801†	-7.4	-0.00585	mg/L	0.002999	-0.02923	mg/L	0.014996	51.29%
V 292.402†	19487.9	0.06413	mg/L	0.000455	0.3206	mg/L	0.00227	0.71%
Zn 206.200†	3.9	0.00429	mg/L	0.002622	0.02147	mg/L	0.013109	61.05%

Sequence No.: 29
Sample ID: JY35 MB2SPK WMN
Analyst: JLB
Initial Sample Wt:
Dilution: 1X

Autosampler Location: 48
Date Collected: 10/2/2006 4:19:58 PM
Data Type: Original
Initial Sample Vol:
Sample Prep Vol:

Nebulizer Parameters: JY35 MB2SPK WMN

Analyte	Back Pressure	Flow
All	183.0 kPa	0.50 L/min

Mean Data: JY35 MB2SPK WMN

Analyte	Mean Corrected Intensity	Calib Conc.	Calib Units	Std.Dev.	Sample Conc.	Sample Units	Std.Dev.	RSD
ScA 357.253	1721478.1	106.0	%	0.84				0.80%
ScR 361.383	173226.7	110.5	%	0.84				0.76%
Ag 328.068†	-61.1	-0.00018	mg/L	0.000183	-0.00018	mg/L	0.000183	102.15%
Al 308.215†	22.2	0.01877	mg/L	0.016799	0.01877	mg/L	0.016799	89.49%
As 188.979†	-2.7	-0.00220	mg/L	0.003768	-0.00220	mg/L	0.003768	171.21%
B 249.677†	-7.1	-0.00284	mg/L	0.001819	-0.00284	mg/L	0.001819	64.07%
Ba 233.527†	-7.8	-0.00267	mg/L	0.000716	-0.00267	mg/L	0.000716	26.83%
Be 313.042†	-40.9	-0.00008	mg/L	0.000019	-0.00008	mg/L	0.000019	25.02%
Ca 317.933†	152.4	0.00784	mg/L	0.001700	0.00784	mg/L	0.001700	21.68%
Cd 228.802†	-10.4	-0.00027	mg/L	0.000072	-0.00027	mg/L	0.000072	26.83%
Co 228.616†	7.6	0.00017	mg/L	0.000355	0.00017	mg/L	0.000355	206.20%
Cr 267.716†	5.1	0.00077	mg/L	0.001312	0.00077	mg/L	0.001312	170.94%
Cu 324.752†	-67.8	-0.00023	mg/L	0.000165	-0.00023	mg/L	0.000165	72.73%
Fe 273.955†	1.0	0.00104	mg/L	0.001026	0.00104	mg/L	0.001026	98.19%
K 766.490†	-1.4	-0.00095	mg/L	0.031114	-0.00095	mg/L	0.031114	>999.9%
Mg 279.077†	17.1	0.01272	mg/L	0.013756	0.01272	mg/L	0.013756	108.12%
Mn 257.610†	-19.4	-0.00083	mg/L	0.000040	-0.00083	mg/L	0.000040	4.85%
Mo 202.031†	-1.2	-0.00010	mg/L	0.000176	-0.00010	mg/L	0.000176	178.81%
Na 589.592†	1169.6	0.2552	mg/L	0.03675	0.2552	mg/L	0.03675	14.40%
Na 330.237†	1.2	0.04592	mg/L	0.569680	0.04592	mg/L	0.569680	>999.9%
Ni 231.604†	4.0	0.00245	mg/L	0.001598	0.00245	mg/L	0.001598	65.24%
Pb 220.353†	-36.7	-0.00320	mg/L	0.000308	-0.00320	mg/L	0.000308	9.63%
Sb 206.836†	-3.2	-0.00228	mg/L	0.001376	-0.00228	mg/L	0.001376	60.33%
Se 196.026†	10.7	0.00591	mg/L	0.000493	0.00591	mg/L	0.000493	8.34%
S 288.158†	13406.6	8.993	mg/L	0.0600	8.993	mg/L	0.0600	0.67%
Sn 189.927†	-0.1	-0.00002	mg/L	0.000145	-0.00002	mg/L	0.000145	923.51%
Sr 421.552†	-2.3	0.00000	mg/L	0.000073	0.00000	mg/L	0.000073	>999.9%
Ti 334.903†	45.7	0.00198	mg/L	0.000897	0.00198	mg/L	0.000897	45.25%
Tl 190.801†	-2.9	-0.00221	mg/L	0.002204	-0.00221	mg/L	0.002204	99.71%
V 292.402†	83.5	0.00028	mg/L	0.000112	0.00028	mg/L	0.000112	40.17%
Zn 206.200†	-1.0	-0.00107	mg/L	0.001398	-0.00107	mg/L	0.001398	131.12%

Sequence No.: 30
Sample ID: CV8
Analyst: JLB
Initial Sample Wt:
Dilution: 1X

Autosampler Location: 7
Date Collected: 10/2/2006 4:27:03 PM
Data Type: Original
Initial Sample Vol:
Sample Prep Vol:

Nebulizer Parameters: CV

Analyte	Back Pressure	Flow
All	184.0 kPa	0.50 L/min

Mean Data: CV

Analyte	Mean Corrected Intensity	Calib Conc.	Calib Units	Std.Dev.	Sample Conc.	Sample Units	Std.Dev.	RSD
ScA 357.253	1606044.2	98.85	%	0.563				0.57%
ScR 361.383	160614.5	102.5	%	0.79				0.77%
Ag 328.068†	332490.5	0.9736	mg/L	0.00171	0.9736	mg/L	0.00171	0.18%
Al 308.215†	2398.4	1.991	mg/L	0.0178	1.991	mg/L	0.0178	0.90%
As 188.979†	2412.2	1.966	mg/L	0.0127	1.966	mg/L	0.0127	0.65%
B 249.677†	2350.2	0.9499	mg/L	0.00578	0.9499	mg/L	0.00578	0.61%
Ba 233.527†	2738.9	0.9402	mg/L	0.00877	0.9402	mg/L	0.00877	0.93%
Be 313.042†	519171.1	0.9813	mg/L	0.00367	0.9813	mg/L	0.00367	0.37%
Ca 317.933†	39961.7	2.055	mg/L	0.0016	2.055	mg/L	0.0016	0.08%
Cd 228.802†	38546.0	1.014	mg/L	0.0009	1.014	mg/L	0.0009	0.09%
Co 228.616†	42774.0	0.9880	mg/L	0.00173	0.9880	mg/L	0.00173	0.17%
Cr 267.716†	6288.4	0.9394	mg/L	0.00641	0.9394	mg/L	0.00641	0.68%
Cu 324.752†	304753.6	1.017	mg/L	0.0014	1.017	mg/L	0.0014	0.14%
Fe 273.955†	1811.2	1.977	mg/L	0.0127	1.977	mg/L	0.0127	0.64%
K 766.490†	29947.1	20.05	mg/L	0.128	20.05	mg/L	0.128	0.64%
Mg 279.077†	2708.7	2.022	mg/L	0.0141	2.022	mg/L	0.0141	0.70%
Mn 257.610†	21870.8	0.9322	mg/L	0.00186	0.9322	mg/L	0.00186	0.20%
Mo 202.031†	11886.3	0.9876	mg/L	0.00582	0.9876	mg/L	0.00582	0.59%
Na 589.592†	233992.7	51.05	mg/L	0.227	51.05	mg/L	0.227	0.44%
Na 330.237†	1346.6	50.44	mg/L	0.761	50.44	mg/L	0.761	1.51%
Ni 231.604†	1597.8	0.9740	mg/L	0.00809	0.9740	mg/L	0.00809	0.83%
Pb 220.353†	22617.7	1.975	mg/L	0.0031	1.975	mg/L	0.0031	0.16%
Sb 206.836†	2926.4	2.054	mg/L	0.0060	2.054	mg/L	0.0060	0.29%
Se 196.026†	3582.4	1.974	mg/L	0.0074	1.974	mg/L	0.0074	0.38%
Si 288.158†	2765.9	1.857	mg/L	0.0228	1.857	mg/L	0.0228	1.23%
Sn 189.927†	5309.2	0.9817	mg/L	0.00491	0.9817	mg/L	0.00491	0.50%
Sr 421.552†	613378.8	0.9891	mg/L	0.00386	0.9891	mg/L	0.00386	0.39%
Ti 334.903†	23389.9	1.014	mg/L	0.0027	1.014	mg/L	0.0027	0.26%
Tl 190.801†	2554.6	1.951	mg/L	0.0107	1.951	mg/L	0.0107	0.55%
V 292.402†	305049.5	1.011	mg/L	0.0022	1.011	mg/L	0.0022	0.22%
Zn 206.200†	893.1	0.9688	mg/L	0.00559	0.9688	mg/L	0.00559	0.58%

Sequence No.: 31
Sample ID: CB
Analyst: JLB
Initial Sample Wt:
Dilution: 1X

Autosampler Location: 1
Date Collected: 10/2/2006 4:33:33 PM
Data Type: Original
Initial Sample Vol:
Sample Prep Vol:

Nebulizer Parameters: CB

Analyte	Back Pressure	Flow
All	184.0 kPa	0.50 L/min

Mean Data: CB

Analyte	Mean Corrected Intensity	Calib Conc.	Calib Units	Calib Std.Dev.	Sample Conc.	Sample Units	Sample Std.Dev.	RSD
ScA 357.253	1652125.1	101.7	%	0.39				0.38%
ScR 361.383	163867.2	104.6	%	0.68				0.65%
Ag 328.068†	-25.9	-0.00008	mg/L	0.000291	-0.00008	mg/L	0.000291	383.05%
Al 308.215†	-4.2	-0.00360	mg/L	0.011859	-0.00360	mg/L	0.011859	329.00%
As 188.979†	-3.7	-0.00301	mg/L	0.001799	-0.00301	mg/L	0.001799	59.79%
B 249.677†	3.7	0.00149	mg/L	0.002292	0.00149	mg/L	0.002292	153.91%
Ba 233.527†	-0.8	-0.00027	mg/L	0.000374	-0.00027	mg/L	0.000374	140.31%
Be 313.042†	18.2	0.00003	mg/L	0.000037	0.00003	mg/L	0.000037	107.95%
Ca 317.933†	31.4	0.00161	mg/L	0.002839	0.00161	mg/L	0.002839	175.86%
Cd 228.802†	-1.2	-0.00003	mg/L	0.000082	-0.00003	mg/L	0.000082	309.30%
Co 228.616†	5.5	0.00013	mg/L	0.000144	0.00013	mg/L	0.000144	115.21%
Cr 267.716†	10.1	0.00151	mg/L	0.000627	0.00151	mg/L	0.000627	41.45%
Cu 324.752†	31.6	0.00011	mg/L	0.000142	0.00011	mg/L	0.000142	134.69%
Fe 273.955†	1.0	0.00114	mg/L	0.000454	0.00114	mg/L	0.000454	39.95%
K 766.490†	43.0	0.02880	mg/L	0.040531	0.02880	mg/L	0.040531	140.75%
Mg 279.077†	4.0	0.00299	mg/L	0.003408	0.00299	mg/L	0.003408	113.93%
Mn 257.610†	-8.8	-0.00038	mg/L	0.000185	-0.00038	mg/L	0.000185	49.14%
Mo 202.031†	4.6	0.00039	mg/L	0.000146	0.00039	mg/L	0.000146	37.81%
Na 589.592†	391.9	0.08550	mg/L	0.005135	0.08550	mg/L	0.005135	6.01%
Na 330.237†	-0.3	-0.01125	mg/L	0.713030	-0.01125	mg/L	0.713030	>999.9%
Ni 231.604†	5.3	0.00324	mg/L	0.001325	0.00324	mg/L	0.001325	40.92%
Pb 220.353†	-5.6	-0.00049	mg/L	0.000241	-0.00049	mg/L	0.000241	49.65%
Sb 206.836†	-4.6	-0.00325	mg/L	0.001422	-0.00325	mg/L	0.001422	43.76%
Se 196.026†	5.8	0.00320	mg/L	0.001050	0.00320	mg/L	0.001050	32.84%
Si 288.158†	31.5	0.02113	mg/L	0.006317	0.02113	mg/L	0.006317	29.89%
Sn 189.927†	-0.1	-0.00002	mg/L	0.000390	-0.00002	mg/L	0.000390	>999.9%
Sr 421.552†	-32.9	-0.00005	mg/L	0.000103	-0.00005	mg/L	0.000103	193.98%
Ti 334.903†	42.9	0.00186	mg/L	0.001130	0.00186	mg/L	0.001130	60.73%
Tl 190.801†	-3.9	-0.00302	mg/L	0.004438	-0.00302	mg/L	0.004438	147.01%
V 292.402†	39.9	0.00014	mg/L	0.000174	0.00014	mg/L	0.000174	122.86%
Zn 206.200†	-0.0	-0.00003	mg/L	0.001422	-0.00003	mg/L	0.001422	>999.9%

Analysis Begun

Start Time: 10/2/2006 4:39:55 PM
Logged In Analyst: metals
Spectrometer Model: Optima 4300 DV, S/N 077N0060101
Plasma On Time: 10/2/2006 8:26:36 AM
Technique: ICP Continuous
Autosampler Model: AS-93plus

Sample Information File: C:\pe\Administrator\Sample Information\1002A.sif
Batch ID:
Results Data Set: PE061002
Results Library: C:\pe\Administrator\Results\Results.mdb

Sequence No.: 1
Sample ID: JY35 B TWC
Analyst: JLB
Initial Sample Wt:
Dilution: 2x
Autosampler Location: 21
Date Collected: 10/2/2006 4:39:55 PM
Data Type: Original
Initial Sample Vol:
Sample Prep Vol:

Nebulizer Parameters: JY35 B TWC

Analyte	Back Pressure	Flow
All	184.0 kPa	0.50 L/min

Mean Data: JY35 B TWC

Analyte	Mean Corrected Intensity	Calib Conc.	Calib Units	Std.Dev.	Sample Conc.	Sample Units	Std.Dev.	RSD
ScA 357.253	1384897.3	85.24	%	0.970				1.14%
ScR 361.383	149866.0	95.63	%	0.126				0.13%
Ag 328.068†	-113.7	0.00084	mg/L	0.000273	0.00168	mg/L	0.000545	32.46%
Al 308.215†	282.5	0.2174	mg/L	0.02700	0.4349	mg/L	0.05400	12.42%
As 188.979†	80.4	0.06340	mg/L	0.002498	0.1268	mg/L	0.00500	3.94%
B 249.677†	418.0	0.1686	mg/L	0.00126	0.3373	mg/L	0.00252	0.75%
Ba 233.527†	126.6	0.04173	mg/L	0.000652	0.08346	mg/L	0.001303	1.56%
Be 313.042†	1769.1	0.00173	mg/L	0.000088	0.00346	mg/L	0.000176	5.09%
Ca 317.933†	34175.6	1.757	mg/L	0.0040	3.515	mg/L	0.0080	0.23%
Cd 228.802†	15.7	0.00031	mg/L	0.000141	0.00063	mg/L	0.000282	44.89%
Co 228.616†	2834.9	0.06398	mg/L	0.000310	0.1280	mg/L	0.00062	0.49%
Cr 267.716†	524.7	0.07919	mg/L	0.001395	0.1584	mg/L	0.00279	1.76%
Cu 324.752†	12617.8	0.04368	mg/L	0.000281	0.08736	mg/L	0.000562	0.64%
Fe 273.955†	16816.0	18.38	mg/L	0.056	36.75	mg/L	0.113	0.31%
K 766.490†	7652.0	5.128	mg/L	0.3309	10.25	mg/L	0.662	6.46%
Mg 279.077†	1395.7	1.028	mg/L	0.0037	2.055	mg/L	0.0074	0.36%
Mn 257.610†	1018.8	0.04337	mg/L	0.000053	0.08675	mg/L	0.000106	0.12%
Mo 202.031†	2154.3	0.1790	mg/L	0.00092	0.3580	mg/L	0.00184	0.51%
Na 589.592†	Saturated2							
Na 330.237†	61255.1	2295	mg/L	3.3	4590	mg/L	6.5	0.14%
Ni 231.604†	39.7	0.02419	mg/L	0.000728	0.04838	mg/L	0.001456	3.01%
Pb 220.353†	61.8	0.00561	mg/L	0.000638	0.01123	mg/L	0.001276	11.36%
Sb 206.836†	5.3	0.00480	mg/L	0.001282	0.00960	mg/L	0.002564	26.72%
Se 196.026†	-2.0	0.00104	mg/L	0.004570	0.00207	mg/L	0.009140	441.41%
Si 288.158†	23088.1	15.49	mg/L	0.394	30.97	mg/L	0.789	2.55%
Sn 189.927†	4.5	0.00080	mg/L	0.000424	0.00161	mg/L	0.000848	52.81%
Sr 421.552†	15140.2	0.02441	mg/L	0.000102	0.04883	mg/L	0.000203	0.42%
Ti 334.903†	18097.2	0.7849	mg/L	0.00071	1.570	mg/L	0.0014	0.09%
Tl 190.801†	1.7	-0.00136	mg/L	0.002993	-0.00271	mg/L	0.005985	220.73%
V 292.402†	314109.7	1.034	mg/L	0.0061	2.068	mg/L	0.0121	0.59%
Zn 206.200†	2.3	0.00189	mg/L	0.003349	0.00378	mg/L	0.006698	176.97%

Sequence No.: 2
Sample ID: JY35 C TWC
Analyst: JLB
Initial Sample Wt:
Dilution: 1X

Autosampler Location: 22
Date Collected: 10/2/2006 4:47:19 PM
Data Type: Original
Initial Sample Vol:
Sample Prep Vol:

Nebulizer Parameters: JY35 C TWC

Analyte	Back Pressure	Flow
All	183.0 kPa	0.50 L/min

Mean Data: JY35 C TWC

Analyte	Mean Corrected Intensity	Calib Conc.	Calib Units	Std.Dev.	Sample Conc.	Sample Units	Std.Dev.	RSD
ScA 357.253	1486432.9	91.49	%	0.200				0.22%
ScR 361.383	157469.4	100.5	%	0.37				0.37%
Ag 328.068†	177.9	0.00079	mg/L	0.000185	0.00079	mg/L	0.000185	23.45%
Al 308.215†	693.5	0.5802	mg/L	0.01756	0.5802	mg/L	0.01756	3.03%
As 188.979†	32.3	0.02550	mg/L	0.002783	0.02550	mg/L	0.002783	10.91%
B 249.677†	232.0	0.09351	mg/L	0.002882	0.09351	mg/L	0.002882	3.08%
Ba 233.527†	180.8	0.06166	mg/L	0.000548	0.06166	mg/L	0.000548	0.89%
Be 313.042†	906.5	0.00124	mg/L	0.000024	0.00124	mg/L	0.000024	1.96%
Ca 317.933†	81895.3	4.211	mg/L	0.0167	4.211	mg/L	0.0167	0.40%
Cd 228.802†	20.7	0.00051	mg/L	0.000219	0.00051	mg/L	0.000219	42.89%
Co 228.616†	381.0	0.00843	mg/L	0.000301	0.00843	mg/L	0.000301	3.57%
Cr 267.716†	79.5	0.01193	mg/L	0.001184	0.01193	mg/L	0.001184	9.93%
Cu 324.752†	80888.7	0.2706	mg/L	0.00130	0.2706	mg/L	0.00130	0.48%
Fe 273.955†	4358.4	4.762	mg/L	0.0431	4.762	mg/L	0.0431	0.90%
K 766.490†	4455.5	2.983	mg/L	0.0509	2.983	mg/L	0.0509	1.70%
Mg 279.077†	539.5	0.3988	mg/L	0.00855	0.3988	mg/L	0.00855	2.14%
Mn 257.610†	6984.3	0.2975	mg/L	0.00197	0.2975	mg/L	0.00197	0.66%
Mo 202.031†	617.4	0.05130	mg/L	0.001058	0.05130	mg/L	0.001058	2.06%
Na 589.592†	4600086.7	1004	mg/L	6.6	1004	mg/L	6.6	0.66%
Na 330.237†	26770.1	1003	mg/L	5.3	1003	mg/L	5.3	0.53%
Ni 231.604†	43.8	0.02668	mg/L	0.001537	0.02668	mg/L	0.001537	5.76%
Pb 220.353†	85.0	0.00740	mg/L	0.000629	0.00740	mg/L	0.000629	8.50%
Sb 206.836†	1.8	0.00181	mg/L	0.003529	0.00181	mg/L	0.003529	195.10%
Se 196.026†	-0.6	-0.00008	mg/L	0.003259	-0.00008	mg/L	0.003259	>999.9%
Si 288.158†	571.2	0.3832	mg/L	0.02448	0.3832	mg/L	0.02448	6.39%
Sn 189.927†	-3.7	-0.00041	mg/L	0.000862	-0.00041	mg/L	0.000862	209.16%
Sr 421.552†	47005.7	0.07580	mg/L	0.000404	0.07580	mg/L	0.000404	0.53%
Ti 334.903†	4222.3	0.1831	mg/L	0.00151	0.1831	mg/L	0.00151	0.82%
Tl 190.801†	3.1	0.00171	mg/L	0.001317	0.00171	mg/L	0.001317	77.19%
V 292.402†	92200.2	0.3035	mg/L	0.00111	0.3035	mg/L	0.00111	0.37%
Zn 206.200†	18.0	0.01946	mg/L	0.002052	0.01946	mg/L	0.002052	10.54%

Sequence No.: 3
Sample ID: JY35 ADUP TWC
Analyst: JLB
Initial Sample Wt:
Dilution: 1X

Autosampler Location: 23
Date Collected: 10/2/2006 4:55:04 PM
Data Type: Original
Initial Sample Vol:
Sample Prep Vol:

Nebulizer Parameters: JY35 ADUP TWC

Analyte	Back Pressure	Flow
All	183.0 kPa	0.50 L/min

Mean Data: JY35 ADUP TWC

Analyte	Mean Corrected Intensity	Calib Conc.	Calib Units	Std.Dev.	Sample Conc.	Sample Units	Std.Dev.	RSD
ScA 357.253	1475009.2	90.79	%	2.079				2.29%
ScR 361.383	155954.7	99.52	%	0.429				0.43%
Ag 328.068†	144.7	0.00053	mg/L	0.000354	0.00053	mg/L	0.000354	66.89%
Al 308.215†	788.7	0.6612	mg/L	0.01874	0.6612	mg/L	0.01874	2.83%
As 188.979†	32.3	0.02538	mg/L	0.003725	0.02538	mg/L	0.003725	14.68%
B 249.677†	269.8	0.1086	mg/L	0.00011	0.1086	mg/L	0.00011	0.10%
Ba 233.527†	61.6	0.02095	mg/L	0.000786	0.02095	mg/L	0.000786	3.75%
Be 313.042†	953.7	0.00131	mg/L	0.000031	0.00131	mg/L	0.000031	2.36%
Ca 317.933†	109328.8	5.622	mg/L	0.0035	5.622	mg/L	0.0035	0.06%
Cd 228.802†	7.9	0.00017	mg/L	0.000212	0.00017	mg/L	0.000212	124.59%
Co 228.616†	450.5	0.00992	mg/L	0.000833	0.00992	mg/L	0.000833	8.39%
Cr 267.716†	120.3	0.01728	mg/L	0.000898	0.01728	mg/L	0.000898	5.20%
Cu 324.752†	1788.5	0.00601	mg/L	0.000455	0.00601	mg/L	0.000455	7.56%
Fe 273.955†	1106.0	1.208	mg/L	0.0045	1.208	mg/L	0.0045	0.38%
K 766.490†	8652.8	5.793	mg/L	0.1626	5.793	mg/L	0.1626	2.81%
Mg 279.077†	3517.0	2.620	mg/L	0.0068	2.620	mg/L	0.0068	0.26%
Mn 257.610†	7252.4	0.3089	mg/L	0.00039	0.3089	mg/L	0.00039	0.13%
Mo 202.031†	69.9	0.00575	mg/L	0.000309	0.00575	mg/L	0.000309	5.37%
Na 589.592†	6159612.0	1344	mg/L	3.5	1344	mg/L	3.5	0.26%
Na 330.237†	36542.5	1369	mg/L	2.0	1369	mg/L	2.0	0.15%
Ni 231.604†	18.6	0.01133	mg/L	0.002011	0.01133	mg/L	0.002011	17.76%
Pb 220.353†	29.8	0.00275	mg/L	0.000784	0.00275	mg/L	0.000784	28.49%
Sb 206.836†	3.5	0.00340	mg/L	0.001312	0.00340	mg/L	0.001312	38.57%
Se 196.026†	-3.9	-0.00236	mg/L	0.005010	-0.00236	mg/L	0.005010	212.20%
Si 288.158†	547.5	0.3673	mg/L	0.01158	0.3673	mg/L	0.01158	3.15%
Sn 189.927†	-4.2	-0.00041	mg/L	0.001484	-0.00041	mg/L	0.001484	361.48%
Sr 421.552†	27581.0	0.04447	mg/L	0.000041	0.04447	mg/L	0.000041	0.09%
Ti 334.903†	6451.7	0.2799	mg/L	0.00160	0.2799	mg/L	0.00160	0.57%
Tl 190.801†	4.4	0.00242	mg/L	0.002413	0.00242	mg/L	0.002413	99.89%
V 292.402†	96542.1	0.3177	mg/L	0.00358	0.3177	mg/L	0.00358	1.13%
Zn 206.200†	10.0	0.01096	mg/L	0.002858	0.01096	mg/L	0.002858	26.08%

Sequence No.: 4
Sample ID: JY35 A TWC
Analyst: JLB
Initial Sample Wt:
Dilution: 1X

Autosampler Location: 24
Date Collected: 10/2/2006 5:03:01 PM
Data Type: Original
Initial Sample Vol:
Sample Prep Vol:

Nebulizer Parameters: JY35 A TWC

Analyte	Back Pressure	Flow
All	183.0 kPa	0.50 L/min

Mean Data: JY35 A TWC

Analyte	Mean Corrected Intensity	Calib Conc.	Calib Units	Std.Dev.	Sample Conc.	Sample Units	Std.Dev.	RSD
ScA 357.253	1485820.8	91.45	%	0.409				0.45%
ScR 361.383	158082.1	100.9	%	0.51				0.51%
Ag 328.068†	127.3	0.00048	mg/L	0.000201	0.00048	mg/L	0.000201	41.88%
Al 308.215†	818.9	0.6867	mg/L	0.02990	0.6867	mg/L	0.02990	4.35%
As 188.979†	34.8	0.02736	mg/L	0.001929	0.02736	mg/L	0.001929	7.05%
B 249.677†	271.8	0.1094	mg/L	0.00253	0.1094	mg/L	0.00253	2.32%
Ba 233.527†	66.4	0.02259	mg/L	0.000578	0.02259	mg/L	0.000578	2.56%
Be 313.042†	952.1	0.00130	mg/L	0.000005	0.00130	mg/L	0.000005	0.39%
Ca 317.933†	110688.2	5.692	mg/L	0.0045	5.692	mg/L	0.0045	0.08%
Cd 228.802†	1.7	0.00000	mg/L	0.000141	0.00000	mg/L	0.000141	>999.9%
Co 228.616†	474.1	0.01046	mg/L	0.000217	0.01046	mg/L	0.000217	2.08%
Cr 267.716†	114.6	0.01642	mg/L	0.000741	0.01642	mg/L	0.000741	4.51%
Cu 324.752†	1731.8	0.00582	mg/L	0.000222	0.00582	mg/L	0.000222	3.81%
Fe 273.955†	1117.1	1.220	mg/L	0.0082	1.220	mg/L	0.0082	0.67%
K 766.490†	8844.7	5.922	mg/L	0.1597	5.922	mg/L	0.1597	2.70%
Mg 279.077†	3562.2	2.653	mg/L	0.0127	2.653	mg/L	0.0127	0.48%
Mn 257.610†	7255.5	0.3090	mg/L	0.00100	0.3090	mg/L	0.00100	0.32%
Mo 202.031†	68.9	0.00567	mg/L	0.000276	0.00567	mg/L	0.000276	4.87%
Na 589.592†	Saturated2							
Na 330.237†	37153.3	1392	mg/L	1.3	1392	mg/L	1.3	0.09%
Ni 231.604†	18.6	0.01135	mg/L	0.004097	0.01135	mg/L	0.004097	36.09%
Pb 220.353†	34.2	0.00314	mg/L	0.000399	0.00314	mg/L	0.000399	12.72%
Sb 206.836†	1.9	0.00229	mg/L	0.002155	0.00229	mg/L	0.002155	94.02%
Se 196.026†	-1.8	-0.00122	mg/L	0.002287	-0.00122	mg/L	0.002287	188.14%
Si 288.158†	526.4	0.3531	mg/L	0.00290	0.3531	mg/L	0.00290	0.82%
Sn 189.927†	-14.2	-0.00226	mg/L	0.000989	-0.00226	mg/L	0.000989	43.74%
Sr 421.552†	28144.5	0.04538	mg/L	0.000115	0.04538	mg/L	0.000115	0.25%
Ti 334.903†	6586.2	0.2857	mg/L	0.00062	0.2857	mg/L	0.00062	0.22%
Tl 190.801†	1.4	0.00007	mg/L	0.001672	0.00007	mg/L	0.001672	>999.9%
V 292.402†	98183.1	0.3231	mg/L	0.00027	0.3231	mg/L	0.00027	0.08%
Zn 206.200†	13.7	0.01496	mg/L	0.002596	0.01496	mg/L	0.002596	17.35%

Sequence No.: 5
Sample ID: JY35 ASPK TWC
Analyst: JLB
Initial Sample Wt:
Dilution: 1X

Autosampler Location: 25
Date Collected: 10/2/2006 5:10:25 PM
Data Type: Original
Initial Sample Vol:
Sample Prep Vol:

Nebulizer Parameters: JY35 ASPK TWC

Analyte	Back Pressure	Flow
All	183.0 kPa	0.50 L/min

Mean Data: JY35 ASPK TWC

Analyte	Mean Corrected Intensity	Calib Conc.	Calib Units	Std.Dev.	Sample Conc.	Sample Units	Std.Dev.	RSD
ScA 357.253	1488853.4	91.64	%	0.322				0.35%
ScR 361.383	161601.5	103.1	%	0.67				0.65%
Ag 328.068†	170067.7	0.4982	mg/L	0.00159	0.4982	mg/L	0.00159	0.32%
Al 308.215†	2982.6	2.508	mg/L	0.0146	2.508	mg/L	0.0146	0.58%
As 188.979†	2650.3	2.163	mg/L	0.0040	2.163	mg/L	0.0040	0.18%
B 249.677†	266.0	0.1079	mg/L	0.00220	0.1079	mg/L	0.00220	2.04%
Ba 233.527†	5282.3	1.814	mg/L	0.0085	1.814	mg/L	0.0085	0.47%
Be 313.042†	251024.6	0.4739	mg/L	0.00072	0.4739	mg/L	0.00072	0.15%
Ca 317.933†	292787.9	15.06	mg/L	0.032	15.06	mg/L	0.032	0.21%
Cd 228.802†	19253.0	0.5050	mg/L	0.00114	0.5050	mg/L	0.00114	0.23%
Co 228.616†	20827.6	0.4809	mg/L	0.00133	0.4809	mg/L	0.00133	0.28%
Cr 267.716†	3165.3	0.4705	mg/L	0.00184	0.4705	mg/L	0.00184	0.39%
Cu 324.752†	152775.3	0.5106	mg/L	0.00194	0.5106	mg/L	0.00194	0.38%
Fe 273.955†	2831.4	3.092	mg/L	0.0128	3.092	mg/L	0.0128	0.41%
K 766.490†	23817.9	15.95	mg/L	0.308	15.95	mg/L	0.308	1.93%
Mg 279.077†	16189.9	12.06	mg/L	0.018	12.06	mg/L	0.018	0.15%
Mn 257.610†	17563.0	0.7484	mg/L	0.00174	0.7484	mg/L	0.00174	0.23%
Mo 202.031†	87.4	0.00701	mg/L	0.000752	0.00701	mg/L	0.000752	10.73%
Na 589.592†	Saturated2							
Na 330.237†	36237.0	1357	mg/L	2.3	1357	mg/L	2.3	0.17%
Ni 231.604†	787.6	0.4796	mg/L	0.00117	0.4796	mg/L	0.00117	0.24%
Pb 220.353†	22425.7	1.958	mg/L	0.0055	1.958	mg/L	0.0055	0.28%
Sb 206.836†	12.5	0.00398	mg/L	0.002329	0.00398	mg/L	0.002329	58.50%
Se 196.026†	3801.0	2.095	mg/L	0.0077	2.095	mg/L	0.0077	0.37%
Si 288.158†	803.1	0.5397	mg/L	0.01251	0.5397	mg/L	0.01251	2.32%
Sn 189.927†	-21.4	-0.00278	mg/L	0.000485	-0.00278	mg/L	0.000485	17.44%
Sr 421.552†	317768.1	0.5124	mg/L	0.00143	0.5124	mg/L	0.00143	0.28%
Ti 334.903†	6367.5	0.2761	mg/L	0.00179	0.2761	mg/L	0.00179	0.65%
Tl 190.801†	2387.0	1.822	mg/L	0.0046	1.822	mg/L	0.0046	0.25%
V 292.402†	252965.9	0.8357	mg/L	0.00280	0.8357	mg/L	0.00280	0.33%
Zn 206.200†	453.9	0.4929	mg/L	0.00409	0.4929	mg/L	0.00409	0.83%

Sequence No.: 6
Sample ID: JY35 MB1SPK TWC
Analyst: JLB
Initial Sample Wt:
Dilution: 1X

Autosampler Location: 26
Date Collected: 10/2/2006 5:17:39 PM
Data Type: Original
Initial Sample Vol:
Sample Prep Vol:

Nebulizer Parameters: JY35 MB1SPK TWC

Analyte	Back Pressure	Flow
All	183.0 kPa	0.50 L/min

Mean Data: JY35 MB1SPK TWC

Analyte	Mean Corrected Intensity	Calib Conc.	Calib Units	Calib Std.Dev.	Sample Conc.	Sample Units	Sample Std.Dev.	RSD
ScA 357.253	1696135.7	104.4	%	0.55				0.52%
ScR 361.383	173771.0	110.9	%	0.58				0.52%
Ag 328.068†	165204.3	0.4838	mg/L	0.00037	0.4838	mg/L	0.00037	0.08%
Al 308.215†	2373.3	1.998	mg/L	0.0180	1.998	mg/L	0.0180	0.90%
As 188.979†	2436.1	1.989	mg/L	0.0129	1.989	mg/L	0.0129	0.65%
B 249.677†	-3.0	-0.00034	mg/L	0.001227	-0.00034	mg/L	0.001227	362.56%
Ba 233.527†	5417.3	1.860	mg/L	0.0121	1.860	mg/L	0.0121	0.65%
Be 313.042†	262352.4	0.4959	mg/L	0.00111	0.4959	mg/L	0.00111	0.22%
Ca 317.933†	197675.3	10.16	mg/L	0.020	10.16	mg/L	0.020	0.19%
Cd 228.802†	18822.9	0.4939	mg/L	0.00348	0.4939	mg/L	0.00348	0.71%
Co 228.616†	20941.7	0.4840	mg/L	0.00300	0.4840	mg/L	0.00300	0.62%
Cr 267.716†	3212.0	0.4780	mg/L	0.00200	0.4780	mg/L	0.00200	0.42%
Cu 324.752†	147465.1	0.4928	mg/L	0.00081	0.4928	mg/L	0.00081	0.16%
Fe 273.955†	1833.4	2.002	mg/L	0.0115	2.002	mg/L	0.0115	0.57%
K 766.490†	15192.5	10.17	mg/L	0.035	10.17	mg/L	0.035	0.34%
Mg 279.077†	13725.2	10.23	mg/L	0.031	10.23	mg/L	0.031	0.31%
Mn 257.610†	11102.6	0.4732	mg/L	0.00140	0.4732	mg/L	0.00140	0.30%
Mo 202.031†	18.2	0.00129	mg/L	0.000468	0.00129	mg/L	0.000468	36.24%
Na 589.592†	50910.3	11.11	mg/L	0.033	11.11	mg/L	0.033	0.30%
Na 330.237†	303.0	11.13	mg/L	0.160	11.13	mg/L	0.160	1.44%
Ni 231.604†	791.7	0.4821	mg/L	0.00342	0.4821	mg/L	0.00342	0.71%
Pb 220.353†	22739.7	1.985	mg/L	0.0091	1.985	mg/L	0.0091	0.46%
Sb 206.836†	4.8	-0.00276	mg/L	0.001901	-0.00276	mg/L	0.001901	68.81%
Se 196.026†	3627.5	2.000	mg/L	0.0180	2.000	mg/L	0.0180	0.90%
Si 288.158†	73.6	0.05040	mg/L	0.001060	0.05040	mg/L	0.001060	2.10%
Sn 189.927†	-17.7	-0.00242	mg/L	0.000283	-0.00242	mg/L	0.000283	11.70%
Sr 421.552†	304241.6	0.4906	mg/L	0.00089	0.4906	mg/L	0.00089	0.18%
Ti 334.903†	61.3	0.00255	mg/L	0.000583	0.00255	mg/L	0.000583	22.83%
Tl 190.801†	2632.4	2.011	mg/L	0.0114	2.011	mg/L	0.0114	0.57%
V 292.402†	155678.4	0.5157	mg/L	0.00084	0.5157	mg/L	0.00084	0.16%
Zn 206.200†	443.1	0.4812	mg/L	0.00275	0.4812	mg/L	0.00275	0.57%

Sequence No.: 7
Sample ID: CV9
Analyst: JLB
Initial Sample Wt:
Dilution: 1X

Autosampler Location: 7
Date Collected: 10/2/2006 5:24:53 PM
Data Type: Original
Initial Sample Vol:
Sample Prep Vol:

Nebulizer Parameters: CV

Analyte	Back Pressure	Flow
All	183.0 kPa	0.50 L/min

Mean Data: CV

Analyte	Mean Corrected Intensity	Calib Conc.	Calib Units	Std.Dev.	Sample Conc.	Sample Units	Std.Dev.	RSD
ScA 357.253	1675271.2	103.1	%	0.78				0.75%
ScR 361.383	170381.9	108.7	%	0.79				0.72%
Ag 328.068†	332367.6	0.9732	mg/L	0.00020	0.9732	mg/L	0.00020	0.02%
Al 308.215†	2378.2	1.974	mg/L	0.0141	1.974	mg/L	0.0141	0.71%
As 188.979†	2432.1	1.982	mg/L	0.0154	1.982	mg/L	0.0154	0.78%
B 249.677†	2355.7	0.9522	mg/L	0.01402	0.9522	mg/L	0.01402	1.47%
Ba 233.527†	2746.7	0.9429	mg/L	0.01162	0.9429	mg/L	0.01162	1.23%
Be 313.042†	520924.7	0.9846	mg/L	0.01104	0.9846	mg/L	0.01104	1.12%
Ca 317.933†	40083.9	2.061	mg/L	0.0058	2.061	mg/L	0.0058	0.28%
Cd 228.802†	38588.9	1.016	mg/L	0.0013	1.016	mg/L	0.0013	0.13%
Co 228.616†	42825.6	0.9892	mg/L	0.00165	0.9892	mg/L	0.00165	0.17%
Cr 267.716†	6293.9	0.9402	mg/L	0.01051	0.9402	mg/L	0.01051	1.12%
Cu 324.752†	304397.1	1.016	mg/L	0.0003	1.016	mg/L	0.0003	0.03%
Fe 273.955†	1819.5	1.986	mg/L	0.0208	1.986	mg/L	0.0208	1.05%
K 766.490†	29601.8	19.82	mg/L	0.083	19.82	mg/L	0.083	0.42%
Mg 279.077†	2715.9	2.027	mg/L	0.0269	2.027	mg/L	0.0269	1.33%
Mn 257.610†	22040.4	0.9394	mg/L	0.00472	0.9394	mg/L	0.00472	0.50%
Mo 202.031†	11931.9	0.9914	mg/L	0.00949	0.9914	mg/L	0.00949	0.96%
Na 589.592†	231632.3	50.53	mg/L	0.491	50.53	mg/L	0.491	0.97%
Na 330.237†	1373.9	51.46	mg/L	0.349	51.46	mg/L	0.349	0.68%
Ni 231.604†	1604.8	0.9783	mg/L	0.01087	0.9783	mg/L	0.01087	1.11%
Pb 220.353†	22738.7	1.986	mg/L	0.0020	1.986	mg/L	0.0020	0.10%
Sb 206.836†	2939.3	2.064	mg/L	0.0163	2.064	mg/L	0.0163	0.79%
Se 196.026†	3617.2	1.994	mg/L	0.0145	1.994	mg/L	0.0145	0.72%
Si 288.158†	2648.9	1.779	mg/L	0.0242	1.779	mg/L	0.0242	1.36%
Sn 189.927†	5350.2	0.9893	mg/L	0.00782	0.9893	mg/L	0.00782	0.79%
Sr 421.552†	606263.3	0.9776	mg/L	0.00978	0.9776	mg/L	0.00978	1.00%
Ti 334.903†	23410.9	1.014	mg/L	0.0042	1.014	mg/L	0.0042	0.42%
Tl 190.801†	2562.3	1.957	mg/L	0.0138	1.957	mg/L	0.0138	0.70%
V 292.402†	305624.8	1.013	mg/L	0.0004	1.013	mg/L	0.0004	0.04%
Zn 206.200†	902.0	0.9785	mg/L	0.00909	0.9785	mg/L	0.00909	0.93%

Sequence No.: 8
Sample ID: CB9
Analyst: JLB
Initial Sample Wt:
Dilution: 1X

Autosampler Location: 1
Date Collected: 10/2/2006 5:31:23 PM
Data Type: Original
Initial Sample Vol:
Sample Prep Vol:

Nebulizer Parameters: CB

Analyte	Back Pressure	Flow
All	183.0 kPa	0.50 L/min

Mean Data: CB

Analyte	Mean Corrected Intensity	Calib Conc.	Calib Units	Std.Dev.	Sample Conc.	Sample Units	Std.Dev.	RSD
ScA 357.253	1711814.6	105.4	%	0.75				0.71%
ScR 361.383	173774.2	110.9	%	0.31				0.28%
Ag 328.068†	70.6	0.00021	mg/L	0.000043	0.00021	mg/L	0.000043	20.63%
Al 308.215†	16.8	0.01421	mg/L	0.013915	0.01421	mg/L	0.013915	97.90%
As 188.979†	1.9	0.00151	mg/L	0.001841	0.00151	mg/L	0.001841	121.70%
B 249.677†	7.1	0.00288	mg/L	0.001778	0.00288	mg/L	0.001778	61.70%
Ba 233.527†	-4.1	-0.00139	mg/L	0.000668	-0.00139	mg/L	0.000668	47.91%
Be 313.042†	-41.0	-0.00008	mg/L	0.000080	-0.00008	mg/L	0.000080	102.69%
Ca 317.933†	25.9	0.00133	mg/L	0.000174	0.00133	mg/L	0.000174	13.02%
Cd 228.802†	-0.7	-0.00002	mg/L	0.000131	-0.00002	mg/L	0.000131	650.14%
Co 228.616†	3.7	0.00009	mg/L	0.000169	0.00009	mg/L	0.000169	197.73%
Cr 267.716†	7.6	0.00113	mg/L	0.001418	0.00113	mg/L	0.001418	125.04%
Cu 324.752†	-68.6	-0.00023	mg/L	0.000175	-0.00023	mg/L	0.000175	76.22%
Fe 273.955†	2.2	0.00237	mg/L	0.002118	0.00237	mg/L	0.002118	89.45%
K 766.490†	83.2	0.05574	mg/L	0.007601	0.05574	mg/L	0.007601	13.64%
Mg 279.077†	12.5	0.00929	mg/L	0.009637	0.00929	mg/L	0.009637	103.73%
Mn 257.610†	-10.8	-0.00046	mg/L	0.000245	-0.00046	mg/L	0.000245	53.14%
Mo 202.031†	6.9	0.00057	mg/L	0.000425	0.00057	mg/L	0.000425	74.02%
Na 589.592†	2094.0	0.4568	mg/L	0.00475	0.4568	mg/L	0.00475	1.04%
Na 330.237†	8.2	0.3075	mg/L	0.45608	0.3075	mg/L	0.45608	148.33%
Ni 231.604†	7.3	0.00444	mg/L	0.001756	0.00444	mg/L	0.001756	39.53%
Pb 220.353†	-11.9	-0.00103	mg/L	0.000579	-0.00103	mg/L	0.000579	56.32%
Sb 206.836†	-5.1	-0.00358	mg/L	0.001813	-0.00358	mg/L	0.001813	50.59%
Se 196.026†	7.1	0.00389	mg/L	0.002229	0.00389	mg/L	0.002229	57.27%
Si 288.158†	19.9	0.01337	mg/L	0.003223	0.01337	mg/L	0.003223	24.10%
Sn 189.927†	5.3	0.00097	mg/L	0.001335	0.00097	mg/L	0.001335	138.14%
Sr 421.552†	45.7	0.00007	mg/L	0.000091	0.00007	mg/L	0.000091	122.99%
Ti 334.903†	1.8	0.00008	mg/L	0.000791	0.00008	mg/L	0.000791	999.40%
Tl 190.801†	0.1	0.00006	mg/L	0.003196	0.00006	mg/L	0.003196	>999.9%
V 292.402†	28.0	0.00010	mg/L	0.000125	0.00010	mg/L	0.000125	123.87%
Zn 206.200†	-0.5	-0.00054	mg/L	0.003691	-0.00054	mg/L	0.003691	683.03%

OPTIMA ICP SAMPLE RUN LOG

IEC Date: 9.25.06 Analysis Date: 10.3.6 Analyst: JMB

LR Date: 6.19.06 Page: 1 of 4

All corrections made by analyst unless otherwise noted.

Edit Label	Delete Data	ARI Sample ID	Prep. Code	Dilution	Comments
		STD 0			7307-7
		2			7308-8
		3			-9
		4			-10
		5			-11
		ICV			2291-3
		ICB			
		CRI			
		ICSA			
		ICSAB			
		CCV1			
		CCB1			
		JY35 MB2	WMW	✓	
		JY56 MB2		✓	
	✓	JY35 E		5	noisy rerun
		F			
		JY56 I			
		J			
		JY35 DDUP		✓	
		D			
		DSPK		✓	0.8mL 1000 mg/L Si / 8 mL
		MB2SPK		✓	" "
		CCV2			
		CCB2			

OPTIMA ICP SAMPLE RUN LOG

IEC Date: — Analysis Date: 10.3.4 Analyst: JB

LR Date: — Page: 2 of 4

All corrections made by analyst unless otherwise noted. 10.3.6 JMD

Edit Label	Delete Data	ARI Sample ID	Prep. Code	Dilution	Comments
		JY77MB2	WMN	✓	
		JY56L		5	
		K			
		JY77 M			
		~~M~~ L			
		N			
		JY56 HDUP		✓	
		H			
		H SPK		✓	0.08ml 1000mg/L Si / 8mls
		MB2SPK		✓	" "
		CCV3			
		CCB3			
		JY55 E	WMN	5	
		JY77 O			
		P			
		Q			
		K			
		JDUP		✓	
		J			
		JSPK		✓	0.08ml 1000mg/L Si / 8mls
		MB2SPK		✓	" "
		CCV4			
		CCB4			
		~~JY03 MB~~	~~TWC~~		~~Zn 0.004 FOR MB~~ A.N. 10.4.16

ANALYTICAL RESOURCES INCORPORATED

Metals Data Review Checklist

Method: ICP/ICP-MS GFA CVA **Analysis Date:** 10.3.6

	Analyst 10.4.6	Peer BW 10.4	Comment
Logbook:			
Analyst, Date, Method info	✓	✓	
Sample ID's	✓	✓	
Standard/QC solution ID's recorded	✓	✓	
Prep codes	✓	✓	
Dilution factors	✓	✓	
Crossouts/Corrections/Deletions	✓	✓	
Calibration:			
Blank & Standard intensities	✓	✓	
Standard deviations	✓	✓	
Curve fit	✓	✓	
Calibration Verification:			
ICV/CCV	✓	✓	See log
ICB/CCB	✓	✓	
Samples:			
RSD's & SD's	✓	✓	See log
Internal Standards	✓	✓	11
Carry-over	✓	✓	
Method QC:			
CRI/CRA	✓	✓	
ICSA/ICSAB	✓	✓	
Post Spikes/Serial Dilutions	—	—	
Analytic Spikes	—	—	
Matrix QC:			
SRM/LCS	✓	✓	
Matrix Spikes	✓	✓	
Matrix Duplicates	✓	✓	
Method Blanks	✓	✓	JY02A.N, JY50CAF
Data Distribution:			
Requested elements/isotope identified	✓	✓	
Correct samples identified for distribution	✓	✓	
Raw data match distributed data	✓	✓	
Data filename correct	✓	✓	
Necessary Analysts Notes and CAF's	✓	✓	JY02, JY50

Nebulizer Parameters: Hg_ReAlign

Analyte	Back Pressure	Flow
All	179.0 kPa	0.50 L/min

10/3/2006 9:55:43 AM Hg ReAlign... Actual peak offset (nm): -0.002
Drift (nm): 0.000 Slit adjustment: 0

Align View XY Axial for analyte Mn 257.610

X-position	Y-position	Intensity
-2.0	15.0	215881.4
-1.6	15.0	281847.2
-1.2	15.0	342330.5
-0.8	15.0	388538.5
-0.4	15.0	399661.7
0.0	15.0	378402.0
0.4	15.0	330996.2
0.8	15.0	280138.0
1.2	15.0	224137.8
1.6	15.0	174260.1
2.0	15.0	130881.3
-0.4	10.0	2727.8
-0.4	10.5	6591.2
-0.4	11.0	15074.0
-0.4	11.5	28013.7
-0.4	12.0	48648.7
-0.4	12.5	109464.3
-0.4	13.0	152108.2
-0.4	13.5	207794.0
-0.4	14.0	266091.9
-0.4	14.5	367978.1
-0.4	15.0	397745.0
-0.4	15.5	390274.7
-0.4	16.0	373270.5
-0.4	16.5	265122.0
-0.4	17.0	204701.8
-0.4	17.5	150982.7
-0.4	18.0	105975.0
-0.4	18.5	70159.3
-0.4	19.0	29346.7
-0.4	19.5	16707.5
-0.4	20.0	7570.5
-1.2	15.0	347268.5
-0.8	15.0	388663.1
-0.4	15.0	403356.6
0.0	15.0	391686.9
0.4	15.0	334431.8
-0.4	13.0	160919.4
-0.4	13.5	202250.8
-0.4	14.0	265858.1
-0.4	14.5	367771.8
-0.4	15.0	405446.6
-0.4	15.5	398240.3
-0.4	16.0	371373.1
-0.4	16.5	262576.0
-0.4	17.0	206148.3

10/3/2006 9:59:13 AM aligned for analyte Mn 257.610
X viewing position set to -0.4 mm having Peak intensity 405446.6 for Axial viewing
Y viewing position set to 15.0 mm having Peak intensity 405446.6 for Axial viewing

Align View XY Axial for analyte Mn 257.610

X-position	Y-position	Intensity
-2.0	15.0	155959.2
-1.6	15.0	212974.5
-1.2	15.0	283618.2
-0.8	15.0	340476.8
-0.4	15.0	380687.5
0.0	15.0	404477.1

0.4	15.0	379060.4
0.8	15.0	336407.4
1.2	15.0	279258.5
1.6	15.0	230829.4
2.0	15.0	176134.4
0.0	10.0	2740.6
0.0	10.5	6724.7
0.0	11.0	15262.3
0.0	11.5	27675.3
0.0	12.0	48538.6
0.0	12.5	109573.9
0.0	13.0	157169.3
0.0	13.5	207559.7
0.0	14.0	261204.1
0.0	14.5	362887.6
0.0	15.0	395730.6
0.0	15.5	403207.6
0.0	16.0	370508.9
0.0	16.5	266672.9
0.0	17.0	208102.8
0.0	17.5	153038.0
0.0	18.0	106295.3
0.0	18.5	70332.6
0.0	19.0	28970.4
0.0	19.5	16888.4
0.0	20.0	8276.3
-0.8	15.5	345687.2
-0.4	15.5	380353.2
0.0	15.5	400992.1
0.4	15.5	381915.7
0.8	15.5	332851.8
0.0	13.5	210642.2
0.0	14.0	266157.5
0.0	14.5	367157.2
0.0	15.0	393102.7
0.0	15.5	400578.8
0.0	16.0	371282.9
0.0	16.5	266287.5
0.0	17.0	204489.6
0.0	17.5	150183.1

10/3/2006 10:00:54 AM aligned for analyte Mn 257.610
X viewing position set to 0.0 mm having Peak intensity 400578.8 for Axial viewing
Y viewing position set to 15.5 mm having Peak intensity 400578.8 for Axial viewing

==========

==========

Align View X Radial for analyte Mn 257.610

X-position	Y-position	Intensity
-7.0	15.0	2866.7
-6.5	15.0	5772.7
-6.0	15.0	8547.8
-5.5	15.0	9035.4
-5.0	15.0	9529.9
-4.5	15.0	12822.2
-4.0	15.0	20741.8
-3.5	15.0	28358.0
-3.0	15.0	39080.4
-2.5	15.0	51998.6
-2.0	15.0	88158.6
-1.5	15.0	153537.2
-1.0	15.0	211119.2
-0.5	15.0	240459.0
0.0	15.0	255839.4
0.5	15.0	232620.1
1.0	15.0	174627.3
1.5	15.0	98947.7
2.0	15.0	99380.0
2.5	15.0	111309.8
3.0	15.0	89588.9
3.5	15.0	71984.1
4.0	15.0	57937.5
4.5	15.0	44385.4

5.0	15.0	28551.2
5.5	15.0	14208.3
6.0	15.0	7516.6
6.5	15.0	5643.7
7.0	15.0	4954.9

10/3/2006 10:03:27 AM aligned for analyte Mn 257.610
X viewing position set to 0.0 mm having Peak intensity 255839.4 for Radial viewing

Nebulizer Parameters: Hg_ReAlign

Analyte	**Back Pressure**	**Flow**
All	180.0 kPa	0.50 L/min

10/3/2006 10:41:59 AM Hg ReAlign... Actual peak offset (nm): -0.002
Drift (nm): 0.000 Slit adjustment: 0

Analysis Begun

Start Time: 10/3/2006 10:45:31 AM
Plasma On Time: 10/3/2006 9:06:21 AM
Logged In Analyst: metals
Technique: ICP Continuous
Spectrometer Model: Optima 4300 DV, S/N 077N0060101Autosampler Model: AS-93plus

Sample Information File: C:\pe\Administrator\Sample Information\CRISET.sif
Batch ID:
Results Data Set: PE061003
Results Library: C:\pe\Administrator\Results\Results.mdb

Method Loaded
Method Name: ARIIEC5
Method Last Saved: 9/25/2006 11:38:10 AM
IEC File: IEC28mina.iec
MSF File:
Method Description: 12Axial Elements

Analyte	Calibration Equation	Processing	View	Internal Standard	IEC
Ag 328.068	Lin Thru 0	Peak Area	Axial	ScA 357.253	Yes
Al 308.215	Lin Thru 0	Peak Area	Radial	ScR 361.383	Yes
As 188.979	Lin Thru 0	Peak Area	Axial	ScA 357.253	Yes
B 249.677	Lin Thru 0	Peak Area	Radial	ScR 361.383	Yes
Ba 233.527	Lin Thru 0	Peak Area	Radial	ScR 361.383	Yes
Be 313.042	Lin Thru 0	Peak Area	Radial	ScR 361.383	Yes
Ca 317.933	Lin Thru 0	Peak Area	Radial	ScR 361.383	No
Cd 228.802	Lin Thru 0	Peak Area	Axial	ScA 357.253	Yes
Co 228.616	Lin Thru 0	Peak Area	Axial	ScA 357.253	Yes
Cr 267.716	Lin Thru 0	Peak Area	Radial	ScR 361.383	Yes
Cu 324.752	Lin Thru 0	Peak Area	Axial	ScA 357.253	Yes
Fe 273.955	Lin Thru 0	Peak Area	Radial	ScR 361.383	Yes
K 766.490	Lin Thru 0	Peak Area	Radial	ScR 361.383	No
Mg 279.077	Lin Thru 0	Peak Area	Radial	ScR 361.383	Yes
Mn 257.610	Lin Thru 0	Peak Area	Radial	ScR 361.383	Yes
Mo 202.031	Lin Thru 0	Peak Area	Axial	ScA 357.253	Yes
Na 589.592	Lin Thru 0	Peak Area	Radial	ScR 361.383	No
Na 330.237	Lin Thru 0	Peak Area	Radial	ScR 361.383	Yes
Ni 231.604	Lin Thru 0	Peak Area	Radial	ScR 361.383	Yes
Pb 220.353	Lin Thru 0	Peak Area	Axial	ScA 357.253	Yes
Sb 206.836	Lin Thru 0	Peak Area	Axial	ScA 357.253	Yes
Se 196.026	Lin Thru 0	Peak Area	Axial	ScA 357.253	Yes
Si 288.158	Lin Thru 0	Peak Area	Radial	ScR 361.383	Yes
Sn 189.927	Lin Thru 0	Peak Area	Axial	ScA 357.253	Yes
Sr 421.552	Lin Thru 0	Peak Area	Radial	ScR 361.383	No
Ti 334.903	Lin Thru 0	Peak Area	Radial	ScR 361.383	Yes
Tl 190.801	Lin Thru 0	Peak Area	Axial	ScA 357.253	Yes
V 292.402	Lin Thru 0	Peak Area	Axial	ScA 357.253	Yes
Zn 206.200	Lin Thru 0	Peak Area	Radial	ScR 361.383	Yes
ScA 357.253	Lin, Calc Int	Peak Area	Axial	n/a	n/a
ScR 361.383	Lin, Calc Int	Peak Area	Radial	n/a	n/a

Sequence No.: 1
Autosampler Location: 1
Sample ID: Calib Blank 1
Date Collected: 10/3/2006 10:45:32 AM
Analyst:
Data Type: Original
Initial Sample Wt:
Initial Sample Vol:
Dilution:
Sample Prep Vol:

Nebulizer Parameters: Calib Blank 1

Analyte	Back Pressure	Flow
All	180.0 kPa	0.50 L/min

Mean Data: Calib Blank 1

Analyte	Mean Corrected Intensity	Std.Dev.	RSD	Conc.	Calib Units
ScA 357.253	1920134.7	18094.97	0.94%	100.0	%
ScR 361.383	205980.4	688.28	0.33%	100.0	%
Ag 328.068†	922.2	26.31	2.85%	[0.00]	mg/L
Al 308.215†	-319.7	30.80	9.63%	[0.00]	mg/L

As 188.979†	43.1	2.74	6.35%	[0.00]	mg/L
B 249.677†	33.3	1.63	4.90%	[0.00]	mg/L
Ba 233.527†	34.6	2.18	6.30%	[0.00]	mg/L
Be 313.042†	1008.3	11.24	1.11%	[0.00]	mg/L
Ca 317.933†	167.2	18.98	11.35%	[0.00]	mg/L
Cd 228.802†	177.4	3.10	1.75%	[0.00]	mg/L
Co 228.616†	142.2	9.43	6.63%	[0.00]	mg/L
Cr 267.716†	17.5	2.72	15.49%	[0.00]	mg/L
Cu 324.752†	2776.1	78.54	2.83%	[0.00]	mg/L
Fe 273.955†	-46.8	0.98	2.09%	[0.00]	mg/L
K 766.490†	2806.3	24.47	0.87%	[0.00]	mg/L
Mg 279.077†	-456.2	3.48	0.76%	[0.00]	mg/L
Mn 257.610†	82.0	5.91	7.21%	[0.00]	mg/L
Mo 202.031†	-27.2	5.09	18.73%	[0.00]	mg/L
Na 589.592†	-189.8	57.99	30.55%	[0.00]	mg/L
Na 330.237†	-321.0	17.14	5.34%	[0.00]	mg/L
Ni 231.604†	-8.8	4.68	53.44%	[0.00]	mg/L
Pb 220.353†	291.0	4.56	1.57%	[0.00]	mg/L
Sb 206.836†	26.2	3.72	14.19%	[0.00]	mg/L
Se 196.026†	-62.2	1.88	3.02%	[0.00]	mg/L
Si 288.158†	-32.6	1.97	6.03%	[0.00]	mg/L
Sn 189.927†	29.6	2.61	8.81%	[0.00]	mg/L
Sr 421.552†	28.2	47.89	170.11%	[0.00]	mg/L
Ti 334.903†	-519.0	21.72	4.19%	[0.00]	mg/L
Tl 190.801†	-18.0	2.87	15.92%	[0.00]	mg/L
V 292.402†	-71.5	62.57	87.49%	[0.00]	mg/L
Zn 206.200†	-3.3	0.55	16.70%	[0.00]	mg/L

Sequence No.: 2
Sample ID: STD2
Analyst:
Initial Sample Wt:
Dilution:

Autosampler Location: 2
Date Collected: 10/3/2006 10:51:53 AM
Data Type: Original
Initial Sample Vol:
Sample Prep Vol:

Nebulizer Parameters: STD2

Analyte	Back Pressure	Flow
All	180.0 kPa	0.50 L/min

Mean Data: STD2

Analyte	Mean Corrected Intensity	Std.Dev.	RSD	Conc.	Calib Units
ScA 357.253	1912047.7	7935.69	0.42%	99.58	%
ScR 361.383	207015.1	531.38	0.26%	100.5	%
Ba 233.527†	32458.2	97.93	0.30%	[10]	mg/L
Cd 228.802†	408326.2	1397.77	0.34%	[10]	mg/L
Co 228.616†	492145.9	2505.95	0.51%	[10]	mg/L
Cr 267.716†	80077.6	92.84	0.12%	[10]	mg/L
Cu 324.752†	3251751.5	9798.34	0.30%	[10]	mg/L
Mn 257.610†	263356.0	191.85	0.07%	[10]	mg/L
V 292.402†	3586722.6	7441.97	0.21%	[10]	mg/L

Sequence No.: 3
Sample ID: STD3
Analyst:
Initial Sample Wt:
Dilution:

Autosampler Location: 3
Date Collected: 10/3/2006 10:56:05 AM
Data Type: Original
Initial Sample Vol:
Sample Prep Vol:

Nebulizer Parameters: STD3

Analyte	Back Pressure	Flow
All	180.0 kPa	0.50 L/min

Mean Data: STD3

Analyte	Mean Corrected Intensity	Std.Dev.	RSD	Conc.	Calib Units
ScA 357.253	1853204.0	13320.23	0.72%	96.51	%
ScR 361.383	206831.1	940.34	0.45%	100.4	%
Ag 328.068†	382382.1	1205.25	0.32%	[1.0]	mg/L
As 188.979†	13050.1	91.62	0.70%	[10]	mg/L
B 249.677†	27581.4	70.86	0.26%	[10]	mg/L
Be 313.042†	3198041.7	8429.47	0.26%	[5.0]	mg/L
Na 589.592†	280515.7	68.68	0.02%	[50]	mg/L
Ni 231.604†	18833.1	75.99	0.40%	[10]	mg/L
Pb 220.353†	122452.8	205.76	0.17%	[10]	mg/L
Se 196.026†	18813.8	138.67	0.74%	[10]	mg/L
Sr 421.552†	3739728.9	4605.55	0.12%	[5]	mg/L
Tl 190.801†	14162.4	80.27	0.57%	[10]	mg/L
Zn 206.200†	9744.2	33.83	0.35%	[10]	mg/L

Sequence No.: 4
Sample ID: STD4
Analyst:
Initial Sample Wt:
Dilution:

Autosampler Location: 4
Date Collected: 10/3/2006 11:01:06 AM
Data Type: Original
Initial Sample Vol:
Sample Prep Vol:

Nebulizer Parameters: STD4

Analyte	Back Pressure	Flow
All	180.0 kPa	0.50 L/min

Mean Data: STD4

Analyte	Mean Corrected Intensity	Std.Dev.	RSD	Conc.	Calib Units
ScA 357.253	1929646.8	13648.47	0.71%	100.5	%
ScR 361.383	211205.8	147.21	0.07%	102.5	%
Mo 202.031†	132337.9	1677.40	1.27%	[10]	mg/L
Sb 206.836†	14047.4	192.78	1.37%	[10]	mg/L
Si 288.158†	15292.8	47.10	0.31%	[10]	mg/L
Sn 189.927†	59546.0	794.92	1.33%	[10]	mg/L
Ti 334.903†	279448.2	741.00	0.27%	[10]	mg/L

Sequence No.: 5 **Autosampler Location: 5**
Sample ID: STD5 **Date Collected: 10/3/2006 11:05:43 AM**
Analyst: **Data Type: Original**
Initial Sample Wt: **Initial Sample Vol:**
Dilution: **Sample Prep Vol:**

Nebulizer Parameters: STD5

Analyte	Back Pressure	Flow
All	180.0 kPa	0.50 L/min

Mean Data: STD5

Analyte	Mean Corrected Intensity	Std.Dev.	RSD	Conc.	Calib Units
ScA 357.253	1761289.3	3944.61	0.22%	91.73	%
ScR 361.383	196541.0	352.34	0.18%	95.42	%
Al 308.215†	43689.3	78.79	0.18%	[30]	mg/L
Ca 317.933†	753057.2	1695.92	0.23%	[30]	mg/L
Fe 273.955†	101617.9	697.60	0.69%	[100]	mg/L
K 766.490†	191170.3	728.07	0.38%	[100]	mg/L
Mg 279.077†	49478.4	125.27	0.25%	[30]	mg/L
Na 330.237†	3169.5	7.05	0.22%	[100]	mg/L

Calibration Summary

Analyte	Stds.	Equation	Intercept	Slope	Curvature	Corr. Coef.	Reslope
Ag 328.068	1	Lin Thru 0	0.0	382400	0.00000	1.000000	
Al 308.215	1	Lin Thru 0	0.0	1456	0.00000	1.000000	
As 188.979	1	Lin Thru 0	0.0	1305	0.00000	1.000000	
B 249.677	1	Lin Thru 0	0.0	2758	0.00000	1.000000	
Ba 233.527	1	Lin Thru 0	0.0	3246	0.00000	1.000000	
Be 313.042	1	Lin Thru 0	0.0	639600	0.00000	1.000000	
Ca 317.933	1	Lin Thru 0	0.0	25100	0.00000	1.000000	
Cd 228.802	1	Lin Thru 0	0.0	40830	0.00000	1.000000	
Co 228.616	1	Lin Thru 0	0.0	49210	0.00000	1.000000	
Cr 267.716	1	Lin Thru 0	0.0	8008	0.00000	1.000000	
Cu 324.752	1	Lin Thru 0	0.0	325200	0.00000	1.000000	
Fe 273.955	1	Lin Thru 0	0.0	1016	0.00000	1.000000	
K 766.490	1	Lin Thru 0	0.0	1912	0.00000	1.000000	
Mg 279.077	1	Lin Thru 0	0.0	1649	0.00000	1.000000	
Mn 257.610	1	Lin Thru 0	0.0	26340	0.00000	1.000000	
Mo 202.031	1	Lin Thru 0	0.0	13230	0.00000	1.000000	
Na 589.592	1	Lin Thru 0	0.0	5610	0.00000	1.000000	
Na 330.237	1	Lin Thru 0	0.0	31.69	0.00000	1.000000	
Ni 231.604	1	Lin Thru 0	0.0	1883	0.00000	1.000000	
Pb 220.353	1	Lin Thru 0	0.0	12250	0.00000	1.000000	
Sb 206.836	1	Lin Thru 0	0.0	1405	0.00000	1.000000	
Se 196.026	1	Lin Thru 0	0.0	1881	0.00000	1.000000	
Si 288.158	1	Lin Thru 0	0.0	1529	0.00000	1.000000	
Sn 189.927	1	Lin Thru 0	0.0	5955	0.00000	1.000000	
Sr 421.552	1	Lin Thru 0	0.0	747900	0.00000	1.000000	
Ti 334.903	1	Lin Thru 0	0.0	27940	0.00000	1.000000	
Tl 190.801	1	Lin Thru 0	0.0	1416	0.00000	1.000000	
V 292.402	1	Lin Thru 0	0.0	358700	0.00000	1.000000	
Zn 206.200	1	Lin Thru 0	0.0	974.4	0.00000	1.000000	

Analysis Begun

Start Time: 10/3/2006 11:29:55 AM
Logged In Analyst: metals
Spectrometer Model: Optima 4300 DV, S/N 077N0060101
Plasma On Time: 10/3/2006 9:06:21 AM
Technique: ICP Continuous
Autosampler Model: AS-93plus

Sample Information File: C:\pe\Administrator\Sample Information\CRISET.sif
Batch ID:
Results Data Set: PE061003
Results Library: C:\pe\Administrator\Results\Results.mdb

Sequence No.: 1
Sample ID: CV
Analyst:
Initial Sample Wt:
Dilution: 1X
Autosampler Location: 7
Date Collected: 10/3/2006 11:29:55 AM
Data Type: Original
Initial Sample Vol:
Sample Prep Vol:

Nebulizer Parameters: CV

Analyte	Back Pressure	Flow
All	180.0 kPa	0.50 L/min

Mean Data: CV

Analyte	Mean Corrected Intensity	Calib Conc.	Calib Units	Calib Std.Dev.	Sample Conc.	Sample Units	Sample Std.Dev.	RSD
ScA 357.253	1830191.6	95.32	%	0.188				0.20%
ScR 361.383	204655.3	99.36	%	0.212				0.21%
Ag 328.068†	379688.3	0.9931	mg/L	0.00169	0.9931	mg/L	0.00169	0.17%
Al 308.215†	2961.1	1.995	mg/L	0.0154	1.995	mg/L	0.0154	0.77%
As 188.979†	2626.7	2.008	mg/L	0.0159	2.008	mg/L	0.0159	0.79%
B 249.677†	2685.3	0.9770	mg/L	0.00787	0.9770	mg/L	0.00787	0.81%
Ba 233.527†	3162.8	0.9739	mg/L	0.00508	0.9739	mg/L	0.00508	0.52%
Be 313.042†	634904.9	0.9910	mg/L	0.00276	0.9910	mg/L	0.00276	0.28%
Ca 317.933†	50536.6	2.013	mg/L	0.0076	2.013	mg/L	0.0076	0.38%
Cd 228.802†	42615.1	1.041	mg/L	0.0005	1.041	mg/L	0.0005	0.05%
Co 228.616†	49229.2	0.9986	mg/L	0.00263	0.9986	mg/L	0.00263	0.26%
Cr 267.716†	7691.8	0.9593	mg/L	0.00384	0.9593	mg/L	0.00384	0.40%
Cu 324.752†	339182.2	1.043	mg/L	0.0020	1.043	mg/L	0.0020	0.19%
Fe 273.955†	2054.8	2.020	mg/L	0.0124	2.020	mg/L	0.0124	0.61%
K 766.490†	38023.9	19.89	mg/L	0.053	19.89	mg/L	0.053	0.27%
Mg 279.077†	3350.9	2.036	mg/L	0.0191	2.036	mg/L	0.0191	0.94%
Mn 257.610†	24939.4	0.9474	mg/L	0.00516	0.9474	mg/L	0.00516	0.54%
Mo 202.031†	13492.6	1.020	mg/L	0.0039	1.020	mg/L	0.0039	0.38%
Na 589.592†	279790.9	49.87	mg/L	0.074	49.87	mg/L	0.074	0.15%
Na 330.237†	1594.9	50.30	mg/L	0.198	50.30	mg/L	0.198	0.39%
Ni 231.604†	1877.8	0.9983	mg/L	0.00639	0.9983	mg/L	0.00639	0.64%
Pb 220.353†	24761.9	2.024	mg/L	0.0033	2.024	mg/L	0.0033	0.16%
Sb 206.836†	3079.0	2.192	mg/L	0.0058	2.192	mg/L	0.0058	0.26%
Se 196.026†	3791.6	2.014	mg/L	0.0118	2.014	mg/L	0.0118	0.58%
Si 288.158†	3131.2	2.050	mg/L	0.0126	2.050	mg/L	0.0126	0.61%
Sn 189.927†	5774.2	0.9738	mg/L	0.00714	0.9738	mg/L	0.00714	0.73%
Sr 421.552†	744800.5	0.9958	mg/L	0.00212	0.9958	mg/L	0.00212	0.21%
Ti 334.903†	28464.7	1.017	mg/L	0.0030	1.017	mg/L	0.0030	0.30%
Tl 190.801†	2812.1	1.982	mg/L	0.0115	1.982	mg/L	0.0115	0.58%
V 292.402†	365307.9	1.026	mg/L	0.0019	1.026	mg/L	0.0019	0.19%
Zn 206.200†	987.5	1.013	mg/L	0.0088	1.013	mg/L	0.0088	0.87%

Sequence No.: 2
Sample ID: CB
Analyst:
Initial Sample Wt:
Dilution: 1X

Autosampler Location: 1
Date Collected: 10/3/2006 11:36:13 AM
Data Type: Original
Initial Sample Vol:
Sample Prep Vol:

Nebulizer Parameters: CB

Analyte	Back Pressure	Flow
All	180.0 kPa	0.50 L/min

Mean Data: CB

Analyte	Mean Corrected Intensity	Calib Conc.	Calib Units	Calib Std.Dev.	Sample Conc.	Sample Units	Sample Std.Dev.	RSD
ScA 357.253	1891460.0	98.51	%	0.725				0.74%
ScR 361.383	205957.2	99.99	%	0.339				0.34%
Ag 328.068†	192.7	0.00050	mg/L	0.000196	0.00050	mg/L	0.000196	38.95%
Al 308.215†	19.0	0.01305	mg/L	0.012724	0.01305	mg/L	0.012724	97.52%
As 188.979†	6.8	0.00522	mg/L	0.002048	0.00522	mg/L	0.002048	39.21%
B 249.677†	23.6	0.00857	mg/L	0.000819	0.00857	mg/L	0.000819	9.55%
Ba 233.527†	4.6	0.00141	mg/L	0.001030	0.00141	mg/L	0.001030	73.27%
Be 313.042†	76.4	0.00012	mg/L	0.000006	0.00012	mg/L	0.000006	4.98%
Ca 317.933†	0.6	0.00002	mg/L	0.000209	0.00002	mg/L	0.000209	877.21%
Cd 228.802†	7.3	0.00017	mg/L	0.000048	0.00017	mg/L	0.000048	28.23%
Co 228.616†	8.6	0.00017	mg/L	0.000054	0.00017	mg/L	0.000054	31.23%
Cr 267.716†	7.8	0.00097	mg/L	0.001140	0.00097	mg/L	0.001140	117.19%
Cu 324.752†	36.7	0.00011	mg/L	0.000121	0.00011	mg/L	0.000121	108.21%
Fe 273.955†	-0.8	-0.00081	mg/L	0.001070	-0.00081	mg/L	0.001070	131.82%
K 766.490†	22.6	0.01181	mg/L	0.010838	0.01181	mg/L	0.010838	91.81%
Mg 279.077†	0.7	0.00044	mg/L	0.003201	0.00044	mg/L	0.003201	728.60%
Mn 257.610†	4.2	0.00016	mg/L	0.000177	0.00016	mg/L	0.000177	111.26%
Mo 202.031†	7.5	0.00057	mg/L	0.000170	0.00057	mg/L	0.000170	30.11%
Na 589.592†	139.4	0.02485	mg/L	0.007845	0.02485	mg/L	0.007845	31.57%
Na 330.237†	8.0	0.2525	mg/L	0.33132	0.2525	mg/L	0.33132	131.20%
Ni 231.604†	0.3	0.00015	mg/L	0.001685	0.00015	mg/L	0.001685	>999.9%
Pb 220.353†	20.1	0.00164	mg/L	0.000321	0.00164	mg/L	0.000321	19.54%
Sb 206.836†	-5.6	-0.00396	mg/L	0.001766	-0.00396	mg/L	0.001766	44.66%
Se 196.026†	9.6	0.00510	mg/L	0.007996	0.00510	mg/L	0.007996	156.89%
Si 288.158†	-2.2	-0.00147	mg/L	0.003621	-0.00147	mg/L	0.003621	247.06%
Sn 189.927†	9.4	0.00157	mg/L	0.000850	0.00157	mg/L	0.000850	53.99%
Sr 421.552†	-46.4	-0.00006	mg/L	0.000020	-0.00006	mg/L	0.000020	32.17%
Ti 334.903†	36.4	0.00130	mg/L	0.000811	0.00130	mg/L	0.000811	62.24%
Tl 190.801†	3.9	0.00277	mg/L	0.001469	0.00277	mg/L	0.001469	53.11%
V 292.402†	52.9	0.00015	mg/L	0.000149	0.00015	mg/L	0.000149	96.59%
Zn 206.200†	2.9	0.00298	mg/L	0.000963	0.00298	mg/L	0.000963	32.36%

Sequence No.: 3
Sample ID: CRI
Analyst:
Initial Sample Wt:
Dilution: 1X

Autosampler Location: 8
Date Collected: 10/3/2006 11:42:36 AM
Data Type: Original
Initial Sample Vol:
Sample Prep Vol:

Nebulizer Parameters: CRI

Analyte	Back Pressure	Flow
All	180.0 kPa	0.50 L/min

Mean Data: CRI

Analyte	Mean Corrected Intensity	Calib Conc.	Calib Units	Calib Std.Dev.	Sample Conc.	Sample Units	Sample Std.Dev.	RSD
ScA 357.253	1898130.8	98.85	%	0.963				0.97%
ScR 361.383	207549.8	100.8	%	0.43				0.42%
Ag 328.068†	1258.8	0.00329	mg/L	0.000231	0.00329	mg/L	0.000231	7.01%
Al 308.215†	94.8	0.06496	mg/L	0.001779	0.06496	mg/L	0.001779	2.74%
As 188.979†	72.8	0.05575	mg/L	0.002790	0.05575	mg/L	0.002790	5.00%
B 249.677†	67.6	0.02452	mg/L	0.004392	0.02452	mg/L	0.004392	17.91%
Ba 233.527†	8.6	0.00266	mg/L	0.000453	0.00266	mg/L	0.000453	17.04%
Be 313.042†	746.1	0.00116	mg/L	0.000066	0.00116	mg/L	0.000066	5.72%
Ca 317.933†	1365.8	0.05441	mg/L	0.001134	0.05441	mg/L	0.001134	2.08%
Cd 228.802†	89.5	0.00212	mg/L	0.000128	0.00212	mg/L	0.000128	6.07%
Co 228.616†	155.5	0.00315	mg/L	0.000117	0.00315	mg/L	0.000117	3.70%
Cr 267.716†	46.5	0.00579	mg/L	0.000405	0.00579	mg/L	0.000405	6.99%
Cu 324.752†	720.6	0.00222	mg/L	0.000193	0.00222	mg/L	0.000193	8.72%
Fe 273.955†	56.0	0.05512	mg/L	0.002442	0.05512	mg/L	0.002442	4.43%
K 766.490†	1107.3	0.5792	mg/L	0.00706	0.5792	mg/L	0.00706	1.22%
Mg 279.077†	90.8	0.05506	mg/L	0.007381	0.05506	mg/L	0.007381	13.41%
Mn 257.610†	27.0	0.00103	mg/L	0.000144	0.00103	mg/L	0.000144	14.00%
Mo 202.031†	68.9	0.00521	mg/L	0.000106	0.00521	mg/L	0.000106	2.04%
Na 589.592†	3207.4	0.5717	mg/L	0.01098	0.5717	mg/L	0.01098	1.92%
Na 330.237†	60.8	1.916	mg/L	0.7082	1.916	mg/L	0.7082	36.95%
Ni 231.604†	19.2	0.01024	mg/L	0.001148	0.01024	mg/L	0.001148	11.21%
Pb 220.353†	269.5	0.02203	mg/L	0.000296	0.02203	mg/L	0.000296	1.35%
Sb 206.836†	79.3	0.05651	mg/L	0.004557	0.05651	mg/L	0.004557	8.06%
Se 196.026†	102.2	0.05432	mg/L	0.002876	0.05432	mg/L	0.002876	5.29%
Si 288.158†	138.7	0.09069	mg/L	0.003780	0.09069	mg/L	0.003780	4.17%
Sn 189.927†	66.4	0.01125	mg/L	0.001911	0.01125	mg/L	0.001911	16.99%
Sr 421.552†	774.7	0.00104	mg/L	0.000015	0.00104	mg/L	0.000015	1.49%
Ti 334.903†	163.6	0.00585	mg/L	0.000732	0.00585	mg/L	0.000732	12.51%
Tl 190.801†	78.1	0.05513	mg/L	0.003467	0.05513	mg/L	0.003467	6.29%
V 292.402†	1076.2	0.00304	mg/L	0.000048	0.00304	mg/L	0.000048	1.58%
Zn 206.200†	8.9	0.00918	mg/L	0.000900	0.00918	mg/L	0.000900	9.81%

Sequence No.: 4
Sample ID: ICSA
Analyst:
Initial Sample Wt:
Dilution: 1X

Autosampler Location: 9
Date Collected: 10/3/2006 11:48:58 AM
Data Type: Original
Initial Sample Vol:
Sample Prep Vol:

Nebulizer Parameters: ICSA

Analyte	Back Pressure	Flow
All	180.0 kPa	0.50 L/min

Mean Data: ICSA

Analyte	Mean Corrected Intensity	Calib Conc.	Calib Units	Calib Std.Dev.	Sample Conc.	Sample Units	Sample Std.Dev.	RSD
ScA 357.253	1741135.9	90.68	%	0.431				0.48%
ScR 361.383	200435.3	97.31	%	0.148				0.15%
Ag 328.068†	-3374.4	0.00062	mg/L	0.000056	0.00062	mg/L	0.000056	8.97%
Al 308.215†	290267.8	199.3	mg/L	0.78	199.3	mg/L	0.78	0.39%
As 188.979†	50.6	0.01597	mg/L	0.003650	0.01597	mg/L	0.003650	22.86%
B 249.677†	1.9	0.00073	mg/L	0.006347	0.00073	mg/L	0.006347	874.28%
Ba 233.527†	43.6	-0.00063	mg/L	0.000495	-0.00063	mg/L	0.000495	78.82%
Be 313.042†	111.8	0.00017	mg/L	0.000046	0.00017	mg/L	0.000046	26.42%
Ca 317.933†	2464528.3	98.18	mg/L	0.283	98.18	mg/L	0.283	0.29%
Cd 228.802†	52.9	0.00124	mg/L	0.000257	0.00124	mg/L	0.000257	20.68%
Co 228.616†	29.9	0.00012	mg/L	0.000124	0.00012	mg/L	0.000124	104.55%
Cr 267.716†	87.5	0.00192	mg/L	0.000348	0.00192	mg/L	0.000348	18.15%
Cu 324.752†	-6060.9	0.00042	mg/L	0.000363	0.00042	mg/L	0.000363	87.40%
Fe 273.955†	201226.4	198.0	mg/L	0.74	198.0	mg/L	0.74	0.37%
K 766.490†	120.9	0.06324	mg/L	0.017442	0.06324	mg/L	0.017442	27.58%
Mg 279.077†	166555.4	100.8	mg/L	0.42	100.8	mg/L	0.42	0.41%
Mn 257.610†	97.7	-0.00051	mg/L	0.000506	-0.00051	mg/L	0.000506	99.70%
Mo 202.031†	54.6	0.00196	mg/L	0.000211	0.00196	mg/L	0.000211	10.75%
Na 589.592†	271.7	0.04843	mg/L	0.012365	0.04843	mg/L	0.012365	25.53%
Na 330.237†	63.7	1.013	mg/L	0.5594	1.013	mg/L	0.5594	55.25%
Ni 231.604†	-4.3	-0.00228	mg/L	0.001252	-0.00228	mg/L	0.001252	54.92%
Pb 220.353†	-337.7	0.00784	mg/L	0.000321	0.00784	mg/L	0.000321	4.09%
Sb 206.836†	41.0	0.00848	mg/L	0.001801	0.00848	mg/L	0.001801	21.23%
Se 196.026†	-82.9	-0.02049	mg/L	0.008554	-0.02049	mg/L	0.008554	41.74%
Si 288.158†	22.7	0.01485	mg/L	0.007573	0.01485	mg/L	0.007573	51.00%
Sn 189.927†	-81.8	-0.00658	mg/L	0.001364	-0.00658	mg/L	0.001364	20.73%
Sr 421.552†	931.8	0.00125	mg/L	0.000116	0.00125	mg/L	0.000116	9.30%
Ti 334.903†	170.4	0.00609	mg/L	0.001219	0.00609	mg/L	0.001219	20.01%
Tl 190.801†	-36.6	-0.02583	mg/L	0.003259	-0.02583	mg/L	0.003259	12.62%
V 292.402†	438.1	0.00130	mg/L	0.000149	0.00130	mg/L	0.000149	11.46%
Zn 206.200†	2.8	-0.00052	mg/L	0.000485	-0.00052	mg/L	0.000485	93.15%

Sequence No.: 5
Sample ID: ICSAB
Analyst:
Initial Sample Wt:
Dilution: 1X

Autosampler Location: 10
Date Collected: 10/3/2006 11:55:27 AM
Data Type: Original
Initial Sample Vol:
Sample Prep Vol:

Nebulizer Parameters: ICSAB

Analyte	Back Pressure	Flow
All	180.0 kPa	0.50 L/min

Mean Data: ICSAB

Analyte	Mean Corrected Intensity	Calib Conc.	Calib Units	Calib Std.Dev.	Sample Conc.	Sample Units	Sample Std.Dev.	RSD
ScA 357.253	1745270.4	90.89	%	0.402				0.44%
ScR 361.383	198700.6	96.47	%	0.314				0.33%
Ag 328.068†	399778.8	1.055	mg/L	0.0006	1.055	mg/L	0.0006	0.05%
Al 308.215†	290593.0	199.5	mg/L	0.20	199.5	mg/L	0.20	0.10%
As 188.979†	1399.7	1.049	mg/L	0.0091	1.049	mg/L	0.0091	0.87%
B 249.677†	1.4	0.00233	mg/L	0.002024	0.00233	mg/L	0.002024	86.97%
Ba 233.527†	3226.0	0.9796	mg/L	0.00497	0.9796	mg/L	0.00497	0.51%
Be 313.042†	667281.7	1.042	mg/L	0.0014	1.042	mg/L	0.0014	0.13%
Ca 317.933†	2462033.8	98.08	mg/L	0.134	98.08	mg/L	0.134	0.14%
Cd 228.802†	42870.3	1.048	mg/L	0.0017	1.048	mg/L	0.0017	0.17%
Co 228.616†	47678.5	0.9681	mg/L	0.00240	0.9681	mg/L	0.00240	0.25%
Cr 267.716†	7859.2	0.9718	mg/L	0.00549	0.9718	mg/L	0.00549	0.56%
Cu 324.752†	337464.3	1.057	mg/L	0.0004	1.057	mg/L	0.0004	0.04%
Fe 273.955†	199943.5	196.8	mg/L	0.99	196.8	mg/L	0.99	0.51%
K 766.490†	268.3	0.1404	mg/L	0.02104	0.1404	mg/L	0.02104	14.99%
Mg 279.077†	165485.2	100.2	mg/L	0.15	100.2	mg/L	0.15	0.15%
Mn 257.610†	25085.7	0.9486	mg/L	0.00430	0.9486	mg/L	0.00430	0.45%
Mo 202.031†	55.5	0.00205	mg/L	0.000191	0.00205	mg/L	0.000191	9.33%
Na 589.592†	299.0	0.05330	mg/L	0.011451	0.05330	mg/L	0.011451	21.48%
Na 330.237†	71.1	1.007	mg/L	0.0674	1.007	mg/L	0.0674	6.69%
Ni 231.604†	1798.1	0.9554	mg/L	0.00470	0.9554	mg/L	0.00470	0.49%
Pb 220.353†	11582.1	0.9826	mg/L	0.00240	0.9826	mg/L	0.00240	0.24%
Sb 206.836†	1594.8	1.103	mg/L	0.0030	1.103	mg/L	0.0030	0.27%
Se 196.026†	1868.2	1.015	mg/L	0.0026	1.015	mg/L	0.0026	0.25%
Si 288.158†	20.8	0.01567	mg/L	0.002548	0.01567	mg/L	0.002548	16.26%
Sn 189.927†	-88.4	-0.00563	mg/L	0.002190	-0.00563	mg/L	0.002190	38.89%
Sr 421.552†	1077.9	0.00144	mg/L	0.000020	0.00144	mg/L	0.000020	1.37%
Ti 334.903†	184.0	0.00637	mg/L	0.000278	0.00637	mg/L	0.000278	4.36%
Tl 190.801†	1352.2	0.9486	mg/L	0.00656	0.9486	mg/L	0.00656	0.69%
V 292.402†	372320.3	1.045	mg/L	0.0017	1.045	mg/L	0.0017	0.16%
Zn 206.200†	929.3	0.9498	mg/L	0.00451	0.9498	mg/L	0.00451	0.47%

Sequence No.: 6
Sample ID: CV
Analyst:
Initial Sample Wt:
Dilution: 1X

Autosampler Location: 7
Date Collected: 10/3/2006 12:01:45 PM
Data Type: Original
Initial Sample Vol:
Sample Prep Vol:

Nebulizer Parameters: CV

Analyte	Back Pressure	Flow
All	180.0 kPa	0.50 L/min

Mean Data: CV

Analyte	Mean Corrected Intensity	Calib Conc.	Calib Units	Std.Dev.	Sample Conc.	Sample Units	Std.Dev.	RSD
ScA 357.253	1845587.3	96.12	%	0.687				0.72%
ScR 361.383	203597.4	98.84	%	0.286				0.29%
Ag 328.068†	373772.3	0.9776	mg/L	0.00230	0.9776	mg/L	0.00230	0.23%
Al 308.215†	2955.7	1.992	mg/L	0.0062	1.992	mg/L	0.0062	0.31%
As 188.979†	2606.1	1.992	mg/L	0.0101	1.992	mg/L	0.0101	0.51%
B 249.677†	2662.5	0.9687	mg/L	0.00103	0.9687	mg/L	0.00103	0.11%
Ba 233.527†	3164.1	0.9743	mg/L	0.00142	0.9743	mg/L	0.00142	0.15%
Be 313.042†	641347.6	1.001	mg/L	0.0016	1.001	mg/L	0.0016	0.16%
Ca 317.933†	50903.6	2.028	mg/L	0.0017	2.028	mg/L	0.0017	0.09%
Cd 228.802†	42177.2	1.030	mg/L	0.0021	1.030	mg/L	0.0021	0.21%
Co 228.616†	48685.2	0.9876	mg/L	0.00454	0.9876	mg/L	0.00454	0.46%
Cr 267.716†	7706.8	0.9612	mg/L	0.00076	0.9612	mg/L	0.00076	0.08%
Cu 324.752†	333680.7	1.026	mg/L	0.0030	1.026	mg/L	0.0030	0.29%
Fe 273.955†	2062.0	2.027	mg/L	0.0032	2.027	mg/L	0.0032	0.16%
K 766.490†	38025.3	19.89	mg/L	0.073	19.89	mg/L	0.073	0.37%
Mg 279.077†	3349.9	2.035	mg/L	0.0152	2.035	mg/L	0.0152	0.75%
Mn 257.610†	25310.8	0.9615	mg/L	0.00139	0.9615	mg/L	0.00139	0.14%
Mo 202.031†	13433.1	1.015	mg/L	0.0069	1.015	mg/L	0.0069	0.68%
Na 589.592†	281994.9	50.26	mg/L	0.342	50.26	mg/L	0.342	0.68%
Na 330.237†	1616.8	50.99	mg/L	0.360	50.99	mg/L	0.360	0.71%
Ni 231.604†	1887.3	1.003	mg/L	0.0035	1.003	mg/L	0.0035	0.34%
Pb 220.353†	24512.3	2.004	mg/L	0.0083	2.004	mg/L	0.0083	0.41%
Sb 206.836†	3067.6	2.184	mg/L	0.0089	2.184	mg/L	0.0089	0.41%
Se 196.026†	3782.9	2.010	mg/L	0.0128	2.010	mg/L	0.0128	0.64%
Si 288.158†	3103.7	2.032	mg/L	0.0079	2.032	mg/L	0.0079	0.39%
Sn 189.927†	5765.0	0.9722	mg/L	0.00464	0.9722	mg/L	0.00464	0.48%
Sr 421.552†	747509.9	0.9994	mg/L	0.00253	0.9994	mg/L	0.00253	0.25%
Ti 334.903†	28589.5	1.022	mg/L	0.0015	1.022	mg/L	0.0015	0.14%
Tl 190.801†	2801.2	1.975	mg/L	0.0066	1.975	mg/L	0.0066	0.33%
V 292.402†	359540.9	1.010	mg/L	0.0019	1.010	mg/L	0.0019	0.19%
Zn 206.200†	997.6	1.023	mg/L	0.0022	1.023	mg/L	0.0022	0.22%

Sequence No.: 7
Sample ID: CB
Analyst:
Initial Sample Wt:
Dilution: 1X

Autosampler Location: 1
Date Collected: 10/3/2006 12:08:14 PM
Data Type: Original
Initial Sample Vol:
Sample Prep Vol:

Nebulizer Parameters: CB

Analyte	Back Pressure	Flow
All	181.0 kPa	0.50 L/min

Mean Data: CB

Analyte	Mean Corrected Intensity	Calib Conc.	Calib Units	Std.Dev.	Sample Conc.	Sample Units	Std.Dev.	RSD
ScA 357.253	1923338.8	100.2	%	0.77				0.77%
ScR 361.383	208892.4	101.4	%	0.54				0.53%
Ag 328.068†	176.3	0.00046	mg/L	0.000162	0.00046	mg/L	0.000162	35.24%
Al 308.215†	37.6	0.02584	mg/L	0.008019	0.02584	mg/L	0.008019	31.04%
As 188.979†	4.7	0.00361	mg/L	0.002693	0.00361	mg/L	0.002693	74.53%
B 249.677†	21.2	0.00771	mg/L	0.001736	0.00771	mg/L	0.001736	22.53%
Ba 233.527†	0.9	0.00027	mg/L	0.001369	0.00027	mg/L	0.001369	506.36%
Be 313.042†	55.8	0.00009	mg/L	0.000060	0.00009	mg/L	0.000060	68.53%
Ca 317.933†	3.3	0.00013	mg/L	0.001243	0.00013	mg/L	0.001243	934.18%
Cd 228.802†	5.3	0.00012	mg/L	0.000165	0.00012	mg/L	0.000165	133.49%
Co 228.616†	14.3	0.00029	mg/L	0.000094	0.00029	mg/L	0.000094	32.21%
Cr 267.716†	10.3	0.00128	mg/L	0.000734	0.00128	mg/L	0.000734	57.26%
Cu 324.752†	5.6	0.00002	mg/L	0.000051	0.00002	mg/L	0.000051	293.97%
Fe 273.955†	0.4	0.00043	mg/L	0.001108	0.00043	mg/L	0.001108	254.81%
K 766.490†	122.1	0.06386	mg/L	0.009004	0.06386	mg/L	0.009004	14.10%
Mg 279.077†	6.2	0.00375	mg/L	0.002000	0.00375	mg/L	0.002000	53.41%
Mn 257.610†	5.2	0.00020	mg/L	0.000077	0.00020	mg/L	0.000077	38.53%
Mo 202.031†	1.8	0.00014	mg/L	0.000328	0.00014	mg/L	0.000328	238.21%
Na 589.592†	131.3	0.02341	mg/L	0.002528	0.02341	mg/L	0.002528	10.80%
Na 330.237†	27.7	0.8739	mg/L	0.08291	0.8739	mg/L	0.08291	9.49%
Ni 231.604†	-0.5	-0.00029	mg/L	0.002987	-0.00029	mg/L	0.002987	>999.9%
Pb 220.353†	23.3	0.00191	mg/L	0.000308	0.00191	mg/L	0.000308	16.19%
Sb 206.836†	-1.8	-0.00131	mg/L	0.001875	-0.00131	mg/L	0.001875	143.33%
Se 196.026†	18.2	0.00966	mg/L	0.003948	0.00966	mg/L	0.003948	40.89%
Si 288.158†	5.4	0.00350	mg/L	0.003308	0.00350	mg/L	0.003308	94.46%
Sn 189.927†	9.2	0.00155	mg/L	0.000592	0.00155	mg/L	0.000592	38.25%
Sr 421.552†	-25.7	-0.00003	mg/L	0.000087	-0.00003	mg/L	0.000087	252.31%
Ti 334.903†	-13.6	-0.00049	mg/L	0.000115	-0.00049	mg/L	0.000115	23.57%
Tl 190.801†	4.1	0.00289	mg/L	0.002763	0.00289	mg/L	0.002763	95.47%
V 292.402†	14.5	0.00005	mg/L	0.000180	0.00005	mg/L	0.000180	361.83%
Zn 206.200†	2.7	0.00280	mg/L	0.001816	0.00280	mg/L	0.001816	64.86%

Analysis Begun

Start Time: 10/3/2006 12:13:51 PM
Logged In Analyst: metals
Spectrometer Model: Optima 4300 DV, S/N 077N0060101
Plasma On Time: 10/3/2006 9:06:21 AM
Technique: ICP Continuous
Autosampler Model: AS-93plus

Sample Information File: C:\pe\Administrator\Sample Information\1003.sif
Batch ID:
Results Data Set: PE061003
Results Library: C:\pe\Administrator\Results\Results.mdb

Sequence No.: 1
Sample ID: JY35 MB2 WMN
Analyst: JLB
Initial Sample Wt:
Dilution: 1X
Autosampler Location: 21
Date Collected: 10/3/2006 12:13:51 PM
Data Type: Original
Initial Sample Vol:
Sample Prep Vol:

Nebulizer Parameters: JY35 MB2 WMN

Analyte	Back Pressure	Flow
All	180.0 kPa	0.50 L/min

Mean Data: JY35 MB2 WMN

Analyte	Mean Corrected Intensity	Calib Conc.	Calib Units	Calib Std.Dev.	Sample Conc.	Sample Units	Sample Std.Dev.	RSD
ScA 357.253	1978211.1	103.0	%	0.70				0.68%
ScR 361.383	214196.6	104.0	%	0.65				0.63%
Ag 328.068†	40.5	0.00011	mg/L	0.000293	0.00011	mg/L	0.000293	275.82%
Al 308.215†	63.4	0.04354	mg/L	0.006490	0.04354	mg/L	0.006490	14.91%
As 188.979†	7.2	0.00550	mg/L	0.004336	0.00550	mg/L	0.004336	78.79%
B 249.677†	-4.1	-0.00149	mg/L	0.000781	-0.00149	mg/L	0.000781	52.27%
Ba 233.527†	-0.4	-0.00013	mg/L	0.002472	-0.00013	mg/L	0.002472	>999.9%
Be 313.042†	68.9	0.00011	mg/L	0.000020	0.00011	mg/L	0.000020	18.17%
Ca 317.933†	190.9	0.00760	mg/L	0.000272	0.00760	mg/L	0.000272	3.58%
Cd 228.802†	0.5	0.00001	mg/L	0.000021	0.00001	mg/L	0.000021	379.34%
Co 228.616†	5.2	0.00011	mg/L	0.000044	0.00011	mg/L	0.000044	42.19%
Cr 267.716†	11.9	0.00149	mg/L	0.000375	0.00149	mg/L	0.000375	25.19%
Cu 324.752†	-43.7	-0.00013	mg/L	0.000171	-0.00013	mg/L	0.000171	127.70%
Fe 273.955†	6.4	0.00633	mg/L	0.001398	0.00633	mg/L	0.001398	22.09%
K 766.490†	-55.3	-0.02895	mg/L	0.023408	-0.02895	mg/L	0.023408	80.85%
Mg 279.077†	-0.0	-0.00002	mg/L	0.010833	-0.00002	mg/L	0.010833	>999.9%
Mn 257.610†	0.5	0.00002	mg/L	0.000076	0.00002	mg/L	0.000076	421.06%
Mo 202.031†	2.0	0.00015	mg/L	0.000264	0.00015	mg/L	0.000264	174.61%
Na 589.592†	112.7	0.02009	mg/L	0.001901	0.02009	mg/L	0.001901	9.46%
Na 330.237†	22.0	0.6946	mg/L	0.17220	0.6946	mg/L	0.17220	24.79%
Ni 231.604†	0.1	0.00006	mg/L	0.000272	0.00006	mg/L	0.000272	466.25%
Pb 220.353†	-1.1	-0.00008	mg/L	0.000290	-0.00008	mg/L	0.000290	372.49%
Sb 206.836†	-3.7	-0.00269	mg/L	0.000524	-0.00269	mg/L	0.000524	19.48%
Se 196.026†	14.0	0.00746	mg/L	0.005217	0.00746	mg/L	0.005217	69.89%
Si 288.158†	-19.1	-0.01248	mg/L	0.006431	-0.01248	mg/L	0.006431	51.53%
Sn 189.927†	-2.2	-0.00037	mg/L	0.000725	-0.00037	mg/L	0.000725	197.37%
Sr 421.552†	19.4	0.00003	mg/L	0.000144	0.00003	mg/L	0.000144	553.38%
Ti 334.903†	27.8	0.00099	mg/L	0.000622	0.00099	mg/L	0.000622	62.60%
Tl 190.801†	5.5	0.00386	mg/L	0.001399	0.00386	mg/L	0.001399	36.28%
V 292.402†	39.3	0.00012	mg/L	0.000025	0.00012	mg/L	0.000025	21.29%
Zn 206.200†	1.9	0.00194	mg/L	0.001891	0.00194	mg/L	0.001891	97.53%

Sequence No.: 2
Sample ID: JY56 MB2 WMN
Analyst: JLB
Initial Sample Wt:
Dilution: 1X

Autosampler Location: 22
Date Collected: 10/3/2006 12:20:15 PM
Data Type: Original
Initial Sample Vol:
Sample Prep Vol:

Nebulizer Parameters: JY56 MB2 WMN

Analyte	Back Pressure	Flow
All	181.0 kPa	0.50 L/min

Mean Data: JY56 MB2 WMN

Analyte	Mean Corrected Intensity	Calib Conc.	Calib Units	Std.Dev.	Sample Conc.	Sample Units	Std.Dev.	RSD
ScA 357.253	1975804.6	102.9	%	0.28				0.27%
ScR 361.383	215700.0	104.7	%	0.77				0.73%
Ag 328.068†	-6.0	-0.00002	mg/L	0.000070	-0.00002	mg/L	0.000070	450.43%
Al 308.215†	53.9	0.03704	mg/L	0.026242	0.03704	mg/L	0.026242	70.85%
As 188.979†	3.9	0.00299	mg/L	0.001377	0.00299	mg/L	0.001377	46.12%
B 249.677†	4.4	0.00160	mg/L	0.001346	0.00160	mg/L	0.001346	84.04%
Ba 233.527†	-1.5	-0.00045	mg/L	0.001397	-0.00045	mg/L	0.001397	310.78%
Be 313.042†	57.1	0.00009	mg/L	0.000040	0.00009	mg/L	0.000040	44.87%
Ca 317.933†	149.2	0.00594	mg/L	0.000312	0.00594	mg/L	0.000312	5.25%
Cd 228.802†	3.6	0.00008	mg/L	0.000089	0.00008	mg/L	0.000089	104.96%
Co 228.616†	-4.2	-0.00009	mg/L	0.000168	-0.00009	mg/L	0.000168	191.15%
Cr 267.716†	11.9	0.00148	mg/L	0.000921	0.00148	mg/L	0.000921	62.42%
Cu 324.752†	19.1	0.00006	mg/L	0.000212	0.00006	mg/L	0.000212	361.48%
Fe 273.955†	4.0	0.00390	mg/L	0.000898	0.00390	mg/L	0.000898	23.01%
K 766.490†	-67.6	-0.03534	mg/L	0.015703	-0.03534	mg/L	0.015703	44.44%
Mg 279.077†	32.1	0.01948	mg/L	0.014417	0.01948	mg/L	0.014417	73.99%
Mn 257.610†	2.4	0.00009	mg/L	0.000159	0.00009	mg/L	0.000159	177.61%
Mo 202.031†	-0.9	-0.00007	mg/L	0.000317	-0.00007	mg/L	0.000317	445.76%
Na 589.592†	129.4	0.02306	mg/L	0.009389	0.02306	mg/L	0.009389	40.71%
Na 330.237†	21.0	0.6635	mg/L	0.42513	0.6635	mg/L	0.42513	64.07%
Ni 231.604†	-2.9	-0.00152	mg/L	0.000118	-0.00152	mg/L	0.000118	7.78%
Pb 220.353†	-1.7	-0.00013	mg/L	0.000633	-0.00013	mg/L	0.000633	477.88%
Sb 206.836†	-6.2	-0.00442	mg/L	0.002870	-0.00442	mg/L	0.002870	64.87%
Se 196.026†	9.2	0.00490	mg/L	0.002350	0.00490	mg/L	0.002350	47.95%
Si 288.158†	-23.5	-0.01536	mg/L	0.003855	-0.01536	mg/L	0.003855	25.09%
Sn 189.927†	1.2	0.00019	mg/L	0.000772	0.00019	mg/L	0.000772	415.27%
Sr 421.552†	-24.2	-0.00003	mg/L	0.000048	-0.00003	mg/L	0.000048	149.28%
Ti 334.903†	47.4	0.00170	mg/L	0.000823	0.00170	mg/L	0.000823	48.56%
Tl 190.801†	4.2	0.00300	mg/L	0.000713	0.00300	mg/L	0.000713	23.79%
V 292.402†	-17.1	-0.00004	mg/L	0.000122	-0.00004	mg/L	0.000122	320.33%
Zn 206.200†	2.2	0.00223	mg/L	0.000913	0.00223	mg/L	0.000913	40.96%

Sequence No.: 3
Sample ID: JY35 E WMN
Analyst: JLB
Initial Sample Wt:
Dilution: 5X

DEL

Autosampler Location: 23
Date Collected: 10/3/2006 12:26:39 PM
Data Type: Original
Initial Sample Vol:
Sample Prep Vol:

Nebulizer Parameters: JY35 E WMN

Analyte	Back Pressure	Flow
All	181.0 kPa	0.50 L/min

Mean Data: JY35 E WMN

Analyte	Mean Corrected Intensity	Calib Conc.	Calib Units	Std.Dev.	Sample Conc.	Sample Units	Std.Dev.	RSD
ScA 357.253	1678691.8	87.43	%	0.468				0.54%
ScR 361.383	192621.6	93.51	%	0.694				0.74%
Ag 328.068†	43.9	0.00055	mg/L	0.000245	0.00275	mg/L	0.001225	44.62%
Al 308.215†	115.7	0.07207	mg/L	0.014828	0.3603	mg/L	0.07414	20.57%
As 188.979†	44.9	0.03360	mg/L	0.005253	0.1680	mg/L	0.02627	15.64%
B 249.677†	193.0	0.07003	mg/L	0.001275	0.3501	mg/L	0.00637	1.82%
Ba 233.527†	54.7	0.01619	mg/L	0.000472	0.08096	mg/L	0.002362	2.92%
Be 313.042†	859.2	0.00079	mg/L	0.000027	0.00394	mg/L	0.000136	3.45%
Ca 317.933†	16269.7	0.6481	mg/L	0.00134	3.241	mg/L	0.0067	0.21%
Cd 228.802†	7.7	0.00014	mg/L	0.000122	0.00068	mg/L	0.000608	89.13%
Co 228.616†	1278.0	0.02540	mg/L	0.000135	0.1270	mg/L	0.00068	0.53%
Cr 267.716†	119.6	0.01521	mg/L	0.000381	0.07606	mg/L	0.001903	2.50%
Cu 324.752†	2646.6	0.00873	mg/L	0.000847	0.04366	mg/L	0.004235	9.70%
Fe 273.955†	7104.1	6.990	mg/L	0.0092	34.95	mg/L	0.046	0.13%
K 766.490†	4390.2	2.296	mg/L	0.0149	11.48	mg/L	0.075	0.65%
Mg 279.077†	635.9	0.3809	mg/L	0.00424	1.905	mg/L	0.0212	1.11%
Mn 257.610†	461.6	0.01752	mg/L	0.000294	0.08758	mg/L	0.001468	1.68%
Mo 202.031†	828.7	0.06261	mg/L	0.015048	0.3130	mg/L	0.07524	24.03%
Na 589.592†	4774658.6	851.1	mg/L	9.73	4255	mg/L	48.7	1.14%
Na 330.237†	27543.5	869.1	mg/L	1.71	4345	mg/L	8.6	0.20%
Ni 231.604†	10.2	0.00540	mg/L	0.002079	0.02700	mg/L	0.010397	38.50%
Pb 220.353†	70.0	0.00577	mg/L	0.000544	0.02886	mg/L	0.002718	9.42%
Sb 206.836†	2.6	0.00229	mg/L	0.000678	0.01144	mg/L	0.003389	29.61%
Se 196.026†	27.2	0.01528	mg/L	0.003355	0.07639	mg/L	0.016776	21.96%
Si 288.158†	15392.5	10.07	mg/L	0.355	50.33	mg/L	1.774	3.52%
Sn 189.927†	-26.0	-0.00437	mg/L	0.000810	-0.02184	mg/L	0.004050	18.54%
Sr 421.552†	6780.8	0.00907	mg/L	0.000093	0.04533	mg/L	0.000466	1.03%
Ti 334.903†	7584.5	0.2713	mg/L	0.00275	1.357	mg/L	0.0138	1.01%
Tl 190.801†	5.9	0.00328	mg/L	0.002424	0.01641	mg/L	0.012118	73.82%
V 292.402†	127046.9	0.3542	mg/L	0.00461	1.771	mg/L	0.0231	1.30%
Zn 206.200†	1.6	0.00148	mg/L	0.000189	0.00738	mg/L	0.000947	12.83%

Sequence No.: 4
Sample ID: JY35 F WMN
Analyst: JLB
Initial Sample Wt:
Dilution: 5X

Autosampler Location: 24
Date Collected: 10/3/2006 12:34:24 PM
Data Type: Original
Initial Sample Vol:
Sample Prep Vol:

Nebulizer Parameters: JY35 F WMN

Analyte	Back Pressure	Flow
All	181.0 kPa	0.50 L/min

Mean Data: JY35 F WMN

Analyte	Mean Corrected Intensity	Calib Conc.	Calib Units	Std.Dev.	Sample Conc.	Sample Units	Std.Dev.	RSD
ScA 357.253	1787775.7	93.11	%	0.730				0.78%
ScR 361.383	202278.3	98.20	%	0.200				0.20%
Ag 328.068†	126.0	0.00038	mg/L	0.000090	0.00190	mg/L	0.000449	23.59%
Al 308.215†	187.4	0.1275	mg/L	0.00646	0.6374	mg/L	0.03229	5.07%
As 188.979†	18.8	0.01422	mg/L	0.002241	0.07112	mg/L	0.011205	15.76%
B 249.677†	63.8	0.02316	mg/L	0.001295	0.1158	mg/L	0.00647	5.59%
Ba 233.527†	45.6	0.01398	mg/L	0.002117	0.06988	mg/L	0.010587	15.15%
Be 313.042†	296.0	0.00037	mg/L	0.000044	0.00184	mg/L	0.000219	11.86%
Ca 317.933†	22197.5	0.8843	mg/L	0.01475	4.421	mg/L	0.0737	1.67%
Cd 228.802†	5.2	0.00011	mg/L	0.000102	0.00054	mg/L	0.000508	93.44%
Co 228.616†	102.3	0.00200	mg/L	0.000185	0.01001	mg/L	0.000926	9.26%
Cr 267.716†	21.0	0.00263	mg/L	0.000861	0.01315	mg/L	0.004304	32.73%
Cu 324.752†	6286.6	0.01941	mg/L	0.000169	0.09705	mg/L	0.000846	0.87%
Fe 273.955†	932.8	0.9178	mg/L	0.00834	4.589	mg/L	0.0417	0.91%
K 766.490†	1150.5	0.6018	mg/L	0.02853	3.009	mg/L	0.1426	4.74%
Mg 279.077†	137.6	0.08284	mg/L	0.010918	0.4142	mg/L	0.05459	13.18%
Mn 257.610†	1693.0	0.06428	mg/L	0.000497	0.3214	mg/L	0.00248	0.77%
Mo 202.031†	114.1	0.00862	mg/L	0.000235	0.04310	mg/L	0.001177	2.73%
Na 589.592†	1178657.9	210.1	mg/L	2.37	1050	mg/L	11.9	1.13%
Na 330.237†	6753.9	213.1	mg/L	2.69	1065	mg/L	13.4	1.26%
Ni 231.604†	9.5	0.00503	mg/L	0.001653	0.02513	mg/L	0.008267	32.89%
Pb 220.353†	43.8	0.00359	mg/L	0.000350	0.01796	mg/L	0.001749	9.74%
Sb 206.836†	-1.0	-0.00061	mg/L	0.000243	-0.00306	mg/L	0.001216	39.67%
Se 196.026†	10.5	0.00562	mg/L	0.001932	0.02811	mg/L	0.009659	34.36%
Si 288.158†	3521.2	2.303	mg/L	0.0332	11.51	mg/L	0.166	1.44%
Sn 189.927†	-5.8	-0.00091	mg/L	0.000471	-0.00456	mg/L	0.002355	51.68%
Sr 421.552†	11878.4	0.01588	mg/L	0.000240	0.07941	mg/L	0.001202	1.51%
Ti 334.903†	1007.1	0.03603	mg/L	0.000142	0.1801	mg/L	0.00071	0.39%
Tl 190.801†	4.9	0.00332	mg/L	0.003964	0.01658	mg/L	0.019819	119.52%
V 292.402†	21495.2	0.05995	mg/L	0.000493	0.2997	mg/L	0.00246	0.82%
Zn 206.200†	5.2	0.00528	mg/L	0.002150	0.02640	mg/L	0.010751	40.72%

Sequence No.: 5
Sample ID: JY56 I WMN
Analyst: JLB
Initial Sample Wt:
Dilution: 5X

Autosampler Location: 25
Date Collected: 10/3/2006 12:41:27 PM
Data Type: Original
Initial Sample Vol:
Sample Prep Vol:

Nebulizer Parameters: JY56 I WMN

Analyte	Back Pressure	Flow
All	181.0 kPa	0.50 L/min

Mean Data: JY56 I WMN

Analyte	Mean Corrected Intensity	Calib Conc.	Calib Units	Calib Std.Dev.	Sample Conc.	Sample Units	Sample Std.Dev.	Sample RSD
ScA 357.253	1888711.2	98.36	%	0.657				0.67%
ScR 361.383	205317.4	99.68	%	1.135				1.14%
Ag 328.068†	-391.5	0.00006	mg/L	0.000098	0.00032	mg/L	0.000492	155.79%
Al 308.215†	14.4	0.00983	mg/L	0.005981	0.04915	mg/L	0.029905	60.84%
As 188.979†	19.8	0.01446	mg/L	0.002846	0.07230	mg/L	0.014231	19.68%
B 249.677†	4.5	0.00162	mg/L	0.002700	0.00810	mg/L	0.013500	166.64%
Ba 233.527†	65.4	0.01834	mg/L	0.000881	0.09172	mg/L	0.004403	4.80%
Be 313.042†	69.3	0.00010	mg/L	0.000029	0.00052	mg/L	0.000144	27.70%
Ca 317.933†	438896.1	17.48	mg/L	0.301	87.42	mg/L	1.506	1.72%
Cd 228.802†	1.2	0.00001	mg/L	0.000033	0.00003	mg/L	0.000163	514.95%
Co 228.616†	211.2	0.00383	mg/L	0.000082	0.01916	mg/L	0.000411	2.15%
Cr 267.716†	18.8	0.00163	mg/L	0.000927	0.00815	mg/L	0.004634	56.85%
Cu 324.752†	-658.8	0.00052	mg/L	0.000131	0.00261	mg/L	0.000655	25.10%
Fe 273.955†	26629.8	26.21	mg/L	0.703	131.0	mg/L	3.52	2.68%
K 766.490†	993.1	0.5195	mg/L	0.00704	2.598	mg/L	0.0352	1.35%
Mg 279.077†	15274.4	9.243	mg/L	0.2669	46.21	mg/L	1.334	2.89%
Mn 257.610†	26581.0	1.009	mg/L	0.0288	5.045	mg/L	0.1442	2.86%
Mo 202.031†	23.4	0.00157	mg/L	0.000336	0.00784	mg/L	0.001679	21.40%
Na 589.592†	129171.2	23.02	mg/L	0.458	115.1	mg/L	2.29	1.99%
Na 330.237†	753.5	23.59	mg/L	0.398	118.0	mg/L	1.99	1.69%
Ni 231.604†	-2.7	-0.00143	mg/L	0.000244	-0.00713	mg/L	0.001221	17.14%
Pb 220.353†	27.7	0.00227	mg/L	0.000849	0.01137	mg/L	0.004245	37.35%
Sb 206.836†	5.7	0.00125	mg/L	0.000630	0.00623	mg/L	0.003150	50.54%
Se 196.026†	4.7	0.00446	mg/L	0.001935	0.02230	mg/L	0.009673	43.38%
Si 288.158†	11414.5	7.464	mg/L	0.2267	37.32	mg/L	1.133	3.04%
Sn 189.927†	-37.9	-0.00509	mg/L	0.000341	-0.02543	mg/L	0.001704	6.70%
Sr 421.552†	73176.0	0.09784	mg/L	0.001796	0.4892	mg/L	0.00898	1.84%
Ti 334.903†	45.4	0.00162	mg/L	0.001019	0.00812	mg/L	0.005096	62.78%
Tl 190.801†	-5.2	-0.00371	mg/L	0.000908	-0.01855	mg/L	0.004538	24.46%
V 292.402†	927.6	0.00275	mg/L	0.000090	0.01377	mg/L	0.000452	3.28%
Zn 206.200†	3.7	0.00341	mg/L	0.004340	0.01706	mg/L	0.021698	127.22%

Sequence No.: 6
Sample ID: JY56 J WMN
Analyst: JEB
Initial Sample Wt:
Dilution: 5X

Autosampler Location: 26
Date Collected: 10/3/2006 12:48:26 PM
Data Type: Original
Initial Sample Vol:
Sample Prep Vol:

Nebulizer Parameters: JY56 J WMN

Analyte	Back Pressure	Flow
All	181.0 kPa	0.50 L/min

Mean Data: JY56 J WMN

Analyte	Mean Corrected Intensity	Calib Conc.	Calib Units	Std.Dev.	Sample Conc.	Sample Units	Std.Dev.	RSD
ScA 357.253	1720128.1	89.58	%	0.010				0.01%
ScR 361.383	195593.9	94.96	%	0.729				0.77%
Ag 328.068†	99.7	0.00038	mg/L	0.000264	0.00192	mg/L	0.001321	68.77%
Al 308.215†	67.1	0.04488	mg/L	0.016317	0.2244	mg/L	0.08159	36.36%
As 188.979†	25.8	0.01960	mg/L	0.004822	0.09802	mg/L	0.024110	24.60%
B 249.677†	92.0	0.03337	mg/L	0.001747	0.1669	mg/L	0.00873	5.23%
Ba 233.527†	79.2	0.02423	mg/L	0.000468	0.1211	mg/L	0.00234	1.93%
Be 313.042†	379.1	0.00050	mg/L	0.000013	0.00252	mg/L	0.000063	2.51%
Ca 317.933†	11068.7	0.4410	mg/L	0.00132	2.205	mg/L	0.0066	0.30%
Cd 228.802†	9.0	0.00019	mg/L	0.000138	0.00095	mg/L	0.000689	72.67%
Co 228.616†	344.1	0.00687	mg/L	0.000402	0.03434	mg/L	0.002012	5.86%
Cr 267.716†	22.9	0.00294	mg/L	0.001010	0.01469	mg/L	0.005048	34.37%
Cu 324.752†	483.0	0.00170	mg/L	0.000186	0.00849	mg/L	0.000928	10.94%
Fe 273.955†	2334.6	2.297	mg/L	0.0066	11.49	mg/L	0.033	0.29%
K 766.490†	3376.5	1.766	mg/L	0.1165	8.831	mg/L	0.5827	6.60%
Mg 279.077†	383.2	0.2308	mg/L	0.01311	1.154	mg/L	0.0655	5.68%
Mn 257.610†	480.7	0.01825	mg/L	0.000248	0.09123	mg/L	0.001238	1.36%
Mo 202.031†	118.0	0.00891	mg/L	0.000394	0.04456	mg/L	0.001970	4.42%
Na 589.592†	2896692.9	516.3	mg/L	1.39	2582	mg/L	6.9	0.27%
Na 330.237†	16669.5	525.9	mg/L	1.66	2630	mg/L	8.3	0.31%
Ni 231.604†	1.6	0.00084	mg/L	0.001605	0.00421	mg/L	0.008027	190.70%
Pb 220.353†	55.3	0.00453	mg/L	0.000192	0.02265	mg/L	0.000960	4.24%
Sb 206.836†	1.6	0.00106	mg/L	0.002095	0.00529	mg/L	0.010476	198.12%
Se 196.026†	23.9	0.01294	mg/L	0.002210	0.06471	mg/L	0.011051	17.08%
Si 288.158†	6445.0	4.214	mg/L	0.0877	21.07	mg/L	0.439	2.08%
Sn 189.927†	-24.8	-0.00414	mg/L	0.000891	-0.02068	mg/L	0.004456	21.54%
Sr 421.552†	11576.9	0.01548	mg/L	0.000115	0.07739	mg/L	0.000577	0.75%
Ti 334.903†	1330.1	0.04759	mg/L	0.000706	0.2379	mg/L	0.00353	1.48%
Tl 190.801†	6.3	0.00425	mg/L	0.005123	0.02125	mg/L	0.025617	120.55%
V 292.402†	20424.6	0.05695	mg/L	0.000250	0.2848	mg/L	0.00125	0.44%
Zn 206.200†	2.8	0.00284	mg/L	0.000777	0.01418	mg/L	0.003884	27.39%

Sequence No.: 7
Sample ID: JY35 DDUP WMN
Analyst: JLB
Initial Sample Wt:
Dilution: 5X

Autosampler Location: 27
Date Collected: 10/3/2006 12:55:31 PM
Data Type: Original
Initial Sample Vol:
Sample Prep Vol:

Nebulizer Parameters: JY35 DDUP WMN

Analyte	Back Pressure	Flow
All	181.0 kPa	0.50 L/min

Mean Data: JY35 DDUP WMN

Analyte	Mean Corrected Intensity	Calib Conc.	Calib Units	Std.Dev.	Sample Conc.	Sample Units	Std.Dev.	RSD
ScA 357.253	1749466.2	91.11	%	0.566				0.62%
ScR 361.383	198535.1	96.39	%	0.703				0.73%
Ag 328.068†	122.8	0.00034	mg/L	0.000269	0.00171	mg/L	0.001343	78.55%
Al 308.215†	206.3	0.1405	mg/L	0.01199	0.7027	mg/L	0.05996	8.53%
As 188.979†	24.2	0.01833	mg/L	0.003138	0.09167	mg/L	0.015692	17.12%
B 249.677†	67.3	0.02437	mg/L	0.000827	0.1219	mg/L	0.00413	3.39%
Ba 233.527†	17.7	0.00542	mg/L	0.001457	0.02711	mg/L	0.007286	26.87%
Be 313.042†	332.4	0.00042	mg/L	0.000055	0.00209	mg/L	0.000276	13.19%
Ca 317.933†	30081.6	1.198	mg/L	0.0099	5.992	mg/L	0.0495	0.83%
Cd 228.802†	0.3	-0.00002	mg/L	0.000066	-0.00010	mg/L	0.000328	331.87%
Co 228.616†	131.8	0.00258	mg/L	0.000227	0.01291	mg/L	0.001137	8.81%
Cr 267.716†	29.5	0.00354	mg/L	0.000532	0.01770	mg/L	0.002658	15.02%
Cu 324.752†	364.5	0.00113	mg/L	0.000039	0.00565	mg/L	0.000193	3.42%
Fe 273.955†	245.0	0.2410	mg/L	0.00131	1.205	mg/L	0.0065	0.54%
K 766.490†	2425.8	1.269	mg/L	0.0266	6.345	mg/L	0.1331	2.10%
Mg 279.077†	918.7	0.5569	mg/L	0.00322	2.784	mg/L	0.0161	0.58%
Mn 257.610†	1786.1	0.06780	mg/L	0.000503	0.3390	mg/L	0.00252	0.74%
Mo 202.031†	-8.4	-0.00065	mg/L	0.000162	-0.00324	mg/L	0.000809	25.01%
Na 589.592†	1662847.2	296.4	mg/L	1.89	1482	mg/L	9.5	0.64%
Na 330.237†	9310.7	293.8	mg/L	2.50	1469	mg/L	12.5	0.85%
Ni 231.604†	2.1	0.00112	mg/L	0.002429	0.00560	mg/L	0.012144	216.78%
Pb 220.353†	49.4	0.00407	mg/L	0.000939	0.02033	mg/L	0.004695	23.09%
Sb 206.836†	-2.9	-0.00194	mg/L	0.002043	-0.00969	mg/L	0.010213	105.44%
Se 196.026†	10.9	0.00573	mg/L	0.001553	0.02867	mg/L	0.007763	27.08%
Si 288.158†	3530.1	2.308	mg/L	0.0145	11.54	mg/L	0.072	0.63%
Sn 189.927†	-16.7	-0.00273	mg/L	0.000316	-0.01364	mg/L	0.001578	11.57%
Sr 421.552†	7109.7	0.00951	mg/L	0.000112	0.04753	mg/L	0.000559	1.18%
Ti 334.903†	1497.9	0.05360	mg/L	0.001179	0.2680	mg/L	0.00589	2.20%
Tl 190.801†	5.8	0.00389	mg/L	0.003581	0.01946	mg/L	0.017906	92.00%
V 292.402†	23029.2	0.06422	mg/L	0.000484	0.3211	mg/L	0.00242	0.75%
Zn 206.200†	-0.4	-0.00040	mg/L	0.002999	-0.00200	mg/L	0.014993	748.59%

Sequence No.: 8
Sample ID: JY35 D WMN
Analyst: JLB
Initial Sample Wt:
Dilution: 5X

Autosampler Location: 28
Date Collected: 10/3/2006 1:02:34 PM
Data Type: Original
Initial Sample Vol:
Sample Prep Vol:

Nebulizer Parameters: JY35 D WMN

Analyte	Back Pressure	Flow
All	181.0 kPa	0.50 L/min

Mean Data: JY35 D WMN

Analyte	Mean Corrected Intensity	Calib Conc.	Calib Units	Calib Std.Dev.	Sample Conc.	Sample Units	Sample Std.Dev.	Sample RSD
ScA 357.253	1750863.3	91.18	%	0.601				0.66%
ScR 361.383	200133.2	97.16	%	0.716				0.74%
Ag 328.068†	137.3	0.00038	mg/L	0.000216	0.00190	mg/L	0.001080	56.91%
Al 308.215†	222.6	0.1518	mg/L	0.01331	0.7589	mg/L	0.06656	8.77%
As 188.979†	17.1	0.01293	mg/L	0.001148	0.06463	mg/L	0.005738	8.88%
B 249.677†	66.4	0.02405	mg/L	0.000764	0.1202	mg/L	0.00382	3.18%
Ba 233.527†	20.3	0.00623	mg/L	0.000346	0.03114	mg/L	0.001731	5.56%
Be 313.042†	287.4	0.00035	mg/L	0.000048	0.00175	mg/L	0.000239	13.67%
Ca 317.933†	29780.9	1.186	mg/L	0.0151	5.932	mg/L	0.0755	1.27%
Cd 228.802†	3.9	0.00008	mg/L	0.000128	0.00039	mg/L	0.000639	164.43%
Co 228.616†	126.7	0.00248	mg/L	0.000119	0.01240	mg/L	0.000597	4.81%
Cr 267.716†	28.6	0.00342	mg/L	0.001374	0.01709	mg/L	0.006868	40.20%
Cu 324.752†	404.9	0.00125	mg/L	0.000181	0.00627	mg/L	0.000904	14.41%
Fe 273.955†	243.6	0.2396	mg/L	0.00512	1.198	mg/L	0.0256	2.14%
K 766.490†	2410.4	1.261	mg/L	0.0164	6.304	mg/L	0.0818	1.30%
Mg 279.077†	921.7	0.5587	mg/L	0.00470	2.794	mg/L	0.0235	0.84%
Mn 257.610†	1772.0	0.06727	mg/L	0.000325	0.3363	mg/L	0.00162	0.48%
Mo 202.031†	-7.9	-0.00061	mg/L	0.000209	-0.00306	mg/L	0.001044	34.10%
Na 589.592†	1639193.6	292.2	mg/L	1.75	1461	mg/L	8.7	0.60%
Na 330.237†	9221.8	291.0	mg/L	3.20	1455	mg/L	16.0	1.10%
Ni 231.604†	0.2	0.00012	mg/L	0.003212	0.00059	mg/L	0.016059	>999.9%
Pb 220.353†	43.1	0.00355	mg/L	0.000968	0.01775	mg/L	0.004839	27.26%
Sb 206.836†	-0.3	-0.00007	mg/L	0.000115	-0.00034	mg/L	0.000577	171.44%
Se 196.026†	6.7	0.00352	mg/L	0.002118	0.01761	mg/L	0.010588	60.11%
Si 288.158†	3482.0	2.277	mg/L	0.0107	11.38	mg/L	0.053	0.47%
Sn 189.927†	-11.6	-0.00188	mg/L	0.000405	-0.00939	mg/L	0.002027	21.59%
Sr 421.552†	7050.6	0.00943	mg/L	0.000158	0.04713	mg/L	0.000789	1.67%
Ti 334.903†	1477.4	0.05287	mg/L	0.001019	0.2643	mg/L	0.00509	1.93%
Tl 190.801†	1.4	0.00076	mg/L	0.001468	0.00381	mg/L	0.007341	192.46%
V 292.402†	22936.7	0.06396	mg/L	0.000445	0.3198	mg/L	0.00223	0.70%
Zn 206.200†	4.7	0.00489	mg/L	0.002203	0.02444	mg/L	0.011017	45.07%

Sequence No.: 9
Sample ID: JY35 DSPK WMN
Analyst: JLB
Initial Sample Wt:
Dilution: 5X

Autosampler Location: 29
Date Collected: 10/3/2006 1:09:41 PM
Data Type: Original
Initial Sample Vol:
Sample Prep Vol:

Nebulizer Parameters: JY35 DSPK WMN

Analyte	Back Pressure	Flow
All	181.0 kPa	0.50 L/min

Mean Data: JY35 DSPK WMN

Analyte	Mean Corrected Intensity	Calib Conc.	Calib Units	Std.Dev.	Sample Conc.	Sample Units	Std.Dev.	RSD
ScA 357.253	1762250.0	91.78	%	0.769				0.84%
ScR 361.383	198465.7	96.35	%	0.215				0.22%
Ag 328.068†	181.6	0.00049	mg/L	0.000137	0.00247	mg/L	0.000683	27.60%
Al 308.215†	214.3	0.1461	mg/L	0.02191	0.7305	mg/L	0.10956	15.00%
As 188.979†	18.0	0.01363	mg/L	0.009111	0.06814	mg/L	0.045557	66.85%
B 249.677†	74.8	0.02712	mg/L	0.001921	0.1356	mg/L	0.00961	7.08%
Ba 233.527†	16.8	0.00515	mg/L	0.001626	0.02573	mg/L	0.008131	31.61%
Be 313.042†	336.4	0.00043	mg/L	0.000006	0.00214	mg/L	0.000032	1.51%
Ca 317.933†	29728.6	1.184	mg/L	0.0091	5.922	mg/L	0.0457	0.77%
Cd 228.802†	4.1	0.00008	mg/L	0.000080	0.00040	mg/L	0.000398	98.92%
Co 228.616†	134.1	0.00263	mg/L	0.000231	0.01315	mg/L	0.001156	8.79%
Cr 267.716†	23.7	0.00281	mg/L	0.000129	0.01406	mg/L	0.000645	4.58%
Cu 324.752†	354.3	0.00110	mg/L	0.000134	0.00550	mg/L	0.000668	12.15%
Fe 273.955†	244.9	0.2409	mg/L	0.00197	1.205	mg/L	0.0098	0.82%
K 766.490†	2438.7	1.276	mg/L	0.0177	6.378	mg/L	0.0886	1.39%
Mg 279.077†	921.4	0.5585	mg/L	0.00585	2.793	mg/L	0.0292	1.05%
Mn 257.610†	1783.8	0.06772	mg/L	0.000207	0.3386	mg/L	0.00104	0.31%
Mo 202.031†	-9.6	-0.00074	mg/L	0.000105	-0.00369	mg/L	0.000524	14.20%
Na 589.592†	1638709.3	292.1	mg/L	0.43	1460	mg/L	2.1	0.15%
Na 330.237†	9211.4	290.6	mg/L	1.45	1453	mg/L	7.3	0.50%
Ni 231.604†	3.0	0.00158	mg/L	0.000721	0.00789	mg/L	0.003604	45.70%
Pb 220.353†	40.4	0.00333	mg/L	0.000231	0.01666	mg/L	0.001156	6.94%
Sb 206.836†	-0.3	-0.00006	mg/L	0.001183	-0.00031	mg/L	0.005913	>999.9%
Se 196.026†	18.8	0.00994	mg/L	0.006439	0.04970	mg/L	0.032196	64.78%
Si 288.158†	18323.1	11.98	mg/L	0.040	59.91	mg/L	0.202	0.34%
Sn 189.927†	-10.9	-0.00176	mg/L	0.001666	-0.00879	mg/L	0.008330	94.76%
Sr 421.552†	7044.4	0.00942	mg/L	0.000118	0.04709	mg/L	0.000589	1.25%
Ti 334.903†	1477.2	0.05286	mg/L	0.000135	0.2643	mg/L	0.00067	0.26%
Tl 190.801†	1.1	0.00059	mg/L	0.003981	0.00296	mg/L	0.019905	673.46%
V 292.402†	22395.1	0.06244	mg/L	0.000446	0.3122	mg/L	0.00223	0.71%
Zn 206.200†	5.3	0.00547	mg/L	0.001591	0.02736	mg/L	0.007953	29.07%

ARI SAMPLE TRACKING SYSTEM
Current Jobs missing data in DateDue order
10/03/06

ARI Job	Client Name	Method/element to be completed	# Smp	Date Due	General Comments	Analysis Comments
JY43	Landau As	HG	3	10/03/06	48HR	48HR
JY45	The Boein	HG	11	10/03/06	PKG 72HR	PKG 72HR
JY35	Anchor En	ICP	14	10/03/06	PKG 1WK	PKG 1WK
JY64	Landau As	ICP;HG	3	10/03/06	48HR	48HR
JY43R	Landau As	ICP	3	10/03/06	48HR	48HR
JX35	Pacific G	ICP;PMS;HG	10	10/04/06	2WK	2WK
JX63	Parsons	PMS	10	10/04/06	CLP-Q 2WK	CLP-Q 2WK
JY49	The Boein	HG	3	10/04/06	PKG 72HR	PKG 72HR
JY56	Anchor En	ICP	18	10/04/06	1WK PKG	1WK PKG
JY49R	The Boein	ICP	3	10/04/06	PKG 72HR	PKG 72HR
JX56	City of G	ICP	8	10/05/06	2WK	2WK
JX80	Herrera C	ICP;HG	24	10/05/06	2WK PKG	2WK PKG
JX95	Herrera C	ICP;HG	4	10/05/06	2WK PKG	2WK PKG
JX97	Parsons	PMS;HG	13	10/05/06	CLP-Q 2WK	CLP-Q 2WK
JX99	ARI Techn	ICP	25	10/05/06	2WK	2WK
JY77	Anchor En	ICP	24	10/05/06	1WK PKG	1WK PKG
JY78	Anchor En	HG	9	10/05/06	PKG 1WK	PKG 1WK
JX74	Port of S	PMS	4	10/08/06	PKG 2WK	PKG 2WK
JY03	BOYER LOG	ICP	5	10/08/06	2WK	2WK
JY05	Taylor As	ICP;PMS;HG	14	10/08/06	2WK	2WK
JY25	Aquatic E	ICP	24	10/09/06	2WK	2WK
JY18	The Retec	ICP;HG	8	10/09/06	2WK	BAT2
JY23	The Retec	ICP;HG	8	10/09/06	2WK	JY18
JY14	Swinomish	ICP;HG	8	10/09/06	2WK	2WK
JY22	Parsons	ICP;PMS;HG	7	10/09/06	CLP-Q 2WK	CLP-Q 2WK
JX50	City of E	ICP;HG	4	10/10/06	2WK	2WK
JY42	Pacific G	ICP	10	10/10/06	2WK	2WK
JY37	Pacific G	ICP	7	10/10/06	2WK	2WK
JY36	Pacific G	ICP	3	10/10/06	2WK	2WK
JY29	City of B	PMS;HG	4	10/10/06	2WK	2WK
JY28	Rabanco R	ICP	3	10/10/06	2WK	2WK
JY33	ARI Techn	ICP	5	10/10/06	2WK	2WK
JY32	Parsons	ICP;PMS;HG	5	10/10/06	2WK CLP-Q	2WK CLP-Q
JY54	Railmaker	ICP;HG	3	10/11/06	2WK	2WK
JY53	Herrera C	ICP;HG	11	10/11/06	2WK PKG	2WK PKG
JY60	URS Corp	ICP;HG	16	10/11/06	PKG 2WK	PKG 2WK
JY76	SCS Engin	PMS	43	10/12/06	2WK	2WK
JY55	Anchor En	ICP;PMS;HG	36	10/13/06	2WK PKG	2WK PKG
JY67	Anchor En	ICP;PMS;HG	38	10/14/06	2WK PKG	2WK PKG
JY39	Pacific G	ICP	4	10/16/06	2WK	2WK
JY80	City of E	ICP;HG	3	10/18/06	2WK	BAT-2
JY81	City of E	ICP;HG	1	10/18/06	2WK	JY80

Sequence No.: 10
Sample ID: JY35 MB2SPK WMN
Analyst: JLB
Initial Sample Wt:
Dilution: 1X

Autosampler Location: 30
Date Collected: 10/3/2006 1:16:44 PM
Data Type: Original
Initial Sample Vol:
Sample Prep Vol:

Nebulizer Parameters: JY35 MB2SPK WMN

Analyte	Back Pressure	Flow
All	181.0 kPa	0.50 L/min

Mean Data: JY35 MB2SPK WMN

Analyte	Mean Corrected Intensity	Calib Conc.	Calib Units	Std.Dev.	Sample Conc.	Sample Units	Std.Dev.	RSD
ScA 357.253	1965285.9	102.4	%	0.67				0.66%
ScR 361.383	213100.3	103.5	%	0.10				0.10%
Ag 328.068†	-5.0	-0.00001	mg/L	0.000101	-0.00001	mg/L	0.000101	787.58%
Al 308.215†	36.9	0.02536	mg/L	0.011986	0.02536	mg/L	0.011986	47.26%
As 188.979†	1.8	0.00139	mg/L	0.000123	0.00139	mg/L	0.000123	8.90%
B 249.677†	0.1	0.00005	mg/L	0.001877	0.00005	mg/L	0.001877	>999.9%
Ba 233.527†	1.0	0.00031	mg/L	0.000130	0.00031	mg/L	0.000130	42.61%
Be 313.042†	45.9	0.00007	mg/L	0.000030	0.00007	mg/L	0.000030	41.28%
Ca 317.933†	155.7	0.00620	mg/L	0.001410	0.00620	mg/L	0.001410	22.73%
Cd 228.802†	-2.2	-0.00006	mg/L	0.000041	-0.00006	mg/L	0.000041	74.25%
Co 228.616†	5.6	0.00011	mg/L	0.000078	0.00011	mg/L	0.000078	69.65%
Cr 267.716†	7.3	0.00091	mg/L	0.000251	0.00091	mg/L	0.000251	27.44%
Cu 324.752†	-103.6	-0.00032	mg/L	0.000239	-0.00032	mg/L	0.000239	75.07%
Fe 273.955†	3.2	0.00314	mg/L	0.001569	0.00314	mg/L	0.001569	50.04%
K 766.490†	193.2	0.1010	mg/L	0.03108	0.1010	mg/L	0.03108	30.76%
Mg 279.077†	-0.2	-0.00010	mg/L	0.008282	-0.00010	mg/L	0.008282	>999.9%
Mn 257.610†	-2.1	-0.00008	mg/L	0.000304	-0.00008	mg/L	0.000304	382.56%
Mo 202.031†	-2.7	-0.00020	mg/L	0.000340	-0.00020	mg/L	0.000340	169.78%
Na 589.592†	9221.0	1.644	mg/L	0.0536	1.644	mg/L	0.0536	3.26%
Na 330.237†	63.3	1.998	mg/L	0.7678	1.998	mg/L	0.7678	38.44%
Ni 231.604†	0.9	0.00049	mg/L	0.002303	0.00049	mg/L	0.002303	470.90%
Pb 220.353†	-10.8	-0.00087	mg/L	0.000333	-0.00087	mg/L	0.000333	38.21%
Sb 206.836†	-3.7	-0.00261	mg/L	0.002381	-0.00261	mg/L	0.002381	91.08%
Se 196.026†	13.3	0.00705	mg/L	0.001865	0.00705	mg/L	0.001865	26.46%
Si 288.158†	15390.0	10.06	mg/L	0.066	10.06	mg/L	0.066	0.66%
Sn 189.927†	0.4	0.00005	mg/L	0.000227	0.00005	mg/L	0.000227	412.89%
Sr 421.552†	23.9	0.00003	mg/L	0.000009	0.00003	mg/L	0.000009	28.79%
Ti 334.903†	20.5	0.00073	mg/L	0.001161	0.00073	mg/L	0.001161	158.48%
Tl 190.801†	0.7	0.00048	mg/L	0.003543	0.00048	mg/L	0.003543	740.19%
V 292.402†	24.0	0.00007	mg/L	0.000119	0.00007	mg/L	0.000119	162.53%
Zn 206.200†	2.3	0.00240	mg/L	0.001944	0.00240	mg/L	0.001944	80.95%

Sequence No.: 11
Sample ID: CV2
Analyst: JLB
Initial Sample Wt:
Dilution: 1X

Autosampler Location: 7
Date Collected: 10/3/2006 1:23:28 PM
Data Type: Original
Initial Sample Vol:
Sample Prep Vol:

Nebulizer Parameters: CV

Analyte	Back Pressure	Flow
All	181.0 kPa	0.50 L/min

Mean Data: CV

Analyte	Mean Corrected Intensity	Calib Conc.	Calib Units	Calib Std.Dev.	Sample Conc.	Sample Units	Sample Std.Dev.	RSD
ScA 357.253	1832247.6	95.42	%	0.749				0.78%
ScR 361.383	204928.0	99.49	%	0.464				0.47%
Ag 328.068†	371515.8	0.9717	mg/L	0.00125	0.9717	mg/L	0.00125	0.13%
Al 308.215†	2927.0	1.972	mg/L	0.0142	1.972	mg/L	0.0142	0.72%
As 188.979†	2628.8	2.010	mg/L	0.0129	2.010	mg/L	0.0129	0.64%
B 249.677†	2702.0	0.9831	mg/L	0.00490	0.9831	mg/L	0.00490	0.50%
Ba 233.527†	3183.8	0.9804	mg/L	0.00547	0.9804	mg/L	0.00547	0.56%
Be 313.042†	636073.3	0.9929	mg/L	0.00051	0.9929	mg/L	0.00051	0.05%
Ca 317.933†	50554.9	2.014	mg/L	0.0018	2.014	mg/L	0.0018	0.09%
Cd 228.802†	42183.7	1.030	mg/L	0.0025	1.030	mg/L	0.0025	0.25%
Co 228.616†	48800.3	0.9900	mg/L	0.00368	0.9900	mg/L	0.00368	0.37%
Cr 267.716†	7669.7	0.9566	mg/L	0.00772	0.9566	mg/L	0.00772	0.81%
Cu 324.752†	332823.4	1.023	mg/L	0.0006	1.023	mg/L	0.0006	0.06%
Fe 273.955†	2058.8	2.024	mg/L	0.0070	2.024	mg/L	0.0070	0.35%
K 766.490†	37934.0	19.84	mg/L	0.051	19.84	mg/L	0.051	0.25%
Mg 279.077†	3333.7	2.025	mg/L	0.0164	2.025	mg/L	0.0164	0.81%
Mn 257.610†	24968.7	0.9485	mg/L	0.00647	0.9485	mg/L	0.00647	0.68%
Mo 202.031†	13475.8	1.018	mg/L	0.0083	1.018	mg/L	0.0083	0.81%
Na 589.592†	282152.3	50.29	mg/L	0.025	50.29	mg/L	0.025	0.05%
Na 330.237†	1581.2	49.86	mg/L	0.454	49.86	mg/L	0.454	0.91%
Ni 231.604†	1888.8	1.004	mg/L	0.0056	1.004	mg/L	0.0056	0.56%
Pb 220.353†	24608.5	2.012	mg/L	0.0060	2.012	mg/L	0.0060	0.30%
Sb 206.836†	3080.5	2.194	mg/L	0.0101	2.194	mg/L	0.0101	0.46%
Se 196.026†	3807.1	2.023	mg/L	0.0080	2.023	mg/L	0.0080	0.40%
Si 288.158†	3160.9	2.069	mg/L	0.0132	2.069	mg/L	0.0132	0.64%
Sn 189.927†	5835.7	0.9841	mg/L	0.00667	0.9841	mg/L	0.00667	0.68%
Sr 421.552†	739888.3	0.9892	mg/L	0.00070	0.9892	mg/L	0.00070	0.07%
Ti 334.903†	28178.2	1.007	mg/L	0.0016	1.007	mg/L	0.0016	0.16%
Tl 190.801†	2809.8	1.981	mg/L	0.0188	1.981	mg/L	0.0188	0.95%
V 292.402†	357205.7	1.003	mg/L	0.0010	1.003	mg/L	0.0010	0.10%
Zn 206.200†	1013.1	1.039	mg/L	0.0056	1.039	mg/L	0.0056	0.54%

Sequence No.: 12
Sample ID: CB 2
Analyst: JLB
Initial Sample Wt:
Dilution: 1X

Autosampler Location: 1
Date Collected: 10/3/2006 1:29:45 PM
Data Type: Original
Initial Sample Vol:
Sample Prep Vol:

Nebulizer Parameters: CB

Analyte	Back Pressure	Flow
All	181.0 kPa	0.50 L/min

Mean Data: CB

Analyte	Mean Corrected Intensity	Calib Conc.	Calib Units	Calib Std.Dev.	Sample Conc.	Sample Units	Sample Std.Dev.	RSD
ScA 357.253	1907185.5	99.33	%	0.398				0.40%
ScR 361.383	204921.2	99.49	%	0.059				0.06%
Ag 328.068†	34.8	0.00009	mg/L	0.000258	0.00009	mg/L	0.000258	283.44%
Al 308.215†	20.5	0.01404	mg/L	0.012878	0.01404	mg/L	0.012878	91.71%
As 188.979†	8.0	0.00616	mg/L	0.001291	0.00616	mg/L	0.001291	20.95%
B 249.677†	17.2	0.00624	mg/L	0.001583	0.00624	mg/L	0.001583	25.39%
Ba 233.527†	-0.9	-0.00027	mg/L	0.000310	-0.00027	mg/L	0.000310	115.72%
Be 313.042†	90.2	0.00014	mg/L	0.000082	0.00014	mg/L	0.000082	58.24%
Ca 317.933†	43.6	0.00174	mg/L	0.000397	0.00174	mg/L	0.000397	22.85%
Cd 228.802†	4.3	0.00010	mg/L	0.000196	0.00010	mg/L	0.000196	204.60%
Co 228.616†	9.1	0.00018	mg/L	0.000109	0.00018	mg/L	0.000109	59.63%
Cr 267.716†	15.3	0.00192	mg/L	0.000765	0.00192	mg/L	0.000765	39.88%
Cu 324.752†	7.2	0.00002	mg/L	0.000131	0.00002	mg/L	0.000131	596.12%
Fe 273.955†	-0.0	-0.00004	mg/L	0.002621	-0.00004	mg/L	0.002621	>999.9%
K 766.490†	169.6	0.08870	mg/L	0.010839	0.08870	mg/L	0.010839	12.22%
Mg 279.077†	-22.3	-0.01353	mg/L	0.007467	-0.01353	mg/L	0.007467	55.18%
Mn 257.610†	6.2	0.00024	mg/L	0.000100	0.00024	mg/L	0.000100	42.12%
Mo 202.031†	3.2	0.00024	mg/L	0.000296	0.00024	mg/L	0.000296	123.55%
Na 589.592†	1040.1	0.1854	mg/L	0.00143	0.1854	mg/L	0.00143	0.77%
Na 330.237†	16.5	0.5211	mg/L	0.32904	0.5211	mg/L	0.32904	63.14%
Ni 231.604†	-3.7	-0.00195	mg/L	0.001069	-0.00195	mg/L	0.001069	54.83%
Pb 220.353†	11.3	0.00093	mg/L	0.000928	0.00093	mg/L	0.000928	99.89%
Sb 206.836†	-1.5	-0.00109	mg/L	0.002108	-0.00109	mg/L	0.002108	193.32%
Se 196.026†	8.5	0.00454	mg/L	0.006455	0.00454	mg/L	0.006455	142.25%
Si 288.158†	28.7	0.01876	mg/L	0.004147	0.01876	mg/L	0.004147	22.11%
Sn 189.927†	9.3	0.00155	mg/L	0.000766	0.00155	mg/L	0.000766	49.32%
Sr 421.552†	6.8	0.00001	mg/L	0.000070	0.00001	mg/L	0.000070	768.34%
Ti 334.903†	18.5	0.00066	mg/L	0.000877	0.00066	mg/L	0.000877	132.84%
Tl 190.801†	2.7	0.00189	mg/L	0.001237	0.00189	mg/L	0.001237	65.59%
V 292.402†	-10.0	-0.00001	mg/L	0.000217	-0.00001	mg/L	0.000217	>999.9%
Zn 206.200†	1.9	0.00195	mg/L	0.001056	0.00195	mg/L	0.001056	54.23%

Sequence No.: 13
Sample ID: JY77 MB2 WMN
Analyst: JLB
Initial Sample Wt:
Dilution: 1X

Autosampler Location: 31
Date Collected: 10/3/2006 1:36:08 PM
Data Type: Original
Initial Sample Vol:
Sample Prep Vol:

Nebulizer Parameters: JY77 MB2 WMN

Analyte	Back Pressure	Flow
All	181.0 kPa	0.50 L/min

Mean Data: JY77 MB2 WMN

Analyte	Mean Corrected Intensity	Calib Conc.	Calib Units	Calib Std.Dev.	Sample Conc.	Sample Units	Sample Std.Dev.	RSD
ScA 357.253	1957214.5	101.9	%	1.00				0.98%
ScR 361.383	212952.0	103.4	%	0.44				0.43%
Ag 328.068†	-16.7	-0.00004	mg/L	0.000078	-0.00004	mg/L	0.000078	178.71%
Al 308.215†	24.4	0.01674	mg/L	0.018946	0.01674	mg/L	0.018946	113.17%
As 188.979†	3.8	0.00291	mg/L	0.000588	0.00291	mg/L	0.000588	20.22%
B 249.677†	3.0	0.00108	mg/L	0.003305	0.00108	mg/L	0.003305	305.11%
Ba 233.527†	-4.3	-0.00133	mg/L	0.000936	-0.00133	mg/L	0.000936	70.27%
Be 313.042†	19.2	0.00003	mg/L	0.000076	0.00003	mg/L	0.000076	250.52%
Ca 317.933†	151.0	0.00602	mg/L	0.001956	0.00602	mg/L	0.001956	32.51%
Cd 228.802†	0.6	0.00001	mg/L	0.000019	0.00001	mg/L	0.000019	189.92%
Co 228.616†	10.6	0.00021	mg/L	0.000104	0.00021	mg/L	0.000104	48.84%
Cr 267.716†	5.4	0.00067	mg/L	0.000134	0.00067	mg/L	0.000134	19.98%
Cu 324.752†	-73.5	-0.00023	mg/L	0.000053	-0.00023	mg/L	0.000053	23.63%
Fe 273.955†	-0.4	-0.00039	mg/L	0.001340	-0.00039	mg/L	0.001340	340.16%
K 766.490†	45.2	0.02367	mg/L	0.016002	0.02367	mg/L	0.016002	67.60%
Mg 279.077†	16.8	0.01018	mg/L	0.006909	0.01018	mg/L	0.006909	67.88%
Mn 257.610†	5.3	0.00020	mg/L	0.000045	0.00020	mg/L	0.000045	22.48%
Mo 202.031†	-1.4	-0.00011	mg/L	0.000179	-0.00011	mg/L	0.000179	169.85%
Na 589.592†	1868.7	0.3331	mg/L	0.00953	0.3331	mg/L	0.00953	2.86%
Na 330.237†	31.2	0.9848	mg/L	0.25393	0.9848	mg/L	0.25393	25.78%
Ni 231.604†	-1.2	-0.00062	mg/L	0.000320	-0.00062	mg/L	0.000320	51.47%
Pb 220.353†	0.1	0.00001	mg/L	0.000994	0.00001	mg/L	0.000994	>999.9%
Sb 206.836†	-4.9	-0.00348	mg/L	0.001200	-0.00348	mg/L	0.001200	34.50%
Se 196.026†	11.8	0.00627	mg/L	0.001978	0.00627	mg/L	0.001978	31.53%
Si 288.158†	-14.4	-0.00945	mg/L	0.007303	-0.00945	mg/L	0.007303	77.31%
Sn 189.927†	-2.1	-0.00035	mg/L	0.000471	-0.00035	mg/L	0.000471	133.25%
Sr 421.552†	-24.2	-0.00003	mg/L	0.000068	-0.00003	mg/L	0.000068	210.34%
Ti 334.903†	32.2	0.00115	mg/L	0.000287	0.00115	mg/L	0.000287	24.90%
Tl 190.801†	1.6	0.00115	mg/L	0.002291	0.00115	mg/L	0.002291	198.84%
V 292.402†	-46.7	-0.00013	mg/L	0.000091	-0.00013	mg/L	0.000091	71.89%
Zn 206.200†	4.6	0.00467	mg/L	0.001038	0.00467	mg/L	0.001038	22.21%

Sequence No.: 14
Sample ID: JY56 L WMN
Analyst: JLB
Initial Sample Wt:
Dilution: 5X

Autosampler Location: 32
Date Collected: 10/3/2006 1:42:34 PM
Data Type: Original
Initial Sample Vol:
Sample Prep Vol:

Nebulizer Parameters: JY56 L WMN

Analyte	Back Pressure	Flow
All	181.0 kPa	0.50 L/min

Mean Data: JY56 L WMN

Analyte	Mean Corrected Intensity	Calib Conc.	Calib Units	Std.Dev.	Sample Conc.	Sample Units	Std.Dev.	RSD
ScA 357.253	1562496.9	81.37	%	1.753				2.15%
ScR 361.383	187017.8	90.79	%	0.600				0.66%
Ag 328.068†	-417.2	0.00055	mg/L	0.000129	0.00277	mg/L	0.000643	23.20%
Al 308.215†	12.3	-0.00072	mg/L	0.020886	-0.00358	mg/L	0.104428	>999.9%
As 188.979†	40.8	0.03058	mg/L	0.002115	0.1529	mg/L	0.01058	6.92%
B 249.677†	715.6	0.2594	mg/L	0.00506	1.297	mg/L	0.0253	1.95%
Ba 233.527†	48.3	0.01247	mg/L	0.000614	0.06235	mg/L	0.003069	4.92%
Be 313.042†	898.4	0.00061	mg/L	0.000064	0.00305	mg/L	0.000321	10.54%
Ca 317.933†	2344.0	0.09338	mg/L	0.000351	0.4669	mg/L	0.00176	0.38%
Cd 228.802†	15.7	0.00033	mg/L	0.000125	0.00164	mg/L	0.000625	38.10%
Co 228.616†	3225.7	0.06455	mg/L	0.002913	0.3227	mg/L	0.01456	4.51%
Cr 267.716†	156.6	0.02151	mg/L	0.000640	0.1075	mg/L	0.00320	2.98%
Cu 324.752†	-198.0	0.00244	mg/L	0.000341	0.01219	mg/L	0.001705	13.98%
Fe 273.955†	31739.2	31.23	mg/L	0.125	156.2	mg/L	0.63	0.40%
K 766.490†	12169.1	6.366	mg/L	0.2293	31.83	mg/L	1.147	3.60%
Mg 279.077†	75.9	0.02432	mg/L	0.005774	0.1216	mg/L	0.02887	23.74%
Mn 257.610†	59.4	0.00226	mg/L	0.000692	0.01129	mg/L	0.003461	30.66%
Mo 202.031†	307.1	0.02320	mg/L	0.000810	0.1160	mg/L	0.00405	3.49%
Na 589.592†	Saturated2							
Na 330.237†	52777.9	1665	mg/L	2.0	8326	mg/L	10.2	0.12%
Ni 231.604†	14.0	0.00742	mg/L	0.001216	0.03711	mg/L	0.006078	16.38%
Pb 220.353†	87.8	0.00722	mg/L	0.000980	0.03612	mg/L	0.004900	13.57%
Sb 206.836†	4.7	0.00179	mg/L	0.004232	0.00897	mg/L	0.021162	235.94%
Se 196.026†	43.1	0.02661	mg/L	0.004663	0.1331	mg/L	0.02331	17.52%
Si 288.158†	38797.4	25.37	mg/L	0.250	126.8	mg/L	1.25	0.99%
Sn 189.927†	-11.7	-0.00201	mg/L	0.000527	-0.01003	mg/L	0.002637	26.30%
Sr 421.552†	3679.9	0.00492	mg/L	0.000025	0.02460	mg/L	0.000125	0.51%
Ti 334.903†	7511.9	0.2688	mg/L	0.00172	1.344	mg/L	0.0086	0.64%
Tl 190.801†	11.9	0.00686	mg/L	0.002678	0.03430	mg/L	0.013388	39.04%
V 292.402†	181981.7	0.5074	mg/L	0.00242	2.537	mg/L	0.0121	0.48%
Zn 206.200†	2.6	0.00177	mg/L	0.004162	0.00887	mg/L	0.020809	234.54%

Sequence No.: 15
Sample ID: JY56 K WMN
Analyst: JLB
Initial Sample Wt:
Dilution: 5X

Autosampler Location: 33
Date Collected: 10/3/2006 1:49:40 PM
Data Type: Original
Initial Sample Vol:
Sample Prep Vol:

Nebulizer Parameters: JY56 K WMN

Analyte	Back Pressure	Flow
All	170.0 kPa	0.50 L/min

Mean Data: JY56 K WMN

Analyte	Mean Corrected Intensity	Calib Conc.	Calib Units	Calib Std.Dev.	Sample Conc.	Sample Units	Sample Std.Dev.	RSD
ScA 357.253	1415996.9	73.74	%	0.450				0.61%
ScR 361.383	166113.5	80.65	%	0.609				0.76%
Ag 328.068†	-387.0	0.00057	mg/L	0.000135	0.00284	mg/L	0.000674	23.72%
Al 308.215†	7.0	-0.00424	mg/L	0.020197	-0.02118	mg/L	0.100986	476.79%
As 188.979†	40.5	0.03036	mg/L	0.004850	0.1518	mg/L	0.02425	15.97%
B 249.677†	711.6	0.2579	mg/L	0.00064	1.290	mg/L	0.0032	0.25%
Ba 233.527†	44.5	0.01141	mg/L	0.000290	0.05703	mg/L	0.001449	2.54%
Be 313.042†	969.0	0.00073	mg/L	0.000008	0.00363	mg/L	0.000042	1.15%
Ca 317.933†	2241.8	0.08931	mg/L	0.000680	0.4465	mg/L	0.00340	0.76%
Cd 228.802†	17.6	0.00038	mg/L	0.000145	0.00188	mg/L	0.000726	38.54%
Co 228.616†	3127.6	0.06260	mg/L	0.000984	0.3130	mg/L	0.00492	1.57%
Cr 267.716†	136.5	0.01891	mg/L	0.000657	0.09455	mg/L	0.003285	3.47%
Cu 324.752†	25.1	0.00300	mg/L	0.000168	0.01498	mg/L	0.000841	5.62%
Fe 273.955†	30381.5	29.90	mg/L	0.135	149.5	mg/L	0.68	0.45%
K 766.490†	12991.8	6.796	mg/L	0.1892	33.98	mg/L	0.946	2.78%
Mg 279.077†	100.9	0.04039	mg/L	0.006495	0.2019	mg/L	0.03248	16.08%
Mn 257.610†	62.5	0.00237	mg/L	0.000388	0.01186	mg/L	0.001939	16.35%
Mo 202.031†	300.6	0.02271	mg/L	0.000333	0.1136	mg/L	0.00166	1.46%
Na 589.592†	Saturated2							
Na 330.237†	52834.5	1667	mg/L	9.3	8335	mg/L	46.4	0.56%
Ni 231.604†	15.8	0.00839	mg/L	0.005331	0.04194	mg/L	0.026655	63.56%
Pb 220.353†	84.2	0.00692	mg/L	0.000528	0.03460	mg/L	0.002641	7.63%
Sb 206.836†	8.3	0.00449	mg/L	0.002179	0.02244	mg/L	0.010894	48.55%
Se 196.026†	29.8	0.01943	mg/L	0.002692	0.09713	mg/L	0.013459	13.86%
Si 288.158†	27323.6	17.87	mg/L	0.312	89.34	mg/L	1.560	1.75%
Sn 189.927†	-10.9	-0.00187	mg/L	0.001032	-0.00935	mg/L	0.005161	55.20%
Sr 421.552†	3664.4	0.00490	mg/L	0.000011	0.02450	mg/L	0.000057	0.23%
Ti 334.903†	7064.5	0.2528	mg/L	0.00181	1.264	mg/L	0.0091	0.72%
Tl 190.801†	6.4	0.00299	mg/L	0.000713	0.01493	mg/L	0.003563	23.86%
V 292.402†	180582.6	0.5035	mg/L	0.00356	2.517	mg/L	0.0178	0.71%
Zn 206.200†	1.1	0.00025	mg/L	0.001055	0.00124	mg/L	0.005276	426.12%

Analysis Begun

Start Time: 10/3/2006 1:57:13 PM
Plasma On Time: 10/3/2006 9:06:21 AM
Logged In Analyst: metals
Technique: ICP Continuous
Spectrometer Model: Optima 4300 DV, S/N 077N0060101Autosampler Model: AS-93plus

Sample Information File: C:\pe\Administrator\Sample Information\1003.sif
Batch ID:
Results Data Set: PE061003
Results Library: C:\pe\Administrator\Results\Results.mdb

Sequence No.: 1
Sample ID: JY77 M WMN
Analyst: JLB
Initial Sample Wt:
Dilution: 5X
Autosampler Location: 35
Date Collected: 10/3/2006 1:57:14 PM
Data Type: Original
Initial Sample Vol:
Sample Prep Vol:

Nebulizer Parameters: JY77 M WMN

Analyte	Back Pressure	Flow
All	166.0 kPa	0.50 L/min

Mean Data: JY77 M WMN

Analyte	Mean Corrected Intensity	Calib Conc.	Calib Units	Std.Dev.	Sample Conc.	Sample Units	Std.Dev.	RSD
ScA 357.253	1620729.2	84.41	%	0.916				1.08%
ScR 361.383	177786.5	86.31	%	0.075				0.09%
Ag 328.068†	-26.1	-0.00006	mg/L	0.000101	-0.00030	mg/L	0.000505	166.02%
Al 308.215†	188.9	0.1297	mg/L	0.01166	0.6484	mg/L	0.05830	8.99%
As 188.979†	5.5	0.00398	mg/L	0.003783	0.01992	mg/L	0.018915	94.96%
B 249.677†	57.7	0.02093	mg/L	0.001220	0.1046	mg/L	0.00610	5.83%
Ba 233.527†	10.3	0.00316	mg/L	0.000516	0.01582	mg/L	0.002578	16.29%
Be 313.042†	243.6	0.00038	mg/L	0.000010	0.00190	mg/L	0.000049	2.59%
Ca 317.933†	127276.9	5.070	mg/L	0.1330	25.35	mg/L	0.665	2.62%
Cd 228.802†	-3.2	-0.00009	mg/L	0.000076	-0.00043	mg/L	0.000380	88.95%
Co 228.616†	14.7	0.00030	mg/L	0.000226	0.00148	mg/L	0.001132	76.28%
Cr 267.716†	12.9	0.00113	mg/L	0.000850	0.00563	mg/L	0.004252	75.51%
Cu 324.752†	256.0	0.00080	mg/L	0.000168	0.00401	mg/L	0.000841	20.98%
Fe 273.955†	310.1	0.3052	mg/L	0.00898	1.526	mg/L	0.0449	2.94%
K 766.490†	5874.3	3.073	mg/L	0.0650	15.36	mg/L	0.325	2.11%
Mg 279.077†	3834.0	2.324	mg/L	0.0612	11.62	mg/L	0.306	2.63%
Mn 257.610†	1187.3	0.04501	mg/L	0.001227	0.2250	mg/L	0.00614	2.73%
Mo 202.031†	14.2	0.00102	mg/L	0.000208	0.00510	mg/L	0.001040	20.39%
Na 589.592†	78269.3	13.95	mg/L	0.324	69.75	mg/L	1.618	2.32%
Na 330.237†	418.2	13.14	mg/L	0.626	65.72	mg/L	3.128	4.76%
Ni 231.604†	0.8	0.00044	mg/L	0.001917	0.00219	mg/L	0.009584	437.74%
Pb 220.353†	12.2	0.00102	mg/L	0.000703	0.00512	mg/L	0.003513	68.60%
Sb 206.836†	-0.3	-0.00026	mg/L	0.001728	-0.00131	mg/L	0.008638	657.03%
Se 196.026†	-3.0	-0.00162	mg/L	0.002048	-0.00809	mg/L	0.010240	126.65%
Si 288.158†	4570.1	2.988	mg/L	0.0505	14.94	mg/L	0.253	1.69%
Sn 189.927†	-11.8	-0.00162	mg/L	0.000605	-0.00809	mg/L	0.003023	37.35%
Sr 421.552†	20698.9	0.02767	mg/L	0.000702	0.1384	mg/L	0.00351	2.54%
Ti 334.903†	-32.0	-0.00115	mg/L	0.000738	-0.00573	mg/L	0.003691	64.44%
Tl 190.801†	1.6	0.00115	mg/L	0.001168	0.00575	mg/L	0.005838	101.61%
V 292.402†	233.6	0.00067	mg/L	0.000291	0.00335	mg/L	0.001453	43.33%
Zn 206.200†	2.8	0.00297	mg/L	0.001500	0.01483	mg/L	0.007499	50.55%

==========

Analysis Begun

Start Time: 10/3/2006 2:04:56 PM **Plasma On Time: 10/3/2006 9:06:21 AM**
Logged In Analyst: metals **Technique: ICP Continuous**
Spectrometer Model: Optima 4300 DV, S/N 077N0060101Autosampler Model: AS-93plus

Sample Information File: C:\pe\Administrator\Sample Information\1003.sif
Batch ID:
Results Data Set: PE061003
Results Library: C:\pe\Administrator\Results\Results.mdb

==========

Sequence No.: 1 **Autosampler Location: 34**
Sample ID: JY77 L WMN **Date Collected: 10/3/2006 2:04:56 PM**
Analyst: JLB **Data Type: Original**
Initial Sample Wt: **Initial Sample Vol:**
Dilution: 5X **Sample Prep Vol:**

Nebulizer Parameters: JY77 L WMN

Analyte	Back Pressure	Flow
All	166.0 kPa	0.50 L/min

Mean Data: JY77 L WMN

Analyte	Mean Corrected Intensity	Calib Conc.	Calib Units	Std.Dev.	Sample Conc.	Sample Units	Std.Dev.	RSD
ScA 357.253	1574863.7	82.02	%	0.487				0.59%
ScR 361.383	178398.0	86.61	%	0.088				0.10%
Ag 328.068†	-35.2	0.00023	mg/L	0.000280	0.00115	mg/L	0.001400	121.81%
Al 308.215†	17.6	0.01187	mg/L	0.006620	0.05934	mg/L	0.033102	55.78%
As 188.979†	20.9	0.01522	mg/L	0.001051	0.07610	mg/L	0.005255	6.91%
B 249.677†	18.0	0.00655	mg/L	0.001099	0.03276	mg/L	0.005494	16.77%
Ba 233.527†	47.3	0.01390	mg/L	0.001691	0.06950	mg/L	0.008454	12.16%
Be 313.042†	169.7	0.00025	mg/L	0.000033	0.00124	mg/L	0.000165	13.28%
Ca 317.933†	472456.3	18.82	mg/L	0.075	94.11	mg/L	0.377	0.40%
Cd 228.802†	1.6	0.00002	mg/L	0.000026	0.00008	mg/L	0.000129	164.12%
Co 228.616†	119.0	0.00222	mg/L	0.000247	0.01111	mg/L	0.001236	11.12%
Cr 267.716†	37.6	0.00311	mg/L	0.001503	0.01553	mg/L	0.007515	48.40%
Cu 324.752†	146.8	0.00145	mg/L	0.000111	0.00727	mg/L	0.000553	7.61%
Fe 273.955†	10802.1	10.63	mg/L	0.072	53.15	mg/L	0.362	0.68%
K 766.490†	1831.2	0.9579	mg/L	0.01336	4.789	mg/L	0.0668	1.39%
Mg 279.077†	13597.6	8.237	mg/L	0.0350	41.19	mg/L	0.175	0.42%
Mn 257.610†	30578.0	1.161	mg/L	0.0044	5.804	mg/L	0.0221	0.38%
Mo 202.031†	37.8	0.00268	mg/L	0.000175	0.01341	mg/L	0.000876	6.53%
Na 589.592†	422172.1	75.25	mg/L	0.137	376.2	mg/L	0.69	0.18%
Na 330.237†	2316.7	72.90	mg/L	0.506	364.5	mg/L	2.53	0.69%
Ni 231.604†	1.6	0.00088	mg/L	0.001705	0.00438	mg/L	0.008527	194.66%
Pb 220.353†	33.4	0.00274	mg/L	0.000217	0.01369	mg/L	0.001084	7.92%
Sb 206.836†	4.8	0.00219	mg/L	0.007289	0.01095	mg/L	0.036447	332.76%
Se 196.026†	2.6	0.00134	mg/L	0.004890	0.00669	mg/L	0.024448	365.25%
Si 288.158†	8875.4	5.804	mg/L	0.0311	29.02	mg/L	0.156	0.54%
Sn 189.927†	-44.3	-0.00607	mg/L	0.000856	-0.03034	mg/L	0.004282	14.11%
Sr 421.552†	76953.8	0.1029	mg/L	0.00033	0.5144	mg/L	0.00167	0.32%
Ti 334.903†	161.8	0.00579	mg/L	0.000412	0.02894	mg/L	0.002062	7.13%
Tl 190.801†	-5.0	-0.00354	mg/L	0.002663	-0.01770	mg/L	0.013316	75.23%
V 292.402†	3874.2	0.01101	mg/L	0.000061	0.05504	mg/L	0.000307	0.56%
Zn 206.200†	3.3	0.00356	mg/L	0.002252	0.01780	mg/L	0.011258	63.26%

Sequence No.: 2
Sample ID: JY77 N WMN 4
Analyst: JLB
Initial Sample Wt:
Dilution: 5X

Autosampler Location: 36
Date Collected: 10/3/2006 2:12:18 PM
Data Type: Original
Initial Sample Vol:
Sample Prep Vol:

Nebulizer Parameters: JY77 N WMN

Analyte	Back Pressure	Flow
All	167.0 kPa	0.50 L/min

Mean Data: JY77 N WMN

Analyte	Mean Corrected Intensity	Calib Conc.	Calib Units	Calib Std.Dev.	Sample Conc.	Sample Units	Sample Std.Dev.	RSD
ScA 357.253	1550840.3	80.77	%	0.374				0.46%
ScR 361.383	174494.1	84.71	%	0.525				0.62%
Ag 328.068†	153.9	0.00040	mg/L	0.000188	0.00201	mg/L	0.000941	46.86%
Al 308.215†	450.4	0.3091	mg/L	0.02294	1.546	mg/L	0.1147	7.42%
As 188.979†	11.1	0.00832	mg/L	0.002989	0.04159	mg/L	0.014945	35.93%
B 249.677†	62.5	0.02266	mg/L	0.002414	0.1133	mg/L	0.01207	10.65%
Ba 233.527†	14.7	0.00454	mg/L	0.000529	0.02272	mg/L	0.002644	11.64%
Be 313.042†	592.7	0.00092	mg/L	0.000054	0.00460	mg/L	0.000271	5.89%
Ca 317.933†	87179.2	3.473	mg/L	0.0298	17.37	mg/L	0.149	0.86%
Cd 228.802†	4.0	0.00009	mg/L	0.000211	0.00043	mg/L	0.001057	248.55%
Co 228.616†	30.3	0.00061	mg/L	0.000105	0.00307	mg/L	0.000526	17.11%
Cr 267.716†	13.9	0.00133	mg/L	0.000743	0.00667	mg/L	0.003715	55.72%
Cu 324.752†	1192.5	0.00366	mg/L	0.000232	0.01830	mg/L	0.001158	6.33%
Fe 273.955†	73.1	0.07197	mg/L	0.004551	0.3598	mg/L	0.02276	6.32%
K 766.490†	1813.0	0.9484	mg/L	0.03015	4.742	mg/L	0.1508	3.18%
Mg 279.077†	3056.0	1.853	mg/L	0.0156	9.264	mg/L	0.0779	0.84%
Mn 257.610†	886.0	0.03358	mg/L	0.000480	0.1679	mg/L	0.00240	1.43%
Mo 202.031†	39.5	0.00295	mg/L	0.000275	0.01474	mg/L	0.001377	9.34%
Na 589.592†	697687.1	124.4	mg/L	0.42	621.8	mg/L	2.12	0.34%
Na 330.237†	3878.5	122.3	mg/L	0.95	611.7	mg/L	4.76	0.78%
Ni 231.604†	-1.0	-0.00052	mg/L	0.000556	-0.00259	mg/L	0.002781	107.52%
Pb 220.353†	30.9	0.00258	mg/L	0.000218	0.01291	mg/L	0.001091	8.45%
Sb 206.836†	-3.0	-0.00217	mg/L	0.003564	-0.01084	mg/L	0.017822	164.39%
Se 196.026†	2.4	0.00124	mg/L	0.003093	0.00621	mg/L	0.015465	249.23%
Si 288.158†	6186.4	4.045	mg/L	0.0269	20.23	mg/L	0.135	0.67%
Sn 189.927†	-11.5	-0.00168	mg/L	0.000247	-0.00840	mg/L	0.001233	14.68%
Sr 421.552†	16777.0	0.02243	mg/L	0.000112	0.1122	mg/L	0.00056	0.50%
Ti 334.903†	88.3	0.00316	mg/L	0.000569	0.01578	mg/L	0.002845	18.03%
Tl 190.801†	-0.7	-0.00047	mg/L	0.003049	-0.00237	mg/L	0.015245	644.30%
V 292.402†	1593.2	0.00446	mg/L	0.000118	0.02230	mg/L	0.000588	2.63%
Zn 206.200†	2.9	0.00310	mg/L	0.002200	0.01548	mg/L	0.011001	71.05%

Sequence No.: 3
Sample ID: JY56 HDUP WMN
Analyst: JLB
Initial Sample Wt:
Dilution: 5X

Autosampler Location: 37
Date Collected: 10/3/2006 2:19:39 PM
Data Type: Original
Initial Sample Vol:
Sample Prep Vol:

Nebulizer Parameters: JY56 HDUP WMN

Analyte	Back Pressure	Flow
All	167.0 kPa	0.50 L/min

Mean Data: JY56 HDUP WMN

Analyte	Mean Corrected Intensity	Calib Conc.	Calib Units	Std.Dev.	Sample Conc.	Sample Units	Std.Dev.	RSD
ScA 357.253	1533103.7	79.84	%	0.376				0.47%
ScR 361.383	174494.4	84.71	%	0.368				0.43%
Ag 328.068†	45.4	0.00018	mg/L	0.000220	0.00089	mg/L	0.001098	123.55%
Al 308.215†	92.5	0.06333	mg/L	0.015645	0.3167	mg/L	0.07822	24.70%
As 188.979†	11.9	0.00886	mg/L	0.002128	0.04429	mg/L	0.010638	24.02%
B 249.677†	92.2	0.03346	mg/L	0.000767	0.1673	mg/L	0.00383	2.29%
Ba 233.527†	39.3	0.01201	mg/L	0.001337	0.06006	mg/L	0.006685	11.13%
Be 313.042†	259.5	0.00040	mg/L	0.000018	0.00201	mg/L	0.000090	4.50%
Ca 317.933†	138488.2	5.517	mg/L	0.0410	27.59	mg/L	0.205	0.74%
Cd 228.802†	-0.8	-0.00003	mg/L	0.000125	-0.00016	mg/L	0.000625	378.99%
Co 228.616†	38.7	0.00076	mg/L	0.000227	0.00380	mg/L	0.001137	29.93%
Cr 267.716†	19.1	0.00173	mg/L	0.000726	0.00864	mg/L	0.003632	42.03%
Cu 324.752†	548.7	0.00182	mg/L	0.000019	0.00910	mg/L	0.000093	1.02%
Fe 273.955†	1614.7	1.589	mg/L	0.0017	7.945	mg/L	0.0084	0.11%
K 766.490†	1408.0	0.7365	mg/L	0.05424	3.683	mg/L	0.2712	7.36%
Mg 279.077†	5445.7	3.301	mg/L	0.0190	16.50	mg/L	0.095	0.58%
Mn 257.610†	2752.4	0.1044	mg/L	0.00026	0.5221	mg/L	0.00128	0.25%
Mo 202.031†	76.7	0.00573	mg/L	0.000216	0.02863	mg/L	0.001082	3.78%
Na 589.592†	699236.4	124.6	mg/L	0.41	623.2	mg/L	2.03	0.33%
Na 330.237†	3874.2	122.2	mg/L	0.45	610.9	mg/L	2.27	0.37%
Ni 231.604†	-2.1	-0.00112	mg/L	0.000808	-0.00561	mg/L	0.004040	72.00%
Pb 220.353†	36.8	0.00302	mg/L	0.000967	0.01511	mg/L	0.004836	32.01%
Sb 206.836†	0.2	-0.00008	mg/L	0.002620	-0.00040	mg/L	0.013098	>999.9%
Se 196.026†	11.4	0.00613	mg/L	0.001740	0.03066	mg/L	0.008700	28.37%
Si 288.158†	6734.9	4.404	mg/L	0.0399	22.02	mg/L	0.199	0.91%
Sn 189.927†	-16.7	-0.00240	mg/L	0.000582	-0.01201	mg/L	0.002908	24.21%
Sr 421.552†	24758.7	0.03310	mg/L	0.000145	0.1655	mg/L	0.00073	0.44%
Ti 334.903†	-1.0	-0.00004	mg/L	0.001160	-0.00021	mg/L	0.005801	>999.9%
Tl 190.801†	-4.5	-0.00318	mg/L	0.001661	-0.01589	mg/L	0.008306	52.27%
V 292.402†	1043.9	0.00295	mg/L	0.000132	0.01474	mg/L	0.000662	4.49%
Zn 206.200†	3.9	0.00412	mg/L	0.002286	0.02062	mg/L	0.011428	55.42%

Sequence No.: 4
Sample ID: JY56 H WMN
Analyst: JLB
Initial Sample Wt:
Dilution: 5X

Autosampler Location: 38
Date Collected: 10/3/2006 2:27:00 PM
Data Type: Original
Initial Sample Vol:
Sample Prep Vol:

Nebulizer Parameters: JY56 H WMN

Analyte	Back Pressure	Flow
All	167.0 kPa	0.50 L/min

Mean Data: JY56 H WMN

Analyte	Mean Corrected Intensity	Calib Conc.	Calib Units	Std.Dev.	Sample Conc.	Sample Units	Std.Dev.	RSD
ScA 357.253	1548319.6	80.64	%	0.501				0.62%
ScR 361.383	175470.2	85.19	%	0.485				0.57%
Ag 328.068†	28.8	0.00013	mg/L	0.000094	0.00067	mg/L	0.000469	70.25%
Al 308.215†	85.0	0.05819	mg/L	0.015663	0.2910	mg/L	0.07832	26.92%
As 188.979†	11.7	0.00871	mg/L	0.002793	0.04355	mg/L	0.013966	32.07%
B 249.677†	87.1	0.03161	mg/L	0.003545	0.1581	mg/L	0.01773	11.22%
Ba 233.527†	38.3	0.01170	mg/L	0.000422	0.05852	mg/L	0.002112	3.61%
Be 313.042†	270.0	0.00042	mg/L	0.000053	0.00209	mg/L	0.000263	12.62%
Ca 317.933†	136669.8	5.445	mg/L	0.0722	27.22	mg/L	0.361	1.33%
Cd 228.802†	-0.6	-0.00003	mg/L	0.000088	-0.00014	mg/L	0.000441	324.06%
Co 228.616†	25.3	0.00049	mg/L	0.000076	0.00243	mg/L	0.000382	15.73%
Cr 267.716†	19.3	0.00178	mg/L	0.000257	0.00888	mg/L	0.001286	14.48%
Cu 324.752†	565.4	0.00187	mg/L	0.000030	0.00935	mg/L	0.000149	1.60%
Fe 273.955†	1589.2	1.564	mg/L	0.0164	7.819	mg/L	0.0818	1.05%
K 766.490†	1397.5	0.7310	mg/L	0.00909	3.655	mg/L	0.0454	1.24%
Mg 279.077†	5333.1	3.232	mg/L	0.0354	16.16	mg/L	0.177	1.10%
Mn 257.610†	2687.5	0.1020	mg/L	0.00139	0.5098	mg/L	0.00695	1.36%
Mo 202.031†	75.5	0.00563	mg/L	0.000508	0.02817	mg/L	0.002538	9.01%
Na 589.592†	690916.5	123.2	mg/L	0.63	615.8	mg/L	3.13	0.51%
Na 330.237†	3849.1	121.4	mg/L	0.95	606.9	mg/L	4.74	0.78%
Ni 231.604†	5.9	0.00315	mg/L	0.004562	0.01576	mg/L	0.022808	144.73%
Pb 220.353†	36.9	0.00303	mg/L	0.000050	0.01514	mg/L	0.000249	1.65%
Sb 206.836†	-0.8	-0.00078	mg/L	0.001741	-0.00392	mg/L	0.008705	222.01%
Se 196.026†	13.2	0.00706	mg/L	0.002802	0.03530	mg/L	0.014011	39.69%
Si 288.158†	6676.8	4.366	mg/L	0.0401	21.83	mg/L	0.200	0.92%
Sn 189.927†	-22.4	-0.00337	mg/L	0.001193	-0.01686	mg/L	0.005967	35.39%
Sr 421.552†	24273.5	0.03245	mg/L	0.000297	0.1623	mg/L	0.00148	0.91%
Ti 334.903†	20.4	0.00072	mg/L	0.000850	0.00361	mg/L	0.004249	117.55%
Tl 190.801†	0.2	0.00017	mg/L	0.003107	0.00086	mg/L	0.015537	>999.9%
V 292.402†	1036.5	0.00293	mg/L	0.000082	0.01463	mg/L	0.000408	2.79%
Zn 206.200†	1.3	0.00141	mg/L	0.000533	0.00703	mg/L	0.002664	37.92%

Sequence No.: 5
Sample ID: JY56 HSPK WMN
Analyst: JLB
Initial Sample Wt:
Dilution: 5X

Autosampler Location: 39
Date Collected: 10/3/2006 2:34:21 PM
Data Type: Original
Initial Sample Vol:
Sample Prep Vol:

Nebulizer Parameters: JY56 HSPK WMN

Analyte	Back Pressure	Flow
All	167.0 kPa	0.50 L/min

Mean Data: JY56 HSPK WMN

Analyte	Mean Corrected Intensity	Calib Conc.	Calib Units	Calib Std.Dev.	Sample Conc.	Sample Units	Sample Std.Dev.	RSD
ScA 357.253	1553531.8	80.91	%	0.513				0.63%
ScR 361.383	175619.2	85.26	%	0.117				0.14%
Ag 328.068†	-41.8	-0.00005	mg/L	0.000356	-0.00026	mg/L	0.001781	695.28%
Al 308.215†	79.9	0.05469	mg/L	0.015391	0.2734	mg/L	0.07696	28.14%
As 188.979†	12.1	0.00903	mg/L	0.002166	0.04514	mg/L	0.010828	23.99%
B 249.677†	91.6	0.03322	mg/L	0.002239	0.1661	mg/L	0.01119	6.74%
Ba 233.527†	37.5	0.01145	mg/L	0.000443	0.05723	mg/L	0.002214	3.87%
Be 313.042†	222.3	0.00034	mg/L	0.000034	0.00171	mg/L	0.000168	9.80%
Ca 317.933†	134979.3	5.377	mg/L	0.1468	26.89	mg/L	0.734	2.73%
Cd 228.802†	-3.8	-0.00011	mg/L	0.000071	-0.00053	mg/L	0.000356	66.72%
Co 228.616†	31.4	0.00061	mg/L	0.000218	0.00304	mg/L	0.001091	35.85%
Cr 267.716†	17.8	0.00158	mg/L	0.001490	0.00791	mg/L	0.007452	94.21%
Cu 324.752†	472.4	0.00158	mg/L	0.000083	0.00791	mg/L	0.000413	5.22%
Fe 273.955†	1585.3	1.560	mg/L	0.0418	7.800	mg/L	0.2088	2.68%
K 766.490†	1385.2	0.7246	mg/L	0.04694	3.623	mg/L	0.2347	6.48%
Mg 279.077†	5329.9	3.231	mg/L	0.0877	16.15	mg/L	0.439	2.72%
Mn 257.610†	2693.9	0.1022	mg/L	0.00321	0.5110	mg/L	0.01603	3.14%
Mo 202.031†	79.9	0.00597	mg/L	0.000165	0.02985	mg/L	0.000824	2.76%
Na 589.592†	675409.5	120.4	mg/L	3.74	601.9	mg/L	18.69	3.11%
Na 330.237†	3811.3	120.2	mg/L	3.60	601.0	mg/L	18.02	3.00%
Ni 231.604†	-0.6	-0.00033	mg/L	0.001305	-0.00164	mg/L	0.006524	396.68%
Pb 220.353†	28.2	0.00232	mg/L	0.000304	0.01158	mg/L	0.001519	13.12%
Sb 206.836†	2.4	0.00148	mg/L	0.002923	0.00738	mg/L	0.014613	198.12%
Se 196.026†	2.5	0.00142	mg/L	0.006798	0.00708	mg/L	0.033990	480.23%
Si 288.158†	21448.6	14.03	mg/L	0.328	70.13	mg/L	1.641	2.34%
Sn 189.927†	-15.7	-0.00224	mg/L	0.000334	-0.01119	mg/L	0.001669	14.91%
Sr 421.552†	24152.1	0.03229	mg/L	0.000919	0.1615	mg/L	0.00460	2.85%
Ti 334.903†	38.9	0.00139	mg/L	0.001684	0.00693	mg/L	0.008420	121.54%
Tl 190.801†	0.2	0.00014	mg/L	0.001349	0.00072	mg/L	0.006747	932.67%
V 292.402†	1103.6	0.00311	mg/L	0.000090	0.01556	mg/L	0.000451	2.90%
Zn 206.200†	0.7	0.00081	mg/L	0.002431	0.00405	mg/L	0.012155	300.24%

Sequence No.: 6
Sample ID: JY56 MB2SPK WMN
Analyst: JLB
Initial Sample Wt:
Dilution: 1X

Autosampler Location: 40
Date Collected: 10/3/2006 2:41:42 PM
Data Type: Original
Initial Sample Vol:
Sample Prep Vol:

Nebulizer Parameters: JY56 MB2SPK WMN

Analyte	Back Pressure	Flow
All	166.0 kPa	0.50 L/min

Mean Data: JY56 MB2SPK WMN

Analyte	Mean Corrected Intensity	Calib Conc.	Calib Units	Calib Std.Dev.	Sample Conc.	Sample Units	Sample Std.Dev.	RSD
ScA 357.253	1651688.9	86.02	%	0.401				0.47%
ScR 361.383	180035.4	87.40	%	0.659				0.75%
Ag 328.068†	-34.0	-0.00009	mg/L	0.000231	-0.00009	mg/L	0.000231	260.08%
Al 308.215†	22.9	0.01574	mg/L	0.010829	0.01574	mg/L	0.010829	68.79%
As 188.979†	2.3	0.00173	mg/L	0.002252	0.00173	mg/L	0.002252	129.95%
B 249.677†	2.0	0.00072	mg/L	0.001324	0.00072	mg/L	0.001324	184.66%
Ba 233.527†	2.8	0.00087	mg/L	0.000207	0.00087	mg/L	0.000207	23.83%
Be 313.042†	186.6	0.00029	mg/L	0.000023	0.00029	mg/L	0.000023	7.88%
Ca 317.933†	142.2	0.00566	mg/L	0.001219	0.00566	mg/L	0.001219	21.52%
Cd 228.802†	-3.4	-0.00009	mg/L	0.000094	-0.00009	mg/L	0.000094	109.84%
Co 228.616†	11.0	0.00022	mg/L	0.000146	0.00022	mg/L	0.000146	65.22%
Cr 267.716†	14.1	0.00176	mg/L	0.000825	0.00176	mg/L	0.000825	46.72%
Cu 324.752†	240.0	0.00074	mg/L	0.000162	0.00074	mg/L	0.000162	21.98%
Fe 273.955†	3.0	0.00293	mg/L	0.002030	0.00293	mg/L	0.002030	69.17%
K 766.490†	473.7	0.2478	mg/L	0.02321	0.2478	mg/L	0.02321	9.37%
Mg 279.077†	13.2	0.00799	mg/L	0.003380	0.00799	mg/L	0.003380	42.30%
Mn 257.610†	5.3	0.00020	mg/L	0.000088	0.00020	mg/L	0.000088	43.59%
Mo 202.031†	1.2	0.00009	mg/L	0.000343	0.00009	mg/L	0.000343	387.60%
Na 589.592†	18735.1	3.339	mg/L	0.0336	3.339	mg/L	0.0336	1.01%
Na 330.237†	106.2	3.350	mg/L	0.5254	3.350	mg/L	0.5254	15.68%
Ni 231.604†	1.1	0.00056	mg/L	0.001621	0.00056	mg/L	0.001621	290.22%
Pb 220.353†	-3.7	-0.00029	mg/L	0.000190	-0.00029	mg/L	0.000190	64.69%
Sb 206.836†	-3.3	-0.00241	mg/L	0.002749	-0.00241	mg/L	0.002749	113.92%
Se 196.026†	10.2	0.00540	mg/L	0.003523	0.00540	mg/L	0.003523	65.23%
Si 288.158†	15290.1	9.998	mg/L	0.0645	9.998	mg/L	0.0645	0.65%
Sn 189.927†	-5.7	-0.00096	mg/L	0.000360	-0.00096	mg/L	0.000360	37.54%
Sr 421.552†	-60.9	-0.00008	mg/L	0.000090	-0.00008	mg/L	0.000090	110.27%
Ti 334.903†	-2.5	-0.00009	mg/L	0.001120	-0.00009	mg/L	0.001120	>999.9%
Tl 190.801†	1.2	0.00086	mg/L	0.004051	0.00086	mg/L	0.004051	469.70%
V 292.402†	-14.2	-0.00003	mg/L	0.000179	-0.00003	mg/L	0.000179	659.90%
Zn 206.200†	3.0	0.00307	mg/L	0.002366	0.00307	mg/L	0.002366	77.05%

Sequence No.: 7
Sample ID: CV3
Analyst: JLB
Initial Sample Wt:
Dilution: 1X

Autosampler Location: 7
Date Collected: 10/3/2006 2:48:46 PM
Data Type: Original
Initial Sample Vol:
Sample Prep Vol:

Nebulizer Parameters: CV

Analyte	Back Pressure	Flow
All	166.0 kPa	0.50 L/min

Mean Data: CV

Analyte	Mean Corrected Intensity	Calib Conc.	Calib Units	Std.Dev.	Sample Conc.	Sample Units	Std.Dev.	RSD
ScA 357.253	1539522.2	80.18	%	0.219				0.27%
ScR 361.383	172883.4	83.93	%	1.195				1.42%
Ag 328.068†	373566.8	0.9771	mg/L	0.00058	0.9771	mg/L	0.00058	0.06%
Al 308.215†	2907.9	1.960	mg/L	0.0357	1.960	mg/L	0.0357	1.82%
As 188.979†	2492.0	1.905	mg/L	0.0099	1.905	mg/L	0.0099	0.52%
B 249.677†	2628.4	0.9563	mg/L	0.01348	0.9563	mg/L	0.01348	1.41%
Ba 233.527†	3033.4	0.9341	mg/L	0.01749	0.9341	mg/L	0.01749	1.87%
Be 313.042†	627158.5	0.9790	mg/L	0.00325	0.9790	mg/L	0.00325	0.33%
Ca 317.933†	49125.1	1.957	mg/L	0.0059	1.957	mg/L	0.0059	0.30%
Cd 228.802†	41431.3	1.012	mg/L	0.0017	1.012	mg/L	0.0017	0.17%
Co 228.616†	47225.2	0.9580	mg/L	0.00162	0.9580	mg/L	0.00162	0.17%
Cr 267.716†	7389.4	0.9216	mg/L	0.01596	0.9216	mg/L	0.01596	1.73%
Cu 324.752†	338432.4	1.040	mg/L	0.0004	1.040	mg/L	0.0004	0.04%
Fe 273.955†	1973.8	1.940	mg/L	0.0245	1.940	mg/L	0.0245	1.26%
K 766.490†	38598.9	20.19	mg/L	0.127	20.19	mg/L	0.127	0.63%
Mg 279.077†	3098.2	1.883	mg/L	0.0309	1.883	mg/L	0.0309	1.64%
Mn 257.610†	24570.0	0.9333	mg/L	0.00435	0.9333	mg/L	0.00435	0.47%
Mo 202.031†	13381.1	1.011	mg/L	0.0068	1.011	mg/L	0.0068	0.67%
Na 589.592†	290848.9	51.84	mg/L	0.242	51.84	mg/L	0.242	0.47%
Na 330.237†	1639.3	51.71	mg/L	0.813	51.71	mg/L	0.813	1.57%
Ni 231.604†	1791.8	0.9526	mg/L	0.01578	0.9526	mg/L	0.01578	1.66%
Pb 220.353†	23250.5	1.901	mg/L	0.0123	1.901	mg/L	0.0123	0.65%
Sb 206.836†	3023.3	2.153	mg/L	0.0107	2.153	mg/L	0.0107	0.50%
Se 196.026†	3576.8	1.900	mg/L	0.0091	1.900	mg/L	0.0091	0.48%
Si 288.158†	3046.6	1.994	mg/L	0.0285	1.994	mg/L	0.0285	1.43%
Sn 189.927†	5582.4	0.9415	mg/L	0.00485	0.9415	mg/L	0.00485	0.52%
Sr 421.552†	751083.1	1.004	mg/L	0.0042	1.004	mg/L	0.0042	0.42%
Ti 334.903†	28144.2	1.006	mg/L	0.0049	1.006	mg/L	0.0049	0.48%
Tl 190.801†	2752.3	1.940	mg/L	0.0089	1.940	mg/L	0.0089	0.46%
V 292.402†	353284.0	0.9919	mg/L	0.00149	0.9919	mg/L	0.00149	0.15%
Zn 206.200†	938.9	0.9628	mg/L	0.01529	0.9628	mg/L	0.01529	1.59%

Sequence No.: 8
Sample ID: CB 3
Analyst: JLB
Initial Sample Wt:
Dilution: 1X

Autosampler Location: 1
Date Collected: 10/3/2006 2:55:00 PM
Data Type: Original
Initial Sample Vol:
Sample Prep Vol:

Nebulizer Parameters: CB

Analyte	Back Pressure	Flow
All	166.0 kPa	0.50 L/min

Mean Data: CB

Analyte	Mean Corrected Intensity	Calib Conc.	Calib Units	Calib Std.Dev.	Sample Conc.	Sample Units	Sample Std.Dev.	RSD
ScA 357.253	1606316.9	83.66	%	0.091				0.11%
ScR 361.383	175120.2	85.02	%	0.324				0.38%
Ag 328.068†	38.5	0.00010	mg/L	0.000094	0.00010	mg/L	0.000094	93.26%
Al 308.215†	-6.9	-0.00472	mg/L	0.005534	-0.00472	mg/L	0.005534	117.19%
As 188.979†	6.2	0.00472	mg/L	0.001479	0.00472	mg/L	0.001479	31.30%
B 249.677†	15.2	0.00551	mg/L	0.002762	0.00551	mg/L	0.002762	50.09%
Ba 233.527†	-0.9	-0.00029	mg/L	0.000324	-0.00029	mg/L	0.000324	111.33%
Be 313.042†	135.2	0.00021	mg/L	0.000041	0.00021	mg/L	0.000041	19.50%
Ca 317.933†	75.9	0.00302	mg/L	0.000208	0.00302	mg/L	0.000208	6.88%
Cd 228.802†	5.2	0.00012	mg/L	0.000114	0.00012	mg/L	0.000114	93.38%
Co 228.616†	8.0	0.00016	mg/L	0.000247	0.00016	mg/L	0.000247	152.14%
Cr 267.716†	2.7	0.00034	mg/L	0.000322	0.00034	mg/L	0.000322	95.18%
Cu 324.752†	255.0	0.00078	mg/L	0.000052	0.00078	mg/L	0.000052	6.59%
Fe 273.955†	4.0	0.00395	mg/L	0.001746	0.00395	mg/L	0.001746	44.15%
K 766.490†	411.7	0.2153	mg/L	0.01405	0.2153	mg/L	0.01405	6.52%
Mg 279.077†	-7.2	-0.00437	mg/L	0.016983	-0.00437	mg/L	0.016983	388.42%
Mn 257.610†	6.5	0.00025	mg/L	0.000295	0.00025	mg/L	0.000295	118.65%
Mo 202.031†	11.7	0.00088	mg/L	0.000099	0.00088	mg/L	0.000099	11.23%
Na 589.592†	2068.7	0.3687	mg/L	0.01343	0.3687	mg/L	0.01343	3.64%
Na 330.237†	2.8	0.08771	mg/L	0.617297	0.08771	mg/L	0.617297	703.77%
Ni 231.604†	-1.0	-0.00052	mg/L	0.002369	-0.00052	mg/L	0.002369	454.04%
Pb 220.353†	21.6	0.00176	mg/L	0.000429	0.00176	mg/L	0.000429	24.33%
Sb 206.836†	-0.8	-0.00056	mg/L	0.002508	-0.00056	mg/L	0.002508	444.86%
Se 196.026†	10.1	0.00538	mg/L	0.004558	0.00538	mg/L	0.004558	84.70%
Si 288.158†	9.5	0.00622	mg/L	0.007587	0.00622	mg/L	0.007587	121.97%
Sn 189.927†	10.6	0.00179	mg/L	0.000850	0.00179	mg/L	0.000850	47.56%
Sr 421.552†	11.5	0.00002	mg/L	0.000123	0.00002	mg/L	0.000123	801.61%
Ti 334.903†	-3.2	-0.00012	mg/L	0.001138	-0.00012	mg/L	0.001138	988.00%
Tl 190.801†	2.4	0.00173	mg/L	0.002646	0.00173	mg/L	0.002646	152.85%
V 292.402†	8.1	0.00003	mg/L	0.000200	0.00003	mg/L	0.000200	776.05%
Zn 206.200†	0.6	0.00057	mg/L	0.001614	0.00057	mg/L	0.001614	283.20%

Sequence No.: 9
Sample ID: JY35 E WMN
Analyst: JLB
Initial Sample Wt:
Dilution: 5X

Autosampler Location: 41
Date Collected: 10/3/2006 3:01:22 PM
Data Type: Original
Initial Sample Vol:
Sample Prep Vol:

Nebulizer Parameters: JY35 E WMN

Analyte	Back Pressure	Flow
All	166.0 kPa	0.50 L/min

Mean Data: JY35 E WMN

Analyte	Mean Corrected Intensity	Calib Conc.	Calib Units	Calib Std.Dev.	Sample Conc.	Sample Units	Sample Std.Dev.	RSD
ScA 357.253	1434332.5	74.70	%	0.447				0.60%
ScR 361.383	163219.2	79.24	%	0.825				1.04%
Ag 328.068†	50.0	0.00056	mg/L	0.000163	0.00278	mg/L	0.000816	29.38%
Al 308.215†	91.7	0.05592	mg/L	0.011250	0.2796	mg/L	0.05625	20.12%
As 188.979†	37.3	0.02776	mg/L	0.001522	0.1388	mg/L	0.00761	5.48%
B 249.677†	194.0	0.07038	mg/L	0.002327	0.3519	mg/L	0.01164	3.31%
Ba 233.527†	55.6	0.01651	mg/L	0.001197	0.08253	mg/L	0.005984	7.25%
Be 313.042†	939.7	0.00093	mg/L	0.000089	0.00463	mg/L	0.000447	9.65%
Ca 317.933†	15698.6	0.6254	mg/L	0.00616	3.127	mg/L	0.0308	0.99%
Cd 228.802†	8.6	0.00017	mg/L	0.000104	0.00083	mg/L	0.000520	62.46%
Co 228.616†	1215.3	0.02412	mg/L	0.000245	0.1206	mg/L	0.00123	1.02%
Cr 267.716†	111.9	0.01426	mg/L	0.002067	0.07128	mg/L	0.010335	14.50%
Cu 324.752†	2701.1	0.00889	mg/L	0.000397	0.04444	mg/L	0.001985	4.47%
Fe 273.955†	6920.9	6.810	mg/L	0.1628	34.05	mg/L	0.814	2.39%
K 766.490†	4981.9	2.606	mg/L	0.1021	13.03	mg/L	0.510	3.92%
Mg 279.077†	578.8	0.3464	mg/L	0.00753	1.732	mg/L	0.0377	2.17%
Mn 257.610†	447.0	0.01696	mg/L	0.000698	0.08482	mg/L	0.003491	4.12%
Mo 202.031†	709.5	0.05361	mg/L	0.003683	0.2680	mg/L	0.01841	6.87%
Na 589.592†	4894437.6	872.4	mg/L	9.17	4362	mg/L	45.8	1.05%
Na 330.237†	27971.2	882.6	mg/L	6.66	4413	mg/L	33.3	0.75%
Ni 231.604†	8.5	0.00451	mg/L	0.000502	0.02255	mg/L	0.002508	11.12%
Pb 220.353†	71.7	0.00591	mg/L	0.000926	0.02954	mg/L	0.004631	15.68%
Sb 206.836†	1.8	0.00178	mg/L	0.002709	0.00890	mg/L	0.013545	152.24%
Se 196.026†	24.1	0.01361	mg/L	0.003648	0.06806	mg/L	0.018238	26.80%
Si 288.158†	11478.6	7.506	mg/L	0.1836	37.53	mg/L	0.918	2.45%
Sn 189.927†	-13.7	-0.00231	mg/L	0.000960	-0.01157	mg/L	0.004801	41.48%
Sr 421.552†	6983.0	0.00934	mg/L	0.000165	0.04668	mg/L	0.000823	1.76%
Ti 334.903†	7706.2	0.2757	mg/L	0.01398	1.379	mg/L	0.0699	5.07%
Tl 190.801†	5.3	0.00279	mg/L	0.003613	0.01396	mg/L	0.018064	129.42%
V 292.402†	124314.5	0.3466	mg/L	0.00503	1.733	mg/L	0.0252	1.45%
Zn 206.200†	3.3	0.00314	mg/L	0.004927	0.01570	mg/L	0.024635	156.96%

Sequence No.: 10
Sample ID: JY77 O WMN
Analyst: JLB
Initial Sample Wt:
Dilution: 5X

Autosampler Location: 42
Date Collected: 10/3/2006 3:09:08 PM
Data Type: Original
Initial Sample Vol:
Sample Prep Vol:

Nebulizer Parameters: JY77 O WMN

Analyte	Back Pressure	Flow
All	166.0 kPa	0.50 L/min

Mean Data: JY77 O WMN

Analyte	Mean Corrected Intensity	Calib Conc.	Calib Units	Std.Dev.	Sample Conc.	Sample Units	Std.Dev.	RSD
ScA 357.253	1571393.5	81.84	%	0.140				0.17%
ScR 361.383	175480.1	85.19	%	0.535				0.63%
Ag 328.068†	-180.2	0.00009	mg/L	0.000059	0.00045	mg/L	0.000294	65.95%
Al 308.215†	86.5	0.05936	mg/L	0.006517	0.2968	mg/L	0.03259	10.98%
As 188.979†	16.2	0.01170	mg/L	0.002765	0.05850	mg/L	0.013827	23.64%
B 249.677†	8.2	0.00299	mg/L	0.001497	0.01494	mg/L	0.007486	50.12%
Ba 233.527†	96.2	0.02879	mg/L	0.000954	0.1439	mg/L	0.00477	3.31%
Be 313.042†	174.6	0.00027	mg/L	0.000051	0.00136	mg/L	0.000254	18.77%
Ca 317.933†	416171.3	16.58	mg/L	0.037	82.90	mg/L	0.185	0.22%
Cd 228.802†	2.8	0.00005	mg/L	0.000153	0.00025	mg/L	0.000766	310.82%
Co 228.616†	153.8	0.00290	mg/L	0.000200	0.01448	mg/L	0.000999	6.90%
Cr 267.716†	21.7	0.00180	mg/L	0.001214	0.00899	mg/L	0.006069	67.52%
Cu 324.752†	73.7	0.00146	mg/L	0.000063	0.00731	mg/L	0.000315	4.31%
Fe 273.955†	13128.7	12.92	mg/L	0.072	64.60	mg/L	0.361	0.56%
K 766.490†	2340.3	1.224	mg/L	0.0248	6.121	mg/L	0.1241	2.03%
Mg 279.077†	12645.9	7.659	mg/L	0.0182	38.29	mg/L	0.091	0.24%
Mn 257.610†	9137.1	0.3467	mg/L	0.00054	1.733	mg/L	0.0027	0.15%
Mo 202.031†	18.3	0.00122	mg/L	0.000140	0.00611	mg/L	0.000700	11.46%
Na 589.592†	317800.2	56.65	mg/L	0.185	283.2	mg/L	0.92	0.33%
Na 330.237†	1755.9	55.23	mg/L	0.335	276.2	mg/L	1.68	0.61%
Ni 231.604†	3.1	0.00163	mg/L	0.000959	0.00816	mg/L	0.004795	58.73%
Pb 220.353†	31.3	0.00258	mg/L	0.000510	0.01288	mg/L	0.002550	19.81%
Sb 206.836†	4.8	0.00193	mg/L	0.001994	0.00967	mg/L	0.009971	103.15%
Se 196.026†	-6.6	-0.00234	mg/L	0.004610	-0.01171	mg/L	0.023049	196.86%
Si 288.158†	8788.5	5.747	mg/L	0.0035	28.73	mg/L	0.017	0.06%
Sn 189.927†	-39.9	-0.00549	mg/L	0.000816	-0.02746	mg/L	0.004082	14.87%
Sr 421.552†	76397.9	0.1021	mg/L	0.00049	0.5107	mg/L	0.00246	0.48%
Ti 334.903†	27.3	0.00097	mg/L	0.000499	0.00487	mg/L	0.002496	51.28%
Tl 190.801†	-0.6	-0.00042	mg/L	0.004304	-0.00210	mg/L	0.021522	>999.9%
V 292.402†	422.3	0.00125	mg/L	0.000079	0.00624	mg/L	0.000397	6.35%
Zn 206.200†	2.9	0.00294	mg/L	0.003009	0.01469	mg/L	0.015047	102.43%

Sequence No.: 11
Sample ID: JY77 P WMN
Analyst: JLB
Initial Sample Wt:
Dilution: 5X

Autosampler Location: 43
Date Collected: 10/3/2006 3:16:30 PM
Data Type: Original
Initial Sample Vol:
Sample Prep Vol:

Nebulizer Parameters: JY77 P WMN

Analyte	Back Pressure	Flow
All	166.0 kPa	0.50 L/min

Mean Data: JY77 P WMN

Analyte	Mean Corrected Intensity	Calib Conc.	Calib Units	Calib Std.Dev.	Sample Conc.	Sample Units	Sample Std.Dev.	RSD
ScA 357.253	1559709.0	81.23	%	0.436				0.54%
ScR 361.383	173700.4	84.33	%	0.822				0.97%
Ag 328.068†	34.9	0.00007	mg/L	0.000153	0.00036	mg/L	0.000765	211.94%
Al 308.215†	41.5	0.02838	mg/L	0.007565	0.1419	mg/L	0.03782	26.65%
As 188.979†	12.3	0.00870	mg/L	0.002325	0.04348	mg/L	0.011627	26.74%
B 249.677†	109.4	0.03968	mg/L	0.001953	0.1984	mg/L	0.00976	4.92%
Ba 233.527†	20.3	0.00623	mg/L	0.001077	0.03115	mg/L	0.005386	17.29%
Be 313.042†	181.1	0.00028	mg/L	0.000028	0.00139	mg/L	0.000138	9.90%
Ca 317.933†	422714.6	16.84	mg/L	0.100	84.20	mg/L	0.501	0.60%
Cd 228.802†	-4.4	-0.00012	mg/L	0.000115	-0.00062	mg/L	0.000573	93.17%
Co 228.616†	340.2	0.00690	mg/L	0.000144	0.03449	mg/L	0.000720	2.09%
Cr 267.716†	34.0	0.00155	mg/L	0.000633	0.00775	mg/L	0.003165	40.86%
Cu 324.752†	1040.2	0.00319	mg/L	0.000034	0.01597	mg/L	0.000170	1.07%
Fe 273.955†	751.3	0.7393	mg/L	0.00783	3.697	mg/L	0.0391	1.06%
K 766.490†	6254.1	3.271	mg/L	0.0275	16.36	mg/L	0.137	0.84%
Mg 279.077†	19653.2	11.92	mg/L	0.032	59.58	mg/L	0.158	0.26%
Mn 257.610†	8922.2	0.3385	mg/L	0.00212	1.692	mg/L	0.0106	0.63%
Mo 202.031†	28.9	0.00192	mg/L	0.000191	0.00962	mg/L	0.000953	9.91%
Na 589.592†	917983.0	163.6	mg/L	1.41	818.1	mg/L	7.06	0.86%
Na 330.237†	5121.5	161.4	mg/L	0.45	807.1	mg/L	2.26	0.28%
Ni 231.604†	5.1	0.00271	mg/L	0.003077	0.01353	mg/L	0.015386	113.76%
Pb 220.353†	38.7	0.00318	mg/L	0.000500	0.01588	mg/L	0.002499	15.73%
Sb 206.836†	2.9	0.00183	mg/L	0.001961	0.00915	mg/L	0.009803	107.10%
Se 196.026†	15.3	0.00782	mg/L	0.004209	0.03911	mg/L	0.021043	53.81%
Si 288.158†	7176.0	4.692	mg/L	0.0155	23.46	mg/L	0.078	0.33%
Sn 189.927†	-42.7	-0.00595	mg/L	0.000627	-0.02976	mg/L	0.003134	10.53%
Sr 421.552†	90028.3	0.1204	mg/L	0.00082	0.6018	mg/L	0.00412	0.69%
Ti 334.903†	26.6	0.00095	mg/L	0.001262	0.00475	mg/L	0.006309	132.82%
Tl 190.801†	0.2	0.00013	mg/L	0.000458	0.00066	mg/L	0.002288	348.49%
V 292.402†	989.8	0.00284	mg/L	0.000223	0.01421	mg/L	0.001117	7.86%
Zn 206.200†	3.1	0.00353	mg/L	0.001830	0.01767	mg/L	0.009148	51.76%

Sequence No.: 12
Sample ID: JY77 Q WMN
Analyst: JLB
Initial Sample Wt:
Dilution: 5X

Autosampler Location: 44
Date Collected: 10/3/2006 3:23:52 PM
Data Type: Original
Initial Sample Vol:
Sample Prep Vol:

Nebulizer Parameters: JY77 Q WMN

Analyte	Back Pressure	Flow
All	166.0 kPa	0.50 L/min

Mean Data: JY77 Q WMN

Analyte	Mean Corrected Intensity	Calib Conc.	Calib Units	Std.Dev.	Sample Conc.	Sample Units	Std.Dev.	RSD
ScA 357.253	1546355.8	80.53	%	0.342				0.42%
ScR 361.383	174261.5	84.60	%	0.452				0.53%
Ag 328.068†	-94.0	-0.00003	mg/L	0.000016	-0.00016	mg/L	0.000079	50.51%
Al 308.215†	17.7	0.01205	mg/L	0.006230	0.06025	mg/L	0.031148	51.70%
As 188.979†	16.8	0.01198	mg/L	0.001916	0.05990	mg/L	0.009579	15.99%
B 249.677†	56.1	0.02033	mg/L	0.001007	0.1017	mg/L	0.00504	4.95%
Ba 233.527†	48.5	0.01457	mg/L	0.000364	0.07287	mg/L	0.001818	2.49%
Be 313.042†	150.2	0.00023	mg/L	0.000055	0.00115	mg/L	0.000275	23.98%
Ca 317.933†	532528.2	21.21	mg/L	0.022	106.1	mg/L	0.11	0.10%
Cd 228.802†	-1.4	-0.00005	mg/L	0.000108	-0.00027	mg/L	0.000540	199.30%
Co 228.616†	260.1	0.00518	mg/L	0.000096	0.02590	mg/L	0.000479	1.85%
Cr 267.716†	41.2	0.00279	mg/L	0.001384	0.01393	mg/L	0.006918	49.67%
Cu 324.752†	387.8	0.00169	mg/L	0.000092	0.00844	mg/L	0.000461	5.47%
Fe 273.955†	5861.1	5.768	mg/L	0.0672	28.84	mg/L	0.336	1.17%
K 766.490†	4510.1	2.359	mg/L	0.0476	11.80	mg/L	0.238	2.02%
Mg 279.077†	19800.6	12.00	mg/L	0.138	60.01	mg/L	0.690	1.15%
Mn 257.610†	9953.8	0.3776	mg/L	0.00500	1.888	mg/L	0.0250	1.32%
Mo 202.031†	26.5	0.00175	mg/L	0.000263	0.00874	mg/L	0.001315	15.04%
Na 589.592†	960756.6	171.2	mg/L	0.30	856.2	mg/L	1.52	0.18%
Na 330.237†	5330.3	168.0	mg/L	1.71	839.8	mg/L	8.53	1.02%
Ni 231.604†	4.7	0.00252	mg/L	0.001230	0.01259	mg/L	0.006148	48.83%
Pb 220.353†	36.0	0.00295	mg/L	0.000318	0.01476	mg/L	0.001589	10.77%
Sb 206.836†	4.1	0.00212	mg/L	0.001134	0.01061	mg/L	0.005669	53.42%
Se 196.026†	0.1	0.00030	mg/L	0.000833	0.00150	mg/L	0.004167	277.84%
Si 288.158†	8786.2	5.745	mg/L	0.0585	28.73	mg/L	0.292	1.02%
Sn 189.927†	-53.9	-0.00751	mg/L	0.001585	-0.03755	mg/L	0.007923	21.10%
Sr 421.552†	99757.8	0.1334	mg/L	0.00010	0.6669	mg/L	0.00052	0.08%
Ti 334.903†	46.5	0.00166	mg/L	0.000418	0.00830	mg/L	0.002089	25.18%
Tl 190.801†	0.7	0.00048	mg/L	0.002350	0.00239	mg/L	0.011748	492.59%
V 292.402†	1211.3	0.00347	mg/L	0.000113	0.01735	mg/L	0.000564	3.25%
Zn 206.200†	3.0	0.00337	mg/L	0.002057	0.01686	mg/L	0.010285	61.02%

Sequence No.: 13
Sample ID: JY77 K WMN
Analyst: JLB
Initial Sample Wt:
Dilution: 5X

Autosampler Location: 45
Date Collected: 10/3/2006 3:31:15 PM
Data Type: Original
Initial Sample Vol:
Sample Prep Vol:

Nebulizer Parameters: JY77 K WMN

Analyte	Back Pressure	Flow
All	165.0 kPa	0.50 L/min

Mean Data: JY77 K WMN

Analyte	Mean Corrected Intensity	Calib Conc.	Calib Units	Std.Dev.	Sample Conc.	Sample Units	Std.Dev.	RSD
ScA 357.253	1619947.3	84.37	%	0.234				0.28%
ScR 361.383	175836.1	85.37	%	0.652				0.76%
Ag 328.068†	-105.9	0.00000	mg/L	0.000262	-0.00002	mg/L	0.001308	>999.9%
Al 308.215†	20.1	0.01376	mg/L	0.015043	0.06878	mg/L	0.075214	109.36%
As 188.979†	6.8	0.00495	mg/L	0.002958	0.02473	mg/L	0.014792	59.82%
B 249.677†	5.6	0.00204	mg/L	0.003907	0.01019	mg/L	0.019536	191.71%
Ba 233.527†	25.6	0.00738	mg/L	0.001363	0.03691	mg/L	0.006817	18.47%
Be 313.042†	160.7	0.00025	mg/L	0.000084	0.00125	mg/L	0.000421	33.59%
Ca 317.933†	168944.5	6.730	mg/L	0.0157	33.65	mg/L	0.078	0.23%
Cd 228.802†	2.1	0.00004	mg/L	0.000138	0.00022	mg/L	0.000689	309.12%
Co 228.616†	25.8	0.00040	mg/L	0.000072	0.00199	mg/L	0.000362	18.24%
Cr 267.716†	13.2	0.00123	mg/L	0.001412	0.00614	mg/L	0.007062	115.07%
Cu 324.752†	33.8	0.00082	mg/L	0.000144	0.00410	mg/L	0.000719	17.56%
Fe 273.955†	7515.7	7.396	mg/L	0.0214	36.98	mg/L	0.107	0.29%
K 766.490†	1063.1	0.5561	mg/L	0.00576	2.781	mg/L	0.0288	1.04%
Mg 279.077†	5243.1	3.174	mg/L	0.0273	15.87	mg/L	0.137	0.86%
Mn 257.610†	12834.3	0.4872	mg/L	0.00150	2.436	mg/L	0.0075	0.31%
Mo 202.031†	8.5	0.00057	mg/L	0.000385	0.00286	mg/L	0.001923	67.20%
Na 589.592†	40218.5	7.169	mg/L	0.0185	35.84	mg/L	0.093	0.26%
Na 330.237†	221.1	6.908	mg/L	0.8889	34.54	mg/L	4.444	12.87%
Ni 231.604†	-1.6	-0.00083	mg/L	0.000589	-0.00413	mg/L	0.002943	71.18%
Pb 220.353†	9.4	0.00077	mg/L	0.000208	0.00387	mg/L	0.001041	26.89%
Sb 206.836†	2.2	0.00073	mg/L	0.001405	0.00365	mg/L	0.007027	192.39%
Se 196.026†	0.5	0.00060	mg/L	0.003778	0.00299	mg/L	0.018888	631.32%
Si 288.158†	10115.7	6.6615	mg/L	0.0164	33.07	mg/L	0.082	0.25%
Sn 189.927†	-16.4	-0.00227	mg/L	0.000894	-0.01133	mg/L	0.004468	39.44%
Sr 421.552†	27578.2	0.03687	mg/L	0.000066	0.1844	mg/L	0.00033	0.18%
Ti 334.903†	-23.2	-0.00083	mg/L	0.000248	-0.00415	mg/L	0.001241	29.88%
Tl 190.801†	-0.6	-0.00042	mg/L	0.001755	-0.00209	mg/L	0.008776	419.12%
V 292.402†	164.9	0.00055	mg/L	0.000135	0.00273	mg/L	0.000674	24.73%
Zn 206.200†	2.3	0.00233	mg/L	0.000267	0.01167	mg/L	0.001333	11.42%

Sequence No.: 14
Sample ID: JY77 JDUP WMN
Analyst: JLB
Initial Sample Wt:
Dilution: 5X

Autosampler Location: 46
Date Collected: 10/3/2006 3:38:20 PM
Data Type: Original
Initial Sample Vol:
Sample Prep Vol:

Nebulizer Parameters: JY77 JDUP WMN

Analyte	Back Pressure	Flow
All	166.0 kPa	0.50 L/min

Mean Data: JY77 JDUP WMN

Analyte	Mean Corrected Intensity	Calib Conc.	Calib Units	Calib Std.Dev.	Sample Conc.	Sample Units	Sample Std.Dev.	RSD
ScA 357.253	1622875.0	84.52	%	0.516				0.61%
ScR 361.383	178705.7	86.76	%	0.265				0.30%
Ag 328.068†	-47.5	0.00014	mg/L	0.000034	0.00068	mg/L	0.000172	25.53%
Al 308.215†	11.5	0.00786	mg/L	0.009807	0.03930	mg/L	0.049035	124.77%
As 188.979†	8.0	0.00587	mg/L	0.002093	0.02935	mg/L	0.010463	35.65%
B 249.677†	4.7	0.00173	mg/L	0.000908	0.00864	mg/L	0.004540	52.54%
Ba 233.527†	18.1	0.00509	mg/L	0.001581	0.02546	mg/L	0.007903	31.05%
Be 313.042†	160.9	0.00025	mg/L	0.000028	0.00126	mg/L	0.000142	11.29%
Ca 317.933†	146342.1	5.830	mg/L	0.1452	29.15	mg/L	0.726	2.49%
Cd 228.802†	-2.5	-0.00007	mg/L	0.000101	-0.00035	mg/L	0.000505	143.02%
Co 228.616†	39.8	0.00069	mg/L	0.000208	0.00343	mg/L	0.001040	30.36%
Cr 267.716†	18.9	0.00192	mg/L	0.000605	0.00962	mg/L	0.003026	31.44%
Cu 324.752†	28.4	0.00077	mg/L	0.000127	0.00387	mg/L	0.000635	16.39%
Fe 273.955†	7225.8	7.111	mg/L	0.1680	35.55	mg/L	0.840	2.36%
K 766.490†	811.3	0.4244	mg/L	0.02161	2.122	mg/L	0.1080	5.09%
Mg 279.077†	5182.0	3.137	mg/L	0.0671	15.68	mg/L	0.335	2.14%
Mn 257.610†	12992.3	0.4932	mg/L	0.01178	2.466	mg/L	0.0589	2.39%
Mo 202.031†	10.9	0.00075	mg/L	0.000108	0.00377	mg/L	0.000539	14.28%
Na 589.592†	39790.4	7.092	mg/L	0.1899	35.46	mg/L	0.950	2.68%
Na 330.237†	233.4	7.303	mg/L	0.6545	36.51	mg/L	3.272	8.96%
Ni 231.604†	-0.4	-0.00019	mg/L	0.000809	-0.00095	mg/L	0.004043	423.43%
Pb 220.353†	12.3	0.00101	mg/L	0.000489	0.00506	mg/L	0.002445	48.36%
Sb 206.836†	0.4	-0.00051	mg/L	0.001775	-0.00256	mg/L	0.008877	346.86%
Se 196.026†	7.9	0.00451	mg/L	0.003622	0.02255	mg/L	0.018111	80.33%
Si 288.158†	10361.5	6.7725	mg/L	0.1731	33.88	mg/L	0.866	2.56%
Sn 189.927†	-14.6	-0.00203	mg/L	0.000809	-0.01014	mg/L	0.004043	39.85%
Sr 421.552†	25187.2	0.03368	mg/L	0.000817	0.1684	mg/L	0.00408	2.43%
Ti 334.903†	4.3	0.00015	mg/L	0.000283	0.00076	mg/L	0.001413	184.89%
Tl 190.801†	-2.3	-0.00165	mg/L	0.001334	-0.00826	mg/L	0.006669	80.74%
V 292.402†	89.6	0.00034	mg/L	0.000081	0.00170	mg/L	0.000403	23.63%
Zn 206.200†	3.8	0.00380	mg/L	0.001146	0.01900	mg/L	0.005729	30.15%

Sequence No.: 15
Sample ID: JY77 J WMN
Analyst: JLB
Initial Sample Wt:
Dilution: 5X

Autosampler Location: 47
Date Collected: 10/3/2006 3:45:26 PM
Data Type: Original
Initial Sample Vol:
Sample Prep Vol:

Nebulizer Parameters: JY77 J WMN

Analyte	Back Pressure	Flow
All	166.0 kPa	0.50 L/min

Mean Data: JY77 J WMN

Analyte	Mean Corrected Intensity	Calib Conc.	Calib Units	Std.Dev.	Sample Conc.	Sample Units	Std.Dev.	RSD
ScA 357.253	1613558.1	84.03	%	0.477				0.57%
ScR 361.383	176103.6	85.50	%	0.256				0.30%
Ag 328.068†	-138.2	-0.00009	mg/L	0.000253	-0.00044	mg/L	0.001264	287.73%
Al 308.215†	23.2	0.01589	mg/L	0.011159	0.07945	mg/L	0.055794	70.23%
As 188.979†	5.8	0.00420	mg/L	0.002939	0.02099	mg/L	0.014697	70.02%
B 249.677†	6.0	0.00218	mg/L	0.001471	0.01092	mg/L	0.007353	67.33%
Ba 233.527†	19.6	0.00552	mg/L	0.001740	0.02761	mg/L	0.008700	31.51%
Be 313.042†	143.7	0.00022	mg/L	0.000031	0.00112	mg/L	0.000156	13.87%
Ca 317.933†	154320.4	6.148	mg/L	0.0267	30.74	mg/L	0.133	0.43%
Cd 228.802†	-3.3	-0.00009	mg/L	0.000080	-0.00044	mg/L	0.000400	91.87%
Co 228.616†	37.3	0.00063	mg/L	0.000085	0.00314	mg/L	0.000423	13.48%
Cr 267.716†	16.3	0.00157	mg/L	0.000816	0.00786	mg/L	0.004080	51.91%
Cu 324.752†	117.9	0.00109	mg/L	0.000109	0.00544	mg/L	0.000546	10.03%
Fe 273.955†	7628.9	7.507	mg/L	0.0421	37.54	mg/L	0.211	0.56%
K 766.490†	886.2	0.4636	mg/L	0.01562	2.318	mg/L	0.0781	3.37%
Mg 279.077†	5472.9	3.313	mg/L	0.0249	16.57	mg/L	0.125	0.75%
Mn 257.610†	13739.5	0.5216	mg/L	0.00135	2.608	mg/L	0.0068	0.26%
Mo 202.031†	7.7	0.00051	mg/L	0.000202	0.00257	mg/L	0.001011	39.34%
Na 589.592†	41423.3	7.383	mg/L	0.0297	36.92	mg/L	0.149	0.40%
Na 330.237†	253.7	7.940	mg/L	1.0083	39.70	mg/L	5.041	12.70%
Ni 231.604†	-1.6	-0.00086	mg/L	0.003963	-0.00432	mg/L	0.019817	459.21%
Pb 220.353†	11.9	0.00098	mg/L	0.000414	0.00489	mg/L	0.002071	42.34%
Sb 206.836†	-0.1	-0.00092	mg/L	0.000320	-0.00461	mg/L	0.001601	34.77%
Se 196.026†	4.5	0.00268	mg/L	0.004482	0.01338	mg/L	0.022411	167.49%
Si 288.158†	10935.9	7.151	mg/L	0.0302	35.76	mg/L	0.151	0.42%
Sn 189.927†	-20.3	-0.00296	mg/L	0.000882	-0.01481	mg/L	0.004410	29.78%
Sr 421.552†	26639.4	0.03562	mg/L	0.000186	0.1781	mg/L	0.00093	0.52%
Ti 334.903†	10.5	0.00037	mg/L	0.000496	0.00187	mg/L	0.002480	132.66%
Tl 190.801†	-3.7	-0.00264	mg/L	0.003015	-0.01319	mg/L	0.015076	114.29%
V 292.402†	72.7	0.00030	mg/L	0.000186	0.00148	mg/L	0.000931	63.06%
Zn 206.200†	2.1	0.00212	mg/L	0.000604	0.01062	mg/L	0.003020	28.44%

Sequence No.: 16 **Autosampler Location: 48**
Sample ID: JY77 JSPK WMN **Date Collected: 10/3/2006 3:52:31 PM**
Analyst: JLB **Data Type: Original**
Initial Sample Wt: **Initial Sample Vol:**
Dilution: 5X **Sample Prep Vol:**

Nebulizer Parameters: JY77 JSPK WMN

Analyte	Back Pressure	Flow
All	166.0 kPa	0.50 L/min

Mean Data: JY77 JSPK WMN

Analyte	Mean Corrected Intensity	Calib Conc.	Calib Units	Std.Dev.	Sample Conc.	Sample Units	Std.Dev.	RSD
ScA 357.253	1617216.7	84.22	%	0.253				0.30%
ScR 361.383	178666.4	86.74	%	0.609				0.70%
Ag 328.068†	-162.8	-0.00017	mg/L	0.000310	-0.00084	mg/L	0.001548	184.83%
Al 308.215†	34.7	0.02378	mg/L	0.016622	0.1189	mg/L	0.08311	69.91%
As 188.979†	11.9	0.00885	mg/L	0.004723	0.04427	mg/L	0.023615	53.35%
B 249.677†	2.3	0.00084	mg/L	0.000867	0.00421	mg/L	0.004334	103.04%
Ba 233.527†	12.8	0.00345	mg/L	0.001116	0.01723	mg/L	0.005581	32.40%
Be 313.042†	130.2	0.00020	mg/L	0.000062	0.00101	mg/L	0.000311	30.60%
Ca 317.933†	145161.8	5.783	mg/L	0.1452	28.91	mg/L	0.726	2.51%
Cd 228.802†	-5.7	-0.00015	mg/L	0.000037	-0.00076	mg/L	0.000187	24.48%
Co 228.616†	46.0	0.00081	mg/L	0.000233	0.00406	mg/L	0.001166	28.75%
Cr 267.716†	13.6	0.00125	mg/L	0.000684	0.00625	mg/L	0.003422	54.79%
Cu 324.752†	54.5	0.00085	mg/L	0.000111	0.00426	mg/L	0.000557	13.06%
Fe 273.955†	7205.4	7.091	mg/L	0.1867	35.45	mg/L	0.933	2.63%
K 766.490†	817.4	0.4276	mg/L	0.03081	2.138	mg/L	0.1541	7.21%
Mg 279.077†	5195.0	3.145	mg/L	0.0798	15.72	mg/L	0.399	2.54%
Mn 257.610†	13017.4	0.4942	mg/L	0.01268	2.471	mg/L	0.0634	2.57%
Mo 202.031†	8.4	0.00057	mg/L	0.000172	0.00283	mg/L	0.000862	30.44%
Na 589.592†	39401.8	7.023	mg/L	0.1686	35.12	mg/L	0.843	2.40%
Na 330.237†	216.7	6.778	mg/L	0.5392	33.89	mg/L	2.696	7.95%
Ni 231.604†	0.3	0.00016	mg/L	0.000757	0.00078	mg/L	0.003787	488.63%
Pb 220.353†	10.9	0.00090	mg/L	0.000899	0.00448	mg/L	0.004496	100.43%
Sb 206.836†	0.9	-0.00014	mg/L	0.003806	-0.00070	mg/L	0.019031	>999.9%
Se 196.026†	8.9	0.00503	mg/L	0.004605	0.02513	mg/L	0.023027	91.64%
Si 288.158†	25069.8	16.39	mg/L	0.143	81.97	mg/L	0.717	0.88%
Sn 189.927†	-18.4	-0.00267	mg/L	0.000318	-0.01333	mg/L	0.001588	11.91%
Sr 421.552†	25020.7	0.03345	mg/L	0.000927	0.1673	mg/L	0.00464	2.77%
Ti 334.903†	23.2	0.00083	mg/L	0.001250	0.00414	mg/L	0.006250	150.99%
Tl 190.801†	-6.2	-0.00436	mg/L	0.003450	-0.02182	mg/L	0.017250	79.06%
V 292.402†	120.4	0.00042	mg/L	0.000140	0.00211	mg/L	0.000699	33.18%
Zn 206.200†	3.4	0.00342	mg/L	0.002179	0.01709	mg/L	0.010893	63.73%

Sequence No.: 17
Sample ID: JY77 MB2SPK WMN
Analyst: JLB
Initial Sample Wt:
Dilution: 1X

Autosampler Location: 49
Date Collected: 10/3/2006 3:59:37 PM
Data Type: Original
Initial Sample Vol:
Sample Prep Vol:

Nebulizer Parameters: JY77 MB2SPK WMN

Analyte	Back Pressure	Flow
All	166.0 kPa	0.50 L/min

Mean Data: JY77 MB2SPK WMN

Analyte	Mean Corrected Intensity	Calib Conc.	Calib Units	Calib Std.Dev.	Sample Conc.	Sample Units	Sample Std.Dev.	RSD
ScA 357.253	1662309.4	86.57	%	0.505				0.58%
ScR 361.383	180740.0	87.75	%	0.545				0.62%
Ag 328.068†	-103.1	-0.00027	mg/L	0.000303	-0.00027	mg/L	0.000303	112.48%
Al 308.215†	37.5	0.02575	mg/L	0.024946	0.02575	mg/L	0.024946	96.89%
As 188.979†	2.0	0.00152	mg/L	0.002896	0.00152	mg/L	0.002896	190.74%
B 249.677†	-2.7	-0.00099	mg/L	0.000933	-0.00099	mg/L	0.000933	94.38%
Ba 233.527†	4.5	0.00139	mg/L	0.000741	0.00139	mg/L	0.000741	53.50%
Be 313.042†	113.0	0.00018	mg/L	0.000057	0.00018	mg/L	0.000057	32.28%
Ca 317.933†	134.7	0.00537	mg/L	0.000704	0.00537	mg/L	0.000704	13.13%
Cd 228.802†	-5.6	-0.00014	mg/L	0.000108	-0.00014	mg/L	0.000108	77.00%
Co 228.616†	8.5	0.00017	mg/L	0.000079	0.00017	mg/L	0.000079	46.27%
Cr 267.716†	14.6	0.00182	mg/L	0.000240	0.00182	mg/L	0.000240	13.18%
Cu 324.752†	210.6	0.00065	mg/L	0.000201	0.00065	mg/L	0.000201	30.99%
Fe 273.955†	3.9	0.00388	mg/L	0.001888	0.00388	mg/L	0.001888	48.69%
K 766.490†	305.2	0.1596	mg/L	0.02155	0.1596	mg/L	0.02155	13.50%
Mg 279.077†	18.6	0.01125	mg/L	0.013225	0.01125	mg/L	0.013225	117.57%
Mn 257.610†	9.0	0.00034	mg/L	0.000111	0.00034	mg/L	0.000111	32.54%
Mo 202.031†	1.4	0.00011	mg/L	0.000292	0.00011	mg/L	0.000292	266.75%
Na 589.592†	11426.2	2.037	mg/L	0.0472	2.037	mg/L	0.0472	2.32%
Na 330.237†	67.8	2.137	mg/L	0.3936	2.137	mg/L	0.3936	18.42%
Ni 231.604†	-0.4	-0.00022	mg/L	0.002703	-0.00022	mg/L	0.002703	>999.9%
Pb 220.353†	0.8	0.00007	mg/L	0.000356	0.00007	mg/L	0.000356	491.58%
Sb 206.836†	-4.0	-0.00290	mg/L	0.002486	-0.00290	mg/L	0.002486	85.66%
Se 196.026†	3.9	0.00207	mg/L	0.004623	0.00207	mg/L	0.004623	223.20%
Si 288.158†	14808.3	9.683	mg/L	0.0490	9.683	mg/L	0.0490	0.51%
Sn 189.927†	-1.6	-0.00027	mg/L	0.000484	-0.00027	mg/L	0.000484	180.19%
Sr 421.552†	33.2	0.00004	mg/L	0.000077	0.00004	mg/L	0.000077	173.72%
Ti 334.903†	23.3	0.00083	mg/L	0.000879	0.00083	mg/L	0.000879	105.39%
Tl 190.801†	0.8	0.00055	mg/L	0.002143	0.00055	mg/L	0.002143	390.74%
V 292.402†	3.9	0.00002	mg/L	0.000100	0.00002	mg/L	0.000100	424.29%
Zn 206.200†	3.8	0.00394	mg/L	0.001217	0.00394	mg/L	0.001217	30.85%

Sequence No.: 18
Sample ID: CV4
Analyst: JLB
Initial Sample Wt:
Dilution: 1X

Autosampler Location: 7
Date Collected: 10/3/2006 4:06:43 PM
Data Type: Original
Initial Sample Vol:
Sample Prep Vol:

Nebulizer Parameters: CV

Analyte	Back Pressure	Flow
All	166.0 kPa	0.50 L/min

Mean Data: CV

Analyte	Mean Corrected Intensity	Calib Conc.	Calib Units	Calib Std.Dev.	Sample Conc.	Sample Units	Sample Std.Dev.	RSD
ScA 357.253	1579599.8	82.27	%	0.478				0.58%
ScR 361.383	175765.5	85.33	%	0.516				0.60%
Ag 328.068†	365562.9	0.9562	mg/L	0.00318	0.9562	mg/L	0.00318	0.33%
Al 308.215†	2848.5	1.920	mg/L	0.0168	1.920	mg/L	0.0168	0.88%
As 188.979†	2429.8	1.857	mg/L	0.0101	1.857	mg/L	0.0101	0.54%
B 249.677†	2563.7	0.9327	mg/L	0.00582	0.9327	mg/L	0.00582	0.62%
Ba 233.527†	2984.1	0.9189	mg/L	0.00502	0.9189	mg/L	0.00502	0.55%
Be 313.042†	612291.4	0.9558	mg/L	0.00110	0.9558	mg/L	0.00110	0.11%
Ca 317.933†	47835.1	1.906	mg/L	0.0031	1.906	mg/L	0.0031	0.16%
Cd 228.802†	40579.8	0.9912	mg/L	0.00217	0.9912	mg/L	0.00217	0.22%
Co 228.616†	46427.7	0.9418	mg/L	0.00069	0.9418	mg/L	0.00069	0.07%
Cr 267.716†	7219.3	0.9004	mg/L	0.00375	0.9004	mg/L	0.00375	0.42%
Cu 324.752†	330604.3	1.016	mg/L	0.0022	1.016	mg/L	0.0022	0.22%
Fe 273.955†	1925.7	1.893	mg/L	0.0080	1.893	mg/L	0.0080	0.42%
K 766.490†	37666.8	19.70	mg/L	0.055	19.70	mg/L	0.055	0.28%
Mg 279.077†	3054.4	1.856	mg/L	0.0184	1.856	mg/L	0.0184	0.99%
Mn 257.610†	24010.5	0.9121	mg/L	0.00119	0.9121	mg/L	0.00119	0.13%
Mo 202.031†	12927.8	0.9768	mg/L	0.00421	0.9768	mg/L	0.00421	0.43%
Na 589.592†	285459.5	50.88	mg/L	0.113	50.88	mg/L	0.113	0.22%
Na 330.237†	1588.1	50.09	mg/L	0.326	50.09	mg/L	0.326	0.65%
Ni 231.604†	1759.5	0.9354	mg/L	0.00651	0.9354	mg/L	0.00651	0.70%
Pb 220.353†	22477.1	1.837	mg/L	0.0097	1.837	mg/L	0.0097	0.53%
Sb 206.836†	2937.8	2.092	mg/L	0.0104	2.092	mg/L	0.0104	0.50%
Se 196.026†	3506.0	1.863	mg/L	0.0095	1.863	mg/L	0.0095	0.51%
Si 288.158†	2978.2	1.949	mg/L	0.0165	1.949	mg/L	0.0165	0.85%
Sn 189.927†	5451.3	0.9193	mg/L	0.00719	0.9193	mg/L	0.00719	0.78%
Sr 421.552†	736059.5	0.9841	mg/L	0.00169	0.9841	mg/L	0.00169	0.17%
Ti 334.903†	27426.2	0.9802	mg/L	0.00168	0.9802	mg/L	0.00168	0.17%
Tl 190.801†	2676.1	1.886	mg/L	0.0096	1.886	mg/L	0.0096	0.51%
V 292.402†	345365.4	0.9697	mg/L	0.00297	0.9697	mg/L	0.00297	0.31%
Zn 206.200†	918.6	0.9420	mg/L	0.00115	0.9420	mg/L	0.00115	0.12%

Sequence No.: 19
Sample ID: CB4
Analyst: JLB
Initial Sample Wt:
Dilution: 1X

Autosampler Location: 1
Date Collected: 10/3/2006 4:13:18 PM
Data Type: Original
Initial Sample Vol:
Sample Prep Vol:

Nebulizer Parameters: CB

Analyte	Back Pressure	Flow
All	167.0 kPa	0.50 L/min

Mean Data: CB

Analyte	Mean Corrected Intensity	Calib Conc.	Calib Units	Std.Dev.	Sample Conc.	Sample Units	Std.Dev.	RSD
ScA 357.253	1606121.3	83.65	%	0.415				0.50%
ScR 361.383	175034.1	84.98	%	0.513				0.60%
Ag 328.068†	24.5	0.00006	mg/L	0.000238	0.00006	mg/L	0.000238	371.94%
Al 308.215†	25.5	0.01749	mg/L	0.019665	0.01749	mg/L	0.019665	112.41%
As 188.979†	7.5	0.00576	mg/L	0.005638	0.00576	mg/L	0.005638	97.79%
B 249.677†	6.2	0.00226	mg/L	0.001641	0.00226	mg/L	0.001641	72.64%
Ba 233.527†	2.1	0.00065	mg/L	0.000771	0.00065	mg/L	0.000771	118.06%
Be 313.042†	157.7	0.00025	mg/L	0.000011	0.00025	mg/L	0.000011	4.51%
Ca 317.933†	37.7	0.00150	mg/L	0.000330	0.00150	mg/L	0.000330	22.00%
Cd 228.802†	7.8	0.00018	mg/L	0.000087	0.00018	mg/L	0.000087	47.19%
Co 228.616†	-0.5	-0.00001	mg/L	0.000318	-0.00001	mg/L	0.000318	>999.9%
Cr 267.716†	11.8	0.00147	mg/L	0.000783	0.00147	mg/L	0.000783	53.22%
Cu 324.752†	211.4	0.00065	mg/L	0.000093	0.00065	mg/L	0.000093	14.34%
Fe 273.955†	1.6	0.00159	mg/L	0.004047	0.00159	mg/L	0.004047	253.79%
K 766.490†	398.0	0.2082	mg/L	0.02614	0.2082	mg/L	0.02614	12.55%
Mg 279.077†	-11.3	-0.00682	mg/L	0.018328	-0.00682	mg/L	0.018328	268.76%
Mn 257.610†	5.8	0.00022	mg/L	0.000079	0.00022	mg/L	0.000079	35.81%
Mo 202.031†	10.3	0.00078	mg/L	0.000287	0.00078	mg/L	0.000287	36.83%
Na 589.592†	1321.3	0.2355	mg/L	0.01301	0.2355	mg/L	0.01301	5.52%
Na 330.237†	-2.4	-0.07699	mg/L	0.269453	-0.07699	mg/L	0.269453	349.98%
Ni 231.604†	-1.2	-0.00065	mg/L	0.001506	-0.00065	mg/L	0.001506	232.51%
Pb 220.353†	22.1	0.00181	mg/L	0.000613	0.00181	mg/L	0.000613	33.90%
Sb 206.836†	-2.1	-0.00149	mg/L	0.000890	-0.00149	mg/L	0.000890	59.85%
Se 196.026†	2.0	0.00104	mg/L	0.004975	0.00104	mg/L	0.004975	479.00%
Si 288.158†	7.9	0.00520	mg/L	0.004216	0.00520	mg/L	0.004216	81.06%
Sn 189.927†	13.3	0.00223	mg/L	0.000665	0.00223	mg/L	0.000665	29.78%
Sr 421.552†	-4.2	-0.00001	mg/L	0.000081	-0.00001	mg/L	0.000081	>999.9%
Ti 334.903†	11.8	0.00042	mg/L	0.000635	0.00042	mg/L	0.000635	150.90%
Tl 190.801†	2.9	0.00207	mg/L	0.000772	0.00207	mg/L	0.000772	37.33%
V 292.402†	29.7	0.00009	mg/L	0.000091	0.00009	mg/L	0.000091	97.56%
Zn 206.200†	1.4	0.00141	mg/L	0.003736	0.00141	mg/L	0.003736	265.08%

Metals Prep Logs

prepared
for

ANCHOR ENVIRONMENTAL

Project: Chinook

ARI JOB NO: JY35

prepared
by

Analytical Resources, Inc.

Analytical Resources,Incorporated
Analytical Chemists and Consultants

SPIKING LOG

Analyst: EJR

Date: 9-29-06

Final Volume 25.0mL

Final Volume (Hg): ——

Sample ID JY35 MBISPK

Prepcode:		TWC		
Spike Solution:		ICP Routine	ICP No GFA	GFA
Standard No.:		2261-1		
Vol Added (mL):		0.25		
STOCK CONCENTRATION	Ag	50		2.0
	Al	200 ✓	200	
	As	200		10
	Ba	200	200	
	Be	50	50	
	Ca	1000 ✓	1000	
	Cd	50		2.0
	Co	50	50	
	Cr	50	50	
	Cu	50	50	
	Fe	200 ✓	200	
	K	1000 ✓	1000	
	Mg	1000 ✓	1000	
	Mn	50 ✓	50	
	Na	1000 ✓	1000	
	Ni	50	50	
	Pb	200		10
	Se	200		10
	Sr	50	50	
	Tl	200		10
	V	50	50	
	Zn	50	50	

	ICP-MS #1	ICP-MS #2	ICP-MS Minerals
Ag	25		
Al			500
As	25		
Ba	25		
Be	25		
Ca			500
Cd	25		
Co	25		
Cr	25		
Cu	25		
Fe			500
K			500
Mg			500
Mn	25		
Mo		25	
Na			500
Ni	25		
Pb	25		
Sb		25	
Se	80		
Th	25		
U	25		
V	25		
Zn	80		

Element	Prepcode	Analysis	Stock Conc.	Stock Added	Std No.
Hg		CVA	1.0		
Hg MBSPK		CVA	1.0		
Sb		ICP	2000		
Sb		GFA	100		
B		ICP	500		
Mo		ICP	500		
Si		ICP	10000		
Sn		ICP	500		
Ti		ICP	2000		

Additional Elements:

Element	Prepcode	Analysis	Stock Conc.	Stock Added	Std. No.

0209

Digestion Log

* all corrections by ESR 09-29-06 ESR

Analyst: ESR Date: 09-29-06

Matrix: Water Block Temp: —

ARI Sample ID	Btl #	pH<2	Prep Code: WMN Initial ~~Wt (g)~~ Vol (mL)	Prep Code: WMN Final Vol (mL)	Prep Code: Initial Wt (g) Vol (mL)	Prep Code: Final Vol (mL)	Comments
JY35	1	—	—	—			Preserved in Lab
DDUP	1	—	—	—			
DSPK	1	—	—	—			
E	1	—	—	—			
F	1	—	—	—			

ESR 9-29-06

Chemical/Reagent ID:

HNO_3: L2853 HCl: — H_2O_2: —

Digestion Log

Analyst: EJR
Matrix: Water

Date: 09-29-06
Block Temp: 94°C

ARI Sample ID	Btl #	pH<2	Prep Code: TWC Initial ~~Wt (g)~~ Vol (mL)	Prep Code: TWC Final Vol (mL)	Prep Code: TWN Initial Wt (g) Vol (mL)	Prep Code: TWN Final Vol (mL)	Comments
JY45C	12	✓	25.0	25.0	25.0	25.0	
mB2	—	✓	↑	↑	25.0	25.0	
mB2SPK	—	✓			25.0	25.0	
JY35a	4	—					Preserved in Lab
aDUP	4	—					↓
aSPK	4	—					
B	4	—					
C	4	—					
mB1	—	✓	↓	↓			
mB1SPK	—	✓	25.0	25.0			

EJR 9-29-06

EJR 9-29-06

Chemical/Reagent ID:
HNO_3: I2853
HCl: MP1044
H_2O_2: _____

PRESERVATION VERIFICATION 09/27/06
Page 1 of 1

ANALYTICAL RESOURCES INCORPORATED

ARI Job No: **JY35**

Inquiry Number: NONE
Analysis Requested: 09/27/06
Contact: Keithly, J.
Client: Anchor Environmental
Logged by: BC
Sample Set Used: Yes-481
Validatable Package: No
Deliverables:

PC: Sue D.
VTSR: 09/27/06

Project #:
Project: CHINOOK
Sample Site:
SDG No:
Analytical Protocol: In-house

LOGNUM ARI ID	CLIENT ID	CN >12	WAD >12	NH3 <2	COD <2	FOG <2	MET <2	PHEN <2	PHOS <2	TKN <2	NO23 <2	TOC <2	S2 >9	DMET FLT	DOC FLT	PARAMETER	ADJUSTED TO	LOT NUMBER	AMOUNT ADDED	DATE/BY
06-17761 JY35A	PZ-3-092606						DIS FXL		FXL					Y			pH<2	110S100	5mL	EJR 9-27-06
06-17762 JY35B	PZ-4-092606						DIS							Y						
06-17763 JY35C	PZ-1-092606						DIS							Y						
06-17764 JY35A	PZ-3-092606						DIS							Y						
06-17765 JY35B	PZ-4-092606						DIS							Y						
06-17766 JY35C	PZ-1-092606						DIS							Y						

0212

Checked By BC Date 9/27/06

General Chemistry Analysis
QC Summary Data

prepared
for

ANCHOR ENVIRONMENTAL

Project: Chinook

ARI JOB NO: JY35

prepared
by

Analytical Resources, Inc.

METHOD BLANK RESULTS-CONVENTIONALS
JY35-Anchor Environmental

ANALYTICAL RESOURCES INCORPORATED

Matrix: Water
Data Release Authorized:
Reported: 10/05/06

Project: CHINOOK
Event: NA
Date Sampled: NA
Date Received: NA

Analyte	Method	Date	Units	Blank
Chloride	EPA 300.0	10/03/06	mg/L	< 0.1 U
		10/04/06		< 0.1 U
Fluoride	EPA 300.0	10/03/06	mg/L	< 0.1 U
		10/04/06		< 0.1 U
Total Phosphorus	EPA 365.2	09/28/06	mg-P/L	< 0.008 U
Sulfate	EPA 300.0	10/03/06	mg/L	< 0.1 U
		10/04/06		< 0.1 U

STANDARD REFERENCE RESULTS-CONVENTIONALS
JY35-Anchor Environmental

ANALYTICAL RESOURCES INCORPORATED

Matrix: Water
Data Release Authorized:
Reported: 10/05/06

Project: CHINOOK
Event: NA
Date Sampled: NA
Date Received: NA

Analyte/SRM ID	Method	Date	Units	SRM	True Value	Recovery
Chloride	EPA 300.0	10/03/06	mg/L	2.8	3.0	93.3%
		10/04/06		2.8	3.0	93.3%
Fluoride	EPA 300.0	10/03/06	mg/L	2.8	3.0	93.3%
ERA #		10/04/06		2.9	3.0	96.7%
Total Phosphorus	EPA 365.2	09/28/06	mg-P/L	3.79	4.00	94.8%
ERA #35064						
Sulfate	EPA 300.0	10/03/06	mg/L	3.1	3.0	103.3%
ERA #05094		10/04/06		2.9	3.0	96.7%

REPLICATE RESULTS-CONVENTIONALS
JY35-Anchor Environmental

ANALYTICAL RESOURCES INCORPORATED

Matrix: Water
Data Release Authorized:
Reported: 10/05/06

Project: CHINOOK
Event: NA
Date Sampled: 09/26/06
Date Received: 09/27/06

Analyte	Method	Date	Units	Sample	Replicate(s)	RPD/RSD
ARI ID: JY35A Client ID: PZ-3-092606						
Alkalinity	SM 2320	09/29/06	mg/L CaCO3	2,780	2,820	1.4%
Chloride	EPA 300.0	10/03/06	mg/L	43.6	43.0	1.4%
Fluoride	EPA 300.0	10/03/06	mg/L	213	211	0.9%
Total Phosphorus	EPA 365.2	09/28/06	mg-P/L	4.54	4.50	0.9%

MS/MSD RESULTS-CONVENTIONALS
JY35-Anchor Environmental

ANALYTICAL RESOURCES INCORPORATED

Matrix: Water
Data Release Authorized:
Reported: 10/05/06

Project: CHINOOK
Event: NA
Date Sampled: 09/26/06
Date Received: 09/27/06

Analyte	Method	Date	Units	Sample	Spike	Spike Added	Recovery
ARI ID: JY35A Client ID: PZ-3-092606							
Chloride	EPA 300.0	10/03/06	mg/L	43.6	139	100	95.4%
Fluoride	EPA 300.0	10/03/06	mg/L	213	413	200	100.0%
Total Phosphorus	EPA 365.2	09/28/06	mg-P/L	4.54	12.6	8.00	100.8%

General Chemistry Analysis
Sample Data

prepared
for

ANCHOR ENVIRONMENTAL

Project: Chinook

ARI JOB NO: JY35

prepared
by

Analytical Resources, Inc.

SAMPLE RESULTS-CONVENTIONALS
JY35-Anchor Environmental

ANALYTICAL RESOURCES INCORPORATED

Matrix: Water
Data Release Authorized:
Reported: 10/05/06

Project: CHINOOK
Event: NA
Date Sampled: 09/26/06
Date Received: 09/27/06

Client ID: PZ-3-092606
ARI ID: 06-17761 JY35A

Analyte	Date Batch	Method	Units	RL	Sample
Alkalinity	09/29/06 092906#2	SM 2320	mg/L CaCO3	1.0	2,780
Chloride	10/03/06 100306#1	EPA 300.0	mg/L	2.0	43.6
Fluoride	10/03/06 100306#1	EPA 300.0	mg/L	5.0	213
Total Phosphorus	09/28/06 092806#1	EPA 365.2	mg-P/L	0.160	4.54
Sulfate	10/04/06 100406#1	EPA 300.0	mg/L	0.2	0.2

RL Analytical reporting limit
U Undetected at reported detection limit

SAMPLE RESULTS-CONVENTIONALS
JY35-Anchor Environmental

ANALYTICAL RESOURCES INCORPORATED

Matrix: Water
Data Release Authorized:
Reported: 10/05/06

Project: CHINOOK
Event: NA
Date Sampled: 09/26/06
Date Received: 09/27/06

Client ID: PZ-4-092606
ARI ID: 06-17762 JY35B

Analyte	Date Batch	Method	Units	RL	Sample
Alkalinity	09/29/06 092906#2	SM 2320	mg/L CaCO3	1.0	6,410
Chloride	10/03/06 100306#1	EPA 300.0	mg/L	5.0	112
Fluoride	10/04/06 100406#1	EPA 300.0	mg/L	50.0	1,020
Total Phosphorus	09/28/06 092806#1	EPA 365.2	mg-P/L	0.640	43.4
Sulfate	10/03/06 100306#1	EPA 300.0	mg/L	5.0	105

RL Analytical reporting limit
U Undetected at reported detection limit

SAMPLE RESULTS-CONVENTIONALS
JY35-Anchor Environmental

ANALYTICAL RESOURCES INCORPORATED

Matrix: Water
Data Release Authorized:
Reported: 10/05/06

Project: CHINOOK
Event: NA
Date Sampled: 09/26/06
Date Received: 09/27/06

Client ID: PZ-1-092606
ARI ID: 06-17763 JY35C

Analyte	Date Batch	Method	Units	RL	Sample
Alkalinity	09/29/06 092906#2	SM 2320	mg/L CaCO3	1.0	1,750
Chloride	10/04/06 100406#1	EPA 300.0	mg/L	0.5	18.7
Fluoride	10/03/06 100306#1	EPA 300.0	mg/L	5.0	234
Total Phosphorus	09/28/06 092806#1	EPA 365.2	mg-P/L	0.200	7.98
Sulfate	10/03/06 100306#1	EPA 300.0	mg/L	5.0	116

RL Analytical reporting limit
U Undetected at reported detection limit

General Chemistry Analysis
Instrument Raw Data

prepared
for

ANCHOR ENVIRONMENTAL

Project: Chinook

ARI JOB NO: JY35

prepared
by

Analytical Resources, Inc.

ALKALINITY BENCHSHEET

Date: 9/29/2006

Analyst: UW

pH meter verification — **HIGH**

Buffer pH 7.00 Calibration OK

Measured pH 7.02

Standardization of acid titrant (Titration to pH 4.5)

grams Na2CO3 = 0.6245 to 250 ml DI

Normality Na2CO3 = 0.0471

Assumed Acid Normality = 0.1

Standardized Acid Normality= 0.101 **OK!**

BLANK	ml ACID	STANDARD TITRATION ml Na2CO3	ml ACID	N H2SO4
1	0.05	5	2.35	0.102
2	0.04	5	2.38	0.101
3	0.04	5	2.37	0.101
AVERAGE	0.04			0.101

Partitioning Calculations (T=Total, P=Phenolphthalein)

Obs	HCO3	CO3	OH
P =0	T	0	0
P< 0.5T	T - 2P	2P	0
P= 0.5T	0	2P	0
P> 0.5T	0	2(T - P)	2P - T
P =T	0	0	T

Calibration Verification Standard *(Note: analyzed value will be corrected for blank titration)*

LCS Source (if used): LCS = mg/L CaCO3

CVS Source (if used): ARI # 0063-07

CVS = Added 5 ml Na2CO3 soln to DI and dilute to 100 ml. CVS = 118 mg/l CaCO3

SAMPLE DATA

Alk (mg/L CaCO3 = [(mL acid X Nacid) X 50,000] / mL sample *(shaded cells are calculated, make no entries)*

low level = {{{(2 X mL4.5)-mL4.2] X Nacid) X 50,000} / mL sample

Sample Number	Sample ID	Initial pH	Volume (ml)	TEMP (C)	ml H2SO4 pH=8.3	pH =4.5	pH=4.2	ALK (mg CaCO3/l) Phenolph	TOT HIGH	TOT LOW	Partitioning (mg/l CaCO3) HCO3	CO3	OH	(mg/l) FREE CO2
ICV		10.53	100	22.8	1.14	2.35	0.00	57.8	117.0		99.3% OK!			
ICB		5.74	100	22.5	0.00	0.04	0.08	0.0		0.0	0.0	0.0	0.0	0.0
JY35 A1		8.37	100	19.2	0.46	54.80	0.00	23.3	2779.3		2732.7	46.7	0.0	23.3
JY35 A1 dup		8.37	50	20.2	0.24	27.80	0.00	24.3	2819.9		2771.2	48.7	0.0	23.6
RPD =								4.3%	1.4%		1.4%	4.3%		1.4%
JY35 B1		9.56	50	20.6	15.42	63.20	0.00	1564.1	6410.7		3282.4	3128.3	0.0	1.8
JY35 C1		9.26	50	20.5	0.00	17.27	0.00	0.0	1751.8		1751.8	0.0	0.0	1.9
JX32 E5		7.19	100	19.2	0.00	8.52	0.00	0.0	432.1		432.1	0.0	0.0	55.8
JX32 E5 dup		7.19	100	19.4	0.00	8.48	0.00	0.0	430.1		430.1	0.0	0.0	55.5
RPD =									0.5%		0.5%			0.5%
JX47 C6		6.91	100	17.8	0.00	20.11	0.00	0.0	1019.9		1019.9	0.0	0.0	251.0
JX47 C6 dup		6.93	100	17.9	0.00	20.05	0.00	0.0	1016.9		1016.9	0.0	0.0	238.9
RPD =									0.3%		0.3%			4.9%
JX47 H6		6.88	100	17.4	0.00	19.21	0.00	0.0	974.3		974.3	0.0	0.0	256.9
CCV		10.54	100	22.4	1.16	2.37	0.00	58.8	118.0		100.1% OK!			0.0
JX47 I6		6.84	100	18.4	0.00	24.07	0.00	0.0	1220.8		1220.8	0.0	0.0	352.9
JX56 A5		6.84	100	16.6	0.00	13.80	0.00	0.0	699.9		699.9	0.0	0.0	202.3
JX56 A5 dup		6.85	100	17.1	0.00	13.85	0.00	0.0	702.4		702.4	0.0	0.0	198.4
RPD =									0.4%		0.4%			1.9%
JX56 B5		6.85	100	17.0	0.00	12.81	0.00	0.0	649.7		649.7	0.0	0.0	183.5
JY56 A1		7.22	100	15.2	0.00	26.87	0.00	0.0	1362.8		1362.8	0.0	0.0	164.2
JY56 A1 dup		7.28	50	15.7	0.00	13.51	0.00	0.0	1370.4		1370.4	0.0	0.0	143.8
RPD =									0.6%		0.6%			13.2%
JY56 B1		6.70	50	16.3	0.00	8.88	0.00	0.0	900.7		900.7	0.0	0.0	359.4
JY56 C1		9.31	50	17.1	8.12	43.03	0.00	823.7	4364.7		2717.4	1647.3	0.0	2.7
JY56 D1		6.55	50	17.9	0.00	9.50	0.00	0.0	963.6		963.6	0.0	0.0	543.2
JY56 E1		7.24	50	16.2	0.00	9.48	0.00	0.0	961.6		961.6	0.0	0.0	110.7
CCV		10.54	100	22.6	1.15	2.37	0.00	58.3	118.0		100.1% OK!		0.0	0.0

0223

SAMPLE DATA		Alk (mg/L CaCO3 = [{mL acid X Nacid) X 50,000] / mL sample												
		low level = {{{(2 X mL4.5)-mL4.2] X Nacid) X 50,000} / mL sample									Partitioning			
Sample Number	Sample ID	Initial pH	Volume (ml)	TEMP (C)	ml H2SO4 pH=8.3	ml H2SO4 pH =4.5	ml H2SO4 pH=4.2	ALK (mg CaCO3/l) Phenolph	ALK (mg CaCO3/l) TOT HIGH	ALK (mg CaCO3/l) TOT LOW	(mg/l CaCO3) HCO3	(mg/l CaCO3) CO3	(mg/l CaCO3) OH	(mg/l) FREE CO2
JY56 F1		10.14	50	17.1	55.78	128.99	0.00	5658.0	13084.1		1768.0	11316.1	0.0	0.3
JY56 G1		10.09	50	19.4	55.85	129.06	0.00	5665.1	13091.2		1760.9	11330.3	0.0	0.3
JY77 A2		6.27	100	20.3	0.00	5.49	0.00	0.0	278.4		278.4	0.0	0.0	299.1
JY77 A2 dup		6.28	100	20.3	0.00	5.54	0.00	0.0	281.0		281.0	0.0	0.0	294.9
RPD =									*0.9%*		*0.9%*			*1.4%*
JY77 B1		6.55	100	20.2	0.00	5.18	0.00	0.0	262.7		262.7	0.0	0.0	148.1
JY77 C1		6.94	50	20.0	0.00	12.15	0.00	0.0	1232.4		1232.4	0.0	0.0	283.0
JY77 D2		7.08	100	20.1	0.00	4.62	0.00	0.0	234.3		234.3	0.0	0.0	39.0
JY77 H1		7.05	50	20.8	0.00	21.02	0.00	0.0	2132.2		2132.2	0.0	0.0	380.1
JY77 I1		6.88	50	20.8	0.00	18.02	0.00	0.0	1827.9		1827.9	0.0	0.0	481.9
CCV		10.54	100	22.7	1.14	2.35	0.00	57.8	117.0		*99.3% OK!*			0.0

0224

15:20

ALKALINITY BENCHSHEET

DATE: 9-29-06
ANALYST: LW

High

pH meter verification

Buffer pH: 7.00 must agree within 0 1 pH unit
Measured pH: 6.99

Standardization of acid titrant

(Titration to pH 4.5)

grams Na2CO3 = ~~0.6266~~ to 250 ml DI
NORMALITY Na2CO3 = 0.0473
Assumed Acid Normality = 0.1
Standardized Acid Normality =

BLANK		STANDARD TITRATION		
BLANK	ml ACID	ml Na2CO3	ml ACID	N H2SO4
1	0.05	5	2.35	
2	0.04	5	2.38	
3	0.04	5	2.37	
AVERAGE				

Partitioning Calculations

T=Total, P=Phenolphthalein

Obs	HCO3	CO3	OH
P =0	T	0	0
P< 0.5T	T - 2P	2P	0
P= 0.5T	0	2P	0
P> 0.5T	0	2(T - P)	2P - T
P =T	0	0	T

Calibration Verification Standard (Note: analyzed value will be corrected for blank titration)

LCS Source (if used): ERA P
CVS Source (if used):
CVS = Added 5 ml Na2CO3 soln to DI and dilute to 100 ml
LCS = mg/L CaCO3
CVS = 118 mg/l CaCO3

SAMPLE DATA

Alk (mg/L CaCO3 = [(mL acid X Nacid) X 50,000] / mL sample
low level = [([(2 X mL4 5)-mL4.2] X Nacid) X 50,000] / mL sample
(shaded cells are calculated, make no entries)

Sample Number	Sample ID	Initial pH	Volume (ml)	TEMP (C)	ml H2SO4 pH=8.3	ml H2SO4 pH =4.5	ml H2SO4 pH=4 2	ALK (mg CaCO3/l) Phenolph	ALK (mg CaCO3/l) TOT HIGH	ALK (mg CaCO3/l) TOT LOW	Partitioning (mg/l CaCO3) HCO3	Partitioning (mg/l CaCO3) CO3	Partitioning (mg/l CaCO3) OH	(mg/l) FREE CO2
ICV		10.51	100	22.8	1.14	2.35	0.00				0.0% Check for Error			
ICB		5.74	100	22.5	0.00	0.04	0.08							
~~LCS~~		—	—	—	—	—	—							
DY35A1		8.37	100	19.2	0.46	54.80	0.00				#DIV/0!	#DIV/0!		
A1 dup		8.37	50	20.2	0.24	27.80								
D1		9.56	50	20.6	15.42	63.20								
C1		9.26	50	20.5	0.00	17.27								
DX32E5		7.19	100	19.2		8.52								
E5 dup		7.19	100	19.4		8.48								
DX47C6		6.91		17.8		20.11								
C6 dup		6.93		17.9		20.05								
H6		6.88		17.4		19.21								
CCV		10.54		22.4	1.16	2.37					0.0% Check for Error			
T6		6.84		18.4	0.00	24.07								
DX56A5		6.84		16.6		13.80								
A5 dup		6.85		17.1		13.85								
B5		6.85		17.0		12.81								
DY56A1		7.22		15.2		26.87								
A1 dup		7.28	50	15.7		13.51								
D1		6.70		16.3		8.88								
C1		9.31		17.1	8.12	43.03								
D1		6.55		17.9	0.00	9.50								
E1		7.24		16.2		9.48								
CCV		10.54	100	22.6	1.15	2.37					0.0% Check for Error			

0225

ALKALINITY BENCHSHEET

DATE: 9-29-06

ANALYST: LW

Cont. High

pH meter verification

Buffer pH: ____ must agree within 0.1 pH unit

Measured pH: ____

Standardization of acid titrant

(Titration to pH 4.5)

grams Na2CO3 =	0.6266
NORMALITY Na2CO3 =	0.0473
Assumed Acid Normality =	0.1
Standardized Acid Normality =	

to 250 ml DI

BLANK		STANDARD TITRATION		
BLANK	ml ACID	ml Na2CO3	ml ACID	N H2SO4
1		5		
2		5		
3		5		
AVERAGE				

Partitioning Calculations

T=Total, P=Phenolphthalein

Obs	HCO3	CO3	OH
P = 0	T	0	0
P < 0.5T	T - 2P	2P	0
P = 0.5T	0	2P	0
P > 0.5T	0	2(T - P)	2P - T
P = T	0	0	T

Calibration Verification Standard (Note: analyzed value will be corrected for blank titration)

LCS Source (if used): ERA P

CVS Source (if used): ____

CVS = Added 5 ml Na2CO3 soln to DI and dilute to 100 ml

LCS = ____ mg/L CaCO3

CVS = 118 mg/l CaCO3

SAMPLE DATA

Alk (mg/L CaCO3 = [(mL acid X Nacid) X 50,000] / mL sample

low level = [((2 X mL4.5)-mL4.2] X Nacid) X 50,000) / mL sample

(shaded cells are calculated, make no entries)

Sample Number	Sample ID	Initial pH	Volume (ml)	TEMP (C)	ml H2SO4 pH=8.3	ml H2SO4 pH=4.5	ml H2SO4 pH=4.2	ALK (mg CaCO3/l) Phenolph	ALK (mg CaCO3/l) TOT HIGH	ALK (mg CaCO3/l) TOT LOW	Partitioning (mg/l CaCO3) HCO3	Partitioning (mg/l CaCO3) CO3	Partitioning (mg/l CaCO3) OH	(mg/l) FREE CO2
ICV														
ICB											0.0% Check for Error			
LCS														
DY56 F1		10.14	50	17.1	55.78	128.99	0.00				#DIV/0!	#DIV/0!		
G1		10.09	50	19.4	55.85	129.06	"							
DY72 A2		6.27	100	20.3	0.00	5.49								
A2dup		6.28	100	20.3	"	5.54								
B1		6.55	100	20.2		5.18								
C1		6.94	50	20.0		12.15								
D2		7.08	100	20.1		4.62								
H1		7.05	50	20.8		21.02								
I1		6.88	50	20.8	"	18.02								
CCV		10.54	100	22.7	1.14	2.35	"				0.0% Check for Error			
CCV											0.0% Check for Error			

9-29-06 LW

0226

JY35

PHOSPHORUS BENCHSHEET, Aqueous	Date	Digested: 9/28/2006	Analyzed: 9/28/2006
Total and Ortho P by EPA 376.2	Analyst	16:55 S. CH.	19:30 S. CH.
Describe digestion procedure if used:	11 N H2SO4 and Potassium Persulfate.		

Curve Standards

Prep date: 9/28/2006 Stock #: 0064-1

Weight KH2PO4: 0.2197 grams in 1000 ml

Conc = 50.00 mg/L P

Intermediate Std = 20 ml stk to 100 ml DI = ***10.00*** mg P/L

Calibration Curve *std make-up volume (mL) =* **250**

ml int Std to 250 ml	CONC (mg/l)	UNITS (ABS 880 nm 1cm cell)		AVG	mg/L
0.0	0.000	0.000		0.000	0.004
0.2	0.008	0.004		0.004	0.011
0.8	0.032	0.019		0.019	0.034
3.2	0.128	0.079		0.079	0.126
6.4	0.256	0.159		0.159	0.250
10.0	0.400	0.253		0.253	0.395
20.0	0.800	0.519		0.519	0.805

REGRESSION DATA

CONC = (ABS-intercept)/ slope

intercept = -0.0028

Slope = 0.6483

r = 0.9999

Comment: Calibration OK!

maxabs = 0.519

Verification Standards Source: ERA # 04105 Conc (mg/l) 1000

dilution = 0.06 ml to 250 ml DI = ***0.240*** mg/l

Digest Prep Standards Source: ERA #35064.1 Conc (mg/l) 1000

dilution 1 = 0.200 ml to 50 ml DI = ***4.000*** mg/l

Sample Data

1. *For SRP, leave digest data blank!!*
2. *Spike with 10 mg/L Intermediate Standard* *enter dilution as final vol / sample vol*

SAMPLE ID	Tot P Digest mL sample	mL digest	Analysis Data Abs	Dilution	(mg/l)	TOT P (mg/l)	SRP (mg/l)	Notes
Calib Blank			0.000	1.0	0.004		< 0.008	OK
ICV			0.154	1.0	0.242		0.242	100.81%
Prep Blank	50	50	0.001	1.0	0.006	< 0.008		OK
Prep Std	50	50	0.243	10.0	0.379	3.792		94.81%
JX23-A5	25	50	0.054	1.0	0.088	0.175		
JX23-A5 dup	25	50	0.055	1.0	0.089	0.178		RPD = 1.74
JX23-A5 ms	25	50	0.187	1.0	0.293	0.586		102.6% Rec
Spike =	0.2	*ml of*	50	*mg/L to*	25	*ml sample =*	0.400	
JY35-A3	2.5	50	0.144	1.0	0.227	4.530		
JY35-A3 dup	2.5	50	0.143	1.0	0.225	4.499		RPD = 0.68
JY35-A3 ms	2.5	50	0.405	1.0	0.629	12.582		100.7% Rec
Spike =	0.4	*ml of*	50	*mg/L to*	2.5	*ml sample =*	8.000	
JY35-B3	2.5	50	0.841	1.0	1.302	26.034		offscale
JY35-C3	2	50	0.204	1.0	0.319	7.977		
Calib Blank			0.000	1.0	0.004		< 0.008	
CCV			0.155	1.0	0.243		0.243	101.45%
JX50-A10	10	50	0.169	1.0	0.265	1.325		
JX50-A10 dup	10	50	0.169	1.0	0.265	1.325		RPD = 0
JX50-A10 ms	10	50	0.367	1.0	0.571	2.853		101.8% Rec
Spike =	0.3	*ml of*	50	*mg/L to*	10	*ml sample =*	1.500	
JY35-B3	2.5	50	0.349	4.0	0.543	43.419		
Calib Blank			0.000	1.0	0.004		< 0.008	
CCV			0.154	1.0	0.242		0.242	100.81%

NR

16:55 19:30

PHOSPHORUS BENCHSHEET, Aqueous	Date	Digested: 9-23-06	Analyzed: 9-23-06
Total and Ortho P by EPA 376.2	Analyst	S.M.	S.M.

Describe digestion procedure if used: 11 N H2SO4 and Potassium Persulfate. ✓

Curve Standards

Prep date: 9/28/2006 ✓ Stock #: 0064-1 ✓

Weight KH2PO4: 0.2197 grams in 1000 ml

Conc = 50.00 mg/L P

Intermediate Std = 20 ✓ ml stk to 100 ✓ ml DI = **10.00** mg P/L

Calibration Curve std make-up volume (mL) = **250**

ml int Std to 250 ml	CONC (mg/l)	UNITS (ABS 880 nm 1cm cell)		AVG	mg/L
0.0	0.000	0.000			
0.2	0.008	0.004			
0.8	0.032	0.019			
3.2	0.128	0.079			
6.4	0.256	0.159			
10.0	0.400	0.253			
20.0	0.800	0.519			

REGRESSION DATA

CONC = (ABS-intercept)/ slope

intercept =

Slope =

r =

Comment:

maxabs = 0.000

Verification Standards Source: ERA # 04105 Conc (mg/l) 1000

dilution = 0.06 ml to 250 ml DI = **0.240** mg/l

Digest Prep Standards Source: ERA # 35084.1 Conc (mg/l) 1000

dilution 1 = 0.2 ml to 50 ml DI = mg/l

Sample Data

1. *For SRP, leave digest data blank!!*
2. *Spike with 10 mg/L Intermediate Standard* *enter dilution as final vol / sample vol*

SAMPLE ID	Tot P Digest mL sample	Tot P Digest mL digest	Analysis Data Abs	Analysis Data Dilution	Analysis Data (mg/l)	TOT P (mg/l)	SRP (mg/l)	Notes
Calib Blank			0.000	1.0				
ICV			0.154	1.0				
Prep Blank	50	50	0.001	1.0				
Prep Std	50	50	0.243	10X 1.0 *				
JX23-A5	25	50	0.054	1.0				
ADup			0.055	1.0				
AMS ✓			0.187	1.0				
JY35-A3	2.5		0.144	1.0				0.2 ml Stock #0064-1
ADup	2.5		0.143	1.0				
AMS	2.5		0.405	1.0				in 4 ml Stock
B3	2.5		0.841	1.0	Re-do off scale			
C3	2.0		0.204	1.0				
Calib Blank			0.000	1.0				
CCV			0.155	1.0				
JX50-A10	10	50	0.169	1.0				
ADup	10		0.169	1.0				
AMS ✓	10		0.367	1.0				0.3 ml Stock
JY35-B3	2.5	50	0.349	4X 1.0 *				
				1.0				
				1.0				
				1.0				
				1.0				
				1.0				
				1.0				
Calib Blank			0.000	1.0				
CCV			0.154	1.0				

* 9-28-06 S.M.

9-28-06
S.M.

TEST SETUP
GENESYS 10 v2.021 2G2G048006

Standard Curve	20:05 28Sep06
Test Name	TOTAL PHO
Date Standards Measured	28Sep06
Wavelength	880nm
Ref. Wavelength Correction	Off
Curve Fit	Linear
Number of Standards	7
Units	mg/L
ID# (0=OFF)	Off
Low/High Limits	0.000/0.800
Statistics	On
Auto Print	On

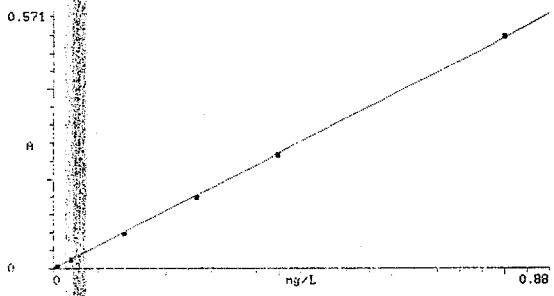

Curve Fit	Linear
Slope	0.648
Intercept	-0.00284
Std Dev	0.003
Corr Coeff	1.000

Conc. mg/L	Abs 880nm
0.000	0.000
0.008	0.004
0.032	0.019
0.128	0.079
0.256	0.159
0.400	0.253
0.800	0.519

TEST SETUP
GENESYS 10 v2.021 2G2G048006

Advanced A-%T-C	20:19 28Sep06
Test Name	TOTAL PHOS[Saved]
Measurement Mode	Absorbance
Wavelength	880nm
Ref. Wavelength Correction	Off
Delay Time (min:sec)	0:05
ID# (0=OFF)	1
Low/High Limits	0.000/0.800
Statistics	Off
Auto Print	On

ID#	Abs 880nm
1	0.000
2	0.154
3	0.001

5	0.054
6	0.055
7	0.187
8	0.144
9	0.143
10	0.405
11	0.841
12	0.204
13	0.169
14	0.169
15	0.367
16	0.000
17	0.155
18	0.349
19	0.000
20	0.154



UW
10-4-06

analyst: DAP
date: 10/3/06
start time: 15:29
loop: 100µl

Analytical Resources Inc.
4611 134th Place S., Suite 100
Tukwila, WA 98168
206-695-6227

		dilution	fluoride	chloride	nitrite	bromide	nitrate	phosphate	sulfate
DL (ppm)		1	0.100	0.100	0.100	0.100	0.100	0.100	0.100
HiSTD		1	5.000	5.000	5.000	5.000	5.000	5.000	5.000
ICV,CCV (ppm)		1	3.000	3.000	3.000	3.000	3.000	3.000	3.000
ERA LOT#		1	07105	36065	17075	27025	06085	01024	20125
		dilution	fluoride	chloride	nitrite	bromide	nitrate	phosphate	sulfate
ICV		1	2.830	2.820	2.950	2.900	2.850	2.810	3.090
		%recovery	94%	94%	98%	97%	95%	94%	103.0%
ICB		1	<0.1	<0.1	<0.1	<0.1	<0.1	<0.1	<0.1
JY35 B1		200	NR	NR	NR	NR	NR	NR	NR
JY35 A1 ms		100	412.800	NR	NR	NR	NR	NR	NR
Matrix Spike		0.05 *mL 200ppm intstock to*				*0.05*		*mLsample=*	*200.00*
			100%						
JY35 A1		50	212.830	NR	NR	NR	NR	NR	NR
JY35 A1 dup		50	210.670	NR	NR	NR	NR	NR	NR
JY35 A1 ms		50	NR	139.450	NR	NR	NR	NR	NR
Matrix Spike		0.05 *mL 200ppm intstock to*				*0.1*		*mLsample=*	*100.00*
				96%					
JY35 B1		50	NR	111.620	NR	NR	NR	NR	104.590
JY35 C1		50	234.150	NR	NR	NR	NR	NR	116.370
JY35 A1		20	NR	43.630	NR	NR	NR	NR	NR
JY35 A1 dup		20	NR	43.000	NR	NR	NR	NR	NR
JY35 A1 ms		20	NR	NR	NR	NR	NR	NR	NR
Matrix Spike		0.05 *mL 200ppm intstock to*				*1.0*		*mLsample=*	*10.00*
CCV		1	2.850	2.820	2.880	2.910	2.830	2.820	2.900
		%recovery	95%	94%	96%	97%	94%	94%	96.7%
CCB		1	<0.1	<0.1	<0.1	<0.1	<0.1	<0.1	<0.1
~~JY35 C1~~		~~5~~	~~NR~~	~~NR~~	~~NR~~	~~NR~~	~~NR~~	~~NR~~	~~NR~~
~~JY35 A1~~		~~2~~	~~NR~~	~~NR~~	~~NR~~	~~NR~~	~~NR~~	~~NR~~	~~NR~~
~~JY35 A1 ms~~		~~2~~	~~NR~~	~~NR~~	~~NR~~	~~NR~~	~~NR~~	~~NR~~	~~NR~~
~~*Matrix Spike*~~		~~0.05 *mL 200ppm intstock to*~~				~~*1.0*~~		~~*mLsample=*~~	~~*10.00*~~
~~CCV~~		~~1~~							
		~~%recovery~~	~~0%~~	~~0%~~	~~0%~~	~~0%~~	~~0%~~	~~0%~~	~~0.0%~~
~~CCB~~		~~1~~	~~<0.1~~	~~<0.1~~	~~<0.1~~	~~<0.1~~	~~<0.1~~	~~<0.1~~	~~<0.1~~
~~JY77 I1~~		~~5~~	~~NR~~	~~NR~~	~~NR~~	~~NR~~	~~NR~~	~~NR~~	~~NR~~
~~JY77 C1~~		~~5~~	~~NR~~	~~NR~~	~~NR~~	~~NR~~	~~NR~~	~~NR~~	~~NR~~
~~JY77 C1~~		~~1~~	~~NR~~	~~NR~~	~~NR~~	~~NR~~	~~NR~~	~~NR~~	~~NR~~
~~CCV~~		~~1~~							
		~~%recovery~~	~~0%~~	~~0%~~	~~0%~~	~~0%~~	~~0%~~	~~0%~~	~~0.0%~~
~~CCB~~		~~1~~	~~<0.1~~	~~<0.1~~	~~<0.1~~	~~<0.1~~	~~<0.1~~	~~<0.1~~	~~<0.1~~

IC Sulfate EPA 300.0 No: 6938
Data Analyst: David A. Paschall Analyzed by: DAP
Comments: Date Analyzed: 10/ 3/06
Print Date: 10/ 4/06 17:55 Time Analyzed: 15:29

✓ MPL 10/5/06

	ID	DF	Raw	Calc	Qual	RL	SPK	REC/RPD
1.	ICVR ERA #20125	1.0	3.09	3.1		0.1	3.0	103.33
2.	ICB	1.0	< 0.10	< 0.1	U	0.1		
3.	JY35B	50.0	105.	105.		5.0		
4.	JY35C	50.0	116.	116.		5.0		
5.	CCVR	1.0	2.90	2.9		0.1	3.0	96.67
6.	CCB	1.0	< 0.10	< 0.1	U	0.1		

IC Fluoride EPA 300.0 No: 6936
Data Analyst: David A. Paschall Analyzed by: DAP
Comments: Date Analyzed: 10/ 3/06
Print Date: 10/ 4/06 17:51 Time Analyzed: 15:29

✓ MDP 10/5/06

ID	DF	Raw	Calc	Qual	RL	SPK	REC/RPD
1. ICVR ERA #07105	1.0	2.83	2.8		0.1	3.0	93.33
2. ICB	1.0	< 0.10	< 0.1	U	0.1		
3. JY35A MS	100.	413.	413.		10.0	200.	100.00
4. JY35A	50.0	213.	213.		5.0		
5. JY35A DUP	50.0	211.	211.		5.0		0.94
6. JY35C	50.0	234.	234.		5.0		
7. CCVR	1.0	2.85	2.8		0.1	3.0	93.33
8. CCB	1.0	< 0.10	< 0.1	U	0.1		

IC Chloride EPA 300.0 No: 6937
Data Analyst: David A. Paschall Analyzed by: DAP
Comments: Date Analyzed: 10/ 3/06
Print Date: 10/ 4/06 17:53 Time Analyzed: 15:29

10/5/06

	ID	DF	Raw	Calc	Qual	RL	SPK	REC/RPD
1.	ICVR ERA #36065	1.0	2.82	2.8		0.1	3.0	93.33
2.	ICB	1.0	< 0.10	< 0.1	U	0.1		
3.	JY35A MS	50.0	139.	139.		5.0	100.	95.40
4.	JY35B	50.0	112.	112.		5.0		
5.	JY35A	20.0	43.6	43.6		2.0		
6.	JY35A DUP	20.0	43.0	43.0		2.0		1.39
7.	CCVR	1.0	2.82	2.8		0.1	3.0	93.33
8.	CCB	1.0	< 0.10	< 0.1	U	0.1		

Method:C:\PEAKNET\METHOD\STD.MET Updated:10/2/06 9:40:48 PM Total:7

1. Component:FLUORIDE
Standard:External Fit Type:Linear
Origin:Force Calibration:Area
r^2=0.998287
Amt=1.74e-006*Resp+0

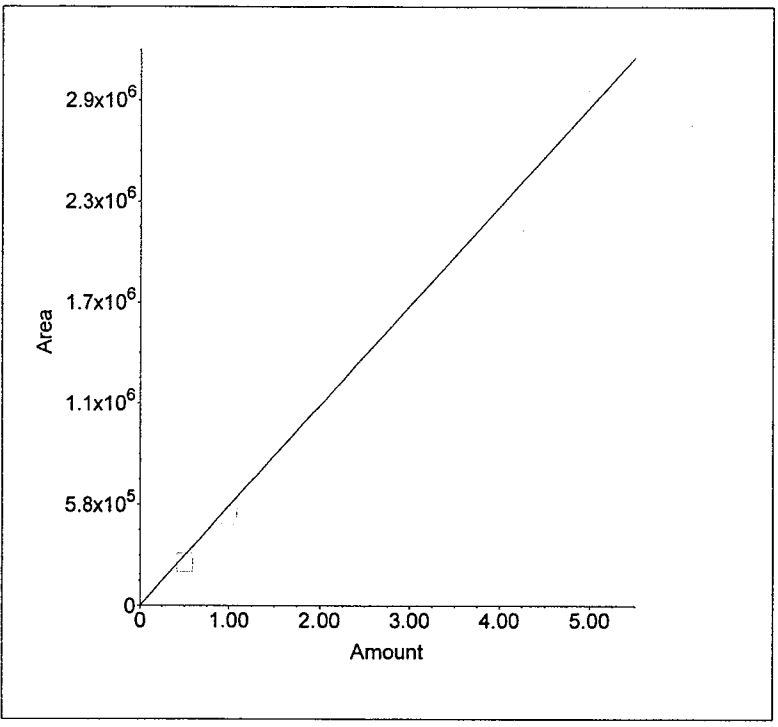

2. Component:CHLORIDE
Standard:External Fit Type:Linear
Origin:Force Calibration:Area
r^2=0.998431
Amt=2.691e-006*Resp+0

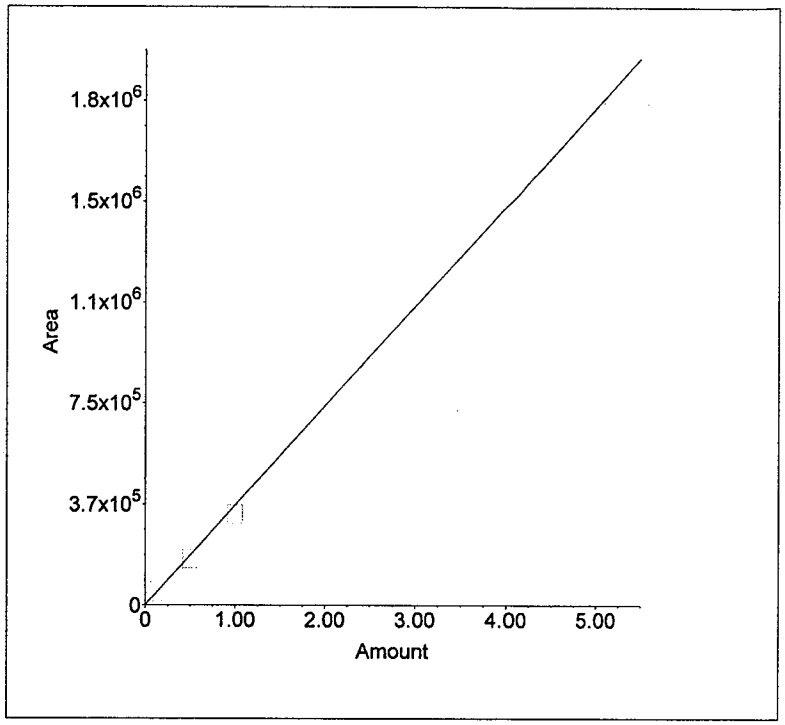

3. Component:NITRITE-N
Standard:External Fit Type:Linear
Origin:Force Calibration:Area
r^2=0.998171
Amt=1.183e-006*Resp+0

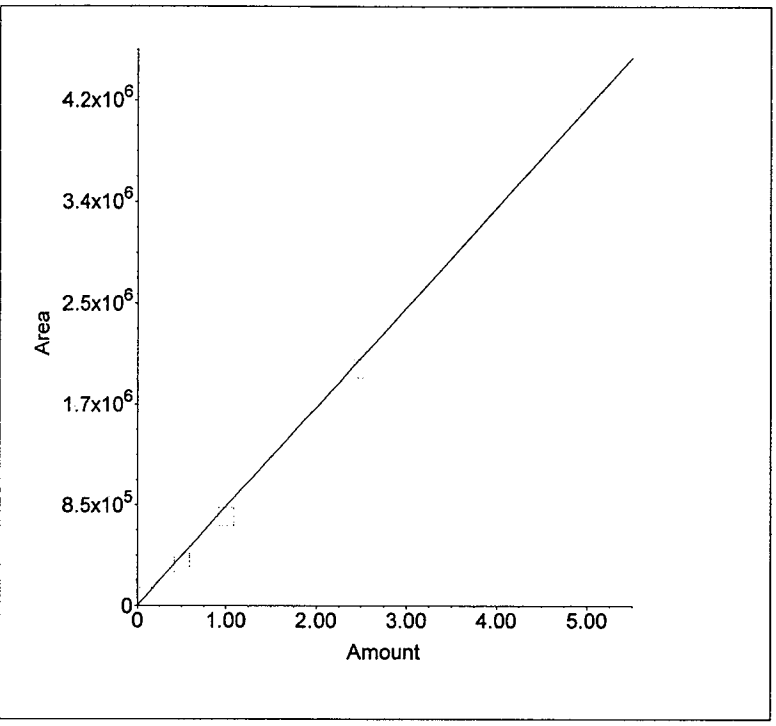

4. Component:BROMIDE
Standard:External Fit Type:Linear
Origin:Force Calibration:Area
r^2=0.999322
Amt=6.851e-006*Resp+0

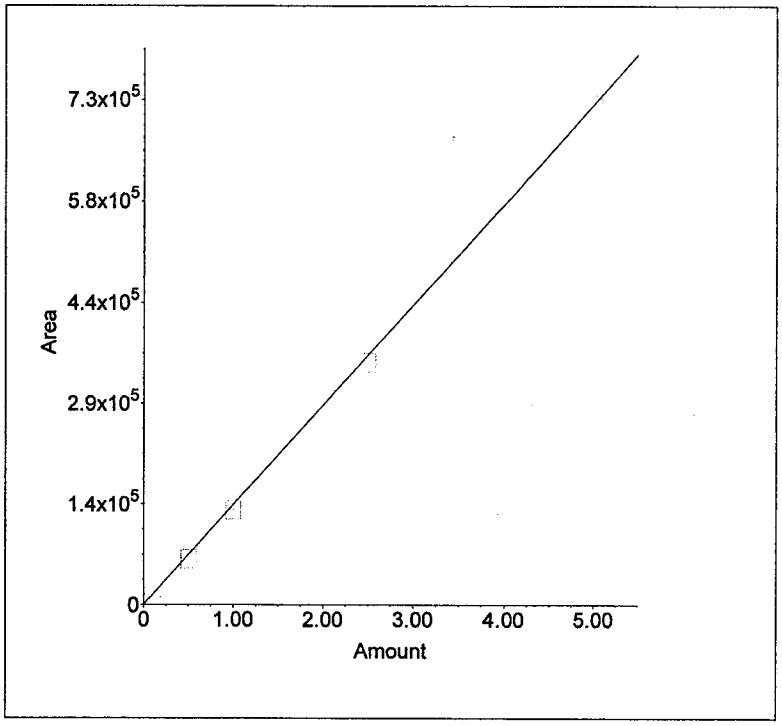

5. Component:NITRATE-N
Standard:External Fit Type:Linear
Origin:Force Calibration:Area
r^2=0.995794
Amt=1.017e-006*Resp+0

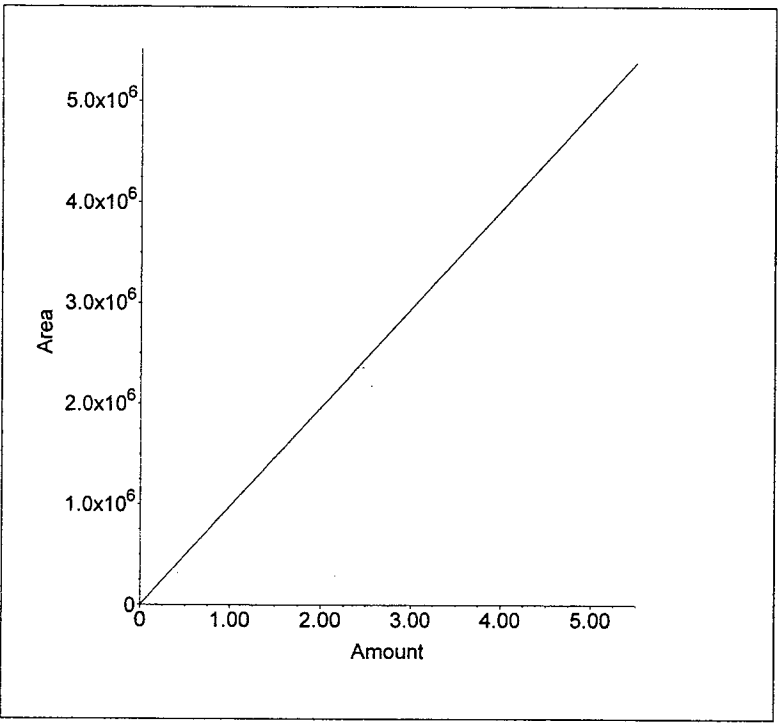

6. Component:PHOSPHATE-P
Standard:External Fit Type:Linear
Origin:Force Calibration:Area
r^2=0.995664
Amt=3.695e-006*Resp+0

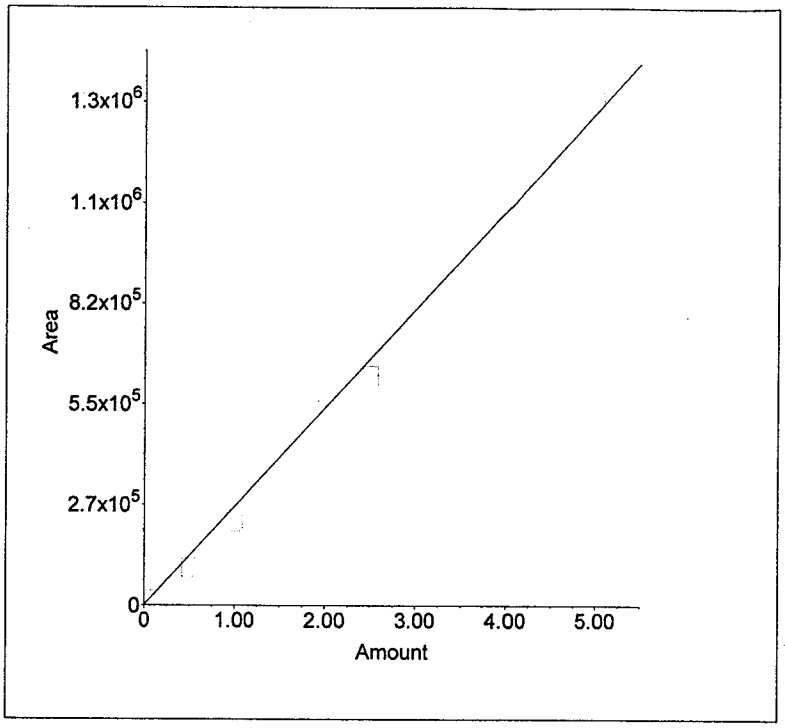

7. Component:SULFATE
Standard:External Fit Type:Linear
Origin:Force Calibration:Area
r^2=0.999635
Amt=4.135e-006*Resp+0

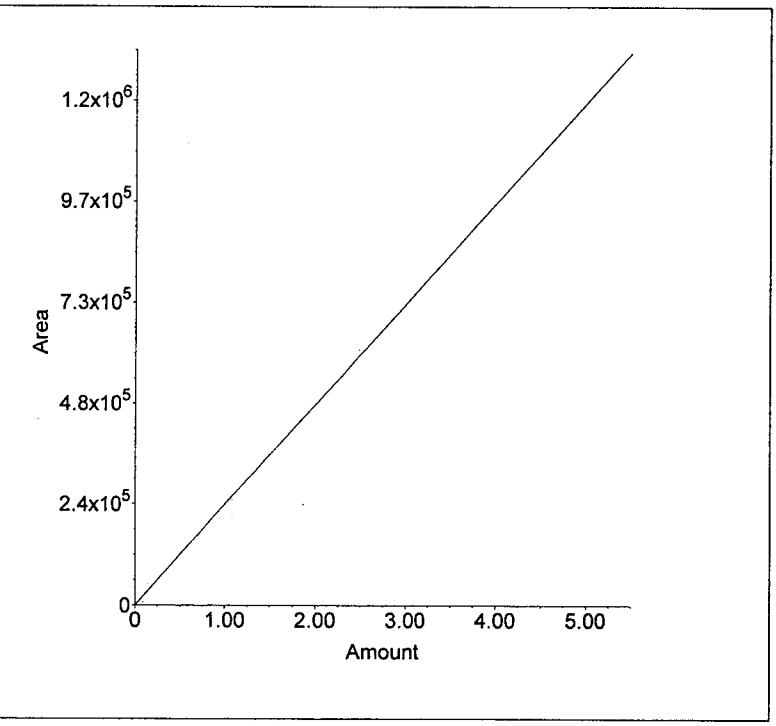

Schedule File: C:\PEAKNET\SCHEDULE\OCT0306dap.SCH

Line	Sample	Sample Type	Level	Method	Data File	Volume	Dilution	Weight	Int. Std.	Comment
1	ICV	Sample		std.met	oct0306dap	1	1	1	1	
2	ICB	Sample		std.met	oct0306dap	1	1	1	1	
3	JY35 B1	Sample		std.met	oct0306dap	1	200	1	1	
4	JY35 A1 MS	Sample		std.met	oct0306dap	1	100	1	1	
5	JY35 A1	Sample		std.met	oct0306dap	1	50	1	1	
6	JY35 A1 DUP	Sample		std.met	oct0306dap	1	50	1	1	
7	JY35 A1 MS	Sample		std.met	oct0306dap	1	50	1	1	
8	JY35 B1	Sample		std.met	oct0306dap	1	50	1	1	
9	JY35 C1	Sample		std.met	oct0306dap	1	50	1	1	
10	JY35 A1	Sample		std.met	oct0306dap	1	20	1	1	
11	JY35 A1 DUP	Sample		std.met	oct0306dap	1	20	1	1	
12	JY35 A1 MS	Sample		std.met	oct0306dap	1	20	1	1	
13	CCV	Sample		std.met	oct0306dap	1	1	1	1	
14	CCB	Sample		std.met	oct0306dap	1	1	1	1	
15	JY35 C1	Sample		std.met	oct0306dap	1	5	1	1	
16	JY35 A1	Sample		std.met	oct0306dap	1	2	1	1	
17	JY35 A1 MS	Sample		std.met	oct0306dap	1	2	1	1	
18	RINSE	Sample		std.met	oct0306dap	1	1	1	1	
19	CCV	Sample		std.met	oct0306dap	1	1	1	1	
20	CCB	Sample		std.met	oct0306dap	1	1	1	1	
21	JY77 I1	Sample		std.met	oct0306dap	1	5	1	1	
22	JY77 C1	Sample		std.met	oct0306dap	1	5	1	1	
23	JY77 C1	Sample		std.met	oct0306dap	1	1	1	1	
24	CCV	Sample		std.met	oct0306dap	1	1	1	1	
25	CCB	Sample		std.met	oct0306dap	1	1	1	1	
26	STOP	Sample		stop.met	oct0306dap	1	1	1	1	

Default Method Path: C:\PEAKNET\METHOD
Default Data Path: C:\PEAKNET\DATA\OCT 2006
Comment:

Sample Name : ICV
Method File Name : c:\peaknet\method\std.met

Current Date : 10/3/06
Date Time Collected : 10/3/06 3:29:09 PM

Injection Number : 1
Dilution Factor : 1.00
column :

Calibration Date : 10/2/06 9:40:48 PM
Data File Name : ...\OCT0306DAP_001.DXD
Injection Volume : 1.00

Module ID : 34 07 2a
Schedule File Name : ...\oct0306dap.sch

Peak Information : All Peaks

Pk. Num	Ret Time	Component Name	conc. (ppm)	Height	Area	Bl. Code	%Delta
1	2.08	Unknown 1	0.00	3083	48508	1	
2	3.05	FLUORIDE	2.83	159922	1625536	1	-1.08
3	4.30	CHLORIDE	2.82	97435	1046150	1	-0.77
4	5.13	NITRITE-N	2.95	192083	2496358	1	-1.28
5	6.43	BROMIDE	2.90	29205	423539	1	-1.03
6	7.45	NITRATE-N	2.85	163219	2805877	1	-0.45
7	9.88	PHOSPHATE-P	2.81	29004	761102	1	-2.95
8	11.62	SULFATE	3.09	28796	746166	1	-3.06
		---total(s)---	20.25	702746	9953235		

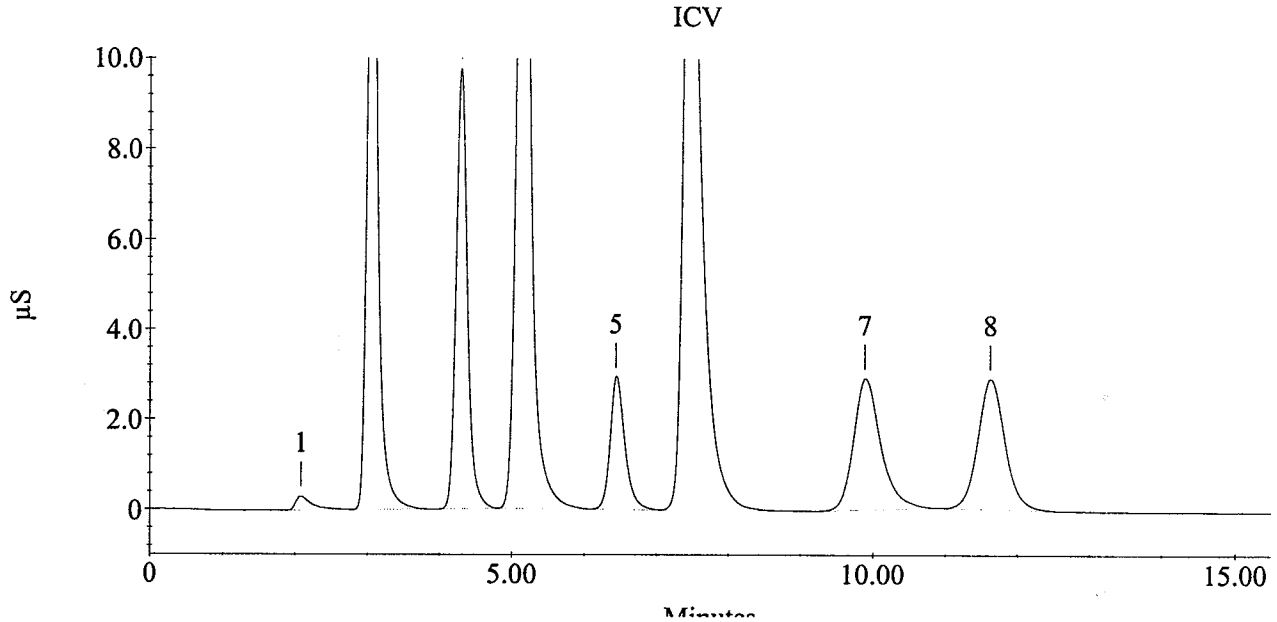

Sample Name : ICB
Method File Name : c:\peaknet\method\std.met

Current Date : 10/3/06
Date Time Collected : 10/3/06 3:47:02 PM

Injection Number : 2
Dilution Factor : 1.00
column :

Calibration Date : 10/2/06 9:40:48 PM
Data File Name : ...\OCT0306DAP_002.DXD
Injection Volume : 1.00

Module ID : 34 07 2a
Schedule File Name : ...\oct0306dap.sch

Peak Information : All Peaks

Pk. Num	Ret Time	Component Name	conc. (ppm)	Height	Area	Bl. Code	%Delta
1	2.07	Unknown 1	0.00	788	10316	1	
2	4.27	CHLORIDE	0.03	775	11175	1	-1.54
3	11.62	SULFATE	0.03	315	7735	1	-3.06
		---total(s)---	0.06	1879	29226		

ICB

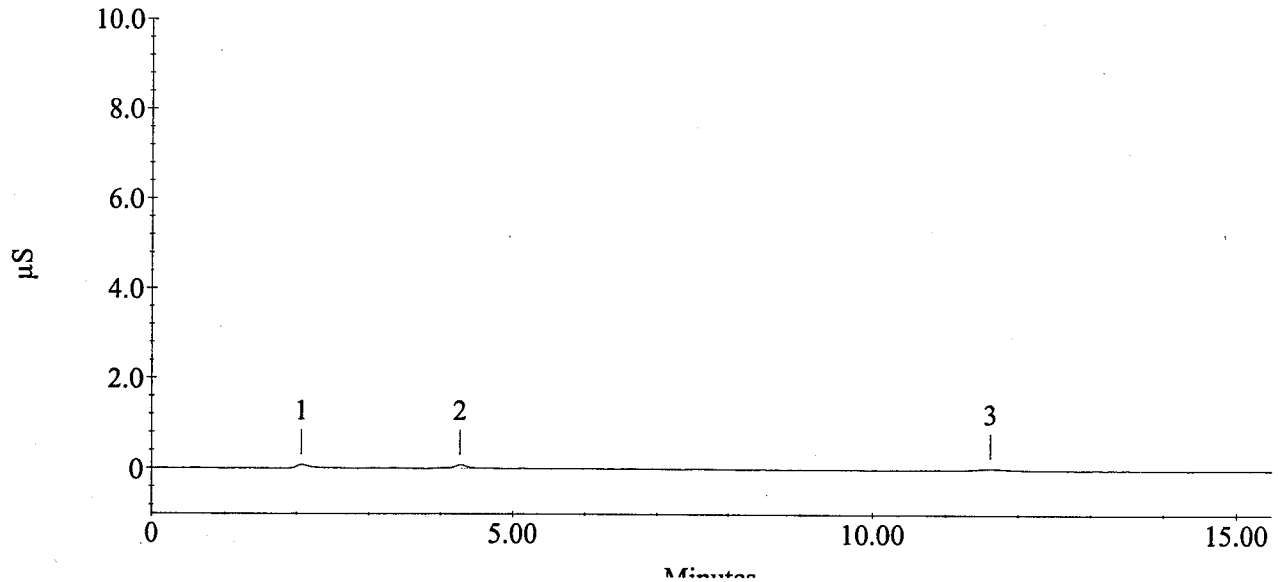

Sample Name : JY35 B1
Method File Name : c:\peaknet\method\std.met

Current Date : 10/3/06
Date Time Collected : 10/3/06 4:04:47 PM

Injection Number : 3
Dilution Factor : 200.00
column :

Calibration Date : 10/2/06 9:40:48 PM
Data File Name : ...\OCT0306DAP_003.DXD
Injection Volume : 1.00

Module ID : 34 07 2a
Schedule File Name : ...\oct0306dap.sch

Peak Information : All Peaks

Pk. Num	Ret Time	Component Name	conc. (ppm)	Height	Area	Bl. Code	%Delta
1	2.08	Unknown 1	0.00	3431	53213	1	
2	3.07	FLUORIDE	1093.79	305370	3142791	1	-0.54
3	4.28	CHLORIDE	123.37	20665	229240	1	-1.15
4	5.13	NITRITE-N	1.32	432	5579	1	-1.28
5	7.58	NITRATE-N	1.73	511	8486	1	1.34
6	9.93	PHOSPHATE-P	32.22	1599	43596	1	-2.45
7	11.63	SULFATE	114.06	5195	137920	1	-2.92
		---total(s)---	1366.49	337203	3620825		

JY35 B1

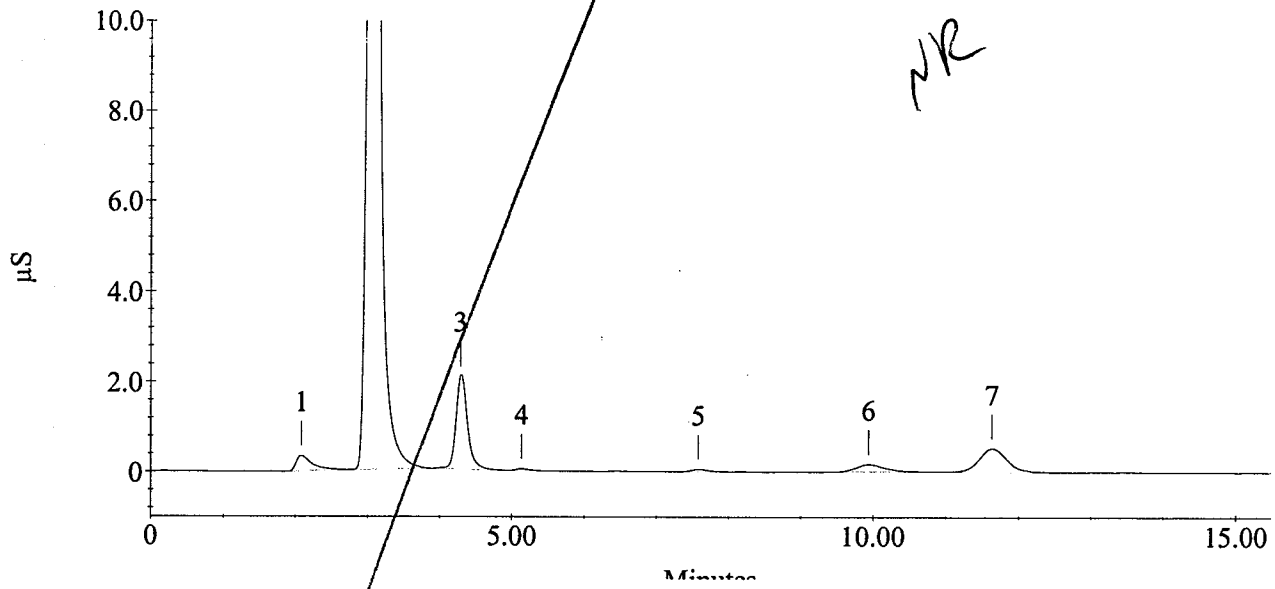

Sample Name : JY35 A1 MS
Method File Name : c:\peaknet\method\std.met

Current Date : 10/3/06
Date Time Collected : 10/3/06 4:22:33 PM

Injection Number : 4
Dilution Factor : 100.00
column :

Calibration Date : 10/2/06 9:40:48 PM
Data File Name : ...\OCT0306DAP_004.DXD
Injection Volume : 1.00

Module ID : 34 07 2a
Schedule File Name : ...\oct0306dap.sch

Peak Information : All Peaks

Pk. Num	Ret Time	Component Name	conc. (ppm)	Height	Area	Bl. Code	%Delta
1	2.08	Unknown 1	0.00	4156	64266	1	
2	3.05	FLUORIDE	412.80	227063	2372195	1	-1.08
3	4.30	CHLORIDE	233.85	82761	869058	1	-0.77
4	5.13	NITRITE-N	185.96	123980	1571286	1	-1.28
5	6.42	BROMIDE	192.64	19467	281196	1	-1.28
6	7.43	NITRATE-N	181.58	103031	1785685	1	-0.67
7	9.92	PHOSPHATE-P	188.78	19117	510846	1	-2.62
8	11.63	SULFATE	196.59	18444	475425	1	-2.92
		---total(s)---	1592.20	598018	7929956		

JY35 A1 MS

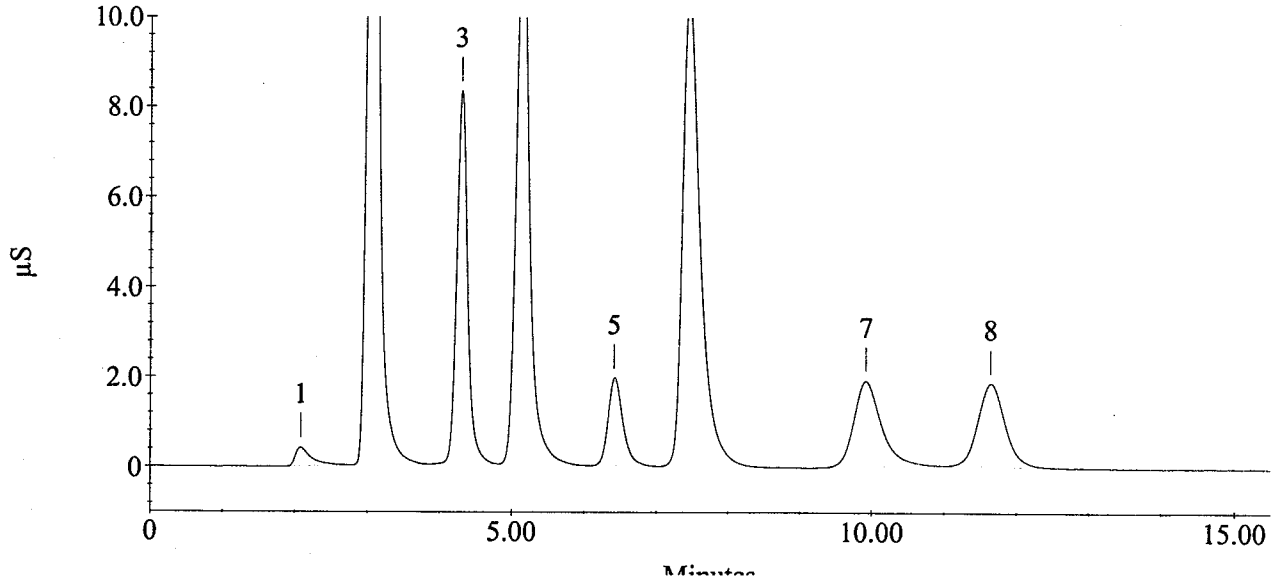

Sample Name : JY35 A1
Method File Name : c:\peaknet\method\std.met

Current Date : 10/3/06
Date Time Collected : 10/3/06 4:40:19 PM

Injection Number : 5
Dilution Factor : 50.00
column :

Calibration Date : 10/2/06 9:40:48 PM
Data File Name : ...\OCT0306DAP_005.DXD
Injection Volume : 1.00

Module ID : 34 07 2a
Schedule File Name : ...\oct0306dap.sch

Peak Information : All Peaks

Pk. Num	Ret Time	Component Name	conc. (ppm)	Height	Area	Bl. Code	%Delta
1	2.07	Unknown 1	0.00	4903	74266	1	
2	3.05	FLUORIDE	212.83	230194	2446061	1	-1.08
3	4.30	CHLORIDE	43.35	29635	322167	1	-0.77
4	7.57	NITRATE-N	0.09	145	1781	1	1.11
5	10.00	PHOSPHATE-P	2.57	565	13909	1	-1.80
6	11.65	SULFATE	1.98	402	9562	1	-2.78
		---total(s)---	260.81	265843	2867745		

JY35 A1

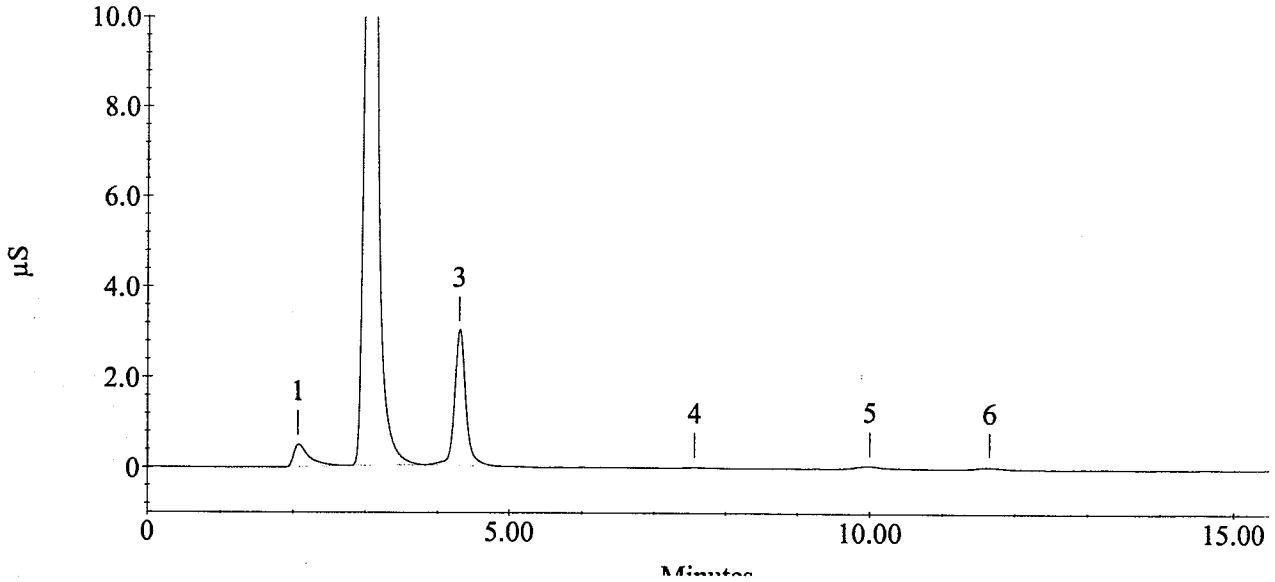

Sample Name : JY35 A1 DUP
Method File Name : c:\peaknet\method\std.met

Current Date : 10/3/06
Date Time Collected : 10/3/06 4:58:04 PM

Injection Number : 6
Dilution Factor : 50.00
column :

Calibration Date : 10/2/06 9:40:48 PM
Data File Name : ...\OCT0306DAP_006.DXD
Injection Volume : 1.00

Module ID : 34 07 2a
Schedule File Name : ...\oct0306dap.sch

Peak Information : All Peaks

Pk. Num	Ret Time	Component Name	conc. (ppm)	Height	Area	Bl. Code	%Delta
1	2.07	Unknown 1	0.00	3565	48944	1	
2	3.05	FLUORIDE	210.67	232201	2421288	1	-1.08
3	4.30	CHLORIDE	41.72	28845	310058	1	-0.77
4	9.95	PHOSPHATE-P	2.57	540	13912	1	-2.29
		---total(s)---	254.96	265151	2794202		

JY35 A1 DUP

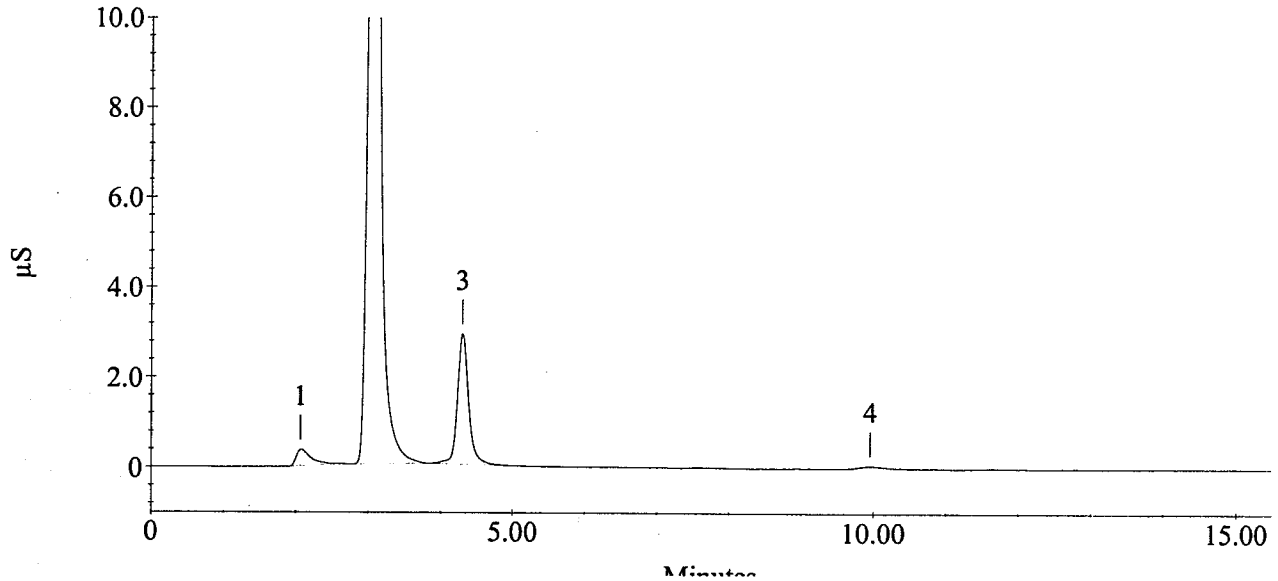

Sample Name : JY35 A1 MS
Method File Name : c:\peaknet\method\std.met

Current Date : 10/3/06
Date Time Collected : 10/3/06 5:15:50 PM

Injection Number : 7
Dilution Factor : 50.00
column :

Calibration Date : 10/2/06 9:40:48 PM
Data File Name : ...\OCT0306DAP_007.DXD
Injection Volume : 1.00

Module ID : 34 07 2a
Schedule File Name : ...\oct0306dap.sch

Peak Information : All Peaks

Pk. Num	Ret Time	Component Name	conc. (ppm)	Height	Area	Bl. Code	%Delta
1	2.08	Unknown 1	0.00	4895	74959	1	
2	3.07	FLUORIDE	314.70	340436	3616962	1	-0.54
3	4.30	CHLORIDE	139.45	98889	1036480	1	-0.77
4	5.13	NITRITE-N	93.29	126082	1576440	1	-1.28
5	6.42	BROMIDE	97.39	19906	284331	1	-1.28
6	7.42	NITRATE-N	90.89	104093	1787619	1	-0.89
7	9.92	PHOSPHATE-P	96.00	19422	519540	1	-2.62
8	11.65	SULFATE	97.56	18396	471874	1	-2.78
		---total(s)---	929.28	732119	9368205		

JY35 A1 MS

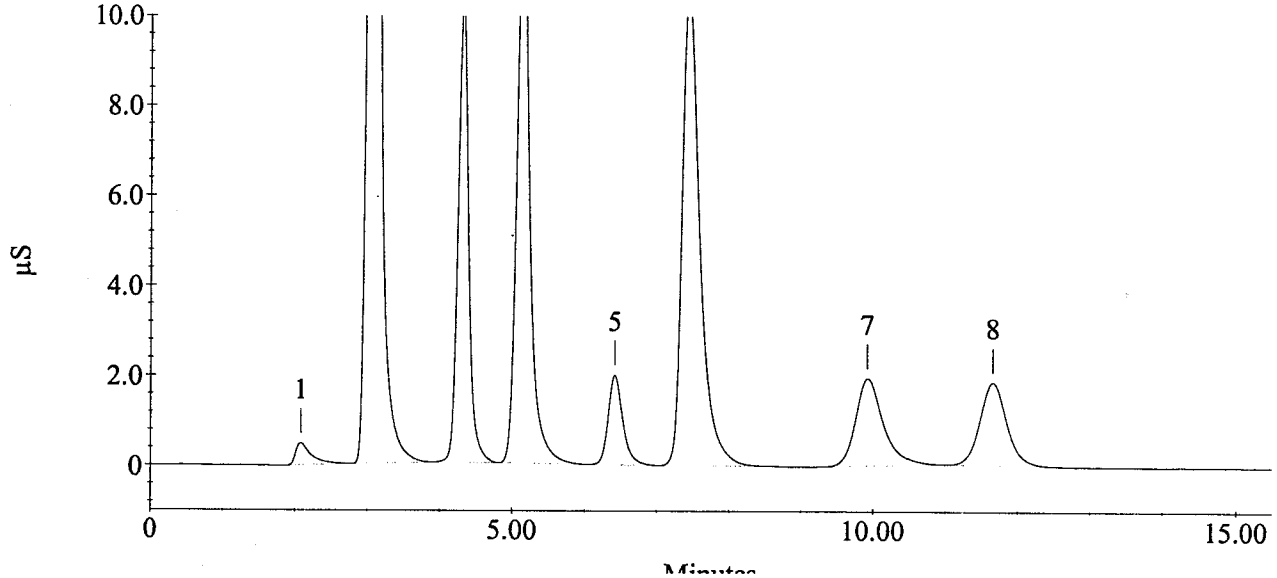

Sample Name : JY35 B1
Method File Name : c:\peaknet\method\std.met

Current Date : 10/3/06
Date Time Collected : 10/3/06 5:33:37 PM

Injection Number : 8
Dilution Factor : 50.00
column :

Calibration Date : 10/2/06 9:40:48 PM
Data File Name : ...\OCT0306DAP_008.DXD
Injection Volume : 1.00

Module ID : 34 07 2a
Schedule File Name : ...\oct0306dap.sch

Peak Information : All Peaks

Pk. Num	Ret Time	Component Name	conc. (ppm)	Height	Area	Bl. Code	%Delta
1	2.08	Unknown 1	0.00	10175	159095	1	
2	3.12	FLUORIDE	1081.46	1003142	12429526	1	1.08
3	4.30	CHLORIDE	111.62	85389	829597	1	-0.77
4	7.48	NITRATE-N	0.18	200	3456	1	0.00
5	9.92	PHOSPHATE-P	36.82	7282	199269	1	-2.62
6	11.63	SULFATE	104.59	19379	505875	1	-2.92
		---total(s)---	1334.67	1125567	14126816		

JY35 B1

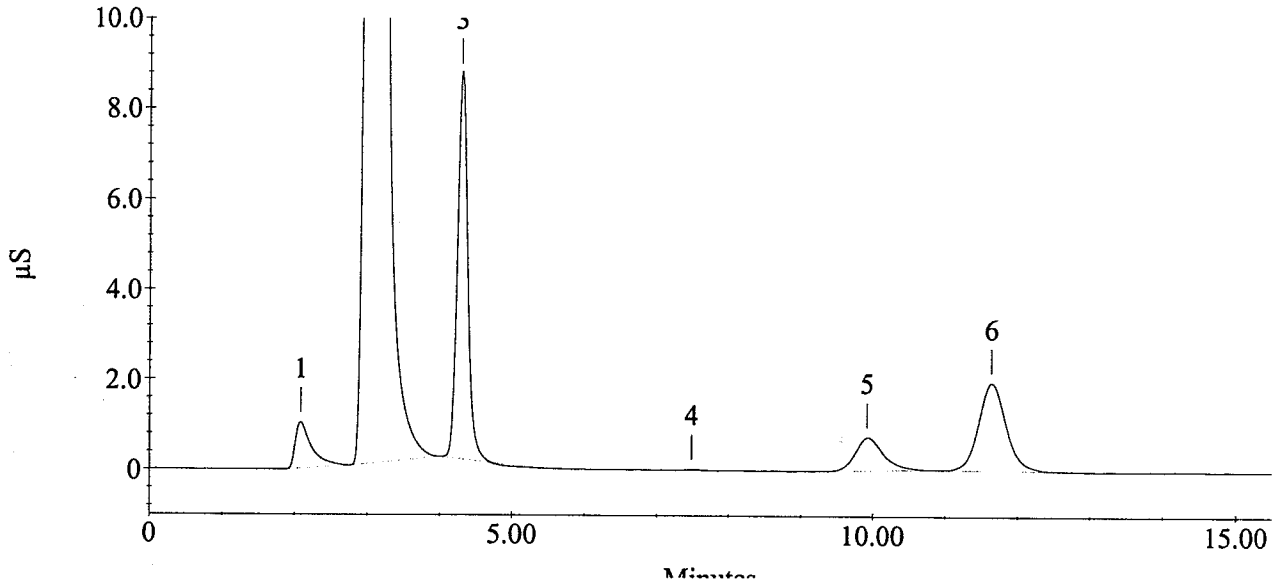

Sample Name : JY35 C1
Method File Name : c:\peaknet\method\std.met

Current Date : 10/3/06
Date Time Collected : 10/3/06 5:51:22 PM

Injection Number : 9
Dilution Factor : 50.00
column :

Calibration Date : 10/2/06 9:40:48 PM
Data File Name : ...\OCT0306DAP_009.DXD
Injection Volume : 1.00

Module ID : 34 07 2a
Schedule File Name : ...\oct0306dap.sch

Peak Information : All Peaks

Pk. Num	Ret Time	Component Name	conc. (ppm)	Height	Area	Bl. Code	%Delta
1	2.08	Unknown 1	0.00	2332	33392	1	
2	3.05	FLUORIDE	234.15	260272	2691169	1	-1.08
3	4.28	CHLORIDE	23.81	15910	177005	1	-1.15
4	9.97	PHOSPHATE-P	6.23	1145	33699	1	-2.13
5	11.65	SULFATE	116.37	21650	562865	1	-2.78
		---total(s)---	380.57	301309	3498130		

JY35 C1

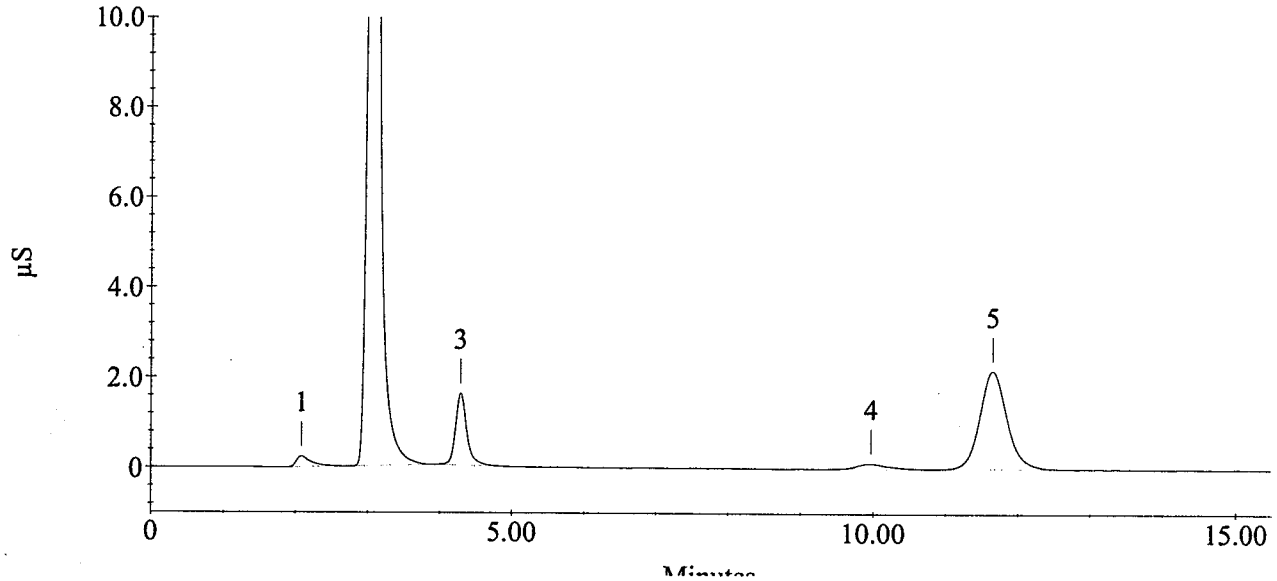

Sample Name : JY35 A1
Method File Name : c:\peaknet\method\std.met

Current Date : 10/3/06
Date Time Collected : 10/3/06 6:09:08 PM

Injection Number : 10
Dilution Factor : 20.00
column :

Calibration Date : 10/2/06 9:40:48 PM
Data File Name : ...\OCT0306DAP_010.DXD
Injection Volume : 1.00

Module ID : 34 07 2a
Schedule File Name : ...\oct0306dap.sch

Peak Information : All Peaks

Pk. Num	Ret Time	Component Name	conc. (ppm)	Height	Area	Bl. Code	%Delta
1	2.07	Unknown 1	0.00	9602	147149	1	
2	3.07	FLUORIDE	219.74	516899	6313933	1	-0.54
3	4.35	CHLORIDE	43.63	87517	810760	1	0.38
4	7.57	NITRATE-N	0.03	113	1488	1	1.11
5	9.97	PHOSPHATE-P	3.29	1631	44493	1	-2.13
6	11.73	SULFATE	0.36	183	4321	1	-2.09
		---total(s)---	267.05	615944	7322144		

JY35 A1

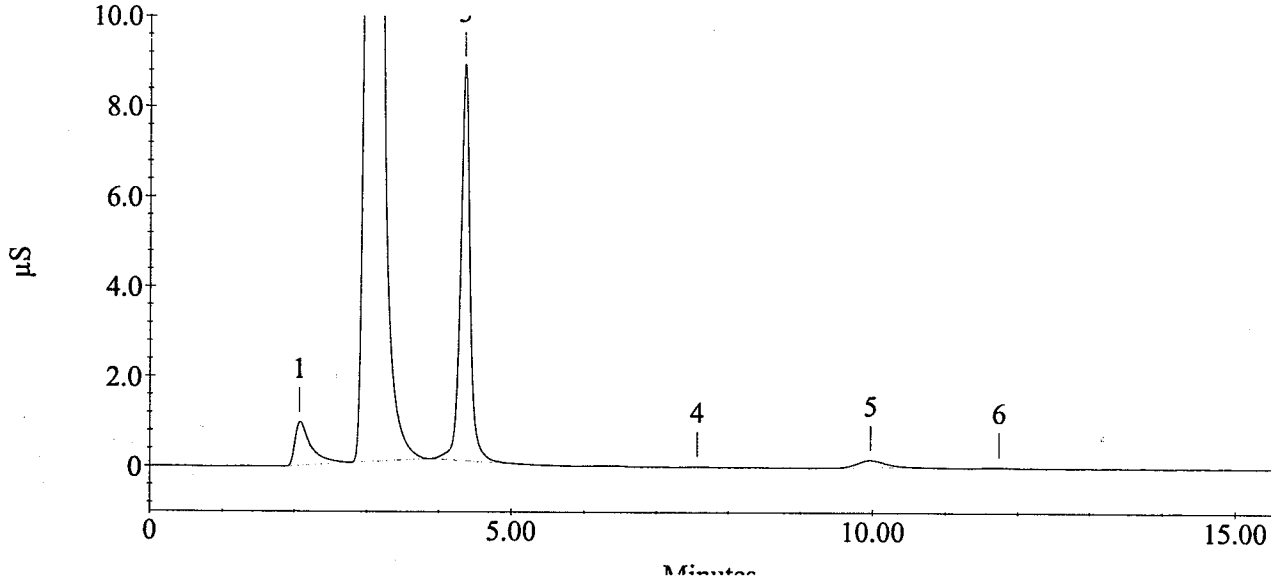

Sample Name : JY35 A1 DUP
Method File Name : c:\peaknet\method\std.met

Current Date : 10/3/06
Date Time Collected : 10/3/06 6:26:54 PM

Injection Number : 11
Dilution Factor : 20.00
column :

Calibration Date : 10/2/06 9:40:48 PM
Data File Name : ...\OCT0306DAP_011.DXD
Injection Volume : 1.00

Module ID : 34 07 2a
Schedule File Name : ...\oct0306dap.sch

Peak Information : All Peaks

Pk. Num	Ret Time	Component Name	conc. (ppm)	Height	Area	Bl. Code	%Delta
1	2.07	Unknown 1	0.00	9572	143475	1	
2	3.07	FLUORIDE	217.28	515825	6243019	1	-0.54
3	4.35	CHLORIDE	43.00	86922	799075	1	0.38
4	7.53	NITRATE-N	0.03	130	1562	1	0.67
5	9.95	PHOSPHATE-P	3.58	1634	48446	1	-2.29
6	11.63	SULFATE	0.25	166	3012	1	-2.92
		---total(s)---	264.14	614249	7238588		

JY35 A1 DUP

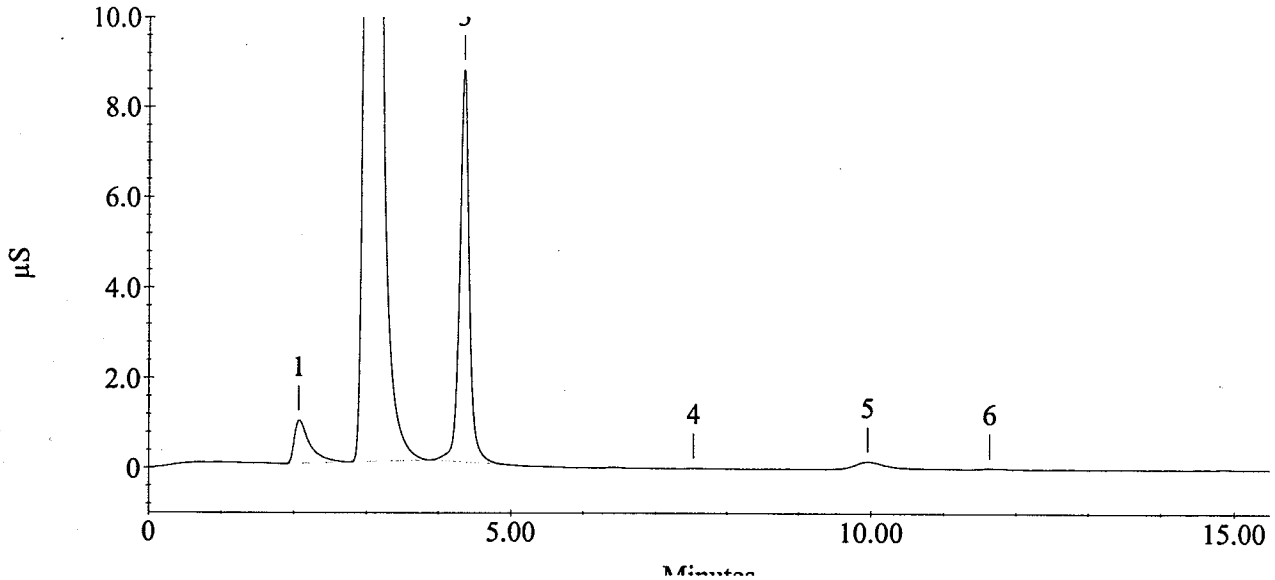

Sample Name : JY35 A1 MS
Method File Name : c:\peaknet\method\std.met

Current Date : 10/3/06
Date Time Collected : 10/3/06 6:44:40 PM

Injection Number : 12
Dilution Factor : 20.00
column :

Calibration Date : 10/2/06 9:40:48 PM
Data File Name : ...\OCT0306DAP_012.DXD
Injection Volume : 1.00

Module ID : 34 07 2a
Schedule File Name : ...\oct0306dap.sch

Peak Information : All Peaks

Pk. Num	Ret Time	Component Name	conc. (ppm)	Height	Area	Bl. Code	%Delta
1	2.07	Unknown 1	0.00	10673	163025	1	
2	3.07	FLUORIDE	255.61	586435	7344493	1	-0.54
3	4.35	CHLORIDE	85.34	171972	1585742	1	0.38
4	5.13	NITRITE-N	37.45	131362	1582293	1	-1.28
5	6.40	BROMIDE	38.93	20218	284103	1	-1.54
6	7.42	NITRATE-N	36.60	106998	1799582	1	-0.89
7	9.92	PHOSPHATE-P	41.30	20640	558818	1	-2.62
8	11.65	SULFATE	39.54	18604	478165	1	-2.78
		---total(s)---	534.78	1066903	13796220		

JY35 A1 MS

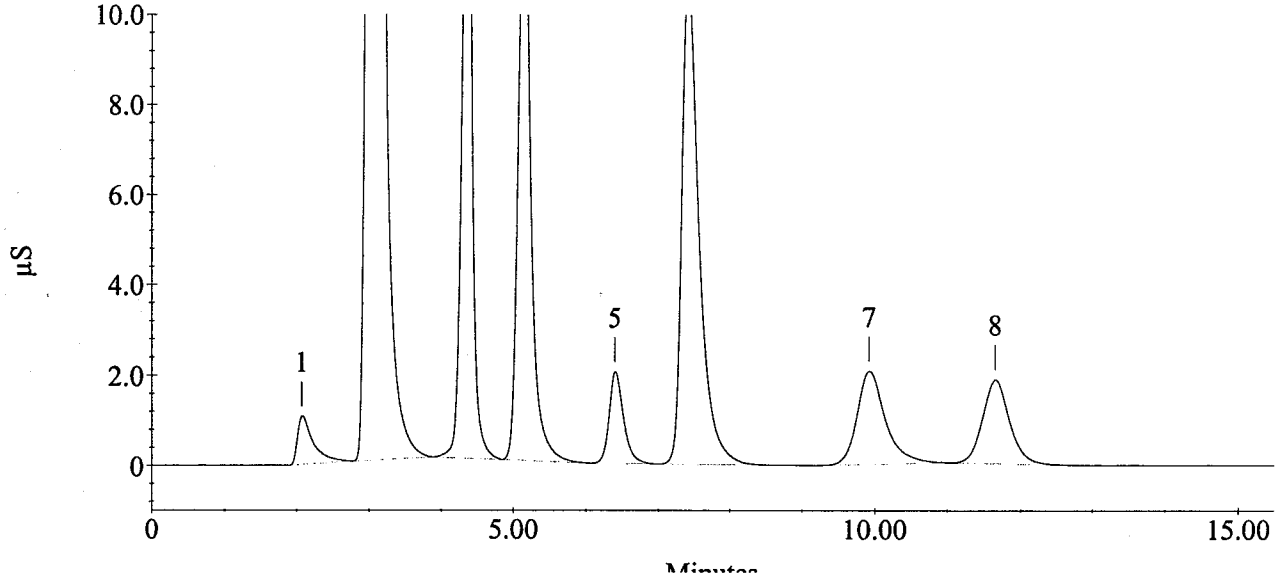

Sample Name : CCV
Method File Name : c:\peaknet\method\std.met

Current Date : 10/3/06
Date Time Collected : 10/3/06 7:02:27 PM

Injection Number : 13
Dilution Factor : 1.00
column :

Calibration Date : 10/2/06 9:40:48 PM
Data File Name : ...\OCT0306DAP_013.DXD
Injection Volume : 1.00

Module ID : 34 07 2a
Schedule File Name : ...\oct0306dap.sch

Peak Information : All Peaks

Pk. Num	Ret Time	Component Name	conc. (ppm)	Height	Area	Bl. Code	%Delta
1	2.08	Unknown 1	0.00	1685	24156	1	
2	3.05	FLUORIDE	2.85	163495	1640159	1	-1.08
3	4.28	CHLORIDE	2.82	98270	1048289	1	-1.15
4	5.12	NITRITE-N	2.88	191608	2431913	1	-1.60
5	6.38	BROMIDE	2.91	29796	425098	1	-1.79
6	7.38	NITRATE-N	2.83	164591	2779712	1	-1.34
7	9.90	PHOSPHATE-P	2.82	29108	762850	1	-2.78
8	11.63	SULFATE	2.90	27422	700299	1	-2.92
		---total(s)---	20.01	705976	9812475		

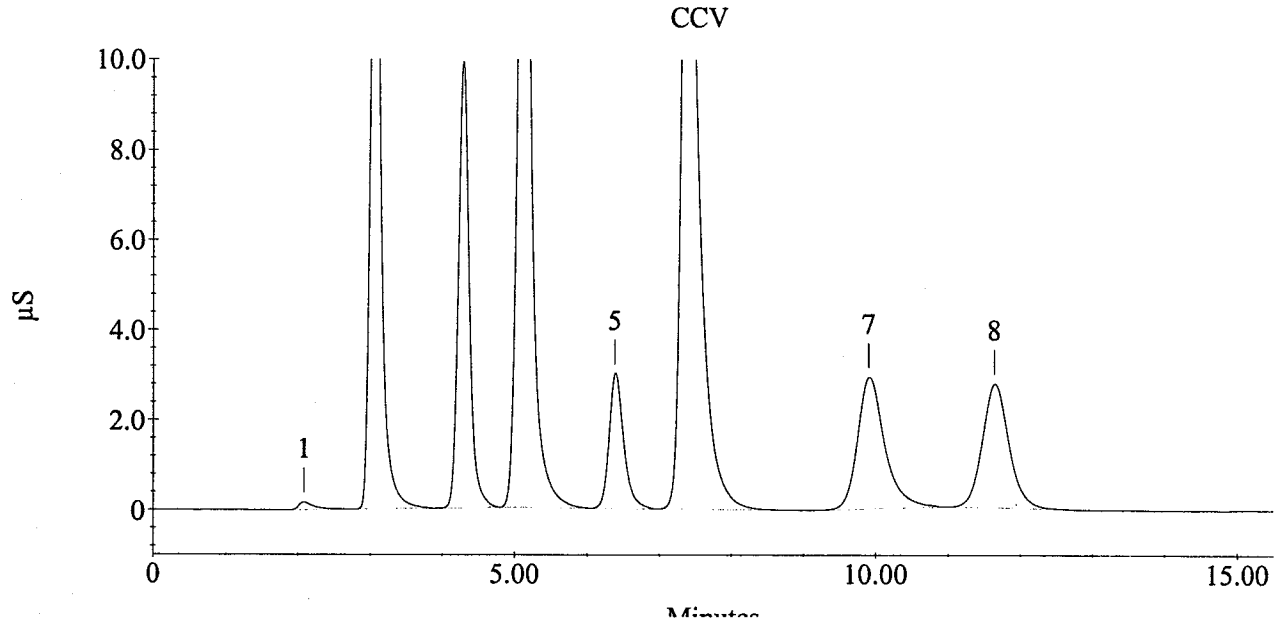

Sample Name : CCB
Method File Name : c:\peaknet\method\std.met

Current Date : 10/3/06
Date Time Collected : 10/3/06 7:20:13 PM

Injection Number : 14
Dilution Factor : 1.00
column :

Calibration Date : 10/2/06 9:40:48 PM
Data File Name : ...\OCT0306DAP_014.DXD
Injection Volume : 1.00

Module ID : 34 07 2a
Schedule File Name : ...\oct0306dap.sch

Peak Information : All Peaks

Pk. Num	Ret Time	Component Name	conc. (ppm)	Height	Area	Bl. Code	%Delta
1	4.27	CHLORIDE	0.02	449	8051	1	-1.54
2	7.55	NITRATE-N	0.00	160	2200	1	0.89
		---total(s)---	0.02	609	10251		

CCB

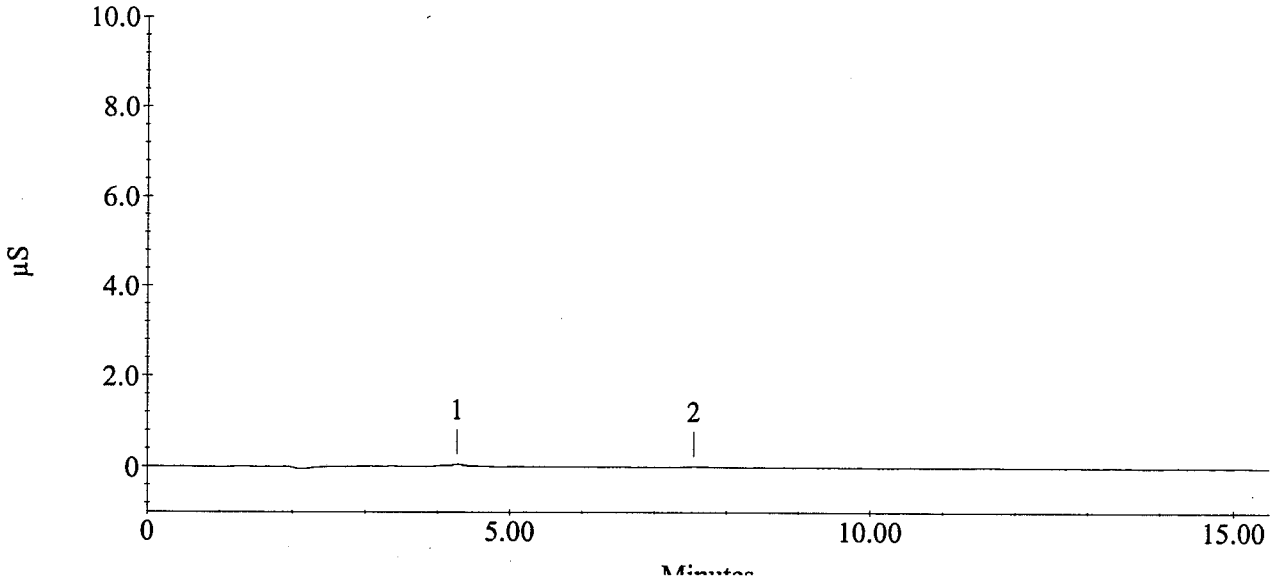

Sample Name : JY35 C1
Method File Name : c:\peaknet\method\std.met

Current Date : 10/3/06
Date Time Collected : 10/3/06 7:37:59 PM

Injection Number : 15
Dilution Factor : 5.00
column :

Calibration Date : 10/2/06 9:40:48 PM
Data File Name : ...\OCT0306DAP_015.DXD
Injection Volume : 1.00

Module ID : 34 07 2a
Schedule File Name : ...\oct0306dap.sch

Peak Information : All Peaks

Pk. Num	Ret Time	Component Name	conc. (ppm)	Height	Area	Bl. Code	%Delta
1	2.07	Unknown 1	0.00	25696	391482	1	
2	3.15	FLUORIDE	216.59	1462255	24892763	1	2.16
3	4.38	CHLORIDE	18.78	179200	1395474	1	1.15
4	9.92	PHOSPHATE-P	6.50	13305	351593	1	-2.62
5	11.57	SULFATE	139.82	270117	6762745	1	-3.48
		---total(s)---	381.68	1950572	33794056		

JY35 C1

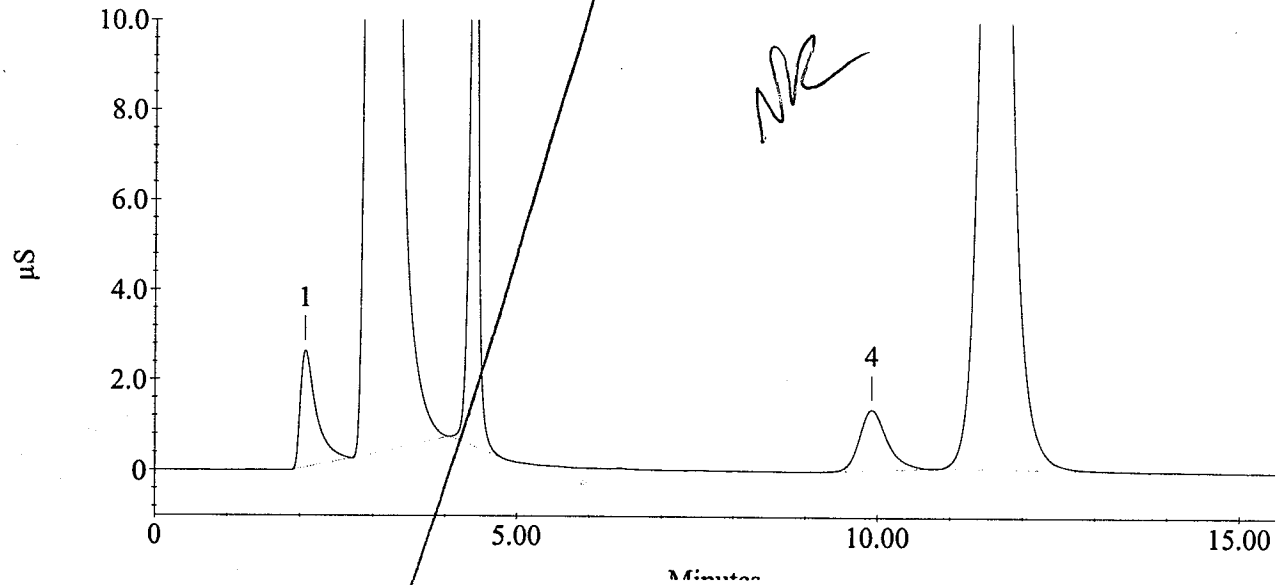

lw
10-5-06

analyst: DAP
date: 10/4/06
start time: 17:40
loop: 100µl

Analytical Resources Inc.
4611 134th Place S., Suite 100
Tukwila, WA 98168
206-695-6227

		dilution	fluoride	chloride	nitrite	bromide	nitrate	phosphate	sulfate
DL (ppm)		1	0.100	0.100	0.100	0.100	0.100	0.100	0.100
HiSTD		1	5.000	5.000	5.000	5.000	5.000	5.000	5.000
ICV,CCV (ppm)		1	3.000	3.000	3.000	3.000	3.000	3.000	3.000
ERA LOT#		1	07105	36065	17075	27025	06085	01024	20125
		dilution	fluoride	chloride	nitrite	bromide	nitrate	phosphate	sulfate
ICV		1	2.870	2.830	2.880	2.920	2.840	0.000	2.900
		%recovery	96%	94%	96%	97%	95%	0%	96.7%
ICB		1	<0.1	<0.1	<0.1	<0.1	<0.1	<0.1	<0.1
JY35 B1		500	1020.560	NR	NR	NR	NR	NR	NR
JY35 A1		5	NR	NR	NR	NR	NR	NR	NR
JY35 A1 dup		5	NR	NR	NR	NR	NR	NR	NR
JY35 A1 ms		5	NR	NR	NR	NR	NR	NR	NR
Matrix Spike		*0.05 mL 200ppm intstock to*				*0.1*		*mLsample=*	*100.00*
JY35 C1		5	NR	18.680	NR	NR	NR	NR	NR
JY35 A1		2	NR	NR	NR	NR	NR	NR	0.250
JY35 A1 dup		2	NR	NR	NR	NR	NR	NR	NR
JY35 A1 ms		2	NR	NR	NR	NR	NR	NR	NR
Matrix Spike		*0.05 mL 200ppm intstock to*				*1.0*		*mLsample=*	*10.00*
RINSE		1	NR	NR	NR	NR	NR	NR	NR
CCV		1	2.870	2.850	2.890	2.910	2.840	0.000	2.920
		%recovery	96%	95%	96%	97%	95%	0%	97.3%
CCB		1	<0.1	<0.1	<0.1	<0.1	<0.1	<0.1	<0.1
JY77 I1		5	2.430	NR	NR	NR	NR	NR	NR
JY77 C1		5	10.080	NR	NR	NR	NR	NR	NR
JY77 C1		1	NR	NR	NR	NR	NR	NR	0.050
CCV		1	2.860	2.850	2.890	2.910	2.850	0.000	2.920
		%recovery	95%	95%	96%	97%	95%	0%	97.3%
CCB		1	<0.1	0.10	<0.1	<0.1	<0.1	<0.1	<0.1

IC EPA 300.0 No: 7068
Data Analyst: David A. Paschall Analyzed by: DAP
Comments: Date Analyzed: 10/ 4/06
Print Date: 10/ 5/06 10:35 Time Analyzed: 17:40

10/5/06

ID	DF	Raw	Calc	Qual	RL	SPK	REC/RPD
1. ICVR							
IC FL	1.0	2.87	2.9		0.1	3.0	96.67
IC CL	1.0	2.83	2.8		0.1	3.0	93.33
IC SO4	1.0	2.90	2.9		0.1	3.0	96.67
2. ICB							
IC FL	1.0	< 0.10	< 0.1		0.1		
IC CL	1.0	< 0.10	< 0.1		0.1		
IC SO4	1.0	< 0.10	< 0.1		0.1		
3. JY35B							
IC FL	500.	1020	1020		50.0		
IC CL	1.0				0.1		
IC SO4	1.0				0.1		
4. JY35C							
IC FL	1.0				0.1		
IC CL	5.0	18.7	18.7		0.5		
IC SO4	1.0				0.1		
5. JY35A							
IC FL	1.0				0.1		
IC CL	1.0				0.1		
IC SO4	2.0	0.25	0.2		0.2		
6. CCVR							
IC FL	1.0	2.87	2.9		0.1	3.0	96.67
IC CL	1.0	2.85	2.8		0.1	3.0	93.33
IC SO4	1.0	2.92	2.9		0.1	3.0	96.67
7. CCB							
IC FL	1.0	< 0.10	< 0.1		0.1		
IC CL	1.0	< 0.10	< 0.1		0.1		
IC SO4	1.0	< 0.10	< 0.1		0.1		
8. JY77I							
IC FL	5.0	2.43	2.4		0.5		
IC CL	1.0				0.1		
IC SO4	1.0				0.1		
9. JY77C							
IC FL	5.0	10.1	10.1		0.5		
IC CL	1.0				0.1		
IC SO4	1.0	0.05	< 0.1		0.1		
10. CCVR							
IC FL	1.0	2.86	2.9		0.1	3.0	96.67
IC SO4	1.0	2.92	2.9		0.1	3.0	96.67
11. CCB							
IC FL	1.0	< 0.10	< 0.1		0.1		
IC SO4	1.0	< 0.10	< 0.1		0.1		

Method:C:\PEAKNET\METHOD\STD.MET Updated:10/4/06 7:24:32 PM Total:7

1. Component:FLUORIDE
Standard:External Fit Type:Linear
Origin:Force Calibration:Area
r^2=0.998028
Amt=1.725e-006*Resp+0

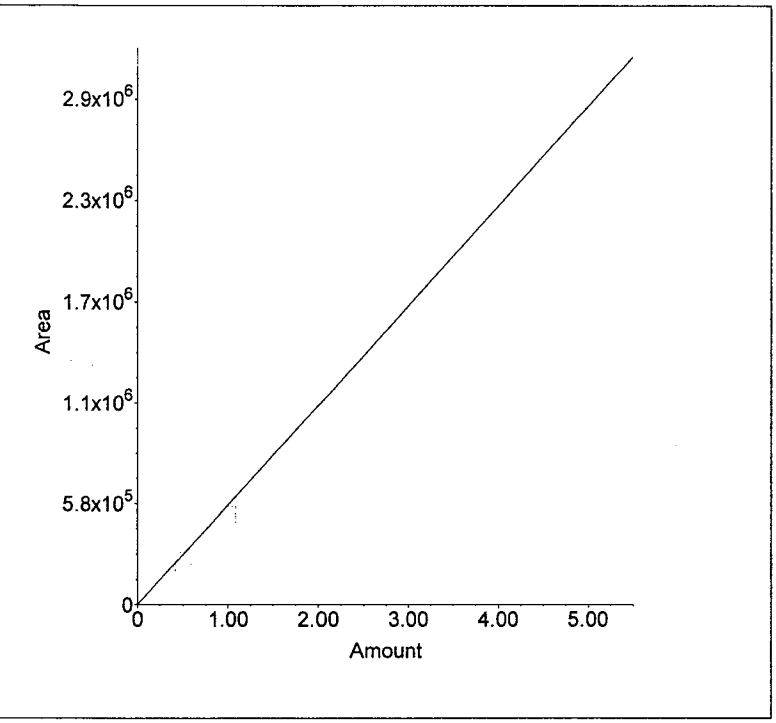

2. Component:CHLORIDE
Standard:External Fit Type:Linear
Origin:Force Calibration:Area
r^2=0.998851
Amt=2.625e-006*Resp+0

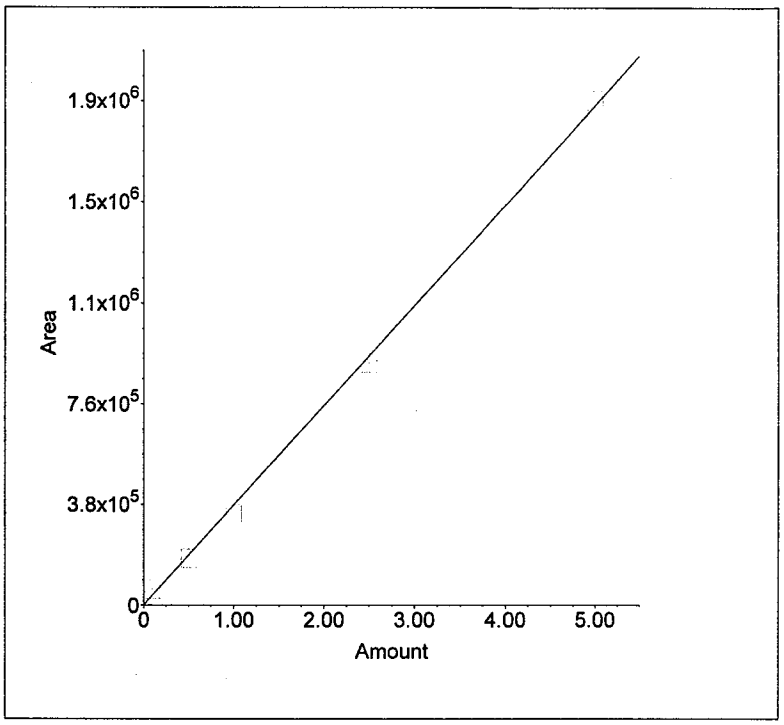

3. Component:NITRITE-N
Standard:External Fit Type:Linear
Origin:Force Calibration:Area
r^2=0.998188
Amt=1.167e-006*Resp+0

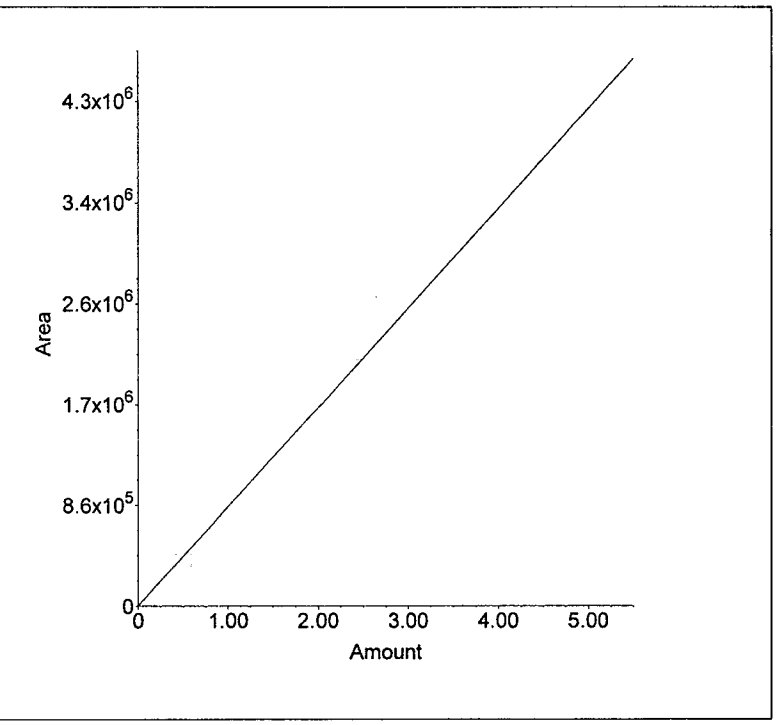

4. Component:BROMIDE
Standard:External Fit Type:Linear
Origin:Force Calibration:Area
r^2=0.999581
Amt=6.783e-006*Resp+0

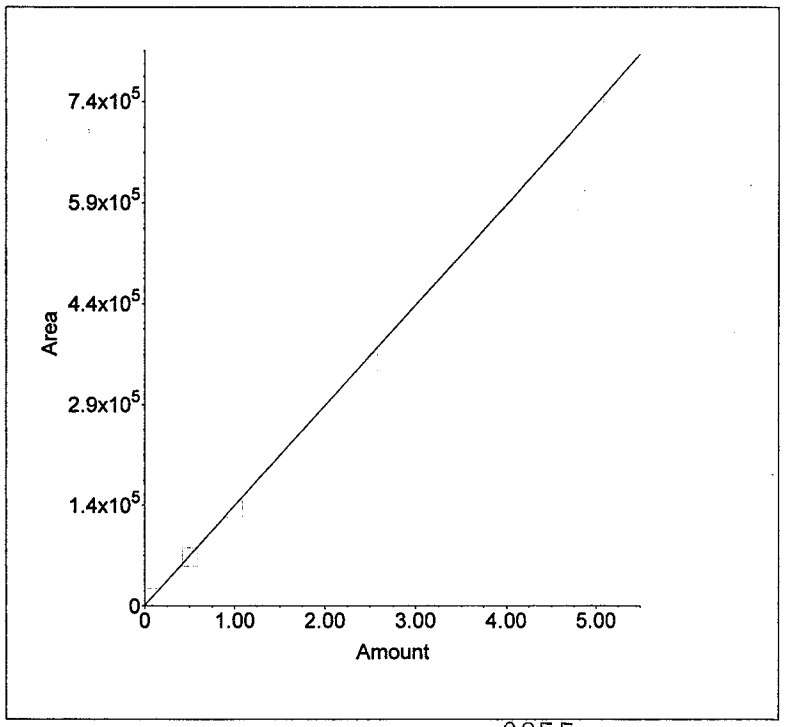

0255

5. Component:NITRATE-N
Standard:External Fit Type:Linear
Origin:Force Calibration:Area
r^2=0.995259
Amt=1.012e-006*Resp+0

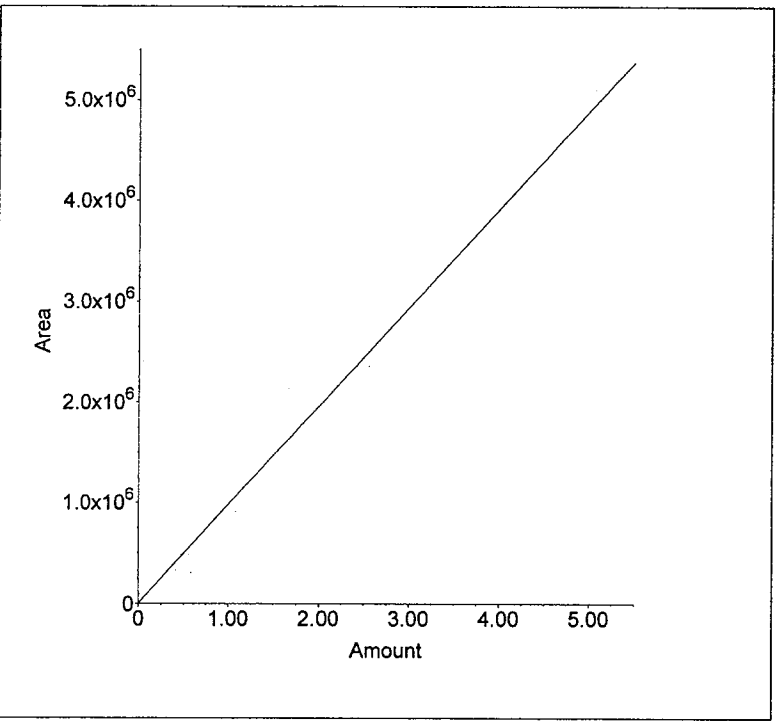

6. Component:PHOSPHATE-P
Standard:External Fit Type:Linear
Origin:Force Calibration:Area
r^2=0.983597
Amt=3.691e-006*Resp+0

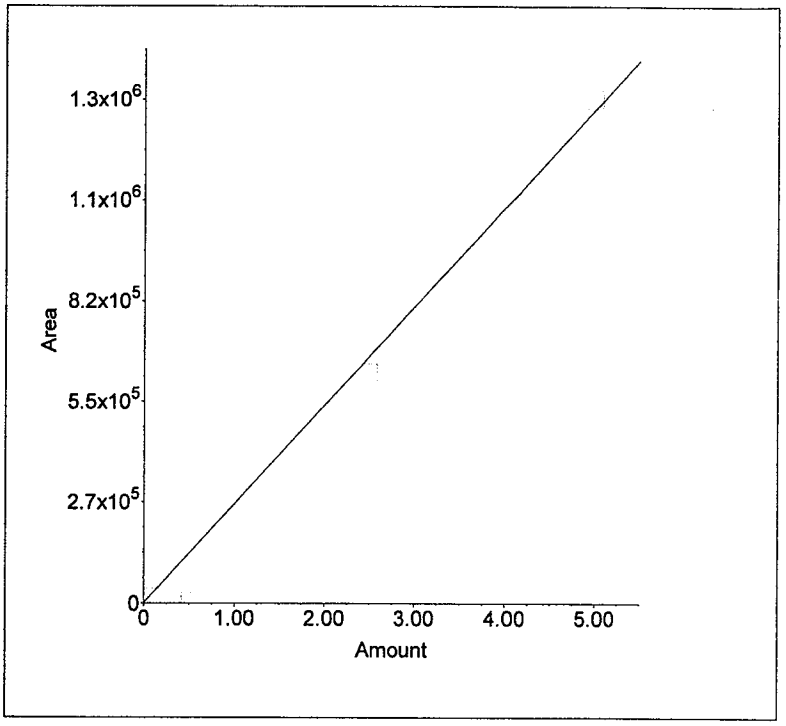

7. Component:SULFATE
Standard:External Fit Type:Linear
Origin:Force Calibration:Area
r^2=0.999816
Amt=4.256e-006*Resp+0

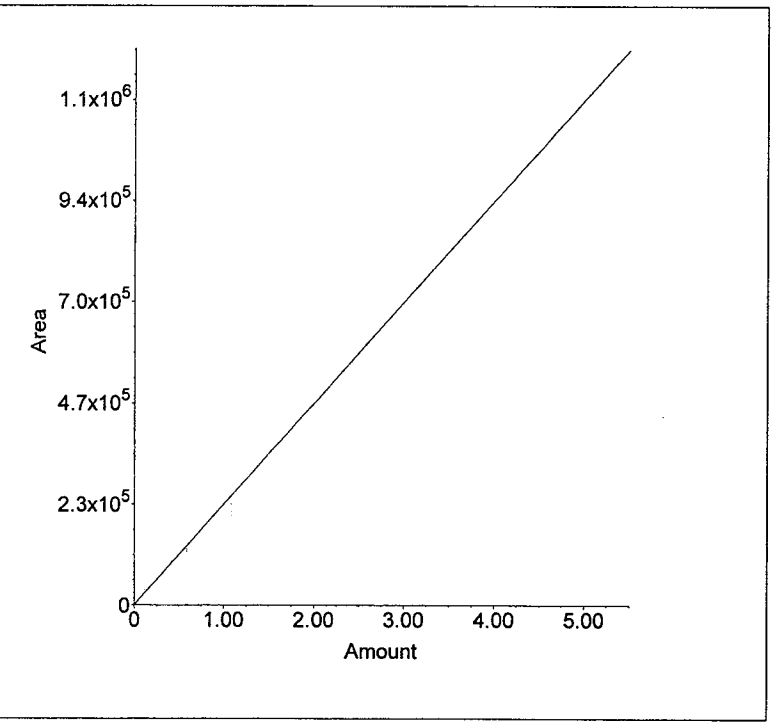

0256

Schedule File: C:\PEAKNET\SCHEDULE\OCT0406dap.SCH

Line	Sample	Sample Type	Level	Method	Data File	Volume	Dilution	Weight	Int. Std.	Comment
1	CAL 1	Calibration	1	std.met	oct0406dap	1	1	1	1	
2	CAL 2	Calibration	2	std.met	oct0406dap	1	1	1	1	
3	CAL 3	Calibration	3	std.met	oct0406dap	1	1	1	1	
4	CAL 4	Calibration	4	std.met	oct0406dap	1	1	1	1	
5	CAL 5	Calibration	5	std.met	oct0406dap	1	1	1	1	
6	CAL 6	Calibration	6	std.met	oct0406dap	1	1	1	1	
7	ICV	Sample		std.met	oct0406dap	1	1	1	1	
8	ICB	Sample		std.met	oct0406dap	1	1	1	1	
9	JY35 B1	Sample		std.met	oct0406dap	1	500	1	1	
10	JY35 A1	Sample		std.met	oct0406dap	1	5	1	1	
11	JY35 A1 DUP	Sample		std.met	oct0406dap	1	5	1	1	
12	JY35 A1 MS	Sample		std.met	oct0406dap	1	5	1	1	
13	JY35 C1	Sample		std.met	oct0406dap	1	5	1	1	
14	JY35 A1	Sample		std.met	oct0406dap	1	2	1	1	
15	JY35 A1 DUP	Sample		std.met	oct0406dap	1	2	1	1	
16	JY35 A1 MS	Sample		std.met	oct0406dap	1	2	1	1	
17	RINSE	Sample		std.met	oct0406dap	1	1	1	1	
18	CCV	Sample		std.met	oct0406dap	1	1	1	1	
19	CCB	Sample		std.met	oct0406dap	1	1	1	1	
20	JY77 I1	Sample		std.met	oct0406dap	1	5	1	1	
21	JY77 C1	Sample		std.met	oct0406dap	1	5	1	1	
22	JY77 C1	Sample		std.met	oct0406dap	1	1	1	1	
23	CCV	Sample		std.met	oct0406dap	1	1	1	1	
24	CCB	Sample		std.met	oct0406dap	1	1	1	1	
25	STOP	Sample		stop.met	oct0406dap	1	1	1	1	

Default Method Path: C:\PEAKNET\METHOD
Default Data Path: C:\PEAKNET\DATA\OCT 2006
Comment:

Calibration Update Report

Sample Name : CAL 1
Method File Name : c:\peaknet\method\std.met

Current Date : 10/4/06
Date Time Collected : 10/4/06 5:40:04 PM

Injection Number : 1
Dilution Factor : 1.00
column :

Calibration Date : 10/4/06 5:55:38 PM
Data File Name : ...\OCT0406DAP_A001.DXD
Injection Volume : 1.00

Module ID : 34 07 2a
Schedule File Name : ...\oct0406dap.sch

Peak Information : All Peaks

Peak Number	Component Time	Component Name	conc. (ppm)	Cal Response Previous	Cal Response Measured	Cal Response New
1		Unknown 1	0.00			
2	4.32	CHLORIDE	0.00	23343	15608	15608
3	11.72	SULFATE	0.00	7813	1218	1218

CAL 1

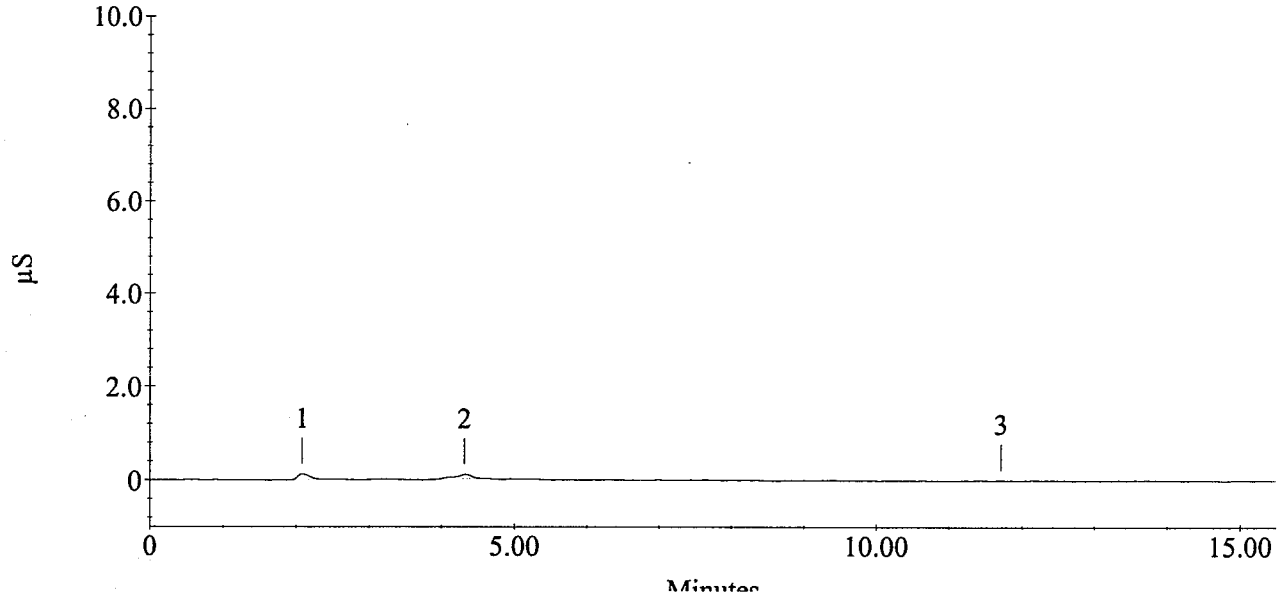

Calibration Update Report

Sample Name : CAL 2
Method File Name : c:\peaknet\method\std.met

Current Date : 10/4/06
Date Time Collected : 10/4/06 5:57:54 PM

Injection Number : 2
Dilution Factor : 1.00
column :

Calibration Date : 10/4/06 6:13:24 PM
Data File Name : ...\OCT0406DAP_A002.DXD
Injection Volume : 1.00

Module ID : 34 07 2a
Schedule File Name : ...\oct0406dap.sch

Peak Information : All Peaks

Peak Number	Component Time	Component Name	conc. (ppm)	Cal Response Previous	Cal Response Measured	Cal Response New
1		Unknown 1	0.00			
2	3.07	FLUORIDE	0.10	49586	47506	47506
3	4.33	CHLORIDE	0.10	52910	60329	60329
4	5.17	NITRITE-N	0.10	69416	71477	71477
5	6.47	BROMIDE	0.10	10764	11860	11860
6	7.58	NITRATE-N	0.10	82989	81444	81444
7		Unknown 2	0.00			
8	12.12	SULFATE	0.10	24256	14548	14548

CAL 2

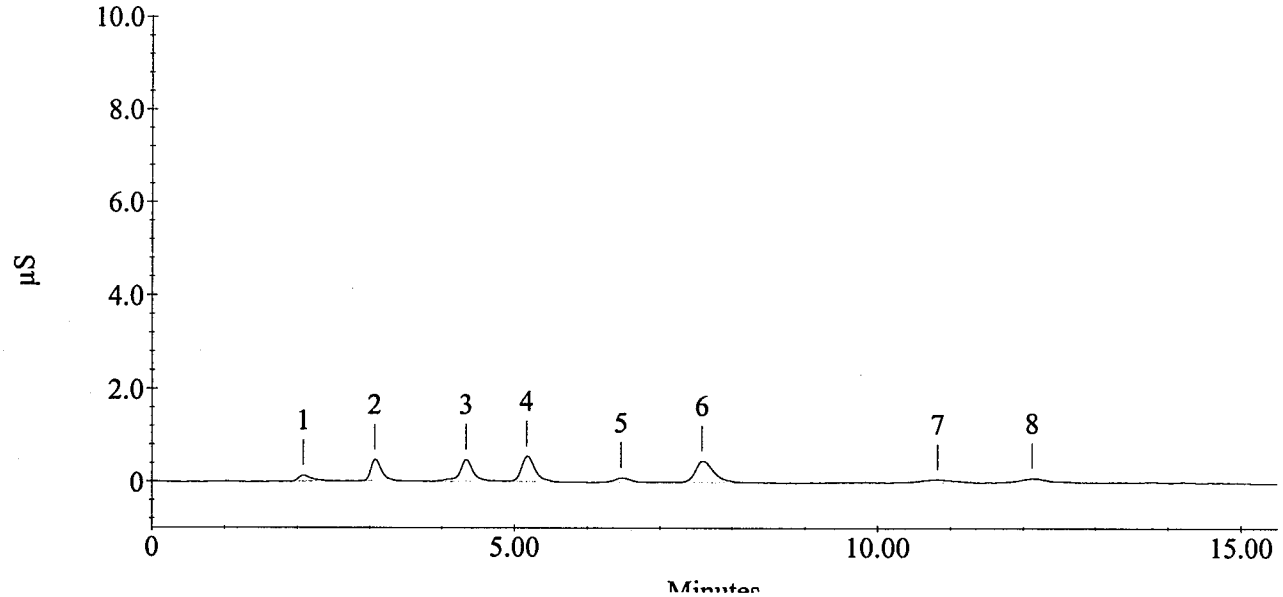

Calibration Update Report

Sample Name : CAL 3
Method File Name : c:\peaknet\method\std.met

Current Date : 10/4/06
Date Time Collected : 10/4/06 6:15:40 PM

Injection Number : 3
Dilution Factor : 1.00
column :

Calibration Date : 10/4/06 6:31:10 PM
Data File Name : ...\OCT0406DAP_A003.DXD
Injection Volume : 1.00

Module ID : 34 07 2a
Schedule File Name : ...\oct0406dap.sch

Peak Information : All Peaks

Peak Number	Component Time	Component Name	conc. (ppm)	Cal Response Previous	Cal Response Measured	Cal Response New
1		Unknown 1	0.00			
2		Unknown 2	0.00			
3	3.07	FLUORIDE	0.50	251223	251050	251050
4	4.33	CHLORIDE	0.50	178664	179218	179218
5	5.17	NITRITE-N	0.50	364545	373410	373410
6	6.47	BROMIDE	0.50	68626	71971	71971
7	7.55	NITRATE-N	0.50	399405	394070	394070
8		Unknown 3	0.00			
9	10.05	PHOSPHATE-P	0.50	104015	2965	2965
10		Unknown 4	0.00			
11	12.12	SULFATE	0.50	118170	109392	109392
12		Unknown 5	0.00			

CAL 3

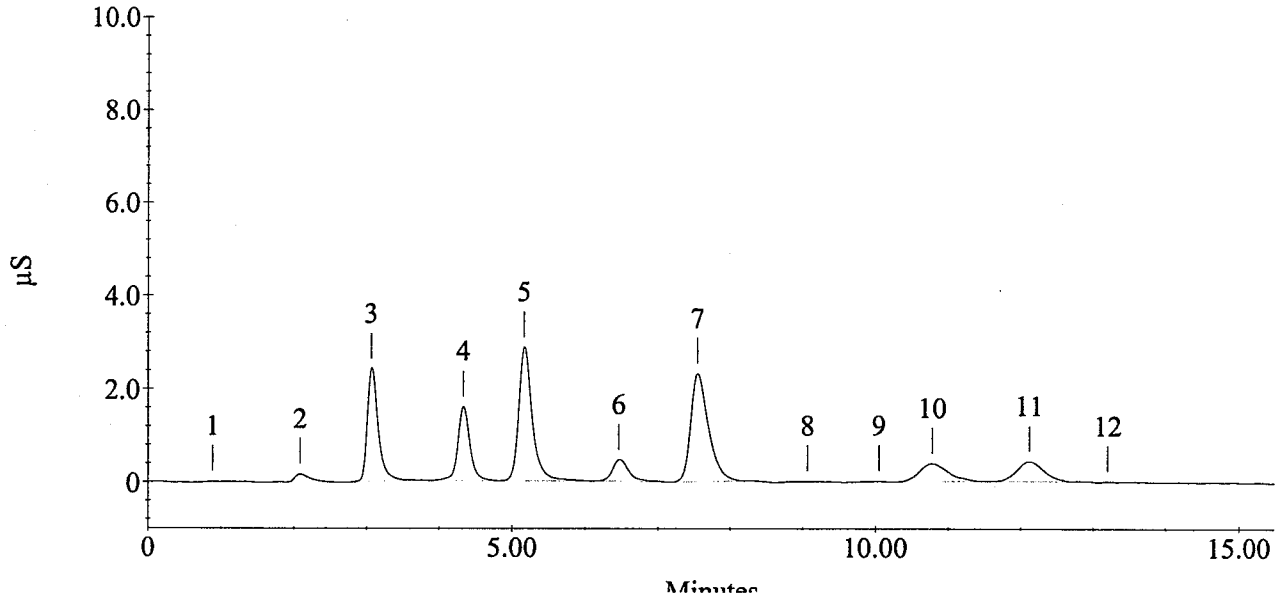

Calibration Update Report

Sample Name : CAL 4
Method File Name : c:\peaknet\method\std.met

Current Date : 10/4/06
Date Time Collected : 10/4/06 6:33:28 PM

Injection Number : 4
Dilution Factor : 1.00
column :

Calibration Date : 10/4/06 6:48:58 PM
Data File Name : ...\OCT0406DAP_004.DXD
Injection Volume : 1.00

Module ID : 34 07 2a
Schedule File Name : ...\oct0406dap.sch

Peak Information : All Peaks

Peak Number	Component Time	Component Name	conc. (ppm)	Cal Response Previous	Cal Response Measured	Cal Response New
1		Unknown 1	0.00			
2		Unknown 2	0.00			
3	3.12	FLUORIDE	1.00	518608	518194	518194
4	4.38	CHLORIDE	1.00	339555	347441	347441
5	5.22	NITRITE-N	1.00	756140	766212	766212
6	6.52	BROMIDE	1.00	138487	143681	143681
7	7.57	NITRATE-N	1.00	832450	825918	825918
8		Unknown 3	0.00			
9		Unknown 4	0.00			
10	12.17	SULFATE	1.00	231903	229006	229006

CAL 4

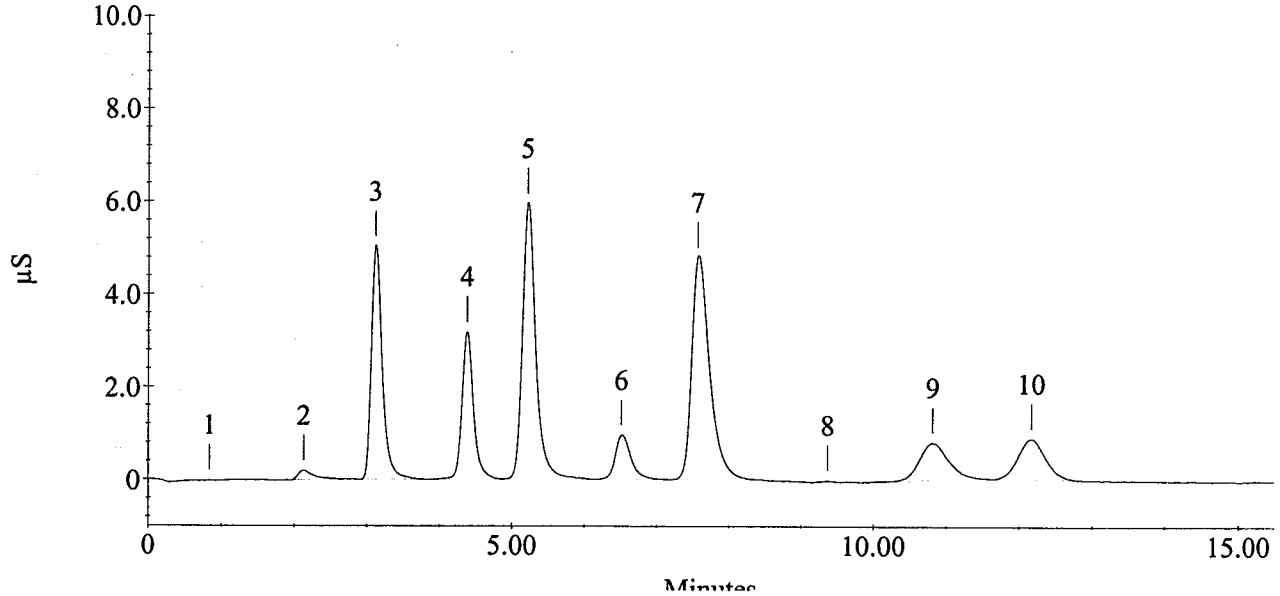

Calibration Update Report

Sample Name : CAL 5
Method File Name : c:\peaknet\method\std.met

Current Date : 10/4/06
Date Time Collected : 10/4/06 6:51:14 PM

Injection Number : 5
Dilution Factor : 1.00
column :

Calibration Date : 10/4/06 7:06:45 PM
Data File Name : ...\OCT0406DAP_005.DXD
Injection Volume : 1.00

Module ID : 34 07 2a
Schedule File Name : ...\oct0406dap.sch

Peak Information : All Peaks

Peak Number	Component Time	Component Name	conc. (ppm)	Cal Response Previous	Cal Response Measured	Cal Response New
1		Unknown 1	0.00			
2		Unknown 2	0.00			
3		Unknown 3	0.00			
4	3.08	FLUORIDE	2.50	1376346	1383028	1383028
5	4.35	CHLORIDE	2.50	885806	925189	925189
6	5.18	NITRITE-N	2.50	2018893	2046050	2046050
7	6.47	BROMIDE	2.50	354069	358475	358475
8	7.48	NITRATE-N	2.50	2277670	2282097	2282097
9		Unknown 4	0.00			
10	12.12	SULFATE	2.50	592535	586435	586435
11		Unknown 5	0.00			

CAL 5

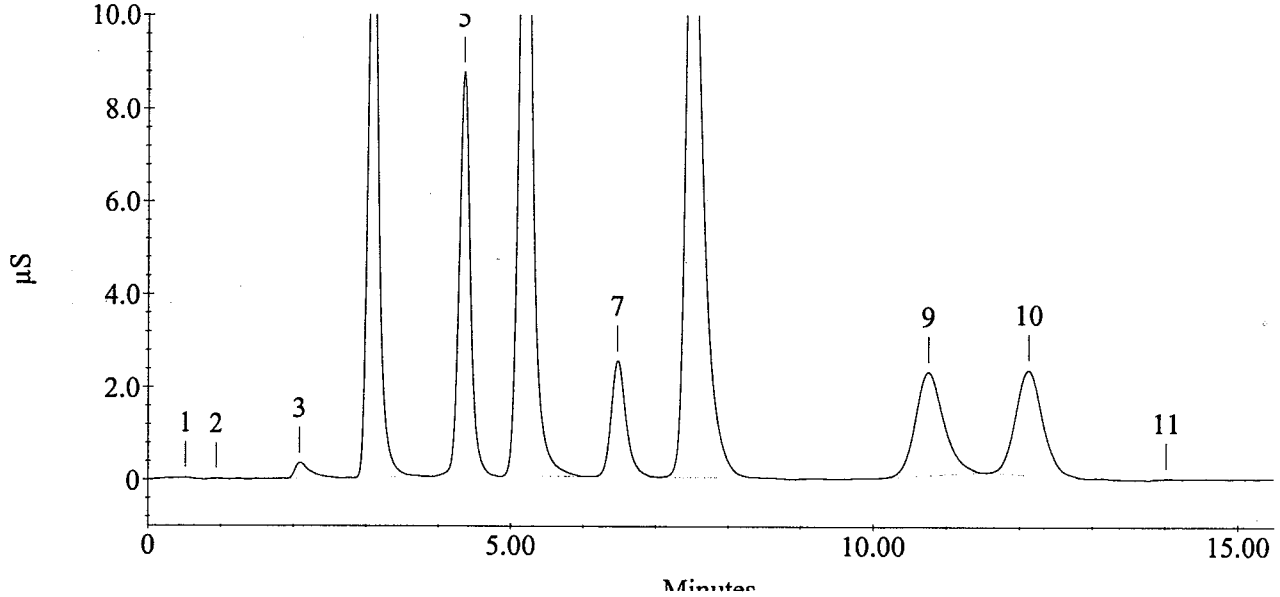

Calibration Update Report

Sample Name : CAL 6
Method File Name : c:\peaknet\method\std.met

Current Date : 10/4/06
Date Time Collected : 10/4/06 7:09:02 PM

Injection Number : 6
Dilution Factor : 1.00
column :

Calibration Date : 10/4/06 7:24:32 PM
Data File Name : ...\OCT0406DAP_006.DXD
Injection Volume : 1.00

Module ID : 34 07 2a
Schedule File Name : ...\oct0406dap.sch

Peak Information : All Peaks

Peak Number	Component Time	Component Name	conc. (ppm)	Cal Response Previous	Cal Response Measured	Cal Response New
1		Unknown 1	0.00			
2	3.08	FLUORIDE	5.00	2915038	2944696	2944696
3	4.35	CHLORIDE	5.00	1884942	1924564	1924564
4	5.20	NITRITE-N	5.00	4289625	4349191	4349191
5	6.47	BROMIDE	5.00	737051	742999	742999
6	7.43	NITRATE-N	5.00	5031074	5061288	5061288
7		Unknown 2	0.00			
8	12.10	SULFATE	5.00	1216846	1177355	1177355
9		Unknown 3	0.00			
10		Unknown 4	0.00			

CAL 6

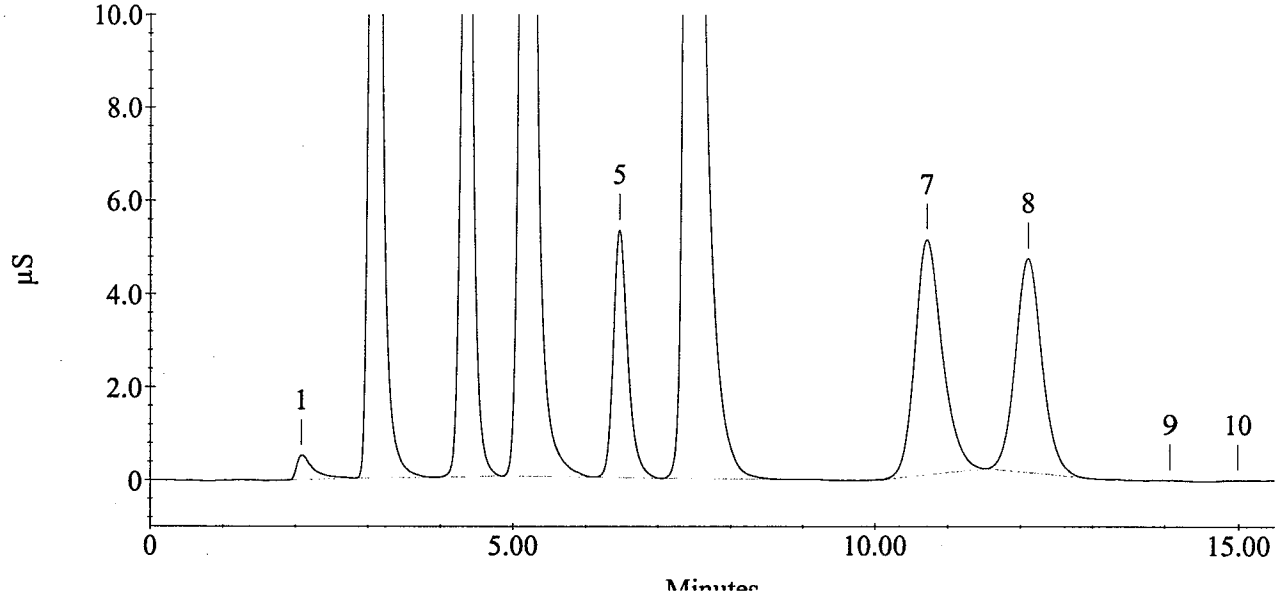

Sample Name : ICV
Method File Name : c:\peaknet\method\std.met

Current Date : 10/4/06
Date Time Collected : 10/4/06 7:26:48 PM

Injection Number : 7
Dilution Factor : 1.00
column :

Calibration Date : 10/4/06 7:24:32 PM
Data File Name : ...\OCT0406DAP_007.DXD
Injection Volume : 1.00

Module ID : 34 07 2a
Schedule File Name : ...\oct0406dap.sch

Peak Information : All Peaks

Pk. Num	Ret Time	Component Name	conc. (ppm)	Height	Area	Bl. Code	%Delta
1	2.08	Unknown 1	0.00	4033	57740	1	
2	3.08	FLUORIDE	2.87	157646	1663542	1	0.00
3	4.35	CHLORIDE	2.83	100995	1078749	1	0.00
4	5.18	NITRITE-N	2.88	195027	2468645	1	-0.32
5	6.47	BROMIDE	2.92	29944	430162	1	0.00
6	7.47	NITRATE-N	2.84	165386	2804732	1	0.45
7	10.73	Unknown 2	0.00	27108	720052	1	
8	12.10	SULFATE	2.90	26346	680849	1	0.00
		---total(s)---	17.23	706485	9904471		

ICV

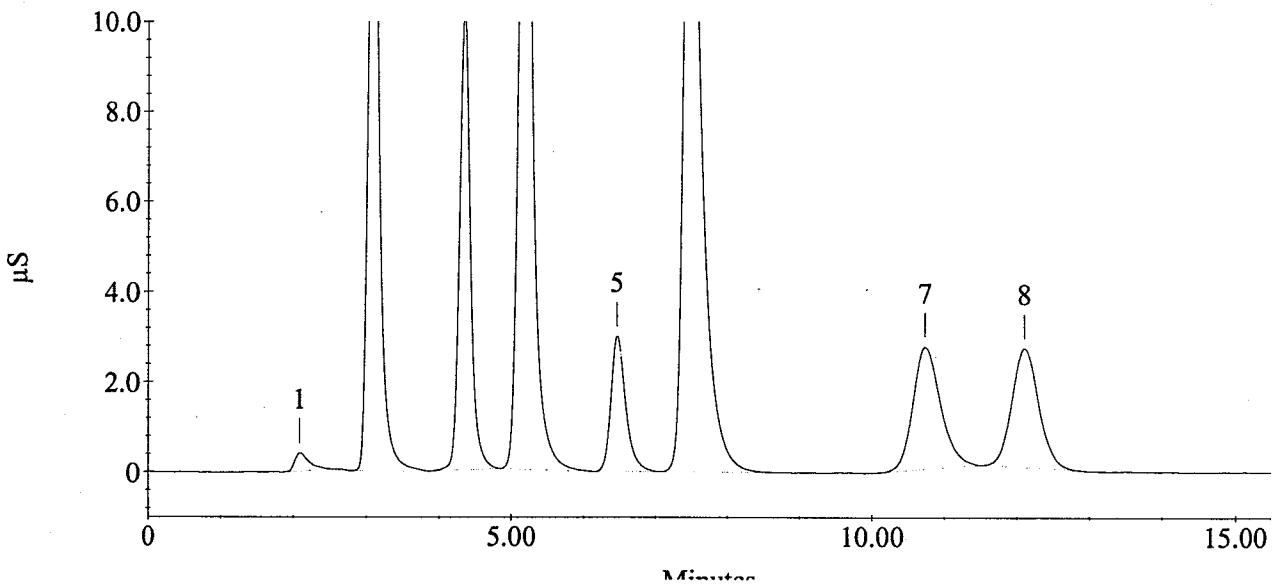

Sample Name : ICB
Method File Name : c:\peaknet\method\std.met

Current Date : 10/4/06
Date Time Collected : 10/4/06 7:44:35 PM

Injection Number : 8
Dilution Factor : 1.00
column :

Calibration Date : 10/4/06 7:24:32 PM
Data File Name : ...\OCT0406DAP_008.DXD
Injection Volume : 1.00

Module ID : 34 07 2a
Schedule File Name : ...\oct0406dap.sch

Peak Information : All Peaks

Pk. Num	Ret Time	Component Name	conc. (ppm)	Height	Area	Bl. Code	%Delta
1	2.07	Unknown 1	0.00	1021	15124	1	
2	4.32	CHLORIDE	0.05	1095	20660	1	-0.77
3	13.42	Unknown 2	0.00	167	1952	1	
			---total(s)---				
			0.05	2283	37736		

ICB

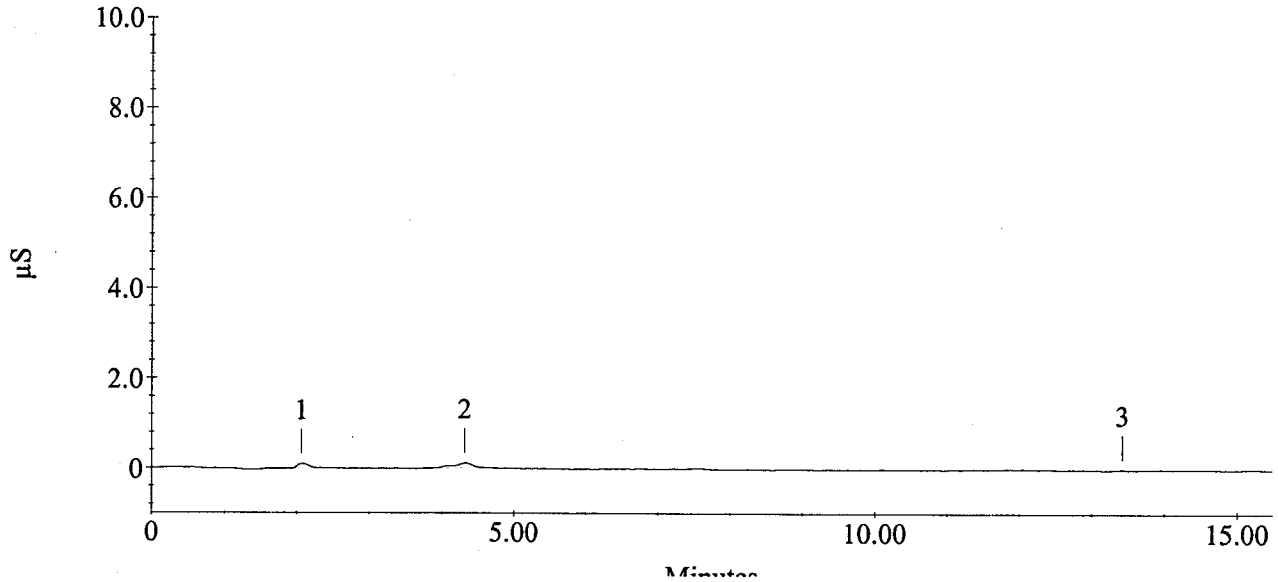

Sample Name : JY35 B1
Method File Name : c:\peaknet\method\std.met

Current Date : 10/4/06
Date Time Collected : 10/4/06 8:02:20 PM

Injection Number : 9
Dilution Factor : 500.00
column :

Calibration Date : 10/4/06 7:24:32 PM
Data File Name : ...\OCT0406DAP_009.DXD
Injection Volume : 1.00

Module ID : 34 07 2a
Schedule File Name : ...\oct0406dap.sch

Peak Information : All Peaks

Pk. Num	Ret Time	Component Name	conc. (ppm)	Height	Area	Bl. Code	%Delta
1	2.08	Unknown 1	0.00	2306	30297	1	
2	3.08	FLUORIDE	1020.56	115258	1183544	1	0.00
3	4.33	CHLORIDE	163.94	10224	124934	1	-0.38
4	10.78	Unknown 2	0.00	576	14140	1	
5	12.15	SULFATE	97.77	1816	45947	1	0.41
		---total(s)---	1282.28	130181	1398863		

JY35 B1

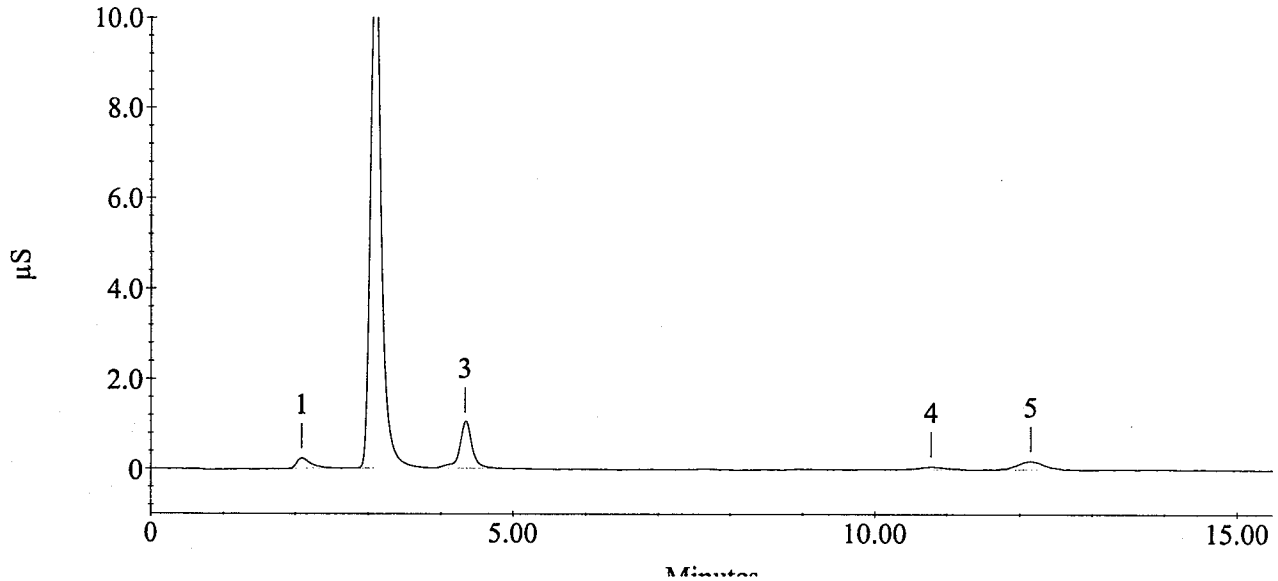

Sample Name : JY35 A1
Method File Name : c:\peaknet\method\std.met

Current Date : 10/4/06
Date Time Collected : 10/4/06 8:20:06 PM

Injection Number : 10
Dilution Factor : 5.00
column :

Calibration Date : 10/4/06 7:24:32 PM
Data File Name : ...\OCT0406DAP_010.DXD
Injection Volume : 1.00

Module ID : 34 07 2a
Schedule File Name : ...\oct0406dap.sch

Peak Information : All Peaks

Pk. Num	Ret Time	Component Name	conc. (ppm)	Height	Area	Bl. Code	%Delta
1	2.07	Unknown 1	0.00	39090	598634	1	
2	3.13	FLUORIDE	209.25	1067772	24266523	1	1.62
3	4.62	Unknown 2	0.00	614447	3922189	1	
4	6.50	BROMIDE	0.19	436	5641	1	0.52
5	7.63	NITRATE-N	0.01	98	1134	1	2.69
6	10.78	Unknown 3	0.00	6861	201645	1	
7	12.15	SULFATE	0.17	372	7892	1	0.41
		---total(s)---	209.61	1729077	29003658		

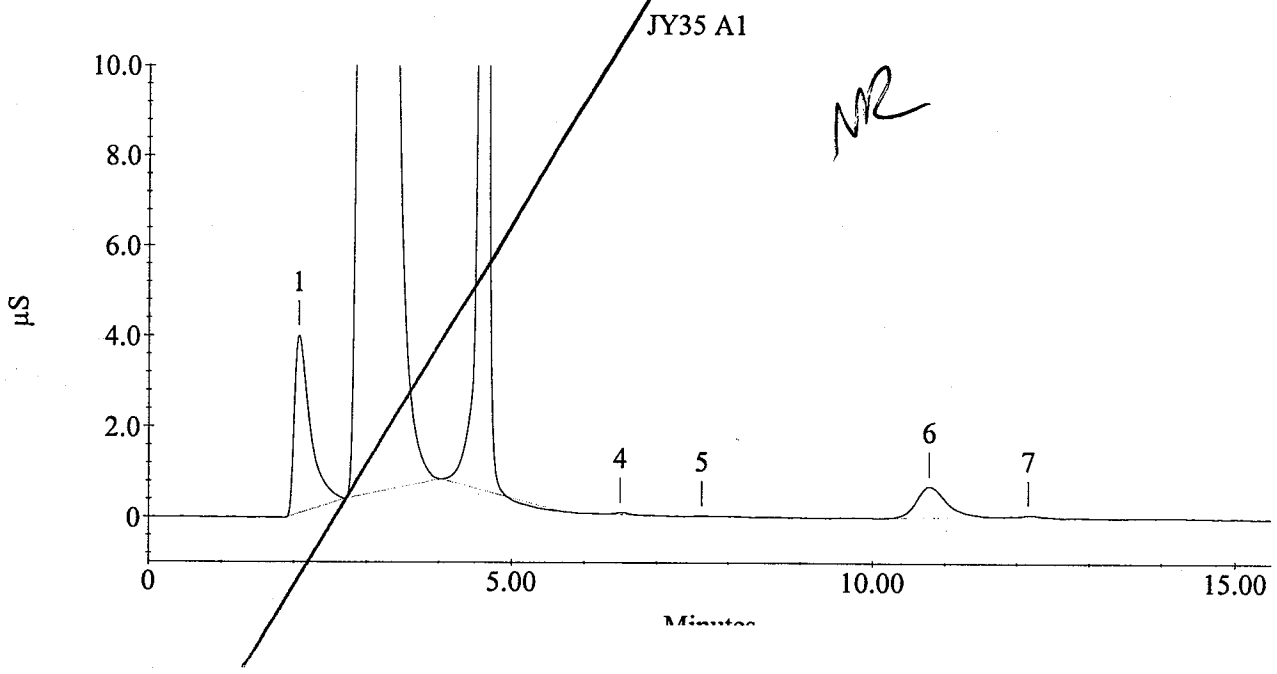

Sample Name : JY35 A1 DUP
Method File Name : c:\peaknet\method\std.met

Current Date : 10/4/06
Date Time Collected : 10/4/06 8:37:57 PM

Injection Number : 11
Dilution Factor : 5.00
column :

Calibration Date : 10/4/06 7:24:32 PM
Data File Name : ...\OCT0406DAP_011.DXD
Injection Volume : 1.00

Module ID : 34 07 2a
Schedule File Name : ...\oct0406dap.sch

Peak Information : All Peaks

Pk. Num	Ret Time	Component Name	conc. (ppm)	Height	Area	Bl. Code	%Delta
1	2.07	Unknown 1	0.00	37399	575652	1	
2	3.13	FLUORIDE	205.46	1059695	23827617	1	1.62
3	4.60	Unknown 2	0.00	553449	3852261	1	
4	6.52	BROMIDE	0.33	621	9822	1	0.77
5	10.78	Unknown 3	0.00	6619	193009	1	
6	12.17	SULFATE	0.20	514	9606	1	0.55
7	14.97	Unknown 4	0.00	3336	16097	1	
		---total(s)---	206.00	1661632	28484064		

JY35 A1 DUP

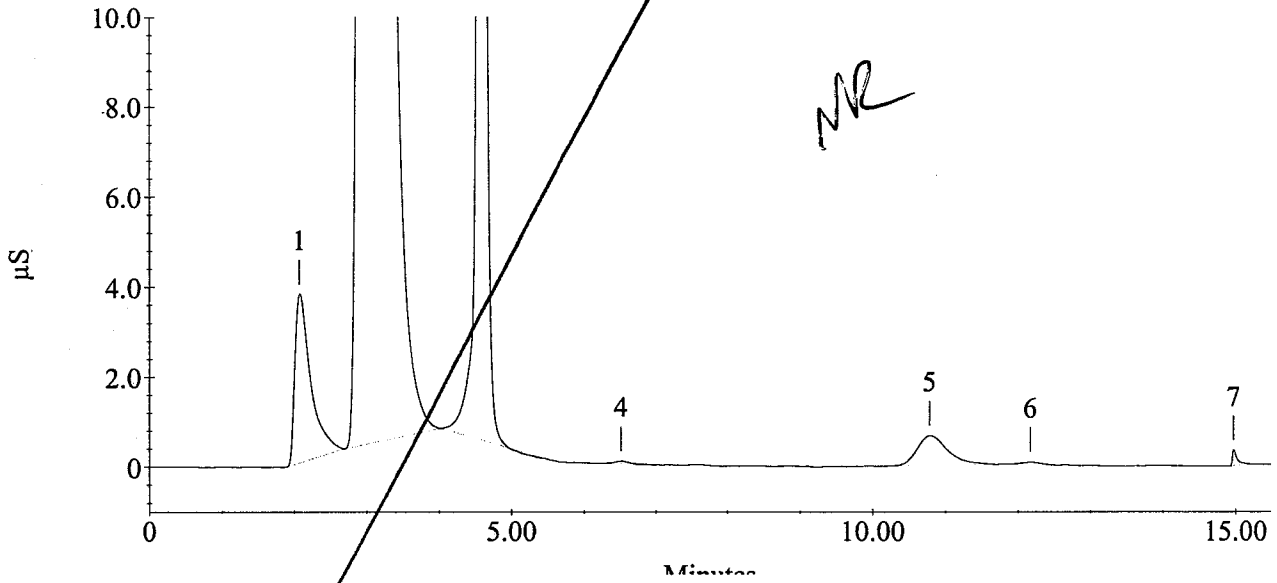

Sample Name : JY35 A1 MS
Method File Name : c:\peaknet\method\std.met

Current Date : 10/4/06
Date Time Collected : 10/4/06 8:55:44 PM

Injection Number : 12
Dilution Factor : 5.00
column :

Calibration Date : 10/4/06 7:24:32 PM
Data File Name : ...\OCT0406DAP_012.DXD
Injection Volume : 1.00

Module ID : 34 07 2a
Schedule File Name : ...\oct0406dap.sch

Peak Information : All Peaks

Pk. Num	Ret Time	Component Name	conc. (ppm)	Height	Area	Bl. Code	%Delta
1	2.07	Unknown 1	0.00	37041	571015	1	
2	3.15	FLUORIDE	204.62	1066099	23730009	1	2.16
3	4.60	Unknown 2	0.00	575654	3849785	1	
4	6.52	BROMIDE	0.20	424	6028	1	0.77
5	10.78	Unknown 3	0.00	6377	179347	1	
6	12.15	SULFATE	0.30	633	14302	1	0.41
		---total(s)---	205.13	1686229	28350486		

JY35 A1 MS

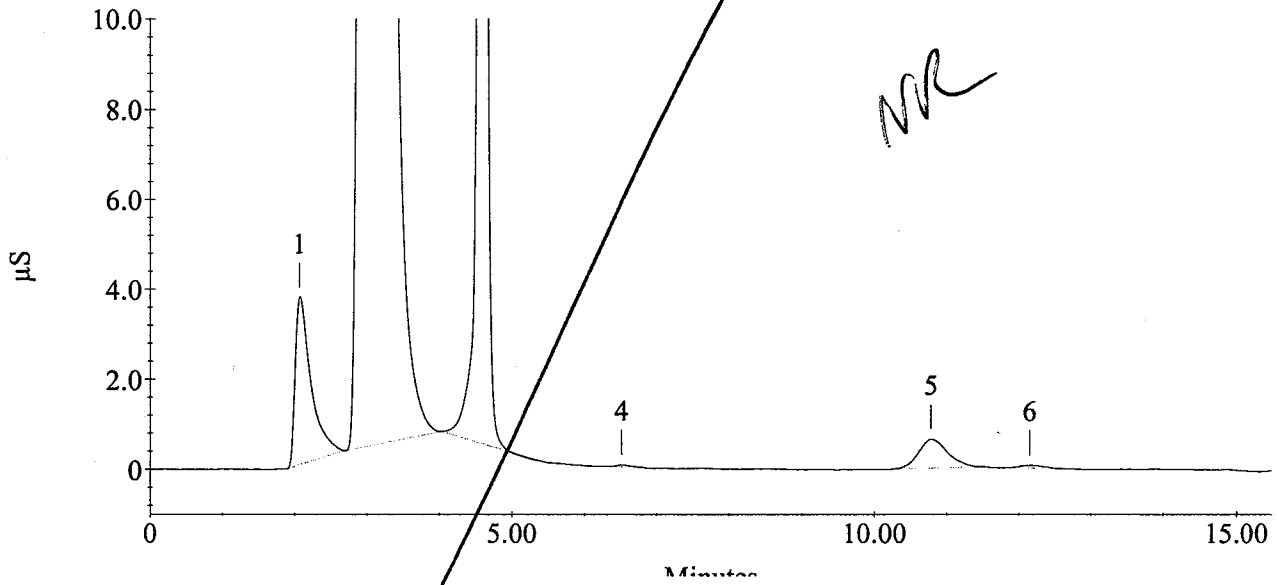

Sample Name : JY35 C1
Method File Name : c:\peaknet\method\std.met

Current Date : 10/4/06
Date Time Collected : 10/4/06 9:13:29 PM

Injection Number : 13
Dilution Factor : 5.00
column :

Calibration Date : 10/4/06 7:24:32 PM
Data File Name : ...\OCT0406DAP_013.DXD
Injection Volume : 1.00

Module ID : 34 07 2a
Schedule File Name : ...\oct0406dap.sch

Peak Information : All Peaks

Pk. Num	Ret Time	Component Name	conc. (ppm)	Height	Area	Bl. Code	%Delta
1	1.22	Unknown 1	0.00	148	5519	1	
2	2.08	Unknown 2	0.00	26885	421096	1	
3	3.20	FLUORIDE	216.95	1406534	25159383	1	3.78
4	4.45	CHLORIDE	18.68	185685	1423617	1	2.30
5	10.75	Unknown 3	0.00	11952	310920	1	
6	12.05	SULFATE	143.22	263015	6730558	1	-0.41
		---total(s)---	378.85	1894220	34051094		

JY35 C1

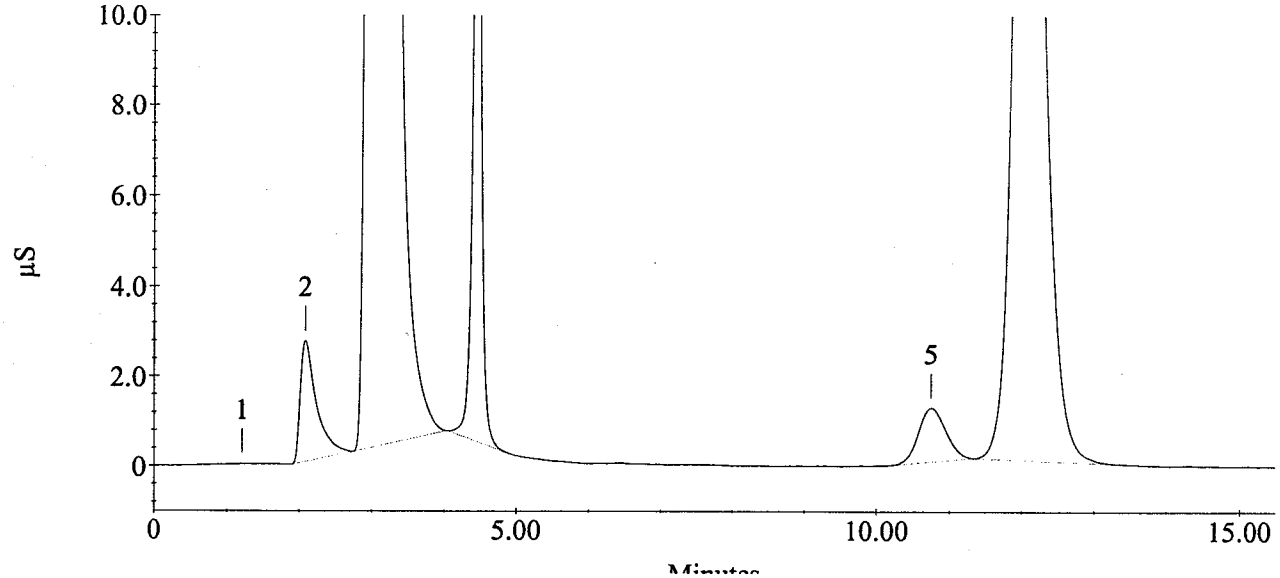

Sample Name : JY35 A1
Method File Name : c:\peaknet\method\std.met

Current Date : 10/4/06
Date Time Collected : 10/4/06 9:31:15 PM

Injection Number : 14
Dilution Factor : 2.00
column :

Calibration Date : 10/4/06 7:24:32 PM
Data File Name : ...\OCT0406DAP_014.DXD
Injection Volume : 1.00

Module ID : 34 07 2a
Schedule File Name : ...\oct0406dap.sch

Peak Information : All Peaks

Pk. Num	Ret Time	Component Name	conc. (ppm)	Height	Area	Bl. Code	%Delta
1	1.48	Unknown 1	0.00	213	13774	1	
2	2.07	Unknown 2	0.00	85500	1203757	1	
3	3.05	FLUORIDE	195.08	1422903	56558421	1	-1.08
4	4.97	Unknown 3	0.00	1638488	10437406	1	
5	6.57	BROMIDE	0.22	1454	16360	1	1.55
6	7.65	NITRATE-N	0.01	307	3595	1	2.91
7	10.78	Unknown 4	0.00	18261	531473	1	
8	12.20	SULFATE	0.25	1286	29500	1	0.83
		---total(s)---	195.56	3168412	68794287		

JY35 A1

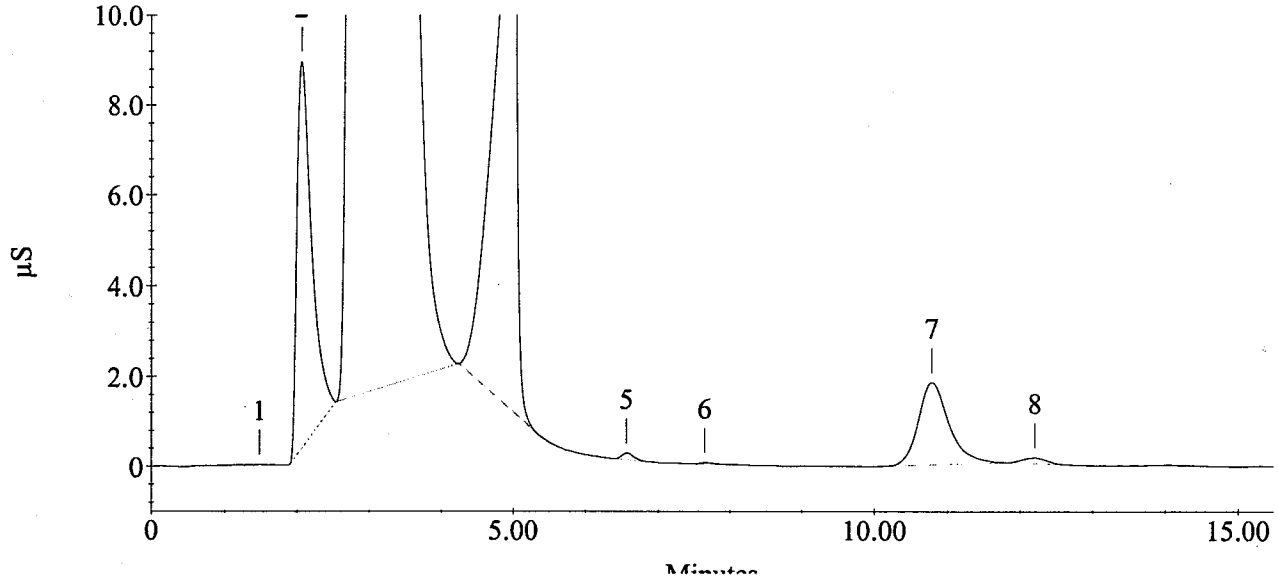

Sample Name : JY35 A1 DUP
Method File Name : c:\peaknet\method\std.met

Current Date : 10/4/06
Date Time Collected : 10/4/06 9:49:02 PM

Injection Number : 15
Dilution Factor : 2.00
column :

Calibration Date : 10/4/06 7:24:32 PM
Data File Name : ...\OCT0406DAP_015.DXD
Injection Volume : 1.00

Module ID : 34 07 2a
Schedule File Name : ...\oct0406dap.sch

Peak Information : All Peaks

Pk. Num	Ret Time	Component Name	conc. (ppm)	Height	Area	Bl. Code	%Delta
1	1.00	Unknown 1	0.00	195	4317	1	
2	2.07	Unknown 2	0.00	84442	1192011	1	
3	3.07	FLUORIDE	194.11	1422752	56278217	1	-0.54
4	4.97	Unknown 3	0.00	1630971	10370452	1	
5	6.57	BROMIDE	0.23	1421	17183	1	1.55
6	7.68	NITRATE-N	0.00	228	2382	1	3.36
7	10.78	Unknown 4	0.00	18135	528488	1	
8	12.15	SULFATE	0.26	1300	30668	1	0.41
9	14.05	Unknown 5	0.00	289	11007	1	
		---total(s)---	194.61	3159734	68434725		

JY35 A1 DUP

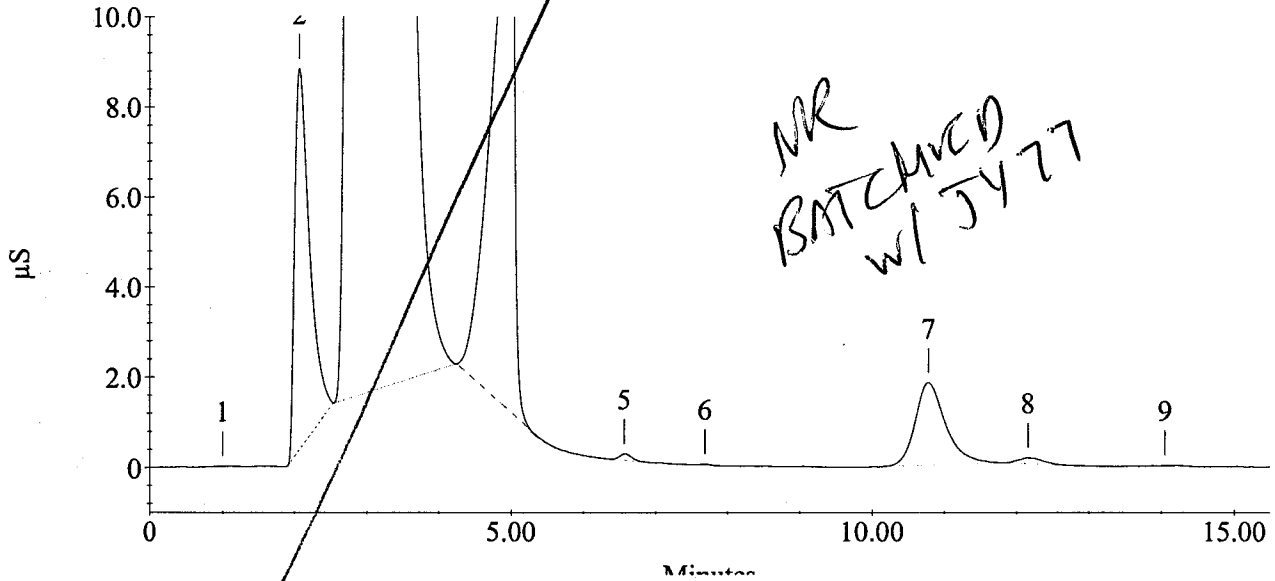

NR
BATCHED
W/ JY 77

Sample Name : JY35 A1 MS
Method File Name : c:\peaknet\method\std.met

Current Date : 10/4/06
Date Time Collected : 10/4/06 10:06:48 PM

Injection Number : 16
Dilution Factor : 2.00
column :

Calibration Date : 10/4/06 7:24:32 PM
Data File Name : ...\OCT0406DAP_016.DXD
Injection Volume : 1.00

Module ID : 34 07 2a
Schedule File Name : ...\oct0406dap.sch

Peak Information : All Peaks

Pk. Num	Ret Time	Component Name	conc. (ppm)	Height	Area	Bl. Code	%Delta
1	2.07	Unknown 1	0.00	82939	1171956	1	
2	3.07	FLUORIDE	190.78	1416202	55312558	1	-0.54
3	4.95	Unknown 2	0.00	1589477	10191281	1	
4	6.57	BROMIDE	0.19	1398	14127	1	1.55
5	10.77	Unknown 3	0.00	17757	519439	1	
6	12.17	SULFATE	0.24	1190	28432	1	0.55
7	13.93	Unknown 4	0.00	197	4783	1	
		---total(s)---	191.22	3109160	67242576		

JY35 A1 MS

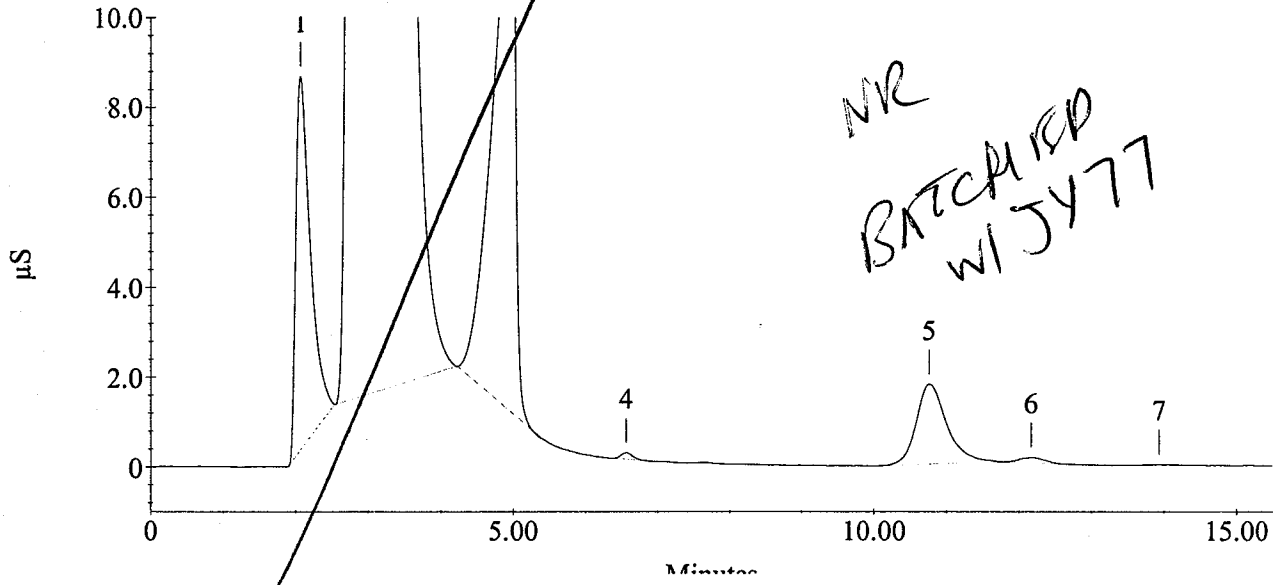

NR
BATCHED
W/ JY77

Sample Name : RINSE
Method File Name : c:\peaknet\method\std.met

Current Date : 10/4/06
Date Time Collected : 10/4/06 10:24:34 PM

Injection Number : 17
Dilution Factor : 1.00
column :

Calibration Date : 10/4/06 7:24:32 PM
Data File Name : ...\OCT0406DAP_017.DXD
Injection Volume : 1.00

Module ID : 34 07 2a
Schedule File Name : ...\oct0406dap.sch

Peak Information : All Peaks

Pk. Num	Ret Time	Component Name	conc. (ppm)	Height	Area	Bl. Code	%Delta
1	0.60	Unknown 1	0.00	177	6909	1	
2	2.07	Unknown 2	0.00	1151	13055	1	
3	3.08	FLUORIDE	0.01	327	3031	1	0.00
4	4.32	CHLORIDE	0.06	1022	23257	1	-0.77
5	13.00	Unknown 3	0.00	135	1597	1	
		---total(s)---	0.07	2813	47850		

RINSE

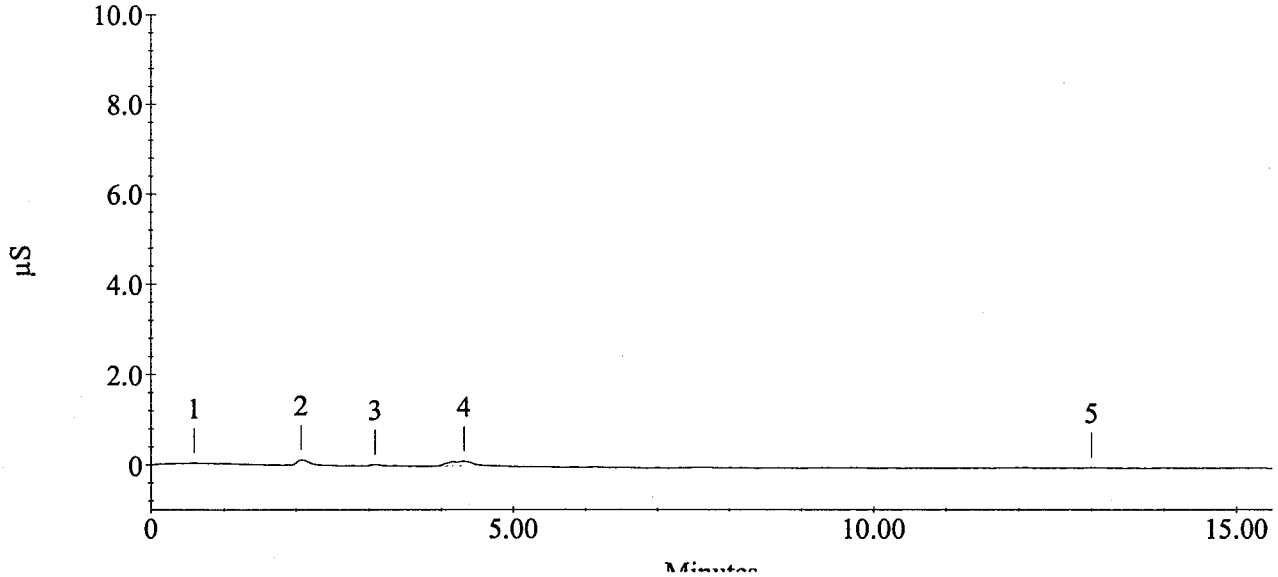

Sample Name : CCV
Method File Name : c:\peaknet\method\std.met

Current Date : 10/4/06
Date Time Collected : 10/4/06 10:42:20 PM

Injection Number : 18
Dilution Factor : 1.00
column :

Calibration Date : 10/4/06 7:24:32 PM
Data File Name : ...\OCT0406DAP_018.DXD
Injection Volume : 1.00

Module ID : 34 07 2a
Schedule File Name : ...\oct0406dap.sch

Peak Information : All Peaks

Pk. Num	Ret Time	Component Name	conc. (ppm)	Height	Area	Bl. Code	%Delta
1	0.45	Unknown 1	0.00	273	7975	1	
2	2.08	Unknown 2	0.00	3618	55466	1	
3	3.08	FLUORIDE	2.87	157999	1661600	1	0.00
4	4.35	CHLORIDE	2.85	101932	1085410	1	0.00
5	5.18	NITRITE-N	2.89	197968	2476636	1	-0.32
6	6.45	BROMIDE	2.91	30027	428310	1	-0.26
7	7.45	NITRATE-N	2.84	166776	2809855	1	0.22
8	10.72	Unknown 3	0.00	27176	725676	1	
9	12.08	SULFATE	2.92	26581	687241	1	-0.14
		---total(s)---		712349	9938168		

CCV

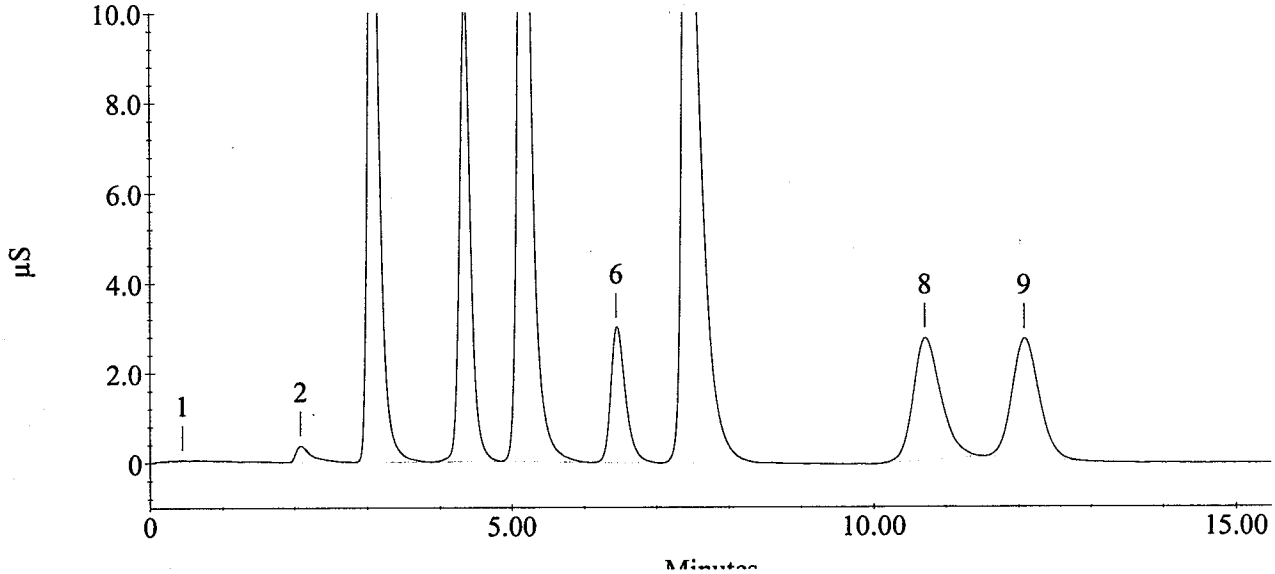

Sample Name : CCB
Method File Name : c:\peaknet\method\std.met

Current Date : 10/4/06
Date Time Collected : 10/4/06 11:00:07 PM

Injection Number : 19
Dilution Factor : 1.00
column :

Calibration Date : 10/4/06 7:24:32 PM
Data File Name : ...\OCT0406DAP_019.DXD
Injection Volume : 1.00

Module ID : 34 07 2a
Schedule File Name : ...\oct0406dap.sch

Peak Information : All Peaks

Pk. Num	Ret Time	Component Name	conc. (ppm)	Height	Area	Bl. Code	%Delta
1	0.95	Unknown 1	0.00	337	20161	1	
2	2.07	Unknown 2	0.00	1506	17024	1	
3	4.33	CHLORIDE	0.08	1071	30527	1	-0.38
4	12.47	SULFATE	0.01	168	3359	1	3.03
		---total(s)---	0.09	3082	71071		

CCB

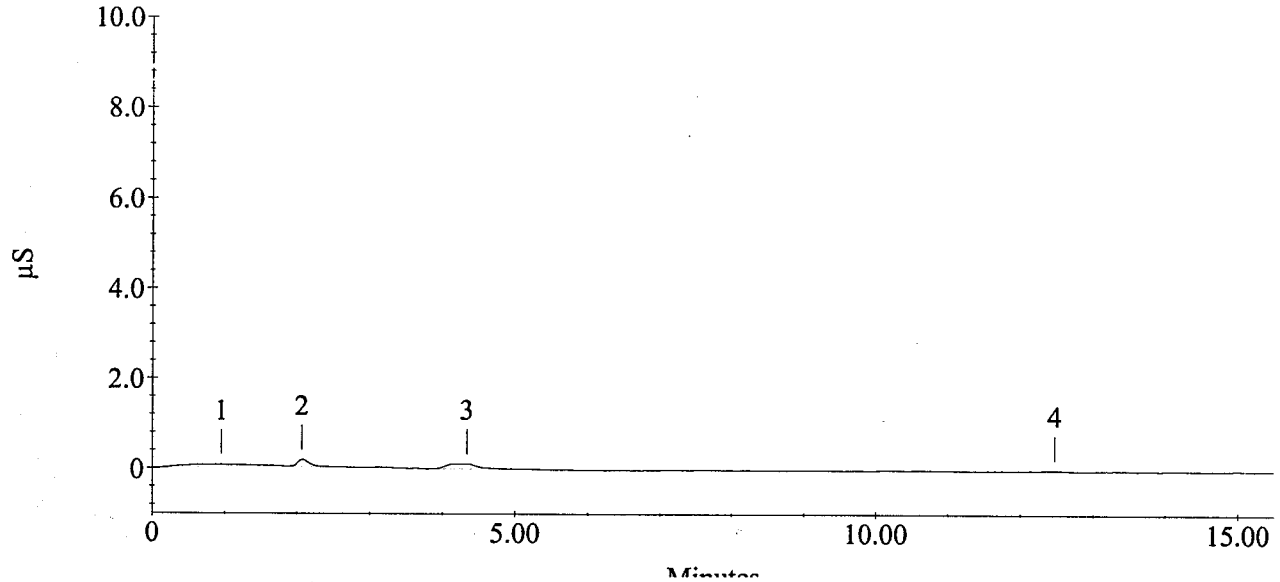

Sample Name : JY77 I1
Method File Name : c:\peaknet\method\std.met

Current Date : 10/4/06
Date Time Collected : 10/4/06 11:17:52 PM

Injection Number : 20
Dilution Factor : 5.00
column :

Calibration Date : 10/4/06 7:24:32 PM
Data File Name : ...\OCT0406DAP_020.DXD
Injection Volume : 1.00

Module ID : 34 07 2a
Schedule File Name : ...\oct0406dap.sch

Peak Information : All Peaks

Pk. Num	Ret Time	Component Name	conc. (ppm)	Height	Area	Bl. Code	%Delta
1	2.07	Unknown 1	0.00	28474	452669	1	
2	3.05	FLUORIDE	2.43	14440	281742	1	-1.08
3	4.73	Unknown 2	0.00	1927349	20456544	1	
4	6.57	BROMIDE	0.69	1471	20287	1	1.55
5	10.80	Unknown 3	0.00	115	1084	1	
6	11.92	SULFATE	441.58	787515	20751570	1	-1.52
		---total(s)---	444.70	2759364	41963896		

JY77 I1

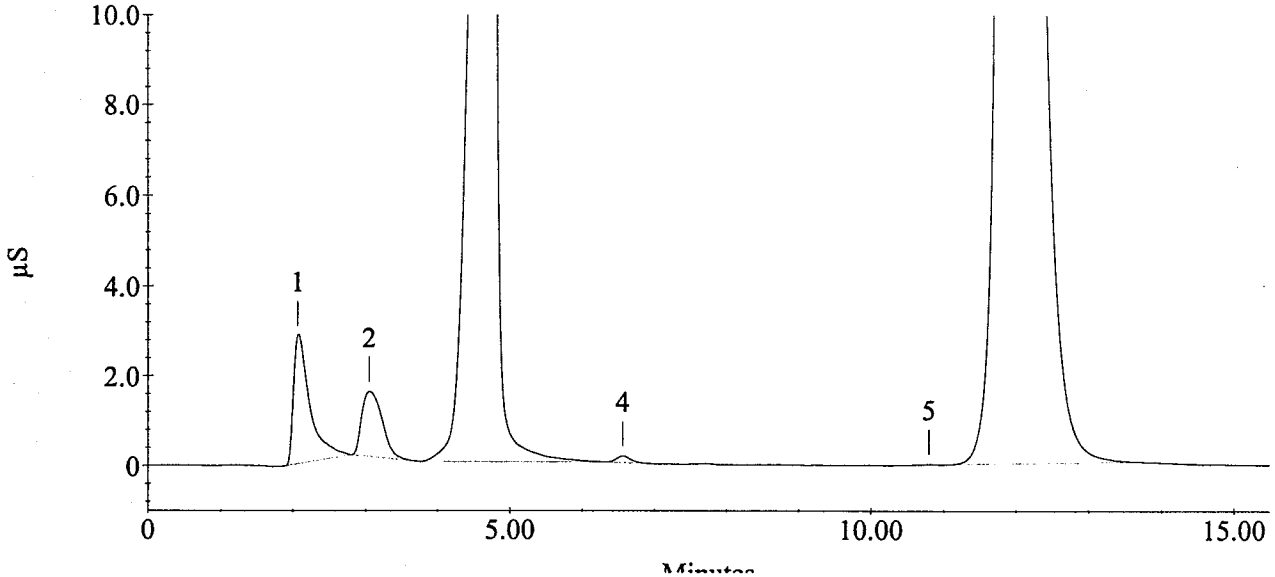

Sample Name : JY77 C1
Method File Name : c:\peaknet\method\std.met

Current Date : 10/4/06
Date Time Collected : 10/4/06 11:35:38 PM

Injection Number : 21
Dilution Factor : 5.00
column :

Calibration Date : 10/4/06 7:24:32 PM
Data File Name : ...\OCT0406DAP_021.DXD
Injection Volume : 1.00

Module ID : 34 07 2a
Schedule File Name : ...\oct0406dap.sch

Peak Information : All Peaks

Pk. Num	Ret Time	Component Name	conc. (ppm)	Height	Area	Bl. Code	%Delta
1	2.08	Unknown 1	0.00	15763	239847	1	
2	3.08	FLUORIDE	10.08	77061	1168689	1	0.00
3	4.53	CHLORIDE	12.28	102866	935935	1	4.21
4	6.53	BROMIDE	0.21	508	6219	1	1.03
5	10.85	Unknown 2	0.00	696	20653	1	
6	12.10	SULFATE	0.10	210	4778	1	0.00
		---total(s)---	22.67	197104	2376121		

JY77 C1

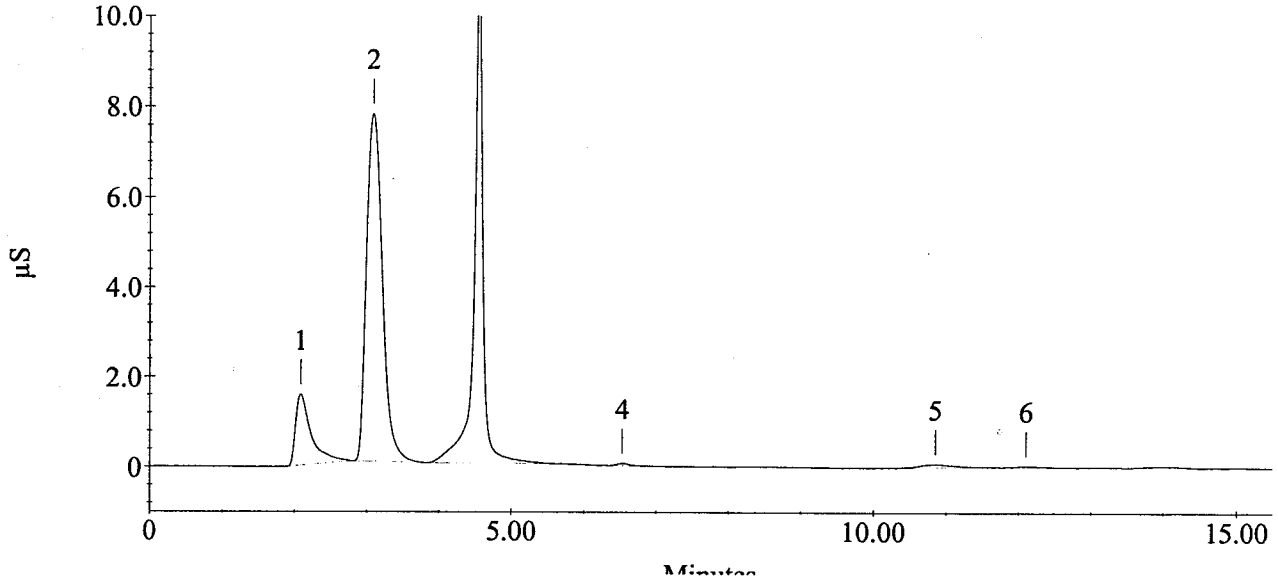

Sample Name : JY77 C1
Method File Name : c:\peaknet\method\std.met

Current Date : 10/5/06
Date Time Collected : 10/4/06 11:53:23 PM

Injection Number : 22
Dilution Factor : 1.00
column :

Calibration Date : 10/4/06 7:24:32 PM
Data File Name : ...\OCT0406DAP_022.DXD
Injection Volume : 1.00

Module ID : 34 07 2a
Schedule File Name : ...\oct0406dap.sch

Peak Information : All Peaks

Pk. Num	Ret Time	Component Name	conc. (ppm)	Height	Area	Bl. Code	%Delta
1	2.07	Unknown 1	0.00	62594	942141	1	
2	2.98	FLUORIDE	10.31	170893	5979127	1	-3.24
3	5.12	NITRITE-N	5.67	836874	4860492	1	-1.60
4	6.73	Unknown 2	0.00	2607	31193	1	
5	10.92	Unknown 3	0.00	108	1407	1	
6	12.28	SULFATE	0.05	560	11910	1	1.52
7	14.05	Unknown 4	0.00	1015	27330	1	
		---total(s)---					
	16.04			1074649	11853599		

JY77 C1

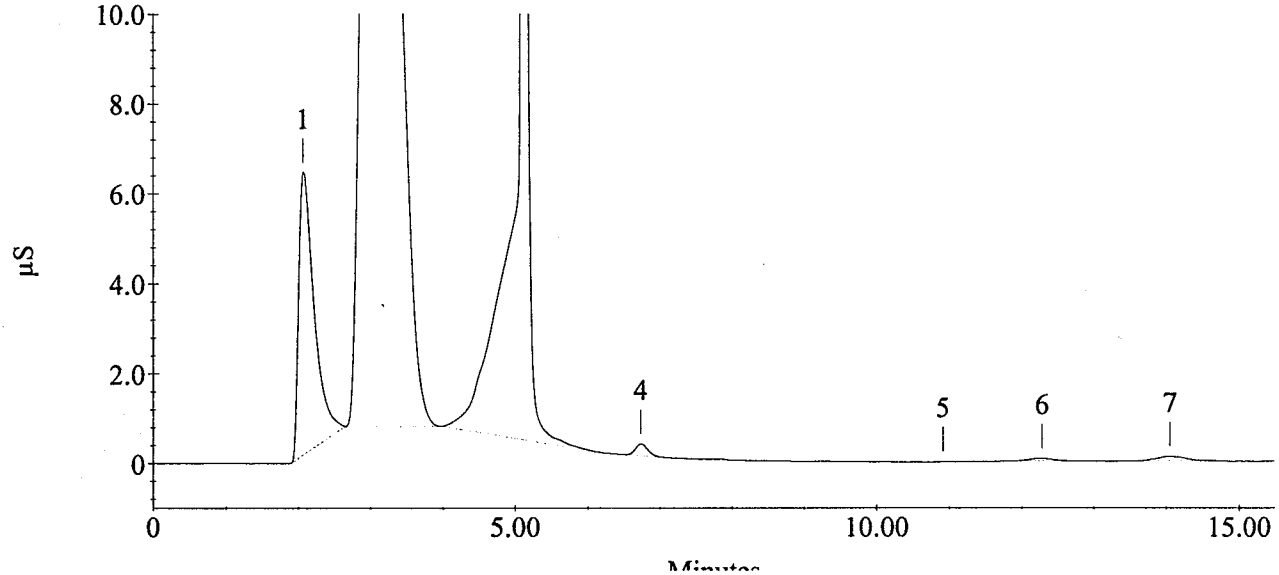

Sample Name : CCV
Method File Name : c:\peaknet\method\std.met

Current Date : 10/5/06
Date Time Collected : 10/5/06 12:11:10 AM

Injection Number : 23
Dilution Factor : 1.00
column :

Calibration Date : 10/4/06 7:24:32 PM
Data File Name : ...\OCT0406DAP_023.DXD
Injection Volume : 1.00

Module ID : 34 07 2a
Schedule File Name : ...\oct0406dap.sch

Peak Information : All Peaks

Pk. Num	Ret Time	Component Name	conc. (ppm)	Height	Area	Bl. Code	%Delta
1	2.08	Unknown 1	0.00	3606	49139	1	
2	3.07	FLUORIDE	2.86	154047	1659801	1	-0.54
3	4.35	CHLORIDE	2.85	102460	1084840	1	0.00
4	5.17	NITRITE-N	2.89	193722	2472623	1	-0.64
5	6.45	BROMIDE	2.91	30031	429206	1	-0.26
6	7.45	NITRATE-N	2.85	166138	2812916	1	0.22
7	10.70	Unknown 2	0.00	25495	688010	1	
8	12.07	SULFATE	2.92	26605	686435	1	-0.28
		---total(s)---	17.27	702104	9882969		

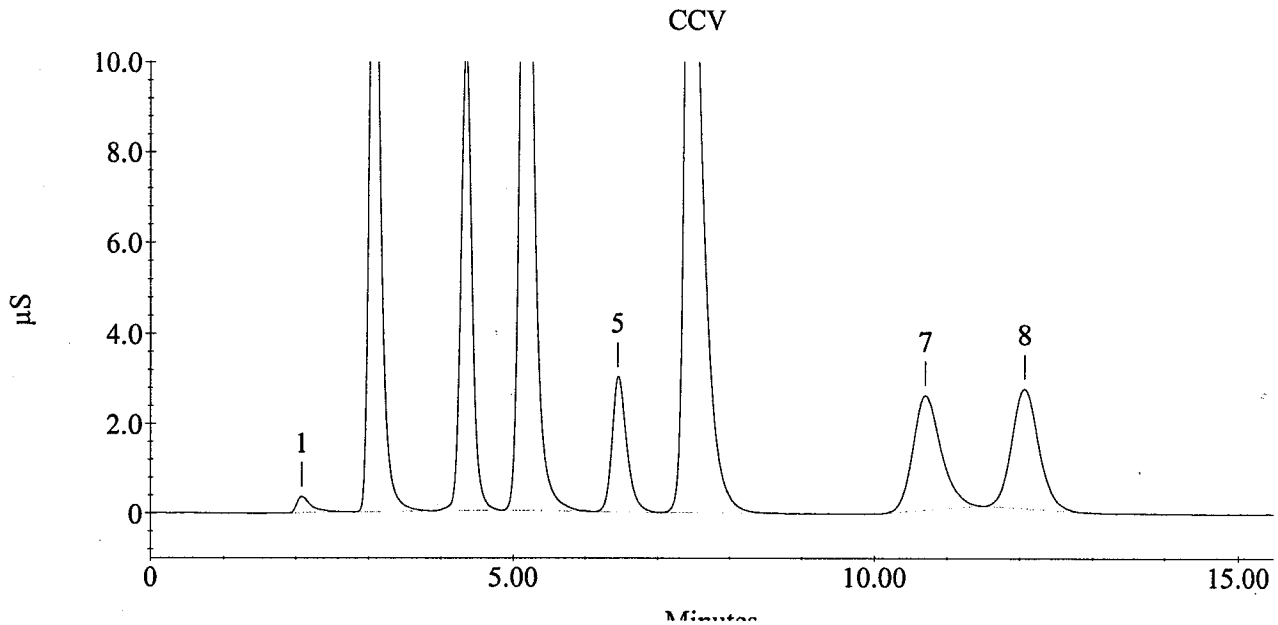

Sample Name : CCB
Method File Name : c:\peaknet\method\std.met

Current Date : 10/5/06
Date Time Collected : 10/5/06 12:28:57 AM

Injection Number : 24
Dilution Factor : 1.00
column :

Calibration Date : 10/4/06 7:24:32 PM
Data File Name : ...\OCT0406DAP_024.DXD
Injection Volume : 1.00

Module ID : 34 07 2a
Schedule File Name : ...\oct0406dap.sch

Peak Information : All Peaks

Pk. Num	Ret Time	Component Name	conc. (ppm)	Height	Area	Bl. Code	%Delta
1	1.03	Unknown 1	0.00	136	1411	1	
2	2.07	Unknown 2	0.00	1597	18706	1	
3	3.17	FLUORIDE	0.00	137	2216	1	2.70
4	4.33	CHLORIDE	0.10	1289	38561	1	-0.38
		---total(s)---	0.11	3159	60894		

CCB

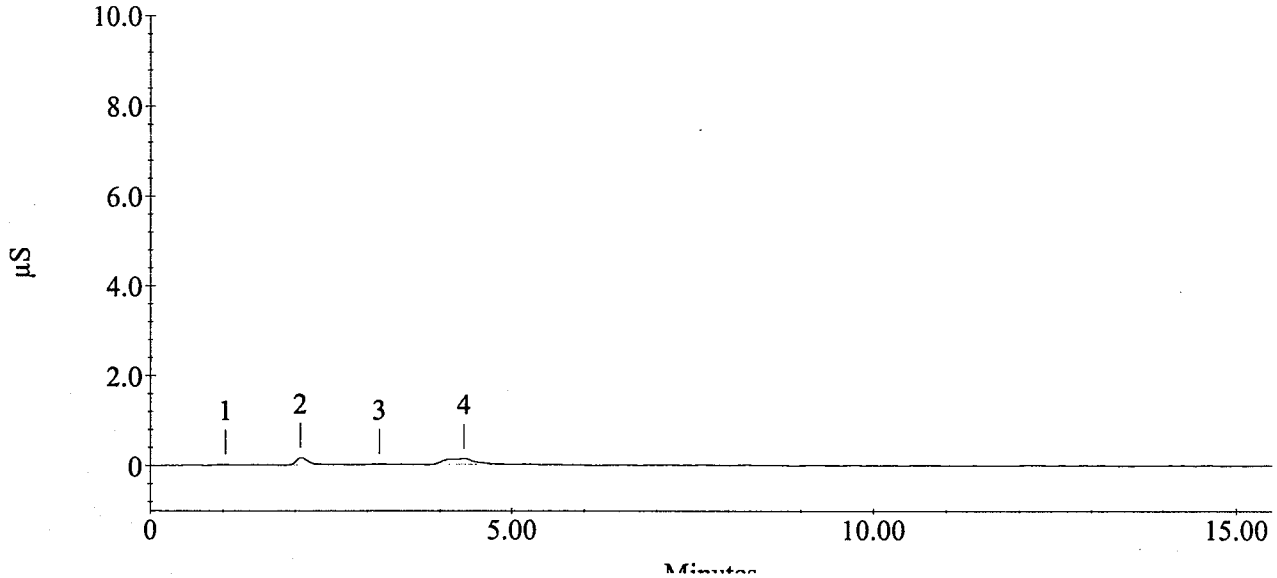

ANALYTICAL
RESOURCES
INCORPORATED

ANALYST NOTES

ARI Job No: JY35 Client Name: ANCHOR.

Parameter: IC SO_4 Client Project:

BATCHING JY35 w/ JY77.

Analyst: M Date Analyzed: 10/4/06

6147F

Rev. 7
06/3/04

ANALYTICAL
RESOURCES
INCORPORATED

CORRECTIVE ACTIONS - Inorganic Analyses

Criteria Flagged

ARI Project No.: JY35 Client Name: ANCHOR

Date of Out-of-Control Event: 10/3/06 Method/Element: IC Fl, Cl, SO_4

Unacceptable Blank	
Unacceptable Duplicate	
Unacceptable Spike	
Unacceptable Reference	✓

Prep Code:

Other:

Details of Problem/Recommended Corrective Action:

SYSTEM STOPPED BEFORE CLOSING CALIBRATION CHECKS. SOME DATA IS REPORTABLE BUT THE REST WILL BE RERUN.

Samples Affected: JY35 A, C JY77 C, I

Corrective Action Taken: REANALYZING JY77, C, I AND JY35 A, C.

Analyst: M Supervisor: (M)

Date: 10/4/06 Date: 10-4-06

0283

ANALYTICAL RESOURCES INCORPORATED

CORRECTIVE ACTIONS - Inorganic Analyses

Criteria Flagged

ARI Project No.: JY35, JY77 Client Name: ANCHOR

Date of Out-of-Control Event: 10/2/06 Method/Element: IC SO_4, Cl

Unacceptable Blank	✓
Unacceptable Duplicate	
Unacceptable Spike	
Unacceptable Reference	✓

Prep Code:

Other:

Details of Problem/Recommended Corrective Action: JY35 WAS NOT RUN FOR PRELIMINARY BY MISTAKE, ANOTHER SAMPLE JOB WAS. THIS ERROR WAS CAUGHT AFTER RUN AT NO DILUTION WHICH IN TURN THREW OFF THE NEXT CCV/CCB SET. SO_4 FAIL IN THE CCV AND Cl FAILED IN CCB. JY77 D HAD A REPORTABLE Cl RESULT PREVIOUSLY WHICH WAS REPORTED. JY35 WILL BE RERUN FOR ALL, JY77 C WILL BE RERUN FOR SO_4.

Samples Affected: JY35 A-C, JY77 C, D

Corrective Action Taken: JY77 D REPORTED AT HIGHER DILUTION FOR Cl, JY77 C REANALYZED FOR SO_4, JY35 A-C REANALYZED.

Analyst: [signature] Supervisor: [signature]

Date: 10/8/06 Date: 10-3-06

0284

5049F

Rev. 6
10/28/02

PRESERVATION VERIFICATION 09/27/06
Page 1 of 1

ANALYTICAL RESOURCES INCORPORATED

ARI Job No: **JY35**

Inquiry Number: NONE
Analysis Requested: 09/27/06
Contact: Keithly, J.
Client: Anchor Environmental
Logged by: BC
Sample Set Used: Yes-481
Validatable Package: No
Deliverables:

PC: Sue D.
VTSR: 09/27/06

Project #:
Project: CHINOOK
Sample Site:
SDG No:
Analytical Protocol: In-house

LOGNUM ARI ID	CLIENT ID	CN >12	WAD >12	NH3 <2	COD <2	FOG <2	MET <2	PHEN <2	PHOS <2	TKN <2	NO23 <2	TOC <2	S2 >9	DMET FLT	DOC FLT	PARAMETER	ADJUSTED TO	LOT NUMBER	AMOUNT ADDED	DATE/BY
06-17761 JY35A	PZ-3-092606						DIS FNL		FNL					Y		T-phos	< 2		1 ml	9-29-06
06-17762 JY35B	PZ-4-092606						DIS							Y					2 ml	
06-17763 JY35C	PZ-1-092606						DIS							Y					1 ml	
06-17764 JY35A	PZ-3-092606						DIS							Y						
06-17765 JY35B	PZ-4-092606						DIS							Y						
06-17766 JY35C	PZ-1-092606						DIS							Y						

0285

Checked By BC Date 9/27/06

Geotech Analysis

prepared
for

ANCHOR ENVIRONMENTAL

Project: Chinook

ARI JOB NO: JY35

prepared
by

Analytical Resources, Inc.

ANALYTICAL RESOURCES INCORPORATED

Anchor Environmental
Chinook
Fluid Density

Sample ID	Temperature (°C)	Density (g/ml)
PZ-3-092606	23	1.0042
PZ-4-092606	23	1.0107
PZ-1-092606	23	1.0025

Density measured in a calibrated 500 ml flask at the indicated temperature.

JY35

LIENT: ANCHOR ENVIRONMENTAL
ROJECT: JY35
ATE: 9-28-06

ANALYTICAL RESOURCES INCORPORATED

SAMPLE	TEMP.	FLASK	FLASK WT.	FLASK VOL.	SAMPLE + FLASK
A	23	1	180.32	499.52	681.96
B	23	2	183.41	499.48	688.24
C	23	3	183.99	499.64	684.90

Analytical Resources, Incorporated
Analytical Chemists and Consultants

October 11, 2006

Kristin Gaines
Anchor Environmental
6650 SW Redwood Lane, #110
Portland, OR 97224

RE: Client Project: Chinook
ARI Job No. JY56

Dear Kristin:

Please find enclosed the original chain of custody documentation and the final data package for samples from the project referenced above.

Problems associated with these analyses are discussed in the Case Narrative.

An electronic copy of this package will remain on file with ARI. Should you have any questions or problems, please feel free to contact me at your convenience.

Sincerely,

ANALYTICAL RESOURCES, INC.

Susan Dunnihoo
Client Services Manager
sue@arilabs.com
206/695-6207

Enclosures

cc: eFile JY56

SD/sdrd

Chain of Custody
Documentation

prepared
for

ANCHOR ENVIRONMENTAL

Project: Chinook

ARI JOB NO: JY56

prepared
by

Analytical Resources, Inc.

Chain of Custody Record & Laboratory Analysis Request

2 coolers

Analytical Resources, Incorporated
Analytical Chemists and Consultants
4611 South 134th Place, Suite 100
Tukwila, WA 98168
206-695-6200 206-695-6201 (fax)

ARI Assigned Number: JY56	Turn-around Requested:
ARI Client Company: ANCHOR ENVIRONMENTAL	Phone: 360-798-2509
Client Contact: KRISTEN BAINES	
Client Project Name: CHINOOK	
Client Project #: 060354-01	Samplers: RP/LV

Page: 1 of 1	
Date: 9/27/06	Ice Present? Y
No. of Coolers: 2	Cooler Temps: 1.5, 2.3

Sample ID	Date	Time	Matrix	No. Containers	Cl, SO4 as S Fluoride	Alkalinity	Phosphate as P	Density	Title 22 Metals	Fe, Mn, Al, Ca, Mg, Na, K, Silica			Notes/Comments
RLSW-1-092706	9/27/06	1040	H2O	5	✓	✓	✓	✓	✓	✓			
R4D-092706		1120			✓	✓	✓	✓	✓	✓			
PZ-2-092706		0815			✓	✓	✓	✓	✓	✓			
RLSW-3-092706		1005		4	✓	✓	✓	✓					
RLSW-2-092706		1025		3	✓	✓	✓						
R3-092706		1230		5	✓	✓	✓	✓	✓	✓			
R43-092706		1310		5	✓	✓	✓	✓	✓	✓			

Comments/Special Instructions	Relinquished by: (Signature)	Received by: (Signature)	Relinquished by: (Signature)	Received by: (Signature)
	Printed Name: ROSS PICKERING	Printed Name: BRIAN KEGEL	Printed Name:	Printed Name:
	Company: ANCHOR PDX	Company: ARI	Company:	Company:
	Date & Time: 9/27/06 1500	Date & Time: 9/28/06 0950	Date & Time:	Date & Time:

2002

Limits of Liability: *ARI will perform all requested services in accordance with appropriate methodology following ARI Standard Operating Procedures and the ARI Quality Assurance Program. This program meets standards for the industry. The total liability of ARI, its officers, agents, employees, or successors, arising out of or in connection with the requested services, shall not exceed the Invoiced amount for said services. The acceptance by the client of a proposal for services by ARI release ARI from any liability in excess thereof, not withstanding any provision to the contrary in any contract, purchase order or co-signed agreement between ARI and the Client.*

Sample Retention Policy: All samples submitted to ARI will be appropriately discarded no sooner than 90 days after receipt or 60 days after submission of hardcopy data, whichever is longer, unless alternate retention schedules have been established by work-order or contract.

Cooler Receipt Form

ANALYTICAL RESOURCES INCORPORATED

ARI Client: Anchor Project Name: Chinook

COC NO.: ——— Delivered By: Fed Ex

Tracking NO.: 8577 4089 1670/1651 Date: 9/28/06

ARI Job No.: JY56 Lims NO.: ———

Preliminary Examination Phase:

1. Were intact, properly signed and dated custody seals attached
   To the outside of the cooler? ..... YES (NO)
2. Were custody papers included with the cooler ..... (YES) NO
3. Were custody papers properly filled out (ink, signed etc.)? ..... (YES) NO
4. Complete custody forms and attach all shipping documents ..... (OK) NA

Cooler Accepted BY: B. Ryl Date: 9/28/06 Time: 0950

Log-IN Phase:

5. Was a temperature blank include in the cooler? ..... YES NO
6. Record Cooler Temperature ..... 1.5, 2.3 °C
7. What kind of packing material was used? ..... ———
8. Was sufficient ice used (if appropriate)? ..... (YES) NO
9. Were all bottles sealed in separate plastic bags? ..... YES (NO)
10. Did all bottles arrive in good condition (unbroken)? ..... (YES) NO
11. Were all bottle labels complete and legible? ..... (YES) NO
12. Did all bottle labels and tags agree with custody papers? ..... (YES) NO
13. Were all bottles used correct for the requested analyses? ..... (YES) NO
14. Do any of the analyses (bottles) require preservative?
    (If so, Preservation checklist must be attached) ..... (YES) NO
15. Were all VOA vials free of air bubbles? ..... ~~YES~~ ~~NO~~
16. Was sufficient amount of sample sent in each bottle? ..... (YES) NO
17. Notify Project Manager of any discrepancies or concerns ..... (OK) NA

Cooler Opened By: B. Ryl Date: 9/28/06 Time 0950

Explain any discrepancies or negative responses:

ALL DENSITY BOTTLE FOR SAMPLE "RLSW-3-092706" NOT LABELED.

Case Narrative

prepared
for

ANCHOR ENVIRONMENTAL

Project: Chinook

ARI JOB NO: JY56

prepared
by

Analytical Resources, Inc.

ANALYTICAL
RESOURCES
INCORPORATED

Case Narrative

Client: Anchor Environmental
Project: Chinook
Matrix: Water
ARI Job Nos. JY56

Sample receipt

Seven water samples were received September 28, 2006 under ARI Job JY56. Samples were well-iced and the cooler temperatures measured by IR thermometer following ARI SOP were 1.5-2.3° C. Samples were received in good condition with no discrepancies in paperwork. Samples R4D-092706, R3-092706 and F43-092706 failed the preservation check. Sample pH was readjusted in the laboratory. Failure was attributed to the characteristics of the samples, based on previous experience with the project.

ARI was informed verbally that all water samples received from the Chinook site have been field filtered.

Dissolved Metals

As Silica will mineralize under the digestion procedure used for environmental samples, analysis of the Silica was performed on sample that was acidified only (Prep Method 6010B). The samples were also digested under prep method 3010A and analyzed for the remaining target elements.

The method blanks were clean at the reporting limit.

LCS recoveries were within ARI and method limits.

Duplicate RPDs were within ARI and method limits.

Matrix spike recoveries were within limits with the exception of Sodium for the digested sample. The outlier was attributed to high concentration of the element in the parent sample and no corrective action is required.

There were no other incidents of note.

General Chemistry Parameters

Alkalinity

Samples were prepared and analyzed within the required holding time of 14 days.

The replicate analysis has RPDs within limits.

There were no incidents of note.

Total Phosphorous

Samples were prepared and analyzed within the required holding time of 28 days.

The method blanks were clean.

Standard reference recoveries were within limits.

The replicate analysis has RPDs within limits.

The matrix spike had recoveries within limits.

There were no incidents of note.

Ion Chromatography – Fluoride, Chloride, Sulfate

Samples were prepared and analyzed within the required holding time of 28 days.

The method blanks were clean.

Standard reference recoveries were within limits.

The replicate had RPDs within limits and the matrix spike had recoveries within limits.

Continuing and closing Calibration Blanks (CB) failed high for Chloride. Affected samples (R3-092706 and R43-092706) had results greater than 10 times the CB results, so no further action was taken.

There were no incidents of note.

Geotechnical Parameters

A lab specific Case Narrative follows.

Data Reporting Qualifiers

Effective 12/28/04

Inorganic Data

U Indicates that the target analyte was not detected at the reported concentration

* Duplicate RPD is not within established control limits

B Reported value is less than the CRDL but ≥ the Reporting Limit

N Matrix Spike recovery not within established control limits

NA Not Applicable, analyte not spiked

H The natural concentration of the spiked element is so much greater than the concentration spiked that an accurate determination of spike recovery is not possible

L Analyte concentration is ≤5 times the Reporting Limit and the replicate control limit defaults to ±1 RL instead of the normal 20% RPD

Organic Data

U Indicates that the target analyte was not detected at the reported concentration

* Flagged value is not within established control limits

B Analyte detected in an associated Method Blank at a concentration greater than one-half of ARI's Reporting Limit or 5% of the regulatory limit or 5% of the analyte concentration in the sample.

J Estimated concentration when the value is less than ARI's established reporting limits

D The spiked compound was not detected due to sample extract dilution

NR Spiked compound recovery is not reported due to chromatographic interference

E Estimated concentration calculated for an analyte response above the valid instrument calibration range. A dilution is required to obtain an accurate quantification of the analyte.

S Indicates an analyte response that has saturated the detector. The calculated concentration is not valid; a dilution is required to obtain valid quantification of the analyte

NA The flagged analyte was not analyzed for

NS The flagged analyte was not spiked into the sample

M Estimated value for an analyte detected and confirmed by an analyst but with low spectral match parameters. This flag is used only for GC-MS analyses

N The analysis indicates the presence of an analyte for which there is presumptive evidence to make a "tentative identification"

Y The analyte is not detected at or above the reported concentration. The reporting limit is raised due to chromatographic interference. The Y flag is equivalent to the U flag with a raised reporting limit.

C The analyte was positively identified on only one of two chromatographic columns. Chromatographic interference prevented a positive identification on the second column

P The analyte was detected on both chromatographic columns but the quantified values differ by ≥40% RPD with no obvious chromatographic interference

Geotechnical Data

A The total of all fines fractions. This flag is used to report total fines when only sieve analysis is requested and balances total grain size with sample weight.

F Samples were frozen prior to particle size determination

SM Sample matrix was not appropriate for the requested analysis. This normally refers to samples contaminated with an organic product that interferes with the sieving process and/or moisture content, porosity and saturation calculations

SS Sample did not contain the proportion of "fines" required to perform the pipette portion of the grain size analysis

W Weight of sample in some pipette aliquots was below the level required for accurate weighting

Analytical Resources, Incorporated
Analytical Chemists and Consultants

Client: Anchor Environmental	Project No.: JY56
Client Project: Chinook 060354-01	

Case Narrative

1. Six samples were submitted for fluid density on September 28, 2006.
2. The samples were measured in calibrated 500 mL flasks and calculated for density.
3. The data is provided in a summary table.
4. There were no other noted anomalies in the samples or methods on this project.

Approved by: Taylor McKenzie Date: 10-2-06
Title: Lead Technician

4611 South 134th Place, Suite 100 • Tukwila WA 98168 • **206-695-6200** • **206-695-6201** fax

Data Summary Package

prepared
for

ANCHOR ENVIRONMENTAL

Project: Chinook

ARI JOB NO: JY56

prepared
by

Analytical Resources, Inc.

METALS

ANALYTICAL RESOURCES INCORPORATED

INORGANICS ANALYSIS DATA SHEET
DISSOLVED METALS
Page 1 of 1

Sample ID: RLSW-1-092706
SAMPLE

Lab Sample ID: JY56A
LIMS ID: 06-17872
Matrix: Water
Data Release Authorized:
Reported: 10/06/06

QC Report No: JY56-Anchor Environmental
Project: CHINOOK
060354-01
Date Sampled: 09/27/06
Date Received: 09/28/06

Prep Meth	Prep Date	Analysis Method	Analysis Date	CAS Number	Analyte	RL	mg/L	Q
3010A	10/03/06	6010B	10/05/06	**7429-90-5**	**Aluminum**	0.05	**0.25**	
3010A	10/03/06	6010B	10/05/06	**7440-70-2**	**Calcium**	0.05	**28.0**	
3010A	10/03/06	6010B	10/05/06	**7439-89-6**	**Iron**	0.05	**8.00**	
3010A	10/03/06	6010B	10/05/06	**7439-95-4**	**Magnesium**	0.05	**16.3**	
3010A	10/03/06	6010B	10/05/06	**7439-96-5**	**Manganese**	0.001	**0.508**	
3010A	10/03/06	6010B	10/05/06	**7440-09-7**	**Potassium**	0.5	**2.0**	
3010A	10/03/06	6010B	10/05/06	**7440-23-5**	**Sodium**	0.5	**593**	

U-Analyte undetected at given RL
RL-Reporting Limit

ANALYTICAL RESOURCES INCORPORATED

INORGANICS ANALYSIS DATA SHEET
DISSOLVED METALS

Sample ID: RLSW-1-092706
MATRIX SPIKE

Lab Sample ID: JY56A
LIMS ID: 06-17872
Matrix: Water
Data Release Authorized:
Reported: 10/06/06

QC Report No: JY56-Anchor Environmental
Project: CHINOOK
060354-01
Date Sampled: 09/27/06
Date Received: 09/28/06

MATRIX SPIKE QUALITY CONTROL REPORT

Analyte	Analysis Method	Sample	Spike	Spike Added	% Recovery	Q
Aluminum	6010B	0.25	2.27	2.00	101%	
Calcium	6010B	28.0	39.0	10.0	110%	
Iron	6010B	8.00	10.4	2.00	120%	
Magnesium	6010B	16.3	26.7	10.0	104%	
Manganese	6010B	0.508	1.02	0.500	102%	
Potassium	6010B	2.0	12.3	10.0	103%	
Sodium	6010B	593	613	10.0	200%	H

Reported in mg/L

N-Control Limit Not Met
H-% Recovery Not Applicable, Sample Concentration Too High
NA-Not Applicable, Analyte Not Spiked

Percent Recovery Limits: 75-125%

ANALYTICAL RESOURCES INCORPORATED

INORGANICS ANALYSIS DATA SHEET
DISSOLVED METALS

Sample ID: RLSW-1-092706
DUPLICATE

Lab Sample ID: JY56A
LIMS ID: 06-17872
Matrix: Water
Data Release Authorized:
Reported: 10/06/06

QC Report No: JY56-Anchor Environmental
Project: CHINOOK
060354-01
Date Sampled: 09/27/06
Date Received: 09/28/06

MATRIX DUPLICATE QUALITY CONTROL REPORT

Analyte	Analysis Method	Sample	Duplicate	RPD	Control Limit	Q
Aluminum	6010B	0.25	0.25	0.0%	+/- 20%	
Calcium	6010B	28.0	28.8	2.8%	+/- 20%	
Iron	6010B	8.00	8.20	2.5%	+/- 20%	
Magnesium	6010B	16.3	16.7	2.4%	+/- 20%	
Manganese	6010B	0.508	0.520	2.3%	+/- 20%	
Potassium	6010B	2.0	2.0	0.0%	+/- 0.5	L
Sodium	6010B	593	607	2.3%	+/- 20%	

Reported in mg/L

*-Control Limit Not Met
L-RPD Invalid, Limit = Detection Limit

ANALYTICAL RESOURCES INCORPORATED

INORGANICS ANALYSIS DATA SHEET
DISSOLVED METALS

Sample ID: R4D-092706
SAMPLE

Lab Sample ID: JY56B
LIMS ID: 06-17873
Matrix: Water
Data Release Authorized: JY
Reported: 10/06/06

QC Report No: JY56-Anchor Environmental
Project: CHINOOK
060354-01
Date Sampled: 09/27/06
Date Received: 09/28/06

Prep Meth	Prep Date	Analysis Method	Analysis Date	CAS Number	Analyte	RL	mg/L	Q
3010A	10/03/06	6010B	10/05/06	7429-90-5	Aluminum	0.05	0.05	U
3010A	10/03/06	6010B	10/05/06	**7440-70-2**	**Calcium**	0.05	**86.2**	
3010A	10/03/06	6010B	10/05/06	**7439-89-6**	**Iron**	0.05	**130**	
3010A	10/03/06	6010B	10/05/06	**7439-95-4**	**Magnesium**	0.05	**42.9**	
3010A	10/03/06	6010B	10/05/06	**7439-96-5**	**Manganese**	0.001	**4.86**	
3010A	10/03/06	6010B	10/05/06	**7440-09-7**	**Potassium**	0.5	**2.3**	
3010A	10/03/06	6010B	10/05/06	**7440-23-5**	**Sodium**	0.5	**112**	

U-Analyte undetected at given RL
RL-Reporting Limit

ANALYTICAL RESOURCES INCORPORATED

INORGANICS ANALYSIS DATA SHEET
DISSOLVED METALS

Sample ID: PZ-2-092706
SAMPLE

Lab Sample ID: JY56C
LIMS ID: 06-17874
Matrix: Water
Data Release Authorized:
Reported: 10/06/06

QC Report No: JY56-Anchor Environmental
Project: CHINOOK
060354-01
Date Sampled: 09/27/06
Date Received: 09/28/06

Prep Meth	Prep Date	Analysis Method	Analysis Date	CAS Number	Analyte	RL	mg/L	Q
3010A	10/03/06	6010B	10/05/06	7429-90-5	Aluminum	0.1	0.2	
3010A	10/03/06	6010B	10/05/06	7440-70-2	Calcium	0.1	2.2	
3010A	10/03/06	6010B	10/05/06	7439-89-6	Iron	0.1	12.8	
3010A	10/03/06	6010B	10/05/06	7439-95-4	Magnesium	0.1	1.2	
3010A	10/03/06	6010B	10/05/06	7439-96-5	Manganese	0.002	0.122	
3010A	10/03/06	6010B	10/05/06	7440-09-7	Potassium	1	7	
3010A	10/03/06	6010B	10/05/06	7440-23-5	Sodium	1	2,670	

U-Analyte undetected at given RL
RL-Reporting Limit

ANALYTICAL RESOURCES INCORPORATED

INORGANICS ANALYSIS DATA SHEET
DISSOLVED METALS
Page 1 of 1

Sample ID: R3-092706
SAMPLE

Lab Sample ID: JY56F
LIMS ID: 06-17877
Matrix: Water
Data Release Authorized:
Reported: 10/06/06

QC Report No: JY56-Anchor Environmental
Project: CHINOOK
060354-01
Date Sampled: 09/27/06
Date Received: 09/28/06

Prep Meth	Prep Date	Analysis Method	Analysis Date	CAS Number	Analyte	RL	mg/L	Q
3010A	10/03/06	6010B	10/05/06	7429-90-5	Aluminum	0.2	0.2	U
3010A	10/03/06	6010B	10/05/06	**7440-70-2**	**Calcium**	0.2	**0.5**	
3010A	10/03/06	6010B	10/05/06	**7439-89-6**	**Iron**	0.2	**145**	
3010A	10/03/06	6010B	10/05/06	**7439-95-4**	**Magnesium**	0.2	**0.3**	
3010A	10/03/06	6010B	10/05/06	**7439-96-5**	**Manganese**	0.005	**0.007**	
3010A	10/03/06	6010B	10/05/06	**7440-09-7**	**Potassium**	2	**17**	
3010A	10/03/06	6010B	10/05/06	**7440-23-5**	**Sodium**	2	**7,420**	

U-Analyte undetected at given RL
RL-Reporting Limit

ANALYTICAL RESOURCES INCORPORATED

INORGANICS ANALYSIS DATA SHEET
DISSOLVED METALS

Sample ID: R43-092706
SAMPLE

Lab Sample ID: JY56G
LIMS ID: 06-17878
Matrix: Water
Data Release Authorized:
Reported: 10/06/06

QC Report No: JY56-Anchor Environmental
Project: CHINOOK
060354-01
Date Sampled: 09/27/06
Date Received: 09/28/06

Prep Meth	Prep Date	Analysis Method	Analysis Date	CAS Number	Analyte	RL	mg/L	Q
3010A	10/03/06	6010B	10/05/06	7429-90-5	Aluminum	0.2	0.2	U
3010A	10/03/06	6010B	10/05/06	**7440-70-2**	**Calcium**	0.2	**0.5**	
3010A	10/03/06	6010B	10/05/06	**7439-89-6**	**Iron**	0.2	**70.1**	
3010A	10/03/06	6010B	10/05/06	**7439-95-4**	**Magnesium**	0.2	**0.3**	
3010A	10/03/06	6010B	10/05/06	7439-96-5	Manganese	0.005	0.005	U
3010A	10/03/06	6010B	10/05/06	**7440-09-7**	**Potassium**	2	**18**	
3010A	10/03/06	6010B	10/05/06	**7440-23-5**	**Sodium**	2	**7,690**	

U-Analyte undetected at given RL
RL-Reporting Limit

ANALYTICAL RESOURCES INCORPORATED

INORGANICS ANALYSIS DATA SHEET
DISSOLVED METALS
Page 1 of 1

Sample ID: RLSW-1-092706
SAMPLE

Lab Sample ID: JY56H
LIMS ID: 06-17879
Matrix: Water
Data Release Authorized:
Reported: 10/06/06

QC Report No: JY56-Anchor Environmental
Project: CHINOOK
060354-01
Date Sampled: 09/27/06
Date Received: 09/28/06

Prep Meth	Prep Date	Analysis Method	Analysis Date	CAS Number	Analyte	RL	mg/L	Q
6010B	10/02/06	6010B	10/03/06	**7440-21-3**	**Silicon**	0.3	**21.8**	

U-Analyte undetected at given RL
RL-Reporting Limit

ANALYTICAL RESOURCES INCORPORATED

INORGANICS ANALYSIS DATA SHEET
DISSOLVED METALS

Sample ID: RLSW-1-092706
MATRIX SPIKE

Lab Sample ID: JY56H
LIMS ID: 06-17879
Matrix: Water
Data Release Authorized:
Reported: 10/06/06

QC Report No: JY56-Anchor Environmental
Project: CHINOOK
060354-01
Date Sampled: 09/27/06
Date Received: 09/28/06

MATRIX SPIKE QUALITY CONTROL REPORT

Analyte	Analysis Method	Sample	Spike	Spike Added	% Recovery	Q
Silicon	6010B	21.8	70.1	50.0	96.6%	

Reported in mg/L

N-Control Limit Not Met
H-% Recovery Not Applicable, Sample Concentration Too High
NA-Not Applicable, Analyte Not Spiked

Percent Recovery Limits: 75-125%

ANALYTICAL RESOURCES INCORPORATED

INORGANICS ANALYSIS DATA SHEET
DISSOLVED METALS

Sample ID: RLSW-1-092706
DUPLICATE

Lab Sample ID: JY56H
LIMS ID: 06-17879
Matrix: Water
Data Release Authorized:
Reported: 10/06/06

QC Report No: JY56-Anchor Environmental
Project: CHINOOK
060354-01
Date Sampled: 09/27/06
Date Received: 09/28/06

MATRIX DUPLICATE QUALITY CONTROL REPORT

Analyte	Analysis Method	Sample	Duplicate	RPD	Control Limit	Q
Silicon	6010B	21.8	22.0	0.9%	+/- 20%	

Reported in mg/L

*-Control Limit Not Met
L-RPD Invalid, Limit = Detection Limit

ANALYTICAL RESOURCES INCORPORATED

INORGANICS ANALYSIS DATA SHEET
DISSOLVED METALS
Page 1 of 1

Sample ID: R4D-092706
SAMPLE

Lab Sample ID: JY56I
LIMS ID: 06-17880
Matrix: Water
Data Release Authorized:
Reported: 10/06/06

QC Report No: JY56-Anchor Environmental
Project: CHINOOK
060354-01
Date Sampled: 09/27/06
Date Received: 09/28/06

Prep Meth	Prep Date	Analysis Method	Analysis Date	CAS Number	Analyte	RL	mg/L	Q
6010B	10/02/06	6010B	10/03/06	**7440-21-3**	**Silicon**	0.3	**37.3**	

U-Analyte undetected at given RL
RL-Reporting Limit

ANALYTICAL RESOURCES INCORPORATED

INORGANICS ANALYSIS DATA SHEET
DISSOLVED METALS

Sample ID: PZ-2-092706
SAMPLE

Lab Sample ID: JY56J
LIMS ID: 06-17881
Matrix: Water
Data Release Authorized:
Reported: 10/06/06

QC Report No: JY56-Anchor Environmental
Project: CHINOOK
060354-01
Date Sampled: 09/27/06
Date Received: 09/28/06

Prep Meth	Prep Date	Analysis Method	Analysis Date	CAS Number	Analyte	RL	mg/L	Q
6010B	10/02/06	6010B	10/03/06	**7440-21-3**	**Silicon**	0.3	**21.1**	

U-Analyte undetected at given RL
RL-Reporting Limit

ANALYTICAL RESOURCES INCORPORATED

INORGANICS ANALYSIS DATA SHEET
DISSOLVED METALS
Page 1 of 1

Sample ID: R3-092706
SAMPLE

Lab Sample ID: JY56K
LIMS ID: 06-17882
Matrix: Water
Data Release Authorized:
Reported: 10/06/06

QC Report No: JY56-Anchor Environmental
Project: CHINOOK
060354-01
Date Sampled: 09/27/06
Date Received: 09/28/06

Prep Meth	Prep Date	Analysis Method	Analysis Date	CAS Number	Analyte	RL	mg/L	Q
6010B	10/02/06	6010B	10/03/06	**7440-21-3**	**Silicon**	0.3	**89.3**	

U-Analyte undetected at given RL
RL-Reporting Limit

ANALYTICAL RESOURCES INCORPORATED

INORGANICS ANALYSIS DATA SHEET
DISSOLVED METALS
Page 1 of 1

Sample ID: R43-092706
SAMPLE

Lab Sample ID: JY56L
LIMS ID: 06-17883
Matrix: Water
Data Release Authorized:
Reported: 10/06/06

QC Report No: JY56-Anchor Environmental
Project: CHINOOK
060354-01
Date Sampled: 09/27/06
Date Received: 09/28/06

Prep Meth	Prep Date	Analysis Method	Analysis Date	CAS Number	Analyte	RL	mg/L	Q
6010B	10/02/06	6010B	10/03/06	**7440-21-3**	**Silicon**	0.3	**127**	

U-Analyte undetected at given RL
RL-Reporting Limit

ANALYTICAL RESOURCES INCORPORATED

INORGANICS ANALYSIS DATA SHEET
DISSOLVED METALS
Page 1 of 1

Sample ID: LAB CONTROL

Lab Sample ID: JY56LCS
LIMS ID: 06-17873
Matrix: Water
Data Release Authorized:
Reported: 10/06/06

QC Report No: JY56-Anchor Environmental
Project: CHINOOK
060354-01
Date Sampled: NA
Date Received: NA

BLANK SPIKE QUALITY CONTROL REPORT

Analyte	Analysis Method	Spike Found	Spike Added	% Recovery	Q
Aluminum	6010B	2.03	2.00	102%	
Calcium	6010B	10.0	10.0	100%	
Iron	6010B	2.10	2.00	105%	
Magnesium	6010B	10.0	10.0	100%	
Manganese	6010B	0.490	0.500	98.0%	
Potassium	6010B	10.5	10.0	105%	
Sodium	6010B	10.3	10.0	103%	

Reported in mg/L

N-Control limit not met
Control Limits: 80-120%

ANALYTICAL RESOURCES INCORPORATED

INORGANICS ANALYSIS DATA SHEET
DISSOLVED METALS

Sample ID: LAB CONTROL

Lab Sample ID: JY56LCS
LIMS ID: 06-17880
Matrix: Water
Data Release Authorized:
Reported: 10/06/06

QC Report No: JY56-Anchor Environmental
Project: CHINOOK
060354-01
Date Sampled: NA
Date Received: NA

BLANK SPIKE QUALITY CONTROL REPORT

Analyte	Analysis Method	Spike Found	Spike Added	% Recovery	Q
Silicon	6010B	10.0	10.0	100%	

Reported in mg/L

N-Control limit not met
Control Limits: 80-120%

ANALYTICAL RESOURCES INCORPORATED

INORGANICS ANALYSIS DATA SHEET
DISSOLVED METALS

Sample ID: METHOD BLANK

Lab Sample ID: JY56MB
LIMS ID: 06-17873
Matrix: Water
Data Release Authorized:
Reported: 10/06/06

QC Report No: JY56-Anchor Environmental
Project: CHINOOK
060354-01
Date Sampled: NA
Date Received: NA

Prep Meth	Prep Date	Analysis Method	Analysis Date	CAS Number	Analyte	RL	mg/L	Q
3010A	10/03/06	6010B	10/05/06	7429-90-5	Aluminum	0.05	0.05	U
3010A	10/03/06	6010B	10/05/06	7440-70-2	Calcium	0.05	0.05	U
3010A	10/03/06	6010B	10/05/06	7439-89-6	Iron	0.05	0.05	U
3010A	10/03/06	6010B	10/05/06	7439-95-4	Magnesium	0.05	0.05	U
3010A	10/03/06	6010B	10/05/06	7439-96-5	Manganese	0.001	0.001	U
3010A	10/03/06	6010B	10/05/06	7440-09-7	Potassium	0.5	0.5	U
3010A	10/03/06	6010B	10/05/06	7440-23-5	Sodium	0.5	0.5	U

U-Analyte undetected at given RL
RL-Reporting Limit

ANALYTICAL RESOURCES INCORPORATED

INORGANICS ANALYSIS DATA SHEET
DISSOLVED METALS

Sample ID: METHOD BLANK

Lab Sample ID: JY56MB
LIMS ID: 06-17880
Matrix: Water
Data Release Authorized:
Reported: 10/06/06

QC Report No: JY56-Anchor Environmental
Project: CHINOOK
060354-01
Date Sampled: NA
Date Received: NA

Prep Meth	Prep Date	Analysis Method	Analysis Date	CAS Number	Analyte	RL	mg/L	Q
6010B	10/02/06	6010B	10/03/06	7440-21-3	Silicon	0.06	0.06	U

U-Analyte undetected at given RL
RL-Reporting Limit

GENERAL CHEMISTRY

SAMPLE RESULTS-CONVENTIONALS
JY56-Anchor Environmental

ANALYTICAL RESOURCES INCORPORATED

Matrix: Water
Data Release Authorized:
Reported: 10/04/06

Project: CHINOOK
Event: 060354-01
Date Sampled: 09/27/06
Date Received: 09/28/06

Client ID: RLSW-1-092706
ARI ID: 06-17872 JY56A

Analyte	Date Batch	Method	Units	RL	Sample
Alkalinity	09/29/06 092906#2	SM 2320	mg/L CaCO3	1.0	1,360
Chloride	09/28/06 092806#1	EPA 300.0	mg/L	1.0	16.0
Fluoride	09/29/06 092906#1	EPA 300.0	mg/L	2.0	63.8
Total Phosphorus	10/02/06 100206#1	EPA 365.2	mg-P/L	0.160	3.22
Sulfate	09/29/06 092906#1	EPA 300.0	mg/L	2.0	56.4

RL Analytical reporting limit
U Undetected at reported detection limit

SAMPLE RESULTS-CONVENTIONALS
JY56-Anchor Environmental

ANALYTICAL RESOURCES INCORPORATED

Matrix: Water
Data Release Authorized:
Reported: 10/04/06

Project: CHINOOK
Event: 060354-01
Date Sampled: 09/27/06
Date Received: 09/28/06

Client ID: R4D-092706
ARI ID: 06-17873 JY56B

Analyte	Date Batch	Method	Units	RL	Sample
Alkalinity	09/29/06 092906#2	SM 2320	mg/L CaCO3	1.0	901
Chloride	09/28/06 092806#1	EPA 300.0	mg/L	1.0	11.8
Fluoride	10/02/06 100206#1	EPA 300.0	mg/L	0.5	1.1
Total Phosphorus	10/02/06 100206#1	EPA 365.2	mg-P/L	0.160	1.18
Sulfate	09/29/06 092906#1	EPA 300.0	mg/L	0.1	< 0.1 U

RL Analytical reporting limit
U Undetected at reported detection limit

SAMPLE RESULTS-CONVENTIONALS
JY56-Anchor Environmental

ANALYTICAL RESOURCES INCORPORATED

Matrix: Water
Data Release Authorized:
Reported: 10/04/06

Project: CHINOOK
Event: 060354-01
Date Sampled: 09/27/06
Date Received: 09/28/06

Client ID: PZ-2-092706
ARI ID: 06-17874 JY56C

Analyte	Date Batch	Method	Units	RL	Sample
Alkalinity	09/29/06 092906#2	SM 2320	mg/L CaCO3	1.0	4,360
Chloride	09/28/06 092806#1	EPA 300.0	mg/L	1.0	39.7
Fluoride	09/29/06 092906#1	EPA 300.0	mg/L	20.0	539
Total Phosphorus	10/02/06 100206#1	EPA 365.2	mg-P/L	0.320	9.04
Sulfate	09/29/06 092906#1	EPA 300.0	mg/L	5.0	106

RL Analytical reporting limit
U Undetected at reported detection limit

SAMPLE RESULTS-CONVENTIONALS
JY56-Anchor Environmental

ANALYTICAL RESOURCES INCORPORATED

Matrix: Water
Data Release Authorized
Reported: 10/04/06

Project: CHINOOK
Event: 060354-01
Date Sampled: 09/27/06
Date Received: 09/28/06

Client ID: RLSW-3-092706
ARI ID: 06-17875 JY56D

Analyte	Date Batch	Method	Units	RL	Sample
Alkalinity	09/29/06 092906#2	SM 2320	mg/L CaCO3	1.0	964
Chloride	09/28/06 092806#1	EPA 300.0	mg/L	1.0	21.9
Fluoride	09/28/06 092806#1	EPA 300.0	mg/L	1.0	11.8
Total Phosphorus	10/02/06 100206#1	EPA 365.2	mg-P/L	0.160	0.940
Sulfate	09/29/06 092906#1	EPA 300.0	mg/L	0.1	0.2

RL Analytical reporting limit
U Undetected at reported detection limit

SAMPLE RESULTS-CONVENTIONALS
JY56-Anchor Environmental

ANALYTICAL RESOURCES INCORPORATED

Matrix: Water
Data Release Authorized:
Reported: 10/04/06

Project: CHINOOK
Event: 060354-01
Date Sampled: 09/27/06
Date Received: 09/28/06

Client ID: RLSW-2-092706
ARI ID: 06-17876 JY56E

Analyte	Date Batch	Method	Units	RL	Sample
Alkalinity	09/29/06 092906#2	SM 2320	mg/L CaCO3	1.0	962
Chloride	10/02/06 100206#1	EPA 300.0	mg/L	0.2	7.5
Fluoride	09/29/06 092906#1	EPA 300.0	mg/L	2.0	71.4
Total Phosphorus	10/02/06 100206#1	EPA 365.2	mg-P/L	0.160	0.780
Sulfate	09/29/06 092906#1	EPA 300.0	mg/L	5.0	101

RL Analytical reporting limit
U Undetected at reported detection limit

SAMPLE RESULTS-CONVENTIONALS
JY56-Anchor Environmental

ANALYTICAL RESOURCES INCORPORATED

Matrix: Water
Data Release Authorized:
Reported: 10/04/06

Project: CHINOOK
Event: 060354-01
Date Sampled: 09/27/06
Date Received: 09/28/06

Client ID: R3-092706
ARI ID: 06-17877 JY56F

Analyte	Date Batch	Method	Units	RL	Sample
Alkalinity	09/29/06 092906#2	SM 2320	mg/L CaCO3	1.0	13,100
Chloride	09/29/06 092906#1	EPA 300.0	mg/L	2.0	68.5
Fluoride	10/02/06 100206#1	EPA 300.0	mg/L	50.0	2,410
Total Phosphorus	10/02/06 100206#1	EPA 365.2	mg-P/L	0.800	32.0
Sulfate	09/29/06 092906#1	EPA 300.0	mg/L	10.0	275

RL Analytical reporting limit
U Undetected at reported detection limit

SAMPLE RESULTS-CONVENTIONALS
JY56-Anchor Environmental

ANALYTICAL RESOURCES INCORPORATED

Matrix: Water
Data Release Authorized
Reported: 10/04/06

Project: CHINOOK
Event: 060354-01
Date Sampled: 09/27/06
Date Received: 09/28/06

Client ID: R43-092706
ARI ID: 06-17878 JY56G

Analyte	Date Batch	Method	Units	RL	Sample
Alkalinity	09/29/06 092906#2	SM 2320	mg/L CaCO3	1.0	13,100
Chloride	09/29/06 092906#1	EPA 300.0	mg/L	2.0	74.4
Fluoride	10/02/06 100206#1	EPA 300.0	mg/L	50.0	2,380
Total Phosphorus	10/02/06 100206#1	EPA 365.2	mg-P/L	0.800	29.0
Sulfate	09/29/06 092906#1	EPA 300.0	mg/L	10.0	279

RL Analytical reporting limit
U Undetected at reported detection limit

METHOD BLANK RESULTS-CONVENTIONALS
JY56-Anchor Environmental

ANALYTICAL RESOURCES INCORPORATED

Matrix: Water
Data Release Authorized:
Reported: 10/04/06

Project: CHINOOK
Event: 060354-01
Date Sampled: NA
Date Received: NA

Analyte	Method	Date	Units	Blank
Chloride	EPA 300.0	09/28/06	mg/L	< 0.1 U
		09/29/06		< 0.1 U
		10/02/06		< 0.1 U
Fluoride	EPA 300.0	09/28/06	mg/L	< 0.1 U
		09/29/06		< 0.1 U
		10/02/06		< 0.1 U
Total Phosphorus	EPA 365.2	10/02/06	mg-P/L	< 0.008 U
Sulfate	EPA 300.0	09/29/06	mg/L	< 0.1 U

STANDARD REFERENCE RESULTS-CONVENTIONALS
JY56-Anchor Environmental

ANALYTICAL RESOURCES INCORPORATED

Matrix: Water
Data Release Authorized:
Reported: 10/04/06

Project: CHINOOK
Event: 060354-01
Date Sampled: NA
Date Received: NA

Analyte/SRM ID	Method	Date	Units	SRM	True Value	Recovery
Chloride	EPA 300.0	09/28/06	mg/L	2.8	3.0	93.3%
ERA #36065		09/29/06		2.8	3.0	93.3%
		10/02/06		2.8	3.0	93.3%
Fluoride	EPA 300.0	09/28/06	mg/L	2.8	3.0	93.3%
ERA #		09/29/06		2.8	3.0	93.3%
		10/02/06		2.8	3.0	93.3%
Total Phosphorus	EPA 365.2	10/02/06	mg-P/L	4.12	4.00	103.0%
ERA #35064						
Sulfate	EPA 300.0	09/29/06	mg/L	3.1	3.0	103.3%
ERA #05094						

REPLICATE RESULTS-CONVENTIONALS
JY56-Anchor Environmental

ANALYTICAL RESOURCES INCORPORATED

Matrix: Water
Data Release Authorized:
Reported: 10/04/06

Project: CHINOOK
Event: 060354-01
Date Sampled: 09/27/06
Date Received: 09/28/06

Analyte	Method	Date	Units	Sample	Replicate(s)	RPD/RSD
ARI ID: JY56A Client ID: RLSW-1-092706						
Alkalinity	SM 2320	09/29/06	mg/L CaCO3	1,360	1,370	0.7%
Chloride	EPA 300.0	09/28/06	mg/L	16.0	15.8	1.3%
Fluoride	EPA 300.0	09/29/06	mg/L	63.8	64.5	1.1%
Total Phosphorus	EPA 365.2	10/02/06	mg-P/L	3.22	3.22	0.0%
Sulfate	EPA 300.0	09/29/06	mg/L	56.4	56.8	0.7%

MS/MSD RESULTS-CONVENTIONALS
JY56-Anchor Environmental

ANALYTICAL RESOURCES INCORPORATED

Matrix: Water
Data Release Authorized:
Reported: 10/04/06

Project: CHINOOK
Event: 060354-01
Date Sampled: 09/27/06
Date Received: 09/28/06

Analyte	Method	Date	Units	Sample	Spike	Spike Added	Recovery
ARI ID: JY56A Client ID: RLSW-1-092706							
Chloride	EPA 300.0	09/28/06	mg/L	16.0	37.4	20.0	107.0%
Fluoride	EPA 300.0	09/29/06	mg/L	63.8	161	100	97.2%
Sulfate	EPA 300.0	09/29/06	mg/L	56.4	154	100	97.6%
ARI ID: JY56B Client ID: R4D-092706							
Total Phosphorus	EPA 365.2	10/02/06	mg-P/L	1.18	11.1	8.00	124.0%

GEOTECH

ANALYTICAL RESOURCES INCORPORATED

Anchor Environmental
Chinook 060354-01
Fluid Density

Sample ID	Temperature (°C)	Density (g/ml)
RLSW-1-092706	23.5	1.0019
R4D-092706	23.5	1.0009
PZ-2-092706	23.5	1.0062
RLSW-3-092706	23.5	1.0011
R3-092706	23.5	1.0202
R43-092706	23.5	1.0196

Density measured in a calibrated 500 ml flask at the indicated temperature.

JY56

Laboratory Data Package

prepared
for

ANCHOR ENVIRONMENTAL

Project: Chinook

ARI JOB NO: JY56

prepared
by

Analytical Resources, Inc.

Metals Analysis
QC Summary Data

prepared
for

ANCHOR ENVIRONMENTAL

Project: Chinook

ARI JOB NO: JY56

prepared
by

Analytical Resources, Inc.

Cover Page

INORGANIC ANALYSIS DATA PACKAGE

ANALYTICAL RESOURCES INCORPORATED

CLIENT: Anchor Environmental

PROJECT: CHINOOK

SDG: JY56

CLIENT ID	ARI ID	ARI LIMS ID	REPREP
RLSW-1-092706	JY56A	06-17872	
RLSW-1-092706D	JY56ADUP	06-17872	
RLSW-1-092706S	JY56ASPK	06-17872	
R4D-092706	JY56B	06-17873	
PBW	JY56MB1	06-17873	
LCSW	JY56MB1SPK	06-17873	
PZ-2-092706	JY56C	06-17874	
R3-092706	JY56F	06-17877	
R43-092706	JY56G	06-17878	
RLSW-1-092706	JY56H	06-17879	
RLSW-1-092706D	JY56HDUP	06-17879	
RLSW-1-092706S	JY56HSPK	06-17879	
R4D-092706	JY56I	06-17880	
PBW	JY56MB2	06-17880	
LCSW	JY56MB2SPK	06-17880	
PZ-2-092706	JY56J	06-17881	
R3-092706	JY56K	06-17882	
R43-092706	JY56L	06-17883	

Were ICP interelement corrections applied ? Yes/No YES

Were ICP background corrections applied ? Yes/No YES

If yes - were raw data generated before application of background corrections ? Yes/No NO

Comments: _____

THIS DATA PACKAGE HAS BEEN REVIEWED AND AUTHORIZED FOR RELEASE BY:

Signature: Jay Kuhn Name: Jay Kuhn

Date: 10/9/06 Title: Inorganics Lab Manager

ANALYTICAL RESOURCES INCORPORATED

INORGANICS ANALYSIS DATA SHEET
DISSOLVED METALS
Page 1 of 1

Sample ID: RLSW-1-092706
MATRIX SPIKE

Lab Sample ID: JY56A
LIMS ID: 06-17872
Matrix: Water
Data Release Authorized:
Reported: 10/06/06

QC Report No: JY56-Anchor Environmental
Project: CHINOOK
060354-01
Date Sampled: 09/27/06
Date Received: 09/28/06

MATRIX SPIKE QUALITY CONTROL REPORT

Analyte	Analysis Method	Sample	Spike	Spike Added	% Recovery	Q
Aluminum	6010B	0.25	2.27	2.00	101%	
Calcium	6010B	28.0	39.0	10.0	110%	
Iron	6010B	8.00	10.4	2.00	120%	
Magnesium	6010B	16.3	26.7	10.0	104%	
Manganese	6010B	0.508	1.02	0.500	102%	
Potassium	6010B	2.0	12.3	10.0	103%	
Sodium	6010B	593	613	10.0	200%	H

Reported in mg/L

N-Control Limit Not Met
H-% Recovery Not Applicable, Sample Concentration Too High
NA-Not Applicable, Analyte Not Spiked

Percent Recovery Limits: 75-125%

ANALYTICAL RESOURCES INCORPORATED

INORGANICS ANALYSIS DATA SHEET
DISSOLVED METALS
Page 1 of 1

Sample ID: RLSW-1-092706
DUPLICATE

Lab Sample ID: JY56A
LIMS ID: 06-17872
Matrix: Water
Data Release Authorized:
Reported: 10/06/06

QC Report No: JY56-Anchor Environmental
Project: CHINOOK
060354-01
Date Sampled: 09/27/06
Date Received: 09/28/06

MATRIX DUPLICATE QUALITY CONTROL REPORT

Analyte	Analysis Method	Sample	Duplicate	RPD	Control Limit	Q
Aluminum	6010B	0.25	0.25	0.0%	+/- 20%	
Calcium	6010B	28.0	28.8	2.8%	+/- 20%	
Iron	6010B	8.00	8.20	2.5%	+/- 20%	
Magnesium	6010B	16.3	16.7	2.4%	+/- 20%	
Manganese	6010B	0.508	0.520	2.3%	+/- 20%	
Potassium	6010B	2.0	2.0	0.0%	+/- 0.5	L
Sodium	6010B	593	607	2.3%	+/- 20%	

Reported in mg/L

*-Control Limit Not Met
L-RPD Invalid, Limit = Detection Limit

ANALYTICAL RESOURCES INCORPORATED

INORGANICS ANALYSIS DATA SHEET
DISSOLVED METALS
Page 1 of 1

Sample ID: RLSW-1-092706
MATRIX SPIKE

Lab Sample ID: JY56H
LIMS ID: 06-17879
Matrix: Water
Data Release Authorized:
Reported: 10/06/06

QC Report No: JY56-Anchor Environmental
Project: CHINOOK
060354-01
Date Sampled: 09/27/06
Date Received: 09/28/06

MATRIX SPIKE QUALITY CONTROL REPORT

Analyte	Analysis Method	Sample	Spike	Spike Added	% Recovery	Q
Silicon	6010B	21.8	70.1	50.0	96.6%	

Reported in mg/L

N-Control Limit Not Met
H-% Recovery Not Applicable, Sample Concentration Too High
NA-Not Applicable, Analyte Not Spiked

Percent Recovery Limits: 75-125%

ANALYTICAL RESOURCES INCORPORATED

INORGANICS ANALYSIS DATA SHEET
DISSOLVED METALS
Page 1 of 1

Sample ID: RLSW-1-092706
DUPLICATE

Lab Sample ID: JY56H
LIMS ID: 06-17879
Matrix: Water
Data Release Authorized:
Reported: 10/06/06

QC Report No: JY56-Anchor Environmental
Project: CHINOOK
060354-01
Date Sampled: 09/27/06
Date Received: 09/28/06

MATRIX DUPLICATE QUALITY CONTROL REPORT

Analyte	Analysis Method	Sample	Duplicate	RPD	Control Limit	Q
Silicon	6010B	21.8	22.0	0.9%	+/- 20%	

Reported in mg/L

*-Control Limit Not Met
L-RPD Invalid, Limit = Detection Limit

ANALYTICAL RESOURCES INCORPORATED

INORGANICS ANALYSIS DATA SHEET
DISSOLVED METALS **Sample ID: LAB CONTROL**

Lab Sample ID: JY56LCS
LIMS ID: 06-17873
Matrix: Water
Data Release Authorized:
Reported: 10/06/06

QC Report No: JY56-Anchor Environmental
Project: CHINOOK
060354-01
Date Sampled: NA
Date Received: NA

BLANK SPIKE QUALITY CONTROL REPORT

Analyte	Analysis Method	Spike Found	Spike Added	% Recovery	Q
Aluminum	6010B	2.03	2.00	102%	
Calcium	6010B	10.0	10.0	100%	
Iron	6010B	2.10	2.00	105%	
Magnesium	6010B	10.0	10.0	100%	
Manganese	6010B	0.490	0.500	98.0%	
Potassium	6010B	10.5	10.0	105%	
Sodium	6010B	10.3	10.0	103%	

Reported in mg/L

N-Control limit not met
Control Limits: 80-120%

ANALYTICAL RESOURCES INCORPORATED

INORGANICS ANALYSIS DATA SHEET
DISSOLVED METALS
Page 1 of 1

Sample ID: LAB CONTROL

Lab Sample ID: JY56LCS
LIMS ID: 06-17880
Matrix: Water
Data Release Authorized:
Reported: 10/06/06

QC Report No: JY56-Anchor Environmental
Project: CHINOOK
060354-01
Date Sampled: NA
Date Received: NA

BLANK SPIKE QUALITY CONTROL REPORT

Analyte	Analysis Method	Spike Found	Spike Added	% Recovery	Q
Silicon	6010B	10.0	10.0	100%	

Reported in mg/L

N-Control limit not met
Control Limits: 80-120%

ANALYTICAL RESOURCES INCORPORATED

INORGANICS ANALYSIS DATA SHEET
DISSOLVED METALS
Page 1 of 1

Sample ID: METHOD BLANK

Lab Sample ID: JY56MB
LIMS ID: 06-17873
Matrix: Water
Data Release Authorized:
Reported: 10/06/06

QC Report No: JY56-Anchor Environmental
Project: CHINOOK
060354-01
Date Sampled: NA
Date Received: NA

Prep Meth	Prep Date	Analysis Method	Analysis Date	CAS Number	Analyte	RL	mg/L	Q
3010A	10/03/06	6010B	10/05/06	7429-90-5	Aluminum	0.05	0.05	U
3010A	10/03/06	6010B	10/05/06	7440-70-2	Calcium	0.05	0.05	U
3010A	10/03/06	6010B	10/05/06	7439-89-6	Iron	0.05	0.05	U
3010A	10/03/06	6010B	10/05/06	7439-95-4	Magnesium	0.05	0.05	U
3010A	10/03/06	6010B	10/05/06	7439-96-5	Manganese	0.001	0.001	U
3010A	10/03/06	6010B	10/05/06	7440-09-7	Potassium	0.5	0.5	U
3010A	10/03/06	6010B	10/05/06	7440-23-5	Sodium	0.5	0.5	U

U-Analyte undetected at given RL
RL-Reporting Limit

ANALYTICAL RESOURCES INCORPORATED

INORGANICS ANALYSIS DATA SHEET
DISSOLVED METALS
Page 1 of 1

Sample ID: METHOD BLANK

Lab Sample ID: JY56MB
LIMS ID: 06-17880
Matrix: Water
Data Release Authorized:
Reported: 10/06/06

QC Report No: JY56-Anchor Environmental
Project: CHINOOK
060354-01
Date Sampled: NA
Date Received: NA

Prep Meth	Prep Date	Analysis Method	Analysis Date	CAS Number	Analyte	RL	mg/L	Q
6010B	10/02/06	6010B	10/03/06	7440-21-3	Silicon	0.06	0.06	U

U-Analyte undetected at given RL
RL-Reporting Limit

Calibration Verification

ANALYTICAL RESOURCES INCORPORATED

CLIENT: Anchor Environmental

PROJECT: CHINOOK

SDG: JY56

UNITS:ug/L

ANALYTE	EL	M	RUN	ICVTV	ICV	%R	CCVTV	CCV1	%R	CCV2	%R	CCV3	%R	CCV4	%R	CCV5	%R
Silicon	SI	ICP	IP100321	2000.0	2049.55	102.5	2000.0	2031.57	101.6	2068.96	103.4	1994.09	99.7	1949.35	97.5	1980.50	99.0

0055

Control Limits: Mercury 80-120; Other Metals 90-110

Calibration Verification

ANALYTICAL RESOURCES INCORPORATED

CLIENT: Anchor Environmental

PROJECT: CHINOOK

SDG: JY56

UNITS:ug/L

ANALYTE	EL	M	RUN	CCVTV	CCV6	%R	CCV7	%R	CCV8	%R	CCV9	%R	CCV10	%R	CCV11	%R
Silicon	SI	ICP	IP100321	2000.0	1956.07	97.8	1908.01	95.4	1946.84	97.3						

0056

Control Limits: Mercury 80-120; Other Metals 90-110

Calibration Verification

ANALYTICAL RESOURCES INCORPORATED

CLIENT: Anchor Environmental

PROJECT: CHINOOK

SDG: JY56

UNITS:ug/L

ANALYTE	EL	M	RUN	ICVTV	ICV	%R	CCVTV	CCV1	%R	CCV2	%R	CCV3	%R	CCV4	%R	CCV5	%R
Aluminum	AL	ICP	IP100522	2000.0	1970.12	98.5	2000.0	1974.13	98.7	1990.08	99.5	1988.98	99.4	1989.55	99.5	1966.58	98.3
Calcium	CA	ICP	IP100522	2000.0	2047.72	102.4	2000.0	2054.91	102.7	2065.61	103.3	2065.26	103.3	2069.15	103.5	2037.03	101.9
Iron	FE	ICP	IP100522	2000.0	2045.88	102.3	2000.0	2066.36	103.3	2118.23	105.9	2104.81	105.2	2107.36	105.4	2036.65	101.8
Magnesium	MG	ICP	IP100522	2000.0	2023.85	101.2	2000.0	2027.55	101.4	2057.63	102.9	2021.57	101.1	2026.49	101.3	1979.54	99.0
Manganese	MN	ICP	IP100522	1000.0	972.58	97.3	1000.0	974.04	97.4	996.31	99.6	990.71	99.1	983.12	98.3	959.01	95.9
Potassium	K	ICP	IP100522	20000.0	20380.93	101.9	20000.0	20333.12	101.7	20257.99	101.3	20296.85	101.5	20515.60	102.6	20554.28	102.8
Sodium	NA	ICP	IP100522	50000.0	49987.62	100.0	50000.0	49318.17	98.6	48612.26	97.2	49031.73	98.1	49053.08	98.1	48145.70	96.3

0057

Control Limits: Mercury 80-120; Other Metals 90-110

Calibration Verification

ANALYTICAL RESOURCES INCORPORATED

CLIENT: Anchor Environmental

PROJECT: CHINOOK

SDG: JY56

UNITS:ug/L

ANALYTE	EL	M	RUN	CCVTV	CCV6	%R	CCV7	%R	CCV8	%R	CCV9	%R	CCV10	%R	CCV11	%R
Aluminum	AL	ICP	IP100522	2000.0	1959.75	98.0										
Calcium	CA	ICP	IP100522	2000.0	2022.31	101.1										
Iron	FE	ICP	IP100522	2000.0	2027.85	101.4										
Magnesium	MG	ICP	IP100522	2000.0	1962.14	98.1										
Manganese	MN	ICP	IP100522	1000.0	948.41	94.8										
Potassium	K	ICP	IP100522	20000.0	20303.91	101.5										
Sodium	NA	ICP	IP100522	50000.0	46886.79	93.8										

0058

Control Limits: Mercury 80-120; Other Metals 90-110

CRDL Standard

ANALYTICAL RESOURCES INCORPORATED

CLIENT: Anchor Environmental

PROJECT: CHINOOK

SDG: JY56

UNITS:ug/L

ANALYTE	EL	M	RUN	CRA/I TV	CR-1	%R	CR-2	%R	CR-3	%R	CR-4	%R	CR-5	%R	CR-6	%R
Silicon	SI	ICP	IP100321	60.0	90.69	**151.2**										
Aluminum	AL	ICP	IP100522	50.0	48.89	**97.8**										
Calcium	CA	ICP	IP100522	50.0	54.34	**108.7**										
Iron	FE	ICP	IP100522	50.0	56.92	**113.8**										
Magnesium	MG	ICP	IP100522	50.0	54.55	**109.1**										
Manganese	MN	ICP	IP100522	1.0	1.10	**110.0**										
Potassium	K	ICP	IP100522	500.0	556.52	**111.3**										
Sodium	NA	ICP	IP100522	500.0	541.70	**108.3**										

0059

Control Limits: no control limits have been established by the EPA at this time.

Calibration Blanks

ANALYTICAL RESOURCES INCORPORATED

CLIENT: Anchor Environmental

PROJECT: CHINOOK

SDG: JY56

UNITS:ug/L

ANALYTE	EL	METH	RUN	CRDL	IDL	ICB	C	CCB1	C	CCB2	C	CCB3	C	CCB4	C	CCB5	C
Silicon	SI	ICP	IP100321	60.0	60.0	60.0	U	60.0	U	60.0	U	60.0	U	60.0	U	60.0	U

0060

Calibration Blanks

ANALYTICAL RESOURCES INCORPORATED

CLIENT: Anchor Environmental

PROJECT: CHINOOK

SDG: JY56

UNITS: ug/L

ANALYTE	EL	METH	RUN	CRDL	IDL	CCB6	C	CCB7	C	CCB8	C	CCB9	C	CCB10	C	CCB11	C
Silicon	SI	ICP	IP100321	60.0	60.0	60.0	U	60.0	U	60.0	U						

Calibration Blanks

ANALYTICAL RESOURCES INCORPORATED

CLIENT: Anchor Environmental

PROJECT: CHINOOK

SDG: JY56

UNITS:ug/L

ANALYTE	EL	METH	RUN	CRDL	IDL	ICB	C	CCB1	C	CCB2	C	CCB3	C	CCB4	C	CCB5	C
Aluminum	AL	ICP	IP100522	200.0	50.0	50.0	U	50.0	U	50.0	U	50.0	U	50.0	U	50.0	U
Calcium	CA	ICP	IP100522	5000.0	50.0	50.0	U	50.0	U	50.0	U	50.0	U	50.0	U	50.0	U
Iron	FE	ICP	IP100522	100.0	50.0	50.0	U	50.0	U	50.0	U	50.0	U	50.0	U	50.0	U
Magnesium	MG	ICP	IP100522	5000.0	50.0	50.0	U	50.0	U	50.0	U	50.0	U	50.0	U	50.0	U
Manganese	MN	ICP	IP100522	15.0	1.0	1.0	U	1.0	U	1.0	U	1.0	U	1.0	U	1.0	U
Potassium	K	ICP	IP100522	5000.0	500.0	500.0	U	500.0	U	500.0	U	500.0	U	500.0	U	500.0	U
Sodium	NA	ICP	IP100522	5000.0	500.0	500.0	U	500.0	U	500.0	U	500.0	U	723.2	B	500.0	U

Calibration Blanks

ANALYTICAL RESOURCES INCORPORATED

CLIENT: Anchor Environmental

PROJECT: CHINOOK

SDG: JY56

UNITS:ug/L

ANALYTE	EL	METH	RUN	CRDL	IDL	CCB6	C	CCB7	C	CCB8	C	CCB9	C	CCB10	C	CCB11	C
Aluminum	AL	ICP	IP100522	200.0	50.0	50.0	U										
Calcium	CA	ICP	IP100522	5000.0	50.0	50.0	U										
Iron	FE	ICP	IP100522	100.0	50.0	50.0	U										
Magnesium	MG	ICP	IP100522	5000.0	50.0	50.0	U										
Manganese	MN	ICP	IP100522	15.0	1.0	1.0	U										
Potassium	K	ICP	IP100522	5000.0	500.0	500.0	U										
Sodium	NA	ICP	IP100522	5000.0	500.0	500.0	U										

ICP Interference Check Sample

ANALYTICAL RESOURCES INCORPORATED

CLIENT: Anchor Environmental

PROJECT: CHINOOK

SDG: JY56

ICS SOURCE: I.V.

RUNID: IP100321

INSTRUMENT ID: OPTIMA ICP 1

UNITS: ug/L

ANALYTE	ICSA TV	ICSAB TV	ICSA1	ICSAB1	%R	ICSA2	ICSAB2	%R	ICSA3	ICSAB3	%R
Aluminum	200000	200000	199317.2	199523.1	**99.8**						
Antimony		1000	8.5	1102.9	**110.3**						
Arsenic		1000	16.0	1048.7	**104.9**						
Barium		1000	-0.6	979.6	**98.0**						
Beryllium		1000	0.2	1041.6	**104.2**						
Boron			0.7	2.3							
Cadmium		1000	1.2	1048.4	**104.8**						
Calcium	100000	100000	98180.9	98081.5	**98.1**						
Chromium		1000	1.9	971.8	**97.2**						
Cobalt		1000	0.1	968.1	**96.8**						
Copper		1000	0.4	1057.0	**105.7**						
Iron	200000	200000	198022.7	196757.6	**98.4**						
Lead		1000	7.8	982.6	**98.3**						
Magnesium	100000	100000	100847.9	100202.0	**100.2**						
Manganese		1000	-0.5	948.6	**94.9**						
Molybdenum			2.0	2.0							
Nickel		1000	-2.3	955.4	**95.5**						
Potassium			63.2	140.4							
Selenium		1000	-20.5	1015.4	**101.5**						
Silicon			14.8	15.7							
Silver		1000	0.6	1055.1	**105.5**						
Sodium			48.4	53.3							
Strontium			1.2	1.4							
Thallium		1000	-25.8	948.6	**94.9**						
Tin			-6.6	-5.6							
Titanium			6.1	6.4							
Vanadium		1000	1.3	1045.1	**104.5**						
Zinc		1000	-0.5	949.8	**95.0**						

0064

ICP Interference Check Sample

ANALYTICAL RESOURCES INCORPORATED

CLIENT: Anchor Environmental

PROJECT: CHINOOK

SDG: JY56

ICS SOURCE: I.V.

RUNID: IP100522

INSTRUMENT ID: OPTIMA ICP 1

UNITS: ug/L

ANALYTE	ICSA TV	ICSAB TV	ICSA1	ICSAB1	%R	ICSA2	ICSAB2	%R	ICSA3	ICSAB3	%R
Aluminum	200000	200000	198930.8	200839.1	**100.4**						
Antimony		1000	7.5	1073.8	**107.4**						
Arsenic		1000	9.0	1030.6	**103.1**						
Barium		1000	-0.2	1012.9	**101.3**						
Beryllium		1000	-0.1	1033.1	**103.3**						
Boron			-3.6	-3.7							
Cadmium		1000	1.1	1027.0	**102.7**						
Calcium	100000	100000	101738.7	99529.9	**99.5**						
Chromium		1000	5.3	989.5	**99.0**						
Cobalt		1000	-0.1	945.7	**94.6**						
Copper		1000	3.5	1077.4	**107.7**						
Iron	200000	200000	210931.1	204267.9	**102.1**						
Lead		1000	18.3	978.5	**97.9**						
Magnesium	100000	100000	105060.5	101598.4	**101.6**						
Manganese		1000	-1.0	1002.0	**100.2**						
Molybdenum			1.6	2.1							
Nickel		1000	1.1	970.8	**97.1**						
Potassium			53.2	84.2							
Selenium		1000	-43.3	969.7	**97.0**						
Silicon			10.1	12.1							
Silver		1000	0.9	1037.5	**103.8**						
Sodium			27.4	23.1							
Strontium			1.2	1.5							
Thallium		1000	-27.2	924.6	**92.5**						
Tin			-8.9	-10.1							
Titanium			4.4	5.0							
Vanadium		1000	2.4	1021.0	**102.1**						
Zinc		1000	-5.0	958.2	**95.8**						

0065

IDLs and ICP Linear Ranges

ANALYTICAL RESOURCES INCORPORATED

CLIENT: Anchor Environmental

PROJECT: CHINOOK

SDG: JY56 UNITS: ug/L

ANALYTE	EL	METH	INSTRUMENT	WAVELENTH (nm)	GFA BACK-GROUND	CLP CRDL	RL	RL DATE	ICP LINEAR RANGE (ug/L)	ICP LR DATE
Aluminum	AL	ICP	OPTIMA ICP 1	308.22		200	50.0	6/1/2006	250000.0	6/19/1906
Calcium	CA	ICP	OPTIMA ICP 1	317.93		5000	50.0	6/1/2006	500000.0	6/19/1906
Iron	FE	ICP	OPTIMA ICP 1	273.96		100	50.0	6/1/2006	250000.0	6/19/1906
Magnesium	MG	ICP	OPTIMA ICP 1	279.08		5000	50.0	6/1/2006	500000.0	6/19/1906
Manganese	MN	ICP	OPTIMA ICP 1	257.61		15	1.0	6/1/2006	30000.0	6/19/1906
Potassium	K	ICP	OPTIMA ICP 1	766.49		5000	500.0	6/1/2006	500000.0	6/19/1906
Silicon	SI	ICP	OPTIMA ICP 1	288.16		60	60.0	6/1/2006	0.0	6/19/1906
Sodium	NA	ICP	OPTIMA ICP 1	589.59		5000	500.0	6/1/2006	5000000.0	6/19/1906

ICP Interelement Correction Factors

ANALYTICAL RESOURCES INCORPORATED

CLIENT: Anchor Environmental

PROJECT: CHINOOK

IEC DATE: 9/25/2006

SDG: JY56

INSTRUMENT ID: OPTIMA ICP 1

ANALYTE	WAVELENGTH	AL	AS	BA	BE	CA	CD	CO	CR	CU	FE
Aluminum	308.22	0.0000000	0.0000000	0.0000000	0.0000000	0.0000000	0.0000000	0.0000000	0.0000000	0.0000000	0.0000000
Antimony	206.84	0.0000000	0.0000000	0.0000000	0.0000000	0.0000000	0.0000000	0.0000000	16.2100000	0.0000000	0.1030460
Arsenic	188.98	0.0938183	0.0000000	0.1533550	0.0000000	0.0419242	0.0000000	0.0000000	0.3754730	0.3209290	0.0000000
Barium	233.53	0.0000000	0.0000000	0.0000000	0.0000000	-0.0072722	0.0000000	-0.2555740	0.0000000	0.0000000	0.0702811
Beryllium	313.04	0.0000000	0.0000000	0.0000000	0.0000000	0.0000000	0.0000000	0.0000000	0.0000000	0.0000000	0.0000000
Cadmium	228.80	0.0000000	1.3822800	0.0463102	0.0000000	0.0000000	0.0000000	0.1963220	0.0000000	0.0000000	0.0000000
Calcium	317.93	0.0000000	0.0000000	0.0000000	0.0000000	0.0000000	0.0000000	0.0000000	0.0000000	0.0000000	0.0000000
Chromium	267.72	0.0000000	0.0000000	0.0000000	0.0000000	-0.0105992	0.0000000	0.0000000	0.0000000	0.0000000	-0.0669465
Cobalt	228.62	-0.0147446	0.0000000	0.2412880	0.0000000	0.0000000	0.0000000	0.0000000	0.0000000	0.0000000	0.0172470
Copper	324.75	0.0000000	0.0000000	0.0000000	0.0000000	0.0000000	0.0000000	-0.2000560	-0.0393520	0.0000000	-0.0995853
Iron	273.96	0.0000000	0.0000000	0.0000000	0.0000000	0.0000000	0.0000000	0.0000000	0.7498730	0.0000000	0.0000000
Lead	220.35	-0.1775400	0.0000000	0.0000000	0.0000000	0.0000000	0.0000000	-0.1485420	-1.6563300	0.6048040	0.0000000
Magnesium	279.08	0.0000000	0.0000000	0.0000000	0.0000000	0.0000000	0.0000000	-1.3145300	-0.8640350	0.0000000	0.7014660
Manganese	257.61	0.0089125	0.0000000	0.0000000	0.0000000	0.0079583	0.0000000	0.0000000	0.0000000	0.0000000	0.0000000
Molybdenum	202.03	0.0000000	0.0000000	0.0000000	0.0000000	0.0000000	0.0000000	0.0000000	0.0000000	0.0000000	0.0000000
Nickel	231.60	0.0000000	0.0000000	0.0000000	0.0000000	0.0000000	0.0000000	0.0000000	0.0000000	0.0000000	0.0000000
Potassium	766.49	0.0000000	0.0000000	0.0000000	0.0000000	0.0000000	0.0000000	0.0000000	0.0000000	0.0000000	0.0000000
Selenium	196.03	0.0000000	0.0000000	0.0000000	0.0000000	0.0000000	0.0000000	0.0000000	0.0000000	0.0000000	-0.1191740
Silicon	288.16	0.0000000	0.0000000	0.0000000	0.0000000	0.0000000	0.0000000	0.0000000	-2.0980400	0.0000000	0.0000000
Silver	328.07	0.0000000	0.0000000	0.0000000	0.0000000	0.0000000	0.0000000	0.0000000	0.0000000	0.0000000	-0.0477086
Sodium	589.59	0.0000000	0.0000000	0.0000000	0.0000000	10.1700000	0.0000000	0.0000000	0.0000000	0.0000000	0.0000000
Thallium	190.80	0.0000000	0.0000000	0.0000000	0.0000000	0.0000000	0.0000000	3.5279800	0.3870280	0.0000000	0.0000000
Tin	189.93	0.0000000	0.0000000	0.0000000	0.0000000	-0.0723848	0.0000000	0.0000000	0.0000000	0.0000000	0.0000000
Titanium	334.90	0.0000000	0.0000000	0.0000000	0.0000000	0.0000000	0.0000000	0.0000000	0.2123760	0.0000000	0.0000000
Vanadium	292.40	0.0000000	0.0000000	0.0000000	0.0000000	0.0000000	0.0000000	0.0000000	-7.0582400	0.0000000	0.0000000
Zinc	206.20	0.0000000	0.0000000	0.0000000	0.0000000	-0.0229685	0.3119720	0.0000000	0.3266740	0.0000000	0.0286342

0067

ICP Interelement Correction Factors

ANALYTICAL RESOURCES INCORPORATED

CLIENT: Anchor Environmental

PROJECT: CHINOOK

IEC DATE: 9/25/2006

SDG: JY56

INSTRUMENT ID: OPTIMA ICP 1

ANALYTE	WAVELENGTH	MG	MN	MO	NI	PB	SB	TI	TL	V	ZN
Aluminum	308.22	0.0000000	0.0000000	19.6878000	0.0000000	0.0000000	0.0000000	0.7151350	0.0000000	16.7609000	0.000000C
Antimony	206.84	0.0000000	0.0000000	0.0000000	-0.3295220	0.0000000	0.0000000	-0.8642410	0.0000000	-3.4575900	0.000000C
Arsenic	188.98	0.0000000	0.0000000	0.9150530	0.0000000	0.0000000	0.0000000	2.5519000	0.0000000	0.0000000	0.149276C
Barium	233.53	0.0085043	0.0000000	0.0000000	0.1240640	0.0000000	0.0000000	0.0000000	0.0000000	0.4604860	0.000000C
Beryllium	313.04	0.0000000	0.0000000	0.0000000	0.0000000	0.0000000	0.0000000	0.0000000	0.0000000	1.5675800	0.000000C
Cadmium	228.80	0.0000000	0.0000000	0.0000000	-0.2000800	0.0000000	0.0000000	0.0000000	0.0000000	0.0000000	0.000000C
Calcium	317.93	0.0000000	0.0000000	0.0000000	0.0000000	0.0000000	0.0000000	0.0000000	0.0000000	0.0000000	0.000000C
Chromium	267.72	0.2307900	0.5096240	0.1429920	0.0000000	0.0000000	0.0000000	0.0965822	0.0000000	0.1796520	0.000000C
Cobalt	228.62	0.0000000	0.0000000	-0.3795350	0.0320069	0.0000000	0.0000000	1.7290300	0.0000000	0.0000000	0.000000C
Copper	324.75	0.0065528	0.0000000	0.7344770	0.0000000	0.0000000	0.0000000	0.2196270	0.0000000	0.0000000	0.000000C
Iron	273.96	0.0000000	0.0000000	0.0000000	0.0000000	0.0000000	0.0000000	0.0000000	0.0000000	1.7593200	0.000000C
Lead	220.35	0.0000000	0.0000000	-0.3190660	-0.1742160	0.0000000	0.0000000	0.0000000	0.0000000	0.0000000	0.000000C
Magnesium	279.08	0.0000000	0.0000000	-3.2635900	0.0000000	0.0000000	0.0000000	0.0000000	0.0000000	0.0000000	0.000000C
Manganese	257.61	0.0163744	0.0000000	0.0000000	0.0000000	-0.2391890	0.0000000	0.0000000	0.0000000	0.0000000	0.000000C
Molybdenum	202.03	0.0214192	0.0000000	0.0000000	0.0000000	0.0000000	0.0000000	0.0000000	0.0000000	0.0000000	0.000000C
Nickel	231.60	0.0000000	0.0000000	0.0000000	0.0000000	0.0000000	-0.5765410	0.0000000	0.0000000	0.0000000	0.000000C
Potassium	766.49	0.0000000	0.0000000	0.0000000	0.0000000	0.0000000	0.0000000	0.0000000	0.0000000	0.0000000	0.000000C
Selenium	196.03	0.0000000	1.1348600	0.0000000	0.0000000	0.0000000	0.0000000	0.0000000	0.0000000	0.0000000	0.000000C
Silicon	288.16	0.0000000	0.0000000	0.0000000	0.0000000	0.0000000	0.0000000	0.0000000	0.0000000	0.0000000	0.000000C
Silver	328.07	0.0000000	0.1621690	0.1065380	0.0000000	0.0000000	0.0000000	0.0000000	0.0000000	-0.3119270	0.000000C
Sodium	589.59	0.0000000	0.0000000	0.0000000	0.0000000	0.0000000	0.0000000	250.8830000	0.0000000	0.0000000	252.099000C
Thallium	190.80	0.0000000	0.0000000	-3.5954300	0.0000000	0.0000000	0.0000000	0.8751120	0.0000000	2.2588300	0.000000C
Tin	189.93	0.0000000	0.0000000	0.0000000	0.0000000	-0.0530103	-1.8271700	0.1974990	0.0000000	0.0000000	0.000000C
Titanium	334.90	0.0000000	0.0000000	1.0370700	0.0000000	0.0000000	0.0000000	0.0000000	0.0000000	0.0000000	0.000000C
Vanadium	292.40	0.0000000	-0.1494890	-0.7380980	0.0000000	0.0000000	0.0000000	0.4684280	0.0000000	0.0000000	0.000000C
Zinc	206.20	0.0000000	0.0000000	0.3271770	0.0000000	-0.0935990	0.0000000	0.0000000	0.0000000	0.0000000	0.000000C

0068

Preparation Log

ANALYTICAL RESOURCES INCORPORATED

CLIENT: Anchor Environmental

PROJECT: CHINOOK

SDG: JY56

ANALYSIS METHOD: ICP

ARI PREP CODE: TWC

PREPDATE: 10/3/2006

CLIENT ID	ARI ID	MASS (g)	INITIAL VOLUME (mL)	FINAL VOLUME (mL)
RLSW-1-092706	JY56A	0.000	50.0	50.0
RLSW-1-092706D	JY56ADUP	0.000	50.0	50.0
RLSW-1-092706S	JY56ASPK	0.000	50.0	50.0
R4D-092706	JY56B	0.000	50.0	50.0
PZ-2-092706	JY56C	0.000	50.0	50.0
R3-092706	JY56F	0.000	50.0	50.0
R43-092706	JY56G	0.000	50.0	50.0
PBW	JY56MB1	0.000	50.0	50.0
LCSW	JY56MB1SPK	0.000	50.0	50.0

Preparation Log

ANALYTICAL RESOURCES INCORPORATED

CLIENT: Anchor Environmental

PROJECT: CHINOOK

SDG: JY56

ANALYSIS METHOD: ICP

ARI PREP CODE: WMN

PREPDATE: 10/2/2006

CLIENT ID	ARI ID	MASS (g)	INITIAL VOLUME (mL)	FINAL VOLUME (mL)
RLSW-1-092706	JY56H	0.000	50.0	50.0
RLSW-1-092706D	JY56HDUP	0.000	50.0	50.0
RLSW-1-092706S	JY56HSPK	0.000	50.0	50.0
R4D-092706	JY56I	0.000	50.0	50.0
PZ-2-092706	JY56J	0.000	50.0	50.0
R3-092706	JY56K	0.000	50.0	50.0
R43-092706	JY56L	0.000	50.0	50.0
PBW	JY56MB2	0.000	50.0	50.0
LCSW	JY56MB2SPK	0.000	50.0	50.0

Analysis Run Log

ANALYTICAL RESOURCES INCORPORATED

CLIENT: Anchor Environmental

PROJECT: CHINOOK | INSTRUMENT ID: OPTIMA ICP 1 | START DATE: 10/3/2006

SDG: JY56 | RUNID: IP100321 | METHOD: ICP | END DATE: 10/3/2006

CLIENT ID	ARI ID	DIL.	TIME	%R	AG	AL	AS	B	BA	BE	CA	CD	CO	CR	CU	FE	HG	K	MG	MN	MO	NA	NI	PB	SB	SE	SI	SN	TI	TL	U	V	ZN
S0	S0	1.00	10453																								X						
S2	S2	1.00	10515																														
S3	S3	1.00	10560																														
S4	S4	1.00	11010																								X						
S5	S5	1.00	11054																														
ICV	ICV	1.00	11295																								X						
ICB	ICB	1.00	11361																								X						
CRI	CRII	1.00	11423																								X						
ICSA	ICSAI	1.00	11485																								X						
ICSAB	ICSABI	1.00	11552																								X						
CCV	CCV1	1.00	12014																								X						
CCB	CCB1	1.00	12081																								X						
ZZZZZZ	JY35MB2	1.00	12135																														
PBW	JY56MB2	1.00	12201																								X						
ZZZZZZ	JY35E	5.00	12263																														
ZZZZZZ	JY35F	5.00	12342																														
R4D-092706	JY56I	5.00	12412																								X						
PZ-2-092706	JY56J	5.00	12482																								X						
ZZZZZZ	JY35DDUP	5.00	12553																														
ZZZZZZ	JY35D	5.00	13023																														
ZZZZZZ	JY35DSPK	5.00	13094																														
ZZZZZZ	JY35MB2SPK	1.00	13164																														
CCV	CCV2	1.00	13232																								X						
CCB	CCB2	1.00	13294																								X						
ZZZZZZ	JY77MB2	1.00	13360																														
R43-092706	JY56L	5.00	13423																								X						
R3-092706	JY56K	5.00	13494																								X						
ZZZZZZ	JY77M	5.00	13571																														
ZZZZZZ	JY77L	5.00	14045																														
ZZZZZZ	JY77N	5.00	14121																														
RLSW-1-092706D	JY56HDUP	5.00	14193																								X						
RLSW-1-092706	JY56H	5.00	14270																								X						
RLSW-1-092706S	JY56HSPK	5.00	14342																								X						
LCSW	JY56MB2SPK	1.00	14414																								X						
CCV	CCV3	1.00	14484																								X						

FORM XIV

0071

Analysis Run Log

ANALYTICAL RESOURCES INCORPORATED

CLIENT: Anchor Environmental

PROJECT: CHINOOK | INSTRUMENT ID: OPTIMA ICP 1 | START DATE: 10/3/2006

SDG: JY56 | RUNID: IP100321 | METHOD: ICP | END DATE: 10/3/2006

CLIENT ID	ARI ID	DIL.	TIME	%R	AG	AL	AS	B	BA	BE	CA	CD	CO	CR	CU	FE	HG	K	MG	MN	MO	NA	NI	PB	SB	SE	SI	SN	TI	TL	U	V	ZN
CCB	CCB3	1.00	14550																								X						
ZZZZZZ	JY35E	5.00	15012																														
ZZZZZZ	JY77O	5.00	15090																														
ZZZZZZ	JY77P	5.00	15163																														
ZZZZZZ	JY77Q	5.00	15235																														
ZZZZZZ	JY77K	5.00	15311																														
ZZZZZZ	JY77JDUP	5.00	15382																														
ZZZZZZ	JY77J	5.00	15452																														
ZZZZZZ	JY77JSPK	5.00	15523																														
ZZZZZZ	JY77MB2SPK	1.00	15593																														
CCV	CCV4	1.00	16064																								X						
CCB	CCB4	1.00	16131																								X						
ZZZZZZ	JY03MB	1.00	16194																														
ZZZZZZ	JY37MB	1.00	16260																														
ZZZZZZ	JY37A	1.00	16323																														
ZZZZZZ	JY37B	1.00	16385																														
ZZZZZZ	JY37C	1.00	16452																														
ZZZZZZ	JY37D	1.00	16532																														
ZZZZZZ	JY37E	1.00	17000																														
ZZZZZZ	JY03A	1.00	17062																														
ZZZZZZ	JY03MBSPK	1.00	17125																														
ZZZZZZ	JY37MBSPK	1.00	17193																														
CCV	CCV5	1.00	17255																								X						
CCB	CCB5	1.00	17321																								X						
ZZZZZZ	JX50MB	1.00	17383																														
ZZZZZZ	JY77MB1	1.00	17445																														
ZZZZZZ	JY77H	1.00	17512																														
ZZZZZZ	JY77I	1.00	17584																														
ZZZZZZ	JY03C	1.00	18061																														
ZZZZZZ	JX50A	1.00	18123																														
ZZZZZZ	JX50B	1.00	18191																														
ZZZZZZ	JY77B	1.00	18254																														
ZZZZZZ	JY77C	1.00	18324																														
ZZZZZZ	JX50MBSPK	1.00	18394																														
CCV	CCV6	1.00	18465																								X						

FORM XIV

Analysis Run Log

ANALYTICAL RESOURCES INCORPORATED

CLIENT: Anchor Environmental

PROJECT: CHINOOK | INSTRUMENT ID: OPTIMA ICP 1 | START DATE: 10/3/2006

SDG: JY56 | RUNID: IP100321 | METHOD: ICP | END DATE: 10/3/2006

CLIENT ID	ARI ID	DIL.	TIME	%R	AG	AL	AS	B	BA	BE	CA	CD	CO	CR	CU	FE	HG	K	MG	MN	MO	NA	NI	PB	SB	SE	SI	SN	TI	TL	U	V	ZN
CCB	CCB6	1.00	18533																								X						
ZZZZZZ	JY37MB	1.00	19000																														
ZZZZZZ	JY03MB	1.00	19062																														
PZ-2-092706	JY56C	1.00	19125																														
ZZZZZZ	JY77D	1.00	19201																														
ZZZZZZ	JY77E	1.00	19273																														
ZZZZZZ	JY77G	1.00	19350																														
ZZZZZZ	JY77ADUP	1.00	19422																														
ZZZZZZ	JY77A	1.00	19494																														
ZZZZZZ	JY77ASPK	1.00	19570																														
ZZZZZZ	JY77MB1SPK	1.00	20041																														
CCV	CCV7	1.00	20113																								X						
CCB	CCB7	1.00	20184																								X						
PBW	JY56MB1	1.00	20250																														
ZZZZZZ	JY03B	1.00	20313																														
R3-092706	JY56F	5.00	20375																														
R43-092706	JY56G	5.00	20461																														
R4D-092706	JY56B	1.00	20542																														
RLSW-1-092706D	JY56ADUP	1.00	21013																														
RLSW-1-092706	JY56A	1.00	21091																														
RLSW-1-092706S	JY56ASPK	1.00	21165																														
LCSW	JY56MB1SPK	1.00	21241																														
CCV	CCV8	1.00	21313																								X						
CCB	CCB8	1.00	21384																								X						

Analysis Run Log

ANALYTICAL RESOURCES INCORPORATED

CLIENT: Anchor Environmental

PROJECT: CHINOOK | INSTRUMENT ID: OPTIMA ICP 1 | START DATE: 10/5/2006

SDG: JY56 | RUNID: IP100522 | METHOD: ICP | END DATE: 10/5/2006

CLIENT ID	ARI ID	DIL.	TIME	%R	AG	AL	AS	B	BA	BE	CA	CD	CO	CR	CU	FE	HG	K	MG	MN	MO	NA	NI	PB	SB	SE	SI	SN	TI	TL	U	V	ZN
S0	S0	1.00	12020			X					X					X		X	X	X		X											
S2	S2	1.00	12082																	X													
S3	S3	1.00	12122																														
S4	S4	1.00	12173																														
S5	S5	1.00	12220			X					X					X		X	X			X											
ICV	ICV	1.00	12403			X					X					X		X	X	X		X											
ICB	ICB	1.00	12471			X					X					X		X	X	X		X											
CRI	CRII	1.00	12533			X					X					X		X	X	X		X											
ICSA	ICSAI	1.00	13000			X					X					X		X	X	X		X											
ICSAB	ICSABI	1.00	13064			X					X					X		X	X	X		X											
CCV	CCV1	1.00	13125			X					X					X		X	X	X		X											
CCB	CCB1	1.00	13193			X					X					X		X	X	X		X											
ZZZZZZ	JY64MB	2.00	13243																														
ZZZZZZ	JX95MB1	2.00	13310																														
ZZZZZZ	JY43RMB	2.00	13372																														
ZZZZZZ	JY49RMB	2.00	13434																														
ZZZZZZ	JY49RA	2.00	13501																														
ZZZZZZ	JY43RA	2.00	13565																														
ZZZZZZ	JY64A	2.00	14031																														
ZZZZZZ	JY64MBSPK	2.00	14094																														
ZZZZZZ	JY49RMBSPK	2.00	14162																														
ZZZZZZ	JY43RREF	2.00	14230																														
CCV	CCV2	1.00	14291			X					X					X		X	X	X		X											
CCB	CCB2	1.00	14355			X					X					X		X	X	X		X											
ZZZZZZ	JY37MB	1.00	14422																														
ZZZZZZ	JX50MB	1.00	14484																														
PZ-2-092706	JY56C	2.00	14551			X					X					X		X	X	X		X											
ZZZZZZ	JY77D	1.00	15030																														
ZZZZZZ	JY77E	1.00	15102																														
ZZZZZZ	JY77G	1.00	15175																														
ZZZZZZ	JY77ADUP	1.00	15251																														
ZZZZZZ	JY77A	1.00	15323																														
ZZZZZZ	JY77ASPK	1.00	15395																														
ZZZZZZ	JY77MB1SPK	1.00	15472																														
CCV	CCV3	1.00	15542			X					X					X		X	X	X		X											

FORM XIV

Analysis Run Log

ANALYTICAL RESOURCES INCORPORATED

CLIENT: Anchor Environmental

PROJECT: CHINOOK | INSTRUMENT ID: OPTIMA ICP 1 | START DATE: 10/5/2006

SDG: JY56 | RUNID: IP100522 | METHOD: ICP | END DATE: 10/5/2006

CLIENT ID	ARI ID	DIL.	TIME	%R	AG	AL	AS	B	BA	BE	CA	CD	CO	CR	CU	FE	HG	K	MG	MN	MO	NA	NI	PB	SB	SE	SI	SN	TI	TL	U	V	ZN
CCB	CCB3	1.00	16010			X					X					X		X	X	X		X											
PBW	JY56MB1	1.00	16061																														
ZZZZZZ	JY77A	1.00	16105																														
R3-092706	JY56F	10.00	16165																														
R43-092706	JY56G	10.00	16243																														
R4D-092706	JY56B	1.00	16322																														
RLSW-1-092706D	JY56ADUP	1.00	16394																														
RLSW-1-092706	JY56A	1.00	16471																														
RLSW-1-092706S	JY56ASPK	1.00	16543																														
LCSW	JY56MB1SPK	1.00	17021																														
CCV	CCV4	1.00	17094			X					X					X		X	X	X		X											
CCB	CCB4	1.00	17170			X					X					X		X	X	X		X											
S0	S0	1.00	17281			X					X					X		X	X	X		X											
CCV	CCV5	1.00	17333			X					X					X		X	X	X		X											
CCB	CCB5	1.00	17402			X					X					X		X	X	X		X											
PBW	JY56MB1	1.00	17464			X					X					X		X	X	X		X											
ZZZZZZ	JY77A	1.00	17530																														
R3-092706	JY56F	5.00	18002			X					X					X		X	X	X		X											
R43-092706	JY56G	5.00	18074			X					X					X		X	X	X		X											
R4D-092706	JY56B	1.00	18151			X					X					X		X	X	X		X											
RLSW-1-092706D	JY56ADUP	1.00	18225			X					X					X		X	X	X		X											
RLSW-1-092706	JY56A	1.00	18304			X					X					X		X	X	X		X											
RLSW-1-092706S	JY56ASPK	1.00	18382			X					X					X		X	X	X		X											
LCSW	JY56MB1SPK	1.00	18463			X					X					X		X	X	X		X											
CCV	CCV6	1.00	18541			X					X					X		X	X	X		X											
CCB	CCB6	1.00	19005			X					X					X		X	X	X		X											

0075

Metals Analysis
Sample Data

prepared
for

ANCHOR ENVIRONMENTAL

Project: Chinook

ARI JOB NO: JY56

prepared
by

Analytical Resources, Inc.

ANALYTICAL RESOURCES INCORPORATED

INORGANICS ANALYSIS DATA SHEET
DISSOLVED METALS
Page 1 of 1

Sample ID: RLSW-1-092706
SAMPLE

Lab Sample ID: JY56A
LIMS ID: 06-17872
Matrix: Water
Data Release Authorized:
Reported: 10/06/06

QC Report No: JY56-Anchor Environmental
Project: CHINOOK
060354-01
Date Sampled: 09/27/06
Date Received: 09/28/06

Prep Meth	Prep Date	Analysis Method	Analysis Date	CAS Number	Analyte	RL	mg/L	Q
3010A	10/03/06	6010B	10/05/06	**7429-90-5**	**Aluminum**	0.05	**0.25**	
3010A	10/03/06	6010B	10/05/06	**7440-70-2**	**Calcium**	0.05	**28.0**	
3010A	10/03/06	6010B	10/05/06	**7439-89-6**	**Iron**	0.05	**8.00**	
3010A	10/03/06	6010B	10/05/06	**7439-95-4**	**Magnesium**	0.05	**16.3**	
3010A	10/03/06	6010B	10/05/06	**7439-96-5**	**Manganese**	0.001	**0.508**	
3010A	10/03/06	6010B	10/05/06	**7440-09-7**	**Potassium**	0.5	**2.0**	
3010A	10/03/06	6010B	10/05/06	**7440-23-5**	**Sodium**	0.5	**593**	

U-Analyte undetected at given RL
RL-Reporting Limit

ANALYTICAL RESOURCES INCORPORATED

INORGANICS ANALYSIS DATA SHEET
DISSOLVED METALS
Page 1 of 1

Sample ID: R4D-092706
SAMPLE

Lab Sample ID: JY56B
LIMS ID: 06-17873
Matrix: Water
Data Release Authorized:
Reported: 10/06/06

QC Report No: JY56-Anchor Environmental
Project: CHINOOK
060354-01
Date Sampled: 09/27/06
Date Received: 09/28/06

Prep Meth	Prep Date	Analysis Method	Analysis Date	CAS Number	Analyte	RL	mg/L	Q
3010A	10/03/06	6010B	10/05/06	7429-90-5	Aluminum	0.05	0.05	U
3010A	10/03/06	6010B	10/05/06	**7440-70-2**	**Calcium**	0.05	**86.2**	
3010A	10/03/06	6010B	10/05/06	**7439-89-6**	**Iron**	0.05	**130**	
3010A	10/03/06	6010B	10/05/06	**7439-95-4**	**Magnesium**	0.05	**42.9**	
3010A	10/03/06	6010B	10/05/06	**7439-96-5**	**Manganese**	0.001	**4.86**	
3010A	10/03/06	6010B	10/05/06	**7440-09-7**	**Potassium**	0.5	**2.3**	
3010A	10/03/06	6010B	10/05/06	**7440-23-5**	**Sodium**	0.5	**112**	

U-Analyte undetected at given RL
RL-Reporting Limit

ANALYTICAL RESOURCES INCORPORATED

INORGANICS ANALYSIS DATA SHEET
DISSOLVED METALS
Page 1 of 1

Sample ID: PZ-2-092706
SAMPLE

Lab Sample ID: JY56C
LIMS ID: 06-17874
Matrix: Water
Data Release Authorized:
Reported: 10/06/06

QC Report No: JY56-Anchor Environmental
Project: CHINOOK
060354-01
Date Sampled: 09/27/06
Date Received: 09/28/06

Prep Meth	Prep Date	Analysis Method	Analysis Date	CAS Number	Analyte	RL	mg/L	Q
3010A	10/03/06	6010B	10/05/06	**7429-90-5**	**Aluminum**	0.1	**0.2**	
3010A	10/03/06	6010B	10/05/06	**7440-70-2**	**Calcium**	0.1	**2.2**	
3010A	10/03/06	6010B	10/05/06	**7439-89-6**	**Iron**	0.1	**12.8**	
3010A	10/03/06	6010B	10/05/06	**7439-95-4**	**Magnesium**	0.1	**1.2**	
3010A	10/03/06	6010B	10/05/06	**7439-96-5**	**Manganese**	0.002	**0.122**	
3010A	10/03/06	6010B	10/05/06	**7440-09-7**	**Potassium**	1	**7**	
3010A	10/03/06	6010B	10/05/06	**7440-23-5**	**Sodium**	1	**2,670**	

U-Analyte undetected at given RL
RL-Reporting Limit

ANALYTICAL RESOURCES INCORPORATED

INORGANICS ANALYSIS DATA SHEET
DISSOLVED METALS

Sample ID: R3-092706
SAMPLE

Lab Sample ID: JY56F
LIMS ID: 06-17877
Matrix: Water
Data Release Authorized:
Reported: 10/06/06

QC Report No: JY56-Anchor Environmental
Project: CHINOOK
060354-01
Date Sampled: 09/27/06
Date Received: 09/28/06

Prep Meth	Prep Date	Analysis Method	Analysis Date	CAS Number	Analyte	RL	mg/L	Q
3010A	10/03/06	6010B	10/05/06	7429-90-5	Aluminum	0.2	0.2	U
3010A	10/03/06	6010B	10/05/06	**7440-70-2**	**Calcium**	0.2	**0.5**	
3010A	10/03/06	6010B	10/05/06	**7439-89-6**	**Iron**	0.2	**145**	
3010A	10/03/06	6010B	10/05/06	**7439-95-4**	**Magnesium**	0.2	**0.3**	
3010A	10/03/06	6010B	10/05/06	**7439-96-5**	**Manganese**	0.005	**0.007**	
3010A	10/03/06	6010B	10/05/06	**7440-09-7**	**Potassium**	2	**17**	
3010A	10/03/06	6010B	10/05/06	**7440-23-5**	**Sodium**	2	**7,420**	

U-Analyte undetected at given RL
RL-Reporting Limit

ANALYTICAL RESOURCES INCORPORATED

INORGANICS ANALYSIS DATA SHEET
DISSOLVED METALS

Sample ID: R43-092706
SAMPLE

Lab Sample ID: JY56G
LIMS ID: 06-17878
Matrix: Water
Data Release Authorized:
Reported: 10/06/06

QC Report No: JY56-Anchor Environmental
Project: CHINOOK
060354-01
Date Sampled: 09/27/06
Date Received: 09/28/06

Prep Meth	Prep Date	Analysis Method	Analysis Date	CAS Number	Analyte	RL	mg/L	Q
3010A	10/03/06	6010B	10/05/06	7429-90-5	Aluminum	0.2	0.2	U
3010A	10/03/06	6010B	10/05/06	**7440-70-2**	**Calcium**	0.2	**0.5**	
3010A	10/03/06	6010B	10/05/06	**7439-89-6**	**Iron**	0.2	**70.1**	
3010A	10/03/06	6010B	10/05/06	**7439-95-4**	**Magnesium**	0.2	**0.3**	
3010A	10/03/06	6010B	10/05/06	7439-96-5	Manganese	0.005	0.005	U
3010A	10/03/06	6010B	10/05/06	**7440-09-7**	**Potassium**	2	**18**	
3010A	10/03/06	6010B	10/05/06	**7440-23-5**	**Sodium**	2	**7,690**	

U-Analyte undetected at given RL
RL-Reporting Limit

ANALYTICAL RESOURCES INCORPORATED

INORGANICS ANALYSIS DATA SHEET
DISSOLVED METALS
Page 1 of 1

Sample ID: RLSW-1-092706
SAMPLE

Lab Sample ID: JY56H
LIMS ID: 06-17879
Matrix: Water
Data Release Authorized:
Reported: 10/06/06

QC Report No: JY56-Anchor Environmental
Project: CHINOOK
060354-01
Date Sampled: 09/27/06
Date Received: 09/28/06

Prep Meth	Prep Date	Analysis Method	Analysis Date	CAS Number	Analyte	RL	mg/L	Q
6010B	10/02/06	6010B	10/03/06	**7440-21-3**	**Silicon**	0.3	**21.8**	

U-Analyte undetected at given RL
RL-Reporting Limit

ANALYTICAL RESOURCES INCORPORATED

INORGANICS ANALYSIS DATA SHEET
DISSOLVED METALS
Page 1 of 1

Sample ID: R4D-092706
SAMPLE

Lab Sample ID: JY56I
LIMS ID: 06-17880
Matrix: Water
Data Release Authorized:
Reported: 10/06/06

QC Report No: JY56-Anchor Environmental
Project: CHINOOK
060354-01
Date Sampled: 09/27/06
Date Received: 09/28/06

Prep Meth	Prep Date	Analysis Method	Analysis Date	CAS Number	Analyte	RL	mg/L	Q
6010B	10/02/06	6010B	10/03/06	**7440-21-3**	**Silicon**	0.3	**37.3**	

U-Analyte undetected at given RL
RL-Reporting Limit

ANALYTICAL RESOURCES INCORPORATED

INORGANICS ANALYSIS DATA SHEET
DISSOLVED METALS
Page 1 of 1

Sample ID: PZ-2-092706
SAMPLE

Lab Sample ID: JY56J
LIMS ID: 06-17881
Matrix: Water
Data Release Authorized:
Reported: 10/06/06

QC Report No: JY56-Anchor Environmental
Project: CHINOOK
060354-01
Date Sampled: 09/27/06
Date Received: 09/28/06

Prep Meth	Prep Date	Analysis Method	Analysis Date	CAS Number	Analyte	RL	mg/L	Q
6010B	10/02/06	6010B	10/03/06	**7440-21-3**	**Silicon**	0.3	**21.1**	

U-Analyte undetected at given RL
RL-Reporting Limit

ANALYTICAL RESOURCES INCORPORATED

INORGANICS ANALYSIS DATA SHEET
DISSOLVED METALS
Page 1 of 1

Sample ID: R3-092706
SAMPLE

Lab Sample ID: JY56K
LIMS ID: 06-17882
Matrix: Water
Data Release Authorized:
Reported: 10/06/06

QC Report No: JY56-Anchor Environmental
Project: CHINOOK
060354-01
Date Sampled: 09/27/06
Date Received: 09/28/06

Prep Meth	Prep Date	Analysis Method	Analysis Date	CAS Number	Analyte	RL	mg/L	Q
6010B	10/02/06	6010B	10/03/06	**7440-21-3**	**Silicon**	0.3	**89.3**	

U-Analyte undetected at given RL
RL-Reporting Limit

ANALYTICAL RESOURCES INCORPORATED

INORGANICS ANALYSIS DATA SHEET
DISSOLVED METALS
Page 1 of 1

Sample ID: R43-092706
SAMPLE

Lab Sample ID: JY56L
LIMS ID: 06-17883
Matrix: Water
Data Release Authorized:
Reported: 10/06/06

QC Report No: JY56-Anchor Environmental
Project: CHINOOK
060354-01
Date Sampled: 09/27/06
Date Received: 09/28/06

Prep Meth	Prep Date	Analysis Method	Analysis Date	CAS Number	Analyte	RL	mg/L	Q
6010B	10/02/06	6010B	10/03/06	**7440-21-3**	**Silicon**	0.3	**127**	

U-Analyte undetected at given RL
RL-Reporting Limit

Metals Analysis
Instrument Raw Data

prepared
for

ANCHOR ENVIRONMENTAL

Project: Chinook

ARI JOB NO: JY56

prepared
by

Analytical Resources, Inc.

OPTIMA ICP SAMPLE RUN LOG

IEC Date: 9.25.06 Analysis Date: 10.3.06 Analyst: JMB

LR Date: 6.19.06 Page: 1 of 4

All corrections made by analyst unless otherwise noted.

Edit Label	Delete Data	ARI Sample ID	Prep. Code	Dilution	Comments
		STD 0			7307.7
		2			7308-8
		3			-9
		4			-10
		5			-11
		ICV			2291-3
		ICB			
		CRI			
		ICSA			
		ICSAB			
		CCV1			
		CCB1			
		JY35 MB2	WMN	✓	
		JY56 MB2		✓	
	✓	JY35 E		5	noisy rerun
		F			
		JY56 I			
		J			
		JY35 DDUP		✓	
		D			
		DSPK		✓	0.08mL 1000 mg/L Si / 8 mL
		MB2SPK		✓	" "
		CCV2			
		CCB2			

OPTIMA ICP SAMPLE RUN LOG

IEC Date: — Analysis Date: 10.3.4 Analyst: JB

LR Date: — Page: 2 of 4

All corrections made by analyst unless otherwise noted. 10.3.04 JB

Edit Label	Delete Data	ARI Sample ID	Prep. Code	Dilution	Comments
		JY77MB2	WMN	✓	
		JY56L	↓	5	
		↓ K		↓	
		JY77 ~~L~~ M			
		↓ ~~M~~ L			
		↓ L			
		JY56 HDUP		✓	
		↓ H			
		↓ HSPK		↓	✓ 0.08ml 1000mg/L Si / 8mls
		↓ MB2SPK	↓	✓	✓ " "
		CCV3			
		CCB3			
		JY55E	WMN	5	
		JY77O	↓	↓	
		↓ P			
		↓ Q			
		↓ K			
		↓ JDUP		✓	
		↓ J			
		↓ JSPK		↓	✓ 0.08ml 1000mg/L Si / 8mls
		↓ MB2SPK	↓	✓	✓ " "
		CCV4			
		CCB4			
	✓	JY03MB3	TWC		Zn 0.009 from A.N.

OPTIMA ICP SAMPLE RUN LOG

IEC Date: — Analysis Date: 10.3.6 Analyst: MB

LR Date: — Page: 3 of 4

All corrections made by analyst unless otherwise noted.

Edit Label	Delete Data	ARI Sample ID	Prep. Code	Dilution	Comments
	✓	JY37 MB	WMN		Zn 0.010 rerun
		A			
		B			
		C			
		D			
		E			
		JY03 A	TWC		
		MBSPK		✓	
		JY37 MBSPK	WMN	✓	0.08mL ICPSPK /8mL
		CCV5			
		CCB5			
		JX50 MB	TWC		Zn 0.008 CAF
		JY77 MB1		✓	
		H			
		I			
		JY03 C			
		JX50 A			
		B			
		JY77 B			
		C			
		JX50 MBSPK		✓	
		CCV6			
		CCB6			
	✓	JY37 MB	WMN		rerun

OPTIMA ICP SAMPLE RUN LOG

IEC Date: —
LR Date: —
Analysis Date: 10.2.6
Analyst: JB
Page: 4 of 4

All corrections made by analyst unless otherwise noted.

Edit Label	Delete Data	ARI Sample ID	Prep. Code	Dilution	Comments
	✓	JY03 MB	TWC		confirming orig
	✓	JY56 C	TWC		Rerun J, S, loc
LABEL	✓	JY77 D			rerun CVout
	✓	E			
	✓	G			
	✓	ADUP			
	✓	A			
	✓	ASPK			
	✓	MB1SPK			
		CCV7			Ba, Cr, Mn low
		CCB7			
	✓	JY56 MB1	TWC		
		JY03 B			
	✓	JY56 F		5	rerun 10X
	✓	G		6	"
	✓	B			
	✓	ADUP			
	✓	A			
	✓	ASPK			
	✓	MB1SPK			
		CCV8			
		CCB8			end pkg
					JB 10/4/6

ANALYTICAL RESOURCES INCORPORATED

Metals Data Review Checklist

Method: ICP ICP-MS GFA CVA **Analysis Date:** 10.3.6

	Analyst JB 10.4.6	Peer BW 10.4	Comment
Logbook:			
Analyst, Date, Method info	✓	✓	
Sample ID's	✓	✓	
Standard/QC solution ID's recorded	✓	✓	
Prep codes	✓	✓	
Dilution factors	✓	✓	
Crossouts/Corrections/Deletions	✓	✓	
Calibration:			
Blank & Standard intensities	✓	✓	
Standard deviations	✓	✓	
Curve fit	✓	✓	
Calibration Verification:			
ICV/CCV	✓	✓	See log
ICB/CCB	✓	✓	
Samples:			
RSD's & SD's	✓	✓	See log
Internal Standards	✓	✓	"
Carry-over	✓	✓	
Method QC:			
CRI/CRA	✓	✓	
ICSA/ICSAB	✓	✓	
Post Spikes/Serial Dilutions	—	—	
Analytic Spikes	—	—	
Matrix QC:			
SRM/LCS	✓	✓	
Matrix Spikes	✓	✓	
Matrix Duplicates	✓	✓	
Method Blanks	✓	✓	JY03 A.N. JY50 CAF
Data Distribution:			
Requested elements/isotope identified	✓	✓	
Correct samples identified for distribution	✓	✓	
Raw data match distributed data	✓	✓	
Data filename correct	✓	✓	
Necessary Analysts Notes and CAF's	✓	✓	JY03, JY50

Nebulizer Parameters: Hg_ReAlign

Analyte	Back Pressure	Flow
All	179.0 kPa	0.50 L/min

10/3/2006 9:55:43 AM Hg ReAlign... Actual peak offset (nm): -0.002
Drift (nm): 0.000 Slit adjustment: 0

Align View XY Axial for analyte Mn 257.610

X-position	Y-position	Intensity
-2.0	15.0	215881.4
-1.6	15.0	281847.2
-1.2	15.0	342330.5
-0.8	15.0	388538.5
-0.4	15.0	399661.7
0.0	15.0	378402.0
0.4	15.0	330996.2
0.8	15.0	280138.0
1.2	15.0	224137.8
1.6	15.0	174260.1
2.0	15.0	130881.3
-0.4	10.0	2727.8
-0.4	10.5	6591.2
-0.4	11.0	15074.0
-0.4	11.5	28013.7
-0.4	12.0	48648.7
-0.4	12.5	109464.3
-0.4	13.0	152108.2
-0.4	13.5	207794.0
-0.4	14.0	266091.9
-0.4	14.5	367978.1
-0.4	15.0	397745.0
-0.4	15.5	390274.7
-0.4	16.0	373270.5
-0.4	16.5	265122.0
-0.4	17.0	204701.8
-0.4	17.5	150982.7
-0.4	18.0	105975.0
-0.4	18.5	70159.3
-0.4	19.0	29346.7
-0.4	19.5	16707.5
-0.4	20.0	7570.5
-1.2	15.0	347268.5
-0.8	15.0	388663.1
-0.4	15.0	403356.6
0.0	15.0	391686.9
0.4	15.0	334431.8
-0.4	13.0	160919.4
-0.4	13.5	202250.8
-0.4	14.0	265858.1
-0.4	14.5	367771.8
-0.4	15.0	405446.6
-0.4	15.5	398240.3
-0.4	16.0	371373.1
-0.4	16.5	262576.0
-0.4	17.0	206148.3

10/3/2006 9:59:13 AM aligned for analyte Mn 257.610
X viewing position set to -0.4 mm having Peak intensity 405446.6 for Axial viewing
Y viewing position set to 15.0 mm having Peak intensity 405446.6 for Axial viewing

Align View XY Axial for analyte Mn 257.610

X-position	Y-position	Intensity
-2.0	15.0	155959.2
-1.6	15.0	212974.5
-1.2	15.0	283618.2
-0.8	15.0	340476.8
-0.4	15.0	380687.5
0.0	15.0	404477.1

0.4	15.0	379060.4
0.8	15.0	336407.4
1.2	15.0	279258.5
1.6	15.0	230829.4
2.0	15.0	176134.4
0.0	10.0	2740.6
0.0	10.5	6724.7
0.0	11.0	15262.3
0.0	11.5	27675.3
0.0	12.0	48538.6
0.0	12.5	109573.9
0.0	13.0	157169.3
0.0	13.5	207559.7
0.0	14.0	261204.1
0.0	14.5	362887.6
0.0	15.0	395730.6
0.0	15.5	403207.6
0.0	16.0	370508.9
0.0	16.5	266672.9
0.0	17.0	208102.8
0.0	17.5	153038.0
0.0	18.0	106295.3
0.0	18.5	70332.6
0.0	19.0	28970.4
0.0	19.5	16888.4
0.0	20.0	8276.3
-0.8	15.5	345687.2
-0.4	15.5	380353.2
0.0	15.5	400992.1
0.4	15.5	381915.7
0.8	15.5	332851.8
0.0	13.5	210642.2
0.0	14.0	266157.5
0.0	14.5	367157.2
0.0	15.0	393102.7
0.0	15.5	400578.8
0.0	16.0	371282.9
0.0	16.5	266287.5
0.0	17.0	204489.6
0.0	17.5	150183.1

10/3/2006 10:00:54 AM aligned for analyte Mn 257.610
X viewing position set to 0.0 mm having Peak intensity 400578.8 for Axial viewing
Y viewing position set to 15.5 mm having Peak intensity 400578.8 for Axial viewing

==========

==========

Align View X Radial for analyte Mn 257.610

X-position	Y-position	Intensity
-7.0	15.0	2866.7
-6.5	15.0	5772.7
-6.0	15.0	8547.8
-5.5	15.0	9035.4
-5.0	15.0	9529.9
-4.5	15.0	12822.2
-4.0	15.0	20741.8
-3.5	15.0	28358.0
-3.0	15.0	39080.4
-2.5	15.0	51998.6
-2.0	15.0	88158.6
-1.5	15.0	153537.2
-1.0	15.0	211119.2
-0.5	15.0	240459.0
0.0	15.0	255839.4
0.5	15.0	232620.1
1.0	15.0	174627.3
1.5	15.0	98947.7
2.0	15.0	99380.0
2.5	15.0	111309.8
3.0	15.0	89588.9
3.5	15.0	71984.1
4.0	15.0	57937.5
4.5	15.0	44385.4

5.0	15.0	28551.2
5.5	15.0	14208.3
6.0	15.0	7516.6
6.5	15.0	5643.7
7.0	15.0	4954.9

10/3/2006 10:03:27 AM aligned for analyte Mn 257.610
X viewing position set to 0.0 mm having Peak intensity 255839.4 for Radial viewing

==========

Nebulizer Parameters: Hg_ReAlign

Analyte	**Back Pressure**	**Flow**
All	180.0 kPa	0.50 L/min

==========

10/3/2006 10:41:59 AM Hg ReAlign... Actual peak offset (nm): -0.002
Drift (nm): 0.000 Slit adjustment: 0

==========

==========

Analysis Begun

Start Time: 10/3/2006 10:45:31 AM **Plasma On Time: 10/3/2006 9:06:21 AM**
Logged In Analyst: metals **Technique: ICP Continuous**
Spectrometer Model: Optima 4300 DV, S/N 077N0060101Autosampler Model: AS-93plus

Sample Information File: C:\pe\Administrator\Sample Information\CRISET.sif
Batch ID:
Results Data Set: PE061003
Results Library: C:\pe\Administrator\Results\Results.mdb

==========

Method Loaded
Method Name: ARIIEC5 **Method Last Saved: 9/25/2006 11:38:10 AM**
IEC File: IEC28mina.iec **MSF File:**
Method Description: 12Axial Elements

Analyte	Calibration Equation	Processing	View	Internal Standard	IEC
Ag 328.068	Lin Thru 0	Peak Area	Axial	ScA 357.253	Yes
Al 308.215	Lin Thru 0	Peak Area	Radial	ScR 361.383	Yes
As 188.979	Lin Thru 0	Peak Area	Axial	ScA 357.253	Yes
B 249.677	Lin Thru 0	Peak Area	Radial	ScR 361.383	Yes
Ba 233.527	Lin Thru 0	Peak Area	Radial	ScR 361.383	Yes
Be 313.042	Lin Thru 0	Peak Area	Radial	ScR 361.383	Yes
Ca 317.933	Lin Thru 0	Peak Area	Radial	ScR 361.383	No
Cd 228.802	Lin Thru 0	Peak Area	Axial	ScA 357.253	Yes
Co 228.616	Lin Thru 0	Peak Area	Axial	ScA 357.253	Yes
Cr 267.716	Lin Thru 0	Peak Area	Radial	ScR 361.383	Yes
Cu 324.752	Lin Thru 0	Peak Area	Axial	ScA 357.253	Yes
Fe 273.955	Lin Thru 0	Peak Area	Radial	ScR 361.383	Yes
K 766.490	Lin Thru 0	Peak Area	Radial	ScR 361.383	No
Mg 279.077	Lin Thru 0	Peak Area	Radial	ScR 361.383	Yes
Mn 257.610	Lin Thru 0	Peak Area	Radial	ScR 361.383	Yes
Mo 202.031	Lin Thru 0	Peak Area	Axial	ScA 357.253	Yes
Na 589.592	Lin Thru 0	Peak Area	Radial	ScR 361.383	No
Na 330.237	Lin Thru 0	Peak Area	Radial	ScR 361.383	Yes
Ni 231.604	Lin Thru 0	Peak Area	Radial	ScR 361.383	Yes
Pb 220.353	Lin Thru 0	Peak Area	Axial	ScA 357.253	Yes
Sb 206.836	Lin Thru 0	Peak Area	Axial	ScA 357.253	Yes
Se 196.026	Lin Thru 0	Peak Area	Axial	ScA 357.253	Yes
Si 288.158	Lin Thru 0	Peak Area	Radial	ScR 361.383	Yes
Sn 189.927	Lin Thru 0	Peak Area	Axial	ScA 357.253	Yes
Sr 421.552	Lin Thru 0	Peak Area	Radial	ScR 361.383	No
Ti 334.903	Lin Thru 0	Peak Area	Radial	ScR 361.383	Yes
Tl 190.801	Lin Thru 0	Peak Area	Axial	ScA 357.253	Yes
V 292.402	Lin Thru 0	Peak Area	Axial	ScA 357.253	Yes
Zn 206.200	Lin Thru 0	Peak Area	Radial	ScR 361.383	Yes
ScA 357.253	Lin, Calc Int	Peak Area	Axial	n/a	n/a
ScR 361.383	Lin, Calc Int	Peak Area	Radial	n/a	n/a

==========

Sequence No.: 1 **Autosampler Location: 1**
Sample ID: Calib Blank 1 **Date Collected: 10/3/2006 10:45:32 AM**
Analyst: **Data Type: Original**
Initial Sample Wt: **Initial Sample Vol:**
Dilution: **Sample Prep Vol:**

Nebulizer Parameters: Calib Blank 1

Analyte	Back Pressure	Flow
All	180.0 kPa	0.50 L/min

Mean Data: Calib Blank 1

Analyte	Mean Corrected Intensity	Std.Dev.	RSD	Conc.	Calib Units
ScA 357.253	1920134.7	18094.97	0.94%	100.0	%
ScR 361.383	205980.4	688.28	0.33%	100.0	%
Ag 328.068†	922.2	26.31	2.85%	[0.00]	mg/L
Al 308.215†	-319.7	30.80	9.63%	[0.00]	mg/L

As 188.979†	43.1	2.74	6.35%	[0.00]	mg/L
B 249.677†	33.3	1.63	4.90%	[0.00]	mg/L
Ba 233.527†	34.6	2.18	6.30%	[0.00]	mg/L
Be 313.042†	1008.3	11.24	1.11%	[0.00]	mg/L
Ca 317.933†	167.2	18.98	11.35%	[0.00]	mg/L
Cd 228.802†	177.4	3.10	1.75%	[0.00]	mg/L
Co 228.616†	142.2	9.43	6.63%	[0.00]	mg/L
Cr 267.716†	17.5	2.72	15.49%	[0.00]	mg/L
Cu 324.752†	2776.1	78.54	2.83%	[0.00]	mg/L
Fe 273.955†	-46.8	0.98	2.09%	[0.00]	mg/L
K 766.490†	2806.3	24.47	0.87%	[0.00]	mg/L
Mg 279.077†	-456.2	3.48	0.76%	[0.00]	mg/L
Mn 257.610†	82.0	5.91	7.21%	[0.00]	mg/L
Mo 202.031†	-27.2	5.09	18.73%	[0.00]	mg/L
Na 589.592†	-189.8	57.99	30.55%	[0.00]	mg/L
Na 330.237†	-321.0	17.14	5.34%	[0.00]	mg/L
Ni 231.604†	-8.8	4.68	53.44%	[0.00]	mg/L
Pb 220.353†	291.0	4.56	1.57%	[0.00]	mg/L
Sb 206.836†	26.2	3.72	14.19%	[0.00]	mg/L
Se 196.026†	-62.2	1.88	3.02%	[0.00]	mg/L
Si 288.158†	-32.6	1.97	6.03%	[0.00]	mg/L
Sn 189.927†	29.6	2.61	8.81%	[0.00]	mg/L
Sr 421.552†	28.2	47.89	170.11%	[0.00]	mg/L
Ti 334.903†	-519.0	21.72	4.19%	[0.00]	mg/L
Tl 190.801†	-18.0	2.87	15.92%	[0.00]	mg/L
V 292.402†	-71.5	62.57	87.49%	[0.00]	mg/L
Zn 206.200†	-3.3	0.55	16.70%	[0.00]	mg/L

Sequence No.: 2
Sample ID: STD2
Analyst:
Initial Sample Wt:
Dilution:

Autosampler Location: 2
Date Collected: 10/3/2006 10:51:53 AM
Data Type: Original
Initial Sample Vol:
Sample Prep Vol:

Nebulizer Parameters: STD2

Analyte	Back Pressure	Flow
All	180.0 kPa	0.50 L/min

Mean Data: STD2

Analyte	Mean Corrected Intensity	Std.Dev.	RSD	Conc.	Calib Units
ScA 357.253	1912047.7	7935.69	0.42%	99.58	%
ScR 361.383	207015.1	531.38	0.26%	100.5	%
Ba 233.527†	32458.2	97.93	0.30%	[10]	mg/L
Cd 228.802†	408326.2	1397.77	0.34%	[10]	mg/L
Co 228.616†	492145.9	2505.95	0.51%	[10]	mg/L
Cr 267.716†	80077.6	92.84	0.12%	[10]	mg/L
Cu 324.752†	3251751.5	9798.34	0.30%	[10]	mg/L
Mn 257.610†	263356.0	191.85	0.07%	[10]	mg/L
V 292.402†	3586722.6	7441.97	0.21%	[10]	mg/L

Sequence No.: 3
Sample ID: STD3
Analyst:
Initial Sample Wt:
Dilution:

Autosampler Location: 3
Date Collected: 10/3/2006 10:56:05 AM
Data Type: Original
Initial Sample Vol:
Sample Prep Vol:

Nebulizer Parameters: STD3

Analyte	Back Pressure	Flow
All	180.0 kPa	0.50 L/min

Mean Data: STD3

Analyte	Mean Corrected Intensity	Std.Dev.	RSD	Conc.	Calib Units
ScA 357.253	1853204.0	13320.23	0.72%	96.51	%
ScR 361.383	206831.1	940.34	0.45%	100.4	%
Ag 328.068†	382382.1	1205.25	0.32%	[1.0]	mg/L
As 188.979†	13050.1	91.62	0.70%	[10]	mg/L
B 249.677†	27581.4	70.86	0.26%	[10]	mg/L
Be 313.042†	3198041.7	8429.47	0.26%	[5.0]	mg/L
Na 589.592†	280515.7	68.68	0.02%	[50]	mg/L
Ni 231.604†	18833.1	75.99	0.40%	[10]	mg/L
Pb 220.353†	122452.8	205.76	0.17%	[10]	mg/L
Se 196.026†	18813.8	138.67	0.74%	[10]	mg/L
Sr 421.552†	3739728.9	4605.55	0.12%	[5]	mg/L
Tl 190.801†	14162.4	80.27	0.57%	[10]	mg/L
Zn 206.200†	9744.2	33.83	0.35%	[10]	mg/L

Sequence No.: 4
Sample ID: STD4
Analyst:
Initial Sample Wt:
Dilution:

Autosampler Location: 4
Date Collected: 10/3/2006 11:01:06 AM
Data Type: Original
Initial Sample Vol:
Sample Prep Vol:

Nebulizer Parameters: STD4

Analyte	Back Pressure	Flow
All	180.0 kPa	0.50 L/min

Mean Data: STD4

Analyte	Mean Corrected Intensity	Std.Dev.	RSD	Conc.	Calib Units
ScA 357.253	1929646.8	13648.47	0.71%	100.5	%
ScR 361.383	211205.8	147.21	0.07%	102.5	%
Mo 202.031†	132337.9	1677.40	1.27%	[10]	mg/L
Sb 206.836†	14047.4	192.78	1.37%	[10]	mg/L
Si 288.158†	15292.8	47.10	0.31%	[10]	mg/L
Sn 189.927†	59546.0	794.92	1.33%	[10]	mg/L
Ti 334.903†	279448.2	741.00	0.27%	[10]	mg/L

Sequence No.: 5
Sample ID: STD5
Analyst:
Initial Sample Wt:
Dilution:

Autosampler Location: 5
Date Collected: 10/3/2006 11:05:43 AM
Data Type: Original
Initial Sample Vol:
Sample Prep Vol:

Nebulizer Parameters: STD5

Analyte	Back Pressure	Flow
All	180.0 kPa	0.50 L/min

Mean Data: STD5

Analyte	Mean Corrected Intensity	Std.Dev.	RSD	Conc.	Calib Units
ScA 357.253	1761289.3	3944.61	0.22%	91.73	%
ScR 361.383	196541.0	352.34	0.18%	95.42	%
Al 308.215†	43689.3	78.79	0.18%	[30]	mg/L
Ca 317.933†	753057.2	1695.92	0.23%	[30]	mg/L
Fe 273.955†	101617.9	697.60	0.69%	[100]	mg/L
K 766.490†	191170.3	728.07	0.38%	[100]	mg/L
Mg 279.077†	49478.4	125.27	0.25%	[30]	mg/L
Na 330.237†	3169.5	7.05	0.22%	[100]	mg/L

Calibration Summary

Analyte	Stds.	Equation	Intercept	Slope	Curvature	Corr. Coef.	Reslope
Ag 328.068	1	Lin Thru 0	0.0	382400	0.00000	1.000000	
Al 308.215	1	Lin Thru 0	0.0	1456	0.00000	1.000000	
As 188.979	1	Lin Thru 0	0.0	1305	0.00000	1.000000	
B 249.677	1	Lin Thru 0	0.0	2758	0.00000	1.000000	
Ba 233.527	1	Lin Thru 0	0.0	3246	0.00000	1.000000	
Be 313.042	1	Lin Thru 0	0.0	639600	0.00000	1.000000	
Ca 317.933	1	Lin Thru 0	0.0	25100	0.00000	1.000000	
Cd 228.802	1	Lin Thru 0	0.0	40830	0.00000	1.000000	
Co 228.616	1	Lin Thru 0	0.0	49210	0.00000	1.000000	
Cr 267.716	1	Lin Thru 0	0.0	8008	0.00000	1.000000	
Cu 324.752	1	Lin Thru 0	0.0	325200	0.00000	1.000000	
Fe 273.955	1	Lin Thru 0	0.0	1016	0.00000	1.000000	
K 766.490	1	Lin Thru 0	0.0	1912	0.00000	1.000000	
Mg 279.077	1	Lin Thru 0	0.0	1649	0.00000	1.000000	
Mn 257.610	1	Lin Thru 0	0.0	26340	0.00000	1.000000	
Mo 202.031	1	Lin Thru 0	0.0	13230	0.00000	1.000000	
Na 589.592	1	Lin Thru 0	0.0	5610	0.00000	1.000000	
Na 330.237	1	Lin Thru 0	0.0	31.69	0.00000	1.000000	
Ni 231.604	1	Lin Thru 0	0.0	1883	0.00000	1.000000	
Pb 220.353	1	Lin Thru 0	0.0	12250	0.00000	1.000000	
Sb 206.836	1	Lin Thru 0	0.0	1405	0.00000	1.000000	
Se 196.026	1	Lin Thru 0	0.0	1881	0.00000	1.000000	
Si 288.158	1	Lin Thru 0	0.0	1529	0.00000	1.000000	
Sn 189.927	1	Lin Thru 0	0.0	5955	0.00000	1.000000	
Sr 421.552	1	Lin Thru 0	0.0	747900	0.00000	1.000000	
Ti 334.903	1	Lin Thru 0	0.0	27940	0.00000	1.000000	
Tl 190.801	1	Lin Thru 0	0.0	1416	0.00000	1.000000	
V 292.402	1	Lin Thru 0	0.0	358700	0.00000	1.000000	
Zn 206.200	1	Lin Thru 0	0.0	974.4	0.00000	1.000000	

Analysis Begun

Start Time: 10/3/2006 11:29:55 AM
Logged In Analyst: metals
Spectrometer Model: Optima 4300 DV, S/N 077N0060101
Plasma On Time: 10/3/2006 9:06:21 AM
Technique: ICP Continuous
Autosampler Model: AS-93plus

Sample Information File: C:\pe\Administrator\Sample Information\CRISET.sif
Batch ID:
Results Data Set: PE061003
Results Library: C:\pe\Administrator\Results\Results.mdb

Sequence No.: 1
Sample ID: CV
Analyst:
Initial Sample Wt:
Dilution: 1X
Autosampler Location: 7
Date Collected: 10/3/2006 11:29:55 AM
Data Type: Original
Initial Sample Vol:
Sample Prep Vol:

Nebulizer Parameters: CV

Analyte	Back Pressure	Flow
All	180.0 kPa	0.50 L/min

Mean Data: CV

Analyte	Mean Corrected Intensity	Calib Conc.	Calib Units	Std.Dev.	Sample Conc.	Sample Units	Std.Dev.	RSD
ScA 357.253	1830191.6	95.32	%	0.188				0.20%
ScR 361.383	204655.3	99.36	%	0.212				0.21%
Ag 328.068†	379688.3	0.9931	mg/L	0.00169	0.9931	mg/L	0.00169	0.17%
Al 308.215†	2961.1	1.995	mg/L	0.0154	1.995	mg/L	0.0154	0.77%
As 188.979†	2626.7	2.008	mg/L	0.0159	2.008	mg/L	0.0159	0.79%
B 249.677†	2685.3	0.9770	mg/L	0.00787	0.9770	mg/L	0.00787	0.81%
Ba 233.527†	3162.8	0.9739	mg/L	0.00508	0.9739	mg/L	0.00508	0.52%
Be 313.042†	634904.9	0.9910	mg/L	0.00276	0.9910	mg/L	0.00276	0.28%
Ca 317.933†	50536.6	2.013	mg/L	0.0076	2.013	mg/L	0.0076	0.38%
Cd 228.802†	42615.1	1.041	mg/L	0.0005	1.041	mg/L	0.0005	0.05%
Co 228.616†	49229.2	0.9986	mg/L	0.00263	0.9986	mg/L	0.00263	0.26%
Cr 267.716†	7691.8	0.9593	mg/L	0.00384	0.9593	mg/L	0.00384	0.40%
Cu 324.752†	339182.2	1.043	mg/L	0.0020	1.043	mg/L	0.0020	0.19%
Fe 273.955†	2054.8	2.020	mg/L	0.0124	2.020	mg/L	0.0124	0.61%
K 766.490†	38023.9	19.89	mg/L	0.053	19.89	mg/L	0.053	0.27%
Mg 279.077†	3350.9	2.036	mg/L	0.0191	2.036	mg/L	0.0191	0.94%
Mn 257.610†	24939.4	0.9474	mg/L	0.00516	0.9474	mg/L	0.00516	0.54%
Mo 202.031†	13492.6	1.020	mg/L	0.0039	1.020	mg/L	0.0039	0.38%
Na 589.592†	279790.9	49.87	mg/L	0.074	49.87	mg/L	0.074	0.15%
Na 330.237†	1594.9	50.30	mg/L	0.198	50.30	mg/L	0.198	0.39%
Ni 231.604†	1877.8	0.9983	mg/L	0.00639	0.9983	mg/L	0.00639	0.64%
Pb 220.353†	24761.9	2.024	mg/L	0.0033	2.024	mg/L	0.0033	0.16%
Sb 206.836†	3079.0	2.192	mg/L	0.0058	2.192	mg/L	0.0058	0.26%
Se 196.026†	3791.6	2.014	mg/L	0.0118	2.014	mg/L	0.0118	0.58%
Si 288.158†	3131.2	2.050	mg/L	0.0126	2.050	mg/L	0.0126	0.61%
Sn 189.927†	5774.2	0.9738	mg/L	0.00714	0.9738	mg/L	0.00714	0.73%
Sr 421.552†	744800.5	0.9958	mg/L	0.00212	0.9958	mg/L	0.00212	0.21%
Ti 334.903†	28464.7	1.017	mg/L	0.0030	1.017	mg/L	0.0030	0.30%
Tl 190.801†	2812.1	1.982	mg/L	0.0115	1.982	mg/L	0.0115	0.58%
V 292.402†	365307.9	1.026	mg/L	0.0019	1.026	mg/L	0.0019	0.19%
Zn 206.200†	987.5	1.013	mg/L	0.0088	1.013	mg/L	0.0088	0.87%

Sequence No.: 2
Sample ID: CB
Analyst:
Initial Sample Wt:
Dilution: 1X

Autosampler Location: 1
Date Collected: 10/3/2006 11:36:13 AM
Data Type: Original
Initial Sample Vol:
Sample Prep Vol:

Nebulizer Parameters: CB

Analyte	Back Pressure	Flow
All	180.0 kPa	0.50 L/min

Mean Data: CB

Analyte	Mean Corrected Intensity	Calib Conc.	Calib Units	Calib Std.Dev.	Sample Conc.	Sample Units	Sample Std.Dev.	RSD
ScA 357.253	1891460.0	98.51	%	0.725				0.74%
ScR 361.383	205957.2	99.99	%	0.339				0.34%
Ag 328.068†	192.7	0.00050	mg/L	0.000196	0.00050	mg/L	0.000196	38.95%
Al 308.215†	19.0	0.01305	mg/L	0.012724	0.01305	mg/L	0.012724	97.52%
As 188.979†	6.8	0.00522	mg/L	0.002048	0.00522	mg/L	0.002048	39.21%
B 249.677†	23.6	0.00857	mg/L	0.000819	0.00857	mg/L	0.000819	9.55%
Ba 233.527†	4.6	0.00141	mg/L	0.001030	0.00141	mg/L	0.001030	73.27%
Be 313.042†	76.4	0.00012	mg/L	0.000006	0.00012	mg/L	0.000006	4.98%
Ca 317.933†	0.6	0.00002	mg/L	0.000209	0.00002	mg/L	0.000209	877.21%
Cd 228.802†	7.3	0.00017	mg/L	0.000048	0.00017	mg/L	0.000048	28.23%
Co 228.616†	8.6	0.00017	mg/L	0.000054	0.00017	mg/L	0.000054	31.23%
Cr 267.716†	7.8	0.00097	mg/L	0.001140	0.00097	mg/L	0.001140	117.19%
Cu 324.752†	36.7	0.00011	mg/L	0.000121	0.00011	mg/L	0.000121	108.21%
Fe 273.955†	-0.8	-0.00081	mg/L	0.001070	-0.00081	mg/L	0.001070	131.82%
K 766.490†	22.6	0.01181	mg/L	0.010838	0.01181	mg/L	0.010838	91.81%
Mg 279.077†	0.7	0.00044	mg/L	0.003201	0.00044	mg/L	0.003201	728.60%
Mn 257.610†	4.2	0.00016	mg/L	0.000177	0.00016	mg/L	0.000177	111.26%
Mo 202.031†	7.5	0.00057	mg/L	0.000170	0.00057	mg/L	0.000170	30.11%
Na 589.592†	139.4	0.02485	mg/L	0.007845	0.02485	mg/L	0.007845	31.57%
Na 330.237†	8.0	0.2525	mg/L	0.33132	0.2525	mg/L	0.33132	131.20%
Ni 231.604†	0.3	0.00015	mg/L	0.001685	0.00015	mg/L	0.001685	>999.9%
Pb 220.353†	20.1	0.00164	mg/L	0.000321	0.00164	mg/L	0.000321	19.54%
Sb 206.836†	-5.6	-0.00396	mg/L	0.001766	-0.00396	mg/L	0.001766	44.66%
Se 196.026†	9.6	0.00510	mg/L	0.007996	0.00510	mg/L	0.007996	156.89%
Si 288.158†	-2.2	-0.00147	mg/L	0.003621	-0.00147	mg/L	0.003621	247.06%
Sn 189.927†	9.4	0.00157	mg/L	0.000850	0.00157	mg/L	0.000850	53.99%
Sr 421.552†	-46.4	-0.00006	mg/L	0.000020	-0.00006	mg/L	0.000020	32.17%
Ti 334.903†	36.4	0.00130	mg/L	0.000811	0.00130	mg/L	0.000811	62.24%
Tl 190.801†	3.9	0.00277	mg/L	0.001469	0.00277	mg/L	0.001469	53.11%
V 292.402†	52.9	0.00015	mg/L	0.000149	0.00015	mg/L	0.000149	96.59%
Zn 206.200†	2.9	0.00298	mg/L	0.000963	0.00298	mg/L	0.000963	32.36%

Sequence No.: 3
Sample ID: CRI
Analyst:
Initial Sample Wt:
Dilution: 1X

Autosampler Location: 8
Date Collected: 10/3/2006 11:42:36 AM
Data Type: Original
Initial Sample Vol:
Sample Prep Vol:

Nebulizer Parameters: CRI

Analyte	Back Pressure	Flow
All	180.0 kPa	0.50 L/min

Mean Data: CRI

Analyte	Mean Corrected Intensity	Calib Conc.	Calib Units	Calib Std.Dev.	Sample Conc.	Sample Units	Sample Std.Dev.	RSD
ScA 357.253	1898130.8	98.85	%	0.963				0.97%
ScR 361.383	207549.8	100.8	%	0.43				0.42%
Ag 328.068†	1258.8	0.00329	mg/L	0.000231	0.00329	mg/L	0.000231	7.01%
Al 308.215†	94.8	0.06496	mg/L	0.001779	0.06496	mg/L	0.001779	2.74%
As 188.979†	72.8	0.05575	mg/L	0.002790	0.05575	mg/L	0.002790	5.00%
B 249.677†	67.6	0.02452	mg/L	0.004392	0.02452	mg/L	0.004392	17.91%
Ba 233.527†	8.6	0.00266	mg/L	0.000453	0.00266	mg/L	0.000453	17.04%
Be 313.042†	746.1	0.00116	mg/L	0.000066	0.00116	mg/L	0.000066	5.72%
Ca 317.933†	1365.8	0.05441	mg/L	0.001134	0.05441	mg/L	0.001134	2.08%
Cd 228.802†	89.5	0.00212	mg/L	0.000128	0.00212	mg/L	0.000128	6.07%
Co 228.616†	155.5	0.00315	mg/L	0.000117	0.00315	mg/L	0.000117	3.70%
Cr 267.716†	46.5	0.00579	mg/L	0.000405	0.00579	mg/L	0.000405	6.99%
Cu 324.752†	720.6	0.00222	mg/L	0.000193	0.00222	mg/L	0.000193	8.72%
Fe 273.955†	56.0	0.05512	mg/L	0.002442	0.05512	mg/L	0.002442	4.43%
K 766.490†	1107.3	0.5792	mg/L	0.00706	0.5792	mg/L	0.00706	1.22%
Mg 279.077†	90.8	0.05506	mg/L	0.007381	0.05506	mg/L	0.007381	13.41%
Mn 257.610†	27.0	0.00103	mg/L	0.000144	0.00103	mg/L	0.000144	14.00%
Mo 202.031†	68.9	0.00521	mg/L	0.000106	0.00521	mg/L	0.000106	2.04%
Na 589.592†	3207.4	0.5717	mg/L	0.01098	0.5717	mg/L	0.01098	1.92%
Na 330.237†	60.8	1.916	mg/L	0.7082	1.916	mg/L	0.7082	36.95%
Ni 231.604†	19.2	0.01024	mg/L	0.001148	0.01024	mg/L	0.001148	11.21%
Pb 220.353†	269.5	0.02203	mg/L	0.000296	0.02203	mg/L	0.000296	1.35%
Sb 206.836†	79.3	0.05651	mg/L	0.004557	0.05651	mg/L	0.004557	8.06%
Se 196.026†	102.2	0.05432	mg/L	0.002876	0.05432	mg/L	0.002876	5.29%
Si 288.158†	138.7	0.09069	mg/L	0.003780	0.09069	mg/L	0.003780	4.17%
Sn 189.927†	66.4	0.01125	mg/L	0.001911	0.01125	mg/L	0.001911	16.99%
Sr 421.552†	774.7	0.00104	mg/L	0.000015	0.00104	mg/L	0.000015	1.49%
Ti 334.903†	163.6	0.00585	mg/L	0.000732	0.00585	mg/L	0.000732	12.51%
Tl 190.801†	78.1	0.05513	mg/L	0.003467	0.05513	mg/L	0.003467	6.29%
V 292.402†	1076.2	0.00304	mg/L	0.000048	0.00304	mg/L	0.000048	1.58%
Zn 206.200†	8.9	0.00918	mg/L	0.000900	0.00918	mg/L	0.000900	9.81%

Sequence No.: 4 **Autosampler Location: 9**
Sample ID: ICSA **Date Collected: 10/3/2006 11:48:58 AM**
Analyst: **Data Type: Original**
Initial Sample Wt: **Initial Sample Vol:**
Dilution: 1X **Sample Prep Vol:**

Nebulizer Parameters: ICSA

Analyte	Back Pressure	Flow
All	180.0 kPa	0.50 L/min

Mean Data: ICSA

Analyte	Mean Corrected Intensity	Calib Conc.	Calib Units	Std.Dev.	Sample Conc.	Sample Units	Std.Dev.	RSD
ScA 357.253	1741135.9	90.68	%	0.431				0.48%
ScR 361.383	200435.3	97.31	%	0.148				0.15%
Ag 328.068†	-3374.4	0.00062	mg/L	0.000056	0.00062	mg/L	0.000056	8.97%
Al 308.215†	290267.8	199.3	mg/L	0.78	199.3	mg/L	0.78	0.39%
As 188.979†	50.6	0.01597	mg/L	0.003650	0.01597	mg/L	0.003650	22.86%
B 249.677†	1.9	0.00073	mg/L	0.006347	0.00073	mg/L	0.006347	874.28%
Ba 233.527†	43.6	-0.00063	mg/L	0.000495	-0.00063	mg/L	0.000495	78.82%
Be 313.042†	111.8	0.00017	mg/L	0.000046	0.00017	mg/L	0.000046	26.42%
Ca 317.933†	2464528.3	98.18	mg/L	0.283	98.18	mg/L	0.283	0.29%
Cd 228.802†	52.9	0.00124	mg/L	0.000257	0.00124	mg/L	0.000257	20.68%
Co 228.616†	29.9	0.00012	mg/L	0.000124	0.00012	mg/L	0.000124	104.55%
Cr 267.716†	87.5	0.00192	mg/L	0.000348	0.00192	mg/L	0.000348	18.15%
Cu 324.752†	-6060.9	0.00042	mg/L	0.000363	0.00042	mg/L	0.000363	87.40%
Fe 273.955†	201226.4	198.0	mg/L	0.74	198.0	mg/L	0.74	0.37%
K 766.490†	120.9	0.06324	mg/L	0.017442	0.06324	mg/L	0.017442	27.58%
Mg 279.077†	166555.4	100.8	mg/L	0.42	100.8	mg/L	0.42	0.41%
Mn 257.610†	97.7	-0.00051	mg/L	0.000506	-0.00051	mg/L	0.000506	99.70%
Mo 202.031†	54.6	0.00196	mg/L	0.000211	0.00196	mg/L	0.000211	10.75%
Na 589.592†	271.7	0.04843	mg/L	0.012365	0.04843	mg/L	0.012365	25.53%
Na 330.237†	63.7	1.013	mg/L	0.5594	1.013	mg/L	0.5594	55.25%
Ni 231.604†	-4.3	-0.00228	mg/L	0.001252	-0.00228	mg/L	0.001252	54.92%
Pb 220.353†	-337.7	0.00784	mg/L	0.000321	0.00784	mg/L	0.000321	4.09%
Sb 206.836†	41.0	0.00848	mg/L	0.001801	0.00848	mg/L	0.001801	21.23%
Se 196.026†	-82.9	-0.02049	mg/L	0.008554	-0.02049	mg/L	0.008554	41.74%
Si 288.158†	22.7	0.01485	mg/L	0.007573	0.01485	mg/L	0.007573	51.00%
Sn 189.927†	-81.8	-0.00658	mg/L	0.001364	-0.00658	mg/L	0.001364	20.73%
Sr 421.552†	931.8	0.00125	mg/L	0.000116	0.00125	mg/L	0.000116	9.30%
Ti 334.903†	170.4	0.00609	mg/L	0.001219	0.00609	mg/L	0.001219	20.01%
Tl 190.801†	-36.6	-0.02583	mg/L	0.003259	-0.02583	mg/L	0.003259	12.62%
V 292.402†	438.1	0.00130	mg/L	0.000149	0.00130	mg/L	0.000149	11.46%
Zn 206.200†	2.8	-0.00052	mg/L	0.000485	-0.00052	mg/L	0.000485	93.15%

Sequence No.: 5
Sample ID: ICSAB
Analyst:
Initial Sample Wt:
Dilution: 1X

Autosampler Location: 10
Date Collected: 10/3/2006 11:55:27 AM
Data Type: Original
Initial Sample Vol:
Sample Prep Vol:

Nebulizer Parameters: ICSAB

Analyte	Back Pressure	Flow
All	180.0 kPa	0.50 L/min

Mean Data: ICSAB

Analyte	Mean Corrected Intensity	Calib Conc.	Calib Units	Calib Std.Dev.	Sample Conc.	Sample Units	Sample Std.Dev.	RSD
ScA 357.253	1745270.4	90.89	%	0.402				0.44%
ScR 361.383	198700.6	96.47	%	0.314				0.33%
Ag 328.068†	399778.8	1.055	mg/L	0.0006	1.055	mg/L	0.0006	0.05%
Al 308.215†	290593.0	199.5	mg/L	0.20	199.5	mg/L	0.20	0.10%
As 188.979†	1399.7	1.049	mg/L	0.0091	1.049	mg/L	0.0091	0.87%
B 249.677†	1.4	0.00233	mg/L	0.002024	0.00233	mg/L	0.002024	86.97%
Ba 233.527†	3226.0	0.9796	mg/L	0.00497	0.9796	mg/L	0.00497	0.51%
Be 313.042†	667281.7	1.042	mg/L	0.0014	1.042	mg/L	0.0014	0.13%
Ca 317.933†	2462033.8	98.08	mg/L	0.134	98.08	mg/L	0.134	0.14%
Cd 228.802†	42870.3	1.048	mg/L	0.0017	1.048	mg/L	0.0017	0.17%
Co 228.616†	47678.5	0.9681	mg/L	0.00240	0.9681	mg/L	0.00240	0.25%
Cr 267.716†	7859.2	0.9718	mg/L	0.00549	0.9718	mg/L	0.00549	0.56%
Cu 324.752†	337464.3	1.057	mg/L	0.0004	1.057	mg/L	0.0004	0.04%
Fe 273.955†	199943.5	196.8	mg/L	0.99	196.8	mg/L	0.99	0.51%
K 766.490†	268.3	0.1404	mg/L	0.02104	0.1404	mg/L	0.02104	14.99%
Mg 279.077†	165485.2	100.2	mg/L	0.15	100.2	mg/L	0.15	0.15%
Mn 257.610†	25085.7	0.9486	mg/L	0.00430	0.9486	mg/L	0.00430	0.45%
Mo 202.031†	55.5	0.00205	mg/L	0.000191	0.00205	mg/L	0.000191	9.33%
Na 589.592†	299.0	0.05330	mg/L	0.011451	0.05330	mg/L	0.011451	21.48%
Na 330.237†	71.1	1.007	mg/L	0.0674	1.007	mg/L	0.0674	6.69%
Ni 231.604†	1798.1	0.9554	mg/L	0.00470	0.9554	mg/L	0.00470	0.49%
Pb 220.353†	11582.1	0.9826	mg/L	0.00240	0.9826	mg/L	0.00240	0.24%
Sb 206.836†	1594.8	1.103	mg/L	0.0030	1.103	mg/L	0.0030	0.27%
Se 196.026†	1868.2	1.015	mg/L	0.0026	1.015	mg/L	0.0026	0.25%
Si 288.158†	20.8	0.01567	mg/L	0.002548	0.01567	mg/L	0.002548	16.26%
Sn 189.927†	-88.4	-0.00563	mg/L	0.002190	-0.00563	mg/L	0.002190	38.89%
Sr 421.552†	1077.9	0.00144	mg/L	0.000020	0.00144	mg/L	0.000020	1.37%
Ti 334.903†	184.0	0.00637	mg/L	0.000278	0.00637	mg/L	0.000278	4.36%
Tl 190.801†	1352.2	0.9486	mg/L	0.00656	0.9486	mg/L	0.00656	0.69%
V 292.402†	372320.3	1.045	mg/L	0.0017	1.045	mg/L	0.0017	0.16%
Zn 206.200†	929.3	0.9498	mg/L	0.00451	0.9498	mg/L	0.00451	0.47%

Sequence No.: 6
Sample ID: CV
Analyst:
Initial Sample Wt:
Dilution: 1X

Autosampler Location: 7
Date Collected: 10/3/2006 12:01:45 PM
Data Type: Original
Initial Sample Vol:
Sample Prep Vol:

Nebulizer Parameters: CV

Analyte	Back Pressure	Flow
All	180.0 kPa	0.50 L/min

Mean Data: CV

Analyte	Mean Corrected Intensity	Calib Conc.	Calib Units	Calib Std.Dev.	Sample Conc.	Sample Units	Sample Std.Dev.	RSD
ScA 357.253	1845587.3	96.12	%	0.687				0.72%
ScR 361.383	203597.4	98.84	%	0.286				0.29%
Ag 328.068†	373772.3	0.9776	mg/L	0.00230	0.9776	mg/L	0.00230	0.23%
Al 308.215†	2955.7	1.992	mg/L	0.0062	1.992	mg/L	0.0062	0.31%
As 188.979†	2606.1	1.992	mg/L	0.0101	1.992	mg/L	0.0101	0.51%
B 249.677†	2662.5	0.9687	mg/L	0.00103	0.9687	mg/L	0.00103	0.11%
Ba 233.527†	3164.1	0.9743	mg/L	0.00142	0.9743	mg/L	0.00142	0.15%
Be 313.042†	641347.6	1.001	mg/L	0.0016	1.001	mg/L	0.0016	0.16%
Ca 317.933†	50903.6	2.028	mg/L	0.0017	2.028	mg/L	0.0017	0.09%
Cd 228.802†	42177.2	1.030	mg/L	0.0021	1.030	mg/L	0.0021	0.21%
Co 228.616†	48685.2	0.9876	mg/L	0.00454	0.9876	mg/L	0.00454	0.46%
Cr 267.716†	7706.8	0.9612	mg/L	0.00076	0.9612	mg/L	0.00076	0.08%
Cu 324.752†	333680.7	1.026	mg/L	0.0030	1.026	mg/L	0.0030	0.29%
Fe 273.955†	2062.0	2.027	mg/L	0.0032	2.027	mg/L	0.0032	0.16%
K 766.490†	38025.3	19.89	mg/L	0.073	19.89	mg/L	0.073	0.37%
Mg 279.077†	3349.9	2.035	mg/L	0.0152	2.035	mg/L	0.0152	0.75%
Mn 257.610†	25310.8	0.9615	mg/L	0.00139	0.9615	mg/L	0.00139	0.14%
Mo 202.031†	13433.1	1.015	mg/L	0.0069	1.015	mg/L	0.0069	0.68%
Na 589.592†	281994.9	50.26	mg/L	0.342	50.26	mg/L	0.342	0.68%
Na 330.237†	1616.8	50.99	mg/L	0.360	50.99	mg/L	0.360	0.71%
Ni 231.604†	1887.3	1.003	mg/L	0.0035	1.003	mg/L	0.0035	0.34%
Pb 220.353†	24512.3	2.004	mg/L	0.0083	2.004	mg/L	0.0083	0.41%
Sb 206.836†	3067.6	2.184	mg/L	0.0089	2.184	mg/L	0.0089	0.41%
Se 196.026†	3782.9	2.010	mg/L	0.0128	2.010	mg/L	0.0128	0.64%
Si 288.158†	3103.7	2.032	mg/L	0.0079	2.032	mg/L	0.0079	0.39%
Sn 189.927†	5765.0	0.9722	mg/L	0.00464	0.9722	mg/L	0.00464	0.48%
Sr 421.552†	747509.9	0.9994	mg/L	0.00253	0.9994	mg/L	0.00253	0.25%
Ti 334.903†	28589.5	1.022	mg/L	0.0015	1.022	mg/L	0.0015	0.14%
Tl 190.801†	2801.2	1.975	mg/L	0.0066	1.975	mg/L	0.0066	0.33%
V 292.402†	359540.9	1.010	mg/L	0.0019	1.010	mg/L	0.0019	0.19%
Zn 206.200†	997.6	1.023	mg/L	0.0022	1.023	mg/L	0.0022	0.22%

Sequence No.: 7
Sample ID: CB
Analyst:
Initial Sample Wt:
Dilution: 1X

Autosampler Location: 1
Date Collected: 10/3/2006 12:08:14 PM
Data Type: Original
Initial Sample Vol:
Sample Prep Vol:

Nebulizer Parameters: CB

Analyte	Back Pressure	Flow
All	181.0 kPa	0.50 L/min

Mean Data: CB

Analyte	Mean Corrected Intensity	Calib Conc.	Calib Units	Std.Dev.	Sample Conc.	Sample Units	Std.Dev.	RSD
ScA 357.253	1923338.8	100.2	%	0.77				0.77%
ScR 361.383	208892.4	101.4	%	0.54				0.53%
Ag 328.068†	176.3	0.00046	mg/L	0.000162	0.00046	mg/L	0.000162	35.24%
Al 308.215†	37.6	0.02584	mg/L	0.008019	0.02584	mg/L	0.008019	31.04%
As 188.979†	4.7	0.00361	mg/L	0.002693	0.00361	mg/L	0.002693	74.53%
B 249.677†	21.2	0.00771	mg/L	0.001736	0.00771	mg/L	0.001736	22.53%
Ba 233.527†	0.9	0.00027	mg/L	0.001369	0.00027	mg/L	0.001369	506.36%
Be 313.042†	55.8	0.00009	mg/L	0.000060	0.00009	mg/L	0.000060	68.53%
Ca 317.933†	3.3	0.00013	mg/L	0.001243	0.00013	mg/L	0.001243	934.18%
Cd 228.802†	5.3	0.00012	mg/L	0.000165	0.00012	mg/L	0.000165	133.49%
Co 228.616†	14.3	0.00029	mg/L	0.000094	0.00029	mg/L	0.000094	32.21%
Cr 267.716†	10.3	0.00128	mg/L	0.000734	0.00128	mg/L	0.000734	57.26%
Cu 324.752†	5.6	0.00002	mg/L	0.000051	0.00002	mg/L	0.000051	293.97%
Fe 273.955†	0.4	0.00043	mg/L	0.001108	0.00043	mg/L	0.001108	254.81%
K 766.490†	122.1	0.06386	mg/L	0.009004	0.06386	mg/L	0.009004	14.10%
Mg 279.077†	6.2	0.00375	mg/L	0.002000	0.00375	mg/L	0.002000	53.41%
Mn 257.610†	5.2	0.00020	mg/L	0.000077	0.00020	mg/L	0.000077	38.53%
Mo 202.031†	1.8	0.00014	mg/L	0.000328	0.00014	mg/L	0.000328	238.21%
Na 589.592†	131.3	0.02341	mg/L	0.002528	0.02341	mg/L	0.002528	10.80%
Na 330.237†	27.7	0.8739	mg/L	0.08291	0.8739	mg/L	0.08291	9.49%
Ni 231.604†	-0.5	-0.00029	mg/L	0.002987	-0.00029	mg/L	0.002987	>999.9%
Pb 220.353†	23.3	0.00191	mg/L	0.000308	0.00191	mg/L	0.000308	16.19%
Sb 206.836†	-1.8	-0.00131	mg/L	0.001875	-0.00131	mg/L	0.001875	143.33%
Se 196.026†	18.2	0.00966	mg/L	0.003948	0.00966	mg/L	0.003948	40.89%
Si 288.158†	5.4	0.00350	mg/L	0.003308	0.00350	mg/L	0.003308	94.46%
Sn 189.927†	9.2	0.00155	mg/L	0.000592	0.00155	mg/L	0.000592	38.25%
Sr 421.552†	-25.7	-0.00003	mg/L	0.000087	-0.00003	mg/L	0.000087	252.31%
Ti 334.903†	-13.6	-0.00049	mg/L	0.000115	-0.00049	mg/L	0.000115	23.57%
Tl 190.801†	4.1	0.00289	mg/L	0.002763	0.00289	mg/L	0.002763	95.47%
V 292.402†	14.5	0.00005	mg/L	0.000180	0.00005	mg/L	0.000180	361.83%
Zn 206.200†	2.7	0.00280	mg/L	0.001816	0.00280	mg/L	0.001816	64.86%

Analysis Begun

Start Time: 10/3/2006 12:13:51 PM
Plasma On Time: 10/3/2006 9:06:21 AM
Logged In Analyst: metals
Technique: ICP Continuous
Spectrometer Model: Optima 4300 DV, S/N 077N0060101Autosampler Model: AS-93plus

Sample Information File: C:\pe\Administrator\Sample Information\1003.sif
Batch ID:
Results Data Set: PE061003
Results Library: C:\pe\Administrator\Results\Results.mdb

Sequence No.: 1
Sample ID: JY35 MB2 WMN
Analyst: JLB
Initial Sample Wt:
Dilution: 1X
Autosampler Location: 21
Date Collected: 10/3/2006 12:13:51 PM
Data Type: Original
Initial Sample Vol:
Sample Prep Vol:

Nebulizer Parameters: JY35 MB2 WMN

Analyte	Back Pressure	Flow
All	180.0 kPa	0.50 L/min

Mean Data: JY35 MB2 WMN

Analyte	Mean Corrected Intensity	Calib Conc.	Calib Units	Std.Dev.	Sample Conc.	Sample Units	Std.Dev.	RSD
ScA 357.253	1978211.1	103.0	%	0.70				0.68%
ScR 361.383	214196.6	104.0	%	0.65				0.63%
Ag 328.068†	40.5	0.00011	mg/L	0.000293	0.00011	mg/L	0.000293	275.82%
Al 308.215†	63.4	0.04354	mg/L	0.006490	0.04354	mg/L	0.006490	14.91%
As 188.979†	7.2	0.00550	mg/L	0.004336	0.00550	mg/L	0.004336	78.79%
B 249.677†	-4.1	-0.00149	mg/L	0.000781	-0.00149	mg/L	0.000781	52.27%
Ba 233.527†	-0.4	-0.00013	mg/L	0.002472	-0.00013	mg/L	0.002472	>999.9%
Be 313.042†	68.9	0.00011	mg/L	0.000020	0.00011	mg/L	0.000020	18.17%
Ca 317.933†	190.9	0.00760	mg/L	0.000272	0.00760	mg/L	0.000272	3.58%
Cd 228.802†	0.5	0.00001	mg/L	0.000021	0.00001	mg/L	0.000021	379.34%
Co 228.616†	5.2	0.00011	mg/L	0.000044	0.00011	mg/L	0.000044	42.19%
Cr 267.716†	11.9	0.00149	mg/L	0.000375	0.00149	mg/L	0.000375	25.19%
Cu 324.752†	-43.7	-0.00013	mg/L	0.000171	-0.00013	mg/L	0.000171	127.70%
Fe 273.955†	6.4	0.00633	mg/L	0.001398	0.00633	mg/L	0.001398	22.09%
K 766.490†	-55.3	-0.02895	mg/L	0.023408	-0.02895	mg/L	0.023408	80.85%
Mg 279.077†	-0.0	-0.00002	mg/L	0.010833	-0.00002	mg/L	0.010833	>999.9%
Mn 257.610†	0.5	0.00002	mg/L	0.000076	0.00002	mg/L	0.000076	421.06%
Mo 202.031†	2.0	0.00015	mg/L	0.000264	0.00015	mg/L	0.000264	174.61%
Na 589.592†	112.7	0.02009	mg/L	0.001901	0.02009	mg/L	0.001901	9.46%
Na 330.237†	22.0	0.6946	mg/L	0.17220	0.6946	mg/L	0.17220	24.79%
Ni 231.604†	0.1	0.00006	mg/L	0.000272	0.00006	mg/L	0.000272	466.25%
Pb 220.353†	-1.1	-0.00008	mg/L	0.000290	-0.00008	mg/L	0.000290	372.49%
Sb 206.836†	-3.7	-0.00269	mg/L	0.000524	-0.00269	mg/L	0.000524	19.48%
Se 196.026†	14.0	0.00746	mg/L	0.005217	0.00746	mg/L	0.005217	69.89%
Si 288.158†	-19.1	-0.01248	mg/L	0.006431	-0.01248	mg/L	0.006431	51.53%
Sn 189.927†	-2.2	-0.00037	mg/L	0.000725	-0.00037	mg/L	0.000725	197.37%
Sr 421.552†	19.4	0.00003	mg/L	0.000144	0.00003	mg/L	0.000144	553.38%
Ti 334.903†	27.8	0.00099	mg/L	0.000622	0.00099	mg/L	0.000622	62.60%
Tl 190.801†	5.5	0.00386	mg/L	0.001399	0.00386	mg/L	0.001399	36.28%
V 292.402†	39.3	0.00012	mg/L	0.000025	0.00012	mg/L	0.000025	21.29%
Zn 206.200†	1.9	0.00194	mg/L	0.001891	0.00194	mg/L	0.001891	97.53%

Sequence No.: 2
Sample ID: JY56 MB2 WMN
Analyst: JLB
Initial Sample Wt:
Dilution: 1X

Autosampler Location: 22
Date Collected: 10/3/2006 12:20:15 PM
Data Type: Original
Initial Sample Vol:
Sample Prep Vol:

Nebulizer Parameters: JY56 MB2 WMN

Analyte	Back Pressure	Flow
All	181.0 kPa	0.50 L/min

Mean Data: JY56 MB2 WMN

Analyte	Mean Corrected Intensity	Calib Conc.	Calib Units	Std.Dev.	Sample Conc.	Sample Units	Std.Dev.	RSD
ScA 357.253	1975804.6	102.9	%	0.28				0.27%
ScR 361.383	215700.0	104.7	%	0.77				0.73%
Ag 328.068†	-6.0	-0.00002	mg/L	0.000070	-0.00002	mg/L	0.000070	450.43%
Al 308.215†	53.9	0.03704	mg/L	0.026242	0.03704	mg/L	0.026242	70.85%
As 188.979†	3.9	0.00299	mg/L	0.001377	0.00299	mg/L	0.001377	46.12%
B 249.677†	4.4	0.00160	mg/L	0.001346	0.00160	mg/L	0.001346	84.04%
Ba 233.527†	-1.5	-0.00045	mg/L	0.001397	-0.00045	mg/L	0.001397	310.78%
Be 313.042†	57.1	0.00009	mg/L	0.000040	0.00009	mg/L	0.000040	44.87%
Ca 317.933†	149.2	0.00594	mg/L	0.000312	0.00594	mg/L	0.000312	5.25%
Cd 228.802†	3.6	0.00008	mg/L	0.000089	0.00008	mg/L	0.000089	104.96%
Co 228.616†	-4.2	-0.00009	mg/L	0.000168	-0.00009	mg/L	0.000168	191.15%
Cr 267.716†	11.9	0.00148	mg/L	0.000921	0.00148	mg/L	0.000921	62.42%
Cu 324.752†	19.1	0.00006	mg/L	0.000212	0.00006	mg/L	0.000212	361.48%
Fe 273.955†	4.0	0.00390	mg/L	0.000898	0.00390	mg/L	0.000898	23.01%
K 766.490†	-67.6	-0.03534	mg/L	0.015703	-0.03534	mg/L	0.015703	44.44%
Mg 279.077†	32.1	0.01948	mg/L	0.014417	0.01948	mg/L	0.014417	73.99%
Mn 257.610†	2.4	0.00009	mg/L	0.000159	0.00009	mg/L	0.000159	177.61%
Mo 202.031†	-0.9	-0.00007	mg/L	0.000317	-0.00007	mg/L	0.000317	445.76%
Na 589.592†	129.4	0.02306	mg/L	0.009389	0.02306	mg/L	0.009389	40.71%
Na 330.237†	21.0	0.6635	mg/L	0.42513	0.6635	mg/L	0.42513	64.07%
Ni 231.604†	-2.9	-0.00152	mg/L	0.000118	-0.00152	mg/L	0.000118	7.78%
Pb 220.353†	-1.7	-0.00013	mg/L	0.000633	-0.00013	mg/L	0.000633	477.88%
Sb 206.836†	-6.2	-0.00442	mg/L	0.002870	-0.00442	mg/L	0.002870	64.87%
Se 196.026†	9.2	0.00490	mg/L	0.002350	0.00490	mg/L	0.002350	47.95%
Si 288.158†	-23.5	-0.01536	mg/L	0.003855	-0.01536	mg/L	0.003855	25.09%
Sn 189.927†	1.2	0.00019	mg/L	0.000772	0.00019	mg/L	0.000772	415.27%
Sr 421.552†	-24.2	-0.00003	mg/L	0.000048	-0.00003	mg/L	0.000048	149.28%
Ti 334.903†	47.4	0.00170	mg/L	0.000823	0.00170	mg/L	0.000823	48.56%
Tl 190.801†	4.2	0.00300	mg/L	0.000713	0.00300	mg/L	0.000713	23.79%
V 292.402†	-17.1	-0.00004	mg/L	0.000122	-0.00004	mg/L	0.000122	320.33%
Zn 206.200†	2.2	0.00223	mg/L	0.000913	0.00223	mg/L	0.000913	40.96%

Sequence No.: 3
Sample ID: JY35 E WMN
Analyst: JLB
Initial Sample Wt:
Dilution: 5X

DCL

Autosampler Location: 23
Date Collected: 10/3/2006 12:26:39 PM
Data Type: Original
Initial Sample Vol:
Sample Prep Vol:

Nebulizer Parameters: JY35 E WMN

Analyte	Back Pressure	Flow
All	181.0 kPa	0.50 L/min

Mean Data: JY35 E WMN

Analyte	Mean Corrected Intensity	Calib Conc.	Calib Units	Std.Dev.	Sample Conc.	Sample Units	Std.Dev.	RSD
ScA 357.253	1678691.8	87.43	%	0.468				0.54%
ScR 361.383	192621.6	93.51	%	0.694				0.74%
Ag 328.068†	43.9	0.00055	mg/L	0.000245	0.00275	mg/L	0.001225	44.62%
Al 308.215†	115.7	0.07207	mg/L	0.014828	0.3603	mg/L	0.07414	20.57%
As 188.979†	44.9	0.03360	mg/L	0.005253	0.1680	mg/L	0.02627	15.64%
B 249.677†	193.0	0.07003	mg/L	0.001275	0.3501	mg/L	0.00637	1.82%
Ba 233.527†	54.7	0.01619	mg/L	0.000472	0.08096	mg/L	0.002362	2.92%
Be 313.042†	859.2	0.00079	mg/L	0.000027	0.00394	mg/L	0.000136	3.45%
Ca 317.933†	16269.7	0.6481	mg/L	0.00134	3.241	mg/L	0.0067	0.21%
Cd 228.802†	7.7	0.00014	mg/L	0.000122	0.00068	mg/L	0.000608	89.13%
Co 228.616†	1278.0	0.02540	mg/L	0.000135	0.1270	mg/L	0.00068	0.53%
Cr 267.716†	119.6	0.01521	mg/L	0.000381	0.07606	mg/L	0.001903	2.50%
Cu 324.752†	2646.6	0.00873	mg/L	0.000847	0.04366	mg/L	0.004235	9.70%
Fe 273.955†	7104.1	6.990	mg/L	0.0092	34.95	mg/L	0.046	0.13%
K 766.490†	4390.2	2.296	mg/L	0.0149	11.48	mg/L	0.075	0.65%
Mg 279.077†	635.9	0.3809	mg/L	0.00424	1.905	mg/L	0.0212	1.11%
Mn 257.610†	461.6	0.01752	mg/L	0.000294	0.08758	mg/L	0.001468	1.68%
Mo 202.031†	828.7	0.06261	mg/L	0.015048	0.3130	mg/L	0.07524	24.03%
Na 589.592†	4774658.6	851.1	mg/L	9.73	4255	mg/L	48.7	1.14%
Na 330.237†	27543.5	869.1	mg/L	1.71	4345	mg/L	8.6	0.20%
Ni 231.604†	10.2	0.00540	mg/L	0.002079	0.02700	mg/L	0.010397	38.50%
Pb 220.353†	70.0	0.00577	mg/L	0.000544	0.02886	mg/L	0.002718	9.42%
Sb 206.836†	2.6	0.00229	mg/L	0.000678	0.01144	mg/L	0.003389	29.61%
Se 196.026†	27.2	0.01528	mg/L	0.003355	0.07639	mg/L	0.016776	21.96%
Si 288.158†	15392.5	10.07	mg/L	0.355	50.33	mg/L	1.774	3.52%
Sn 189.927†	-26.0	-0.00437	mg/L	0.000810	-0.02184	mg/L	0.004050	18.54%
Sr 421.552†	6780.8	0.00907	mg/L	0.000093	0.04533	mg/L	0.000466	1.03%
Ti 334.903†	7584.5	0.2713	mg/L	0.00275	1.357	mg/L	0.0138	1.01%
Tl 190.801†	5.9	0.00328	mg/L	0.002424	0.01641	mg/L	0.012118	73.82%
V 292.402†	127046.9	0.3542	mg/L	0.00461	1.771	mg/L	0.0231	1.30%
Zn 206.200†	1.6	0.00148	mg/L	0.000189	0.00738	mg/L	0.000947	12.83%

Sequence No.: 4
Sample ID: JY35 F WMN
Analyst: JLB
Initial Sample Wt:
Dilution: 5X

Autosampler Location: 24
Date Collected: 10/3/2006 12:34:24 PM
Data Type: Original
Initial Sample Vol:
Sample Prep Vol:

Nebulizer Parameters: JY35 F WMN

Analyte	Back Pressure	Flow
All	181.0 kPa	0.50 L/min

Mean Data: JY35 F WMN

Analyte	Mean Corrected Intensity	Calib Conc.	Calib Units	Std.Dev.	Sample Conc.	Sample Units	Std.Dev.	RSD
ScA 357.253	1787775.7	93.11	%	0.730				0.78%
ScR 361.383	202278.3	98.20	%	0.200				0.20%
Ag 328.068†	126.0	0.00038	mg/L	0.000090	0.00190	mg/L	0.000449	23.59%
Al 308.215†	187.4	0.1275	mg/L	0.00646	0.6374	mg/L	0.03229	5.07%
As 188.979†	18.8	0.01422	mg/L	0.002241	0.07112	mg/L	0.011205	15.76%
B 249.677†	63.8	0.02316	mg/L	0.001295	0.1158	mg/L	0.00647	5.59%
Ba 233.527†	45.6	0.01398	mg/L	0.002117	0.06988	mg/L	0.010587	15.15%
Be 313.042†	296.0	0.00037	mg/L	0.000044	0.00184	mg/L	0.000219	11.86%
Ca 317.933†	22197.5	0.8843	mg/L	0.01475	4.421	mg/L	0.0737	1.67%
Cd 228.802†	5.2	0.00011	mg/L	0.000102	0.00054	mg/L	0.000508	93.44%
Co 228.616†	102.3	0.00200	mg/L	0.000185	0.01001	mg/L	0.000926	9.26%
Cr 267.716†	21.0	0.00263	mg/L	0.000861	0.01315	mg/L	0.004304	32.73%
Cu 324.752†	6286.6	0.01941	mg/L	0.000169	0.09705	mg/L	0.000846	0.87%
Fe 273.955†	932.8	0.9178	mg/L	0.00834	4.589	mg/L	0.0417	0.91%
K 766.490†	1150.5	0.6018	mg/L	0.02853	3.009	mg/L	0.1426	4.74%
Mg 279.077†	137.6	0.08284	mg/L	0.010918	0.4142	mg/L	0.05459	13.18%
Mn 257.610†	1693.0	0.06428	mg/L	0.000497	0.3214	mg/L	0.00248	0.77%
Mo 202.031†	114.1	0.00862	mg/L	0.000235	0.04310	mg/L	0.001177	2.73%
Na 589.592†	1178657.9	210.1	mg/L	2.37	1050	mg/L	11.9	1.13%
Na 330.237†	6753.9	213.1	mg/L	2.69	1065	mg/L	13.4	1.26%
Ni 231.604†	9.5	0.00503	mg/L	0.001653	0.02513	mg/L	0.008267	32.89%
Pb 220.353†	43.8	0.00359	mg/L	0.000350	0.01796	mg/L	0.001749	9.74%
Sb 206.836†	-1.0	-0.00061	mg/L	0.000243	-0.00306	mg/L	0.001216	39.67%
Se 196.026†	10.5	0.00562	mg/L	0.001932	0.02811	mg/L	0.009659	34.36%
Si 288.158†	3521.2	2.303	mg/L	0.0332	11.51	mg/L	0.166	1.44%
Sn 189.927†	-5.8	-0.00091	mg/L	0.000471	-0.00456	mg/L	0.002355	51.68%
Sr 421.552†	11878.4	0.01588	mg/L	0.000240	0.07941	mg/L	0.001202	1.51%
Ti 334.903†	1007.1	0.03603	mg/L	0.000142	0.1801	mg/L	0.00071	0.39%
Tl 190.801†	4.9	0.00332	mg/L	0.003964	0.01658	mg/L	0.019819	119.52%
V 292.402†	21495.2	0.05995	mg/L	0.000493	0.2997	mg/L	0.00246	0.82%
Zn 206.200†	5.2	0.00528	mg/L	0.002150	0.02640	mg/L	0.010751	40.72%

Sequence No.: 5
Sample ID: JY56 I WMN 5
Analyst: JLB
Initial Sample Wt:
Dilution: 5X

Autosampler Location: 25
Date Collected: 10/3/2006 12:41:27 PM
Data Type: Original
Initial Sample Vol:
Sample Prep Vol:

Nebulizer Parameters: JY56 I WMN

Analyte	Back Pressure	Flow
All	181.0 kPa	0.50 L/min

Mean Data: JY56 I WMN

Analyte	Mean Corrected Intensity	Calib Conc.	Calib Units	Calib Std.Dev.	Sample Conc.	Sample Units	Sample Std.Dev.	RSD
ScA 357.253	1888711.2	98.36	%	0.657				0.67%
ScR 361.383	205317.4	99.68	%	1.135				1.14%
Ag 328.068†	-391.5	0.00006	mg/L	0.000098	0.00032	mg/L	0.000492	155.79%
Al 308.215†	14.4	0.00983	mg/L	0.005981	0.04915	mg/L	0.029905	60.84%
As 188.979†	19.8	0.01446	mg/L	0.002846	0.07230	mg/L	0.014231	19.68%
B 249.677†	4.5	0.00162	mg/L	0.002700	0.00810	mg/L	0.013500	166.64%
Ba 233.527†	65.4	0.01834	mg/L	0.000881	0.09172	mg/L	0.004403	4.80%
Be 313.042†	69.3	0.00010	mg/L	0.000029	0.00052	mg/L	0.000144	27.70%
Ca 317.933†	438896.1	17.48	mg/L	0.301	87.42	mg/L	1.506	1.72%
Cd 228.802†	1.2	0.00001	mg/L	0.000033	0.00003	mg/L	0.000163	514.95%
Co 228.616†	211.2	0.00383	mg/L	0.000082	0.01916	mg/L	0.000411	2.15%
Cr 267.716†	18.8	0.00163	mg/L	0.000927	0.00815	mg/L	0.004634	56.85%
Cu 324.752†	-658.8	0.00052	mg/L	0.000131	0.00261	mg/L	0.000655	25.10%
Fe 273.955†	26629.8	26.21	mg/L	0.703	131.0	mg/L	3.52	2.68%
K 766.490†	993.1	0.5195	mg/L	0.00704	2.598	mg/L	0.0352	1.35%
Mg 279.077†	15274.4	9.243	mg/L	0.2669	46.21	mg/L	1.334	2.89%
Mn 257.610†	26581.0	1.009	mg/L	0.0288	5.045	mg/L	0.1442	2.86%
Mo 202.031†	23.4	0.00157	mg/L	0.000336	0.00784	mg/L	0.001679	21.40%
Na 589.592†	129171.2	23.02	mg/L	0.458	115.1	mg/L	2.29	1.99%
Na 330.237†	753.5	23.59	mg/L	0.398	118.0	mg/L	1.99	1.69%
Ni 231.604†	-2.7	-0.00143	mg/L	0.000244	-0.00713	mg/L	0.001221	17.14%
Pb 220.353†	27.7	0.00227	mg/L	0.000849	0.01137	mg/L	0.004245	37.35%
Sb 206.836†	5.7	0.00125	mg/L	0.000630	0.00623	mg/L	0.003150	50.54%
Se 196.026†	4.7	0.00446	mg/L	0.001935	0.02230	mg/L	0.009673	43.38%
Si 288.158†	11414.5	7.464	mg/L	0.2267	37.32	mg/L	1.133	3.04%
Sn 189.927†	-37.9	-0.00509	mg/L	0.000341	-0.02543	mg/L	0.001704	6.70%
Sr 421.552†	73176.0	0.09784	mg/L	0.001796	0.4892	mg/L	0.00898	1.84%
Ti 334.903†	45.4	0.00162	mg/L	0.001019	0.00812	mg/L	0.005096	62.78%
Tl 190.801†	-5.2	-0.00371	mg/L	0.000908	-0.01855	mg/L	0.004538	24.46%
V 292.402†	927.6	0.00275	mg/L	0.000090	0.01377	mg/L	0.000452	3.28%
Zn 206.200†	3.7	0.00341	mg/L	0.004340	0.01706	mg/L	0.021698	127.22%

Sequence No.: 6
Sample ID: JY56 J WMN 7
Analyst: JLB
Initial Sample Wt:
Dilution: 5X

Autosampler Location: 26
Date Collected: 10/3/2006 12:48:26 PM
Data Type: Original
Initial Sample Vol:
Sample Prep Vol:

Nebulizer Parameters: JY56 J WMN

Analyte	Back Pressure	Flow
All	181.0 kPa	0.50 L/min

Mean Data: JY56 J WMN

Analyte	Mean Corrected Intensity	Calib Conc.	Calib Units	Calib Std.Dev.	Sample Conc.	Sample Units	Sample Std.Dev.	RSD
ScA 357.253	1720128.1	89.58	%	0.010				0.01%
ScR 361.383	195593.9	94.96	%	0.729				0.77%
Ag 328.068†	99.7	0.00038	mg/L	0.000264	0.00192	mg/L	0.001321	68.77%
Al 308.215†	67.1	0.04488	mg/L	0.016317	0.2244	mg/L	0.08159	36.36%
As 188.979†	25.8	0.01960	mg/L	0.004822	0.09802	mg/L	0.024110	24.60%
B 249.677†	92.0	0.03337	mg/L	0.001747	0.1669	mg/L	0.00873	5.23%
Ba 233.527†	79.2	0.02423	mg/L	0.000468	0.1211	mg/L	0.00234	1.93%
Be 313.042†	379.1	0.00050	mg/L	0.000013	0.00252	mg/L	0.000063	2.51%
Ca 317.933†	11068.7	0.4410	mg/L	0.00132	2.205	mg/L	0.0066	0.30%
Cd 228.802†	9.0	0.00019	mg/L	0.000138	0.00095	mg/L	0.000689	72.67%
Co 228.616†	344.1	0.00687	mg/L	0.000402	0.03434	mg/L	0.002012	5.86%
Cr 267.716†	22.9	0.00294	mg/L	0.001010	0.01469	mg/L	0.005048	34.37%
Cu 324.752†	483.0	0.00170	mg/L	0.000186	0.00849	mg/L	0.000928	10.94%
Fe 273.955†	2334.6	2.297	mg/L	0.0066	11.49	mg/L	0.033	0.29%
K 766.490†	3376.5	1.766	mg/L	0.1165	8.831	mg/L	0.5827	6.60%
Mg 279.077†	383.2	0.2308	mg/L	0.01311	1.154	mg/L	0.0655	5.68%
Mn 257.610†	480.7	0.01825	mg/L	0.000248	0.09123	mg/L	0.001238	1.36%
Mo 202.031†	118.0	0.00891	mg/L	0.000394	0.04456	mg/L	0.001970	4.42%
Na 589.592†	2896692.9	516.3	mg/L	1.39	2582	mg/L	6.9	0.27%
Na 330.237†	16669.5	525.9	mg/L	1.66	2630	mg/L	8.3	0.31%
Ni 231.604†	1.6	0.00084	mg/L	0.001605	0.00421	mg/L	0.008027	190.70%
Pb 220.353†	55.3	0.00453	mg/L	0.000192	0.02265	mg/L	0.000960	4.24%
Sb 206.836†	1.6	0.00106	mg/L	0.002095	0.00529	mg/L	0.010476	198.12%
Se 196.026†	23.9	0.01294	mg/L	0.002210	0.06471	mg/L	0.011051	17.08%
Si 288.158†	6445.0	4.214	mg/L	0.0877	21.07	mg/L	0.439	2.08%
Sn 189.927†	-24.8	-0.00414	mg/L	0.000891	-0.02068	mg/L	0.004456	21.54%
Sr 421.552†	11576.9	0.01548	mg/L	0.000115	0.07739	mg/L	0.000577	0.75%
Ti 334.903†	1330.1	0.04759	mg/L	0.000706	0.2379	mg/L	0.00353	1.48%
Tl 190.801†	6.3	0.00425	mg/L	0.005123	0.02125	mg/L	0.025617	120.55%
V 292.402†	20424.6	0.05695	mg/L	0.000250	0.2848	mg/L	0.00125	0.44%
Zn 206.200†	2.8	0.00284	mg/L	0.000777	0.01418	mg/L	0.003884	27.39%

Sequence No.: 7
Sample ID: JY35 DDUP WMN
Analyst: JLB
Initial Sample Wt:
Dilution: 5X

Autosampler Location: 27
Date Collected: 10/3/2006 12:55:31 PM
Data Type: Original
Initial Sample Vol:
Sample Prep Vol:

Nebulizer Parameters: JY35 DDUP WMN

Analyte	Back Pressure	Flow
All	181.0 kPa	0.50 L/min

Mean Data: JY35 DDUP WMN

Analyte	Mean Corrected Intensity	Calib Conc.	Calib Units	Std.Dev.	Sample Conc.	Sample Units	Std.Dev.	RSD
ScA 357.253	1749466.2	91.11	%	0.566				0.62%
ScR 361.383	198535.1	96.39	%	0.703				0.73%
Ag 328.068†	122.8	0.00034	mg/L	0.000269	0.00171	mg/L	0.001343	78.55%
Al 308.215†	206.3	0.1405	mg/L	0.01199	0.7027	mg/L	0.05996	8.53%
As 188.979†	24.2	0.01833	mg/L	0.003138	0.09167	mg/L	0.015692	17.12%
B 249.677†	67.3	0.02437	mg/L	0.000827	0.1219	mg/L	0.00413	3.39%
Ba 233.527†	17.7	0.00542	mg/L	0.001457	0.02711	mg/L	0.007286	26.87%
Be 313.042†	332.4	0.00042	mg/L	0.000055	0.00209	mg/L	0.000276	13.19%
Ca 317.933†	30081.6	1.198	mg/L	0.0099	5.992	mg/L	0.0495	0.83%
Cd 228.802†	0.3	-0.00002	mg/L	0.000066	-0.00010	mg/L	0.000328	331.87%
Co 228.616†	131.8	0.00258	mg/L	0.000227	0.01291	mg/L	0.001137	8.81%
Cr 267.716†	29.5	0.00354	mg/L	0.000532	0.01770	mg/L	0.002658	15.02%
Cu 324.752†	364.5	0.00113	mg/L	0.000039	0.00565	mg/L	0.000193	3.42%
Fe 273.955†	245.0	0.2410	mg/L	0.00131	1.205	mg/L	0.0065	0.54%
K 766.490†	2425.8	1.269	mg/L	0.0266	6.345	mg/L	0.1331	2.10%
Mg 279.077†	918.7	0.5569	mg/L	0.00322	2.784	mg/L	0.0161	0.58%
Mn 257.610†	1786.1	0.06780	mg/L	0.000503	0.3390	mg/L	0.00252	0.74%
Mo 202.031†	-8.4	-0.00065	mg/L	0.000162	-0.00324	mg/L	0.000809	25.01%
Na 589.592†	1662847.2	296.4	mg/L	1.89	1482	mg/L	9.5	0.64%
Na 330.237†	9310.7	293.8	mg/L	2.50	1469	mg/L	12.5	0.85%
Ni 231.604†	2.1	0.00112	mg/L	0.002429	0.00560	mg/L	0.012144	216.78%
Pb 220.353†	49.4	0.00407	mg/L	0.000939	0.02033	mg/L	0.004695	23.09%
Sb 206.836†	-2.9	-0.00194	mg/L	0.002043	-0.00969	mg/L	0.010213	105.44%
Se 196.026†	10.9	0.00573	mg/L	0.001553	0.02867	mg/L	0.007763	27.08%
Si 288.158†	3530.1	2.308	mg/L	0.0145	11.54	mg/L	0.072	0.63%
Sn 189.927†	-16.7	-0.00273	mg/L	0.000316	-0.01364	mg/L	0.001578	11.57%
Sr 421.552†	7109.7	0.00951	mg/L	0.000112	0.04753	mg/L	0.000559	1.18%
Ti 334.903†	1497.9	0.05360	mg/L	0.001179	0.2680	mg/L	0.00589	2.20%
Tl 190.801†	5.8	0.00389	mg/L	0.003581	0.01946	mg/L	0.017906	92.00%
V 292.402†	23029.2	0.06422	mg/L	0.000484	0.3211	mg/L	0.00242	0.75%
Zn 206.200†	-0.4	-0.00040	mg/L	0.002999	-0.00200	mg/L	0.014993	748.59%

Sequence No.: 8
Sample ID: JY35 D WMN
Analyst: JLB
Initial Sample Wt:
Dilution: 5X

Autosampler Location: 28
Date Collected: 10/3/2006 1:02:34 PM
Data Type: Original
Initial Sample Vol:
Sample Prep Vol:

Nebulizer Parameters: JY35 D WMN

Analyte	Back Pressure	Flow
All	181.0 kPa	0.50 L/min

Mean Data: JY35 D WMN

Analyte	Mean Corrected Intensity	Calib Conc.	Calib Units	Std.Dev.	Sample Conc.	Sample Units	Std.Dev.	RSD
ScA 357.253	1750863.3	91.18	%	0.601				0.66%
ScR 361.383	200133.2	97.16	%	0.716				0.74%
Ag 328.068†	137.3	0.00038	mg/L	0.000216	0.00190	mg/L	0.001080	56.91%
Al 308.215†	222.6	0.1518	mg/L	0.01331	0.7589	mg/L	0.06656	8.77%
As 188.979†	17.1	0.01293	mg/L	0.001148	0.06463	mg/L	0.005738	8.88%
B 249.677†	66.4	0.02405	mg/L	0.000764	0.1202	mg/L	0.00382	3.18%
Ba 233.527†	20.3	0.00623	mg/L	0.000346	0.03114	mg/L	0.001731	5.56%
Be 313.042†	287.4	0.00035	mg/L	0.000048	0.00175	mg/L	0.000239	13.67%
Ca 317.933†	29780.9	1.186	mg/L	0.0151	5.932	mg/L	0.0755	1.27%
Cd 228.802†	3.9	0.00008	mg/L	0.000128	0.00039	mg/L	0.000639	164.43%
Co 228.616†	126.7	0.00248	mg/L	0.000119	0.01240	mg/L	0.000597	4.81%
Cr 267.716†	28.6	0.00342	mg/L	0.001374	0.01709	mg/L	0.006868	40.20%
Cu 324.752†	404.9	0.00125	mg/L	0.000181	0.00627	mg/L	0.000904	14.41%
Fe 273.955†	243.6	0.2396	mg/L	0.00512	1.198	mg/L	0.0256	2.14%
K 766.490†	2410.4	1.261	mg/L	0.0164	6.304	mg/L	0.0818	1.30%
Mg 279.077†	921.7	0.5587	mg/L	0.00470	2.794	mg/L	0.0235	0.84%
Mn 257.610†	1772.0	0.06727	mg/L	0.000325	0.3363	mg/L	0.00162	0.48%
Mo 202.031†	-7.9	-0.00061	mg/L	0.000209	-0.00306	mg/L	0.001044	34.10%
Na 589.592†	1639193.6	292.2	mg/L	1.75	1461	mg/L	8.7	0.60%
Na 330.237†	9221.8	291.0	mg/L	3.20	1455	mg/L	16.0	1.10%
Ni 231.604†	0.2	0.00012	mg/L	0.003212	0.00059	mg/L	0.016059	>999.9%
Pb 220.353†	43.1	0.00355	mg/L	0.000968	0.01775	mg/L	0.004839	27.26%
Sb 206.836†	-0.3	-0.00007	mg/L	0.000115	-0.00034	mg/L	0.000577	171.44%
Se 196.026†	6.7	0.00352	mg/L	0.002118	0.01761	mg/L	0.010588	60.11%
Si 288.158†	3482.0	2.277	mg/L	0.0107	11.38	mg/L	0.053	0.47%
Sn 189.927†	-11.6	-0.00188	mg/L	0.000405	-0.00939	mg/L	0.002027	21.59%
Sr 421.552†	7050.6	0.00943	mg/L	0.000158	0.04713	mg/L	0.000789	1.67%
Ti 334.903†	1477.4	0.05287	mg/L	0.001019	0.2643	mg/L	0.00509	1.93%
Tl 190.801†	1.4	0.00076	mg/L	0.001468	0.00381	mg/L	0.007341	192.46%
V 292.402†	22936.7	0.06396	mg/L	0.000445	0.3198	mg/L	0.00223	0.70%
Zn 206.200†	4.7	0.00489	mg/L	0.002203	0.02444	mg/L	0.011017	45.07%

Sequence No.: 9
Sample ID: JY35 DSPK WMN
Analyst: JLB
Initial Sample Wt:
Dilution: 5X

Autosampler Location: 29
Date Collected: 10/3/2006 1:09:41 PM
Data Type: Original
Initial Sample Vol:
Sample Prep Vol:

Nebulizer Parameters: JY35 DSPK WMN

Analyte	Back Pressure	Flow
All	181.0 kPa	0.50 L/min

Mean Data: JY35 DSPK WMN

Analyte	Mean Corrected Intensity	Calib Conc.	Calib Units	Std.Dev.	Sample Conc.	Sample Units	Std.Dev.	RSD
ScA 357.253	1762250.0	91.78	%	0.769				0.84%
ScR 361.383	198465.7	96.35	%	0.215				0.22%
Ag 328.068†	181.6	0.00049	mg/L	0.000137	0.00247	mg/L	0.000683	27.60%
Al 308.215†	214.3	0.1461	mg/L	0.02191	0.7305	mg/L	0.10956	15.00%
As 188.979†	18.0	0.01363	mg/L	0.009111	0.06814	mg/L	0.045557	66.85%
B 249.677†	74.8	0.02712	mg/L	0.001921	0.1356	mg/L	0.00961	7.08%
Ba 233.527†	16.8	0.00515	mg/L	0.001626	0.02573	mg/L	0.008131	31.61%
Be 313.042†	336.4	0.00043	mg/L	0.000006	0.00214	mg/L	0.000032	1.51%
Ca 317.933†	29728.6	1.184	mg/L	0.0091	5.922	mg/L	0.0457	0.77%
Cd 228.802†	4.1	0.00008	mg/L	0.000080	0.00040	mg/L	0.000398	98.92%
Co 228.616†	134.1	0.00263	mg/L	0.000231	0.01315	mg/L	0.001156	8.79%
Cr 267.716†	23.7	0.00281	mg/L	0.000129	0.01406	mg/L	0.000645	4.58%
Cu 324.752†	354.3	0.00110	mg/L	0.000134	0.00550	mg/L	0.000668	12.15%
Fe 273.955†	244.9	0.2409	mg/L	0.00197	1.205	mg/L	0.0098	0.82%
K 766.490†	2438.7	1.276	mg/L	0.0177	6.378	mg/L	0.0886	1.39%
Mg 279.077†	921.4	0.5585	mg/L	0.00585	2.793	mg/L	0.0292	1.05%
Mn 257.610†	1783.8	0.06772	mg/L	0.000207	0.3386	mg/L	0.00104	0.31%
Mo 202.031†	-9.6	-0.00074	mg/L	0.000105	-0.00369	mg/L	0.000524	14.20%
Na 589.592†	1638709.3	292.1	mg/L	0.43	1460	mg/L	2.1	0.15%
Na 330.237†	9211.4	290.6	mg/L	1.45	1453	mg/L	7.3	0.50%
Ni 231.604†	3.0	0.00158	mg/L	0.000721	0.00789	mg/L	0.003604	45.70%
Pb 220.353†	40.4	0.00333	mg/L	0.000231	0.01666	mg/L	0.001156	6.94%
Sb 206.836†	-0.3	-0.00006	mg/L	0.001183	-0.00031	mg/L	0.005913	>999.9%
Se 196.026†	18.8	0.00994	mg/L	0.006439	0.04970	mg/L	0.032196	64.78%
Si 288.158†	18323.1	11.98	mg/L	0.040	59.91	mg/L	0.202	0.34%
Sn 189.927†	-10.9	-0.00176	mg/L	0.001666	-0.00879	mg/L	0.008330	94.76%
Sr 421.552†	7044.4	0.00942	mg/L	0.000118	0.04709	mg/L	0.000589	1.25%
Ti 334.903†	1477.2	0.05286	mg/L	0.000135	0.2643	mg/L	0.00067	0.26%
Tl 190.801†	1.1	0.00059	mg/L	0.003981	0.00296	mg/L	0.019905	673.46%
V 292.402†	22395.1	0.06244	mg/L	0.000446	0.3122	mg/L	0.00223	0.71%
Zn 206.200†	5.3	0.00547	mg/L	0.001591	0.02736	mg/L	0.007953	29.07%

ARI SAMPLE TRACKING SYSTEM
Current Jobs missing data in DateDue order
10/03/06

ARI Job	Client Name	Method/element to be completed	# Smp	Date Due	General Comments	Analysis Comments
JY43	Landau As	HG	3	10/03/06	48HR	48HR
JY45	The Boein	HG	11	10/03/06	PKG 72HR	PKG 72HR
JY35	Anchor En	ICP	14	10/03/06	PKG 1WK	PKG 1WK
JY64	Landau As	ICP;HG	3	10/03/06	48HR	48HR
JY43R	Landau As	ICP	3	10/03/06	48HR	48HR
JX35	Pacific G	ICP;PMS;HG	10	10/04/06	2WK	2WK
JX63	Parsons	PMS	10	10/04/06	CLP-Q 2WK	CLP-Q 2WK
JY49	The Boein	HG	3	10/04/06	PKG 72HR	PKG 72HR
JY56	Anchor En	ICP	18	10/04/06	1WK PKG	1WK PKG
JY49R	The Boein	ICP	3	10/04/06	PKG 72HR	PKG 72HR
JX56	City of G	ICP	8	10/05/06	2WK	2WK
JX80	Herrera C	ICP;HG	24	10/05/06	2WK PKG	2WK PKG
JX95	Herrera C	ICP;HG	4	10/05/06	2WK PKG	2WK PKG
JX97	Parsons	PMS;HG	13	10/05/06	CLP-Q 2WK	CLP-Q 2WK
JX99	ARI Techn	ICP	25	10/05/06	2WK	2WK
JY77	Anchor En	ICP	24	10/05/06	1WK PKG	1WK PKG
JY78	Anchor En	HG	9	10/05/06	PKG 1WK	PKG 1WK
JX74	Port of S	PMS	4	10/08/06	PKG 2WK	PKG 2WK
JY03	BOYER LOG	ICP	5	10/08/06	2WK	2WK
JY05	Taylor As	ICP;PMS;HG	14	10/08/06	2WK	2WK
JY25	Aquatic E	ICP	24	10/09/06	2WK	2WK
JY18	The Retec	ICP;HG	8	10/09/06	2WK	BAT2
JY23	The Retec	ICP;HG	8	10/09/06	2WK	JY18
JY14	Swinomish	ICP;HG	8	10/09/06	2WK	2WK
JY22	Parsons	ICP;PMS;HG	7	10/09/06	CLP-Q 2WK	CLP-Q 2WK
JX50	City of E	ICP;HG	4	10/10/06	2WK	2WK
JY42	Pacific G	ICP	10	10/10/06	2WK	2WK
JY37	Pacific G	ICP	7	10/10/06	2WK	2WK
JY36	Pacific G	ICP	3	10/10/06	2WK	2WK
JY29	City of B	PMS;HG	4	10/10/06	2WK	2WK
JY28	Rabanco R	ICP	3	10/10/06	2WK	2WK
JY33	ARI Techn	ICP	5	10/10/06	2WK	2WK
JY32	Parsons	ICP;PMS;HG	5	10/10/06	2WK CLP-Q	2WK CLP-Q
JY54	Railmaker	ICP;HG	3	10/11/06	2WK	2WK
JY53	Herrera C	ICP;HG	11	10/11/06	2WK PKG	2WK PKG
JY60	URS Corp	ICP;HG	16	10/11/06	PKG 2WK	PKG 2WK
JY76	SCS Engin	PMS	43	10/12/06	2WK	2WK
JY55	Anchor En	ICP;PMS;HG	36	10/13/06	2WK PKG	2WK PKG
JY67	Anchor En	ICP;PMS;HG	38	10/14/06	2WK PKG	2WK PKG
JY39	Pacific G	ICP	4	10/16/06	2WK	2WK
JY80	City of E	ICP;HG	3	10/18/06	2WK	BAT-2
JY81	City of E	ICP;HG	1	10/18/06	2WK	JY80

Sequence No.: 10
Sample ID: JY35 MB2SPK WMN
Analyst: JLB
Initial Sample Wt:
Dilution: 1X

Autosampler Location: 30
Date Collected: 10/3/2006 1:16:44 PM
Data Type: Original
Initial Sample Vol:
Sample Prep Vol:

Nebulizer Parameters: JY35 MB2SPK WMN

Analyte	Back Pressure	Flow
All	181.0 kPa	0.50 L/min

Mean Data: JY35 MB2SPK WMN

Analyte	Mean Corrected Intensity	Calib Conc.	Calib Units	Std.Dev.	Sample Conc.	Sample Units	Std.Dev.	RSD
ScA 357.253	1965285.9	102.4	%	0.67				0.66%
ScR 361.383	213100.3	103.5	%	0.10				0.10%
Ag 328.068†	-5.0	-0.00001	mg/L	0.000101	-0.00001	mg/L	0.000101	787.58%
Al 308.215†	36.9	0.02536	mg/L	0.011986	0.02536	mg/L	0.011986	47.26%
As 188.979†	1.8	0.00139	mg/L	0.000123	0.00139	mg/L	0.000123	8.90%
B 249.677†	0.1	0.00005	mg/L	0.001877	0.00005	mg/L	0.001877	>999.9%
Ba 233.527†	1.0	0.00031	mg/L	0.000130	0.00031	mg/L	0.000130	42.61%
Be 313.042†	45.9	0.00007	mg/L	0.000030	0.00007	mg/L	0.000030	41.28%
Ca 317.933†	155.7	0.00620	mg/L	0.001410	0.00620	mg/L	0.001410	22.73%
Cd 228.802†	-2.2	-0.00006	mg/L	0.000041	-0.00006	mg/L	0.000041	74.25%
Co 228.616†	5.6	0.00011	mg/L	0.000078	0.00011	mg/L	0.000078	69.65%
Cr 267.716†	7.3	0.00091	mg/L	0.000251	0.00091	mg/L	0.000251	27.44%
Cu 324.752†	-103.6	-0.00032	mg/L	0.000239	-0.00032	mg/L	0.000239	75.07%
Fe 273.955†	3.2	0.00314	mg/L	0.001569	0.00314	mg/L	0.001569	50.04%
K 766.490†	193.2	0.1010	mg/L	0.03108	0.1010	mg/L	0.03108	30.76%
Mg 279.077†	-0.2	-0.00010	mg/L	0.008282	-0.00010	mg/L	0.008282	>999.9%
Mn 257.610†	-2.1	-0.00008	mg/L	0.000304	-0.00008	mg/L	0.000304	382.56%
Mo 202.031†	-2.7	-0.00020	mg/L	0.000340	-0.00020	mg/L	0.000340	169.78%
Na 589.592†	9221.0	1.644	mg/L	0.0536	1.644	mg/L	0.0536	3.26%
Na 330.237†	63.3	1.998	mg/L	0.7678	1.998	mg/L	0.7678	38.44%
Ni 231.604†	0.9	0.00049	mg/L	0.002303	0.00049	mg/L	0.002303	470.90%
Pb 220.353†	-10.8	-0.00087	mg/L	0.000333	-0.00087	mg/L	0.000333	38.21%
Sb 206.836†	-3.7	-0.00261	mg/L	0.002381	-0.00261	mg/L	0.002381	91.08%
Se 196.026†	13.3	0.00705	mg/L	0.001865	0.00705	mg/L	0.001865	26.46%
Si 288.158†	15390.0	10.06	mg/L	0.066	10.06	mg/L	0.066	0.66%
Sn 189.927†	0.4	0.00005	mg/L	0.000227	0.00005	mg/L	0.000227	412.89%
Sr 421.552†	23.9	0.00003	mg/L	0.000009	0.00003	mg/L	0.000009	28.79%
Ti 334.903†	20.5	0.00073	mg/L	0.001161	0.00073	mg/L	0.001161	158.48%
Tl 190.801†	0.7	0.00048	mg/L	0.003543	0.00048	mg/L	0.003543	740.19%
V 292.402†	24.0	0.00007	mg/L	0.000119	0.00007	mg/L	0.000119	162.53%
Zn 206.200†	2.3	0.00240	mg/L	0.001944	0.00240	mg/L	0.001944	80.95%

Sequence No.: 11
Sample ID: CV2
Analyst: JLB
Initial Sample Wt:
Dilution: 1X

Autosampler Location: 7
Date Collected: 10/3/2006 1:23:28 PM
Data Type: Original
Initial Sample Vol:
Sample Prep Vol:

Nebulizer Parameters: CV

Analyte	Back Pressure	Flow
All	181.0 kPa	0.50 L/min

Mean Data: CV

Analyte	Mean Corrected Intensity	Calib Conc.	Calib Units	Calib Std.Dev.	Sample Conc.	Sample Units	Sample Std.Dev.	RSD
ScA 357.253	1832247.6	95.42	%	0.749				0.78%
ScR 361.383	204928.0	99.49	%	0.464				0.47%
Ag 328.068†	371515.8	0.9717	mg/L	0.00125	0.9717	mg/L	0.00125	0.13%
Al 308.215†	2927.0	1.972	mg/L	0.0142	1.972	mg/L	0.0142	0.72%
As 188.979†	2628.8	2.010	mg/L	0.0129	2.010	mg/L	0.0129	0.64%
B 249.677†	2702.0	0.9831	mg/L	0.00490	0.9831	mg/L	0.00490	0.50%
Ba 233.527†	3183.8	0.9804	mg/L	0.00547	0.9804	mg/L	0.00547	0.56%
Be 313.042†	636073.3	0.9929	mg/L	0.00051	0.9929	mg/L	0.00051	0.05%
Ca 317.933†	50554.9	2.014	mg/L	0.0018	2.014	mg/L	0.0018	0.09%
Cd 228.802†	42183.7	1.030	mg/L	0.0025	1.030	mg/L	0.0025	0.25%
Co 228.616†	48800.3	0.9900	mg/L	0.00368	0.9900	mg/L	0.00368	0.37%
Cr 267.716†	7669.7	0.9566	mg/L	0.00772	0.9566	mg/L	0.00772	0.81%
Cu 324.752†	332823.4	1.023	mg/L	0.0006	1.023	mg/L	0.0006	0.06%
Fe 273.955†	2058.8	2.024	mg/L	0.0070	2.024	mg/L	0.0070	0.35%
K 766.490†	37934.0	19.84	mg/L	0.051	19.84	mg/L	0.051	0.25%
Mg 279.077†	3333.7	2.025	mg/L	0.0164	2.025	mg/L	0.0164	0.81%
Mn 257.610†	24968.7	0.9485	mg/L	0.00647	0.9485	mg/L	0.00647	0.68%
Mo 202.031†	13475.8	1.018	mg/L	0.0083	1.018	mg/L	0.0083	0.81%
Na 589.592†	282152.3	50.29	mg/L	0.025	50.29	mg/L	0.025	0.05%
Na 330.237†	1581.2	49.86	mg/L	0.454	49.86	mg/L	0.454	0.91%
Ni 231.604†	1888.8	1.004	mg/L	0.0056	1.004	mg/L	0.0056	0.56%
Pb 220.353†	24608.5	2.012	mg/L	0.0060	2.012	mg/L	0.0060	0.30%
Sb 206.836†	3080.5	2.194	mg/L	0.0101	2.194	mg/L	0.0101	0.46%
Se 196.026†	3807.1	2.023	mg/L	0.0080	2.023	mg/L	0.0080	0.40%
Si 288.158†	3160.9	2.069	mg/L	0.0132	2.069	mg/L	0.0132	0.64%
Sn 189.927†	5835.7	0.9841	mg/L	0.00667	0.9841	mg/L	0.00667	0.68%
Sr 421.552†	739888.3	0.9892	mg/L	0.00070	0.9892	mg/L	0.00070	0.07%
Ti 334.903†	28178.2	1.007	mg/L	0.0016	1.007	mg/L	0.0016	0.16%
Tl 190.801†	2809.8	1.981	mg/L	0.0188	1.981	mg/L	0.0188	0.95%
V 292.402†	357205.7	1.003	mg/L	0.0010	1.003	mg/L	0.0010	0.10%
Zn 206.200†	1013.1	1.039	mg/L	0.0056	1.039	mg/L	0.0056	0.54%

Sequence No.: 12
Sample ID: CB 2
Analyst: JLB
Initial Sample Wt:
Dilution: 1X

Autosampler Location: 1
Date Collected: 10/3/2006 1:29:45 PM
Data Type: Original
Initial Sample Vol:
Sample Prep Vol:

Nebulizer Parameters: CB

Analyte	Back Pressure	Flow
All	181.0 kPa	0.50 L/min

Mean Data: CB

Analyte	Mean Corrected Intensity	Calib Conc.	Calib Units	Calib Std.Dev.	Sample Conc.	Sample Units	Sample Std.Dev.	RSD
ScA 357.253	1907185.5	99.33	%	0.398				0.40%
ScR 361.383	204921.2	99.49	%	0.059				0.06%
Ag 328.068†	34.8	0.00009	mg/L	0.000258	0.00009	mg/L	0.000258	283.44%
Al 308.215†	20.5	0.01404	mg/L	0.012878	0.01404	mg/L	0.012878	91.71%
As 188.979†	8.0	0.00616	mg/L	0.001291	0.00616	mg/L	0.001291	20.95%
B 249.677†	17.2	0.00624	mg/L	0.001583	0.00624	mg/L	0.001583	25.39%
Ba 233.527†	-0.9	-0.00027	mg/L	0.000310	-0.00027	mg/L	0.000310	115.72%
Be 313.042†	90.2	0.00014	mg/L	0.000082	0.00014	mg/L	0.000082	58.24%
Ca 317.933†	43.6	0.00174	mg/L	0.000397	0.00174	mg/L	0.000397	22.85%
Cd 228.802†	4.3	0.00010	mg/L	0.000196	0.00010	mg/L	0.000196	204.60%
Co 228.616†	9.1	0.00018	mg/L	0.000109	0.00018	mg/L	0.000109	59.63%
Cr 267.716†	15.3	0.00192	mg/L	0.000765	0.00192	mg/L	0.000765	39.88%
Cu 324.752†	7.2	0.00002	mg/L	0.000131	0.00002	mg/L	0.000131	596.12%
Fe 273.955†	-0.0	-0.00004	mg/L	0.002621	-0.00004	mg/L	0.002621	>999.9%
K 766.490†	169.6	0.08870	mg/L	0.010839	0.08870	mg/L	0.010839	12.22%
Mg 279.077†	-22.3	-0.01353	mg/L	0.007467	-0.01353	mg/L	0.007467	55.18%
Mn 257.610†	6.2	0.00024	mg/L	0.000100	0.00024	mg/L	0.000100	42.12%
Mo 202.031†	3.2	0.00024	mg/L	0.000296	0.00024	mg/L	0.000296	123.55%
Na 589.592†	1040.1	0.1854	mg/L	0.00143	0.1854	mg/L	0.00143	0.77%
Na 330.237†	16.5	0.5211	mg/L	0.32904	0.5211	mg/L	0.32904	63.14%
Ni 231.604†	-3.7	-0.00195	mg/L	0.001069	-0.00195	mg/L	0.001069	54.83%
Pb 220.353†	11.3	0.00093	mg/L	0.000928	0.00093	mg/L	0.000928	99.89%
Sb 206.836†	-1.5	-0.00109	mg/L	0.002108	-0.00109	mg/L	0.002108	193.32%
Se 196.026†	8.5	0.00454	mg/L	0.006455	0.00454	mg/L	0.006455	142.25%
Si 288.158†	28.7	0.01876	mg/L	0.004147	0.01876	mg/L	0.004147	22.11%
Sn 189.927†	9.3	0.00155	mg/L	0.000766	0.00155	mg/L	0.000766	49.32%
Sr 421.552†	6.8	0.00001	mg/L	0.000070	0.00001	mg/L	0.000070	768.34%
Ti 334.903†	18.5	0.00066	mg/L	0.000877	0.00066	mg/L	0.000877	132.84%
Tl 190.801†	2.7	0.00189	mg/L	0.001237	0.00189	mg/L	0.001237	65.59%
V 292.402†	-10.0	-0.00001	mg/L	0.000217	-0.00001	mg/L	0.000217	>999.9%
Zn 206.200†	1.9	0.00195	mg/L	0.001056	0.00195	mg/L	0.001056	54.23%

Sequence No.: 13
Sample ID: JY77 MB2 WMN
Analyst: JLB
Initial Sample Wt:
Dilution: 1X

Autosampler Location: 31
Date Collected: 10/3/2006 1:36:08 PM
Data Type: Original
Initial Sample Vol:
Sample Prep Vol:

Nebulizer Parameters: JY77 MB2 WMN

Analyte	Back Pressure	Flow
All	181.0 kPa	0.50 L/min

Mean Data: JY77 MB2 WMN

Analyte	Mean Corrected Intensity	Calib Conc.	Calib Units	Calib Std.Dev.	Sample Conc.	Sample Units	Sample Std.Dev.	RSD
ScA 357.253	1957214.5	101.9	%	1.00				0.98%
ScR 361.383	212952.0	103.4	%	0.44				0.43%
Ag 328.068†	-16.7	-0.00004	mg/L	0.000078	-0.00004	mg/L	0.000078	178.71%
Al 308.215†	24.4	0.01674	mg/L	0.018946	0.01674	mg/L	0.018946	113.17%
As 188.979†	3.8	0.00291	mg/L	0.000588	0.00291	mg/L	0.000588	20.22%
B 249.677†	3.0	0.00108	mg/L	0.003305	0.00108	mg/L	0.003305	305.11%
Ba 233.527†	-4.3	-0.00133	mg/L	0.000936	-0.00133	mg/L	0.000936	70.27%
Be 313.042†	19.2	0.00003	mg/L	0.000076	0.00003	mg/L	0.000076	250.52%
Ca 317.933†	151.0	0.00602	mg/L	0.001956	0.00602	mg/L	0.001956	32.51%
Cd 228.802†	0.6	0.00001	mg/L	0.000019	0.00001	mg/L	0.000019	189.92%
Co 228.616†	10.6	0.00021	mg/L	0.000104	0.00021	mg/L	0.000104	48.84%
Cr 267.716†	5.4	0.00067	mg/L	0.000134	0.00067	mg/L	0.000134	19.98%
Cu 324.752†	-73.5	-0.00023	mg/L	0.000053	-0.00023	mg/L	0.000053	23.63%
Fe 273.955†	-0.4	-0.00039	mg/L	0.001340	-0.00039	mg/L	0.001340	340.16%
K 766.490†	45.2	0.02367	mg/L	0.016002	0.02367	mg/L	0.016002	67.60%
Mg 279.077†	16.8	0.01018	mg/L	0.006909	0.01018	mg/L	0.006909	67.88%
Mn 257.610†	5.3	0.00020	mg/L	0.000045	0.00020	mg/L	0.000045	22.48%
Mo 202.031†	-1.4	-0.00011	mg/L	0.000179	-0.00011	mg/L	0.000179	169.85%
Na 589.592†	1868.7	0.3331	mg/L	0.00953	0.3331	mg/L	0.00953	2.86%
Na 330.237†	31.2	0.9848	mg/L	0.25393	0.9848	mg/L	0.25393	25.78%
Ni 231.604†	-1.2	-0.00062	mg/L	0.000320	-0.00062	mg/L	0.000320	51.47%
Pb 220.353†	0.1	0.00001	mg/L	0.000994	0.00001	mg/L	0.000994	>999.9%
Sb 206.836†	-4.9	-0.00348	mg/L	0.001200	-0.00348	mg/L	0.001200	34.50%
Se 196.026†	11.8	0.00627	mg/L	0.001978	0.00627	mg/L	0.001978	31.53%
Si 288.158†	-14.4	-0.00945	mg/L	0.007303	-0.00945	mg/L	0.007303	77.31%
Sn 189.927†	-2.1	-0.00035	mg/L	0.000471	-0.00035	mg/L	0.000471	133.25%
Sr 421.552†	-24.2	-0.00003	mg/L	0.000068	-0.00003	mg/L	0.000068	210.34%
Ti 334.903†	32.2	0.00115	mg/L	0.000287	0.00115	mg/L	0.000287	24.90%
Tl 190.801†	1.6	0.00115	mg/L	0.002291	0.00115	mg/L	0.002291	198.84%
V 292.402†	-46.7	-0.00013	mg/L	0.000091	-0.00013	mg/L	0.000091	71.89%
Zn 206.200†	4.6	0.00467	mg/L	0.001038	0.00467	mg/L	0.001038	22.21%

Sequence No.: 14
Sample ID: JY56 L WMN
Analyst: JLB
Initial Sample Wt:
Dilution: 5X

Autosampler Location: 32
Date Collected: 10/3/2006 1:42:34 PM
Data Type: Original
Initial Sample Vol:
Sample Prep Vol:

Nebulizer Parameters: JY56 L WMN

Analyte	Back Pressure	Flow
All	181.0 kPa	0.50 L/min

Mean Data: JY56 L WMN

Analyte	Mean Corrected Intensity	Calib Conc.	Calib Units	Std.Dev.	Sample Conc.	Sample Units	Std.Dev.	RSD
ScA 357.253	1562496.9	81.37	%	1.753				2.15%
ScR 361.383	187017.8	90.79	%	0.600				0.66%
Ag 328.068†	-417.2	0.00055	mg/L	0.000129	0.00277	mg/L	0.000643	23.20%
Al 308.215†	12.3	-0.00072	mg/L	0.020886	-0.00358	mg/L	0.104428	>999.9%
As 188.979†	40.8	0.03058	mg/L	0.002115	0.1529	mg/L	0.01058	6.92%
B 249.677†	715.6	0.2594	mg/L	0.00506	1.297	mg/L	0.0253	1.95%
Ba 233.527†	48.3	0.01247	mg/L	0.000614	0.06235	mg/L	0.003069	4.92%
Be 313.042†	898.4	0.00061	mg/L	0.000064	0.00305	mg/L	0.000321	10.54%
Ca 317.933†	2344.0	0.09338	mg/L	0.000351	0.4669	mg/L	0.00176	0.38%
Cd 228.802†	15.7	0.00033	mg/L	0.000125	0.00164	mg/L	0.000625	38.10%
Co 228.616†	3225.7	0.06455	mg/L	0.002913	0.3227	mg/L	0.01456	4.51%
Cr 267.716†	156.6	0.02151	mg/L	0.000640	0.1075	mg/L	0.00320	2.98%
Cu 324.752†	-198.0	0.00244	mg/L	0.000341	0.01219	mg/L	0.001705	13.98%
Fe 273.955†	31739.2	31.23	mg/L	0.125	156.2	mg/L	0.63	0.40%
K 766.490†	12169.1	6.366	mg/L	0.2293	31.83	mg/L	1.147	3.60%
Mg 279.077†	75.9	0.02432	mg/L	0.005774	0.1216	mg/L	0.02887	23.74%
Mn 257.610†	59.4	0.00226	mg/L	0.000692	0.01129	mg/L	0.003461	30.66%
Mo 202.031†	307.1	0.02320	mg/L	0.000810	0.1160	mg/L	0.00405	3.49%
Na 589.592†	Saturated2							
Na 330.237†	52777.9	1665	mg/L	2.0	8326	mg/L	10.2	0.12%
Ni 231.604†	14.0	0.00742	mg/L	0.001216	0.03711	mg/L	0.006078	16.38%
Pb 220.353†	87.8	0.00722	mg/L	0.000980	0.03612	mg/L	0.004900	13.57%
Sb 206.836†	4.7	0.00179	mg/L	0.004232	0.00897	mg/L	0.021162	235.94%
Se 196.026†	43.1	0.02661	mg/L	0.004663	0.1331	mg/L	0.02331	17.52%
Si 288.158†	38797.4	25457	mg/L	0.250	126.8	mg/L	1.25	0.99%
Sn 189.927†	-11.7	-0.00201	mg/L	0.000527	-0.01003	mg/L	0.002637	26.30%
Sr 421.552†	3679.9	0.00492	mg/L	0.000025	0.02460	mg/L	0.000125	0.51%
Ti 334.903†	7511.9	0.2688	mg/L	0.00172	1.344	mg/L	0.0086	0.64%
Tl 190.801†	11.9	0.00686	mg/L	0.002678	0.03430	mg/L	0.013388	39.04%
V 292.402†	181981.7	0.5074	mg/L	0.00242	2.537	mg/L	0.0121	0.48%
Zn 206.200†	2.6	0.00177	mg/L	0.004162	0.00887	mg/L	0.020809	234.54%

Sequence No.: 15
Sample ID: JY56 K WMN 5X
Analyst: JLB
Initial Sample Wt:
Dilution: 5X

Autosampler Location: 33
Date Collected: 10/3/2006 1:49:40 PM
Data Type: Original
Initial Sample Vol:
Sample Prep Vol:

Nebulizer Parameters: JY56 K WMN

Analyte	Back Pressure	Flow
All	170.0 kPa	0.50 L/min

Mean Data: JY56 K WMN

Analyte	Mean Corrected Intensity	Calib Conc.	Calib Units	Calib Std.Dev.	Sample Conc.	Sample Units	Sample Std.Dev.	RSD
ScA 357.253	1415996.9	73.74	%	0.450				0.61%
ScR 361.383	166113.5	80.65	%	0.609				0.76%
Ag 328.068†	-387.0	0.00057	mg/L	0.000135	0.00284	mg/L	0.000674	23.72%
Al 308.215†	7.0	-0.00424	mg/L	0.020197	-0.02118	mg/L	0.100986	476.79%
As 188.979†	40.5	0.03036	mg/L	0.004850	0.1518	mg/L	0.02425	15.97%
B 249.677†	711.6	0.2579	mg/L	0.00064	1.290	mg/L	0.0032	0.25%
Ba 233.527†	44.5	0.01141	mg/L	0.000290	0.05703	mg/L	0.001449	2.54%
Be 313.042†	969.0	0.00073	mg/L	0.000008	0.00363	mg/L	0.000042	1.15%
Ca 317.933†	2241.8	0.08931	mg/L	0.000680	0.4465	mg/L	0.00340	0.76%
Cd 228.802†	17.6	0.00038	mg/L	0.000145	0.00188	mg/L	0.000726	38.54%
Co 228.616†	3127.6	0.06260	mg/L	0.000984	0.3130	mg/L	0.00492	1.57%
Cr 267.716†	136.5	0.01891	mg/L	0.000657	0.09455	mg/L	0.003285	3.47%
Cu 324.752†	25.1	0.00300	mg/L	0.000168	0.01498	mg/L	0.000841	5.62%
Fe 273.955†	30381.5	29.90	mg/L	0.135	149.5	mg/L	0.68	0.45%
K 766.490†	12991.8	6.796	mg/L	0.1892	33.98	mg/L	0.946	2.78%
Mg 279.077†	100.9	0.04039	mg/L	0.006495	0.2019	mg/L	0.03248	16.08%
Mn 257.610†	62.5	0.00237	mg/L	0.000388	0.01186	mg/L	0.001939	16.35%
Mo 202.031†	300.6	0.02271	mg/L	0.000333	0.1136	mg/L	0.00166	1.46%
Na 589.592†	Saturated2							
Na 330.237†	52834.5	1667	mg/L	9.3	8335	mg/L	46.4	0.56%
Ni 231.604†	15.8	0.00839	mg/L	0.005331	0.04194	mg/L	0.026655	63.56%
Pb 220.353†	84.2	0.00692	mg/L	0.000528	0.03460	mg/L	0.002641	7.63%
Sb 206.836†	8.3	0.00449	mg/L	0.002179	0.02244	mg/L	0.010894	48.55%
Se 196.026†	29.8	0.01943	mg/L	0.002692	0.09713	mg/L	0.013459	13.86%
Si 288.158†	27323.6	17.87	mg/L	0.312	89.34	mg/L	1.560	1.75%
Sn 189.927†	-10.9	-0.00187	mg/L	0.001032	-0.00935	mg/L	0.005161	55.20%
Sr 421.552†	3664.4	0.00490	mg/L	0.000011	0.02450	mg/L	0.000057	0.23%
Ti 334.903†	7064.5	0.2528	mg/L	0.00181	1.264	mg/L	0.0091	0.72%
Tl 190.801†	6.4	0.00299	mg/L	0.000713	0.01493	mg/L	0.003563	23.86%
V 292.402†	180582.6	0.5035	mg/L	0.00356	2.517	mg/L	0.0178	0.71%
Zn 206.200†	1.1	0.00025	mg/L	0.001055	0.00124	mg/L	0.005276	426.12%

Analysis Begun

Start Time: 10/3/2006 1:57:13 PM
Plasma On Time: 10/3/2006 9:06:21 AM
Logged In Analyst: metals
Technique: ICP Continuous
Spectrometer Model: Optima 4300 DV, S/N 077N0060101Autosampler Model: AS-93plus

Sample Information File: C:\pe\Administrator\Sample Information\1003.sif
Batch ID:
Results Data Set: PE061003
Results Library: C:\pe\Administrator\Results\Results.mdb

Sequence No.: 1
Sample ID: JY77 M WMN
Analyst: JLB
Initial Sample Wt:
Dilution: 5X
Autosampler Location: 35
Date Collected: 10/3/2006 1:57:14 PM
Data Type: Original
Initial Sample Vol:
Sample Prep Vol:

Nebulizer Parameters: JY77 M WMN

Analyte	Back Pressure	Flow
All	166.0 kPa	0.50 L/min

Mean Data: JY77 M WMN

Analyte	Mean Corrected Intensity	Calib Conc.	Calib Units	Std.Dev.	Sample Conc.	Sample Units	Std.Dev.	RSD
ScA 357.253	1620729.2	84.41	%	0.916				1.08%
ScR 361.383	177786.5	86.31	%	0.075				0.09%
Ag 328.068†	-26.1	-0.00006	mg/L	0.000101	-0.00030	mg/L	0.000505	166.02%
Al 308.215†	188.9	0.1297	mg/L	0.01166	0.6484	mg/L	0.05830	8.99%
As 188.979†	5.5	0.00398	mg/L	0.003783	0.01992	mg/L	0.018915	94.96%
B 249.677†	57.7	0.02093	mg/L	0.001220	0.1046	mg/L	0.00610	5.83%
Ba 233.527†	10.3	0.00316	mg/L	0.000516	0.01582	mg/L	0.002578	16.29%
Be 313.042†	243.6	0.00038	mg/L	0.000010	0.00190	mg/L	0.000049	2.59%
Ca 317.933†	127276.9	5.070	mg/L	0.1330	25.35	mg/L	0.665	2.62%
Cd 228.802†	-3.2	-0.00009	mg/L	0.000076	-0.00043	mg/L	0.000380	88.95%
Co 228.616†	14.7	0.00030	mg/L	0.000226	0.00148	mg/L	0.001132	76.28%
Cr 267.716†	12.9	0.00113	mg/L	0.000850	0.00563	mg/L	0.004252	75.51%
Cu 324.752†	256.0	0.00080	mg/L	0.000168	0.00401	mg/L	0.000841	20.98%
Fe 273.955†	310.1	0.3052	mg/L	0.00898	1.526	mg/L	0.0449	2.94%
K 766.490†	5874.3	3.073	mg/L	0.0650	15.36	mg/L	0.325	2.11%
Mg 279.077†	3834.0	2.324	mg/L	0.0612	11.62	mg/L	0.306	2.63%
Mn 257.610†	1187.3	0.04501	mg/L	0.001227	0.2250	mg/L	0.00614	2.73%
Mo 202.031†	14.2	0.00102	mg/L	0.000208	0.00510	mg/L	0.001040	20.39%
Na 589.592†	78269.3	13.95	mg/L	0.324	69.75	mg/L	1.618	2.32%
Na 330.237†	418.2	13.14	mg/L	0.626	65.72	mg/L	3.128	4.76%
Ni 231.604†	0.8	0.00044	mg/L	0.001917	0.00219	mg/L	0.009584	437.74%
Pb 220.353†	12.2	0.00102	mg/L	0.000703	0.00512	mg/L	0.003513	68.60%
Sb 206.836†	-0.3	-0.00026	mg/L	0.001728	-0.00131	mg/L	0.008638	657.03%
Se 196.026†	-3.0	-0.00162	mg/L	0.002048	-0.00809	mg/L	0.010240	126.65%
Si 288.158†	4570.1	2.988	mg/L	0.0505	14.94	mg/L	0.253	1.69%
Sn 189.927†	-11.8	-0.00162	mg/L	0.000605	-0.00809	mg/L	0.003023	37.35%
Sr 421.552†	20698.9	0.02767	mg/L	0.000702	0.1384	mg/L	0.00351	2.54%
Ti 334.903†	-32.0	-0.00115	mg/L	0.000738	-0.00573	mg/L	0.003691	64.44%
Tl 190.801†	1.6	0.00115	mg/L	0.001168	0.00575	mg/L	0.005838	101.61%
V 292.402†	233.6	0.00067	mg/L	0.000291	0.00335	mg/L	0.001453	43.33%
Zn 206.200†	2.8	0.00297	mg/L	0.001500	0.01483	mg/L	0.007499	50.55%

Analysis Begun

Start Time: 10/3/2006 2:04:56 PM
Plasma On Time: 10/3/2006 9:06:21 AM
Logged In Analyst: metals
Technique: ICP Continuous
Spectrometer Model: Optima 4300 DV, S/N 077N0060101Autosampler Model: AS-93plus

Sample Information File: C:\pe\Administrator\Sample Information\1003.sif
Batch ID:
Results Data Set: PE061003
Results Library: C:\pe\Administrator\Results\Results.mdb

Sequence No.: 1
Sample ID: JY77 L WMN
Analyst: JLB
Initial Sample Wt:
Dilution: 5X
Autosampler Location: 34
Date Collected: 10/3/2006 2:04:56 PM
Data Type: Original
Initial Sample Vol:
Sample Prep Vol:

Nebulizer Parameters: JY77 L WMN

Analyte	Back Pressure	Flow
All	166.0 kPa	0.50 L/min

Mean Data: JY77 L WMN

Analyte	Mean Corrected Intensity	Calib Conc.	Calib Units	Std.Dev.	Sample Conc.	Sample Units	Std.Dev.	RSD
ScA 357.253	1574863.7	82.02	%	0.487				0.59%
ScR 361.383	178398.0	86.61	%	0.088				0.10%
Ag 328.068†	-35.2	0.00023	mg/L	0.000280	0.00115	mg/L	0.001400	121.81%
Al 308.215†	17.6	0.01187	mg/L	0.006620	0.05934	mg/L	0.033102	55.78%
As 188.979†	20.9	0.01522	mg/L	0.001051	0.07610	mg/L	0.005255	6.91%
B 249.677†	18.0	0.00655	mg/L	0.001099	0.03276	mg/L	0.005494	16.77%
Ba 233.527†	47.3	0.01390	mg/L	0.001691	0.06950	mg/L	0.008454	12.16%
Be 313.042†	169.7	0.00025	mg/L	0.000033	0.00124	mg/L	0.000165	13.28%
Ca 317.933†	472456.3	18.82	mg/L	0.075	94.11	mg/L	0.377	0.40%
Cd 228.802†	1.6	0.00002	mg/L	0.000026	0.00008	mg/L	0.000129	164.12%
Co 228.616†	119.0	0.00222	mg/L	0.000247	0.01111	mg/L	0.001236	11.12%
Cr 267.716†	37.6	0.00311	mg/L	0.001503	0.01553	mg/L	0.007515	48.40%
Cu 324.752†	146.8	0.00145	mg/L	0.000111	0.00727	mg/L	0.000553	7.61%
Fe 273.955†	10802.1	10.63	mg/L	0.072	53.15	mg/L	0.362	0.68%
K 766.490†	1831.2	0.9579	mg/L	0.01336	4.789	mg/L	0.0668	1.39%
Mg 279.077†	13597.6	8.237	mg/L	0.0350	41.19	mg/L	0.175	0.42%
Mn 257.610†	30578.0	1.161	mg/L	0.0044	5.804	mg/L	0.0221	0.38%
Mo 202.031†	37.8	0.00268	mg/L	0.000175	0.01341	mg/L	0.000876	6.53%
Na 589.592†	422172.1	75.25	mg/L	0.137	376.2	mg/L	0.69	0.18%
Na 330.237†	2316.7	72.90	mg/L	0.506	364.5	mg/L	2.53	0.69%
Ni 231.604†	1.6	0.00088	mg/L	0.001705	0.00438	mg/L	0.008527	194.66%
Pb 220.353†	33.4	0.00274	mg/L	0.000217	0.01369	mg/L	0.001084	7.92%
Sb 206.836†	4.8	0.00219	mg/L	0.007289	0.01095	mg/L	0.036447	332.76%
Se 196.026†	2.6	0.00134	mg/L	0.004890	0.00669	mg/L	0.024448	365.25%
Si 288.158†	8875.4	5.2804	mg/L	0.0311	29.02	mg/L	0.156	0.54%
Sn 189.927†	-44.3	-0.00607	mg/L	0.000856	-0.03034	mg/L	0.004282	14.11%
Sr 421.552†	76953.8	0.1029	mg/L	0.00033	0.5144	mg/L	0.00167	0.32%
Ti 334.903†	161.8	0.00579	mg/L	0.000412	0.02894	mg/L	0.002062	7.13%
Tl 190.801†	-5.0	-0.00354	mg/L	0.002663	-0.01770	mg/L	0.013316	75.23%
V 292.402†	3874.2	0.01101	mg/L	0.000061	0.05504	mg/L	0.000307	0.56%
Zn 206.200†	3.3	0.00356	mg/L	0.002252	0.01780	mg/L	0.011258	63.26%

Sequence No.: 2
Sample ID: JY77 N WMN 2
Analyst: JLB
Initial Sample Wt:
Dilution: 5X

Autosampler Location: 36
Date Collected: 10/3/2006 2:12:18 PM
Data Type: Original
Initial Sample Vol:
Sample Prep Vol:

Nebulizer Parameters: JY77 N WMN

Analyte	Back Pressure	Flow
All	167.0 kPa	0.50 L/min

Mean Data: JY77 N WMN

Analyte	Mean Corrected Intensity	Calib Conc.	Calib Units	Calib Std.Dev.	Sample Conc.	Sample Units	Sample Std.Dev.	RSD
ScA 357.253	1550840.3	80.77	%	0.374				0.46%
ScR 361.383	174494.1	84.71	%	0.525				0.62%
Ag 328.068†	153.9	0.00040	mg/L	0.000188	0.00201	mg/L	0.000941	46.86%
Al 308.215†	450.4	0.3091	mg/L	0.02294	1.546	mg/L	0.1147	7.42%
As 188.979†	11.1	0.00832	mg/L	0.002989	0.04159	mg/L	0.014945	35.93%
B 249.677†	62.5	0.02266	mg/L	0.002414	0.1133	mg/L	0.01207	10.65%
Ba 233.527†	14.7	0.00454	mg/L	0.000529	0.02272	mg/L	0.002644	11.64%
Be 313.042†	592.7	0.00092	mg/L	0.000054	0.00460	mg/L	0.000271	5.89%
Ca 317.933†	87179.2	3.473	mg/L	0.0298	17.37	mg/L	0.149	0.86%
Cd 228.802†	4.0	0.00009	mg/L	0.000211	0.00043	mg/L	0.001057	248.55%
Co 228.616†	30.3	0.00061	mg/L	0.000105	0.00307	mg/L	0.000526	17.11%
Cr 267.716†	13.9	0.00133	mg/L	0.000743	0.00667	mg/L	0.003715	55.72%
Cu 324.752†	1192.5	0.00366	mg/L	0.000232	0.01830	mg/L	0.001158	6.33%
Fe 273.955†	73.1	0.07197	mg/L	0.004551	0.3598	mg/L	0.02276	6.32%
K 766.490†	1813.0	0.9484	mg/L	0.03015	4.742	mg/L	0.1508	3.18%
Mg 279.077†	3056.0	1.853	mg/L	0.0156	9.264	mg/L	0.0779	0.84%
Mn 257.610†	886.0	0.03358	mg/L	0.000480	0.1679	mg/L	0.00240	1.43%
Mo 202.031†	39.5	0.00295	mg/L	0.000275	0.01474	mg/L	0.001377	9.34%
Na 589.592†	697687.1	124.4	mg/L	0.42	621.8	mg/L	2.12	0.34%
Na 330.237†	3878.5	122.3	mg/L	0.95	611.7	mg/L	4.76	0.78%
Ni 231.604†	-1.0	-0.00052	mg/L	0.000556	-0.00259	mg/L	0.002781	107.52%
Pb 220.353†	30.9	0.00258	mg/L	0.000218	0.01291	mg/L	0.001091	8.45%
Sb 206.836†	-3.0	-0.00217	mg/L	0.003564	-0.01084	mg/L	0.017822	164.39%
Se 196.026†	2.4	0.00124	mg/L	0.003093	0.00621	mg/L	0.015465	249.23%
Si 288.158†	6186.4	4.045	mg/L	0.0269	20.23	mg/L	0.135	0.67%
Sn 189.927†	-11.5	-0.00168	mg/L	0.000247	-0.00840	mg/L	0.001233	14.68%
Sr 421.552†	16777.0	0.02243	mg/L	0.000112	0.1122	mg/L	0.00056	0.50%
Ti 334.903†	88.3	0.00316	mg/L	0.000569	0.01578	mg/L	0.002845	18.03%
Tl 190.801†	-0.7	-0.00047	mg/L	0.003049	-0.00237	mg/L	0.015245	644.30%
V 292.402†	1593.2	0.00446	mg/L	0.000118	0.02230	mg/L	0.000588	2.63%
Zn 206.200†	2.9	0.00310	mg/L	0.002200	0.01548	mg/L	0.011001	71.05%

Sequence No.: 3
Sample ID: JY56 HDUP WMN
Analyst: JLB
Initial Sample Wt:
Dilution: 5X

Autosampler Location: 37
Date Collected: 10/3/2006 2:19:39 PM
Data Type: Original
Initial Sample Vol:
Sample Prep Vol:

Nebulizer Parameters: JY56 HDUP WMN

Analyte	Back Pressure	Flow
All	167.0 kPa	0.50 L/min

Mean Data: JY56 HDUP WMN

Analyte	Mean Corrected Intensity	Calib Conc.	Calib Units	Std.Dev.	Sample Conc.	Sample Units	Std.Dev.	RSD
ScA 357.253	1533103.7	79.84	%	0.376				0.47%
ScR 361.383	174494.4	84.71	%	0.368				0.43%
Ag 328.068†	45.4	0.00018	mg/L	0.000220	0.00089	mg/L	0.001098	123.55%
Al 308.215†	92.5	0.06333	mg/L	0.015645	0.3167	mg/L	0.07822	24.70%
As 188.979†	11.9	0.00886	mg/L	0.002128	0.04429	mg/L	0.010638	24.02%
B 249.677†	92.2	0.03346	mg/L	0.000767	0.1673	mg/L	0.00383	2.29%
Ba 233.527†	39.3	0.01201	mg/L	0.001337	0.06006	mg/L	0.006685	11.13%
Be 313.042†	259.5	0.00040	mg/L	0.000018	0.00201	mg/L	0.000090	4.50%
Ca 317.933†	138488.2	5.517	mg/L	0.0410	27.59	mg/L	0.205	0.74%
Cd 228.802†	-0.8	-0.00003	mg/L	0.000125	-0.00016	mg/L	0.000625	378.99%
Co 228.616†	38.7	0.00076	mg/L	0.000227	0.00380	mg/L	0.001137	29.93%
Cr 267.716†	19.1	0.00173	mg/L	0.000726	0.00864	mg/L	0.003632	42.03%
Cu 324.752†	548.7	0.00182	mg/L	0.000019	0.00910	mg/L	0.000093	1.02%
Fe 273.955†	1614.7	1.589	mg/L	0.0017	7.945	mg/L	0.0084	0.11%
K 766.490†	1408.0	0.7365	mg/L	0.05424	3.683	mg/L	0.2712	7.36%
Mg 279.077†	5445.7	3.301	mg/L	0.0190	16.50	mg/L	0.095	0.58%
Mn 257.610†	2752.4	0.1044	mg/L	0.00026	0.5221	mg/L	0.00128	0.25%
Mo 202.031†	76.7	0.00573	mg/L	0.000216	0.02863	mg/L	0.001082	3.78%
Na 589.592†	699236.4	124.6	mg/L	0.41	623.2	mg/L	2.03	0.33%
Na 330.237†	3874.2	122.2	mg/L	0.45	610.9	mg/L	2.27	0.37%
Ni 231.604†	-2.1	-0.00112	mg/L	0.000808	-0.00561	mg/L	0.004040	72.00%
Pb 220.353†	36.8	0.00302	mg/L	0.000967	0.01511	mg/L	0.004836	32.01%
Sb 206.836†	0.2	-0.00008	mg/L	0.002620	-0.00040	mg/L	0.013098	>999.9%
Se 196.026†	11.4	0.00613	mg/L	0.001740	0.03066	mg/L	0.008700	28.37%
Si 288.158†	6734.9	4.404	mg/L	0.0399	22.02	mg/L	0.199	0.91%
Sn 189.927†	-16.7	-0.00240	mg/L	0.000582	-0.01201	mg/L	0.002908	24.21%
Sr 421.552†	24758.7	0.03310	mg/L	0.000145	0.1655	mg/L	0.00073	0.44%
Ti 334.903†	-1.0	-0.00004	mg/L	0.001160	-0.00021	mg/L	0.005801	>999.9%
Tl 190.801†	-4.5	-0.00318	mg/L	0.001661	-0.01589	mg/L	0.008306	52.27%
V 292.402†	1043.9	0.00295	mg/L	0.000132	0.01474	mg/L	0.000662	4.49%
Zn 206.200†	3.9	0.00412	mg/L	0.002286	0.02062	mg/L	0.011428	55.42%

Sequence No.: 4
Sample ID: JY56 H WMN
Analyst: JLB
Initial Sample Wt:
Dilution: 5X

Autosampler Location: 38
Date Collected: 10/3/2006 2:27:00 PM
Data Type: Original
Initial Sample Vol:
Sample Prep Vol:

Nebulizer Parameters: JY56 H WMN

Analyte	Back Pressure	Flow
All	167.0 kPa	0.50 L/min

Mean Data: JY56 H WMN

Analyte	Mean Corrected Intensity	Calib Conc.	Calib Units	Std.Dev.	Sample Conc.	Sample Units	Std.Dev.	RSD
ScA 357.253	1548319.6	80.64	%	0.501				0.62%
ScR 361.383	175470.2	85.19	%	0.485				0.57%
Ag 328.068†	28.8	0.00013	mg/L	0.000094	0.00067	mg/L	0.000469	70.25%
Al 308.215†	85.0	0.05819	mg/L	0.015663	0.2910	mg/L	0.07832	26.92%
As 188.979†	11.7	0.00871	mg/L	0.002793	0.04355	mg/L	0.013966	32.07%
B 249.677†	87.1	0.03161	mg/L	0.003545	0.1581	mg/L	0.01773	11.22%
Ba 233.527†	38.3	0.01170	mg/L	0.000422	0.05852	mg/L	0.002112	3.61%
Be 313.042†	270.0	0.00042	mg/L	0.000053	0.00209	mg/L	0.000263	12.62%
Ca 317.933†	136669.8	5.445	mg/L	0.0722	27.22	mg/L	0.361	1.33%
Cd 228.802†	-0.6	-0.00003	mg/L	0.000088	-0.00014	mg/L	0.000441	324.06%
Co 228.616†	25.3	0.00049	mg/L	0.000076	0.00243	mg/L	0.000382	15.73%
Cr 267.716†	19.3	0.00178	mg/L	0.000257	0.00888	mg/L	0.001286	14.48%
Cu 324.752†	565.4	0.00187	mg/L	0.000030	0.00935	mg/L	0.000149	1.60%
Fe 273.955†	1589.2	1.564	mg/L	0.0164	7.819	mg/L	0.0818	1.05%
K 766.490†	1397.5	0.7310	mg/L	0.00909	3.655	mg/L	0.0454	1.24%
Mg 279.077†	5333.1	3.232	mg/L	0.0354	16.16	mg/L	0.177	1.10%
Mn 257.610†	2687.5	0.1020	mg/L	0.00139	0.5098	mg/L	0.00695	1.36%
Mo 202.031†	75.5	0.00563	mg/L	0.000508	0.02817	mg/L	0.002538	9.01%
Na 589.592†	690916.5	123.2	mg/L	0.63	615.8	mg/L	3.13	0.51%
Na 330.237†	3849.1	121.4	mg/L	0.95	606.9	mg/L	4.74	0.78%
Ni 231.604†	5.9	0.00315	mg/L	0.004562	0.01576	mg/L	0.022808	144.73%
Pb 220.353†	36.9	0.00303	mg/L	0.000050	0.01514	mg/L	0.000249	1.65%
Sb 206.836†	-0.8	-0.00078	mg/L	0.001741	-0.00392	mg/L	0.008705	222.01%
Se 196.026†	13.2	0.00706	mg/L	0.002802	0.03530	mg/L	0.014011	39.69%
Si 288.158†	6676.8	4.366	mg/L	0.0401	21.83	mg/L	0.200	0.92%
Sn 189.927†	-22.4	-0.00337	mg/L	0.001193	-0.01686	mg/L	0.005967	35.39%
Sr 421.552†	24273.5	0.03245	mg/L	0.000297	0.1623	mg/L	0.00148	0.91%
Ti 334.903†	20.4	0.00072	mg/L	0.000850	0.00361	mg/L	0.004249	117.55%
Tl 190.801†	0.2	0.00017	mg/L	0.003107	0.00086	mg/L	0.015537	>999.9%
V 292.402†	1036.5	0.00293	mg/L	0.000082	0.01463	mg/L	0.000408	2.79%
Zn 206.200†	1.3	0.00141	mg/L	0.000533	0.00703	mg/L	0.002664	37.92%

Sequence No.: 5
Sample ID: JY56 HSPK WMN
Analyst: JLB
Initial Sample Wt:
Dilution: 5X

Autosampler Location: 39
Date Collected: 10/3/2006 2:34:21 PM
Data Type: Original
Initial Sample Vol:
Sample Prep Vol:

Nebulizer Parameters: JY56 HSPK WMN

Analyte	Back Pressure	Flow
All	167.0 kPa	0.50 L/min

Mean Data: JY56 HSPK WMN

Analyte	Mean Corrected Intensity	Calib Conc.	Calib Units	Std.Dev.	Sample Conc.	Sample Units	Std.Dev.	RSD
ScA 357.253	1553531.8	80.91	%	0.513				0.63%
ScR 361.383	175619.2	85.26	%	0.117				0.14%
Ag 328.068†	-41.8	-0.00005	mg/L	0.000356	-0.00026	mg/L	0.001781	695.28%
Al 308.215†	79.9	0.05469	mg/L	0.015391	0.2734	mg/L	0.07696	28.14%
As 188.979†	12.1	0.00903	mg/L	0.002166	0.04514	mg/L	0.010828	23.99%
B 249.677†	91.6	0.03322	mg/L	0.002239	0.1661	mg/L	0.01119	6.74%
Ba 233.527†	37.5	0.01145	mg/L	0.000443	0.05723	mg/L	0.002214	3.87%
Be 313.042†	222.3	0.00034	mg/L	0.000034	0.00171	mg/L	0.000168	9.80%
Ca 317.933†	134979.3	5.377	mg/L	0.1468	26.89	mg/L	0.734	2.73%
Cd 228.802†	-3.8	-0.00011	mg/L	0.000071	-0.00053	mg/L	0.000356	66.72%
Co 228.616†	31.4	0.00061	mg/L	0.000218	0.00304	mg/L	0.001091	35.85%
Cr 267.716†	17.8	0.00158	mg/L	0.001490	0.00791	mg/L	0.007452	94.21%
Cu 324.752†	472.4	0.00158	mg/L	0.000083	0.00791	mg/L	0.000413	5.22%
Fe 273.955†	1585.3	1.560	mg/L	0.0418	7.800	mg/L	0.2088	2.68%
K 766.490†	1385.2	0.7246	mg/L	0.04694	3.623	mg/L	0.2347	6.48%
Mg 279.077†	5329.9	3.231	mg/L	0.0877	16.15	mg/L	0.439	2.72%
Mn 257.610†	2693.9	0.1022	mg/L	0.00321	0.5110	mg/L	0.01603	3.14%
Mo 202.031†	79.9	0.00597	mg/L	0.000165	0.02985	mg/L	0.000824	2.76%
Na 589.592†	675409.5	120.4	mg/L	3.74	601.9	mg/L	18.69	3.11%
Na 330.237†	3811.3	120.2	mg/L	3.60	601.0	mg/L	18.02	3.00%
Ni 231.604†	-0.6	-0.00033	mg/L	0.001305	-0.00164	mg/L	0.006524	396.68%
Pb 220.353†	28.2	0.00232	mg/L	0.000304	0.01158	mg/L	0.001519	13.12%
Sb 206.836†	2.4	0.00148	mg/L	0.002923	0.00738	mg/L	0.014613	198.12%
Se 196.026†	2.5	0.00142	mg/L	0.006798	0.00708	mg/L	0.033990	480.23%
Si 288.158†	21448.6	14.03	mg/L	0.328	70.13	mg/L	1.641	2.34%
Sn 189.927†	-15.7	-0.00224	mg/L	0.000334	-0.01119	mg/L	0.001669	14.91%
Sr 421.552†	24152.1	0.03229	mg/L	0.000919	0.1615	mg/L	0.00460	2.85%
Ti 334.903†	38.9	0.00139	mg/L	0.001684	0.00693	mg/L	0.008420	121.54%
Tl 190.801†	0.2	0.00014	mg/L	0.001349	0.00072	mg/L	0.006747	932.67%
V 292.402†	1103.6	0.00311	mg/L	0.000090	0.01556	mg/L	0.000451	2.90%
Zn 206.200†	0.7	0.00081	mg/L	0.002431	0.00405	mg/L	0.012155	300.24%

Sequence No.: 6
Sample ID: JY56 MB2SPK WMN
Analyst: JLB
Initial Sample Wt:
Dilution: 1X

Autosampler Location: 40
Date Collected: 10/3/2006 2:41:42 PM
Data Type: Original
Initial Sample Vol:
Sample Prep Vol:

Nebulizer Parameters: JY56 MB2SPK WMN

Analyte	Back Pressure	Flow
All	166.0 kPa	0.50 L/min

Mean Data: JY56 MB2SPK WMN

Analyte	Mean Corrected Intensity	Calib Conc.	Calib Units	Std.Dev.	Sample Conc.	Sample Units	Std.Dev.	RSD
ScA 357.253	1651688.9	86.02	%	0.401				0.47%
ScR 361.383	180035.4	87.40	%	0.659				0.75%
Ag 328.068†	-34.0	-0.00009	mg/L	0.000231	-0.00009	mg/L	0.000231	260.08%
Al 308.215†	22.9	0.01574	mg/L	0.010829	0.01574	mg/L	0.010829	68.79%
As 188.979†	2.3	0.00173	mg/L	0.002252	0.00173	mg/L	0.002252	129.95%
B 249.677†	2.0	0.00072	mg/L	0.001324	0.00072	mg/L	0.001324	184.66%
Ba 233.527†	2.8	0.00087	mg/L	0.000207	0.00087	mg/L	0.000207	23.83%
Be 313.042†	186.6	0.00029	mg/L	0.000023	0.00029	mg/L	0.000023	7.88%
Ca 317.933†	142.2	0.00566	mg/L	0.001219	0.00566	mg/L	0.001219	21.52%
Cd 228.802†	-3.4	-0.00009	mg/L	0.000094	-0.00009	mg/L	0.000094	109.84%
Co 228.616†	11.0	0.00022	mg/L	0.000146	0.00022	mg/L	0.000146	65.22%
Cr 267.716†	14.1	0.00176	mg/L	0.000825	0.00176	mg/L	0.000825	46.72%
Cu 324.752†	240.0	0.00074	mg/L	0.000162	0.00074	mg/L	0.000162	21.98%
Fe 273.955†	3.0	0.00293	mg/L	0.002030	0.00293	mg/L	0.002030	69.17%
K 766.490†	473.7	0.2478	mg/L	0.02321	0.2478	mg/L	0.02321	9.37%
Mg 279.077†	13.2	0.00799	mg/L	0.003380	0.00799	mg/L	0.003380	42.30%
Mn 257.610†	5.3	0.00020	mg/L	0.000088	0.00020	mg/L	0.000088	43.59%
Mo 202.031†	1.2	0.00009	mg/L	0.000343	0.00009	mg/L	0.000343	387.60%
Na 589.592†	18735.1	3.339	mg/L	0.0336	3.339	mg/L	0.0336	1.01%
Na 330.237†	106.2	3.350	mg/L	0.5254	3.350	mg/L	0.5254	15.68%
Ni 231.604†	1.1	0.00056	mg/L	0.001621	0.00056	mg/L	0.001621	290.22%
Pb 220.353†	-3.7	-0.00029	mg/L	0.000190	-0.00029	mg/L	0.000190	64.69%
Sb 206.836†	-3.3	-0.00241	mg/L	0.002749	-0.00241	mg/L	0.002749	113.92%
Se 196.026†	10.2	0.00540	mg/L	0.003523	0.00540	mg/L	0.003523	65.23%
Si 288.158†	15290.1	9.998	mg/L	0.0645	9.998	mg/L	0.0645	0.65%
Sn 189.927†	-5.7	-0.00096	mg/L	0.000360	-0.00096	mg/L	0.000360	37.54%
Sr 421.552†	-60.9	-0.00008	mg/L	0.000090	-0.00008	mg/L	0.000090	110.27%
Ti 334.903†	-2.5	-0.00009	mg/L	0.001120	-0.00009	mg/L	0.001120	>999.9%
Tl 190.801†	1.2	0.00086	mg/L	0.004051	0.00086	mg/L	0.004051	469.70%
V 292.402†	-14.2	-0.00003	mg/L	0.000179	-0.00003	mg/L	0.000179	659.90%
Zn 206.200†	3.0	0.00307	mg/L	0.002366	0.00307	mg/L	0.002366	77.05%

Sequence No.: 7
Sample ID: CV3
Analyst: JLB
Initial Sample Wt:
Dilution: 1X

Autosampler Location: 7
Date Collected: 10/3/2006 2:48:46 PM
Data Type: Original
Initial Sample Vol:
Sample Prep Vol:

Nebulizer Parameters: CV

Analyte	Back Pressure	Flow
All	166.0 kPa	0.50 L/min

Mean Data: CV

Analyte	Mean Corrected Intensity	Calib Conc.	Calib Units	Calib Std.Dev.	Sample Conc.	Sample Units	Sample Std.Dev.	RSD
ScA 357.253	1539522.2	80.18	%	0.219				0.27%
ScR 361.383	172883.4	83.93	%	1.195				1.42%
Ag 328.068†	373566.8	0.9771	mg/L	0.00058	0.9771	mg/L	0.00058	0.06%
Al 308.215†	2907.9	1.960	mg/L	0.0357	1.960	mg/L	0.0357	1.82%
As 188.979†	2492.0	1.905	mg/L	0.0099	1.905	mg/L	0.0099	0.52%
B 249.677†	2628.4	0.9563	mg/L	0.01348	0.9563	mg/L	0.01348	1.41%
Ba 233.527†	3033.4	0.9341	mg/L	0.01749	0.9341	mg/L	0.01749	1.87%
Be 313.042†	627158.5	0.9790	mg/L	0.00325	0.9790	mg/L	0.00325	0.33%
Ca 317.933†	49125.1	1.957	mg/L	0.0059	1.957	mg/L	0.0059	0.30%
Cd 228.802†	41431.3	1.012	mg/L	0.0017	1.012	mg/L	0.0017	0.17%
Co 228.616†	47225.2	0.9580	mg/L	0.00162	0.9580	mg/L	0.00162	0.17%
Cr 267.716†	7389.4	0.9216	mg/L	0.01596	0.9216	mg/L	0.01596	1.73%
Cu 324.752†	338432.4	1.040	mg/L	0.0004	1.040	mg/L	0.0004	0.04%
Fe 273.955†	1973.8	1.940	mg/L	0.0245	1.940	mg/L	0.0245	1.26%
K 766.490†	38598.9	20.19	mg/L	0.127	20.19	mg/L	0.127	0.63%
Mg 279.077†	3098.2	1.883	mg/L	0.0309	1.883	mg/L	0.0309	1.64%
Mn 257.610†	24570.0	0.9333	mg/L	0.00435	0.9333	mg/L	0.00435	0.47%
Mo 202.031†	13381.1	1.011	mg/L	0.0068	1.011	mg/L	0.0068	0.67%
Na 589.592†	290848.9	51.84	mg/L	0.242	51.84	mg/L	0.242	0.47%
Na 330.237†	1639.3	51.71	mg/L	0.813	51.71	mg/L	0.813	1.57%
Ni 231.604†	1791.8	0.9526	mg/L	0.01578	0.9526	mg/L	0.01578	1.66%
Pb 220.353†	23250.5	1.901	mg/L	0.0123	1.901	mg/L	0.0123	0.65%
Sb 206.836†	3023.3	2.153	mg/L	0.0107	2.153	mg/L	0.0107	0.50%
Se 196.026†	3576.8	1.900	mg/L	0.0091	1.900	mg/L	0.0091	0.48%
Si 288.158†	3046.6	1.994	mg/L	0.0285	1.994	mg/L	0.0285	1.43%
Sn 189.927†	5582.4	0.9415	mg/L	0.00485	0.9415	mg/L	0.00485	0.52%
Sr 421.552†	751083.1	1.004	mg/L	0.0042	1.004	mg/L	0.0042	0.42%
Ti 334.903†	28144.2	1.006	mg/L	0.0049	1.006	mg/L	0.0049	0.48%
Tl 190.801†	2752.3	1.940	mg/L	0.0089	1.940	mg/L	0.0089	0.46%
V 292.402†	353284.0	0.9919	mg/L	0.00149	0.9919	mg/L	0.00149	0.15%
Zn 206.200†	938.9	0.9628	mg/L	0.01529	0.9628	mg/L	0.01529	1.59%

Sequence No.: 8
Sample ID: CB 3
Analyst: JLB
Initial Sample Wt:
Dilution: 1X

Autosampler Location: 1
Date Collected: 10/3/2006 2:55:00 PM
Data Type: Original
Initial Sample Vol:
Sample Prep Vol:

Nebulizer Parameters: CB

Analyte	Back Pressure	Flow
All	166.0 kPa	0.50 L/min

Mean Data: CB

Analyte	Mean Corrected Intensity	Calib Conc.	Calib Units	Calib Std.Dev.	Sample Conc.	Sample Units	Sample Std.Dev.	RSD
ScA 357.253	1606316.9	83.66	%	0.091				0.11%
ScR 361.383	175120.2	85.02	%	0.324				0.38%
Ag 328.068†	38.5	0.00010	mg/L	0.000094	0.00010	mg/L	0.000094	93.26%
Al 308.215†	-6.9	-0.00472	mg/L	0.005534	-0.00472	mg/L	0.005534	117.19%
As 188.979†	6.2	0.00472	mg/L	0.001479	0.00472	mg/L	0.001479	31.30%
B 249.677†	15.2	0.00551	mg/L	0.002762	0.00551	mg/L	0.002762	50.09%
Ba 233.527†	-0.9	-0.00029	mg/L	0.000324	-0.00029	mg/L	0.000324	111.33%
Be 313.042†	135.2	0.00021	mg/L	0.000041	0.00021	mg/L	0.000041	19.50%
Ca 317.933†	75.9	0.00302	mg/L	0.000208	0.00302	mg/L	0.000208	6.88%
Cd 228.802†	5.2	0.00012	mg/L	0.000114	0.00012	mg/L	0.000114	93.38%
Co 228.616†	8.0	0.00016	mg/L	0.000247	0.00016	mg/L	0.000247	152.14%
Cr 267.716†	2.7	0.00034	mg/L	0.000322	0.00034	mg/L	0.000322	95.18%
Cu 324.752†	255.0	0.00078	mg/L	0.000052	0.00078	mg/L	0.000052	6.59%
Fe 273.955†	4.0	0.00395	mg/L	0.001746	0.00395	mg/L	0.001746	44.15%
K 766.490†	411.7	0.2153	mg/L	0.01405	0.2153	mg/L	0.01405	6.52%
Mg 279.077†	-7.2	-0.00437	mg/L	0.016983	-0.00437	mg/L	0.016983	388.42%
Mn 257.610†	6.5	0.00025	mg/L	0.000295	0.00025	mg/L	0.000295	118.65%
Mo 202.031†	11.7	0.00088	mg/L	0.000099	0.00088	mg/L	0.000099	11.23%
Na 589.592†	2068.7	0.3687	mg/L	0.01343	0.3687	mg/L	0.01343	3.64%
Na 330.237†	2.8	0.08771	mg/L	0.617297	0.08771	mg/L	0.617297	703.77%
Ni 231.604†	-1.0	-0.00052	mg/L	0.002369	-0.00052	mg/L	0.002369	454.04%
Pb 220.353†	21.6	0.00176	mg/L	0.000429	0.00176	mg/L	0.000429	24.33%
Sb 206.836†	-0.8	-0.00056	mg/L	0.002508	-0.00056	mg/L	0.002508	444.86%
Se 196.026†	10.1	0.00538	mg/L	0.004558	0.00538	mg/L	0.004558	84.70%
Si 288.158†	9.5	0.00622	mg/L	0.007587	0.00622	mg/L	0.007587	121.97%
Sn 189.927†	10.6	0.00179	mg/L	0.000850	0.00179	mg/L	0.000850	47.56%
Sr 421.552†	11.5	0.00002	mg/L	0.000123	0.00002	mg/L	0.000123	801.61%
Ti 334.903†	-3.2	-0.00012	mg/L	0.001138	-0.00012	mg/L	0.001138	988.00%
Tl 190.801†	2.4	0.00173	mg/L	0.002646	0.00173	mg/L	0.002646	152.85%
V 292.402†	8.1	0.00003	mg/L	0.000200	0.00003	mg/L	0.000200	776.05%
Zn 206.200†	0.6	0.00057	mg/L	0.001614	0.00057	mg/L	0.001614	283.20%

Sequence No.: 9
Sample ID: JY35 E WMN
Analyst: JLB
Initial Sample Wt:
Dilution: 5X

Autosampler Location: 41
Date Collected: 10/3/2006 3:01:22 PM
Data Type: Original
Initial Sample Vol:
Sample Prep Vol:

Nebulizer Parameters: JY35 E WMN

Analyte	Back Pressure	Flow
All	166.0 kPa	0.50 L/min

Mean Data: JY35 E WMN

Analyte	Mean Corrected Intensity	Calib Conc.	Calib Units	Std.Dev.	Sample Conc.	Sample Units	Std.Dev.	RSD
ScA 357.253	1434332.5	74.70	%	0.447				0.60%
ScR 361.383	163219.2	79.24	%	0.825				1.04%
Ag 328.068†	50.0	0.00056	mg/L	0.000163	0.00278	mg/L	0.000816	29.38%
Al 308.215†	91.7	0.05592	mg/L	0.011250	0.2796	mg/L	0.05625	20.12%
As 188.979†	37.3	0.02776	mg/L	0.001522	0.1388	mg/L	0.00761	5.48%
B 249.677†	194.0	0.07038	mg/L	0.002327	0.3519	mg/L	0.01164	3.31%
Ba 233.527†	55.6	0.01651	mg/L	0.001197	0.08253	mg/L	0.005984	7.25%
Be 313.042†	939.7	0.00093	mg/L	0.000089	0.00463	mg/L	0.000447	9.65%
Ca 317.933†	15698.6	0.6254	mg/L	0.00616	3.127	mg/L	0.0308	0.99%
Cd 228.802†	8.6	0.00017	mg/L	0.000104	0.00083	mg/L	0.000520	62.46%
Co 228.616†	1215.3	0.02412	mg/L	0.000245	0.1206	mg/L	0.00123	1.02%
Cr 267.716†	111.9	0.01426	mg/L	0.002067	0.07128	mg/L	0.010335	14.50%
Cu 324.752†	2701.1	0.00889	mg/L	0.000397	0.04444	mg/L	0.001985	4.47%
Fe 273.955†	6920.9	6.810	mg/L	0.1628	34.05	mg/L	0.814	2.39%
K 766.490†	4981.9	2.606	mg/L	0.1021	13.03	mg/L	0.510	3.92%
Mg 279.077†	578.8	0.3464	mg/L	0.00753	1.732	mg/L	0.0377	2.17%
Mn 257.610†	447.0	0.01696	mg/L	0.000698	0.08482	mg/L	0.003491	4.12%
Mo 202.031†	709.5	0.05361	mg/L	0.003683	0.2680	mg/L	0.01841	6.87%
Na 589.592†	4894437.6	872.4	mg/L	9.17	4362	mg/L	45.8	1.05%
Na 330.237†	27971.2	882.6	mg/L	6.66	4413	mg/L	33.3	0.75%
Ni 231.604†	8.5	0.00451	mg/L	0.000502	0.02255	mg/L	0.002508	11.12%
Pb 220.353†	71.7	0.00591	mg/L	0.000926	0.02954	mg/L	0.004631	15.68%
Sb 206.836†	1.8	0.00178	mg/L	0.002709	0.00890	mg/L	0.013545	152.24%
Se 196.026†	24.1	0.01361	mg/L	0.003648	0.06806	mg/L	0.018238	26.80%
Si 288.158†	11478.6	7.506	mg/L	0.1836	37.53	mg/L	0.918	2.45%
Sn 189.927†	-13.7	-0.00231	mg/L	0.000960	-0.01157	mg/L	0.004801	41.48%
Sr 421.552†	6983.0	0.00934	mg/L	0.000165	0.04668	mg/L	0.000823	1.76%
Ti 334.903†	7706.2	0.2757	mg/L	0.01398	1.379	mg/L	0.0699	5.07%
Tl 190.801†	5.3	0.00279	mg/L	0.003613	0.01396	mg/L	0.018064	129.42%
V 292.402†	124314.5	0.3466	mg/L	0.00503	1.733	mg/L	0.0252	1.45%
Zn 206.200†	3.3	0.00314	mg/L	0.004927	0.01570	mg/L	0.024635	156.96%

Sequence No.: 10
Sample ID: JY77 O WMN
Analyst: JLB
Initial Sample Wt:
Dilution: 5X

Autosampler Location: 42
Date Collected: 10/3/2006 3:09:08 PM
Data Type: Original
Initial Sample Vol:
Sample Prep Vol:

Nebulizer Parameters: JY77 O WMN

Analyte	Back Pressure	Flow
All	166.0 kPa	0.50 L/min

Mean Data: JY77 O WMN

Analyte	Mean Corrected Intensity	Calib Conc.	Calib Units	Std.Dev.	Sample Conc.	Sample Units	Std.Dev.	RSD
ScA 357.253	1571393.5	81.84	%	0.140				0.17%
ScR 361.383	175480.1	85.19	%	0.535				0.63%
Ag 328.068†	-180.2	0.00009	mg/L	0.000059	0.00045	mg/L	0.000294	65.95%
Al 308.215†	86.5	0.05936	mg/L	0.006517	0.2968	mg/L	0.03259	10.98%
As 188.979†	16.2	0.01170	mg/L	0.002765	0.05850	mg/L	0.013827	23.64%
B 249.677†	8.2	0.00299	mg/L	0.001497	0.01494	mg/L	0.007486	50.12%
Ba 233.527†	96.2	0.02879	mg/L	0.000954	0.1439	mg/L	0.00477	3.31%
Be 313.042†	174.6	0.00027	mg/L	0.000051	0.00136	mg/L	0.000254	18.77%
Ca 317.933†	416171.3	16.58	mg/L	0.037	82.90	mg/L	0.185	0.22%
Cd 228.802†	2.8	0.00005	mg/L	0.000153	0.00025	mg/L	0.000766	310.82%
Co 228.616†	153.8	0.00290	mg/L	0.000200	0.01448	mg/L	0.000999	6.90%
Cr 267.716†	21.7	0.00180	mg/L	0.001214	0.00899	mg/L	0.006069	67.52%
Cu 324.752†	73.7	0.00146	mg/L	0.000063	0.00731	mg/L	0.000315	4.31%
Fe 273.955†	13128.7	12.92	mg/L	0.072	64.60	mg/L	0.361	0.56%
K 766.490†	2340.3	1.224	mg/L	0.0248	6.121	mg/L	0.1241	2.03%
Mg 279.077†	12645.9	7.659	mg/L	0.0182	38.29	mg/L	0.091	0.24%
Mn 257.610†	9137.1	0.3467	mg/L	0.00054	1.733	mg/L	0.0027	0.15%
Mo 202.031†	18.3	0.00122	mg/L	0.000140	0.00611	mg/L	0.000700	11.46%
Na 589.592†	317800.2	56.65	mg/L	0.185	283.2	mg/L	0.92	0.33%
Na 330.237†	1755.9	55.23	mg/L	0.335	276.2	mg/L	1.68	0.61%
Ni 231.604†	3.1	0.00163	mg/L	0.000959	0.00816	mg/L	0.004795	58.73%
Pb 220.353†	31.3	0.00258	mg/L	0.000510	0.01288	mg/L	0.002550	19.81%
Sb 206.836†	4.8	0.00193	mg/L	0.001994	0.00967	mg/L	0.009971	103.15%
Se 196.026†	-6.6	-0.00234	mg/L	0.004610	-0.01171	mg/L	0.023049	196.86%
Si 288.158†	8788.5	5.747	mg/L	0.0035	28.73	mg/L	0.017	0.06%
Sn 189.927†	-39.9	-0.00549	mg/L	0.000816	-0.02746	mg/L	0.004082	14.87%
Sr 421.552†	76397.9	0.1021	mg/L	0.00049	0.5107	mg/L	0.00246	0.48%
Ti 334.903†	27.3	0.00097	mg/L	0.000499	0.00487	mg/L	0.002496	51.28%
Tl 190.801†	-0.6	-0.00042	mg/L	0.004304	-0.00210	mg/L	0.021522	>999.9%
V 292.402†	422.3	0.00125	mg/L	0.000079	0.00624	mg/L	0.000397	6.35%
Zn 206.200†	2.9	0.00294	mg/L	0.003009	0.01469	mg/L	0.015047	102.43%

Sequence No.: 11
Sample ID: JY77 P WMN
Analyst: JLB
Initial Sample Wt:
Dilution: 5X

Autosampler Location: 43
Date Collected: 10/3/2006 3:16:30 PM
Data Type: Original
Initial Sample Vol:
Sample Prep Vol:

Nebulizer Parameters: JY77 P WMN

Analyte	Back Pressure	Flow
All	166.0 kPa	0.50 L/min

Mean Data: JY77 P WMN

Analyte	Mean Corrected Intensity	Calib Conc.	Calib Units	Calib Std.Dev.	Sample Conc.	Sample Units	Sample Std.Dev.	RSD
ScA 357.253	1559709.0	81.23	%	0.436				0.54%
ScR 361.383	173700.4	84.33	%	0.822				0.97%
Ag 328.068†	34.9	0.00007	mg/L	0.000153	0.00036	mg/L	0.000765	211.94%
Al 308.215†	41.5	0.02838	mg/L	0.007565	0.1419	mg/L	0.03782	26.65%
As 188.979†	12.3	0.00870	mg/L	0.002325	0.04348	mg/L	0.011627	26.74%
B 249.677†	109.4	0.03968	mg/L	0.001953	0.1984	mg/L	0.00976	4.92%
Ba 233.527†	20.3	0.00623	mg/L	0.001077	0.03115	mg/L	0.005386	17.29%
Be 313.042†	181.1	0.00028	mg/L	0.000028	0.00139	mg/L	0.000138	9.90%
Ca 317.933†	422714.6	16.84	mg/L	0.100	84.20	mg/L	0.501	0.60%
Cd 228.802†	-4.4	-0.00012	mg/L	0.000115	-0.00062	mg/L	0.000573	93.17%
Co 228.616†	340.2	0.00690	mg/L	0.000144	0.03449	mg/L	0.000720	2.09%
Cr 267.716†	34.0	0.00155	mg/L	0.000633	0.00775	mg/L	0.003165	40.86%
Cu 324.752†	1040.2	0.00319	mg/L	0.000034	0.01597	mg/L	0.000170	1.07%
Fe 273.955†	751.3	0.7393	mg/L	0.00783	3.697	mg/L	0.0391	1.06%
K 766.490†	6254.1	3.271	mg/L	0.0275	16.36	mg/L	0.137	0.84%
Mg 279.077†	19653.2	11.92	mg/L	0.032	59.58	mg/L	0.158	0.26%
Mn 257.610†	8922.2	0.3385	mg/L	0.00212	1.692	mg/L	0.0106	0.63%
Mo 202.031†	28.9	0.00192	mg/L	0.000191	0.00962	mg/L	0.000953	9.91%
Na 589.592†	917983.0	163.6	mg/L	1.41	818.1	mg/L	7.06	0.86%
Na 330.237†	5121.5	161.4	mg/L	0.45	807.1	mg/L	2.26	0.28%
Ni 231.604†	5.1	0.00271	mg/L	0.003077	0.01353	mg/L	0.015386	113.76%
Pb 220.353†	38.7	0.00318	mg/L	0.000500	0.01588	mg/L	0.002499	15.73%
Sb 206.836†	2.9	0.00183	mg/L	0.001961	0.00915	mg/L	0.009803	107.10%
Se 196.026†	15.3	0.00782	mg/L	0.004209	0.03911	mg/L	0.021043	53.81%
Si 288.158†	7176.0	4.692	mg/L	0.0155	23.46	mg/L	0.078	0.33%
Sn 189.927†	-42.7	-0.00595	mg/L	0.000627	-0.02976	mg/L	0.003134	10.53%
Sr 421.552†	90028.3	0.1204	mg/L	0.00082	0.6018	mg/L	0.00412	0.69%
Ti 334.903†	26.6	0.00095	mg/L	0.001262	0.00475	mg/L	0.006309	132.82%
Tl 190.801†	0.2	0.00013	mg/L	0.000458	0.00066	mg/L	0.002288	348.49%
V 292.402†	989.8	0.00284	mg/L	0.000223	0.01421	mg/L	0.001117	7.86%
Zn 206.200†	3.1	0.00353	mg/L	0.001830	0.01767	mg/L	0.009148	51.76%

Sequence No.: 12
Sample ID: JY77 Q WMN
Analyst: JLB
Initial Sample Wt:
Dilution: 5X

Autosampler Location: 44
Date Collected: 10/3/2006 3:23:52 PM
Data Type: Original
Initial Sample Vol:
Sample Prep Vol:

Nebulizer Parameters: JY77 Q WMN

Analyte	Back Pressure	Flow
All	166.0 kPa	0.50 L/min

Mean Data: JY77 Q WMN

Analyte	Mean Corrected Intensity	Calib Conc.	Calib Units	Std.Dev.	Sample Conc.	Sample Units	Std.Dev.	RSD
ScA 357.253	1546355.8	80.53	%	0.342				0.42%
ScR 361.383	174261.5	84.60	%	0.452				0.53%
Ag 328.068†	-94.0	-0.00003	mg/L	0.000016	-0.00016	mg/L	0.000079	50.51%
Al 308.215†	17.7	0.01205	mg/L	0.006230	0.06025	mg/L	0.031148	51.70%
As 188.979†	16.8	0.01198	mg/L	0.001916	0.05990	mg/L	0.009579	15.99%
B 249.677†	56.1	0.02033	mg/L	0.001007	0.1017	mg/L	0.00504	4.95%
Ba 233.527†	48.5	0.01457	mg/L	0.000364	0.07287	mg/L	0.001818	2.49%
Be 313.042†	150.2	0.00023	mg/L	0.000055	0.00115	mg/L	0.000275	23.98%
Ca 317.933†	532528.2	21.21	mg/L	0.022	106.1	mg/L	0.11	0.10%
Cd 228.802†	-1.4	-0.00005	mg/L	0.000108	-0.00027	mg/L	0.000540	199.30%
Co 228.616†	260.1	0.00518	mg/L	0.000096	0.02590	mg/L	0.000479	1.85%
Cr 267.716†	41.2	0.00279	mg/L	0.001384	0.01393	mg/L	0.006918	49.67%
Cu 324.752†	387.8	0.00169	mg/L	0.000092	0.00844	mg/L	0.000461	5.47%
Fe 273.955†	5861.1	5.768	mg/L	0.0672	28.84	mg/L	0.336	1.17%
K 766.490†	4510.1	2.359	mg/L	0.0476	11.80	mg/L	0.238	2.02%
Mg 279.077†	19800.6	12.00	mg/L	0.138	60.01	mg/L	0.690	1.15%
Mn 257.610†	9953.8	0.3776	mg/L	0.00500	1.888	mg/L	0.0250	1.32%
Mo 202.031†	26.5	0.00175	mg/L	0.000263	0.00874	mg/L	0.001315	15.04%
Na 589.592†	960756.6	171.2	mg/L	0.30	856.2	mg/L	1.52	0.18%
Na 330.237†	5330.3	168.0	mg/L	1.71	839.8	mg/L	8.53	1.02%
Ni 231.604†	4.7	0.00252	mg/L	0.001230	0.01259	mg/L	0.006148	48.83%
Pb 220.353†	36.0	0.00295	mg/L	0.000318	0.01476	mg/L	0.001589	10.77%
Sb 206.836†	4.1	0.00212	mg/L	0.001134	0.01061	mg/L	0.005669	53.42%
Se 196.026†	0.1	0.00030	mg/L	0.000833	0.00150	mg/L	0.004167	277.84%
Si 288.158†	8786.2	5.745	mg/L	0.0585	28.73	mg/L	0.292	1.02%
Sn 189.927†	-53.9	-0.00751	mg/L	0.001585	-0.03755	mg/L	0.007923	21.10%
Sr 421.552†	99757.8	0.1334	mg/L	0.00010	0.6669	mg/L	0.00052	0.08%
Ti 334.903†	46.5	0.00166	mg/L	0.000418	0.00830	mg/L	0.002089	25.18%
Tl 190.801†	0.7	0.00048	mg/L	0.002350	0.00239	mg/L	0.011748	492.59%
V 292.402†	1211.3	0.00347	mg/L	0.000113	0.01735	mg/L	0.000564	3.25%
Zn 206.200†	3.0	0.00337	mg/L	0.002057	0.01686	mg/L	0.010285	61.02%

Sequence No.: 13
Sample ID: JY77 K WMN
Analyst: JLB
Initial Sample Wt:
Dilution: 5X

Autosampler Location: 45
Date Collected: 10/3/2006 3:31:15 PM
Data Type: Original
Initial Sample Vol:
Sample Prep Vol:

Nebulizer Parameters: JY77 K WMN

Analyte	Back Pressure	Flow
All	165.0 kPa	0.50 L/min

Mean Data: JY77 K WMN

Analyte	Mean Corrected Intensity	Calib Conc.	Calib Units	Std.Dev.	Sample Conc.	Sample Units	Std.Dev.	RSD
ScA 357.253	1619947.3	84.37	%	0.234				0.28%
ScR 361.383	175836.1	85.37	%	0.652				0.76%
Ag 328.068†	-105.9	0.00000	mg/L	0.000262	-0.00002	mg/L	0.001308	>999.9%
Al 308.215†	20.1	0.01376	mg/L	0.015043	0.06878	mg/L	0.075214	109.36%
As 188.979†	6.8	0.00495	mg/L	0.002958	0.02473	mg/L	0.014792	59.82%
B 249.677†	5.6	0.00204	mg/L	0.003907	0.01019	mg/L	0.019536	191.71%
Ba 233.527†	25.6	0.00738	mg/L	0.001363	0.03691	mg/L	0.006817	18.47%
Be 313.042†	160.7	0.00025	mg/L	0.000084	0.00125	mg/L	0.000421	33.59%
Ca 317.933†	168944.5	6.730	mg/L	0.0157	33.65	mg/L	0.078	0.23%
Cd 228.802†	2.1	0.00004	mg/L	0.000138	0.00022	mg/L	0.000689	309.12%
Co 228.616†	25.8	0.00040	mg/L	0.000072	0.00199	mg/L	0.000362	18.24%
Cr 267.716†	13.2	0.00123	mg/L	0.001412	0.00614	mg/L	0.007062	115.07%
Cu 324.752†	33.8	0.00082	mg/L	0.000144	0.00410	mg/L	0.000719	17.56%
Fe 273.955†	7515.7	7.396	mg/L	0.0214	36.98	mg/L	0.107	0.29%
K 766.490†	1063.1	0.5561	mg/L	0.00576	2.781	mg/L	0.0288	1.04%
Mg 279.077†	5243.1	3.174	mg/L	0.0273	15.87	mg/L	0.137	0.86%
Mn 257.610†	12834.3	0.4872	mg/L	0.00150	2.436	mg/L	0.0075	0.31%
Mo 202.031†	8.5	0.00057	mg/L	0.000385	0.00286	mg/L	0.001923	67.20%
Na 589.592†	40218.5	7.169	mg/L	0.0185	35.84	mg/L	0.093	0.26%
Na 330.237†	221.1	6.908	mg/L	0.8889	34.54	mg/L	4.444	12.87%
Ni 231.604†	-1.6	-0.00083	mg/L	0.000589	-0.00413	mg/L	0.002943	71.18%
Pb 220.353†	9.4	0.00077	mg/L	0.000208	0.00387	mg/L	0.001041	26.89%
Sb 206.836†	2.2	0.00073	mg/L	0.001405	0.00365	mg/L	0.007027	192.39%
Se 196.026†	0.5	0.00060	mg/L	0.003778	0.00299	mg/L	0.018888	631.32%
Si 288.158†	10115.7	6.615	mg/L	0.0164	33.07	mg/L	0.082	0.25%
Sn 189.927†	-16.4	-0.00227	mg/L	0.000894	-0.01133	mg/L	0.004468	39.44%
Sr 421.552†	27578.2	0.03687	mg/L	0.000066	0.1844	mg/L	0.00033	0.18%
Ti 334.903†	-23.2	-0.00083	mg/L	0.000248	-0.00415	mg/L	0.001241	29.88%
Tl 190.801†	-0.6	-0.00042	mg/L	0.001755	-0.00209	mg/L	0.008776	419.12%
V 292.402†	164.9	0.00055	mg/L	0.000135	0.00273	mg/L	0.000674	24.73%
Zn 206.200†	2.3	0.00233	mg/L	0.000267	0.01167	mg/L	0.001333	11.42%

Sequence No.: 14
Sample ID: JY77 JDUP WMN
Analyst: JLB
Initial Sample Wt:
Dilution: 5X

Autosampler Location: 46
Date Collected: 10/3/2006 3:38:20 PM
Data Type: Original
Initial Sample Vol:
Sample Prep Vol:

Nebulizer Parameters: JY77 JDUP WMN

Analyte	Back Pressure	Flow
All	166.0 kPa	0.50 L/min

Mean Data: JY77 JDUP WMN

Analyte	Mean Corrected Intensity	Calib Conc.	Calib Units	Std.Dev.	Sample Conc.	Sample Units	Std.Dev.	RSD
ScA 357.253	1622875.0	84.52	%	0.516				0.61%
ScR 361.383	178705.7	86.76	%	0.265				0.30%
Ag 328.068†	-47.5	0.00014	mg/L	0.000034	0.00068	mg/L	0.000172	25.53%
Al 308.215†	11.5	0.00786	mg/L	0.009807	0.03930	mg/L	0.049035	124.77%
As 188.979†	8.0	0.00587	mg/L	0.002093	0.02935	mg/L	0.010463	35.65%
B 249.677†	4.7	0.00173	mg/L	0.000908	0.00864	mg/L	0.004540	52.54%
Ba 233.527†	18.1	0.00509	mg/L	0.001581	0.02546	mg/L	0.007903	31.05%
Be 313.042†	160.9	0.00025	mg/L	0.000028	0.00126	mg/L	0.000142	11.29%
Ca 317.933†	146342.1	5.830	mg/L	0.1452	29.15	mg/L	0.726	2.49%
Cd 228.802†	-2.5	-0.00007	mg/L	0.000101	-0.00035	mg/L	0.000505	143.02%
Co 228.616†	39.8	0.00069	mg/L	0.000208	0.00343	mg/L	0.001040	30.36%
Cr 267.716†	18.9	0.00192	mg/L	0.000605	0.00962	mg/L	0.003026	31.44%
Cu 324.752†	28.4	0.00077	mg/L	0.000127	0.00387	mg/L	0.000635	16.39%
Fe 273.955†	7225.8	7.111	mg/L	0.1680	35.55	mg/L	0.840	2.36%
K 766.490†	811.3	0.4244	mg/L	0.02161	2.122	mg/L	0.1080	5.09%
Mg 279.077†	5182.0	3.137	mg/L	0.0671	15.68	mg/L	0.335	2.14%
Mn 257.610†	12992.3	0.4932	mg/L	0.01178	2.466	mg/L	0.0589	2.39%
Mo 202.031†	10.9	0.00075	mg/L	0.000108	0.00377	mg/L	0.000539	14.28%
Na 589.592†	39790.4	7.092	mg/L	0.1899	35.46	mg/L	0.950	2.68%
Na 330.237†	233.4	7.303	mg/L	0.6545	36.51	mg/L	3.272	8.96%
Ni 231.604†	-0.4	-0.00019	mg/L	0.000809	-0.00095	mg/L	0.004043	423.43%
Pb 220.353†	12.3	0.00101	mg/L	0.000489	0.00506	mg/L	0.002445	48.36%
Sb 206.836†	0.4	-0.00051	mg/L	0.001775	-0.00256	mg/L	0.008877	346.86%
Se 196.026†	7.9	0.00451	mg/L	0.003622	0.02255	mg/L	0.018111	80.33%
Si 288.158†	10361.5	6.775	mg/L	0.1731	33.88	mg/L	0.866	2.56%
Sn 189.927†	-14.6	-0.00203	mg/L	0.000809	-0.01014	mg/L	0.004043	39.85%
Sr 421.552†	25187.2	0.03368	mg/L	0.000817	0.1684	mg/L	0.00408	2.43%
Ti 334.903†	4.3	0.00015	mg/L	0.000283	0.00076	mg/L	0.001413	184.89%
Tl 190.801†	-2.3	-0.00165	mg/L	0.001334	-0.00826	mg/L	0.006669	80.74%
V 292.402†	89.6	0.00034	mg/L	0.000081	0.00170	mg/L	0.000403	23.63%
Zn 206.200†	3.8	0.00380	mg/L	0.001146	0.01900	mg/L	0.005729	30.15%

Sequence No.: 15
Sample ID: JY77 J WMN
Analyst: JLB
Initial Sample Wt:
Dilution: 5X

Autosampler Location: 47
Date Collected: 10/3/2006 3:45:26 PM
Data Type: Original
Initial Sample Vol:
Sample Prep Vol:

Nebulizer Parameters: JY77 J WMN

Analyte	Back Pressure	Flow
All	166.0 kPa	0.50 L/min

Mean Data: JY77 J WMN

Analyte	Mean Corrected Intensity	Calib Conc.	Calib Units	Calib Std.Dev.	Sample Conc.	Sample Units	Sample Std.Dev.	RSD
ScA 357.253	1613558.1	84.03	%	0.477				0.57%
ScR 361.383	176103.6	85.50	%	0.256				0.30%
Ag 328.068†	-138.2	-0.00009	mg/L	0.000253	-0.00044	mg/L	0.001264	287.73%
Al 308.215†	23.2	0.01589	mg/L	0.011159	0.07945	mg/L	0.055794	70.23%
As 188.979†	5.8	0.00420	mg/L	0.002939	0.02099	mg/L	0.014697	70.02%
B 249.677†	6.0	0.00218	mg/L	0.001471	0.01092	mg/L	0.007353	67.33%
Ba 233.527†	19.6	0.00552	mg/L	0.001740	0.02761	mg/L	0.008700	31.51%
Be 313.042†	143.7	0.00022	mg/L	0.000031	0.00112	mg/L	0.000156	13.87%
Ca 317.933†	154320.4	6.148	mg/L	0.0267	30.74	mg/L	0.133	0.43%
Cd 228.802†	-3.3	-0.00009	mg/L	0.000080	-0.00044	mg/L	0.000400	91.87%
Co 228.616†	37.3	0.00063	mg/L	0.000085	0.00314	mg/L	0.000423	13.48%
Cr 267.716†	16.3	0.00157	mg/L	0.000816	0.00786	mg/L	0.004080	51.91%
Cu 324.752†	117.9	0.00109	mg/L	0.000109	0.00544	mg/L	0.000546	10.03%
Fe 273.955†	7628.9	7.507	mg/L	0.0421	37.54	mg/L	0.211	0.56%
K 766.490†	886.2	0.4636	mg/L	0.01562	2.318	mg/L	0.0781	3.37%
Mg 279.077†	5472.9	3.313	mg/L	0.0249	16.57	mg/L	0.125	0.75%
Mn 257.610†	13739.5	0.5216	mg/L	0.00135	2.608	mg/L	0.0068	0.26%
Mo 202.031†	7.7	0.00051	mg/L	0.000202	0.00257	mg/L	0.001011	39.34%
Na 589.592†	41423.3	7.383	mg/L	0.0297	36.92	mg/L	0.149	0.40%
Na 330.237†	253.7	7.940	mg/L	1.0083	39.70	mg/L	5.041	12.70%
Ni 231.604†	-1.6	-0.00086	mg/L	0.003963	-0.00432	mg/L	0.019817	459.21%
Pb 220.353†	11.9	0.00098	mg/L	0.000414	0.00489	mg/L	0.002071	42.34%
Sb 206.836†	-0.1	-0.00092	mg/L	0.000320	-0.00461	mg/L	0.001601	34.77%
Se 196.026†	4.5	0.00268	mg/L	0.004482	0.01338	mg/L	0.022411	167.49%
Si 288.158†	10935.9	7.151	mg/L	0.0302	35.76	mg/L	0.151	0.42%
Sn 189.927†	-20.3	-0.00296	mg/L	0.000882	-0.01481	mg/L	0.004410	29.78%
Sr 421.552†	26639.4	0.03562	mg/L	0.000186	0.1781	mg/L	0.00093	0.52%
Ti 334.903†	10.5	0.00037	mg/L	0.000496	0.00187	mg/L	0.002480	132.66%
Tl 190.801†	-3.7	-0.00264	mg/L	0.003015	-0.01319	mg/L	0.015076	114.29%
V 292.402†	72.7	0.00030	mg/L	0.000186	0.00148	mg/L	0.000931	63.06%
Zn 206.200†	2.1	0.00212	mg/L	0.000604	0.01062	mg/L	0.003020	28.44%

Sequence No.: 16
Sample ID: JY77 JSPK WMN
Analyst: JLB
Initial Sample Wt:
Dilution: 5X

Autosampler Location: 48
Date Collected: 10/3/2006 3:52:31 PM
Data Type: Original
Initial Sample Vol:
Sample Prep Vol:

Nebulizer Parameters: JY77 JSPK WMN

Analyte	Back Pressure	Flow
All	166.0 kPa	0.50 L/min

Mean Data: JY77 JSPK WMN

Analyte	Mean Corrected Intensity	Calib Conc.	Calib Units	Std.Dev.	Sample Conc.	Sample Units	Std.Dev.	RSD
ScA 357.253	1617216.7	84.22	%	0.253				0.30%
ScR 361.383	178666.4	86.74	%	0.609				0.70%
Ag 328.068†	-162.8	-0.00017	mg/L	0.000310	-0.00084	mg/L	0.001548	184.83%
Al 308.215†	34.7	0.02378	mg/L	0.016622	0.1189	mg/L	0.08311	69.91%
As 188.979†	11.9	0.00885	mg/L	0.004723	0.04427	mg/L	0.023615	53.35%
B 249.677†	2.3	0.00084	mg/L	0.000867	0.00421	mg/L	0.004334	103.04%
Ba 233.527†	12.8	0.00345	mg/L	0.001116	0.01723	mg/L	0.005581	32.40%
Be 313.042†	130.2	0.00020	mg/L	0.000062	0.00101	mg/L	0.000311	30.60%
Ca 317.933†	145161.8	5.783	mg/L	0.1452	28.91	mg/L	0.726	2.51%
Cd 228.802†	-5.7	-0.00015	mg/L	0.000037	-0.00076	mg/L	0.000187	24.48%
Co 228.616†	46.0	0.00081	mg/L	0.000233	0.00406	mg/L	0.001166	28.75%
Cr 267.716†	13.6	0.00125	mg/L	0.000684	0.00625	mg/L	0.003422	54.79%
Cu 324.752†	54.5	0.00085	mg/L	0.000111	0.00426	mg/L	0.000557	13.06%
Fe 273.955†	7205.4	7.091	mg/L	0.1867	35.45	mg/L	0.933	2.63%
K 766.490†	817.4	0.4276	mg/L	0.03081	2.138	mg/L	0.1541	7.21%
Mg 279.077†	5195.0	3.145	mg/L	0.0798	15.72	mg/L	0.399	2.54%
Mn 257.610†	13017.4	0.4942	mg/L	0.01268	2.471	mg/L	0.0634	2.57%
Mo 202.031†	8.4	0.00057	mg/L	0.000172	0.00283	mg/L	0.000862	30.44%
Na 589.592†	39401.8	7.023	mg/L	0.1686	35.12	mg/L	0.843	2.40%
Na 330.237†	216.7	6.778	mg/L	0.5392	33.89	mg/L	2.696	7.95%
Ni 231.604†	0.3	0.00016	mg/L	0.000757	0.00078	mg/L	0.003787	488.63%
Pb 220.353†	10.9	0.00090	mg/L	0.000899	0.00448	mg/L	0.004496	100.43%
Sb 206.836†	0.9	-0.00014	mg/L	0.003806	-0.00070	mg/L	0.019031	>999.9%
Se 196.026†	8.9	0.00503	mg/L	0.004605	0.02513	mg/L	0.023027	91.64%
Si 288.158†	25069.8	16.39	mg/L	0.143	81.97	mg/L	0.717	0.88%
Sn 189.927†	-18.4	-0.00267	mg/L	0.000318	-0.01333	mg/L	0.001588	11.91%
Sr 421.552†	25020.7	0.03345	mg/L	0.000927	0.1673	mg/L	0.00464	2.77%
Ti 334.903†	23.2	0.00083	mg/L	0.001250	0.00414	mg/L	0.006250	150.99%
Tl 190.801†	-6.2	-0.00436	mg/L	0.003450	-0.02182	mg/L	0.017250	79.06%
V 292.402†	120.4	0.00042	mg/L	0.000140	0.00211	mg/L	0.000699	33.18%
Zn 206.200†	3.4	0.00342	mg/L	0.002179	0.01709	mg/L	0.010893	63.73%

Sequence No.: 17
Sample ID: JY77 MB2SPK WMN
Analyst: JLB
Initial Sample Wt:
Dilution: 1X

Autosampler Location: 49
Date Collected: 10/3/2006 3:59:37 PM
Data Type: Original
Initial Sample Vol:
Sample Prep Vol:

Nebulizer Parameters: JY77 MB2SPK WMN

Analyte	Back Pressure	Flow
All	166.0 kPa	0.50 L/min

Mean Data: JY77 MB2SPK WMN

Analyte	Mean Corrected Intensity	Calib Conc.	Calib Units	Calib Std.Dev.	Sample Conc.	Sample Units	Sample Std.Dev.	RSD
ScA 357.253	1662309.4	86.57	%	0.505				0.58%
ScR 361.383	180740.0	87.75	%	0.545				0.62%
Ag 328.068†	-103.1	-0.00027	mg/L	0.000303	-0.00027	mg/L	0.000303	112.48%
Al 308.215†	37.5	0.02575	mg/L	0.024946	0.02575	mg/L	0.024946	96.89%
As 188.979†	2.0	0.00152	mg/L	0.002896	0.00152	mg/L	0.002896	190.74%
B 249.677†	-2.7	-0.00099	mg/L	0.000933	-0.00099	mg/L	0.000933	94.38%
Ba 233.527†	4.5	0.00139	mg/L	0.000741	0.00139	mg/L	0.000741	53.50%
Be 313.042†	113.0	0.00018	mg/L	0.000057	0.00018	mg/L	0.000057	32.28%
Ca 317.933†	134.7	0.00537	mg/L	0.000704	0.00537	mg/L	0.000704	13.13%
Cd 228.802†	-5.6	-0.00014	mg/L	0.000108	-0.00014	mg/L	0.000108	77.00%
Co 228.616†	8.5	0.00017	mg/L	0.000079	0.00017	mg/L	0.000079	46.27%
Cr 267.716†	14.6	0.00182	mg/L	0.000240	0.00182	mg/L	0.000240	13.18%
Cu 324.752†	210.6	0.00065	mg/L	0.000201	0.00065	mg/L	0.000201	30.99%
Fe 273.955†	3.9	0.00388	mg/L	0.001888	0.00388	mg/L	0.001888	48.69%
K 766.490†	305.2	0.1596	mg/L	0.02155	0.1596	mg/L	0.02155	13.50%
Mg 279.077†	18.6	0.01125	mg/L	0.013225	0.01125	mg/L	0.013225	117.57%
Mn 257.610†	9.0	0.00034	mg/L	0.000111	0.00034	mg/L	0.000111	32.54%
Mo 202.031†	1.4	0.00011	mg/L	0.000292	0.00011	mg/L	0.000292	266.75%
Na 589.592†	11426.2	2.037	mg/L	0.0472	2.037	mg/L	0.0472	2.32%
Na 330.237†	67.8	2.137	mg/L	0.3936	2.137	mg/L	0.3936	18.42%
Ni 231.604†	-0.4	-0.00022	mg/L	0.002703	-0.00022	mg/L	0.002703	>999.9%
Pb 220.353†	0.8	0.00007	mg/L	0.000356	0.00007	mg/L	0.000356	491.58%
Sb 206.836†	-4.0	-0.00290	mg/L	0.002486	-0.00290	mg/L	0.002486	85.66%
Se 196.026†	3.9	0.00207	mg/L	0.004623	0.00207	mg/L	0.004623	223.20%
[redacted] 288.158†	14808.3	9.683	mg/L	0.0490	9.683	mg/L	0.0490	0.51%
Sn 189.927†	-1.6	-0.00027	mg/L	0.000484	-0.00027	mg/L	0.000484	180.19%
Sr 421.552†	33.2	0.00004	mg/L	0.000077	0.00004	mg/L	0.000077	173.72%
Ti 334.903†	23.3	0.00083	mg/L	0.000879	0.00083	mg/L	0.000879	105.39%
Tl 190.801†	0.8	0.00055	mg/L	0.002143	0.00055	mg/L	0.002143	390.74%
V 292.402†	3.9	0.00002	mg/L	0.000100	0.00002	mg/L	0.000100	424.29%
Zn 206.200†	3.8	0.00394	mg/L	0.001217	0.00394	mg/L	0.001217	30.85%

Sequence No.: 18
Sample ID: CV4
Analyst: JLB
Initial Sample Wt:
Dilution: 1X

Autosampler Location: 7
Date Collected: 10/3/2006 4:06:43 PM
Data Type: Original
Initial Sample Vol:
Sample Prep Vol:

Nebulizer Parameters: CV

Analyte	Back Pressure	Flow
All	166.0 kPa	0.50 L/min

Mean Data: CV

Analyte	Mean Corrected Intensity	Calib Conc.	Calib Units	Std.Dev.	Sample Conc.	Sample Units	Std.Dev.	RSD
ScA 357.253	1579599.8	82.27	%	0.478				0.58%
ScR 361.383	175765.5	85.33	%	0.516				0.60%
Ag 328.068†	365562.9	0.9562	mg/L	0.00318	0.9562	mg/L	0.00318	0.33%
Al 308.215†	2848.5	1.920	mg/L	0.0168	1.920	mg/L	0.0168	0.88%
As 188.979†	2429.8	1.857	mg/L	0.0101	1.857	mg/L	0.0101	0.54%
B 249.677†	2563.7	0.9327	mg/L	0.00582	0.9327	mg/L	0.00582	0.62%
Ba 233.527†	2984.1	0.9189	mg/L	0.00502	0.9189	mg/L	0.00502	0.55%
Be 313.042†	612291.4	0.9558	mg/L	0.00110	0.9558	mg/L	0.00110	0.11%
Ca 317.933†	47835.1	1.906	mg/L	0.0031	1.906	mg/L	0.0031	0.16%
Cd 228.802†	40579.8	0.9912	mg/L	0.00217	0.9912	mg/L	0.00217	0.22%
Co 228.616†	46427.7	0.9418	mg/L	0.00069	0.9418	mg/L	0.00069	0.07%
Cr 267.716†	7219.3	0.9004	mg/L	0.00375	0.9004	mg/L	0.00375	0.42%
Cu 324.752†	330604.3	1.016	mg/L	0.0022	1.016	mg/L	0.0022	0.22%
Fe 273.955†	1925.7	1.893	mg/L	0.0080	1.893	mg/L	0.0080	0.42%
K 766.490†	37666.8	19.70	mg/L	0.055	19.70	mg/L	0.055	0.28%
Mg 279.077†	3054.4	1.856	mg/L	0.0184	1.856	mg/L	0.0184	0.99%
Mn 257.610†	24010.5	0.9121	mg/L	0.00119	0.9121	mg/L	0.00119	0.13%
Mo 202.031†	12927.8	0.9768	mg/L	0.00421	0.9768	mg/L	0.00421	0.43%
Na 589.592†	285459.5	50.88	mg/L	0.113	50.88	mg/L	0.113	0.22%
Na 330.237†	1588.1	50.09	mg/L	0.326	50.09	mg/L	0.326	0.65%
Ni 231.604†	1759.5	0.9354	mg/L	0.00651	0.9354	mg/L	0.00651	0.70%
Pb 220.353†	22477.1	1.837	mg/L	0.0097	1.837	mg/L	0.0097	0.53%
Sb 206.836†	2937.8	2.092	mg/L	0.0104	2.092	mg/L	0.0104	0.50%
Se 196.026†	3506.0	1.863	mg/L	0.0095	1.863	mg/L	0.0095	0.51%
Si 288.158†	2978.2	1.949	mg/L	0.0165	1.949	mg/L	0.0165	0.85%
Sn 189.927†	5451.3	0.9193	mg/L	0.00719	0.9193	mg/L	0.00719	0.78%
Sr 421.552†	736059.5	0.9841	mg/L	0.00169	0.9841	mg/L	0.00169	0.17%
Ti 334.903†	27426.2	0.9802	mg/L	0.00168	0.9802	mg/L	0.00168	0.17%
Tl 190.801†	2676.1	1.886	mg/L	0.0096	1.886	mg/L	0.0096	0.51%
V 292.402†	345365.4	0.9697	mg/L	0.00297	0.9697	mg/L	0.00297	0.31%
Zn 206.200†	918.6	0.9420	mg/L	0.00115	0.9420	mg/L	0.00115	0.12%

Sequence No.: 19
Sample ID: CB
Analyst: JLB
Initial Sample Wt:
Dilution: 1X

Autosampler Location: 1
Date Collected: 10/3/2006 4:13:18 PM
Data Type: Original
Initial Sample Vol:
Sample Prep Vol:

Nebulizer Parameters: CB

Analyte	Back Pressure	Flow
All	167.0 kPa	0.50 L/min

Mean Data: CB

Analyte	Mean Corrected Intensity	Calib Conc.	Calib Units	Calib Std.Dev.	Sample Conc.	Sample Units	Sample Std.Dev.	RSD
ScA 357.253	1606121.3	83.65	%	0.415				0.50%
ScR 361.383	175034.1	84.98	%	0.513				0.60%
Ag 328.068†	24.5	0.00006	mg/L	0.000238	0.00006	mg/L	0.000238	371.94%
Al 308.215†	25.5	0.01749	mg/L	0.019665	0.01749	mg/L	0.019665	112.41%
As 188.979†	7.5	0.00576	mg/L	0.005638	0.00576	mg/L	0.005638	97.79%
B 249.677†	6.2	0.00226	mg/L	0.001641	0.00226	mg/L	0.001641	72.64%
Ba 233.527†	2.1	0.00065	mg/L	0.000771	0.00065	mg/L	0.000771	118.06%
Be 313.042†	157.7	0.00025	mg/L	0.000011	0.00025	mg/L	0.000011	4.51%
Ca 317.933†	37.7	0.00150	mg/L	0.000330	0.00150	mg/L	0.000330	22.00%
Cd 228.802†	7.8	0.00018	mg/L	0.000087	0.00018	mg/L	0.000087	47.19%
Co 228.616†	-0.5	-0.00001	mg/L	0.000318	-0.00001	mg/L	0.000318	>999.9%
Cr 267.716†	11.8	0.00147	mg/L	0.000783	0.00147	mg/L	0.000783	53.22%
Cu 324.752†	211.4	0.00065	mg/L	0.000093	0.00065	mg/L	0.000093	14.34%
Fe 273.955†	1.6	0.00159	mg/L	0.004047	0.00159	mg/L	0.004047	253.79%
K 766.490†	398.0	0.2082	mg/L	0.02614	0.2082	mg/L	0.02614	12.55%
Mg 279.077†	-11.3	-0.00682	mg/L	0.018328	-0.00682	mg/L	0.018328	268.76%
Mn 257.610†	5.8	0.00022	mg/L	0.000079	0.00022	mg/L	0.000079	35.81%
Mo 202.031†	10.3	0.00078	mg/L	0.000287	0.00078	mg/L	0.000287	36.83%
Na 589.592†	1321.3	0.2355	mg/L	0.01301	0.2355	mg/L	0.01301	5.52%
Na 330.237†	-2.4	-0.07699	mg/L	0.269453	-0.07699	mg/L	0.269453	349.98%
Ni 231.604†	-1.2	-0.00065	mg/L	0.001506	-0.00065	mg/L	0.001506	232.51%
Pb 220.353†	22.1	0.00181	mg/L	0.000613	0.00181	mg/L	0.000613	33.90%
Sb 206.836†	-2.1	-0.00149	mg/L	0.000890	-0.00149	mg/L	0.000890	59.85%
Se 196.026†	2.0	0.00104	mg/L	0.004975	0.00104	mg/L	0.004975	479.00%
Si 288.158†	7.9	0.00520	mg/L	0.004216	0.00520	mg/L	0.004216	81.06%
Sn 189.927†	13.3	0.00223	mg/L	0.000665	0.00223	mg/L	0.000665	29.78%
Sr 421.552†	-4.2	-0.00001	mg/L	0.000081	-0.00001	mg/L	0.000081	>999.9%
Ti 334.903†	11.8	0.00042	mg/L	0.000635	0.00042	mg/L	0.000635	150.90%
Tl 190.801†	2.9	0.00207	mg/L	0.000772	0.00207	mg/L	0.000772	37.33%
V 292.402†	29.7	0.00009	mg/L	0.000091	0.00009	mg/L	0.000091	97.56%
Zn 206.200†	1.4	0.00141	mg/L	0.003736	0.00141	mg/L	0.003736	265.08%

Sequence No.: 20
Sample ID: JY03 MB TWC
Analyst: JLB
Initial Sample Wt:
Dilution: 1X

Autosampler Location: 50
Date Collected: 10/3/2006 4:19:41 PM
Data Type: Original
Initial Sample Vol:
Sample Prep Vol:

Nebulizer Parameters: JY03 MB TWC

Analyte	Back Pressure	Flow
All	166.0 kPa	0.50 L/min

Mean Data: JY03 MB TWC

Analyte	Mean Corrected Intensity	Calib Conc.	Calib Units	Calib Std.Dev.	Sample Conc.	Sample Units	Sample Std.Dev.	RSD
ScA 357.253	1638135.2	85.31	%	0.468				0.55%
ScR 361.383	178029.1	86.43	%	0.436				0.50%
Ag 328.068†	14.6	0.00004	mg/L	0.000107	0.00004	mg/L	0.000107	276.79%
Al 308.215†	44.0	0.03023	mg/L	0.020947	0.03023	mg/L	0.020947	69.30%
As 188.979†	4.5	0.00347	mg/L	0.001334	0.00347	mg/L	0.001334	38.41%
B 249.677†	14.2	0.00514	mg/L	0.001146	0.00514	mg/L	0.001146	22.28%
Ba 233.527†	2.2	0.00068	mg/L	0.000162	0.00068	mg/L	0.000162	23.96%
Be 313.042†	97.8	0.00015	mg/L	0.000030	0.00015	mg/L	0.000030	19.60%
Ca 317.933†	463.1	0.01845	mg/L	0.001870	0.01845	mg/L	0.001870	10.13%
Cd 228.802†	3.8	0.00009	mg/L	0.000063	0.00009	mg/L	0.000063	71.56%
Co 228.616†	13.1	0.00027	mg/L	0.000194	0.00027	mg/L	0.000194	72.63%
Cr 267.716†	6.6	0.00082	mg/L	0.000649	0.00082	mg/L	0.000649	78.98%
Cu 324.752†	322.2	0.00099	mg/L	0.000111	0.00099	mg/L	0.000111	11.14%
Fe 273.955†	11.9	0.01170	mg/L	0.003206	0.01170	mg/L	0.003206	27.40%
K 766.490†	342.7	0.1793	mg/L	0.02166	0.1793	mg/L	0.02166	12.08%
Mg 279.077†	-19.2	-0.01166	mg/L	0.006144	-0.01166	mg/L	0.006144	52.69%
Mn 257.610†	12.1	0.00046	mg/L	0.000094	0.00046	mg/L	0.000094	20.53%
Mo 202.031†	5.8	0.00044	mg/L	0.000358	0.00044	mg/L	0.000358	81.76%
Na 589.592†	1334.1	0.2378	mg/L	0.00512	0.2378	mg/L	0.00512	2.15%
Na 330.237†	-4.5	-0.1443	mg/L	0.67353	-0.1443	mg/L	0.67353	466.63%
Ni 231.604†	-0.9	-0.00046	mg/L	0.004208	-0.00046	mg/L	0.004208	915.37%
Pb 220.353†	13.4	0.00110	mg/L	0.000248	0.00110	mg/L	0.000248	22.48%
Sb 206.836†	-3.5	-0.00252	mg/L	0.002269	-0.00252	mg/L	0.002269	90.12%
Se 196.026†	6.7	0.00355	mg/L	0.003689	0.00355	mg/L	0.003689	104.07%
Si 288.158†	32.7	0.02139	mg/L	0.000636	0.02139	mg/L	0.000636	2.97%
Sn 189.927†	3.7	0.00062	mg/L	0.000660	0.00062	mg/L	0.000660	105.93%
Sr 421.552†	33.8	0.00005	mg/L	0.000079	0.00005	mg/L	0.000079	173.80%
Ti 334.903†	14.1	0.00050	mg/L	0.000961	0.00050	mg/L	0.000961	190.35%
Tl 190.801†	4.5	0.00316	mg/L	0.000961	0.00316	mg/L	0.000961	30.37%
V 292.402†	64.3	0.00019	mg/L	0.000062	0.00019	mg/L	0.000062	33.46%
Zn 206.200†	8.7	0.00895	mg/L	0.002467	0.00895	mg/L	0.002467	27.56%

Sequence No.: 21
Sample ID: JY37 MB WMN
Analyst: JLB
Initial Sample Wt:
Dilution: 1X

Autosampler Location: 51
Date Collected: 10/3/2006 4:26:07 PM
Data Type: Original
Initial Sample Vol:
Sample Prep Vol:

Nebulizer Parameters: JY37 MB WMN

Analyte	Back Pressure	Flow
All	166.0 kPa	0.50 L/min

Mean Data: JY37 MB WMN

Analyte	Mean Corrected Intensity	Conc.	Calib Units	Std.Dev.	Conc.	Sample Units	Std.Dev.	RSD
ScA 357.253	1633196.0	85.06	%	0.423				0.50%
ScR 361.383	179035.1	86.92	%	0.349				0.40%
Ag 328.068†	-57.8	-0.00015	mg/L	0.000200	-0.00015	mg/L	0.000200	132.00%
Al 308.215†	50.6	0.03475	mg/L	0.024159	0.03475	mg/L	0.024159	69.51%
As 188.979†	4.3	0.00326	mg/L	0.002821	0.00326	mg/L	0.002821	86.52%
B 249.677†	0.0	0.00002	mg/L	0.002081	0.00002	mg/L	0.002081	>999.9%
Ba 233.527†	-2.7	-0.00084	mg/L	0.000302	-0.00084	mg/L	0.000302	36.11%
Be 313.042†	174.4	0.00027	mg/L	0.000037	0.00027	mg/L	0.000037	13.62%
Ca 317.933†	304.8	0.01214	mg/L	0.000679	0.01214	mg/L	0.000679	5.60%
Cd 228.802†	4.1	0.00010	mg/L	0.000073	0.00010	mg/L	0.000073	75.79%
Co 228.616†	10.2	0.00021	mg/L	0.000200	0.00021	mg/L	0.000200	96.75%
Cr 267.716†	6.1	0.00076	mg/L	0.001161	0.00076	mg/L	0.001161	152.11%
Cu 324.752†	240.1	0.00074	mg/L	0.000158	0.00074	mg/L	0.000158	21.45%
Fe 273.955†	-0.1	-0.00014	mg/L	0.002339	-0.00014	mg/L	0.002339	>999.9%
K 766.490†	372.9	0.1951	mg/L	0.02843	0.1951	mg/L	0.02843	14.57%
Mg 279.077†	-12.0	-0.00729	mg/L	0.007841	-0.00729	mg/L	0.007841	107.53%
Mn 257.610†	1.5	0.00006	mg/L	0.000078	0.00006	mg/L	0.000078	137.35%
Mo 202.031†	-2.5	-0.00019	mg/L	0.000369	-0.00019	mg/L	0.000369	197.95%
Na 589.592†	7620.7	1.358	mg/L	0.0809	1.358	mg/L	0.0809	5.96%
Na 330.237†	31.1	0.9802	mg/L	0.34722	0.9802	mg/L	0.34722	35.42%
Ni 231.604†	-4.7	-0.00249	mg/L	0.004043	-0.00249	mg/L	0.004043	162.08%
Pb 220.353†	7.7	0.00063	mg/L	0.000270	0.00063	mg/L	0.000270	42.78%
Sb 206.836†	-4.0	-0.00283	mg/L	0.002920	-0.00283	mg/L	0.002920	103.07%
Se 196.026†	9.0	0.00479	mg/L	0.005169	0.00479	mg/L	0.005169	107.86%
Si 288.158†	0.9	0.00057	mg/L	0.003082	0.00057	mg/L	0.003082	541.26%
Sn 189.927†	-3.0	-0.00051	mg/L	0.001023	-0.00051	mg/L	0.001023	200.79%
Sr 421.552†	88.9	0.00012	mg/L	0.000044	0.00012	mg/L	0.000044	37.35%
Ti 334.903†	12.6	0.00045	mg/L	0.000377	0.00045	mg/L	0.000377	83.54%
Tl 190.801†	-0.4	-0.00030	mg/L	0.000857	-0.00030	mg/L	0.000857	288.96%
V 292.402†	27.8	0.00008	mg/L	0.000140	0.00008	mg/L	0.000140	169.23%
Zn 206.200†	9.7	0.00992	mg/L	0.002276	0.00992	mg/L	0.002276	22.94%

Sequence No.: 22
Sample ID: JY37 A WMN
Analyst: JLB
Initial Sample Wt:
Dilution: 1X

Autosampler Location: 52
Date Collected: 10/3/2006 4:32:31 PM
Data Type: Original
Initial Sample Vol:
Sample Prep Vol:

Nebulizer Parameters: JY37 A WMN

Analyte	Back Pressure	Flow
All	166.0 kPa	0.50 L/min

Mean Data: JY37 A WMN

Analyte	Mean Corrected Intensity	Calib Conc.	Calib Units	Std.Dev.	Sample Conc.	Sample Units	Std.Dev.	RSD
ScA 357.253	1660076.2	86.46	%	0.429				0.50%
ScR 361.383	180727.8	87.74	%	0.809				0.92%
Ag 328.068†	-96.3	-0.00025	mg/L	0.000049	-0.00025	mg/L	0.000049	19.33%
Al 308.215†	14.3	0.00981	mg/L	0.019769	0.00981	mg/L	0.019769	201.59%
As 188.979†	7.1	0.00525	mg/L	0.002764	0.00525	mg/L	0.002764	52.67%
B 249.677†	-0.3	-0.00012	mg/L	0.000674	-0.00012	mg/L	0.000674	568.93%
Ba 233.527†	-0.7	-0.00019	mg/L	0.000292	-0.00019	mg/L	0.000292	153.63%
Be 313.042†	127.3	0.00020	mg/L	0.000046	0.00020	mg/L	0.000046	23.16%
Ca 317.933†	105595.1	4.207	mg/L	0.0221	4.207	mg/L	0.0221	0.52%
Cd 228.802†	-1.2	-0.00004	mg/L	0.000088	-0.00004	mg/L	0.000088	231.08%
Co 228.616†	2.1	0.00004	mg/L	0.000122	0.00004	mg/L	0.000122	297.71%
Cr 267.716†	13.8	0.00141	mg/L	0.000656	0.00141	mg/L	0.000656	46.48%
Cu 324.752†	290.3	0.00088	mg/L	0.000175	0.00088	mg/L	0.000175	19.78%
Fe 273.955†	4.3	0.00424	mg/L	0.000993	0.00424	mg/L	0.000993	23.42%
K 766.490†	670.6	0.3508	mg/L	0.02828	0.3508	mg/L	0.02828	8.06%
Mg 279.077†	2551.3	1.547	mg/L	0.0061	1.547	mg/L	0.0061	0.39%
Mn 257.610†	3.2	0.00006	mg/L	0.000057	0.00006	mg/L	0.000057	91.35%
Mo 202.031†	7.1	0.00051	mg/L	0.000287	0.00051	mg/L	0.000287	56.76%
Na 589.592†	20764.3	3.701	mg/L	0.0533	3.701	mg/L	0.0533	1.44%
Na 330.237†	119.2	3.718	mg/L	0.7104	3.718	mg/L	0.7104	19.11%
Ni 231.604†	-3.5	-0.00187	mg/L	0.001122	-0.00187	mg/L	0.001122	59.98%
Pb 220.353†	4.1	0.00034	mg/L	0.000701	0.00034	mg/L	0.000701	207.32%
Sb 206.836†	-2.4	-0.00176	mg/L	0.002271	-0.00176	mg/L	0.002271	129.06%
Se 196.026†	-5.5	-0.00292	mg/L	0.004333	-0.00292	mg/L	0.004333	148.25%
Si 288.158†	10835.7	7.085	mg/L	0.0575	7.085	mg/L	0.0575	0.81%
Sn 189.927†	-13.1	-0.00190	mg/L	0.000524	-0.00190	mg/L	0.000524	27.52%
Sr 421.552†	9555.5	0.01278	mg/L	0.000040	0.01278	mg/L	0.000040	0.31%
Ti 334.903†	24.7	0.00088	mg/L	0.000509	0.00088	mg/L	0.000509	57.71%
Tl 190.801†	5.0	0.00350	mg/L	0.001125	0.00350	mg/L	0.001125	32.10%
V 292.402†	379.6	0.00107	mg/L	0.000156	0.00107	mg/L	0.000156	14.55%
Zn 206.200†	3.9	0.00406	mg/L	0.001708	0.00406	mg/L	0.001708	42.03%

Sequence No.: 23
Sample ID: JY37 B WMN
Analyst: JLB
Initial Sample Wt:
Dilution: 1X

Autosampler Location: 53
Date Collected: 10/3/2006 4:38:59 PM
Data Type: Original
Initial Sample Vol:
Sample Prep Vol:

Nebulizer Parameters: JY37 B WMN

Analyte	Back Pressure	Flow
All	166.0 kPa	0.50 L/min

Mean Data: JY37 B WMN

Analyte	Mean Corrected Intensity	Calib Conc.	Calib Units	Std.Dev.	Sample Conc.	Sample Units	Std.Dev.	RSD
ScA 357.253	1654745.2	86.18	%	0.144				0.17%
ScR 361.383	179259.6	87.03	%	0.697				0.80%
Ag 328.068†	-127.1	-0.00033	mg/L	0.000193	-0.00033	mg/L	0.000193	58.22%
Al 308.215†	36.2	0.02478	mg/L	0.003767	0.02478	mg/L	0.003767	15.20%
As 188.979†	2.0	0.00127	mg/L	0.002063	0.00127	mg/L	0.002063	162.79%
B 249.677†	-0.3	-0.00010	mg/L	0.000928	-0.00010	mg/L	0.000928	898.68%
Ba 233.527†	2.5	0.00079	mg/L	0.001708	0.00079	mg/L	0.001708	215.07%
Be 313.042†	155.0	0.00024	mg/L	0.000035	0.00024	mg/L	0.000035	14.84%
Ca 317.933†	170613.3	6.797	mg/L	0.0412	6.797	mg/L	0.0412	0.61%
Cd 228.802†	-9.4	-0.00023	mg/L	0.000213	-0.00023	mg/L	0.000213	91.88%
Co 228.616†	-3.8	-0.00008	mg/L	0.000148	-0.00008	mg/L	0.000148	193.43%
Cr 267.716†	17.2	0.00165	mg/L	0.000701	0.00165	mg/L	0.000701	42.37%
Cu 324.752†	237.9	0.00072	mg/L	0.000134	0.00072	mg/L	0.000134	18.64%
Fe 273.955†	9.1	0.00893	mg/L	0.003949	0.00893	mg/L	0.003949	44.24%
K 766.490†	656.2	0.3433	mg/L	0.03462	0.3433	mg/L	0.03462	10.09%
Mg 279.077†	4011.3	2.432	mg/L	0.0214	2.432	mg/L	0.0214	0.88%
Mn 257.610†	169.2	0.00633	mg/L	0.000276	0.00633	mg/L	0.000276	4.36%
Mo 202.031†	5.6	0.00037	mg/L	0.000105	0.00037	mg/L	0.000105	28.35%
Na 589.592†	23318.8	4.156	mg/L	0.0352	4.156	mg/L	0.0352	0.85%
Na 330.237†	140.7	4.368	mg/L	0.8810	4.368	mg/L	0.8810	20.17%
Ni 231.604†	0.2	0.00009	mg/L	0.003075	0.00009	mg/L	0.003075	>999.9%
Pb 220.353†	5.2	0.00043	mg/L	0.000218	0.00043	mg/L	0.000218	50.61%
Sb 206.836†	-0.9	-0.00072	mg/L	0.002130	-0.00072	mg/L	0.002130	296.81%
Se 196.026†	-0.2	-0.00014	mg/L	0.001923	-0.00014	mg/L	0.001923	>999.9%
Si 288.158†	14447.1	9.447	mg/L	0.0922	9.447	mg/L	0.0922	0.98%
Sn 189.927†	-21.4	-0.00311	mg/L	0.001609	-0.00311	mg/L	0.001609	51.71%
Sr 421.552†	14379.4	0.01923	mg/L	0.000149	0.01923	mg/L	0.000149	0.77%
Ti 334.903†	7.8	0.00028	mg/L	0.000701	0.00028	mg/L	0.000701	251.66%
Tl 190.801†	2.7	0.00188	mg/L	0.002671	0.00188	mg/L	0.002671	141.98%
V 292.402†	951.8	0.00267	mg/L	0.000075	0.00267	mg/L	0.000075	2.81%
Zn 206.200†	2.7	0.00293	mg/L	0.004161	0.00293	mg/L	0.004161	141.83%

Sequence No.: 24
Sample ID: JY37 C WMN
Analyst: JLB
Initial Sample Wt:
Dilution: 1X

Autosampler Location: 54
Date Collected: 10/3/2006 4:45:24 PM
Data Type: Original
Initial Sample Vol:
Sample Prep Vol:

Nebulizer Parameters: JY37 C WMN

Analyte	Back Pressure	Flow
All	166.0 kPa	0.50 L/min

Mean Data: JY37 C WMN

Analyte	Mean Corrected Intensity	Calib Conc.	Calib Units	Calib Std.Dev.	Sample Conc.	Sample Units	Sample Std.Dev.	RSD
ScA 357.253	1654689.0	86.18	%	0.803				0.93%
ScR 361.383	177758.4	86.30	%	1.283				1.49%
Ag 328.068†	-7.3	-0.00002	mg/L	0.000092	-0.00002	mg/L	0.000092	496.75%
Al 308.215†	22.2	0.01522	mg/L	0.022087	0.01522	mg/L	0.022087	145.11%
As 188.979†	6.5	0.00468	mg/L	0.001494	0.00468	mg/L	0.001494	31.90%
B 249.677†	-4.7	-0.00168	mg/L	0.001221	-0.00168	mg/L	0.001221	72.52%
Ba 233.527†	-0.1	0.00000	mg/L	0.001804	0.00000	mg/L	0.001804	>999.9%
Be 313.042†	164.5	0.00025	mg/L	0.000057	0.00025	mg/L	0.000057	22.60%
Ca 317.933†	160232.3	6.383	mg/L	0.0363	6.383	mg/L	0.0363	0.57%
Cd 228.802†	-1.1	-0.00003	mg/L	0.000095	-0.00003	mg/L	0.000095	286.56%
Co 228.616†	7.9	0.00016	mg/L	0.000192	0.00016	mg/L	0.000192	121.86%
Cr 267.716†	6.3	0.00033	mg/L	0.000754	0.00033	mg/L	0.000754	231.90%
Cu 324.752†	289.4	0.00087	mg/L	0.000121	0.00087	mg/L	0.000121	13.87%
Fe 273.955†	5.5	0.00543	mg/L	0.000239	0.00543	mg/L	0.000239	4.41%
K 766.490†	684.0	0.3578	mg/L	0.05991	0.3578	mg/L	0.05991	16.75%
Mg 279.077†	3765.9	2.283	mg/L	0.0137	2.283	mg/L	0.0137	0.60%
Mn 257.610†	32.0	0.00113	mg/L	0.000053	0.00113	mg/L	0.000053	4.71%
Mo 202.031†	12.7	0.00091	mg/L	0.000367	0.00091	mg/L	0.000367	40.45%
Na 589.592†	23009.6	4.101	mg/L	0.0158	4.101	mg/L	0.0158	0.38%
Na 330.237†	138.3	4.299	mg/L	0.3663	4.299	mg/L	0.3663	8.52%
Ni 231.604†	-1.2	-0.00065	mg/L	0.002562	-0.00065	mg/L	0.002562	397.02%
Pb 220.353†	-7.7	-0.00062	mg/L	0.000373	-0.00062	mg/L	0.000373	59.91%
Sb 206.836†	-1.8	-0.00129	mg/L	0.002218	-0.00129	mg/L	0.002218	171.73%
Se 196.026†	12.6	0.00670	mg/L	0.005052	0.00670	mg/L	0.005052	75.37%
Si 288.158†	13181.6	8.619	mg/L	0.0965	8.619	mg/L	0.0965	1.12%
Sn 189.927†	-19.7	-0.00285	mg/L	0.000912	-0.00285	mg/L	0.000912	32.03%
Sr 421.552†	11923.5	0.01594	mg/L	0.000237	0.01594	mg/L	0.000237	1.49%
Ti 334.903†	43.8	0.00157	mg/L	0.000384	0.00157	mg/L	0.000384	24.56%
Tl 190.801†	-0.7	-0.00048	mg/L	0.000496	-0.00048	mg/L	0.000496	103.73%
V 292.402†	683.8	0.00191	mg/L	0.000136	0.00191	mg/L	0.000136	7.10%
Zn 206.200†	2.7	0.00287	mg/L	0.000581	0.00287	mg/L	0.000581	20.28%

Analysis Begun

Start Time: 10/3/2006 4:53:21 PM
Plasma On Time: 10/3/2006 9:06:21 AM
Logged In Analyst: metals
Technique: ICP Continuous
Spectrometer Model: Optima 4300 DV, S/N 077N0060101Autosampler Model: AS-93plus

Sample Information File: C:\pe\Administrator\Sample Information\1003.sif
Batch ID:
Results Data Set: PE061003
Results Library: C:\pe\Administrator\Results\Results.mdb

Sequence No.: 1
Sample ID: JY37 D WMN
Analyst: JLB
Initial Sample Wt:
Dilution: 1X
Autosampler Location: 55
Date Collected: 10/3/2006 4:53:21 PM
Data Type: Original
Initial Sample Vol:
Sample Prep Vol:

Nebulizer Parameters: JY37 D WMN

Analyte	Back Pressure	Flow
All	166.0 kPa	0.50 L/min

Mean Data: JY37 D WMN

Analyte	Mean Corrected Intensity	Calib Conc.	Calib Units	Std.Dev.	Sample Conc.	Sample Units	Std.Dev.	RSD
ScA 357.253	1642082.0	85.52	%	0.189				0.22%
ScR 361.383	178723.1	86.77	%	0.573				0.66%
Ag 328.068†	-27.0	-0.00005	mg/L	0.000157	-0.00005	mg/L	0.000157	292.01%
Al 308.215†	18.2	0.01243	mg/L	0.028907	0.01243	mg/L	0.028907	232.48%
As 188.979†	8.0	0.00512	mg/L	0.002202	0.00512	mg/L	0.002202	43.00%
B 249.677†	64.6	0.02343	mg/L	0.001770	0.02343	mg/L	0.001770	7.56%
Ba 233.527†	4.3	0.00140	mg/L	0.001178	0.00140	mg/L	0.001178	83.90%
Be 313.042†	136.4	0.00021	mg/L	0.000077	0.00021	mg/L	0.000077	36.10%
Ca 317.933†	582934.4	23.22	mg/L	0.175	23.22	mg/L	0.175	0.75%
Cd 228.802†	-6.5	-0.00017	mg/L	0.000076	-0.00017	mg/L	0.000076	45.95%
Co 228.616†	15.0	0.00030	mg/L	0.000014	0.00030	mg/L	0.000014	4.84%
Cr 267.716†	30.0	0.00191	mg/L	0.000842	0.00191	mg/L	0.000842	43.97%
Cu 324.752†	748.8	0.00228	mg/L	0.000163	0.00228	mg/L	0.000163	7.15%
Fe 273.955†	381.6	0.3755	mg/L	0.00173	0.3755	mg/L	0.00173	0.46%
K 766.490†	2134.2	1.116	mg/L	0.0183	1.116	mg/L	0.0183	1.64%
Mg 279.077†	14966.1	9.074	mg/L	0.0360	9.074	mg/L	0.0360	0.40%
Mn 257.610†	161.4	0.00579	mg/L	0.000091	0.00579	mg/L	0.000091	1.56%
Mo 202.031†	24.4	0.00165	mg/L	0.000491	0.00165	mg/L	0.000491	29.84%
Na 589.592†	61223.9	10.91	mg/L	0.049	10.91	mg/L	0.049	0.45%
Na 330.237†	352.8	10.89	mg/L	0.474	10.89	mg/L	0.474	4.35%
Ni 231.604†	12.1	0.00645	mg/L	0.001412	0.00645	mg/L	0.001412	21.90%
Pb 220.353†	19.5	0.00160	mg/L	0.000497	0.00160	mg/L	0.000497	31.01%
Sb 206.836†	-1.0	-0.00095	mg/L	0.000898	-0.00095	mg/L	0.000898	94.94%
Se 196.026†	11.1	0.00592	mg/L	0.003094	0.00592	mg/L	0.003094	52.29%
Si 288.158†	23039.3	15.07	mg/L	0.044	15.07	mg/L	0.044	0.29%
Sn 189.927†	-58.4	-0.00813	mg/L	0.000402	-0.00813	mg/L	0.000402	4.94%
Sr 421.552†	74151.8	0.09914	mg/L	0.000835	0.09914	mg/L	0.000835	0.84%
Ti 334.903†	26.1	0.00093	mg/L	0.000346	0.00093	mg/L	0.000346	37.16%
Tl 190.801†	-0.0	-0.00002	mg/L	0.003905	-0.00002	mg/L	0.003905	>999.9%
V 292.402†	204.7	0.00060	mg/L	0.000061	0.00060	mg/L	0.000061	10.20%
Zn 206.200†	6.4	0.00711	mg/L	0.002728	0.00711	mg/L	0.002728	38.38%

Sequence No.: 2
Sample ID: JY37 E WMN
Analyst: JLB
Initial Sample Wt:
Dilution: 1X

Autosampler Location: 56
Date Collected: 10/3/2006 5:00:01 PM
Data Type: Original
Initial Sample Vol:
Sample Prep Vol:

Nebulizer Parameters: JY37 E WMN

Analyte	Back Pressure	Flow
All	166.0 kPa	0.50 L/min

Mean Data: JY37 E WMN

Analyte	Mean Corrected Intensity	Calib Conc.	Calib Units	Std.Dev.	Sample Conc.	Sample Units	Std.Dev.	RSD
ScA 357.253	1637900.3	85.30	%	0.502				0.59%
ScR 361.383	179158.9	86.98	%	1.594				1.83%
Ag 328.068†	57.4	-0.00008	mg/L	0.000117	-0.00008	mg/L	0.000117	149.02%
Al 308.215†	26.1	0.01793	mg/L	0.015960	0.01793	mg/L	0.015960	89.00%
As 188.979†	8.9	0.00606	mg/L	0.001359	0.00606	mg/L	0.001359	22.44%
B 249.677†	91.7	0.03324	mg/L	0.002811	0.03324	mg/L	0.002811	8.46%
Ba 233.527†	7.4	0.00224	mg/L	0.002025	0.00224	mg/L	0.002025	90.28%
Be 313.042†	166.8	0.00026	mg/L	0.000038	0.00026	mg/L	0.000038	14.45%
Ca 317.933†	470684.7	18.75	mg/L	0.141	18.75	mg/L	0.141	0.75%
Cd 228.802†	-8.0	-0.00021	mg/L	0.000134	-0.00021	mg/L	0.000134	64.40%
Co 228.616†	126.6	0.00254	mg/L	0.000105	0.00254	mg/L	0.000105	4.13%
Cr 267.716†	29.4	0.00168	mg/L	0.001037	0.00168	mg/L	0.001037	61.82%
Cu 324.752†	326.3	0.00114	mg/L	0.000178	0.00114	mg/L	0.000178	15.63%
Fe 273.955†	1748.1	1.720	mg/L	0.0256	1.720	mg/L	0.0256	1.49%
K 766.490†	1296.3	0.6781	mg/L	0.03130	0.6781	mg/L	0.03130	4.62%
Mg 279.077†	9534.5	5.780	mg/L	0.0369	5.780	mg/L	0.0369	0.64%
Mn 257.610†	50393.7	1.913	mg/L	0.0191	1.913	mg/L	0.0191	1.00%
Mo 202.031†	10.5	0.00067	mg/L	0.000099	0.00067	mg/L	0.000099	14.83%
Na 589.592†	81973.1	14.61	mg/L	0.098	14.61	mg/L	0.098	0.67%
Na 330.237†	457.9	14.26	mg/L	0.303	14.26	mg/L	0.303	2.12%
Ni 231.604†	-6.9	-0.00366	mg/L	0.001948	-0.00366	mg/L	0.001948	53.24%
Pb 220.353†	13.2	0.00109	mg/L	0.000296	0.00109	mg/L	0.000296	27.22%
Sb 206.836†	3.8	0.00237	mg/L	0.005156	0.00237	mg/L	0.005156	217.89%
Se 196.026†	18.8	0.00805	mg/L	0.001922	0.00805	mg/L	0.001922	23.89%
Si 288.158†	21749.4	14.22	mg/L	0.150	14.22	mg/L	0.150	1.06%
Sn 189.927†	-50.0	-0.00703	mg/L	0.000113	-0.00703	mg/L	0.000113	1.60%
Sr 421.552†	67345.1	0.09004	mg/L	0.000854	0.09004	mg/L	0.000854	0.95%
Ti 334.903†	31.8	0.00114	mg/L	0.000441	0.00114	mg/L	0.000441	38.82%
Tl 190.801†	1.3	0.00090	mg/L	0.001391	0.00090	mg/L	0.001391	155.30%
V 292.402†	142.1	0.00071	mg/L	0.000039	0.00071	mg/L	0.000039	5.48%
Zn 206.200†	3.9	0.00440	mg/L	0.001692	0.00440	mg/L	0.001692	38.41%

Sequence No.: 3
Sample ID: JY03 A TWC
Analyst: JLB
Initial Sample Wt:
Dilution: 1X

Autosampler Location: 57
Date Collected: 10/3/2006 5:06:26 PM
Data Type: Original
Initial Sample Vol:
Sample Prep Vol:

Nebulizer Parameters: JY03 A TWC

Analyte	Back Pressure	Flow
All	166.0 kPa	0.50 L/min

Mean Data: JY03 A TWC

Analyte	Mean Corrected Intensity	Calib Conc.	Calib Units	Std.Dev.	Sample Conc.	Sample Units	Std.Dev.	RSD
ScA 357.253	1592031.5	82.91	%	0.206				0.25%
ScR 361.383	174573.8	84.75	%	0.873				1.03%
Ag 328.068†	-87.8	-0.00009	mg/L	0.000141	-0.00009	mg/L	0.000141	157.74%
Al 308.215†	2451.0	1.683	mg/L	0.0295	1.683	mg/L	0.0295	1.75%
As 188.979†	15.0	0.01066	mg/L	0.000558	0.01066	mg/L	0.000558	5.23%
B 249.677†	52.5	0.01903	mg/L	0.001422	0.01903	mg/L	0.001422	7.47%
Ba 233.527†	266.4	0.08188	mg/L	0.003109	0.08188	mg/L	0.003109	3.80%
Be 313.042†	183.0	0.00028	mg/L	0.000016	0.00028	mg/L	0.000016	5.76%
Ca 317.933†	252264.2	10.05	mg/L	0.018	10.05	mg/L	0.018	0.18%
Cd 228.802†	28.3	0.00068	mg/L	0.000093	0.00068	mg/L	0.000093	13.76%
Co 228.616†	103.0	0.00196	mg/L	0.000202	0.00196	mg/L	0.000202	10.29%
Cr 267.716†	70.2	0.00864	mg/L	0.000437	0.00864	mg/L	0.000437	5.06%
Cu 324.752†	14828.7	0.04593	mg/L	0.000249	0.04593	mg/L	0.000249	0.54%
Fe 273.955†	3512.6	3.457	mg/L	0.0277	3.457	mg/L	0.0277	0.80%
K 766.490†	6358.8	3.326	mg/L	0.0297	3.326	mg/L	0.0297	0.89%
Mg 279.077†	2693.7	1.631	mg/L	0.0099	1.631	mg/L	0.0099	0.60%
Mn 257.610†	4262.4	0.1617	mg/L	0.00147	0.1617	mg/L	0.00147	0.91%
Mo 202.031†	24.7	0.00183	mg/L	0.000192	0.00183	mg/L	0.000192	10.50%
Na 589.592†	50847.3	9.063	mg/L	0.0510	9.063	mg/L	0.0510	0.56%
Na 330.237†	319.3	9.784	mg/L	0.4831	9.784	mg/L	0.4831	4.94%
Ni 231.604†	11.9	0.00631	mg/L	0.001562	0.00631	mg/L	0.001562	24.76%
Pb 220.353†	438.7	0.03612	mg/L	0.000598	0.03612	mg/L	0.000598	1.66%
Sb 206.836†	1.4	0.00053	mg/L	0.000933	0.00053	mg/L	0.000933	174.78%
Se 196.026†	0.3	0.00037	mg/L	0.000583	0.00037	mg/L	0.000583	158.47%
Si 288.158†	3664.2	2.396	mg/L	0.0313	2.396	mg/L	0.0313	1.31%
Sn 189.927†	-9.9	-0.00095	mg/L	0.000952	-0.00095	mg/L	0.000952	100.71%
Sr 421.552†	40998.7	0.05482	mg/L	0.000261	0.05482	mg/L	0.000261	0.48%
Ti 334.903†	1267.3	0.04535	mg/L	0.000178	0.04535	mg/L	0.000178	0.39%
Tl 190.801†	0.3	0.00014	mg/L	0.003341	0.00014	mg/L	0.003341	>999.9%
V 292.402†	2481.3	0.00698	mg/L	0.000167	0.00698	mg/L	0.000167	2.39%
Zn 206.200†	770.8	0.7912	mg/L	0.00556	0.7912	mg/L	0.00556	0.70%

Sequence No.: 4
Sample ID: JY03 MBSPK TWC
Analyst: JLB
Initial Sample Wt:
Dilution: 1X

Autosampler Location: 58
Date Collected: 10/3/2006 5:12:51 PM
Data Type: Original
Initial Sample Vol:
Sample Prep Vol:

Nebulizer Parameters: JY03 MBSPK TWC

Analyte	Back Pressure	Flow
All	166.0 kPa	0.50 L/min

Mean Data: JY03 MBSPK TWC

Analyte	Mean Corrected Intensity	Calib Conc.	Calib Units	Calib Std.Dev.	Sample Conc.	Sample Units	Sample Std.Dev.	RSD
ScA 357.253	1599265.7	83.29	%	0.372				0.45%
ScR 361.383	177882.5	86.36	%	0.535				0.62%
Ag 328.068†	189082.9	0.4947	mg/L	0.00181	0.4947	mg/L	0.00181	0.37%
Al 308.215†	2923.3	1.999	mg/L	0.0313	1.999	mg/L	0.0313	1.57%
As 188.979†	2498.3	1.913	mg/L	0.0080	1.913	mg/L	0.0080	0.42%
B 249.677†	1.7	0.00148	mg/L	0.001970	0.00148	mg/L	0.001970	132.83%
Ba 233.527†	6031.2	1.858	mg/L	0.0026	1.858	mg/L	0.0026	0.14%
Be 313.042†	326065.1	0.5090	mg/L	0.00125	0.5090	mg/L	0.00125	0.25%
Ca 317.933†	243249.5	9.690	mg/L	0.0264	9.690	mg/L	0.0264	0.27%
Cd 228.802†	20800.9	0.5067	mg/L	0.00235	0.5067	mg/L	0.00235	0.46%
Co 228.616†	23643.1	0.4799	mg/L	0.00189	0.4799	mg/L	0.00189	0.39%
Cr 267.716†	3823.1	0.4751	mg/L	0.00023	0.4751	mg/L	0.00023	0.05%
Cu 324.752†	162759.9	0.5008	mg/L	0.00223	0.5008	mg/L	0.00223	0.44%
Fe 273.955†	2010.1	1.977	mg/L	0.0076	1.977	mg/L	0.0076	0.39%
K 766.490†	20061.0	10.49	mg/L	0.108	10.49	mg/L	0.108	1.03%
Mg 279.077†	15793.9	9.576	mg/L	0.0846	9.576	mg/L	0.0846	0.88%
Mn 257.610†	12458.9	0.4733	mg/L	0.00283	0.4733	mg/L	0.00283	0.60%
Mo 202.031†	22.1	0.00146	mg/L	0.000261	0.00146	mg/L	0.000261	17.83%
Na 589.592†	60844.9	10.85	mg/L	0.032	10.85	mg/L	0.032	0.30%
Na 330.237†	332.8	10.28	mg/L	0.266	10.28	mg/L	0.266	2.59%
Ni 231.604†	890.8	0.4730	mg/L	0.00262	0.4730	mg/L	0.00262	0.55%
Pb 220.353†	23769.3	1.942	mg/L	0.0101	1.942	mg/L	0.0101	0.52%
Sb 206.836†	9.0	0.00033	mg/L	0.000919	0.00033	mg/L	0.000919	281.75%
Se 196.026†	3656.8	1.943	mg/L	0.0101	1.943	mg/L	0.0101	0.52%
Si 288.158†	28.2	0.01943	mg/L	0.004307	0.01943	mg/L	0.004307	22.17%
Sn 189.927†	-27.3	-0.00377	mg/L	0.000879	-0.00377	mg/L	0.000879	23.31%
Sr 421.552†	383155.3	0.5123	mg/L	0.00126	0.5123	mg/L	0.00126	0.25%
Ti 334.903†	55.8	0.00189	mg/L	0.000475	0.00189	mg/L	0.000475	25.08%
Tl 190.801†	2777.1	1.958	mg/L	0.0133	1.958	mg/L	0.0133	0.68%
V 292.402†	179880.7	0.5050	mg/L	0.00224	0.5050	mg/L	0.00224	0.44%
Zn 206.200†	474.3	0.4868	mg/L	0.00282	0.4868	mg/L	0.00282	0.58%

Sequence No.: 5
Sample ID: JY37 MBSPK WMN
Analyst: JLB
Initial Sample Wt:
Dilution: 1X

Autosampler Location: 59
Date Collected: 10/3/2006 5:19:32 PM
Data Type: Original
Initial Sample Vol:
Sample Prep Vol:

Nebulizer Parameters: JY37 MBSPK WMN

Analyte	Back Pressure	Flow
All	166.0 kPa	0.50 L/min

Mean Data: JY37 MBSPK WMN

Analyte	Mean Corrected Intensity	Calib Conc.	Calib Units	Std.Dev.	Sample Conc.	Sample Units	Std.Dev.	RSD
ScA 357.253	1607185.3	83.70	%	0.624				0.75%
ScR 361.383	178819.8	86.81	%	0.764				0.88%
Ag 328.068†	162931.8	0.4263	mg/L	0.00801	0.4263	mg/L	0.00801	1.88%
Al 308.215†	2932.2	2.005	mg/L	0.0206	2.005	mg/L	0.0206	1.03%
As 188.979†	2496.8	1.912	mg/L	0.0113	1.912	mg/L	0.0113	0.59%
B 249.677†	-4.6	-0.00080	mg/L	0.002220	-0.00080	mg/L	0.002220	276.19%
Ba 233.527†	5944.7	1.831	mg/L	0.0148	1.831	mg/L	0.0148	0.81%
Be 313.042†	322800.1	0.5039	mg/L	0.00457	0.5039	mg/L	0.00457	0.91%
Ca 317.933†	239236.7	9.531	mg/L	0.0786	9.531	mg/L	0.0786	0.82%
Cd 228.802†	21190.2	0.5162	mg/L	0.00439	0.5162	mg/L	0.00439	0.85%
Co 228.616†	23425.7	0.4755	mg/L	0.00343	0.4755	mg/L	0.00343	0.72%
Cr 267.716†	3774.2	0.4690	mg/L	0.00412	0.4690	mg/L	0.00412	0.88%
Cu 324.752†	157544.4	0.4847	mg/L	0.00308	0.4847	mg/L	0.00308	0.63%
Fe 273.955†	1972.6	1.940	mg/L	0.0104	1.940	mg/L	0.0104	0.54%
K 766.490†	20139.7	10.53	mg/L	0.060	10.53	mg/L	0.060	0.57%
Mg 279.077†	15738.8	9.543	mg/L	0.0896	9.543	mg/L	0.0896	0.94%
Mn 257.610†	12165.7	0.4622	mg/L	0.00376	0.4622	mg/L	0.00376	0.81%
Mo 202.031†	25.7	0.00174	mg/L	0.000360	0.00174	mg/L	0.000360	20.73%
Na 589.592†	62376.4	11.12	mg/L	0.024	11.12	mg/L	0.024	0.22%
Na 330.237†	346.3	10.71	mg/L	0.073	10.71	mg/L	0.073	0.68%
Ni 231.604†	883.1	0.4689	mg/L	0.00654	0.4689	mg/L	0.00654	1.39%
Pb 220.353†	23559.2	1.925	mg/L	0.0220	1.925	mg/L	0.0220	1.14%
Sb 206.836†	7.2	-0.00091	mg/L	0.001383	-0.00091	mg/L	0.001383	151.71%
Se 196.026†	3916.4	2.081	mg/L	0.0091	2.081	mg/L	0.0091	0.43%
Si 288.158†	-11.1	-0.00629	mg/L	0.003117	-0.00629	mg/L	0.003117	49.52%
Sn 189.927†	-25.6	-0.00350	mg/L	0.000789	-0.00350	mg/L	0.000789	22.52%
Sr 421.552†	379699.1	0.5077	mg/L	0.00420	0.5077	mg/L	0.00420	0.83%
Ti 334.903†	25.9	0.00082	mg/L	0.000713	0.00082	mg/L	0.000713	86.49%
Tl 190.801†	2845.9	2.007	mg/L	0.0162	2.007	mg/L	0.0162	0.81%
V 292.402†	177834.6	0.4992	mg/L	0.00377	0.4992	mg/L	0.00377	0.75%
Zn 206.200†	467.5	0.4798	mg/L	0.00622	0.4798	mg/L	0.00622	1.30%

Sequence No.: 6
Sample ID: CV 6
Analyst: JLB
Initial Sample Wt:
Dilution: 1X

Autosampler Location: 7
Date Collected: 10/3/2006 5:25:58 PM
Data Type: Original
Initial Sample Vol:
Sample Prep Vol:

Nebulizer Parameters: CV

Analyte	Back Pressure	Flow
All	166.0 kPa	0.50 L/min

Mean Data: CV

Analyte	Mean Corrected Intensity	Calib Conc.	Calib Units	Std.Dev.	Sample Conc.	Sample Units	Std.Dev.	RSD
ScA 357.253	1551553.8	80.80	%	0.464				0.57%
ScR 361.383	172306.8	83.65	%	0.631				0.75%
Ag 328.068†	367458.4	0.9611	mg/L	0.00318	0.9611	mg/L	0.00318	0.33%
Al 308.215†	2879.3	1.941	mg/L	0.0242	1.941	mg/L	0.0242	1.25%
As 188.979†	2435.8	1.862	mg/L	0.0092	1.862	mg/L	0.0092	0.50%
B 249.677†	2630.3	0.9569	mg/L	0.01111	0.9569	mg/L	0.01111	1.16%
Ba 233.527†	3075.1	0.9469	mg/L	0.01152	0.9469	mg/L	0.01152	1.22%
Be 313.042†	621884.6	0.9708	mg/L	0.00123	0.9708	mg/L	0.00123	0.13%
Ca 317.933†	48168.3	1.919	mg/L	0.0017	1.919	mg/L	0.0017	0.09%
Cd 228.802†	40753.6	0.9954	mg/L	0.00181	0.9954	mg/L	0.00181	0.18%
Co 228.616†	46563.9	0.9445	mg/L	0.00242	0.9445	mg/L	0.00242	0.26%
Cr 267.716†	7362.0	0.9182	mg/L	0.01157	0.9182	mg/L	0.01157	1.26%
Cu 324.752†	333343.1	1.025	mg/L	0.0031	1.025	mg/L	0.0031	0.30%
Fe 273.955†	1982.0	1.948	mg/L	0.0205	1.948	mg/L	0.0205	1.05%
K 766.490†	38306.5	20.04	mg/L	0.105	20.04	mg/L	0.105	0.52%
Mg 279.077†	3108.1	1.888	mg/L	0.0188	1.888	mg/L	0.0188	1.00%
Mn 257.610†	24588.0	0.9340	mg/L	0.00241	0.9340	mg/L	0.00241	0.26%
Mo 202.031†	13083.2	0.9886	mg/L	0.00506	0.9886	mg/L	0.00506	0.51%
Na 589.592†	288529.6	51.43	mg/L	0.269	51.43	mg/L	0.269	0.52%
Na 330.237†	1616.0	50.97	mg/L	0.502	50.97	mg/L	0.502	0.99%
Ni 231.604†	1807.4	0.9609	mg/L	0.00954	0.9609	mg/L	0.00954	0.99%
Pb 220.353†	22649.6	1.852	mg/L	0.0118	1.852	mg/L	0.0118	0.64%
Sb 206.836†	2884.8	2.054	mg/L	0.0139	2.054	mg/L	0.0139	0.68%
Se 196.026†	3516.9	1.869	mg/L	0.0034	1.869	mg/L	0.0034	0.18%
Si 288.158†	3025.8	1.981	mg/L	0.0195	1.981	mg/L	0.0195	0.99%
Sn 189.927†	5466.9	0.9219	mg/L	0.00566	0.9219	mg/L	0.00566	0.61%
Sr 421.552†	748889.3	1.001	mg/L	0.0029	1.001	mg/L	0.0029	0.29%
Ti 334.903†	27740.9	0.9915	mg/L	0.00196	0.9915	mg/L	0.00196	0.20%
Tl 190.801†	2702.7	1.905	mg/L	0.0131	1.905	mg/L	0.0131	0.69%
V 292.402†	347238.3	0.9750	mg/L	0.00256	0.9750	mg/L	0.00256	0.26%
Zn 206.200†	951.5	0.9757	mg/L	0.00655	0.9757	mg/L	0.00655	0.67%

Sequence No.: 7
Sample ID: CB 5
Analyst: JLB
Initial Sample Wt:
Dilution: 1X

Autosampler Location: 1
Date Collected: 10/3/2006 5:32:12 PM
Data Type: Original
Initial Sample Vol:
Sample Prep Vol:

Nebulizer Parameters: CB

Analyte	Back Pressure	Flow
All	166.0 kPa	0.50 L/min

Mean Data: CB

Analyte	Mean Corrected Intensity	Calib Conc.	Calib Units	Calib Std.Dev.	Sample Conc.	Sample Units	Sample Std.Dev.	RSD
ScA 357.253	1602125.8	83.44	%	0.240				0.29%
ScR 361.383	174725.1	84.83	%	0.154				0.18%
Ag 328.068†	6.6	0.00002	mg/L	0.000126	0.00002	mg/L	0.000126	734.98%
Al 308.215†	26.9	0.01847	mg/L	0.006890	0.01847	mg/L	0.006890	37.30%
As 188.979†	3.6	0.00276	mg/L	0.002400	0.00276	mg/L	0.002400	87.08%
B 249.677†	9.8	0.00354	mg/L	0.000906	0.00354	mg/L	0.000906	25.58%
Ba 233.527†	2.7	0.00083	mg/L	0.000948	0.00083	mg/L	0.000948	114.61%
Be 313.042†	146.0	0.00023	mg/L	0.000013	0.00023	mg/L	0.000013	5.68%
Ca 317.933†	23.6	0.00094	mg/L	0.000929	0.00094	mg/L	0.000929	98.75%
Cd 228.802†	-2.4	-0.00006	mg/L	0.000042	-0.00006	mg/L	0.000042	66.03%
Co 228.616†	0.4	0.00001	mg/L	0.000167	0.00001	mg/L	0.000167	>999.9%
Cr 267.716†	7.6	0.00094	mg/L	0.000893	0.00094	mg/L	0.000893	94.56%
Cu 324.752†	235.5	0.00072	mg/L	0.000268	0.00072	mg/L	0.000268	37.04%
Fe 273.955†	1.8	0.00175	mg/L	0.002930	0.00175	mg/L	0.002930	167.34%
K 766.490†	373.8	0.1955	mg/L	0.03081	0.1955	mg/L	0.03081	15.76%
Mg 279.077†	-2.8	-0.00171	mg/L	0.019206	-0.00171	mg/L	0.019206	>999.9%
Mn 257.610†	10.3	0.00039	mg/L	0.000174	0.00039	mg/L	0.000174	44.21%
Mo 202.031†	4.2	0.00032	mg/L	0.000142	0.00032	mg/L	0.000142	44.86%
Na 589.592†	862.6	0.1538	mg/L	0.00767	0.1538	mg/L	0.00767	4.99%
Na 330.237†	3.4	0.1057	mg/L	0.33830	0.1057	mg/L	0.33830	320.07%
Ni 231.604†	-2.3	-0.00122	mg/L	0.002295	-0.00122	mg/L	0.002295	188.72%
Pb 220.353†	25.8	0.00211	mg/L	0.000457	0.00211	mg/L	0.000457	21.69%
Sb 206.836†	-2.8	-0.00203	mg/L	0.001916	-0.00203	mg/L	0.001916	94.40%
Se 196.026†	7.4	0.00395	mg/L	0.002829	0.00395	mg/L	0.002829	71.56%
Si 288.158†	3.9	0.00254	mg/L	0.006095	0.00254	mg/L	0.006095	240.43%
Sn 189.927†	3.1	0.00051	mg/L	0.000252	0.00051	mg/L	0.000252	49.42%
Sr 421.552†	-16.2	-0.00002	mg/L	0.000096	-0.00002	mg/L	0.000096	444.09%
Ti 334.903†	-1.2	-0.00004	mg/L	0.001346	-0.00004	mg/L	0.001346	>999.9%
Tl 190.801†	9.4	0.00667	mg/L	0.000580	0.00667	mg/L	0.000580	8.70%
V 292.402†	2.7	0.00001	mg/L	0.000104	0.00001	mg/L	0.000104	715.48%
Zn 206.200†	3.5	0.00359	mg/L	0.003049	0.00359	mg/L	0.003049	84.82%

Sequence No.: 8
Sample ID: JX50 MB TWC
Analyst: JLB
Initial Sample Wt:
Dilution: 1X

Autosampler Location: 60
Date Collected: 10/3/2006 5:38:34 PM
Data Type: Original
Initial Sample Vol:
Sample Prep Vol:

Nebulizer Parameters: JX50 MB TWC

Analyte	Back Pressure	Flow
All	166.0 kPa	0.50 L/min

Mean Data: JX50 MB TWC

Analyte	Mean Corrected Intensity	Calib Conc.	Calib Units	Std.Dev.	Sample Conc.	Sample Units	Std.Dev.	RSD
ScA 357.253	1638388.0	85.33	%	0.341				0.40%
ScR 361.383	178798.1	86.80	%	0.540				0.62%
Ag 328.068†	-27.1	-0.00007	mg/L	0.000078	-0.00007	mg/L	0.000078	110.94%
Al 308.215†	19.9	0.01366	mg/L	0.021090	0.01366	mg/L	0.021090	154.36%
As 188.979†	5.6	0.00430	mg/L	0.001305	0.00430	mg/L	0.001305	30.38%
B 249.677†	3.0	0.00109	mg/L	0.001538	0.00109	mg/L	0.001538	140.82%
Ba 233.527†	-0.0	-0.00001	mg/L	0.001350	-0.00001	mg/L	0.001350	>999.9%
Be 313.042†	90.8	0.00014	mg/L	0.000108	0.00014	mg/L	0.000108	76.22%
Ca 317.933†	316.4	0.01261	mg/L	0.001454	0.01261	mg/L	0.001454	11.53%
Cd 228.802†	-3.3	-0.00009	mg/L	0.000093	-0.00009	mg/L	0.000093	107.37%
Co 228.616†	-0.0	0.00000	mg/L	0.000149	0.00000	mg/L	0.000149	>999.9%
Cr 267.716†	10.2	0.00127	mg/L	0.000556	0.00127	mg/L	0.000556	43.77%
Cu 324.752†	186.7	0.00057	mg/L	0.000038	0.00057	mg/L	0.000038	6.69%
Fe 273.955†	10.6	0.01045	mg/L	0.000500	0.01045	mg/L	0.000500	4.78%
K 766.490†	283.0	0.1480	mg/L	0.01661	0.1480	mg/L	0.01661	11.22%
Mg 279.077†	5.2	0.00317	mg/L	0.017090	0.00317	mg/L	0.017090	538.57%
Mn 257.610†	5.2	0.00020	mg/L	0.000033	0.00020	mg/L	0.000033	16.66%
Mo 202.031†	2.8	0.00021	mg/L	0.000081	0.00021	mg/L	0.000081	38.14%
Na 589.592†	923.8	0.1647	mg/L	0.00404	0.1647	mg/L	0.00404	2.46%
Na 330.237†	0.1	0.00023	mg/L	0.193333	0.00023	mg/L	0.193333	>999.9%
Ni 231.604†	5.7	0.00305	mg/L	0.002445	0.00305	mg/L	0.002445	80.20%
Pb 220.353†	13.8	0.00113	mg/L	0.000240	0.00113	mg/L	0.000240	21.18%
Sb 206.836†	-0.6	-0.00046	mg/L	0.001891	-0.00046	mg/L	0.001891	409.87%
Se 196.026†	6.1	0.00326	mg/L	0.004656	0.00326	mg/L	0.004656	142.70%
Si 288.158†	23.0	0.01506	mg/L	0.001450	0.01506	mg/L	0.001450	9.63%
Sn 189.927†	3.8	0.00064	mg/L	0.000567	0.00064	mg/L	0.000567	88.20%
Sr 421.552†	-41.5	-0.00006	mg/L	0.000073	-0.00006	mg/L	0.000073	131.23%
Ti 334.903†	27.1	0.00097	mg/L	0.000765	0.00097	mg/L	0.000765	78.83%
Tl 190.801†	2.7	0.00192	mg/L	0.001688	0.00192	mg/L	0.001688	88.04%
V 292.402†	29.5	0.00009	mg/L	0.000151	0.00009	mg/L	0.000151	165.96%
Zn 206.200†	7.4	0.00756	mg/L	0.001848	0.00756	mg/L	0.001848	24.46%

Sequence No.: 9
Sample ID: JY77 MB1 TWC
Analyst: JLB
Initial Sample Wt:
Dilution: 1X

Autosampler Location: 61
Date Collected: 10/3/2006 5:44:58 PM
Data Type: Original
Initial Sample Vol:
Sample Prep Vol:

Nebulizer Parameters: JY77 MB1 TWC

Analyte	Back Pressure	Flow
All	166.0 kPa	0.50 L/min

Mean Data: JY77 MB1 TWC

Analyte	Mean Corrected Intensity	Calib Conc.	Calib Units	Std.Dev.	Sample Conc.	Sample Units	Std.Dev.	RSD
ScA 357.253	1612345.7	83.97	%	0.752				0.90%
ScR 361.383	175093.9	85.01	%	0.860				1.01%
Ag 328.068†	-31.5	-0.00008	mg/L	0.000210	-0.00008	mg/L	0.000210	254.87%
Al 308.215†	-1.6	-0.00109	mg/L	0.017305	-0.00109	mg/L	0.017305	>999.9%
As 188.979†	1.6	0.00121	mg/L	0.004281	0.00121	mg/L	0.004281	352.83%
B 249.677†	3.1	0.00111	mg/L	0.003463	0.00111	mg/L	0.003463	310.68%
Ba 233.527†	3.1	0.00094	mg/L	0.000785	0.00094	mg/L	0.000785	83.44%
Be 313.042†	138.3	0.00022	mg/L	0.000055	0.00022	mg/L	0.000055	25.58%
Ca 317.933†	215.5	0.00859	mg/L	0.000200	0.00859	mg/L	0.000200	2.32%
Cd 228.802†	-0.1	0.00000	mg/L	0.000119	0.00000	mg/L	0.000119	>999.9%
Co 228.616†	-3.6	-0.00007	mg/L	0.000238	-0.00007	mg/L	0.000238	320.09%
Cr 267.716†	8.3	0.00104	mg/L	0.001233	0.00104	mg/L	0.001233	118.23%
Cu 324.752†	257.8	0.00079	mg/L	0.000144	0.00079	mg/L	0.000144	18.15%
Fe 273.955†	3.1	0.00304	mg/L	0.002083	0.00304	mg/L	0.002083	68.42%
K 766.490†	265.4	0.1388	mg/L	0.04521	0.1388	mg/L	0.04521	32.57%
Mg 279.077†	-11.6	-0.00705	mg/L	0.009423	-0.00705	mg/L	0.009423	133.59%
Mn 257.610†	8.7	0.00033	mg/L	0.000074	0.00033	mg/L	0.000074	22.47%
Mo 202.031†	-1.2	-0.00009	mg/L	0.000269	-0.00009	mg/L	0.000269	298.77%
Na 589.592†	791.7	0.1411	mg/L	0.00460	0.1411	mg/L	0.00460	3.26%
Na 330.237†	9.0	0.2818	mg/L	0.73566	0.2818	mg/L	0.73566	261.08%
Ni 231.604†	-0.4	-0.00024	mg/L	0.003034	-0.00024	mg/L	0.003034	>999.9%
Pb 220.353†	15.5	0.00127	mg/L	0.000381	0.00127	mg/L	0.000381	30.01%
Sb 206.836†	1.0	0.00073	mg/L	0.002644	0.00073	mg/L	0.002644	361.25%
Se 196.026†	6.4	0.00341	mg/L	0.005226	0.00341	mg/L	0.005226	153.23%
Si 288.158†	34.1	0.02231	mg/L	0.003562	0.02231	mg/L	0.003562	15.97%
Sn 189.927†	2.2	0.00037	mg/L	0.000379	0.00037	mg/L	0.000379	101.86%
Sr 421.552†	-49.9	-0.00007	mg/L	0.000018	-0.00007	mg/L	0.000018	26.79%
Ti 334.903†	4.8	0.00017	mg/L	0.001166	0.00017	mg/L	0.001166	680.52%
Tl 190.801†	2.7	0.00192	mg/L	0.000933	0.00192	mg/L	0.000933	48.55%
V 292.402†	13.5	0.00004	mg/L	0.000206	0.00004	mg/L	0.000206	458.20%
Zn 206.200†	3.0	0.00311	mg/L	0.004449	0.00311	mg/L	0.004449	143.26%

Sequence No.: 10
Sample ID: JY77 H TWC
Analyst: JLB
Initial Sample Wt:
Dilution: 1X

Autosampler Location: 62
Date Collected: 10/3/2006 5:51:23 PM
Data Type: Original
Initial Sample Vol:
Sample Prep Vol:

Nebulizer Parameters: JY77 H TWC

Analyte	Back Pressure	Flow
All	166.0 kPa	0.50 L/min

Mean Data: JY77 H TWC

Analyte	Mean Corrected Intensity	Calib Conc.	Calib Units	Std.Dev.	Sample Conc.	Sample Units	Std.Dev.	RSD
ScA 357.253	1412982.0	73.59	%	0.168				0.23%
ScR 361.383	166386.9	80.78	%	1.033				1.28%
Ag 328.068†	91.9	0.00015	mg/L	0.000080	0.00015	mg/L	0.000080	52.91%
Al 308.215†	204.0	0.1396	mg/L	0.01431	0.1396	mg/L	0.01431	10.25%
As 188.979†	29.7	0.01935	mg/L	0.003327	0.01935	mg/L	0.003327	17.19%
B 249.677†	477.1	0.1730	mg/L	0.00184	0.1730	mg/L	0.00184	1.07%
Ba 233.527†	91.6	0.02807	mg/L	0.000152	0.02807	mg/L	0.000152	0.54%
Be 313.042†	248.6	0.00037	mg/L	0.000028	0.00037	mg/L	0.000028	7.60%
Ca 317.933†	1988496.5	79.22	mg/L	0.277	79.22	mg/L	0.277	0.35%
Cd 228.802†	-2.2	-0.00009	mg/L	0.000092	-0.00009	mg/L	0.000092	100.15%
Co 228.616†	1408.8	0.02855	mg/L	0.000708	0.02855	mg/L	0.000708	2.48%
Cr 267.716†	130.9	0.00362	mg/L	0.000240	0.00362	mg/L	0.000240	6.64%
Cu 324.752†	3338.5	0.01024	mg/L	0.000135	0.01024	mg/L	0.000135	1.32%
Fe 273.955†	3540.4	3.484	mg/L	0.0247	3.484	mg/L	0.0247	0.71%
K 766.490†	29720.8	15.55	mg/L	0.150	15.55	mg/L	0.150	0.97%
Mg 279.077†	92800.4	56.26	mg/L	0.097	56.26	mg/L	0.097	0.17%
Mn 257.610†	41823.6	1.587	mg/L	0.0147	1.587	mg/L	0.0147	0.92%
Mo 202.031†	138.6	0.00927	mg/L	0.000402	0.00927	mg/L	0.000402	4.34%
Na 589.592†	4406733.8	785.5	mg/L	14.96	785.5	mg/L	14.96	1.90%
Na 330.237†	24525.7	773.0	mg/L	7.21	773.0	mg/L	7.21	0.93%
Ni 231.604†	13.2	0.00702	mg/L	0.001511	0.00702	mg/L	0.001511	21.55%
Pb 220.353†	70.5	0.00581	mg/L	0.001407	0.00581	mg/L	0.001407	24.21%
Sb 206.836†	9.3	0.00582	mg/L	0.000491	0.00582	mg/L	0.000491	8.44%
Se 196.026†	-18.2	-0.01106	mg/L	0.005393	-0.01106	mg/L	0.005393	48.76%
Si 288.158†	1627.7	1.064	mg/L	0.0161	1.064	mg/L	0.0161	1.51%
Sn 189.927†	-98.7	-0.01082	mg/L	0.001303	-0.01082	mg/L	0.001303	12.04%
Sr 421.552†	431247.4	0.5766	mg/L	0.00334	0.5766	mg/L	0.00334	0.58%
Ti 334.903†	186.2	0.00665	mg/L	0.000306	0.00665	mg/L	0.000306	4.61%
Tl 190.801†	-8.9	-0.00636	mg/L	0.002066	-0.00636	mg/L	0.002066	32.48%
V 292.402†	4934.0	0.01411	mg/L	0.000261	0.01411	mg/L	0.000261	1.85%
Zn 206.200†	4.7	0.00648	mg/L	0.003743	0.00648	mg/L	0.003743	57.73%

Sequence No.: 11
Sample ID: JY77 I TWC
Analyst: JLB
Initial Sample Wt:
Dilution: 1X

Autosampler Location: 63
Date Collected: 10/3/2006 5:58:46 PM
Data Type: Original
Initial Sample Vol:
Sample Prep Vol:

Nebulizer Parameters: JY77 I TWC

Analyte	Back Pressure	Flow
All	165.0 kPa	0.50 L/min

Mean Data: JY77 I TWC

Analyte	Mean Corrected Intensity	Calib Conc.	Calib Units	Std.Dev.	Sample Conc.	Sample Units	Std.Dev.	RSD
ScA 357.253	1406556.8	73.25	%	0.225				0.31%
ScR 361.383	165242.5	80.22	%	0.344				0.43%
Ag 328.068†	-449.0	-0.00016	mg/L	0.000127	-0.00016	mg/L	0.000127	81.56%
Al 308.215†	50.1	0.03392	mg/L	0.008491	0.03392	mg/L	0.008491	25.04%
As 188.979†	37.4	0.02445	mg/L	0.001949	0.02445	mg/L	0.001949	7.97%
B 249.677†	252.1	0.09145	mg/L	0.000442	0.09145	mg/L	0.000442	0.48%
Ba 233.527†	210.8	0.06328	mg/L	0.000819	0.06328	mg/L	0.000819	1.29%
Be 313.042†	223.6	0.00032	mg/L	0.000034	0.00032	mg/L	0.000034	10.57%
Ca 317.933†	2504528.7	99.77	mg/L	0.100	99.77	mg/L	0.100	0.10%
Cd 228.802†	5.4	0.00009	mg/L	0.000234	0.00009	mg/L	0.000234	273.28%
Co 228.616†	1103.9	0.02193	mg/L	0.001572	0.02193	mg/L	0.001572	7.17%
Cr 267.716†	112.4	0.00318	mg/L	0.000246	0.00318	mg/L	0.000246	7.72%
Cu 324.752†	300.5	0.00328	mg/L	0.000264	0.00328	mg/L	0.000264	8.06%
Fe 273.955†	27774.5	27.33	mg/L	0.306	27.33	mg/L	0.306	1.12%
K 766.490†	21513.3	11.25	mg/L	0.041	11.25	mg/L	0.041	0.36%
Mg 279.077†	91679.6	55.57	mg/L	0.390	55.57	mg/L	0.390	0.70%
Mn 257.610†	46984.5	1.782	mg/L	0.0162	1.782	mg/L	0.0162	0.91%
Mo 202.031†	124.4	0.00821	mg/L	0.000388	0.00821	mg/L	0.000388	4.73%
Na 589.592†	4540206.1	809.3	mg/L	7.92	809.3	mg/L	7.92	0.98%
Na 330.237†	25832.8	814.0	mg/L	7.82	814.0	mg/L	7.82	0.96%
Ni 231.604†	-0.2	-0.00010	mg/L	0.000917	-0.00010	mg/L	0.000917	907.19%
Pb 220.353†	59.3	0.00488	mg/L	0.000987	0.00488	mg/L	0.000987	20.22%
Sb 206.836†	12.1	0.00547	mg/L	0.000162	0.00547	mg/L	0.000162	2.96%
Se 196.026†	-36.0	-0.01791	mg/L	0.005959	-0.01791	mg/L	0.005959	33.27%
Si 288.158†	3648.6	2.386	mg/L	0.0373	2.386	mg/L	0.0373	1.56%
Sn 189.927†	-98.0	-0.00922	mg/L	0.001263	-0.00922	mg/L	0.001263	13.70%
Sr 421.552†	484866.8	0.6483	mg/L	0.00034	0.6483	mg/L	0.00034	0.05%
Ti 334.903†	253.1	0.00905	mg/L	0.001188	0.00905	mg/L	0.001188	13.13%
Tl 190.801†	-10.4	-0.00743	mg/L	0.003081	-0.00743	mg/L	0.003081	41.47%
V 292.402†	6252.9	0.01780	mg/L	0.000092	0.01780	mg/L	0.000092	0.52%
Zn 206.200†	3.8	0.00536	mg/L	0.001683	0.00536	mg/L	0.001683	31.39%

Sequence No.: 12
Sample ID: JY03 C TWC
Analyst: JLB
Initial Sample Wt:
Dilution: 1X

Autosampler Location: 64
Date Collected: 10/3/2006 6:06:10 PM
Data Type: Original
Initial Sample Vol:
Sample Prep Vol:

Nebulizer Parameters: JY03 C TWC

Analyte	Back Pressure	Flow
All	166.0 kPa	0.50 L/min

Mean Data: JY03 C TWC

Analyte	Mean Corrected Intensity	Calib Conc.	Calib Units	Calib Std.Dev.	Sample Conc.	Sample Units	Sample Std.Dev.	RSD
ScA 357.253	1615176.9	84.12	%	0.236				0.28%
ScR 361.383	176169.8	85.53	%	0.398				0.47%
Ag 328.068†	-60.5	0.00000	mg/L	0.000072	0.00000	mg/L	0.000072	>999.9%
Al 308.215†	2630.3	1.806	mg/L	0.0061	1.806	mg/L	0.0061	0.34%
As 188.979†	15.7	0.01113	mg/L	0.003057	0.01113	mg/L	0.003057	27.46%
B 249.677†	54.6	0.01979	mg/L	0.001621	0.01979	mg/L	0.001621	8.19%
Ba 233.527†	275.0	0.08453	mg/L	0.000423	0.08453	mg/L	0.000423	0.50%
Be 313.042†	130.8	0.00019	mg/L	0.000050	0.00019	mg/L	0.000050	26.06%
Ca 317.933†	257114.5	10.24	mg/L	0.026	10.24	mg/L	0.026	0.25%
Cd 228.802†	21.5	0.00051	mg/L	0.000092	0.00051	mg/L	0.000092	18.19%
Co 228.616†	103.9	0.00197	mg/L	0.000108	0.00197	mg/L	0.000108	5.52%
Cr 267.716†	72.7	0.00896	mg/L	0.001106	0.00896	mg/L	0.001106	12.35%
Cu 324.752†	14772.3	0.04578	mg/L	0.000229	0.04578	mg/L	0.000229	0.50%
Fe 273.955†	3792.9	3.732	mg/L	0.0332	3.732	mg/L	0.0332	0.89%
K 766.490†	6548.5	3.425	mg/L	0.0300	3.425	mg/L	0.0300	0.87%
Mg 279.077†	2796.4	1.693	mg/L	0.0043	1.693	mg/L	0.0043	0.25%
Mn 257.610†	4373.6	0.1660	mg/L	0.00076	0.1660	mg/L	0.00076	0.46%
Mo 202.031†	22.7	0.00168	mg/L	0.000015	0.00168	mg/L	0.000015	0.92%
Na 589.592†	53837.9	9.596	mg/L	0.0564	9.596	mg/L	0.0564	0.59%
Na 330.237†	323.3	9.905	mg/L	0.7498	9.905	mg/L	0.7498	7.57%
Ni 231.604†	10.1	0.00538	mg/L	0.000571	0.00538	mg/L	0.000571	10.62%
Pb 220.353†	435.7	0.03589	mg/L	0.000678	0.03589	mg/L	0.000678	1.89%
Sb 206.836†	2.5	0.00129	mg/L	0.000732	0.00129	mg/L	0.000732	56.64%
Se 196.026†	2.4	0.00153	mg/L	0.006163	0.00153	mg/L	0.006163	402.14%
Si 288.158†	4025.7	2.632	mg/L	0.0086	2.632	mg/L	0.0086	0.33%
Sn 189.927†	-11.3	-0.00116	mg/L	0.000526	-0.00116	mg/L	0.000526	45.27%
Sr 421.552†	41989.3	0.05614	mg/L	0.000027	0.05614	mg/L	0.000027	0.05%
Ti 334.903†	1414.6	0.05062	mg/L	0.000118	0.05062	mg/L	0.000118	0.23%
Tl 190.801†	0.7	0.00041	mg/L	0.000408	0.00041	mg/L	0.000408	99.15%
V 292.402†	2579.5	0.00726	mg/L	0.000094	0.00726	mg/L	0.000094	1.30%
Zn 206.200†	785.9	0.8066	mg/L	0.00233	0.8066	mg/L	0.00233	0.29%

Sequence No.: 13
Sample ID: JX50 A TWC
Analyst: JLB
Initial Sample Wt:
Dilution: 1X

Autosampler Location: 65
Date Collected: 10/3/2006 6:12:35 PM
Data Type: Original
Initial Sample Vol:
Sample Prep Vol:

Nebulizer Parameters: JX50 A TWC

Analyte	Back Pressure	Flow
All	166.0 kPa	0.50 L/min

Mean Data: JX50 A TWC

Analyte	Mean Corrected Intensity	Calib Conc.	Units	Std.Dev.	Sample Conc.	Units	Std.Dev.	RSD
ScA 357.253	1582929.5	82.44	%	0.415				0.50%
ScR 361.383	176414.9	85.65	%	0.168				0.20%
Ag 328.068†	-41.5	-0.00011	mg/L	0.000174	-0.00011	mg/L	0.000174	161.81%
Al 308.215†	1942.8	1.334	mg/L	0.0212	1.334	mg/L	0.0212	1.59%
As 188.979†	10.5	0.00743	mg/L	0.006036	0.00743	mg/L	0.006036	81.24%
B 249.677†	639.4	0.2318	mg/L	0.00169	0.2318	mg/L	0.00169	0.73%
Ba 233.527†	12.1	0.00376	mg/L	0.000401	0.00376	mg/L	0.000401	10.66%
Be 313.042†	145.9	0.00023	mg/L	0.000030	0.00023	mg/L	0.000030	13.29%
Ca 317.933†	301650.5	12.02	mg/L	0.045	12.02	mg/L	0.045	0.38%
Cd 228.802†	-1.0	-0.00004	mg/L	0.000048	-0.00004	mg/L	0.000048	134.39%
Co 228.616†	19.3	0.00041	mg/L	0.000075	0.00041	mg/L	0.000075	18.39%
Cr 267.716†	28.8	0.00277	mg/L	0.000824	0.00277	mg/L	0.000824	29.75%
Cu 324.752†	800.9	0.00245	mg/L	0.000108	0.00245	mg/L	0.000108	4.41%
Fe 273.955†	179.5	0.1766	mg/L	0.00263	0.1766	mg/L	0.00263	1.49%
K 766.490†	25099.6	13.13	mg/L	0.077	13.13	mg/L	0.077	0.58%
Mg 279.077†	6744.1	4.089	mg/L	0.0308	4.089	mg/L	0.0308	0.75%
Mn 257.610†	1306.8	0.04945	mg/L	0.000367	0.04945	mg/L	0.000367	0.74%
Mo 202.031†	18.5	0.00131	mg/L	0.000138	0.00131	mg/L	0.000138	10.55%
Na 589.592†	307092.0	54.74	mg/L	0.312	54.74	mg/L	0.312	0.57%
Na 330.237†	1691.2	53.23	mg/L	0.386	53.23	mg/L	0.386	0.72%
Ni 231.604†	6.0	0.00320	mg/L	0.002589	0.00320	mg/L	0.002589	80.89%
Pb 220.353†	10.9	0.00113	mg/L	0.000128	0.00113	mg/L	0.000128	11.31%
Sb 206.836†	3.4	0.00232	mg/L	0.001285	0.00232	mg/L	0.001285	55.42%
Se 196.026†	-0.8	-0.00049	mg/L	0.002270	-0.00049	mg/L	0.002270	467.97%
Si 288.158†	2114.0	1.382	mg/L	0.0171	1.382	mg/L	0.0171	1.24%
Sn 189.927†	-18.5	-0.00223	mg/L	0.001277	-0.00223	mg/L	0.001277	57.27%
Sr 421.552†	32121.6	0.04295	mg/L	0.000056	0.04295	mg/L	0.000056	0.13%
Ti 334.903†	39.9	0.00143	mg/L	0.000458	0.00143	mg/L	0.000458	32.10%
Tl 190.801†	-0.6	-0.00039	mg/L	0.002007	-0.00039	mg/L	0.002007	509.16%
V 292.402†	638.7	0.00181	mg/L	0.000024	0.00181	mg/L	0.000024	1.35%
Zn 206.200†	14.2	0.01489	mg/L	0.001813	0.01489	mg/L	0.001813	12.18%

Sequence No.: 14
Sample ID: JX50 B TWC
Analyst: JLB
Initial Sample Wt:
Dilution: 1X

Autosampler Location: 66
Date Collected: 10/3/2006 6:19:17 PM
Data Type: Original
Initial Sample Vol:
Sample Prep Vol:

Nebulizer Parameters: JX50 B TWC

Analyte	Back Pressure	Flow
All	166.0 kPa	0.50 L/min

Mean Data: JX50 B TWC

Analyte	Mean Corrected Intensity	Calib Conc.	Calib Units	Std.Dev.	Sample Conc.	Sample Units	Std.Dev.	RSD
ScA 357.253	1570778.2	81.81	%	0.633				0.77%
ScR 361.383	174561.0	84.75	%	0.916				1.08%
Ag 328.068†	138.8	0.00045	mg/L	0.000116	0.00045	mg/L	0.000116	25.67%
Al 308.215†	10430.9	7.162	mg/L	0.0718	7.162	mg/L	0.0718	1.00%
As 188.979†	11.7	0.00749	mg/L	0.005289	0.00749	mg/L	0.005289	70.62%
B 249.677†	556.6	0.2018	mg/L	0.00420	0.2018	mg/L	0.00420	2.08%
Ba 233.527†	127.2	0.03908	mg/L	0.000823	0.03908	mg/L	0.000823	2.10%
Be 313.042†	159.5	0.00024	mg/L	0.000029	0.00024	mg/L	0.000029	11.99%
Ca 317.933†	365242.4	14.55	mg/L	0.123	14.55	mg/L	0.123	0.84%
Cd 228.802†	2.7	0.00005	mg/L	0.000128	0.00005	mg/L	0.000128	241.47%
Co 228.616†	56.6	0.00112	mg/L	0.000210	0.00112	mg/L	0.000210	18.70%
Cr 267.716†	101.4	0.01177	mg/L	0.000192	0.01177	mg/L	0.000192	1.63%
Cu 324.752†	10430.4	0.03225	mg/L	0.000413	0.03225	mg/L	0.000413	1.28%
Fe 273.955†	2231.0	2.195	mg/L	0.0198	2.195	mg/L	0.0198	0.90%
K 766.490†	25834.3	13.51	mg/L	0.210	13.51	mg/L	0.210	1.55%
Mg 279.077†	8138.5	4.933	mg/L	0.0276	4.933	mg/L	0.0276	0.56%
Mn 257.610†	2760.7	0.1046	mg/L	0.00120	0.1046	mg/L	0.00120	1.15%
Mo 202.031†	36.8	0.00267	mg/L	0.000211	0.00267	mg/L	0.000211	7.90%
Na 589.592†	270629.7	48.24	mg/L	0.367	48.24	mg/L	0.367	0.76%
Na 330.237†	1498.8	47.13	mg/L	1.262	47.13	mg/L	1.262	2.68%
Ni 231.604†	18.3	0.00971	mg/L	0.001703	0.00971	mg/L	0.001703	17.53%
Pb 220.353†	40.3	0.00457	mg/L	0.000315	0.00457	mg/L	0.000315	6.91%
Sb 206.836†	1.7	0.00085	mg/L	0.000963	0.00085	mg/L	0.000963	113.69%
Se 196.026†	-2.0	-0.00091	mg/L	0.000975	-0.00091	mg/L	0.000975	106.66%
Si 288.158†	1254.9	0.8206	mg/L	0.01054	0.8206	mg/L	0.01054	1.28%
Sn 189.927†	-1.5	0.00080	mg/L	0.000789	0.00080	mg/L	0.000789	99.22%
Sr 421.552†	52386.1	0.07004	mg/L	0.000625	0.07004	mg/L	0.000625	0.89%
Ti 334.903†	1408.3	0.05039	mg/L	0.000282	0.05039	mg/L	0.000282	0.56%
Tl 190.801†	1.6	0.00104	mg/L	0.003023	0.00104	mg/L	0.003023	290.81%
V 292.402†	2417.1	0.00682	mg/L	0.000202	0.00682	mg/L	0.000202	2.96%
Zn 206.200†	107.7	0.1108	mg/L	0.00390	0.1108	mg/L	0.00390	3.52%

Sequence No.: 15
Sample ID: JY77 B TWC
Analyst: JLB
Initial Sample Wt:
Dilution: 1X

Autosampler Location: 67
Date Collected: 10/3/2006 6:25:42 PM
Data Type: Original
Initial Sample Vol:
Sample Prep Vol:

Nebulizer Parameters: JY77 B TWC

Analyte	Back Pressure	Flow
All	166.0 kPa	0.50 L/min

Mean Data: JY77 B TWC

Analyte	Mean Corrected Intensity	Calib Conc.	Calib Units	Std.Dev.	Sample Conc.	Sample Units	Std.Dev.	RSD
ScA 357.253	1566561.2	81.59	%	0.219				0.27%
ScR 361.383	173956.6	84.45	%	0.592				0.70%
Ag 328.068†	-539.7	-0.00011	mg/L	0.000235	-0.00011	mg/L	0.000235	217.79%
Al 308.215†	30.1	0.02060	mg/L	0.017552	0.02060	mg/L	0.017552	85.20%
As 188.979†	18.5	0.01285	mg/L	0.002446	0.01285	mg/L	0.002446	19.03%
B 249.677†	59.0	0.02141	mg/L	0.001281	0.02141	mg/L	0.001281	5.99%
Ba 233.527†	117.9	0.03396	mg/L	0.001169	0.03396	mg/L	0.001169	3.44%
Be 313.042†	150.1	0.00023	mg/L	0.000035	0.00023	mg/L	0.000035	15.16%
Ca 317.933†	804377.9	32.04	mg/L	0.051	32.04	mg/L	0.051	0.16%
Cd 228.802†	2.9	0.00005	mg/L	0.000224	0.00005	mg/L	0.000224	469.18%
Co 228.616†	77.7	0.00096	mg/L	0.000209	0.00096	mg/L	0.000209	21.77%
Cr 267.716†	25.0	0.00124	mg/L	0.000922	0.00124	mg/L	0.000922	74.16%
Cu 324.752†	-577.7	0.00162	mg/L	0.000038	0.00162	mg/L	0.000038	2.35%
Fe 273.955†	35679.4	35.11	mg/L	0.774	35.11	mg/L	0.774	2.20%
K 766.490†	3558.7	1.862	mg/L	0.0527	1.862	mg/L	0.0527	2.83%
Mg 279.077†	24262.9	14.69	mg/L	0.231	14.69	mg/L	0.231	1.57%
Mn 257.610†	60417.6	2.294	mg/L	0.0389	2.294	mg/L	0.0389	1.69%
Mo 202.031†	37.0	0.00248	mg/L	0.000211	0.00248	mg/L	0.000211	8.51%
Na 589.592†	178460.3	31.81	mg/L	0.033	31.81	mg/L	0.033	0.10%
Na 330.237†	1004.0	31.35	mg/L	0.373	31.35	mg/L	0.373	1.19%
Ni 231.604†	-6.5	-0.00345	mg/L	0.002868	-0.00345	mg/L	0.002868	83.17%
Pb 220.353†	35.8	0.00294	mg/L	0.000785	0.00294	mg/L	0.000785	26.72%
Sb 206.836†	7.2	0.00136	mg/L	0.002259	0.00136	mg/L	0.002259	166.64%
Se 196.026†	-16.5	-0.00716	mg/L	0.003065	-0.00716	mg/L	0.003065	42.79%
Si 288.158†	4212.2	2.754	mg/L	0.0263	2.754	mg/L	0.0263	0.95%
Sn 189.927†	-50.0	-0.00606	mg/L	0.000145	-0.00606	mg/L	0.000145	2.39%
Sr 421.552†	131715.6	0.1761	mg/L	0.00053	0.1761	mg/L	0.00053	0.30%
Ti 334.903†	66.6	0.00238	mg/L	0.000802	0.00238	mg/L	0.000802	33.74%
Tl 190.801†	-4.1	-0.00290	mg/L	0.001985	-0.00290	mg/L	0.001985	68.56%
V 292.402†	739.6	0.00243	mg/L	0.000133	0.00243	mg/L	0.000133	5.50%
Zn 206.200†	5.7	0.00556	mg/L	0.000120	0.00556	mg/L	0.000120	2.17%

Sequence No.: 16
Sample ID: JY77 C TWC
Analyst: JLB
Initial Sample Wt:
Dilution: 1X

Autosampler Location: 68
Date Collected: 10/3/2006 6:32:42 PM
Data Type: Original
Initial Sample Vol:
Sample Prep Vol:

Nebulizer Parameters: JY77 C TWC

Analyte	Back Pressure	Flow
All	166.0 kPa	0.50 L/min

Mean Data: JY77 C TWC

Analyte	Mean Corrected Intensity	Calib Conc.	Calib Units	Calib Std.Dev.	Sample Conc.	Sample Units	Sample Std.Dev.	RSD
ScA 357.253	1470434.5	76.58	%	0.116				0.15%
ScR 361.383	171213.9	83.12	%	0.537				0.65%
Ag 328.068†	-564.4	0.00003	mg/L	0.000267	0.00003	mg/L	0.000267	858.84%
Al 308.215†	106.7	0.07218	mg/L	0.007991	0.07218	mg/L	0.007991	11.07%
As 188.979†	66.1	0.04691	mg/L	0.004194	0.04691	mg/L	0.004194	8.94%
B 249.677†	67.3	0.02447	mg/L	0.002126	0.02447	mg/L	0.002126	8.69%
Ba 233.527†	212.6	0.06228	mg/L	0.001397	0.06228	mg/L	0.001397	2.24%
Be 313.042†	270.5	0.00034	mg/L	0.000021	0.00034	mg/L	0.000021	6.09%
Ca 317.933†	2182971.1	86.96	mg/L	0.113	86.96	mg/L	0.113	0.13%
Cd 228.802†	5.3	0.00006	mg/L	0.000032	0.00006	mg/L	0.000032	57.49%
Co 228.616†	484.2	0.00892	mg/L	0.000191	0.00892	mg/L	0.000191	2.14%
Cr 267.716†	124.2	0.00820	mg/L	0.000445	0.00820	mg/L	0.000445	5.43%
Cu 324.752†	-554.4	0.00301	mg/L	0.000135	0.00301	mg/L	0.000135	4.48%
Fe 273.955†	50774.8	49.97	mg/L	0.483	49.97	mg/L	0.483	0.97%
K 766.490†	6099.6	3.191	mg/L	0.0640	3.191	mg/L	0.0640	2.01%
Mg 279.077†	62643.4	37.95	mg/L	0.414	37.95	mg/L	0.414	1.09%
Mn 257.610†	144708.5	5.493	mg/L	0.0521	5.493	mg/L	0.0521	0.95%
Mo 202.031†	167.2	0.01182	mg/L	0.000724	0.01182	mg/L	0.000724	6.12%
Na 589.592†	1940039.3	345.8	mg/L	1.40	345.8	mg/L	1.40	0.41%
Na 330.237†	10795.1	339.7	mg/L	2.91	339.7	mg/L	2.91	0.86%
Ni 231.604†	1.8	0.00096	mg/L	0.003212	0.00096	mg/L	0.003212	335.92%
Pb 220.353†	67.8	0.00559	mg/L	0.000162	0.00559	mg/L	0.000162	2.90%
Sb 206.836†	16.7	0.00648	mg/L	0.001251	0.00648	mg/L	0.001251	19.29%
Se 196.026†	-30.0	-0.01621	mg/L	0.004599	-0.01621	mg/L	0.004599	28.37%
Si 288.158†	1521.4	0.9949	mg/L	0.00948	0.9949	mg/L	0.00948	0.95%
Sn 189.927†	-100.2	-0.01051	mg/L	0.001855	-0.01051	mg/L	0.001855	17.64%
Sr 421.552†	365655.3	0.4889	mg/L	0.00142	0.4889	mg/L	0.00142	0.29%
Ti 334.903†	828.7	0.02964	mg/L	0.001065	0.02964	mg/L	0.001065	3.59%
Tl 190.801†	-16.7	-0.01192	mg/L	0.003333	-0.01192	mg/L	0.003333	27.95%
V 292.402†	18162.2	0.05156	mg/L	0.000134	0.05156	mg/L	0.000134	0.26%
Zn 206.200†	4.5	0.00516	mg/L	0.001401	0.00516	mg/L	0.001401	27.16%

Sequence No.: 17
Sample ID: JX50 MBSPK TWC
Analyst: JLB
Initial Sample Wt:
Dilution: 1X

Autosampler Location: 69
Date Collected: 10/3/2006 6:39:49 PM
Data Type: Original
Initial Sample Vol:
Sample Prep Vol:

Nebulizer Parameters: JX50 MBSPK TWC

Analyte	Back Pressure	Flow
All	166.0 kPa	0.50 L/min

Mean Data: JX50 MBSPK TWC

Analyte	Mean Corrected Intensity	Calib Conc.	Calib Units	Std.Dev.	Sample Conc.	Sample Units	Std.Dev.	RSD
ScA 357.253	1598677.1	83.26	%	0.431				0.52%
ScR 361.383	176139.3	85.51	%	0.703				0.82%
Ag 328.068†	186155.8	0.4870	mg/L	0.00373	0.4870	mg/L	0.00373	0.77%
Al 308.215†	2962.0	2.026	mg/L	0.0136	2.026	mg/L	0.0136	0.67%
As 188.979†	2479.1	1.898	mg/L	0.0217	1.898	mg/L	0.0217	1.14%
B 249.677†	-1.6	0.00027	mg/L	0.001252	0.00027	mg/L	0.001252	455.99%
Ba 233.527†	5887.8	1.814	mg/L	0.0136	1.814	mg/L	0.0136	0.75%
Be 313.042†	318747.3	0.4976	mg/L	0.00149	0.4976	mg/L	0.00149	0.30%
Ca 317.933†	238546.0	9.503	mg/L	0.0328	9.503	mg/L	0.0328	0.35%
Cd 228.802†	20595.8	0.5017	mg/L	0.00321	0.5017	mg/L	0.00321	0.64%
Co 228.616†	23463.0	0.4763	mg/L	0.00278	0.4763	mg/L	0.00278	0.58%
Cr 267.716†	3766.6	0.4681	mg/L	0.00307	0.4681	mg/L	0.00307	0.66%
Cu 324.752†	162375.5	0.4996	mg/L	0.00349	0.4996	mg/L	0.00349	0.70%
Fe 273.955†	1968.0	1.935	mg/L	0.0186	1.935	mg/L	0.0186	0.96%
K 766.490†	20290.0	10.61	mg/L	0.127	10.61	mg/L	0.127	1.20%
Mg 279.077†	15701.9	9.520	mg/L	0.0825	9.520	mg/L	0.0825	0.87%
Mn 257.610†	12365.7	0.4698	mg/L	0.00576	0.4698	mg/L	0.00576	1.23%
Mo 202.031†	25.4	0.00172	mg/L	0.000262	0.00172	mg/L	0.000262	15.27%
Na 589.592†	60817.2	10.84	mg/L	0.072	10.84	mg/L	0.072	0.66%
Na 330.237†	357.8	11.08	mg/L	0.183	11.08	mg/L	0.183	1.65%
Ni 231.604†	872.8	0.4646	mg/L	0.00281	0.4646	mg/L	0.00281	0.61%
Pb 220.353†	23390.4	1.911	mg/L	0.0233	1.911	mg/L	0.0233	1.22%
Sb 206.836†	2906.6	2.063	mg/L	0.0150	2.063	mg/L	0.0150	0.73%
Se 196.026†	3643.6	1.936	mg/L	0.0133	1.936	mg/L	0.0133	0.69%
Si 288.158†	33.1	0.02266	mg/L	0.000572	0.02266	mg/L	0.000572	2.52%
Sn 189.927†	-40.9	-0.00230	mg/L	0.001344	-0.00230	mg/L	0.001344	58.43%
Sr 421.552†	377710.5	0.5050	mg/L	0.00149	0.5050	mg/L	0.00149	0.29%
Ti 334.903†	25.4	0.00081	mg/L	0.001455	0.00081	mg/L	0.001455	180.25%
Tl 190.801†	2756.1	1.943	mg/L	0.0202	1.943	mg/L	0.0202	1.04%
V 292.402†	178130.9	0.5000	mg/L	0.00396	0.5000	mg/L	0.00396	0.79%
Zn 206.200†	451.6	0.4635	mg/L	0.00223	0.4635	mg/L	0.00223	0.48%

Sequence No.: 18
Sample ID: CV 6
Analyst: JLB
Initial Sample Wt:
Dilution: 1X

Autosampler Location: 7
Date Collected: 10/3/2006 6:46:50 PM
Data Type: Original
Initial Sample Vol:
Sample Prep Vol:

Nebulizer Parameters: CV

Analyte	Back Pressure	Flow
All	166.0 kPa	0.50 L/min

Mean Data: CV

Analyte	Mean Corrected Intensity	Calib Conc.	Calib Units	Std.Dev.	Sample Conc.	Sample Units	Std.Dev.	RSD
ScA 357.253	1544020.7	80.41	%	0.539				0.67%
ScR 361.383	170061.3	82.56	%	0.327				0.40%
Ag 328.068†	367922.0	0.9623	mg/L	0.00282	0.9623	mg/L	0.00282	0.29%
Al 308.215†	2867.0	1.932	mg/L	0.0064	1.932	mg/L	0.0064	0.33%
As 188.979†	2430.0	1.857	mg/L	0.0146	1.857	mg/L	0.0146	0.79%
B 249.677†	2561.6	0.9320	mg/L	0.00623	0.9320	mg/L	0.00623	0.67%
Ba 233.527†	2971.5	0.9150	mg/L	0.00243	0.9150	mg/L	0.00243	0.27%
Be 313.042†	614139.9	0.9587	mg/L	0.00929	0.9587	mg/L	0.00929	0.97%
Ca 317.933†	47778.9	1.903	mg/L	0.0082	1.903	mg/L	0.0082	0.43%
Cd 228.802†	40631.2	0.9925	mg/L	0.00302	0.9925	mg/L	0.00302	0.30%
Co 228.616†	46433.5	0.9419	mg/L	0.00452	0.9419	mg/L	0.00452	0.48%
Cr 267.716†	7224.4	0.9010	mg/L	0.00389	0.9010	mg/L	0.00389	0.43%
Cu 324.752†	333298.2	1.024	mg/L	0.0020	1.024	mg/L	0.0020	0.19%
Fe 273.955†	1919.4	1.886	mg/L	0.0089	1.886	mg/L	0.0089	0.47%
K 766.490†	38899.6	20.35	mg/L	0.212	20.35	mg/L	0.212	1.04%
Mg 279.077†	3025.7	1.838	mg/L	0.0065	1.838	mg/L	0.0065	0.35%
Mn 257.610†	23957.8	0.9101	mg/L	0.00447	0.9101	mg/L	0.00447	0.49%
Mo 202.031†	13039.9	0.9853	mg/L	0.00883	0.9853	mg/L	0.00883	0.90%
Na 589.592†	286317.2	51.03	mg/L	0.482	51.03	mg/L	0.482	0.94%
Na 330.237†	1605.2	50.64	mg/L	0.554	50.64	mg/L	0.554	1.09%
Ni 231.604†	1755.3	0.9332	mg/L	0.00457	0.9332	mg/L	0.00457	0.49%
Pb 220.353†	22569.8	1.845	mg/L	0.0160	1.845	mg/L	0.0160	0.86%
Sb 206.836†	2882.3	2.053	mg/L	0.0149	2.053	mg/L	0.0149	0.72%
Se 196.026†	3498.0	1.858	mg/L	0.0154	1.858	mg/L	0.0154	0.83%
Si 288.158†	2988.5	1.956	mg/L	0.0057	1.956	mg/L	0.0057	0.29%
Sn 189.927†	5466.8	0.9219	mg/L	0.00741	0.9219	mg/L	0.00741	0.80%
Sr 421.552†	745006.3	0.9961	mg/L	0.00882	0.9961	mg/L	0.00882	0.89%
Ti 334.903†	27608.7	0.9868	mg/L	0.00662	0.9868	mg/L	0.00662	0.67%
Tl 190.801†	2709.4	1.910	mg/L	0.0198	1.910	mg/L	0.0198	1.04%
V 292.402†	346647.7	0.9732	mg/L	0.00201	0.9732	mg/L	0.00201	0.21%
Zn 206.200†	909.0	0.9321	mg/L	0.00218	0.9321	mg/L	0.00218	0.23%

Sequence No.: 19
Sample ID: CB 6
Analyst: JLB
Initial Sample Wt:
Dilution: 1X

Autosampler Location: 1
Date Collected: 10/3/2006 6:53:39 PM
Data Type: Original
Initial Sample Vol:
Sample Prep Vol:

Nebulizer Parameters: CB

Analyte	Back Pressure	Flow
All	166.0 kPa	0.50 L/min

Mean Data: CB

Analyte	Mean Corrected Intensity	Calib Conc.	Calib Units	Std.Dev.	Sample Conc.	Sample Units	Std.Dev.	RSD
ScA 357.253	1593423.1	82.98	%	0.605				0.73%
ScR 361.383	172418.9	83.71	%	0.749				0.90%
Ag 328.068†	45.9	0.00012	mg/L	0.000060	0.00012	mg/L	0.000060	49.68%
Al 308.215†	34.7	0.02381	mg/L	0.013789	0.02381	mg/L	0.013789	57.92%
As 188.979†	8.5	0.00653	mg/L	0.001835	0.00653	mg/L	0.001835	28.09%
B 249.677†	8.1	0.00293	mg/L	0.000615	0.00293	mg/L	0.000615	20.96%
Ba 233.527†	0.7	0.00023	mg/L	0.000324	0.00023	mg/L	0.000324	142.44%
Be 313.042†	123.8	0.00019	mg/L	0.000045	0.00019	mg/L	0.000045	23.34%
Ca 317.933†	53.6	0.00213	mg/L	0.001619	0.00213	mg/L	0.001619	75.88%
Cd 228.802†	2.2	0.00004	mg/L	0.000017	0.00004	mg/L	0.000017	38.05%
Co 228.616†	8.2	0.00017	mg/L	0.000145	0.00017	mg/L	0.000145	84.86%
Cr 267.716†	6.9	0.00087	mg/L	0.001306	0.00087	mg/L	0.001306	150.40%
Cu 324.752†	250.2	0.00077	mg/L	0.000154	0.00077	mg/L	0.000154	19.95%
Fe 273.955†	0.4	0.00042	mg/L	0.005489	0.00042	mg/L	0.005489	>999.9%
K 766.490†	470.4	0.2461	mg/L	0.03126	0.2461	mg/L	0.03126	12.70%
Mg 279.077†	-20.1	-0.01216	mg/L	0.018278	-0.01216	mg/L	0.018278	150.26%
Mn 257.610†	9.0	0.00034	mg/L	0.000209	0.00034	mg/L	0.000209	61.05%
Mo 202.031†	8.7	0.00066	mg/L	0.000387	0.00066	mg/L	0.000387	59.12%
Na 589.592†	1346.4	0.2400	mg/L	0.00619	0.2400	mg/L	0.00619	2.58%
Na 330.237†	23.3	0.7325	mg/L	0.22036	0.7325	mg/L	0.22036	30.08%
Ni 231.604†	1.9	0.00100	mg/L	0.002125	0.00100	mg/L	0.002125	212.87%
Pb 220.353†	19.3	0.00158	mg/L	0.000558	0.00158	mg/L	0.000558	35.19%
Sb 206.836†	1.5	0.00106	mg/L	0.004694	0.00106	mg/L	0.004694	441.63%
Se 196.026†	9.9	0.00524	mg/L	0.001464	0.00524	mg/L	0.001464	27.96%
Si 288.158†	-1.8	-0.00116	mg/L	0.007521	-0.00116	mg/L	0.007521	650.52%
Sn 189.927†	11.1	0.00187	mg/L	0.001197	0.00187	mg/L	0.001197	64.12%
Sr 421.552†	63.9	0.00009	mg/L	0.000062	0.00009	mg/L	0.000062	72.63%
Ti 334.903†	-49.0	-0.00176	mg/L	0.000533	-0.00176	mg/L	0.000533	30.33%
Tl 190.801†	9.8	0.00693	mg/L	0.000453	0.00693	mg/L	0.000453	6.54%
V 292.402†	62.1	0.00018	mg/L	0.000145	0.00018	mg/L	0.000145	80.19%
Zn 206.200†	3.6	0.00369	mg/L	0.002390	0.00369	mg/L	0.002390	64.72%

Sequence No.: 20
Sample ID: JY37 MB WMN
Analyst: JLB
Initial Sample Wt:
Dilution: 1X

Autosampler Location: 21
Date Collected: 10/3/2006 7:00:01 PM
Data Type: Original
Initial Sample Vol:
Sample Prep Vol:

Nebulizer Parameters: JY37 MB WMN

Analyte	Back Pressure	Flow
All	166.0 kPa	0.50 L/min

Mean Data: JY37 MB WMN

Analyte	Mean Corrected Intensity	Calib Conc.	Calib Units	Std.Dev.	Sample Conc.	Sample Units	Std.Dev.	RSD
ScA 357.253	1619965.9	84.37	%	0.145				0.17%
ScR 361.383	174226.2	84.58	%	0.789				0.93%
Ag 328.068†	30.7	0.00008	mg/L	0.000195	0.00008	mg/L	0.000195	242.48%
Al 308.215†	27.7	0.01902	mg/L	0.004445	0.01902	mg/L	0.004445	23.37%
As 188.979†	5.3	0.00402	mg/L	0.002090	0.00402	mg/L	0.002090	51.94%
B 249.677†	-1.4	-0.00050	mg/L	0.000908	-0.00050	mg/L	0.000908	183.02%
Ba 233.527†	1.6	0.00050	mg/L	0.001377	0.00050	mg/L	0.001377	277.88%
Be 313.042†	172.9	0.00027	mg/L	0.000046	0.00027	mg/L	0.000046	16.84%
Ca 317.933†	626.6	0.02496	mg/L	0.001468	0.02496	mg/L	0.001468	5.88%
Cd 228.802†	5.1	0.00012	mg/L	0.000105	0.00012	mg/L	0.000105	87.86%
Co 228.616†	2.1	0.00004	mg/L	0.000272	0.00004	mg/L	0.000272	635.19%
Cr 267.716†	5.5	0.00069	mg/L	0.001301	0.00069	mg/L	0.001301	189.16%
Cu 324.752†	281.7	0.00087	mg/L	0.000132	0.00087	mg/L	0.000132	15.21%
Fe 273.955†	4.4	0.00434	mg/L	0.001585	0.00434	mg/L	0.001585	36.51%
K 766.490†	480.6	0.2514	mg/L	0.02413	0.2514	mg/L	0.02413	9.60%
Mg 279.077†	-1.0	-0.00059	mg/L	0.009746	-0.00059	mg/L	0.009746	>999.9%
Mn 257.610†	5.8	0.00022	mg/L	0.000346	0.00022	mg/L	0.000346	158.50%
Mo 202.031†	4.9	0.00037	mg/L	0.000215	0.00037	mg/L	0.000215	57.70%
Na 589.592†	10949.4	1.952	mg/L	0.0286	1.952	mg/L	0.0286	1.47%
Na 330.237†	51.8	1.630	mg/L	0.7526	1.630	mg/L	0.7526	46.17%
Ni 231.604†	-4.4	-0.00232	mg/L	0.003293	-0.00232	mg/L	0.003293	142.02%
Pb 220.353†	23.7	0.00194	mg/L	0.000237	0.00194	mg/L	0.000237	12.22%
Sb 206.836†	-1.6	-0.00117	mg/L	0.002045	-0.00117	mg/L	0.002045	174.17%
Se 196.026†	9.1	0.00482	mg/L	0.003924	0.00482	mg/L	0.003924	81.32%
Si 288.158†	-0.4	-0.00024	mg/L	0.000682	-0.00024	mg/L	0.000682	288.77%
Sn 189.927†	-0.4	-0.00006	mg/L	0.000714	-0.00006	mg/L	0.000714	>999.9%
Sr 421.552†	84.9	0.00011	mg/L	0.000162	0.00011	mg/L	0.000162	143.16%
Ti 334.903†	0.0	0.00000	mg/L	0.000375	0.00000	mg/L	0.000375	>999.9%
Tl 190.801†	-0.6	-0.00042	mg/L	0.003215	-0.00042	mg/L	0.003215	760.07%
V 292.402†	-4.5	-0.00001	mg/L	0.000052	-0.00001	mg/L	0.000052	708.63%
Zn 206.200†	10.9	0.01115	mg/L	0.001604	0.01115	mg/L	0.001604	14.39%

Sequence No.: 21
Sample ID: JY03 MB TWC
Analyst: JLB
Initial Sample Wt:
Dilution: 1X

DEV

Autosampler Location: 22
Date Collected: 10/3/2006 7:06:26 PM
Data Type: Original
Initial Sample Vol:
Sample Prep Vol:

Nebulizer Parameters: JY03 MB TWC

Analyte	Back Pressure	Flow
All	166.0 kPa	0.50 L/min

Mean Data: JY03 MB TWC

Analyte	Mean Corrected Intensity	Calib Conc.	Calib Units	Std.Dev.	Sample Conc.	Sample Units	Std.Dev.	RSD
ScA 357.253	1620176.4	84.38	%	0.196				0.23%
ScR 361.383	173978.1	84.46	%	0.378				0.45%
Ag 328.068†	-4.4	-0.00001	mg/L	0.000380	-0.00001	mg/L	0.000380	>999.9%
Al 308.215†	26.8	0.01842	mg/L	0.023946	0.01842	mg/L	0.023946	130.00%
As 188.979†	-2.8	-0.00213	mg/L	0.001108	-0.00213	mg/L	0.001108	52.00%
B 249.677†	1.2	0.00043	mg/L	0.001895	0.00043	mg/L	0.001895	443.87%
Ba 233.527†	1.2	0.00038	mg/L	0.001854	0.00038	mg/L	0.001854	492.49%
Be 313.042†	128.7	0.00020	mg/L	0.000061	0.00020	mg/L	0.000061	30.46%
Ca 317.933†	284.4	0.01133	mg/L	0.001192	0.01133	mg/L	0.001192	10.52%
Cd 228.802†	3.5	0.00009	mg/L	0.000046	0.00009	mg/L	0.000046	51.73%
Co 228.616†	8.5	0.00017	mg/L	0.000236	0.00017	mg/L	0.000236	136.87%
Cr 267.716†	2.7	0.00034	mg/L	0.000482	0.00034	mg/L	0.000482	142.92%
Cu 324.752†	292.6	0.00090	mg/L	0.000260	0.00090	mg/L	0.000260	28.84%
Fe 273.955†	10.0	0.00981	mg/L	0.002933	0.00981	mg/L	0.002933	29.90%
K 766.490†	394.0	0.2061	mg/L	0.00351	0.2061	mg/L	0.00351	1.70%
Mg 279.077†	5.8	0.00354	mg/L	0.004613	0.00354	mg/L	0.004613	130.42%
Mn 257.610†	11.9	0.00045	mg/L	0.000261	0.00045	mg/L	0.000261	57.94%
Mo 202.031†	2.8	0.00021	mg/L	0.000588	0.00021	mg/L	0.000588	278.15%
Na 589.592†	1262.3	0.2250	mg/L	0.00840	0.2250	mg/L	0.00840	3.73%
Na 330.237†	8.5	0.2650	mg/L	0.40948	0.2650	mg/L	0.40948	154.50%
Ni 231.604†	-2.6	-0.00140	mg/L	0.001820	-0.00140	mg/L	0.001820	129.55%
Pb 220.353†	7.0	0.00058	mg/L	0.000300	0.00058	mg/L	0.000300	52.15%
Sb 206.836†	-5.8	-0.00417	mg/L	0.001774	-0.00417	mg/L	0.001774	42.57%
Se 196.026†	7.6	0.00403	mg/L	0.007592	0.00403	mg/L	0.007592	188.17%
Si 288.158†	32.7	0.02136	mg/L	0.004291	0.02136	mg/L	0.004291	20.09%
Sn 189.927†	1.0	0.00016	mg/L	0.000895	0.00016	mg/L	0.000895	559.85%
Sr 421.552†	48.9	0.00007	mg/L	0.000089	0.00007	mg/L	0.000089	136.24%
Ti 334.903†	-6.5	-0.00023	mg/L	0.000638	-0.00023	mg/L	0.000638	272.06%
Tl 190.801†	3.3	0.00232	mg/L	0.001705	0.00232	mg/L	0.001705	73.41%
V 292.402†	-21.3	-0.00006	mg/L	0.000138	-0.00006	mg/L	0.000138	244.13%
Zn 206.200†	10.6	0.01091	mg/L	0.000792	0.01091	mg/L	0.000792	7.26%

Sequence No.: 22
Sample ID: JY56 C TWC
Analyst: JLB
Initial Sample Wt:
Dilution: 1X

Autosampler Location: 23
Date Collected: 10/3/2006 7:12:50 PM
Data Type: Original
Initial Sample Vol:
Sample Prep Vol:

DEV

Nebulizer Parameters: JY56 C TWC

Analyte	Back Pressure	Flow
All	166.0 kPa	0.50 L/min

Mean Data: JY56 C TWC

Analyte	Mean Corrected Intensity	Calib Conc.	Calib Units	Std.Dev.	Sample Conc.	Sample Units	Std.Dev.	RSD
ScA 357.253	1302964.8	67.86	%	0.147				0.22%
ScR 361.383	152636.3	74.10	%	0.680				0.92%
Ag 328.068†	114.4	0.00099	mg/L	0.000109	0.00099	mg/L	0.000109	10.98%
Al 308.215†	242.1	0.1564	mg/L	0.02512	0.1564	mg/L	0.02512	16.06%
As 188.979†	50.5	0.03790	mg/L	0.005781	0.03790	mg/L	0.005781	15.25%
B 249.677†	423.5	0.1536	mg/L	0.00071	0.1536	mg/L	0.00071	0.46%
Ba 233.527†	375.1	0.1145	mg/L	0.00015	0.1145	mg/L	0.00015	0.13%
Be 313.042†	1738.7	0.00194	mg/L	0.000037	0.00194	mg/L	0.000037	1.89%
Ca 317.933†	50029.7	1.993	mg/L	0.0050	1.993	mg/L	0.0050	0.25%
Cd 228.802†	12.1	0.00023	mg/L	0.000089	0.00023	mg/L	0.000089	38.25%
Co 228.616†	1522.5	0.03033	mg/L	0.000237	0.03033	mg/L	0.000237	0.78%
Cr 267.716†	116.2	0.01489	mg/L	0.000506	0.01489	mg/L	0.000506	3.40%
Cu 324.752†	2355.1	0.00831	mg/L	0.000129	0.00831	mg/L	0.000129	1.55%
Fe 273.955†	11948.6	11.76	mg/L	0.059	11.76	mg/L	0.059	0.51%
K 766.490†	21047.4	11.01	mg/L	0.259	11.01	mg/L	0.259	2.35%
Mg 279.077†	1835.1	1.105	mg/L	0.0210	1.105	mg/L	0.0210	1.90%
Mn 257.610†	3053.2	0.1159	mg/L	0.00058	0.1159	mg/L	0.00058	0.50%
Mo 202.031†	899.0	0.06791	mg/L	0.000646	0.06791	mg/L	0.000646	0.95%
Na 589.592†	Saturated2							
Na 330.237†	82586.4	2606	mg/L	4.4	2606	mg/L	4.4	0.17%
Ni 231.604†	13.8	0.00731	mg/L	0.000644	0.00731	mg/L	0.000644	8.81%
Pb 220.353†	83.8	0.00692	mg/L	0.000438	0.00692	mg/L	0.000438	6.33%
Sb 206.836†	8.6	0.00661	mg/L	0.003062	0.00661	mg/L	0.003062	46.31%
Se 196.026†	-3.7	-0.00068	mg/L	0.000886	-0.00068	mg/L	0.000886	130.70%
Si 288.158†	9996.2	6.537	mg/L	0.1939	6.537	mg/L	0.1939	2.97%
Sn 189.927†	-1.5	-0.00014	mg/L	0.001599	-0.00014	mg/L	0.001599	>999.9%
Sr 421.552†	58935.3	0.07880	mg/L	0.000209	0.07880	mg/L	0.000209	0.26%
Ti 334.903†	6473.4	0.2316	mg/L	0.00134	0.2316	mg/L	0.00134	0.58%
Tl 190.801†	2.6	0.00063	mg/L	0.001043	0.00063	mg/L	0.001043	164.32%
V 292.402†	177673.7	0.4954	mg/L	0.00436	0.4954	mg/L	0.00436	0.88%
Zn 206.200†	8.6	0.00849	mg/L	0.002988	0.00849	mg/L	0.002988	35.19%

Sequence No.: 23
Sample ID: JY77 DTWC
Analyst: JBB
Initial Sample Wt:
Dilution: 1X

10.4.6 JM

Autosampler Location: 24
Date Collected: 10/3/2006 7:20:14 PM
Data Type: Original
Initial Sample Vol:
Sample Prep Vol:

Nebulizer Parameters: JY77 DTWC

Analyte	Back Pressure	Flow
All	168.0 kPa	0.50 L/min

Mean Data: JY77 DTWC

Analyte	Mean Corrected Intensity	Calib Conc.	Calib Units	Std.Dev.	Sample Conc.	Sample Units	Std.Dev.	RSD
ScA 357.253	1548238.0	80.63	%	0.393				0.49%
ScR 361.383	171338.4	83.18	%	0.741				0.89%
Ag 328.068†	-7.6	0.00001	mg/L	0.000177	0.00001	mg/L	0.000177	>999.9%
Al 308.215†	847.7	0.5819	mg/L	0.01105	0.5819	mg/L	0.01105	1.90%
As 188.979†	13.5	0.00924	mg/L	0.005048	0.00924	mg/L	0.005048	54.65%
B 249.677†	171.3	0.06213	mg/L	0.001756	0.06213	mg/L	0.001756	2.83%
Ba 233.527†	45.5	0.01401	mg/L	0.000241	0.01401	mg/L	0.000241	1.72%
Be 313.042†	689.8	0.00107	mg/L	0.000023	0.00107	mg/L	0.000023	2.12%
Ca 317.933†	613220.4	24.43	mg/L	0.159	24.43	mg/L	0.159	0.65%
Cd 228.802†	0.7	0.00000	mg/L	0.000099	0.00000	mg/L	0.000099	>999.9%
Co 228.616†	32.1	0.00063	mg/L	0.000091	0.00063	mg/L	0.000091	14.43%
Cr 267.716†	31.9	0.00172	mg/L	0.001550	0.00172	mg/L	0.001550	90.22%
Cu 324.752†	528.4	0.00169	mg/L	0.000162	0.00169	mg/L	0.000162	9.57%
Fe 273.955†	1445.0	1.422	mg/L	0.0146	1.422	mg/L	0.0146	1.02%
K 766.490†	27643.9	14.46	mg/L	0.062	14.46	mg/L	0.062	0.43%
Mg 279.077†	17907.0	10.86	mg/L	0.100	10.86	mg/L	0.100	0.92%
Mn 257.610†	5506.5	0.2087	mg/L	0.00152	0.2087	mg/L	0.00152	0.73%
Mo 202.031†	62.0	0.00445	mg/L	0.000305	0.00445	mg/L	0.000305	6.85%
Na 589.592†	342604.1	61.07	mg/L	0.114	61.07	mg/L	0.114	0.19%
Na 330.237†	1874.3	58.89	mg/L	0.755	58.89	mg/L	0.755	1.28%
Ni 231.604†	4.2	0.00224	mg/L	0.001884	0.00224	mg/L	0.001884	84.09%
Pb 220.353†	31.0	0.00264	mg/L	0.000489	0.00264	mg/L	0.000489	18.48%
Sb 206.836†	0.4	0.00000	mg/L	0.001791	0.00000	mg/L	0.001791	>999.9%
Se 196.026†	-10.7	-0.00576	mg/L	0.001758	-0.00576	mg/L	0.001758	30.51%
Si 288.158†	3722.4	2.434	mg/L	0.0288	2.434	mg/L	0.0288	1.18%
Sn 189.927†	-44.0	-0.00562	mg/L	0.001253	-0.00562	mg/L	0.001253	22.30%
Sr 421.552†	101077.7	0.1351	mg/L	0.00059	0.1351	mg/L	0.00059	0.44%
Ti 334.903†	64.4	0.00230	mg/L	0.000537	0.00230	mg/L	0.000537	23.38%
Tl 190.801†	-0.2	-0.00011	mg/L	0.002687	-0.00011	mg/L	0.002687	>999.9%
V 292.402†	955.2	0.00272	mg/L	0.000104	0.00272	mg/L	0.000104	3.82%
Zn 206.200†	6.2	0.00686	mg/L	0.002949	0.00686	mg/L	0.002949	42.96%

Sequence No.: 24
Sample ID: JY77 E TWC
Analyst: JLB
Initial Sample Wt:
Dilution: 1X

DEV

Autosampler Location: 25
Date Collected: 10/3/2006 7:27:34 PM
Data Type: Original
Initial Sample Vol:
Sample Prep Vol:

Nebulizer Parameters: JY77 E TWC

Analyte	Back Pressure	Flow
All	168.0 kPa	0.50 L/min

Mean Data: JY77 E TWC

Analyte	Mean Corrected Intensity	Calib Conc.	Calib Units	Std.Dev.	Sample Conc.	Sample Units	Std.Dev.	RSD
ScA 357.253	1436764.7	74.83	%	0.510				0.68%
ScR 361.383	164474.0	79.85	%	0.194				0.24%
Ag 328.068†	201.2	0.00052	mg/L	0.000055	0.00052	mg/L	0.000055	10.54%
Al 308.215†	2133.3	1.464	mg/L	0.0125	1.464	mg/L	0.0125	0.85%
As 188.979†	19.7	0.01420	mg/L	0.003281	0.01420	mg/L	0.003281	23.10%
B 249.677†	291.6	0.1058	mg/L	0.00217	0.1058	mg/L	0.00217	2.06%
Ba 233.527†	66.9	0.02061	mg/L	0.001354	0.02061	mg/L	0.001354	6.57%
Be 313.042†	2199.1	0.00340	mg/L	0.000011	0.00340	mg/L	0.000011	0.32%
Ca 317.933†	411355.0	16.39	mg/L	0.036	16.39	mg/L	0.036	0.22%
Cd 228.802†	11.0	0.00025	mg/L	0.000158	0.00025	mg/L	0.000158	63.65%
Co 228.616†	104.5	0.00210	mg/L	0.000258	0.00210	mg/L	0.000258	12.25%
Cr 267.716†	39.7	0.00310	mg/L	0.001805	0.00310	mg/L	0.001805	58.19%
Cu 324.752†	4386.4	0.01345	mg/L	0.000295	0.01345	mg/L	0.000295	2.19%
Fe 273.955†	343.0	0.3375	mg/L	0.00400	0.3375	mg/L	0.00400	1.18%
K 766.490†	7111.6	3.720	mg/L	0.0437	3.720	mg/L	0.0437	1.17%
Mg 279.077†	14014.7	8.497	mg/L	0.0313	8.497	mg/L	0.0313	0.37%
Mn 257.610†	4179.9	0.1584	mg/L	0.00027	0.1584	mg/L	0.00027	0.17%
Mo 202.031†	226.1	0.01690	mg/L	0.000150	0.01690	mg/L	0.000150	0.89%
Na 589.592†	3251296.1	579.5	mg/L	3.00	579.5	mg/L	3.00	0.52%
Na 330.237†	18254.8	575.8	mg/L	3.12	575.8	mg/L	3.12	0.54%
Ni 231.604†	10.9	0.00578	mg/L	0.001845	0.00578	mg/L	0.001845	31.90%
Pb 220.353†	61.8	0.00531	mg/L	0.000989	0.00531	mg/L	0.000989	18.60%
Sb 206.836†	6.4	0.00446	mg/L	0.002377	0.00446	mg/L	0.002377	53.24%
Se 196.026†	-6.3	-0.00348	mg/L	0.005261	-0.00348	mg/L	0.005261	151.13%
Si 288.158†	656.7	0.4294	mg/L	0.00426	0.4294	mg/L	0.00426	0.99%
Sn 189.927†	-28.5	-0.00360	mg/L	0.002091	-0.00360	mg/L	0.002091	58.07%
Sr 421.552†	81316.2	0.1087	mg/L	0.00037	0.1087	mg/L	0.00037	0.34%
Ti 334.903†	568.5	0.02033	mg/L	0.001210	0.02033	mg/L	0.001210	5.95%
Tl 190.801†	3.1	0.00219	mg/L	0.002014	0.00219	mg/L	0.002014	91.87%
V 292.402†	7920.8	0.02215	mg/L	0.000084	0.02215	mg/L	0.000084	0.38%
Zn 206.200†	9.2	0.00982	mg/L	0.004523	0.00982	mg/L	0.004523	46.06%

Sequence No.: 25
Sample ID: JY77 G TWC
Analyst: JLB
Initial Sample Wt:
Dilution: 1X

Autosampler Location: 26
Date Collected: 10/3/2006 7:35:00 PM
Data Type: Original
Initial Sample Vol:
Sample Prep Vol:

Nebulizer Parameters: JY77 G TWC

Analyte	Back Pressure	Flow
All	168.0 kPa	0.50 L/min

Mean Data: JY77 G TWC

Analyte	Mean Corrected Intensity	Calib Conc.	Calib Units	Std.Dev.	Sample Conc.	Sample Units	Std.Dev.	RSD
ScA 357.253	1472705.5	76.70	%	0.568				0.74%
ScR 361.383	168396.1	81.75	%	0.574				0.70%
Ag 328.068†	-1014.3	0.00007	mg/L	0.000059	0.00007	mg/L	0.000059	86.75%
Al 308.215†	454.2	0.3117	mg/L	0.01495	0.3117	mg/L	0.01495	4.80%
As 188.979†	23.9	0.01494	mg/L	0.002781	0.01494	mg/L	0.002781	18.61%
B 249.677†	43.5	0.01579	mg/L	0.004986	0.01579	mg/L	0.004986	31.59%
Ba 233.527†	473.2	0.1416	mg/L	0.00148	0.1416	mg/L	0.00148	1.05%
Be 313.042†	416.7	0.00064	mg/L	0.000016	0.00064	mg/L	0.000016	2.44%
Ca 317.933†	1989621.3	79.26	mg/L	0.270	79.26	mg/L	0.270	0.34%
Cd 228.802†	15.6	0.00035	mg/L	0.000117	0.00035	mg/L	0.000117	33.65%
Co 228.616†	575.2	0.01057	mg/L	0.000276	0.01057	mg/L	0.000276	2.61%
Cr 267.716†	55.3	0.00265	mg/L	0.000503	0.00265	mg/L	0.000503	18.97%
Cu 324.752†	-1220.7	0.00225	mg/L	0.000089	0.00225	mg/L	0.000089	3.98%
Fe 273.955†	63711.0	62.70	mg/L	0.730	62.70	mg/L	0.730	1.16%
K 766.490†	9066.1	4.742	mg/L	0.0656	4.742	mg/L	0.0656	1.38%
Mg 279.077†	60297.8	36.52	mg/L	0.173	36.52	mg/L	0.173	0.47%
Mn 257.610†	44229.8	1.678	mg/L	0.0159	1.678	mg/L	0.0159	0.95%
Mo 202.031†	70.1	0.00451	mg/L	0.000328	0.00451	mg/L	0.000328	7.27%
Na 589.592†	1518870.8	270.7	mg/L	1.68	270.7	mg/L	1.68	0.62%
Na 330.237†	8417.4	264.8	mg/L	2.51	264.8	mg/L	2.51	0.95%
Ni 231.604†	2.7	0.00142	mg/L	0.000899	0.00142	mg/L	0.000899	63.43%
Pb 220.353†	76.6	0.00633	mg/L	0.000474	0.00633	mg/L	0.000474	7.48%
Sb 206.836†	16.0	0.00468	mg/L	0.005184	0.00468	mg/L	0.005184	110.74%
Se 196.026†	-34.2	-0.01261	mg/L	0.002192	-0.01261	mg/L	0.002192	17.39%
Si 288.158†	1814.9	1.187	mg/L	0.0392	1.187	mg/L	0.0392	3.30%
Sn 189.927†	-90.8	-0.00948	mg/L	0.001004	-0.00948	mg/L	0.001004	10.59%
Sr 421.552†	374628.7	0.5009	mg/L	0.00227	0.5009	mg/L	0.00227	0.45%
Ti 334.903†	164.3	0.00587	mg/L	0.001894	0.00587	mg/L	0.001894	32.25%
Tl 190.801†	-16.5	-0.01173	mg/L	0.001694	-0.01173	mg/L	0.001694	14.45%
V 292.402†	2205.0	0.00645	mg/L	0.000084	0.00645	mg/L	0.000084	1.30%
Zn 206.200†	3.6	0.00371	mg/L	0.002567	0.00371	mg/L	0.002567	69.10%

Sequence No.: 26
Sample ID: JY77 ADUP TWC
Analyst: JLB
Initial Sample Wt:
Dilution: 1X

Autosampler Location: 27
Date Collected: 10/3/2006 7:42:26 PM
Data Type: Original
Initial Sample Vol:
Sample Prep Vol:

Nebulizer Parameters: JY77 ADUP TWC

Analyte	Back Pressure	Flow
All	168.0 kPa	0.50 L/min

Mean Data: JY77 ADUP TWC

Analyte	Mean Corrected Intensity	Calib Conc.	Calib Units	Std.Dev.	Sample Conc.	Sample Units	Std.Dev.	RSD
ScA 357.253	1559018.1	81.19	%	0.153				0.19%
ScR 361.383	174244.5	84.59	%	0.280				0.33%
Ag 328.068†	-515.6	-0.00007	mg/L	0.000071	-0.00007	mg/L	0.000071	95.56%
Al 308.215†	23.8	0.01630	mg/L	0.026604	0.01630	mg/L	0.026604	163.26%
As 188.979†	14.2	0.00967	mg/L	0.005184	0.00967	mg/L	0.005184	53.61%
B 249.677†	23.8	0.00863	mg/L	0.002161	0.00863	mg/L	0.002161	25.03%
Ba 233.527†	77.3	0.02144	mg/L	0.001084	0.02144	mg/L	0.001084	5.06%
Be 313.042†	83.5	0.00013	mg/L	0.000051	0.00013	mg/L	0.000051	39.49%
Ca 317.933†	728602.9	29.03	mg/L	0.110	29.03	mg/L	0.110	0.38%
Cd 228.802†	7.6	0.00017	mg/L	0.000040	0.00017	mg/L	0.000040	23.88%
Co 228.616†	164.1	0.00273	mg/L	0.000188	0.00273	mg/L	0.000188	6.91%
Cr 267.716†	21.1	0.00058	mg/L	0.001654	0.00058	mg/L	0.001654	285.12%
Cu 324.752†	-684.9	0.00127	mg/L	0.000097	0.00127	mg/L	0.000097	7.66%
Fe 273.955†	35443.7	34.88	mg/L	0.103	34.88	mg/L	0.103	0.30%
K 766.490†	3108.4	1.626	mg/L	0.0062	1.626	mg/L	0.0062	0.38%
Mg 279.077†	24821.4	15.03	mg/L	0.068	15.03	mg/L	0.068	0.45%
Mn 257.610†	63313.6	2.404	mg/L	0.0031	2.404	mg/L	0.0031	0.13%
Mo 202.031†	37.5	0.00251	mg/L	0.000185	0.00251	mg/L	0.000185	7.37%
Na 589.592†	191298.9	34.10	mg/L	0.175	34.10	mg/L	0.175	0.51%
Na 330.237†	1071.2	33.50	mg/L	0.779	33.50	mg/L	0.779	2.33%
Ni 231.604†	-2.0	-0.00104	mg/L	0.001237	-0.00104	mg/L	0.001237	119.09%
Pb 220.353†	38.0	0.00311	mg/L	0.000646	0.00311	mg/L	0.000646	20.74%
Sb 206.836†	9.2	0.00281	mg/L	0.001697	0.00281	mg/L	0.001697	60.34%
Se 196.026†	-11.0	-0.00441	mg/L	0.007888	-0.00441	mg/L	0.007888	178.97%
Si 288.158†	1701.9	1.113	mg/L	0.0112	1.113	mg/L	0.0112	1.01%
Sn 189.927†	-55.2	-0.00716	mg/L	0.001228	-0.00716	mg/L	0.001228	17.14%
Sr 421.552†	127204.0	0.1701	mg/L	0.00053	0.1701	mg/L	0.00053	0.31%
Ti 334.903†	39.6	0.00141	mg/L	0.000761	0.00141	mg/L	0.000761	53.88%
Tl 190.801†	-11.6	-0.00821	mg/L	0.003096	-0.00821	mg/L	0.003096	37.72%
V 292.402†	264.4	0.00112	mg/L	0.000193	0.00112	mg/L	0.000193	17.32%
Zn 206.200†	10.5	0.01047	mg/L	0.001094	0.01047	mg/L	0.001094	10.46%

Sequence No.: 27
Sample ID: JY77 A TWC
Analyst: JLB
Initial Sample Wt:
Dilution: 1X

Autosampler Location: 28
Date Collected: 10/3/2006 7:49:46 PM
Data Type: Original
Initial Sample Vol:
Sample Prep Vol:

Nebulizer Parameters: JY77 A TWC

Analyte	Back Pressure	Flow
All	167.0 kPa	0.50 L/min

Mean Data: JY77 A TWC

Analyte	Mean Corrected Intensity	Calib Conc.	Calib Units	Calib Std.Dev.	Sample Conc.	Sample Units	Sample Std.Dev.	RSD
ScA 357.253	1565575.7	81.53	%	0.633				0.78%
ScR 361.383	172210.8	83.61	%	0.786				0.94%
Ag 328.068†	-455.0	0.00011	mg/L	0.000017	0.00011	mg/L	0.000017	16.35%
Al 308.215†	26.2	0.01789	mg/L	0.011642	0.01789	mg/L	0.011642	65.06%
As 188.979†	20.2	0.01422	mg/L	0.003193	0.01422	mg/L	0.003193	22.46%
B 249.677†	26.8	0.00973	mg/L	0.002453	0.00973	mg/L	0.002453	25.21%
Ba 233.527†	82.5	0.02299	mg/L	0.001060	0.02299	mg/L	0.001060	4.61%
Be 313.042†	128.7	0.00020	mg/L	0.000065	0.00020	mg/L	0.000065	32.71%
Ca 317.933†	743939.7	29.64	mg/L	0.048	29.64	mg/L	0.048	0.16%
Cd 228.802†	2.1	0.00003	mg/L	0.000064	0.00003	mg/L	0.000064	227.39%
Co 228.616†	158.7	0.00260	mg/L	0.000263	0.00260	mg/L	0.000263	10.08%
Cr 267.716†	29.7	0.00156	mg/L	0.000382	0.00156	mg/L	0.000382	24.53%
Cu 324.752†	-637.5	0.00148	mg/L	0.000267	0.00148	mg/L	0.000267	18.07%
Fe 273.955†	36143.6	35.57	mg/L	0.585	35.57	mg/L	0.585	1.65%
K 766.490†	3081.1	1.612	mg/L	0.0283	1.612	mg/L	0.0283	1.76%
Mg 279.077†	25625.4	15.51	mg/L	0.260	15.51	mg/L	0.260	1.67%
Mn 257.610†	64996.8	2.468	mg/L	0.0339	2.468	mg/L	0.0339	1.38%
Mo 202.031†	40.9	0.00276	mg/L	0.000345	0.00276	mg/L	0.000345	12.51%
Na 589.592†	194847.2	34.73	mg/L	0.158	34.73	mg/L	0.158	0.45%
Na 330.237†	1094.4	34.22	mg/L	0.499	34.22	mg/L	0.499	1.46%
Ni 231.604†	2.3	0.00121	mg/L	0.003418	0.00121	mg/L	0.003418	281.64%
Pb 220.353†	40.5	0.00332	mg/L	0.000643	0.00332	mg/L	0.000643	19.35%
Sb 206.836†	7.3	0.00136	mg/L	0.001102	0.00136	mg/L	0.001102	80.78%
Se 196.026†	-11.0	-0.00443	mg/L	0.003605	-0.00443	mg/L	0.003605	81.31%
Si 288.158†	2483.9	1.624	mg/L	0.0308	1.624	mg/L	0.0308	1.89%
Sn 189.927†	-53.9	-0.00689	mg/L	0.001113	-0.00689	mg/L	0.001113	16.15%
Sr 421.552†	129986.4	0.1738	mg/L	0.00068	0.1738	mg/L	0.00068	0.39%
Ti 334.903†	36.9	0.00132	mg/L	0.000724	0.00132	mg/L	0.000724	54.95%
Tl 190.801†	-6.3	-0.00448	mg/L	0.003165	-0.00448	mg/L	0.003165	70.71%
V 292.402†	341.5	0.00135	mg/L	0.000206	0.00135	mg/L	0.000206	15.30%
Zn 206.200†	7.9	0.00773	mg/L	0.002146	0.00773	mg/L	0.002146	27.75%

Sequence No.: 28
Sample ID: JY77 ASPK TWC
Analyst: JLB
Initial Sample Wt:
Dilution: 1X

Autosampler Location: 29
Date Collected: 10/3/2006 7:57:06 PM
Data Type: Original
Initial Sample Vol:
Sample Prep Vol:

Nebulizer Parameters: JY77 ASPK TWC

Analyte	Back Pressure	Flow
All	168.0 kPa	0.50 L/min

Mean Data: JY77 ASPK TWC

Analyte	Mean Corrected Intensity	Calib Conc.	Calib Units	Std.Dev.	Sample Conc.	Sample Units	Std.Dev.	RSD
ScA 357.253	1567958.7	81.66	%	0.225				0.28%
ScR 361.383	175698.0	85.30	%	0.708				0.83%
Ag 328.068†	181942.0	0.4772	mg/L	0.00027	0.4772	mg/L	0.00027	0.06%
Al 308.215†	2924.7	2.000	mg/L	0.0259	2.000	mg/L	0.0259	1.29%
As 188.979†	2494.3	1.909	mg/L	0.0064	1.909	mg/L	0.0064	0.33%
B 249.677†	18.1	0.00744	mg/L	0.002320	0.00744	mg/L	0.002320	31.17%
Ba 233.527†	5854.8	1.801	mg/L	0.0170	1.801	mg/L	0.0170	0.94%
Be 313.042†	314679.8	0.4912	mg/L	0.00200	0.4912	mg/L	0.00200	0.41%
Ca 317.933†	927969.2	36.97	mg/L	0.110	36.97	mg/L	0.110	0.30%
Cd 228.802†	20182.3	0.4915	mg/L	0.00107	0.4915	mg/L	0.00107	0.22%
Co 228.616†	22874.8	0.4638	mg/L	0.00139	0.4638	mg/L	0.00139	0.30%
Cr 267.716†	3750.9	0.4642	mg/L	0.00459	0.4642	mg/L	0.00459	0.99%
Cu 324.752†	164742.9	0.5101	mg/L	0.00106	0.5101	mg/L	0.00106	0.21%
Fe 273.955†	35853.8	35.28	mg/L	0.722	35.28	mg/L	0.722	2.05%
K 766.490†	22107.2	11.56	mg/L	0.194	11.56	mg/L	0.194	1.68%
Mg 279.077†	38858.8	23.54	mg/L	0.403	23.54	mg/L	0.403	1.71%
Mn 257.610†	72148.4	2.739	mg/L	0.0460	2.739	mg/L	0.0460	1.68%
Mo 202.031†	55.7	0.00370	mg/L	0.000170	0.00370	mg/L	0.000170	4.58%
Na 589.592†	238720.1	42.55	mg/L	0.128	42.55	mg/L	0.128	0.30%
Na 330.237†	1327.4	41.39	mg/L	0.854	41.39	mg/L	0.854	2.06%
Ni 231.604†	852.9	0.4529	mg/L	0.00859	0.4529	mg/L	0.00859	1.90%
Pb 220.353†	22476.9	1.837	mg/L	0.0089	1.837	mg/L	0.0089	0.49%
Sb 206.836†	15.7	0.00174	mg/L	0.002709	0.00174	mg/L	0.002709	156.00%
Se 196.026†	3659.4	1.946	mg/L	0.0106	1.946	mg/L	0.0106	0.54%
Si 288.158†	1861.0	1.218	mg/L	0.0174	1.218	mg/L	0.0174	1.43%
Sn 189.927†	-52.4	-0.00600	mg/L	0.000469	-0.00600	mg/L	0.000469	7.82%
Sr 421.552†	492131.6	0.6580	mg/L	0.00263	0.6580	mg/L	0.00263	0.40%
Ti 334.903†	39.7	0.00132	mg/L	0.001189	0.00132	mg/L	0.001189	90.37%
Tl 190.801†	2659.3	1.875	mg/L	0.0141	1.875	mg/L	0.0141	0.75%
V 292.402†	181830.5	0.5107	mg/L	0.00029	0.5107	mg/L	0.00029	0.06%
Zn 206.200†	449.3	0.4608	mg/L	0.00470	0.4608	mg/L	0.00470	1.02%

Sequence No.: 29
Sample ID: JY77 MB1SPK TWC
Analyst: JLB
Initial Sample Wt:
Dilution: 1X

Autosampler Location: 30
Date Collected: 10/3/2006 8:04:13 PM
Data Type: Original
Initial Sample Vol:
Sample Prep Vol:

Nebulizer Parameters: JY77 MB1SPK TWC

Analyte	Back Pressure	Flow
All	167.0 kPa	0.50 L/min

Mean Data: JY77 MB1SPK TWC

Analyte	Mean Corrected Intensity	Calib Conc.	Calib Units	Std.Dev.	Sample Conc.	Sample Units	Std.Dev.	RSD
ScA 357.253	1605312.8	83.60	%	0.561				0.67%
ScR 361.383	176900.1	85.88	%	0.304				0.35%
Ag 328.068†	185198.0	0.4845	mg/L	0.00326	0.4845	mg/L	0.00326	0.67%
Al 308.215†	2972.4	2.033	mg/L	0.0004	2.033	mg/L	0.0004	0.02%
As 188.979†	2474.0	1.894	mg/L	0.0231	1.894	mg/L	0.0231	1.22%
B 249.677†	-9.7	-0.00268	mg/L	0.002596	-0.00268	mg/L	0.002596	96.92%
Ba 233.527†	5911.6	1.821	mg/L	0.0082	1.821	mg/L	0.0082	0.45%
Be 313.042†	317273.5	0.4953	mg/L	0.00120	0.4953	mg/L	0.00120	0.24%
Ca 317.933†	237522.1	9.462	mg/L	0.0189	9.462	mg/L	0.0189	0.20%
Cd 228.802†	20528.5	0.5000	mg/L	0.00289	0.5000	mg/L	0.00289	0.58%
Co 228.616†	23397.1	0.4750	mg/L	0.00372	0.4750	mg/L	0.00372	0.78%
Cr 267.716†	3770.3	0.4685	mg/L	0.00393	0.4685	mg/L	0.00393	0.84%
Cu 324.752†	161481.9	0.4968	mg/L	0.00286	0.4968	mg/L	0.00286	0.57%
Fe 273.955†	1969.3	1.937	mg/L	0.0118	1.937	mg/L	0.0118	0.61%
K 766.490†	20180.6	10.56	mg/L	0.080	10.56	mg/L	0.080	0.76%
Mg 279.077†	15666.7	9.499	mg/L	0.0616	9.499	mg/L	0.0616	0.65%
Mn 257.610†	12375.8	0.4701	mg/L	0.00241	0.4701	mg/L	0.00241	0.51%
Mo 202.031†	24.5	0.00164	mg/L	0.000202	0.00164	mg/L	0.000202	12.30%
Na 589.592†	60464.1	10.78	mg/L	0.019	10.78	mg/L	0.019	0.18%
Na 330.237†	363.5	11.25	mg/L	0.543	11.25	mg/L	0.543	4.82%
Ni 231.604†	875.3	0.4648	mg/L	0.00447	0.4648	mg/L	0.00447	0.96%
Pb 220.353†	23240.5	1.899	mg/L	0.0118	1.899	mg/L	0.0118	0.62%
Sb 206.836†	9.9	0.00105	mg/L	0.003188	0.00105	mg/L	0.003188	304.96%
Se 196.026†	3612.5	1.920	mg/L	0.0157	1.920	mg/L	0.0157	0.82%
Si 288.158†	35.4	0.02413	mg/L	0.002847	0.02413	mg/L	0.002847	11.80%
Sn 189.927†	-22.7	-0.00302	mg/L	0.000509	-0.00302	mg/L	0.000509	16.85%
Sr 421.552†	378400.6	0.5059	mg/L	0.00111	0.5059	mg/L	0.00111	0.22%
Ti 334.903†	17.4	0.00052	mg/L	0.000265	0.00052	mg/L	0.000265	51.01%
Tl 190.801†	2748.5	1.938	mg/L	0.0204	1.938	mg/L	0.0204	1.05%
V 292.402†	177956.5	0.4995	mg/L	0.00332	0.4995	mg/L	0.00332	0.67%
Zn 206.200†	452.5	0.4644	mg/L	0.00418	0.4644	mg/L	0.00418	0.90%

Sequence No.: 30
Sample ID: CV 7
Analyst: JLB 7
Initial Sample Wt:
Dilution: 1X

Autosampler Location: 7
Date Collected: 10/3/2006 8:11:34 PM
Data Type: Original
Initial Sample Vol:
Sample Prep Vol:

Nebulizer Parameters: CV

Analyte	Back Pressure	Flow
All	168.0 kPa	0.50 L/min

Mean Data: CV

Analyte	Mean Corrected Intensity	Calib Conc.	Calib Units	Std.Dev.	Sample Conc.	Sample Units	Std.Dev.	RSD
ScA 357.253	1559391.1	81.21	%	0.454				0.56%
ScR 361.383	172056.4	83.53	%	0.291				0.35%
Ag 328.068†	362578.4	0.9483	mg/L	0.00312	0.9483	mg/L	0.00312	0.33%
Al 308.215†	2810.9	1.894	mg/L	0.0037	1.894	mg/L	0.0037	0.19%
As 188.979†	2386.4	1.824	mg/L	0.0083	1.824	mg/L	0.0083	0.46%
B 249.677†	2490.2	0.9060	mg/L	0.00460	0.9060	mg/L	0.00460	0.51%
Ba 233.527†	2892.5	0.8907	mg/L	0.00244	0.8907	mg/L	0.00244	0.27%
Be 313.042†	600948.6	0.9381	mg/L	0.00360	0.9381	mg/L	0.00360	0.38%
Ca 317.933†	47011.8	1.873	mg/L	0.0023	1.873	mg/L	0.0023	0.12%
Cd 228.802†	40077.9	0.9789	mg/L	0.00231	0.9789	mg/L	0.00231	0.24%
Co 228.616†	45786.4	0.9288	mg/L	0.00431	0.9288	mg/L	0.00431	0.46%
Cr 267.716†	7070.4	0.8818	mg/L	0.00085	0.8818	mg/L	0.00085	0.10%
Cu 324.752†	328374.1	1.009	mg/L	0.0019	1.009	mg/L	0.0019	0.19%
Fe 273.955†	1869.4	1.837	mg/L	0.0039	1.837	mg/L	0.0039	0.21%
K 766.490†	38358.7	20.07	mg/L	0.084	20.07	mg/L	0.084	0.42%
Mg 279.077†	2970.2	1.805	mg/L	0.0071	1.805	mg/L	0.0071	0.39%
Mn 257.610†	23428.0	0.8900	mg/L	0.00229	0.8900	mg/L	0.00229	0.26%
Mo 202.031†	12858.7	0.9716	mg/L	0.00593	0.9716	mg/L	0.00593	0.61%
Na 589.592†	282439.3	50.34	mg/L	0.100	50.34	mg/L	0.100	0.20%
Na 330.237†	1573.2	49.63	mg/L	0.184	49.63	mg/L	0.184	0.37%
Ni 231.604†	1710.7	0.9095	mg/L	0.00120	0.9095	mg/L	0.00120	0.13%
Pb 220.353†	22211.7	1.816	mg/L	0.0117	1.816	mg/L	0.0117	0.65%
Sb 206.836†	2829.2	2.015	mg/L	0.0139	2.015	mg/L	0.0139	0.69%
Se 196.026†	3443.1	1.829	mg/L	0.0128	1.829	mg/L	0.0128	0.70%
Si 288.158†	2915.0	1.908	mg/L	0.0057	1.908	mg/L	0.0057	0.30%
Sn 189.927†	5375.6	0.9065	mg/L	0.00584	0.9065	mg/L	0.00584	0.64%
Sr 421.552†	735361.8	0.9832	mg/L	0.00242	0.9832	mg/L	0.00242	0.25%
Ti 334.903†	27159.3	0.9707	mg/L	0.00297	0.9707	mg/L	0.00297	0.31%
Tl 190.801†	2674.4	1.885	mg/L	0.0055	1.885	mg/L	0.0055	0.29%
V 292.402†	341765.2	0.9595	mg/L	0.00300	0.9595	mg/L	0.00300	0.31%
Zn 206.200†	884.7	0.9072	mg/L	0.00200	0.9072	mg/L	0.00200	0.22%

Sequence No.: 31
Sample ID: CB 7
Analyst: JLB 7
Initial Sample Wt:
Dilution: 1X

Autosampler Location: 1
Date Collected: 10/3/2006 8:18:43 PM
Data Type: Original
Initial Sample Vol:
Sample Prep Vol:

Nebulizer Parameters: CB

Analyte	Back Pressure	Flow
All	168.0 kPa	0.50 L/min

Mean Data: CB

Analyte	Mean Corrected Intensity	Calib Conc.	Calib Units	Calib Std.Dev.	Sample Conc.	Sample Units	Sample Std.Dev.	RSD
ScA 357.253	1609501.5	83.82	%	0.573				0.68%
ScR 361.383	173895.0	84.42	%	0.239				0.28%
Ag 328.068†	-5.5	-0.00001	mg/L	0.000125	-0.00001	mg/L	0.000125	872.96%
Al 308.215†	-3.7	-0.00254	mg/L	0.006320	-0.00254	mg/L	0.006320	249.24%
As 188.979†	7.2	0.00552	mg/L	0.004171	0.00552	mg/L	0.004171	75.57%
B 249.677†	12.5	0.00453	mg/L	0.001436	0.00453	mg/L	0.001436	31.70%
Ba 233.527†	4.3	0.00134	mg/L	0.001945	0.00134	mg/L	0.001945	145.47%
Be 313.042†	126.6	0.00020	mg/L	0.000006	0.00020	mg/L	0.000006	2.98%
Ca 317.933†	33.9	0.00135	mg/L	0.001279	0.00135	mg/L	0.001279	94.82%
Cd 228.802†	3.2	0.00007	mg/L	0.000088	0.00007	mg/L	0.000088	127.61%
Co 228.616†	-5.5	-0.00011	mg/L	0.000094	-0.00011	mg/L	0.000094	85.07%
Cr 267.716†	6.1	0.00076	mg/L	0.000561	0.00076	mg/L	0.000561	73.40%
Cu 324.752†	162.0	0.00050	mg/L	0.000140	0.00050	mg/L	0.000140	28.18%
Fe 273.955†	1.4	0.00136	mg/L	0.004186	0.00136	mg/L	0.004186	306.68%
K 766.490†	417.0	0.2181	mg/L	0.03251	0.2181	mg/L	0.03251	14.90%
Mg 279.077†	-26.2	-0.01590	mg/L	0.009149	-0.01590	mg/L	0.009149	57.55%
Mn 257.610†	8.9	0.00034	mg/L	0.000109	0.00034	mg/L	0.000109	32.37%
Mo 202.031†	4.2	0.00032	mg/L	0.000022	0.00032	mg/L	0.000022	6.82%
Na 589.592†	1474.6	0.2628	mg/L	0.00825	0.2628	mg/L	0.00825	3.14%
Na 330.237†	12.0	0.3761	mg/L	0.65085	0.3761	mg/L	0.65085	173.03%
Ni 231.604†	-4.3	-0.00228	mg/L	0.001066	-0.00228	mg/L	0.001066	46.69%
Pb 220.353†	15.3	0.00125	mg/L	0.000501	0.00125	mg/L	0.000501	40.14%
Sb 206.836†	-0.6	-0.00040	mg/L	0.002372	-0.00040	mg/L	0.002372	590.69%
Se 196.026†	13.7	0.00726	mg/L	0.003835	0.00726	mg/L	0.003835	52.80%
Si 288.158†	-4.2	-0.00276	mg/L	0.002897	-0.00276	mg/L	0.002897	105.12%
Sn 189.927†	13.7	0.00229	mg/L	0.000110	0.00229	mg/L	0.000110	4.81%
Sr 421.552†	-27.6	-0.00004	mg/L	0.000043	-0.00004	mg/L	0.000043	116.23%
Ti 334.903†	-12.7	-0.00046	mg/L	0.000434	-0.00046	mg/L	0.000434	95.22%
Tl 190.801†	9.9	0.00696	mg/L	0.003341	0.00696	mg/L	0.003341	47.99%
V 292.402†	86.8	0.00025	mg/L	0.000155	0.00025	mg/L	0.000155	62.67%
Zn 206.200†	3.9	0.00402	mg/L	0.000140	0.00402	mg/L	0.000140	3.49%

Sequence No.: 32
Sample ID: JY56 MB1 TWC
Analyst: JLB
Initial Sample Wt:
Dilution: 1X

Autosampler Location: 31
Date Collected: 10/3/2006 8:25:06 PM
Data Type: Original
Initial Sample Vol:
Sample Prep Vol:

Nebulizer Parameters: JY56 MB1 TWC

Analyte	Back Pressure	Flow
All	168.0 kPa	0.50 L/min

Mean Data: JY56 MB1 TWC

Analyte	Mean Corrected Intensity	Calib Conc.	Calib Units	Std.Dev.	Sample Conc.	Sample Units	Std.Dev.	RSD
ScA 357.253	1631852.2	84.99	%	0.326				0.38%
ScR 361.383	174820.2	84.87	%	0.548				0.65%
Ag 328.068†	20.8	0.00005	mg/L	0.000071	0.00005	mg/L	0.000071	129.39%
Al 308.215†	21.2	0.01454	mg/L	0.014347	0.01454	mg/L	0.014347	98.66%
As 188.979†	5.7	0.00434	mg/L	0.003602	0.00434	mg/L	0.003602	82.95%
B 249.677†	5.6	0.00205	mg/L	0.002578	0.00205	mg/L	0.002578	125.77%
Ba 233.527†	1.1	0.00035	mg/L	0.000681	0.00035	mg/L	0.000681	194.97%
Be 313.042†	73.4	0.00011	mg/L	0.000057	0.00011	mg/L	0.000057	49.74%
Ca 317.933†	221.1	0.00881	mg/L	0.000427	0.00881	mg/L	0.000427	4.85%
Cd 228.802†	0.4	0.00000	mg/L	0.000132	0.00000	mg/L	0.000132	>999.9%
Co 228.616†	1.2	0.00002	mg/L	0.000151	0.00002	mg/L	0.000151	675.22%
Cr 267.716†	3.2	0.00040	mg/L	0.000908	0.00040	mg/L	0.000908	227.54%
Cu 324.752†	121.7	0.00037	mg/L	0.000111	0.00037	mg/L	0.000111	29.56%
Fe 273.955†	5.5	0.00541	mg/L	0.004041	0.00541	mg/L	0.004041	74.70%
K 766.490†	377.9	0.1977	mg/L	0.00669	0.1977	mg/L	0.00669	3.38%
Mg 279.077†	-13.4	-0.00814	mg/L	0.005542	-0.00814	mg/L	0.005542	68.07%
Mn 257.610†	9.5	0.00036	mg/L	0.000285	0.00036	mg/L	0.000285	79.17%
Mo 202.031†	1.3	0.00010	mg/L	0.000266	0.00010	mg/L	0.000266	262.55%
Na 589.592†	1477.8	0.2634	mg/L	0.00543	0.2634	mg/L	0.00543	2.06%
Na 330.237†	3.3	0.1027	mg/L	0.68149	0.1027	mg/L	0.68149	663.82%
Ni 231.604†	0.5	0.00027	mg/L	0.001810	0.00027	mg/L	0.001810	669.64%
Pb 220.353†	7.5	0.00062	mg/L	0.000478	0.00062	mg/L	0.000478	77.49%
Sb 206.836†	-4.0	-0.00288	mg/L	0.001909	-0.00288	mg/L	0.001909	66.34%
Se 196.026†	3.1	0.00163	mg/L	0.003520	0.00163	mg/L	0.003520	215.72%
Si 288.158†	28.5	0.01862	mg/L	0.001493	0.01862	mg/L	0.001493	8.02%
Sn 189.927†	4.6	0.00077	mg/L	0.001292	0.00077	mg/L	0.001292	167.59%
Sr 421.552†	20.6	0.00003	mg/L	0.000023	0.00003	mg/L	0.000023	85.10%
Ti 334.903†	29.0	0.00104	mg/L	0.000547	0.00104	mg/L	0.000547	52.74%
Tl 190.801†	5.8	0.00409	mg/L	0.000871	0.00409	mg/L	0.000871	21.30%
V 292.402†	4.7	0.00002	mg/L	0.000097	0.00002	mg/L	0.000097	622.87%
Zn 206.200†	4.1	0.00426	mg/L	0.001023	0.00426	mg/L	0.001023	24.02%

Sequence No.: 33
Sample ID: JY03 B TWC
Analyst: JLB
Initial Sample Wt:
Dilution: 1X

Autosampler Location: 32
Date Collected: 10/3/2006 8:31:31 PM
Data Type: Original
Initial Sample Vol:
Sample Prep Vol:

Nebulizer Parameters: JY03 B TWC

Analyte	Back Pressure	Flow
All	168.0 kPa	0.50 L/min

Mean Data: JY03 B TWC

Analyte	Mean Corrected Intensity	Calib Conc.	Calib Units	Std.Dev.	Sample Conc.	Sample Units	Std.Dev.	RSD
ScA 357.253	1612573.6	83.98	%	0.450				0.54%
ScR 361.383	175723.8	85.31	%	0.952				1.12%
Ag 328.068†	-143.3	-0.00023	mg/L	0.000174	-0.00023	mg/L	0.000174	76.42%
Al 308.215†	2552.2	1.752	mg/L	0.0189	1.752	mg/L	0.0189	1.08%
As 188.979†	12.4	0.00867	mg/L	0.002828	0.00867	mg/L	0.002828	32.64%
B 249.677†	48.4	0.01757	mg/L	0.002181	0.01757	mg/L	0.002181	12.41%
Ba 233.527†	247.0	0.07590	mg/L	0.002644	0.07590	mg/L	0.002644	3.48%
Be 313.042†	170.1	0.00025	mg/L	0.000003	0.00025	mg/L	0.000003	1.04%
Ca 317.933†	229027.1	9.124	mg/L	0.0152	9.124	mg/L	0.0152	0.17%
Cd 228.802†	24.2	0.00058	mg/L	0.000082	0.00058	mg/L	0.000082	14.22%
Co 228.616†	96.3	0.00181	mg/L	0.000152	0.00181	mg/L	0.000152	8.38%
Cr 267.716†	68.6	0.00846	mg/L	0.000588	0.00846	mg/L	0.000588	6.95%
Cu 324.752†	13213.6	0.04097	mg/L	0.000570	0.04097	mg/L	0.000570	1.39%
Fe 273.955†	3593.2	3.536	mg/L	0.0424	3.536	mg/L	0.0424	1.20%
K 766.490†	5955.9	3.116	mg/L	0.0485	3.116	mg/L	0.0485	1.56%
Mg 279.077†	2498.9	1.513	mg/L	0.0066	1.513	mg/L	0.0066	0.44%
Mn 257.610†	3925.6	0.1490	mg/L	0.00207	0.1490	mg/L	0.00207	1.39%
Mo 202.031†	27.9	0.00207	mg/L	0.000324	0.00207	mg/L	0.000324	15.63%
Na 589.592†	47676.6	8.498	mg/L	0.0987	8.498	mg/L	0.0987	1.16%
Na 330.237†	284.3	8.713	mg/L	0.6457	8.713	mg/L	0.6457	7.41%
Ni 231.604†	10.8	0.00574	mg/L	0.001939	0.00574	mg/L	0.001939	33.76%
Pb 220.353†	403.7	0.03327	mg/L	0.000331	0.03327	mg/L	0.000331	0.99%
Sb 206.836†	1.3	0.00051	mg/L	0.002082	0.00051	mg/L	0.002082	411.74%
Se 196.026†	2.7	0.00170	mg/L	0.000706	0.00170	mg/L	0.000706	41.47%
Si 288.158†	4122.9	2.696	mg/L	0.0220	2.696	mg/L	0.0220	0.81%
Sn 189.927†	-9.0	-0.00085	mg/L	0.000963	-0.00085	mg/L	0.000963	113.11%
Sr 421.552†	38143.5	0.05100	mg/L	0.000168	0.05100	mg/L	0.000168	0.33%
Ti 334.903†	1479.3	0.05293	mg/L	0.000101	0.05293	mg/L	0.000101	0.19%
Tl 190.801†	-0.4	-0.00035	mg/L	0.002823	-0.00035	mg/L	0.002823	800.64%
V 292.402†	2516.4	0.00708	mg/L	0.000162	0.00708	mg/L	0.000162	2.29%
Zn 206.200†	687.9	0.7061	mg/L	0.00824	0.7061	mg/L	0.00824	1.17%

Sequence No.: 34
Sample ID: JY56 F TWC
Analyst: JLB
Initial Sample Wt:
Dilution: 5X

Autosampler Location: 33
Date Collected: 10/3/2006 8:37:57 PM
Data Type: Original
Initial Sample Vol:
Sample Prep Vol:

Nebulizer Parameters: JY56 F TWC

Analyte	Back Pressure	Flow
All	168.0 kPa	0.50 L/min

Mean Data: JY56 F TWC

Analyte	Mean Corrected Intensity	Calib Conc.	Calib Units	Std.Dev.	Sample Conc.	Sample Units	Std.Dev.	RSD
ScA 357.253	1368979.3	71.30	%	0.136				0.19%
ScR 361.383	157993.9	76.70	%	0.341				0.45%
Ag 328.068†	-387.8	0.00044	mg/L	0.000328	0.00221	mg/L	0.001640	74.24%
Al 308.215†	29.9	0.01049	mg/L	0.024163	0.05244	mg/L	0.120814	230.38%
As 188.979†	51.0	0.03832	mg/L	0.000910	0.1916	mg/L	0.00455	2.37%
B 249.677†	639.3	0.2319	mg/L	0.00215	1.160	mg/L	0.0108	0.93%
Ba 233.527†	46.6	0.01220	mg/L	0.000729	0.06100	mg/L	0.003643	5.97%
Be 313.042†	963.6	0.00075	mg/L	0.000094	0.00373	mg/L	0.000471	12.61%
Ca 317.933†	2369.3	0.09439	mg/L	0.001976	0.4719	mg/L	0.00988	2.09%
Cd 228.802†	31.2	0.00070	mg/L	0.000217	0.00351	mg/L	0.001083	30.81%
Co 228.616†	2467.4	0.04924	mg/L	0.000397	0.2462	mg/L	0.00198	0.81%
Cr 267.716†	359.0	0.04655	mg/L	0.001178	0.2327	mg/L	0.00589	2.53%
Cu 324.752†	720.2	0.00485	mg/L	0.000132	0.02424	mg/L	0.000658	2.72%
Fe 273.955†	27997.1	27.55	mg/L	0.117	137.8	mg/L	0.59	0.43%
K 766.490†	9686.8	5.067	mg/L	0.1415	25.34	mg/L	0.708	2.79%
Mg 279.077†	66.0	0.02107	mg/L	0.005425	0.1053	mg/L	0.02712	25.75%
Mn 257.610†	48.3	0.00183	mg/L	0.000321	0.00916	mg/L	0.001607	17.54%
Mo 202.031†	1169.2	0.08835	mg/L	0.000870	0.4418	mg/L	0.00435	0.98%
Na 589.592†	7769235.4	1385	mg/L	19.5	6924	mg/L	97.5	1.41%
Na 330.237†	44907.9	1417	mg/L	4.7	7085	mg/L	23.3	0.33%
Ni 231.604†	24.3	0.01288	mg/L	0.001601	0.06440	mg/L	0.008003	12.43%
Pb 220.353†	63.9	0.00533	mg/L	0.000366	0.02665	mg/L	0.001830	6.87%
Sb 206.836†	3.6	0.00090	mg/L	0.002164	0.00449	mg/L	0.010821	241.02%
Se 196.026†	-2.6	0.00189	mg/L	0.002048	0.00944	mg/L	0.010240	108.48%
Si 288.158†	2718.2	1.778	mg/L	0.0736	8.888	mg/L	0.3679	4.14%
Sn 189.927†	9.8	0.00161	mg/L	0.000520	0.00803	mg/L	0.002599	32.38%
Sr 421.552†	3666.8	0.00490	mg/L	0.000023	0.02451	mg/L	0.000115	0.47%
Ti 334.903†	7323.6	0.2620	mg/L	0.00104	1.310	mg/L	0.0052	0.40%
Tl 190.801†	4.5	0.00194	mg/L	0.004841	0.00972	mg/L	0.024205	248.99%
V 292.402†	173890.6	0.4851	mg/L	0.00200	2.425	mg/L	0.0100	0.41%
Zn 206.200†	3.9	0.00322	mg/L	0.003389	0.01612	mg/L	0.016947	105.15%

Sequence No.: 35
Sample ID: JY56 G TWC
Analyst: JLB
Initial Sample Wt:
Dilution: 5X

Autosampler Location: 34
Date Collected: 10/3/2006 8:46:12 PM
Data Type: Original
Initial Sample Vol:
Sample Prep Vol:

Nebulizer Parameters: JY56 G TWC

Analyte	Back Pressure	Flow
All	166.0 kPa	0.50 L/min

Mean Data: JY56 G TWC

Analyte	Mean Corrected Intensity	Calib Conc.	Calib Units	Std.Dev.	Sample Conc.	Sample Units	Std.Dev.	RSD
ScA 357.253	1341234.7	69.85	%	0.302				0.43%
ScR 361.383	155262.7	75.38	%	0.509				0.68%
Ag 328.068†	-262.0	0.00042	mg/L	0.000078	0.00212	mg/L	0.000390	18.40%
Al 308.215†	35.9	0.01599	mg/L	0.013962	0.07995	mg/L	0.069812	87.32%
As 188.979†	49.7	0.03726	mg/L	0.003902	0.1863	mg/L	0.01951	10.47%
B 249.677†	656.6	0.2382	mg/L	0.00556	1.191	mg/L	0.0278	2.33%
Ba 233.527†	37.8	0.01000	mg/L	0.000600	0.05002	mg/L	0.003000	6.00%
Be 313.042†	865.1	0.00071	mg/L	0.000026	0.00353	mg/L	0.000130	3.68%
Ca 317.933†	2231.1	0.08888	mg/L	0.001198	0.4444	mg/L	0.00599	1.35%
Cd 228.802†	20.3	0.00044	mg/L	0.000196	0.00220	mg/L	0.000982	44.72%
Co 228.616†	1845.6	0.03668	mg/L	0.000090	0.1834	mg/L	0.00045	0.25%
Cr 267.716†	348.7	0.04480	mg/L	0.000865	0.2240	mg/L	0.00433	1.93%
Cu 324.752†	956.3	0.00489	mg/L	0.000427	0.02447	mg/L	0.002137	8.73%
Fe 273.955†	21065.0	20.73	mg/L	0.181	103.6	mg/L	0.91	0.88%
K 766.490†	10449.5	5.466	mg/L	0.0698	27.33	mg/L	0.349	1.28%
Mg 279.077†	102.2	0.04778	mg/L	0.004100	0.2389	mg/L	0.02050	8.58%
Mn 257.610†	57.0	0.00216	mg/L	0.000825	0.01082	mg/L	0.004124	38.10%
Mo 202.031†	1042.1	0.07875	mg/L	0.000349	0.3937	mg/L	0.00175	0.44%
Na 589.592†	8101894.2	1444	mg/L	20.3	7221	mg/L	101.3	1.40%
Na 330.237†	47180.9	1489	mg/L	4.3	7443	mg/L	21.7	0.29%
Ni 231.604†	18.2	0.00966	mg/L	0.001702	0.04830	mg/L	0.008511	17.62%
Pb 220.353†	65.9	0.00549	mg/L	0.000795	0.02744	mg/L	0.003975	14.49%
Sb 206.836†	8.8	0.00509	mg/L	0.000488	0.02543	mg/L	0.002441	9.60%
Se 196.026†	-5.9	-0.00066	mg/L	0.003220	-0.00328	mg/L	0.016101	490.35%
Si 288.158†	3760.7	2.459	mg/L	0.0419	12.30	mg/L	0.209	1.70%
Sn 189.927†	-5.7	-0.00099	mg/L	0.001104	-0.00495	mg/L	0.005520	111.46%
Sr 421.552†	3668.4	0.00490	mg/L	0.000081	0.02452	mg/L	0.000403	1.64%
Ti 334.903†	7915.3	0.2832	mg/L	0.00185	1.416	mg/L	0.0093	0.65%
Tl 190.801†	5.4	0.00279	mg/L	0.003186	0.01393	mg/L	0.015932	114.38%
V 292.402†	148156.1	0.4133	mg/L	0.00557	2.067	mg/L	0.0279	1.35%
Zn 206.200†	4.2	0.00368	mg/L	0.003030	0.01841	mg/L	0.015151	82.31%

Sequence No.: 36
Sample ID: JY56 B TWC
Analyst: JLB
Initial Sample Wt:
Dilution: 1X

Autosampler Location: 35
Date Collected: 10/3/2006 8:54:27 PM
Data Type: Original
Initial Sample Vol:
Sample Prep Vol:

Nebulizer Parameters: JY56 B TWC

Analyte	Back Pressure	Flow
All	166.0 kPa	0.50 L/min

Mean Data: JY56 B TWC

Analyte	Mean Corrected Intensity	Calib Conc.	Calib Units	Std.Dev.	Sample Conc.	Sample Units	Std.Dev.	RSD
ScA 357.253	1455306.7	75.79	%	0.358				0.47%
ScR 361.383	166007.1	80.59	%	0.362				0.45%
Ag 328.068†	-2062.0	-0.00016	mg/L	0.000270	-0.00016	mg/L	0.000270	173.97%
Al 308.215†	50.8	0.03452	mg/L	0.023509	0.03452	mg/L	0.023509	68.10%
As 188.979†	59.6	0.04219	mg/L	0.002139	0.04219	mg/L	0.002139	5.07%
B 249.677†	27.1	0.00984	mg/L	0.002747	0.00984	mg/L	0.002747	27.93%
Ba 233.527†	309.3	0.08666	mg/L	0.002107	0.08666	mg/L	0.002107	2.43%
Be 313.042†	251.7	0.00037	mg/L	0.000014	0.00037	mg/L	0.000014	3.63%
Ca 317.933†	2063591.1	82.21	mg/L	0.141	82.21	mg/L	0.141	0.17%
Cd 228.802†	23.5	0.00050	mg/L	0.000160	0.00050	mg/L	0.000160	31.76%
Co 228.616†	950.1	0.01709	mg/L	0.000028	0.01709	mg/L	0.000028	0.17%
Cr 267.716†	51.5	0.00363	mg/L	0.000915	0.00363	mg/L	0.000915	25.20%
Cu 324.752†	-3318.6	0.00207	mg/L	0.000169	0.00207	mg/L	0.000169	8.14%
Fe 273.955†	128132.9	126.1	mg/L	0.30	126.1	mg/L	0.30	0.24%
K 766.490†	5365.3	2.807	mg/L	0.0309	2.807	mg/L	0.0309	1.10%
Mg 279.077†	68962.9	41.73	mg/L	0.229	41.73	mg/L	0.229	0.55%
Mn 257.610†	126959.4	4.819	mg/L	0.0312	4.819	mg/L	0.0312	0.65%
Mo 202.031†	84.5	0.00549	mg/L	0.000154	0.00549	mg/L	0.000154	2.80%
Na 589.592†	652410.4	116.3	mg/L	0.16	116.3	mg/L	0.16	0.14%
Na 330.237†	3604.3	112.9	mg/L	0.97	112.9	mg/L	0.97	0.86%
Ni 231.604†	-8.1	-0.00430	mg/L	0.002828	-0.00430	mg/L	0.002828	65.74%
Pb 220.353†	109.6	0.00897	mg/L	0.000316	0.00897	mg/L	0.000316	3.52%
Sb 206.836†	25.4	0.00482	mg/L	0.002220	0.00482	mg/L	0.002220	46.00%
Se 196.026†	-59.6	-0.02213	mg/L	0.005265	-0.02213	mg/L	0.005265	23.79%
Si 288.158†	29930.5	19.57	mg/L	0.148	19.57	mg/L	0.148	0.75%
Sn 189.927†	-95.0	-0.00998	mg/L	0.002374	-0.00998	mg/L	0.002374	23.79%
Sr 421.552†	372628.7	0.4982	mg/L	0.00106	0.4982	mg/L	0.00106	0.21%
Ti 334.903†	265.7	0.00950	mg/L	0.000830	0.00950	mg/L	0.000830	8.74%
Tl 190.801†	-25.9	-0.01840	mg/L	0.004298	-0.01840	mg/L	0.004298	23.36%
V 292.402†	4670.5	0.01379	mg/L	0.000161	0.01379	mg/L	0.000161	1.17%
Zn 206.200†	7.1	0.00555	mg/L	0.002091	0.00555	mg/L	0.002091	37.68%

Sequence No.: 37
Sample ID: JY56 ADUP TWC
Analyst: JLB
Initial Sample Wt:
Dilution: 1X

Autosampler Location: 36
Date Collected: 10/3/2006 9:01:38 PM
Data Type: Original
Initial Sample Vol:
Sample Prep Vol:

Nebulizer Parameters: JY56 ADUP TWC

Analyte	Back Pressure	Flow
All	166.0 kPa	0.50 L/min

Mean Data: JY56 ADUP TWC

Analyte	Mean Corrected Intensity	Calib Conc.	Calib Units	Std.Dev.	Sample Conc.	Sample Units	Std.Dev.	RSD
ScA 357.253	1427035.7	74.32	%	0.393				0.53%
ScR 361.383	162634.0	78.96	%	0.155				0.20%
Ag 328.068†	-62.6	0.00012	mg/L	0.000238	0.00012	mg/L	0.000238	196.84%
Al 308.215†	380.3	0.2602	mg/L	0.01168	0.2602	mg/L	0.01168	4.49%
As 188.979†	20.6	0.01460	mg/L	0.007368	0.01460	mg/L	0.007368	50.47%
B 249.677†	424.7	0.1541	mg/L	0.00155	0.1541	mg/L	0.00155	1.01%
Ba 233.527†	185.0	0.05651	mg/L	0.000385	0.05651	mg/L	0.000385	0.68%
Be 313.042†	648.2	0.00099	mg/L	0.000034	0.00099	mg/L	0.000034	3.48%
Ca 317.933†	663522.3	26.43	mg/L	0.128	26.43	mg/L	0.128	0.49%
Cd 228.802†	6.9	0.00014	mg/L	0.000072	0.00014	mg/L	0.000072	49.62%
Co 228.616†	106.3	0.00202	mg/L	0.000092	0.00202	mg/L	0.000092	4.57%
Cr 267.716†	41.1	0.00209	mg/L	0.000810	0.00209	mg/L	0.000810	38.80%
Cu 324.752†	937.8	0.00352	mg/L	0.000126	0.00352	mg/L	0.000126	3.57%
Fe 273.955†	7745.2	7.622	mg/L	0.0519	7.622	mg/L	0.0519	0.68%
K 766.490†	5325.6	2.786	mg/L	0.0537	2.786	mg/L	0.0537	1.93%
Mg 279.077†	25551.2	15.49	mg/L	0.150	15.49	mg/L	0.150	0.97%
Mn 257.610†	13074.6	0.4960	mg/L	0.00333	0.4960	mg/L	0.00333	0.67%
Mo 202.031†	428.9	0.03208	mg/L	0.000480	0.03208	mg/L	0.000480	1.50%
Na 589.592†	3355699.8	598.1	mg/L	2.04	598.1	mg/L	2.04	0.34%
Na 330.237†	18686.0	589.3	mg/L	2.99	589.3	mg/L	2.99	0.51%
Ni 231.604†	2.0	0.00107	mg/L	0.000460	0.00107	mg/L	0.000460	43.15%
Pb 220.353†	50.1	0.00415	mg/L	0.000382	0.00415	mg/L	0.000382	9.19%
Sb 206.836†	5.0	0.00262	mg/L	0.001506	0.00262	mg/L	0.001506	57.59%
Se 196.026†	-8.1	-0.00395	mg/L	0.003016	-0.00395	mg/L	0.003016	76.31%
Si 288.158†	4835.3	3.162	mg/L	0.0610	3.162	mg/L	0.0610	1.93%
Sn 189.927†	-50.8	-0.00661	mg/L	0.000835	-0.00661	mg/L	0.000835	12.63%
Sr 421.552†	123385.7	0.1650	mg/L	0.00068	0.1650	mg/L	0.00068	0.41%
Ti 334.903†	121.2	0.00430	mg/L	0.001250	0.00430	mg/L	0.001250	29.06%
Tl 190.801†	-8.0	-0.00555	mg/L	0.005634	-0.00555	mg/L	0.005634	101.46%
V 292.402†	5459.6	0.01535	mg/L	0.000119	0.01535	mg/L	0.000119	0.78%
Zn 206.200†	3.6	0.00408	mg/L	0.001103	0.00408	mg/L	0.001103	27.01%

Sequence No.: 38
Sample ID: JY56 A TWC
Analyst: JLB
Initial Sample Wt:
Dilution: 1X

Autosampler Location: 37
Date Collected: 10/3/2006 9:09:18 PM
Data Type: Original
Initial Sample Vol:
Sample Prep Vol:

Nebulizer Parameters: JY56 A TWC

Analyte	Back Pressure	Flow
All	167.0 kPa	0.50 L/min

Mean Data: JY56 A TWC

Analyte	Mean Corrected Intensity	Calib Conc.	Calib Units	Std.Dev.	Sample Conc.	Sample Units	Std.Dev.	RSD
ScA 357.253	1455809.1	75.82	%	0.766				1.01%
ScR 361.383	165989.3	80.58	%	0.658				0.82%
Ag 328.068†	-48.6	0.00015	mg/L	0.000030	0.00015	mg/L	0.000030	20.14%
Al 308.215†	351.9	0.2407	mg/L	0.02041	0.2407	mg/L	0.02041	8.48%
As 188.979†	20.5	0.01452	mg/L	0.002239	0.01452	mg/L	0.002239	15.41%
B 249.677†	394.7	0.1432	mg/L	0.00061	0.1432	mg/L	0.00061	0.42%
Ba 233.527†	177.1	0.05410	mg/L	0.001025	0.05410	mg/L	0.001025	1.89%
Be 313.042†	584.8	0.00089	mg/L	0.000032	0.00089	mg/L	0.000032	3.57%
Ca 317.933†	645617.2	25.72	mg/L	0.088	25.72	mg/L	0.088	0.34%
Cd 228.802†	10.2	0.00023	mg/L	0.000103	0.00023	mg/L	0.000103	45.60%
Co 228.616†	105.8	0.00202	mg/L	0.000064	0.00202	mg/L	0.000064	3.17%
Cr 267.716†	40.7	0.00216	mg/L	0.000197	0.00216	mg/L	0.000197	9.13%
Cu 324.752†	877.8	0.00331	mg/L	0.000317	0.00331	mg/L	0.000317	9.58%
Fe 273.955†	7493.1	7.374	mg/L	0.0891	7.374	mg/L	0.0891	1.21%
K 766.490†	5260.9	2.752	mg/L	0.0690	2.752	mg/L	0.0690	2.51%
Mg 279.077†	24565.7	14.89	mg/L	0.148	14.89	mg/L	0.148	1.00%
Mn 257.610†	12638.8	0.4795	mg/L	0.00508	0.4795	mg/L	0.00508	1.06%
Mo 202.031†	419.1	0.03135	mg/L	0.000284	0.03135	mg/L	0.000284	0.91%
Na 589.592†	3262705.2	581.6	mg/L	3.40	581.6	mg/L	3.40	0.59%
Na 330.237†	18088.6	570.5	mg/L	5.86	570.5	mg/L	5.86	1.03%
Ni 231.604†	2.0	0.00109	mg/L	0.001795	0.00109	mg/L	0.001795	164.37%
Pb 220.353†	52.4	0.00434	mg/L	0.000660	0.00434	mg/L	0.000660	15.20%
Sb 206.836†	8.8	0.00539	mg/L	0.002868	0.00539	mg/L	0.002868	53.18%
Se 196.026†	-8.2	-0.00403	mg/L	0.006191	-0.00403	mg/L	0.006191	153.76%
Si 288.158†	710.9	0.4649	mg/L	0.00118	0.4649	mg/L	0.00118	0.25%
Sn 189.927†	-51.8	-0.00682	mg/L	0.001938	-0.00682	mg/L	0.001938	28.41%
Sr 421.552†	120144.6	0.1606	mg/L	0.00025	0.1606	mg/L	0.00025	0.15%
Ti 334.903†	141.3	0.00502	mg/L	0.000573	0.00502	mg/L	0.000573	11.41%
Tl 190.801†	-0.4	-0.00019	mg/L	0.001009	-0.00019	mg/L	0.001009	545.43%
V 292.402†	5254.8	0.01478	mg/L	0.000199	0.01478	mg/L	0.000199	1.35%
Zn 206.200†	7.3	0.00788	mg/L	0.001548	0.00788	mg/L	0.001548	19.64%

Sequence No.: 39
Sample ID: JY56 ASPK TWC
Analyst: JLB
Initial Sample Wt:
Dilution: 1X

DEL

Autosampler Location: 38
Date Collected: 10/3/2006 9:16:59 PM
Data Type: Original
Initial Sample Vol:
Sample Prep Vol:

Nebulizer Parameters: JY56 ASPK TWC

Analyte	Back Pressure	Flow
All	166.0 kPa	0.50 L/min

Mean Data: JY56 ASPK TWC

Analyte	Mean Corrected Intensity	Calib Conc.	Calib Units	Std.Dev.	Sample Conc.	Sample Units	Std.Dev.	RSD
ScA 357.253	1437284.5	74.85	%	0.305				0.41%
ScR 361.383	164215.5	79.72	%	0.368				0.46%
Ag 328.068†	178158.7	0.4664	mg/L	0.00220	0.4664	mg/L	0.00220	0.47%
Al 308.215†	3200.4	2.188	mg/L	0.0149	2.188	mg/L	0.0149	0.68%
As 188.979†	2711.4	2.075	mg/L	0.0148	2.075	mg/L	0.0148	0.71%
B 249.677†	436.6	0.1592	mg/L	0.00192	0.1592	mg/L	0.00192	1.21%
Ba 233.527†	6244.0	1.923	mg/L	0.0088	1.923	mg/L	0.0088	0.46%
Be 313.042†	320420.8	0.5001	mg/L	0.00079	0.5001	mg/L	0.00079	0.16%
Ca 317.933†	899684.3	35.84	mg/L	0.049	35.84	mg/L	0.049	0.14%
Cd 228.802†	20875.6	0.5083	mg/L	0.00086	0.5083	mg/L	0.00086	0.17%
Co 228.616†	23433.9	0.4755	mg/L	0.00170	0.4755	mg/L	0.00170	0.36%
Cr 267.716†	3821.3	0.4718	mg/L	0.00293	0.4718	mg/L	0.00293	0.62%
Cu 324.752†	172203.8	0.5305	mg/L	0.00205	0.5305	mg/L	0.00205	0.39%
Fe 273.955†	9843.7	9.686	mg/L	0.0664	9.686	mg/L	0.0664	0.69%
K 766.490†	25699.1	13.44	mg/L	0.046	13.44	mg/L	0.046	0.34%
Mg 279.077†	41382.6	25.09	mg/L	0.056	25.09	mg/L	0.056	0.22%
Mn 257.610†	25728.8	0.9767	mg/L	0.00351	0.9767	mg/L	0.00351	0.36%
Mo 202.031†	444.4	0.03304	mg/L	0.000191	0.03304	mg/L	0.000191	0.58%
Na 589.592†	3416639.8	609.0	mg/L	0.96	609.0	mg/L	0.96	0.16%
Na 330.237†	19197.2	605.2	mg/L	2.20	605.2	mg/L	2.20	0.36%
Ni 231.604†	904.1	0.4801	mg/L	0.00416	0.4801	mg/L	0.00416	0.87%
Pb 220.353†	22872.1	1.869	mg/L	0.0079	1.869	mg/L	0.0079	0.42%
Sb 206.836†	17.9	0.00592	mg/L	0.002346	0.00592	mg/L	0.002346	39.61%
Se 196.026†	3843.3	2.043	mg/L	0.0096	2.043	mg/L	0.0096	0.47%
Si 288.158†	2681.4	1.754	mg/L	0.0088	1.754	mg/L	0.0088	0.50%
Sn 189.927†	-63.3	-0.00792	mg/L	0.000157	-0.00792	mg/L	0.000157	1.98%
Sr 421.552†	504889.3	0.6750	mg/L	0.00158	0.6750	mg/L	0.00158	0.23%
Ti 334.903†	156.2	0.00545	mg/L	0.000613	0.00545	mg/L	0.000613	11.24%
Tl 190.801†	2613.4	1.842	mg/L	0.0078	1.842	mg/L	0.0078	0.42%
V 292.402†	192747.3	0.5409	mg/L	0.00300	0.5409	mg/L	0.00300	0.55%
Zn 206.200†	480.9	0.4939	mg/L	0.00363	0.4939	mg/L	0.00363	0.73%

Sequence No.: 40
Sample ID: JY56 MB1SPK TWC
Analyst: JLB
Initial Sample Wt:
Dilution: 1X

Autosampler Location: 39
Date Collected: 10/3/2006 9:24:13 PM
Data Type: Original
Initial Sample Vol:
Sample Prep Vol:

Nebulizer Parameters: JY56 MB1SPK TWC

Analyte	Back Pressure	Flow
All	166.0 kPa	0.50 L/min

Mean Data: JY56 MB1SPK TWC

Analyte	Mean Corrected Intensity	Calib Conc.	Calib Units	Std.Dev.	Sample Conc.	Sample Units	Std.Dev.	RSD
ScA 357.253	1576050.1	82.08	%	0.564				0.69%
ScR 361.383	173642.5	84.30	%	0.113				0.13%
Ag 328.068†	187560.6	0.4907	mg/L	0.00393	0.4907	mg/L	0.00393	0.80%
Al 308.215†	3016.3	2.063	mg/L	0.0188	2.063	mg/L	0.0188	0.91%
As 188.979†	2506.2	1.919	mg/L	0.0099	1.919	mg/L	0.0099	0.52%
B 249.677†	9.5	0.00432	mg/L	0.001671	0.00432	mg/L	0.001671	38.73%
Ba 233.527†	6009.6	1.851	mg/L	0.0056	1.851	mg/L	0.0056	0.30%
Be 313.042†	323908.4	0.5056	mg/L	0.00022	0.5056	mg/L	0.00022	0.04%
Ca 317.933†	243751.2	9.710	mg/L	0.0100	9.710	mg/L	0.0100	0.10%
Cd 228.802†	20777.8	0.5061	mg/L	0.00513	0.5061	mg/L	0.00513	1.01%
Co 228.616†	23787.9	0.4829	mg/L	0.00490	0.4829	mg/L	0.00490	1.02%
Cr 267.716†	3840.4	0.4772	mg/L	0.00195	0.4772	mg/L	0.00195	0.41%
Cu 324.752†	164034.1	0.5047	mg/L	0.00405	0.5047	mg/L	0.00405	0.80%
Fe 273.955†	1996.9	1.964	mg/L	0.0117	1.964	mg/L	0.0117	0.60%
K 766.490†	20791.8	10.88	mg/L	0.055	10.88	mg/L	0.055	0.51%
Mg 279.077†	15979.4	9.688	mg/L	0.0401	9.688	mg/L	0.0401	0.41%
Mn 257.610†	12565.4	0.4773	mg/L	0.00232	0.4773	mg/L	0.00232	0.49%
Mo 202.031†	30.6	0.00211	mg/L	0.000307	0.00211	mg/L	0.000307	14.54%
Na 589.592†	64525.4	11.50	mg/L	0.029	11.50	mg/L	0.029	0.25%
Na 330.237†	364.3	11.27	mg/L	0.235	11.27	mg/L	0.235	2.09%
Ni 231.604†	885.1	0.4700	mg/L	0.00136	0.4700	mg/L	0.00136	0.29%
Pb 220.353†	23678.0	1.935	mg/L	0.0163	1.935	mg/L	0.0163	0.84%
Sb 206.836†	10.5	0.00139	mg/L	0.001922	0.00139	mg/L	0.001922	138.37%
Se 196.026†	3632.5	1.930	mg/L	0.0117	1.930	mg/L	0.0117	0.60%
Si 288.158†	51.2	0.03447	mg/L	0.001030	0.03447	mg/L	0.001030	2.99%
Sn 189.927†	-21.7	-0.00282	mg/L	0.000928	-0.00282	mg/L	0.000928	32.84%
Sr 421.552†	389111.0	0.5202	mg/L	0.00086	0.5202	mg/L	0.00086	0.17%
Ti 334.903†	21.7	0.00067	mg/L	0.001492	0.00067	mg/L	0.001492	221.42%
Tl 190.801†	2797.1	1.972	mg/L	0.0192	1.972	mg/L	0.0192	0.97%
V 292.402†	181877.6	0.5105	mg/L	0.00382	0.5105	mg/L	0.00382	0.75%
Zn 206.200†	467.4	0.4797	mg/L	0.00180	0.4797	mg/L	0.00180	0.38%

Sequence No.: 41
Sample ID: CV
Analyst: JLB
Initial Sample Wt:
Dilution: 1X

Autosampler Location: 7
Date Collected: 10/3/2006 9:31:34 PM
Data Type: Original
Initial Sample Vol:
Sample Prep Vol:

Nebulizer Parameters: CV

Analyte	Back Pressure	Flow
All	166.0 kPa	0.50 L/min

Mean Data: CV

Analyte	Mean Corrected Intensity	Calib Conc.	Calib Units	Std.Dev.	Sample Conc.	Sample Units	Std.Dev.	RSD
ScA 357.253	1545093.6	80.47	%	0.355				0.44%
ScR 361.383	170282.0	82.67	%	0.330				0.40%
Ag 328.068†	365542.4	0.9561	mg/L	0.00410	0.9561	mg/L	0.00410	0.43%
Al 308.215†	2848.0	1.919	mg/L	0.0123	1.919	mg/L	0.0123	0.64%
As 188.979†	2439.2	1.864	mg/L	0.0060	1.864	mg/L	0.0060	0.32%
B 249.677†	2566.9	0.9339	mg/L	0.01181	0.9339	mg/L	0.01181	1.27%
Ba 233.527†	2981.6	0.9181	mg/L	0.00629	0.9181	mg/L	0.00629	0.68%
Be 313.042†	614560.0	0.9593	mg/L	0.00597	0.9593	mg/L	0.00597	0.62%
Ca 317.933†	47642.3	1.898	mg/L	0.0062	1.898	mg/L	0.0062	0.33%
Cd 228.802†	40460.7	0.9883	mg/L	0.00366	0.9883	mg/L	0.00366	0.37%
Co 228.616†	46067.3	0.9345	mg/L	0.00838	0.9345	mg/L	0.00838	0.90%
Cr 267.716†	7231.3	0.9019	mg/L	0.00577	0.9019	mg/L	0.00577	0.64%
Cu 324.752†	330806.1	1.017	mg/L	0.0019	1.017	mg/L	0.0019	0.19%
Fe 273.955†	1922.7	1.890	mg/L	0.0125	1.890	mg/L	0.0125	0.66%
K 766.490†	38707.3	20.25	mg/L	0.063	20.25	mg/L	0.063	0.31%
Mg 279.077†	3034.3	1.844	mg/L	0.0098	1.844	mg/L	0.0098	0.53%
Mn 257.610†	23966.9	0.9104	mg/L	0.00168	0.9104	mg/L	0.00168	0.18%
Mo 202.031†	13033.3	0.9848	mg/L	0.00310	0.9848	mg/L	0.00310	0.31%
Na 589.592†	288413.0	51.41	mg/L	0.497	51.41	mg/L	0.497	0.97%
Na 330.237†	1605.0	50.63	mg/L	0.522	50.63	mg/L	0.522	1.03%
Ni 231.604†	1756.3	0.9337	mg/L	0.01017	0.9337	mg/L	0.01017	1.09%
Pb 220.353†	22622.4	1.849	mg/L	0.0060	1.849	mg/L	0.0060	0.32%
Sb 206.836†	2893.7	2.061	mg/L	0.0064	2.061	mg/L	0.0064	0.31%
Se 196.026†	3513.3	1.867	mg/L	0.0073	1.867	mg/L	0.0073	0.39%
Si 288.158†	2974.4	1.947	mg/L	0.0105	1.947	mg/L	0.0105	0.54%
Sn 189.927†	5497.8	0.9271	mg/L	0.00259	0.9271	mg/L	0.00259	0.28%
Sr 421.552†	753387.3	1.007	mg/L	0.0048	1.007	mg/L	0.0048	0.48%
Ti 334.903†	27445.2	0.9809	mg/L	0.00240	0.9809	mg/L	0.00240	0.24%
Tl 190.801†	2718.3	1.916	mg/L	0.0083	1.916	mg/L	0.0083	0.43%
V 292.402†	344688.7	0.9678	mg/L	0.00453	0.9678	mg/L	0.00453	0.47%
Zn 206.200†	906.7	0.9297	mg/L	0.00635	0.9297	mg/L	0.00635	0.68%

Sequence No.: 42
Sample ID: CB
Analyst: JLB
Initial Sample Wt:
Dilution: 1X

Autosampler Location: 1
Date Collected: 10/3/2006 9:38:43 PM
Data Type: Original
Initial Sample Vol:
Sample Prep Vol:

Nebulizer Parameters: CB

Analyte	Back Pressure	Flow
All	166.0 kPa	0.50 L/min

Mean Data: CB

Analyte	Mean Corrected Intensity	Calib Conc.	Calib Units	Calib Std.Dev.	Sample Conc.	Sample Units	Sample Std.Dev.	RSD
ScA 357.253	1592706.0	82.95	%	0.155				0.19%
ScR 361.383	171510.4	83.27	%	0.393				0.47%
Ag 328.068†	-14.7	-0.00004	mg/L	0.000172	-0.00004	mg/L	0.000172	445.54%
Al 308.215†	-14.4	-0.00991	mg/L	0.004290	-0.00991	mg/L	0.004290	43.30%
As 188.979†	7.7	0.00592	mg/L	0.001163	0.00592	mg/L	0.001163	19.63%
B 249.677†	8.8	0.00321	mg/L	0.000772	0.00321	mg/L	0.000772	24.06%
Ba 233.527†	5.9	0.00182	mg/L	0.001574	0.00182	mg/L	0.001574	86.42%
Be 313.042†	116.4	0.00018	mg/L	0.000065	0.00018	mg/L	0.000065	35.81%
Ca 317.933†	17.4	0.00069	mg/L	0.001860	0.00069	mg/L	0.001860	268.54%
Cd 228.802†	3.1	0.00007	mg/L	0.000054	0.00007	mg/L	0.000054	80.06%
Co 228.616†	4.4	0.00009	mg/L	0.000166	0.00009	mg/L	0.000166	188.10%
Cr 267.716†	2.7	0.00034	mg/L	0.001114	0.00034	mg/L	0.001114	324.07%
Cu 324.752†	202.1	0.00062	mg/L	0.000096	0.00062	mg/L	0.000096	15.44%
Fe 273.955†	-0.5	-0.00050	mg/L	0.000825	-0.00050	mg/L	0.000825	165.31%
K 766.490†	541.6	0.2833	mg/L	0.02850	0.2833	mg/L	0.02850	10.06%
Mg 279.077†	-32.1	-0.01945	mg/L	0.007211	-0.01945	mg/L	0.007211	37.07%
Mn 257.610†	10.1	0.00038	mg/L	0.000127	0.00038	mg/L	0.000127	33.17%
Mo 202.031†	8.2	0.00062	mg/L	0.000239	0.00062	mg/L	0.000239	38.67%
Na 589.592†	2660.0	0.4741	mg/L	0.00119	0.4741	mg/L	0.00119	0.25%
Na 330.237†	6.5	0.2051	mg/L	0.39488	0.2051	mg/L	0.39488	192.54%
Ni 231.604†	-3.6	-0.00192	mg/L	0.000753	-0.00192	mg/L	0.000753	39.29%
Pb 220.353†	23.5	0.00192	mg/L	0.000557	0.00192	mg/L	0.000557	29.04%
Sb 206.836†	-2.7	-0.00190	mg/L	0.002342	-0.00190	mg/L	0.002342	123.51%
Se 196.026†	0.7	0.00039	mg/L	0.003646	0.00039	mg/L	0.003646	934.66%
Si 288.158†	-10.6	-0.00694	mg/L	0.007088	-0.00694	mg/L	0.007088	102.17%
Sn 189.927†	9.1	0.00152	mg/L	0.000945	0.00152	mg/L	0.000945	62.16%
Sr 421.552†	41.1	0.00006	mg/L	0.000057	0.00006	mg/L	0.000057	104.22%
Ti 334.903†	5.3	0.00019	mg/L	0.000348	0.00019	mg/L	0.000348	183.91%
Tl 190.801†	12.1	0.00852	mg/L	0.002518	0.00852	mg/L	0.002518	29.55%
V 292.402†	32.4	0.00009	mg/L	0.000167	0.00009	mg/L	0.000167	179.53%
Zn 206.200†	-0.1	-0.00012	mg/L	0.003358	-0.00012	mg/L	0.003358	>999.9%

OPTIMA ICP SAMPLE RUN LOG

IEC Date: ~~10.5.06~~ 9.25.06 Analysis Date: 10.5.06 Analyst: BW

LR Date: 6.19.06 Page: 1 of 4

All corrections made by analyst unless otherwise noted. 10.5.06 BW

Edit Label	Delete Data	ARI Sample ID	Prep. Code	Dilution	Comments
		Std 1			
		2			SCR high
		3			↓
		Std 1			2307-7
		2			2308-8
		3			-9
		4			-10
		5			-11
		ICV			2308-1
		ICB			
		CRI			
		ICSA			
		ICSAB			
		CCV1			
		CCB1			
	✓	JY64 MB	SucC	2	Zn .014 USE ICP-MS 10.4.06
		~~JY43R MB~~ JX95MB	↓	↓	Pb .02 CAF (Zn .03 NR)
		~~JY49R MB~~ JY43R MB			Zn .017 AN
		JY49R MB			Pb .02 Zn .02 CAF
		↓ A			
		JY43R A			
	✓	JY64 A			
	✓	↓ MBSplk		✓	
R		JY49R MBSplk	↓	↓ ✓	

OPTIMA ICP SAMPLE RUN LOG

IEC Date: — Analysis Date: 10.5.06 Analyst: BW

LR Date: — Page: 2 of 4

All corrections made by analyst unless otherwise noted.

Edit Label	Delete Data	ARI Sample ID	Prep. Code	Dilution	Comments
		JY43R Ref	Sux	2 ✓	
		CCV2			
		CCB2			
		JY37MB	WMN		
		JX50MB	TWC		
		JY56C		2	
		JY77D			
		E			
		G			
		Adup		✓	
	✓	A			noisy - rerun
		Asph		✓	Fe Mn STL
		MBlsph	↓	✓	
		CCV3			
		CCB3			Cu -.002
	✓	JY56MB1	TWC		CBout
	↓	JY77A			
		JY56F		10	
		G		10	
		B			
		Adup		✓	
		A			
		Asph		✓	Fe Na STL
	↓	MBlsph	↓	✓	↓

OPTIMA ICP SAMPLE RUN LOG

IEC Date: — Analysis Date: 10.5.06 Analyst: BLW

LR Date: — Page: 3 of 4

All corrections made by analyst unless otherwise noted.

Edit Label	Delete Data	ARI Sample ID	Prep. Code	Dilution	Comments
		CCV4			CV low Na high
		CCB4			
		SD			
		CCV5			
		CCB5			
		JY56 MB1	TWC		
		JY77 A			
		JY56 F		5	
		G		↓	
		B			
		Adup		✓	
		A			
		Asph		✓	Na STL.
		MB1sph	↓	✓	
		CCV6			
		CCB6			
✓		~~JX95 MB1~~	~~SWC~~	~~2~~	~~Pb .02 (Zn .03)~~ CONTAMS
✓		JY43R MB			Zn .013
✓		JY49R MB			Zn .02 Pb .02
		JX95 A			
		↓ B			
		JX80 B			
		C			JC 10/9/06
		↓ D	↓	↓	

ANALYTICAL RESOURCES INCORPORATED

Metals Data Review Checklist

Method: ICP ICP-MS GFA CVA **Analysis Date:** 10·5·06

	Analyst 8W 10·6	Peer M 10/6	Comment
Logbook:			
Analyst, Date, Method info	✓	✓	
Sample ID's	✓	✓	
Standard/QC solution ID's recorded	✓	✓	
Prep codes	✓	✓	
Dilution factors	✓	✓	
Crossouts/Corrections/Deletions	✓	✓	
Calibration:			
Blank & Standard intensities	✓	✓	
Standard deviations	✓	✓	
Curve fit	✓	✓	
Calibration Verification:			
ICV/CCV	✓	✓	see log
ICB/CCB	✓	✓	↓
Samples:			
RSD's & SD's	✓	✓	see log
Internal Standards	✓	✓	
Carry-over	✓	✓	
Method QC:			
CRI/CRA	✓	✓	
ICSA/ICSAB	✓	✓	
Post Spikes/Serial Dilutions	—	—	
Analytic Spikes	—	—	
Matrix QC:			
SRM/LCS	✓	✓	
Matrix Spikes	✓	✓	
Matrix Duplicates	✓	✓	
Method Blanks	✓	✓	JX95 JY43R JY49R
Data Distribution:			
Requested elements/isotope identified	✓	✓	
Correct samples identified for distribution	✓	✓	
Raw data match distributed data	✓	✓	
Data filename correct	✓	✓	
Necessary Analysts Notes and CAF's	✓	✓	JX95 JY43R JY49R

User canceled analysis.

Align View XY Axial for analyte Mn 257.610

X-position	Y-position	Intensity
-2.0	15.0	157128.0
-1.6	15.0	217350.2
-1.2	15.0	303891.1
-0.8	15.0	385193.1
-0.4	15.0	463421.1
0.0	15.0	508468.8
0.4	15.0	506119.2
0.8	15.0	447773.6
1.2	15.0	379669.4
1.6	15.0	294778.7
2.0	15.0	224164.5
0.0	10.0	2041.0
0.0	10.5	13316.6
0.0	11.0	25610.4
0.0	11.5	42067.7
0.0	12.0	69231.7
0.0	12.5	140065.8
0.0	13.0	211880.7
0.0	13.5	280102.7
0.0	14.0	357161.5
0.0	14.5	482941.9
0.0	15.0	500924.6
0.0	15.5	482046.5
0.0	16.0	421991.3
0.0	16.5	274617.2
0.0	17.0	196921.6
0.0	17.5	143397.4
0.0	18.0	93112.0
0.0	18.5	60994.4
0.0	19.0	17293.8
0.0	19.5	7102.0
0.0	20.0	3804.8
-0.8	15.0	389811.9
-0.4	15.0	483066.9
0.0	15.0	511810.4
0.4	15.0	501289.3
0.8	15.0	451448.7
0.0	13.0	213259.5
0.0	13.5	275733.3
0.0	14.0	367564.0
0.0	14.5	502547.7
0.0	15.0	513299.7
0.0	15.5	490479.2
0.0	16.0	443661.5
0.0	16.5	276604.2
0.0	17.0	202992.1

10/5/2006 11:11:26 AM aligned for analyte Mn 257.610
X viewing position set to 0.0 mm having Peak intensity 513299.7 for Axial viewing
Y viewing position set to 15.0 mm having Peak intensity 513299.7 for Axial viewing

Align View X Radial for analyte Mn 257.610

X-position	Y-position	Intensity
-7.0	15.0	5814.9
-6.5	15.0	6115.9
-6.0	15.0	5569.5
-5.5	15.0	6289.0
-5.0	15.0	9223.5
-4.5	15.0	15427.2
-4.0	15.0	21991.8
-3.5	15.0	33258.2
-3.0	15.0	50722.7
-2.5	15.0	92487.9
-2.0	15.0	166072.8
-1.5	15.0	201716.3
-1.0	15.0	221820.4
-0.5	15.0	238117.3

0.0	15.0	227742.5
0.5	15.0	226758.7
1.0	15.0	164359.7
1.5	15.0	84853.1
2.0	15.0	41990.6
2.5	15.0	34974.8
3.0	15.0	24324.3
3.5	15.0	17669.2
4.0	15.0	10620.9
4.5	15.0	5834.2
5.0	15.0	3028.2
5.5	15.0	2043.2
6.0	15.0	1902.0
6.5	15.0	1577.0
7.0	15.0	1572.7

10/5/2006 11:14:13 AM aligned for analyte Mn 257.610
X viewing position set to -0.5 mm having Peak intensity 238117.3 for Radial viewing

==========

==========

Align View X Radial for analyte Mn 257.610

X-position	Y-position	Intensity
-7.0	15.0	4475.6
-6.5	15.0	6009.2
-6.0	15.0	6033.7
-5.5	15.0	5307.9
-5.0	15.0	5673.5
-4.5	15.0	9184.9
-4.0	15.0	14949.0
-3.5	15.0	21617.5
-3.0	15.0	31817.0
-2.5	15.0	47854.7
-2.0	15.0	89325.4
-1.5	15.0	160522.8
-1.0	15.0	200210.4
-0.5	15.0	223616.9
0.0	15.0	229346.1
0.5	15.0	231130.4
1.0	15.0	213003.7
1.5	15.0	160942.9
2.0	15.0	84937.3
2.5	15.0	39854.3
3.0	15.0	34130.2
3.5	15.0	25141.2
4.0	15.0	17135.1
4.5	15.0	10122.7
5.0	15.0	5619.5
5.5	15.0	3011.0
6.0	15.0	1991.7
6.5	15.0	1859.6
7.0	15.0	1517.9

10/5/2006 11:16:13 AM aligned for analyte Mn 257.610
X viewing position set to 0.5 mm having Peak intensity 231130.4 for Radial viewing

==========

Nebulizer Parameters: Hg_ReAlign

Analyte	**Back Pressure**	**Flow**
All	174.0 kPa	0.50 L/min

==========

10/5/2006 11:35:05 AM Hg ReAlign... Actual peak offset (nm): -0.001
Drift (nm): -0.000 Slit adjustment: 0

==========

==========

Analysis Begun

Start Time: 10/5/2006 11:37:29 AM **Plasma On Time: 10/5/2006 10:51:52 AM**
Logged In Analyst: metals **Technique: ICP Continuous**
Spectrometer Model: Optima 4300 DV, S/N 077N0060101Autosampler Model: AS-93plus

Sample Information File: C:\pe\Administrator\Sample Information\CRISET.sif
Batch ID:
Results Data Set: PE061005
Results Library: C:\pe\Administrator\Results\Results.mdb

Sequence No.: 1
Sample ID: Calib Blank 1
Analyst:
Initial Sample Wt:
Dilution:
Autosampler Location: 1
Date Collected: 10/5/2006 11:37:30 AM
Data Type: Original
Initial Sample Vol:
Sample Prep Vol:

Nebulizer Parameters: Calib Blank 1

Analyte	Back Pressure	Flow
All	174.0 kPa	0.50 L/min

Mean Data: Calib Blank 1

Analyte	Mean Corrected Intensity	Std.Dev.	RSD	Conc.	Calib Units
ScA 357.253	1296112.4	8211.62	0.63%	100.0	%
ScR 361.383	129929.9	463.92	0.36%	100.0	%
Ag 328.068†	280.0	30.48	10.88%	[0.00]	mg/L
Al 308.215†	-128.0	13.96	10.91%	[0.00]	mg/L
As 188.979†	20.2	2.51	12.42%	[0.00]	mg/L
B 249.677†	16.6	1.17	7.02%	[0.00]	mg/L
Ba 233.527†	15.8	1.08	6.79%	[0.00]	mg/L
Be 313.042†	902.4	27.74	3.07%	[0.00]	mg/L
Ca 317.933†	125.8	17.04	13.54%	[0.00]	mg/L
Cd 228.802†	93.7	0.58	0.62%	[0.00]	mg/L
Co 228.616†	64.9	2.58	3.97%	[0.00]	mg/L
Cr 267.716†	-3.2	6.98	216.29%	[0.00]	mg/L
Cu 324.752†	3506.0	31.83	0.91%	[0.00]	mg/L
Fe 273.955†	-24.3	4.34	17.89%	[0.00]	mg/L
K 766.490†	1431.0	32.83	2.29%	[0.00]	mg/L
Mg 279.077†	-282.8	4.48	1.58%	[0.00]	mg/L
Mn 257.610†	56.0	2.43	4.33%	[0.00]	mg/L
Mo 202.031†	-8.7	4.62	53.24%	[0.00]	mg/L
Na 589.592†	33.9	16.28	48.03%	[0.00]	mg/L
Na 330.237†	-189.7	8.57	4.52%	[0.00]	mg/L
Ni 231.604†	-9.2	1.63	17.68%	[0.00]	mg/L
Pb 220.353†	150.1	4.32	2.88%	[0.00]	mg/L
Sb 206.836†	13.7	1.86	13.55%	[0.00]	mg/L
Se 196.026†	-39.2	0.91	2.31%	[0.00]	mg/L
Si 288.158†	10.7	5.06	47.07%	[0.00]	mg/L
Sn 189.927†	9.1	3.24	35.77%	[0.00]	mg/L
Sr 421.552†	64.0	27.53	43.01%	[0.00]	mg/L
Ti 334.903†	-264.9	13.33	5.03%	[0.00]	mg/L
Tl 190.801†	-9.6	1.12	11.67%	[0.00]	mg/L
V 292,402†	-0.7	30.34	>999.9%	[0.00]	mg/L
Zn 206.200†	-2.0	1.18	57.90%	[0.00]	mg/L

Sequence No.: 2
Sample ID: STD2
Analyst:
Initial Sample Wt:
Dilution:

Autosampler Location: 2
Date Collected: 10/5/2006 11:43:51 AM
Data Type: Original
Initial Sample Vol:
Sample Prep Vol:

Nebulizer Parameters: STD2

Analyte	Back Pressure	Flow
All	175.0 kPa	0.50 L/min

Mean Data: STD2

Analyte	Mean Corrected Intensity	Std.Dev.	RSD	Conc.	Calib Units
ScA 357.253	1289733.0	6231.71	0.48%	99.51	%
ScR 361.383	156852.8	513.43	0.33%	120.7	%
Ba 233.527†	19869.9	55.61	0.28%	[10]	mg/L
Cd 228.802†	280558.9	628.01	0.22%	[10]	mg/L
Co 228.616†	309323.1	802.62	0.26%	[10]	mg/L
Cr 267.716†	56102.4	168.69	0.30%	[10]	mg/L
Cu 324.752†	2524458.2	6882.39	0.27%	[10]	mg/L
Mn 257.610†	179210.8	851.53	0.48%	[10]	mg/L
V 292.402†	2451767.2	7650.91	0.31%	[10]	mg/L

Sequence No.: 3
Sample ID: STD3
Analyst:
Initial Sample Wt:
Dilution:

Autosampler Location: 3
Date Collected: 10/5/2006 11:47:58 AM
Data Type: Original
Initial Sample Vol:
Sample Prep Vol:

Nebulizer Parameters: STD3

Analyte	Back Pressure	Flow
All	174.0 kPa	0.50 L/min

Mean Data: STD3

Analyte	Mean Corrected Intensity	Std.Dev.	RSD	Conc.	Calib Units
ScA 357.253	1278459.4	7441.19	0.58%	~~98.64~~	%
ScR 361.383	157497.1	1737.06	1.10%	121.2	%
Ag 328.068†	283875.1	1207.59	0.43%	[1.0]	mg/L
As 188.979†	7697.6	21.82	0.28%	[10]	mg/L
B 249.677†	23813.8	477.69	2.01%	[10]	mg/L
Be 313.042†	2510879.6	15569.17	0.62%	[5.0]	mg/L
Na 589.592†	234572.3	2153.93	0.92%	[50]	mg/L
Ni 231.604†	12634.9	220.58	1.75%	[10]	mg/L
Pb 220.353†	72258.9	240.53	0.33%	[10]	mg/L
Se 196.026†	10790.2	16.10	0.15%	[10]	mg/L
Sr 421.552†	2887428.1	43804.47	1.52%	[5]	mg/L
Tl 190.801†	9135.4	12.58	0.14%	[10]	mg/L
Zn 206.200†	5255.1	102.28	1.95%	[10]	mg/L

==========

Analysis Begun

Start Time: 10/5/2006 12:01:59 PM Plasma On Time: 10/5/2006 10:51:52 AM
Logged In Analyst: metals Technique: ICP Continuous
Spectrometer Model: Optima 4300 DV, S/N 077N0060101Autosampler Model: AS-93plus

Sample Information File: C:\pe\Administrator\Sample Information\CRISET.sif
Batch ID:
Results Data Set: PE061005
Results Library: C:\pe\Administrator\Results\Results.mdb

==========

Sequence No.: 1 Autosampler Location: 1
Sample ID: Calib Blank 1 Date Collected: 10/5/2006 12:02:00 PM
Analyst: Data Type: Original
Initial Sample Wt: Initial Sample Vol:
Dilution: Sample Prep Vol:

Nebulizer Parameters: Calib Blank 1

Analyte	Back Pressure	Flow
All	174.0 kPa	0.50 L/min

Mean Data: Calib Blank 1

Analyte	Mean Corrected Intensity	Std.Dev.	RSD	Conc.	Calib Units
ScA 357.253	1293052.6	17656.91	1.37%	100.0	%
ScR 361.383	156169.9	929.44	0.60%	100.0	%
Ag 328.068†	311.2	53.42	17.17%	[0.00]	mg/L
Al 308.215†	-126.6	6.98	5.51%	[0.00]	mg/L
As 188.979†	20.7	0.50	2.42%	[0.00]	mg/L
B 249.677†	26.1	3.62	13.83%	[0.00]	mg/L
Ba 233.527†	16.7	2.79	16.74%	[0.00]	mg/L
Be 313.042†	938.0	11.97	1.28%	[0.00]	mg/L
Ca 317.933†	96.8	2.41	2.49%	[0.00]	mg/L
Cd 228.802†	93.1	3.64	3.91%	[0.00]	mg/L
Co 228.616†	53.7	7.72	14.37%	[0.00]	mg/L
Cr 267.716†	-23.0	2.47	10.71%	[0.00]	mg/L
Cu 324.752†	3340.3	53.52	1.60%	[0.00]	mg/L
Fe 273.955†	-22.3	1.78	7.98%	[0.00]	mg/L
K 766.490†	1739.8	19.20	1.10%	[0.00]	mg/L
Mg 279.077†	-274.2	5.15	1.88%	[0.00]	mg/L
Mn 257.610†	59.0	1.39	2.36%	[0.00]	mg/L
Mo 202.031†	-6.3	1.04	16.60%	[0.00]	mg/L
Na 589.592†	73.5	31.61	42.99%	[0.00]	mg/L
Na 330.237†	-166.9	7.20	4.32%	[0.00]	mg/L
Ni 231.604†	-12.5	1.29	10.33%	[0.00]	mg/L
Pb 220.353†	146.5	6.93	4.73%	[0.00]	mg/L
Sb 206.836†	13.4	1.04	7.75%	[0.00]	mg/L
Se 196.026†	-40.2	3.90	9.70%	[0.00]	mg/L
Si 288.158†	13.0	9.48	73.07%	[0.00]	mg/L
Sn 189.927†	7.6	2.98	39.28%	[0.00]	mg/L
Sr 421.552†	59.7	23.35	39.09%	[0.00]	mg/L
Ti 334.903†	-270.6	26.39	9.75%	[0.00]	mg/L
Tl 190.801†	-9.4	2.31	24.54%	[0.00]	mg/L
V 292.402†	-20.1	69.15	343.42%	[0.00]	mg/L
Zn 206.200†	-1.1	1.21	106.63%	[0.00]	mg/L

Sequence No.: 2 **Autosampler Location: 2**
Sample ID: STD2 **Date Collected: 10/5/2006 12:08:21 PM**
Analyst: **Data Type: Original**
Initial Sample Wt: **Initial Sample Vol:**
Dilution: **Sample Prep Vol:**

Nebulizer Parameters: STD2

Analyte	Back Pressure	Flow
All	175.0 kPa	0.50 L/min

Mean Data: STD2

Analyte	Mean Corrected Intensity	Std.Dev.	RSD	Conc.	Calib Units
ScA 357.253	1284835.8	21238.82	1.65%	99.36	%
ScR 361.383	155825.3	557.34	0.36%	99.78	%
Ba 233.527†	23617.8	275.61	1.17%	[10]	mg/L
Cd 228.802†	279281.1	1813.88	0.65%	[10]	mg/L
Co 228.616†	308898.3	2167.50	0.70%	[10]	mg/L
Cr 267.716†	66741.2	718.72	1.08%	[10]	mg/L
Cu 324.752†	2512778.3	18820.46	0.75%	[10]	mg/L
Mn 257.610†	212801.0	2090.42	0.98%	[10]	mg/L
V 292.402†	2440035.2	15044.12	0.62%	[10]	mg/L

Sequence No.: 3
Sample ID: STD3
Analyst:
Initial Sample Wt:
Dilution:

Autosampler Location: 3
Date Collected: 10/5/2006 12:12:29 PM
Data Type: Original
Initial Sample Vol:
Sample Prep Vol:

Nebulizer Parameters: STD3

Analyte	Back Pressure	Flow
All	175.0 kPa	0.50 L/min

Mean Data: STD3

Analyte	Mean Corrected Intensity	Std.Dev.	RSD	Conc.	Calib Units
ScA 357.253	1281153.7	2006.61	0.16%	99.08	%
ScR 361.383	158486.0	206.61	0.13%	101.5	%
Ag 328.068†	282469.9	522.36	0.18%	[1.0]	mg/L
As 188.979†	7670.7	36.51	0.48%	[10]	mg/L
B 249.677†	28902.4	35.31	0.12%	[10]	mg/L
Be 313.042†	3005065.0	9524.79	0.32%	[5.0]	mg/L
Na 589.592†	280963.7	1528.24	0.54%	[50]	mg/L
Ni 231.604†	15310.4	36.93	0.24%	[10]	mg/L
Pb 220.353†	71914.9	423.96	0.59%	[10]	mg/L
Se 196.026†	10771.4	60.80	0.56%	[10]	mg/L
Sr 421.552†	3470355.8	13974.98	0.40%	[5]	mg/L
Tl 190.801†	9125.9	30.26	0.33%	[10]	mg/L
Zn 206.200†	6356.4	20.71	0.33%	[10]	mg/L

Sequence No.: 4
Sample ID: STD4
Analyst:
Initial Sample Wt:
Dilution:

Autosampler Location: 4
Date Collected: 10/5/2006 12:17:30 PM
Data Type: Original
Initial Sample Vol:
Sample Prep Vol:

Nebulizer Parameters: STD4

Analyte	Back Pressure	Flow
All	175.0 kPa	0.50 L/min

Mean Data: STD4

Analyte	Mean Corrected Intensity	Std.Dev.	RSD	Conc.	Calib Units
ScA 357.253	1295601.2	4210.92	0.33%	100.2	%
ScR 361.383	155488.9	1264.45	0.81%	99.56	%
Mo 202.031†	90833.9	388.52	0.43%	[10]	mg/L
Sb 206.836†	9831.1	19.73	0.20%	[10]	mg/L
Si 288.158†	12623.6	123.59	0.98%	[10]	mg/L
Sn 189.927†	34518.5	189.30	0.55%	[10]	mg/L
Ti 334.903†	240970.0	614.73	0.26%	[10]	mg/L

Sequence No.: 5
Sample ID: STD5
Analyst:
Initial Sample Wt:
Dilution:

Autosampler Location: 5
Date Collected: 10/5/2006 12:22:07 PM
Data Type: Original
Initial Sample Vol:
Sample Prep Vol:

Nebulizer Parameters: STD5

Analyte	Back Pressure	Flow
All	175.0 kPa	0.50 L/min

Mean Data: STD5

Analyte	Mean Corrected Intensity	Std.Dev.	RSD	Conc.	Calib Units
ScA 357.253	1260178.1	1140.39	0.09%	97.46	%
ScR 361.383	155071.1	236.70	0.15%	99.30	%
Al 308.215†	37594.2	185.13	0.49%	[30]	mg/L
Ca 317.933†	520971.1	2651.80	0.51%	[30]	mg/L
Fe 273.955†	80822.9	655.50	0.81%	[100]	mg/L
K 766.490†	141289.2	1020.21	0.72%	[100]	mg/L
Mg 279.077†	35308.0	178.09	0.50%	[30]	mg/L
Na 330.237†	2993.9	8.09	0.27%	[100]	mg/L

Calibration Summary

Analyte	Stds.	Equation	Intercept	Slope	Curvature	Corr. Coef.	Reslope
Ag 328.068	1	Lin Thru 0	0.0	282500	0.00000	1.000000	
Al 308.215	1	Lin Thru 0	0.0	1253	0.00000	1.000000	
As 188.979	1	Lin Thru 0	0.0	767.1	0.00000	1.000000	
B 249.677	1	Lin Thru 0	0.0	2890	0.00000	1.000000	
Ba 233.527	1	Lin Thru 0	0.0	2362	0.00000	1.000000	
Be 313.042	1	Lin Thru 0	0.0	601000	0.00000	1.000000	
Ca 317.933	1	Lin Thru 0	0.0	17370	0.00000	1.000000	
Cd 228.802	1	Lin Thru 0	0.0	27930	0.00000	1.000000	
Co 228.616	1	Lin Thru 0	0.0	30890	0.00000	1.000000	
Cr 267.716	1	Lin Thru 0	0.0	6674	0.00000	1.000000	
Cu 324.752	1	Lin Thru 0	0.0	251300	0.00000	1.000000	
Fe 273.955	1	Lin Thru 0	0.0	808.2	0.00000	1.000000	
K 766.490	1	Lin Thru 0	0.0	1413	0.00000	1.000000	
Mg 279.077	1	Lin Thru 0	0.0	1177	0.00000	1.000000	
Mn 257.610	1	Lin Thru 0	0.0	21280	0.00000	1.000000	
Mo 202.031	1	Lin Thru 0	0.0	9083	0.00000	1.000000	
Na 589.592	1	Lin Thru 0	0.0	5619	0.00000	1.000000	
Na 330.237	1	Lin Thru 0	0.0	29.94	0.00000	1.000000	
Ni 231.604	1	Lin Thru 0	0.0	1531	0.00000	1.000000	
Pb 220.353	1	Lin Thru 0	0.0	7191	0.00000	1.000000	
Sb 206.836	1	Lin Thru 0	0.0	983.1	0.00000	1.000000	
Se 196.026	1	Lin Thru 0	0.0	1077	0.00000	1.000000	
Si 288.158	1	Lin Thru 0	0.0	1262	0.00000	1.000000	
Sn 189.927	1	Lin Thru 0	0.0	3452	0.00000	1.000000	
Sr 421.552	1	Lin Thru 0	0.0	694100	0.00000	1.000000	
Ti 334.903	1	Lin Thru 0	0.0	24100	0.00000	1.000000	
Tl 190.801	1	Lin Thru 0	0.0	912.6	0.00000	1.000000	
V 292.402	1	Lin Thru 0	0.0	244000	0.00000	1.000000	
Zn 206.200	1	Lin Thru 0	0.0	635.6	0.00000	1.000000	

Analysis Begun

Start Time: 10/5/2006 12:40:35 PM
Plasma On Time: 10/5/2006 10:51:52 AM
Logged In Analyst: metals
Technique: ICP Continuous
Spectrometer Model: Optima 4300 DV, S/N 077N0060101
Autosampler Model: AS-93plus

Sample Information File: C:\pe\Administrator\Sample Information\CRISET.sif
Batch ID:
Results Data Set: PE061005
Results Library: C:\pe\Administrator\Results\Results.mdb

Sequence No.: 1
Sample ID: ICV
Analyst:
Initial Sample Wt:
Dilution: 1X
Autosampler Location: 7
Date Collected: 10/5/2006 12:40:35 PM
Data Type: Original
Initial Sample Vol:
Sample Prep Vol:

Nebulizer Parameters: CV

Analyte	Back Pressure	Flow
All	175.0 kPa	0.50 L/min

Mean Data: CV

Analyte	Mean Corrected Intensity	Calib Conc.	Calib Units	Calib Std.Dev.	Sample Conc.	Sample Units	Sample Std.Dev.	RSD
ScA 357.253	1279089.0	98.92	%	0.785				0.79%
ScR 361.383	155520.1	99.58	%	0.220				0.22%
Ag 328.068†	270918.0	0.9592	mg/L	0.01347	0.9592	mg/L	0.01347	1.40%
Al 308.215†	2514.2	1.970	mg/L	0.0196	1.970	mg/L	0.0196	1.00%
As 188.979†	1492.4	1.941	mg/L	0.0248	1.941	mg/L	0.0248	1.28%
B 249.677†	2752.5	0.9557	mg/L	0.00289	0.9557	mg/L	0.00289	0.30%
Ba 233.527†	2306.2	0.9760	mg/L	0.00593	0.9760	mg/L	0.00593	0.61%
Be 313.042†	592334.6	0.9840	mg/L	0.00689	0.9840	mg/L	0.00689	0.70%
Ca 317.933†	35560.0	2.048	mg/L	0.0026	2.048	mg/L	0.0026	0.13%
Cd 228.802†	28122.8	1.004	mg/L	0.0131	1.004	mg/L	0.0131	1.31%
Co 228.616†	29626.4	0.9575	mg/L	0.01278	0.9575	mg/L	0.01278	1.33%
Cr 267.716†	6406.1	0.9586	mg/L	0.00371	0.9586	mg/L	0.00371	0.39%
Cu 324.752†	256840.9	1.022	mg/L	0.0158	1.022	mg/L	0.0158	1.54%
Fe 273.955†	1655.5	2.046	mg/L	0.0144	2.046	mg/L	0.0144	0.70%
K 766.490†	28796.1	20.38	mg/L	0.021	20.38	mg/L	0.021	0.10%
Mg 279.077†	2377.4	2.024	mg/L	0.0088	2.024	mg/L	0.0088	0.43%
Mn 257.610†	20688.2	0.9726	mg/L	0.00165	0.9726	mg/L	0.00165	0.17%
Mo 202.031†	8870.0	0.9765	mg/L	0.01120	0.9765	mg/L	0.01120	1.15%
Na 589.592†	280894.1	49.99	mg/L	0.168	49.99	mg/L	0.168	0.34%
Na 330.237†	1523.1	50.86	mg/L	0.100	50.86	mg/L	0.100	0.20%
Ni 231.604†	1488.0	0.9731	mg/L	0.00457	0.9731	mg/L	0.00457	0.47%
Pb 220.353†	13962.9	1.944	mg/L	0.0315	1.944	mg/L	0.0315	1.62%
Sb 206.836†	2015.4	2.050	mg/L	0.0288	2.050	mg/L	0.0288	1.40%
Se 196.026†	2095.2	1.944	mg/L	0.0209	1.944	mg/L	0.0209	1.07%
Si 288.158†	2609.2	2.069	mg/L	0.0110	2.069	mg/L	0.0110	0.53%
Sn 189.927†	3195.8	0.9296	mg/L	0.00986	0.9296	mg/L	0.00986	1.06%
Sr 421.552†	685921.8	0.9883	mg/L	0.00639	0.9883	mg/L	0.00639	0.65%
Ti 334.903†	24217.5	1.004	mg/L	0.0011	1.004	mg/L	0.0011	0.11%
Tl 190.801†	1759.7	1.925	mg/L	0.0229	1.925	mg/L	0.0229	1.19%
V 292.402†	236881.6	0.9780	mg/L	0.01372	0.9780	mg/L	0.01372	1.40%
Zn 206.200†	617.4	0.9706	mg/L	0.00307	0.9706	mg/L	0.00307	0.32%

Sequence No.: 2
Sample ID: CB
Analyst:
Initial Sample Wt:
Dilution: 1X

Autosampler Location: 1
Date Collected: 10/5/2006 12:47:16 PM
Data Type: Original
Initial Sample Vol:
Sample Prep Vol:

Nebulizer Parameters: CB

Analyte	Back Pressure	Flow
All	174.0 kPa	0.50 L/min

Mean Data: CB

Analyte	Mean Corrected Intensity	Calib Conc.	Calib Units	Calib Std.Dev.	Sample Conc.	Sample Units	Sample Std.Dev.	RSD
ScA 357.253	1281469.7	99.10	%	0.322				0.33%
ScR 361.383	155172.2	99.36	%	0.832				0.84%
Ag 328.068†	-0.6	0.00000	mg/L	0.000099	0.00000	mg/L	0.000099	>999.9%
Al 308.215†	12.6	0.01003	mg/L	0.003051	0.01003	mg/L	0.003051	30.41%
As 188.979†	2.7	0.00354	mg/L	0.001287	0.00354	mg/L	0.001287	36.40%
B 249.677†	2.2	0.00078	mg/L	0.000829	0.00078	mg/L	0.000829	106.26%
Ba 233.527†	2.0	0.00086	mg/L	0.000899	0.00086	mg/L	0.000899	104.67%
Be 313.042†	3.7	0.00001	mg/L	0.000019	0.00001	mg/L	0.000019	309.43%
Ca 317.933†	-6.4	-0.00037	mg/L	0.000386	-0.00037	mg/L	0.000386	104.45%
Cd 228.802†	0.4	0.00001	mg/L	0.000102	0.00001	mg/L	0.000102	992.81%
Co 228.616†	7.9	0.00026	mg/L	0.000293	0.00026	mg/L	0.000293	113.85%
Cr 267.716†	4.3	0.00065	mg/L	0.000658	0.00065	mg/L	0.000658	100.97%
Cu 324.752†	50.9	0.00020	mg/L	0.000121	0.00020	mg/L	0.000121	59.36%
Fe 273.955†	2.2	0.00277	mg/L	0.001210	0.00277	mg/L	0.001210	43.70%
K 766.490†	18.5	0.01306	mg/L	0.008749	0.01306	mg/L	0.008749	66.99%
Mg 279.077†	-10.7	-0.00906	mg/L	0.004934	-0.00906	mg/L	0.004934	54.46%
Mn 257.610†	5.3	0.00025	mg/L	0.000181	0.00025	mg/L	0.000181	73.09%
Mo 202.031†	-0.1	-0.00001	mg/L	0.000213	-0.00001	mg/L	0.000213	>999.9%
Na 589.592†	280.2	0.04986	mg/L	0.008592	0.04986	mg/L	0.008592	17.23%
Na 330.237†	9.6	0.3220	mg/L	0.26551	0.3220	mg/L	0.26551	82.46%
Ni 231.604†	6.8	0.00446	mg/L	0.001627	0.00446	mg/L	0.001627	36.52%
Pb 220.353†	-1.5	-0.00021	mg/L	0.000316	-0.00021	mg/L	0.000316	152.21%
Sb 206.836†	4.3	0.00442	mg/L	0.002500	0.00442	mg/L	0.002500	56.56%
Se 196.026†	0.3	0.00028	mg/L	0.002642	0.00028	mg/L	0.002642	938.72%
Si 288.158†	-5.8	-0.00463	mg/L	0.004456	-0.00463	mg/L	0.004456	96.24%
Sn 189.927†	11.0	0.00320	mg/L	0.001730	0.00320	mg/L	0.001730	54.03%
Sr 421.552†	38.5	0.00006	mg/L	0.000066	0.00006	mg/L	0.000066	118.75%
Ti 334.903†	-23.4	-0.00097	mg/L	0.000296	-0.00097	mg/L	0.000296	30.40%
Tl 190.801†	3.7	0.00404	mg/L	0.002642	0.00404	mg/L	0.002642	65.45%
V 292.402†	17.5	0.00008	mg/L	0.000178	0.00008	mg/L	0.000178	231.59%
Zn 206.200†	-0.1	-0.00020	mg/L	0.002544	-0.00020	mg/L	0.002544	>999.9%

Sequence No.: 3
Sample ID: CRI
Analyst:
Initial Sample Wt:
Dilution: 1X

Autosampler Location: 8
Date Collected: 10/5/2006 12:53:38 PM
Data Type: Original
Initial Sample Vol:
Sample Prep Vol:

Nebulizer Parameters: CRI

Analyte	Back Pressure	Flow
All	175.0 kPa	0.50 L/min

Mean Data: CRI

Analyte	Mean Corrected Intensity	Calib Conc.	Calib Units	Calib Std.Dev.	Sample Conc.	Sample Units	Sample Std.Dev.	RSD
ScA 357.253	1288584.9	99.65	%	0.131				0.13%
ScR 361.383	155163.0	99.36	%	0.554				0.56%
Ag 328.068†	804.9	0.00285	mg/L	0.000111	0.00285	mg/L	0.000111	3.90%
Al 308.215†	61.5	0.04889	mg/L	0.018097	0.04889	mg/L	0.018097	37.02%
As 188.979†	41.5	0.05401	mg/L	0.003033	0.05401	mg/L	0.003033	5.62%
B 249.677†	54.2	0.01876	mg/L	0.001520	0.01876	mg/L	0.001520	8.10%
Ba 233.527†	5.5	0.00232	mg/L	0.000440	0.00232	mg/L	0.000440	18.97%
Be 313.042†	651.0	0.00108	mg/L	0.000017	0.00108	mg/L	0.000017	1.55%
Ca 317.933†	943.7	0.05434	mg/L	0.001539	0.05434	mg/L	0.001539	2.83%
Cd 228.802†	58.0	0.00200	mg/L	0.000024	0.00200	mg/L	0.000024	1.19%
Co 228.616†	102.8	0.00332	mg/L	0.000108	0.00332	mg/L	0.000108	3.26%
Cr 267.716†	35.5	0.00531	mg/L	0.000255	0.00531	mg/L	0.000255	4.81%
Cu 324.752†	357.6	0.00142	mg/L	0.000129	0.00142	mg/L	0.000129	9.06%
Fe 273.955†	46.0	0.05692	mg/L	0.001346	0.05692	mg/L	0.001346	2.36%
K 766.490†	786.3	0.5565	mg/L	0.01625	0.5565	mg/L	0.01625	2.92%
Mg 279.077†	64.2	0.05455	mg/L	0.003697	0.05455	mg/L	0.003697	6.78%
Mn 257.610†	23.4	0.00110	mg/L	0.000096	0.00110	mg/L	0.000096	8.70%
Mo 202.031†	47.1	0.00518	mg/L	0.000324	0.00518	mg/L	0.000324	6.26%
Na 589.592†	3044.0	0.5417	mg/L	0.00701	0.5417	mg/L	0.00701	1.29%
Na 330.237†	13.5	0.4497	mg/L	0.69079	0.4497	mg/L	0.69079	153.62%
Ni 231.604†	19.4	0.01272	mg/L	0.002175	0.01272	mg/L	0.002175	17.10%
Pb 220.353†	144.6	0.02013	mg/L	0.000341	0.02013	mg/L	0.000341	1.70%
Sb 206.836†	60.5	0.06165	mg/L	0.002348	0.06165	mg/L	0.002348	3.81%
Se 196.026†	55.4	0.05148	mg/L	0.006946	0.05148	mg/L	0.006946	13.49%
Si 288.158†	109.1	0.08642	mg/L	0.004756	0.08642	mg/L	0.004756	5.50%
Sn 189.927†	43.0	0.01257	mg/L	0.001228	0.01257	mg/L	0.001228	9.77%
Sr 421.552†	715.8	0.00103	mg/L	0.000017	0.00103	mg/L	0.000017	1.62%
Ti 334.903†	126.7	0.00525	mg/L	0.000664	0.00525	mg/L	0.000664	12.64%
Tl 190.801†	44.7	0.04896	mg/L	0.000276	0.04896	mg/L	0.000276	0.56%
V 292.402†	756.2	0.00314	mg/L	0.000096	0.00314	mg/L	0.000096	3.05%
Zn 206.200†	4.1	0.00643	mg/L	0.003291	0.00643	mg/L	0.003291	51.15%

Sequence No.: 4
Sample ID: ICSA
Analyst:
Initial Sample Wt:
Dilution: 1X

Autosampler Location: 9
Date Collected: 10/5/2006 1:00:00 PM
Data Type: Original
Initial Sample Vol:
Sample Prep Vol:

Nebulizer Parameters: ICSA

Analyte	Back Pressure	Flow
All	175.0 kPa	0.50 L/min

Mean Data: ICSA

Analyte	Mean Corrected Intensity	Calib Conc.	Calib Units	Std.Dev.	Sample Conc.	Sample Units	Std.Dev.	RSD
ScA 357.253	1247095.6	96.45	%	1.098				1.14%
ScR 361.383	163024.8	104.4	%	0.60				0.58%
Ag 328.068†	-2580.5	0.00093	mg/L	0.000215	0.00093	mg/L	0.000215	23.23%
Al 308.215†	249288.1	198.9	mg/L	0.70	198.9	mg/L	0.70	0.35%
As 188.979†	24.5	0.00905	mg/L	0.007761	0.00905	mg/L	0.007761	85.80%
B 249.677†	-10.6	-0.00360	mg/L	0.002799	-0.00360	mg/L	0.002799	77.79%
Ba 233.527†	34.8	-0.00024	mg/L	0.001250	-0.00024	mg/L	0.001250	522.24%
Be 313.042†	-49.1	-0.00009	mg/L	0.000014	-0.00009	mg/L	0.000014	16.14%
Ca 317.933†	1766764.6	101.7	mg/L	1.03	101.7	mg/L	1.03	1.01%
Cd 228.802†	32.2	0.00111	mg/L	0.000050	0.00111	mg/L	0.000050	4.53%
Co 228.616†	17.4	-0.00015	mg/L	0.000094	-0.00015	mg/L	0.000094	62.95%
Cr 267.716†	95.8	0.00527	mg/L	0.000592	0.00527	mg/L	0.000592	11.23%
Cu 324.752†	-4213.9	0.00354	mg/L	0.000211	0.00354	mg/L	0.000211	5.95%
Fe 273.955†	170480.6	210.9	mg/L	1.11	210.9	mg/L	1.11	0.53%
K 766.490†	75.2	0.05320	mg/L	0.030484	0.05320	mg/L	0.030484	57.30%
Mg 279.077†	123823.3	105.1	mg/L	1.23	105.1	mg/L	1.23	1.17%
Mn 257.610†	71.0	-0.00097	mg/L	0.000315	-0.00097	mg/L	0.000315	32.30%
Mo 202.031†	35.3	0.00163	mg/L	0.000207	0.00163	mg/L	0.000207	12.69%
Na 589.592†	154.2	0.02745	mg/L	0.002393	0.02745	mg/L	0.002393	8.72%
Na 330.237†	35.6	0.1564	mg/L	0.20660	0.1564	mg/L	0.20660	132.10%
Ni 231.604†	1.7	0.00110	mg/L	0.000742	0.00110	mg/L	0.000742	67.56%
Pb 220.353†	-122.5	0.01832	mg/L	0.000277	0.01832	mg/L	0.000277	1.51%
Sb 206.836†	29.1	0.00746	mg/L	0.001139	0.00746	mg/L	0.001139	15.27%
Se 196.026†	-73.7	-0.04330	mg/L	0.003238	-0.04330	mg/L	0.003238	7.48%
Si 288.158†	12.8	0.01015	mg/L	0.000546	0.01015	mg/L	0.000546	5.38%
Sn 189.927†	-56.3	-0.00889	mg/L	0.000872	-0.00889	mg/L	0.000872	9.81%
Sr 421.552†	850.2	0.00123	mg/L	0.000020	0.00123	mg/L	0.000020	1.66%
Ti 334.903†	106.3	0.00440	mg/L	0.000425	0.00440	mg/L	0.000425	9.64%
Tl 190.801†	-24.8	-0.02718	mg/L	0.002339	-0.02718	mg/L	0.002339	8.60%
V 292.402†	571.6	0.00245	mg/L	0.000199	0.00245	mg/L	0.000199	8.14%
Zn 206.200†	-0.8	-0.00501	mg/L	0.003040	-0.00501	mg/L	0.003040	60.73%

Sequence No.: 5
Sample ID: ICSAB
Analyst:
Initial Sample Wt:
Dilution: 1X

Autosampler Location: 10
Date Collected: 10/5/2006 1:06:42 PM
Data Type: Original
Initial Sample Vol:
Sample Prep Vol:

Nebulizer Parameters: ICSAB

Analyte	Back Pressure	Flow
All	174.0 kPa	0.50 L/min

Mean Data: ICSAB

Analyte	Mean Corrected Intensity	Calib Conc.	Calib Units	Calib Std.Dev.	Sample Conc.	Sample Units	Sample Std.Dev.	RSD
ScA 357.253	1224963.8	94.73	%	0.496				0.52%
ScR 361.383	156025.2	99.91	%	0.751				0.75%
Ag 328.068†	290259.1	1.037	mg/L	0.0035	1.037	mg/L	0.0035	0.34%
Al 308.215†	251700.6	200.8	mg/L	0.64	200.8	mg/L	0.64	0.32%
As 188.979†	809.0	1.031	mg/L	0.0065	1.031	mg/L	0.0065	0.63%
B 249.677†	-16.1	-0.00369	mg/L	0.002995	-0.00369	mg/L	0.002995	81.23%
Ba 233.527†	2427.4	1.013	mg/L	0.0069	1.013	mg/L	0.0069	0.68%
Be 313.042†	621862.9	1.033	mg/L	0.0035	1.033	mg/L	0.0035	0.34%
Ca 317.933†	1728406.9	99.53	mg/L	0.320	99.53	mg/L	0.320	0.32%
Cd 228.802†	28723.3	1.027	mg/L	0.0034	1.027	mg/L	0.0034	0.33%
Co 228.616†	29237.5	0.9457	mg/L	0.00499	0.9457	mg/L	0.00499	0.53%
Cr 267.716†	6667.4	0.9895	mg/L	0.00345	0.9895	mg/L	0.00345	0.35%
Cu 324.752†	265720.4	1.077	mg/L	0.0028	1.077	mg/L	0.0028	0.26%
Fe 273.955†	165097.2	204.3	mg/L	0.94	204.3	mg/L	0.94	0.46%
K 766.490†	118.9	0.08419	mg/L	0.004739	0.08419	mg/L	0.004739	5.63%
Mg 279.077†	119740.7	101.6	mg/L	0.25	101.6	mg/L	0.25	0.24%
Mn 257.610†	21408.1	1.002	mg/L	0.0030	1.002	mg/L	0.0030	0.30%
Mo 202.031†	39.0	0.00211	mg/L	0.000512	0.00211	mg/L	0.000512	24.24%
Na 589.592†	129.8	0.02310	mg/L	0.005912	0.02310	mg/L	0.005912	25.60%
Na 330.237†	40.3	0.09355	mg/L	0.111008	0.09355	mg/L	0.111008	118.66%
Ni 231.604†	1485.3	0.9708	mg/L	0.00443	0.9708	mg/L	0.00443	0.46%
Pb 220.353†	6770.6	0.9785	mg/L	0.00663	0.9785	mg/L	0.00663	0.68%
Sb 206.836†	1088.7	1.074	mg/L	0.0104	1.074	mg/L	0.0104	0.97%
Se 196.026†	1019.5	0.9697	mg/L	0.00482	0.9697	mg/L	0.00482	0.50%
Si 288.158†	12.6	0.01209	mg/L	0.002840	0.01209	mg/L	0.002840	23.49%
Sn 189.927†	-67.1	-0.01015	mg/L	0.001817	-0.01015	mg/L	0.001817	17.91%
Sr 421.552†	1043.8	0.00150	mg/L	0.000021	0.00150	mg/L	0.000021	1.43%
Ti 334.903†	126.1	0.00502	mg/L	0.000341	0.00502	mg/L	0.000341	6.80%
Tl 190.801†	849.2	0.9246	mg/L	0.00782	0.9246	mg/L	0.00782	0.85%
V 292.402†	247358.2	1.021	mg/L	0.0035	1.021	mg/L	0.0035	0.34%
Zn 206.200†	611.7	0.9582	mg/L	0.00571	0.9582	mg/L	0.00571	0.60%

Sequence No.: 6
Sample ID: CV
Analyst:
Initial Sample Wt:
Dilution: 1X

Autosampler Location: 7
Date Collected: 10/5/2006 1:12:56 PM
Data Type: Original
Initial Sample Vol:
Sample Prep Vol:

Nebulizer Parameters: CV

Analyte	Back Pressure	Flow
All	175.0 kPa	0.50 L/min

Mean Data: CV

Analyte	Mean Corrected Intensity	Calib Conc.	Calib Units	Std.Dev.	Sample Conc.	Sample Units	Std.Dev.	RSD
ScA 357.253	1277748.7	98.82	%	0.276				0.28%
ScR 361.383	155706.3	99.70	%	0.404				0.41%
Ag 328.068†	271699.8	0.9620	mg/L	0.00237	0.9620	mg/L	0.00237	0.25%
Al 308.215†	2519.4	1.974	mg/L	0.0127	1.974	mg/L	0.0127	0.64%
As 188.979†	1486.7	1.933	mg/L	0.0021	1.933	mg/L	0.0021	0.11%
B 249.677†	2735.9	0.9500	mg/L	0.00906	0.9500	mg/L	0.00906	0.95%
Ba 233.527†	2313.8	0.9792	mg/L	0.00636	0.9792	mg/L	0.00636	0.65%
Be 313.042†	596364.3	0.9907	mg/L	0.00685	0.9907	mg/L	0.00685	0.69%
Ca 317.933†	35685.0	2.055	mg/L	0.0018	2.055	mg/L	0.0018	0.09%
Cd 228.802†	28237.1	1.008	mg/L	0.0046	1.008	mg/L	0.0046	0.46%
Co 228.616†	29805.7	0.9633	mg/L	0.00524	0.9633	mg/L	0.00524	0.54%
Cr 267.716†	6423.3	0.9612	mg/L	0.00919	0.9612	mg/L	0.00919	0.96%
Cu 324.752†	256960.0	1.022	mg/L	0.0021	1.022	mg/L	0.0021	0.21%
Fe 273.955†	1672.1	2.066	mg/L	0.0273	2.066	mg/L	0.0273	1.32%
K 766.490†	28728.5	20.33	mg/L	0.044	20.33	mg/L	0.044	0.22%
Mg 279.077†	2381.8	2.028	mg/L	0.0095	2.028	mg/L	0.0095	0.47%
Mn 257.610†	20719.2	0.9740	mg/L	0.00097	0.9740	mg/L	0.00097	0.10%
Mo 202.031†	8896.9	0.9794	mg/L	0.00464	0.9794	mg/L	0.00464	0.47%
Na 589.592†	277132.3	49.32	mg/L	0.151	49.32	mg/L	0.151	0.31%
Na 330.237†	1525.8	50.95	mg/L	0.418	50.95	mg/L	0.418	0.82%
Ni 231.604†	1491.4	0.9753	mg/L	0.00572	0.9753	mg/L	0.00572	0.59%
Pb 220.353†	14063.6	1.958	mg/L	0.0018	1.958	mg/L	0.0018	0.09%
Sb 206.836†	2017.0	2.051	mg/L	0.0042	2.051	mg/L	0.0042	0.21%
Se 196.026†	2089.3	1.939	mg/L	0.0035	1.939	mg/L	0.0035	0.18%
Si 288.158†	2604.5	2.065	mg/L	0.0107	2.065	mg/L	0.0107	0.52%
Sn 189.927†	3200.8	0.9311	mg/L	0.00349	0.9311	mg/L	0.00349	0.38%
Sr 421.552†	682795.8	0.9838	mg/L	0.00533	0.9838	mg/L	0.00533	0.54%
Ti 334.903†	24222.1	1.004	mg/L	0.0007	1.004	mg/L	0.0007	0.07%
Tl 190.801†	1763.2	1.929	mg/L	0.0070	1.929	mg/L	0.0070	0.36%
V 292.402†	237990.0	0.9825	mg/L	0.00147	0.9825	mg/L	0.00147	0.15%
Zn 206.200†	623.4	0.9799	mg/L	0.01074	0.9799	mg/L	0.01074	1.10%

Sequence No.: 7
Sample ID: CB
Analyst:
Initial Sample Wt:
Dilution: 1X

Autosampler Location: 1
Date Collected: 10/5/2006 1:19:37 PM
Data Type: Original
Initial Sample Vol:
Sample Prep Vol:

Nebulizer Parameters: CB

Analyte	Back Pressure	Flow
All	174.0 kPa	0.50 L/min

Mean Data: CB

Analyte	Mean Corrected Intensity	Calib Conc.	Calib Units	Calib Std.Dev.	Sample Conc.	Sample Units	Sample Std.Dev.	RSD
ScA 357.253	1289131.1	99.70	%	1.194				1.20%
ScR 361.383	154717.8	99.07	%	0.341				0.34%
Ag 328.068†	-36.9	-0.00013	mg/L	0.000062	-0.00013	mg/L	0.000062	47.49%
Al 308.215†	-8.2	-0.00658	mg/L	0.029404	-0.00658	mg/L	0.029404	446.61%
As 188.979†	2.1	0.00271	mg/L	0.002079	0.00271	mg/L	0.002079	76.60%
B 249.677†	4.1	0.00141	mg/L	0.000627	0.00141	mg/L	0.000627	44.48%
Ba 233.527†	0.3	0.00014	mg/L	0.000855	0.00014	mg/L	0.000855	628.15%
Be 313.042†	15.3	0.00003	mg/L	0.000028	0.00003	mg/L	0.000028	110.54%
Ca 317.933†	-21.2	-0.00122	mg/L	0.001460	-0.00122	mg/L	0.001460	119.71%
Cd 228.802†	-1.1	-0.00004	mg/L	0.000051	-0.00004	mg/L	0.000051	121.16%
Co 228.616†	5.0	0.00016	mg/L	0.000202	0.00016	mg/L	0.000202	123.82%
Cr 267.716†	1.6	0.00024	mg/L	0.000617	0.00024	mg/L	0.000617	257.87%
Cu 324.752†	-77.3	-0.00031	mg/L	0.000438	-0.00031	mg/L	0.000438	142.68%
Fe 273.955†	3.7	0.00462	mg/L	0.003455	0.00462	mg/L	0.003455	74.78%
K 766.490†	35.1	0.02487	mg/L	0.019265	0.02487	mg/L	0.019265	77.46%
Mg 279.077†	-4.1	-0.00351	mg/L	0.005159	-0.00351	mg/L	0.005159	147.02%
Mn 257.610†	-5.2	-0.00025	mg/L	0.000203	-0.00025	mg/L	0.000203	82.39%
Mo 202.031†	0.4	0.00005	mg/L	0.000123	0.00005	mg/L	0.000123	261.99%
Na 589.592†	222.8	0.03964	mg/L	0.006310	0.03964	mg/L	0.006310	15.92%
Na 330.237†	3.8	0.1259	mg/L	0.47151	0.1259	mg/L	0.47151	374.56%
Ni 231.604†	1.3	0.00085	mg/L	0.002844	0.00085	mg/L	0.002844	334.78%
Pb 220.353†	-1.0	-0.00015	mg/L	0.000280	-0.00015	mg/L	0.000280	192.60%
Sb 206.836†	1.0	0.00108	mg/L	0.002105	0.00108	mg/L	0.002105	194.57%
Se 196.026†	3.6	0.00338	mg/L	0.008159	0.00338	mg/L	0.008159	241.63%
Si 288.158†	-7.4	-0.00585	mg/L	0.000693	-0.00585	mg/L	0.000693	11.84%
Sn 189.927†	14.0	0.00404	mg/L	0.001437	0.00404	mg/L	0.001437	35.53%
Sr 421.552†	32.2	0.00005	mg/L	0.000043	0.00005	mg/L	0.000043	92.87%
Ti 334.903†	-7.7	-0.00032	mg/L	0.001172	-0.00032	mg/L	0.001172	367.80%
Tl 190.801†	0.6	0.00069	mg/L	0.004062	0.00069	mg/L	0.004062	590.29%
V 292.402†	11.7	0.00005	mg/L	0.000204	0.00005	mg/L	0.000204	410.80%
Zn 206.200†	-0.5	-0.00072	mg/L	0.001632	-0.00072	mg/L	0.001632	225.33%

==========

Analysis Begun

Start Time: 10/5/2006 1:24:37 PM **Plasma On Time: 10/5/2006 10:51:52 AM**
Logged In Analyst: metals **Technique: ICP Continuous**
Spectrometer Model: Optima 4300 DV, S/N 077N0060101 **Autosampler Model: AS-93plus**

Sample Information File: C:\pe\Administrator\Sample Information\1005A.sif
Batch ID:
Results Data Set: PE061005
Results Library: C:\pe\Administrator\Results\Results.mdb

==========

Sequence No.: 1 **Autosampler Location: 21**
Sample ID: JY64 MB SWC **Date Collected: 10/5/2006 1:24:37 PM**
Analyst: BLW **Data Type: Original**
Initial Sample Wt: **Initial Sample Vol:**
Dilution: 2X **Sample Prep Vol:**

Nebulizer Parameters: JY64 MB SWC

Analyte	Back Pressure	Flow
All	174.0 kPa	0.50 L/min

DCZ

Mean Data: JY64 MB SWC

Analyte	Mean Corrected Intensity	Calib Conc.	Calib Units	Std.Dev.	Sample Conc.	Sample Units	Std.Dev.	RSD
ScA 357.253	1294595.8	100.1	%	0.53				0.53%
ScR 361.383	156257.8	100.1	%	1.00				1.00%
Ag 328.068†	-8.0	-0.00003	mg/L	0.000309	-0.00006	mg/L	0.000617	>999.9%
Al 308.215†	15.8	0.01259	mg/L	0.004559	0.02517	mg/L	0.009117	36.22%
As 188.979†	1.5	0.00195	mg/L	0.005115	0.00389	mg/L	0.010230	262.82%
B 249.677†	-1.3	-0.00044	mg/L	0.001883	-0.00089	mg/L	0.003765	425.27%
Ba 233.527†	-0.1	-0.00003	mg/L	0.001250	-0.00006	mg/L	0.002500	>999.9%
Be 313.042†	0.2	0.00000	mg/L	0.000018	0.00000	mg/L	0.000036	>999.9%
Ca 317.933†	971.3	0.05593	mg/L	0.000376	0.1119	mg/L	0.00075	0.67%
Cd 228.802†	2.3	0.00008	mg/L	0.000038	0.00016	mg/L	0.000077	47.27%
Co 228.616†	8.3	0.00026	mg/L	0.000142	0.00053	mg/L	0.000283	53.73%
Cr 267.716†	7.6	0.00114	mg/L	0.000628	0.00229	mg/L	0.001257	54.89%
Cu 324.752†	-165.6	-0.00066	mg/L	0.000167	-0.00132	mg/L	0.000335	25.43%
Fe 273.955†	6.7	0.00830	mg/L	0.003771	0.01659	mg/L	0.007542	45.46%
K 766.490†	-26.5	-0.01876	mg/L	0.031800	-0.03752	mg/L	0.063601	169.49%
Mg 279.077†	8.5	0.00722	mg/L	0.003785	0.01444	mg/L	0.007569	52.43%
Mn 257.610†	-2.7	-0.00012	mg/L	0.000110	-0.00025	mg/L	0.000221	89.91%
Mo 202.031†	-1.0	-0.00011	mg/L	0.000245	-0.00021	mg/L	0.000489	228.80%
Na 589.592†	104.0	0.01850	mg/L	0.002147	0.03700	mg/L	0.004294	11.61%
Na 330.237†	-7.8	-0.2640	mg/L	0.17058	-0.5279	mg/L	0.34115	64.62%
Ni 231.604†	6.4	0.00415	mg/L	0.000302	0.00830	mg/L	0.000604	7.28%
Pb 220.353†	95.0	0.01322	mg/L	0.000781	0.02644	mg/L	0.001562	5.91%
Sb 206.836†	2.3	0.00238	mg/L	0.000830	0.00476	mg/L	0.001661	34.90%
Se 196.026†	2.1	0.00198	mg/L	0.005369	0.00395	mg/L	0.010738	271.57%
Si 288.158†	3.3	0.00262	mg/L	0.004341	0.00524	mg/L	0.008681	165.68%
Sn 189.927†	10.6	0.00309	mg/L	0.000479	0.00618	mg/L	0.000957	15.49%
Sr 421.552†	158.1	0.00023	mg/L	0.000038	0.00046	mg/L	0.000076	16.73%
Ti 334.903†	51.8	0.00215	mg/L	0.000181	0.00430	mg/L	0.000361	8.41%
Tl 190.801†	-0.8	-0.00085	mg/L	0.000883	-0.00171	mg/L	0.001767	103.57%
V 292.402†	77.4	0.00032	mg/L	0.000096	0.00065	mg/L	0.000193	29.74%
Zn 206.200†	8.6	0.01354	mg/L	0.005285	0.02708	mg/L	0.010570	39.04%

Sequence No.: 2
Sample ID: JX95 MB1 SWC
Analyst: BLW
Initial Sample Wt:
Dilution: 2X

Autosampler Location: 22
Date Collected: 10/5/2006 1:31:01 PM
Data Type: Original
Initial Sample Vol:
Sample Prep Vol:

Nebulizer Parameters: JX95 MB1 SWC

Analyte	Back Pressure	Flow
All	175.0 kPa	0.50 L/min

Mean Data: JX95 MB1 SWC

Analyte	Mean Corrected Intensity	Calib Conc.	Calib Units	Calib Std.Dev.	Sample Conc.	Sample Units	Sample Std.Dev.	RSD
ScA 357.253	1304325.4	100.9	%	0.52				0.51%
ScR 361.383	157472.8	100.8	%	0.71				0.71%
Ag 328.068†	-10.3	-0.00004	mg/L	0.000040	-0.00007	mg/L	0.000079	109.47%
Al 308.215†	24.7	0.01971	mg/L	0.017501	0.03941	mg/L	0.035002	88.81%
As 188.979†	2.2	0.00280	mg/L	0.000631	0.00561	mg/L	0.001263	22.53%
B 249.677†	0.6	0.00019	mg/L	0.001688	0.00038	mg/L	0.003376	880.68%
Ba 233.527†	-0.9	-0.00039	mg/L	0.001485	-0.00077	mg/L	0.002970	384.45%
Be 313.042†	10.3	0.00002	mg/L	0.000009	0.00003	mg/L	0.000018	54.05%
Ca 317.933†	986.1	0.05678	mg/L	0.001579	0.1136	mg/L	0.00316	2.78%
Cd 228.802†	-0.6	-0.00003	mg/L	0.000026	-0.00005	mg/L	0.000052	100.78%
Co 228.616†	4.1	0.00013	mg/L	0.000150	0.00025	mg/L	0.000300	118.83%
Cr 267.716†	2.9	0.00043	mg/L	0.000394	0.00086	mg/L	0.000788	92.06%
Cu 324.752†	-344.7	-0.00137	mg/L	0.000082	-0.00274	mg/L	0.000163	5.95%
Fe 273.955†	4.3	0.00529	mg/L	0.000188	0.01057	mg/L	0.000376	3.56%
K 766.490†	-14.4	-0.01016	mg/L	0.038501	-0.02032	mg/L	0.077002	378.96%
Mg 279.077†	8.2	0.00695	mg/L	0.006466	0.01391	mg/L	0.012931	93.00%
Mn 257.610†	-1.9	-0.00008	mg/L	0.000144	-0.00017	mg/L	0.000289	173.81%
Mo 202.031†	1.6	0.00017	mg/L	0.000306	0.00035	mg/L	0.000612	175.92%
Na 589.592†	30.6	0.00545	mg/L	0.002740	0.01090	mg/L	0.005481	50.28%
Na 330.237†	-7.3	-0.2488	mg/L	0.30666	-0.4976	mg/L	0.61331	123.26%
Ni 231.604†	4.2	0.00275	mg/L	0.001106	0.00550	mg/L	0.002211	40.22%
Pb 220.353†	182.8	0.02543	mg/L	0.000692	0.05085	mg/L	0.001385	2.72%
Sb 206.836†	1.1	0.00112	mg/L	0.001142	0.00225	mg/L	0.002284	101.70%
Se 196.026†	-0.1	-0.00013	mg/L	0.002754	-0.00026	mg/L	0.005507	>999.9%
Si 288.158†	8.0	0.00632	mg/L	0.004605	0.01265	mg/L	0.009210	72.83%
Sn 189.927†	10.0	0.00290	mg/L	0.001134	0.00581	mg/L	0.002267	39.03%
Sr 421.552†	221.3	0.00032	mg/L	0.000069	0.00064	mg/L	0.000137	21.56%
Ti 334.903†	104.9	0.00435	mg/L	0.000143	0.00871	mg/L	0.000285	3.28%
Tl 190.801†	3.8	0.00418	mg/L	0.002892	0.00835	mg/L	0.005785	69.25%
V 292.402†	24.2	0.00010	mg/L	0.000244	0.00020	mg/L	0.000488	243.80%
Zn 206.200†	17.5	0.02757	mg/L	0.000911	0.05514	mg/L	0.001821	3.30%

Sequence No.: 3
Sample ID: JY43R MB SWC
Analyst: BLW
Initial Sample Wt:
Dilution: 2X

Autosampler Location: 23
Date Collected: 10/5/2006 1:37:25 PM
Data Type: Original
Initial Sample Vol:
Sample Prep Vol:

Nebulizer Parameters: JY43R MB SWC

Analyte	Back Pressure	Flow
All	175.0 kPa	0.50 L/min

Mean Data: JY43R MB SWC

Analyte	Mean Corrected Intensity	Calib Conc.	Calib Units	Calib Std.Dev.	Sample Conc.	Sample Units	Sample Std.Dev.	RSD
ScA 357.253	1273526.5	98.49	%	2.231				2.26%
ScR 361.383	155428.0	99.52	%	0.464				0.47%
Ag 328.068†	-69.9	-0.00025	mg/L	0.000172	-0.00049	mg/L	0.000345	69.76%
Al 308.215†	64.2	0.05122	mg/L	0.006937	0.1024	mg/L	0.01387	13.54%
As 188.979†	-0.4	-0.00054	mg/L	0.004932	-0.00108	mg/L	0.009864	912.76%
B 249.677†	2.5	0.00088	mg/L	0.001439	0.00175	mg/L	0.002878	164.00%
Ba 233.527†	-1.0	-0.00042	mg/L	0.001109	-0.00085	mg/L	0.002219	261.34%
Be 313.042†	17.0	0.00003	mg/L	0.000026	0.00006	mg/L	0.000052	91.83%
Ca 317.933†	1776.9	0.1023	mg/L	0.00103	0.2046	mg/L	0.00206	1.01%
Cd 228.802†	2.8	0.00010	mg/L	0.000072	0.00020	mg/L	0.000144	71.94%
Co 228.616†	8.4	0.00027	mg/L	0.000151	0.00053	mg/L	0.000303	56.64%
Cr 267.716†	3.2	0.00048	mg/L	0.001225	0.00096	mg/L	0.002450	254.10%
Cu 324.752†	-298.9	-0.00119	mg/L	0.000294	-0.00238	mg/L	0.000587	24.69%
Fe 273.955†	4.3	0.00535	mg/L	0.000920	0.01071	mg/L	0.001839	17.18%
K 766.490†	-31.4	-0.02221	mg/L	0.019402	-0.04442	mg/L	0.038803	87.35%
Mg 279.077†	17.7	0.01507	mg/L	0.002582	0.03014	mg/L	0.005165	17.13%
Mn 257.610†	-7.4	-0.00035	mg/L	0.000153	-0.00070	mg/L	0.000306	43.66%
Mo 202.031†	-0.8	-0.00009	mg/L	0.000093	-0.00017	mg/L	0.000186	106.68%
Na 589.592†	44.8	0.00797	mg/L	0.003083	0.01595	mg/L	0.006166	38.66%
Na 330.237†	-1.3	-0.04825	mg/L	0.155137	-0.09650	mg/L	0.310275	321.52%
Ni 231.604†	2.9	0.00189	mg/L	0.000931	0.00378	mg/L	0.001862	49.28%
Pb 220.353†	-2.7	-0.00037	mg/L	0.001257	-0.00073	mg/L	0.002515	344.08%
Sb 206.836†	2.4	0.00246	mg/L	0.002000	0.00491	mg/L	0.004000	81.42%
Se 196.026†	3.3	0.00306	mg/L	0.002414	0.00613	mg/L	0.004829	78.81%
Si 288.158†	2.3	0.00184	mg/L	0.004339	0.00368	mg/L	0.008678	236.10%
Sn 189.927†	10.5	0.00306	mg/L	0.000946	0.00612	mg/L	0.001892	30.92%
Sr 421.552†	142.8	0.00021	mg/L	0.000072	0.00041	mg/L	0.000144	35.01%
Ti 334.903†	56.0	0.00232	mg/L	0.001524	0.00465	mg/L	0.003049	65.59%
Tl 190.801†	1.0	0.00111	mg/L	0.000737	0.00222	mg/L	0.001474	66.47%
V 292.402†	36.0	0.00015	mg/L	0.000104	0.00030	mg/L	0.000208	69.47%
Zn 206.200†	10.6	0.01670	mg/L	0.001349	0.03340	mg/L	0.002699	8.08%

Sequence No.: 4
Sample ID: JY49R MB SWC
Analyst: BLW
Initial Sample Wt:
Dilution: 2X

Autosampler Location: 24
Date Collected: 10/5/2006 1:43:49 PM
Data Type: Original
Initial Sample Vol:
Sample Prep Vol:

Nebulizer Parameters: JY49R MB SWC

Analyte	Back Pressure	Flow
All	175.0 kPa	0.50 L/min

Mean Data: JY49R MB SWC

Analyte	Mean Corrected Intensity	Calib Conc.	Calib Units	Std.Dev.	Sample Conc.	Sample Units	Std.Dev.	RSD
ScA 357.253	1295785.5	100.2	%	0.13				0.13%
ScR 361.383	159191.5	101.9	%	0.41				0.41%
Ag 328.068†	-57.0	-0.00020	mg/L	0.000085	-0.00040	mg/L	0.000170	42.20%
Al 308.215†	28.9	0.02309	mg/L	0.007361	0.04618	mg/L	0.014721	31.88%
As 188.979†	1.0	0.00132	mg/L	0.003704	0.00264	mg/L	0.007408	280.41%
B 249.677†	-3.1	-0.00107	mg/L	0.000838	-0.00214	mg/L	0.001676	78.30%
Ba 233.527†	1.1	0.00048	mg/L	0.000445	0.00096	mg/L	0.000890	92.84%
Be 313.042†	-20.2	-0.00003	mg/L	0.000025	-0.00007	mg/L	0.000050	73.14%
Ca 317.933†	873.4	0.05029	mg/L	0.001519	0.1006	mg/L	0.00304	3.02%
Cd 228.802†	0.9	0.00003	mg/L	0.000034	0.00006	mg/L	0.000068	113.69%
Co 228.616†	6.0	0.00019	mg/L	0.000177	0.00038	mg/L	0.000353	93.81%
Cr 267.716†	3.6	0.00054	mg/L	0.000967	0.00109	mg/L	0.001935	177.53%
Cu 324.752†	-425.2	-0.00169	mg/L	0.000235	-0.00338	mg/L	0.000469	13.88%
Fe 273.955†	8.7	0.01076	mg/L	0.004004	0.02152	mg/L	0.008007	37.22%
K 766.490†	-48.3	-0.03418	mg/L	0.013393	-0.06837	mg/L	0.026786	39.18%
Mg 279.077†	6.3	0.00536	mg/L	0.004457	0.01071	mg/L	0.008915	83.24%
Mn 257.610†	1.6	0.00008	mg/L	0.000129	0.00016	mg/L	0.000258	162.93%
Mo 202.031†	-0.2	-0.00002	mg/L	0.000253	-0.00003	mg/L	0.000506	>999.9%
Na 589.592†	-7.1	-0.00126	mg/L	0.004571	-0.00253	mg/L	0.009142	362.05%
Na 330.237†	17.0	0.5636	mg/L	0.27462	1.127	mg/L	0.5492	48.72%
Ni 231.604†	2.4	0.00158	mg/L	0.001673	0.00316	mg/L	0.003345	105.92%
Pb 220.353†	154.7	0.02152	mg/L	0.000151	0.04303	mg/L	0.000302	0.70%
Sb 206.836†	2.1	0.00213	mg/L	0.001098	0.00426	mg/L	0.002197	51.58%
Se 196.026†	2.5	0.00231	mg/L	0.004016	0.00462	mg/L	0.008033	173.84%
Si 288.158†	0.4	0.00033	mg/L	0.001462	0.00065	mg/L	0.002925	448.98%
Sn 189.927†	11.8	0.00344	mg/L	0.000407	0.00688	mg/L	0.000813	11.82%
Sr 421.552†	175.4	0.00025	mg/L	0.000021	0.00051	mg/L	0.000043	8.44%
Ti 334.903†	89.5	0.00371	mg/L	0.000437	0.00743	mg/L	0.000874	11.76%
Tl 190.801†	-0.5	-0.00059	mg/L	0.005028	-0.00118	mg/L	0.010056	850.33%
V 292.402†	60.3	0.00025	mg/L	0.000099	0.00050	mg/L	0.000197	39.63%
Zn 206.200†	15.7	0.02464	mg/L	0.002846	0.04928	mg/L	0.005691	11.55%

Sequence No.: 5
Sample ID: JY49R A SWC
Analyst: BLW
Initial Sample Wt:
Dilution: 2X

Autosampler Location: 25
Date Collected: 10/5/2006 1:50:13 PM
Data Type: Original
Initial Sample Vol:
Sample Prep Vol:

Nebulizer Parameters: JY49R A SWC

Analyte	Back Pressure	Flow
All	174.0 kPa	0.50 L/min

Mean Data: JY49R A SWC

Analyte	Mean Corrected Intensity	Calib Conc.	Calib Units	Calib Std.Dev.	Sample Conc.	Sample Units	Sample Std.Dev.	RSD
ScA 357.253	1307727.0	101.1	%	0.31				0.31%
ScR 361.383	162640.5	104.1	%	0.88				0.85%
Ag 328.068†	-1271.1	0.00001	mg/L	0.000148	0.00003	mg/L	0.000296	>999.9%
Al 308.215†	120143.3	95.86	mg/L	0.135	191.7	mg/L	0.27	0.14%
As 188.979†	37.1	0.02032	mg/L	0.002403	0.04063	mg/L	0.004805	11.83%
B 249.677†	92.1	0.02979	mg/L	0.001658	0.05958	mg/L	0.003316	5.57%
Ba 233.527†	844.1	0.3507	mg/L	0.00454	0.7013	mg/L	0.00908	1.30%
Be 313.042†	1077.4	0.00117	mg/L	0.000033	0.00234	mg/L	0.000066	2.80%
Ca 317.933†	645917.0	37.19	mg/L	0.140	74.39	mg/L	0.280	0.38%
Cd 228.802†	25.8	0.00085	mg/L	0.000048	0.00170	mg/L	0.000096	5.66%
Co 228.616†	1444.8	0.03473	mg/L	0.000150	0.06947	mg/L	0.000300	0.43%
Cr 267.716†	756.8	0.1147	mg/L	0.00259	0.2294	mg/L	0.00517	2.26%
Cu 324.752†	30557.0	0.1294	mg/L	0.00029	0.2588	mg/L	0.00058	0.22%
Fe 273.955†	76337.8	94.45	mg/L	0.247	188.9	mg/L	0.49	0.26%
K 766.490†	6765.2	4.788	mg/L	0.0579	9.576	mg/L	0.1158	1.21%
Mg 279.077†	22111.2	18.72	mg/L	0.147	37.44	mg/L	0.294	0.79%
Mn 257.610†	15261.2	0.7157	mg/L	0.00768	1.431	mg/L	0.0154	1.07%
Mo 202.031†	30.5	0.00296	mg/L	0.000397	0.00591	mg/L	0.000795	13.44%
Na 589.592†	34982.1	6.225	mg/L	0.0135	12.45	mg/L	0.027	0.22%
Na 330.237†	152.1	6.345	mg/L	0.4509	12.69	mg/L	0.902	7.11%
Ni 231.604†	115.3	0.07533	mg/L	0.002363	0.1507	mg/L	0.00473	3.14%
Pb 220.353†	195.5	0.04434	mg/L	0.000919	0.08868	mg/L	0.001837	2.07%
Sb 206.836†	10.7	0.00650	mg/L	0.003355	0.01299	mg/L	0.006710	51.65%
Se 196.026†	-30.3	-0.01772	mg/L	0.000814	-0.03544	mg/L	0.001627	4.59%
Si 288.158†	4388.6	3.477	mg/L	0.0183	6.954	mg/L	0.0366	0.53%
Sn 189.927†	-24.1	-0.00562	mg/L	0.001517	-0.01123	mg/L	0.003035	27.01%
Sr 421.552†	271568.0	0.3913	mg/L	0.00022	0.7825	mg/L	0.00045	0.06%
Ti 334.903†	163546.5	6.787	mg/L	0.0102	13.57	mg/L	0.020	0.15%
Tl 190.801†	-7.1	-0.01476	mg/L	0.004288	-0.02952	mg/L	0.008577	29.06%
V 292.402†	96666.4	0.3939	mg/L	0.00146	0.7878	mg/L	0.00292	0.37%
Zn 206.200†	151.2	0.2359	mg/L	0.00122	0.4718	mg/L	0.00243	0.52%

Sequence No.: 6
Sample ID: JY43R A SWC
Analyst: BLW
Initial Sample Wt:
Dilution: 2X

Autosampler Location: 26
Date Collected: 10/5/2006 1:56:53 PM
Data Type: Original
Initial Sample Vol:
Sample Prep Vol:

Nebulizer Parameters: JY43R A SWC

Analyte	Back Pressure	Flow
All	175.0 kPa	0.50 L/min

Mean Data: JY43R A SWC

Analyte	Mean Corrected Intensity	Calib Conc.	Calib Units	Calib Std.Dev.	Sample Conc.	Sample Units	Sample Std.Dev.	RSD
ScA 357.253	1303247.8	100.8	%	0.57				0.57%
ScR 361.383	160959.1	103.1	%	0.64				0.62%
Ag 328.068†	-2199.3	0.00015	mg/L	0.000301	0.00030	mg/L	0.000602	197.67%
Al 308.215†	147922.3	118.0	mg/L	0.63	236.1	mg/L	1.27	0.54%
As 188.979†	75.5	0.06799	mg/L	0.005058	0.1360	mg/L	0.01012	7.44%
B 249.677†	140.1	0.04697	mg/L	0.002405	0.09395	mg/L	0.004809	5.12%
Ba 233.527†	652.4	0.2637	mg/L	0.00203	0.5274	mg/L	0.00406	0.77%
Be 313.042†	1465.3	0.00188	mg/L	0.000027	0.00375	mg/L	0.000054	1.43%
Ca 317.933†	635494.9	36.59	mg/L	0.221	73.19	mg/L	0.442	0.60%
Cd 228.802†	56.4	0.00191	mg/L	0.000029	0.00382	mg/L	0.000058	1.52%
Co 228.616†	2439.0	0.06576	mg/L	0.000278	0.1315	mg/L	0.00056	0.42%
Cr 267.716†	2024.3	0.2970	mg/L	0.00126	0.5939	mg/L	0.00252	0.42%
Cu 324.752†	52306.1	0.2232	mg/L	0.00199	0.4464	mg/L	0.00398	0.89%
Fe 273.955†	138011.5	170.8	mg/L	0.48	341.5	mg/L	0.96	0.28%
K 766.490†	17409.9	12.32	mg/L	0.063	24.64	mg/L	0.125	0.51%
Mg 279.077†	83737.3	71.03	mg/L	0.538	142.1	mg/L	1.08	0.76%
Mn 257.610†	41936.4	1.968	mg/L	0.0075	3.936	mg/L	0.0151	0.38%
Mo 202.031†	73.5	0.00656	mg/L	0.000206	0.01312	mg/L	0.000412	3.14%
Na 589.592†	20148.9	3.586	mg/L	0.0521	7.171	mg/L	0.1041	1.45%
Na 330.237†	80.5	3.943	mg/L	0.1811	7.887	mg/L	0.3621	4.59%
Ni 231.604†	421.6	0.2754	mg/L	0.00325	0.5507	mg/L	0.00651	1.18%
Pb 220.353†	137.9	0.04057	mg/L	0.000213	0.08115	mg/L	0.000427	0.53%
Sb 206.836†	19.3	0.00443	mg/L	0.002060	0.00886	mg/L	0.004120	46.50%
Se 196.026†	-46.2	-0.02477	mg/L	0.004399	-0.04954	mg/L	0.008798	17.76%
Si 288.158†	1299.4	1.030	mg/L	0.0060	2.060	mg/L	0.0119	0.58%
Sn 189.927†	10.7	0.00441	mg/L	0.001851	0.00883	mg/L	0.003703	41.95%
Sr 421.552†	151483.7	0.2183	mg/L	0.00151	0.4365	mg/L	0.00303	0.69%
Ti 334.903†	166131.1	6.894	mg/L	0.0360	13.79	mg/L	0.072	0.52%
Tl 190.801†	-11.3	-0.01959	mg/L	0.006363	-0.03918	mg/L	0.012726	32.48%
V 292.402†	87553.9	0.3580	mg/L	0.00362	0.7161	mg/L	0.00724	1.01%
Zn 206.200†	258.3	0.4022	mg/L	0.00800	0.8044	mg/L	0.01601	1.99%

Sequence No.: 7
Sample ID: JY64 A SWC
Analyst: BLW
Initial Sample Wt:
Dilution: 2X

Autosampler Location: 27
Date Collected: 10/5/2006 2:03:18 PM
Data Type: Original
Initial Sample Vol:
Sample Prep Vol:

Nebulizer Parameters: JY64 A SWC

Analyte	Back Pressure	Flow
All	174.0 kPa	0.50 L/min

DCL

Mean Data: JY64 A SWC

Analyte	Mean Corrected Intensity	Calib Conc.	Calib Units	Calib Std.Dev.	Sample Conc.	Sample Units	Sample Std.Dev.	RSD
ScA 357.253	1293805.5	100.1	%	0.43				0.43%
ScR 361.383	161799.7	103.6	%	0.99				0.95%
Ag 328.068†	-2014.5	-0.00042	mg/L	0.000151	-0.00083	mg/L	0.000301	36.29%
Al 308.215†	141277.1	112.7	mg/L	0.32	225.5	mg/L	0.64	0.29%
As 188.979†	69.4	0.06264	mg/L	0.004844	0.1253	mg/L	0.00969	7.73%
B 249.677†	74.4	0.02436	mg/L	0.002321	0.04873	mg/L	0.004641	9.52%
Ba 233.527†	523.2	0.2110	mg/L	0.00090	0.4220	mg/L	0.00180	0.43%
Be 313.042†	1623.6	0.00221	mg/L	0.000018	0.00443	mg/L	0.000037	0.83%
Ca 317.933†	723052.5	41.64	mg/L	0.103	83.27	mg/L	0.205	0.25%
Cd 228.802†	81.9	0.00284	mg/L	0.000136	0.00567	mg/L	0.000272	4.79%
Co 228.616†	2723.0	0.07687	mg/L	0.000458	0.1537	mg/L	0.00092	0.60%
Cr 267.716†	1716.2	0.2522	mg/L	0.00434	0.5043	mg/L	0.00868	1.72%
Cu 324.752†	32096.0	0.1405	mg/L	0.00032	0.2810	mg/L	0.00063	0.23%
Fe 273.955†	117094.0	144.9	mg/L	0.77	289.8	mg/L	1.55	0.53%
K 766.490†	12103.1	8.566	mg/L	0.0860	17.13	mg/L	0.172	1.00%
Mg 279.077†	69160.2	58.66	mg/L	0.065	117.3	mg/L	0.13	0.11%
Mn 257.610†	38259.6	1.796	mg/L	0.0084	3.591	mg/L	0.0167	0.47%
Mo 202.031†	52.4	0.00451	mg/L	0.000316	0.00901	mg/L	0.000633	7.02%
Na 589.592†	23837.9	4.242	mg/L	0.0260	8.484	mg/L	0.0520	0.61%
Na 330.237†	90.8	4.000	mg/L	0.3626	7.999	mg/L	0.7253	9.07%
Ni 231.604†	452.8	0.2957	mg/L	0.00629	0.5915	mg/L	0.01257	2.13%
Pb 220.353†	112.1	0.03602	mg/L	0.000825	0.07205	mg/L	0.001650	2.29%
Sb 206.836†	17.8	0.00530	mg/L	0.000931	0.01060	mg/L	0.001862	17.57%
Se 196.026†	-42.3	-0.02407	mg/L	0.004534	-0.04814	mg/L	0.009069	18.84%
Si 288.158†	2632.1	2.086	mg/L	0.0431	4.171	mg/L	0.0863	2.07%
Sn 189.927†	-25.2	-0.00545	mg/L	0.001849	-0.01089	mg/L	0.003697	33.94%
Sr 421.552†	135826.1	0.1957	mg/L	0.00050	0.3914	mg/L	0.00100	0.25%
Ti 334.903†	144704.5	6.005	mg/L	0.0210	12.01	mg/L	0.042	0.35%
Tl 190.801†	-12.3	-0.01985	mg/L	0.004153	-0.03971	mg/L	0.008306	20.92%
V 292.402†	75810.7	0.3100	mg/L	0.00110	0.6199	mg/L	0.00220	0.35%
Zn 206.200†	291.1	0.4546	mg/L	0.00732	0.9092	mg/L	0.01463	1.61%

Sequence No.: 8
Sample ID: JY64 MBSPK SWC
Analyst: BLW
Initial Sample Wt:
Dilution: 2X

Autosampler Location: 28
Date Collected: 10/5/2006 2:09:43 PM
Data Type: Original
Initial Sample Vol:
Sample Prep Vol:

Nebulizer Parameters: JY64 MBSPK SWC

Analyte	Back Pressure	Flow
All	174.0 kPa	0.50 L/min

DCL

Mean Data: JY64 MBSPK SWC

Analyte	Mean Corrected Intensity	Calib Conc.	Calib Units	Calib Std.Dev.	Sample Conc.	Sample Units	Sample Std.Dev.	RSD
ScA 357.253	1289545.4	99.73	%	0.165				0.17%
ScR 361.383	160356.1	102.7	%	0.57				0.55%
Ag 328.068†	139455.7	0.4939	mg/L	0.00161	0.9878	mg/L	0.00323	0.33%
Al 308.215†	2601.5	2.068	mg/L	0.0176	4.135	mg/L	0.0353	0.85%
As 188.979†	1553.8	2.024	mg/L	0.0037	4.048	mg/L	0.0075	0.18%
B 249.677†	-4.3	-0.00056	mg/L	0.000915	-0.00113	mg/L	0.001831	162.49%
Ba 233.527†	4720.6	1.998	mg/L	0.0160	3.997	mg/L	0.0319	0.80%
Be 313.042†	312245.2	0.5187	mg/L	0.00089	1.037	mg/L	0.0018	0.17%
Ca 317.933†	181384.4	10.44	mg/L	0.027	20.89	mg/L	0.053	0.25%
Cd 228.802†	14606.0	0.5201	mg/L	0.00409	1.040	mg/L	0.0082	0.79%
Co 228.616†	15325.9	0.4956	mg/L	0.00378	0.9913	mg/L	0.00757	0.76%
Cr 267.716†	3356.2	0.5004	mg/L	0.00409	1.001	mg/L	0.0082	0.82%
Cu 324.752†	129874.1	0.5171	mg/L	0.00184	1.034	mg/L	0.0037	0.36%
Fe 273.955†	1693.5	2.094	mg/L	0.0155	4.188	mg/L	0.0311	0.74%
K 766.490†	14581.8	10.32	mg/L	0.093	20.64	mg/L	0.186	0.90%
Mg 279.077†	12323.2	10.47	mg/L	0.070	20.94	mg/L	0.140	0.67%
Mn 257.610†	10796.2	0.5076	mg/L	0.00151	1.015	mg/L	0.0030	0.30%
Mo 202.031†	15.6	0.00150	mg/L	0.000227	0.00299	mg/L	0.000454	15.16%
Na 589.592†	55656.5	9.905	mg/L	0.0399	19.81	mg/L	0.080	0.40%
Na 330.237†	336.1	10.99	mg/L	0.629	21.98	mg/L	1.257	5.72%
Ni 231.604†	771.6	0.5040	mg/L	0.00542	1.008	mg/L	0.0108	1.08%
Pb 220.353†	14685.3	2.043	mg/L	0.0151	4.086	mg/L	0.0303	0.74%
Sb 206.836†	6.3	-0.00005	mg/L	0.002242	-0.00009	mg/L	0.004485	>999.9%
Se 196.026†	2209.9	2.051	mg/L	0.0061	4.103	mg/L	0.0122	0.30%
Si 288.158†	9.3	0.00839	mg/L	0.002851	0.01678	mg/L	0.005703	33.99%
Sn 189.927†	-8.6	-0.00163	mg/L	0.000423	-0.00325	mg/L	0.000846	25.98%
Sr 421.552†	347081.8	0.5001	mg/L	0.00066	1.000	mg/L	0.0013	0.13%
Ti 334.903†	108.5	0.00439	mg/L	0.000305	0.00879	mg/L	0.000610	6.94%
Tl 190.801†	1818.7	1.990	mg/L	0.0052	3.980	mg/L	0.0104	0.26%
V 292.402†	122730.2	0.5066	mg/L	0.00236	1.013	mg/L	0.0047	0.47%
Zn 206.200†	334.0	0.5255	mg/L	0.00564	1.051	mg/L	0.0113	1.07%

Sequence No.: 9R
Sample ID: JY494 MBSPK SWC
Analyst: BLW
Initial Sample Wt:
Dilution: 2X

Autosampler Location: 29
Date Collected: 10/5/2006 2:16:23 PM
Data Type: Original
Initial Sample Vol:
Sample Prep Vol:

Nebulizer Parameters: JY494 MBSPK SWC

Analyte	Back Pressure	Flow
All	174.0 kPa	0.50 L/min

Mean Data: JY494 MBSPK SWC

Analyte	Mean Corrected Intensity	Calib Conc.	Calib Units	Calib Std.Dev.	Sample Conc.	Sample Units	Sample Std.Dev.	RSD
ScA 357.253	1273065.3	98.45	%	0.559				0.57%
ScR 361.383	158134.5	101.3	%	0.21				0.21%
Ag 328.068†	142886.0	0.5060	mg/L	0.00146	1.012	mg/L	0.0029	0.29%
Al 308.215†	2637.3	2.086	mg/L	0.0111	4.171	mg/L	0.0221	0.53%
As 188.979†	1586.6	2.067	mg/L	0.0095	4.133	mg/L	0.0191	0.46%
B 249.677†	-4.8	0.00034	mg/L	0.001420	0.00067	mg/L	0.002840	421.24%
Ba 233.527†	4803.3	2.033	mg/L	0.0108	4.067	mg/L	0.0217	0.53%
Be 313.042†	318450.0	0.5290	mg/L	0.00129	1.058	mg/L	0.0026	0.24%
Ca 317.933†	184130.1	10.60	mg/L	0.015	21.21	mg/L	0.029	0.14%
Cd 228.802†	14748.9	0.5252	mg/L	0.00160	1.050	mg/L	0.0032	0.31%
Co 228.616†	15504.0	0.5016	mg/L	0.00052	1.003	mg/L	0.0010	0.10%
Cr 267.716†	3438.3	0.5125	mg/L	0.00221	1.025	mg/L	0.0044	0.43%
Cu 324.752†	130459.9	0.5191	mg/L	0.00187	1.038	mg/L	0.0037	0.36%
Fe 273.955†	1764.6	2.182	mg/L	0.0105	4.364	mg/L	0.0210	0.48%
K 766.490†	14988.4	10.61	mg/L	0.072	21.22	mg/L	0.144	0.68%
Mg 279.077†	12471.6	10.60	mg/L	0.052	21.20	mg/L	0.105	0.50%
Mn 257.610†	10943.4	0.5145	mg/L	0.00163	1.029	mg/L	0.0033	0.32%
Mo 202.031†	4657.1	0.5125	mg/L	0.00162	1.025	mg/L	0.0032	0.32%
Na 589.592†	57721.7	10.27	mg/L	0.042	20.54	mg/L	0.085	0.41%
Na 330.237†	320.6	10.47	mg/L	0.588	20.94	mg/L	1.176	5.62%
Ni 231.604†	773.0	0.5061	mg/L	0.00209	1.012	mg/L	0.0042	0.41%
Pb 220.353†	14927.5	2.077	mg/L	0.0196	4.154	mg/L	0.0391	0.94%
Sb 206.836†	2120.6	2.156	mg/L	0.0110	4.312	mg/L	0.0221	0.51%
Se 196.026†	2237.9	2.077	mg/L	0.0236	4.155	mg/L	0.0472	1.14%
Si 288.158†	2.9	0.00336	mg/L	0.003546	0.00671	mg/L	0.007092	105.67%
Sn 189.927†	1628.5	0.4766	mg/L	0.00254	0.9532	mg/L	0.00508	0.53%
Sr 421.552†	356135.2	0.5131	mg/L	0.00072	1.026	mg/L	0.0014	0.14%
Ti 334.903†	101.5	0.00357	mg/L	0.000922	0.00714	mg/L	0.001844	25.81%
Tl 190.801†	1868.3	2.046	mg/L	0.0047	4.092	mg/L	0.0094	0.23%
V 292.402†	127069.0	0.5249	mg/L	0.00223	1.050	mg/L	0.0045	0.43%
Zn 206.200†	331.8	0.5218	mg/L	0.00191	1.044	mg/L	0.0038	0.37%

Sequence No.: 10
Sample ID: JY43R REF SWC
Analyst: BLW
Initial Sample Wt:
Dilution: 2X

Autosampler Location: 30
Date Collected: 10/5/2006 2:23:03 PM
Data Type: Original
Initial Sample Vol:
Sample Prep Vol:

Nebulizer Parameters: JY43R REF SWC

Analyte	Back Pressure	Flow
All	175.0 kPa	0.50 L/min

Mean Data: JY43R REF SWC

Analyte	Mean Corrected Intensity	Calib Conc.	Calib Units		Std.Dev.	Sample Conc.	Sample Units	Std.Dev.	RSD
ScA 357.253	1299116.8	100.5	%		0.20				0.20%
ScR 361.383	161136.7	103.2	%		0.56				0.54%
Ag 328.068†	298781.8	1.064	mg/L		0.0023	2.127	mg/L	0.0046	0.22%
Al 308.215†	109511.7	87.36	mg/L		0.212	174.7	mg/L	0.42	0.24%
As 188.979†	743.5	0.9499	mg/L	✓	0.00183	1.900	mg/L	0.0037	0.19%
B 249.677†	1877.2	0.6499	mg/L		0.00393	1.300	mg/L	0.0079	0.61%
Ba 233.527†	3583.5	1.508	mg/L		0.0044	3.015	mg/L	0.0088	0.29%
Be 313.042†	307355.3	0.5096	mg/L		0.00056	1.019	mg/L	0.0011	0.11%
Ca 317.933†	665805.4	38.34	mg/L		0.029	76.68	mg/L	0.058	0.08%
Cd 228.802†	15713.6	0.5612	mg/L	✓	0.00212	1.122	mg/L	0.0042	0.38%
Co 228.616†	22563.4	0.7236	mg/L		0.00200	1.447	mg/L	0.0040	0.28%
Cr 267.716†	4463.4	0.6685	mg/L	✓	0.00205	1.337	mg/L	0.0041	0.31%
Cu 324.752†	218855.0	0.8831	mg/L	✓	0.00113	1.766	mg/L	0.0023	0.13%
Fe 273.955†	106000.9	131.1	mg/L		0.29	262.3	mg/L	0.59	0.22%
K 766.490†	32806.3	23.22	mg/L		0.055	46.44	mg/L	0.110	0.24%
Mg 279.077†	33467.0	28.35	mg/L		0.090	56.69	mg/L	0.179	0.32%
Mn 257.610†	98689.6	4.636	mg/L		0.0066	9.273	mg/L	0.0132	0.14%
Mo 202.031†	2038.0	0.2238	mg/L		0.00077	0.4475	mg/L	0.00153	0.34%
Na 589.592†	12751.6	2.269	mg/L		0.0014	4.539	mg/L	0.0029	0.06%
Na 330.237†	67.0	2.064	mg/L		0.2612	4.127	mg/L	0.5224	12.66%
Ni 231.604†	801.8	0.5240	mg/L		0.00148	1.048	mg/L	0.0030	0.28%
Pb 220.353†	8334.0	1.175	mg/L	✓	0.0047	2.350	mg/L	0.0093	0.40%
Sb 206.836†	454.5	0.4560	mg/L		0.00282	0.9119	mg/L	0.00564	0.62%
Se 196.026†	1071.9	1.005	mg/L		0.0066	2.011	mg/L	0.0131	0.65%
Si 288.158†	1999.2	1.585	mg/L		0.0080	3.170	mg/L	0.0161	0.51%
Sn 189.927†	3172.1	0.9220	mg/L		0.00113	1.844	mg/L	0.0023	0.12%
Sr 421.552†	348591.2	0.5022	mg/L		0.00124	1.004	mg/L	0.0025	0.25%
Ti 334.903†	77806.5	3.229	mg/L		0.0071	6.457	mg/L	0.0143	0.22%
Tl 190.801†	1456.2	1.588	mg/L		0.0120	3.176	mg/L	0.0239	0.75%
V 292.402†	284709.5	1.171	mg/L		0.0022	2.342	mg/L	0.0043	0.19%
Zn 206.200†	1494.7	2.348	mg/L	✓	0.0108	4.696	mg/L	0.0216	0.46%

Sequence No.: 11
Sample ID: CV 7
Analyst: BLW
Initial Sample Wt:
Dilution: 1X

Autosampler Location: 7
Date Collected: 10/5/2006 2:29:17 PM
Data Type: Original
Initial Sample Vol:
Sample Prep Vol:

Nebulizer Parameters: CV

Analyte	Back Pressure	Flow
All	175.0 kPa	0.50 L/min

Mean Data: CV

Analyte	Mean Corrected Intensity	Calib Conc.	Calib Units	Calib Std.Dev.	Sample Conc.	Sample Units	Sample Std.Dev.	RSD
ScA 357.253	1262974.7	97.67	%	0.287				0.29%
ScR 361.383	156271.8	100.1	%	1.35				1.35%
Ag 328.068†	274104.2	0.9705	mg/L	0.00510	0.9705	mg/L	0.00510	0.53%
Al 308.215†	2539.8	1.990	mg/L	0.0204	1.990	mg/L	0.0204	1.02%
As 188.979†	1492.9	1.942	mg/L	0.0048	1.942	mg/L	0.0048	0.25%
B 249.677†	2810.4	0.9758	mg/L	0.00662	0.9758	mg/L	0.00662	0.68%
Ba 233.527†	2377.0	1.006	mg/L	0.0081	1.006	mg/L	0.0081	0.81%
Be 313.042†	604658.6	1.005	mg/L	0.0111	1.005	mg/L	0.0111	1.10%
Ca 317.933†	35870.8	2.066	mg/L	0.0025	2.066	mg/L	0.0025	0.12%
Cd 228.802†	28425.7	1.015	mg/L	0.0062	1.015	mg/L	0.0062	0.61%
Co 228.616†	29954.9	0.9681	mg/L	0.00603	0.9681	mg/L	0.00603	0.62%
Cr 267.716†	6527.1	0.9767	mg/L	0.00941	0.9767	mg/L	0.00941	0.96%
Cu 324.752†	259077.2	1.031	mg/L	0.0049	1.031	mg/L	0.0049	0.47%
Fe 273.955†	1714.0	2.118	mg/L	0.0197	2.118	mg/L	0.0197	0.93%
K 766.490†	28622.3	20.26	mg/L	0.069	20.26	mg/L	0.069	0.34%
Mg 279.077†	2417.2	2.058	mg/L	0.0188	2.058	mg/L	0.0188	0.91%
Mn 257.610†	21193.0	0.9963	mg/L	0.00062	0.9963	mg/L	0.00062	0.06%
Mo 202.031†	8977.2	0.9883	mg/L	0.00199	0.9883	mg/L	0.00199	0.20%
Na 589.592†	273165.6	48.61	mg/L	0.307	48.61	mg/L	0.307	0.63%
Na 330.237†	1532.4	51.16	mg/L	0.455	51.16	mg/L	0.455	0.89%
Ni 231.604†	1531.2	1.001	mg/L	0.0110	1.001	mg/L	0.0110	1.10%
Pb 220.353†	14199.6	1.976	mg/L	0.0135	1.976	mg/L	0.0135	0.68%
Sb 206.836†	2045.2	2.080	mg/L	0.0086	2.080	mg/L	0.0086	0.41%
Se 196.026†	2092.0	1.941	mg/L	0.0092	1.941	mg/L	0.0092	0.47%
Si 288.158†	2632.4	2.087	mg/L	0.0240	2.087	mg/L	0.0240	1.15%
Sn 189.927†	3205.1	0.9324	mg/L	0.00120	0.9324	mg/L	0.00120	0.13%
Sr 421.552†	682973.1	0.9840	mg/L	0.01043	0.9840	mg/L	0.01043	1.06%
Ti 334.903†	24398.1	1.011	mg/L	0.0005	1.011	mg/L	0.0005	0.05%
Tl 190.801†	1779.5	1.947	mg/L	0.0020	1.947	mg/L	0.0020	0.10%
V 292.402†	240152.7	0.9915	mg/L	0.00570	0.9915	mg/L	0.00570	0.57%
Zn 206.200†	646.6	1.016	mg/L	0.0124	1.016	mg/L	0.0124	1.22%

Sequence No.: 12
Sample ID: CB 2
Analyst: BLW
Initial Sample Wt:
Dilution: 1X

Autosampler Location: 1
Date Collected: 10/5/2006 2:35:58 PM
Data Type: Original
Initial Sample Vol:
Sample Prep Vol:

Nebulizer Parameters: CB

Analyte	Back Pressure	Flow
All	175.0 kPa	0.50 L/min

Mean Data: CB

Analyte	Mean Corrected Intensity	Calib Conc.	Calib Units	Calib Std.Dev.	Sample Conc.	Sample Units	Sample Std.Dev.	RSD
ScA 357.253	1277379.7	98.79	%	0.475				0.48%
ScR 361.383	157180.2	100.6	%	0.29				0.29%
Ag 328.068†	-18.5	-0.00007	mg/L	0.000220	-0.00007	mg/L	0.000220	337.19%
Al 308.215†	-1.0	-0.00077	mg/L	0.009024	-0.00077	mg/L	0.009024	>999.9%
As 188.979†	1.7	0.00216	mg/L	0.005056	0.00216	mg/L	0.005056	234.50%
B 249.677†	-0.1	-0.00003	mg/L	0.001332	-0.00003	mg/L	0.001332	>999.9%
Ba 233.527†	0.6	0.00026	mg/L	0.000101	0.00026	mg/L	0.000101	39.40%
Be 313.042†	-6.7	-0.00001	mg/L	0.000033	-0.00001	mg/L	0.000033	297.20%
Ca 317.933†	-9.7	-0.00056	mg/L	0.001491	-0.00056	mg/L	0.001491	267.64%
Cd 228.802†	-1.3	-0.00005	mg/L	0.000101	-0.00005	mg/L	0.000101	209.95%
Co 228.616†	0.4	0.00001	mg/L	0.000194	0.00001	mg/L	0.000194	>999.9%
Cr 267.716†	0.9	0.00014	mg/L	0.000426	0.00014	mg/L	0.000426	297.34%
Cu 324.752†	-303.0	-0.00121	mg/L	0.000157	-0.00121	mg/L	0.000157	13.04%
Fe 273.955†	3.9	0.00482	mg/L	0.003148	0.00482	mg/L	0.003148	65.28%
K 766.490†	42.1	0.02982	mg/L	0.030759	0.02982	mg/L	0.030759	103.15%
Mg 279.077†	-9.4	-0.00800	mg/L	0.002644	-0.00800	mg/L	0.002644	33.04%
Mn 257.610†	-4.4	-0.00021	mg/L	0.000115	-0.00021	mg/L	0.000115	55.73%
Mo 202.031†	1.4	0.00016	mg/L	0.000333	0.00016	mg/L	0.000333	212.25%
Na 589.592†	245.6	0.04371	mg/L	0.008561	0.04371	mg/L	0.008561	19.58%
Na 330.237†	-0.6	-0.02142	mg/L	0.567875	-0.02142	mg/L	0.567875	>999.9%
Ni 231.604†	2.1	0.00136	mg/L	0.001695	0.00136	mg/L	0.001695	124.46%
Pb 220.353†	2.3	0.00032	mg/L	0.000482	0.00032	mg/L	0.000482	150.10%
Sb 206.836†	1.2	0.00129	mg/L	0.002543	0.00129	mg/L	0.002543	197.85%
Se 196.026†	4.4	0.00410	mg/L	0.004743	0.00410	mg/L	0.004743	115.65%
Si 288.158†	-4.3	-0.00342	mg/L	0.005059	-0.00342	mg/L	0.005059	148.02%
Sn 189.927†	10.9	0.00315	mg/L	0.001510	0.00315	mg/L	0.001510	47.97%
Sr 421.552†	6.3	0.00001	mg/L	0.000045	0.00001	mg/L	0.000045	500.77%
Ti 334.903†	-9.4	-0.00039	mg/L	0.001602	-0.00039	mg/L	0.001602	411.23%
Tl 190.801†	2.2	0.00238	mg/L	0.001912	0.00238	mg/L	0.001912	80.27%
V 292.402†	5.5	0.00002	mg/L	0.000095	0.00002	mg/L	0.000095	401.20%
Zn 206.200†	0.5	0.00085	mg/L	0.003244	0.00085	mg/L	0.003244	383.68%

Sequence No.: 13
Sample ID: JY37 MB WMN
Analyst: BLW
Initial Sample Wt:
Dilution: 1X

Autosampler Location: 31
Date Collected: 10/5/2006 2:42:20 PM
Data Type: Original
Initial Sample Vol:
Sample Prep Vol:

Nebulizer Parameters: JY37 MB WMN

Analyte	Back Pressure	Flow
All	175.0 kPa	0.50 L/min

Mean Data: JY37 MB WMN

Analyte	Mean Corrected Intensity	Calib Conc.	Calib Units	Calib Std.Dev.	Sample Conc.	Sample Units	Sample Std.Dev.	RSD
ScA 357.253	1317015.8	101.9	%	0.11				0.11%
ScR 361.383	158584.6	101.5	%	1.06				1.04%
Ag 328.068†	-89.2	-0.00032	mg/L	0.000132	-0.00032	mg/L	0.000132	41.85%
Al 308.215†	-4.8	-0.00383	mg/L	0.006984	-0.00383	mg/L	0.006984	182.32%
As 188.979†	2.2	0.00286	mg/L	0.002284	0.00286	mg/L	0.002284	79.84%
B 249.677†	-9.1	-0.00313	mg/L	0.001702	-0.00313	mg/L	0.001702	54.35%
Ba 233.527†	-1.9	-0.00082	mg/L	0.000998	-0.00082	mg/L	0.000998	121.47%
Be 313.042†	-13.5	-0.00002	mg/L	0.000023	-0.00002	mg/L	0.000023	104.82%
Ca 317.933†	-20.3	-0.00117	mg/L	0.002276	-0.00117	mg/L	0.002276	194.91%
Cd 228.802†	-1.2	-0.00004	mg/L	0.000067	-0.00004	mg/L	0.000067	151.46%
Co 228.616†	4.1	0.00013	mg/L	0.000082	0.00013	mg/L	0.000082	62.01%
Cr 267.716†	6.5	0.00097	mg/L	0.000772	0.00097	mg/L	0.000772	79.74%
Cu 324.752†	-561.4	-0.00223	mg/L	0.000155	-0.00223	mg/L	0.000155	6.94%
Fe 273.955†	1.5	0.00191	mg/L	0.003695	0.00191	mg/L	0.003695	193.29%
K 766.490†	-51.4	-0.03641	mg/L	0.011015	-0.03641	mg/L	0.011015	30.25%
Mg 279.077†	11.7	0.00997	mg/L	0.003658	0.00997	mg/L	0.003658	36.69%
Mn 257.610†	-11.8	-0.00056	mg/L	0.000055	-0.00056	mg/L	0.000055	9.83%
Mo 202.031†	0.2	0.00003	mg/L	0.000156	0.00003	mg/L	0.000156	618.78%
Na 589.592†	-14.0	-0.00249	mg/L	0.006643	-0.00249	mg/L	0.006643	267.29%
Na 330.237†	10.5	0.3509	mg/L	0.06582	0.3509	mg/L	0.06582	18.75%
Ni 231.604†	5.7	0.00370	mg/L	0.001830	0.00370	mg/L	0.001830	49.39%
Pb 220.353†	-12.4	-0.00172	mg/L	0.000395	-0.00172	mg/L	0.000395	22.92%
Sb 206.836†	-0.1	-0.00005	mg/L	0.000399	-0.00005	mg/L	0.000399	818.06%
Se 196.026†	5.9	0.00550	mg/L	0.004541	0.00550	mg/L	0.004541	82.62%
Si 288.158†	-28.0	-0.02218	mg/L	0.001512	-0.02218	mg/L	0.001512	6.81%
Sn 189.927†	7.1	0.00207	mg/L	0.000908	0.00207	mg/L	0.000908	43.92%
Sr 421.552†	38.4	0.00006	mg/L	0.000013	0.00006	mg/L	0.000013	23.60%
Ti 334.903†	3.6	0.00015	mg/L	0.000867	0.00015	mg/L	0.000867	574.87%
Tl 190.801†	-0.5	-0.00053	mg/L	0.000705	-0.00053	mg/L	0.000705	132.29%
V 292.402†	-13.7	-0.00005	mg/L	0.000036	-0.00005	mg/L	0.000036	73.24%
Zn 206.200†	0.3	0.00042	mg/L	0.001042	0.00042	mg/L	0.001042	247.51%

Sequence No.: 14
Sample ID: JX50 MB TWC
Analyst: BLW
Initial Sample Wt:
Dilution: 1X

Autosampler Location: 32
Date Collected: 10/5/2006 2:48:45 PM
Data Type: Original
Initial Sample Vol:
Sample Prep Vol:

Nebulizer Parameters: JX50 MB TWC

Analyte	Back Pressure	Flow
All	175.0 kPa	0.50 L/min

Mean Data: JX50 MB TWC

Analyte	Mean Corrected Intensity	Calib Conc.	Calib Units	Calib Std.Dev.	Sample Conc.	Sample Units	Sample Std.Dev.	RSD
ScA 357.253	1318000.5	101.9	%	0.99				0.97%
ScR 361.383	159334.3	102.0	%	1.15				1.13%
Ag 328.068†	-53.8	-0.00019	mg/L	0.000148	-0.00019	mg/L	0.000148	77.75%
Al 308.215†	13.9	0.01112	mg/L	0.023079	0.01112	mg/L	0.023079	207.63%
As 188.979†	-0.9	-0.00112	mg/L	0.004788	-0.00112	mg/L	0.004788	425.83%
B 249.677†	-6.9	-0.00238	mg/L	0.001398	-0.00238	mg/L	0.001398	58.84%
Ba 233.527†	-1.7	-0.00070	mg/L	0.000326	-0.00070	mg/L	0.000326	46.27%
Be 313.042†	-7.7	-0.00001	mg/L	0.000027	-0.00001	mg/L	0.000027	209.87%
Ca 317.933†	206.7	0.01190	mg/L	0.001195	0.01190	mg/L	0.001195	10.04%
Cd 228.802†	-2.3	-0.00008	mg/L	0.000075	-0.00008	mg/L	0.000075	94.00%
Co 228.616†	5.0	0.00016	mg/L	0.000073	0.00016	mg/L	0.000073	44.82%
Cr 267.716†	3.4	0.00051	mg/L	0.000879	0.00051	mg/L	0.000879	171.62%
Cu 324.752†	-473.1	-0.00188	mg/L	0.000267	-0.00188	mg/L	0.000267	14.21%
Fe 273.955†	9.9	0.01225	mg/L	0.002378	0.01225	mg/L	0.002378	19.42%
K 766.490†	-4.3	-0.00302	mg/L	0.020105	-0.00302	mg/L	0.020105	666.36%
Mg 279.077†	2.5	0.00208	mg/L	0.008583	0.00208	mg/L	0.008583	412.19%
Mn 257.610†	-4.0	-0.00019	mg/L	0.000221	-0.00019	mg/L	0.000221	118.66%
Mo 202.031†	-2.1	-0.00023	mg/L	0.000183	-0.00023	mg/L	0.000183	79.64%
Na 589.592†	41.5	0.00738	mg/L	0.009140	0.00738	mg/L	0.009140	123.85%
Na 330.237†	9.4	0.3112	mg/L	0.15347	0.3112	mg/L	0.15347	49.31%
Ni 231.604†	2.4	0.00158	mg/L	0.003973	0.00158	mg/L	0.003973	251.60%
Pb 220.353†	-9.2	-0.00128	mg/L	0.000406	-0.00128	mg/L	0.000406	31.79%
Sb 206.836†	1.1	0.00116	mg/L	0.002400	0.00116	mg/L	0.002400	206.58%
Se 196.026†	5.4	0.00501	mg/L	0.003310	0.00501	mg/L	0.003310	66.08%
Si 288.158†	22.6	0.01791	mg/L	0.003924	0.01791	mg/L	0.003924	21.91%
Sn 189.927†	5.0	0.00146	mg/L	0.001287	0.00146	mg/L	0.001287	88.13%
Sr 421.552†	-2.5	0.00000	mg/L	0.000031	0.00000	mg/L	0.000031	841.48%
Ti 334.903†	-15.4	-0.00064	mg/L	0.001170	-0.00064	mg/L	0.001170	183.17%
Tl 190.801†	1.7	0.00188	mg/L	0.000690	0.00188	mg/L	0.000690	36.76%
V 292.402†	-13.1	-0.00005	mg/L	0.000072	-0.00005	mg/L	0.000072	143.19%
Zn 206.200†	3.0	0.00465	mg/L	0.002834	0.00465	mg/L	0.002834	61.00%

Sequence No.: 15
Sample ID: JY56 C TWC
Analyst: BLW
Initial Sample Wt:
Dilution: 2X

Autosampler Location: 33
Date Collected: 10/5/2006 2:55:10 PM
Data Type: Original
Initial Sample Vol:
Sample Prep Vol:

Nebulizer Parameters: JY56 C TWC

Analyte	Back Pressure	Flow
All	175.0 kPa	0.50 L/min

Mean Data: JY56 C TWC

Analyte	Mean Corrected Intensity	Calib Conc.	Calib Units	Calib Std.Dev.	Sample Conc.	Sample Units	Sample Std.Dev.	RSD
ScA 357.253	1161210.5	89.80	%	0.152				0.17%
ScR 361.383	150496.4	96.37	%	0.245				0.25%
Ag 328.068†	-40.9	0.00023	mg/L	0.000129	0.00045	mg/L	0.000259	57.20%
Al 308.215†	124.3	0.09424	mg/L	0.008059	0.1885	mg/L	0.01612	8.55%
As 188.979†	14.3	0.01823	mg/L	0.003533	0.03647	mg/L	0.007067	19.38%
B 249.677†	209.1	0.07236	mg/L	0.001923	0.1447	mg/L	0.00385	2.66%
Ba 233.527†	144.7	0.06071	mg/L	0.002197	0.1214	mg/L	0.00439	3.62%
Be 313.042†	772.0	0.00089	mg/L	0.000040	0.00178	mg/L	0.000079	4.45%
Ca 317.933†	19346.1	1.114	mg/L	0.0020	2.228	mg/L	0.0040	0.18%
Cd 228.802†	1.6	0.00003	mg/L	0.000300	0.00005	mg/L	0.000599	>999.9%
Co 228.616†	463.4	0.01468	mg/L	0.001161	0.02937	mg/L	0.002322	7.91%
Cr 267.716†	45.9	0.00709	mg/L	0.000308	0.01418	mg/L	0.000615	4.34%
Cu 324.752†	316.6	0.00185	mg/L	0.000096	0.00370	mg/L	0.000193	5.22%
Fe 273.955†	5182.7	6.412	mg/L	0.0223	12.82	mg/L	0.045	0.35%
K 766.490†	4681.5	3.313	mg/L	0.0195	6.627	mg/L	0.0389	0.59%
Mg 279.077†	737.9	0.6226	mg/L	0.00529	1.245	mg/L	0.0106	0.85%
Mn 257.610†	1295.8	0.06087	mg/L	0.000267	0.1217	mg/L	0.00053	0.44%
Mo 202.031†	291.9	0.03212	mg/L	0.002138	0.06423	mg/L	0.004276	6.66%
Na 589.592†	6820408.3	1214	mg/L	8.1	2428	mg/L	16.3	0.67%
Na 330.237†	40019.3	1337	mg/L	3.8	2673	mg/L	7.6	0.28%
Ni 231.604†	12.0	0.00781	mg/L	0.002961	0.01562	mg/L	0.005921	37.90%
Pb 220.353†	8.8	0.00127	mg/L	0.001290	0.00254	mg/L	0.002580	101.73%
Sb 206.836†	3.8	0.00405	mg/L	0.004570	0.00810	mg/L	0.009140	112.80%
Se 196.026†	2.6	0.00308	mg/L	0.002227	0.00615	mg/L	0.004453	72.36%
Si 288.158†	3510.1	2.781	mg/L	0.0903	5.561	mg/L	0.1807	3.25%
Sn 189.927†	1.1	0.00037	mg/L	0.000200	0.00075	mg/L	0.000400	53.37%
Sr 421.552†	27094.0	0.03904	mg/L	0.000184	0.07807	mg/L	0.000368	0.47%
Ti 334.903†	2881.8	0.1196	mg/L	0.00006	0.2391	mg/L	0.00012	0.05%
Tl 190.801†	5.1	0.00492	mg/L	0.002586	0.00985	mg/L	0.005172	52.53%
V 292.402†	61362.9	0.2515	mg/L	0.00249	0.5030	mg/L	0.00498	0.99%
Zn 206.200†	2.0	0.00291	mg/L	0.002491	0.00581	mg/L	0.004983	85.74%

Sequence No.: 16
Sample ID: JY77 D TWC
Analyst: BLW
Initial Sample Wt:
Dilution: 1X

Autosampler Location: 34
Date Collected: 10/5/2006 3:03:04 PM
Data Type: Original
Initial Sample Vol:
Sample Prep Vol:

Nebulizer Parameters: JY77 D TWC

Analyte	Back Pressure	Flow
All	175.0 kPa	0.50 L/min

Mean Data: JY77 D TWC

Analyte	Mean Corrected Intensity	Calib Conc.	Calib Units	Calib Std.Dev.	Sample Conc.	Sample Units	Sample Std.Dev.	RSD
ScA 357.253	1274577.1	98.57	%	0.444				0.45%
ScR 361.383	156534.5	100.2	%	0.42				0.42%
Ag 328.068†	-130.2	-0.00042	mg/L	0.000274	-0.00042	mg/L	0.000274	64.77%
Al 308.215†	742.1	0.5920	mg/L	0.02161	0.5920	mg/L	0.02161	3.65%
As 188.979†	5.4	0.00577	mg/L	0.002616	0.00577	mg/L	0.002616	45.33%
B 249.677†	176.5	0.06110	mg/L	0.001686	0.06110	mg/L	0.001686	2.76%
Ba 233.527†	36.2	0.01531	mg/L	0.000982	0.01531	mg/L	0.000982	6.41%
Be 313.042†	534.1	0.00088	mg/L	0.000058	0.00088	mg/L	0.000058	6.54%
Ca 317.933†	471800.1	27.17	mg/L	0.035	27.17	mg/L	0.035	0.13%
Cd 228.802†	-2.1	-0.00008	mg/L	0.000033	-0.00008	mg/L	0.000033	38.50%
Co 228.616†	16.1	0.00049	mg/L	0.000327	0.00049	mg/L	0.000327	66.19%
Cr 267.716†	24.6	0.00116	mg/L	0.000851	0.00116	mg/L	0.000851	73.08%
Cu 324.752†	-547.6	-0.00211	mg/L	0.000110	-0.00211	mg/L	0.000110	5.24%
Fe 273.955†	1261.7	1.561	mg/L	0.0019	1.561	mg/L	0.0019	0.12%
K 766.490†	20727.3	14.67	mg/L	0.046	14.67	mg/L	0.046	0.32%
Mg 279.077†	14291.1	12.14	mg/L	0.036	12.14	mg/L	0.036	0.29%
Mn 257.610†	4849.6	0.2275	mg/L	0.00132	0.2275	mg/L	0.00132	0.58%
Mo 202.031†	47.9	0.00502	mg/L	0.000253	0.00502	mg/L	0.000253	5.04%
Na 589.592†	329282.1	58.60	mg/L	0.210	58.60	mg/L	0.210	0.36%
Na 330.237†	1847.1	61.42	mg/L	0.159	61.42	mg/L	0.159	0.26%
Ni 231.604†	5.1	0.00332	mg/L	0.000844	0.00332	mg/L	0.000844	25.40%
Pb 220.353†	-4.8	-0.00055	mg/L	0.000438	-0.00055	mg/L	0.000438	79.73%
Sb 206.836†	4.1	0.00388	mg/L	0.001325	0.00388	mg/L	0.001325	34.15%
Se 196.026†	-11.4	-0.01069	mg/L	0.004661	-0.01069	mg/L	0.004661	43.60%
Si 288.158†	2740.0	2.171	mg/L	0.0369	2.171	mg/L	0.0369	1.70%
Sn 189.927†	-27.7	-0.00605	mg/L	0.000979	-0.00605	mg/L	0.000979	16.19%
Sr 421.552†	95459.0	0.1375	mg/L	0.00008	0.1375	mg/L	0.00008	0.06%
Ti 334.903†	90.5	0.00375	mg/L	0.000584	0.00375	mg/L	0.000584	15.59%
Tl 190.801†	-2.0	-0.00224	mg/L	0.004722	-0.00224	mg/L	0.004722	210.85%
V 292.402†	745.5	0.00312	mg/L	0.000125	0.00312	mg/L	0.000125	4.00%
Zn 206.200†	3.4	0.00600	mg/L	0.001862	0.00600	mg/L	0.001862	31.04%

Sequence No.: 17
Sample ID: JY77 E TWC
Analyst: BLW
Initial Sample Wt:
Dilution: 1X

Autosampler Location: 35
Date Collected: 10/5/2006 3:10:25 PM
Data Type: Original
Initial Sample Vol:
Sample Prep Vol:

Nebulizer Parameters: JY77 E TWC

Analyte	Back Pressure	Flow
All	174.0 kPa	0.50 L/min

Mean Data: JY77 E TWC

Analyte	Mean Corrected Intensity	Calib Conc.	Calib Units	Calib Std.Dev.	Sample Conc.	Sample Units	Sample Std.Dev.	RSD
ScA 357.253	1201177.4	92.89	%	0.633				0.68%
ScR 361.383	151912.5	97.27	%	0.506				0.52%
Ag 328.068†	-42.9	-0.00016	mg/L	0.000197	-0.00016	mg/L	0.000197	125.41%
Al 308.215†	1964.4	1.567	mg/L	0.0125	1.567	mg/L	0.0125	0.80%
As 188.979†	9.9	0.01186	mg/L	0.002186	0.01186	mg/L	0.002186	18.42%
B 249.677†	304.9	0.1055	mg/L	0.00140	0.1055	mg/L	0.00140	1.32%
Ba 233.527†	52.1	0.02208	mg/L	0.000719	0.02208	mg/L	0.000719	3.26%
Be 313.042†	2046.9	0.00337	mg/L	0.000017	0.00337	mg/L	0.000017	0.50%
Ca 317.933†	319451.9	18.40	mg/L	0.039	18.40	mg/L	0.039	0.21%
Cd 228.802†	5.1	0.00016	mg/L	0.000123	0.00016	mg/L	0.000123	75.10%
Co 228.616†	60.4	0.00194	mg/L	0.000162	0.00194	mg/L	0.000162	8.36%
Cr 267.716†	33.7	0.00294	mg/L	0.000613	0.00294	mg/L	0.000613	20.85%
Cu 324.752†	2469.6	0.00979	mg/L	0.000141	0.00979	mg/L	0.000141	1.44%
Fe 273.955†	309.5	0.3829	mg/L	0.00254	0.3829	mg/L	0.00254	0.66%
K 766.490†	4218.5	2.986	mg/L	0.0144	2.986	mg/L	0.0144	0.48%
Mg 279.077†	11382.9	9.671	mg/L	0.0081	9.671	mg/L	0.0081	0.08%
Mn 257.610†	3741.8	0.1755	mg/L	0.00036	0.1755	mg/L	0.00036	0.21%
Mo 202.031†	159.7	0.01738	mg/L	0.000302	0.01738	mg/L	0.000302	1.74%
Na 589.592†	3196399.0	568.8	mg/L	4.95	568.8	mg/L	4.95	0.87%
Na 330.237†	18338.7	612.3	mg/L	0.20	612.3	mg/L	0.20	0.03%
Ni 231.604†	13.3	0.00868	mg/L	0.002292	0.00868	mg/L	0.002292	26.40%
Pb 220.353†	9.7	0.00164	mg/L	0.001026	0.00164	mg/L	0.001026	62.68%
Sb 206.836†	5.2	0.00524	mg/L	0.002238	0.00524	mg/L	0.002238	42.68%
Se 196.026†	-1.7	-0.00175	mg/L	0.008426	-0.00175	mg/L	0.008426	481.56%
Si 288.158†	549.1	0.4350	mg/L	0.00371	0.4350	mg/L	0.00371	0.85%
Sn 189.927†	-18.7	-0.00409	mg/L	0.000845	-0.00409	mg/L	0.000845	20.67%
Sr 421.552†	77183.1	0.1112	mg/L	0.00011	0.1112	mg/L	0.00011	0.10%
Ti 334.903†	524.6	0.02175	mg/L	0.001432	0.02175	mg/L	0.001432	6.58%
Tl 190.801†	0.1	0.00009	mg/L	0.001976	0.00009	mg/L	0.001976	>999.9%
V 292.402†	5558.9	0.02285	mg/L	0.000121	0.02285	mg/L	0.000121	0.53%
Zn 206.200†	6.5	0.01058	mg/L	0.002984	0.01058	mg/L	0.002984	28.20%

Sequence No.: 18
Sample ID: JY77 G TWC
Analyst: BLW
Initial Sample Wt:
Dilution: 1X

Autosampler Location: 36
Date Collected: 10/5/2006 3:17:52 PM
Data Type: Original
Initial Sample Vol:
Sample Prep Vol:

Nebulizer Parameters: JY77 G TWC

Analyte	Back Pressure	Flow
All	174.0 kPa	0.50 L/min

Mean Data: JY77 G TWC

Analyte	Mean Corrected Intensity	Calib Conc.	Calib Units	Calib Std.Dev.	Sample Conc.	Sample Units	Sample Std.Dev.	RSD
ScA 357.253	1212750.8	93.79	%	0.868				0.93%
ScR 361.383	153565.8	98.33	%	0.115				0.12%
Ag 328.068†	-952.6	-0.00038	mg/L	0.000124	-0.00038	mg/L	0.000124	33.12%
Al 308.215†	392.6	0.3131	mg/L	0.00619	0.3131	mg/L	0.00619	1.98%
As 188.979†	11.5	0.01123	mg/L	0.003091	0.01123	mg/L	0.003091	27.52%
B 249.677†	24.3	0.00842	mg/L	0.002748	0.00842	mg/L	0.002748	32.66%
Ba 233.527†	365.5	0.1502	mg/L	0.00029	0.1502	mg/L	0.00029	0.19%
Be 313.042†	274.5	0.00045	mg/L	0.000009	0.00045	mg/L	0.000009	2.01%
Ca 317.933†	1515369.1	87.26	mg/L	0.172	87.26	mg/L	0.172	0.20%
Cd 228.802†	6.6	0.00021	mg/L	0.000061	0.00021	mg/L	0.000061	29.47%
Co 228.616†	416.3	0.01225	mg/L	0.000522	0.01225	mg/L	0.000522	4.27%
Cr 267.716†	52.1	0.00309	mg/L	0.000198	0.00309	mg/L	0.000198	6.43%
Cu 324.752†	-1784.5	-0.00050	mg/L	0.000335	-0.00050	mg/L	0.000335	67.30%
Fe 273.955†	55755.5	68.98	mg/L	0.447	68.98	mg/L	0.447	0.65%
K 766.490†	6060.3	4.289	mg/L	0.0029	4.289	mg/L	0.0029	0.07%
Mg 279.077†	47612.1	40.41	mg/L	0.168	40.41	mg/L	0.168	0.42%
Mn 257.610†	38771.9	1.821	mg/L	0.0062	1.821	mg/L	0.0062	0.34%
Mo 202.031†	44.5	0.00404	mg/L	0.000097	0.00404	mg/L	0.000097	2.40%
Na 589.592†	1464319.2	260.6	mg/L	1.41	260.6	mg/L	1.41	0.54%
Na 330.237†	8328.2	277.3	mg/L	1.38	277.3	mg/L	1.38	0.50%
Ni 231.604†	4.5	0.00297	mg/L	0.003412	0.00297	mg/L	0.003412	115.06%
Pb 220.353†	32.0	0.00453	mg/L	0.000601	0.00453	mg/L	0.000601	13.27%
Sb 206.836†	13.0	0.00576	mg/L	0.001284	0.00576	mg/L	0.001284	22.31%
Se 196.026†	-33.3	-0.02479	mg/L	0.002381	-0.02479	mg/L	0.002381	9.61%
Si 288.158†	1429.4	1.132	mg/L	0.0036	1.132	mg/L	0.0036	0.32%
Sn 189.927†	-63.2	-0.01196	mg/L	0.000623	-0.01196	mg/L	0.000623	5.21%
Sr 421.552†	349483.0	0.5035	mg/L	0.00128	0.5035	mg/L	0.00128	0.25%
Ti 334.903†	121.0	0.00501	mg/L	0.000274	0.00501	mg/L	0.000274	5.46%
Tl 190.801†	-11.1	-0.01219	mg/L	0.007059	-0.01219	mg/L	0.007059	57.91%
V 292.402†	1631.9	0.00702	mg/L	0.000064	0.00702	mg/L	0.000064	0.91%
Zn 206.200†	-1.5	-0.00233	mg/L	0.001674	-0.00233	mg/L	0.001674	71.83%

Sequence No.: 19
Sample ID: JY77 ADUP TWC
Analyst: BLW
Initial Sample Wt:
Dilution: 1X

Autosampler Location: 37
Date Collected: 10/5/2006 3:25:18 PM
Data Type: Original
Initial Sample Vol:
Sample Prep Vol:

Nebulizer Parameters: JY77 ADUP TWC

Analyte	Back Pressure	Flow
All	175.0 kPa	0.50 L/min

Mean Data: JY77 ADUP TWC

Analyte	Mean Corrected Intensity	Calib Conc.	Calib Units	Calib Std.Dev.	Sample Conc.	Sample Units	Sample Std.Dev.	RSD
ScA 357.253	1263554.5	97.72	%	0.260				0.27%
ScR 361.383	154731.9	99.08	%	0.354				0.36%
Ag 328.068†	-502.3	-0.00033	mg/L	0.000019	-0.00033	mg/L	0.000019	5.72%
Al 308.215†	21.2	0.01684	mg/L	0.022657	0.01684	mg/L	0.022657	134.54%
As 188.979†	9.0	0.01034	mg/L	0.003716	0.01034	mg/L	0.003716	35.96%
B 249.677†	16.2	0.00561	mg/L	0.002085	0.00561	mg/L	0.002085	37.19%
Ba 233.527†	59.0	0.02230	mg/L	0.000100	0.02230	mg/L	0.000100	0.45%
Be 313.042†	23.1	0.00004	mg/L	0.000010	0.00004	mg/L	0.000010	26.07%
Ca 317.933†	565512.3	32.56	mg/L	0.072	32.56	mg/L	0.072	0.22%
Cd 228.802†	-2.7	-0.00011	mg/L	0.000051	-0.00011	mg/L	0.000051	44.87%
Co 228.616†	106.3	0.00276	mg/L	0.000257	0.00276	mg/L	0.000257	9.33%
Cr 267.716†	22.0	0.00097	mg/L	0.000765	0.00097	mg/L	0.000765	79.02%
Cu 324.752†	-1332.2	-0.00150	mg/L	0.000091	-0.00150	mg/L	0.000091	6.10%
Fe 273.955†	31797.1	39.34	mg/L	0.694	39.34	mg/L	0.694	1.76%
K 766.490†	2107.3	1.491	mg/L	0.0360	1.491	mg/L	0.0360	2.41%
Mg 279.077†	20147.6	17.09	mg/L	0.314	17.09	mg/L	0.314	1.84%
Mn 257.610†	56853.5	2.671	mg/L	0.0436	2.671	mg/L	0.0436	1.63%
Mo 202.031†	29.5	0.00288	mg/L	0.000248	0.00288	mg/L	0.000248	8.63%
Na 589.592†	188374.7	33.52	mg/L	0.084	33.52	mg/L	0.084	0.25%
Na 330.237†	1075.2	35.58	mg/L	0.414	35.58	mg/L	0.414	1.16%
Ni 231.604†	0.9	0.00060	mg/L	0.005472	0.00060	mg/L	0.005472	919.49%
Pb 220.353†	15.7	0.00219	mg/L	0.000228	0.00219	mg/L	0.000228	10.42%
Sb 206.836†	9.0	0.00493	mg/L	0.002005	0.00493	mg/L	0.002005	40.67%
Se 196.026†	-13.7	-0.01104	mg/L	0.003642	-0.01104	mg/L	0.003642	32.98%
Si 288.158†	2543.9	2.015	mg/L	0.0266	2.015	mg/L	0.0266	1.32%
Sn 189.927†	-29.2	-0.00609	mg/L	0.001089	-0.00609	mg/L	0.001089	17.89%
Sr 421.552†	121166.4	0.1746	mg/L	0.00015	0.1746	mg/L	0.00015	0.09%
Ti 334.903†	23.9	0.00099	mg/L	0.000740	0.00099	mg/L	0.000740	74.92%
Tl 190.801†	-6.4	-0.00704	mg/L	0.005658	-0.00704	mg/L	0.005658	80.42%
V 292.402†	242.7	0.00142	mg/L	0.000070	0.00142	mg/L	0.000070	4.91%
Zn 206.200†	6.5	0.00980	mg/L	0.000695	0.00980	mg/L	0.000695	7.10%

Sequence No.: 20
Sample ID: JY77 A TWC
Analyst: BLW
Initial Sample Wt:
Dilution: 1X

Autosampler Location: 38
Date Collected: 10/5/2006 3:32:38 PM
Data Type: Original
Initial Sample Vol:
Sample Prep Vol:

Nebulizer Parameters: JY77 A TWC

Analyte	Back Pressure	Flow
All	174.0 kPa	0.50 L/min

DCL

Mean Data: JY77 A TWC

Analyte	Mean Corrected Intensity	Calib Conc.	Calib Units	Calib Std.Dev.	Sample Conc.	Sample Units	Sample Std.Dev.	RSD
ScA 357.253	1272297.2	98.39	%	0.485				0.49%
ScR 361.383	161760.2	103.6	%	5.11				4.93%
Ag 328.068†	-503.8	-0.00033	mg/L	0.000140	-0.00033	mg/L	0.000140	42.10%
Al 308.215†	6.0	0.00470	mg/L	0.001479	0.00470	mg/L	0.001479	31.49%
As 188.979†	4.7	0.00476	mg/L	0.000673	0.00476	mg/L	0.000673	14.12%
B 249.677†	14.0	0.00488	mg/L	0.000735	0.00488	mg/L	0.000735	15.08%
Ba 233.527†	62.1	0.02361	mg/L	0.001278	0.02361	mg/L	0.001278	5.41%
Be 313.042†	-13.5	-0.00002	mg/L	0.000083	-0.00002	mg/L	0.000083	343.58%
Ca 317.933†	564608.4	32.51	mg/L	1.480	32.51	mg/L	1.480	4.55%
Cd 228.802†	1.0	0.00002	mg/L	0.000054	0.00002	mg/L	0.000054	220.53%
Co 228.616†	107.5	0.00279	mg/L	0.000238	0.00279	mg/L	0.000238	8.53%
Cr 267.716†	26.4	0.00166	mg/L	0.000386	0.00166	mg/L	0.000386	23.32%
Cu 324.752†	-1305.3	-0.00136	mg/L	0.000403	-0.00136	mg/L	0.000403	29.59%
Fe 273.955†	32014.7	39.61	mg/L	1.972	39.61	mg/L	1.972	4.98%
K 766.490†	1917.9	1.357	mg/L	0.0801	1.357	mg/L	0.0801	5.90%
Mg 279.077†	20000.1	16.97	mg/L	0.750	16.97	mg/L	0.750	4.42%
Mn 257.610†	57438.1	2.699	mg/L	0.1278	2.699	mg/L	0.1278	4.74%
Mo 202.031†	29.1	0.00284	mg/L	0.000383	0.00284	mg/L	0.000383	13.47%
Na 589.592†	182759.8	32.52	mg/L	1.472	32.52	mg/L	1.472	4.53%
Na 330.237†	1041.2	34.44	mg/L	1.148	34.44	mg/L	1.148	3.33%
Ni 231.604†	2.5	0.00161	mg/L	0.002048	0.00161	mg/L	0.002048	126.90%
Pb 220.353†	9.1	0.00127	mg/L	0.000059	0.00127	mg/L	0.000059	4.60%
Sb 206.836†	7.7	0.00360	mg/L	0.001681	0.00360	mg/L	0.001681	46.71%
Se 196.026†	-10.2	-0.00785	mg/L	0.005055	-0.00785	mg/L	0.005055	64.40%
Si 288.158†	2891.9	2.291	mg/L	0.1233	2.291	mg/L	0.1233	5.38%
Sn 189.927†	-30.9	-0.00659	mg/L	0.000849	-0.00659	mg/L	0.000849	12.88%
Sr 421.552†	119302.0	0.1719	mg/L	0.00816	0.1719	mg/L	0.00816	4.74%
Ti 334.903†	30.6	0.00127	mg/L	0.000279	0.00127	mg/L	0.000279	22.01%
Tl 190.801†	-8.0	-0.00873	mg/L	0.004329	-0.00873	mg/L	0.004329	49.62%
V 292.402†	264.7	0.00152	mg/L	0.000116	0.00152	mg/L	0.000116	7.67%
Zn 206.200†	5.9	0.00887	mg/L	0.002154	0.00887	mg/L	0.002154	24.28%

Sequence No.: 21
Sample ID: JY77 ASPK TWC
Analyst: BLW
Initial Sample Wt:
Dilution: 1X

Autosampler Location: 39
Date Collected: 10/5/2006 3:39:59 PM
Data Type: Original
Initial Sample Vol:
Sample Prep Vol:

Nebulizer Parameters: JY77 ASPK TWC

Analyte	Back Pressure	Flow
All	174.0 kPa	0.50 L/min

Mean Data: JY77 ASPK TWC

Analyte	Mean Corrected Intensity	Calib Conc.	Calib Units	Calib Std.Dev.	Sample Conc.	Sample Units	Sample Std.Dev.	RSD
ScA 357.253	1270246.1	98.24	%	0.759				0.77%
ScR 361.383	157785.2	101.0	%	0.38				0.37%
Ag 328.068†	142251.2	0.5052	mg/L	0.00238	0.5052	mg/L	0.00238	0.47%
Al 308.215†	2607.6	2.072	mg/L	0.0139	2.072	mg/L	0.0139	0.67%
As 188.979†	1582.9	2.061	mg/L	0.0271	2.061	mg/L	0.0271	1.31%
B 249.677†	9.7	0.00430	mg/L	0.000922	0.00430	mg/L	0.000922	21.43%
Ba 233.527†	4785.8	2.023	mg/L	0.0115	2.023	mg/L	0.0115	0.57%
Be 313.042†	317695.4	0.5278	mg/L	0.00165	0.5278	mg/L	0.00165	0.31%
Ca 317.933†	726853.6	41.86	mg/L	0.137	41.86	mg/L	0.137	0.33%
Cd 228.802†	14713.8	0.5239	mg/L	0.00205	0.5239	mg/L	0.00205	0.39%
Co 228.616†	15278.1	0.4934	mg/L	0.00206	0.4934	mg/L	0.00206	0.42%
Cr 267.716†	3403.5	0.5053	mg/L	0.00232	0.5053	mg/L	0.00232	0.46%
Cu 324.752†	131005.2	0.5253	mg/L	0.00179	0.5253	mg/L	0.00179	0.34%
Fe 273.955†	32448.2	40.15	mg/L	0.305	40.15	mg/L	0.305	0.76%
K 766.490†	16766.4	11.87	mg/L	0.093	11.87	mg/L	0.093	0.79%
Mg 279.077†	31336.9	26.60	mg/L	0.231	26.60	mg/L	0.231	0.87%
Mn 257.610†	65286.6	3.068	mg/L	0.0231	3.068	mg/L	0.0231	0.75%
Mo 202.031†	36.6	0.00346	mg/L	0.000216	0.00346	mg/L	0.000216	6.26%
Na 589.592†	232757.4	41.42	mg/L	0.074	41.42	mg/L	0.074	0.18%
Na 330.237†	1342.5	44.29	mg/L	0.484	44.29	mg/L	0.484	1.09%
Ni 231.604†	756.1	0.4938	mg/L	0.00353	0.4938	mg/L	0.00353	0.71%
Pb 220.353†	14586.2	2.029	mg/L	0.0043	2.029	mg/L	0.0043	0.21%
Sb 206.836†	11.4	0.00102	mg/L	0.000719	0.00102	mg/L	0.000719	70.70%
Se 196.026†	2238.8	2.080	mg/L	0.0147	2.080	mg/L	0.0147	0.71%
Si 288.158†	1883.1	1.493	mg/L	0.0043	1.493	mg/L	0.0043	0.29%
Sn 189.927†	-36.9	-0.00754	mg/L	0.001286	-0.00754	mg/L	0.001286	17.06%
Sr 421.552†	468926.8	0.6756	mg/L	0.00180	0.6756	mg/L	0.00180	0.27%
Ti 334.903†	36.6	0.00141	mg/L	0.000322	0.00141	mg/L	0.000322	22.87%
Tl 190.801†	1794.0	1.963	mg/L	0.0137	1.963	mg/L	0.0137	0.70%
V 292.402†	127830.4	0.5279	mg/L	0.00214	0.5279	mg/L	0.00214	0.41%
Zn 206.200†	321.9	0.5061	mg/L	0.00236	0.5061	mg/L	0.00236	0.47%

Sequence No.: 22
Sample ID: JY77 MB1SPK TWC
Analyst: BLW
Initial Sample Wt:
Dilution: 1X

Autosampler Location: 40
Date Collected: 10/5/2006 3:47:20 PM
Data Type: Original
Initial Sample Vol:
Sample Prep Vol:

Nebulizer Parameters: JY77 MB1SPK TWC

Analyte	Back Pressure	Flow
All	175.0 kPa	0.50 L/min

Mean Data: JY77 MB1SPK TWC

Analyte	Mean Corrected Intensity	Calib Conc.	Calib Units	Calib Std.Dev.	Sample Conc.	Sample Units	Sample Std.Dev.	RSD
ScA 357.253	1283368.2	99.25	%	0.298				0.30%
ScR 361.383	158851.2	101.7	%	0.47				0.46%
Ag 328.068†	143891.9	0.5096	mg/L	0.00378	0.5096	mg/L	0.00378	0.74%
Al 308.215†	2625.3	2.086	mg/L	0.0095	2.086	mg/L	0.0095	0.46%
As 188.979†	1604.0	2.090	mg/L	0.0083	2.090	mg/L	0.0083	0.39%
B 249.677†	-13.4	-0.00366	mg/L	0.002103	-0.00366	mg/L	0.002103	57.47%
Ba 233.527†	4929.0	2.087	mg/L	0.0090	2.087	mg/L	0.0090	0.43%
Be 313.042†	323642.6	0.5377	mg/L	0.00103	0.5377	mg/L	0.00103	0.19%
Ca 317.933†	185966.3	10.71	mg/L	0.020	10.71	mg/L	0.020	0.19%
Cd 228.802†	15015.2	0.5347	mg/L	0.00304	0.5347	mg/L	0.00304	0.57%
Co 228.616†	15742.0	0.5091	mg/L	0.00269	0.5091	mg/L	0.00269	0.53%
Cr 267.716†	3506.0	0.5227	mg/L	0.00413	0.5227	mg/L	0.00413	0.79%
Cu 324.752†	131190.0	0.5224	mg/L	0.00334	0.5224	mg/L	0.00334	0.64%
Fe 273.955†	1825.8	2.258	mg/L	0.0246	2.258	mg/L	0.0246	1.09%
K 766.490†	15229.4	10.78	mg/L	0.069	10.78	mg/L	0.069	0.64%
Mg 279.077†	12703.0	10.79	mg/L	0.036	10.79	mg/L	0.036	0.33%
Mn 257.610†	11186.3	0.5259	mg/L	0.00398	0.5259	mg/L	0.00398	0.76%
Mo 202.031†	15.6	0.00148	mg/L	0.000264	0.00148	mg/L	0.000264	17.80%
Na 589.592†	60110.7	10.70	mg/L	0.034	10.70	mg/L	0.034	0.32%
Na 330.237†	343.7	11.24	mg/L	0.186	11.24	mg/L	0.186	1.66%
Ni 231.604†	794.9	0.5192	mg/L	0.00491	0.5192	mg/L	0.00491	0.95%
Pb 220.353†	15130.9	2.105	mg/L	0.0189	2.105	mg/L	0.0189	0.90%
Sb 206.836†	7.3	0.00063	mg/L	0.002469	0.00063	mg/L	0.002469	390.62%
Se 196.026†	2279.2	2.116	mg/L	0.0095	2.116	mg/L	0.0095	0.45%
Si 288.158†	28.8	0.02390	mg/L	0.005534	0.02390	mg/L	0.005534	23.16%
Sn 189.927†	-9.5	-0.00185	mg/L	0.001626	-0.00185	mg/L	0.001626	88.10%
Sr 421.552†	358113.7	0.5160	mg/L	0.00103	0.5160	mg/L	0.00103	0.20%
Ti 334.903†	15.0	0.00051	mg/L	0.000311	0.00051	mg/L	0.000311	60.84%
Tl 190.801†	1879.2	2.056	mg/L	0.0057	2.056	mg/L	0.0057	0.28%
V 292.402†	129405.3	0.5341	mg/L	0.00401	0.5341	mg/L	0.00401	0.75%
Zn 206.200†	334.1	0.5256	mg/L	0.00130	0.5256	mg/L	0.00130	0.25%

Sequence No.: 23
Sample ID: CV 3
Analyst: BLW
Initial Sample Wt:
Dilution: 1X

Autosampler Location: 7
Date Collected: 10/5/2006 3:54:26 PM
Data Type: Original
Initial Sample Vol:
Sample Prep Vol:

Nebulizer Parameters: CV

Analyte	Back Pressure	Flow
All	175.0 kPa	0.50 L/min

Mean Data: CV

Analyte	Mean Corrected Intensity	Calib Conc.	Calib Units	Calib Std.Dev.	Sample Conc.	Sample Units	Sample Std.Dev.	RSD
ScA 357.253	1243556.6	96.17	%	1.076				1.12%
ScR 361.383	153801.7	98.48	%	0.662				0.67%
Ag 328.068†	274951.3	0.9735	mg/L	0.00926	0.9735	mg/L	0.00926	0.95%
Al 308.215†	2538.8	1.989	mg/L	0.0192	1.989	mg/L	0.0192	0.97%
As 188.979†	1496.7	1.946	mg/L	0.0239	1.946	mg/L	0.0239	1.23%
B 249.677†	2782.7	0.9663	mg/L	0.00807	0.9663	mg/L	0.00807	0.83%
Ba 233.527†	2349.0	0.9941	mg/L	0.01072	0.9941	mg/L	0.01072	1.08%
Be 313.042†	601969.9	1.000	mg/L	0.0017	1.000	mg/L	0.0017	0.17%
Ca 317.933†	35864.7	2.065	mg/L	0.0114	2.065	mg/L	0.0114	0.55%
Cd 228.802†	28578.0	1.021	mg/L	0.0130	1.021	mg/L	0.0130	1.27%
Co 228.616†	29931.4	0.9673	mg/L	0.01313	0.9673	mg/L	0.01313	1.36%
Cr 267.716†	6487.4	0.9708	mg/L	0.00960	0.9708	mg/L	0.00960	0.99%
Cu 324.752†	260290.6	1.035	mg/L	0.0103	1.035	mg/L	0.0103	0.99%
Fe 273.955†	1703.2	2.105	mg/L	0.0264	2.105	mg/L	0.0264	1.26%
K 766.490†	28677.3	20.30	mg/L	0.204	20.30	mg/L	0.204	1.01%
Mg 279.077†	2374.7	2.022	mg/L	0.0190	2.022	mg/L	0.0190	0.94%
Mn 257.610†	21073.6	0.9907	mg/L	0.00455	0.9907	mg/L	0.00455	0.46%
Mo 202.031†	9078.1	0.9994	mg/L	0.00982	0.9994	mg/L	0.00982	0.98%
Na 589.592†	275522.7	49.03	mg/L	0.121	49.03	mg/L	0.121	0.25%
Na 330.237†	1543.8	51.55	mg/L	0.356	51.55	mg/L	0.356	0.69%
Ni 231.604†	1509.7	0.9872	mg/L	0.01224	0.9872	mg/L	0.01224	1.24%
Pb 220.353†	14323.5	1.994	mg/L	0.0167	1.994	mg/L	0.0167	0.84%
Sb 206.836†	2067.0	2.102	mg/L	0.0242	2.102	mg/L	0.0242	1.15%
Se 196.026†	2089.2	1.939	mg/L	0.0300	1.939	mg/L	0.0300	1.55%
Si 288.158†	2619.1	2.077	mg/L	0.0208	2.077	mg/L	0.0208	1.00%
Sn 189.927†	3235.0	0.9411	mg/L	0.01108	0.9411	mg/L	0.01108	1.18%
Sr 421.552†	684908.5	0.9868	mg/L	0.00217	0.9868	mg/L	0.00217	0.22%
Ti 334.903†	24465.5	1.014	mg/L	0.0055	1.014	mg/L	0.0055	0.54%
Tl 190.801†	1776.4	1.943	mg/L	0.0241	1.943	mg/L	0.0241	1.24%
V 292.402†	241587.1	0.9974	mg/L	0.00966	0.9974	mg/L	0.00966	0.97%
Zn 206.200†	634.6	0.9975	mg/L	0.00787	0.9975	mg/L	0.00787	0.79%

Sequence No.: 24
Sample ID: CB
Analyst: BLW
Initial Sample Wt:
Dilution: 1X

Autosampler Location: 1
Date Collected: 10/5/2006 4:01:07 PM
Data Type: Original
Initial Sample Vol:
Sample Prep Vol:

Nebulizer Parameters: CB

Analyte	Back Pressure	Flow
All	175.0 kPa	0.50 L/min

Mean Data: CB

Analyte	Mean Corrected Intensity	Conc.	Calib Units	Std.Dev.	Conc.	Sample Units	Std.Dev.	RSD
ScA 357.253	1275873.9	98.67	%	0.390				0.40%
ScR 361.383	150847.5	96.59	%	1.183				1.22%
Ag 328.068†	157.4	0.00056	mg/L	0.000081	0.00056	mg/L	0.000081	14.56%
Al 308.215†	-1.3	-0.00104	mg/L	0.007530	-0.00104	mg/L	0.007530	723.45%
As 188.979†	3.2	0.00419	mg/L	0.004731	0.00419	mg/L	0.004731	112.88%
B 249.677†	-1.4	-0.00049	mg/L	0.001088	-0.00049	mg/L	0.001088	222.97%
Ba 233.527†	-1.7	-0.00074	mg/L	0.001675	-0.00074	mg/L	0.001675	227.03%
Be 313.042†	35.8	0.00006	mg/L	0.000070	0.00006	mg/L	0.000070	117.42%
Ca 317.933†	0.4	0.00002	mg/L	0.000581	0.00002	mg/L	0.000581	>999.9%
Cd 228.802†	-5.4	-0.00020	mg/L	0.000057	-0.00020	mg/L	0.000057	28.66%
Co 228.616†	6.1	0.00020	mg/L	0.000044	0.00020	mg/L	0.000044	22.25%
Cr 267.716†	5.4	0.00082	mg/L	0.000361	0.00082	mg/L	0.000361	44.23%
Cu 324.752†	-594.8	-0.00237	mg/L	0.000128	-0.00237	mg/L	0.000128	5.40%
Fe 273.955†	4.4	0.00545	mg/L	0.003009	0.00545	mg/L	0.003009	55.19%
K 766.490†	114.6	0.08109	mg/L	0.007139	0.08109	mg/L	0.007139	8.80%
Mg 279.077†	-3.7	-0.00315	mg/L	0.003577	-0.00315	mg/L	0.003577	113.71%
Mn 257.610†	-0.0	0.00000	mg/L	0.000084	0.00000	mg/L	0.000084	>999.9%
Mo 202.031†	1.0	0.00011	mg/L	0.000341	0.00011	mg/L	0.000341	318.08%
Na 589.592†	2571.8	0.4577	mg/L	0.00553	0.4577	mg/L	0.00553	1.21%
Na 330.237†	9.2	0.3081	mg/L	0.48258	0.3081	mg/L	0.48258	156.65%
Ni 231.604†	1.1	0.00073	mg/L	0.001427	0.00073	mg/L	0.001427	194.86%
Pb 220.353†	-4.2	-0.00058	mg/L	0.000791	-0.00058	mg/L	0.000791	136.44%
Sb 206.836†	1.2	0.00124	mg/L	0.001442	0.00124	mg/L	0.001442	116.60%
Se 196.026†	2.6	0.00242	mg/L	0.001312	0.00242	mg/L	0.001312	54.19%
Si 288.158†	-4.3	-0.00342	mg/L	0.004172	-0.00342	mg/L	0.004172	122.08%
Sn 189.927†	13.9	0.00401	mg/L	0.000728	0.00401	mg/L	0.000728	18.13%
Sr 421.552†	21.5	0.00003	mg/L	0.000042	0.00003	mg/L	0.000042	134.85%
Ti 334.903†	-14.1	-0.00059	mg/L	0.000579	-0.00059	mg/L	0.000579	98.89%
Tl 190.801†	0.9	0.00097	mg/L	0.001816	0.00097	mg/L	0.001816	186.75%
V 292.402†	53.7	0.00023	mg/L	0.000104	0.00023	mg/L	0.000104	45.86%
Zn 206.200†	0.1	0.00011	mg/L	0.001789	0.00011	mg/L	0.001789	>999.9%

User canceled analysis.

==========

Analysis Begun

Start Time: 10/5/2006 4:06:12 PM **Plasma On Time: 10/5/2006 10:51:52 AM**
Logged In Analyst: metals **Technique: ICP Continuous**
Spectrometer Model: Optima 4300 DV, S/N 077N0060101Autosampler Model: AS-93plus

Sample Information File: C:\pe\Administrator\Sample Information\1005B.sif
Batch ID:
Results Data Set: PE061005
Results Library: C:\pe\Administrator\Results\Results.mdb

==========

Sequence No.: 25 **Autosampler Location: 41**
Sample ID: JY56 MB1 TWC **Date Collected: 10/5/2006 4:06:12 PM**
Analyst: BLW **Data Type: Original**
Initial Sample Wt: **Initial Sample Vol:**
Dilution: 1X **Sample Prep Vol:**

Nebulizer Parameters: JY56 MB1 TWC

Analyte	Back Pressure	Flow
All	174.0 kPa	0.50 L/min

Mean Data: JY56 MB1 TWC

Analyte	Mean Corrected Intensity	Calib Conc.	Calib Units	Calib Std.Dev.	Sample Conc.	Sample Units	Sample Std.Dev.	RSD
ScA 357.253	1276456.2	98.72	%	0.294				0.30%
ScR 361.383	154090.4	98.67	%	1.104				1.12%
Ag 328.068†	120.0	0.00043	mg/L	0.000149	0.00043	mg/L	0.000149	34.93%
Al 308.215†	7.5	0.00594	mg/L	0.009347	0.00594	mg/L	0.009347	157.25%
As 188.979†	3.0	0.00388	mg/L	0.004027	0.00388	mg/L	0.004027	103.91%
B 249.677†	-3.2	-0.00111	mg/L	0.000723	-0.00111	mg/L	0.000723	64.81%
Ba 233.527†	0.8	0.00034	mg/L	0.001224	0.00034	mg/L	0.001224	362.68%
Be 313.042†	-7.7	-0.00001	mg/L	0.000059	-0.00001	mg/L	0.000059	461.55%
Ca 317.933†	144.5	0.00832	mg/L	0.001074	0.00832	mg/L	0.001074	12.91%
Cd 228.802†	-4.4	-0.00016	mg/L	0.000036	-0.00016	mg/L	0.000036	21.67%
Co 228.616†	2.3	0.00007	mg/L	0.000174	0.00007	mg/L	0.000174	232.08%
Cr 267.716†	6.8	0.00102	mg/L	0.001459	0.00102	mg/L	0.001459	143.72%
Cu 324.752†	-557.8	-0.00222	mg/L	0.000049	-0.00222	mg/L	0.000049	2.23%
Fe 273.955†	5.7	0.00709	mg/L	0.001940	0.00709	mg/L	0.001940	27.35%
K 766.490†	73.3	0.05187	mg/L	0.034660	0.05187	mg/L	0.034660	66.82%
Mg 279.077†	-2.3	-0.00198	mg/L	0.007017	-0.00198	mg/L	0.007017	354.53%
Mn 257.610†	0.4	0.00002	mg/L	0.000143	0.00002	mg/L	0.000143	828.01%
Mo 202.031†	1.3	0.00015	mg/L	0.000150	0.00015	mg/L	0.000150	102.96%
Na 589.592†	2389.4	0.4252	mg/L	0.01596	0.4252	mg/L	0.01596	3.75%
Na 330.237†	13.3	0.4430	mg/L	0.28983	0.4430	mg/L	0.28983	65.43%
Ni 231.604†	2.1	0.00137	mg/L	0.002061	0.00137	mg/L	0.002061	150.81%
Pb 220.353†	-4.6	-0.00064	mg/L	0.000331	-0.00064	mg/L	0.000331	51.60%
Sb 206.836†	0.2	0.00022	mg/L	0.001925	0.00022	mg/L	0.001925	885.47%
Se 196.026†	-0.1	-0.00012	mg/L	0.002451	-0.00012	mg/L	0.002451	>999.9%
Si 288.158†	23.6	0.01869	mg/L	0.006028	0.01869	mg/L	0.006028	32.24%
Sn 189.927†	9.4	0.00271	mg/L	0.000120	0.00271	mg/L	0.000120	4.45%
Sr 421.552†	43.4	0.00006	mg/L	0.000008	0.00006	mg/L	0.000008	12.17%
Ti 334.903†	-2.6	-0.00011	mg/L	0.000448	-0.00011	mg/L	0.000448	421.91%
Tl 190.801†	2.3	0.00249	mg/L	0.001097	0.00249	mg/L	0.001097	44.01%
V 292.402†	-0.4	0.00001	mg/L	0.000114	0.00001	mg/L	0.000114	>999.9%
Zn 206.200†	1.7	0.00267	mg/L	0.002897	0.00267	mg/L	0.002897	108.40%

User canceled analysis.

==========

Analysis Begun

Start Time: 10/5/2006 4:10:52 PM **Plasma On Time: 10/5/2006 10:51:52 AM**
Logged In Analyst: metals **Technique: ICP Continuous**
Spectrometer Model: Optima 4300 DV, S/N 077N0060101Autosampler Model: AS-93plus

Sample Information File: C:\pe\Administrator\Sample Information\1005B.sif
Batch ID:
Results Data Set: PE061005
Results Library: C:\pe\Administrator\Results\Results.mdb

==========

Sequence No.: 20 **Autosampler Location: 38**
Sample ID: JY77 A TWC **Date Collected: 10/5/2006 4:10:52 PM**
Analyst: BLW **Data Type: Original**
Initial Sample Wt: **Initial Sample Vol:**
Dilution: 1X **Sample Prep Vol:**

Nebulizer Parameters: JY77 A TWC

Analyte	Back Pressure	Flow
All	175.0 kPa	0.50 L/min

Mean Data: JY77 A TWC

Analyte	Mean Corrected Intensity	Calib Conc.	Calib Units	Std.Dev.	Sample Conc.	Sample Units	Std.Dev.	RSD
ScA 357.253	1258227.3	97.31	%	0.376				0.39%
ScR 361.383	154025.4	98.63	%	0.720				0.73%
Ag 328.068†	-333.0	0.00025	mg/L	0.000148	0.00025	mg/L	0.000148	58.32%
Al 308.215†	34.4	0.02739	mg/L	0.001975	0.02739	mg/L	0.001975	7.21%
As 188.979†	7.6	0.00849	mg/L	0.005265	0.00849	mg/L	0.005265	61.99%
B 249.677†	15.6	0.00540	mg/L	0.001463	0.00540	mg/L	0.001463	27.10%
Ba 233.527†	60.1	0.02278	mg/L	0.001126	0.02278	mg/L	0.001126	4.94%
Be 313.042†	18.6	0.00003	mg/L	0.000026	0.00003	mg/L	0.000026	87.61%
Ca 317.933†	563085.8	32.43	mg/L	0.121	32.43	mg/L	0.121	0.37%
Cd 228.802†	2.0	0.00006	mg/L	0.000091	0.00006	mg/L	0.000091	159.23%
Co 228.616†	101.2	0.00260	mg/L	0.000202	0.00260	mg/L	0.000202	7.79%
Cr 267.716†	21.3	0.00089	mg/L	0.001035	0.00089	mg/L	0.001035	116.00%
Cu 324.752†	-1248.7	-0.00119	mg/L	0.000175	-0.00119	mg/L	0.000175	14.62%
Fe 273.955†	31555.0	39.04	mg/L	0.085	39.04	mg/L	0.085	0.22%
K 766.490†	2019.1	1.429	mg/L	0.0311	1.429	mg/L	0.0311	2.18%
Mg 279.077†	19934.6	16.91	mg/L	0.096	16.91	mg/L	0.096	0.57%
Mn 257.610†	56352.0	2.648	mg/L	0.0058	2.648	mg/L	0.0058	0.22%
Mo 202.031†	28.6	0.00278	mg/L	0.000293	0.00278	mg/L	0.000293	10.53%
Na 589.592†	184668.2	32.86	mg/L	0.386	32.86	mg/L	0.386	1.18%
Na 330.237†	1053.5	34.86	mg/L	0.099	34.86	mg/L	0.099	0.28%
Ni 231.604†	2.2	0.00145	mg/L	0.004826	0.00145	mg/L	0.004826	332.76%
Pb 220.353†	12.8	0.00180	mg/L	0.000805	0.00180	mg/L	0.000805	44.73%
Sb 206.836†	8.8	0.00475	mg/L	0.001166	0.00475	mg/L	0.001166	24.55%
Se 196.026†	-12.3	-0.00974	mg/L	0.005113	-0.00974	mg/L	0.005113	52.52%
Si 288.158†	5116.5	4.053	mg/L	0.0156	4.053	mg/L	0.0156	0.39%
Sn 189.927†	-25.0	-0.00489	mg/L	0.000458	-0.00489	mg/L	0.000458	9.36%
Sr 421.552†	121109.6	0.1745	mg/L	0.00111	0.1745	mg/L	0.00111	0.64%
Ti 334.903†	19.0	0.00078	mg/L	0.000876	0.00078	mg/L	0.000876	111.77%
Tl 190.801†	-3.7	-0.00407	mg/L	0.003656	-0.00407	mg/L	0.003656	89.74%
V 292.402†	291.7	0.00162	mg/L	0.000081	0.00162	mg/L	0.000081	5.03%
Zn 206.200†	4.8	0.00718	mg/L	0.000406	0.00718	mg/L	0.000406	5.65%

User canceled analysis.

==========

Analysis Begun

Start Time: 10/5/2006 4:16:52 PM **Plasma On Time: 10/5/2006 10:51:52 AM**
Logged In Analyst: metals **Technique: ICP Continuous**
Spectrometer Model: Optima 4300 DV, S/N 077N0060101Autosampler Model: AS-93plus

Sample Information File: C:\pe\Administrator\Sample Information\1005B.sif
Batch ID:
Results Data Set: PE061005
Results Library: C:\pe\Administrator\Results\Results.mdb

==========

Sequence No.: 26 **Autosampler Location: 42**
Sample ID: JY56 F TWC **Date Collected: 10/5/2006 4:16:52 PM**
Analyst: BLW **Data Type: Original**
Initial Sample Wt: **Initial Sample Vol:**
Dilution: 10X **Sample Prep Vol:**

Nebulizer Parameters: JY56 F TWC

Analyte	Back Pressure	Flow
All	175.0 kPa	0.50 L/min

Mean Data: JY56 F TWC

Analyte	Mean Corrected Intensity	Calib Conc.	Calib Units	Std.Dev.	Sample Conc.	Sample Units	Std.Dev.	RSD
ScA 357.253	1183225.2	91.51	%	0.342				0.37%
ScR 361.383	149006.7	95.41	%	0.317				0.33%
Ag 328.068†	-193.8	0.00010	mg/L	0.000098	0.00099	mg/L	0.000984	99.75%
Al 308.215†	27.3	0.01678	mg/L	0.014396	0.1678	mg/L	0.14396	85.78%
As 188.979†	15.2	0.01939	mg/L	0.005624	0.1939	mg/L	0.05624	29.01%
B 249.677†	322.2	0.1116	mg/L	0.00389	1.116	mg/L	0.0389	3.48%
Ba 233.527†	14.9	0.00514	mg/L	0.001975	0.05145	mg/L	0.019748	38.39%
Be 313.042†	367.8	0.00024	mg/L	0.000041	0.00236	mg/L	0.000413	17.52%
Ca 317.933†	894.7	0.05152	mg/L	0.001349	0.5152	mg/L	0.01349	2.62%
Cd 228.802†	5.0	0.00015	mg/L	0.000072	0.00150	mg/L	0.000724	48.44%
Co 228.616†	726.3	0.02303	mg/L	0.000131	0.2303	mg/L	0.00131	0.57%
Cr 267.716†	161.4	0.02512	mg/L	0.000784	0.2512	mg/L	0.00784	3.12%
Cu 324.752†	-464.7	-0.00041	mg/L	0.000226	-0.00414	mg/L	0.002258	54.53%
Fe 273.955†	12107.4	14.98	mg/L	0.066	149.8	mg/L	0.66	0.44%
K 766.490†	2464.5	1.744	mg/L	0.0631	17.44	mg/L	0.631	3.62%
Mg 279.077†	45.0	0.02791	mg/L	0.003822	0.2791	mg/L	0.03822	13.70%
Mn 257.610†	12.7	0.00059	mg/L	0.000077	0.00595	mg/L	0.000770	12.95%
Mo 202.031†	397.7	0.04378	mg/L	0.000398	0.4378	mg/L	0.00398	0.91%
Na 589.592†	3865072.4	687.8	mg/L	3.70	6878	mg/L	37.0	0.54%
Na 330.237†	22411.9	748.6	mg/L	1.88	7486	mg/L	18.8	0.25%
Ni 231.604†	13.0	0.00849	mg/L	0.002098	0.08494	mg/L	0.020984	24.70%
Pb 220.353†	4.4	0.00068	mg/L	0.001081	0.00676	mg/L	0.010813	159.89%
Sb 206.836†	5.3	0.00439	mg/L	0.001864	0.04389	mg/L	0.018644	42.48%
Se 196.026†	-1.6	0.00027	mg/L	0.007298	0.00268	mg/L	0.072981	>999.9%
Si 288.158†	927.4	0.7347	mg/L	0.02007	7.347	mg/L	0.2007	2.73%
Sn 189.927†	4.8	0.00137	mg/L	0.000853	0.01370	mg/L	0.008530	62.25%
Sr 421.552†	1729.9	0.00249	mg/L	0.000007	0.02492	mg/L	0.000066	0.27%
Ti 334.903†	3272.2	0.1357	mg/L	0.00102	1.357	mg/L	0.0102	0.75%
Tl 190.801†	2.4	0.00208	mg/L	0.002388	0.02083	mg/L	0.023877	114.61%
V 292.402†	58522.2	0.2400	mg/L	0.00175	2.400	mg/L	0.0175	0.73%
Zn 206.200†	1.6	0.00203	mg/L	0.001021	0.02033	mg/L	0.010211	50.22%

Sequence No.: 27
Sample ID: JY56 G TWC
Analyst: BLW
Initial Sample Wt:
Dilution: 10X

Autosampler Location: 43
Date Collected: 10/5/2006 4:24:37 PM
Data Type: Original
Initial Sample Vol:
Sample Prep Vol:

Nebulizer Parameters: JY56 G TWC

Analyte	Back Pressure	Flow
All	175.0 kPa	0.50 L/min

Mean Data: JY56 G TWC

Analyte	Mean Corrected Intensity	Calib Conc.	Calib Units	Std.Dev.	Sample Conc.	Sample Units	Std.Dev.	RSD
ScA 357.253	1184653.6	91.62	%	0.043				0.05%
ScR 361.383	148412.2	95.03	%	0.535				0.56%
Ag 328.068†	-154.0	-0.00014	mg/L	0.000191	-0.00137	mg/L	0.001911	139.34%
Al 308.215†	16.5	0.00974	mg/L	0.003201	0.09743	mg/L	0.032011	32.86%
As 188.979†	13.7	0.01746	mg/L	0.005627	0.1746	mg/L	0.05627	32.22%
B 249.677†	348.2	0.1205	mg/L	0.00159	1.205	mg/L	0.0159	1.32%
Ba 233.527†	15.2	0.00582	mg/L	0.001042	0.05818	mg/L	0.010415	17.90%
Be 313.042†	315.6	0.00028	mg/L	0.000012	0.00278	mg/L	0.000117	4.20%
Ca 317.933†	885.7	0.05101	mg/L	0.000800	0.5101	mg/L	0.00800	1.57%
Cd 228.802†	0.6	0.00000	mg/L	0.000075	-0.00004	mg/L	0.000746	>999.9%
Co 228.616†	312.0	0.00972	mg/L	0.000234	0.09725	mg/L	0.002345	2.41%
Cr 267.716†	159.1	0.02429	mg/L	0.001256	0.2429	mg/L	0.01256	5.17%
Cu 324.752†	-477.3	-0.00120	mg/L	0.000151	-0.01198	mg/L	0.001509	12.59%
Fe 273.955†	6145.1	7.603	mg/L	0.0354	76.03	mg/L	0.354	0.47%
K 766.490†	2552.3	1.806	mg/L	0.0274	18.06	mg/L	0.274	1.52%
Mg 279.077†	32.7	0.02257	mg/L	0.004730	0.2257	mg/L	0.04730	20.96%
Mn 257.610†	7.4	0.00035	mg/L	0.000109	0.00345	mg/L	0.001094	31.67%
Mo 202.031†	320.0	0.03523	mg/L	0.000071	0.3523	mg/L	0.00071	0.20%
Na 589.592†	4023569.1	716.0	mg/L	4.70	7160	mg/L	47.0	0.66%
Na 330.237†	23449.8	783.3	mg/L	0.18	7833	mg/L	1.8	0.02%
Ni 231.604†	4.0	0.00259	mg/L	0.002581	0.02590	mg/L	0.025814	99.66%
Pb 220.353†	5.5	0.00082	mg/L	0.000399	0.00817	mg/L	0.003990	48.85%
Sb 206.836†	2.9	0.00251	mg/L	0.002496	0.02515	mg/L	0.024959	99.25%
Se 196.026†	1.4	0.00224	mg/L	0.003224	0.02238	mg/L	0.032241	144.07%
Si 288.158†	1469.6	1.164	mg/L	0.0137	11.64	mg/L	0.137	1.18%
Sn 189.927†	6.7	0.00191	mg/L	0.001443	0.01911	mg/L	0.014432	75.51%
Sr 421.552†	1710.8	0.00246	mg/L	0.000068	0.02465	mg/L	0.000683	2.77%
Ti 334.903†	3593.1	0.1491	mg/L	0.00029	1.491	mg/L	0.0029	0.20%
Tl 190.801†	5.0	0.00503	mg/L	0.001176	0.05034	mg/L	0.011762	23.36%
V 292.402†	38526.0	0.1580	mg/L	0.00062	1.580	mg/L	0.0062	0.40%
Zn 206.200†	-1.2	-0.00219	mg/L	0.001033	-0.02188	mg/L	0.010329	47.21%

Sequence No.: 28
Sample ID: JY56 B TWC
Analyst: BLW
Initial Sample Wt:
Dilution: 1X

Autosampler Location: 44
Date Collected: 10/5/2006 4:32:22 PM
Data Type: Original
Initial Sample Vol:
Sample Prep Vol:

Nebulizer Parameters: JY56 B TWC

Analyte	Back Pressure	Flow
All	175.0 kPa	0.50 L/min

Mean Data: JY56 B TWC

Analyte	Mean Corrected Intensity	Calib Conc.	Calib Units	Calib Std.Dev.	Sample Conc.	Sample Units	Sample Std.Dev.	RSD
ScA 357.253	1238607.1	95.79	%	0.487				0.51%
ScR 361.383	154757.9	99.10	%	1.143				1.15%
Ag 328.068†	-1623.6	-0.00015	mg/L	0.000032	-0.00015	mg/L	0.000032	21.53%
Al 308.215†	13.5	0.01045	mg/L	0.011487	0.01045	mg/L	0.011487	109.89%
As 188.979†	30.9	0.03645	mg/L	0.005848	0.03645	mg/L	0.005848	16.04%
B 249.677†	10.6	0.00366	mg/L	0.007271	0.00366	mg/L	0.007271	198.53%
Ba 233.527†	237.1	0.09118	mg/L	0.000619	0.09118	mg/L	0.000619	0.68%
Be 313.042†	69.6	0.00009	mg/L	0.000011	0.00009	mg/L	0.000011	11.21%
Ca 317.933†	1541472.0	88.77	mg/L	0.184	88.77	mg/L	0.184	0.21%
Cd 228.802†	11.4	0.00035	mg/L	0.000113	0.00035	mg/L	0.000113	32.72%
Co 228.616†	579.2	0.01639	mg/L	0.000419	0.01639	mg/L	0.000419	2.56%
Cr 267.716†	40.5	0.00309	mg/L	0.000940	0.00309	mg/L	0.000940	30.45%
Cu 324.752†	-3271.0	0.00009	mg/L	0.000077	0.00009	mg/L	0.000077	88.59%
Fe 273.955†	108762.8	134.6	mg/L	0.56	134.6	mg/L	0.56	0.42%
K 766.490†	3326.8	2.355	mg/L	0.0367	2.355	mg/L	0.0367	1.56%
Mg 279.077†	52772.0	44.74	mg/L	0.217	44.74	mg/L	0.217	0.49%
Mn 257.610†	107991.9	5.073	mg/L	0.0229	5.073	mg/L	0.0229	0.45%
Mo 202.031†	54.4	0.00503	mg/L	0.000380	0.00503	mg/L	0.000380	7.54%
Na 589.592†	608127.8	108.2	mg/L	0.31	108.2	mg/L	0.31	0.29%
Na 330.237†	3465.2	114.8	mg/L	0.49	114.8	mg/L	0.49	0.43%
Ni 231.604†	-0.2	-0.00013	mg/L	0.002135	-0.00013	mg/L	0.002135	>999.9%
Pb 220.353†	46.3	0.00646	mg/L	0.000311	0.00646	mg/L	0.000311	4.81%
Sb 206.836†	18.7	0.00491	mg/L	0.000757	0.00491	mg/L	0.000757	15.40%
Se 196.026†	-31.5	-0.01897	mg/L	0.007626	-0.01897	mg/L	0.007626	40.20%
Si 288.158†	23473.0	18.59	mg/L	0.144	18.59	mg/L	0.144	0.77%
Sn 189.927†	-66.1	-0.01270	mg/L	0.002151	-0.01270	mg/L	0.002151	16.93%
Sr 421.552†	338080.9	0.4871	mg/L	0.00130	0.4871	mg/L	0.00130	0.27%
Ti 334.903†	240.5	0.00997	mg/L	0.000148	0.00997	mg/L	0.000148	1.49%
Tl 190.801†	-16.0	-0.01764	mg/L	0.003253	-0.01764	mg/L	0.003253	18.44%
V 292.402†	3296.1	0.01431	mg/L	0.000139	0.01431	mg/L	0.000139	0.97%
Zn 206.200†	0.8	-0.00051	mg/L	0.003293	-0.00051	mg/L	0.003293	648.20%

Sequence No.: 29
Sample ID: JY56 ADUP TWC
Analyst: BLW
Initial Sample Wt:
Dilution: 1X

Autosampler Location: 45
Date Collected: 10/5/2006 4:39:45 PM
Data Type: Original
Initial Sample Vol:
Sample Prep Vol:

Nebulizer Parameters: JY56 ADUP TWC

Analyte	Back Pressure	Flow
All	174.0 kPa	0.50 L/min

Mean Data: JY56 ADUP TWC

Analyte	Mean Corrected Intensity	Calib Conc.	Calib Units	Calib Std.Dev.	Sample Conc.	Sample Units	Sample Std.Dev.	RSD
ScA 357.253	1204386.3	93.14	%	0.756				0.81%
ScR 361.383	153548.6	98.32	%	0.542				0.55%
Ag 328.068†	-185.1	-0.00033	mg/L	0.000177	-0.00033	mg/L	0.000177	53.34%
Al 308.215†	322.3	0.2563	mg/L	0.00575	0.2563	mg/L	0.00575	2.24%
As 188.979†	5.0	0.00518	mg/L	0.002021	0.00518	mg/L	0.002021	38.97%
B 249.677†	449.4	0.1556	mg/L	0.00143	0.1556	mg/L	0.00143	0.92%
Ba 233.527†	147.4	0.06186	mg/L	0.000305	0.06186	mg/L	0.000305	0.49%
Be 313.042†	478.1	0.00077	mg/L	0.000025	0.00077	mg/L	0.000025	3.30%
Ca 317.933†	515844.4	29.70	mg/L	0.027	29.70	mg/L	0.027	0.09%
Cd 228.802†	3.4	0.00011	mg/L	0.000094	0.00011	mg/L	0.000094	85.17%
Co 228.616†	50.6	0.00148	mg/L	0.000213	0.00148	mg/L	0.000213	14.42%
Cr 267.716†	43.7	0.00313	mg/L	0.001302	0.00313	mg/L	0.001302	41.52%
Cu 324.752†	-328.3	-0.00059	mg/L	0.000107	-0.00059	mg/L	0.000107	18.16%
Fe 273.955†	6945.6	8.594	mg/L	0.0582	8.594	mg/L	0.0582	0.68%
K 766.490†	2882.0	2.040	mg/L	0.0456	2.040	mg/L	0.0456	2.24%
Mg 279.077†	20460.7	17.38	mg/L	0.021	17.38	mg/L	0.021	0.12%
Mn 257.610†	11639.3	0.5464	mg/L	0.00125	0.5464	mg/L	0.00125	0.23%
Mo 202.031†	288.4	0.03137	mg/L	0.000370	0.03137	mg/L	0.000370	1.18%
Na 589.592†	3148914.5	560.4	mg/L	5.88	560.4	mg/L	5.88	1.05%
Na 330.237†	18559.1	619.6	mg/L	0.84	619.6	mg/L	0.84	0.14%
Ni 231.604†	7.7	0.00504	mg/L	0.001582	0.00504	mg/L	0.001582	31.37%
Pb 220.353†	5.4	0.00082	mg/L	0.000396	0.00082	mg/L	0.000396	48.08%
Sb 206.836†	6.3	0.00542	mg/L	0.000794	0.00542	mg/L	0.000794	14.65%
Se 196.026†	-8.2	-0.00720	mg/L	0.005330	-0.00720	mg/L	0.005330	74.03%
Si 288.158†	4319.8	3.422	mg/L	0.0089	3.422	mg/L	0.0089	0.26%
Sn 189.927†	-27.1	-0.00568	mg/L	0.001580	-0.00568	mg/L	0.001580	27.80%
Sr 421.552†	114399.4	0.1648	mg/L	0.00032	0.1648	mg/L	0.00032	0.20%
Ti 334.903†	137.8	0.00569	mg/L	0.000556	0.00569	mg/L	0.000556	9.79%
Tl 190.801†	2.0	0.00230	mg/L	0.003091	0.00230	mg/L	0.003091	134.41%
V 292.402†	3726.9	0.01542	mg/L	0.000150	0.01542	mg/L	0.000150	0.97%
Zn 206.200†	1.8	0.00328	mg/L	0.001639	0.00328	mg/L	0.001639	49.91%

Sequence No.: 30
Sample ID: JY56 A TWC
Analyst: BLW
Initial Sample Wt:
Dilution: 1X

Autosampler Location: 46
Date Collected: 10/5/2006 4:47:10 PM
Data Type: Original
Initial Sample Vol:
Sample Prep Vol:

Nebulizer Parameters: JY56 A TWC

Analyte	Back Pressure	Flow
All	175.0 kPa	0.50 L/min

DCL

Mean Data: JY56 A TWC

Analyte	Mean Corrected Intensity	Calib Conc.	Calib Units	Calib Std.Dev.	Sample Conc.	Sample Units	Sample Std.Dev.	RSD
ScA 357.253	1213481.2	93.85	%	0.262				0.28%
ScR 361.383	154430.1	98.89	%	0.436				0.44%
Ag 328.068†	-143.3	-0.00019	mg/L	0.000361	-0.00019	mg/L	0.000361	186.13%
Al 308.215†	324.8	0.2583	mg/L	0.00904	0.2583	mg/L	0.00904	3.50%
As 188.979†	8.6	0.00986	mg/L	0.003742	0.00986	mg/L	0.003742	37.95%
B 249.677†	417.1	0.1444	mg/L	0.00170	0.1444	mg/L	0.00170	1.18%
Ba 233.527†	143.5	0.06024	mg/L	0.000975	0.06024	mg/L	0.000975	1.62%
Be 313.042†	496.2	0.00080	mg/L	0.000054	0.00080	mg/L	0.000054	6.68%
Ca 317.933†	507836.9	29.24	mg/L	0.101	29.24	mg/L	0.101	0.34%
Cd 228.802†	-1.1	-0.00006	mg/L	0.000127	-0.00006	mg/L	0.000127	220.92%
Co 228.616†	61.5	0.00184	mg/L	0.000096	0.00184	mg/L	0.000096	5.24%
Cr 267.716†	37.3	0.00222	mg/L	0.000537	0.00222	mg/L	0.000537	24.20%
Cu 324.752†	-357.8	-0.00073	mg/L	0.000177	-0.00073	mg/L	0.000177	24.28%
Fe 273.955†	6745.3	8.346	mg/L	0.0352	8.346	mg/L	0.0352	0.42%
K 766.490†	2905.0	2.056	mg/L	0.0233	2.056	mg/L	0.0233	1.13%
Mg 279.077†	20166.5	17.13	mg/L	0.023	17.13	mg/L	0.023	0.13%
Mn 257.610†	11309.7	0.5310	mg/L	0.00439	0.5310	mg/L	0.00439	0.83%
Mo 202.031†	289.1	0.03146	mg/L	0.000496	0.03146	mg/L	0.000496	1.58%
Na 589.592†	3140785.2	558.9	mg/L	4.27	558.9	mg/L	4.27	0.76%
Na 330.237†	18271.2	610.0	mg/L	3.16	610.0	mg/L	3.16	0.52%
Ni 231.604†	8.2	0.00534	mg/L	0.001332	0.00534	mg/L	0.001332	24.93%
Pb 220.353†	6.9	0.00103	mg/L	0.000578	0.00103	mg/L	0.000578	56.15%
Sb 206.836†	5.1	0.00419	mg/L	0.001541	0.00419	mg/L	0.001541	36.74%
Se 196.026†	-6.6	-0.00575	mg/L	0.006484	-0.00575	mg/L	0.006484	112.81%
Si 288.158†	593.5	0.4702	mg/L	0.01066	0.4702	mg/L	0.01066	2.27%
Sn 189.927†	-29.8	-0.00651	mg/L	0.001154	-0.00651	mg/L	0.001154	17.73%
Sr 421.552†	112772.4	0.1625	mg/L	0.00048	0.1625	mg/L	0.00048	0.29%
Ti 334.903†	126.0	0.00520	mg/L	0.001486	0.00520	mg/L	0.001486	28.61%
Tl 190.801†	-0.8	-0.00084	mg/L	0.001124	-0.00084	mg/L	0.001124	133.54%
V 292.402†	3710.0	0.01534	mg/L	0.000064	0.01534	mg/L	0.000064	0.42%
Zn 206.200†	1.4	0.00263	mg/L	0.002355	0.00263	mg/L	0.002355	89.65%

Sequence No.: 31
Sample ID: JY56 ASPK TWC
Analyst: BLW
Initial Sample Wt:
Dilution: 1X

Autosampler Location: 47
Date Collected: 10/5/2006 4:54:37 PM
Data Type: Original
Initial Sample Vol:
Sample Prep Vol:

Nebulizer Parameters: JY56 ASPK TWC

Analyte	Back Pressure	Flow
All	175.0 kPa	0.50 L/min

DCL

Mean Data: JY56 ASPK TWC

Analyte	Mean Corrected Intensity	Calib Conc.	Calib Units	Std.Dev.	Sample Conc.	Sample Units	Std.Dev.	RSD
ScA 357.253	1196918.8	92.57	%	1.397				1.51%
ScR 361.383	151577.9	97.06	%	1.366				1.41%
Ag 328.068†	140328.8	0.4973	mg/L	0.00713	0.4973	mg/L	0.00713	1.43%
Al 308.215†	2935.8	2.333	mg/L	0.0356	2.333	mg/L	0.0356	1.53%
As 188.979†	1645.4	2.142	mg/L	0.0463	2.142	mg/L	0.0463	2.16%
B 249.677†	444.7	0.1549	mg/L	0.00138	0.1549	mg/L	0.00138	0.89%
Ba 233.527†	4807.3	2.035	mg/L	0.0287	2.035	mg/L	0.0287	1.41%
Be 313.042†	311644.5	0.5177	mg/L	0.00162	0.5177	mg/L	0.00162	0.31%
Ca 317.933†	693751.4	39.95	mg/L	0.122	39.95	mg/L	0.122	0.31%
Cd 228.802†	14774.0	0.5259	mg/L	0.00700	0.5259	mg/L	0.00700	1.33%
Co 228.616†	15144.2	0.4896	mg/L	0.00706	0.4896	mg/L	0.00706	1.44%
Cr 267.716†	3398.0	0.5033	mg/L	0.00787	0.5033	mg/L	0.00787	1.56%
Cu 324.752†	135021.1	0.5383	mg/L	0.00807	0.5383	mg/L	0.00807	1.50%
Fe 273.955†	8547.1	10.57	mg/L STL	0.148	10.57	mg/L	0.148	1.40%
K 766.490†	18099.8	12.81	mg/L	0.174	12.81	mg/L	0.174	1.36%
Mg 279.077†	32224.8	27.37	mg/L	0.431	27.37	mg/L	0.431	1.58%
Mn 257.610†	22003.1	1.034	mg/L	0.0142	1.034	mg/L	0.0142	1.38%
Mo 202.031†	302.9	0.03275	mg/L	0.000721	0.03275	mg/L	0.000721	2.20%
Na 589.592†	3280312.5	583.8	mg/L	10.87	583.8	mg/L	10.87	1.86%
Na 330.237†	18904.2	630.9	mg/L STL	9.21	630.9	mg/L	9.21	1.46%
Ni 231.604†	756.6	0.4942	mg/L	0.00933	0.4942	mg/L	0.00933	1.89%
Pb 220.353†	14320.5	1.992	mg/L	0.0364	1.992	mg/L	0.0364	1.83%
Sb 206.836†	9.4	0.00211	mg/L	0.000631	0.00211	mg/L	0.000631	29.87%
Se 196.026†	2259.7	2.098	mg/L	0.0309	2.098	mg/L	0.0309	1.47%
Si 288.158†	2105.0	1.669	mg/L	0.0201	1.669	mg/L	0.0201	1.21%
Sn 189.927†	-40.9	-0.00883	mg/L	0.001827	-0.00883	mg/L	0.001827	20.69%
Sr 421.552†	472274.9	0.6804	mg/L	0.00373	0.6804	mg/L	0.00373	0.55%
Ti 334.903†	138.3	0.00560	mg/L	0.000184	0.00560	mg/L	0.000184	3.28%
Tl 190.801†	1695.6	1.855	mg/L	0.0279	1.855	mg/L	0.0279	1.51%
V 292.402†	133047.0	0.5490	mg/L	0.00828	0.5490	mg/L	0.00828	1.51%
Zn 206.200†	316.1	0.4977	mg/L	0.01337	0.4977	mg/L	0.01337	2.69%

Sequence No.: 32
Sample ID: JY56 MB1SPK TWC
Analyst: BLW
Initial Sample Wt:
Dilution: 1X

Autosampler Location: 48
Date Collected: 10/5/2006 5:02:19 PM
Data Type: Original
Initial Sample Vol:
Sample Prep Vol:

Nebulizer Parameters: JY56 MB1SPK TWC

Analyte	Back Pressure	Flow
All	175.0 kPa	0.50 L/min

DCL

Mean Data: JY56 MB1SPK TWC

Analyte	Mean Corrected Intensity	Calib Conc.	Calib Units	Calib Std.Dev.	Sample Conc.	Sample Units	Sample Std.Dev.	RSD
ScA 357.253	1271183.6	98.31	%	0.142				0.14%
ScR 361.383	156992.0	100.5	%	0.81				0.80%
Ag 328.068†	142127.6	0.5033	mg/L	0.00380	0.5033	mg/L	0.00380	0.76%
Al 308.215†	2661.5	2.115	mg/L	0.0240	2.115	mg/L	0.0240	1.13%
As 188.979†	1580.0	2.058	mg/L	0.0018	2.058	mg/L	0.0018	0.09%
B 249.677†	-12.7	-0.00342	mg/L	0.000840	-0.00342	mg/L	0.000840	24.54%
Ba 233.527†	4885.2	2.068	mg/L	0.0182	2.068	mg/L	0.0182	0.88%
Be 313.042†	321330.4	0.5338	mg/L	0.00156	0.5338	mg/L	0.00156	0.29%
Ca 317.933†	185995.9	10.71	mg/L	0.110	10.71	mg/L	0.110	1.03%
Cd 228.802†	14740.8	0.5249	mg/L	0.00342	0.5249	mg/L	0.00342	0.65%
Co 228.616†	15483.4	0.5007	mg/L	0.00409	0.5007	mg/L	0.00409	0.82%
Cr 267.716†	3483.8	0.5194	mg/L	0.00443	0.5194	mg/L	0.00443	0.85%
Cu 324.752†	130031.5	0.5178	mg/L	0.00390	0.5178	mg/L	0.00390	0.75%
Fe 273.955†	1807.7	2.235	mg/L	0.0234	2.235	mg/L	0.0234	1.05%
K 766.490†	15378.0	10.88	mg/L	0.078	10.88	mg/L	0.078	0.72%
Mg 279.077†	12693.7	10.78	mg/L	0.094	10.78	mg/L	0.094	0.87%
Mn 257.610†	11259.7	0.5293	mg/L	0.00709	0.5293	mg/L	0.00709	1.34%
Mo 202.031†	16.7	0.00161	mg/L	0.000350	0.00161	mg/L	0.000350	21.69%
Na 589.592†	61866.0	11.01	mg/L	0.064	11.01	mg/L	0.064	0.58%
Na 330.237†	376.0	12.32	mg/L	0.574	12.32	mg/L	0.574	4.66%
Ni 231.604†	783.3	0.5116	mg/L	0.00543	0.5116	mg/L	0.00543	1.06%
Pb 220.353†	14925.4	2.077	mg/L	0.0241	2.077	mg/L	0.0241	1.16%
Sb 206.836†	6.5	-0.00009	mg/L	0.001051	-0.00009	mg/L	0.001051	>999.9%
Se 196.026†	2226.8	2.067	mg/L	0.0048	2.067	mg/L	0.0048	0.23%
Si 288.158†	46.8	0.03820	mg/L	0.000885	0.03820	mg/L	0.000885	2.32%
Sn 189.927†	-13.7	-0.00306	mg/L	0.001156	-0.00306	mg/L	0.001156	37.76%
Sr 421.552†	358587.7	0.5166	mg/L	0.00157	0.5166	mg/L	0.00157	0.30%
Ti 334.903†	18.2	0.00064	mg/L	0.000625	0.00064	mg/L	0.000625	97.20%
Tl 190.801†	1873.9	2.050	mg/L	0.0019	2.050	mg/L	0.0019	0.09%
V 292.402†	128426.3	0.5301	mg/L	0.00445	0.5301	mg/L	0.00445	0.84%
Zn 206.200†	342.4	0.5387	mg/L	0.00791	0.5387	mg/L	0.00791	1.47%

Sequence No.: 33
Sample ID: CV 4
Analyst: BLW
Initial Sample Wt:
Dilution: 1X

Autosampler Location: 7
Date Collected: 10/5/2006 5:09:41 PM
Data Type: Original
Initial Sample Vol:
Sample Prep Vol:

Nebulizer Parameters: CV

Analyte	Back Pressure	Flow
All	175.0 kPa	0.50 L/min

Mean Data: CV

Analyte	Mean Corrected Intensity	Calib Conc.	Calib Units	Calib Std.Dev.	Sample Conc.	Sample Units	Sample Std.Dev.	RSD
ScA 357.253	1260385.9	97.47	%	0.461				0.47%
ScR 361.383	152769.0	97.82	%	0.890				0.91%
Ag 328.068†	270638.4	0.9583	mg/L	0.00082	0.9583	mg/L	0.00082	0.09%
Al 308.215†	2539.0	1.990	mg/L	0.0228	1.990	mg/L	0.0228	1.15%
As 188.979†	1486.0	1.933	mg/L	0.0139	1.933	mg/L	0.0139	0.72%
B 249.677†	2781.5	0.9658	mg/L	0.01200	0.9658	mg/L	0.01200	1.24%
Ba 233.527†	2336.5	0.9888	mg/L	0.01055	0.9888	mg/L	0.01055	1.07%
Be 313.042†	604309.6	1.004	mg/L	0.0109	1.004	mg/L	0.0109	1.09%
Ca 317.933†	35932.3	2.069	mg/L	0.0108	2.069	mg/L	0.0108	0.52%
Cd 228.802†	28142.3	1.005	mg/L	0.0019	1.005	mg/L	0.0019	0.19%
Co 228.616†	29473.0	0.9525	mg/L	0.00172	0.9525	mg/L	0.00172	0.18%
Cr 267.716†	6489.7	0.9712	mg/L	0.01017	0.9712	mg/L	0.01017	1.05%
Cu 324.752†	255979.2	1.018	mg/L	0.0020	1.018	mg/L	0.0020	0.19%
Fe 273.955†	1705.2	2.107	mg/L	0.0205	2.107	mg/L	0.0205	0.97%
K 766.490†	28986.3	20.52	mg/L	0.284	20.52	mg/L	0.284	1.39%
Mg 279.077†	2380.5	2.026	mg/L	0.0167	2.026	mg/L	0.0167	0.82%
Mn 257.610†	20912.4	0.9831	mg/L	0.00496	0.9831	mg/L	0.00496	0.50%
Mo 202.031†	8994.0	0.9901	mg/L	0.00635	0.9901	mg/L	0.00635	0.64%
Na 589.592†	275642.7	49.05	mg/L	0.546	49.05	mg/L	0.546	1.11%
Na 330.237†	1567.9	52.35	mg/L	0.694	52.35	mg/L	0.694	1.32%
Ni 231.604†	1498.8	0.9802	mg/L	0.00601	0.9802	mg/L	0.00601	0.61%
Pb 220.353†	14112.2	1.964	mg/L	0.0036	1.964	mg/L	0.0036	0.18%
Sb 206.836†	2058.2	2.093	mg/L	0.0136	2.093	mg/L	0.0136	0.65%
Se 196.026†	2073.5	1.924	mg/L	0.0168	1.924	mg/L	0.0168	0.87%
Si 288.158†	2642.8	2.096	mg/L	0.0200	2.096	mg/L	0.0200	0.95%
Sn 189.927†	3252.0	0.9460	mg/L	0.00628	0.9460	mg/L	0.00628	0.66%
Sr 421.552†	690722.9	0.9952	mg/L	0.01154	0.9952	mg/L	0.01154	1.16%
Ti 334.903†	24484.1	1.015	mg/L	0.0040	1.015	mg/L	0.0040	0.40%
Tl 190.801†	1766.1	1.932	mg/L	0.0161	1.932	mg/L	0.0161	0.83%
V 292.402†	238317.9	0.9840	mg/L	0.00161	0.9840	mg/L	0.00161	0.16%
Zn 206.200†	629.5	0.9895	mg/L	0.00965	0.9895	mg/L	0.00965	0.97%

Sequence No.: 34
Sample ID: CB
Analyst: BLW
Initial Sample Wt:
Dilution: 1X

Autosampler Location: 1
Date Collected: 10/5/2006 5:17:07 PM
Data Type: Original
Initial Sample Vol:
Sample Prep Vol:

Nebulizer Parameters: CB

Analyte	Back Pressure	Flow
All	175.0 kPa	0.50 L/min

Mean Data: CB

Analyte	Mean Corrected Intensity	Calib Conc.	Calib Units	Calib Std.Dev.	Sample Conc.	Sample Units	Sample Std.Dev.	RSD
ScA 357.253	1274967.6	98.60	%	1.548				1.57%
ScR 361.383	153436.2	98.25	%	1.139				1.16%
Ag 328.068†	60.9	0.00022	mg/L	0.000142	0.00022	mg/L	0.000142	65.72%
Al 308.215†	6.6	0.00523	mg/L	0.006996	0.00523	mg/L	0.006996	133.77%
As 188.979†	1.1	0.00145	mg/L	0.004760	0.00145	mg/L	0.004760	328.84%
B 249.677†	0.7	0.00026	mg/L	0.000514	0.00026	mg/L	0.000514	196.27%
Ba 233.527†	1.3	0.00055	mg/L	0.000415	0.00055	mg/L	0.000415	74.90%
Be 313.042†	-0.5	0.00000	mg/L	0.000024	0.00000	mg/L	0.000024	>999.9%
Ca 317.933†	-25.0	-0.00144	mg/L	0.000444	-0.00144	mg/L	0.000444	30.82%
Cd 228.802†	-4.5	-0.00016	mg/L	0.000052	-0.00016	mg/L	0.000052	32.38%
Co 228.616†	3.7	0.00012	mg/L	0.000152	0.00012	mg/L	0.000152	127.05%
Cr 267.716†	4.6	0.00069	mg/L	0.001137	0.00069	mg/L	0.001137	164.68%
Cu 324.752†	-724.3	-0.00288	mg/L	0.000072	-0.00288	mg/L	0.000072	2.49%
Fe 273.955†	0.7	0.00081	mg/L	0.001748	0.00081	mg/L	0.001748	215.80%
K 766.490†	97.8	0.06925	mg/L	0.016081	0.06925	mg/L	0.016081	23.22%
Mg 279.077†	-9.4	-0.00797	mg/L	0.005522	-0.00797	mg/L	0.005522	69.26%
Mn 257.610†	-2.8	-0.00013	mg/L	0.000128	-0.00013	mg/L	0.000128	96.21%
Mo 202.031†	1.9	0.00021	mg/L	0.000073	0.00021	mg/L	0.000073	34.20%
Na 589.592†	4063.9	0.7232	mg/L	0.00440	0.7232	mg/L	0.00440	0.61%
Na 330.237†	7.3	0.2442	mg/L	0.22318	0.2442	mg/L	0.22318	91.39%
Ni 231.604†	3.0	0.00194	mg/L	0.000505	0.00194	mg/L	0.000505	25.98%
Pb 220.353†	3.6	0.00050	mg/L	0.000256	0.00050	mg/L	0.000256	51.17%
Sb 206.836†	2.5	0.00259	mg/L	0.001667	0.00259	mg/L	0.001667	64.45%
Se 196.026†	3.5	0.00321	mg/L	0.004475	0.00321	mg/L	0.004475	139.51%
Si 288.158†	-0.1	-0.00006	mg/L	0.001415	-0.00006	mg/L	0.001415	>999.9%
Sn 189.927†	11.9	0.00347	mg/L	0.000789	0.00347	mg/L	0.000789	22.77%
Sr 421.552†	11.8	0.00002	mg/L	0.000026	0.00002	mg/L	0.000026	150.25%
Ti 334.903†	0.8	0.00003	mg/L	0.000426	0.00003	mg/L	0.000426	>999.9%
Tl 190.801†	2.2	0.00245	mg/L	0.001955	0.00245	mg/L	0.001955	79.78%
V 292.402†	17.7	0.00008	mg/L	0.000038	0.00008	mg/L	0.000038	48.68%
Zn 206.200†	0.3	0.00048	mg/L	0.002660	0.00048	mg/L	0.002660	559.49%

==========

Analysis Begun

Start Time: 10/5/2006 5:28:14 PM
Plasma On Time: 10/5/2006 10:51:52 AM
Logged In Analyst: metals
Technique: ICP Continuous
Spectrometer Model: Optima 4300 DV, S/N 077N0060101
Autosampler Model: AS-93plus

Sample Information File: C:\pe\Administrator\Sample Information\1005B.sif
Batch ID:
Results Data Set: PE061005
Results Library: C:\pe\Administrator\Results\Results.mdb

==========

Sequence No.: 35
Autosampler Location:
Sample ID: Calib Blank 1
Date Collected: 10/5/2006 5:28:14 PM
Analyst:
Data Type: Original
Initial Sample Wt:
Initial Sample Vol:
Dilution:
Sample Prep Vol:

Nebulizer Parameters: Calib Blank 1

Analyte	Back Pressure	Flow
All	174.0 kPa	0.50 L/min

Mean Data: Calib Blank 1

Analyte	Mean Corrected Intensity	Std.Dev.	RSD	Conc.	Calib Units
ScA 357.253	1269833.4	3220.10	0.25%	98.20	%
ScR 361.383	155838.9	1350.54	0.87%	99.79	%
Ag 328.068†	333.7	56.17	16.83%	[0.00]	mg/L
Al 308.215†	-126.2	8.19	6.49%	[0.00]	mg/L
As 188.979†	18.4	3.57	19.39%	[0.00]	mg/L
B 249.677†	14.6	2.20	15.01%	[0.00]	mg/L
Ba 233.527†	16.6	2.52	15.17%	[0.00]	mg/L
Be 313.042†	925.5	15.85	1.71%	[0.00]	mg/L
Ca 317.933†	83.8	16.03	19.11%	[0.00]	mg/L
Cd 228.802†	93.8	1.44	1.53%	[0.00]	mg/L
Co 228.616†	56.8	2.04	3.58%	[0.00]	mg/L
Cr 267.716†	-20.3	3.03	14.90%	[0.00]	mg/L
Cu 324.752†	2628.7	5.07	0.19%	[0.00]	mg/L
Fe 273.955†	-19.5	1.92	9.82%	[0.00]	mg/L
K 766.490†	1739.8	19.21	1.10%	[0.00]	mg/L
Mg 279.077†	-278.4	13.15	4.72%	[0.00]	mg/L
Mn 257.610†	52.8	2.46	4.67%	[0.00]	mg/L
Mo 202.031†	-4.6	2.98	65.19%	[0.00]	mg/L
Na 589.592†	3625.1	14.61	0.40%	[0.00]	mg/L
Na 330.237†	-159.7	4.84	3.03%	[0.00]	mg/L
Ni 231.604†	-11.8	2.65	22.33%	[0.00]	mg/L
Pb 220.353†	145.0	2.20	1.52%	[0.00]	mg/L
Sb 206.836†	14.3	3.04	21.25%	[0.00]	mg/L
Se 196.026†	-37.1	9.02	24.31%	[0.00]	mg/L
Si 288.158†	10.7	5.47	51.00%	[0.00]	mg/L
Sn 189.927†	14.1	3.53	25.06%	[0.00]	mg/L
Sr 421.552†	102.2	15.16	14.83%	[0.00]	mg/L
Ti 334.903†	-285.8	39.81	13.93%	[0.00]	mg/L
Tl 190.801†	-7.0	3.82	54.33%	[0.00]	mg/L
V 292.402†	31.7	35.20	111.10%	[0.00]	mg/L
Zn 206.200†	-1.1	0.53	50.50%	[0.00]	mg/L

Analysis Begun

Start Time: 10/5/2006 5:33:38 PM
Logged In Analyst: metals
Spectrometer Model: Optima 4300 DV, S/N 077N0060101
Plasma On Time: 10/5/2006 10:51:52 AM
Technique: ICP Continuous
Autosampler Model: AS-93plus

Sample Information File: C:\pe\Administrator\Sample Information\1005B.sif
Batch ID:
Results Data Set: PE061005
Results Library: C:\pe\Administrator\Results\Results.mdb

Sequence No.: 1
Sample ID: CV
Analyst: BLW
Initial Sample Wt:
Dilution: 1X
Autosampler Location: 7
Date Collected: 10/5/2006 5:33:38 PM
Data Type: Original
Initial Sample Vol:
Sample Prep Vol:

Nebulizer Parameters: CV

Analyte	Back Pressure	Flow
All	175.0 kPa	0.50 L/min

Mean Data: CV

Analyte	Mean Corrected Intensity	Calib Conc.	Calib Units	Calib Std.Dev.	Sample Conc.	Sample Units	Sample Std.Dev.	RSD
ScA 357.253	1256812.4	97.20	%	0.789				0.81%
ScR 361.383	152212.1	97.47	%	0.851				0.87%
Ag 328.068†	268497.7	0.9507	mg/L	0.01068	0.9507	mg/L	0.01068	1.12%
Al 308.215†	2509.7	1.967	mg/L	0.0172	1.967	mg/L	0.0172	0.88%
As 188.979†	1470.4	1.912	mg/L	0.0193	1.912	mg/L	0.0193	1.01%
B 249.677†	2703.8	0.9388	mg/L	0.01060	0.9388	mg/L	0.01060	1.13%
Ba 233.527†	2246.1	0.9505	mg/L	0.00641	0.9505	mg/L	0.00641	0.67%
Be 313.042†	595715.0	0.9897	mg/L	0.00786	0.9897	mg/L	0.00786	0.79%
Ca 317.933†	35374.4	2.037	mg/L	0.0026	2.037	mg/L	0.0026	0.13%
Cd 228.802†	27900.1	0.9963	mg/L	0.01295	0.9963	mg/L	0.01295	1.30%
Co 228.616†	29063.9	0.9393	mg/L	0.01381	0.9393	mg/L	0.01381	1.47%
Cr 267.716†	6301.2	0.9429	mg/L	0.00969	0.9429	mg/L	0.00969	1.03%
Cu 324.752†	255227.9	1.015	mg/L	0.0110	1.015	mg/L	0.0110	1.08%
Fe 273.955†	1648.0	2.037	mg/L	0.0080	2.037	mg/L	0.0080	0.40%
K 766.490†	29041.0	20.55	mg/L	0.125	20.55	mg/L	0.125	0.61%
Mg 279.077†	2325.3	1.980	mg/L	0.0090	1.980	mg/L	0.0090	0.45%
Mn 257.610†	20399.4	0.9590	mg/L	0.00093	0.9590	mg/L	0.00093	0.10%
Mo 202.031†	8879.6	0.9775	mg/L	0.00490	0.9775	mg/L	0.00490	0.50%
Na 589.592†	270543.9	48.15	mg/L	0.597	48.15	mg/L	0.597	1.24%
Na 330.237†	1526.1	50.97	mg/L	0.588	50.97	mg/L	0.588	1.15%
Ni 231.604†	1442.4	0.9433	mg/L	0.00739	0.9433	mg/L	0.00739	0.78%
Pb 220.353†	13922.7	1.938	mg/L	0.0238	1.938	mg/L	0.0238	1.23%
Sb 206.836†	2036.7	2.072	mg/L	0.0195	2.072	mg/L	0.0195	0.94%
Se 196.026†	2039.7	1.893	mg/L	0.0118	1.893	mg/L	0.0118	0.62%
Si 288.158†	2580.3	2.046	mg/L	0.0138	2.046	mg/L	0.0138	0.68%
Sn 189.927†	3202.0	0.9314	mg/L	0.00542	0.9314	mg/L	0.00542	0.58%
Sr 421.552†	689150.9	0.9929	mg/L	0.00848	0.9929	mg/L	0.00848	0.85%
Ti 334.903†	24189.7	1.003	mg/L	0.0017	1.003	mg/L	0.0017	0.17%
Tl 190.801†	1747.3	1.911	mg/L	0.0152	1.911	mg/L	0.0152	0.80%
V 292.402†	235787.2	0.9734	mg/L	0.01152	0.9734	mg/L	0.01152	1.18%
Zn 206.200†	598.3	0.9404	mg/L	0.01259	0.9404	mg/L	0.01259	1.34%

Sequence No.: 2
Sample ID: CB 5
Analyst: BLW
Initial Sample Wt:
Dilution: 1X

Autosampler Location: 1
Date Collected: 10/5/2006 5:40:20 PM
Data Type: Original
Initial Sample Vol:
Sample Prep Vol:

Nebulizer Parameters: CB

Analyte	Back Pressure	Flow
All	175.0 kPa	0.50 L/min

Mean Data: CB

Analyte	Mean Corrected Intensity	Calib Conc.	Calib Units	Std.Dev.	Sample Conc.	Sample Units	Std.Dev.	RSD
ScA 357.253	1275011.8	98.60	%	1.081				1.10%
ScR 361.383	155522.9	99.59	%	0.472				0.47%
Ag 328.068†	-1.2	0.00000	mg/L	0.000052	0.00000	mg/L	0.000052	>999.9%
Al 308.215†	-18.7	-0.01488	mg/L	0.009756	-0.01488	mg/L	0.009756	65.56%
As 188.979†	0.8	0.00109	mg/L	0.000999	0.00109	mg/L	0.000999	91.36%
B 249.677†	17.1	0.00593	mg/L	0.000761	0.00593	mg/L	0.000761	12.83%
Ba 233.527†	0.4	0.00018	mg/L	0.001203	0.00018	mg/L	0.001203	684.18%
Be 313.042†	25.7	0.00004	mg/L	0.000042	0.00004	mg/L	0.000042	97.99%
Ca 317.933†	19.0	0.00109	mg/L	0.001062	0.00109	mg/L	0.001062	97.26%
Cd 228.802†	-6.1	-0.00022	mg/L	0.000046	-0.00022	mg/L	0.000046	20.73%
Co 228.616†	-3.0	-0.00010	mg/L	0.000093	-0.00010	mg/L	0.000093	94.58%
Cr 267.716†	2.8	0.00042	mg/L	0.000911	0.00042	mg/L	0.000911	218.18%
Cu 324.752†	-14.5	-0.00006	mg/L	0.000167	-0.00006	mg/L	0.000167	291.16%
Fe 273.955†	-0.7	-0.00083	mg/L	0.005390	-0.00083	mg/L	0.005390	649.73%
K 766.490†	57.4	0.04064	mg/L	0.030315	0.04064	mg/L	0.030315	74.60%
Mg 279.077†	-6.7	-0.00569	mg/L	0.007605	-0.00569	mg/L	0.007605	133.69%
Mn 257.610†	1.7	0.00008	mg/L	0.000050	0.00008	mg/L	0.000050	60.52%
Mo 202.031†	-1.2	-0.00013	mg/L	0.000244	-0.00013	mg/L	0.000244	187.01%
Na 589.592†	-537.8	-0.09570	mg/L	0.006331	-0.09570	mg/L	0.006331	6.61%
Na 330.237†	15.2	0.5088	mg/L	0.15012	0.5088	mg/L	0.15012	29.51%
Ni 231.604†	1.3	0.00085	mg/L	0.002697	0.00085	mg/L	0.002697	318.14%
Pb 220.353†	-3.6	-0.00050	mg/L	0.000727	-0.00050	mg/L	0.000727	146.54%
Sb 206.836†	0.5	0.00050	mg/L	0.001740	0.00050	mg/L	0.001740	345.64%
Se 196.026†	1.2	0.00112	mg/L	0.003546	0.00112	mg/L	0.003546	316.99%
Si 288.158†	1.7	0.00135	mg/L	0.005363	0.00135	mg/L	0.005363	398.72%
Sn 189.927†	4.1	0.00118	mg/L	0.000977	0.00118	mg/L	0.000977	82.50%
Sr 421.552†	-56.5	-0.00008	mg/L	0.000100	-0.00008	mg/L	0.000100	123.32%
Ti 334.903†	-3.0	-0.00012	mg/L	0.000327	-0.00012	mg/L	0.000327	264.98%
Tl 190.801†	0.2	0.00019	mg/L	0.000736	0.00019	mg/L	0.000736	395.57%
V 292.402†	-2.1	-0.00001	mg/L	0.000157	-0.00001	mg/L	0.000157	>999.9%
Zn 206.200†	0.0	0.00004	mg/L	0.002532	0.00004	mg/L	0.002532	>999.9%

Sequence No.: 3
Sample ID: JY56 MB1 TWC
Analyst: BLW
Initial Sample Wt:
Dilution: 1X

Autosampler Location: 41
Date Collected: 10/5/2006 5:46:41 PM
Data Type: Original
Initial Sample Vol:
Sample Prep Vol:

Nebulizer Parameters: JY56 MB1 TWC

Analyte	Back Pressure	Flow
All	175.0 kPa	0.50 L/min

Mean Data: JY56 MB1 TWC

Analyte	Mean Corrected Intensity	Calib Conc.	Calib Units	Calib Std.Dev.	Sample Conc.	Sample Units	Sample Std.Dev.	RSD
ScA 357.253	1281247.4	99.09	%	0.220				0.22%
ScR 361.383	154884.7	99.18	%	0.962				0.97%
Ag 328.068†	-43.2	-0.00015	mg/L	0.000044	-0.00015	mg/L	0.000044	29.08%
Al 308.215†	-16.9	-0.01350	mg/L	0.007029	-0.01350	mg/L	0.007029	52.08%
As 188.979†	2.4	0.00312	mg/L	0.006564	0.00312	mg/L	0.006564	210.30%
B 249.677†	-1.7	-0.00060	mg/L	0.001790	-0.00060	mg/L	0.001790	296.73%
Ba 233.527†	-0.3	-0.00014	mg/L	0.001134	-0.00014	mg/L	0.001134	829.02%
Be 313.042†	13.4	0.00002	mg/L	0.000047	0.00002	mg/L	0.000047	208.44%
Ca 317.933†	166.2	0.00957	mg/L	0.002195	0.00957	mg/L	0.002195	22.93%
Cd 228.802†	-1.3	-0.00005	mg/L	0.000104	-0.00005	mg/L	0.000104	204.44%
Co 228.616†	-2.9	-0.00009	mg/L	0.000083	-0.00009	mg/L	0.000083	88.27%
Cr 267.716†	3.3	0.00050	mg/L	0.000613	0.00050	mg/L	0.000613	123.63%
Cu 324.752†	5.4	0.00002	mg/L	0.000070	0.00002	mg/L	0.000070	330.15%
Fe 273.955†	0.6	0.00078	mg/L	0.002908	0.00078	mg/L	0.002908	374.20%
K 766.490†	-2.9	-0.00208	mg/L	0.021153	-0.00208	mg/L	0.021153	>999.9%
Mg 279.077†	7.1	0.00600	mg/L	0.003721	0.00600	mg/L	0.003721	62.01%
Mn 257.610†	-1.2	-0.00005	mg/L	0.000068	-0.00005	mg/L	0.000068	125.41%
Mo 202.031†	1.4	0.00016	mg/L	0.000273	0.00016	mg/L	0.000273	174.74%
Na 589.592†	-606.5	-0.1079	mg/L	0.01156	-0.1079	mg/L	0.01156	10.71%
Na 330.237†	17.7	0.5919	mg/L	0.71324	0.5919	mg/L	0.71324	120.50%
Ni 231.604†	0.6	0.00037	mg/L	0.000829	0.00037	mg/L	0.000829	222.96%
Pb 220.353†	-3.3	-0.00045	mg/L	0.000643	-0.00045	mg/L	0.000643	141.64%
Sb 206.836†	1.6	0.00161	mg/L	0.001617	0.00161	mg/L	0.001617	100.74%
Se 196.026†	-2.8	-0.00257	mg/L	0.003339	-0.00257	mg/L	0.003339	129.75%
Si 288.158†	21.7	0.01718	mg/L	0.004924	0.01718	mg/L	0.004924	28.66%
Sn 189.927†	1.7	0.00051	mg/L	0.000455	0.00051	mg/L	0.000455	89.53%
Sr 421.552†	-38.9	-0.00006	mg/L	0.000036	-0.00006	mg/L	0.000036	63.74%
Ti 334.903†	19.4	0.00080	mg/L	0.000684	0.00080	mg/L	0.000684	84.97%
Tl 190.801†	1.6	0.00171	mg/L	0.004429	0.00171	mg/L	0.004429	259.32%
V 292.402†	3.2	0.00002	mg/L	0.000142	0.00002	mg/L	0.000142	870.76%
Zn 206.200†	0.7	0.00110	mg/L	0.001647	0.00110	mg/L	0.001647	150.12%

Sequence No.: 4
Sample ID: JY77 A TWC
Analyst: BLW
Initial Sample Wt:
Dilution: 1X

Autosampler Location: 38
Date Collected: 10/5/2006 5:53:05 PM
Data Type: Original
Initial Sample Vol:
Sample Prep Vol:

Nebulizer Parameters: JY77 A TWC

Analyte	Back Pressure	Flow
All	174.0 kPa	0.50 L/min

Mean Data: JY77 A TWC

Analyte	Mean Corrected Intensity	Calib Conc.	Calib Units	Calib Std.Dev.	Sample Conc.	Sample Units	Sample Std.Dev.	RSD
ScA 357.253	1273922.3	98.52	%	0.910				0.92%
ScR 361.383	158274.9	101.3	%	0.22				0.21%
Ag 328.068†	-433.2	-0.00010	mg/L	0.000338	-0.00010	mg/L	0.000338	347.96%
Al 308.215†	19.3	0.01536	mg/L	0.005250	0.01536	mg/L	0.005250	34.18%
As 188.979†	6.5	0.00705	mg/L	0.002436	0.00705	mg/L	0.002436	34.55%
B 249.677†	29.9	0.01036	mg/L	0.001245	0.01036	mg/L	0.001245	12.02%
Ba 233.527†	60.2	0.02284	mg/L	0.000642	0.02284	mg/L	0.000642	2.81%
Be 313.042†	-6.2	-0.00001	mg/L	0.000037	-0.00001	mg/L	0.000037	318.29%
Ca 317.933†	557823.0	32.12	mg/L	0.071	32.12	mg/L	0.071	0.22%
Cd 228.802†	-2.8	-0.00012	mg/L	0.000170	-0.00012	mg/L	0.000170	147.95%
Co 228.616†	101.7	0.00261	mg/L	0.000387	0.00261	mg/L	0.000387	14.83%
Cr 267.716†	21.6	0.00095	mg/L	0.000075	0.00095	mg/L	0.000075	7.82%
Cu 324.752†	-632.4	0.00127	mg/L	0.000142	0.00127	mg/L	0.000142	11.19%
Fe 273.955†	31657.2	39.17	mg/L	0.115	39.17	mg/L	0.115	0.29%
K 766.490†	1935.3	1.370	mg/L	0.0358	1.370	mg/L	0.0358	2.61%
Mg 279.077†	19852.1	16.84	mg/L	0.047	16.84	mg/L	0.047	0.28%
Mn 257.610†	56717.0	2.665	mg/L	0.0106	2.665	mg/L	0.0106	0.40%
Mo 202.031†	26.4	0.00254	mg/L	0.000225	0.00254	mg/L	0.000225	8.82%
Na 589.592†	175671.8	31.26	mg/L	0.213	31.26	mg/L	0.213	0.68%
Na 330.237†	1024.1	33.88	mg/L	0.259	33.88	mg/L	0.259	0.76%
Ni 231.604†	2.2	0.00143	mg/L	0.000973	0.00143	mg/L	0.000973	68.15%
Pb 220.353†	12.2	0.00171	mg/L	0.000433	0.00171	mg/L	0.000433	25.41%
Sb 206.836†	6.6	0.00249	mg/L	0.001501	0.00249	mg/L	0.001501	60.20%
Se 196.026†	-13.1	-0.01050	mg/L	0.002850	-0.01050	mg/L	0.002850	27.14%
Si 288.158†	4921.4	3.899	mg/L	0.0027	3.899	mg/L	0.0027	0.07%
Sn 189.927†	-35.9	-0.00807	mg/L	0.000215	-0.00807	mg/L	0.000215	2.67%
Sr 421.552†	119144.7	0.1717	mg/L	0.00014	0.1717	mg/L	0.00014	0.08%
Ti 334.903†	56.1	0.00232	mg/L	0.000840	0.00232	mg/L	0.000840	36.15%
Tl 190.801†	-6.8	-0.00748	mg/L	0.003409	-0.00748	mg/L	0.003409	45.56%
V 292.402†	193.9	0.00122	mg/L	0.000066	0.00122	mg/L	0.000066	5.40%
Zn 206.200†	4.0	0.00592	mg/L	0.002912	0.00592	mg/L	0.002912	49.20%

Sequence No.: 5
Sample ID: JY56 F TWC
Analyst: BLW
Initial Sample Wt:
Dilution: 5X

Autosampler Location: 42
Date Collected: 10/5/2006 6:00:25 PM
Data Type: Original
Initial Sample Vol:
Sample Prep Vol:

Nebulizer Parameters: JY56 F TWC

Analyte	Back Pressure	Flow
All	175.0 kPa	0.50 L/min

Mean Data: JY56 F TWC

Analyte	Mean Corrected Intensity	Calib Conc.	Calib Units	Std.Dev.	Sample Conc.	Sample Units	Std.Dev.	RSD
ScA 357.253	1146268.1	88.65	%	0.697				0.79%
ScR 361.383	147106.3	94.20	%	0.376				0.40%
Ag 328.068†	-384.8	0.00016	mg/L	0.000039	0.00079	mg/L	0.000194	24.65%
Al 308.215†	41.5	0.02338	mg/L	0.013204	0.1169	mg/L	0.06602	56.47%
As 188.979†	26.5	0.03379	mg/L	0.002371	0.1690	mg/L	0.01186	7.02%
B 249.677†	680.7	0.2357	mg/L	0.00156	1.178	mg/L	0.0078	0.66%
Ba 233.527†	28.3	0.00972	mg/L	0.000902	0.04862	mg/L	0.004508	9.27%
Be 313.042†	744.8	0.00050	mg/L	0.000048	0.00251	mg/L	0.000238	9.50%
Ca 317.933†	1705.7	0.09822	mg/L	0.000804	0.4911	mg/L	0.00402	0.82%
Cd 228.802†	10.0	0.00030	mg/L	0.000208	0.00151	mg/L	0.001041	68.77%
Co 228.616†	1419.2	0.04501	mg/L	0.000070	0.2250	mg/L	0.00035	0.16%
Cr 267.716†	307.2	0.04782	mg/L	0.001427	0.2391	mg/L	0.00714	2.98%
Cu 324.752†	210.2	0.00361	mg/L	0.000062	0.01805	mg/L	0.000308	1.71%
Fe 273.955†	23411.6	28.97	mg/L	0.092	144.8	mg/L	0.46	0.32%
K 766.490†	4791.0	3.391	mg/L	0.0688	16.95	mg/L	0.344	2.03%
Mg 279.077†	95.9	0.06158	mg/L	0.004950	0.3079	mg/L	0.02475	8.04%
Mn 257.610†	31.6	0.00148	mg/L	0.000368	0.00742	mg/L	0.001842	24.81%
Mo 202.031†	775.5	0.08537	mg/L	0.000872	0.4269	mg/L	0.00436	1.02%
Na 589.592†	Saturated2							
Na 330.237†	44415.9	1484	mg/L	6.2	7418	mg/L	31.2	0.42%
Ni 231.604†	15.2	0.00991	mg/L	0.002302	0.04957	mg/L	0.011511	23.22%
Pb 220.353†	21.0	0.00304	mg/L	0.000587	0.01521	mg/L	0.002937	19.31%
Sb 206.836†	4.3	0.00252	mg/L	0.000131	0.01259	mg/L	0.000653	5.19%
Se 196.026†	-4.5	-0.00069	mg/L	0.007239	-0.00345	mg/L	0.036195	>999.9%
Si 288.158†	2261.2	1.791	mg/L	0.0529	8.957	mg/L	0.2646	2.95%
Sn 189.927†	-1.6	-0.00049	mg/L	0.000589	-0.00245	mg/L	0.002944	120.11%
Sr 421.552†	3340.8	0.00481	mg/L	0.000065	0.02407	mg/L	0.000326	1.36%
Ti 334.903†	6502.2	0.2697	mg/L	0.00153	1.349	mg/L	0.0077	0.57%
Tl 190.801†	-0.3	-0.00145	mg/L	0.003470	-0.00724	mg/L	0.017349	239.65%
V 292.402†	114859.0	0.4710	mg/L	0.00687	2.355	mg/L	0.0343	1.46%
Zn 206.200†	0.1	-0.00067	mg/L	0.001306	-0.00337	mg/L	0.006528	193.66%

Sequence No.: 6
Sample ID: JY56 G TWC
Analyst: BLW
Initial Sample Wt:
Dilution: 5X

Autosampler Location: 43
Date Collected: 10/5/2006 6:07:49 PM
Data Type: Original
Initial Sample Vol:
Sample Prep Vol:

Nebulizer Parameters: JY56 G TWC

Analyte	Back Pressure	Flow
All	175.0 kPa	0.50 L/min

Mean Data: JY56 G TWC

Analyte	Mean Corrected Intensity	Calib Conc.	Calib Units	Std.Dev.	Sample Conc.	Sample Units	Std.Dev.	RSD
ScA 357.253	1150711.4	88.99	%	0.690				0.78%
ScR 361.383	148891.5	95.34	%	0.402				0.42%
Ag 328.068†	-158.5	0.00020	mg/L	0.000157	0.00098	mg/L	0.000784	80.28%
Al 308.215†	34.3	0.02071	mg/L	0.006234	0.1035	mg/L	0.03117	30.11%
As 188.979†	27.9	0.03552	mg/L	0.001984	0.1776	mg/L	0.00992	5.59%
B 249.677†	695.0	0.2406	mg/L	0.00206	1.203	mg/L	0.0103	0.86%
Ba 233.527†	25.7	0.00976	mg/L	0.000243	0.04881	mg/L	0.001215	2.49%
Be 313.042†	556.1	0.00045	mg/L	0.000021	0.00224	mg/L	0.000103	4.61%
Ca 317.933†	1683.2	0.09692	mg/L	0.000578	0.4846	mg/L	0.00289	0.60%
Cd 228.802†	4.2	0.00010	mg/L	0.000116	0.00049	mg/L	0.000579	117.72%
Co 228.616†	577.3	0.01797	mg/L	0.000206	0.08987	mg/L	0.001028	1.14%
Cr 267.716†	282.7	0.04320	mg/L	0.000568	0.2160	mg/L	0.00284	1.32%
Cu 324.752†	229.6	0.00220	mg/L	0.000125	0.01101	mg/L	0.000626	5.69%
Fe 273.955†	11334.7	14.02	mg/L	0.131	70.12	mg/L	0.657	0.94%
K 766.490†	5122.0	3.625	mg/L	0.0338	18.13	mg/L	0.169	0.93%
Mg 279.077†	83.5	0.06141	mg/L	0.003799	0.3071	mg/L	0.01900	6.19%
Mn 257.610†	11.6	0.00054	mg/L	0.000068	0.00271	mg/L	0.000342	12.61%
Mo 202.031†	615.1	0.06772	mg/L	0.000643	0.3386	mg/L	0.00321	0.95%
Na 589.592†	Saturated2							
Na 330.237†	46041.7	1538	mg/L	8.2	7690	mg/L	40.8	0.53%
Ni 231.604†	6.8	0.00443	mg/L	0.001219	0.02217	mg/L	0.006093	27.48%
Pb 220.353†	14.6	0.00214	mg/L	0.000331	0.01068	mg/L	0.001653	15.48%
Sb 206.836†	6.0	0.00526	mg/L	0.001455	0.02630	mg/L	0.007276	27.67%
Se 196.026†	-2.3	-0.00048	mg/L	0.006732	-0.00242	mg/L	0.033661	>999.9%
Si 288.158†	3214.6	2.547	mg/L	0.0264	12.73	mg/L	0.132	1.04%
Sn 189.927†	-5.5	-0.00164	mg/L	0.001960	-0.00820	mg/L	0.009801	119.53%
Sr 421.552†	3252.2	0.00469	mg/L	0.000053	0.02343	mg/L	0.000267	1.14%
Ti 334.903†	6922.3	0.2872	mg/L	0.00193	1.436	mg/L	0.0096	0.67%
Tl 190.801†	2.0	0.00144	mg/L	0.008792	0.00719	mg/L	0.043962	611.85%
V 292.402†	74146.4	0.3041	mg/L	0.00223	1.520	mg/L	0.0111	0.73%
Zn 206.200†	0.1	-0.00035	mg/L	0.001992	-0.00177	mg/L	0.009960	562.02%

Sequence No.: 7
Sample ID: JY56 B TWC
Analyst: BLW
Initial Sample Wt:
Dilution: 1X

Autosampler Location: 44
Date Collected: 10/5/2006 6:15:16 PM
Data Type: Original
Initial Sample Vol:
Sample Prep Vol:

Nebulizer Parameters: JY56 B TWC

Analyte	Back Pressure	Flow
All	174.0 kPa	0.50 L/min

Mean Data: JY56 B TWC

Analyte	Mean Corrected Intensity	Calib Conc.	Calib Units	Calib Std.Dev.	Sample Conc.	Sample Units	Sample Std.Dev.	RSD
ScA 357.253	1239869.9	95.89	%	0.274				0.29%
ScR 361.383	157162.2	100.6	%	0.48				0.48%
Ag 328.068†	-1512.9	0.00008	mg/L	0.000228	0.00008	mg/L	0.000228	291.73%
Al 308.215†	20.9	0.01633	mg/L	0.012633	0.01633	mg/L	0.012633	77.35%
As 188.979†	32.4	0.03862	mg/L	0.002918	0.03862	mg/L	0.002918	7.56%
B 249.677†	21.7	0.00752	mg/L	0.003800	0.00752	mg/L	0.003800	50.53%
Ba 233.527†	228.8	0.08798	mg/L	0.000465	0.08798	mg/L	0.000465	0.53%
Be 313.042†	57.8	0.00008	mg/L	0.000019	0.00008	mg/L	0.000019	25.49%
Ca 317.933†	1496563.8	86.18	mg/L	0.246	86.18	mg/L	0.246	0.29%
Cd 228.802†	8.8	0.00025	mg/L	0.000063	0.00025	mg/L	0.000063	25.01%
Co 228.616†	566.7	0.01606	mg/L	0.000074	0.01606	mg/L	0.000074	0.46%
Cr 267.716†	44.2	0.00387	mg/L	0.001395	0.00387	mg/L	0.001395	36.01%
Cu 324.752†	-2521.0	0.00267	mg/L	0.000148	0.00267	mg/L	0.000148	5.53%
Fe 273.955†	105371.4	130.4	mg/L	0.83	130.4	mg/L	0.83	0.64%
K 766.490†	3215.2	2.276	mg/L	0.0398	2.276	mg/L	0.0398	1.75%
Mg 279.077†	50550.8	42.86	mg/L	0.661	42.86	mg/L	0.661	1.54%
Mn 257.610†	103545.3	4.864	mg/L	0.0672	4.864	mg/L	0.0672	1.38%
Mo 202.031†	55.7	0.00521	mg/L	0.000361	0.00521	mg/L	0.000361	6.93%
Na 589.592†	585618.9	104.2	mg/L	0.59	104.2	mg/L	0.59	0.57%
Na 330.237†	3369.9	111.7	mg/L	1.39	111.7	mg/L	1.39	1.25%
Ni 231.604†	-1.6	-0.00102	mg/L	0.000652	-0.00102	mg/L	0.000652	63.78%
Pb 220.353†	49.3	0.00687	mg/L	0.000681	0.00687	mg/L	0.000681	9.91%
Sb 206.836†	15.5	0.00199	mg/L	0.001118	0.00199	mg/L	0.001118	56.31%
Se 196.026†	-34.7	-0.02222	mg/L	0.005773	-0.02222	mg/L	0.005773	25.98%
Si 288.158†	23808.4	18.86	mg/L	0.215	18.86	mg/L	0.215	1.14%
Sn 189.927†	-70.0	-0.01401	mg/L	0.001567	-0.01401	mg/L	0.001567	11.18%
Sr 421.552†	329611.1	0.4749	mg/L	0.00044	0.4749	mg/L	0.00044	0.09%
Ti 334.903†	253.3	0.01051	mg/L	0.000664	0.01051	mg/L	0.000664	6.32%
Tl 190.801†	-18.1	-0.01989	mg/L	0.001915	-0.01989	mg/L	0.001915	9.62%
V 292.402†	3161.7	0.01373	mg/L	0.000272	0.01373	mg/L	0.000272	1.98%
Zn 206.200†	2.2	0.00168	mg/L	0.001614	0.00168	mg/L	0.001614	96.05%

Sequence No.: 8
Sample ID: JY56 ADUP TWC
Analyst: BLW
Initial Sample Wt:
Dilution: 1X

Autosampler Location: 45
Date Collected: 10/5/2006 6:22:59 PM
Data Type: Original
Initial Sample Vol:
Sample Prep Vol:

Nebulizer Parameters: JY56 ADUP TWC

Analyte	Back Pressure	Flow
All	174.0 kPa	0.50 L/min

Mean Data: JY56 ADUP TWC

Analyte	Mean Corrected Intensity	Calib Conc.	Calib Units	Std.Dev.	Sample Conc.	Sample Units	Std.Dev.	RSD
ScA 357.253	1211056.3	93.66	%	0.716				0.76%
ScR 361.383	152115.8	97.40	%	0.751				0.77%
Ag 328.068†	-175.6	-0.00031	mg/L	0.000206	-0.00031	mg/L	0.000206	65.64%
Al 308.215†	316.3	0.2516	mg/L	0.00501	0.2516	mg/L	0.00501	1.99%
As 188.979†	11.1	0.01319	mg/L	0.003833	0.01319	mg/L	0.003833	29.06%
B 249.677†	444.4	0.1538	mg/L	0.00178	0.1538	mg/L	0.00178	1.16%
Ba 233.527†	138.7	0.05820	mg/L	0.001378	0.05820	mg/L	0.001378	2.37%
Be 313.042†	480.4	0.00078	mg/L	0.000050	0.00078	mg/L	0.000050	6.45%
Ca 317.933†	500262.6	28.81	mg/L	0.111	28.81	mg/L	0.111	0.39%
Cd 228.802†	-2.9	-0.00013	mg/L	0.000079	-0.00013	mg/L	0.000079	62.83%
Co 228.616†	57.5	0.00171	mg/L	0.000255	0.00171	mg/L	0.000255	14.87%
Cr 267.716†	32.3	0.00157	mg/L	0.000567	0.00157	mg/L	0.000567	36.21%
Cu 324.752†	335.0	0.00202	mg/L	0.000109	0.00202	mg/L	0.000109	5.40%
Fe 273.955†	6627.1	8.200	mg/L	0.0489	8.200	mg/L	0.0489	0.60%
K 766.490†	2878.0	2.037	mg/L	0.0136	2.037	mg/L	0.0136	0.67%
Mg 279.077†	19681.3	16.72	mg/L	0.062	16.72	mg/L	0.062	0.37%
Mn 257.610†	11079.9	0.5202	mg/L	0.00366	0.5202	mg/L	0.00366	0.70%
Mo 202.031†	281.9	0.03068	mg/L	0.000248	0.03068	mg/L	0.000248	0.81%
Na 589.592†	3087437.0	549.4	mg/L	0.62	549.4	mg/L	0.62	0.11%
Na 330.237†	18172.3	606.7	mg/L	2.54	606.7	mg/L	2.54	0.42%
Ni 231.604†	7.5	0.00488	mg/L	0.003662	0.00488	mg/L	0.003662	75.04%
Pb 220.353†	7.5	0.00110	mg/L	0.000194	0.00110	mg/L	0.000194	17.55%
Sb 206.836†	4.2	0.00331	mg/L	0.001445	0.00331	mg/L	0.001445	43.68%
Se 196.026†	-9.5	-0.00841	mg/L	0.002856	-0.00841	mg/L	0.002856	33.95%
Si 288.158†	4583.0	3.631	mg/L	0.0055	3.631	mg/L	0.0055	0.15%
Sn 189.927†	-40.9	-0.00975	mg/L	0.000446	-0.00975	mg/L	0.000446	4.58%
Sr 421.552†	112427.4	0.1620	mg/L	0.00070	0.1620	mg/L	0.00070	0.43%
Ti 334.903†	142.5	0.00588	mg/L	0.000505	0.00588	mg/L	0.000505	8.58%
Tl 190.801†	-2.0	-0.00209	mg/L	0.004233	-0.00209	mg/L	0.004233	202.46%
V 292.402†	3628.6	0.01500	mg/L	0.000109	0.01500	mg/L	0.000109	0.73%
Zn 206.200†	3.1	0.00526	mg/L	0.002684	0.00526	mg/L	0.002684	51.04%

Sequence No.: 9
Sample ID: JY56 A TWC
Analyst: BLW
Initial Sample Wt:
Dilution: 1X

Autosampler Location: 46
Date Collected: 10/5/2006 6:30:44 PM
Data Type: Original
Initial Sample Vol:
Sample Prep Vol:

Nebulizer Parameters: JY56 A TWC

Analyte	Back Pressure	Flow
All	174.0 kPa	0.50 L/min

Mean Data: JY56 A TWC

Analyte	Mean Corrected Intensity	Calib Conc.	Calib Units	Std.Dev.	Sample Conc.	Sample Units	Std.Dev.	RSD
ScA 357.253	1207465.1	93.38	%	0.292				0.31%
ScR 361.383	154320.7	98.82	%	0.839				0.85%
Ag 328.068†	-195.9	-0.00039	mg/L	0.000059	-0.00039	mg/L	0.000059	14.88%
Al 308.215†	314.7	0.2503	mg/L	0.00710	0.2503	mg/L	0.00710	2.84%
As 188.979†	11.0	0.01314	mg/L	0.003753	0.01314	mg/L	0.003753	28.57%
B 249.677†	407.7	0.1411	mg/L	0.00348	0.1411	mg/L	0.00348	2.46%
Ba 233.527†	135.8	0.05700	mg/L	0.001019	0.05700	mg/L	0.001019	1.79%
Be 313.042†	469.7	0.00076	mg/L	0.000022	0.00076	mg/L	0.000022	2.96%
Ca 317.933†	486920.7	28.04	mg/L	0.079	28.04	mg/L	0.079	0.28%
Cd 228.802†	-4.0	-0.00017	mg/L	0.000045	-0.00017	mg/L	0.000045	26.98%
Co 228.616†	45.1	0.00131	mg/L	0.000216	0.00131	mg/L	0.000216	16.42%
Cr 267.716†	36.3	0.00223	mg/L	0.000120	0.00223	mg/L	0.000120	5.39%
Cu 324.752†	350.0	0.00206	mg/L	0.000030	0.00206	mg/L	0.000030	1.43%
Fe 273.955†	6463.3	7.997	mg/L	0.0312	7.997	mg/L	0.0312	0.39%
K 766.490†	2806.3	1.986	mg/L	0.0376	1.986	mg/L	0.0376	1.89%
Mg 279.077†	19193.4	16.30	mg/L	0.011	16.30	mg/L	0.011	0.07%
Mn 257.610†	10815.9	0.5078	mg/L	0.00167	0.5078	mg/L	0.00167	0.33%
Mo 202.031†	278.4	0.03030	mg/L	0.000218	0.03030	mg/L	0.000218	0.72%
Na 589.592†	3012299.9	536.1	mg/L	8.89	536.1	mg/L	8.89	1.66%
Na 330.237†	17770.7	593.3	mg/L	1.29	593.3	mg/L	1.29	0.22%
Ni 231.604†	9.0	0.00585	mg/L	0.000725	0.00585	mg/L	0.000725	12.39%
Pb 220.353†	5.3	0.00080	mg/L	0.000742	0.00080	mg/L	0.000742	92.70%
Sb 206.836†	3.4	0.00247	mg/L	0.001535	0.00247	mg/L	0.001535	62.11%
Se 196.026†	-9.2	-0.00818	mg/L	0.005668	-0.00818	mg/L	0.005668	69.30%
Si 288.158†	754.0	0.5973	mg/L	0.00162	0.5973	mg/L	0.00162	0.27%
Sn 189.927†	-42.5	-0.01029	mg/L	0.000174	-0.01029	mg/L	0.000174	1.69%
Sr 421.552†	109723.0	0.1581	mg/L	0.00042	0.1581	mg/L	0.00042	0.27%
Ti 334.903†	145.5	0.00601	mg/L	0.000105	0.00601	mg/L	0.000105	1.75%
Tl 190.801†	-5.7	-0.00623	mg/L	0.002456	-0.00623	mg/L	0.002456	39.40%
V 292.402†	3567.2	0.01475	mg/L	0.000211	0.01475	mg/L	0.000211	1.43%
Zn 206.200†	3.6	0.00608	mg/L	0.001376	0.00608	mg/L	0.001376	22.63%

Sequence No.: 10
Sample ID: JY56 ASPK TWC
Analyst: BLW
Initial Sample Wt:
Dilution: 1X

Autosampler Location: 47
Date Collected: 10/5/2006 6:38:29 PM
Data Type: Original
Initial Sample Vol:
Sample Prep Vol:

Nebulizer Parameters: JY56 ASPK TWC

Analyte	Back Pressure	Flow
All	174.0 kPa	0.50 L/min

Mean Data: JY56 ASPK TWC

Analyte	Mean Corrected Intensity	Calib Conc.	Calib Units	Std.Dev.	Sample Conc.	Sample Units	Std.Dev.	RSD
ScA 357.253	1216932.7	94.11	%	0.594				0.63%
ScR 361.383	156425.2	100.2	%	0.99				0.99%
Ag 328.068†	140413.6	0.4976	mg/L	0.00485	0.4976	mg/L	0.00485	0.97%
Al 308.215†	2857.9	2.271	mg/L	0.0233	2.271	mg/L	0.0233	1.03%
As 188.979†	1594.8	2.076	mg/L	0.0131	2.076	mg/L	0.0131	0.63%
B 249.677†	445.0	0.1549	mg/L	0.00100	0.1549	mg/L	0.00100	0.65%
Ba 233.527†	4720.5	1.998	mg/L	0.0146	1.998	mg/L	0.0146	0.73%
Be 313.042†	306032.0	0.5084	mg/L	0.00158	0.5084	mg/L	0.00158	0.31%
Ca 317.933†	677373.0	39.01	mg/L	0.084	39.01	mg/L	0.084	0.21%
Cd 228.802†	14289.4	0.5087	mg/L	0.00670	0.5087	mg/L	0.00670	1.32%
Co 228.616†	14624.6	0.4728	mg/L	0.00661	0.4728	mg/L	0.00661	1.40%
Cr 267.716†	3286.5	0.4868	mg/L	0.00418	0.4868	mg/L	0.00418	0.86%
Cu 324.752†	131980.9	0.5262	mg/L	0.00558	0.5262	mg/L	0.00558	1.06%
Fe 273.955†	8414.2	10.41	mg/L 12½	0.161	10.41	mg/L	0.161	1.55%
K 766.490†	17347.8	12.28	mg/L	0.124	12.28	mg/L	0.124	1.01%
Mg 279.077†	31405.0	26.68	mg/L	0.331	26.68	mg/L	0.331	1.24%
Mn 257.610†	21661.6	1.018	mg/L	0.0129	1.018	mg/L	0.0129	1.26%
Mo 202.031†	292.2	0.03160	mg/L	0.000742	0.03160	mg/L	0.000742	2.35%
Na 589.592†	3114389.8	554.2	mg/L	8.95	554.2	mg/L	8.95	1.62%
Na 330.237†	18370.5	613.1	mg/L STL	6.68	613.1	mg/L	6.68	1.09%
Ni 231.604†	735.6	0.4805	mg/L	0.00297	0.4805	mg/L	0.00297	0.62%
Pb 220.353†	13902.8	1.934	mg/L	0.0171	1.934	mg/L	0.0171	0.88%
Sb 206.836†	10.4	0.00333	mg/L	0.002528	0.00333	mg/L	0.002528	76.01%
Se 196.026†	2191.3	2.034	mg/L	0.0242	2.034	mg/L	0.0242	1.19%
Si 288.158†	2480.8	1.966	mg/L	0.0161	1.966	mg/L	0.0161	0.82%
Sn 189.927†	-44.9	-0.01005	mg/L	0.002724	-0.01005	mg/L	0.002724	27.11%
Sr 421.552†	457670.2	0.6594	mg/L	0.00241	0.6594	mg/L	0.00241	0.37%
Ti 334.903†	118.8	0.00479	mg/L	0.001073	0.00479	mg/L	0.001073	22.39%
Tl 190.801†	1638.0	1.792	mg/L	0.0198	1.792	mg/L	0.0198	1.11%
V 292.402†	129072.7	0.5326	mg/L	0.00524	0.5326	mg/L	0.00524	0.98%
Zn 206.200†	312.1	0.4914	mg/L	0.00546	0.4914	mg/L	0.00546	1.11%

Sequence No.: 11
Sample ID: JY56 MB1SPK TWC
Analyst: BLW
Initial Sample Wt:
Dilution: 1X

Autosampler Location: 48
Date Collected: 10/5/2006 6:46:32 PM
Data Type: Original
Initial Sample Vol:
Sample Prep Vol:

Nebulizer Parameters: JY56 MB1SPK TWC

Analyte	Back Pressure	Flow
All	174.0 kPa	0.50 L/min

Mean Data: JY56 MB1SPK TWC

Analyte	Mean Corrected Intensity	Calib Conc.	Calib Units	Std.Dev.	Sample Conc.	Sample Units	Std.Dev.	RSD
ScA 357.253	1267111.7	97.99	%	0.517				0.53%
ScR 361.383	156255.1	100.1	%	0.80				0.80%
Ag 328.068†	138891.5	0.4919	mg/L	0.00280	0.4919	mg/L	0.00280	0.57%
Al 308.215†	2558.6	2.033	mg/L	0.0070	2.033	mg/L	0.0070	0.35%
As 188.979†	1513.0	1.971	mg/L	0.0126	1.971	mg/L	0.0126	0.64%
B 249.677†	-3.2	-0.00020	mg/L	0.001672	-0.00020	mg/L	0.001672	824.07%
Ba 233.527†	4558.4	1.930	mg/L	0.0106	1.930	mg/L	0.0106	0.55%
Be 313.042†	307903.1	0.5115	mg/L	0.00132	0.5115	mg/L	0.00132	0.26%
Ca 317.933†	174383.4	10.04	mg/L	0.115	10.04	mg/L	0.115	1.14%
Cd 228.802†	14338.0	0.5106	mg/L	0.00404	0.5106	mg/L	0.00404	0.79%
Co 228.616†	15024.3	0.4859	mg/L	0.00341	0.4859	mg/L	0.00341	0.70%
Cr 267.716†	3283.9	0.4896	mg/L	0.00207	0.4896	mg/L	0.00207	0.42%
Cu 324.752†	127729.4	0.5086	mg/L	0.00329	0.5086	mg/L	0.00329	0.65%
Fe 273.955†	1700.1	2.102	mg/L	0.0070	2.102	mg/L	0.0070	0.33%
K 766.490†	14774.3	10.46	mg/L	0.100	10.46	mg/L	0.100	0.96%
Mg 279.077†	11801.8	10.03	mg/L	0.127	10.03	mg/L	0.127	1.27%
Mn 257.610†	10419.2	0.4898	mg/L	0.00498	0.4898	mg/L	0.00498	1.02%
Mo 202.031†	13.3	0.00125	mg/L	0.000056	0.00125	mg/L	0.000056	4.46%
Na 589.592†	57876.1	10.30	mg/L	0.082	10.30	mg/L	0.082	0.79%
Na 330.237†	354.1	11.60	mg/L	0.305	11.60	mg/L	0.305	2.63%
Ni 231.604†	728.1	0.4755	mg/L	0.00111	0.4755	mg/L	0.00111	0.23%
Pb 220.353†	14406.4	2.004	mg/L	0.0107	2.004	mg/L	0.0107	0.53%
Sb 206.836†	6.2	-0.00005	mg/L	0.001580	-0.00005	mg/L	0.001580	>999.9%
Se 196.026†	2124.2	1.972	mg/L	0.0066	1.972	mg/L	0.0066	0.33%
Si 288.158†	43.4	0.03542	mg/L	0.004275	0.03542	mg/L	0.004275	12.07%
Sn 189.927†	-19.7	-0.00488	mg/L	0.002057	-0.00488	mg/L	0.002057	42.18%
Sr 421.552†	349894.4	0.5041	mg/L	0.00160	0.5041	mg/L	0.00160	0.32%
Ti 334.903†	48.5	0.00191	mg/L	0.000513	0.00191	mg/L	0.000513	26.87%
Tl 190.801†	1793.6	1.962	mg/L	0.0078	1.962	mg/L	0.0078	0.40%
V 292.402†	125052.8	0.5161	mg/L	0.00333	0.5161	mg/L	0.00333	0.64%
Zn 206.200†	314.3	0.4945	mg/L	0.00151	0.4945	mg/L	0.00151	0.31%

Sequence No.: 12
Sample ID: CV 6
Analyst: BLW
Initial Sample Wt:
Dilution: 1X

Autosampler Location: 7
Date Collected: 10/5/2006 6:54:14 PM
Data Type: Original
Initial Sample Vol:
Sample Prep Vol:

Nebulizer Parameters: CV

Analyte	Back Pressure	Flow
All	174.0 kPa	0.50 L/min

Mean Data: CV

Analyte	Mean Corrected Intensity	Calib Conc.	Calib Units	Calib Std.Dev.	Sample Conc.	Sample Units	Sample Std.Dev.	RSD
ScA 357.253	1254805.4	97.04	%	0.543				0.56%
ScR 361.383	152798.5	97.84	%	0.941				0.96%
Ag 328.068†	267854.5	0.9484	mg/L	0.00961	0.9484	mg/L	0.00961	1.01%
Al 308.215†	2501.0	1.960	mg/L	0.0237	1.960	mg/L	0.0237	1.21%
As 188.979†	1465.4	1.906	mg/L	0.0060	1.906	mg/L	0.0060	0.32%
B 249.677†	2697.4	0.9366	mg/L	0.01056	0.9366	mg/L	0.01056	1.13%
Ba 233.527†	2240.1	0.9480	mg/L	0.01283	0.9480	mg/L	0.01283	1.35%
Be 313.042†	588681.1	0.9780	mg/L	0.01705	0.9780	mg/L	0.01705	1.74%
Ca 317.933†	35118.9	2.022	mg/L	0.0006	2.022	mg/L	0.0006	0.03%
Cd 228.802†	27820.4	0.9935	mg/L	0.00999	0.9935	mg/L	0.00999	1.01%
Co 228.616†	29040.4	0.9385	mg/L	0.00935	0.9385	mg/L	0.00935	1.00%
Cr 267.716†	6273.4	0.9388	mg/L	0.01172	0.9388	mg/L	0.01172	1.25%
Cu 324.752†	254528.2	1.012	mg/L	0.0111	1.012	mg/L	0.0111	1.09%
Fe 273.955†	1640.9	2.028	mg/L	0.0284	2.028	mg/L	0.0284	1.40%
K 766.490†	28687.2	20.30	mg/L	0.058	20.30	mg/L	0.058	0.28%
Mg 279.077†	2304.8	1.962	mg/L	0.0243	1.962	mg/L	0.0243	1.24%
Mn 257.610†	20173.9	0.9484	mg/L	0.00141	0.9484	mg/L	0.00141	0.15%
Mo 202.031†	8846.2	0.9738	mg/L	0.00661	0.9738	mg/L	0.00661	0.68%
Na 589.592†	263469.7	46.89	mg/L	0.739	46.89	mg/L	0.739	1.58%
Na 330.237†	1538.4	51.38	mg/L	0.708	51.38	mg/L	0.708	1.38%
Ni 231.604†	1436.9	0.9397	mg/L	0.01399	0.9397	mg/L	0.01399	1.49%
Pb 220.353†	13819.7	1.924	mg/L	0.0267	1.924	mg/L	0.0267	1.39%
Sb 206.836†	2030.6	2.066	mg/L	0.0110	2.066	mg/L	0.0110	0.53%
Se 196.026†	2041.3	1.894	mg/L	0.0048	1.894	mg/L	0.0048	0.25%
Si 288.158†	2581.7	2.047	mg/L	0.0225	2.047	mg/L	0.0225	1.10%
Sn 189.927†	3191.4	0.9284	mg/L	0.00502	0.9284	mg/L	0.00502	0.54%
Sr 421.552†	680843.3	0.9809	mg/L	0.01676	0.9809	mg/L	0.01676	1.71%
Ti 334.903†	24095.7	0.9987	mg/L	0.00265	0.9987	mg/L	0.00265	0.27%
Tl 190.801†	1745.3	1.909	mg/L	0.0041	1.909	mg/L	0.0041	0.21%
V 292.402†	235471.1	0.9721	mg/L	0.01026	0.9721	mg/L	0.01026	1.06%
Zn 206.200†	594.5	0.9345	mg/L	0.01316	0.9345	mg/L	0.01316	1.41%

Sequence No.: 13
Sample ID: CB
Analyst: BLW
Initial Sample Wt:
Dilution: 1X

Autosampler Location: 1
Date Collected: 10/5/2006 7:00:55 PM
Data Type: Original
Initial Sample Vol:
Sample Prep Vol:

Nebulizer Parameters: CB

Analyte	Back Pressure	Flow
All	174.0 kPa	0.50 L/min

Mean Data: CB

Analyte	Mean Corrected Intensity	Calib Conc.	Calib Units	Std.Dev.	Sample Conc.	Sample Units	Std.Dev.	RSD
ScA 357.253	1256781.1	97.19	%	0.933				0.96%
ScR 361.383	153888.6	98.54	%	0.580				0.59%
Ag 328.068†	47.5	0.00017	mg/L	0.000143	0.00017	mg/L	0.000143	85.19%
Al 308.215†	0.4	0.00031	mg/L	0.009911	0.00031	mg/L	0.009911	>999.9%
As 188.979†	3.5	0.00452	mg/L	0.004209	0.00452	mg/L	0.004209	93.13%
B 249.677†	9.8	0.00339	mg/L	0.001118	0.00339	mg/L	0.001118	32.94%
Ba 233.527†	-0.5	-0.00021	mg/L	0.000544	-0.00021	mg/L	0.000544	259.78%
Be 313.042†	1.1	0.00000	mg/L	0.000048	0.00000	mg/L	0.000048	>999.9%
Ca 317.933†	12.7	0.00073	mg/L	0.000704	0.00073	mg/L	0.000704	96.41%
Cd 228.802†	-2.0	-0.00008	mg/L	0.000128	-0.00008	mg/L	0.000128	163.32%
Co 228.616†	-2.9	-0.00009	mg/L	0.000176	-0.00009	mg/L	0.000176	187.12%
Cr 267.716†	2.6	0.00039	mg/L	0.001790	0.00039	mg/L	0.001790	461.09%
Cu 324.752†	-60.9	-0.00024	mg/L	0.000200	-0.00024	mg/L	0.000200	82.55%
Fe 273.955†	1.2	0.00152	mg/L	0.001909	0.00152	mg/L	0.001909	125.30%
K 766.490†	84.0	0.05948	mg/L	0.006277	0.05948	mg/L	0.006277	10.55%
Mg 279.077†	-4.6	-0.00389	mg/L	0.002237	-0.00389	mg/L	0.002237	57.50%
Mn 257.610†	0.1	0.00000	mg/L	0.000098	0.00000	mg/L	0.000098	>999.9%
Mo 202.031†	0.8	0.00009	mg/L	0.000261	0.00009	mg/L	0.000261	301.99%
Na 589.592†	1273.3	0.2266	mg/L	0.00899	0.2266	mg/L	0.00899	3.97%
Na 330.237†	9.9	0.3318	mg/L	0.53238	0.3318	mg/L	0.53238	160.45%
Ni 231.604†	1.1	0.00073	mg/L	0.001344	0.00073	mg/L	0.001344	183.02%
Pb 220.353†	0.6	0.00008	mg/L	0.000659	0.00008	mg/L	0.000659	786.67%
Sb 206.836†	0.1	0.00012	mg/L	0.002065	0.00012	mg/L	0.002065	>999.9%
Se 196.026†	-2.4	-0.00225	mg/L	0.003777	-0.00225	mg/L	0.003777	167.88%
Si 288.158†	1.5	0.00123	mg/L	0.003064	0.00123	mg/L	0.003064	249.96%
Sn 189.927†	6.3	0.00181	mg/L	0.001493	0.00181	mg/L	0.001493	82.32%
Sr 421.552†	-7.0	-0.00001	mg/L	0.000045	-0.00001	mg/L	0.000045	447.72%
Ti 334.903†	-3.0	-0.00012	mg/L	0.001081	-0.00012	mg/L	0.001081	876.94%
Tl 190.801†	0.3	0.00029	mg/L	0.001836	0.00029	mg/L	0.001836	628.36%
V 292.402†	-35.0	-0.00014	mg/L	0.000114	-0.00014	mg/L	0.000114	80.89%
Zn 206.200†	-0.6	-0.00090	mg/L	0.001613	-0.00090	mg/L	0.001613	179.55%

Metals Prep Logs

prepared
for

ANCHOR ENVIRONMENTAL

Project: Chinook

ARI JOB NO: JY56

prepared
by

Analytical Resources, Inc.

PRESERVATION VERIFICATION 09/28/06
Page 1 of 1

ANALYTICAL RESOURCES INCORPORATED

ARI Job No: **JY56**

PC: Sue D.
VTSR: 09/28/06

Inquiry Number: NONE
Analysis Requested: 09/28/06
Contact: Keithly, J.
Client: Anchor Environmental
Logged by: BC
Sample Set Used: Yes-481
Validatable Package: No
Deliverables:

Project #: 060354-01
Project: CHINOOK
Sample Site:
SDG No:
Analytical Protocol: In-house

LOGNUM ARI ID	CLIENT ID	CN >12	WAD >12	NH3 <2	COD <2	FOG <2	MET <2	PHEN <2	PHOS ~~<2~~	TKN <2	NO23 <2	TOC <2	S2 >9	DMET FLT	DOC FLT	PARAMETER	ADJUSTED TO	LOT NUMBER	AMOUNT ADDED	DATE/BY
06-17872 **JY56A**	RLSW-1-092706						DIS OK	ESR 9-27	OK					Y						
06-17873 **JY56B**	R4D-092706						DIS ~~FAIL~~ OK		FAIL					Y						
06-17874 **JY56C**	PZ-2-092706						DIS ~~OK~~ FAIL		OK					Y			PHC2	1105100	5mL	ESR 9-29-06
06-17875 **JY56D**	RLSW-3-092706								|											
06-17876 **JY56E**	RLSW-2-092706								|											
06-17877 **JY56F**	R3-092706						DIS FAIL		FAIL					Y			PHC2	1105100	20.0 mL	ESR 9-29-06
06-17878 **JY56G**	R43-092706						DIS FAIL		FAIL					Y			PHC2	↓	20.0 mL	↓
06-17879 **JY56A**	RLSW-1-092706						DIS							Y						
06-17880 **JY56B**	R4D-092706						DIS							Y						
06-17881 **JY56C**	PZ-2-092706						DIS							Y						
06-17882 **JY56F**	R3-092706						DIS							Y						
06-17883 **JY56G**	R43-092706						DIS							Y						

SAME BOTTLE(S)

0263

Checked By BC Date 9/27/06

Analytical Resources, Incorporated
Analytical Chemists and Consultants

SPIKING LOG

Analyst: EJR

Date: 10-2-06

Final Volume 50.0

Final Volume (Hg):

Sample ID JY56 aSPK, mBSPK

	Prepcode:	TWC		
	Spike Solution:	ICP Routine	ICP No GFA	GFA
	Standard No.:	2261-1		
	Vol Added (mL):	0.5		
STOCK CONCENTRATION	Ag	50		2.0
	Al	200 ✓	200	
	As	200		10
	Ba	200	200	
	Be	50	50	
	Ca	1000 ✓	1000	
	Cd	50		2.0
	Co	50	50	
	Cr	50	50	
	Cu	50	50	
	Fe	200 ✓	200	
	K	1000 ✓	1000	
	Mg	1000 ✓	1000	
	Mn	50 ✓	50	
	Na	1000 ✓	1000	
	Ni	50	50	
	Pb	200		10
	Se	200		10
	Sr	50	50	
	Tl	200		10
	V	50	50	
	Zn	50	50	

	ICP-MS #1	ICP-MS #2	ICP-MS Minerals
Ag	25		
Al			500
As	25		
Ba	25		
Be	25		
Ca			500
Cd	25		
Co	25		
Cr	25		
Cu	25		
Fe			500
K			500
Mg			500
Mn	25		
Mo		25	
Na			500
Ni	25		
Pb	25		
Sb		25	
Se	80		
Th	25		
U	25		
V	25		
Zn	80		

Element	Prepcode	Analysis	Stock Conc.	Stock Added	Std No.
Hg		CVA	1.0		
Hg MBSPK		CVA	1.0		
Sb		ICP	2000		
Sb		GFA	100		
B		ICP	500		
Mo		ICP	500		
Si		ICP	10000		
Sn		ICP	500		
Ti		ICP	2000		

Additional Elements:

Element	Prepcode	Analysis	Stock Conc.	Stock Added	Std. No.

0264

Digestion Log

Analyst: EJR Date: 10-02-06

Matrix: Water Block Temp: —

ARI Sample ID	Btl #	pH<2	Prep Code: WMM Initial ~~Wt (g)~~ Vol (mL)	Prep Code: WMM Final Vol (mL)	Prep Code: Initial Wt (g) Vol (mL)	Prep Code: Final Vol (mL)	Comments
JY56H	1	✓	—	—			
HDUP	1	✓	—	—			
HSPK	1	✓	—	—			
I	1	✓	—	—			
J	1	—	—	—			Preserved in Lab ↓
K	1	—	—	—			
L	1	—	—	—			
JY77J	1	✓	—	—			
JDUP	1	✓	—	—			
JSPK	1	✓	—	—			
K	1	✓	—	—			
L	1	✓	—	—			
M	1	✓	—	—			
N	1	✓	—	—			
O	1	✓	—	—			
P	1	✓	—	—			
Q	1	✓	—	—			

EJR 10-2-06

Chemical/Reagent ID:

HNO_3: I2853 HCl: — H_2O_2: —

Digestion Log

Analyst: ESR
Matrix: Water

Date: 10-2-06
Block Temp: 94°C

ARI Sample ID	Btl #	pH<2	Prep Code: TWC Initial ~~Wt (g)~~ Vol (mL)	Prep Code: TWC Final Vol (mL)	Prep Code: Initial Wt (g) Vol (mL)	Prep Code: Final Vol (mL)	Comments
JY56 a	4	✓	50.0	50.0			
aDUP	4	✓					
aSPK	4	✓					
B	4	✓					
C	4	✓					Preserved in Lab ↓
F	4	✓					
G	4	✓					
mB1	✓	✓					
mB1SPK	✓	✓					
JY77 a	5	✓					
aDUP	5	✓					
aSPK	5	✓					
B	5	✓					
C	5	✓					
D	5	✓					
E	5	✓					
G	1	✓					
H	5	✓					
I	1	✓					
mB1	✓	✓					
mB1SPK	✓	✓	50.0	50.0			
					ESR	10-2-06	

Chemical/Reagent ID:
HNO_3: I2853
HCl: MP1048
H_2O_2: ~~—~~

General Chemistry Analysis
QC Summary Data

prepared
for

ANCHOR ENVIRONMENTAL

Project: Chinook

ARI JOB NO: JY56

prepared
by

Analytical Resources, Inc.

METHOD BLANK RESULTS-CONVENTIONALS
JY56-Anchor Environmental

ANALYTICAL RESOURCES INCORPORATED

Matrix: Water
Data Release Authorized:
Reported: 10/04/06

Project: CHINOOK
Event: 060354-01
Date Sampled: NA
Date Received: NA

Analyte	Method	Date	Units	Blank
Chloride	EPA 300.0	09/28/06	mg/L	< 0.1 U
		09/29/06		< 0.1 U
		10/02/06		< 0.1 U
Fluoride	EPA 300.0	09/28/06	mg/L	< 0.1 U
		09/29/06		< 0.1 U
		10/02/06		< 0.1 U
Total Phosphorus	EPA 365.2	10/02/06	mg-P/L	< 0.008 U
Sulfate	EPA 300.0	09/29/06	mg/L	< 0.1 U

STANDARD REFERENCE RESULTS-CONVENTIONALS
JY56-Anchor Environmental

ANALYTICAL RESOURCES INCORPORATED

Matrix: Water
Data Release Authorized:
Reported: 10/04/06

Project: CHINOOK
Event: 060354-01
Date Sampled: NA
Date Received: NA

Analyte/SRM ID	Method	Date	Units	SRM	True Value	Recovery
Chloride	EPA 300.0	09/28/06	mg/L	2.8	3.0	93.3%
ERA #36065		09/29/06		2.8	3.0	93.3%
		10/02/06		2.8	3.0	93.3%
Fluoride	EPA 300.0	09/28/06	mg/L	2.8	3.0	93.3%
ERA #		09/29/06		2.8	3.0	93.3%
		10/02/06		2.8	3.0	93.3%
Total Phosphorus	EPA 365.2	10/02/06	mg-P/L	4.12	4.00	103.0%
ERA #35064						
Sulfate	EPA 300.0	09/29/06	mg/L	3.1	3.0	103.3%
ERA #05094						

REPLICATE RESULTS-CONVENTIONALS
JY56-Anchor Environmental

ANALYTICAL RESOURCES INCORPORATED

Matrix: Water
Data Release Authorized:
Reported: 10/04/06

Project: CHINOOK
Event: 060354-01
Date Sampled: 09/27/06
Date Received: 09/28/06

Analyte	Method	Date	Units	Sample	Replicate(s)	RPD/RSD
ARI ID: JY56A Client ID: RLSW-1-092706						
Alkalinity	SM 2320	09/29/06	mg/L CaCO3	1,360	1,370	0.7%
Chloride	EPA 300.0	09/28/06	mg/L	16.0	15.8	1.3%
Fluoride	EPA 300.0	09/29/06	mg/L	63.8	64.5	1.1%
Total Phosphorus	EPA 365.2	10/02/06	mg-P/L	3.22	3.22	0.0%
Sulfate	EPA 300.0	09/29/06	mg/L	56.4	56.8	0.7%

MS/MSD RESULTS-CONVENTIONALS
JY56-Anchor Environmental

ANALYTICAL RESOURCES INCORPORATED

Matrix: Water
Data Release Authorized:
Reported: 10/04/06

Project: CHINOOK
Event: 060354-01
Date Sampled: 09/27/06
Date Received: 09/28/06

Analyte	Method	Date	Units	Sample	Spike	Spike Added	Recovery
ARI ID: JY56A Client ID: RLSW-1-092706							
Chloride	EPA 300.0	09/28/06	mg/L	16.0	37.4	20.0	107.0%
Fluoride	EPA 300.0	09/29/06	mg/L	63.8	161	100	97.2%
Sulfate	EPA 300.0	09/29/06	mg/L	56.4	154	100	97.6%
ARI ID: JY56B Client ID: R4D-092706							
Total Phosphorus	EPA 365.2	10/02/06	mg-P/L	1.18	11.1	8.00	124.0%

General Chemistry Analysis
Sample Data

prepared
for

ANCHOR ENVIRONMENTAL

Project: Chinook

ARI JOB NO: JY56

prepared
by

Analytical Resources, Inc.

SAMPLE RESULTS-CONVENTIONALS
JY56-Anchor Environmental

ANALYTICAL RESOURCES INCORPORATED

Matrix: Water
Data Release Authorized:
Reported: 10/04/06

Project: CHINOOK
Event: 060354-01
Date Sampled: 09/27/06
Date Received: 09/28/06

Client ID: RLSW-1-092706
ARI ID: 06-17872 JY56A

Analyte	Date Batch	Method	Units	RL	Sample
Alkalinity	09/29/06 092906#2	SM 2320	mg/L CaCO3	1.0	1,360
Chloride	09/28/06 092806#1	EPA 300.0	mg/L	1.0	16.0
Fluoride	09/29/06 092906#1	EPA 300.0	mg/L	2.0	63.8
Total Phosphorus	10/02/06 100206#1	EPA 365.2	mg-P/L	0.160	3.22
Sulfate	09/29/06 092906#1	EPA 300.0	mg/L	2.0	56.4

RL Analytical reporting limit
U Undetected at reported detection limit

SAMPLE RESULTS-CONVENTIONALS
JY56-Anchor Environmental

ANALYTICAL RESOURCES INCORPORATED

Matrix: Water
Data Release Authorized:
Reported: 10/04/06

Project: CHINOOK
Event: 060354-01
Date Sampled: 09/27/06
Date Received: 09/28/06

Client ID: R4D-092706
ARI ID: 06-17873 JY56B

Analyte	Date Batch	Method	Units	RL	Sample
Alkalinity	09/29/06 092906#2	SM 2320	mg/L CaCO3	1.0	901
Chloride	09/28/06 092806#1	EPA 300.0	mg/L	1.0	11.8
Fluoride	10/02/06 100206#1	EPA 300.0	mg/L	0.5	1.1
Total Phosphorus	10/02/06 100206#1	EPA 365.2	mg-P/L	0.160	1.18
Sulfate	09/29/06 092906#1	EPA 300.0	mg/L	0.1	< 0.1 U

RL Analytical reporting limit
U Undetected at reported detection limit

SAMPLE RESULTS-CONVENTIONALS
JY56-Anchor Environmental

ANALYTICAL RESOURCES INCORPORATED

Matrix: Water
Data Release Authorized:
Reported: 10/04/06

Project: CHINOOK
Event: 060354-01
Date Sampled: 09/27/06
Date Received: 09/28/06

Client ID: PZ-2-092706
ARI ID: 06-17874 JY56C

Analyte	Date Batch	Method	Units	RL	Sample
Alkalinity	09/29/06 092906#2	SM 2320	mg/L CaCO3	1.0	4,360
Chloride	09/28/06 092806#1	EPA 300.0	mg/L	1.0	39.7
Fluoride	09/29/06 092906#1	EPA 300.0	mg/L	20.0	539
Total Phosphorus	10/02/06 100206#1	EPA 365.2	mg-P/L	0.320	9.04
Sulfate	09/29/06 092906#1	EPA 300.0	mg/L	5.0	106

RL Analytical reporting limit
U Undetected at reported detection limit

SAMPLE RESULTS-CONVENTIONALS
JY56-Anchor Environmental

ANALYTICAL RESOURCES INCORPORATED

Matrix: Water
Data Release Authorized:
Reported: 10/04/06

Project: CHINOOK
Event: 060354-01
Date Sampled: 09/27/06
Date Received: 09/28/06

Client ID: RLSW-3-092706
ARI ID: 06-17875 JY56D

Analyte	Date Batch	Method	Units	RL	Sample
Alkalinity	09/29/06 092906#2	SM 2320	mg/L CaCO3	1.0	964
Chloride	09/28/06 092806#1	EPA 300.0	mg/L	1.0	21.9
Fluoride	09/28/06 092806#1	EPA 300.0	mg/L	1.0	11.8
Total Phosphorus	10/02/06 100206#1	EPA 365.2	mg-P/L	0.160	0.940
Sulfate	09/29/06 092906#1	EPA 300.0	mg/L	0.1	0.2

RL Analytical reporting limit
U Undetected at reported detection limit

SAMPLE RESULTS-CONVENTIONALS
JY56-Anchor Environmental

ANALYTICAL RESOURCES INCORPORATED

Matrix: Water
Data Release Authorized:
Reported: 10/04/06

Project: CHINOOK
Event: 060354-01
Date Sampled: 09/27/06
Date Received: 09/28/06

Client ID: RLSW-2-092706
ARI ID: 06-17876 JY56E

Analyte	Date Batch	Method	Units	RL	Sample
Alkalinity	09/29/06 092906#2	SM 2320	mg/L CaCO3	1.0	962
Chloride	10/02/06 100206#1	EPA 300.0	mg/L	0.2	7.5
Fluoride	09/29/06 092906#1	EPA 300.0	mg/L	2.0	71.4
Total Phosphorus	10/02/06 100206#1	EPA 365.2	mg-P/L	0.160	0.780
Sulfate	09/29/06 092906#1	EPA 300.0	mg/L	5.0	101

RL Analytical reporting limit
U Undetected at reported detection limit

SAMPLE RESULTS-CONVENTIONALS
JY56-Anchor Environmental

ANALYTICAL RESOURCES INCORPORATED

Matrix: Water
Data Release Authorized:
Reported: 10/04/06

Project: CHINOOK
Event: 060354-01
Date Sampled: 09/27/06
Date Received: 09/28/06

Client ID: R3-092706
ARI ID: 06-17877 JY56F

Analyte	Date Batch	Method	Units	RL	Sample
Alkalinity	09/29/06 092906#2	SM 2320	mg/L CaCO3	1.0	13,100
Chloride	09/29/06 092906#1	EPA 300.0	mg/L	2.0	68.5
Fluoride	10/02/06 100206#1	EPA 300.0	mg/L	50.0	2,410
Total Phosphorus	10/02/06 100206#1	EPA 365.2	mg-P/L	0.800	32.0
Sulfate	09/29/06 092906#1	EPA 300.0	mg/L	10.0	275

RL Analytical reporting limit
U Undetected at reported detection limit

SAMPLE RESULTS-CONVENTIONALS
JY56-Anchor Environmental

ANALYTICAL RESOURCES INCORPORATED

Matrix: Water
Data Release Authorized:
Reported: 10/04/06

Project: CHINOOK
Event: 060354-01
Date Sampled: 09/27/06
Date Received: 09/28/06

Client ID: R43-092706
ARI ID: 06-17878 JY56G

Analyte	Date Batch	Method	Units	RL	Sample
Alkalinity	09/29/06 092906#2	SM 2320	mg/L CaCO3	1.0	13,100
Chloride	09/29/06 092906#1	EPA 300.0	mg/L	2.0	74.4
Fluoride	10/02/06 100206#1	EPA 300.0	mg/L	50.0	2,380
Total Phosphorus	10/02/06 100206#1	EPA 365.2	mg-P/L	0.800	29.0
Sulfate	09/29/06 092906#1	EPA 300.0	mg/L	10.0	279

RL Analytical reporting limit
U Undetected at reported detection limit

General Chemistry Analysis
Instrument Raw Data

prepared
for

ANCHOR ENVIRONMENTAL

Project: Chinook

ARI JOB NO: JY56

prepared
by

Analytical Resources, Inc.

JY56

pgk 10/2/06

ALKALINITY BENCHSHEET

Date: 9/29/2006

Analyst: UW

pH meter verification — **HIGH**

Buffer pH 7.00 Calibration OK

Measured pH 7.02

Standardization of acid titrant (Titration to pH 4.5)

grams Na2CO3 = 0.6245 to 250 ml DI

Normality Na2CO3 = 0.0471

Assumed Acid Normality = 0.1

Standardized Acid Normality= 0.101 **OK!**

BLANK		STANDARD TITRATION		
BLANK	ml ACID	ml Na2CO3	ml ACID	N H2SO4
1	0.05	5	2.35	0.102
2	0.04	5	2.38	0.101
3	0.04	5	2.37	0.101
AVERAGE	0.04			0.101

Partitioning Calculations (T=Total, P=Phenolphthalein)

Obs	HCO3	CO3	OH
P =0	T	0	0
P< 0.5T	T - 2P	2P	0
P= 0.5T	0	2P	0
P> 0.5T	0	2(T - P)	2P - T
P =T	0	0	T

Calibration Verification Standard *(Note: analyzed value will be corrected for blank titration)*

LCS Source (if used): LCS = mg/L CaCO3

CVS Source (if used): ARI # 0063-07

CVS = Added 5 ml Na2CO3 soln to DI and dilute to 100 ml. CVS = 118 mg/l CaCO3

SAMPLE DATA

Alk (mg/L CaCO3 = [{mL acid X Nacid) X 50,000] / mL sample *(shaded cells are calculated, make no entries)*

low level = {{{(2 X mL4.5)-mL4.2] X Nacid) X 50,000) / mL sample

Sample Number	Sample ID	Initial pH	Volume (ml)	TEMP (C)	ml H2SO4 pH=8.3	ml H2SO4 pH =4.5	ml H2SO4 pH=4.2	ALK (mg CaCO3/l) Phenolph	ALK (mg CaCO3/l) TOT HIGH	ALK (mg CaCO3/l) TOT LOW	Partitioning (mg/l CaCO3) HCO3	CO3	OH	(mg/l) FREE CO2
ICV		10.53	100	22.8	1.14	2.35	0.00	57.8	117.0		99.3% OK!			
ICB		5.74	100	22.5	0.00	0.04	0.08	0.0		0.0	0.0	0.0	0.0	0.0
JY35 A1		8.37	100	19.2	0.46	54.80	0.00	23.3	2779.3		2732.7	46.7	0.0	23.3
JY35 A1 dup		8.37	50	20.2	0.24	27.80	0.00	24.3	2819.9		2771.2	48.7	0.0	23.6
RPD =								*4.3%*	*1.4%*		*1.4%*	*4.3%*		*1.4%*
JY35 B1		9.56	50	20.6	15.42	63.20	0.00	1564.1	6410.7		3282.4	3128.3	0.0	1.8
JY35 C1		9.26	50	20.5	0.00	17.27	0.00	0.0	1751.8		1751.8	0.0	0.0	1.9
JX32 E5		7.19	100	19.2	0.00	8.52	0.00	0.0	432.1		432.1	0.0	0.0	55.8
JX32 E5 dup		7.19	100	19.4	0.00	8.48	0.00	0.0	430.1		430.1	0.0	0.0	55.5
RPD =									*0.5%*		*0.5%*			*0.5%*
JX47 C6		6.91	100	17.8	0.00	20.11	0.00	0.0	1019.9		1019.9	0.0	0.0	251.0
JX47 C6 dup		6.93	100	17.9	0.00	20.05	0.00	0.0	1016.9		1016.9	0.0	0.0	238.9
RPD =									*0.3%*		*0.3%*			*4.9%*
JX47 H6		6.88	100	17.4	0.00	19.21	0.00	0.0	974.3		974.3	0.0	0.0	256.9
CCV		10.54	100	22.4	1.16	2.37	0.00	58.8	118.0		100.1% OK!			0.0
JX47 I6		6.84	100	18.4	0.00	24.07	0.00	0.0	1220.8		1220.8	0.0	0.0	352.9
JX56 A5		6.84	100	16.6	0.00	13.80	0.00	0.0	699.9		699.9	0.0	0.0	202.3
JX56 A5 dup		6.85	100	17.1	0.00	13.85	0.00	0.0	702.4		702.4	0.0	0.0	198.4
RPD =									*0.4%*		*0.4%*			*1.9%*
JX56 B5		6.85	100	17.0	0.00	12.81	0.00	0.0	649.7		649.7	0.0	0.0	183.5
JY56 A1		7.22	100	15.2	0.00	26.87	0.00	0.0	1362.8		1362.8	0.0	0.0	164.2
JY56 A1 dup		7.28	50	15.7	0.00	13.51	0.00	0.0	1370.4		1370.4	0.0	0.0	143.8
RPD =									*0.6%*		*0.6%*			*13.2%*
JY56 B1		6.70	50	16.3	0.00	8.88	0.00	0.0	900.7		900.7	0.0	0.0	359.4
JY56 C1		9.31	50	17.1	8.12	43.03	0.00	823.7	4364.7		2717.4	1647.3	0.0	2.7
JY56 D1		6.55	50	17.9	0.00	9.50	0.00	0.0	963.6		963.6	0.0	0.0	543.2
JY56 E1		7.24	50	16.2	0.00	9.48	0.00	0.0	961.6		961.6	0.0	0.0	110.7
CCV		10.54	100	22.6	1.15	2.37	0.00	58.3	118.0		100.1% OK!		0.0	0.0

0281

SAMPLE DATA		Alk (mg/L CaCO3 = [{mL acid X Nacid) X 50,000] / mL sample								(shaded cells are calculated, make no entries)				
		low level = {{{(2 X mL4.5)-mL4.2] X Nacid) X 50,000} / mL sample									Partitioning			
Sample Number	Sample ID	Initial pH	Volume (ml)	TEMP (C)	ml H2SO4			ALK (mg CaCO3/l)			(mg/l CaCO3)			(mg/l)
					pH=8.3	pH =4.5	pH=4.2	Phenolph	TOT HIGH	TOT LOW	HCO3	CO3	OH	FREE CO2
JY56 F1		10.14	50	17.1	55.78	128.99	0.00	5658.0	13084.1		1768.0	11316.1	0.0	0.3
JY56 G1		10.09	50	19.4	55.85	129.06	0.00	5665.1	13091.2		1760.9	11330.3	0.0	0.3
JY77 A2		6.27	100	20.3	0.00	5.49	0.00	0.0	278.4		278.4	0.0	0.0	299.1
JY77 A2 dup		6.28	100	20.3	0.00	5.54	0.00	0.0	281.0		281.0	0.0	0.0	294.9
RPD =									*0.9%*		*0.9%*			*1.4%*
JY77 B1		6.55	100	20.2	0.00	5.18	0.00	0.0	262.7		262.7	0.0	0.0	148.1
JY77 C1		6.94	50	20.0	0.00	12.15	0.00	0.0	1232.4		1232.4	0.0	0.0	283.0
JY77 D2		7.08	100	20.1	0.00	4.62	0.00	0.0	234.3		234.3	0.0	0.0	39.0
JY77 H1		7.05	50	20.8	0.00	21.02	0.00	0.0	2132.2		2132.2	0.0	0.0	380.1
JY77 I1		6.88	50	20.8	0.00	18.02	0.00	0.0	1827.9		1827.9	0.0	0.0	481.9
CCV		10.54	100	22.7	1.14	2.35	0.00	57.8	117.0		*99.3% OK!*			0.0

0282

15:20

ALKALINITY BENCHSHEET

DATE: 9-29-06

ANALYST: MW

pH meter verification

Buffer pH 7.00 must agree within 0 1 pH unit

Measured pH 6.99

High

Standardization of acid titrant

(Titration to pH 4.5)

grams Na2CO3 = ~~0.6266~~ to 250 ml DI

NORMALITY Na2CO3 = 0.0473

Assumed Acid Normality = 0.1

Standardized Acid Normality=

BLANK		STANDARD TITRATION		
BLANK	ml ACID	ml Na2CO3	ml ACID	N H2SO4
1	0.05	5	2.35	
2	0.04	5	2.38	
3	0.04	5	2.37	
AVERAGE				

Partitioning Calculations

T=Total, P=Phenolphthalein

Obs	HCO3	CO3	OH
P =0	T	0	0
P< 0.5T	T - 2P	2P	0
P= 0.5T	0	2P	0
P> 0.5T	0	2(T - P)	2P - T
P =T	0	0	T

Calibration Verification Standard (Note: analyzed value will be corrected for blank titration)

LCS Source (if used): ERA P

CVS Source (if used):

CVS = Added 5 ml Na2CO3 soln to DI and dilute to 100 ml

LCS = mg/L CaCO3

CVS = 118 mg/l CaCO3

SAMPLE DATA

Alk (mg/L CaCO3 = [(mL acid X Nacid) X 50,000] / mL sample

low level = [((2 X mL4 5)-mL4.2] X Nacid) X 50,000) / mL sample

(shaded cells are calculated, make no entries)

Sample Number	Sample ID	Initial pH	Volume (ml)	TEMP (C)	ml H2SO4 pH=8.3	ml H2SO4 pH =4.5	ml H2SO4 pH=4 2	ALK (mg CaCO3/l) Phenolph	ALK (mg CaCO3/l) TOT HIGH	ALK (mg CaCO3/l) TOT LOW	Partitioning (mg/l CaCO3) HCO3	Partitioning (mg/l CaCO3) CO3	Partitioning (mg/l CaCO3) OH	(mg/l) FREE CO2
ICV		10.53	100	22.8	1.14	2.35	0.00				0.0% Check for Error			
ICB		5.74	100	22.5	0.00	0.04	0.08							
LCS		—	—	—	—	—	—							
DY35A1		8.37	100	19.2	0.46	54.80	0.00				#DIV/0!	#DIV/0!		
A1 dup		8.37	50	20.2	0.24	27.80								
B1		9.56	50	20.6	15.42	63.20								
C1		9.26	50	20.5	0.00	17.27								
DX32E5		7.19	100	19.2		8.52								
E5 dup		7.19	100	19.4		8.48								
DX47C6		6.91		17.8		20.11								
C6 dup		6.93		17.9		20.05								
H6		6.88		17.4		19.21								
CCV		10.54		22.4	1.16	2.37					0.0% Check for Error			
T6		6.84		18.4	0.00	24.07								
DX56A5		6.84		16.6		13.80								
A5 dup		6.85		17.1		13.85								
B5		6.85		17.0		12.81								
DY56A1		7.22		15.2		26.87								
A1 dup		7.28	50	15.7		13.51								
B1		6.70		16.3		8.88								
C1		9.31		17.1	8.12	43.03								
D1		6.55		17.9	0.00	9.50								
E1		7.24		16.2		9.48								
CCV		10.54	100	22.6	1.15	2.37					0.0% Check for Error			

0283

ALKALINITY BENCHSHEET

DATE: 9-29-06

ANALYST: LW

Cont. High

pH meter verification

Buffer pH: ____ must agree within 0.1 pH unit

Measured pH: ____

Standardization of acid titrant

(Titration to pH 4.5)

grams Na2CO3 =	0.6266
NORMALITY Na2CO3 =	0.0473
Assumed Acid Normality =	0.1
Standardized Acid Normality =	

to 250 ml DI

BLANK		STANDARD TITRATION		
BLANK	ml ACID	ml Na2CO3	ml ACID	N H2SO4
1		5		
2		5		
3		5		
AVERAGE				

Partitioning Calculations

T=Total, P=Phenolphthalein

Obs	HCO3	CO3	OH
P = 0	T	0	0
P < 0.5T	T - 2P	2P	0
P = 0.5T	0	2P	0
P > 0.5T	0	2(T - P)	2P - T
P = T	0	0	T

Calibration Verification Standard (Note: analyzed value will be corrected for blank titration)

LCS Source (if used): ERA P

CVS Source (if used):

CVS = Added 5 ml Na2CO3 soln to DI and dilute to 100 ml

LCS = ____ mg/L CaCO3

CVS = 118 mg/l CaCO3

SAMPLE DATA

Alk (mg/L CaCO3 = [(mL acid X Nacid) X 50,000] / mL sample

low level = {([(2 X mL 4.5)-mL 4.2] X Nacid) X 50,000) / mL sample

(shaded cells are calculated, make no entries)

Sample Number	Sample ID	Initial pH	Volume (ml)	TEMP (C)	ml H2SO4 pH=8.3	ml H2SO4 pH=4.5	ml H2SO4 pH=4.2	ALK (mg CaCO3/l) Phenolph	ALK (mg CaCO3/l) TOT HIGH	ALK (mg CaCO3/l) TOT LOW	Partitioning (mg/l CaCO3) HCO3	Partitioning (mg/l CaCO3) CO3	Partitioning (mg/l CaCO3) OH	(mg/l) FREE CO2
ICV														
ICB											0.0% Check for Error			
LCS														
DY56 F1		10.14	50	17.1	55.78	128.99	0.00				#DIV/0!	#DIV/0!		
G1		10.09	50	19.4	55.85	129.06	T							
DY77 A2		6.27	100	20.3	0.00	5.49								
A2dup		6.28	100	20.3	T	5.54								
B1		6.55	100	20.2		5.18								
C1		6.94	50	20.0		12.15								
D2		7.08	100	20.1		4.62								
H1		7.05	50	20.8		21.02								
I1		6.88	50	20.8	↓	18.02								
CCV		10.54	100	22.7	1.14	2.35	↓				0.0% Check for Error			
CCV											0.0% Check for Error			

9-29-06 LW

0284

LW
10-2-06

analyst: DAP
date: 9/28/06
start time: 14:37
loop: 100µl

Analytical Resources Inc.
4611 134th Place S., Suite 100
Tukwila, WA 98168
206-695-6227

		dilution	fluoride	chloride	nitrite	bromide	nitrate	phosphate	sulfate
DL (ppm)		1	0.100	0.100	0.100	0.100	0.100	0.100	0.100
HiSTD		1	5.000	5.000	5.000	5.000	5.000	5.000	5.000
ICV,CCV (ppm)		1	3.000	3.000	3.000	3.000	3.000	3.000	3.000
ERA LOT#		1	07105	36065	17075	27025	06085	01024	20125
		dilution	fluoride	chloride	nitrite	bromide	nitrate	phosphate	sulfate
ICV		1	2.790	2.760	2.930	2.880	2.830	2.820	2.950
		%recovery	93%	92%	98%	96%	94%	94%	98.3%
ICB		1	<0.1	<0.1	<0.1	<0.1	<0.1	<0.1	<0.1
JY56 A2		10	NR	16.030	NR	NR	NR	NR	NR
JY56 A2 dup		10	NR	15.840	NR	NR	NR	NR	NR
JY56 A2 ms		10	NR	37.400	NR	NR	NR	NR	NR
Matrix Spike		*0.05 mL 200ppm intstock to*				*0.5*		*mLsample=*	*20.00*
				107%					
JY56 B2		10	NR	11.820	NR	NR	NR	NR	NR
JY56 C2		10	NR	39.730	NR	NR	NR	NR	NR
JY56 D2		10	11.800	21.900	NR	NR	NR	NR	NR
JY56 E2		10	NR	NR	NR	NR	NR	NR	NR
JY56 F2		10	NR	NR	NR	NR	NR	NR	NR
JY56 G2		10	NR	NR	NR	NR	NR	NR	NR
JW33 E4		1	NR	NR	NR	NR	NR	NR	NR
CCV		1	2.790	2.860	2.940	2.830	3.030	2.780	2.600
		%recovery	93%	95%	98%	94%	101%	93%	*86.7%*
CCB		1	<0.1	<0.1	<0.1	<0.1	<0.1	<0.1	<0.1
JX30 E1		500	NR	NR	NR	NR	NR	NR	NR
JX30 F1		500	NR	NR	NR	NR	NR	NR	NR
CCV		1	2.810	2.800	2.950	2.880	2.840	2.820	2.980
		%recovery	94%	93%	98%	96%	95%	94%	99.3%
CCB		1	<0.1	<0.1	<0.1	<0.1	<0.1	<0.1	<0.1

IC Fluoride EPA 300.0 No: 6133
Data Analyst: David A. Paschall Analyzed by: DAP
Comments: Date Analyzed: 9/28/06
Print Date: 10/ 2/06 14:48 Time Analyzed: 14:37

✓ 10/3/06

ID	DF	Raw	Calc	Qual	RL	SPK	REC/RPD
1. ICVR ERA #07105	1.0	2.79	2.8		0.1	3.0	93.33
2. ICB	1.0	< 0.10	< 0.1	U	0.1		
3. JY56D	10.0	11.8	11.8		1.0		
4. CCVR	1.0	2.79	2.8		0.1	3.0	93.33
5. CCB	1.0	< 0.10	< 0.1	U	0.1		

IC Chloride EPA 300.0 No: 6134
Data Analyst: David A. Paschall Analyzed by: DAP
Comments: Date Analyzed: 9/28/06
Print Date: 10/ 2/06 14:50 Time Analyzed: 14:37

✓ JC 10/3/06

	ID	DF	Raw	Calc	Qual	RL	SPK	REC/RPD
1.	ICVR ERA #36065	1.0	2.76	2.8		0.1	3.0	93.33
2.	ICB	1.0	< 0.10	< 0.1	U	0.1		
3.	JY56A	10.0	16.0	16.0		1.0		
4.	JY56A DUP	10.0	15.8	15.8		1.0		1.26
5.	JY56A MS	10.0	37.4	37.4		1.0	20.0	107.00
6.	JY56B	10.0	11.8	11.8		1.0		
7.	JY56C	10.0	39.7	39.7		1.0		
8.	JY56D	10.0	21.9	21.9		1.0		
9.	CCVR	1.0	2.86	2.9		0.1	3.0	96.67
10.	CCB	1.0	< 0.10	< 0.1	U	0.1		

Schedule File: C:\PEAKNET\SCHEDULE\sep2806dap.SCH

Line	Sample	Sample Type	Level	Method	Data File	Volume	Dilution	Weight
1	ICV	Sample		std.met	c:\peaknet\data\sept 2006\sep2806dap_001.dxd	1	1	1
2	ICB	Sample		std.met	c:\peaknet\data\sept 2006\sep2806dap_002.dxd	1	1	1
3	JY56 A2	Sample		std.met	c:\peaknet\data\sept 2006\sep2806dap_003.dxd	1	10	1
4	JY56 A2 DUP	Sample		std.met	c:\peaknet\data\sept 2006\sep2806dap_004.dxd	1	10	1
5	JY56 A2 MS	Sample		std.met	c:\peaknet\data\sept 2006\sep2806dap_005.dxd	1	10	1
6	JY56 B2	Sample		std.met	sep2806dap	1	10	1
7	JY56 C2	Sample		std.met	sep2806dap	1	10	1
8	JY56 D2	Sample		std.met	sep2806dap	1	10	1
9	JY56 E2	Sample		std.met	sep2806dap	1	10	1
10	JY56 F2	Sample		std.met	sep2806dap	1	10	1
11	JY56 G2	Sample		std.met	sep2806dap	1	10	1
12	JW33 E4	Sample		std.met	sep2806dap	1	1	1
13	CCV	Sample		std.met	sep2806dap	1	1	1
14	CCB	Sample		std.met	sep2806dap	1	1	1
15	JX30 E1	Sample		std.met	sep2806dap	1	500	1
16	JX30 F1	Sample		std.met	sep2806dap	1	500	1
17	CCV	Sample		std.met	sep2806dap	1	1	1
18	CCB	Sample		std.met	sep2806dap	1	1	1
19	STOP	Sample		stop.met	sep2806dap	1	1	1

Method:C:\PEAKNET\METHOD\STD.MET Updated:9/27/06 12:42:37 PM Total:7

1. Component:FLUORIDE
Standard:External Fit Type:Linear
Origin:Force Calibration:Area
r^2=0.998286
Amt=1.735e-006*Resp+0

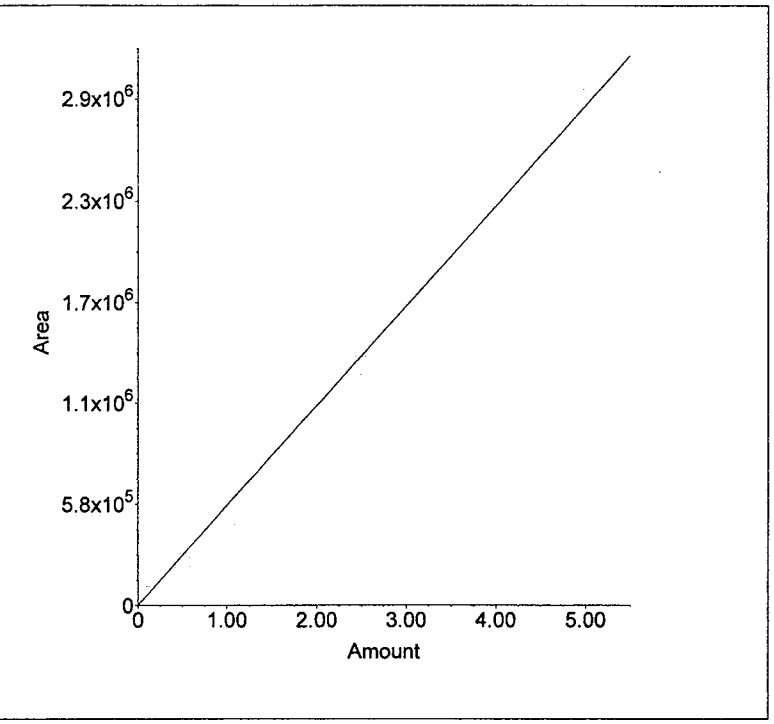

2. Component:CHLORIDE
Standard:External Fit Type:Linear
Origin:Force Calibration:Area
r^2=0.998839
Amt=2.649e-006*Resp+0

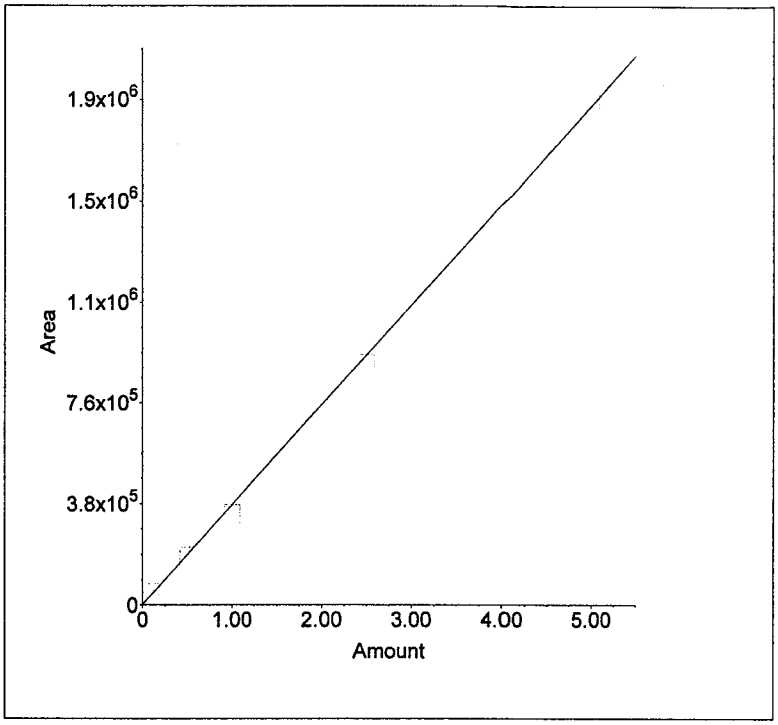

3. Component:NITRITE-N
Standard:External Fit Type:Linear
Origin:Force Calibration:Area
r^2=0.998179
Amt=1.176e-006*Resp+0

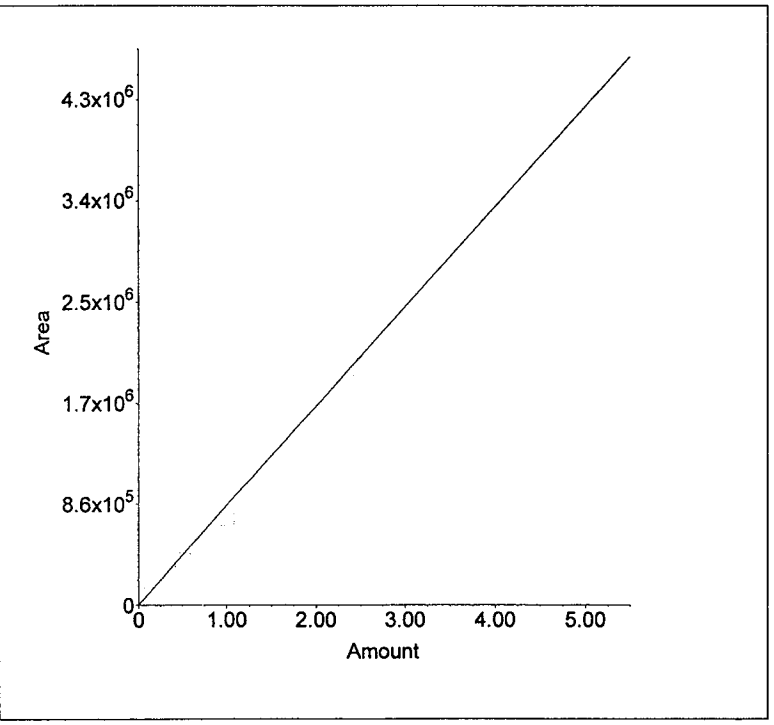

4. Component:BROMIDE
Standard:External Fit Type:Linear
Origin:Force Calibration:Area
r^2=0.999411
Amt=6.779e-006*Resp+0

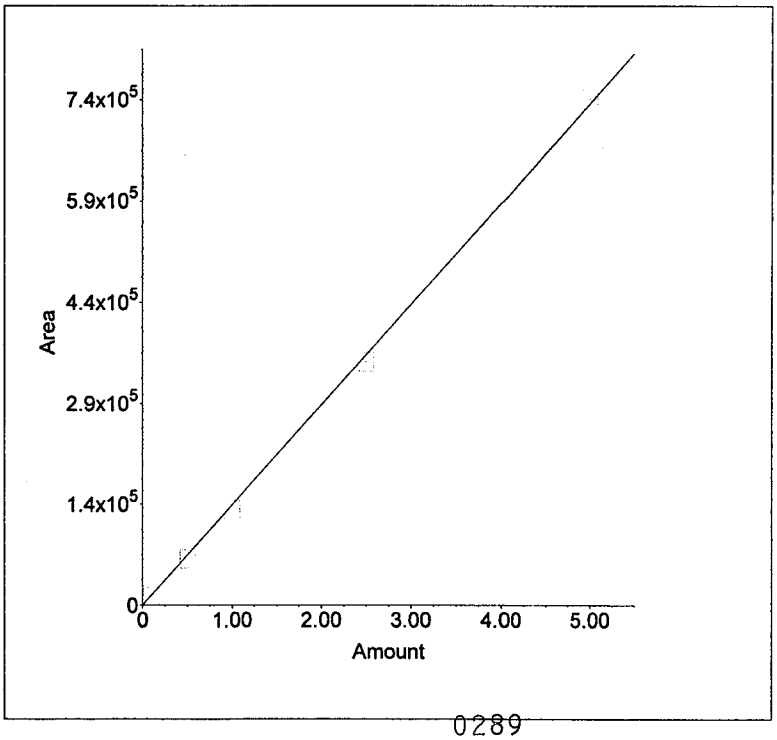

5. Component:NITRATE-N
Standard:External Fit Type:Linear
Origin:Force Calibration:Area
r^2=0.995825
Amt=1.013e-006*Resp+0

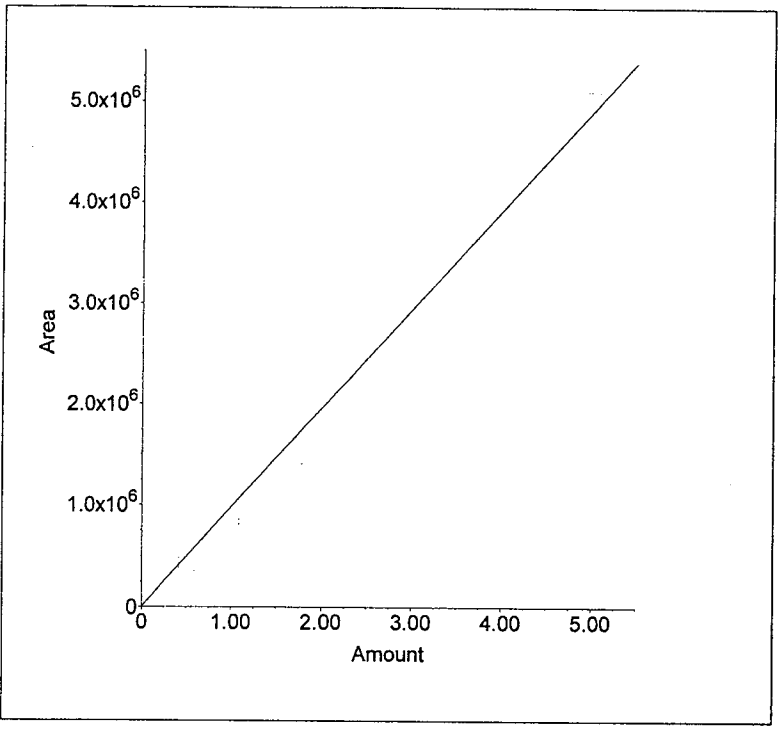

6. Component:PHOSPHATE-P
Standard:External Fit Type:Linear
Origin:Force Calibration:Area
r^2=0.997184
Amt=3.566e-006*Resp+0

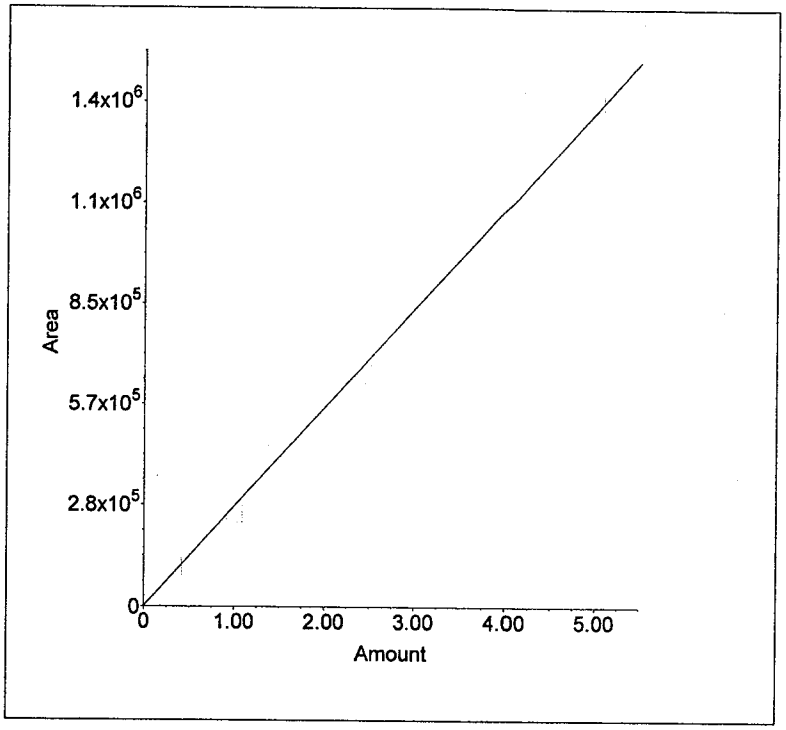

7. Component:SULFATE
Standard:External Fit Type:Linear
Origin:Force Calibration:Area
r^2=0.998592
Amt=4.052e-006*Resp+0

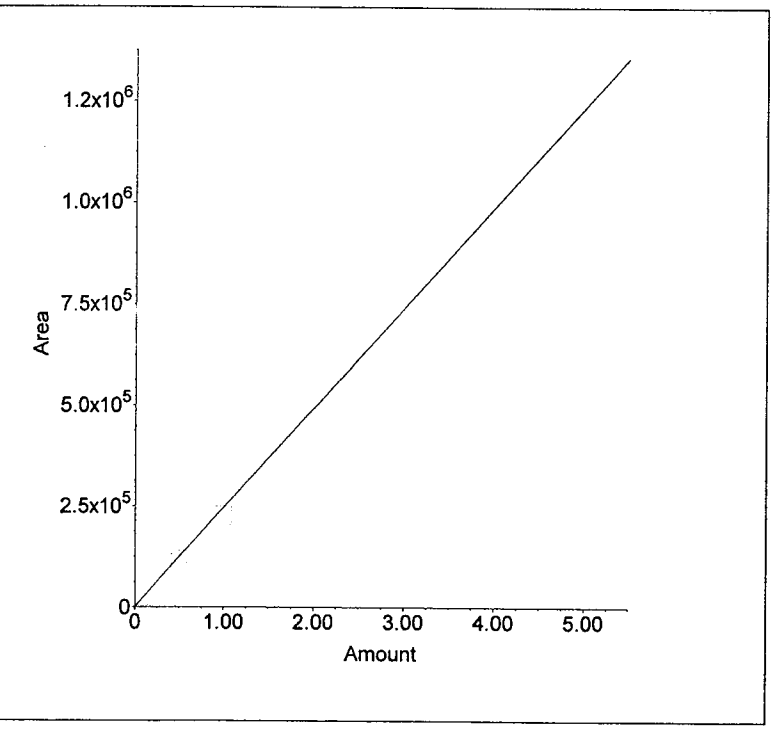

0290

Sample Name : ICV
Method File Name : c:\peaknet\method\std.met

Current Date : 9/28/06
Date Time Collected : 9/28/06 2:37:08 PM

Injection Number : 1
Dilution Factor : 1.00
column :

Calibration Date : 9/27/06 12:42:37 PM
Data File Name : ...\SEP2806DAP_001.DXD
Injection Volume : 1.00

Module ID : 34 07 2a
Schedule File Name : ...\sep2806dap.sch

Peak Information : All Peaks

Pk. Num	Ret Time	Component Name	conc. (ppm)	Height	Area	Bl. Code	%Delta
1	2.08	Unknown 1	0.00	2007	30417	1	
2	3.08	FLUORIDE	2.79	162346	1607327	1	0.00
3	4.33	CHLORIDE	2.76	97022	1042906	1	-0.38
4	5.20	NITRITE-N	2.93	195968	2494261	1	0.00
5	6.48	BROMIDE	2.88	29485	425531	1	0.26
6	7.50	NITRATE-N	2.83	164638	2795654	1	0.67
7	10.28	PHOSPHATE-P	2.82	30311	790613	1	0.00
8	12.00	SULFATE	2.95	27909	727776	1	-0.28
		---total(s)---		709687	9914486		

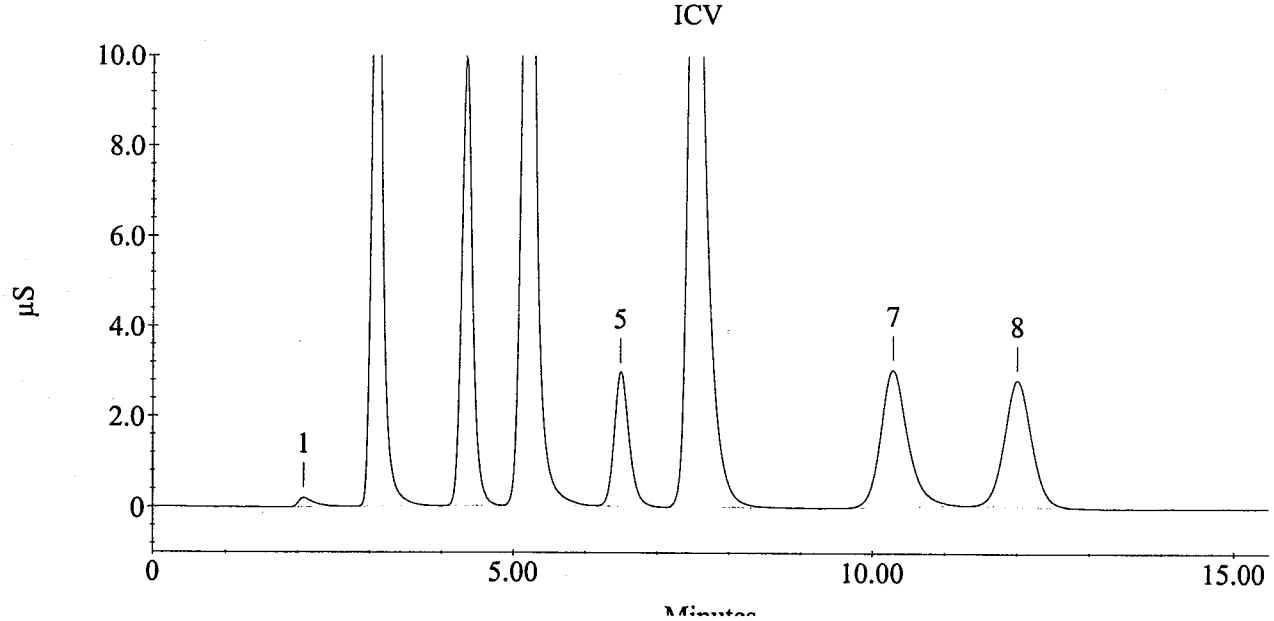

Sample Name : ICB
Method File Name : c:\peaknet\method\std.met

Current Date : 9/28/06
Date Time Collected : 9/28/06 2:55:00 PM

Injection Number : 2
Dilution Factor : 1.00
column :

Calibration Date : 9/27/06 12:42:37 PM
Data File Name : ...\SEP2806DAP_002.DXD
Injection Volume : 1.00

Module ID : 34 07 2a
Schedule File Name : ...\sep2806dap.sch

Peak Information : All Peaks

Pk. Num	Ret Time	Component Name	conc. (ppm)	Height	Area	Bl. Code	%Delta
1	4.33	CHLORIDE	0.03	1182	12292	1	-0.38
2	7.67	NITRATE-N	0.01	309	5037	1	2.91
3	12.00	SULFATE	0.02	213	5066	1	-0.28
		---total(s)---	0.06	1703	22394		

ICB

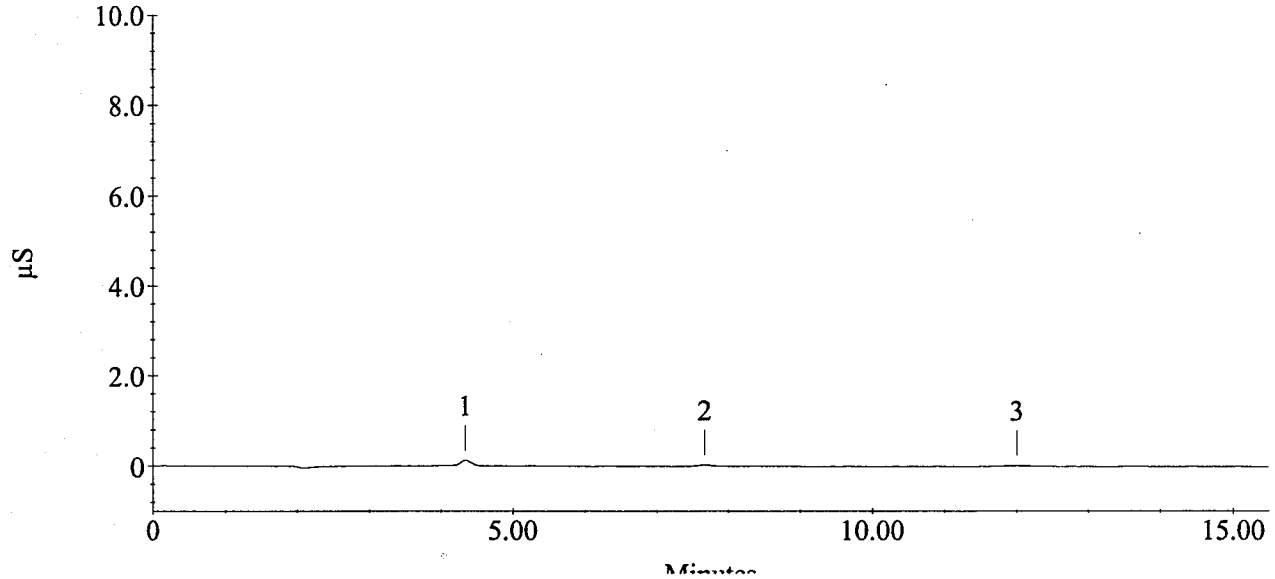

Sample Name : JY56 A2
Method File Name : c:\peaknet\method\std.met

Current Date : 9/28/06
Date Time Collected : 9/28/06 3:12:46 PM

Injection Number : 3
Dilution Factor : 10.00
column :

Calibration Date : 9/27/06 12:42:37 PM
Data File Name : ...\SEP2806DAP_003.DXD
Injection Volume : 1.00

Module ID : 34 07 2a
Schedule File Name : ...\sep2806dap.sch

Peak Information : All Peaks

Pk. Num	Ret Time	Component Name	conc. (ppm)	Height	Area	Bl. Code	%Delta
1	2.08	Unknown 1	0.00	8618	134492	1	
2	3.10	FLUORIDE	67.17 20X	332458	3871513	1	0.54
3	4.40	CHLORIDE	16.03	68146	605203	1	1.15
4	7.68	NITRATE-N	0.03	199	3452	1	3.13
5	10.42	PHOSPHATE-P	0.98	912	27464	1	1.30
6	12.02	SULFATE	57.75 20X	55246	1425212	1	-0.14
7	14.38	Unknown 2	0.00	2253	18191	1	
		---total(s)---	141.97	467833	6085528		

JY56 A2

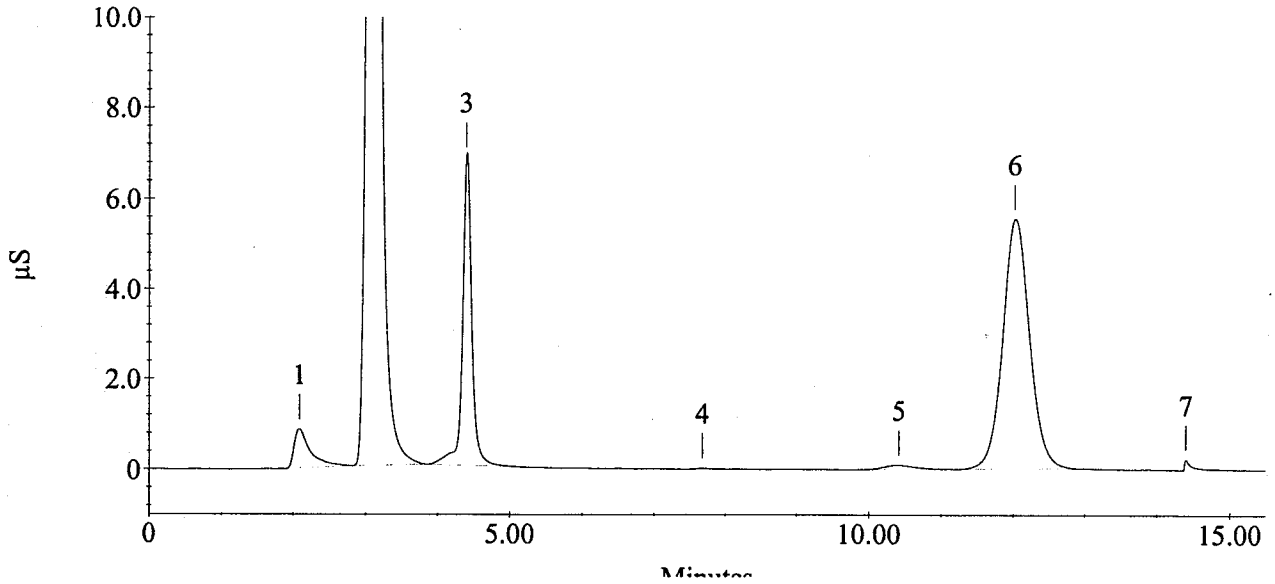

Sample Name : JY56 A2 DUP
Method File Name : c:\peaknet\method\std.met

Current Date : 9/28/06
Date Time Collected : 9/28/06 3:30:33 PM

Injection Number : 4
Dilution Factor : 10.00
column :

Calibration Date : 9/27/06 12:42:37 PM
Data File Name : ...\SEP2806DAP_004.DXD
Injection Volume : 1.00

Module ID : 34 07 2a
Schedule File Name : ...\sep2806dap.sch

Peak Information : All Peaks

Pk. Num	Ret Time	Component Name	conc. (ppm)	Height	Area	Bl. Code	%Delta
1	2.08	Unknown 1	0.00	8627	137105	1	
2	3.10	FLUORIDE	66.65	329229	3841124	1	0.54
3	4.40	CHLORIDE	15.84	66601	597976	1	1.15
4	7.68	NITRATE-N	0.03	184	2668	1	3.13
5	10.38	PHOSPHATE-P	1.13	1063	31610	1	0.97
6	12.03	SULFATE	57.79	54869	1426303	1	0.00
		---total(s)---	141.44	460574	6036786		

JY56 A2 DUP

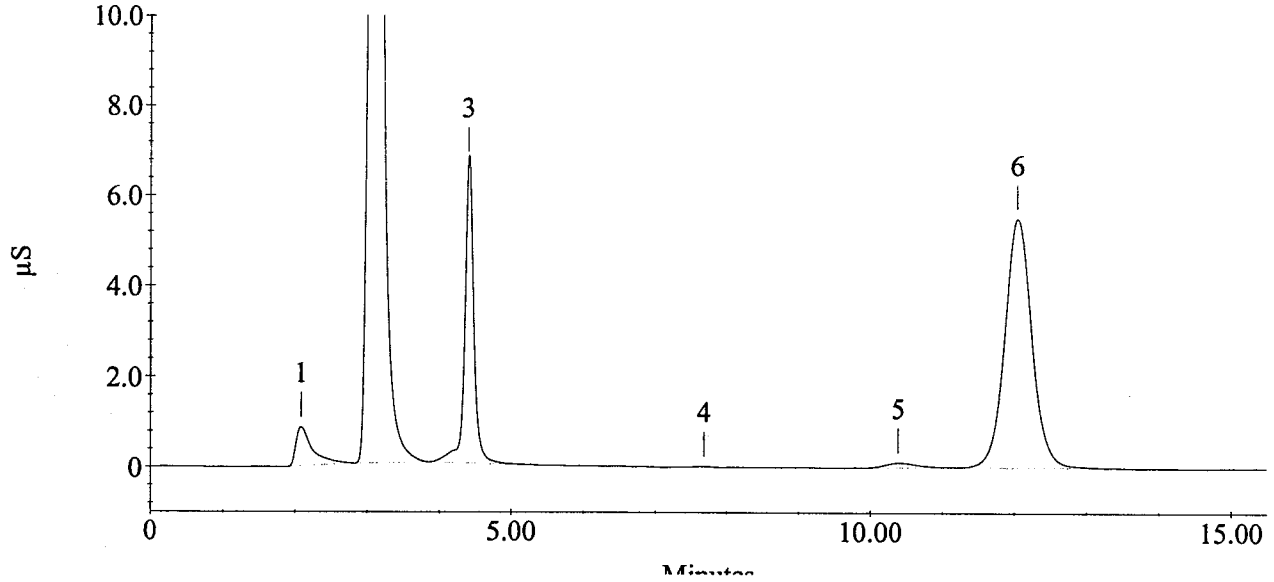

Sample Name : JY56 A2 MS
Method File Name : c:\peaknet\method\std.met

Current Date : 9/28/06
Date Time Collected : 9/28/06 3:48:19 PM

Injection Number : 5
Dilution Factor : 10.00
column :

Calibration Date : 9/27/06 12:42:37 PM
Data File Name : ...\SEP2806DAP_005.DXD
Injection Volume : 1.00

Module ID : 34 07 2a
Schedule File Name : ...\sep2806dap.sch

Peak Information : All Peaks

Pk. Num	Ret Time	Component Name	conc. (ppm)	Height	Area	Bl. Code	%Delta
1	2.07	Unknown 1	0.00	9710	154487	1	
2	3.10	FLUORIDE	87.37	418770	5035589	1	0.54
3	4.40	CHLORIDE	37.40	166407	1411506	1	1.15
4	5.20	NITRITE-N	19.23	137435	1635489	1	0.00
5	6.48	BROMIDE	19.73	20940	291027	1	0.26
6	7.50	NITRATE-N	18.75	110569	1851722	1	0.67
7	10.33	PHOSPHATE-P	19.43	19744	544974	1	0.49
8	12.02	SULFATE	78.58	75638	1939363	1	-0.14
		---total(s)---	280.49	959211	12864158		

JY56 A2 MS

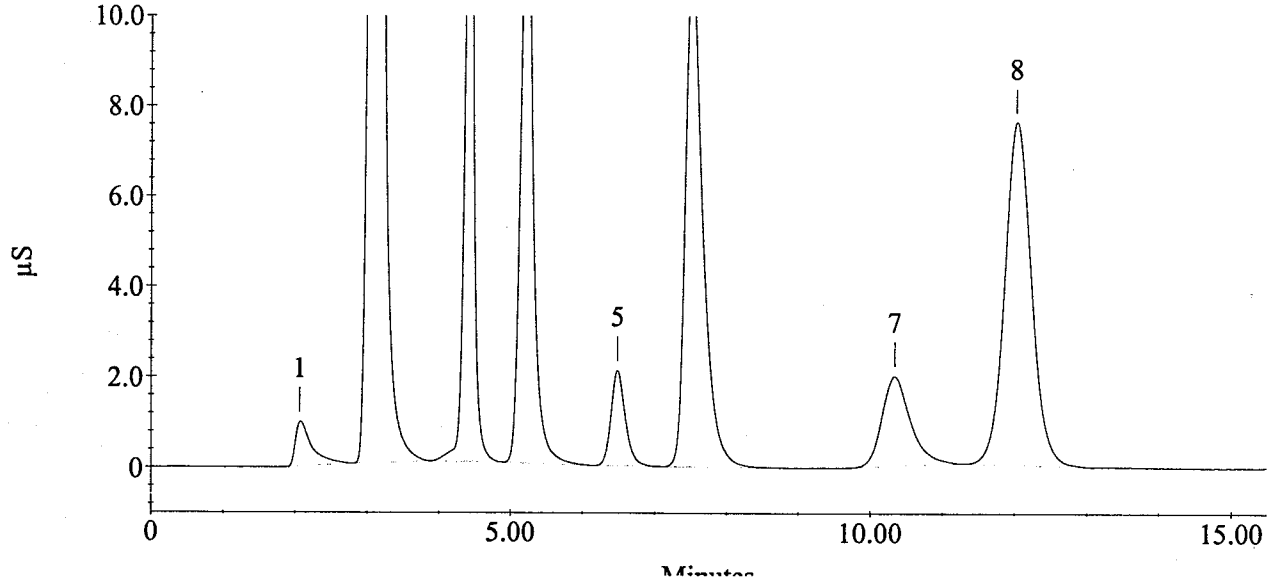

Sample Name : JY56 B2
Method File Name : c:\peaknet\method\std.met

Current Date : 9/28/06
Date Time Collected : 9/28/06 4:06:05 PM

Injection Number : 6
Dilution Factor : 10.00
column :

Calibration Date : 9/27/06 12:42:37 PM
Data File Name : ...\SEP2806DAP_006.DXD
Injection Volume : 1.00

Module ID : 34 07 2a
Schedule File Name : ...\sep2806dap.sch

Peak Information : All Peaks

Pk. Num	Ret Time	Component Name	conc. (ppm)	Height	Area	Bl. Code	%Delta
1	2.08	Unknown 1	0.00	3873	62904	1	
2	3.08	FLUORIDE	1.22	6807	70030	1	0.00
3	3.43	Unknown 2	0.00	1047	11084	1	
4	4.43	CHLORIDE	11.82	49911	446012	1	1.92
5	6.50	BROMIDE	0.16	214	2349	1	0.52
6	10.42	PHOSPHATE-P	0.19	587	5375	1	1.30
		---total(s)---	13.38	62440	597753		

JY56 B2

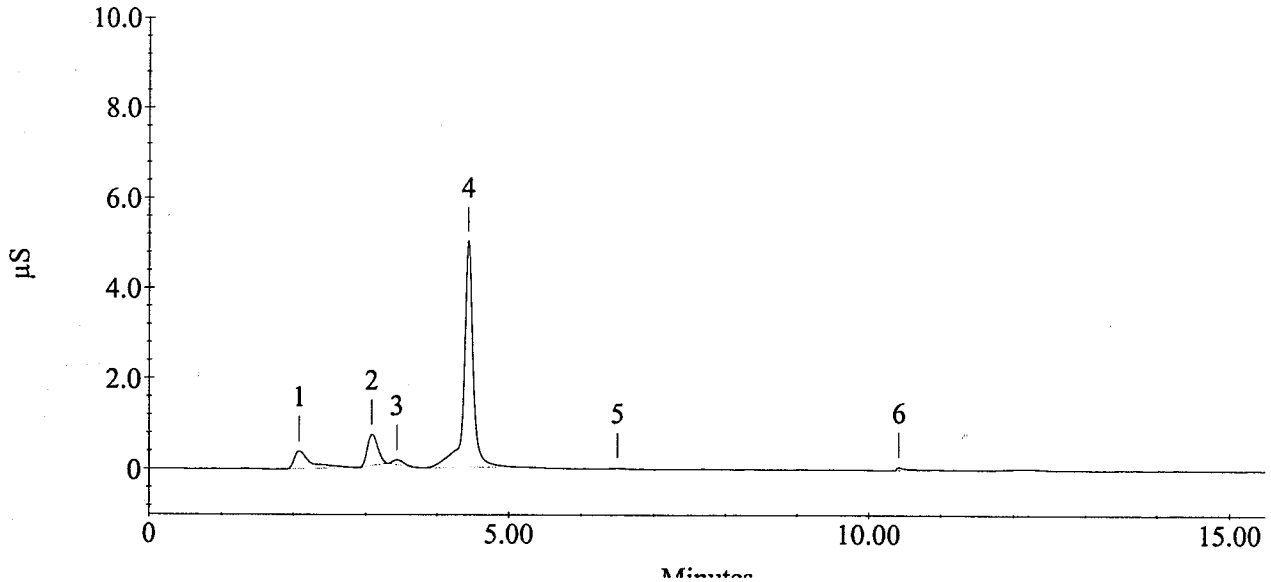

Sample Name : JY56 C2
Method File Name : c:\peaknet\method\std.met

Current Date : 9/28/06
Date Time Collected : 9/28/06 4:23:50 PM

Injection Number : 7
Dilution Factor : 10.00
column :

Calibration Date : 9/27/06 12:42:37 PM
Data File Name : ...\SEP2806DAP_007.DXD
Injection Volume : 1.00

Module ID : 34 07 2a
Schedule File Name : ...\sep2806dap.sch

Peak Information : All Peaks

Pk. Num	Ret Time	Component Name	conc. (ppm)	Height	Area	Bl. Code	%Delta
1	2.07	Unknown 1	0.00	31429	485046	1	
2	3.22	FLUORIDE	513.40 200X	1611013	29589719	1	4.32
3	4.43	CHLORIDE	35.14	213641	1326151	1	1.92
4	6.47	BROMIDE	0.25	244	3619	1	0.00
5	10.32	PHOSPHATE-P	7.42	7313	208011	1	0.32
6	12.00	SULFATE	112.57 50X	106834	2778122	1	-0.28
		---total(s)---	668.77	1970474	34390668		

JY56 C2

REPRINT

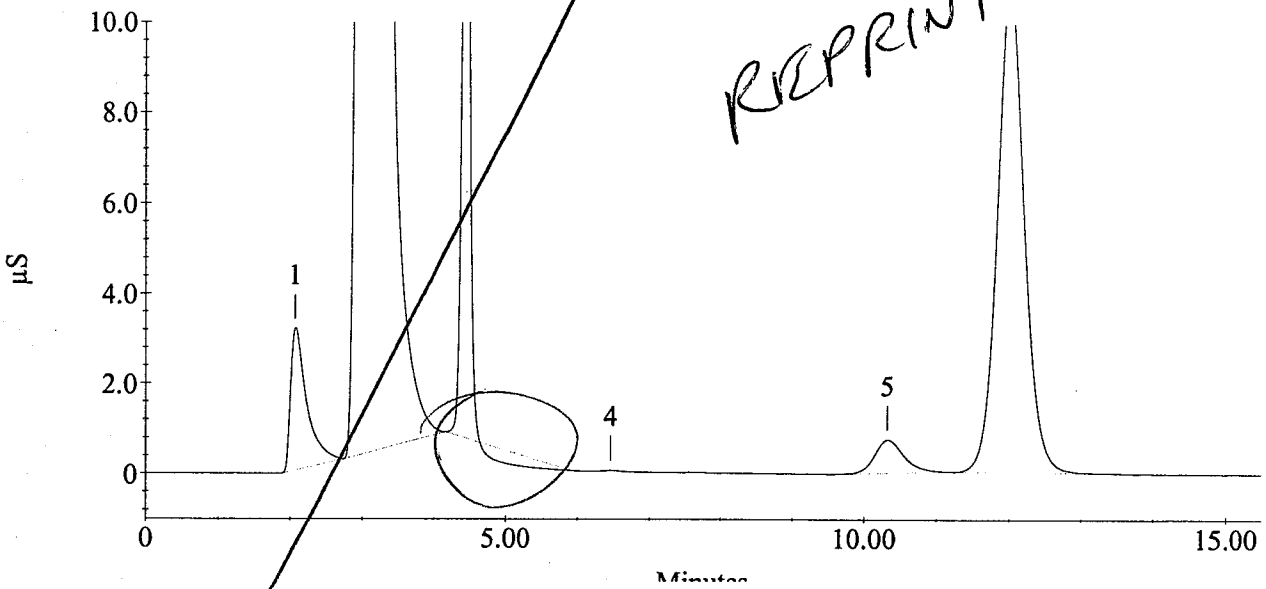

Sample Name : JY56 C2
Method File Name : c:\peaknet\method\std.met

Current Date : 10/2/06
Date Time Collected : 9/28/06 4:23:50 PM

Injection Number : 7
Dilution Factor : 10.00
column :

Calibration Date : 9/27/06 12:42:37 PM
Data File Name : ...\SEP2806DAP_007.DXD
Injection Volume : 1.00

Module ID : 34 07 2a
Schedule File Name : ...\sep2806dap.sch

Peak Information : All Peaks

Pk. Num	Ret Time	Component Name	conc. (ppm)	Height	Area	Bl. Code	%Delta
1	2.07	Unknown 1	0.00	31429	485046	1	
2	3.22	FLUORIDE	513.40	1611013	29589719	1	4.32
3	4.43	CHLORIDE	39.73	214782	1499639	1	1.92
4	6.47	BROMIDE	0.25	244	3619	1	0.00
5	10.32	PHOSPHATE-P	7.42	7313	208011	1	0.32
6	12.00	SULFATE	112.57	106834	2778122	1	-0.28
		---total(s)---	673.36	1971615	34564156		

JY56 C2

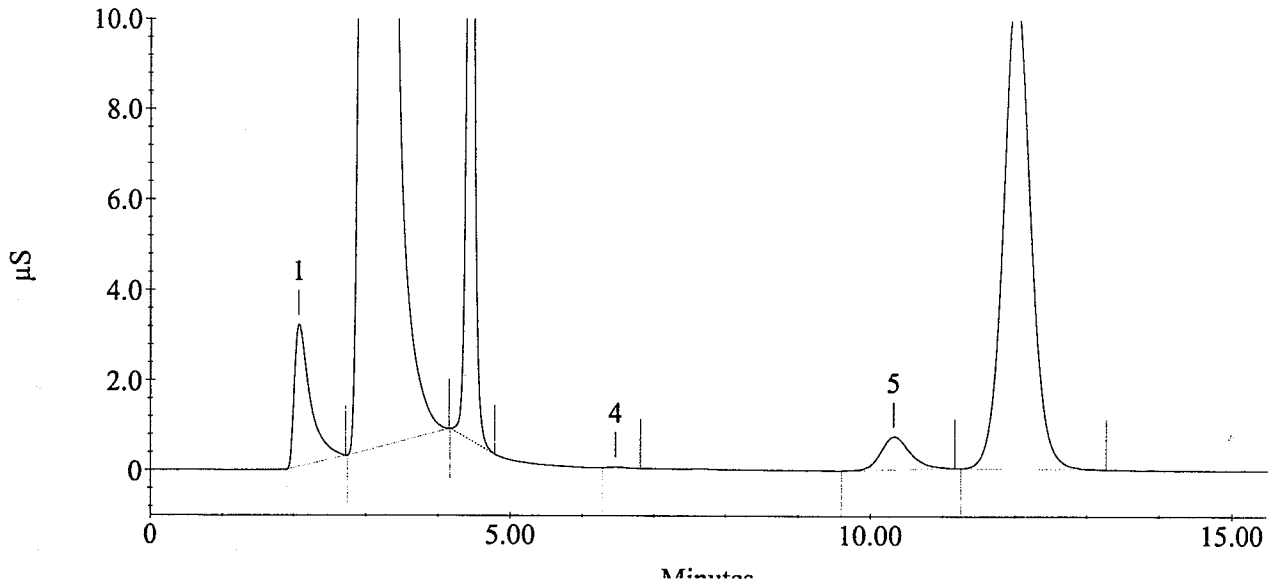

Sample Name : JY56 D2
Method File Name : c:\peaknet\method\std.met

Current Date : 9/28/06
Date Time Collected : 9/28/06 4:41:36 PM

Injection Number : 8
Dilution Factor : 10.00
column :

Calibration Date : 9/27/06 12:42:37 PM
Data File Name : ...\SEP2806DAP_008.DXD
Injection Volume : 1.00

Module ID : 34 07 2a
Schedule File Name : ...\sep2806dap.sch

Peak Information : All Peaks

Pk. Num	Ret Time	Component Name	conc. (ppm)	Height	Area	Bl. Code	%Delta
1	2.08	Unknown 1	0.00	6193	95518	1	
2	3.08	FLUORIDE	11.80	55209	680061	1	0.00
3	4.45	CHLORIDE	21.90	107190	826727	1	2.30
4	5.30	NITRITE-N	0.52	1208	44052	1	1.92
5	6.50	BROMIDE	0.29	303	4297	1	0.52
6	7.65	NITRATE-N	0.08	473	7817	1	2.68
7	12.03	SULFATE	0.33	352	8211	1	0.00
		---total(s)---	34.92	170929	1666683		

JY56 D2

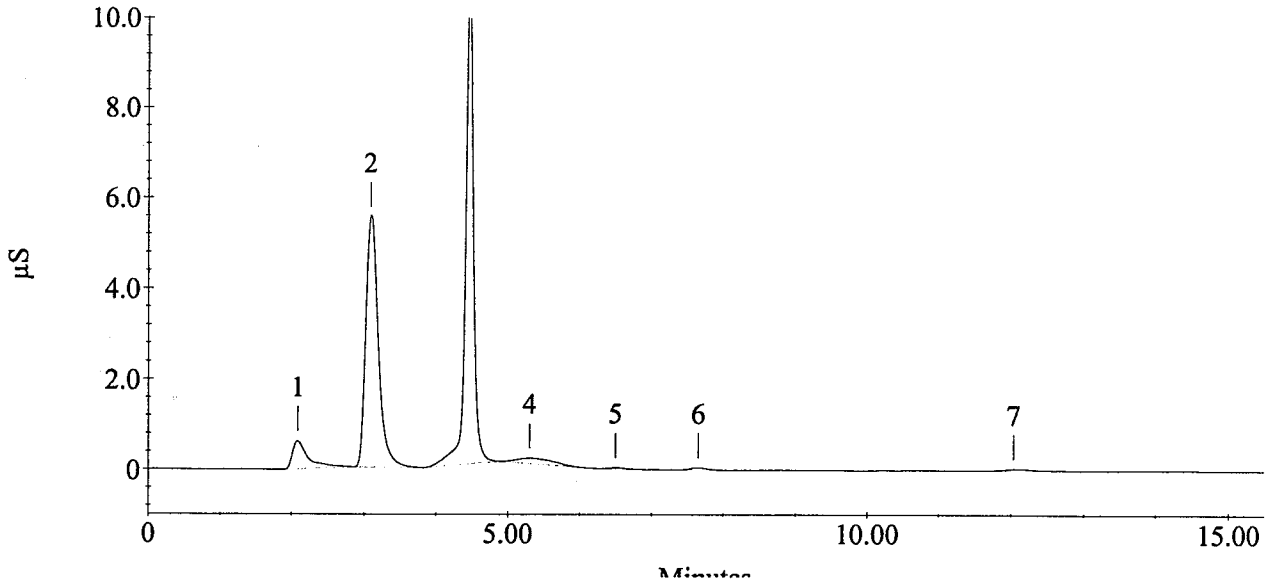

Sample Name : JY56 E2
Method File Name : c:\peaknet\method\std.met

Current Date : 9/28/06
Date Time Collected : 9/28/06 4:59:23 PM

Injection Number : 9
Dilution Factor : 10.00
column :

Calibration Date : 9/27/06 12:42:37 PM
Data File Name : ...\SEP2806DAP_009.DXD
Injection Volume : 1.00

Module ID : 34 07 2a
Schedule File Name : ...\sep2806dap.sch

Peak Information : All Peaks

Pk. Num	Ret Time	Component Name	conc. (ppm)	Height	Area	Bl. Code	%Delta
1	0.87	Unknown 1	0.00	200	6635	2	
2	1.43	Unknown 2	0.00	105	1177	2	
3	2.12	Unknown 3	0.00	5966	93854	1	
4	3.15	FLUORIDE	74.69 20X	389695	4304630	1	2.16
5	4.42	CHLORIDE	7.37 2X	27470	278030	1	1.53
6	7.65	NITRATE-N	0.11	694	11003	1	2.68
7	10.40	PHOSPHATE-P	0.41	431	11592	1	1.13
8	12.07	SULFATE	107.83 50X	104183	2661213	1	0.28
		---total(s)---	190.41	528745	7368134		

JY56 E2

NR

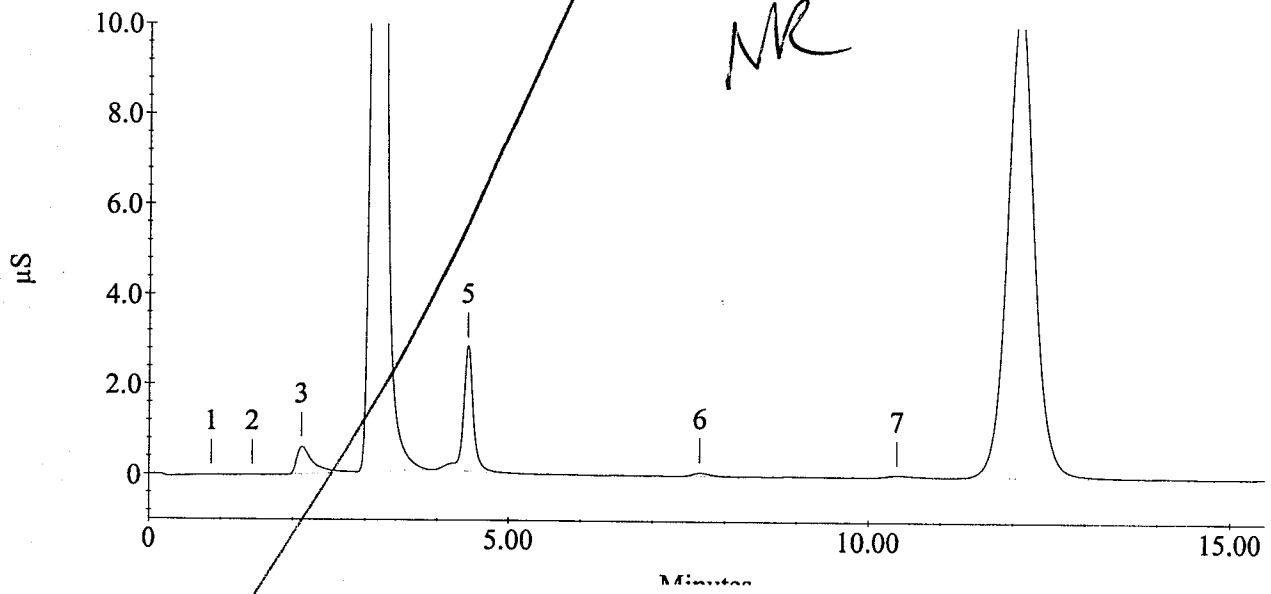

Sample Name : JY56 F2
Method File Name : c:\peaknet\method\std.met

Current Date : 9/28/06
Date Time Collected : 9/28/06 5:17:10 PM

Injection Number : 10
Dilution Factor : 10.00
column :

Calibration Date : 9/27/06 12:42:37 PM
Data File Name : ...\SEP2806DAP_010.DXD
Injection Volume : 1.00

Module ID : 34 07 2a
Schedule File Name : ...\sep2806dap.sch

Peak Information : All Peaks

Pk. Num	Ret Time	Component Name	conc. (ppm)	Height	Area	Bl. Code	%Delta
1	2.05	Unknown 1	0.00	85878	1226779	1	
2	3.42	Unknown 2	0.00	3010613	99950000	1	
3	4.38	CHLORIDE	76.41 20X	362301	2883988	1	0.77
4	6.42	BROMIDE	0.46	485	6794	1	-0.77
5	10.18	PHOSPHATE-P	21.31	21770	597588	1	-0.97
6	10.90	Unknown 3	0.00	1358	21150	1	
7	11.82	SULFATE	328.26 100X	272155	8101398	1	-1.80
8	13.72	Unknown 4	0.00	11083	383614	1	
		---total(s)---	426.44	3765643	113171311		

JY56 F2

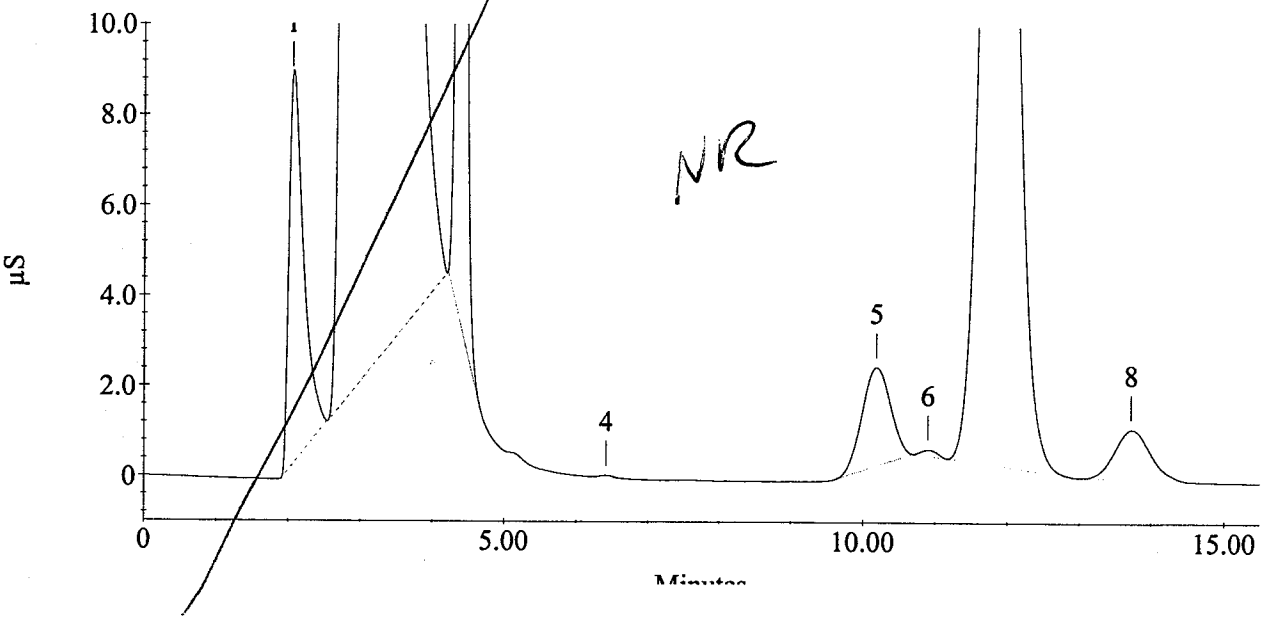

NR

Sample Name : JY56 G2
Method File Name : c:\peaknet\method\std.met

Current Date : 9/28/06
Date Time Collected : 9/28/06 5:34:57 PM

Injection Number : 11
Dilution Factor : 10.00
column :

Calibration Date : 9/27/06 12:42:37 PM
Data File Name : ...\SEP2806DAP_01[illegible].DXD
Injection Volume : 1.00

Module ID : 34 07 2a
Schedule File Name : ...\sep2806dap.sch

Peak Information : All Peaks

Pk. Num	Ret Time	Component Name	conc. (ppm)	Height	Area	Bl. Code	%Delta
1	2.07	Unknown 1	0.00	86976	1226135	1	
2	3.40	Unknown 2	0.00	2994810	99838445	1	
3	4.38	CHLORIDE	74.90 20X	365415	2826873	1	0.77
4	6.40	BROMIDE	0.46	603	6813	1	-1.03
5	7.48	NITRATE-N	0.04	231	3536	1	0.45
6	10.15	PHOSPHATE-P	21.10	21622	591679	1	-1.30
7	10.88	Unknown 3	0.00	1715	27579	1	
8	11.78	SULFATE	333.66 100X	276858	8234773	1	-2.08
9	13.68	Unknown 4	0.00	10965	381386	1	
		---total(s)---	430.16	3759194	113137219		

JY56 G2

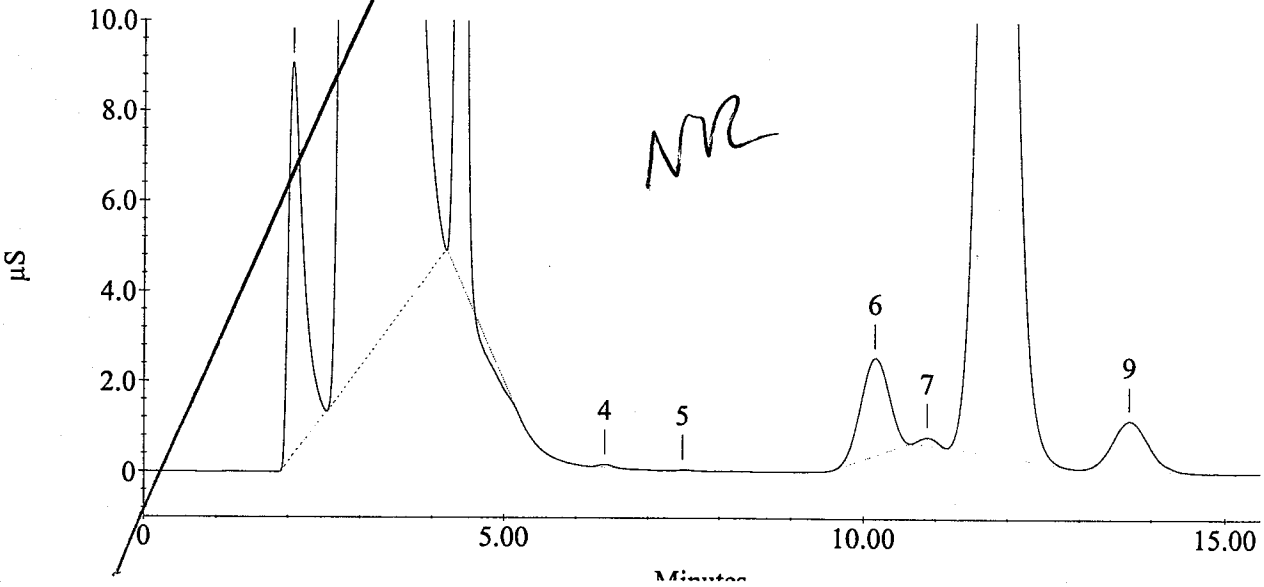

Sample Name : JW33 E4
Method File Name : c:\peaknet\method\std.met

Current Date : 9/28/06
Date Time Collected : 9/28/06 5:52:43 PM

Injection Number : 12
Dilution Factor : 1.00
column :

Calibration Date : 9/27/06 12:42:37 PM
Data File Name : ...\SEP2806DAP_012.DXD
Injection Volume : 1.00

Module ID : 34 07 2a
Schedule File Name : ...\sep2806dap.sch

Peak Information : All Peaks

Pk. Num	Ret Time	Component Name	conc. (ppm)	Height	Area	Bl. Code	%Delta
1	2.05	Unknown 1	0.00	224463	3736360	1	
2	4.12	Unknown 2	0.00	4115	259393	1	
3	5.43	Unknown 3	0.00	4216641	255598362	1	
4	6.67	Unknown 4	0.00	7145073	165105949	1	
5	7.07	NITRATE-N	5.54	698580	5475999	1	-5.15
6	7.83	Unknown 5	0.00	16002	182845	1	
7	8.92	Unknown 6	0.00	819	16586	1	
8	10.22	PHOSPHATE-P	1.68	19539	470571	1	-0.65
9	11.48	Unknown 7	0.00	2008779	72044005	1	
		---total(s)---	7.22	14334011	502890069		

JW33 E4

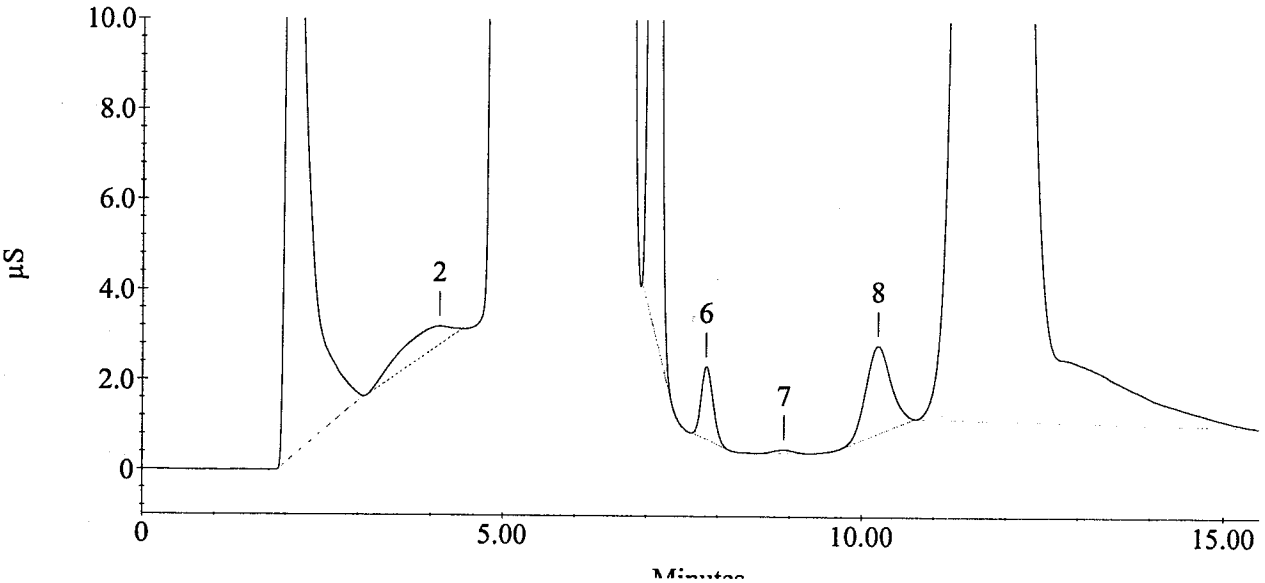

Sample Name : CCV
Method File Name : c:\peaknet\method\std.met

Current Date : 9/28/06
Date Time Collected : 9/28/06 6:10:31 PM

Injection Number : 13
Dilution Factor : 1.00
column :

Calibration Date : 9/27/06 12:42:37 PM
Data File Name : ...\SEP2806DAP_013.DXD
Injection Volume : 1.00

Module ID : 34 07 2a
Schedule File Name : ...\sep2806dap.sch

Peak Information : All Peaks

Pk. Num	Ret Time	Component Name	conc. (ppm)	Height	Area	Bl. Code	%Delta
1	2.07	Unknown 1	0.00	6405	186173	1	
2	3.08	FLUORIDE	2.79	164552	1609320	1	0.00
3	4.32	CHLORIDE	2.86	103381	1079169	1	-0.77
4	5.15	NITRITE-N	2.94	199777	2499469	1	-0.96
5	6.40	BROMIDE	2.83	30400	417638	1	-1.03
6	7.38	NITRATE-N	3.03	173473	2990021	1	-0.89
7	10.20	PHOSPHATE-P	2.78	30237	779895	1	-0.81
8	11.92	SULFATE	2.60	27149	640736	1	-0.97
9	12.93	Unknown 2	0.00	9838	931827	1	
		---total(s)---					
			19.83	745213	11134249		

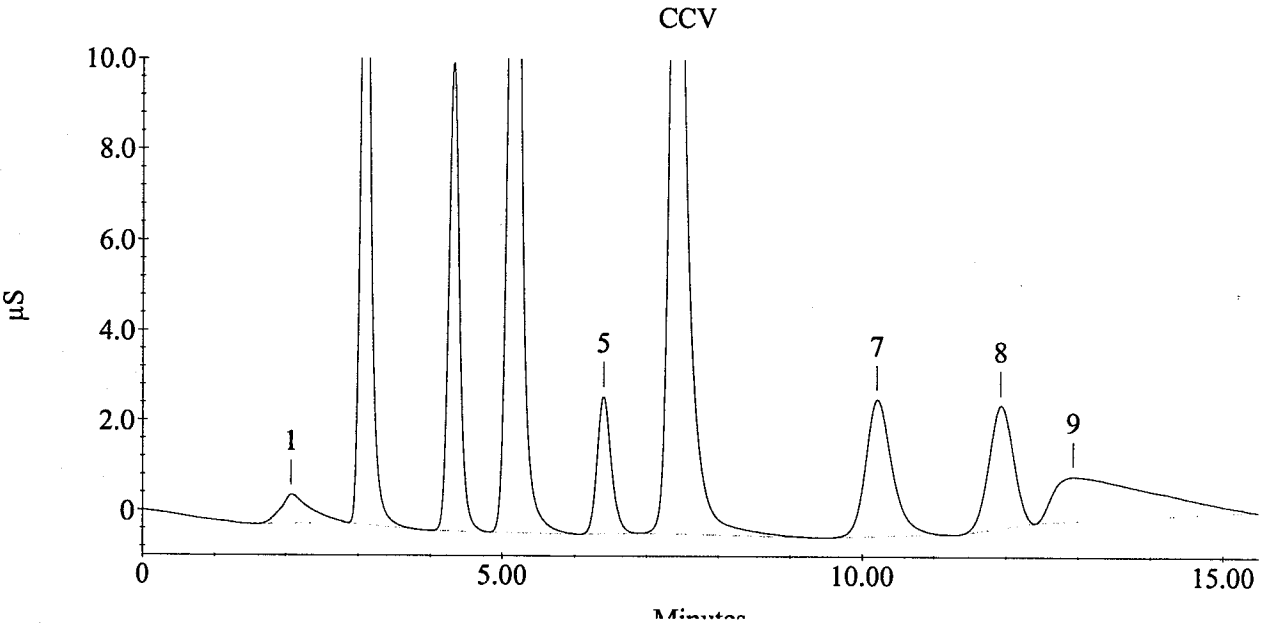

Sample Name : CCB
Method File Name : c:\peaknet\method\std.met

Current Date : 9/28/06
Date Time Collected : 9/28/06 6:28:17 PM

Injection Number : 14
Dilution Factor : 1.00
column :

Calibration Date : 9/27/06 12:42:37 PM
Data File Name : ...\SEP2806DAP_014.DXD
Injection Volume : 1.00

Module ID : 34 07 2a
Schedule File Name : ...\sep2806dap.sch

Peak Information : All Peaks

Pk. Num	Ret Time	Component Name	conc. (ppm)	Height	Area	Bl. Code	%Delta
1	4.30	CHLORIDE	0.05	1825	19113	1	-1.15
2	7.55	NITRATE-N	0.01	413	7646	1	1.34
3	11.97	SULFATE	0.01	148	2080	1	-0.55
		---total(s)---					
			0.07	2386	28840		

CCB

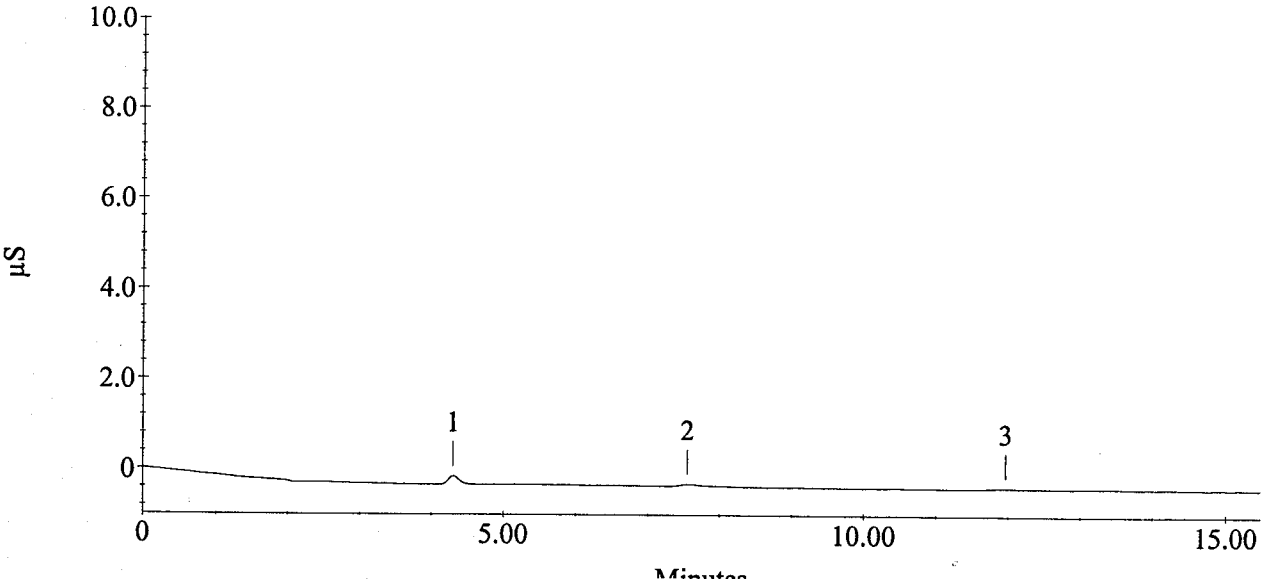

Sample Name : JX30 E1
Method File Name : c:\peaknet\method\std.met

Current Date : 9/28/06
Date Time Collected : 9/28/06 6:46:03 PM

Injection Number : 15
Dilution Factor : 500.00
column :

Calibration Date : 9/27/06 12:42:37 PM
Data File Name : ...\SEP2806DAP_015.DXD
Injection Volume : 1.00

Module ID : 34 07 2a
Schedule File Name : ...\sep2806dap.sch

Peak Information : All Peaks

Pk. Num	Ret Time	Component Name	conc. (ppm)	Height	Area	Bl. Code	%Delta
1	2.08	Unknown 1	0.00	1025	14826	1	
2	4.37	CHLORIDE	10787.66	773074	8143290	1	0.38
3	6.40	BROMIDE	28.45	580	8393	1	-1.03
4	7.55	NITRATE-N	2.76	362	5461	1	1.34
5	11.92	SULFATE	1188.28	22523	586536	1	-0.97
		---total(s)---	12007.15	797565	8758506		

JX30 E1

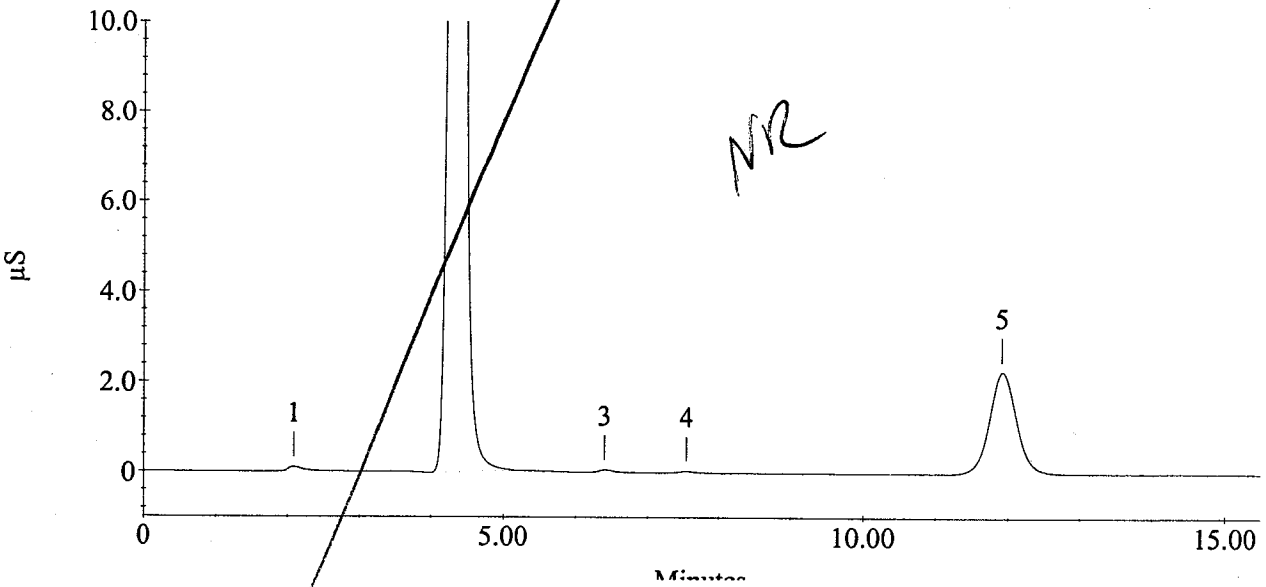

NR

Sample Name : JX30 F1
Method File Name : c:\peaknet\method\std.met

Current Date : 9/28/06
Date Time Collected : 9/28/06 7:03:49 PM

Injection Number : 16
Dilution Factor : 500.00
column :

Calibration Date : 9/27/06 12:42:37 PM
Data File Name : ...\SEP2806DAP_016.DXD
Injection Volume : 1.00

Module ID : 34 07 2a
Schedule File Name : ...\sep2806dap.sch

Peak Information : All Peaks

Pk. Num	Ret Time	Component Name	conc. (ppm)	Height	Area	Bl. Code	%Delta
1	2.08	Unknown 1	0.00	1045	15027	1	
2	4.37	CHLORIDE	11055.26	787942	8345298	1	0.38
3	6.43	BROMIDE	26.10	572	7699	1	-0.52
4	7.53	NITRATE-N	1.93	244	3809	1	1.12
5	11.92	SULFATE	1247.52	23617	615777	1	-0.97
		---total(s)---	12330.81	813419	8987611		

JX30 F1

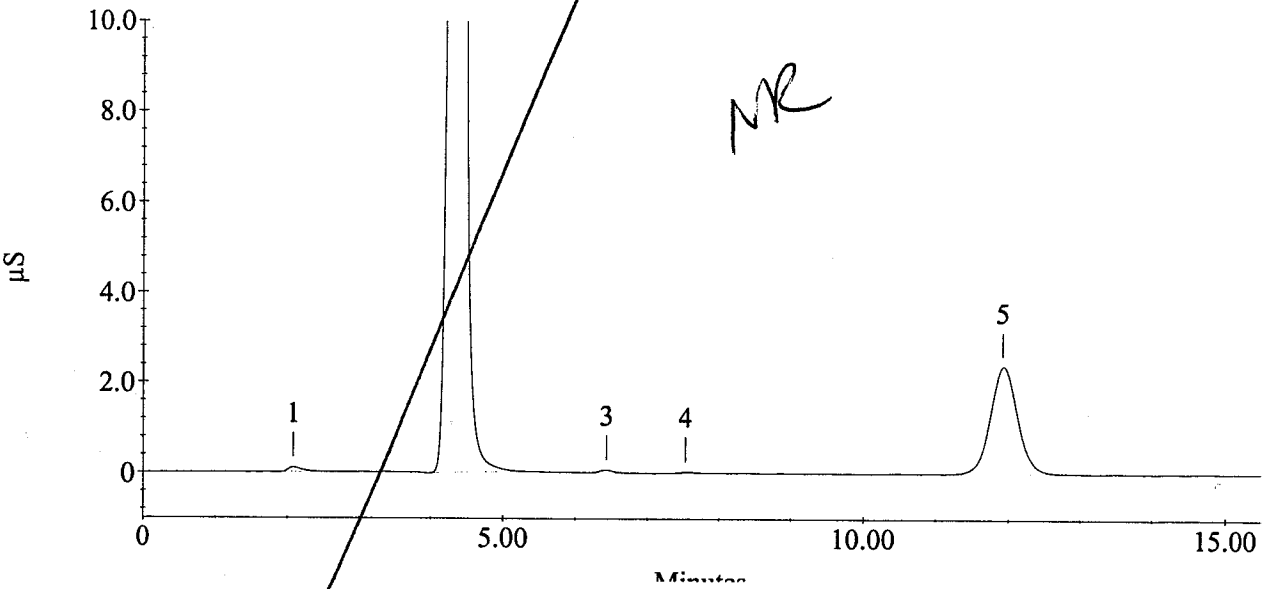

Sample Name : CCV
Method File Name : c:\peaknet\method\std.met

Current Date : 9/28/06
Date Time Collected : 9/28/06 7:21:36 PM

Injection Number : 17
Dilution Factor : 1.00
column :

Calibration Date : 9/27/06 12:42:37 PM
Data File Name : ...\SEP2806DAP_017.DXD
Injection Volume : 1.00

Module ID : 34 07 2a
Schedule File Name : ...\sep2806dap.sch

Peak Information : All Peaks

Pk. Num	Ret Time	Component Name	conc. (ppm)	Height	Area	Bl. Code	%Delta
1	2.08	Unknown 1	0.00	1912	29469	1	
2	3.07	FLUORIDE	2.81	160016	1617295	1	-0.54
3	4.30	CHLORIDE	2.80	98726	1056337	1	-1.15
4	5.13	NITRITE-N	2.95	196948	2506855	1	-1.28
5	6.38	BROMIDE	2.88	30180	424660	1	-1.29
6	7.38	NITRATE-N	2.84	170887	2808913	1	-0.89
7	10.20	PHOSPHATE-P	2.82	30728	791649	1	-0.81
8	11.92	SULFATE	2.98	28706	735548	1	-0.97
		---total(s)---		718103	9970728		

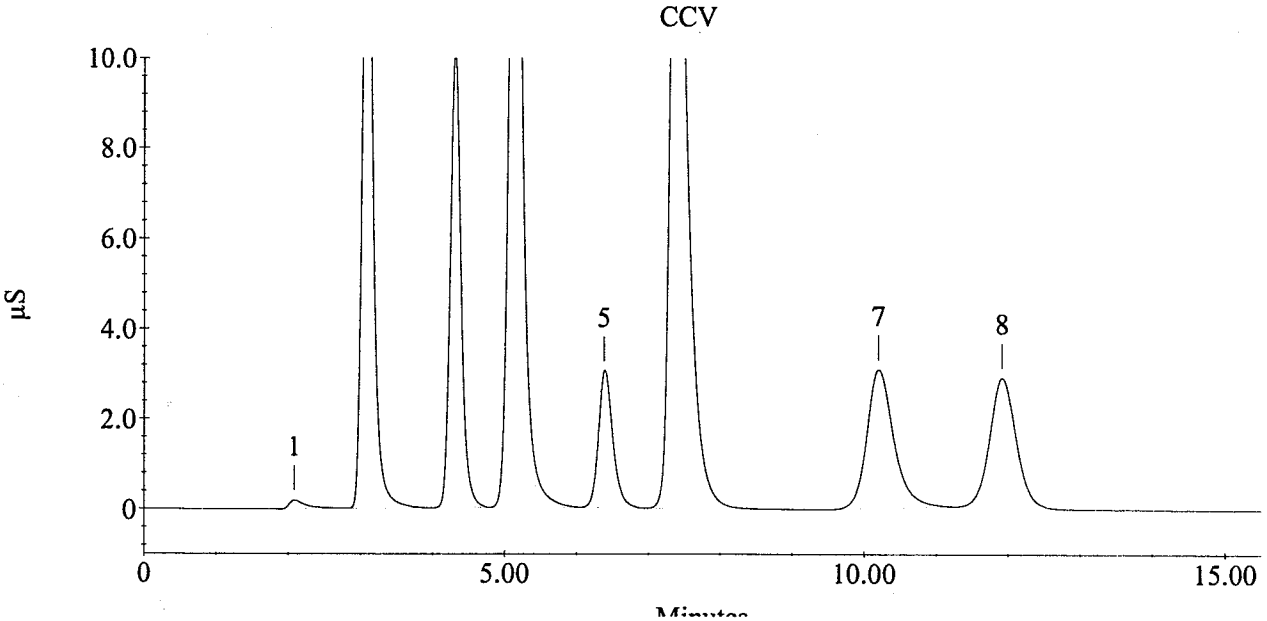

Sample Name : CCB
Method File Name : c:\peaknet\method\std.met

Current Date : 9/28/06
Date Time Collected : 9/28/06 7:39:22 PM

Injection Number : 18
Dilution Factor : 1.00
column :

Calibration Date : 9/27/06 12:42:37 PM
Data File Name : ...\SEP2806DAP_018.DXD
Injection Volume : 1.00

Module ID : 34 07 2a
Schedule File Name : ...\sep2806dap.sch

Peak Information : All Peaks

Pk. Num	Ret Time	Component Name	conc. (ppm)	Height	Area	Bl. Code	%Delta
1	2.48	Unknown 1	0.00	149	3618	1	
2	4.30	CHLORIDE	0.05	1626	17997	1	-1.15
3	7.53	NITRATE-N	0.00	311	4698	1	1.12
4	11.95	SULFATE	0.02	223	5022	1	-0.69
		---total(s)---	0.07	2308	31336		

CCB

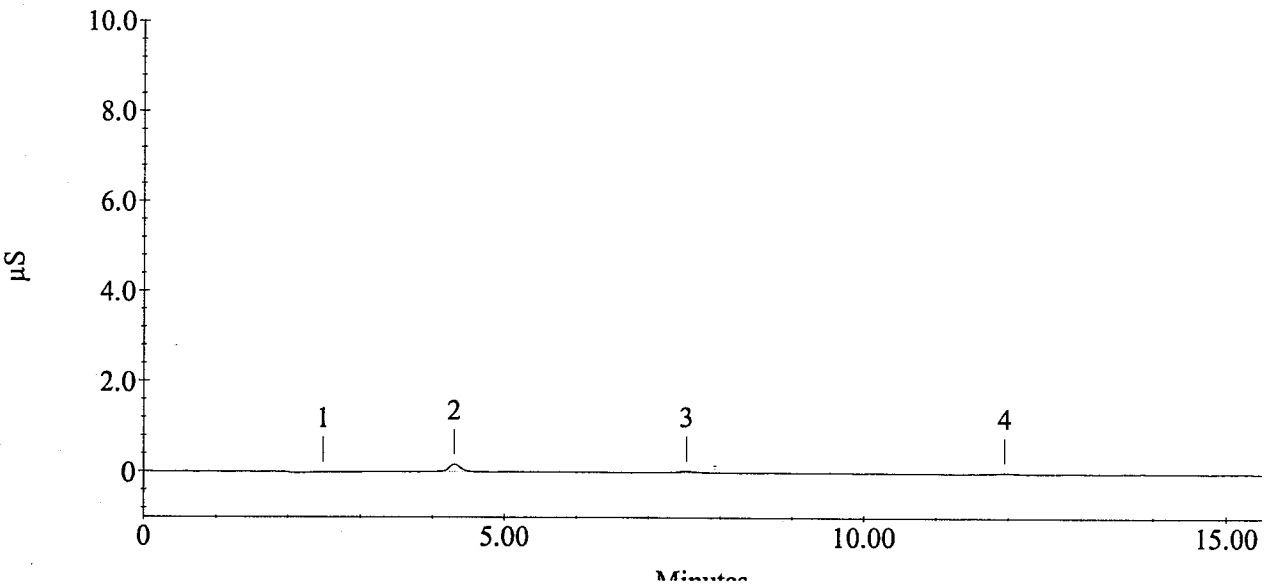

CW
10-2-06

analyst: DAP
date: 9/29/06
start time: 15:25
loop: 100µl

Analytical Resources Inc.
4611 134th Place S., Suite 100
Tukwila, WA 98168
206-695-6227

		dilution	fluoride	chloride	nitrite	bromide	nitrate	phosphate	sulfate
DL (ppm)		1	0.100	0.100	0.100	0.100	0.100	0.100	0.100
HiSTD		1	5.000	5.000	5.000	5.000	5.000	5.000	5.000
ICV,CCV (ppm)		1	3.000	3.000	3.000	3.000	3.000	3.000	3.000
ERA LOT#		1	07105	36065	17075	27025	06085	01024	20125
		dilution	fluoride	chloride	nitrite	bromide	nitrate	phosphate	sulfate
ICV		1	2.810	2.790	2.960	2.900	2.860	2.810	3.060
		%recovery	94%	93%	99%	97%	95%	94%	102.0%
ICB		1	<0.1	<0.1	<0.1	<0.1	<0.1	<0.1	<0.1
JY77 A1		10	NR	NR	NR	NR	NR	NR	NR
JY77 A1 dup		10	NR	NR	NR	NR	NR	NR	NR
JY77 A1 ms		10	NR	NR	NR	NR	NR	NR	NR
Matrix Spike		*0.05 mL 200ppm intstock to*				*0.5*		*mLsample=*	*20.00*
JY77 B2		10	NR	NR	NR	NR	NR	NR	NR
JY77 C2		10	NR	11.470	NR	NR	NR	NR	NR
JY77 D1		10	14.330	NR	NR	NR	NR	NR	NR
JY77 H2		10	NR	NR	NR	NR	NR	NR	17.580
JY77 I1		10	NR	NR	NR	NR	NR	NR	NR
JY13 A1		10	NR	NR	NR	NR	NR	NR	NR
JY13 A1 dup		10	NR	NR	NR	NR	NR	NR	NR
CCV		1	2.830	2.840	2.970	2.910	2.860	2.780	3.050
		%recovery	94%	95%	99%	97%	95%	93%	101.7%
CCB		1	<0.1	<0.1	<0.1	<0.1	<0.1	<0.1	<0.1
JY13 A1 ms		10	NR	NR	NR	NR	NR	NR	NR
Matrix Spike		*0.05 mL 200ppm intstock to*				*0.5*		*mLsample=*	*20.00*
JY13 B1		10	NR	NR	NR	NR	NR	NR	NR
JY13 C1		10	NR	NR	NR	NR	NR	NR	NR
JY13 D1		10	NR	NR	NR	NR	NR	NR	29.570
JY35 ① ~~JX35~~ A8		10	NR	NR	NR	NR	NR	NR	15.890
~~JX35~~ A8 dup		10	NR	NR	NR	NR	NR	NR	15.510
~~JX35~~ A8 ms		10	NR	NR	NR	NR	NR	NR	35.140
Matrix Spike		*0.05 mL 200ppm intstock to*				*0.5*		*mLsample=*	*20.00*
									96%
~~JX35~~ B8		10	NR	NR	NR	NR	NR	NR	13.560
~~JX35~~ C8		10	NR	NR	NR	NR	NR	NR	18.030
BLANK		1	NR	NR	NR	NR	NR	NR	NR
CCV		1	2.820	2.790	2.960	2.910	2.870	2.810	3.040
		%recovery	94%	93%	99%	97%	96%	94%	101.3%
CCB		1	<0.1	<0.1	<0.1	<0.1	<0.1	<0.1	<0.1
JY30 E1		500	NR	NR	NR	NR	NR	NR	1196.710
JY30 F1		500	NR	NR	NR	NR	NR	NR	1243.190
JY56 C2		200	539.390	NR	NR	NR	NR	NR	NR
JY56 F2		100	NR	NR	NR	NR	NR	NR	275.060
JY56 G2		100	NR	NR	NR	NR	NR	NR	278.580
JY56 C2		50	NR	NR	NR	NR	NR	NR	105.600
JY56 E2		50	NR	NR	NR	NR	NR	NR	100.700
JY56 A2 ms		① ~~20~~ 50	161.280	NR	NR	NR	NR	NR	154.200
Matrix Spike		*0.05 mL 200ppm intstock to*				*0.10*		*mLsample=*	*100.00*
			97%						98%
JY56 A2		① ~~50~~ 20	63.800	NR	NR	NR	NR	NR	56.430
JY56 A2 dup		20	64.470	NR	NR	NR	NR	NR	56.810

① w 10/2/06

CCV		1	2.810	2.850	2.960	2.900	2.840	2.790	3.020
		%recovery	94%	95%	99%	97%	95%	93%	100.7%
CCB		1	<0.1	*0.10*	<0.1	<0.1	<0.1	<0.1	<0.1
JY56 E2		20	71.350	NR	NR	NR	NR	NR	NR
JY56 F2		20	NR	68.510	NR	NR	NR	NR	NR
JY56 G2		20	NR	74.360	NR	NR	NR	NR	NR
JY56 B2		1	NR	NR	NR	NR	NR	NR	0.090
JY56 D2		1	NR	NR	NR	NR	NR	NR	0.220
JX42 A1		50	NR	NR	NR	NR	NR	NR	NR
JX42 A1 dup		50	NR	NR	NR	NR	NR	NR	NR
JX42 A1 ms		50	NR	NR	NR	NR	NR	NR	NR
Matrix Spike		*0.05 mL 200ppm intstock to*				*0.1*		*mLsample=*	*100.00*
JX42 A1		2	NR	NR	NR	NR	NR	NR	0.140
JX42 A1 dup		2	NR	NR	NR	NR	NR	NR	0.100
CCV		1	2.810	2.900	2.950	2.890	2.850	2.690	3.010
		%recovery	94%	97%	98%	96%	95%	90%	100.3%
CCB		1	<0.1	<0.1	<0.1	<0.1	<0.1	<0.1	<0.1
JX42 A1 ms		~~2 4 0~~	NR	NR	NR	NR	NR	NR	3.940
Matrix Spike		*0.05 mL 200ppm intstock to*				*2.5*		*mLsample=*	*4.00*
									95%
JX42 E1		2	NR	NR	NR	NR	NR	NR	7.730
JX42 B1		~~1 2 0~~	NR	NR	NR	NR	NR	NR	0.190
JX42 C1		1	NR	NR	NR	NR	NR	NR	2.200
JX42 D1		1	NR	NR	NR	NR	NR	NR	0.270
JX42 F1		1	NR	NR	NR	NR	NR	NR	0.090
JX42 G1		1	NR	NR	NR	NR	NR	NR	0.100
JX42 H1		1	NR	NR	NR	NR	NR	NR	0.620
JX42 J1		1	NR	NR	NR	NR	NR	NR	0.480
JX42 K1		1	NR	NR	NR	NR	NR	NR	2.900
CCV		1	2.810	3.090	2.860	2.910	2.850	2.630	3.060
		%recovery	94%	103%	95%	97%	95%	88%	102.0%
CCB		1	<0.1	*0.11*	<0.1	<0.1	<0.1	<0.1	<0.1

① M initials

IC Fluoride EPA 300.0 No: 6137
Data Analyst: David A. Paschall Analyzed by: DAP
Comments: Date Analyzed: 9/29/06
Print Date: 10/ 2/06 15:03 Time Analyzed: 15:25

✓ DAP 10/3/06

	ID	DF	Raw	Calc	Qual	RL	SPK	REC/RPD
1.	ICVR ERA #07105	1.0	2.81	2.8		0.1	3.0	93.33
2.	ICB	1.0	< 0.10	< 0.1	U	0.1		
3.	JY77D	10.0	14.3	14.3		1.0		
4.	CCVR	1.0	2.83	2.8		0.1	3.0	93.33
5.	CCB	1.0	< 0.10	< 0.1	U	0.1		
6.	CCVR	1.0	2.82	2.8		0.1	3.0	93.33
7.	CCB	1.0	< 0.10	< 0.1	U	0.1		
8.	JY56C	200.	539.	539.		20.0		
9.	JY56A MS	50.0	161.	161.		5.0	100.	97.20
10.	JY56A	20.0	63.8	63.8		2.0		
11.	JY56A DUP	20.0	64.5	64.5		2.0		1.09
12.	CCVR	1.0	2.81	2.8		0.1	3.0	93.33
13.	CCB	1.0	< 0.10	< 0.1	U	0.1		
14.	JY56E	20.0	71.4	71.4		2.0		
15.	CCVR	1.0	2.81	2.8		0.1	3.0	93.33
16.	CCB	1.0	< 0.10	< 0.1	U	0.1		

IC Chloride EPA 300.0 No: 6139
Data Analyst: David A. Paschall Analyzed by: DAP
Comments: Date Analyzed: 9/29/06
Print Date: 10/ 2/06 15:03 Time Analyzed: 15:25

10/3/06

	ID	DF	Raw	Calc	Qual	RL	SPK	REC/RPD
1.	ICVR ERA #36065	1.0	2.79	2.8		0.1	3.0	93.33
2.	ICB	1.0	< 0.10	< 0.1	U	0.1		
3.	JY77C	10.0	11.5	11.5		1.0		
4.	CCVR	1.0	2.84	2.8		0.1	3.0	93.33
5.	CCB	1.0	< 0.10	< 0.1	U	0.1		
6.	CCVR	1.0	2.85	2.8		0.1	3.0	93.33
7.	CCB	1.0	0.10	0.1		0.1		
8.	JY56F	20.0	68.5	68.5		2.0		
9.	JY56G	20.0	74.4	74.4		2.0		
10.	CCVR	1.0	2.90	2.9		0.1	3.0	96.67
11.	CCB	1.0	< 0.10	< 0.1	U	0.1		

IC Sulfate EPA 300.0 No: 6140
Data Analyst: David A. Paschall Analyzed by: DAP
Comments: Date Analyzed: 9/29/06
Print Date: 10/ 2/06 15:16 Time Analyzed: 15:25

PJC 10/5/06

	ID	DF	Raw	Calc	Qual	RL	SPK	REC/RPD
1.	ICVR ERA #20125	1.0	3.06	3.1		0.1	3.0	103.33
2.	ICB	1.0	< 0.10	< 0.1	U	0.1		
3.	JY77H	10.0	17.6	17.6		1.0		
4.	CCVR	1.0	3.05	3.0		0.1	3.0	100.00
5.	CCB	1.0	< 0.10	< 0.1	U	0.1		
6.	JY13D	10.0	29.6	29.6		1.0		
7.	JY35A	10.0	15.9	15.9		1.0		
8.	JY35A DUP	10.0	15.5	15.5		1.0		2.55
9.	JY35A MS	10.0	35.1	35.1		1.0	20.0	96.00
10.	JY35B	10.0	13.6	13.6		1.0		
11.	JY35C	10.0	18.0	18.0		1.0		
12.	CCVR	1.0	3.04	3.0		0.1	3.0	100.00
13.	CCB	1.0	< 0.10	< 0.1	U	0.1		
14.	JY30E	500.	1200	1200		50.0		
15.	JY30F	500.	1240	1240		50.0		
16.	JY56F	100.	275.	275.		10.0		
17.	JY56G	100.	279.	279.		10.0		
18.	JY56C	50.0	106.	106.		5.0		
19.	JY56E	50.0	101.	101.		5.0		
20.	JY56A MS	50.0	154.	154.		5.0	100.	97.60
21.	JY56A	20.0	56.4	56.4		2.0		
22.	JY56A DUP	20.0	56.8	56.8		2.0		0.71
23.	CCVR	1.0	3.02	3.0		0.1	3.0	100.00
24.	CCB	1.0	< 0.10	< 0.1	U	0.1		
25.	JY56B	1.0	0.09	< 0.1	U	0.1		
26.	JY56D	1.0	0.22	0.2		0.1		
27.	JX42A	2.0	0.14	< 0.2	U	0.2		
28.	JX42A DUP	2.0	0.10	< 0.2	U	0.2		
29.	CCVR	1.0	3.01	3.0		0.1	3.0	100.00

IC Sulfate EPA 300.0
Data Analyst: David A. Paschall
Comments:
Print Date: 10/ 2/06 15:16

No: 6140
Analyzed by: DAP
Date Analyzed: 9/29/06
Time Analyzed: 15:25

MJK 10/3/06

ID	DF	Raw	Calc	Qual	RL	SPK	REC/RPD
31. JX42A MS	2.0	3.94	3.9		0.2	4.0	97.50
32. JX42E	2.0	7.73	7.7		0.2		
33. JX42B	1.0	0.19	0.2		0.1		
34. JX42C	1.0	2.20	2.2		0.1		
35. JX42D	1.0	0.27	0.3		0.1		
36. JX42F	1.0	0.09	< 0.1	U	0.1		
37. JX42G	1.0	0.10	0.1		0.1		
38. JX42H	1.0	0.62	0.6		0.1		
39. JX42J	1.0	0.48	0.5		0.1		
40. JX42K	1.0	2.90	2.9		0.1		
41. CCVR	1.0	3.06	3.1		0.1	3.0	103.33
42. CCB	1.0	< 0.10	< 0.1	U	0.1		

Schedule File: C:\PEAKNET\SCHEDULE\sep2906dap.SCH

Line	Sample	Sample Type	Level	Method	Data File	Volume	Dilution	Weight	Int. Std.	Comment
1	CAL 1	Calibration	1	std.met	sep2906dap	1	1	1	1	
2	CAL 2	Calibration	2	std.met	sep2906dap	1	1	1	1	
3	CAL 3	Calibration	3	std.met	sep2906dap	1	1	1	1	
4	CAL 4	Calibration	4	std.met	sep2906dap	1	1	1	1	
5	CAL 5	Calibration	5	std.met	sep2906dap	1	1	1	1	
6	CAL 6	Calibration	6	std.met	sep2906dap	1	1	1	1	
7	ICV	Sample		std.met	sep2906dap	1	1	1	1	
8	ICB	Sample		std.met	sep2906dap	1	1	1	1	
9	JY77 A1	Sample		std.met	sep2906dap	1	10	1	1	
10	JY77 A1 DUP	Sample		std.met	sep2906dap	1	10	1	1	
11	JY77 A1 MS	Sample		std.met	sep2906dap	1	10	1	1	
12	JY77 B2	Sample		std.met	sep2906dap	1	10	1	1	
13	JY77 C2	Sample		std.met	sep2906dap	1	10	1	1	
14	JY77 D1	Sample		std.met	sep2906dap	1	10	1	1	
15	JY77 H2	Sample		std.met	sep2906dap	1	10	1	1	
16	JY77 I1	Sample		std.met	sep2906dap	1	10	1	1	
17	JY13 A1	Sample		std.met	sep2906dap	1	10	1	1	
18	JY13 A1 DUP	Sample		std.met	sep2906dap	1	10	1	1	
19	CCV	Sample		std.met	sep2906dap	1	1	1	1	
20	CCB	Sample		std.met	sep2906dap	1	1	1	1	
21	JY13 A1 MS	Sample		std.met	sep2906dap	1	10	1	1	
22	JY13 B1	Sample		std.met	sep2906dap	1	10	1	1	
23	JY13 C1	Sample		std.met	sep2906dap	1	10	1	1	
24	JY13 D1	Sample		std.met	sep2906dap	1	10	1	1	
25	JX35 A8	Sample		std.met	sep2906dap	1	10	1	1	
26	JX35 A8 DUP	Sample		std.met	sep2906dap	1	10	1	1	
27	JX35 A8 MS	Sample		std.met	sep2906dap	1	10	1	1	
28	JX35 B8	Sample		std.met	sep2906dap	1	10	1	1	
29	JX35 C8	Sample		std.met	sep2906dap	1	10	1	1	
30	BLANK	Sample		std.met	sep2906dap	1	1	1	1	
31	CCV	Sample		std.met	sep2906dap	1	1	1	1	
32	CCB	Sample		std.met	sep2906dap	1	1	1	1	
33	JY30 E1	Sample		std.met	sep2906dap	1	500	1	1	
34	JY30 F1	Sample		std.met	sep2906dap	1	500	1	1	
35	JY56 C1	Sample		std.met	sep2906dap	1	200	1	1	
36	JY56 F1	Sample		std.met	sep2906dap	1	100	1	1	
37	JY56 G1	Sample		std.met	sep2906dap	1	100	1	1	
38	JY56 C1	Sample		std.met	sep2906dap	1	50	1	1	
39	JY56 E1	Sample		std.met	sep2906dap	1	50	1	1	
40	JY56 A1 MS	Sample		std.met	sep2906dap	1	50	1	1	
41	JY56 A1	Sample		std.met	sep2906dap	1	20	1	1	
42	JY56 A1 DUP	Sample		std.met	sep2906dap	1	20	1	1	
43	CCV	Sample		std.met	sep2906dap	1	1	1	1	
44	CCB	Sample		std.met	sep2906dap	1	1	1	1	
45	JY56 E1	Sample		std.met	sep2906dap	1	20	1	1	
46	JY56 F1	Sample		std.met	sep2906dap	1	20	1	1	
47	JY56 G1	Sample		std.met	sep2906dap	1	20	1	1	
48	JY56 B1	Sample		std.met	sep2906dap	1	1	1	1	
49	JY56 D1	Sample		std.met	sep2906dap	1	1	1	1	
50	JX42 A1	Sample		std.met	sep2906dap	1	50	1	1	
51	JX42 A1 DUP	Sample		std.met	sep2906dap	1	50	1	1	
52	JX42 A1 MS	Sample		std.met	sep2906dap	1	50	1	1	
53	JX42 A1	Sample		std.met	sep2906dap	1	2	1	1	
54	JX42 A1 DUP	Sample		std.met	sep2906dap	1	2	1	1	
55	CCV	Sample		std.met	sep2906dap	1	1	1	1	
56	CCB	Sample		std.met	sep2906dap	1	1	1	1	
57	JX42 A1 MS	Sample		std.met	sep2906dap	1	2	1	1	
58	JX42 E1	Sample		std.met	sep2906dap	1	2	1	1	
59	JX42 B1	Sample		std.met	sep2906dap	1	1	1	1	
60	JX42 C1	Sample		std.met	sep2906dap	1	1	1	1	
61	JX42 D1	Sample		std.met	sep2906dap	1	1	1	1	
62	JX42 F1	Sample		std.met	sep2906dap	1	1	1	1	
63	JX42 G1	Sample		std.met	sep2906dap	1	1	1	1	
64	JX42 H1	Sample		std.met	sep2906dap	1	1	1	1	
65	JX42 J1	Sample		std.met	sep2906dap	1	1	1	1	
66	JX42 K1	Sample		std.met	sep2906dap	1	1	1	1	
67	CCV	Sample		std.met	sep2906dap	1	1	1	1	
68	CCB	Sample		std.met	sep2906dap	1	1	1	1	
69	STOP	Sample		stop.met	sep2906dap	1	1	1	1	

Default Method Path: C:\PEAKNET\METHOD
Default Data Path: C:\PEAKNET\DATA\FEB 2006
Comment:

Method:C:\PEAKNET\METHOD\STD.MET Updated:9/29/06 5:09:54 PM Total:7

1. Component:FLUORIDE
Standard:External Fit Type:Linear
Origin:Force Calibration:Area
r^2=0.998207
Amt=1.742e-006*Resp+0

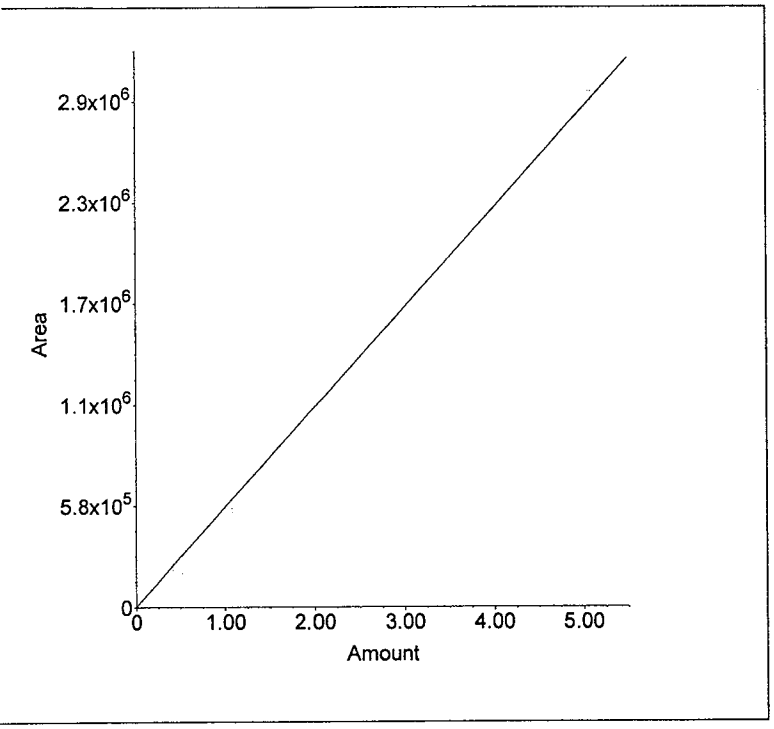

2. Component:CHLORIDE
Standard:External Fit Type:Linear
Origin:Force Calibration:Area
r^2=0.998059
Amt=2.67e-006*Resp+0

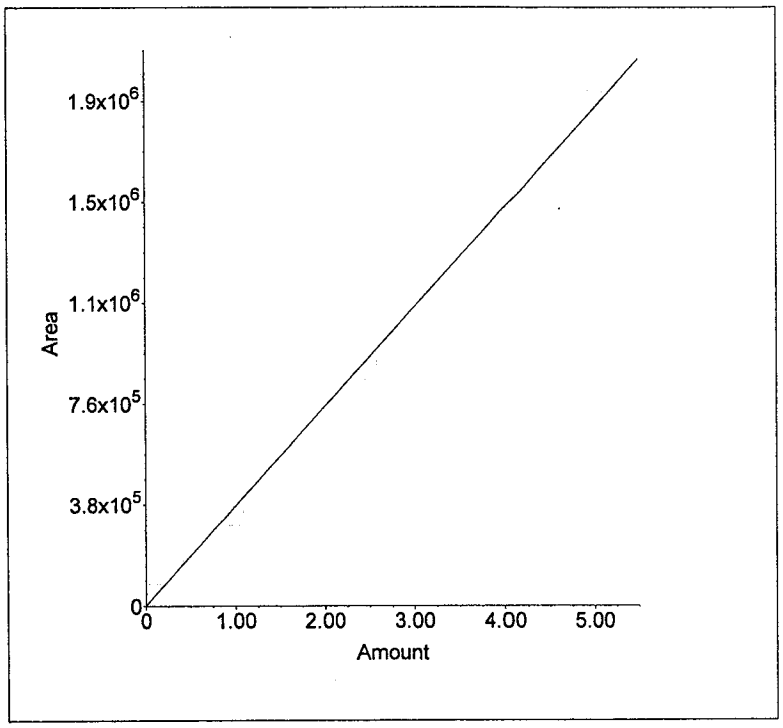

3. Component:NITRITE-N
Standard:External Fit Type:Linear
Origin:Force Calibration:Area
r^2=0.998124
Amt=1.183e-006*Resp+0

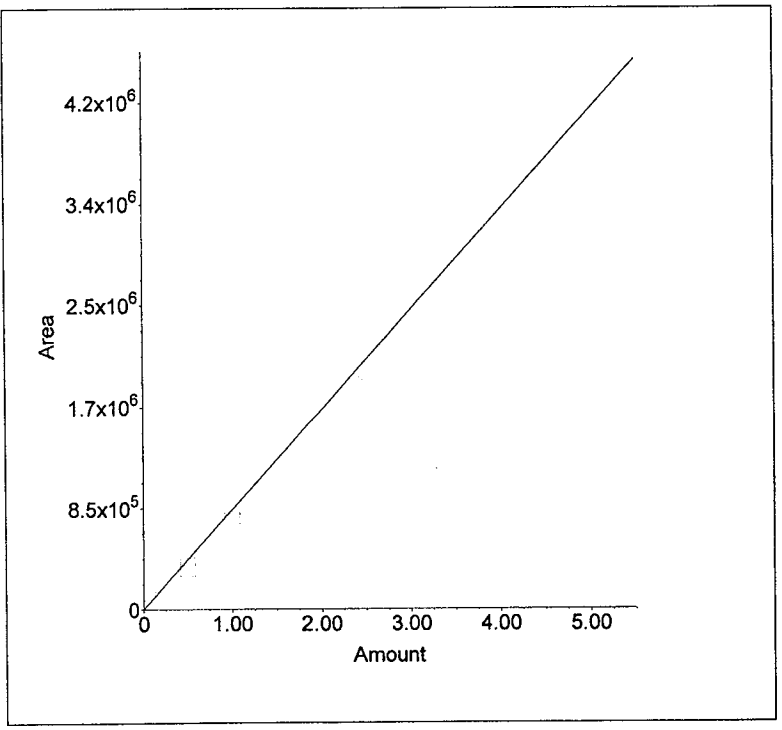

4. Component:BROMIDE
Standard:External Fit Type:Linear
Origin:Force Calibration:Area
r^2=0.999334
Amt=6.842e-006*Resp+0

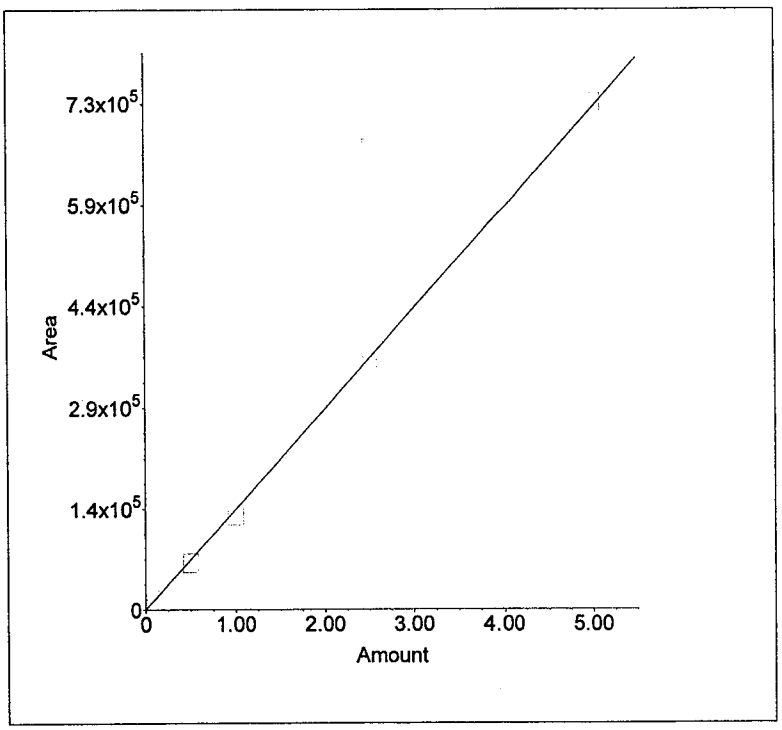

5. Component:NITRATE-N
Standard:External Fit Type:Linear
Origin:Force Calibration:Area
r^2=0.995597
Amt=1.015e-006*Resp+0

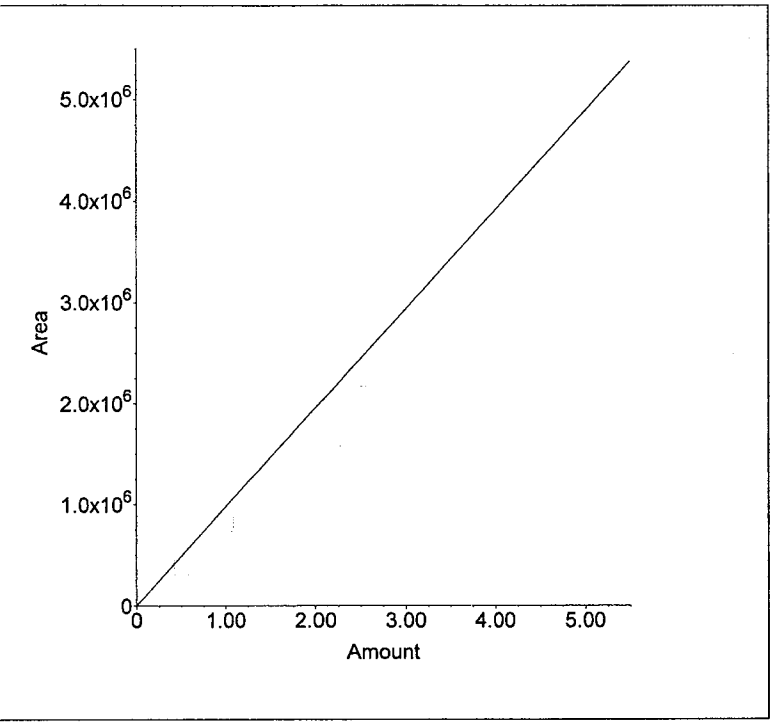

6. Component:PHOSPHATE-P
Standard:External Fit Type:Linear
Origin:Force Calibration:Area
r^2=0.996344
Amt=3.537e-006*Resp+0

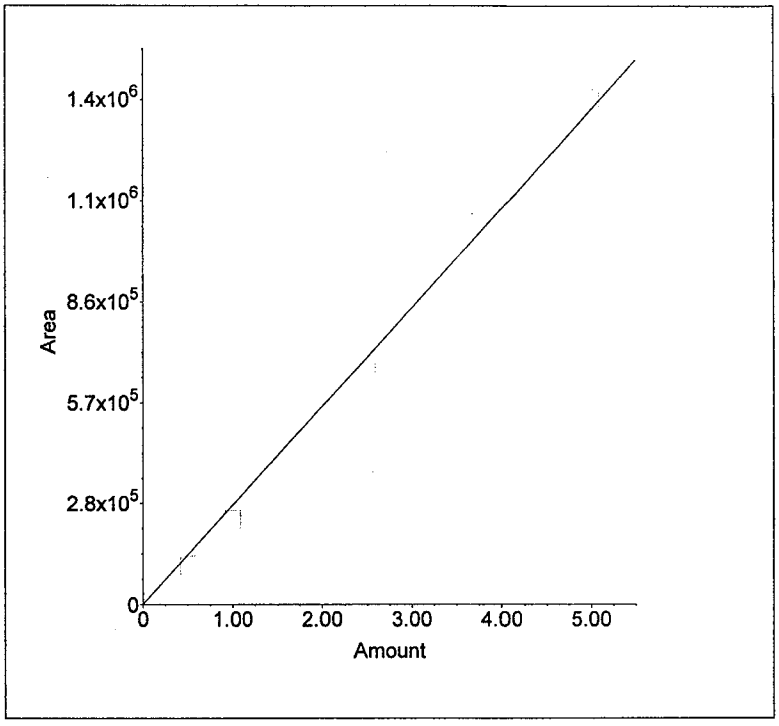

7. Component:SULFATE
Standard:External Fit Type:Linear
Origin:Force Calibration:Area
r^2=0.999597
Amt=4.126e-006*Resp+0

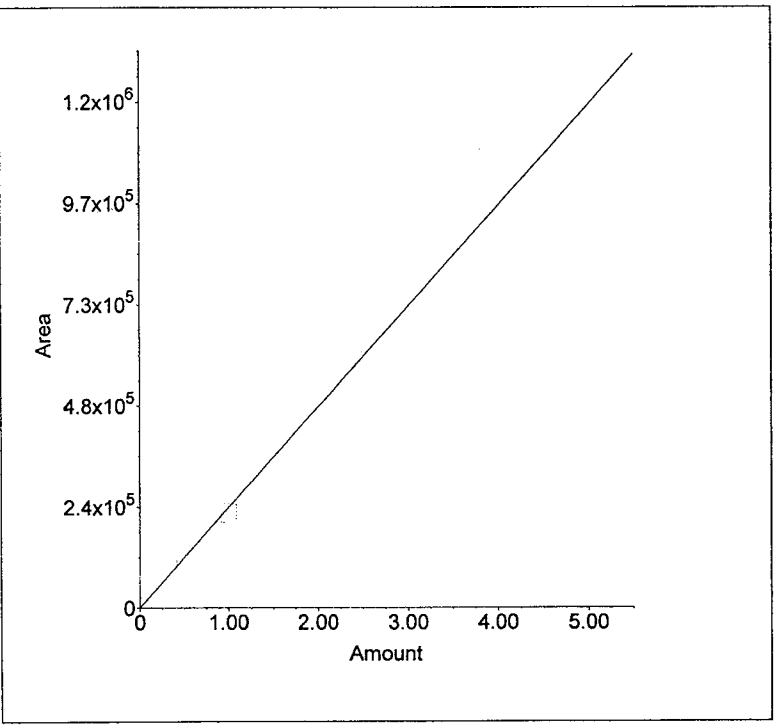

Calibration Update Report

Sample Name : CAL 1
Method File Name : c:\peaknet\method\std.met

Current Date : 9/29/06
Date Time Collected : 9/29/06 3:25:32 PM

Injection Number : 1
Dilution Factor : 1.00
column :

Calibration Date : 9/29/06 3:41:02 PM
Data File Name : ...\SEP2906DAP_001.DXD
Injection Volume : 1.00

Module ID : 34 07 2a
Schedule File Name : ...\sep2906dap.sch

Peak Information : All Peaks

Peak Number	Component Time	Component Name	conc. (ppm)	Cal Response Previous	Cal Response Measured	Cal Response New
1		Unknown 1	0.00			
2	4.30	CHLORIDE	0.00	12133	10688	10688
3	11.80	SULFATE	0.00	3063	2120	2120

CAL 1

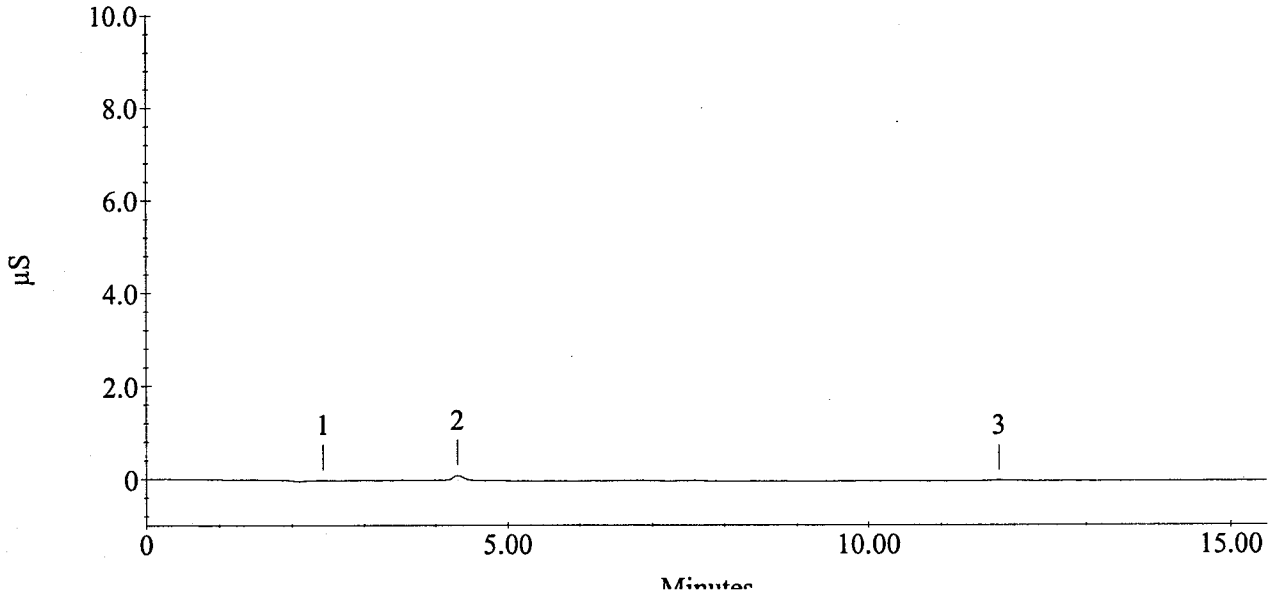

Calibration Update Report

Sample Name : CAL 2
Method File Name : c:\peaknet\method\std.met

Current Date : 9/29/06
Date Time Collected : 9/29/06 3:43:17 PM

Injection Number : 2
Dilution Factor : 1.00
column :

Calibration Date : 9/29/06 3:58:48 PM
Data File Name : ...\SEP2906DAP_002.DXD
Injection Volume : 1.00

Module ID : 34 07 2a
Schedule File Name : ...\sep2906dap.sch

Peak Information : All Peaks

Peak Number	Component Time	Component Name	conc. (ppm)	Cal Response Previous	Cal Response Measured	Cal Response New
1		Unknown 1	0.00			
2	3.07	FLUORIDE	0.10	56595	47072	47072
3	4.30	CHLORIDE	0.10	44418	46401	46401
4	5.15	NITRITE-N	0.10	68350	69951	69951
5	6.45	BROMIDE	0.10	12062	14033	14033
6	7.55	NITRATE-N	0.10	79766	80598	80598
7	10.22	PHOSPHATE-P	0.10	19547	20066	20066
8	11.83	SULFATE	0.10	27973	24802	24802

CAL 2

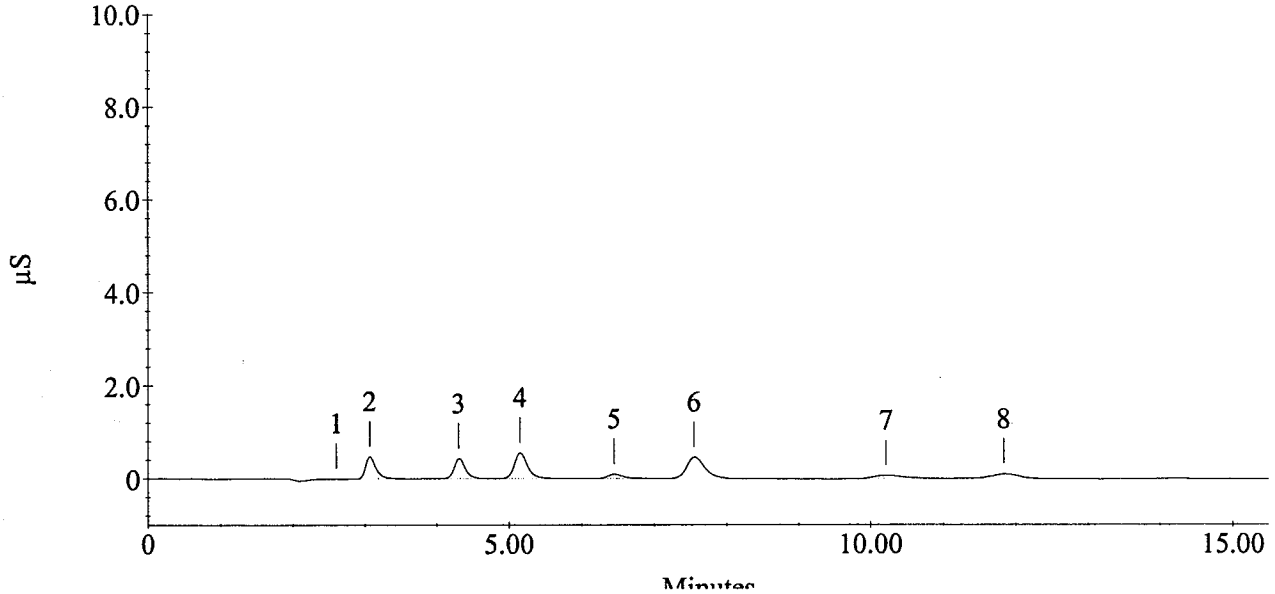

Calibration Update Report

Sample Name : CAL 3
Method File Name : c:\peaknet\method\std.met

Current Date : 9/29/06
Date Time Collected : 9/29/06 4:01:04 PM

Injection Number : 3
Dilution Factor : 1.00
column :

Calibration Date : 9/29/06 4:16:35 PM
Data File Name : ...\SEP2906DAP_003.DXD
Injection Volume : 1.00

Module ID : 34 07 2a
Schedule File Name : ...\sep2906dap.sch

Peak Information : All Peaks

Peak Number	Component Time	Component Name	conc. (ppm)	Cal Response Previous	Cal Response Measured	Cal Response New
1	3.07	FLUORIDE	0.50	247867	248769	248769
2	4.30	CHLORIDE	0.50	181564	175295	175295
3	5.13	NITRITE-N	0.50	366889	360695	360695
4	6.43	BROMIDE	0.50	68220	68673	68673
5	7.50	NITRATE-N	0.50	401976	400411	400411
6	10.18	PHOSPHATE-P	0.50	110096	111759	111759
7	11.85	SULFATE	0.50	116445	115675	115675

CAL 3

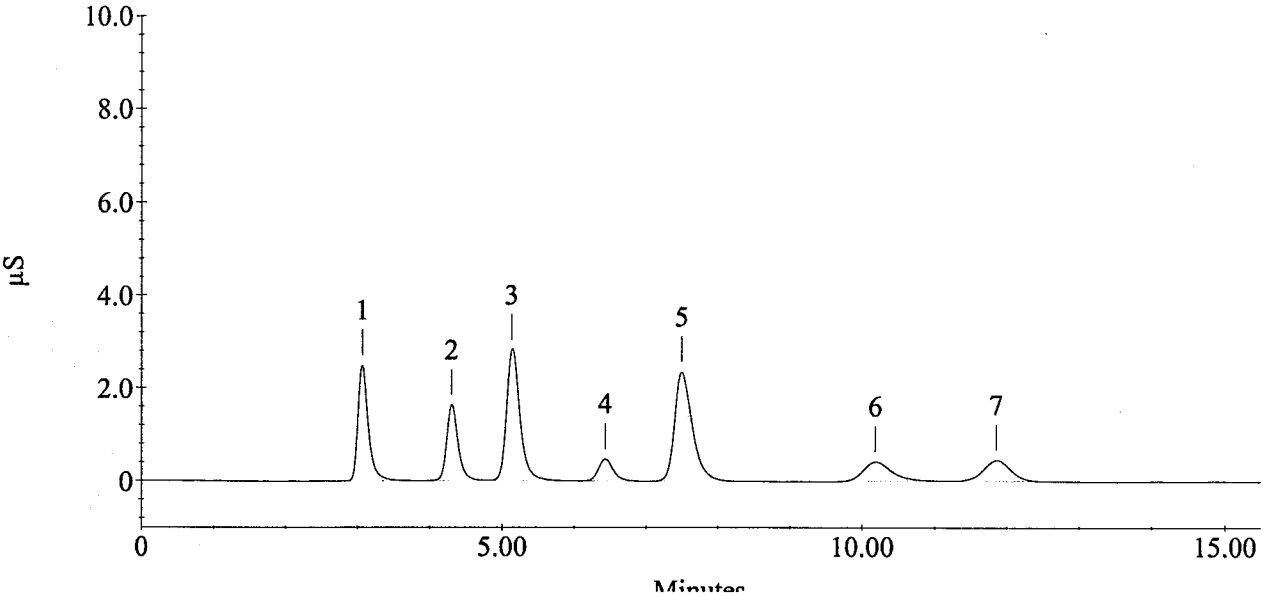

Calibration Update Report

Sample Name : CAL 4
Method File Name : c:\peaknet\method\std.met

Current Date : 9/29/06
Date Time Collected : 9/29/06 4:18:51 PM

Injection Number : 4
Dilution Factor : 1.00
column :

Calibration Date : 9/29/06 4:34:21 PM
Data File Name : ...\SEP2906DAP_004.DXD
Injection Volume : 1.00

Module ID : 34 07 2a
Schedule File Name : ...\sep2906dap.sch

Peak Information : All Peaks

Peak Number	Component Time	Component Name	conc. (ppm)	Cal Response Previous	Cal Response Measured	Cal Response New
1		Unknown 1	0.00			
2	3.07	FLUORIDE	1.00	515397	513168	513168
3	4.30	CHLORIDE	1.00	343155	337614	337614
4	5.13	NITRITE-N	1.00	763206	754739	754739
5	6.42	BROMIDE	1.00	140363	137746	137746
6	7.45	NITRATE-N	1.00	835282	832792	832792
7	10.18	PHOSPHATE-P	1.00	261092	241115	241115
8	11.87	SULFATE	1.00	226990	229030	229030

CAL 4

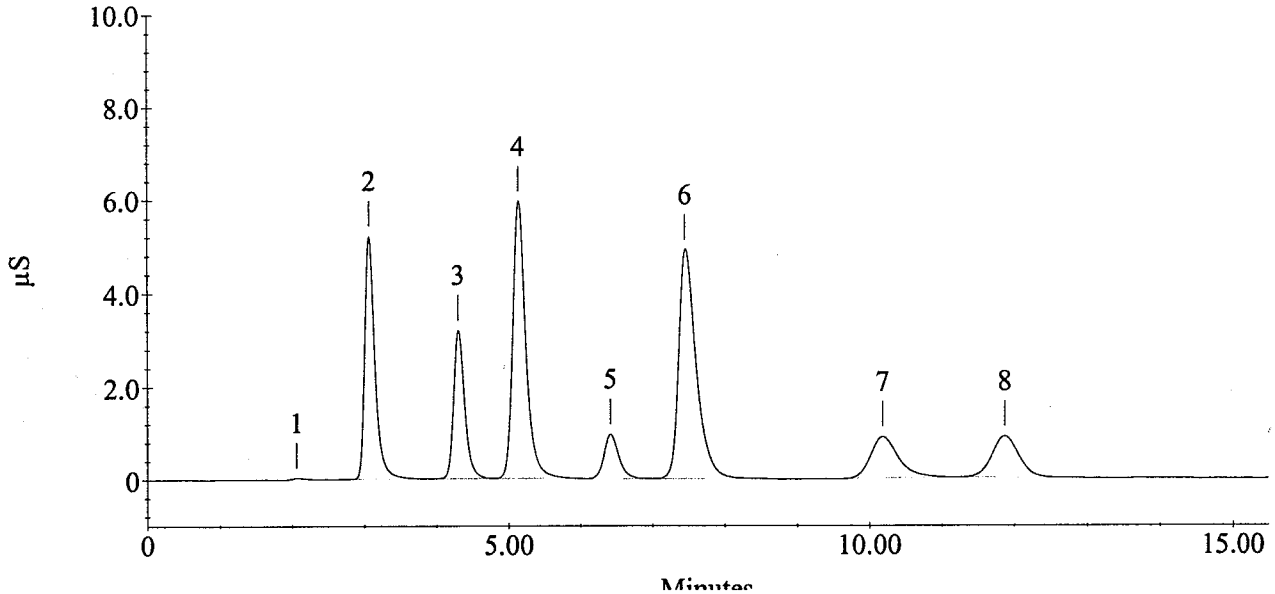

Calibration Update Report

Sample Name : CAL 5
Method File Name : c:\peaknet\method\std.met

Current Date : 9/29/06
Date Time Collected : 9/29/06 4:36:37 PM

Injection Number : 5
Dilution Factor : 1.00
column :

Calibration Date : 9/29/06 4:52:07 PM
Data File Name : ...\SEP2906DAP_005.DXD
Injection Volume : 1.00

Module ID : 34 07 2a
Schedule File Name : ...\sep2906dap.sch

Peak Information : All Peaks

Peak Number	Component Time	Component Name	conc. (ppm)	Cal Response Previous	Cal Response Measured	Cal Response New
1		Unknown 1	0.00			
2	3.07	FLUORIDE	2.50	1384514	1375308	1375308
3	4.30	CHLORIDE	2.50	909574	886519	886519
4	5.13	NITRITE-N	2.50	2031583	2020592	2020592
5	6.40	BROMIDE	2.50	358669	354465	354465
6	7.40	NITRATE-N	2.50	2291770	2278907	2278907
7	10.17	PHOSPHATE-P	2.50	655685	662964	662964
8	11.88	SULFATE	2.50	588193	593724	593724

CAL 5

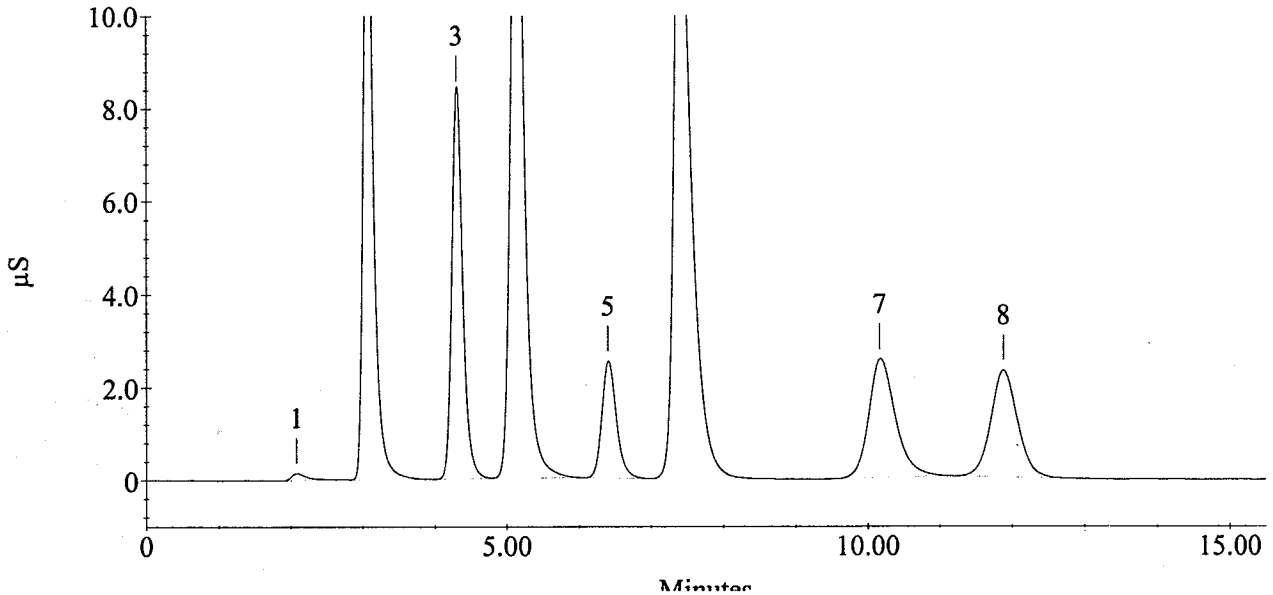

Calibration Update Report

Sample Name : CAL 6
Method File Name : c:\peaknet\method\std.met

Current Date : 9/29/06
Date Time Collected : 9/29/06 4:54:23 PM

Injection Number : 6
Dilution Factor : 1.00
column :

Calibration Date : 9/29/06 5:09:54 PM
Data File Name : ...\SEP2906DAP_006.DXD
Injection Volume : 1.00

Module ID : 34 07 2a
Schedule File Name : ...\sep2906dap.sch

Peak Information : All Peaks

Peak Number	Component Time	Component Name	conc. (ppm)	Cal Response Previous	Cal Response Measured	Cal Response New
1		Unknown 1	0.00			
2	3.08	FLUORIDE	5.00	2922436	2911682	2911682
3	4.32	CHLORIDE	5.00	1909983	1902862	1902862
4	5.15	NITRITE-N	5.00	4318668	4291556	4291556
5	6.40	BROMIDE	5.00	744286	738056	738056
6	7.35	NITRATE-N	5.00	5051024	5044392	5044392
7	10.15	PHOSPHATE-P	5.00	1428912	1442884	1442884
8	11.88	SULFATE	5.00	1251696	1220840	1220840

CAL 6

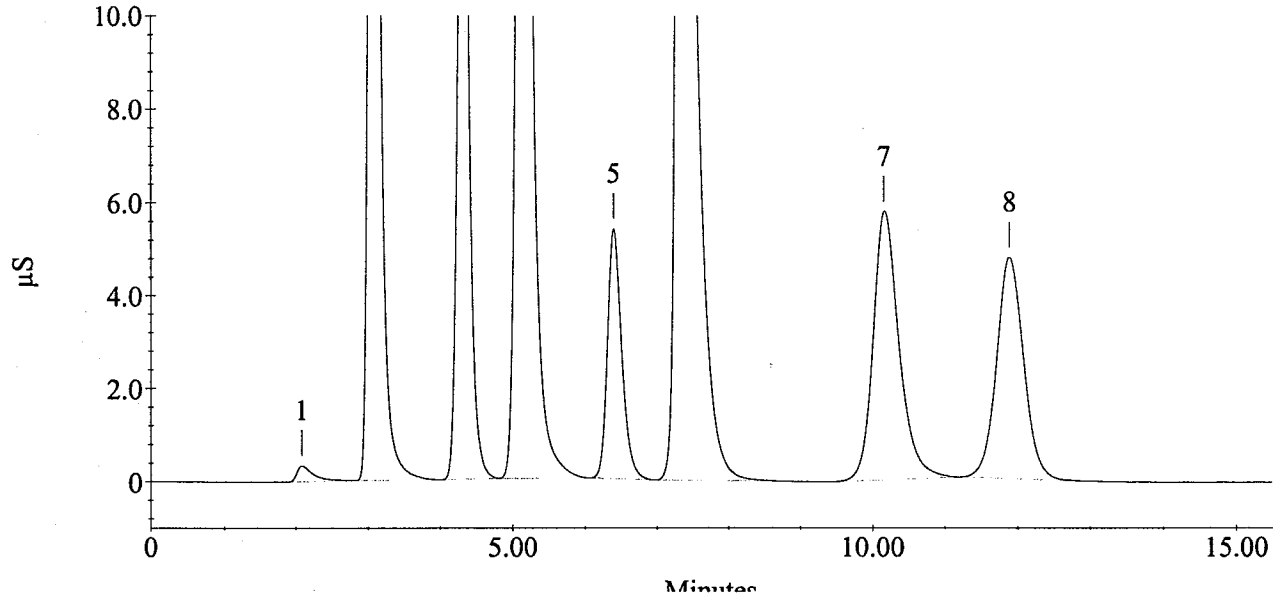

Sample Name : ICV
Method File Name : c:\peaknet\method\std.met

Current Date : 9/29/06
Date Time Collected : 9/29/06 5:12:10 PM

Injection Number : 7
Dilution Factor : 1.00
column :

Calibration Date : 9/29/06 5:09:54 PM
Data File Name : ...\SEP2906DAP_007.DXD
Injection Volume : 1.00

Module ID : 34 07 2a
Schedule File Name : ...\sep2906dap.sch

Peak Information : All Peaks

Pk. Num	Ret Time	Component Name	conc. (ppm)	Height	Area	Bl. Code	%Delta
1	2.08	Unknown 1	0.00	1884	28089	1	
2	3.08	FLUORIDE	2.81	163506	1615387	1	0.00
3	4.32	CHLORIDE	2.79	99982	1045443	1	0.00
4	5.15	NITRITE-N	2.96	198149	2499498	1	0.00
5	6.40	BROMIDE	2.90	30118	423983	1	0.00
6	7.40	NITRATE-N	2.86	170135	2815474	1	0.68
7	10.18	PHOSPHATE-P	2.81	30892	794402	1	0.33
8	11.90	SULFATE	3.06	28773	742744	1	0.14
		---total(s)---					
			20.20	723440	9965021		

ICV

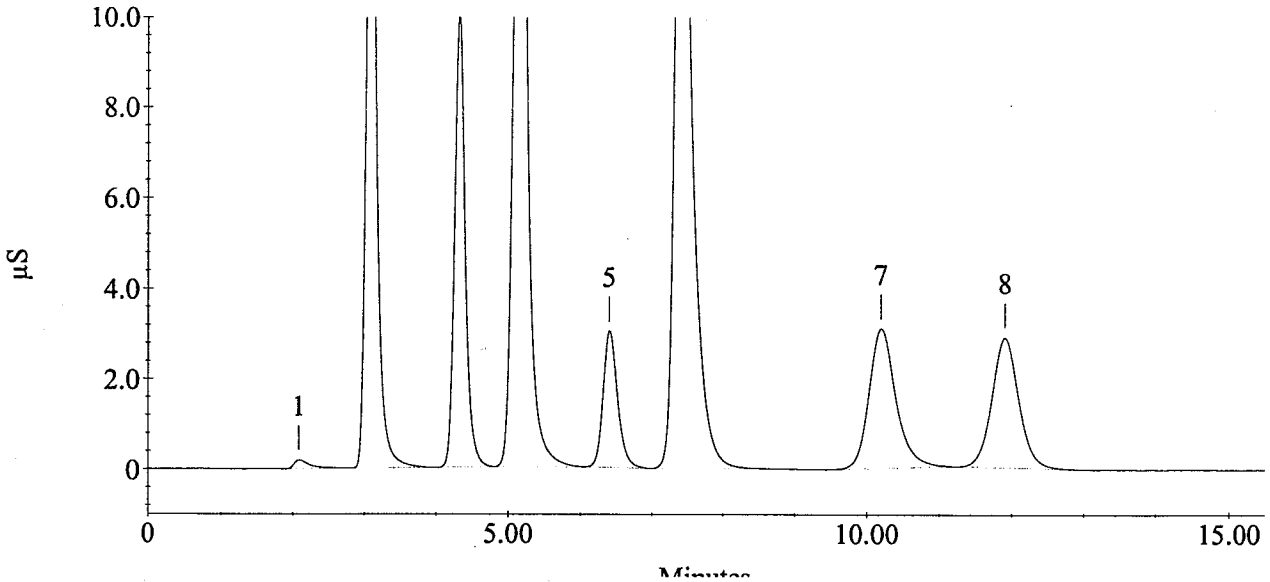

Sample Name : ICB
Method File Name : c:\peaknet\method\std.met

Current Date : 9/29/06
Date Time Collected : 9/29/06 5:29:57 PM

Injection Number : 8
Dilution Factor : 1.00
column :

Calibration Date : 9/29/06 5:09:54 PM
Data File Name : ...\SEP2906DAP_008.DXD
Injection Volume : 1.00

Module ID : 34 07 2a
Schedule File Name : ...\sep2906dap.sch

Peak Information : All Peaks

Pk. Num	Ret Time	Component Name	conc. (ppm)	Height	Area	Bl. Code	%Delta
1	2.58	Unknown 1	0.00	223	7371	1	
2	4.30	CHLORIDE	0.04	1331	14503	1	-0.39
3	6.82	Unknown 2	0.00	259	3677	1	
4	7.53	NITRATE-N	0.01	399	5916	1	2.49
		---total(s)---	0.04	2212	31468		

ICB

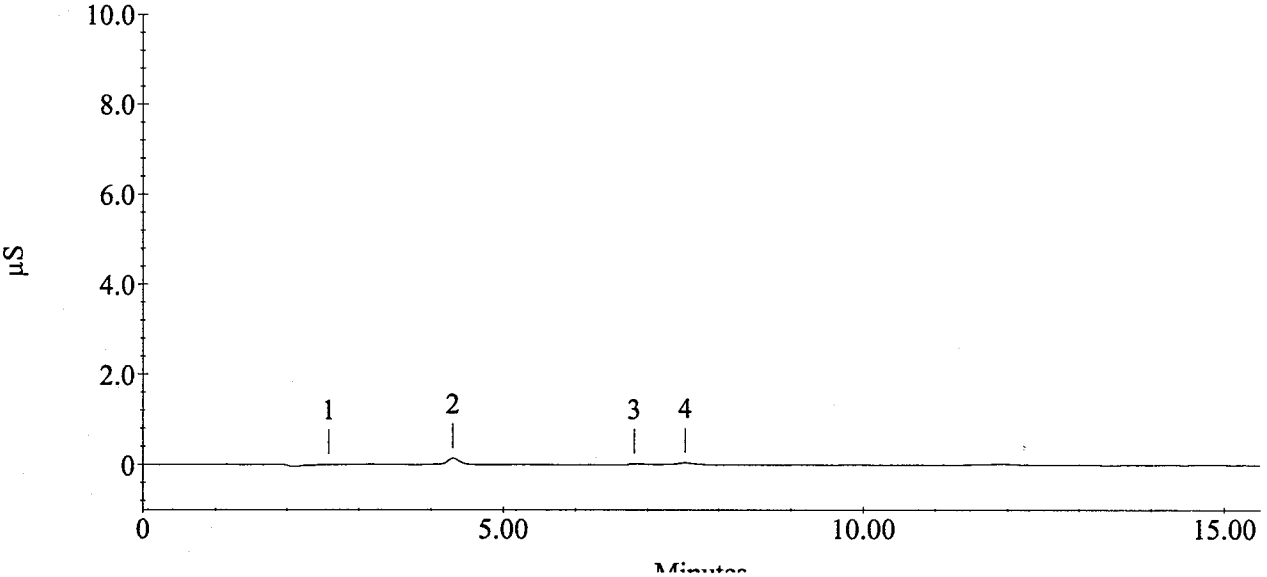

Sample Name : JY77 A1
Method File Name : c:\peaknet\method\std.met

Current Date : 9/29/06
Date Time Collected : 9/29/06 5:47:42 PM

Injection Number : 9
Dilution Factor : 10.00
column :

Calibration Date : 9/29/06 5:09:54 PM
Data File Name : ...\SEP2906DAP_009.DXD
Injection Volume : 1.00

Module ID : 34 07 2a
Schedule File Name : ...\sep2906dap.sch

Peak Information : All Peaks

Pk. Num	Ret Time	Component Name	conc. (ppm)	Height	Area	Bl. Code	%Delta
1	2.07	Unknown 1	0.00	1216	11616	1	
2	3.08	FLUORIDE	0.46 1x	2471	26155	1	0.00
3	4.35	CHLORIDE	7.07 2x	25206	264629	1	0.77
4	6.45	BROMIDE	0.12	136	1697	1	0.78
5	7.53	NITRATE-N	0.04	289	3850	1	2.49
6	11.93	SULFATE	0.34 1x	386	8318	1	0.42
		---total(s)---	8.02	29704	316264		

JY77 A1

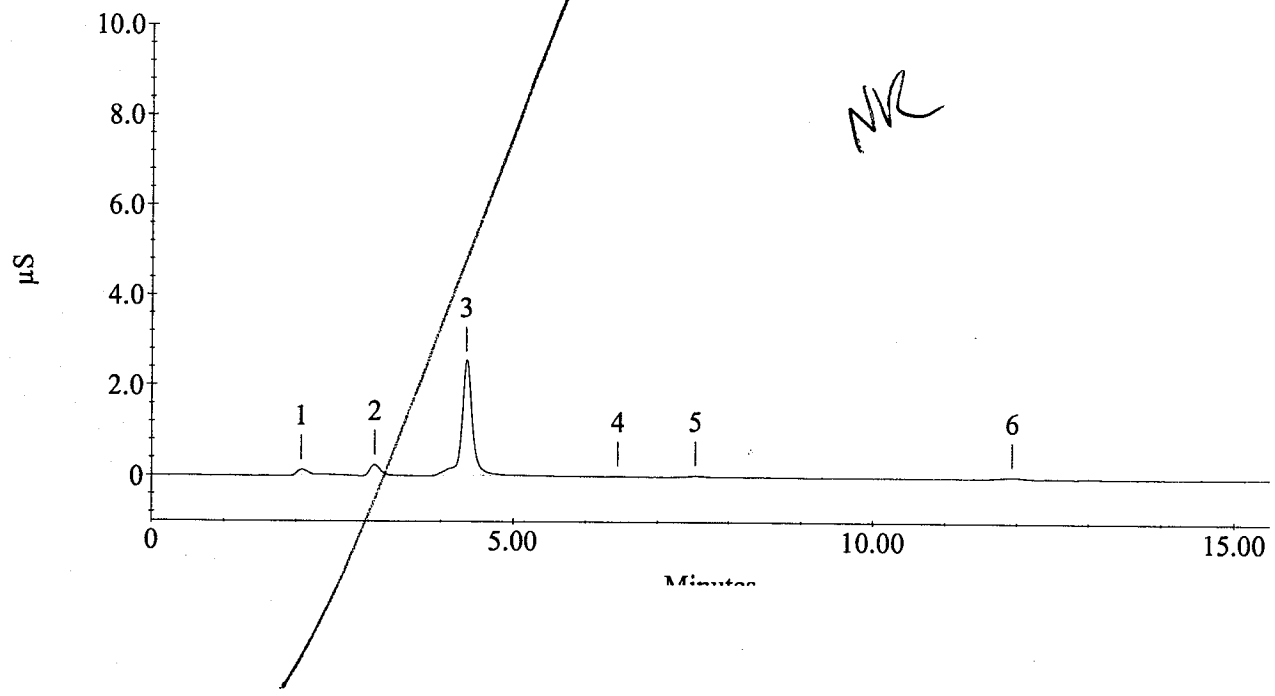

NVR

Sample Name : JY77 A1 DUP
Method File Name : c:\peaknet\method\std.met

Current Date : 9/29/06
Date Time Collected : 9/29/06 6:05:28 PM

Injection Number : 10
Dilution Factor : 10.00
column :

Calibration Date : 9/29/06 5:09:54 PM
Data File Name : ...\SEP2906DAP_010.DXD
Injection Volume : 1.00

Module ID : 34 07 2a
Schedule File Name : ...\sep2906dap.sch

Peak Information : All Peaks

Pk. Num	Ret Time	Component Name	conc. (ppm)	Height	Area	Bl. Code	%Delta
1	1.52	Unknown 1	0.00	101	1489	1	
2	2.08	Unknown 2	0.00	1308	12635	1	
3	3.08	FLUORIDE	0.43	2390	24651	1	0.00
4	4.35	CHLORIDE	6.87	24262	257317	1	0.77
5	7.57	NITRATE-N	0.03	166	2701	1	2.95
6	11.92	SULFATE	0.25	273	6149	1	0.28
		---total(s)---	7.58	28500	304942		

JY77 A1 DUP

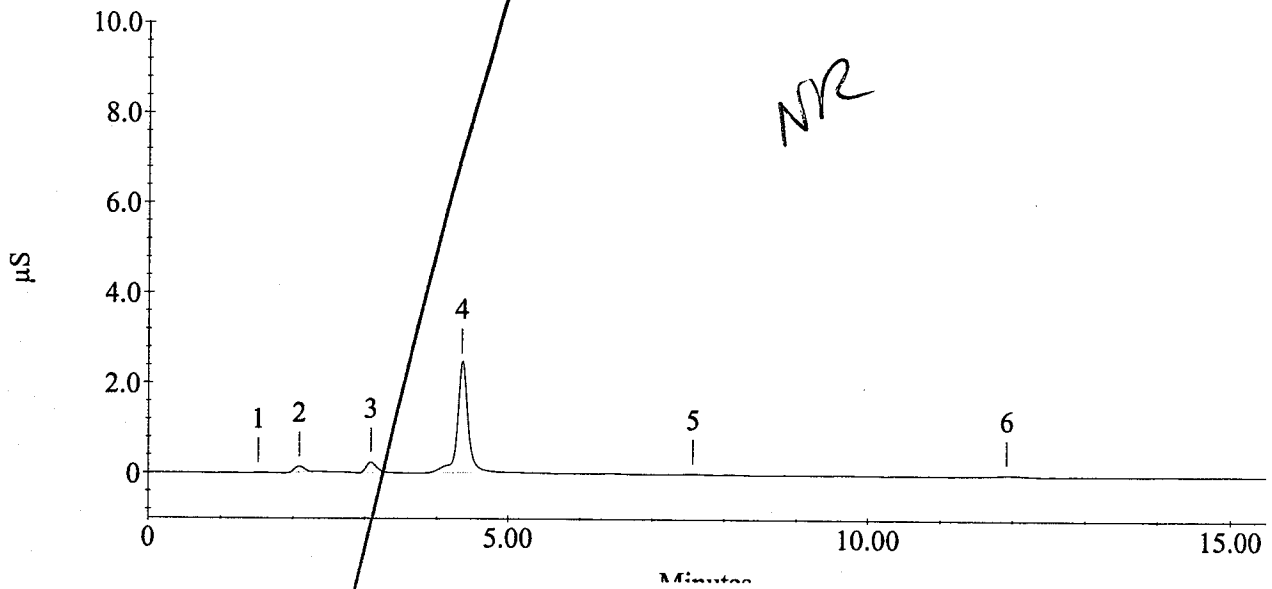

NPR

Sample Name : JY77 A1 MS
Method File Name : c:\peaknet\method\std.met

Current Date : 9/29/06
Date Time Collected : 9/29/06 6:23:14 PM

Injection Number : 11
Dilution Factor : 10.00
column :

Calibration Date : 9/29/06 5:09:54 PM
Data File Name : ...\SEP2906DAP_011.DXD
Injection Volume : 1.00

Module ID : 34 07 2a
Schedule File Name : ...\sep2906dap.sch

Peak Information : All Peaks

Pk. Num	Ret Time	Component Name	conc. (ppm)	Height	Area	Bl. Code	%Delta
1	2.08	Unknown 1	0.00	2595	35923	1	
2	3.08	FLUORIDE	19.25	107074	1104578	1	0.00
3	4.37	CHLORIDE	26.22	107989	981696	1	1.16
4	5.17	NITRITE-N	18.86	133679	1594075	1	0.32
5	6.42	BROMIDE	19.58	20710	286237	1	0.26
6	7.42	NITRATE-N	18.27	108713	1800600	1	0.91
7	10.23	PHOSPHATE-P	16.28	16930	460112	1	0.82
8	11.92	SULFATE	19.48	18514	472032	1	0.28
		---total(s)---	137.92	516205	6735253		

JY77 A1 MS

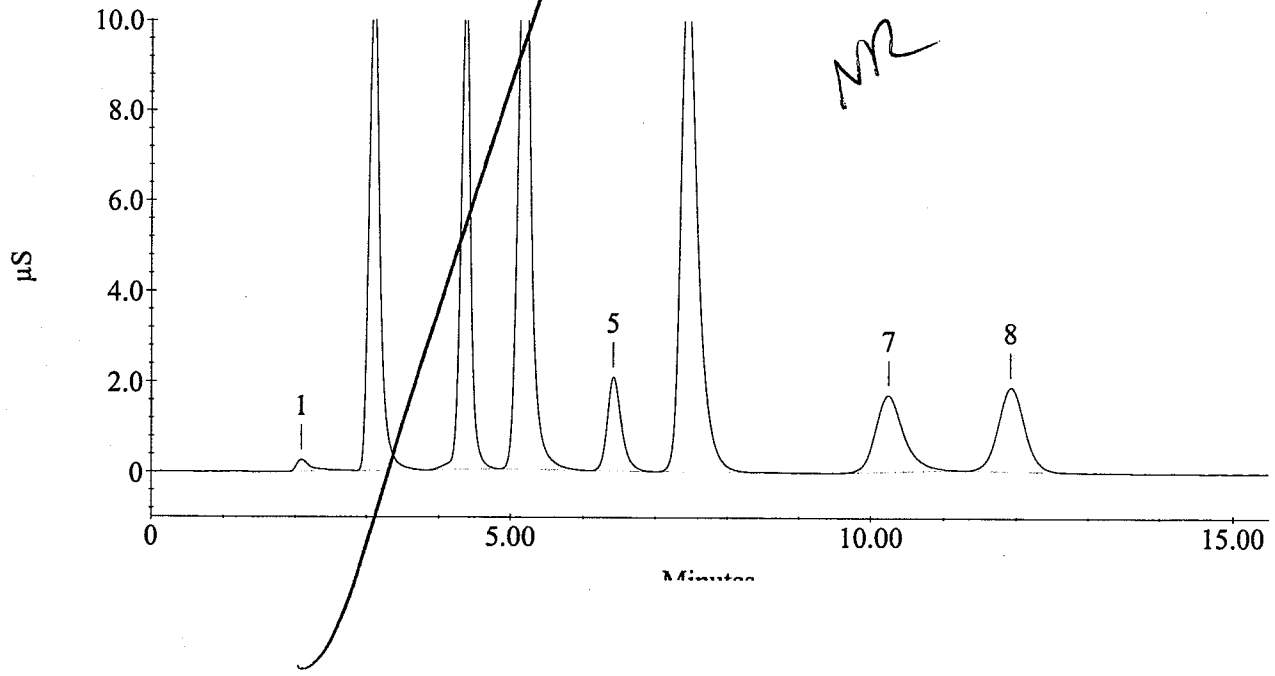

Sample Name : JY77 B2
Method File Name : c:\peaknet\method\std.met

Current Date : 9/29/06
Date Time Collected : 9/29/06 6:41:01 PM

Injection Number : 12
Dilution Factor : 10.00
column :

Calibration Date : 9/29/06 5:09:54 PM
Data File Name : ...\SEP2906DAP_012.DXD
Injection Volume : 1.00

Module ID : 34 07 2a
Schedule File Name : ...\sep2906dap.sch

Peak Information : All Peaks

Pk. Num	Ret Time	Component Name	conc. (ppm)	Height	Area	Bl. Code	%Delta
1	2.08	Unknown 1	0.00	1110	10906	1	
2	3.08	FLUORIDE	0.33	1823	18800	1	0.00
3	4.35	CHLORIDE	7.89	28701	295552	1	0.77
4	7.57	NITRATE-N	0.04	294	4309	1	2.95
5	11.90	SULFATE	0.40	408	9615	1	0.14
		---total(s)---	8.66	32336	339182		

JY77 B2

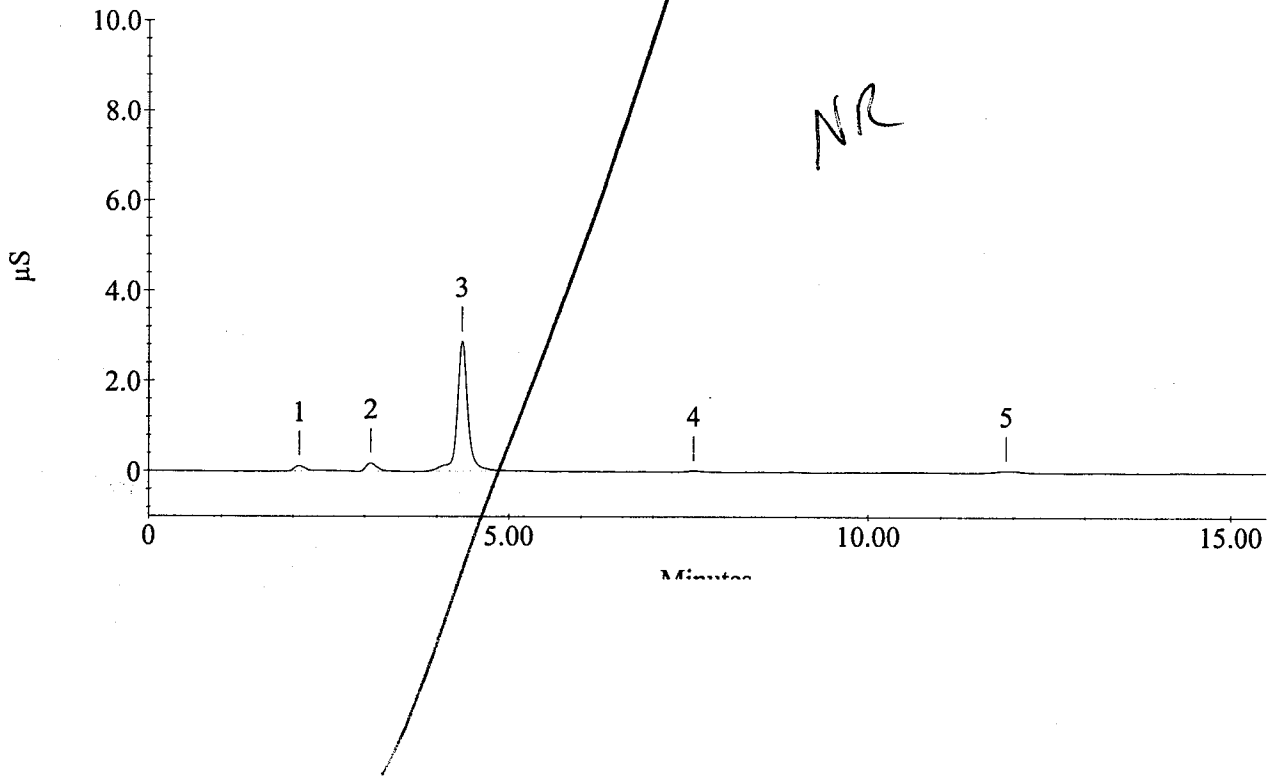

NR

Sample Name : JY77 C2
Method File Name : c:\peaknet\method\std.met

Current Date : 9/29/06
Date Time Collected : 9/29/06 6:58:46 PM

Injection Number : 13
Dilution Factor : 10.00
column :

Calibration Date : 9/29/06 5:09:54 PM
Data File Name : ...\SEP2906DAP_013.DXD
Injection Volume : 1.00

Module ID : 34 07 2a
Schedule File Name : ...\sep2906dap.sch

Peak Information : All Peaks

Pk. Num	Ret Time	Component Name	conc. (ppm)	Height	Area	Bl. Code	%Delta
1	2.08	Unknown 1	0.00	6851	109190	1	
2	3.07	FLUORIDE	9.65 2x	46429	553856	1	-0.54
3	4.40	CHLORIDE	11.47	46902	429427	1	1.93
4	6.45	BROMIDE	0.24	247	3572	1	0.78
5	10.32	PHOSPHATE-P	0.21	293	5962	1	1.64
		---total(s)---	21.57	100722	1102007		

JY77 C2

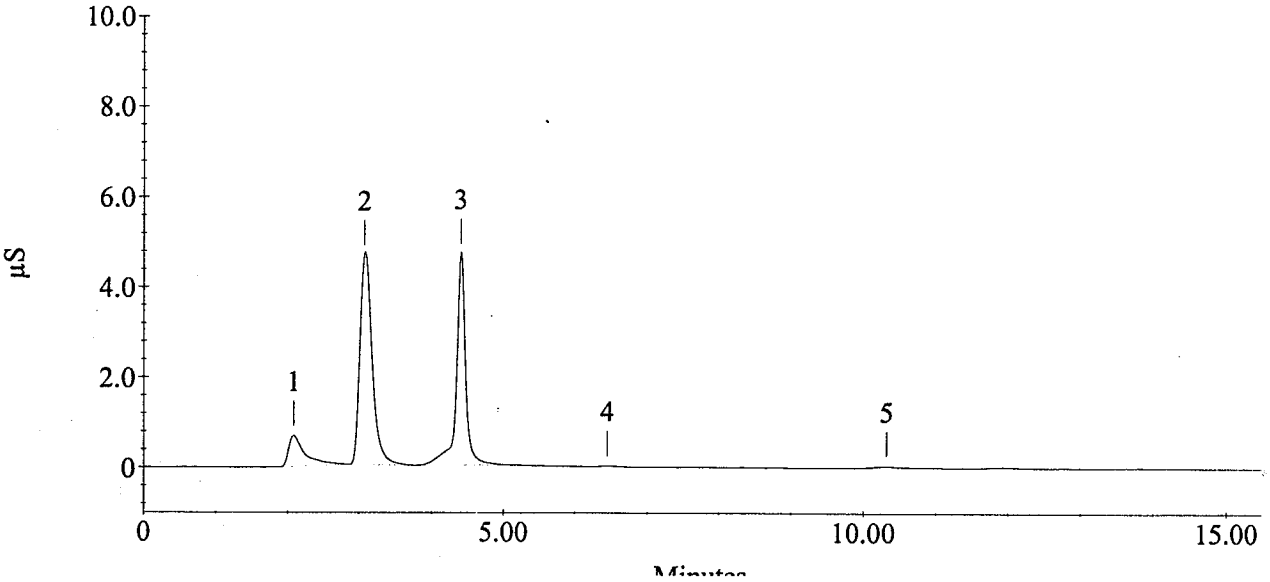

Sample Name : JY77 D1
Method File Name : c:\peaknet\method\std.met

Current Date : 9/29/06
Date Time Collected : 9/29/06 7:16:32 PM

Injection Number : 14
Dilution Factor : 10.00
column :

Calibration Date : 9/29/06 5:09:54 PM
Data File Name : ...\SEP2906DAP_014.DXD
Injection Volume : 1.00

Module ID : 34 07 2a
Schedule File Name : ...\sep2906dap.sch

Peak Information : All Peaks

Pk. Num	Ret Time	Component Name	conc. (ppm)	Height	Area	Bl. Code	%Delta
1	2.08	Unknown 1	0.00	1108	14168	1	
2	3.07	FLUORIDE	14.33	81469	822430	1	-0.54
3	4.32	CHLORIDE	3.62 1X	11869	135501	1	0.00
4	7.55	NITRATE-N	0.03	199	3034	1	2.72
5	11.90	SULFATE	7.74 2X	7052	187566	1	0.14
		---total(s)---	25.72	101698	1162700		

JY77 D1

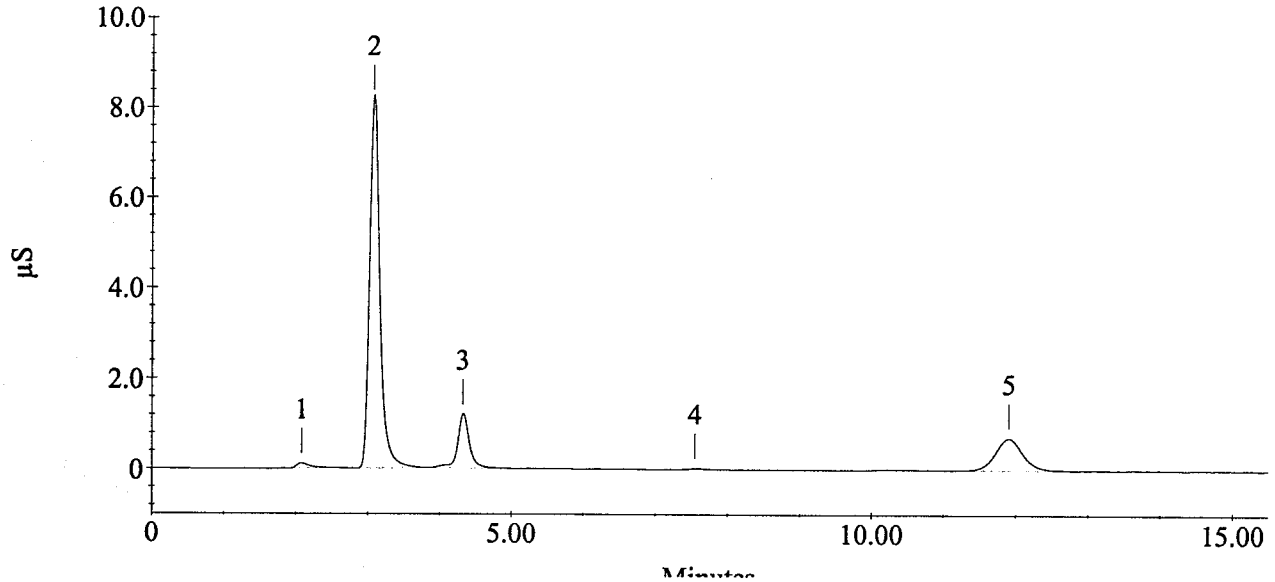

Sample Name : JY77 H2
Method File Name : c:\peaknet\method\std.met

Current Date : 9/29/06
Date Time Collected : 9/29/06 7:34:19 PM

Injection Number : 15
Dilution Factor : 10.00
column :

Calibration Date : 9/29/06 5:09:54 PM
Data File Name : ...\SEP2906DAP_015.DXD
Injection Volume : 1.00

Module ID : 34 07 2a
Schedule File Name : ...\sep2906dap.sch

Peak Information : All Peaks

Pk. Num	Ret Time	Component Name	conc. (ppm)	Height	Area	Bl. Code	%Delta
1	2.08	Unknown 1	0.00	12881	204644	1	
2	3.07	FLUORIDE	9.86 2X	41361	566009	1	-0.54
3	4.48	CHLORIDE	166.22 50X	762379	6224657	1	3.86
4	6.47	BROMIDE	0.59	670	8638	1	1.04
5	7.58	NITRATE-N	0.06	361	5551	1	3.17
6	11.90	SULFATE	17.58	16433	426208	1	0.14
		---total(s)---	194.32	834084	7435708		

JY77 H2

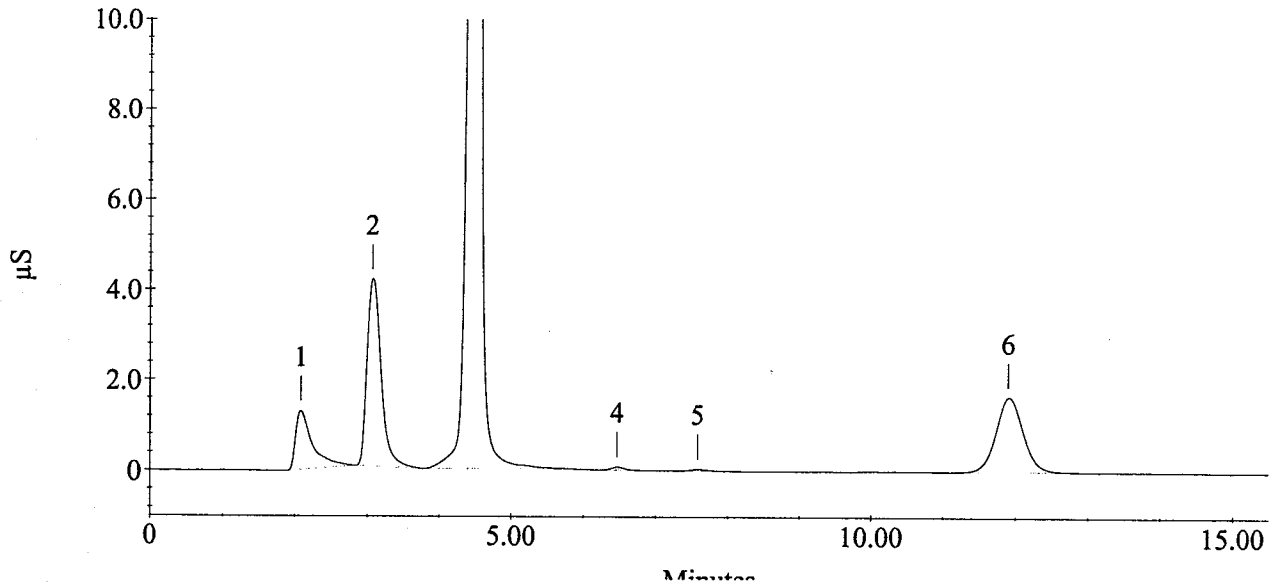

Sample Name : JY77 I1
Method File Name : c:\peaknet\method\std.met

Current Date : 9/29/06
Date Time Collected : 9/29/06 7:52:05 PM

Injection Number : 16
Dilution Factor : 10.00
column :

Calibration Date : 9/29/06 5:09:54 PM
Data File Name : ...\SEP2906DAP_016.DXD
Injection Volume : 1.00

Module ID : 34 07 2a
Schedule File Name : ...\sep2906dap.sch

Peak Information : All Peaks

Pk. Num	Ret Time	Component Name	conc. (ppm)	Height	Area	Bl. Code	%Delta
1	2.08	Unknown 1	0.00	13534	216046	1	
2	3.07	FLUORIDE	2.46 1X	10143	141159	1	-0.54
3	4.52	Unknown 2	0.00 100X	1091218	9608536	1	
4	6.48	BROMIDE	0.64	726	9390	1	1.30
5	7.60	NITRATE-N	0.02	156	2052	1	3.40
6	11.80	SULFATE	382.60 100X	374900	9273380	1	-0.70
		---total(s)---	385.72	1490678	19250563		

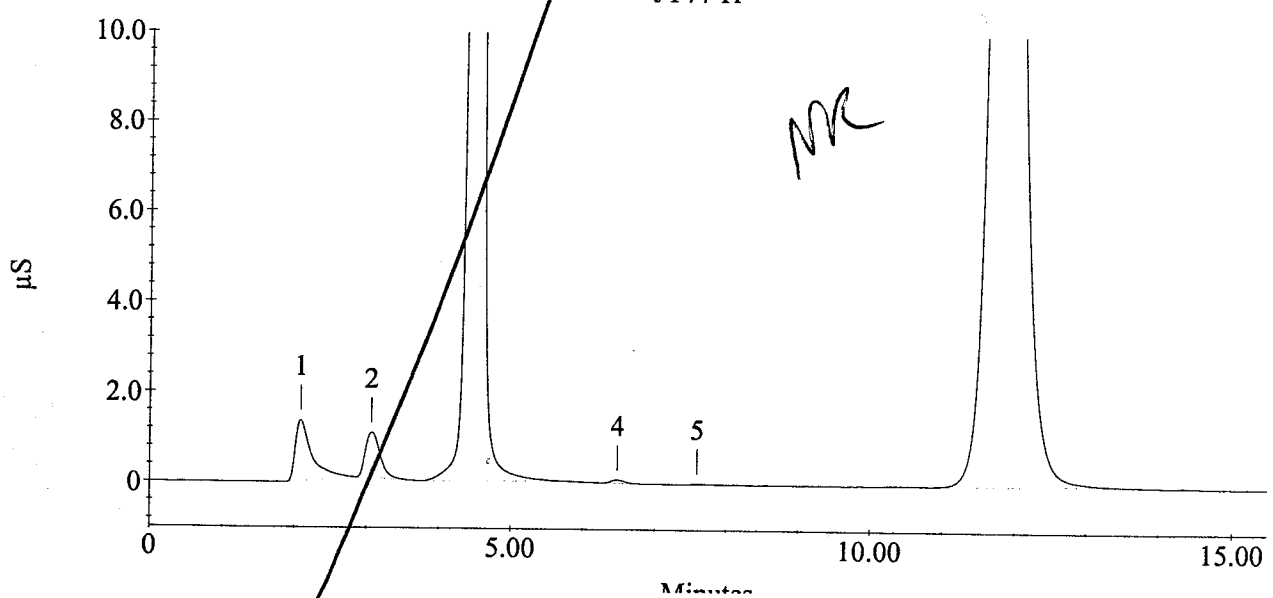

Sample Name : JY13 A1
Method File Name : c:\peaknet\method\std.met

Current Date : 9/29/06
Date Time Collected : 9/29/06 8:09:51 PM

Injection Number : 17
Dilution Factor : 10.00
column :

Calibration Date : 9/29/06 5:09:54 PM
Data File Name : ...\SEP2906DAP_017.DXD
Injection Volume : 1.00

Module ID : 34 07 2a
Schedule File Name : ...\sep2906dap.sch

Peak Information : All Peaks

Pk. Num	Ret Time	Component Name	conc. (ppm)	Height	Area	Bl. Code	%Delta
1	2.07	Unknown 1	0.00	51081	814188	1	
2	2.92	FLUORIDE	0.58	1045	33196	1	-5.41
3	5.23	NITRITE-N	4619.01	6638123	390449022	1	1.62
4	6.52	BROMIDE	23.65	29110	345724	1	1.82
5	10.53	PHOSPHATE-P	0.28	363	8008	1	3.78
6	11.60	SULFATE	1289.74 500X	1154573	31260300	1	-2.38
		---total(s)---	5933.26	7874294	422910438		

JY13 A1

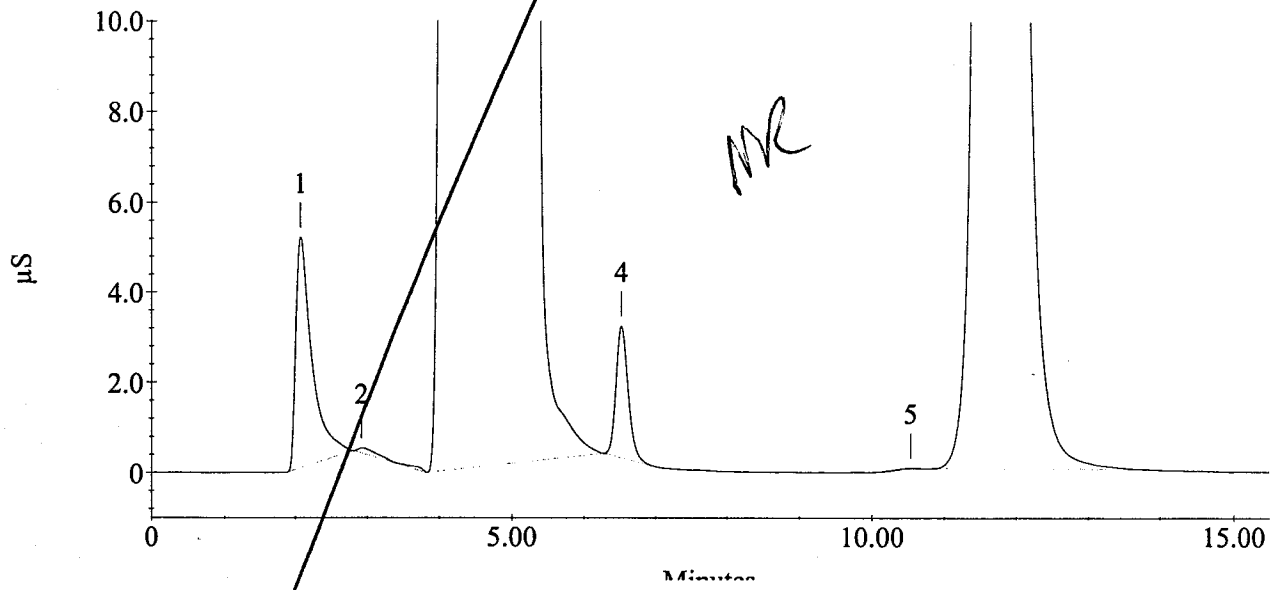

MR

Sample Name : JY13 A1 DUP
Method File Name : c:\peaknet\method\std.met

Current Date : 9/29/06
Date Time Collected : 9/29/06 8:27:39 PM

Injection Number : 18
Dilution Factor : 10.00
column :

Calibration Date : 9/29/06 5:09:54 PM
Data File Name : ...\SEP2906DAP_018.DXD
Injection Volume : 1.00

Module ID : 34 07 2a
Schedule File Name : ...\sep2906dap.sch

Peak Information : All Peaks

Pk. Num	Ret Time	Component Name	conc. (ppm)	Height	Area	Bl. Code	%Delta
1	2.07	Unknown 1	0.00	51427	820653	1	
2	2.93	FLUORIDE	0.64	1164	37015	1	-4.86
3	5.25	NITRITE-N	4643.85	6747555	392548525	1	1.94
4	6.53	BROMIDE	23.63	29093	345412	1	2.08
5	11.60	SULFATE	1304.96	1159443	31629334	1	-2.38
		---total(s)---	5973.09	7988682	425380940		

JY13 A1 DUP

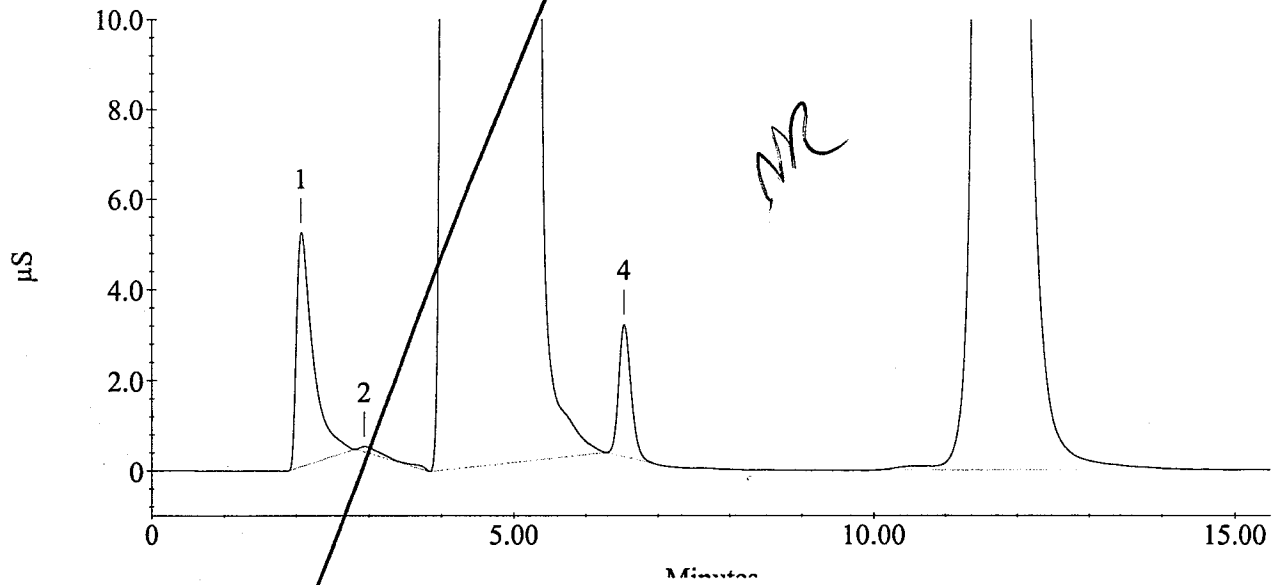

Sample Name : CCV
Method File Name : c:\peaknet\method\std.met

Current Date : 9/29/06
Date Time Collected : 9/29/06 8:45:25 PM

Injection Number : 19
Dilution Factor : 1.00
column :

Calibration Date : 9/29/06 5:09:54 PM
Data File Name : ...\SEP2906DAP_019.DXD
Injection Volume : 1.00

Module ID : 34 07 2a
Schedule File Name : ...\sep2906dap.sch

Peak Information : All Peaks

Pk. Num	Ret Time	Component Name	conc. (ppm)	Height	Area	Bl. Code	%Delta
1	2.08	Unknown 1	0.00	1769	27209	1	
2	3.08	FLUORIDE	2.83	163911	1623246	1	0.00
3	4.33	CHLORIDE	2.84	101179	1064180	1	0.39
4	5.17	NITRITE-N	2.97	195483	2509448	1	0.32
5	6.45	BROMIDE	2.91	29662	424753	1	0.78
6	7.47	NITRATE-N	2.86	167212	2817999	1	1.59
7	10.17	PHOSPHATE-P	2.78	30049	787283	1	0.16
8	11.87	SULFATE	3.05	28532	739144	1	-0.14
		---total(s)---					
			20.24	717799	9993264		

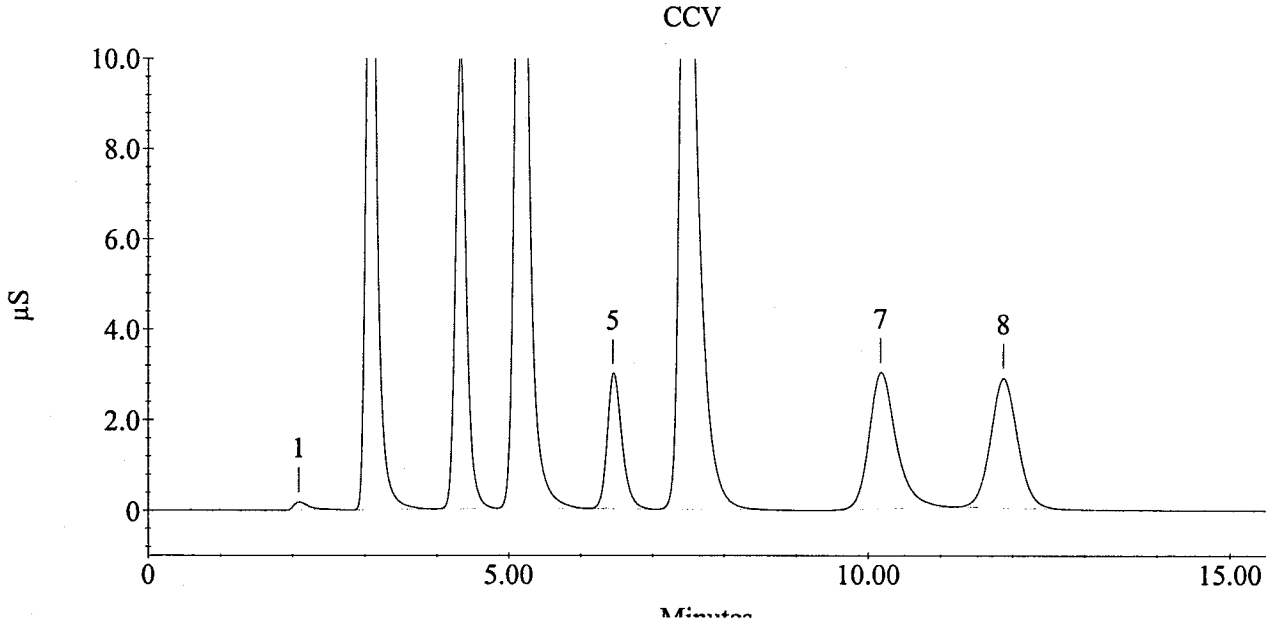

Sample Name : CCB
Method File Name : c:\peaknet\method\std.met

Current Date : 9/29/06
Date Time Collected : 9/29/06 9:03:12 PM

Injection Number : 20
Dilution Factor : 1.00
column :

Calibration Date : 9/29/06 5:09:54 PM
Data File Name : ...\SEP2906DAP_020.DXD
Injection Volume : 1.00

Module ID : 34 07 2a
Schedule File Name : ...\sep2906dap.sch

Peak Information : All Peaks

Pk. Num	Ret Time	Component Name	conc. (ppm)	Height	Area	Bl. Code	%Delta
1	3.45	Unknown 1	0.00	125	16542	1	
2	4.32	CHLORIDE	0.04	1295	14643	1	0.00
3	7.62	NITRATE-N	0.00	175	2260	1	3.63
4	8.38	Unknown 2	0.00	84	1291	1	
5	11.88	SULFATE	0.03	254	6556	1	0.00
		---total(s)---	0.07	1933	41292		

CCB

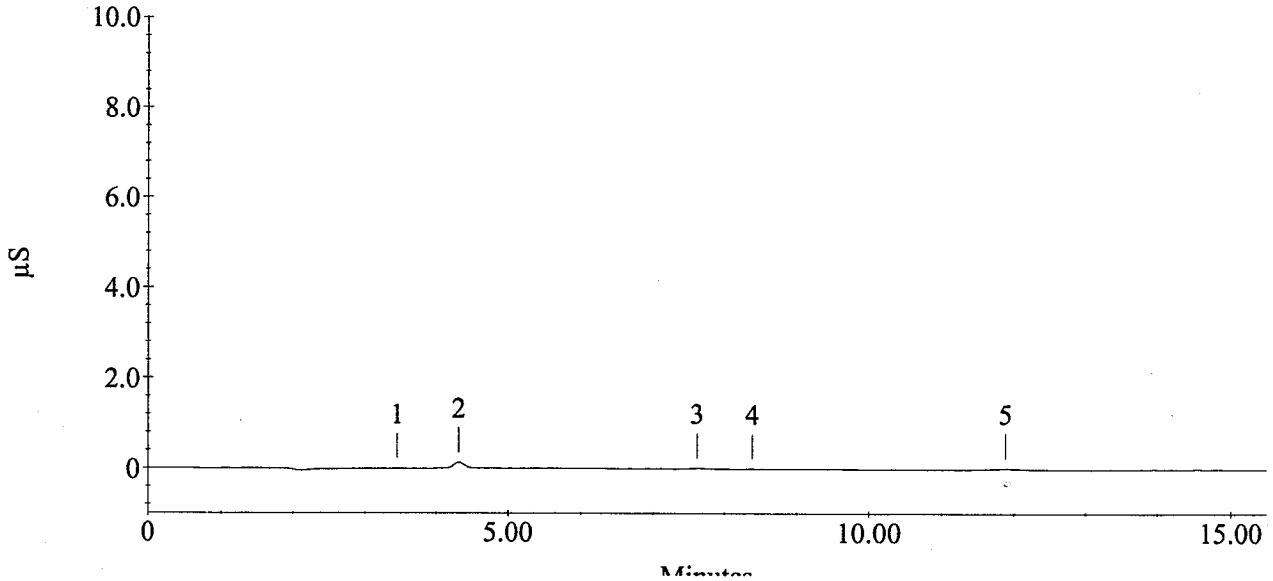

Sample Name : JY13 A1 MS
Method File Name : c:\peaknet\method\std.met

Current Date : 9/29/06
Date Time Collected : 9/29/06 9:20:57 PM

Injection Number : 21
Dilution Factor : 10.00
column :

Calibration Date : 9/29/06 5:09:54 PM
Data File Name : ...\SEP2906DAP_021.DXD
Injection Volume : 1.00

Module ID : 34 07 2a
Schedule File Name : ...\sep2906dap.sch

Peak Information : All Peaks

Pk. Num	Ret Time	Component Name	conc. (ppm)	Height	Area	Bl. Code	%Delta
1	2.07	Unknown 1	0.00	52234	797729	1	
2	2.97	FLUORIDE	18.35	47155	1053072	1	-3.78
3	5.23	NITRITE-N	4535.14	6691710	383359258	1	1.62
4	5.47	Unknown 2	0.00	154216	848378	1	
5	6.53	BROMIDE	44.66	55015	652805	1	2.08
6	7.52	NITRATE-N	18.24	112658	1797577	1	2.27
7	10.30	PHOSPHATE-P	11.66	11033	329736	1	1.48
8	11.57	SULFATE	1310.71	1175127	31768677	1	-2.66
		---total(s)---	5938.76	8299147	420607232		

JY13 A1 MS

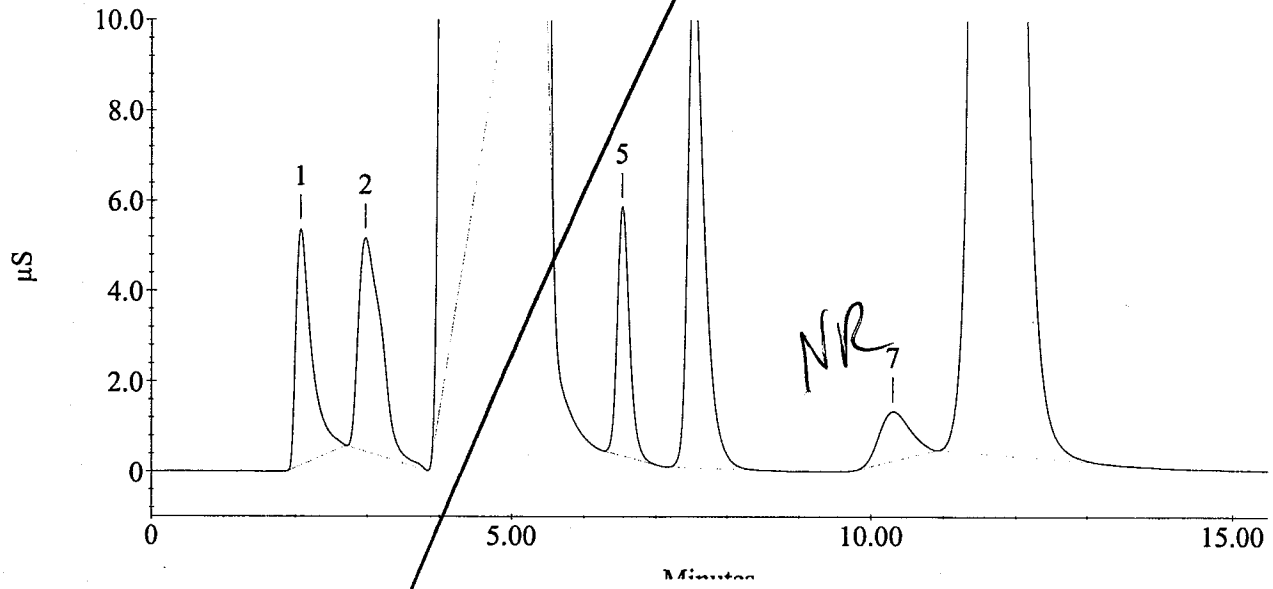

Sample Name : JY13 B1
Method File Name : c:\peaknet\method\std.met

Current Date : 9/29/06
Date Time Collected : 9/29/06 9:38:45 PM

Injection Number : 22
Dilution Factor : 10.00
column :

Calibration Date : 9/29/06 5:09:54 PM
Data File Name : ...\SEP2906DAP_022.DXD
Injection Volume : 1.00

Module ID : 34 07 2a
Schedule File Name : ...\sep2906dap.sch

Peak Information : All Peaks

Pk. Num	Ret Time	Component Name	conc. (ppm)	Height	Area	Bl. Code	%Delta
1	2.07	Unknown 1	0.00	36556	591009	1	
2	2.97	FLUORIDE	0.68	1098	39196	1	-3.78
3	5.08	NITRITE-N	3254.92	6037306	275141348	1	-1.29
4	6.53	BROMIDE	16.85	19608	246289	1	2.08
5	11.75	SULFATE	418.08	405347	10133271	1	-1.12
		---total(s)---	3690.53	6499915	286151113		

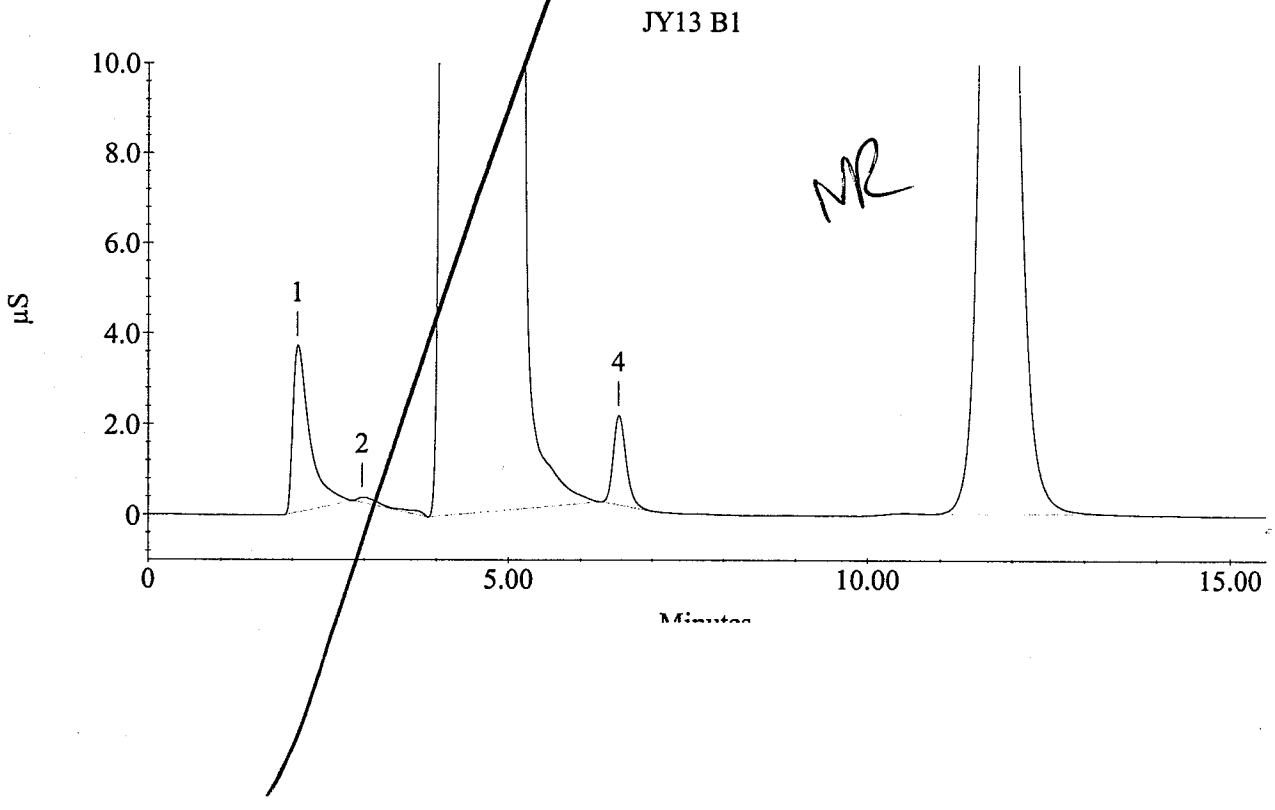

Sample Name : JY13 C1
Method File Name : c:\peaknet\method\std.met

Current Date : 9/29/06
Date Time Collected : 9/29/06 9:56:33 PM

Injection Number : 23
Dilution Factor : 10.00
column :

Calibration Date : 9/29/06 5:09:54 PM
Data File Name : ...\SEP2906DAP_023.DXD
Injection Volume : 1.00

Module ID : 34 07 2a
Schedule File Name : ...\sep2906dap.sch

Peak Information : All Peaks

Pk. Num	Ret Time	Component Name	conc. (ppm)	Height	Area	Bl. Code	%Delta
1	2.05	Unknown 1	0.00	76307	1582858	1	
2	4.62	Unknown 2	0.00	2099865	72413668	1	
3	5.52	Unknown 3	0.00	6461637	146771568	1	
4	6.62	Unknown 4	0.00	49151	549972	1	
5	11.45	SULFATE	2108.73	1713686	51110779	1	-3.65
		---total(s)---	2108.73	10400646	272428845		

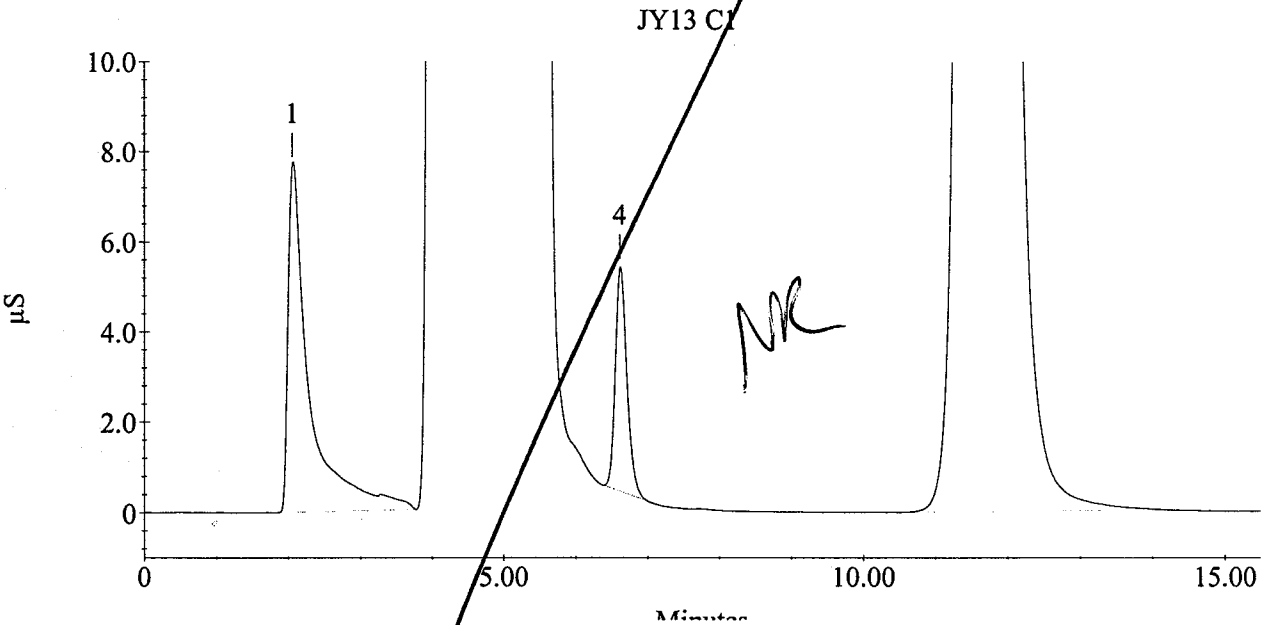

Sample Name : JY13 D1
Method File Name : c:\peaknet\method\std.met

Current Date : 9/29/06
Date Time Collected : 9/29/06 10:14:19 PM

Injection Number : 24
Dilution Factor : 10.00
column :

Calibration Date : 9/29/06 5:09:54 PM
Data File Name : ...\SEP2906DAP_024.DXD
Injection Volume : 1.00

Module ID : 34 07 2a
Schedule File Name : ...\sep2906dap.sch

Peak Information : All Peaks

Pk. Num	Ret Time	Component Name	conc. (ppm)	Height	Area	Bl. Code	%Delta
1	2.07	Unknown 1	0.00	707	10018	1	
2	3.07	FLUORIDE	0.13	662	7224	1	-0.54
3	4.33	CHLORIDE	11.45	40798	428879	1	0.39
4	7.70	NITRATE-N	0.02	137	2347	1	4.76
5	11.83	SULFATE	29.57	27247	716769	1	-0.42
		---total(s)---	41.18	69551	1165238		

JY13 D1

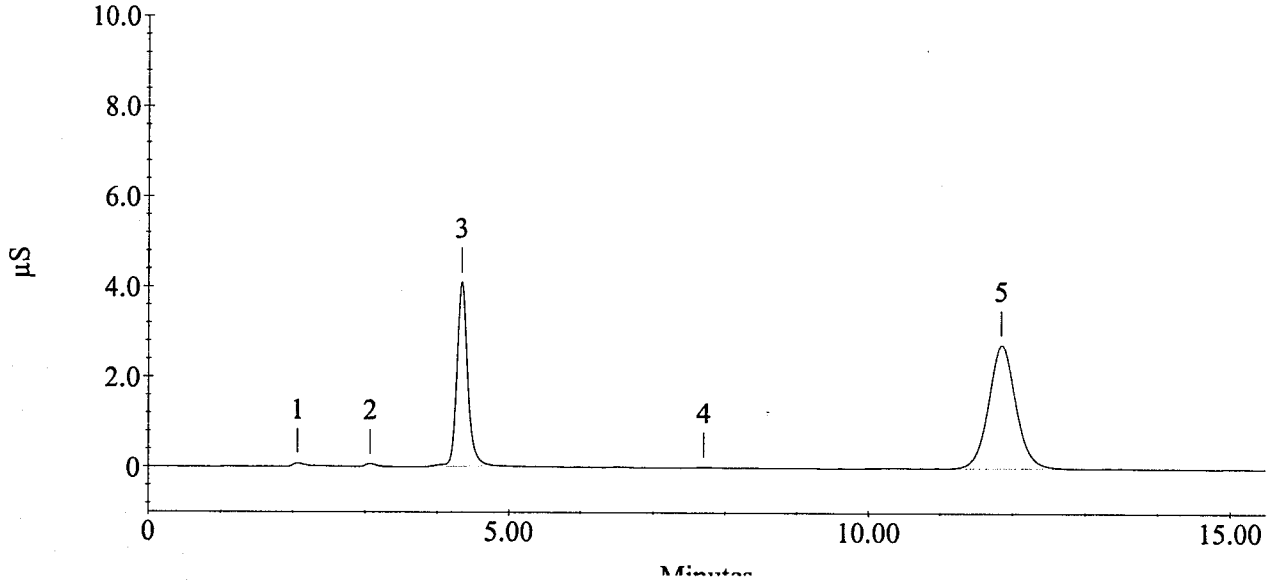

Sample Name : JX35 A8
Method File Name : c:\peaknet\method\std.met

Current Date : 9/29/06
Date Time Collected : 9/29/06 10:32:05 PM

Injection Number : 25
Dilution Factor : 10.00
column :

Calibration Date : 9/29/06 5:09:54 PM
Data File Name : ...\SEP2906DAP_025.DXD
Injection Volume : 1.00

Module ID : 34 07 2a
Schedule File Name : ...\sep2906dap.sch

Peak Information : All Peaks

Pk. Num	Ret Time	Component Name	conc. (ppm)	Height	Area	Bl. Code	%Delta
1	2.07	Unknown 1	0.00	341	4341	1	
2	3.07	FLUORIDE	0.32 1X	1880	18373	1	-0.54
3	4.33	CHLORIDE	7.08 2X	24338	265144	1	0.39
4	6.50	BROMIDE	0.11	120	1645	1	1.56
5	7.60	NITRATE-N	2.52	14034	248563	1	3.40
6	11.83	SULFATE	15.89	14501	385102	1	-0.42
		---total(s)---	25.92	55213	923168		

JX35 A8

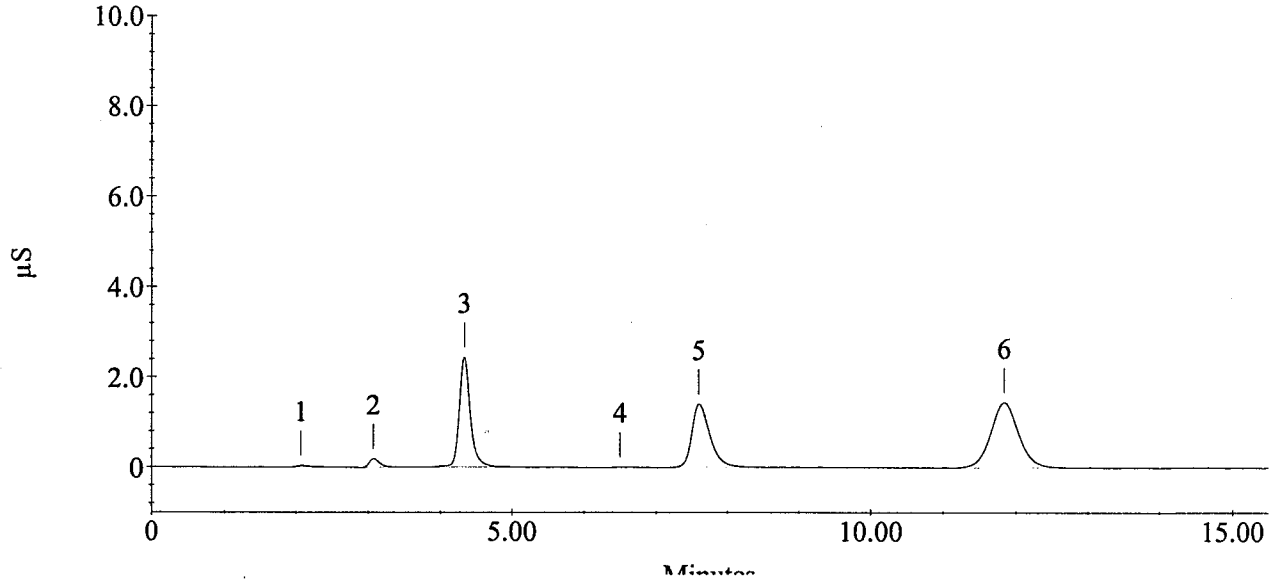

Sample Name : JX35 A8 DUP
Method File Name : c:\peaknet\method\std.met

Current Date : 9/29/06
Date Time Collected : 9/29/06 10:49:52 PM

Injection Number : 26
Dilution Factor : 10.00
column :

Calibration Date : 9/29/06 5:09:54 PM
Data File Name : ...\SEP2906DAP_026.DXD
Injection Volume : 1.00

Module ID : 34 07 2a
Schedule File Name : ...\sep2906dap.sch

Peak Information : All Peaks

Pk. Num	Ret Time	Component Name	conc. (ppm)	Height	Area	Bl. Code	%Delta
1	2.07	Unknown 1	0.00	310	3292	1	
2	3.07	FLUORIDE	0.36	1974	20426	1	-0.54
3	4.32	CHLORIDE	6.34	21991	237424	1	0.00
4	7.58	NITRATE-N	2.53	14077	249003	1	3.17
5	11.82	SULFATE	15.51	14361	375876	1	-0.56
		---total(s)---	24.73	52714	886021		

JX35 A8 DUP

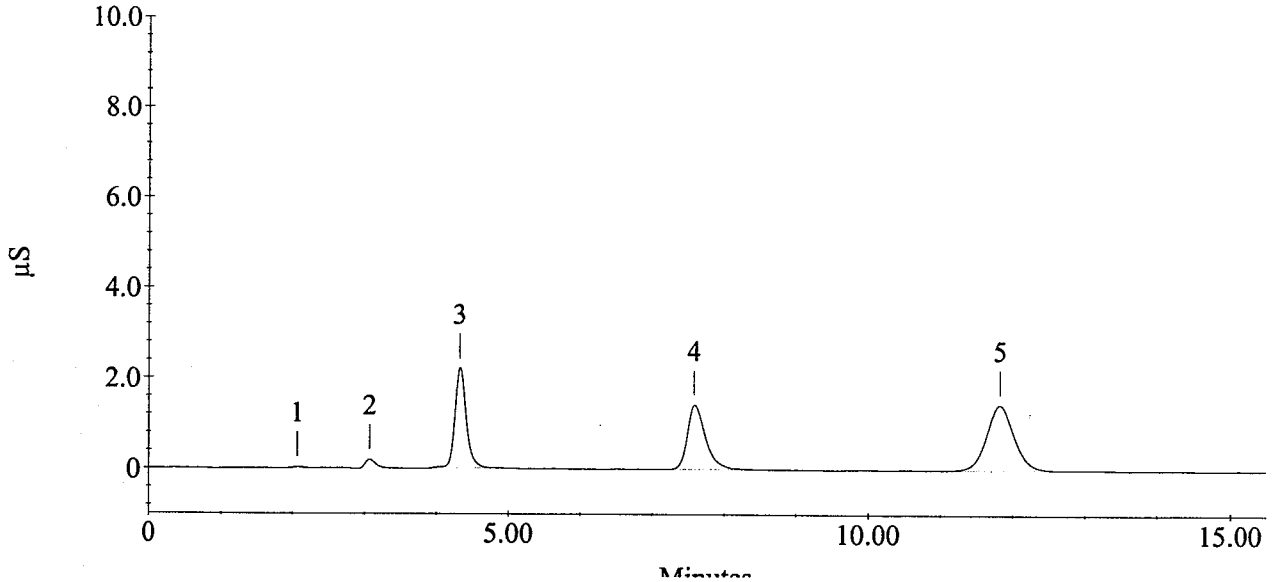

Sample Name : JX35 A8 MS
Method File Name : c:\peaknet\method\std.met

Current Date : 9/29/06
Date Time Collected : 9/29/06 11:07:37 PM

Injection Number : 27
Dilution Factor : 10.00
column :

Calibration Date : 9/29/06 5:09:54 PM
Data File Name : ...\SEP2906DAP_027.DXD
Injection Volume : 1.00

Module ID : 34 07 2a
Schedule File Name : ...\sep2906dap.sch

Peak Information : All Peaks

Pk. Num	Ret Time	Component Name	conc. (ppm)	Height	Area	Bl. Code	%Delta
1	2.08	Unknown 1	0.00	1551	22911	1	
2	3.07	FLUORIDE	19.02	109443	1091439	1	-0.54
3	4.33	CHLORIDE	25.50	92416	954812	1	0.39
4	5.17	NITRITE-N	18.54	122499	1567285	1	0.32
5	6.48	BROMIDE	19.31	19587	282179	1	1.30
6	7.50	NITRATE-N	21.11	120740	2080884	1	2.04
7	10.15	PHOSPHATE-P	16.61	18537	469641	1	0.00
8	10.88	Unknown 2	0.00	723	8352	1	
9	11.82	SULFATE	35.14	33207	851629	1	-0.56
		---total(s)---	155.22	518705	7329132		

JX35 A8 MS

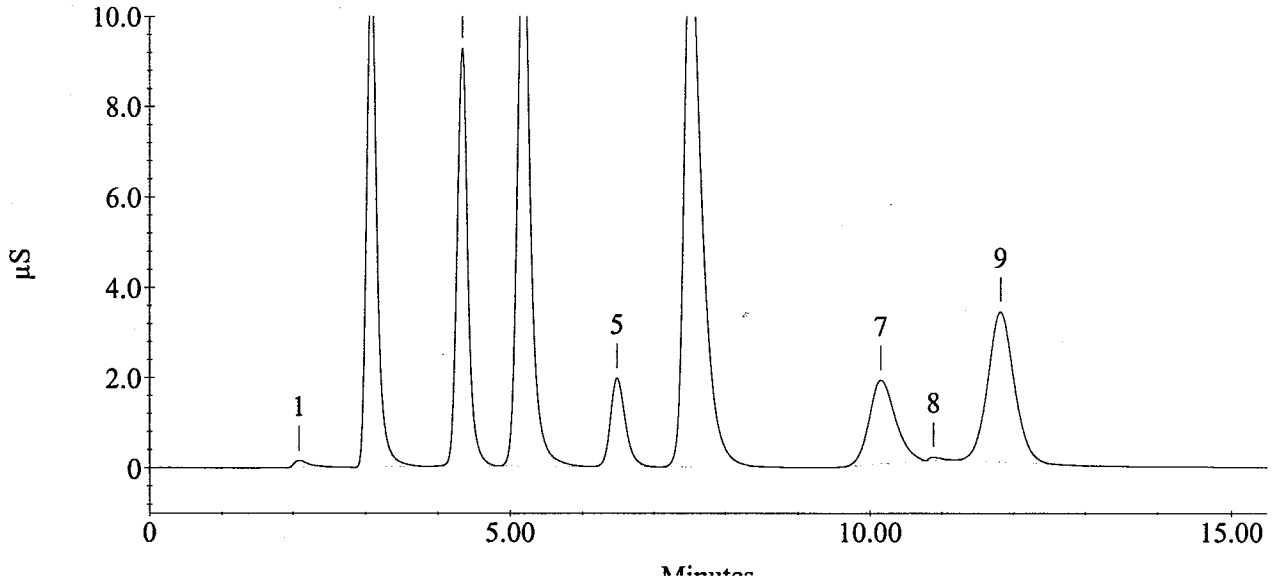

Sample Name : JX35 B8
Method File Name : c:\peaknet\method\std.met

Current Date : 9/29/06
Date Time Collected : 9/29/06 11:25:24 PM

Injection Number : 28
Dilution Factor : 10.00
column :

Calibration Date : 9/29/06 5:09:54 PM
Data File Name : ...\SEP2906DAP_028.DXD
Injection Volume : 1.00

Module ID : 34 07 2a
Schedule File Name : ...\sep2906dap.sch

Peak Information : All Peaks

Pk. Num	Ret Time	Component Name	conc. (ppm)	Height	Area	Bl. Code	%Delta
1	2.07	Unknown 1	0.00	313	3058	1	
2	3.07	FLUORIDE	0.23 1X	1311	13037	1	-0.54
3	4.32	CHLORIDE	6.90 2X	23812	258423	1	0.00
4	7.60	NITRATE-N	2.39	13412	235462	1	3.40
5	11.82	SULFATE	13.56	12534	328682	1	-0.56
		---total(s)---	23.08	51381	838663		

JX35 B8

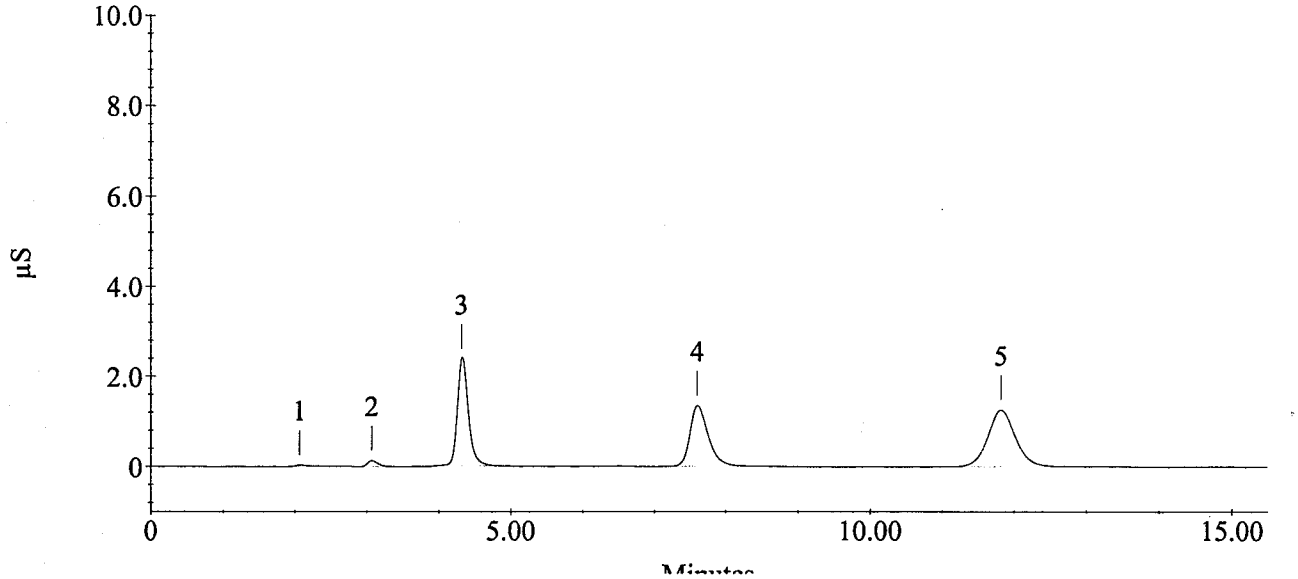

Sample Name : JX35 C8
Method File Name : c:\peaknet\method\std.met

Current Date : 9/29/06
Date Time Collected : 9/29/06 11:43:10 PM

Injection Number : 29
Dilution Factor : 10.00
column :

Calibration Date : 9/29/06 5:09:54 PM
Data File Name : ...\SEP2906DAP_029.DXD
Injection Volume : 1.00

Module ID : 34 07 2a
Schedule File Name : ...\sep2906dap.sch

Peak Information : All Peaks

Pk. Num	Ret Time	Component Name	conc. (ppm)	Height	Area	Bl. Code	%Delta
1	2.08	Unknown 1	0.00	251	2588	1	
2	3.07	FLUORIDE	0.29 1x	1738	16752	1	-0.54
3	4.32	CHLORIDE	5.86 2x	19872	219490	1	0.00
4	7.67	NITRATE-N	0.03	172	2605	1	4.31
5	11.82	SULFATE	18.03	16521	436980	1	-0.56
		---total(s)---	24.21	38554	678416		

JX35 C8

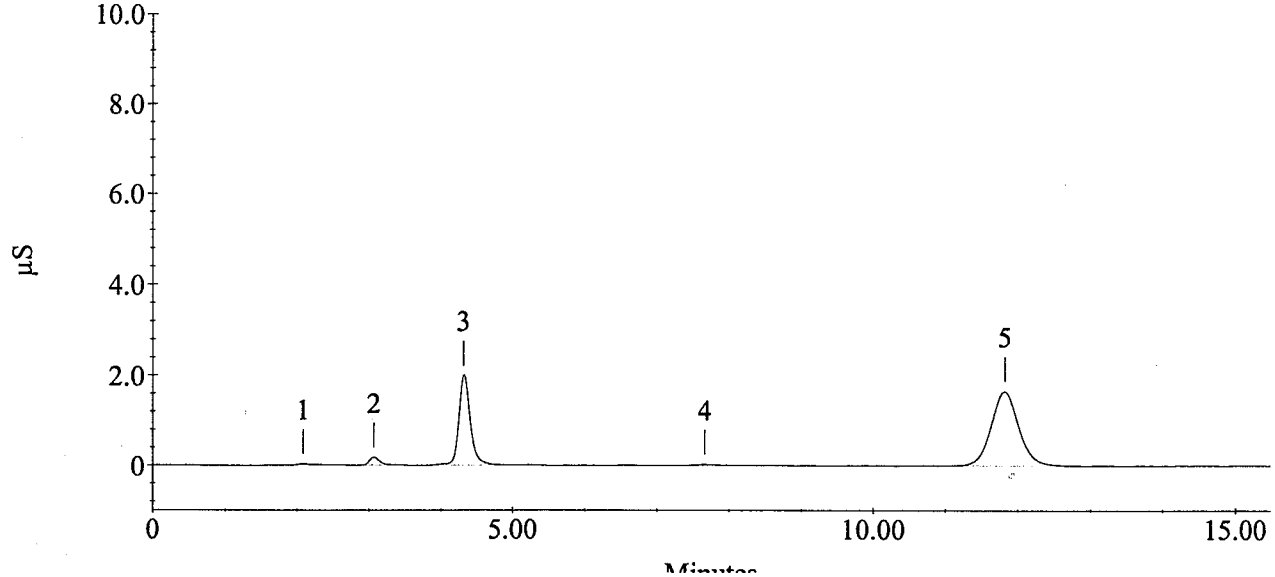

Sample Name : BLANK
Method File Name : c:\peaknet\method\std.met

Current Date : 9/30/06
Date Time Collected : 9/30/06 12:00:56 AM

Injection Number : 30
Dilution Factor : 1.00
column :

Calibration Date : 9/29/06 5:09:54 PM
Data File Name : ...\SEP2906DAP_030.DXD
Injection Volume : 1.00

Module ID : 34 07 2a
Schedule File Name : ...\sep2906dap.sch

Peak Information : All Peaks

Pk. Num	Ret Time	Component Name	conc. (ppm)	Height	Area	Bl. Code	%Delta
1	3.33	Unknown 1	0.00	91	7346	1	
2	4.30	CHLORIDE	0.06	2039	21820	1	-0.39
3	7.63	NITRATE-N	0.00	284	4241	1	3.85
4	11.83	SULFATE	0.02	275	5894	1	-0.42
		---total(s)---	0.09	2690	39300		

BLANK

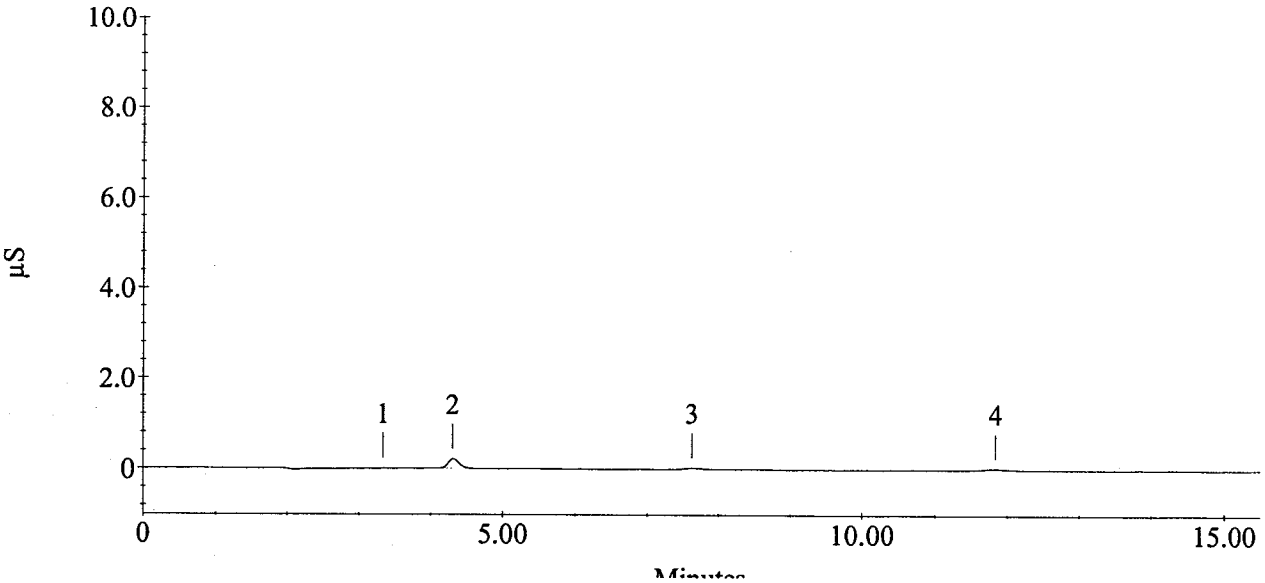

Sample Name : CCV
Method File Name : c:\peaknet\method\std.met

Current Date : 9/30/06
Date Time Collected : 9/30/06 12:18:42 AM

Injection Number : 31
Dilution Factor : 1.00
column :

Calibration Date : 9/29/06 5:09:54 PM
Data File Name : ...\SEP2906DAP_031.DXD
Injection Volume : 1.00

Module ID : 34 07 2a
Schedule File Name : ...\sep2906dap.sch

Peak Information : All Peaks

Pk. Num	Ret Time	Component Name	conc. (ppm)	Height	Area	Bl. Code	%Delta
1	2.08	Unknown 1	0.00	1987	32894	1	
2	3.07	FLUORIDE	2.82	161605	1616139	1	-0.54
3	4.32	CHLORIDE	2.79	98463	1045978	1	0.00
4	5.17	NITRITE-N	2.96	194693	2502320	1	0.32
5	6.47	BROMIDE	2.91	29481	425604	1	1.04
6	7.48	NITRATE-N	2.87	165514	2825991	1	1.81
7	10.12	PHOSPHATE-P	2.81	30644	793440	1	-0.33
8	11.80	SULFATE	3.04	28518	737593	1	-0.70
		---total(s)---					
			20.20	710906	9979960		

CCV

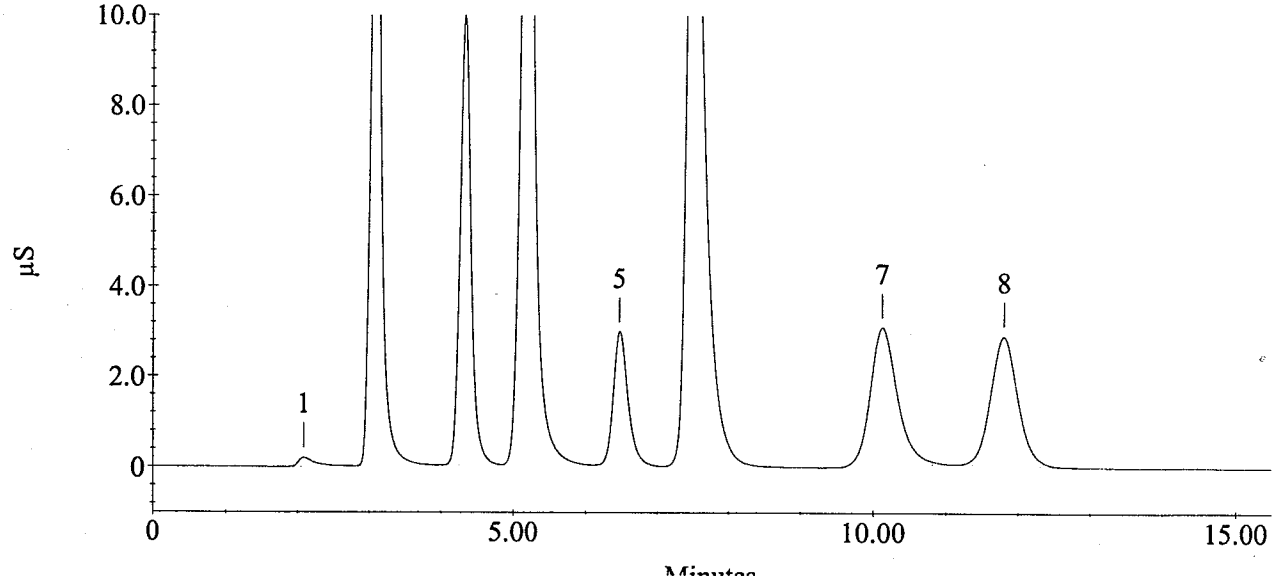

Sample Name : CCB
Method File Name : c:\peaknet\method\std.met

Current Date : 9/30/06
Date Time Collected : 9/30/06 12:36:29 AM

Injection Number : 32
Dilution Factor : 1.00
column :

Calibration Date : 9/29/06 5:09:54 PM
Data File Name : ...\SEP2906DAP_032.DXD
Injection Volume : 1.00

Module ID : 34 07 2a
Schedule File Name : ...\sep2906dap.sch

Peak Information : All Peaks

Pk. Num	Ret Time	Component Name	conc. (ppm)	Height	Area	Bl. Code	%Delta
1	3.33	Unknown 1	0.00	128	14420	1	
2	4.32	CHLORIDE	0.06	1711	21654	1	0.00
3	7.67	NITRATE-N	0.00	152	2218	1	4.31
4	11.88	SULFATE	0.01	128	2387	1	0.00
		---total(s)---	0.07	2120	40680		

CCB

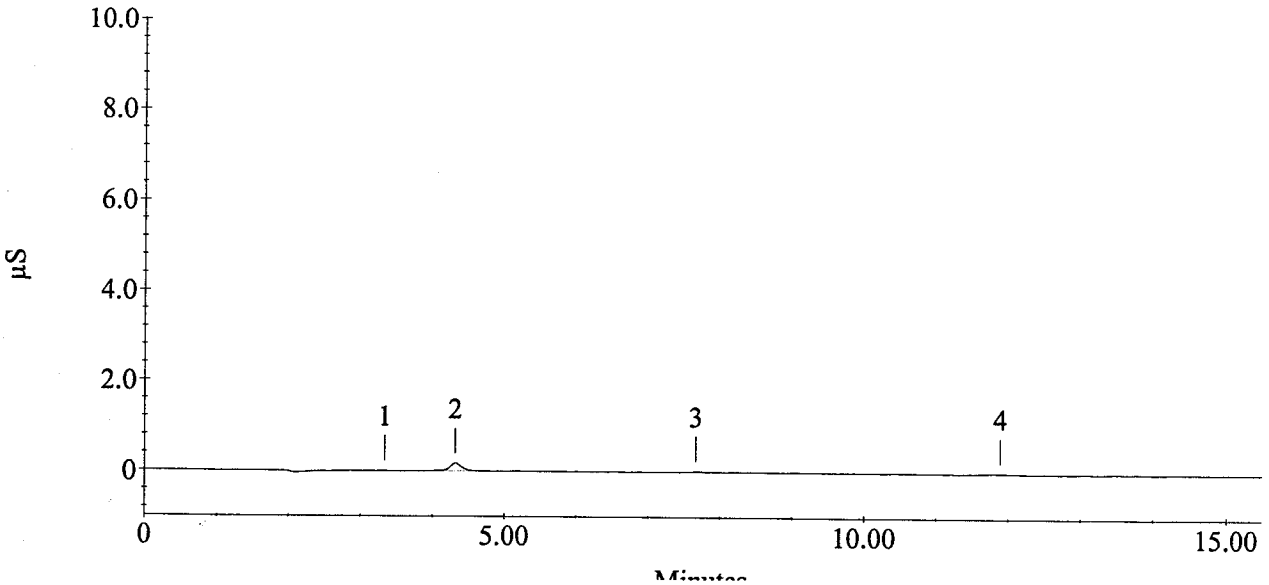

Sample Name : JY30 E1
Method File Name : c:\peaknet\method\std.met

Current Date : 9/30/06
Date Time Collected : 9/30/06 12:54:15 AM

Injection Number : 33
Dilution Factor : 500.00
column :

Calibration Date : 9/29/06 5:09:54 PM
Data File Name : ...\SEP2906DAP_033.DXD
Injection Volume : 1.00

Module ID : 34 07 2a
Schedule File Name : ...\sep2906dap.sch

Peak Information : All Peaks

Pk. Num	Ret Time	Component Name	conc. (ppm)	Height	Area	Bl. Code	%Delta
1	2.08	Unknown 1	0.00	1400	19813	1	
2	3.05	FLUORIDE	1.59	239	1825	1	-1.08
3	3.35	Unknown 2	0.00	239	2022	1	
4	4.38	CHLORIDE	10874.72	785088	8144569	1	1.54
5	6.50	BROMIDE	31.16	646	9109	1	1.56
6	7.63	NITRATE-N	3.35	446	6603	1	3.85
7	11.78	SULFATE	1196.71	22173	580110	1	-0.84
		---total(s)---	12107.53	810231	8764050		

JY30 E1

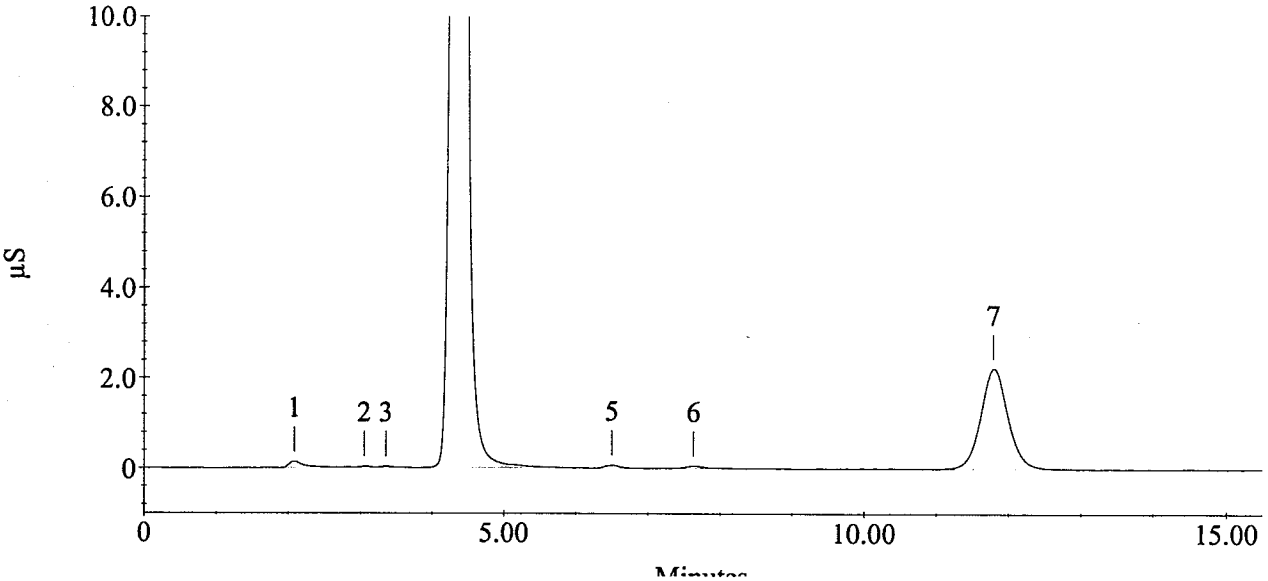

Sample Name : JY30 F1
Method File Name : c:\peaknet\method\std.met

Current Date : 9/30/06
Date Time Collected : 9/30/06 1:12:01 AM

Injection Number : 34
Dilution Factor : 500.00
column :

Calibration Date : 9/29/06 5:09:54 PM
Data File Name : ...\SEP2906DAP_034.DXD
Injection Volume : 1.00

Module ID : 34 07 2a
Schedule File Name : ...\sep2906dap.sch

Peak Information : All Peaks

Pk. Num	Ret Time	Component Name	conc. (ppm)	Height	Area	Bl. Code	%Delta
1	2.08	Unknown 1	0.00	1075	15843	1	
2	4.37	CHLORIDE	11013.03	761764	8248159	1	1.16
3	6.48	BROMIDE	35.03	582	10241	1	1.30
4	7.65	NITRATE-N	2.37	294	4666	1	4.08
5	11.80	SULFATE	1243.19	23120	602640	1	-0.70
		---total(s)---	12293.62	786835	8881548		

JY30 F1

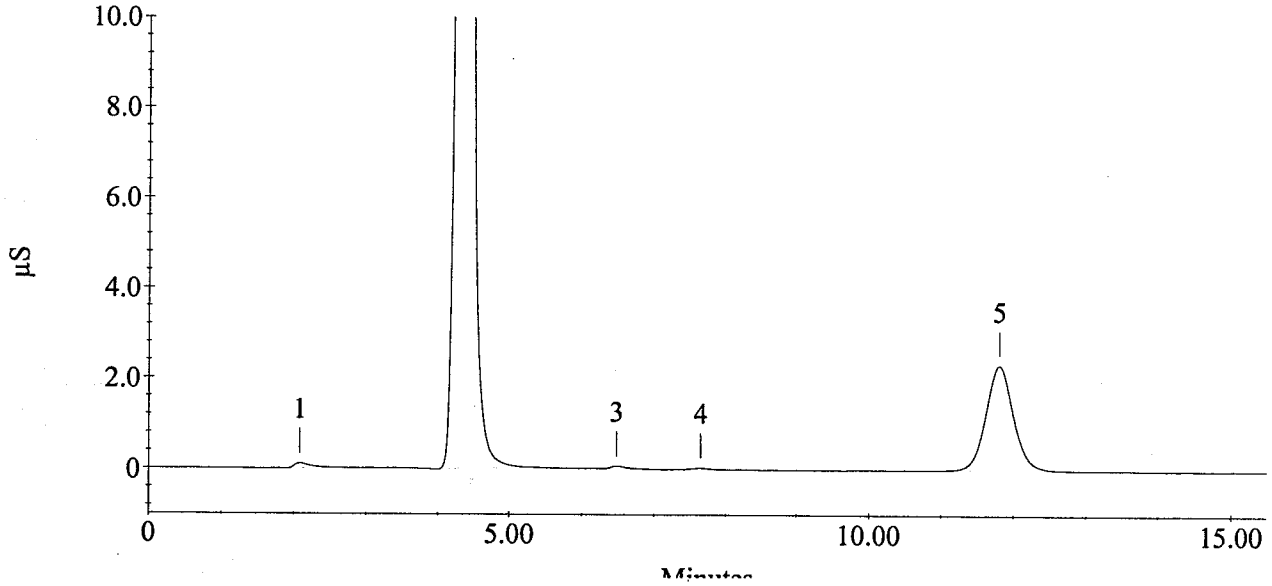

Sample Name : JY56 C1
Method File Name : c:\peaknet\method\std.met

Current Date : 9/30/06
Date Time Collected : 9/30/06 1:29:48 AM

Injection Number : 35
Dilution Factor : 200.00
column :

Calibration Date : 9/29/06 5:09:54 PM
Data File Name : ...\SEP2906DAP_035.DXD
Injection Volume : 1.00

Module ID : 34 07 2a
Schedule File Name : ...\sep2906dap.sch

Peak Information : All Peaks

Pk. Num	Ret Time	Component Name	conc. (ppm)	Height	Area	Bl. Code	%Delta
1	2.08	Unknown 1	0.00	1232	19503	1	
2	3.07	FLUORIDE	539.39	157372	1547830	1	-0.54
3	4.32	CHLORIDE	84.22	14687	157682	1	0.00
4	5.17	NITRITE-N	4.71	1605	19895	1	0.32
5	6.48	BROMIDE	4.63	290	3384	1	1.30
6	7.62	NITRATE-N	9.39	2550	46276	1	3.63
7	10.15	PHOSPHATE-P	7.75	478	10952	1	0.00
8	11.78	SULFATE	126.81	5925	153676	1	-0.84
		---total(s)---	776.89	184140	1959198		

JY56 C1

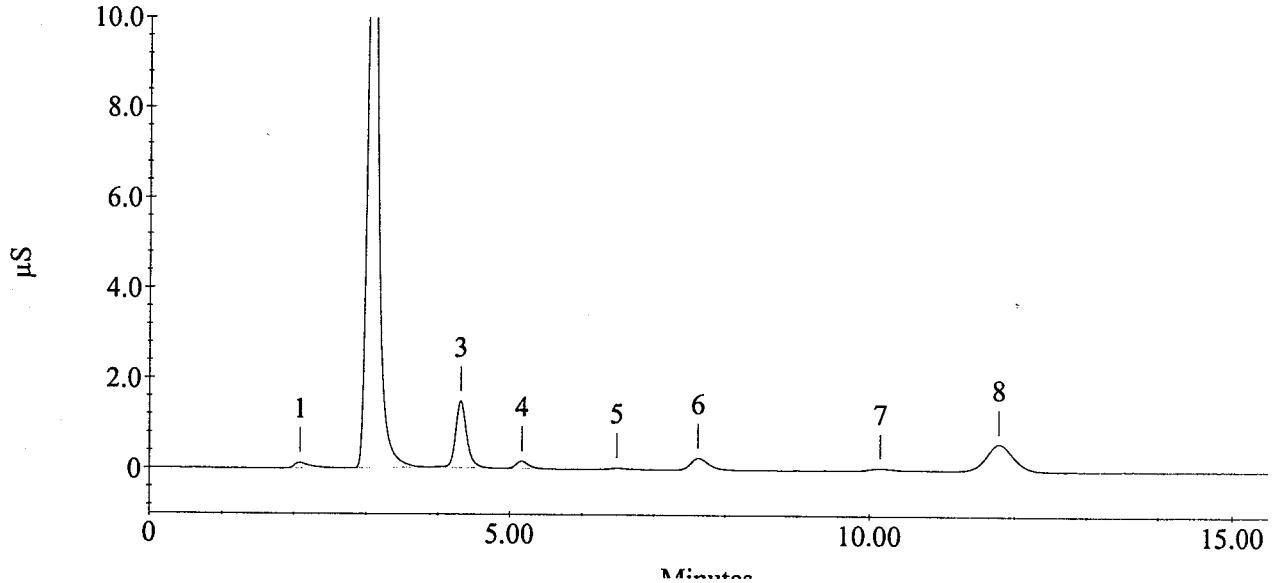

Sample Name : JY56 F1
Method File Name : c:\peaknet\method\std.met

Current Date : 9/30/06
Date Time Collected : 9/30/06 1:47:34 AM

Injection Number : 36
Dilution Factor : 100.00
column :

Calibration Date : 9/29/06 5:09:54 PM
Data File Name : ...\SEP2906DAP_036.DXD
Injection Volume : 1.00

Module ID : 34 07 2a
Schedule File Name : ...\sep2906dap.sch

Peak Information : All Peaks

Pk. Num	Ret Time	Component Name	conc. (ppm)	Height	Area	Bl. Code	%Delta
1	2.07	Unknown 1	0.00	9537	150762	1	
2	3.13	FLUORIDE	2325.09	1094633	13344168	1	1.62
3	4.30	CHLORIDE	68.81	24461	257661	1	-0.39
4	10.13	PHOSPHATE-P	17.51	2103	49498	1	-0.16
5	10.82	Unknown 2	0.00	370	6260	1	
6	11.75	SULFATE	275.06	25545	666673	1	-1.12
7	13.58	Unknown 3	0.00	1268	36769	1	
		---total(s)---	2686.46	1157918	14511790		

JY56 F1

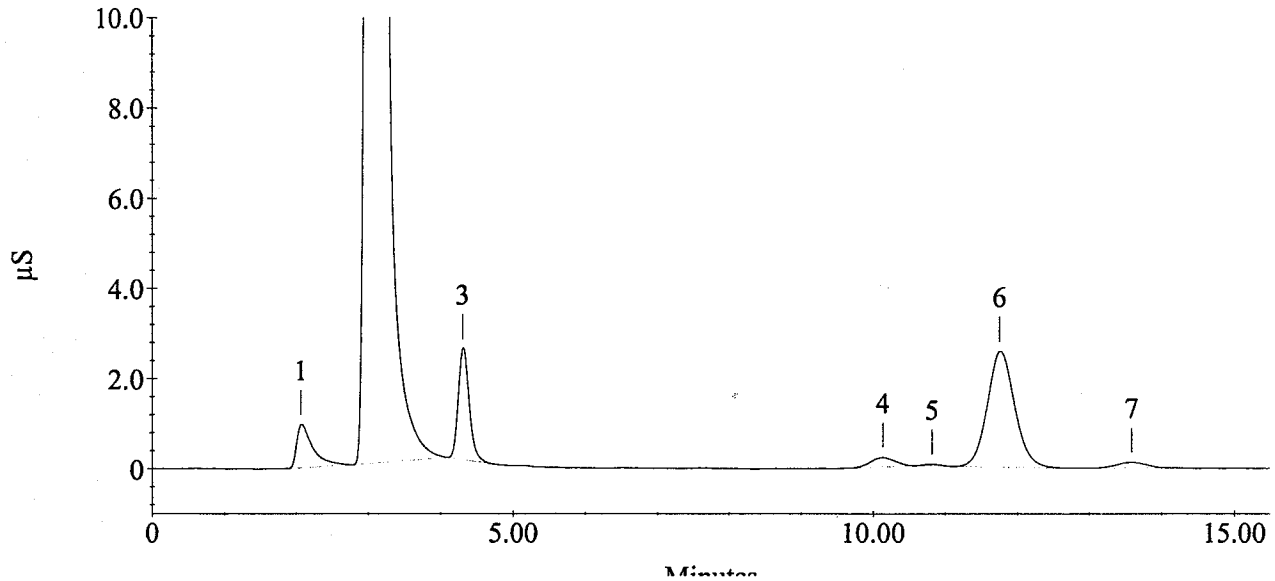

Sample Name : JY56 G1
Method File Name : c:\peaknet\method\std.met

Current Date : 9/30/06
Date Time Collected : 9/30/06 2:05:20 AM

Injection Number : 37
Dilution Factor : 100.00
column :

Calibration Date : 9/29/06 5:09:54 PM
Data File Name : ...\SEP2906DAP_037.DXD
Injection Volume : 1.00

Module ID : 34 07 2a
Schedule File Name : ...\sep2906dap.sch

Peak Information : All Peaks

Pk. Num	Ret Time	Component Name	conc. (ppm)	Height	Area	Bl. Code	%Delta
1	2.07	Unknown 1	0.00	9563	150301	1	
2	3.13	FLUORIDE	2329.84	1096616	13371438	1	1.62
3	4.30	CHLORIDE	73.36	22860	274702	1	-0.39
4	10.13	PHOSPHATE-P	17.21	2095	48638	1	-0.16
5	10.82	Unknown 2	0.00	321	5315	1	
6	11.77	SULFATE	278.58	25882	675218	1	-0.98
7	13.60	Unknown 3	0.00	1260	39072	1	
		---total(s)---	2698.98	1158598	14564683		

JY56 G1

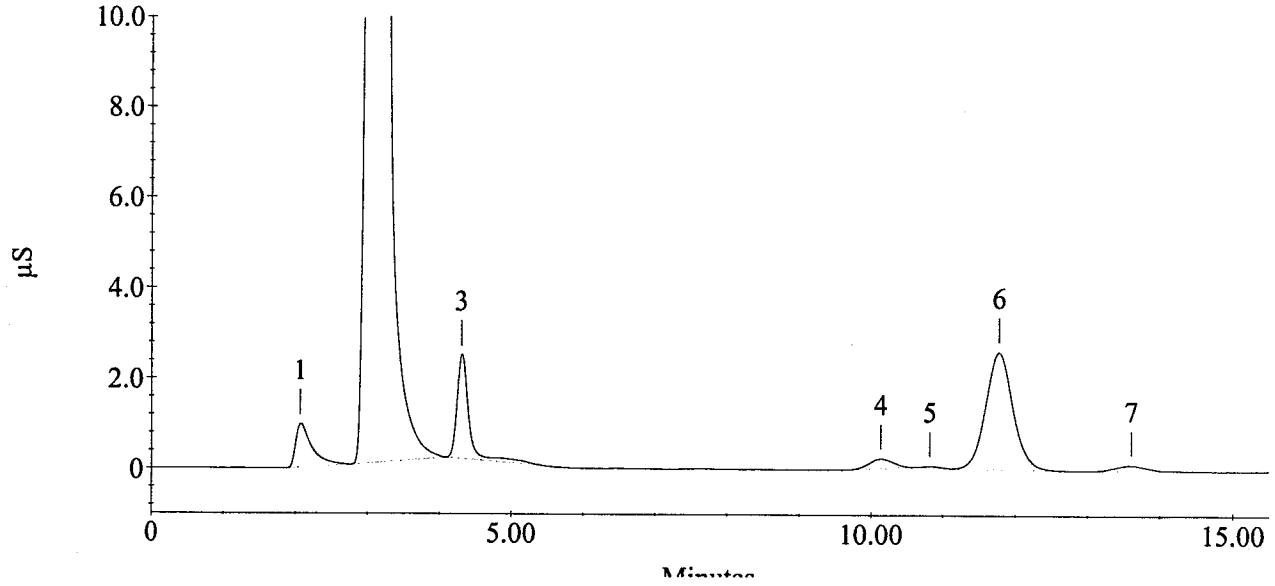

Sample Name : JY56 C1
Method File Name : c:\peaknet\method\std.met

Current Date : 9/30/06
Date Time Collected : 9/30/06 2:23:06 AM

Injection Number : 38
Dilution Factor : 50.00
column :

Calibration Date : 9/29/06 5:09:54 PM
Data File Name : ...\SEP2906DAP_038.DXD
Injection Volume : 1.00

Module ID : 34 07 2a
Schedule File Name : ...\sep2906dap.sch

Peak Information : All Peaks

Pk. Num	Ret Time	Component Name	conc. (ppm)	Height	Area	Bl. Code	%Delta
1	2.07	Unknown 1	0.00	6383	100766	1	
2	3.10	FLUORIDE	583.05	602245	6692472	1	0.54
3	4.33	CHLORIDE	38.96	27398	291799	1	0.39
4	7.65	NITRATE-N	0.13	175	2572	1	4.08
5	10.17	PHOSPHATE-P	5.72	1253	32324	1	0.16
6	11.78	SULFATE	105.60	19465	511921	1	-0.84
		---total(s)---	733.46	656920	7631854		

JY56 C1

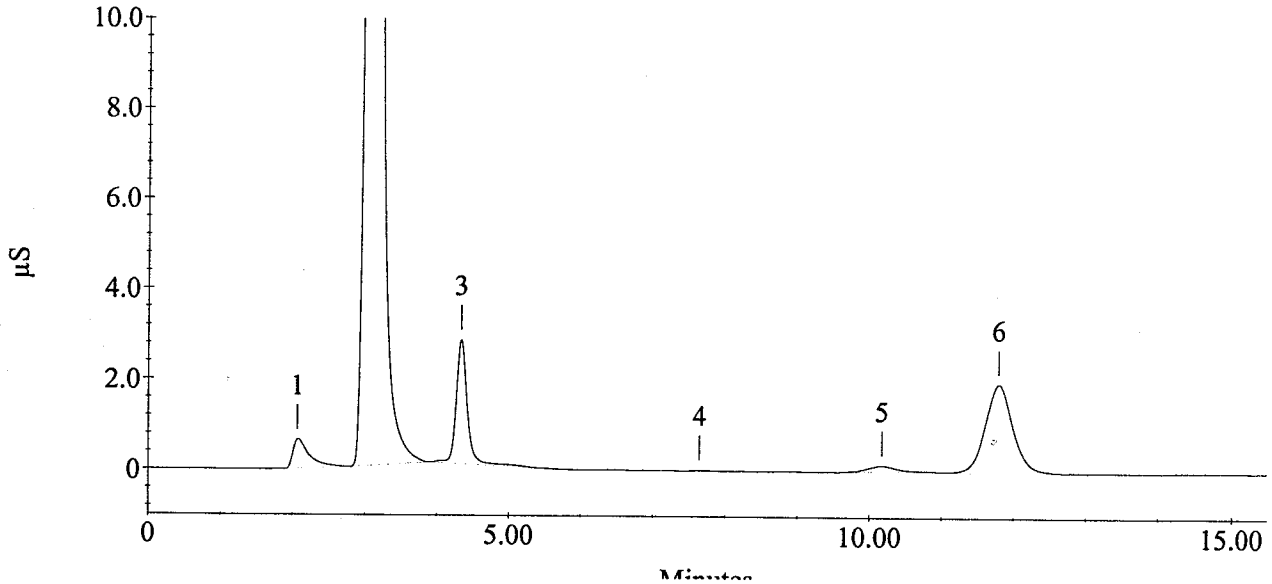

Sample Name : JY56 E1
Method File Name : c:\peaknet\method\std.met

Current Date : 9/30/06
Date Time Collected : 9/30/06 2:40:51 AM

Injection Number : 39
Dilution Factor : 50.00
column :

Calibration Date : 9/29/06 5:09:54 PM
Data File Name : ...\SEP2906DAP_039.DXD
Injection Volume : 1.00

Module ID : 34 07 2a
Schedule File Name : ...\sep2906dap.sch

Peak Information : All Peaks

Pk. Num	Ret Time	Component Name	conc. (ppm)	Height	Area	Bl. Code	%Delta
1	1.20	Unknown 1	0.00	925	48752	1	
2	2.07	Unknown 2	0.00	947	13916	1	
3	3.05	FLUORIDE	67.40	75626	773643	1	-1.08
4	4.32	CHLORIDE	10.18	7051	76211	1	0.00
5	11.78	SULFATE	100.70	18629	488142	1	-0.84
		---total(s)---	178.27	103178	1400665		

JY56 E1

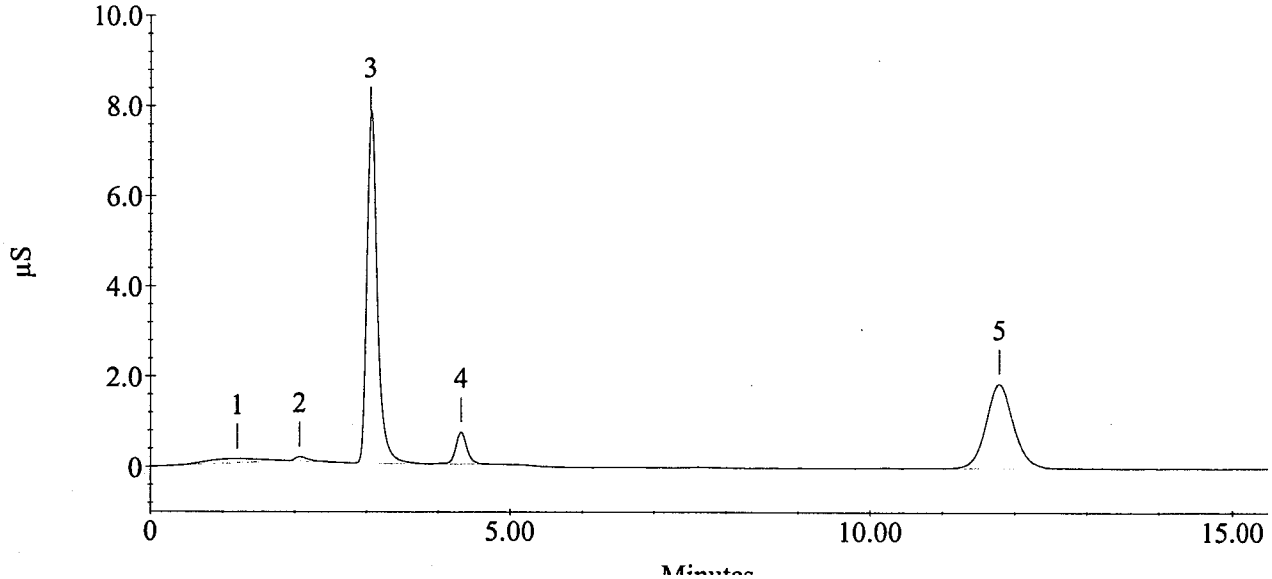

Sample Name : JY56 A1 MS
Method File Name : c:\peaknet\method\std.met

Current Date : 9/30/06
Date Time Collected : 9/30/06 2:58:38 AM

Injection Number : 40
Dilution Factor : 50.00
column :

Calibration Date : 9/29/06 5:09:54 PM
Data File Name : ...\SEP2906DAP_040.DXD
Injection Volume : 1.00

Module ID : 34 07 2a
Schedule File Name : ...\sep2906dap.sch

Peak Information : All Peaks

Pk. Num	Ret Time	Component Name	conc. (ppm)	Height	Area	Bl. Code	%Delta
1	1.23	Unknown 1	0.00	811	41993	1	
2	2.07	Unknown 2	0.00	2781	41583	1	
3	3.07	FLUORIDE	161.28	183676	1851237	1	-0.54
4	4.32	CHLORIDE	110.90	80717	830575	1	0.00
5	5.15	NITRITE-N	92.48	123114	1563487	1	0.00
6	6.45	BROMIDE	95.59	19262	279439	1	0.78
7	7.48	NITRATE-N	89.61	103020	1766441	1	1.81
8	10.10	PHOSPHATE-P	92.83	19807	524824	1	-0.49
9	11.77	SULFATE	154.20	28808	747491	1	-0.98
		---total(s)---	796.89	561994	7647070		

JY56 A1 MS

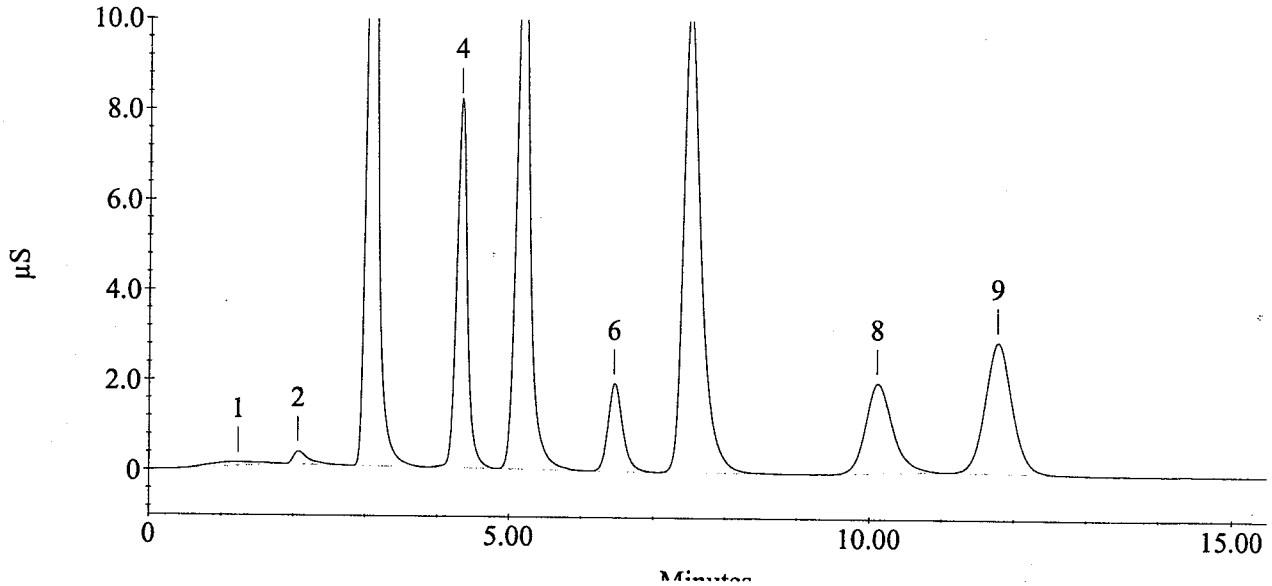

Sample Name : JY56 A1
Method File Name : c:\peaknet\method\std.met

Current Date : 9/30/06
Date Time Collected : 9/30/06 3:16:25 AM

Injection Number : 41
Dilution Factor : 20.00
column :

Calibration Date : 9/29/06 5:09:54 PM
Data File Name : ...\SEP2906DAP_041.DXD
Injection Volume : 1.00

Module ID : 34 07 2a
Schedule File Name : ...\sep2906dap.sch

Peak Information : All Peaks

Pk. Num	Ret Time	Component Name	conc. (ppm)	Height	Area	Bl. Code	%Delta
1	2.07	Unknown 1	0.00	4150	60833	1	
2	3.07	FLUORIDE	63.80	174475	1830752	1	-0.54
3	4.33	CHLORIDE	15.98	28402	299144	1	0.39
4	6.77	Unknown 2	0.00	1169	12444	1	
5	10.17	PHOSPHATE-P	1.82	959	25675	1	0.16
6	11.78	SULFATE	56.43	26189	683926	1	-0.84
		---total(s)---	138.03	235344	2912774		

JY56 A1

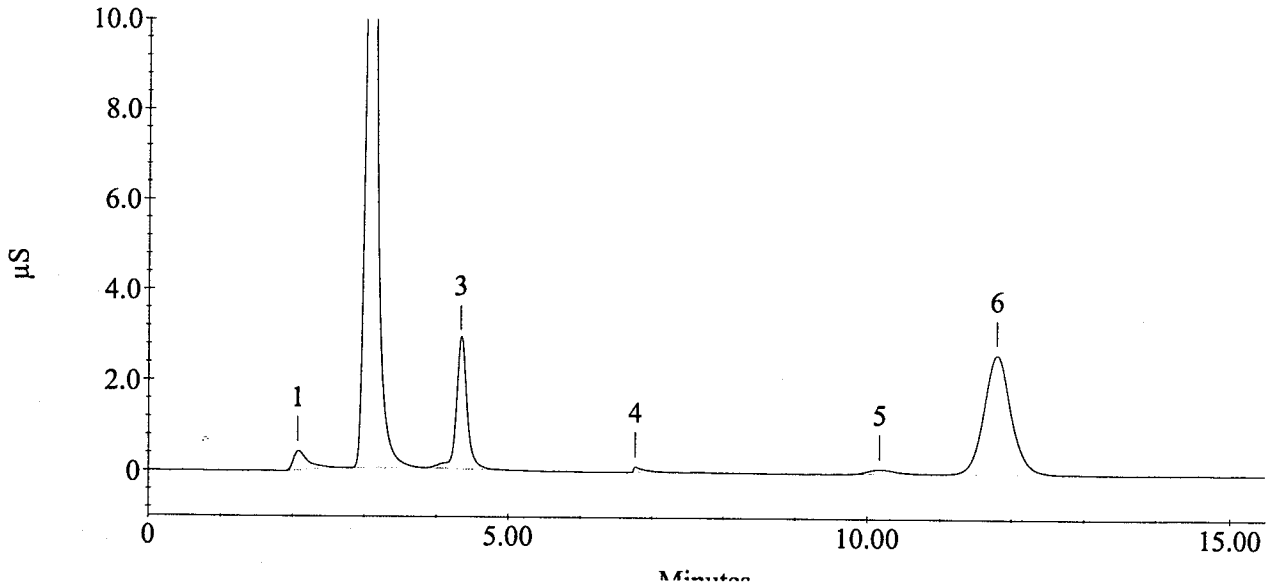

Sample Name : JY56 A1 DUP
Method File Name : c:\peaknet\method\std.met

Current Date : 9/30/06
Date Time Collected : 9/30/06 3:34:12 AM

Injection Number : 42
Dilution Factor : 20.00
column :

Calibration Date : 9/29/06 5:09:54 PM
Data File Name : ...\SEP2906DAP_042.DXD
Injection Volume : 1.00

Module ID : 34 07 2a
Schedule File Name : ...\sep2906dap.sch

Peak Information : All Peaks

Pk. Num	Ret Time	Component Name	conc. (ppm)	Height	Area	Bl. Code	%Delta
1	2.08	Unknown 1	0.00	4282	66725	1	
2	3.07	FLUORIDE	64.47	175469	1849968	1	-0.54
3	4.33	CHLORIDE	16.99	29804	318024	1	0.39
4	10.18	PHOSPHATE-P	2.22	1084	31318	1	0.33
5	11.78	SULFATE	56.81	26411	688413	1	-0.84
		---total(s)---	140.47	237050	2954447		

JY56 A1 DUP

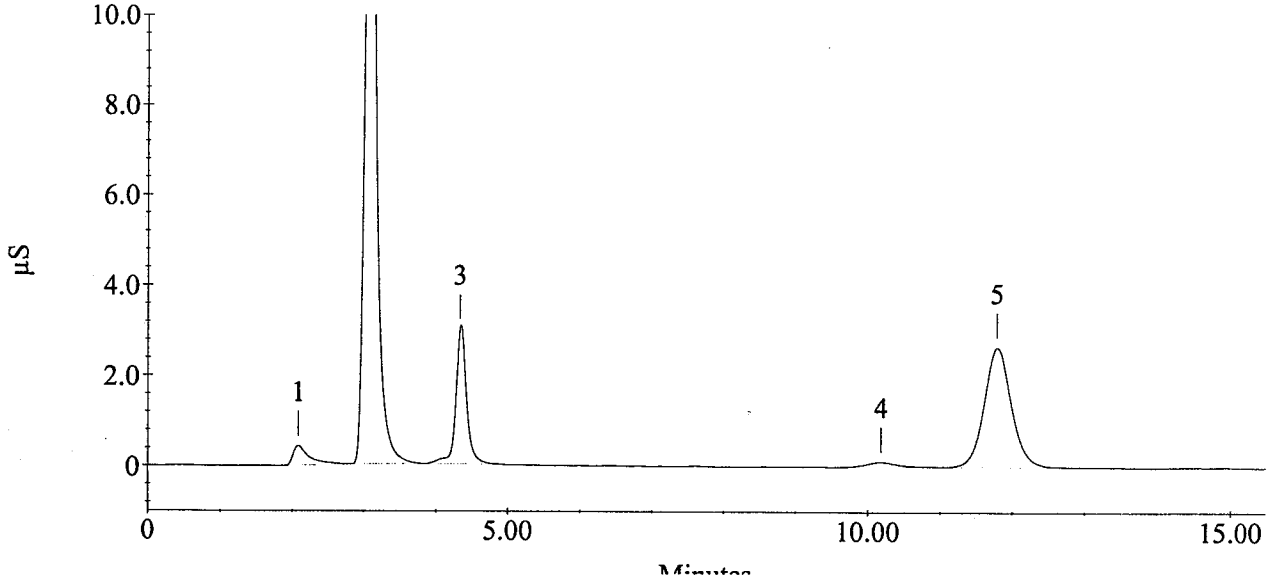

Sample Name : CCV
Method File Name : c:\peaknet\method\std.met

Current Date : 9/30/06
Date Time Collected : 9/30/06 3:51:58 AM

Injection Number : 43
Dilution Factor : 1.00
column :

Calibration Date : 9/29/06 5:09:54 PM
Data File Name : ...\SEP2906DAP_043.DXD
Injection Volume : 1.00

Module ID : 34 07 2a
Schedule File Name : ...\sep2906dap.sch

Peak Information : All Peaks

Pk. Num	Ret Time	Component Name	conc. (ppm)	Height	Area	Bl. Code	%Delta
1	2.08	Unknown 1	0.00	1784	23838	1	
2	3.07	FLUORIDE	2.81	163290	1615358	1	-0.54
3	4.32	CHLORIDE	2.85	101854	1068359	1	0.00
4	5.15	NITRITE-N	2.96	194444	2499718	1	0.00
5	6.45	BROMIDE	2.90	29662	423873	1	0.78
6	7.45	NITRATE-N	2.84	164733	2802191	1	1.36
7	10.10	PHOSPHATE-P	2.79	30527	788774	1	-0.49
8	11.77	SULFATE	3.02	28340	733141	1	-0.98
		---total(s)---		714634	9955253		

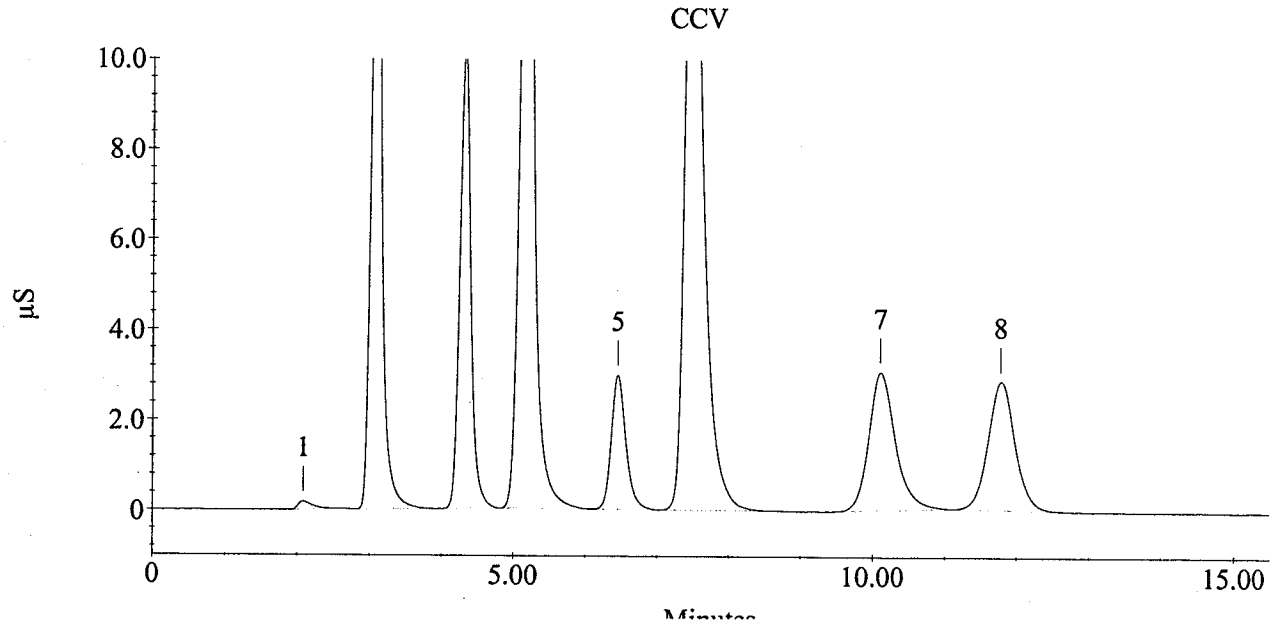

Sample Name : CCB
Method File Name : c:\peaknet\method\std.met

Current Date : 9/30/06
Date Time Collected : 9/30/06 4:09:44 AM

Injection Number : 44
Dilution Factor : 1.00
column :

Calibration Date : 9/29/06 5:09:54 PM
Data File Name : ...\SEP2906DAP_044.DXD
Injection Volume : 1.00

Module ID : 34 07 2a
Schedule File Name : ...\sep2906dap.sch

Peak Information : All Peaks

Pk. Num	Ret Time	Component Name	conc. (ppm)	Height	Area	Bl. Code	%Delta
1	2.57	Unknown 1	0.00	154	3973	1	
2	4.30	CHLORIDE	0.10	3323	36985	1	-0.39
3	7.63	NITRATE-N	0.01	549	8938	1	3.85
4	11.80	SULFATE	0.01	171	3314	1	-0.70
		---total(s)---	0.12	4197	53209		

CCB

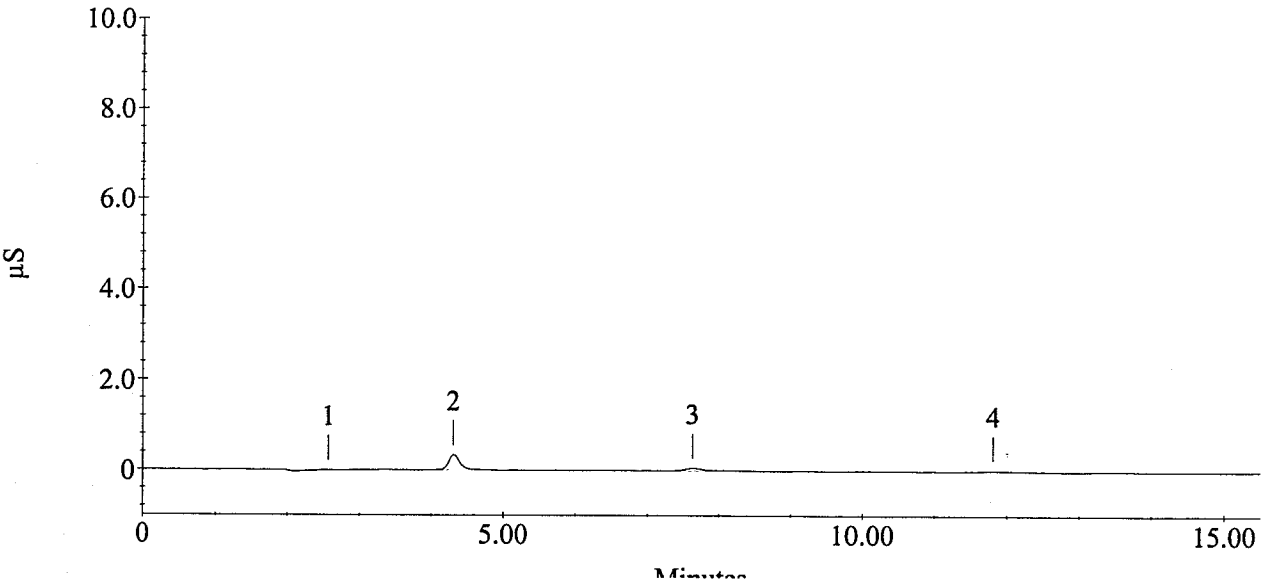

Sample Name : JY56 E1
Method File Name : c:\peaknet\method\std.met

Current Date : 9/30/06
Date Time Collected : 9/30/06 4:27:29 AM

Injection Number : 45
Dilution Factor : 20.00
column :

Calibration Date : 9/29/06 5:09:54 PM
Data File Name : ...\SEP2906DAP_045.DXD
Injection Volume : 1.00

Module ID : 34 07 2a
Schedule File Name : ...\sep2906dap.sch

Peak Information : All Peaks

Pk. Num	Ret Time	Component Name	conc. (ppm)	Height	Area	Bl. Code	%Delta
1	2.08	Unknown 1	0.00	3010	46722	1	
2	3.07	FLUORIDE	71.35	199344	2047571	1	-0.54
3	4.33	CHLORIDE	7.63	12885	142776	1	0.39
4	7.63	NITRATE-N	0.08	236	3857	1	3.85
5	11.78	SULFATE	103.06	48206	1248920	1	-0.84
		---total(s)---	182.11	263680	3489846		

JY56 E1

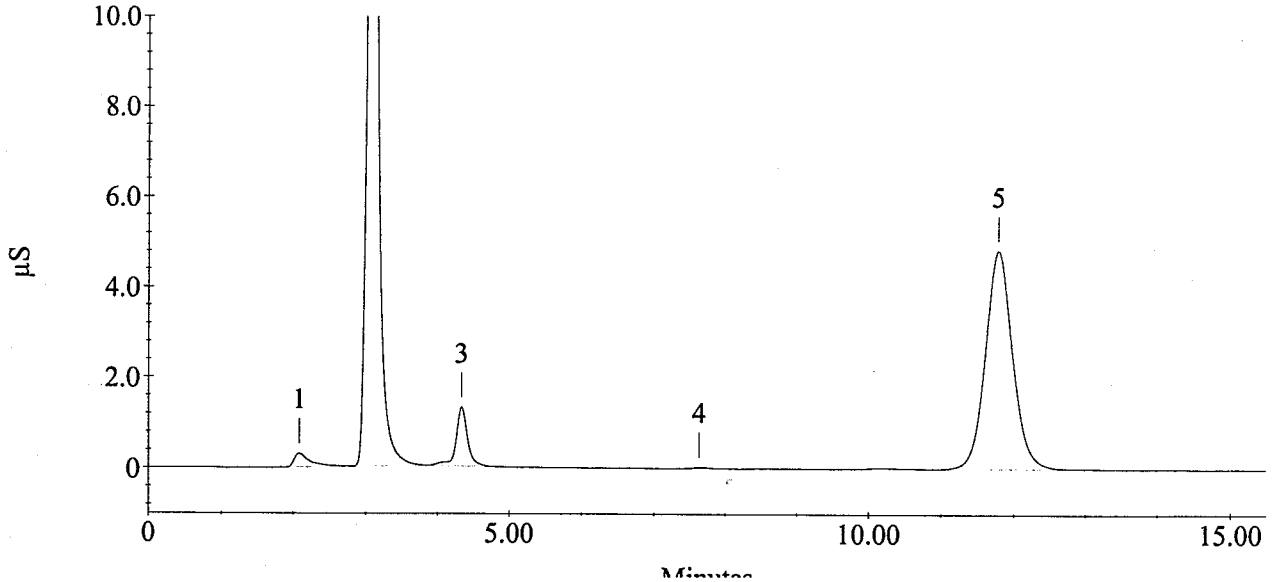

Sample Name : JY56 F1
Method File Name : c:\peaknet\method\std.met

Current Date : 9/30/06
Date Time Collected : 9/30/06 4:45:15 AM

Injection Number : 46
Dilution Factor : 20.00
column :

Calibration Date : 9/29/06 5:09:54 PM
Data File Name : ...\SEP2906DAP_046.DXD
Injection Volume : 1.00

Module ID : 34 07 2a
Schedule File Name : ...\sep2906dap.sch

Peak Information : All Peaks

Pk. Num	Ret Time	Component Name	conc. (ppm)	Height	Area	Bl. Code	%Delta
1	2.07	Unknown 1	0.00	46969	702736	1	
2	3.28	Unknown 2	0.00	2425985	55449826	1	
3	4.32	CHLORIDE	68.51	133988	1282817	1	0.00
4	6.40	BROMIDE	0.50	248	3629	1	0.00
5	7.60	NITRATE-N	0.08	250	3912	1	3.40
6	10.05	PHOSPHATE-P	20.56	11732	290656	1	-0.99
7	10.73	Unknown 3	0.00	895	14030	1	
8	11.67	SULFATE	308.95	140224	3744161	1	-1.82
9	13.50	Unknown 4	0.00	6101	194928	1	
		---total(s)---	398.61	2766392	61686695		

500X

JY56 F1

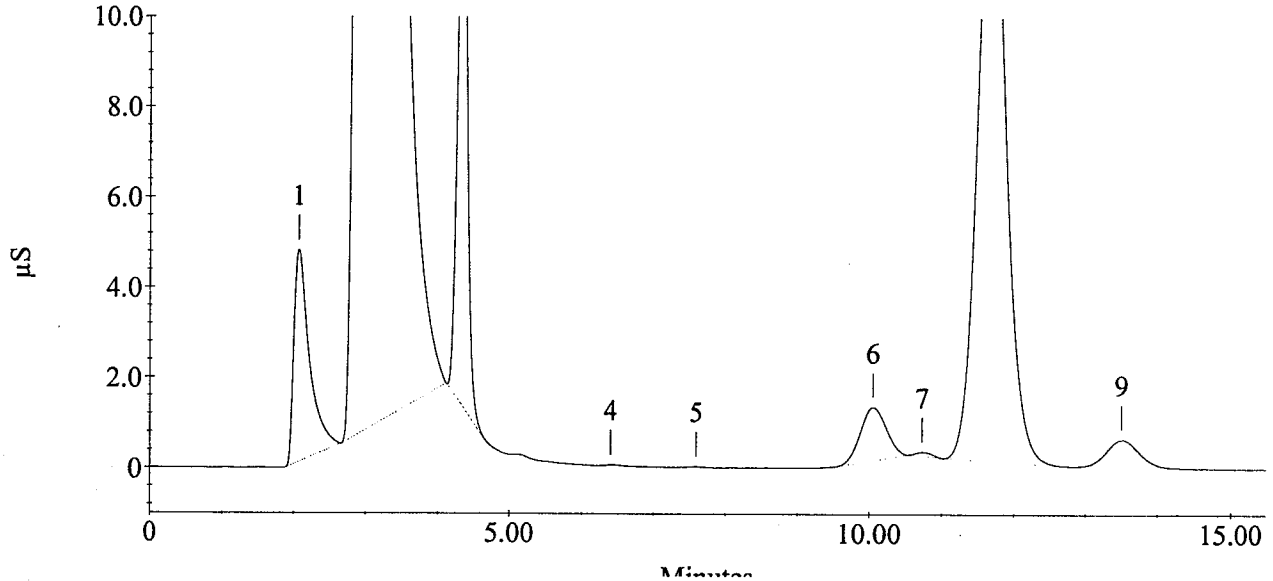

Sample Name : JY56 G1
Method File Name : c:\peaknet\method\std.met

Current Date : 9/30/06
Date Time Collected : 9/30/06 5:03:02 AM

Injection Number : 47
Dilution Factor : 20.00
column :

Calibration Date : 9/29/06 5:09:54 PM
Data File Name : ...\SEP2906DAP_047.DXD
Injection Volume : 1.00

Module ID : 34 07 2a
Schedule File Name : ...\sep2906dap.sch

Peak Information : All Peaks

Pk. Num	Ret Time	Component Name	conc. (ppm)	Height	Area	Bl. Code	%Delta
1	2.07	Unknown 1	0.00	46337	693881	1	
2	3.28	Unknown 2	0.00 500X	2413754	54601359	1	
3	4.33	CHLORIDE	74.36	143957	1392242	1	0.39
4	6.45	BROMIDE	0.42	264	3103	1	0.78
5	7.58	NITRATE-N	0.04	137	1932	1	3.17
6	10.05	PHOSPHATE-P	19.52	11350	275878	1	-0.99
7	10.75	Unknown 3	0.00	1591	26192	1	
8	11.65	SULFATE	310.33	140886	3760878	1	-1.96
9	13.50	Unknown 4	0.00	5942	187223	1	
		---total(s)---	404.67	2764220	60942687		

JY56 G1

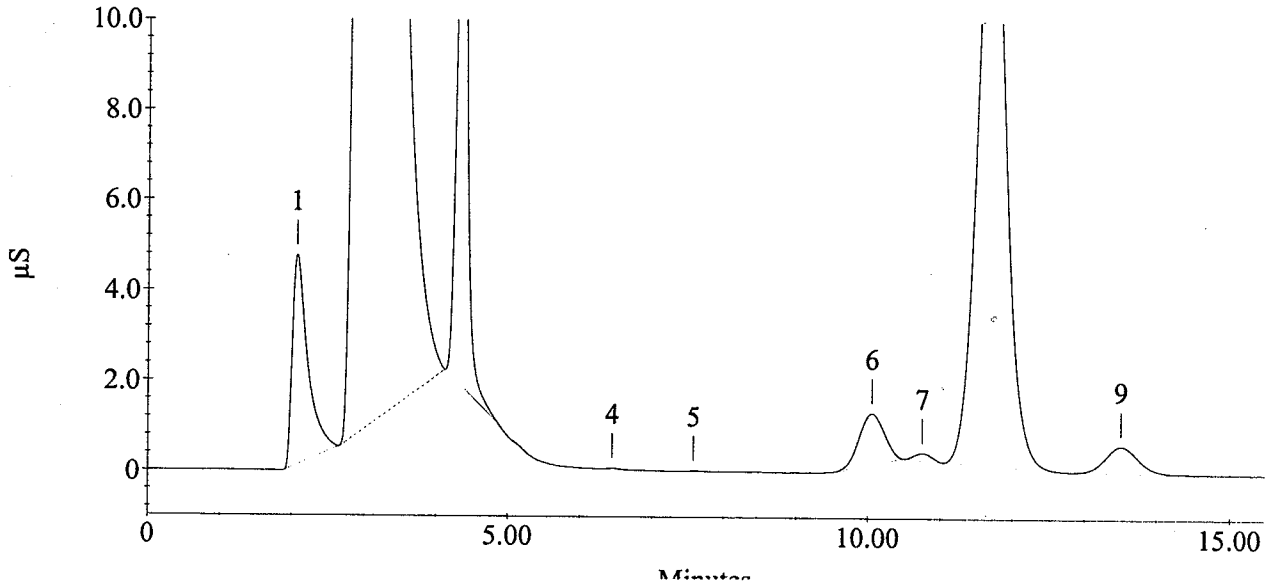

Sample Name : JY56 B1
Method File Name : c:\peaknet\method\std.met

Current Date : 9/30/06
Date Time Collected : 9/30/06 5:20:49 AM

Injection Number : 48
Dilution Factor : 1.00
column :

Calibration Date : 9/29/06 5:09:54 PM
Data File Name : ...\SEP2906DAP_048.DXD
Injection Volume : 1.00

Module ID : 34 07 2a
Schedule File Name : ...\sep2906dap.sch

Peak Information : All Peaks

Pk. Num	Ret Time	Component Name	conc. (ppm)	Height	Area	Bl. Code	%Delta
1	2.08	Unknown 1	0.00	34780	555314	1	
2	3.05	FLUORIDE	0.32	14629	180875	1	-1.08
3	5.20	NITRITE-N	6.03	801450	5094276	1	0.97
4	6.80	Unknown 2	0.00	2869	33300	1	
5	7.90	Unknown 3	0.00	220	2927	1	
6	12.03	SULFATE	0.09	927	22769	1	1.26
7	13.82	Unknown 4	0.00	552	15218	1	
		---total(s)---	6.44	855426	5904679		

JY56 B1

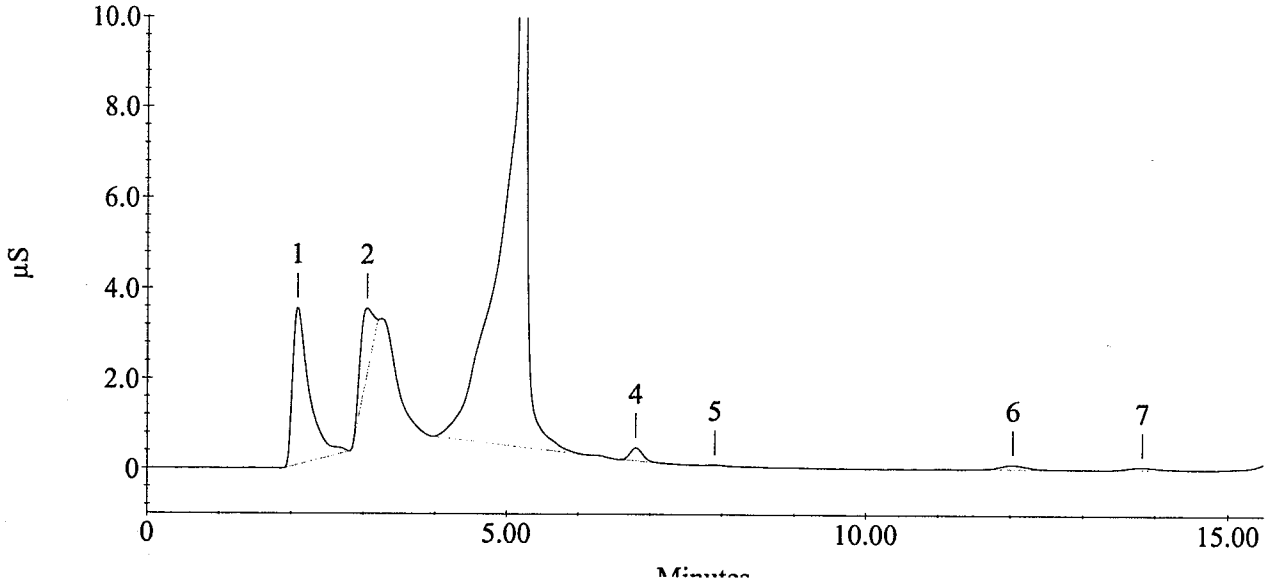

Sample Name : JY56 D1
Method File Name : c:\peaknet\method\std.met

Current Date : 9/30/06
Date Time Collected : 9/30/06 5:38:36 AM

Injection Number : 49
Dilution Factor : 1.00
column :

Calibration Date : 9/29/06 5:09:54 PM
Data File Name : ...\SEP2906DAP_049.DXD
Injection Volume : 1.00

Module ID : 34 07 2a
Schedule File Name : ...\sep2906dap.sch

Peak Information : All Peaks

Pk. Num	Ret Time	Component Name	conc. (ppm)	Height	Area	Bl. Code	%Delta
1	2.07	Unknown 1	0.00	52861	790967	1	
2	3.00	FLUORIDE	12.84	231483	7367596	1	-2.70
3	5.23	NITRITE-N	11.33	1588862	9574968	1	1.62
4	6.80	Unknown 2	0.00	3564	41655	1	
5	7.87	Unknown 3	0.00	3408	53661	1	
6	12.00	SULFATE	0.22	2038	53940	1	0.98
7	13.72	Unknown 4	0.00	412	10088	1	
		---total(s)---					
			24.39	1882628	17892875		

JY56 D1

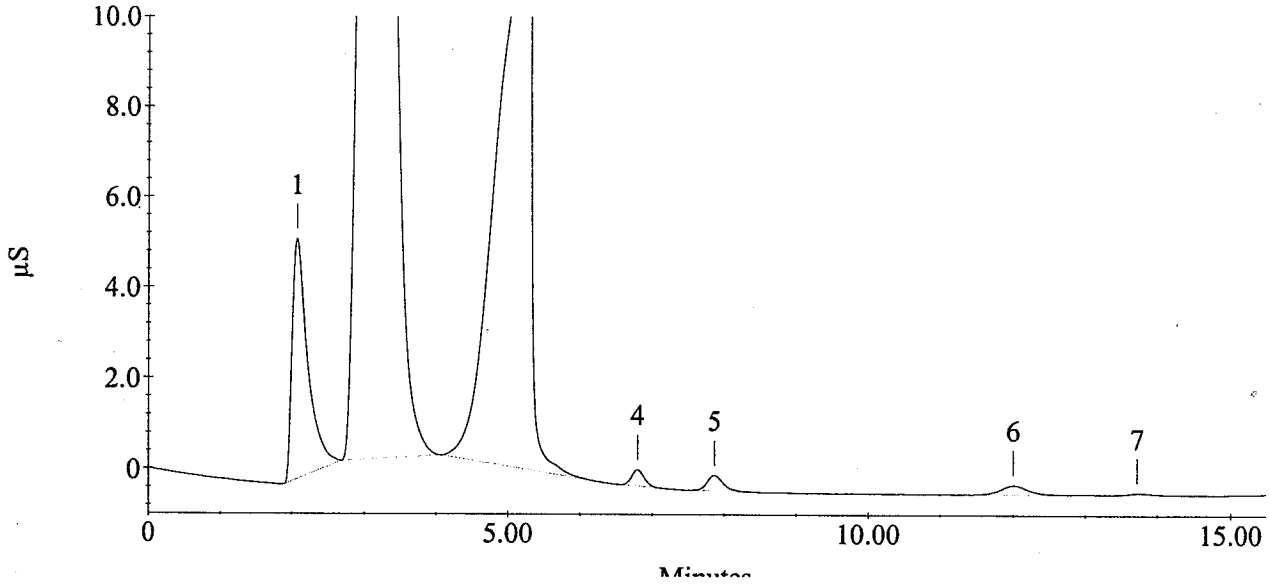

Sample Name : JX42 A1
Method File Name : c:\peaknet\method\std.met

Current Date : 9/30/06
Date Time Collected : 9/30/06 5:56:24 AM

Injection Number : 50
Dilution Factor : 50.00
column :

Calibration Date : 9/29/06 5:09:54 PM
Data File Name : ...\SEP2906DAP_050.DXD
Injection Volume : 1.00

Module ID : 34 07 2a
Schedule File Name : ...\sep2906dap.sch

Peak Information : All Peaks

Pk. Num	Ret Time	Component Name	conc. (ppm)	Height	Area	Bl. Code	%Delta
1	2.05	Unknown 1	0.00	504	6044	1	
2	3.07	FLUORIDE	0.10	166	1104	1	-0.54
3	3.40	Unknown 2	0.00	12231	140495	1	
4	4.02	Unknown 3	0.00	4003	41784	1	
5	4.32	CHLORIDE	6.84	5763	51256	1	0.00
6	5.90	Unknown 4	0.00	2646	52358	1	
7	7.65	NITRATE-N	0.08	128	1555	1	4.08
8	10.18	PHOSPHATE-P	1.45	364	8224	1	0.33
9	15.37	Unknown 5	0.00	43	1822	1	
		---total(s)---	8.47	25845	304642		

JX42 A1

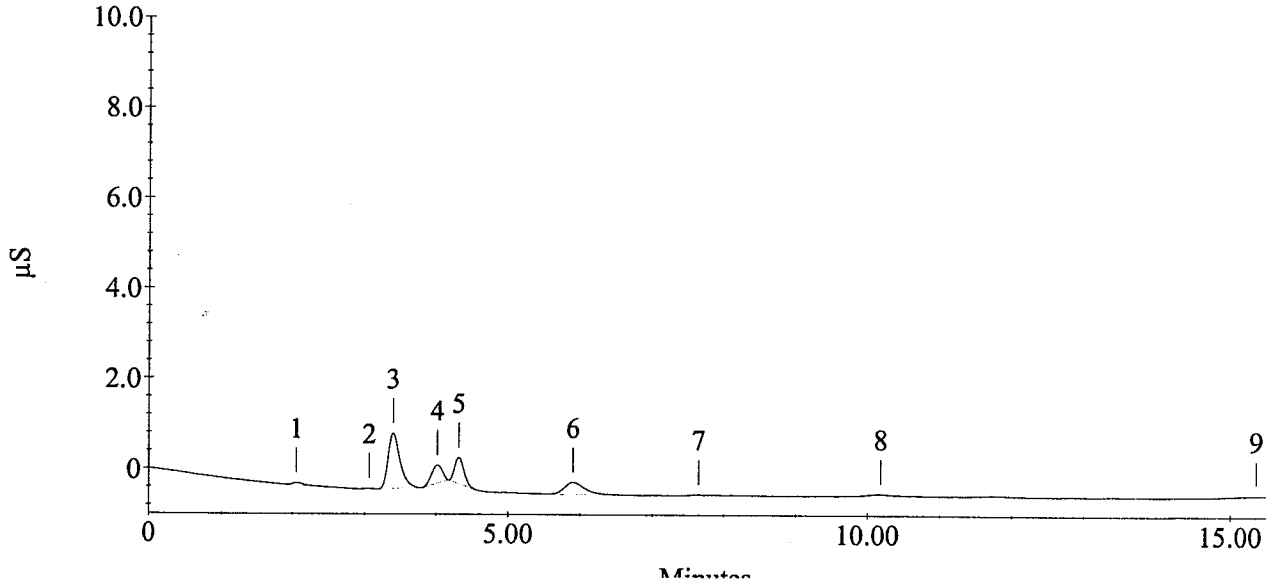

Sample Name : JX42 A1 DUP
Method File Name : c:\peaknet\method\std.met

Current Date : 9/30/06
Date Time Collected : 9/30/06 6:14:10 AM

Injection Number : 51
Dilution Factor : 50.00
column :

Calibration Date : 9/29/06 5:09:54 PM
Data File Name : ...\SEP2906DAP_051.DXD
Injection Volume : 1.00

Module ID : 34 07 2a
Schedule File Name : ...\sep2906dap.sch

Peak Information : All Peaks

Pk. Num	Ret Time	Component Name	conc. (ppm)	Height	Area	Bl. Code	%Delta
1	2.07	Unknown 1	0.00	583	5294	1	
2	3.40	Unknown 2	0.00	12064	137132	1	
3	4.02	Unknown 3	0.00	4152	45340	1	
4	4.32	CHLORIDE	3.81	3430	28562	1	0.00
5	5.90	Unknown 4	0.00	2709	54591	1	
6	7.68	NITRATE-N	0.13	158	2653	1	4.54
7	10.17	PHOSPHATE-P	1.60	374	9060	1	0.16
8	11.78	SULFATE	0.46	141	2253	1	-0.84
9	15.32	Unknown 5	0.00	93	1834	1	
		---total(s)---	6.02	23703	286719		

JX42 A1 DUP

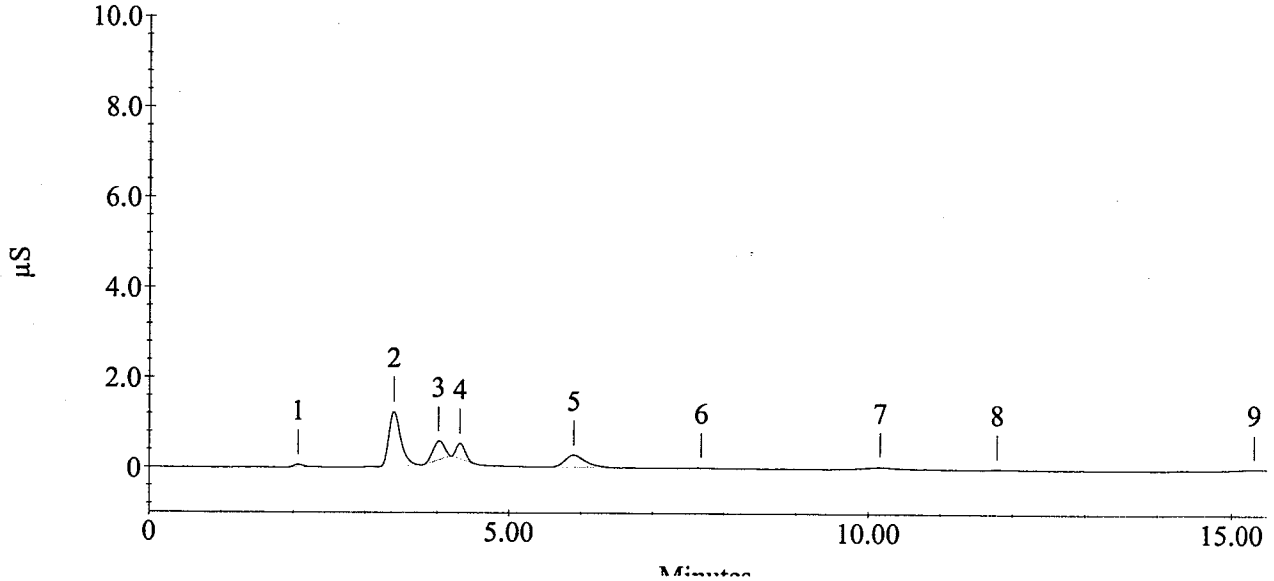

Sample Name : JX42 A1 MS
Method File Name : c:\peaknet\method\std.met

Current Date : 9/30/06
Date Time Collected : 9/30/06 6:31:57 AM

Injection Number : 52
Dilution Factor : 50.00
column :

Calibration Date : 9/29/06 5:09:54 PM
Data File Name : ...\SEP2906DAP_052.DXD
Injection Volume : 1.00

Module ID : 34 07 2a
Schedule File Name : ...\sep2906dap.sch

Peak Information : All Peaks

Pk. Num	Ret Time	Component Name	conc. (ppm)	Height	Area	Bl. Code	%Delta
1	2.07	Unknown 1	0.00	2213	34047	1	
2	3.05	FLUORIDE	80.90	99371	928622	1	-1.08
3	3.38	Unknown 2	0.00	6962	60344	1	
4	4.02	Unknown 3	0.00	2692	24863	1	
5	4.32	CHLORIDE	90.10	68793	674829	1	0.00
6	5.15	NITRITE-N	90.56	123411	1530999	1	0.00
7	5.88	Unknown 4	0.00	1852	27250	1	
8	6.45	BROMIDE	92.33	19147	269899	1	0.78
9	7.48	NITRATE-N	89.59	103930	1765946	1	1.81
10	10.08	PHOSPHATE-P	90.30	18803	510558	1	-0.66
11	11.75	SULFATE	95.93	18123	465030	1	-1.12
12	15.42	Unknown 5	0.00	7	2024	1	
		---total(s)---	629.72	465303	6294412		

JX42 A1 MS

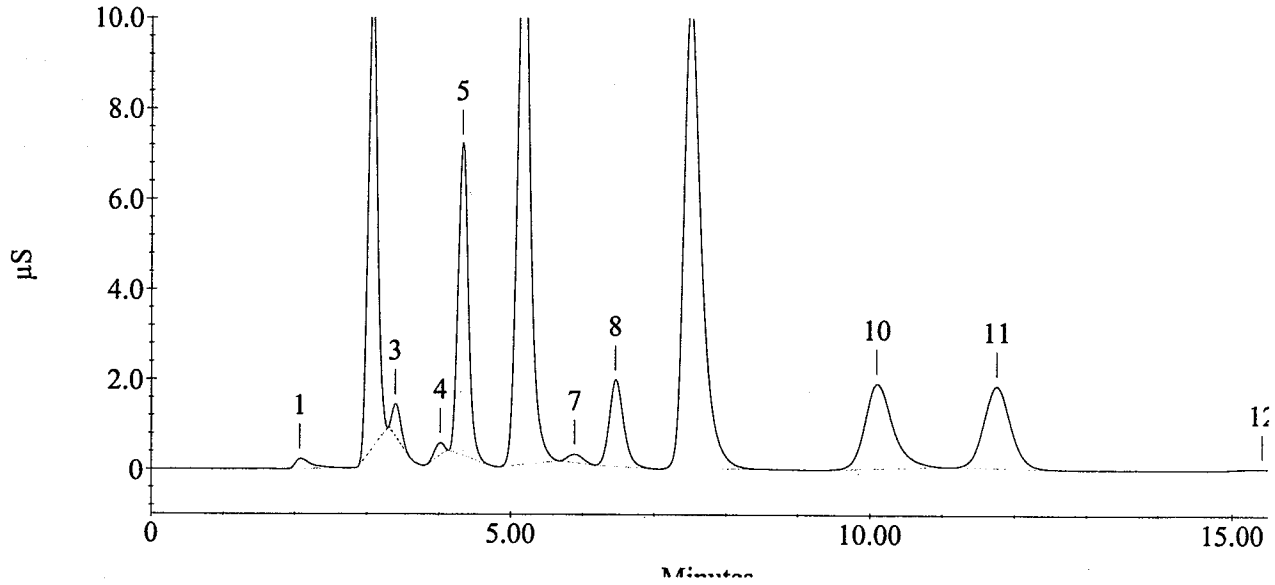

Sample Name : JX42 A1
Method File Name : c:\peaknet\method\std.met

Current Date : 9/30/06
Date Time Collected : 9/30/06 6:49:44 AM

Injection Number : 53
Dilution Factor : 2.00
column :

Calibration Date : 9/29/06 5:09:54 PM
Data File Name : ...\SEP2906DAP_053.DXD
Injection Volume : 1.00

Module ID : 34 07 2a
Schedule File Name : ...\sep2906dap.sch

Peak Information : All Peaks

Pk. Num	Ret Time	Component Name	conc. (ppm)	Height	Area	Bl. Code	%Delta
1	2.07	Unknown 1	0.00	18655	289793	1	
2	3.48	Unknown 2	0.00	134693	2681862	1	
3	4.62	Unknown 3	0.00	110960	1869889	1	
4	5.93	Unknown 4	0.00	64017	1355735	1	
5	10.18	PHOSPHATE-P	1.11	4105	156462	1	0.33
6	11.82	SULFATE	0.14	697	16466	1	-0.56
7	14.57	Unknown 5	0.00	7312	334918	1	
		---total(s)---	1.24	340439	6705126		

JX42 A1

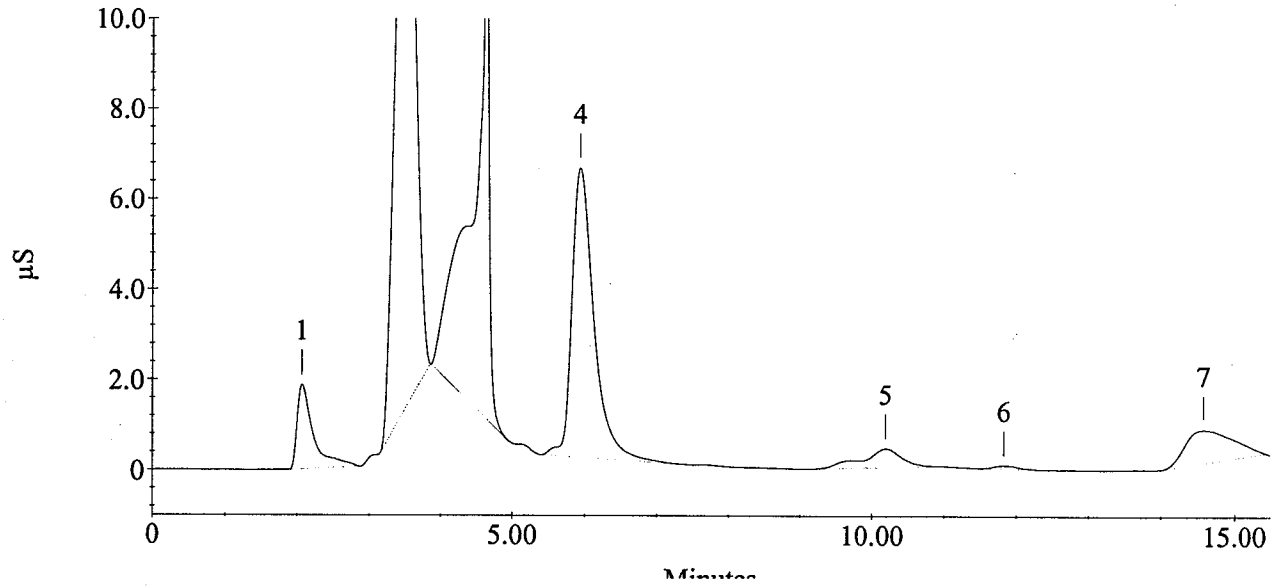

Sample Name : JX42 A1 DUP
Method File Name : c:\peaknet\method\std.met

Current Date : 9/30/06
Date Time Collected : 9/30/06 7:07:31 AM

Injection Number : 54
Dilution Factor : 2.00
column :

Calibration Date : 9/29/06 5:09:54 PM
Data File Name : ...\SEP2906DAP_054.DXD
Injection Volume : 1.00

Module ID : 34 07 2a
Schedule File Name : ...\sep2906dap.sch

Peak Information : All Peaks

Pk. Num	Ret Time	Component Name	conc. (ppm)	Height	Area	Bl. Code	%Delta
1	2.07	Unknown 1	0.00	20496	321179	1	
2	3.48	Unknown 2	0.00	130114	2654959	1	
3	4.62	Unknown 3	0.00	113525	1788762	1	
4	5.92	Unknown 4	0.00	62734	1310719	1	
5	10.17	PHOSPHATE-P	1.59	5952	225423	1	0.16
6	11.83	SULFATE	0.10	599	12482	1	-0.42
7	13.67	Unknown 5	0.00	149	8948	1	
8	14.57	Unknown 6	0.00	7279	335436	1	
		---total(s)---	1.70	340847	6657908		

JX42 A1 DUP

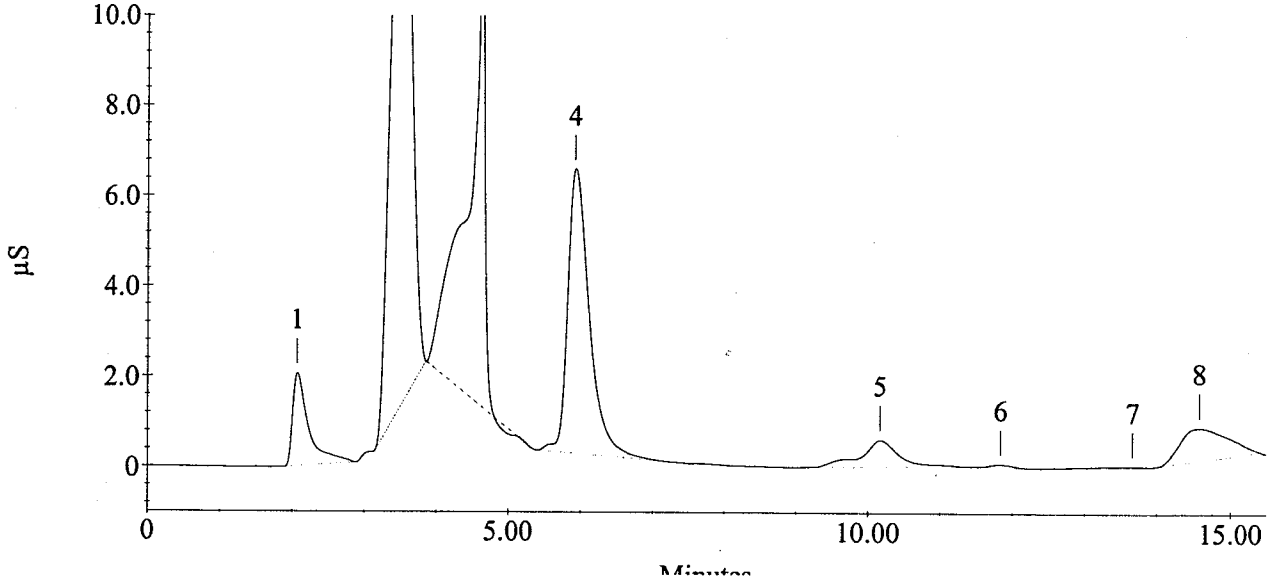

Sample Name : CCV
Method File Name : c:\peaknet\method\std.met

Current Date : 9/30/06
Date Time Collected : 9/30/06 7:25:18 AM

Injection Number : 55
Dilution Factor : 1.00
column :

Calibration Date : 9/29/06 5:09:54 PM
Data File Name : ...\SEP2906DAP_055.DXD
Injection Volume : 1.00

Module ID : 34 07 2a
Schedule File Name : ...\sep2906dap.sch

Peak Information : All Peaks

Pk. Num	Ret Time	Component Name	conc. (ppm)	Height	Area	Bl. Code	%Delta
1	2.08	Unknown 1	0.00	1875	26282	1	
2	3.05	FLUORIDE	2.81	158631	1614455	1	-1.08
3	4.30	CHLORIDE	2.90	102472	1085647	1	-0.39
4	5.15	NITRITE-N	2.95	197102	2491307	1	0.00
5	6.43	BROMIDE	2.89	29731	422922	1	0.52
6	7.43	NITRATE-N	2.85	165055	2805102	1	1.13
7	10.07	PHOSPHATE-P	2.69	28619	759592	1	-0.82
8	11.72	SULFATE	3.01	28420	729585	1	-1.40
		---total(s)---	20.10	711905	9934892		

CCV

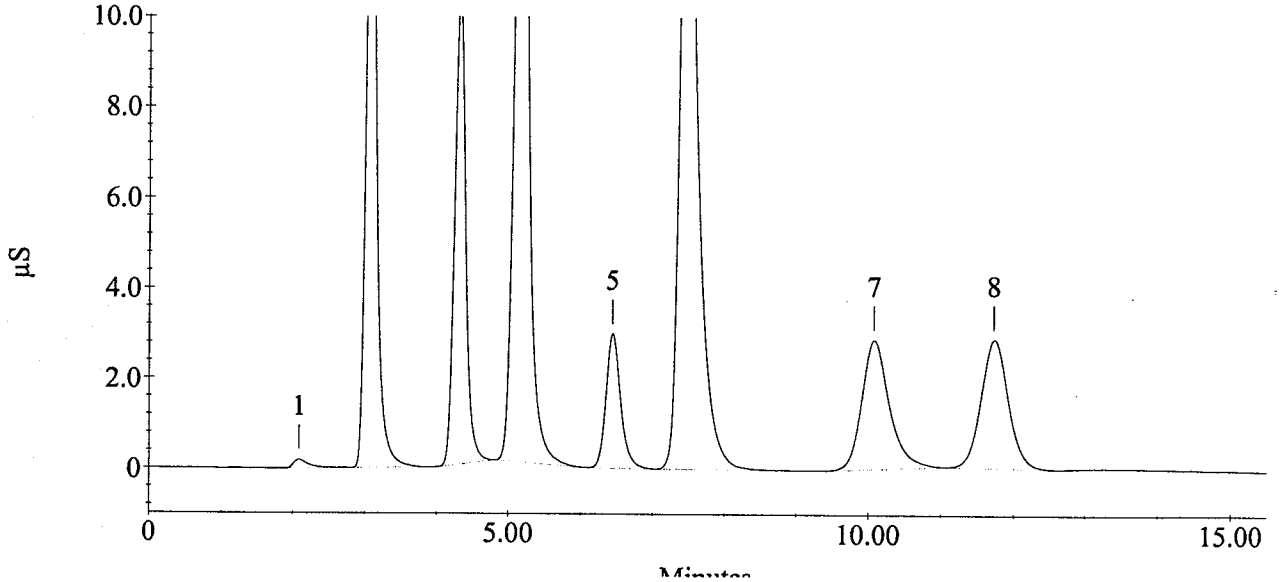

Sample Name : CCB
Method File Name : c:\peaknet\method\std.met

Current Date : 9/30/06
Date Time Collected : 9/30/06 7:43:05 AM

Injection Number : 56
Dilution Factor : 1.00
column :

Calibration Date : 9/29/06 5:09:54 PM
Data File Name : ...\SEP2906DAP_056.DXD
Injection Volume : 1.00

Module ID : 34 07 2a
Schedule File Name : ...\sep2906dap.sch

Peak Information : All Peaks

Pk. Num	Ret Time	Component Name	conc. (ppm)	Height	Area	Bl. Code	%Delta
1	4.30	CHLORIDE	0.08	2397	28986	1	-0.39
2	7.62	NITRATE-N	0.00	196	3738	1	3.63
3	11.68	SULFATE	0.02	165	3859	1	-1.68
		---total(s)---	0.10	2759	36583		

CCB

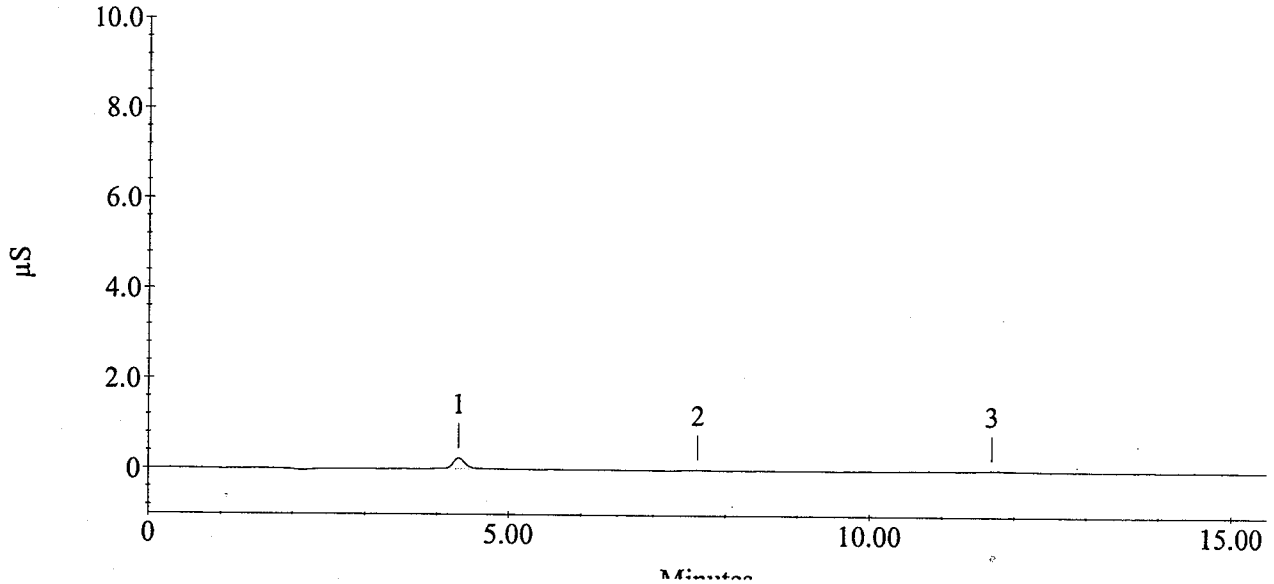

Sample Name : JX42 A1 MS
Method File Name : c:\peaknet\method\std.met

Current Date : 9/30/06
Date Time Collected : 9/30/06 8:00:50 AM

Injection Number : 57
Dilution Factor : 2.00
column :

Calibration Date : 9/29/06 5:09:54 PM
Data File Name : ...\SEP2906DAP_057.DXD
Injection Volume : 1.00

Module ID : 34 07 2a
Schedule File Name : ...\sep2906dap.sch

Peak Information : All Peaks

Pk. Num	Ret Time	Component Name	conc. (ppm)	Height	Area	Bl. Code	%Delta
1	2.07	Unknown 1	0.00	19594	298038	1	
2	3.08	FLUORIDE	1.24	30196	356151	1	0.00
3	3.48	Unknown 2	0.00	112178	2075353	1	
4	4.63	Unknown 3	0.00	256396	2685923	1	
5	5.30	NITRITE-N	3.56	141397	1505287	1	2.91
6	5.93	Unknown 4	0.00	59344	1048273	1	
7	6.55	BROMIDE	3.00	19439	219357	1	2.34
8	7.55	NITRATE-N	3.70	116197	1821882	1	2.72
9	10.17	PHOSPHATE-P	3.85	18251	544871	1	0.16
10	11.82	SULFATE	3.94	19278	477141	1	-0.56
11	14.57	Unknown 5	0.00	7422	344461	1	
		---total(s)---					
			19.29	799693	11376738		

JX42 A1 MS

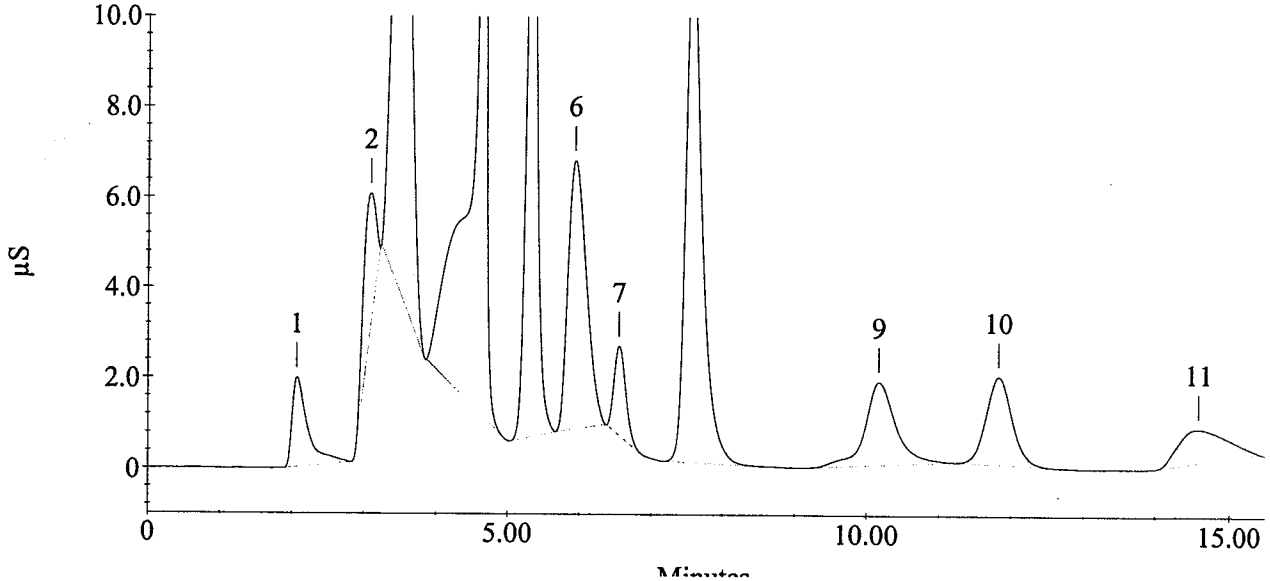

Sample Name : JX42 E1
Method File Name : c:\peaknet\method\std.met

Current Date : 9/30/06
Date Time Collected : 9/30/06 8:18:38 AM

Injection Number : 58
Dilution Factor : 2.00
column :

Calibration Date : 9/29/06 5:09:54 PM
Data File Name : ...\SEP2906DAP_058.DXD
Injection Volume : 1.00

Module ID : 34 07 2a
Schedule File Name : ...\sep2906dap.sch

Peak Information : All Peaks

Pk. Num	Ret Time	Component Name	conc. (ppm)	Height	Area	Bl. Code	%Delta
1	2.07	Unknown 1	0.00	2573	47863	1	
2	3.07	FLUORIDE	0.04	1190	12815	1	-0.54
3	4.35	CHLORIDE	3.89	65427	727912	1	0.77
4	7.58	NITRATE-N	0.01	204	3020	1	3.17
5	11.75	SULFATE	7.73	36924	936328	1	-1.12
		---total(s)---	11.66	106317	1727939		

JX42 E1

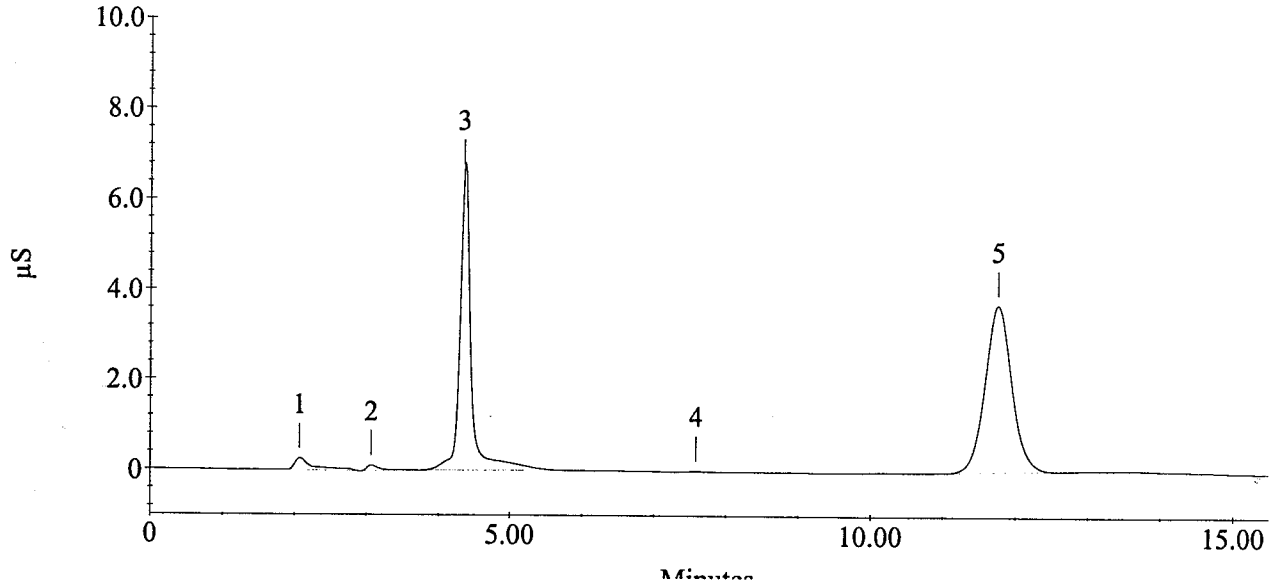

Sample Name : JX42 B1
Method File Name : c:\peaknet\method\std.met

Current Date : 9/30/06
Date Time Collected : 9/30/06 8:36:24 AM

Injection Number : 59
Dilution Factor : 1.00
column :

Calibration Date : 9/29/06 5:09:54 PM
Data File Name : ...\SEP2906DAP_059.DXD
Injection Volume : 1.00

Module ID : 34 07 2a
Schedule File Name : ...\sep2906dap.sch

Peak Information : All Peaks

Pk. Num	Ret Time	Component Name	conc. (ppm)	Height	Area	Bl. Code	%Delta
1	2.07	Unknown 1	0.00	29051	458876	1	
2	3.05	FLUORIDE	0.28	6810	158473	1	-1.08
3	4.83	Unknown 2	0.00	241207	1588683	1	
4	5.28	NITRITE-N	0.02	1411	14808	1	2.59
5	6.62	Unknown 3	0.00	467	5574	1	
6	7.75	NITRATE-N	0.00	233	3617	1	5.44
7	11.88	SULFATE	0.19	1879	45308	1	0.00
		---total(s)---	0.48	281058	2275339		

JX42 B1

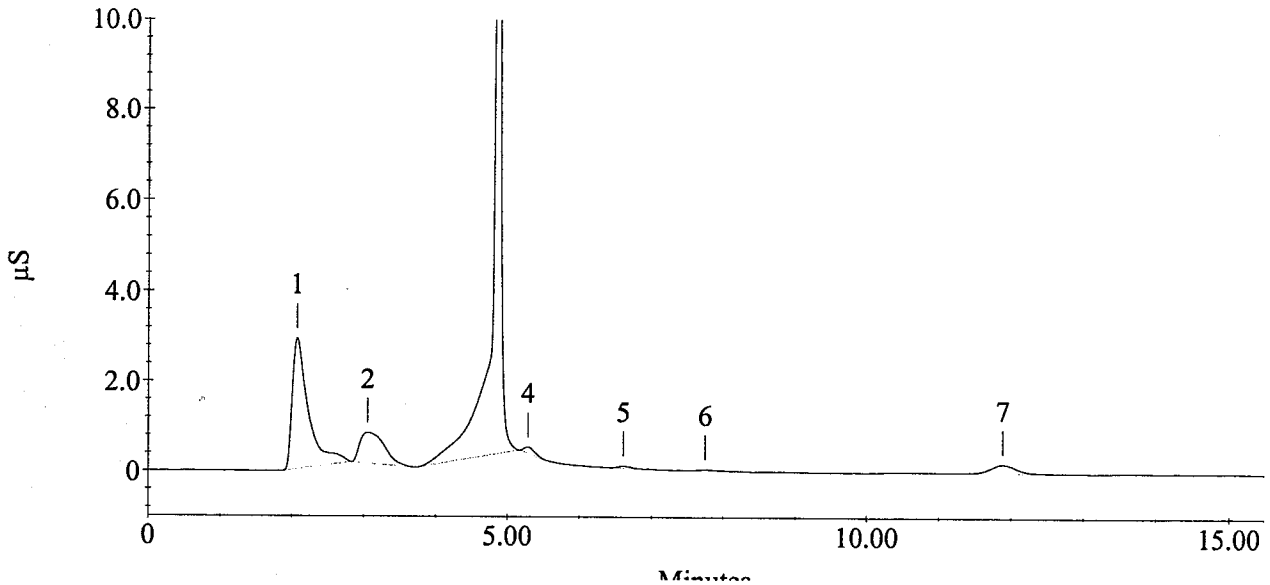

Sample Name : JX42 C1
Method File Name : c:\peaknet\method\std.met

Current Date : 9/30/06
Date Time Collected : 9/30/06 8:54:10 AM

Injection Number : 60
Dilution Factor : 1.00
column :

Calibration Date : 9/29/06 5:09:54 PM
Data File Name : ...\SEP2906DAP_060.DXD
Injection Volume : 1.00

Module ID : 34 07 2a
Schedule File Name : ...\sep2906dap.sch

Peak Information : All Peaks

Pk. Num	Ret Time	Component Name	conc. (ppm)	Height	Area	Bl. Code	%Delta
1	2.07	Unknown 1	0.00	25296	406600	1	
2	3.43	Unknown 2	0.00	20257	486478	1	
3	4.77	Unknown 3	0.00	186420	1644480	1	
4	5.23	NITRITE-N	0.01	822	8327	1	1.62
5	5.65	Unknown 4	0.00	454	5409	1	
6	9.78	PHOSPHATE-P	0.03	389	8390	1	-3.61
7	11.87	SULFATE	2.20	20949	534234	1	-0.14
8	15.42	Unknown 5	0.00	13	1212	1	
		---total(s)---	2.24	254600	3095130		

JX42 C1

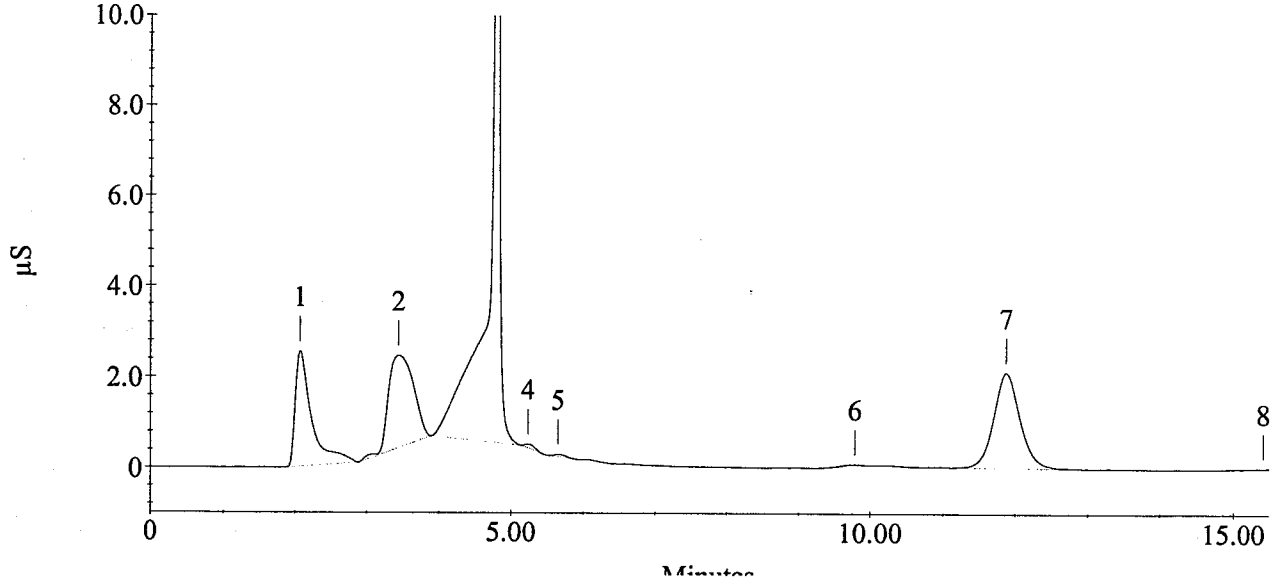

Sample Name : JX42 D1
Method File Name : c:\peaknet\method\std.met

Current Date : 9/30/06
Date Time Collected : 9/30/06 9:11:57 AM

Injection Number : 61
Dilution Factor : 1.00
column :

Calibration Date : 9/29/06 5:09:54 PM
Data File Name : ...\SEP2906DAP_061.DXD
Injection Volume : 1.00

Module ID : 34 07 2a
Schedule File Name : ...\sep2906dap.sch

Peak Information : All Peaks

Pk. Num	Ret Time	Component Name	conc. (ppm)	Height	Area	Bl. Code	%Delta
1	2.07	Unknown 1	0.00	29675	479229	1	
2	3.05	FLUORIDE	0.06	1404	33249	1	-1.08
3	4.80	Unknown 2	0.00	229287	1504397	1	
4	5.25	NITRITE-N	0.04	876	33555	1	1.94
5	6.62	Unknown 3	0.00	407	4253	1	
6	7.72	NITRATE-N	0.00	231	2900	1	4.99
7	10.27	PHOSPHATE-P	0.04	385	9984	1	1.15
8	11.88	SULFATE	0.27	2647	66301	1	0.00
		---total(s)---	0.41	264910	2133867		

JX42 D1

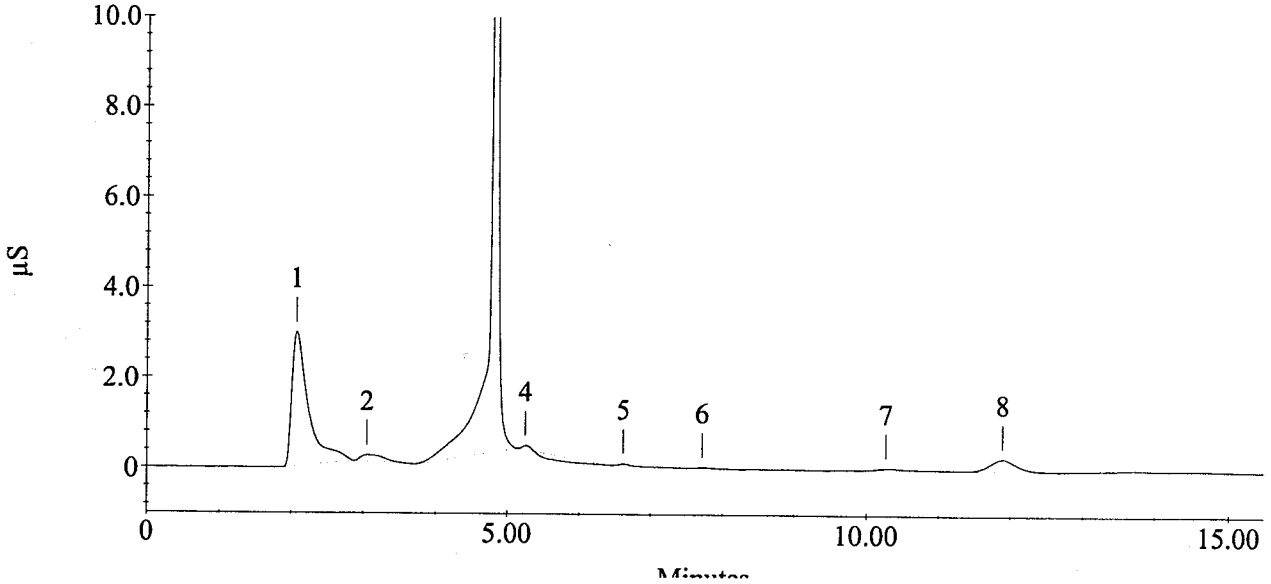

Sample Name : JX42 F1
Method File Name : c:\peaknet\method\std.met

Current Date : 9/30/06
Date Time Collected : 9/30/06 9:29:43 AM

Injection Number : 62
Dilution Factor : 1.00
column :

Calibration Date : 9/29/06 5:09:54 PM
Data File Name : ...\SEP2906DAP_062.DXD
Injection Volume : 1.00

Module ID : 34 07 2a
Schedule File Name : ...\sep2906dap.sch

Peak Information : All Peaks

Pk. Num	Ret Time	Component Name	conc. (ppm)	Height	Area	Bl. Code	%Delta
1	2.07	Unknown 1	0.00	7559	132438	1	
2	3.08	FLUORIDE	0.02	1111	13978	1	0.00
3	4.50	CHLORIDE	4.18	204026	1565765	1	4.25
4	7.62	NITRATE-N	0.01	350	5252	1	3.63
5	11.82	SULFATE	0.09	860	21111	1	-0.56
		---total(s)---	4.30	213906	1738544		

JX42 F1

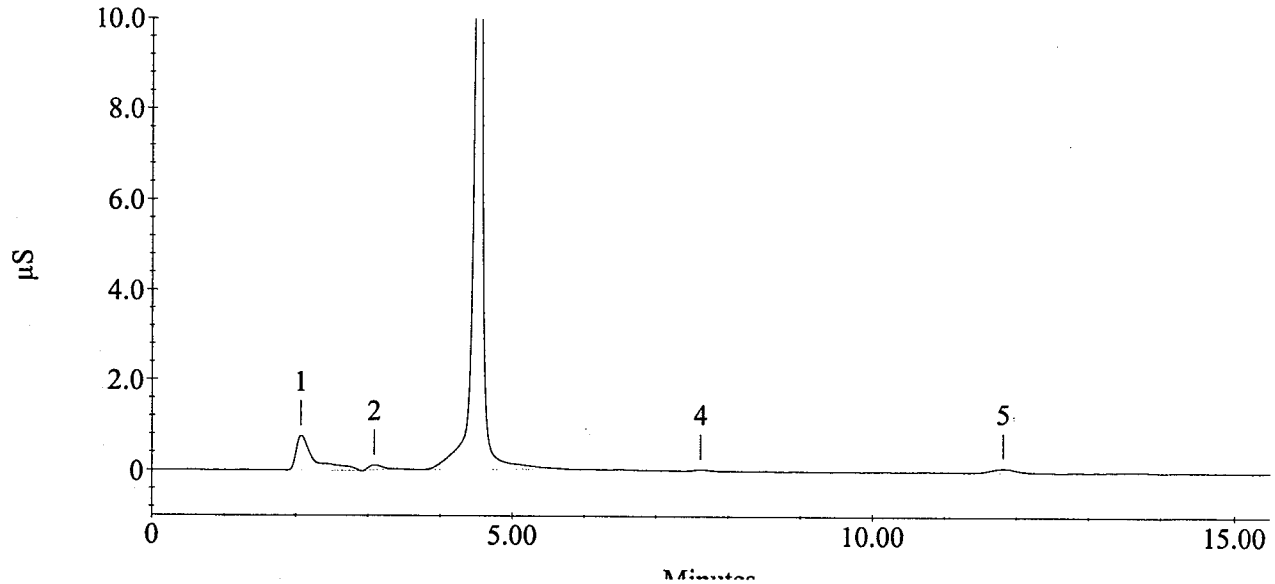

Sample Name : JX42 G1
Method File Name : c:\peaknet\method\std.met

Current Date : 9/30/06
Date Time Collected : 9/30/06 9:47:29 AM

Injection Number : 63
Dilution Factor : 1.00
column :

Calibration Date : 9/29/06 5:09:54 PM
Data File Name : ...\SEP2906DAP_063.DXD
Injection Volume : 1.00

Module ID : 34 07 2a
Schedule File Name : ...\sep2906dap.sch

Peak Information : All Peaks

Pk. Num	Ret Time	Component Name	conc. (ppm)	Height	Area	Bl. Code	%Delta
1	2.07	Unknown 1	0.00	20175	324929	1	
2	3.07	FLUORIDE	0.24	6460	135167	1	-0.54
3	4.80	Unknown 2	0.00	250906	1608115	1	
4	5.28	NITRITE-N	0.01	1776	11020	1	2.59
5	6.62	Unknown 3	0.00	1254	16555	1	
6	11.90	SULFATE	0.10	882	23948	1	0.14
7	13.67	Unknown 4	0.00	279	7981	1	
		---total(s)---	0.35	281731	2127716		

JX42 G1

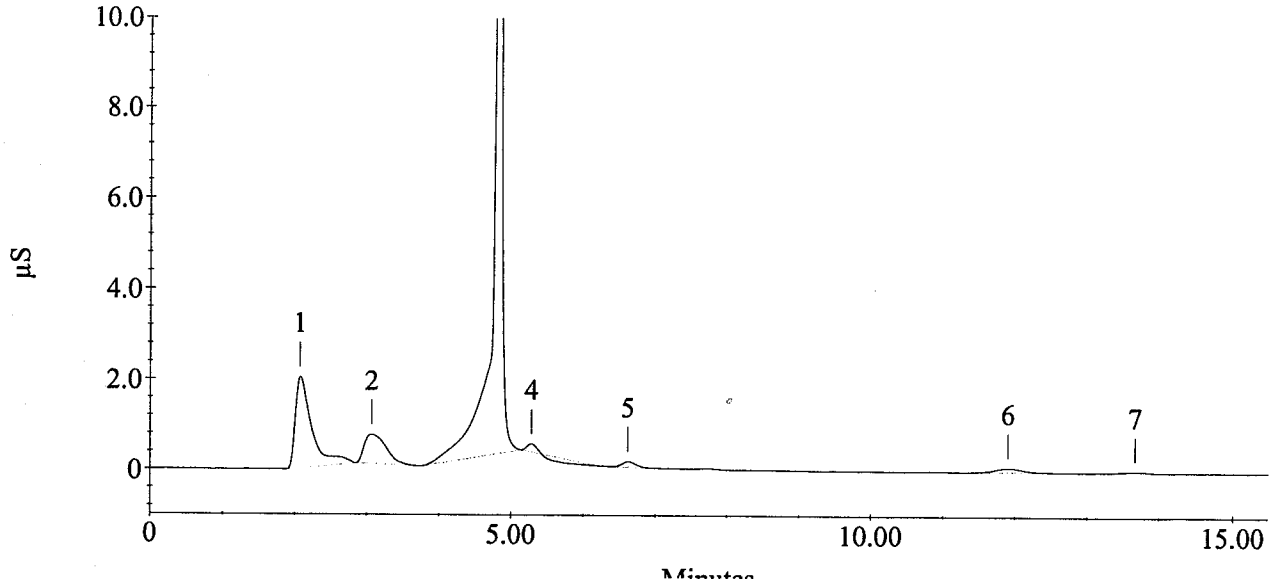

Sample Name : JX42 H1
Method File Name : c:\peaknet\method\std.met

Current Date : 9/30/06
Date Time Collected : 9/30/06 10:05:16 AM

Injection Number : 64
Dilution Factor : 1.00
column :

Calibration Date : 9/29/06 5:09:54 PM
Data File Name : ...\SEP2906DAP_064.DXD
Injection Volume : 1.00

Module ID : 34 07 2a
Schedule File Name : ...\sep2906dap.sch

Peak Information : All Peaks

Pk. Num	Ret Time	Component Name	conc. (ppm)	Height	Area	Bl. Code	%Delta
1	2.07	Unknown 1	0.00	12493	200158	1	
2	3.08	FLUORIDE	0.79	29500	454613	1	0.00
3	4.57	Unknown 2	0.00	199691	1355863	1	
4	5.13	NITRITE-N	0.01	952	12205	1	-0.32
5	6.52	BROMIDE	0.49	5414	71406	1	1.82
6	7.67	NITRATE-N	0.00	190	2329	1	4.31
7	11.83	SULFATE	0.62	5823	149247	1	-0.42
8	13.63	Unknown 3	0.00	270	6034	1	
		---total(s)---	1.91	254333	2251856		

JX42 H1

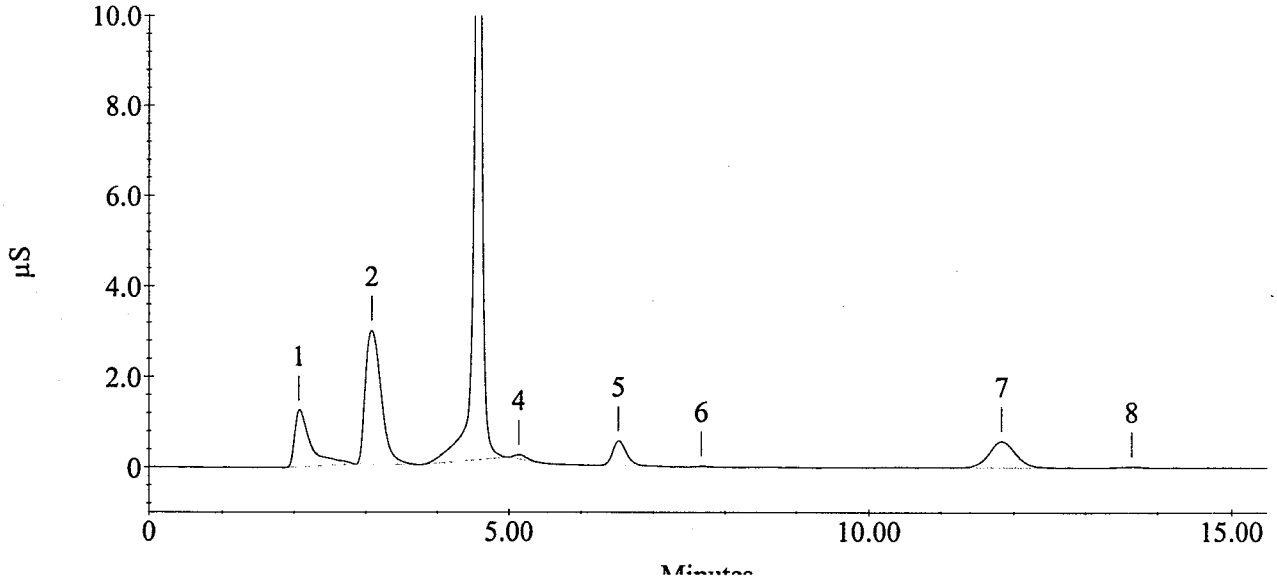

Sample Name : JX42 J1
Method File Name : c:\peaknet\method\std.met

Current Date : 9/30/06
Date Time Collected : 9/30/06 10:23:02 AM

Injection Number : 65
Dilution Factor : 1.00
column :

Calibration Date : 9/29/06 5:09:54 PM
Data File Name : ...\SEP2906DAP_065.DXD
Injection Volume : 1.00

Module ID : 34 07 2a
Schedule File Name : ...\sep2906dap.sch

Peak Information : All Peaks

Pk. Num	Ret Time	Component Name	conc. (ppm)	Height	Area	Bl. Code	%Delta
1	2.05	Unknown 1	0.00	87882	1305006	1	
2	3.38	Unknown 2	0.00	586850	27522650	1	
3	4.52	Unknown 3	0.00	12501	758127	1	
4	5.33	NITRITE-N	1.40	344399	1185068	1	3.56
5	5.57	Unknown 4	0.00	10430	80422	1	
6	5.88	Unknown 5	0.00	6732	57237	1	
7	9.57	Unknown 6	0.00	13064	479183	1	
8	11.05	Unknown 7	0.00	437	10235	1	
9	11.92	SULFATE	0.48	4729	115396	1	0.28
10	13.63	Unknown 8	0.00	176	3521	1	
11	15.02	Unknown 9	0.00	2164	70762	1	
		---total(s)---	1.88	1069364	31587608		

JX42 J1

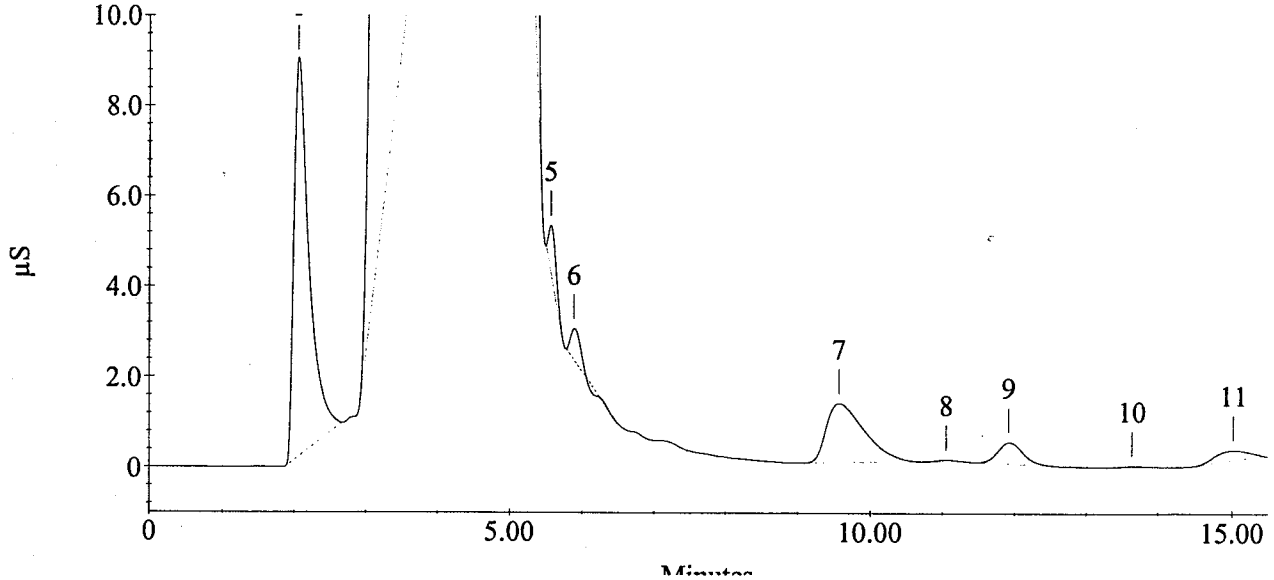

Sample Name : JX42 K1
Method File Name : c:\peaknet\method\std.met

Current Date : 9/30/06
Date Time Collected : 9/30/06 10:40:49 AM

Injection Number : 66
Dilution Factor : 1.00
column :

Calibration Date : 9/29/06 5:09:54 PM
Data File Name : ...\SEP2906DAP_066.DXD
Injection Volume : 1.00

Module ID : 34 07 2a
Schedule File Name : ...\sep2906dap.sch

Peak Information : All Peaks

Pk. Num	Ret Time	Component Name	conc. (ppm)	Height	Area	Bl. Code	%Delta
1	2.07	Unknown 1	0.00	4577	80873	1	
2	3.08	FLUORIDE	0.01	797	6130	1	0.00
3	3.43	Unknown 2	0.00	63933	918578	1	
4	4.42	CHLORIDE	2.23	93299	833982	1	2.32
5	5.93	Unknown 3	0.00	2127	37209	1	
6	10.25	PHOSPHATE-P	0.01	142	2150	1	0.99
7	11.80	SULFATE	2.90	18322	701904	1	-0.70
		---total(s)---	5.14	183197	2580827		

JX42 K1

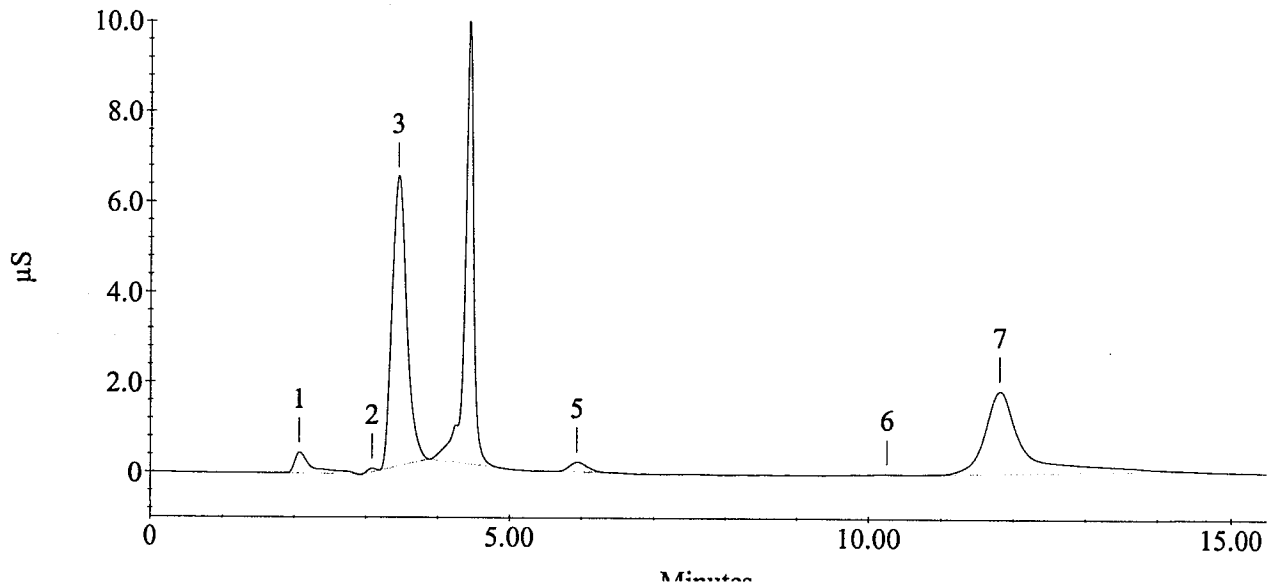

Sample Name : CCV
Method File Name : c:\peaknet\method\std.met

Current Date : 9/30/06
Date Time Collected : 9/30/06 10:58:36 AM

Injection Number : 67
Dilution Factor : 1.00
column :

Calibration Date : 9/29/06 5:09:54 PM
Data File Name : ...\SEP2906DAP_067.DXD
Injection Volume : 1.00

Module ID : 34 07 2a
Schedule File Name : ...\sep2906dap.sch

Peak Information : All Peaks

Pk. Num	Ret Time	Component Name	conc. (ppm)	Height	Area	Bl. Code	%Delta
1	2.08	Unknown 1	0.00	1840	26116	1	
2	3.07	FLUORIDE	2.81	163174	1610470	1	-0.54
3	4.32	CHLORIDE	3.09	107196	1155655	1	0.00
4	5.15	NITRITE-N	2.86	196280	2417359	1	0.00
5	6.43	BROMIDE	2.91	29936	424760	1	0.52
6	7.43	NITRATE-N	2.85	166733	2810209	1	1.13
7	10.08	PHOSPHATE-P	2.63	27484	742462	1	-0.66
8	11.75	SULFATE	3.06	28716	741429	1	-1.12
		---total(s)---					
			20.19	721359	9928460		

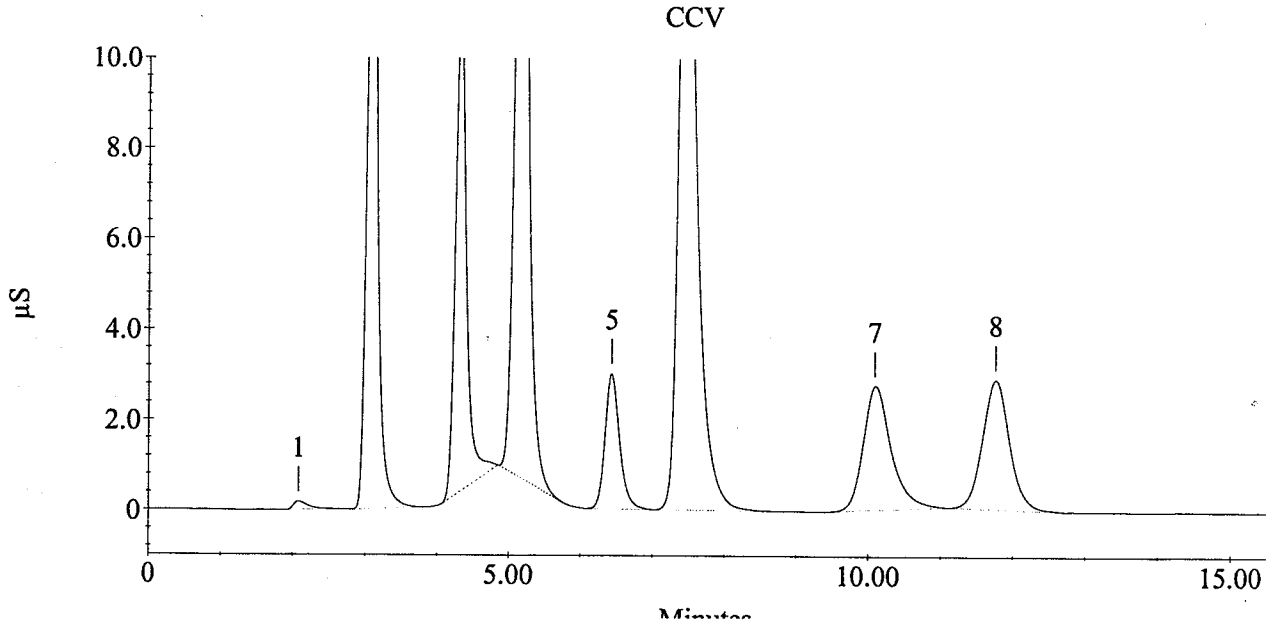

Sample Name : CCB
Method File Name : c:\peaknet\method\std.met

Current Date : 9/30/06
Date Time Collected : 9/30/06 11:16:22 AM

Injection Number : 68
Dilution Factor : 1.00
column :

Calibration Date : 9/29/06 5:09:54 PM
Data File Name : ...\SEP2906DAP_068.DXD
Injection Volume : 1.00

Module ID : 34 07 2a
Schedule File Name : ...\sep2906dap.sch

Peak Information : All Peaks

Pk. Num	Ret Time	Component Name	conc. (ppm)	Height	Area	Bl. Code	%Delta
1	4.30	CHLORIDE	0.11	3411	41906	1	-0.39
2	7.60	NITRATE-N	0.00	185	2904	1	3.40
3	11.72	SULFATE	0.01	153	2933	1	-1.40
		---total(s)---	0.13	3749	47743		

CCB

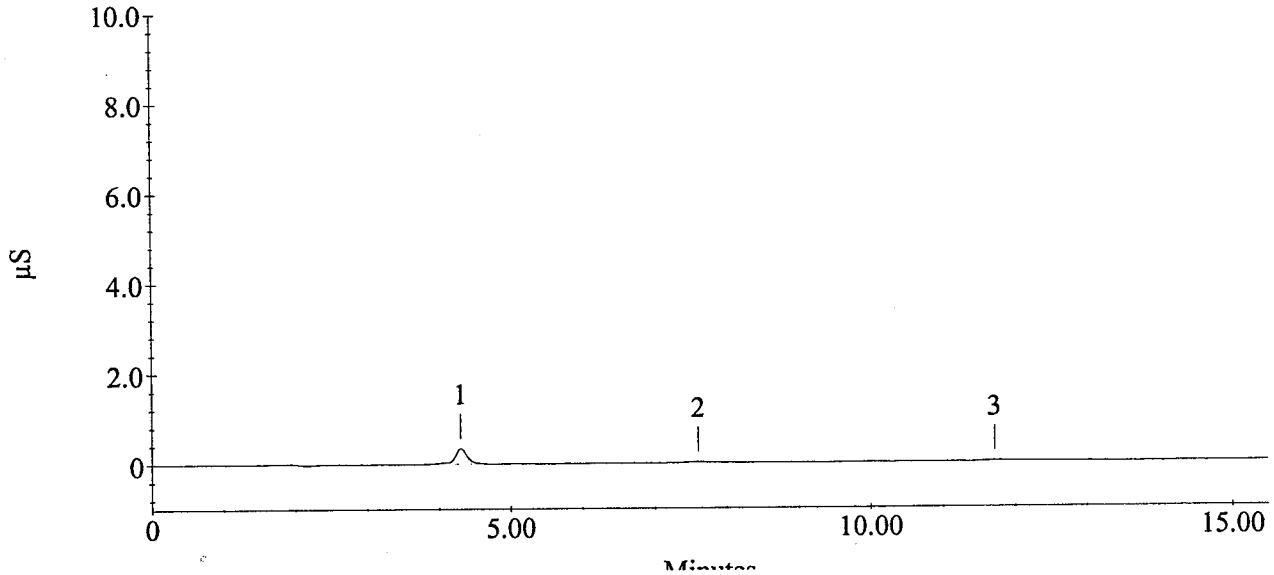

ANALYTICAL
RESOURCES
INCORPORATED

CORRECTIVE ACTIONS - Inorganic Analyses

Criteria Flagged

ARI Project No.: JY56 Client Name: ANCHOR

Date of Out-of-Control Event: 9/29/06 Method/Element: IC CHLORIDE

Unacceptable Blank	✓
Unacceptable Duplicate	
Unacceptable Spike	
Unacceptable Reference	

Prep Code:

Other:

Details of Problem/Recommended Corrective Action:

CONTINUING AND CLOSING CALIBRATION BLANKS FAILED HIGH FOR CHLORIDE. HOWEVER EFFECTED SAMPLES, JY56 F2, G2, WERE MORE THAN 10X THE LEVEL OF CONTAMINATION.

Samples Affected: JY56 F2, G2

Corrective Action Taken: NO REANALYSIS

Analyst: W Supervisor: LW

Date: 10/2/06 Date: 10-2-06

JY56

10/3/06

PHOSPHORUS BENCHSHEET, Aqueous	Date	Digested: 10/2/2006	Analyzed: 10/2/2006
Total and Ortho P by EPA 376.2	Analyst		UW

Describe digestion procedure if used:

Curve Standards — *make no entries to shaded cells, they are calculated !!*

Prep date: 9/28/2006 *Stock #:* 0064-1

Weight KH2PO4: 0.2197 *grams in* 1000 *ml*

Conc = 50.00 *mg/L P*

Intermediate Std = 20 *ml stk to* 100 *ml DI =* ***10.00*** ***mg P/L***

Calibration Curve *std make-up volume (mL) =* **250**

ml int Std to 250 ml	CONC (mg/l)	UNITS (ABS 880 nm 1cm cell)		AVG	mg/L
0.0	0.000	0.000		0.000	*0.001*
0.1	0.004	0.003		0.003	*0.006*
0.4	0.016	0.009		0.009	*0.016*
1.6	0.064	0.036		0.036	*0.061*
3.2	0.128	0.077		0.077	*0.128*
5.0	0.200	0.120		0.120	*0.199*
10.0	0.400	0.242		0.242	*0.401*

REGRESSION DATA

CONC = (ABS-intercept)/ slope

intercept = -0.0007

Slope = 0.6054

r = 0.9999

Comment: Calibration OK!

maxabs = *0.242*

Verification Standards *Source:* *ERA # 04105* *Conc (mg/l)* 1000

dilution = 0.06 *ml to* 250 *ml DI =* ***0.240*** ***mg/l***

Digest Prep Standards *Source:* *ERA # 35064.1* *Conc (mg/l)* 1000

dilution 1 = 0.200 *ml to* 50 *ml DI =* ***4.000*** ***mg/l***

dilution 2 = *ml to* *ml DI =* ***mg/l***

Sample Data

1. *For SRP, leave digest data blank!!*
2. *Spike with 10 mg/L Intermediate Standard* *enter dilution as final vol / sample vol*

SAMPLE ID	Tot P Digest mL sample	mL digest	Analysis Data Abs	Dilution	(mg/l)	TOT P (mg/l)	SRP (mg/l)	Notes
Calib Blank			0.000	1.0	0.001		**< 0.004**	*OK*
ICV			0.148	1.0	0.246		**0.246**	*102.32%*
Prep Blank	50	50	0.003	1.0	0.006	**0.006**		
~~Prep Std~~	~~50~~	~~50~~	~~0.248~~	~~10.0~~	~~0.411~~	~~**4.107**~~	-	~~*offscale dilute*~~
JY56 A3	2.5	50	0.097	1.0	0.161	**3.226**		
JY56 A3 dup	2.5	50	0.097	1.0	0.161	**3.226**		*RPD = 0*
~~JY56 A3 ms~~	~~2.5~~	~~50~~	~~0.344~~	~~1.0~~	~~0.569~~	~~**11.386**~~	-	~~*offscale*~~
Spike =	0.4	*ml of*	50	*mg/L to*	2.5	*ml sample =*	8.000	
JY56 B3	2.5	50	0.035	1.0	0.059	**1.178**		
~~JY53 C3~~	~~2.5~~	~~50~~	~~0.282~~	~~1.0~~	~~0.467~~	~~**9.338**~~	-	~~*offscale*~~
JY56 D3	2.5	50	0.028	1.0	0.047	**0.947**		
JY56 E3	2.5	50	0.023	1.0	0.039	**0.782**		
~~JY56 F3~~	~~2.5~~	~~50~~	~~0.736~~	~~1.0~~	~~1.217~~	~~**24.337**~~	-	~~*offscale*~~
Calib Blank			0.000	1.0	0.001		**< 0.004**	
CCV			0.147	1.0	0.244		**0.244**	*101.63%*
~~JY56 G3~~	~~2.5~~	~~50~~	~~0.705~~	~~1.0~~	~~1.166~~	~~**23.313**~~	-	~~*offscale*~~
JY77 A3	2.5	50	0.016	1.0	0.028	**0.550**		
JY77 A3 dup	2.5	50	0.017	1.0	0.029	**0.583**		*RPD = 5.83*
~~JY77 A3 ms~~	~~2.5~~	~~50~~	~~0.260~~	~~1.0~~	~~0.431~~	~~**8.611**~~	-	~~*offscale*~~
Spike =	0.4	*ml of*	50	*mg/L to*	2.5	*ml sample =*	8.000	
JY77 B3	2.5	50	0.032	1.0	0.054	**1.079**		
JY77 C3	2.5	50	0.069	1.0	0.115	**2.301**		
JY77 D3	2.5	50	0.009	1.0	0.016	**0.319**		
JY77 H3	2.5	50	0.012	1.0	0.021	**0.418**		
JY77 I3	2.5	50	0.060	1.0	0.100	**2.004**		
Prep Std	50	50	0.124	20.0	0.206	**4.118**		*102.96%*

Calib Blank			0.000	1.0	0.001		**< 0.004**	
CCV			0.143	1.0	0.237		**0.237**	*98.87%*
JY56 A3 ms	2.5	50	0.167	2.0	0.277	**11.078**		*98.1% Rec*
Spike =	0.4	*ml of*	50	*mg/L to*	2.5	*ml sample =*	8.000	
JY56 C3	2.5	50	0.136	2.0	0.226	**9.029**		
JY56 F3	2.5	50	0.193	5.0	0.320	**31.989**		
JY56 G3	2.5	50	0.175	5.0	0.290	**29.016**		
JY77 A3 ms	2.5	50	0.126	2.0	0.209	**8.369**		*97.7% Rec*
Spike =	0.4	*ml of*	50	*mg/L to*	2.5	*ml sample =*	8.000	
Calib Blank			0.000	1.0	0.001		**< 0.004**	
CCV			0.146	1.0	0.242		**0.242**	*100.94%*

11:45

PHOSPHORUS BENCHSHEET, Aqueous | Date | Digested: | Analyzed: CW
Total and Ortho P by EPA 376.2 | Analyst | 10-2-06 | 10-2-06

Describe digestion procedure if used:

Curve Standards — ***make no entries to shaded cells, they are calculated !!***

Prep date: 9-28-06 *Stock #:* 0064-1
Weight KH2PO4: 0.2197 *grams in* 1000 *ml*
Conc = 50.00 *mg/L P*
Intermediate Std = 20 *ml stk to* 100 *ml DI =* ***10.00*** ***mg P/L***

Calibration Curve — *std make-up volume (mL) =* **250**

ml int Std to 250 ml	CONC (mg/l)	UNITS (ABS 880 nm 1cm cell)		AVG	mg/L
0.0	0.000	0.000			
0.1	0.004	0.003			
0.4	0.016	0.009			
1.6	0.064	0.036			
3.2	0.128	0.077			
5.0	0.200	0.120			
10.0	0.400	0.242			

REGRESSION DATA
CONC = (ABS-intercept)/ slope
intercept =
Slope =
r =
Comment:
maxabs = 0.000

Verification Standards *Source:* *ERA # ~~01024~~* 04/05 *Conc (mg/l)* 1000
dilution = 0.06 *ml to* 250 *ml DI =* ***0.240*** ***mg/l***

Digest Prep Standards *Source:* *ERA # ~~01024~~* J5064.1 *Conc (mg/l)* 1000
dilution 1 = ~~0.040~~ 0.2 *ml to* ~~50~~ 40 *ml DI =* ***1.000*** ***mg/l***
dilution 2 = *ml to* *ml DI =* ***mg/l***

Sample Data

1. *For SRP, leave digest data blank!!*
2. *Spike with 10 mg/L Intermediate Standard* *enter dilution as final vol / sample vol*

SAMPLE ID	Tot P Digest mL sample	Tot P Digest mL digest	Analysis Data Abs	Dilution	(mg/l)	TOT P (mg/l)	SRP (mg/l)	Notes
Calib Blank			0.000	1.0				
ICV			0.148	1.0				
Prep Blank			0.003	1.0				
Prep Std			0.248	1.0				
DY56 A3	2.5	50	0.097	1.0				
A3 dup			0.097	1.0				
A3 ms			0.344	1.0				0.4 mL stock
B3			0.035	1.0				
C3			0.282	1.0				
D3			0.028	1.0				
E3			0.023	1.0				
F3			0.736	1.0				
Calib Blank			0.000	1.0				
CCV			0.147	1.0				

Cont.

11:45

PHOSPHORUS BENCHSHEET, Aqueous	Date	Digested:	Analyzed: UW
Total and Ortho P by EPA 376.2	Analyst	10-2-06	10-2-06

Describe digestion procedure if used:

Curve Standards — ***make no entries to shaded cells, they are calculated !!***

Prep date:		*Stock #:*				
Weight KH2PO4:	0.2197	*grams in*	1000	*ml*		
Conc =	50.00	*mg/L P*				
Intermediate Std =	20	*ml stk to*	100	*ml DI =*	***10.00***	***mg P/L***

Calibration Curve — *std make-up volume (mL) =* **250**

ml int Std to 250 ml	CONC (mg/l)	UNITS (ABS 880 nm 1cm cell)		AVG	mg/L
0.0	0.000				
0.1	0.004				
0.4	0.016				
1.6	0.064				
3.2	0.128				
5.0	0.200				
10.0	0.400				

REGRESSION DATA
CONC = (ABS-intercept)/ slope

intercept =
Slope =
r =
Comment:
maxabs = 0.000

Verification Standards — *Source:* ERA # 01024 — *Conc (mg/l)* 1000

dilution = 0.06 *ml to* 250 *ml DI =* ***0.240*** ***mg/l***

Digest Prep Standards — *Source:* ERA # 01024 — *Conc (mg/l)* 1000

dilution 1 = 0.040 *ml to* 40 *ml DI =* ***1.000*** ***mg/l***

dilution 2 = *ml to* *ml DI =* ***mg/l***

Sample Data

1. *For SRP, leave digest data blank!!*
2. *Spike with 10 mg/L Intermediate Standard* — *enter dilution as final vol / sample vol*

SAMPLE ID	Tot P Digest mL sample	mL digest	Abs	Dilution	(mg/l)	TOT P (mg/l)	SRP (mg/l)	Notes
Calib Blank				1.0				
ICV				1.0				
~~Prep Blank~~ ①	2.5	50	0.705	1.0				
~~Prep Std~~ ②	"	"	0.017	1.0				
JY77A3 dup			0.016	1.0				
A3 ms			0.260	1.0				0.4 ml stock
B3			0.032	1.0				
C3			0.069	1.0				
D3			0.009	1.0				
H3			0.012	1.0				
I3			0.060	1.0				
Prep Chk			0.124	20 ~~10~~				
Calib Blank			0.000	1.0				
CCV			~~0.149~~ ③	1.0				

① JY56G3
② JY77A3 UW 10-2-06
③ 0.143

Cont.

PHOSPHORUS BENCHSHEET, Aqueous	Date	Digested:	Analyzed: CW
Total and Ortho P by EPA 376.2	Analyst		10-2-06

Describe digestion procedure if used:

Curve Standards ***make no entries to shaded cells, they are calculated !!***

Prep date:		*Stock #:*				
Weight KH2PO4:	0.2197	*grams in*	1000	*ml*		
Conc =	50.00	*mg/L P*				
Intermediate Std =	20	*ml stk to*	100	*ml DI =*	***10.00***	***mg P/L***

Calibration Curve *std make-up volume (mL) =* **250**

ml int Std to 250 ml	CONC (mg/l)	UNITS (ABS 880 nm 1cm cell)		AVG	mg/L
0.0	0.000				
0.1	0.004				
0.4	0.016				
1.6	0.064				
3.2	0.128				
5.0	0.200				
10.0	0.400				

REGRESSION DATA
CONC = (ABS-intercept)/ slope

intercept =
Slope =
r =
Comment:
maxabs = *0.000*

Verification Standards			*Source:*	*ERA # 01024*		*Conc (mg/l)*	1000
dilution =	0.06	*ml to*	250	*ml DI =*	***0.240***	***mg/l***	
Digest Prep Standards			*Source:*	*ERA # 01024*		*Conc (mg/l)*	1000
dilution 1 =	0.040	*ml to*	40	*ml DI =*	***1.000***	***mg/l***	
dilution 2 =		*ml to*		*ml DI =*		***mg/l***	

Sample Data

1. *For SRP, leave digest data blank!!*
2. *Spike with 10 mg/L Intermediate Standard* *enter dilution as final vol / sample vol*

SAMPLE ID	Tot P Digest		Analysis Data			**TOT P (mg/l)**	**SRP (mg/l)**	*Notes*
	mL sample	mL digest	Abs	Dilution	(mg/l)			
Calib Blank				1.0				
ICV				1.0				
Prep Blank				1.0				
Prep Std				1.0				
DY56A3	2.5	50	0.167	2 ~~1.0~~				
DY56C3	"	"	0.136	2 ~~1.0~~				
DY56F3			0.193	5 ~~1.0~~				
DY56G3			0.175	5 ~~1.0~~				
DY77A3			0.126	2 ~~1.0~~				
BLK			0.000	1.0				
CCV			0.146	1.0				
				1.0				
Calib Blank				1.0				
CCV				1.0				

TEST SETUP
GENESYS 10 v2.100 2D7H048001

Standard Curve	5:02pm 20ct06
Test Name	TPHOS
Date Standards Measured	20ct06
Wavelength	880nm
Ref. Wavelength Correction	Off
Curve Fit	Linear
Number of Standards	7
Units	mg/L
ID# (0=OFF)	1
Low/High Limits	-9999/9999
Statistics	On
Auto Print	On

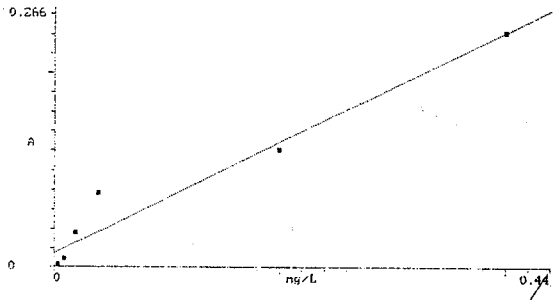

Curve Fit	Linear
Slope	0.567
Intercept	0.015
Std Dev	0.021
Corr Coeff	0.975

Std #	Conc. mg/L	Abs 880nm
1	0.000	0.000
2	0.004	0.003
3 0.016	~~0.010~~	0.009
4 0.064	~~0.020~~	0.036
5 0.118	~~0.040~~	0.077
6 0.200	~~0.200~~	0.120
7	0.400	0.242

LW
10-2-06

TEST SETUP
GENESYS 10 v2.100 2D7H048001

Advanced A-%T-C	5:04pm 20ct06
Test Name	TPHOS[Saved]
Measurement Mode	Absorbance
Wavelength	880nm
Ref. Wavelength Correction	Off
Delay Time (min:sec)	0:00
ID# (0=OFF)	1
Low/High Limits	-9999/9999
Statistics	Off
Auto Print	On

ID#	Abs 880nm
1	0.000
2	0.148
3	0.003
4	0.248
5	0.097
6	0.097

7	0.344
8	0.035
9	0.282
10	0.028
11	0.023
12	0.736
13	0.000
14	0.147
15	0.705
16	0.017
17	0.016
18	0.260
19	0.032
20	0.069
21	0.009
22	0.012
23	0.060
24	0.124
25	0.000
26	0.143
27	~~0.018~~ NR
28	0.167
29	0.136
30	0.193
31	0.175
32	0.126
33	0.000
34	0.146

UW
10-3-06

analyst: DAP
date: 10/2/06
start time: 18:09
loop: 100µl

Analytical Resources Inc.
4611 134th Place S., Suite 100
Tukwila, WA 98168
206-695-6227

		dilution	fluoride	chloride	nitrite	bromide	nitrate	phosphate	sulfate
DL (ppm)		1	0.100	0.100	0.100	0.100	0.100	0.100	0.100
HISTD		1	5.000	5.000	5.000	5.000	5.000	5.000	5.000
ICV,CCV (ppm)		1	3.000	3.000	3.000	3.000	3.000	3.000	3.000
ERA LOT#		1	07105	36065	17075	27025	06085	01024	20125
		dilution	fluoride	chloride	nitrite	bromide	nitrate	phosphate	sulfate
ICV		1	2.830	2.840	2.970	2.920	2.870	2.810	3.050
		%recovery	94%	95%	99%	97%	96%	94%	101.7%
ICB		1	<0.1	<0.1	<0.1	<0.1	<0.1	<0.1	<0.1
JY13 A1 ms		1000	NR	NR	NR	NR	NR	NR	2852.570
Matrix Spike		*0.05 mL 200ppm intstock to*				*0.005*		*mLsample=*	*2000.00*
			#VALUE!	#VALUE!					97%
JY13 A1		500	NR	NR	NR	NR	NR	NR	904.250
JY13 A1 dup		500	NR	NR	NR	NR	NR	NR	914.900
JY13 C1		500	NR	NR	NR	NR	NR	NR	1453.640
JY56 F1		500	2407.500	NR	NR	NR	NR	NR	NR
JY56 G1		500	2380.890	NR	NR	NR	NR	NR	NR
JY13 B1		100	NR	NR	NR	NR	NR	NR	341.610
JY77 I1		100	NR	195.450	NR	NR	NR	NR	310.190
JY77 H1		50	NR	133.530	NR	NR	NR	NR	NR
JY56 B1		5	1.120	NR	NR	NR	NR	NR	NR
CCV		1	2.830	2.830	2.970	2.910	2.870	2.770	3.050
		%recovery	94%	94%	99%	97%	96%	92%	101.7%
CCB		1	<0.1	<0.1	<0.1	<0.1	<0.1	<0.1	<0.1
JY77 A1 ms		5	NR	16.990	NR	NR	NR	NR	NR
Matrix Spike		*0.05 mL 200ppm intstock to*				*1.0*		*mLsample=*	*10.00*
			#VALUE!	92%					#VALUE!
JY56 B1		2	NR	NR	NR	NR	NR	NR	NR
JY56 E1		2	NR	7.500	NR	NR	NR	NR	NR
JY77 A1		2	NR	7.800	NR	NR	NR	NR	0.230
JY77 A1 dup		2	NR	7.650	NR	NR	NR	NR	0.210
JY77 A1 ms		2	NR	NR	NR	NR	NR	NR	4.050
Matrix Spike		*0.05 mL 200ppm intstock to*				*2.5*		*mLsample=*	*4.00*
			#VALUE!	#VALUE!					96%
JY77 B1		2	NR	8.690	NR	NR	NR	NR	0.230
JY77 C1		2	NR	NR	NR	NR	NR	NR	NR
JY77 D1		2	NR	3.830	NR	NR	NR	NR	7.790
JY77 H1		2	4.930	NR	NR	NR	NR	NR	NR
CCV		1	2.810	2.910	2.950	2.890	2.850	2.750	3.040
		%recovery	94%	97%	98%	96%	95%	92%	101.3%
CCB		1	<0.1	<0.1	<0.1	<0.1	<0.1	<0.1	<0.1
JY35 A1 ms		5	NR	NR	NR	NR	NR	NR	NR
Matrix Spike		*0.05 mL 200ppm intstock to*				*1.0*		*mLsample=*	*10.00*
JY35 A1		2	NR	NR	NR	NR	NR	NR	NR
JY35 A1 dup		2	NR	NR	NR	NR	NR	NR	NR
JY35 B1		2	NR	NR	NR	NR	NR	NR	NR
JY35 C1		2	NR	NR	NR	NR	NR	NR	NR
JY35 A1 ms		2	NR	NR	NR	NR	NR	NR	NR
Matrix Spike		*0.05 mL 200ppm intstock to*				*2.5*		*mLsample=*	*4.00*
JY35 A1		2	NR	NR	NR	NR	NR	NR	NR
JY35 A1 dup		2	NR	NR	NR	NR	NR	NR	NR

JY35 B1		1	NR	NR	NR	NR	NR	NR	NR
JY35 C1		1	NR	NR	NR	NR	NR	NR	NR
CCV		1	2.840	3.050	2.930	2.890	2.850	10.890	2.070
		%recovery	95%	102%	98%	96%	95%	*363%*	*69.0%*
CCB		1	<0.1	0.11	<0.1	<0.1	<0.1	<0.1	<0.1
JY77 A1		1	0.470	NR	NR	NR	NR	NR	NR
JY77 A1 dup		1	0.480	NR	NR	NR	NR	NR	NR
JY77 A1 ms		1	2.360	NR	NR	NR	NR	NR	NR
Matrix Spike		0.05	*mL 200ppm intstock to*			*5.0*		*mLsample=*	*2.00*
			95%						
JY77 B1		1	0.360	NR	NR	NR	NR	NR	NR
JY77 C1		1	NR	NR	NR	NR	NR	NR	NR
JY77 D1		1	NR	NR	NR	NR	NR	NR	NR
JY77 I1		1	NR	NR	NR	NR	NR	NR	NR
CCV		1	2.850	2.960	2.950	2.900	2.840	2.720	3.070
		%recovery	95%	99%	98%	97%	95%	91%	102.3%
CCB		1	<0.1	0.16	<0.1	<0.1	<0.1	<0.1	<0.1

IC Fluoride EPA 300.0 No: 6519
Data Analyst: David A. Paschall Analyzed by: DAP
Comments: Date Analyzed: 10/ 2/06
Print Date: 10/ 3/06 14:37 Time Analyzed: 18:09

✓ 10/4/06

	ID	DF	Raw	Calc	Qual	RL	SPK	REC/RPD
1.	ICVR ERA #07105	1.0	2.83	2.8		0.1	3.0	93.33
2.	ICB	1.0	< 0.10	< 0.1	U	0.1		
3.	JY56F	500.	2410	2410		50.0		
4.	JY56G	500.	2380	2380		50.0		
5.	JY56B	5.0	1.12	1.1		0.5		
6.	CCVR	1.0	2.83	2.8		0.1	3.0	93.33
7.	CCB	1.0	< 0.10	< 0.1	U	0.1		
8.	JY77H	2.0	4.93	4.9		0.2		
9.	CCVR	1.0	2.81	2.8		0.1	3.0	93.33
10.	CCB	1.0	< 0.10	< 0.1	U	0.1		
11.	CCVR	1.0	2.84	2.8		0.1	3.0	93.33
12.	CCB	1.0	< 0.10	< 0.1	U	0.1		
13.	JY77A	1.0	0.47	0.5		0.1		
14.	JY77A DUP	1.0	0.48	0.5		0.1		0.00
15.	JY77A MS	1.0	2.36	2.4		0.1	2.0	95.00
16.	JY77B	1.0	0.36	0.4		0.1		
17.	CCVR	1.0	2.85	2.8		0.1	3.0	93.33
18.	CCB	1.0	< 0.10	< 0.1	U	0.1		

IC Chloride EPA 300.0 No: 6522
Data Analyst: David A. Paschall Analyzed by: DAP
Comments: Date Analyzed: 10/ 2/06
Print Date: 10/ 3/06 14:41 Time Analyzed: 18:09

✓ MJM 10/4/06

	ID	DF	Raw	Calc	Qual	RL	SPK	REC/RPD
1.	ICVR ERA #36065	1.0	2.84	2.8		0.1	3.0	93.33
2.	ICB	1.0	< 0.10	< 0.1	U	0.1		
3.	JY77I	100.	195.	195.		10.0		
4.	JY77H	50.0	134.	134.		5.0		
5.	CCVR	1.0	2.83	2.8		0.1	3.0	93.33
6.	CCB	1.0	< 0.10	< 0.1	U	0.1		
7.	JY77A MS	5.0	17.0	17.0		0.5	10.0	92.00
8.	JY56E	2.0	7.50	7.5		0.2		
9.	JY77A	2.0	7.80	7.8		0.2		
10.	JY77A DUP	2.0	7.65	7.6		0.2		2.60
11.	JY77B	2.0	8.69	8.7		0.2		
12.	JY77D	2.0	3.83	3.8		0.2		
13.	CCVR	1.0	2.91	2.9		0.1	3.0	96.67
14.	CCB	1.0	< 0.10	< 0.1	U	0.1		

IC Sulfate EPA 300.0 No: 6523
Data Analyst: David A. Paschall Analyzed by: DAP
Comments: Date Analyzed: 10/ 2/06
Print Date: 10/ 3/06 14:47 Time Analyzed: 18:09

✓ MP 10/4/06

	ID	DF	Raw	Calc	Qual	RL	SPK	REC/RPD
1.	ICVR ERA #20125	1.0	3.05	3.0		0.1	3.0	100.00
2.	ICB	1.0	< 0.10	< 0.1	U	0.1		
3.	JY13A MS	1000	2850	2850		100.	2000	97.30
4.	JY13A	500.	904.	904.		50.0		
5.	JY13A DUP	500.	915.	915.		50.0		1.21
6.	JY13C	500.	1450	1450		50.0		
7.	JY13B	100.	342.	342.		10.0		
8.	JY77I	100.	310.	310.		10.0		
9.	CCVR	1.0	3.05	3.0		0.1	3.0	100.00
10.	CCB	1.0	< 0.10	< 0.1	U	0.1		
11.	JY77A	2.0	0.23	0.2		0.2		
12.	JY77A DUP	2.0	0.21	0.2		0.2		0.00
13.	JY77A MS	2.0	4.05	4.0		0.2	4.0	95.00
14.	JY77B	2.0	0.23	0.2		0.2		
15.	JY77D	2.0	7.79	7.8		0.2		
16.	CCVR	1.0	3.04	3.0		0.1	3.0	100.00
17.	CCB	1.0	< 0.10	< 0.1	U	0.1		

Schedule File: C:\PEAKNET\SCHEDULE\OCT0206dap.SCH

Line	Sample	Sample Type	Level	Method	Data File	Volume	Dilution	Weight	Int. Std.	Comment
1	RINSE	Sample		std.met	oct0206dap	1	1	1	1	
2	RINSE	Sample		std.met	oct0206dap	1	1	1	1	
3	RINSE	Sample		std.met	oct0206dap	1	1	1	1	
4	RINSE	Sample		std.met	oct0206dap	1	1	1	1	
5	RINSE	Sample		std.met	oct0206dap	1	1	1	1	
6	RINSE	Sample		std.met	oct0206dap	1	1	1	1	
7	CAL 1	Calibration	1	std.met	oct0206dap	1	1	1	1	
8	CAL 2	Calibration	2	std.met	oct0206dap	1	1	1	1	
9	CAL 3	Calibration	3	std.met	oct0206dap	1	1	1	1	
10	CAL 4	Calibration	4	std.met	oct0206dap	1	1	1	1	
11	CAL 5	Calibration	5	std.met	oct0206dap	1	1	1	1	
12	CAL 6	Calibration	6	std.met	oct0206dap	1	1	1	1	
13	ICV	Sample		std.met	oct0206dap	1	1	1	1	
14	ICB	Sample		std.met	oct0206dap	1	1	1	1	
15	JY13 A1 MS	Sample		std.met	oct0206dap	1	1000	1	1	
16	JY13 A1	Sample		std.met	oct0206dap	1	500	1	1	
17	JY13 A1 DUP	Sample		std.met	oct0206dap	1	500	1	1	
18	JY13 C1	Sample		std.met	oct0206dap	1	500	1	1	
19	JY56 F1	Sample		std.met	oct0206dap	1	500	1	1	
20	JY56 G1	Sample		std.met	oct0206dap	1	500	1	1	
21	JY13 B1	Sample		std.met	oct0206dap	1	100	1	1	
22	JY77 I1	Sample		std.met	oct0206dap	1	100	1	1	
23	JY77 H1	Sample		std.met	oct0206dap	1	50	1	1	
24	JY56 B1	Sample		std.met	oct0206dap	1	5	1	1	
25	CCV	Sample		std.met	oct0206dap	1	1	1	1	
26	CCB	Sample		std.met	oct0206dap	1	1	1	1	
27	JY77 A1 MS	Sample		std.met	oct0206dap	1	5	1	1	
28	JY56 B1	Sample		std.met	oct0206dap	1	2	1	1	
29	JY56 E1	Sample		std.met	oct0206dap	1	2	1	1	
30	JY77 A1	Sample		std.met	oct0206dap	1	2	1	1	
31	JY77 A1 DUP	Sample		std.met	oct0206dap	1	2	1	1	
32	JY77 A1 MS	Sample		std.met	oct0206dap	1	2	1	1	
33	JY77 B1	Sample		std.met	oct0206dap	1	2	1	1	
34	JY77 C1	Sample		std.met	oct0206dap	1	2	1	1	
35	JY77 D1	Sample		std.met	oct0206dap	1	2	1	1	
36	JY77 H1	Sample		std.met	oct0206dap	1	1	1	1	
37	CCV	Sample		std.met	oct0206dap	1	1	1	1	
38	CCB	Sample		std.met	oct0206dap	1	1	1	1	
39	JY35 A1 MS	Sample		std.met	oct0206dap	1	5	1	1	
40	JY35 A1	Sample		std.met	oct0206dap	1	2	1	1	
41	JY35 A1 DUP	Sample		std.met	oct0206dap	1	2	1	1	
42	JY35 B1	Sample		std.met	oct0206dap	1	2	1	1	
43	JY35 C1	Sample		std.met	oct0206dap	1	2	1	1	
44	JY35 A1 MS	Sample		std.met	oct0206dap	1	2	1	1	
45	JY35 A1	Sample		std.met	oct0206dap	1	1	1	1	
46	JY35 A1 DUP	Sample		std.met	oct0206dap	1	1	1	1	
47	JY35 B1	Sample		std.met	oct0206dap	1	1	1	1	
48	JY35 C1	Sample		std.met	oct0206dap	1	1	1	1	
49	CCV	Sample		std.met	oct0206dap	1	1	1	1	
50	CCB	Sample		std.met	oct0206dap	1	1	1	1	
51	JY77 A1	Sample		std.met	oct0206dap	1	1	1	1	
52	JY77 A1 DUP	Sample		std.met	oct0206dap	1	1	1	1	
53	JY77 A1 MS	Sample		std.met	oct0206dap	1	1	1	1	
54	JY77 B1	Sample		std.met	oct0206dap	1	1	1	1	
55	JY77 C1	Sample		std.met	oct0206dap	1	1	1	1	
56	JY77 D1	Sample		std.met	oct0206dap	1	1	1	1	
57	JY77 I1	Sample		std.met	oct0206dap	1	1	1	1	
58	CCV	Sample		std.met	oct0206dap	1	1	1	1	
59	CCB	Sample		std.met	oct0206dap	1	1	1	1	
60	STOP	Sample		stop.met	oct0206dap	1	1	1	1	

Default Method Path: C:\PEAKNET\METHOD
Default Data Path: C:\PEAKNET\DATA\OCT 2006
Comment:

Method:C:\PEAKNET\METHOD\STD.MET Updated:10/2/06 9:40:48 PM Total:7

1. Component:FLUORIDE
Standard:External Fit Type:Linear
Origin:Force Calibration:Area
r^2=0.998287
Amt=1.74e-006*Resp+0

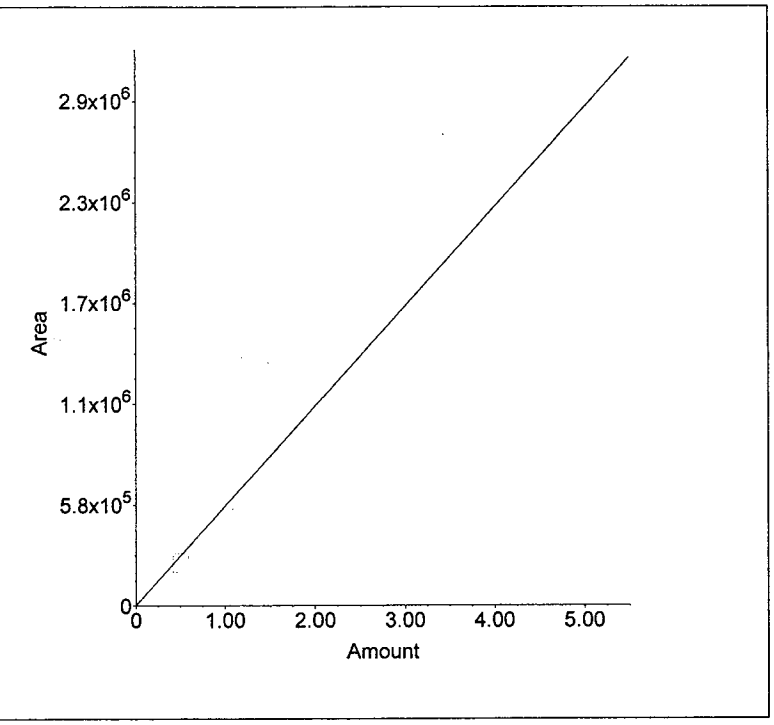

2. Component:CHLORIDE
Standard:External Fit Type:Linear
Origin:Force Calibration:Area
r^2=0.998431
Amt=2.691e-006*Resp+0

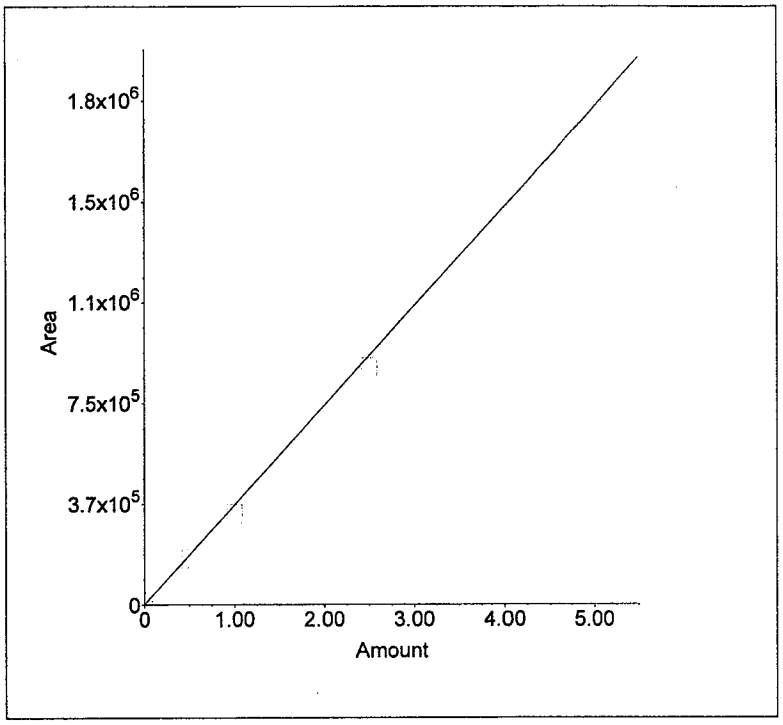

3. Component:NITRITE-N
Standard:External Fit Type:Linear
Origin:Force Calibration:Area
r^2=0.998171
Amt=1.183e-006*Resp+0

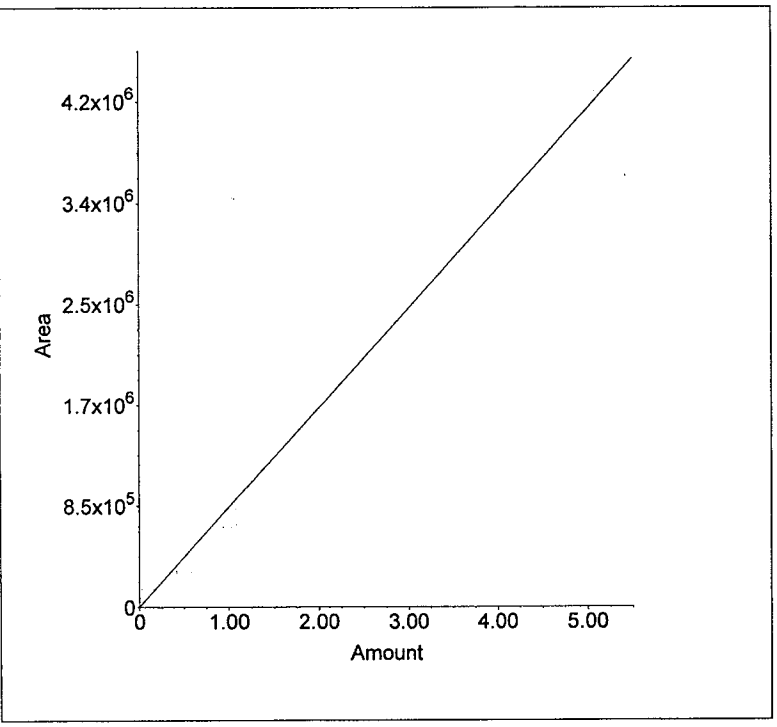

4. Component:BROMIDE
Standard:External Fit Type:Linear
Origin:Force Calibration:Area
r^2=0.999322
Amt=6.851e-006*Resp+0

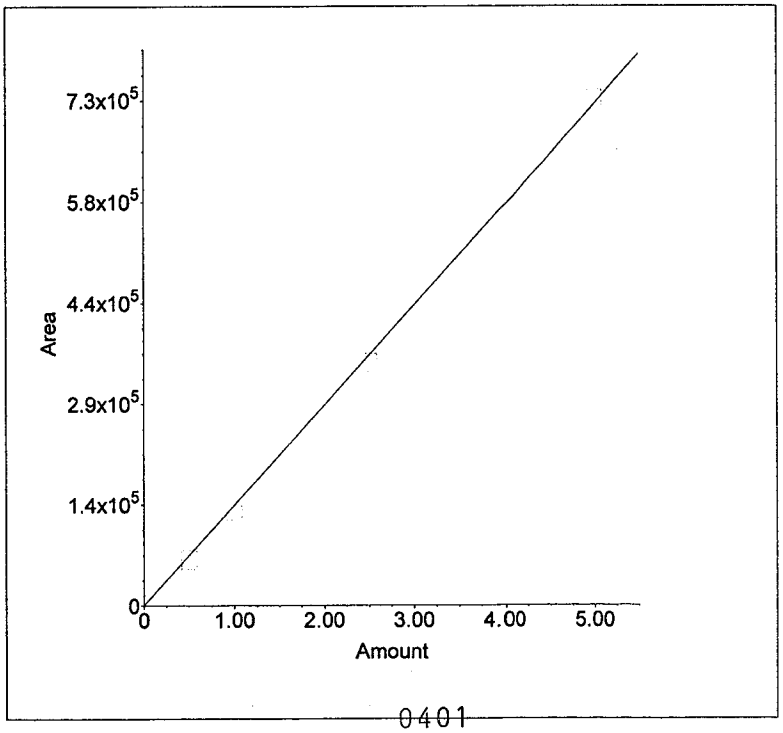

0401

5. Component:NITRATE-N
Standard:External Fit Type:Linear
Origin:Force Calibration:Area
r^2=0.995794
Amt=1.017e-006*Resp+0

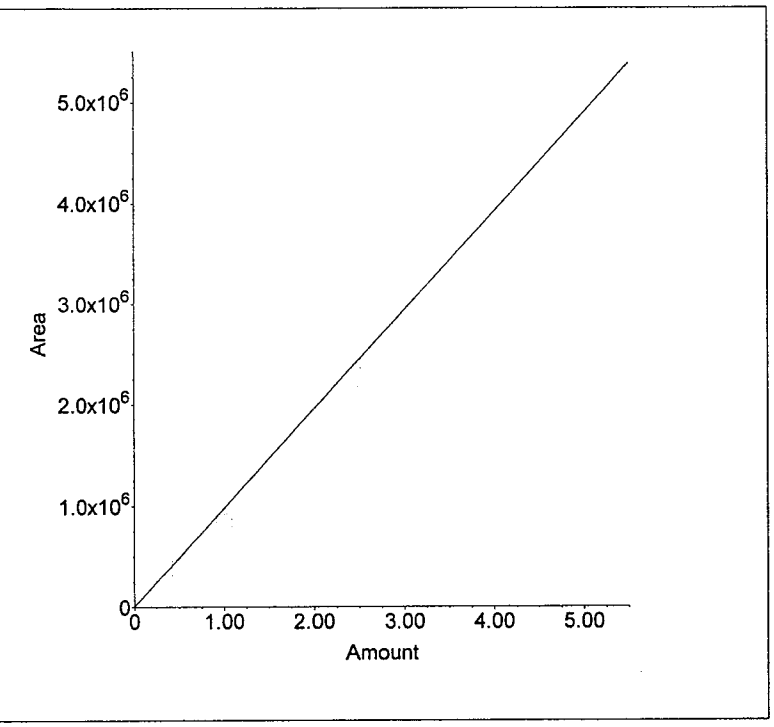

6. Component:PHOSPHATE-P
Standard:External Fit Type:Linear
Origin:Force Calibration:Area
r^2=0.995664
Amt=3.695e-006*Resp+0

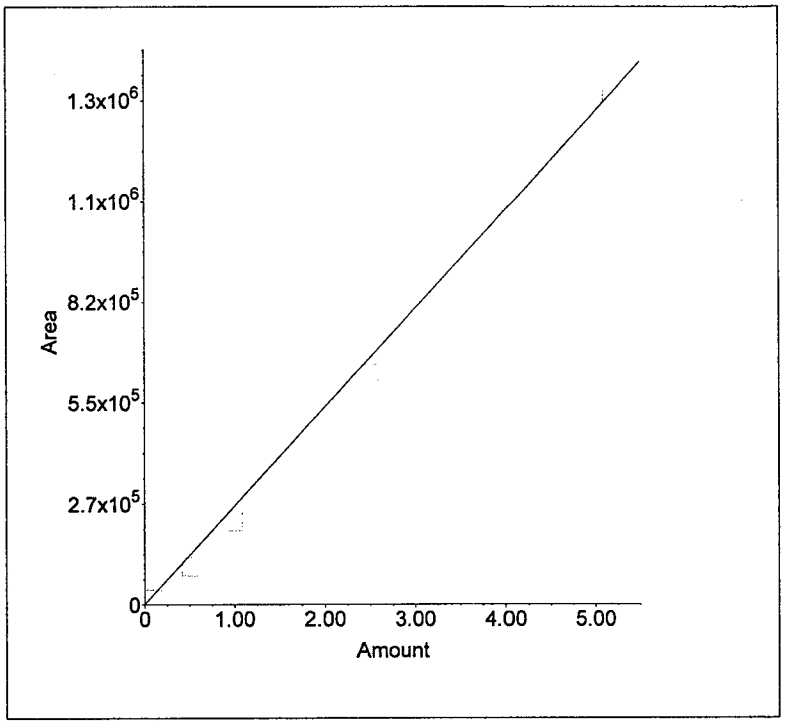

7. Component:SULFATE
Standard:External Fit Type:Linear
Origin:Force Calibration:Area
r^2=0.999635
Amt=4.135e-006*Resp+0

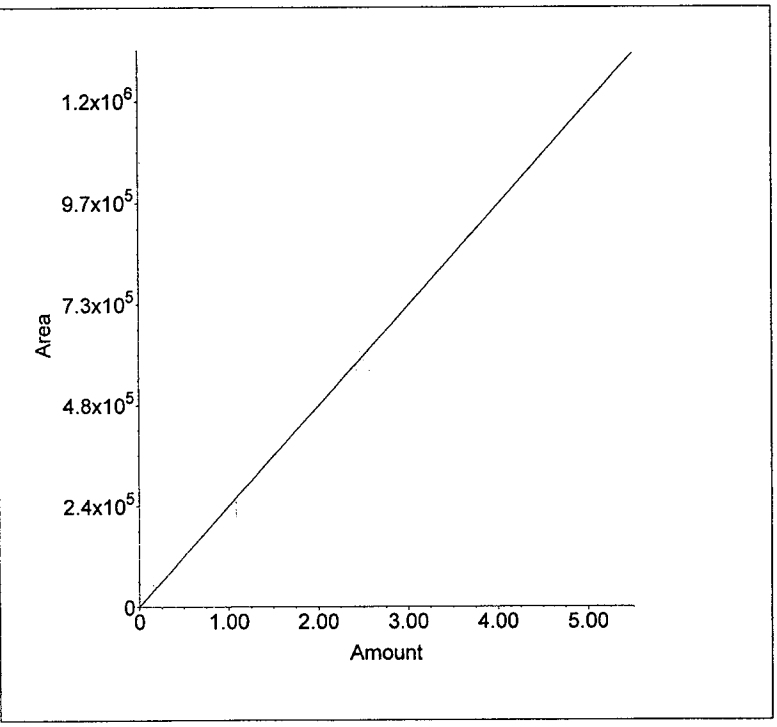

0402

Sample Name : RINSE
Method File Name : c:\peaknet\method\std.met

Current Date : 10/2/06
Date Time Collected : 10/2/06 6:09:49 PM

Injection Number : 1
Dilution Factor : 1.00
column :

Calibration Date : 10/2/06 5:27:28 PM
Data File Name : ...\OCT0206DAP_A001.DXD
Injection Volume : 1.00

Module ID : 34 07 2a
Schedule File Name : ...\oct0206dap.sch

Peak Information : All Peaks

Pk. Num	Ret Time	Component Name	conc. (ppm)	Height	Area	Bl. Code	%Delta
1	3.85	Unknown 1	0.00	2041	1009171	1	
2	4.40	CHLORIDE	0.09	2868	33996	1	1.93
3	7.82	NITRATE-N	0.00	283	4450	1	6.35
4	11.97	SULFATE	0.01	128	3064	1	0.70
		---total(s)---	0.11	5320	1050680		

RINSE

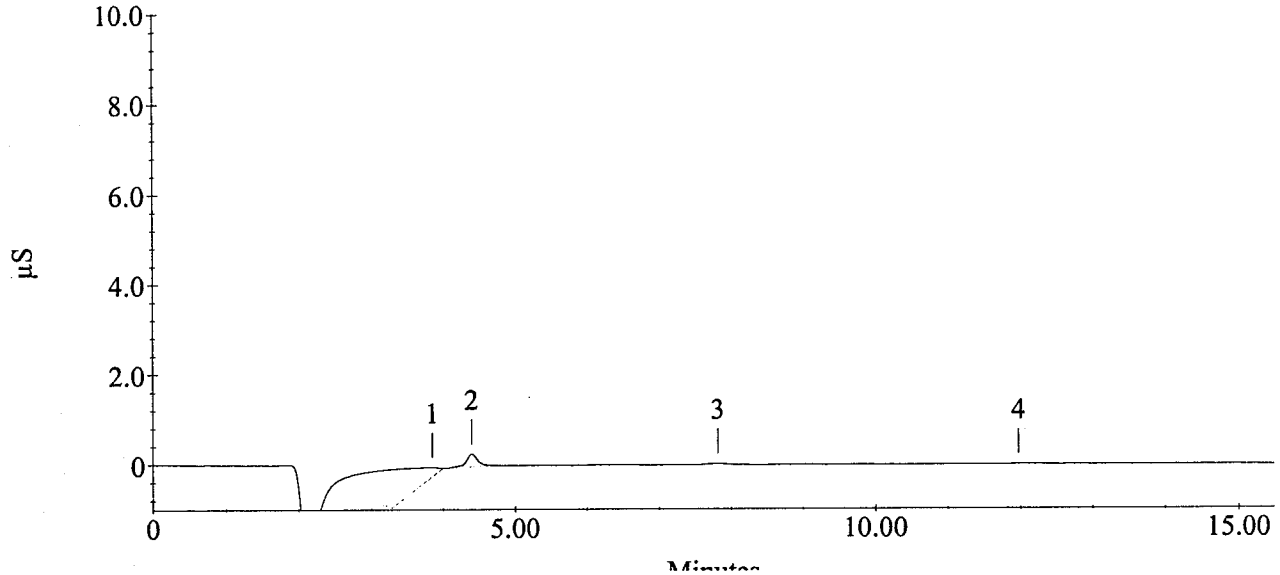

Sample Name : RINSE
Method File Name : c:\peaknet\method\std.met

Current Date : 10/2/06
Date Time Collected : 10/2/06 6:27:39 PM

Injection Number : 2
Dilution Factor : 1.00
column :

Calibration Date : 10/2/06 5:27:28 PM
Data File Name : ...\OCT0206DAP_A002.DXD
Injection Volume : 1.00

Module ID : 34 07 2a
Schedule File Name : ...\oct0206dap.sch

Peak Information : All Peaks

Pk. Num	Ret Time	Component Name	conc. (ppm)	Height	Area	Bl. Code	%Delta
1	3.85	Unknown 1	0.00	1867	996267	1	
2	4.38	CHLORIDE	0.12	3887	45342	1	1.54
3	7.77	NITRATE-N	0.00	176	2136	1	5.67
4	8.28	Unknown 2	0.00	1003	8910	1	
		---total(s)---	0.12	6933	1052655		

RINSE

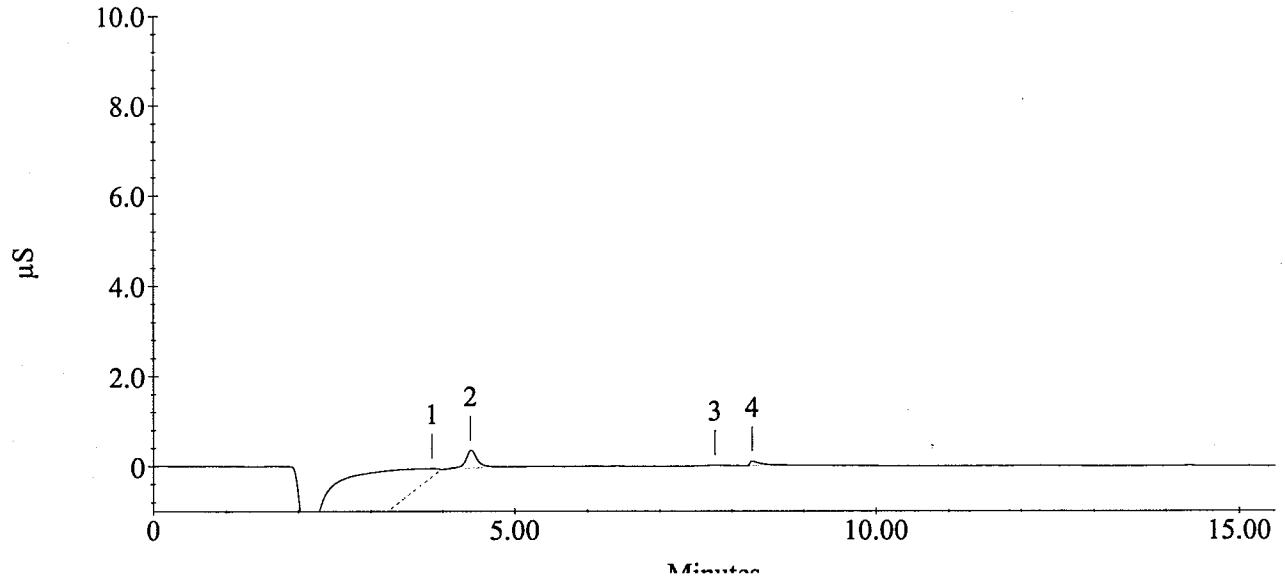

Sample Name : RINSE
Method File Name : c:\peaknet\method\std.met

Current Date : 10/2/06
Date Time Collected : 10/2/06 6:45:25 PM

Injection Number : 3
Dilution Factor : 1.00
column :

Calibration Date : 10/2/06 5:27:28 PM
Data File Name : ...\OCT0206DAP_003.DXD
Injection Volume : 1.00

Module ID : 34 07 2a
Schedule File Name : ...\oct0206dap.sch

Peak Information : All Peaks

Pk. Num	Ret Time	Component Name	conc. (ppm)	Height	Area	Bl. Code	%Delta
1	3.85	Unknown 1	0.00	2069	1003241	1	
2	4.38	CHLORIDE	0.09	2984	35111	1	1.54
3	7.77	NITRATE-N	0.00	297	4434	1	5.67
4	9.02	Unknown 2	0.00	78	3898	1	
		---total(s)---	0.10	5429	1046685		

RINSE

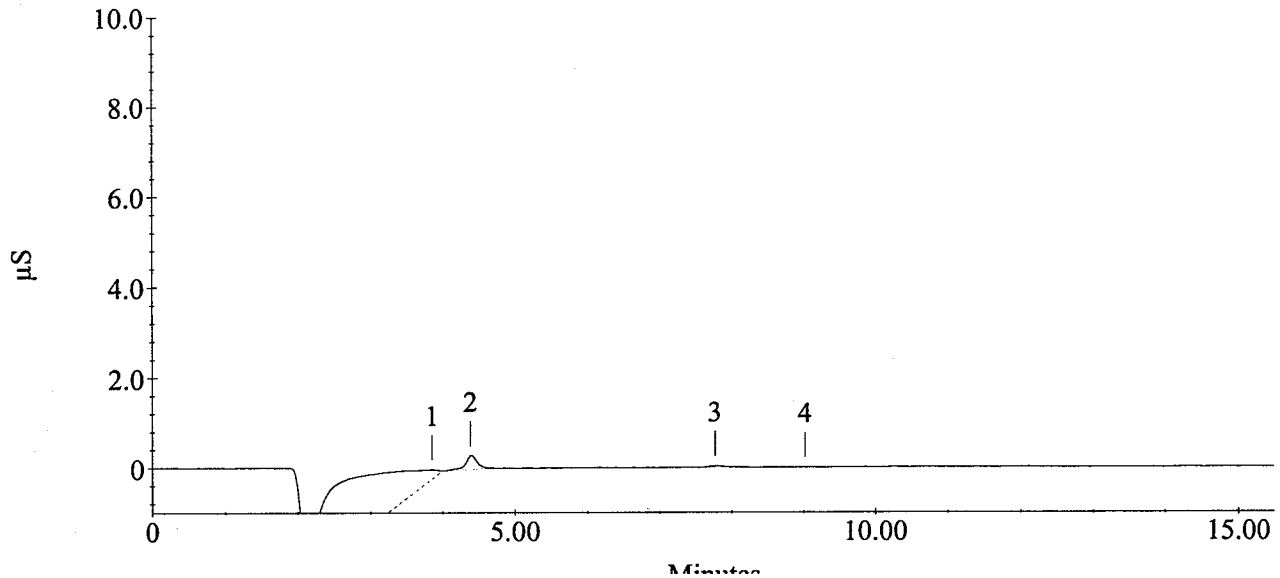

Sample Name : RINSE
Method File Name : c:\peaknet\method\std.met

Current Date : 10/2/06
Date Time Collected : 10/2/06 7:03:07 PM

Injection Number : 4
Dilution Factor : 1.00
column :

Calibration Date : 10/2/06 5:27:28 PM
Data File Name : ...\OCT0206DAP_004.DXD
Injection Volume : 1.00

Module ID : 34 07 2a
Schedule File Name : ...\oct0206dap.sch

Peak Information : All Peaks

Pk. Num	Ret Time	Component Name	conc. (ppm)	Height	Area	Bl. Code	%Delta
1	3.83	Unknown 1	0.00	2012	983912	1	
2	4.40	CHLORIDE	0.12	3871	43635	1	1.93
3	7.78	NITRATE-N	0.00	251	3439	1	5.90
4	15.28	Unknown 2	0.00	205	1811	1	
		---total(s)---	0.12	6339	1032797		

RINSE

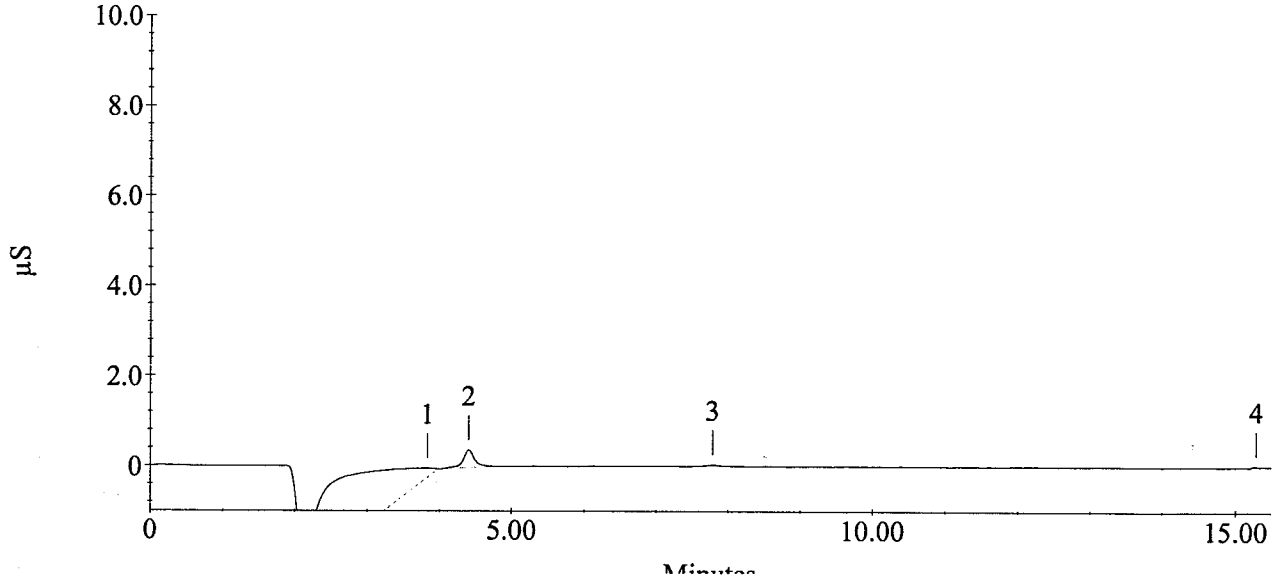

Sample Name : RINSE
Method File Name : c:\peaknet\method\std.met

Current Date : 10/2/06
Date Time Collected : 10/2/06 7:20:55 PM

Injection Number : 5
Dilution Factor : 1.00
column :

Calibration Date : 10/2/06 5:27:28 PM
Data File Name : ...\OCT0206DAP_005.DXD
Injection Volume : 1.00

Module ID : 34 07 2a
Schedule File Name : ...\oct0206dap.sch

Peak Information : All Peaks

Pk. Num	Ret Time	Component Name	conc. (ppm)	Height	Area	Bl. Code	%Delta
1	3.85	Unknown 1	0.00	2024	994583	1	
2	4.40	CHLORIDE	0.04	1420	16776	1	1.93
		---total(s)---	0.04	3444	1011360		

RINSE

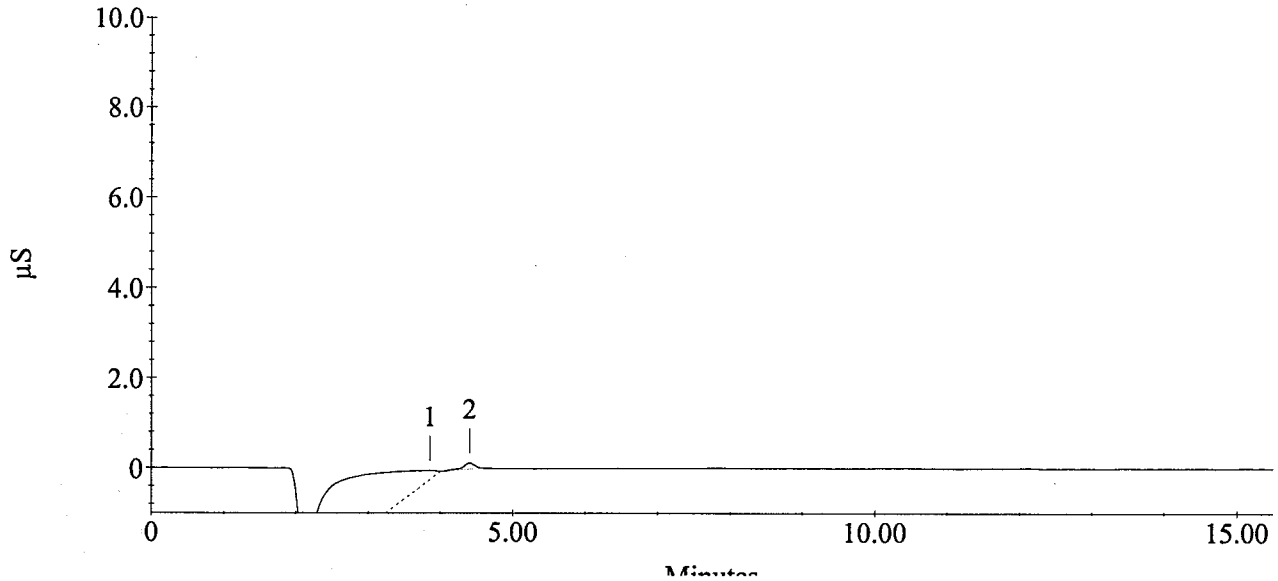

Sample Name : RINSE
Method File Name : c:\peaknet\method\std.met

Current Date : 10/2/06
Date Time Collected : 10/2/06 7:38:40 PM

Injection Number : 6
Dilution Factor : 1.00
column :

Calibration Date : 10/2/06 5:27:28 PM
Data File Name : ...\OCT0206DAP_006.DXD
Injection Volume : 1.00

Module ID : 34 07 2a
Schedule File Name : ...\oct0206dap.sch

Peak Information : All Peaks

Pk. Num	Ret Time	Component Name	conc. (ppm)	Height	Area	Bl. Code	%Delta
1	3.83	Unknown 1	0.00	2028	985346	1	
2	4.38	CHLORIDE	0.06	1951	23469	1	1.54
3	7.80	NITRATE-N	0.00	238	3811	1	6.12
		---total(s)---	0.07	4217	1012625		

RINSE

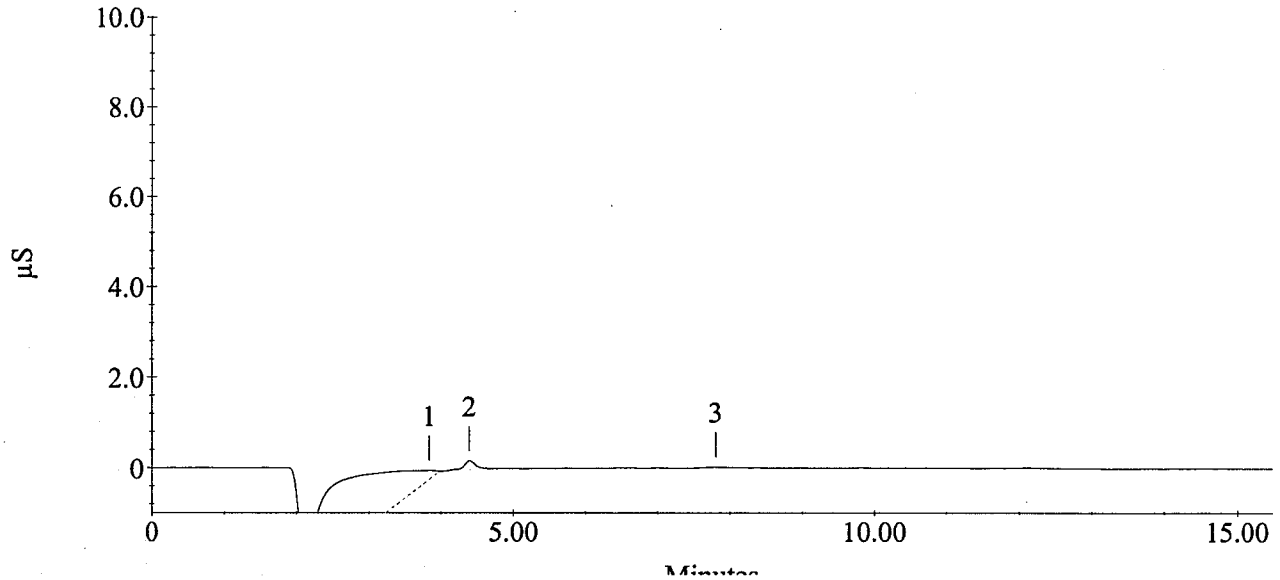

Calibration Update Report

Sample Name : CAL 1
Method File Name : c:\peaknet\method\std.met

Current Date : 10/2/06
Date Time Collected : 10/2/06 7:56:26 PM

Injection Number : 7
Dilution Factor : 1.00
column :

Calibration Date : 10/2/06 8:11:57 PM
Data File Name : ...\OCT0206DAP_007.DXD
Injection Volume : 1.00

Module ID : 34 07 2a
Schedule File Name : ...\oct0206dap.sch

Peak Information : All Peaks

Peak Number	Component Time	Component Name	conc. (ppm)	Cal Response Previous	Cal Response Measured	Cal Response New
1		Unknown 1	0.00			
2	4.33	CHLORIDE	0.00	10688	10828	10828
3	12.02	SULFATE	0.00	2120	7813	7813

CAL 1

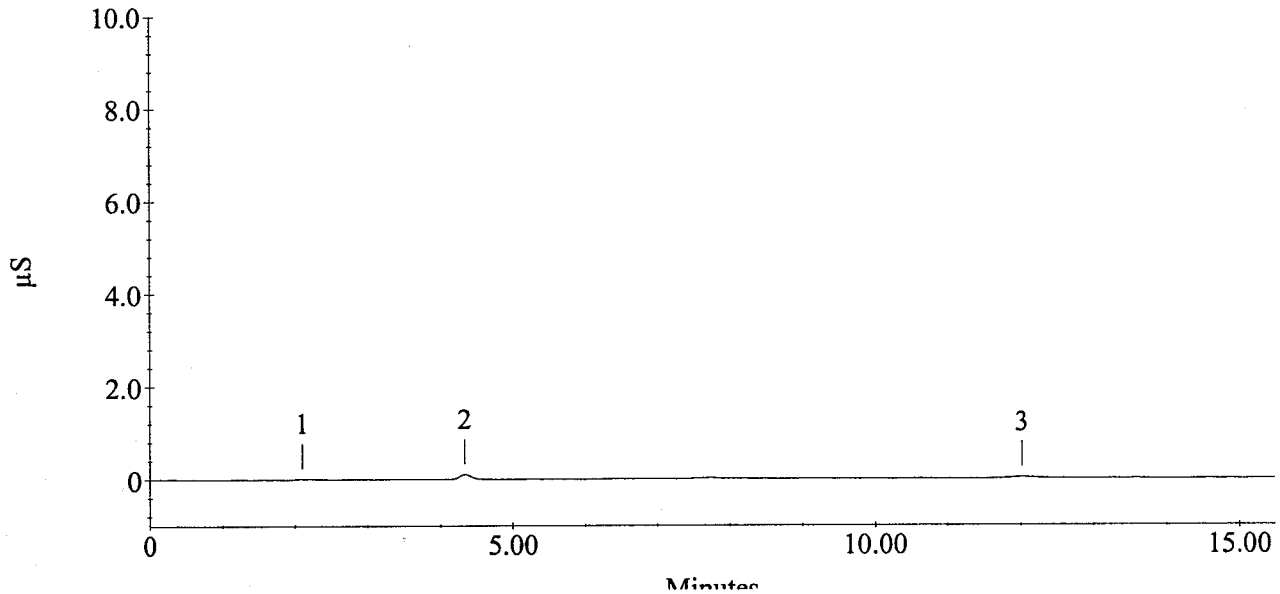

Calibration Update Report

Sample Name : CAL 2
Method File Name : c:\peaknet\method\std.met

Current Date : 10/2/06
Date Time Collected : 10/2/06 8:14:12 PM

Injection Number : 8
Dilution Factor : 1.00
column :

Calibration Date : 10/2/06 8:29:43 PM
Data File Name : ...\OCT0206DAP_008.DXD
Injection Volume : 1.00

Module ID : 34 07 2a
Schedule File Name : ...\oct0206dap.sch

Peak Information : All Peaks

Peak Number	Component Time	Component Name	conc. (ppm)	Cal Response Previous	Cal Response Measured	Cal Response New
1		Unknown 1	0.00			
2	3.07	FLUORIDE	0.10	47072	47309	47309
3	4.33	CHLORIDE	0.10	46401	50210	50210
4	5.20	NITRITE-N	0.10	69951	72694	72694
5	6.53	BROMIDE	0.10	14033	13044	13044
6	7.67	NITRATE-N	0.10	80598	81957	81957
7	10.27	PHOSPHATE-P	0.10	20066	14421	14421
8	11.98	SULFATE	0.10	24802	30095	30095

CAL 2

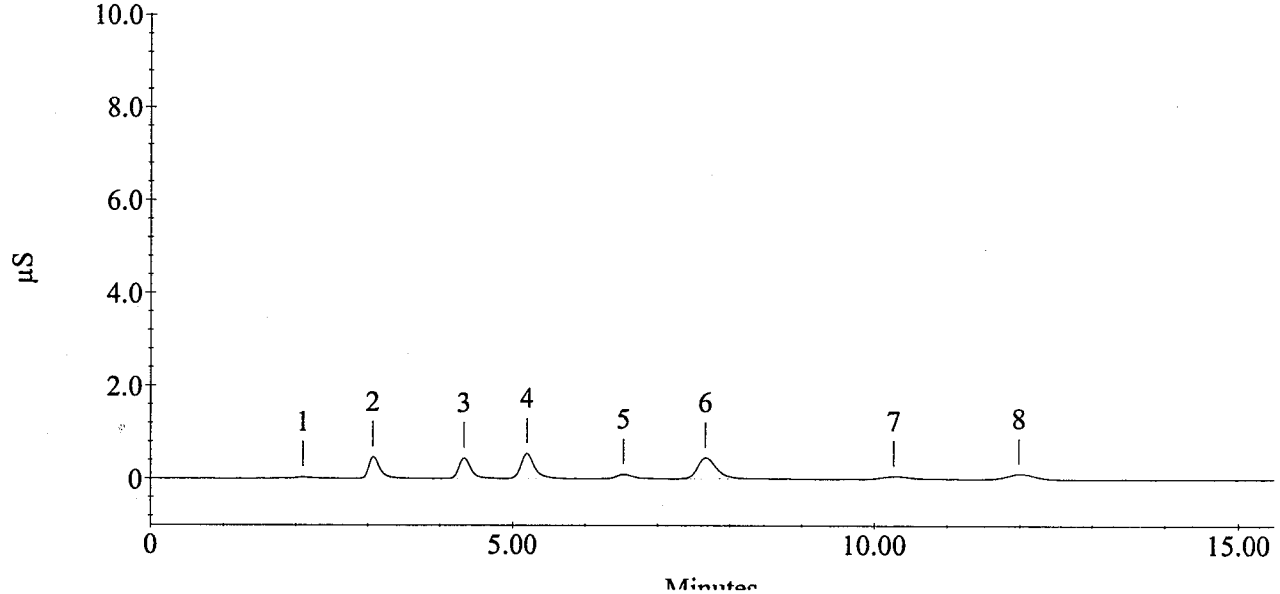

Calibration Update Report

Sample Name : CAL 3
Method File Name : c:\peaknet\method\std.met

Current Date : 10/2/06
Date Time Collected : 10/2/06 8:31:59 PM

Injection Number : 9
Dilution Factor : 1.00
column :

Calibration Date : 10/2/06 8:47:29 PM
Data File Name : ...\OCT0206DAP_009.DXD
Injection Volume : 1.00

Module ID : 34 07 2a
Schedule File Name : ...\oct0206dap.sch

Peak Information : All Peaks

Peak Number	Component Time	Component Name	conc. (ppm)	Cal Response Previous	Cal Response Measured	Cal Response New
1		Unknown 1	0.00			
2	3.07	FLUORIDE	0.50	248769	248886	248886
3	4.33	CHLORIDE	0.50	175295	173669	173669
4	5.18	NITRITE-N	0.50	360695	363731	363731
5	6.52	BROMIDE	0.50	68673	66734	66734
6	7.62	NITRATE-N	0.50	400411	406083	406083
7	10.23	PHOSPHATE-P	0.50	111759	104015	104015
8	12.00	SULFATE	0.50	115675	120074	120074

CAL 3

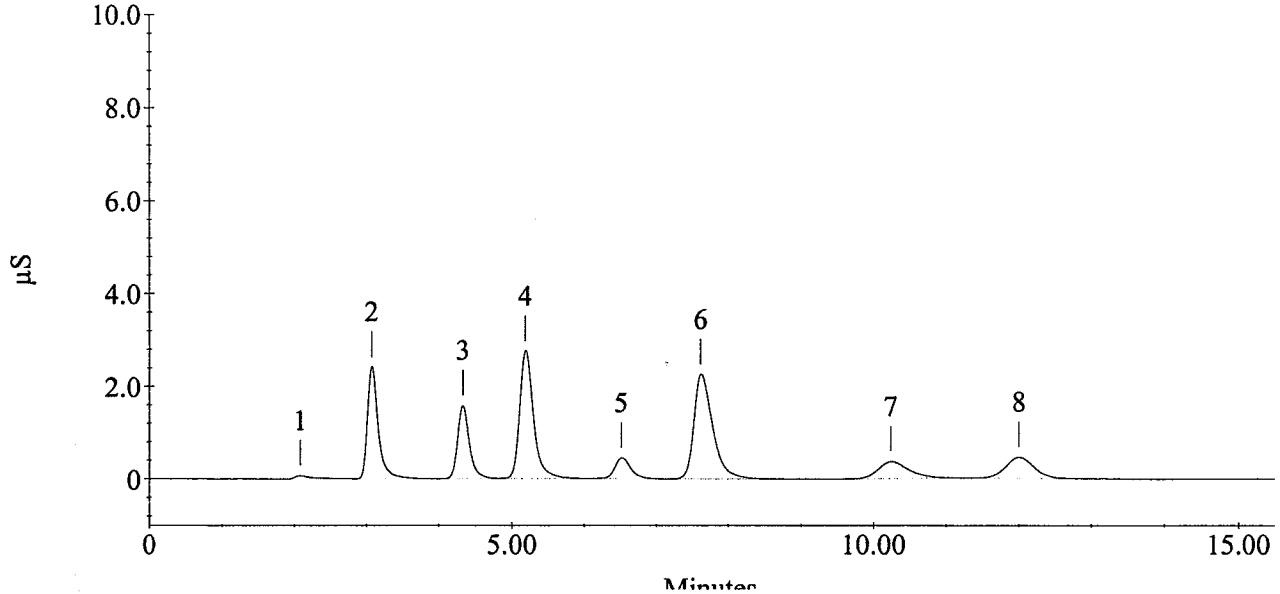

Calibration Update Report

Sample Name : CAL 4
Method File Name : c:\peaknet\method\std.met

Current Date : 10/2/06
Date Time Collected : 10/2/06 8:49:45 PM

Injection Number : 10
Dilution Factor : 1.00
column :

Calibration Date : 10/2/06 9:05:15 PM
Data File Name : ...\OCT0206DAP_010.DXD
Injection Volume : 1.00

Module ID : 34 07 2a
Schedule File Name : ...\oct0206dap.sch

Peak Information : All Peaks

Peak Number	Component Time	Component Name	conc. (ppm)	Cal Response Previous	Cal Response Measured	Cal Response New
1		Unknown 1	0.00			
2	3.07	FLUORIDE	1.00	513168	518608	518608
3	4.33	CHLORIDE	1.00	337614	339555	339555
4	5.18	NITRITE-N	1.00	754739	756140	756140
5	6.52	BROMIDE	1.00	137746	138487	138487
6	7.60	NITRATE-N	1.00	832792	832450	832450
7	10.23	PHOSPHATE-P	1.00	241115	228406	228406
8	12.00	SULFATE	1.00	229030	231903	231903

CAL 4

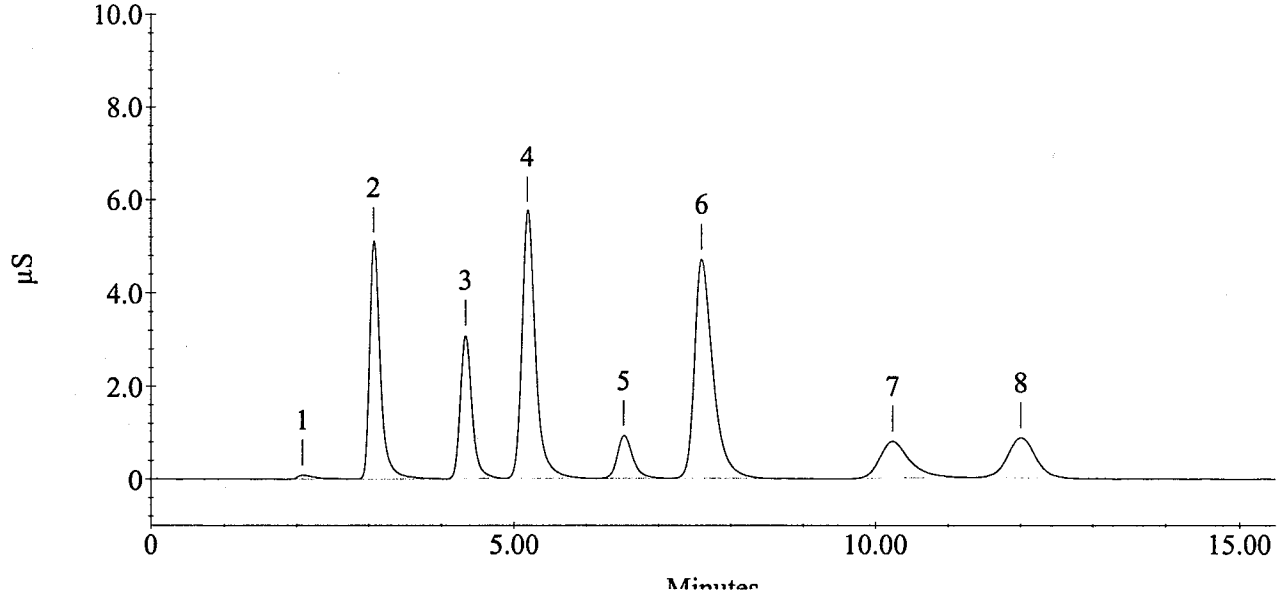

Calibration Update Report

Sample Name : CAL 5
Method File Name : c:\peaknet\method\std.met

Current Date : 10/2/06
Date Time Collected : 10/2/06 9:07:31 PM

Injection Number : 11
Dilution Factor : 1.00
column :

Calibration Date : 10/2/06 9:23:01 PM
Data File Name : ...\OCT0206DAP_011.DXD
Injection Volume : 1.00

Module ID : 34 07 2a
Schedule File Name : ...\oct0206dap.sch

Peak Information : All Peaks

Peak Number	Component Time	Component Name	conc. (ppm)	Cal Response Previous	Cal Response Measured	Cal Response New
1		Unknown 1	0.00			
2	3.07	FLUORIDE	2.50	1375308	1376346	1376346
3	4.33	CHLORIDE	2.50	886519	885806	885806
4	5.18	NITRITE-N	2.50	2020592	2018893	2018893
5	6.52	BROMIDE	2.50	354465	354069	354069
6	7.53	NITRATE-N	2.50	2278907	2277670	2277670
7	10.20	PHOSPHATE-P	2.50	662964	630779	630779
8	12.00	SULFATE	2.50	593724	592535	592535

CAL 5

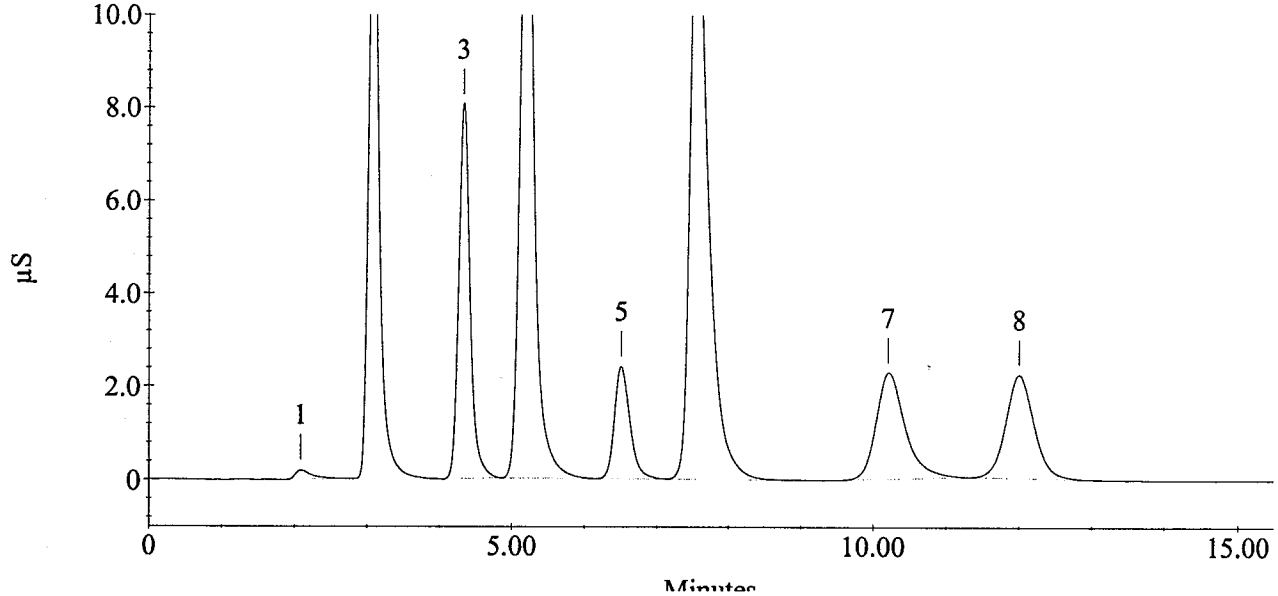

Calibration Update Report

Sample Name : CAL 6
Method File Name : c:\peaknet\method\std.met

Current Date : 10/2/06
Date Time Collected : 10/2/06 9:25:17 PM

Injection Number : 12
Dilution Factor : 1.00
column :

Calibration Date : 10/2/06 9:40:48 PM
Data File Name : ...\OCT0206DAP_012.DXD
Injection Volume : 1.00

Module ID : 34 07 2a
Schedule File Name : ...\oct0206dap.sch

Peak Information : All Peaks

Peak Number	Component Time	Component Name	conc. (ppm)	Cal Response Previous	Cal Response Measured	Cal Response New
1		Unknown 1	0.00			
2		Unknown 2	0.00			
3	3.08	FLUORIDE	5.00	2911682	2915038	2915038
4	4.33	CHLORIDE	5.00	1902862	1884942	1884942
5	5.20	NITRITE-N	5.00	4291556	4289625	4289625
6	6.50	BROMIDE	5.00	738056	737051	737051
7	7.48	NITRATE-N	5.00	5044392	5031074	5031074
8	10.18	PHOSPHATE-P	5.00	1442884	1383301	1383301
9	11.98	SULFATE	5.00	1220840	1216846	1216846

CAL 6

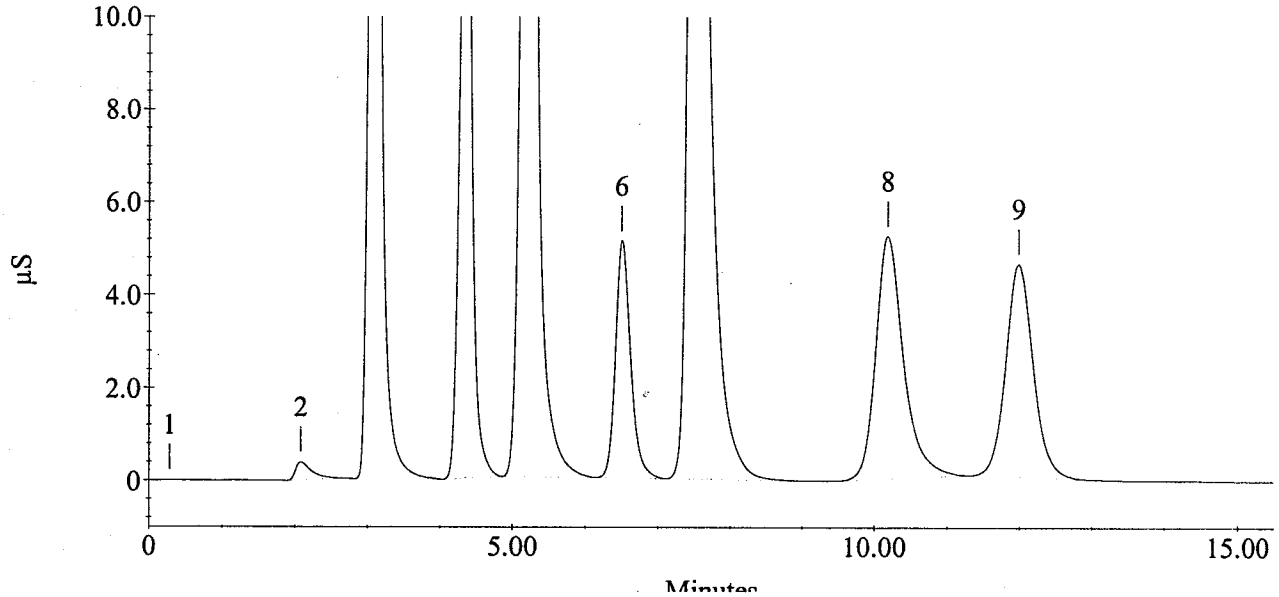

Sample Name : ICV
Method File Name : c:\peaknet\method\std.met

Current Date : 10/2/06
Date Time Collected : 10/2/06 9:43:04 PM

Injection Number : 13
Dilution Factor : 1.00
column :

Calibration Date : 10/2/06 9:40:48 PM
Data File Name : ...\OCT0206DAP_013.DXD
Injection Volume : 1.00

Module ID : 34 07 2a
Schedule File Name : ...\oct0206dap.sch

Peak Information : All Peaks

Pk. Num	Ret Time	Component Name	conc. (ppm)	Height	Area	Bl. Code	%Delta
1	2.08	Unknown 1	0.00	2319	36782	1	
2	3.08	FLUORIDE	2.83	161082	1624264	1	0.00
3	4.35	CHLORIDE	2.84	97356	1054476	1	0.38
4	5.20	NITRITE-N	2.97	191610	2506874	1	0.00
5	6.52	BROMIDE	2.92	28929	425509	1	0.26
6	7.53	NITRATE-N	2.87	160752	2820392	1	0.67
7	10.20	PHOSPHATE-P	2.81	27769	761524	1	0.16
8	11.98	SULFATE	3.05	27644	737281	1	0.00
		---total(s)---	20.28	697461	9967102		

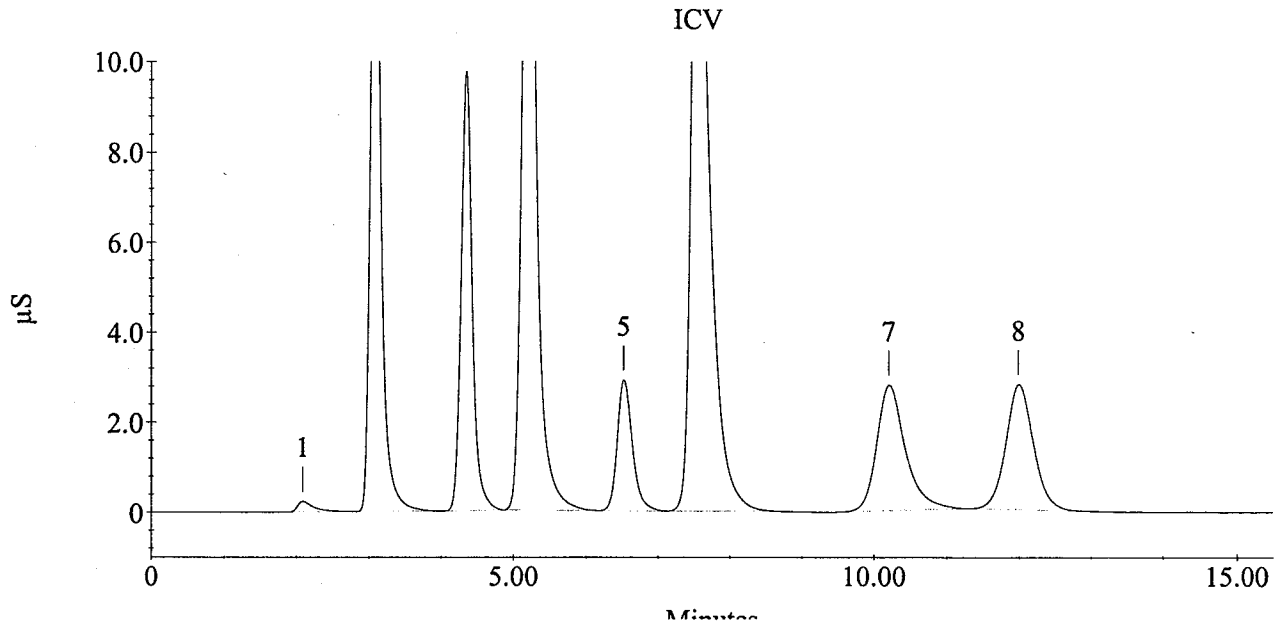

Sample Name : ICB
Method File Name : c:\peaknet\method\std.met

Current Date : 10/2/06
Date Time Collected : 10/2/06 10:00:50 PM

Injection Number : 14
Dilution Factor : 1.00
column :

Calibration Date : 10/2/06 9:40:48 PM
Data File Name : ...\OCT0206DAP_014.DXD
Injection Volume : 1.00

Module ID : 34 07 2a
Schedule File Name : ...\oct0206dap.sch

Peak Information : All Peaks

Pk. Num	Ret Time	Component Name	conc. (ppm)	Height	Area	Bl. Code	%Delta
1	4.33	CHLORIDE	0.03	1111	11771	1	0.00
2	7.73	NITRATE-N	0.00	165	2947	1	3.34
3	11.97	SULFATE	0.01	144	2316	1	-0.14
		---total(s)---	0.04	1420	17034		

ICB

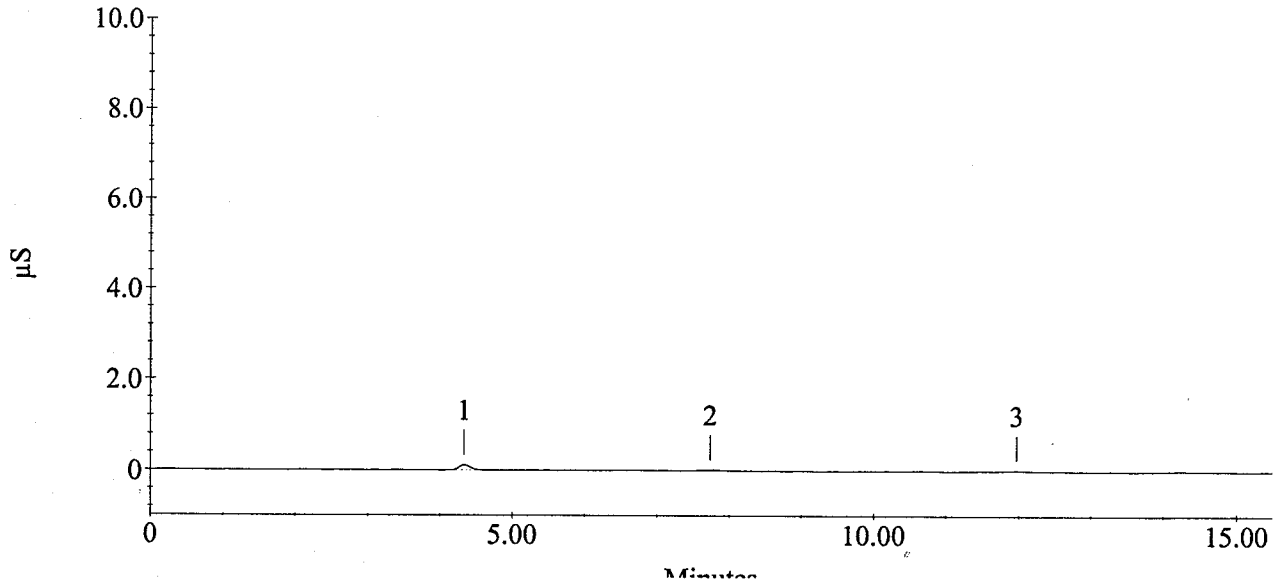

Sample Name : JY13 A1 MS
Method File Name : c:\peaknet\method\std.met

Current Date : 10/2/06
Date Time Collected : 10/2/06 10:18:35 PM

Injection Number : 15
Dilution Factor : 1000.00
column :

Calibration Date : 10/2/06 9:40:48 PM
Data File Name : ...\OCT0206DAP_015.DXD
Injection Volume : 1.00

Module ID : 34 07 2a
Schedule File Name : ...\oct0206dap.sch

Peak Information : All Peaks

Pk. Num	Ret Time	Component Name	conc. (ppm)	Height	Area	Bl. Code	%Delta
1	2.08	Unknown 1	0.00	2131	31112	1	
2	3.07	FLUORIDE	1874.22	105002	1077043	1	-0.54
3	4.37	CHLORIDE	9923.68	349269	3687892	1	0.77
4	5.18	NITRITE-N	1842.94	120214	1557203	1	-0.32
5	6.52	BROMIDE	1961.30	19404	286288	1	0.26
6	7.55	NITRATE-N	1823.37	101924	1793122	1	0.89
7	10.20	PHOSPHATE-P	1806.22	17342	488767	1	0.16
8	11.98	SULFATE	2852.57	25883	689862	1	0.00
		---total(s)---	22084.31	741169	9611290		

JY13 A1 MS

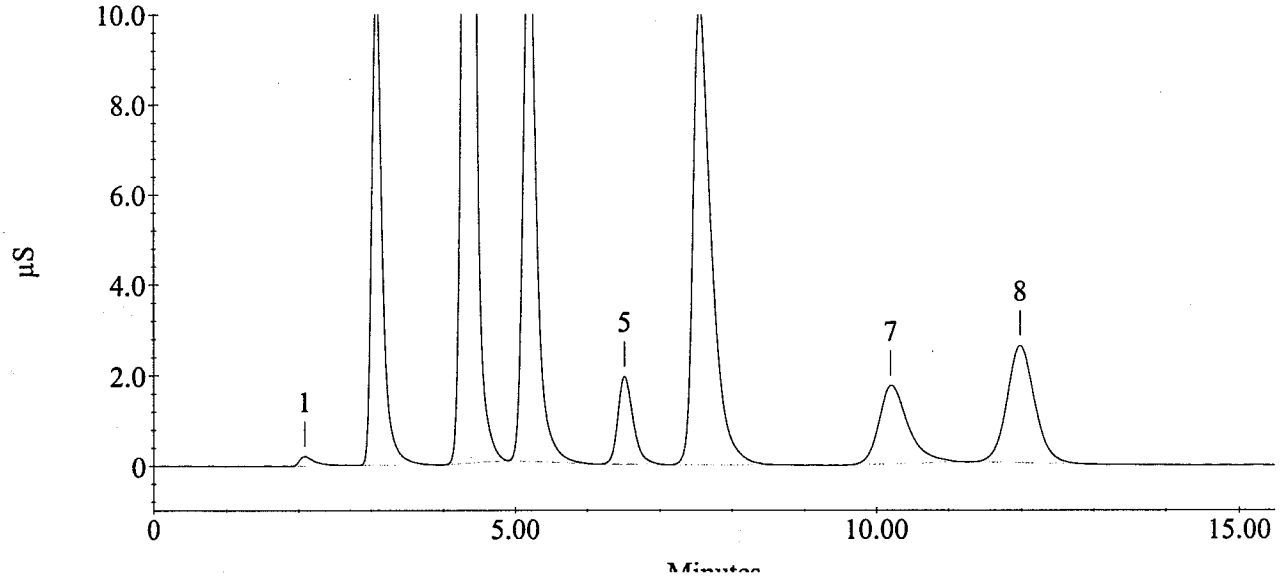

Sample Name : JY13 A1
Method File Name : c:\peaknet\method\std.met

Current Date : 10/2/06
Date Time Collected : 10/2/06 10:36:21 PM

Injection Number : 16
Dilution Factor : 500.00
column :

Calibration Date : 10/2/06 9:40:48 PM
Data File Name : ...\OCT0206DAP_016.DXD
Injection Volume : 1.00

Module ID : 34 07 2a
Schedule File Name : ...\oct0206dap.sch

Peak Information : All Peaks

Pk. Num	Ret Time	Component Name	conc. (ppm)	Height	Area	Bl. Code	%Delta
1	2.08	Unknown 1	0.00	1432	22034	1	
2	4.38	CHLORIDE	8340.16	570144	6198830	1	1.15
3	6.55	BROMIDE	20.85	417	6086	1	0.77
4	7.72	NITRATE-N	2.17	259	4263	1	3.12
5	12.00	SULFATE	904.25	16114	437366	1	0.14
		---total(s)---	9267.43	588366	6668579		

JY13 A1

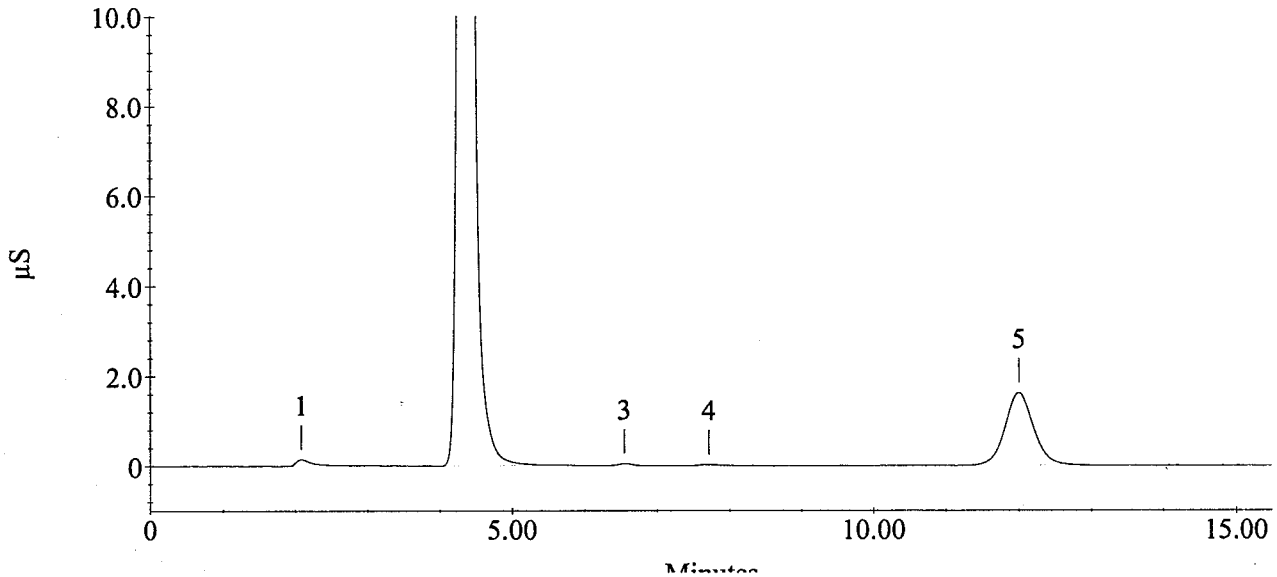

Sample Name : JY13 A1 DUP
Method File Name : c:\peaknet\method\std.met

Current Date : 10/2/06
Date Time Collected : 10/2/06 10:54:06 PM

Injection Number : 17
Dilution Factor : 500.00
column :

Calibration Date : 10/2/06 9:40:48 PM
Data File Name : ...\OCT0206DAP_017.DXD
Injection Volume : 1.00

Module ID : 34 07 2a
Schedule File Name : ...\oct0206dap.sch

Peak Information : All Peaks

Pk. Num	Ret Time	Component Name	conc. (ppm)	Height	Area	Bl. Code	%Delta
1	2.08	Unknown 1	0.00	1329	19870	1	
2	4.38	CHLORIDE	8353.99	568159	6209107	1	1.15
3	6.55	BROMIDE	21.62	452	6311	1	0.77
4	7.73	NITRATE-N	0.92	131	1817	1	3.34
5	11.98	SULFATE	914.90	16194	442514	1	0.00
		---total(s)---	9291.42	586265	6679619		

JY13 A1 DUP

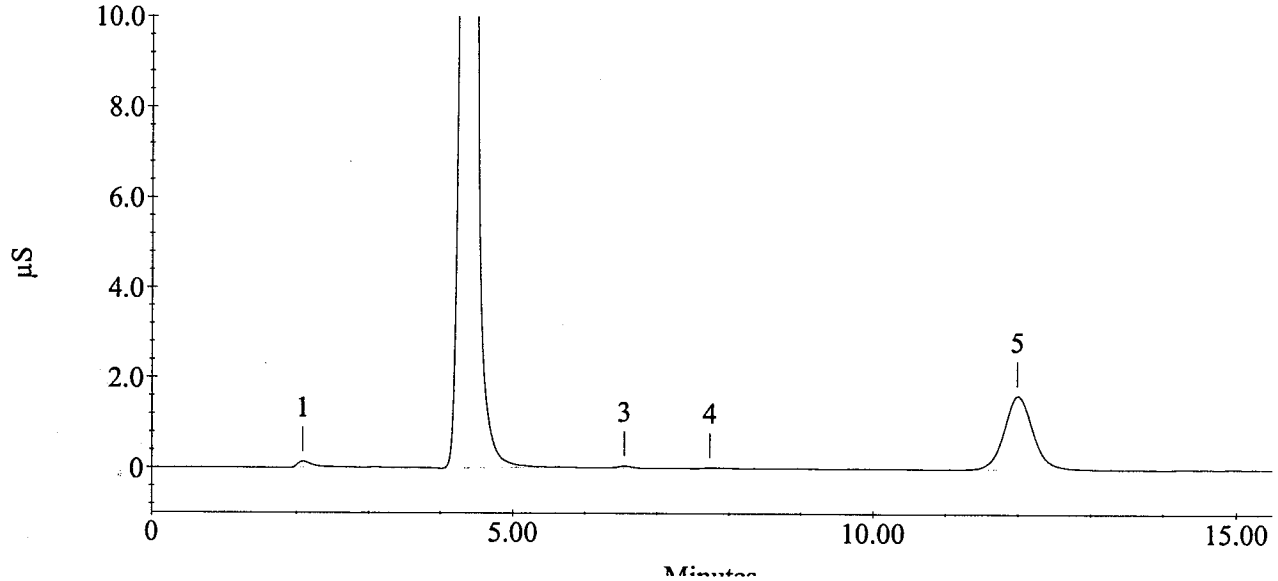

Sample Name : JY13 C1
Method File Name : c:\peaknet\method\std.met

Current Date : 10/2/06
Date Time Collected : 10/2/06 11:11:52 PM

Injection Number : 18
Dilution Factor : 500.00
column :

Calibration Date : 10/2/06 9:40:48 PM
Data File Name : ...\OCT0206DAP_018.DXD
Injection Volume : 1.00

Module ID : 34 07 2a
Schedule File Name : ...\oct0206dap.sch

Peak Information : All Peaks

Pk. Num	Ret Time	Component Name	conc. (ppm)	Height	Area	Bl. Code	%Delta
1	2.08	Unknown 1	0.00	1780	25796	1	
2	4.40	CHLORIDE	13925.32	894489	10350008	1	1.54
3	6.53	BROMIDE	31.21	633	9111	1	0.51
4	7.70	NITRATE-N	1.16	195	2280	1	2.90
5	11.97	SULFATE	1453.64	25929	703091	1	-0.14
		---total(s)---	15411.33	923026	11090287		

JY13 C1

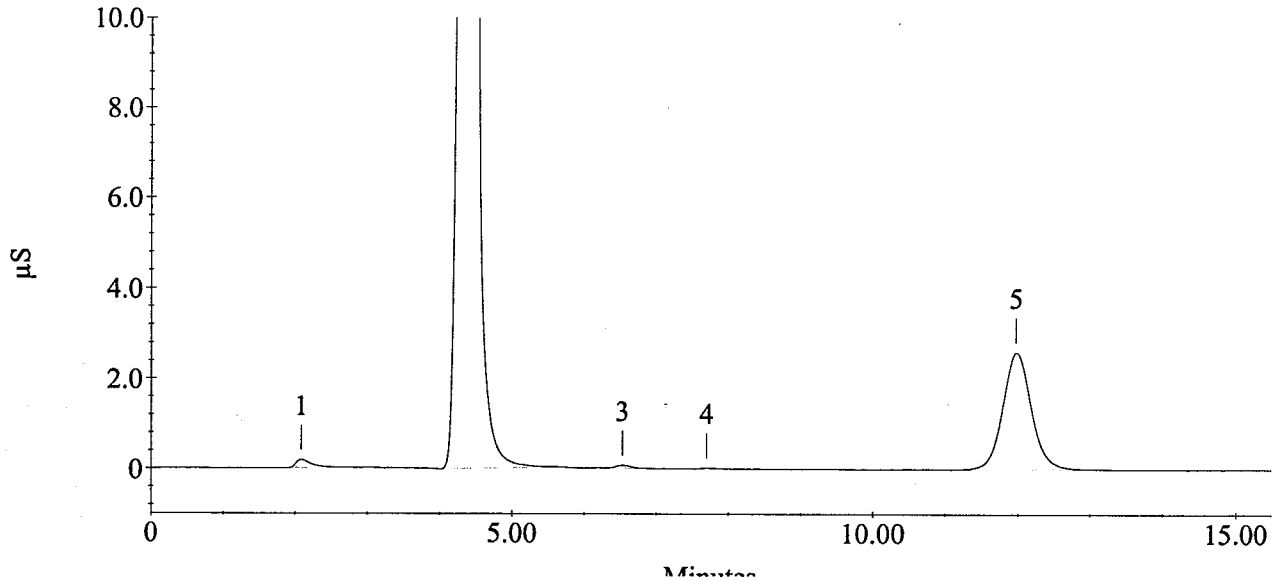

Sample Name : JY56 F1
Method File Name : c:\peaknet\method\std.met

Current Date : 10/2/06
Date Time Collected : 10/2/06 11:29:38 PM

Injection Number : 19
Dilution Factor : 500.00
column :

Calibration Date : 10/2/06 9:40:48 PM
Data File Name : ...\OCT0206DAP_019.DXD
Injection Volume : 1.00

Module ID : 34 07 2a
Schedule File Name : ...\oct0206dap.sch

Peak Information : All Peaks

Pk. Num	Ret Time	Component Name	conc. (ppm)	Height	Area	Bl. Code	%Delta
1	2.08	Unknown 1	0.00	2288	36895	1	
2	3.08	FLUORIDE	2407.50	273002	2766994	1	0.00
3	4.33	CHLORIDE	83.23	5702	61862	1	0.00
4	7.73	NITRATE-N	1.20	174	2361	1	3.34
5	10.30	PHOSPHATE-P	16.55	301	8957	1	1.15
6	11.98	SULFATE	282.07	5084	136430	1	0.00
7	13.88	Unknown 2	0.00	163	3595	1	
		---total(s)---	2790.55	286714	3017093		

JY56 F1

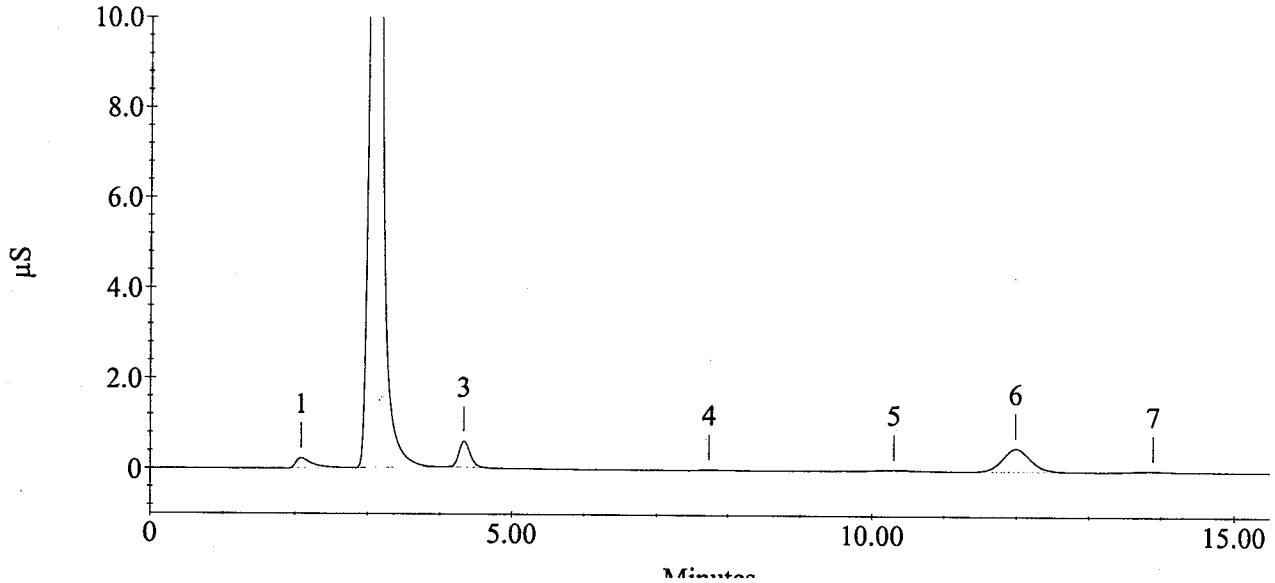

Sample Name : JY56 G1
Method File Name : c:\peaknet\method\std.met

Current Date : 10/3/06
Date Time Collected : 10/2/06 11:47:24 PM

Injection Number : 20
Dilution Factor : 500.00
column :

Calibration Date : 10/2/06 9:40:48 PM
Data File Name : ...\OCT0206DAP_020.DXD
Injection Volume : 1.00

Module ID : 34 07 2a
Schedule File Name : ...\oct0206dap.sch

Peak Information : All Peaks

Pk. Num	Ret Time	Component Name	conc. (ppm)	Height	Area	Bl. Code	%Delta
1	2.08	Unknown 1	0.00	2178	34736	1	
2	3.08	FLUORIDE	2380.89	270897	2736407	1	0.00
3	4.33	CHLORIDE	92.10	6337	68453	1	0.00
4	5.25	NITRITE-N	5.67	288	9576	1	0.96
5	7.73	NITRATE-N	1.53	201	3007	1	3.34
6	10.23	PHOSPHATE-P	15.54	312	8408	1	0.49
7	11.05	Unknown 2	0.00	151	2242	1	
8	11.98	SULFATE	279.47	4991	135176	1	0.00
9	13.65	Unknown 3	0.00	424	11239	1	
		---total(s)---	2775.19	285779	3009244		

JY56 G1

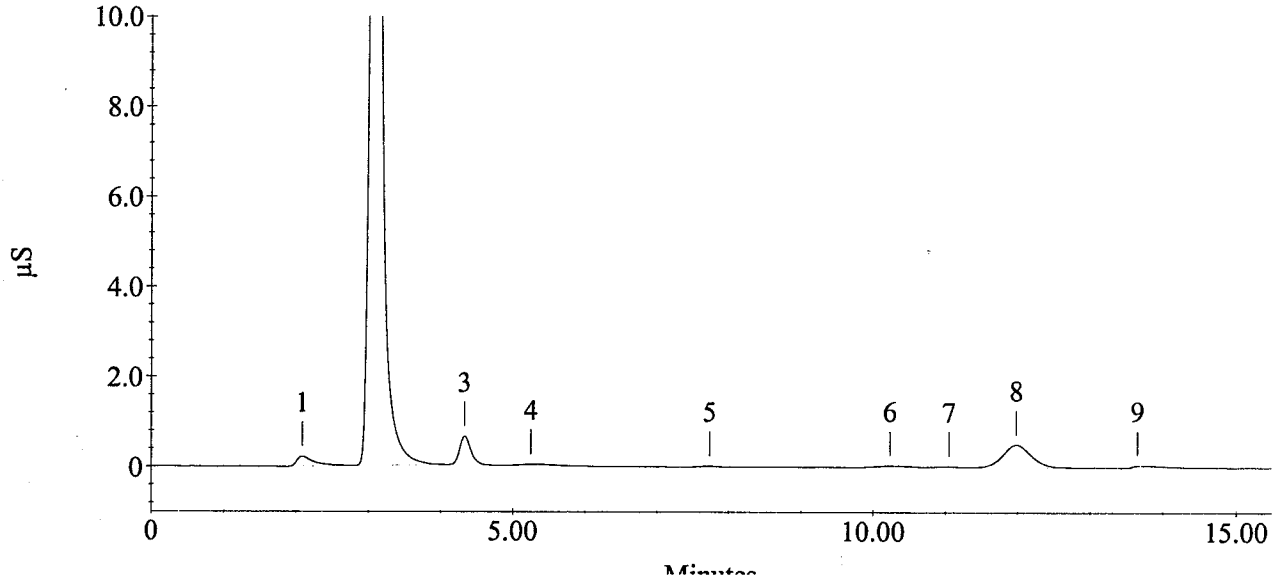

Sample Name : JY13 B1
Method File Name : c:\peaknet\method\std.met

Current Date : 10/3/06
Date Time Collected : 10/3/06 12:05:11 AM

Injection Number : 21
Dilution Factor : 100.00
column :

Calibration Date : 10/2/06 9:40:48 PM
Data File Name : ...\OCT0206DAP_021.DXD
Injection Volume : 1.00

Module ID : 34 07 2a
Schedule File Name : ...\oct0206dap.sch

Peak Information : All Peaks

Pk. Num	Ret Time	Component Name	conc. (ppm)	Height	Area	Bl. Code	%Delta
1	2.08	Unknown 1	0.00	3992	62187	1	
2	3.07	FLUORIDE	0.54	288	3116	1	-0.54
3	4.52	CHLORIDE	6922.61	1837129	25726167	1	4.23
4	6.55	BROMIDE	16.24	1663	23710	1	0.77
5	7.75	NITRATE-N	0.24	150	2348	1	3.56
6	11.97	SULFATE	341.61	30764	826141	1	-0.14
		---total(s)---	7281.24	1873987	26643668		

JY13 B1

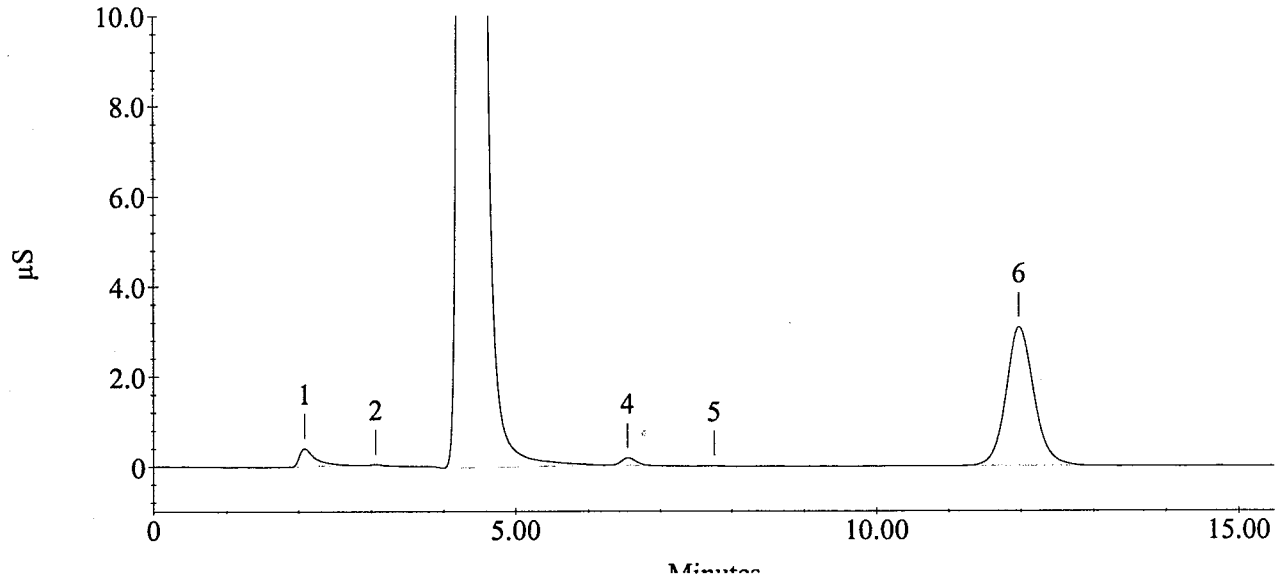

Sample Name : JY77 I1
Method File Name : c:\peaknet\method\std.met

Current Date : 10/3/06
Date Time Collected : 10/3/06 12:22:56 AM

Injection Number : 22
Dilution Factor : 100.00
column :

Calibration Date : 10/2/06 9:40:48 PM
Data File Name : ...\OCT0206DAP_022.DXD
Injection Volume : 1.00

Module ID : 34 07 2a
Schedule File Name : ...\oct0206dap.sch

Peak Information : All Peaks

Pk. Num	Ret Time	Component Name	conc. (ppm)	Height	Area	Bl. Code	%Delta
1	2.08	Unknown 1	0.00	1590	23100	1	
2	3.07	FLUORIDE	2.32	1329	13304	1	-0.54
3	4.35	CHLORIDE	195.45	66846	726328	1	0.38
4	11.97	SULFATE	310.19	27908	750165	1	-0.14
		---total(s)---	507.95	97674	1512897		

JY77 I1

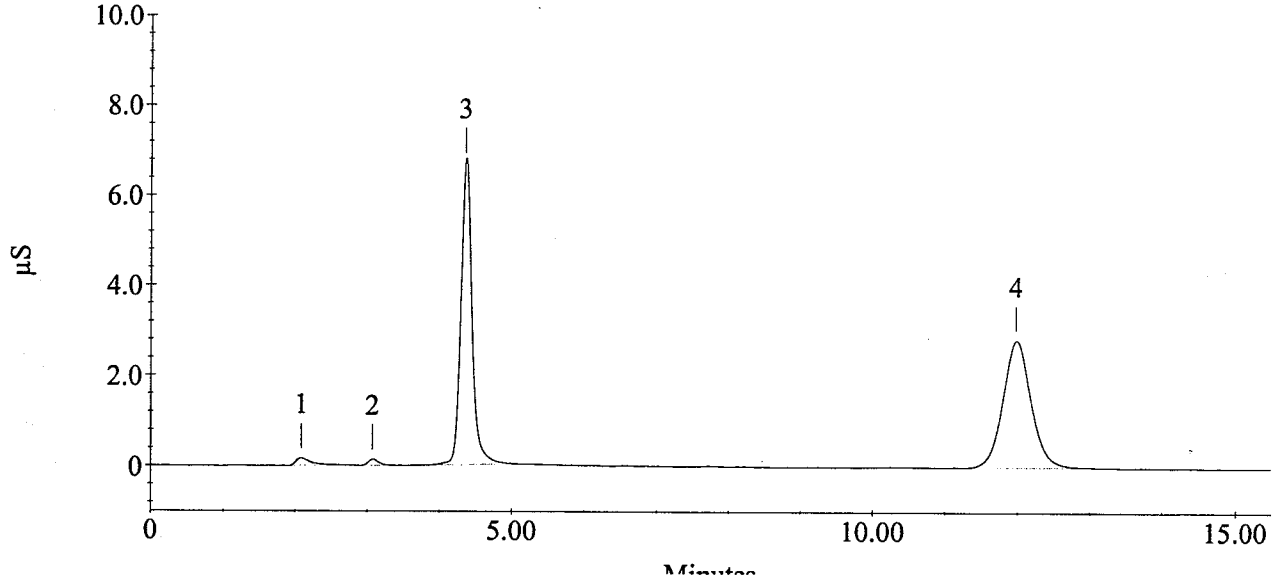

Sample Name : JY77 H1
Method File Name : c:\peaknet\method\std.met

Current Date : 10/3/06
Date Time Collected : 10/3/06 12:40:42 AM

Injection Number : 23
Dilution Factor : 50.00
column :

Calibration Date : 10/2/06 9:40:48 PM
Data File Name : ...\OCT0206DAP_023.DXD
Injection Volume : 1.00

Module ID : 34 07 2a
Schedule File Name : ...\oct0206dap.sch

Peak Information : All Peaks

Pk. Num	Ret Time	Component Name	conc. (ppm)	Height	Area	Bl. Code	%Delta
1	2.07	Unknown 1	0.00	2889	45111	1	
2	3.07	FLUORIDE	9.41	10019	108097	1	-0.54
3	4.37	CHLORIDE	133.53	96793	992457	1	0.77
4	7.73	NITRATE-N	0.14	177	2719	1	3.34
5	11.98	SULFATE	18.91	3323	91477	1	0.00
		---total(s)---	161.99	113201	1239860		

JY77 H1

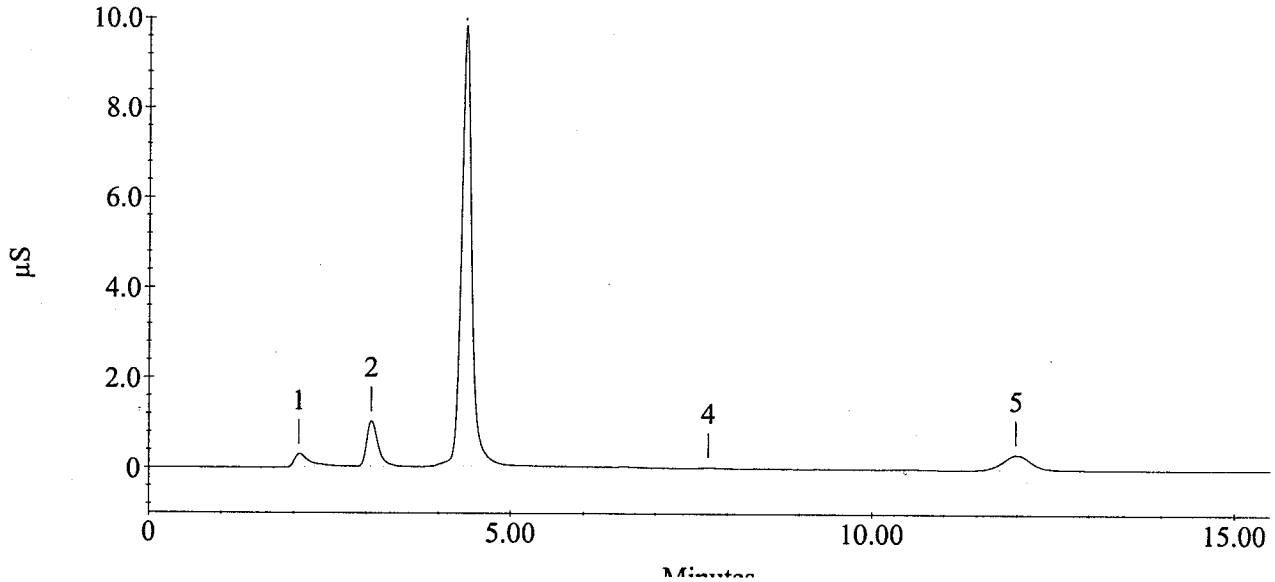

Sample Name : JY56 B1
Method File Name : c:\peaknet\method\std.met

Current Date : 10/3/06
Date Time Collected : 10/3/06 12:58:27 AM

Injection Number : 24
Dilution Factor : 5.00
column :

Calibration Date : 10/2/06 9:40:48 PM
Data File Name : ...\OCT0206DAP_024.DXD
Injection Volume : 1.00

Module ID : 34 07 2a
Schedule File Name : ...\oct0206dap.sch

Peak Information : All Peaks

Pk. Num	Ret Time	Component Name	conc. (ppm)	Height	Area	Bl. Code	%Delta
1	2.07	Unknown 1	0.00	8152	126213	1	
2	3.07	FLUORIDE	1.12	10938	129215	1	-0.54
3	3.40	Unknown 2	0.00	1083	13965	1	
4	4.55	Unknown 3	0.00	118436	927779	1	
5	6.60	BROMIDE	0.22	514	6460	1	1.54
6	12.03	SULFATE	0.23	452	11266	1	0.42
		---total(s)---					
			1.58	139575	1214898		

JY56 B1

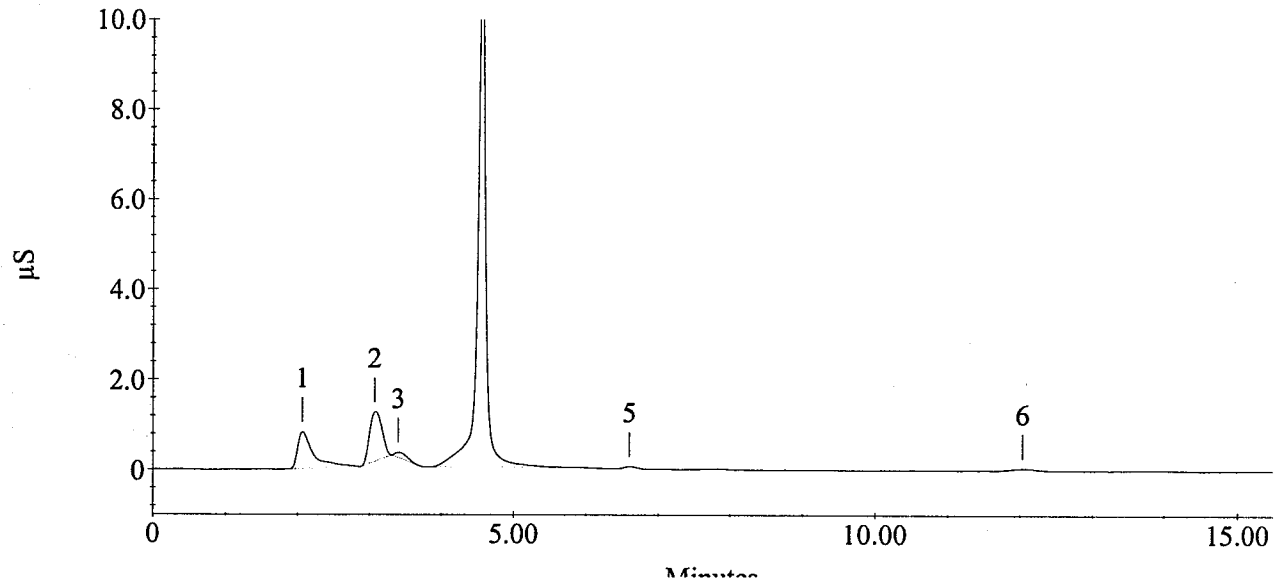

0426

Sample Name : CCV
Method File Name : c:\peaknet\method\std.met

Current Date : 10/3/06
Date Time Collected : 10/3/06 1:16:14 AM

Injection Number : 25
Dilution Factor : 1.00
column :

Calibration Date : 10/2/06 9:40:48 PM
Data File Name : ...\OCT0206DAP_025.DXD
Injection Volume : 1.00

Module ID : 34 07 2a
Schedule File Name : ...\oct0206dap.sch

Peak Information : All Peaks

Pk. Num	Ret Time	Component Name	conc. (ppm)	Height	Area	Bl. Code	%Delta
1	2.08	Unknown 1	0.00	2212	31390	1	
2	3.08	FLUORIDE	2.83	160837	1624799	1	0.00
3	4.35	CHLORIDE	2.83	96750	1050340	1	0.38
4	5.20	NITRITE-N	2.97	188980	2505850	1	0.00
5	6.53	BROMIDE	2.91	28826	425440	1	0.51
6	7.57	NITRATE-N	2.87	160559	2821138	1	1.11
7	10.18	PHOSPHATE-P	2.77	26876	749293	1	0.00
8	11.97	SULFATE	3.05	27631	736544	1	-0.14
		---total(s)---	20.22	692670	9944794		

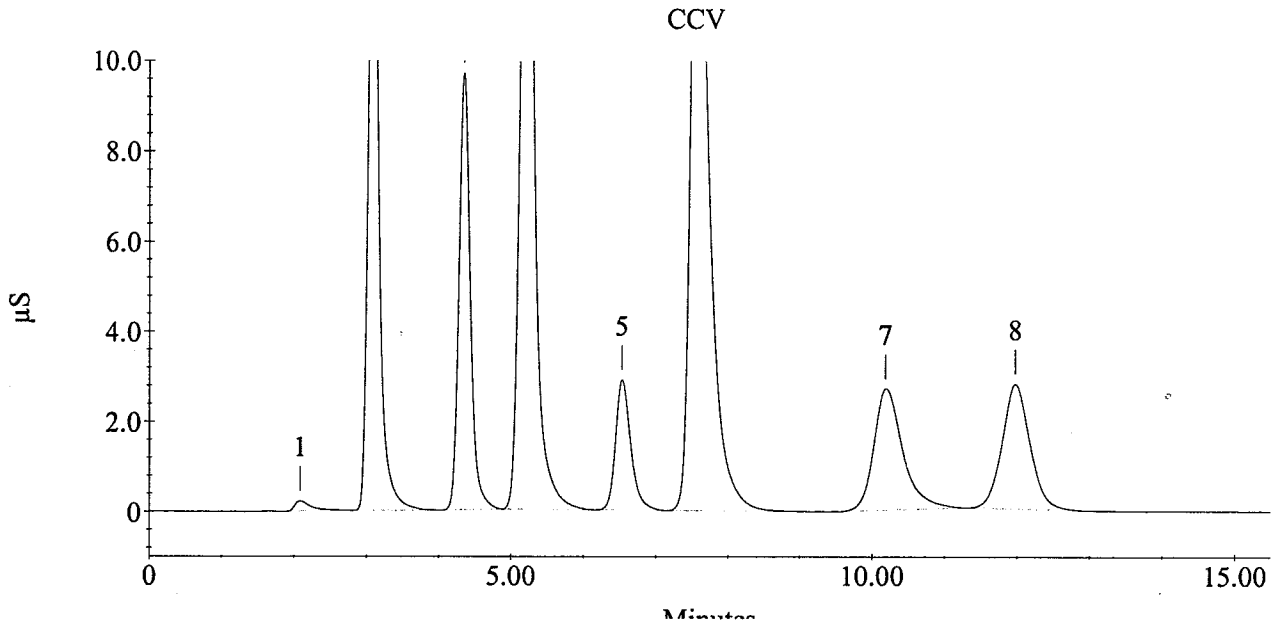

0427

Sample Name : CCB
Method File Name : c:\peaknet\method\std.met

Current Date : 10/3/06
Date Time Collected : 10/3/06 1:34:00 AM

Injection Number : 26
Dilution Factor : 1.00
column :

Calibration Date : 10/2/06 9:40:48 PM
Data File Name : ...\OCT0206DAP_026.DXD
Injection Volume : 1.00

Module ID : 34 07 2a
Schedule File Name : ...\oct0206dap.sch

Peak Information : All Peaks

Pk. Num	Ret Time	Component Name	conc. (ppm)	Height	Area	Bl. Code	%Delta
1	4.33	CHLORIDE	0.04	1321	14131	1	0.00
2	7.75	NITRATE-N	0.00	130	1911	1	3.56
		---total(s)---	0.04	1451	16042		

CCB

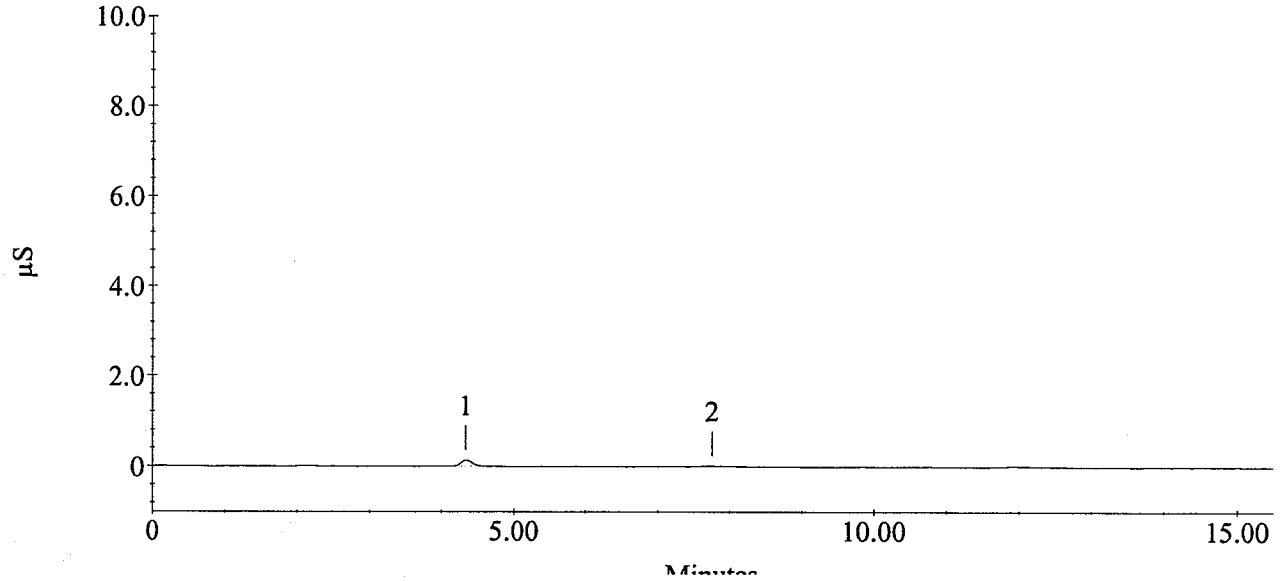

Sample Name : JY77 A1 MS
Method File Name : c:\peaknet\method\std.met

Current Date : 10/3/06
Date Time Collected : 10/3/06 1:51:45 AM

Injection Number : 27
Dilution Factor : 5.00
column :

Calibration Date : 10/2/06 9:40:48 PM
Data File Name : ...\OCT0206DAP_027.DXD
Injection Volume : 1.00

Module ID : 34 07 2a
Schedule File Name : ...\oct0206dap.sch

Peak Information : All Peaks

Pk. Num	Ret Time	Component Name	conc. (ppm)	Height	Area	Bl. Code	%Delta
1	2.07	Unknown 1	0.00	4582	74105	1	
2	3.08	FLUORIDE	9.76	99873	1122008	1	0.00
3	4.43	CHLORIDE	16.99	145610	1263118	1	2.31
4	5.23	NITRITE-N	9.30	129927	1571196	1	0.64
5	6.57	BROMIDE	9.81	20132	286383	1	1.03
6	7.60	NITRATE-N	9.24	104648	1816859	1	1.56
7	10.25	PHOSPHATE-P	7.35	12925	397697	1	0.65
8	12.00	SULFATE	9.82	18062	475041	1	0.14
		---total(s)---	72.27	535759	7006407		

JY77 A1 MS

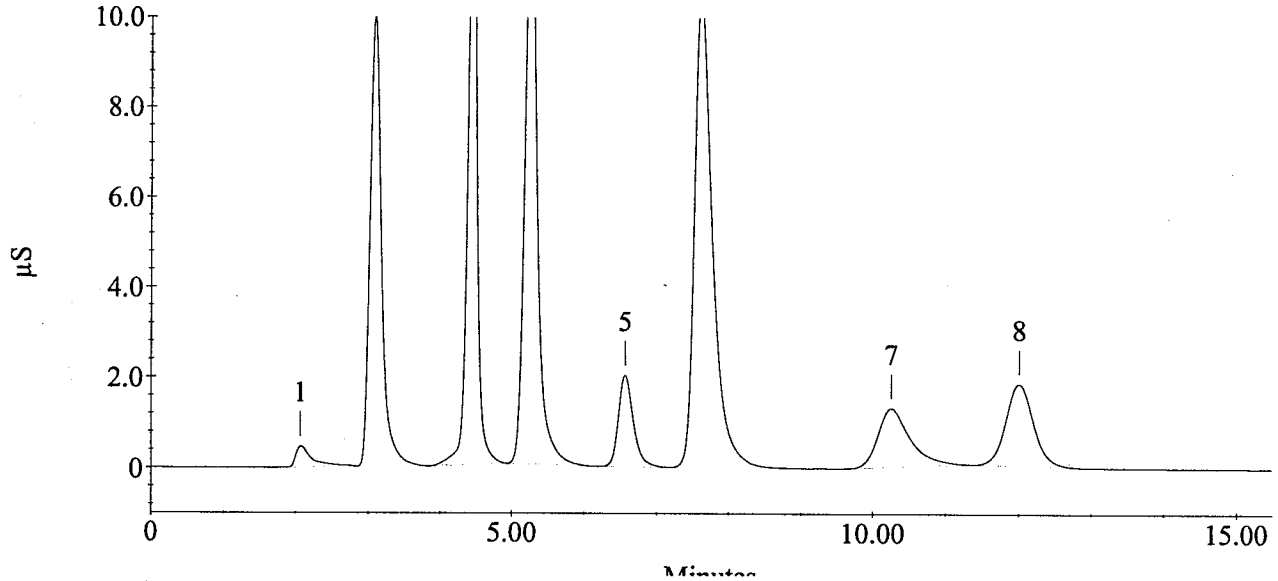

Sample Name : JY56 B1
Method File Name : c:\peaknet\method\std.met

Current Date : 10/3/06
Date Time Collected : 10/3/06 2:09:32 AM

Injection Number : 28
Dilution Factor : 2.00
column :

Calibration Date : 10/2/06 9:40:48 PM
Data File Name : ...\OCT0206DAP_028.DXD
Injection Volume : 1.00

Module ID : 34 07 2a
Schedule File Name : ...\oct0206dap.sch

Peak Information : All Peaks

Pk. Num	Ret Time	Component Name	conc. (ppm)	Height	Area	Bl. Code	%Delta
1	2.07	Unknown 1	0.00	19305	315577	1	
2	3.07	FLUORIDE	1.85	21443	532519	1	-0.54
3	4.80	Unknown 2	0.00	376740	2461799	1	
4	6.70	Unknown 3	0.00	1406	19499	1	
5	7.85	NITRATE-N	0.01	188	3518	1	4.90
6	12.10	SULFATE	0.11	541	13593	1	0.97
		---total(s)---	1.97	419624	3346504		

JY56 B1

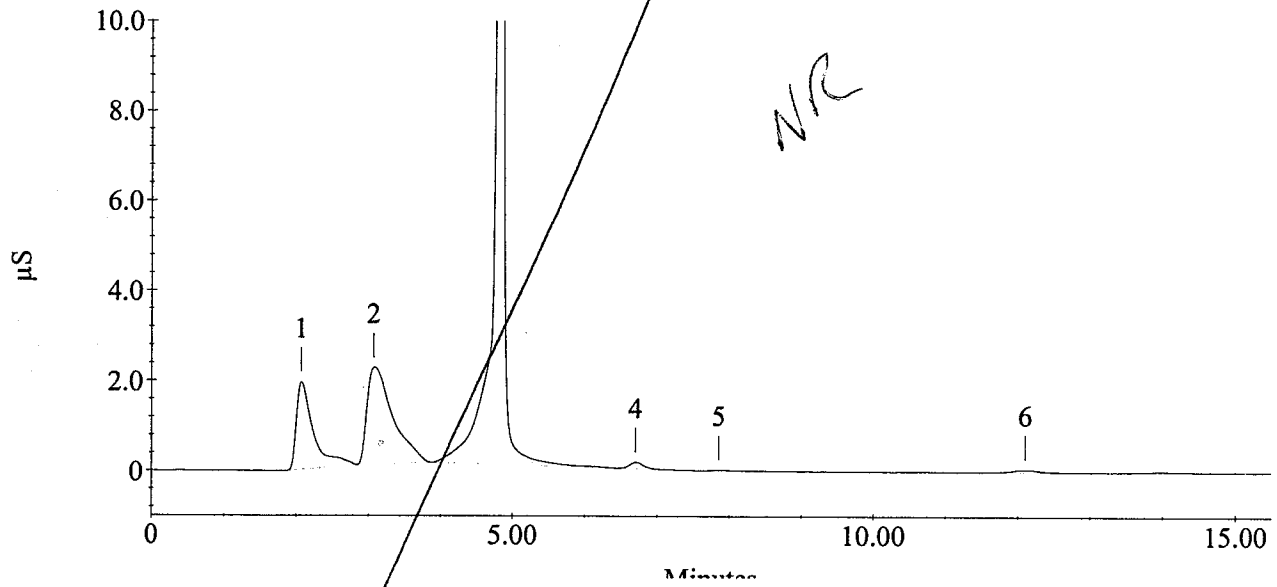

NR

Sample Name : JY56 E1
Method File Name : c:\peaknet\method\std.met

Current Date : 10/3/06
Date Time Collected : 10/3/06 2:27:17 AM

Injection Number : 29
Dilution Factor : 2.00
column :

Calibration Date : 10/2/06 9:40:48 PM
Data File Name : ...\OCT0206DAP_029.DXD
Injection Volume : 1.00

Module ID : 34 07 2a
Schedule File Name : ...\oct0206dap.sch

Peak Information : All Peaks

Pk. Num	Ret Time	Component Name	conc. (ppm)	Height	Area	Bl. Code	%Delta
1	2.07	Unknown 1	0.00	30285	460052	1	
2	3.15	FLUORIDE	71.48	1034640	20538643	1	2.16
3	4.58	Unknown 2	0.00	225843	1329069	1	
4	6.60	BROMIDE	0.05	269	3614	1	1.54
5	7.75	NITRATE-N	0.06	1789	30123	1	3.56
6	10.25	PHOSPHATE-P	0.39	1867	52244	1	0.65
7	11.83	SULFATE	134.77	625707	16296758	1	-1.25
		---total(s)---	206.75	1920401	38710502		

JY56 E1

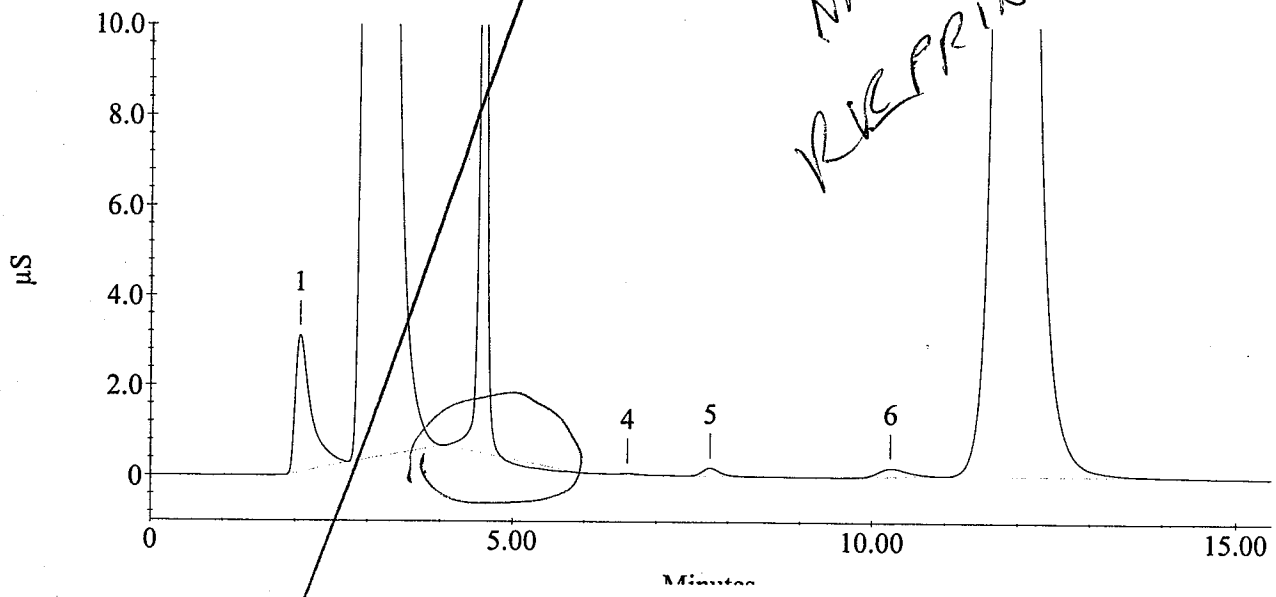

NR
RICCIARINI

Sample Name : JY56 E1
Method File Name : c:\peaknet\method\std.met

Current Date : 10/3/06
Date Time Collected : 10/3/06 2:27:17 AM

Injection Number : 29
Dilution Factor : 2.00
column :

Calibration Date : 10/2/06 9:40:48 PM
Data File Name : ...\OCT0206DAP_029.DXD
Injection Volume : 1.00

Module ID : 34 07 2a
Schedule File Name : ...\oct0206dap.sch

Peak Information : All Peaks

Pk. Num	Ret Time	Component Name	conc. (ppm)	Height	Area	Bl. Code	%Delta
1	2.07	Unknown 1	0.00	30285	460052	1	
2	3.15	FLUORIDE	71.48	1034640	20538643	1	2.16
3	4.58	CHLORIDE	7.50	226374	1393638	1	3.93
4	6.60	BROMIDE	0.05	269	3614	1	1.54
5	7.75	NITRATE-N	0.06	1789	30123	1	3.56
6	10.25	PHOSPHATE-P	0.39	1867	52244	1	0.65
7	11.83	SULFATE	134.77	625707	16296758	1	-1.25
		---total(s)---	214.25	1920932	38775071		

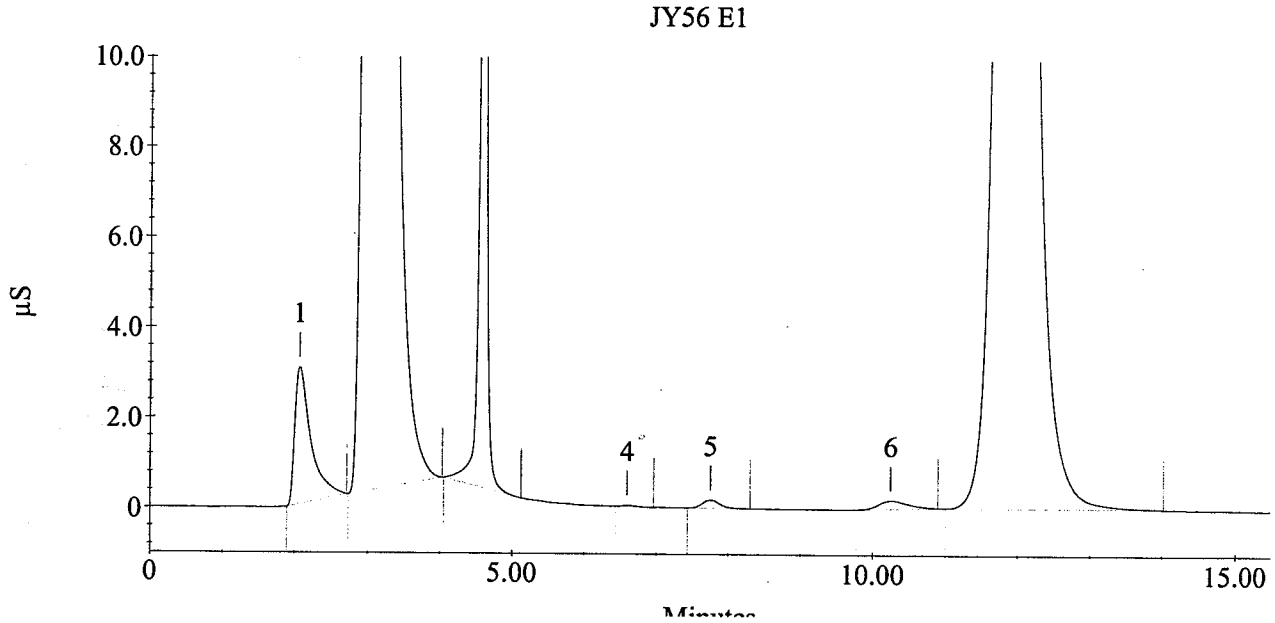

Sample Name : JY77 A1
Method File Name : c:\peaknet\method\std.met

Current Date : 10/3/06
Date Time Collected : 10/3/06 2:45:04 AM

Injection Number : 30
Dilution Factor : 2.00
column :

Calibration Date : 10/2/06 9:40:48 PM
Data File Name : ...\OCT0206DAP_030.DXD
Injection Volume : 1.00

Module ID : 34 07 2a
Schedule File Name : ...\oct0206dap.sch

Peak Information : All Peaks

Pk. Num	Ret Time	Component Name	conc. (ppm)	Height	Area	Bl. Code	%Delta
1	2.07	Unknown 1	0.00	8245	140167	1	
2	3.08	FLUORIDE	0.49	9465	139598	1	0.00
3	4.58	Unknown 2	0.00	194957	1448605	1	
4	6.62	BROMIDE	0.12	665	8864	1	1.79
5	7.77	NITRATE-N	0.01	305	4239	1	3.79
6	12.05	SULFATE	0.23	1111	27626	1	0.56
		---total(s)---	0.84	214747	1769099		

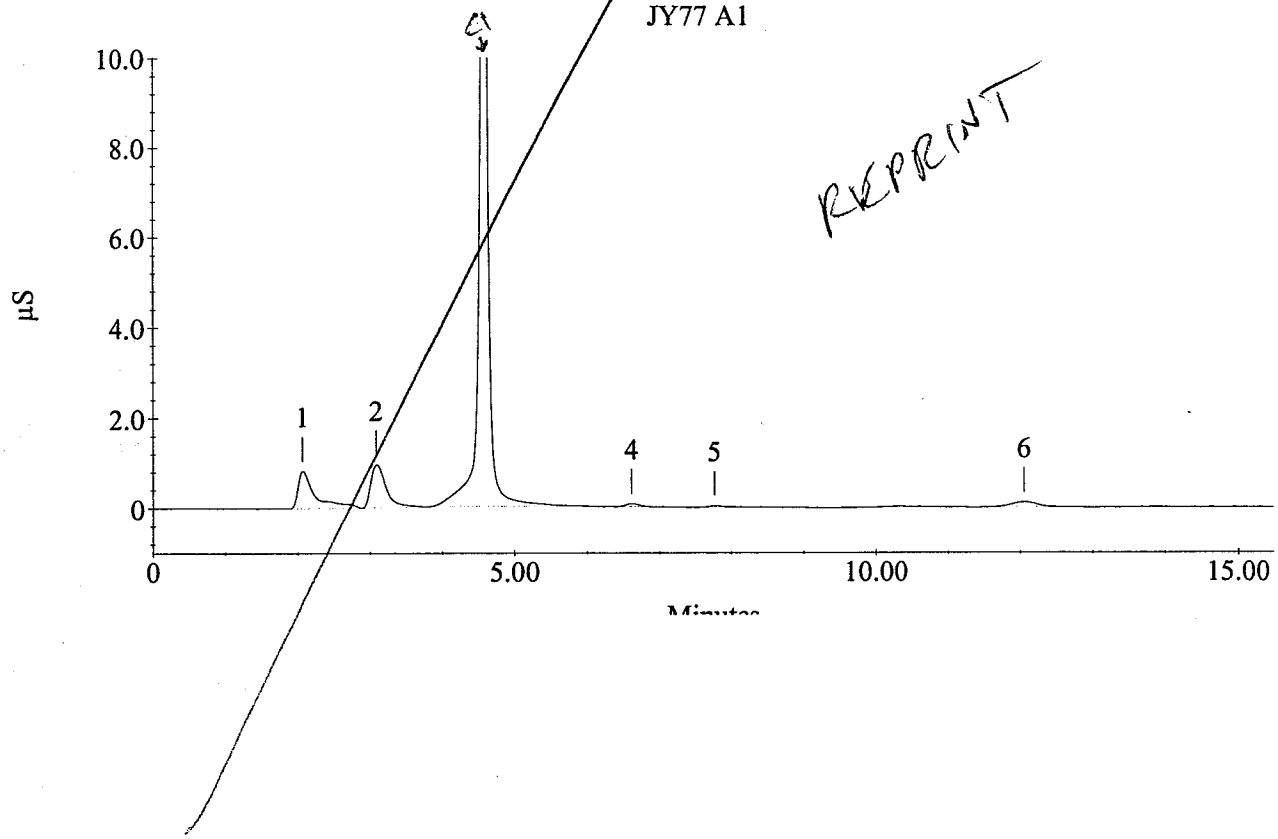

REPRINT

Sample Name : JY77 A1
Method File Name : c:\peaknet\method\std.met

Current Date : 10/3/06
Date Time Collected : 10/3/06 2:45:04 AM

Injection Number : 30
Dilution Factor : 2.00
column :

Calibration Date : 10/2/06 9:40:48 PM
Data File Name : ...\OCT0206DAP_030.DXD
Injection Volume : 1.00

Module ID : 34 07 2a
Schedule File Name : ...\oct0206dap.sch

Peak Information : All Peaks

Pk. Num	Ret Time	Component Name	conc. (ppm)	Height	Area	Bl. Code	%Delta
1	2.07	Unknown 1	0.00	8245	140167	1	
2	3.08	FLUORIDE	0.49	9465	139598	1	0.00
3	4.58	CHLORIDE	7.80	194957	1448605	1	3.93
4	6.62	BROMIDE	0.12	665	8864	1	1.79
5	7.77	NITRATE-N	0.01	305	4239	1	3.79
6	12.05	SULFATE	0.23	1111	27626	1	0.56
		---total(s)---	8.64	214747	1769099		

JY77 A1

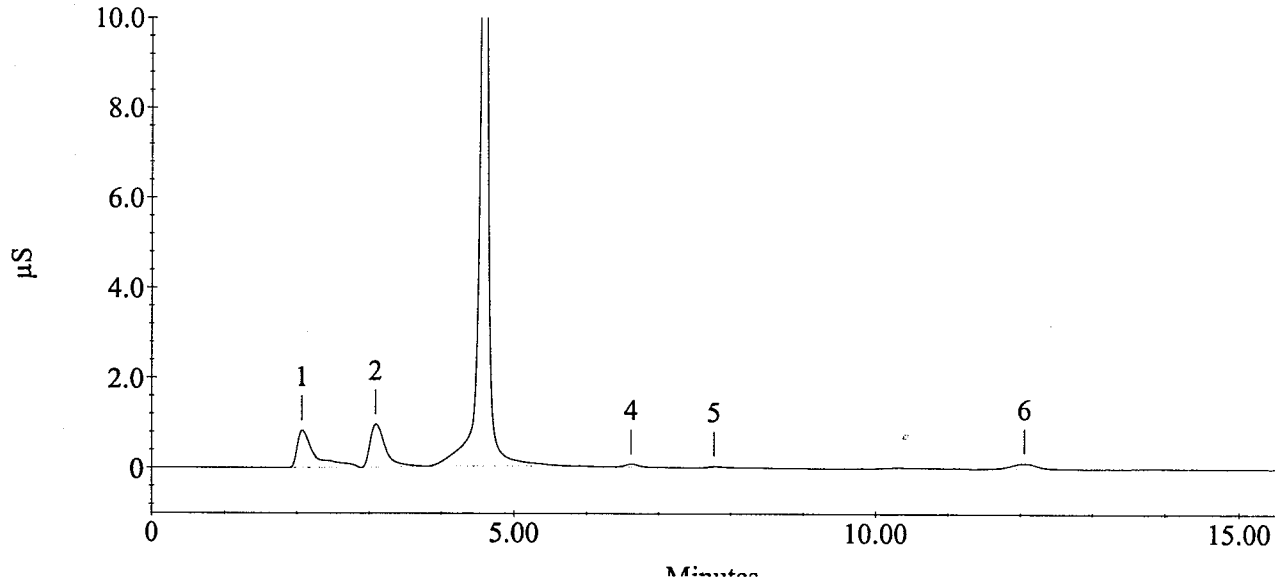

Sample Name : JY77 A1 DUP
Method File Name : c:\peaknet\method\std.met

Current Date : 10/3/06
Date Time Collected : 10/3/06 3:02:49 AM

Injection Number : 31
Dilution Factor : 2.00
column :

Calibration Date : 10/2/06 9:40:48 PM
Data File Name : ...\OCT0206DAP_031.DXD
Injection Volume : 1.00

Module ID : 34 07 2a
Schedule File Name : ...\oct0206dap.sch

Peak Information : All Peaks

Pk. Num	Ret Time	Component Name	conc. (ppm)	Height	Area	Bl. Code	%Delta
1	2.07	Unknown 1	0.00	8241	138696	1	
2	3.08	FLUORIDE	0.47	9284	134105	1	0.00
3	4.58	Unknown 2	0.00	190681	1421387	1	
4	6.62	BROMIDE	0.12	618	8459	1	1.79
5	7.80	NITRATE-N	0.01	245	3785	1	4.23
6	12.03	SULFATE	0.21	1020	25519	1	0.42
		---total(s)---	0.80	210089	1731950		

JY77 A1 DUP

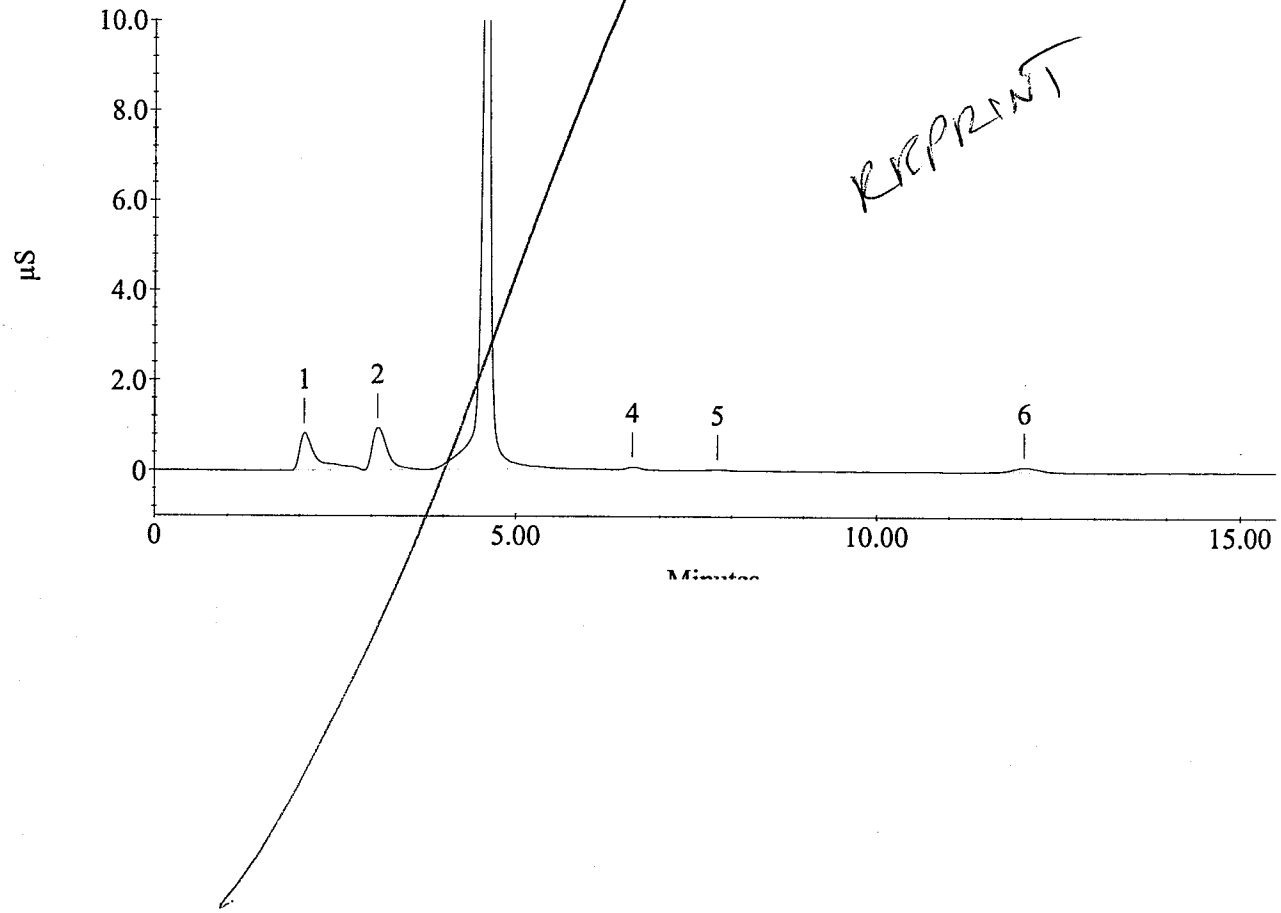

REPRINT

Sample Name : JY77 A1 DUP
Method File Name : c:\peaknet\method\std.met

Current Date : 10/3/06
Date Time Collected : 10/3/06 3:02:49 AM

Injection Number : 31
Dilution Factor : 2.00
column :

Calibration Date : 10/2/06 9:40:48 PM
Data File Name : ...\OCT0206DAP_031.DXD
Injection Volume : 1.00

Module ID : 34 07 2a
Schedule File Name : ...\oct0206dap.sch

Peak Information : All Peaks

Pk. Num	Ret Time	Component Name	conc. (ppm)	Height	Area	Bl. Code	%Delta
1	2.07	Unknown 1	0.00	8241	138696	1	
2	3.08	FLUORIDE	0.47	9284	134105	1	0.00
3	4.58	CHLORIDE	7.65	190681	1421387	1	4.40
4	6.62	BROMIDE	0.12	618	8459	1	1.79
5	7.80	NITRATE-N	0.01	245	3785	1	4.23
6	12.03	SULFATE	0.21	1020	25519	1	0.42
		---total(s)---	8.45	210089	1731950		

JY77 A1 DUP

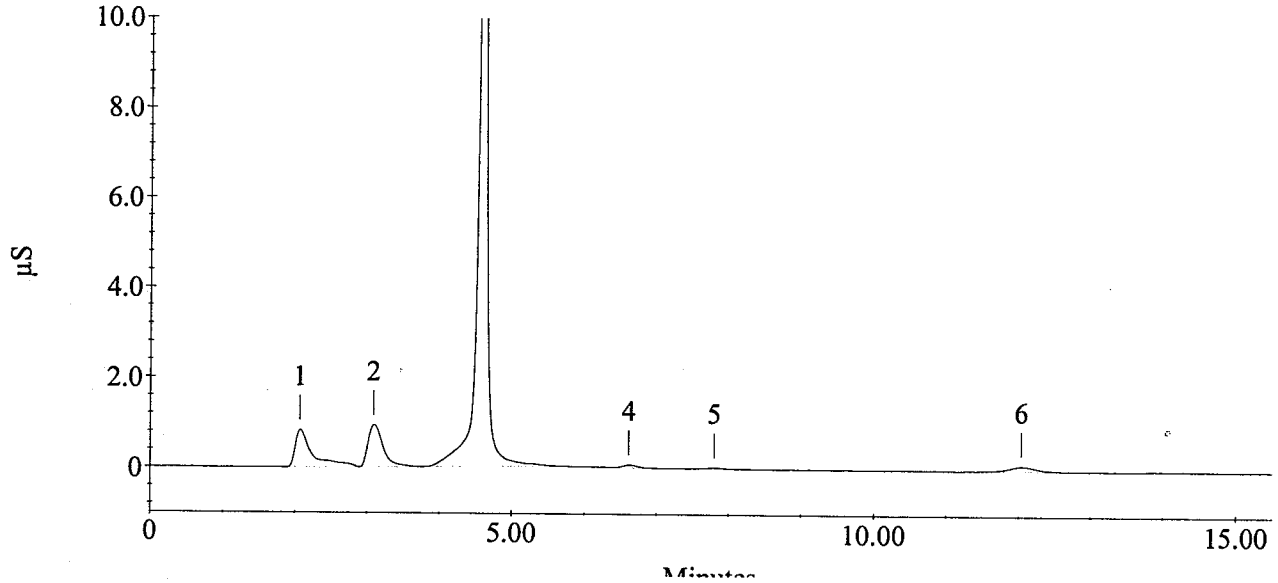

Sample Name : JY77 A1 MS
Method File Name : c:\peaknet\method\std.met

Current Date : 10/3/06
Date Time Collected : 10/3/06 3:20:36 AM

Injection Number : 32
Dilution Factor : 2.00
column :

Calibration Date : 10/2/06 9:40:48 PM
Data File Name : ...\OCT0206DAP_032.DXD
Injection Volume : 1.00

Module ID : 34 07 2a
Schedule File Name : ...\oct0206dap.sch

Peak Information : All Peaks

Pk. Num	Ret Time	Component Name	conc. (ppm)	Height	Area	Bl. Code	%Delta
1	2.07	Unknown 1	0.00	9491	154726	1	
2	3.10	FLUORIDE	4.22	87275	1212499	1	0.54
3	4.58	Unknown 2	0.00	311812	2224672	1	
4	5.32	NITRITE-N	3.78	145044	1594946	1	2.24
5	6.62	BROMIDE	4.08	21890	297502	1	1.79
6	7.65	NITRATE-N	3.78	110614	1860367	1	2.23
7	10.30	PHOSPHATE-P	2.11	8571	285113	1	1.15
8	12.03	SULFATE	4.05	18874	490032	1	0.42
		---total(s)---		713571	8119856		

JY77 A1 MS

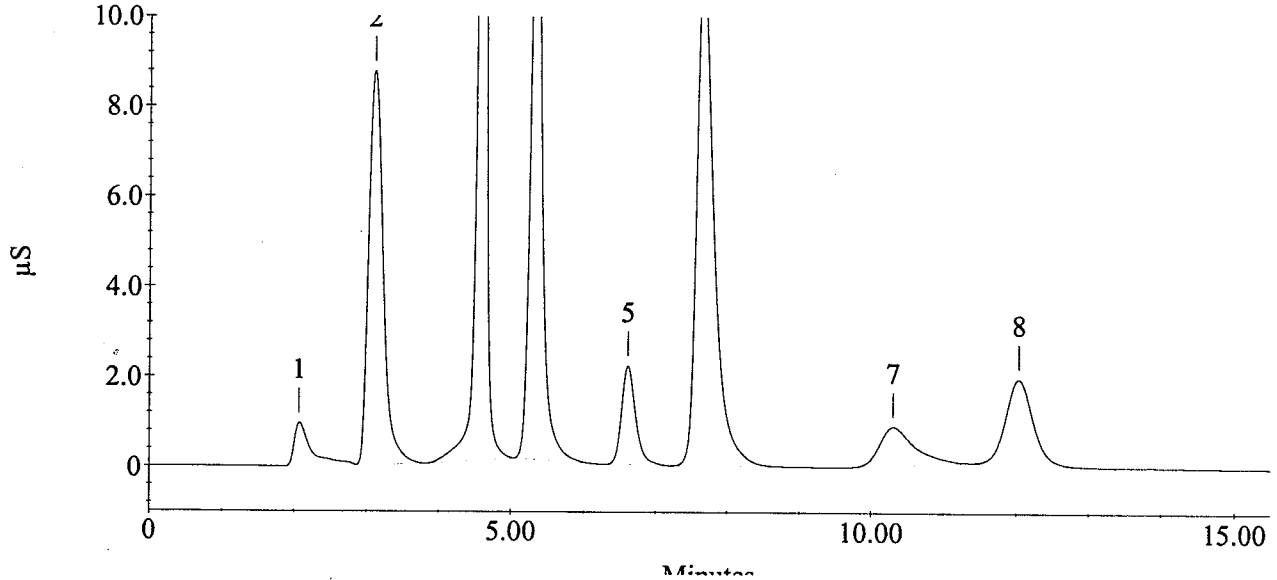

Sample Name : JY77 B1
Method File Name : c:\peaknet\method\std.met

Current Date : 10/3/06
Date Time Collected : 10/3/06 3:38:22 AM

Injection Number : 33
Dilution Factor : 2.00
column :

Calibration Date : 10/2/06 9:40:48 PM
Data File Name : ...\OCT0206DAP_033.DXD
Injection Volume : 1.00

Module ID : 34 07 2a
Schedule File Name : ...\oct0206dap.sch

Peak Information : All Peaks

Pk. Num	Ret Time	Component Name	conc. (ppm)	Height	Area	Bl. Code	%Delta
1	2.07	Unknown 1	0.00	7500	128352	1	
2	3.08	FLUORIDE	0.35	7045	99348	1	0.00
3	4.55	Unknown 2	0.00-Cl	213231	1614609	1	
4	6.62	BROMIDE	0.04	279	3205	1	1.79
5	7.78	NITRATE-N	0.01	378	5447	1	4.01
6	12.03	SULFATE	0.23	1068	27793	1	0.42
		---total(s)---	0.63	229500	1878754		

JY77 B1

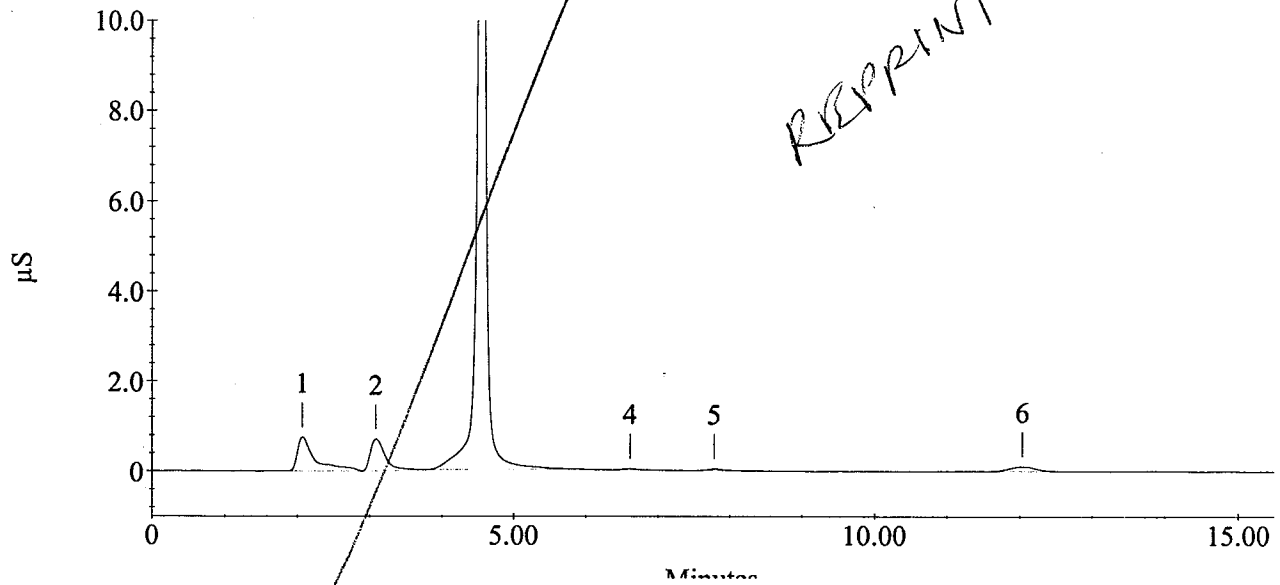

REPRINT

Sample Name : JY77 B1
Method File Name : c:\peaknet\method\std.met

Current Date : 10/3/06
Date Time Collected : 10/3/06 3:38:22 AM

Injection Number : 33
Dilution Factor : 2.00
column :

Calibration Date : 10/2/06 9:40:48 PM
Data File Name : ...\OCT0206DAP_033.DXD
Injection Volume : 1.00

Module ID : 34 07 2a
Schedule File Name : ...\oct0206dap.sch

Peak Information : All Peaks

Pk. Num	Ret Time	Component Name	conc. (ppm)	Height	Area	Bl. Code	%Delta
1	2.07	Unknown 1	0.00	7500	128352	1	
2	3.08	FLUORIDE	0.35	7045	99348	1	0.00
3	4.55	CHLORIDE	8.69	213231	1614609	1	4.12
4	6.62	BROMIDE	0.04	279	3205	1	1.79
5	7.78	NITRATE-N	0.01	378	5447	1	4.01
6	12.03	SULFATE	0.23	1068	27793	1	0.42
		---total(s)---	9.32	229500	1878754		

JY77 B1

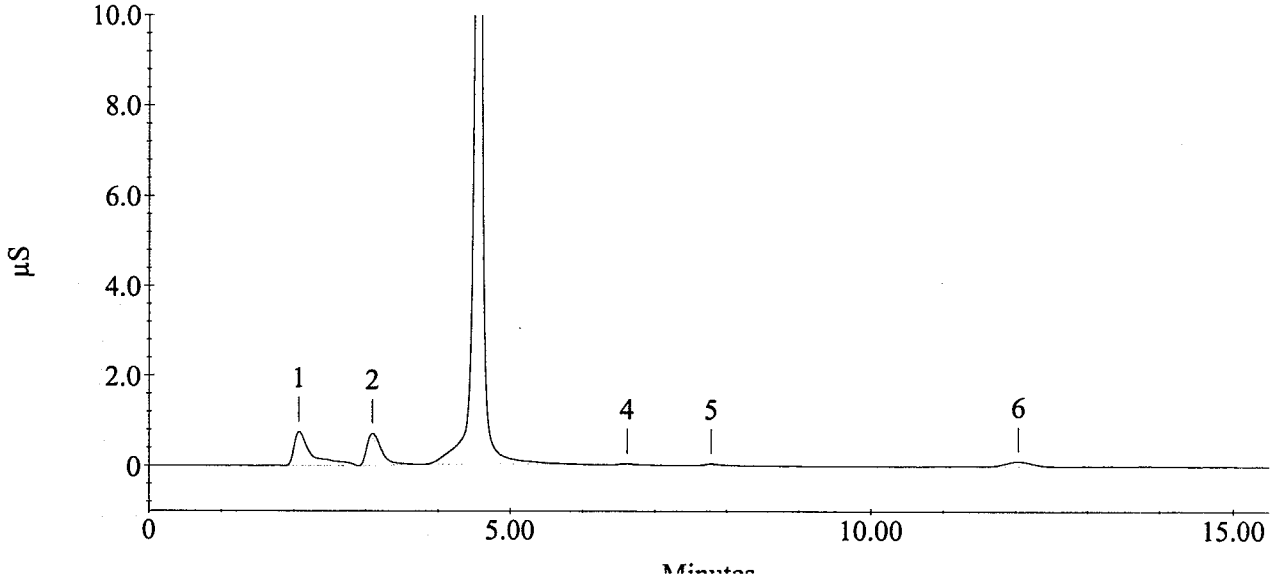

Sample Name : JY77 C1
Method File Name : c:\peaknet\method\std.met

Current Date : 10/3/06
Date Time Collected : 10/3/06 3:56:07 AM

Injection Number : 34
Dilution Factor : 2.00
column :

Calibration Date : 10/2/06 9:40:48 PM
Data File Name : ...\OCT0206DAP_034.DXD
Injection Volume : 1.00

Module ID : 34 07 2a
Schedule File Name : ...\oct0206dap.sch

Peak Information : All Peaks

Pk. Num	Ret Time	Component Name	conc. (ppm)	Height	Area	Bl. Code	%Delta
1	2.07	Unknown 1	0.00	33105	516258	1	
2	3.05	FLUORIDE	10.29	124163	2955485	1	-1.08
3	4.82	Unknown 2	0.00	406714	2469914	1	
4	6.68	BROMIDE	0.23	1238	16588	1	2.82
5	7.83	NITRATE-N	0.01	296	4055	1	4.68
7	12.08	SULFATE	0.11	535	13137	1	0.83
8	13.82	Unknown 3	0.00	442	13768	1	
		---total(s)---	10.63	566494	5989205		

JY77 C1

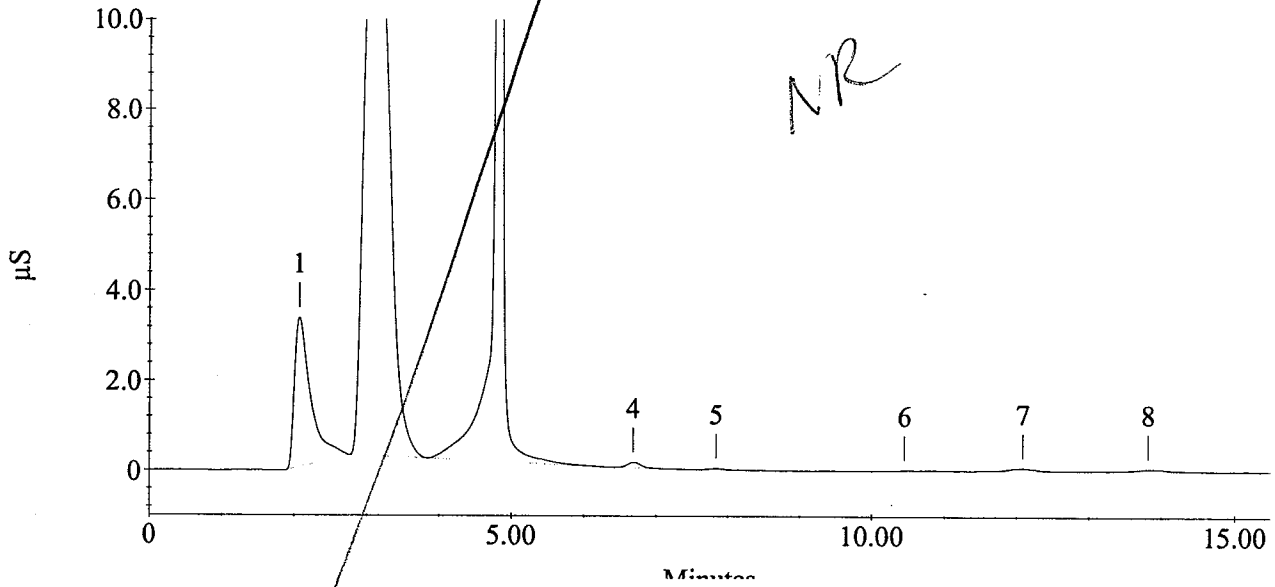

Sample Name : JY77 D1
Method File Name : c:\peaknet\method\std.met

Current Date : 10/3/06
Date Time Collected : 10/3/06 4:13:55 AM

Injection Number : 35
Dilution Factor : 2.00
column :

Calibration Date : 10/2/06 9:40:48 PM
Data File Name : ...\OCT0206DAP_035.DXD
Injection Volume : 1.00

Module ID : 34 07 2a
Schedule File Name : ...\oct0206dap.sch

Peak Information : All Peaks

Pk. Num	Ret Time	Component Name	conc. (ppm)	Height	Area	Bl. Code	%Delta
1	2.07	Unknown 1	0.00	7251	116622	1	
2	3.10	FLUORIDE	15.94	389067	4578764	1	0.54
3	4.43	CHLORIDE	3.83	78926	711200	1	2.31
4	7.72	NITRATE-N	0.19	5130	94291	1	3.12
5	11.97	SULFATE	7.79	35439	941795	1	-0.14
		---total(s)---	27.74	515813	6442672		

JY77 D1

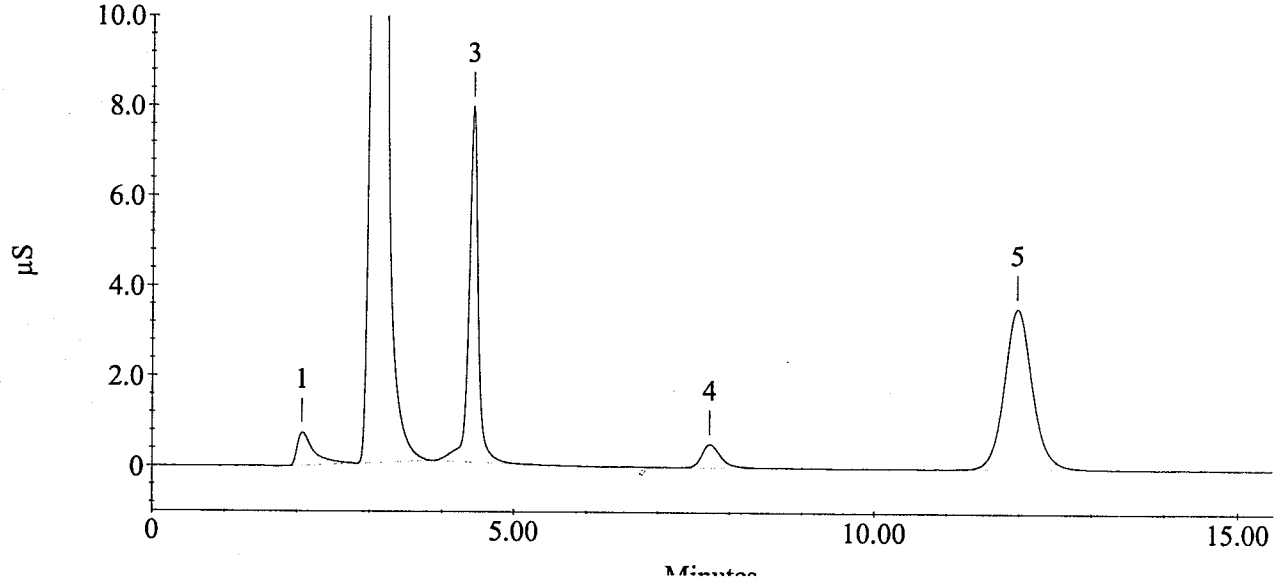

Sample Name : JY77 H1
Method File Name : c:\peaknet\method\std.met

Current Date : 10/3/06
Date Time Collected : 10/3/06 4:31:40 AM

Injection Number : 36
Dilution Factor : 1.00
column :

Calibration Date : 10/2/06 9:40:48 PM
Data File Name : ...\OCT0206DAP_036.DXD
Injection Volume : 1.00

Module ID : 34 07 2a
Schedule File Name : ...\oct0206dap.sch

Peak Information : All Peaks

Pk. Num	Ret Time	Component Name	conc. (ppm)	Height	Area	Bl. Code	%Delta
1	2.05	Unknown 1	0.00	60074	908995	1	
2	2.98	FLUORIDE	4.93	87458	2834296	1	-3.24
3	5.10	NITRITE-N	41.04	2949297	34679429	1	-1.92
4	6.73	Unknown 2	0.00	3679	47077	1	
5	7.87	NITRATE-N	0.02	1017	16667	1	5.12
6	12.02	SULFATE	9.63	90092	2329369	1	0.28
		---total(s)---	55.62	3191616	40815832		

JY77 H1

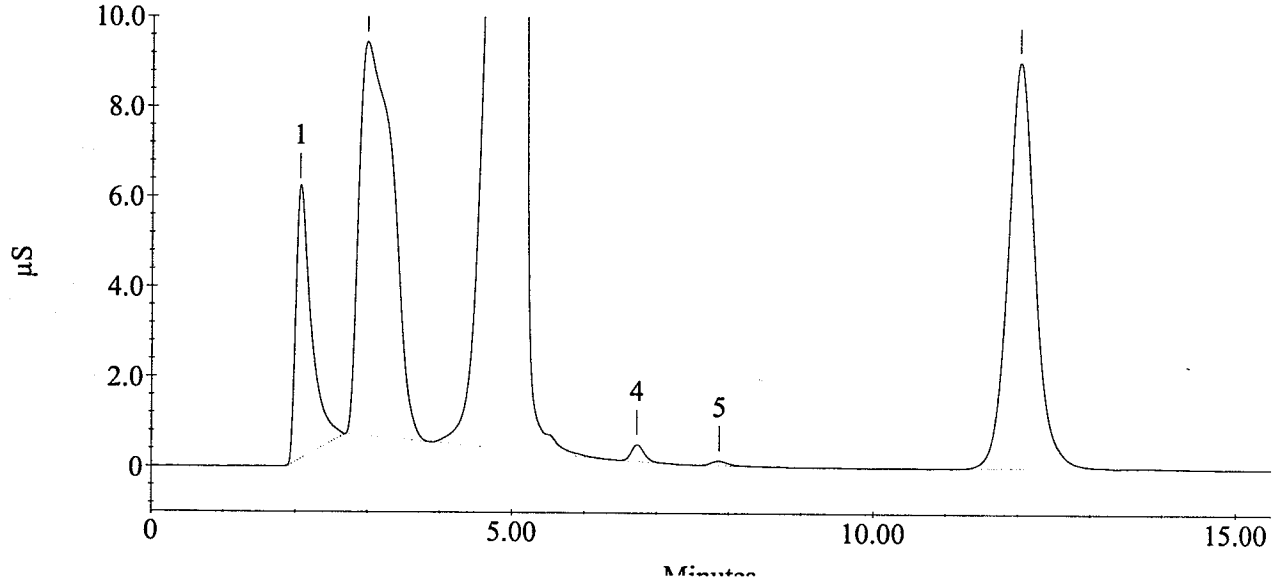

Sample Name : CCV
Method File Name : c:\peaknet\method\std.met

Current Date : 10/3/06
Date Time Collected : 10/3/06 4:49:26 AM

Injection Number : 37
Dilution Factor : 1.00
column :

Calibration Date : 10/2/06 9:40:48 PM
Data File Name : ...\OCT0206DAP_037.DXD
Injection Volume : 1.00

Module ID : 34 07 2a
Schedule File Name : ...\oct0206dap.sch

Peak Information : All Peaks

Pk. Num	Ret Time	Component Name	conc. (ppm)	Height	Area	Bl. Code	%Delta
1	2.08	Unknown 1	0.00	2314	34643	1	
2	3.07	FLUORIDE	2.81	158342	1615705	1	-0.54
3	4.33	CHLORIDE	2.91	98614	1082630	1	0.00
4	5.20	NITRITE-N	2.95	189874	2495627	1	0.00
5	6.52	BROMIDE	2.89	28269	422488	1	0.26
6	7.55	NITRATE-N	2.85	158504	2798596	1	0.89
7	10.17	PHOSPHATE-P	2.75	26671	742861	1	-0.16
8	11.93	SULFATE	3.04	27583	735278	1	-0.42
		---total(s)---	20.20	690170	9927829		

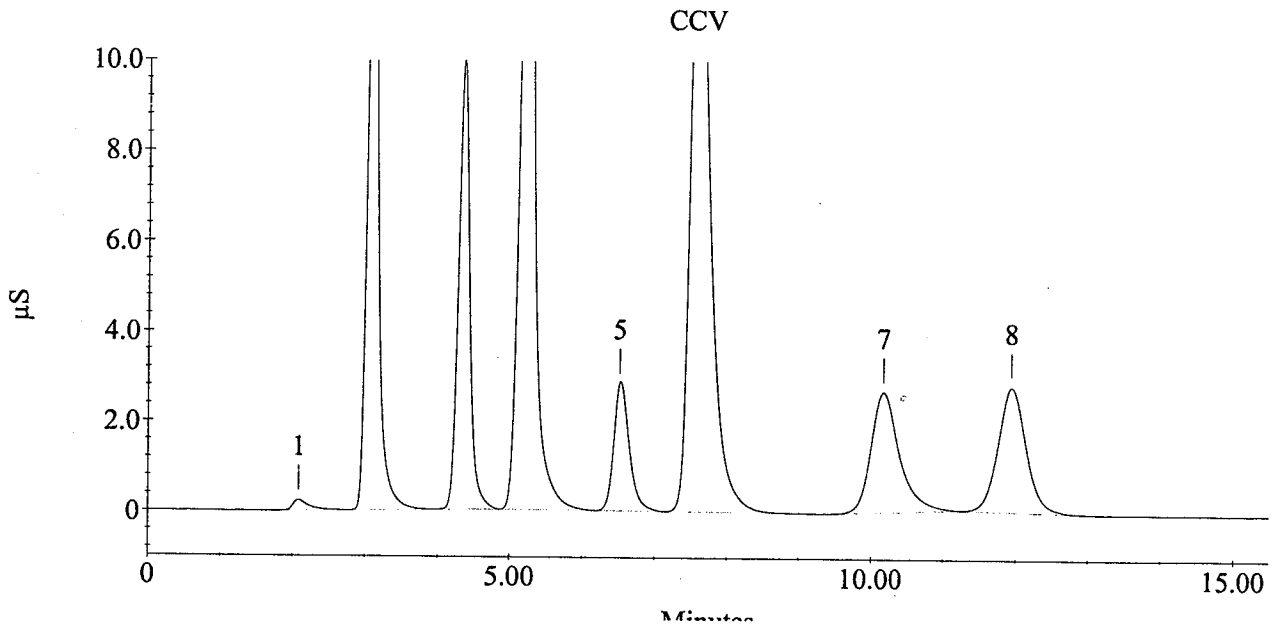

Sample Name : CCB
Method File Name : c:\peaknet\method\std.met

Current Date : 10/3/06
Date Time Collected : 10/3/06 5:07:13 AM

Injection Number : 38
Dilution Factor : 1.00
column :

Calibration Date : 10/2/06 9:40:48 PM
Data File Name : ...\OCT0206DAP_038.DXD
Injection Volume : 1.00

Module ID : 34 07 2a
Schedule File Name : ...\oct0206dap.sch

Peak Information : All Peaks

Pk. Num	Ret Time	Component Name	conc. (ppm)	Height	Area	Bl. Code	%Delta
1	4.32	CHLORIDE	0.05	1659	19439	1	-0.38
2	7.70	NITRATE-N	0.00	141	1921	1	2.90
		---total(s)---	0.05	1800	21360		

CCB

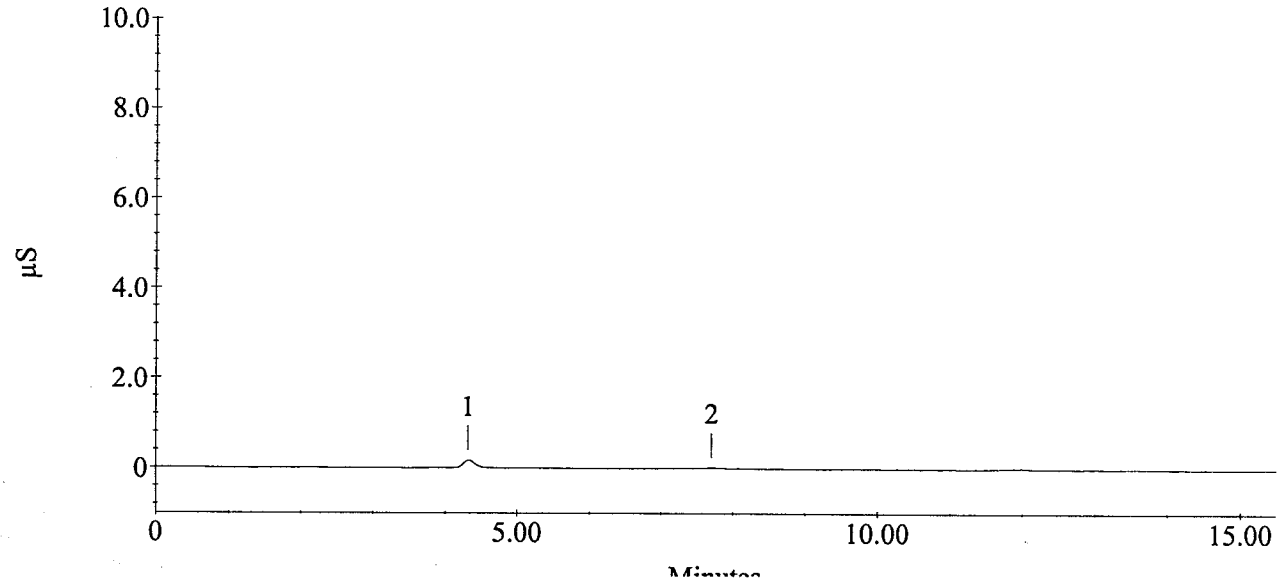

Sample Name : JY35 A1 MS
Method File Name : c:\peaknet\method\std.met

Current Date : 10/3/06
Date Time Collected : 10/3/06 5:24:58 AM

Injection Number : 39
Dilution Factor : 5.00
column :

Calibration Date : 10/2/06 9:40:48 PM
Data File Name : ...\OCT0206DAP_039.DXD
Injection Volume : 1.00

Module ID : 34 07 2a
Schedule File Name : ...\oct0206dap.sch

Peak Information : All Peaks

Pk. Num	Ret Time	Component Name	conc. (ppm)	Height	Area	Bl. Code	%Delta
1	2.07	Unknown 1	0.00	37664	572831	1	
2	3.13	FLUORIDE	213.67	1124347	24557053	1	1.62
3	4.62	Unknown 2	0.00	722711	4855377	1	
4	5.28	NITRITE-N	9.20	144962	1555178	1	1.60
5	6.57	BROMIDE	9.88	20488	288364	1	1.03
6	7.60	NITRATE-N	9.00	102495	1770020	1	1.56
7	10.18	PHOSPHATE-P	13.01	24773	704300	1	0.00
8	11.95	SULFATE	9.85	18011	476411	1	-0.28
		---total(s)---	264.61	2195451	34779534		

JY35 A1 MS

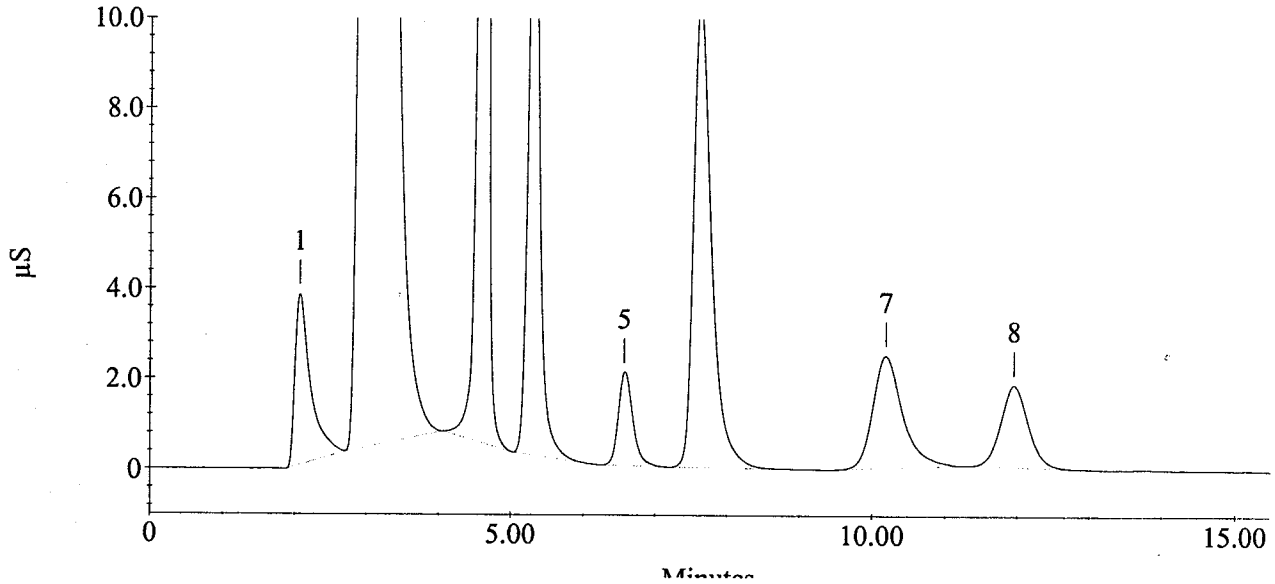

Sample Name : JY35 A1
Method File Name : c:\peaknet\method\std.met

Current Date : 10/3/06
Date Time Collected : 10/3/06 5:42:44 AM

Injection Number : 40
Dilution Factor : 2.00
column :

Calibration Date : 10/2/06 9:40:48 PM
Data File Name : ...\OCT0206DAP_040.DXD
Injection Volume : 1.00

Module ID : 34 07 2a
Schedule File Name : ...\oct0206dap.sch

Peak Information : All Peaks

Pk. Num	Ret Time	Component Name	conc. (ppm)	Height	Area	Bl. Code	%Delta
1	2.05	Unknown 1	0.00	84167	1174689	1	
2	3.05	FLUORIDE	192.23 50X	1434037	55234504	1	-1.08
3	4.97	Unknown 2	0.00 20X	1556717	10380733	1	
4	6.65	BROMIDE	0.20	1352	14474	1	2.31
5	7.78	NITRATE-N	0.01	271	4703	1	4.01
6	10.18	PHOSPHATE-P	3.94	18092	533702	1	0.00
7	11.97	SULFATE	0.28 2X(5X)	1376	34175	1	-0.14
8	13.42	Unknown 3	0.00	528	2173	1	
		---total(s)---	196.67	3096541	67379153		

JY35 A1

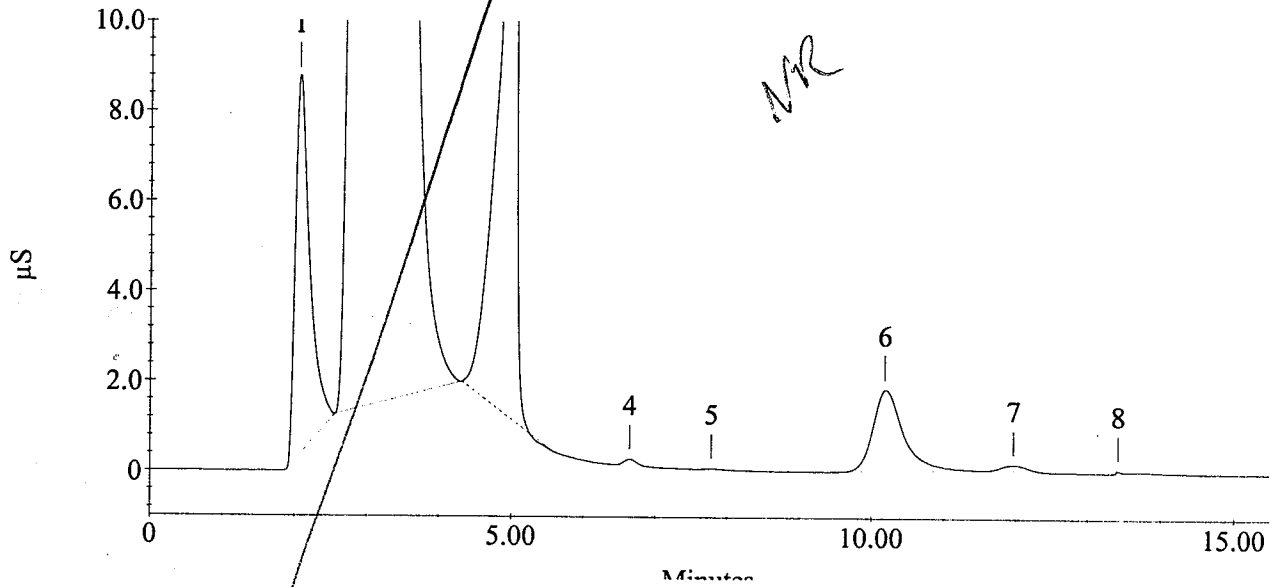

Sample Name : JY35 A1 DUP
Method File Name : c:\peaknet\method\std.met

Current Date : 10/3/06
Date Time Collected : 10/3/06 6:00:31 AM

Injection Number : 41
Dilution Factor : 2.00
column :

Calibration Date : 10/2/06 9:40:48 PM
Data File Name : ...\OCT0206DAP_041.DXD
Injection Volume : 1.00

Module ID : 34 07 2a
Schedule File Name : ...\oct0206dap.sch

Peak Information : All Peaks

Pk. Num	Ret Time	Component Name	conc. (ppm)	Height	Area	Bl. Code	%Delta
1	2.05	Unknown 1	0.00	83948	1170122	1	
2	3.05	FLUORIDE	192.63	1437281	55348062	1	-1.08
3	4.97	Unknown 2	0.00	1591039	10458326	1	
4	6.63	BROMIDE	0.18	1337	13389	1	2.05
5	7.77	NITRATE-N	0.01	199	2903	1	3.79
6	10.17	PHOSPHATE-P	4.01	18378	542420	1	-0.16
7	11.95	SULFATE	0.30	1412	35833	1	-0.28
8	13.73	Unknown 3	0.00	272	7645	1	
		---total(s)---	197.12	3133866	67578700		

JY35 A1 DUP

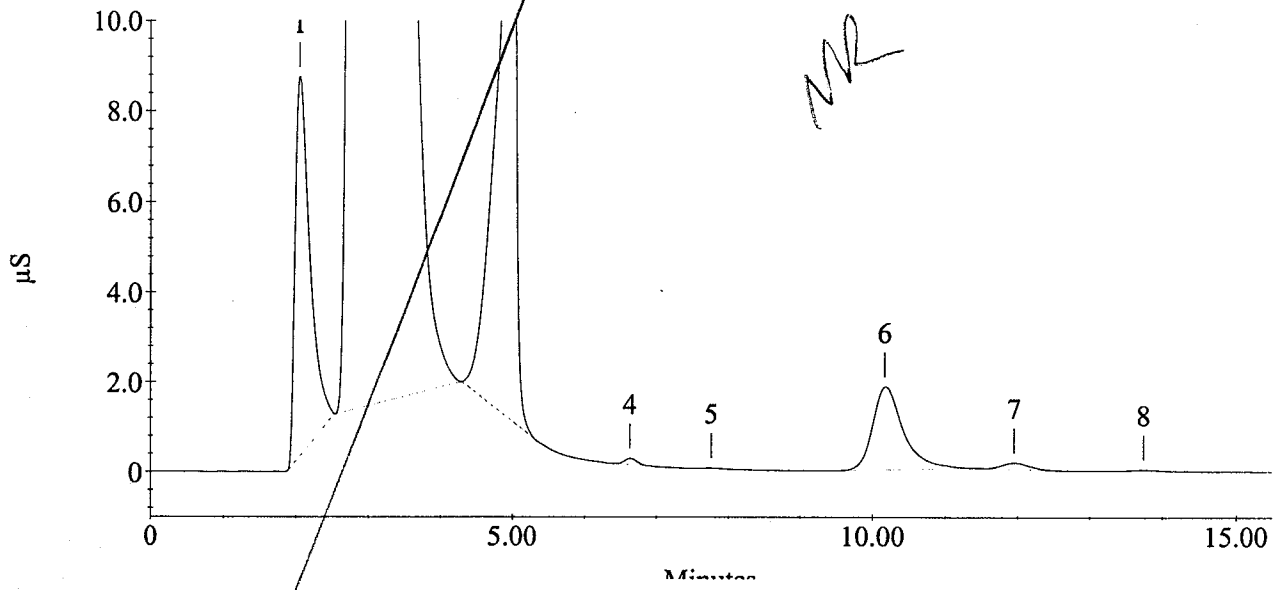

Sample Name : JY35 B1
Method File Name : c:\peaknet\method\std.met

Current Date : 10/3/06
Date Time Collected : 10/3/06 6:18:17 AM

Injection Number : 42
Dilution Factor : 2.00
column :

Calibration Date : 10/2/06 9:40:48 PM
Data File Name : ...\OCT0206DAP_042.DXD
Injection Volume : 1.00

Module ID : 34 07 2a
Schedule File Name : ...\oct0206dap.sch

Peak Information : All Peaks

Pk. Num	Ret Time	Component Name	conc. (ppm)	Height	Area	Bl. Code	%Delta
1	2.03	Unknown 1	0.00	187726	1728402	1	
2	3.20	FLUORIDE	713.33 20X	3249099	204962181	1	3.78
3	5.00	Unknown 2	0.00 50X	3046643	30583734	1	
4	6.52	BROMIDE	0.33	1895	23817	1	0.26
5	9.85	PHOSPHATE-P	50.91	178453	6888826	1	-3.27
6	11.55	SULFATE	133.22 50X	396285	16108386	1	-3.62
		---total(s)---	897.79	7060101	260295347		

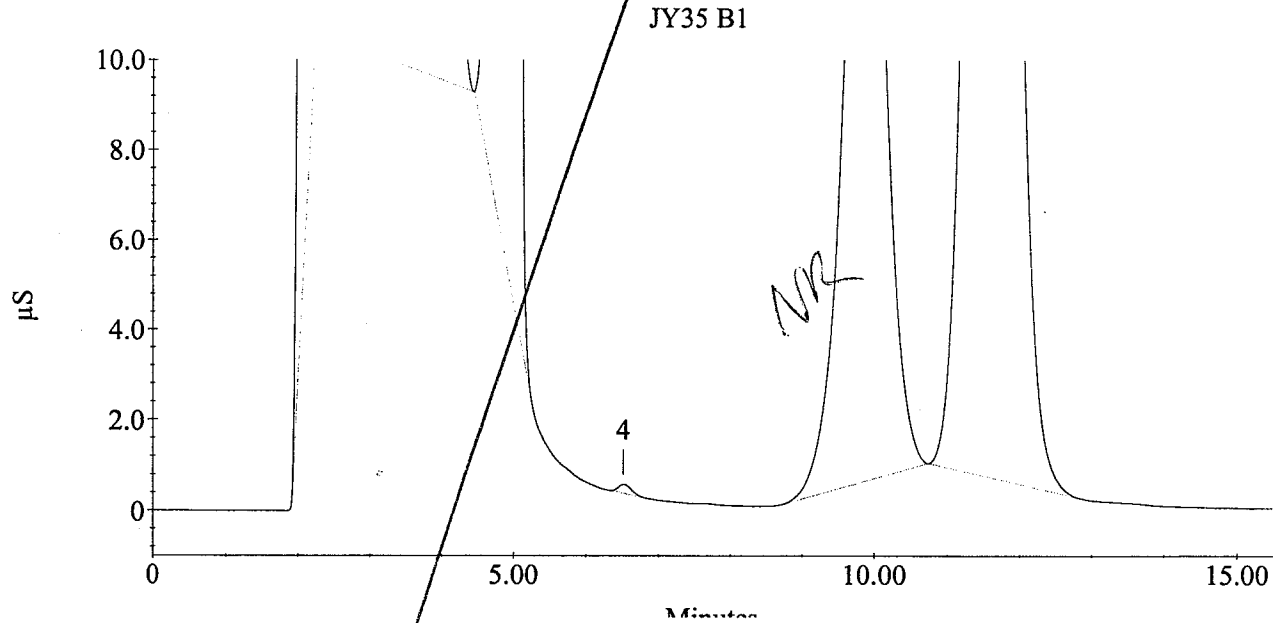

Sample Name : JY35 C1
Method File Name : c:\peaknet\method\std.met

Current Date : 10/3/06
Date Time Collected : 10/3/06 6:36:05 AM

Injection Number : 43
Dilution Factor : 2.00
column :

Calibration Date : 10/2/06 9:40:48 PM
Data File Name : ...\OCT0206DAP_043.DXD
Injection Volume : 1.00

Module ID : 34 07 2a
Schedule File Name : ...\oct0206dap.sch

Peak Information : All Peaks

Pk. Num	Ret Time	Component Name	conc. (ppm)	Height	Area	Bl. Code	%Delta
1	2.07	Unknown 1	0.00	61933	899816	1	
2	3.22	FLUORIDE	194.89	2000455	55998645	1	4.32
3	4.60	Unknown 2	0.00	689112	4158709	1	
4	6.50	BROMIDE	0.07	398	5306	1	0.00
5	10.03	PHOSPHATE-P	7.14	35741	965717	1	-1.47
6	11.67	SULFATE	157.27	704511	19017355	1	-2.64
		---total(s)---	359.38	3492150	81045547		

JY35 C1

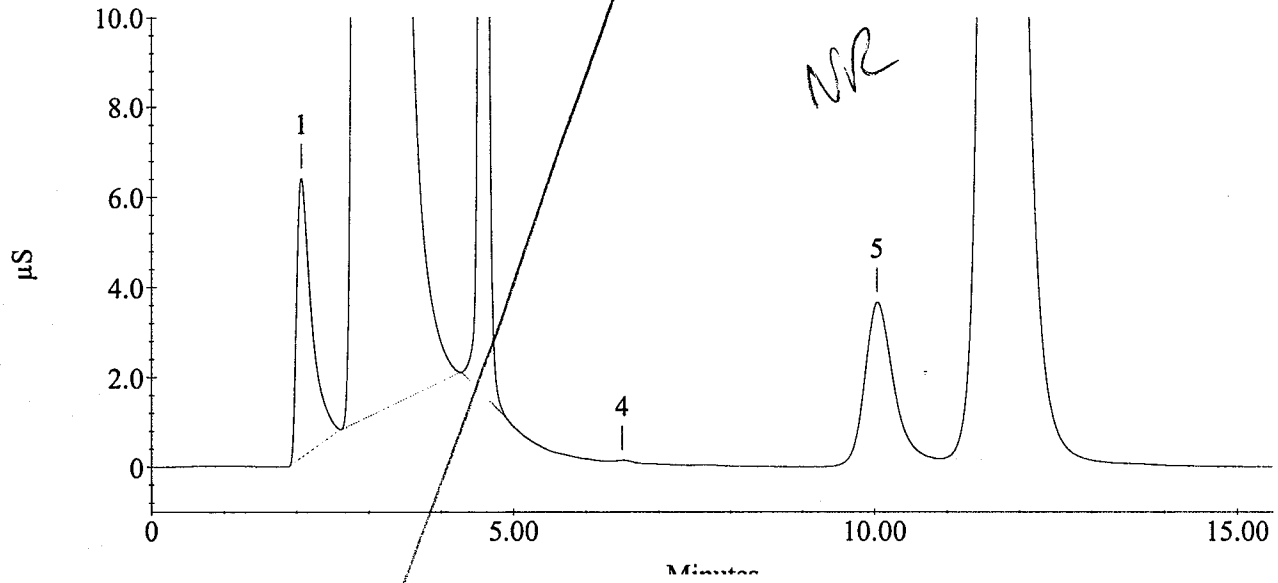

Sample Name : JY35 A1 MS
Method File Name : c:\peaknet\method\std.met

Current Date : 10/3/06
Date Time Collected : 10/3/06 6:53:52 AM

Injection Number : 44
Dilution Factor : 2.00
column :

Calibration Date : 10/2/06 9:40:48 PM
Data File Name : ...\OCT0206DAP_044.DXD
Injection Volume : 1.00

Module ID : 34 07 2a
Schedule File Name : ...\oct0206dap.sch

Peak Information : All Peaks

Pk. Num	Ret Time	Component Name	conc. (ppm)	Height	Area	Bl. Code	%Delta
1	2.05	Unknown 1	0.00	85106	1176774	1	
2	3.03	FLUORIDE	195.25	1466620	56102357	1	-1.62
3	4.95	Unknown 2	0.00	1650672	11355296	1	
4	5.42	Unknown 3	0.00	179171	1537865	1	
5	6.58	BROMIDE	4.13	24026	301789	1	1.28
6	7.57	NITRATE-N	3.70	112902	1820440	1	1.11
7	10.10	PHOSPHATE-P	8.16	40330	1104690	1	-0.82
8	11.87	SULFATE	4.14	18989	500125	1	-0.97
9	13.60	Unknown 4	0.00	18379	1498259	1	
		---total(s)---	215.39	3596195	75397596		

JY35 A1 MS

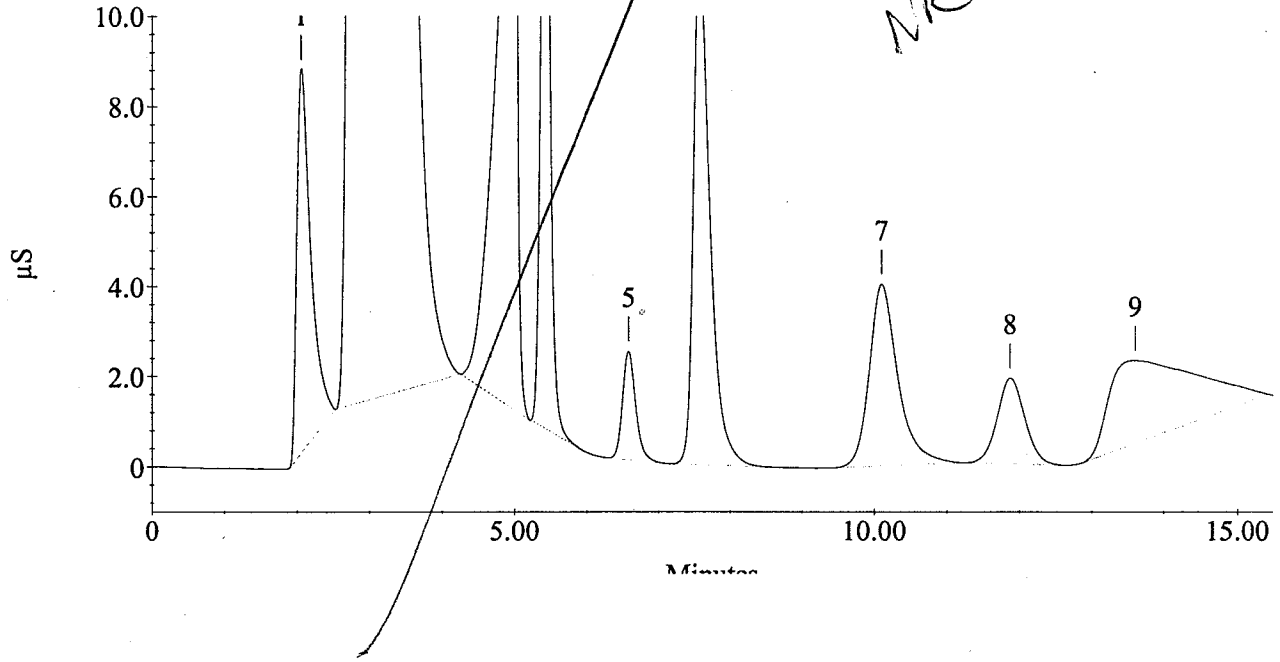

Sample Name : JY35 A1
Method File Name : c:\peaknet\method\std.met

Current Date : 10/3/06
Date Time Collected : 10/3/06 7:11:39 AM

Injection Number : 45
Dilution Factor : 1.00
column :

Calibration Date : 10/2/06 9:40:48 PM
Data File Name : ...\OCT0206DAP_045.DXD
Injection Volume : 1.00

Module ID : 34 07 2a
Schedule File Name : ...\oct0206dap.sch

Peak Information : All Peaks

Pk. Num	Ret Time	Component Name	conc. (ppm)	Height	Area	Bl. Code	%Delta
1	2.03	Unknown 1	0.00	154842	1831366	1	
2	2.92	FLUORIDE	182.23	1786996	104719940	1	-5.41
3	5.42	Unknown 2	0.00	2879562	20818042	1	
4	6.72	Unknown 3	0.00	3088	31795	1	
5	7.75	NITRATE-N	0.01	465	5698	1	3.56
6	10.10	PHOSPHATE-P	4.27	40942	1156315	1	-0.82
7	11.88	SULFATE	0.26	2529	63194	1	-0.83
8	13.70	Unknown 4	0.00	449	10773	1	
		---total(s)---	186.77	4868872	128637123		

JY35 A1

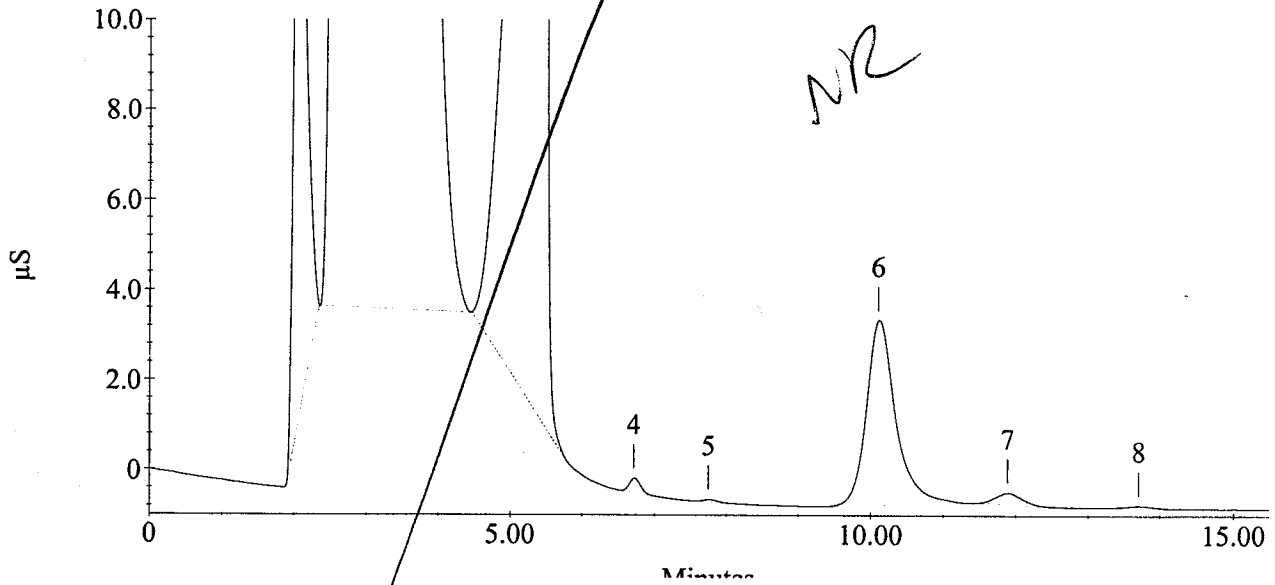

NR

Sample Name : JY35 A1 DUP
Method File Name : c:\peaknet\method\std.met

Current Date : 10/3/06
Date Time Collected : 10/3/06 7:29:26 AM

Injection Number : 46
Dilution Factor : 1.00
column :

Calibration Date : 10/2/06 9:40:48 PM
Data File Name : ...\OCT0206DAP_046.DXD
Injection Volume : 1.00

Module ID : 34 07 2a
Schedule File Name : ...\oct0206dap.sch

Peak Information : All Peaks

Pk. Num	Ret Time	Component Name	conc. (ppm)	Height	Area	Bl. Code	%Delta
1	2.03	Unknown 1	0.00	150317	1786149	1	
2	2.92	FLUORIDE	181.96	1791386	104565340	1	-5.41
3	5.42	Unknown 2	0.00	2916022	20788638	1	
4	6.72	Unknown 3	0.00	3188	32277	1	
5	10.10	PHOSPHATE-P	4.27	41047	1156786	1	-0.82
6	11.88	SULFATE	0.27	2465	66449	1	-0.83
7	13.70	Unknown 4	0.00	346	8529	1	
		---total(s)---	186.51	4904770	128404168		

JY35 A1 DUP

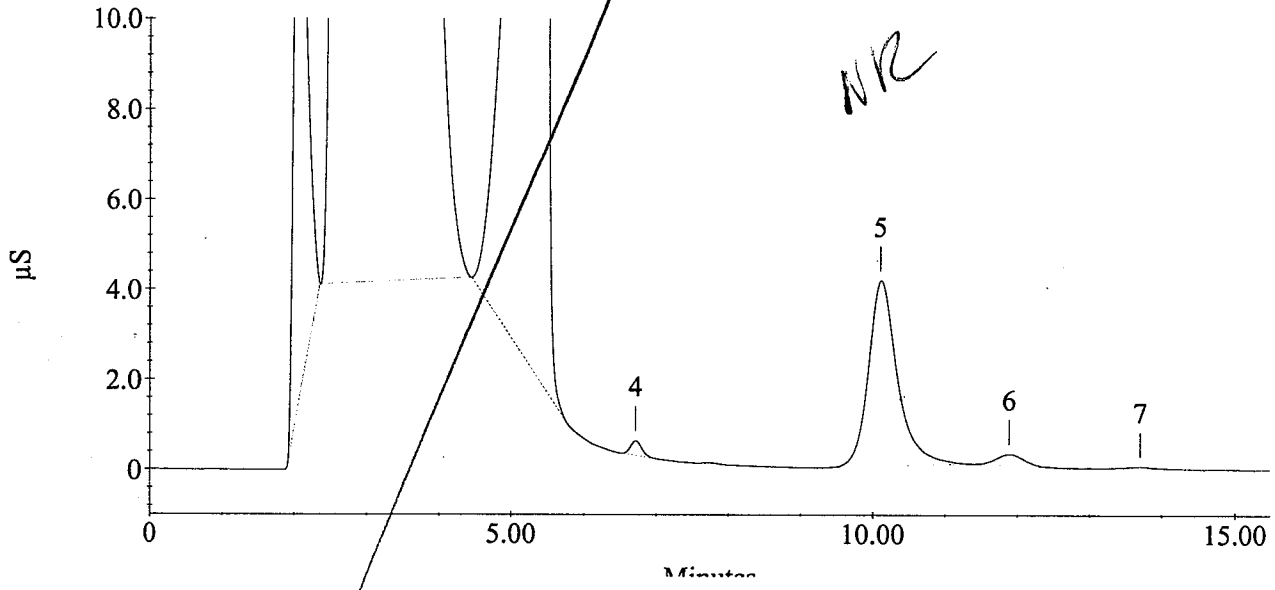

NR

Sample Name : JY35 B1
Method File Name : c:\peaknet\method\std.met

Current Date : 10/3/06
Date Time Collected : 10/3/06 7:47:12 AM

Injection Number : 47
Dilution Factor : 1.00
column :

Calibration Date : 10/2/06 9:40:48 PM
Data File Name : ...\OCT0206DAP_047.DXD
Injection Volume : 1.00

Module ID : 34 07 2a
Schedule File Name : ...\oct0206dap.sch

Peak Information : All Peaks

Pk. Num	Ret Time	Component Name	conc. (ppm)	Height	Area	Bl. Code	%Delta
1	2.02	Unknown 1	0.00	88125	386651	1	
2	3.00	FLUORIDE	235.91	1965035	135567030	1	-2.70
3	3.82	Unknown 2	0.00	888028	27423964	1	
4	5.47	Unknown 3	0.00	5125114	61369445	1	
5	6.45	BROMIDE	0.32	4081	46120	1	-0.77
6	9.68	Unknown 4	0.00	149638	6993985	1	
7	11.28	Unknown 5	0.00	404356	26094776	1	
		---total(s)---	236.22	8624378	257881970		

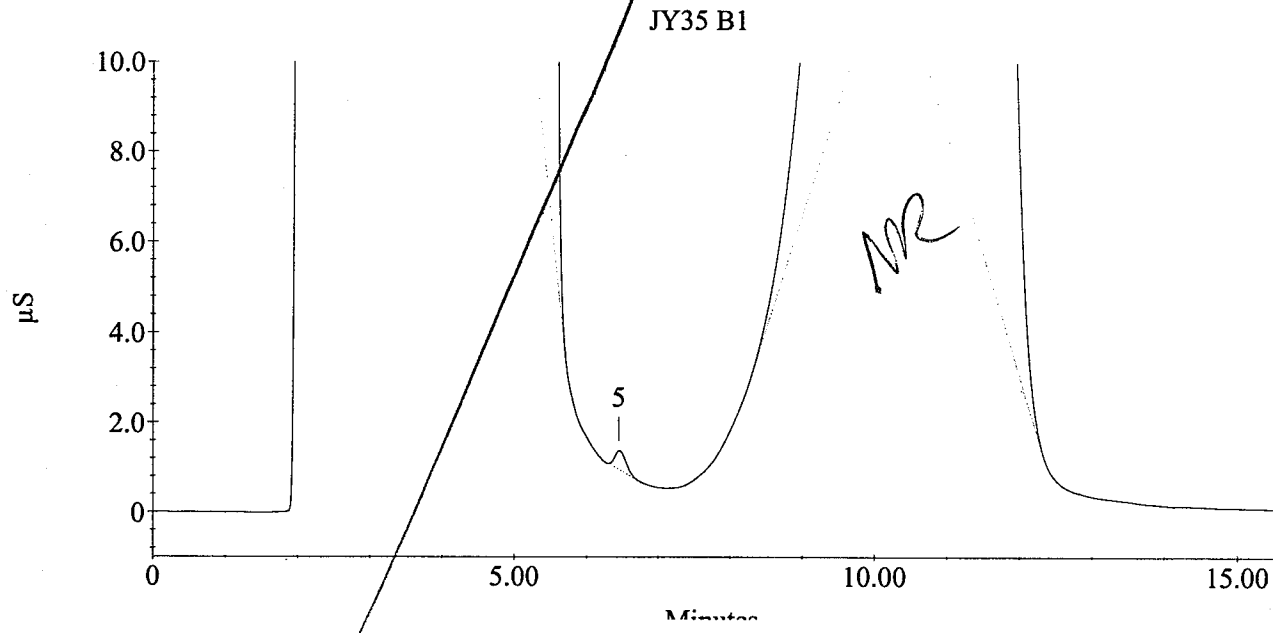

Sample Name : JY35 C1
Method File Name : c:\peaknet\method\std.met

Current Date : 10/3/06
Date Time Collected : 10/3/06 8:05:04 AM

Injection Number : 48
Dilution Factor : 1.00
column :

Calibration Date : 10/2/06 9:40:48 PM
Data File Name : ...\OCT0206DAP_048.DXD
Injection Volume : 1.00

Module ID : 34 07 2a
Schedule File Name : ...\oct0206dap.sch

Peak Information : All Peaks

Pk. Num	Ret Time	Component Name	conc. (ppm)	Height	Area	Bl. Code	%Delta
1	2.05	Unknown 1	0.00	122848	1558799	1	
2	3.13	FLUORIDE	179.53	2408778	103170019	1	1.62
3	4.82	Unknown 2	0.00	1479396	8688705	1	
4	6.45	BROMIDE	0.05	827	6883	1	-0.77
5	7.53	NITRATE-N	0.01	600	9119	1	0.67
6	9.85	PHOSPHATE-P	7.89	80338	2134238	1	-3.27
7	11.37	Unknown 3	0.00	1374791	40826000	1	
		---total(s)---	187.48	5467579	156393763		

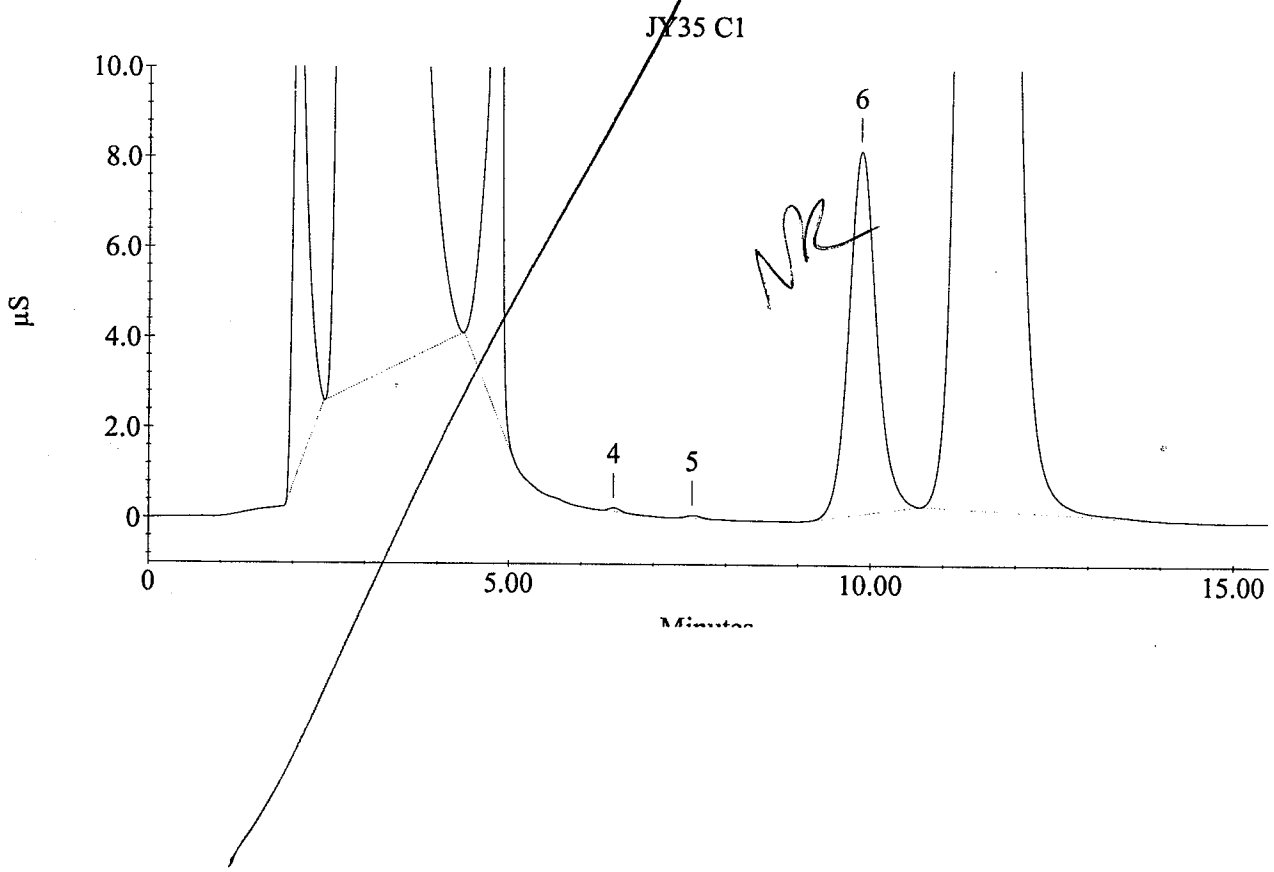

Sample Name : CCV
Method File Name : c:\peaknet\method\std.met

Current Date : 10/3/06
Date Time Collected : 10/3/06 8:22:51 AM

Injection Number : 49
Dilution Factor : 1.00
column :

Calibration Date : 10/2/06 9:40:48 PM
Data File Name : ...\OCT0206DAP_049.DXD
Injection Volume : 1.00

Module ID : 34 07 2a
Schedule File Name : ...\oct0206dap.sch

Peak Information : All Peaks

Pk. Num	Ret Time	Component Name	conc. (ppm)	Height	Area	Bl. Code	%Delta
1	1.47	Unknown 1	0.00	603	28974	1	
2	2.08	Unknown 2	0.00	2488	37814	1	
3	3.05	FLUORIDE	2.84	160976	1634302	1	-1.08
4	4.28	CHLORIDE	3.05	103124	1132925	1	-1.15
5	5.12	NITRITE-N	2.93	192365	2476461	1	-1.60
6	6.38	BROMIDE	2.89	29365	422391	1	-1.79
7	7.37	NITRATE-N	2.85	163089	2799853	1	-1.56
8	9.93	PHOSPHATE-P	10.89	63049	2945650	1	-2.45
9	11.68	SULFATE	2.07	30030	501316	1	-2.50
		---total(s)---	27.52	745090	11979687		

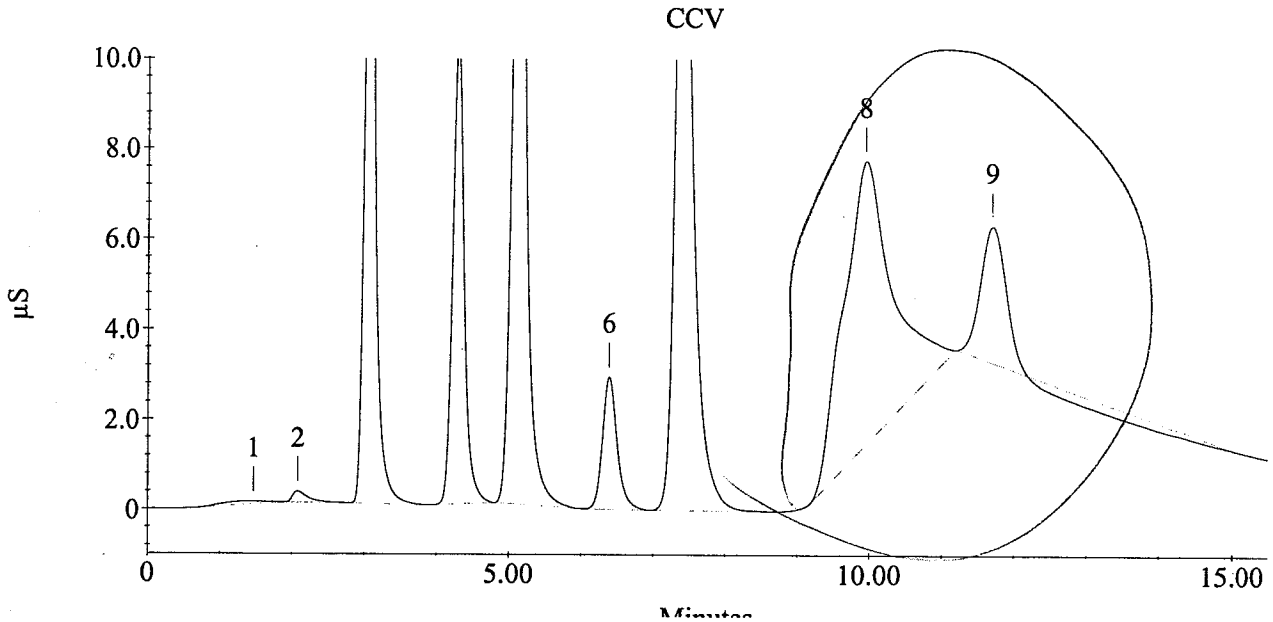

Sample Name : CCB
Method File Name : c:\peaknet\method\std.met

Current Date : 10/3/06
Date Time Collected : 10/3/06 8:40:40 AM

Injection Number : 50
Dilution Factor : 1.00
column :

Calibration Date : 10/2/06 9:40:48 PM
Data File Name : ...\OCT0206DAP_050.DXD
Injection Volume : 1.00

Module ID : 34 07 2a
Schedule File Name : ...\oct0206dap.sch

Peak Information : All Peaks

Pk. Num	Ret Time	Component Name	conc. (ppm)	Height	Area	Bl. Code	%Delta
1	3.03	FLUORIDE	0.01	477	3967	1	-1.62
2	4.27	CHLORIDE	0.11	3810	42307	1	-1.54
3	7.53	NITRATE-N	0.00	114	1166	1	0.67
4	11.75	SULFATE	0.02	201	4339	1	-1.95
		---total(s)---	0.14	4601	51779		

CCB

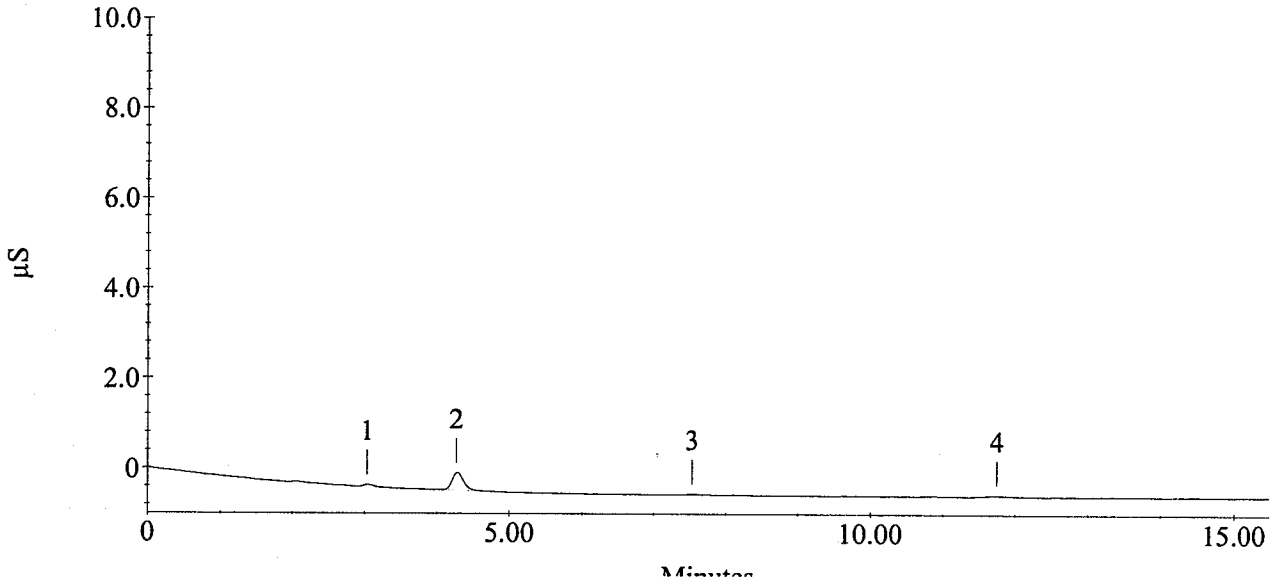

Sample Name : JY77 A1
Method File Name : c:\peaknet\method\std.met

Current Date : 10/3/06
Date Time Collected : 10/3/06 8:58:25 AM

Injection Number : 51
Dilution Factor : 1.00
column :

Calibration Date : 10/2/06 9:40:48 PM
Data File Name : ...\OCT0206DAP_051.DXD
Injection Volume : 1.00

Module ID : 34 07 2a
Schedule File Name : ...\oct0206dap.sch

Peak Information : All Peaks

Pk. Num	Ret Time	Component Name	conc. (ppm)	Height	Area	Bl. Code	%Delta
1	2.07	Unknown 1	0.00	19529	238997	1	
2	3.07	FLUORIDE	0.47	14530	272206	1	-0.54
3	4.75	Unknown 2	0.00	458329	3028984	1	
4	6.58	BROMIDE	0.12	1309	17410	1	1.28
5	7.68	NITRATE-N	0.02	980	15367	1	2.67
6	11.87	SULFATE	0.28	2677	66919	1	-0.97
7	13.65	Unknown 3	0.00	139	3083	1	
		---total(s)---	0.89	497493	3642968		

JY77 A1

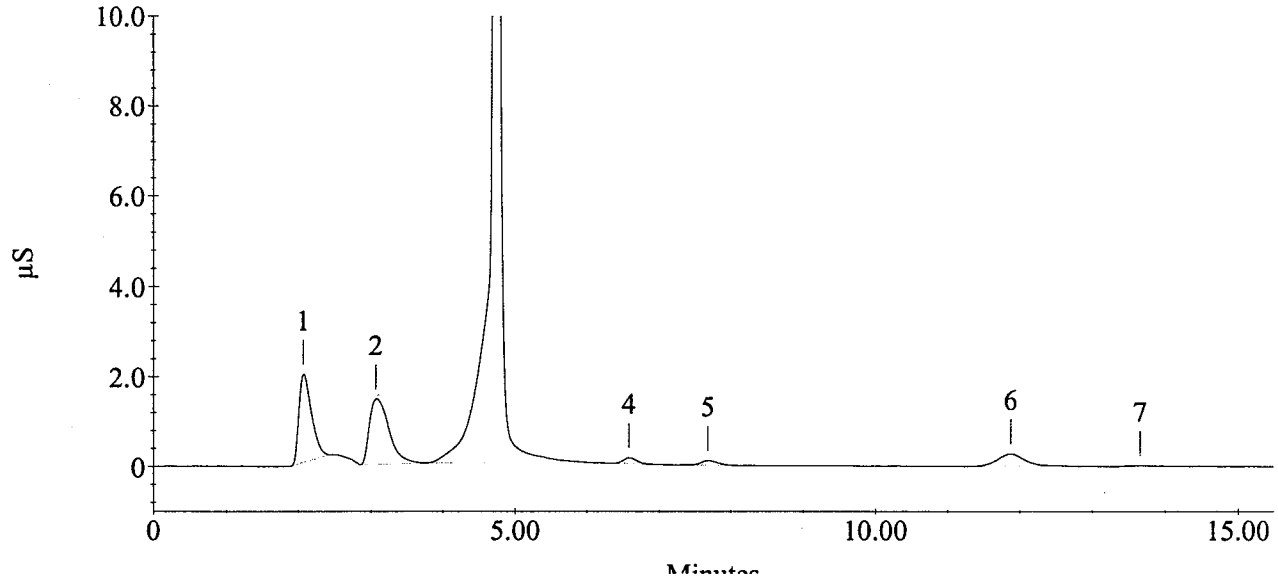

Sample Name : JY77 A1 DUP
Method File Name : c:\peaknet\method\std.met

Current Date : 10/3/06
Date Time Collected : 10/3/06 9:16:11 AM

Injection Number : 52
Dilution Factor : 1.00
column :

Calibration Date : 10/2/06 9:40:48 PM
Data File Name : ...\OCT0206DAP_052.DXD
Injection Volume : 1.00

Module ID : 34 07 2a
Schedule File Name : ...\oct0206dap.sch

Peak Information : All Peaks

Pk. Num	Ret Time	Component Name	conc. (ppm)	Height	Area	Bl. Code	%Delta
1	2.07	Unknown 1	0.00	17062	208344	1	
2	2.53	Unknown 2	0.00	626	14817	1	
3	3.07	FLUORIDE	0.48	15392	275917	1	-0.54
4	4.75	Unknown 3	0.00	453462	3016765	1	
5	6.58	BROMIDE	0.12	1345	17460	1	1.28
6	7.68	NITRATE-N	0.01	416	5644	1	2.67
7	11.85	SULFATE	0.22	1999	53298	1	-1.11
		---total(s)---	0.83	490302	3592244		

JY77 A1 DUP

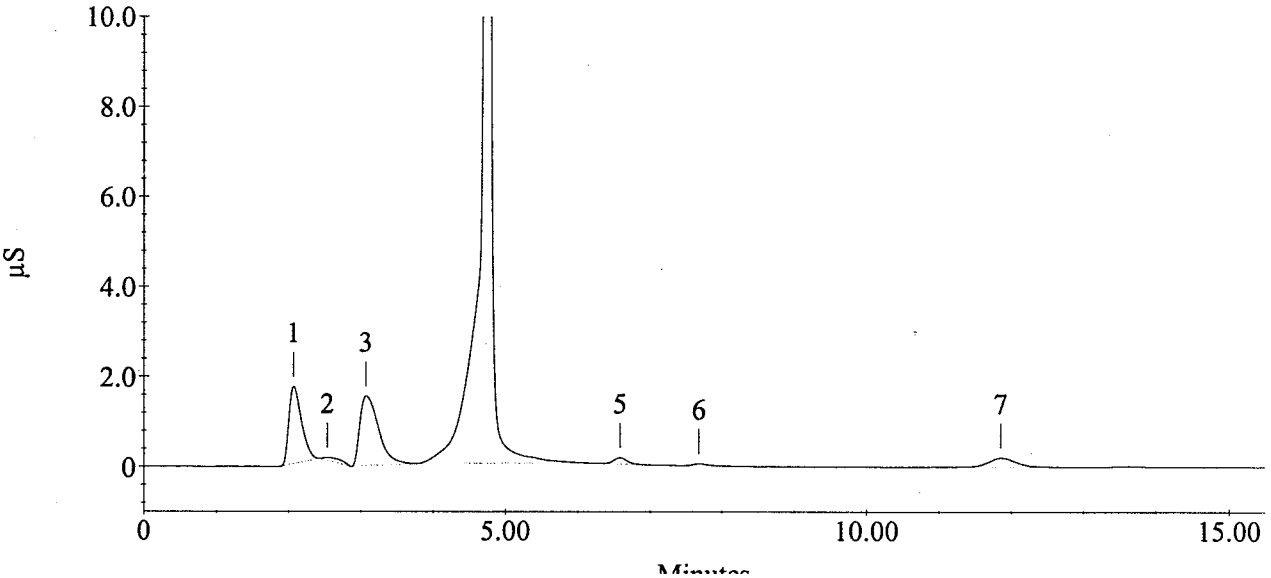

Sample Name : JY77 A1 MS
Method File Name : c:\peaknet\method\std.met

Current Date : 10/3/06
Date Time Collected : 10/3/06 9:33:57 AM

Injection Number : 53
Dilution Factor : 1.00
column :

Calibration Date : 10/2/06 9:40:48 PM
Data File Name : ...\OCT0206DAP_053.DXD
Injection Volume : 1.00

Module ID : 34 07 2a
Schedule File Name : ...\oct0206dap.sch

Peak Information : All Peaks

Pk. Num	Ret Time	Component Name	conc. (ppm)	Height	Area	Bl. Code	%Delta
1	2.07	Unknown 1	0.00	17999	222129	1	
2	3.07	FLUORIDE	2.36	78472	1356181	1	-0.54
3	4.73	Unknown 2	0.00	556486	3773749	1	
4	5.35	NITRITE-N	1.88	154980	1585043	1	2.88
5	6.57	BROMIDE	2.09	23483	304913	1	1.03
6	7.55	NITRATE-N	1.86	114777	1827853	1	0.89
7	10.18	PHOSPHATE-P	0.24	2076	64133	1	0.00
8	11.87	SULFATE	2.20	20479	531609	1	-0.97
		---total(s)---					
			10.62	968753	9665609		

JY77 A1 MS

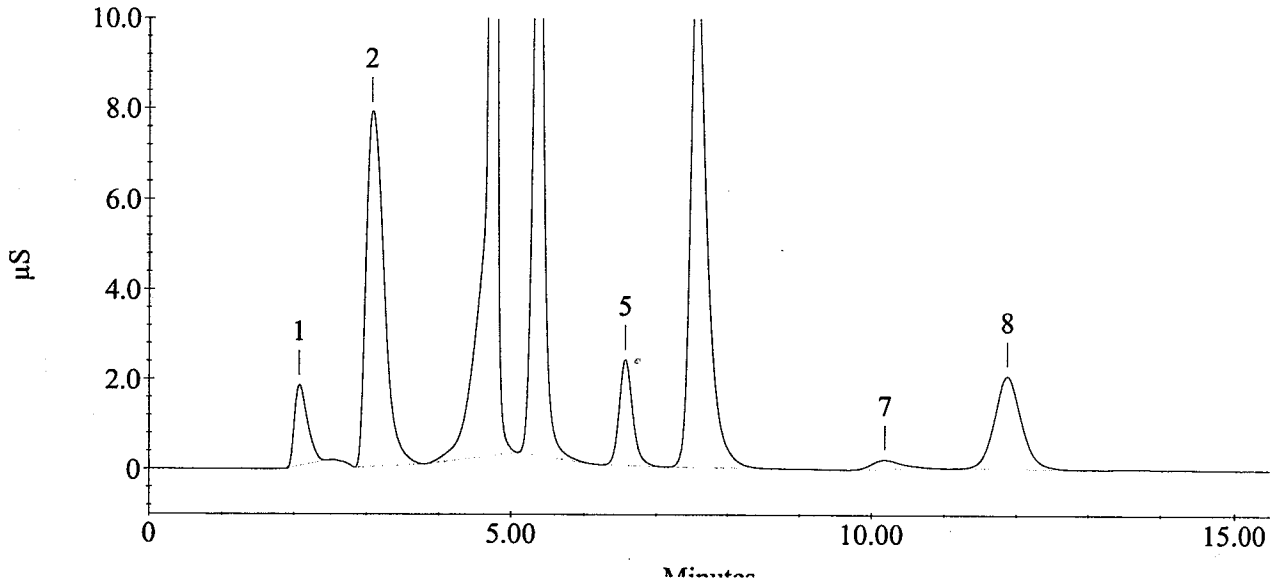

Sample Name : JY77 B1
Method File Name : c:\peaknet\method\std.met

Current Date : 10/3/06
Date Time Collected : 10/3/06 9:51:45 AM

Injection Number : 54
Dilution Factor : 1.00
column :

Calibration Date : 10/2/06 9:40:48 PM
Data File Name : ...\OCT0206DAP_054.DXD
Injection Volume : 1.00

Module ID : 34 07 2a
Schedule File Name : ...\oct0206dap.sch

Peak Information : All Peaks

Pk. Num	Ret Time	Component Name	conc. (ppm)	Height	Area	Bl. Code	%Delta
1	2.07	Unknown 1	0.00	15686	189946	1	
2	3.08	FLUORIDE	0.36	11659	205913	1	0.00
3	4.70	Unknown 2	0.00	517974	3485027	1	
4	6.55	BROMIDE	0.06	648	8669	1	0.77
5	7.65	NITRATE-N	0.02	1015	16370	1	2.23
6	11.87	SULFATE	0.21	2017	51248	1	-0.97
		---total(s)---	0.65	548999	3957173		

JY77 B1

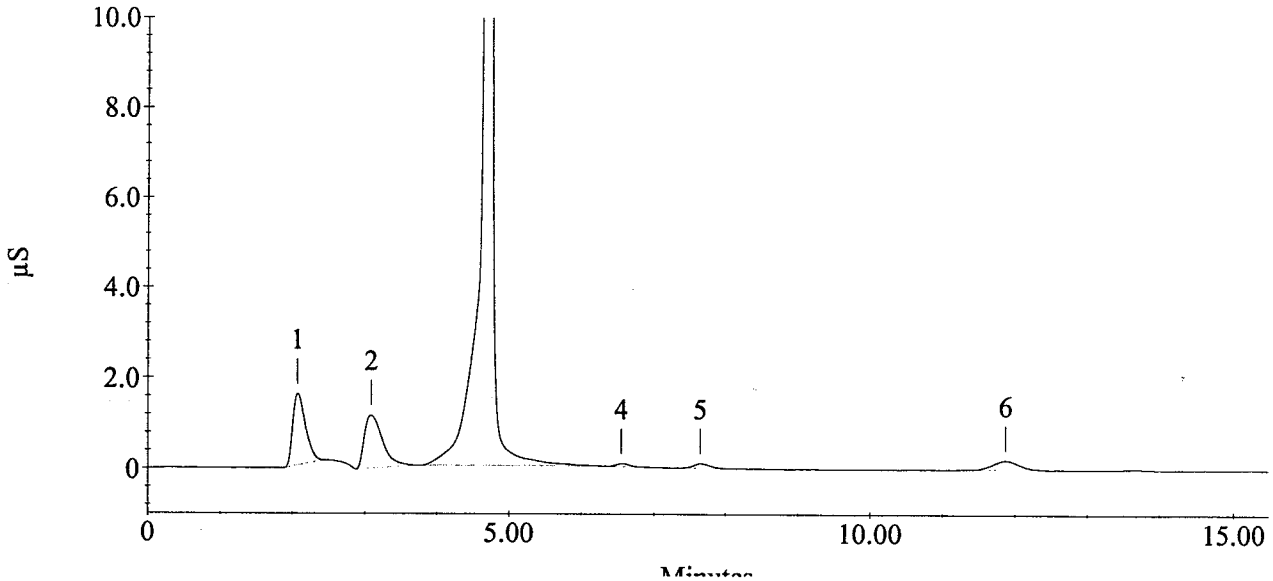

Sample Name : JY77 C1
Method File Name : c:\peaknet\method\std.met

Current Date : 10/3/06
Date Time Collected : 10/3/06 10:09:30 AM

Injection Number : 55
Dilution Factor : 1.00
column :

Calibration Date : 10/2/06 9:40:48 PM
Data File Name : ...\OCT0206DAP_055.DXD
Injection Volume : 1.00

Module ID : 34 07 2a
Schedule File Name : ...\oct0206dap.sch

Peak Information : All Peaks

Pk. Num	Ret Time	Component Name	conc. (ppm)	Height	Area	Bl. Code	%Delta
1	2.07	Unknown 1	0.00	63172	925774	1	
2	2.97	FLUORIDE	10.33	173899	5938889	1	-3.78
3	5.12	NITRITE-N	5.59	903330	4720730	1	-1.60
4	6.68	BROMIDE	0.21	2683	31063	1	2.82
5	11.92	SULFATE	0.09	803	21516	1	-0.56
6	13.67	Unknown 2	0.00	794	19902	1	
		---total(s)---	16.22	1144681	11657873		

JY77 C1

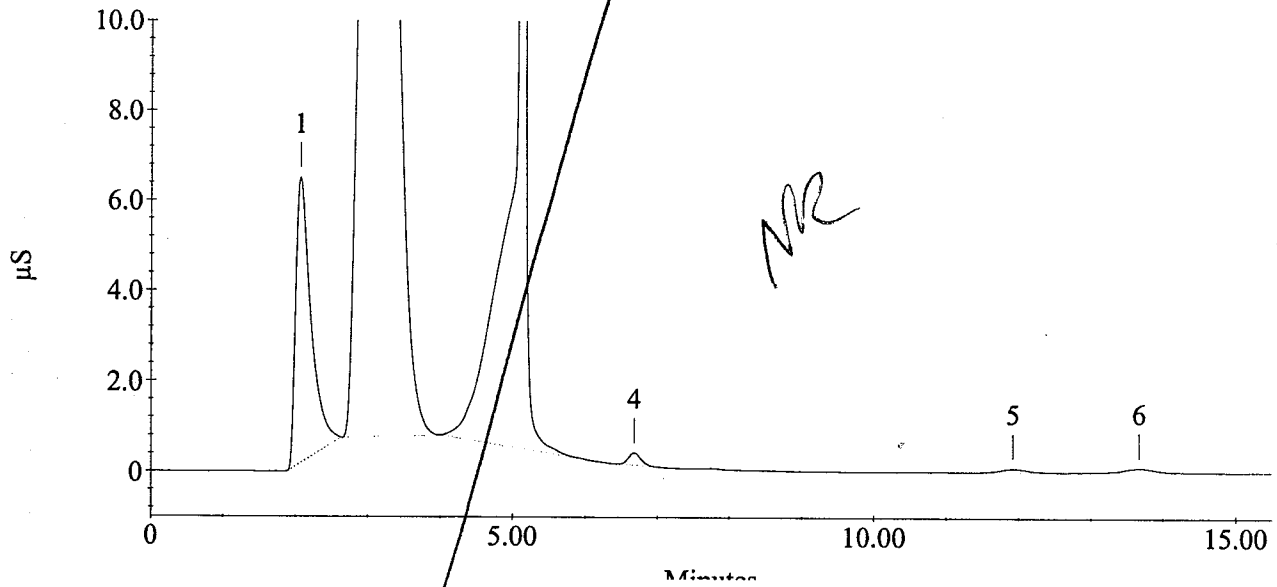

Sample Name : JY77 D1
Method File Name : c:\peaknet\method\std.met

Current Date : 10/3/06
Date Time Collected : 10/3/06 10:27:17 AM

Injection Number : 56
Dilution Factor : 1.00
column :

Calibration Date : 10/2/06 9:40:48 PM
Data File Name : ...\OCT0206DAP_056.DXD
Injection Volume : 1.00

Module ID : 34 07 2a
Schedule File Name : ...\oct0206dap.sch

Peak Information : All Peaks

Pk. Num	Ret Time	Component Name	conc. (ppm)	Height	Area	Bl. Code	%Delta
1	2.07	Unknown 1	0.00	15204	227236	1	
2	3.10	FLUORIDE	15.75	630788	9050762	1	0.54
3	4.47	CHLORIDE	3.87	191793	1437503	1	3.08
4	7.55	NITRATE-N	0.03	1610	28679	1	0.89
5	11.75	SULFATE	8.16	76905	1973452	1	-1.95
		---total(s)---	27.81	916299	12717632		

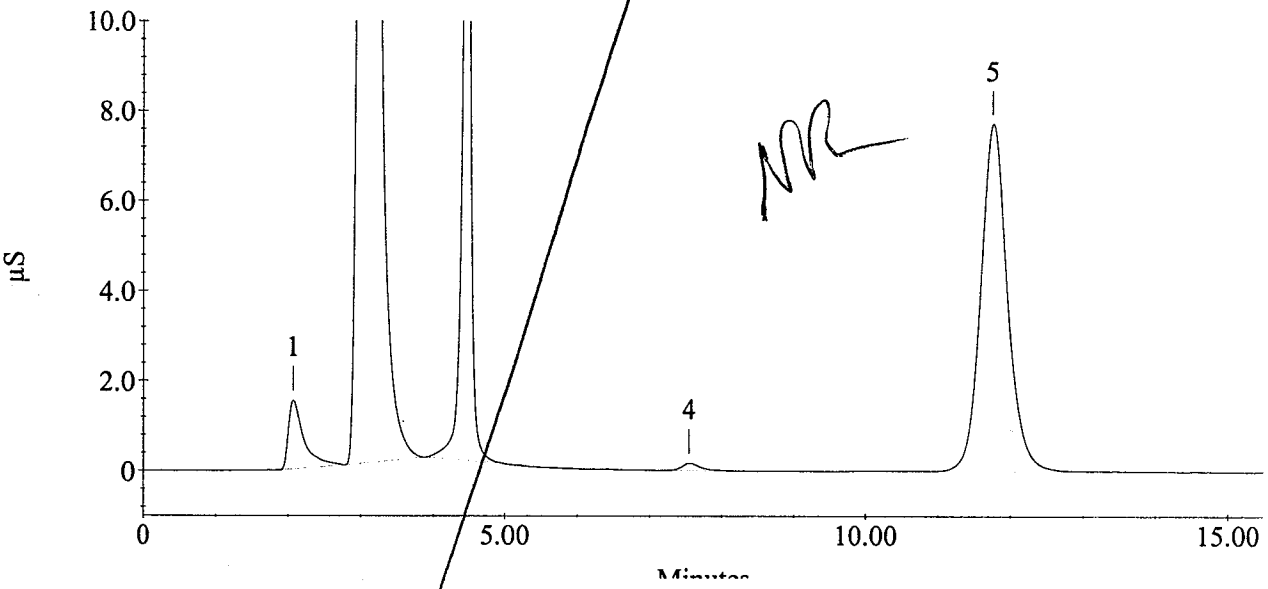

Sample Name : JY77 I1
Method File Name : c:\peaknet\method\std.met

Current Date : 10/3/06
Date Time Collected : 10/3/06 10:45:02 AM

Injection Number : 57
Dilution Factor : 1.00
column :

Calibration Date : 10/2/06 9:40:48 PM
Data File Name : ...\OCT0206DAP_057.DXD
Injection Volume : 1.00

Module ID : 34 07 2a
Schedule File Name : ...\oct0206dap.sch

Peak Information : All Peaks

Pk. Num	Ret Time	Component Name	conc. (ppm)	Height	Area	Bl. Code	%Delta
1	2.05	Unknown 1	0.00	119557	1678928	1	
2	2.82	Unknown 2	0.00	25384	1039459	1	
3	5.55	Unknown 3	0.00	4531016	104935944	1	
4	6.77	Unknown 4	0.00	8838	95960	1	
5	7.78	NITRATE-N	0.02	1108	15615	1	4.01
6	11.27	Unknown 5	0.00	3188427	115377570	1	
		---total(s)---	0.02	7874330	223143476		

JY77 I1

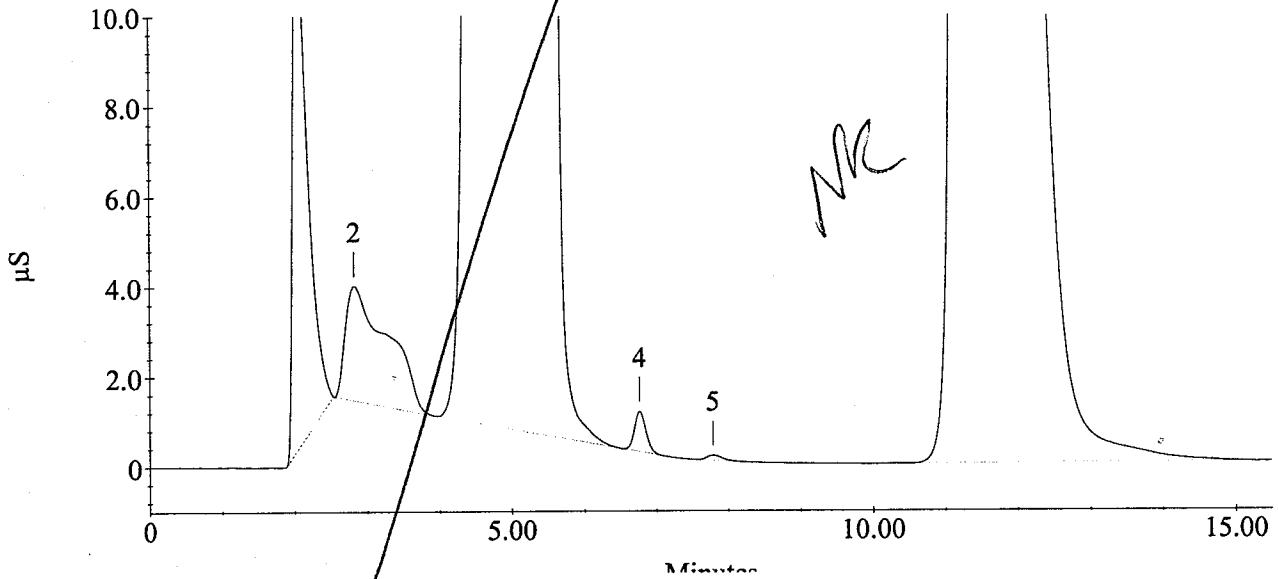

Sample Name : CCV
Method File Name : c:\peaknet\method\std.met

Current Date : 10/3/06
Date Time Collected : 10/3/06 11:02:50 AM

Injection Number : 58
Dilution Factor : 1.00
column :

Calibration Date : 10/2/06 9:40:48 PM
Data File Name : ...\OCT0206DAP_058.DXD
Injection Volume : 1.00

Module ID : 34 07 2a
Schedule File Name : ...\oct0206dap.sch

Peak Information : All Peaks

Pk. Num	Ret Time	Component Name	conc. (ppm)	Height	Area	Bl. Code	%Delta
1	2.08	Unknown 1	0.00	2391	36451	1	
2	3.05	FLUORIDE	2.85	157322	1636485	1	-1.08
3	4.28	CHLORIDE	2.96	100746	1099485	1	-1.15
4	5.12	NITRITE-N	2.95	191477	2490895	1	-1.60
5	6.38	BROMIDE	2.90	29375	423644	1	-1.79
6	7.37	NITRATE-N	2.84	162717	2792352	1	-1.56
7	9.97	PHOSPHATE-P	2.72	27211	735042	1	-2.13
8	11.72	SULFATE	3.07	28255	743179	1	-2.23
		---total(s)---					
			20.29	699495	9957534		

CCV

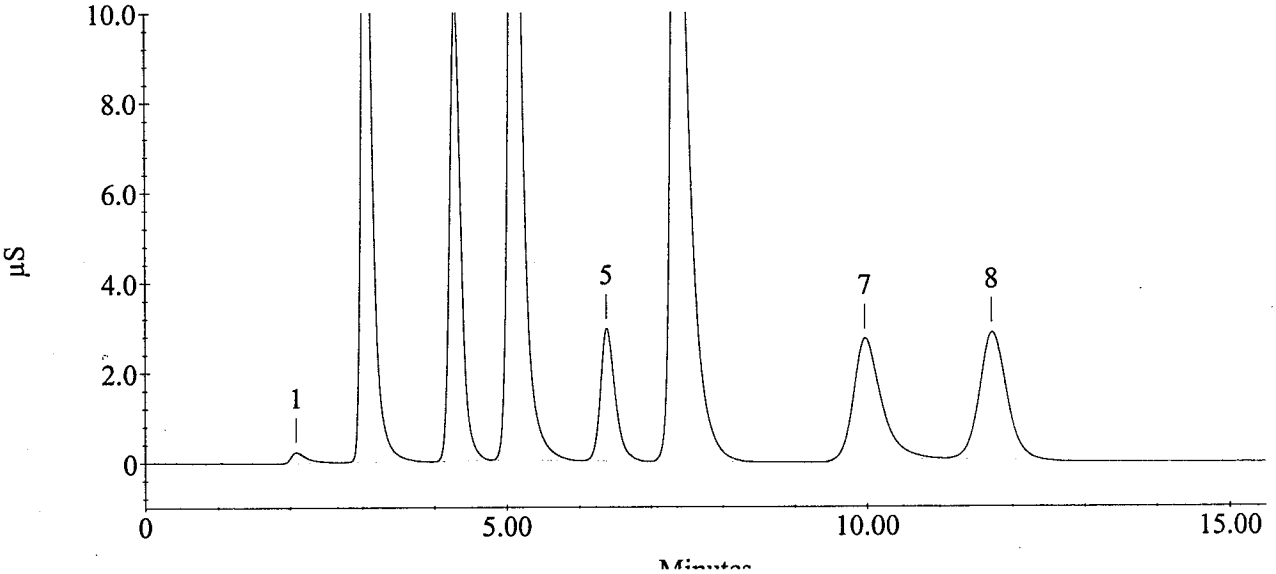

Sample Name : CCB
Method File Name : c:\peaknet\method\std.met

Current Date : 10/3/06
Date Time Collected : 10/3/06 11:20:36 AM

Injection Number : 59
Dilution Factor : 1.00
column :

Calibration Date : 10/2/06 9:40:48 PM
Data File Name : ...\OCT0206DAP_059.DXD
Injection Volume : 1.00

Module ID : 34 07 2a
Schedule File Name : ...\oct0206dap.sch

Peak Information : All Peaks

Pk. Num	Ret Time	Component Name	conc. (ppm)	Height	Area	Bl. Code	%Delta
1	4.27	CHLORIDE	0.16	5113	57869	1	-1.54
2	7.52	NITRATE-N	0.01	668	11650	1	0.45
3	11.75	SULFATE	0.03	292	6524	1	-1.95
		---total(s)---	0.19	6073	76043		

CCB

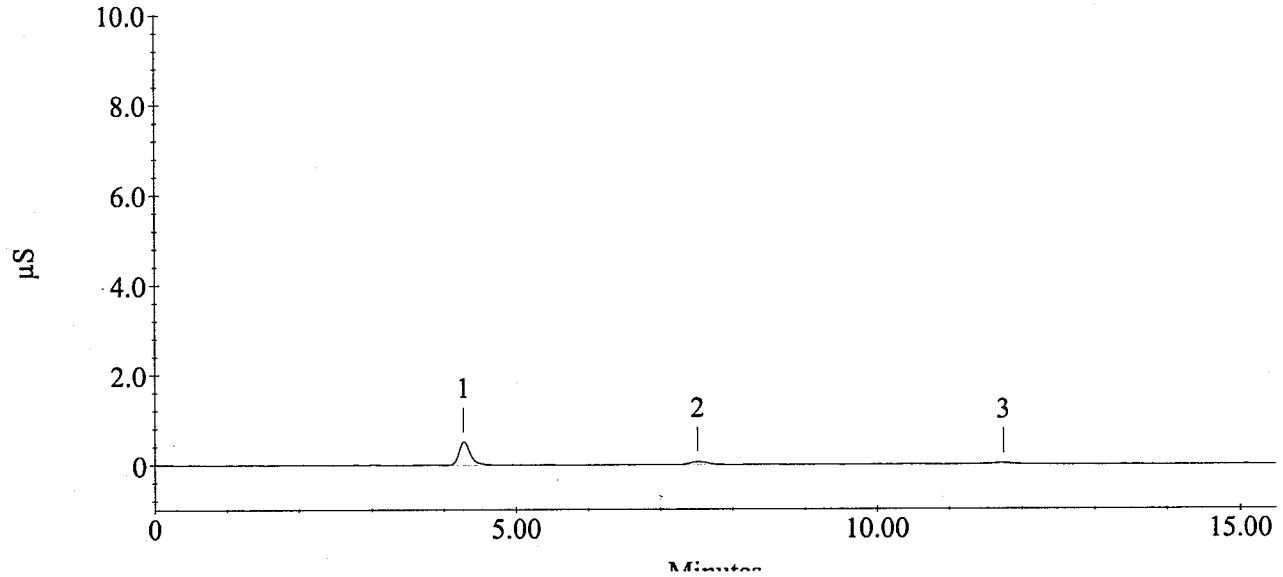

PRESERVATION VERIFICATION 09/28/06
Page 1 of 1

ANALYTICAL RESOURCES INCORPORATED

ARI Job No: **JY56**

Inquiry Number: NONE
Analysis Requested: 09/28/06
Contact: Keithly, J.
Client: Anchor Environmental
Logged by: BC
Sample Set Used: Yes-481
Validatable Package: No
Deliverables:

PC: Sue D.
VTSR: 09/28/06

Project #: 060354-01
Project: CHINOOK
Sample Site:
SDG No:
Analytical Protocol: In-house

LOGNUM ARI ID	CLIENT ID	CN >12	WAD >12	NH3 <2	COD <2	FOG <2	MET <2	PHEN <2	PHOS <2	TKN <2	NO23 <2	TOC <2	S2 >9	DMET FLT	DOC FLT	PARAMETER	ADJUSTED TO	LOT NUMBER	AMOUNT ADDED	DATE/BY
06-17872 JY56A	RLSW-1-092706						DIS OK		OK					Y						
06-17873 JY56B	R4D-092706						DIS FAIL	OK	FAIL					Y						
06-17874 JY56C	PZ-2-092706						DIS OK	FAIL	OK					Y						
06-17875 JY56D	RLSW-3-092706																			
06-17876 JY56E	RLSW-2-092706																			
06-17877 JY56F	R3-092706						DIS FAIL		FAIL					Y						
06-17878 JY56G	R43-092706						DIS FAIL		FAIL					Y						
06-17879 JY56A	RLSW-1-092706						DIS							Y						
06-17880 JY56B	R4D-092706						DIS							Y						
06-17881 JY56C	PZ-2-092706						DIS							Y						
06-17882 JY56F	R3-092706						DIS							Y						
06-17883 JY56G	R43-092706						DIS							Y						

0466

SAME BOTTLE(S)
B PRES FINE, C FAILED
PRESERVED C, F, G w/ 1+1 H_2SO_4
TO pH < 2 @ 9/28/06 16:20

Checked By BC Date 9/27/06

Geotech Analysis

prepared
for

ANCHOR ENVIRONMENTAL

Project: Chinook

ARI JOB NO: JY56

prepared
by

Analytical Resources, Inc.

ANALYTICAL RESOURCES INCORPORATED

Anchor Environmental
Chinook 060354-01
Fluid Density

Sample ID	Temperature (°C)	Density (g/ml)
RLSW-1-092706	23.5	1.0019
R4D-092706	23.5	1.0009
PZ-2-092706	23.5	1.0062
RLSW-3-092706	23.5	1.0011
R3-092706	23.5	1.0202
R43-092706	23.5	1.0196

Density measured in a calibrated 500 ml flask at the indicated temperature.

JY56

CLIENT: ANCHOR ENVIRONMENTAL
JOB: JY56
DATE: 10-2-06

ANALYTICAL RESOURCES INCORPORATED

SAMPLE #	TEMP °C	FLASK #	FLASK WT. g.	FLASK VOL. mL	FLASK + SAMPLE g.
A	23.5	1	180.31	499.52	680.77
B	23.5	2	183.40	499.48	683.33
C	23.5	3	183.99	499.64	686.71
D	23.5	4	184.86	499.87	685.27
F	23.5	5	187.64	499.42	697.13
G	23.5	6	181.80	499.52	691.09

Analytical Resources, Incorporated
Analytical Chemists and Consultants

October 11, 2006

Kristin Gaines
Anchor Environmental
6650 SW Redwood Lane, #110
Portland, OR 97224

RE: Client Project: Chinook
ARI Job No. JY77

Dear Kristin:

Please find enclosed the original chain of custody documentation and the final data package for samples from the project referenced above.

Problems associated with these analyses are discussed in the Case Narrative.

An electronic copy of this package will remain on file with ARI. Should you have any questions or problems, please feel free to contact me at your convenience.

Sincerely,

ANALYTICAL RESOURCES, INC.

Susan Dunnihoo
Client Services Manager
sue@arilabs.com
206/695-6207

Enclosures

cc: eFile JY77

SD/sdrd

Chain of Custody
Documentation

prepared
for

ANCHOR ENVIRONMENTAL

Project: Chinook

ARI JOB NO: JY77

prepared
by

Analytical Resources, Inc.

Chain of Custody Record & Laboratory Analysis Request

ARI Assigned Number: J477	Turn-around Requested:	Page: 1 of 2	
ARI Client Company: Anchor Environmental	Phone: 360-798-2509	Date: 9/29/06	Ice Present? Y
Client Contact: Kristen Gaines		No. of Coolers: 2	Cooler Temps: 3.8° 6.5°
Client Project Name: Chinook			
Client Project #: 060354-01	Samplers: RP/LV		

Analytical Resources, Incorporated
Analytical Chemists and Consultants
4611 South 134th Place, Suite 100
Tukwila, WA 98168
206-695-6200 206-695-6201 (fax)

Sample ID	Date	Time	Matrix	No. Containers	Cl, SO4 ass Fluoride	Alkalinity	Phosphate as P	Density	Title 22 metals	Fe Mn Al Ca Mg Na K, Silica			Notes/Comments
RL-45-092806	9/28/06	0710	H2O	5	✓	✓	✓	✓	✓	✓			
R2-092906	9/29/06	0720	H2O	5	✓	✓	✓	✓	✓	✓			
R4S-092706	9/28/06	0740	H2O	5	✓	✓	✓	✓	✓	✓			
G1S-092806	9/28/06	1735	H2O	5	✓	✓	✓	✓	✓	✓			
RLSW-2-092706	9/27/06	1520	H2O	1					✓	✓			
RLSW-2-092806	9/29/06	0710	H2O	1				✓					
RLSW-3-092706	9/27/06	1530	H2O	1					✓	✓			
G2S-092906	9/29/06	0740	H2O	5	✓	✓	✓	✓	✓	✓			
G2D-092906	9/29/06	0750	H2O	5	✓	✓	✓	✓	✓	✓			

Comments/Special Instructions	Relinquished by: (Signature)	Received by: (Signature)	Relinquished by: (Signature)	Received by: (Signature)
	Printed Name: LIZ VONCKX	Printed Name: BOB CONGLETON	Printed Name:	Printed Name:
	Company: ANCHOR	Company: ARI	Company:	Company:
	Date & Time: 9/29/06 1145	Date & Time: 9/29/06 1145	Date & Time:	Date & Time:

0002

Limits of Liability: *ARI will perform all requested services in accordance with appropriate methodology following ARI Standard Operating Procedures and the ARI Quality Assurance Program. This program meets standards for the industry. The total liability of ARI, its officers, agents, employees, or successors, arising out of or in connection with the requested services, shall not exceed the Invoiced amount for said services. The acceptance by the client of a proposal for services by ARI release ARI from any liability in excess thereof, not withstanding any provision to the contrary in any contract, purchase order or co-signed agreement between ARI and the Client.*

Sample Retention Policy: All samples submitted to ARI will be appropriately discarded no sooner than 90 days after receipt or 60 days after submission of hardcopy data, whichever is longer, unless alternate retention schedules have been established by work-order or contract.

Cooler Receipt Form

ANALYTICAL RESOURCES INCORPORATED

ARI Client: Anchor | Project Name: Chinook

COC NO.: — | Delivered By: Hand

Tracking NO.: — | Date: 9/29/06

ARI Job No.: JY477 | Lims NO.: 06-18044 — 06-18060

Preliminary Examination Phase:

1. Were intact, properly signed and dated custody seals attached To the outside of the cooler?	YES	(NO)
2. Were custody papers included with the cooler	(YES)	NO
3. Were custody papers properly filled out (ink, signed etc.)?	(YES)	NO
4. Complete custody forms and attach all shipping documents	OK	(NA)

Cooler Accepted BY: BC Courier Date: 9/29/06 Time: 1145

Log-IN Phase:

5. Was a temperature blank include in the cooler?	YES	(NO)
6. Record Cooler Temperature	3.8, 6.6 °C	
7. What kind of packing material was used?	ICE	
8. Was sufficient ice used (if appropriate)?	(YES)	NO
9. Were all bottles sealed in separate plastic bags?	YES	(NO)
10. Did all bottles arrive in good condition (unbroken)?	(YES)	NO
11. Were all bottle labels complete and legible?	(YES)	NO
12. Did all bottle labels and tags agree with custody papers?	(YES)	NO
13. Were all bottles used correct for the requested analyses?	(YES)	NO
14. Do any of the analyses (bottles) require preservative? (If so, Preservation checklist must be attached)	(YES)	NO
15. Were all VOA vials free of air bubbles?	~~YES~~	~~NO~~
16. Was sufficient amount of sample sent in each bottle?	(YES)	NO
17. Notify Project Manager of any discrepancies or concerns	(OK)	NA

Cooler Opened By: BC Date: 9/29/06 Time 1145

Explain any discrepancies or negative responses:

R45-092706 has samply date of 9/28

Case Narrative

prepared
for

ANCHOR ENVIRONMENTAL

Project: Chinook

ARI JOB NO: JY77

prepared
by

Analytical Resources, Inc.

ANALYTICAL
RESOURCES
INCORPORATED

Case Narrative

Client: Anchor Environmental
Project: Chinook
Matrix: Water
ARI Job Nos. JY77

Sample receipt

Nine water samples were received as part of a larger shipment on September 29, 2006 under ARI Job JY77. Samples were iced and the cooler temperatures measured by IR thermometer following ARI SOP were 3.8-6.5° C. Samples were received in good condition with no discrepancies in paperwork, with one exception. R4S-092706 had a sampling date of 09/28/06.

Samples G1S-092806 (metals container only) and G2S-092906 (both metals and T-Phos container) failed the preservation check. Sample pH was readjusted in the laboratory. Failure was attributed to the characteristics of the samples, based on previous experience with the project.

ARI was informed verbally that all water samples received from the Chinook site have been field filtered.

Dissolved Metals

As Silica will mineralize under the digestion procedure used for environmental samples, analysis of the Silica was performed on sample that was acidified only (Prep Method 6010B). The samples were also digested under prep method 3010A and analyzed for the remaining target elements.

The method blanks were clean at the reporting limit.

LCS recoveries were within ARI and method limits.

Duplicate RPDs were within ARI and method limits.

Matrix spike recoveries were within limits with the exception of Iron for the digested sample. The outlier was attributed to high concentration of the element in the parent sample and no corrective action is required. Manganese also had high parent concentration compared to the spike value, although the recovery calculated fell within limits.

There were no other incidents of note.

General Chemistry Parameters

Alkalinity

Samples were prepared and analyzed within the required holding time of 14 days.

The replicate analysis has RPDs within limits.

There were no incidents of note.

Total Phosphorous

Samples were prepared and analyzed within the required holding time of 28 days.

The method blank was clean.

Standard reference recovery were within limits.

The replicate analysis has RPDs within limits.

The matrix spike had recoveries within limits.

There were no incidents of note.

Ion Chromatography – Fluoride, Chloride, Sulfate

Samples were prepared and analyzed within the required holding time of 28 days.

The method blanks were clean.

Standard reference recoveries were within limits.

The replicate had RPDs within limits and the matrix spike had recoveries within limits.

There were no incidents of note.

Geotechnical Parameters

A lab specific Case Narrative follows.

Analytical Resources, Incorporated
Analytical Chemists and Consultants

Client: Anchor Environmental	Project No.: JY77
Client Project: Chinook 060354-01	

Case Narrative

1. Seven samples were submitted for fluid density on September 29, 2006.
2. The samples were measured in calibrated 500 mL flasks and calculated for density.
3. The data is provided in a summary table.
4. There were no other noted anomalies in the samples or methods on this project.

Approved by: Taylor McKenzie Date: 10-2-06
Title: Lead Technician

4611 South 134th Place, Suite 100 • Tukwila WA 98168 • **206-695-6200** • **206-695-6201** fax

Data Reporting Qualifiers

Effective 12/28/04

Inorganic Data

U Indicates that the target analyte was not detected at the reported concentration

* Duplicate RPD is not within established control limits

B Reported value is less than the CRDL but ≥ the Reporting Limit

N Matrix Spike recovery not within established control limits

NA Not Applicable, analyte not spiked

H The natural concentration of the spiked element is so much greater than the concentration spiked that an accurate determination of spike recovery is not possible

L Analyte concentration is ≤5 times the Reporting Limit and the replicate control limit defaults to ±1 RL instead of the normal 20% RPD

Organic Data

U Indicates that the target analyte was not detected at the reported concentration

* Flagged value is not within established control limits

B Analyte detected in an associated Method Blank at a concentration greater than one-half of ARI's Reporting Limit or 5% of the regulatory limit or 5% of the analyte concentration in the sample.

J Estimated concentration when the value is less than ARI's established reporting limits

D The spiked compound was not detected due to sample extract dilution

NR Spiked compound recovery is not reported due to chromatographic interference

E Estimated concentration calculated for an analyte response above the valid instrument calibration range. A dilution is required to obtain an accurate quantification of the analyte.

S Indicates an analyte response that has saturated the detector. The calculated concentration is not valid; a dilution is required to obtain valid quantification of the analyte

NA The flagged analyte was not analyzed for

NS The flagged analyte was not spiked into the sample

M Estimated value for an analyte detected and confirmed by an analyst but with low spectral match parameters. This flag is used only for GC-MS analyses

N The analysis indicates the presence of an analyte for which there is presumptive evidence to make a "tentative identification"

Y The analyte is not detected at or above the reported concentration. The reporting limit is raised due to chromatographic interference. The Y flag is equivalent to the U flag with a raised reporting limit.

C The analyte was positively identified on only one of two chromatographic columns. Chromatographic interference prevented a positive identification on the second column

P The analyte was detected on both chromatographic columns but the quantified values differ by ≥40% RPD with no obvious chromatographic interference

Geotechnical Data

A The total of all fines fractions. This flag is used to report total fines when only sieve analysis is requested and balances total grain size with sample weight.

F Samples were frozen prior to particle size determination

SM Sample matrix was not appropriate for the requested analysis. This normally refers to samples contaminated with an organic product that interferes with the sieving process and/or moisture content, porosity and saturation calculations

SS Sample did not contain the proportion of "fines" required to perform the pipette portion of the grain size analysis

W Weight of sample in some pipette aliquots was below the level required for accurate weighting

Data Summary Package

prepared
for

ANCHOR ENVIRONMENTAL

Project: Chinook

ARI JOB NO: JY77

prepared
by

Analytical Resources, Inc.

METALS

ANALYTICAL RESOURCES INCORPORATED

INORGANICS ANALYSIS DATA SHEET
DISSOLVED METALS
Page 1 of 1

Sample ID: RL-4S-092806
SAMPLE

Lab Sample ID: JY77A
LIMS ID: 06-18044
Matrix: Water
Data Release Authorized:
Reported: 10/06/06

QC Report No: JY77-Anchor Environmental
Project: Chinook
060354-01
Date Sampled: 09/28/06
Date Received: 09/29/06

Prep Meth	Prep Date	Analysis Method	Analysis Date	CAS Number	Analyte	RL	mg/L	Q
3010A	10/03/06	6010B	10/05/06	7429-90-5	Aluminum	0.05	0.05	U
3010A	10/03/06	6010B	10/05/06	**7440-70-2**	**Calcium**	0.05	**32.1**	
3010A	10/03/06	6010B	10/05/06	**7439-89-6**	**Iron**	0.05	**39.2**	
3010A	10/03/06	6010B	10/05/06	**7439-95-4**	**Magnesium**	0.05	**16.8**	
3010A	10/03/06	6010B	10/05/06	**7439-96-5**	**Manganese**	0.001	**2.66**	
3010A	10/03/06	6010B	10/05/06	**7440-09-7**	**Potassium**	0.5	**1.4**	
3010A	10/03/06	6010B	10/05/06	**7440-23-5**	**Sodium**	0.5	**31.3**	

U-Analyte undetected at given RL
RL-Reporting Limit

ANALYTICAL RESOURCES INCORPORATED

INORGANICS ANALYSIS DATA SHEET
DISSOLVED METALS
Page 1 of 1

Sample ID: RL-4S-092806
DUPLICATE

Lab Sample ID: JY77A
LIMS ID: 06-18044
Matrix: Water
Data Release Authorized:
Reported: 10/06/06

QC Report No: JY77-Anchor Environmental
Project: Chinook
060354-01
Date Sampled: 09/28/06
Date Received: 09/29/06

MATRIX DUPLICATE QUALITY CONTROL REPORT

Analyte	Analysis Method	Sample	Duplicate	RPD	Control Limit	Q
Aluminum	6010B	0.05 U	0.05 U	0.0%	+/- 0.05	L
Calcium	6010B	32.1	32.6	1.5%	+/- 20%	
Iron	6010B	39.2	39.3	0.3%	+/- 20%	
Magnesium	6010B	16.8	17.1	1.8%	+/- 20%	
Manganese	6010B	2.66	2.67	0.4%	+/- 20%	
Potassium	6010B	1.4	1.5	6.9%	+/- 0.5	L
Sodium	6010B	31.3	33.5	6.8%	+/- 20%	

Reported in mg/L

*-Control Limit Not Met
L-RPD Invalid, Limit = Detection Limit

ANALYTICAL RESOURCES INCORPORATED

INORGANICS ANALYSIS DATA SHEET
DISSOLVED METALS

Sample ID: RL-4S-092806
MATRIX SPIKE

Lab Sample ID: JY77A
LIMS ID: 06-18044
Matrix: Water
Data Release Authorized:
Reported: 10/06/06

QC Report No: JY77-Anchor Environmental
Project: Chinook
060354-01
Date Sampled: 09/28/06
Date Received: 09/29/06

MATRIX SPIKE QUALITY CONTROL REPORT

Analyte	Analysis Method	Sample	Spike	Spike Added	% Recovery	Q
Aluminum	6010B	0.05 U	2.07	2.00	104%	
Calcium	6010B	32.1	41.9	10.0	98.0%	
Iron	6010B	39.2	40.1	2.00	45.0%	H
Magnesium	6010B	16.8	26.6	10.0	98.0%	
Manganese	6010B	2.66	3.07	0.500	82.0%	H
Potassium	6010B	1.4	11.9	10.0	105%	
Sodium	6010B	31.3	41.4	10.0	101%	

Reported in mg/L

N-Control Limit Not Met
H-% Recovery Not Applicable, Sample Concentration Too High
NA-Not Applicable, Analyte Not Spiked

Percent Recovery Limits: 75-125%

ANALYTICAL RESOURCES INCORPORATED

INORGANICS ANALYSIS DATA SHEET
DISSOLVED METALS
Page 1 of 1

Sample ID: R2-092906
SAMPLE

Lab Sample ID: JY77B
LIMS ID: 06-18045
Matrix: Water
Data Release Authorized:
Reported: 10/06/06

QC Report No: JY77-Anchor Environmental
Project: Chinook
060354-01
Date Sampled: 09/29/06
Date Received: 09/29/06

Prep Meth	Prep Date	Analysis Method	Analysis Date	CAS Number	Analyte	RL	mg/L	Q
3010A	10/03/06	6010B	10/03/06	7429-90-5	Aluminum	0.05	0.05	U
3010A	10/03/06	6010B	10/03/06	**7440-70-2**	**Calcium**	0.05	**32.0**	
3010A	10/03/06	6010B	10/03/06	**7439-89-6**	**Iron**	0.05	**35.1**	
3010A	10/03/06	6010B	10/03/06	**7439-95-4**	**Magnesium**	0.05	**14.7**	
3010A	10/03/06	6010B	10/03/06	**7439-96-5**	**Manganese**	0.001	**2.29**	
3010A	10/03/06	6010B	10/03/06	**7440-09-7**	**Potassium**	0.5	**1.9**	
3010A	10/03/06	6010B	10/03/06	**7440-23-5**	**Sodium**	0.5	**31.8**	

U-Analyte undetected at given RL
RL-Reporting Limit

ANALYTICAL RESOURCES INCORPORATED

INORGANICS ANALYSIS DATA SHEET
DISSOLVED METALS

Sample ID: R4S-092706
SAMPLE

Lab Sample ID: JY77C
LIMS ID: 06-18046
Matrix: Water
Data Release Authorized:
Reported: 10/06/06

QC Report No: JY77-Anchor Environmental
Project: Chinook
060354-01
Date Sampled: 09/27/06
Date Received: 09/29/06

Prep Meth	Prep Date	Analysis Method	Analysis Date	CAS Number	Analyte	RL	mg/L	Q
3010A	10/03/06	6010B	10/03/06	**7429-90-5**	**Aluminum**	0.05	**0.07**	
3010A	10/03/06	6010B	10/03/06	**7440-70-2**	**Calcium**	0.05	**87.0**	
3010A	10/03/06	6010B	10/03/06	**7439-89-6**	**Iron**	0.05	**50.0**	
3010A	10/03/06	6010B	10/03/06	**7439-95-4**	**Magnesium**	0.05	**37.9**	
3010A	10/03/06	6010B	10/03/06	**7439-96-5**	**Manganese**	0.001	**5.49**	
3010A	10/03/06	6010B	10/03/06	**7440-09-7**	**Potassium**	0.5	**3.2**	
3010A	10/03/06	6010B	10/03/06	**7440-23-5**	**Sodium**	0.5	**340**	

U-Analyte undetected at given RL
RL-Reporting Limit

ANALYTICAL RESOURCES INCORPORATED

INORGANICS ANALYSIS DATA SHEET
DISSOLVED METALS

Sample ID: G1S-092806
SAMPLE

Lab Sample ID: JY77D
LIMS ID: 06-18047
Matrix: Water
Data Release Authorized:
Reported: 10/06/06

QC Report No: JY77-Anchor Environmental
Project: Chinook
060354-01
Date Sampled: 09/28/06
Date Received: 09/29/06

Prep Meth	Prep Date	Analysis Method	Analysis Date	CAS Number	Analyte	RL	mg/L	Q
3010A	10/03/06	6010B	10/05/06	7429-90-5	Aluminum	0.05	0.59	
3010A	10/03/06	6010B	10/05/06	7440-70-2	Calcium	0.05	27.2	
3010A	10/03/06	6010B	10/05/06	7439-89-6	Iron	0.05	1.56	
3010A	10/03/06	6010B	10/05/06	7439-95-4	Magnesium	0.05	12.1	
3010A	10/03/06	6010B	10/05/06	7439-96-5	Manganese	0.001	0.227	
3010A	10/03/06	6010B	10/05/06	7440-09-7	Potassium	0.5	14.7	
3010A	10/03/06	6010B	10/05/06	7440-23-5	Sodium	0.5	61.4	

U-Analyte undetected at given RL
RL-Reporting Limit

ANALYTICAL RESOURCES INCORPORATED

INORGANICS ANALYSIS DATA SHEET
DISSOLVED METALS

Sample ID: RLSW-2-092706
SAMPLE

Lab Sample ID: JY77E
LIMS ID: 06-18048
Matrix: Water
Data Release Authorized:
Reported: 10/06/06

QC Report No: JY77-Anchor Environmental
Project: Chinook
060354-01
Date Sampled: 09/27/06
Date Received: 09/29/06

Prep Meth	Prep Date	Analysis Method	Analysis Date	CAS Number	Analyte	RL	mg/L	Q
3010A	10/03/06	6010B	10/05/06	**7429-90-5**	**Aluminum**	0.05	**1.57**	
3010A	10/03/06	6010B	10/05/06	**7440-70-2**	**Calcium**	0.05	**18.4**	
3010A	10/03/06	6010B	10/05/06	**7439-89-6**	**Iron**	0.05	**0.38**	
3010A	10/03/06	6010B	10/05/06	**7439-95-4**	**Magnesium**	0.05	**9.67**	
3010A	10/03/06	6010B	10/05/06	**7439-96-5**	**Manganese**	0.001	**0.176**	
3010A	10/03/06	6010B	10/05/06	**7440-09-7**	**Potassium**	0.5	**3.0**	
3010A	10/03/06	6010B	10/05/06	**7440-23-5**	**Sodium**	0.5	**612**	

U-Analyte undetected at given RL
RL-Reporting Limit

ANALYTICAL RESOURCES INCORPORATED

INORGANICS ANALYSIS DATA SHEET
DISSOLVED METALS
Page 1 of 1

Sample ID: RLSW-3-092706
SAMPLE

Lab Sample ID: JY77G
LIMS ID: 06-18050
Matrix: Water
Data Release Authorized:
Reported: 10/06/06

QC Report No: JY77-Anchor Environmental
Project: Chinook
060354-01
Date Sampled: 09/27/06
Date Received: 09/29/06

Prep Meth	Prep Date	Analysis Method	Analysis Date	CAS Number	Analyte	RL	mg/L	Q
3010A	10/03/06	6010B	10/05/06	**7429-90-5**	**Aluminum**	0.05	**0.31**	
3010A	10/03/06	6010B	10/05/06	**7440-70-2**	**Calcium**	0.05	**87.3**	
3010A	10/03/06	6010B	10/05/06	**7439-89-6**	**Iron**	0.05	**69.0**	
3010A	10/03/06	6010B	10/05/06	**7439-95-4**	**Magnesium**	0.05	**40.4**	
3010A	10/03/06	6010B	10/05/06	**7439-96-5**	**Manganese**	0.001	**1.82**	
3010A	10/03/06	6010B	10/05/06	**7440-09-7**	**Potassium**	0.5	**4.3**	
3010A	10/03/06	6010B	10/05/06	**7440-23-5**	**Sodium**	0.5	**277**	

U-Analyte undetected at given RL
RL-Reporting Limit

ANALYTICAL RESOURCES INCORPORATED

INORGANICS ANALYSIS DATA SHEET
DISSOLVED METALS

Sample ID: G2S-092906
SAMPLE

Lab Sample ID: JY77H
LIMS ID: 06-18051
Matrix: Water
Data Release Authorized:
Reported: 10/06/06

QC Report No: JY77-Anchor Environmental
Project: Chinook
060354-01
Date Sampled: 09/29/06
Date Received: 09/29/06

Prep Meth	Prep Date	Analysis Method	Analysis Date	CAS Number	Analyte	RL	mg/L	Q
3010A	10/03/06	6010B	10/03/06	**7429-90-5**	**Aluminum**	0.05	**0.14**	
3010A	10/03/06	6010B	10/03/06	**7440-70-2**	**Calcium**	0.05	**79.2**	
3010A	10/03/06	6010B	10/03/06	**7439-89-6**	**Iron**	0.05	**3.48**	
3010A	10/03/06	6010B	10/03/06	**7439-95-4**	**Magnesium**	0.05	**56.3**	
3010A	10/03/06	6010B	10/03/06	**7439-96-5**	**Manganese**	0.001	**1.59**	
3010A	10/03/06	6010B	10/03/06	**7440-09-7**	**Potassium**	0.5	**15.5**	
3010A	10/03/06	6010B	10/03/06	**7440-23-5**	**Sodium**	0.5	**773**	

U-Analyte undetected at given RL
RL-Reporting Limit

ANALYTICAL RESOURCES INCORPORATED

INORGANICS ANALYSIS DATA SHEET
DISSOLVED METALS
Page 1 of 1

Sample ID: G2D-092906
SAMPLE

Lab Sample ID: JY77I
LIMS ID: 06-18052
Matrix: Water
Data Release Authorized:
Reported: 10/06/06

QC Report No: JY77-Anchor Environmental
Project: Chinook
060354-01
Date Sampled: 09/29/06
Date Received: 09/29/06

Prep Meth	Prep Date	Analysis Method	Analysis Date	CAS Number	Analyte	RL	mg/L	Q
3010A	10/03/06	6010B	10/03/06	7429-90-5	Aluminum	0.05	0.05	U
3010A	10/03/06	6010B	10/03/06	**7440-70-2**	**Calcium**	0.05	**99.8**	
3010A	10/03/06	6010B	10/03/06	**7439-89-6**	**Iron**	0.05	**27.3**	
3010A	10/03/06	6010B	10/03/06	**7439-95-4**	**Magnesium**	0.05	**55.6**	
3010A	10/03/06	6010B	10/03/06	**7439-96-5**	**Manganese**	0.001	**1.78**	
3010A	10/03/06	6010B	10/03/06	**7440-09-7**	**Potassium**	0.5	**11.3**	
3010A	10/03/06	6010B	10/03/06	**7440-23-5**	**Sodium**	0.5	**814**	

U-Analyte undetected at given RL
RL-Reporting Limit

ANALYTICAL RESOURCES INCORPORATED

INORGANICS ANALYSIS DATA SHEET
DISSOLVED METALS
Page 1 of 1

Sample ID: RL-4S-092806
SAMPLE

Lab Sample ID: JY77J
LIMS ID: 06-18053
Matrix: Water
Data Release Authorized:
Reported: 10/06/06

QC Report No: JY77-Anchor Environmental
Project: Chinook
060354-01
Date Sampled: 09/28/06
Date Received: 09/29/06

Prep Meth	Prep Date	Analysis Method	Analysis Date	CAS Number	Analyte	RL	mg/L	Q
6010B	10/02/06	6010B	10/03/06	**7440-21-3**	**Silicon**	0.3	**35.8**	

U-Analyte undetected at given RL
RL-Reporting Limit

ANALYTICAL RESOURCES INCORPORATED

INORGANICS ANALYSIS DATA SHEET
DISSOLVED METALS
Page 1 of 1

Sample ID: RL-4S-092806
DUPLICATE

Lab Sample ID: JY77J
LIMS ID: 06-18053
Matrix: Water
Data Release Authorized:
Reported: 10/06/06

QC Report No: JY77-Anchor Environmental
Project: Chinook
060354-01
Date Sampled: 09/28/06
Date Received: 09/29/06

MATRIX DUPLICATE QUALITY CONTROL REPORT

Analyte	Analysis Method	Sample	Duplicate	RPD	Control Limit	Q
Silicon	6010B	35.8	33.9	5.5%	+/- 20%	

Reported in mg/L

*-Control Limit Not Met
L-RPD Invalid, Limit = Detection Limit

ANALYTICAL RESOURCES INCORPORATED

INORGANICS ANALYSIS DATA SHEET
DISSOLVED METALS

Sample ID: RL-4S-092806
MATRIX SPIKE

Lab Sample ID: JY77J
LIMS ID: 06-18053
Matrix: Water
Data Release Authorized:
Reported: 10/06/06

QC Report No: JY77-Anchor Environmental
Project: Chinook
060354-01
Date Sampled: 09/28/06
Date Received: 09/29/06

MATRIX SPIKE QUALITY CONTROL REPORT

Analyte	Analysis Method	Sample	Spike	Spike Added	% Recovery	Q
Silicon	6010B	35.8	82.0	50.0	92.4%	

Reported in mg/L

N-Control Limit Not Met
H-% Recovery Not Applicable, Sample Concentration Too High
NA-Not Applicable, Analyte Not Spiked

Percent Recovery Limits: 75-125%

ANALYTICAL RESOURCES INCORPORATED

INORGANICS ANALYSIS DATA SHEET
DISSOLVED METALS
Page 1 of 1

Sample ID: R2-092906
SAMPLE

Lab Sample ID: JY77K
LIMS ID: 06-18054
Matrix: Water
Data Release Authorized:
Reported: 10/06/06

QC Report No: JY77-Anchor Environmental
Project: Chinook
060354-01
Date Sampled: 09/29/06
Date Received: 09/29/06

Prep Meth	Prep Date	Analysis Method	Analysis Date	CAS Number	Analyte	RL	mg/L	Q
6010B	10/02/06	6010B	10/03/06	**7440-21-3**	**Silicon**	0.3	**33.1**	

U-Analyte undetected at given RL
RL-Reporting Limit

ANALYTICAL RESOURCES INCORPORATED

INORGANICS ANALYSIS DATA SHEET
DISSOLVED METALS

Sample ID: R4S-092706
SAMPLE

Lab Sample ID: JY77L
LIMS ID: 06-18055
Matrix: Water
Data Release Authorized:
Reported: 10/06/06

QC Report No: JY77-Anchor Environmental
Project: Chinook
060354-01
Date Sampled: 09/28/06
Date Received: 09/29/06

Prep Meth	Prep Date	Analysis Method	Analysis Date	CAS Number	Analyte	RL	mg/L	Q
6010B	10/02/06	6010B	10/03/06	**7440-21-3**	**Silicon**	0.3	**29.0**	

U-Analyte undetected at given RL
RL-Reporting Limit

ANALYTICAL RESOURCES INCORPORATED

INORGANICS ANALYSIS DATA SHEET
DISSOLVED METALS
Page 1 of 1

Sample ID: G1S-092806
SAMPLE

Lab Sample ID: JY77M
LIMS ID: 06-18056
Matrix: Water
Data Release Authorized:
Reported: 10/06/06

QC Report No: JY77-Anchor Environmental
Project: Chinook
060354-01
Date Sampled: 09/28/06
Date Received: 09/29/06

Prep Meth	Prep Date	Analysis Method	Analysis Date	CAS Number	Analyte	RL	mg/L	Q
6010B	10/02/06	6010B	10/03/06	**7440-21-3**	**Silicon**	0.3	**14.9**	

U-Analyte undetected at given RL
RL-Reporting Limit

ANALYTICAL RESOURCES INCORPORATED

INORGANICS ANALYSIS DATA SHEET
DISSOLVED METALS
Page 1 of 1

Sample ID: RLSW-2-092706
SAMPLE

Lab Sample ID: JY77N
LIMS ID: 06-18057
Matrix: Water
Data Release Authorized:
Reported: 10/06/06

QC Report No: JY77-Anchor Environmental
Project: Chinook
060354-01
Date Sampled: 09/27/06
Date Received: 09/29/06

Prep Meth	Prep Date	Analysis Method	Analysis Date	CAS Number	Analyte	RL	mg/L	Q
6010B	10/02/06	6010B	10/03/06	**7440-21-3**	**Silicon**	0.3	**20.2**	

U-Analyte undetected at given RL
RL-Reporting Limit

ANALYTICAL RESOURCES INCORPORATED

INORGANICS ANALYSIS DATA SHEET
DISSOLVED METALS
Page 1 of 1

Sample ID: RLSW-3-092706
SAMPLE

Lab Sample ID: JY77O
LIMS ID: 06-18058
Matrix: Water
Data Release Authorized:
Reported: 10/06/06

QC Report No: JY77-Anchor Environmental
Project: Chinook
060354-01
Date Sampled: 09/27/06
Date Received: 09/29/06

Prep Meth	Prep Date	Analysis Method	Analysis Date	CAS Number	Analyte	RL	mg/L	Q
6010B	10/02/06	6010B	10/03/06	**7440-21-3**	**Silicon**	0.3	**28.7**	

U-Analyte undetected at given RL
RL-Reporting Limit

ANALYTICAL RESOURCES INCORPORATED

INORGANICS ANALYSIS DATA SHEET
DISSOLVED METALS
Page 1 of 1

Sample ID: G2S-092906
SAMPLE

Lab Sample ID: JY77P
LIMS ID: 06-18059
Matrix: Water
Data Release Authorized:
Reported: 10/06/06

QC Report No: JY77-Anchor Environmental
Project: Chinook
060354-01
Date Sampled: 09/29/06
Date Received: 09/29/06

Prep Meth	Prep Date	Analysis Method	Analysis Date	CAS Number	Analyte	RL	mg/L	Q
6010B	10/02/06	6010B	10/03/06	**7440-21-3**	**Silicon**	0.3	**23.5**	

U-Analyte undetected at given RL
RL-Reporting Limit

ANALYTICAL RESOURCES INCORPORATED

INORGANICS ANALYSIS DATA SHEET
DISSOLVED METALS
Page 1 of 1

Sample ID: G2D-092906
SAMPLE

Lab Sample ID: JY77Q
LIMS ID: 06-18060
Matrix: Water
Data Release Authorized:
Reported: 10/06/06

QC Report No: JY77-Anchor Environmental
Project: Chinook
060354-01
Date Sampled: 09/29/06
Date Received: 09/29/06

Prep Meth	Prep Date	Analysis Method	Analysis Date	CAS Number	Analyte	RL	mg/L	Q
6010B	10/02/06	6010B	10/03/06	**7440-21-3**	**Silicon**	0.3	**28.7**	

U-Analyte undetected at given RL
RL-Reporting Limit

ANALYTICAL RESOURCES INCORPORATED

INORGANICS ANALYSIS DATA SHEET
DISSOLVED METALS **Sample ID: LAB CONTROL**

Lab Sample ID: JY77LCS
LIMS ID: 06-18045
Matrix: Water
Data Release Authorized:
Reported: 10/06/06

QC Report No: JY77-Anchor Environmental
Project: Chinook
060354-01
Date Sampled: NA
Date Received: NA

BLANK SPIKE QUALITY CONTROL REPORT

Analyte	Analysis Method	Spike Found	Spike Added	% Recovery	Q
Aluminum	6010B	2.09	2.00	104%	
Calcium	6010B	10.7	10.0	107%	
Iron	6010B	2.26	2.00	113%	
Magnesium	6010B	10.8	10.0	108%	
Manganese	6010B	0.526	0.500	105%	
Potassium	6010B	10.8	10.0	108%	
Sodium	6010B	10.7	10.0	107%	

Reported in mg/L

N-Control limit not met
Control Limits: 80-120%

ANALYTICAL RESOURCES INCORPORATED

INORGANICS ANALYSIS DATA SHEET
DISSOLVED METALS
Page 1 of 1

Sample ID: LAB CONTROL

Lab Sample ID: JY77LCS
LIMS ID: 06-18054
Matrix: Water
Data Release Authorized:
Reported: 10/06/06

QC Report No: JY77-Anchor Environmental
Project: Chinook
060354-01
Date Sampled: NA
Date Received: NA

BLANK SPIKE QUALITY CONTROL REPORT

Analyte	Analysis Method	Spike Found	Spike Added	% Recovery	Q
Silicon	6010B	9.68	10.0	96.8%	

Reported in mg/L

N-Control limit not met
Control Limits: 80-120%

ANALYTICAL RESOURCES INCORPORATED

INORGANICS ANALYSIS DATA SHEET
DISSOLVED METALS
Page 1 of 1

Sample ID: METHOD BLANK

Lab Sample ID: JY77MB
LIMS ID: 06-18045
Matrix: Water
Data Release Authorized:
Reported: 10/06/06

QC Report No: JY77-Anchor Environmental
Project: Chinook
060354-01
Date Sampled: NA
Date Received: NA

Prep Meth	Prep Date	Analysis Method	Analysis Date	CAS Number	Analyte	RL	mg/L	Q
3010A	10/03/06	6010B	10/03/06	7429-90-5	Aluminum	0.05	0.05	U
3010A	10/03/06	6010B	10/03/06	7440-70-2	Calcium	0.05	0.05	U
3010A	10/03/06	6010B	10/03/06	7439-89-6	Iron	0.05	0.05	U
3010A	10/03/06	6010B	10/03/06	7439-95-4	Magnesium	0.05	0.05	U
3010A	10/03/06	6010B	10/03/06	7439-96-5	Manganese	0.001	0.001	U
3010A	10/03/06	6010B	10/03/06	7440-09-7	Potassium	0.5	0.5	U
3010A	10/03/06	6010B	10/03/06	7440-23-5	Sodium	0.5	0.5	U

U-Analyte undetected at given RL
RL-Reporting Limit

ANALYTICAL RESOURCES INCORPORATED

INORGANICS ANALYSIS DATA SHEET
DISSOLVED METALS
Page 1 of 1

Sample ID: METHOD BLANK

Lab Sample ID: JY77MB
LIMS ID: 06-18054
Matrix: Water
Data Release Authorized:
Reported: 10/06/06

QC Report No: JY77-Anchor Environmental
Project: Chinook
060354-01
Date Sampled: NA
Date Received: NA

Prep Meth	Prep Date	Analysis Method	Analysis Date	CAS Number	Analyte	RL	mg/L	Q
6010B	10/02/06	6010B	10/03/06	7440-21-3	Silicon	0.06	0.06	U

U-Analyte undetected at given RL
RL-Reporting Limit

GENERAL CHEMISTRY

SAMPLE RESULTS-CONVENTIONALS
JY77-Anchor Environmental

ANALYTICAL RESOURCES INCORPORATED

Matrix: Water
Data Release Authorized:
Reported: 10/05/06

Project: Chinook
Event: 060354-01
Date Sampled: 09/28/06
Date Received: 09/29/06

Client ID: RL-4S-092806
ARI ID: 06-18044 JY77A

Analyte	Date Batch	Method	Units	RL	Sample
Alkalinity	09/29/06 092906#2	SM 2320	mg/L CaCO3	1.0	278
Chloride	10/02/06 100206#1	EPA 300.0	mg/L	0.2	7.8
Fluoride	10/02/06 100206#1	EPA 300.0	mg/L	0.1	0.5
Total Phosphorus	10/02/06 100206#1	EPA 365.2	mg-P/L	0.160	0.560
Sulfate	10/02/06 100206#1	EPA 300.0	mg/L	0.2	0.2

RL Analytical reporting limit
U Undetected at reported detection limit

SAMPLE RESULTS-CONVENTIONALS
JY77-Anchor Environmental

ANALYTICAL RESOURCES INCORPORATED

Matrix: Water
Data Release Authorized:
Reported: 10/05/06

Project: Chinook
Event: 060354-01
Date Sampled: 09/29/06
Date Received: 09/29/06

Client ID: R2-092906
ARI ID: 06-18045 JY77B

Analyte	Date Batch	Method	Units	RL	Sample
Alkalinity	09/29/06 092906#2	SM 2320	mg/L CaCO3	1.0	263
Chloride	10/02/06 100206#1	EPA 300.0	mg/L	0.2	8.7
Fluoride	10/02/06 100206#1	EPA 300.0	mg/L	0.1	0.4
Total Phosphorus	10/02/06 100206#1	EPA 365.2	mg-P/L	0.160	1.08
Sulfate	10/02/06 100206#1	EPA 300.0	mg/L	0.2	0.2

RL Analytical reporting limit
U Undetected at reported detection limit

SAMPLE RESULTS-CONVENTIONALS
JY77-Anchor Environmental

ANALYTICAL RESOURCES INCORPORATED

Matrix: Water
Data Release Authorized:
Reported: 10/05/06

Project: Chinook
Event: 060354-01
Date Sampled: 09/27/06
Date Received: 09/29/06

Client ID: R4S-092706
ARI ID: 06-18046 JY77C

Analyte	Date Batch	Method	Units	RL	Sample
Alkalinity	09/29/06 092906#2	SM 2320	mg/L CaCO3	1.0	1,230
Chloride	09/29/06 092906#1	EPA 300.0	mg/L	1.0	11.5
Fluoride	10/04/06 100406#1	EPA 300.0	mg/L	0.5	10.1
Total Phosphorus	10/02/06 100206#1	EPA 365.2	mg-P/L	0.160	2.30
Sulfate	10/04/06 100406#1	EPA 300.0	mg/L	0.1	< 0.1 U

RL Analytical reporting limit
U Undetected at reported detection limit

SAMPLE RESULTS-CONVENTIONALS
JY77-Anchor Environmental

ANALYTICAL RESOURCES INCORPORATED

Matrix: Water
Data Release Authorized:
Reported: 10/05/06

Project: Chinook
Event: 060354-01
Date Sampled: 09/28/06
Date Received: 09/29/06

Client ID: G1S-092806
ARI ID: 06-18047 JY77D

Analyte	Date Batch	Method	Units	RL	Sample
Alkalinity	09/29/06 092906#2	SM 2320	mg/L CaCO3	1.0	234
Chloride	10/02/06 100206#1	EPA 300.0	mg/L	0.2	3.8
Fluoride	09/29/06 092906#1	EPA 300.0	mg/L	1.0	14.3
Total Phosphorus	10/02/06 100206#1	EPA 365.2	mg-P/L	0.160	0.320
Sulfate	10/02/06 100206#1	EPA 300.0	mg/L	0.2	7.8

RL Analytical reporting limit
U Undetected at reported detection limit

SAMPLE RESULTS-CONVENTIONALS
JY77-Anchor Environmental

ANALYTICAL RESOURCES INCORPORATED

Matrix: Water
Data Release Authorized:
Reported: 10/05/06

Project: Chinook
Event: 060354-01
Date Sampled: 09/29/06
Date Received: 09/29/06

Client ID: G2S-092906
ARI ID: 06-18051 JY77H

Analyte	Date Batch	Method	Units	RL	Sample
Alkalinity	09/29/06 092906#2	SM 2320	mg/L CaCO3	1.0	2,130
Chloride	10/02/06 100206#1	EPA 300.0	mg/L	5.0	134
Fluoride	10/02/06 100206#1	EPA 300.0	mg/L	0.2	4.9
Total Phosphorus	10/02/06 100206#1	EPA 365.2	mg-P/L	0.160	0.420
Sulfate	09/29/06 092906#1	EPA 300.0	mg/L	1.0	17.6

RL Analytical reporting limit
U Undetected at reported detection limit

SAMPLE RESULTS-CONVENTIONALS
JY77-Anchor Environmental

ANALYTICAL RESOURCES INCORPORATED

Matrix: Water
Data Release Authorized:
Reported: 10/05/06

Project: Chinook
Event: 060354-01
Date Sampled: 09/29/06
Date Received: 09/29/06

Client ID: G2D-092906
ARI ID: 06-18052 JY77I

Analyte	Date Batch	Method	Units	RL	Sample
Alkalinity	09/29/06 092906#2	SM 2320	mg/L CaCO3	1.0	1,830
Chloride	10/02/06 100206#1	EPA 300.0	mg/L	10.0	195
Fluoride	10/04/06 100406#1	EPA 300.0	mg/L	0.5	2.4
Total Phosphorus	10/02/06 100206#1	EPA 365.2	mg-P/L	0.160	2.00
Sulfate	10/02/06 100206#1	EPA 300.0	mg/L	10.0	310

RL Analytical reporting limit
U Undetected at reported detection limit

METHOD BLANK RESULTS-CONVENTIONALS
JY77-Anchor Environmental

ANALYTICAL RESOURCES INCORPORATED

Matrix: Water
Data Release Authorized:
Reported: 10/05/06

Project: Chinook
Event: 060354-01
Date Sampled: NA
Date Received: NA

Analyte	Method	Date	Units	Blank
Chloride	EPA 300.0	09/29/06	mg/L	< 0.1 U
		10/02/06		< 0.1 U
Fluoride	EPA 300.0	09/29/06	mg/L	< 0.1 U
		10/02/06		< 0.1 U
		10/04/06		< 0.1 U
Total Phosphorus	EPA 365.2	10/02/06	mg-P/L	< 0.008 U
Sulfate	EPA 300.0	09/29/06	mg/L	< 0.1 U
		10/02/06		< 0.1 U
		10/04/06		< 0.1 U

STANDARD REFERENCE RESULTS-CONVENTIONALS
JY77-Anchor Environmental

ANALYTICAL RESOURCES INCORPORATED

Matrix: Water
Data Release Authorized:
Reported: 10/05/06

Project: Chinook
Event: 060354-01
Date Sampled: NA
Date Received: NA

Analyte/SRM ID	Method	Date	Units	SRM	True Value	Recovery
Chloride	EPA 300.0	09/29/06	mg/L	2.8	3.0	93.3%
ERA #36065		10/02/06		2.8	3.0	93.3%
Fluoride	EPA 300.0	09/29/06	mg/L	2.8	3.0	93.3%
		10/02/06		2.8	3.0	93.3%
		10/04/06		2.9	3.0	96.7%
Total Phosphorus	EPA 365.2	10/02/06	mg-P/L	4.12	4.00	103.0%
ERA #35064						
Sulfate	EPA 300.0	09/29/06	mg/L	3.1	3.0	103.3%
ERA #05094		10/02/06		3.0	3.0	100.0%
		10/04/06		2.9	3.0	96.7%

REPLICATE RESULTS-CONVENTIONALS
JY77-Anchor Environmental

ANALYTICAL RESOURCES INCORPORATED

Matrix: Water
Data Release Authorized:
Reported: 10/05/06

Project: Chinook
Event: 060354-01
Date Sampled: 09/28/06
Date Received: 09/29/06

Analyte	Method	Date	Units	Sample	Replicate(s)	RPD/RSD
ARI ID: JY77A Client ID: RL-4S-092806						
Alkalinity	SM 2320	09/29/06	mg/L CaCO3	278	281	1.1%
Chloride	EPA 300.0	10/02/06	mg/L	7.8	7.6	2.6%
Fluoride	EPA 300.0	10/02/06	mg/L	0.5	0.5	0.0%
Total Phosphorus	EPA 365.2	10/02/06	mg-P/L	0.560	0.580	3.5%
Sulfate	EPA 300.0	10/02/06	mg/L	0.2	0.2	0.0%

MS/MSD RESULTS-CONVENTIONALS
JY77-Anchor Environmental

ANALYTICAL RESOURCES INCORPORATED

Matrix: Water
Data Release Authorized:
Reported: 10/05/06

Project: Chinook
Event: 060354-01
Date Sampled: 09/28/06
Date Received: 09/29/06

Analyte	Method	Date	Units	Sample	Spike	Spike Added	Recovery
ARI ID: JY77A Client ID: RL-4S-092806							
Chloride	EPA 300.0	10/02/06	mg/L	7.8	17.0	10.0	92.0%
Fluoride	EPA 300.0	10/02/06	mg/L	0.5	2.4	2.0	95.0%
Sulfate	EPA 300.0	10/02/06	mg/L	0.2	4.0	4.0	95.0%
ARI ID: JY77B Client ID: R2-092906							
Total Phosphorus	EPA 365.2	10/02/06	mg-P/L	1.08	8.36	8.00	91.0%

GEOTECH

ANALYTICAL RESOURCES INCORPORATED

Anchor Environmental
Chinook 060354-01
Fluid Density

Sample ID	Temperature (°C)	Density (g/ml)
RL-4S-092806	22.5	1.0005
R2-092906	22.5	1.0004
R4S-092706	22.5	1.0018
G1S-092806	22.5	1.0003
RLSW-2-092806	22.5	1.0020
G2S-092906	22.5	1.0026
G2D-092906	22.5	1.0027

Density measured in a calibrated 500 ml flask at the indicated temperature.

JY77

Laboratory Data Package

prepared
for

ANCHOR ENVIRONMENTAL

Project: Chinook

ARI JOB NO: JY77

prepared
by

Analytical Resources, Inc.

Metals Analysis
QC Summary Data

prepared
for

ANCHOR ENVIRONMENTAL

Project: Chinook

ARI JOB NO: JY77

prepared
by

Analytical Resources, Inc.

Cover Page

INORGANIC ANALYSIS DATA PACKAGE

ANALYTICAL RESOURCES INCORPORATED

CLIENT: Anchor Environmental

PROJECT: Chinook

SDG: JY77

CLIENT ID	ARI ID	ARI LIMS ID	REPREP
RL-4S-092806	JY77A	06-18044	
RL-4S-092806D	JY77ADUP	06-18044	
RL-4S-092806S	JY77ASPK	06-18044	
R2-092906	JY77B	06-18045	
PBW	JY77MB1	06-18045	
LCSW	JY77MB1SPK	06-18045	
R4S-092706	JY77C	06-18046	
G1S-092806	JY77D	06-18047	
RLSW-2-092706	JY77E	06-18048	
RLSW-3-092706	JY77G	06-18050	
G2S-092906	JY77H	06-18051	
G2D-092906	JY77I	06-18052	
RL-4S-092806	JY77J	06-18053	
RL-4S-092806D	JY77JDUP	06-18053	
RL-4S-092806S	JY77JSPK	06-18053	
R2-092906	JY77K	06-18054	
PBW	JY77MB2	06-18054	
LCSW	JY77MB2SPK	06-18054	
R4S-092706	JY77L	06-18055	
G1S-092806	JY77M	06-18056	
RLSW-2-092706	JY77N	06-18057	

Were ICP interelement corrections applied ? Yes/No YES

Were ICP background corrections applied ? Yes/No YES

If yes - were raw data generated before application of background corrections ? Yes/No NO

Comments: _____

THIS DATA PACKAGE HAS BEEN REVIEWED AND AUTHORIZED FOR RELEASE BY:

Signature: _____ Name: Jay Kuhn

Date: 10/9/06 Title: Inorganics Lab Manager

Cover Page

INORGANIC ANALYSIS DATA PACKAGE

ANALYTICAL RESOURCES INCORPORATED

CLIENT: Anchor Environmental

PROJECT: Chinook

SDG: JY77

CLIENT ID	ARI ID	ARI LIMS ID	REPREP
RLSW-3-092706	JY77O	06-18058	
G2S-092906	JY77P	06-18059	
G2D-092906	JY77Q	06-18060	

Were ICP interelement corrections applied ?	Yes/No	YES
Were ICP background corrections applied ?	Yes/No	YES
If yes - were raw data generated before application of background corrections ?	Yes/No	NO

Comments: _____

THIS DATA PACKAGE HAS BEEN REVIEWED AND AUTHORIZED FOR RELEASE BY:

Signature: _____ Name: Jay Kuhn

Date: 10/9/06 Title: Inorganics Lab Manager

ANALYTICAL RESOURCES INCORPORATED

INORGANICS ANALYSIS DATA SHEET
DISSOLVED METALS
Page 1 of 1

Sample ID: RL-4S-092806
DUPLICATE

Lab Sample ID: JY77A
LIMS ID: 06-18044
Matrix: Water
Data Release Authorized:
Reported: 10/06/06

QC Report No: JY77-Anchor Environmental
Project: Chinook
060354-01
Date Sampled: 09/28/06
Date Received: 09/29/06

MATRIX DUPLICATE QUALITY CONTROL REPORT

Analyte	Analysis Method	Sample	Duplicate	RPD	Control Limit	Q
Aluminum	6010B	0.05 U	0.05 U	0.0%	+/- 0.05	L
Calcium	6010B	32.1	32.6	1.5%	+/- 20%	
Iron	6010B	39.2	39.3	0.3%	+/- 20%	
Magnesium	6010B	16.8	17.1	1.8%	+/- 20%	
Manganese	6010B	2.66	2.67	0.4%	+/- 20%	
Potassium	6010B	1.4	1.5	6.9%	+/- 0.5	L
Sodium	6010B	31.3	33.5	6.8%	+/- 20%	

Reported in mg/L

*-Control Limit Not Met
L-RPD Invalid, Limit = Detection Limit

ANALYTICAL RESOURCES INCORPORATED

INORGANICS ANALYSIS DATA SHEET
DISSOLVED METALS
Page 1 of 1

Sample ID: RL-4S-092806
MATRIX SPIKE

Lab Sample ID: JY77A
LIMS ID: 06-18044
Matrix: Water
Data Release Authorized:
Reported: 10/06/06

QC Report No: JY77-Anchor Environmental
Project: Chinook
060354-01
Date Sampled: 09/28/06
Date Received: 09/29/06

MATRIX SPIKE QUALITY CONTROL REPORT

Analyte	Analysis Method	Sample	Spike	Spike Added	% Recovery	Q
Aluminum	6010B	0.05 U	2.07	2.00	104%	
Calcium	6010B	32.1	41.9	10.0	98.0%	
Iron	6010B	39.2	40.1	2.00	45.0%	H
Magnesium	6010B	16.8	26.6	10.0	98.0%	
Manganese	6010B	2.66	3.07	0.500	82.0%	H
Potassium	6010B	1.4	11.9	10.0	105%	
Sodium	6010B	31.3	41.4	10.0	101%	

Reported in mg/L

N-Control Limit Not Met
H-% Recovery Not Applicable, Sample Concentration Too High
NA-Not Applicable, Analyte Not Spiked

Percent Recovery Limits: 75-125%

ANALYTICAL RESOURCES INCORPORATED

INORGANICS ANALYSIS DATA SHEET
DISSOLVED METALS
Page 1 of 1

Sample ID: RL-4S-092806
DUPLICATE

Lab Sample ID: JY77J
LIMS ID: 06-18053
Matrix: Water
Data Release Authorized:
Reported: 10/06/06

QC Report No: JY77-Anchor Environmental
Project: Chinook
060354-01
Date Sampled: 09/28/06
Date Received: 09/29/06

MATRIX DUPLICATE QUALITY CONTROL REPORT

Analyte	Analysis Method	Sample	Duplicate	RPD	Control Limit	Q
Silicon	6010B	35.8	33.9	5.5%	+/- 20%	

Reported in mg/L

*-Control Limit Not Met
L-RPD Invalid, Limit = Detection Limit

ANALYTICAL RESOURCES INCORPORATED

INORGANICS ANALYSIS DATA SHEET
DISSOLVED METALS
Page 1 of 1

Sample ID: RL-4S-092806
MATRIX SPIKE

Lab Sample ID: JY77J
LIMS ID: 06-18053
Matrix: Water
Data Release Authorized:
Reported: 10/06/06

QC Report No: JY77-Anchor Environmental
Project: Chinook
060354-01
Date Sampled: 09/28/06
Date Received: 09/29/06

MATRIX SPIKE QUALITY CONTROL REPORT

Analyte	Analysis Method	Sample	Spike	Spike Added	% Recovery	Q
Silicon	6010B	35.8	82.0	50.0	92.4%	

Reported in mg/L

N-Control Limit Not Met
H-% Recovery Not Applicable, Sample Concentration Too High
NA-Not Applicable, Analyte Not Spiked

Percent Recovery Limits: 75-125%

ANALYTICAL RESOURCES INCORPORATED

INORGANICS ANALYSIS DATA SHEET
DISSOLVED METALS **Sample ID: LAB CONTROL**

Lab Sample ID: JY77LCS
LIMS ID: 06-18045
Matrix: Water
Data Release Authorized:
Reported: 10/06/06

QC Report No: JY77-Anchor Environmental
Project: Chinook
060354-01
Date Sampled: NA
Date Received: NA

BLANK SPIKE QUALITY CONTROL REPORT

Analyte	Analysis Method	Spike Found	Spike Added	% Recovery	Q
Aluminum	6010B	2.09	2.00	104%	
Calcium	6010B	10.7	10.0	107%	
Iron	6010B	2.26	2.00	113%	
Magnesium	6010B	10.8	10.0	108%	
Manganese	6010B	0.526	0.500	105%	
Potassium	6010B	10.8	10.0	108%	
Sodium	6010B	10.7	10.0	107%	

Reported in mg/L

N-Control limit not met
Control Limits: 80-120%

ANALYTICAL RESOURCES INCORPORATED

INORGANICS ANALYSIS DATA SHEET
DISSOLVED METALS
Page 1 of 1

Sample ID: LAB CONTROL

Lab Sample ID: JY77LCS
LIMS ID: 06-18054
Matrix: Water
Data Release Authorized:
Reported: 10/06/06

QC Report No: JY77-Anchor Environmental
Project: Chinook
060354-01
Date Sampled: NA
Date Received: NA

BLANK SPIKE QUALITY CONTROL REPORT

Analyte	Analysis Method	Spike Found	Spike Added	% Recovery	Q
Silicon	6010B	9.68	10.0	96.8%	

Reported in mg/L

N-Control limit not met
Control Limits: 80-120%

ANALYTICAL RESOURCES INCORPORATED

INORGANICS ANALYSIS DATA SHEET
DISSOLVED METALS

Sample ID: METHOD BLANK

Lab Sample ID: JY77MB
LIMS ID: 06-18045
Matrix: Water
Data Release Authorized:
Reported: 10/06/06

QC Report No: JY77-Anchor Environmental
Project: Chinook
060354-01
Date Sampled: NA
Date Received: NA

Prep Meth	Prep Date	Analysis Method	Analysis Date	CAS Number	Analyte	RL	mg/L	Q
3010A	10/03/06	6010B	10/03/06	7429-90-5	Aluminum	0.05	0.05	U
3010A	10/03/06	6010B	10/03/06	7440-70-2	Calcium	0.05	0.05	U
3010A	10/03/06	6010B	10/03/06	7439-89-6	Iron	0.05	0.05	U
3010A	10/03/06	6010B	10/03/06	7439-95-4	Magnesium	0.05	0.05	U
3010A	10/03/06	6010B	10/03/06	7439-96-5	Manganese	0.001	0.001	U
3010A	10/03/06	6010B	10/03/06	7440-09-7	Potassium	0.5	0.5	U
3010A	10/03/06	6010B	10/03/06	7440-23-5	Sodium	0.5	0.5	U

U-Analyte undetected at given RL
RL-Reporting Limit

ANALYTICAL RESOURCES INCORPORATED

INORGANICS ANALYSIS DATA SHEET
DISSOLVED METALS **Sample ID: METHOD BLANK**

Lab Sample ID: JY77MB
LIMS ID: 06-18054
Matrix: Water
Data Release Authorized:
Reported: 10/06/06

QC Report No: JY77-Anchor Environmental
Project: Chinook
060354-01
Date Sampled: NA
Date Received: NA

Prep Meth	Prep Date	Analysis Method	Analysis Date	CAS Number	Analyte	RL	mg/L	Q
6010B	10/02/06	6010B	10/03/06	7440-21-3	Silicon	0.06	0.06	U

U-Analyte undetected at given RL
RL-Reporting Limit

Calibration Verification

ANALYTICAL RESOURCES INCORPORATED

CLIENT: Anchor Environmental

PROJECT: Chinook

UNITS: ug/L

SDG: JY77

ANALYTE	EL	M	RUN	ICVTV	ICV	%R	CCVTV	CCV1	%R	CCV2	%R	CCV3	%R	CCV4	%R	CCV5	%R
Aluminum	AL	ICP	IP100321	2000.0	1995.43	99.8	2000.0	1992.09	99.6	1972.44	98.6	1959.63	98.0	1919.87	96.0	1940.72	97.0
Calcium	CA	ICP	IP100321	2000.0	2013.26	100.7	2000.0	2027.88	101.4	2013.99	100.7	1957.03	97.9	1905.63	95.3	1918.91	95.9
Iron	FE	ICP	IP100321	2000.0	2019.55	101.0	2000.0	2026.69	101.3	2023.51	101.2	1939.90	97.0	1892.67	94.6	1948.03	97.4
Magnesium	MG	ICP	IP100321	2000.0	2035.79	101.8	2000.0	2035.15	101.8	2025.32	101.3	1882.51	94.1	1855.86	92.8	1888.44	94.4
Manganese	MN	ICP	IP100321	1000.0	947.40	94.7	1000.0	961.50	96.2	948.51	94.9	933.35	93.3	912.09	91.2	934.02	93.4
Potassium	K	ICP	IP100321	20000.0	19890.07	99.5	20000.0	19890.79	99.5	19843.06	99.2	20190.86	101.0	19703.28	98.5	20037.89	100.2
Silicon	SI	ICP	IP100321	2000.0	2049.55	102.5	2000.0	2031.57	101.6	2068.96	103.4	1994.09	99.7	1949.35	97.5	1980.50	99.0
Sodium	NA	ICP	IP100321	50000.0	49870.81	99.7	50000.0	50988.07	102.0	49859.15	99.7	51709.96	103.4	50094.59	100.2	50970.95	101.9

0061

Control Limits: Mercury 80-120; Other Metals 90-110

Calibration Verification

ANALYTICAL RESOURCES INCORPORATED

CLIENT: Anchor Environmental

PROJECT: Chinook

SDG: JY77

UNITS:ug/L

ANALYTE	EL	M	RUN	CCVTV	CCV6	%R	CCV7	%R	CCV8	%R	CCV9	%R	CCV10	%R	CCV11	%R
Aluminum	AL	ICP	IP100321	2000.0	1932.36	96.6	1894.39	94.7								
Calcium	CA	ICP	IP100321	2000.0	1903.40	95.2	1872.84	93.6								
Iron	FE	ICP	IP100321	2000.0	1886.49	94.3	1837.34	91.9								
Magnesium	MG	ICP	IP100321	2000.0	1838.49	91.9	1804.75	90.2								
Manganese	MN	ICP	IP100321	1000.0	910.09	91.0	889.97	89.0								
Potassium	K	ICP	IP100321	20000.0	20348.13	101.7	20065.18	100.3								
Silicon	SI	ICP	IP100321	2000.0	1956.07	97.8	1908.01	95.4								
Sodium	NA	ICP	IP100321	50000.0	50638.35	101.3	49633.40	99.3								

Control Limits: Mercury 80-120; Other Metals 90-110

Calibration Verification

ANALYTICAL RESOURCES INCORPORATED

CLIENT: Anchor Environmental

PROJECT: Chinook

SDG: JY77

UNITS:ug/L

ANALYTE	EL	M	RUN	ICVTV	ICV	%R	CCVTV	CCV1	%R	CCV2	%R	CCV3	%R	CCV4	%R	CCV5	%R
Aluminum	AL	ICP	IP100522	2000.0	1970.12	98.5	2000.0	1974.13	98.7	1990.08	99.5	1988.98	99.4	1989.55	99.5	1966.58	98.3
Calcium	CA	ICP	IP100522	2000.0	2047.72	102.4	2000.0	2054.91	102.7	2065.61	103.3	2065.26	103.3	2069.15	103.5	2037.03	101.9
Iron	FE	ICP	IP100522	2000.0	2045.88	102.3	2000.0	2066.36	103.3	2118.23	105.9	2104.81	105.2	2107.36	105.4	2036.65	101.8
Magnesium	MG	ICP	IP100522	2000.0	2023.85	101.2	2000.0	2027.55	101.4	2057.63	102.9	2021.57	101.1	2026.49	101.3	1979.54	99.0
Manganese	MN	ICP	IP100522	1000.0	972.58	97.3	1000.0	974.04	97.4	996.31	99.6	990.71	99.1	983.12	98.3	959.01	95.9
Potassium	K	ICP	IP100522	20000.0	20380.93	101.9	20000.0	20333.12	101.7	20257.99	101.3	20296.85	101.5	20515.60	102.6	20554.28	102.8
Sodium	NA	ICP	IP100522	50000.0	49987.62	100.0	50000.0	49318.17	98.6	48612.26	97.2	49031.73	98.1	49053.08	98.1	48145.70	96.3

0063

Control Limits: Mercury 80-120; Other Metals 90-110

Calibration Verification

ANALYTICAL RESOURCES INCORPORATED

CLIENT: Anchor Environmental

PROJECT: Chinook

SDG: JY77

UNITS:ug/L

ANALYTE	EL	M	RUN	CCVTV	CCV6	%R	CCV7	%R	CCV8	%R	CCV9	%R	CCV10	%R	CCV11	%R
Aluminum	AL	ICP	IP100522	2000.0	1959.75	98.0										
Calcium	CA	ICP	IP100522	2000.0	2022.31	101.1										
Iron	FE	ICP	IP100522	2000.0	2027.85	101.4										
Magnesium	MG	ICP	IP100522	2000.0	1962.14	98.1										
Manganese	MN	ICP	IP100522	1000.0	948.41	94.8										
Potassium	K	ICP	IP100522	20000.0	20303.91	101.5										
Sodium	NA	ICP	IP100522	50000.0	46886.79	93.8										

0064

Control Limits: Mercury 80-120; Other Metals 90-110

CRDL Standard

ANALYTICAL RESOURCES INCORPORATED

CLIENT: Anchor Environmental

PROJECT: Chinook

UNITS:ug/L

SDG: JY77

ANALYTE	EL	M	RUN	CRA/I TV	CR-1	%R	CR-2	%R	CR-3	%R	CR-4	%R	CR-5	%R	CR-6	%R
Aluminum	AL	ICP	IP100321	50.0	64.96	129.9										
Calcium	CA	ICP	IP100321	50.0	54.41	108.8										
Iron	FE	ICP	IP100321	50.0	55.12	110.2										
Magnesium	MG	ICP	IP100321	50.0	55.06	110.1										
Manganese	MN	ICP	IP100321	1.0	1.03	103.0										
Potassium	K	ICP	IP100321	500.0	579.23	115.8										
Silicon	SI	ICP	IP100321	60.0	90.69	151.2										
Sodium	NA	ICP	IP100321	500.0	571.70	114.3										
Aluminum	AL	ICP	IP100522	50.0	48.89	97.8										
Calcium	CA	ICP	IP100522	50.0	54.34	108.7										
Iron	FE	ICP	IP100522	50.0	56.92	113.8										
Magnesium	MG	ICP	IP100522	50.0	54.55	109.1										
Manganese	MN	ICP	IP100522	1.0	1.10	110.0										
Potassium	K	ICP	IP100522	500.0	556.52	111.3										
Sodium	NA	ICP	IP100522	500.0	541.70	108.3										

0065

Control Limits: no control limits have been established by the EPA at this time.

Calibration Blanks

ANALYTICAL RESOURCES INCORPORATED

CLIENT: Anchor Environmental

PROJECT: Chinook

SDG: JY77

UNITS:ug/L

ANALYTE	EL	METH	RUN	CRDL	IDL	ICB	C	CCB1	C	CCB2	C	CCB3	C	CCB4	C	CCB5	C
Aluminum	AL	ICP	IP100321	200.0	50.0	50.0	U	50.0	U	50.0	U	50.0	U	50.0	U	50.0	U
Calcium	CA	ICP	IP100321	5000.0	50.0	50.0	U	50.0	U	50.0	U	50.0	U	50.0	U	50.0	U
Iron	FE	ICP	IP100321	100.0	50.0	50.0	U	50.0	U	50.0	U	50.0	U	50.0	U	50.0	U
Magnesium	MG	ICP	IP100321	5000.0	50.0	50.0	U	50.0	U	50.0	U	50.0	U	50.0	U	50.0	U
Manganese	MN	ICP	IP100321	15.0	1.0	1.0	U	1.0	U	1.0	U	1.0	U	1.0	U	1.0	U
Potassium	K	ICP	IP100321	5000.0	500.0	500.0	U	500.0	U	500.0	U	500.0	U	500.0	U	500.0	U
Silicon	SI	ICP	IP100321	60.0	60.0	60.0	U	60.0	U	60.0	U	60.0	U	60.0	U	60.0	U
Sodium	NA	ICP	IP100321	5000.0	500.0	500.0	U	500.0	U	500.0	U	500.0	U	500.0	U	500.0	U

Calibration Blanks

ANALYTICAL RESOURCES INCORPORATED

CLIENT: Anchor Environmental

PROJECT: Chinook

SDG: JY77

UNITS:ug/L

ANALYTE	EL	METH	RUN	CRDL	IDL	CCB6	C	CCB7	C	CCB8	C	CCB9	C	CCB10	C	CCB11	C
Aluminum	AL	ICP	IP100321	200.0	50.0	50.0	U	50.0	U								
Calcium	CA	ICP	IP100321	5000.0	50.0	50.0	U	50.0	U								
Iron	FE	ICP	IP100321	100.0	50.0	50.0	U	50.0	U								
Magnesium	MG	ICP	IP100321	5000.0	50.0	50.0	U	50.0	U								
Manganese	MN	ICP	IP100321	15.0	1.0	1.0	U	1.0	U								
Potassium	K	ICP	IP100321	5000.0	500.0	500.0	U	500.0	U								
Silicon	SI	ICP	IP100321	60.0	60.0	60.0	U	60.0	U								
Sodium	NA	ICP	IP100321	5000.0	500.0	500.0	U	500.0	U								

Calibration Blanks

ANALYTICAL RESOURCES INCORPORATED

CLIENT: Anchor Environmental

PROJECT: Chinook

SDG: JY77

UNITS:ug/L

ANALYTE	EL	METH	RUN	CRDL	IDL	ICB	C	CCB1	C	CCB2	C	CCB3	C	CCB4	C	CCB5	C
Aluminum	AL	ICP	IP100522	200.0	50.0	50.0	U	50.0	U	50.0	U	50.0	U	50.0	U	50.0	U
Calcium	CA	ICP	IP100522	5000.0	50.0	50.0	U	50.0	U	50.0	U	50.0	U	50.0	U	50.0	U
Iron	FE	ICP	IP100522	100.0	50.0	50.0	U	50.0	U	50.0	U	50.0	U	50.0	U	50.0	U
Magnesium	MG	ICP	IP100522	5000.0	50.0	50.0	U	50.0	U	50.0	U	50.0	U	50.0	U	50.0	U
Manganese	MN	ICP	IP100522	15.0	1.0	1.0	U	1.0	U	1.0	U	1.0	U	1.0	U	1.0	U
Potassium	K	ICP	IP100522	5000.0	500.0	500.0	U	500.0	U	500.0	U	500.0	U	500.0	U	500.0	U
Sodium	NA	ICP	IP100522	5000.0	500.0	500.0	U	500.0	U	500.0	U	500.0	U	723.2	B	500.0	U

Calibration Blanks

ANALYTICAL RESOURCES INCORPORATED

CLIENT: Anchor Environmental

PROJECT: Chinook

SDG: JY77

UNITS: ug/L

ANALYTE	EL	METH	RUN	CRDL	IDL	CCB6	C	CCB7	C	CCB8	C	CCB9	C	CCB10	C	CCB11	C
Aluminum	AL	ICP	IP100522	200.0	50.0	50.0	U										
Calcium	CA	ICP	IP100522	5000.0	50.0	50.0	U										
Iron	FE	ICP	IP100522	100.0	50.0	50.0	U										
Magnesium	MG	ICP	IP100522	5000.0	50.0	50.0	U										
Manganese	MN	ICP	IP100522	15.0	1.0	1.0	U										
Potassium	K	ICP	IP100522	5000.0	500.0	500.0	U										
Sodium	NA	ICP	IP100522	5000.0	500.0	500.0	U										

6900

ICP Interference Check Sample

ANALYTICAL RESOURCES INCORPORATED

CLIENT: Anchor Environmental

PROJECT: Chinook

SDG: JY77

ICS SOURCE: I.V.

RUNID: IP100321

INSTRUMENT ID: OPTIMA ICP 1

UNITS: ug/L

ANALYTE	ICSA TV	ICSAB TV	ICSA1	ICSAB1	%R	ICSA2	ICSAB2	%R	ICSA3	ICSAB3	%R
Aluminum	200000	200000	199317.2	199523.1	**99.8**						
Antimony		1000	8.5	1102.9	**110.3**						
Arsenic		1000	16.0	1048.7	**104.9**						
Barium		1000	-0.6	979.6	**98.0**						
Beryllium		1000	0.2	1041.6	**104.2**						
Boron			0.7	2.3							
Cadmium		1000	1.2	1048.4	**104.8**						
Calcium	100000	100000	98180.9	98081.5	**98.1**						
Chromium		1000	1.9	971.8	**97.2**						
Cobalt		1000	0.1	968.1	**96.8**						
Copper		1000	0.4	1057.0	**105.7**						
Iron	200000	200000	198022.7	196757.6	**98.4**						
Lead		1000	7.8	982.6	**98.3**						
Magnesium	100000	100000	100847.9	100202.0	**100.2**						
Manganese		1000	-0.5	948.6	**94.9**						
Molybdenum			2.0	2.0							
Nickel		1000	-2.3	955.4	**95.5**						
Potassium			63.2	140.4							
Selenium		1000	-20.5	1015.4	**101.5**						
Silicon			14.8	15.7							
Silver		1000	0.6	1055.1	**105.5**						
Sodium			48.4	53.3							
Strontium			1.2	1.4							
Thallium		1000	-25.8	948.6	**94.9**						
Tin			-6.6	-5.6							
Titanium			6.1	6.4							
Vanadium		1000	1.3	1045.1	**104.5**						
Zinc		1000	-0.5	949.8	**95.0**						

0070

ICP Interference Check Sample

ANALYTICAL RESOURCES INCORPORATED

CLIENT: Anchor Environmental

PROJECT: Chinook

SDG: JY77

ICS SOURCE: I.V.

RUNID: IP100522

INSTRUMENT ID: OPTIMA ICP 1

UNITS: ug/L

ANALYTE	ICSA TV	ICSAB TV	ICSA1	ICSAB1	%R	ICSA2	ICSAB2	%R	ICSA3	ICSAB3	%R
Aluminum	200000	200000	198930.8	200839.1	**100.4**						
Antimony		1000	7.5	1073.8	**107.4**						
Arsenic		1000	9.0	1030.6	**103.1**						
Barium		1000	-0.2	1012.9	**101.3**						
Beryllium		1000	-0.1	1033.1	**103.3**						
Boron			-3.6	-3.7							
Cadmium		1000	1.1	1027.0	**102.7**						
Calcium	100000	100000	101738.7	99529.9	**99.5**						
Chromium		1000	5.3	989.5	**99.0**						
Cobalt		1000	-0.1	945.7	**94.6**						
Copper		1000	3.5	1077.4	**107.7**						
Iron	200000	200000	210931.1	204267.9	**102.1**						
Lead		1000	18.3	978.5	**97.9**						
Magnesium	100000	100000	105060.5	101598.4	**101.6**						
Manganese		1000	-1.0	1002.0	**100.2**						
Molybdenum			1.6	2.1							
Nickel		1000	1.1	970.8	**97.1**						
Potassium			53.2	84.2							
Selenium		1000	-43.3	969.7	**97.0**						
Silicon			10.1	12.1							
Silver		1000	0.9	1037.5	**103.8**						
Sodium			27.4	23.1							
Strontium			1.2	1.5							
Thallium		1000	-27.2	924.6	**92.5**						
Tin			-8.9	-10.1							
Titanium			4.4	5.0							
Vanadium		1000	2.4	1021.0	**102.1**						
Zinc		1000	-5.0	958.2	**95.8**						

0071

IDLs and ICP Linear Ranges

ANALYTICAL RESOURCES INCORPORATED

CLIENT: Anchor Environmental

PROJECT: Chinook

SDG: JY77 UNITS: ug/L

ANALYTE	EL	METH	INSTRUMENT	WAVELENTH (nm)	GFA BACK-GROUND	CLP CRDL	RL	RL DATE	ICP LINEAR RANGE (ug/L)	ICP LR DATE
Aluminum	AL	ICP	OPTIMA ICP 1	308.22		200	50.0	6/1/2006	250000.0	6/19/1906
Calcium	CA	ICP	OPTIMA ICP 1	317.93		5000	50.0	6/1/2006	500000.0	6/19/1906
Iron	FE	ICP	OPTIMA ICP 1	273.96		100	50.0	6/1/2006	250000.0	6/19/1906
Magnesium	MG	ICP	OPTIMA ICP 1	279.08		5000	50.0	6/1/2006	500000.0	6/19/1906
Manganese	MN	ICP	OPTIMA ICP 1	257.61		15	1.0	6/1/2006	30000.0	6/19/1906
Potassium	K	ICP	OPTIMA ICP 1	766.49		5000	500.0	6/1/2006	500000.0	6/19/1906
Silicon	SI	ICP	OPTIMA ICP 1	288.16		60	60.0	6/1/2006	0.0	6/19/1906
Sodium	NA	ICP	OPTIMA ICP 1	589.59		5000	500.0	6/1/2006	5000000.0	6/19/1906

ICP Interelement Correction Factors

ANALYTICAL RESOURCES INCORPORATED

CLIENT: Anchor Environmental

PROJECT: Chinook

IEC DATE: 9/25/2006

SDG: JY77

INSTRUMENT ID: OPTIMA ICP 1

ANALYTE	WAVELENGTH	AL	AS	BA	BE	CA	CD	CO	CR	CU	FE
Aluminum	308.22	0.0000000	0.0000000	0.0000000	0.0000000	0.0000000	0.0000000	0.0000000	0.0000000	0.0000000	0.0000000
Antimony	206.84	0.0000000	0.0000000	0.0000000	0.0000000	0.0000000	0.0000000	0.0000000	16.2100000	0.0000000	0.1030460
Arsenic	188.98	0.0938183	0.0000000	0.1533550	0.0000000	0.0419242	0.0000000	0.0000000	0.3754730	0.3209290	0.0000000
Barium	233.53	0.0000000	0.0000000	0.0000000	0.0000000	-0.0072722	0.0000000	-0.2555740	0.0000000	0.0000000	0.0702811
Beryllium	313.04	0.0000000	0.0000000	0.0000000	0.0000000	0.0000000	0.0000000	0.0000000	0.0000000	0.0000000	0.0000000
Cadmium	228.80	0.0000000	1.3822800	0.0463102	0.0000000	0.0000000	0.0000000	0.1963220	0.0000000	0.0000000	0.0000000
Calcium	317.93	0.0000000	0.0000000	0.0000000	0.0000000	0.0000000	0.0000000	0.0000000	0.0000000	0.0000000	0.0000000
Chromium	267.72	0.0000000	0.0000000	0.0000000	0.0000000	-0.0105992	0.0000000	0.0000000	0.0000000	0.0000000	-0.0669465
Cobalt	228.62	-0.0147446	0.0000000	0.2412880	0.0000000	0.0000000	0.0000000	0.0000000	0.0000000	0.0000000	0.0172470
Copper	324.75	0.0000000	0.0000000	0.0000000	0.0000000	0.0000000	0.0000000	-0.2000560	-0.0393520	0.0000000	-0.0995853
Iron	273.96	0.0000000	0.0000000	0.0000000	0.0000000	0.0000000	0.0000000	0.0000000	0.7498730	0.0000000	0.0000000
Lead	220.35	-0.1775400	0.0000000	0.0000000	0.0000000	0.0000000	0.0000000	-0.1485420	-1.6563300	0.6048040	0.0000000
Magnesium	279.08	0.0000000	0.0000000	0.0000000	0.0000000	0.0000000	0.0000000	-1.3145300	-0.8640350	0.0000000	0.7014660
Manganese	257.61	0.0089125	0.0000000	0.0000000	0.0000000	0.0079583	0.0000000	0.0000000	0.0000000	0.0000000	0.0000000
Molybdenum	202.03	0.0000000	0.0000000	0.0000000	0.0000000	0.0000000	0.0000000	0.0000000	0.0000000	0.0000000	0.0000000
Nickel	231.60	0.0000000	0.0000000	0.0000000	0.0000000	0.0000000	0.0000000	0.0000000	0.0000000	0.0000000	0.0000000
Potassium	766.49	0.0000000	0.0000000	0.0000000	0.0000000	0.0000000	0.0000000	0.0000000	0.0000000	0.0000000	0.0000000
Selenium	196.03	0.0000000	0.0000000	0.0000000	0.0000000	0.0000000	0.0000000	0.0000000	0.0000000	0.0000000	-0.1191740
Silicon	288.16	0.0000000	0.0000000	0.0000000	0.0000000	0.0000000	0.0000000	0.0000000	-2.0980400	0.0000000	0.0000000
Silver	328.07	0.0000000	0.0000000	0.0000000	0.0000000	0.0000000	0.0000000	0.0000000	0.0000000	0.0000000	-0.0477086
Sodium	589.59	0.0000000	0.0000000	0.0000000	0.0000000	10.1700000	0.0000000	0.0000000	0.0000000	0.0000000	0.0000000
Thallium	190.80	0.0000000	0.0000000	0.0000000	0.0000000	0.0000000	0.0000000	3.5279800	0.3870280	0.0000000	0.0000000
Tin	189.93	0.0000000	0.0000000	0.0000000	0.0000000	-0.0723848	0.0000000	0.0000000	0.0000000	0.0000000	0.0000000
Titanium	334.90	0.0000000	0.0000000	0.0000000	0.0000000	0.0000000	0.0000000	0.0000000	0.2123760	0.0000000	0.0000000
Vanadium	292.40	0.0000000	0.0000000	0.0000000	0.0000000	0.0000000	0.0000000	0.0000000	-7.0582400	0.0000000	0.0000000
Zinc	206.20	0.0000000	0.0000000	0.0000000	0.0000000	-0.0229685	0.3119720	0.0000000	0.3266740	0.0000000	0.0286342

0073

ICP Interelement Correction Factors

ANALYTICAL RESOURCES INCORPORATED

CLIENT: Anchor Environmental

PROJECT: Chinook

SDG: JY77

IEC DATE: 9/25/2006

INSTRUMENT ID: OPTIMA ICP 1

ANALYTE	WAVELENGTH	MG	MN	MO	NI	PB	SB	TI	TL	V	ZN
Aluminum	308.22	0.0000000	0.0000000	19.6878000	0.0000000	0.0000000	0.0000000	0.7151350	0.0000000	16.7609000	0.000000C
Antimony	206.84	0.0000000	0.0000000	0.0000000	-0.3295220	0.0000000	0.0000000	-0.8642410	0.0000000	-3.4575900	0.000000C
Arsenic	188.98	0.0000000	0.0000000	0.9150530	0.0000000	0.0000000	0.0000000	2.5519000	0.0000000	0.0000000	0.149276C
Barium	233.53	0.0085043	0.0000000	0.0000000	0.1240640	0.0000000	0.0000000	0.0000000	0.0000000	0.4604860	0.000000C
Beryllium	313.04	0.0000000	0.0000000	0.0000000	0.0000000	0.0000000	0.0000000	0.0000000	0.0000000	1.5675800	0.000000C
Cadmium	228.80	0.0000000	0.0000000	0.0000000	-0.2000800	0.0000000	0.0000000	0.0000000	0.0000000	0.0000000	0.000000C
Calcium	317.93	0.0000000	0.0000000	0.0000000	0.0000000	0.0000000	0.0000000	0.0000000	0.0000000	0.0000000	0.000000C
Chromium	267.72	0.2307900	0.5096240	0.1429920	0.0000000	0.0000000	0.0000000	0.0965822	0.0000000	0.1796520	0.000000C
Cobalt	228.62	0.0000000	0.0000000	-0.3795350	0.0320069	0.0000000	0.0000000	1.7290300	0.0000000	0.0000000	0.000000C
Copper	324.75	0.0065528	0.0000000	0.7344770	0.0000000	0.0000000	0.0000000	0.2196270	0.0000000	0.0000000	0.000000C
Iron	273.96	0.0000000	0.0000000	0.0000000	0.0000000	0.0000000	0.0000000	0.0000000	0.0000000	1.7593200	0.000000C
Lead	220.35	0.0000000	0.0000000	-0.3190660	-0.1742160	0.0000000	0.0000000	0.0000000	0.0000000	0.0000000	0.000000C
Magnesium	279.08	0.0000000	0.0000000	-3.2635900	0.0000000	0.0000000	0.0000000	0.0000000	0.0000000	0.0000000	0.000000C
Manganese	257.61	0.0163744	0.0000000	0.0000000	0.0000000	-0.2391890	0.0000000	0.0000000	0.0000000	0.0000000	0.000000C
Molybdenum	202.03	0.0214192	0.0000000	0.0000000	0.0000000	0.0000000	0.0000000	0.0000000	0.0000000	0.0000000	0.000000C
Nickel	231.60	0.0000000	0.0000000	0.0000000	0.0000000	0.0000000	-0.5765410	0.0000000	0.0000000	0.0000000	0.000000C
Potassium	766.49	0.0000000	0.0000000	0.0000000	0.0000000	0.0000000	0.0000000	0.0000000	0.0000000	0.0000000	0.000000C
Selenium	196.03	0.0000000	1.1348600	0.0000000	0.0000000	0.0000000	0.0000000	0.0000000	0.0000000	0.0000000	0.000000C
Silicon	288.16	0.0000000	0.0000000	0.0000000	0.0000000	0.0000000	0.0000000	0.0000000	0.0000000	0.0000000	0.000000C
Silver	328.07	0.0000000	0.1621690	0.1065380	0.0000000	0.0000000	0.0000000	0.0000000	0.0000000	-0.3119270	0.000000C
Sodium	589.59	0.0000000	0.0000000	0.0000000	0.0000000	0.0000000	0.0000000	250.8830000	0.0000000	0.0000000	252.099000C
Thallium	190.80	0.0000000	0.0000000	-3.5954300	0.0000000	0.0000000	0.0000000	0.8751120	0.0000000	2.2588300	0.000000C
Tin	189.93	0.0000000	0.0000000	0.0000000	0.0000000	-0.0530103	-1.8271700	0.1974990	0.0000000	0.0000000	0.000000C
Titanium	334.90	0.0000000	0.0000000	1.0370700	0.0000000	0.0000000	0.0000000	0.0000000	0.0000000	0.0000000	0.000000C
Vanadium	292.40	0.0000000	-0.1494890	-0.7380980	0.0000000	0.0000000	0.0000000	0.4684280	0.0000000	0.0000000	0.000000C
Zinc	206.20	0.0000000	0.0000000	0.3271770	0.0000000	-0.0935990	0.0000000	0.0000000	0.0000000	0.0000000	0.000000C

Preparation Log

ANALYTICAL RESOURCES INCORPORATED

CLIENT: Anchor Environmental

PROJECT: Chinook

SDG: JY77

ANALYSIS METHOD: ICP

ARI PREP CODE: TWC

PREPDATE: 10/3/2006

CLIENT ID	ARI ID	MASS (g)	INITIAL VOLUME (mL)	FINAL VOLUME (mL)
RL-4S-092806	JY77A	0.000	50.0	50.0
RL-4S-092806D	JY77ADUP	0.000	50.0	50.0
RL-4S-092806S	JY77ASPK	0.000	50.0	50.0
R2-092906	JY77B	0.000	50.0	50.0
R4S-092706	JY77C	0.000	50.0	50.0
G1S-092806	JY77D	0.000	50.0	50.0
RLSW-2-092706	JY77E	0.000	50.0	50.0
RLSW-3-092706	JY77G	0.000	50.0	50.0
G2S-092906	JY77H	0.000	50.0	50.0
G2D-092906	JY77I	0.000	50.0	50.0
PBW	JY77MB1	0.000	50.0	50.0
LCSW	JY77MB1SPK	0.000	50.0	50.0

Preparation Log

ANALYTICAL RESOURCES INCORPORATED

CLIENT: Anchor Environmental

PROJECT: Chinook

SDG: JY77

ANALYSIS METHOD: ICP

ARI PREP CODE: WMN

PREPDATE: 10/2/2006

CLIENT ID	ARI ID	MASS (g)	INITIAL VOLUME (mL)	FINAL VOLUME (mL)
RL-4S-092806	JY77J	0.000	50.0	50.0
RL-4S-092806D	JY77JDUP	0.000	50.0	50.0
RL-4S-092806S	JY77JSPK	0.000	50.0	50.0
R2-092906	JY77K	0.000	50.0	50.0
R4S-092706	JY77L	0.000	50.0	50.0
G1S-092806	JY77M	0.000	50.0	50.0
PBW	JY77MB2	0.000	50.0	50.0
LCSW	JY77MB2SPK	0.000	50.0	50.0
RLSW-2-092706	JY77N	0.000	50.0	50.0
RLSW-3-092706	JY77O	0.000	50.0	50.0
G2S-092906	JY77P	0.000	50.0	50.0
G2D-092906	JY77Q	0.000	50.0	50.0

Analysis Run Log

ANALYTICAL RESOURCES INCORPORATED

CLIENT: Anchor Environmental

PROJECT: Chinook | INSTRUMENT ID: OPTIMA ICP 1 | START DATE: 10/3/2006

SDG: JY77 | RUNID: IP100321 | METHOD: ICP | END DATE: 10/3/2006

CLIENT ID	ARI ID	DIL.	TIME	%R	AG	AL	AS	B	BA	BE	CA	CD	CO	CR	CU	FE	HG	K	MG	MN	MO	NA	NI	PB	SB	SE	SI	SN	TI	TL	U	V	ZN
S0	S0	1.00	10453			X					X					X		X	X	X		X					X						
S2	S2	1.00	10515																	X													
S3	S3	1.00	10560																														
S4	S4	1.00	11010																								X						
S5	S5	1.00	11054			X					X					X		X	X			X											
ICV	ICV	1.00	11295			X					X					X		X	X	X		X					X						
ICB	ICB	1.00	11361			X					X					X		X	X	X		X					X						
CRI	CRII	1.00	11423			X					X					X		X	X	X		X					X						
ICSA	ICSAI	1.00	11485			X					X					X		X	X	X		X					X						
ICSAB	ICSABI	1.00	11552			X					X					X		X	X	X		X					X						
CCV	CCV1	1.00	12014			X					X					X		X	X	X		X					X						
CCB	CCB1	1.00	12081			X					X					X		X	X	X		X					X						
ZZZZZZ	JY35MB2	1.00	12135																														
ZZZZZZ	JY56MB2	1.00	12201																														
ZZZZZZ	JY35E	5.00	12263																														
ZZZZZZ	JY35F	5.00	12342																														
ZZZZZZ	JY56I	5.00	12412																														
ZZZZZZ	JY56J	5.00	12482																														
ZZZZZZ	JY35DDUP	5.00	12553																														
ZZZZZZ	JY35D	5.00	13023																														
ZZZZZZ	JY35DSPK	5.00	13094																														
ZZZZZZ	JY35MB2SPK	1.00	13164																														
CCV	CCV2	1.00	13232			X					X					X		X	X	X		X					X						
CCB	CCB2	1.00	13294			X					X					X		X	X	X		X					X						
PBW	JY77MB2	1.00	13360																								X						
ZZZZZZ	JY56L	5.00	13423																														
ZZZZZZ	JY56K	5.00	13494																														
G1S-092806	JY77M	5.00	13571																								X						
R4S-092706	JY77L	5.00	14045																								X						
RLSW-2-092706	JY77N	5.00	14121																								X						
ZZZZZZ	JY56HDUP	5.00	14193																														
ZZZZZZ	JY56H	5.00	14270																														
ZZZZZZ	JY56HSPK	5.00	14342																														
ZZZZZZ	JY56MB2SPK	1.00	14414																														
CCV	CCV3	1.00	14484			X					X					X		X	X	X		X					X						

FORM XIV

Analysis Run Log

ANALYTICAL RESOURCES INCORPORATED

CLIENT: Anchor Environmental

PROJECT: Chinook | INSTRUMENT ID: OPTIMA ICP 1 | START DATE: 10/3/2006

SDG: JY77 | RUNID: IP100321 | METHOD: ICP | END DATE: 10/3/2006

CLIENT ID	ARI ID	DIL.	TIME	%R	AG	AL	AS	B	BA	BE	CA	CD	CO	CR	CU	FE	HG	K	MG	MN	MO	NA	NI	PB	SB	SE	SI	SN	TI	TL	U	V	ZN
CCB	CCB3	1.00	14550			X					X					X		X	X	X		X					X						
ZZZZZZ	JY35E	5.00	15012																														
RLSW-3-092706	JY77O	5.00	15090																								X						
G2S-092906	JY77P	5.00	15163																								X						
G2D-092906	JY77Q	5.00	15235																								X						
R2-092906	JY77K	5.00	15311																								X						
RL-4S-092806D	JY77JDUP	5.00	15382																								X						
RL-4S-092806	JY77J	5.00	15452																								X						
RL-4S-092806S	JY77JSPK	5.00	15523																								X						
LCSW	JY77MB2SPK	1.00	15593																								X						
CCV	CCV4	1.00	16064			X					X					X		X	X	X		X					X						
CCB	CCB4	1.00	16131			X					X					X		X	X	X		X					X						
ZZZZZZ	JY03MB	1.00	16194																														
ZZZZZZ	JY37MB	1.00	16260																														
ZZZZZZ	JY37A	1.00	16323																														
ZZZZZZ	JY37B	1.00	16385																														
ZZZZZZ	JY37C	1.00	16452																														
ZZZZZZ	JY37D	1.00	16532																														
ZZZZZZ	JY37E	1.00	17000																														
ZZZZZZ	JY03A	1.00	17062																														
ZZZZZZ	JY03MBSPK	1.00	17125																														
ZZZZZZ	JY37MBSPK	1.00	17193																														
CCV	CCV5	1.00	17255			X					X					X		X	X	X		X					X						
CCB	CCB5	1.00	17321			X					X					X		X	X	X		X					X						
ZZZZZZ	JX50MB	1.00	17383																														
PBW	JY77MB1	1.00	17445			X					X					X		X	X	X		X											
G2S-092906	JY77H	1.00	17512			X					X					X		X	X	X		X											
G2D-092906	JY77I	1.00	17584			X					X					X		X	X	X		X											
ZZZZZZ	JY03C	1.00	18061																														
ZZZZZZ	JX50A	1.00	18123																														
ZZZZZZ	JX50B	1.00	18191																														
R2-092906	JY77B	1.00	18254			X					X					X		X	X	X		X											
R4S-092706	JY77C	1.00	18324			X					X					X		X	X	X		X											
ZZZZZZ	JX50MBSPK	1.00	18394																														
CCV	CCV6	1.00	18465			X					X					X		X	X	X		X					X						

FORM XIV

Analysis Run Log

ANALYTICAL RESOURCES INCORPORATED

CLIENT: Anchor Environmental

PROJECT: Chinook | INSTRUMENT ID: OPTIMA ICP 1 | START DATE: 10/3/2006

SDG: JY77 | RUNID: IP100321 | METHOD: ICP | END DATE: 10/3/2006

CLIENT ID	ARI ID	DIL.	TIME	%R	AG	AL	AS	B	BA	BE	CA	CD	CO	CR	CU	FE	HG	K	MG	MN	MO	NA	NI	PB	SB	SE	SI	SN	TI	TL	U	V	ZN
CCB	CCB6	1.00	18533			X					X					X		X	X	X		X					X						
ZZZZZZ	JY37MB	1.00	19000																														
ZZZZZZ	JY03MB	1.00	19062																														
ZZZZZZ	JY56C	1.00	19125																														
G1S-092806	JY77D	1.00	19201																														
RLSW-2-092706	JY77E	1.00	19273																														
RLSW-3-092706	JY77G	1.00	19350																														
RL-4S-092806D	JY77ADUP	1.00	19422																														
RL-4S-092806	JY77A	1.00	19494																														
RL-4S-092806S	JY77ASPK	1.00	19570																														
LCSW	JY77MB1SPK	1.00	20041																														
CCV	CCV7	1.00	20113			X					X					X		X	X	X		X					X						
CCB	CCB7	1.00	20184			X					X					X		X	X	X		X					X						

0080

Analysis Run Log

ANALYTICAL RESOURCES INCORPORATED

CLIENT: Anchor Environmental

PROJECT: Chinook | INSTRUMENT ID: OPTIMA ICP 1 | START DATE: 10/5/2006

SDG: JY77 | RUNID: IP100522 | METHOD: ICP | END DATE: 10/5/2006

CLIENT ID	ARI ID	DIL.	TIME	%R	AG	AL	AS	B	BA	BE	CA	CD	CO	CR	CU	FE	HG	K	MG	MN	MO	NA	NI	PB	SB	SE	SI	SN	TI	TL	U	V	ZN
S0	S0	1.00	12020			X					X					X		X	X	X		X											
S2	S2	1.00	12082																	X													
S3	S3	1.00	12122																														
S4	S4	1.00	12173																														
S5	S5	1.00	12220			X					X					X		X	X			X											
ICV	ICV	1.00	12403			X					X					X		X	X	X		X											
ICB	ICB	1.00	12471			X					X					X		X	X	X		X											
CRI	CRII	1.00	12533			X					X					X		X	X	X		X											
ICSA	ICSAI	1.00	13000			X					X					X		X	X	X		X											
ICSAB	ICSABI	1.00	13064			X					X					X		X	X	X		X											
CCV	CCV1	1.00	13125			X					X					X		X	X	X		X											
CCB	CCB1	1.00	13193			X					X					X		X	X	X		X											
ZZZZZZ	JY64MB	2.00	13243																														
ZZZZZZ	JX95MB1	2.00	13310																														
ZZZZZZ	JY43RMB	2.00	13372																														
ZZZZZZ	JY49RMB	2.00	13434																														
ZZZZZZ	JY49RA	2.00	13501																														
ZZZZZZ	JY43RA	2.00	13565																														
ZZZZZZ	JY64A	2.00	14031																														
ZZZZZZ	JY64MBSPK	2.00	14094																														
ZZZZZZ	JY49RMBSPK	2.00	14162																														
ZZZZZZ	JY43RREF	2.00	14230																														
CCV	CCV2	1.00	14291			X					X					X		X	X	X		X											
CCB	CCB2	1.00	14355			X					X					X		X	X	X		X											
ZZZZZZ	JY37MB	1.00	14422																														
ZZZZZZ	JX50MB	1.00	14484																														
ZZZZZZ	JY56C	2.00	14551																														
G1S-092806	JY77D	1.00	15030			X					X					X		X	X	X		X											
RLSW-2-092706	JY77E	1.00	15102			X					X					X		X	X	X		X											
RLSW-3-092706	JY77G	1.00	15175			X					X					X		X	X	X		X											
RL-4S-092806D	JY77ADUP	1.00	15251			X					X					X		X	X	X		X											
RL-4S-092806	JY77A	1.00	15323																														
RL-4S-092806S	JY77ASPK	1.00	15395			X					X					X		X	X	X		X											
LCSW	JY77MB1SPK	1.00	15472			X					X					X		X	X	X		X											
CCV	CCV3	1.00	15542			X					X					X		X	X	X		X											

FORM XIV

Analysis Run Log

ANALYTICAL RESOURCES INCORPORATED

CLIENT: Anchor Environmental

PROJECT: Chinook | INSTRUMENT ID: OPTIMA ICP 1 | START DATE: 10/5/2006

SDG: JY77 | RUNID: IP100522 | METHOD: ICP | END DATE: 10/5/2006

CLIENT ID	ARI ID	DIL.	TIME	%R	AG	AL	AS	B	BA	BE	CA	CD	CO	CR	CU	FE	HG	K	MG	MN	MO	NA	NI	PB	SB	SE	SI	SN	TI	TL	U	V	ZN
CCB	CCB3	1.00	16010			X					X					X		X	X	X		X											
ZZZZZZ	JY56MB1	1.00	16061																														
RL-4S-092806	JY77A	1.00	16105																														
ZZZZZZ	JY56F	10.00	16165																														
ZZZZZZ	JY56G	10.00	16243																														
ZZZZZZ	JY56B	1.00	16322																														
ZZZZZZ	JY56ADUP	1.00	16394																														
ZZZZZZ	JY56A	1.00	16471																														
ZZZZZZ	JY56ASPK	1.00	16543																														
ZZZZZZ	JY56MB1SPK	1.00	17021																														
CCV	CCV4	1.00	17094			X					X					X		X	X	X		X											
CCB	CCB4	1.00	17170			X					X					X		X	X	X		X											
S0	S0	1.00	17281			X					X					X		X	X	X		X											
CCV	CCV5	1.00	17333			X					X					X		X	X	X		X											
CCB	CCB5	1.00	17402			X					X					X		X	X	X		X											
ZZZZZZ	JY56MB1	1.00	17464																														
RL-4S-092806	JY77A	1.00	17530			X					X					X		X	X	X		X											
ZZZZZZ	JY56F	5.00	18002																														
ZZZZZZ	JY56G	5.00	18074																														
ZZZZZZ	JY56B	1.00	18151																														
ZZZZZZ	JY56ADUP	1.00	18225																														
ZZZZZZ	JY56A	1.00	18304																														
ZZZZZZ	JY56ASPK	1.00	18382																														
ZZZZZZ	JY56MB1SPK	1.00	18463																														
CCV	CCV6	1.00	18541			X					X					X		X	X	X		X											
CCB	CCB6	1.00	19005			X					X					X		X	X	X		X											

0082

Metals Analysis
Sample Data

prepared
for

ANCHOR ENVIRONMENTAL

Project: Chinook

ARI JOB NO: JY77

prepared
by

Analytical Resources, Inc.

ANALYTICAL RESOURCES INCORPORATED

INORGANICS ANALYSIS DATA SHEET
DISSOLVED METALS

Sample ID: RL-4S-092806
SAMPLE

Lab Sample ID: JY77A
LIMS ID: 06-18044
Matrix: Water
Data Release Authorized:
Reported: 10/06/06

QC Report No: JY77-Anchor Environmental
Project: Chinook
060354-01
Date Sampled: 09/28/06
Date Received: 09/29/06

Prep Meth	Prep Date	Analysis Method	Analysis Date	CAS Number	Analyte	RL	mg/L	Q
3010A	10/03/06	6010B	10/05/06	7429-90-5	Aluminum	0.05	0.05	U
3010A	10/03/06	6010B	10/05/06	**7440-70-2**	**Calcium**	0.05	**32.1**	
3010A	10/03/06	6010B	10/05/06	**7439-89-6**	**Iron**	0.05	**39.2**	
3010A	10/03/06	6010B	10/05/06	**7439-95-4**	**Magnesium**	0.05	**16.8**	
3010A	10/03/06	6010B	10/05/06	**7439-96-5**	**Manganese**	0.001	**2.66**	
3010A	10/03/06	6010B	10/05/06	**7440-09-7**	**Potassium**	0.5	**1.4**	
3010A	10/03/06	6010B	10/05/06	**7440-23-5**	**Sodium**	0.5	**31.3**	

U-Analyte undetected at given RL
RL-Reporting Limit

ANALYTICAL RESOURCES INCORPORATED

INORGANICS ANALYSIS DATA SHEET
DISSOLVED METALS
Page 1 of 1

Sample ID: R2-092906
SAMPLE

Lab Sample ID: JY77B
LIMS ID: 06-18045
Matrix: Water
Data Release Authorized:
Reported: 10/06/06

QC Report No: JY77-Anchor Environmental
Project: Chinook
060354-01
Date Sampled: 09/29/06
Date Received: 09/29/06

Prep Meth	Prep Date	Analysis Method	Analysis Date	CAS Number	Analyte	RL	mg/L	Q
3010A	10/03/06	6010B	10/03/06	7429-90-5	Aluminum	0.05	0.05	U
3010A	10/03/06	6010B	10/03/06	**7440-70-2**	**Calcium**	0.05	**32.0**	
3010A	10/03/06	6010B	10/03/06	**7439-89-6**	**Iron**	0.05	**35.1**	
3010A	10/03/06	6010B	10/03/06	**7439-95-4**	**Magnesium**	0.05	**14.7**	
3010A	10/03/06	6010B	10/03/06	**7439-96-5**	**Manganese**	0.001	**2.29**	
3010A	10/03/06	6010B	10/03/06	**7440-09-7**	**Potassium**	0.5	**1.9**	
3010A	10/03/06	6010B	10/03/06	**7440-23-5**	**Sodium**	0.5	**31.8**	

U-Analyte undetected at given RL
RL-Reporting Limit

ANALYTICAL RESOURCES INCORPORATED

INORGANICS ANALYSIS DATA SHEET
DISSOLVED METALS

Sample ID: R4S-092706
SAMPLE

Lab Sample ID: JY77C
LIMS ID: 06-18046
Matrix: Water
Data Release Authorized:
Reported: 10/06/06

QC Report No: JY77-Anchor Environmental
Project: Chinook
060354-01
Date Sampled: 09/27/06
Date Received: 09/29/06

Prep Meth	Prep Date	Analysis Method	Analysis Date	CAS Number	Analyte	RL	mg/L	Q
3010A	10/03/06	6010B	10/03/06	**7429-90-5**	**Aluminum**	0.05	**0.07**	
3010A	10/03/06	6010B	10/03/06	**7440-70-2**	**Calcium**	0.05	**87.0**	
3010A	10/03/06	6010B	10/03/06	**7439-89-6**	**Iron**	0.05	**50.0**	
3010A	10/03/06	6010B	10/03/06	**7439-95-4**	**Magnesium**	0.05	**37.9**	
3010A	10/03/06	6010B	10/03/06	**7439-96-5**	**Manganese**	0.001	**5.49**	
3010A	10/03/06	6010B	10/03/06	**7440-09-7**	**Potassium**	0.5	**3.2**	
3010A	10/03/06	6010B	10/03/06	**7440-23-5**	**Sodium**	0.5	**340**	

U-Analyte undetected at given RL
RL-Reporting Limit

ANALYTICAL RESOURCES INCORPORATED

INORGANICS ANALYSIS DATA SHEET
DISSOLVED METALS

Sample ID: G1S-092806
SAMPLE

Lab Sample ID: JY77D
LIMS ID: 06-18047
Matrix: Water
Data Release Authorized:
Reported: 10/06/06

QC Report No: JY77-Anchor Environmental
Project: Chinook
060354-01
Date Sampled: 09/28/06
Date Received: 09/29/06

Prep Meth	Prep Date	Analysis Method	Analysis Date	CAS Number	Analyte	RL	mg/L	Q
3010A	10/03/06	6010B	10/05/06	7429-90-5	Aluminum	0.05	0.59	
3010A	10/03/06	6010B	10/05/06	7440-70-2	Calcium	0.05	27.2	
3010A	10/03/06	6010B	10/05/06	7439-89-6	Iron	0.05	1.56	
3010A	10/03/06	6010B	10/05/06	7439-95-4	Magnesium	0.05	12.1	
3010A	10/03/06	6010B	10/05/06	7439-96-5	Manganese	0.001	0.227	
3010A	10/03/06	6010B	10/05/06	7440-09-7	Potassium	0.5	14.7	
3010A	10/03/06	6010B	10/05/06	7440-23-5	Sodium	0.5	61.4	

U-Analyte undetected at given RL
RL-Reporting Limit

ANALYTICAL RESOURCES INCORPORATED

INORGANICS ANALYSIS DATA SHEET
DISSOLVED METALS
Page 1 of 1

Sample ID: RLSW-2-092706
SAMPLE

Lab Sample ID: JY77E
LIMS ID: 06-18048
Matrix: Water
Data Release Authorized:
Reported: 10/06/06

QC Report No: JY77-Anchor Environmental
Project: Chinook
060354-01
Date Sampled: 09/27/06
Date Received: 09/29/06

Prep Meth	Prep Date	Analysis Method	Analysis Date	CAS Number	Analyte	RL	mg/L	Q
3010A	10/03/06	6010B	10/05/06	**7429-90-5**	**Aluminum**	0.05	**1.57**	
3010A	10/03/06	6010B	10/05/06	**7440-70-2**	**Calcium**	0.05	**18.4**	
3010A	10/03/06	6010B	10/05/06	**7439-89-6**	**Iron**	0.05	**0.38**	
3010A	10/03/06	6010B	10/05/06	**7439-95-4**	**Magnesium**	0.05	**9.67**	
3010A	10/03/06	6010B	10/05/06	**7439-96-5**	**Manganese**	0.001	**0.176**	
3010A	10/03/06	6010B	10/05/06	**7440-09-7**	**Potassium**	0.5	**3.0**	
3010A	10/03/06	6010B	10/05/06	**7440-23-5**	**Sodium**	0.5	**612**	

U-Analyte undetected at given RL
RL-Reporting Limit

ANALYTICAL RESOURCES INCORPORATED

INORGANICS ANALYSIS DATA SHEET
DISSOLVED METALS
Page 1 of 1

Sample ID: RLSW-3-092706
SAMPLE

Lab Sample ID: JY77G
LIMS ID: 06-18050
Matrix: Water
Data Release Authorized:
Reported: 10/06/06

QC Report No: JY77-Anchor Environmental
Project: Chinook
060354-01
Date Sampled: 09/27/06
Date Received: 09/29/06

Prep Meth	Prep Date	Analysis Method	Analysis Date	CAS Number	Analyte	RL	mg/L	Q
3010A	10/03/06	6010B	10/05/06	**7429-90-5**	**Aluminum**	0.05	**0.31**	
3010A	10/03/06	6010B	10/05/06	**7440-70-2**	**Calcium**	0.05	**87.3**	
3010A	10/03/06	6010B	10/05/06	**7439-89-6**	**Iron**	0.05	**69.0**	
3010A	10/03/06	6010B	10/05/06	**7439-95-4**	**Magnesium**	0.05	**40.4**	
3010A	10/03/06	6010B	10/05/06	**7439-96-5**	**Manganese**	0.001	**1.82**	
3010A	10/03/06	6010B	10/05/06	**7440-09-7**	**Potassium**	0.5	**4.3**	
3010A	10/03/06	6010B	10/05/06	**7440-23-5**	**Sodium**	0.5	**277**	

U-Analyte undetected at given RL
RL-Reporting Limit

ANALYTICAL RESOURCES INCORPORATED

INORGANICS ANALYSIS DATA SHEET
DISSOLVED METALS
Page 1 of 1

Sample ID: G2S-092906
SAMPLE

Lab Sample ID: JY77H
LIMS ID: 06-18051
Matrix: Water
Data Release Authorized:
Reported: 10/06/06

QC Report No: JY77-Anchor Environmental
Project: Chinook
060354-01
Date Sampled: 09/29/06
Date Received: 09/29/06

Prep Meth	Prep Date	Analysis Method	Analysis Date	CAS Number	Analyte	RL	mg/L	Q
3010A	10/03/06	6010B	10/03/06	**7429-90-5**	**Aluminum**	0.05	**0.14**	
3010A	10/03/06	6010B	10/03/06	**7440-70-2**	**Calcium**	0.05	**79.2**	
3010A	10/03/06	6010B	10/03/06	**7439-89-6**	**Iron**	0.05	**3.48**	
3010A	10/03/06	6010B	10/03/06	**7439-95-4**	**Magnesium**	0.05	**56.3**	
3010A	10/03/06	6010B	10/03/06	**7439-96-5**	**Manganese**	0.001	**1.59**	
3010A	10/03/06	6010B	10/03/06	**7440-09-7**	**Potassium**	0.5	**15.5**	
3010A	10/03/06	6010B	10/03/06	**7440-23-5**	**Sodium**	0.5	**773**	

U-Analyte undetected at given RL
RL-Reporting Limit

ANALYTICAL RESOURCES INCORPORATED

INORGANICS ANALYSIS DATA SHEET
DISSOLVED METALS

Sample ID: G2D-092906
SAMPLE

Lab Sample ID: JY77I
LIMS ID: 06-18052
Matrix: Water
Data Release Authorized:
Reported: 10/06/06

QC Report No: JY77-Anchor Environmental
Project: Chinook
060354-01
Date Sampled: 09/29/06
Date Received: 09/29/06

Prep Meth	Prep Date	Analysis Method	Analysis Date	CAS Number	Analyte	RL	mg/L	Q
3010A	10/03/06	6010B	10/03/06	7429-90-5	Aluminum	0.05	0.05	U
3010A	10/03/06	6010B	10/03/06	**7440-70-2**	**Calcium**	0.05	**99.8**	
3010A	10/03/06	6010B	10/03/06	**7439-89-6**	**Iron**	0.05	**27.3**	
3010A	10/03/06	6010B	10/03/06	**7439-95-4**	**Magnesium**	0.05	**55.6**	
3010A	10/03/06	6010B	10/03/06	**7439-96-5**	**Manganese**	0.001	**1.78**	
3010A	10/03/06	6010B	10/03/06	**7440-09-7**	**Potassium**	0.5	**11.3**	
3010A	10/03/06	6010B	10/03/06	**7440-23-5**	**Sodium**	0.5	**814**	

U-Analyte undetected at given RL
RL-Reporting Limit

ANALYTICAL RESOURCES INCORPORATED

INORGANICS ANALYSIS DATA SHEET
DISSOLVED METALS
Page 1 of 1

Sample ID: RL-4S-092806
SAMPLE

Lab Sample ID: JY77J
LIMS ID: 06-18053
Matrix: Water
Data Release Authorized:
Reported: 10/06/06

QC Report No: JY77-Anchor Environmental
Project: Chinook
060354-01
Date Sampled: 09/28/06
Date Received: 09/29/06

Prep Meth	Prep Date	Analysis Method	Analysis Date	CAS Number	Analyte	RL	mg/L	Q
6010B	10/02/06	6010B	10/03/06	**7440-21-3**	**Silicon**	0.3	**35.8**	

U-Analyte undetected at given RL
RL-Reporting Limit

ANALYTICAL RESOURCES INCORPORATED

INORGANICS ANALYSIS DATA SHEET
DISSOLVED METALS
Page 1 of 1

Sample ID: R2-092906
SAMPLE

Lab Sample ID: JY77K
LIMS ID: 06-18054
Matrix: Water
Data Release Authorized:
Reported: 10/06/06

QC Report No: JY77-Anchor Environmental
Project: Chinook
060354-01
Date Sampled: 09/29/06
Date Received: 09/29/06

Prep Meth	Prep Date	Analysis Method	Analysis Date	CAS Number	Analyte	RL	mg/L	Q
6010B	10/02/06	6010B	10/03/06	**7440-21-3**	**Silicon**	0.3	**33.1**	

U-Analyte undetected at given RL
RL-Reporting Limit

ANALYTICAL RESOURCES INCORPORATED

INORGANICS ANALYSIS DATA SHEET
DISSOLVED METALS
Page 1 of 1

Sample ID: R4S-092706
SAMPLE

Lab Sample ID: JY77L
LIMS ID: 06-18055
Matrix: Water
Data Release Authorized:
Reported: 10/06/06

QC Report No: JY77-Anchor Environmental
Project: Chinook
060354-01
Date Sampled: 09/28/06
Date Received: 09/29/06

Prep Meth	Prep Date	Analysis Method	Analysis Date	CAS Number	Analyte	RL	mg/L	Q
6010B	10/02/06	6010B	10/03/06	**7440-21-3**	**Silicon**	0.3	**29.0**	

U-Analyte undetected at given RL
RL-Reporting Limit

ANALYTICAL RESOURCES INCORPORATED

INORGANICS ANALYSIS DATA SHEET
DISSOLVED METALS
Page 1 of 1

Sample ID: G1S-092806
SAMPLE

Lab Sample ID: JY77M
LIMS ID: 06-18056
Matrix: Water
Data Release Authorized:
Reported: 10/06/06

QC Report No: JY77-Anchor Environmental
Project: Chinook
060354-01
Date Sampled: 09/28/06
Date Received: 09/29/06

Prep Meth	Prep Date	Analysis Method	Analysis Date	CAS Number	Analyte	RL	mg/L	Q
6010B	10/02/06	6010B	10/03/06	**7440-21-3**	**Silicon**	0.3	**14.9**	

U-Analyte undetected at given RL
RL-Reporting Limit

ANALYTICAL RESOURCES INCORPORATED

INORGANICS ANALYSIS DATA SHEET
DISSOLVED METALS
Page 1 of 1

Sample ID: RLSW-2-092706
SAMPLE

Lab Sample ID: JY77N
LIMS ID: 06-18057
Matrix: Water
Data Release Authorized:
Reported: 10/06/06

QC Report No: JY77-Anchor Environmental
Project: Chinook
060354-01
Date Sampled: 09/27/06
Date Received: 09/29/06

Prep Meth	Prep Date	Analysis Method	Analysis Date	CAS Number	Analyte	RL	mg/L	Q
6010B	10/02/06	6010B	10/03/06	**7440-21-3**	**Silicon**	0.3	**20.2**	

U-Analyte undetected at given RL
RL-Reporting Limit

ANALYTICAL RESOURCES INCORPORATED

INORGANICS ANALYSIS DATA SHEET
DISSOLVED METALS

Sample ID: RLSW-3-092706
SAMPLE

Lab Sample ID: JY77O
LIMS ID: 06-18058
Matrix: Water
Data Release Authorized:
Reported: 10/06/06

QC Report No: JY77-Anchor Environmental
Project: Chinook
060354-01
Date Sampled: 09/27/06
Date Received: 09/29/06

Prep Meth	Prep Date	Analysis Method	Analysis Date	CAS Number	Analyte	RL	mg/L	Q
6010B	10/02/06	6010B	10/03/06	**7440-21-3**	**Silicon**	0.3	**28.7**	

U-Analyte undetected at given RL
RL-Reporting Limit

ANALYTICAL RESOURCES INCORPORATED

INORGANICS ANALYSIS DATA SHEET
DISSOLVED METALS
Page 1 of 1

Sample ID: G2S-092906
SAMPLE

Lab Sample ID: JY77P
LIMS ID: 06-18059
Matrix: Water
Data Release Authorized:
Reported: 10/06/06

QC Report No: JY77-Anchor Environmental
Project: Chinook
060354-01
Date Sampled: 09/29/06
Date Received: 09/29/06

Prep Meth	Prep Date	Analysis Method	Analysis Date	CAS Number	Analyte	RL	mg/L	Q
6010B	10/02/06	6010B	10/03/06	**7440-21-3**	**Silicon**	0.3	**23.5**	

U-Analyte undetected at given RL
RL-Reporting Limit

ANALYTICAL RESOURCES INCORPORATED

INORGANICS ANALYSIS DATA SHEET
DISSOLVED METALS
Page 1 of 1

Sample ID: G2D-092906
SAMPLE

Lab Sample ID: JY77Q
LIMS ID: 06-18060
Matrix: Water
Data Release Authorized:
Reported: 10/06/06

QC Report No: JY77-Anchor Environmental
Project: Chinook
060354-01
Date Sampled: 09/29/06
Date Received: 09/29/06

Prep Meth	Prep Date	Analysis Method	Analysis Date	CAS Number	Analyte	RL	mg/L	Q
6010B	10/02/06	6010B	10/03/06	**7440-21-3**	**Silicon**	0.3	**28.7**	

U-Analyte undetected at given RL
RL-Reporting Limit

Metals Analysis
Instrument Raw Data

prepared
for

ANCHOR ENVIRONMENTAL

Project: Chinook

ARI JOB NO: JY77

prepared
by

Analytical Resources, Inc.

OPTIMA ICP SAMPLE RUN LOG

IEC Date: 9.25.06 Analysis Date: 10.3.06 Analyst: JMB

LR Date: 6.19.06 Page: 1 of 4

All corrections made by analyst unless otherwise noted.

Edit Label	Delete Data	ARI Sample ID	Prep. Code	Dilution	Comments
		STD 0			7307-7
		2			7308-8
		3			-9
		4			-10
		5			-11
		ICV			2291-3
		ICB			
		CRI			
		ICSA			
		ICSAB			
		CCV1			
		CCB1			
		JY35 MB2	WMN	✓	
		JY56 MB2		✓	
	✓	JY35 E		5	noisy rerun
		F			
		JY56 I			
		J			
		JY35 DDUP		✓	
		D			
		DSPK		✓	0.08mL 1000 mg/L Si / 8 mL
		MB2SPK		✓	" "
		CCV2			
		CCB2			

OPTIMA ICP SAMPLE RUN LOG

IEC Date: — Analysis Date: 10.3.4 Analyst: JB

LR Date: — Page: 2 of 4

All corrections made by analyst unless otherwise noted. 10.3.04 JB

Edit Label	Delete Data	ARI Sample ID	Prep. Code	Dilution	Comments
		JY77MB2	WMN		✓
		JY56L		5	
		↓ K		↓	
		JY77 ~~K~~ M			
		↓ ~~M~~ L			
		↓ N			
		JY56HDUP		✓	
		↓ H			
		↓ HSPK		↓	✓ 0.08ml 1000ug/L Si / 8mls
		↓ MB2SPK	↓	✓	✓ " "
		CCV3			
		CCB3			
		JY65E	WMN	5	
		JY77O		↓	
		↓ P			
		↓ Q			
		↓ K			
		↓ JDUP		✓	
		↓ J			
		↓ JSPK		↓	✓ 0.08ml 1000ug/L Si / 8mls
		↓ MB2SPK	↓	✓	✓ " "
		CCV4			
		CCB4			
	✓	JY03MB3	TWC		Zn 0.009 ppm A.N.

OPTIMA ICP SAMPLE RUN LOG

IEC Date: — Analysis Date: 10.3.6 Analyst: JMB

LR Date: — Page: 3 of 4

All corrections made by analyst unless otherwise noted.

Edit Label	Delete Data	ARI Sample ID	Prep. Code	Dilution	Comments
	✓	JY37 MB	WMN		Zn 0.010 RERUN
		A			
		B			
		C			
		D			
		E			
		JY03 A	TWC		
		↓ MBSPK	↓	✓	
		JY37 MBSPK	WMN	✓	0.08mL ICPSPK /BMS
		CCV5			
		CCB5			
		JX50 MB	TWC		Zn 0.008 CAF
		JY77 MB1		✓	
		H			
		I			
		JY03 C			
		JX50 A			
		↓ B			
		JY77 B			
		↓ C			
		JX50 MBSPK		✓	
		CCV6			
		CCB6			
	✓	JY37 MB	WMN		RERUN

OPTIMA ICP SAMPLE RUN LOG

IEC Date: —
LR Date: —
Analysis Date: 10.3.6
Analyst: JB
Page: 4 of 4

All corrections made by analyst unless otherwise noted.

Edit Label	Delete Data	ARI Sample ID	Prep. Code	Dilution	Comments
	✓	JY03 MB	TWC		confirming orig
	✓	JY56 C	TWC		Rerun J, S, loc
LABEL	✓	JY77 D			rerun CVout
	✓	E			
	✓	G			
	✓	ADUP			
	✓	A			
	✓	ASPK			
	✓	MBISPK			
		CCV7			Ba, Cr, Mn low
		CCB7			
	✓	JY56 MB1	TWC		
		JY03 B			
	✓	JY56 F		5	rerun 10X
	✓	G		6	"
	✓	B			
	✓	ADUP			
	✓	A			
	✓	ASPK			
	✓	MBISPK			
		CCV8			
		CCB8			end pkg 10/9/02
					10/4/x

ANALYTICAL RESOURCES INCORPORATED

Metals Data Review Checklist

Method: ICP/ICP-MS GFA CVA **Analysis Date:** 10.3.6

	Analyst 10.4.6	Peer BW 10.4	Comment
Logbook:			
Analyst, Date, Method info	✓	✓	
Sample ID's	✓	✓	
Standard/QC solution ID's recorded	✓	✓	
Prep codes	✓	✓	
Dilution factors	✓	✓	
Crossouts/Corrections/Deletions	✓	✓	
Calibration:			
Blank & Standard intensities	✓	✓	
Standard deviations	✓	✓	
Curve fit	✓	✓	
Calibration Verification:			
ICV/CCV	✓	✓	Seq log
ICB/CCB	✓	✓	
Samples:			
RSD's & SD's	✓	✓	Seq log
Internal Standards	✓	✓	11
Carry-over	✓	✓	
Method QC:			
CRI/CRA	✓	✓	
ICSA/ICSAB	✓	✓	
Post Spikes/Serial Dilutions	—	—	
Analytic Spikes	—	—	
Matrix QC:			
SRM/LCS	✓	✓	
Matrix Spikes	✓	✓	
Matrix Duplicates	✓	✓	
Method Blanks	✓	✓	JY02A.N, JY50CAF
Data Distribution:			
Requested elements/isotope identified	✓	✓	
Correct samples identified for distribution	✓	✓	
Raw data match distributed data	✓	✓	
Data filename correct	✓	✓	
Necessary Analysts Notes and CAF's	✓	✓	JY02, JY50

Nebulizer Parameters: Hg_ReAlign

Analyte	Back Pressure	Flow
All	179.0 kPa	0.50 L/min

==========

10/3/2006 9:55:43 AM Hg ReAlign... Actual peak offset (nm): -0.002
Drift (nm): 0.000 Slit adjustment: 0

==========

==========

Align View XY Axial for analyte Mn 257.610

X-position	Y-position	Intensity
-2.0	15.0	215881.4
-1.6	15.0	281847.2
-1.2	15.0	342330.5
-0.8	15.0	388538.5
-0.4	15.0	399661.7
0.0	15.0	378402.0
0.4	15.0	330996.2
0.8	15.0	280138.0
1.2	15.0	224137.8
1.6	15.0	174260.1
2.0	15.0	130881.3
-0.4	10.0	2727.8
-0.4	10.5	6591.2
-0.4	11.0	15074.0
-0.4	11.5	28013.7
-0.4	12.0	48648.7
-0.4	12.5	109464.3
-0.4	13.0	152108.2
-0.4	13.5	207794.0
-0.4	14.0	266091.9
-0.4	14.5	367978.1
-0.4	15.0	397745.0
-0.4	15.5	390274.7
-0.4	16.0	373270.5
-0.4	16.5	265122.0
-0.4	17.0	204701.8
-0.4	17.5	150982.7
-0.4	18.0	105975.0
-0.4	18.5	70159.3
-0.4	19.0	29346.7
-0.4	19.5	16707.5
-0.4	20.0	7570.5
-1.2	15.0	347268.5
-0.8	15.0	388663.1
-0.4	15.0	403356.6
0.0	15.0	391686.9
0.4	15.0	334431.8
-0.4	13.0	160919.4
-0.4	13.5	202250.8
-0.4	14.0	265858.1
-0.4	14.5	367771.8
-0.4	15.0	405446.6
-0.4	15.5	398240.3
-0.4	16.0	371373.1
-0.4	16.5	262576.0
-0.4	17.0	206148.3

10/3/2006 9:59:13 AM aligned for analyte Mn 257.610
X viewing position set to -0.4 mm having Peak intensity 405446.6 for Axial viewing
Y viewing position set to 15.0 mm having Peak intensity 405446.6 for Axial viewing

==========

==========

Align View XY Axial for analyte Mn 257.610

X-position	Y-position	Intensity
-2.0	15.0	155959.2
-1.6	15.0	212974.5
-1.2	15.0	283618.2
-0.8	15.0	340476.8
-0.4	15.0	380687.5
0.0	15.0	404477.1

0.4	15.0	379060.4
0.8	15.0	336407.4
1.2	15.0	279258.5
1.6	15.0	230829.4
2.0	15.0	176134.4
0.0	10.0	2740.6
0.0	10.5	6724.7
0.0	11.0	15262.3
0.0	11.5	27675.3
0.0	12.0	48538.6
0.0	12.5	109573.9
0.0	13.0	157169.3
0.0	13.5	207559.7
0.0	14.0	261204.1
0.0	14.5	362887.6
0.0	15.0	395730.6
0.0	15.5	403207.6
0.0	16.0	370508.9
0.0	16.5	266672.9
0.0	17.0	208102.8
0.0	17.5	153038.0
0.0	18.0	106295.3
0.0	18.5	70332.6
0.0	19.0	28970.4
0.0	19.5	16888.4
0.0	20.0	8276.3
-0.8	15.5	345687.2
-0.4	15.5	380353.2
0.0	15.5	400992.1
0.4	15.5	381915.7
0.8	15.5	332851.8
0.0	13.5	210642.2
0.0	14.0	266157.5
0.0	14.5	367157.2
0.0	15.0	393102.7
0.0	15.5	400578.8
0.0	16.0	371282.9
0.0	16.5	266287.5
0.0	17.0	204489.6
0.0	17.5	150183.1

10/3/2006 10:00:54 AM aligned for analyte Mn 257.610
X viewing position set to 0.0 mm having Peak intensity 400578.8 for Axial viewing
Y viewing position set to 15.5 mm having Peak intensity 400578.8 for Axial viewing

==========

==========

Align View X Radial for analyte Mn 257.610

X-position	Y-position	Intensity
-7.0	15.0	2866.7
-6.5	15.0	5772.7
-6.0	15.0	8547.8
-5.5	15.0	9035.4
-5.0	15.0	9529.9
-4.5	15.0	12822.2
-4.0	15.0	20741.8
-3.5	15.0	28358.0
-3.0	15.0	39080.4
-2.5	15.0	51998.6
-2.0	15.0	88158.6
-1.5	15.0	153537.2
-1.0	15.0	211119.2
-0.5	15.0	240459.0
0.0	15.0	255839.4
0.5	15.0	232620.1
1.0	15.0	174627.3
1.5	15.0	98947.7
2.0	15.0	99380.0
2.5	15.0	111309.8
3.0	15.0	89588.9
3.5	15.0	71984.1
4.0	15.0	57937.5
4.5	15.0	44385.4

5.0	15.0	28551.2
5.5	15.0	14208.3
6.0	15.0	7516.6
6.5	15.0	5643.7
7.0	15.0	4954.9

10/3/2006 10:03:27 AM aligned for analyte Mn 257.610
X viewing position set to 0.0 mm having Peak intensity 255839.4 for Radial viewing

Nebulizer Parameters: Hg_ReAlign

Analyte	**Back Pressure**	**Flow**
All	180.0 kPa	0.50 L/min

10/3/2006 10:41:59 AM Hg ReAlign... Actual peak offset (nm): -0.002
Drift (nm): 0.000 Slit adjustment: 0

==========

Analysis Begun

Start Time: 10/3/2006 10:45:31 AM **Plasma On Time: 10/3/2006 9:06:21 AM**
Logged In Analyst: metals **Technique: ICP Continuous**
Spectrometer Model: Optima 4300 DV, S/N 077N0060101Autosampler Model: AS-93plus

Sample Information File: C:\pe\Administrator\Sample Information\CRISET.sif
Batch ID:
Results Data Set: PE061003
Results Library: C:\pe\Administrator\Results\Results.mdb

==========

Method Loaded
Method Name: ARIIEC5 **Method Last Saved: 9/25/2006 11:38:10 AM**
IEC File: IEC28mina.iec **MSF File:**
Method Description: 12Axial Elements

Analyte	Calibration Equation	Processing	View	Internal Standard	IEC
Ag 328.068	Lin Thru 0	Peak Area	Axial	ScA 357.253	Yes
Al 308.215	Lin Thru 0	Peak Area	Radial	ScR 361.383	Yes
As 188.979	Lin Thru 0	Peak Area	Axial	ScA 357.253	Yes
B 249.677	Lin Thru 0	Peak Area	Radial	ScR 361.383	Yes
Ba 233.527	Lin Thru 0	Peak Area	Radial	ScR 361.383	Yes
Be 313.042	Lin Thru 0	Peak Area	Radial	ScR 361.383	Yes
Ca 317.933	Lin Thru 0	Peak Area	Radial	ScR 361.383	No
Cd 228.802	Lin Thru 0	Peak Area	Axial	ScA 357.253	Yes
Co 228.616	Lin Thru 0	Peak Area	Axial	ScA 357.253	Yes
Cr 267.716	Lin Thru 0	Peak Area	Radial	ScR 361.383	Yes
Cu 324.752	Lin Thru 0	Peak Area	Axial	ScA 357.253	Yes
Fe 273.955	Lin Thru 0	Peak Area	Radial	ScR 361.383	Yes
K 766.490	Lin Thru 0	Peak Area	Radial	ScR 361.383	No
Mg 279.077	Lin Thru 0	Peak Area	Radial	ScR 361.383	Yes
Mn 257.610	Lin Thru 0	Peak Area	Radial	ScR 361.383	Yes
Mo 202.031	Lin Thru 0	Peak Area	Axial	ScA 357.253	Yes
Na 589.592	Lin Thru 0	Peak Area	Radial	ScR 361.383	No
Na 330.237	Lin Thru 0	Peak Area	Radial	ScR 361.383	Yes
Ni 231.604	Lin Thru 0	Peak Area	Radial	ScR 361.383	Yes
Pb 220.353	Lin Thru 0	Peak Area	Axial	ScA 357.253	Yes
Sb 206.836	Lin Thru 0	Peak Area	Axial	ScA 357.253	Yes
Se 196.026	Lin Thru 0	Peak Area	Axial	ScA 357.253	Yes
Si 288.158	Lin Thru 0	Peak Area	Radial	ScR 361.383	Yes
Sn 189.927	Lin Thru 0	Peak Area	Axial	ScA 357.253	Yes
Sr 421.552	Lin Thru 0	Peak Area	Radial	ScR 361.383	No
Ti 334.903	Lin Thru 0	Peak Area	Radial	ScR 361.383	Yes
Tl 190.801	Lin Thru 0	Peak Area	Axial	ScA 357.253	Yes
V 292.402	Lin Thru 0	Peak Area	Axial	ScA 357.253	Yes
Zn 206.200	Lin Thru 0	Peak Area	Radial	ScR 361.383	Yes
ScA 357.253	Lin, Calc Int	Peak Area	Axial	n/a	n/a
ScR 361.383	Lin, Calc Int	Peak Area	Radial	n/a	n/a

==========

Sequence No.: 1 **Autosampler Location: 1**
Sample ID: Calib Blank 1 **Date Collected: 10/3/2006 10:45:32 AM**
Analyst: **Data Type: Original**
Initial Sample Wt: **Initial Sample Vol:**
Dilution: **Sample Prep Vol:**

Nebulizer Parameters: Calib Blank 1

Analyte	Back Pressure	Flow
All	180.0 kPa	0.50 L/min

Mean Data: Calib Blank 1

Analyte	Mean Corrected Intensity	Std.Dev.	RSD	Conc.	Calib Units
ScA 357.253	1920134.7	18094.97	0.94%	100.0	%
ScR 361.383	205980.4	688.28	0.33%	100.0	%
Ag 328.068†	922.2	26.31	2.85%	[0.00]	mg/L
Al 308.215†	-319.7	30.80	9.63%	[0.00]	mg/L

As 188.979†	43.1	2.74	6.35%	[0.00]	mg/L
B 249.677†	33.3	1.63	4.90%	[0.00]	mg/L
Ba 233.527†	34.6	2.18	6.30%	[0.00]	mg/L
Be 313.042†	1008.3	11.24	1.11%	[0.00]	mg/L
Ca 317.933†	167.2	18.98	11.35%	[0.00]	mg/L
Cd 228.802†	177.4	3.10	1.75%	[0.00]	mg/L
Co 228.616†	142.2	9.43	6.63%	[0.00]	mg/L
Cr 267.716†	17.5	2.72	15.49%	[0.00]	mg/L
Cu 324.752†	2776.1	78.54	2.83%	[0.00]	mg/L
Fe 273.955†	-46.8	0.98	2.09%	[0.00]	mg/L
K 766.490†	2806.3	24.47	0.87%	[0.00]	mg/L
Mg 279.077†	-456.2	3.48	0.76%	[0.00]	mg/L
Mn 257.610†	82.0	5.91	7.21%	[0.00]	mg/L
Mo 202.031†	-27.2	5.09	18.73%	[0.00]	mg/L
Na 589.592†	-189.8	57.99	30.55%	[0.00]	mg/L
Na 330.237†	-321.0	17.14	5.34%	[0.00]	mg/L
Ni 231.604†	-8.8	4.68	53.44%	[0.00]	mg/L
Pb 220.353†	291.0	4.56	1.57%	[0.00]	mg/L
Sb 206.836†	26.2	3.72	14.19%	[0.00]	mg/L
Se 196.026†	-62.2	1.88	3.02%	[0.00]	mg/L
Si 288.158†	-32.6	1.97	6.03%	[0.00]	mg/L
Sn 189.927†	29.6	2.61	8.81%	[0.00]	mg/L
Sr 421.552†	28.2	47.89	170.11%	[0.00]	mg/L
Ti 334.903†	-519.0	21.72	4.19%	[0.00]	mg/L
Tl 190.801†	-18.0	2.87	15.92%	[0.00]	mg/L
V 292.402†	-71.5	62.57	87.49%	[0.00]	mg/L
Zn 206.200†	-3.3	0.55	16.70%	[0.00]	mg/L

Sequence No.: 2
Sample ID: STD2
Analyst:
Initial Sample Wt:
Dilution:

Autosampler Location: 2
Date Collected: 10/3/2006 10:51:53 AM
Data Type: Original
Initial Sample Vol:
Sample Prep Vol:

Nebulizer Parameters: STD2

Analyte	Back Pressure	Flow
All	180.0 kPa	0.50 L/min

Mean Data: STD2

Analyte	Mean Corrected Intensity	Std.Dev.	RSD	Conc.	Calib Units
ScA 357.253	1912047.7	7935.69	0.42%	99.58	%
ScR 361.383	207015.1	531.38	0.26%	100.5	%
Ba 233.527†	32458.2	97.93	0.30%	[10]	mg/L
Cd 228.802†	408326.2	1397.77	0.34%	[10]	mg/L
Co 228.616†	492145.9	2505.95	0.51%	[10]	mg/L
Cr 267.716†	80077.6	92.84	0.12%	[10]	mg/L
Cu 324.752†	3251751.5	9798.34	0.30%	[10]	mg/L
Mn 257.610†	263356.0	191.85	0.07%	[10]	mg/L
V 292.402†	3586722.6	7441.97	0.21%	[10]	mg/L

Sequence No.: 3
Sample ID: STD3
Analyst:
Initial Sample Wt:
Dilution:

Autosampler Location: 3
Date Collected: 10/3/2006 10:56:05 AM
Data Type: Original
Initial Sample Vol:
Sample Prep Vol:

Nebulizer Parameters: STD3

Analyte	Back Pressure	Flow
All	180.0 kPa	0.50 L/min

Mean Data: STD3

Analyte	Mean Corrected Intensity	Std.Dev.	RSD	Conc.	Calib Units
ScA 357.253	1853204.0	13320.23	0.72%	96.51	%
ScR 361.383	206831.1	940.34	0.45%	100.4	%
Ag 328.068†	382382.1	1205.25	0.32%	[1.0]	mg/L
As 188.979†	13050.1	91.62	0.70%	[10]	mg/L
B 249.677†	27581.4	70.86	0.26%	[10]	mg/L
Be 313.042†	3198041.7	8429.47	0.26%	[5.0]	mg/L
Na 589.592†	280515.7	68.68	0.02%	[50]	mg/L
Ni 231.604†	18833.1	75.99	0.40%	[10]	mg/L
Pb 220.353†	122452.8	205.76	0.17%	[10]	mg/L
Se 196.026†	18813.8	138.67	0.74%	[10]	mg/L
Sr 421.552†	3739728.9	4605.55	0.12%	[5]	mg/L
Tl 190.801†	14162.4	80.27	0.57%	[10]	mg/L
Zn 206.200†	9744.2	33.83	0.35%	[10]	mg/L

Sequence No.: 4
Sample ID: STD4
Analyst:
Initial Sample Wt:
Dilution:

Autosampler Location: 4
Date Collected: 10/3/2006 11:01:06 AM
Data Type: Original
Initial Sample Vol:
Sample Prep Vol:

Nebulizer Parameters: STD4

Analyte	Back Pressure	Flow
All	180.0 kPa	0.50 L/min

Mean Data: STD4

Analyte	Mean Corrected Intensity	Std.Dev.	RSD	Conc.	Calib Units
ScA 357.253	1929646.8	13648.47	0.71%	100.5	%
ScR 361.383	211205.8	147.21	0.07%	102.5	%
Mo 202.031†	132337.9	1677.40	1.27%	[10]	mg/L
Sb 206.836†	14047.4	192.78	1.37%	[10]	mg/L
Si 288.158†	15292.8	47.10	0.31%	[10]	mg/L
Sn 189.927†	59546.0	794.92	1.33%	[10]	mg/L
Ti 334.903†	279448.2	741.00	0.27%	[10]	mg/L

Sequence No.: 5 **Autosampler Location:** 5
Sample ID: STD5 **Date Collected:** 10/3/2006 11:05:43 AM
Analyst: **Data Type:** Original
Initial Sample Wt: **Initial Sample Vol:**
Dilution: **Sample Prep Vol:**

Nebulizer Parameters: STD5

Analyte	Back Pressure	Flow
All	180.0 kPa	0.50 L/min

Mean Data: STD5

Analyte	Mean Corrected Intensity	Std.Dev.	RSD	Conc.	Calib Units
ScA 357.253	1761289.3	3944.61	0.22%	91.73	%
ScR 361.383	196541.0	352.34	0.18%	95.42	%
Al 308.215†	43689.3	78.79	0.18%	[30]	mg/L
Ca 317.933†	753057.2	1695.92	0.23%	[30]	mg/L
Fe 273.955†	101617.9	697.60	0.69%	[100]	mg/L
K 766.490†	191170.3	728.07	0.38%	[100]	mg/L
Mg 279.077†	49478.4	125.27	0.25%	[30]	mg/L
Na 330.237†	3169.5	7.05	0.22%	[100]	mg/L

Calibration Summary

Analyte	Stds.	Equation	Intercept	Slope	Curvature	Corr. Coef.	Reslope
Ag 328.068	1	Lin Thru 0	0.0	382400	0.00000	1.000000	
Al 308.215	1	Lin Thru 0	0.0	1456	0.00000	1.000000	
As 188.979	1	Lin Thru 0	0.0	1305	0.00000	1.000000	
B 249.677	1	Lin Thru 0	0.0	2758	0.00000	1.000000	
Ba 233.527	1	Lin Thru 0	0.0	3246	0.00000	1.000000	
Be 313.042	1	Lin Thru 0	0.0	639600	0.00000	1.000000	
Ca 317.933	1	Lin Thru 0	0.0	25100	0.00000	1.000000	
Cd 228.802	1	Lin Thru 0	0.0	40830	0.00000	1.000000	
Co 228.616	1	Lin Thru 0	0.0	49210	0.00000	1.000000	
Cr 267.716	1	Lin Thru 0	0.0	8008	0.00000	1.000000	
Cu 324.752	1	Lin Thru 0	0.0	325200	0.00000	1.000000	
Fe 273.955	1	Lin Thru 0	0.0	1016	0.00000	1.000000	
K 766.490	1	Lin Thru 0	0.0	1912	0.00000	1.000000	
Mg 279.077	1	Lin Thru 0	0.0	1649	0.00000	1.000000	
Mn 257.610	1	Lin Thru 0	0.0	26340	0.00000	1.000000	
Mo 202.031	1	Lin Thru 0	0.0	13230	0.00000	1.000000	
Na 589.592	1	Lin Thru 0	0.0	5610	0.00000	1.000000	
Na 330.237	1	Lin Thru 0	0.0	31.69	0.00000	1.000000	
Ni 231.604	1	Lin Thru 0	0.0	1883	0.00000	1.000000	
Pb 220.353	1	Lin Thru 0	0.0	12250	0.00000	1.000000	
Sb 206.836	1	Lin Thru 0	0.0	1405	0.00000	1.000000	
Se 196.026	1	Lin Thru 0	0.0	1881	0.00000	1.000000	
Si 288.158	1	Lin Thru 0	0.0	1529	0.00000	1.000000	
Sn 189.927	1	Lin Thru 0	0.0	5955	0.00000	1.000000	
Sr 421.552	1	Lin Thru 0	0.0	747900	0.00000	1.000000	
Ti 334.903	1	Lin Thru 0	0.0	27940	0.00000	1.000000	
Tl 190.801	1	Lin Thru 0	0.0	1416	0.00000	1.000000	
V 292.402	1	Lin Thru 0	0.0	358700	0.00000	1.000000	
Zn 206.200	1	Lin Thru 0	0.0	974.4	0.00000	1.000000	

Analysis Begun

Start Time: 10/3/2006 11:29:55 AM
Plasma On Time: 10/3/2006 9:06:21 AM
Logged In Analyst: metals
Technique: ICP Continuous
Spectrometer Model: Optima 4300 DV, S/N 077N0060101Autosampler Model: AS-93plus

Sample Information File: C:\pe\Administrator\Sample Information\CRISET.sif
Batch ID:
Results Data Set: PE061003
Results Library: C:\pe\Administrator\Results\Results.mdb

Sequence No.: 1
Sample ID: CV
Analyst:
Initial Sample Wt:
Dilution: 1X
Autosampler Location: 7
Date Collected: 10/3/2006 11:29:55 AM
Data Type: Original
Initial Sample Vol:
Sample Prep Vol:

Nebulizer Parameters: CV

Analyte	Back Pressure	Flow
All	180.0 kPa	0.50 L/min

Mean Data: CV

Analyte	Mean Corrected Intensity	Calib Conc.	Calib Units	Calib Std.Dev.	Sample Conc.	Sample Units	Sample Std.Dev.	RSD
ScA 357.253	1830191.6	95.32	%	0.188				0.20%
ScR 361.383	204655.3	99.36	%	0.212				0.21%
Ag 328.068†	379688.3	0.9931	mg/L	0.00169	0.9931	mg/L	0.00169	0.17%
Al 308.215†	2961.1	1.995	mg/L	0.0154	1.995	mg/L	0.0154	0.77%
As 188.979†	2626.7	2.008	mg/L	0.0159	2.008	mg/L	0.0159	0.79%
B 249.677†	2685.3	0.9770	mg/L	0.00787	0.9770	mg/L	0.00787	0.81%
Ba 233.527†	3162.8	0.9739	mg/L	0.00508	0.9739	mg/L	0.00508	0.52%
Be 313.042†	634904.9	0.9910	mg/L	0.00276	0.9910	mg/L	0.00276	0.28%
Ca 317.933†	50536.6	2.013	mg/L	0.0076	2.013	mg/L	0.0076	0.38%
Cd 228.802†	42615.1	1.041	mg/L	0.0005	1.041	mg/L	0.0005	0.05%
Co 228.616†	49229.2	0.9986	mg/L	0.00263	0.9986	mg/L	0.00263	0.26%
Cr 267.716†	7691.8	0.9593	mg/L	0.00384	0.9593	mg/L	0.00384	0.40%
Cu 324.752†	339182.2	1.043	mg/L	0.0020	1.043	mg/L	0.0020	0.19%
Fe 273.955†	2054.8	2.020	mg/L	0.0124	2.020	mg/L	0.0124	0.61%
K 766.490†	38023.9	19.89	mg/L	0.053	19.89	mg/L	0.053	0.27%
Mg 279.077†	3350.9	2.036	mg/L	0.0191	2.036	mg/L	0.0191	0.94%
Mn 257.610†	24939.4	0.9474	mg/L	0.00516	0.9474	mg/L	0.00516	0.54%
Mo 202.031†	13492.6	1.020	mg/L	0.0039	1.020	mg/L	0.0039	0.38%
Na 589.592†	279790.9	49.87	mg/L	0.074	49.87	mg/L	0.074	0.15%
Na 330.237†	1594.9	50.30	mg/L	0.198	50.30	mg/L	0.198	0.39%
Ni 231.604†	1877.8	0.9983	mg/L	0.00639	0.9983	mg/L	0.00639	0.64%
Pb 220.353†	24761.9	2.024	mg/L	0.0033	2.024	mg/L	0.0033	0.16%
Sb 206.836†	3079.0	2.192	mg/L	0.0058	2.192	mg/L	0.0058	0.26%
Se 196.026†	3791.6	2.014	mg/L	0.0118	2.014	mg/L	0.0118	0.58%
Si 288.158†	3131.2	2.050	mg/L	0.0126	2.050	mg/L	0.0126	0.61%
Sn 189.927†	5774.2	0.9738	mg/L	0.00714	0.9738	mg/L	0.00714	0.73%
Sr 421.552†	744800.5	0.9958	mg/L	0.00212	0.9958	mg/L	0.00212	0.21%
Ti 334.903†	28464.7	1.017	mg/L	0.0030	1.017	mg/L	0.0030	0.30%
Tl 190.801†	2812.1	1.982	mg/L	0.0115	1.982	mg/L	0.0115	0.58%
V 292.402†	365307.9	1.026	mg/L	0.0019	1.026	mg/L	0.0019	0.19%
Zn 206.200†	987.5	1.013	mg/L	0.0088	1.013	mg/L	0.0088	0.87%

Sequence No.: 2
Sample ID: CB
Analyst:
Initial Sample Wt:
Dilution: 1X

Autosampler Location: 1
Date Collected: 10/3/2006 11:36:13 AM
Data Type: Original
Initial Sample Vol:
Sample Prep Vol:

Nebulizer Parameters: CB

Analyte	Back Pressure	Flow
All	180.0 kPa	0.50 L/min

Mean Data: CB

Analyte	Mean Corrected Intensity	Calib Conc.	Calib Units	Std.Dev.	Sample Conc.	Sample Units	Std.Dev.	RSD
ScA 357.253	1891460.0	98.51	%	0.725				0.74%
ScR 361.383	205957.2	99.99	%	0.339				0.34%
Ag 328.068†	192.7	0.00050	mg/L	0.000196	0.00050	mg/L	0.000196	38.95%
Al 308.215†	19.0	0.01305	mg/L	0.012724	0.01305	mg/L	0.012724	97.52%
As 188.979†	6.8	0.00522	mg/L	0.002048	0.00522	mg/L	0.002048	39.21%
B 249.677†	23.6	0.00857	mg/L	0.000819	0.00857	mg/L	0.000819	9.55%
Ba 233.527†	4.6	0.00141	mg/L	0.001030	0.00141	mg/L	0.001030	73.27%
Be 313.042†	76.4	0.00012	mg/L	0.000006	0.00012	mg/L	0.000006	4.98%
Ca 317.933†	0.6	0.00002	mg/L	0.000209	0.00002	mg/L	0.000209	877.21%
Cd 228.802†	7.3	0.00017	mg/L	0.000048	0.00017	mg/L	0.000048	28.23%
Co 228.616†	8.6	0.00017	mg/L	0.000054	0.00017	mg/L	0.000054	31.23%
Cr 267.716†	7.8	0.00097	mg/L	0.001140	0.00097	mg/L	0.001140	117.19%
Cu 324.752†	36.7	0.00011	mg/L	0.000121	0.00011	mg/L	0.000121	108.21%
Fe 273.955†	-0.8	-0.00081	mg/L	0.001070	-0.00081	mg/L	0.001070	131.82%
K 766.490†	22.6	0.01181	mg/L	0.010838	0.01181	mg/L	0.010838	91.81%
Mg 279.077†	0.7	0.00044	mg/L	0.003201	0.00044	mg/L	0.003201	728.60%
Mn 257.610†	4.2	0.00016	mg/L	0.000177	0.00016	mg/L	0.000177	111.26%
Mo 202.031†	7.5	0.00057	mg/L	0.000170	0.00057	mg/L	0.000170	30.11%
Na 589.592†	139.4	0.02485	mg/L	0.007845	0.02485	mg/L	0.007845	31.57%
Na 330.237†	8.0	0.2525	mg/L	0.33132	0.2525	mg/L	0.33132	131.20%
Ni 231.604†	0.3	0.00015	mg/L	0.001685	0.00015	mg/L	0.001685	>999.9%
Pb 220.353†	20.1	0.00164	mg/L	0.000321	0.00164	mg/L	0.000321	19.54%
Sb 206.836†	-5.6	-0.00396	mg/L	0.001766	-0.00396	mg/L	0.001766	44.66%
Se 196.026†	9.6	0.00510	mg/L	0.007996	0.00510	mg/L	0.007996	156.89%
Si 288.158†	-2.2	-0.00147	mg/L	0.003621	-0.00147	mg/L	0.003621	247.06%
Sn 189.927†	9.4	0.00157	mg/L	0.000850	0.00157	mg/L	0.000850	53.99%
Sr 421.552†	-46.4	-0.00006	mg/L	0.000020	-0.00006	mg/L	0.000020	32.17%
Ti 334.903†	36.4	0.00130	mg/L	0.000811	0.00130	mg/L	0.000811	62.24%
Tl 190.801†	3.9	0.00277	mg/L	0.001469	0.00277	mg/L	0.001469	53.11%
V 292.402†	52.9	0.00015	mg/L	0.000149	0.00015	mg/L	0.000149	96.59%
Zn 206.200†	2.9	0.00298	mg/L	0.000963	0.00298	mg/L	0.000963	32.36%

Sequence No.: 3
Sample ID: CRI
Analyst:
Initial Sample Wt:
Dilution: 1X

Autosampler Location: 8
Date Collected: 10/3/2006 11:42:36 AM
Data Type: Original
Initial Sample Vol:
Sample Prep Vol:

Nebulizer Parameters: CRI

Analyte	Back Pressure	Flow
All	180.0 kPa	0.50 L/min

Mean Data: CRI

Analyte	Mean Corrected Intensity	Calib Conc.	Calib Units	Calib Std.Dev.	Sample Conc.	Sample Units	Sample Std.Dev.	RSD
ScA 357.253	1898130.8	98.85	%	0.963				0.97%
ScR 361.383	207549.8	100.8	%	0.43				0.42%
Ag 328.068†	1258.8	0.00329	mg/L	0.000231	0.00329	mg/L	0.000231	7.01%
Al 308.215†	94.8	0.06496	mg/L	0.001779	0.06496	mg/L	0.001779	2.74%
As 188.979†	72.8	0.05575	mg/L	0.002790	0.05575	mg/L	0.002790	5.00%
B 249.677†	67.6	0.02452	mg/L	0.004392	0.02452	mg/L	0.004392	17.91%
Ba 233.527†	8.6	0.00266	mg/L	0.000453	0.00266	mg/L	0.000453	17.04%
Be 313.042†	746.1	0.00116	mg/L	0.000066	0.00116	mg/L	0.000066	5.72%
Ca 317.933†	1365.8	0.05441	mg/L	0.001134	0.05441	mg/L	0.001134	2.08%
Cd 228.802†	89.5	0.00212	mg/L	0.000128	0.00212	mg/L	0.000128	6.07%
Co 228.616†	155.5	0.00315	mg/L	0.000117	0.00315	mg/L	0.000117	3.70%
Cr 267.716†	46.5	0.00579	mg/L	0.000405	0.00579	mg/L	0.000405	6.99%
Cu 324.752†	720.6	0.00222	mg/L	0.000193	0.00222	mg/L	0.000193	8.72%
Fe 273.955†	56.0	0.05512	mg/L	0.002442	0.05512	mg/L	0.002442	4.43%
K 766.490†	1107.3	0.5792	mg/L	0.00706	0.5792	mg/L	0.00706	1.22%
Mg 279.077†	90.8	0.05506	mg/L	0.007381	0.05506	mg/L	0.007381	13.41%
Mn 257.610†	27.0	0.00103	mg/L	0.000144	0.00103	mg/L	0.000144	14.00%
Mo 202.031†	68.9	0.00521	mg/L	0.000106	0.00521	mg/L	0.000106	2.04%
Na 589.592†	3207.4	0.5717	mg/L	0.01098	0.5717	mg/L	0.01098	1.92%
Na 330.237†	60.8	1.916	mg/L	0.7082	1.916	mg/L	0.7082	36.95%
Ni 231.604†	19.2	0.01024	mg/L	0.001148	0.01024	mg/L	0.001148	11.21%
Pb 220.353†	269.5	0.02203	mg/L	0.000296	0.02203	mg/L	0.000296	1.35%
Sb 206.836†	79.3	0.05651	mg/L	0.004557	0.05651	mg/L	0.004557	8.06%
Se 196.026†	102.2	0.05432	mg/L	0.002876	0.05432	mg/L	0.002876	5.29%
Si 288.158†	138.7	0.09069	mg/L	0.003780	0.09069	mg/L	0.003780	4.17%
Sn 189.927†	66.4	0.01125	mg/L	0.001911	0.01125	mg/L	0.001911	16.99%
Sr 421.552†	774.7	0.00104	mg/L	0.000015	0.00104	mg/L	0.000015	1.49%
Ti 334.903†	163.6	0.00585	mg/L	0.000732	0.00585	mg/L	0.000732	12.51%
Tl 190.801†	78.1	0.05513	mg/L	0.003467	0.05513	mg/L	0.003467	6.29%
V 292.402†	1076.2	0.00304	mg/L	0.000048	0.00304	mg/L	0.000048	1.58%
Zn 206.200†	8.9	0.00918	mg/L	0.000900	0.00918	mg/L	0.000900	9.81%

Sequence No.: 4
Sample ID: ICSA
Analyst:
Initial Sample Wt:
Dilution: 1X

Autosampler Location: 9
Date Collected: 10/3/2006 11:48:58 AM
Data Type: Original
Initial Sample Vol:
Sample Prep Vol:

Nebulizer Parameters: ICSA

Analyte	Back Pressure	Flow
All	180.0 kPa	0.50 L/min

Mean Data: ICSA

Analyte	Mean Corrected Intensity	Calib Conc.	Calib Units	Calib Std.Dev.	Sample Conc.	Sample Units	Sample Std.Dev.	RSD
ScA 357.253	1741135.9	90.68	%	0.431				0.48%
ScR 361.383	200435.3	97.31	%	0.148				0.15%
Ag 328.068†	-3374.4	0.00062	mg/L	0.000056	0.00062	mg/L	0.000056	8.97%
Al 308.215†	290267.8	199.3	mg/L	0.78	199.3	mg/L	0.78	0.39%
As 188.979†	50.6	0.01597	mg/L	0.003650	0.01597	mg/L	0.003650	22.86%
B 249.677†	1.9	0.00073	mg/L	0.006347	0.00073	mg/L	0.006347	874.28%
Ba 233.527†	43.6	-0.00063	mg/L	0.000495	-0.00063	mg/L	0.000495	78.82%
Be 313.042†	111.8	0.00017	mg/L	0.000046	0.00017	mg/L	0.000046	26.42%
Ca 317.933†	2464528.3	98.18	mg/L	0.283	98.18	mg/L	0.283	0.29%
Cd 228.802†	52.9	0.00124	mg/L	0.000257	0.00124	mg/L	0.000257	20.68%
Co 228.616†	29.9	0.00012	mg/L	0.000124	0.00012	mg/L	0.000124	104.55%
Cr 267.716†	87.5	0.00192	mg/L	0.000348	0.00192	mg/L	0.000348	18.15%
Cu 324.752†	-6060.9	0.00042	mg/L	0.000363	0.00042	mg/L	0.000363	87.40%
Fe 273.955†	201226.4	198.0	mg/L	0.74	198.0	mg/L	0.74	0.37%
K 766.490†	120.9	0.06324	mg/L	0.017442	0.06324	mg/L	0.017442	27.58%
Mg 279.077†	166555.4	100.8	mg/L	0.42	100.8	mg/L	0.42	0.41%
Mn 257.610†	97.7	-0.00051	mg/L	0.000506	-0.00051	mg/L	0.000506	99.70%
Mo 202.031†	54.6	0.00196	mg/L	0.000211	0.00196	mg/L	0.000211	10.75%
Na 589.592†	271.7	0.04843	mg/L	0.012365	0.04843	mg/L	0.012365	25.53%
Na 330.237†	63.7	1.013	mg/L	0.5594	1.013	mg/L	0.5594	55.25%
Ni 231.604†	-4.3	-0.00228	mg/L	0.001252	-0.00228	mg/L	0.001252	54.92%
Pb 220.353†	-337.7	0.00784	mg/L	0.000321	0.00784	mg/L	0.000321	4.09%
Sb 206.836†	41.0	0.00848	mg/L	0.001801	0.00848	mg/L	0.001801	21.23%
Se 196.026†	-82.9	-0.02049	mg/L	0.008554	-0.02049	mg/L	0.008554	41.74%
Si 288.158†	22.7	0.01485	mg/L	0.007573	0.01485	mg/L	0.007573	51.00%
Sn 189.927†	-81.8	-0.00658	mg/L	0.001364	-0.00658	mg/L	0.001364	20.73%
Sr 421.552†	931.8	0.00125	mg/L	0.000116	0.00125	mg/L	0.000116	9.30%
Ti 334.903†	170.4	0.00609	mg/L	0.001219	0.00609	mg/L	0.001219	20.01%
Tl 190.801†	-36.6	-0.02583	mg/L	0.003259	-0.02583	mg/L	0.003259	12.62%
V 292.402†	438.1	0.00130	mg/L	0.000149	0.00130	mg/L	0.000149	11.46%
Zn 206.200†	2.8	-0.00052	mg/L	0.000485	-0.00052	mg/L	0.000485	93.15%

Sequence No.: 5
Sample ID: ICSAB
Analyst:
Initial Sample Wt:
Dilution: 1X

Autosampler Location: 10
Date Collected: 10/3/2006 11:55:27 AM
Data Type: Original
Initial Sample Vol:
Sample Prep Vol:

Nebulizer Parameters: ICSAB

Analyte	Back Pressure	Flow
All	180.0 kPa	0.50 L/min

Mean Data: ICSAB

Analyte	Mean Corrected Intensity	Calib Conc.	Calib Units	Calib Std.Dev.	Sample Conc.	Sample Units	Sample Std.Dev.	RSD
ScA 357.253	1745270.4	90.89	%	0.402				0.44%
ScR 361.383	198700.6	96.47	%	0.314				0.33%
Ag 328.068†	399778.8	1.055	mg/L	0.0006	1.055	mg/L	0.0006	0.05%
Al 308.215†	290593.0	199.5	mg/L	0.20	199.5	mg/L	0.20	0.10%
As 188.979†	1399.7	1.049	mg/L	0.0091	1.049	mg/L	0.0091	0.87%
B 249.677†	1.4	0.00233	mg/L	0.002024	0.00233	mg/L	0.002024	86.97%
Ba 233.527†	3226.0	0.9796	mg/L	0.00497	0.9796	mg/L	0.00497	0.51%
Be 313.042†	667281.7	1.042	mg/L	0.0014	1.042	mg/L	0.0014	0.13%
Ca 317.933†	2462033.8	98.08	mg/L	0.134	98.08	mg/L	0.134	0.14%
Cd 228.802†	42870.3	1.048	mg/L	0.0017	1.048	mg/L	0.0017	0.17%
Co 228.616†	47678.5	0.9681	mg/L	0.00240	0.9681	mg/L	0.00240	0.25%
Cr 267.716†	7859.2	0.9718	mg/L	0.00549	0.9718	mg/L	0.00549	0.56%
Cu 324.752†	337464.3	1.057	mg/L	0.0004	1.057	mg/L	0.0004	0.04%
Fe 273.955†	199943.5	196.8	mg/L	0.99	196.8	mg/L	0.99	0.51%
K 766.490†	268.3	0.1404	mg/L	0.02104	0.1404	mg/L	0.02104	14.99%
Mg 279.077†	165485.2	100.2	mg/L	0.15	100.2	mg/L	0.15	0.15%
Mn 257.610†	25085.7	0.9486	mg/L	0.00430	0.9486	mg/L	0.00430	0.45%
Mo 202.031†	55.5	0.00205	mg/L	0.000191	0.00205	mg/L	0.000191	9.33%
Na 589.592†	299.0	0.05330	mg/L	0.011451	0.05330	mg/L	0.011451	21.48%
Na 330.237†	71.1	1.007	mg/L	0.0674	1.007	mg/L	0.0674	6.69%
Ni 231.604†	1798.1	0.9554	mg/L	0.00470	0.9554	mg/L	0.00470	0.49%
Pb 220.353†	11582.1	0.9826	mg/L	0.00240	0.9826	mg/L	0.00240	0.24%
Sb 206.836†	1594.8	1.103	mg/L	0.0030	1.103	mg/L	0.0030	0.27%
Se 196.026†	1868.2	1.015	mg/L	0.0026	1.015	mg/L	0.0026	0.25%
Si 288.158†	20.8	0.01567	mg/L	0.002548	0.01567	mg/L	0.002548	16.26%
Sn 189.927†	-88.4	-0.00563	mg/L	0.002190	-0.00563	mg/L	0.002190	38.89%
Sr 421.552†	1077.9	0.00144	mg/L	0.000020	0.00144	mg/L	0.000020	1.37%
Ti 334.903†	184.0	0.00637	mg/L	0.000278	0.00637	mg/L	0.000278	4.36%
Tl 190.801†	1352.2	0.9486	mg/L	0.00656	0.9486	mg/L	0.00656	0.69%
V 292.402†	372320.3	1.045	mg/L	0.0017	1.045	mg/L	0.0017	0.16%
Zn 206.200†	929.3	0.9498	mg/L	0.00451	0.9498	mg/L	0.00451	0.47%

Sequence No.: 6
Sample ID: CV
Analyst:
Initial Sample Wt:
Dilution: 1X

Autosampler Location: 7
Date Collected: 10/3/2006 12:01:45 PM
Data Type: Original
Initial Sample Vol:
Sample Prep Vol:

Nebulizer Parameters: CV

Analyte	Back Pressure	Flow
All	180.0 kPa	0.50 L/min

Mean Data: CV

Analyte	Mean Corrected Intensity	Calib Conc.	Calib Units	Std.Dev.	Sample Conc.	Sample Units	Std.Dev.	RSD
ScA 357.253	1845587.3	96.12	%	0.687				0.72%
ScR 361.383	203597.4	98.84	%	0.286				0.29%
Ag 328.068†	373772.3	0.9776	mg/L	0.00230	0.9776	mg/L	0.00230	0.23%
Al 308.215†	2955.7	1.992	mg/L	0.0062	1.992	mg/L	0.0062	0.31%
As 188.979†	2606.1	1.992	mg/L	0.0101	1.992	mg/L	0.0101	0.51%
B 249.677†	2662.5	0.9687	mg/L	0.00103	0.9687	mg/L	0.00103	0.11%
Ba 233.527†	3164.1	0.9743	mg/L	0.00142	0.9743	mg/L	0.00142	0.15%
Be 313.042†	641347.6	1.001	mg/L	0.0016	1.001	mg/L	0.0016	0.16%
Ca 317.933†	50903.6	2.028	mg/L	0.0017	2.028	mg/L	0.0017	0.09%
Cd 228.802†	42177.2	1.030	mg/L	0.0021	1.030	mg/L	0.0021	0.21%
Co 228.616†	48685.2	0.9876	mg/L	0.00454	0.9876	mg/L	0.00454	0.46%
Cr 267.716†	7706.8	0.9612	mg/L	0.00076	0.9612	mg/L	0.00076	0.08%
Cu 324.752†	333680.7	1.026	mg/L	0.0030	1.026	mg/L	0.0030	0.29%
Fe 273.955†	2062.0	2.027	mg/L	0.0032	2.027	mg/L	0.0032	0.16%
K 766.490†	38025.3	19.89	mg/L	0.073	19.89	mg/L	0.073	0.37%
Mg 279.077†	3349.9	2.035	mg/L	0.0152	2.035	mg/L	0.0152	0.75%
Mn 257.610†	25310.8	0.9615	mg/L	0.00139	0.9615	mg/L	0.00139	0.14%
Mo 202.031†	13433.1	1.015	mg/L	0.0069	1.015	mg/L	0.0069	0.68%
Na 589.592†	281994.9	50.26	mg/L	0.342	50.26	mg/L	0.342	0.68%
Na 330.237†	1616.8	50.99	mg/L	0.360	50.99	mg/L	0.360	0.71%
Ni 231.604†	1887.3	1.003	mg/L	0.0035	1.003	mg/L	0.0035	0.34%
Pb 220.353†	24512.3	2.004	mg/L	0.0083	2.004	mg/L	0.0083	0.41%
Sb 206.836†	3067.6	2.184	mg/L	0.0089	2.184	mg/L	0.0089	0.41%
Se 196.026†	3782.9	2.010	mg/L	0.0128	2.010	mg/L	0.0128	0.64%
Si 288.158†	3103.7	2.032	mg/L	0.0079	2.032	mg/L	0.0079	0.39%
Sn 189.927†	5765.0	0.9722	mg/L	0.00464	0.9722	mg/L	0.00464	0.48%
Sr 421.552†	747509.9	0.9994	mg/L	0.00253	0.9994	mg/L	0.00253	0.25%
Ti 334.903†	28589.5	1.022	mg/L	0.0015	1.022	mg/L	0.0015	0.14%
Tl 190.801†	2801.2	1.975	mg/L	0.0066	1.975	mg/L	0.0066	0.33%
V 292.402†	359540.9	1.010	mg/L	0.0019	1.010	mg/L	0.0019	0.19%
Zn 206.200†	997.6	1.023	mg/L	0.0022	1.023	mg/L	0.0022	0.22%

Sequence No.: 7
Sample ID: CB
Analyst:
Initial Sample Wt:
Dilution: 1X

Autosampler Location: 1
Date Collected: 10/3/2006 12:08:14 PM
Data Type: Original
Initial Sample Vol:
Sample Prep Vol:

Nebulizer Parameters: CB

Analyte	Back Pressure	Flow
All	181.0 kPa	0.50 L/min

Mean Data: CB

Analyte	Mean Corrected Intensity	Calib Conc.	Calib Units	Calib Std.Dev.	Sample Conc.	Sample Units	Sample Std.Dev.	RSD
ScA 357.253	1923338.8	100.2	%	0.77				0.77%
ScR 361.383	208892.4	101.4	%	0.54				0.53%
Ag 328.068†	176.3	0.00046	mg/L	0.000162	0.00046	mg/L	0.000162	35.24%
Al 308.215†	37.6	0.02584	mg/L	0.008019	0.02584	mg/L	0.008019	31.04%
As 188.979†	4.7	0.00361	mg/L	0.002693	0.00361	mg/L	0.002693	74.53%
B 249.677†	21.2	0.00771	mg/L	0.001736	0.00771	mg/L	0.001736	22.53%
Ba 233.527†	0.9	0.00027	mg/L	0.001369	0.00027	mg/L	0.001369	506.36%
Be 313.042†	55.8	0.00009	mg/L	0.000060	0.00009	mg/L	0.000060	68.53%
Ca 317.933†	3.3	0.00013	mg/L	0.001243	0.00013	mg/L	0.001243	934.18%
Cd 228.802†	5.3	0.00012	mg/L	0.000165	0.00012	mg/L	0.000165	133.49%
Co 228.616†	14.3	0.00029	mg/L	0.000094	0.00029	mg/L	0.000094	32.21%
Cr 267.716†	10.3	0.00128	mg/L	0.000734	0.00128	mg/L	0.000734	57.26%
Cu 324.752†	5.6	0.00002	mg/L	0.000051	0.00002	mg/L	0.000051	293.97%
Fe 273.955†	0.4	0.00043	mg/L	0.001108	0.00043	mg/L	0.001108	254.81%
K 766.490†	122.1	0.06386	mg/L	0.009004	0.06386	mg/L	0.009004	14.10%
Mg 279.077†	6.2	0.00375	mg/L	0.002000	0.00375	mg/L	0.002000	53.41%
Mn 257.610†	5.2	0.00020	mg/L	0.000077	0.00020	mg/L	0.000077	38.53%
Mo 202.031†	1.8	0.00014	mg/L	0.000328	0.00014	mg/L	0.000328	238.21%
Na 589.592†	131.3	0.02341	mg/L	0.002528	0.02341	mg/L	0.002528	10.80%
Na 330.237†	27.7	0.8739	mg/L	0.08291	0.8739	mg/L	0.08291	9.49%
Ni 231.604†	-0.5	-0.00029	mg/L	0.002987	-0.00029	mg/L	0.002987	>999.9%
Pb 220.353†	23.3	0.00191	mg/L	0.000308	0.00191	mg/L	0.000308	16.19%
Sb 206.836†	-1.8	-0.00131	mg/L	0.001875	-0.00131	mg/L	0.001875	143.33%
Se 196.026†	18.2	0.00966	mg/L	0.003948	0.00966	mg/L	0.003948	40.89%
Si 288.158†	5.4	0.00350	mg/L	0.003308	0.00350	mg/L	0.003308	94.46%
Sn 189.927†	9.2	0.00155	mg/L	0.000592	0.00155	mg/L	0.000592	38.25%
Sr 421.552†	-25.7	-0.00003	mg/L	0.000087	-0.00003	mg/L	0.000087	252.31%
Ti 334.903†	-13.6	-0.00049	mg/L	0.000115	-0.00049	mg/L	0.000115	23.57%
Tl 190.801†	4.1	0.00289	mg/L	0.002763	0.00289	mg/L	0.002763	95.47%
V 292.402†	14.5	0.00005	mg/L	0.000180	0.00005	mg/L	0.000180	361.83%
Zn 206.200†	2.7	0.00280	mg/L	0.001816	0.00280	mg/L	0.001816	64.86%

==========

Analysis Begun

Start Time: 10/3/2006 12:13:51 PM
Logged In Analyst: metals
Spectrometer Model: Optima 4300 DV, S/N 077N0060101
Plasma On Time: 10/3/2006 9:06:21 AM
Technique: ICP Continuous
Autosampler Model: AS-93plus

Sample Information File: C:\pe\Administrator\Sample Information\1003.sif
Batch ID:
Results Data Set: PE061003
Results Library: C:\pe\Administrator\Results\Results.mdb

==========

Sequence No.: 1
Sample ID: JY35 MB2 WMN
Analyst: JLB
Initial Sample Wt:
Dilution: 1X
Autosampler Location: 21
Date Collected: 10/3/2006 12:13:51 PM
Data Type: Original
Initial Sample Vol:
Sample Prep Vol:

Nebulizer Parameters: JY35 MB2 WMN

Analyte	Back Pressure	Flow
All	180.0 kPa	0.50 L/min

Mean Data: JY35 MB2 WMN

Analyte	Mean Corrected Intensity	Calib Conc.	Calib Units	Std.Dev.	Sample Conc.	Sample Units	Std.Dev.	RSD
ScA 357.253	1978211.1	103.0	%	0.70				0.68%
ScR 361.383	214196.6	104.0	%	0.65				0.63%
Ag 328.068†	40.5	0.00011	mg/L	0.000293	0.00011	mg/L	0.000293	275.82%
Al 308.215†	63.4	0.04354	mg/L	0.006490	0.04354	mg/L	0.006490	14.91%
As 188.979†	7.2	0.00550	mg/L	0.004336	0.00550	mg/L	0.004336	78.79%
B 249.677†	-4.1	-0.00149	mg/L	0.000781	-0.00149	mg/L	0.000781	52.27%
Ba 233.527†	-0.4	-0.00013	mg/L	0.002472	-0.00013	mg/L	0.002472	>999.9%
Be 313.042†	68.9	0.00011	mg/L	0.000020	0.00011	mg/L	0.000020	18.17%
Ca 317.933†	190.9	0.00760	mg/L	0.000272	0.00760	mg/L	0.000272	3.58%
Cd 228.802†	0.5	0.00001	mg/L	0.000021	0.00001	mg/L	0.000021	379.34%
Co 228.616†	5.2	0.00011	mg/L	0.000044	0.00011	mg/L	0.000044	42.19%
Cr 267.716†	11.9	0.00149	mg/L	0.000375	0.00149	mg/L	0.000375	25.19%
Cu 324.752†	-43.7	-0.00013	mg/L	0.000171	-0.00013	mg/L	0.000171	127.70%
Fe 273.955†	6.4	0.00633	mg/L	0.001398	0.00633	mg/L	0.001398	22.09%
K 766.490†	-55.3	-0.02895	mg/L	0.023408	-0.02895	mg/L	0.023408	80.85%
Mg 279.077†	-0.0	-0.00002	mg/L	0.010833	-0.00002	mg/L	0.010833	>999.9%
Mn 257.610†	0.5	0.00002	mg/L	0.000076	0.00002	mg/L	0.000076	421.06%
Mo 202.031†	2.0	0.00015	mg/L	0.000264	0.00015	mg/L	0.000264	174.61%
Na 589.592†	112.7	0.02009	mg/L	0.001901	0.02009	mg/L	0.001901	9.46%
Na 330.237†	22.0	0.6946	mg/L	0.17220	0.6946	mg/L	0.17220	24.79%
Ni 231.604†	0.1	0.00006	mg/L	0.000272	0.00006	mg/L	0.000272	466.25%
Pb 220.353†	-1.1	-0.00008	mg/L	0.000290	-0.00008	mg/L	0.000290	372.49%
Sb 206.836†	-3.7	-0.00269	mg/L	0.000524	-0.00269	mg/L	0.000524	19.48%
Se 196.026†	14.0	0.00746	mg/L	0.005217	0.00746	mg/L	0.005217	69.89%
Si 288.158†	-19.1	-0.01248	mg/L	0.006431	-0.01248	mg/L	0.006431	51.53%
Sn 189.927†	-2.2	-0.00037	mg/L	0.000725	-0.00037	mg/L	0.000725	197.37%
Sr 421.552†	19.4	0.00003	mg/L	0.000144	0.00003	mg/L	0.000144	553.38%
Ti 334.903†	27.8	0.00099	mg/L	0.000622	0.00099	mg/L	0.000622	62.60%
Tl 190.801†	5.5	0.00386	mg/L	0.001399	0.00386	mg/L	0.001399	36.28%
V 292.402†	39.3	0.00012	mg/L	0.000025	0.00012	mg/L	0.000025	21.29%
Zn 206.200†	1.9	0.00194	mg/L	0.001891	0.00194	mg/L	0.001891	97.53%

Sequence No.: 2
Sample ID: JY56 MB2 WMN
Analyst: JLB
Initial Sample Wt:
Dilution: 1X

Autosampler Location: 22
Date Collected: 10/3/2006 12:20:15 PM
Data Type: Original
Initial Sample Vol:
Sample Prep Vol:

Nebulizer Parameters: JY56 MB2 WMN

Analyte	Back Pressure	Flow
All	181.0 kPa	0.50 L/min

Mean Data: JY56 MB2 WMN

Analyte	Mean Corrected Intensity	Calib Conc.	Calib Units	Calib Std.Dev.	Sample Conc.	Sample Units	Sample Std.Dev.	RSD
ScA 357.253	1975804.6	102.9	%	0.28				0.27%
ScR 361.383	215700.0	104.7	%	0.77				0.73%
Ag 328.068†	-6.0	-0.00002	mg/L	0.000070	-0.00002	mg/L	0.000070	450.43%
Al 308.215†	53.9	0.03704	mg/L	0.026242	0.03704	mg/L	0.026242	70.85%
As 188.979†	3.9	0.00299	mg/L	0.001377	0.00299	mg/L	0.001377	46.12%
B 249.677†	4.4	0.00160	mg/L	0.001346	0.00160	mg/L	0.001346	84.04%
Ba 233.527†	-1.5	-0.00045	mg/L	0.001397	-0.00045	mg/L	0.001397	310.78%
Be 313.042†	57.1	0.00009	mg/L	0.000040	0.00009	mg/L	0.000040	44.87%
Ca 317.933†	149.2	0.00594	mg/L	0.000312	0.00594	mg/L	0.000312	5.25%
Cd 228.802†	3.6	0.00008	mg/L	0.000089	0.00008	mg/L	0.000089	104.96%
Co 228.616†	-4.2	-0.00009	mg/L	0.000168	-0.00009	mg/L	0.000168	191.15%
Cr 267.716†	11.9	0.00148	mg/L	0.000921	0.00148	mg/L	0.000921	62.42%
Cu 324.752†	19.1	0.00006	mg/L	0.000212	0.00006	mg/L	0.000212	361.48%
Fe 273.955†	4.0	0.00390	mg/L	0.000898	0.00390	mg/L	0.000898	23.01%
K 766.490†	-67.6	-0.03534	mg/L	0.015703	-0.03534	mg/L	0.015703	44.44%
Mg 279.077†	32.1	0.01948	mg/L	0.014417	0.01948	mg/L	0.014417	73.99%
Mn 257.610†	2.4	0.00009	mg/L	0.000159	0.00009	mg/L	0.000159	177.61%
Mo 202.031†	-0.9	-0.00007	mg/L	0.000317	-0.00007	mg/L	0.000317	445.76%
Na 589.592†	129.4	0.02306	mg/L	0.009389	0.02306	mg/L	0.009389	40.71%
Na 330.237†	21.0	0.6635	mg/L	0.42513	0.6635	mg/L	0.42513	64.07%
Ni 231.604†	-2.9	-0.00152	mg/L	0.000118	-0.00152	mg/L	0.000118	7.78%
Pb 220.353†	-1.7	-0.00013	mg/L	0.000633	-0.00013	mg/L	0.000633	477.88%
Sb 206.836†	-6.2	-0.00442	mg/L	0.002870	-0.00442	mg/L	0.002870	64.87%
Se 196.026†	9.2	0.00490	mg/L	0.002350	0.00490	mg/L	0.002350	47.95%
Si 288.158†	-23.5	-0.01536	mg/L	0.003855	-0.01536	mg/L	0.003855	25.09%
Sn 189.927†	1.2	0.00019	mg/L	0.000772	0.00019	mg/L	0.000772	415.27%
Sr 421.552†	-24.2	-0.00003	mg/L	0.000048	-0.00003	mg/L	0.000048	149.28%
Ti 334.903†	47.4	0.00170	mg/L	0.000823	0.00170	mg/L	0.000823	48.56%
Tl 190.801†	4.2	0.00300	mg/L	0.000713	0.00300	mg/L	0.000713	23.79%
V 292.402†	-17.1	-0.00004	mg/L	0.000122	-0.00004	mg/L	0.000122	320.33%
Zn 206.200†	2.2	0.00223	mg/L	0.000913	0.00223	mg/L	0.000913	40.96%

Sequence No.: 3
Sample ID: JY35 E WMN
Analyst: JLB
Initial Sample Wt:
Dilution: 5X

DEL

Autosampler Location: 23
Date Collected: 10/3/2006 12:26:39 PM
Data Type: Original
Initial Sample Vol:
Sample Prep Vol:

Nebulizer Parameters: JY35 E WMN

Analyte	Back Pressure	Flow
All	181.0 kPa	0.50 L/min

Mean Data: JY35 E WMN

Analyte	Mean Corrected Intensity	Calib Conc.	Calib Units	Std.Dev.	Sample Conc.	Sample Units	Std.Dev.	RSD
ScA 357.253	1678691.8	87.43	%	0.468				0.54%
ScR 361.383	192621.6	93.51	%	0.694				0.74%
Ag 328.068†	43.9	0.00055	mg/L	0.000245	0.00275	mg/L	0.001225	44.62%
Al 308.215†	115.7	0.07207	mg/L	0.014828	0.3603	mg/L	0.07414	20.57%
As 188.979†	44.9	0.03360	mg/L	0.005253	0.1680	mg/L	0.02627	15.64%
B 249.677†	193.0	0.07003	mg/L	0.001275	0.3501	mg/L	0.00637	1.82%
Ba 233.527†	54.7	0.01619	mg/L	0.000472	0.08096	mg/L	0.002362	2.92%
Be 313.042†	859.2	0.00079	mg/L	0.000027	0.00394	mg/L	0.000136	3.45%
Ca 317.933†	16269.7	0.6481	mg/L	0.00134	3.241	mg/L	0.0067	0.21%
Cd 228.802†	7.7	0.00014	mg/L	0.000122	0.00068	mg/L	0.000608	89.13%
Co 228.616†	1278.0	0.02540	mg/L	0.000135	0.1270	mg/L	0.00068	0.53%
Cr 267.716†	119.6	0.01521	mg/L	0.000381	0.07606	mg/L	0.001903	2.50%
Cu 324.752†	2646.6	0.00873	mg/L	0.000847	0.04366	mg/L	0.004235	9.70%
Fe 273.955†	7104.1	6.990	mg/L	0.0092	34.95	mg/L	0.046	0.13%
K 766.490†	4390.2	2.296	mg/L	0.0149	11.48	mg/L	0.075	0.65%
Mg 279.077†	635.9	0.3809	mg/L	0.00424	1.905	mg/L	0.0212	1.11%
Mn 257.610†	461.6	0.01752	mg/L	0.000294	0.08758	mg/L	0.001468	1.68%
Mo 202.031†	828.7	0.06261	mg/L	0.015048	0.3130	mg/L	0.07524	24.03%
Na 589.592†	4774658.6	851.1	mg/L	9.73	4255	mg/L	48.7	1.14%
Na 330.237†	27543.5	869.1	mg/L	1.71	4345	mg/L	8.6	0.20%
Ni 231.604†	10.2	0.00540	mg/L	0.002079	0.02700	mg/L	0.010397	38.50%
Pb 220.353†	70.0	0.00577	mg/L	0.000544	0.02886	mg/L	0.002718	9.42%
Sb 206.836†	2.6	0.00229	mg/L	0.000678	0.01144	mg/L	0.003389	29.61%
Se 196.026†	27.2	0.01528	mg/L	0.003355	0.07639	mg/L	0.016776	21.96%
Si 288.158†	15392.5	10.07	mg/L	0.355	50.33	mg/L	1.774	3.52%
Sn 189.927†	-26.0	-0.00437	mg/L	0.000810	-0.02184	mg/L	0.004050	18.54%
Sr 421.552†	6780.8	0.00907	mg/L	0.000093	0.04533	mg/L	0.000466	1.03%
Ti 334.903†	7584.5	0.2713	mg/L	0.00275	1.357	mg/L	0.0138	1.01%
Tl 190.801†	5.9	0.00328	mg/L	0.002424	0.01641	mg/L	0.012118	73.82%
V 292.402†	127046.9	0.3542	mg/L	0.00461	1.771	mg/L	0.0231	1.30%
Zn 206.200†	1.6	0.00148	mg/L	0.000189	0.00738	mg/L	0.000947	12.83%

Sequence No.: 4
Sample ID: JY35 F WMN
Analyst: JLB
Initial Sample Wt:
Dilution: 5X

Autosampler Location: 24
Date Collected: 10/3/2006 12:34:24 PM
Data Type: Original
Initial Sample Vol:
Sample Prep Vol:

Nebulizer Parameters: JY35 F WMN

Analyte	Back Pressure	Flow
All	181.0 kPa	0.50 L/min

Mean Data: JY35 F WMN

Analyte	Mean Corrected Intensity	Calib Conc.	Calib Units	Calib Std.Dev.	Sample Conc.	Sample Units	Sample Std.Dev.	RSD
ScA 357.253	1787775.7	93.11	%	0.730				0.78%
ScR 361.383	202278.3	98.20	%	0.200				0.20%
Ag 328.068†	126.0	0.00038	mg/L	0.000090	0.00190	mg/L	0.000449	23.59%
Al 308.215†	187.4	0.1275	mg/L	0.00646	0.6374	mg/L	0.03229	5.07%
As 188.979†	18.8	0.01422	mg/L	0.002241	0.07112	mg/L	0.011205	15.76%
B 249.677†	63.8	0.02316	mg/L	0.001295	0.1158	mg/L	0.00647	5.59%
Ba 233.527†	45.6	0.01398	mg/L	0.002117	0.06988	mg/L	0.010587	15.15%
Be 313.042†	296.0	0.00037	mg/L	0.000044	0.00184	mg/L	0.000219	11.86%
Ca 317.933†	22197.5	0.8843	mg/L	0.01475	4.421	mg/L	0.0737	1.67%
Cd 228.802†	5.2	0.00011	mg/L	0.000102	0.00054	mg/L	0.000508	93.44%
Co 228.616†	102.3	0.00200	mg/L	0.000185	0.01001	mg/L	0.000926	9.26%
Cr 267.716†	21.0	0.00263	mg/L	0.000861	0.01315	mg/L	0.004304	32.73%
Cu 324.752†	6286.6	0.01941	mg/L	0.000169	0.09705	mg/L	0.000846	0.87%
Fe 273.955†	932.8	0.9178	mg/L	0.00834	4.589	mg/L	0.0417	0.91%
K 766.490†	1150.5	0.6018	mg/L	0.02853	3.009	mg/L	0.1426	4.74%
Mg 279.077†	137.6	0.08284	mg/L	0.010918	0.4142	mg/L	0.05459	13.18%
Mn 257.610†	1693.0	0.06428	mg/L	0.000497	0.3214	mg/L	0.00248	0.77%
Mo 202.031†	114.1	0.00862	mg/L	0.000235	0.04310	mg/L	0.001177	2.73%
Na 589.592†	1178657.9	210.1	mg/L	2.37	1050	mg/L	11.9	1.13%
Na 330.237†	6753.9	213.1	mg/L	2.69	1065	mg/L	13.4	1.26%
Ni 231.604†	9.5	0.00503	mg/L	0.001653	0.02513	mg/L	0.008267	32.89%
Pb 220.353†	43.8	0.00359	mg/L	0.000350	0.01796	mg/L	0.001749	9.74%
Sb 206.836†	-1.0	-0.00061	mg/L	0.000243	-0.00306	mg/L	0.001216	39.67%
Se 196.026†	10.5	0.00562	mg/L	0.001932	0.02811	mg/L	0.009659	34.36%
Si 288.158†	3521.2	2.2303	mg/L	0.0332	11.51	mg/L	0.166	1.44%
Sn 189.927†	-5.8	-0.00091	mg/L	0.000471	-0.00456	mg/L	0.002355	51.68%
Sr 421.552†	11878.4	0.01588	mg/L	0.000240	0.07941	mg/L	0.001202	1.51%
Ti 334.903†	1007.1	0.03603	mg/L	0.000142	0.1801	mg/L	0.00071	0.39%
Tl 190.801†	4.9	0.00332	mg/L	0.003964	0.01658	mg/L	0.019819	119.52%
V 292.402†	21495.2	0.05995	mg/L	0.000493	0.2997	mg/L	0.00246	0.82%
Zn 206.200†	5.2	0.00528	mg/L	0.002150	0.02640	mg/L	0.010751	40.72%

Sequence No.: 5
Sample ID: JY56 I WMN
Analyst: JLB
Initial Sample Wt:
Dilution: 5X

Autosampler Location: 25
Date Collected: 10/3/2006 12:41:27 PM
Data Type: Original
Initial Sample Vol:
Sample Prep Vol:

Nebulizer Parameters: JY56 I WMN

Analyte	Back Pressure	Flow
All	181.0 kPa	0.50 L/min

Mean Data: JY56 I WMN

Analyte	Mean Corrected Intensity	Calib Conc.	Calib Units	Std.Dev.	Sample Conc.	Sample Units	Std.Dev.	RSD
ScA 357.253	1888711.2	98.36	%	0.657				0.67%
ScR 361.383	205317.4	99.68	%	1.135				1.14%
Ag 328.068†	-391.5	0.00006	mg/L	0.000098	0.00032	mg/L	0.000492	155.79%
Al 308.215†	14.4	0.00983	mg/L	0.005981	0.04915	mg/L	0.029905	60.84%
As 188.979†	19.8	0.01446	mg/L	0.002846	0.07230	mg/L	0.014231	19.68%
B 249.677†	4.5	0.00162	mg/L	0.002700	0.00810	mg/L	0.013500	166.64%
Ba 233.527†	65.4	0.01834	mg/L	0.000881	0.09172	mg/L	0.004403	4.80%
Be 313.042†	69.3	0.00010	mg/L	0.000029	0.00052	mg/L	0.000144	27.70%
Ca 317.933†	438896.1	17.48	mg/L	0.301	87.42	mg/L	1.506	1.72%
Cd 228.802†	1.2	0.00001	mg/L	0.000033	0.00003	mg/L	0.000163	514.95%
Co 228.616†	211.2	0.00383	mg/L	0.000082	0.01916	mg/L	0.000411	2.15%
Cr 267.716†	18.8	0.00163	mg/L	0.000927	0.00815	mg/L	0.004634	56.85%
Cu 324.752†	-658.8	0.00052	mg/L	0.000131	0.00261	mg/L	0.000655	25.10%
Fe 273.955†	26629.8	26.21	mg/L	0.703	131.0	mg/L	3.52	2.68%
K 766.490†	993.1	0.5195	mg/L	0.00704	2.598	mg/L	0.0352	1.35%
Mg 279.077†	15274.4	9.243	mg/L	0.2669	46.21	mg/L	1.334	2.89%
Mn 257.610†	26581.0	1.009	mg/L	0.0288	5.045	mg/L	0.1442	2.86%
Mo 202.031†	23.4	0.00157	mg/L	0.000336	0.00784	mg/L	0.001679	21.40%
Na 589.592†	129171.2	23.02	mg/L	0.458	115.1	mg/L	2.29	1.99%
Na 330.237†	753.5	23.59	mg/L	0.398	118.0	mg/L	1.99	1.69%
Ni 231.604†	-2.7	-0.00143	mg/L	0.000244	-0.00713	mg/L	0.001221	17.14%
Pb 220.353†	27.7	0.00227	mg/L	0.000849	0.01137	mg/L	0.004245	37.35%
Sb 206.836†	5.7	0.00125	mg/L	0.000630	0.00623	mg/L	0.003150	50.54%
Se 196.026†	4.7	0.00446	mg/L	0.001935	0.02230	mg/L	0.009673	43.38%
Si 288.158†	11414.5	7.464	mg/L	0.2267	37.32	mg/L	1.133	3.04%
Sn 189.927†	-37.9	-0.00509	mg/L	0.000341	-0.02543	mg/L	0.001704	6.70%
Sr 421.552†	73176.0	0.09784	mg/L	0.001796	0.4892	mg/L	0.00898	1.84%
Ti 334.903†	45.4	0.00162	mg/L	0.001019	0.00812	mg/L	0.005096	62.78%
Tl 190.801†	-5.2	-0.00371	mg/L	0.000908	-0.01855	mg/L	0.004538	24.46%
V 292.402†	927.6	0.00275	mg/L	0.000090	0.01377	mg/L	0.000452	3.28%
Zn 206.200†	3.7	0.00341	mg/L	0.004340	0.01706	mg/L	0.021698	127.22%

Sequence No.: 6
Sample ID: JY56 J WMN 7
Analyst: JLB
Initial Sample Wt:
Dilution: 5X

Autosampler Location: 26
Date Collected: 10/3/2006 12:48:26 PM
Data Type: Original
Initial Sample Vol:
Sample Prep Vol:

Nebulizer Parameters: JY56 J WMN

Analyte	Back Pressure	Flow
All	181.0 kPa	0.50 L/min

Mean Data: JY56 J WMN

Analyte	Mean Corrected Intensity	Calib Conc.	Calib Units	Calib Std.Dev.	Sample Conc.	Sample Units	Sample Std.Dev.	RSD
ScA 357.253	1720128.1	89.58	%	0.010				0.01%
ScR 361.383	195593.9	94.96	%	0.729				0.77%
Ag 328.068†	99.7	0.00038	mg/L	0.000264	0.00192	mg/L	0.001321	68.77%
Al 308.215†	67.1	0.04488	mg/L	0.016317	0.2244	mg/L	0.08159	36.36%
As 188.979†	25.8	0.01960	mg/L	0.004822	0.09802	mg/L	0.024110	24.60%
B 249.677†	92.0	0.03337	mg/L	0.001747	0.1669	mg/L	0.00873	5.23%
Ba 233.527†	79.2	0.02423	mg/L	0.000468	0.1211	mg/L	0.00234	1.93%
Be 313.042†	379.1	0.00050	mg/L	0.000013	0.00252	mg/L	0.000063	2.51%
Ca 317.933†	11068.7	0.4410	mg/L	0.00132	2.205	mg/L	0.0066	0.30%
Cd 228.802†	9.0	0.00019	mg/L	0.000138	0.00095	mg/L	0.000689	72.67%
Co 228.616†	344.1	0.00687	mg/L	0.000402	0.03434	mg/L	0.002012	5.86%
Cr 267.716†	22.9	0.00294	mg/L	0.001010	0.01469	mg/L	0.005048	34.37%
Cu 324.752†	483.0	0.00170	mg/L	0.000186	0.00849	mg/L	0.000928	10.94%
Fe 273.955†	2334.6	2.297	mg/L	0.0066	11.49	mg/L	0.033	0.29%
K 766.490†	3376.5	1.766	mg/L	0.1165	8.831	mg/L	0.5827	6.60%
Mg 279.077†	383.2	0.2308	mg/L	0.01311	1.154	mg/L	0.0655	5.68%
Mn 257.610†	480.7	0.01825	mg/L	0.000248	0.09123	mg/L	0.001238	1.36%
Mo 202.031†	118.0	0.00891	mg/L	0.000394	0.04456	mg/L	0.001970	4.42%
Na 589.592†	2896692.9	516.3	mg/L	1.39	2582	mg/L	6.9	0.27%
Na 330.237†	16669.5	525.9	mg/L	1.66	2630	mg/L	8.3	0.31%
Ni 231.604†	1.6	0.00084	mg/L	0.001605	0.00421	mg/L	0.008027	190.70%
Pb 220.353†	55.3	0.00453	mg/L	0.000192	0.02265	mg/L	0.000960	4.24%
Sb 206.836†	1.6	0.00106	mg/L	0.002095	0.00529	mg/L	0.010476	198.12%
Se 196.026†	23.9	0.01294	mg/L	0.002210	0.06471	mg/L	0.011051	17.08%
Si 288.158†	6445.0	4.214	mg/L	0.0877	21.07	mg/L	0.439	2.08%
Sn 189.927†	-24.8	-0.00414	mg/L	0.000891	-0.02068	mg/L	0.004456	21.54%
Sr 421.552†	11576.9	0.01548	mg/L	0.000115	0.07739	mg/L	0.000577	0.75%
Ti 334.903†	1330.1	0.04759	mg/L	0.000706	0.2379	mg/L	0.00353	1.48%
Tl 190.801†	6.3	0.00425	mg/L	0.005123	0.02125	mg/L	0.025617	120.55%
V 292.402†	20424.6	0.05695	mg/L	0.000250	0.2848	mg/L	0.00125	0.44%
Zn 206.200†	2.8	0.00284	mg/L	0.000777	0.01418	mg/L	0.003884	27.39%

Sequence No.: 7
Sample ID: JY35 DDUP WMN
Analyst: JLB
Initial Sample Wt:
Dilution: 5X

Autosampler Location: 27
Date Collected: 10/3/2006 12:55:31 PM
Data Type: Original
Initial Sample Vol:
Sample Prep Vol:

Nebulizer Parameters: JY35 DDUP WMN

Analyte	Back Pressure	Flow
All	181.0 kPa	0.50 L/min

Mean Data: JY35 DDUP WMN

Analyte	Mean Corrected Intensity	Calib Conc.	Calib Units	Calib Std.Dev.	Sample Conc.	Sample Units	Sample Std.Dev.	RSD
ScA 357.253	1749466.2	91.11	%	0.566				0.62%
ScR 361.383	198535.1	96.39	%	0.703				0.73%
Ag 328.068†	122.8	0.00034	mg/L	0.000269	0.00171	mg/L	0.001343	78.55%
Al 308.215†	206.3	0.1405	mg/L	0.01199	0.7027	mg/L	0.05996	8.53%
As 188.979†	24.2	0.01833	mg/L	0.003138	0.09167	mg/L	0.015692	17.12%
B 249.677†	67.3	0.02437	mg/L	0.000827	0.1219	mg/L	0.00413	3.39%
Ba 233.527†	17.7	0.00542	mg/L	0.001457	0.02711	mg/L	0.007286	26.87%
Be 313.042†	332.4	0.00042	mg/L	0.000055	0.00209	mg/L	0.000276	13.19%
Ca 317.933†	30081.6	1.198	mg/L	0.0099	5.992	mg/L	0.0495	0.83%
Cd 228.802†	0.3	-0.00002	mg/L	0.000066	-0.00010	mg/L	0.000328	331.87%
Co 228.616†	131.8	0.00258	mg/L	0.000227	0.01291	mg/L	0.001137	8.81%
Cr 267.716†	29.5	0.00354	mg/L	0.000532	0.01770	mg/L	0.002658	15.02%
Cu 324.752†	364.5	0.00113	mg/L	0.000039	0.00565	mg/L	0.000193	3.42%
Fe 273.955†	245.0	0.2410	mg/L	0.00131	1.205	mg/L	0.0065	0.54%
K 766.490†	2425.8	1.269	mg/L	0.0266	6.345	mg/L	0.1331	2.10%
Mg 279.077†	918.7	0.5569	mg/L	0.00322	2.784	mg/L	0.0161	0.58%
Mn 257.610†	1786.1	0.06780	mg/L	0.000503	0.3390	mg/L	0.00252	0.74%
Mo 202.031†	-8.4	-0.00065	mg/L	0.000162	-0.00324	mg/L	0.000809	25.01%
Na 589.592†	1662847.2	296.4	mg/L	1.89	1482	mg/L	9.5	0.64%
Na 330.237†	9310.7	293.8	mg/L	2.50	1469	mg/L	12.5	0.85%
Ni 231.604†	2.1	0.00112	mg/L	0.002429	0.00560	mg/L	0.012144	216.78%
Pb 220.353†	49.4	0.00407	mg/L	0.000939	0.02033	mg/L	0.004695	23.09%
Sb 206.836†	-2.9	-0.00194	mg/L	0.002043	-0.00969	mg/L	0.010213	105.44%
Se 196.026†	10.9	0.00573	mg/L	0.001553	0.02867	mg/L	0.007763	27.08%
Si 288.158†	3530.1	2.308	mg/L	0.0145	11.54	mg/L	0.072	0.63%
Sn 189.927†	-16.7	-0.00273	mg/L	0.000316	-0.01364	mg/L	0.001578	11.57%
Sr 421.552†	7109.7	0.00951	mg/L	0.000112	0.04753	mg/L	0.000559	1.18%
Ti 334.903†	1497.9	0.05360	mg/L	0.001179	0.2680	mg/L	0.00589	2.20%
Tl 190.801†	5.8	0.00389	mg/L	0.003581	0.01946	mg/L	0.017906	92.00%
V 292.402†	23029.2	0.06422	mg/L	0.000484	0.3211	mg/L	0.00242	0.75%
Zn 206.200†	-0.4	-0.00040	mg/L	0.002999	-0.00200	mg/L	0.014993	748.59%

Sequence No.: 8
Sample ID: JY35 D WMN
Analyst: JLB
Initial Sample Wt:
Dilution: 5X

Autosampler Location: 28
Date Collected: 10/3/2006 1:02:34 PM
Data Type: Original
Initial Sample Vol:
Sample Prep Vol:

Nebulizer Parameters: JY35 D WMN

Analyte	Back Pressure	Flow
All	181.0 kPa	0.50 L/min

Mean Data: JY35 D WMN

Analyte	Mean Corrected Intensity	Calib Conc.	Calib Units	Calib Std.Dev.	Sample Conc.	Sample Units	Sample Std.Dev.	RSD
ScA 357.253	1750863.3	91.18	%	0.601				0.66%
ScR 361.383	200133.2	97.16	%	0.716				0.74%
Ag 328.068†	137.3	0.00038	mg/L	0.000216	0.00190	mg/L	0.001080	56.91%
Al 308.215†	222.6	0.1518	mg/L	0.01331	0.7589	mg/L	0.06656	8.77%
As 188.979†	17.1	0.01293	mg/L	0.001148	0.06463	mg/L	0.005738	8.88%
B 249.677†	66.4	0.02405	mg/L	0.000764	0.1202	mg/L	0.00382	3.18%
Ba 233.527†	20.3	0.00623	mg/L	0.000346	0.03114	mg/L	0.001731	5.56%
Be 313.042†	287.4	0.00035	mg/L	0.000048	0.00175	mg/L	0.000239	13.67%
Ca 317.933†	29780.9	1.186	mg/L	0.0151	5.932	mg/L	0.0755	1.27%
Cd 228.802†	3.9	0.00008	mg/L	0.000128	0.00039	mg/L	0.000639	164.43%
Co 228.616†	126.7	0.00248	mg/L	0.000119	0.01240	mg/L	0.000597	4.81%
Cr 267.716†	28.6	0.00342	mg/L	0.001374	0.01709	mg/L	0.006868	40.20%
Cu 324.752†	404.9	0.00125	mg/L	0.000181	0.00627	mg/L	0.000904	14.41%
Fe 273.955†	243.6	0.2396	mg/L	0.00512	1.198	mg/L	0.0256	2.14%
K 766.490†	2410.4	1.261	mg/L	0.0164	6.304	mg/L	0.0818	1.30%
Mg 279.077†	921.7	0.5587	mg/L	0.00470	2.794	mg/L	0.0235	0.84%
Mn 257.610†	1772.0	0.06727	mg/L	0.000325	0.3363	mg/L	0.00162	0.48%
Mo 202.031†	-7.9	-0.00061	mg/L	0.000209	-0.00306	mg/L	0.001044	34.10%
Na 589.592†	1639193.6	292.2	mg/L	1.75	1461	mg/L	8.7	0.60%
Na 330.237†	9221.8	291.0	mg/L	3.20	1455	mg/L	16.0	1.10%
Ni 231.604†	0.2	0.00012	mg/L	0.003212	0.00059	mg/L	0.016059	>999.9%
Pb 220.353†	43.1	0.00355	mg/L	0.000968	0.01775	mg/L	0.004839	27.26%
Sb 206.836†	-0.3	-0.00007	mg/L	0.000115	-0.00034	mg/L	0.000577	171.44%
Se 196.026†	6.7	0.00352	mg/L	0.002118	0.01761	mg/L	0.010588	60.11%
Si 288.158†	3482.0	2.277	mg/L	0.0107	11.38	mg/L	0.053	0.47%
Sn 189.927†	-11.6	-0.00188	mg/L	0.000405	-0.00939	mg/L	0.002027	21.59%
Sr 421.552†	7050.6	0.00943	mg/L	0.000158	0.04713	mg/L	0.000789	1.67%
Ti 334.903†	1477.4	0.05287	mg/L	0.001019	0.2643	mg/L	0.00509	1.93%
Tl 190.801†	1.4	0.00076	mg/L	0.001468	0.00381	mg/L	0.007341	192.46%
V 292.402†	22936.7	0.06396	mg/L	0.000445	0.3198	mg/L	0.00223	0.70%
Zn 206.200†	4.7	0.00489	mg/L	0.002203	0.02444	mg/L	0.011017	45.07%

Sequence No.: 9
Sample ID: JY35 DSPK WMN
Analyst: JLB
Initial Sample Wt:
Dilution: 5X

Autosampler Location: 29
Date Collected: 10/3/2006 1:09:41 PM
Data Type: Original
Initial Sample Vol:
Sample Prep Vol:

Nebulizer Parameters: JY35 DSPK WMN

Analyte	Back Pressure	Flow
All	181.0 kPa	0.50 L/min

Mean Data: JY35 DSPK WMN

Analyte	Mean Corrected Intensity	Calib Conc.	Calib Units	Calib Std.Dev.	Sample Conc.	Sample Units	Sample Std.Dev.	RSD
ScA 357.253	1762250.0	91.78	%	0.769				0.84%
ScR 361.383	198465.7	96.35	%	0.215				0.22%
Ag 328.068†	181.6	0.00049	mg/L	0.000137	0.00247	mg/L	0.000683	27.60%
Al 308.215†	214.3	0.1461	mg/L	0.02191	0.7305	mg/L	0.10956	15.00%
As 188.979†	18.0	0.01363	mg/L	0.009111	0.06814	mg/L	0.045557	66.85%
B 249.677†	74.8	0.02712	mg/L	0.001921	0.1356	mg/L	0.00961	7.08%
Ba 233.527†	16.8	0.00515	mg/L	0.001626	0.02573	mg/L	0.008131	31.61%
Be 313.042†	336.4	0.00043	mg/L	0.000006	0.00214	mg/L	0.000032	1.51%
Ca 317.933†	29728.6	1.184	mg/L	0.0091	5.922	mg/L	0.0457	0.77%
Cd 228.802†	4.1	0.00008	mg/L	0.000080	0.00040	mg/L	0.000398	98.92%
Co 228.616†	134.1	0.00263	mg/L	0.000231	0.01315	mg/L	0.001156	8.79%
Cr 267.716†	23.7	0.00281	mg/L	0.000129	0.01406	mg/L	0.000645	4.58%
Cu 324.752†	354.3	0.00110	mg/L	0.000134	0.00550	mg/L	0.000668	12.15%
Fe 273.955†	244.9	0.2409	mg/L	0.00197	1.205	mg/L	0.0098	0.82%
K 766.490†	2438.7	1.276	mg/L	0.0177	6.378	mg/L	0.0886	1.39%
Mg 279.077†	921.4	0.5585	mg/L	0.00585	2.793	mg/L	0.0292	1.05%
Mn 257.610†	1783.8	0.06772	mg/L	0.000207	0.3386	mg/L	0.00104	0.31%
Mo 202.031†	-9.6	-0.00074	mg/L	0.000105	-0.00369	mg/L	0.000524	14.20%
Na 589.592†	1638709.3	292.1	mg/L	0.43	1460	mg/L	2.1	0.15%
Na 330.237†	9211.4	290.6	mg/L	1.45	1453	mg/L	7.3	0.50%
Ni 231.604†	3.0	0.00158	mg/L	0.000721	0.00789	mg/L	0.003604	45.70%
Pb 220.353†	40.4	0.00333	mg/L	0.000231	0.01666	mg/L	0.001156	6.94%
Sb 206.836†	-0.3	-0.00006	mg/L	0.001183	-0.00031	mg/L	0.005913	>999.9%
Se 196.026†	18.8	0.00994	mg/L	0.006439	0.04970	mg/L	0.032196	64.78%
Si 288.158†	18323.1	11.98	mg/L	0.040	59.91	mg/L	0.202	0.34%
Sn 189.927†	-10.9	-0.00176	mg/L	0.001666	-0.00879	mg/L	0.008330	94.76%
Sr 421.552†	7044.4	0.00942	mg/L	0.000118	0.04709	mg/L	0.000589	1.25%
Ti 334.903†	1477.2	0.05286	mg/L	0.000135	0.2643	mg/L	0.00067	0.26%
Tl 190.801†	1.1	0.00059	mg/L	0.003981	0.00296	mg/L	0.019905	673.46%
V 292.402†	22395.1	0.06244	mg/L	0.000446	0.3122	mg/L	0.00223	0.71%
Zn 206.200†	5.3	0.00547	mg/L	0.001591	0.02736	mg/L	0.007953	29.07%

ARI SAMPLE TRACKING SYSTEM
Current Jobs missing data in DateDue order
10/03/06

ARI Job	Client Name	Method/element to be completed	# Smp	Date Due	General Comments	Analysis Comments
JY43	Landau As	HG	3	10/03/06	48HR	48HR
JY45	The Boein	HG	11	10/03/06	PKG 72HR	PKG 72HR
JY35	Anchor En	ICP	14	10/03/06	PKG 1WK	PKG 1WK
JY64	Landau As	ICP;HG	3	10/03/06	48HR	48HR
JY43R	Landau As	ICP	3	10/03/06	48HR	48HR
JX35	Pacific G	ICP;PMS;HG	10	10/04/06	2WK	2WK
JX63	Parsons	PMS	10	10/04/06	CLP-Q 2WK	CLP-Q 2WK
JY49	The Boein	HG	3	10/04/06	PKG 72HR	PKG 72HR
JY56	Anchor En	ICP	18	10/04/06	1WK PKG	1WK PKG
JY49R	The Boein	ICP	3	10/04/06	PKG 72HR	PKG 72HR
JX56	City of G	ICP	8	10/05/06	2WK	2WK
JX80	Herrera C	ICP;HG	24	10/05/06	2WK PKG	2WK PKG
JX95	Herrera C	ICP;HG	4	10/05/06	2WK PKG	2WK PKG
JX97	Parsons	PMS;HG	13	10/05/06	CLP-Q 2WK	CLP-Q 2WK
JX99	ARI Techn	ICP	25	10/05/06	2WK	2WK
JY77	Anchor En	ICP	24	10/05/06	1WK PKG	1WK PKG
JY78	Anchor En	HG	9	10/05/06	PKG 1WK	PKG 1WK
JX74	Port of S	PMS	4	10/08/06	PKG 2WK	PKG 2WK
JY03	BOYER LOG	ICP	5	10/08/06	2WK	2WK
JY05	Taylor As	ICP;PMS;HG	14	10/08/06	2WK	2WK
JY25	Aquatic E	ICP	24	10/09/06	2WK	2WK
JY18	The Retec	ICP;HG	8	10/09/06	2WK	BAT2
JY23	The Retec	ICP;HG	8	10/09/06	2WK	JY18
JY14	Swinomish	ICP;HG	8	10/09/06	2WK	2WK
JY22	Parsons	ICP;PMS;HG	7	10/09/06	CLP-Q 2WK	CLP-Q 2WK
JX50	City of E	ICP;HG	4	10/10/06	2WK	2WK
JY42	Pacific G	ICP	10	10/10/06	2WK	2WK
JY37	Pacific G	ICP	7	10/10/06	2WK	2WK
JY36	Pacific G	ICP	3	10/10/06	2WK	2WK
JY29	City of B	PMS;HG	4	10/10/06	2WK	2WK
JY28	Rabanco R	ICP	3	10/10/06	2WK	2WK
JY33	ARI Techn	ICP	5	10/10/06	2WK	2WK
JY32	Parsons	ICP;PMS;HG	5	10/10/06	2WK CLP-Q	2WK CLP-Q
JY54	Railmaker	ICP;HG	3	10/11/06	2WK	2WK
JY53	Herrera C	ICP;HG	11	10/11/06	2WK PKG	2WK PKG
JY60	URS Corp	ICP;HG	16	10/11/06	PKG 2WK	PKG 2WK
JY76	SCS Engin	PMS	43	10/12/06	2WK	2WK
JY55	Anchor En	ICP;PMS;HG	36	10/13/06	2WK PKG	2WK PKG
JY67	Anchor En	ICP;PMS;HG	38	10/14/06	2WK PKG	2WK PKG
JY39	Pacific G	ICP	4	10/16/06	2WK	2WK
JY80	City of E	ICP;HG	3	10/18/06	2WK	BAT-2
JY81	City of E	ICP;HG	1	10/18/06	2WK	JY80

Sequence No.: 10
Sample ID: JY35 MB2SPK WMN
Analyst: JLB
Initial Sample Wt:
Dilution: 1X

Autosampler Location: 30
Date Collected: 10/3/2006 1:16:44 PM
Data Type: Original
Initial Sample Vol:
Sample Prep Vol:

Nebulizer Parameters: JY35 MB2SPK WMN

Analyte	Back Pressure	Flow
All	181.0 kPa	0.50 L/min

Mean Data: JY35 MB2SPK WMN

Analyte	Mean Corrected Intensity	Calib Conc.	Calib Units	Calib Std.Dev.	Sample Conc.	Sample Units	Sample Std.Dev.	RSD
ScA 357.253	1965285.9	102.4	%	0.67				0.66%
ScR 361.383	213100.3	103.5	%	0.10				0.10%
Ag 328.068†	-5.0	-0.00001	mg/L	0.000101	-0.00001	mg/L	0.000101	787.58%
Al 308.215†	36.9	0.02536	mg/L	0.011986	0.02536	mg/L	0.011986	47.26%
As 188.979†	1.8	0.00139	mg/L	0.000123	0.00139	mg/L	0.000123	8.90%
B 249.677†	0.1	0.00005	mg/L	0.001877	0.00005	mg/L	0.001877	>999.9%
Ba 233.527†	1.0	0.00031	mg/L	0.000130	0.00031	mg/L	0.000130	42.61%
Be 313.042†	45.9	0.00007	mg/L	0.000030	0.00007	mg/L	0.000030	41.28%
Ca 317.933†	155.7	0.00620	mg/L	0.001410	0.00620	mg/L	0.001410	22.73%
Cd 228.802†	-2.2	-0.00006	mg/L	0.000041	-0.00006	mg/L	0.000041	74.25%
Co 228.616†	5.6	0.00011	mg/L	0.000078	0.00011	mg/L	0.000078	69.65%
Cr 267.716†	7.3	0.00091	mg/L	0.000251	0.00091	mg/L	0.000251	27.44%
Cu 324.752†	-103.6	-0.00032	mg/L	0.000239	-0.00032	mg/L	0.000239	75.07%
Fe 273.955†	3.2	0.00314	mg/L	0.001569	0.00314	mg/L	0.001569	50.04%
K 766.490†	193.2	0.1010	mg/L	0.03108	0.1010	mg/L	0.03108	30.76%
Mg 279.077†	-0.2	-0.00010	mg/L	0.008282	-0.00010	mg/L	0.008282	>999.9%
Mn 257.610†	-2.1	-0.00008	mg/L	0.000304	-0.00008	mg/L	0.000304	382.56%
Mo 202.031†	-2.7	-0.00020	mg/L	0.000340	-0.00020	mg/L	0.000340	169.78%
Na 589.592†	9221.0	1.644	mg/L	0.0536	1.644	mg/L	0.0536	3.26%
Na 330.237†	63.3	1.998	mg/L	0.7678	1.998	mg/L	0.7678	38.44%
Ni 231.604†	0.9	0.00049	mg/L	0.002303	0.00049	mg/L	0.002303	470.90%
Pb 220.353†	-10.8	-0.00087	mg/L	0.000333	-0.00087	mg/L	0.000333	38.21%
Sb 206.836†	-3.7	-0.00261	mg/L	0.002381	-0.00261	mg/L	0.002381	91.08%
Se 196.026†	13.3	0.00705	mg/L	0.001865	0.00705	mg/L	0.001865	26.46%
Si 288.158†	15390.0	10.06	mg/L	0.066	10.06	mg/L	0.066	0.66%
Sn 189.927†	0.4	0.00005	mg/L	0.000227	0.00005	mg/L	0.000227	412.89%
Sr 421.552†	23.9	0.00003	mg/L	0.000009	0.00003	mg/L	0.000009	28.79%
Ti 334.903†	20.5	0.00073	mg/L	0.001161	0.00073	mg/L	0.001161	158.48%
Tl 190.801†	0.7	0.00048	mg/L	0.003543	0.00048	mg/L	0.003543	740.19%
V 292.402†	24.0	0.00007	mg/L	0.000119	0.00007	mg/L	0.000119	162.53%
Zn 206.200†	2.3	0.00240	mg/L	0.001944	0.00240	mg/L	0.001944	80.95%

Sequence No.: 11
Sample ID: CV2
Analyst: JLB
Initial Sample Wt:
Dilution: 1X

Autosampler Location: 7
Date Collected: 10/3/2006 1:23:28 PM
Data Type: Original
Initial Sample Vol:
Sample Prep Vol:

Nebulizer Parameters: CV

Analyte	Back Pressure	Flow
All	181.0 kPa	0.50 L/min

Mean Data: CV

Analyte	Mean Corrected Intensity	Calib Conc.	Calib Units	Std.Dev.	Sample Conc.	Sample Units	Std.Dev.	RSD
ScA 357.253	1832247.6	95.42	%	0.749				0.78%
ScR 361.383	204928.0	99.49	%	0.464				0.47%
Ag 328.068†	371515.8	0.9717	mg/L	0.00125	0.9717	mg/L	0.00125	0.13%
Al 308.215†	2927.0	1.972	mg/L	0.0142	1.972	mg/L	0.0142	0.72%
As 188.979†	2628.8	2.010	mg/L	0.0129	2.010	mg/L	0.0129	0.64%
B 249.677†	2702.0	0.9831	mg/L	0.00490	0.9831	mg/L	0.00490	0.50%
Ba 233.527†	3183.8	0.9804	mg/L	0.00547	0.9804	mg/L	0.00547	0.56%
Be 313.042†	636073.3	0.9929	mg/L	0.00051	0.9929	mg/L	0.00051	0.05%
Ca 317.933†	50554.9	2.014	mg/L	0.0018	2.014	mg/L	0.0018	0.09%
Cd 228.802†	42183.7	1.030	mg/L	0.0025	1.030	mg/L	0.0025	0.25%
Co 228.616†	48800.3	0.9900	mg/L	0.00368	0.9900	mg/L	0.00368	0.37%
Cr 267.716†	7669.7	0.9566	mg/L	0.00772	0.9566	mg/L	0.00772	0.81%
Cu 324.752†	332823.4	1.023	mg/L	0.0006	1.023	mg/L	0.0006	0.06%
Fe 273.955†	2058.8	2.024	mg/L	0.0070	2.024	mg/L	0.0070	0.35%
K 766.490†	37934.0	19.84	mg/L	0.051	19.84	mg/L	0.051	0.25%
Mg 279.077†	3333.7	2.025	mg/L	0.0164	2.025	mg/L	0.0164	0.81%
Mn 257.610†	24968.7	0.9485	mg/L	0.00647	0.9485	mg/L	0.00647	0.68%
Mo 202.031†	13475.8	1.018	mg/L	0.0083	1.018	mg/L	0.0083	0.81%
Na 589.592†	282152.3	50.29	mg/L	0.025	50.29	mg/L	0.025	0.05%
Na 330.237†	1581.2	49.86	mg/L	0.454	49.86	mg/L	0.454	0.91%
Ni 231.604†	1888.8	1.004	mg/L	0.0056	1.004	mg/L	0.0056	0.56%
Pb 220.353†	24608.5	2.012	mg/L	0.0060	2.012	mg/L	0.0060	0.30%
Sb 206.836†	3080.5	2.194	mg/L	0.0101	2.194	mg/L	0.0101	0.46%
Se 196.026†	3807.1	2.023	mg/L	0.0080	2.023	mg/L	0.0080	0.40%
Si 288.158†	3160.9	2.069	mg/L	0.0132	2.069	mg/L	0.0132	0.64%
Sn 189.927†	5835.7	0.9841	mg/L	0.00667	0.9841	mg/L	0.00667	0.68%
Sr 421.552†	739888.3	0.9892	mg/L	0.00070	0.9892	mg/L	0.00070	0.07%
Ti 334.903†	28178.2	1.007	mg/L	0.0016	1.007	mg/L	0.0016	0.16%
Tl 190.801†	2809.8	1.981	mg/L	0.0188	1.981	mg/L	0.0188	0.95%
V 292.402†	357205.7	1.003	mg/L	0.0010	1.003	mg/L	0.0010	0.10%
Zn 206.200†	1013.1	1.039	mg/L	0.0056	1.039	mg/L	0.0056	0.54%

Sequence No.: 12
Sample ID: CB 2
Analyst: JLB
Initial Sample Wt:
Dilution: 1X

Autosampler Location: 1
Date Collected: 10/3/2006 1:29:45 PM
Data Type: Original
Initial Sample Vol:
Sample Prep Vol:

Nebulizer Parameters: CB

Analyte	Back Pressure	Flow
All	181.0 kPa	0.50 L/min

Mean Data: CB

Analyte	Mean Corrected Intensity	Calib Conc.	Calib Units	Calib Std.Dev.	Sample Conc.	Sample Units	Sample Std.Dev.	RSD
ScA 357.253	1907185.5	99.33	%	0.398				0.40%
ScR 361.383	204921.2	99.49	%	0.059				0.06%
Ag 328.068†	34.8	0.00009	mg/L	0.000258	0.00009	mg/L	0.000258	283.44%
Al 308.215†	20.5	0.01404	mg/L	0.012878	0.01404	mg/L	0.012878	91.71%
As 188.979†	8.0	0.00616	mg/L	0.001291	0.00616	mg/L	0.001291	20.95%
B 249.677†	17.2	0.00624	mg/L	0.001583	0.00624	mg/L	0.001583	25.39%
Ba 233.527†	-0.9	-0.00027	mg/L	0.000310	-0.00027	mg/L	0.000310	115.72%
Be 313.042†	90.2	0.00014	mg/L	0.000082	0.00014	mg/L	0.000082	58.24%
Ca 317.933†	43.6	0.00174	mg/L	0.000397	0.00174	mg/L	0.000397	22.85%
Cd 228.802†	4.3	0.00010	mg/L	0.000196	0.00010	mg/L	0.000196	204.60%
Co 228.616†	9.1	0.00018	mg/L	0.000109	0.00018	mg/L	0.000109	59.63%
Cr 267.716†	15.3	0.00192	mg/L	0.000765	0.00192	mg/L	0.000765	39.88%
Cu 324.752†	7.2	0.00002	mg/L	0.000131	0.00002	mg/L	0.000131	596.12%
Fe 273.955†	-0.0	-0.00004	mg/L	0.002621	-0.00004	mg/L	0.002621	>999.9%
K 766.490†	169.6	0.08870	mg/L	0.010839	0.08870	mg/L	0.010839	12.22%
Mg 279.077†	-22.3	-0.01353	mg/L	0.007467	-0.01353	mg/L	0.007467	55.18%
Mn 257.610†	6.2	0.00024	mg/L	0.000100	0.00024	mg/L	0.000100	42.12%
Mo 202.031†	3.2	0.00024	mg/L	0.000296	0.00024	mg/L	0.000296	123.55%
Na 589.592†	1040.1	0.1854	mg/L	0.00143	0.1854	mg/L	0.00143	0.77%
Na 330.237†	16.5	0.5211	mg/L	0.32904	0.5211	mg/L	0.32904	63.14%
Ni 231.604†	-3.7	-0.00195	mg/L	0.001069	-0.00195	mg/L	0.001069	54.83%
Pb 220.353†	11.3	0.00093	mg/L	0.000928	0.00093	mg/L	0.000928	99.89%
Sb 206.836†	-1.5	-0.00109	mg/L	0.002108	-0.00109	mg/L	0.002108	193.32%
Se 196.026†	8.5	0.00454	mg/L	0.006455	0.00454	mg/L	0.006455	142.25%
Si 288.158†	28.7	0.01876	mg/L	0.004147	0.01876	mg/L	0.004147	22.11%
Sn 189.927†	9.3	0.00155	mg/L	0.000766	0.00155	mg/L	0.000766	49.32%
Sr 421.552†	6.8	0.00001	mg/L	0.000070	0.00001	mg/L	0.000070	768.34%
Ti 334.903†	18.5	0.00066	mg/L	0.000877	0.00066	mg/L	0.000877	132.84%
Tl 190.801†	2.7	0.00189	mg/L	0.001237	0.00189	mg/L	0.001237	65.59%
V 292.402†	-10.0	-0.00001	mg/L	0.000217	-0.00001	mg/L	0.000217	>999.9%
Zn 206.200†	1.9	0.00195	mg/L	0.001056	0.00195	mg/L	0.001056	54.23%

Sequence No.: 13
Sample ID: JY77 MB2 WMN
Analyst: JLB
Initial Sample Wt:
Dilution: 1X

Autosampler Location: 31
Date Collected: 10/3/2006 1:36:08 PM
Data Type: Original
Initial Sample Vol:
Sample Prep Vol:

Nebulizer Parameters: JY77 MB2 WMN

Analyte	Back Pressure	Flow
All	181.0 kPa	0.50 L/min

Mean Data: JY77 MB2 WMN

Analyte	Mean Corrected Intensity	Calib Conc.	Calib Units	Calib Std.Dev.	Sample Conc.	Sample Units	Sample Std.Dev.	RSD
ScA 357.253	1957214.5	101.9	%	1.00				0.98%
ScR 361.383	212952.0	103.4	%	0.44				0.43%
Ag 328.068†	-16.7	-0.00004	mg/L	0.000078	-0.00004	mg/L	0.000078	178.71%
Al 308.215†	24.4	0.01674	mg/L	0.018946	0.01674	mg/L	0.018946	113.17%
As 188.979†	3.8	0.00291	mg/L	0.000588	0.00291	mg/L	0.000588	20.22%
B 249.677†	3.0	0.00108	mg/L	0.003305	0.00108	mg/L	0.003305	305.11%
Ba 233.527†	-4.3	-0.00133	mg/L	0.000936	-0.00133	mg/L	0.000936	70.27%
Be 313.042†	19.2	0.00003	mg/L	0.000076	0.00003	mg/L	0.000076	250.52%
Ca 317.933†	151.0	0.00602	mg/L	0.001956	0.00602	mg/L	0.001956	32.51%
Cd 228.802†	0.6	0.00001	mg/L	0.000019	0.00001	mg/L	0.000019	189.92%
Co 228.616†	10.6	0.00021	mg/L	0.000104	0.00021	mg/L	0.000104	48.84%
Cr 267.716†	5.4	0.00067	mg/L	0.000134	0.00067	mg/L	0.000134	19.98%
Cu 324.752†	-73.5	-0.00023	mg/L	0.000053	-0.00023	mg/L	0.000053	23.63%
Fe 273.955†	-0.4	-0.00039	mg/L	0.001340	-0.00039	mg/L	0.001340	340.16%
K 766.490†	45.2	0.02367	mg/L	0.016002	0.02367	mg/L	0.016002	67.60%
Mg 279.077†	16.8	0.01018	mg/L	0.006909	0.01018	mg/L	0.006909	67.88%
Mn 257.610†	5.3	0.00020	mg/L	0.000045	0.00020	mg/L	0.000045	22.48%
Mo 202.031†	-1.4	-0.00011	mg/L	0.000179	-0.00011	mg/L	0.000179	169.85%
Na 589.592†	1868.7	0.3331	mg/L	0.00953	0.3331	mg/L	0.00953	2.86%
Na 330.237†	31.2	0.9848	mg/L	0.25393	0.9848	mg/L	0.25393	25.78%
Ni 231.604†	-1.2	-0.00062	mg/L	0.000320	-0.00062	mg/L	0.000320	51.47%
Pb 220.353†	0.1	0.00001	mg/L	0.000994	0.00001	mg/L	0.000994	>999.9%
Sb 206.836†	-4.9	-0.00348	mg/L	0.001200	-0.00348	mg/L	0.001200	34.50%
Se 196.026†	11.8	0.00627	mg/L	0.001978	0.00627	mg/L	0.001978	31.53%
Si 288.158†	-14.4	-0.00945	mg/L	0.007303	-0.00945	mg/L	0.007303	77.31%
Sn 189.927†	-2.1	-0.00035	mg/L	0.000471	-0.00035	mg/L	0.000471	133.25%
Sr 421.552†	-24.2	-0.00003	mg/L	0.000068	-0.00003	mg/L	0.000068	210.34%
Ti 334.903†	32.2	0.00115	mg/L	0.000287	0.00115	mg/L	0.000287	24.90%
Tl 190.801†	1.6	0.00115	mg/L	0.002291	0.00115	mg/L	0.002291	198.84%
V 292.402†	-46.7	-0.00013	mg/L	0.000091	-0.00013	mg/L	0.000091	71.89%
Zn 206.200†	4.6	0.00467	mg/L	0.001038	0.00467	mg/L	0.001038	22.21%

Sequence No.: 14
Sample ID: JY56 L WMN
Analyst: JLB
Initial Sample Wt:
Dilution: 5X

Autosampler Location: 32
Date Collected: 10/3/2006 1:42:34 PM
Data Type: Original
Initial Sample Vol:
Sample Prep Vol:

Nebulizer Parameters: JY56 L WMN

Analyte	Back Pressure	Flow
All	181.0 kPa	0.50 L/min

Mean Data: JY56 L WMN

Analyte	Mean Corrected Intensity	Calib Conc.	Calib Units	Std.Dev.	Sample Conc.	Sample Units	Std.Dev.	RSD
ScA 357.253	1562496.9	81.37	%	1.753				2.15%
ScR 361.383	187017.8	90.79	%	0.600				0.66%
Ag 328.068†	-417.2	0.00055	mg/L	0.000129	0.00277	mg/L	0.000643	23.20%
Al 308.215†	12.3	-0.00072	mg/L	0.020886	-0.00358	mg/L	0.104428	>999.9%
As 188.979†	40.8	0.03058	mg/L	0.002115	0.1529	mg/L	0.01058	6.92%
B 249.677†	715.6	0.2594	mg/L	0.00506	1.297	mg/L	0.0253	1.95%
Ba 233.527†	48.3	0.01247	mg/L	0.000614	0.06235	mg/L	0.003069	4.92%
Be 313.042†	898.4	0.00061	mg/L	0.000064	0.00305	mg/L	0.000321	10.54%
Ca 317.933†	2344.0	0.09338	mg/L	0.000351	0.4669	mg/L	0.00176	0.38%
Cd 228.802†	15.7	0.00033	mg/L	0.000125	0.00164	mg/L	0.000625	38.10%
Co 228.616†	3225.7	0.06455	mg/L	0.002913	0.3227	mg/L	0.01456	4.51%
Cr 267.716†	156.6	0.02151	mg/L	0.000640	0.1075	mg/L	0.00320	2.98%
Cu 324.752†	-198.0	0.00244	mg/L	0.000341	0.01219	mg/L	0.001705	13.98%
Fe 273.955†	31739.2	31.23	mg/L	0.125	156.2	mg/L	0.63	0.40%
K 766.490†	12169.1	6.366	mg/L	0.2293	31.83	mg/L	1.147	3.60%
Mg 279.077†	75.9	0.02432	mg/L	0.005774	0.1216	mg/L	0.02887	23.74%
Mn 257.610†	59.4	0.00226	mg/L	0.000692	0.01129	mg/L	0.003461	30.66%
Mo 202.031†	307.1	0.02320	mg/L	0.000810	0.1160	mg/L	0.00405	3.49%
Na 589.592†	Saturated2							
Na 330.237†	52777.9	1665	mg/L	2.0	8326	mg/L	10.2	0.12%
Ni 231.604†	14.0	0.00742	mg/L	0.001216	0.03711	mg/L	0.006078	16.38%
Pb 220.353†	87.8	0.00722	mg/L	0.000980	0.03612	mg/L	0.004900	13.57%
Sb 206.836†	4.7	0.00179	mg/L	0.004232	0.00897	mg/L	0.021162	235.94%
Se 196.026†	43.1	0.02661	mg/L	0.004663	0.1331	mg/L	0.02331	17.52%
Si 288.158†	38797.4	25.37	mg/L	0.250	126.8	mg/L	1.25	0.99%
Sn 189.927†	-11.7	-0.00201	mg/L	0.000527	-0.01003	mg/L	0.002637	26.30%
Sr 421.552†	3679.9	0.00492	mg/L	0.000025	0.02460	mg/L	0.000125	0.51%
Ti 334.903†	7511.9	0.2688	mg/L	0.00172	1.344	mg/L	0.0086	0.64%
Tl 190.801†	11.9	0.00686	mg/L	0.002678	0.03430	mg/L	0.013388	39.04%
V 292.402†	181981.7	0.5074	mg/L	0.00242	2.537	mg/L	0.0121	0.48%
Zn 206.200†	2.6	0.00177	mg/L	0.004162	0.00887	mg/L	0.020809	234.54%

Sequence No.: 15
Sample ID: JY56 K WMN
Analyst: JLB
Initial Sample Wt:
Dilution: 5X

Autosampler Location: 33
Date Collected: 10/3/2006 1:49:40 PM
Data Type: Original
Initial Sample Vol:
Sample Prep Vol:

Nebulizer Parameters: JY56 K WMN

Analyte	Back Pressure	Flow
All	170.0 kPa	0.50 L/min

Mean Data: JY56 K WMN

Analyte	Mean Corrected Intensity	Calib Conc.	Calib Units	Calib Std.Dev.	Sample Conc.	Sample Units	Sample Std.Dev.	RSD
ScA 357.253	1415996.9	73.74	%	0.450				0.61%
ScR 361.383	166113.5	80.65	%	0.609				0.76%
Ag 328.068†	-387.0	0.00057	mg/L	0.000135	0.00284	mg/L	0.000674	23.72%
Al 308.215†	7.0	-0.00424	mg/L	0.020197	-0.02118	mg/L	0.100986	476.79%
As 188.979†	40.5	0.03036	mg/L	0.004850	0.1518	mg/L	0.02425	15.97%
B 249.677†	711.6	0.2579	mg/L	0.00064	1.290	mg/L	0.0032	0.25%
Ba 233.527†	44.5	0.01141	mg/L	0.000290	0.05703	mg/L	0.001449	2.54%
Be 313.042†	969.0	0.00073	mg/L	0.000008	0.00363	mg/L	0.000042	1.15%
Ca 317.933†	2241.8	0.08931	mg/L	0.000680	0.4465	mg/L	0.00340	0.76%
Cd 228.802†	17.6	0.00038	mg/L	0.000145	0.00188	mg/L	0.000726	38.54%
Co 228.616†	3127.6	0.06260	mg/L	0.000984	0.3130	mg/L	0.00492	1.57%
Cr 267.716†	136.5	0.01891	mg/L	0.000657	0.09455	mg/L	0.003285	3.47%
Cu 324.752†	25.1	0.00300	mg/L	0.000168	0.01498	mg/L	0.000841	5.62%
Fe 273.955†	30381.5	29.90	mg/L	0.135	149.5	mg/L	0.68	0.45%
K 766.490†	12991.8	6.796	mg/L	0.1892	33.98	mg/L	0.946	2.78%
Mg 279.077†	100.9	0.04039	mg/L	0.006495	0.2019	mg/L	0.03248	16.08%
Mn 257.610†	62.5	0.00237	mg/L	0.000388	0.01186	mg/L	0.001939	16.35%
Mo 202.031†	300.6	0.02271	mg/L	0.000333	0.1136	mg/L	0.00166	1.46%
Na 589.592†	Saturated2							
Na 330.237†	52834.5	1667	mg/L	9.3	8335	mg/L	46.4	0.56%
Ni 231.604†	15.8	0.00839	mg/L	0.005331	0.04194	mg/L	0.026655	63.56%
Pb 220.353†	84.2	0.00692	mg/L	0.000528	0.03460	mg/L	0.002641	7.63%
Sb 206.836†	8.3	0.00449	mg/L	0.002179	0.02244	mg/L	0.010894	48.55%
Se 196.026†	29.8	0.01943	mg/L	0.002692	0.09713	mg/L	0.013459	13.86%
Si 288.158†	27323.6	17.87	mg/L	0.312	89.34	mg/L	1.560	1.75%
Sn 189.927†	-10.9	-0.00187	mg/L	0.001032	-0.00935	mg/L	0.005161	55.20%
Sr 421.552†	3664.4	0.00490	mg/L	0.000011	0.02450	mg/L	0.000057	0.23%
Ti 334.903†	7064.5	0.2528	mg/L	0.00181	1.264	mg/L	0.0091	0.72%
Tl 190.801†	6.4	0.00299	mg/L	0.000713	0.01493	mg/L	0.003563	23.86%
V 292.402†	180582.6	0.5035	mg/L	0.00356	2.517	mg/L	0.0178	0.71%
Zn 206.200†	1.1	0.00025	mg/L	0.001055	0.00124	mg/L	0.005276	426.12%

==========

Analysis Begun

Start Time: 10/3/2006 1:57:13 PM
Plasma On Time: 10/3/2006 9:06:21 AM
Logged In Analyst: metals
Technique: ICP Continuous
Spectrometer Model: Optima 4300 DV, S/N 077N0060101Autosampler Model: AS-93plus

Sample Information File: C:\pe\Administrator\Sample Information\1003.sif
Batch ID:
Results Data Set: PE061003
Results Library: C:\pe\Administrator\Results\Results.mdb

==========

Sequence No.: 1
Sample ID: JY77 M WMN
Analyst: JLB
Initial Sample Wt:
Dilution: 5X
Autosampler Location: 35
Date Collected: 10/3/2006 1:57:14 PM
Data Type: Original
Initial Sample Vol:
Sample Prep Vol:

Nebulizer Parameters: JY77 M WMN

Analyte	Back Pressure	Flow
All	166.0 kPa	0.50 L/min

Mean Data: JY77 M WMN

Analyte	Mean Corrected Intensity	Calib Conc.	Calib Units	Std.Dev.	Sample Conc.	Sample Units	Std.Dev.	RSD
ScA 357.253	1620729.2	84.41	%	0.916				1.08%
ScR 361.383	177786.5	86.31	%	0.075				0.09%
Ag 328.068†	-26.1	-0.00006	mg/L	0.000101	-0.00030	mg/L	0.000505	166.02%
Al 308.215†	188.9	0.1297	mg/L	0.01166	0.6484	mg/L	0.05830	8.99%
As 188.979†	5.5	0.00398	mg/L	0.003783	0.01992	mg/L	0.018915	94.96%
B 249.677†	57.7	0.02093	mg/L	0.001220	0.1046	mg/L	0.00610	5.83%
Ba 233.527†	10.3	0.00316	mg/L	0.000516	0.01582	mg/L	0.002578	16.29%
Be 313.042†	243.6	0.00038	mg/L	0.000010	0.00190	mg/L	0.000049	2.59%
Ca 317.933†	127276.9	5.070	mg/L	0.1330	25.35	mg/L	0.665	2.62%
Cd 228.802†	-3.2	-0.00009	mg/L	0.000076	-0.00043	mg/L	0.000380	88.95%
Co 228.616†	14.7	0.00030	mg/L	0.000226	0.00148	mg/L	0.001132	76.28%
Cr 267.716†	12.9	0.00113	mg/L	0.000850	0.00563	mg/L	0.004252	75.51%
Cu 324.752†	256.0	0.00080	mg/L	0.000168	0.00401	mg/L	0.000841	20.98%
Fe 273.955†	310.1	0.3052	mg/L	0.00898	1.526	mg/L	0.0449	2.94%
K 766.490†	5874.3	3.073	mg/L	0.0650	15.36	mg/L	0.325	2.11%
Mg 279.077†	3834.0	2.324	mg/L	0.0612	11.62	mg/L	0.306	2.63%
Mn 257.610†	1187.3	0.04501	mg/L	0.001227	0.2250	mg/L	0.00614	2.73%
Mo 202.031†	14.2	0.00102	mg/L	0.000208	0.00510	mg/L	0.001040	20.39%
Na 589.592†	78269.3	13.95	mg/L	0.324	69.75	mg/L	1.618	2.32%
Na 330.237†	418.2	13.14	mg/L	0.626	65.72	mg/L	3.128	4.76%
Ni 231.604†	0.8	0.00044	mg/L	0.001917	0.00219	mg/L	0.009584	437.74%
Pb 220.353†	12.2	0.00102	mg/L	0.000703	0.00512	mg/L	0.003513	68.60%
Sb 206.836†	-0.3	-0.00026	mg/L	0.001728	-0.00131	mg/L	0.008638	657.03%
Se 196.026†	-3.0	-0.00162	mg/L	0.002048	-0.00809	mg/L	0.010240	126.65%
Si 288.158†	4570.1	2.988	mg/L	0.0505	14.94	mg/L	0.253	1.69%
Sn 189.927†	-11.8	-0.00162	mg/L	0.000605	-0.00809	mg/L	0.003023	37.35%
Sr 421.552†	20698.9	0.02767	mg/L	0.000702	0.1384	mg/L	0.00351	2.54%
Ti 334.903†	-32.0	-0.00115	mg/L	0.000738	-0.00573	mg/L	0.003691	64.44%
Tl 190.801†	1.6	0.00115	mg/L	0.001168	0.00575	mg/L	0.005838	101.61%
V 292.402†	233.6	0.00067	mg/L	0.000291	0.00335	mg/L	0.001453	43.33%
Zn 206.200†	2.8	0.00297	mg/L	0.001500	0.01483	mg/L	0.007499	50.55%

==========

Analysis Begun

Start Time: 10/3/2006 2:04:56 PM **Plasma On Time: 10/3/2006 9:06:21 AM**
Logged In Analyst: metals **Technique: ICP Continuous**
Spectrometer Model: Optima 4300 DV, S/N 077N0060101Autosampler Model: AS-93plus

Sample Information File: C:\pe\Administrator\Sample Information\1003.sif
Batch ID:
Results Data Set: PE061003
Results Library: C:\pe\Administrator\Results\Results.mdb

==========

Sequence No.: 1 **Autosampler Location: 34**
Sample ID: JY77 L WMN **Date Collected: 10/3/2006 2:04:56 PM**
Analyst: JLB **Data Type: Original**
Initial Sample Wt: **Initial Sample Vol:**
Dilution: 5X **Sample Prep Vol:**

Nebulizer Parameters: JY77 L WMN

Analyte	Back Pressure	Flow
All	166.0 kPa	0.50 L/min

Mean Data: JY77 L WMN

Analyte	Mean Corrected Intensity	Calib Conc.	Calib Units	Std.Dev.	Sample Conc.	Sample Units	Std.Dev.	RSD
ScA 357.253	1574863.7	82.02	%	0.487				0.59%
ScR 361.383	178398.0	86.61	%	0.088				0.10%
Ag 328.068†	-35.2	0.00023	mg/L	0.000280	0.00115	mg/L	0.001400	121.81%
Al 308.215†	17.6	0.01187	mg/L	0.006620	0.05934	mg/L	0.033102	55.78%
As 188.979†	20.9	0.01522	mg/L	0.001051	0.07610	mg/L	0.005255	6.91%
B 249.677†	18.0	0.00655	mg/L	0.001099	0.03276	mg/L	0.005494	16.77%
Ba 233.527†	47.3	0.01390	mg/L	0.001691	0.06950	mg/L	0.008454	12.16%
Be 313.042†	169.7	0.00025	mg/L	0.000033	0.00124	mg/L	0.000165	13.28%
Ca 317.933†	472456.3	18.82	mg/L	0.075	94.11	mg/L	0.377	0.40%
Cd 228.802†	1.6	0.00002	mg/L	0.000026	0.00008	mg/L	0.000129	164.12%
Co 228.616†	119.0	0.00222	mg/L	0.000247	0.01111	mg/L	0.001236	11.12%
Cr 267.716†	37.6	0.00311	mg/L	0.001503	0.01553	mg/L	0.007515	48.40%
Cu 324.752†	146.8	0.00145	mg/L	0.000111	0.00727	mg/L	0.000553	7.61%
Fe 273.955†	10802.1	10.63	mg/L	0.072	53.15	mg/L	0.362	0.68%
K 766.490†	1831.2	0.9579	mg/L	0.01336	4.789	mg/L	0.0668	1.39%
Mg 279.077†	13597.6	8.237	mg/L	0.0350	41.19	mg/L	0.175	0.42%
Mn 257.610†	30578.0	1.161	mg/L	0.0044	5.804	mg/L	0.0221	0.38%
Mo 202.031†	37.8	0.00268	mg/L	0.000175	0.01341	mg/L	0.000876	6.53%
Na 589.592†	422172.1	75.25	mg/L	0.137	376.2	mg/L	0.69	0.18%
Na 330.237†	2316.7	72.90	mg/L	0.506	364.5	mg/L	2.53	0.69%
Ni 231.604†	1.6	0.00088	mg/L	0.001705	0.00438	mg/L	0.008527	194.66%
Pb 220.353†	33.4	0.00274	mg/L	0.000217	0.01369	mg/L	0.001084	7.92%
Sb 206.836†	4.8	0.00219	mg/L	0.007289	0.01095	mg/L	0.036447	332.76%
Se 196.026†	2.6	0.00134	mg/L	0.004890	0.00669	mg/L	0.024448	365.25%
Si 288.158†	8875.4	5.7804	mg/L	0.0311	29.02	mg/L	0.156	0.54%
Sn 189.927†	-44.3	-0.00607	mg/L	0.000856	-0.03034	mg/L	0.004282	14.11%
Sr 421.552†	76953.8	0.1029	mg/L	0.00033	0.5144	mg/L	0.00167	0.32%
Ti 334.903†	161.8	0.00579	mg/L	0.000412	0.02894	mg/L	0.002062	7.13%
Tl 190.801†	-5.0	-0.00354	mg/L	0.002663	-0.01770	mg/L	0.013316	75.23%
V 292.402†	3874.2	0.01101	mg/L	0.000061	0.05504	mg/L	0.000307	0.56%
Zn 206.200†	3.3	0.00356	mg/L	0.002252	0.01780	mg/L	0.011258	63.26%

Sequence No.: 2
Sample ID: JY77 N WMN
Analyst: JLB
Initial Sample Wt:
Dilution: 5X

Autosampler Location: 36
Date Collected: 10/3/2006 2:12:18 PM
Data Type: Original
Initial Sample Vol:
Sample Prep Vol:

Nebulizer Parameters: JY77 N WMN

Analyte	Back Pressure	Flow
All	167.0 kPa	0.50 L/min

Mean Data: JY77 N WMN

Analyte	Mean Corrected Intensity	Calib Conc.	Calib Units	Calib Std.Dev.	Sample Conc.	Sample Units	Sample Std.Dev.	RSD
ScA 357.253	1550840.3	80.77	%	0.374				0.46%
ScR 361.383	174494.1	84.71	%	0.525				0.62%
Ag 328.068†	153.9	0.00040	mg/L	0.000188	0.00201	mg/L	0.000941	46.86%
Al 308.215†	450.4	0.3091	mg/L	0.02294	1.546	mg/L	0.1147	7.42%
As 188.979†	11.1	0.00832	mg/L	0.002989	0.04159	mg/L	0.014945	35.93%
B 249.677†	62.5	0.02266	mg/L	0.002414	0.1133	mg/L	0.01207	10.65%
Ba 233.527†	14.7	0.00454	mg/L	0.000529	0.02272	mg/L	0.002644	11.64%
Be 313.042†	592.7	0.00092	mg/L	0.000054	0.00460	mg/L	0.000271	5.89%
Ca 317.933†	87179.2	3.473	mg/L	0.0298	17.37	mg/L	0.149	0.86%
Cd 228.802†	4.0	0.00009	mg/L	0.000211	0.00043	mg/L	0.001057	248.55%
Co 228.616†	30.3	0.00061	mg/L	0.000105	0.00307	mg/L	0.000526	17.11%
Cr 267.716†	13.9	0.00133	mg/L	0.000743	0.00667	mg/L	0.003715	55.72%
Cu 324.752†	1192.5	0.00366	mg/L	0.000232	0.01830	mg/L	0.001158	6.33%
Fe 273.955†	73.1	0.07197	mg/L	0.004551	0.3598	mg/L	0.02276	6.32%
K 766.490†	1813.0	0.9484	mg/L	0.03015	4.742	mg/L	0.1508	3.18%
Mg 279.077†	3056.0	1.853	mg/L	0.0156	9.264	mg/L	0.0779	0.84%
Mn 257.610†	886.0	0.03358	mg/L	0.000480	0.1679	mg/L	0.00240	1.43%
Mo 202.031†	39.5	0.00295	mg/L	0.000275	0.01474	mg/L	0.001377	9.34%
Na 589.592†	697687.1	124.4	mg/L	0.42	621.8	mg/L	2.12	0.34%
Na 330.237†	3878.5	122.3	mg/L	0.95	611.7	mg/L	4.76	0.78%
Ni 231.604†	-1.0	-0.00052	mg/L	0.000556	-0.00259	mg/L	0.002781	107.52%
Pb 220.353†	30.9	0.00258	mg/L	0.000218	0.01291	mg/L	0.001091	8.45%
Sb 206.836†	-3.0	-0.00217	mg/L	0.003564	-0.01084	mg/L	0.017822	164.39%
Se 196.026†	2.4	0.00124	mg/L	0.003093	0.00621	mg/L	0.015465	249.23%
Si 288.158†	6186.4	4.045	mg/L	0.0269	20.23	mg/L	0.135	0.67%
Sn 189.927†	-11.5	-0.00168	mg/L	0.000247	-0.00840	mg/L	0.001233	14.68%
Sr 421.552†	16777.0	0.02243	mg/L	0.000112	0.1122	mg/L	0.00056	0.50%
Ti 334.903†	88.3	0.00316	mg/L	0.000569	0.01578	mg/L	0.002845	18.03%
Tl 190.801†	-0.7	-0.00047	mg/L	0.003049	-0.00237	mg/L	0.015245	644.30%
V 292.402†	1593.2	0.00446	mg/L	0.000118	0.02230	mg/L	0.000588	2.63%
Zn 206.200†	2.9	0.00310	mg/L	0.002200	0.01548	mg/L	0.011001	71.05%

Sequence No.: 3
Sample ID: JY56 HDUP WMN
Analyst: JLB
Initial Sample Wt:
Dilution: 5X

Autosampler Location: 37
Date Collected: 10/3/2006 2:19:39 PM
Data Type: Original
Initial Sample Vol:
Sample Prep Vol:

Nebulizer Parameters: JY56 HDUP WMN

Analyte	Back Pressure	Flow
All	167.0 kPa	0.50 L/min

Mean Data: JY56 HDUP WMN

Analyte	Mean Corrected Intensity	Calib Conc.	Calib Units	Std.Dev.	Sample Conc.	Sample Units	Std.Dev.	RSD
ScA 357.253	1533103.7	79.84	%	0.376				0.47%
ScR 361.383	174494.4	84.71	%	0.368				0.43%
Ag 328.068†	45.4	0.00018	mg/L	0.000220	0.00089	mg/L	0.001098	123.55%
Al 308.215†	92.5	0.06333	mg/L	0.015645	0.3167	mg/L	0.07822	24.70%
As 188.979†	11.9	0.00886	mg/L	0.002128	0.04429	mg/L	0.010638	24.02%
B 249.677†	92.2	0.03346	mg/L	0.000767	0.1673	mg/L	0.00383	2.29%
Ba 233.527†	39.3	0.01201	mg/L	0.001337	0.06006	mg/L	0.006685	11.13%
Be 313.042†	259.5	0.00040	mg/L	0.000018	0.00201	mg/L	0.000090	4.50%
Ca 317.933†	138488.2	5.517	mg/L	0.0410	27.59	mg/L	0.205	0.74%
Cd 228.802†	-0.8	-0.00003	mg/L	0.000125	-0.00016	mg/L	0.000625	378.99%
Co 228.616†	38.7	0.00076	mg/L	0.000227	0.00380	mg/L	0.001137	29.93%
Cr 267.716†	19.1	0.00173	mg/L	0.000726	0.00864	mg/L	0.003632	42.03%
Cu 324.752†	548.7	0.00182	mg/L	0.000019	0.00910	mg/L	0.000093	1.02%
Fe 273.955†	1614.7	1.589	mg/L	0.0017	7.945	mg/L	0.0084	0.11%
K 766.490†	1408.0	0.7365	mg/L	0.05424	3.683	mg/L	0.2712	7.36%
Mg 279.077†	5445.7	3.301	mg/L	0.0190	16.50	mg/L	0.095	0.58%
Mn 257.610†	2752.4	0.1044	mg/L	0.00026	0.5221	mg/L	0.00128	0.25%
Mo 202.031†	76.7	0.00573	mg/L	0.000216	0.02863	mg/L	0.001082	3.78%
Na 589.592†	699236.4	124.6	mg/L	0.41	623.2	mg/L	2.03	0.33%
Na 330.237†	3874.2	122.2	mg/L	0.45	610.9	mg/L	2.27	0.37%
Ni 231.604†	-2.1	-0.00112	mg/L	0.000808	-0.00561	mg/L	0.004040	72.00%
Pb 220.353†	36.8	0.00302	mg/L	0.000967	0.01511	mg/L	0.004836	32.01%
Sb 206.836†	0.2	-0.00008	mg/L	0.002620	-0.00040	mg/L	0.013098	>999.9%
Se 196.026†	11.4	0.00613	mg/L	0.001740	0.03066	mg/L	0.008700	28.37%
Si 288.158†	6734.9	[illegible]	mg/L	0.0399	22.02	mg/L	0.199	0.91%
Sn 189.927†	-16.7	-0.00240	mg/L	0.000582	-0.01201	mg/L	0.002908	24.21%
Sr 421.552†	24758.7	0.03310	mg/L	0.000145	0.1655	mg/L	0.00073	0.44%
Ti 334.903†	-1.0	-0.00004	mg/L	0.001160	-0.00021	mg/L	0.005801	>999.9%
Tl 190.801†	-4.5	-0.00318	mg/L	0.001661	-0.01589	mg/L	0.008306	52.27%
V 292.402†	1043.9	0.00295	mg/L	0.000132	0.01474	mg/L	0.000662	4.49%
Zn 206.200†	3.9	0.00412	mg/L	0.002286	0.02062	mg/L	0.011428	55.42%

Sequence No.: 4
Sample ID: JY56 H WMN
Analyst: JLB
Initial Sample Wt:
Dilution: 5X

Autosampler Location: 38
Date Collected: 10/3/2006 2:27:00 PM
Data Type: Original
Initial Sample Vol:
Sample Prep Vol:

Nebulizer Parameters: JY56 H WMN

Analyte	Back Pressure	Flow
All	167.0 kPa	0.50 L/min

Mean Data: JY56 H WMN

Analyte	Mean Corrected Intensity	Calib Conc.	Calib Units	Std.Dev.	Sample Conc.	Sample Units	Std.Dev.	RSD
ScA 357.253	1548319.6	80.64	%	0.501				0.62%
ScR 361.383	175470.2	85.19	%	0.485				0.57%
Ag 328.068†	28.8	0.00013	mg/L	0.000094	0.00067	mg/L	0.000469	70.25%
Al 308.215†	85.0	0.05819	mg/L	0.015663	0.2910	mg/L	0.07832	26.92%
As 188.979†	11.7	0.00871	mg/L	0.002793	0.04355	mg/L	0.013966	32.07%
B 249.677†	87.1	0.03161	mg/L	0.003545	0.1581	mg/L	0.01773	11.22%
Ba 233.527†	38.3	0.01170	mg/L	0.000422	0.05852	mg/L	0.002112	3.61%
Be 313.042†	270.0	0.00042	mg/L	0.000053	0.00209	mg/L	0.000263	12.62%
Ca 317.933†	136669.8	5.445	mg/L	0.0722	27.22	mg/L	0.361	1.33%
Cd 228.802†	-0.6	-0.00003	mg/L	0.000088	-0.00014	mg/L	0.000441	324.06%
Co 228.616†	25.3	0.00049	mg/L	0.000076	0.00243	mg/L	0.000382	15.73%
Cr 267.716†	19.3	0.00178	mg/L	0.000257	0.00888	mg/L	0.001286	14.48%
Cu 324.752†	565.4	0.00187	mg/L	0.000030	0.00935	mg/L	0.000149	1.60%
Fe 273.955†	1589.2	1.564	mg/L	0.0164	7.819	mg/L	0.0818	1.05%
K 766.490†	1397.5	0.7310	mg/L	0.00909	3.655	mg/L	0.0454	1.24%
Mg 279.077†	5333.1	3.232	mg/L	0.0354	16.16	mg/L	0.177	1.10%
Mn 257.610†	2687.5	0.1020	mg/L	0.00139	0.5098	mg/L	0.00695	1.36%
Mo 202.031†	75.5	0.00563	mg/L	0.000508	0.02817	mg/L	0.002538	9.01%
Na 589.592†	690916.5	123.2	mg/L	0.63	615.8	mg/L	3.13	0.51%
Na 330.237†	3849.1	121.4	mg/L	0.95	606.9	mg/L	4.74	0.78%
Ni 231.604†	5.9	0.00315	mg/L	0.004562	0.01576	mg/L	0.022808	144.73%
Pb 220.353†	36.9	0.00303	mg/L	0.000050	0.01514	mg/L	0.000249	1.65%
Sb 206.836†	-0.8	-0.00078	mg/L	0.001741	-0.00392	mg/L	0.008705	222.01%
Se 196.026†	13.2	0.00706	mg/L	0.002802	0.03530	mg/L	0.014011	39.69%
Si 288.158†	6676.8	4.3966	mg/L	0.0401	21.83	mg/L	0.200	0.92%
Sn 189.927†	-22.4	-0.00337	mg/L	0.001193	-0.01686	mg/L	0.005967	35.39%
Sr 421.552†	24273.5	0.03245	mg/L	0.000297	0.1623	mg/L	0.00148	0.91%
Ti 334.903†	20.4	0.00072	mg/L	0.000850	0.00361	mg/L	0.004249	117.55%
Tl 190.801†	0.2	0.00017	mg/L	0.003107	0.00086	mg/L	0.015537	>999.9%
V 292.402†	1036.5	0.00293	mg/L	0.000082	0.01463	mg/L	0.000408	2.79%
Zn 206.200†	1.3	0.00141	mg/L	0.000533	0.00703	mg/L	0.002664	37.92%

Sequence No.: 5
Sample ID: JY56 HSPK WMN
Analyst: JLB
Initial Sample Wt:
Dilution: 5X

Autosampler Location: 39
Date Collected: 10/3/2006 2:34:21 PM
Data Type: Original
Initial Sample Vol:
Sample Prep Vol:

Nebulizer Parameters: JY56 HSPK WMN

Analyte	Back Pressure	Flow
All	167.0 kPa	0.50 L/min

Mean Data: JY56 HSPK WMN

Analyte	Mean Corrected Intensity	Calib Conc.	Calib Units	Std.Dev.	Sample Conc.	Sample Units	Std.Dev.	RSD
ScA 357.253	1553531.8	80.91	%	0.513				0.63%
ScR 361.383	175619.2	85.26	%	0.117				0.14%
Ag 328.068†	-41.8	-0.00005	mg/L	0.000356	-0.00026	mg/L	0.001781	695.28%
Al 308.215†	79.9	0.05469	mg/L	0.015391	0.2734	mg/L	0.07696	28.14%
As 188.979†	12.1	0.00903	mg/L	0.002166	0.04514	mg/L	0.010828	23.99%
B 249.677†	91.6	0.03322	mg/L	0.002239	0.1661	mg/L	0.01119	6.74%
Ba 233.527†	37.5	0.01145	mg/L	0.000443	0.05723	mg/L	0.002214	3.87%
Be 313.042†	222.3	0.00034	mg/L	0.000034	0.00171	mg/L	0.000168	9.80%
Ca 317.933†	134979.3	5.377	mg/L	0.1468	26.89	mg/L	0.734	2.73%
Cd 228.802†	-3.8	-0.00011	mg/L	0.000071	-0.00053	mg/L	0.000356	66.72%
Co 228.616†	31.4	0.00061	mg/L	0.000218	0.00304	mg/L	0.001091	35.85%
Cr 267.716†	17.8	0.00158	mg/L	0.001490	0.00791	mg/L	0.007452	94.21%
Cu 324.752†	472.4	0.00158	mg/L	0.000083	0.00791	mg/L	0.000413	5.22%
Fe 273.955†	1585.3	1.560	mg/L	0.0418	7.800	mg/L	0.2088	2.68%
K 766.490†	1385.2	0.7246	mg/L	0.04694	3.623	mg/L	0.2347	6.48%
Mg 279.077†	5329.9	3.231	mg/L	0.0877	16.15	mg/L	0.439	2.72%
Mn 257.610†	2693.9	0.1022	mg/L	0.00321	0.5110	mg/L	0.01603	3.14%
Mo 202.031†	79.9	0.00597	mg/L	0.000165	0.02985	mg/L	0.000824	2.76%
Na 589.592†	675409.5	120.4	mg/L	3.74	601.9	mg/L	18.69	3.11%
Na 330.237†	3811.3	120.2	mg/L	3.60	601.0	mg/L	18.02	3.00%
Ni 231.604†	-0.6	-0.00033	mg/L	0.001305	-0.00164	mg/L	0.006524	396.68%
Pb 220.353†	28.2	0.00232	mg/L	0.000304	0.01158	mg/L	0.001519	13.12%
Sb 206.836†	2.4	0.00148	mg/L	0.002923	0.00738	mg/L	0.014613	198.12%
Se 196.026†	2.5	0.00142	mg/L	0.006798	0.00708	mg/L	0.033990	480.23%
Si 288.158†	21448.6	14.03	mg/L	0.328	70.13	mg/L	1.641	2.34%
Sn 189.927†	-15.7	-0.00224	mg/L	0.000334	-0.01119	mg/L	0.001669	14.91%
Sr 421.552†	24152.1	0.03229	mg/L	0.000919	0.1615	mg/L	0.00460	2.85%
Ti 334.903†	38.9	0.00139	mg/L	0.001684	0.00693	mg/L	0.008420	121.54%
Tl 190.801†	0.2	0.00014	mg/L	0.001349	0.00072	mg/L	0.006747	932.67%
V 292.402†	1103.6	0.00311	mg/L	0.000090	0.01556	mg/L	0.000451	2.90%
Zn 206.200†	0.7	0.00081	mg/L	0.002431	0.00405	mg/L	0.012155	300.24%

Sequence No.: 6
Sample ID: JY56 MB2SPK WMN
Analyst: JLB
Initial Sample Wt:
Dilution: 1X

Autosampler Location: 40
Date Collected: 10/3/2006 2:41:42 PM
Data Type: Original
Initial Sample Vol:
Sample Prep Vol:

Nebulizer Parameters: JY56 MB2SPK WMN

Analyte	Back Pressure	Flow
All	166.0 kPa	0.50 L/min

Mean Data: JY56 MB2SPK WMN

Analyte	Mean Corrected Intensity	Calib Conc.	Calib Units	Calib Std.Dev.	Sample Conc.	Sample Units	Sample Std.Dev.	RSD
ScA 357.253	1651688.9	86.02	%	0.401				0.47%
ScR 361.383	180035.4	87.40	%	0.659				0.75%
Ag 328.068†	-34.0	-0.00009	mg/L	0.000231	-0.00009	mg/L	0.000231	260.08%
Al 308.215†	22.9	0.01574	mg/L	0.010829	0.01574	mg/L	0.010829	68.79%
As 188.979†	2.3	0.00173	mg/L	0.002252	0.00173	mg/L	0.002252	129.95%
B 249.677†	2.0	0.00072	mg/L	0.001324	0.00072	mg/L	0.001324	184.66%
Ba 233.527†	2.8	0.00087	mg/L	0.000207	0.00087	mg/L	0.000207	23.83%
Be 313.042†	186.6	0.00029	mg/L	0.000023	0.00029	mg/L	0.000023	7.88%
Ca 317.933†	142.2	0.00566	mg/L	0.001219	0.00566	mg/L	0.001219	21.52%
Cd 228.802†	-3.4	-0.00009	mg/L	0.000094	-0.00009	mg/L	0.000094	109.84%
Co 228.616†	11.0	0.00022	mg/L	0.000146	0.00022	mg/L	0.000146	65.22%
Cr 267.716†	14.1	0.00176	mg/L	0.000825	0.00176	mg/L	0.000825	46.72%
Cu 324.752†	240.0	0.00074	mg/L	0.000162	0.00074	mg/L	0.000162	21.98%
Fe 273.955†	3.0	0.00293	mg/L	0.002030	0.00293	mg/L	0.002030	69.17%
K 766.490†	473.7	0.2478	mg/L	0.02321	0.2478	mg/L	0.02321	9.37%
Mg 279.077†	13.2	0.00799	mg/L	0.003380	0.00799	mg/L	0.003380	42.30%
Mn 257.610†	5.3	0.00020	mg/L	0.000088	0.00020	mg/L	0.000088	43.59%
Mo 202.031†	1.2	0.00009	mg/L	0.000343	0.00009	mg/L	0.000343	387.60%
Na 589.592†	18735.1	3.339	mg/L	0.0336	3.339	mg/L	0.0336	1.01%
Na 330.237†	106.2	3.350	mg/L	0.5254	3.350	mg/L	0.5254	15.68%
Ni 231.604†	1.1	0.00056	mg/L	0.001621	0.00056	mg/L	0.001621	290.22%
Pb 220.353†	-3.7	-0.00029	mg/L	0.000190	-0.00029	mg/L	0.000190	64.69%
Sb 206.836†	-3.3	-0.00241	mg/L	0.002749	-0.00241	mg/L	0.002749	113.92%
Se 196.026†	10.2	0.00540	mg/L	0.003523	0.00540	mg/L	0.003523	65.23%
Si 288.158†	15290.1	9.998	mg/L	0.0645	9.998	mg/L	0.0645	0.65%
Sn 189.927†	-5.7	-0.00096	mg/L	0.000360	-0.00096	mg/L	0.000360	37.54%
Sr 421.552†	-60.9	-0.00008	mg/L	0.000090	-0.00008	mg/L	0.000090	110.27%
Ti 334.903†	-2.5	-0.00009	mg/L	0.001120	-0.00009	mg/L	0.001120	>999.9%
Tl 190.801†	1.2	0.00086	mg/L	0.004051	0.00086	mg/L	0.004051	469.70%
V 292.402†	-14.2	-0.00003	mg/L	0.000179	-0.00003	mg/L	0.000179	659.90%
Zn 206.200†	3.0	0.00307	mg/L	0.002366	0.00307	mg/L	0.002366	77.05%

Sequence No.: 7
Sample ID: CV3
Analyst: JLB
Initial Sample Wt:
Dilution: 1X

Autosampler Location: 7
Date Collected: 10/3/2006 2:48:46 PM
Data Type: Original
Initial Sample Vol:
Sample Prep Vol:

Nebulizer Parameters: CV

Analyte	Back Pressure	Flow
All	166.0 kPa	0.50 L/min

Mean Data: CV

Analyte	Mean Corrected Intensity	Calib Conc.	Calib Units	Std.Dev.	Sample Conc.	Sample Units	Std.Dev.	RSD
ScA 357.253	1539522.2	80.18	%	0.219				0.27%
ScR 361.383	172883.4	83.93	%	1.195				1.42%
Ag 328.068†	373566.8	0.9771	mg/L	0.00058	0.9771	mg/L	0.00058	0.06%
Al 308.215†	2907.9	1.960	mg/L	0.0357	1.960	mg/L	0.0357	1.82%
As 188.979†	2492.0	1.905	mg/L	0.0099	1.905	mg/L	0.0099	0.52%
B 249.677†	2628.4	0.9563	mg/L	0.01348	0.9563	mg/L	0.01348	1.41%
Ba 233.527†	3033.4	0.9341	mg/L	0.01749	0.9341	mg/L	0.01749	1.87%
Be 313.042†	627158.5	0.9790	mg/L	0.00325	0.9790	mg/L	0.00325	0.33%
Ca 317.933†	49125.1	1.957	mg/L	0.0059	1.957	mg/L	0.0059	0.30%
Cd 228.802†	41431.3	1.012	mg/L	0.0017	1.012	mg/L	0.0017	0.17%
Co 228.616†	47225.2	0.9580	mg/L	0.00162	0.9580	mg/L	0.00162	0.17%
Cr 267.716†	7389.4	0.9216	mg/L	0.01596	0.9216	mg/L	0.01596	1.73%
Cu 324.752†	338432.4	1.040	mg/L	0.0004	1.040	mg/L	0.0004	0.04%
Fe 273.955†	1973.8	1.940	mg/L	0.0245	1.940	mg/L	0.0245	1.26%
K 766.490†	38598.9	20.19	mg/L	0.127	20.19	mg/L	0.127	0.63%
Mg 279.077†	3098.2	1.883	mg/L	0.0309	1.883	mg/L	0.0309	1.64%
Mn 257.610†	24570.0	0.9333	mg/L	0.00435	0.9333	mg/L	0.00435	0.47%
Mo 202.031†	13381.1	1.011	mg/L	0.0068	1.011	mg/L	0.0068	0.67%
Na 589.592†	290848.9	51.84	mg/L	0.242	51.84	mg/L	0.242	0.47%
Na 330.237†	1639.3	51.71	mg/L	0.813	51.71	mg/L	0.813	1.57%
Ni 231.604†	1791.8	0.9526	mg/L	0.01578	0.9526	mg/L	0.01578	1.66%
Pb 220.353†	23250.5	1.901	mg/L	0.0123	1.901	mg/L	0.0123	0.65%
Sb 206.836†	3023.3	2.153	mg/L	0.0107	2.153	mg/L	0.0107	0.50%
Se 196.026†	3576.8	1.900	mg/L	0.0091	1.900	mg/L	0.0091	0.48%
Si 288.158†	3046.6	1.994	mg/L	0.0285	1.994	mg/L	0.0285	1.43%
Sn 189.927†	5582.4	0.9415	mg/L	0.00485	0.9415	mg/L	0.00485	0.52%
Sr 421.552†	751083.1	1.004	mg/L	0.0042	1.004	mg/L	0.0042	0.42%
Ti 334.903†	28144.2	1.006	mg/L	0.0049	1.006	mg/L	0.0049	0.48%
Tl 190.801†	2752.3	1.940	mg/L	0.0089	1.940	mg/L	0.0089	0.46%
V 292.402†	353284.0	0.9919	mg/L	0.00149	0.9919	mg/L	0.00149	0.15%
Zn 206.200†	938.9	0.9628	mg/L	0.01529	0.9628	mg/L	0.01529	1.59%

Sequence No.: 8
Sample ID: CB 3
Analyst: JLB
Initial Sample Wt:
Dilution: 1X

Autosampler Location: 1
Date Collected: 10/3/2006 2:55:00 PM
Data Type: Original
Initial Sample Vol:
Sample Prep Vol:

Nebulizer Parameters: CB

Analyte	Back Pressure	Flow
All	166.0 kPa	0.50 L/min

Mean Data: CB

Analyte	Mean Corrected Intensity	Calib Conc.	Calib Units	Calib Std.Dev.	Sample Conc.	Sample Units	Sample Std.Dev.	RSD
ScA 357.253	1606316.9	83.66	%	0.091				0.11%
ScR 361.383	175120.2	85.02	%	0.324				0.38%
Ag 328.068†	38.5	0.00010	mg/L	0.000094	0.00010	mg/L	0.000094	93.26%
Al 308.215†	-6.9	-0.00472	mg/L	0.005534	-0.00472	mg/L	0.005534	117.19%
As 188.979†	6.2	0.00472	mg/L	0.001479	0.00472	mg/L	0.001479	31.30%
B 249.677†	15.2	0.00551	mg/L	0.002762	0.00551	mg/L	0.002762	50.09%
Ba 233.527†	-0.9	-0.00029	mg/L	0.000324	-0.00029	mg/L	0.000324	111.33%
Be 313.042†	135.2	0.00021	mg/L	0.000041	0.00021	mg/L	0.000041	19.50%
Ca 317.933†	75.9	0.00302	mg/L	0.000208	0.00302	mg/L	0.000208	6.88%
Cd 228.802†	5.2	0.00012	mg/L	0.000114	0.00012	mg/L	0.000114	93.38%
Co 228.616†	8.0	0.00016	mg/L	0.000247	0.00016	mg/L	0.000247	152.14%
Cr 267.716†	2.7	0.00034	mg/L	0.000322	0.00034	mg/L	0.000322	95.18%
Cu 324.752†	255.0	0.00078	mg/L	0.000052	0.00078	mg/L	0.000052	6.59%
Fe 273.955†	4.0	0.00395	mg/L	0.001746	0.00395	mg/L	0.001746	44.15%
K 766.490†	411.7	0.2153	mg/L	0.01405	0.2153	mg/L	0.01405	6.52%
Mg 279.077†	-7.2	-0.00437	mg/L	0.016983	-0.00437	mg/L	0.016983	388.42%
Mn 257.610†	6.5	0.00025	mg/L	0.000295	0.00025	mg/L	0.000295	118.65%
Mo 202.031†	11.7	0.00088	mg/L	0.000099	0.00088	mg/L	0.000099	11.23%
Na 589.592†	2068.7	0.3687	mg/L	0.01343	0.3687	mg/L	0.01343	3.64%
Na 330.237†	2.8	0.08771	mg/L	0.617297	0.08771	mg/L	0.617297	703.77%
Ni 231.604†	-1.0	-0.00052	mg/L	0.002369	-0.00052	mg/L	0.002369	454.04%
Pb 220.353†	21.6	0.00176	mg/L	0.000429	0.00176	mg/L	0.000429	24.33%
Sb 206.836†	-0.8	-0.00056	mg/L	0.002508	-0.00056	mg/L	0.002508	444.86%
Se 196.026†	10.1	0.00538	mg/L	0.004558	0.00538	mg/L	0.004558	84.70%
Si 288.158†	9.5	0.00622	mg/L	0.007587	0.00622	mg/L	0.007587	121.97%
Sn 189.927†	10.6	0.00179	mg/L	0.000850	0.00179	mg/L	0.000850	47.56%
Sr 421.552†	11.5	0.00002	mg/L	0.000123	0.00002	mg/L	0.000123	801.61%
Ti 334.903†	-3.2	-0.00012	mg/L	0.001138	-0.00012	mg/L	0.001138	988.00%
Tl 190.801†	2.4	0.00173	mg/L	0.002646	0.00173	mg/L	0.002646	152.85%
V 292.402†	8.1	0.00003	mg/L	0.000200	0.00003	mg/L	0.000200	776.05%
Zn 206.200†	0.6	0.00057	mg/L	0.001614	0.00057	mg/L	0.001614	283.20%

Sequence No.: 9
Sample ID: JY35 E WMN
Analyst: JLB
Initial Sample Wt:
Dilution: 5X

Autosampler Location: 41
Date Collected: 10/3/2006 3:01:22 PM
Data Type: Original
Initial Sample Vol:
Sample Prep Vol:

Nebulizer Parameters: JY35 E WMN

Analyte	Back Pressure	Flow
All	166.0 kPa	0.50 L/min

Mean Data: JY35 E WMN

Analyte	Mean Corrected Intensity	Calib Conc.	Calib Units	Std.Dev.	Sample Conc.	Sample Units	Std.Dev.	RSD
ScA 357.253	1434332.5	74.70	%	0.447				0.60%
ScR 361.383	163219.2	79.24	%	0.825				1.04%
Ag 328.068†	50.0	0.00056	mg/L	0.000163	0.00278	mg/L	0.000816	29.38%
Al 308.215†	91.7	0.05592	mg/L	0.011250	0.2796	mg/L	0.05625	20.12%
As 188.979†	37.3	0.02776	mg/L	0.001522	0.1388	mg/L	0.00761	5.48%
B 249.677†	194.0	0.07038	mg/L	0.002327	0.3519	mg/L	0.01164	3.31%
Ba 233.527†	55.6	0.01651	mg/L	0.001197	0.08253	mg/L	0.005984	7.25%
Be 313.042†	939.7	0.00093	mg/L	0.000089	0.00463	mg/L	0.000447	9.65%
Ca 317.933†	15698.6	0.6254	mg/L	0.00616	3.127	mg/L	0.0308	0.99%
Cd 228.802†	8.6	0.00017	mg/L	0.000104	0.00083	mg/L	0.000520	62.46%
Co 228.616†	1215.3	0.02412	mg/L	0.000245	0.1206	mg/L	0.00123	1.02%
Cr 267.716†	111.9	0.01426	mg/L	0.002067	0.07128	mg/L	0.010335	14.50%
Cu 324.752†	2701.1	0.00889	mg/L	0.000397	0.04444	mg/L	0.001985	4.47%
Fe 273.955†	6920.9	6.810	mg/L	0.1628	34.05	mg/L	0.814	2.39%
K 766.490†	4981.9	2.606	mg/L	0.1021	13.03	mg/L	0.510	3.92%
Mg 279.077†	578.8	0.3464	mg/L	0.00753	1.732	mg/L	0.0377	2.17%
Mn 257.610†	447.0	0.01696	mg/L	0.000698	0.08482	mg/L	0.003491	4.12%
Mo 202.031†	709.5	0.05361	mg/L	0.003683	0.2680	mg/L	0.01841	6.87%
Na 589.592†	4894437.6	872.4	mg/L	9.17	4362	mg/L	45.8	1.05%
Na 330.237†	27971.2	882.6	mg/L	6.66	4413	mg/L	33.3	0.75%
Ni 231.604†	8.5	0.00451	mg/L	0.000502	0.02255	mg/L	0.002508	11.12%
Pb 220.353†	71.7	0.00591	mg/L	0.000926	0.02954	mg/L	0.004631	15.68%
Sb 206.836†	1.8	0.00178	mg/L	0.002709	0.00890	mg/L	0.013545	152.24%
Se 196.026†	24.1	0.01361	mg/L	0.003648	0.06806	mg/L	0.018238	26.80%
Si 288.158†	11478.6	7.506	mg/L	0.1836	37.53	mg/L	0.918	2.45%
Sn 189.927†	-13.7	-0.00231	mg/L	0.000960	-0.01157	mg/L	0.004801	41.48%
Sr 421.552†	6983.0	0.00934	mg/L	0.000165	0.04668	mg/L	0.000823	1.76%
Ti 334.903†	7706.2	0.2757	mg/L	0.01398	1.379	mg/L	0.0699	5.07%
Tl 190.801†	5.3	0.00279	mg/L	0.003613	0.01396	mg/L	0.018064	129.42%
V 292.402†	124314.5	0.3466	mg/L	0.00503	1.733	mg/L	0.0252	1.45%
Zn 206.200†	3.3	0.00314	mg/L	0.004927	0.01570	mg/L	0.024635	156.96%

Sequence No.: 10
Sample ID: JY77 O WMN
Analyst: JLB
Initial Sample Wt:
Dilution: 5X

Autosampler Location: 42
Date Collected: 10/3/2006 3:09:08 PM
Data Type: Original
Initial Sample Vol:
Sample Prep Vol:

Nebulizer Parameters: JY77 O WMN

Analyte	Back Pressure	Flow
All	166.0 kPa	0.50 L/min

Mean Data: JY77 O WMN

Analyte	Mean Corrected Intensity	Calib Conc.	Calib Units	Std.Dev.	Sample Conc.	Sample Units	Std.Dev.	RSD
ScA 357.253	1571393.5	81.84	%	0.140				0.17%
ScR 361.383	175480.1	85.19	%	0.535				0.63%
Ag 328.068†	-180.2	0.00009	mg/L	0.000059	0.00045	mg/L	0.000294	65.95%
Al 308.215†	86.5	0.05936	mg/L	0.006517	0.2968	mg/L	0.03259	10.98%
As 188.979†	16.2	0.01170	mg/L	0.002765	0.05850	mg/L	0.013827	23.64%
B 249.677†	8.2	0.00299	mg/L	0.001497	0.01494	mg/L	0.007486	50.12%
Ba 233.527†	96.2	0.02879	mg/L	0.000954	0.1439	mg/L	0.00477	3.31%
Be 313.042†	174.6	0.00027	mg/L	0.000051	0.00136	mg/L	0.000254	18.77%
Ca 317.933†	416171.3	16.58	mg/L	0.037	82.90	mg/L	0.185	0.22%
Cd 228.802†	2.8	0.00005	mg/L	0.000153	0.00025	mg/L	0.000766	310.82%
Co 228.616†	153.8	0.00290	mg/L	0.000200	0.01448	mg/L	0.000999	6.90%
Cr 267.716†	21.7	0.00180	mg/L	0.001214	0.00899	mg/L	0.006069	67.52%
Cu 324.752†	73.7	0.00146	mg/L	0.000063	0.00731	mg/L	0.000315	4.31%
Fe 273.955†	13128.7	12.92	mg/L	0.072	64.60	mg/L	0.361	0.56%
K 766.490†	2340.3	1.224	mg/L	0.0248	6.121	mg/L	0.1241	2.03%
Mg 279.077†	12645.9	7.659	mg/L	0.0182	38.29	mg/L	0.091	0.24%
Mn 257.610†	9137.1	0.3467	mg/L	0.00054	1.733	mg/L	0.0027	0.15%
Mo 202.031†	18.3	0.00122	mg/L	0.000140	0.00611	mg/L	0.000700	11.46%
Na 589.592†	317800.2	56.65	mg/L	0.185	283.2	mg/L	0.92	0.33%
Na 330.237†	1755.9	55.23	mg/L	0.335	276.2	mg/L	1.68	0.61%
Ni 231.604†	3.1	0.00163	mg/L	0.000959	0.00816	mg/L	0.004795	58.73%
Pb 220.353†	31.3	0.00258	mg/L	0.000510	0.01288	mg/L	0.002550	19.81%
Sb 206.836†	4.8	0.00193	mg/L	0.001994	0.00967	mg/L	0.009971	103.15%
Se 196.026†	-6.6	-0.00234	mg/L	0.004610	-0.01171	mg/L	0.023049	196.86%
Si 288.158†	8788.5	5.747	mg/L	0.0035	28.73	mg/L	0.017	0.06%
Sn 189.927†	-39.9	-0.00549	mg/L	0.000816	-0.02746	mg/L	0.004082	14.87%
Sr 421.552†	76397.9	0.1021	mg/L	0.00049	0.5107	mg/L	0.00246	0.48%
Ti 334.903†	27.3	0.00097	mg/L	0.000499	0.00487	mg/L	0.002496	51.28%
Tl 190.801†	-0.6	-0.00042	mg/L	0.004304	-0.00210	mg/L	0.021522	>999.9%
V 292.402†	422.3	0.00125	mg/L	0.000079	0.00624	mg/L	0.000397	6.35%
Zn 206.200†	2.9	0.00294	mg/L	0.003009	0.01469	mg/L	0.015047	102.43%

Sequence No.: 11
Sample ID: JY77 P WMN
Analyst: JLB
Initial Sample Wt:
Dilution: 5X

Autosampler Location: 43
Date Collected: 10/3/2006 3:16:30 PM
Data Type: Original
Initial Sample Vol:
Sample Prep Vol:

Nebulizer Parameters: JY77 P WMN

Analyte	Back Pressure	Flow
All	166.0 kPa	0.50 L/min

Mean Data: JY77 P WMN

Analyte	Mean Corrected Intensity	Calib Conc.	Calib Units	Std.Dev.	Sample Conc.	Sample Units	Std.Dev.	RSD
ScA 357.253	1559709.0	81.23	%	0.436				0.54%
ScR 361.383	173700.4	84.33	%	0.822				0.97%
Ag 328.068†	34.9	0.00007	mg/L	0.000153	0.00036	mg/L	0.000765	211.94%
Al 308.215†	41.5	0.02838	mg/L	0.007565	0.1419	mg/L	0.03782	26.65%
As 188.979†	12.3	0.00870	mg/L	0.002325	0.04348	mg/L	0.011627	26.74%
B 249.677†	109.4	0.03968	mg/L	0.001953	0.1984	mg/L	0.00976	4.92%
Ba 233.527†	20.3	0.00623	mg/L	0.001077	0.03115	mg/L	0.005386	17.29%
Be 313.042†	181.1	0.00028	mg/L	0.000028	0.00139	mg/L	0.000138	9.90%
Ca 317.933†	422714.6	16.84	mg/L	0.100	84.20	mg/L	0.501	0.60%
Cd 228.802†	-4.4	-0.00012	mg/L	0.000115	-0.00062	mg/L	0.000573	93.17%
Co 228.616†	340.2	0.00690	mg/L	0.000144	0.03449	mg/L	0.000720	2.09%
Cr 267.716†	34.0	0.00155	mg/L	0.000633	0.00775	mg/L	0.003165	40.86%
Cu 324.752†	1040.2	0.00319	mg/L	0.000034	0.01597	mg/L	0.000170	1.07%
Fe 273.955†	751.3	0.7393	mg/L	0.00783	3.697	mg/L	0.0391	1.06%
K 766.490†	6254.1	3.271	mg/L	0.0275	16.36	mg/L	0.137	0.84%
Mg 279.077†	19653.2	11.92	mg/L	0.032	59.58	mg/L	0.158	0.26%
Mn 257.610†	8922.2	0.3385	mg/L	0.00212	1.692	mg/L	0.0106	0.63%
Mo 202.031†	28.9	0.00192	mg/L	0.000191	0.00962	mg/L	0.000953	9.91%
Na 589.592†	917983.0	163.6	mg/L	1.41	818.1	mg/L	7.06	0.86%
Na 330.237†	5121.5	161.4	mg/L	0.45	807.1	mg/L	2.26	0.28%
Ni 231.604†	5.1	0.00271	mg/L	0.003077	-0.01353	mg/L	0.015386	113.76%
Pb 220.353†	38.7	0.00318	mg/L	0.000500	0.01588	mg/L	0.002499	15.73%
Sb 206.836†	2.9	0.00183	mg/L	0.001961	0.00915	mg/L	0.009803	107.10%
Se 196.026†	15.3	0.00782	mg/L	0.004209	0.03911	mg/L	0.021043	53.81%
Si 288.158†	7176.0	4.692	mg/L	0.0155	23.46	mg/L	0.078	0.33%
Sn 189.927†	-42.7	-0.00595	mg/L	0.000627	-0.02976	mg/L	0.003134	10.53%
Sr 421.552†	90028.3	0.1204	mg/L	0.00082	0.6018	mg/L	0.00412	0.69%
Ti 334.903†	26.6	0.00095	mg/L	0.001262	0.00475	mg/L	0.006309	132.82%
Tl 190.801†	0.2	0.00013	mg/L	0.000458	0.00066	mg/L	0.002288	348.49%
V 292.402†	989.8	0.00284	mg/L	0.000223	0.01421	mg/L	0.001117	7.86%
Zn 206.200†	3.1	0.00353	mg/L	0.001830	0.01767	mg/L	0.009148	51.76%

Sequence No.: 12
Sample ID: JY77 Q WMN
Analyst: JLB
Initial Sample Wt:
Dilution: 5X

Autosampler Location: 44
Date Collected: 10/3/2006 3:23:52 PM
Data Type: Original
Initial Sample Vol:
Sample Prep Vol:

Nebulizer Parameters: JY77 Q WMN

Analyte	Back Pressure	Flow
All	166.0 kPa	0.50 L/min

Mean Data: JY77 Q WMN

Analyte	Mean Corrected Intensity	Calib Conc.	Calib Units	Std.Dev.	Sample Conc.	Sample Units	Std.Dev.	RSD
ScA 357.253	1546355.8	80.53	%	0.342				0.42%
ScR 361.383	174261.5	84.60	%	0.452				0.53%
Ag 328.068†	-94.0	-0.00003	mg/L	0.000016	-0.00016	mg/L	0.000079	50.51%
Al 308.215†	17.7	0.01205	mg/L	0.006230	0.06025	mg/L	0.031148	51.70%
As 188.979†	16.8	0.01198	mg/L	0.001916	0.05990	mg/L	0.009579	15.99%
B 249.677†	56.1	0.02033	mg/L	0.001007	0.1017	mg/L	0.00504	4.95%
Ba 233.527†	48.5	0.01457	mg/L	0.000364	0.07287	mg/L	0.001818	2.49%
Be 313.042†	150.2	0.00023	mg/L	0.000055	0.00115	mg/L	0.000275	23.98%
Ca 317.933†	532528.2	21.21	mg/L	0.022	106.1	mg/L	0.11	0.10%
Cd 228.802†	-1.4	-0.00005	mg/L	0.000108	-0.00027	mg/L	0.000540	199.30%
Co 228.616†	260.1	0.00518	mg/L	0.000096	0.02590	mg/L	0.000479	1.85%
Cr 267.716†	41.2	0.00279	mg/L	0.001384	0.01393	mg/L	0.006918	49.67%
Cu 324.752†	387.8	0.00169	mg/L	0.000092	0.00844	mg/L	0.000461	5.47%
Fe 273.955†	5861.1	5.768	mg/L	0.0672	28.84	mg/L	0.336	1.17%
K 766.490†	4510.1	2.359	mg/L	0.0476	11.80	mg/L	0.238	2.02%
Mg 279.077†	19800.6	12.00	mg/L	0.138	60.01	mg/L	0.690	1.15%
Mn 257.610†	9953.8	0.3776	mg/L	0.00500	1.888	mg/L	0.0250	1.32%
Mo 202.031†	26.5	0.00175	mg/L	0.000263	0.00874	mg/L	0.001315	15.04%
Na 589.592†	960756.6	171.2	mg/L	0.30	856.2	mg/L	1.52	0.18%
Na 330.237†	5330.3	168.0	mg/L	1.71	839.8	mg/L	8.53	1.02%
Ni 231.604†	4.7	0.00252	mg/L	0.001230	0.01259	mg/L	0.006148	48.83%
Pb 220.353†	36.0	0.00295	mg/L	0.000318	0.01476	mg/L	0.001589	10.77%
Sb 206.836†	4.1	0.00212	mg/L	0.001134	0.01061	mg/L	0.005669	53.42%
Se 196.026†	0.1	0.00030	mg/L	0.000833	0.00150	mg/L	0.004167	277.84%
Si 288.158†	8786.2	5.745	mg/L	0.0585	28.73	mg/L	0.292	1.02%
Sn 189.927†	-53.9	-0.00751	mg/L	0.001585	-0.03755	mg/L	0.007923	21.10%
Sr 421.552†	99757.8	0.1334	mg/L	0.00010	0.6669	mg/L	0.00052	0.08%
Ti 334.903†	46.5	0.00166	mg/L	0.000418	0.00830	mg/L	0.002089	25.18%
Tl 190.801†	0.7	0.00048	mg/L	0.002350	0.00239	mg/L	0.011748	492.59%
V 292.402†	1211.3	0.00347	mg/L	0.000113	0.01735	mg/L	0.000564	3.25%
Zn 206.200†	3.0	0.00337	mg/L	0.002057	0.01686	mg/L	0.010285	61.02%

Sequence No.: 13
Sample ID: JY77 K WMN
Analyst: JLB
Initial Sample Wt:
Dilution: 5X

Autosampler Location: 45
Date Collected: 10/3/2006 3:31:15 PM
Data Type: Original
Initial Sample Vol:
Sample Prep Vol:

Nebulizer Parameters: JY77 K WMN

Analyte	Back Pressure	Flow
All	165.0 kPa	0.50 L/min

Mean Data: JY77 K WMN

Analyte	Mean Corrected Intensity	Calib Conc.	Calib Units	Std.Dev.	Sample Conc.	Sample Units	Std.Dev.	RSD
ScA 357.253	1619947.3	84.37	%	0.234				0.28%
ScR 361.383	175836.1	85.37	%	0.652				0.76%
Ag 328.068†	-105.9	0.00000	mg/L	0.000262	-0.00002	mg/L	0.001308	>999.9%
Al 308.215†	20.1	0.01376	mg/L	0.015043	0.06878	mg/L	0.075214	109.36%
As 188.979†	6.8	0.00495	mg/L	0.002958	0.02473	mg/L	0.014792	59.82%
B 249.677†	5.6	0.00204	mg/L	0.003907	0.01019	mg/L	0.019536	191.71%
Ba 233.527†	25.6	0.00738	mg/L	0.001363	0.03691	mg/L	0.006817	18.47%
Be 313.042†	160.7	0.00025	mg/L	0.000084	0.00125	mg/L	0.000421	33.59%
Ca 317.933†	168944.5	6.730	mg/L	0.0157	33.65	mg/L	0.078	0.23%
Cd 228.802†	2.1	0.00004	mg/L	0.000138	0.00022	mg/L	0.000689	309.12%
Co 228.616†	25.8	0.00040	mg/L	0.000072	0.00199	mg/L	0.000362	18.24%
Cr 267.716†	13.2	0.00123	mg/L	0.001412	0.00614	mg/L	0.007062	115.07%
Cu 324.752†	33.8	0.00082	mg/L	0.000144	0.00410	mg/L	0.000719	17.56%
Fe 273.955†	7515.7	7.396	mg/L	0.0214	36.98	mg/L	0.107	0.29%
K 766.490†	1063.1	0.5561	mg/L	0.00576	2.781	mg/L	0.0288	1.04%
Mg 279.077†	5243.1	3.174	mg/L	0.0273	15.87	mg/L	0.137	0.86%
Mn 257.610†	12834.3	0.4872	mg/L	0.00150	2.436	mg/L	0.0075	0.31%
Mo 202.031†	8.5	0.00057	mg/L	0.000385	0.00286	mg/L	0.001923	67.20%
Na 589.592†	40218.5	7.169	mg/L	0.0185	35.84	mg/L	0.093	0.26%
Na 330.237†	221.1	6.908	mg/L	0.8889	34.54	mg/L	4.444	12.87%
Ni 231.604†	-1.6	-0.00083	mg/L	0.000589	-0.00413	mg/L	0.002943	71.18%
Pb 220.353†	9.4	0.00077	mg/L	0.000208	0.00387	mg/L	0.001041	26.89%
Sb 206.836†	2.2	0.00073	mg/L	0.001405	0.00365	mg/L	0.007027	192.39%
Se 196.026†	0.5	0.00060	mg/L	0.003778	0.00299	mg/L	0.018888	631.32%
Si 288.158†	10115.7	6.615	mg/L	0.0164	33.07	mg/L	0.082	0.25%
Sn 189.927†	-16.4	-0.00227	mg/L	0.000894	-0.01133	mg/L	0.004468	39.44%
Sr 421.552†	27578.2	0.03687	mg/L	0.000066	0.1844	mg/L	0.00033	0.18%
Ti 334.903†	-23.2	-0.00083	mg/L	0.000248	-0.00415	mg/L	0.001241	29.88%
Tl 190.801†	-0.6	-0.00042	mg/L	0.001755	-0.00209	mg/L	0.008776	419.12%
V 292.402†	164.9	0.00055	mg/L	0.000135	0.00273	mg/L	0.000674	24.73%
Zn 206.200†	2.3	0.00233	mg/L	0.000267	0.01167	mg/L	0.001333	11.42%

Sequence No.: 14
Sample ID: JY77 JDUP WMN
Analyst: JLB
Initial Sample Wt:
Dilution: 5X

Autosampler Location: 46
Date Collected: 10/3/2006 3:38:20 PM
Data Type: Original
Initial Sample Vol:
Sample Prep Vol:

Nebulizer Parameters: JY77 JDUP WMN

Analyte	Back Pressure	Flow
All	166.0 kPa	0.50 L/min

Mean Data: JY77 JDUP WMN

Analyte	Mean Corrected Intensity	Calib Conc.	Calib Units	Std.Dev.	Sample Conc.	Sample Units	Std.Dev.	RSD
ScA 357.253	1622875.0	84.52	%	0.516				0.61%
ScR 361.383	178705.7	86.76	%	0.265				0.30%
Ag 328.068†	-47.5	0.00014	mg/L	0.000034	0.00068	mg/L	0.000172	25.53%
Al 308.215†	11.5	0.00786	mg/L	0.009807	0.03930	mg/L	0.049035	124.77%
As 188.979†	8.0	0.00587	mg/L	0.002093	0.02935	mg/L	0.010463	35.65%
B 249.677†	4.7	0.00173	mg/L	0.000908	0.00864	mg/L	0.004540	52.54%
Ba 233.527†	18.1	0.00509	mg/L	0.001581	0.02546	mg/L	0.007903	31.05%
Be 313.042†	160.9	0.00025	mg/L	0.000028	0.00126	mg/L	0.000142	11.29%
Ca 317.933†	146342.1	5.830	mg/L	0.1452	29.15	mg/L	0.726	2.49%
Cd 228.802†	-2.5	-0.00007	mg/L	0.000101	-0.00035	mg/L	0.000505	143.02%
Co 228.616†	39.8	0.00069	mg/L	0.000208	0.00343	mg/L	0.001040	30.36%
Cr 267.716†	18.9	0.00192	mg/L	0.000605	0.00962	mg/L	0.003026	31.44%
Cu 324.752†	28.4	0.00077	mg/L	0.000127	0.00387	mg/L	0.000635	16.39%
Fe 273.955†	7225.8	7.111	mg/L	0.1680	35.55	mg/L	0.840	2.36%
K 766.490†	811.3	0.4244	mg/L	0.02161	2.122	mg/L	0.1080	5.09%
Mg 279.077†	5182.0	3.137	mg/L	0.0671	15.68	mg/L	0.335	2.14%
Mn 257.610†	12992.3	0.4932	mg/L	0.01178	2.466	mg/L	0.0589	2.39%
Mo 202.031†	10.9	0.00075	mg/L	0.000108	0.00377	mg/L	0.000539	14.28%
Na 589.592†	39790.4	7.092	mg/L	0.1899	35.46	mg/L	0.950	2.68%
Na 330.237†	233.4	7.303	mg/L	0.6545	36.51	mg/L	3.272	8.96%
Ni 231.604†	-0.4	-0.00019	mg/L	0.000809	-0.00095	mg/L	0.004043	423.43%
Pb 220.353†	12.3	0.00101	mg/L	0.000489	0.00506	mg/L	0.002445	48.36%
Sb 206.836†	0.4	-0.00051	mg/L	0.001775	-0.00256	mg/L	0.008877	346.86%
Se 196.026†	7.9	0.00451	mg/L	0.003622	0.02255	mg/L	0.018111	80.33%
Si 288.158†	10361.5	6.775	mg/L	0.1731	33.88	mg/L	0.866	2.56%
Sn 189.927†	-14.6	-0.00203	mg/L	0.000809	-0.01014	mg/L	0.004043	39.85%
Sr 421.552†	25187.2	0.03368	mg/L	0.000817	0.1684	mg/L	0.00408	2.43%
Ti 334.903†	4.3	0.00015	mg/L	0.000283	0.00076	mg/L	0.001413	184.89%
Tl 190.801†	-2.3	-0.00165	mg/L	0.001334	-0.00826	mg/L	0.006669	80.74%
V 292.402†	89.6	0.00034	mg/L	0.000081	0.00170	mg/L	0.000403	23.63%
Zn 206.200†	3.8	0.00380	mg/L	0.001146	0.01900	mg/L	0.005729	30.15%

Sequence No.: 15
Sample ID: JY77 J WMN
Analyst: JLB
Initial Sample Wt:
Dilution: 5X

Autosampler Location: 47
Date Collected: 10/3/2006 3:45:26 PM
Data Type: Original
Initial Sample Vol:
Sample Prep Vol:

Nebulizer Parameters: JY77 J WMN

Analyte	Back Pressure	Flow
All	166.0 kPa	0.50 L/min

Mean Data: JY77 J WMN

Analyte	Mean Corrected Intensity	Calib Conc.	Calib Units	Calib Std.Dev.	Sample Conc.	Sample Units	Sample Std.Dev.	RSD
ScA 357.253	1613558.1	84.03	%	0.477				0.57%
ScR 361.383	176103.6	85.50	%	0.256				0.30%
Ag 328.068†	-138.2	-0.00009	mg/L	0.000253	-0.00044	mg/L	0.001264	287.73%
Al 308.215†	23.2	0.01589	mg/L	0.011159	0.07945	mg/L	0.055794	70.23%
As 188.979†	5.8	0.00420	mg/L	0.002939	0.02099	mg/L	0.014697	70.02%
B 249.677†	6.0	0.00218	mg/L	0.001471	0.01092	mg/L	0.007353	67.33%
Ba 233.527†	19.6	0.00552	mg/L	0.001740	0.02761	mg/L	0.008700	31.51%
Be 313.042†	143.7	0.00022	mg/L	0.000031	0.00112	mg/L	0.000156	13.87%
Ca 317.933†	154320.4	6.148	mg/L	0.0267	30.74	mg/L	0.133	0.43%
Cd 228.802†	-3.3	-0.00009	mg/L	0.000080	-0.00044	mg/L	0.000400	91.87%
Co 228.616†	37.3	0.00063	mg/L	0.000085	0.00314	mg/L	0.000423	13.48%
Cr 267.716†	16.3	0.00157	mg/L	0.000816	0.00786	mg/L	0.004080	51.91%
Cu 324.752†	117.9	0.00109	mg/L	0.000109	0.00544	mg/L	0.000546	10.03%
Fe 273.955†	7628.9	7.507	mg/L	0.0421	37.54	mg/L	0.211	0.56%
K 766.490†	886.2	0.4636	mg/L	0.01562	2.318	mg/L	0.0781	3.37%
Mg 279.077†	5472.9	3.313	mg/L	0.0249	16.57	mg/L	0.125	0.75%
Mn 257.610†	13739.5	0.5216	mg/L	0.00135	2.608	mg/L	0.0068	0.26%
Mo 202.031†	7.7	0.00051	mg/L	0.000202	0.00257	mg/L	0.001011	39.34%
Na 589.592†	41423.3	7.383	mg/L	0.0297	36.92	mg/L	0.149	0.40%
Na 330.237†	253.7	7.940	mg/L	1.0083	39.70	mg/L	5.041	12.70%
Ni 231.604†	-1.6	-0.00086	mg/L	0.003963	-0.00432	mg/L	0.019817	459.21%
Pb 220.353†	11.9	0.00098	mg/L	0.000414	0.00489	mg/L	0.002071	42.34%
Sb 206.836†	-0.1	-0.00092	mg/L	0.000320	-0.00461	mg/L	0.001601	34.77%
Se 196.026†	4.5	0.00268	mg/L	0.004482	0.01338	mg/L	0.022411	167.49%
Si 288.158†	10935.9	7.151	mg/L	0.0302	35.76	mg/L	0.151	0.42%
Sn 189.927†	-20.3	-0.00296	mg/L	0.000882	-0.01481	mg/L	0.004410	29.78%
Sr 421.552†	26639.4	0.03562	mg/L	0.000186	0.1781	mg/L	0.00093	0.52%
Ti 334.903†	10.5	0.00037	mg/L	0.000496	0.00187	mg/L	0.002480	132.66%
Tl 190.801†	-3.7	-0.00264	mg/L	0.003015	-0.01319	mg/L	0.015076	114.29%
V 292.402†	72.7	0.00030	mg/L	0.000186	0.00148	mg/L	0.000931	63.06%
Zn 206.200†	2.1	0.00212	mg/L	0.000604	0.01062	mg/L	0.003020	28.44%

Sequence No.: 16
Sample ID: JY77 JSPK WMN
Analyst: JLB
Initial Sample Wt:
Dilution: 5X

Autosampler Location: 48
Date Collected: 10/3/2006 3:52:31 PM
Data Type: Original
Initial Sample Vol:
Sample Prep Vol:

Nebulizer Parameters: JY77 JSPK WMN

Analyte	Back Pressure	Flow
All	166.0 kPa	0.50 L/min

Mean Data: JY77 JSPK WMN

Analyte	Mean Corrected Intensity	Calib Conc.	Calib Units	Std.Dev.	Sample Conc.	Sample Units	Std.Dev.	RSD
ScA 357.253	1617216.7	84.22	%	0.253				0.30%
ScR 361.383	178666.4	86.74	%	0.609				0.70%
Ag 328.068†	-162.8	-0.00017	mg/L	0.000310	-0.00084	mg/L	0.001548	184.83%
Al 308.215†	34.7	0.02378	mg/L	0.016622	0.1189	mg/L	0.08311	69.91%
As 188.979†	11.9	0.00885	mg/L	0.004723	0.04427	mg/L	0.023615	53.35%
B 249.677†	2.3	0.00084	mg/L	0.000867	0.00421	mg/L	0.004334	103.04%
Ba 233.527†	12.8	0.00345	mg/L	0.001116	0.01723	mg/L	0.005581	32.40%
Be 313.042†	130.2	0.00020	mg/L	0.000062	0.00101	mg/L	0.000311	30.60%
Ca 317.933†	145161.8	5.783	mg/L	0.1452	28.91	mg/L	0.726	2.51%
Cd 228.802†	-5.7	-0.00015	mg/L	0.000037	-0.00076	mg/L	0.000187	24.48%
Co 228.616†	46.0	0.00081	mg/L	0.000233	0.00406	mg/L	0.001166	28.75%
Cr 267.716†	13.6	0.00125	mg/L	0.000684	0.00625	mg/L	0.003422	54.79%
Cu 324.752†	54.5	0.00085	mg/L	0.000111	0.00426	mg/L	0.000557	13.06%
Fe 273.955†	7205.4	7.091	mg/L	0.1867	35.45	mg/L	0.933	2.63%
K 766.490†	817.4	0.4276	mg/L	0.03081	2.138	mg/L	0.1541	7.21%
Mg 279.077†	5195.0	3.145	mg/L	0.0798	15.72	mg/L	0.399	2.54%
Mn 257.610†	13017.4	0.4942	mg/L	0.01268	2.471	mg/L	0.0634	2.57%
Mo 202.031†	8.4	0.00057	mg/L	0.000172	0.00283	mg/L	0.000862	30.44%
Na 589.592†	39401.8	7.023	mg/L	0.1686	35.12	mg/L	0.843	2.40%
Na 330.237†	216.7	6.778	mg/L	0.5392	33.89	mg/L	2.696	7.95%
Ni 231.604†	0.3	0.00016	mg/L	0.000757	0.00078	mg/L	0.003787	488.63%
Pb 220.353†	10.9	0.00090	mg/L	0.000899	0.00448	mg/L	0.004496	100.43%
Sb 206.836†	0.9	-0.00014	mg/L	0.003806	-0.00070	mg/L	0.019031	>999.9%
Se 196.026†	8.9	0.00503	mg/L	0.004605	0.02513	mg/L	0.023027	91.64%
Si 288.158†	25069.8	16.59	mg/L	0.143	81.97	mg/L	0.717	0.88%
Sn 189.927†	-18.4	-0.00267	mg/L	0.000318	-0.01333	mg/L	0.001588	11.91%
Sr 421.552†	25020.7	0.03345	mg/L	0.000927	0.1673	mg/L	0.00464	2.77%
Ti 334.903†	23.2	0.00083	mg/L	0.001250	0.00414	mg/L	0.006250	150.99%
Tl 190.801†	-6.2	-0.00436	mg/L	0.003450	-0.02182	mg/L	0.017250	79.06%
V 292.402†	120.4	0.00042	mg/L	0.000140	0.00211	mg/L	0.000699	33.18%
Zn 206.200†	3.4	0.00342	mg/L	0.002179	0.01709	mg/L	0.010893	63.73%

Sequence No.: 17
Sample ID: JY77 MB2SPK WMN
Analyst: JLB
Initial Sample Wt:
Dilution: 1X

Autosampler Location: 49
Date Collected: 10/3/2006 3:59:37 PM
Data Type: Original
Initial Sample Vol:
Sample Prep Vol:

Nebulizer Parameters: JY77 MB2SPK WMN

Analyte	Back Pressure	Flow
All	166.0 kPa	0.50 L/min

Mean Data: JY77 MB2SPK WMN

Analyte	Mean Corrected Intensity	Calib Conc.	Calib Units	Std.Dev.	Sample Conc.	Sample Units	Std.Dev.	RSD
ScA 357.253	1662309.4	86.57	%	0.505				0.58%
ScR 361.383	180740.0	87.75	%	0.545				0.62%
Ag 328.068†	-103.1	-0.00027	mg/L	0.000303	-0.00027	mg/L	0.000303	112.48%
Al 308.215†	37.5	0.02575	mg/L	0.024946	0.02575	mg/L	0.024946	96.89%
As 188.979†	2.0	0.00152	mg/L	0.002896	0.00152	mg/L	0.002896	190.74%
B 249.677†	-2.7	-0.00099	mg/L	0.000933	-0.00099	mg/L	0.000933	94.38%
Ba 233.527†	4.5	0.00139	mg/L	0.000741	0.00139	mg/L	0.000741	53.50%
Be 313.042†	113.0	0.00018	mg/L	0.000057	0.00018	mg/L	0.000057	32.28%
Ca 317.933†	134.7	0.00537	mg/L	0.000704	0.00537	mg/L	0.000704	13.13%
Cd 228.802†	-5.6	-0.00014	mg/L	0.000108	-0.00014	mg/L	0.000108	77.00%
Co 228.616†	8.5	0.00017	mg/L	0.000079	0.00017	mg/L	0.000079	46.27%
Cr 267.716†	14.6	0.00182	mg/L	0.000240	0.00182	mg/L	0.000240	13.18%
Cu 324.752†	210.6	0.00065	mg/L	0.000201	0.00065	mg/L	0.000201	30.99%
Fe 273.955†	3.9	0.00388	mg/L	0.001888	0.00388	mg/L	0.001888	48.69%
K 766.490†	305.2	0.1596	mg/L	0.02155	0.1596	mg/L	0.02155	13.50%
Mg 279.077†	18.6	0.01125	mg/L	0.013225	0.01125	mg/L	0.013225	117.57%
Mn 257.610†	9.0	0.00034	mg/L	0.000111	0.00034	mg/L	0.000111	32.54%
Mo 202.031†	1.4	0.00011	mg/L	0.000292	0.00011	mg/L	0.000292	266.75%
Na 589.592†	11426.2	2.037	mg/L	0.0472	2.037	mg/L	0.0472	2.32%
Na 330.237†	67.8	2.137	mg/L	0.3936	2.137	mg/L	0.3936	18.42%
Ni 231.604†	-0.4	-0.00022	mg/L	0.002703	-0.00022	mg/L	0.002703	>999.9%
Pb 220.353†	0.8	0.00007	mg/L	0.000356	0.00007	mg/L	0.000356	491.58%
Sb 206.836†	-4.0	-0.00290	mg/L	0.002486	-0.00290	mg/L	0.002486	85.66%
Se 196.026†	3.9	0.00207	mg/L	0.004623	0.00207	mg/L	0.004623	223.20%
S 288.158†	14808.3	9.683	mg/L	0.0490	9.683	mg/L	0.0490	0.51%
Sn 189.927†	-1.6	-0.00027	mg/L	0.000484	-0.00027	mg/L	0.000484	180.19%
Sr 421.552†	33.2	0.00004	mg/L	0.000077	0.00004	mg/L	0.000077	173.72%
Ti 334.903†	23.3	0.00083	mg/L	0.000879	0.00083	mg/L	0.000879	105.39%
Tl 190.801†	0.8	0.00055	mg/L	0.002143	0.00055	mg/L	0.002143	390.74%
V 292.402†	3.9	0.00002	mg/L	0.000100	0.00002	mg/L	0.000100	424.29%
Zn 206.200†	3.8	0.00394	mg/L	0.001217	0.00394	mg/L	0.001217	30.85%

Sequence No.: 18
Sample ID: CV4
Analyst: JLB
Initial Sample Wt:
Dilution: 1X

Autosampler Location: 7
Date Collected: 10/3/2006 4:06:43 PM
Data Type: Original
Initial Sample Vol:
Sample Prep Vol:

Nebulizer Parameters: CV

Analyte	Back Pressure	Flow
All	166.0 kPa	0.50 L/min

Mean Data: CV

Analyte	Mean Corrected Intensity	Calib Conc.	Calib Units	Calib Std.Dev.	Sample Conc.	Sample Units	Sample Std.Dev.	RSD
ScA 357.253	1579599.8	82.27	%	0.478				0.58%
ScR 361.383	175765.5	85.33	%	0.516				0.60%
Ag 328.068†	365562.9	0.9562	mg/L	0.00318	0.9562	mg/L	0.00318	0.33%
Al 308.215†	2848.5	1.920	mg/L	0.0168	1.920	mg/L	0.0168	0.88%
As 188.979†	2429.8	1.857	mg/L	0.0101	1.857	mg/L	0.0101	0.54%
B 249.677†	2563.7	0.9327	mg/L	0.00582	0.9327	mg/L	0.00582	0.62%
Ba 233.527†	2984.1	0.9189	mg/L	0.00502	0.9189	mg/L	0.00502	0.55%
Be 313.042†	612291.4	0.9558	mg/L	0.00110	0.9558	mg/L	0.00110	0.11%
Ca 317.933†	47835.1	1.906	mg/L	0.0031	1.906	mg/L	0.0031	0.16%
Cd 228.802†	40579.8	0.9912	mg/L	0.00217	0.9912	mg/L	0.00217	0.22%
Co 228.616†	46427.7	0.9418	mg/L	0.00069	0.9418	mg/L	0.00069	0.07%
Cr 267.716†	7219.3	0.9004	mg/L	0.00375	0.9004	mg/L	0.00375	0.42%
Cu 324.752†	330604.3	1.016	mg/L	0.0022	1.016	mg/L	0.0022	0.22%
Fe 273.955†	1925.7	1.893	mg/L	0.0080	1.893	mg/L	0.0080	0.42%
K 766.490†	37666.8	19.70	mg/L	0.055	19.70	mg/L	0.055	0.28%
Mg 279.077†	3054.4	1.856	mg/L	0.0184	1.856	mg/L	0.0184	0.99%
Mn 257.610†	24010.5	0.9121	mg/L	0.00119	0.9121	mg/L	0.00119	0.13%
Mo 202.031†	12927.8	0.9768	mg/L	0.00421	0.9768	mg/L	0.00421	0.43%
Na 589.592†	285459.5	50.88	mg/L	0.113	50.88	mg/L	0.113	0.22%
Na 330.237†	1588.1	50.09	mg/L	0.326	50.09	mg/L	0.326	0.65%
Ni 231.604†	1759.5	0.9354	mg/L	0.00651	0.9354	mg/L	0.00651	0.70%
Pb 220.353†	22477.1	1.837	mg/L	0.0097	1.837	mg/L	0.0097	0.53%
Sb 206.836†	2937.8	2.092	mg/L	0.0104	2.092	mg/L	0.0104	0.50%
Se 196.026†	3506.0	1.863	mg/L	0.0095	1.863	mg/L	0.0095	0.51%
Si 288.158†	2978.2	1.949	mg/L	0.0165	1.949	mg/L	0.0165	0.85%
Sn 189.927†	5451.3	0.9193	mg/L	0.00719	0.9193	mg/L	0.00719	0.78%
Sr 421.552†	736059.5	0.9841	mg/L	0.00169	0.9841	mg/L	0.00169	0.17%
Ti 334.903†	27426.2	0.9802	mg/L	0.00168	0.9802	mg/L	0.00168	0.17%
Tl 190.801†	2676.1	1.886	mg/L	0.0096	1.886	mg/L	0.0096	0.51%
V 292.402†	345365.4	0.9697	mg/L	0.00297	0.9697	mg/L	0.00297	0.31%
Zn 206.200†	918.6	0.9420	mg/L	0.00115	0.9420	mg/L	0.00115	0.12%

Sequence No.: 19
Sample ID: CB4
Analyst: JLB
Initial Sample Wt:
Dilution: 1X

Autosampler Location: 1
Date Collected: 10/3/2006 4:13:18 PM
Data Type: Original
Initial Sample Vol:
Sample Prep Vol:

Nebulizer Parameters: CB

Analyte	Back Pressure	Flow
All	167.0 kPa	0.50 L/min

Mean Data: CB

Analyte	Mean Corrected Intensity	Calib Conc.	Calib Units	Calib Std.Dev.	Sample Conc.	Sample Units	Sample Std.Dev.	RSD
ScA 357.253	1606121.3	83.65	%	0.415				0.50%
ScR 361.383	175034.1	84.98	%	0.513				0.60%
Ag 328.068†	24.5	0.00006	mg/L	0.000238	0.00006	mg/L	0.000238	371.94%
Al 308.215†	25.5	0.01749	mg/L	0.019665	0.01749	mg/L	0.019665	112.41%
As 188.979†	7.5	0.00576	mg/L	0.005638	0.00576	mg/L	0.005638	97.79%
B 249.677†	6.2	0.00226	mg/L	0.001641	0.00226	mg/L	0.001641	72.64%
Ba 233.527†	2.1	0.00065	mg/L	0.000771	0.00065	mg/L	0.000771	118.06%
Be 313.042†	157.7	0.00025	mg/L	0.000011	0.00025	mg/L	0.000011	4.51%
Ca 317.933†	37.7	0.00150	mg/L	0.000330	0.00150	mg/L	0.000330	22.00%
Cd 228.802†	7.8	0.00018	mg/L	0.000087	0.00018	mg/L	0.000087	47.19%
Co 228.616†	-0.5	-0.00001	mg/L	0.000318	-0.00001	mg/L	0.000318	>999.9%
Cr 267.716†	11.8	0.00147	mg/L	0.000783	0.00147	mg/L	0.000783	53.22%
Cu 324.752†	211.4	0.00065	mg/L	0.000093	0.00065	mg/L	0.000093	14.34%
Fe 273.955†	1.6	0.00159	mg/L	0.004047	0.00159	mg/L	0.004047	253.79%
K 766.490†	398.0	0.2082	mg/L	0.02614	0.2082	mg/L	0.02614	12.55%
Mg 279.077†	-11.3	-0.00682	mg/L	0.018328	-0.00682	mg/L	0.018328	268.76%
Mn 257.610†	5.8	0.00022	mg/L	0.000079	0.00022	mg/L	0.000079	35.81%
Mo 202.031†	10.3	0.00078	mg/L	0.000287	0.00078	mg/L	0.000287	36.83%
Na 589.592†	1321.3	0.2355	mg/L	0.01301	0.2355	mg/L	0.01301	5.52%
Na 330.237†	-2.4	-0.07699	mg/L	0.269453	-0.07699	mg/L	0.269453	349.98%
Ni 231.604†	-1.2	-0.00065	mg/L	0.001506	-0.00065	mg/L	0.001506	232.51%
Pb 220.353†	22.1	0.00181	mg/L	0.000613	0.00181	mg/L	0.000613	33.90%
Sb 206.836†	-2.1	-0.00149	mg/L	0.000890	-0.00149	mg/L	0.000890	59.85%
Se 196.026†	2.0	0.00104	mg/L	0.004975	0.00104	mg/L	0.004975	479.00%
Si 288.158†	7.9	0.00520	mg/L	0.004216	0.00520	mg/L	0.004216	81.06%
Sn 189.927†	13.3	0.00223	mg/L	0.000665	0.00223	mg/L	0.000665	29.78%
Sr 421.552†	-4.2	-0.00001	mg/L	0.000081	-0.00001	mg/L	0.000081	>999.9%
Ti 334.903†	11.8	0.00042	mg/L	0.000635	0.00042	mg/L	0.000635	150.90%
Tl 190.801†	2.9	0.00207	mg/L	0.000772	0.00207	mg/L	0.000772	37.33%
V 292.402†	29.7	0.00009	mg/L	0.000091	0.00009	mg/L	0.000091	97.56%
Zn 206.200†	1.4	0.00141	mg/L	0.003736	0.00141	mg/L	0.003736	265.08%

Sequence No.: 20
Sample ID: JY03 MB TWC
Analyst: JLB
Initial Sample Wt:
Dilution: 1X

Autosampler Location: 50
Date Collected: 10/3/2006 4:19:41 PM
Data Type: Original
Initial Sample Vol:
Sample Prep Vol:

Nebulizer Parameters: JY03 MB TWC

Analyte	Back Pressure	Flow
All	166.0 kPa	0.50 L/min

Mean Data: JY03 MB TWC

Analyte	Mean Corrected Intensity	Calib Conc.	Calib Units	Std.Dev.	Sample Conc.	Sample Units	Std.Dev.	RSD
ScA 357.253	1638135.2	85.31	%	0.468				0.55%
ScR 361.383	178029.1	86.43	%	0.436				0.50%
Ag 328.068†	14.6	0.00004	mg/L	0.000107	0.00004	mg/L	0.000107	276.79%
Al 308.215†	44.0	0.03023	mg/L	0.020947	0.03023	mg/L	0.020947	69.30%
As 188.979†	4.5	0.00347	mg/L	0.001334	0.00347	mg/L	0.001334	38.41%
B 249.677†	14.2	0.00514	mg/L	0.001146	0.00514	mg/L	0.001146	22.28%
Ba 233.527†	2.2	0.00068	mg/L	0.000162	0.00068	mg/L	0.000162	23.96%
Be 313.042†	97.8	0.00015	mg/L	0.000030	0.00015	mg/L	0.000030	19.60%
Ca 317.933†	463.1	0.01845	mg/L	0.001870	0.01845	mg/L	0.001870	10.13%
Cd 228.802†	3.8	0.00009	mg/L	0.000063	0.00009	mg/L	0.000063	71.56%
Co 228.616†	13.1	0.00027	mg/L	0.000194	0.00027	mg/L	0.000194	72.63%
Cr 267.716†	6.6	0.00082	mg/L	0.000649	0.00082	mg/L	0.000649	78.98%
Cu 324.752†	322.2	0.00099	mg/L	0.000111	0.00099	mg/L	0.000111	11.14%
Fe 273.955†	11.9	0.01170	mg/L	0.003206	0.01170	mg/L	0.003206	27.40%
K 766.490†	342.7	0.1793	mg/L	0.02166	0.1793	mg/L	0.02166	12.08%
Mg 279.077†	-19.2	-0.01166	mg/L	0.006144	-0.01166	mg/L	0.006144	52.69%
Mn 257.610†	12.1	0.00046	mg/L	0.000094	0.00046	mg/L	0.000094	20.53%
Mo 202.031†	5.8	0.00044	mg/L	0.000358	0.00044	mg/L	0.000358	81.76%
Na 589.592†	1334.1	0.2378	mg/L	0.00512	0.2378	mg/L	0.00512	2.15%
Na 330.237†	-4.5	-0.1443	mg/L	0.67353	-0.1443	mg/L	0.67353	466.63%
Ni 231.604†	-0.9	-0.00046	mg/L	0.004208	-0.00046	mg/L	0.004208	915.37%
Pb 220.353†	13.4	0.00110	mg/L	0.000248	0.00110	mg/L	0.000248	22.48%
Sb 206.836†	-3.5	-0.00252	mg/L	0.002269	-0.00252	mg/L	0.002269	90.12%
Se 196.026†	6.7	0.00355	mg/L	0.003689	0.00355	mg/L	0.003689	104.07%
Si 288.158†	32.7	0.02139	mg/L	0.000636	0.02139	mg/L	0.000636	2.97%
Sn 189.927†	3.7	0.00062	mg/L	0.000660	0.00062	mg/L	0.000660	105.93%
Sr 421.552†	33.8	0.00005	mg/L	0.000079	0.00005	mg/L	0.000079	173.80%
Ti 334.903†	14.1	0.00050	mg/L	0.000961	0.00050	mg/L	0.000961	190.35%
Tl 190.801†	4.5	0.00316	mg/L	0.000961	0.00316	mg/L	0.000961	30.37%
V 292.402†	64.3	0.00019	mg/L	0.000062	0.00019	mg/L	0.000062	33.46%
Zn 206.200†	8.7	0.00895	mg/L	0.002467	0.00895	mg/L	0.002467	27.56%

Sequence No.: 21
Sample ID: JY37 MB WMN
Analyst: JLB
Initial Sample Wt:
Dilution: 1X

Autosampler Location: 51
Date Collected: 10/3/2006 4:26:07 PM
Data Type: Original
Initial Sample Vol:
Sample Prep Vol:

Nebulizer Parameters: JY37 MB WMN

Analyte	Back Pressure	Flow
All	166.0 kPa	0.50 L/min

Mean Data: JY37 MB WMN

Analyte	Mean Corrected Intensity	Calib Conc.	Calib Units	Calib Std.Dev.	Sample Conc.	Sample Units	Sample Std.Dev.	RSD
ScA 357.253	1633196.0	85.06	%	0.423				0.50%
ScR 361.383	179035.1	86.92	%	0.349				0.40%
Ag 328.068†	-57.8	-0.00015	mg/L	0.000200	-0.00015	mg/L	0.000200	132.00%
Al 308.215†	50.6	0.03475	mg/L	0.024159	0.03475	mg/L	0.024159	69.51%
As 188.979†	4.3	0.00326	mg/L	0.002821	0.00326	mg/L	0.002821	86.52%
B 249.677†	0.0	0.00002	mg/L	0.002081	0.00002	mg/L	0.002081	>999.9%
Ba 233.527†	-2.7	-0.00084	mg/L	0.000302	-0.00084	mg/L	0.000302	36.11%
Be 313.042†	174.4	0.00027	mg/L	0.000037	0.00027	mg/L	0.000037	13.62%
Ca 317.933†	304.8	0.01214	mg/L	0.000679	0.01214	mg/L	0.000679	5.60%
Cd 228.802†	4.1	0.00010	mg/L	0.000073	0.00010	mg/L	0.000073	75.79%
Co 228.616†	10.2	0.00021	mg/L	0.000200	0.00021	mg/L	0.000200	96.75%
Cr 267.716†	6.1	0.00076	mg/L	0.001161	0.00076	mg/L	0.001161	152.11%
Cu 324.752†	240.1	0.00074	mg/L	0.000158	0.00074	mg/L	0.000158	21.45%
Fe 273.955†	-0.1	-0.00014	mg/L	0.002339	-0.00014	mg/L	0.002339	>999.9%
K 766.490†	372.9	0.1951	mg/L	0.02843	0.1951	mg/L	0.02843	14.57%
Mg 279.077†	-12.0	-0.00729	mg/L	0.007841	-0.00729	mg/L	0.007841	107.53%
Mn 257.610†	1.5	0.00006	mg/L	0.000078	0.00006	mg/L	0.000078	137.35%
Mo 202.031†	-2.5	-0.00019	mg/L	0.000369	-0.00019	mg/L	0.000369	197.95%
Na 589.592†	7620.7	1.358	mg/L	0.0809	1.358	mg/L	0.0809	5.96%
Na 330.237†	31.1	0.9802	mg/L	0.34722	0.9802	mg/L	0.34722	35.42%
Ni 231.604†	-4.7	-0.00249	mg/L	0.004043	-0.00249	mg/L	0.004043	162.08%
Pb 220.353†	7.7	0.00063	mg/L	0.000270	0.00063	mg/L	0.000270	42.78%
Sb 206.836†	-4.0	-0.00283	mg/L	0.002920	-0.00283	mg/L	0.002920	103.07%
Se 196.026†	9.0	0.00479	mg/L	0.005169	0.00479	mg/L	0.005169	107.86%
Si 288.158†	0.9	0.00057	mg/L	0.003082	0.00057	mg/L	0.003082	541.26%
Sn 189.927†	-3.0	-0.00051	mg/L	0.001023	-0.00051	mg/L	0.001023	200.79%
Sr 421.552†	88.9	0.00012	mg/L	0.000044	0.00012	mg/L	0.000044	37.35%
Ti 334.903†	12.6	0.00045	mg/L	0.000377	0.00045	mg/L	0.000377	83.54%
Tl 190.801†	-0.4	-0.00030	mg/L	0.000857	-0.00030	mg/L	0.000857	288.96%
V 292.402†	27.8	0.00008	mg/L	0.000140	0.00008	mg/L	0.000140	169.23%
Zn 206.200†	9.7	0.00992	mg/L	0.002276	0.00992	mg/L	0.002276	22.94%

Sequence No.: 22
Sample ID: JY37 A WMN
Analyst: JLB
Initial Sample Wt:
Dilution: 1X

Autosampler Location: 52
Date Collected: 10/3/2006 4:32:31 PM
Data Type: Original
Initial Sample Vol:
Sample Prep Vol:

Nebulizer Parameters: JY37 A WMN

Analyte	Back Pressure	Flow
All	166.0 kPa	0.50 L/min

Mean Data: JY37 A WMN

Analyte	Mean Corrected Intensity	Calib Conc.	Calib Units	Std.Dev.	Sample Conc.	Sample Units	Std.Dev.	RSD
ScA 357.253	1660076.2	86.46	%	0.429				0.50%
ScR 361.383	180727.8	87.74	%	0.809				0.92%
Ag 328.068†	-96.3	-0.00025	mg/L	0.000049	-0.00025	mg/L	0.000049	19.33%
Al 308.215†	14.3	0.00981	mg/L	0.019769	0.00981	mg/L	0.019769	201.59%
As 188.979†	7.1	0.00525	mg/L	0.002764	0.00525	mg/L	0.002764	52.67%
B 249.677†	-0.3	-0.00012	mg/L	0.000674	-0.00012	mg/L	0.000674	568.93%
Ba 233.527†	-0.7	-0.00019	mg/L	0.000292	-0.00019	mg/L	0.000292	153.63%
Be 313.042†	127.3	0.00020	mg/L	0.000046	0.00020	mg/L	0.000046	23.16%
Ca 317.933†	105595.1	4.207	mg/L	0.0221	4.207	mg/L	0.0221	0.52%
Cd 228.802†	-1.2	-0.00004	mg/L	0.000088	-0.00004	mg/L	0.000088	231.08%
Co 228.616†	2.1	0.00004	mg/L	0.000122	0.00004	mg/L	0.000122	297.71%
Cr 267.716†	13.8	0.00141	mg/L	0.000656	0.00141	mg/L	0.000656	46.48%
Cu 324.752†	290.3	0.00088	mg/L	0.000175	0.00088	mg/L	0.000175	19.78%
Fe 273.955†	4.3	0.00424	mg/L	0.000993	0.00424	mg/L	0.000993	23.42%
K 766.490†	670.6	0.3508	mg/L	0.02828	0.3508	mg/L	0.02828	8.06%
Mg 279.077†	2551.3	1.547	mg/L	0.0061	1.547	mg/L	0.0061	0.39%
Mn 257.610†	3.2	0.00006	mg/L	0.000057	0.00006	mg/L	0.000057	91.35%
Mo 202.031†	7.1	0.00051	mg/L	0.000287	0.00051	mg/L	0.000287	56.76%
Na 589.592†	20764.3	3.701	mg/L	0.0533	3.701	mg/L	0.0533	1.44%
Na 330.237†	119.2	3.718	mg/L	0.7104	3.718	mg/L	0.7104	19.11%
Ni 231.604†	-3.5	-0.00187	mg/L	0.001122	-0.00187	mg/L	0.001122	59.98%
Pb 220.353†	4.1	0.00034	mg/L	0.000701	0.00034	mg/L	0.000701	207.32%
Sb 206.836†	-2.4	-0.00176	mg/L	0.002271	-0.00176	mg/L	0.002271	129.06%
Se 196.026†	-5.5	-0.00292	mg/L	0.004333	-0.00292	mg/L	0.004333	148.25%
Si 288.158†	10835.7	7.085	mg/L	0.0575	7.085	mg/L	0.0575	0.81%
Sn 189.927†	-13.1	-0.00190	mg/L	0.000524	-0.00190	mg/L	0.000524	27.52%
Sr 421.552†	9555.5	0.01278	mg/L	0.000040	0.01278	mg/L	0.000040	0.31%
Ti 334.903†	24.7	0.00088	mg/L	0.000509	0.00088	mg/L	0.000509	57.71%
Tl 190.801†	5.0	0.00350	mg/L	0.001125	0.00350	mg/L	0.001125	32.10%
V 292.402†	379.6	0.00107	mg/L	0.000156	0.00107	mg/L	0.000156	14.55%
Zn 206.200†	3.9	0.00406	mg/L	0.001708	0.00406	mg/L	0.001708	42.03%

Sequence No.: 23
Sample ID: JY37 B WMN
Analyst: JLB
Initial Sample Wt:
Dilution: 1X

Autosampler Location: 53
Date Collected: 10/3/2006 4:38:59 PM
Data Type: Original
Initial Sample Vol:
Sample Prep Vol:

Nebulizer Parameters: JY37 B WMN

Analyte	Back Pressure	Flow
All	166.0 kPa	0.50 L/min

Mean Data: JY37 B WMN

Analyte	Mean Corrected Intensity	Calib Conc.	Calib Units	Std.Dev.	Sample Conc.	Sample Units	Std.Dev.	RSD
ScA 357.253	1654745.2	86.18	%	0.144				0.17%
ScR 361.383	179259.6	87.03	%	0.697				0.80%
Ag 328.068†	-127.1	-0.00033	mg/L	0.000193	-0.00033	mg/L	0.000193	58.22%
Al 308.215†	36.2	0.02478	mg/L	0.003767	0.02478	mg/L	0.003767	15.20%
As 188.979†	2.0	0.00127	mg/L	0.002063	0.00127	mg/L	0.002063	162.79%
B 249.677†	-0.3	-0.00010	mg/L	0.000928	-0.00010	mg/L	0.000928	898.68%
Ba 233.527†	2.5	0.00079	mg/L	0.001708	0.00079	mg/L	0.001708	215.07%
Be 313.042†	155.0	0.00024	mg/L	0.000035	0.00024	mg/L	0.000035	14.84%
Ca 317.933†	170613.3	6.797	mg/L	0.0412	6.797	mg/L	0.0412	0.61%
Cd 228.802†	-9.4	-0.00023	mg/L	0.000213	-0.00023	mg/L	0.000213	91.88%
Co 228.616†	-3.8	-0.00008	mg/L	0.000148	-0.00008	mg/L	0.000148	193.43%
Cr 267.716†	17.2	0.00165	mg/L	0.000701	0.00165	mg/L	0.000701	42.37%
Cu 324.752†	237.9	0.00072	mg/L	0.000134	0.00072	mg/L	0.000134	18.64%
Fe 273.955†	9.1	0.00893	mg/L	0.003949	0.00893	mg/L	0.003949	44.24%
K 766.490†	656.2	0.3433	mg/L	0.03462	0.3433	mg/L	0.03462	10.09%
Mg 279.077†	4011.3	2.432	mg/L	0.0214	2.432	mg/L	0.0214	0.88%
Mn 257.610†	169.2	0.00633	mg/L	0.000276	0.00633	mg/L	0.000276	4.36%
Mo 202.031†	5.6	0.00037	mg/L	0.000105	0.00037	mg/L	0.000105	28.35%
Na 589.592†	23318.8	4.156	mg/L	0.0352	4.156	mg/L	0.0352	0.85%
Na 330.237†	140.7	4.368	mg/L	0.8810	4.368	mg/L	0.8810	20.17%
Ni 231.604†	0.2	0.00009	mg/L	0.003075	0.00009	mg/L	0.003075	>999.9%
Pb 220.353†	5.2	0.00043	mg/L	0.000218	0.00043	mg/L	0.000218	50.61%
Sb 206.836†	-0.9	-0.00072	mg/L	0.002130	-0.00072	mg/L	0.002130	296.81%
Se 196.026†	-0.2	-0.00014	mg/L	0.001923	-0.00014	mg/L	0.001923	>999.9%
Si 288.158†	14447.1	9.447	mg/L	0.0922	9.447	mg/L	0.0922	0.98%
Sn 189.927†	-21.4	-0.00311	mg/L	0.001609	-0.00311	mg/L	0.001609	51.71%
Sr 421.552†	14379.4	0.01923	mg/L	0.000149	0.01923	mg/L	0.000149	0.77%
Ti 334.903†	7.8	0.00028	mg/L	0.000701	0.00028	mg/L	0.000701	251.66%
Tl 190.801†	2.7	0.00188	mg/L	0.002671	0.00188	mg/L	0.002671	141.98%
V 292.402†	951.8	0.00267	mg/L	0.000075	0.00267	mg/L	0.000075	2.81%
Zn 206.200†	2.7	0.00293	mg/L	0.004161	0.00293	mg/L	0.004161	141.83%

Sequence No.: 24
Sample ID: JY37 C WMN
Analyst: JLB
Initial Sample Wt:
Dilution: 1X

Autosampler Location: 54
Date Collected: 10/3/2006 4:45:24 PM
Data Type: Original
Initial Sample Vol:
Sample Prep Vol:

Nebulizer Parameters: JY37 C WMN

Analyte	Back Pressure	Flow
All	166.0 kPa	0.50 L/min

Mean Data: JY37 C WMN

Analyte	Mean Corrected Intensity	Calib Conc.	Calib Units	Calib Std.Dev.	Sample Conc.	Sample Units	Sample Std.Dev.	RSD
ScA 357.253	1654689.0	86.18	%	0.803				0.93%
ScR 361.383	177758.4	86.30	%	1.283				1.49%
Ag 328.068†	-7.3	-0.00002	mg/L	0.000092	-0.00002	mg/L	0.000092	496.75%
Al 308.215†	22.2	0.01522	mg/L	0.022087	0.01522	mg/L	0.022087	145.11%
As 188.979†	6.5	0.00468	mg/L	0.001494	0.00468	mg/L	0.001494	31.90%
B 249.677†	-4.7	-0.00168	mg/L	0.001221	-0.00168	mg/L	0.001221	72.52%
Ba 233.527†	-0.1	0.00000	mg/L	0.001804	0.00000	mg/L	0.001804	>999.9%
Be 313.042†	164.5	0.00025	mg/L	0.000057	0.00025	mg/L	0.000057	22.60%
Ca 317.933†	160232.3	6.383	mg/L	0.0363	6.383	mg/L	0.0363	0.57%
Cd 228.802†	-1.1	-0.00003	mg/L	0.000095	-0.00003	mg/L	0.000095	286.56%
Co 228.616†	7.9	0.00016	mg/L	0.000192	0.00016	mg/L	0.000192	121.86%
Cr 267.716†	6.3	0.00033	mg/L	0.000754	0.00033	mg/L	0.000754	231.90%
Cu 324.752†	289.4	0.00087	mg/L	0.000121	0.00087	mg/L	0.000121	13.87%
Fe 273.955†	5.5	0.00543	mg/L	0.000239	0.00543	mg/L	0.000239	4.41%
K 766.490†	684.0	0.3578	mg/L	0.05991	0.3578	mg/L	0.05991	16.75%
Mg 279.077†	3765.9	2.283	mg/L	0.0137	2.283	mg/L	0.0137	0.60%
Mn 257.610†	32.0	0.00113	mg/L	0.000053	0.00113	mg/L	0.000053	4.71%
Mo 202.031†	12.7	0.00091	mg/L	0.000367	0.00091	mg/L	0.000367	40.45%
Na 589.592†	23009.6	4.101	mg/L	0.0158	4.101	mg/L	0.0158	0.38%
Na 330.237†	138.3	4.299	mg/L	0.3663	4.299	mg/L	0.3663	8.52%
Ni 231.604†	-1.2	-0.00065	mg/L	0.002562	-0.00065	mg/L	0.002562	397.02%
Pb 220.353†	-7.7	-0.00062	mg/L	0.000373	-0.00062	mg/L	0.000373	59.91%
Sb 206.836†	-1.8	-0.00129	mg/L	0.002218	-0.00129	mg/L	0.002218	171.73%
Se 196.026†	12.6	0.00670	mg/L	0.005052	0.00670	mg/L	0.005052	75.37%
Si 288.158†	13181.6	8.619	mg/L	0.0965	8.619	mg/L	0.0965	1.12%
Sn 189.927†	-19.7	-0.00285	mg/L	0.000912	-0.00285	mg/L	0.000912	32.03%
Sr 421.552†	11923.5	0.01594	mg/L	0.000237	0.01594	mg/L	0.000237	1.49%
Ti 334.903†	43.8	0.00157	mg/L	0.000384	0.00157	mg/L	0.000384	24.56%
Tl 190.801†	-0.7	-0.00048	mg/L	0.000496	-0.00048	mg/L	0.000496	103.73%
V 292.402†	683.8	0.00191	mg/L	0.000136	0.00191	mg/L	0.000136	7.10%
Zn 206.200†	2.7	0.00287	mg/L	0.000581	0.00287	mg/L	0.000581	20.28%

Analysis Begun

Start Time: 10/3/2006 4:53:21 PM
Plasma On Time: 10/3/2006 9:06:21 AM
Logged In Analyst: metals
Technique: ICP Continuous
Spectrometer Model: Optima 4300 DV, S/N 077N0060101Autosampler Model: AS-93plus

Sample Information File: C:\pe\Administrator\Sample Information\1003.sif
Batch ID:
Results Data Set: PE061003
Results Library: C:\pe\Administrator\Results\Results.mdb

Sequence No.: 1
Sample ID: JY37 D WMN
Analyst: JLB
Initial Sample Wt:
Dilution: 1X
Autosampler Location: 55
Date Collected: 10/3/2006 4:53:21 PM
Data Type: Original
Initial Sample Vol:
Sample Prep Vol:

Nebulizer Parameters: JY37 D WMN

Analyte	Back Pressure	Flow
All	166.0 kPa	0.50 L/min

Mean Data: JY37 D WMN

Analyte	Mean Corrected Intensity	Calib Conc.	Calib Units	Std.Dev.	Sample Conc.	Sample Units	Std.Dev.	RSD
ScA 357.253	1642082.0	85.52	%	0.189				0.22%
ScR 361.383	178723.1	86.77	%	0.573				0.66%
Ag 328.068†	-27.0	-0.00005	mg/L	0.000157	-0.00005	mg/L	0.000157	292.01%
Al 308.215†	18.2	0.01243	mg/L	0.028907	0.01243	mg/L	0.028907	232.48%
As 188.979†	8.0	0.00512	mg/L	0.002202	0.00512	mg/L	0.002202	43.00%
B 249.677†	64.6	0.02343	mg/L	0.001770	0.02343	mg/L	0.001770	7.56%
Ba 233.527†	4.3	0.00140	mg/L	0.001178	0.00140	mg/L	0.001178	83.90%
Be 313.042†	136.4	0.00021	mg/L	0.000077	0.00021	mg/L	0.000077	36.10%
Ca 317.933†	582934.4	23.22	mg/L	0.175	23.22	mg/L	0.175	0.75%
Cd 228.802†	-6.5	-0.00017	mg/L	0.000076	-0.00017	mg/L	0.000076	45.95%
Co 228.616†	15.0	0.00030	mg/L	0.000014	0.00030	mg/L	0.000014	4.84%
Cr 267.716†	30.0	0.00191	mg/L	0.000842	0.00191	mg/L	0.000842	43.97%
Cu 324.752†	748.8	0.00228	mg/L	0.000163	0.00228	mg/L	0.000163	7.15%
Fe 273.955†	381.6	0.3755	mg/L	0.00173	0.3755	mg/L	0.00173	0.46%
K 766.490†	2134.2	1.116	mg/L	0.0183	1.116	mg/L	0.0183	1.64%
Mg 279.077†	14966.1	9.074	mg/L	0.0360	9.074	mg/L	0.0360	0.40%
Mn 257.610†	161.4	0.00579	mg/L	0.000091	0.00579	mg/L	0.000091	1.56%
Mo 202.031†	24.4	0.00165	mg/L	0.000491	0.00165	mg/L	0.000491	29.84%
Na 589.592†	61223.9	10.91	mg/L	0.049	10.91	mg/L	0.049	0.45%
Na 330.237†	352.8	10.89	mg/L	0.474	10.89	mg/L	0.474	4.35%
Ni 231.604†	12.1	0.00645	mg/L	0.001412	0.00645	mg/L	0.001412	21.90%
Pb 220.353†	19.5	0.00160	mg/L	0.000497	0.00160	mg/L	0.000497	31.01%
Sb 206.836†	-1.0	-0.00095	mg/L	0.000898	-0.00095	mg/L	0.000898	94.94%
Se 196.026†	11.1	0.00592	mg/L	0.003094	0.00592	mg/L	0.003094	52.29%
Si 288.158†	23039.3	15.07	mg/L	0.044	15.07	mg/L	0.044	0.29%
Sn 189.927†	-58.4	-0.00813	mg/L	0.000402	-0.00813	mg/L	0.000402	4.94%
Sr 421.552†	74151.8	0.09914	mg/L	0.000835	0.09914	mg/L	0.000835	0.84%
Ti 334.903†	26.1	0.00093	mg/L	0.000346	0.00093	mg/L	0.000346	37.16%
Tl 190.801†	-0.0	-0.00002	mg/L	0.003905	-0.00002	mg/L	0.003905	>999.9%
V 292.402†	204.7	0.00060	mg/L	0.000061	0.00060	mg/L	0.000061	10.20%
Zn 206.200†	6.4	0.00711	mg/L	0.002728	0.00711	mg/L	0.002728	38.38%

Sequence No.: 2
Sample ID: JY37 E WMN
Analyst: JLB
Initial Sample Wt:
Dilution: 1X

Autosampler Location: 56
Date Collected: 10/3/2006 5:00:01 PM
Data Type: Original
Initial Sample Vol:
Sample Prep Vol:

Nebulizer Parameters: JY37 E WMN

Analyte	Back Pressure	Flow
All	166.0 kPa	0.50 L/min

Mean Data: JY37 E WMN

Analyte	Mean Corrected Intensity	Calib Conc.	Calib Units	Calib Std.Dev.	Sample Conc.	Sample Units	Sample Std.Dev.	RSD
ScA 357.253	1637900.3	85.30	%	0.502				0.59%
ScR 361.383	179158.9	86.98	%	1.594				1.83%
Ag 328.068†	57.4	-0.00008	mg/L	0.000117	-0.00008	mg/L	0.000117	149.02%
Al 308.215†	26.1	0.01793	mg/L	0.015960	0.01793	mg/L	0.015960	89.00%
As 188.979†	8.9	0.00606	mg/L	0.001359	0.00606	mg/L	0.001359	22.44%
B 249.677†	91.7	0.03324	mg/L	0.002811	0.03324	mg/L	0.002811	8.46%
Ba 233.527†	7.4	0.00224	mg/L	0.002025	0.00224	mg/L	0.002025	90.28%
Be 313.042†	166.8	0.00026	mg/L	0.000038	0.00026	mg/L	0.000038	14.45%
Ca 317.933†	470684.7	18.75	mg/L	0.141	18.75	mg/L	0.141	0.75%
Cd 228.802†	-8.0	-0.00021	mg/L	0.000134	-0.00021	mg/L	0.000134	64.40%
Co 228.616†	126.6	0.00254	mg/L	0.000105	0.00254	mg/L	0.000105	4.13%
Cr 267.716†	29.4	0.00168	mg/L	0.001037	0.00168	mg/L	0.001037	61.82%
Cu 324.752†	326.3	0.00114	mg/L	0.000178	0.00114	mg/L	0.000178	15.63%
Fe 273.955†	1748.1	1.720	mg/L	0.0256	1.720	mg/L	0.0256	1.49%
K 766.490†	1296.3	0.6781	mg/L	0.03130	0.6781	mg/L	0.03130	4.62%
Mg 279.077†	9534.5	5.780	mg/L	0.0369	5.780	mg/L	0.0369	0.64%
Mn 257.610†	50393.7	1.913	mg/L	0.0191	1.913	mg/L	0.0191	1.00%
Mo 202.031†	10.5	0.00067	mg/L	0.000099	0.00067	mg/L	0.000099	14.83%
Na 589.592†	81973.1	14.61	mg/L	0.098	14.61	mg/L	0.098	0.67%
Na 330.237†	457.9	14.26	mg/L	0.303	14.26	mg/L	0.303	2.12%
Ni 231.604†	-6.9	-0.00366	mg/L	0.001948	-0.00366	mg/L	0.001948	53.24%
Pb 220.353†	13.2	0.00109	mg/L	0.000296	0.00109	mg/L	0.000296	27.22%
Sb 206.836†	3.8	0.00237	mg/L	0.005156	0.00237	mg/L	0.005156	217.89%
Se 196.026†	18.8	0.00805	mg/L	0.001922	0.00805	mg/L	0.001922	23.89%
Si 288.158†	21749.4	14.22	mg/L	0.150	14.22	mg/L	0.150	1.06%
Sn 189.927†	-50.0	-0.00703	mg/L	0.000113	-0.00703	mg/L	0.000113	1.60%
Sr 421.552†	67345.1	0.09004	mg/L	0.000854	0.09004	mg/L	0.000854	0.95%
Ti 334.903†	31.8	0.00114	mg/L	0.000441	0.00114	mg/L	0.000441	38.82%
Tl 190.801†	1.3	0.00090	mg/L	0.001391	0.00090	mg/L	0.001391	155.30%
V 292.402†	142.1	0.00071	mg/L	0.000039	0.00071	mg/L	0.000039	5.48%
Zn 206.200†	3.9	0.00440	mg/L	0.001692	0.00440	mg/L	0.001692	38.41%

Sequence No.: 3
Sample ID: JY03 A TWC
Analyst: JLB
Initial Sample Wt:
Dilution: 1X

Autosampler Location: 57
Date Collected: 10/3/2006 5:06:26 PM
Data Type: Original
Initial Sample Vol:
Sample Prep Vol:

Nebulizer Parameters: JY03 A TWC

Analyte	Back Pressure	Flow
All	166.0 kPa	0.50 L/min

Mean Data: JY03 A TWC

Analyte	Mean Corrected Intensity	Calib Conc.	Calib Units	Std.Dev.	Sample Conc.	Sample Units	Std.Dev.	RSD
ScA 357.253	1592031.5	82.91	%	0.206				0.25%
ScR 361.383	174573.8	84.75	%	0.873				1.03%
Ag 328.068†	-87.8	-0.00009	mg/L	0.000141	-0.00009	mg/L	0.000141	157.74%
Al 308.215†	2451.0	1.683	mg/L	0.0295	1.683	mg/L	0.0295	1.75%
As 188.979†	15.0	0.01066	mg/L	0.000558	0.01066	mg/L	0.000558	5.23%
B 249.677†	52.5	0.01903	mg/L	0.001422	0.01903	mg/L	0.001422	7.47%
Ba 233.527†	266.4	0.08188	mg/L	0.003109	0.08188	mg/L	0.003109	3.80%
Be 313.042†	183.0	0.00028	mg/L	0.000016	0.00028	mg/L	0.000016	5.76%
Ca 317.933†	252264.2	10.05	mg/L	0.018	10.05	mg/L	0.018	0.18%
Cd 228.802†	28.3	0.00068	mg/L	0.000093	0.00068	mg/L	0.000093	13.76%
Co 228.616†	103.0	0.00196	mg/L	0.000202	0.00196	mg/L	0.000202	10.29%
Cr 267.716†	70.2	0.00864	mg/L	0.000437	0.00864	mg/L	0.000437	5.06%
Cu 324.752†	14828.7	0.04593	mg/L	0.000249	0.04593	mg/L	0.000249	0.54%
Fe 273.955†	3512.6	3.457	mg/L	0.0277	3.457	mg/L	0.0277	0.80%
K 766.490†	6358.8	3.326	mg/L	0.0297	3.326	mg/L	0.0297	0.89%
Mg 279.077†	2693.7	1.631	mg/L	0.0099	1.631	mg/L	0.0099	0.60%
Mn 257.610†	4262.4	0.1617	mg/L	0.00147	0.1617	mg/L	0.00147	0.91%
Mo 202.031†	24.7	0.00183	mg/L	0.000192	0.00183	mg/L	0.000192	10.50%
Na 589.592†	50847.3	9.063	mg/L	0.0510	9.063	mg/L	0.0510	0.56%
Na 330.237†	319.3	9.784	mg/L	0.4831	9.784	mg/L	0.4831	4.94%
Ni 231.604†	11.9	0.00631	mg/L	0.001562	0.00631	mg/L	0.001562	24.76%
Pb 220.353†	438.7	0.03612	mg/L	0.000598	0.03612	mg/L	0.000598	1.66%
Sb 206.836†	1.4	0.00053	mg/L	0.000933	0.00053	mg/L	0.000933	174.78%
Se 196.026†	0.3	0.00037	mg/L	0.000583	0.00037	mg/L	0.000583	158.47%
Si 288.158†	3664.2	2.396	mg/L	0.0313	2.396	mg/L	0.0313	1.31%
Sn 189.927†	-9.9	-0.00095	mg/L	0.000952	-0.00095	mg/L	0.000952	100.71%
Sr 421.552†	40998.7	0.05482	mg/L	0.000261	0.05482	mg/L	0.000261	0.48%
Ti 334.903†	1267.3	0.04535	mg/L	0.000178	0.04535	mg/L	0.000178	0.39%
Tl 190.801†	0.3	0.00014	mg/L	0.003341	0.00014	mg/L	0.003341	>999.9%
V 292.402†	2481.3	0.00698	mg/L	0.000167	0.00698	mg/L	0.000167	2.39%
Zn 206.200†	770.8	0.7912	mg/L	0.00556	0.7912	mg/L	0.00556	0.70%

Sequence No.: 4
Sample ID: JY03 MBSPK TWC
Analyst: JLB
Initial Sample Wt:
Dilution: 1X

Autosampler Location: 58
Date Collected: 10/3/2006 5:12:51 PM
Data Type: Original
Initial Sample Vol:
Sample Prep Vol:

Nebulizer Parameters: JY03 MBSPK TWC

Analyte	Back Pressure	Flow
All	166.0 kPa	0.50 L/min

Mean Data: JY03 MBSPK TWC

Analyte	Mean Corrected Intensity	Calib Conc.	Calib Units	Std.Dev.	Sample Conc.	Sample Units	Std.Dev.	RSD
ScA 357.253	1599265.7	83.29	%	0.372				0.45%
ScR 361.383	177882.5	86.36	%	0.535				0.62%
Ag 328.068†	189082.9	0.4947	mg/L	0.00181	0.4947	mg/L	0.00181	0.37%
Al 308.215†	2923.3	1.999	mg/L	0.0313	1.999	mg/L	0.0313	1.57%
As 188.979†	2498.3	1.913	mg/L	0.0080	1.913	mg/L	0.0080	0.42%
B 249.677†	1.7	0.00148	mg/L	0.001970	0.00148	mg/L	0.001970	132.83%
Ba 233.527†	6031.2	1.858	mg/L	0.0026	1.858	mg/L	0.0026	0.14%
Be 313.042†	326065.1	0.5090	mg/L	0.00125	0.5090	mg/L	0.00125	0.25%
Ca 317.933†	243249.5	9.690	mg/L	0.0264	9.690	mg/L	0.0264	0.27%
Cd 228.802†	20800.9	0.5067	mg/L	0.00235	0.5067	mg/L	0.00235	0.46%
Co 228.616†	23643.1	0.4799	mg/L	0.00189	0.4799	mg/L	0.00189	0.39%
Cr 267.716†	3823.1	0.4751	mg/L	0.00023	0.4751	mg/L	0.00023	0.05%
Cu 324.752†	162759.9	0.5008	mg/L	0.00223	0.5008	mg/L	0.00223	0.44%
Fe 273.955†	2010.1	1.977	mg/L	0.0076	1.977	mg/L	0.0076	0.39%
K 766.490†	20061.0	10.49	mg/L	0.108	10.49	mg/L	0.108	1.03%
Mg 279.077†	15793.9	9.576	mg/L	0.0846	9.576	mg/L	0.0846	0.88%
Mn 257.610†	12458.9	0.4733	mg/L	0.00283	0.4733	mg/L	0.00283	0.60%
Mo 202.031†	22.1	0.00146	mg/L	0.000261	0.00146	mg/L	0.000261	17.83%
Na 589.592†	60844.9	10.85	mg/L	0.032	10.85	mg/L	0.032	0.30%
Na 330.237†	332.8	10.28	mg/L	0.266	10.28	mg/L	0.266	2.59%
Ni 231.604†	890.8	0.4730	mg/L	0.00262	0.4730	mg/L	0.00262	0.55%
Pb 220.353†	23769.3	1.942	mg/L	0.0101	1.942	mg/L	0.0101	0.52%
Sb 206.836†	9.0	0.00033	mg/L	0.000919	0.00033	mg/L	0.000919	281.75%
Se 196.026†	3656.8	1.943	mg/L	0.0101	1.943	mg/L	0.0101	0.52%
Si 288.158†	28.2	0.01943	mg/L	0.004307	0.01943	mg/L	0.004307	22.17%
Sn 189.927†	-27.3	-0.00377	mg/L	0.000879	-0.00377	mg/L	0.000879	23.31%
Sr 421.552†	383155.3	0.5123	mg/L	0.00126	0.5123	mg/L	0.00126	0.25%
Ti 334.903†	55.8	0.00189	mg/L	0.000475	0.00189	mg/L	0.000475	25.08%
Tl 190.801†	2777.1	1.958	mg/L	0.0133	1.958	mg/L	0.0133	0.68%
V 292.402†	179880.7	0.5050	mg/L	0.00224	0.5050	mg/L	0.00224	0.44%
Zn 206.200†	474.3	0.4868	mg/L	0.00282	0.4868	mg/L	0.00282	0.58%

Sequence No.: 5
Sample ID: JY37 MBSPK WMN
Analyst: JLB
Initial Sample Wt:
Dilution: 1X

Autosampler Location: 59
Date Collected: 10/3/2006 5:19:32 PM
Data Type: Original
Initial Sample Vol:
Sample Prep Vol:

Nebulizer Parameters: JY37 MBSPK WMN

Analyte	Back Pressure	Flow
All	166.0 kPa	0.50 L/min

Mean Data: JY37 MBSPK WMN

Analyte	Mean Corrected Intensity	Calib Conc.	Calib Units	Calib Std.Dev.	Sample Conc.	Sample Units	Sample Std.Dev.	RSD
ScA 357.253	1607185.3	83.70	%	0.624				0.75%
ScR 361.383	178819.8	86.81	%	0.764				0.88%
Ag 328.068†	162931.8	0.4263	mg/L	0.00801	0.4263	mg/L	0.00801	1.88%
Al 308.215†	2932.2	2.005	mg/L	0.0206	2.005	mg/L	0.0206	1.03%
As 188.979†	2496.8	1.912	mg/L	0.0113	1.912	mg/L	0.0113	0.59%
B 249.677†	-4.6	-0.00080	mg/L	0.002220	-0.00080	mg/L	0.002220	276.19%
Ba 233.527†	5944.7	1.831	mg/L	0.0148	1.831	mg/L	0.0148	0.81%
Be 313.042†	322800.1	0.5039	mg/L	0.00457	0.5039	mg/L	0.00457	0.91%
Ca 317.933†	239236.7	9.531	mg/L	0.0786	9.531	mg/L	0.0786	0.82%
Cd 228.802†	21190.2	0.5162	mg/L	0.00439	0.5162	mg/L	0.00439	0.85%
Co 228.616†	23425.7	0.4755	mg/L	0.00343	0.4755	mg/L	0.00343	0.72%
Cr 267.716†	3774.2	0.4690	mg/L	0.00412	0.4690	mg/L	0.00412	0.88%
Cu 324.752†	157544.4	0.4847	mg/L	0.00308	0.4847	mg/L	0.00308	0.63%
Fe 273.955†	1972.6	1.940	mg/L	0.0104	1.940	mg/L	0.0104	0.54%
K 766.490†	20139.7	10.53	mg/L	0.060	10.53	mg/L	0.060	0.57%
Mg 279.077†	15738.8	9.543	mg/L	0.0896	9.543	mg/L	0.0896	0.94%
Mn 257.610†	12165.7	0.4622	mg/L	0.00376	0.4622	mg/L	0.00376	0.81%
Mo 202.031†	25.7	0.00174	mg/L	0.000360	0.00174	mg/L	0.000360	20.73%
Na 589.592†	62376.4	11.12	mg/L	0.024	11.12	mg/L	0.024	0.22%
Na 330.237†	346.3	10.71	mg/L	0.073	10.71	mg/L	0.073	0.68%
Ni 231.604†	883.1	0.4689	mg/L	0.00654	0.4689	mg/L	0.00654	1.39%
Pb 220.353†	23559.2	1.925	mg/L	0.0220	1.925	mg/L	0.0220	1.14%
Sb 206.836†	7.2	-0.00091	mg/L	0.001383	-0.00091	mg/L	0.001383	151.71%
Se 196.026†	3916.4	2.081	mg/L	0.0091	2.081	mg/L	0.0091	0.43%
Si 288.158†	-11.1	-0.00629	mg/L	0.003117	-0.00629	mg/L	0.003117	49.52%
Sn 189.927†	-25.6	-0.00350	mg/L	0.000789	-0.00350	mg/L	0.000789	22.52%
Sr 421.552†	379699.1	0.5077	mg/L	0.00420	0.5077	mg/L	0.00420	0.83%
Ti 334.903†	25.9	0.00082	mg/L	0.000713	0.00082	mg/L	0.000713	86.49%
Tl 190.801†	2845.9	2.007	mg/L	0.0162	2.007	mg/L	0.0162	0.81%
V 292.402†	177834.6	0.4992	mg/L	0.00377	0.4992	mg/L	0.00377	0.75%
Zn 206.200†	467.5	0.4798	mg/L	0.00622	0.4798	mg/L	0.00622	1.30%

Sequence No.: 6
Sample ID: CV 6
Analyst: JLB
Initial Sample Wt:
Dilution: 1X

Autosampler Location: 7
Date Collected: 10/3/2006 5:25:58 PM
Data Type: Original
Initial Sample Vol:
Sample Prep Vol:

Nebulizer Parameters: CV

Analyte	Back Pressure	Flow
All	166.0 kPa	0.50 L/min

Mean Data: CV

Analyte	Mean Corrected Intensity	Calib Conc.	Calib Units	Calib Std.Dev.	Sample Conc.	Sample Units	Sample Std.Dev.	RSD
ScA 357.253	1551553.8	80.80	%	0.464				0.57%
ScR 361.383	172306.8	83.65	%	0.631				0.75%
Ag 328.068†	367458.4	0.9611	mg/L	0.00318	0.9611	mg/L	0.00318	0.33%
Al 308.215†	2879.3	1.941	mg/L	0.0242	1.941	mg/L	0.0242	1.25%
As 188.979†	2435.8	1.862	mg/L	0.0092	1.862	mg/L	0.0092	0.50%
B 249.677†	2630.3	0.9569	mg/L	0.01111	0.9569	mg/L	0.01111	1.16%
Ba 233.527†	3075.1	0.9469	mg/L	0.01152	0.9469	mg/L	0.01152	1.22%
Be 313.042†	621884.6	0.9708	mg/L	0.00123	0.9708	mg/L	0.00123	0.13%
Ca 317.933†	48168.3	1.919	mg/L	0.0017	1.919	mg/L	0.0017	0.09%
Cd 228.802†	40753.6	0.9954	mg/L	0.00181	0.9954	mg/L	0.00181	0.18%
Co 228.616†	46563.9	0.9445	mg/L	0.00242	0.9445	mg/L	0.00242	0.26%
Cr 267.716†	7362.0	0.9182	mg/L	0.01157	0.9182	mg/L	0.01157	1.26%
Cu 324.752†	333343.1	1.025	mg/L	0.0031	1.025	mg/L	0.0031	0.30%
Fe 273.955†	1982.0	1.948	mg/L	0.0205	1.948	mg/L	0.0205	1.05%
K 766.490†	38306.5	20.04	mg/L	0.105	20.04	mg/L	0.105	0.52%
Mg 279.077†	3108.1	1.888	mg/L	0.0188	1.888	mg/L	0.0188	1.00%
Mn 257.610†	24588.0	0.9340	mg/L	0.00241	0.9340	mg/L	0.00241	0.26%
Mo 202.031†	13083.2	0.9886	mg/L	0.00506	0.9886	mg/L	0.00506	0.51%
Na 589.592†	288529.6	51.43	mg/L	0.269	51.43	mg/L	0.269	0.52%
Na 330.237†	1616.0	50.97	mg/L	0.502	50.97	mg/L	0.502	0.99%
Ni 231.604†	1807.4	0.9609	mg/L	0.00954	0.9609	mg/L	0.00954	0.99%
Pb 220.353†	22649.6	1.852	mg/L	0.0118	1.852	mg/L	0.0118	0.64%
Sb 206.836†	2884.8	2.054	mg/L	0.0139	2.054	mg/L	0.0139	0.68%
Se 196.026†	3516.9	1.869	mg/L	0.0034	1.869	mg/L	0.0034	0.18%
Si 288.158†	3025.8	1.981	mg/L	0.0195	1.981	mg/L	0.0195	0.99%
Sn 189.927†	5466.9	0.9219	mg/L	0.00566	0.9219	mg/L	0.00566	0.61%
Sr 421.552†	748889.3	1.001	mg/L	0.0029	1.001	mg/L	0.0029	0.29%
Ti 334.903†	27740.9	0.9915	mg/L	0.00196	0.9915	mg/L	0.00196	0.20%
Tl 190.801†	2702.7	1.905	mg/L	0.0131	1.905	mg/L	0.0131	0.69%
V 292.402†	347238.3	0.9750	mg/L	0.00256	0.9750	mg/L	0.00256	0.26%
Zn 206.200†	951.5	0.9757	mg/L	0.00655	0.9757	mg/L	0.00655	0.67%

Sequence No.: 7
Sample ID: CB 5
Analyst: JLB
Initial Sample Wt:
Dilution: 1X

Autosampler Location: 1
Date Collected: 10/3/2006 5:32:12 PM
Data Type: Original
Initial Sample Vol:
Sample Prep Vol:

Nebulizer Parameters: CB

Analyte	Back Pressure	Flow
All	166.0 kPa	0.50 L/min

Mean Data: CB

Analyte	Mean Corrected Intensity	Calib Conc.	Calib Units	Calib Std.Dev.	Sample Conc.	Sample Units	Sample Std.Dev.	RSD
ScA 357.253	1602125.8	83.44	%	0.240				0.29%
ScR 361.383	174725.1	84.83	%	0.154				0.18%
Ag 328.068†	6.6	0.00002	mg/L	0.000126	0.00002	mg/L	0.000126	734.98%
Al 308.215†	26.9	0.01847	mg/L	0.006890	0.01847	mg/L	0.006890	37.30%
As 188.979†	3.6	0.00276	mg/L	0.002400	0.00276	mg/L	0.002400	87.08%
B 249.677†	9.8	0.00354	mg/L	0.000906	0.00354	mg/L	0.000906	25.58%
Ba 233.527†	2.7	0.00083	mg/L	0.000948	0.00083	mg/L	0.000948	114.61%
Be 313.042†	146.0	0.00023	mg/L	0.000013	0.00023	mg/L	0.000013	5.68%
Ca 317.933†	23.6	0.00094	mg/L	0.000929	0.00094	mg/L	0.000929	98.75%
Cd 228.802†	-2.4	-0.00006	mg/L	0.000042	-0.00006	mg/L	0.000042	66.03%
Co 228.616†	0.4	0.00001	mg/L	0.000167	0.00001	mg/L	0.000167	>999.9%
Cr 267.716†	7.6	0.00094	mg/L	0.000893	0.00094	mg/L	0.000893	94.56%
Cu 324.752†	235.5	0.00072	mg/L	0.000268	0.00072	mg/L	0.000268	37.04%
Fe 273.955†	1.8	0.00175	mg/L	0.002930	0.00175	mg/L	0.002930	167.34%
K 766.490†	373.8	0.1955	mg/L	0.03081	0.1955	mg/L	0.03081	15.76%
Mg 279.077†	-2.8	-0.00171	mg/L	0.019206	-0.00171	mg/L	0.019206	>999.9%
Mn 257.610†	10.3	0.00039	mg/L	0.000174	0.00039	mg/L	0.000174	44.21%
Mo 202.031†	4.2	0.00032	mg/L	0.000142	0.00032	mg/L	0.000142	44.86%
Na 589.592†	862.6	0.1538	mg/L	0.00767	0.1538	mg/L	0.00767	4.99%
Na 330.237†	3.4	0.1057	mg/L	0.33830	0.1057	mg/L	0.33830	320.07%
Ni 231.604†	-2.3	-0.00122	mg/L	0.002295	-0.00122	mg/L	0.002295	188.72%
Pb 220.353†	25.8	0.00211	mg/L	0.000457	0.00211	mg/L	0.000457	21.69%
Sb 206.836†	-2.8	-0.00203	mg/L	0.001916	-0.00203	mg/L	0.001916	94.40%
Se 196.026†	7.4	0.00395	mg/L	0.002829	0.00395	mg/L	0.002829	71.56%
Si 288.158†	3.9	0.00254	mg/L	0.006095	0.00254	mg/L	0.006095	240.43%
Sn 189.927†	3.1	0.00051	mg/L	0.000252	0.00051	mg/L	0.000252	49.42%
Sr 421.552†	-16.2	-0.00002	mg/L	0.000096	-0.00002	mg/L	0.000096	444.09%
Ti 334.903†	-1.2	-0.00004	mg/L	0.001346	-0.00004	mg/L	0.001346	>999.9%
Tl 190.801†	9.4	0.00667	mg/L	0.000580	0.00667	mg/L	0.000580	8.70%
V 292.402†	2.7	0.00001	mg/L	0.000104	0.00001	mg/L	0.000104	715.48%
Zn 206.200†	3.5	0.00359	mg/L	0.003049	0.00359	mg/L	0.003049	84.82%

Sequence No.: 8
Sample ID: JX50 MB TWC
Analyst: JLB
Initial Sample Wt:
Dilution: 1X

Autosampler Location: 60
Date Collected: 10/3/2006 5:38:34 PM
Data Type: Original
Initial Sample Vol:
Sample Prep Vol:

Nebulizer Parameters: JX50 MB TWC

Analyte	Back Pressure	Flow
All	166.0 kPa	0.50 L/min

Mean Data: JX50 MB TWC

Analyte	Mean Corrected Intensity	Calib Conc.	Calib Units	Std.Dev.	Sample Conc.	Sample Units	Std.Dev.	RSD
ScA 357.253	1638388.0	85.33	%	0.341				0.40%
ScR 361.383	178798.1	86.80	%	0.540				0.62%
Ag 328.068†	-27.1	-0.00007	mg/L	0.000078	-0.00007	mg/L	0.000078	110.94%
Al 308.215†	19.9	0.01366	mg/L	0.021090	0.01366	mg/L	0.021090	154.36%
As 188.979†	5.6	0.00430	mg/L	0.001305	0.00430	mg/L	0.001305	30.38%
B 249.677†	3.0	0.00109	mg/L	0.001538	0.00109	mg/L	0.001538	140.82%
Ba 233.527†	-0.0	-0.00001	mg/L	0.001350	-0.00001	mg/L	0.001350	>999.9%
Be 313.042†	90.8	0.00014	mg/L	0.000108	0.00014	mg/L	0.000108	76.22%
Ca 317.933†	316.4	0.01261	mg/L	0.001454	0.01261	mg/L	0.001454	11.53%
Cd 228.802†	-3.3	-0.00009	mg/L	0.000093	-0.00009	mg/L	0.000093	107.37%
Co 228.616†	-0.0	0.00000	mg/L	0.000149	0.00000	mg/L	0.000149	>999.9%
Cr 267.716†	10.2	0.00127	mg/L	0.000556	0.00127	mg/L	0.000556	43.77%
Cu 324.752†	186.7	0.00057	mg/L	0.000038	0.00057	mg/L	0.000038	6.69%
Fe 273.955†	10.6	0.01045	mg/L	0.000500	0.01045	mg/L	0.000500	4.78%
K 766.490†	283.0	0.1480	mg/L	0.01661	0.1480	mg/L	0.01661	11.22%
Mg 279.077†	5.2	0.00317	mg/L	0.017090	0.00317	mg/L	0.017090	538.57%
Mn 257.610†	5.2	0.00020	mg/L	0.000033	0.00020	mg/L	0.000033	16.66%
Mo 202.031†	2.8	0.00021	mg/L	0.000081	0.00021	mg/L	0.000081	38.14%
Na 589.592†	923.8	0.1647	mg/L	0.00404	0.1647	mg/L	0.00404	2.46%
Na 330.237†	0.1	0.00023	mg/L	0.193333	0.00023	mg/L	0.193333	>999.9%
Ni 231.604†	5.7	0.00305	mg/L	0.002445	0.00305	mg/L	0.002445	80.20%
Pb 220.353†	13.8	0.00113	mg/L	0.000240	0.00113	mg/L	0.000240	21.18%
Sb 206.836†	-0.6	-0.00046	mg/L	0.001891	-0.00046	mg/L	0.001891	409.87%
Se 196.026†	6.1	0.00326	mg/L	0.004656	0.00326	mg/L	0.004656	142.70%
Si 288.158†	23.0	0.01506	mg/L	0.001450	0.01506	mg/L	0.001450	9.63%
Sn 189.927†	3.8	0.00064	mg/L	0.000567	0.00064	mg/L	0.000567	88.20%
Sr 421.552†	-41.5	-0.00006	mg/L	0.000073	-0.00006	mg/L	0.000073	131.23%
Ti 334.903†	27.1	0.00097	mg/L	0.000765	0.00097	mg/L	0.000765	78.83%
Tl 190.801†	2.7	0.00192	mg/L	0.001688	0.00192	mg/L	0.001688	88.04%
V 292.402†	29.5	0.00009	mg/L	0.000151	0.00009	mg/L	0.000151	165.96%
Zn 206.200†	7.4	0.00756	mg/L	0.001848	0.00756	mg/L	0.001848	24.46%

Sequence No.: 9
Sample ID: JY77 MB1 TWC
Analyst: JLB
Initial Sample Wt:
Dilution: 1X

Autosampler Location: 61
Date Collected: 10/3/2006 5:44:58 PM
Data Type: Original
Initial Sample Vol:
Sample Prep Vol:

Nebulizer Parameters: JY77 MB1 TWC

Analyte	Back Pressure	Flow
All	166.0 kPa	0.50 L/min

Mean Data: JY77 MB1 TWC

Analyte	Mean Corrected Intensity	Calib Conc.	Calib Units	Std.Dev.	Sample Conc.	Sample Units	Std.Dev.	RSD
ScA 357.253	1612345.7	83.97	%	0.752				0.90%
ScR 361.383	175093.9	85.01	%	0.860				1.01%
Ag 328.068†	-31.5	-0.00008	mg/L	0.000210	-0.00008	mg/L	0.000210	254.87%
Al 308.215†	-1.6	-0.00109	mg/L	0.017305	-0.00109	mg/L	0.017305	>999.9%
As 188.979†	1.6	0.00121	mg/L	0.004281	0.00121	mg/L	0.004281	352.83%
B 249.677†	3.1	0.00111	mg/L	0.003463	0.00111	mg/L	0.003463	310.68%
Ba 233.527†	3.1	0.00094	mg/L	0.000785	0.00094	mg/L	0.000785	83.44%
Be 313.042†	138.3	0.00022	mg/L	0.000055	0.00022	mg/L	0.000055	25.58%
Ca 317.933†	215.5	0.00859	mg/L	0.000200	0.00859	mg/L	0.000200	2.32%
Cd 228.802†	-0.1	0.00000	mg/L	0.000119	0.00000	mg/L	0.000119	>999.9%
Co 228.616†	-3.6	-0.00007	mg/L	0.000238	-0.00007	mg/L	0.000238	320.09%
Cr 267.716†	8.3	0.00104	mg/L	0.001233	0.00104	mg/L	0.001233	118.23%
Cu 324.752†	257.8	0.00079	mg/L	0.000144	0.00079	mg/L	0.000144	18.15%
Fe 273.955†	3.1	0.00304	mg/L	0.002083	0.00304	mg/L	0.002083	68.42%
K 766.490†	265.4	0.1388	mg/L	0.04521	0.1388	mg/L	0.04521	32.57%
Mg 279.077†	-11.6	-0.00705	mg/L	0.009423	-0.00705	mg/L	0.009423	133.59%
Mn 257.610†	8.7	0.00033	mg/L	0.000074	0.00033	mg/L	0.000074	22.47%
Mo 202.031†	-1.2	-0.00009	mg/L	0.000269	-0.00009	mg/L	0.000269	298.77%
Na 589.592†	791.7	0.1411	mg/L	0.00460	0.1411	mg/L	0.00460	3.26%
Na 330.237†	9.0	0.2818	mg/L	0.73566	0.2818	mg/L	0.73566	261.08%
Ni 231.604†	-0.4	-0.00024	mg/L	0.003034	-0.00024	mg/L	0.003034	>999.9%
Pb 220.353†	15.5	0.00127	mg/L	0.000381	0.00127	mg/L	0.000381	30.01%
Sb 206.836†	1.0	0.00073	mg/L	0.002644	0.00073	mg/L	0.002644	361.25%
Se 196.026†	6.4	0.00341	mg/L	0.005226	0.00341	mg/L	0.005226	153.23%
Si 288.158†	34.1	0.02231	mg/L	0.003562	0.02231	mg/L	0.003562	15.97%
Sn 189.927†	2.2	0.00037	mg/L	0.000379	0.00037	mg/L	0.000379	101.86%
Sr 421.552†	-49.9	-0.00007	mg/L	0.000018	-0.00007	mg/L	0.000018	26.79%
Ti 334.903†	4.8	0.00017	mg/L	0.001166	0.00017	mg/L	0.001166	680.52%
Tl 190.801†	2.7	0.00192	mg/L	0.000933	0.00192	mg/L	0.000933	48.55%
V 292.402†	13.5	0.00004	mg/L	0.000206	0.00004	mg/L	0.000206	458.20%
Zn 206.200†	3.0	0.00311	mg/L	0.004449	0.00311	mg/L	0.004449	143.26%

Sequence No.: 10
Sample ID: JY77 H TWC
Analyst: JLB
Initial Sample Wt:
Dilution: 1X

Autosampler Location: 62
Date Collected: 10/3/2006 5:51:23 PM
Data Type: Original
Initial Sample Vol:
Sample Prep Vol:

Nebulizer Parameters: JY77 H TWC

Analyte	Back Pressure	Flow
All	166.0 kPa	0.50 L/min

Mean Data: JY77 H TWC

Analyte	Mean Corrected Intensity	Calib Conc.	Calib Units	Calib Std.Dev.	Sample Conc.	Sample Units	Sample Std.Dev.	RSD
ScA 357.253	1412982.0	73.59	%	0.168				0.23%
ScR 361.383	166386.9	80.78	%	1.033				1.28%
Ag 328.068†	91.9	0.00015	mg/L	0.000080	0.00015	mg/L	0.000080	52.91%
Al 308.215†	204.0	0.1396	mg/L	0.01431	0.1396	mg/L	0.01431	10.25%
As 188.979†	29.7	0.01935	mg/L	0.003327	0.01935	mg/L	0.003327	17.19%
B 249.677†	477.1	0.1730	mg/L	0.00184	0.1730	mg/L	0.00184	1.07%
Ba 233.527†	91.6	0.02807	mg/L	0.000152	0.02807	mg/L	0.000152	0.54%
Be 313.042†	248.6	0.00037	mg/L	0.000028	0.00037	mg/L	0.000028	7.60%
Ca 317.933†	1988496.5	79.22	mg/L	0.277	79.22	mg/L	0.277	0.35%
Cd 228.802†	-2.2	-0.00009	mg/L	0.000092	-0.00009	mg/L	0.000092	100.15%
Co 228.616†	1408.8	0.02855	mg/L	0.000708	0.02855	mg/L	0.000708	2.48%
Cr 267.716†	130.9	0.00362	mg/L	0.000240	0.00362	mg/L	0.000240	6.64%
Cu 324.752†	3338.5	0.01024	mg/L	0.000135	0.01024	mg/L	0.000135	1.32%
Fe 273.955†	3540.4	3.484	mg/L	0.0247	3.484	mg/L	0.0247	0.71%
K 766.490†	29720.8	15.55	mg/L	0.150	15.55	mg/L	0.150	0.97%
Mg 279.077†	92800.4	56.26	mg/L	0.097	56.26	mg/L	0.097	0.17%
Mn 257.610†	41823.6	1.587	mg/L	0.0147	1.587	mg/L	0.0147	0.92%
Mo 202.031†	138.6	0.00927	mg/L	0.000402	0.00927	mg/L	0.000402	4.34%
Na 589.592†	4406733.8	785.5	mg/L	14.96	785.5	mg/L	14.96	1.90%
Na 330.237†	24525.7	773.0	mg/L	7.21	773.0	mg/L	7.21	0.93%
Ni 231.604†	13.2	0.00702	mg/L	0.001511	0.00702	mg/L	0.001511	21.55%
Pb 220.353†	70.5	0.00581	mg/L	0.001407	0.00581	mg/L	0.001407	24.21%
Sb 206.836†	9.3	0.00582	mg/L	0.000491	0.00582	mg/L	0.000491	8.44%
Se 196.026†	-18.2	-0.01106	mg/L	0.005393	-0.01106	mg/L	0.005393	48.76%
Si 288.158†	1627.7	1.064	mg/L	0.0161	1.064	mg/L	0.0161	1.51%
Sn 189.927†	-98.7	-0.01082	mg/L	0.001303	-0.01082	mg/L	0.001303	12.04%
Sr 421.552†	431247.4	0.5766	mg/L	0.00334	0.5766	mg/L	0.00334	0.58%
Ti 334.903†	186.2	0.00665	mg/L	0.000306	0.00665	mg/L	0.000306	4.61%
Tl 190.801†	-8.9	-0.00636	mg/L	0.002066	-0.00636	mg/L	0.002066	32.48%
V 292.402†	4934.0	0.01411	mg/L	0.000261	0.01411	mg/L	0.000261	1.85%
Zn 206.200†	4.7	0.00648	mg/L	0.003743	0.00648	mg/L	0.003743	57.73%

Sequence No.: 11
Sample ID: JY77 I TWC
Analyst: JLB
Initial Sample Wt:
Dilution: 1X

Autosampler Location: 63
Date Collected: 10/3/2006 5:58:46 PM
Data Type: Original
Initial Sample Vol:
Sample Prep Vol:

Nebulizer Parameters: JY77 I TWC

Analyte	Back Pressure	Flow
All	165.0 kPa	0.50 L/min

Mean Data: JY77 I TWC

Analyte	Mean Corrected Intensity	Calib Conc.	Calib Units	Std.Dev.	Sample Conc.	Sample Units	Std.Dev.	RSD
ScA 357.253	1406556.8	73.25	%	0.225				0.31%
ScR 361.383	165242.5	80.22	%	0.344				0.43%
Ag 328.068†	-449.0	-0.00016	mg/L	0.000127	-0.00016	mg/L	0.000127	81.56%
Al 308.215†	50.1	0.03392	mg/L	0.008491	0.03392	mg/L	0.008491	25.04%
As 188.979†	37.4	0.02445	mg/L	0.001949	0.02445	mg/L	0.001949	7.97%
B 249.677†	252.1	0.09145	mg/L	0.000442	0.09145	mg/L	0.000442	0.48%
Ba 233.527†	210.8	0.06328	mg/L	0.000819	0.06328	mg/L	0.000819	1.29%
Be 313.042†	223.6	0.00032	mg/L	0.000034	0.00032	mg/L	0.000034	10.57%
Ca 317.933†	2504528.7	99.77	mg/L	0.100	99.77	mg/L	0.100	0.10%
Cd 228.802†	5.4	0.00009	mg/L	0.000234	0.00009	mg/L	0.000234	273.28%
Co 228.616†	1103.9	0.02193	mg/L	0.001572	0.02193	mg/L	0.001572	7.17%
Cr 267.716†	112.4	0.00318	mg/L	0.000246	0.00318	mg/L	0.000246	7.72%
Cu 324.752†	300.5	0.00328	mg/L	0.000264	0.00328	mg/L	0.000264	8.06%
Fe 273.955†	27774.5	27.33	mg/L	0.306	27.33	mg/L	0.306	1.12%
K 766.490†	21513.3	11.25	mg/L	0.041	11.25	mg/L	0.041	0.36%
Mg 279.077†	91679.6	55.57	mg/L	0.390	55.57	mg/L	0.390	0.70%
Mn 257.610†	46984.5	1.782	mg/L	0.0162	1.782	mg/L	0.0162	0.91%
Mo 202.031†	124.4	0.00821	mg/L	0.000388	0.00821	mg/L	0.000388	4.73%
Na 589.592†	4540206.1	809.3	mg/L	7.92	809.3	mg/L	7.92	0.98%
Na 330.237†	25832.8	814.0	mg/L	7.82	814.0	mg/L	7.82	0.96%
Ni 231.604†	-0.2	-0.00010	mg/L	0.000917	-0.00010	mg/L	0.000917	907.19%
Pb 220.353†	59.3	0.00488	mg/L	0.000987	0.00488	mg/L	0.000987	20.22%
Sb 206.836†	12.1	0.00547	mg/L	0.000162	0.00547	mg/L	0.000162	2.96%
Se 196.026†	-36.0	-0.01791	mg/L	0.005959	-0.01791	mg/L	0.005959	33.27%
Si 288.158†	3648.6	2.386	mg/L	0.0373	2.386	mg/L	0.0373	1.56%
Sn 189.927†	-98.0	-0.00922	mg/L	0.001263	-0.00922	mg/L	0.001263	13.70%
Sr 421.552†	484866.8	0.6483	mg/L	0.00034	0.6483	mg/L	0.00034	0.05%
Ti 334.903†	253.1	0.00905	mg/L	0.001188	0.00905	mg/L	0.001188	13.13%
Tl 190.801†	-10.4	-0.00743	mg/L	0.003081	-0.00743	mg/L	0.003081	41.47%
V 292.402†	6252.9	0.01780	mg/L	0.000092	0.01780	mg/L	0.000092	0.52%
Zn 206.200†	3.8	0.00536	mg/L	0.001683	0.00536	mg/L	0.001683	31.39%

Sequence No.: 12
Sample ID: JY03 C TWC
Analyst: JLB
Initial Sample Wt:
Dilution: 1X

Autosampler Location: 64
Date Collected: 10/3/2006 6:06:10 PM
Data Type: Original
Initial Sample Vol:
Sample Prep Vol:

Nebulizer Parameters: JY03 C TWC

Analyte	Back Pressure	Flow
All	166.0 kPa	0.50 L/min

Mean Data: JY03 C TWC

Analyte	Mean Corrected Intensity	Calib Conc.	Calib Units	Calib Std.Dev.	Sample Conc.	Sample Units	Sample Std.Dev.	RSD
ScA 357.253	1615176.9	84.12	%	0.236				0.28%
ScR 361.383	176169.8	85.53	%	0.398				0.47%
Ag 328.068†	-60.5	0.00000	mg/L	0.000072	0.00000	mg/L	0.000072	>999.9%
Al 308.215†	2630.3	1.806	mg/L	0.0061	1.806	mg/L	0.0061	0.34%
As 188.979†	15.7	0.01113	mg/L	0.003057	0.01113	mg/L	0.003057	27.46%
B 249.677†	54.6	0.01979	mg/L	0.001621	0.01979	mg/L	0.001621	8.19%
Ba 233.527†	275.0	0.08453	mg/L	0.000423	0.08453	mg/L	0.000423	0.50%
Be 313.042†	130.8	0.00019	mg/L	0.000050	0.00019	mg/L	0.000050	26.06%
Ca 317.933†	257114.5	10.24	mg/L	0.026	10.24	mg/L	0.026	0.25%
Cd 228.802†	21.5	0.00051	mg/L	0.000092	0.00051	mg/L	0.000092	18.19%
Co 228.616†	103.9	0.00197	mg/L	0.000108	0.00197	mg/L	0.000108	5.52%
Cr 267.716†	72.7	0.00896	mg/L	0.001106	0.00896	mg/L	0.001106	12.35%
Cu 324.752†	14772.3	0.04578	mg/L	0.000229	0.04578	mg/L	0.000229	0.50%
Fe 273.955†	3792.9	3.732	mg/L	0.0332	3.732	mg/L	0.0332	0.89%
K 766.490†	6548.5	3.425	mg/L	0.0300	3.425	mg/L	0.0300	0.87%
Mg 279.077†	2796.4	1.693	mg/L	0.0043	1.693	mg/L	0.0043	0.25%
Mn 257.610†	4373.6	0.1660	mg/L	0.00076	0.1660	mg/L	0.00076	0.46%
Mo 202.031†	22.7	0.00168	mg/L	0.000015	0.00168	mg/L	0.000015	0.92%
Na 589.592†	53837.9	9.596	mg/L	0.0564	9.596	mg/L	0.0564	0.59%
Na 330.237†	323.3	9.905	mg/L	0.7498	9.905	mg/L	0.7498	7.57%
Ni 231.604†	10.1	0.00538	mg/L	0.000571	0.00538	mg/L	0.000571	10.62%
Pb 220.353†	435.7	0.03589	mg/L	0.000678	0.03589	mg/L	0.000678	1.89%
Sb 206.836†	2.5	0.00129	mg/L	0.000732	0.00129	mg/L	0.000732	56.64%
Se 196.026†	2.4	0.00153	mg/L	0.006163	0.00153	mg/L	0.006163	402.14%
Si 288.158†	4025.7	2.632	mg/L	0.0086	2.632	mg/L	0.0086	0.33%
Sn 189.927†	-11.3	-0.00116	mg/L	0.000526	-0.00116	mg/L	0.000526	45.27%
Sr 421.552†	41989.3	0.05614	mg/L	0.000027	0.05614	mg/L	0.000027	0.05%
Ti 334.903†	1414.6	0.05062	mg/L	0.000118	0.05062	mg/L	0.000118	0.23%
Tl 190.801†	0.7	0.00041	mg/L	0.000408	0.00041	mg/L	0.000408	99.15%
V 292.402†	2579.5	0.00726	mg/L	0.000094	0.00726	mg/L	0.000094	1.30%
Zn 206.200†	785.9	0.8066	mg/L	0.00233	0.8066	mg/L	0.00233	0.29%

Sequence No.: 13
Sample ID: JX50 A TWC
Analyst: JLB
Initial Sample Wt:
Dilution: 1X

Autosampler Location: 65
Date Collected: 10/3/2006 6:12:35 PM
Data Type: Original
Initial Sample Vol:
Sample Prep Vol:

Nebulizer Parameters: JX50 A TWC

Analyte	Back Pressure	Flow
All	166.0 kPa	0.50 L/min

Mean Data: JX50 A TWC

Analyte	Mean Corrected Intensity	Calib Conc.	Calib Units	Std.Dev.	Sample Conc.	Sample Units	Std.Dev.	RSD
ScA 357.253	1582929.5	82.44	%	0.415				0.50%
ScR 361.383	176414.9	85.65	%	0.168				0.20%
Ag 328.068†	-41.5	-0.00011	mg/L	0.000174	-0.00011	mg/L	0.000174	161.81%
Al 308.215†	1942.8	1.334	mg/L	0.0212	1.334	mg/L	0.0212	1.59%
As 188.979†	10.5	0.00743	mg/L	0.006036	0.00743	mg/L	0.006036	81.24%
B 249.677†	639.4	0.2318	mg/L	0.00169	0.2318	mg/L	0.00169	0.73%
Ba 233.527†	12.1	0.00376	mg/L	0.000401	0.00376	mg/L	0.000401	10.66%
Be 313.042†	145.9	0.00023	mg/L	0.000030	0.00023	mg/L	0.000030	13.29%
Ca 317.933†	301650.5	12.02	mg/L	0.045	12.02	mg/L	0.045	0.38%
Cd 228.802†	-1.0	-0.00004	mg/L	0.000048	-0.00004	mg/L	0.000048	134.39%
Co 228.616†	19.3	0.00041	mg/L	0.000075	0.00041	mg/L	0.000075	18.39%
Cr 267.716†	28.8	0.00277	mg/L	0.000824	0.00277	mg/L	0.000824	29.75%
Cu 324.752†	800.9	0.00245	mg/L	0.000108	0.00245	mg/L	0.000108	4.41%
Fe 273.955†	179.5	0.1766	mg/L	0.00263	0.1766	mg/L	0.00263	1.49%
K 766.490†	25099.6	13.13	mg/L	0.077	13.13	mg/L	0.077	0.58%
Mg 279.077†	6744.1	4.089	mg/L	0.0308	4.089	mg/L	0.0308	0.75%
Mn 257.610†	1306.8	0.04945	mg/L	0.000367	0.04945	mg/L	0.000367	0.74%
Mo 202.031†	18.5	0.00131	mg/L	0.000138	0.00131	mg/L	0.000138	10.55%
Na 589.592†	307092.0	54.74	mg/L	0.312	54.74	mg/L	0.312	0.57%
Na 330.237†	1691.2	53.23	mg/L	0.386	53.23	mg/L	0.386	0.72%
Ni 231.604†	6.0	0.00320	mg/L	0.002589	0.00320	mg/L	0.002589	80.89%
Pb 220.353†	10.9	0.00113	mg/L	0.000128	0.00113	mg/L	0.000128	11.31%
Sb 206.836†	3.4	0.00232	mg/L	0.001285	0.00232	mg/L	0.001285	55.42%
Se 196.026†	-0.8	-0.00049	mg/L	0.002270	-0.00049	mg/L	0.002270	467.97%
Si 288.158†	2114.0	1.382	mg/L	0.0171	1.382	mg/L	0.0171	1.24%
Sn 189.927†	-18.5	-0.00223	mg/L	0.001277	-0.00223	mg/L	0.001277	57.27%
Sr 421.552†	32121.6	0.04295	mg/L	0.000056	0.04295	mg/L	0.000056	0.13%
Ti 334.903†	39.9	0.00143	mg/L	0.000458	0.00143	mg/L	0.000458	32.10%
Tl 190.801†	-0.6	-0.00039	mg/L	0.002007	-0.00039	mg/L	0.002007	509.16%
V 292.402†	638.7	0.00181	mg/L	0.000024	0.00181	mg/L	0.000024	1.35%
Zn 206.200†	14.2	0.01489	mg/L	0.001813	0.01489	mg/L	0.001813	12.18%

Sequence No.: 14
Sample ID: JX50 B TWC
Analyst: JLB
Initial Sample Wt:
Dilution: 1X

Autosampler Location: 66
Date Collected: 10/3/2006 6:19:17 PM
Data Type: Original
Initial Sample Vol:
Sample Prep Vol:

Nebulizer Parameters: JX50 B TWC

Analyte	Back Pressure	Flow
All	166.0 kPa	0.50 L/min

Mean Data: JX50 B TWC

Analyte	Mean Corrected Intensity	Calib Conc.	Calib Units	Std.Dev.	Sample Conc.	Sample Units	Std.Dev.	RSD
ScA 357.253	1570778.2	81.81	%	0.633				0.77%
ScR 361.383	174561.0	84.75	%	0.916				1.08%
Ag 328.068†	138.8	0.00045	mg/L	0.000116	0.00045	mg/L	0.000116	25.67%
Al 308.215†	10430.9	7.162	mg/L	0.0718	7.162	mg/L	0.0718	1.00%
As 188.979†	11.7	0.00749	mg/L	0.005289	0.00749	mg/L	0.005289	70.62%
B 249.677†	556.6	0.2018	mg/L	0.00420	0.2018	mg/L	0.00420	2.08%
Ba 233.527†	127.2	0.03908	mg/L	0.000823	0.03908	mg/L	0.000823	2.10%
Be 313.042†	159.5	0.00024	mg/L	0.000029	0.00024	mg/L	0.000029	11.99%
Ca 317.933†	365242.4	14.55	mg/L	0.123	14.55	mg/L	0.123	0.84%
Cd 228.802†	2.7	0.00005	mg/L	0.000128	0.00005	mg/L	0.000128	241.47%
Co 228.616†	56.6	0.00112	mg/L	0.000210	0.00112	mg/L	0.000210	18.70%
Cr 267.716†	101.4	0.01177	mg/L	0.000192	0.01177	mg/L	0.000192	1.63%
Cu 324.752†	10430.4	0.03225	mg/L	0.000413	0.03225	mg/L	0.000413	1.28%
Fe 273.955†	2231.0	2.195	mg/L	0.0198	2.195	mg/L	0.0198	0.90%
K 766.490†	25834.3	13.51	mg/L	0.210	13.51	mg/L	0.210	1.55%
Mg 279.077†	8138.5	4.933	mg/L	0.0276	4.933	mg/L	0.0276	0.56%
Mn 257.610†	2760.7	0.1046	mg/L	0.00120	0.1046	mg/L	0.00120	1.15%
Mo 202.031†	36.8	0.00267	mg/L	0.000211	0.00267	mg/L	0.000211	7.90%
Na 589.592†	270629.7	48.24	mg/L	0.367	48.24	mg/L	0.367	0.76%
Na 330.237†	1498.8	47.13	mg/L	1.262	47.13	mg/L	1.262	2.68%
Ni 231.604†	18.3	0.00971	mg/L	0.001703	0.00971	mg/L	0.001703	17.53%
Pb 220.353†	40.3	0.00457	mg/L	0.000315	0.00457	mg/L	0.000315	6.91%
Sb 206.836†	1.7	0.00085	mg/L	0.000963	0.00085	mg/L	0.000963	113.69%
Se 196.026†	-2.0	-0.00091	mg/L	0.000975	-0.00091	mg/L	0.000975	106.66%
Si 288.158†	1254.9	0.8206	mg/L	0.01054	0.8206	mg/L	0.01054	1.28%
Sn 189.927†	-1.5	0.00080	mg/L	0.000789	0.00080	mg/L	0.000789	99.22%
Sr 421.552†	52386.1	0.07004	mg/L	0.000625	0.07004	mg/L	0.000625	0.89%
Ti 334.903†	1408.3	0.05039	mg/L	0.000282	0.05039	mg/L	0.000282	0.56%
Tl 190.801†	1.6	0.00104	mg/L	0.003023	0.00104	mg/L	0.003023	290.81%
V 292.402†	2417.1	0.00682	mg/L	0.000202	0.00682	mg/L	0.000202	2.96%
Zn 206.200†	107.7	0.1108	mg/L	0.00390	0.1108	mg/L	0.00390	3.52%

Sequence No.: 15
Sample ID: JY77 B TWC
Analyst: JLB
Initial Sample Wt:
Dilution: 1X

Autosampler Location: 67
Date Collected: 10/3/2006 6:25:42 PM
Data Type: Original
Initial Sample Vol:
Sample Prep Vol:

Nebulizer Parameters: JY77 B TWC

Analyte	Back Pressure	Flow
All	166.0 kPa	0.50 L/min

Mean Data: JY77 B TWC

Analyte	Mean Corrected Intensity	Calib Conc.	Calib Units	Std.Dev.	Sample Conc.	Sample Units	Std.Dev.	RSD
ScA 357.253	1566561.2	81.59	%	0.219				0.27%
ScR 361.383	173956.6	84.45	%	0.592				0.70%
Ag 328.068†	-539.7	-0.00011	mg/L	0.000235	-0.00011	mg/L	0.000235	217.79%
Al 308.215†	30.1	0.02060	mg/L	0.017552	0.02060	mg/L	0.017552	85.20%
As 188.979†	18.5	0.01285	mg/L	0.002446	0.01285	mg/L	0.002446	19.03%
B 249.677†	59.0	0.02141	mg/L	0.001281	0.02141	mg/L	0.001281	5.99%
Ba 233.527†	117.9	0.03396	mg/L	0.001169	0.03396	mg/L	0.001169	3.44%
Be 313.042†	150.1	0.00023	mg/L	0.000035	0.00023	mg/L	0.000035	15.16%
Ca 317.933†	804377.9	32.04	mg/L	0.051	32.04	mg/L	0.051	0.16%
Cd 228.802†	2.9	0.00005	mg/L	0.000224	0.00005	mg/L	0.000224	469.18%
Co 228.616†	77.7	0.00096	mg/L	0.000209	0.00096	mg/L	0.000209	21.77%
Cr 267.716†	25.0	0.00124	mg/L	0.000922	0.00124	mg/L	0.000922	74.16%
Cu 324.752†	-577.7	0.00162	mg/L	0.000038	0.00162	mg/L	0.000038	2.35%
Fe 273.955†	35679.4	35.11	mg/L	0.774	35.11	mg/L	0.774	2.20%
K 766.490†	3558.7	1.862	mg/L	0.0527	1.862	mg/L	0.0527	2.83%
Mg 279.077†	24262.9	14.69	mg/L	0.231	14.69	mg/L	0.231	1.57%
Mn 257.610†	60417.6	2.294	mg/L	0.0389	2.294	mg/L	0.0389	1.69%
Mo 202.031†	37.0	0.00248	mg/L	0.000211	0.00248	mg/L	0.000211	8.51%
Na 589.592†	178460.3	31.81	mg/L	0.033	31.81	mg/L	0.033	0.10%
Na 330.237†	1004.0	31.35	mg/L	0.373	31.35	mg/L	0.373	1.19%
Ni 231.604†	-6.5	-0.00345	mg/L	0.002868	-0.00345	mg/L	0.002868	83.17%
Pb 220.353†	35.8	0.00294	mg/L	0.000785	0.00294	mg/L	0.000785	26.72%
Sb 206.836†	7.2	0.00136	mg/L	0.002259	0.00136	mg/L	0.002259	166.64%
Se 196.026†	-16.5	-0.00716	mg/L	0.003065	-0.00716	mg/L	0.003065	42.79%
Si 288.158†	4212.2	2.754	mg/L	0.0263	2.754	mg/L	0.0263	0.95%
Sn 189.927†	-50.0	-0.00606	mg/L	0.000145	-0.00606	mg/L	0.000145	2.39%
Sr 421.552†	131715.6	0.1761	mg/L	0.00053	0.1761	mg/L	0.00053	0.30%
Ti 334.903†	66.6	0.00238	mg/L	0.000802	0.00238	mg/L	0.000802	33.74%
Tl 190.801†	-4.1	-0.00290	mg/L	0.001985	-0.00290	mg/L	0.001985	68.56%
V 292.402†	739.6	0.00243	mg/L	0.000133	0.00243	mg/L	0.000133	5.50%
Zn 206.200†	5.7	0.00556	mg/L	0.000120	0.00556	mg/L	0.000120	2.17%

Sequence No.: 16
Sample ID: JY77 C TWC
Analyst: JLB
Initial Sample Wt:
Dilution: 1X

Autosampler Location: 68
Date Collected: 10/3/2006 6:32:42 PM
Data Type: Original
Initial Sample Vol:
Sample Prep Vol:

Nebulizer Parameters: JY77 C TWC

Analyte	Back Pressure	Flow
All	166.0 kPa	0.50 L/min

Mean Data: JY77 C TWC

Analyte	Mean Corrected Intensity	Calib Conc.	Calib Units	Std.Dev.	Sample Conc.	Sample Units	Std.Dev.	RSD
ScA 357.253	1470434.5	76.58	%	0.116				0.15%
ScR 361.383	171213.9	83.12	%	0.537				0.65%
Ag 328.068†	-564.4	0.00003	mg/L	0.000267	0.00003	mg/L	0.000267	858.84%
Al 308.215†	106.7	0.07218	mg/L	0.007991	0.07218	mg/L	0.007991	11.07%
As 188.979†	66.1	0.04691	mg/L	0.004194	0.04691	mg/L	0.004194	8.94%
B 249.677†	67.3	0.02447	mg/L	0.002126	0.02447	mg/L	0.002126	8.69%
Ba 233.527†	212.6	0.06228	mg/L	0.001397	0.06228	mg/L	0.001397	2.24%
Be 313.042†	270.5	0.00034	mg/L	0.000021	0.00034	mg/L	0.000021	6.09%
Ca 317.933†	2182971.1	86.96	mg/L	0.113	86.96	mg/L	0.113	0.13%
Cd 228.802†	5.3	0.00006	mg/L	0.000032	0.00006	mg/L	0.000032	57.49%
Co 228.616†	484.2	0.00892	mg/L	0.000191	0.00892	mg/L	0.000191	2.14%
Cr 267.716†	124.2	0.00820	mg/L	0.000445	0.00820	mg/L	0.000445	5.43%
Cu 324.752†	-554.4	0.00301	mg/L	0.000135	0.00301	mg/L	0.000135	4.48%
Fe 273.955†	50774.8	49.97	mg/L	0.483	49.97	mg/L	0.483	0.97%
K 766.490†	6099.6	3.191	mg/L	0.0640	3.191	mg/L	0.0640	2.01%
Mg 279.077†	62643.4	37.95	mg/L	0.414	37.95	mg/L	0.414	1.09%
Mn 257.610†	144708.5	5.493	mg/L	0.0521	5.493	mg/L	0.0521	0.95%
Mo 202.031†	167.2	0.01182	mg/L	0.000724	0.01182	mg/L	0.000724	6.12%
Na 589.592†	1940039.3	345.8	mg/L	1.40	345.8	mg/L	1.40	0.41%
Na 330.237†	10795.1	339.7	mg/L	2.91	339.7	mg/L	2.91	0.86%
Ni 231.604†	1.8	0.00096	mg/L	0.003212	0.00096	mg/L	0.003212	335.92%
Pb 220.353†	67.8	0.00559	mg/L	0.000162	0.00559	mg/L	0.000162	2.90%
Sb 206.836†	16.7	0.00648	mg/L	0.001251	0.00648	mg/L	0.001251	19.29%
Se 196.026†	-30.0	-0.01621	mg/L	0.004599	-0.01621	mg/L	0.004599	28.37%
Si 288.158†	1521.4	0.9949	mg/L	0.00948	0.9949	mg/L	0.00948	0.95%
Sn 189.927†	-100.2	-0.01051	mg/L	0.001855	-0.01051	mg/L	0.001855	17.64%
Sr 421.552†	365655.3	0.4889	mg/L	0.00142	0.4889	mg/L	0.00142	0.29%
Ti 334.903†	828.7	0.02964	mg/L	0.001065	0.02964	mg/L	0.001065	3.59%
Tl 190.801†	-16.7	-0.01192	mg/L	0.003333	-0.01192	mg/L	0.003333	27.95%
V 292.402†	18162.2	0.05156	mg/L	0.000134	0.05156	mg/L	0.000134	0.26%
Zn 206.200†	4.5	0.00516	mg/L	0.001401	0.00516	mg/L	0.001401	27.16%

Sequence No.: 17
Sample ID: JX50 MBSPK TWC
Analyst: JLB
Initial Sample Wt:
Dilution: 1X

Autosampler Location: 69
Date Collected: 10/3/2006 6:39:49 PM
Data Type: Original
Initial Sample Vol:
Sample Prep Vol:

Nebulizer Parameters: JX50 MBSPK TWC

Analyte	Back Pressure	Flow
All	166.0 kPa	0.50 L/min

Mean Data: JX50 MBSPK TWC

Analyte	Mean Corrected Intensity	Calib Conc.	Calib Units	Std.Dev.	Sample Conc.	Sample Units	Std.Dev.	RSD
ScA 357.253	1598677.1	83.26	%	0.431				0.52%
ScR 361.383	176139.3	85.51	%	0.703				0.82%
Ag 328.068†	186155.8	0.4870	mg/L	0.00373	0.4870	mg/L	0.00373	0.77%
Al 308.215†	2962.0	2.026	mg/L	0.0136	2.026	mg/L	0.0136	0.67%
As 188.979†	2479.1	1.898	mg/L	0.0217	1.898	mg/L	0.0217	1.14%
B 249.677†	-1.6	0.00027	mg/L	0.001252	0.00027	mg/L	0.001252	455.99%
Ba 233.527†	5887.8	1.814	mg/L	0.0136	1.814	mg/L	0.0136	0.75%
Be 313.042†	318747.3	0.4976	mg/L	0.00149	0.4976	mg/L	0.00149	0.30%
Ca 317.933†	238546.0	9.503	mg/L	0.0328	9.503	mg/L	0.0328	0.35%
Cd 228.802†	20595.8	0.5017	mg/L	0.00321	0.5017	mg/L	0.00321	0.64%
Co 228.616†	23463.0	0.4763	mg/L	0.00278	0.4763	mg/L	0.00278	0.58%
Cr 267.716†	3766.6	0.4681	mg/L	0.00307	0.4681	mg/L	0.00307	0.66%
Cu 324.752†	162375.5	0.4996	mg/L	0.00349	0.4996	mg/L	0.00349	0.70%
Fe 273.955†	1968.0	1.935	mg/L	0.0186	1.935	mg/L	0.0186	0.96%
K 766.490†	20290.0	10.61	mg/L	0.127	10.61	mg/L	0.127	1.20%
Mg 279.077†	15701.9	9.520	mg/L	0.0825	9.520	mg/L	0.0825	0.87%
Mn 257.610†	12365.7	0.4698	mg/L	0.00576	0.4698	mg/L	0.00576	1.23%
Mo 202.031†	25.4	0.00172	mg/L	0.000262	0.00172	mg/L	0.000262	15.27%
Na 589.592†	60817.2	10.84	mg/L	0.072	10.84	mg/L	0.072	0.66%
Na 330.237†	357.8	11.08	mg/L	0.183	11.08	mg/L	0.183	1.65%
Ni 231.604†	872.8	0.4646	mg/L	0.00281	0.4646	mg/L	0.00281	0.61%
Pb 220.353†	23390.4	1.911	mg/L	0.0233	1.911	mg/L	0.0233	1.22%
Sb 206.836†	2906.6	2.063	mg/L	0.0150	2.063	mg/L	0.0150	0.73%
Se 196.026†	3643.6	1.936	mg/L	0.0133	1.936	mg/L	0.0133	0.69%
Si 288.158†	33.1	0.02266	mg/L	0.000572	0.02266	mg/L	0.000572	2.52%
Sn 189.927†	-40.9	-0.00230	mg/L	0.001344	-0.00230	mg/L	0.001344	58.43%
Sr 421.552†	377710.5	0.5050	mg/L	0.00149	0.5050	mg/L	0.00149	0.29%
Ti 334.903†	25.4	0.00081	mg/L	0.001455	0.00081	mg/L	0.001455	180.25%
Tl 190.801†	2756.1	1.943	mg/L	0.0202	1.943	mg/L	0.0202	1.04%
V 292.402†	178130.9	0.5000	mg/L	0.00396	0.5000	mg/L	0.00396	0.79%
Zn 206.200†	451.6	0.4635	mg/L	0.00223	0.4635	mg/L	0.00223	0.48%

Sequence No.: 18
Sample ID: CV 6
Analyst: JLB
Initial Sample Wt:
Dilution: 1X

Autosampler Location: 7
Date Collected: 10/3/2006 6:46:50 PM
Data Type: Original
Initial Sample Vol:
Sample Prep Vol:

Nebulizer Parameters: CV

Analyte	Back Pressure	Flow
All	166.0 kPa	0.50 L/min

Mean Data: CV

Analyte	Mean Corrected Intensity	Calib Conc.	Calib Units	Std.Dev.	Sample Conc.	Sample Units	Std.Dev.	RSD
ScA 357.253	1544020.7	80.41	%	0.539				0.67%
ScR 361.383	170061.3	82.56	%	0.327				0.40%
Ag 328.068†	367922.0	0.9623	mg/L	0.00282	0.9623	mg/L	0.00282	0.29%
Al 308.215†	2867.0	1.932	mg/L	0.0064	1.932	mg/L	0.0064	0.33%
As 188.979†	2430.0	1.857	mg/L	0.0146	1.857	mg/L	0.0146	0.79%
B 249.677†	2561.6	0.9320	mg/L	0.00623	0.9320	mg/L	0.00623	0.67%
Ba 233.527†	2971.5	0.9150	mg/L	0.00243	0.9150	mg/L	0.00243	0.27%
Be 313.042†	614139.9	0.9587	mg/L	0.00929	0.9587	mg/L	0.00929	0.97%
Ca 317.933†	47778.9	1.903	mg/L	0.0082	1.903	mg/L	0.0082	0.43%
Cd 228.802†	40631.2	0.9925	mg/L	0.00302	0.9925	mg/L	0.00302	0.30%
Co 228.616†	46433.5	0.9419	mg/L	0.00452	0.9419	mg/L	0.00452	0.48%
Cr 267.716†	7224.4	0.9010	mg/L	0.00389	0.9010	mg/L	0.00389	0.43%
Cu 324.752†	333298.2	1.024	mg/L	0.0020	1.024	mg/L	0.0020	0.19%
Fe 273.955†	1919.4	1.886	mg/L	0.0089	1.886	mg/L	0.0089	0.47%
K 766.490†	38899.6	20.35	mg/L	0.212	20.35	mg/L	0.212	1.04%
Mg 279.077†	3025.7	1.838	mg/L	0.0065	1.838	mg/L	0.0065	0.35%
Mn 257.610†	23957.8	0.9101	mg/L	0.00447	0.9101	mg/L	0.00447	0.49%
Mo 202.031†	13039.9	0.9853	mg/L	0.00883	0.9853	mg/L	0.00883	0.90%
Na 589.592†	286317.2	51.03	mg/L	0.482	51.03	mg/L	0.482	0.94%
Na 330.237†	1605.2	50.64	mg/L	0.554	50.64	mg/L	0.554	1.09%
Ni 231.604†	1755.3	0.9332	mg/L	0.00457	0.9332	mg/L	0.00457	0.49%
Pb 220.353†	22569.8	1.845	mg/L	0.0160	1.845	mg/L	0.0160	0.86%
Sb 206.836†	2882.3	2.053	mg/L	0.0149	2.053	mg/L	0.0149	0.72%
Se 196.026†	3498.0	1.858	mg/L	0.0154	1.858	mg/L	0.0154	0.83%
Si 288.158†	2988.5	1.956	mg/L	0.0057	1.956	mg/L	0.0057	0.29%
Sn 189.927†	5466.8	0.9219	mg/L	0.00741	0.9219	mg/L	0.00741	0.80%
Sr 421.552†	745006.3	0.9961	mg/L	0.00882	0.9961	mg/L	0.00882	0.89%
Ti 334.903†	27608.7	0.9868	mg/L	0.00662	0.9868	mg/L	0.00662	0.67%
Tl 190.801†	2709.4	1.910	mg/L	0.0198	1.910	mg/L	0.0198	1.04%
V 292.402†	346647.7	0.9732	mg/L	0.00201	0.9732	mg/L	0.00201	0.21%
Zn 206.200†	909.0	0.9321	mg/L	0.00218	0.9321	mg/L	0.00218	0.23%

Sequence No.: 19
Sample ID: CB
Analyst: JLB
Initial Sample Wt:
Dilution: 1X

Autosampler Location: 1
Date Collected: 10/3/2006 6:53:39 PM
Data Type: Original
Initial Sample Vol:
Sample Prep Vol:

Nebulizer Parameters: CB

Analyte	Back Pressure	Flow
All	166.0 kPa	0.50 L/min

Mean Data: CB

Analyte	Mean Corrected Intensity	Calib Conc.	Calib Units	Std.Dev.	Sample Conc.	Sample Units	Std.Dev.	RSD
ScA 357.253	1593423.1	82.98	%	0.605				0.73%
ScR 361.383	172418.9	83.71	%	0.749				0.90%
Ag 328.068†	45.9	0.00012	mg/L	0.000060	0.00012	mg/L	0.000060	49.68%
Al 308.215†	34.7	0.02381	mg/L	0.013789	0.02381	mg/L	0.013789	57.92%
As 188.979†	8.5	0.00653	mg/L	0.001835	0.00653	mg/L	0.001835	28.09%
B 249.677†	8.1	0.00293	mg/L	0.000615	0.00293	mg/L	0.000615	20.96%
Ba 233.527†	0.7	0.00023	mg/L	0.000324	0.00023	mg/L	0.000324	142.44%
Be 313.042†	123.8	0.00019	mg/L	0.000045	0.00019	mg/L	0.000045	23.34%
Ca 317.933†	53.6	0.00213	mg/L	0.001619	0.00213	mg/L	0.001619	75.88%
Cd 228.802†	2.2	0.00004	mg/L	0.000017	0.00004	mg/L	0.000017	38.05%
Co 228.616†	8.2	0.00017	mg/L	0.000145	0.00017	mg/L	0.000145	84.86%
Cr 267.716†	6.9	0.00087	mg/L	0.001306	0.00087	mg/L	0.001306	150.40%
Cu 324.752†	250.2	0.00077	mg/L	0.000154	0.00077	mg/L	0.000154	19.95%
Fe 273.955†	0.4	0.00042	mg/L	0.005489	0.00042	mg/L	0.005489	>999.9%
K 766.490†	470.4	0.2461	mg/L	0.03126	0.2461	mg/L	0.03126	12.70%
Mg 279.077†	-20.1	-0.01216	mg/L	0.018278	-0.01216	mg/L	0.018278	150.26%
Mn 257.610†	9.0	0.00034	mg/L	0.000209	0.00034	mg/L	0.000209	61.05%
Mo 202.031†	8.7	0.00066	mg/L	0.000387	0.00066	mg/L	0.000387	59.12%
Na 589.592†	1346.4	0.2400	mg/L	0.00619	0.2400	mg/L	0.00619	2.58%
Na 330.237†	23.3	0.7325	mg/L	0.22036	0.7325	mg/L	0.22036	30.08%
Ni 231.604†	1.9	0.00100	mg/L	0.002125	0.00100	mg/L	0.002125	212.87%
Pb 220.353†	19.3	0.00158	mg/L	0.000558	0.00158	mg/L	0.000558	35.19%
Sb 206.836†	1.5	0.00106	mg/L	0.004694	0.00106	mg/L	0.004694	441.63%
Se 196.026†	9.9	0.00524	mg/L	0.001464	0.00524	mg/L	0.001464	27.96%
Si 288.158†	-1.8	-0.00116	mg/L	0.007521	-0.00116	mg/L	0.007521	650.52%
Sn 189.927†	11.1	0.00187	mg/L	0.001197	0.00187	mg/L	0.001197	64.12%
Sr 421.552†	63.9	0.00009	mg/L	0.000062	0.00009	mg/L	0.000062	72.63%
Ti 334.903†	-49.0	-0.00176	mg/L	0.000533	-0.00176	mg/L	0.000533	30.33%
Tl 190.801†	9.8	0.00693	mg/L	0.000453	0.00693	mg/L	0.000453	6.54%
V 292.402†	62.1	0.00018	mg/L	0.000145	0.00018	mg/L	0.000145	80.19%
Zn 206.200†	3.6	0.00369	mg/L	0.002390	0.00369	mg/L	0.002390	64.72%

Sequence No.: 20
Sample ID: JY37 MB WMN
Analyst: JLB
Initial Sample Wt:
Dilution: 1X

Autosampler Location: 21
Date Collected: 10/3/2006 7:00:01 PM
Data Type: Original
Initial Sample Vol:
Sample Prep Vol:

Nebulizer Parameters: JY37 MB WMN

Analyte	Back Pressure	Flow
All	166.0 kPa	0.50 L/min

Mean Data: JY37 MB WMN

Analyte	Mean Corrected Intensity	Calib Conc.	Calib Units	Std.Dev.	Sample Conc.	Sample Units	Std.Dev.	RSD
ScA 357.253	1619965.9	84.37	%	0.145				0.17%
ScR 361.383	174226.2	84.58	%	0.789				0.93%
Ag 328.068†	30.7	0.00008	mg/L	0.000195	0.00008	mg/L	0.000195	242.48%
Al 308.215†	27.7	0.01902	mg/L	0.004445	0.01902	mg/L	0.004445	23.37%
As 188.979†	5.3	0.00402	mg/L	0.002090	0.00402	mg/L	0.002090	51.94%
B 249.677†	-1.4	-0.00050	mg/L	0.000908	-0.00050	mg/L	0.000908	183.02%
Ba 233.527†	1.6	0.00050	mg/L	0.001377	0.00050	mg/L	0.001377	277.88%
Be 313.042†	172.9	0.00027	mg/L	0.000046	0.00027	mg/L	0.000046	16.84%
Ca 317.933†	626.6	0.02496	mg/L	0.001468	0.02496	mg/L	0.001468	5.88%
Cd 228.802†	5.1	0.00012	mg/L	0.000105	0.00012	mg/L	0.000105	87.86%
Co 228.616†	2.1	0.00004	mg/L	0.000272	0.00004	mg/L	0.000272	635.19%
Cr 267.716†	5.5	0.00069	mg/L	0.001301	0.00069	mg/L	0.001301	189.16%
Cu 324.752†	281.7	0.00087	mg/L	0.000132	0.00087	mg/L	0.000132	15.21%
Fe 273.955†	4.4	0.00434	mg/L	0.001585	0.00434	mg/L	0.001585	36.51%
K 766.490†	480.6	0.2514	mg/L	0.02413	0.2514	mg/L	0.02413	9.60%
Mg 279.077†	-1.0	-0.00059	mg/L	0.009746	-0.00059	mg/L	0.009746	>999.9%
Mn 257.610†	5.8	0.00022	mg/L	0.000346	0.00022	mg/L	0.000346	158.50%
Mo 202.031†	4.9	0.00037	mg/L	0.000215	0.00037	mg/L	0.000215	57.70%
Na 589.592†	10949.4	1.952	mg/L	0.0286	1.952	mg/L	0.0286	1.47%
Na 330.237†	51.8	1.630	mg/L	0.7526	1.630	mg/L	0.7526	46.17%
Ni 231.604†	-4.4	-0.00232	mg/L	0.003293	-0.00232	mg/L	0.003293	142.02%
Pb 220.353†	23.7	0.00194	mg/L	0.000237	0.00194	mg/L	0.000237	12.22%
Sb 206.836†	-1.6	-0.00117	mg/L	0.002045	-0.00117	mg/L	0.002045	174.17%
Se 196.026†	9.1	0.00482	mg/L	0.003924	0.00482	mg/L	0.003924	81.32%
Si 288.158†	-0.4	-0.00024	mg/L	0.000682	-0.00024	mg/L	0.000682	288.77%
Sn 189.927†	-0.4	-0.00006	mg/L	0.000714	-0.00006	mg/L	0.000714	>999.9%
Sr 421.552†	84.9	0.00011	mg/L	0.000162	0.00011	mg/L	0.000162	143.16%
Ti 334.903†	0.0	0.00000	mg/L	0.000375	0.00000	mg/L	0.000375	>999.9%
Tl 190.801†	-0.6	-0.00042	mg/L	0.003215	-0.00042	mg/L	0.003215	760.07%
V 292.402†	-4.5	-0.00001	mg/L	0.000052	-0.00001	mg/L	0.000052	708.63%
Zn 206.200†	10.9	0.01115	mg/L	0.001604	0.01115	mg/L	0.001604	14.39%

Sequence No.: 21
Sample ID: JY03 MB TWC
Analyst: JLB
Initial Sample Wt:
Dilution: 1X

DEV

Autosampler Location: 22
Date Collected: 10/3/2006 7:06:26 PM
Data Type: Original
Initial Sample Vol:
Sample Prep Vol:

Nebulizer Parameters: JY03 MB TWC

Analyte	Back Pressure	Flow
All	166.0 kPa	0.50 L/min

Mean Data: JY03 MB TWC

Analyte	Mean Corrected Intensity	Calib Conc.	Calib Units	Calib Std.Dev.	Sample Conc.	Sample Units	Sample Std.Dev.	RSD
ScA 357.253	1620176.4	84.38	%	0.196				0.23%
ScR 361.383	173978.1	84.46	%	0.378				0.45%
Ag 328.068†	-4.4	-0.00001	mg/L	0.000380	-0.00001	mg/L	0.000380	>999.9%
Al 308.215†	26.8	0.01842	mg/L	0.023946	0.01842	mg/L	0.023946	130.00%
As 188.979†	-2.8	-0.00213	mg/L	0.001108	-0.00213	mg/L	0.001108	52.00%
B 249.677†	1.2	0.00043	mg/L	0.001895	0.00043	mg/L	0.001895	443.87%
Ba 233.527†	1.2	0.00038	mg/L	0.001854	0.00038	mg/L	0.001854	492.49%
Be 313.042†	128.7	0.00020	mg/L	0.000061	0.00020	mg/L	0.000061	30.46%
Ca 317.933†	284.4	0.01133	mg/L	0.001192	0.01133	mg/L	0.001192	10.52%
Cd 228.802†	3.5	0.00009	mg/L	0.000046	0.00009	mg/L	0.000046	51.73%
Co 228.616†	8.5	0.00017	mg/L	0.000236	0.00017	mg/L	0.000236	136.87%
Cr 267.716†	2.7	0.00034	mg/L	0.000482	0.00034	mg/L	0.000482	142.92%
Cu 324.752†	292.6	0.00090	mg/L	0.000260	0.00090	mg/L	0.000260	28.84%
Fe 273.955†	10.0	0.00981	mg/L	0.002933	0.00981	mg/L	0.002933	29.90%
K 766.490†	394.0	0.2061	mg/L	0.00351	0.2061	mg/L	0.00351	1.70%
Mg 279.077†	5.8	0.00354	mg/L	0.004613	0.00354	mg/L	0.004613	130.42%
Mn 257.610†	11.9	0.00045	mg/L	0.000261	0.00045	mg/L	0.000261	57.94%
Mo 202.031†	2.8	0.00021	mg/L	0.000588	0.00021	mg/L	0.000588	278.15%
Na 589.592†	1262.3	0.2250	mg/L	0.00840	0.2250	mg/L	0.00840	3.73%
Na 330.237†	8.5	0.2650	mg/L	0.40948	0.2650	mg/L	0.40948	154.50%
Ni 231.604†	-2.6	-0.00140	mg/L	0.001820	-0.00140	mg/L	0.001820	129.55%
Pb 220.353†	7.0	0.00058	mg/L	0.000300	0.00058	mg/L	0.000300	52.15%
Sb 206.836†	-5.8	-0.00417	mg/L	0.001774	-0.00417	mg/L	0.001774	42.57%
Se 196.026†	7.6	0.00403	mg/L	0.007592	0.00403	mg/L	0.007592	188.17%
Si 288.158†	32.7	0.02136	mg/L	0.004291	0.02136	mg/L	0.004291	20.09%
Sn 189.927†	1.0	0.00016	mg/L	0.000895	0.00016	mg/L	0.000895	559.85%
Sr 421.552†	48.9	0.00007	mg/L	0.000089	0.00007	mg/L	0.000089	136.24%
Ti 334.903†	-6.5	-0.00023	mg/L	0.000638	-0.00023	mg/L	0.000638	272.06%
Tl 190.801†	3.3	0.00232	mg/L	0.001705	0.00232	mg/L	0.001705	73.41%
V 292.402†	-21.3	-0.00006	mg/L	0.000138	-0.00006	mg/L	0.000138	244.13%
Zn 206.200†	10.6	0.01091	mg/L	0.000792	0.01091	mg/L	0.000792	7.26%

Sequence No.: 22
Sample ID: JY56 C TWC
Analyst: JLB
Initial Sample Wt:
Dilution: 1X

Autosampler Location: 23
Date Collected: 10/3/2006 7:12:50 PM
Data Type: Original
Initial Sample Vol:
Sample Prep Vol:

DEV

Nebulizer Parameters: JY56 C TWC

Analyte	Back Pressure	Flow
All	166.0 kPa	0.50 L/min

Mean Data: JY56 C TWC

Analyte	Mean Corrected Intensity	Calib Conc.	Calib Units	Calib Std.Dev.	Sample Conc.	Sample Units	Sample Std.Dev.	RSD
ScA 357.253	1302964.8	67.86	%	0.147				0.22%
ScR 361.383	152636.3	74.10	%	0.680				0.92%
Ag 328.068†	114.4	0.00099	mg/L	0.000109	0.00099	mg/L	0.000109	10.98%
Al 308.215†	242.1	0.1564	mg/L	0.02512	0.1564	mg/L	0.02512	16.06%
As 188.979†	50.5	0.03790	mg/L	0.005781	0.03790	mg/L	0.005781	15.25%
B 249.677†	423.5	0.1536	mg/L	0.00071	0.1536	mg/L	0.00071	0.46%
Ba 233.527†	375.1	0.1145	mg/L	0.00015	0.1145	mg/L	0.00015	0.13%
Be 313.042†	1738.7	0.00194	mg/L	0.000037	0.00194	mg/L	0.000037	1.89%
Ca 317.933†	50029.7	1.993	mg/L	0.0050	1.993	mg/L	0.0050	0.25%
Cd 228.802†	12.1	0.00023	mg/L	0.000089	0.00023	mg/L	0.000089	38.25%
Co 228.616†	1522.5	0.03033	mg/L	0.000237	0.03033	mg/L	0.000237	0.78%
Cr 267.716†	116.2	0.01489	mg/L	0.000506	0.01489	mg/L	0.000506	3.40%
Cu 324.752†	2355.1	0.00831	mg/L	0.000129	0.00831	mg/L	0.000129	1.55%
Fe 273.955†	11948.6	11.76	mg/L	0.059	11.76	mg/L	0.059	0.51%
K 766.490†	21047.4	11.01	mg/L	0.259	11.01	mg/L	0.259	2.35%
Mg 279.077†	1835.1	1.105	mg/L	0.0210	1.105	mg/L	0.0210	1.90%
Mn 257.610†	3053.2	0.1159	mg/L	0.00058	0.1159	mg/L	0.00058	0.50%
Mo 202.031†	899.0	0.06791	mg/L	0.000646	0.06791	mg/L	0.000646	0.95%
Na 589.592†	Saturated2							
Na 330.237†	82586.4	2606	mg/L	4.4	2606	mg/L	4.4	0.17%
Ni 231.604†	13.8	0.00731	mg/L	0.000644	0.00731	mg/L	0.000644	8.81%
Pb 220.353†	83.8	0.00692	mg/L	0.000438	0.00692	mg/L	0.000438	6.33%
Sb 206.836†	8.6	0.00661	mg/L	0.003062	0.00661	mg/L	0.003062	46.31%
Se 196.026†	-3.7	-0.00068	mg/L	0.000886	-0.00068	mg/L	0.000886	130.70%
Si 288.158†	9996.2	6.537	mg/L	0.1939	6.537	mg/L	0.1939	2.97%
Sn 189.927†	-1.5	-0.00014	mg/L	0.001599	-0.00014	mg/L	0.001599	>999.9%
Sr 421.552†	58935.3	0.07880	mg/L	0.000209	0.07880	mg/L	0.000209	0.26%
Ti 334.903†	6473.4	0.2316	mg/L	0.00134	0.2316	mg/L	0.00134	0.58%
Tl 190.801†	2.6	0.00063	mg/L	0.001043	0.00063	mg/L	0.001043	164.32%
V 292.402†	177673.7	0.4954	mg/L	0.00436	0.4954	mg/L	0.00436	0.88%
Zn 206.200†	8.6	0.00849	mg/L	0.002988	0.00849	mg/L	0.002988	35.19%

Sequence No.: 23
Sample ID: JY77 DTWC
Analyst: JEB
Initial Sample Wt:
Dilution: 1X

10.4.06 JM

Autosampler Location: 24
Date Collected: 10/3/2006 7:20:14 PM
Data Type: Original
Initial Sample Vol:
Sample Prep Vol:

Nebulizer Parameters: JY77 DTWC

Analyte	Back Pressure	Flow
All	168.0 kPa	0.50 L/min

Mean Data: JY77 DTWC

Analyte	Mean Corrected Intensity	Calib Conc.	Calib Units	Std.Dev.	Sample Conc.	Sample Units	Std.Dev.	RSD
ScA 357.253	1548238.0	80.63	%	0.393				0.49%
ScR 361.383	171338.4	83.18	%	0.741				0.89%
Ag 328.068†	-7.6	0.00001	mg/L	0.000177	0.00001	mg/L	0.000177	>999.9%
Al 308.215†	847.7	0.5819	mg/L	0.01105	0.5819	mg/L	0.01105	1.90%
As 188.979†	13.5	0.00924	mg/L	0.005048	0.00924	mg/L	0.005048	54.65%
B 249.677†	171.3	0.06213	mg/L	0.001756	0.06213	mg/L	0.001756	2.83%
Ba 233.527†	45.5	0.01401	mg/L	0.000241	0.01401	mg/L	0.000241	1.72%
Be 313.042†	689.8	0.00107	mg/L	0.000023	0.00107	mg/L	0.000023	2.12%
Ca 317.933†	613220.4	24.43	mg/L	0.159	24.43	mg/L	0.159	0.65%
Cd 228.802†	0.7	0.00000	mg/L	0.000099	0.00000	mg/L	0.000099	>999.9%
Co 228.616†	32.1	0.00063	mg/L	0.000091	0.00063	mg/L	0.000091	14.43%
Cr 267.716†	31.9	0.00172	mg/L	0.001550	0.00172	mg/L	0.001550	90.22%
Cu 324.752†	528.4	0.00169	mg/L	0.000162	0.00169	mg/L	0.000162	9.57%
Fe 273.955†	1445.0	1.422	mg/L	0.0146	1.422	mg/L	0.0146	1.02%
K 766.490†	27643.9	14.46	mg/L	0.062	14.46	mg/L	0.062	0.43%
Mg 279.077†	17907.0	10.86	mg/L	0.100	10.86	mg/L	0.100	0.92%
Mn 257.610†	5506.5	0.2087	mg/L	0.00152	0.2087	mg/L	0.00152	0.73%
Mo 202.031†	62.0	0.00445	mg/L	0.000305	0.00445	mg/L	0.000305	6.85%
Na 589.592†	342604.1	61.07	mg/L	0.114	61.07	mg/L	0.114	0.19%
Na 330.237†	1874.3	58.89	mg/L	0.755	58.89	mg/L	0.755	1.28%
Ni 231.604†	4.2	0.00224	mg/L	0.001884	0.00224	mg/L	0.001884	84.09%
Pb 220.353†	31.0	0.00264	mg/L	0.000489	0.00264	mg/L	0.000489	18.48%
Sb 206.836†	0.4	0.00000	mg/L	0.001791	0.00000	mg/L	0.001791	>999.9%
Se 196.026†	-10.7	-0.00576	mg/L	0.001758	-0.00576	mg/L	0.001758	30.51%
Si 288.158†	3722.4	2.434	mg/L	0.0288	2.434	mg/L	0.0288	1.18%
Sn 189.927†	-44.0	-0.00562	mg/L	0.001253	-0.00562	mg/L	0.001253	22.30%
Sr 421.552†	101077.7	0.1351	mg/L	0.00059	0.1351	mg/L	0.00059	0.44%
Ti 334.903†	64.4	0.00230	mg/L	0.000537	0.00230	mg/L	0.000537	23.38%
Tl 190.801†	-0.2	-0.00011	mg/L	0.002687	-0.00011	mg/L	0.002687	>999.9%
V 292.402†	955.2	0.00272	mg/L	0.000104	0.00272	mg/L	0.000104	3.82%
Zn 206.200†	6.2	0.00686	mg/L	0.002949	0.00686	mg/L	0.002949	42.96%

Sequence No.: 24
Sample ID: JY77 E TWC
Analyst: JLB
Initial Sample Wt:
Dilution: 1X

DEV

Autosampler Location: 25
Date Collected: 10/3/2006 7:27:34 PM
Data Type: Original
Initial Sample Vol:
Sample Prep Vol:

Nebulizer Parameters: JY77 E TWC

Analyte	Back Pressure	Flow
All	168.0 kPa	0.50 L/min

Mean Data: JY77 E TWC

Analyte	Mean Corrected Intensity	Calib Conc.	Calib Units	Std.Dev.	Sample Conc.	Sample Units	Std.Dev.	RSD
ScA 357.253	1436764.7	74.83	%	0.510				0.68%
ScR 361.383	164474.0	79.85	%	0.194				0.24%
Ag 328.068†	201.2	0.00052	mg/L	0.000055	0.00052	mg/L	0.000055	10.54%
Al 308.215†	2133.3	1.464	mg/L	0.0125	1.464	mg/L	0.0125	0.85%
As 188.979†	19.7	0.01420	mg/L	0.003281	0.01420	mg/L	0.003281	23.10%
B 249.677†	291.6	0.1058	mg/L	0.00217	0.1058	mg/L	0.00217	2.06%
Ba 233.527†	66.9	0.02061	mg/L	0.001354	0.02061	mg/L	0.001354	6.57%
Be 313.042†	2199.1	0.00340	mg/L	0.000011	0.00340	mg/L	0.000011	0.32%
Ca 317.933†	411355.0	16.39	mg/L	0.036	16.39	mg/L	0.036	0.22%
Cd 228.802†	11.0	0.00025	mg/L	0.000158	0.00025	mg/L	0.000158	63.65%
Co 228.616†	104.5	0.00210	mg/L	0.000258	0.00210	mg/L	0.000258	12.25%
Cr 267.716†	39.7	0.00310	mg/L	0.001805	0.00310	mg/L	0.001805	58.19%
Cu 324.752†	4386.4	0.01345	mg/L	0.000295	0.01345	mg/L	0.000295	2.19%
Fe 273.955†	343.0	0.3375	mg/L	0.00400	0.3375	mg/L	0.00400	1.18%
K 766.490†	7111.6	3.720	mg/L	0.0437	3.720	mg/L	0.0437	1.17%
Mg 279.077†	14014.7	8.497	mg/L	0.0313	8.497	mg/L	0.0313	0.37%
Mn 257.610†	4179.9	0.1584	mg/L	0.00027	0.1584	mg/L	0.00027	0.17%
Mo 202.031†	226.1	0.01690	mg/L	0.000150	0.01690	mg/L	0.000150	0.89%
Na 589.592†	3251296.1	579.5	mg/L	3.00	579.5	mg/L	3.00	0.52%
Na 330.237†	18254.8	575.8	mg/L	3.12	575.8	mg/L	3.12	0.54%
Ni 231.604†	10.9	0.00578	mg/L	0.001845	0.00578	mg/L	0.001845	31.90%
Pb 220.353†	61.8	0.00531	mg/L	0.000989	0.00531	mg/L	0.000989	18.60%
Sb 206.836†	6.4	0.00446	mg/L	0.002377	0.00446	mg/L	0.002377	53.24%
Se 196.026†	-6.3	-0.00348	mg/L	0.005261	-0.00348	mg/L	0.005261	151.13%
Si 288.158†	656.7	0.4294	mg/L	0.00426	0.4294	mg/L	0.00426	0.99%
Sn 189.927†	-28.5	-0.00360	mg/L	0.002091	-0.00360	mg/L	0.002091	58.07%
Sr 421.552†	81316.2	0.1087	mg/L	0.00037	0.1087	mg/L	0.00037	0.34%
Ti 334.903†	568.5	0.02033	mg/L	0.001210	0.02033	mg/L	0.001210	5.95%
Tl 190.801†	3.1	0.00219	mg/L	0.002014	0.00219	mg/L	0.002014	91.87%
V 292.402†	7920.8	0.02215	mg/L	0.000084	0.02215	mg/L	0.000084	0.38%
Zn 206.200†	9.2	0.00982	mg/L	0.004523	0.00982	mg/L	0.004523	46.06%

Sequence No.: 25
Sample ID: JY77 G TWC
Analyst: JLB
Initial Sample Wt:
Dilution: 1X

Autosampler Location: 26
Date Collected: 10/3/2006 7:35:00 PM
Data Type: Original
Initial Sample Vol:
Sample Prep Vol:

Nebulizer Parameters: JY77 G TWC

Analyte	Back Pressure	Flow
All	168.0 kPa	0.50 L/min

Mean Data: JY77 G TWC

Analyte	Mean Corrected Intensity	Calib Conc.	Calib Units	Std.Dev.	Sample Conc.	Sample Units	Std.Dev.	RSD
ScA 357.253	1472705.5	76.70	%	0.568				0.74%
ScR 361.383	168396.1	81.75	%	0.574				0.70%
Ag 328.068†	-1014.3	0.00007	mg/L	0.000059	0.00007	mg/L	0.000059	86.75%
Al 308.215†	454.2	0.3117	mg/L	0.01495	0.3117	mg/L	0.01495	4.80%
As 188.979†	23.9	0.01494	mg/L	0.002781	0.01494	mg/L	0.002781	18.61%
B 249.677†	43.5	0.01579	mg/L	0.004986	0.01579	mg/L	0.004986	31.59%
Ba 233.527†	473.2	0.1416	mg/L	0.00148	0.1416	mg/L	0.00148	1.05%
Be 313.042†	416.7	0.00064	mg/L	0.000016	0.00064	mg/L	0.000016	2.44%
Ca 317.933†	1989621.3	79.26	mg/L	0.270	79.26	mg/L	0.270	0.34%
Cd 228.802†	15.6	0.00035	mg/L	0.000117	0.00035	mg/L	0.000117	33.65%
Co 228.616†	575.2	0.01057	mg/L	0.000276	0.01057	mg/L	0.000276	2.61%
Cr 267.716†	55.3	0.00265	mg/L	0.000503	0.00265	mg/L	0.000503	18.97%
Cu 324.752†	-1220.7	0.00225	mg/L	0.000089	0.00225	mg/L	0.000089	3.98%
Fe 273.955†	63711.0	62.70	mg/L	0.730	62.70	mg/L	0.730	1.16%
K 766.490†	9066.1	4.742	mg/L	0.0656	4.742	mg/L	0.0656	1.38%
Mg 279.077†	60297.8	36.52	mg/L	0.173	36.52	mg/L	0.173	0.47%
Mn 257.610†	44229.8	1.678	mg/L	0.0159	1.678	mg/L	0.0159	0.95%
Mo 202.031†	70.1	0.00451	mg/L	0.000328	0.00451	mg/L	0.000328	7.27%
Na 589.592†	1518870.8	270.7	mg/L	1.68	270.7	mg/L	1.68	0.62%
Na 330.237†	8417.4	264.8	mg/L	2.51	264.8	mg/L	2.51	0.95%
Ni 231.604†	2.7	0.00142	mg/L	0.000899	0.00142	mg/L	0.000899	63.43%
Pb 220.353†	76.6	0.00633	mg/L	0.000474	0.00633	mg/L	0.000474	7.48%
Sb 206.836†	16.0	0.00468	mg/L	0.005184	0.00468	mg/L	0.005184	110.74%
Se 196.026†	-34.2	-0.01261	mg/L	0.002192	-0.01261	mg/L	0.002192	17.39%
Si 288.158†	1814.9	1.187	mg/L	0.0392	1.187	mg/L	0.0392	3.30%
Sn 189.927†	-90.8	-0.00948	mg/L	0.001004	-0.00948	mg/L	0.001004	10.59%
Sr 421.552†	374628.7	0.5009	mg/L	0.00227	0.5009	mg/L	0.00227	0.45%
Ti 334.903†	164.3	0.00587	mg/L	0.001894	0.00587	mg/L	0.001894	32.25%
Tl 190.801†	-16.5	-0.01173	mg/L	0.001694	-0.01173	mg/L	0.001694	14.45%
V 292.402†	2205.0	0.00645	mg/L	0.000084	0.00645	mg/L	0.000084	1.30%
Zn 206.200†	3.6	0.00371	mg/L	0.002567	0.00371	mg/L	0.002567	69.10%

Sequence No.: 26
Sample ID: JY77 ADUP TWC
Analyst: JLB
Initial Sample Wt:
Dilution: 1X

Autosampler Location: 27
Date Collected: 10/3/2006 7:42:26 PM
Data Type: Original
Initial Sample Vol:
Sample Prep Vol:

Nebulizer Parameters: JY77 ADUP TWC

Analyte	Back Pressure	Flow
All	168.0 kPa	0.50 L/min

Mean Data: JY77 ADUP TWC

Analyte	Mean Corrected Intensity	Calib Conc.	Calib Units	Std.Dev.	Sample Conc.	Sample Units	Std.Dev.	RSD
ScA 357.253	1559018.1	81.19	%	0.153				0.19%
ScR 361.383	174244.5	84.59	%	0.280				0.33%
Ag 328.068†	-515.6	-0.00007	mg/L	0.000071	-0.00007	mg/L	0.000071	95.56%
Al 308.215†	23.8	0.01630	mg/L	0.026604	0.01630	mg/L	0.026604	163.26%
As 188.979†	14.2	0.00967	mg/L	0.005184	0.00967	mg/L	0.005184	53.61%
B 249.677†	23.8	0.00863	mg/L	0.002161	0.00863	mg/L	0.002161	25.03%
Ba 233.527†	77.3	0.02144	mg/L	0.001084	0.02144	mg/L	0.001084	5.06%
Be 313.042†	83.5	0.00013	mg/L	0.000051	0.00013	mg/L	0.000051	39.49%
Ca 317.933†	728602.9	29.03	mg/L	0.110	29.03	mg/L	0.110	0.38%
Cd 228.802†	7.6	0.00017	mg/L	0.000040	0.00017	mg/L	0.000040	23.88%
Co 228.616†	164.1	0.00273	mg/L	0.000188	0.00273	mg/L	0.000188	6.91%
Cr 267.716†	21.1	0.00058	mg/L	0.001654	0.00058	mg/L	0.001654	285.12%
Cu 324.752†	-684.9	0.00127	mg/L	0.000097	0.00127	mg/L	0.000097	7.66%
Fe 273.955†	35443.7	34.88	mg/L	0.103	34.88	mg/L	0.103	0.30%
K 766.490†	3108.4	1.626	mg/L	0.0062	1.626	mg/L	0.0062	0.38%
Mg 279.077†	24821.4	15.03	mg/L	0.068	15.03	mg/L	0.068	0.45%
Mn 257.610†	63313.6	2.404	mg/L	0.0031	2.404	mg/L	0.0031	0.13%
Mo 202.031†	37.5	0.00251	mg/L	0.000185	0.00251	mg/L	0.000185	7.37%
Na 589.592†	191298.9	34.10	mg/L	0.175	34.10	mg/L	0.175	0.51%
Na 330.237†	1071.2	33.50	mg/L	0.779	33.50	mg/L	0.779	2.33%
Ni 231.604†	-2.0	-0.00104	mg/L	0.001237	-0.00104	mg/L	0.001237	119.09%
Pb 220.353†	38.0	0.00311	mg/L	0.000646	0.00311	mg/L	0.000646	20.74%
Sb 206.836†	9.2	0.00281	mg/L	0.001697	0.00281	mg/L	0.001697	60.34%
Se 196.026†	-11.0	-0.00441	mg/L	0.007888	-0.00441	mg/L	0.007888	178.97%
Si 288.158†	1701.9	1.113	mg/L	0.0112	1.113	mg/L	0.0112	1.01%
Sn 189.927†	-55.2	-0.00716	mg/L	0.001228	-0.00716	mg/L	0.001228	17.14%
Sr 421.552†	127204.0	0.1701	mg/L	0.00053	0.1701	mg/L	0.00053	0.31%
Ti 334.903†	39.6	0.00141	mg/L	0.000761	0.00141	mg/L	0.000761	53.88%
Tl 190.801†	-11.6	-0.00821	mg/L	0.003096	-0.00821	mg/L	0.003096	37.72%
V 292.402†	264.4	0.00112	mg/L	0.000193	0.00112	mg/L	0.000193	17.32%
Zn 206.200†	10.5	0.01047	mg/L	0.001094	0.01047	mg/L	0.001094	10.46%

Sequence No.: 27
Sample ID: JY77 A TWC
Analyst: JLB
Initial Sample Wt:
Dilution: 1X

Autosampler Location: 28
Date Collected: 10/3/2006 7:49:46 PM
Data Type: Original
Initial Sample Vol:
Sample Prep Vol:

Nebulizer Parameters: JY77 A TWC

Analyte	Back Pressure	Flow
All	167.0 kPa	0.50 L/min

Mean Data: JY77 A TWC

Analyte	Mean Corrected Intensity	Calib Conc.	Calib Units	Std.Dev.	Sample Conc.	Sample Units	Std.Dev.	RSD
ScA 357.253	1565575.7	81.53	%	0.633				0.78%
ScR 361.383	172210.8	83.61	%	0.786				0.94%
Ag 328.068†	-455.0	0.00011	mg/L	0.000017	0.00011	mg/L	0.000017	16.35%
Al 308.215†	26.2	0.01789	mg/L	0.011642	0.01789	mg/L	0.011642	65.06%
As 188.979†	20.2	0.01422	mg/L	0.003193	0.01422	mg/L	0.003193	22.46%
B 249.677†	26.8	0.00973	mg/L	0.002453	0.00973	mg/L	0.002453	25.21%
Ba 233.527†	82.5	0.02299	mg/L	0.001060	0.02299	mg/L	0.001060	4.61%
Be 313.042†	128.7	0.00020	mg/L	0.000065	0.00020	mg/L	0.000065	32.71%
Ca 317.933†	743939.7	29.64	mg/L	0.048	29.64	mg/L	0.048	0.16%
Cd 228.802†	2.1	0.00003	mg/L	0.000064	0.00003	mg/L	0.000064	227.39%
Co 228.616†	158.7	0.00260	mg/L	0.000263	0.00260	mg/L	0.000263	10.08%
Cr 267.716†	29.7	0.00156	mg/L	0.000382	0.00156	mg/L	0.000382	24.53%
Cu 324.752†	-637.5	0.00148	mg/L	0.000267	0.00148	mg/L	0.000267	18.07%
Fe 273.955†	36143.6	35.57	mg/L	0.585	35.57	mg/L	0.585	1.65%
K 766.490†	3081.1	1.612	mg/L	0.0283	1.612	mg/L	0.0283	1.76%
Mg 279.077†	25625.4	15.51	mg/L	0.260	15.51	mg/L	0.260	1.67%
Mn 257.610†	64996.8	2.468	mg/L	0.0339	2.468	mg/L	0.0339	1.38%
Mo 202.031†	40.9	0.00276	mg/L	0.000345	0.00276	mg/L	0.000345	12.51%
Na 589.592†	194847.2	34.73	mg/L	0.158	34.73	mg/L	0.158	0.45%
Na 330.237†	1094.4	34.22	mg/L	0.499	34.22	mg/L	0.499	1.46%
Ni 231.604†	2.3	0.00121	mg/L	0.003418	0.00121	mg/L	0.003418	281.64%
Pb 220.353†	40.5	0.00332	mg/L	0.000643	0.00332	mg/L	0.000643	19.35%
Sb 206.836†	7.3	0.00136	mg/L	0.001102	0.00136	mg/L	0.001102	80.78%
Se 196.026†	-11.0	-0.00443	mg/L	0.003605	-0.00443	mg/L	0.003605	81.31%
Si 288.158†	2483.9	1.624	mg/L	0.0308	1.624	mg/L	0.0308	1.89%
Sn 189.927†	-53.9	-0.00689	mg/L	0.001113	-0.00689	mg/L	0.001113	16.15%
Sr 421.552†	129986.4	0.1738	mg/L	0.00068	0.1738	mg/L	0.00068	0.39%
Ti 334.903†	36.9	0.00132	mg/L	0.000724	0.00132	mg/L	0.000724	54.95%
Tl 190.801†	-6.3	-0.00448	mg/L	0.003165	-0.00448	mg/L	0.003165	70.71%
V 292.402†	341.5	0.00135	mg/L	0.000206	0.00135	mg/L	0.000206	15.30%
Zn 206.200†	7.9	0.00773	mg/L	0.002146	0.00773	mg/L	0.002146	27.75%

Sequence No.: 28
Sample ID: JY77 ASPK TWC
Analyst: JLB
Initial Sample Wt:
Dilution: 1X

Autosampler Location: 29
Date Collected: 10/3/2006 7:57:06 PM
Data Type: Original
Initial Sample Vol:
Sample Prep Vol:

Nebulizer Parameters: JY77 ASPK TWC

Analyte	Back Pressure	Flow
All	168.0 kPa	0.50 L/min

Mean Data: JY77 ASPK TWC

Analyte	Mean Corrected Intensity	Calib Conc.	Calib Units	Std.Dev.	Sample Conc.	Sample Units	Std.Dev.	RSD
ScA 357.253	1567958.7	81.66	%	0.225				0.28%
ScR 361.383	175698.0	85.30	%	0.708				0.83%
Ag 328.068†	181942.0	0.4772	mg/L	0.00027	0.4772	mg/L	0.00027	0.06%
Al 308.215†	2924.7	2.000	mg/L	0.0259	2.000	mg/L	0.0259	1.29%
As 188.979†	2494.3	1.909	mg/L	0.0064	1.909	mg/L	0.0064	0.33%
B 249.677†	18.1	0.00744	mg/L	0.002320	0.00744	mg/L	0.002320	31.17%
Ba 233.527†	5854.8	1.801	mg/L	0.0170	1.801	mg/L	0.0170	0.94%
Be 313.042†	314679.8	0.4912	mg/L	0.00200	0.4912	mg/L	0.00200	0.41%
Ca 317.933†	927969.2	36.97	mg/L	0.110	36.97	mg/L	0.110	0.30%
Cd 228.802†	20182.3	0.4915	mg/L	0.00107	0.4915	mg/L	0.00107	0.22%
Co 228.616†	22874.8	0.4638	mg/L	0.00139	0.4638	mg/L	0.00139	0.30%
Cr 267.716†	3750.9	0.4642	mg/L	0.00459	0.4642	mg/L	0.00459	0.99%
Cu 324.752†	164742.9	0.5101	mg/L	0.00106	0.5101	mg/L	0.00106	0.21%
Fe 273.955†	35853.8	35.28	mg/L	0.722	35.28	mg/L	0.722	2.05%
K 766.490†	22107.2	11.56	mg/L	0.194	11.56	mg/L	0.194	1.68%
Mg 279.077†	38858.8	23.54	mg/L	0.403	23.54	mg/L	0.403	1.71%
Mn 257.610†	72148.4	2.739	mg/L	0.0460	2.739	mg/L	0.0460	1.68%
Mo 202.031†	55.7	0.00370	mg/L	0.000170	0.00370	mg/L	0.000170	4.58%
Na 589.592†	238720.1	42.55	mg/L	0.128	42.55	mg/L	0.128	0.30%
Na 330.237†	1327.4	41.39	mg/L	0.854	41.39	mg/L	0.854	2.06%
Ni 231.604†	852.9	0.4529	mg/L	0.00859	0.4529	mg/L	0.00859	1.90%
Pb 220.353†	22476.9	1.837	mg/L	0.0089	1.837	mg/L	0.0089	0.49%
Sb 206.836†	15.7	0.00174	mg/L	0.002709	0.00174	mg/L	0.002709	156.00%
Se 196.026†	3659.4	1.946	mg/L	0.0106	1.946	mg/L	0.0106	0.54%
Si 288.158†	1861.0	1.218	mg/L	0.0174	1.218	mg/L	0.0174	1.43%
Sn 189.927†	-52.4	-0.00600	mg/L	0.000469	-0.00600	mg/L	0.000469	7.82%
Sr 421.552†	492131.6	0.6580	mg/L	0.00263	0.6580	mg/L	0.00263	0.40%
Ti 334.903†	39.7	0.00132	mg/L	0.001189	0.00132	mg/L	0.001189	90.37%
Tl 190.801†	2659.3	1.875	mg/L	0.0141	1.875	mg/L	0.0141	0.75%
V 292.402†	181830.5	0.5107	mg/L	0.00029	0.5107	mg/L	0.00029	0.06%
Zn 206.200†	449.3	0.4608	mg/L	0.00470	0.4608	mg/L	0.00470	1.02%

Sequence No.: 29
Sample ID: JY77 MB1SPK TWC
Analyst: JLB
Initial Sample Wt:
Dilution: 1X

Autosampler Location: 30
Date Collected: 10/3/2006 8:04:13 PM
Data Type: Original
Initial Sample Vol:
Sample Prep Vol:

Nebulizer Parameters: JY77 MB1SPK TWC

Analyte	Back Pressure	Flow
All	167.0 kPa	0.50 L/min

Mean Data: JY77 MB1SPK TWC

Analyte	Mean Corrected Intensity	Calib Conc.	Calib Units	Calib Std.Dev.	Sample Conc.	Sample Units	Sample Std.Dev.	RSD
ScA 357.253	1605312.8	83.60	%	0.561				0.67%
ScR 361.383	176900.1	85.88	%	0.304				0.35%
Ag 328.068†	185198.0	0.4845	mg/L	0.00326	0.4845	mg/L	0.00326	0.67%
Al 308.215†	2972.4	2.033	mg/L	0.0004	2.033	mg/L	0.0004	0.02%
As 188.979†	2474.0	1.894	mg/L	0.0231	1.894	mg/L	0.0231	1.22%
B 249.677†	-9.7	-0.00268	mg/L	0.002596	-0.00268	mg/L	0.002596	96.92%
Ba 233.527†	5911.6	1.821	mg/L	0.0082	1.821	mg/L	0.0082	0.45%
Be 313.042†	317273.5	0.4953	mg/L	0.00120	0.4953	mg/L	0.00120	0.24%
Ca 317.933†	237522.1	9.462	mg/L	0.0189	9.462	mg/L	0.0189	0.20%
Cd 228.802†	20528.5	0.5000	mg/L	0.00289	0.5000	mg/L	0.00289	0.58%
Co 228.616†	23397.1	0.4750	mg/L	0.00372	0.4750	mg/L	0.00372	0.78%
Cr 267.716†	3770.3	0.4685	mg/L	0.00393	0.4685	mg/L	0.00393	0.84%
Cu 324.752†	161481.9	0.4968	mg/L	0.00286	0.4968	mg/L	0.00286	0.57%
Fe 273.955†	1969.3	1.937	mg/L	0.0118	1.937	mg/L	0.0118	0.61%
K 766.490†	20180.6	10.56	mg/L	0.080	10.56	mg/L	0.080	0.76%
Mg 279.077†	15666.7	9.499	mg/L	0.0616	9.499	mg/L	0.0616	0.65%
Mn 257.610†	12375.8	0.4701	mg/L	0.00241	0.4701	mg/L	0.00241	0.51%
Mo 202.031†	24.5	0.00164	mg/L	0.000202	0.00164	mg/L	0.000202	12.30%
Na 589.592†	60464.1	10.78	mg/L	0.019	10.78	mg/L	0.019	0.18%
Na 330.237†	363.5	11.25	mg/L	0.543	11.25	mg/L	0.543	4.82%
Ni 231.604†	875.3	0.4648	mg/L	0.00447	0.4648	mg/L	0.00447	0.96%
Pb 220.353†	23240.5	1.899	mg/L	0.0118	1.899	mg/L	0.0118	0.62%
Sb 206.836†	9.9	0.00105	mg/L	0.003188	0.00105	mg/L	0.003188	304.96%
Se 196.026†	3612.5	1.920	mg/L	0.0157	1.920	mg/L	0.0157	0.82%
Si 288.158†	35.4	0.02413	mg/L	0.002847	0.02413	mg/L	0.002847	11.80%
Sn 189.927†	-22.7	-0.00302	mg/L	0.000509	-0.00302	mg/L	0.000509	16.85%
Sr 421.552†	378400.6	0.5059	mg/L	0.00111	0.5059	mg/L	0.00111	0.22%
Ti 334.903†	17.4	0.00052	mg/L	0.000265	0.00052	mg/L	0.000265	51.01%
Tl 190.801†	2748.5	1.938	mg/L	0.0204	1.938	mg/L	0.0204	1.05%
V 292.402†	177956.5	0.4995	mg/L	0.00332	0.4995	mg/L	0.00332	0.67%
Zn 206.200†	452.5	0.4644	mg/L	0.00418	0.4644	mg/L	0.00418	0.90%

Sequence No.: 30
Sample ID: CV 7
Analyst: JLB 7
Initial Sample Wt:
Dilution: 1X

Autosampler Location: 7
Date Collected: 10/3/2006 8:11:34 PM
Data Type: Original
Initial Sample Vol:
Sample Prep Vol:

Nebulizer Parameters: CV

Analyte	Back Pressure	Flow
All	168.0 kPa	0.50 L/min

Mean Data: CV

Analyte	Mean Corrected Intensity	Calib Conc.	Calib Units	Calib Std.Dev.	Sample Conc.	Sample Units	Sample Std.Dev.	RSD
ScA 357.253	1559391.1	81.21	%	0.454				0.56%
ScR 361.383	172056.4	83.53	%	0.291				0.35%
Ag 328.068†	362578.4	0.9483	mg/L	0.00312	0.9483	mg/L	0.00312	0.33%
Al 308.215†	2810.9	1.894	mg/L	0.0037	1.894	mg/L	0.0037	0.19%
As 188.979†	2386.4	1.824	mg/L	0.0083	1.824	mg/L	0.0083	0.46%
B 249.677†	2490.2	0.9060	mg/L	0.00460	0.9060	mg/L	0.00460	0.51%
Ba 233.527†	2892.5	0.8907	mg/L	0.00244	0.8907	mg/L	0.00244	0.27%
Be 313.042†	600948.6	0.9381	mg/L	0.00360	0.9381	mg/L	0.00360	0.38%
Ca 317.933†	47011.8	1.873	mg/L	0.0023	1.873	mg/L	0.0023	0.12%
Cd 228.802†	40077.9	0.9789	mg/L	0.00231	0.9789	mg/L	0.00231	0.24%
Co 228.616†	45786.4	0.9288	mg/L	0.00431	0.9288	mg/L	0.00431	0.46%
Cr 267.716†	7070.4	0.8818	mg/L	0.00085	0.8818	mg/L	0.00085	0.10%
Cu 324.752†	328374.1	1.009	mg/L	0.0019	1.009	mg/L	0.0019	0.19%
Fe 273.955†	1869.4	1.837	mg/L	0.0039	1.837	mg/L	0.0039	0.21%
K 766.490†	38358.7	20.07	mg/L	0.084	20.07	mg/L	0.084	0.42%
Mg 279.077†	2970.2	1.805	mg/L	0.0071	1.805	mg/L	0.0071	0.39%
Mn 257.610†	23428.0	0.8900	mg/L	0.00229	0.8900	mg/L	0.00229	0.26%
Mo 202.031†	12858.7	0.9716	mg/L	0.00593	0.9716	mg/L	0.00593	0.61%
Na 589.592†	282439.3	50.34	mg/L	0.100	50.34	mg/L	0.100	0.20%
Na 330.237†	1573.2	49.63	mg/L	0.184	49.63	mg/L	0.184	0.37%
Ni 231.604†	1710.7	0.9095	mg/L	0.00120	0.9095	mg/L	0.00120	0.13%
Pb 220.353†	22211.7	1.816	mg/L	0.0117	1.816	mg/L	0.0117	0.65%
Sb 206.836†	2829.2	2.015	mg/L	0.0139	2.015	mg/L	0.0139	0.69%
Se 196.026†	3443.1	1.829	mg/L	0.0128	1.829	mg/L	0.0128	0.70%
Si 288.158†	2915.0	1.908	mg/L	0.0057	1.908	mg/L	0.0057	0.30%
Sn 189.927†	5375.6	0.9065	mg/L	0.00584	0.9065	mg/L	0.00584	0.64%
Sr 421.552†	735361.8	0.9832	mg/L	0.00242	0.9832	mg/L	0.00242	0.25%
Ti 334.903†	27159.3	0.9707	mg/L	0.00297	0.9707	mg/L	0.00297	0.31%
Tl 190.801†	2674.4	1.885	mg/L	0.0055	1.885	mg/L	0.0055	0.29%
V 292.402†	341765.2	0.9595	mg/L	0.00300	0.9595	mg/L	0.00300	0.31%
Zn 206.200†	884.7	0.9072	mg/L	0.00200	0.9072	mg/L	0.00200	0.22%

Sequence No.: 31
Sample ID: CB 7
Analyst: JLB
Initial Sample Wt:
Dilution: 1X

Autosampler Location: 1
Date Collected: 10/3/2006 8:18:43 PM
Data Type: Original
Initial Sample Vol:
Sample Prep Vol:

Nebulizer Parameters: CB

Analyte	Back Pressure	Flow
All	168.0 kPa	0.50 L/min

Mean Data: CB

Analyte	Mean Corrected Intensity	Calib Conc.	Calib Units	Calib Std.Dev.	Sample Conc.	Sample Units	Sample Std.Dev.	RSD
ScA 357.253	1609501.5	83.82	%	0.573				0.68%
ScR 361.383	173895.0	84.42	%	0.239				0.28%
Ag 328.068†	-5.5	-0.00001	mg/L	0.000125	-0.00001	mg/L	0.000125	872.96%
Al 308.215†	-3.7	-0.00254	mg/L	0.006320	-0.00254	mg/L	0.006320	249.24%
As 188.979†	7.2	0.00552	mg/L	0.004171	0.00552	mg/L	0.004171	75.57%
B 249.677†	12.5	0.00453	mg/L	0.001436	0.00453	mg/L	0.001436	31.70%
Ba 233.527†	4.3	0.00134	mg/L	0.001945	0.00134	mg/L	0.001945	145.47%
Be 313.042†	126.6	0.00020	mg/L	0.000006	0.00020	mg/L	0.000006	2.98%
Ca 317.933†	33.9	0.00135	mg/L	0.001279	0.00135	mg/L	0.001279	94.82%
Cd 228.802†	3.2	0.00007	mg/L	0.000088	0.00007	mg/L	0.000088	127.61%
Co 228.616†	-5.5	-0.00011	mg/L	0.000094	-0.00011	mg/L	0.000094	85.07%
Cr 267.716†	6.1	0.00076	mg/L	0.000561	0.00076	mg/L	0.000561	73.40%
Cu 324.752†	162.0	0.00050	mg/L	0.000140	0.00050	mg/L	0.000140	28.18%
Fe 273.955†	1.4	0.00136	mg/L	0.004186	0.00136	mg/L	0.004186	306.68%
K 766.490†	417.0	0.2181	mg/L	0.03251	0.2181	mg/L	0.03251	14.90%
Mg 279.077†	-26.2	-0.01590	mg/L	0.009149	-0.01590	mg/L	0.009149	57.55%
Mn 257.610†	8.9	0.00034	mg/L	0.000109	0.00034	mg/L	0.000109	32.37%
Mo 202.031†	4.2	0.00032	mg/L	0.000022	0.00032	mg/L	0.000022	6.82%
Na 589.592†	1474.6	0.2628	mg/L	0.00825	0.2628	mg/L	0.00825	3.14%
Na 330.237†	12.0	0.3761	mg/L	0.65085	0.3761	mg/L	0.65085	173.03%
Ni 231.604†	-4.3	-0.00228	mg/L	0.001066	-0.00228	mg/L	0.001066	46.69%
Pb 220.353†	15.3	0.00125	mg/L	0.000501	0.00125	mg/L	0.000501	40.14%
Sb 206.836†	-0.6	-0.00040	mg/L	0.002372	-0.00040	mg/L	0.002372	590.69%
Se 196.026†	13.7	0.00726	mg/L	0.003835	0.00726	mg/L	0.003835	52.80%
Si 288.158†	-4.2	-0.00276	mg/L	0.002897	-0.00276	mg/L	0.002897	105.12%
Sn 189.927†	13.7	0.00229	mg/L	0.000110	0.00229	mg/L	0.000110	4.81%
Sr 421.552†	-27.6	-0.00004	mg/L	0.000043	-0.00004	mg/L	0.000043	116.23%
Ti 334.903†	-12.7	-0.00046	mg/L	0.000434	-0.00046	mg/L	0.000434	95.22%
Tl 190.801†	9.9	0.00696	mg/L	0.003341	0.00696	mg/L	0.003341	47.99%
V 292.402†	86.8	0.00025	mg/L	0.000155	0.00025	mg/L	0.000155	62.67%
Zn 206.200†	3.9	0.00402	mg/L	0.000140	0.00402	mg/L	0.000140	3.49%

OPTIMA ICP SAMPLE RUN LOG

9.25.06
IEC Date: ~~10.5.06~~ Analysis Date: 10.5.06 Analyst: BW

LR Date: 6.19.06 Page: 1 of 4

All corrections made by analyst unless otherwise noted. 10.5.06 BW

Edit Label	Delete Data	ARI Sample ID	Prep. Code	Dilution	Comments
		Std 1			
		2			SCR high
		3			↓
		Std 1			2307-7
		2			2308-8
		3			-9
		4			-10
		5			-11
		ICV			2308-1
		ICB			
		CRI			
		ICSA			
		ICSAB			
		CCV1			
		CCB1			
	✓	JY64 MB	SucC	2	Zn,014 USE ICP-MS 10.4.06
		~~JY43R MB~~ JY95MB	↓	↓	Pb,02 CAF (Zn,03 MR)
		~~JY49R MR JY43R~~ MB			Zn,017 AN
		JY49R MB			Pb,02 Zn,02 CAF
		↓ A			
		JY43R A			
	✓	JY64 A			
	✓	↓ MBSplk		✓	
R		JY49R MBSplk	↓	↓	

OPTIMA ICP SAMPLE RUN LOG

IEC Date: — Analysis Date: 10.5.06 Analyst: BW

LR Date: — Page: 2 of 4

All corrections made by analyst unless otherwise noted.

Edit Label	Delete Data	ARI Sample ID	Prep. Code	Dilution	Comments
		J443R Ref	Sac	2 ✓	
		CCV2			
		CCB2			
		JY37MB	WMN		
		JX50MB	TWC		
		JY56C		2	
		JY77D			
		E			
		G			
		Adup		✓	
	✓	A			noisy - rerun
		Aspk		✓	Fe Mn STL
		MBlspk		✓	
		CCV3			
		CCB3			Cu -.002
	✓	JY56MB1	TWC		CBOUT
		JY77A			
		JY56F		10	
		G		10	
		B			
		Adup		✓	
		A			
		Aspk		✓	Fe Na STL
		MBlspk		✓	

OPTIMA ICP SAMPLE RUN LOG

IEC Date: — Analysis Date: 10.5.06 Analyst: BLW

LR Date: — Page: 3 of 4

All corrections made by analyst unless otherwise noted.

Edit Label	Delete Data	ARI Sample ID	Prep. Code	Dilution	Comments
		CCV4			CV low Na high
		CCB4			
		SD			
		CCV5			
		CCB5			
		JY56 MB1	TWC		
		JY77 A			
		JY56 F		5	
		G		↓	
		B			
		Adup		✓	
		A			
		Aspk		✓	Na STL
		MB1spk		✓	
		CCV6			
		CCB6			
✓		JX95 MB1	SWC	2	Pb .02 (Zn .03) CONFIRMS
✓		JY43R MB			Zn .013
✓		JY49R MB			Zn .02 Pb .02
		JX95 A			
		↓ B			
		JX80 B			
		C			
		D			

10/9/06

ANALYTICAL RESOURCES INCORPORATED

Metals Data Review Checklist

Method: ICP ICP-MS GFA CVA **Analysis Date:** 10·5·06

	Analyst BW 10·6	Peer AM 10/6	Comment
Logbook:			
Analyst, Date, Method info	✓	✓	
Sample ID's	✓	✓	
Standard/QC solution ID's recorded	✓	✓	
Prep codes	✓	✓	
Dilution factors	✓	✓	
Crossouts/Corrections/Deletions	✓	✓	
Calibration:			
Blank & Standard intensities	✓	✓	
Standard deviations	✓	✓	
Curve fit	✓	✓	
Calibration Verification:			
ICV/CCV	✓	✓	see log
ICB/CCB	✓	✓	
Samples:			
RSD's & SD's	✓	✓	see log
Internal Standards	✓	✓	
Carry-over	✓	✓	
Method QC:			
CRI/CRA	✓	✓	
ICSA/ICSAB	✓	✓	
Post Spikes/Serial Dilutions	—	—	
Analytic Spikes	—	—	
Matrix QC:			
SRM/LCS	✓	✓	
Matrix Spikes	✓	✓	
Matrix Duplicates	✓	✓	
Method Blanks	✓	✓	JX95 JY43R JY49R
Data Distribution:			
Requested elements/isotope identified	✓	✓	
Correct samples identified for distribution	✓	✓	
Raw data match distributed data	✓	✓	
Data filename correct	✓	✓	
Necessary Analysts Notes and CAF's	✓	✓	JX95 JY43R JY49R

User canceled analysis.

Align View XY Axial for analyte Mn 257.610

X-position	Y-position	Intensity
-2.0	15.0	157128.0
-1.6	15.0	217350.2
-1.2	15.0	303891.1
-0.8	15.0	385193.1
-0.4	15.0	463421.1
0.0	15.0	508468.8
0.4	15.0	506119.2
0.8	15.0	447773.6
1.2	15.0	379669.4
1.6	15.0	294778.7
2.0	15.0	224164.5
0.0	10.0	2041.0
0.0	10.5	13316.6
0.0	11.0	25610.4
0.0	11.5	42067.7
0.0	12.0	69231.7
0.0	12.5	140065.8
0.0	13.0	211880.7
0.0	13.5	280102.7
0.0	14.0	357161.5
0.0	14.5	482941.9
0.0	15.0	500924.6
0.0	15.5	482046.5
0.0	16.0	421991.3
0.0	16.5	274617.2
0.0	17.0	196921.6
0.0	17.5	143397.4
0.0	18.0	93112.0
0.0	18.5	60994.4
0.0	19.0	17293.8
0.0	19.5	7102.0
0.0	20.0	3804.8
-0.8	15.0	389811.9
-0.4	15.0	483066.9
0.0	15.0	511810.4
0.4	15.0	501289.3
0.8	15.0	451448.7
0.0	13.0	213259.5
0.0	13.5	275733.3
0.0	14.0	367564.0
0.0	14.5	502547.7
0.0	15.0	513299.7
0.0	15.5	490479.2
0.0	16.0	443661.5
0.0	16.5	276604.2
0.0	17.0	202992.1

10/5/2006 11:11:26 AM aligned for analyte Mn 257.610
X viewing position set to 0.0 mm having Peak intensity 513299.7 for Axial viewing
Y viewing position set to 15.0 mm having Peak intensity 513299.7 for Axial viewing

Align View X Radial for analyte Mn 257.610

X-position	Y-position	Intensity
-7.0	15.0	5814.9
-6.5	15.0	6115.9
-6.0	15.0	5569.5
-5.5	15.0	6289.0
-5.0	15.0	9223.5
-4.5	15.0	15427.2
-4.0	15.0	21991.8
-3.5	15.0	33258.2
-3.0	15.0	50722.7
-2.5	15.0	92487.9
-2.0	15.0	166072.8
-1.5	15.0	201716.3
-1.0	15.0	221820.4
-0.5	15.0	238117.3

0.0	15.0	227742.5
0.5	15.0	226758.7
1.0	15.0	164359.7
1.5	15.0	84853.1
2.0	15.0	41990.6
2.5	15.0	34974.8
3.0	15.0	24324.3
3.5	15.0	17669.2
4.0	15.0	10620.9
4.5	15.0	5834.2
5.0	15.0	3028.2
5.5	15.0	2043.2
6.0	15.0	1902.0
6.5	15.0	1577.0
7.0	15.0	1572.7

10/5/2006 11:14:13 AM aligned for analyte Mn 257.610
X viewing position set to -0.5 mm having Peak intensity 238117.3 for Radial viewing

==========

==========

Align View X Radial for analyte Mn 257.610

X-position	Y-position	Intensity
-7.0	15.0	4475.6
-6.5	15.0	6009.2
-6.0	15.0	6033.7
-5.5	15.0	5307.9
-5.0	15.0	5673.5
-4.5	15.0	9184.9
-4.0	15.0	14949.0
-3.5	15.0	21617.5
-3.0	15.0	31817.0
-2.5	15.0	47854.7
-2.0	15.0	89325.4
-1.5	15.0	160522.8
-1.0	15.0	200210.4
-0.5	15.0	223616.9
0.0	15.0	229346.1
0.5	15.0	231130.4
1.0	15.0	213003.7
1.5	15.0	160942.9
2.0	15.0	84937.3
2.5	15.0	39854.3
3.0	15.0	34130.2
3.5	15.0	25141.2
4.0	15.0	17135.1
4.5	15.0	10122.7
5.0	15.0	5619.5
5.5	15.0	3011.0
6.0	15.0	1991.7
6.5	15.0	1859.6
7.0	15.0	1517.9

10/5/2006 11:16:13 AM aligned for analyte Mn 257.610
X viewing position set to 0.5 mm having Peak intensity 231130.4 for Radial viewing

==========

Nebulizer Parameters: Hg_ReAlign

Analyte	Back Pressure	Flow
All	174.0 kPa	0.50 L/min

==========

10/5/2006 11:35:05 AM Hg ReAlign... Actual peak offset (nm): -0.001
Drift (nm): -0.000 Slit adjustment: 0

==========

==========

Analysis Begun

Start Time: 10/5/2006 11:37:29 AM **Plasma On Time: 10/5/2006 10:51:52 AM**
Logged In Analyst: metals **Technique: ICP Continuous**
Spectrometer Model: Optima 4300 DV, S/N 077N0060101Autosampler Model: AS-93plus

Sample Information File: C:\pe\Administrator\Sample Information\CRISET.sif
Batch ID:
Results Data Set: PE061005
Results Library: C:\pe\Administrator\Results\Results.mdb

Sequence No.: 1
Sample ID: Calib Blank 1
Analyst:
Initial Sample Wt:
Dilution:
Autosampler Location: 1
Date Collected: 10/5/2006 11:37:30 AM
Data Type: Original
Initial Sample Vol:
Sample Prep Vol:

Nebulizer Parameters: Calib Blank 1

Analyte	Back Pressure	Flow
All	174.0 kPa	0.50 L/min

Mean Data: Calib Blank 1

Analyte	Mean Corrected Intensity	Std.Dev.	RSD	Conc.	Calib Units
ScA 357.253	1296112.4	8211.62	0.63%	100.0	%
ScR 361.383	129929.9	463.92	0.36%	100.0	%
Ag 328.068†	280.0	30.48	10.88%	[0.00]	mg/L
Al 308.215†	-128.0	13.96	10.91%	[0.00]	mg/L
As 188.979†	20.2	2.51	12.42%	[0.00]	mg/L
B 249.677†	16.6	1.17	7.02%	[0.00]	mg/L
Ba 233.527†	15.8	1.08	6.79%	[0.00]	mg/L
Be 313.042†	902.4	27.74	3.07%	[0.00]	mg/L
Ca 317.933†	125.8	17.04	13.54%	[0.00]	mg/L
Cd 228.802†	93.7	0.58	0.62%	[0.00]	mg/L
Co 228.616†	64.9	2.58	3.97%	[0.00]	mg/L
Cr 267.716†	-3.2	6.98	216.29%	[0.00]	mg/L
Cu 324.752†	3506.0	31.83	0.91%	[0.00]	mg/L
Fe 273.955†	-24.3	4.34	17.89%	[0.00]	mg/L
K 766.490†	1431.0	32.83	2.29%	[0.00]	mg/L
Mg 279.077†	-282.8	4.48	1.58%	[0.00]	mg/L
Mn 257.610†	56.0	2.43	4.33%	[0.00]	mg/L
Mo 202.031†	-8.7	4.62	53.24%	[0.00]	mg/L
Na 589.592†	33.9	16.28	48.03%	[0.00]	mg/L
Na 330.237†	-189.7	8.57	4.52%	[0.00]	mg/L
Ni 231.604†	-9.2	1.63	17.68%	[0.00]	mg/L
Pb 220.353†	150.1	4.32	2.88%	[0.00]	mg/L
Sb 206.836†	13.7	1.86	13.55%	[0.00]	mg/L
Se 196.026†	-39.2	0.91	2.31%	[0.00]	mg/L
Si 288.158†	10.7	5.06	47.07%	[0.00]	mg/L
Sn 189.927†	9.1	3.24	35.77%	[0.00]	mg/L
Sr 421.552†	64.0	27.53	43.01%	[0.00]	mg/L
Ti 334.903†	-264.9	13.33	5.03%	[0.00]	mg/L
Tl 190.801†	-9.6	1.12	11.67%	[0.00]	mg/L
V 292.402†	-0.7	30.34	>999.9%	[0.00]	mg/L
Zn 206.200†	-2.0	1.18	57.90%	[0.00]	mg/L

Sequence No.: 2
Sample ID: STD2
Analyst:
Initial Sample Wt:
Dilution:

Autosampler Location: 2
Date Collected: 10/5/2006 11:43:51 AM
Data Type: Original
Initial Sample Vol:
Sample Prep Vol:

Nebulizer Parameters: STD2

Analyte	Back Pressure	Flow
All	175.0 kPa	0.50 L/min

Mean Data: STD2

Analyte	Mean Corrected Intensity	Std.Dev.	RSD	Conc.	Calib Units
ScA 357.253	1289733.0	6231.71	0.48%	99.51	%
ScR 361.383	156852.8	513.43	0.33%	120.7	%
Ba 233.527†	19869.9	55.61	0.28%	[10]	mg/L
Cd 228.802†	280558.9	628.01	0.22%	[10]	mg/L
Co 228.616†	309323.1	802.62	0.26%	[10]	mg/L
Cr 267.716†	56102.4	168.69	0.30%	[10]	mg/L
Cu 324.752†	2524458.2	6882.39	0.27%	[10]	mg/L
Mn 257.610†	179210.8	851.53	0.48%	[10]	mg/L
V 292.402†	2451767.2	7650.91	0.31%	[10]	mg/L

Sequence No.: 3
Sample ID: STD3
Analyst:
Initial Sample Wt:
Dilution:

Autosampler Location: 3
Date Collected: 10/5/2006 11:47:58 AM
Data Type: Original
Initial Sample Vol:
Sample Prep Vol:

Nebulizer Parameters: STD3

Analyte	Back Pressure	Flow
All	174.0 kPa	0.50 L/min

Mean Data: STD3

Analyte	Mean Corrected Intensity	Std.Dev.	RSD	Conc.	Calib Units
ScA 357.253	1278459.4	7441.19	0.58%	~~98.64~~	%
ScR 361.383	157497.1	1737.06	1.10%	121.2	%
Ag 328.068†	283875.1	1207.59	0.43%	[1.0]	mg/L
As 188.979†	7697.6	21.82	0.28%	[10]	mg/L
B 249.677†	23813.8	477.69	2.01%	[10]	mg/L
Be 313.042†	2510879.6	15569.17	0.62%	[5.0]	mg/L
Na 589.592†	234572.3	2153.93	0.92%	[50]	mg/L
Ni 231.604†	12634.9	220.58	1.75%	[10]	mg/L
Pb 220.353†	72258.9	240.53	0.33%	[10]	mg/L
Se 196.026†	10790.2	16.10	0.15%	[10]	mg/L
Sr 421.552†	2887428.1	43804.47	1.52%	[5]	mg/L
Tl 190.801†	9135.4	12.58	0.14%	[10]	mg/L
Zn 206.200†	5255.1	102.28	1.95%	[10]	mg/L

Analysis Begun

Start Time: 10/5/2006 12:01:59 PM
Plasma On Time: 10/5/2006 10:51:52 AM
Logged In Analyst: metals
Technique: ICP Continuous
Spectrometer Model: Optima 4300 DV, S/N 077N0060101Autosampler Model: AS-93plus

Sample Information File: C:\pe\Administrator\Sample Information\CRISET.sif
Batch ID:
Results Data Set: PE061005
Results Library: C:\pe\Administrator\Results\Results.mdb

Sequence No.: 1
Autosampler Location: 1
Sample ID: Calib Blank 1
Date Collected: 10/5/2006 12:02:00 PM
Analyst:
Data Type: Original
Initial Sample Wt:
Initial Sample Vol:
Dilution:
Sample Prep Vol:

Nebulizer Parameters: Calib Blank 1

Analyte	Back Pressure	Flow
All	174.0 kPa	0.50 L/min

Mean Data: Calib Blank 1

Analyte	Mean Corrected Intensity	Std.Dev.	RSD	Conc.	Calib Units
ScA 357.253	1293052.6	17656.91	1.37%	100.0	%
ScR 361.383	156169.9	929.44	0.60%	100.0	%
Ag 328.068†	311.2	53.42	17.17%	[0.00]	mg/L
Al 308.215†	-126.6	6.98	5.51%	[0.00]	mg/L
As 188.979†	20.7	0.50	2.42%	[0.00]	mg/L
B 249.677†	26.1	3.62	13.83%	[0.00]	mg/L
Ba 233.527†	16.7	2.79	16.74%	[0.00]	mg/L
Be 313.042†	938.0	11.97	1.28%	[0.00]	mg/L
Ca 317.933†	96.8	2.41	2.49%	[0.00]	mg/L
Cd 228.802†	93.1	3.64	3.91%	[0.00]	mg/L
Co 228.616†	53.7	7.72	14.37%	[0.00]	mg/L
Cr 267.716†	-23.0	2.47	10.71%	[0.00]	mg/L
Cu 324.752†	3340.3	53.52	1.60%	[0.00]	mg/L
Fe 273.955†	-22.3	1.78	7.98%	[0.00]	mg/L
K 766.490†	1739.8	19.20	1.10%	[0.00]	mg/L
Mg 279.077†	-274.2	5.15	1.88%	[0.00]	mg/L
Mn 257.610†	59.0	1.39	2.36%	[0.00]	mg/L
Mo 202.031†	-6.3	1.04	16.60%	[0.00]	mg/L
Na 589.592†	73.5	31.61	42.99%	[0.00]	mg/L
Na 330.237†	-166.9	7.20	4.32%	[0.00]	mg/L
Ni 231.604†	-12.5	1.29	10.33%	[0.00]	mg/L
Pb 220.353†	146.5	6.93	4.73%	[0.00]	mg/L
Sb 206.836†	13.4	1.04	7.75%	[0.00]	mg/L
Se 196.026†	-40.2	3.90	9.70%	[0.00]	mg/L
Si 288.158†	13.0	9.48	73.07%	[0.00]	mg/L
Sn 189.927†	7.6	2.98	39.28%	[0.00]	mg/L
Sr 421.552†	59.7	23.35	39.09%	[0.00]	mg/L
Ti 334.903†	-270.6	26.39	9.75%	[0.00]	mg/L
Tl 190.801†	-9.4	2.31	24.54%	[0.00]	mg/L
V 292.402†	-20.1	69.15	343.42%	[0.00]	mg/L
Zn 206.200†	-1.1	1.21	106.63%	[0.00]	mg/L

Sequence No.: 2
Sample ID: STD2
Analyst:
Initial Sample Wt:
Dilution:
Autosampler Location: 2
Date Collected: 10/5/2006 12:08:21 PM
Data Type: Original
Initial Sample Vol:
Sample Prep Vol:

Nebulizer Parameters: STD2

Analyte	Back Pressure	Flow
All	175.0 kPa	0.50 L/min

Mean Data: STD2

Analyte	Mean Corrected Intensity	Std.Dev.	RSD	Conc.	Calib Units
ScA 357.253	1284835.8	21238.82	1.65%	99.36	%
ScR 361.383	155825.3	557.34	0.36%	99.78	%
Ba 233.527†	23617.8	275.61	1.17%	[10]	mg/L
Cd 228.802†	279281.1	1813.88	0.65%	[10]	mg/L
Co 228.616†	308898.3	2167.50	0.70%	[10]	mg/L
Cr 267.716†	66741.2	718.72	1.08%	[10]	mg/L
Cu 324.752†	2512778.3	18820.46	0.75%	[10]	mg/L
Mn 257.610†	212801.0	2090.42	0.98%	[10]	mg/L
V 292.402†	2440035.2	15044.12	0.62%	[10]	mg/L

Sequence No.: 3
Sample ID: STD3
Analyst:
Initial Sample Wt:
Dilution:

Autosampler Location: 3
Date Collected: 10/5/2006 12:12:29 PM
Data Type: Original
Initial Sample Vol:
Sample Prep Vol:

Nebulizer Parameters: STD3

Analyte	Back Pressure	Flow
All	175.0 kPa	0.50 L/min

Mean Data: STD3

Analyte	Mean Corrected Intensity	Std.Dev.	RSD	Conc.	Calib Units
ScA 357.253	1281153.7	2006.61	0.16%	99.08	%
ScR 361.383	158486.0	206.61	0.13%	101.5	%
Ag 328.068†	282469.9	522.36	0.18%	[1.0]	mg/L
As 188.979†	7670.7	36.51	0.48%	[10]	mg/L
B 249.677†	28902.4	35.31	0.12%	[10]	mg/L
Be 313.042†	3005065.0	9524.79	0.32%	[5.0]	mg/L
Na 589.592†	280963.7	1528.24	0.54%	[50]	mg/L
Ni 231.604†	15310.4	36.93	0.24%	[10]	mg/L
Pb 220.353†	71914.9	423.96	0.59%	[10]	mg/L
Se 196.026†	10771.4	60.80	0.56%	[10]	mg/L
Sr 421.552†	3470355.8	13974.98	0.40%	[5]	mg/L
Tl 190.801†	9125.9	30.26	0.33%	[10]	mg/L
Zn 206.200†	6356.4	20.71	0.33%	[10]	mg/L

Sequence No.: 4
Sample ID: STD4
Analyst:
Initial Sample Wt:
Dilution:

Autosampler Location: 4
Date Collected: 10/5/2006 12:17:30 PM
Data Type: Original
Initial Sample Vol:
Sample Prep Vol:

Nebulizer Parameters: STD4

Analyte	Back Pressure	Flow
All	175.0 kPa	0.50 L/min

Mean Data: STD4

Analyte	Mean Corrected Intensity	Std.Dev.	RSD	Conc.	Calib Units
ScA 357.253	1295601.2	4210.92	0.33%	100.2	%
ScR 361.383	155488.9	1264.45	0.81%	99.56	%
Mo 202.031†	90833.9	388.52	0.43%	[10]	mg/L
Sb 206.836†	9831.1	19.73	0.20%	[10]	mg/L
Si 288.158†	12623.6	123.59	0.98%	[10]	mg/L
Sn 189.927†	34518.5	189.30	0.55%	[10]	mg/L
Ti 334.903†	240970.0	614.73	0.26%	[10]	mg/L

Sequence No.: 5
Sample ID: STD5
Analyst:
Initial Sample Wt:
Dilution:

Autosampler Location: 5
Date Collected: 10/5/2006 12:22:07 PM
Data Type: Original
Initial Sample Vol:
Sample Prep Vol:

Nebulizer Parameters: STD5

Analyte	Back Pressure	Flow
All	175.0 kPa	0.50 L/min

Mean Data: STD5

Analyte	Mean Corrected Intensity	Std.Dev.	RSD	Calib Conc.	Units
ScA 357.253	1260178.1	1140.39	0.09%	97.46	%
ScR 361.383	155071.1	236.70	0.15%	99.30	%
Al 308.215†	37594.2	185.13	0.49%	[30]	mg/L
Ca 317.933†	520971.1	2651.80	0.51%	[30]	mg/L
Fe 273.955†	80822.9	655.50	0.81%	[100]	mg/L
K 766.490†	141289.2	1020.21	0.72%	[100]	mg/L
Mg 279.077†	35308.0	178.09	0.50%	[30]	mg/L
Na 330.237†	2993.9	8.09	0.27%	[100]	mg/L

Calibration Summary

Analyte	Stds.	Equation	Intercept	Slope	Curvature	Corr. Coef.	Reslope
Ag 328.068	1	Lin Thru 0	0.0	282500	0.00000	1.000000	
Al 308.215	1	Lin Thru 0	0.0	1253	0.00000	1.000000	
As 188.979	1	Lin Thru 0	0.0	767.1	0.00000	1.000000	
B 249.677	1	Lin Thru 0	0.0	2890	0.00000	1.000000	
Ba 233.527	1	Lin Thru 0	0.0	2362	0.00000	1.000000	
Be 313.042	1	Lin Thru 0	0.0	601000	0.00000	1.000000	
Ca 317.933	1	Lin Thru 0	0.0	17370	0.00000	1.000000	
Cd 228.802	1	Lin Thru 0	0.0	27930	0.00000	1.000000	
Co 228.616	1	Lin Thru 0	0.0	30890	0.00000	1.000000	
Cr 267.716	1	Lin Thru 0	0.0	6674	0.00000	1.000000	
Cu 324.752	1	Lin Thru 0	0.0	251300	0.00000	1.000000	
Fe 273.955	1	Lin Thru 0	0.0	808.2	0.00000	1.000000	
K 766.490	1	Lin Thru 0	0.0	1413	0.00000	1.000000	
Mg 279.077	1	Lin Thru 0	0.0	1177	0.00000	1.000000	
Mn 257.610	1	Lin Thru 0	0.0	21280	0.00000	1.000000	
Mo 202.031	1	Lin Thru 0	0.0	9083	0.00000	1.000000	
Na 589.592	1	Lin Thru 0	0.0	5619	0.00000	1.000000	
Na 330.237	1	Lin Thru 0	0.0	29.94	0.00000	1.000000	
Ni 231.604	1	Lin Thru 0	0.0	1531	0.00000	1.000000	
Pb 220.353	1	Lin Thru 0	0.0	7191	0.00000	1.000000	
Sb 206.836	1	Lin Thru 0	0.0	983.1	0.00000	1.000000	
Se 196.026	1	Lin Thru 0	0.0	1077	0.00000	1.000000	
Si 288.158	1	Lin Thru 0	0.0	1262	0.00000	1.000000	
Sn 189.927	1	Lin Thru 0	0.0	3452	0.00000	1.000000	
Sr 421.552	1	Lin Thru 0	0.0	694100	0.00000	1.000000	
Ti 334.903	1	Lin Thru 0	0.0	24100	0.00000	1.000000	
Tl 190.801	1	Lin Thru 0	0.0	912.6	0.00000	1.000000	
V 292.402	1	Lin Thru 0	0.0	244000	0.00000	1.000000	
Zn 206.200	1	Lin Thru 0	0.0	635.6	0.00000	1.000000	

==========

Analysis Begun

Start Time: 10/5/2006 12:40:35 PM
Logged In Analyst: metals
Spectrometer Model: Optima 4300 DV, S/N 077N0060101
Plasma On Time: 10/5/2006 10:51:52 AM
Technique: ICP Continuous
Autosampler Model: AS-93plus

Sample Information File: C:\pe\Administrator\Sample Information\CRISET.sif
Batch ID:
Results Data Set: PE061005
Results Library: C:\pe\Administrator\Results\Results.mdb

==========

Sequence No.: 1
Sample ID: ICV
Analyst:
Initial Sample Wt:
Dilution: 1X
Autosampler Location: 7
Date Collected: 10/5/2006 12:40:35 PM
Data Type: Original
Initial Sample Vol:
Sample Prep Vol:

Nebulizer Parameters: CV

Analyte	Back Pressure	Flow
All	175.0 kPa	0.50 L/min

Mean Data: CV

Analyte	Mean Corrected Intensity	Calib Conc.	Calib Units	Calib Std.Dev.	Sample Conc.	Sample Units	Sample Std.Dev.	RSD
ScA 357.253	1279089.0	98.92	%	0.785				0.79%
ScR 361.383	155520.1	99.58	%	0.220				0.22%
Ag 328.068†	270918.0	0.9592	mg/L	0.01347	0.9592	mg/L	0.01347	1.40%
Al 308.215†	2514.2	1.970	mg/L	0.0196	1.970	mg/L	0.0196	1.00%
As 188.979†	1492.4	1.941	mg/L	0.0248	1.941	mg/L	0.0248	1.28%
B 249.677†	2752.5	0.9557	mg/L	0.00289	0.9557	mg/L	0.00289	0.30%
Ba 233.527†	2306.2	0.9760	mg/L	0.00593	0.9760	mg/L	0.00593	0.61%
Be 313.042†	592334.6	0.9840	mg/L	0.00689	0.9840	mg/L	0.00689	0.70%
Ca 317.933†	35560.0	2.048	mg/L	0.0026	2.048	mg/L	0.0026	0.13%
Cd 228.802†	28122.8	1.004	mg/L	0.0131	1.004	mg/L	0.0131	1.31%
Co 228.616†	29626.4	0.9575	mg/L	0.01278	0.9575	mg/L	0.01278	1.33%
Cr 267.716†	6406.1	0.9586	mg/L	0.00371	0.9586	mg/L	0.00371	0.39%
Cu 324.752†	256840.9	1.022	mg/L	0.0158	1.022	mg/L	0.0158	1.54%
Fe 273.955†	1655.5	2.046	mg/L	0.0144	2.046	mg/L	0.0144	0.70%
K 766.490†	28796.1	20.38	mg/L	0.021	20.38	mg/L	0.021	0.10%
Mg 279.077†	2377.4	2.024	mg/L	0.0088	2.024	mg/L	0.0088	0.43%
Mn 257.610†	20688.2	0.9726	mg/L	0.00165	0.9726	mg/L	0.00165	0.17%
Mo 202.031†	8870.0	0.9765	mg/L	0.01120	0.9765	mg/L	0.01120	1.15%
Na 589.592†	280894.1	49.99	mg/L	0.168	49.99	mg/L	0.168	0.34%
Na 330.237†	1523.1	50.86	mg/L	0.100	50.86	mg/L	0.100	0.20%
Ni 231.604†	1488.0	0.9731	mg/L	0.00457	0.9731	mg/L	0.00457	0.47%
Pb 220.353†	13962.9	1.944	mg/L	0.0315	1.944	mg/L	0.0315	1.62%
Sb 206.836†	2015.4	2.050	mg/L	0.0288	2.050	mg/L	0.0288	1.40%
Se 196.026†	2095.2	1.944	mg/L	0.0209	1.944	mg/L	0.0209	1.07%
Si 288.158†	2609.2	2.069	mg/L	0.0110	2.069	mg/L	0.0110	0.53%
Sn 189.927†	3195.8	0.9296	mg/L	0.00986	0.9296	mg/L	0.00986	1.06%
Sr 421.552†	685921.8	0.9883	mg/L	0.00639	0.9883	mg/L	0.00639	0.65%
Ti 334.903†	24217.5	1.004	mg/L	0.0011	1.004	mg/L	0.0011	0.11%
Tl 190.801†	1759.7	1.925	mg/L	0.0229	1.925	mg/L	0.0229	1.19%
V 292.402†	236881.6	0.9780	mg/L	0.01372	0.9780	mg/L	0.01372	1.40%
Zn 206.200†	617.4	0.9706	mg/L	0.00307	0.9706	mg/L	0.00307	0.32%

Sequence No.: 2
Sample ID: CB
Analyst:
Initial Sample Wt:
Dilution: 1X

Autosampler Location: 1
Date Collected: 10/5/2006 12:47:16 PM
Data Type: Original
Initial Sample Vol:
Sample Prep Vol:

Nebulizer Parameters: CB

Analyte	Back Pressure	Flow
All	174.0 kPa	0.50 L/min

Mean Data: CB

Analyte	Mean Corrected Intensity	Calib Conc.	Calib Units	Calib Std.Dev.	Sample Conc.	Sample Units	Sample Std.Dev.	RSD
ScA 357.253	1281469.7	99.10	%	0.322				0.33%
ScR 361.383	155172.2	99.36	%	0.832				0.84%
Ag 328.068†	-0.6	0.00000	mg/L	0.000099	0.00000	mg/L	0.000099	>999.9%
Al 308.215†	12.6	0.01003	mg/L	0.003051	0.01003	mg/L	0.003051	30.41%
As 188.979†	2.7	0.00354	mg/L	0.001287	0.00354	mg/L	0.001287	36.40%
B 249.677†	2.2	0.00078	mg/L	0.000829	0.00078	mg/L	0.000829	106.26%
Ba 233.527†	2.0	0.00086	mg/L	0.000899	0.00086	mg/L	0.000899	104.67%
Be 313.042†	3.7	0.00001	mg/L	0.000019	0.00001	mg/L	0.000019	309.43%
Ca 317.933†	-6.4	-0.00037	mg/L	0.000386	-0.00037	mg/L	0.000386	104.45%
Cd 228.802†	0.4	0.00001	mg/L	0.000102	0.00001	mg/L	0.000102	992.81%
Co 228.616†	7.9	0.00026	mg/L	0.000293	0.00026	mg/L	0.000293	113.85%
Cr 267.716†	4.3	0.00065	mg/L	0.000658	0.00065	mg/L	0.000658	100.97%
Cu 324.752†	50.9	0.00020	mg/L	0.000121	0.00020	mg/L	0.000121	59.36%
Fe 273.955†	2.2	0.00277	mg/L	0.001210	0.00277	mg/L	0.001210	43.70%
K 766.490†	18.5	0.01306	mg/L	0.008749	0.01306	mg/L	0.008749	66.99%
Mg 279.077†	-10.7	-0.00906	mg/L	0.004934	-0.00906	mg/L	0.004934	54.46%
Mn 257.610†	5.3	0.00025	mg/L	0.000181	0.00025	mg/L	0.000181	73.09%
Mo 202.031†	-0.1	-0.00001	mg/L	0.000213	-0.00001	mg/L	0.000213	>999.9%
Na 589.592†	280.2	0.04986	mg/L	0.008592	0.04986	mg/L	0.008592	17.23%
Na 330.237†	9.6	0.3220	mg/L	0.26551	0.3220	mg/L	0.26551	82.46%
Ni 231.604†	6.8	0.00446	mg/L	0.001627	0.00446	mg/L	0.001627	36.52%
Pb 220.353†	-1.5	-0.00021	mg/L	0.000316	-0.00021	mg/L	0.000316	152.21%
Sb 206.836†	4.3	0.00442	mg/L	0.002500	0.00442	mg/L	0.002500	56.56%
Se 196.026†	0.3	0.00028	mg/L	0.002642	0.00028	mg/L	0.002642	938.72%
Si 288.158†	-5.8	-0.00463	mg/L	0.004456	-0.00463	mg/L	0.004456	96.24%
Sn 189.927†	11.0	0.00320	mg/L	0.001730	0.00320	mg/L	0.001730	54.03%
Sr 421.552†	38.5	0.00006	mg/L	0.000066	0.00006	mg/L	0.000066	118.75%
Ti 334.903†	-23.4	-0.00097	mg/L	0.000296	-0.00097	mg/L	0.000296	30.40%
Tl 190.801†	3.7	0.00404	mg/L	0.002642	0.00404	mg/L	0.002642	65.45%
V 292.402†	17.5	0.00008	mg/L	0.000178	0.00008	mg/L	0.000178	231.59%
Zn 206.200†	-0.1	-0.00020	mg/L	0.002544	-0.00020	mg/L	0.002544	>999.9%

Sequence No.: 3
Sample ID: CRI
Analyst:
Initial Sample Wt:
Dilution: 1X

Autosampler Location: 8
Date Collected: 10/5/2006 12:53:38 PM
Data Type: Original
Initial Sample Vol:
Sample Prep Vol:

Nebulizer Parameters: CRI

Analyte	Back Pressure	Flow
All	175.0 kPa	0.50 L/min

Mean Data: CRI

Analyte	Mean Corrected Intensity	Calib Conc.	Calib Units	Calib Std.Dev.	Sample Conc.	Sample Units	Sample Std.Dev.	RSD
ScA 357.253	1288584.9	99.65	%	0.131				0.13%
ScR 361.383	155163.0	99.36	%	0.554				0.56%
Ag 328.068†	804.9	0.00285	mg/L	0.000111	0.00285	mg/L	0.000111	3.90%
Al 308.215†	61.5	0.04889	mg/L	0.018097	0.04889	mg/L	0.018097	37.02%
As 188.979†	41.5	0.05401	mg/L	0.003033	0.05401	mg/L	0.003033	5.62%
B 249.677†	54.2	0.01876	mg/L	0.001520	0.01876	mg/L	0.001520	8.10%
Ba 233.527†	5.5	0.00232	mg/L	0.000440	0.00232	mg/L	0.000440	18.97%
Be 313.042†	651.0	0.00108	mg/L	0.000017	0.00108	mg/L	0.000017	1.55%
Ca 317.933†	943.7	0.05434	mg/L	0.001539	0.05434	mg/L	0.001539	2.83%
Cd 228.802†	58.0	0.00200	mg/L	0.000024	0.00200	mg/L	0.000024	1.19%
Co 228.616†	102.8	0.00332	mg/L	0.000108	0.00332	mg/L	0.000108	3.26%
Cr 267.716†	35.5	0.00531	mg/L	0.000255	0.00531	mg/L	0.000255	4.81%
Cu 324.752†	357.6	0.00142	mg/L	0.000129	0.00142	mg/L	0.000129	9.06%
Fe 273.955†	46.0	0.05692	mg/L	0.001346	0.05692	mg/L	0.001346	2.36%
K 766.490†	786.3	0.5565	mg/L	0.01625	0.5565	mg/L	0.01625	2.92%
Mg 279.077†	64.2	0.05455	mg/L	0.003697	0.05455	mg/L	0.003697	6.78%
Mn 257.610†	23.4	0.00110	mg/L	0.000096	0.00110	mg/L	0.000096	8.70%
Mo 202.031†	47.1	0.00518	mg/L	0.000324	0.00518	mg/L	0.000324	6.26%
Na 589.592†	3044.0	0.5417	mg/L	0.00701	0.5417	mg/L	0.00701	1.29%
Na 330.237†	13.5	0.4497	mg/L	0.69079	0.4497	mg/L	0.69079	153.62%
Ni 231.604†	19.4	0.01272	mg/L	0.002175	0.01272	mg/L	0.002175	17.10%
Pb 220.353†	144.6	0.02013	mg/L	0.000341	0.02013	mg/L	0.000341	1.70%
Sb 206.836†	60.5	0.06165	mg/L	0.002348	0.06165	mg/L	0.002348	3.81%
Se 196.026†	55.4	0.05148	mg/L	0.006946	0.05148	mg/L	0.006946	13.49%
Si 288.158†	109.1	0.08642	mg/L	0.004756	0.08642	mg/L	0.004756	5.50%
Sn 189.927†	43.0	0.01257	mg/L	0.001228	0.01257	mg/L	0.001228	9.77%
Sr 421.552†	715.8	0.00103	mg/L	0.000017	0.00103	mg/L	0.000017	1.62%
Ti 334.903†	126.7	0.00525	mg/L	0.000664	0.00525	mg/L	0.000664	12.64%
Tl 190.801†	44.7	0.04896	mg/L	0.000276	0.04896	mg/L	0.000276	0.56%
V 292.402†	756.2	0.00314	mg/L	0.000096	0.00314	mg/L	0.000096	3.05%
Zn 206.200†	4.1	0.00643	mg/L	0.003291	0.00643	mg/L	0.003291	51.15%

Sequence No.: 4
Sample ID: ICSA
Analyst:
Initial Sample Wt:
Dilution: 1X

Autosampler Location: 9
Date Collected: 10/5/2006 1:00:00 PM
Data Type: Original
Initial Sample Vol:
Sample Prep Vol:

Nebulizer Parameters: ICSA

Analyte	Back Pressure	Flow
All	175.0 kPa	0.50 L/min

Mean Data: ICSA

Analyte	Mean Corrected Intensity	Calib Conc.	Calib Units	Calib Std.Dev.	Sample Conc.	Sample Units	Sample Std.Dev.	RSD
ScA 357.253	1247095.6	96.45	%	1.098				1.14%
ScR 361.383	163024.8	104.4	%	0.60				0.58%
Ag 328.068†	-2580.5	0.00093	mg/L	0.000215	0.00093	mg/L	0.000215	23.23%
Al 308.215†	249288.1	198.9	mg/L	0.70	198.9	mg/L	0.70	0.35%
As 188.979†	24.5	0.00905	mg/L	0.007761	0.00905	mg/L	0.007761	85.80%
B 249.677†	-10.6	-0.00360	mg/L	0.002799	-0.00360	mg/L	0.002799	77.79%
Ba 233.527†	34.8	-0.00024	mg/L	0.001250	-0.00024	mg/L	0.001250	522.24%
Be 313.042†	-49.1	-0.00009	mg/L	0.000014	-0.00009	mg/L	0.000014	16.14%
Ca 317.933†	1766764.6	101.7	mg/L	1.03	101.7	mg/L	1.03	1.01%
Cd 228.802†	32.2	0.00111	mg/L	0.000050	0.00111	mg/L	0.000050	4.53%
Co 228.616†	17.4	-0.00015	mg/L	0.000094	-0.00015	mg/L	0.000094	62.95%
Cr 267.716†	95.8	0.00527	mg/L	0.000592	0.00527	mg/L	0.000592	11.23%
Cu 324.752†	-4213.9	0.00354	mg/L	0.000211	0.00354	mg/L	0.000211	5.95%
Fe 273.955†	170480.6	210.9	mg/L	1.11	210.9	mg/L	1.11	0.53%
K 766.490†	75.2	0.05320	mg/L	0.030484	0.05320	mg/L	0.030484	57.30%
Mg 279.077†	123823.3	105.1	mg/L	1.23	105.1	mg/L	1.23	1.17%
Mn 257.610†	71.0	-0.00097	mg/L	0.000315	-0.00097	mg/L	0.000315	32.30%
Mo 202.031†	35.3	0.00163	mg/L	0.000207	0.00163	mg/L	0.000207	12.69%
Na 589.592†	154.2	0.02745	mg/L	0.002393	0.02745	mg/L	0.002393	8.72%
Na 330.237†	35.6	0.1564	mg/L	0.20660	0.1564	mg/L	0.20660	132.10%
Ni 231.604†	1.7	0.00110	mg/L	0.000742	0.00110	mg/L	0.000742	67.56%
Pb 220.353†	-122.5	0.01832	mg/L	0.000277	0.01832	mg/L	0.000277	1.51%
Sb 206.836†	29.1	0.00746	mg/L	0.001139	0.00746	mg/L	0.001139	15.27%
Se 196.026†	-73.7	-0.04330	mg/L	0.003238	-0.04330	mg/L	0.003238	7.48%
Si 288.158†	12.8	0.01015	mg/L	0.000546	0.01015	mg/L	0.000546	5.38%
Sn 189.927†	-56.3	-0.00889	mg/L	0.000872	-0.00889	mg/L	0.000872	9.81%
Sr 421.552†	850.2	0.00123	mg/L	0.000020	0.00123	mg/L	0.000020	1.66%
Ti 334.903†	106.3	0.00440	mg/L	0.000425	0.00440	mg/L	0.000425	9.64%
Tl 190.801†	-24.8	-0.02718	mg/L	0.002339	-0.02718	mg/L	0.002339	8.60%
V 292.402†	571.6	0.00245	mg/L	0.000199	0.00245	mg/L	0.000199	8.14%
Zn 206.200†	-0.8	-0.00501	mg/L	0.003040	-0.00501	mg/L	0.003040	60.73%

Sequence No.: 5
Sample ID: ICSAB
Analyst:
Initial Sample Wt:
Dilution: 1X

Autosampler Location: 10
Date Collected: 10/5/2006 1:06:42 PM
Data Type: Original
Initial Sample Vol:
Sample Prep Vol:

Nebulizer Parameters: ICSAB

Analyte	Back Pressure	Flow
All	174.0 kPa	0.50 L/min

Mean Data: ICSAB

Analyte	Mean Corrected Intensity	Calib Conc.	Calib Units	Calib Std.Dev.	Sample Conc.	Sample Units	Sample Std.Dev.	RSD
ScA 357.253	1224963.8	94.73	%	0.496				0.52%
ScR 361.383	156025.2	99.91	%	0.751				0.75%
Ag 328.068†	290259.1	1.037	mg/L	0.0035	1.037	mg/L	0.0035	0.34%
Al 308.215†	251700.6	200.8	mg/L	0.64	200.8	mg/L	0.64	0.32%
As 188.979†	809.0	1.031	mg/L	0.0065	1.031	mg/L	0.0065	0.63%
B 249.677†	-16.1	-0.00369	mg/L	0.002995	-0.00369	mg/L	0.002995	81.23%
Ba 233.527†	2427.4	1.013	mg/L	0.0069	1.013	mg/L	0.0069	0.68%
Be 313.042†	621862.9	1.033	mg/L	0.0035	1.033	mg/L	0.0035	0.34%
Ca 317.933†	1728406.9	99.53	mg/L	0.320	99.53	mg/L	0.320	0.32%
Cd 228.802†	28723.3	1.027	mg/L	0.0034	1.027	mg/L	0.0034	0.33%
Co 228.616†	29237.5	0.9457	mg/L	0.00499	0.9457	mg/L	0.00499	0.53%
Cr 267.716†	6667.4	0.9895	mg/L	0.00345	0.9895	mg/L	0.00345	0.35%
Cu 324.752†	265720.4	1.077	mg/L	0.0028	1.077	mg/L	0.0028	0.26%
Fe 273.955†	165097.2	204.3	mg/L	0.94	204.3	mg/L	0.94	0.46%
K 766.490†	118.9	0.08419	mg/L	0.004739	0.08419	mg/L	0.004739	5.63%
Mg 279.077†	119740.7	101.6	mg/L	0.25	101.6	mg/L	0.25	0.24%
Mn 257.610†	21408.1	1.002	mg/L	0.0030	1.002	mg/L	0.0030	0.30%
Mo 202.031†	39.0	0.00211	mg/L	0.000512	0.00211	mg/L	0.000512	24.24%
Na 589.592†	129.8	0.02310	mg/L	0.005912	0.02310	mg/L	0.005912	25.60%
Na 330.237†	40.3	0.09355	mg/L	0.111008	0.09355	mg/L	0.111008	118.66%
Ni 231.604†	1485.3	0.9708	mg/L	0.00443	0.9708	mg/L	0.00443	0.46%
Pb 220.353†	6770.6	0.9785	mg/L	0.00663	0.9785	mg/L	0.00663	0.68%
Sb 206.836†	1088.7	1.074	mg/L	0.0104	1.074	mg/L	0.0104	0.97%
Se 196.026†	1019.5	0.9697	mg/L	0.00482	0.9697	mg/L	0.00482	0.50%
Si 288.158†	12.6	0.01209	mg/L	0.002840	0.01209	mg/L	0.002840	23.49%
Sn 189.927†	-67.1	-0.01015	mg/L	0.001817	-0.01015	mg/L	0.001817	17.91%
Sr 421.552†	1043.8	0.00150	mg/L	0.000021	0.00150	mg/L	0.000021	1.43%
Ti 334.903†	126.1	0.00502	mg/L	0.000341	0.00502	mg/L	0.000341	6.80%
Tl 190.801†	849.2	0.9246	mg/L	0.00782	0.9246	mg/L	0.00782	0.85%
V 292.402†	247358.2	1.021	mg/L	0.0035	1.021	mg/L	0.0035	0.34%
Zn 206.200†	611.7	0.9582	mg/L	0.00571	0.9582	mg/L	0.00571	0.60%

Sequence No.: 6
Sample ID: CV
Analyst:
Initial Sample Wt:
Dilution: 1X

Autosampler Location: 7
Date Collected: 10/5/2006 1:12:56 PM
Data Type: Original
Initial Sample Vol:
Sample Prep Vol:

Nebulizer Parameters: CV

Analyte	Back Pressure	Flow
All	175.0 kPa	0.50 L/min

Mean Data: CV

Analyte	Mean Corrected Intensity	Calib Conc.	Calib Units	Std.Dev.	Sample Conc.	Sample Units	Std.Dev.	RSD
ScA 357.253	1277748.7	98.82	%	0.276				0.28%
ScR 361.383	155706.3	99.70	%	0.404				0.41%
Ag 328.068†	271699.8	0.9620	mg/L	0.00237	0.9620	mg/L	0.00237	0.25%
Al 308.215†	2519.4	1.974	mg/L	0.0127	1.974	mg/L	0.0127	0.64%
As 188.979†	1486.7	1.933	mg/L	0.0021	1.933	mg/L	0.0021	0.11%
B 249.677†	2735.9	0.9500	mg/L	0.00906	0.9500	mg/L	0.00906	0.95%
Ba 233.527†	2313.8	0.9792	mg/L	0.00636	0.9792	mg/L	0.00636	0.65%
Be 313.042†	596364.3	0.9907	mg/L	0.00685	0.9907	mg/L	0.00685	0.69%
Ca 317.933†	35685.0	2.055	mg/L	0.0018	2.055	mg/L	0.0018	0.09%
Cd 228.802†	28237.1	1.008	mg/L	0.0046	1.008	mg/L	0.0046	0.46%
Co 228.616†	29805.7	0.9633	mg/L	0.00524	0.9633	mg/L	0.00524	0.54%
Cr 267.716†	6423.3	0.9612	mg/L	0.00919	0.9612	mg/L	0.00919	0.96%
Cu 324.752†	256960.0	1.022	mg/L	0.0021	1.022	mg/L	0.0021	0.21%
Fe 273.955†	1672.1	2.066	mg/L	0.0273	2.066	mg/L	0.0273	1.32%
K 766.490†	28728.5	20.33	mg/L	0.044	20.33	mg/L	0.044	0.22%
Mg 279.077†	2381.8	2.028	mg/L	0.0095	2.028	mg/L	0.0095	0.47%
Mn 257.610†	20719.2	0.9740	mg/L	0.00097	0.9740	mg/L	0.00097	0.10%
Mo 202.031†	8896.9	0.9794	mg/L	0.00464	0.9794	mg/L	0.00464	0.47%
Na 589.592†	277132.3	49.32	mg/L	0.151	49.32	mg/L	0.151	0.31%
Na 330.237†	1525.8	50.95	mg/L	0.418	50.95	mg/L	0.418	0.82%
Ni 231.604†	1491.4	0.9753	mg/L	0.00572	0.9753	mg/L	0.00572	0.59%
Pb 220.353†	14063.6	1.958	mg/L	0.0018	1.958	mg/L	0.0018	0.09%
Sb 206.836†	2017.0	2.051	mg/L	0.0042	2.051	mg/L	0.0042	0.21%
Se 196.026†	2089.3	1.939	mg/L	0.0035	1.939	mg/L	0.0035	0.18%
Si 288.158†	2604.5	2.065	mg/L	0.0107	2.065	mg/L	0.0107	0.52%
Sn 189.927†	3200.8	0.9311	mg/L	0.00349	0.9311	mg/L	0.00349	0.38%
Sr 421.552†	682795.8	0.9838	mg/L	0.00533	0.9838	mg/L	0.00533	0.54%
Ti 334.903†	24222.1	1.004	mg/L	0.0007	1.004	mg/L	0.0007	0.07%
Tl 190.801†	1763.2	1.929	mg/L	0.0070	1.929	mg/L	0.0070	0.36%
V 292.402†	237990.0	0.9825	mg/L	0.00147	0.9825	mg/L	0.00147	0.15%
Zn 206.200†	623.4	0.9799	mg/L	0.01074	0.9799	mg/L	0.01074	1.10%

Sequence No.: 7
Sample ID: CB
Analyst:
Initial Sample Wt:
Dilution: 1X

Autosampler Location: 1
Date Collected: 10/5/2006 1:19:37 PM
Data Type: Original
Initial Sample Vol:
Sample Prep Vol:

Nebulizer Parameters: CB

Analyte	Back Pressure	Flow
All	174.0 kPa	0.50 L/min

Mean Data: CB

Analyte	Mean Corrected Intensity	Calib Conc.	Calib Units	Calib Std.Dev.	Sample Conc.	Sample Units	Sample Std.Dev.	RSD
ScA 357.253	1289131.1	99.70	%	1.194				1.20%
ScR 361.383	154717.8	99.07	%	0.341				0.34%
Ag 328.068†	-36.9	-0.00013	mg/L	0.000062	-0.00013	mg/L	0.000062	47.49%
Al 308.215†	-8.2	-0.00658	mg/L	0.029404	-0.00658	mg/L	0.029404	446.61%
As 188.979†	2.1	0.00271	mg/L	0.002079	0.00271	mg/L	0.002079	76.60%
B 249.677†	4.1	0.00141	mg/L	0.000627	0.00141	mg/L	0.000627	44.48%
Ba 233.527†	0.3	0.00014	mg/L	0.000855	0.00014	mg/L	0.000855	628.15%
Be 313.042†	15.3	0.00003	mg/L	0.000028	0.00003	mg/L	0.000028	110.54%
Ca 317.933†	-21.2	-0.00122	mg/L	0.001460	-0.00122	mg/L	0.001460	119.71%
Cd 228.802†	-1.1	-0.00004	mg/L	0.000051	-0.00004	mg/L	0.000051	121.16%
Co 228.616†	5.0	0.00016	mg/L	0.000202	0.00016	mg/L	0.000202	123.82%
Cr 267.716†	1.6	0.00024	mg/L	0.000617	0.00024	mg/L	0.000617	257.87%
Cu 324.752†	-77.3	-0.00031	mg/L	0.000438	-0.00031	mg/L	0.000438	142.68%
Fe 273.955†	3.7	0.00462	mg/L	0.003455	0.00462	mg/L	0.003455	74.78%
K 766.490†	35.1	0.02487	mg/L	0.019265	0.02487	mg/L	0.019265	77.46%
Mg 279.077†	-4.1	-0.00351	mg/L	0.005159	-0.00351	mg/L	0.005159	147.02%
Mn 257.610†	-5.2	-0.00025	mg/L	0.000203	-0.00025	mg/L	0.000203	82.39%
Mo 202.031†	0.4	0.00005	mg/L	0.000123	0.00005	mg/L	0.000123	261.99%
Na 589.592†	222.8	0.03964	mg/L	0.006310	0.03964	mg/L	0.006310	15.92%
Na 330.237†	3.8	0.1259	mg/L	0.47151	0.1259	mg/L	0.47151	374.56%
Ni 231.604†	1.3	0.00085	mg/L	0.002844	0.00085	mg/L	0.002844	334.78%
Pb 220.353†	-1.0	-0.00015	mg/L	0.000280	-0.00015	mg/L	0.000280	192.60%
Sb 206.836†	1.0	0.00108	mg/L	0.002105	0.00108	mg/L	0.002105	194.57%
Se 196.026†	3.6	0.00338	mg/L	0.008159	0.00338	mg/L	0.008159	241.63%
Si 288.158†	-7.4	-0.00585	mg/L	0.000693	-0.00585	mg/L	0.000693	11.84%
Sn 189.927†	14.0	0.00404	mg/L	0.001437	0.00404	mg/L	0.001437	35.53%
Sr 421.552†	32.2	0.00005	mg/L	0.000043	0.00005	mg/L	0.000043	92.87%
Ti 334.903†	-7.7	-0.00032	mg/L	0.001172	-0.00032	mg/L	0.001172	367.80%
Tl 190.801†	0.6	0.00069	mg/L	0.004062	0.00069	mg/L	0.004062	590.29%
V 292.402†	11.7	0.00005	mg/L	0.000204	0.00005	mg/L	0.000204	410.80%
Zn 206.200†	-0.5	-0.00072	mg/L	0.001632	-0.00072	mg/L	0.001632	225.33%

==========

Analysis Begun

Start Time: 10/5/2006 1:24:37 PM **Plasma On Time: 10/5/2006 10:51:52 AM**
Logged In Analyst: metals **Technique: ICP Continuous**
Spectrometer Model: Optima 4300 DV, S/N 077N0060101 **Autosampler Model: AS-93plus**

Sample Information File: C:\pe\Administrator\Sample Information\1005A.sif
Batch ID:
Results Data Set: PE061005
Results Library: C:\pe\Administrator\Results\Results.mdb

==========

Sequence No.: 1 **Autosampler Location: 21**
Sample ID: JY64 MB SWC **Date Collected: 10/5/2006 1:24:37 PM**
Analyst: BLW **Data Type: Original**
Initial Sample Wt: **Initial Sample Vol:**
Dilution: 2X **Sample Prep Vol:**

Nebulizer Parameters: JY64 MB SWC

Analyte	Back Pressure	Flow
All	174.0 kPa	0.50 L/min

DCZ

Mean Data: JY64 MB SWC

Analyte	Mean Corrected Intensity	Calib Conc.	Calib Units	Std.Dev.	Sample Conc.	Sample Units	Std.Dev.	RSD
ScA 357.253	1294595.8	100.1	%	0.53				0.53%
ScR 361.383	156257.8	100.1	%	1.00				1.00%
Ag 328.068†	-8.0	-0.00003	mg/L	0.000309	-0.00006	mg/L	0.000617	>999.9%
Al 308.215†	15.8	0.01259	mg/L	0.004559	0.02517	mg/L	0.009117	36.22%
As 188.979†	1.5	0.00195	mg/L	0.005115	0.00389	mg/L	0.010230	262.82%
B 249.677†	-1.3	-0.00044	mg/L	0.001883	-0.00089	mg/L	0.003765	425.27%
Ba 233.527†	-0.1	-0.00003	mg/L	0.001250	-0.00006	mg/L	0.002500	>999.9%
Be 313.042†	0.2	0.00000	mg/L	0.000018	0.00000	mg/L	0.000036	>999.9%
Ca 317.933†	971.3	0.05593	mg/L	0.000376	0.1119	mg/L	0.00075	0.67%
Cd 228.802†	2.3	0.00008	mg/L	0.000038	0.00016	mg/L	0.000077	47.27%
Co 228.616†	8.3	0.00026	mg/L	0.000142	0.00053	mg/L	0.000283	53.73%
Cr 267.716†	7.6	0.00114	mg/L	0.000628	0.00229	mg/L	0.001257	54.89%
Cu 324.752†	-165.6	-0.00066	mg/L	0.000167	-0.00132	mg/L	0.000335	25.43%
Fe 273.955†	6.7	0.00830	mg/L	0.003771	0.01659	mg/L	0.007542	45.46%
K 766.490†	-26.5	-0.01876	mg/L	0.031800	-0.03752	mg/L	0.063601	169.49%
Mg 279.077†	8.5	0.00722	mg/L	0.003785	0.01444	mg/L	0.007569	52.43%
Mn 257.610†	-2.7	-0.00012	mg/L	0.000110	-0.00025	mg/L	0.000221	89.91%
Mo 202.031†	-1.0	-0.00011	mg/L	0.000245	-0.00021	mg/L	0.000489	228.80%
Na 589.592†	104.0	0.01850	mg/L	0.002147	0.03700	mg/L	0.004294	11.61%
Na 330.237†	-7.8	-0.2640	mg/L	0.17058	-0.5279	mg/L	0.34115	64.62%
Ni 231.604†	6.4	0.00415	mg/L	0.000302	0.00830	mg/L	0.000604	7.28%
Pb 220.353†	95.0	0.01322	mg/L	0.000781	0.02644	mg/L	0.001562	5.91%
Sb 206.836†	2.3	0.00238	mg/L	0.000830	0.00476	mg/L	0.001661	34.90%
Se 196.026†	2.1	0.00198	mg/L	0.005369	0.00395	mg/L	0.010738	271.57%
Si 288.158†	3.3	0.00262	mg/L	0.004341	0.00524	mg/L	0.008681	165.68%
Sn 189.927†	10.6	0.00309	mg/L	0.000479	0.00618	mg/L	0.000957	15.49%
Sr 421.552†	158.1	0.00023	mg/L	0.000038	0.00046	mg/L	0.000076	16.73%
Ti 334.903†	51.8	0.00215	mg/L	0.000181	0.00430	mg/L	0.000361	8.41%
Tl 190.801†	-0.8	-0.00085	mg/L	0.000883	-0.00171	mg/L	0.001767	103.57%
V 292.402†	77.4	0.00032	mg/L	0.000096	0.00065	mg/L	0.000193	29.74%
Zn 206.200†	8.6	0.01354	mg/L	0.005285	0.02708	mg/L	0.010570	39.04%

Sequence No.: 2
Sample ID: JX95 MB1 SWC
Analyst: BLW
Initial Sample Wt:
Dilution: 2X

Autosampler Location: 22
Date Collected: 10/5/2006 1:31:01 PM
Data Type: Original
Initial Sample Vol:
Sample Prep Vol:

Nebulizer Parameters: JX95 MB1 SWC

Analyte	Back Pressure	Flow
All	175.0 kPa	0.50 L/min

Mean Data: JX95 MB1 SWC

Analyte	Mean Corrected Intensity	Calib Conc.	Calib Units	Calib Std.Dev.	Sample Conc.	Sample Units	Sample Std.Dev.	RSD
ScA 357.253	1304325.4	100.9	%	0.52				0.51%
ScR 361.383	157472.8	100.8	%	0.71				0.71%
Ag 328.068†	-10.3	-0.00004	mg/L	0.000040	-0.00007	mg/L	0.000079	109.47%
Al 308.215†	24.7	0.01971	mg/L	0.017501	0.03941	mg/L	0.035002	88.81%
As 188.979†	2.2	0.00280	mg/L	0.000631	0.00561	mg/L	0.001263	22.53%
B 249.677†	0.6	0.00019	mg/L	0.001688	0.00038	mg/L	0.003376	880.68%
Ba 233.527†	-0.9	-0.00039	mg/L	0.001485	-0.00077	mg/L	0.002970	384.45%
Be 313.042†	10.3	0.00002	mg/L	0.000009	0.00003	mg/L	0.000018	54.05%
Ca 317.933†	986.1	0.05678	mg/L	0.001579	0.1136	mg/L	0.00316	2.78%
Cd 228.802†	-0.6	-0.00003	mg/L	0.000026	-0.00005	mg/L	0.000052	100.78%
Co 228.616†	4.1	0.00013	mg/L	0.000150	0.00025	mg/L	0.000300	118.83%
Cr 267.716†	2.9	0.00043	mg/L	0.000394	0.00086	mg/L	0.000788	92.06%
Cu 324.752†	-344.7	-0.00137	mg/L	0.000082	-0.00274	mg/L	0.000163	5.95%
Fe 273.955†	4.3	0.00529	mg/L	0.000188	0.01057	mg/L	0.000376	3.56%
K 766.490†	-14.4	-0.01016	mg/L	0.038501	-0.02032	mg/L	0.077002	378.96%
Mg 279.077†	8.2	0.00695	mg/L	0.006466	0.01391	mg/L	0.012931	93.00%
Mn 257.610†	-1.9	-0.00008	mg/L	0.000144	-0.00017	mg/L	0.000289	173.81%
Mo 202.031†	1.6	0.00017	mg/L	0.000306	0.00035	mg/L	0.000612	175.92%
Na 589.592†	30.6	0.00545	mg/L	0.002740	0.01090	mg/L	0.005481	50.28%
Na 330.237†	-7.3	-0.2488	mg/L	0.30666	-0.4976	mg/L	0.61331	123.26%
Ni 231.604†	4.2	0.00275	mg/L	0.001106	0.00550	mg/L	0.002211	40.22%
Pb 220.353†	182.8	0.02543	mg/L	0.000692	0.05085	mg/L	0.001385	2.72%
Sb 206.836†	1.1	0.00112	mg/L	0.001142	0.00225	mg/L	0.002284	101.70%
Se 196.026†	-0.1	-0.00013	mg/L	0.002754	-0.00026	mg/L	0.005507	>999.9%
Si 288.158†	8.0	0.00632	mg/L	0.004605	0.01265	mg/L	0.009210	72.83%
Sn 189.927†	10.0	0.00290	mg/L	0.001134	0.00581	mg/L	0.002267	39.03%
Sr 421.552†	221.3	0.00032	mg/L	0.000069	0.00064	mg/L	0.000137	21.56%
Ti 334.903†	104.9	0.00435	mg/L	0.000143	0.00871	mg/L	0.000285	3.28%
Tl 190.801†	3.8	0.00418	mg/L	0.002892	0.00835	mg/L	0.005785	69.25%
V 292.402†	24.2	0.00010	mg/L	0.000244	0.00020	mg/L	0.000488	243.80%
Zn 206.200†	17.5	0.02757	mg/L	0.000911	0.05514	mg/L	0.001821	3.30%

Sequence No.: 3
Sample ID: JY43R MB SWC
Analyst: BLW
Initial Sample Wt:
Dilution: 2X

Autosampler Location: 23
Date Collected: 10/5/2006 1:37:25 PM
Data Type: Original
Initial Sample Vol:
Sample Prep Vol:

Nebulizer Parameters: JY43R MB SWC

Analyte	Back Pressure	Flow
All	175.0 kPa	0.50 L/min

Mean Data: JY43R MB SWC

Analyte	Mean Corrected Intensity	Calib Conc.	Calib Units	Calib Std.Dev.	Sample Conc.	Sample Units	Sample Std.Dev.	RSD
ScA 357.253	1273526.5	98.49	%	2.231				2.26%
ScR 361.383	155428.0	99.52	%	0.464				0.47%
Ag 328.068†	-69.9	-0.00025	mg/L	0.000172	-0.00049	mg/L	0.000345	69.76%
Al 308.215†	64.2	0.05122	mg/L	0.006937	0.1024	mg/L	0.01387	13.54%
As 188.979†	-0.4	-0.00054	mg/L	0.004932	-0.00108	mg/L	0.009864	912.76%
B 249.677†	2.5	0.00088	mg/L	0.001439	0.00175	mg/L	0.002878	164.00%
Ba 233.527†	-1.0	-0.00042	mg/L	0.001109	-0.00085	mg/L	0.002219	261.34%
Be 313.042†	17.0	0.00003	mg/L	0.000026	0.00006	mg/L	0.000052	91.83%
Ca 317.933†	1776.9	0.1023	mg/L	0.00103	0.2046	mg/L	0.00206	1.01%
Cd 228.802†	2.8	0.00010	mg/L	0.000072	0.00020	mg/L	0.000144	71.94%
Co 228.616†	8.4	0.00027	mg/L	0.000151	0.00053	mg/L	0.000303	56.64%
Cr 267.716†	3.2	0.00048	mg/L	0.001225	0.00096	mg/L	0.002450	254.10%
Cu 324.752†	-298.9	-0.00119	mg/L	0.000294	-0.00238	mg/L	0.000587	24.69%
Fe 273.955†	4.3	0.00535	mg/L	0.000920	0.01071	mg/L	0.001839	17.18%
K 766.490†	-31.4	-0.02221	mg/L	0.019402	-0.04442	mg/L	0.038803	87.35%
Mg 279.077†	17.7	0.01507	mg/L	0.002582	0.03014	mg/L	0.005165	17.13%
Mn 257.610†	-7.4	-0.00035	mg/L	0.000153	-0.00070	mg/L	0.000306	43.66%
Mo 202.031†	-0.8	-0.00009	mg/L	0.000093	-0.00017	mg/L	0.000186	106.68%
Na 589.592†	44.8	0.00797	mg/L	0.003083	0.01595	mg/L	0.006166	38.66%
Na 330.237†	-1.3	-0.04825	mg/L	0.155137	-0.09650	mg/L	0.310275	321.52%
Ni 231.604†	2.9	0.00189	mg/L	0.000931	0.00378	mg/L	0.001862	49.28%
Pb 220.353†	-2.7	-0.00037	mg/L	0.001257	-0.00073	mg/L	0.002515	344.08%
Sb 206.836†	2.4	0.00246	mg/L	0.002000	0.00491	mg/L	0.004000	81.42%
Se 196.026†	3.3	0.00306	mg/L	0.002414	0.00613	mg/L	0.004829	78.81%
Si 288.158†	2.3	0.00184	mg/L	0.004339	0.00368	mg/L	0.008678	236.10%
Sn 189.927†	10.5	0.00306	mg/L	0.000946	0.00612	mg/L	0.001892	30.92%
Sr 421.552†	142.8	0.00021	mg/L	0.000072	0.00041	mg/L	0.000144	35.01%
Ti 334.903†	56.0	0.00232	mg/L	0.001524	0.00465	mg/L	0.003049	65.59%
Tl 190.801†	1.0	0.00111	mg/L	0.000737	0.00222	mg/L	0.001474	66.47%
V 292.402†	36.0	0.00015	mg/L	0.000104	0.00030	mg/L	0.000208	69.47%
Zn 206.200†	10.6	0.01670	mg/L	0.001349	0.03340	mg/L	0.002699	8.08%

Sequence No.: 4
Sample ID: JY49R MB SWC
Analyst: BLW
Initial Sample Wt:
Dilution: 2X

Autosampler Location: 24
Date Collected: 10/5/2006 1:43:49 PM
Data Type: Original
Initial Sample Vol:
Sample Prep Vol:

Nebulizer Parameters: JY49R MB SWC

Analyte	Back Pressure	Flow
All	175.0 kPa	0.50 L/min

Mean Data: JY49R MB SWC

Analyte	Mean Corrected Intensity	Calib Conc.	Calib Units	Std.Dev.	Sample Conc.	Sample Units	Std.Dev.	RSD
ScA 357.253	1295785.5	100.2	%	0.13				0.13%
ScR 361.383	159191.5	101.9	%	0.41				0.41%
Ag 328.068†	-57.0	-0.00020	mg/L	0.000085	-0.00040	mg/L	0.000170	42.20%
Al 308.215†	28.9	0.02309	mg/L	0.007361	0.04618	mg/L	0.014721	31.88%
As 188.979†	1.0	0.00132	mg/L	0.003704	0.00264	mg/L	0.007408	280.41%
B 249.677†	-3.1	-0.00107	mg/L	0.000838	-0.00214	mg/L	0.001676	78.30%
Ba 233.527†	1.1	0.00048	mg/L	0.000445	0.00096	mg/L	0.000890	92.84%
Be 313.042†	-20.2	-0.00003	mg/L	0.000025	-0.00007	mg/L	0.000050	73.14%
Ca 317.933†	873.4	0.05029	mg/L	0.001519	0.1006	mg/L	0.00304	3.02%
Cd 228.802†	0.9	0.00003	mg/L	0.000034	0.00006	mg/L	0.000068	113.69%
Co 228.616†	6.0	0.00019	mg/L	0.000177	0.00038	mg/L	0.000353	93.81%
Cr 267.716†	3.6	0.00054	mg/L	0.000967	0.00109	mg/L	0.001935	177.53%
Cu 324.752†	-425.2	-0.00169	mg/L	0.000235	-0.00338	mg/L	0.000469	13.88%
Fe 273.955†	8.7	0.01076	mg/L	0.004004	0.02152	mg/L	0.008007	37.22%
K 766.490†	-48.3	-0.03418	mg/L	0.013393	-0.06837	mg/L	0.026786	39.18%
Mg 279.077†	6.3	0.00536	mg/L	0.004457	0.01071	mg/L	0.008915	83.24%
Mn 257.610†	1.6	0.00008	mg/L	0.000129	0.00016	mg/L	0.000258	162.93%
Mo 202.031†	-0.2	-0.00002	mg/L	0.000253	-0.00003	mg/L	0.000506	>999.9%
Na 589.592†	-7.1	-0.00126	mg/L	0.004571	-0.00253	mg/L	0.009142	362.05%
Na 330.237†	17.0	0.5636	mg/L	0.27462	1.127	mg/L	0.5492	48.72%
Ni 231.604†	2.4	0.00158	mg/L	0.001673	0.00316	mg/L	0.003345	105.92%
Pb 220.353†	154.7	0.02152	mg/L	0.000151	0.04303	mg/L	0.000302	0.70%
Sb 206.836†	2.1	0.00213	mg/L	0.001098	0.00426	mg/L	0.002197	51.58%
Se 196.026†	2.5	0.00231	mg/L	0.004016	0.00462	mg/L	0.008033	173.84%
Si 288.158†	0.4	0.00033	mg/L	0.001462	0.00065	mg/L	0.002925	448.98%
Sn 189.927†	11.8	0.00344	mg/L	0.000407	0.00688	mg/L	0.000813	11.82%
Sr 421.552†	175.4	0.00025	mg/L	0.000021	0.00051	mg/L	0.000043	8.44%
Ti 334.903†	89.5	0.00371	mg/L	0.000437	0.00743	mg/L	0.000874	11.76%
Tl 190.801†	-0.5	-0.00059	mg/L	0.005028	-0.00118	mg/L	0.010056	850.33%
V 292.402†	60.3	0.00025	mg/L	0.000099	0.00050	mg/L	0.000197	39.63%
Zn 206.200†	15.7	0.02464	mg/L	0.002846	0.04928	mg/L	0.005691	11.55%

Sequence No.: 5
Sample ID: JY49R A SWC
Analyst: BLW
Initial Sample Wt:
Dilution: 2X

Autosampler Location: 25
Date Collected: 10/5/2006 1:50:13 PM
Data Type: Original
Initial Sample Vol:
Sample Prep Vol:

Nebulizer Parameters: JY49R A SWC

Analyte	Back Pressure	Flow
All	174.0 kPa	0.50 L/min

Mean Data: JY49R A SWC

Analyte	Mean Corrected Intensity	Calib Conc.	Calib Units	Calib Std.Dev.	Sample Conc.	Sample Units	Sample Std.Dev.	RSD
ScA 357.253	1307727.0	101.1	%	0.31				0.31%
ScR 361.383	162640.5	104.1	%	0.88				0.85%
Ag 328.068†	-1271.1	0.00001	mg/L	0.000148	0.00003	mg/L	0.000296	>999.9%
Al 308.215†	120143.3	95.86	mg/L	0.135	191.7	mg/L	0.27	0.14%
As 188.979†	37.1	0.02032	mg/L	0.002403	0.04063	mg/L	0.004805	11.83%
B 249.677†	92.1	0.02979	mg/L	0.001658	0.05958	mg/L	0.003316	5.57%
Ba 233.527†	844.1	0.3507	mg/L	0.00454	0.7013	mg/L	0.00908	1.30%
Be 313.042†	1077.4	0.00117	mg/L	0.000033	0.00234	mg/L	0.000066	2.80%
Ca 317.933†	645917.0	37.19	mg/L	0.140	74.39	mg/L	0.280	0.38%
Cd 228.802†	25.8	0.00085	mg/L	0.000048	0.00170	mg/L	0.000096	5.66%
Co 228.616†	1444.8	0.03473	mg/L	0.000150	0.06947	mg/L	0.000300	0.43%
Cr 267.716†	756.8	0.1147	mg/L	0.00259	0.2294	mg/L	0.00517	2.26%
Cu 324.752†	30557.0	0.1294	mg/L	0.00029	0.2588	mg/L	0.00058	0.22%
Fe 273.955†	76337.8	94.45	mg/L	0.247	188.9	mg/L	0.49	0.26%
K 766.490†	6765.2	4.788	mg/L	0.0579	9.576	mg/L	0.1158	1.21%
Mg 279.077†	22111.2	18.72	mg/L	0.147	37.44	mg/L	0.294	0.79%
Mn 257.610†	15261.2	0.7157	mg/L	0.00768	1.431	mg/L	0.0154	1.07%
Mo 202.031†	30.5	0.00296	mg/L	0.000397	0.00591	mg/L	0.000795	13.44%
Na 589.592†	34982.1	6.225	mg/L	0.0135	12.45	mg/L	0.027	0.22%
Na 330.237†	152.1	6.345	mg/L	0.4509	12.69	mg/L	0.902	7.11%
Ni 231.604†	115.3	0.07533	mg/L	0.002363	0.1507	mg/L	0.00473	3.14%
Pb 220.353†	195.5	0.04434	mg/L	0.000919	0.08868	mg/L	0.001837	2.07%
Sb 206.836†	10.7	0.00650	mg/L	0.003355	0.01299	mg/L	0.006710	51.65%
Se 196.026†	-30.3	-0.01772	mg/L	0.000814	-0.03544	mg/L	0.001627	4.59%
Si 288.158†	4388.6	3.477	mg/L	0.0183	6.954	mg/L	0.0366	0.53%
Sn 189.927†	-24.1	-0.00562	mg/L	0.001517	-0.01123	mg/L	0.003035	27.01%
Sr 421.552†	271568.0	0.3913	mg/L	0.00022	0.7825	mg/L	0.00045	0.06%
Ti 334.903†	163546.5	6.787	mg/L	0.0102	13.57	mg/L	0.020	0.15%
Tl 190.801†	-7.1	-0.01476	mg/L	0.004288	-0.02952	mg/L	0.008577	29.06%
V 292.402†	96666.4	0.3939	mg/L	0.00146	0.7878	mg/L	0.00292	0.37%
Zn 206.200†	151.2	0.2359	mg/L	0.00122	0.4718	mg/L	0.00243	0.52%

Sequence No.: 6
Sample ID: JY43R A SWC
Analyst: BLW
Initial Sample Wt:
Dilution: 2X

Autosampler Location: 26
Date Collected: 10/5/2006 1:56:53 PM
Data Type: Original
Initial Sample Vol:
Sample Prep Vol:

Nebulizer Parameters: JY43R A SWC

Analyte	Back Pressure	Flow
All	175.0 kPa	0.50 L/min

Mean Data: JY43R A SWC

Analyte	Mean Corrected Intensity	Calib Conc.	Calib Units	Calib Std.Dev.	Sample Conc.	Sample Units	Sample Std.Dev.	RSD
ScA 357.253	1303247.8	100.8	%	0.57				0.57%
ScR 361.383	160959.1	103.1	%	0.64				0.62%
Ag 328.068†	-2199.3	0.00015	mg/L	0.000301	0.00030	mg/L	0.000602	197.67%
Al 308.215†	147922.3	118.0	mg/L	0.63	236.1	mg/L	1.27	0.54%
As 188.979†	75.5	0.06799	mg/L	0.005058	0.1360	mg/L	0.01012	7.44%
B 249.677†	140.1	0.04697	mg/L	0.002405	0.09395	mg/L	0.004809	5.12%
Ba 233.527†	652.4	0.2637	mg/L	0.00203	0.5274	mg/L	0.00406	0.77%
Be 313.042†	1465.3	0.00188	mg/L	0.000027	0.00375	mg/L	0.000054	1.43%
Ca 317.933†	635494.9	36.59	mg/L	0.221	73.19	mg/L	0.442	0.60%
Cd 228.802†	56.4	0.00191	mg/L	0.000029	0.00382	mg/L	0.000058	1.52%
Co 228.616†	2439.0	0.06576	mg/L	0.000278	0.1315	mg/L	0.00056	0.42%
Cr 267.716†	2024.3	0.2970	mg/L	0.00126	0.5939	mg/L	0.00252	0.42%
Cu 324.752†	52306.1	0.2232	mg/L	0.00199	0.4464	mg/L	0.00398	0.89%
Fe 273.955†	138011.5	170.8	mg/L	0.48	341.5	mg/L	0.96	0.28%
K 766.490†	17409.9	12.32	mg/L	0.063	24.64	mg/L	0.125	0.51%
Mg 279.077†	83737.3	71.03	mg/L	0.538	142.1	mg/L	1.08	0.76%
Mn 257.610†	41936.4	1.968	mg/L	0.0075	3.936	mg/L	0.0151	0.38%
Mo 202.031†	73.5	0.00656	mg/L	0.000206	0.01312	mg/L	0.000412	3.14%
Na 589.592†	20148.9	3.586	mg/L	0.0521	7.171	mg/L	0.1041	1.45%
Na 330.237†	80.5	3.943	mg/L	0.1811	7.887	mg/L	0.3621	4.59%
Ni 231.604†	421.6	0.2754	mg/L	0.00325	0.5507	mg/L	0.00651	1.18%
Pb 220.353†	137.9	0.04057	mg/L	0.000213	0.08115	mg/L	0.000427	0.53%
Sb 206.836†	19.3	0.00443	mg/L	0.002060	0.00886	mg/L	0.004120	46.50%
Se 196.026†	-46.2	-0.02477	mg/L	0.004399	-0.04954	mg/L	0.008798	17.76%
Si 288.158†	1299.4	1.030	mg/L	0.0060	2.060	mg/L	0.0119	0.58%
Sn 189.927†	10.7	0.00441	mg/L	0.001851	0.00883	mg/L	0.003703	41.95%
Sr 421.552†	151483.7	0.2183	mg/L	0.00151	0.4365	mg/L	0.00303	0.69%
Ti 334.903†	166131.1	6.894	mg/L	0.0360	13.79	mg/L	0.072	0.52%
Tl 190.801†	-11.3	-0.01959	mg/L	0.006363	-0.03918	mg/L	0.012726	32.48%
V 292.402†	87553.9	0.3580	mg/L	0.00362	0.7161	mg/L	0.00724	1.01%
Zn 206.200†	258.3	0.4022	mg/L	0.00800	0.8044	mg/L	0.01601	1.99%

Sequence No.: 7
Sample ID: JY64 A SWC
Analyst: BLW
Initial Sample Wt:
Dilution: 2X

Autosampler Location: 27
Date Collected: 10/5/2006 2:03:18 PM
Data Type: Original
Initial Sample Vol:
Sample Prep Vol:

Nebulizer Parameters: JY64 A SWC

Analyte	Back Pressure	Flow
All	174.0 kPa	0.50 L/min

DCL

Mean Data: JY64 A SWC

Analyte	Mean Corrected Intensity	Calib Conc.	Calib Units	Calib Std.Dev.	Sample Conc.	Sample Units	Sample Std.Dev.	RSD
ScA 357.253	1293805.5	100.1	%	0.43				0.43%
ScR 361.383	161799.7	103.6	%	0.99				0.95%
Ag 328.068†	-2014.5	-0.00042	mg/L	0.000151	-0.00083	mg/L	0.000301	36.29%
Al 308.215†	141277.1	112.7	mg/L	0.32	225.5	mg/L	0.64	0.29%
As 188.979†	69.4	0.06264	mg/L	0.004844	0.1253	mg/L	0.00969	7.73%
B 249.677†	74.4	0.02436	mg/L	0.002321	0.04873	mg/L	0.004641	9.52%
Ba 233.527†	523.2	0.2110	mg/L	0.00090	0.4220	mg/L	0.00180	0.43%
Be 313.042†	1623.6	0.00221	mg/L	0.000018	0.00443	mg/L	0.000037	0.83%
Ca 317.933†	723052.5	41.64	mg/L	0.103	83.27	mg/L	0.205	0.25%
Cd 228.802†	81.9	0.00284	mg/L	0.000136	0.00567	mg/L	0.000272	4.79%
Co 228.616†	2723.0	0.07687	mg/L	0.000458	0.1537	mg/L	0.00092	0.60%
Cr 267.716†	1716.2	0.2522	mg/L	0.00434	0.5043	mg/L	0.00868	1.72%
Cu 324.752†	32096.0	0.1405	mg/L	0.00032	0.2810	mg/L	0.00063	0.23%
Fe 273.955†	117094.0	144.9	mg/L	0.77	289.8	mg/L	1.55	0.53%
K 766.490†	12103.1	8.566	mg/L	0.0860	17.13	mg/L	0.172	1.00%
Mg 279.077†	69160.2	58.66	mg/L	0.065	117.3	mg/L	0.13	0.11%
Mn 257.610†	38259.6	1.796	mg/L	0.0084	3.591	mg/L	0.0167	0.47%
Mo 202.031†	52.4	0.00451	mg/L	0.000316	0.00901	mg/L	0.000633	7.02%
Na 589.592†	23837.9	4.242	mg/L	0.0260	8.484	mg/L	0.0520	0.61%
Na 330.237†	90.8	4.000	mg/L	0.3626	7.999	mg/L	0.7253	9.07%
Ni 231.604†	452.8	0.2957	mg/L	0.00629	0.5915	mg/L	0.01257	2.13%
Pb 220.353†	112.1	0.03602	mg/L	0.000825	0.07205	mg/L	0.001650	2.29%
Sb 206.836†	17.8	0.00530	mg/L	0.000931	0.01060	mg/L	0.001862	17.57%
Se 196.026†	-42.3	-0.02407	mg/L	0.004534	-0.04814	mg/L	0.009069	18.84%
Si 288.158†	2632.1	2.086	mg/L	0.0431	4.171	mg/L	0.0863	2.07%
Sn 189.927†	-25.2	-0.00545	mg/L	0.001849	-0.01089	mg/L	0.003697	33.94%
Sr 421.552†	135826.1	0.1957	mg/L	0.00050	0.3914	mg/L	0.00100	0.25%
Ti 334.903†	144704.5	6.005	mg/L	0.0210	12.01	mg/L	0.042	0.35%
Tl 190.801†	-12.3	-0.01985	mg/L	0.004153	-0.03971	mg/L	0.008306	20.92%
V 292.402†	75810.7	0.3100	mg/L	0.00110	0.6199	mg/L	0.00220	0.35%
Zn 206.200†	291.1	0.4546	mg/L	0.00732	0.9092	mg/L	0.01463	1.61%

Sequence No.: 8
Sample ID: JY64 MBSPK SWC
Analyst: BLW
Initial Sample Wt:
Dilution: 2X

Autosampler Location: 28
Date Collected: 10/5/2006 2:09:43 PM
Data Type: Original
Initial Sample Vol:
Sample Prep Vol:

Nebulizer Parameters: JY64 MBSPK SWC

Analyte	Back Pressure	Flow
All	174.0 kPa	0.50 L/min

DCL

Mean Data: JY64 MBSPK SWC

Analyte	Mean Corrected Intensity	Calib Conc.	Calib Units	Calib Std.Dev.	Sample Conc.	Sample Units	Sample Std.Dev.	RSD
ScA 357.253	1289545.4	99.73	%	0.165				0.17%
ScR 361.383	160356.1	102.7	%	0.57				0.55%
Ag 328.068†	139455.7	0.4939	mg/L	0.00161	0.9878	mg/L	0.00323	0.33%
Al 308.215†	2601.5	2.068	mg/L	0.0176	4.135	mg/L	0.0353	0.85%
As 188.979†	1553.8	2.024	mg/L	0.0037	4.048	mg/L	0.0075	0.18%
B 249.677†	-4.3	-0.00056	mg/L	0.000915	-0.00113	mg/L	0.001831	162.49%
Ba 233.527†	4720.6	1.998	mg/L	0.0160	3.997	mg/L	0.0319	0.80%
Be 313.042†	312245.2	0.5187	mg/L	0.00089	1.037	mg/L	0.0018	0.17%
Ca 317.933†	181384.4	10.44	mg/L	0.027	20.89	mg/L	0.053	0.25%
Cd 228.802†	14606.0	0.5201	mg/L	0.00409	1.040	mg/L	0.0082	0.79%
Co 228.616†	15325.9	0.4956	mg/L	0.00378	0.9913	mg/L	0.00757	0.76%
Cr 267.716†	3356.2	0.5004	mg/L	0.00409	1.001	mg/L	0.0082	0.82%
Cu 324.752†	129874.1	0.5171	mg/L	0.00184	1.034	mg/L	0.0037	0.36%
Fe 273.955†	1693.5	2.094	mg/L	0.0155	4.188	mg/L	0.0311	0.74%
K 766.490†	14581.8	10.32	mg/L	0.093	20.64	mg/L	0.186	0.90%
Mg 279.077†	12323.2	10.47	mg/L	0.070	20.94	mg/L	0.140	0.67%
Mn 257.610†	10796.2	0.5076	mg/L	0.00151	1.015	mg/L	0.0030	0.30%
Mo 202.031†	15.6	0.00150	mg/L	0.000227	0.00299	mg/L	0.000454	15.16%
Na 589.592†	55656.5	9.905	mg/L	0.0399	19.81	mg/L	0.080	0.40%
Na 330.237†	336.1	10.99	mg/L	0.629	21.98	mg/L	1.257	5.72%
Ni 231.604†	771.6	0.5040	mg/L	0.00542	1.008	mg/L	0.0108	1.08%
Pb 220.353†	14685.3	2.043	mg/L	0.0151	4.086	mg/L	0.0303	0.74%
Sb 206.836†	6.3	-0.00005	mg/L	0.002242	-0.00009	mg/L	0.004485	>999.9%
Se 196.026†	2209.9	2.051	mg/L	0.0061	4.103	mg/L	0.0122	0.30%
Si 288.158†	9.3	0.00839	mg/L	0.002851	0.01678	mg/L	0.005703	33.99%
Sn 189.927†	-8.6	-0.00163	mg/L	0.000423	-0.00325	mg/L	0.000846	25.98%
Sr 421.552†	347081.8	0.5001	mg/L	0.00066	1.000	mg/L	0.0013	0.13%
Ti 334.903†	108.5	0.00439	mg/L	0.000305	0.00879	mg/L	0.000610	6.94%
Tl 190.801†	1818.7	1.990	mg/L	0.0052	3.980	mg/L	0.0104	0.26%
V 292.402†	122730.2	0.5066	mg/L	0.00236	1.013	mg/L	0.0047	0.47%
Zn 206.200†	334.0	0.5255	mg/L	0.00564	1.051	mg/L	0.0113	1.07%

Sequence No.: 9 R
Sample ID: JY494 MBSPK SWC
Analyst: BLW
Initial Sample Wt:
Dilution: 2X

Autosampler Location: 29
Date Collected: 10/5/2006 2:16:23 PM
Data Type: Original
Initial Sample Vol:
Sample Prep Vol:

Nebulizer Parameters: JY494 MBSPK SWC

Analyte	Back Pressure	Flow
All	174.0 kPa	0.50 L/min

Mean Data: JY494 MBSPK SWC

Analyte	Mean Corrected Intensity	Calib Conc.	Calib Units	Calib Std.Dev.	Sample Conc.	Sample Units	Sample Std.Dev.	RSD
ScA 357.253	1273065.3	98.45	%	0.559				0.57%
ScR 361.383	158134.5	101.3	%	0.21				0.21%
Ag 328.068†	142886.0	0.5060	mg/L	0.00146	1.012	mg/L	0.0029	0.29%
Al 308.215†	2637.3	2.086	mg/L	0.0111	4.171	mg/L	0.0221	0.53%
As 188.979†	1586.6	2.067	mg/L	0.0095	4.133	mg/L	0.0191	0.46%
B 249.677†	-4.8	0.00034	mg/L	0.001420	0.00067	mg/L	0.002840	421.24%
Ba 233.527†	4803.3	2.033	mg/L	0.0108	4.067	mg/L	0.0217	0.53%
Be 313.042†	318450.0	0.5290	mg/L	0.00129	1.058	mg/L	0.0026	0.24%
Ca 317.933†	184130.1	10.60	mg/L	0.015	21.21	mg/L	0.029	0.14%
Cd 228.802†	14748.9	0.5252	mg/L	0.00160	1.050	mg/L	0.0032	0.31%
Co 228.616†	15504.0	0.5016	mg/L	0.00052	1.003	mg/L	0.0010	0.10%
Cr 267.716†	3438.3	0.5125	mg/L	0.00221	1.025	mg/L	0.0044	0.43%
Cu 324.752†	130459.9	0.5191	mg/L	0.00187	1.038	mg/L	0.0037	0.36%
Fe 273.955†	1764.6	2.182	mg/L	0.0105	4.364	mg/L	0.0210	0.48%
K 766.490†	14988.4	10.61	mg/L	0.072	21.22	mg/L	0.144	0.68%
Mg 279.077†	12471.6	10.60	mg/L	0.052	21.20	mg/L	0.105	0.50%
Mn 257.610†	10943.4	0.5145	mg/L	0.00163	1.029	mg/L	0.0033	0.32%
Mo 202.031†	4657.1	0.5125	mg/L	0.00162	1.025	mg/L	0.0032	0.32%
Na 589.592†	57721.7	10.27	mg/L	0.042	20.54	mg/L	0.085	0.41%
Na 330.237†	320.6	10.47	mg/L	0.588	20.94	mg/L	1.176	5.62%
Ni 231.604†	773.0	0.5061	mg/L	0.00209	1.012	mg/L	0.0042	0.41%
Pb 220.353†	14927.5	2.077	mg/L	0.0196	4.154	mg/L	0.0391	0.94%
Sb 206.836†	2120.6	2.156	mg/L	0.0110	4.312	mg/L	0.0221	0.51%
Se 196.026†	2237.9	2.077	mg/L	0.0236	4.155	mg/L	0.0472	1.14%
Si 288.158†	2.9	0.00336	mg/L	0.003546	0.00671	mg/L	0.007092	105.67%
Sn 189.927†	1628.5	0.4766	mg/L	0.00254	0.9532	mg/L	0.00508	0.53%
Sr 421.552†	356135.2	0.5131	mg/L	0.00072	1.026	mg/L	0.0014	0.14%
Ti 334.903†	101.5	0.00357	mg/L	0.000922	0.00714	mg/L	0.001844	25.81%
Tl 190.801†	1868.3	2.046	mg/L	0.0047	4.092	mg/L	0.0094	0.23%
V 292.402†	127069.0	0.5249	mg/L	0.00223	1.050	mg/L	0.0045	0.43%
Zn 206.200†	331.8	0.5218	mg/L	0.00191	1.044	mg/L	0.0038	0.37%

Sequence No.: 10
Sample ID: JY43R REF SWC
Analyst: BLW
Initial Sample Wt:
Dilution: 2X

Autosampler Location: 30
Date Collected: 10/5/2006 2:23:03 PM
Data Type: Original
Initial Sample Vol:
Sample Prep Vol:

Nebulizer Parameters: JY43R REF SWC

Analyte	Back Pressure	Flow
All	175.0 kPa	0.50 L/min

Mean Data: JY43R REF SWC

Analyte	Mean Corrected Intensity	Calib Conc.	Calib Units		Std.Dev.	Sample Conc.	Sample Units	Std.Dev.	RSD
ScA 357.253	1299116.8	100.5	%		0.20				0.20%
ScR 361.383	161136.7	103.2	%		0.56				0.54%
Ag 328.068†	298781.8	1.064	mg/L		0.0023	2.127	mg/L	0.0046	0.22%
Al 308.215†	109511.7	87.36	mg/L		0.212	174.7	mg/L	0.42	0.24%
As 188.979†	743.5	0.9499	mg/L	✓	0.00183	1.900	mg/L	0.0037	0.19%
B 249.677†	1877.2	0.6499	mg/L		0.00393	1.300	mg/L	0.0079	0.61%
Ba 233.527†	3583.5	1.508	mg/L		0.0044	3.015	mg/L	0.0088	0.29%
Be 313.042†	307355.3	0.5096	mg/L		0.00056	1.019	mg/L	0.0011	0.11%
Ca 317.933†	665805.4	38.34	mg/L		0.029	76.68	mg/L	0.058	0.08%
Cd 228.802†	15713.6	0.5612	mg/L	✓	0.00212	1.122	mg/L	0.0042	0.38%
Co 228.616†	22563.4	0.7236	mg/L		0.00200	1.447	mg/L	0.0040	0.28%
Cr 267.716†	4463.4	0.6685	mg/L	✓	0.00205	1.337	mg/L	0.0041	0.31%
Cu 324.752†	218855.0	0.8831	mg/L	✓	0.00113	1.766	mg/L	0.0023	0.13%
Fe 273.955†	106000.9	131.1	mg/L		0.29	262.3	mg/L	0.59	0.22%
K 766.490†	32806.3	23.22	mg/L		0.055	46.44	mg/L	0.110	0.24%
Mg 279.077†	33467.0	28.35	mg/L		0.090	56.69	mg/L	0.179	0.32%
Mn 257.610†	98689.6	4.636	mg/L		0.0066	9.273	mg/L	0.0132	0.14%
Mo 202.031†	2038.0	0.2238	mg/L		0.00077	0.4475	mg/L	0.00153	0.34%
Na 589.592†	12751.6	2.269	mg/L		0.0014	4.539	mg/L	0.0029	0.06%
Na 330.237†	67.0	2.064	mg/L		0.2612	4.127	mg/L	0.5224	12.66%
Ni 231.604†	801.8	0.5240	mg/L		0.00148	1.048	mg/L	0.0030	0.28%
Pb 220.353†	8334.0	1.175	mg/L	✓	0.0047	2.350	mg/L	0.0093	0.40%
Sb 206.836†	454.5	0.4560	mg/L		0.00282	0.9119	mg/L	0.00564	0.62%
Se 196.026†	1071.9	1.005	mg/L		0.0066	2.011	mg/L	0.0131	0.65%
Si 288.158†	1999.2	1.585	mg/L		0.0080	3.170	mg/L	0.0161	0.51%
Sn 189.927†	3172.1	0.9220	mg/L		0.00113	1.844	mg/L	0.0023	0.12%
Sr 421.552†	348591.2	0.5022	mg/L		0.00124	1.004	mg/L	0.0025	0.25%
Ti 334.903†	77806.5	3.229	mg/L		0.0071	6.457	mg/L	0.0143	0.22%
Tl 190.801†	1456.2	1.588	mg/L		0.0120	3.176	mg/L	0.0239	0.75%
V 292.402†	284709.5	1.171	mg/L		0.0022	2.342	mg/L	0.0043	0.19%
Zn 206.200†	1494.7	2.348	mg/L	✓	0.0108	4.696	mg/L	0.0216	0.46%

Sequence No.: 11
Sample ID: CV
Analyst: BLW
Initial Sample Wt:
Dilution: 1X

Autosampler Location: 7
Date Collected: 10/5/2006 2:29:17 PM
Data Type: Original
Initial Sample Vol:
Sample Prep Vol:

Nebulizer Parameters: CV

Analyte	Back Pressure	Flow
All	175.0 kPa	0.50 L/min

Mean Data: CV

Analyte	Mean Corrected Intensity	Calib Conc.	Calib Units	Calib Std.Dev.	Sample Conc.	Sample Units	Sample Std.Dev.	RSD
ScA 357.253	1262974.7	97.67	%	0.287				0.29%
ScR 361.383	156271.8	100.1	%	1.35				1.35%
Ag 328.068†	274104.2	0.9705	mg/L	0.00510	0.9705	mg/L	0.00510	0.53%
Al 308.215†	2539.8	1.990	mg/L	0.0204	1.990	mg/L	0.0204	1.02%
As 188.979†	1492.9	1.942	mg/L	0.0048	1.942	mg/L	0.0048	0.25%
B 249.677†	2810.4	0.9758	mg/L	0.00662	0.9758	mg/L	0.00662	0.68%
Ba 233.527†	2377.0	1.006	mg/L	0.0081	1.006	mg/L	0.0081	0.81%
Be 313.042†	604658.6	1.005	mg/L	0.0111	1.005	mg/L	0.0111	1.10%
Ca 317.933†	35870.8	2.066	mg/L	0.0025	2.066	mg/L	0.0025	0.12%
Cd 228.802†	28425.7	1.015	mg/L	0.0062	1.015	mg/L	0.0062	0.61%
Co 228.616†	29954.9	0.9681	mg/L	0.00603	0.9681	mg/L	0.00603	0.62%
Cr 267.716†	6527.1	0.9767	mg/L	0.00941	0.9767	mg/L	0.00941	0.96%
Cu 324.752†	259077.2	1.031	mg/L	0.0049	1.031	mg/L	0.0049	0.47%
Fe 273.955†	1714.0	2.118	mg/L	0.0197	2.118	mg/L	0.0197	0.93%
K 766.490†	28622.3	20.26	mg/L	0.069	20.26	mg/L	0.069	0.34%
Mg 279.077†	2417.2	2.058	mg/L	0.0188	2.058	mg/L	0.0188	0.91%
Mn 257.610†	21193.0	0.9963	mg/L	0.00062	0.9963	mg/L	0.00062	0.06%
Mo 202.031†	8977.2	0.9883	mg/L	0.00199	0.9883	mg/L	0.00199	0.20%
Na 589.592†	273165.6	48.61	mg/L	0.307	48.61	mg/L	0.307	0.63%
Na 330.237†	1532.4	51.16	mg/L	0.455	51.16	mg/L	0.455	0.89%
Ni 231.604†	1531.2	1.001	mg/L	0.0110	1.001	mg/L	0.0110	1.10%
Pb 220.353†	14199.6	1.976	mg/L	0.0135	1.976	mg/L	0.0135	0.68%
Sb 206.836†	2045.2	2.080	mg/L	0.0086	2.080	mg/L	0.0086	0.41%
Se 196.026†	2092.0	1.941	mg/L	0.0092	1.941	mg/L	0.0092	0.47%
Si 288.158†	2632.4	2.087	mg/L	0.0240	2.087	mg/L	0.0240	1.15%
Sn 189.927†	3205.1	0.9324	mg/L	0.00120	0.9324	mg/L	0.00120	0.13%
Sr 421.552†	682973.1	0.9840	mg/L	0.01043	0.9840	mg/L	0.01043	1.06%
Ti 334.903†	24398.1	1.011	mg/L	0.0005	1.011	mg/L	0.0005	0.05%
Tl 190.801†	1779.5	1.947	mg/L	0.0020	1.947	mg/L	0.0020	0.10%
V 292.402†	240152.7	0.9915	mg/L	0.00570	0.9915	mg/L	0.00570	0.57%
Zn 206.200†	646.6	1.016	mg/L	0.0124	1.016	mg/L	0.0124	1.22%

Sequence No.: 12
Sample ID: CB
Analyst: BLW
Initial Sample Wt:
Dilution: 1X

Autosampler Location: 1
Date Collected: 10/5/2006 2:35:58 PM
Data Type: Original
Initial Sample Vol:
Sample Prep Vol:

Nebulizer Parameters: CB

Analyte	Back Pressure	Flow
All	175.0 kPa	0.50 L/min

Mean Data: CB

Analyte	Mean Corrected Intensity	Calib Conc.	Calib Units	Calib Std.Dev.	Sample Conc.	Sample Units	Sample Std.Dev.	RSD
ScA 357.253	1277379.7	98.79	%	0.475				0.48%
ScR 361.383	157180.2	100.6	%	0.29				0.29%
Ag 328.068†	-18.5	-0.00007	mg/L	0.000220	-0.00007	mg/L	0.000220	337.19%
Al 308.215†	-1.0	-0.00077	mg/L	0.009024	-0.00077	mg/L	0.009024	>999.9%
As 188.979†	1.7	0.00216	mg/L	0.005056	0.00216	mg/L	0.005056	234.50%
B 249.677†	-0.1	-0.00003	mg/L	0.001332	-0.00003	mg/L	0.001332	>999.9%
Ba 233.527†	0.6	0.00026	mg/L	0.000101	0.00026	mg/L	0.000101	39.40%
Be 313.042†	-6.7	-0.00001	mg/L	0.000033	-0.00001	mg/L	0.000033	297.20%
Ca 317.933†	-9.7	-0.00056	mg/L	0.001491	-0.00056	mg/L	0.001491	267.64%
Cd 228.802†	-1.3	-0.00005	mg/L	0.000101	-0.00005	mg/L	0.000101	209.95%
Co 228.616†	0.4	0.00001	mg/L	0.000194	0.00001	mg/L	0.000194	>999.9%
Cr 267.716†	0.9	0.00014	mg/L	0.000426	0.00014	mg/L	0.000426	297.34%
Cu 324.752†	-303.0	-0.00121	mg/L	0.000157	-0.00121	mg/L	0.000157	13.04%
Fe 273.955†	3.9	0.00482	mg/L	0.003148	0.00482	mg/L	0.003148	65.28%
K 766.490†	42.1	0.02982	mg/L	0.030759	0.02982	mg/L	0.030759	103.15%
Mg 279.077†	-9.4	-0.00800	mg/L	0.002644	-0.00800	mg/L	0.002644	33.04%
Mn 257.610†	-4.4	-0.00021	mg/L	0.000115	-0.00021	mg/L	0.000115	55.73%
Mo 202.031†	1.4	0.00016	mg/L	0.000333	0.00016	mg/L	0.000333	212.25%
Na 589.592†	245.6	0.04371	mg/L	0.008561	0.04371	mg/L	0.008561	19.58%
Na 330.237†	-0.6	-0.02142	mg/L	0.567875	-0.02142	mg/L	0.567875	>999.9%
Ni 231.604†	2.1	0.00136	mg/L	0.001695	0.00136	mg/L	0.001695	124.46%
Pb 220.353†	2.3	0.00032	mg/L	0.000482	0.00032	mg/L	0.000482	150.10%
Sb 206.836†	1.2	0.00129	mg/L	0.002543	0.00129	mg/L	0.002543	197.85%
Se 196.026†	4.4	0.00410	mg/L	0.004743	0.00410	mg/L	0.004743	115.65%
Si 288.158†	-4.3	-0.00342	mg/L	0.005059	-0.00342	mg/L	0.005059	148.02%
Sn 189.927†	10.9	0.00315	mg/L	0.001510	0.00315	mg/L	0.001510	47.97%
Sr 421.552†	6.3	0.00001	mg/L	0.000045	0.00001	mg/L	0.000045	500.77%
Ti 334.903†	-9.4	-0.00039	mg/L	0.001602	-0.00039	mg/L	0.001602	411.23%
Tl 190.801†	2.2	0.00238	mg/L	0.001912	0.00238	mg/L	0.001912	80.27%
V 292.402†	5.5	0.00002	mg/L	0.000095	0.00002	mg/L	0.000095	401.20%
Zn 206.200†	0.5	0.00085	mg/L	0.003244	0.00085	mg/L	0.003244	383.68%

Sequence No.: 13
Sample ID: JY37 MB WMN
Analyst: BLW
Initial Sample Wt:
Dilution: 1X

Autosampler Location: 31
Date Collected: 10/5/2006 2:42:20 PM
Data Type: Original
Initial Sample Vol:
Sample Prep Vol:

Nebulizer Parameters: JY37 MB WMN

Analyte	Back Pressure	Flow
All	175.0 kPa	0.50 L/min

Mean Data: JY37 MB WMN

Analyte	Mean Corrected Intensity	Calib Conc.	Calib Units	Calib Std.Dev.	Sample Conc.	Sample Units	Sample Std.Dev.	RSD
ScA 357.253	1317015.8	101.9	%	0.11				0.11%
ScR 361.383	158584.6	101.5	%	1.06				1.04%
Ag 328.068†	-89.2	-0.00032	mg/L	0.000132	-0.00032	mg/L	0.000132	41.85%
Al 308.215†	-4.8	-0.00383	mg/L	0.006984	-0.00383	mg/L	0.006984	182.32%
As 188.979†	2.2	0.00286	mg/L	0.002284	0.00286	mg/L	0.002284	79.84%
B 249.677†	-9.1	-0.00313	mg/L	0.001702	-0.00313	mg/L	0.001702	54.35%
Ba 233.527†	-1.9	-0.00082	mg/L	0.000998	-0.00082	mg/L	0.000998	121.47%
Be 313.042†	-13.5	-0.00002	mg/L	0.000023	-0.00002	mg/L	0.000023	104.82%
Ca 317.933†	-20.3	-0.00117	mg/L	0.002276	-0.00117	mg/L	0.002276	194.91%
Cd 228.802†	-1.2	-0.00004	mg/L	0.000067	-0.00004	mg/L	0.000067	151.46%
Co 228.616†	4.1	0.00013	mg/L	0.000082	0.00013	mg/L	0.000082	62.01%
Cr 267.716†	6.5	0.00097	mg/L	0.000772	0.00097	mg/L	0.000772	79.74%
Cu 324.752†	-561.4	-0.00223	mg/L	0.000155	-0.00223	mg/L	0.000155	6.94%
Fe 273.955†	1.5	0.00191	mg/L	0.003695	0.00191	mg/L	0.003695	193.29%
K 766.490†	-51.4	-0.03641	mg/L	0.011015	-0.03641	mg/L	0.011015	30.25%
Mg 279.077†	11.7	0.00997	mg/L	0.003658	0.00997	mg/L	0.003658	36.69%
Mn 257.610†	-11.8	-0.00056	mg/L	0.000055	-0.00056	mg/L	0.000055	9.83%
Mo 202.031†	0.2	0.00003	mg/L	0.000156	0.00003	mg/L	0.000156	618.78%
Na 589.592†	-14.0	-0.00249	mg/L	0.006643	-0.00249	mg/L	0.006643	267.29%
Na 330.237†	10.5	0.3509	mg/L	0.06582	0.3509	mg/L	0.06582	18.75%
Ni 231.604†	5.7	0.00370	mg/L	0.001830	0.00370	mg/L	0.001830	49.39%
Pb 220.353†	-12.4	-0.00172	mg/L	0.000395	-0.00172	mg/L	0.000395	22.92%
Sb 206.836†	-0.1	-0.00005	mg/L	0.000399	-0.00005	mg/L	0.000399	818.06%
Se 196.026†	5.9	0.00550	mg/L	0.004541	0.00550	mg/L	0.004541	82.62%
Si 288.158†	-28.0	-0.02218	mg/L	0.001512	-0.02218	mg/L	0.001512	6.81%
Sn 189.927†	7.1	0.00207	mg/L	0.000908	0.00207	mg/L	0.000908	43.92%
Sr 421.552†	38.4	0.00006	mg/L	0.000013	0.00006	mg/L	0.000013	23.60%
Ti 334.903†	3.6	0.00015	mg/L	0.000867	0.00015	mg/L	0.000867	574.87%
Tl 190.801†	-0.5	-0.00053	mg/L	0.000705	-0.00053	mg/L	0.000705	132.29%
V 292.402†	-13.7	-0.00005	mg/L	0.000036	-0.00005	mg/L	0.000036	73.24%
Zn 206.200†	0.3	0.00042	mg/L	0.001042	0.00042	mg/L	0.001042	247.51%

Sequence No.: 14
Sample ID: JX50 MB TWC
Analyst: BLW
Initial Sample Wt:
Dilution: 1X

Autosampler Location: 32
Date Collected: 10/5/2006 2:48:45 PM
Data Type: Original
Initial Sample Vol:
Sample Prep Vol:

Nebulizer Parameters: JX50 MB TWC

Analyte	Back Pressure	Flow
All	175.0 kPa	0.50 L/min

Mean Data: JX50 MB TWC

Analyte	Mean Corrected Intensity	Calib Conc.	Calib Units	Std.Dev.	Sample Conc.	Sample Units	Std.Dev.	RSD
ScA 357.253	1318000.5	101.9	%	0.99				0.97%
ScR 361.383	159334.3	102.0	%	1.15				1.13%
Ag 328.068†	-53.8	-0.00019	mg/L	0.000148	-0.00019	mg/L	0.000148	77.75%
Al 308.215†	13.9	0.01112	mg/L	0.023079	0.01112	mg/L	0.023079	207.63%
As 188.979†	-0.9	-0.00112	mg/L	0.004788	-0.00112	mg/L	0.004788	425.83%
B 249.677†	-6.9	-0.00238	mg/L	0.001398	-0.00238	mg/L	0.001398	58.84%
Ba 233.527†	-1.7	-0.00070	mg/L	0.000326	-0.00070	mg/L	0.000326	46.27%
Be 313.042†	-7.7	-0.00001	mg/L	0.000027	-0.00001	mg/L	0.000027	209.87%
Ca 317.933†	206.7	0.01190	mg/L	0.001195	0.01190	mg/L	0.001195	10.04%
Cd 228.802†	-2.3	-0.00008	mg/L	0.000075	-0.00008	mg/L	0.000075	94.00%
Co 228.616†	5.0	0.00016	mg/L	0.000073	0.00016	mg/L	0.000073	44.82%
Cr 267.716†	3.4	0.00051	mg/L	0.000879	0.00051	mg/L	0.000879	171.62%
Cu 324.752†	-473.1	-0.00188	mg/L	0.000267	-0.00188	mg/L	0.000267	14.21%
Fe 273.955†	9.9	0.01225	mg/L	0.002378	0.01225	mg/L	0.002378	19.42%
K 766.490†	-4.3	-0.00302	mg/L	0.020105	-0.00302	mg/L	0.020105	666.36%
Mg 279.077†	2.5	0.00208	mg/L	0.008583	0.00208	mg/L	0.008583	412.19%
Mn 257.610†	-4.0	-0.00019	mg/L	0.000221	-0.00019	mg/L	0.000221	118.66%
Mo 202.031†	-2.1	-0.00023	mg/L	0.000183	-0.00023	mg/L	0.000183	79.64%
Na 589.592†	41.5	0.00738	mg/L	0.009140	0.00738	mg/L	0.009140	123.85%
Na 330.237†	9.4	0.3112	mg/L	0.15347	0.3112	mg/L	0.15347	49.31%
Ni 231.604†	2.4	0.00158	mg/L	0.003973	0.00158	mg/L	0.003973	251.60%
Pb 220.353†	-9.2	-0.00128	mg/L	0.000406	-0.00128	mg/L	0.000406	31.79%
Sb 206.836†	1.1	0.00116	mg/L	0.002400	0.00116	mg/L	0.002400	206.58%
Se 196.026†	5.4	0.00501	mg/L	0.003310	0.00501	mg/L	0.003310	66.08%
Si 288.158†	22.6	0.01791	mg/L	0.003924	0.01791	mg/L	0.003924	21.91%
Sn 189.927†	5.0	0.00146	mg/L	0.001287	0.00146	mg/L	0.001287	88.13%
Sr 421.552†	-2.5	0.00000	mg/L	0.000031	0.00000	mg/L	0.000031	841.48%
Ti 334.903†	-15.4	-0.00064	mg/L	0.001170	-0.00064	mg/L	0.001170	183.17%
Tl 190.801†	1.7	0.00188	mg/L	0.000690	0.00188	mg/L	0.000690	36.76%
V 292.402†	-13.1	-0.00005	mg/L	0.000072	-0.00005	mg/L	0.000072	143.19%
Zn 206.200†	3.0	0.00465	mg/L	0.002834	0.00465	mg/L	0.002834	61.00%

Sequence No.: 15
Sample ID: JY56 C TWC
Analyst: BLW
Initial Sample Wt:
Dilution: 2X

Autosampler Location: 33
Date Collected: 10/5/2006 2:55:10 PM
Data Type: Original
Initial Sample Vol:
Sample Prep Vol:

Nebulizer Parameters: JY56 C TWC

Analyte	Back Pressure	Flow
All	175.0 kPa	0.50 L/min

Mean Data: JY56 C TWC

Analyte	Mean Corrected Intensity	Calib Conc.	Calib Units	Calib Std.Dev.	Sample Conc.	Sample Units	Sample Std.Dev.	RSD
ScA 357.253	1161210.5	89.80	%	0.152				0.17%
ScR 361.383	150496.4	96.37	%	0.245				0.25%
Ag 328.068†	-40.9	0.00023	mg/L	0.000129	0.00045	mg/L	0.000259	57.20%
Al 308.215†	124.3	0.09424	mg/L	0.008059	0.1885	mg/L	0.01612	8.55%
As 188.979†	14.3	0.01823	mg/L	0.003533	0.03647	mg/L	0.007067	19.38%
B 249.677†	209.1	0.07236	mg/L	0.001923	0.1447	mg/L	0.00385	2.66%
Ba 233.527†	144.7	0.06071	mg/L	0.002197	0.1214	mg/L	0.00439	3.62%
Be 313.042†	772.0	0.00089	mg/L	0.000040	0.00178	mg/L	0.000079	4.45%
Ca 317.933†	19346.1	1.114	mg/L	0.0020	2.228	mg/L	0.0040	0.18%
Cd 228.802†	1.6	0.00003	mg/L	0.000300	0.00005	mg/L	0.000599	>999.9%
Co 228.616†	463.4	0.01468	mg/L	0.001161	0.02937	mg/L	0.002322	7.91%
Cr 267.716†	45.9	0.00709	mg/L	0.000308	0.01418	mg/L	0.000615	4.34%
Cu 324.752†	316.6	0.00185	mg/L	0.000096	0.00370	mg/L	0.000193	5.22%
Fe 273.955†	5182.7	6.412	mg/L	0.0223	12.82	mg/L	0.045	0.35%
K 766.490†	4681.5	3.313	mg/L	0.0195	6.627	mg/L	0.0389	0.59%
Mg 279.077†	737.9	0.6226	mg/L	0.00529	1.245	mg/L	0.0106	0.85%
Mn 257.610†	1295.8	0.06087	mg/L	0.000267	0.1217	mg/L	0.00053	0.44%
Mo 202.031†	291.9	0.03212	mg/L	0.002138	0.06423	mg/L	0.004276	6.66%
Na 589.592†	6820408.3	1214	mg/L	8.1	2428	mg/L	16.3	0.67%
Na 330.237†	40019.3	1337	mg/L	3.8	2673	mg/L	7.6	0.28%
Ni 231.604†	12.0	0.00781	mg/L	0.002961	0.01562	mg/L	0.005921	37.90%
Pb 220.353†	8.8	0.00127	mg/L	0.001290	0.00254	mg/L	0.002580	101.73%
Sb 206.836†	3.8	0.00405	mg/L	0.004570	0.00810	mg/L	0.009140	112.80%
Se 196.026†	2.6	0.00308	mg/L	0.002227	0.00615	mg/L	0.004453	72.36%
Si 288.158†	3510.1	2.781	mg/L	0.0903	5.561	mg/L	0.1807	3.25%
Sn 189.927†	1.1	0.00037	mg/L	0.000200	0.00075	mg/L	0.000400	53.37%
Sr 421.552†	27094.0	0.03904	mg/L	0.000184	0.07807	mg/L	0.000368	0.47%
Ti 334.903†	2881.8	0.1196	mg/L	0.00006	0.2391	mg/L	0.00012	0.05%
Tl 190.801†	5.1	0.00492	mg/L	0.002586	0.00985	mg/L	0.005172	52.53%
V 292.402†	61362.9	0.2515	mg/L	0.00249	0.5030	mg/L	0.00498	0.99%
Zn 206.200†	2.0	0.00291	mg/L	0.002491	0.00581	mg/L	0.004983	85.74%

Sequence No.: 16
Sample ID: JY77 D TWC
Analyst: BLW
Initial Sample Wt:
Dilution: 1X

Autosampler Location: 34
Date Collected: 10/5/2006 3:03:04 PM
Data Type: Original
Initial Sample Vol:
Sample Prep Vol:

Nebulizer Parameters: JY77 D TWC

Analyte	Back Pressure	Flow
All	175.0 kPa	0.50 L/min

Mean Data: JY77 D TWC

Analyte	Mean Corrected Intensity	Calib Conc.	Calib Units	Std.Dev.	Sample Conc.	Sample Units	Std.Dev.	RSD
ScA 357.253	1274577.1	98.57	%	0.444				0.45%
ScR 361.383	156534.5	100.2	%	0.42				0.42%
Ag 328.068†	-130.2	-0.00042	mg/L	0.000274	-0.00042	mg/L	0.000274	64.77%
Al 308.215†	742.1	0.5920	mg/L	0.02161	0.5920	mg/L	0.02161	3.65%
As 188.979†	5.4	0.00577	mg/L	0.002616	0.00577	mg/L	0.002616	45.33%
B 249.677†	176.5	0.06110	mg/L	0.001686	0.06110	mg/L	0.001686	2.76%
Ba 233.527†	36.2	0.01531	mg/L	0.000982	0.01531	mg/L	0.000982	6.41%
Be 313.042†	534.1	0.00088	mg/L	0.000058	0.00088	mg/L	0.000058	6.54%
Ca 317.933†	471800.1	27.17	mg/L	0.035	27.17	mg/L	0.035	0.13%
Cd 228.802†	-2.1	-0.00008	mg/L	0.000033	-0.00008	mg/L	0.000033	38.50%
Co 228.616†	16.1	0.00049	mg/L	0.000327	0.00049	mg/L	0.000327	66.19%
Cr 267.716†	24.6	0.00116	mg/L	0.000851	0.00116	mg/L	0.000851	73.08%
Cu 324.752†	-547.6	-0.00211	mg/L	0.000110	-0.00211	mg/L	0.000110	5.24%
Fe 273.955†	1261.7	1.561	mg/L	0.0019	1.561	mg/L	0.0019	0.12%
K 766.490†	20727.3	14.67	mg/L	0.046	14.67	mg/L	0.046	0.32%
Mg 279.077†	14291.1	12.14	mg/L	0.036	12.14	mg/L	0.036	0.29%
Mn 257.610†	4849.6	0.2275	mg/L	0.00132	0.2275	mg/L	0.00132	0.58%
Mo 202.031†	47.9	0.00502	mg/L	0.000253	0.00502	mg/L	0.000253	5.04%
Na 589.592†	329282.1	58.60	mg/L	0.210	58.60	mg/L	0.210	0.36%
Na 330.237†	1847.1	61.42	mg/L	0.159	61.42	mg/L	0.159	0.26%
Ni 231.604†	5.1	0.00332	mg/L	0.000844	0.00332	mg/L	0.000844	25.40%
Pb 220.353†	-4.8	-0.00055	mg/L	0.000438	-0.00055	mg/L	0.000438	79.73%
Sb 206.836†	4.1	0.00388	mg/L	0.001325	0.00388	mg/L	0.001325	34.15%
Se 196.026†	-11.4	-0.01069	mg/L	0.004661	-0.01069	mg/L	0.004661	43.60%
Si 288.158†	2740.0	2.171	mg/L	0.0369	2.171	mg/L	0.0369	1.70%
Sn 189.927†	-27.7	-0.00605	mg/L	0.000979	-0.00605	mg/L	0.000979	16.19%
Sr 421.552†	95459.0	0.1375	mg/L	0.00008	0.1375	mg/L	0.00008	0.06%
Ti 334.903†	90.5	0.00375	mg/L	0.000584	0.00375	mg/L	0.000584	15.59%
Tl 190.801†	-2.0	-0.00224	mg/L	0.004722	-0.00224	mg/L	0.004722	210.85%
V 292.402†	745.5	0.00312	mg/L	0.000125	0.00312	mg/L	0.000125	4.00%
Zn 206.200†	3.4	0.00600	mg/L	0.001862	0.00600	mg/L	0.001862	31.04%

Sequence No.: 17
Sample ID: JY77 E TWC
Analyst: BLW
Initial Sample Wt:
Dilution: 1X

Autosampler Location: 35
Date Collected: 10/5/2006 3:10:25 PM
Data Type: Original
Initial Sample Vol:
Sample Prep Vol:

Nebulizer Parameters: JY77 E TWC

Analyte	Back Pressure	Flow
All	174.0 kPa	0.50 L/min

Mean Data: JY77 E TWC

Analyte	Mean Corrected Intensity	Calib Conc.	Calib Units	Calib Std.Dev.	Sample Conc.	Sample Units	Sample Std.Dev.	RSD
ScA 357.253	1201177.4	92.89	%	0.633				0.68%
ScR 361.383	151912.5	97.27	%	0.506				0.52%
Ag 328.068†	-42.9	-0.00016	mg/L	0.000197	-0.00016	mg/L	0.000197	125.41%
Al 308.215†	1964.4	1.567	mg/L	0.0125	1.567	mg/L	0.0125	0.80%
As 188.979†	9.9	0.01186	mg/L	0.002186	0.01186	mg/L	0.002186	18.42%
B 249.677†	304.9	0.1055	mg/L	0.00140	0.1055	mg/L	0.00140	1.32%
Ba 233.527†	52.1	0.02208	mg/L	0.000719	0.02208	mg/L	0.000719	3.26%
Be 313.042†	2046.9	0.00337	mg/L	0.000017	0.00337	mg/L	0.000017	0.50%
Ca 317.933†	319451.9	18.40	mg/L	0.039	18.40	mg/L	0.039	0.21%
Cd 228.802†	5.1	0.00016	mg/L	0.000123	0.00016	mg/L	0.000123	75.10%
Co 228.616†	60.4	0.00194	mg/L	0.000162	0.00194	mg/L	0.000162	8.36%
Cr 267.716†	33.7	0.00294	mg/L	0.000613	0.00294	mg/L	0.000613	20.85%
Cu 324.752†	2469.6	0.00979	mg/L	0.000141	0.00979	mg/L	0.000141	1.44%
Fe 273.955†	309.5	0.3829	mg/L	0.00254	0.3829	mg/L	0.00254	0.66%
K 766.490†	4218.5	2.986	mg/L	0.0144	2.986	mg/L	0.0144	0.48%
Mg 279.077†	11382.9	9.671	mg/L	0.0081	9.671	mg/L	0.0081	0.08%
Mn 257.610†	3741.8	0.1755	mg/L	0.00036	0.1755	mg/L	0.00036	0.21%
Mo 202.031†	159.7	0.01738	mg/L	0.000302	0.01738	mg/L	0.000302	1.74%
Na 589.592†	3196399.0	568.8	mg/L	4.95	568.8	mg/L	4.95	0.87%
Na 330.237†	18338.7	612.3	mg/L	0.20	612.3	mg/L	0.20	0.03%
Ni 231.604†	13.3	0.00868	mg/L	0.002292	0.00868	mg/L	0.002292	26.40%
Pb 220.353†	9.7	0.00164	mg/L	0.001026	0.00164	mg/L	0.001026	62.68%
Sb 206.836†	5.2	0.00524	mg/L	0.002238	0.00524	mg/L	0.002238	42.68%
Se 196.026†	-1.7	-0.00175	mg/L	0.008426	-0.00175	mg/L	0.008426	481.56%
Si 288.158†	549.1	0.4350	mg/L	0.00371	0.4350	mg/L	0.00371	0.85%
Sn 189.927†	-18.7	-0.00409	mg/L	0.000845	-0.00409	mg/L	0.000845	20.67%
Sr 421.552†	77183.1	0.1112	mg/L	0.00011	0.1112	mg/L	0.00011	0.10%
Ti 334.903†	524.6	0.02175	mg/L	0.001432	0.02175	mg/L	0.001432	6.58%
Tl 190.801†	0.1	0.00009	mg/L	0.001976	0.00009	mg/L	0.001976	>999.9%
V 292.402†	5558.9	0.02285	mg/L	0.000121	0.02285	mg/L	0.000121	0.53%
Zn 206.200†	6.5	0.01058	mg/L	0.002984	0.01058	mg/L	0.002984	28.20%

Sequence No.: 18
Sample ID: JY77 G TWC
Analyst: BLW
Initial Sample Wt:
Dilution: 1X

Autosampler Location: 36
Date Collected: 10/5/2006 3:17:52 PM
Data Type: Original
Initial Sample Vol:
Sample Prep Vol:

Nebulizer Parameters: JY77 G TWC

Analyte	Back Pressure	Flow
All	174.0 kPa	0.50 L/min

Mean Data: JY77 G TWC

Analyte	Mean Corrected Intensity	Calib Conc.	Calib Units	Calib Std.Dev.	Sample Conc.	Sample Units	Sample Std.Dev.	RSD
ScA 357.253	1212750.8	93.79	%	0.868				0.93%
ScR 361.383	153565.8	98.33	%	0.115				0.12%
Ag 328.068†	-952.6	-0.00038	mg/L	0.000124	-0.00038	mg/L	0.000124	33.12%
Al 308.215†	392.6	0.3131	mg/L	0.00619	0.3131	mg/L	0.00619	1.98%
As 188.979†	11.5	0.01123	mg/L	0.003091	0.01123	mg/L	0.003091	27.52%
B 249.677†	24.3	0.00842	mg/L	0.002748	0.00842	mg/L	0.002748	32.66%
Ba 233.527†	365.5	0.1502	mg/L	0.00029	0.1502	mg/L	0.00029	0.19%
Be 313.042†	274.5	0.00045	mg/L	0.000009	0.00045	mg/L	0.000009	2.01%
Ca 317.933†	1515369.1	87.26	mg/L	0.172	87.26	mg/L	0.172	0.20%
Cd 228.802†	6.6	0.00021	mg/L	0.000061	0.00021	mg/L	0.000061	29.47%
Co 228.616†	416.3	0.01225	mg/L	0.000522	0.01225	mg/L	0.000522	4.27%
Cr 267.716†	52.1	0.00309	mg/L	0.000198	0.00309	mg/L	0.000198	6.43%
Cu 324.752†	-1784.5	-0.00050	mg/L	0.000335	-0.00050	mg/L	0.000335	67.30%
Fe 273.955†	55755.5	68.98	mg/L	0.447	68.98	mg/L	0.447	0.65%
K 766.490†	6060.3	4.289	mg/L	0.0029	4.289	mg/L	0.0029	0.07%
Mg 279.077†	47612.1	40.41	mg/L	0.168	40.41	mg/L	0.168	0.42%
Mn 257.610†	38771.9	1.821	mg/L	0.0062	1.821	mg/L	0.0062	0.34%
Mo 202.031†	44.5	0.00404	mg/L	0.000097	0.00404	mg/L	0.000097	2.40%
Na 589.592†	1464319.2	260.6	mg/L	1.41	260.6	mg/L	1.41	0.54%
Na 330.237†	8328.2	277.3	mg/L	1.38	277.3	mg/L	1.38	0.50%
Ni 231.604†	4.5	0.00297	mg/L	0.003412	0.00297	mg/L	0.003412	115.06%
Pb 220.353†	32.0	0.00453	mg/L	0.000601	0.00453	mg/L	0.000601	13.27%
Sb 206.836†	13.0	0.00576	mg/L	0.001284	0.00576	mg/L	0.001284	22.31%
Se 196.026†	-33.3	-0.02479	mg/L	0.002381	-0.02479	mg/L	0.002381	9.61%
Si 288.158†	1429.4	1.132	mg/L	0.0036	1.132	mg/L	0.0036	0.32%
Sn 189.927†	-63.2	-0.01196	mg/L	0.000623	-0.01196	mg/L	0.000623	5.21%
Sr 421.552†	349483.0	0.5035	mg/L	0.00128	0.5035	mg/L	0.00128	0.25%
Ti 334.903†	121.0	0.00501	mg/L	0.000274	0.00501	mg/L	0.000274	5.46%
Tl 190.801†	-11.1	-0.01219	mg/L	0.007059	-0.01219	mg/L	0.007059	57.91%
V 292.402†	1631.9	0.00702	mg/L	0.000064	0.00702	mg/L	0.000064	0.91%
Zn 206.200†	-1.5	-0.00233	mg/L	0.001674	-0.00233	mg/L	0.001674	71.83%

Sequence No.: 19
Sample ID: JY77 ADUP TWC
Analyst: BLW
Initial Sample Wt:
Dilution: 1X

Autosampler Location: 37
Date Collected: 10/5/2006 3:25:18 PM
Data Type: Original
Initial Sample Vol:
Sample Prep Vol:

Nebulizer Parameters: JY77 ADUP TWC

Analyte	Back Pressure	Flow
All	175.0 kPa	0.50 L/min

Mean Data: JY77 ADUP TWC

Analyte	Mean Corrected Intensity	Calib Conc.	Calib Units	Calib Std.Dev.	Sample Conc.	Sample Units	Sample Std.Dev.	RSD
ScA 357.253	1263554.5	97.72	%	0.260				0.27%
ScR 361.383	154731.9	99.08	%	0.354				0.36%
Ag 328.068†	-502.3	-0.00033	mg/L	0.000019	-0.00033	mg/L	0.000019	5.72%
Al 308.215†	21.2	0.01684	mg/L	0.022657	0.01684	mg/L	0.022657	134.54%
As 188.979†	9.0	0.01034	mg/L	0.003716	0.01034	mg/L	0.003716	35.96%
B 249.677†	16.2	0.00561	mg/L	0.002085	0.00561	mg/L	0.002085	37.19%
Ba 233.527†	59.0	0.02230	mg/L	0.000100	0.02230	mg/L	0.000100	0.45%
Be 313.042†	23.1	0.00004	mg/L	0.000010	0.00004	mg/L	0.000010	26.07%
Ca 317.933†	565512.3	32.56	mg/L	0.072	32.56	mg/L	0.072	0.22%
Cd 228.802†	-2.7	-0.00011	mg/L	0.000051	-0.00011	mg/L	0.000051	44.87%
Co 228.616†	106.3	0.00276	mg/L	0.000257	0.00276	mg/L	0.000257	9.33%
Cr 267.716†	22.0	0.00097	mg/L	0.000765	0.00097	mg/L	0.000765	79.02%
Cu 324.752†	-1332.2	-0.00150	mg/L	0.000091	-0.00150	mg/L	0.000091	6.10%
Fe 273.955†	31797.1	39.34	mg/L	0.694	39.34	mg/L	0.694	1.76%
K 766.490†	2107.3	1.491	mg/L	0.0360	1.491	mg/L	0.0360	2.41%
Mg 279.077†	20147.6	17.09	mg/L	0.314	17.09	mg/L	0.314	1.84%
Mn 257.610†	56853.5	2.671	mg/L	0.0436	2.671	mg/L	0.0436	1.63%
Mo 202.031†	29.5	0.00288	mg/L	0.000248	0.00288	mg/L	0.000248	8.63%
Na 589.592†	188374.7	33.52	mg/L	0.084	33.52	mg/L	0.084	0.25%
Na 330.237†	1075.2	35.58	mg/L	0.414	35.58	mg/L	0.414	1.16%
Ni 231.604†	0.9	0.00060	mg/L	0.005472	0.00060	mg/L	0.005472	919.49%
Pb 220.353†	15.7	0.00219	mg/L	0.000228	0.00219	mg/L	0.000228	10.42%
Sb 206.836†	9.0	0.00493	mg/L	0.002005	0.00493	mg/L	0.002005	40.67%
Se 196.026†	-13.7	-0.01104	mg/L	0.003642	-0.01104	mg/L	0.003642	32.98%
Si 288.158†	2543.9	2.015	mg/L	0.0266	2.015	mg/L	0.0266	1.32%
Sn 189.927†	-29.2	-0.00609	mg/L	0.001089	-0.00609	mg/L	0.001089	17.89%
Sr 421.552†	121166.4	0.1746	mg/L	0.00015	0.1746	mg/L	0.00015	0.09%
Ti 334.903†	23.9	0.00099	mg/L	0.000740	0.00099	mg/L	0.000740	74.92%
Tl 190.801†	-6.4	-0.00704	mg/L	0.005658	-0.00704	mg/L	0.005658	80.42%
V 292.402†	242.7	0.00142	mg/L	0.000070	0.00142	mg/L	0.000070	4.91%
Zn 206.200†	6.5	0.00980	mg/L	0.000695	0.00980	mg/L	0.000695	7.10%

Sequence No.: 20
Sample ID: JY77 A TWC
Analyst: BLW
Initial Sample Wt:
Dilution: 1X

Autosampler Location: 38
Date Collected: 10/5/2006 3:32:38 PM
Data Type: Original
Initial Sample Vol:
Sample Prep Vol:

Nebulizer Parameters: JY77 A TWC

Analyte	Back Pressure	Flow
All	174.0 kPa	0.50 L/min

DCL

Mean Data: JY77 A TWC

Analyte	Mean Corrected Intensity	Calib Conc.	Calib Units	Calib Std.Dev.	Sample Conc.	Sample Units	Sample Std.Dev.	RSD
ScA 357.253	1272297.2	98.39	%	0.485				0.49%
ScR 361.383	161760.2	103.6	%	5.11				4.93%
Ag 328.068†	-503.8	-0.00033	mg/L	0.000140	-0.00033	mg/L	0.000140	42.10%
Al 308.215†	6.0	0.00470	mg/L	0.001479	0.00470	mg/L	0.001479	31.49%
As 188.979†	4.7	0.00476	mg/L	0.000673	0.00476	mg/L	0.000673	14.12%
B 249.677†	14.0	0.00488	mg/L	0.000735	0.00488	mg/L	0.000735	15.08%
Ba 233.527†	62.1	0.02361	mg/L	0.001278	0.02361	mg/L	0.001278	5.41%
Be 313.042†	-13.5	-0.00002	mg/L	0.000083	-0.00002	mg/L	0.000083	343.58%
Ca 317.933†	564608.4	32.51	mg/L	1.480	32.51	mg/L	1.480	4.55%
Cd 228.802†	1.0	0.00002	mg/L	0.000054	0.00002	mg/L	0.000054	220.53%
Co 228.616†	107.5	0.00279	mg/L	0.000238	0.00279	mg/L	0.000238	8.53%
Cr 267.716†	26.4	0.00166	mg/L	0.000386	0.00166	mg/L	0.000386	23.32%
Cu 324.752†	-1305.3	-0.00136	mg/L	0.000403	-0.00136	mg/L	0.000403	29.59%
Fe 273.955†	32014.7	39.61	mg/L	1.972	39.61	mg/L	1.972	4.98%
K 766.490†	1917.9	1.357	mg/L	0.0801	1.357	mg/L	0.0801	5.90%
Mg 279.077†	20000.1	16.97	mg/L	0.750	16.97	mg/L	0.750	4.42%
Mn 257.610†	57438.1	2.699	mg/L	0.1278	2.699	mg/L	0.1278	4.74%
Mo 202.031†	29.1	0.00284	mg/L	0.000383	0.00284	mg/L	0.000383	13.47%
Na 589.592†	182759.8	32.52	mg/L	1.472	32.52	mg/L	1.472	4.53%
Na 330.237†	1041.2	34.44	mg/L	1.148	34.44	mg/L	1.148	3.33%
Ni 231.604†	2.5	0.00161	mg/L	0.002048	0.00161	mg/L	0.002048	126.90%
Pb 220.353†	9.1	0.00127	mg/L	0.000059	0.00127	mg/L	0.000059	4.60%
Sb 206.836†	7.7	0.00360	mg/L	0.001681	0.00360	mg/L	0.001681	46.71%
Se 196.026†	-10.2	-0.00785	mg/L	0.005055	-0.00785	mg/L	0.005055	64.40%
Si 288.158†	2891.9	2.291	mg/L	0.1233	2.291	mg/L	0.1233	5.38%
Sn 189.927†	-30.9	-0.00659	mg/L	0.000849	-0.00659	mg/L	0.000849	12.88%
Sr 421.552†	119302.0	0.1719	mg/L	0.00816	0.1719	mg/L	0.00816	4.74%
Ti 334.903†	30.6	0.00127	mg/L	0.000279	0.00127	mg/L	0.000279	22.01%
Tl 190.801†	-8.0	-0.00873	mg/L	0.004329	-0.00873	mg/L	0.004329	49.62%
V 292.402†	264.7	0.00152	mg/L	0.000116	0.00152	mg/L	0.000116	7.67%
Zn 206.200†	5.9	0.00887	mg/L	0.002154	0.00887	mg/L	0.002154	24.28%

Sequence No.: 21
Sample ID: JY77 ASPK TWC
Analyst: BLW
Initial Sample Wt:
Dilution: 1X

Autosampler Location: 39
Date Collected: 10/5/2006 3:39:59 PM
Data Type: Original
Initial Sample Vol:
Sample Prep Vol:

Nebulizer Parameters: JY77 ASPK TWC

Analyte	Back Pressure	Flow
All	174.0 kPa	0.50 L/min

Mean Data: JY77 ASPK TWC

Analyte	Mean Corrected Intensity	Calib Conc.	Calib Units	Calib Std.Dev.	Sample Conc.	Sample Units	Sample Std.Dev.	RSD
ScA 357.253	1270246.1	98.24	%	0.759				0.77%
ScR 361.383	157785.2	101.0	%	0.38				0.37%
Ag 328.068†	142251.2	0.5052	mg/L	0.00238	0.5052	mg/L	0.00238	0.47%
Al 308.215†	2607.6	2.072	mg/L	0.0139	2.072	mg/L	0.0139	0.67%
As 188.979†	1582.9	2.061	mg/L	0.0271	2.061	mg/L	0.0271	1.31%
B 249.677†	9.7	0.00430	mg/L	0.000922	0.00430	mg/L	0.000922	21.43%
Ba 233.527†	4785.8	2.023	mg/L	0.0115	2.023	mg/L	0.0115	0.57%
Be 313.042†	317695.4	0.5278	mg/L	0.00165	0.5278	mg/L	0.00165	0.31%
Ca 317.933†	726853.6	41.86	mg/L	0.137	41.86	mg/L	0.137	0.33%
Cd 228.802†	14713.8	0.5239	mg/L	0.00205	0.5239	mg/L	0.00205	0.39%
Co 228.616†	15278.1	0.4934	mg/L	0.00206	0.4934	mg/L	0.00206	0.42%
Cr 267.716†	3403.5	0.5053	mg/L	0.00232	0.5053	mg/L	0.00232	0.46%
Cu 324.752†	131005.2	0.5253	mg/L	0.00179	0.5253	mg/L	0.00179	0.34%
Fe 273.955†	32448.2	40.15	mg/L STL	0.305	40.15	mg/L	0.305	0.76%
K 766.490†	16766.4	11.87	mg/L	0.093	11.87	mg/L	0.093	0.79%
Mg 279.077†	31336.9	26.60	mg/L	0.231	26.60	mg/L	0.231	0.87%
Mn 257.610†	65286.6	3.068	mg/L STL	0.0231	3.068	mg/L	0.0231	0.75%
Mo 202.031†	36.6	0.00346	mg/L	0.000216	0.00346	mg/L	0.000216	6.26%
Na 589.592†	232757.4	41.42	mg/L	0.074	41.42	mg/L	0.074	0.18%
Na 330.237†	1342.5	44.29	mg/L	0.484	44.29	mg/L	0.484	1.09%
Ni 231.604†	756.1	0.4938	mg/L	0.00353	0.4938	mg/L	0.00353	0.71%
Pb 220.353†	14586.2	2.029	mg/L	0.0043	2.029	mg/L	0.0043	0.21%
Sb 206.836†	11.4	0.00102	mg/L	0.000719	0.00102	mg/L	0.000719	70.70%
Se 196.026†	2238.8	2.080	mg/L	0.0147	2.080	mg/L	0.0147	0.71%
Si 288.158†	1883.1	1.493	mg/L	0.0043	1.493	mg/L	0.0043	0.29%
Sn 189.927†	-36.9	-0.00754	mg/L	0.001286	-0.00754	mg/L	0.001286	17.06%
Sr 421.552†	468926.8	0.6756	mg/L	0.00180	0.6756	mg/L	0.00180	0.27%
Ti 334.903†	36.6	0.00141	mg/L	0.000322	0.00141	mg/L	0.000322	22.87%
Tl 190.801†	1794.0	1.963	mg/L	0.0137	1.963	mg/L	0.0137	0.70%
V 292.402†	127830.4	0.5279	mg/L	0.00214	0.5279	mg/L	0.00214	0.41%
Zn 206.200†	321.9	0.5061	mg/L	0.00236	0.5061	mg/L	0.00236	0.47%

Sequence No.: 22
Sample ID: JY77 MB1SPK TWC
Analyst: BLW
Initial Sample Wt:
Dilution: 1X

Autosampler Location: 40
Date Collected: 10/5/2006 3:47:20 PM
Data Type: Original
Initial Sample Vol:
Sample Prep Vol:

Nebulizer Parameters: JY77 MB1SPK TWC

Analyte	Back Pressure	Flow
All	175.0 kPa	0.50 L/min

Mean Data: JY77 MB1SPK TWC

Analyte	Mean Corrected Intensity	Calib Conc.	Calib Units	Calib Std.Dev.	Sample Conc.	Sample Units	Sample Std.Dev.	RSD
ScA 357.253	1283368.2	99.25	%	0.298				0.30%
ScR 361.383	158851.2	101.7	%	0.47				0.46%
Ag 328.068†	143891.9	0.5096	mg/L	0.00378	0.5096	mg/L	0.00378	0.74%
Al 308.215†	2625.3	2.086	mg/L	0.0095	2.086	mg/L	0.0095	0.46%
As 188.979†	1604.0	2.090	mg/L	0.0083	2.090	mg/L	0.0083	0.39%
B 249.677†	-13.4	-0.00366	mg/L	0.002103	-0.00366	mg/L	0.002103	57.47%
Ba 233.527†	4929.0	2.087	mg/L	0.0090	2.087	mg/L	0.0090	0.43%
Be 313.042†	323642.6	0.5377	mg/L	0.00103	0.5377	mg/L	0.00103	0.19%
Ca 317.933†	185966.3	10.71	mg/L	0.020	10.71	mg/L	0.020	0.19%
Cd 228.802†	15015.2	0.5347	mg/L	0.00304	0.5347	mg/L	0.00304	0.57%
Co 228.616†	15742.0	0.5091	mg/L	0.00269	0.5091	mg/L	0.00269	0.53%
Cr 267.716†	3506.0	0.5227	mg/L	0.00413	0.5227	mg/L	0.00413	0.79%
Cu 324.752†	131190.0	0.5224	mg/L	0.00334	0.5224	mg/L	0.00334	0.64%
Fe 273.955†	1825.8	2.258	mg/L	0.0246	2.258	mg/L	0.0246	1.09%
K 766.490†	15229.4	10.78	mg/L	0.069	10.78	mg/L	0.069	0.64%
Mg 279.077†	12703.0	10.79	mg/L	0.036	10.79	mg/L	0.036	0.33%
Mn 257.610†	11186.3	0.5259	mg/L	0.00398	0.5259	mg/L	0.00398	0.76%
Mo 202.031†	15.6	0.00148	mg/L	0.000264	0.00148	mg/L	0.000264	17.80%
Na 589.592†	60110.7	10.70	mg/L	0.034	10.70	mg/L	0.034	0.32%
Na 330.237†	343.7	11.24	mg/L	0.186	11.24	mg/L	0.186	1.66%
Ni 231.604†	794.9	0.5192	mg/L	0.00491	0.5192	mg/L	0.00491	0.95%
Pb 220.353†	15130.9	2.105	mg/L	0.0189	2.105	mg/L	0.0189	0.90%
Sb 206.836†	7.3	0.00063	mg/L	0.002469	0.00063	mg/L	0.002469	390.62%
Se 196.026†	2279.2	2.116	mg/L	0.0095	2.116	mg/L	0.0095	0.45%
Si 288.158†	28.8	0.02390	mg/L	0.005534	0.02390	mg/L	0.005534	23.16%
Sn 189.927†	-9.5	-0.00185	mg/L	0.001626	-0.00185	mg/L	0.001626	88.10%
Sr 421.552†	358113.7	0.5160	mg/L	0.00103	0.5160	mg/L	0.00103	0.20%
Ti 334.903†	15.0	0.00051	mg/L	0.000311	0.00051	mg/L	0.000311	60.84%
Tl 190.801†	1879.2	2.056	mg/L	0.0057	2.056	mg/L	0.0057	0.28%
V 292.402†	129405.3	0.5341	mg/L	0.00401	0.5341	mg/L	0.00401	0.75%
Zn 206.200†	334.1	0.5256	mg/L	0.00130	0.5256	mg/L	0.00130	0.25%

Sequence No.: 23
Sample ID: CV 3
Analyst: BLW
Initial Sample Wt:
Dilution: 1X

Autosampler Location: 7
Date Collected: 10/5/2006 3:54:26 PM
Data Type: Original
Initial Sample Vol:
Sample Prep Vol:

Nebulizer Parameters: CV

Analyte	Back Pressure	Flow
All	175.0 kPa	0.50 L/min

Mean Data: CV

Analyte	Mean Corrected Intensity	Calib Conc.	Calib Units	Std.Dev.	Sample Conc.	Sample Units	Std.Dev.	RSD
ScA 357.253	1243556.6	96.17	%	1.076				1.12%
ScR 361.383	153801.7	98.48	%	0.662				0.67%
Ag 328.068†	274951.3	0.9735	mg/L	0.00926	0.9735	mg/L	0.00926	0.95%
Al 308.215†	2538.8	1.989	mg/L	0.0192	1.989	mg/L	0.0192	0.97%
As 188.979†	1496.7	1.946	mg/L	0.0239	1.946	mg/L	0.0239	1.23%
B 249.677†	2782.7	0.9663	mg/L	0.00807	0.9663	mg/L	0.00807	0.83%
Ba 233.527†	2349.0	0.9941	mg/L	0.01072	0.9941	mg/L	0.01072	1.08%
Be 313.042†	601969.9	1.000	mg/L	0.0017	1.000	mg/L	0.0017	0.17%
Ca 317.933†	35864.7	2.065	mg/L	0.0114	2.065	mg/L	0.0114	0.55%
Cd 228.802†	28578.0	1.021	mg/L	0.0130	1.021	mg/L	0.0130	1.27%
Co 228.616†	29931.4	0.9673	mg/L	0.01313	0.9673	mg/L	0.01313	1.36%
Cr 267.716†	6487.4	0.9708	mg/L	0.00960	0.9708	mg/L	0.00960	0.99%
Cu 324.752†	260290.6	1.035	mg/L	0.0103	1.035	mg/L	0.0103	0.99%
Fe 273.955†	1703.2	2.105	mg/L	0.0264	2.105	mg/L	0.0264	1.26%
K 766.490†	28677.3	20.30	mg/L	0.204	20.30	mg/L	0.204	1.01%
Mg 279.077†	2374.7	2.022	mg/L	0.0190	2.022	mg/L	0.0190	0.94%
Mn 257.610†	21073.6	0.9907	mg/L	0.00455	0.9907	mg/L	0.00455	0.46%
Mo 202.031†	9078.1	0.9994	mg/L	0.00982	0.9994	mg/L	0.00982	0.98%
Na 589.592†	275522.7	49.03	mg/L	0.121	49.03	mg/L	0.121	0.25%
Na 330.237†	1543.8	51.55	mg/L	0.356	51.55	mg/L	0.356	0.69%
Ni 231.604†	1509.7	0.9872	mg/L	0.01224	0.9872	mg/L	0.01224	1.24%
Pb 220.353†	14323.5	1.994	mg/L	0.0167	1.994	mg/L	0.0167	0.84%
Sb 206.836†	2067.0	2.102	mg/L	0.0242	2.102	mg/L	0.0242	1.15%
Se 196.026†	2089.2	1.939	mg/L	0.0300	1.939	mg/L	0.0300	1.55%
Si 288.158†	2619.1	2.077	mg/L	0.0208	2.077	mg/L	0.0208	1.00%
Sn 189.927†	3235.0	0.9411	mg/L	0.01108	0.9411	mg/L	0.01108	1.18%
Sr 421.552†	684908.5	0.9868	mg/L	0.00217	0.9868	mg/L	0.00217	0.22%
Ti 334.903†	24465.5	1.014	mg/L	0.0055	1.014	mg/L	0.0055	0.54%
Tl 190.801†	1776.4	1.943	mg/L	0.0241	1.943	mg/L	0.0241	1.24%
V 292.402†	241587.1	0.9974	mg/L	0.00966	0.9974	mg/L	0.00966	0.97%
Zn 206.200†	634.6	0.9975	mg/L	0.00787	0.9975	mg/L	0.00787	0.79%

Sequence No.: 24
Sample ID: CB
Analyst: BLW
Initial Sample Wt:
Dilution: 1X

Autosampler Location: 1
Date Collected: 10/5/2006 4:01:07 PM
Data Type: Original
Initial Sample Vol:
Sample Prep Vol:

Nebulizer Parameters: CB

Analyte	Back Pressure	Flow
All	175.0 kPa	0.50 L/min

Mean Data: CB

Analyte	Mean Corrected Intensity	Conc.	Calib Units	Std.Dev.	Conc.	Sample Units	Std.Dev.	RSD
ScA 357.253	1275873.9	98.67	%	0.390				0.40%
ScR 361.383	150847.5	96.59	%	1.183				1.22%
Ag 328.068†	157.4	0.00056	mg/L	0.000081	0.00056	mg/L	0.000081	14.56%
Al 308.215†	-1.3	-0.00104	mg/L	0.007530	-0.00104	mg/L	0.007530	723.45%
As 188.979†	3.2	0.00419	mg/L	0.004731	0.00419	mg/L	0.004731	112.88%
B 249.677†	-1.4	-0.00049	mg/L	0.001088	-0.00049	mg/L	0.001088	222.97%
Ba 233.527†	-1.7	-0.00074	mg/L	0.001675	-0.00074	mg/L	0.001675	227.03%
Be 313.042†	35.8	0.00006	mg/L	0.000070	0.00006	mg/L	0.000070	117.42%
Ca 317.933†	0.4	0.00002	mg/L	0.000581	0.00002	mg/L	0.000581	>999.9%
Cd 228.802†	-5.4	-0.00020	mg/L	0.000057	-0.00020	mg/L	0.000057	28.66%
Co 228.616†	6.1	0.00020	mg/L	0.000044	0.00020	mg/L	0.000044	22.25%
Cr 267.716†	5.4	0.00082	mg/L	0.000361	0.00082	mg/L	0.000361	44.23%
Cu 324.752†	-594.8	-0.00237	mg/L	0.000128	-0.00237	mg/L	0.000128	5.40%
Fe 273.955†	4.4	0.00545	mg/L	0.003009	0.00545	mg/L	0.003009	55.19%
K 766.490†	114.6	0.08109	mg/L	0.007139	0.08109	mg/L	0.007139	8.80%
Mg 279.077†	-3.7	-0.00315	mg/L	0.003577	-0.00315	mg/L	0.003577	113.71%
Mn 257.610†	-0.0	0.00000	mg/L	0.000084	0.00000	mg/L	0.000084	>999.9%
Mo 202.031†	1.0	0.00011	mg/L	0.000341	0.00011	mg/L	0.000341	318.08%
Na 589.592†	2571.8	0.4577	mg/L	0.00553	0.4577	mg/L	0.00553	1.21%
Na 330.237†	9.2	0.3081	mg/L	0.48258	0.3081	mg/L	0.48258	156.65%
Ni 231.604†	1.1	0.00073	mg/L	0.001427	0.00073	mg/L	0.001427	194.86%
Pb 220.353†	-4.2	-0.00058	mg/L	0.000791	-0.00058	mg/L	0.000791	136.44%
Sb 206.836†	1.2	0.00124	mg/L	0.001442	0.00124	mg/L	0.001442	116.60%
Se 196.026†	2.6	0.00242	mg/L	0.001312	0.00242	mg/L	0.001312	54.19%
Si 288.158†	-4.3	-0.00342	mg/L	0.004172	-0.00342	mg/L	0.004172	122.08%
Sn 189.927†	13.9	0.00401	mg/L	0.000728	0.00401	mg/L	0.000728	18.13%
Sr 421.552†	21.5	0.00003	mg/L	0.000042	0.00003	mg/L	0.000042	134.85%
Ti 334.903†	-14.1	-0.00059	mg/L	0.000579	-0.00059	mg/L	0.000579	98.89%
Tl 190.801†	0.9	0.00097	mg/L	0.001816	0.00097	mg/L	0.001816	186.75%
V 292.402†	53.7	0.00023	mg/L	0.000104	0.00023	mg/L	0.000104	45.86%
Zn 206.200†	0.1	0.00011	mg/L	0.001789	0.00011	mg/L	0.001789	>999.9%

User canceled analysis.

==========

Analysis Begun

Start Time: 10/5/2006 4:06:12 PM **Plasma On Time: 10/5/2006 10:51:52 AM**
Logged In Analyst: metals **Technique: ICP Continuous**
Spectrometer Model: Optima 4300 DV, S/N 077N0060101Autosampler Model: AS-93plus

Sample Information File: C:\pe\Administrator\Sample Information\1005B.sif
Batch ID:
Results Data Set: PE061005
Results Library: C:\pe\Administrator\Results\Results.mdb

==========

Sequence No.: 25 **Autosampler Location: 41**
Sample ID: JY56 MB1 TWC **Date Collected: 10/5/2006 4:06:12 PM**
Analyst: BLW **Data Type: Original**
Initial Sample Wt: **Initial Sample Vol:**
Dilution: 1X **Sample Prep Vol:**

Nebulizer Parameters: JY56 MB1 TWC

Analyte	Back Pressure	Flow
All	174.0 kPa	0.50 L/min

Mean Data: JY56 MB1 TWC

Analyte	Mean Corrected Intensity	Calib Conc.	Calib Units	Calib Std.Dev.	Sample Conc.	Sample Units	Sample Std.Dev.	RSD
ScA 357.253	1276456.2	98.72	%	0.294				0.30%
ScR 361.383	154090.4	98.67	%	1.104				1.12%
Ag 328.068†	120.0	0.00043	mg/L	0.000149	0.00043	mg/L	0.000149	34.93%
Al 308.215†	7.5	0.00594	mg/L	0.009347	0.00594	mg/L	0.009347	157.25%
As 188.979†	3.0	0.00388	mg/L	0.004027	0.00388	mg/L	0.004027	103.91%
B 249.677†	-3.2	-0.00111	mg/L	0.000723	-0.00111	mg/L	0.000723	64.81%
Ba 233.527†	0.8	0.00034	mg/L	0.001224	0.00034	mg/L	0.001224	362.68%
Be 313.042†	-7.7	-0.00001	mg/L	0.000059	-0.00001	mg/L	0.000059	461.55%
Ca 317.933†	144.5	0.00832	mg/L	0.001074	0.00832	mg/L	0.001074	12.91%
Cd 228.802†	-4.4	-0.00016	mg/L	0.000036	-0.00016	mg/L	0.000036	21.67%
Co 228.616†	2.3	0.00007	mg/L	0.000174	0.00007	mg/L	0.000174	232.08%
Cr 267.716†	6.8	0.00102	mg/L	0.001459	0.00102	mg/L	0.001459	143.72%
Cu 324.752†	-557.8	-0.00222	mg/L	0.000049	-0.00222	mg/L	0.000049	2.23%
Fe 273.955†	5.7	0.00709	mg/L	0.001940	0.00709	mg/L	0.001940	27.35%
K 766.490†	73.3	0.05187	mg/L	0.034660	0.05187	mg/L	0.034660	66.82%
Mg 279.077†	-2.3	-0.00198	mg/L	0.007017	-0.00198	mg/L	0.007017	354.53%
Mn 257.610†	0.4	0.00002	mg/L	0.000143	0.00002	mg/L	0.000143	828.01%
Mo 202.031†	1.3	0.00015	mg/L	0.000150	0.00015	mg/L	0.000150	102.96%
Na 589.592†	2389.4	0.4252	mg/L	0.01596	0.4252	mg/L	0.01596	3.75%
Na 330.237†	13.3	0.4430	mg/L	0.28983	0.4430	mg/L	0.28983	65.43%
Ni 231.604†	2.1	0.00137	mg/L	0.002061	0.00137	mg/L	0.002061	150.81%
Pb 220.353†	-4.6	-0.00064	mg/L	0.000331	-0.00064	mg/L	0.000331	51.60%
Sb 206.836†	0.2	0.00022	mg/L	0.001925	0.00022	mg/L	0.001925	885.47%
Se 196.026†	-0.1	-0.00012	mg/L	0.002451	-0.00012	mg/L	0.002451	>999.9%
Si 288.158†	23.6	0.01869	mg/L	0.006028	0.01869	mg/L	0.006028	32.24%
Sn 189.927†	9.4	0.00271	mg/L	0.000120	0.00271	mg/L	0.000120	4.45%
Sr 421.552†	43.4	0.00006	mg/L	0.000008	0.00006	mg/L	0.000008	12.17%
Ti 334.903†	-2.6	-0.00011	mg/L	0.000448	-0.00011	mg/L	0.000448	421.91%
Tl 190.801†	2.3	0.00249	mg/L	0.001097	0.00249	mg/L	0.001097	44.01%
V 292.402†	-0.4	0.00001	mg/L	0.000114	0.00001	mg/L	0.000114	>999.9%
Zn 206.200†	1.7	0.00267	mg/L	0.002897	0.00267	mg/L	0.002897	108.40%

User canceled analysis.

==========

Analysis Begun

Start Time: 10/5/2006 4:10:52 PM **Plasma On Time: 10/5/2006 10:51:52 AM**
Logged In Analyst: metals **Technique: ICP Continuous**
Spectrometer Model: Optima 4300 DV, S/N 077N0060101Autosampler Model: AS-93plus

Sample Information File: C:\pe\Administrator\Sample Information\1005B.sif
Batch ID:
Results Data Set: PE061005
Results Library: C:\pe\Administrator\Results\Results.mdb

==========

Sequence No.: 20 **Autosampler Location: 38**
Sample ID: JY77 A TWC **Date Collected: 10/5/2006 4:10:52 PM**
Analyst: BLW **Data Type: Original**
Initial Sample Wt: **Initial Sample Vol:**
Dilution: 1X **Sample Prep Vol:**

Nebulizer Parameters: JY77 A TWC

Analyte	Back Pressure	Flow
All	175.0 kPa	0.50 L/min

Mean Data: JY77 A TWC

Analyte	Mean Corrected Intensity	Calib Conc.	Calib Units	Std.Dev.	Sample Conc.	Sample Units	Std.Dev.	RSD
ScA 357.253	1258227.3	97.31	%	0.376				0.39%
ScR 361.383	154025.4	98.63	%	0.720				0.73%
Ag 328.068†	-333.0	0.00025	mg/L	0.000148	0.00025	mg/L	0.000148	58.32%
Al 308.215†	34.4	0.02739	mg/L	0.001975	0.02739	mg/L	0.001975	7.21%
As 188.979†	7.6	0.00849	mg/L	0.005265	0.00849	mg/L	0.005265	61.99%
B 249.677†	15.6	0.00540	mg/L	0.001463	0.00540	mg/L	0.001463	27.10%
Ba 233.527†	60.1	0.02278	mg/L	0.001126	0.02278	mg/L	0.001126	4.94%
Be 313.042†	18.6	0.00003	mg/L	0.000026	0.00003	mg/L	0.000026	87.61%
Ca 317.933†	563085.8	32.43	mg/L	0.121	32.43	mg/L	0.121	0.37%
Cd 228.802†	2.0	0.00006	mg/L	0.000091	0.00006	mg/L	0.000091	159.23%
Co 228.616†	101.2	0.00260	mg/L	0.000202	0.00260	mg/L	0.000202	7.79%
Cr 267.716†	21.3	0.00089	mg/L	0.001035	0.00089	mg/L	0.001035	116.00%
Cu 324.752†	-1248.7	-0.00119	mg/L	0.000175	-0.00119	mg/L	0.000175	14.62%
Fe 273.955†	31555.0	39.04	mg/L	0.085	39.04	mg/L	0.085	0.22%
K 766.490†	2019.1	1.429	mg/L	0.0311	1.429	mg/L	0.0311	2.18%
Mg 279.077†	19934.6	16.91	mg/L	0.096	16.91	mg/L	0.096	0.57%
Mn 257.610†	56352.0	2.648	mg/L	0.0058	2.648	mg/L	0.0058	0.22%
Mo 202.031†	28.6	0.00278	mg/L	0.000293	0.00278	mg/L	0.000293	10.53%
Na 589.592†	184668.2	32.86	mg/L	0.386	32.86	mg/L	0.386	1.18%
Na 330.237†	1053.5	34.86	mg/L	0.099	34.86	mg/L	0.099	0.28%
Ni 231.604†	2.2	0.00145	mg/L	0.004826	0.00145	mg/L	0.004826	332.76%
Pb 220.353†	12.8	0.00180	mg/L	0.000805	0.00180	mg/L	0.000805	44.73%
Sb 206.836†	8.8	0.00475	mg/L	0.001166	0.00475	mg/L	0.001166	24.55%
Se 196.026†	-12.3	-0.00974	mg/L	0.005113	-0.00974	mg/L	0.005113	52.52%
Si 288.158†	5116.5	4.053	mg/L	0.0156	4.053	mg/L	0.0156	0.39%
Sn 189.927†	-25.0	-0.00489	mg/L	0.000458	-0.00489	mg/L	0.000458	9.36%
Sr 421.552†	121109.6	0.1745	mg/L	0.00111	0.1745	mg/L	0.00111	0.64%
Ti 334.903†	19.0	0.00078	mg/L	0.000876	0.00078	mg/L	0.000876	111.77%
Tl 190.801†	-3.7	-0.00407	mg/L	0.003656	-0.00407	mg/L	0.003656	89.74%
V 292.402†	291.7	0.00162	mg/L	0.000081	0.00162	mg/L	0.000081	5.03%
Zn 206.200†	4.8	0.00718	mg/L	0.000406	0.00718	mg/L	0.000406	5.65%

User canceled analysis.

==========

Analysis Begun

Start Time: 10/5/2006 4:16:52 PM **Plasma On Time: 10/5/2006 10:51:52 AM**
Logged In Analyst: metals **Technique: ICP Continuous**
Spectrometer Model: Optima 4300 DV, S/N 077N0060101Autosampler Model: AS-93plus

Sample Information File: C:\pe\Administrator\Sample Information\1005B.sif
Batch ID:
Results Data Set: PE061005
Results Library: C:\pe\Administrator\Results\Results.mdb

==========

Sequence No.: 26 **Autosampler Location: 42**
Sample ID: JY56 F TWC **Date Collected: 10/5/2006 4:16:52 PM**
Analyst: BLW **Data Type: Original**
Initial Sample Wt: **Initial Sample Vol:**
Dilution: 10X **Sample Prep Vol:**

Nebulizer Parameters: JY56 F TWC

Analyte	Back Pressure	Flow
All	175.0 kPa	0.50 L/min

Mean Data: JY56 F TWC

Analyte	Mean Corrected Intensity	Calib Conc.	Calib Units	Std.Dev.	Sample Conc.	Sample Units	Std.Dev.	RSD
ScA 357.253	1183225.2	91.51	%	0.342				0.37%
ScR 361.383	149006.7	95.41	%	0.317				0.33%
Ag 328.068†	-193.8	0.00010	mg/L	0.000098	0.00099	mg/L	0.000984	99.75%
Al 308.215†	27.3	0.01678	mg/L	0.014396	0.1678	mg/L	0.14396	85.78%
As 188.979†	15.2	0.01939	mg/L	0.005624	0.1939	mg/L	0.05624	29.01%
B 249.677†	322.2	0.1116	mg/L	0.00389	1.116	mg/L	0.0389	3.48%
Ba 233.527†	14.9	0.00514	mg/L	0.001975	0.05145	mg/L	0.019748	38.39%
Be 313.042†	367.8	0.00024	mg/L	0.000041	0.00236	mg/L	0.000413	17.52%
Ca 317.933†	894.7	0.05152	mg/L	0.001349	0.5152	mg/L	0.01349	2.62%
Cd 228.802†	5.0	0.00015	mg/L	0.000072	0.00150	mg/L	0.000724	48.44%
Co 228.616†	726.3	0.02303	mg/L	0.000131	0.2303	mg/L	0.00131	0.57%
Cr 267.716†	161.4	0.02512	mg/L	0.000784	0.2512	mg/L	0.00784	3.12%
Cu 324.752†	-464.7	-0.00041	mg/L	0.000226	-0.00414	mg/L	0.002258	54.53%
Fe 273.955†	12107.4	14.98	mg/L	0.066	149.8	mg/L	0.66	0.44%
K 766.490†	2464.5	1.744	mg/L	0.0631	17.44	mg/L	0.631	3.62%
Mg 279.077†	45.0	0.02791	mg/L	0.003822	0.2791	mg/L	0.03822	13.70%
Mn 257.610†	12.7	0.00059	mg/L	0.000077	0.00595	mg/L	0.000770	12.95%
Mo 202.031†	397.7	0.04378	mg/L	0.000398	0.4378	mg/L	0.00398	0.91%
Na 589.592†	3865072.4	687.8	mg/L	3.70	6878	mg/L	37.0	0.54%
Na 330.237†	22411.9	748.6	mg/L	1.88	7486	mg/L	18.8	0.25%
Ni 231.604†	13.0	0.00849	mg/L	0.002098	0.08494	mg/L	0.020984	24.70%
Pb 220.353†	4.4	0.00068	mg/L	0.001081	0.00676	mg/L	0.010813	159.89%
Sb 206.836†	5.3	0.00439	mg/L	0.001864	0.04389	mg/L	0.018644	42.48%
Se 196.026†	-1.6	0.00027	mg/L	0.007298	0.00268	mg/L	0.072981	>999.9%
Si 288.158†	927.4	0.7347	mg/L	0.02007	7.347	mg/L	0.2007	2.73%
Sn 189.927†	4.8	0.00137	mg/L	0.000853	0.01370	mg/L	0.008530	62.25%
Sr 421.552†	1729.9	0.00249	mg/L	0.000007	0.02492	mg/L	0.000066	0.27%
Ti 334.903†	3272.2	0.1357	mg/L	0.00102	1.357	mg/L	0.0102	0.75%
Tl 190.801†	2.4	0.00208	mg/L	0.002388	0.02083	mg/L	0.023877	114.61%
V 292.402†	58522.2	0.2400	mg/L	0.00175	2.400	mg/L	0.0175	0.73%
Zn 206.200†	1.6	0.00203	mg/L	0.001021	0.02033	mg/L	0.010211	50.22%

Sequence No.: 27
Sample ID: JY56 G TWC
Analyst: BLW
Initial Sample Wt:
Dilution: 10X

Autosampler Location: 43
Date Collected: 10/5/2006 4:24:37 PM
Data Type: Original
Initial Sample Vol:
Sample Prep Vol:

Nebulizer Parameters: JY56 G TWC

Analyte	Back Pressure	Flow
All	175.0 kPa	0.50 L/min

Mean Data: JY56 G TWC

Analyte	Mean Corrected Intensity	Calib Conc.	Calib Units	Calib Std.Dev.	Sample Conc.	Sample Units	Sample Std.Dev.	RSD
ScA 357.253	1184653.6	91.62	%	0.043				0.05%
ScR 361.383	148412.2	95.03	%	0.535				0.56%
Ag 328.068†	-154.0	-0.00014	mg/L	0.000191	-0.00137	mg/L	0.001911	139.34%
Al 308.215†	16.5	0.00974	mg/L	0.003201	0.09743	mg/L	0.032011	32.86%
As 188.979†	13.7	0.01746	mg/L	0.005627	0.1746	mg/L	0.05627	32.22%
B 249.677†	348.2	0.1205	mg/L	0.00159	1.205	mg/L	0.0159	1.32%
Ba 233.527†	15.2	0.00582	mg/L	0.001042	0.05818	mg/L	0.010415	17.90%
Be 313.042†	315.6	0.00028	mg/L	0.000012	0.00278	mg/L	0.000117	4.20%
Ca 317.933†	885.7	0.05101	mg/L	0.000800	0.5101	mg/L	0.00800	1.57%
Cd 228.802†	0.6	0.00000	mg/L	0.000075	-0.00004	mg/L	0.000746	>999.9%
Co 228.616†	312.0	0.00972	mg/L	0.000234	0.09725	mg/L	0.002345	2.41%
Cr 267.716†	159.1	0.02429	mg/L	0.001256	0.2429	mg/L	0.01256	5.17%
Cu 324.752†	-477.3	-0.00120	mg/L	0.000151	-0.01198	mg/L	0.001509	12.59%
Fe 273.955†	6145.1	7.603	mg/L	0.0354	76.03	mg/L	0.354	0.47%
K 766.490†	2552.3	1.806	mg/L	0.0274	18.06	mg/L	0.274	1.52%
Mg 279.077†	32.7	0.02257	mg/L	0.004730	0.2257	mg/L	0.04730	20.96%
Mn 257.610†	7.4	0.00035	mg/L	0.000109	0.00345	mg/L	0.001094	31.67%
Mo 202.031†	320.0	0.03523	mg/L	0.000071	0.3523	mg/L	0.00071	0.20%
Na 589.592†	4023569.1	716.0	mg/L	4.70	7160	mg/L	47.0	0.66%
Na 330.237†	23449.8	783.3	mg/L	0.18	7833	mg/L	1.8	0.02%
Ni 231.604†	4.0	0.00259	mg/L	0.002581	0.02590	mg/L	0.025814	99.66%
Pb 220.353†	5.5	0.00082	mg/L	0.000399	0.00817	mg/L	0.003990	48.85%
Sb 206.836†	2.9	0.00251	mg/L	0.002496	0.02515	mg/L	0.024959	99.25%
Se 196.026†	1.4	0.00224	mg/L	0.003224	0.02238	mg/L	0.032241	144.07%
Si 288.158†	1469.6	1.164	mg/L	0.0137	11.64	mg/L	0.137	1.18%
Sn 189.927†	6.7	0.00191	mg/L	0.001443	0.01911	mg/L	0.014432	75.51%
Sr 421.552†	1710.8	0.00246	mg/L	0.000068	0.02465	mg/L	0.000683	2.77%
Ti 334.903†	3593.1	0.1491	mg/L	0.00029	1.491	mg/L	0.0029	0.20%
Tl 190.801†	5.0	0.00503	mg/L	0.001176	0.05034	mg/L	0.011762	23.36%
V 292.402†	38526.0	0.1580	mg/L	0.00062	1.580	mg/L	0.0062	0.40%
Zn 206.200†	-1.2	-0.00219	mg/L	0.001033	-0.02188	mg/L	0.010329	47.21%

Sequence No.: 28
Sample ID: JY56 B TWC
Analyst: BLW
Initial Sample Wt:
Dilution: 1X

Autosampler Location: 44
Date Collected: 10/5/2006 4:32:22 PM
Data Type: Original
Initial Sample Vol:
Sample Prep Vol:

Nebulizer Parameters: JY56 B TWC

Analyte	Back Pressure	Flow
All	175.0 kPa	0.50 L/min

Mean Data: JY56 B TWC

Analyte	Mean Corrected Intensity	Calib Conc.	Calib Units	Calib Std.Dev.	Sample Conc.	Sample Units	Sample Std.Dev.	RSD
ScA 357.253	1238607.1	95.79	%	0.487				0.51%
ScR 361.383	154757.9	99.10	%	1.143				1.15%
Ag 328.068†	-1623.6	-0.00015	mg/L	0.000032	-0.00015	mg/L	0.000032	21.53%
Al 308.215†	13.5	0.01045	mg/L	0.011487	0.01045	mg/L	0.011487	109.89%
As 188.979†	30.9	0.03645	mg/L	0.005848	0.03645	mg/L	0.005848	16.04%
B 249.677†	10.6	0.00366	mg/L	0.007271	0.00366	mg/L	0.007271	198.53%
Ba 233.527†	237.1	0.09118	mg/L	0.000619	0.09118	mg/L	0.000619	0.68%
Be 313.042†	69.6	0.00009	mg/L	0.000011	0.00009	mg/L	0.000011	11.21%
Ca 317.933†	1541472.0	88.77	mg/L	0.184	88.77	mg/L	0.184	0.21%
Cd 228.802†	11.4	0.00035	mg/L	0.000113	0.00035	mg/L	0.000113	32.72%
Co 228.616†	579.2	0.01639	mg/L	0.000419	0.01639	mg/L	0.000419	2.56%
Cr 267.716†	40.5	0.00309	mg/L	0.000940	0.00309	mg/L	0.000940	30.45%
Cu 324.752†	-3271.0	0.00009	mg/L	0.000077	0.00009	mg/L	0.000077	88.59%
Fe 273.955†	108762.8	134.6	mg/L	0.56	134.6	mg/L	0.56	0.42%
K 766.490†	3326.8	2.355	mg/L	0.0367	2.355	mg/L	0.0367	1.56%
Mg 279.077†	52772.0	44.74	mg/L	0.217	44.74	mg/L	0.217	0.49%
Mn 257.610†	107991.9	5.073	mg/L	0.0229	5.073	mg/L	0.0229	0.45%
Mo 202.031†	54.4	0.00503	mg/L	0.000380	0.00503	mg/L	0.000380	7.54%
Na 589.592†	608127.8	108.2	mg/L	0.31	108.2	mg/L	0.31	0.29%
Na 330.237†	3465.2	114.8	mg/L	0.49	114.8	mg/L	0.49	0.43%
Ni 231.604†	-0.2	-0.00013	mg/L	0.002135	-0.00013	mg/L	0.002135	>999.9%
Pb 220.353†	46.3	0.00646	mg/L	0.000311	0.00646	mg/L	0.000311	4.81%
Sb 206.836†	18.7	0.00491	mg/L	0.000757	0.00491	mg/L	0.000757	15.40%
Se 196.026†	-31.5	-0.01897	mg/L	0.007626	-0.01897	mg/L	0.007626	40.20%
Si 288.158†	23473.0	18.59	mg/L	0.144	18.59	mg/L	0.144	0.77%
Sn 189.927†	-66.1	-0.01270	mg/L	0.002151	-0.01270	mg/L	0.002151	16.93%
Sr 421.552†	338080.9	0.4871	mg/L	0.00130	0.4871	mg/L	0.00130	0.27%
Ti 334.903†	240.5	0.00997	mg/L	0.000148	0.00997	mg/L	0.000148	1.49%
Tl 190.801†	-16.0	-0.01764	mg/L	0.003253	-0.01764	mg/L	0.003253	18.44%
V 292.402†	3296.1	0.01431	mg/L	0.000139	0.01431	mg/L	0.000139	0.97%
Zn 206.200†	0.8	-0.00051	mg/L	0.003293	-0.00051	mg/L	0.003293	648.20%

Sequence No.: 29
Sample ID: JY56 ADUP TWC
Analyst: BLW
Initial Sample Wt:
Dilution: 1X

Autosampler Location: 45
Date Collected: 10/5/2006 4:39:45 PM
Data Type: Original
Initial Sample Vol:
Sample Prep Vol:

Nebulizer Parameters: JY56 ADUP TWC

Analyte	Back Pressure	Flow
All	174.0 kPa	0.50 L/min

Mean Data: JY56 ADUP TWC

Analyte	Mean Corrected Intensity	Calib Conc.	Calib Units	Std.Dev.	Sample Conc.	Sample Units	Std.Dev.	RSD
ScA 357.253	1204386.3	93.14	%	0.756				0.81%
ScR 361.383	153548.6	98.32	%	0.542				0.55%
Ag 328.068†	-185.1	-0.00033	mg/L	0.000177	-0.00033	mg/L	0.000177	53.34%
Al 308.215†	322.3	0.2563	mg/L	0.00575	0.2563	mg/L	0.00575	2.24%
As 188.979†	5.0	0.00518	mg/L	0.002021	0.00518	mg/L	0.002021	38.97%
B 249.677†	449.4	0.1556	mg/L	0.00143	0.1556	mg/L	0.00143	0.92%
Ba 233.527†	147.4	0.06186	mg/L	0.000305	0.06186	mg/L	0.000305	0.49%
Be 313.042†	478.1	0.00077	mg/L	0.000025	0.00077	mg/L	0.000025	3.30%
Ca 317.933†	515844.4	29.70	mg/L	0.027	29.70	mg/L	0.027	0.09%
Cd 228.802†	3.4	0.00011	mg/L	0.000094	0.00011	mg/L	0.000094	85.17%
Co 228.616†	50.6	0.00148	mg/L	0.000213	0.00148	mg/L	0.000213	14.42%
Cr 267.716†	43.7	0.00313	mg/L	0.001302	0.00313	mg/L	0.001302	41.52%
Cu 324.752†	-328.3	-0.00059	mg/L	0.000107	-0.00059	mg/L	0.000107	18.16%
Fe 273.955†	6945.6	8.594	mg/L	0.0582	8.594	mg/L	0.0582	0.68%
K 766.490†	2882.0	2.040	mg/L	0.0456	2.040	mg/L	0.0456	2.24%
Mg 279.077†	20460.7	17.38	mg/L	0.021	17.38	mg/L	0.021	0.12%
Mn 257.610†	11639.3	0.5464	mg/L	0.00125	0.5464	mg/L	0.00125	0.23%
Mo 202.031†	288.4	0.03137	mg/L	0.000370	0.03137	mg/L	0.000370	1.18%
Na 589.592†	3148914.5	560.4	mg/L	5.88	560.4	mg/L	5.88	1.05%
Na 330.237†	18559.1	619.6	mg/L	0.84	619.6	mg/L	0.84	0.14%
Ni 231.604†	7.7	0.00504	mg/L	0.001582	0.00504	mg/L	0.001582	31.37%
Pb 220.353†	5.4	0.00082	mg/L	0.000396	0.00082	mg/L	0.000396	48.08%
Sb 206.836†	6.3	0.00542	mg/L	0.000794	0.00542	mg/L	0.000794	14.65%
Se 196.026†	-8.2	-0.00720	mg/L	0.005330	-0.00720	mg/L	0.005330	74.03%
Si 288.158†	4319.8	3.422	mg/L	0.0089	3.422	mg/L	0.0089	0.26%
Sn 189.927†	-27.1	-0.00568	mg/L	0.001580	-0.00568	mg/L	0.001580	27.80%
Sr 421.552†	114399.4	0.1648	mg/L	0.00032	0.1648	mg/L	0.00032	0.20%
Ti 334.903†	137.8	0.00569	mg/L	0.000556	0.00569	mg/L	0.000556	9.79%
Tl 190.801†	2.0	0.00230	mg/L	0.003091	0.00230	mg/L	0.003091	134.41%
V 292.402†	3726.9	0.01542	mg/L	0.000150	0.01542	mg/L	0.000150	0.97%
Zn 206.200†	1.8	0.00328	mg/L	0.001639	0.00328	mg/L	0.001639	49.91%

Sequence No.: 30
Sample ID: JY56 A TWC
Analyst: BLW
Initial Sample Wt:
Dilution: 1X

Autosampler Location: 46
Date Collected: 10/5/2006 4:47:10 PM
Data Type: Original
Initial Sample Vol:
Sample Prep Vol:

Nebulizer Parameters: JY56 A TWC

Analyte	Back Pressure	Flow
All	175.0 kPa	0.50 L/min

DCL

Mean Data: JY56 A TWC

Analyte	Mean Corrected Intensity	Calib Conc.	Calib Units	Calib Std.Dev.	Sample Conc.	Sample Units	Sample Std.Dev.	RSD
ScA 357.253	1213481.2	93.85	%	0.262				0.28%
ScR 361.383	154430.1	98.89	%	0.436				0.44%
Ag 328.068†	-143.3	-0.00019	mg/L	0.000361	-0.00019	mg/L	0.000361	186.13%
Al 308.215†	324.8	0.2583	mg/L	0.00904	0.2583	mg/L	0.00904	3.50%
As 188.979†	8.6	0.00986	mg/L	0.003742	0.00986	mg/L	0.003742	37.95%
B 249.677†	417.1	0.1444	mg/L	0.00170	0.1444	mg/L	0.00170	1.18%
Ba 233.527†	143.5	0.06024	mg/L	0.000975	0.06024	mg/L	0.000975	1.62%
Be 313.042†	496.2	0.00080	mg/L	0.000054	0.00080	mg/L	0.000054	6.68%
Ca 317.933†	507836.9	29.24	mg/L	0.101	29.24	mg/L	0.101	0.34%
Cd 228.802†	-1.1	-0.00006	mg/L	0.000127	-0.00006	mg/L	0.000127	220.92%
Co 228.616†	61.5	0.00184	mg/L	0.000096	0.00184	mg/L	0.000096	5.24%
Cr 267.716†	37.3	0.00222	mg/L	0.000537	0.00222	mg/L	0.000537	24.20%
Cu 324.752†	-357.8	-0.00073	mg/L	0.000177	-0.00073	mg/L	0.000177	24.28%
Fe 273.955†	6745.3	8.346	mg/L	0.0352	8.346	mg/L	0.0352	0.42%
K 766.490†	2905.0	2.056	mg/L	0.0233	2.056	mg/L	0.0233	1.13%
Mg 279.077†	20166.5	17.13	mg/L	0.023	17.13	mg/L	0.023	0.13%
Mn 257.610†	11309.7	0.5310	mg/L	0.00439	0.5310	mg/L	0.00439	0.83%
Mo 202.031†	289.1	0.03146	mg/L	0.000496	0.03146	mg/L	0.000496	1.58%
Na 589.592†	3140785.2	558.9	mg/L	4.27	558.9	mg/L	4.27	0.76%
Na 330.237†	18271.2	610.0	mg/L	3.16	610.0	mg/L	3.16	0.52%
Ni 231.604†	8.2	0.00534	mg/L	0.001332	0.00534	mg/L	0.001332	24.93%
Pb 220.353†	6.9	0.00103	mg/L	0.000578	0.00103	mg/L	0.000578	56.15%
Sb 206.836†	5.1	0.00419	mg/L	0.001541	0.00419	mg/L	0.001541	36.74%
Se 196.026†	-6.6	-0.00575	mg/L	0.006484	-0.00575	mg/L	0.006484	112.81%
Si 288.158†	593.5	0.4702	mg/L	0.01066	0.4702	mg/L	0.01066	2.27%
Sn 189.927†	-29.8	-0.00651	mg/L	0.001154	-0.00651	mg/L	0.001154	17.73%
Sr 421.552†	112772.4	0.1625	mg/L	0.00048	0.1625	mg/L	0.00048	0.29%
Ti 334.903†	126.0	0.00520	mg/L	0.001486	0.00520	mg/L	0.001486	28.61%
Tl 190.801†	-0.8	-0.00084	mg/L	0.001124	-0.00084	mg/L	0.001124	133.54%
V 292.402†	3710.0	0.01534	mg/L	0.000064	0.01534	mg/L	0.000064	0.42%
Zn 206.200†	1.4	0.00263	mg/L	0.002355	0.00263	mg/L	0.002355	89.65%

Sequence No.: 31
Sample ID: JY56 ASPK TWC
Analyst: BLW
Initial Sample Wt:
Dilution: 1X

Autosampler Location: 47
Date Collected: 10/5/2006 4:54:37 PM
Data Type: Original
Initial Sample Vol:
Sample Prep Vol:

Nebulizer Parameters: JY56 ASPK TWC

Analyte	Back Pressure	Flow
All	175.0 kPa	0.50 L/min

DC

Mean Data: JY56 ASPK TWC

Analyte	Mean Corrected Intensity	Calib Conc.	Calib Units	Calib Std.Dev.	Sample Conc.	Sample Units	Sample Std.Dev.	RSD
ScA 357.253	1196918.8	92.57	%	1.397				1.51%
ScR 361.383	151577.9	97.06	%	1.366				1.41%
Ag 328.068†	140328.8	0.4973	mg/L	0.00713	0.4973	mg/L	0.00713	1.43%
Al 308.215†	2935.8	2.333	mg/L	0.0356	2.333	mg/L	0.0356	1.53%
As 188.979†	1645.4	2.142	mg/L	0.0463	2.142	mg/L	0.0463	2.16%
B 249.677†	444.7	0.1549	mg/L	0.00138	0.1549	mg/L	0.00138	0.89%
Ba 233.527†	4807.3	2.035	mg/L	0.0287	2.035	mg/L	0.0287	1.41%
Be 313.042†	311644.5	0.5177	mg/L	0.00162	0.5177	mg/L	0.00162	0.31%
Ca 317.933†	693751.4	39.95	mg/L	0.122	39.95	mg/L	0.122	0.31%
Cd 228.802†	14774.0	0.5259	mg/L	0.00700	0.5259	mg/L	0.00700	1.33%
Co 228.616†	15144.2	0.4896	mg/L	0.00706	0.4896	mg/L	0.00706	1.44%
Cr 267.716†	3398.0	0.5033	mg/L	0.00787	0.5033	mg/L	0.00787	1.56%
Cu 324.752†	135021.1	0.5383	mg/L	0.00807	0.5383	mg/L	0.00807	1.50%
Fe 273.955†	8547.1	10.57	mg/L STL	0.148	10.57	mg/L	0.148	1.40%
K 766.490†	18099.8	12.81	mg/L	0.174	12.81	mg/L	0.174	1.36%
Mg 279.077†	32224.8	27.37	mg/L	0.431	27.37	mg/L	0.431	1.58%
Mn 257.610†	22003.1	1.034	mg/L	0.0142	1.034	mg/L	0.0142	1.38%
Mo 202.031†	302.9	0.03275	mg/L	0.000721	0.03275	mg/L	0.000721	2.20%
Na 589.592†	3280312.5	583.8	mg/L	10.87	583.8	mg/L	10.87	1.86%
Na 330.237†	18904.2	630.9	mg/L STL	9.21	630.9	mg/L	9.21	1.46%
Ni 231.604†	756.6	0.4942	mg/L	0.00933	0.4942	mg/L	0.00933	1.89%
Pb 220.353†	14320.5	1.992	mg/L	0.0364	1.992	mg/L	0.0364	1.83%
Sb 206.836†	9.4	0.00211	mg/L	0.000631	0.00211	mg/L	0.000631	29.87%
Se 196.026†	2259.7	2.098	mg/L	0.0309	2.098	mg/L	0.0309	1.47%
Si 288.158†	2105.0	1.669	mg/L	0.0201	1.669	mg/L	0.0201	1.21%
Sn 189.927†	-40.9	-0.00883	mg/L	0.001827	-0.00883	mg/L	0.001827	20.69%
Sr 421.552†	472274.9	0.6804	mg/L	0.00373	0.6804	mg/L	0.00373	0.55%
Ti 334.903†	138.3	0.00560	mg/L	0.000184	0.00560	mg/L	0.000184	3.28%
Tl 190.801†	1695.6	1.855	mg/L	0.0279	1.855	mg/L	0.0279	1.51%
V 292.402†	133047.0	0.5490	mg/L	0.00828	0.5490	mg/L	0.00828	1.51%
Zn 206.200†	316.1	0.4977	mg/L	0.01337	0.4977	mg/L	0.01337	2.69%

Sequence No.: 32
Sample ID: JY56 MB1SPK TWC
Analyst: BLW
Initial Sample Wt:
Dilution: 1X

Autosampler Location: 48
Date Collected: 10/5/2006 5:02:19 PM
Data Type: Original
Initial Sample Vol:
Sample Prep Vol:

Nebulizer Parameters: JY56 MB1SPK TWC

Analyte	Back Pressure	Flow
All	175.0 kPa	0.50 L/min

DCL

Mean Data: JY56 MB1SPK TWC

Analyte	Mean Corrected Intensity	Calib Conc.	Calib Units	Calib Std.Dev.	Sample Conc.	Sample Units	Sample Std.Dev.	RSD
ScA 357.253	1271183.6	98.31	%	0.142				0.14%
ScR 361.383	156992.0	100.5	%	0.81				0.80%
Ag 328.068†	142127.6	0.5033	mg/L	0.00380	0.5033	mg/L	0.00380	0.76%
Al 308.215†	2661.5	2.115	mg/L	0.0240	2.115	mg/L	0.0240	1.13%
As 188.979†	1580.0	2.058	mg/L	0.0018	2.058	mg/L	0.0018	0.09%
B 249.677†	-12.7	-0.00342	mg/L	0.000840	-0.00342	mg/L	0.000840	24.54%
Ba 233.527†	4885.2	2.068	mg/L	0.0182	2.068	mg/L	0.0182	0.88%
Be 313.042†	321330.4	0.5338	mg/L	0.00156	0.5338	mg/L	0.00156	0.29%
Ca 317.933†	185995.9	10.71	mg/L	0.110	10.71	mg/L	0.110	1.03%
Cd 228.802†	14740.8	0.5249	mg/L	0.00342	0.5249	mg/L	0.00342	0.65%
Co 228.616†	15483.4	0.5007	mg/L	0.00409	0.5007	mg/L	0.00409	0.82%
Cr 267.716†	3483.8	0.5194	mg/L	0.00443	0.5194	mg/L	0.00443	0.85%
Cu 324.752†	130031.5	0.5178	mg/L	0.00390	0.5178	mg/L	0.00390	0.75%
Fe 273.955†	1807.7	2.235	mg/L	0.0234	2.235	mg/L	0.0234	1.05%
K 766.490†	15378.0	10.88	mg/L	0.078	10.88	mg/L	0.078	0.72%
Mg 279.077†	12693.7	10.78	mg/L	0.094	10.78	mg/L	0.094	0.87%
Mn 257.610†	11259.7	0.5293	mg/L	0.00709	0.5293	mg/L	0.00709	1.34%
Mo 202.031†	16.7	0.00161	mg/L	0.000350	0.00161	mg/L	0.000350	21.69%
Na 589.592†	61866.0	11.01	mg/L	0.064	11.01	mg/L	0.064	0.58%
Na 330.237†	376.0	12.32	mg/L	0.574	12.32	mg/L	0.574	4.66%
Ni 231.604†	783.3	0.5116	mg/L	0.00543	0.5116	mg/L	0.00543	1.06%
Pb 220.353†	14925.4	2.077	mg/L	0.0241	2.077	mg/L	0.0241	1.16%
Sb 206.836†	6.5	-0.00009	mg/L	0.001051	-0.00009	mg/L	0.001051	>999.9%
Se 196.026†	2226.8	2.067	mg/L	0.0048	2.067	mg/L	0.0048	0.23%
Si 288.158†	46.8	0.03820	mg/L	0.000885	0.03820	mg/L	0.000885	2.32%
Sn 189.927†	-13.7	-0.00306	mg/L	0.001156	-0.00306	mg/L	0.001156	37.76%
Sr 421.552†	358587.7	0.5166	mg/L	0.00157	0.5166	mg/L	0.00157	0.30%
Ti 334.903†	18.2	0.00064	mg/L	0.000625	0.00064	mg/L	0.000625	97.20%
Tl 190.801†	1873.9	2.050	mg/L	0.0019	2.050	mg/L	0.0019	0.09%
V 292.402†	128426.3	0.5301	mg/L	0.00445	0.5301	mg/L	0.00445	0.84%
Zn 206.200†	342.4	0.5387	mg/L	0.00791	0.5387	mg/L	0.00791	1.47%

Sequence No.: 33
Sample ID: CV 4
Analyst: BLW
Initial Sample Wt:
Dilution: 1X

Autosampler Location: 7
Date Collected: 10/5/2006 5:09:41 PM
Data Type: Original
Initial Sample Vol:
Sample Prep Vol:

Nebulizer Parameters: CV

Analyte	Back Pressure	Flow
All	175.0 kPa	0.50 L/min

Mean Data: CV

Analyte	Mean Corrected Intensity	Calib Conc.	Calib Units	Calib Std.Dev.	Sample Conc.	Sample Units	Sample Std.Dev.	RSD
ScA 357.253	1260385.9	97.47	%	0.461				0.47%
ScR 361.383	152769.0	97.82	%	0.890				0.91%
Ag 328.068†	270638.4	0.9583	mg/L	0.00082	0.9583	mg/L	0.00082	0.09%
Al 308.215†	2539.0	1.990	mg/L	0.0228	1.990	mg/L	0.0228	1.15%
As 188.979†	1486.0	1.933	mg/L	0.0139	1.933	mg/L	0.0139	0.72%
B 249.677†	2781.5	0.9658	mg/L	0.01200	0.9658	mg/L	0.01200	1.24%
Ba 233.527†	2336.5	0.9888	mg/L	0.01055	0.9888	mg/L	0.01055	1.07%
Be 313.042†	604309.6	1.004	mg/L	0.0109	1.004	mg/L	0.0109	1.09%
Ca 317.933†	35932.3	2.069	mg/L	0.0108	2.069	mg/L	0.0108	0.52%
Cd 228.802†	28142.3	1.005	mg/L	0.0019	1.005	mg/L	0.0019	0.19%
Co 228.616†	29473.0	0.9525	mg/L	0.00172	0.9525	mg/L	0.00172	0.18%
Cr 267.716†	6489.7	0.9712	mg/L	0.01017	0.9712	mg/L	0.01017	1.05%
Cu 324.752†	255979.2	1.018	mg/L	0.0020	1.018	mg/L	0.0020	0.19%
Fe 273.955†	1705.2	2.107	mg/L	0.0205	2.107	mg/L	0.0205	0.97%
K 766.490†	28986.3	20.52	mg/L	0.284	20.52	mg/L	0.284	1.39%
Mg 279.077†	2380.5	2.026	mg/L	0.0167	2.026	mg/L	0.0167	0.82%
Mn 257.610†	20912.4	0.9831	mg/L	0.00496	0.9831	mg/L	0.00496	0.50%
Mo 202.031†	8994.0	0.9901	mg/L	0.00635	0.9901	mg/L	0.00635	0.64%
Na 589.592†	275642.7	49.05	mg/L	0.546	49.05	mg/L	0.546	1.11%
Na 330.237†	1567.9	52.35	mg/L	0.694	52.35	mg/L	0.694	1.32%
Ni 231.604†	1498.8	0.9802	mg/L	0.00601	0.9802	mg/L	0.00601	0.61%
Pb 220.353†	14112.2	1.964	mg/L	0.0036	1.964	mg/L	0.0036	0.18%
Sb 206.836†	2058.2	2.093	mg/L	0.0136	2.093	mg/L	0.0136	0.65%
Se 196.026†	2073.5	1.924	mg/L	0.0168	1.924	mg/L	0.0168	0.87%
Si 288.158†	2642.8	2.096	mg/L	0.0200	2.096	mg/L	0.0200	0.95%
Sn 189.927†	3252.0	0.9460	mg/L	0.00628	0.9460	mg/L	0.00628	0.66%
Sr 421.552†	690722.9	0.9952	mg/L	0.01154	0.9952	mg/L	0.01154	1.16%
Ti 334.903†	24484.1	1.015	mg/L	0.0040	1.015	mg/L	0.0040	0.40%
Tl 190.801†	1766.1	1.932	mg/L	0.0161	1.932	mg/L	0.0161	0.83%
V 292.402†	238317.9	0.9840	mg/L	0.00161	0.9840	mg/L	0.00161	0.16%
Zn 206.200†	629.5	0.9895	mg/L	0.00965	0.9895	mg/L	0.00965	0.97%

Sequence No.: 34
Sample ID: CB
Analyst: BLW
Initial Sample Wt:
Dilution: 1X

Autosampler Location: 1
Date Collected: 10/5/2006 5:17:07 PM
Data Type: Original
Initial Sample Vol:
Sample Prep Vol:

Nebulizer Parameters: CB

Analyte	Back Pressure	Flow
All	175.0 kPa	0.50 L/min

Mean Data: CB

Analyte	Mean Corrected Intensity	Calib Conc.	Calib Units	Calib Std.Dev.	Sample Conc.	Sample Units	Sample Std.Dev.	RSD
ScA 357.253	1274967.6	98.60	%	1.548				1.57%
ScR 361.383	153436.2	98.25	%	1.139				1.16%
Ag 328.068†	60.9	0.00022	mg/L	0.000142	0.00022	mg/L	0.000142	65.72%
Al 308.215†	6.6	0.00523	mg/L	0.006996	0.00523	mg/L	0.006996	133.77%
As 188.979†	1.1	0.00145	mg/L	0.004760	0.00145	mg/L	0.004760	328.84%
B 249.677†	0.7	0.00026	mg/L	0.000514	0.00026	mg/L	0.000514	196.27%
Ba 233.527†	1.3	0.00055	mg/L	0.000415	0.00055	mg/L	0.000415	74.90%
Be 313.042†	-0.5	0.00000	mg/L	0.000024	0.00000	mg/L	0.000024	>999.9%
Ca 317.933†	-25.0	-0.00144	mg/L	0.000444	-0.00144	mg/L	0.000444	30.82%
Cd 228.802†	-4.5	-0.00016	mg/L	0.000052	-0.00016	mg/L	0.000052	32.38%
Co 228.616†	3.7	0.00012	mg/L	0.000152	0.00012	mg/L	0.000152	127.05%
Cr 267.716†	4.6	0.00069	mg/L	0.001137	0.00069	mg/L	0.001137	164.68%
Cu 324.752†	-724.3	-0.00288	mg/L	0.000072	-0.00288	mg/L	0.000072	2.49%
Fe 273.955†	0.7	0.00081	mg/L	0.001748	0.00081	mg/L	0.001748	215.80%
K 766.490†	97.8	0.06925	mg/L	0.016081	0.06925	mg/L	0.016081	23.22%
Mg 279.077†	-9.4	-0.00797	mg/L	0.005522	-0.00797	mg/L	0.005522	69.26%
Mn 257.610†	-2.8	-0.00013	mg/L	0.000128	-0.00013	mg/L	0.000128	96.21%
Mo 202.031†	1.9	0.00021	mg/L	0.000073	0.00021	mg/L	0.000073	34.20%
Na 589.592†	4063.9	0.7232	mg/L	0.00440	0.7232	mg/L	0.00440	0.61%
Na 330.237†	7.3	0.2442	mg/L	0.22318	0.2442	mg/L	0.22318	91.39%
Ni 231.604†	3.0	0.00194	mg/L	0.000505	0.00194	mg/L	0.000505	25.98%
Pb 220.353†	3.6	0.00050	mg/L	0.000256	0.00050	mg/L	0.000256	51.17%
Sb 206.836†	2.5	0.00259	mg/L	0.001667	0.00259	mg/L	0.001667	64.45%
Se 196.026†	3.5	0.00321	mg/L	0.004475	0.00321	mg/L	0.004475	139.51%
Si 288.158†	-0.1	-0.00006	mg/L	0.001415	-0.00006	mg/L	0.001415	>999.9%
Sn 189.927†	11.9	0.00347	mg/L	0.000789	0.00347	mg/L	0.000789	22.77%
Sr 421.552†	11.8	0.00002	mg/L	0.000026	0.00002	mg/L	0.000026	150.25%
Ti 334.903†	0.8	0.00003	mg/L	0.000426	0.00003	mg/L	0.000426	>999.9%
Tl 190.801†	2.2	0.00245	mg/L	0.001955	0.00245	mg/L	0.001955	79.78%
V 292.402†	17.7	0.00008	mg/L	0.000038	0.00008	mg/L	0.000038	48.68%
Zn 206.200†	0.3	0.00048	mg/L	0.002660	0.00048	mg/L	0.002660	559.49%

Analysis Begun

Start Time: 10/5/2006 5:28:14 PM
Plasma On Time: 10/5/2006 10:51:52 AM
Logged In Analyst: metals
Technique: ICP Continuous
Spectrometer Model: Optima 4300 DV, S/N 077N0060101
Autosampler Model: AS-93plus

Sample Information File: C:\pe\Administrator\Sample Information\1005B.sif
Batch ID:
Results Data Set: PE061005
Results Library: C:\pe\Administrator\Results\Results.mdb

Sequence No.: 35
Autosampler Location:
Sample ID: Calib Blank 1
Date Collected: 10/5/2006 5:28:14 PM
Analyst:
Data Type: Original
Initial Sample Wt:
Initial Sample Vol:
Dilution:
Sample Prep Vol:

Nebulizer Parameters: Calib Blank 1

Analyte	Back Pressure	Flow
All	174.0 kPa	0.50 L/min

Mean Data: Calib Blank 1

Analyte	Mean Corrected Intensity	Std.Dev.	RSD	Conc.	Calib Units
ScA 357.253	1269833.4	3220.10	0.25%	98.20	%
ScR 361.383	155838.9	1350.54	0.87%	99.79	%
Ag 328.068†	333.7	56.17	16.83%	[0.00]	mg/L
Al 308.215†	-126.2	8.19	6.49%	[0.00]	mg/L
As 188.979†	18.4	3.57	19.39%	[0.00]	mg/L
B 249.677†	14.6	2.20	15.01%	[0.00]	mg/L
Ba 233.527†	16.6	2.52	15.17%	[0.00]	mg/L
Be 313.042†	925.5	15.85	1.71%	[0.00]	mg/L
Ca 317.933†	83.8	16.03	19.11%	[0.00]	mg/L
Cd 228.802†	93.8	1.44	1.53%	[0.00]	mg/L
Co 228.616†	56.8	2.04	3.58%	[0.00]	mg/L
Cr 267.716†	-20.3	3.03	14.90%	[0.00]	mg/L
Cu 324.752†	2628.7	5.07	0.19%	[0.00]	mg/L
Fe 273.955†	-19.5	1.92	9.82%	[0.00]	mg/L
K 766.490†	1739.8	19.21	1.10%	[0.00]	mg/L
Mg 279.077†	-278.4	13.15	4.72%	[0.00]	mg/L
Mn 257.610†	52.8	2.46	4.67%	[0.00]	mg/L
Mo 202.031†	-4.6	2.98	65.19%	[0.00]	mg/L
Na 589.592†	3625.1	14.61	0.40%	[0.00]	mg/L
Na 330.237†	-159.7	4.84	3.03%	[0.00]	mg/L
Ni 231.604†	-11.8	2.65	22.33%	[0.00]	mg/L
Pb 220.353†	145.0	2.20	1.52%	[0.00]	mg/L
Sb 206.836†	14.3	3.04	21.25%	[0.00]	mg/L
Se 196.026†	-37.1	9.02	24.31%	[0.00]	mg/L
Si 288.158†	10.7	5.47	51.00%	[0.00]	mg/L
Sn 189.927†	14.1	3.53	25.06%	[0.00]	mg/L
Sr 421.552†	102.2	15.16	14.83%	[0.00]	mg/L
Ti 334.903†	-285.8	39.81	13.93%	[0.00]	mg/L
Tl 190.801†	-7.0	3.82	54.33%	[0.00]	mg/L
V 292.402†	31.7	35.20	111.10%	[0.00]	mg/L
Zn 206.200†	-1.1	0.53	50.50%	[0.00]	mg/L

==========

Analysis Begun

Start Time: 10/5/2006 5:33:38 PM
Plasma On Time: 10/5/2006 10:51:52 AM
Logged In Analyst: metals
Technique: ICP Continuous
Spectrometer Model: Optima 4300 DV, S/N 077N0060101Autosampler Model: AS-93plus

Sample Information File: C:\pe\Administrator\Sample Information\1005B.sif
Batch ID:
Results Data Set: PE061005
Results Library: C:\pe\Administrator\Results\Results.mdb

==========

Sequence No.: 1
Sample ID: CV
Analyst: BLW
Initial Sample Wt:
Dilution: 1X
Autosampler Location: 7
Date Collected: 10/5/2006 5:33:38 PM
Data Type: Original
Initial Sample Vol:
Sample Prep Vol:

Nebulizer Parameters: CV

Analyte	Back Pressure	Flow
All	175.0 kPa	0.50 L/min

Mean Data: CV

Analyte	Mean Corrected Intensity	Calib Conc.	Calib Units	Calib Std.Dev.	Sample Conc.	Sample Units	Sample Std.Dev.	RSD
ScA 357.253	1256812.4	97.20	%	0.789				0.81%
ScR 361.383	152212.1	97.47	%	0.851				0.87%
Ag 328.068†	268497.7	0.9507	mg/L	0.01068	0.9507	mg/L	0.01068	1.12%
Al 308.215†	2509.7	1.967	mg/L	0.0172	1.967	mg/L	0.0172	0.88%
As 188.979†	1470.4	1.912	mg/L	0.0193	1.912	mg/L	0.0193	1.01%
B 249.677†	2703.8	0.9388	mg/L	0.01060	0.9388	mg/L	0.01060	1.13%
Ba 233.527†	2246.1	0.9505	mg/L	0.00641	0.9505	mg/L	0.00641	0.67%
Be 313.042†	595715.0	0.9897	mg/L	0.00786	0.9897	mg/L	0.00786	0.79%
Ca 317.933†	35374.4	2.037	mg/L	0.0026	2.037	mg/L	0.0026	0.13%
Cd 228.802†	27900.1	0.9963	mg/L	0.01295	0.9963	mg/L	0.01295	1.30%
Co 228.616†	29063.9	0.9393	mg/L	0.01381	0.9393	mg/L	0.01381	1.47%
Cr 267.716†	6301.2	0.9429	mg/L	0.00969	0.9429	mg/L	0.00969	1.03%
Cu 324.752†	255227.9	1.015	mg/L	0.0110	1.015	mg/L	0.0110	1.08%
Fe 273.955†	1648.0	2.037	mg/L	0.0080	2.037	mg/L	0.0080	0.40%
K 766.490†	29041.0	20.55	mg/L	0.125	20.55	mg/L	0.125	0.61%
Mg 279.077†	2325.3	1.980	mg/L	0.0090	1.980	mg/L	0.0090	0.45%
Mn 257.610†	20399.4	0.9590	mg/L	0.00093	0.9590	mg/L	0.00093	0.10%
Mo 202.031†	8879.6	0.9775	mg/L	0.00490	0.9775	mg/L	0.00490	0.50%
Na 589.592†	270543.9	48.15	mg/L	0.597	48.15	mg/L	0.597	1.24%
Na 330.237†	1526.1	50.97	mg/L	0.588	50.97	mg/L	0.588	1.15%
Ni 231.604†	1442.4	0.9433	mg/L	0.00739	0.9433	mg/L	0.00739	0.78%
Pb 220.353†	13922.7	1.938	mg/L	0.0238	1.938	mg/L	0.0238	1.23%
Sb 206.836†	2036.7	2.072	mg/L	0.0195	2.072	mg/L	0.0195	0.94%
Se 196.026†	2039.7	1.893	mg/L	0.0118	1.893	mg/L	0.0118	0.62%
Si 288.158†	2580.3	2.046	mg/L	0.0138	2.046	mg/L	0.0138	0.68%
Sn 189.927†	3202.0	0.9314	mg/L	0.00542	0.9314	mg/L	0.00542	0.58%
Sr 421.552†	689150.9	0.9929	mg/L	0.00848	0.9929	mg/L	0.00848	0.85%
Ti 334.903†	24189.7	1.003	mg/L	0.0017	1.003	mg/L	0.0017	0.17%
Tl 190.801†	1747.3	1.911	mg/L	0.0152	1.911	mg/L	0.0152	0.80%
V 292.402†	235787.2	0.9734	mg/L	0.01152	0.9734	mg/L	0.01152	1.18%
Zn 206.200†	598.3	0.9404	mg/L	0.01259	0.9404	mg/L	0.01259	1.34%

Sequence No.: 2
Sample ID: CB
Analyst: BLW
Initial Sample Wt:
Dilution: 1X

Autosampler Location: 1
Date Collected: 10/5/2006 5:40:20 PM
Data Type: Original
Initial Sample Vol:
Sample Prep Vol:

Nebulizer Parameters: CB

Analyte	Back Pressure	Flow
All	175.0 kPa	0.50 L/min

Mean Data: CB

Analyte	Mean Corrected Intensity	Calib Conc.	Calib Units	Calib Std.Dev.	Sample Conc.	Sample Units	Sample Std.Dev.	RSD
ScA 357.253	1275011.8	98.60	%	1.081				1.10%
ScR 361.383	155522.9	99.59	%	0.472				0.47%
Ag 328.068†	-1.2	0.00000	mg/L	0.000052	0.00000	mg/L	0.000052	>999.9%
Al 308.215†	-18.7	-0.01488	mg/L	0.009756	-0.01488	mg/L	0.009756	65.56%
As 188.979†	0.8	0.00109	mg/L	0.000999	0.00109	mg/L	0.000999	91.36%
B 249.677†	17.1	0.00593	mg/L	0.000761	0.00593	mg/L	0.000761	12.83%
Ba 233.527†	0.4	0.00018	mg/L	0.001203	0.00018	mg/L	0.001203	684.18%
Be 313.042†	25.7	0.00004	mg/L	0.000042	0.00004	mg/L	0.000042	97.99%
Ca 317.933†	19.0	0.00109	mg/L	0.001062	0.00109	mg/L	0.001062	97.26%
Cd 228.802†	-6.1	-0.00022	mg/L	0.000046	-0.00022	mg/L	0.000046	20.73%
Co 228.616†	-3.0	-0.00010	mg/L	0.000093	-0.00010	mg/L	0.000093	94.58%
Cr 267.716†	2.8	0.00042	mg/L	0.000911	0.00042	mg/L	0.000911	218.18%
Cu 324.752†	-14.5	-0.00006	mg/L	0.000167	-0.00006	mg/L	0.000167	291.16%
Fe 273.955†	-0.7	-0.00083	mg/L	0.005390	-0.00083	mg/L	0.005390	649.73%
K 766.490†	57.4	0.04064	mg/L	0.030315	0.04064	mg/L	0.030315	74.60%
Mg 279.077†	-6.7	-0.00569	mg/L	0.007605	-0.00569	mg/L	0.007605	133.69%
Mn 257.610†	1.7	0.00008	mg/L	0.000050	0.00008	mg/L	0.000050	60.52%
Mo 202.031†	-1.2	-0.00013	mg/L	0.000244	-0.00013	mg/L	0.000244	187.01%
Na 589.592†	-537.8	-0.09570	mg/L	0.006331	-0.09570	mg/L	0.006331	6.61%
Na 330.237†	15.2	0.5088	mg/L	0.15012	0.5088	mg/L	0.15012	29.51%
Ni 231.604†	1.3	0.00085	mg/L	0.002697	0.00085	mg/L	0.002697	318.14%
Pb 220.353†	-3.6	-0.00050	mg/L	0.000727	-0.00050	mg/L	0.000727	146.54%
Sb 206.836†	0.5	0.00050	mg/L	0.001740	0.00050	mg/L	0.001740	345.64%
Se 196.026†	1.2	0.00112	mg/L	0.003546	0.00112	mg/L	0.003546	316.99%
Si 288.158†	1.7	0.00135	mg/L	0.005363	0.00135	mg/L	0.005363	398.72%
Sn 189.927†	4.1	0.00118	mg/L	0.000977	0.00118	mg/L	0.000977	82.50%
Sr 421.552†	-56.5	-0.00008	mg/L	0.000100	-0.00008	mg/L	0.000100	123.32%
Ti 334.903†	-3.0	-0.00012	mg/L	0.000327	-0.00012	mg/L	0.000327	264.98%
Tl 190.801†	0.2	0.00019	mg/L	0.000736	0.00019	mg/L	0.000736	395.57%
V 292.402†	-2.1	-0.00001	mg/L	0.000157	-0.00001	mg/L	0.000157	>999.9%
Zn 206.200†	0.0	0.00004	mg/L	0.002532	0.00004	mg/L	0.002532	>999.9%

Sequence No.: 3
Sample ID: JY56 MB1 TWC
Analyst: BLW
Initial Sample Wt:
Dilution: 1X

Autosampler Location: 41
Date Collected: 10/5/2006 5:46:41 PM
Data Type: Original
Initial Sample Vol:
Sample Prep Vol:

Nebulizer Parameters: JY56 MB1 TWC

Analyte	Back Pressure	Flow
All	175.0 kPa	0.50 L/min

Mean Data: JY56 MB1 TWC

Analyte	Mean Corrected Intensity	Calib Conc.	Calib Units	Calib Std.Dev.	Sample Conc.	Sample Units	Sample Std.Dev.	RSD
ScA 357.253	1281247.4	99.09	%	0.220				0.22%
ScR 361.383	154884.7	99.18	%	0.962				0.97%
Ag 328.068†	-43.2	-0.00015	mg/L	0.000044	-0.00015	mg/L	0.000044	29.08%
Al 308.215†	-16.9	-0.01350	mg/L	0.007029	-0.01350	mg/L	0.007029	52.08%
As 188.979†	2.4	0.00312	mg/L	0.006564	0.00312	mg/L	0.006564	210.30%
B 249.677†	-1.7	-0.00060	mg/L	0.001790	-0.00060	mg/L	0.001790	296.73%
Ba 233.527†	-0.3	-0.00014	mg/L	0.001134	-0.00014	mg/L	0.001134	829.02%
Be 313.042†	13.4	0.00002	mg/L	0.000047	0.00002	mg/L	0.000047	208.44%
Ca 317.933†	166.2	0.00957	mg/L	0.002195	0.00957	mg/L	0.002195	22.93%
Cd 228.802†	-1.3	-0.00005	mg/L	0.000104	-0.00005	mg/L	0.000104	204.44%
Co 228.616†	-2.9	-0.00009	mg/L	0.000083	-0.00009	mg/L	0.000083	88.27%
Cr 267.716†	3.3	0.00050	mg/L	0.000613	0.00050	mg/L	0.000613	123.63%
Cu 324.752†	5.4	0.00002	mg/L	0.000070	0.00002	mg/L	0.000070	330.15%
Fe 273.955†	0.6	0.00078	mg/L	0.002908	0.00078	mg/L	0.002908	374.20%
K 766.490†	-2.9	-0.00208	mg/L	0.021153	-0.00208	mg/L	0.021153	>999.9%
Mg 279.077†	7.1	0.00600	mg/L	0.003721	0.00600	mg/L	0.003721	62.01%
Mn 257.610†	-1.2	-0.00005	mg/L	0.000068	-0.00005	mg/L	0.000068	125.41%
Mo 202.031†	1.4	0.00016	mg/L	0.000273	0.00016	mg/L	0.000273	174.74%
Na 589.592†	-606.5	-0.1079	mg/L	0.01156	-0.1079	mg/L	0.01156	10.71%
Na 330.237†	17.7	0.5919	mg/L	0.71324	0.5919	mg/L	0.71324	120.50%
Ni 231.604†	0.6	0.00037	mg/L	0.000829	0.00037	mg/L	0.000829	222.96%
Pb 220.353†	-3.3	-0.00045	mg/L	0.000643	-0.00045	mg/L	0.000643	141.64%
Sb 206.836†	1.6	0.00161	mg/L	0.001617	0.00161	mg/L	0.001617	100.74%
Se 196.026†	-2.8	-0.00257	mg/L	0.003339	-0.00257	mg/L	0.003339	129.75%
Si 288.158†	21.7	0.01718	mg/L	0.004924	0.01718	mg/L	0.004924	28.66%
Sn 189.927†	1.7	0.00051	mg/L	0.000455	0.00051	mg/L	0.000455	89.53%
Sr 421.552†	-38.9	-0.00006	mg/L	0.000036	-0.00006	mg/L	0.000036	63.74%
Ti 334.903†	19.4	0.00080	mg/L	0.000684	0.00080	mg/L	0.000684	84.97%
Tl 190.801†	1.6	0.00171	mg/L	0.004429	0.00171	mg/L	0.004429	259.32%
V 292.402†	3.2	0.00002	mg/L	0.000142	0.00002	mg/L	0.000142	870.76%
Zn 206.200†	0.7	0.00110	mg/L	0.001647	0.00110	mg/L	0.001647	150.12%

Sequence No.: 4
Sample ID: JY77 A TWC
Analyst: BLW
Initial Sample Wt:
Dilution: 1X

Autosampler Location: 38
Date Collected: 10/5/2006 5:53:05 PM
Data Type: Original
Initial Sample Vol:
Sample Prep Vol:

Nebulizer Parameters: JY77 A TWC

Analyte	Back Pressure	Flow
All	174.0 kPa	0.50 L/min

Mean Data: JY77 A TWC

Analyte	Mean Corrected Intensity	Calib Conc.	Calib Units	Calib Std.Dev.	Sample Conc.	Sample Units	Sample Std.Dev.	RSD
ScA 357.253	1273922.3	98.52	%	0.910				0.92%
ScR 361.383	158274.9	101.3	%	0.22				0.21%
Ag 328.068†	-433.2	-0.00010	mg/L	0.000338	-0.00010	mg/L	0.000338	347.96%
Al 308.215†	19.3	0.01536	mg/L	0.005250	0.01536	mg/L	0.005250	34.18%
As 188.979†	6.5	0.00705	mg/L	0.002436	0.00705	mg/L	0.002436	34.55%
B 249.677†	29.9	0.01036	mg/L	0.001245	0.01036	mg/L	0.001245	12.02%
Ba 233.527†	60.2	0.02284	mg/L	0.000642	0.02284	mg/L	0.000642	2.81%
Be 313.042†	-6.2	-0.00001	mg/L	0.000037	-0.00001	mg/L	0.000037	318.29%
Ca 317.933†	557823.0	32.12	mg/L	0.071	32.12	mg/L	0.071	0.22%
Cd 228.802†	-2.8	-0.00012	mg/L	0.000170	-0.00012	mg/L	0.000170	147.95%
Co 228.616†	101.7	0.00261	mg/L	0.000387	0.00261	mg/L	0.000387	14.83%
Cr 267.716†	21.6	0.00095	mg/L	0.000075	0.00095	mg/L	0.000075	7.82%
Cu 324.752†	-632.4	0.00127	mg/L	0.000142	0.00127	mg/L	0.000142	11.19%
Fe 273.955†	31657.2	39.17	mg/L	0.115	39.17	mg/L	0.115	0.29%
K 766.490†	1935.3	1.370	mg/L	0.0358	1.370	mg/L	0.0358	2.61%
Mg 279.077†	19852.1	16.84	mg/L	0.047	16.84	mg/L	0.047	0.28%
Mn 257.610†	56717.0	2.665	mg/L	0.0106	2.665	mg/L	0.0106	0.40%
Mo 202.031†	26.4	0.00254	mg/L	0.000225	0.00254	mg/L	0.000225	8.82%
Na 589.592†	175671.8	31.26	mg/L	0.213	31.26	mg/L	0.213	0.68%
Na 330.237†	1024.1	33.88	mg/L	0.259	33.88	mg/L	0.259	0.76%
Ni 231.604†	2.2	0.00143	mg/L	0.000973	0.00143	mg/L	0.000973	68.15%
Pb 220.353†	12.2	0.00171	mg/L	0.000433	0.00171	mg/L	0.000433	25.41%
Sb 206.836†	6.6	0.00249	mg/L	0.001501	0.00249	mg/L	0.001501	60.20%
Se 196.026†	-13.1	-0.01050	mg/L	0.002850	-0.01050	mg/L	0.002850	27.14%
Si 288.158†	4921.4	3.899	mg/L	0.0027	3.899	mg/L	0.0027	0.07%
Sn 189.927†	-35.9	-0.00807	mg/L	0.000215	-0.00807	mg/L	0.000215	2.67%
Sr 421.552†	119144.7	0.1717	mg/L	0.00014	0.1717	mg/L	0.00014	0.08%
Ti 334.903†	56.1	0.00232	mg/L	0.000840	0.00232	mg/L	0.000840	36.15%
Tl 190.801†	-6.8	-0.00748	mg/L	0.003409	-0.00748	mg/L	0.003409	45.56%
V 292.402†	193.9	0.00122	mg/L	0.000066	0.00122	mg/L	0.000066	5.40%
Zn 206.200†	4.0	0.00592	mg/L	0.002912	0.00592	mg/L	0.002912	49.20%

Sequence No.: 5
Sample ID: JY56 F TWC
Analyst: BLW
Initial Sample Wt:
Dilution: 5X

Autosampler Location: 42
Date Collected: 10/5/2006 6:00:25 PM
Data Type: Original
Initial Sample Vol:
Sample Prep Vol:

Nebulizer Parameters: JY56 F TWC

Analyte	Back Pressure	Flow
All	175.0 kPa	0.50 L/min

Mean Data: JY56 F TWC

Analyte	Mean Corrected Intensity	Calib Conc.	Calib Units	Calib Std.Dev.	Sample Conc.	Sample Units	Sample Std.Dev.	RSD
ScA 357.253	1146268.1	88.65	%	0.697				0.79%
ScR 361.383	147106.3	94.20	%	0.376				0.40%
Ag 328.068†	-384.8	0.00016	mg/L	0.000039	0.00079	mg/L	0.000194	24.65%
Al 308.215†	41.5	0.02338	mg/L	0.013204	0.1169	mg/L	0.06602	56.47%
As 188.979†	26.5	0.03379	mg/L	0.002371	0.1690	mg/L	0.01186	7.02%
B 249.677†	680.7	0.2357	mg/L	0.00156	1.178	mg/L	0.0078	0.66%
Ba 233.527†	28.3	0.00972	mg/L	0.000902	0.04862	mg/L	0.004508	9.27%
Be 313.042†	744.8	0.00050	mg/L	0.000048	0.00251	mg/L	0.000238	9.50%
Ca 317.933†	1705.7	0.09822	mg/L	0.000804	0.4911	mg/L	0.00402	0.82%
Cd 228.802†	10.0	0.00030	mg/L	0.000208	0.00151	mg/L	0.001041	68.77%
Co 228.616†	1419.2	0.04501	mg/L	0.000070	0.2250	mg/L	0.00035	0.16%
Cr 267.716†	307.2	0.04782	mg/L	0.001427	0.2391	mg/L	0.00714	2.98%
Cu 324.752†	210.2	0.00361	mg/L	0.000062	0.01805	mg/L	0.000308	1.71%
Fe 273.955†	23411.6	28.97	mg/L	0.092	144.8	mg/L	0.46	0.32%
K 766.490†	4791.0	3.391	mg/L	0.0688	16.95	mg/L	0.344	2.03%
Mg 279.077†	95.9	0.06158	mg/L	0.004950	0.3079	mg/L	0.02475	8.04%
Mn 257.610†	31.6	0.00148	mg/L	0.000368	0.00742	mg/L	0.001842	24.81%
Mo 202.031†	775.5	0.08537	mg/L	0.000872	0.4269	mg/L	0.00436	1.02%
Na 589.592†	Saturated2							
Na 330.237†	44415.9	1484	mg/L	6.2	7418	mg/L	31.2	0.42%
Ni 231.604†	15.2	0.00991	mg/L	0.002302	0.04957	mg/L	0.011511	23.22%
Pb 220.353†	21.0	0.00304	mg/L	0.000587	0.01521	mg/L	0.002937	19.31%
Sb 206.836†	4.3	0.00252	mg/L	0.000131	0.01259	mg/L	0.000653	5.19%
Se 196.026†	-4.5	-0.00069	mg/L	0.007239	-0.00345	mg/L	0.036195	>999.9%
Si 288.158†	2261.2	1.791	mg/L	0.0529	8.957	mg/L	0.2646	2.95%
Sn 189.927†	-1.6	-0.00049	mg/L	0.000589	-0.00245	mg/L	0.002944	120.11%
Sr 421.552†	3340.8	0.00481	mg/L	0.000065	0.02407	mg/L	0.000326	1.36%
Ti 334.903†	6502.2	0.2697	mg/L	0.00153	1.349	mg/L	0.0077	0.57%
Tl 190.801†	-0.3	-0.00145	mg/L	0.003470	-0.00724	mg/L	0.017349	239.65%
V 292.402†	114859.0	0.4710	mg/L	0.00687	2.355	mg/L	0.0343	1.46%
Zn 206.200†	0.1	-0.00067	mg/L	0.001306	-0.00337	mg/L	0.006528	193.66%

Sequence No.: 6
Sample ID: JY56 G TWC
Analyst: BLW
Initial Sample Wt:
Dilution: 5X

Autosampler Location: 43
Date Collected: 10/5/2006 6:07:49 PM
Data Type: Original
Initial Sample Vol:
Sample Prep Vol:

Nebulizer Parameters: JY56 G TWC

Analyte	Back Pressure	Flow
All	175.0 kPa	0.50 L/min

Mean Data: JY56 G TWC

Analyte	Mean Corrected Intensity	Calib Conc.	Calib Units	Calib Std.Dev.	Sample Conc.	Sample Units	Sample Std.Dev.	RSD
ScA 357.253	1150711.4	88.99	%	0.690				0.78%
ScR 361.383	148891.5	95.34	%	0.402				0.42%
Ag 328.068†	-158.5	0.00020	mg/L	0.000157	0.00098	mg/L	0.000784	80.28%
Al 308.215†	34.3	0.02071	mg/L	0.006234	0.1035	mg/L	0.03117	30.11%
As 188.979†	27.9	0.03552	mg/L	0.001984	0.1776	mg/L	0.00992	5.59%
B 249.677†	695.0	0.2406	mg/L	0.00206	1.203	mg/L	0.0103	0.86%
Ba 233.527†	25.7	0.00976	mg/L	0.000243	0.04881	mg/L	0.001215	2.49%
Be 313.042†	556.1	0.00045	mg/L	0.000021	0.00224	mg/L	0.000103	4.61%
Ca 317.933†	1683.2	0.09692	mg/L	0.000578	0.4846	mg/L	0.00289	0.60%
Cd 228.802†	4.2	0.00010	mg/L	0.000116	0.00049	mg/L	0.000579	117.72%
Co 228.616†	577.3	0.01797	mg/L	0.000206	0.08987	mg/L	0.001028	1.14%
Cr 267.716†	282.7	0.04320	mg/L	0.000568	0.2160	mg/L	0.00284	1.32%
Cu 324.752†	229.6	0.00220	mg/L	0.000125	0.01101	mg/L	0.000626	5.69%
Fe 273.955†	11334.7	14.02	mg/L	0.131	70.12	mg/L	0.657	0.94%
K 766.490†	5122.0	3.625	mg/L	0.0338	18.13	mg/L	0.169	0.93%
Mg 279.077†	83.5	0.06141	mg/L	0.003799	0.3071	mg/L	0.01900	6.19%
Mn 257.610†	11.6	0.00054	mg/L	0.000068	0.00271	mg/L	0.000342	12.61%
Mo 202.031†	615.1	0.06772	mg/L	0.000643	0.3386	mg/L	0.00321	0.95%
Na 589.592†	Saturated2							
Na 330.237†	46041.7	1538	mg/L	8.2	7690	mg/L	40.8	0.53%
Ni 231.604†	6.8	0.00443	mg/L	0.001219	0.02217	mg/L	0.006093	27.48%
Pb 220.353†	14.6	0.00214	mg/L	0.000331	0.01068	mg/L	0.001653	15.48%
Sb 206.836†	6.0	0.00526	mg/L	0.001455	0.02630	mg/L	0.007276	27.67%
Se 196.026†	-2.3	-0.00048	mg/L	0.006732	-0.00242	mg/L	0.033661	>999.9%
Si 288.158†	3214.6	2.547	mg/L	0.0264	12.73	mg/L	0.132	1.04%
Sn 189.927†	-5.5	-0.00164	mg/L	0.001960	-0.00820	mg/L	0.009801	119.53%
Sr 421.552†	3252.2	0.00469	mg/L	0.000053	0.02343	mg/L	0.000267	1.14%
Ti 334.903†	6922.3	0.2872	mg/L	0.00193	1.436	mg/L	0.0096	0.67%
Tl 190.801†	2.0	0.00144	mg/L	0.008792	0.00719	mg/L	0.043962	611.85%
V 292.402†	74146.4	0.3041	mg/L	0.00223	1.520	mg/L	0.0111	0.73%
Zn 206.200†	0.1	-0.00035	mg/L	0.001992	-0.00177	mg/L	0.009960	562.02%

Sequence No.: 7
Sample ID: JY56 B TWC
Analyst: BLW
Initial Sample Wt:
Dilution: 1X

Autosampler Location: 44
Date Collected: 10/5/2006 6:15:16 PM
Data Type: Original
Initial Sample Vol:
Sample Prep Vol:

Nebulizer Parameters: JY56 B TWC

Analyte	Back Pressure	Flow
All	174.0 kPa	0.50 L/min

Mean Data: JY56 B TWC

Analyte	Mean Corrected Intensity	Calib Conc.	Calib Units	Std.Dev.	Sample Conc.	Sample Units	Std.Dev.	RSD
ScA 357.253	1239869.9	95.89	%	0.274				0.29%
ScR 361.383	157162.2	100.6	%	0.48				0.48%
Ag 328.068†	-1512.9	0.00008	mg/L	0.000228	0.00008	mg/L	0.000228	291.73%
Al 308.215†	20.9	0.01633	mg/L	0.012633	0.01633	mg/L	0.012633	77.35%
As 188.979†	32.4	0.03862	mg/L	0.002918	0.03862	mg/L	0.002918	7.56%
B 249.677†	21.7	0.00752	mg/L	0.003800	0.00752	mg/L	0.003800	50.53%
Ba 233.527†	228.8	0.08798	mg/L	0.000465	0.08798	mg/L	0.000465	0.53%
Be 313.042†	57.8	0.00008	mg/L	0.000019	0.00008	mg/L	0.000019	25.49%
Ca 317.933†	1496563.8	86.18	mg/L	0.246	86.18	mg/L	0.246	0.29%
Cd 228.802†	8.8	0.00025	mg/L	0.000063	0.00025	mg/L	0.000063	25.01%
Co 228.616†	566.7	0.01606	mg/L	0.000074	0.01606	mg/L	0.000074	0.46%
Cr 267.716†	44.2	0.00387	mg/L	0.001395	0.00387	mg/L	0.001395	36.01%
Cu 324.752†	-2521.0	0.00267	mg/L	0.000148	0.00267	mg/L	0.000148	5.53%
Fe 273.955†	105371.4	130.4	mg/L	0.83	130.4	mg/L	0.83	0.64%
K 766.490†	3215.2	2.276	mg/L	0.0398	2.276	mg/L	0.0398	1.75%
Mg 279.077†	50550.8	42.86	mg/L	0.661	42.86	mg/L	0.661	1.54%
Mn 257.610†	103545.3	4.864	mg/L	0.0672	4.864	mg/L	0.0672	1.38%
Mo 202.031†	55.7	0.00521	mg/L	0.000361	0.00521	mg/L	0.000361	6.93%
Na 589.592†	585618.9	104.2	mg/L	0.59	104.2	mg/L	0.59	0.57%
Na 330.237†	3369.9	111.7	mg/L	1.39	111.7	mg/L	1.39	1.25%
Ni 231.604†	-1.6	-0.00102	mg/L	0.000652	-0.00102	mg/L	0.000652	63.78%
Pb 220.353†	49.3	0.00687	mg/L	0.000681	0.00687	mg/L	0.000681	9.91%
Sb 206.836†	15.5	0.00199	mg/L	0.001118	0.00199	mg/L	0.001118	56.31%
Se 196.026†	-34.7	-0.02222	mg/L	0.005773	-0.02222	mg/L	0.005773	25.98%
Si 288.158†	23808.4	18.86	mg/L	0.215	18.86	mg/L	0.215	1.14%
Sn 189.927†	-70.0	-0.01401	mg/L	0.001567	-0.01401	mg/L	0.001567	11.18%
Sr 421.552†	329611.1	0.4749	mg/L	0.00044	0.4749	mg/L	0.00044	0.09%
Ti 334.903†	253.3	0.01051	mg/L	0.000664	0.01051	mg/L	0.000664	6.32%
Tl 190.801†	-18.1	-0.01989	mg/L	0.001915	-0.01989	mg/L	0.001915	9.62%
V 292.402†	3161.7	0.01373	mg/L	0.000272	0.01373	mg/L	0.000272	1.98%
Zn 206.200†	2.2	0.00168	mg/L	0.001614	0.00168	mg/L	0.001614	96.05%

Sequence No.: 8
Sample ID: JY56 ADUP TWC
Analyst: BLW
Initial Sample Wt:
Dilution: 1X

Autosampler Location: 45
Date Collected: 10/5/2006 6:22:59 PM
Data Type: Original
Initial Sample Vol:
Sample Prep Vol:

Nebulizer Parameters: JY56 ADUP TWC

Analyte	Back Pressure	Flow
All	174.0 kPa	0.50 L/min

Mean Data: JY56 ADUP TWC

Analyte	Mean Corrected Intensity	Calib Conc.	Calib Units	Std.Dev.	Sample Conc.	Sample Units	Std.Dev.	RSD
ScA 357.253	1211056.3	93.66	%	0.716				0.76%
ScR 361.383	152115.8	97.40	%	0.751				0.77%
Ag 328.068†	-175.6	-0.00031	mg/L	0.000206	-0.00031	mg/L	0.000206	65.64%
Al 308.215†	316.3	0.2516	mg/L	0.00501	0.2516	mg/L	0.00501	1.99%
As 188.979†	11.1	0.01319	mg/L	0.003833	0.01319	mg/L	0.003833	29.06%
B 249.677†	444.4	0.1538	mg/L	0.00178	0.1538	mg/L	0.00178	1.16%
Ba 233.527†	138.7	0.05820	mg/L	0.001378	0.05820	mg/L	0.001378	2.37%
Be 313.042†	480.4	0.00078	mg/L	0.000050	0.00078	mg/L	0.000050	6.45%
Ca 317.933†	500262.6	28.81	mg/L	0.111	28.81	mg/L	0.111	0.39%
Cd 228.802†	-2.9	-0.00013	mg/L	0.000079	-0.00013	mg/L	0.000079	62.83%
Co 228.616†	57.5	0.00171	mg/L	0.000255	0.00171	mg/L	0.000255	14.87%
Cr 267.716†	32.3	0.00157	mg/L	0.000567	0.00157	mg/L	0.000567	36.21%
Cu 324.752†	335.0	0.00202	mg/L	0.000109	0.00202	mg/L	0.000109	5.40%
Fe 273.955†	6627.1	8.200	mg/L	0.0489	8.200	mg/L	0.0489	0.60%
K 766.490†	2878.0	2.037	mg/L	0.0136	2.037	mg/L	0.0136	0.67%
Mg 279.077†	19681.3	16.72	mg/L	0.062	16.72	mg/L	0.062	0.37%
Mn 257.610†	11079.9	0.5202	mg/L	0.00366	0.5202	mg/L	0.00366	0.70%
Mo 202.031†	281.9	0.03068	mg/L	0.000248	0.03068	mg/L	0.000248	0.81%
Na 589.592†	3087437.0	549.4	mg/L	0.62	549.4	mg/L	0.62	0.11%
Na 330.237†	18172.3	606.7	mg/L	2.54	606.7	mg/L	2.54	0.42%
Ni 231.604†	7.5	0.00488	mg/L	0.003662	0.00488	mg/L	0.003662	75.04%
Pb 220.353†	7.5	0.00110	mg/L	0.000194	0.00110	mg/L	0.000194	17.55%
Sb 206.836†	4.2	0.00331	mg/L	0.001445	0.00331	mg/L	0.001445	43.68%
Se 196.026†	-9.5	-0.00841	mg/L	0.002856	-0.00841	mg/L	0.002856	33.95%
Si 288.158†	4583.0	3.631	mg/L	0.0055	3.631	mg/L	0.0055	0.15%
Sn 189.927†	-40.9	-0.00975	mg/L	0.000446	-0.00975	mg/L	0.000446	4.58%
Sr 421.552†	112427.4	0.1620	mg/L	0.00070	0.1620	mg/L	0.00070	0.43%
Ti 334.903†	142.5	0.00588	mg/L	0.000505	0.00588	mg/L	0.000505	8.58%
Tl 190.801†	-2.0	-0.00209	mg/L	0.004233	-0.00209	mg/L	0.004233	202.46%
V 292.402†	3628.6	0.01500	mg/L	0.000109	0.01500	mg/L	0.000109	0.73%
Zn 206.200†	3.1	0.00526	mg/L	0.002684	0.00526	mg/L	0.002684	51.04%

Sequence No.: 9
Sample ID: JY56 A TWC
Analyst: BLW
Initial Sample Wt:
Dilution: 1X

Autosampler Location: 46
Date Collected: 10/5/2006 6:30:44 PM
Data Type: Original
Initial Sample Vol:
Sample Prep Vol:

Nebulizer Parameters: JY56 A TWC

Analyte	Back Pressure	Flow
All	174.0 kPa	0.50 L/min

Mean Data: JY56 A TWC

Analyte	Mean Corrected Intensity	Calib Conc.	Calib Units	Std.Dev.	Sample Conc.	Sample Units	Std.Dev.	RSD
ScA 357.253	1207465.1	93.38	%	0.292				0.31%
ScR 361.383	154320.7	98.82	%	0.839				0.85%
Ag 328.068†	-195.9	-0.00039	mg/L	0.000059	-0.00039	mg/L	0.000059	14.88%
Al 308.215†	314.7	0.2503	mg/L	0.00710	0.2503	mg/L	0.00710	2.84%
As 188.979†	11.0	0.01314	mg/L	0.003753	0.01314	mg/L	0.003753	28.57%
B 249.677†	407.7	0.1411	mg/L	0.00348	0.1411	mg/L	0.00348	2.46%
Ba 233.527†	135.8	0.05700	mg/L	0.001019	0.05700	mg/L	0.001019	1.79%
Be 313.042†	469.7	0.00076	mg/L	0.000022	0.00076	mg/L	0.000022	2.96%
Ca 317.933†	486920.7	28.04	mg/L	0.079	28.04	mg/L	0.079	0.28%
Cd 228.802†	-4.0	-0.00017	mg/L	0.000045	-0.00017	mg/L	0.000045	26.98%
Co 228.616†	45.1	0.00131	mg/L	0.000216	0.00131	mg/L	0.000216	16.42%
Cr 267.716†	36.3	0.00223	mg/L	0.000120	0.00223	mg/L	0.000120	5.39%
Cu 324.752†	350.0	0.00206	mg/L	0.000030	0.00206	mg/L	0.000030	1.43%
Fe 273.955†	6463.3	7.997	mg/L	0.0312	7.997	mg/L	0.0312	0.39%
K 766.490†	2806.3	1.986	mg/L	0.0376	1.986	mg/L	0.0376	1.89%
Mg 279.077†	19193.4	16.30	mg/L	0.011	16.30	mg/L	0.011	0.07%
Mn 257.610†	10815.9	0.5078	mg/L	0.00167	0.5078	mg/L	0.00167	0.33%
Mo 202.031†	278.4	0.03030	mg/L	0.000218	0.03030	mg/L	0.000218	0.72%
Na 589.592†	3012299.9	536.1	mg/L	8.89	536.1	mg/L	8.89	1.66%
Na 330.237†	17770.7	593.3	mg/L	1.29	593.3	mg/L	1.29	0.22%
Ni 231.604†	9.0	0.00585	mg/L	0.000725	0.00585	mg/L	0.000725	12.39%
Pb 220.353†	5.3	0.00080	mg/L	0.000742	0.00080	mg/L	0.000742	92.70%
Sb 206.836†	3.4	0.00247	mg/L	0.001535	0.00247	mg/L	0.001535	62.11%
Se 196.026†	-9.2	-0.00818	mg/L	0.005668	-0.00818	mg/L	0.005668	69.30%
Si 288.158†	754.0	0.5973	mg/L	0.00162	0.5973	mg/L	0.00162	0.27%
Sn 189.927†	-42.5	-0.01029	mg/L	0.000174	-0.01029	mg/L	0.000174	1.69%
Sr 421.552†	109723.0	0.1581	mg/L	0.00042	0.1581	mg/L	0.00042	0.27%
Ti 334.903†	145.5	0.00601	mg/L	0.000105	0.00601	mg/L	0.000105	1.75%
Tl 190.801†	-5.7	-0.00623	mg/L	0.002456	-0.00623	mg/L	0.002456	39.40%
V 292.402†	3567.2	0.01475	mg/L	0.000211	0.01475	mg/L	0.000211	1.43%
Zn 206.200†	3.6	0.00608	mg/L	0.001376	0.00608	mg/L	0.001376	22.63%

Sequence No.: 10
Sample ID: JY56 ASPK TWC
Analyst: BLW
Initial Sample Wt:
Dilution: 1X

Autosampler Location: 47
Date Collected: 10/5/2006 6:38:29 PM
Data Type: Original
Initial Sample Vol:
Sample Prep Vol:

Nebulizer Parameters: JY56 ASPK TWC

Analyte	Back Pressure	Flow
All	174.0 kPa	0.50 L/min

Mean Data: JY56 ASPK TWC

Analyte	Mean Corrected Intensity	Calib Conc.	Calib Units	Std.Dev.	Sample Conc.	Sample Units	Std.Dev.	RSD
ScA 357.253	1216932.7	94.11	%	0.594				0.63%
ScR 361.383	156425.2	100.2	%	0.99				0.99%
Ag 328.068†	140413.6	0.4976	mg/L	0.00485	0.4976	mg/L	0.00485	0.97%
Al 308.215†	2857.9	2.271	mg/L	0.0233	2.271	mg/L	0.0233	1.03%
As 188.979†	1594.8	2.076	mg/L	0.0131	2.076	mg/L	0.0131	0.63%
B 249.677†	445.0	0.1549	mg/L	0.00100	0.1549	mg/L	0.00100	0.65%
Ba 233.527†	4720.5	1.998	mg/L	0.0146	1.998	mg/L	0.0146	0.73%
Be 313.042†	306032.0	0.5084	mg/L	0.00158	0.5084	mg/L	0.00158	0.31%
Ca 317.933†	677373.0	39.01	mg/L	0.084	39.01	mg/L	0.084	0.21%
Cd 228.802†	14289.4	0.5087	mg/L	0.00670	0.5087	mg/L	0.00670	1.32%
Co 228.616†	14624.6	0.4728	mg/L	0.00661	0.4728	mg/L	0.00661	1.40%
Cr 267.716†	3286.5	0.4868	mg/L	0.00418	0.4868	mg/L	0.00418	0.86%
Cu 324.752†	131980.9	0.5262	mg/L	0.00558	0.5262	mg/L	0.00558	1.06%
Fe 273.955†	8414.2	10.41	mg/L	0.161	10.41	mg/L	0.161	1.55%
K 766.490†	17347.8	12.28	mg/L	0.124	12.28	mg/L	0.124	1.01%
Mg 279.077†	31405.0	26.68	mg/L	0.331	26.68	mg/L	0.331	1.24%
Mn 257.610†	21661.6	1.018	mg/L	0.0129	1.018	mg/L	0.0129	1.26%
Mo 202.031†	292.2	0.03160	mg/L	0.000742	0.03160	mg/L	0.000742	2.35%
Na 589.592†	3114389.8	554.2	mg/L	8.95	554.2	mg/L	8.95	1.62%
Na 330.237†	18370.5	613.1	mg/L	6.68	613.1	mg/L	6.68	1.09%
Ni 231.604†	735.6	0.4805	mg/L	0.00297	0.4805	mg/L	0.00297	0.62%
Pb 220.353†	13902.8	1.934	mg/L	0.0171	1.934	mg/L	0.0171	0.88%
Sb 206.836†	10.4	0.00333	mg/L	0.002528	0.00333	mg/L	0.002528	76.01%
Se 196.026†	2191.3	2.034	mg/L	0.0242	2.034	mg/L	0.0242	1.19%
Si 288.158†	2480.8	1.966	mg/L	0.0161	1.966	mg/L	0.0161	0.82%
Sn 189.927†	-44.9	-0.01005	mg/L	0.002724	-0.01005	mg/L	0.002724	27.11%
Sr 421.552†	457670.2	0.6594	mg/L	0.00241	0.6594	mg/L	0.00241	0.37%
Ti 334.903†	118.8	0.00479	mg/L	0.001073	0.00479	mg/L	0.001073	22.39%
Tl 190.801†	1638.0	1.792	mg/L	0.0198	1.792	mg/L	0.0198	1.11%
V 292.402†	129072.7	0.5326	mg/L	0.00524	0.5326	mg/L	0.00524	0.98%
Zn 206.200†	312.1	0.4914	mg/L	0.00546	0.4914	mg/L	0.00546	1.11%

Sequence No.: 11
Sample ID: JY56 MB1SPK TWC
Analyst: BLW
Initial Sample Wt:
Dilution: 1X

Autosampler Location: 48
Date Collected: 10/5/2006 6:46:32 PM
Data Type: Original
Initial Sample Vol:
Sample Prep Vol:

Nebulizer Parameters: JY56 MB1SPK TWC

Analyte	Back Pressure	Flow
All	174.0 kPa	0.50 L/min

Mean Data: JY56 MB1SPK TWC

Analyte	Mean Corrected Intensity	Calib Conc.	Calib Units	Calib Std.Dev.	Sample Conc.	Sample Units	Sample Std.Dev.	RSD
ScA 357.253	1267111.7	97.99	%	0.517				0.53%
ScR 361.383	156255.1	100.1	%	0.80				0.80%
Ag 328.068†	138891.5	0.4919	mg/L	0.00280	0.4919	mg/L	0.00280	0.57%
Al 308.215†	2558.6	2.033	mg/L	0.0070	2.033	mg/L	0.0070	0.35%
As 188.979†	1513.0	1.971	mg/L	0.0126	1.971	mg/L	0.0126	0.64%
B 249.677†	-3.2	-0.00020	mg/L	0.001672	-0.00020	mg/L	0.001672	824.07%
Ba 233.527†	4558.4	1.930	mg/L	0.0106	1.930	mg/L	0.0106	0.55%
Be 313.042†	307903.1	0.5115	mg/L	0.00132	0.5115	mg/L	0.00132	0.26%
Ca 317.933†	174383.4	10.04	mg/L	0.115	10.04	mg/L	0.115	1.14%
Cd 228.802†	14338.0	0.5106	mg/L	0.00404	0.5106	mg/L	0.00404	0.79%
Co 228.616†	15024.3	0.4859	mg/L	0.00341	0.4859	mg/L	0.00341	0.70%
Cr 267.716†	3283.9	0.4896	mg/L	0.00207	0.4896	mg/L	0.00207	0.42%
Cu 324.752†	127729.4	0.5086	mg/L	0.00329	0.5086	mg/L	0.00329	0.65%
Fe 273.955†	1700.1	2.102	mg/L	0.0070	2.102	mg/L	0.0070	0.33%
K 766.490†	14774.3	10.46	mg/L	0.100	10.46	mg/L	0.100	0.96%
Mg 279.077†	11801.8	10.03	mg/L	0.127	10.03	mg/L	0.127	1.27%
Mn 257.610†	10419.2	0.4898	mg/L	0.00498	0.4898	mg/L	0.00498	1.02%
Mo 202.031†	13.3	0.00125	mg/L	0.000056	0.00125	mg/L	0.000056	4.46%
Na 589.592†	57876.1	10.30	mg/L	0.082	10.30	mg/L	0.082	0.79%
Na 330.237†	354.1	11.60	mg/L	0.305	11.60	mg/L	0.305	2.63%
Ni 231.604†	728.1	0.4755	mg/L	0.00111	0.4755	mg/L	0.00111	0.23%
Pb 220.353†	14406.4	2.004	mg/L	0.0107	2.004	mg/L	0.0107	0.53%
Sb 206.836†	6.2	-0.00005	mg/L	0.001580	-0.00005	mg/L	0.001580	>999.9%
Se 196.026†	2124.2	1.972	mg/L	0.0066	1.972	mg/L	0.0066	0.33%
Si 288.158†	43.4	0.03542	mg/L	0.004275	0.03542	mg/L	0.004275	12.07%
Sn 189.927†	-19.7	-0.00488	mg/L	0.002057	-0.00488	mg/L	0.002057	42.18%
Sr 421.552†	349894.4	0.5041	mg/L	0.00160	0.5041	mg/L	0.00160	0.32%
Ti 334.903†	48.5	0.00191	mg/L	0.000513	0.00191	mg/L	0.000513	26.87%
Tl 190.801†	1793.6	1.962	mg/L	0.0078	1.962	mg/L	0.0078	0.40%
V 292.402†	125052.8	0.5161	mg/L	0.00333	0.5161	mg/L	0.00333	0.64%
Zn 206.200†	314.3	0.4945	mg/L	0.00151	0.4945	mg/L	0.00151	0.31%

Sequence No.: 12
Sample ID: CV 6
Analyst: BLW
Initial Sample Wt:
Dilution: 1X

Autosampler Location: 7
Date Collected: 10/5/2006 6:54:14 PM
Data Type: Original
Initial Sample Vol:
Sample Prep Vol:

Nebulizer Parameters: CV

Analyte	Back Pressure	Flow
All	174.0 kPa	0.50 L/min

Mean Data: CV

Analyte	Mean Corrected Intensity	Calib Conc.	Calib Units	Std.Dev.	Sample Conc.	Sample Units	Std.Dev.	RSD
ScA 357.253	1254805.4	97.04	%	0.543				0.56%
ScR 361.383	152798.5	97.84	%	0.941				0.96%
Ag 328.068†	267854.5	0.9484	mg/L	0.00961	0.9484	mg/L	0.00961	1.01%
Al 308.215†	2501.0	1.960	mg/L	0.0237	1.960	mg/L	0.0237	1.21%
As 188.979†	1465.4	1.906	mg/L	0.0060	1.906	mg/L	0.0060	0.32%
B 249.677†	2697.4	0.9366	mg/L	0.01056	0.9366	mg/L	0.01056	1.13%
Ba 233.527†	2240.1	0.9480	mg/L	0.01283	0.9480	mg/L	0.01283	1.35%
Be 313.042†	588681.1	0.9780	mg/L	0.01705	0.9780	mg/L	0.01705	1.74%
Ca 317.933†	35118.9	2.022	mg/L	0.0006	2.022	mg/L	0.0006	0.03%
Cd 228.802†	27820.4	0.9935	mg/L	0.00999	0.9935	mg/L	0.00999	1.01%
Co 228.616†	29040.4	0.9385	mg/L	0.00935	0.9385	mg/L	0.00935	1.00%
Cr 267.716†	6273.4	0.9388	mg/L	0.01172	0.9388	mg/L	0.01172	1.25%
Cu 324.752†	254528.2	1.012	mg/L	0.0111	1.012	mg/L	0.0111	1.09%
Fe 273.955†	1640.9	2.028	mg/L	0.0284	2.028	mg/L	0.0284	1.40%
K 766.490†	28687.2	20.30	mg/L	0.058	20.30	mg/L	0.058	0.28%
Mg 279.077†	2304.8	1.962	mg/L	0.0243	1.962	mg/L	0.0243	1.24%
Mn 257.610†	20173.9	0.9484	mg/L	0.00141	0.9484	mg/L	0.00141	0.15%
Mo 202.031†	8846.2	0.9738	mg/L	0.00661	0.9738	mg/L	0.00661	0.68%
Na 589.592†	263469.7	46.89	mg/L	0.739	46.89	mg/L	0.739	1.58%
Na 330.237†	1538.4	51.38	mg/L	0.708	51.38	mg/L	0.708	1.38%
Ni 231.604†	1436.9	0.9397	mg/L	0.01399	0.9397	mg/L	0.01399	1.49%
Pb 220.353†	13819.7	1.924	mg/L	0.0267	1.924	mg/L	0.0267	1.39%
Sb 206.836†	2030.6	2.066	mg/L	0.0110	2.066	mg/L	0.0110	0.53%
Se 196.026†	2041.3	1.894	mg/L	0.0048	1.894	mg/L	0.0048	0.25%
Si 288.158†	2581.7	2.047	mg/L	0.0225	2.047	mg/L	0.0225	1.10%
Sn 189.927†	3191.4	0.9284	mg/L	0.00502	0.9284	mg/L	0.00502	0.54%
Sr 421.552†	680843.3	0.9809	mg/L	0.01676	0.9809	mg/L	0.01676	1.71%
Ti 334.903†	24095.7	0.9987	mg/L	0.00265	0.9987	mg/L	0.00265	0.27%
Tl 190.801†	1745.3	1.909	mg/L	0.0041	1.909	mg/L	0.0041	0.21%
V 292.402†	235471.1	0.9721	mg/L	0.01026	0.9721	mg/L	0.01026	1.06%
Zn 206.200†	594.5	0.9345	mg/L	0.01316	0.9345	mg/L	0.01316	1.41%

Sequence No.: 13
Sample ID: CB
Analyst: BLW
Initial Sample Wt:
Dilution: 1X

Autosampler Location: 1
Date Collected: 10/5/2006 7:00:55 PM
Data Type: Original
Initial Sample Vol:
Sample Prep Vol:

Nebulizer Parameters: CB

Analyte	Back Pressure	Flow
All	174.0 kPa	0.50 L/min

Mean Data: CB

Analyte	Mean Corrected Intensity	Calib Conc.	Calib Units	Std.Dev.	Sample Conc.	Sample Units	Std.Dev.	RSD
ScA 357.253	1256781.1	97.19	%	0.933				0.96%
ScR 361.383	153888.6	98.54	%	0.580				0.59%
Ag 328.068†	47.5	0.00017	mg/L	0.000143	0.00017	mg/L	0.000143	85.19%
Al 308.215†	0.4	0.00031	mg/L	0.009911	0.00031	mg/L	0.009911	>999.9%
As 188.979†	3.5	0.00452	mg/L	0.004209	0.00452	mg/L	0.004209	93.13%
B 249.677†	9.8	0.00339	mg/L	0.001118	0.00339	mg/L	0.001118	32.94%
Ba 233.527†	-0.5	-0.00021	mg/L	0.000544	-0.00021	mg/L	0.000544	259.78%
Be 313.042†	1.1	0.00000	mg/L	0.000048	0.00000	mg/L	0.000048	>999.9%
Ca 317.933†	12.7	0.00073	mg/L	0.000704	0.00073	mg/L	0.000704	96.41%
Cd 228.802†	-2.0	-0.00008	mg/L	0.000128	-0.00008	mg/L	0.000128	163.32%
Co 228.616†	-2.9	-0.00009	mg/L	0.000176	-0.00009	mg/L	0.000176	187.12%
Cr 267.716†	2.6	0.00039	mg/L	0.001790	0.00039	mg/L	0.001790	461.09%
Cu 324.752†	-60.9	-0.00024	mg/L	0.000200	-0.00024	mg/L	0.000200	82.55%
Fe 273.955†	1.2	0.00152	mg/L	0.001909	0.00152	mg/L	0.001909	125.30%
K 766.490†	84.0	0.05948	mg/L	0.006277	0.05948	mg/L	0.006277	10.55%
Mg 279.077†	-4.6	-0.00389	mg/L	0.002237	-0.00389	mg/L	0.002237	57.50%
Mn 257.610†	0.1	0.00000	mg/L	0.000098	0.00000	mg/L	0.000098	>999.9%
Mo 202.031†	0.8	0.00009	mg/L	0.000261	0.00009	mg/L	0.000261	301.99%
Na 589.592†	1273.3	0.2266	mg/L	0.00899	0.2266	mg/L	0.00899	3.97%
Na 330.237†	9.9	0.3318	mg/L	0.53238	0.3318	mg/L	0.53238	160.45%
Ni 231.604†	1.1	0.00073	mg/L	0.001344	0.00073	mg/L	0.001344	183.02%
Pb 220.353†	0.6	0.00008	mg/L	0.000659	0.00008	mg/L	0.000659	786.67%
Sb 206.836†	0.1	0.00012	mg/L	0.002065	0.00012	mg/L	0.002065	>999.9%
Se 196.026†	-2.4	-0.00225	mg/L	0.003777	-0.00225	mg/L	0.003777	167.88%
Si 288.158†	1.5	0.00123	mg/L	0.003064	0.00123	mg/L	0.003064	249.96%
Sn 189.927†	6.3	0.00181	mg/L	0.001493	0.00181	mg/L	0.001493	82.32%
Sr 421.552†	-7.0	-0.00001	mg/L	0.000045	-0.00001	mg/L	0.000045	447.72%
Ti 334.903†	-3.0	-0.00012	mg/L	0.001081	-0.00012	mg/L	0.001081	876.94%
Tl 190.801†	0.3	0.00029	mg/L	0.001836	0.00029	mg/L	0.001836	628.36%
V 292.402†	-35.0	-0.00014	mg/L	0.000114	-0.00014	mg/L	0.000114	80.89%
Zn 206.200†	-0.6	-0.00090	mg/L	0.001613	-0.00090	mg/L	0.001613	179.55%

Metals Prep Logs

prepared
for

ANCHOR ENVIRONMENTAL

Project: Chinook

ARI JOB NO: JY77

prepared
by

Analytical Resources, Inc.

Analytical Resources, Incorporated
Analytical Chemists and Consultants

SPIKING LOG

Analyst: EJR

Date: 10-2-06

Final Volume: 50.0

Final Volume (Hg):

Sample ID: JY77 aSPK, mBLSPK

Prepcode:		TWC		
Spike Solution:		ICP Routine	ICP No GFA	GFA
Standard No.:		2261-1		
Vol Added (mL):		0.5		
STOCK CONCENTRATION	Ag	50		2.0
	Al	200 ✓	200	
	As	200		10
	Ba	200	200	
	Be	50	50	
	Ca	1000 ✓	1000	
	Cd	50		2.0
	Co	50	50	
	Cr	50	50	
	Cu	50	50	
	Fe	200 ✓	200	
	K	1000 ✓	1000	
	Mg	1000 ✓	1000	
	Mn	50 ✓	50	
	Na	1000 ✓	1000	
	Ni	50	50	
	Pb	200		10
	Se	200		10
	Sr	50	50	
	Tl	200		10
	V	50	50	
	Zn	50	50	

	ICP-MS #1	ICP-MS #2	ICP-MS Minerals
Ag	25		
Al			500
As	25		
Ba	25		
Be	25		
Ca			500
Cd	25		
Co	25		
Cr	25		
Cu	25		
Fe			500
K			500
Mg			500
Mn	25		
Mo		25	
Na			500
Ni	25		
Pb	25		
Sb		25	
Se	80		
Th	25		
U	25		
V	25		
Zn	80		

Element	Prepcode	Analysis	Stock Conc.	Stock Added	Std No.
Hg		CVA	1.0		
Hg MBSPK		CVA	1.0		
Sb		ICP	2000		
Sb		GFA	100		
B		ICP	500		
Mo		ICP	500		
Si		ICP	10000		
Sn		ICP	500		
Ti		ICP	2000		

Additional Elements:

Element	Prepcode	Analysis	Stock Conc.	Stock Added	Std. No.

0265

Revision 14, 11/21/05

5033F

Digestion Log

Analyst: EJR

Matrix: Water

Date: 10-02-06

Block Temp: —

ARI Sample ID	Btl #	pH<2	Prep Code: WMM Initial ~~Wt (g)~~ Vol (mL)	Prep Code: WMM Final Vol (mL)	Prep Code: Initial Wt (g) Vol (mL)	Prep Code: Final Vol (mL)	Comments
JY56H	1	✓	—	—			
HDUP	1	✓	—	—			
HSPK	1	✓	—	—			
I	1	✓	—	—			
J	1	—	—	—			Preserved in Lab ↓
K	1	—	—	—			
L	1	—	—	—			
JY77J	1	✓	—	—			
JDUP	1	✓	—	—			
JSPK	1	✓	—	—			
K	1	✓	—	—			
L	1	✓	—	—			
M	1	✓	—	—			
N	1	✓	—	—			
O	1	✓	—	—			
P	1	✓	—	—			
Q	1	✓	—	—			

EJR 10-2-06

Chemical/Reagent ID:

HNO_3: I2853 HCl: — H_2O_2: —

Digestion Log

Analyst: EJR

Matrix: Water

Date: 10-2-06

Block Temp: 94°C

ARI Sample ID	Btl #	pH<2	Prep Code: TWC Initial ~~Wt (g)~~ Vol (mL)	Prep Code: TWC Final Vol (mL)	Prep Code: Initial Wt (g) Vol (mL)	Prep Code: Final Vol (mL)	Comments
JY56a	4	✓	50.0	50.0			
aDUP	4	✓					
aSPK	4	✓					
B	4	✓					
C	4	✓					Preserved in Lab
F	4	✓					
G	4	✓					
mB1	✓	✓					
mBSPK	✓	✓					
JY77a	5	✓					
aDUP	5	✓					
aSPK	5	✓					
B	5	✓					
C	5	✓					
D	5	✓					
E	5	✓					
G	1	✓					
H	5	✓					
I	1	✓					
mB1	✓	✓					
mBSPK	✓	✓	50.0	50.0			

ESR 10-2-06

Chemical/Reagent ID:

HNO_3: I2853

HCl: MP1048

H_2O_2: ———

General Chemistry Analysis
QC Summary Data

prepared
for

ANCHOR ENVIRONMENTAL

Project: Chinook

ARI JOB NO: JY77

prepared
by

Analytical Resources, Inc.

METHOD BLANK RESULTS-CONVENTIONALS
JY77-Anchor Environmental

ANALYTICAL RESOURCES INCORPORATED

Matrix: Water
Data Release Authorized:
Reported: 10/05/06

Project: Chinook
Event: 060354-01
Date Sampled: NA
Date Received: NA

Analyte	Method	Date	Units	Blank
Chloride	EPA 300.0	09/29/06	mg/L	< 0.1 U
		10/02/06		< 0.1 U
Fluoride	EPA 300.0	09/29/06	mg/L	< 0.1 U
		10/02/06		< 0.1 U
		10/04/06		< 0.1 U
Total Phosphorus	EPA 365.2	10/02/06	mg-P/L	< 0.008 U
Sulfate	EPA 300.0	09/29/06	mg/L	< 0.1 U
		10/02/06		< 0.1 U
		10/04/06		< 0.1 U

STANDARD REFERENCE RESULTS-CONVENTIONALS
JY77-Anchor Environmental

ANALYTICAL RESOURCES INCORPORATED

Matrix: Water
Data Release Authorized:
Reported: 10/05/06

Project: Chinook
Event: 060354-01
Date Sampled: NA
Date Received: NA

Analyte/SRM ID	Method	Date	Units	SRM	True Value	Recovery
Chloride	EPA 300.0	09/29/06	mg/L	2.8	3.0	93.3%
ERA #36065		10/02/06		2.8	3.0	93.3%
Fluoride	EPA 300.0	09/29/06	mg/L	2.8	3.0	93.3%
		10/02/06		2.8	3.0	93.3%
		10/04/06		2.9	3.0	96.7%
Total Phosphorus	EPA 365.2	10/02/06	mg-P/L	4.12	4.00	103.0%
ERA #35064						
Sulfate	EPA 300.0	09/29/06	mg/L	3.1	3.0	103.3%
ERA #05094		10/02/06		3.0	3.0	100.0%
		10/04/06		2.9	3.0	96.7%

REPLICATE RESULTS-CONVENTIONALS
JY77-Anchor Environmental

ANALYTICAL RESOURCES INCORPORATED

Matrix: Water
Data Release Authorized:
Reported: 10/05/06

Project: Chinook
Event: 060354-01
Date Sampled: 09/28/06
Date Received: 09/29/06

Analyte	Method	Date	Units	Sample	Replicate(s)	RPD/RSD
ARI ID: JY77A Client ID: RL-4S-092806						
Alkalinity	SM 2320	09/29/06	mg/L CaCO3	278	281	1.1%
Chloride	EPA 300.0	10/02/06	mg/L	7.8	7.6	2.6%
Fluoride	EPA 300.0	10/02/06	mg/L	0.5	0.5	0.0%
Total Phosphorus	EPA 365.2	10/02/06	mg-P/L	0.560	0.580	3.5%
Sulfate	EPA 300.0	10/02/06	mg/L	0.2	0.2	0.0%

MS/MSD RESULTS-CONVENTIONALS
JY77-Anchor Environmental

ANALYTICAL RESOURCES INCORPORATED

Matrix: Water
Data Release Authorized:
Reported: 10/05/06

Project: Chinook
Event: 060354-01
Date Sampled: 09/28/06
Date Received: 09/29/06

Analyte	Method	Date	Units	Sample	Spike	Spike Added	Recovery
ARI ID: JY77A Client ID: RL-4S-092806							
Chloride	EPA 300.0	10/02/06	mg/L	7.8	17.0	10.0	92.0%
Fluoride	EPA 300.0	10/02/06	mg/L	0.5	2.4	2.0	95.0%
Sulfate	EPA 300.0	10/02/06	mg/L	0.2	4.0	4.0	95.0%
ARI ID: JY77B Client ID: R2-092906							
Total Phosphorus	EPA 365.2	10/02/06	mg-P/L	1.08	8.36	8.00	91.0%

General Chemistry Analysis
Sample Data

prepared
for

ANCHOR ENVIRONMENTAL

Project: Chinook

ARI JOB NO: JY77

prepared
by

Analytical Resources, Inc.

SAMPLE RESULTS-CONVENTIONALS
JY77-Anchor Environmental

ANALYTICAL RESOURCES INCORPORATED

Matrix: Water
Data Release Authorized:
Reported: 10/05/06

Project: Chinook
Event: 060354-01
Date Sampled: 09/28/06
Date Received: 09/29/06

Client ID: RL-4S-092806
ARI ID: 06-18044 JY77A

Analyte	Date Batch	Method	Units	RL	Sample
Alkalinity	09/29/06 092906#2	SM 2320	mg/L CaCO3	1.0	278
Chloride	10/02/06 100206#1	EPA 300.0	mg/L	0.2	7.8
Fluoride	10/02/06 100206#1	EPA 300.0	mg/L	0.1	0.5
Total Phosphorus	10/02/06 100206#1	EPA 365.2	mg-P/L	0.160	0.560
Sulfate	10/02/06 100206#1	EPA 300.0	mg/L	0.2	0.2

RL Analytical reporting limit
U Undetected at reported detection limit

SAMPLE RESULTS-CONVENTIONALS
JY77-Anchor Environmental

ANALYTICAL RESOURCES INCORPORATED

Matrix: Water
Data Release Authorized:
Reported: 10/05/06

Project: Chinook
Event: 060354-01
Date Sampled: 09/29/06
Date Received: 09/29/06

Client ID: R2-092906
ARI ID: 06-18045 JY77B

Analyte	Date Batch	Method	Units	RL	Sample
Alkalinity	09/29/06 092906#2	SM 2320	mg/L CaCO3	1.0	263
Chloride	10/02/06 100206#1	EPA 300.0	mg/L	0.2	8.7
Fluoride	10/02/06 100206#1	EPA 300.0	mg/L	0.1	0.4
Total Phosphorus	10/02/06 100206#1	EPA 365.2	mg-P/L	0.160	1.08
Sulfate	10/02/06 100206#1	EPA 300.0	mg/L	0.2	0.2

RL Analytical reporting limit
U Undetected at reported detection limit

SAMPLE RESULTS-CONVENTIONALS
JY77-Anchor Environmental

ANALYTICAL RESOURCES INCORPORATED

Matrix: Water
Data Release Authorized:
Reported: 10/05/06

Project: Chinook
Event: 060354-01
Date Sampled: 09/27/06
Date Received: 09/29/06

Client ID: R4S-092706
ARI ID: 06-18046 JY77C

Analyte	Date Batch	Method	Units	RL	Sample
Alkalinity	09/29/06 092906#2	SM 2320	mg/L CaCO3	1.0	1,230
Chloride	09/29/06 092906#1	EPA 300.0	mg/L	1.0	11.5
Fluoride	10/04/06 100406#1	EPA 300.0	mg/L	0.5	10.1
Total Phosphorus	10/02/06 100206#1	EPA 365.2	mg-P/L	0.160	2.30
Sulfate	10/04/06 100406#1	EPA 300.0	mg/L	0.1	< 0.1 U

RL Analytical reporting limit
U Undetected at reported detection limit

SAMPLE RESULTS-CONVENTIONALS
JY77-Anchor Environmental

ANALYTICAL RESOURCES INCORPORATED

Matrix: Water
Data Release Authorized:
Reported: 10/05/06

Project: Chinook
Event: 060354-01
Date Sampled: 09/28/06
Date Received: 09/29/06

Client ID: G1S-092806
ARI ID: 06-18047 JY77D

Analyte	Date Batch	Method	Units	RL	Sample
Alkalinity	09/29/06 092906#2	SM 2320	mg/L CaCO3	1.0	234
Chloride	10/02/06 100206#1	EPA 300.0	mg/L	0.2	3.8
Fluoride	09/29/06 092906#1	EPA 300.0	mg/L	1.0	14.3
Total Phosphorus	10/02/06 100206#1	EPA 365.2	mg-P/L	0.160	0.320
Sulfate	10/02/06 100206#1	EPA 300.0	mg/L	0.2	7.8

RL Analytical reporting limit
U Undetected at reported detection limit

SAMPLE RESULTS-CONVENTIONALS
JY77-Anchor Environmental

ANALYTICAL RESOURCES INCORPORATED

Matrix: Water
Data Release Authorized:
Reported: 10/05/06

Project: Chinook
Event: 060354-01
Date Sampled: 09/29/06
Date Received: 09/29/06

Client ID: G2S-092906
ARI ID: 06-18051 JY77H

Analyte	Date Batch	Method	Units	RL	Sample
Alkalinity	09/29/06 092906#2	SM 2320	mg/L CaCO3	1.0	2,130
Chloride	10/02/06 100206#1	EPA 300.0	mg/L	5.0	134
Fluoride	10/02/06 100206#1	EPA 300.0	mg/L	0.2	4.9
Total Phosphorus	10/02/06 100206#1	EPA 365.2	mg-P/L	0.160	0.420
Sulfate	09/29/06 092906#1	EPA 300.0	mg/L	1.0	17.6

RL Analytical reporting limit
U Undetected at reported detection limit

SAMPLE RESULTS-CONVENTIONALS
JY77-Anchor Environmental

ANALYTICAL RESOURCES INCORPORATED

Matrix: Water
Data Release Authorized:
Reported: 10/05/06

Project: Chinook
Event: 060354-01
Date Sampled: 09/29/06
Date Received: 09/29/06

Client ID: G2D-092906
ARI ID: 06-18052 JY77I

Analyte	Date Batch	Method	Units	RL	Sample
Alkalinity	09/29/06 092906#2	SM 2320	mg/L CaCO3	1.0	1,830
Chloride	10/02/06 100206#1	EPA 300.0	mg/L	10.0	195
Fluoride	10/04/06 100406#1	EPA 300.0	mg/L	0.5	2.4
Total Phosphorus	10/02/06 100206#1	EPA 365.2	mg-P/L	0.160	2.00
Sulfate	10/02/06 100206#1	EPA 300.0	mg/L	10.0	310

RL Analytical reporting limit
U Undetected at reported detection limit

General Chemistry Analysis
Instrument Raw Data

prepared
for

ANCHOR ENVIRONMENTAL

Project: Chinook

ARI JOB NO: JY77

prepared
by

Analytical Resources, Inc.

JY77

10/2/06

ALKALINITY BENCHSHEET

Date: 9/29/2006

Analyst: UW

pH meter verification — **HIGH**

Buffer pH 7.00 Calibration OK

Measured pH 7.02

Standardization of acid titrant (Titration to pH 4.5)

grams Na2CO3 = 0.6245 to 250 ml DI

Normality Na2CO3 = 0.0471

Assumed Acid Normality = 0.1

Standardized Acid Normality= 0.101 **OK!**

	BLANK titration		STANDARD TITRATION		
	BLANK	ml ACID	ml Na2CO3	ml ACID	N H2SO4
	1	0.05	5	2.35	0.102
	2	0.04	5	2.38	0.101
	3	0.04	5	2.37	0.101
AVERAGE		0.04			0.101

Partitioning Calculations T=Total, P=Phenolphthalein			
Obs	HCO3	CO3	OH
P =0	T	0	0
P< 0.5T	T - 2P	2P	0
P= 0.5T	0	2P	0
P> 0.5T	0	2(T - P)	2P - T
P =T	0	0	T

Calibration Verification Standard *(Note: analyzed value will be corrected for blank titration)*

LCS Source (if used): LCS = mg/L CaCO3

CVS Source (if used): ARI # 0063-07

CVS = Added 5 ml Na2CO3 soln to DI and dilute to 100 ml. CVS = 118 mg/l CaCO3

SAMPLE DATA

Alk (mg/L CaCO3 = [(mL acid X Nacid) X 50,000] / mL sample *(shaded cells are calculated, make no entries)*

low level = {{[(2 X mL4.5)-mL4.2] X Nacid) X 50,000} / mL sample

Sample Number	Sample ID	Initial pH	Volume (ml)	TEMP (C)	ml H2SO4 pH=8.3	ml H2SO4 pH =4.5	ml H2SO4 pH=4.2	ALK (mg CaCO3/l) Phenolph	ALK (mg CaCO3/l) TOT HIGH	ALK (mg CaCO3/l) TOT LOW	Partitioning (mg/l CaCO3) HCO3	Partitioning (mg/l CaCO3) CO3	Partitioning (mg/l CaCO3) OH	(mg/l) FREE CO2
ICV		10.53	100	22.8	1.14	2.35	0.00	57.8	117.0		*99.3% OK!*			
ICB		5.74	100	22.5	0.00	0.04	0.08	0.0		0.0	0.0	0.0	0.0	0.0
JY35 A1		8.37	100	19.2	0.46	54.80	0.00	23.3	2779.3		2732.7	46.7	0.0	23.3
JY35 A1 dup		8.37	50	20.2	0.24	27.80	0.00	24.3	2819.9		2771.2	48.7	0.0	23.6
RPD =								*4.3%*	*1.4%*		*1.4%*	*4.3%*		*1.4%*
JY35 B1		9.56	50	20.6	15.42	63.20	0.00	1564.1	6410.7		3282.4	3128.3	0.0	1.8
JY35 C1		9.26	50	20.5	0.00	17.27	0.00	0.0	1751.8		1751.8	0.0	0.0	1.9
JX32 E5		7.19	100	19.2	0.00	8.52	0.00	0.0	432.1		432.1	0.0	0.0	55.8
JX32 E5 dup		7.19	100	19.4	0.00	8.48	0.00	0.0	430.1		430.1	0.0	0.0	55.5
RPD =									*0.5%*		*0.5%*			*0.5%*
JX47 C6		6.91	100	17.8	0.00	20.11	0.00	0.0	1019.9		1019.9	0.0	0.0	251.0
JX47 C6 dup		6.93	100	17.9	0.00	20.05	0.00	0.0	1016.9		1016.9	0.0	0.0	238.9
RPD =									*0.3%*		*0.3%*			*4.9%*
JX47 H6		6.88	100	17.4	0.00	19.21	0.00	0.0	974.3		974.3	0.0	0.0	256.9
CCV		10.54	100	22.4	1.16	2.37	0.00	58.8	118.0		*100.1% OK!*			0.0
JX47 I6		6.84	100	18.4	0.00	24.07	0.00	0.0	1220.8		1220.8	0.0	0.0	352.9
JX56 A5		6.84	100	16.6	0.00	13.80	0.00	0.0	699.9		699.9	0.0	0.0	202.3
JX56 A5 dup		6.85	100	17.1	0.00	13.85	0.00	0.0	702.4		702.4	0.0	0.0	198.4
RPD =									*0.4%*		*0.4%*			*1.9%*
JX56 B5		6.85	100	17.0	0.00	12.81	0.00	0.0	649.7		649.7	0.0	0.0	183.5
JY56 A1		7.22	100	15.2	0.00	26.87	0.00	0.0	1362.8		1362.8	0.0	0.0	164.2
JY56 A1 dup		7.28	50	15.7	0.00	13.51	0.00	0.0	1370.4		1370.4	0.0	0.0	143.8
RPD =									*0.6%*		*0.6%*			*13.2%*
JY56 B1		6.70	50	16.3	0.00	8.88	0.00	0.0	900.7		900.7	0.0	0.0	359.4
JY56 C1		9.31	50	17.1	8.12	43.03	0.00	823.7	4364.7		2717.4	1647.3	0.0	2.7
JY56 D1		6.55	50	17.9	0.00	9.50	0.00	0.0	963.6		963.6	0.0	0.0	543.2
JY56 E1		7.24	50	16.2	0.00	9.48	0.00	0.0	961.6		961.6	0.0	0.0	110.7
CCV		10.54	100	22.6	1.15	2.37	0.00	58.3	118.0		*100.1% OK!*		0.0	0.0

0281

SAMPLE DATA		Alk (mg/L CaCO3 = [{mL acid X Nacid) X 50,000] / mL sample												
		low level = {{{(2 X mL4.5)-mL4.2] X Nacid) X 50,000} / mL sample									Partitioning			
Sample Number	Sample ID	Initial pH	Volume (ml)	TEMP (C)	ml H2SO4			ALK (mg CaCO3/l)			(mg/l CaCO3)			(mg/l)
					pH=8.3	pH =4.5	pH=4.2	Phenolph	TOT HIGH	TOT LOW	HCO3	CO3	OH	FREE CO2
JY56 F1		10.14	50	17.1	55.78	128.99	0.00	5658.0	13084.1		1768.0	11316.1	0.0	0.3
JY56 G1		10.09	50	19.4	55.85	129.06	0.00	5665.1	13091.2		1760.9	11330.3	0.0	0.3
JY77 A2		6.27	100	20.3	0.00	5.49	0.00	0.0	278.4		278.4	0.0	0.0	299.1
JY77 A2 dup		6.28	100	20.3	0.00	5.54	0.00	0.0	281.0		281.0	0.0	0.0	294.9
RPD =									*0.9%*		*0.9%*			*1.4%*
JY77 B1		6.55	100	20.2	0.00	5.18	0.00	0.0	262.7		262.7	0.0	0.0	148.1
JY77 C1		6.94	50	20.0	0.00	12.15	0.00	0.0	1232.4		1232.4	0.0	0.0	283.0
JY77 D2		7.08	100	20.1	0.00	4.62	0.00	0.0	234.3		234.3	0.0	0.0	39.0
JY77 H1		7.05	50	20.8	0.00	21.02	0.00	0.0	2132.2		2132.2	0.0	0.0	380.1
JY77 I1		6.88	50	20.8	0.00	18.02	0.00	0.0	1827.9		1827.9	0.0	0.0	481.9
CCV		10.54	100	22.7	1.14	2.35	0.00	57.8	117.0		*99.3% OK!*			0.0

0282

15:20

ALKALINITY BENCHSHEET

High

DATE: 9-29-06
ANALYST: uw

pH meter verification

Buffer pH 7.00 must agree within 0.1 pH unit
Measured pH 6.99

Standardization of acid titrant
(Titration to pH 4.5)

grams Na2CO3 = ~~0.6266~~ to 250 ml DI
NORMALITY Na2CO3 = 0.0473
Assumed Acid Normality = 0.1
Standardized Acid Normality =

BLANK	ml ACID	ml Na2CO3	ml ACID	N H2SO4
1	0.05	5	2.35	
2	0.04	5	2.28	
3	0.04	5	2.37	
AVERAGE				

Partitioning Calculations
T=Total, P=Phenolphthalein

Obs	HCO3	CO3	OH
P=0	T	0	0
P< 0.5T	T - 2P	2P	0
P= 0.5T	0	2P	0
P> 0.5T	0	2(T - P)	2P - T
P =T	0	0	T

Calibration Verification Standard (Note: analyzed value will be corrected for blank titration)

LCS Source (if used): ERA P
CVS Source (if used):
CVS = Added 5 ml Na2CO3 soln to DI and dilute to 100 ml
LCS = mg/L CaCO3
CVS = 118 mg/l CaCO3

SAMPLE DATA Alk (mg/L CaCO3 = [(mL acid X Nacid) X 50,000] / mL sample (shaded cells are calculated, make no entries)
low level = {(((2 X mL4.5)-mL4.2] X Nacid) X 50,000) / mL sample

Sample Number	Sample ID	Initial pH	Volume (ml)	TEMP (C)	ml H2SO4 pH=8.3	pH =4.5	pH=4.2	ALK (mg CaCO3/l) Phenolph	TOT HIGH	TOT LOW	Partitioning (mg/l CaCO3) HCO3	CO3	OH	(mg/l) FREE CO2
ICV		10.53	100	22.8	1.14	2.35	0.00				0.0% Check for Error			
ICB		5.74	100	22.5	0.00	0.04	0.08							
~~LCS~~		—	—	—	—	—	—				#DIV/0! #DIV/0!			
2Y35A1		8.37	100	19.2	0.46	54.80	0.00							
A1 dup		8.37	50	20.2	0.24	27.80								
B1		9.56	50	20.6	15.42	63.20								
C1		9.26	50	20.5	0.00	17.27								
2X32E5		7.19	100	19.2		8.52								
E5 dup		7.19	100	19.4		8.48								
2X47C6		6.91		17.8		20.11								
C6 dup		6.93		17.9		20.05								
H6		6.88		17.4		19.21								
CCV		10.54		22.4	1.16	2.37					0.0% Check for Error			
I6		6.84		18.4	0.00	24.07								
2X56A5		6.84		16.6		13.80								
A5 dup		6.85		17.1		13.85								
B5		6.85		17.0		12.81								
2Y56A1		7.22		15.2		26.87								
A1 dup		7.28	50	15.7		13.51								
B1		6.70		16.3		8.88								
C1		9.31		17.1	8.12	43.03								
D1		6.55		17.9	0.00	9.50								
E1		7.24		16.2		9.48								
CCV		10.54	100	22.6	1.15	2.37					0.0% Check for Error			

0283

ALKALINITY BENCHSHEET

pH meter verification

Buffer pH		must agree within 0 1 pH unit
Measured pH		

Cont. High

DATE: 9-29-06
ANALYST: LW

Standardization of acid titrant

(Titration to pH 4.5)

grams Na2CO3 =	0.6266	to 250 ml DI
NORMALITY Na2CO3 =	0.0473	
Assumed Acid Normality =	0.1	
Standardized Acid Normality=		

BLANK		STANDARD TITRATION		
BLANK	ml ACID	ml Na2CO3	ml ACID	N H2SO4
1		5		
2		5		
3		5		
AVERAGE				

Partitioning Calculations

T=Total, P=Phenolphthalein

Obs	HCO3	CO3	OH
P =0	T	0	0
P< 0.5T	T - 2P	2P	0
P= 0.5T	0	2P	0
P> 0.5T	0	2(T - P)	2P - T
P =T	0	0	T

Calibration Verification Standard (Note: analyzed value will be corrected for blank titration)

LCS Source (if used):	ERA P		LCS =		mg/L CaCO3
CVS Source (if used):					
CVS = Added	5	ml Na2CO3 soln to DI and dilute to 100 ml	CVS =	118	mg/l CaCO3

SAMPLE DATA

Alk (mg/L CaCO3 = [(mL acid X Nacid) X 50,000] / mL sample

low level = ((((2 X mL4 5)-mL4.2] X Nacid) X 50,000) / mL sample

(shaded cells are calculated, make no entries)

Sample Number	Sample ID	Initial pH	Volume (ml)	TEMP (C)	ml H2SO4 pH=8.3	ml H2SO4 pH =4.5	ml H2SO4 pH=4 2	ALK (mg CaCO3/l) Phenolph	ALK (mg CaCO3/l) TOT HIGH	ALK (mg CaCO3/l) TOT LOW	Partitioning (mg/l CaCO3) HCO3	Partitioning (mg/l CaCO3) CO3	Partitioning (mg/l CaCO3) OH	(mg/l) FREE CO2
ICV											0.0% Check for Error			
ICB														
LCS											#DIV/0!	#DIV/0!		
DY56 F1		10.14	50	17.1	55.78	128.99	0.00							
G1		10.09	50	19.4	55.85	129.06								
DY77 A2		6.27	100	20.3	0.00	5.49								
A2 dup		6.28	100	20.3		5.54								
B1		6.55	100	20.2		5.18								
C1		6.94	50	20.0		12.15								
D2		7.08	100	20.1		4.62								
H1		7.05	50	20.8		21.02								
I1		6.88	50	20.8		18.02								
CCV		10.54	100	22.7	1.14	2.35					0.0% Check for Error			
CCV											0.0% Check for Error			

9-29-06 LW

0284

CW
10-2-06

analyst: DAP
date: 9/29/06
start time: 15:25
loop: 100µl

Analytical Resources Inc.
4611 134th Place S., Suite 100
Tukwila, WA 98168
206-695-6227

		dilution	fluoride	chloride	nitrite	bromide	nitrate	phosphate	sulfate
DL (ppm)		1	0.100	0.100	0.100	0.100	0.100	0.100	0.100
HiSTD		1	5.000	5.000	5.000	5.000	5.000	5.000	5.000
ICV,CCV (ppm)		1	3.000	3.000	3.000	3.000	3.000	3.000	3.000
ERA LOT#		1	07105	36065	17075	27025	06085	01024	20125
		dilution	fluoride	chloride	nitrite	bromide	nitrate	phosphate	sulfate
ICV		1	2.810	2.790	2.960	2.900	2.860	2.810	3.060
		%recovery	94%	93%	99%	97%	95%	94%	102.0%
ICB		1	<0.1	<0.1	<0.1	<0.1	<0.1	<0.1	<0.1
JY77 A1		10	NR	NR	NR	NR	NR	NR	NR
JY77 A1 dup		10	NR	NR	NR	NR	NR	NR	NR
JY77 A1 ms		10	NR	NR	NR	NR	NR	NR	NR
Matrix Spike		*0.05 mL 200ppm intstock to*				*0.5*		*mLsample=*	*20.00*
JY77 B2		10	NR	NR	NR	NR	NR	NR	NR
JY77 C2		10	NR	11.470	NR	NR	NR	NR	NR
JY77 D1		10	14.330	NR	NR	NR	NR	NR	NR
JY77 H2		10	NR	NR	NR	NR	NR	NR	17.580
JY77 I1		10	NR	NR	NR	NR	NR	NR	NR
JY13 A1		10	NR	NR	NR	NR	NR	NR	NR
JY13 A1 dup		10	NR	NR	NR	NR	NR	NR	NR
CCV		1	2.830	2.840	2.970	2.910	2.860	2.780	3.050
		%recovery	94%	95%	99%	97%	95%	93%	101.7%
CCB		1	<0.1	<0.1	<0.1	<0.1	<0.1	<0.1	<0.1
JY13 A1 ms		10	NR	NR	NR	NR	NR	NR	NR
Matrix Spike		*0.05 mL 200ppm intstock to*				*0.5*		*mLsample=*	*20.00*
JY13 B1		10	NR	NR	NR	NR	NR	NR	NR
JY13 C1		10	NR	NR	NR	NR	NR	NR	NR
JY13 D1		10	NR	NR	NR	NR	NR	NR	29.570
~~JX35~~ A8		10	NR	NR	NR	NR	NR	NR	15.890
~~JX35~~ A8 dup		10	NR	NR	NR	NR	NR	NR	15.510
~~JX35~~ A8 ms		10	NR	NR	NR	NR	NR	NR	35.140
Matrix Spike		*0.05 mL 200ppm intstock to*				*0.5*		*mLsample=*	*20.00*
									96%
~~JX35~~ B8		10	NR	NR	NR	NR	NR	NR	13.560
~~JX35~~ C8		10	NR	NR	NR	NR	NR	NR	18.030
BLANK		1	NR	NR	NR	NR	NR	NR	NR
CCV		1	2.820	2.790	2.960	2.910	2.870	2.810	3.040
		%recovery	94%	93%	99%	97%	96%	94%	101.3%
CCB		1	<0.1	<0.1	<0.1	<0.1	<0.1	<0.1	<0.1
JY30 E1		500	NR	NR	NR	NR	NR	NR	1196.710
JY30 F1		500	NR	NR	NR	NR	NR	NR	1243.190
JY56 C2		200	539.390	NR	NR	NR	NR	NR	NR
JY56 F2		100	NR	NR	NR	NR	NR	NR	275.060
JY56 G2		100	NR	NR	NR	NR	NR	NR	278.580
JY56 C2		50	NR	NR	NR	NR	NR	NR	105.600
JY56 E2		50	NR	NR	NR	NR	NR	NR	100.700
JY56 A2 ms		① ~~20~~ 50	161.280	NR	NR	NR	NR	NR	154.200
Matrix Spike		*0.05 mL 200ppm intstock to*				*0.10*		*mLsample=*	*100.00*
			97%						98%
JY56 A2		① ~~50~~ 20	63.800	NR	NR	NR	NR	NR	56.430
JY56 A2 dup		20	64.470	NR	NR	NR	NR	NR	56.810

JY35 ①

① w 10/2/06

CCV		1	2.810	2.850	2.960	2.900	2.840	2.790	3.020
		%recovery	94%	95%	99%	97%	95%	93%	100.7%
CCB		1	<0.1	*0.10*	<0.1	<0.1	<0.1	<0.1	<0.1
JY56 E2		20	71.350	NR	NR	NR	NR	NR	NR
JY56 F2		20	NR	68.510	NR	NR	NR	NR	NR
JY56 G2		20	NR	74.360	NR	NR	NR	NR	NR
JY56 B2		1	NR	NR	NR	NR	NR	NR	0.090
JY56 D2		1	NR	NR	NR	NR	NR	NR	0.220
JX42 A1		50	NR	NR	NR	NR	NR	NR	NR
JX42 A1 dup		50	NR	NR	NR	NR	NR	NR	NR
JX42 A1 ms		50	NR	NR	NR	NR	NR	NR	NR
Matrix Spike		0.05 *mL 200ppm intstock to*				*0.1*		*mLsample=*	*100.00*
JX42 A1		2	NR	NR	NR	NR	NR	NR	0.140
JX42 A1 dup		2	NR	NR	NR	NR	NR	NR	0.100
CCV		1	2.810	2.900	2.950	2.890	2.850	2.690	3.010
		%recovery	94%	97%	98%	96%	95%	90%	100.3%
CCB		1	<0.1	<0.1	<0.1	<0.1	<0.1	<0.1	<0.1
JX42 A1 ms		2 ~~1~~ ①	NR	NR	NR	NR	NR	NR	3.940
Matrix Spike		0.05 *mL 200ppm intstock to*				*2.5*		*mLsample=*	*4.00*
									95%
JX42 E1		2	NR	NR	NR	NR	NR	NR	7.730
JX42 B1		1 ~~2~~ ①	NR	NR	NR	NR	NR	NR	0.190
JX42 C1		1	NR	NR	NR	NR	NR	NR	2.200
JX42 D1		1	NR	NR	NR	NR	NR	NR	0.270
JX42 F1		1	NR	NR	NR	NR	NR	NR	0.090
JX42 G1		1	NR	NR	NR	NR	NR	NR	0.100
JX42 H1		1	NR	NR	NR	NR	NR	NR	0.620
JX42 J1		1	NR	NR	NR	NR	NR	NR	0.480
JX42 K1		1	NR	NR	NR	NR	NR	NR	2.900
CCV		1	2.810	3.090	2.860	2.910	2.850	2.630	3.060
		%recovery	94%	103%	95%	97%	95%	88%	102.0%
CCB		1	<0.1	*0.11*	<0.1	<0.1	<0.1	<0.1	<0.1

① [illegible]

IC Fluoride EPA 300.0 No: 6137
Data Analyst: David A. Paschall Analyzed by: DAP
Comments: Date Analyzed: 9/29/06
Print Date: 10/ 2/06 15:03 Time Analyzed: 15:25

✓ 10/3/06

	ID	DF	Raw	Calc	Qual	RL	SPK	REC/RPD
1.	ICVR ERA #07105	1.0	2.81	2.8		0.1	3.0	93.33
2.	ICB	1.0	< 0.10	< 0.1	U	0.1		
3.	JY77D	10.0	14.3	14.3		1.0		
4.	CCVR	1.0	2.83	2.8		0.1	3.0	93.33
5.	CCB	1.0	< 0.10	< 0.1	U	0.1		
6.	CCVR	1.0	2.82	2.8		0.1	3.0	93.33
7.	CCB	1.0	< 0.10	< 0.1	U	0.1		
8.	JY56C	200.	539.	539.		20.0		
9.	JY56A MS	50.0	161.	161.		5.0	100.	97.20
10.	JY56A	20.0	63.8	63.8		2.0		
11.	JY56A DUP	20.0	64.5	64.5		2.0		1.09
12.	CCVR	1.0	2.81	2.8		0.1	3.0	93.33
13.	CCB	1.0	< 0.10	< 0.1	U	0.1		
14.	JY56E	20.0	71.4	71.4		2.0		
15.	CCVR	1.0	2.81	2.8		0.1	3.0	93.33
16.	CCB	1.0	< 0.10	< 0.1	U	0.1		

IC Chloride EPA 300.0 No: 6139
Data Analyst: David A. Paschall Analyzed by: DAP
Comments: Date Analyzed: 9/29/06
Print Date: 10/ 2/06 15:03 Time Analyzed: 15:25

10/3/06

	ID	DF	Raw	Calc	Qual	RL	SPK	REC/RPD
1.	ICVR ERA #36065	1.0	2.79	2.8		0.1	3.0	93.33
2.	ICB	1.0	< 0.10	< 0.1	U	0.1		
3.	JY77C	10.0	11.5	11.5		1.0		
4.	CCVR	1.0	2.84	2.8		0.1	3.0	93.33
5.	CCB	1.0	< 0.10	< 0.1	U	0.1		
6.	CCVR	1.0	2.85	2.8		0.1	3.0	93.33
7.	CCB	1.0	0.10	0.1		0.1		
8.	JY56F	20.0	68.5	68.5		2.0		
9.	JY56G	20.0	74.4	74.4		2.0		
10.	CCVR	1.0	2.90	2.9		0.1	3.0	96.67
11.	CCB	1.0	< 0.10	< 0.1	U	0.1		

IC Sulfate EPA 300.0 No: 6140
Data Analyst: David A. Paschall Analyzed by: DAP
Comments: Date Analyzed: 9/29/06
Print Date: 10/ 2/06 15:16 Time Analyzed: 15:25

PJC 10/3/06

	ID	DF	Raw	Calc	Qual	RL	SPK	REC/RPD
1.	ICVR ERA #20125	1.0	3.06	3.1		0.1	3.0	103.33
2.	ICB	1.0	< 0.10	< 0.1	U	0.1		
3.	JY77H	10.0	17.6	17.6		1.0		
4.	CCVR	1.0	3.05	3.0		0.1	3.0	100.00
5.	CCB	1.0	< 0.10	< 0.1	U	0.1		
6.	JY13D	10.0	29.6	29.6		1.0		
7.	JY35A	10.0	15.9	15.9		1.0		
8.	JY35A DUP	10.0	15.5	15.5		1.0		2.55
9.	JY35A MS	10.0	35.1	35.1		1.0	20.0	96.00
10.	JY35B	10.0	13.6	13.6		1.0		
11.	JY35C	10.0	18.0	18.0		1.0		
12.	CCVR	1.0	3.04	3.0		0.1	3.0	100.00
13.	CCB	1.0	< 0.10	< 0.1	U	0.1		
14.	JY30E	500.	1200	1200		50.0		
15.	JY30F	500.	1240	1240		50.0		
16.	JY56F	100.	275.	275.		10.0		
17.	JY56G	100.	279.	279.		10.0		
18.	JY56C	50.0	106.	106.		5.0		
19.	JY56E	50.0	101.	101.		5.0		
20.	JY56A MS	50.0	154.	154.		5.0	100.	97.60
21.	JY56A	20.0	56.4	56.4		2.0		
22.	JY56A DUP	20.0	56.8	56.8		2.0		0.71
23.	CCVR	1.0	3.02	3.0		0.1	3.0	100.00
24.	CCB	1.0	< 0.10	< 0.1	U	0.1		
25.	JY56B	1.0	0.09	< 0.1	U	0.1		
26.	JY56D	1.0	0.22	0.2		0.1		
27.	JX42A	2.0	0.14	< 0.2	U	0.2		
28.	JX42A DUP	2.0	0.10	< 0.2	U	0.2		
29.	CCVR	1.0	3.01	3.0		0.1	3.0	100.00

IC Sulfate EPA 300.0
Data Analyst: David A. Paschall
Comments:
Print Date: 10/ 2/06 15:16

No: 6140
Analyzed by: DAP
Date Analyzed: 9/29/06
Time Analyzed: 15:25

MJK 10/3/06

ID	DF	Raw	Calc	Qual	RL	SPK	REC/RPD
31. JX42A MS	2.0	3.94	3.9		0.2	4.0	97.50
32. JX42E	2.0	7.73	7.7		0.2		
33. JX42B	1.0	0.19	0.2		0.1		
34. JX42C	1.0	2.20	2.2		0.1		
35. JX42D	1.0	0.27	0.3		0.1		
36. JX42F	1.0	0.09	< 0.1	U	0.1		
37. JX42G	1.0	0.10	0.1		0.1		
38. JX42H	1.0	0.62	0.6		0.1		
39. JX42J	1.0	0.48	0.5		0.1		
40. JX42K	1.0	2.90	2.9		0.1		
41. CCVR	1.0	3.06	3.1		0.1	3.0	103.33
42. CCB	1.0	< 0.10	< 0.1	U	0.1		

Schedule File: C:\PEAKNET\SCHEDULE\sep2906dap.SCH

Line	Sample	Sample Type	Level	Method	Data File	Volume	Dilution	Weight	Int. Std.	Comment
1	CAL 1	Calibration	1	std.met	sep2906dap	1	1	1	1	
2	CAL 2	Calibration	2	std.met	sep2906dap	1	1	1	1	
3	CAL 3	Calibration	3	std.met	sep2906dap	1	1	1	1	
4	CAL 4	Calibration	4	std.met	sep2906dap	1	1	1	1	
5	CAL 5	Calibration	5	std.met	sep2906dap	1	1	1	1	
6	CAL 6	Calibration	6	std.met	sep2906dap	1	1	1	1	
7	ICV	Sample		std.met	sep2906dap	1	1	1	1	
8	ICB	Sample		std.met	sep2906dap	1	1	1	1	
9	JY77 A1	Sample		std.met	sep2906dap	1	10	1	1	
10	JY77 A1 DUP	Sample		std.met	sep2906dap	1	10	1	1	
11	JY77 A1 MS	Sample		std.met	sep2906dap	1	10	1	1	
12	JY77 B2	Sample		std.met	sep2906dap	1	10	1	1	
13	JY77 C2	Sample		std.met	sep2906dap	1	10	1	1	
14	JY77 D1	Sample		std.met	sep2906dap	1	10	1	1	
15	JY77 H2	Sample		std.met	sep2906dap	1	10	1	1	
16	JY77 I1	Sample		std.met	sep2906dap	1	10	1	1	
17	JY13 A1	Sample		std.met	sep2906dap	1	10	1	1	
18	JY13 A1 DUP	Sample		std.met	sep2906dap	1	10	1	1	
19	CCV	Sample		std.met	sep2906dap	1	1	1	1	
20	CCB	Sample		std.met	sep2906dap	1	1	1	1	
21	JY13 A1 MS	Sample		std.met	sep2906dap	1	10	1	1	
22	JY13 B1	Sample		std.met	sep2906dap	1	10	1	1	
23	JY13 C1	Sample		std.met	sep2906dap	1	10	1	1	
24	JY13 D1	Sample		std.met	sep2906dap	1	10	1	1	
25	JX35 A8	Sample		std.met	sep2906dap	1	10	1	1	
26	JX35 A8 DUP	Sample		std.met	sep2906dap	1	10	1	1	
27	JX35 A8 MS	Sample		std.met	sep2906dap	1	10	1	1	
28	JX35 B8	Sample		std.met	sep2906dap	1	10	1	1	
29	JX35 C8	Sample		std.met	sep2906dap	1	10	1	1	
30	BLANK	Sample		std.met	sep2906dap	1	1	1	1	
31	CCV	Sample		std.met	sep2906dap	1	1	1	1	
32	CCB	Sample		std.met	sep2906dap	1	1	1	1	
33	JY30 E1	Sample		std.met	sep2906dap	1	500	1	1	
34	JY30 F1	Sample		std.met	sep2906dap	1	500	1	1	
35	JY56 C1	Sample		std.met	sep2906dap	1	200	1	1	
36	JY56 F1	Sample		std.met	sep2906dap	1	100	1	1	
37	JY56 G1	Sample		std.met	sep2906dap	1	100	1	1	
38	JY56 C1	Sample		std.met	sep2906dap	1	50	1	1	
39	JY56 E1	Sample		std.met	sep2906dap	1	50	1	1	
40	JY56 A1 MS	Sample		std.met	sep2906dap	1	50	1	1	
41	JY56 A1	Sample		std.met	sep2906dap	1	20	1	1	
42	JY56 A1 DUP	Sample		std.met	sep2906dap	1	20	1	1	
43	CCV	Sample		std.met	sep2906dap	1	1	1	1	
44	CCB	Sample		std.met	sep2906dap	1	1	1	1	
45	JY56 E1	Sample		std.met	sep2906dap	1	20	1	1	
46	JY56 F1	Sample		std.met	sep2906dap	1	20	1	1	
47	JY56 G1	Sample		std.met	sep2906dap	1	20	1	1	
48	JY56 B1	Sample		std.met	sep2906dap	1	1	1	1	
49	JY56 D1	Sample		std.met	sep2906dap	1	1	1	1	
50	JX42 A1	Sample		std.met	sep2906dap	1	50	1	1	
51	JX42 A1 DUP	Sample		std.met	sep2906dap	1	50	1	1	
52	JX42 A1 MS	Sample		std.met	sep2906dap	1	50	1	1	
53	JX42 A1	Sample		std.met	sep2906dap	1	2	1	1	
54	JX42 A1 DUP	Sample		std.met	sep2906dap	1	2	1	1	
55	CCV	Sample		std.met	sep2906dap	1	1	1	1	
56	CCB	Sample		std.met	sep2906dap	1	1	1	1	
57	JX42 A1 MS	Sample		std.met	sep2906dap	1	2	1	1	
58	JX42 E1	Sample		std.met	sep2906dap	1	2	1	1	
59	JX42 B1	Sample		std.met	sep2906dap	1	1	1	1	
60	JX42 C1	Sample		std.met	sep2906dap	1	1	1	1	
61	JX42 D1	Sample		std.met	sep2906dap	1	1	1	1	
62	JX42 F1	Sample		std.met	sep2906dap	1	1	1	1	
63	JX42 G1	Sample		std.met	sep2906dap	1	1	1	1	
64	JX42 H1	Sample		std.met	sep2906dap	1	1	1	1	
65	JX42 J1	Sample		std.met	sep2906dap	1	1	1	1	
66	JX42 K1	Sample		std.met	sep2906dap	1	1	1	1	
67	CCV	Sample		std.met	sep2906dap	1	1	1	1	
68	CCB	Sample		std.met	sep2906dap	1	1	1	1	
69	STOP	Sample		stop.met	sep2906dap	1	1	1	1	

Default Method Path: C:\PEAKNET\METHOD
Default Data Path: C:\PEAKNET\DATA\FEB 2006
Comment:

Method:C:\PEAKNET\METHOD\STD.MET Updated:9/29/06 5:09:54 PM Total:7

1. Component:FLUORIDE
Standard:External Fit Type:Linear
Origin:Force Calibration:Area
r^2=0.998207
Amt=1.742e-006*Resp+0

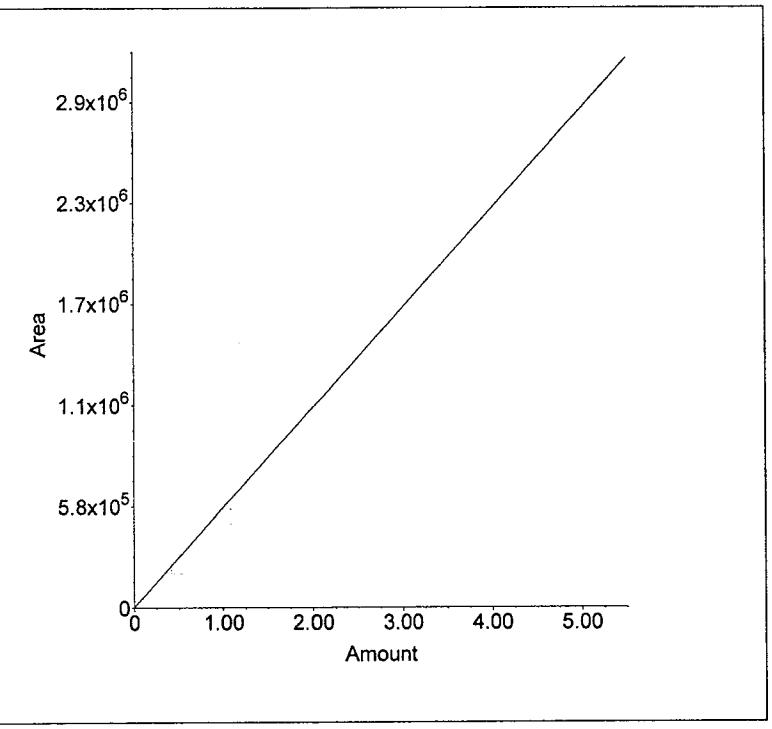

2. Component:CHLORIDE
Standard:External Fit Type:Linear
Origin:Force Calibration:Area
r^2=0.998059
Amt=2.67e-006*Resp+0

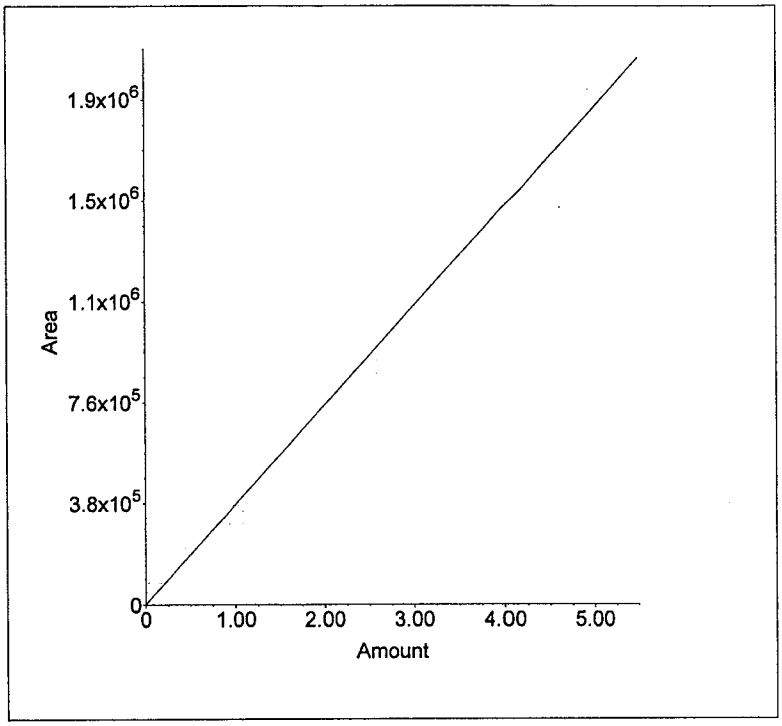

3. Component:NITRITE-N
Standard:External Fit Type:Linear
Origin:Force Calibration:Area
r^2=0.998124
Amt=1.183e-006*Resp+0

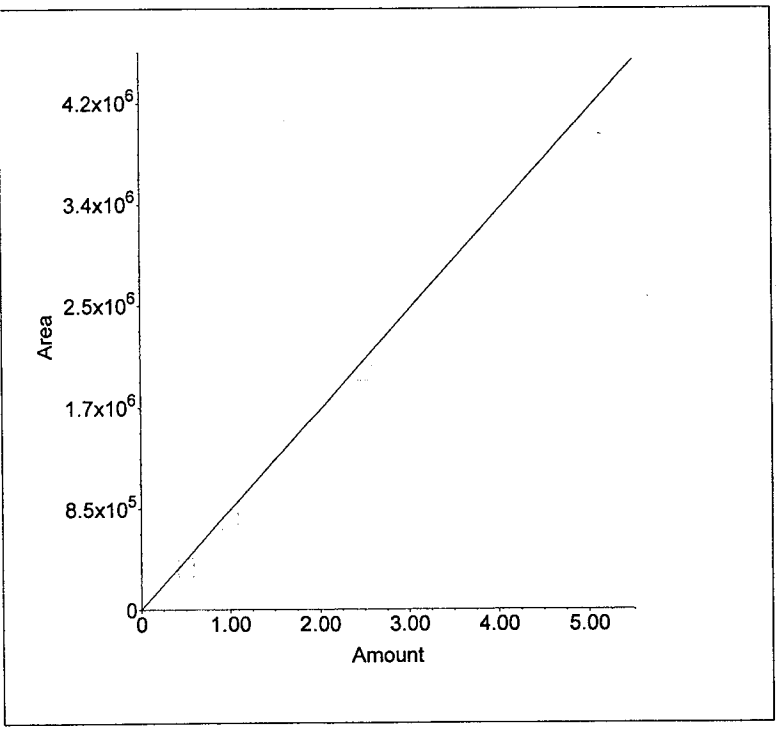

4. Component:BROMIDE
Standard:External Fit Type:Linear
Origin:Force Calibration:Area
r^2=0.999334
Amt=6.842e-006*Resp+0

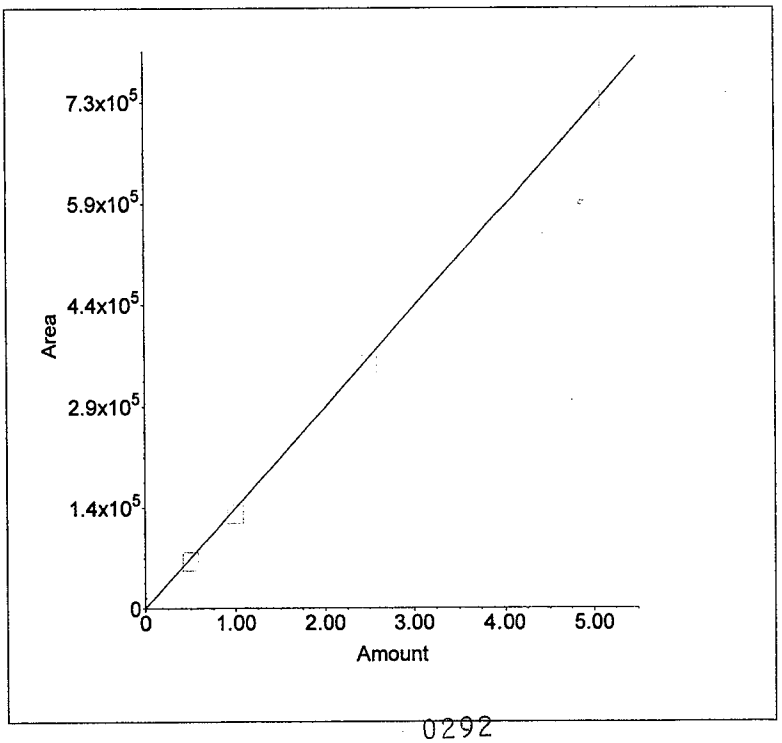

0292

5. Component:NITRATE-N
Standard:External Fit Type:Linear
Origin:Force Calibration:Area
r^2=0.995597
Amt=1.015e-006*Resp+0

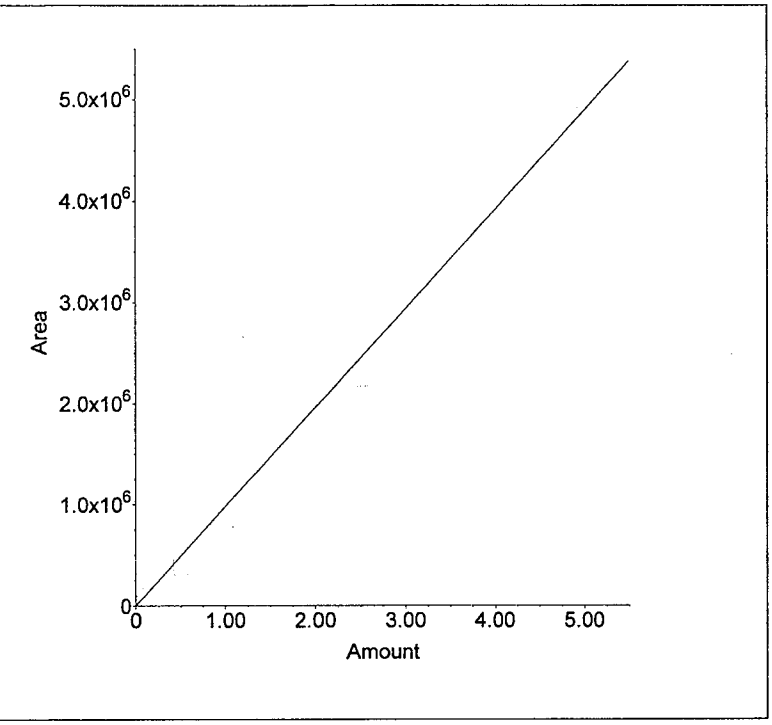

6. Component:PHOSPHATE-P
Standard:External Fit Type:Linear
Origin:Force Calibration:Area
r^2=0.996344
Amt=3.537e-006*Resp+0

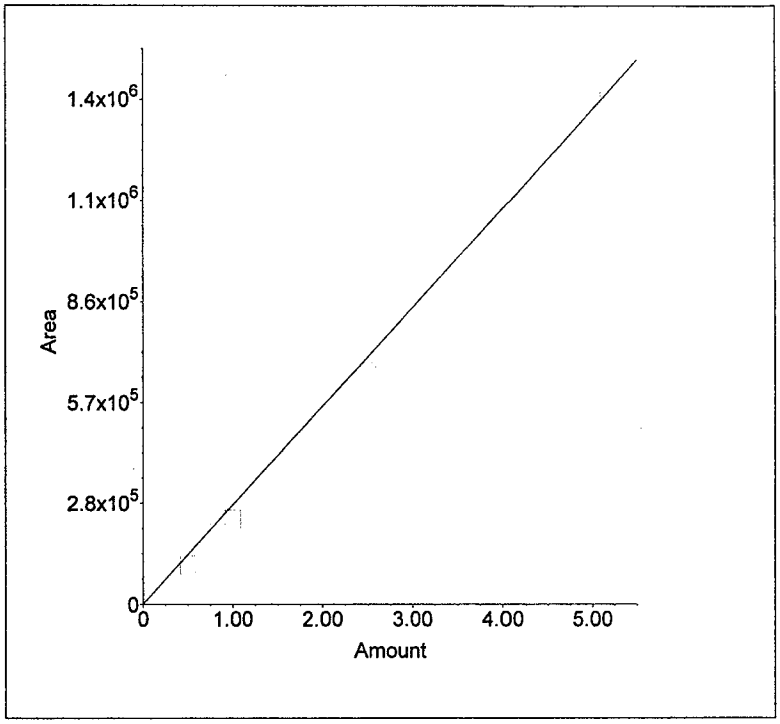

7. Component:SULFATE
Standard:External Fit Type:Linear
Origin:Force Calibration:Area
r^2=0.999597
Amt=4.126e-006*Resp+0

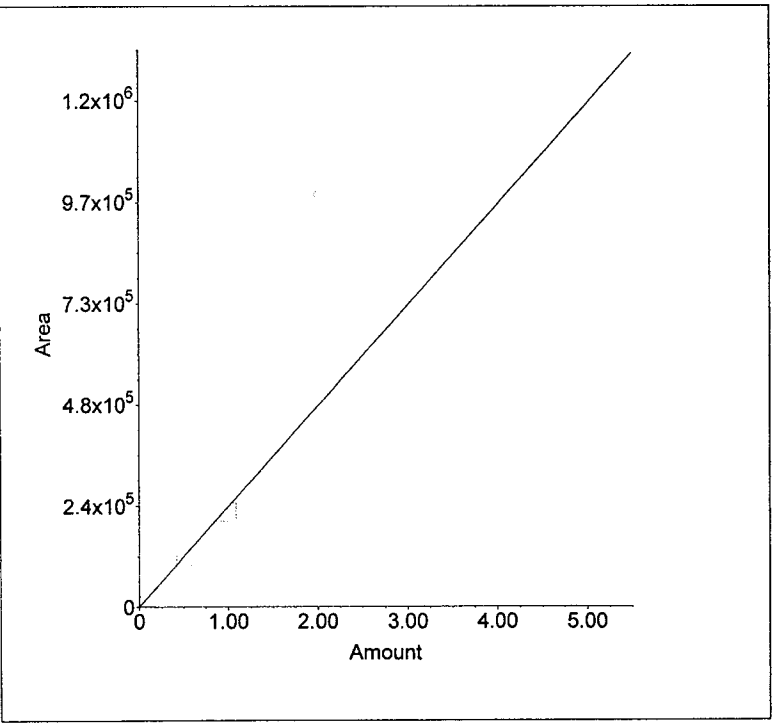

Calibration Update Report

Sample Name : CAL 1
Method File Name : c:\peaknet\method\std.met

Current Date : 9/29/06
Date Time Collected : 9/29/06 3:25:32 PM

Injection Number : 1
Dilution Factor : 1.00
column :

Calibration Date : 9/29/06 3:41:02 PM
Data File Name : ...\SEP2906DAP_001.DXD
Injection Volume : 1.00

Module ID : 34 07 2a
Schedule File Name : ...\sep2906dap.sch

Peak Information : All Peaks

Peak Number	Component Time	Component Name	conc. (ppm)	Cal Response Previous	Cal Response Measured	Cal Response New
1		Unknown 1	0.00			
2	4.30	CHLORIDE	0.00	12133	10688	10688
3	11.80	SULFATE	0.00	3063	2120	2120

CAL 1

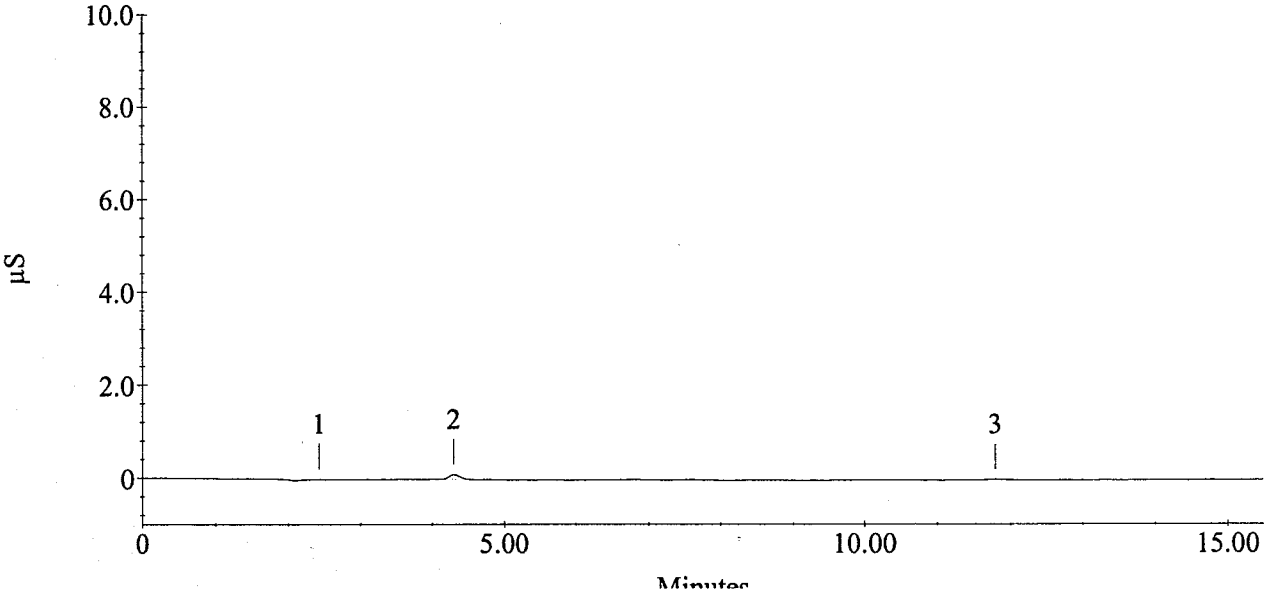

Calibration Update Report

Sample Name : CAL 2
Method File Name : c:\peaknet\method\std.met

Current Date : 9/29/06
Date Time Collected : 9/29/06 3:43:17 PM

Injection Number : 2
Dilution Factor : 1.00
column :

Calibration Date : 9/29/06 3:58:48 PM
Data File Name : ...\SEP2906DAP_002.DXD
Injection Volume : 1.00

Module ID : 34 07 2a
Schedule File Name : ...\sep2906dap.sch

Peak Information : All Peaks

Peak Number	Component Time	Component Name	conc. (ppm)	Cal Response Previous	Cal Response Measured	Cal Response New
1		Unknown 1	0.00			
2	3.07	FLUORIDE	0.10	56595	47072	47072
3	4.30	CHLORIDE	0.10	44418	46401	46401
4	5.15	NITRITE-N	0.10	68350	69951	69951
5	6.45	BROMIDE	0.10	12062	14033	14033
6	7.55	NITRATE-N	0.10	79766	80598	80598
7	10.22	PHOSPHATE-P	0.10	19547	20066	20066
8	11.83	SULFATE	0.10	27973	24802	24802

CAL 2

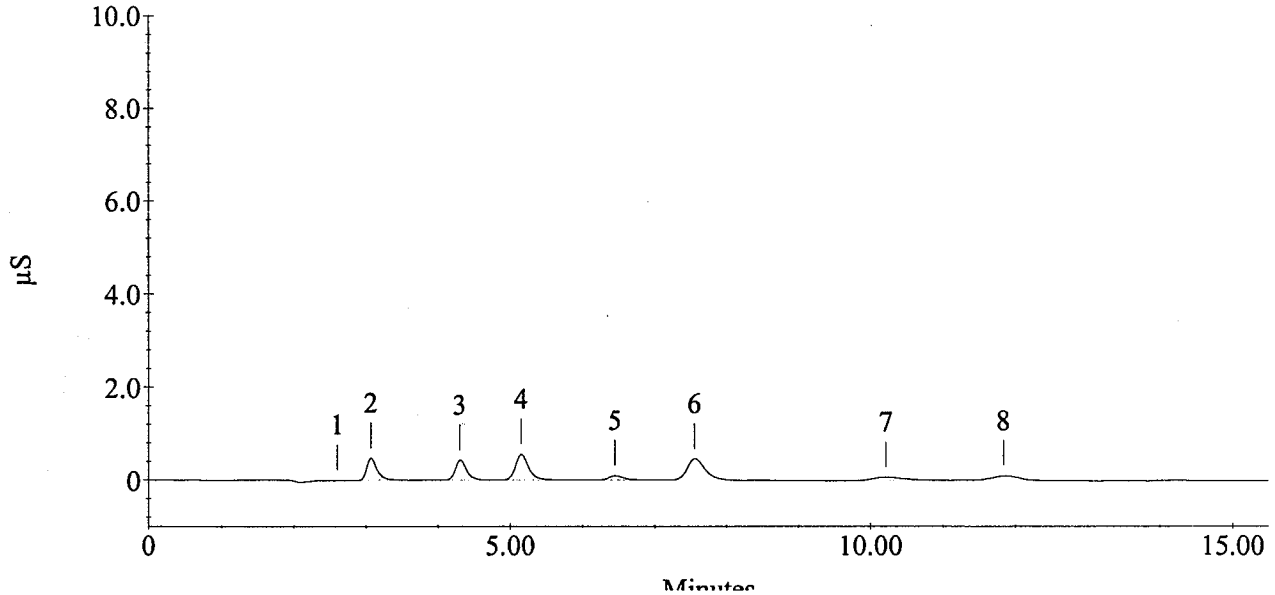

Calibration Update Report

Sample Name : CAL 3
Method File Name : c:\peaknet\method\std.met

Current Date : 9/29/06
Date Time Collected : 9/29/06 4:01:04 PM

Injection Number : 3
Dilution Factor : 1.00
column :

Calibration Date : 9/29/06 4:16:35 PM
Data File Name : ...\SEP2906DAP_003.DXD
Injection Volume : 1.00

Module ID : 34 07 2a
Schedule File Name : ...\sep2906dap.sch

Peak Information : All Peaks

Peak Number	Component Time	Component Name	conc. (ppm)	Cal Response Previous	Cal Response Measured	Cal Response New
1	3.07	FLUORIDE	0.50	247867	248769	248769
2	4.30	CHLORIDE	0.50	181564	175295	175295
3	5.13	NITRITE-N	0.50	366889	360695	360695
4	6.43	BROMIDE	0.50	68220	68673	68673
5	7.50	NITRATE-N	0.50	401976	400411	400411
6	10.18	PHOSPHATE-P	0.50	110096	111759	111759
7	11.85	SULFATE	0.50	116445	115675	115675

CAL 3

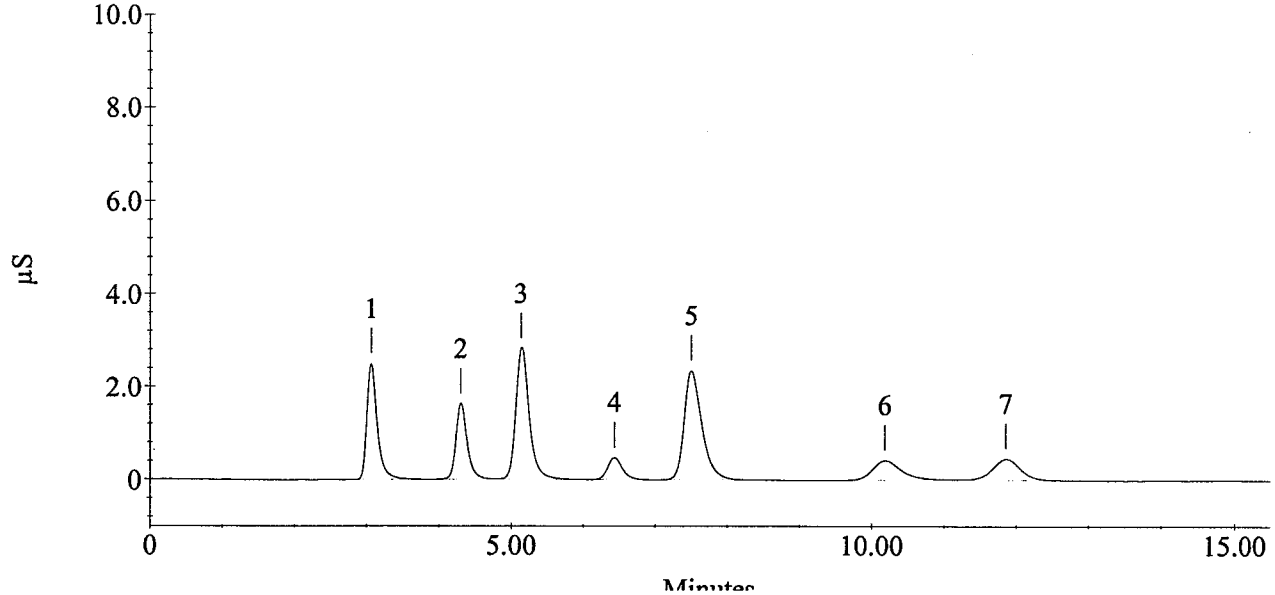

Calibration Update Report

Sample Name : CAL 4
Method File Name : c:\peaknet\method\std.met

Current Date : 9/29/06
Date Time Collected : 9/29/06 4:18:51 PM

Injection Number : 4
Dilution Factor : 1.00
column :

Calibration Date : 9/29/06 4:34:21 PM
Data File Name : ...\SEP2906DAP_004.DXD
Injection Volume : 1.00

Module ID : 34 07 2a
Schedule File Name : ...\sep2906dap.sch

Peak Information : All Peaks

Peak Number	Component Time	Component Name	conc. (ppm)	Cal Response Previous	Cal Response Measured	Cal Response New
1		Unknown 1	0.00			
2	3.07	FLUORIDE	1.00	515397	513168	513168
3	4.30	CHLORIDE	1.00	343155	337614	337614
4	5.13	NITRITE-N	1.00	763206	754739	754739
5	6.42	BROMIDE	1.00	140363	137746	137746
6	7.45	NITRATE-N	1.00	835282	832792	832792
7	10.18	PHOSPHATE-P	1.00	261092	241115	241115
8	11.87	SULFATE	1.00	226990	229030	229030

CAL 4

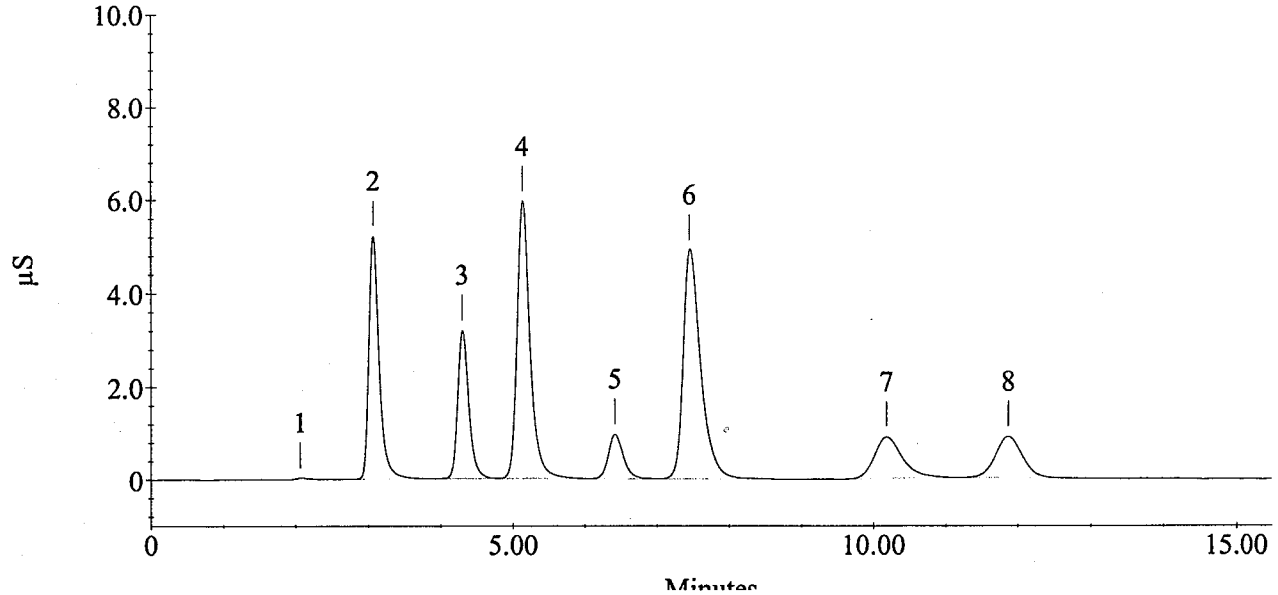

Calibration Update Report

Sample Name : CAL 5
Method File Name : c:\peaknet\method\std.met

Current Date : 9/29/06
Date Time Collected : 9/29/06 4:36:37 PM

Injection Number : 5
Dilution Factor : 1.00
column :

Calibration Date : 9/29/06 4:52:07 PM
Data File Name : ...\SEP2906DAP_005.DXD
Injection Volume : 1.00

Module ID : 34 07 2a
Schedule File Name : ...\sep2906dap.sch

Peak Information : All Peaks

Peak Number	Component Time	Component Name	conc. (ppm)	Cal Response Previous	Cal Response Measured	Cal Response New
1		Unknown 1	0.00			
2	3.07	FLUORIDE	2.50	1384514	1375308	1375308
3	4.30	CHLORIDE	2.50	909574	886519	886519
4	5.13	NITRITE-N	2.50	2031583	2020592	2020592
5	6.40	BROMIDE	2.50	358669	354465	354465
6	7.40	NITRATE-N	2.50	2291770	2278907	2278907
7	10.17	PHOSPHATE-P	2.50	655685	662964	662964
8	11.88	SULFATE	2.50	588193	593724	593724

CAL 5

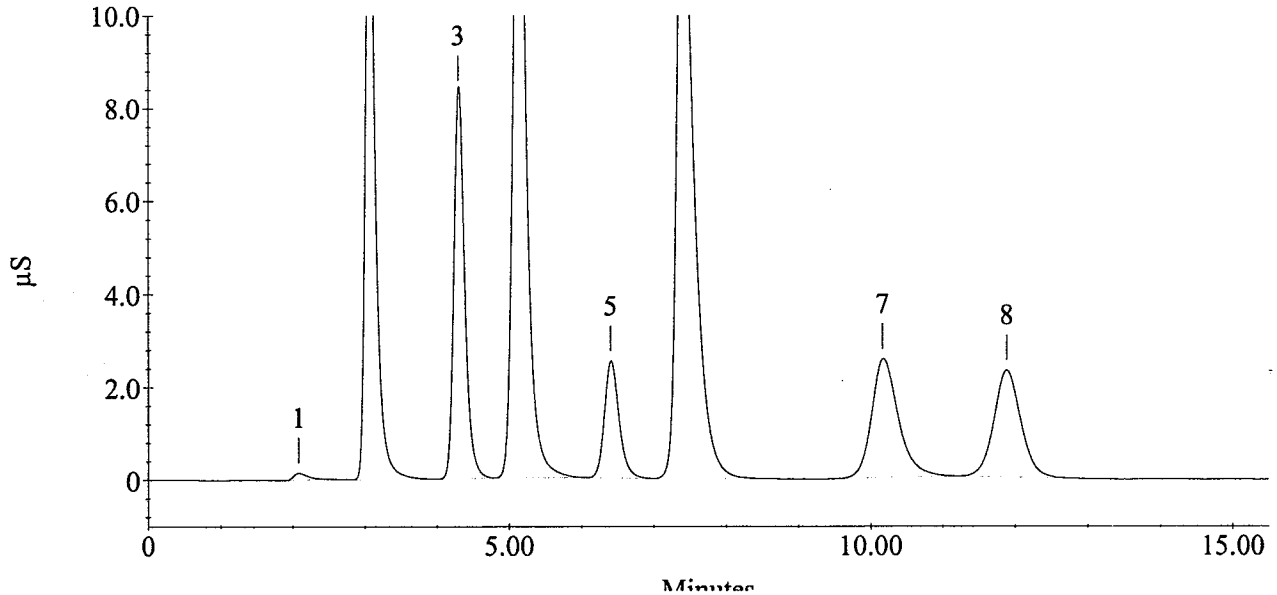

Calibration Update Report

Sample Name : CAL 6
Method File Name : c:\peaknet\method\std.met

Current Date : 9/29/06
Date Time Collected : 9/29/06 4:54:23 PM

Injection Number : 6
Dilution Factor : 1.00
column :

Calibration Date : 9/29/06 5:09:54 PM
Data File Name : ...\SEP2906DAP_006.DXD
Injection Volume : 1.00

Module ID : 34 07 2a
Schedule File Name : ...\sep2906dap.sch

Peak Information : All Peaks

Peak Number	Component Time	Component Name	conc. (ppm)	Cal Response Previous	Cal Response Measured	Cal Response New
1		Unknown 1	0.00			
2	3.08	FLUORIDE	5.00	2922436	2911682	2911682
3	4.32	CHLORIDE	5.00	1909983	1902862	1902862
4	5.15	NITRITE-N	5.00	4318668	4291556	4291556
5	6.40	BROMIDE	5.00	744286	738056	738056
6	7.35	NITRATE-N	5.00	5051024	5044392	5044392
7	10.15	PHOSPHATE-P	5.00	1428912	1442884	1442884
8	11.88	SULFATE	5.00	1251696	1220840	1220840

CAL 6

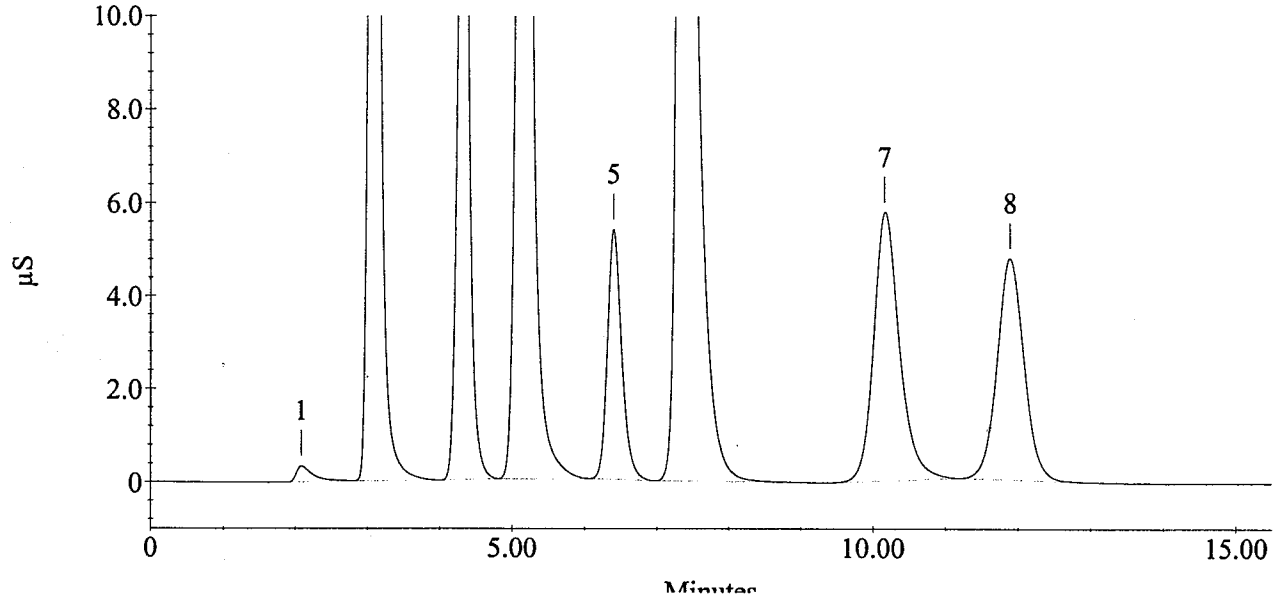

Sample Name : ICV
Method File Name : c:\peaknet\method\std.met

Current Date : 9/29/06
Date Time Collected : 9/29/06 5:12:10 PM

Injection Number : 7
Dilution Factor : 1.00
column :

Calibration Date : 9/29/06 5:09:54 PM
Data File Name : ...\SEP2906DAP_007.DXD
Injection Volume : 1.00

Module ID : 34 07 2a
Schedule File Name : ...\sep2906dap.sch

Peak Information : All Peaks

Pk. Num	Ret Time	Component Name	conc. (ppm)	Height	Area	Bl. Code	%Delta
1	2.08	Unknown 1	0.00	1884	28089	1	
2	3.08	FLUORIDE	2.81	163506	1615387	1	0.00
3	4.32	CHLORIDE	2.79	99982	1045443	1	0.00
4	5.15	NITRITE-N	2.96	198149	2499498	1	0.00
5	6.40	BROMIDE	2.90	30118	423983	1	0.00
6	7.40	NITRATE-N	2.86	170135	2815474	1	0.68
7	10.18	PHOSPHATE-P	2.81	30892	794402	1	0.33
8	11.90	SULFATE	3.06	28773	742744	1	0.14
		---total(s)---	20.20	723440	9965021		

ICV

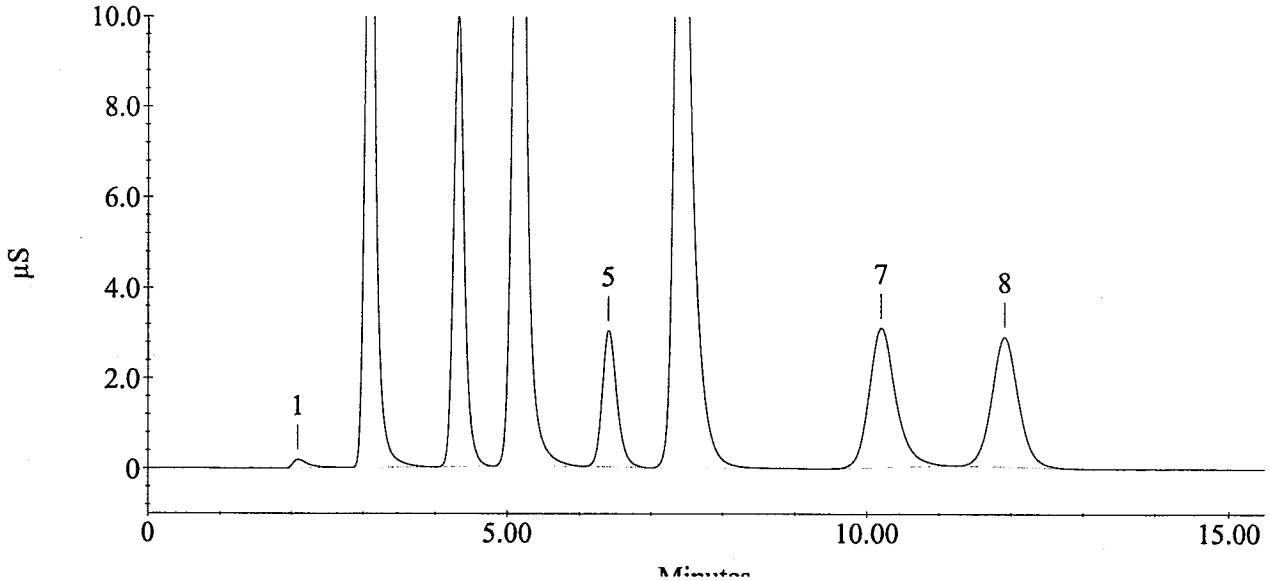

0300

Sample Name : ICB
Method File Name : c:\peaknet\method\std.met

Current Date : 9/29/06
Date Time Collected : 9/29/06 5:29:57 PM

Injection Number : 8
Dilution Factor : 1.00
column :

Calibration Date : 9/29/06 5:09:54 PM
Data File Name : ...\SEP2906DAP_008.DXD
Injection Volume : 1.00

Module ID : 34 07 2a
Schedule File Name : ...\sep2906dap.sch

Peak Information : All Peaks

Pk. Num	Ret Time	Component Name	conc. (ppm)	Height	Area	Bl. Code	%Delta
1	2.58	Unknown 1	0.00	223	7371	1	
2	4.30	CHLORIDE	0.04	1331	14503	1	-0.39
3	6.82	Unknown 2	0.00	259	3677	1	
4	7.53	NITRATE-N	0.01	399	5916	1	2.49
		---total(s)---	0.04	2212	31468		

ICB

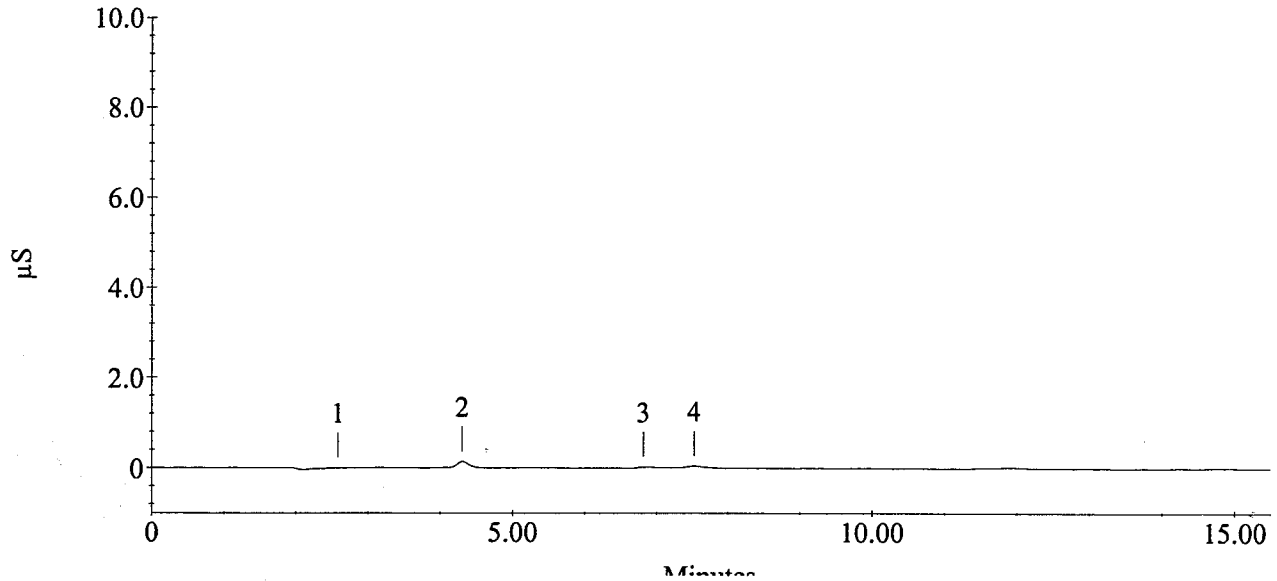

Sample Name : JY77 A1
Method File Name : c:\peaknet\method\std.met

Current Date : 9/29/06
Date Time Collected : 9/29/06 5:47:42 PM

Injection Number : 9
Dilution Factor : 10.00
column :

Calibration Date : 9/29/06 5:09:54 PM
Data File Name : ...\SEP2906DAP_009.DXD
Injection Volume : 1.00

Module ID : 34 07 2a
Schedule File Name : ...\sep2906dap.sch

Peak Information : All Peaks

Pk. Num	Ret Time	Component Name	conc. (ppm)	Height	Area	Bl. Code	%Delta
1	2.07	Unknown 1	0.00	1216	11616	1	
2	3.08	FLUORIDE	0.46 1x	2471	26155	1	0.00
3	4.35	CHLORIDE	7.07 2x	25206	264629	1	0.77
4	6.45	BROMIDE	0.12	136	1697	1	0.78
5	7.53	NITRATE-N	0.04	289	3850	1	2.49
6	11.93	SULFATE	0.34 1x	386	8318	1	0.42
		---total(s)---	8.02	29704	316264		

JY77 A1

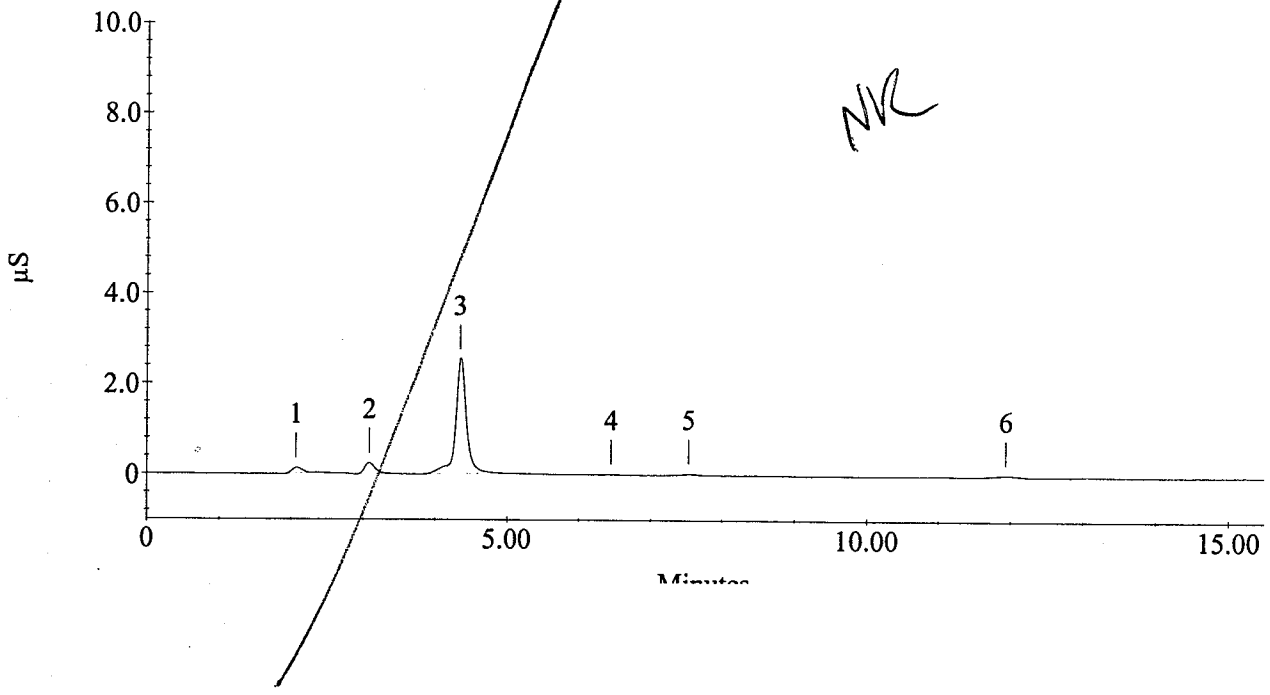

NR

Sample Name : JY77 A1 DUP
Method File Name : c:\peaknet\method\std.met

Current Date : 9/29/06
Date Time Collected : 9/29/06 6:05:28 PM

Injection Number : 10
Dilution Factor : 10.00
column :

Calibration Date : 9/29/06 5:09:54 PM
Data File Name : ...\SEP2906DAP_010.DXD
Injection Volume : 1.00

Module ID : 34 07 2a
Schedule File Name : ...\sep2906dap.sch

Peak Information : All Peaks

Pk. Num	Ret Time	Component Name	conc. (ppm)	Height	Area	Bl. Code	%Delta
1	1.52	Unknown 1	0.00	101	1489	1	
2	2.08	Unknown 2	0.00	1308	12635	1	
3	3.08	FLUORIDE	0.43	2390	24651	1	0.00
4	4.35	CHLORIDE	6.87	24262	257317	1	0.77
5	7.57	NITRATE-N	0.03	166	2701	1	2.95
6	11.92	SULFATE	0.25	273	6149	1	0.28
		---total(s)---	7.58	28500	304942		

JY77 A1 DUP

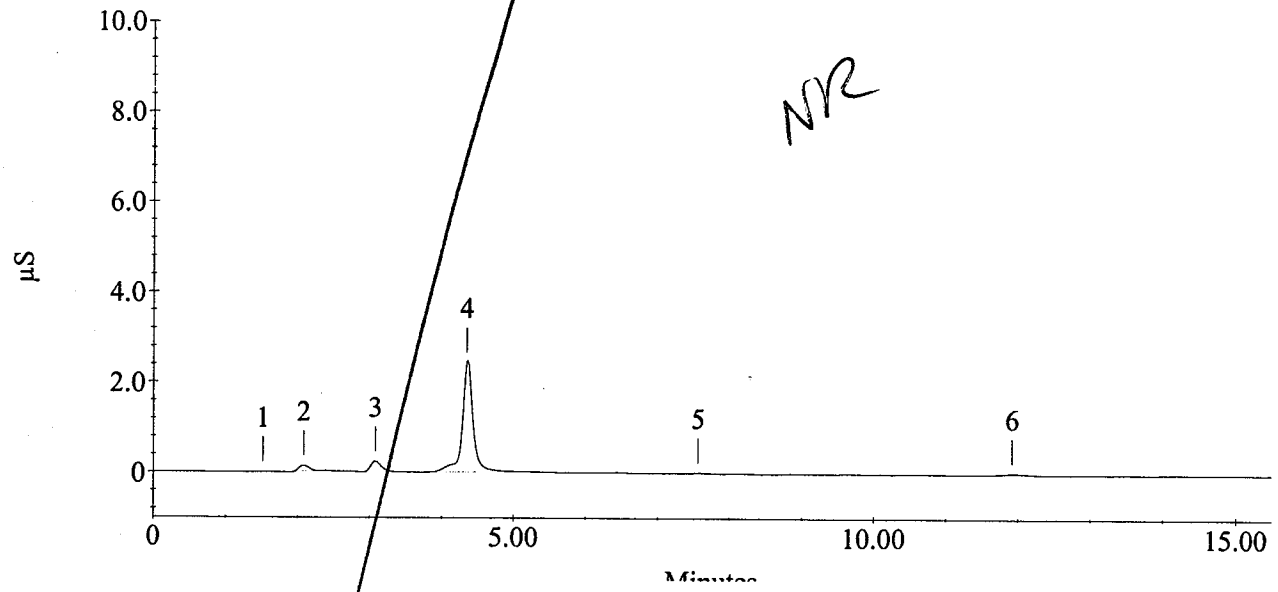

NR

Sample Name : JY77 A1 MS
Method File Name : c:\peaknet\method\std.met

Current Date : 9/29/06
Date Time Collected : 9/29/06 6:23:14 PM

Injection Number : 11
Dilution Factor : 10.00
column :

Calibration Date : 9/29/06 5:09:54 PM
Data File Name : ...\SEP2906DAP_011.DXD
Injection Volume : 1.00

Module ID : 34 07 2a
Schedule File Name : ...\sep2906dap.sch

Peak Information : All Peaks

Pk. Num	Ret Time	Component Name	conc. (ppm)	Height	Area	Bl. Code	%Delta
1	2.08	Unknown 1	0.00	2595	35923	1	
2	3.08	FLUORIDE	19.25	107074	1104578	1	0.00
3	4.37	CHLORIDE	26.22	107989	981696	1	1.16
4	5.17	NITRITE-N	18.86	133679	1594075	1	0.32
5	6.42	BROMIDE	19.58	20710	286237	1	0.26
6	7.42	NITRATE-N	18.27	108713	1800600	1	0.91
7	10.23	PHOSPHATE-P	16.28	16930	460112	1	0.82
8	11.92	SULFATE	19.48	18514	472032	1	0.28
		---total(s)---	137.92	516205	6735253		

JY77 A1 MS

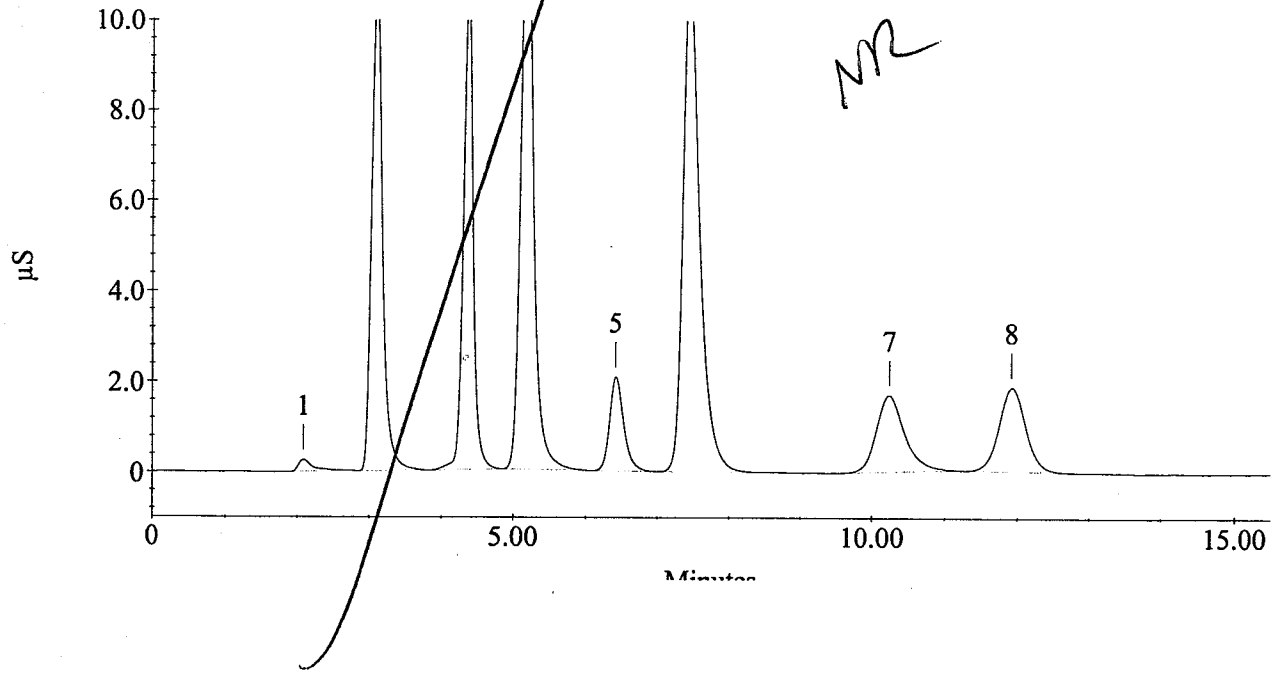

Sample Name : JY77 B2
Method File Name : c:\peaknet\method\std.met

Current Date : 9/29/06
Date Time Collected : 9/29/06 6:41:01 PM

Injection Number : 12
Dilution Factor : 10.00
column :

Calibration Date : 9/29/06 5:09:54 PM
Data File Name : ...\SEP2906DAP_012.DXD
Injection Volume : 1.00

Module ID : 34 07 2a
Schedule File Name : ...\sep2906dap.sch

Peak Information : All Peaks

Pk. Num	Ret Time	Component Name	conc. (ppm)	Height	Area	Bl. Code	%Delta
1	2.08	Unknown 1	0.00	1110	10906	1	
2	3.08	FLUORIDE	0.33	1823	18800	1	0.00
3	4.35	CHLORIDE	7.89	28701	295552	1	0.77
4	7.57	NITRATE-N	0.04	294	4309	1	2.95
5	11.90	SULFATE	0.40	408	9615	1	0.14
		---total(s)---	8.66	32336	339182		

JY77 B2

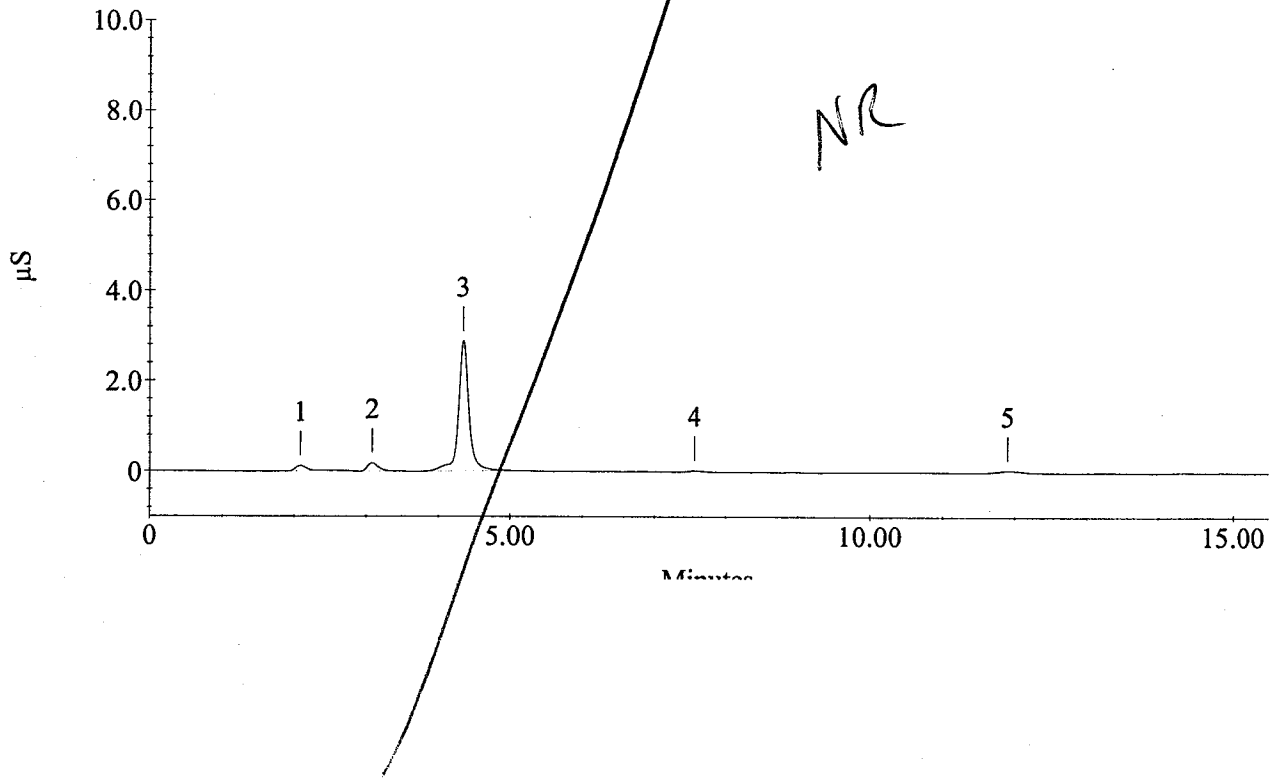

NR

Sample Name : JY77 C2
Method File Name : c:\peaknet\method\std.met

Current Date : 9/29/06
Date Time Collected : 9/29/06 6:58:46 PM

Injection Number : 13
Dilution Factor : 10.00
column :

Calibration Date : 9/29/06 5:09:54 PM
Data File Name : ...\SEP2906DAP_013.DXD
Injection Volume : 1.00

Module ID : 34 07 2a
Schedule File Name : ...\sep2906dap.sch

Peak Information : All Peaks

Pk. Num	Ret Time	Component Name	conc. (ppm)	Height	Area	Bl. Code	%Delta
1	2.08	Unknown 1	0.00	6851	109190	1	
2	3.07	FLUORIDE	9.65 2x	46429	553856	1	-0.54
3	4.40	CHLORIDE	11.47	46902	429427	1	1.93
4	6.45	BROMIDE	0.24	247	3572	1	0.78
5	10.32	PHOSPHATE-P	0.21	293	5962	1	1.64
		---total(s)---	21.57	100722	1102007		

JY77 C2

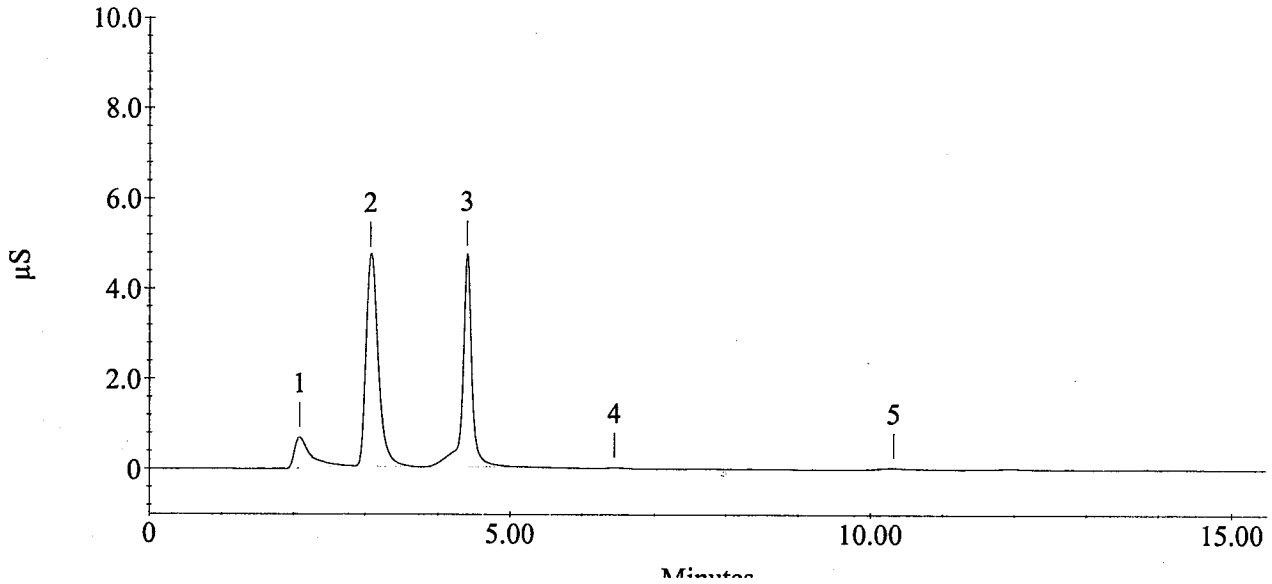

Sample Name : JY77 D1
Method File Name : c:\peaknet\method\std.met

Current Date : 9/29/06
Date Time Collected : 9/29/06 7:16:32 PM

Injection Number : 14
Dilution Factor : 10.00
column :

Calibration Date : 9/29/06 5:09:54 PM
Data File Name : ...\SEP2906DAP_014.DXD
Injection Volume : 1.00

Module ID : 34 07 2a
Schedule File Name : ...\sep2906dap.sch

Peak Information : All Peaks

Pk. Num	Ret Time	Component Name	conc. (ppm)	Height	Area	Bl. Code	%Delta
1	2.08	Unknown 1	0.00	1108	14168	1	
2	3.07	FLUORIDE	14.33	81469	822430	1	-0.54
3	4.32	CHLORIDE	3.62 1X	11869	135501	1	0.00
4	7.55	NITRATE-N	0.03	199	3034	1	2.72
5	11.90	SULFATE	7.74 2X	7052	187566	1	0.14
		---total(s)---	25.72	101698	1162700		

JY77 D1

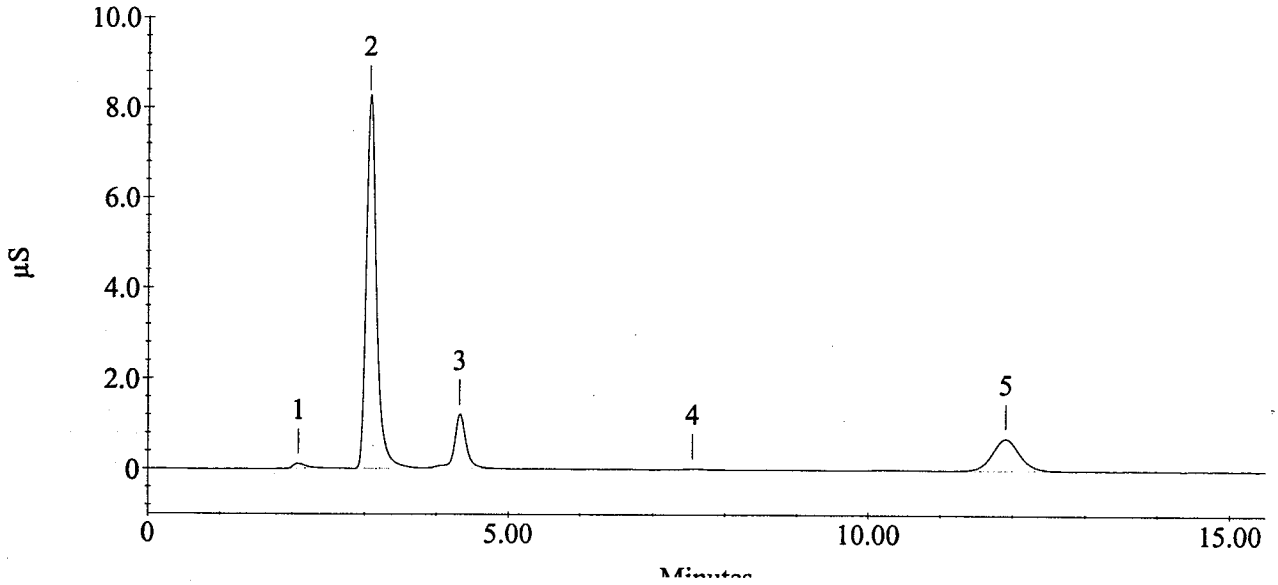

Sample Name : JY77 H2
Method File Name : c:\peaknet\method\std.met

Current Date : 9/29/06
Date Time Collected : 9/29/06 7:34:19 PM

Injection Number : 15
Dilution Factor : 10.00
column :

Calibration Date : 9/29/06 5:09:54 PM
Data File Name : ...\SEP2906DAP_015.DXD
Injection Volume : 1.00

Module ID : 34 07 2a
Schedule File Name : ...\sep2906dap.sch

Peak Information : All Peaks

Pk. Num	Ret Time	Component Name	conc. (ppm)	Height	Area	Bl. Code	%Delta
1	2.08	Unknown 1	0.00	12881	204644	1	
2	3.07	FLUORIDE	9.86 2X	41361	566009	1	-0.54
3	4.48	CHLORIDE	166.22 50X	762379	6224657	1	3.86
4	6.47	BROMIDE	0.59	670	8638	1	1.04
5	7.58	NITRATE-N	0.06	361	5551	1	3.17
6	11.90	SULFATE	17.58	16433	426208	1	0.14
		---total(s)---	194.32	834084	7435708		

JY77 H2

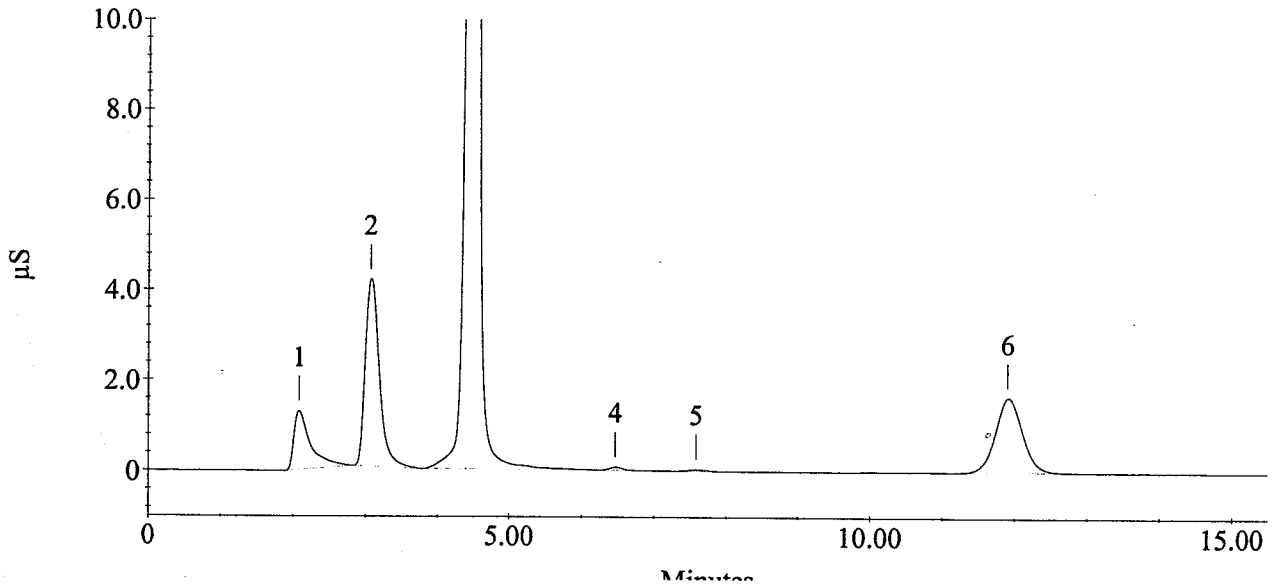

Sample Name : JY77 I1
Method File Name : c:\peaknet\method\std.met

Current Date : 9/29/06
Date Time Collected : 9/29/06 7:52:05 PM

Injection Number : 16
Dilution Factor : 10.00
column :

Calibration Date : 9/29/06 5:09:54 PM
Data File Name : ...\SEP2906DAP_016.DXD
Injection Volume : 1.00

Module ID : 34 07 2a
Schedule File Name : ...\sep2906dap.sch

Peak Information : All Peaks

Pk. Num	Ret Time	Component Name	conc. (ppm)	Height	Area	Bl. Code	%Delta
1	2.08	Unknown 1	0.00	13534	216046	1	
2	3.07	FLUORIDE	2.46 1X	10143	141159	1	-0.54
3	4.52	Unknown 2	0.00 100X	1091218	9608536	1	
4	6.48	BROMIDE	0.64	726	9390	1	1.30
5	7.60	NITRATE-N	0.02	156	2052	1	3.40
6	11.80	SULFATE	382.60 100X	374900	9273380	1	-0.70
		---total(s)---	385.72	1490678	19250563		

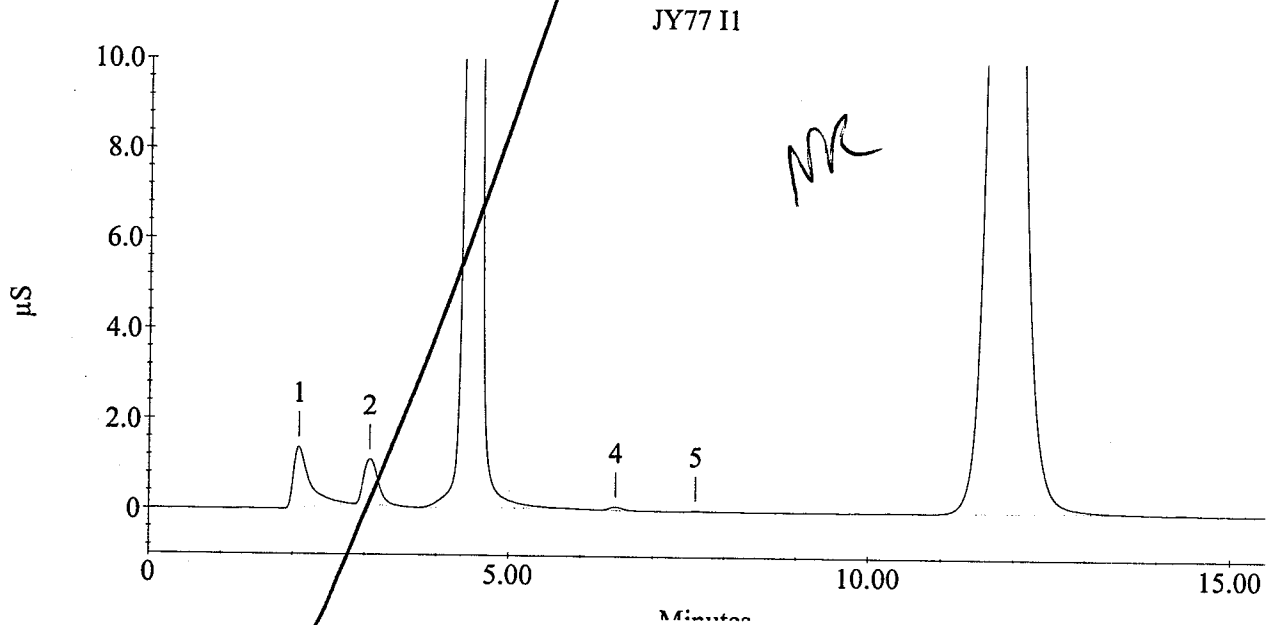

Sample Name : JY13 A1
Method File Name : c:\peaknet\method\std.met

Current Date : 9/29/06
Date Time Collected : 9/29/06 8:09:51 PM

Injection Number : 17
Dilution Factor : 10.00
column :

Calibration Date : 9/29/06 5:09:54 PM
Data File Name : ...\SEP2906DAP_017.DXD
Injection Volume : 1.00

Module ID : 34 07 2a
Schedule File Name : ...\sep2906dap.sch

Peak Information : All Peaks

Pk. Num	Ret Time	Component Name	conc. (ppm)	Height	Area	Bl. Code	%Delta
1	2.07	Unknown 1	0.00	51081	814188	1	
2	2.92	FLUORIDE	0.58	1045	33196	1	-5.41
3	5.23	NITRITE-N	4619.01	6638123	390449022	1	1.62
4	6.52	BROMIDE	23.65	29110	345724	1	1.82
5	10.53	PHOSPHATE-P	0.28	363	8008	1	3.78
6	11.60	SULFATE	1289.74	1154573	31260300	1	-2.38
		---total(s)---	5933.26	7874294	422910438		

500X

JY13 A1

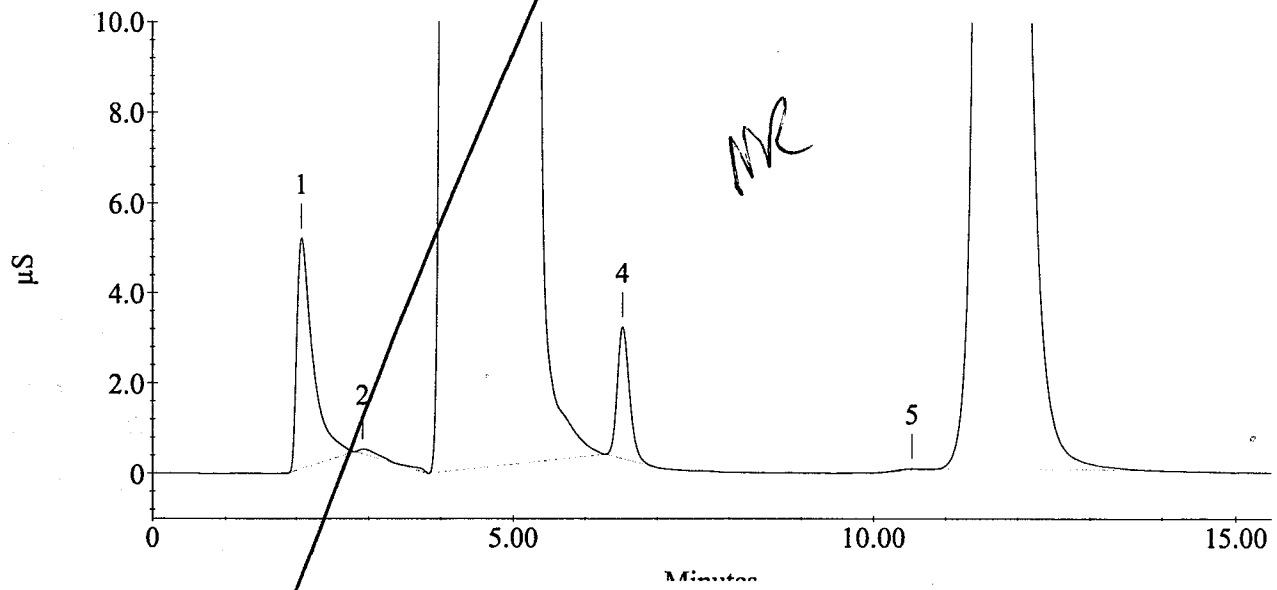

Sample Name : JY13 A1 DUP
Method File Name : c:\peaknet\method\std.met

Current Date : 9/29/06
Date Time Collected : 9/29/06 8:27:39 PM

Injection Number : 18
Dilution Factor : 10.00
column :

Calibration Date : 9/29/06 5:09:54 PM
Data File Name : ...\SEP2906DAP_018.DXD
Injection Volume : 1.00

Module ID : 34 07 2a
Schedule File Name : ...\sep2906dap.sch

Peak Information : All Peaks

Pk. Num	Ret Time	Component Name	conc. (ppm)	Height	Area	Bl. Code	%Delta
1	2.07	Unknown 1	0.00	51427	820653	1	
2	2.93	FLUORIDE	0.64	1164	37015	1	-4.86
3	5.25	NITRITE-N	4643.85	6747555	392548525	1	1.94
4	6.53	BROMIDE	23.63	29093	345412	1	2.08
5	11.60	SULFATE	1304.96	1159443	31629334	1	-2.38
		---total(s)---	5973.09	7988682	425380940		

JY13 A1 DUP

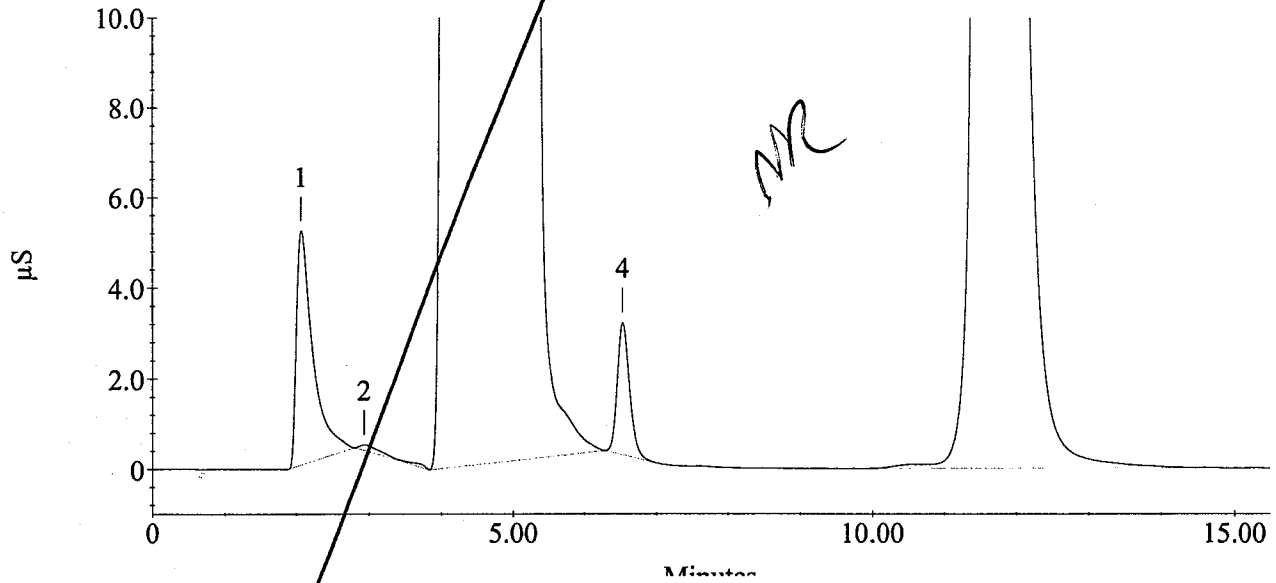

Sample Name : CCV
Method File Name : c:\peaknet\method\std.met

Current Date : 9/29/06
Date Time Collected : 9/29/06 8:45:25 PM

Injection Number : 19
Dilution Factor : 1.00
column :

Calibration Date : 9/29/06 5:09:54 PM
Data File Name : ...\SEP2906DAP_019.DXD
Injection Volume : 1.00

Module ID : 34 07 2a
Schedule File Name : ...\sep2906dap.sch

Peak Information : All Peaks

Pk. Num	Ret Time	Component Name	conc. (ppm)	Height	Area	Bl. Code	%Delta
1	2.08	Unknown 1	0.00	1769	27209	1	
2	3.08	FLUORIDE	2.83	163911	1623246	1	0.00
3	4.33	CHLORIDE	2.84	101179	1064180	1	0.39
4	5.17	NITRITE-N	2.97	195483	2509448	1	0.32
5	6.45	BROMIDE	2.91	29662	424753	1	0.78
6	7.47	NITRATE-N	2.86	167212	2817999	1	1.59
7	10.17	PHOSPHATE-P	2.78	30049	787283	1	0.16
8	11.87	SULFATE	3.05	28532	739144	1	-0.14
		---total(s)---					
			20.24	717799	9993264		

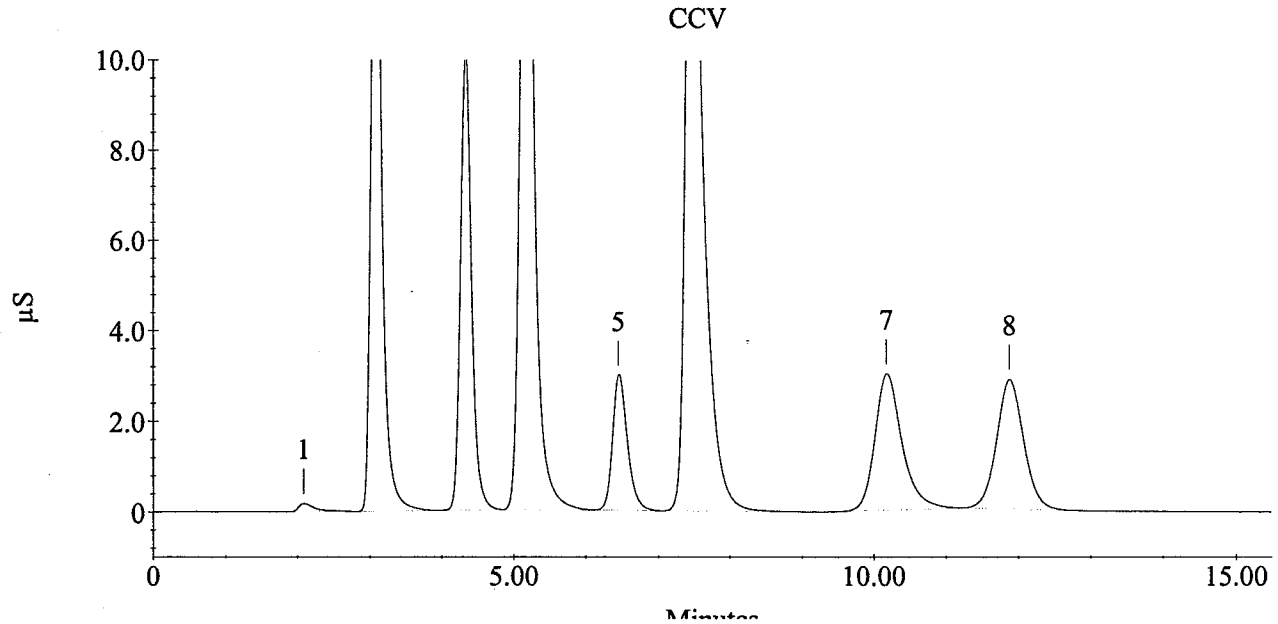

Sample Name : CCB
Method File Name : c:\peaknet\method\std.met

Current Date : 9/29/06
Date Time Collected : 9/29/06 9:03:12 PM

Injection Number : 20
Dilution Factor : 1.00
column :

Calibration Date : 9/29/06 5:09:54 PM
Data File Name : ...\SEP2906DAP_020.DXD
Injection Volume : 1.00

Module ID : 34 07 2a
Schedule File Name : ...\sep2906dap.sch

Peak Information : All Peaks

Pk. Num	Ret Time	Component Name	conc. (ppm)	Height	Area	Bl. Code	%Delta
1	3.45	Unknown 1	0.00	125	16542	1	
2	4.32	CHLORIDE	0.04	1295	14643	1	0.00
3	7.62	NITRATE-N	0.00	175	2260	1	3.63
4	8.38	Unknown 2	0.00	84	1291	1	
5	11.88	SULFATE	0.03	254	6556	1	0.00
		---total(s)---	0.07	1933	41292		

CCB

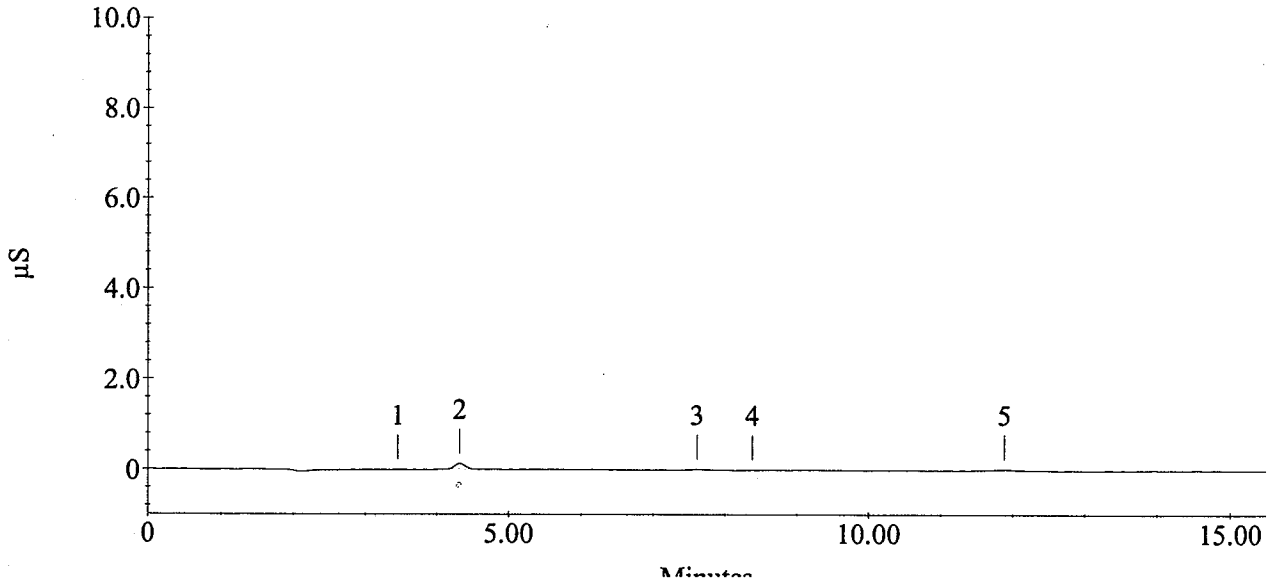

Sample Name : JY13 A1 MS
Method File Name : c:\peaknet\method\std.met

Current Date : 9/29/06
Date Time Collected : 9/29/06 9:20:57 PM

Injection Number : 21
Dilution Factor : 10.00
column :

Calibration Date : 9/29/06 5:09:54 PM
Data File Name : ...\SEP2906DAP_021.DXD
Injection Volume : 1.00

Module ID : 34 07 2a
Schedule File Name : ...\sep2906dap.sch

Peak Information : All Peaks

Pk. Num	Ret Time	Component Name	conc. (ppm)	Height	Area	Bl. Code	%Delta
1	2.07	Unknown 1	0.00	52234	797729	1	
2	2.97	FLUORIDE	18.35	47155	1053072	1	-3.78
3	5.23	NITRITE-N	4535.14	6691710	383359258	1	1.62
4	5.47	Unknown 2	0.00	154216	848378	1	
5	6.53	BROMIDE	44.66	55015	652805	1	2.08
6	7.52	NITRATE-N	18.24	112658	1797577	1	2.27
7	10.30	PHOSPHATE-P	11.66	11033	329736	1	1.48
8	11.57	SULFATE	1310.71	1175127	31768677	1	-2.66
		---total(s)---	5938.76	8299147	420607232		

JY13 A1 MS

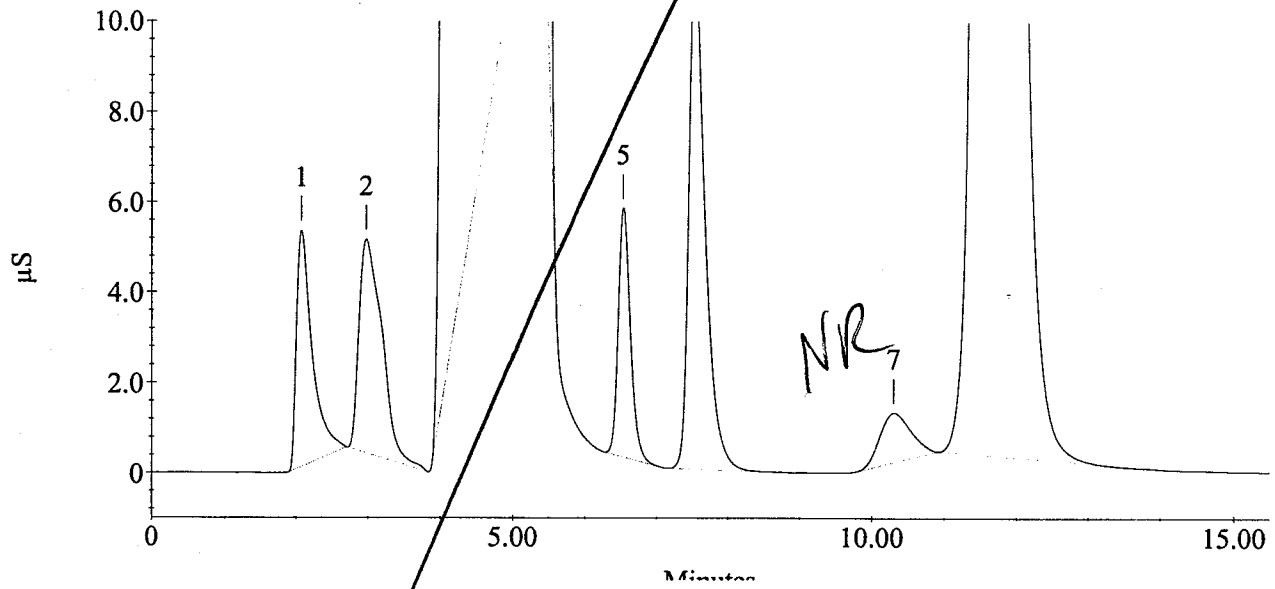

Sample Name : JY13 B1
Method File Name : c:\peaknet\method\std.met

Current Date : 9/29/06
Date Time Collected : 9/29/06 9:38:45 PM

Injection Number : 22
Dilution Factor : 10.00
column :

Calibration Date : 9/29/06 5:09:54 PM
Data File Name : ...\SEP2906DAP_022.DXD
Injection Volume : 1.00

Module ID : 34 07 2a
Schedule File Name : ...\sep2906dap.sch

Peak Information : All Peaks

Pk. Num	Ret Time	Component Name	conc. (ppm)	Height	Area	Bl. Code	%Delta
1	2.07	Unknown 1	0.00	36556	591009	1	
2	2.97	FLUORIDE	0.68	1098	39196	1	-3.78
3	5.08	NITRITE-N	3254.92	6037306	275141348	1	-1.29
4	6.53	BROMIDE	16.85	19608	246289	1	2.08
5	11.75	SULFATE	418.08	405347	10133271	1	-1.12
		---total(s)---	3690.53	6499915	286151113		

JY13 B1

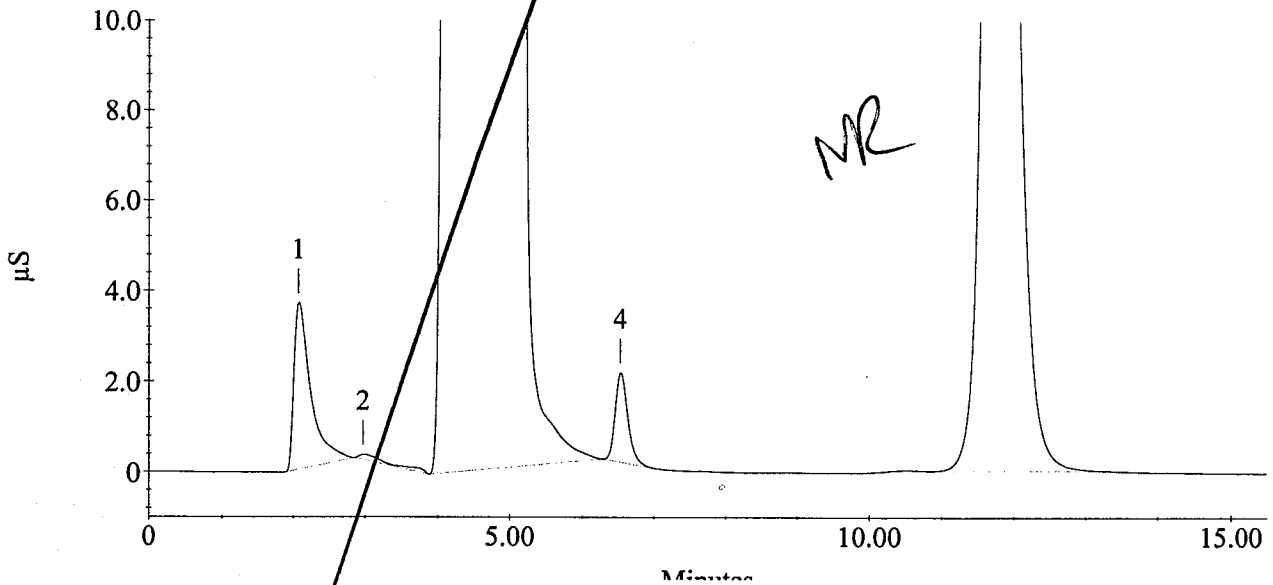

Sample Name : JY13 C1
Method File Name : c:\peaknet\method\std.met

Current Date : 9/29/06
Date Time Collected : 9/29/06 9:56:33 PM

Injection Number : 23
Dilution Factor : 10.00
column :

Calibration Date : 9/29/06 5:09:54 PM
Data File Name : ...\SEP2906DAP_023.DXD
Injection Volume : 1.00

Module ID : 34 07 2a
Schedule File Name : ...\sep2906dap.sch

Peak Information : All Peaks

Pk. Num	Ret Time	Component Name	conc. (ppm)	Height	Area	Bl. Code	%Delta
1	2.05	Unknown 1	0.00	76307	1582858	1	
2	4.62	Unknown 2	0.00	2099865	72413668	1	
3	5.52	Unknown 3	0.00	6461637	146771568	1	
4	6.62	Unknown 4	0.00	49151	549972	1	
5	11.45	SULFATE	2108.73	1713686	51110779	1	-3.65
		---total(s)---	2108.73	10400646	272428845		

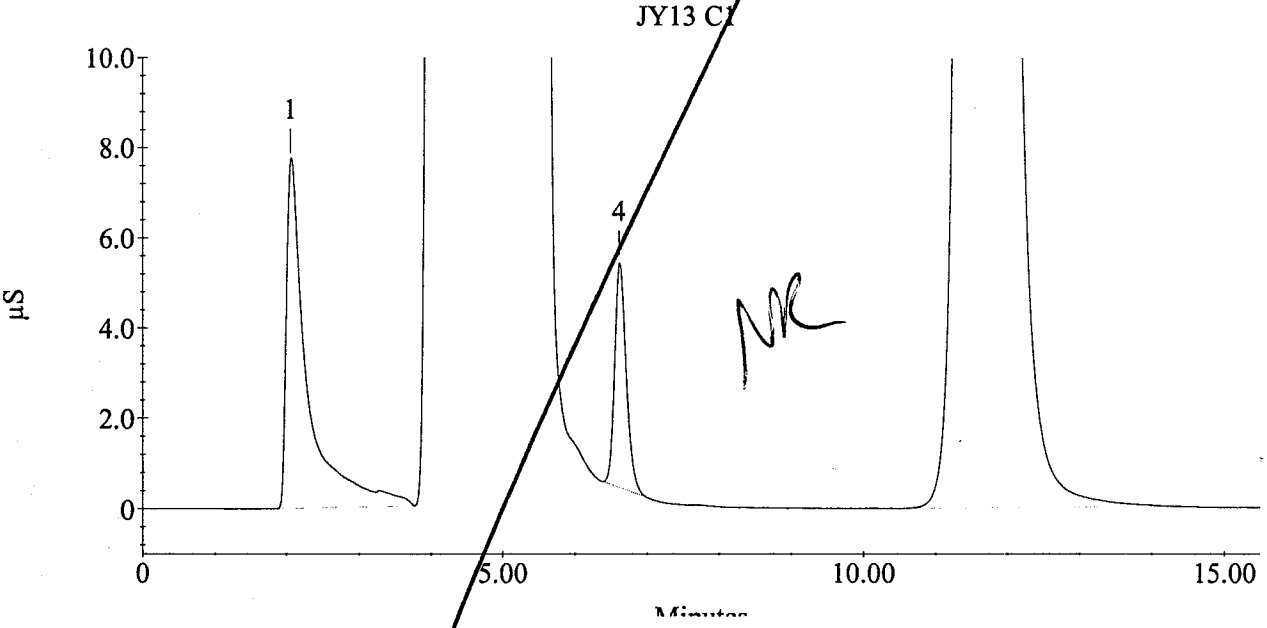

Sample Name : JY13 D1
Method File Name : c:\peaknet\method\std.met

Current Date : 9/29/06
Date Time Collected : 9/29/06 10:14:19 PM

Injection Number : 24
Dilution Factor : 10.00
column :

Calibration Date : 9/29/06 5:09:54 PM
Data File Name : ...\SEP2906DAP_024.DXD
Injection Volume : 1.00

Module ID : 34 07 2a
Schedule File Name : ...\sep2906dap.sch

Peak Information : All Peaks

Pk. Num	Ret Time	Component Name	conc. (ppm)	Height	Area	Bl. Code	%Delta
1	2.07	Unknown 1	0.00	707	10018	1	
2	3.07	FLUORIDE	0.13	662	7224	1	-0.54
3	4.33	CHLORIDE	11.45	40798	428879	1	0.39
4	7.70	NITRATE-N	0.02	137	2347	1	4.76
5	11.83	SULFATE	29.57	27247	716769	1	-0.42
		---total(s)---	41.18	69551	1165238		

JY13 D1

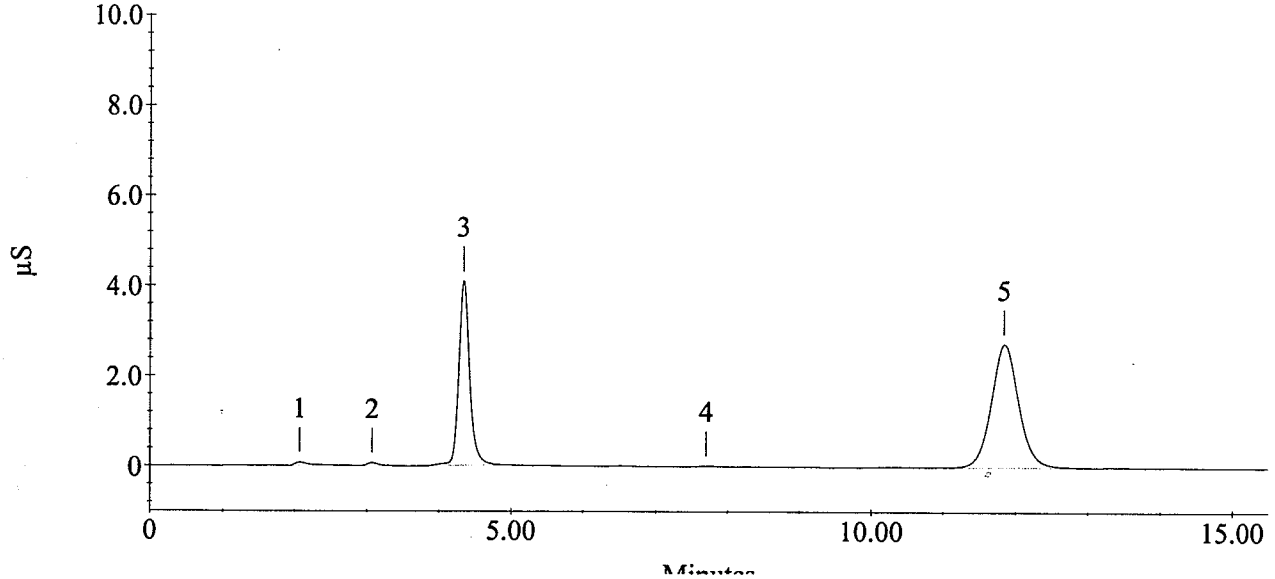

Sample Name : JX35 A8
Method File Name : c:\peaknet\method\std.met

Current Date : 9/29/06
Date Time Collected : 9/29/06 10:32:05 PM

Injection Number : 25
Dilution Factor : 10.00
column :

Calibration Date : 9/29/06 5:09:54 PM
Data File Name : ...\SEP2906DAP_025.DXD
Injection Volume : 1.00

Module ID : 34 07 2a
Schedule File Name : ...\sep2906dap.sch

Peak Information : All Peaks

Pk. Num	Ret Time	Component Name	conc. (ppm)	Height	Area	Bl. Code	%Delta
1	2.07	Unknown 1	0.00	341	4341	1	
2	3.07	FLUORIDE	0.32 1X	1880	18373	1	-0.54
3	4.33	CHLORIDE	7.08 2X	24338	265144	1	0.39
4	6.50	BROMIDE	0.11	120	1645	1	1.56
5	7.60	NITRATE-N	2.52	14034	248563	1	3.40
6	11.83	SULFATE	15.89	14501	385102	1	-0.42
		---total(s)---	25.92	55213	923168		

JX35 A8

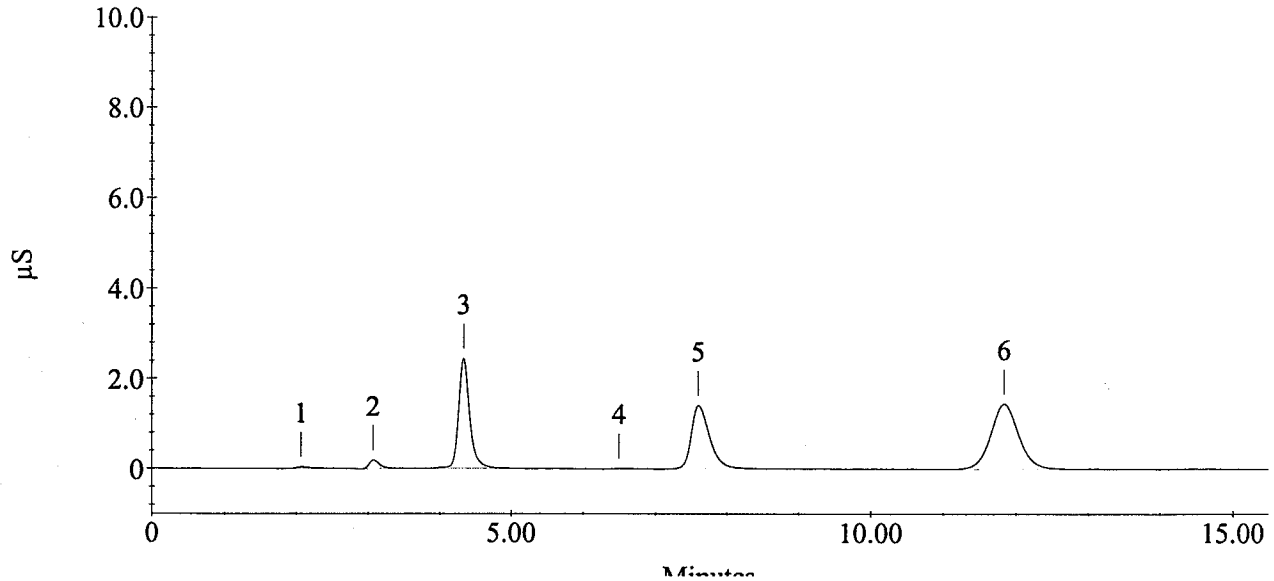

Sample Name : JX35 A8 DUP
Method File Name : c:\peaknet\method\std.met

Current Date : 9/29/06
Date Time Collected : 9/29/06 10:49:52 PM

Injection Number : 26
Dilution Factor : 10.00
column :

Calibration Date : 9/29/06 5:09:54 PM
Data File Name : ...\SEP2906DAP_026.DXD
Injection Volume : 1.00

Module ID : 34 07 2a
Schedule File Name : ...\sep2906dap.sch

Peak Information : All Peaks

Pk. Num	Ret Time	Component Name	conc. (ppm)	Height	Area	Bl. Code	%Delta
1	2.07	Unknown 1	0.00	310	3292	1	
2	3.07	FLUORIDE	0.36	1974	20426	1	-0.54
3	4.32	CHLORIDE	6.34	21991	237424	1	0.00
4	7.58	NITRATE-N	2.53	14077	249003	1	3.17
5	11.82	SULFATE	15.51	14361	375876	1	-0.56
		---total(s)---	24.73	52714	886021		

JX35 A8 DUP

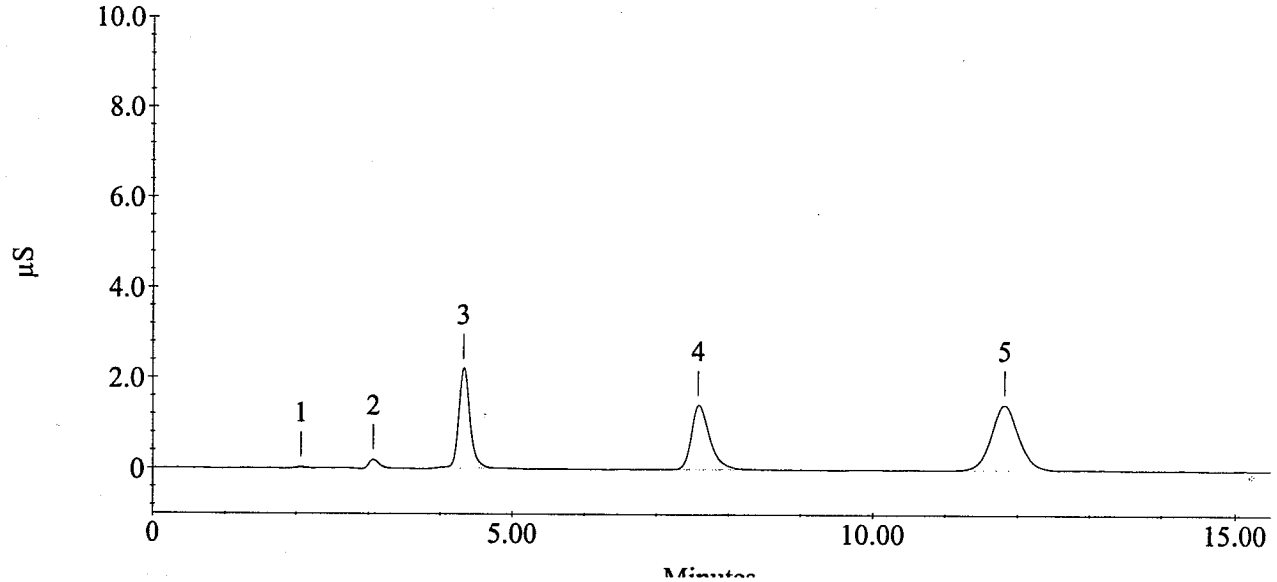

Sample Name : JX35 A8 MS
Method File Name : c:\peaknet\method\std.met

Current Date : 9/29/06
Date Time Collected : 9/29/06 11:07:37 PM

Injection Number : 27
Dilution Factor : 10.00
column :

Calibration Date : 9/29/06 5:09:54 PM
Data File Name : ...\SEP2906DAP_027.DXD
Injection Volume : 1.00

Module ID : 34 07 2a
Schedule File Name : ...\sep2906dap.sch

Peak Information : All Peaks

Pk. Num	Ret Time	Component Name	conc. (ppm)	Height	Area	Bl. Code	%Delta
1	2.08	Unknown 1	0.00	1551	22911	1	
2	3.07	FLUORIDE	19.02	109443	1091439	1	-0.54
3	4.33	CHLORIDE	25.50	92416	954812	1	0.39
4	5.17	NITRITE-N	18.54	122499	1567285	1	0.32
5	6.48	BROMIDE	19.31	19587	282179	1	1.30
6	7.50	NITRATE-N	21.11	120740	2080884	1	2.04
7	10.15	PHOSPHATE-P	16.61	18537	469641	1	0.00
8	10.88	Unknown 2	0.00	723	8352	1	
9	11.82	SULFATE	35.14	33207	851629	1	-0.56
		---total(s)---					
			155.22	518705	7329132		

JX35 A8 MS

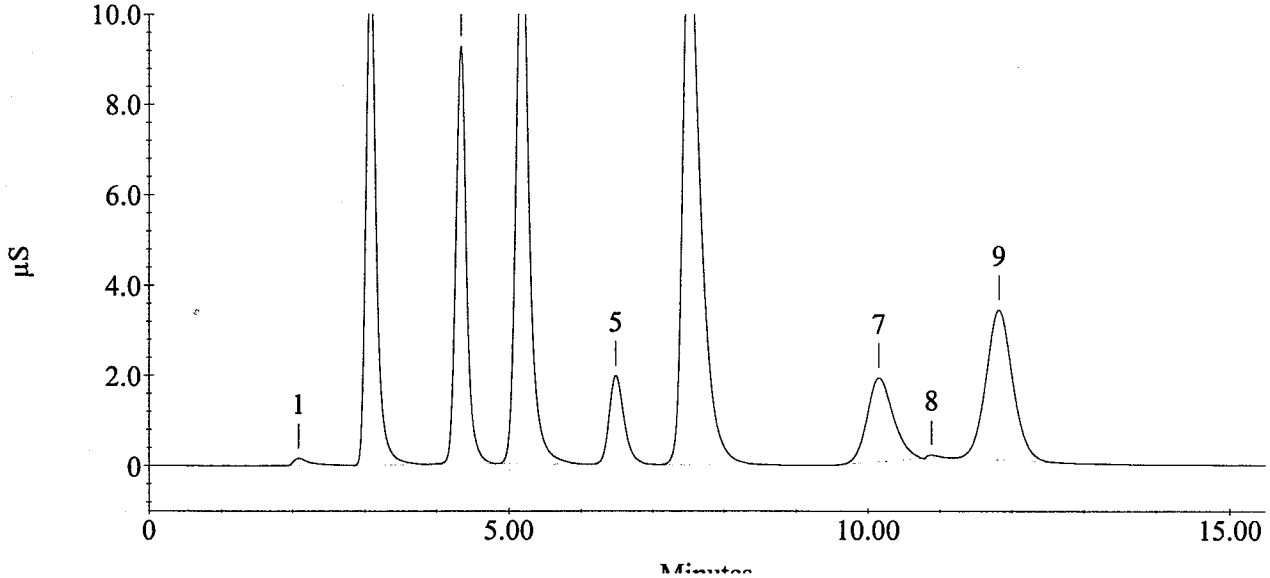

Sample Name : JX35 B8
Method File Name : c:\peaknet\method\std.met

Current Date : 9/29/06
Date Time Collected : 9/29/06 11:25:24 PM

Injection Number : 28
Dilution Factor : 10.00
column :

Calibration Date : 9/29/06 5:09:54 PM
Data File Name : ...\SEP2906DAP_028.DXD
Injection Volume : 1.00

Module ID : 34 07 2a
Schedule File Name : ...\sep2906dap.sch

Peak Information : All Peaks

Pk. Num	Ret Time	Component Name	conc. (ppm)	Height	Area	Bl. Code	%Delta
1	2.07	Unknown 1	0.00	313	3058	1	
2	3.07	FLUORIDE	0.23 1X	1311	13037	1	-0.54
3	4.32	CHLORIDE	6.90 2X	23812	258423	1	0.00
4	7.60	NITRATE-N	2.39	13412	235462	1	3.40
5	11.82	SULFATE	13.56	12534	328682	1	-0.56
		---total(s)---	23.08	51381	838663		

JX35 B8

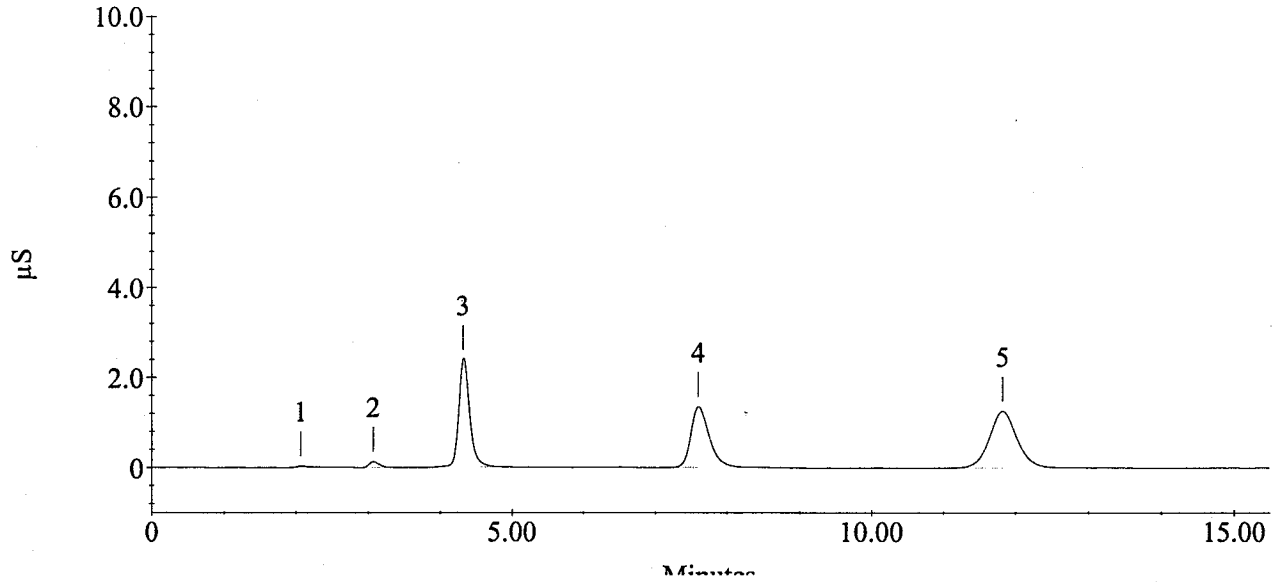

Sample Name : JX35 C8
Method File Name : c:\peaknet\method\std.met

Current Date : 9/29/06
Date Time Collected : 9/29/06 11:43:10 PM

Injection Number : 29
Dilution Factor : 10.00
column :

Calibration Date : 9/29/06 5:09:54 PM
Data File Name : ...\SEP2906DAP_029.DXD
Injection Volume : 1.00

Module ID : 34 07 2a
Schedule File Name : ...\sep2906dap.sch

Peak Information : All Peaks

Pk. Num	Ret Time	Component Name	conc. (ppm)	Height	Area	Bl. Code	%Delta
1	2.08	Unknown 1	0.00	251	2588	1	
2	3.07	FLUORIDE	0.29 1X	1738	16752	1	-0.54
3	4.32	CHLORIDE	5.86 2X	19872	219490	1	0.00
4	7.67	NITRATE-N	0.03	172	2605	1	4.31
5	11.82	SULFATE	18.03	16521	436980	1	-0.56
		---total(s)---	24.21	38554	678416		

JX35 C8

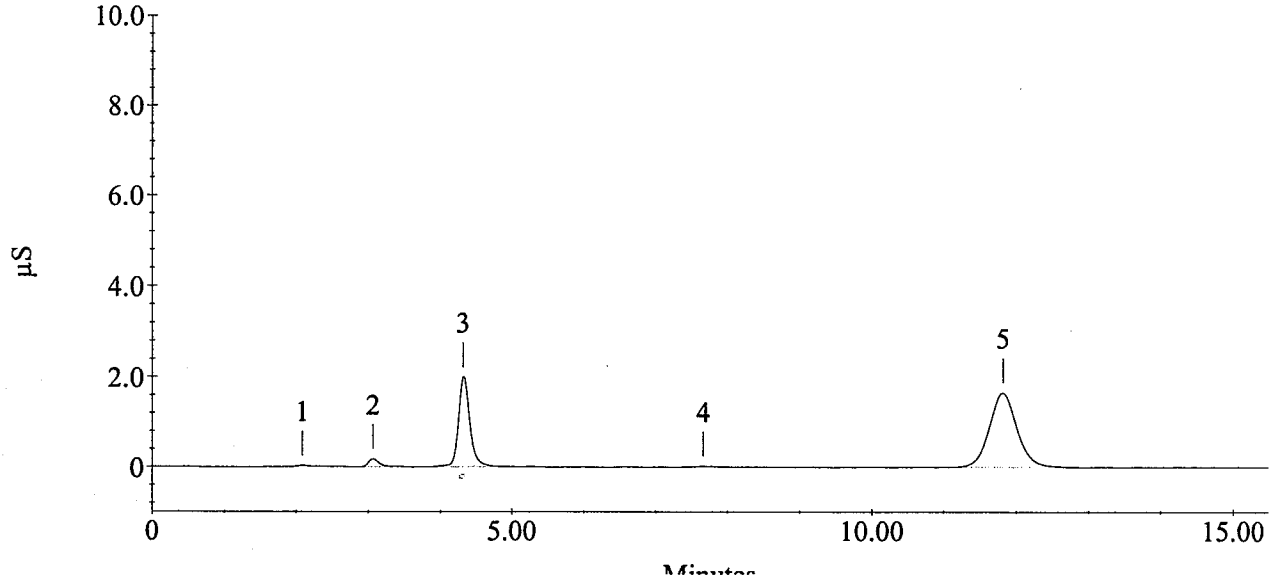

Sample Name : BLANK
Method File Name : c:\peaknet\method\std.met

Current Date : 9/30/06
Date Time Collected : 9/30/06 12:00:56 AM

Injection Number : 30
Dilution Factor : 1.00
column :

Calibration Date : 9/29/06 5:09:54 PM
Data File Name : ...\SEP2906DAP_030.DXD
Injection Volume : 1.00

Module ID : 34 07 2a
Schedule File Name : ...\sep2906dap.sch

Peak Information : All Peaks

Pk. Num	Ret Time	Component Name	conc. (ppm)	Height	Area	Bl. Code	%Delta
1	3.33	Unknown 1	0.00	91	7346	1	
2	4.30	CHLORIDE	0.06	2039	21820	1	-0.39
3	7.63	NITRATE-N	0.00	284	4241	1	3.85
4	11.83	SULFATE	0.02	275	5894	1	-0.42
		---total(s)---	0.09	2690	39300		

BLANK

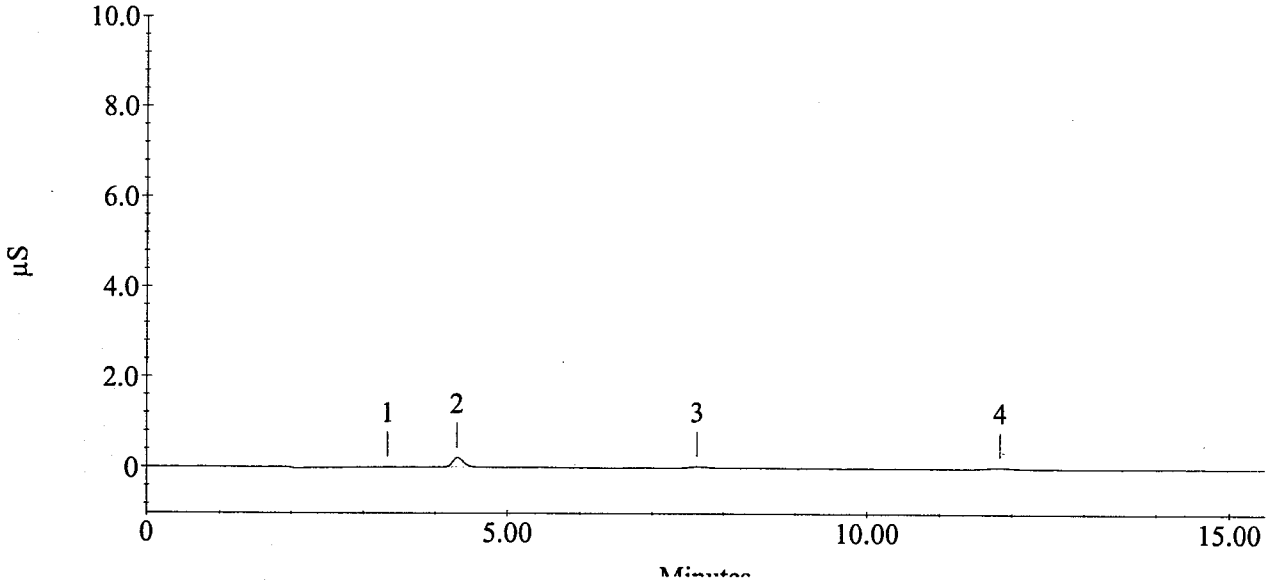

Sample Name : CCV
Method File Name : c:\peaknet\method\std.met

Current Date : 9/30/06
Date Time Collected : 9/30/06 12:18:42 AM

Injection Number : 31
Dilution Factor : 1.00
column :

Calibration Date : 9/29/06 5:09:54 PM
Data File Name : ...\SEP2906DAP_031.DXD
Injection Volume : 1.00

Module ID : 34 07 2a
Schedule File Name : ...\sep2906dap.sch

Peak Information : All Peaks

Pk. Num	Ret Time	Component Name	conc. (ppm)	Height	Area	Bl. Code	%Delta
1	2.08	Unknown 1	0.00	1987	32894	1	
2	3.07	FLUORIDE	2.82	161605	1616139	1	-0.54
3	4.32	CHLORIDE	2.79	98463	1045978	1	0.00
4	5.17	NITRITE-N	2.96	194693	2502320	1	0.32
5	6.47	BROMIDE	2.91	29481	425604	1	1.04
6	7.48	NITRATE-N	2.87	165514	2825991	1	1.81
7	10.12	PHOSPHATE-P	2.81	30644	793440	1	-0.33
8	11.80	SULFATE	3.04	28518	737593	1	-0.70
		---total(s)---					
			20.20	710906	9979960		

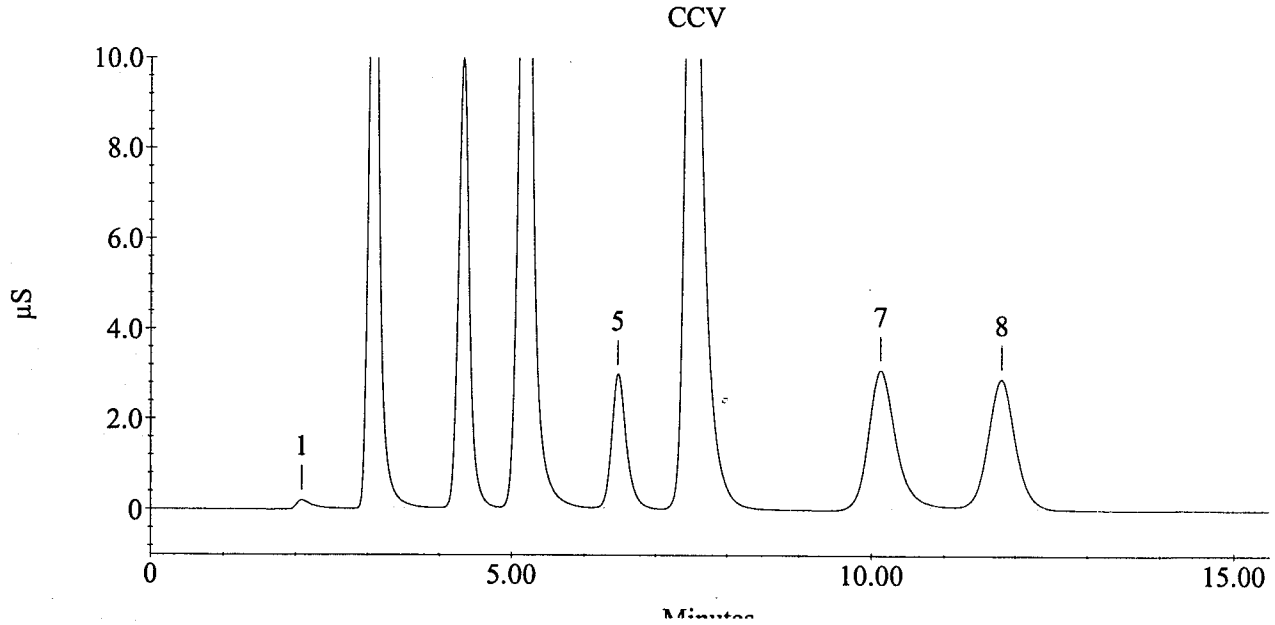

Sample Name : CCB
Method File Name : c:\peaknet\method\std.met

Current Date : 9/30/06
Date Time Collected : 9/30/06 12:36:29 AM

Injection Number : 32
Dilution Factor : 1.00
column :

Calibration Date : 9/29/06 5:09:54 PM
Data File Name : ...\SEP2906DAP_032.DXD
Injection Volume : 1.00

Module ID : 34 07 2a
Schedule File Name : ...\sep2906dap.sch

Peak Information : All Peaks

Pk. Num	Ret Time	Component Name	conc. (ppm)	Height	Area	Bl. Code	%Delta
1	3.33	Unknown 1	0.00	128	14420	1	
2	4.32	CHLORIDE	0.06	1711	21654	1	0.00
3	7.67	NITRATE-N	0.00	152	2218	1	4.31
4	11.88	SULFATE	0.01	128	2387	1	0.00
		---total(s)---	0.07	2120	40680		

CCB

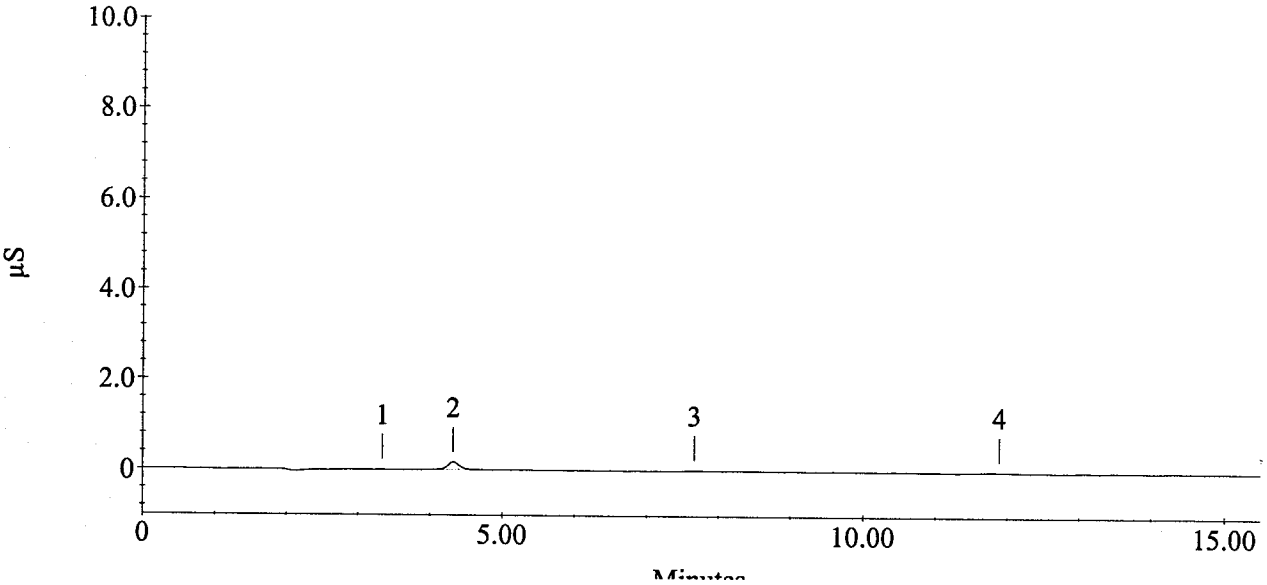

Sample Name : JY30 E1
Method File Name : c:\peaknet\method\std.met

Current Date : 9/30/06
Date Time Collected : 9/30/06 12:54:15 AM

Injection Number : 33
Dilution Factor : 500.00
column :

Calibration Date : 9/29/06 5:09:54 PM
Data File Name : ...\SEP2906DAP_033.DXD
Injection Volume : 1.00

Module ID : 34 07 2a
Schedule File Name : ...\sep2906dap.sch

Peak Information : All Peaks

Pk. Num	Ret Time	Component Name	conc. (ppm)	Height	Area	Bl. Code	%Delta
1	2.08	Unknown 1	0.00	1400	19813	1	
2	3.05	FLUORIDE	1.59	239	1825	1	-1.08
3	3.35	Unknown 2	0.00	239	2022	1	
4	4.38	CHLORIDE	10874.72	785088	8144569	1	1.54
5	6.50	BROMIDE	31.16	646	9109	1	1.56
6	7.63	NITRATE-N	3.35	446	6603	1	3.85
7	11.78	SULFATE	1196.71	22173	580110	1	-0.84
		---total(s)---	12107.53	810231	8764050		

JY30 E1

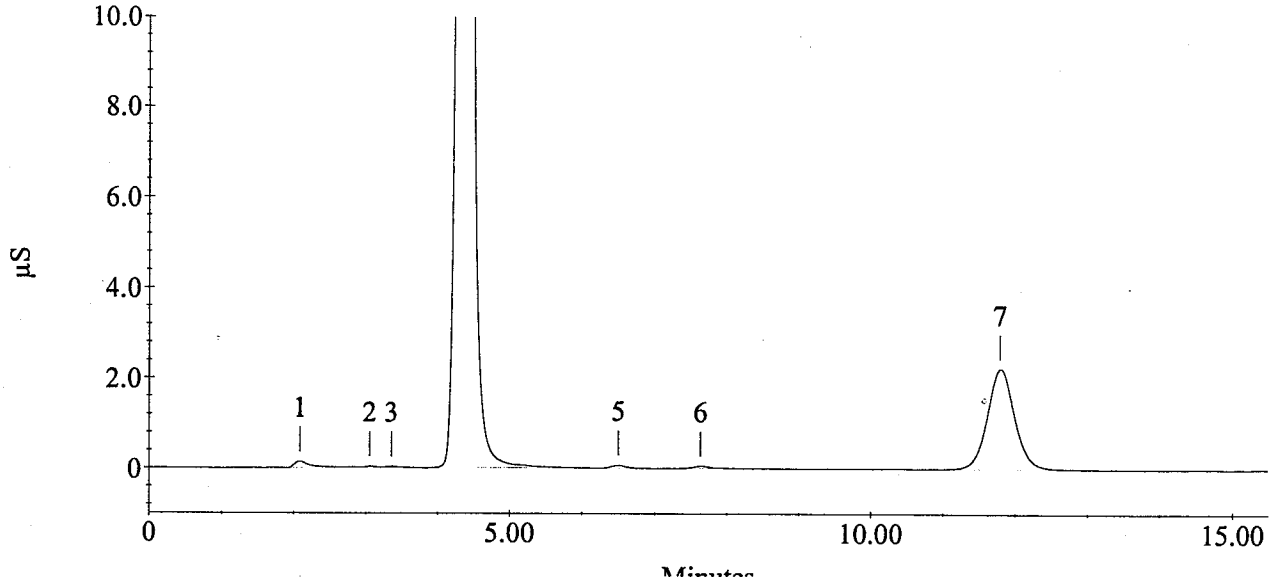

Sample Name : JY30 F1
Method File Name : c:\peaknet\method\std.met

Current Date : 9/30/06
Date Time Collected : 9/30/06 1:12:01 AM

Injection Number : 34
Dilution Factor : 500.00
column :

Calibration Date : 9/29/06 5:09:54 PM
Data File Name : ...\SEP2906DAP_034.DXD
Injection Volume : 1.00

Module ID : 34 07 2a
Schedule File Name : ...\sep2906dap.sch

Peak Information : All Peaks

Pk. Num	Ret Time	Component Name	conc. (ppm)	Height	Area	Bl. Code	%Delta
1	2.08	Unknown 1	0.00	1075	15843	1	
2	4.37	CHLORIDE	11013.03	761764	8248159	1	1.16
3	6.48	BROMIDE	35.03	582	10241	1	1.30
4	7.65	NITRATE-N	2.37	294	4666	1	4.08
5	11.80	SULFATE	1243.19	23120	602640	1	-0.70
		---total(s)---	12293.62	786835	8881548		

JY30 F1

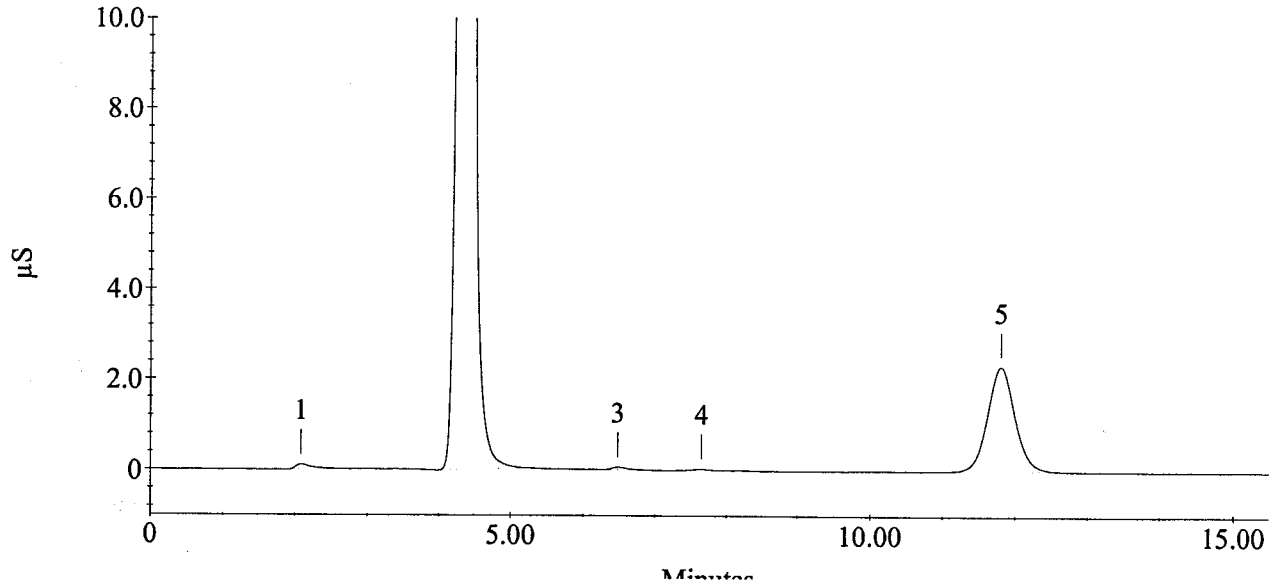

Sample Name : JY56 C1
Method File Name : c:\peaknet\method\std.met

Current Date : 9/30/06
Date Time Collected : 9/30/06 1:29:48 AM

Injection Number : 35
Dilution Factor : 200.00
column :

Calibration Date : 9/29/06 5:09:54 PM
Data File Name : ...\SEP2906DAP_035.DXD
Injection Volume : 1.00

Module ID : 34 07 2a
Schedule File Name : ...\sep2906dap.sch

Peak Information : All Peaks

Pk. Num	Ret Time	Component Name	conc. (ppm)	Height	Area	Bl. Code	%Delta
1	2.08	Unknown 1	0.00	1232	19503	1	
2	3.07	FLUORIDE	539.39	157372	1547830	1	-0.54
3	4.32	CHLORIDE	84.22	14687	157682	1	0.00
4	5.17	NITRITE-N	4.71	1605	19895	1	0.32
5	6.48	BROMIDE	4.63	290	3384	1	1.30
6	7.62	NITRATE-N	9.39	2550	46276	1	3.63
7	10.15	PHOSPHATE-P	7.75	478	10952	1	0.00
8	11.78	SULFATE	126.81	5925	153676	1	-0.84
		---total(s)---	776.89	184140	1959198		

JY56 C1

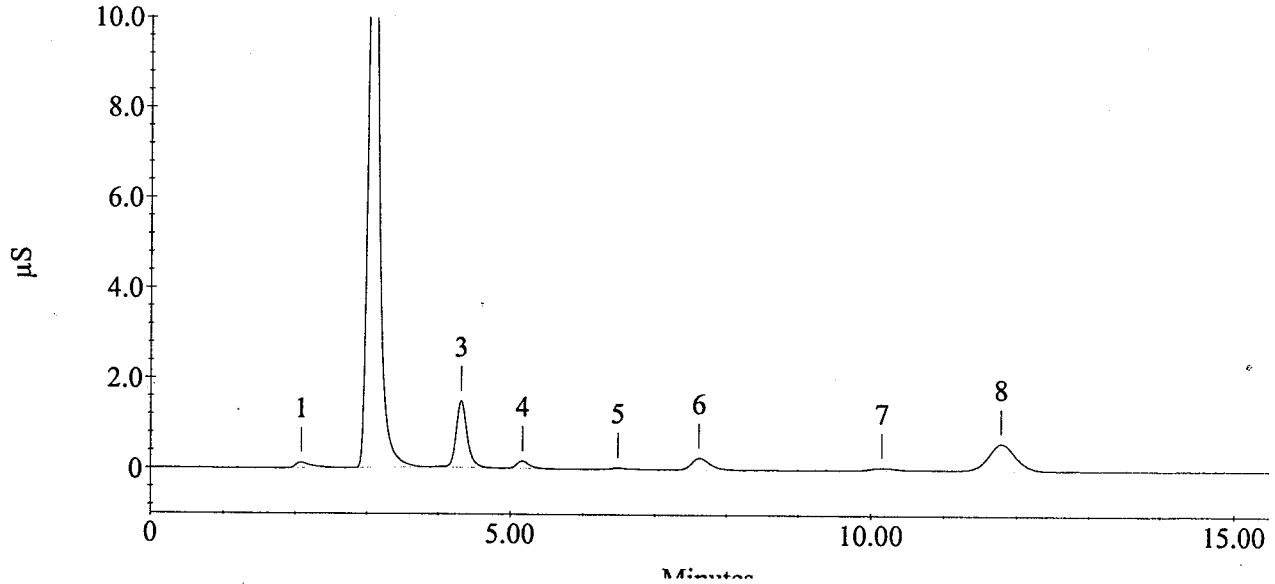

Sample Name : JY56 F1
Method File Name : c:\peaknet\method\std.met

Current Date : 9/30/06
Date Time Collected : 9/30/06 1:47:34 AM

Injection Number : 36
Dilution Factor : 100.00
column :

Calibration Date : 9/29/06 5:09:54 PM
Data File Name : ...\SEP2906DAP_036.DXD
Injection Volume : 1.00

Module ID : 34 07 2a
Schedule File Name : ...\sep2906dap.sch

Peak Information : All Peaks

Pk. Num	Ret Time	Component Name	conc. (ppm)	Height	Area	Bl. Code	%Delta
1	2.07	Unknown 1	0.00	9537	150762	1	
2	3.13	FLUORIDE	2325.09	1094633	13344168	1	1.62
3	4.30	CHLORIDE	68.81	24461	257661	1	-0.39
4	10.13	PHOSPHATE-P	17.51	2103	49498	1	-0.16
5	10.82	Unknown 2	0.00	370	6260	1	
6	11.75	SULFATE	275.06	25545	666673	1	-1.12
7	13.58	Unknown 3	0.00	1268	36769	1	
		---total(s)---	2686.46	1157918	14511790		

JY56 F1

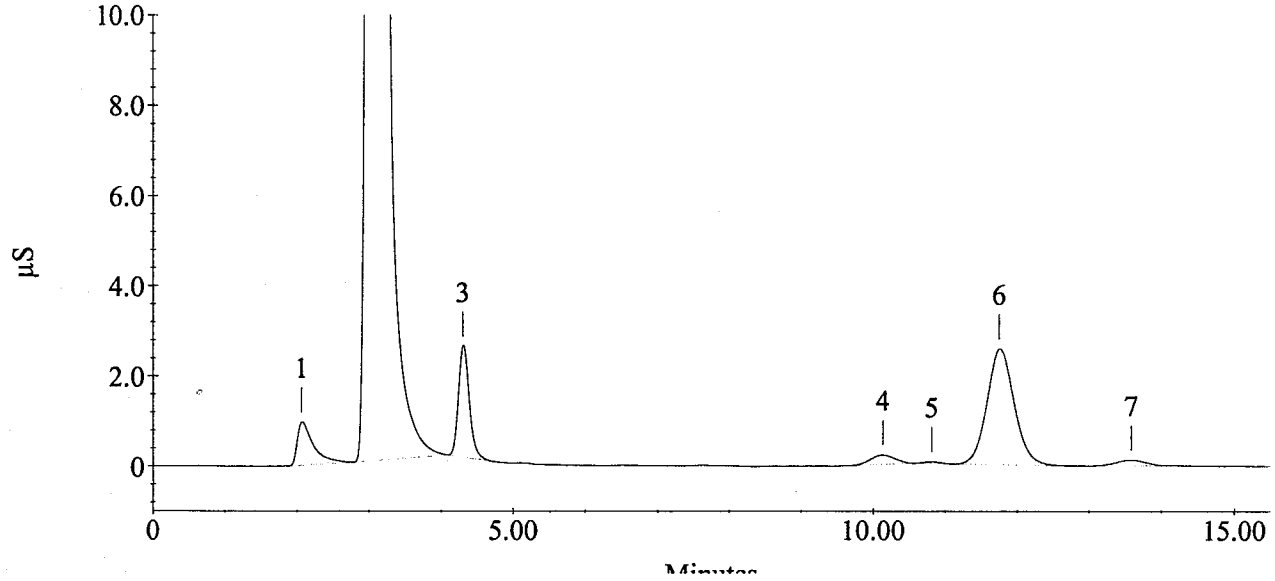

Sample Name : JY56 G1
Method File Name : c:\peaknet\method\std.met

Current Date : 9/30/06
Date Time Collected : 9/30/06 2:05:20 AM

Injection Number : 37
Dilution Factor : 100.00
column :

Calibration Date : 9/29/06 5:09:54 PM
Data File Name : ...\SEP2906DAP_037.DXD
Injection Volume : 1.00

Module ID : 34 07 2a
Schedule File Name : ...\sep2906dap.sch

Peak Information : All Peaks

Pk. Num	Ret Time	Component Name	conc. (ppm)	Height	Area	Bl. Code	%Delta
1	2.07	Unknown 1	0.00	9563	150301	1	
2	3.13	FLUORIDE	2329.84	1096616	13371438	1	1.62
3	4.30	CHLORIDE	73.36	22860	274702	1	-0.39
4	10.13	PHOSPHATE-P	17.21	2095	48638	1	-0.16
5	10.82	Unknown 2	0.00	321	5315	1	
6	11.77	SULFATE	278.58	25882	675218	1	-0.98
7	13.60	Unknown 3	0.00	1260	39072	1	
		---total(s)---	2698.98	1158598	14564683		

JY56 G1

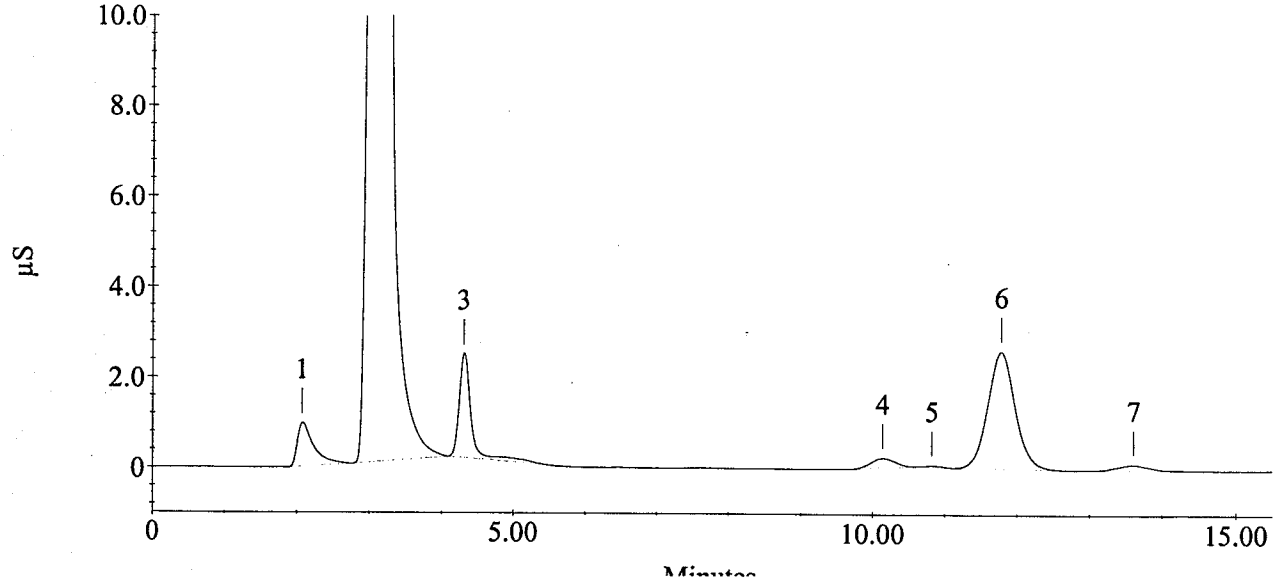

Sample Name : JY56 C1
Method File Name : c:\peaknet\method\std.met

Current Date : 9/30/06
Date Time Collected : 9/30/06 2:23:06 AM

Injection Number : 38
Dilution Factor : 50.00
column :

Calibration Date : 9/29/06 5:09:54 PM
Data File Name : ...\SEP2906DAP_038.DXD
Injection Volume : 1.00

Module ID : 34 07 2a
Schedule File Name : ...\sep2906dap.sch

Peak Information : All Peaks

Pk. Num	Ret Time	Component Name	conc. (ppm)	Height	Area	Bl. Code	%Delta
1	2.07	Unknown 1	0.00	6383	100766	1	
2	3.10	FLUORIDE	583.05	602245	6692472	1	0.54
3	4.33	CHLORIDE	38.96	27398	291799	1	0.39
4	7.65	NITRATE-N	0.13	175	2572	1	4.08
5	10.17	PHOSPHATE-P	5.72	1253	32324	1	0.16
6	11.78	SULFATE	105.60	19465	511921	1	-0.84
		---total(s)---	733.46	656920	7631854		

JY56 C1

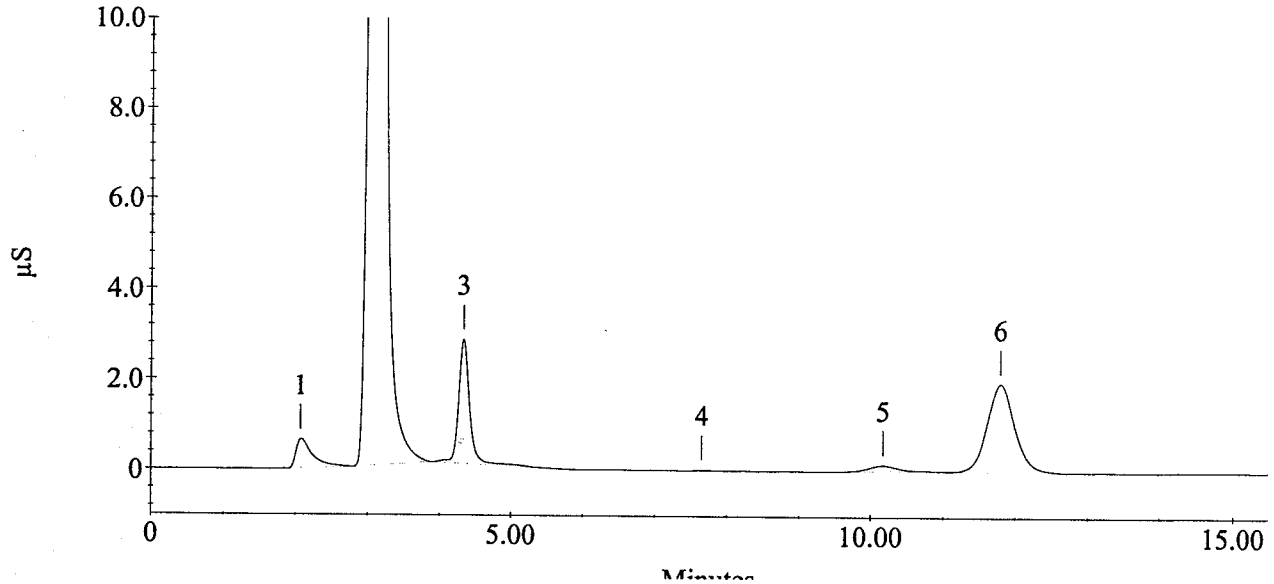

Sample Name : JY56 E1
Method File Name : c:\peaknet\method\std.met

Current Date : 9/30/06
Date Time Collected : 9/30/06 2:40:51 AM

Injection Number : 39
Dilution Factor : 50.00
column :

Calibration Date : 9/29/06 5:09:54 PM
Data File Name : ...\SEP2906DAP_039.DXD
Injection Volume : 1.00

Module ID : 34 07 2a
Schedule File Name : ...\sep2906dap.sch

Peak Information : All Peaks

Pk. Num	Ret Time	Component Name	conc. (ppm)	Height	Area	Bl. Code	%Delta
1	1.20	Unknown 1	0.00	925	48752	1	
2	2.07	Unknown 2	0.00	947	13916	1	
3	3.05	FLUORIDE	67.40	75626	773643	1	-1.08
4	4.32	CHLORIDE	10.18	7051	76211	1	0.00
5	11.78	SULFATE	100.70	18629	488142	1	-0.84
		---total(s)---	178.27	103178	1400665		

JY56 E1

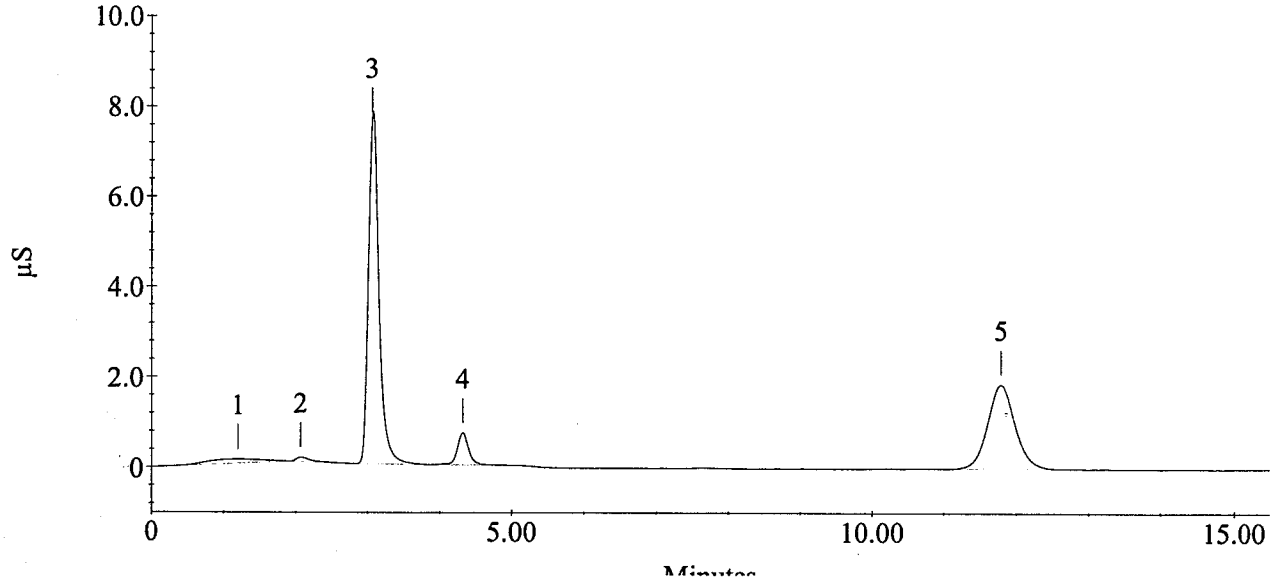

Sample Name : JY56 A1 MS
Method File Name : c:\peaknet\method\std.met

Current Date : 9/30/06
Date Time Collected : 9/30/06 2:58:38 AM

Injection Number : 40
Dilution Factor : 50.00
column :

Calibration Date : 9/29/06 5:09:54 PM
Data File Name : ...\SEP2906DAP_040.DXD
Injection Volume : 1.00

Module ID : 34 07 2a
Schedule File Name : ...\sep2906dap.sch

Peak Information : All Peaks

Pk. Num	Ret Time	Component Name	conc. (ppm)	Height	Area	Bl. Code	%Delta
1	1.23	Unknown 1	0.00	811	41993	1	
2	2.07	Unknown 2	0.00	2781	41583	1	
3	3.07	FLUORIDE	161.28	183676	1851237	1	-0.54
4	4.32	CHLORIDE	110.90	80717	830575	1	0.00
5	5.15	NITRITE-N	92.48	123114	1563487	1	0.00
6	6.45	BROMIDE	95.59	19262	279439	1	0.78
7	7.48	NITRATE-N	89.61	103020	1766441	1	1.81
8	10.10	PHOSPHATE-P	92.83	19807	524824	1	-0.49
9	11.77	SULFATE	154.20	28808	747491	1	-0.98
		---total(s)---	796.89	561994	7647070		

JY56 A1 MS

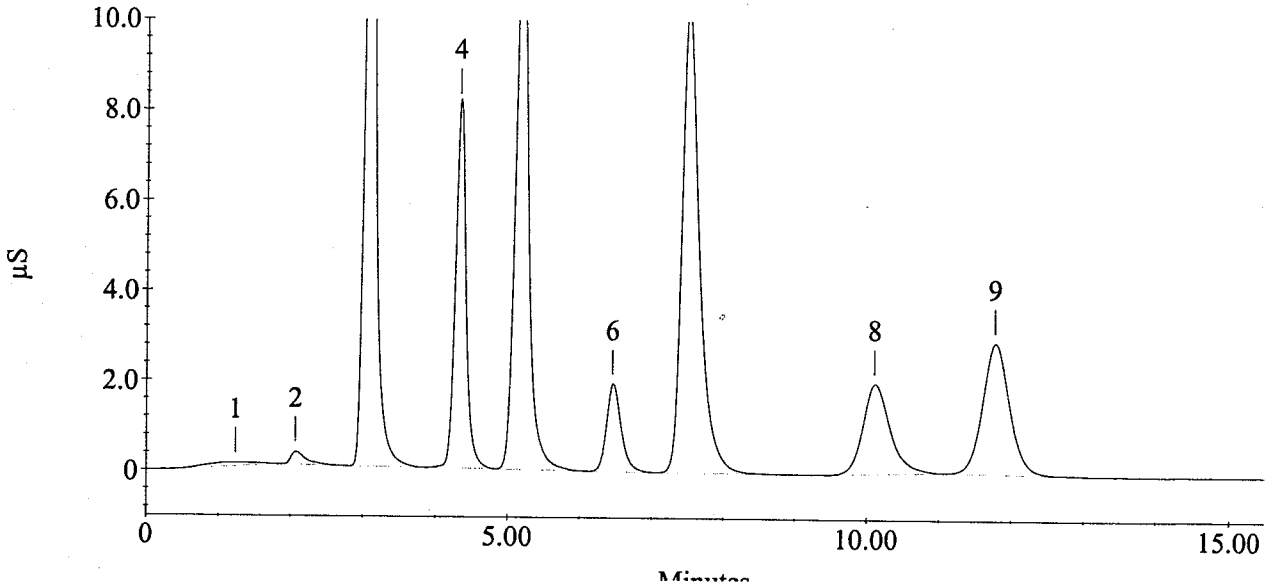

Sample Name : JY56 A1
Method File Name : c:\peaknet\method\std.met

Current Date : 9/30/06
Date Time Collected : 9/30/06 3:16:25 AM

Injection Number : 41
Dilution Factor : 20.00
column :

Calibration Date : 9/29/06 5:09:54 PM
Data File Name : ...\SEP2906DAP_041.DXD
Injection Volume : 1.00

Module ID : 34 07 2a
Schedule File Name : ...\sep2906dap.sch

Peak Information : All Peaks

Pk. Num	Ret Time	Component Name	conc. (ppm)	Height	Area	Bl. Code	%Delta
1	2.07	Unknown 1	0.00	4150	60833	1	
2	3.07	FLUORIDE	63.80	174475	1830752	1	-0.54
3	4.33	CHLORIDE	15.98	28402	299144	1	0.39
4	6.77	Unknown 2	0.00	1169	12444	1	
5	10.17	PHOSPHATE-P	1.82	959	25675	1	0.16
6	11.78	SULFATE	56.43	26189	683926	1	-0.84
		---total(s)---	138.03	235344	2912774		

JY56 A1

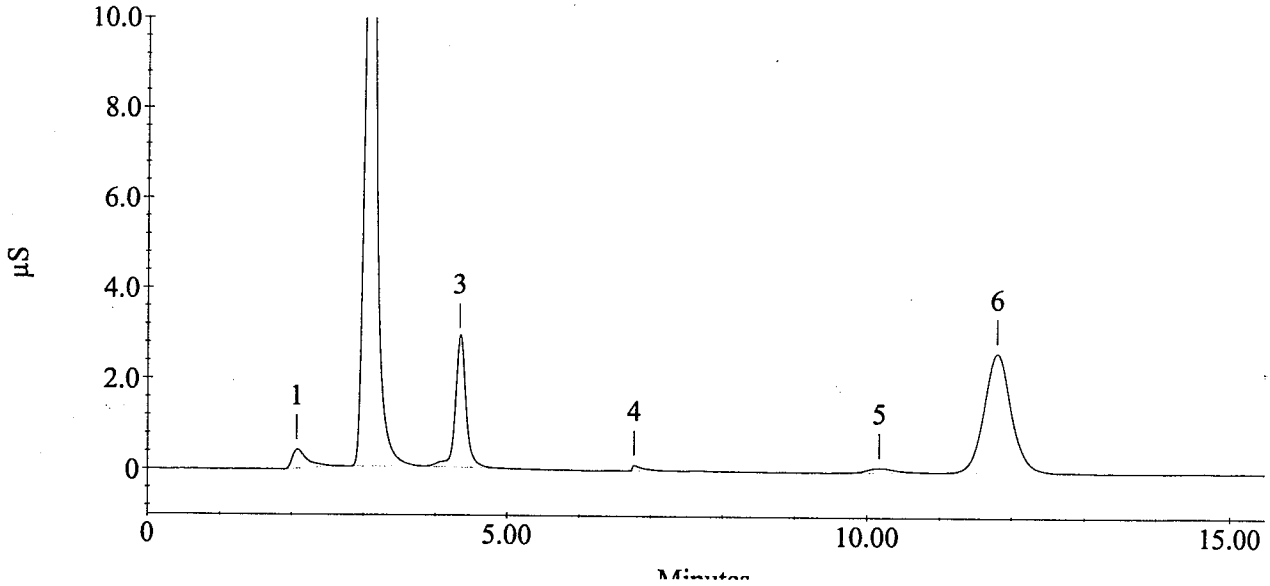

Sample Name : JY56 A1 DUP
Method File Name : c:\peaknet\method\std.met

Current Date : 9/30/06
Date Time Collected : 9/30/06 3:34:12 AM

Injection Number : 42
Dilution Factor : 20.00
column :

Calibration Date : 9/29/06 5:09:54 PM
Data File Name : ...\SEP2906DAP_042.DXD
Injection Volume : 1.00

Module ID : 34 07 2a
Schedule File Name : ...\sep2906dap.sch

Peak Information : All Peaks

Pk. Num	Ret Time	Component Name	conc. (ppm)	Height	Area	Bl. Code	%Delta
1	2.08	Unknown 1	0.00	4282	66725	1	
2	3.07	FLUORIDE	64.47	175469	1849968	1	-0.54
3	4.33	CHLORIDE	16.99	29804	318024	1	0.39
4	10.18	PHOSPHATE-P	2.22	1084	31318	1	0.33
5	11.78	SULFATE	56.81	26411	688413	1	-0.84
		---total(s)---	140.47	237050	2954447		

JY56 A1 DUP

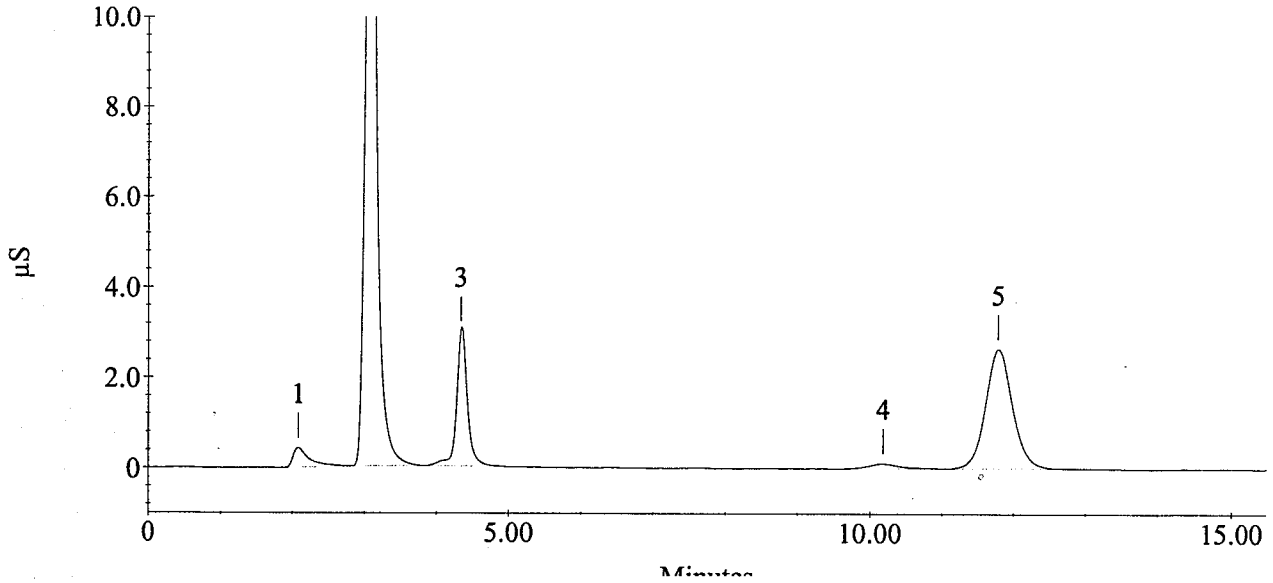

Sample Name : CCV
Method File Name : c:\peaknet\method\std.met

Current Date : 9/30/06
Date Time Collected : 9/30/06 3:51:58 AM

Injection Number : 43
Dilution Factor : 1.00
column :

Calibration Date : 9/29/06 5:09:54 PM
Data File Name : ...\SEP2906DAP_043.DXD
Injection Volume : 1.00

Module ID : 34 07 2a
Schedule File Name : ...\sep2906dap.sch

Peak Information : All Peaks

Pk. Num	Ret Time	Component Name	conc. (ppm)	Height	Area	Bl. Code	%Delta
1	2.08	Unknown 1	0.00	1784	23838	1	
2	3.07	FLUORIDE	2.81	163290	1615358	1	-0.54
3	4.32	CHLORIDE	2.85	101854	1068359	1	0.00
4	5.15	NITRITE-N	2.96	194444	2499718	1	0.00
5	6.45	BROMIDE	2.90	29662	423873	1	0.78
6	7.45	NITRATE-N	2.84	164733	2802191	1	1.36
7	10.10	PHOSPHATE-P	2.79	30527	788774	1	-0.49
8	11.77	SULFATE	3.02	28340	733141	1	-0.98
		---total(s)---					
			20.18	714634	9955253		

CCV

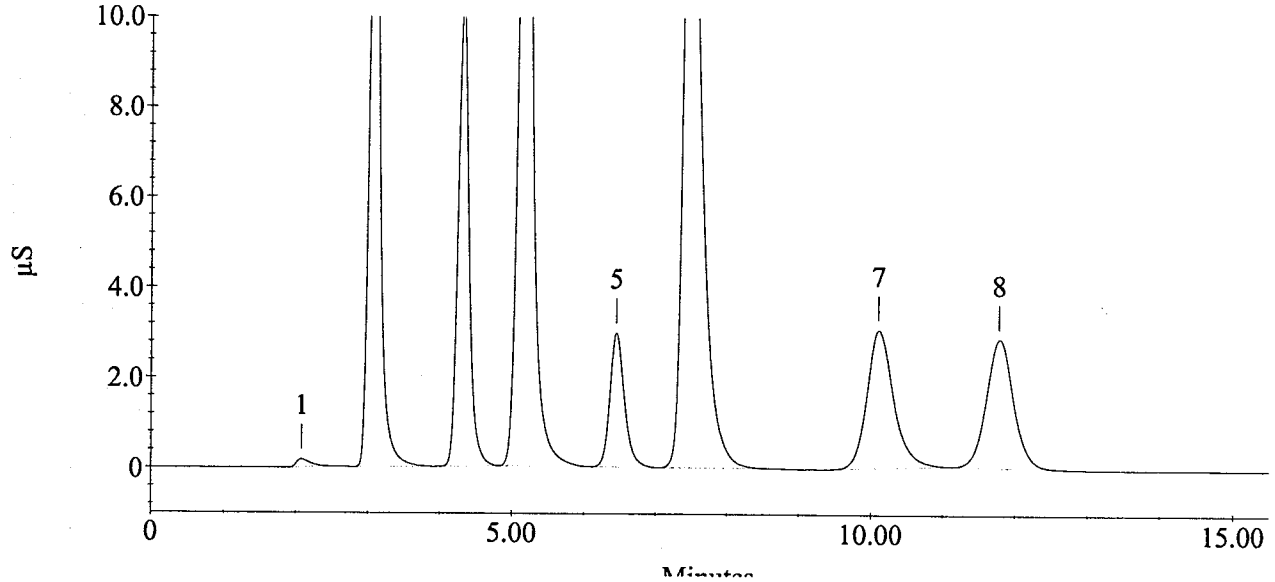

Sample Name : CCB
Method File Name : c:\peaknet\method\std.met

Current Date : 9/30/06
Date Time Collected : 9/30/06 4:09:44 AM

Injection Number : 44
Dilution Factor : 1.00
column :

Calibration Date : 9/29/06 5:09:54 PM
Data File Name : ...\SEP2906DAP_044.DXD
Injection Volume : 1.00

Module ID : 34 07 2a
Schedule File Name : ...\sep2906dap.sch

Peak Information : All Peaks

Pk. Num	Ret Time	Component Name	conc. (ppm)	Height	Area	Bl. Code	%Delta
1	2.57	Unknown 1	0.00	154	3973	1	
2	4.30	CHLORIDE	0.10	3323	36985	1	-0.39
3	7.63	NITRATE-N	0.01	549	8938	1	3.85
4	11.80	SULFATE	0.01	171	3314	1	-0.70
		---total(s)---	0.12	4197	53209		

CCB

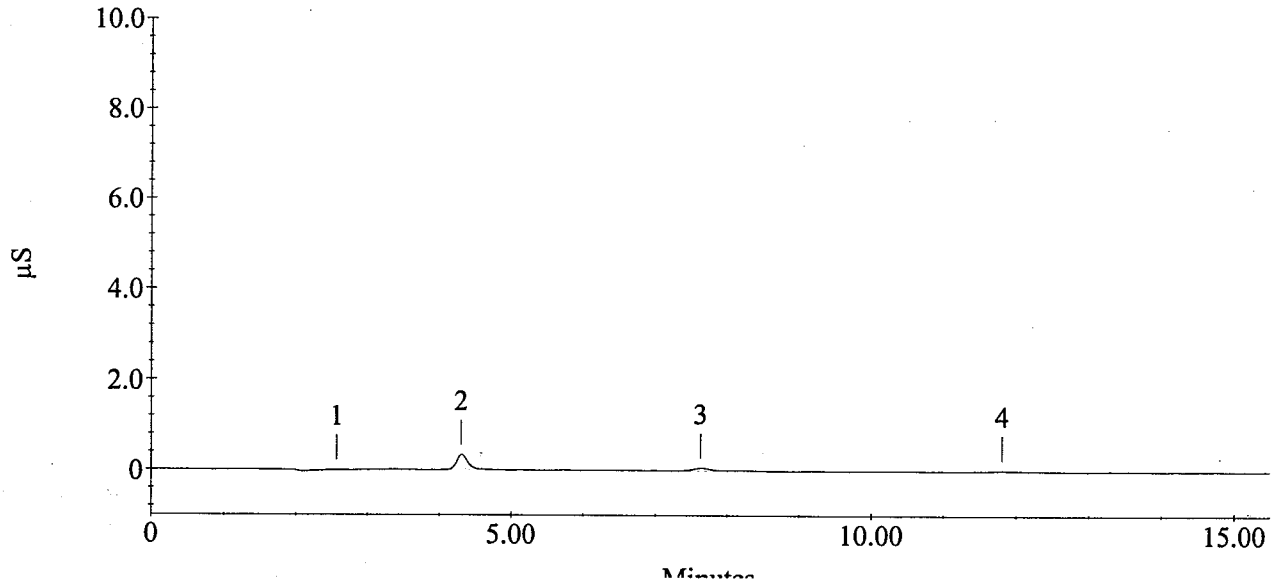

Sample Name : JY56 E1
Method File Name : c:\peaknet\method\std.met

Current Date : 9/30/06
Date Time Collected : 9/30/06 4:27:29 AM

Injection Number : 45
Dilution Factor : 20.00
column :

Calibration Date : 9/29/06 5:09:54 PM
Data File Name : ...\SEP2906DAP_045.DXD
Injection Volume : 1.00

Module ID : 34 07 2a
Schedule File Name : ...\sep2906dap.sch

Peak Information : All Peaks

Pk. Num	Ret Time	Component Name	conc. (ppm)	Height	Area	Bl. Code	%Delta
1	2.08	Unknown 1	0.00	3010	46722	1	
2	3.07	FLUORIDE	71.35	199344	2047571	1	-0.54
3	4.33	CHLORIDE	7.63	12885	142776	1	0.39
4	7.63	NITRATE-N	0.08	236	3857	1	3.85
5	11.78	SULFATE	103.06	48206	1248920	1	-0.84
		---total(s)---	182.11	263680	3489846		

JY56 E1

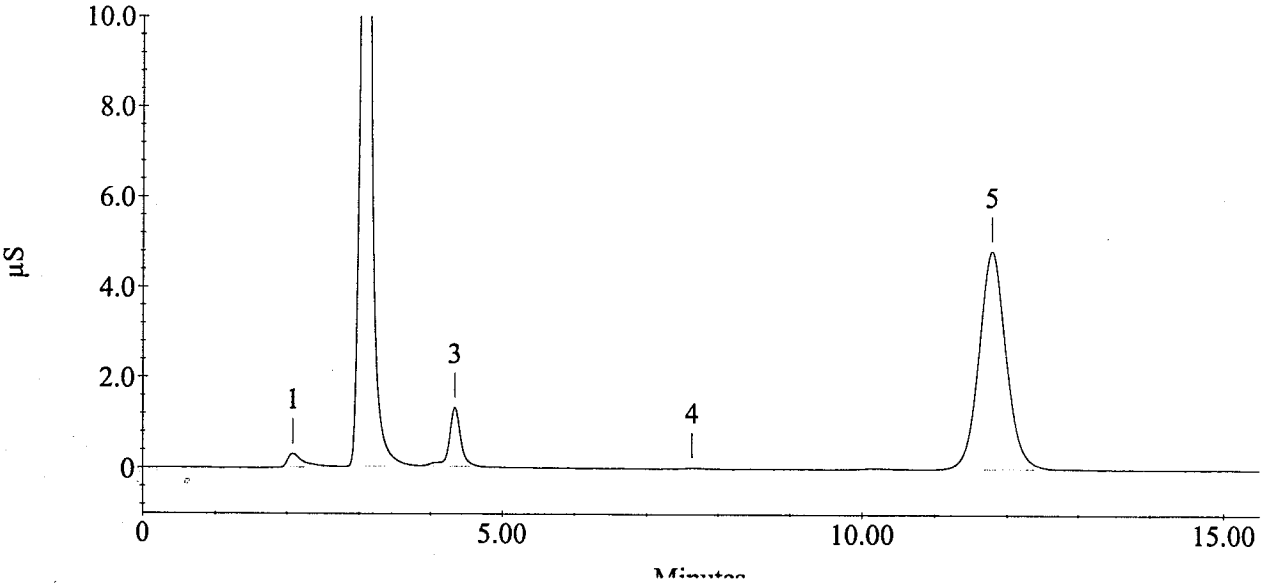

Sample Name : JY56 F1
Method File Name : c:\peaknet\method\std.met

Current Date : 9/30/06
Date Time Collected : 9/30/06 4:45:15 AM

Injection Number : 46
Dilution Factor : 20.00
column :

Calibration Date : 9/29/06 5:09:54 PM
Data File Name : ...\SEP2906DAP_046.DXD
Injection Volume : 1.00

Module ID : 34 07 2a
Schedule File Name : ...\sep2906dap.sch

Peak Information : All Peaks

Pk. Num	Ret Time	Component Name	conc. (ppm)	Height	Area	Bl. Code	%Delta
1	2.07	Unknown 1	0.00	46969	702736	1	
2	3.28	Unknown 2	0.00	2425985	55449826	1	
3	4.32	CHLORIDE	68.51	133988	1282817	1	0.00
4	6.40	BROMIDE	0.50	248	3629	1	0.00
5	7.60	NITRATE-N	0.08	250	3912	1	3.40
6	10.05	PHOSPHATE-P	20.56	11732	290656	1	-0.99
7	10.73	Unknown 3	0.00	895	14030	1	
8	11.67	SULFATE	308.95	140224	3744161	1	-1.82
9	13.50	Unknown 4	0.00	6101	194928	1	
		---total(s)---	398.61	2766392	61686695		

500X

JY56 F1

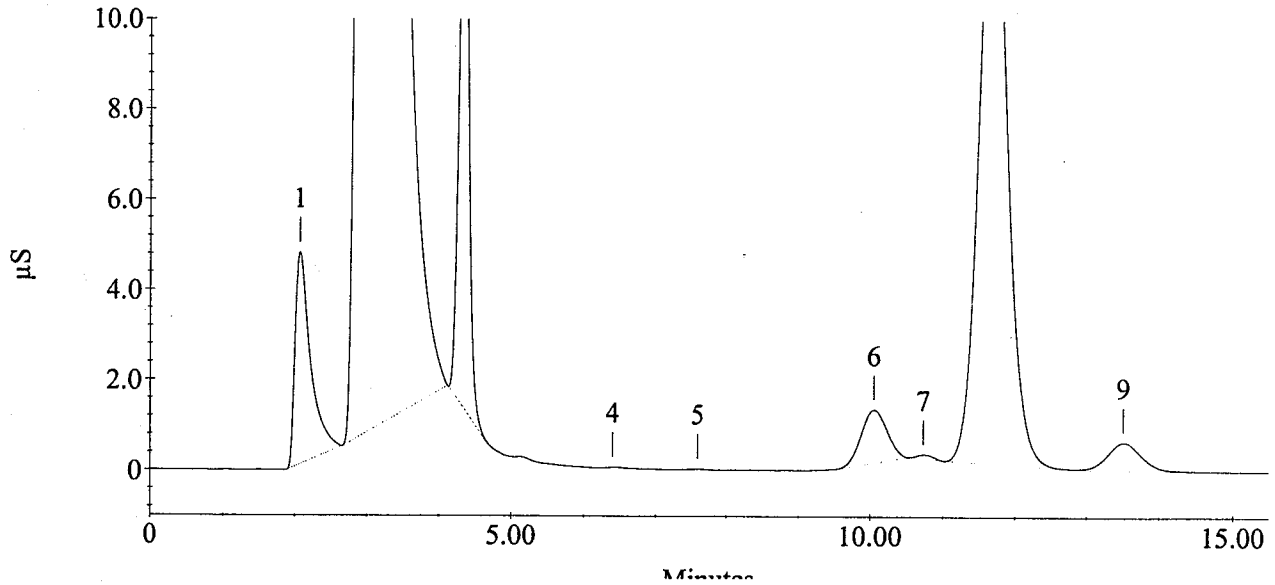

Sample Name : JY56 G1
Method File Name : c:\peaknet\method\std.met

Current Date : 9/30/06
Date Time Collected : 9/30/06 5:03:02 AM

Injection Number : 47
Dilution Factor : 20.00
column :

Calibration Date : 9/29/06 5:09:54 PM
Data File Name : ...\SEP2906DAP_047.DXD
Injection Volume : 1.00

Module ID : 34 07 2a
Schedule File Name : ...\sep2906dap.sch

Peak Information : All Peaks

Pk. Num	Ret Time	Component Name	conc. (ppm)	Height	Area	Bl. Code	%Delta
1	2.07	Unknown 1	0.00	46337	693881	1	
2	3.28	Unknown 2	0.00 500X	2413754	54601359	1	
3	4.33	CHLORIDE	74.36	143957	1392242	1	0.39
4	6.45	BROMIDE	0.42	264	3103	1	0.78
5	7.58	NITRATE-N	0.04	137	1932	1	3.17
6	10.05	PHOSPHATE-P	19.52	11350	275878	1	-0.99
7	10.75	Unknown 3	0.00	1591	26192	1	
8	11.65	SULFATE	310.33	140886	3760878	1	-1.96
9	13.50	Unknown 4	0.00	5942	187223	1	
		---total(s)---	404.67	2764220	60942687		

JY56 G1

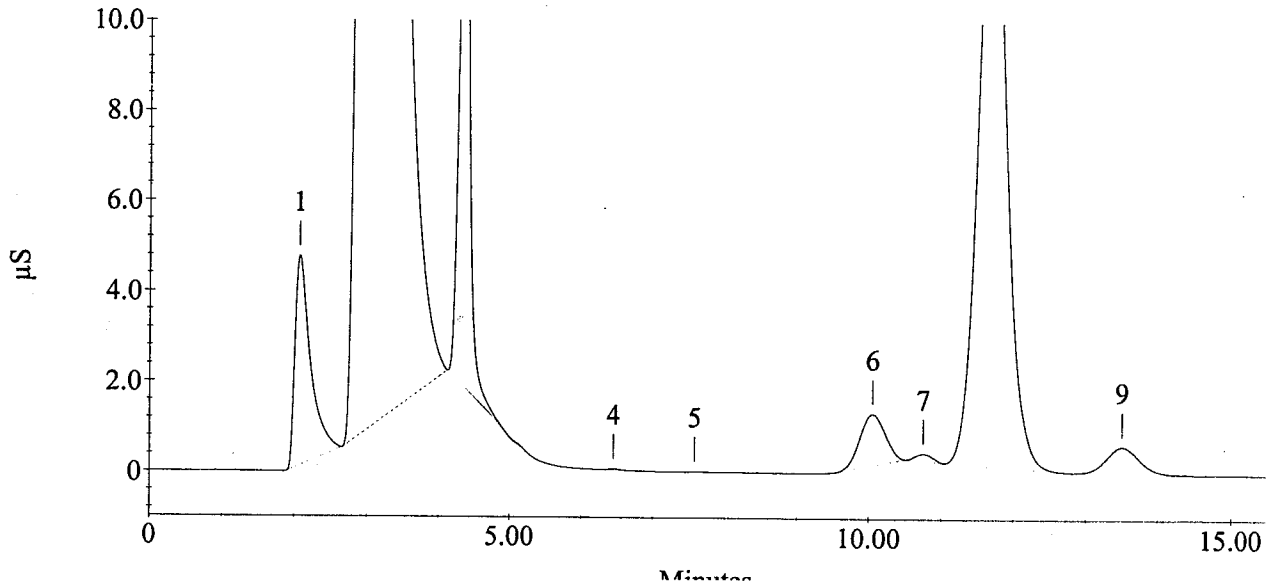

Sample Name : JY56 B1
Method File Name : c:\peaknet\method\std.met

Current Date : 9/30/06
Date Time Collected : 9/30/06 5:20:49 AM

Injection Number : 48
Dilution Factor : 1.00
column :

Calibration Date : 9/29/06 5:09:54 PM
Data File Name : ...\SEP2906DAP_048.DXD
Injection Volume : 1.00

Module ID : 34 07 2a
Schedule File Name : ...\sep2906dap.sch

Peak Information : All Peaks

Pk. Num	Ret Time	Component Name	conc. (ppm)	Height	Area	Bl. Code	%Delta
1	2.08	Unknown 1	0.00	34780	555314	1	
2	3.05	FLUORIDE	0.32	14629	180875	1	-1.08
3	5.20	NITRITE-N	6.03	801450	5094276	1	0.97
4	6.80	Unknown 2	0.00	2869	33300	1	
5	7.90	Unknown 3	0.00	220	2927	1	
6	12.03	SULFATE	0.09	927	22769	1	1.26
7	13.82	Unknown 4	0.00	552	15218	1	
		---total(s)---	6.44	855426	5904679		

JY56 B1

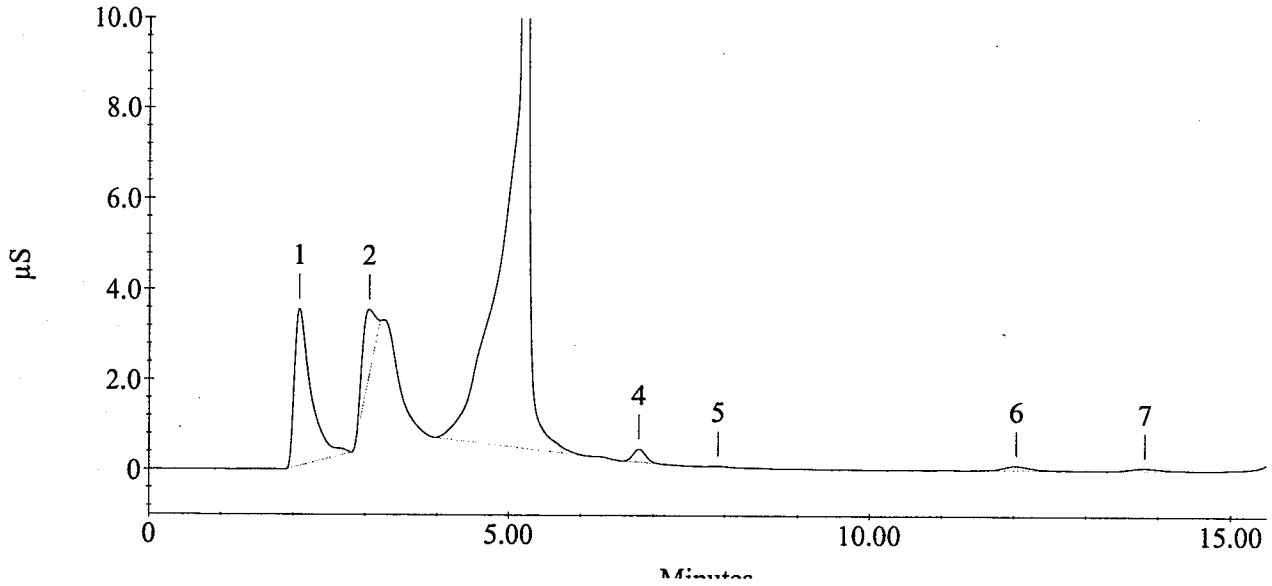

Sample Name : JY56 D1
Method File Name : c:\peaknet\method\std.met

Current Date : 9/30/06
Date Time Collected : 9/30/06 5:38:36 AM

Injection Number : 49
Dilution Factor : 1.00
column :

Calibration Date : 9/29/06 5:09:54 PM
Data File Name : ...\SEP2906DAP_049.DXD
Injection Volume : 1.00

Module ID : 34 07 2a
Schedule File Name : ...\sep2906dap.sch

Peak Information : All Peaks

Pk. Num	Ret Time	Component Name	conc. (ppm)	Height	Area	Bl. Code	%Delta
1	2.07	Unknown 1	0.00	52861	790967	1	
2	3.00	FLUORIDE	12.84	231483	7367596	1	-2.70
3	5.23	NITRITE-N	11.33	1588862	9574968	1	1.62
4	6.80	Unknown 2	0.00	3564	41655	1	
5	7.87	Unknown 3	0.00	3408	53661	1	
6	12.00	SULFATE	0.22	2038	53940	1	0.98
7	13.72	Unknown 4	0.00	412	10088	1	
		---total(s)---					
			24.39	1882628	17892875		

JY56 D1

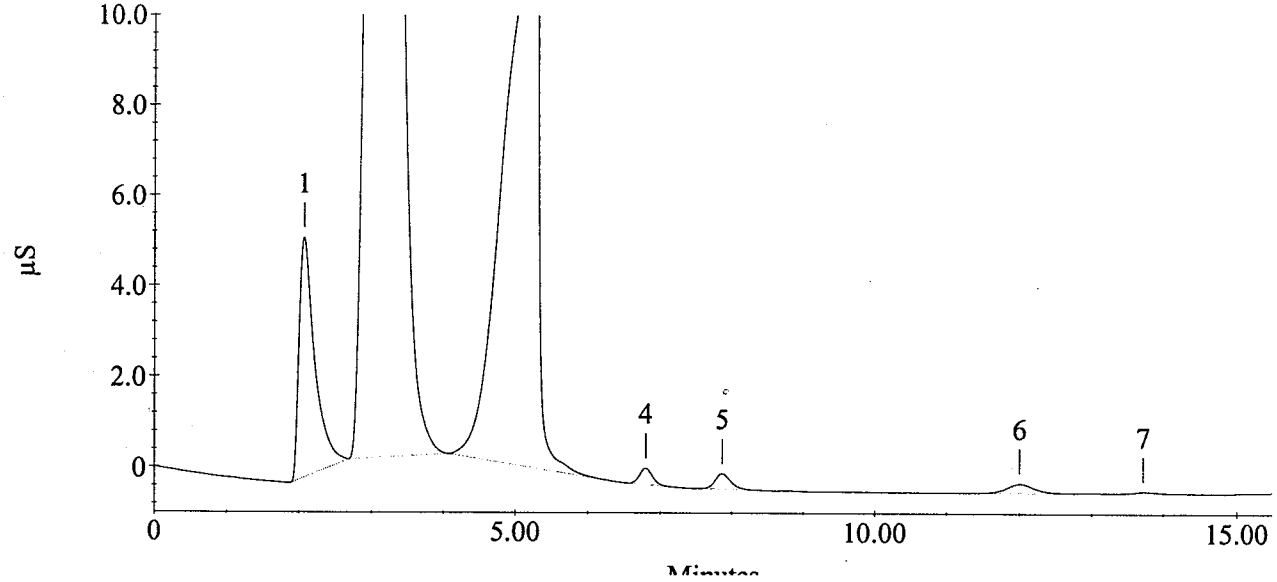

Sample Name : JX42 A1
Method File Name : c:\peaknet\method\std.met

Current Date : 9/30/06
Date Time Collected : 9/30/06 5:56:24 AM

Injection Number : 50
Dilution Factor : 50.00
column :

Calibration Date : 9/29/06 5:09:54 PM
Data File Name : ...\SEP2906DAP_050.DXD
Injection Volume : 1.00

Module ID : 34 07 2a
Schedule File Name : ...\sep2906dap.sch

Peak Information : All Peaks

Pk. Num	Ret Time	Component Name	conc. (ppm)	Height	Area	Bl. Code	%Delta
1	2.05	Unknown 1	0.00	504	6044	1	
2	3.07	FLUORIDE	0.10	166	1104	1	-0.54
3	3.40	Unknown 2	0.00	12231	140495	1	
4	4.02	Unknown 3	0.00	4003	41784	1	
5	4.32	CHLORIDE	6.84	5763	51256	1	0.00
6	5.90	Unknown 4	0.00	2646	52358	1	
7	7.65	NITRATE-N	0.08	128	1555	1	4.08
8	10.18	PHOSPHATE-P	1.45	364	8224	1	0.33
9	15.37	Unknown 5	0.00	43	1822	1	
		---total(s)---	8.47	25845	304642		

JX42 A1

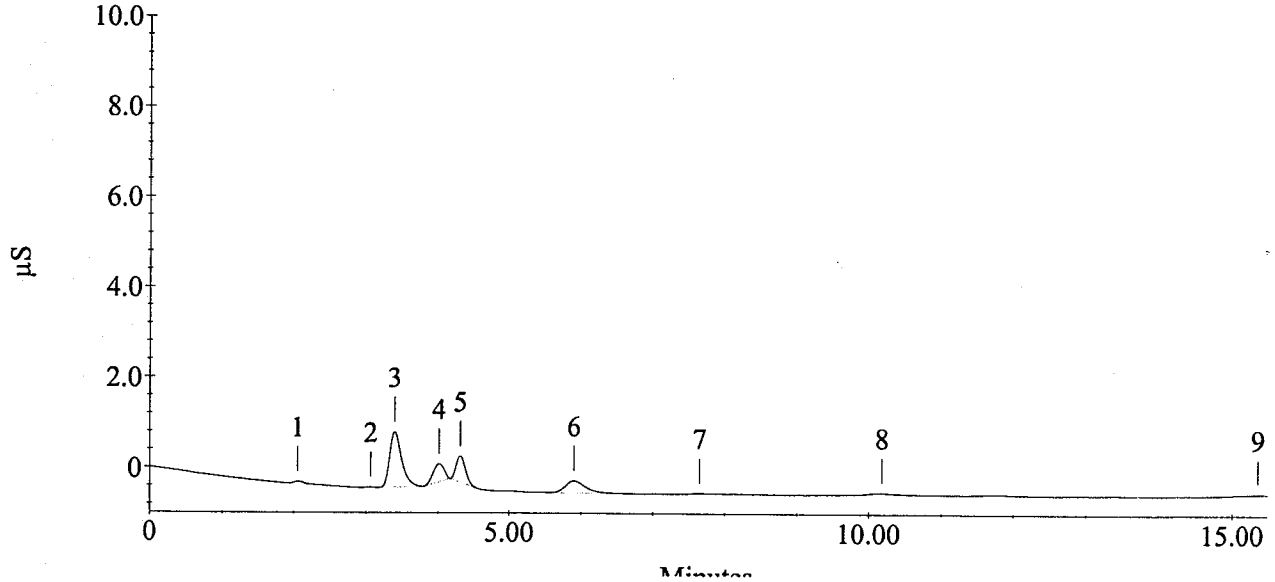

Sample Name : JX42 A1 DUP
Method File Name : c:\peaknet\method\std.met

Current Date : 9/30/06
Date Time Collected : 9/30/06 6:14:10 AM

Injection Number : 51
Dilution Factor : 50.00
column :

Calibration Date : 9/29/06 5:09:54 PM
Data File Name : ...\SEP2906DAP_051.DXD
Injection Volume : 1.00

Module ID : 34 07 2a
Schedule File Name : ...\sep2906dap.sch

Peak Information : All Peaks

Pk. Num	Ret Time	Component Name	conc. (ppm)	Height	Area	Bl. Code	%Delta
1	2.07	Unknown 1	0.00	583	5294	1	
2	3.40	Unknown 2	0.00	12064	137132	1	
3	4.02	Unknown 3	0.00	4152	45340	1	
4	4.32	CHLORIDE	3.81	3430	28562	1	0.00
5	5.90	Unknown 4	0.00	2709	54591	1	
6	7.68	NITRATE-N	0.13	158	2653	1	4.54
7	10.17	PHOSPHATE-P	1.60	374	9060	1	0.16
8	11.78	SULFATE	0.46	141	2253	1	-0.84
9	15.32	Unknown 5	0.00	93	1834	1	
		---total(s)---					
			6.02	23703	286719		

JX42 A1 DUP

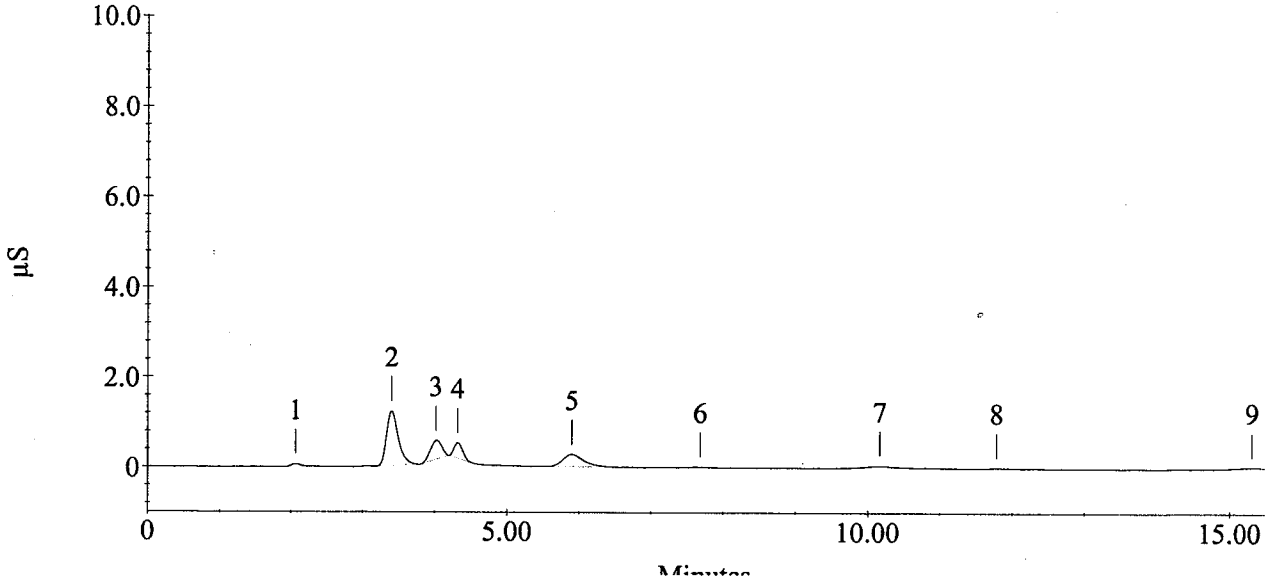

Sample Name : JX42 A1 MS
Method File Name : c:\peaknet\method\std.met

Current Date : 9/30/06
Date Time Collected : 9/30/06 6:31:57 AM

Injection Number : 52
Dilution Factor : 50.00
column :

Calibration Date : 9/29/06 5:09:54 PM
Data File Name : ...\SEP2906DAP_052.DXD
Injection Volume : 1.00

Module ID : 34 07 2a
Schedule File Name : ...\sep2906dap.sch

Peak Information : All Peaks

Pk. Num	Ret Time	Component Name	conc. (ppm)	Height	Area	Bl. Code	%Delta
1	2.07	Unknown 1	0.00	2213	34047	1	
2	3.05	FLUORIDE	80.90	99371	928622	1	-1.08
3	3.38	Unknown 2	0.00	6962	60344	1	
4	4.02	Unknown 3	0.00	2692	24863	1	
5	4.32	CHLORIDE	90.10	68793	674829	1	0.00
6	5.15	NITRITE-N	90.56	123411	1530999	1	0.00
7	5.88	Unknown 4	0.00	1852	27250	1	
8	6.45	BROMIDE	92.33	19147	269899	1	0.78
9	7.48	NITRATE-N	89.59	103930	1765946	1	1.81
10	10.08	PHOSPHATE-P	90.30	18803	510558	1	-0.66
11	11.75	SULFATE	95.93	18123	465030	1	-1.12
12	15.42	Unknown 5	0.00	7	2024	1	
		---total(s)---	629.72	465303	6294412		

JX42 A1 MS

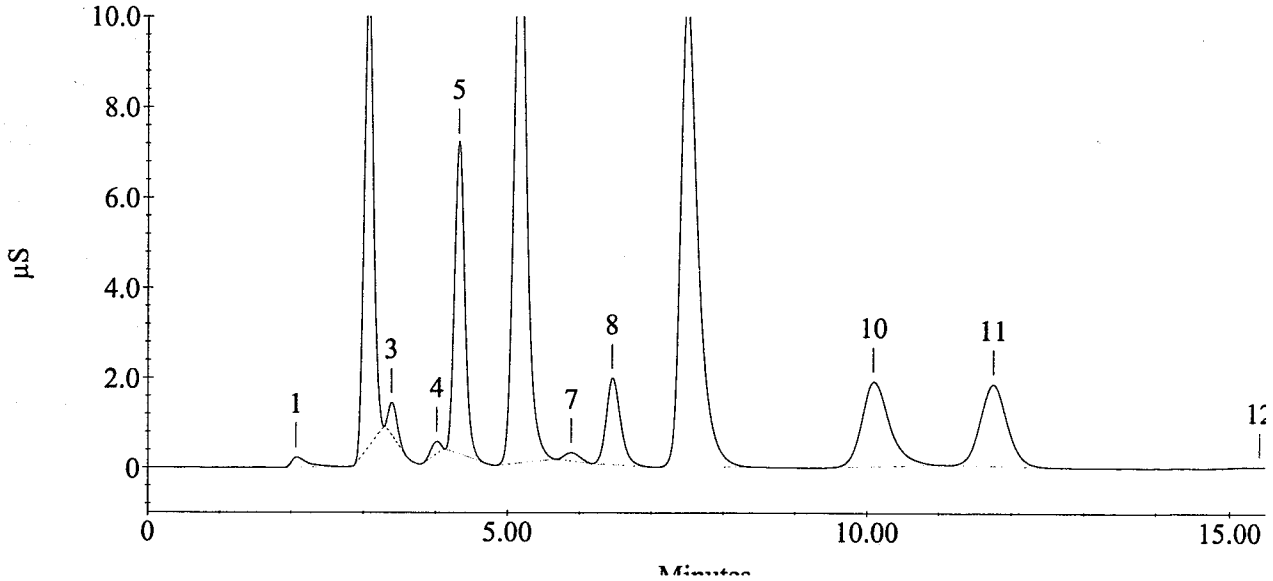

Sample Name : JX42 A1
Method File Name : c:\peaknet\method\std.met

Current Date : 9/30/06
Date Time Collected : 9/30/06 6:49:44 AM

Injection Number : 53
Dilution Factor : 2.00
column :

Calibration Date : 9/29/06 5:09:54 PM
Data File Name : ...\SEP2906DAP_053.DXD
Injection Volume : 1.00

Module ID : 34 07 2a
Schedule File Name : ...\sep2906dap.sch

Peak Information : All Peaks

Pk. Num	Ret Time	Component Name	conc. (ppm)	Height	Area	Bl. Code	%Delta
1	2.07	Unknown 1	0.00	18655	289793	1	
2	3.48	Unknown 2	0.00	134693	2681862	1	
3	4.62	Unknown 3	0.00	110960	1869889	1	
4	5.93	Unknown 4	0.00	64017	1355735	1	
5	10.18	PHOSPHATE-P	1.11	4105	156462	1	0.33
6	11.82	SULFATE	0.14	697	16466	1	-0.56
7	14.57	Unknown 5	0.00	7312	334918	1	
		---total(s)---	1.24	340439	6705126		

JX42 A1

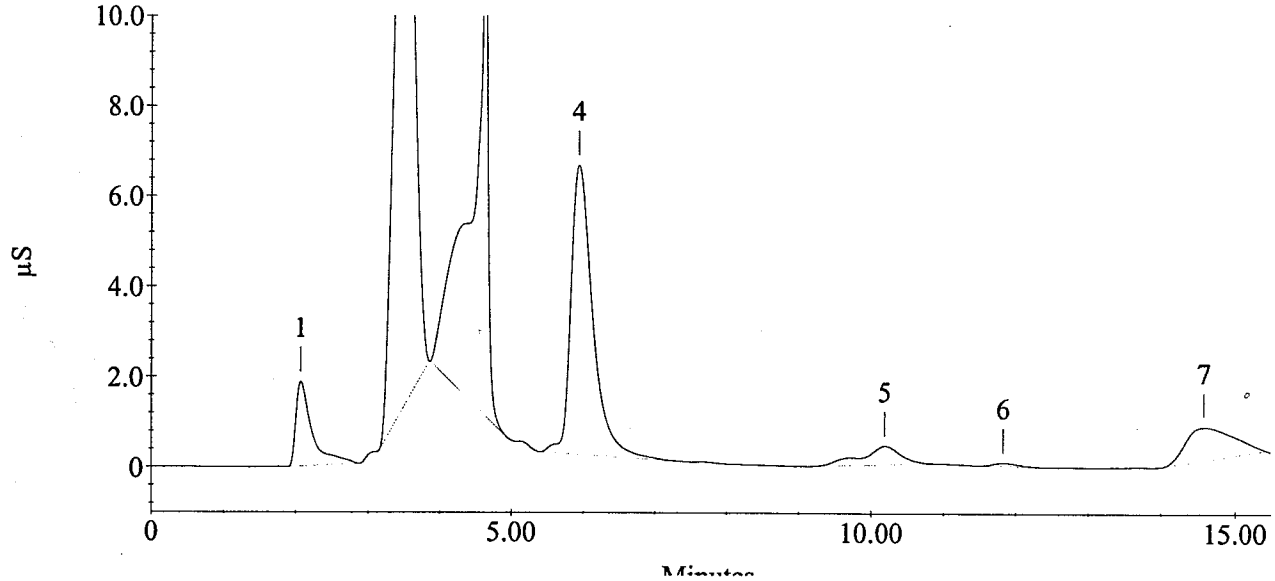

Sample Name : JX42 A1 DUP
Method File Name : c:\peaknet\method\std.met

Current Date : 9/30/06
Date Time Collected : 9/30/06 7:07:31 AM

Injection Number : 54
Dilution Factor : 2.00
column :

Calibration Date : 9/29/06 5:09:54 PM
Data File Name : ...\SEP2906DAP_054.DXD
Injection Volume : 1.00

Module ID : 34 07 2a
Schedule File Name : ...\sep2906dap.sch

Peak Information : All Peaks

Pk. Num	Ret Time	Component Name	conc. (ppm)	Height	Area	Bl. Code	%Delta
1	2.07	Unknown 1	0.00	20496	321179	1	
2	3.48	Unknown 2	0.00	130114	2654959	1	
3	4.62	Unknown 3	0.00	113525	1788762	1	
4	5.92	Unknown 4	0.00	62734	1310719	1	
5	10.17	PHOSPHATE-P	1.59	5952	225423	1	0.16
6	11.83	SULFATE	0.10	599	12482	1	-0.42
7	13.67	Unknown 5	0.00	149	8948	1	
8	14.57	Unknown 6	0.00	7279	335436	1	
		---total(s)---	1.70	340847	6657908		

JX42 A1 DUP

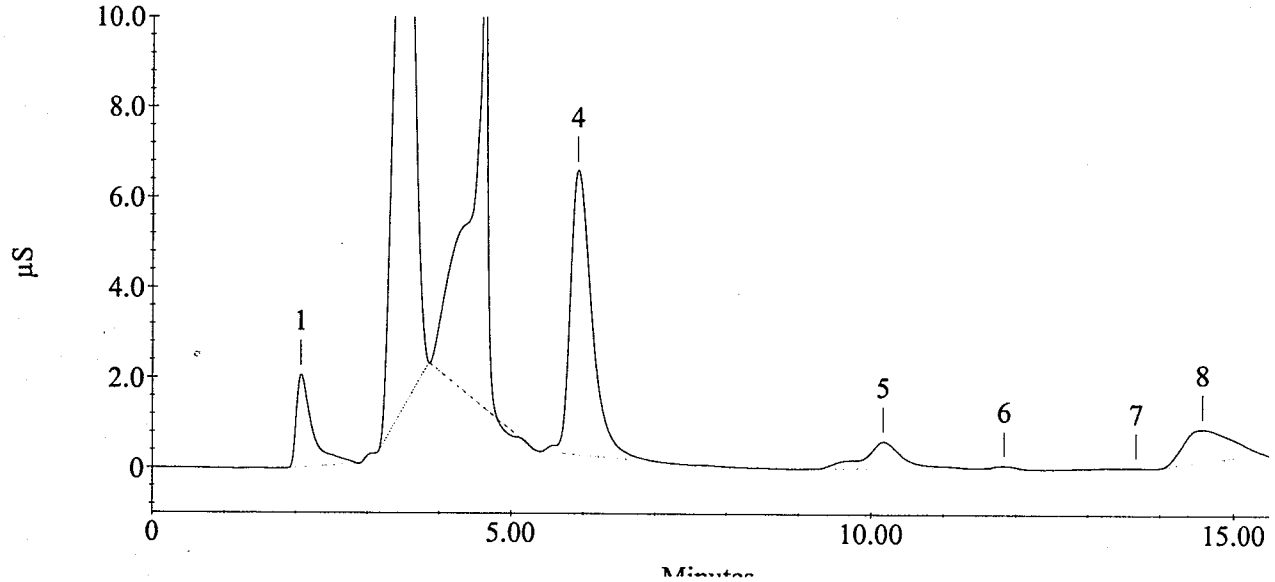

Sample Name : CCV
Method File Name : c:\peaknet\method\std.met

Current Date : 9/30/06
Date Time Collected : 9/30/06 7:25:18 AM

Injection Number : 55
Dilution Factor : 1.00
column :

Calibration Date : 9/29/06 5:09:54 PM
Data File Name : ...\SEP2906DAP_055.DXD
Injection Volume : 1.00

Module ID : 34 07 2a
Schedule File Name : ...\sep2906dap.sch

Peak Information : All Peaks

Pk. Num	Ret Time	Component Name	conc. (ppm)	Height	Area	Bl. Code	%Delta
1	2.08	Unknown 1	0.00	1875	26282	1	
2	3.05	FLUORIDE	2.81	158631	1614455	1	-1.08
3	4.30	CHLORIDE	2.90	102472	1085647	1	-0.39
4	5.15	NITRITE-N	2.95	197102	2491307	1	0.00
5	6.43	BROMIDE	2.89	29731	422922	1	0.52
6	7.43	NITRATE-N	2.85	165055	2805102	1	1.13
7	10.07	PHOSPHATE-P	2.69	28619	759592	1	-0.82
8	11.72	SULFATE	3.01	28420	729585	1	-1.40
		---total(s)---					
			20.10	711905	9934892		

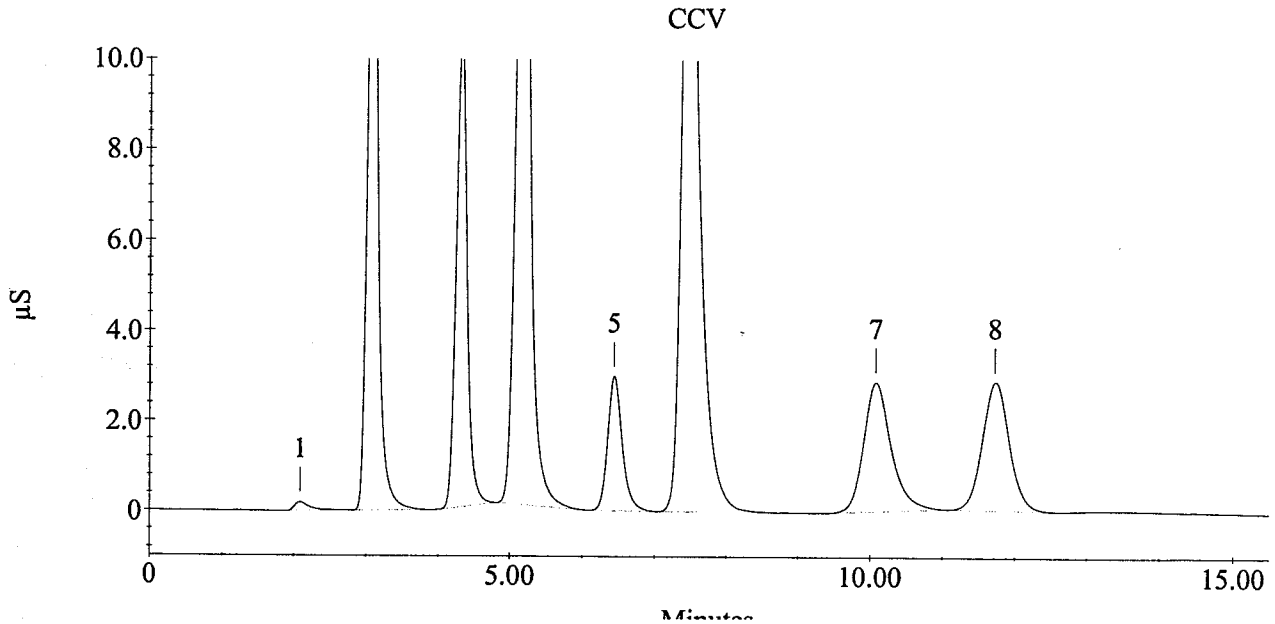

Sample Name : CCB
Method File Name : c:\peaknet\method\std.met

Current Date : 9/30/06
Date Time Collected : 9/30/06 7:43:05 AM

Injection Number : 56
Dilution Factor : 1.00
column :

Calibration Date : 9/29/06 5:09:54 PM
Data File Name : ...\SEP2906DAP_056.DXD
Injection Volume : 1.00

Module ID : 34 07 2a
Schedule File Name : ...\sep2906dap.sch

Peak Information : All Peaks

Pk. Num	Ret Time	Component Name	conc. (ppm)	Height	Area	Bl. Code	%Delta
1	4.30	CHLORIDE	0.08	2397	28986	1	-0.39
2	7.62	NITRATE-N	0.00	196	3738	1	3.63
3	11.68	SULFATE	0.02	165	3859	1	-1.68
		---total(s)---	0.10	2759	36583		

CCB

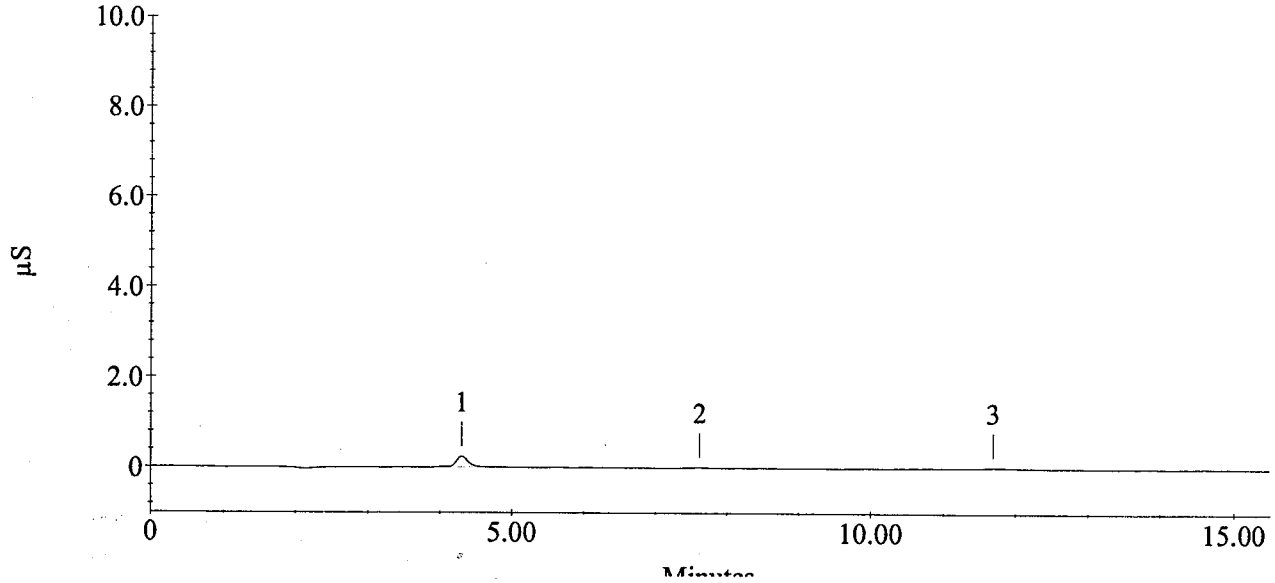

Sample Name : JX42 A1 MS
Method File Name : c:\peaknet\method\std.met

Current Date : 9/30/06
Date Time Collected : 9/30/06 8:00:50 AM

Injection Number : 57
Dilution Factor : 2.00
column :

Calibration Date : 9/29/06 5:09:54 PM
Data File Name : ...\SEP2906DAP_057.DXD
Injection Volume : 1.00

Module ID : 34 07 2a
Schedule File Name : ...\sep2906dap.sch

Peak Information : All Peaks

Pk. Num	Ret Time	Component Name	conc. (ppm)	Height	Area	Bl. Code	%Delta
1	2.07	Unknown 1	0.00	19594	298038	1	
2	3.08	FLUORIDE	1.24	30196	356151	1	0.00
3	3.48	Unknown 2	0.00	112178	2075353	1	
4	4.63	Unknown 3	0.00	256396	2685923	1	
5	5.30	NITRITE-N	3.56	141397	1505287	1	2.91
6	5.93	Unknown 4	0.00	59344	1048273	1	
7	6.55	BROMIDE	3.00	19439	219357	1	2.34
8	7.55	NITRATE-N	3.70	116197	1821882	1	2.72
9	10.17	PHOSPHATE-P	3.85	18251	544871	1	0.16
10	11.82	SULFATE	3.94	19278	477141	1	-0.56
11	14.57	Unknown 5	0.00	7422	344461	1	
		---total(s)---		19.29	799693	11376738	

JX42 A1 MS

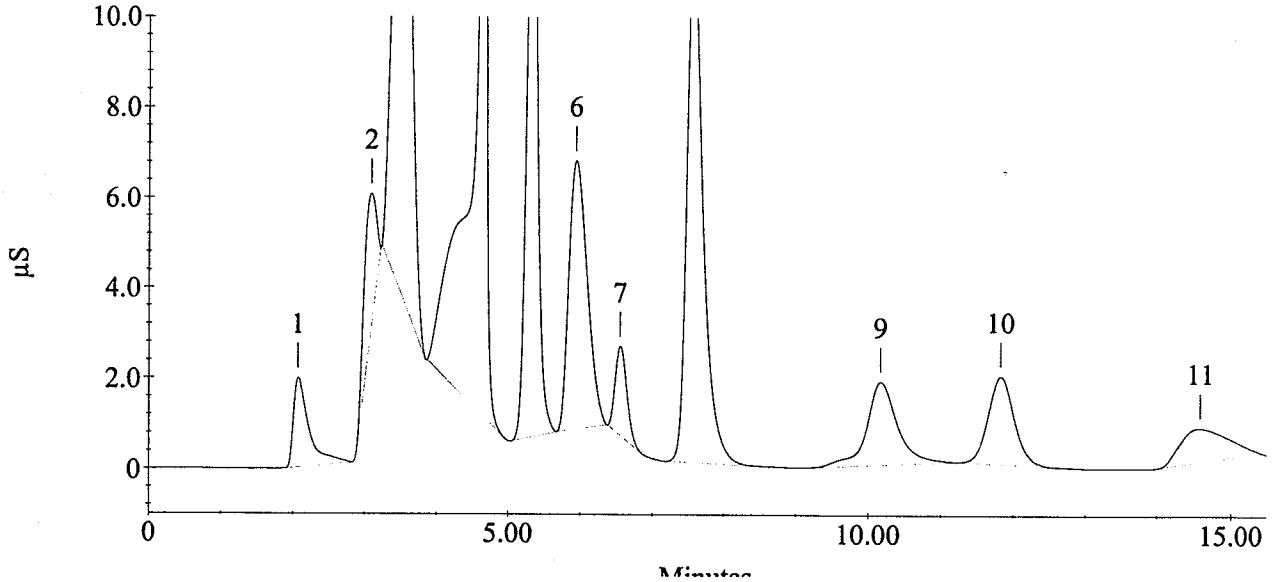

Sample Name : JX42 E1
Method File Name : c:\peaknet\method\std.met

Current Date : 9/30/06
Date Time Collected : 9/30/06 8:18:38 AM

Injection Number : 58
Dilution Factor : 2.00
column :

Calibration Date : 9/29/06 5:09:54 PM
Data File Name : ...\SEP2906DAP_058.DXD
Injection Volume : 1.00

Module ID : 34 07 2a
Schedule File Name : ...\sep2906dap.sch

Peak Information : All Peaks

Pk. Num	Ret Time	Component Name	conc. (ppm)	Height	Area	Bl. Code	%Delta
1	2.07	Unknown 1	0.00	2573	47863	1	
2	3.07	FLUORIDE	0.04	1190	12815	1	-0.54
3	4.35	CHLORIDE	3.89	65427	727912	1	0.77
4	7.58	NITRATE-N	0.01	204	3020	1	3.17
5	11.75	SULFATE	7.73	36924	936328	1	-1.12
		---total(s)---	11.66	106317	1727939		

JX42 E1

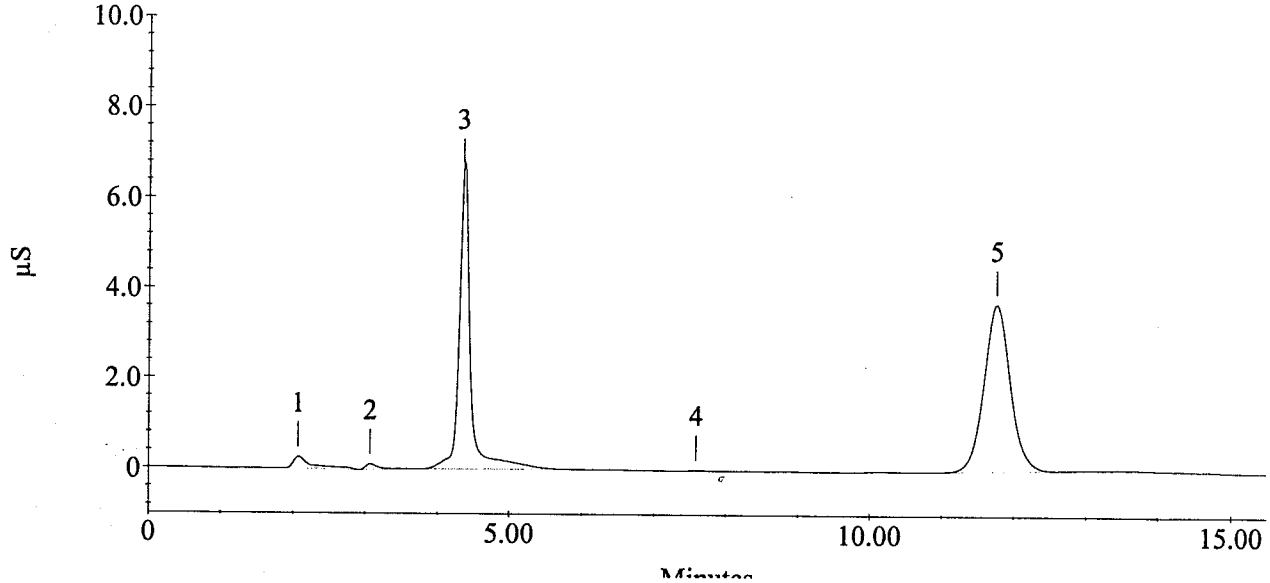

Sample Name : JX42 B1
Method File Name : c:\peaknet\method\std.met

Current Date : 9/30/06
Date Time Collected : 9/30/06 8:36:24 AM

Injection Number : 59
Dilution Factor : 1.00
column :

Calibration Date : 9/29/06 5:09:54 PM
Data File Name : ...\SEP2906DAP_059.DXD
Injection Volume : 1.00

Module ID : 34 07 2a
Schedule File Name : ...\sep2906dap.sch

Peak Information : All Peaks

Pk. Num	Ret Time	Component Name	conc. (ppm)	Height	Area	Bl. Code	%Delta
1	2.07	Unknown 1	0.00	29051	458876	1	
2	3.05	FLUORIDE	0.28	6810	158473	1	-1.08
3	4.83	Unknown 2	0.00	241207	1588683	1	
4	5.28	NITRITE-N	0.02	1411	14808	1	2.59
5	6.62	Unknown 3	0.00	467	5574	1	
6	7.75	NITRATE-N	0.00	233	3617	1	5.44
7	11.88	SULFATE	0.19	1879	45308	1	0.00
		---total(s)---	0.48	281058	2275339		

JX42 B1

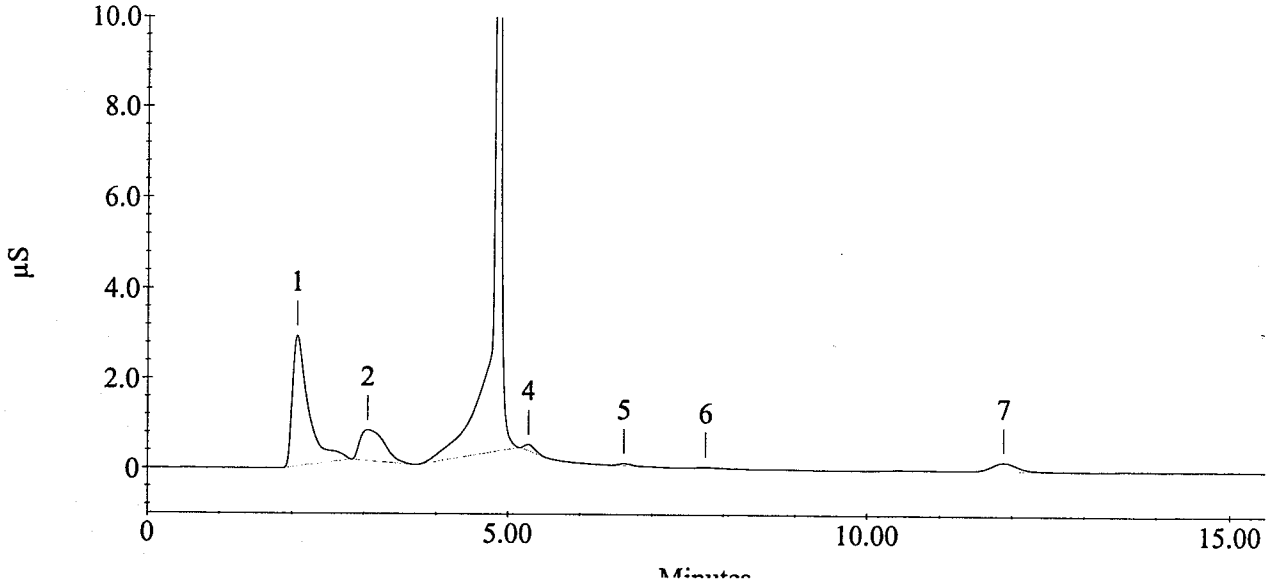

Sample Name : JX42 C1
Method File Name : c:\peaknet\method\std.met

Current Date : 9/30/06
Date Time Collected : 9/30/06 8:54:10 AM

Injection Number : 60
Dilution Factor : 1.00
column :

Calibration Date : 9/29/06 5:09:54 PM
Data File Name : ...\SEP2906DAP_060.DXD
Injection Volume : 1.00

Module ID : 34 07 2a
Schedule File Name : ...\sep2906dap.sch

Peak Information : All Peaks

Pk. Num	Ret Time	Component Name	conc. (ppm)	Height	Area	Bl. Code	%Delta
1	2.07	Unknown 1	0.00	25296	406600	1	
2	3.43	Unknown 2	0.00	20257	486478	1	
3	4.77	Unknown 3	0.00	186420	1644480	1	
4	5.23	NITRITE-N	0.01	822	8327	1	1.62
5	5.65	Unknown 4	0.00	454	5409	1	
6	9.78	PHOSPHATE-P	0.03	389	8390	1	-3.61
7	11.87	SULFATE	2.20	20949	534234	1	-0.14
8	15.42	Unknown 5	0.00	13	1212	1	
		---total(s)---	2.24	254600	3095130		

JX42 C1

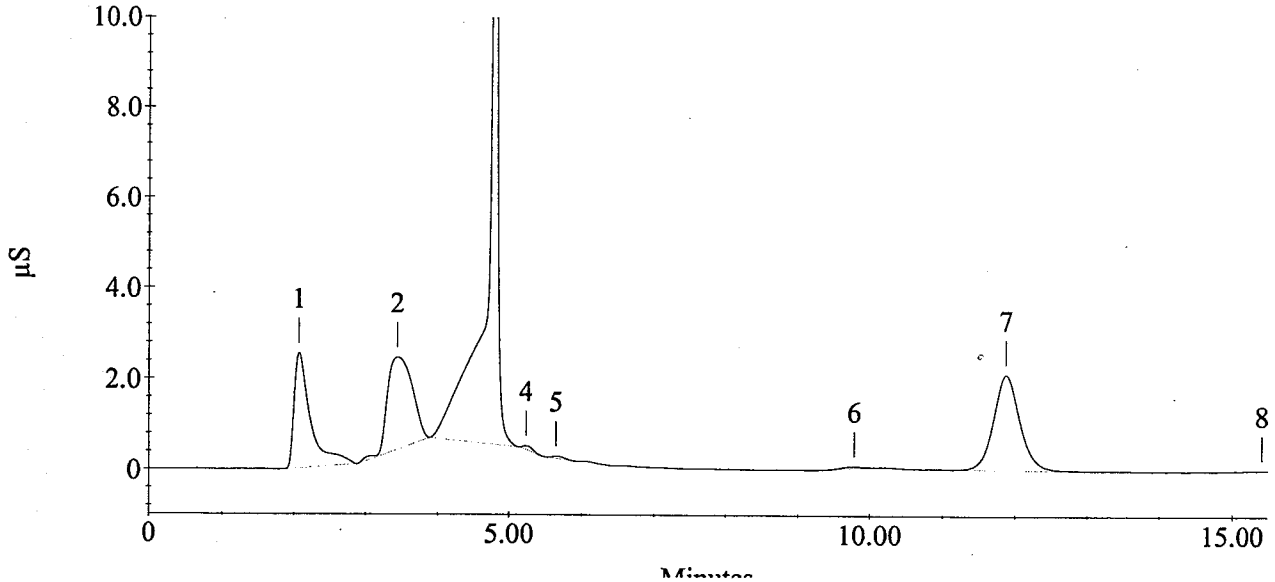

Sample Name : JX42 D1
Method File Name : c:\peaknet\method\std.met

Current Date : 9/30/06
Date Time Collected : 9/30/06 9:11:57 AM

Injection Number : 61
Dilution Factor : 1.00
column :

Calibration Date : 9/29/06 5:09:54 PM
Data File Name : ...\SEP2906DAP_061.DXD
Injection Volume : 1.00

Module ID : 34 07 2a
Schedule File Name : ...\sep2906dap.sch

Peak Information : All Peaks

Pk. Num	Ret Time	Component Name	conc. (ppm)	Height	Area	Bl. Code	%Delta
1	2.07	Unknown 1	0.00	29675	479229	1	
2	3.05	FLUORIDE	0.06	1404	33249	1	-1.08
3	4.80	Unknown 2	0.00	229287	1504397	1	
4	5.25	NITRITE-N	0.04	876	33555	1	1.94
5	6.62	Unknown 3	0.00	407	4253	1	
6	7.72	NITRATE-N	0.00	231	2900	1	4.99
7	10.27	PHOSPHATE-P	0.04	385	9984	1	1.15
8	11.88	SULFATE	0.27	2647	66301	1	0.00
		---total(s)---	0.41	264910	2133867		

JX42 D1

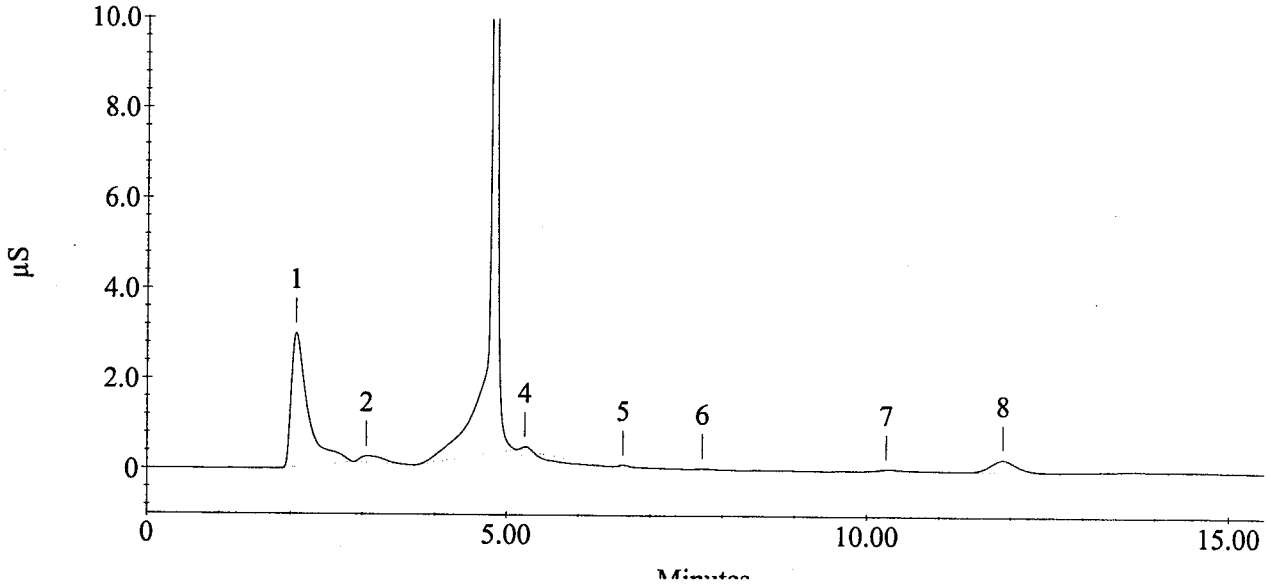

Sample Name : JX42 F1
Method File Name : c:\peaknet\method\std.met

Current Date : 9/30/06
Date Time Collected : 9/30/06 9:29:43 AM

Injection Number : 62
Dilution Factor : 1.00
column :

Calibration Date : 9/29/06 5:09:54 PM
Data File Name : ...\SEP2906DAP_062.DXD
Injection Volume : 1.00

Module ID : 34 07 2a
Schedule File Name : ...\sep2906dap.sch

Peak Information : All Peaks

Pk. Num	Ret Time	Component Name	conc. (ppm)	Height	Area	Bl. Code	%Delta
1	2.07	Unknown 1	0.00	7559	132438	1	
2	3.08	FLUORIDE	0.02	1111	13978	1	0.00
3	4.50	CHLORIDE	4.18	204026	1565765	1	4.25
4	7.62	NITRATE-N	0.01	350	5252	1	3.63
5	11.82	SULFATE	0.09	860	21111	1	-0.56
		---total(s)---	4.30	213906	1738544		

JX42 F1

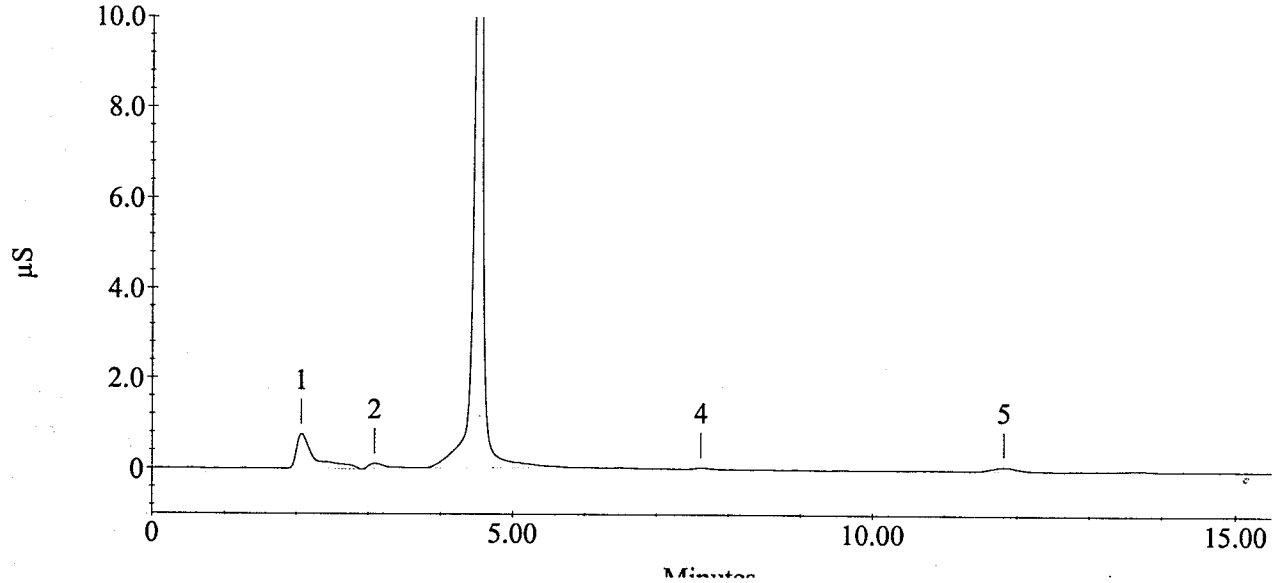

Sample Name : JX42 G1
Method File Name : c:\peaknet\method\std.met

Current Date : 9/30/06
Date Time Collected : 9/30/06 9:47:29 AM

Injection Number : 63
Dilution Factor : 1.00
column :

Calibration Date : 9/29/06 5:09:54 PM
Data File Name : ...\SEP2906DAP_063.DXD
Injection Volume : 1.00

Module ID : 34 07 2a
Schedule File Name : ...\sep2906dap.sch

Peak Information : All Peaks

Pk. Num	Ret Time	Component Name	conc. (ppm)	Height	Area	Bl. Code	%Delta
1	2.07	Unknown 1	0.00	20175	324929	1	
2	3.07	FLUORIDE	0.24	6460	135167	1	-0.54
3	4.80	Unknown 2	0.00	250906	1608115	1	
4	5.28	NITRITE-N	0.01	1776	11020	1	2.59
5	6.62	Unknown 3	0.00	1254	16555	1	
6	11.90	SULFATE	0.10	882	23948	1	0.14
7	13.67	Unknown 4	0.00	279	7981	1	
		---total(s)---	0.35	281731	2127716		

JX42 G1

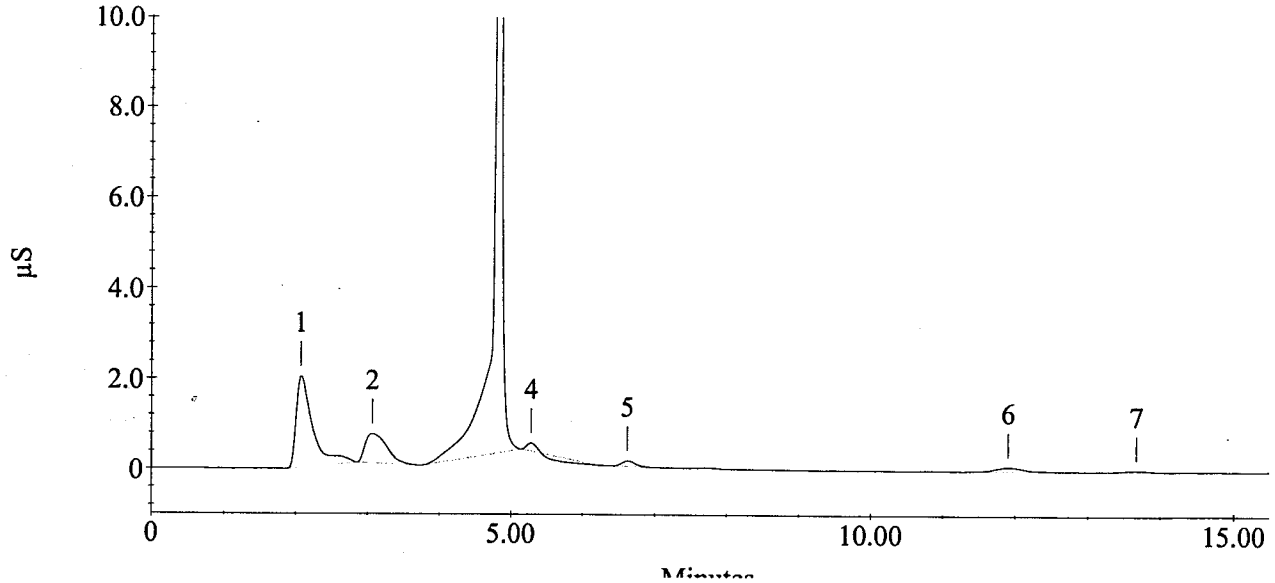

Sample Name : JX42 H1
Method File Name : c:\peaknet\method\std.met

Current Date : 9/30/06
Date Time Collected : 9/30/06 10:05:16 AM

Injection Number : 64
Dilution Factor : 1.00
column :

Calibration Date : 9/29/06 5:09:54 PM
Data File Name : ...\SEP2906DAP_064.DXD
Injection Volume : 1.00

Module ID : 34 07 2a
Schedule File Name : ...\sep2906dap.sch

Peak Information : All Peaks

Pk. Num	Ret Time	Component Name	conc. (ppm)	Height	Area	Bl. Code	%Delta
1	2.07	Unknown 1	0.00	12493	200158	1	
2	3.08	FLUORIDE	0.79	29500	454613	1	0.00
3	4.57	Unknown 2	0.00	199691	1355863	1	
4	5.13	NITRITE-N	0.01	952	12205	1	-0.32
5	6.52	BROMIDE	0.49	5414	71406	1	1.82
6	7.67	NITRATE-N	0.00	190	2329	1	4.31
7	11.83	SULFATE	0.62	5823	149247	1	-0.42
8	13.63	Unknown 3	0.00	270	6034	1	
		---total(s)---	1.91	254333	2251856		

JX42 H1

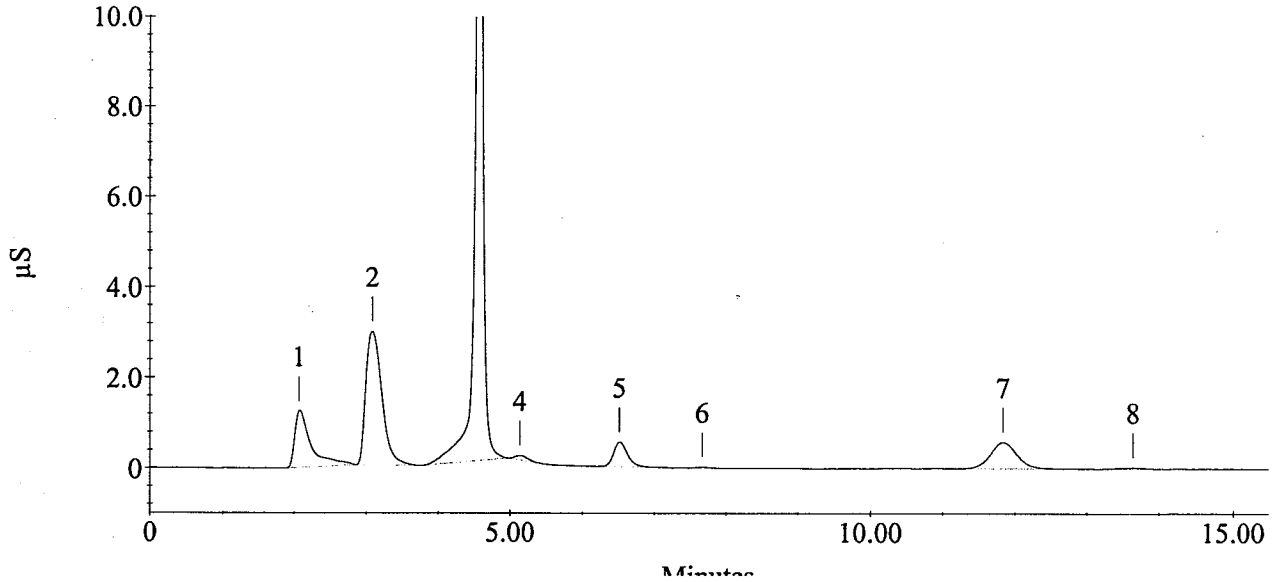

Sample Name : JX42 J1
Method File Name : c:\peaknet\method\std.met

Current Date : 9/30/06
Date Time Collected : 9/30/06 10:23:02 AM

Injection Number : 65
Dilution Factor : 1.00
column :

Calibration Date : 9/29/06 5:09:54 PM
Data File Name : ...\SEP2906DAP_065.DXD
Injection Volume : 1.00

Module ID : 34 07 2a
Schedule File Name : ...\sep2906dap.sch

Peak Information : All Peaks

Pk. Num	Ret Time	Component Name	conc. (ppm)	Height	Area	Bl. Code	%Delta
1	2.05	Unknown 1	0.00	87882	1305006	1	
2	3.38	Unknown 2	0.00	586850	27522650	1	
3	4.52	Unknown 3	0.00	12501	758127	1	
4	5.33	NITRITE-N	1.40	344399	1185068	1	3.56
5	5.57	Unknown 4	0.00	10430	80422	1	
6	5.88	Unknown 5	0.00	6732	57237	1	
7	9.57	Unknown 6	0.00	13064	479183	1	
8	11.05	Unknown 7	0.00	437	10235	1	
9	11.92	SULFATE	0.48	4729	115396	1	0.28
10	13.63	Unknown 8	0.00	176	3521	1	
11	15.02	Unknown 9	0.00	2164	70762	1	
		---total(s)---	1.88	1069364	31587608		

JX42 J1

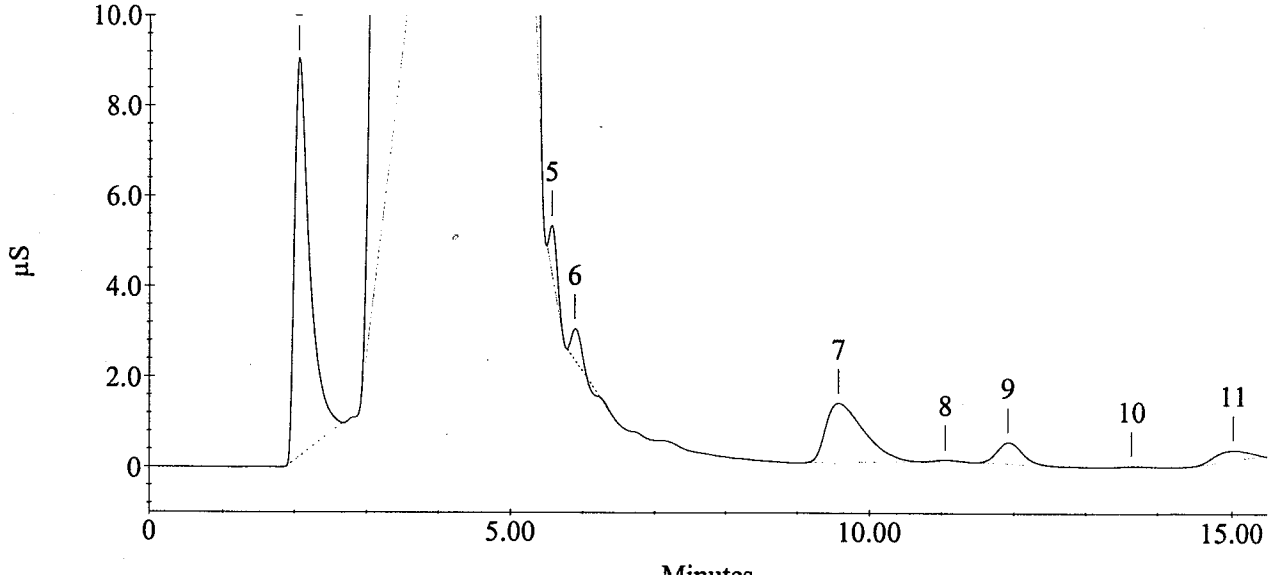

Sample Name : JX42 K1
Method File Name : c:\peaknet\method\std.met

Current Date : 9/30/06
Date Time Collected : 9/30/06 10:40:49 AM

Injection Number : 66
Dilution Factor : 1.00
column :

Calibration Date : 9/29/06 5:09:54 PM
Data File Name : ...\SEP2906DAP_066.DXD
Injection Volume : 1.00

Module ID : 34 07 2a
Schedule File Name : ...\sep2906dap.sch

Peak Information : All Peaks

Pk. Num	Ret Time	Component Name	conc. (ppm)	Height	Area	Bl. Code	%Delta
1	2.07	Unknown 1	0.00	4577	80873	1	
2	3.08	FLUORIDE	0.01	797	6130	1	0.00
3	3.43	Unknown 2	0.00	63933	918578	1	
4	4.42	CHLORIDE	2.23	93299	833982	1	2.32
5	5.93	Unknown 3	0.00	2127	37209	1	
6	10.25	PHOSPHATE-P	0.01	142	2150	1	0.99
7	11.80	SULFATE	2.90	18322	701904	1	-0.70
		---total(s)---	5.14	183197	2580827		

JX42 K1

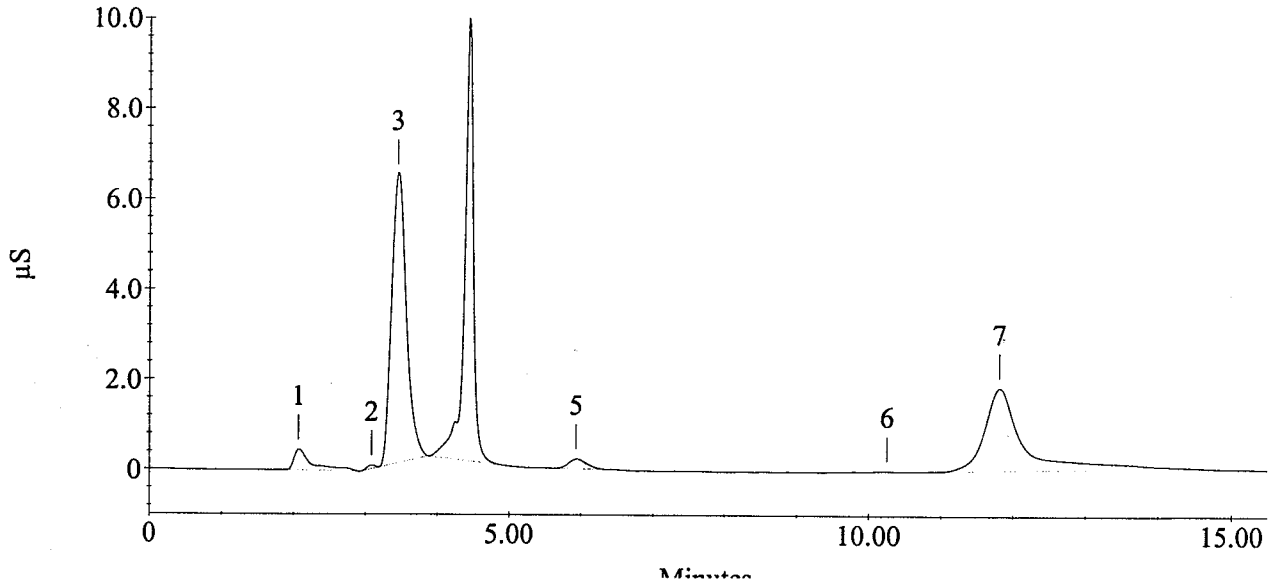

Sample Name : CCV
Method File Name : c:\peaknet\method\std.met

Current Date : 9/30/06
Date Time Collected : 9/30/06 10:58:36 AM

Injection Number : 67
Dilution Factor : 1.00
column :

Calibration Date : 9/29/06 5:09:54 PM
Data File Name : ...\SEP2906DAP_067.DXD
Injection Volume : 1.00

Module ID : 34 07 2a
Schedule File Name : ...\sep2906dap.sch

Peak Information : All Peaks

Pk. Num	Ret Time	Component Name	conc. (ppm)	Height	Area	Bl. Code	%Delta
1	2.08	Unknown 1	0.00	1840	26116	1	
2	3.07	FLUORIDE	2.81	163174	1610470	1	-0.54
3	4.32	CHLORIDE	3.09	107196	1155655	1	0.00
4	5.15	NITRITE-N	2.86	196280	2417359	1	0.00
5	6.43	BROMIDE	2.91	29936	424760	1	0.52
6	7.43	NITRATE-N	2.85	166733	2810209	1	1.13
7	10.08	PHOSPHATE-P	2.63	27484	742462	1	-0.66
8	11.75	SULFATE	3.06	28716	741429	1	-1.12
		---total(s)---		721359	9928460		

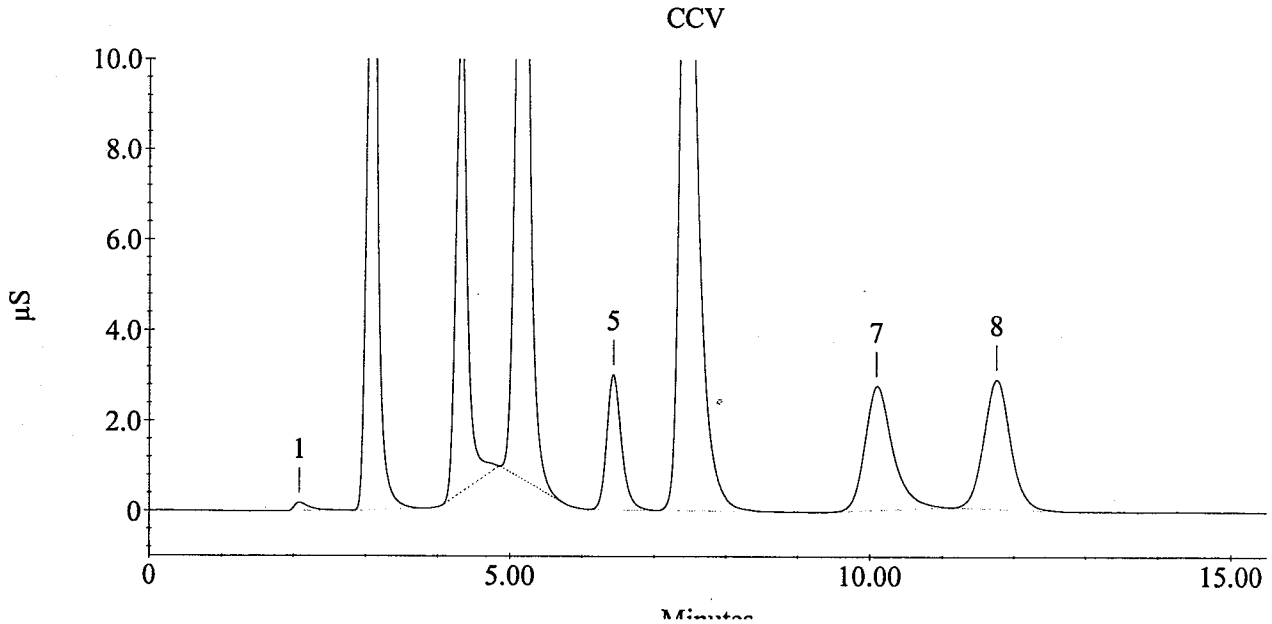

Sample Name : CCB
Method File Name : c:\peaknet\method\std.met

Current Date : 9/30/06
Date Time Collected : 9/30/06 11:16:22 AM

Injection Number : 68
Dilution Factor : 1.00
column :

Calibration Date : 9/29/06 5:09:54 PM
Data File Name : ...\SEP2906DAP_068.DXD
Injection Volume : 1.00

Module ID : 34 07 2a
Schedule File Name : ...\sep2906dap.sch

Peak Information : All Peaks

Pk. Num	Ret Time	Component Name	conc. (ppm)	Height	Area	Bl. Code	%Delta
1	4.30	CHLORIDE	0.11	3411	41906	1	-0.39
2	7.60	NITRATE-N	0.00	185	2904	1	3.40
3	11.72	SULFATE	0.01	153	2933	1	-1.40
		---total(s)---	0.13	3749	47743		

CCB

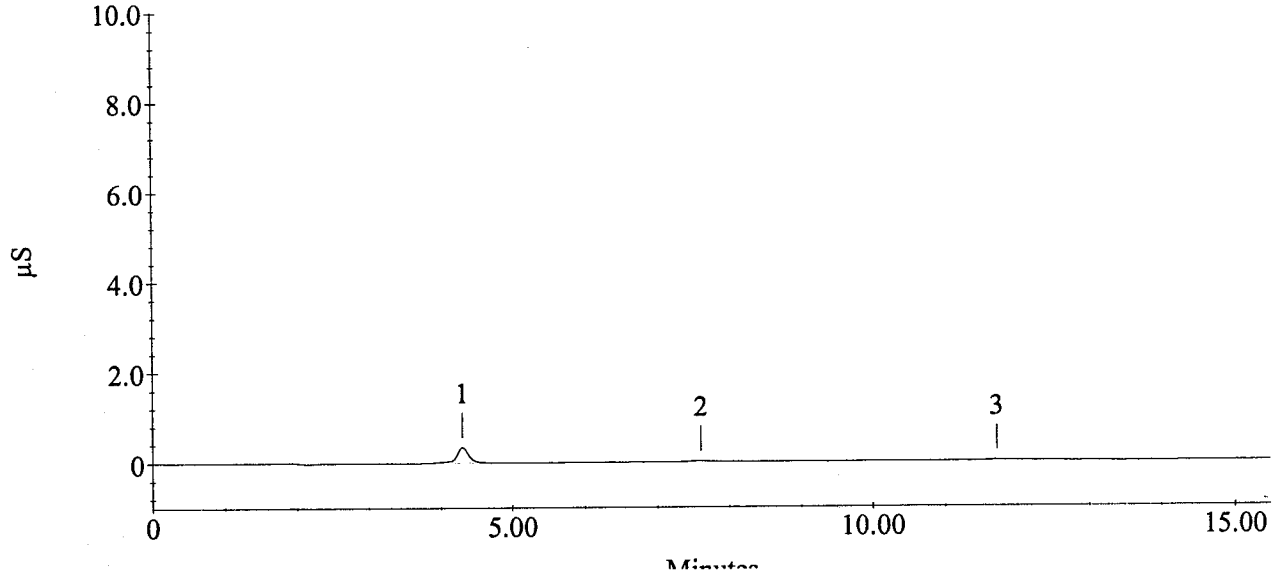

JY77

10/3/06

PHOSPHORUS BENCHSHEET, Aqueous	Date	Digested: 10/2/2006	Analyzed: 10/2/2006
Total and Ortho P by EPA 376.2	Analyst		UW

Describe digestion procedure if used:

Curve Standards — *make no entries to shaded cells, they are calculated !!*

Prep date: 9/28/2006 *Stock #:* 0064-1

Weight KH2PO4: 0.2197 *grams in* 1000 *ml*

Conc = 50.00 *mg/L P*

Intermediate Std = 20 *ml stk to* 100 *ml DI =* ***10.00*** ***mg P/L***

Calibration Curve *std make-up volume (mL) =* **250**

ml int Std to 250 ml	CONC (mg/l)	UNITS (ABS 880 nm 1cm cell)		AVG	mg/L
0.0	0.000	0.000		0.000	*0.001*
0.1	0.004	0.003		0.003	*0.006*
0.4	0.016	0.009		0.009	*0.016*
1.6	0.064	0.036		0.036	*0.061*
3.2	0.128	0.077		0.077	*0.128*
5.0	0.200	0.120		0.120	*0.199*
10.0	0.400	0.242		0.242	*0.401*

REGRESSION DATA

CONC = (ABS-intercept)/ slope

intercept = -0.0007

Slope = 0.6054

r = 0.9999

Comment: Calibration OK!

maxabs = *0.242*

Verification Standards *Source:* *ERA # 04105* *Conc (mg/l)* 1000

dilution = 0.06 *ml to* 250 *ml DI =* ***0.240*** ***mg/l***

Digest Prep Standards *Source:* *ERA # 35064.1* *Conc (mg/l)* 1000

dilution 1 = 0.200 *ml to* 50 *ml DI =* ***4.000*** ***mg/l***

dilution 2 = *ml to* *ml DI =* ***mg/l***

Sample Data

1. For SRP, leave digest data blank!!

2. Spike with 10 mg/L Intermediate Standard *enter dilution as final vol / sample vol*

SAMPLE ID	Tot P Digest mL sample	mL digest	Analysis Data Abs	Dilution	(mg/l)	TOT P (mg/l)	SRP (mg/l)	Notes
Calib Blank			0.000	1.0	0.001		**< 0.004**	*OK*
ICV			0.148	1.0	0.246		**0.246**	*102.32%*
Prep Blank	50	50	0.003	1.0	0.006	**0.006**		
~~Prep Std~~	~~50~~	~~50~~	~~0.248~~	~~10.0~~	~~0.411~~	~~**4.107**~~	-	~~*offscale dilute*~~
JY56 A3	2.5	50	0.097	1.0	0.161	**3.226**		
JY56 A3 dup	2.5	50	0.097	1.0	0.161	**3.226**		*RPD = 0*
~~JY56 A3 ms~~	~~2.5~~	~~50~~	~~0.344~~	~~1.0~~	~~0.569~~	~~**11.386**~~	-	~~*offscale*~~
Spike =	0.4	*ml of*	50	*mg/L to*	2.5	*ml sample =*	8.000	
JY56 B3	2.5	50	0.035	1.0	0.059	**1.178**		
~~JY53 C3~~	~~2.5~~	~~50~~	~~0.282~~	~~1.0~~	~~0.467~~	~~**9.338**~~	-	~~*offscale*~~
JY56 D3	2.5	50	0.028	1.0	0.047	**0.947**		
JY56 E3	2.5	50	0.023	1.0	0.039	**0.782**		
~~JY56 F3~~	~~2.5~~	~~50~~	~~0.736~~	~~1.0~~	~~1.217~~	~~**24.337**~~	-	~~*offscale*~~
Calib Blank			0.000	1.0	0.001		**< 0.004**	
CCV			0.147	1.0	0.244		**0.244**	*101.63%*
~~JY56 G3~~	~~2.5~~	~~50~~	~~0.705~~	~~1.0~~	~~1.166~~	~~**23.313**~~	-	~~*offscale*~~
JY77 A3	2.5	50	0.016	1.0	0.028	**0.550**		
JY77 A3 dup	2.5	50	0.017	1.0	0.029	**0.583**		*RPD = 5.83*
~~JY77 A3 ms~~	~~2.5~~	~~50~~	~~0.260~~	~~1.0~~	~~0.431~~	~~**8.611**~~	-	~~*offscale*~~
Spike =	0.4	*ml of*	50	*mg/L to*	2.5	*ml sample =*	8.000	
JY77 B3	2.5	50	0.032	1.0	0.054	**1.079**		
JY77 C3	2.5	50	0.069	1.0	0.115	**2.301**		
JY77 D3	2.5	50	0.009	1.0	0.016	**0.319**		
JY77 H3	2.5	50	0.012	1.0	0.021	**0.418**		
JY77 I3	2.5	50	0.060	1.0	0.100	**2.004**		
Prep Std	50	50	0.124	20.0	0.206	**4.118**		*102.96%*

Calib Blank			0.000	1.0	0.001		**< 0.004**	
CCV			0.143	1.0	0.237		**0.237**	*98.87%*
JY56 A3 ms	2.5	50	0.167	2.0	0.277	**11.078**		*98.1% Rec*
Spike =	0.4	*ml of*	50	*mg/L to*	2.5	*ml sample =*	8.000	
JY56 C3	2.5	50	0.136	2.0	0.226	**9.029**		
JY56 F3	2.5	50	0.193	5.0	0.320	**31.989**		
JY56 G3	2.5	50	0.175	5.0	0.290	**29.016**		
JY77 A3 ms	2.5	50	0.126	2.0	0.209	**8.369**		*97.7% Rec*
Spike =	0.4	*ml of*	50	*mg/L to*	2.5	*ml sample =*	8.000	
Calib Blank			0.000	1.0	0.001		**< 0.004**	
CCV			0.146	1.0	0.242		**0.242**	*100.94%*

11:45

PHOSPHORUS BENCHSHEET, Aqueous	Date	Digested:	Analyzed:
Total and Ortho P by EPA 376.2	Analyst	10-2-06	10-2-06

Describe digestion procedure if used:

Curve Standards ***make no entries to shaded cells, they are calculated !!***

Prep date: 9-28-06 *Stock #:* 0064-1

Weight KH2PO4: 0.2197 *grams in* 1000 *ml*

Conc = 50.00 *mg/L P*

Intermediate Std = 20 *ml stk to* 100 *ml DI =* ***10.00*** ***mg P/L***

Calibration Curve *std make-up volume (mL) =* **250**

ml int Std to 250 ml	CONC (mg/l)	UNITS (ABS 880 nm 1cm cell)		AVG	mg/L
0.0	0.000	0.000			
0.1	0.004	0.003			
0.4	0.016	0.009			
1.6	0.064	0.036			
3.2	0.128	0.077			
5.0	0.200	0.120			
10.0	0.400	0.242			

REGRESSION DATA

CONC = (ABS-intercept)/ slope

intercept =

Slope =

r =

Comment:

maxabs = *0.000*

Verification Standards *Source:* *ERA # ~~01024~~* 04105 *Conc (mg/l)* 1000

dilution = 0.06 *ml to* 250 *ml DI =* ***0.240*** ***mg/l***

Digest Prep Standards *Source:* *ERA # ~~01024~~* 05064.1 *Conc (mg/l)* 1000

dilution 1 = ~~0.040~~ 0.2 *ml to* ~~50.40~~ *ml DI =* ***1.000*** ***mg/l***

dilution 2 = *ml to* *ml DI =* ***mg/l***

Sample Data

1. *For SRP, leave digest data blank!!*
2. *Spike with 10 mg/L Intermediate Standard* *enter dilution as final vol / sample vol*

SAMPLE ID	Tot P Digest mL sample	Tot P Digest mL digest	Analysis Data Abs	Analysis Data Dilution	Analysis Data (mg/l)	TOT P (mg/l)	SRP (mg/l)	Notes
Calib Blank			0.000	1.0				
ICV			0.148	1.0				
Prep Blank			0.003	1.0				
Prep Std			0.248	1.0				
DY56 A3	2.5	50	0.087	1.0				
A3 dup	"	"	0.097	1.0				
A3 ms			0.344	1.0				0.4 mL stock
B3			0.035	1.0				
C3			0.282	1.0				
D3			0.028	1.0				
E3			0.023	1.0				
F3	↓	↓	0.736	1.0				
Calib Blank			0.000	1.0				
CCV			0.147	1.0				

Cont.

11:45

PHOSPHORUS BENCHSHEET, Aqueous	Date	Digested:	Analyzed:
Total and Ortho P by EPA 376.2	Analyst	10-2-06	10-2-06 (LW)

Describe digestion procedure if used:

Curve Standards — ***make no entries to shaded cells, they are calculated !!***

Prep date:		*Stock #:*				
Weight KH2PO4:	0.2197	*grams in*	1000	*ml*		
Conc =	50.00	*mg/L P*				
Intermediate Std =	20	*ml stk to*	100	*ml DI =*	***10.00***	***mg P/L***

Calibration Curve — *std make-up volume (mL) =* **250**

ml int Std to 250 ml	CONC (mg/l)	UNITS (ABS 880 nm 1cm cell)		AVG	mg/L
0.0	0.000				
0.1	0.004				
0.4	0.016				
1.6	0.064				
3.2	0.128				
5.0	0.200				
10.0	0.400				

REGRESSION DATA
CONC = (ABS-intercept)/ slope

intercept =
Slope =
r =
Comment:
maxabs = 0.000

Verification Standards — *Source:* ERA # 01024 — *Conc (mg/l)* 1000

dilution = 0.06 — *ml to* 250 — *ml DI =* ***0.240*** ***mg/l***

Digest Prep Standards — *Source:* ERA # 01024 — *Conc (mg/l)* 1000

dilution 1 = 0.040 — *ml to* 40 — *ml DI =* ***1.000*** ***mg/l***

dilution 2 = — *ml to* — *ml DI =* ***mg/l***

Sample Data

1. *For SRP, leave digest data blank!!*
2. *Spike with 10 mg/L Intermediate Standard* — *enter dilution as final vol / sample vol*

SAMPLE ID	Tot P Digest mL sample	mL digest	Analysis Data Abs	Dilution	(mg/l)	TOT P (mg/l)	SRP (mg/l)	Notes
Calib Blank				1.0				
ICV				1.0				
~~Prep Blank~~ ①	2.5	50	0.705	1.0				
~~Prep Std~~ ②	"	"	0.017	1.0				
JY77A3dup			0.016	1.0				
A3ms			0.260	1.0				0.4 ml stock
B3			0.072	1.0				
C3			0.069	1.0				
D3			0.009	1.0				
A3			0.012	1.0				
I3			0.060	1.0				
PrepCHK			0.124	20 ~~10~~				
Calib Blank			0.000	1.0				
CCV			~~0.143~~ ③	1.0				

① JY56G3
② JY77A3 (LW 10-2-06)
③ 0.143

Cont.

PHOSPHORUS BENCHSHEET, Aqueous	Date	Digested:	Analyzed: CW
Total and Ortho P by EPA 376.2	Analyst		10-2-06

Describe digestion procedure if used:

Curve Standards — ***make no entries to shaded cells, they are calculated !!***

Prep date:		*Stock #:*				
Weight KH2PO4:	0.2197	*grams in*	1000	*ml*		
Conc =	50.00	*mg/L P*				
Intermediate Std =	20	*ml stk to*	100	*ml DI =*	***10.00***	***mg P/L***

Calibration Curve — *std make-up volume (mL) =* **250**

ml int Std to 250 ml	CONC (mg/l)	UNITS (ABS 880 nm 1cm cell)		AVG	mg/L
0.0	0.000				
0.1	0.004				
0.4	0.016				
1.6	0.064				
3.2	0.128				
5.0	0.200				
10.0	0.400				

REGRESSION DATA
CONC = (ABS-intercept)/ slope

intercept =
Slope =
r =
Comment:
maxabs = 0.000

Verification Standards — *Source:* ERA # 01024 — *Conc (mg/l)* 1000

dilution = 0.06 — *ml to* 250 — *ml DI =* ***0.240*** ***mg/l***

Digest Prep Standards — *Source:* ERA # 01024 — *Conc (mg/l)* 1000

dilution 1 = 0.040 — *ml to* 40 — *ml DI =* ***1.000*** ***mg/l***

dilution 2 = — *ml to* — *ml DI =* ***mg/l***

Sample Data

1. *For SRP, leave digest data blank!!*
2. *Spike with 10 mg/L Intermediate Standard* — *enter dilution as final vol / sample vol*

SAMPLE ID	Tot P Digest mL sample	mL digest	Analysis Data Abs	Dilution	(mg/l)	TOT P (mg/l)	SRP (mg/l)	Notes
Calib Blank				1.0				
ICV				1.0				
Prep Blank				1.0				
Prep Std				1.0				
JY56A3m1	2.5	50	0.167	2 ~~1.0~~				
JY56C3	↑	↑	0.136	2 ~~1.0~~				
JY56F3			0.193	5 ~~1.0~~				
JY56G3			0.175	5 ~~1.0~~				
JY77A3m1	↓	↓	0.126	2 ~~1.0~~				
PLG			0.000	1.0				
CCV			0.146	1.0				
				1.0				
Calib Blank				1.0				
CCV				1.0				

TEST SETUP
GENESYS 10 v2.100 2D7H048001

Standard Curve	5:02pm 20ct06
Test Name	TPHOS
Date Standards Measured	20ct06
Wavelength	880nm
Ref. Wavelength Correction	Off
Curve Fit	Linear
Number of Standards	7
Units	mg/L
ID# (0=OFF)	1
Low/High Limits	-9999/9999
Statistics	On
Auto Print	On

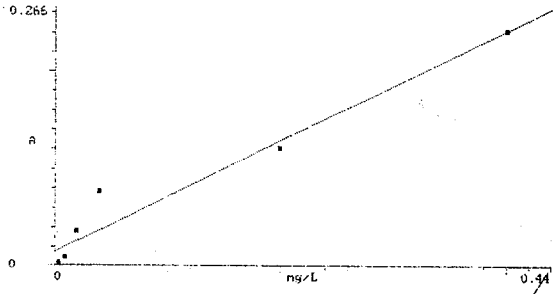

Curve Fit	Linear
Slope	0.567
Intercept	0.015
Std Dev	0.021
Corr Coeff	0.975

Std #	Conc. mg/L	Abs 880nm
1	0.000	0.000
2	0.004	0.003
3 0.016	~~0.010~~	0.009
4 0.064	~~0.020~~	0.036
5 0.128	~~0.040~~	0.077
6 0.256	~~0.200~~	0.120
7	0.400	0.242

LW
10-2-06

TEST SETUP
GENESYS 10 v2.100 2D7H048001

Advanced A-%T-C	5:04pm 20ct06
Test Name	TPHOS[Saved]
Measurement Mode	Absorbance
Wavelength	880nm
Ref. Wavelength Correction	Off
Delay Time (min:sec)	0:00
ID# (0=OFF)	1
Low/High Limits	-9999/9999
Statistics	Off
Auto Print	On

ID#	Abs 880nm
1	0.000
2	0.148
3	0.003
4	0.248
5	0.097
6	0.097

7	0.344
8	0.035
9	0.282
10	0.028
11	0.023
12	0.736
13	0.000
14	0.147
15	0.705
16	0.017
17	0.016
18	0.260
19	0.032
20	0.069
21	0.009
22	0.012
23	0.060
24	0.124
25	0.000
26	0.143
27	~~0.818~~ NR
28	0.167
29	0.136
30	0.193
31	0.175
32	0.126
33	0.000
34	0.146

LW
10-3-06

analyst: DAP
date: 10/2/06
start time: 18:09
loop: 100µl

Analytical Resources Inc.
4611 134th Place S., Suite 100
Tukwila, WA 98168
206-695-6227

		dilution	fluoride	chloride	nitrite	bromide	nitrate	phosphate	sulfate
DL (ppm)		1	0.100	0.100	0.100	0.100	0.100	0.100	0.100
HiSTD		1	5.000	5.000	5.000	5.000	5.000	5.000	5.000
ICV,CCV (ppm)		1	3.000	3.000	3.000	3.000	3.000	3.000	3.000
ERA LOT#		1	07105	36065	17075	27025	06085	01024	20125
		dilution	fluoride	chloride	nitrite	bromide	nitrate	phosphate	sulfate
ICV		1	2.830	2.840	2.970	2.920	2.870	2.810	3.050
		%recovery	94%	95%	99%	97%	96%	94%	101.7%
ICB		1	<0.1	<0.1	<0.1	<0.1	<0.1	<0.1	<0.1
JY13 A1 ms		1000	NR	NR	NR	NR	NR	NR	2852.570
Matrix Spike		*0.05 mL 200ppm intstock to*				*0.005*		*mLsample=*	*2000.00*
			#VALUE!	#VALUE!					97%
JY13 A1		500	NR	NR	NR	NR	NR	NR	904.250
JY13 A1 dup		500	NR	NR	NR	NR	NR	NR	914.900
JY13 C1		500	NR	NR	NR	NR	NR	NR	1453.640
JY56 F1		500	2407.500	NR	NR	NR	NR	NR	NR
JY56 G1		500	2380.890	NR	NR	NR	NR	NR	NR
JY13 B1		100	NR	NR	NR	NR	NR	NR	341.610
JY77 I1		100	NR	195.450	NR	NR	NR	NR	310.190
JY77 H1		50	NR	133.530	NR	NR	NR	NR	NR
JY56 B1		5	1.120	NR	NR	NR	NR	NR	NR
CCV		1	2.830	2.830	2.970	2.910	2.870	2.770	3.050
		%recovery	94%	94%	99%	97%	96%	92%	101.7%
CCB		1	<0.1	<0.1	<0.1	<0.1	<0.1	<0.1	<0.1
JY77 A1 ms		5	NR	16.990	NR	NR	NR	NR	NR
Matrix Spike		*0.05 mL 200ppm intstock to*				*1.0*		*mLsample=*	*10.00*
			#VALUE!	92%					#VALUE!
JY56 B1		2	NR	NR	NR	NR	NR	NR	NR
JY56 E1		2	NR	7.500	NR	NR	NR	NR	NR
JY77 A1		2	NR	7.800	NR	NR	NR	NR	0.230
JY77 A1 dup		2	NR	7.650	NR	NR	NR	NR	0.210
JY77 A1 ms		2	NR	NR	NR	NR	NR	NR	4.050
Matrix Spike		*0.05 mL 200ppm intstock to*				*2.5*		*mLsample=*	*4.00*
			#VALUE!	#VALUE!					96%
JY77 B1		2	NR	8.690	NR	NR	NR	NR	0.230
JY77 C1		2	NR	NR	NR	NR	NR	NR	NR
JY77 D1		2	NR	3.830	NR	NR	NR	NR	7.790
JY77 H1		2	4.930	NR	NR	NR	NR	NR	NR
CCV		1	2.810	2.910	2.950	2.890	2.850	2.750	3.040
		%recovery	94%	97%	98%	96%	95%	92%	101.3%
CCB		1	<0.1	<0.1	<0.1	<0.1	<0.1	<0.1	<0.1
JY35 A1 ms		5	NR	NR	NR	NR	NR	NR	NR
Matrix Spike		*0.05 mL 200ppm intstock to*				*1.0*		*mLsample=*	*10.00*
JY35 A1		2	NR	NR	NR	NR	NR	NR	NR
JY35 A1 dup		2	NR	NR	NR	NR	NR	NR	NR
JY35 B1		2	NR	NR	NR	NR	NR	NR	NR
JY35 C1		2	NR	NR	NR	NR	NR	NR	NR
JY35 A1 ms		2	NR	NR	NR	NR	NR	NR	NR
Matrix Spike		*0.05 mL 200ppm intstock to*				*2.5*		*mLsample=*	*4.00*
JY35 A1		2	NR	NR	NR	NR	NR	NR	NR
JY35 A1 dup		2	NR	NR	NR	NR	NR	NR	NR

JY35 B1		1	NR	NR	NR	NR	NR	NR	NR
JY35 C1		1	NR	NR	NR	NR	NR	NR	NR
CCV		1	2.840	3.050	2.930	2.890	2.850	10.890	2.070
		%recovery	95%	102%	98%	96%	95%	*363%*	*69.0%*
CCB		1	<0.1	0.11	<0.1	<0.1	<0.1	<0.1	<0.1
JY77 A1		1	0.470	NR	NR	NR	NR	NR	NR
JY77 A1 dup		1	0.480	NR	NR	NR	NR	NR	NR
JY77 A1 ms		1	2.360	NR	NR	NR	NR	NR	NR
Matrix Spike		*0.05 mL 200ppm intstock to*				*5.0*		*mLsample=*	*2.00*
			95%						
JY77 B1		1	0.360	NR	NR	NR	NR	NR	NR
JY77 C1		1	NR	NR	NR	NR	NR	NR	NR
JY77 D1		1	NR	NR	NR	NR	NR	NR	NR
JY77 I1		1	NR	NR	NR	NR	NR	NR	NR
CCV		1	2.850	2.960	2.950	2.900	2.840	2.720	3.070
		%recovery	95%	99%	98%	97%	95%	91%	102.3%
CCB		1	<0.1	0.16	<0.1	<0.1	<0.1	<0.1	<0.1

IC Fluoride EPA 300.0 No: 6519
Data Analyst: David A. Paschall Analyzed by: DAP
Comments: Date Analyzed: 10/ 2/06
Print Date: 10/ 3/06 14:37 Time Analyzed: 18:09

✓ 10/4/06

	ID	DF	Raw	Calc	Qual	RL	SPK	REC/RPD
1.	ICVR ERA #07105	1.0	2.83	2.8		0.1	3.0	93.33
2.	ICB	1.0	< 0.10	< 0.1	U	0.1		
3.	JY56F	500.	2410	2410		50.0		
4.	JY56G	500.	2380	2380		50.0		
5.	JY56B	5.0	1.12	1.1		0.5		
6.	CCVR	1.0	2.83	2.8		0.1	3.0	93.33
7.	CCB	1.0	< 0.10	< 0.1	U	0.1		
8.	JY77H	2.0	4.93	4.9		0.2		
9.	CCVR	1.0	2.81	2.8		0.1	3.0	93.33
10.	CCB	1.0	< 0.10	< 0.1	U	0.1		
11.	CCVR	1.0	2.84	2.8		0.1	3.0	93.33
12.	CCB	1.0	< 0.10	< 0.1	U	0.1		
13.	JY77A	1.0	0.47	0.5		0.1		
14.	JY77A DUP	1.0	0.48	0.5		0.1		0.00
15.	JY77A MS	1.0	2.36	2.4		0.1	2.0	95.00
16.	JY77B	1.0	0.36	0.4		0.1		
17.	CCVR	1.0	2.85	2.8		0.1	3.0	93.33
18.	CCB	1.0	< 0.10	< 0.1	U	0.1		

IC Chloride EPA 300.0 No: 6522
Data Analyst: David A. Paschall Analyzed by: DAP
Comments: Date Analyzed: 10/ 2/06
Print Date: 10/ 3/06 14:41 Time Analyzed: 18:09

✓ MM 10/4/06

	ID	DF	Raw	Calc	Qual	RL	SPK	REC/RPD
1.	ICVR ERA #36065	1.0	2.84	2.8		0.1	3.0	93.33
2.	ICB	1.0	< 0.10	< 0.1	U	0.1		
3.	JY77I	100.	195.	195.		10.0		
4.	JY77H	50.0	134.	134.		5.0		
5.	CCVR	1.0	2.83	2.8		0.1	3.0	93.33
6.	CCB	1.0	< 0.10	< 0.1	U	0.1		
7.	JY77A MS	5.0	17.0	17.0		0.5	10.0	92.00
8.	JY56E	2.0	7.50	7.5		0.2		
9.	JY77A	2.0	7.80	7.8		0.2		
10.	JY77A DUP	2.0	7.65	7.6		0.2		2.60
11.	JY77B	2.0	8.69	8.7		0.2		
12.	JY77D	2.0	3.83	3.8		0.2		
13.	CCVR	1.0	2.91	2.9		0.1	3.0	96.67
14.	CCB	1.0	< 0.10	< 0.1	U	0.1		

IC Sulfate EPA 300.0 No: 6523
Data Analyst: David A. Paschall Analyzed by: DAP
Comments: Date Analyzed: 10/ 2/06
Print Date: 10/ 3/06 14:47 Time Analyzed: 18:09

✓ 10/4/06

ID	DF	Raw	Calc	Qual	RL	SPK	REC/RPD
1. ICVR ERA #20125	1.0	3.05	3.0		0.1	3.0	100.00
2. ICB	1.0	< 0.10	< 0.1	U	0.1		
3. JY13A MS	1000	2850	2850		100.	2000	97.30
4. JY13A	500.	904.	904.		50.0		
5. JY13A DUP	500.	915.	915.		50.0		1.21
6. JY13C	500.	1450	1450		50.0		
7. JY13B	100.	342.	342.		10.0		
8. JY77I	100.	310.	310.		10.0		
9. CCVR	1.0	3.05	3.0		0.1	3.0	100.00
10. CCB	1.0	< 0.10	< 0.1	U	0.1		
11. JY77A	2.0	0.23	0.2		0.2		
12. JY77A DUP	2.0	0.21	0.2		0.2		0.00
13. JY77A MS	2.0	4.05	4.0		0.2	4.0	95.00
14. JY77B	2.0	0.23	0.2		0.2		
15. JY77D	2.0	7.79	7.8		0.2		
16. CCVR	1.0	3.04	3.0		0.1	3.0	100.00
17. CCB	1.0	< 0.10	< 0.1	U	0.1		

Schedule File: C:\PEAKNET\SCHEDULE\OCT0206dap.SCH

Line	Sample	Sample Type	Level	Method	Data File	Volume	Dilution	Weight	Int. Std.	Comment
1	RINSE	Sample		std.met	oct0206dap	1	1	1	1	
2	RINSE	Sample		std.met	oct0206dap	1	1	1	1	
3	RINSE	Sample		std.met	oct0206dap	1	1	1	1	
4	RINSE	Sample		std.met	oct0206dap	1	1	1	1	
5	RINSE	Sample		std.met	oct0206dap	1	1	1	1	
6	RINSE	Sample		std.met	oct0206dap	1	1	1	1	
7	CAL 1	Calibration	1	std.met	oct0206dap	1	1	1	1	
8	CAL 2	Calibration	2	std.met	oct0206dap	1	1	1	1	
9	CAL 3	Calibration	3	std.met	oct0206dap	1	1	1	1	
10	CAL 4	Calibration	4	std.met	oct0206dap	1	1	1	1	
11	CAL 5	Calibration	5	std.met	oct0206dap	1	1	1	1	
12	CAL 6	Calibration	6	std.met	oct0206dap	1	1	1	1	
13	ICV	Sample		std.met	oct0206dap	1	1	1	1	
14	ICB	Sample		std.met	oct0206dap	1	1	1	1	
15	JY13 A1 MS	Sample		std.met	oct0206dap	1	1000	1	1	
16	JY13 A1	Sample		std.met	oct0206dap	1	500	1	1	
17	JY13 A1 DUP	Sample		std.met	oct0206dap	1	500	1	1	
18	JY13 C1	Sample		std.met	oct0206dap	1	500	1	1	
19	JY56 F1	Sample		std.met	oct0206dap	1	500	1	1	
20	JY56 G1	Sample		std.met	oct0206dap	1	500	1	1	
21	JY13 B1	Sample		std.met	oct0206dap	1	100	1	1	
22	JY77 I1	Sample		std.met	oct0206dap	1	100	1	1	
23	JY77 H1	Sample		std.met	oct0206dap	1	50	1	1	
24	JY56 B1	Sample		std.met	oct0206dap	1	5	1	1	
25	CCV	Sample		std.met	oct0206dap	1	1	1	1	
26	CCB	Sample		std.met	oct0206dap	1	1	1	1	
27	JY77 A1 MS	Sample		std.met	oct0206dap	1	5	1	1	
28	JY56 B1	Sample		std.met	oct0206dap	1	2	1	1	
29	JY56 E1	Sample		std.met	oct0206dap	1	2	1	1	
30	JY77 A1	Sample		std.met	oct0206dap	1	2	1	1	
31	JY77 A1 DUP	Sample		std.met	oct0206dap	1	2	1	1	
32	JY77 A1 MS	Sample		std.met	oct0206dap	1	2	1	1	
33	JY77 B1	Sample		std.met	oct0206dap	1	2	1	1	
34	JY77 C1	Sample		std.met	oct0206dap	1	2	1	1	
35	JY77 D1	Sample		std.met	oct0206dap	1	2	1	1	
36	JY77 H1	Sample		std.met	oct0206dap	1	1	1	1	
37	CCV	Sample		std.met	oct0206dap	1	1	1	1	
38	CCB	Sample		std.met	oct0206dap	1	1	1	1	
39	JY35 A1 MS	Sample		std.met	oct0206dap	1	5	1	1	
40	JY35 A1	Sample		std.met	oct0206dap	1	2	1	1	
41	JY35 A1 DUP	Sample		std.met	oct0206dap	1	2	1	1	
42	JY35 B1	Sample		std.met	oct0206dap	1	2	1	1	
43	JY35 C1	Sample		std.met	oct0206dap	1	2	1	1	
44	JY35 A1 MS	Sample		std.met	oct0206dap	1	2	1	1	
45	JY35 A1	Sample		std.met	oct0206dap	1	1	1	1	
46	JY35 A1 DUP	Sample		std.met	oct0206dap	1	1	1	1	
47	JY35 B1	Sample		std.met	oct0206dap	1	1	1	1	
48	JY35 C1	Sample		std.met	oct0206dap	1	1	1	1	
49	CCV	Sample		std.met	oct0206dap	1	1	1	1	
50	CCB	Sample		std.met	oct0206dap	1	1	1	1	
51	JY77 A1	Sample		std.met	oct0206dap	1	1	1	1	
52	JY77 A1 DUP	Sample		std.met	oct0206dap	1	1	1	1	
53	JY77 A1 MS	Sample		std.met	oct0206dap	1	1	1	1	
54	JY77 B1	Sample		std.met	oct0206dap	1	1	1	1	
55	JY77 C1	Sample		std.met	oct0206dap	1	1	1	1	
56	JY77 D1	Sample		std.met	oct0206dap	1	1	1	1	
57	JY77 I1	Sample		std.met	oct0206dap	1	1	1	1	
58	CCV	Sample		std.met	oct0206dap	1	1	1	1	
59	CCB	Sample		std.met	oct0206dap	1	1	1	1	
60	STOP	Sample		stop.met	oct0206dap	1	1	1	1	

Default Method Path: C:\PEAKNET\METHOD
Default Data Path: C:\PEAKNET\DATA\OCT 2006
Comment:

Method:C:\PEAKNET\METHOD\STD.MET Updated:10/2/06 9:40:48 PM Total:7

1. Component:FLUORIDE
Standard:External Fit Type:Linear
Origin:Force Calibration:Area
r^2=0.998287
Amt=1.74e-006*Resp+0

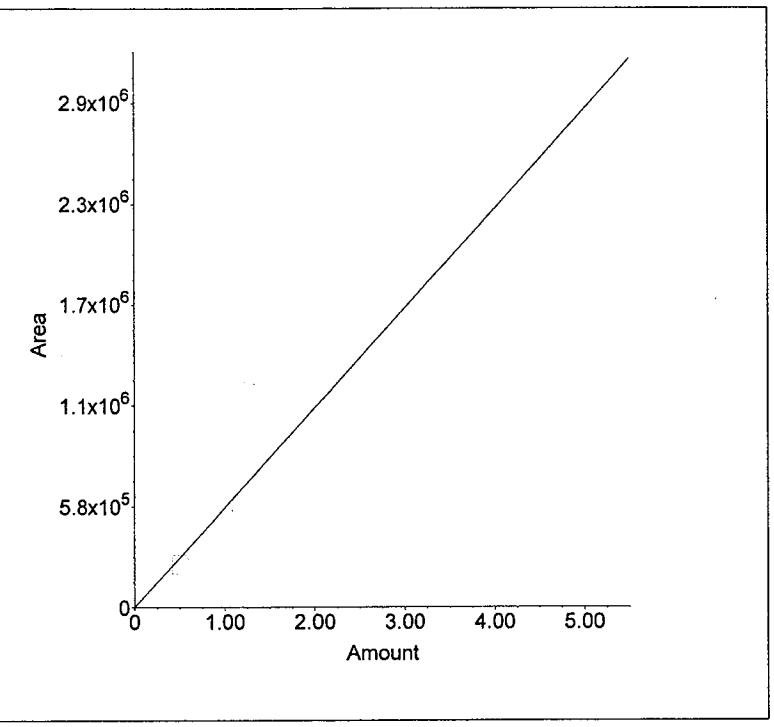

2. Component:CHLORIDE
Standard:External Fit Type:Linear
Origin:Force Calibration:Area
r^2=0.998431
Amt=2.691e-006*Resp+0

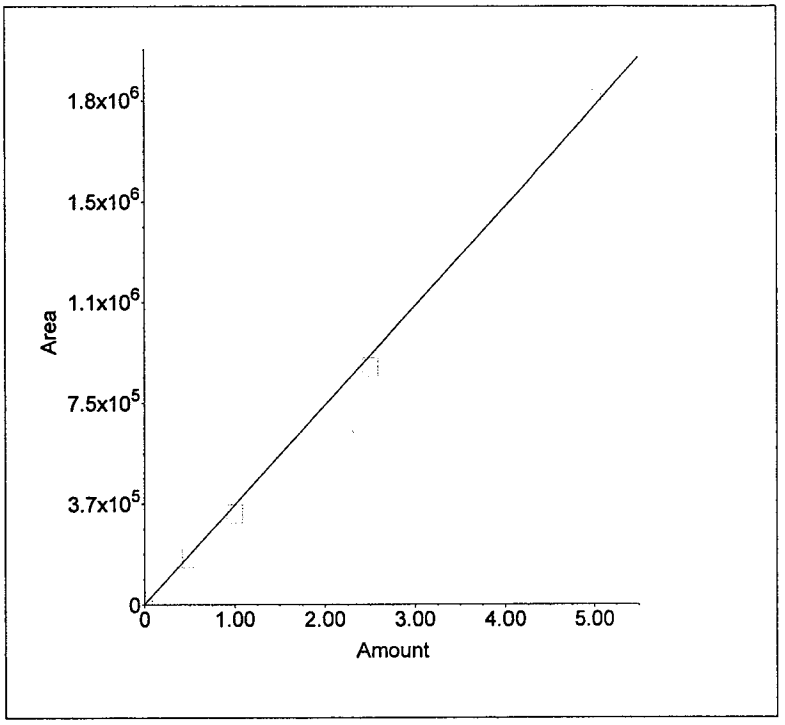

3. Component:NITRITE-N
Standard:External Fit Type:Linear
Origin:Force Calibration:Area
r^2=0.998171
Amt=1.183e-006*Resp+0

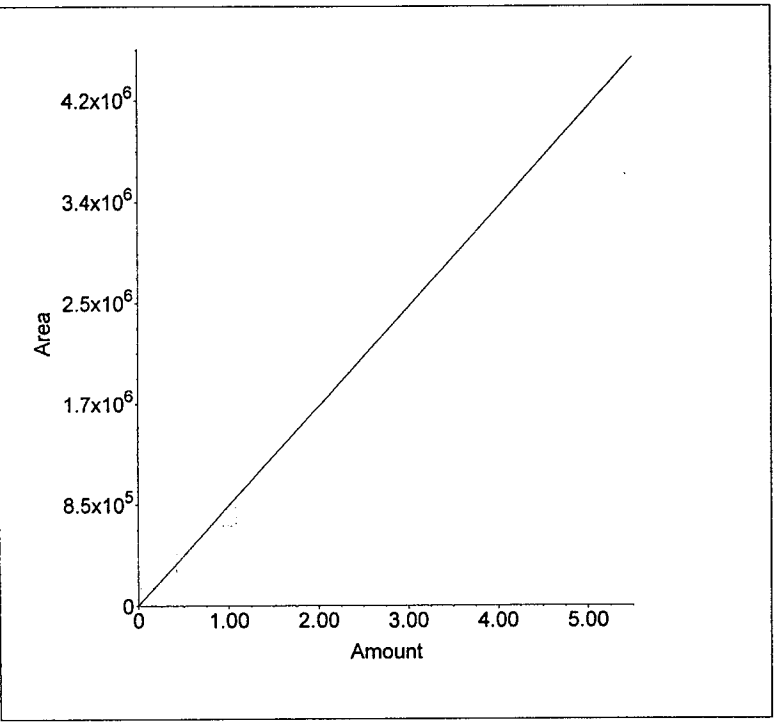

4. Component:BROMIDE
Standard:External Fit Type:Linear
Origin:Force Calibration:Area
r^2=0.999322
Amt=6.851e-006*Resp+0

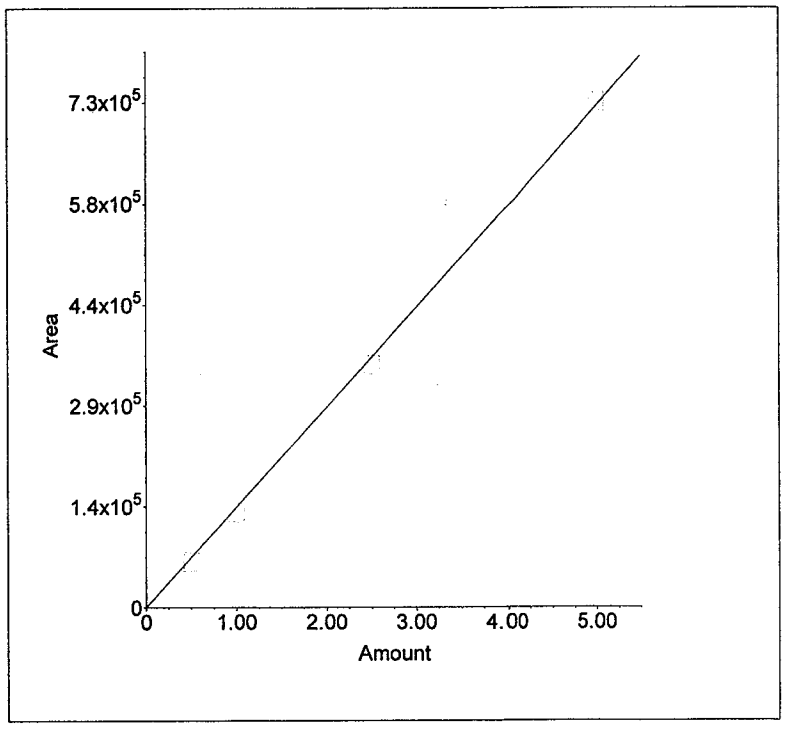

5. Component:NITRATE-N
Standard:External Fit Type:Linear
Origin:Force Calibration:Area
r^2=0.995794
Amt=1.017e-006*Resp+0

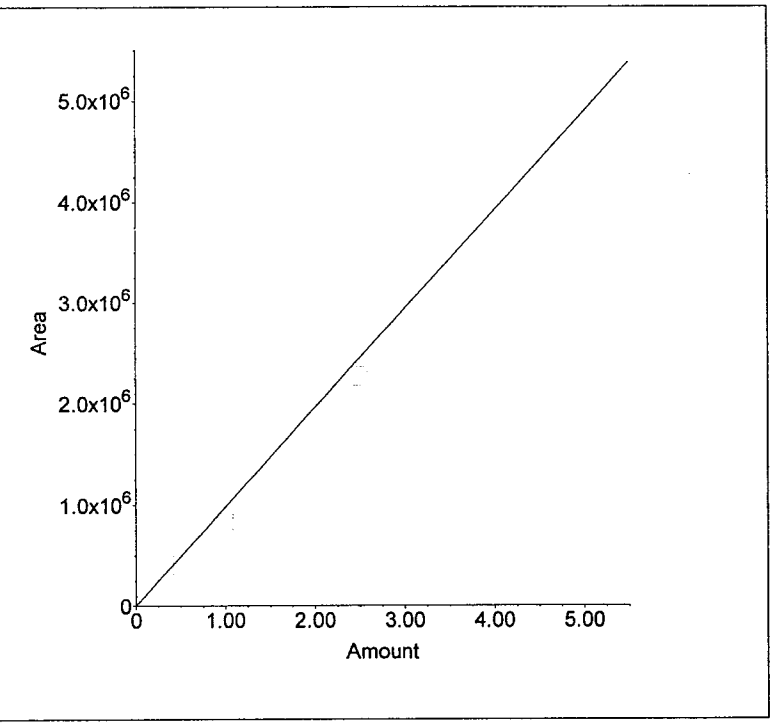

6. Component:PHOSPHATE-P
Standard:External Fit Type:Linear
Origin:Force Calibration:Area
r^2=0.995664
Amt=3.695e-006*Resp+0

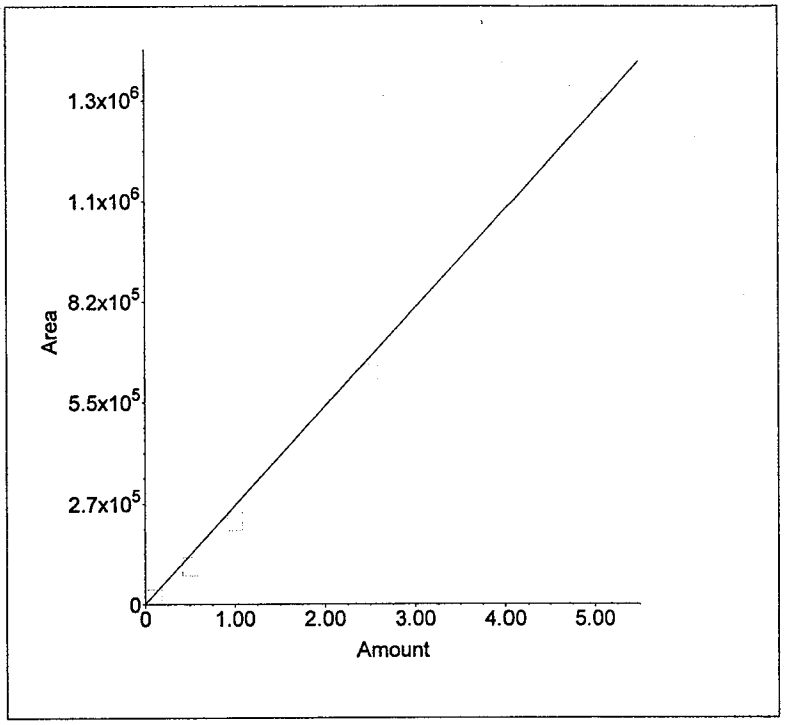

7. Component:SULFATE
Standard:External Fit Type:Linear
Origin:Force Calibration:Area
r^2=0.999635
Amt=4.135e-006*Resp+0

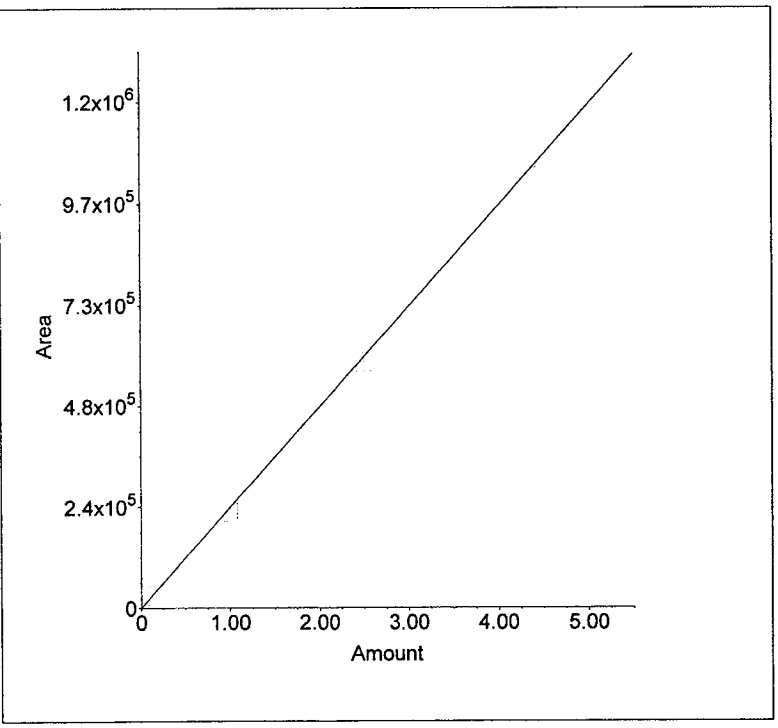

Sample Name : RINSE
Method File Name : c:\peaknet\method\std.met

Current Date : 10/2/06
Date Time Collected : 10/2/06 6:09:49 PM

Injection Number : 1
Dilution Factor : 1.00
column :

Calibration Date : 10/2/06 5:27:28 PM
Data File Name : ...\OCT0206DAP_A001.DXD
Injection Volume : 1.00

Module ID : 34 07 2a
Schedule File Name : ...\oct0206dap.sch

Peak Information : All Peaks

Pk. Num	Ret Time	Component Name	conc. (ppm)	Height	Area	Bl. Code	%Delta
1	3.85	Unknown 1	0.00	2041	1009171	1	
2	4.40	CHLORIDE	0.09	2868	33996	1	1.93
3	7.82	NITRATE-N	0.00	283	4450	1	6.35
4	11.97	SULFATE	0.01	128	3064	1	0.70
		---total(s)---	0.11	5320	1050680		

RINSE

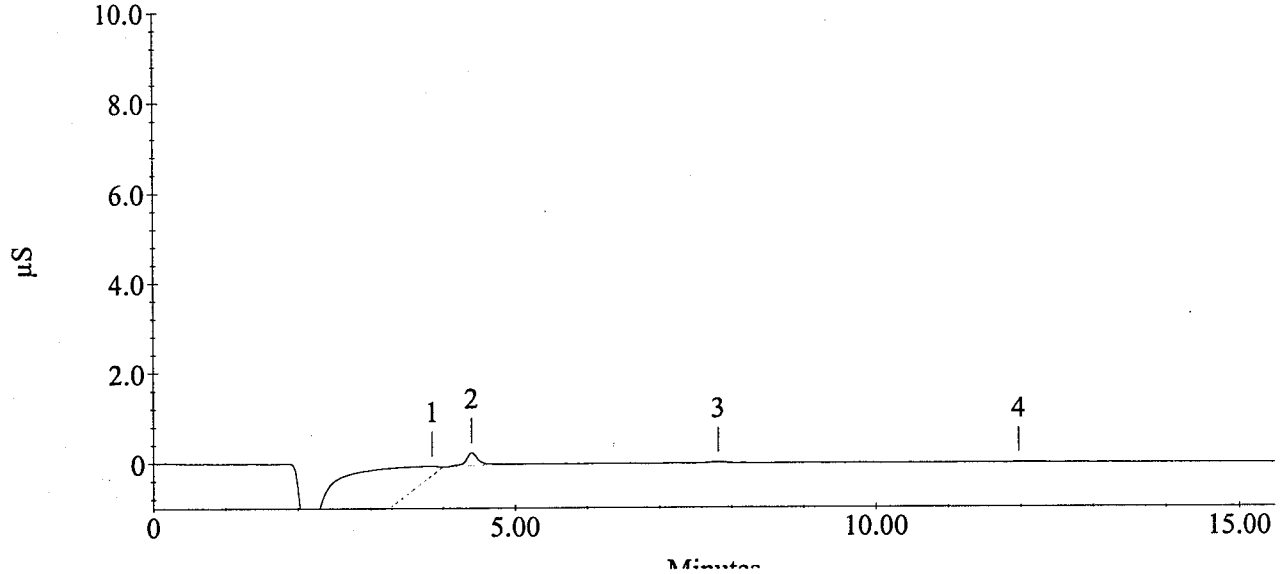

0377

Sample Name : RINSE
Method File Name : c:\peaknet\method\std.met

Current Date : 10/2/06
Date Time Collected : 10/2/06 6:27:39 PM

Injection Number : 2
Dilution Factor : 1.00
column :

Calibration Date : 10/2/06 5:27:28 PM
Data File Name : ...\OCT0206DAP_A002.DXD
Injection Volume : 1.00

Module ID : 34 07 2a
Schedule File Name : ...\oct0206dap.sch

Peak Information : All Peaks

Pk. Num	Ret Time	Component Name	conc. (ppm)	Height	Area	Bl. Code	%Delta
1	3.85	Unknown 1	0.00	1867	996267	1	
2	4.38	CHLORIDE	0.12	3887	45342	1	1.54
3	7.77	NITRATE-N	0.00	176	2136	1	5.67
4	8.28	Unknown 2	0.00	1003	8910	1	
		---total(s)---	0.12	6933	1052655		

RINSE

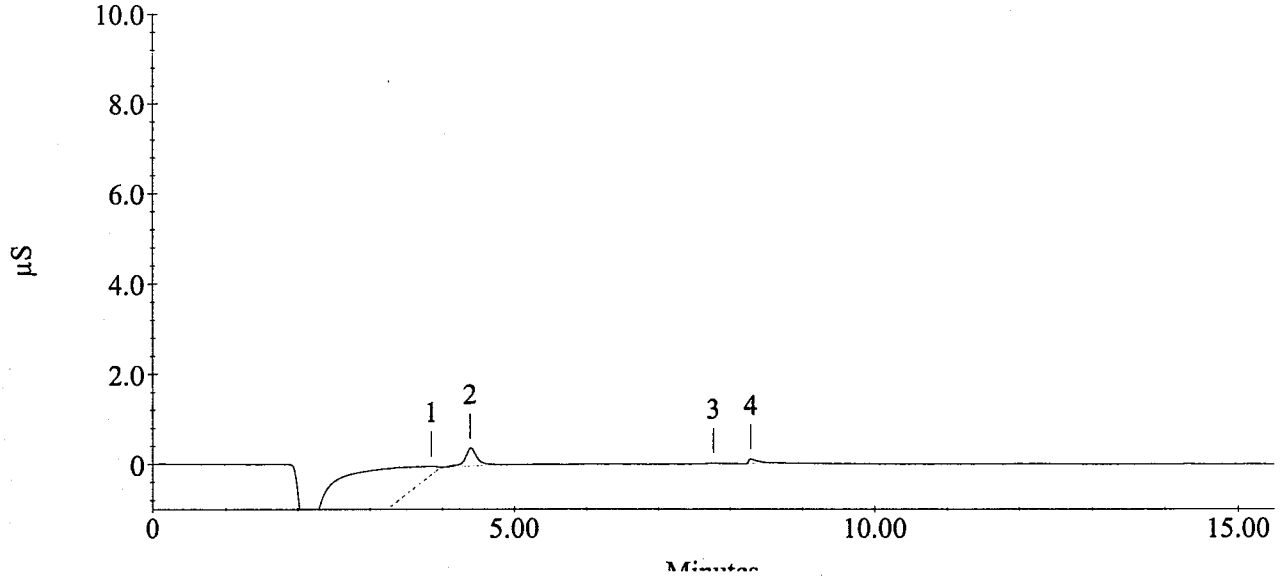

Sample Name : RINSE
Method File Name : c:\peaknet\method\std.met

Current Date : 10/2/06
Date Time Collected : 10/2/06 6:45:25 PM

Injection Number : 3
Dilution Factor : 1.00
column :

Calibration Date : 10/2/06 5:27:28 PM
Data File Name : ...\OCT0206DAP_003.DXD
Injection Volume : 1.00

Module ID : 34 07 2a
Schedule File Name : ...\oct0206dap.sch

Peak Information : All Peaks

Pk. Num	Ret Time	Component Name	conc. (ppm)	Height	Area	Bl. Code	%Delta
1	3.85	Unknown 1	0.00	2069	1003241	1	
2	4.38	CHLORIDE	0.09	2984	35111	1	1.54
3	7.77	NITRATE-N	0.00	297	4434	1	5.67
4	9.02	Unknown 2	0.00	78	3898	1	
		---total(s)---	0.10	5429	1046685		

RINSE

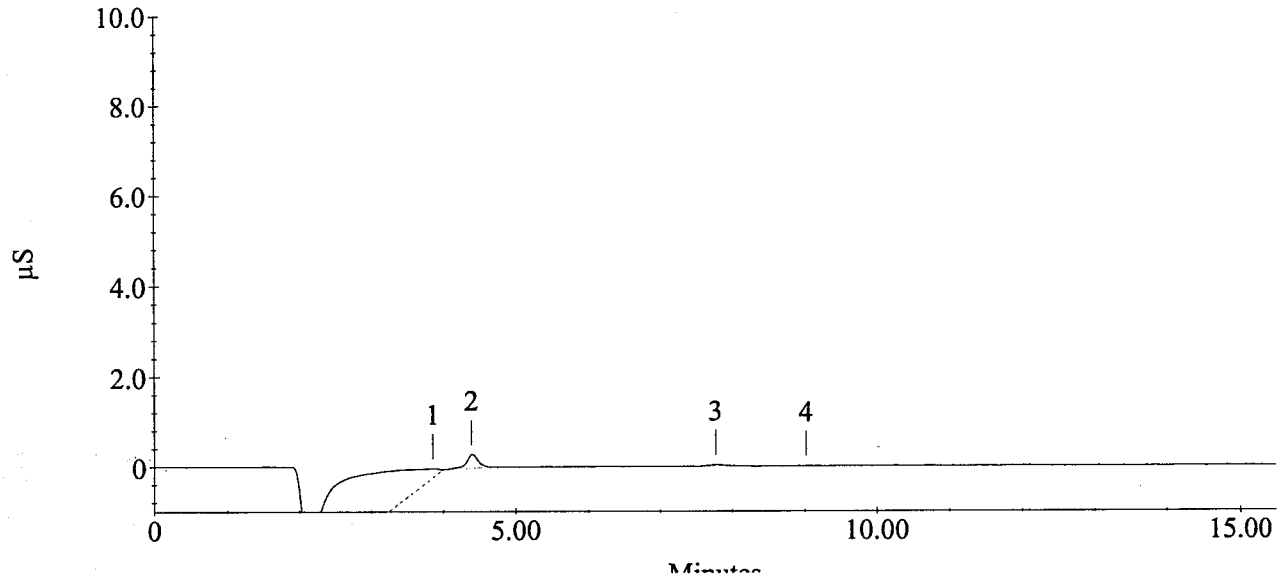

Sample Name : RINSE
Method File Name : c:\peaknet\method\std.met

Current Date : 10/2/06
Date Time Collected : 10/2/06 7:03:07 PM

Injection Number : 4
Dilution Factor : 1.00
column :

Calibration Date : 10/2/06 5:27:28 PM
Data File Name : ...\OCT0206DAP_004.DXD
Injection Volume : 1.00

Module ID : 34 07 2a
Schedule File Name : ...\oct0206dap.sch

Peak Information : All Peaks

Pk. Num	Ret Time	Component Name	conc. (ppm)	Height	Area	Bl. Code	%Delta
1	3.83	Unknown 1	0.00	2012	983912	1	
2	4.40	CHLORIDE	0.12	3871	43635	1	1.93
3	7.78	NITRATE-N	0.00	251	3439	1	5.90
4	15.28	Unknown 2	0.00	205	1811	1	
		---total(s)---	0.12	6339	1032797		

RINSE

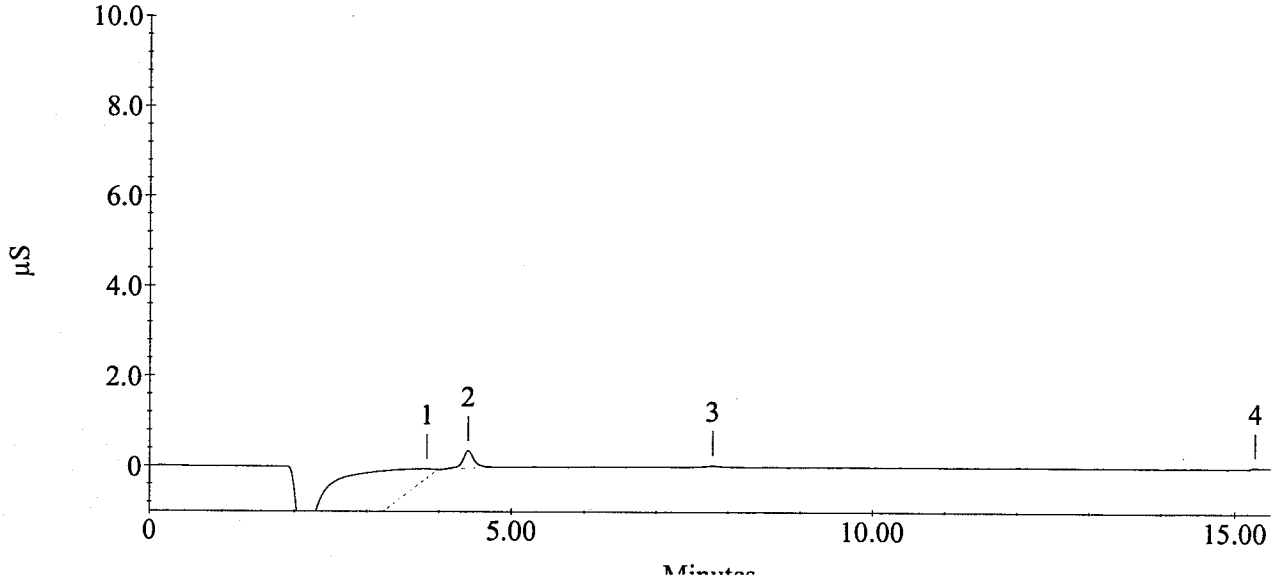

Sample Name : RINSE
Method File Name : c:\peaknet\method\std.met

Current Date : 10/2/06
Date Time Collected : 10/2/06 7:20:55 PM

Injection Number : 5
Dilution Factor : 1.00
column :

Calibration Date : 10/2/06 5:27:28 PM
Data File Name : ...\OCT0206DAP_005.DXD
Injection Volume : 1.00

Module ID : 34 07 2a
Schedule File Name : ...\oct0206dap.sch

Peak Information : All Peaks

Pk. Num	Ret Time	Component Name	conc. (ppm)	Height	Area	Bl. Code	%Delta
1	3.85	Unknown 1	0.00	2024	994583	1	
2	4.40	CHLORIDE	0.04	1420	16776	1	1.93
		---total(s)---	0.04	3444	1011360		

RINSE

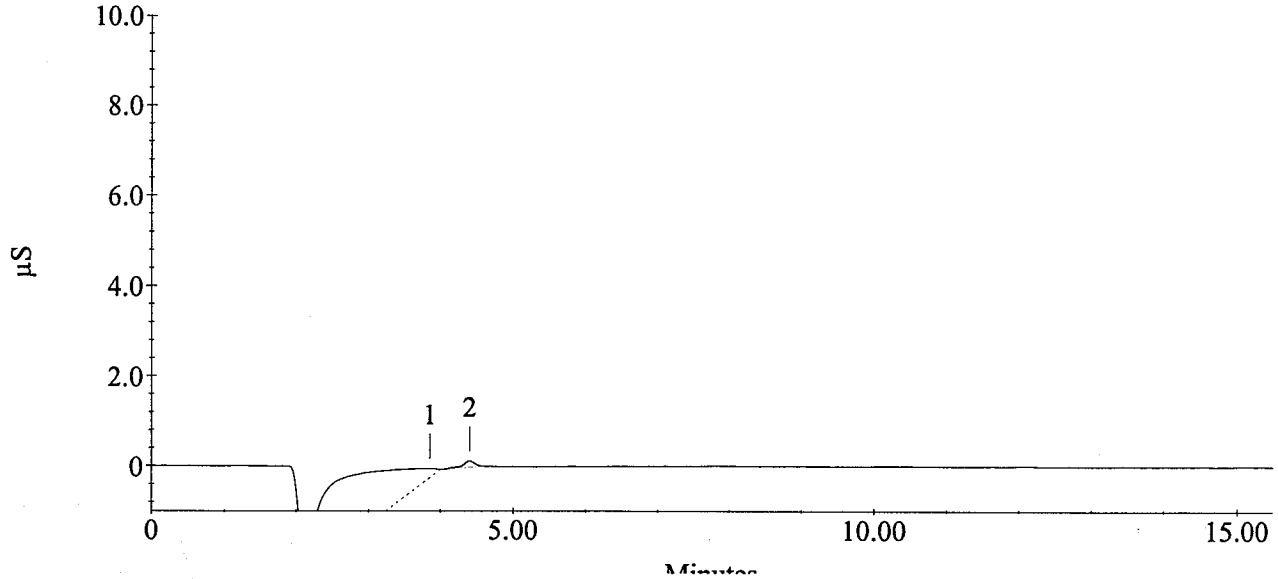

Sample Name : RINSE
Method File Name : c:\peaknet\method\std.met

Current Date : 10/2/06
Date Time Collected : 10/2/06 7:38:40 PM

Injection Number : 6
Dilution Factor : 1.00
column :

Calibration Date : 10/2/06 5:27:28 PM
Data File Name : ...\OCT0206DAP_006.DXD
Injection Volume : 1.00

Module ID : 34 07 2a
Schedule File Name : ...\oct0206dap.sch

Peak Information : All Peaks

Pk. Num	Ret Time	Component Name	conc. (ppm)	Height	Area	Bl. Code	%Delta
1	3.83	Unknown 1	0.00	2028	985346	1	
2	4.38	CHLORIDE	0.06	1951	23469	1	1.54
3	7.80	NITRATE-N	0.00	238	3811	1	6.12
		---total(s)---	0.07	4217	1012625		

RINSE

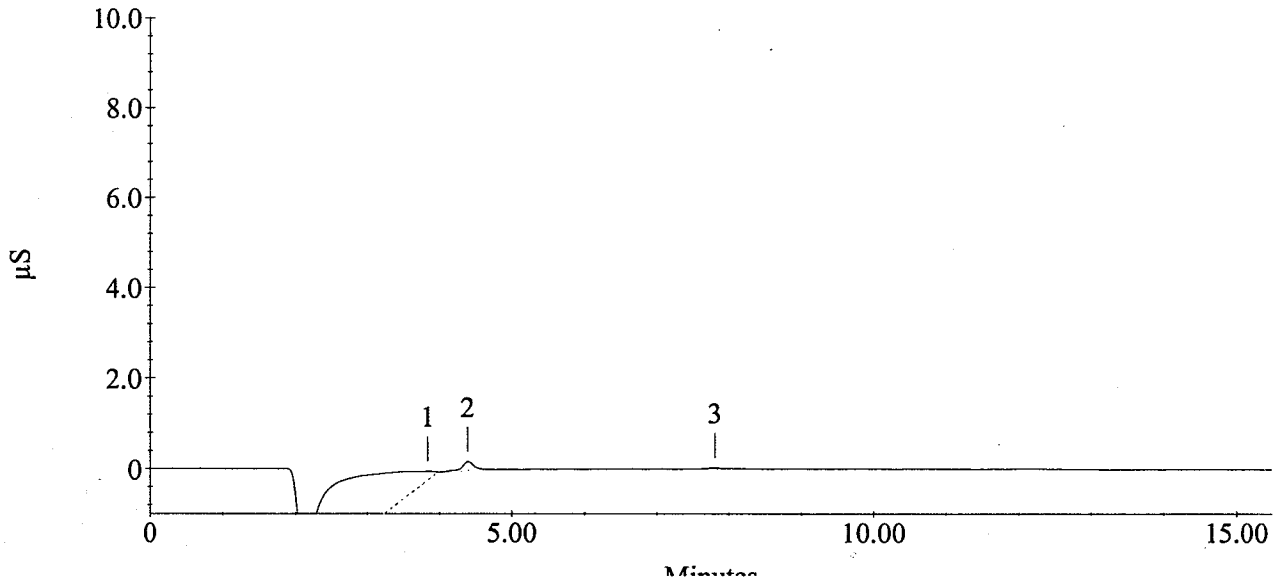

Calibration Update Report

Sample Name : CAL 1
Method File Name : c:\peaknet\method\std.met

Current Date : 10/2/06
Date Time Collected : 10/2/06 7:56:26 PM

Injection Number : 7
Dilution Factor : 1.00
column :

Calibration Date : 10/2/06 8:11:57 PM
Data File Name : ...\OCT0206DAP_007.DXD
Injection Volume : 1.00

Module ID : 34 07 2a
Schedule File Name : ...\oct0206dap.sch

Peak Information : All Peaks

Peak Number	Component Time	Component Name	conc. (ppm)	Cal Response Previous	Cal Response Measured	Cal Response New
1		Unknown 1	0.00			
2	4.33	CHLORIDE	0.00	10688	10828	10828
3	12.02	SULFATE	0.00	2120	7813	7813

CAL 1

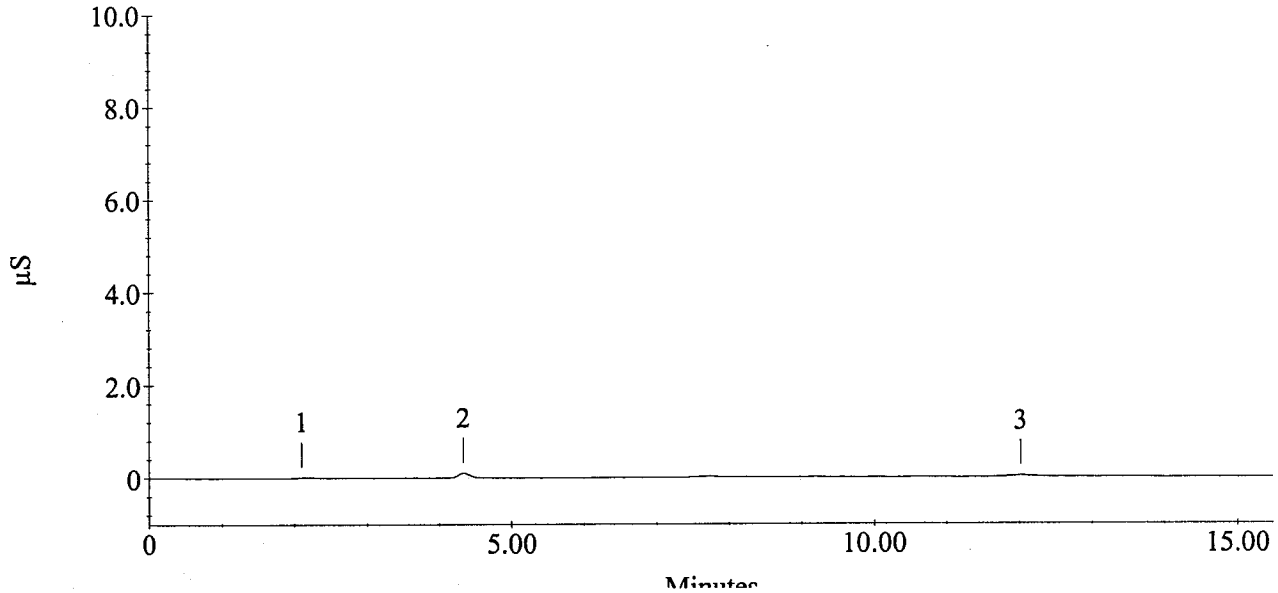

Calibration Update Report

Sample Name : CAL 2
Method File Name : c:\peaknet\method\std.met

Current Date : 10/2/06
Date Time Collected : 10/2/06 8:14:12 PM

Injection Number : 8
Dilution Factor : 1.00
column :

Calibration Date : 10/2/06 8:29:43 PM
Data File Name : ...\OCT0206DAP_008.DXD
Injection Volume : 1.00

Module ID : 34 07 2a
Schedule File Name : ...\oct0206dap.sch

Peak Information : All Peaks

Peak Number	Component Time	Component Name	conc. (ppm)	Cal Response Previous	Cal Response Measured	Cal Response New
1		Unknown 1	0.00			
2	3.07	FLUORIDE	0.10	47072	47309	47309
3	4.33	CHLORIDE	0.10	46401	50210	50210
4	5.20	NITRITE-N	0.10	69951	72694	72694
5	6.53	BROMIDE	0.10	14033	13044	13044
6	7.67	NITRATE-N	0.10	80598	81957	81957
7	10.27	PHOSPHATE-P	0.10	20066	14421	14421
8	11.98	SULFATE	0.10	24802	30095	30095

CAL 2

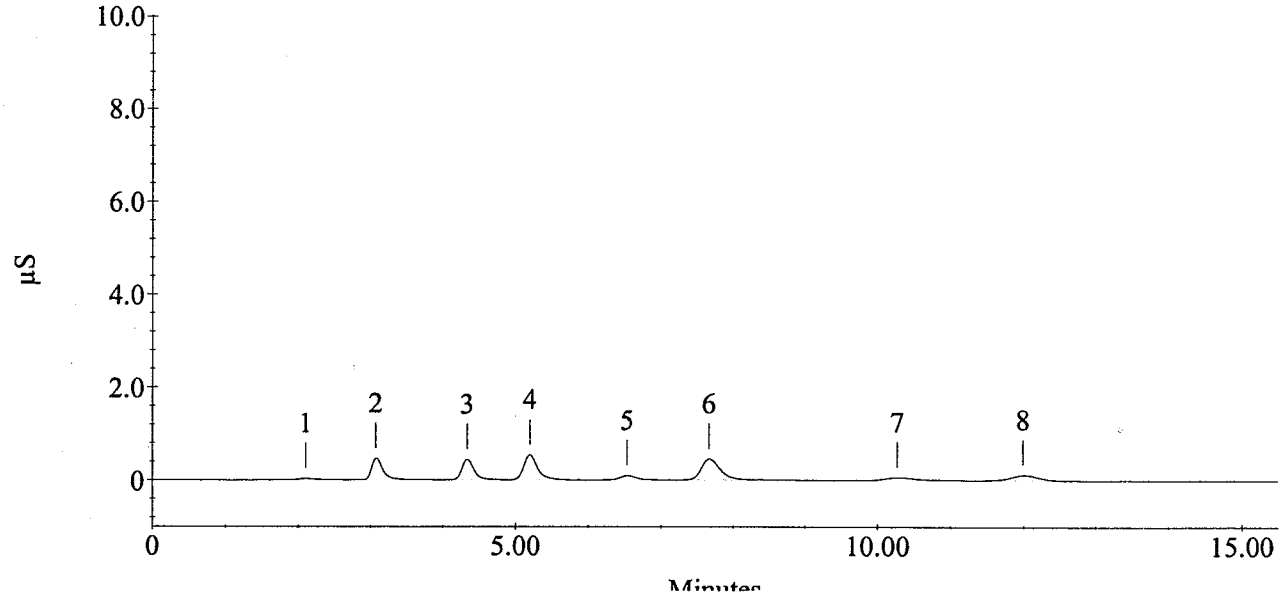

Calibration Update Report

Sample Name : CAL 3
Method File Name : c:\peaknet\method\std.met

Current Date : 10/2/06
Date Time Collected : 10/2/06 8:31:59 PM

Injection Number : 9
Dilution Factor : 1.00
column :

Calibration Date : 10/2/06 8:47:29 PM
Data File Name : ...\OCT0206DAP_009.DXD
Injection Volume : 1.00

Module ID : 34 07 2a
Schedule File Name : ...\oct0206dap.sch

Peak Information : All Peaks

Peak Number	Component Time	Component Name	conc. (ppm)	Cal Response Previous	Cal Response Measured	Cal Response New
1		Unknown 1	0.00			
2	3.07	FLUORIDE	0.50	248769	248886	248886
3	4.33	CHLORIDE	0.50	175295	173669	173669
4	5.18	NITRITE-N	0.50	360695	363731	363731
5	6.52	BROMIDE	0.50	68673	66734	66734
6	7.62	NITRATE-N	0.50	400411	406083	406083
7	10.23	PHOSPHATE-P	0.50	111759	104015	104015
8	12.00	SULFATE	0.50	115675	120074	120074

CAL 3

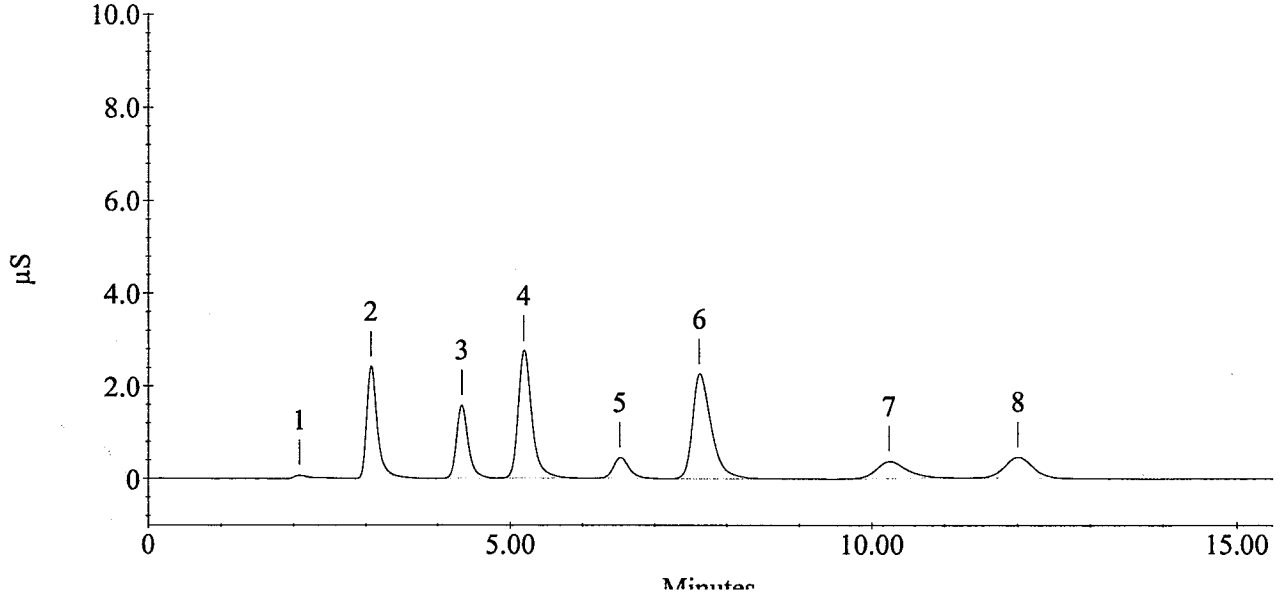

Calibration Update Report

Sample Name : CAL 4
Method File Name : c:\peaknet\method\std.met

Current Date : 10/2/06
Date Time Collected : 10/2/06 8:49:45 PM

Injection Number : 10
Dilution Factor : 1.00
column :

Calibration Date : 10/2/06 9:05:15 PM
Data File Name : ...\OCT0206DAP_010.DXD
Injection Volume : 1.00

Module ID : 34 07 2a
Schedule File Name : ...\oct0206dap.sch

Peak Information : All Peaks

Peak Number	Component Time	Component Name	conc. (ppm)	Cal Response Previous	Cal Response Measured	Cal Response New
1		Unknown 1	0.00			
2	3.07	FLUORIDE	1.00	513168	518608	518608
3	4.33	CHLORIDE	1.00	337614	339555	339555
4	5.18	NITRITE-N	1.00	754739	756140	756140
5	6.52	BROMIDE	1.00	137746	138487	138487
6	7.60	NITRATE-N	1.00	832792	832450	832450
7	10.23	PHOSPHATE-P	1.00	241115	228406	228406
8	12.00	SULFATE	1.00	229030	231903	231903

CAL 4

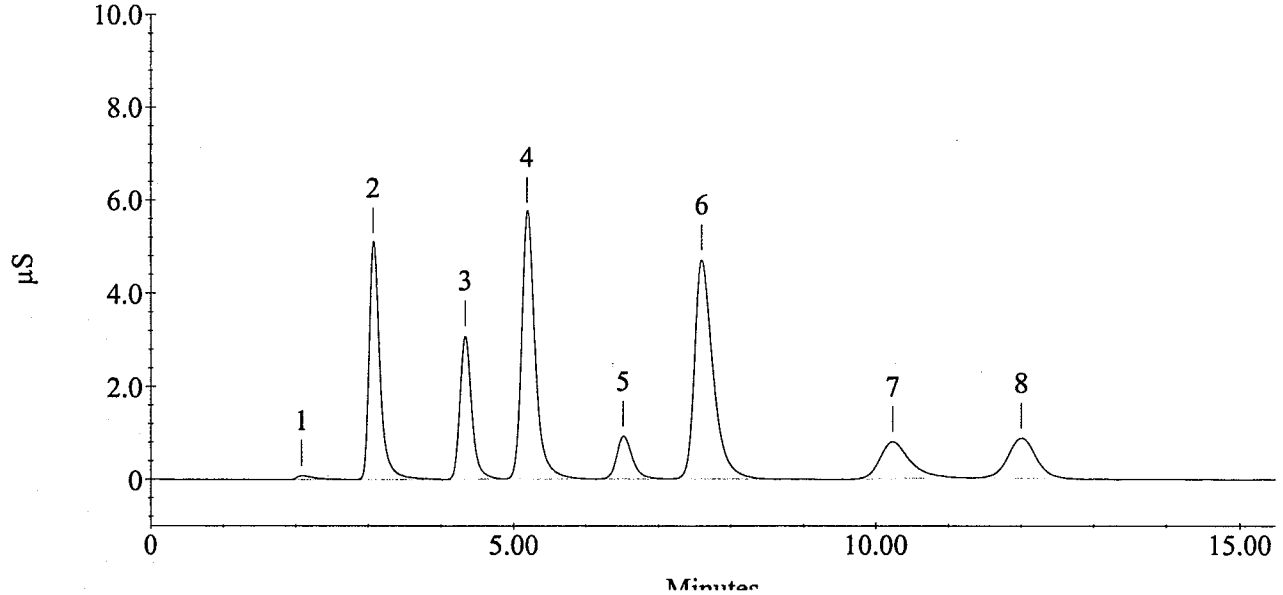

Calibration Update Report

Sample Name : CAL 5
Method File Name : c:\peaknet\method\std.met

Current Date : 10/2/06
Date Time Collected : 10/2/06 9:07:31 PM

Injection Number : 11
Dilution Factor : 1.00
column :

Calibration Date : 10/2/06 9:23:01 PM
Data File Name : ...\OCT0206DAP_011.DXD
Injection Volume : 1.00

Module ID : 34 07 2a
Schedule File Name : ...\oct0206dap.sch

Peak Information : All Peaks

Peak Number	Component Time	Component Name	conc. (ppm)	Cal Response Previous	Cal Response Measured	Cal Response New
1		Unknown 1	0.00			
2	3.07	FLUORIDE	2.50	1375308	1376346	1376346
3	4.33	CHLORIDE	2.50	886519	885806	885806
4	5.18	NITRITE-N	2.50	2020592	2018893	2018893
5	6.52	BROMIDE	2.50	354465	354069	354069
6	7.53	NITRATE-N	2.50	2278907	2277670	2277670
7	10.20	PHOSPHATE-P	2.50	662964	630779	630779
8	12.00	SULFATE	2.50	593724	592535	592535

CAL 5

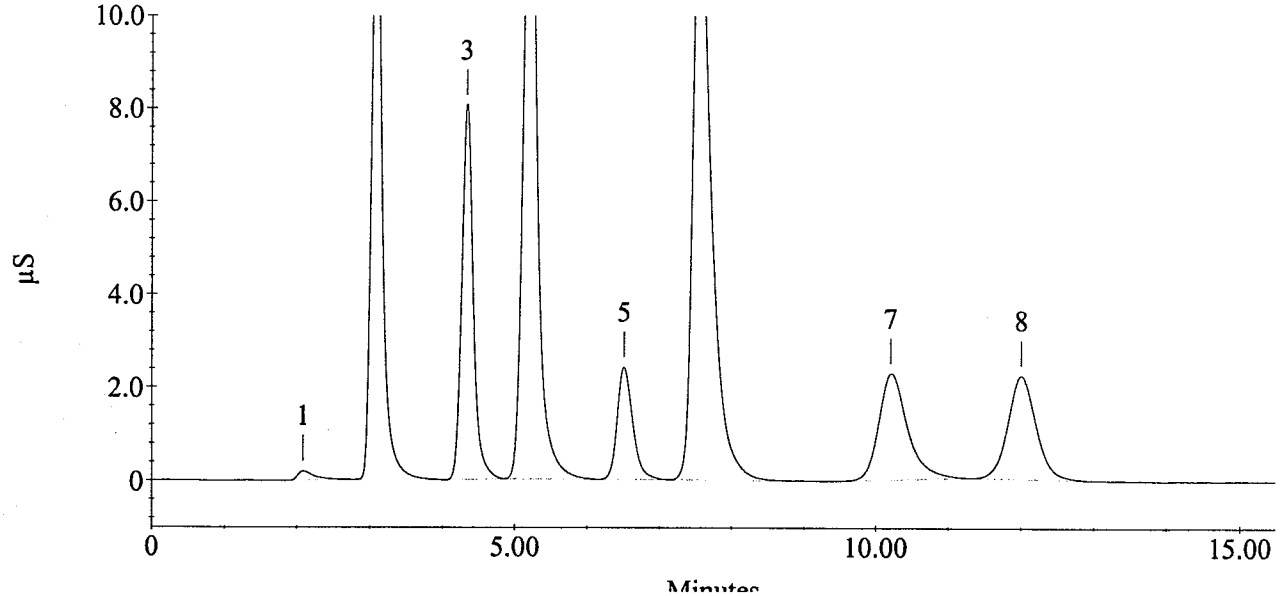

Calibration Update Report

Sample Name : CAL 6
Method File Name : c:\peaknet\method\std.met

Current Date : 10/2/06
Date Time Collected : 10/2/06 9:25:17 PM

Injection Number : 12
Dilution Factor : 1.00
column :

Calibration Date : 10/2/06 9:40:48 PM
Data File Name : ...\OCT0206DAP_012.DXD
Injection Volume : 1.00

Module ID : 34 07 2a
Schedule File Name : ...\oct0206dap.sch

Peak Information : All Peaks

Peak Number	Component Time	Component Name	conc. (ppm)	Cal Response Previous	Cal Response Measured	Cal Response New
1		Unknown 1	0.00			
2		Unknown 2	0.00			
3	3.08	FLUORIDE	5.00	2911682	2915038	2915038
4	4.33	CHLORIDE	5.00	1902862	1884942	1884942
5	5.20	NITRITE-N	5.00	4291556	4289625	4289625
6	6.50	BROMIDE	5.00	738056	737051	737051
7	7.48	NITRATE-N	5.00	5044392	5031074	5031074
8	10.18	PHOSPHATE-P	5.00	1442884	1383301	1383301
9	11.98	SULFATE	5.00	1220840	1216846	1216846

CAL 6

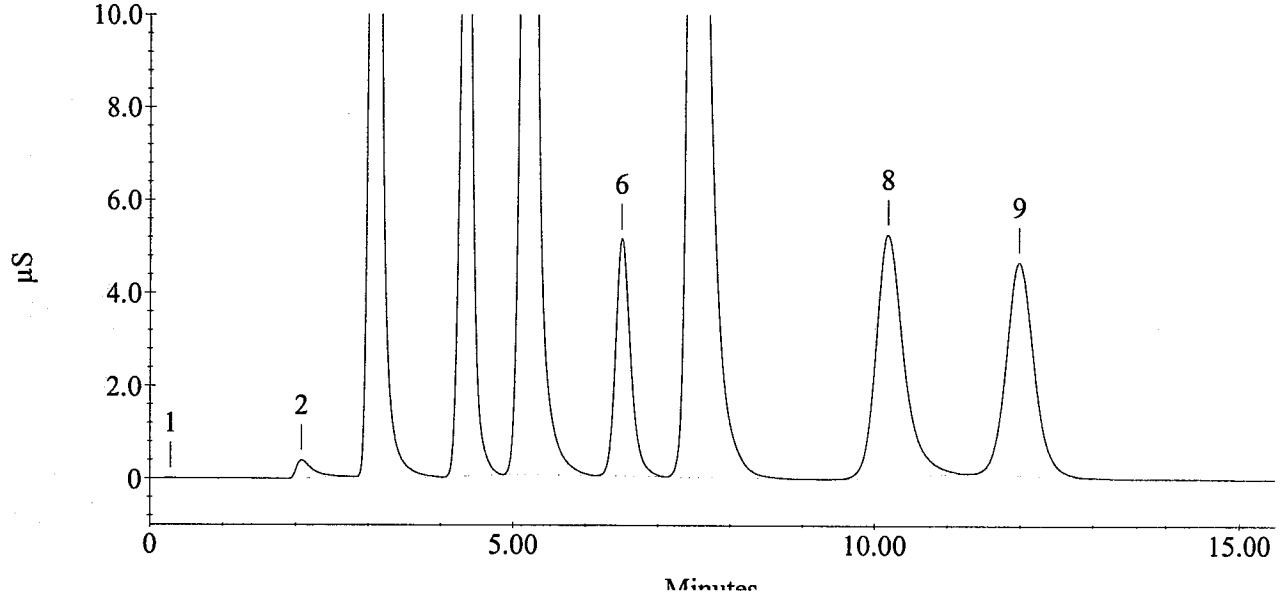

Sample Name : ICV
Method File Name : c:\peaknet\method\std.met

Current Date : 10/2/06
Date Time Collected : 10/2/06 9:43:04 PM

Injection Number : 13
Dilution Factor : 1.00
column :

Calibration Date : 10/2/06 9:40:48 PM
Data File Name : ...\OCT0206DAP_013.DXD
Injection Volume : 1.00

Module ID : 34 07 2a
Schedule File Name : ...\oct0206dap.sch

Peak Information : All Peaks

Pk. Num	Ret Time	Component Name	conc. (ppm)	Height	Area	Bl. Code	%Delta
1	2.08	Unknown 1	0.00	2319	36782	1	
2	3.08	FLUORIDE	2.83	161082	1624264	1	0.00
3	4.35	CHLORIDE	2.84	97356	1054476	1	0.38
4	5.20	NITRITE-N	2.97	191610	2506874	1	0.00
5	6.52	BROMIDE	2.92	28929	425509	1	0.26
6	7.53	NITRATE-N	2.87	160752	2820392	1	0.67
7	10.20	PHOSPHATE-P	2.81	27769	761524	1	0.16
8	11.98	SULFATE	3.05	27644	737281	1	0.00
		---total(s)---	20.28	697461	9967102		

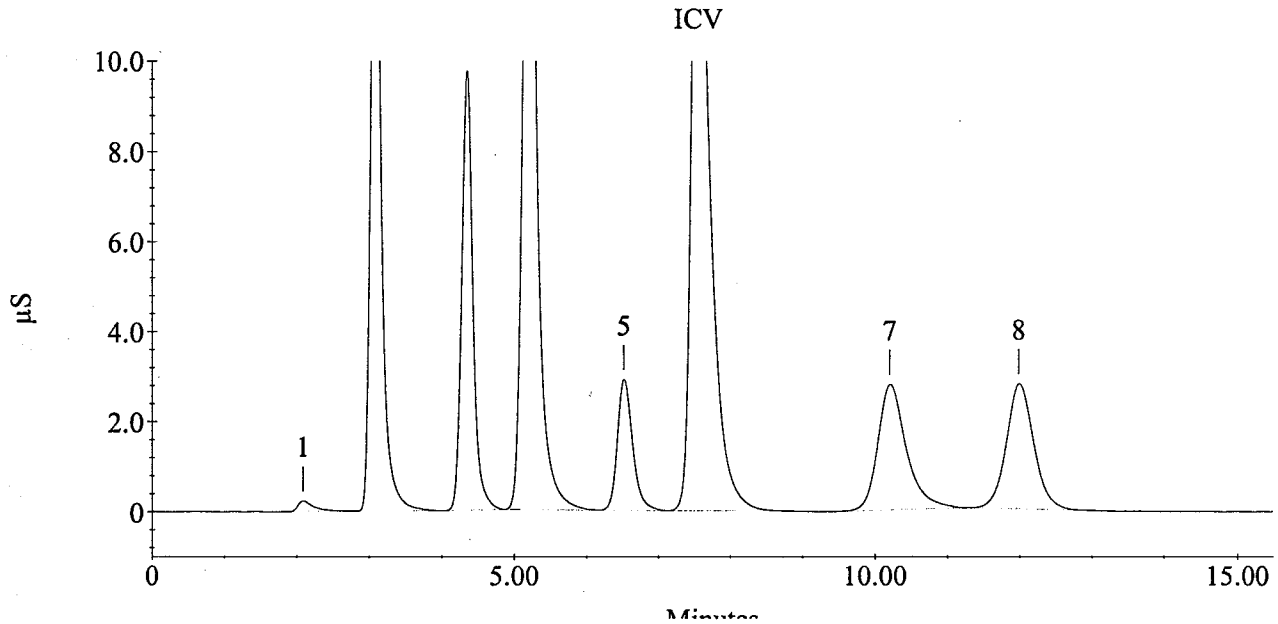

0389

Sample Name : ICB
Method File Name : c:\peaknet\method\std.met

Current Date : 10/2/06
Date Time Collected : 10/2/06 10:00:50 PM

Injection Number : 14
Dilution Factor : 1.00
column :

Calibration Date : 10/2/06 9:40:48 PM
Data File Name : ...\OCT0206DAP_014.DXD
Injection Volume : 1.00

Module ID : 34 07 2a
Schedule File Name : ...\oct0206dap.sch

Peak Information : All Peaks

Pk. Num	Ret Time	Component Name	conc. (ppm)	Height	Area	Bl. Code	%Delta
1	4.33	CHLORIDE	0.03	1111	11771	1	0.00
2	7.73	NITRATE-N	0.00	165	2947	1	3.34
3	11.97	SULFATE	0.01	144	2316	1	-0.14
		---total(s)---	0.04	1420	17034		

ICB

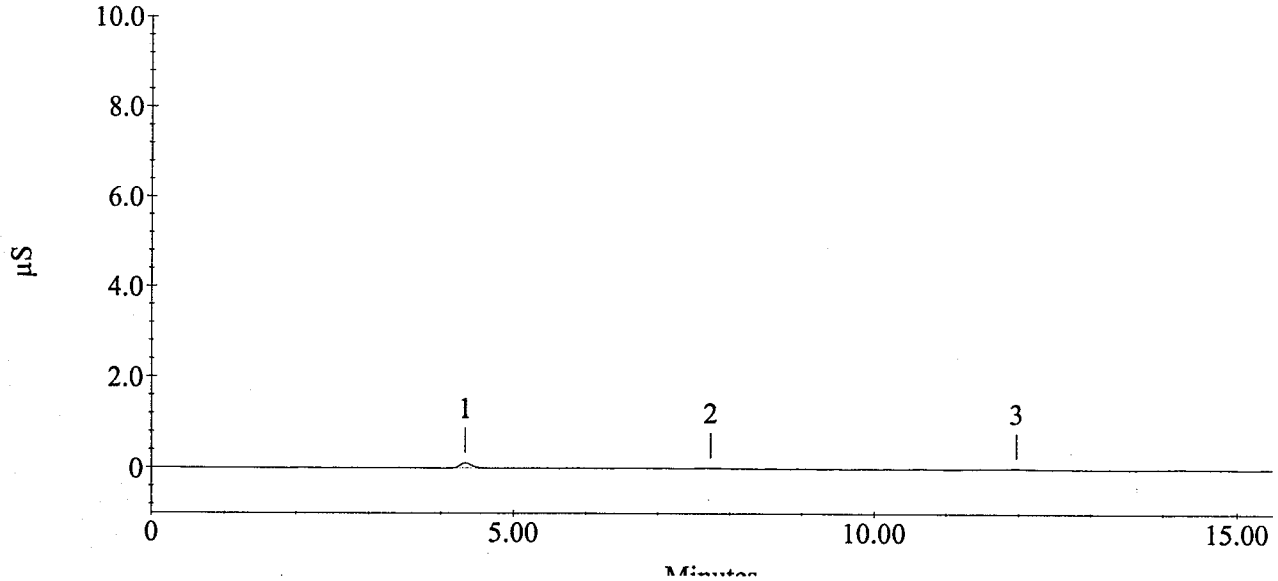

Sample Name : JY13 A1 MS
Method File Name : c:\peaknet\method\std.met

Current Date : 10/2/06
Date Time Collected : 10/2/06 10:18:35 PM

Injection Number : 15
Dilution Factor : 1000.00
column :

Calibration Date : 10/2/06 9:40:48 PM
Data File Name : ...\OCT0206DAP_015.DXD
Injection Volume : 1.00

Module ID : 34 07 2a
Schedule File Name : ...\oct0206dap.sch

Peak Information : All Peaks

Pk. Num	Ret Time	Component Name	conc. (ppm)	Height	Area	Bl. Code	%Delta
1	2.08	Unknown 1	0.00	2131	31112	1	
2	3.07	FLUORIDE	1874.22	105002	1077043	1	-0.54
3	4.37	CHLORIDE	9923.68	349269	3687892	1	0.77
4	5.18	NITRITE-N	1842.94	120214	1557203	1	-0.32
5	6.52	BROMIDE	1961.30	19404	286288	1	0.26
6	7.55	NITRATE-N	1823.37	101924	1793122	1	0.89
7	10.20	PHOSPHATE-P	1806.22	17342	488767	1	0.16
8	11.98	SULFATE	2852.57	25883	689862	1	0.00
		---total(s)---	22084.31	741169	9611290		

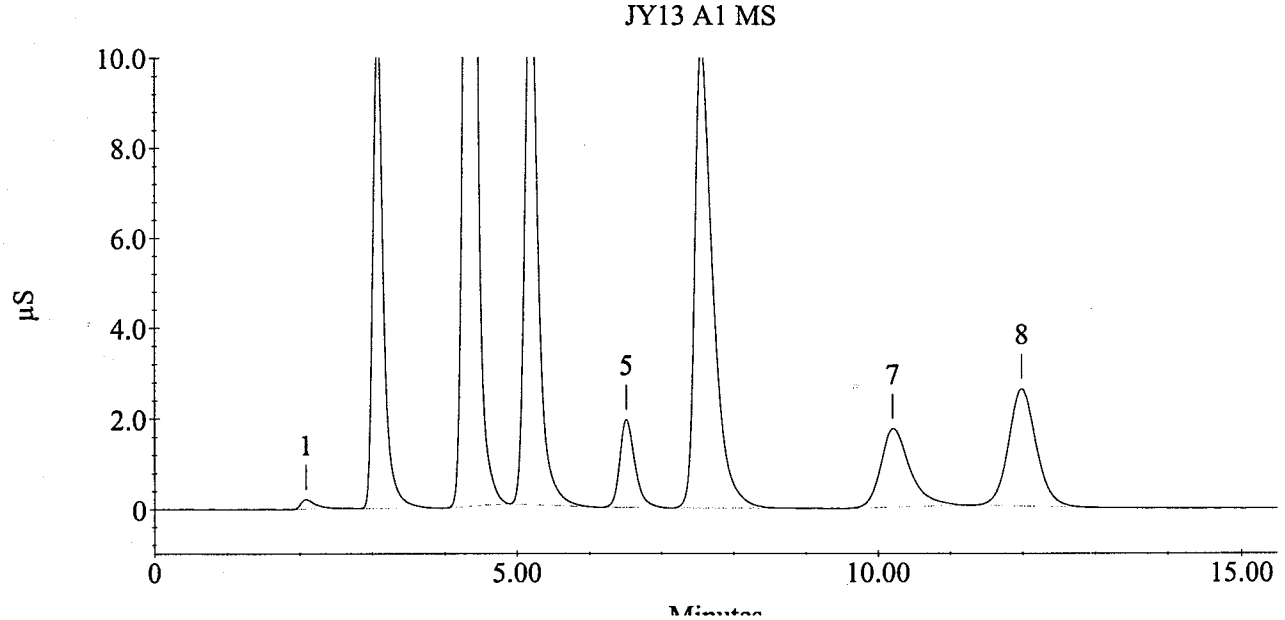

Sample Name : JY13 A1
Method File Name : c:\peaknet\method\std.met

Current Date : 10/2/06
Date Time Collected : 10/2/06 10:36:21 PM

Injection Number : 16
Dilution Factor : 500.00
column :

Calibration Date : 10/2/06 9:40:48 PM
Data File Name : ...\OCT0206DAP_016.DXD
Injection Volume : 1.00

Module ID : 34 07 2a
Schedule File Name : ...\oct0206dap.sch

Peak Information : All Peaks

Pk. Num	Ret Time	Component Name	conc. (ppm)	Height	Area	Bl. Code	%Delta
1	2.08	Unknown 1	0.00	1432	22034	1	
2	4.38	CHLORIDE	8340.16	570144	6198830	1	1.15
3	6.55	BROMIDE	20.85	417	6086	1	0.77
4	7.72	NITRATE-N	2.17	259	4263	1	3.12
5	12.00	SULFATE	904.25	16114	437366	1	0.14
		---total(s)---	9267.43	588366	6668579		

JY13 A1

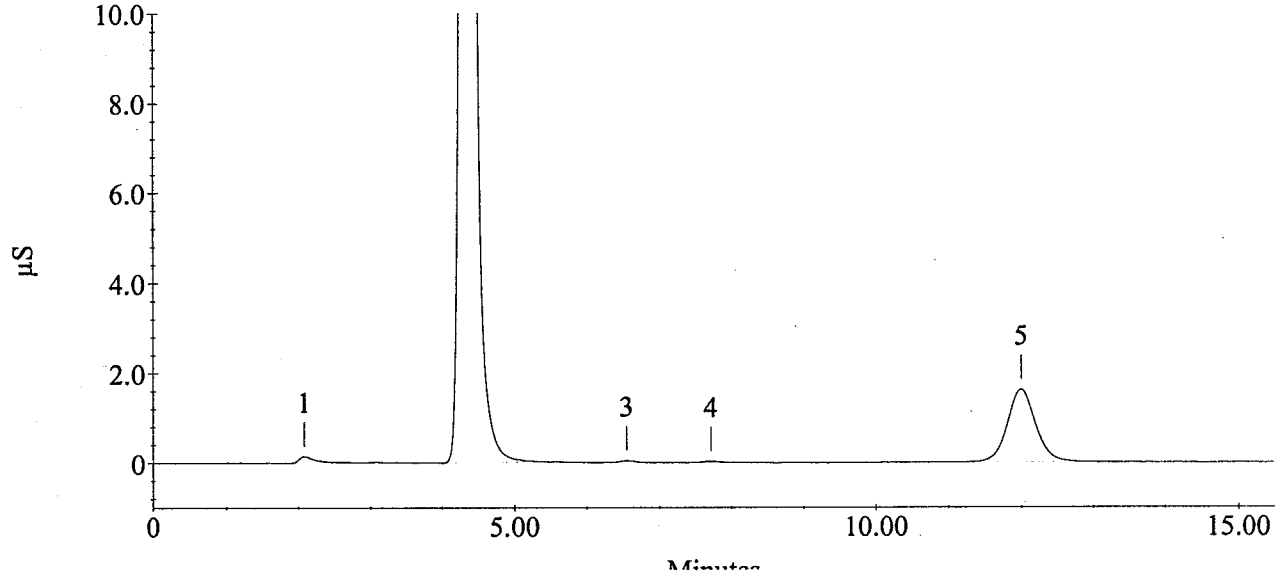

Sample Name : JY13 A1 DUP
Method File Name : c:\peaknet\method\std.met

Current Date : 10/2/06
Date Time Collected : 10/2/06 10:54:06 PM

Injection Number : 17
Dilution Factor : 500.00
column :

Calibration Date : 10/2/06 9:40:48 PM
Data File Name : ...\OCT0206DAP_017.DXD
Injection Volume : 1.00

Module ID : 34 07 2a
Schedule File Name : ...\oct0206dap.sch

Peak Information : All Peaks

Pk. Num	Ret Time	Component Name	conc. (ppm)	Height	Area	Bl. Code	%Delta
1	2.08	Unknown 1	0.00	1329	19870	1	
2	4.38	CHLORIDE	8353.99	568159	6209107	1	1.15
3	6.55	BROMIDE	21.62	452	6311	1	0.77
4	7.73	NITRATE-N	0.92	131	1817	1	3.34
5	11.98	SULFATE	914.90	16194	442514	1	0.00
		---total(s)---	9291.42	586265	6679619		

JY13 A1 DUP

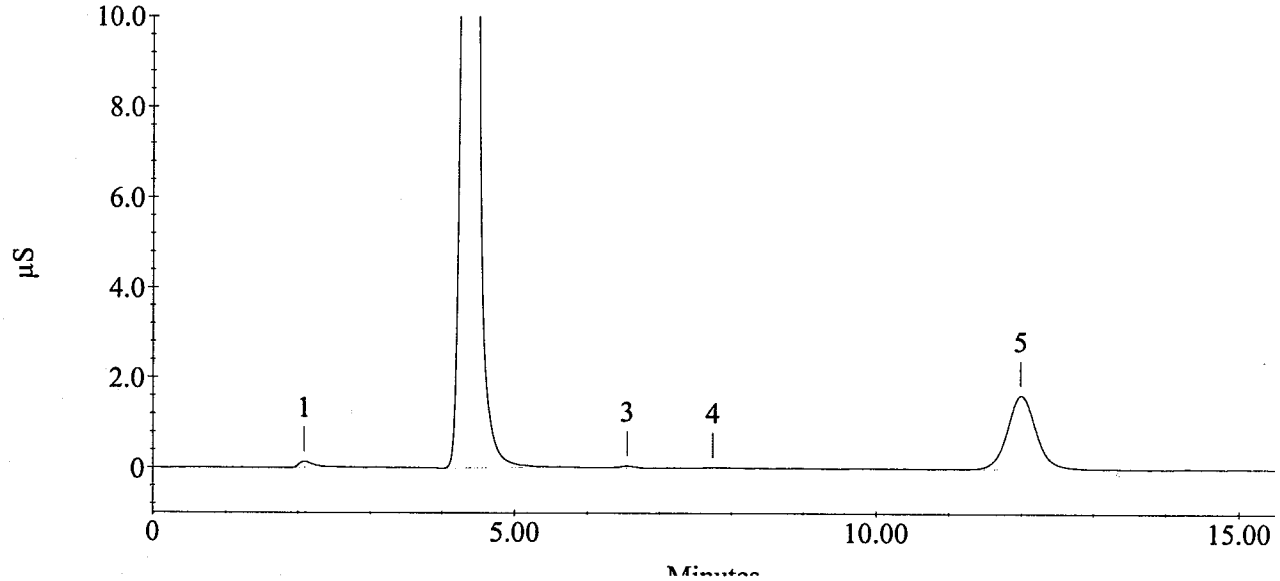

Sample Name : JY13 C1
Method File Name : c:\peaknet\method\std.met

Current Date : 10/2/06
Date Time Collected : 10/2/06 11:11:52 PM

Injection Number : 18
Dilution Factor : 500.00
column :

Calibration Date : 10/2/06 9:40:48 PM
Data File Name : ...\OCT0206DAP_018.DXD
Injection Volume : 1.00

Module ID : 34 07 2a
Schedule File Name : ...\oct0206dap.sch

Peak Information : All Peaks

Pk. Num	Ret Time	Component Name	conc. (ppm)	Height	Area	Bl. Code	%Delta
1	2.08	Unknown 1	0.00	1780	25796	1	
2	4.40	CHLORIDE	13925.32	894489	10350008	1	1.54
3	6.53	BROMIDE	31.21	633	9111	1	0.51
4	7.70	NITRATE-N	1.16	195	2280	1	2.90
5	11.97	SULFATE	1453.64	25929	703091	1	-0.14
		---total(s)---	15411.33	923026	11090287		

JY13 C1

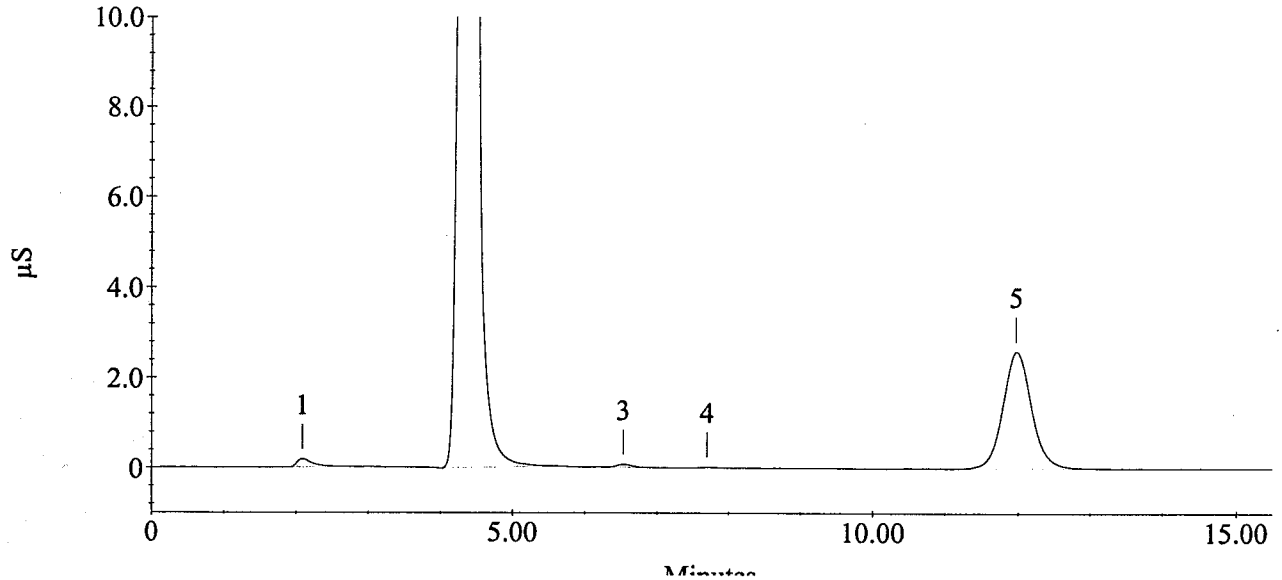

Sample Name : JY56 F1
Method File Name : c:\peaknet\method\std.met

Current Date : 10/2/06
Date Time Collected : 10/2/06 11:29:38 PM

Injection Number : 19
Dilution Factor : 500.00
column :

Calibration Date : 10/2/06 9:40:48 PM
Data File Name : ...\OCT0206DAP_019.DXD
Injection Volume : 1.00

Module ID : 34 07 2a
Schedule File Name : ...\oct0206dap.sch

Peak Information : All Peaks

Pk. Num	Ret Time	Component Name	conc. (ppm)	Height	Area	Bl. Code	%Delta
1	2.08	Unknown 1	0.00	2288	36895	1	
2	3.08	FLUORIDE	2407.50	273002	2766994	1	0.00
3	4.33	CHLORIDE	83.23	5702	61862	1	0.00
4	7.73	NITRATE-N	1.20	174	2361	1	3.34
5	10.30	PHOSPHATE-P	16.55	301	8957	1	1.15
6	11.98	SULFATE	282.07	5084	136430	1	0.00
7	13.88	Unknown 2	0.00	163	3595	1	
		---total(s)---	2790.55	286714	3017093		

JY56 F1

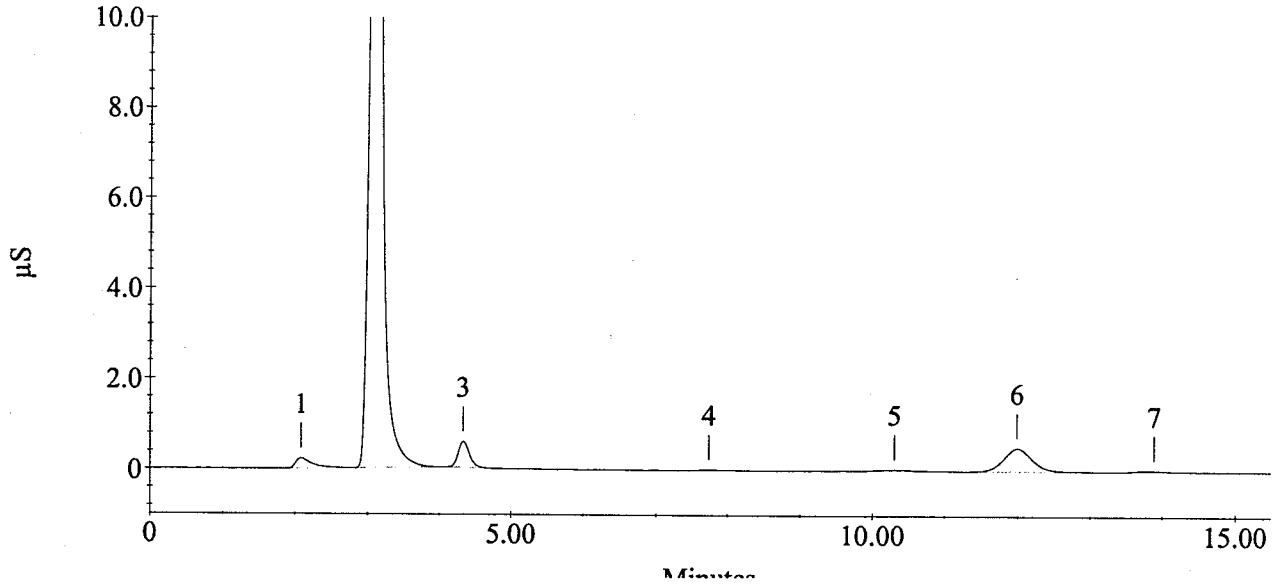

Sample Name : JY56 G1
Method File Name : c:\peaknet\method\std.met

Current Date : 10/3/06
Date Time Collected : 10/2/06 11:47:24 PM

Injection Number : 20
Dilution Factor : 500.00
column :

Calibration Date : 10/2/06 9:40:48 PM
Data File Name : ...\OCT0206DAP_020.DXD
Injection Volume : 1.00

Module ID : 34 07 2a
Schedule File Name : ...\oct0206dap.sch

Peak Information : All Peaks

Pk. Num	Ret Time	Component Name	conc. (ppm)	Height	Area	Bl. Code	%Delta
1	2.08	Unknown 1	0.00	2178	34736	1	
2	3.08	FLUORIDE	2380.89	270897	2736407	1	0.00
3	4.33	CHLORIDE	92.10	6337	68453	1	0.00
4	5.25	NITRITE-N	5.67	288	9576	1	0.96
5	7.73	NITRATE-N	1.53	201	3007	1	3.34
6	10.23	PHOSPHATE-P	15.54	312	8408	1	0.49
7	11.05	Unknown 2	0.00	151	2242	1	
8	11.98	SULFATE	279.47	4991	135176	1	0.00
9	13.65	Unknown 3	0.00	424	11239	1	
		---total(s)---	2775.19	285779	3009244		

JY56 G1

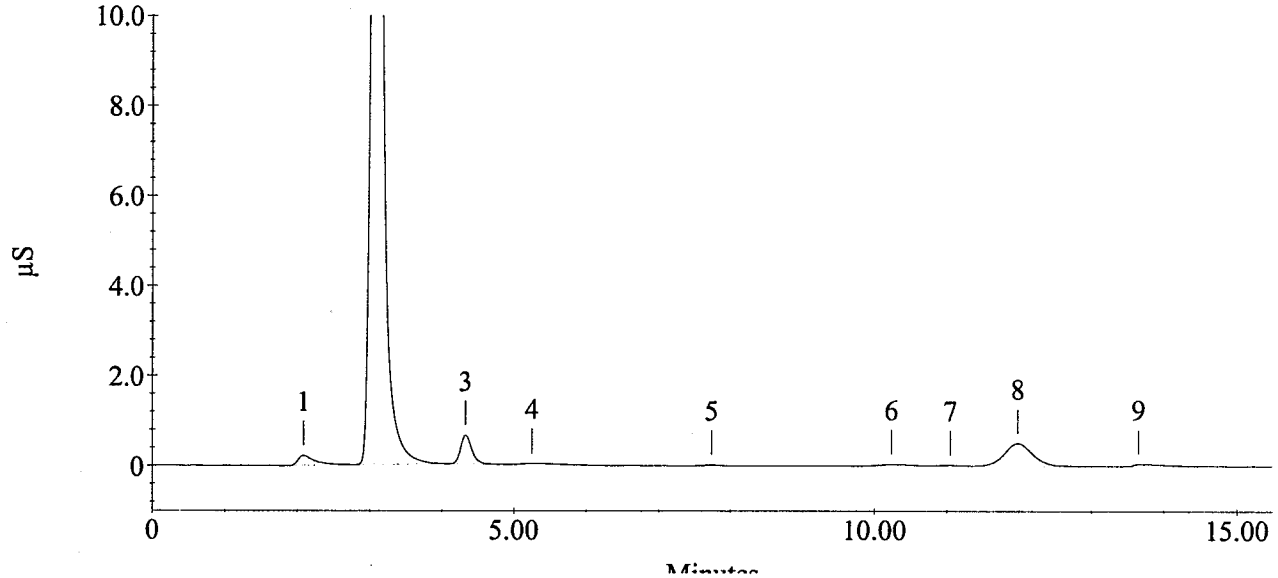

Sample Name : JY13 B1
Method File Name : c:\peaknet\method\std.met

Current Date : 10/3/06
Date Time Collected : 10/3/06 12:05:11 AM

Injection Number : 21
Dilution Factor : 100.00
column :

Calibration Date : 10/2/06 9:40:48 PM
Data File Name : ...\OCT0206DAP_021.DXD
Injection Volume : 1.00

Module ID : 34 07 2a
Schedule File Name : ...\oct0206dap.sch

Peak Information : All Peaks

Pk. Num	Ret Time	Component Name	conc. (ppm)	Height	Area	Bl. Code	%Delta
1	2.08	Unknown 1	0.00	3992	62187	1	
2	3.07	FLUORIDE	0.54	288	3116	1	-0.54
3	4.52	CHLORIDE	6922.61	1837129	25726167	1	4.23
4	6.55	BROMIDE	16.24	1663	23710	1	0.77
5	7.75	NITRATE-N	0.24	150	2348	1	3.56
6	11.97	SULFATE	341.61	30764	826141	1	-0.14
		---total(s)---	7281.24	1873987	26643668		

JY13 B1

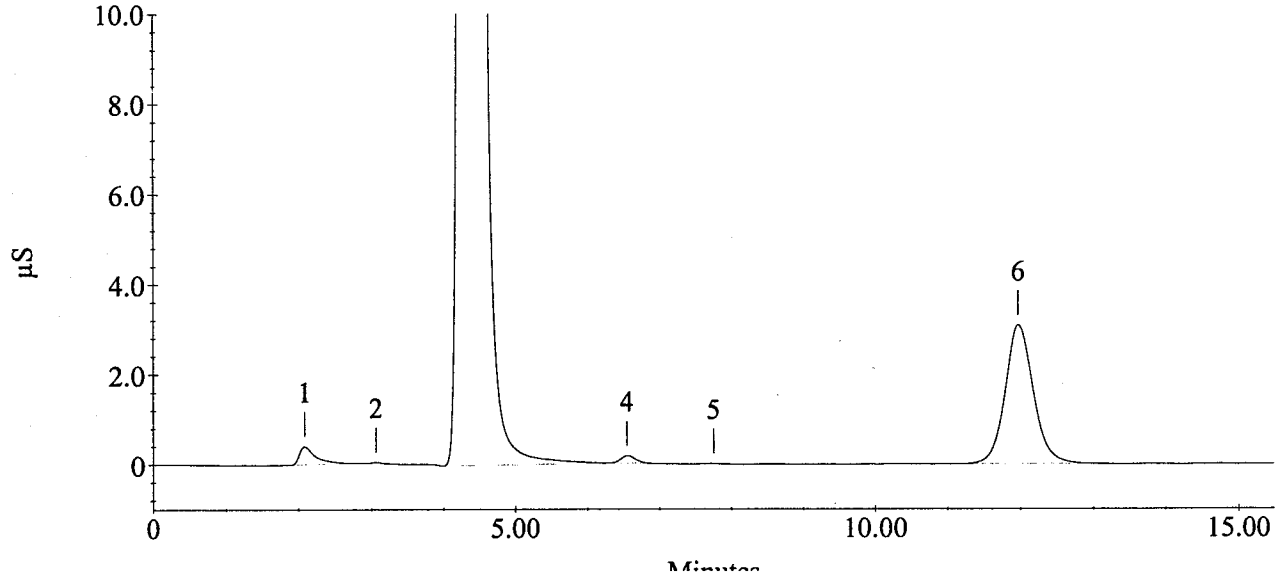

Sample Name : JY77 I1
Method File Name : c:\peaknet\method\std.met

Current Date : 10/3/06
Date Time Collected : 10/3/06 12:22:56 AM

Injection Number : 22
Dilution Factor : 100.00
column :

Calibration Date : 10/2/06 9:40:48 PM
Data File Name : ...\OCT0206DAP_022.DXD
Injection Volume : 1.00

Module ID : 34 07 2a
Schedule File Name : ...\oct0206dap.sch

Peak Information : All Peaks

Pk. Num	Ret Time	Component Name	conc. (ppm)	Height	Area	Bl. Code	%Delta
1	2.08	Unknown 1	0.00	1590	23100	1	
2	3.07	FLUORIDE	2.32	1329	13304	1	-0.54
3	4.35	CHLORIDE	195.45	66846	726328	1	0.38
4	11.97	SULFATE	310.19	27908	750165	1	-0.14
		---total(s)---	507.95	97674	1512897		

JY77 I1

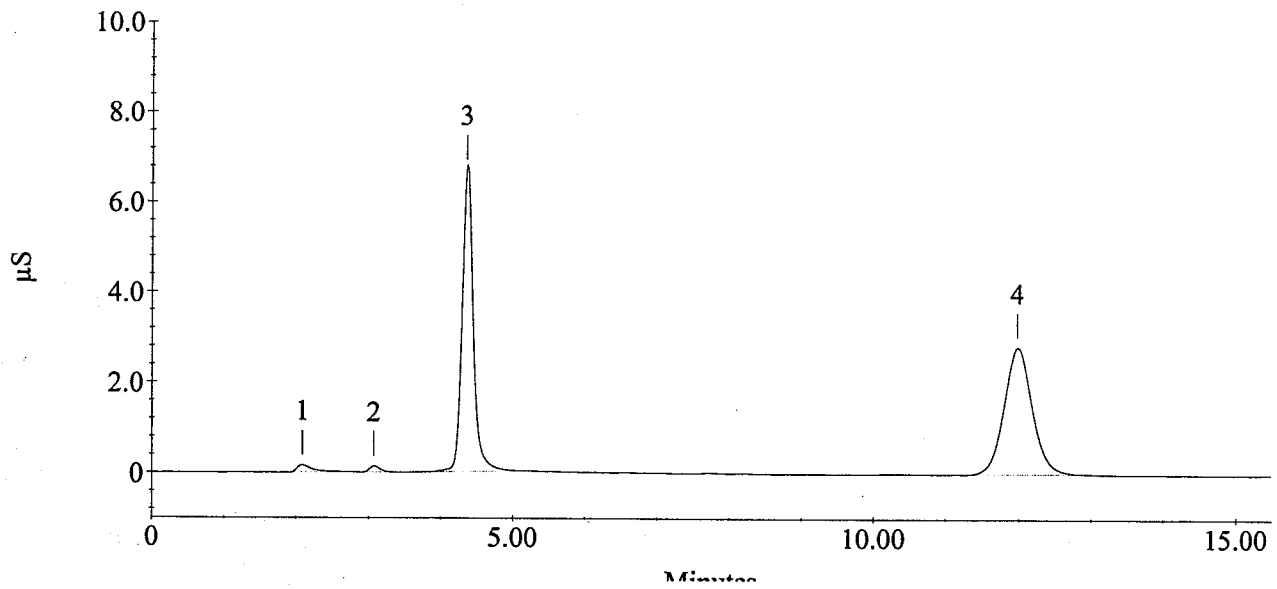

Sample Name : JY77 H1
Method File Name : c:\peaknet\method\std.met

Current Date : 10/3/06
Date Time Collected : 10/3/06 12:40:42 AM

Injection Number : 23
Dilution Factor : 50.00
column :

Calibration Date : 10/2/06 9:40:48 PM
Data File Name : ...\OCT0206DAP_023.DXD
Injection Volume : 1.00

Module ID : 34 07 2a
Schedule File Name : ...\oct0206dap.sch

Peak Information : All Peaks

Pk. Num	Ret Time	Component Name	conc. (ppm)	Height	Area	Bl. Code	%Delta
1	2.07	Unknown 1	0.00	2889	45111	1	
2	3.07	FLUORIDE	9.41	10019	108097	1	-0.54
3	4.37	CHLORIDE	133.53	96793	992457	1	0.77
4	7.73	NITRATE-N	0.14	177	2719	1	3.34
5	11.98	SULFATE	18.91	3323	91477	1	0.00
		---total(s)---	161.99	113201	1239860		

JY77 H1

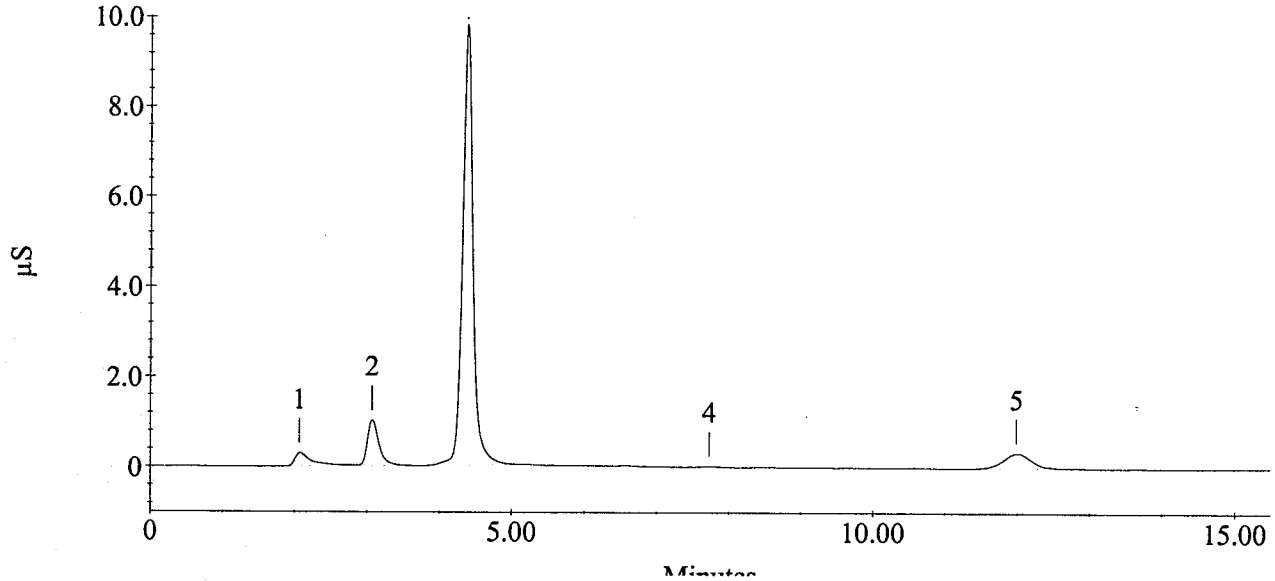

Sample Name : JY56 B1
Method File Name : c:\peaknet\method\std.met

Current Date : 10/3/06
Date Time Collected : 10/3/06 12:58:27 AM

Injection Number : 24
Dilution Factor : 5.00
column :

Calibration Date : 10/2/06 9:40:48 PM
Data File Name : ...\OCT0206DAP_024.DXD
Injection Volume : 1.00

Module ID : 34 07 2a
Schedule File Name : ...\oct0206dap.sch

Peak Information : All Peaks

Pk. Num	Ret Time	Component Name	conc. (ppm)	Height	Area	Bl. Code	%Delta
1	2.07	Unknown 1	0.00	8152	126213	1	
2	3.07	FLUORIDE	1.12	10938	129215	1	-0.54
3	3.40	Unknown 2	0.00	1083	13965	1	
4	4.55	Unknown 3	0.00	118436	927779	1	
5	6.60	BROMIDE	0.22	514	6460	1	1.54
6	12.03	SULFATE	0.23	452	11266	1	0.42
		---total(s)---	1.58	139575	1214898		

JY56 B1

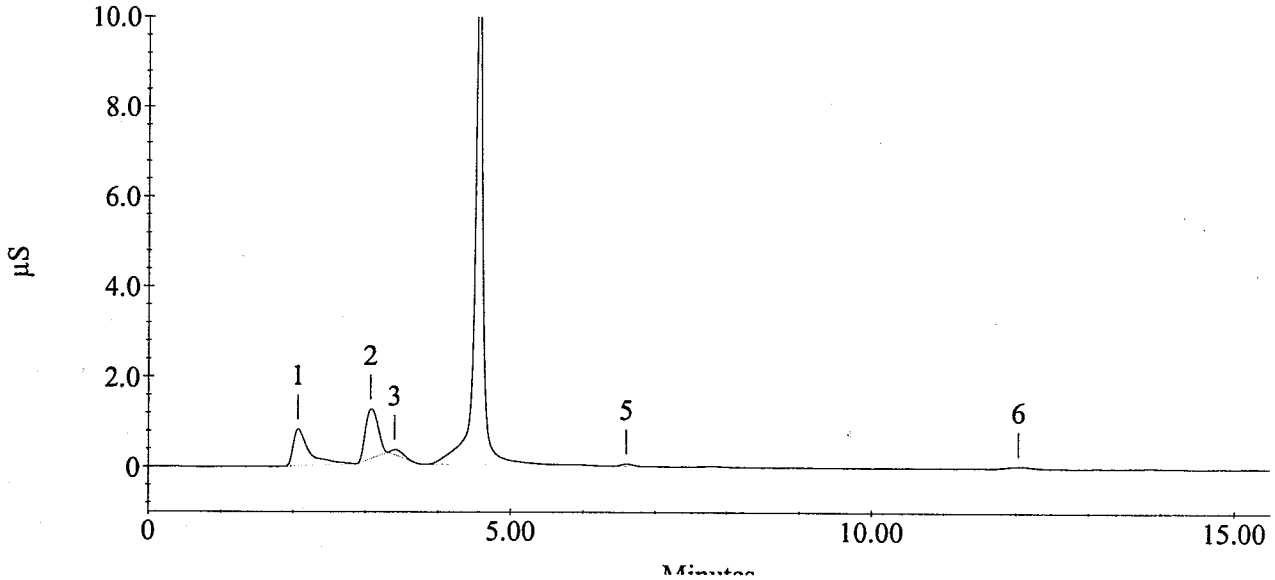

Sample Name : CCV
Method File Name : c:\peaknet\method\std.met

Current Date : 10/3/06
Date Time Collected : 10/3/06 1:16:14 AM

Injection Number : 25
Dilution Factor : 1.00
column :

Calibration Date : 10/2/06 9:40:48 PM
Data File Name : ...\OCT0206DAP_025.DXD
Injection Volume : 1.00

Module ID : 34 07 2a
Schedule File Name : ...\oct0206dap.sch

Peak Information : All Peaks

Pk. Num	Ret Time	Component Name	conc. (ppm)	Height	Area	Bl. Code	%Delta
1	2.08	Unknown 1	0.00	2212	31390	1	
2	3.08	FLUORIDE	2.83	160837	1624799	1	0.00
3	4.35	CHLORIDE	2.83	96750	1050340	1	0.38
4	5.20	NITRITE-N	2.97	188980	2505850	1	0.00
5	6.53	BROMIDE	2.91	28826	425440	1	0.51
6	7.57	NITRATE-N	2.87	160559	2821138	1	1.11
7	10.18	PHOSPHATE-P	2.77	26876	749293	1	0.00
8	11.97	SULFATE	3.05	27631	736544	1	-0.14
		---total(s)---					
			20.22	692670	9944794		

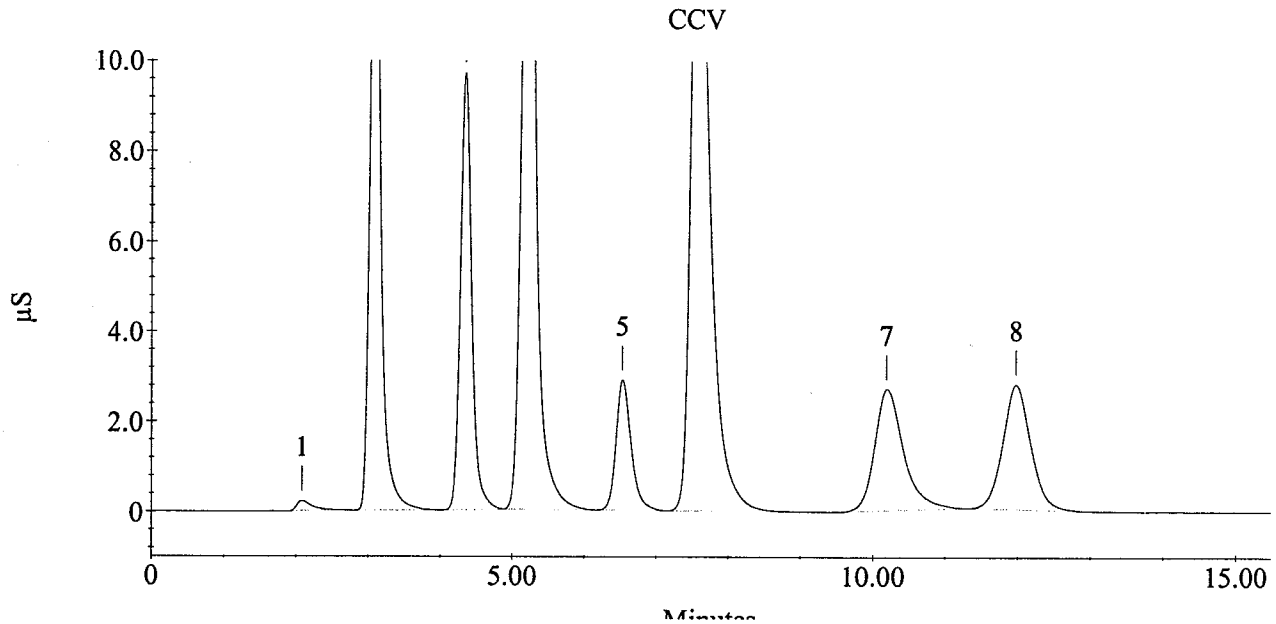

Sample Name : CCB
Method File Name : c:\peaknet\method\std.met

Current Date : 10/3/06
Date Time Collected : 10/3/06 1:34:00 AM

Injection Number : 26
Dilution Factor : 1.00
column :

Calibration Date : 10/2/06 9:40:48 PM
Data File Name : ...\OCT0206DAP_026.DXD
Injection Volume : 1.00

Module ID : 34 07 2a
Schedule File Name : ...\oct0206dap.sch

Peak Information : All Peaks

Pk. Num	Ret Time	Component Name	conc. (ppm)	Height	Area	Bl. Code	%Delta
1	4.33	CHLORIDE	0.04	1321	14131	1	0.00
2	7.75	NITRATE-N	0.00	130	1911	1	3.56
		---total(s)---	0.04	1451	16042		

CCB

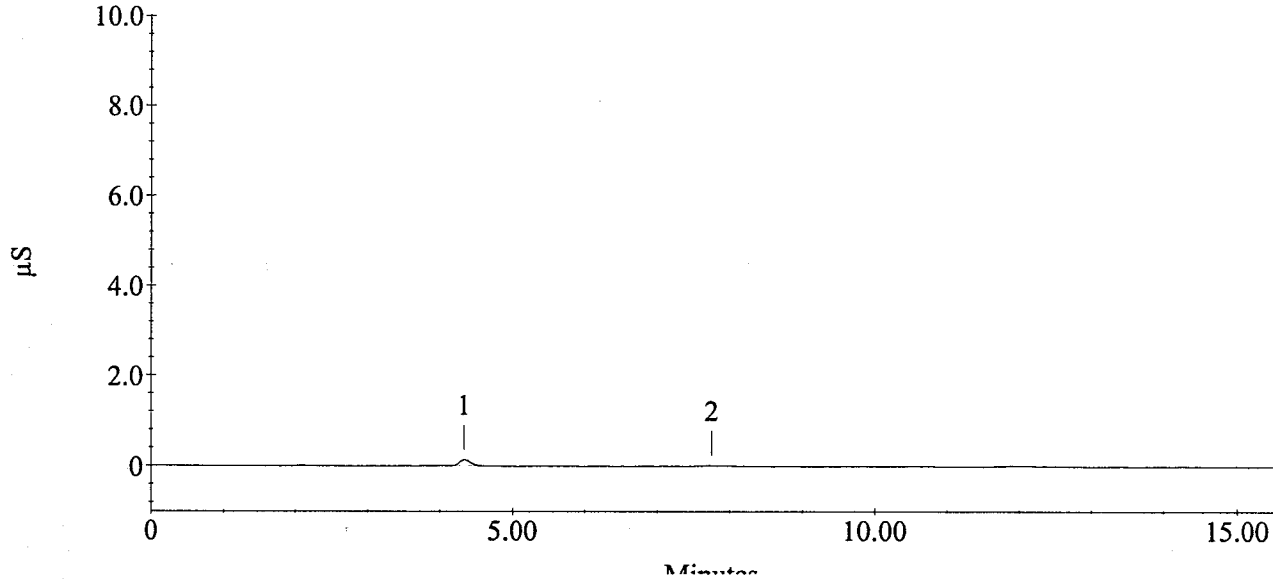

Sample Name : JY77 A1 MS
Method File Name : c:\peaknet\method\std.met

Current Date : 10/3/06
Date Time Collected : 10/3/06 1:51:45 AM

Injection Number : 27
Dilution Factor : 5.00
column :

Calibration Date : 10/2/06 9:40:48 PM
Data File Name : ...\OCT0206DAP_027.DXD
Injection Volume : 1.00

Module ID : 34 07 2a
Schedule File Name : ...\oct0206dap.sch

Peak Information : All Peaks

Pk. Num	Ret Time	Component Name	conc. (ppm)	Height	Area	Bl. Code	%Delta
1	2.07	Unknown 1	0.00	4582	74105	1	
2	3.08	FLUORIDE	9.76	99873	1122008	1	0.00
3	4.43	CHLORIDE	16.99	145610	1263118	1	2.31
4	5.23	NITRITE-N	9.30	129927	1571196	1	0.64
5	6.57	BROMIDE	9.81	20132	286383	1	1.03
6	7.60	NITRATE-N	9.24	104648	1816859	1	1.56
7	10.25	PHOSPHATE-P	7.35	12925	397697	1	0.65
8	12.00	SULFATE	9.82	18062	475041	1	0.14
		---total(s)---	72.27	535759	7006407		

JY77 A1 MS

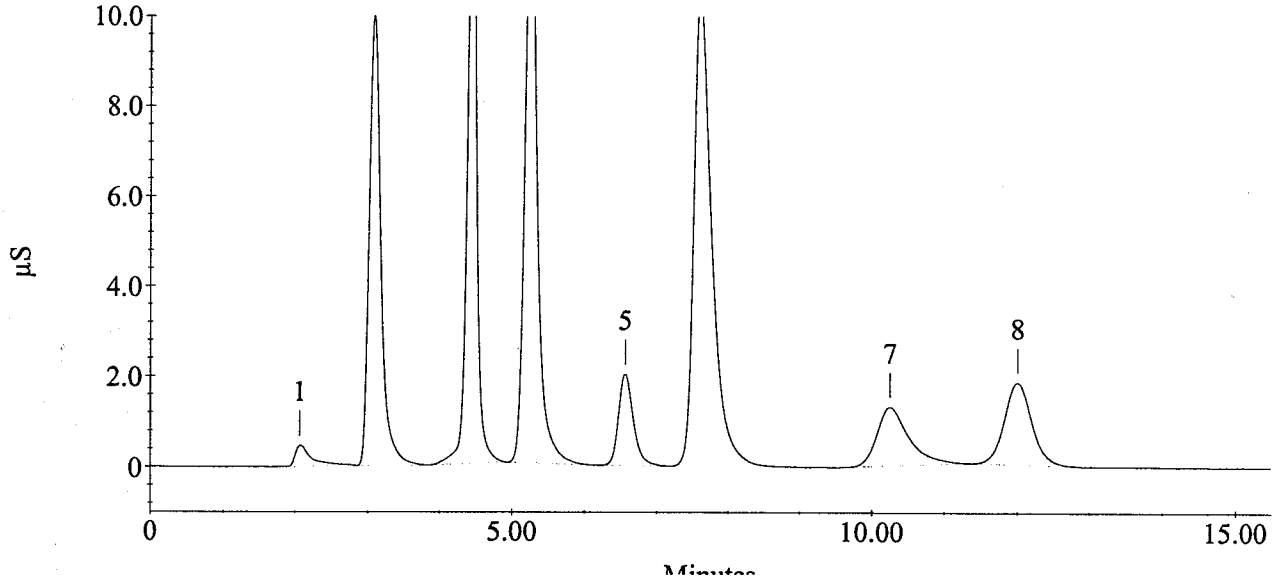

Sample Name : JY56 B1
Method File Name : c:\peaknet\method\std.met

Current Date : 10/3/06
Date Time Collected : 10/3/06 2:09:32 AM

Injection Number : 28
Dilution Factor : 2.00
column :

Calibration Date : 10/2/06 9:40:48 PM
Data File Name : ...\OCT0206DAP_028.DXD
Injection Volume : 1.00

Module ID : 34 07 2a
Schedule File Name : ...\oct0206dap.sch

Peak Information : All Peaks

Pk. Num	Ret Time	Component Name	conc. (ppm)	Height	Area	Bl. Code	%Delta
1	2.07	Unknown 1	0.00	19305	315577	1	
2	3.07	FLUORIDE	1.85	21443	532519	1	-0.54
3	4.80	Unknown 2	0.00	376740	2461799	1	
4	6.70	Unknown 3	0.00	1406	19499	1	
5	7.85	NITRATE-N	0.01	188	3518	1	4.90
6	12.10	SULFATE	0.11	541	13593	1	0.97
		---total(s)---	1.97	419624	3346504		

JY56 B1

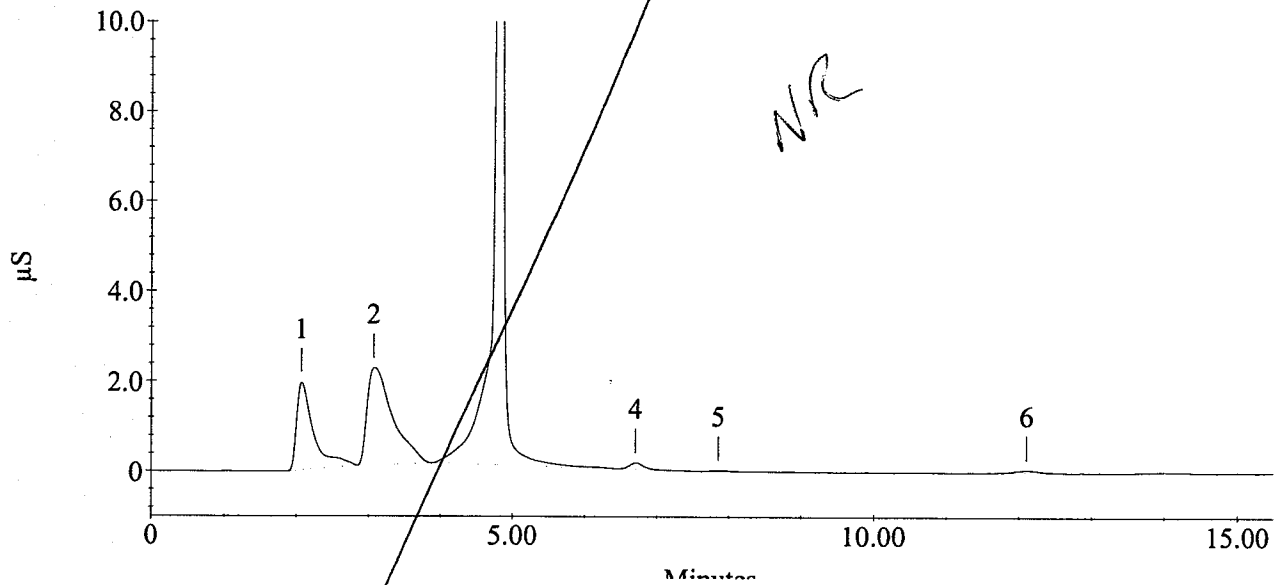

NR

Sample Name : JY56 E1
Method File Name : c:\peaknet\method\std.met

Current Date : 10/3/06
Date Time Collected : 10/3/06 2:27:17 AM

Injection Number : 29
Dilution Factor : 2.00
column :

Calibration Date : 10/2/06 9:40:48 PM
Data File Name : ...\OCT0206DAP_029.DXD
Injection Volume : 1.00

Module ID : 34 07 2a
Schedule File Name : ...\oct0206dap.sch

Peak Information : All Peaks

Pk. Num	Ret Time	Component Name	conc. (ppm)	Height	Area	Bl. Code	%Delta
1	2.07	Unknown 1	0.00	30285	460052	1	
2	3.15	FLUORIDE	71.48	1034640	20538643	1	2.16
3	4.58	Unknown 2	0.00	225843	1329069	1	
4	6.60	BROMIDE	0.05	269	3614	1	1.54
5	7.75	NITRATE-N	0.06	1789	30123	1	3.56
6	10.25	PHOSPHATE-P	0.39	1867	52244	1	0.65
7	11.83	SULFATE	134.77	625707	16296758	1	-1.25
		---total(s)---	206.75	1920401	38710502		

JY56 E1

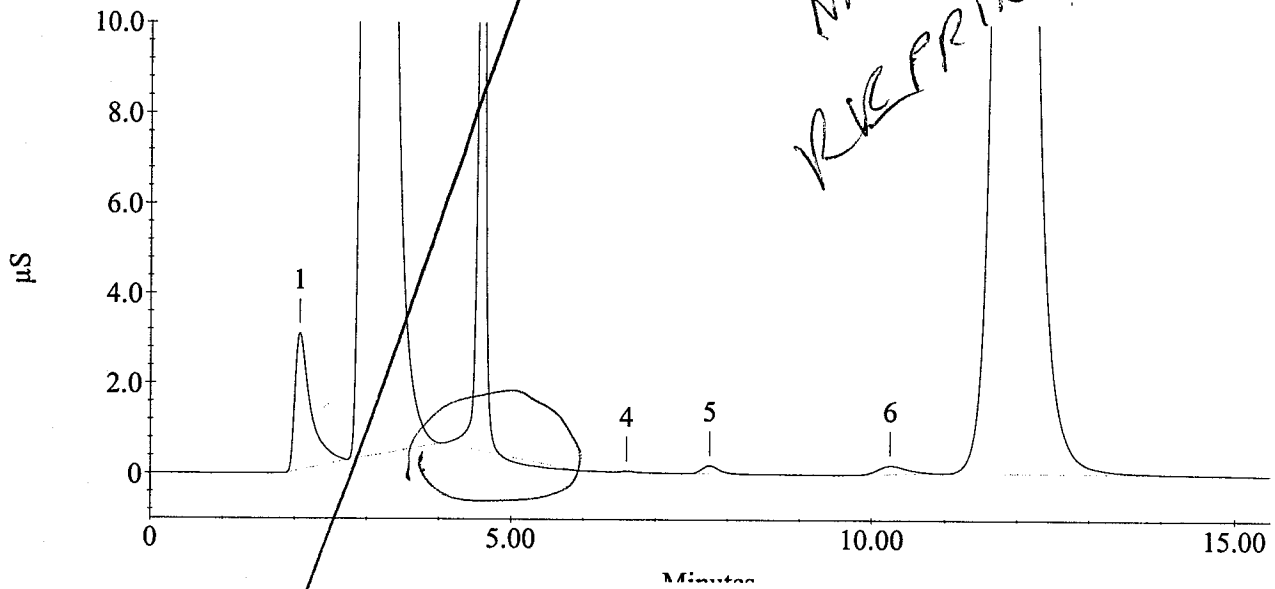

NR
REPRINT

Sample Name : JY56 E1
Method File Name : c:\peaknet\method\std.met

Current Date : 10/3/06
Date Time Collected : 10/3/06 2:27:17 AM

Injection Number : 29
Dilution Factor : 2.00
column :

Calibration Date : 10/2/06 9:40:48 PM
Data File Name : ...\OCT0206DAP_029.DXD
Injection Volume : 1.00

Module ID : 34 07 2a
Schedule File Name : ...\oct0206dap.sch

Peak Information : All Peaks

Pk. Num	Ret Time	Component Name	conc. (ppm)	Height	Area	Bl. Code	%Delta
1	2.07	Unknown 1	0.00	30285	460052	1	
2	3.15	FLUORIDE	71.48	1034640	20538643	1	2.16
3	4.58	CHLORIDE	7.50	226374	1393638	1	3.93
4	6.60	BROMIDE	0.05	269	3614	1	1.54
5	7.75	NITRATE-N	0.06	1789	30123	1	3.56
6	10.25	PHOSPHATE-P	0.39	1867	52244	1	0.65
7	11.83	SULFATE	134.77	625707	16296758	1	-1.25
		---total(s)---	214.25	1920932	38775071		

JY56 E1

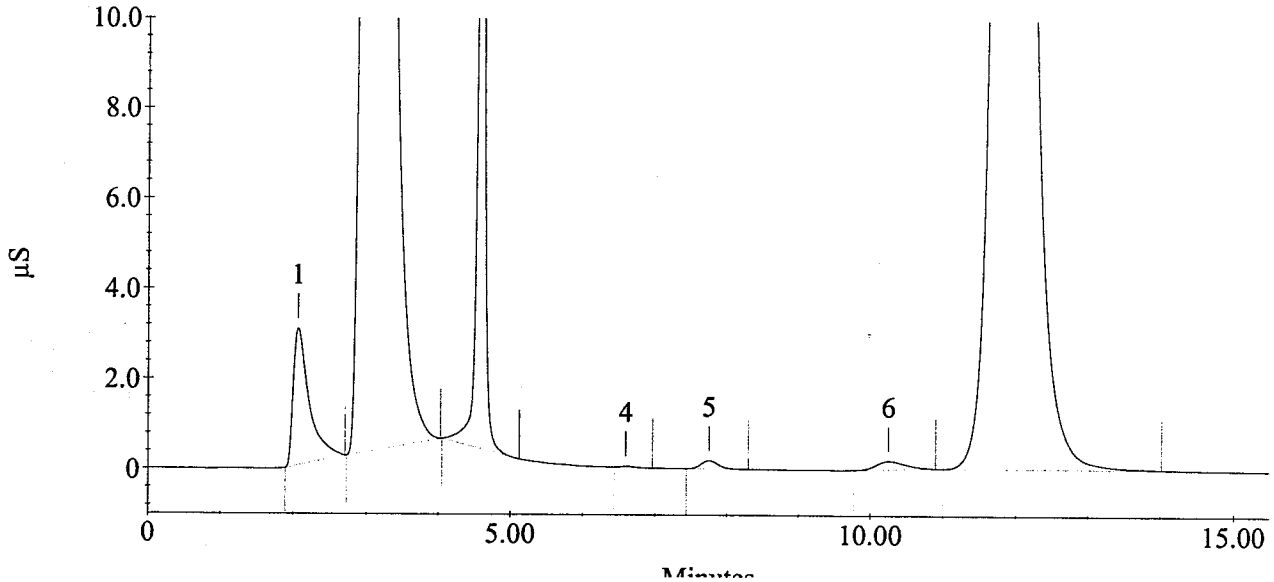

Sample Name : JY77 A1
Method File Name : c:\peaknet\method\std.met

Current Date : 10/3/06
Date Time Collected : 10/3/06 2:45:04 AM

Injection Number : 30
Dilution Factor : 2.00
column :

Calibration Date : 10/2/06 9:40:48 PM
Data File Name : ...\OCT0206DAP_030.DXD
Injection Volume : 1.00

Module ID : 34 07 2a
Schedule File Name : ...\oct0206dap.sch

Peak Information : All Peaks

Pk. Num	Ret Time	Component Name	conc. (ppm)	Height	Area	Bl. Code	%Delta
1	2.07	Unknown 1	0.00	8245	140167	1	
2	3.08	FLUORIDE	0.49	9465	139598	1	0.00
3	4.58	Unknown 2	0.00	194957	1448605	1	
4	6.62	BROMIDE	0.12	665	8864	1	1.79
5	7.77	NITRATE-N	0.01	305	4239	1	3.79
6	12.05	SULFATE	0.23	1111	27626	1	0.56
		---total(s)---	0.84	214747	1769099		

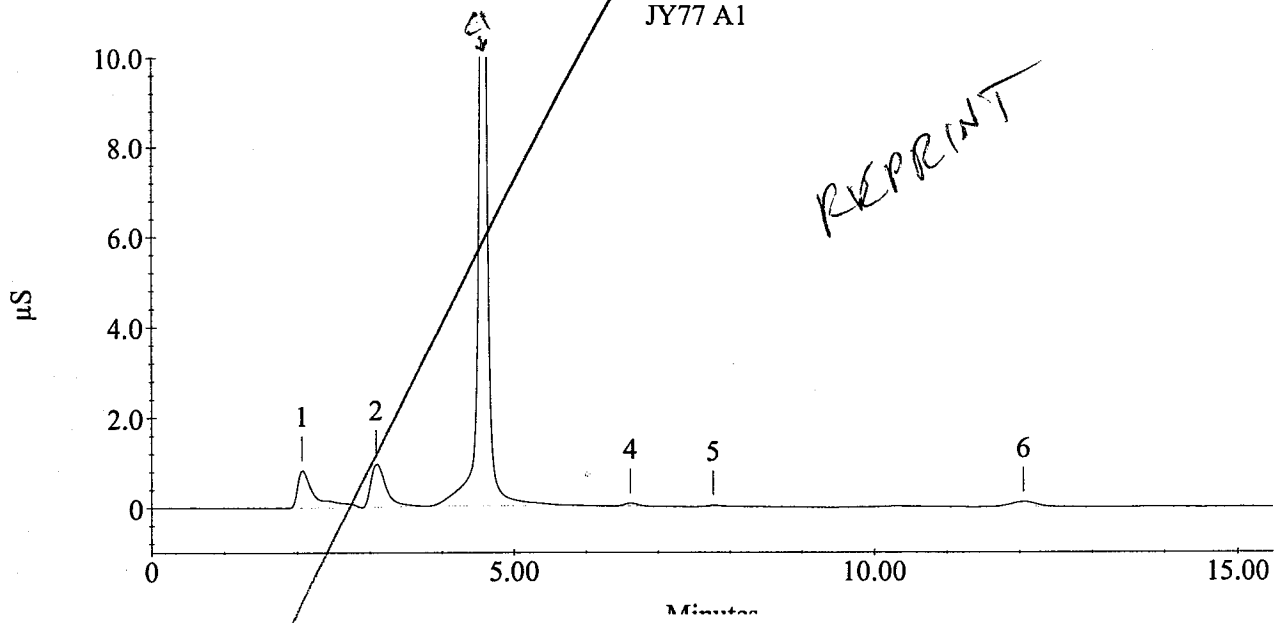

REPRINT

Sample Name : JY77 A1
Method File Name : c:\peaknet\method\std.met

Current Date : 10/3/06
Date Time Collected : 10/3/06 2:45:04 AM

Injection Number : 30
Dilution Factor : 2.00
column :

Calibration Date : 10/2/06 9:40:48 PM
Data File Name : ...\OCT0206DAP_030.DXD
Injection Volume : 1.00

Module ID : 34 07 2a
Schedule File Name : ...\oct0206dap.sch

Peak Information : All Peaks

Pk. Num	Ret Time	Component Name	conc. (ppm)	Height	Area	Bl. Code	%Delta
1	2.07	Unknown 1	0.00	8245	140167	1	
2	3.08	FLUORIDE	0.49	9465	139598	1	0.00
3	4.58	CHLORIDE	7.80	194957	1448605	1	3.93
4	6.62	BROMIDE	0.12	665	8864	1	1.79
5	7.77	NITRATE-N	0.01	305	4239	1	3.79
6	12.05	SULFATE	0.23	1111	27626	1	0.56
		---total(s)---	8.64	214747	1769099		

JY77 A1

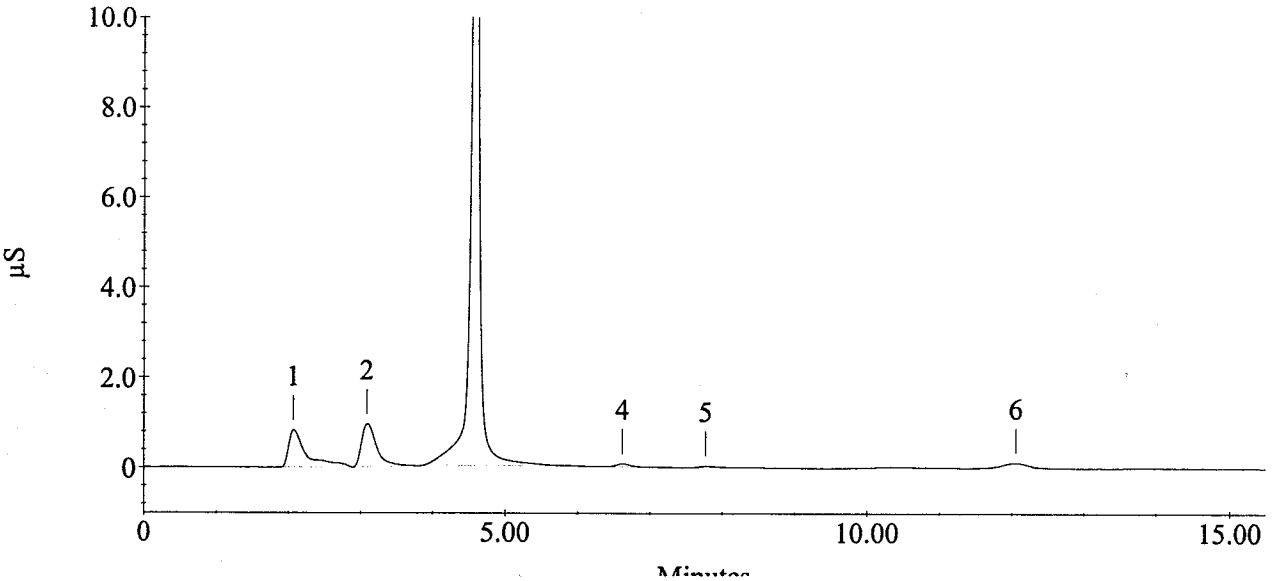

Sample Name : JY77 A1 DUP
Method File Name : c:\peaknet\method\std.met

Current Date : 10/3/06
Date Time Collected : 10/3/06 3:02:49 AM

Injection Number : 31
Dilution Factor : 2.00
column :

Calibration Date : 10/2/06 9:40:48 PM
Data File Name : ...\OCT0206DAP_031.DXD
Injection Volume : 1.00

Module ID : 34 07 2a
Schedule File Name : ...\oct0206dap.sch

Peak Information : All Peaks

Pk. Num	Ret Time	Component Name	conc. (ppm)	Height	Area	Bl. Code	%Delta
1	2.07	Unknown 1	0.00	8241	138696	1	
2	3.08	FLUORIDE	0.47	9284	134105	1	0.00
3	4.58	Unknown 2	0.00	190681	1421387	1	
4	6.62	BROMIDE	0.12	618	8459	1	1.79
5	7.80	NITRATE-N	0.01	245	3785	1	4.23
6	12.03	SULFATE	0.21	1020	25519	1	0.42
		---total(s)---	0.80	210089	1731950		

JY77 A1 DUP

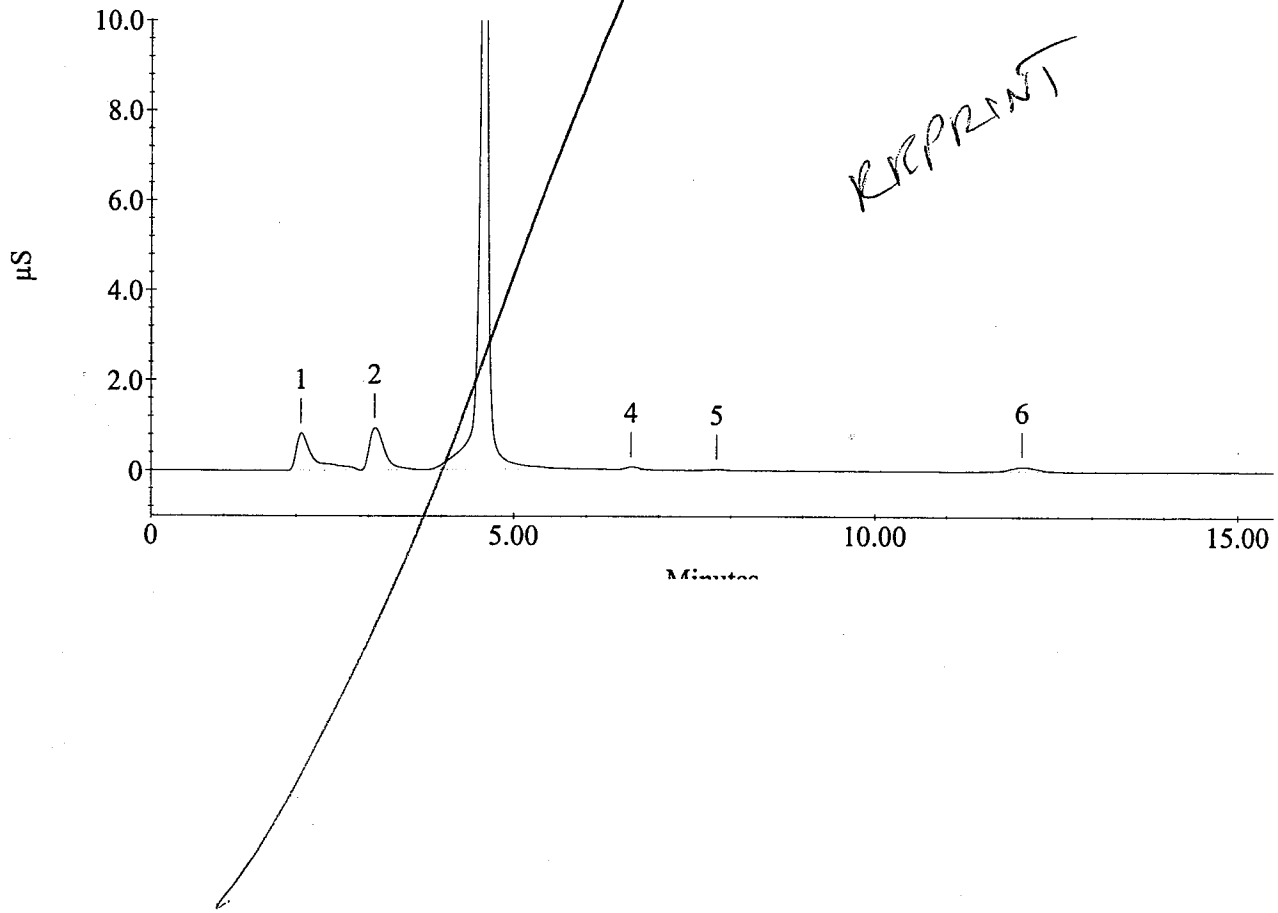

REPRINT

Sample Name : JY77 A1 DUP
Method File Name : c:\peaknet\method\std.met

Current Date : 10/3/06
Date Time Collected : 10/3/06 3:02:49 AM

Injection Number : 31
Dilution Factor : 2.00
column :

Calibration Date : 10/2/06 9:40:48 PM
Data File Name : ...\OCT0206DAP_031.DXD
Injection Volume : 1.00

Module ID : 34 07 2a
Schedule File Name : ...\oct0206dap.sch

Peak Information : All Peaks

Pk. Num	Ret Time	Component Name	conc. (ppm)	Height	Area	Bl. Code	%Delta
1	2.07	Unknown 1	0.00	8241	138696	1	
2	3.08	FLUORIDE	0.47	9284	134105	1	0.00
3	4.58	CHLORIDE	7.65	190681	1421387	1	4.40
4	6.62	BROMIDE	0.12	618	8459	1	1.79
5	7.80	NITRATE-N	0.01	245	3785	1	4.23
6	12.03	SULFATE	0.21	1020	25519	1	0.42
		---total(s)---	8.45	210089	1731950		

JY77 A1 DUP

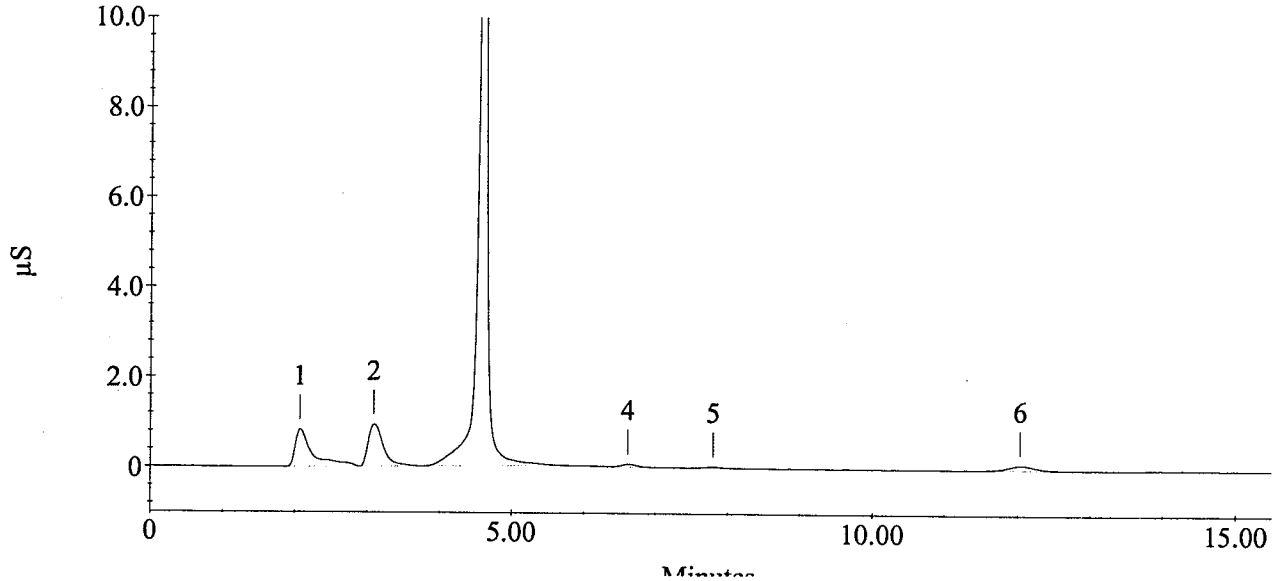

Sample Name : JY77 A1 MS
Method File Name : c:\peaknet\method\std.met

Current Date : 10/3/06
Date Time Collected : 10/3/06 3:20:36 AM

Injection Number : 32
Dilution Factor : 2.00
column :

Calibration Date : 10/2/06 9:40:48 PM
Data File Name : ...\OCT0206DAP_032.DXD
Injection Volume : 1.00

Module ID : 34 07 2a
Schedule File Name : ...\oct0206dap.sch

Peak Information : All Peaks

Pk. Num	Ret Time	Component Name	conc. (ppm)	Height	Area	Bl. Code	%Delta
1	2.07	Unknown 1	0.00	9491	154726	1	
2	3.10	FLUORIDE	4.22	87275	1212499	1	0.54
3	4.58	Unknown 2	0.00	311812	2224672	1	
4	5.32	NITRITE-N	3.78	145044	1594946	1	2.24
5	6.62	BROMIDE	4.08	21890	297502	1	1.79
6	7.65	NITRATE-N	3.78	110614	1860367	1	2.23
7	10.30	PHOSPHATE-P	2.11	8571	285113	1	1.15
8	12.03	SULFATE	4.05	18874	490032	1	0.42
		---total(s)---					
			22.01	713571	8119856		

JY77 A1 MS

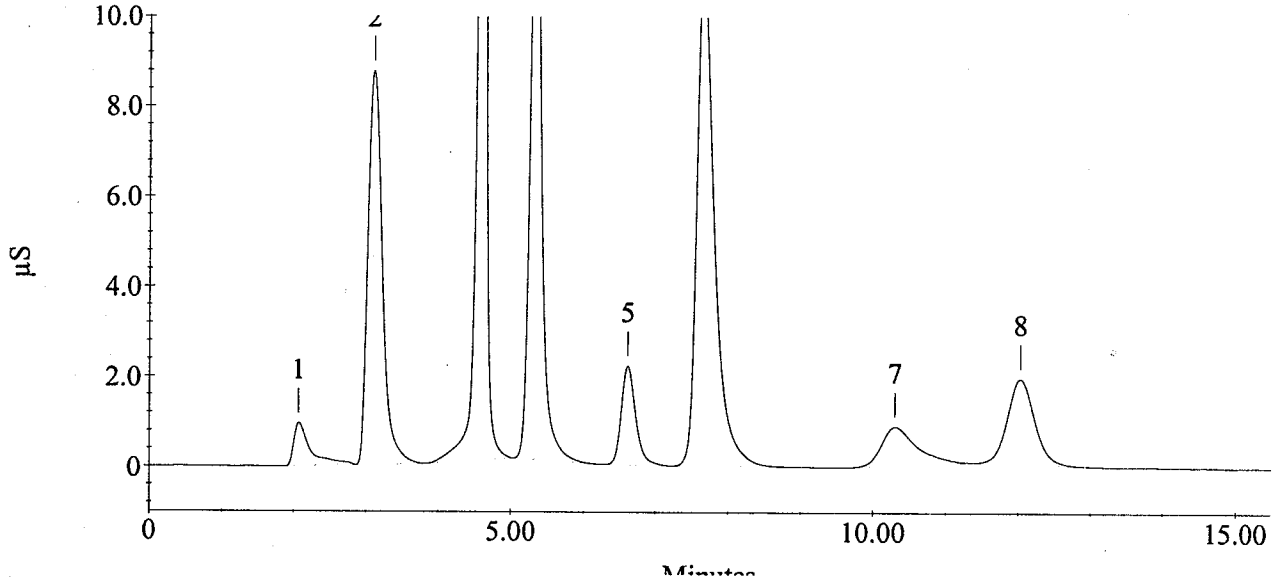

Sample Name : JY77 B1
Method File Name : c:\peaknet\method\std.met

Current Date : 10/3/06
Date Time Collected : 10/3/06 3:38:22 AM

Injection Number : 33
Dilution Factor : 2.00
column :

Calibration Date : 10/2/06 9:40:48 PM
Data File Name : ...\OCT0206DAP_033.DXD
Injection Volume : 1.00

Module ID : 34 07 2a
Schedule File Name : ...\oct0206dap.sch

Peak Information : All Peaks

Pk. Num	Ret Time	Component Name	conc. (ppm)	Height	Area	Bl. Code	%Delta
1	2.07	Unknown 1	0.00	7500	128352	1	
2	3.08	FLUORIDE	0.35	7045	99348	1	0.00
3	4.55	Unknown 2	0.00-Cl	213231	1614609	1	
4	6.62	BROMIDE	0.04	279	3205	1	1.79
5	7.78	NITRATE-N	0.01	378	5447	1	4.01
6	12.03	SULFATE	0.23	1068	27793	1	0.42
		---total(s)---	0.63	229500	1878754		

JY77 B1

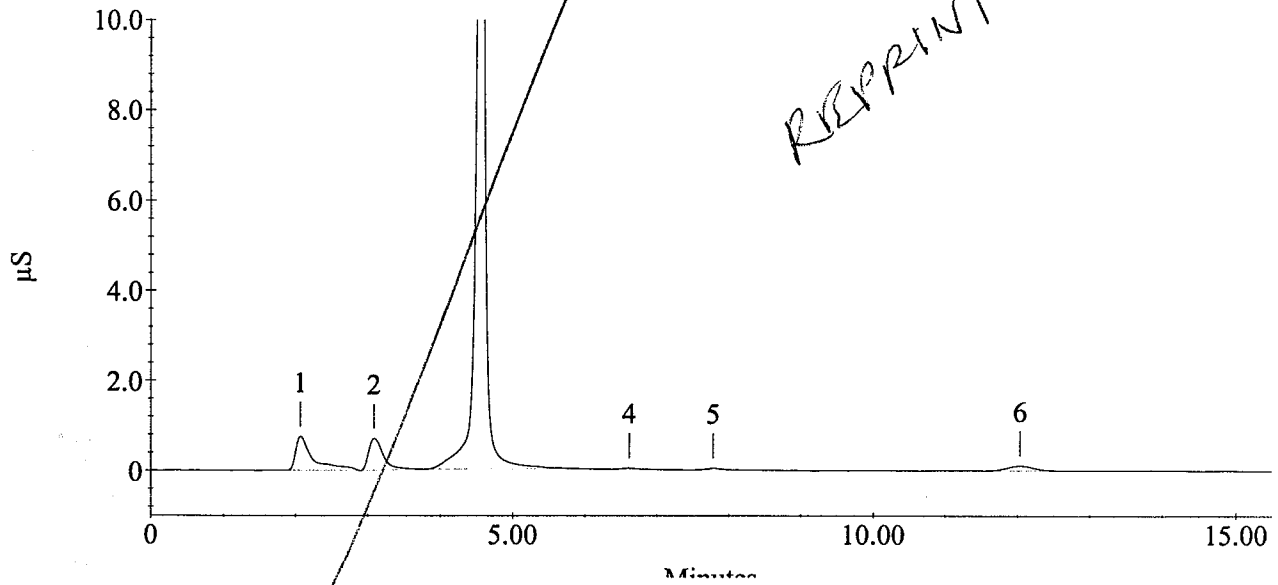

REPRINT

Sample Name : JY77 B1
Method File Name : c:\peaknet\method\std.met

Current Date : 10/3/06
Date Time Collected : 10/3/06 3:38:22 AM

Injection Number : 33
Dilution Factor : 2.00
column :

Calibration Date : 10/2/06 9:40:48 PM
Data File Name : ...\OCT0206DAP_033.DXD
Injection Volume : 1.00

Module ID : 34 07 2a
Schedule File Name : ...\oct0206dap.sch

Peak Information : All Peaks

Pk. Num	Ret Time	Component Name	conc. (ppm)	Height	Area	Bl. Code	%Delta
1	2.07	Unknown 1	0.00	7500	128352	1	
2	3.08	FLUORIDE	0.35	7045	99348	1	0.00
3	4.55	CHLORIDE	8.69	213231	1614609	1	4.12
4	6.62	BROMIDE	0.04	279	3205	1	1.79
5	7.78	NITRATE-N	0.01	378	5447	1	4.01
6	12.03	SULFATE	0.23	1068	27793	1	0.42
		---total(s)---	9.32	229500	1878754		

JY77 B1

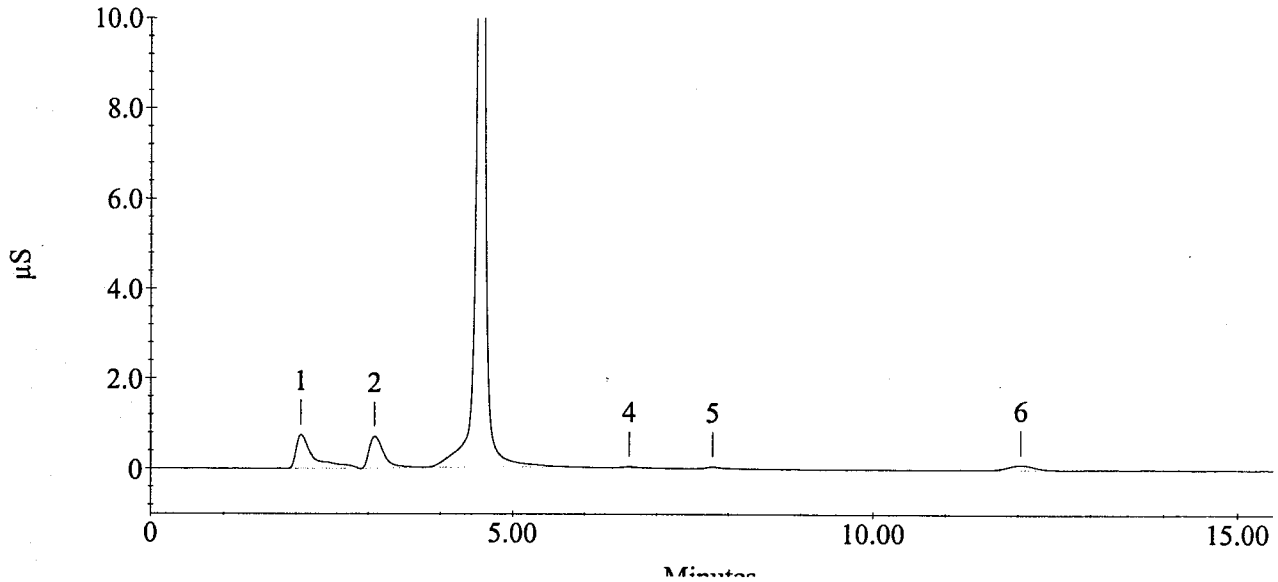

Sample Name : JY77 C1
Method File Name : c:\peaknet\method\std.met

Current Date : 10/3/06
Date Time Collected : 10/3/06 3:56:07 AM

Injection Number : 34
Dilution Factor : 2.00
column :

Calibration Date : 10/2/06 9:40:48 PM
Data File Name : ...\OCT0206DAP_034.DXD
Injection Volume : 1.00

Module ID : 34 07 2a
Schedule File Name : ...\oct0206dap.sch

Peak Information : All Peaks

Pk. Num	Ret Time	Component Name	conc. (ppm)	Height	Area	Bl. Code	%Delta
1	2.07	Unknown 1	0.00	33105	516258	1	
2	3.05	FLUORIDE	10.29	124163	2955485	1	-1.08
3	4.82	Unknown 2	0.00	406714	2469914	1	
4	6.68	BROMIDE	0.23	1238	16588	1	2.82
5	7.83	NITRATE-N	0.01	296	4055	1	4.68
7	12.08	SULFATE	0.11	535	13137	1	0.83
8	13.82	Unknown 3	0.00	442	13768	1	
		---total(s)---	10.63	566494	5989205		

JY77 C1

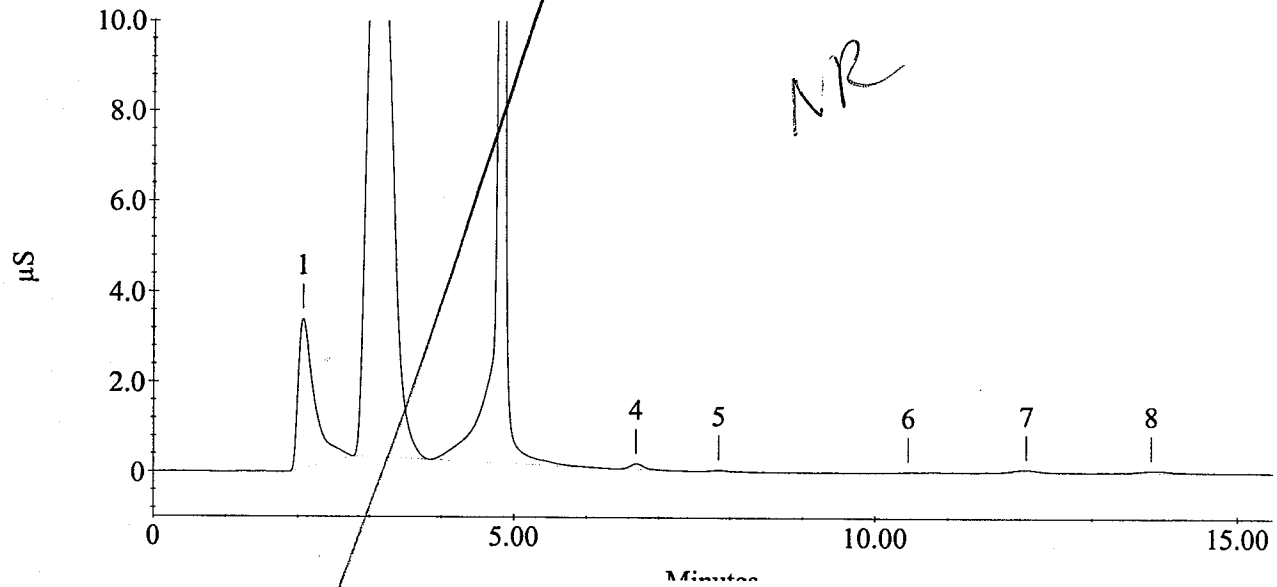

NR

Sample Name : JY77 D1
Method File Name : c:\peaknet\method\std.met

Current Date : 10/3/06
Date Time Collected : 10/3/06 4:13:55 AM

Injection Number : 35
Dilution Factor : 2.00
column :

Calibration Date : 10/2/06 9:40:48 PM
Data File Name : ...\OCT0206DAP_035.DXD
Injection Volume : 1.00

Module ID : 34 07 2a
Schedule File Name : ...\oct0206dap.sch

Peak Information : All Peaks

Pk. Num	Ret Time	Component Name	conc. (ppm)	Height	Area	Bl. Code	%Delta
1	2.07	Unknown 1	0.00	7251	116622	1	
2	3.10	FLUORIDE	15.94	389067	4578764	1	0.54
3	4.43	CHLORIDE	3.83	78926	711200	1	2.31
4	7.72	NITRATE-N	0.19	5130	94291	1	3.12
5	11.97	SULFATE	7.79	35439	941795	1	-0.14
		---total(s)---	27.74	515813	6442672		

JY77 D1

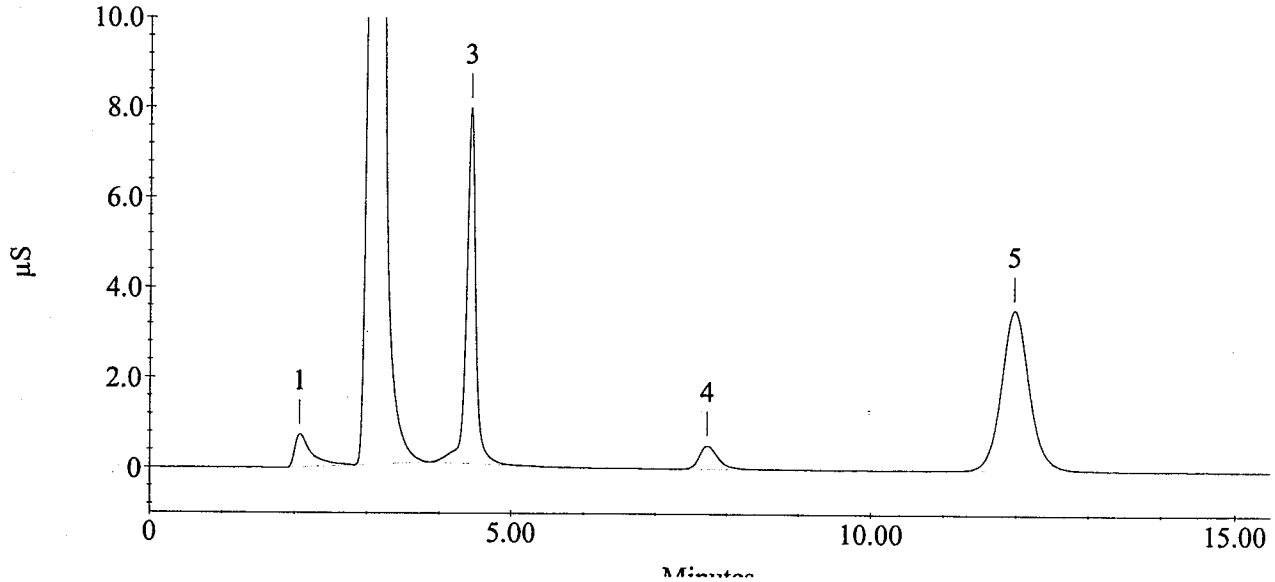

Sample Name : JY77 H1
Method File Name : c:\peaknet\method\std.met

Current Date : 10/3/06
Date Time Collected : 10/3/06 4:31:40 AM

Injection Number : 36
Dilution Factor : 1.00
column :

Calibration Date : 10/2/06 9:40:48 PM
Data File Name : ...\OCT0206DAP_036.DXD
Injection Volume : 1.00

Module ID : 34 07 2a
Schedule File Name : ...\oct0206dap.sch

Peak Information : All Peaks

Pk. Num	Ret Time	Component Name	conc. (ppm)	Height	Area	Bl. Code	%Delta
1	2.05	Unknown 1	0.00	60074	908995	1	
2	2.98	FLUORIDE	4.93	87458	2834296	1	-3.24
3	5.10	NITRITE-N	41.04	2949297	34679429	1	-1.92
4	6.73	Unknown 2	0.00	3679	47077	1	
5	7.87	NITRATE-N	0.02	1017	16667	1	5.12
6	12.02	SULFATE	9.63	90092	2329369	1	0.28
		---total(s)---	55.62	3191616	40815832		

JY77 H1

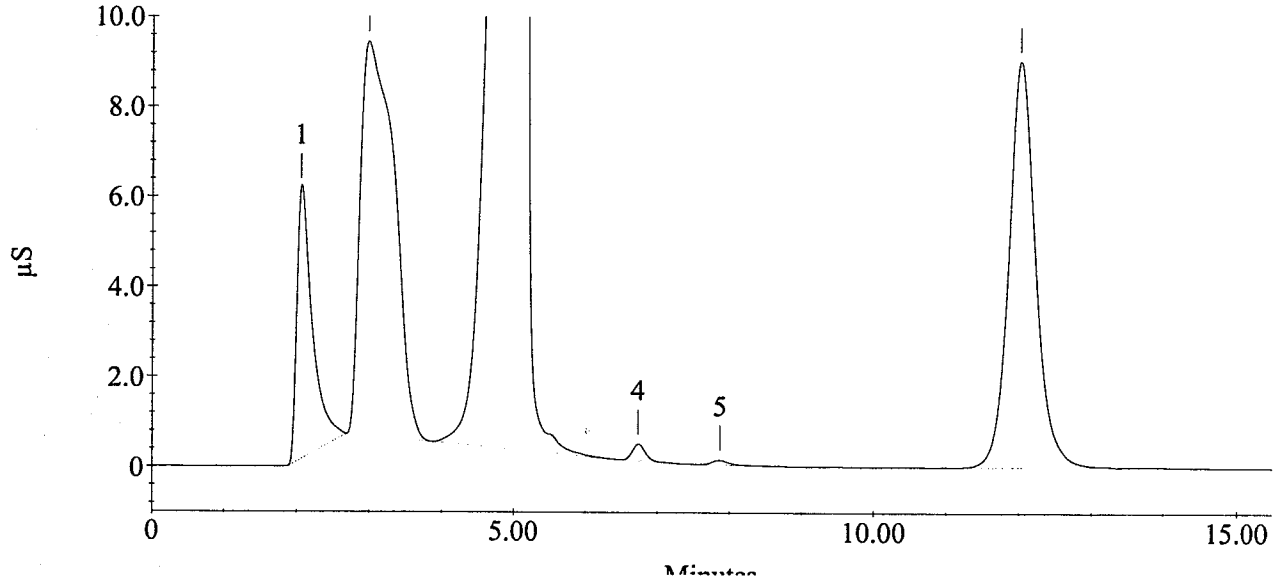

Sample Name : CCV
Method File Name : c:\peaknet\method\std.met

Current Date : 10/3/06
Date Time Collected : 10/3/06 4:49:26 AM

Injection Number : 37
Dilution Factor : 1.00
column :

Calibration Date : 10/2/06 9:40:48 PM
Data File Name : ...\OCT0206DAP_037.DXD
Injection Volume : 1.00

Module ID : 34 07 2a
Schedule File Name : ...\oct0206dap.sch

Peak Information : All Peaks

Pk. Num	Ret Time	Component Name	conc. (ppm)	Height	Area	Bl. Code	%Delta
1	2.08	Unknown 1	0.00	2314	34643	1	
2	3.07	FLUORIDE	2.81	158342	1615705	1	-0.54
3	4.33	CHLORIDE	2.91	98614	1082630	1	0.00
4	5.20	NITRITE-N	2.95	189874	2495627	1	0.00
5	6.52	BROMIDE	2.89	28269	422488	1	0.26
6	7.55	NITRATE-N	2.85	158504	2798596	1	0.89
7	10.17	PHOSPHATE-P	2.75	26671	742861	1	-0.16
8	11.93	SULFATE	3.04	27583	735278	1	-0.42
		---total(s)---	20.20	690170	9927829		

CCV

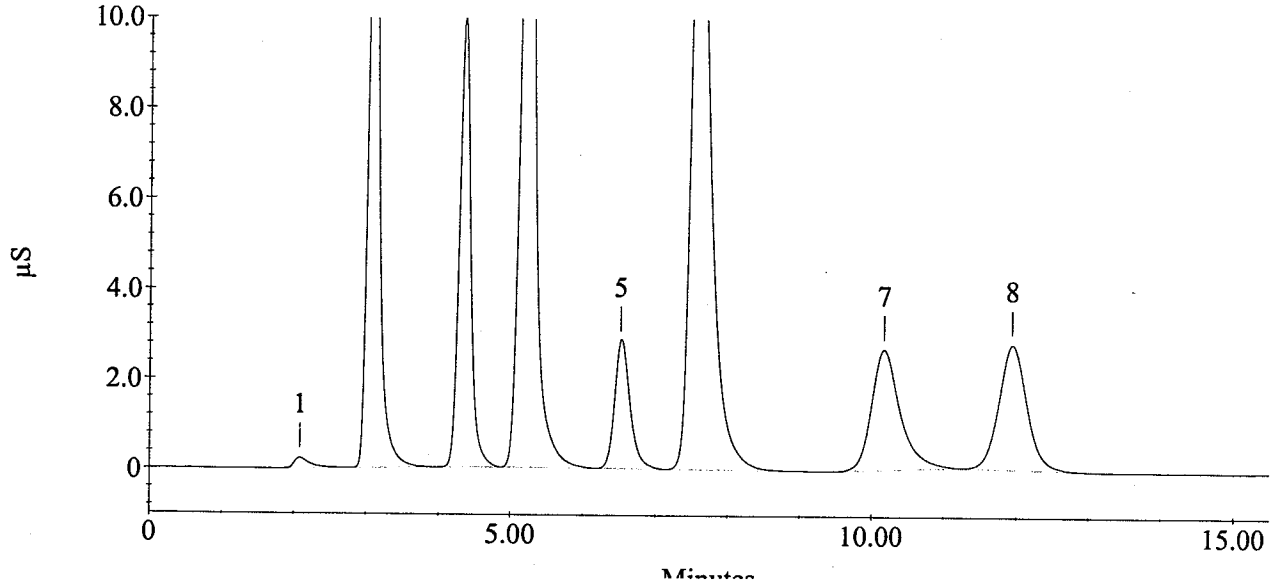

Sample Name : CCB
Method File Name : c:\peaknet\method\std.met

Current Date : 10/3/06
Date Time Collected : 10/3/06 5:07:13 AM

Injection Number : 38
Dilution Factor : 1.00
column :

Calibration Date : 10/2/06 9:40:48 PM
Data File Name : ...\OCT0206DAP_038.DXD
Injection Volume : 1.00

Module ID : 34 07 2a
Schedule File Name : ...\oct0206dap.sch

Peak Information : All Peaks

Pk. Num	Ret Time	Component Name	conc. (ppm)	Height	Area	Bl. Code	%Delta
1	4.32	CHLORIDE	0.05	1659	19439	1	-0.38
2	7.70	NITRATE-N	0.00	141	1921	1	2.90
		---total(s)---	0.05	1800	21360		

CCB

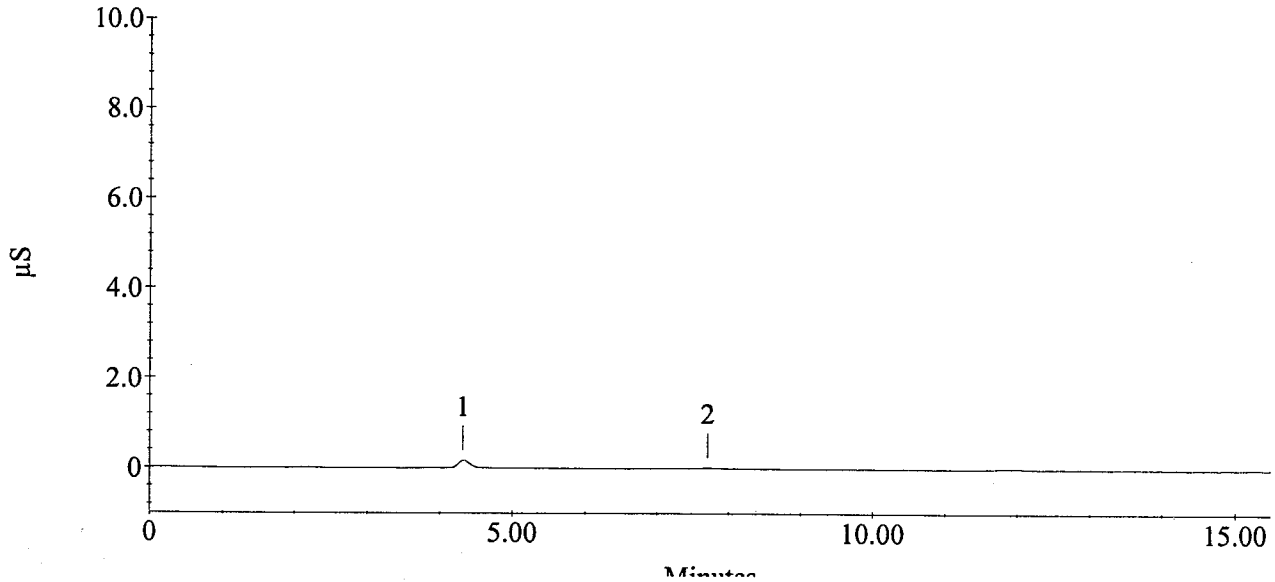

Sample Name : JY35 A1 MS
Method File Name : c:\peaknet\method\std.met

Current Date : 10/3/06
Date Time Collected : 10/3/06 5:24:58 AM

Injection Number : 39
Dilution Factor : 5.00
column :

Calibration Date : 10/2/06 9:40:48 PM
Data File Name : ...\OCT0206DAP_039.DXD
Injection Volume : 1.00

Module ID : 34 07 2a
Schedule File Name : ...\oct0206dap.sch

Peak Information : All Peaks

Pk. Num	Ret Time	Component Name	conc. (ppm)	Height	Area	Bl. Code	%Delta
1	2.07	Unknown 1	0.00	37664	572831	1	
2	3.13	FLUORIDE	213.67	1124347	24557053	1	1.62
3	4.62	Unknown 2	0.00	722711	4855377	1	
4	5.28	NITRITE-N	9.20	144962	1555178	1	1.60
5	6.57	BROMIDE	9.88	20488	288364	1	1.03
6	7.60	NITRATE-N	9.00	102495	1770020	1	1.56
7	10.18	PHOSPHATE-P	13.01	24773	704300	1	0.00
8	11.95	SULFATE	9.85	18011	476411	1	-0.28
		---total(s)---	264.61	2195451	34779534		

JY35 A1 MS

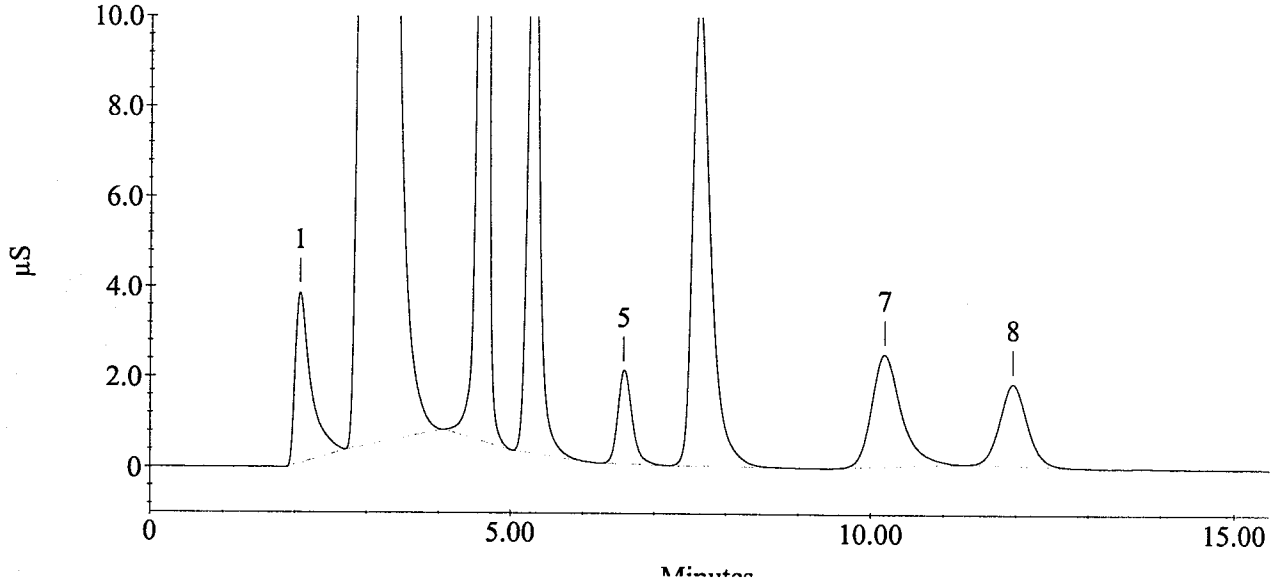

Sample Name : JY35 A1
Method File Name : c:\peaknet\method\std.met

Current Date : 10/3/06
Date Time Collected : 10/3/06 5:42:44 AM

Injection Number : 40
Dilution Factor : 2.00
column :

Calibration Date : 10/2/06 9:40:48 PM
Data File Name : ...\OCT0206DAP_040.DXD
Injection Volume : 1.00

Module ID : 34 07 2a
Schedule File Name : ...\oct0206dap.sch

Peak Information : All Peaks

Pk. Num	Ret Time	Component Name	conc. (ppm)	Height	Area	Bl. Code	%Delta
1	2.05	Unknown 1	0.00	84167	1174689	1	
2	3.05	FLUORIDE	192.23 50X	1434037	55234504	1	-1.08
3	4.97	Unknown 2	0.00 20X	1556717	10380733	1	
4	6.65	BROMIDE	0.20	1352	14474	1	2.31
5	7.78	NITRATE-N	0.01	271	4703	1	4.01
6	10.18	PHOSPHATE-P	3.94	18092	533702	1	0.00
7	11.97	SULFATE	0.28 2x(5x)	1376	34175	1	-0.14
8	13.42	Unknown 3	0.00	528	2173	1	
		---total(s)---	196.67	3096541	67379153		

JY35 A1

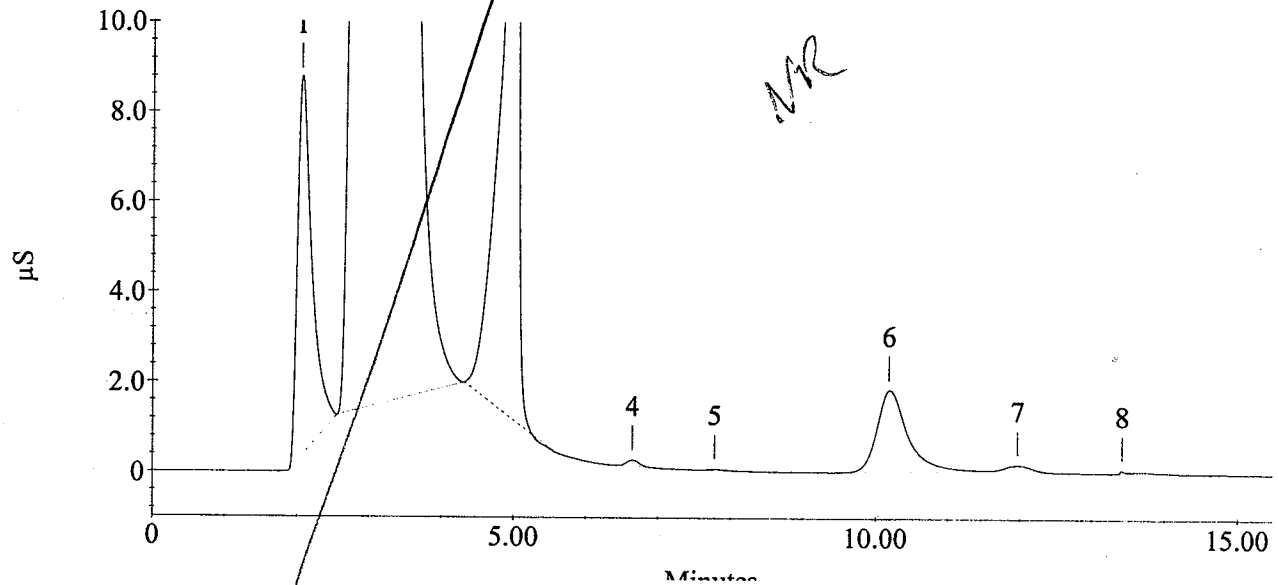

Sample Name : JY35 A1 DUP
Method File Name : c:\peaknet\method\std.met

Current Date : 10/3/06
Date Time Collected : 10/3/06 6:00:31 AM

Injection Number : 41
Dilution Factor : 2.00
column :

Calibration Date : 10/2/06 9:40:48 PM
Data File Name : ...\OCT0206DAP_041.DXD
Injection Volume : 1.00

Module ID : 34 07 2a
Schedule File Name : ...\oct0206dap.sch

Peak Information : All Peaks

Pk. Num	Ret Time	Component Name	conc. (ppm)	Height	Area	Bl. Code	%Delta
1	2.05	Unknown 1	0.00	83948	1170122	1	
2	3.05	FLUORIDE	192.63	1437281	55348062	1	-1.08
3	4.97	Unknown 2	0.00	1591039	10458326	1	
4	6.63	BROMIDE	0.18	1337	13389	1	2.05
5	7.77	NITRATE-N	0.01	199	2903	1	3.79
6	10.17	PHOSPHATE-P	4.01	18378	542420	1	-0.16
7	11.95	SULFATE	0.30	1412	35833	1	-0.28
8	13.73	Unknown 3	0.00	272	7645	1	
		---total(s)---	197.12	3133866	67578700		

JY35 A1 DUP

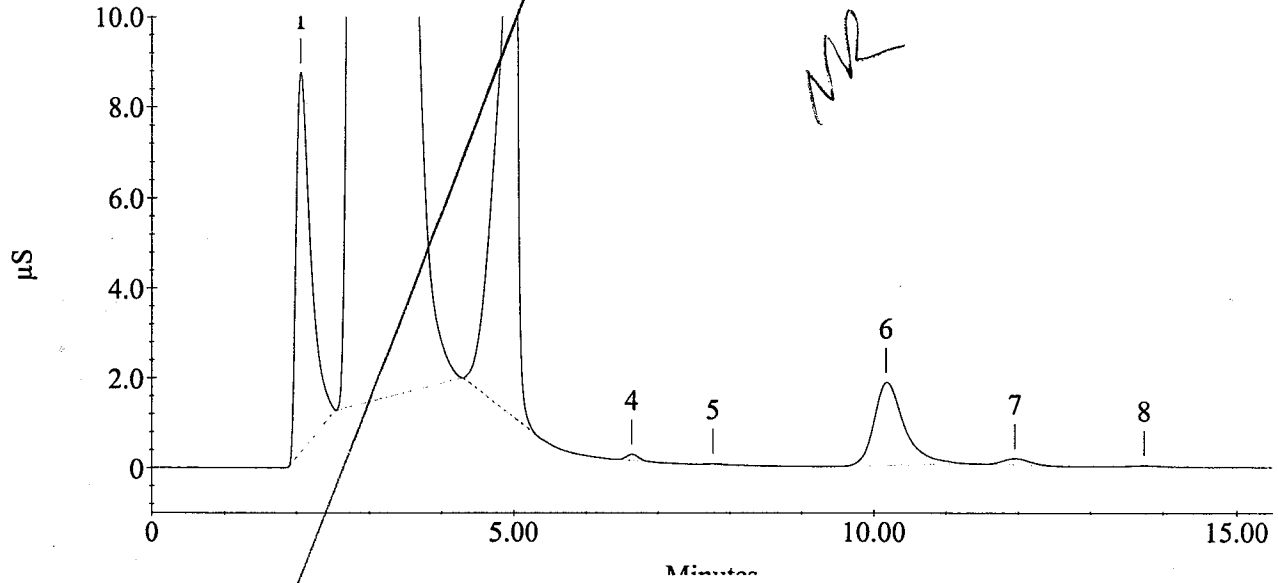

Sample Name : JY35 B1
Method File Name : c:\peaknet\method\std.met

Current Date : 10/3/06
Date Time Collected : 10/3/06 6:18:17 AM

Injection Number : 42
Dilution Factor : 2.00
column :

Calibration Date : 10/2/06 9:40:48 PM
Data File Name : ...\OCT0206DAP_042.DXD
Injection Volume : 1.00

Module ID : 34 07 2a
Schedule File Name : ...\oct0206dap.sch

Peak Information : All Peaks

Pk. Num	Ret Time	Component Name	conc. (ppm)	Height	Area	Bl. Code	%Delta
1	2.03	Unknown 1	0.00	187726	1728402	1	
2	3.20	FLUORIDE	713.33 20X	3249099	204962181	1	3.78
3	5.00	Unknown 2	0.00 50X	3046643	30583734	1	
4	6.52	BROMIDE	0.33	1895	23817	1	0.26
5	9.85	PHOSPHATE-P	50.91	178453	6888826	1	-3.27
6	11.55	SULFATE	133.22 50X	396285	16108386	1	-3.62
		---total(s)---	897.79	7060101	260295347		

JY35 B1

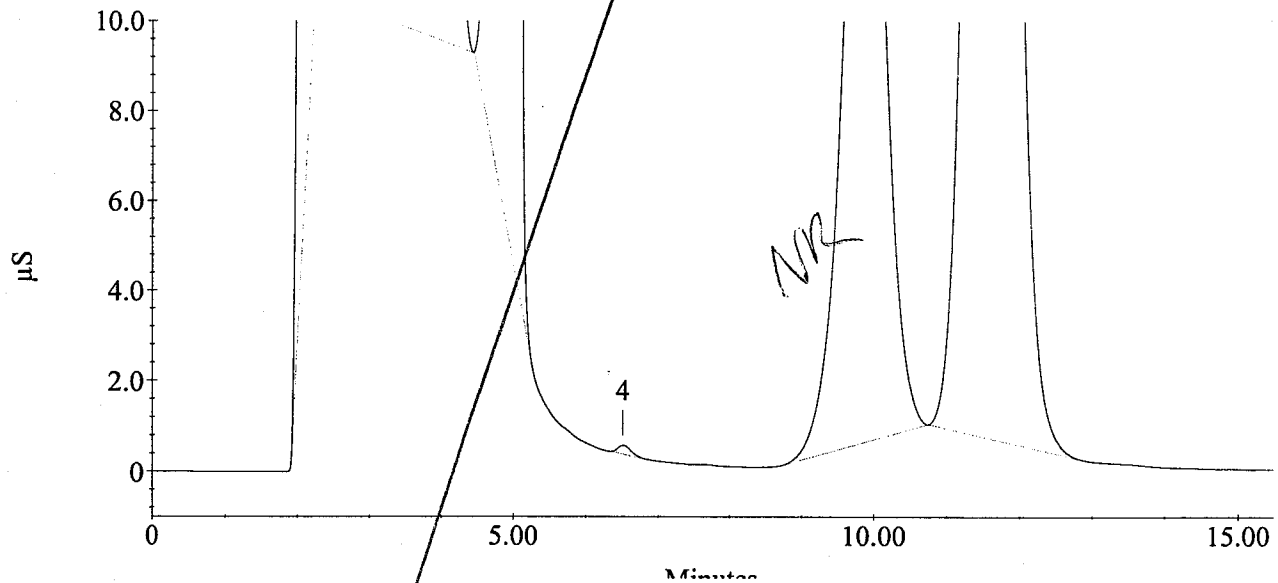

Sample Name : JY35 C1
Method File Name : c:\peaknet\method\std.met

Current Date : 10/3/06
Date Time Collected : 10/3/06 6:36:05 AM

Injection Number : 43
Dilution Factor : 2.00
column :

Calibration Date : 10/2/06 9:40:48 PM
Data File Name : ...\OCT0206DAP_043.DXD
Injection Volume : 1.00

Module ID : 34 07 2a
Schedule File Name : ...\oct0206dap.sch

Peak Information : All Peaks

Pk. Num	Ret Time	Component Name	conc. (ppm)	Height	Area	Bl. Code	%Delta
1	2.07	Unknown 1	0.00	61933	899816	1	
2	3.22	FLUORIDE	194.89	2000455	55998645	1	4.32
3	4.60	Unknown 2	0.00	689112	4158709	1	
4	6.50	BROMIDE	0.07	398	5306	1	0.00
5	10.03	PHOSPHATE-P	7.14	35741	965717	1	-1.47
6	11.67	SULFATE	157.27	704511	19017355	1	-2.64
		---total(s)---	359.38	3492150	81045547		

JY35 C1

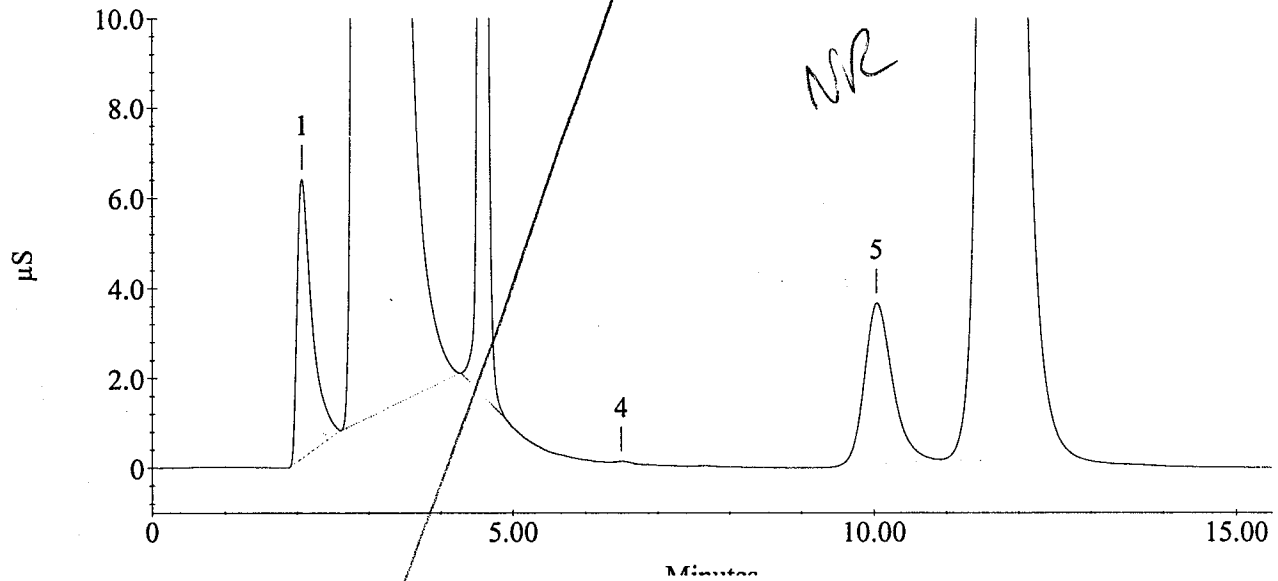

Sample Name : JY35 A1 MS
Method File Name : c:\peaknet\method\std.met

Current Date : 10/3/06
Date Time Collected : 10/3/06 6:53:52 AM

Injection Number : 44
Dilution Factor : 2.00
column :

Calibration Date : 10/2/06 9:40:48 PM
Data File Name : ...\OCT0206DAP_044.DXD
Injection Volume : 1.00

Module ID : 34 07 2a
Schedule File Name : ...\oct0206dap.sch

Peak Information : All Peaks

Pk. Num	Ret Time	Component Name	conc. (ppm)	Height	Area	Bl. Code	%Delta
1	2.05	Unknown 1	0.00	85106	1176774	1	
2	3.03	FLUORIDE	195.25	1466620	56102357	1	-1.62
3	4.95	Unknown 2	0.00	1650672	11355296	1	
4	5.42	Unknown 3	0.00	179171	1537865	1	
5	6.58	BROMIDE	4.13	24026	301789	1	1.28
6	7.57	NITRATE-N	3.70	112902	1820440	1	1.11
7	10.10	PHOSPHATE-P	8.16	40330	1104690	1	-0.82
8	11.87	SULFATE	4.14	18989	500125	1	-0.97
9	13.60	Unknown 4	0.00	18379	1498259	1	
		---total(s)---	215.39	3596195	75397596		

JY35 A1 MS

NR

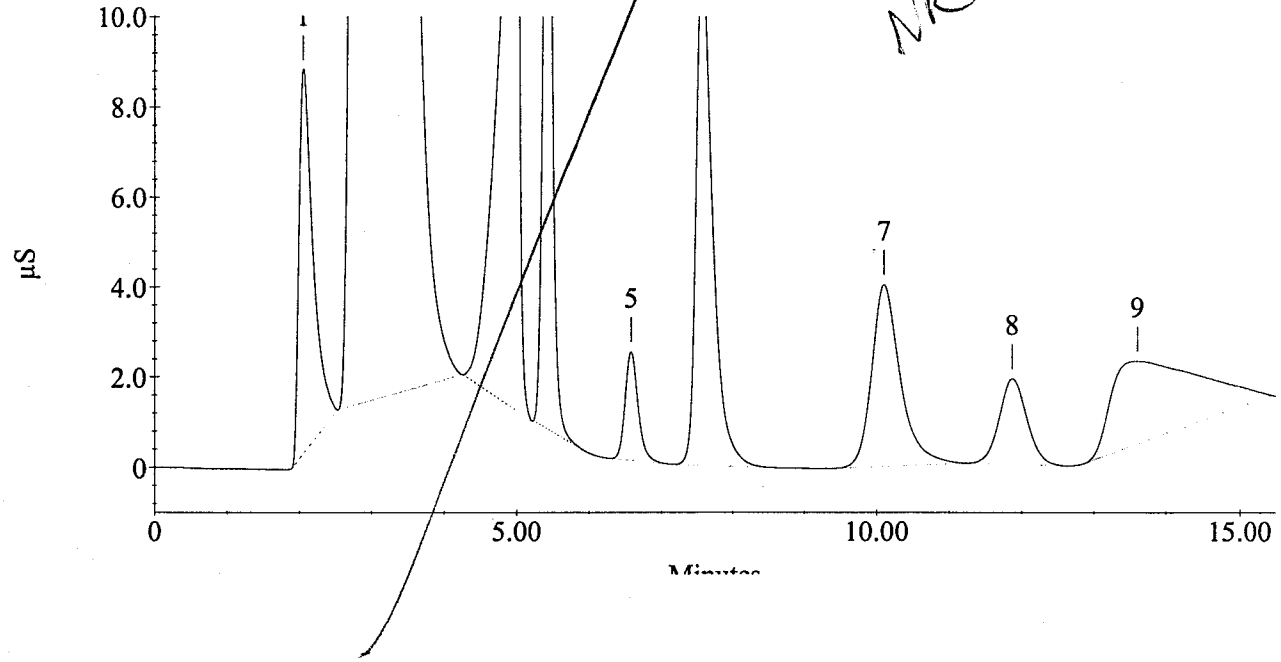

Sample Name : JY35 A1
Method File Name : c:\peaknet\method\std.met

Current Date : 10/3/06
Date Time Collected : 10/3/06 7:11:39 AM

Injection Number : 45
Dilution Factor : 1.00
column :

Calibration Date : 10/2/06 9:40:48 PM
Data File Name : ...\OCT0206DAP_045.DXD
Injection Volume : 1.00

Module ID : 34 07 2a
Schedule File Name : ...\oct0206dap.sch

Peak Information : All Peaks

Pk. Num	Ret Time	Component Name	conc. (ppm)	Height	Area	Bl. Code	%Delta
1	2.03	Unknown 1	0.00	154842	1831366	1	
2	2.92	FLUORIDE	182.23	1786996	104719940	1	-5.41
3	5.42	Unknown 2	0.00	2879562	20818042	1	
4	6.72	Unknown 3	0.00	3088	31795	1	
5	7.75	NITRATE-N	0.01	465	5698	1	3.56
6	10.10	PHOSPHATE-P	4.27	40942	1156315	1	-0.82
7	11.88	SULFATE	0.26	2529	63194	1	-0.83
8	13.70	Unknown 4	0.00	449	10773	1	
		---total(s)---	186.77	4868872	128637123		

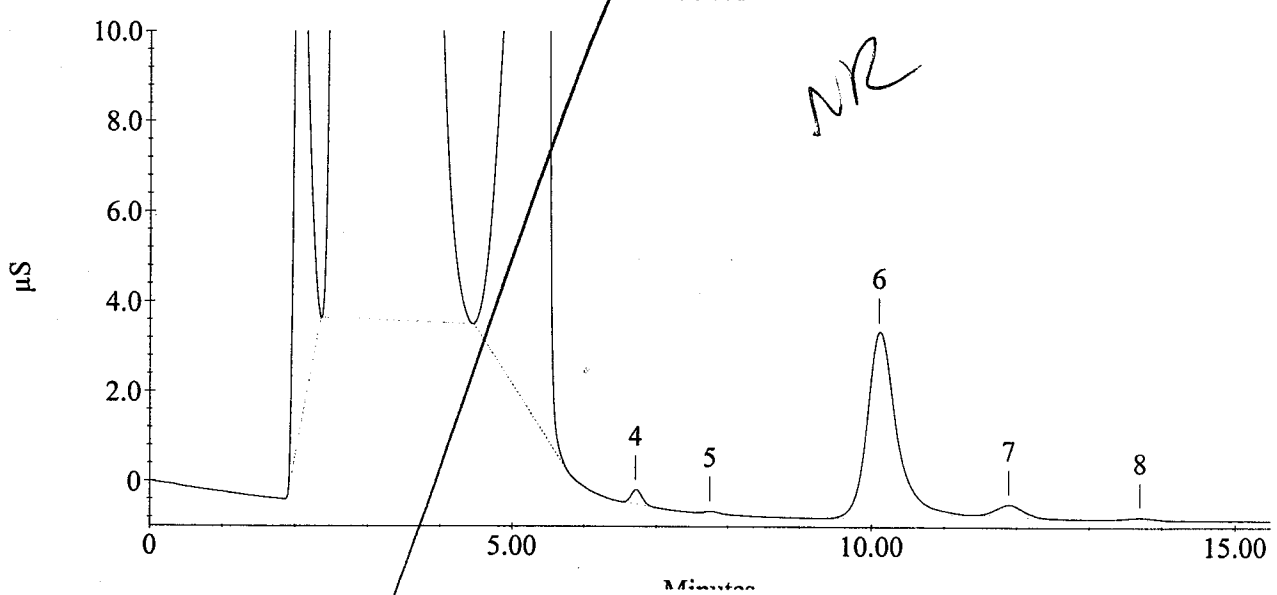

NR

Sample Name : JY35 A1 DUP
Method File Name : c:\peaknet\method\std.met

Current Date : 10/3/06
Date Time Collected : 10/3/06 7:29:26 AM

Injection Number : 46
Dilution Factor : 1.00
column :

Calibration Date : 10/2/06 9:40:48 PM
Data File Name : ...\OCT0206DAP_046.DXD
Injection Volume : 1.00

Module ID : 34 07 2a
Schedule File Name : ...\oct0206dap.sch

Peak Information : All Peaks

Pk. Num	Ret Time	Component Name	conc. (ppm)	Height	Area	Bl. Code	%Delta
1	2.03	Unknown 1	0.00	150317	1786149	1	
2	2.92	FLUORIDE	181.96	1791386	104565340	1	-5.41
3	5.42	Unknown 2	0.00	2916022	20788638	1	
4	6.72	Unknown 3	0.00	3188	32277	1	
5	10.10	PHOSPHATE-P	4.27	41047	1156786	1	-0.82
6	11.88	SULFATE	0.27	2465	66449	1	-0.83
7	13.70	Unknown 4	0.00	346	8529	1	
		---total(s)---	186.51	4904770	128404168		

JY35 A1 DUP

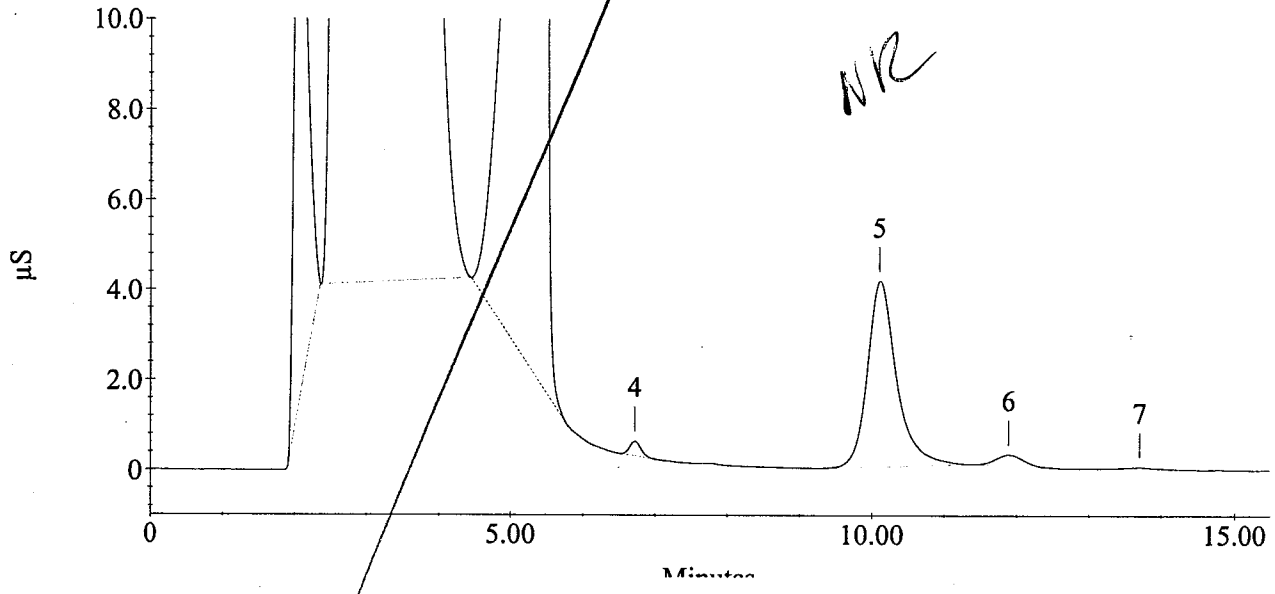

NR

Sample Name : JY35 B1
Method File Name : c:\peaknet\method\std.met

Current Date : 10/3/06
Date Time Collected : 10/3/06 7:47:12 AM

Injection Number : 47
Dilution Factor : 1.00
column :

Calibration Date : 10/2/06 9:40:48 PM
Data File Name : ...\OCT0206DAP_047.DXD
Injection Volume : 1.00

Module ID : 34 07 2a
Schedule File Name : ...\oct0206dap.sch

Peak Information : All Peaks

Pk. Num	Ret Time	Component Name	conc. (ppm)	Height	Area	Bl. Code	%Delta
1	2.02	Unknown 1	0.00	88125	386651	1	
2	3.00	FLUORIDE	235.91	1965035	135567030	1	-2.70
3	3.82	Unknown 2	0.00	888028	27423964	1	
4	5.47	Unknown 3	0.00	5125114	61369445	1	
5	6.45	BROMIDE	0.32	4081	46120	1	-0.77
6	9.68	Unknown 4	0.00	149638	6993985	1	
7	11.28	Unknown 5	0.00	404356	26094776	1	
		---total(s)---	236.22	8624378	257881970		

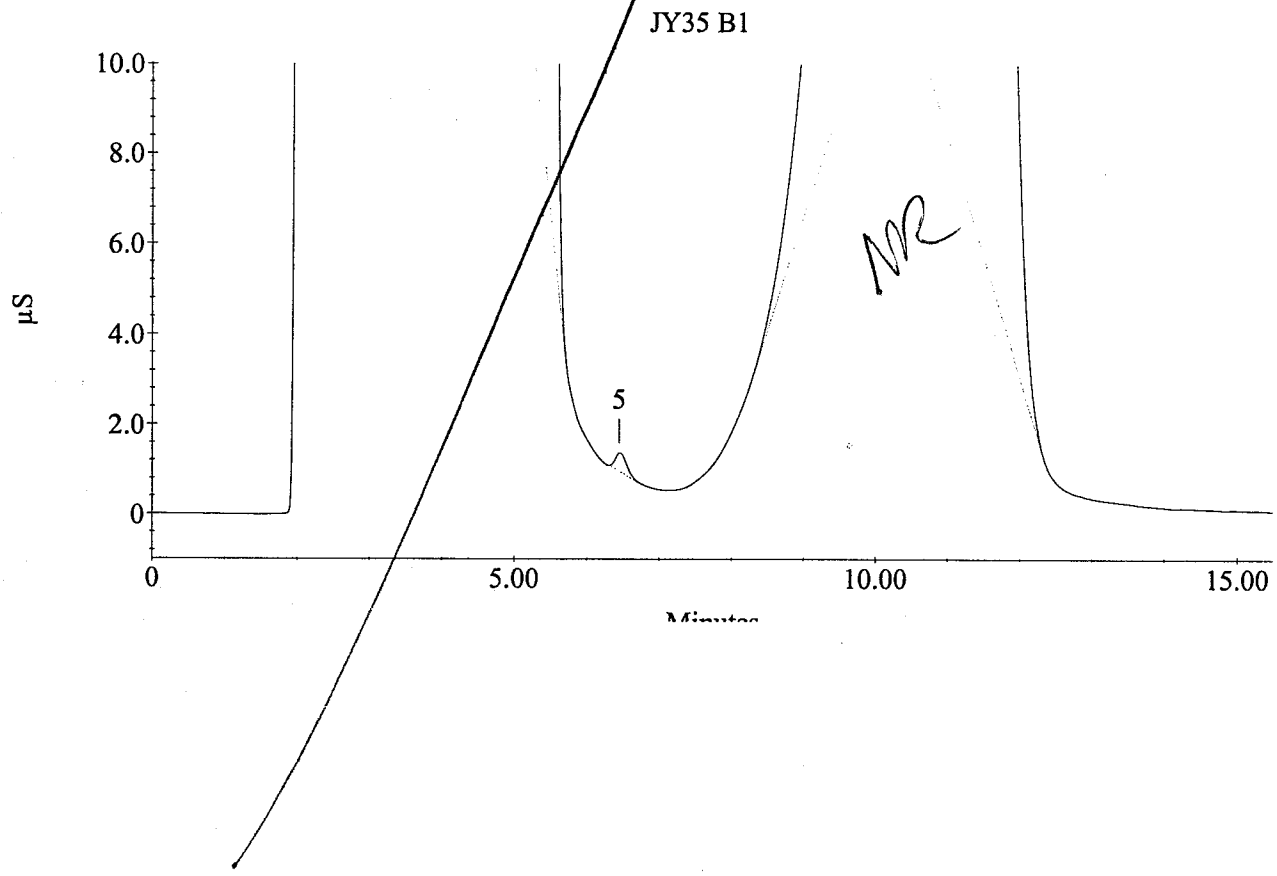

Sample Name : JY35 C1
Method File Name : c:\peaknet\method\std.met

Current Date : 10/3/06
Date Time Collected : 10/3/06 8:05:04 AM

Injection Number : 48
Dilution Factor : 1.00
column :

Calibration Date : 10/2/06 9:40:48 PM
Data File Name : ...\OCT0206DAP_048.DXD
Injection Volume : 1.00

Module ID : 34 07 2a
Schedule File Name : ...\oct0206dap.sch

Peak Information : All Peaks

Pk. Num	Ret Time	Component Name	conc. (ppm)	Height	Area	Bl. Code	%Delta
1	2.05	Unknown 1	0.00	122848	1558799	1	
2	3.13	FLUORIDE	179.53	2408778	103170019	1	1.62
3	4.82	Unknown 2	0.00	1479396	8688705	1	
4	6.45	BROMIDE	0.05	827	6883	1	-0.77
5	7.53	NITRATE-N	0.01	600	9119	1	0.67
6	9.85	PHOSPHATE-P	7.89	80338	2134238	1	-3.27
7	11.37	Unknown 3	0.00	1374791	40826000	1	
		---total(s)---	187.48	5467579	156393763		

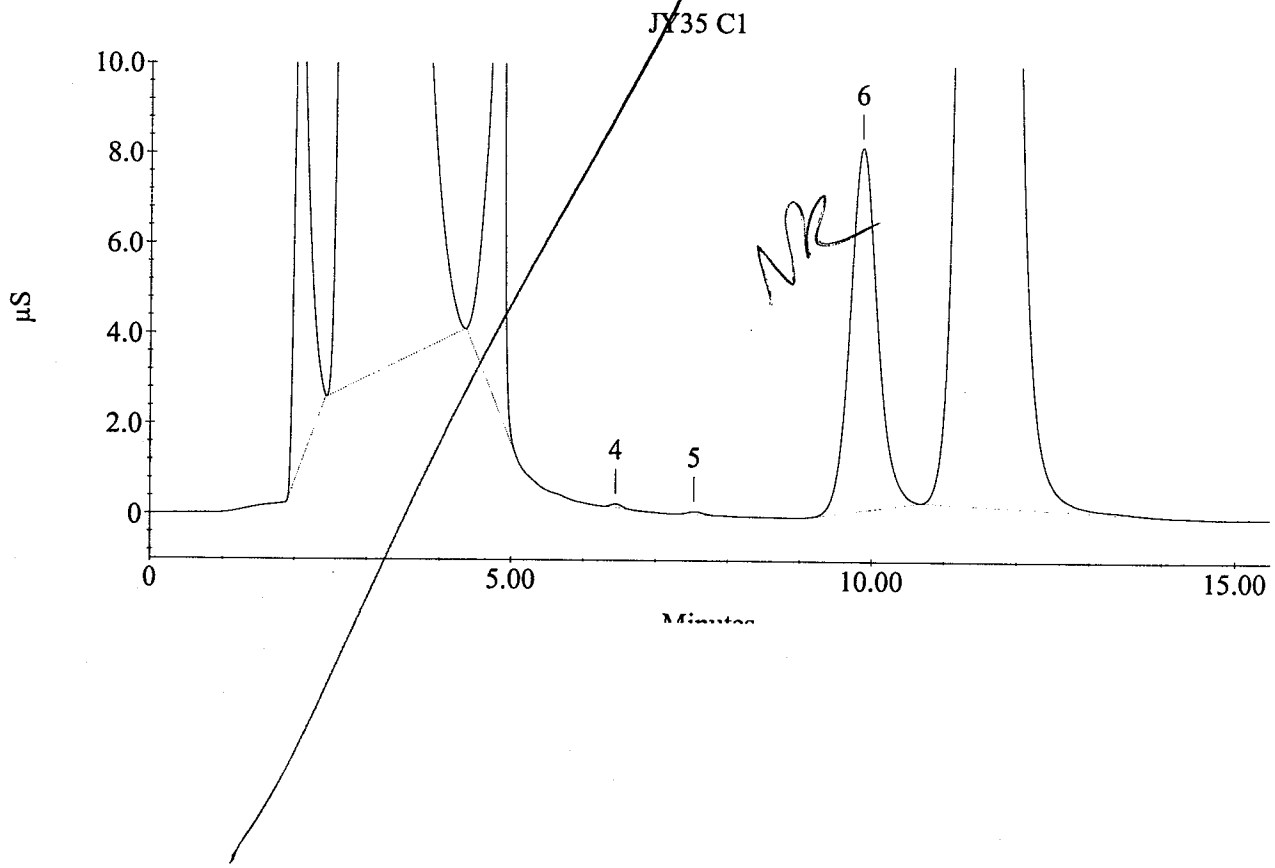

Sample Name : CCV
Method File Name : c:\peaknet\method\std.met

Current Date : 10/3/06
Date Time Collected : 10/3/06 8:22:51 AM

Injection Number : 49
Dilution Factor : 1.00
column :

Calibration Date : 10/2/06 9:40:48 PM
Data File Name : ...\OCT0206DAP_049.DXD
Injection Volume : 1.00

Module ID : 34 07 2a
Schedule File Name : ...\oct0206dap.sch

Peak Information : All Peaks

Pk. Num	Ret Time	Component Name	conc. (ppm)	Height	Area	Bl. Code	%Delta
1	1.47	Unknown 1	0.00	603	28974	1	
2	2.08	Unknown 2	0.00	2488	37814	1	
3	3.05	FLUORIDE	2.84	160976	1634302	1	-1.08
4	4.28	CHLORIDE	3.05	103124	1132925	1	-1.15
5	5.12	NITRITE-N	2.93	192365	2476461	1	-1.60
6	6.38	BROMIDE	2.89	29365	422391	1	-1.79
7	7.37	NITRATE-N	2.85	163089	2799853	1	-1.56
8	9.93	PHOSPHATE-P	10.89	63049	2945650	1	-2.45
9	11.68	SULFATE	2.07	30030	501316	1	-2.50
		---total(s)---	27.52	745090	11979687		

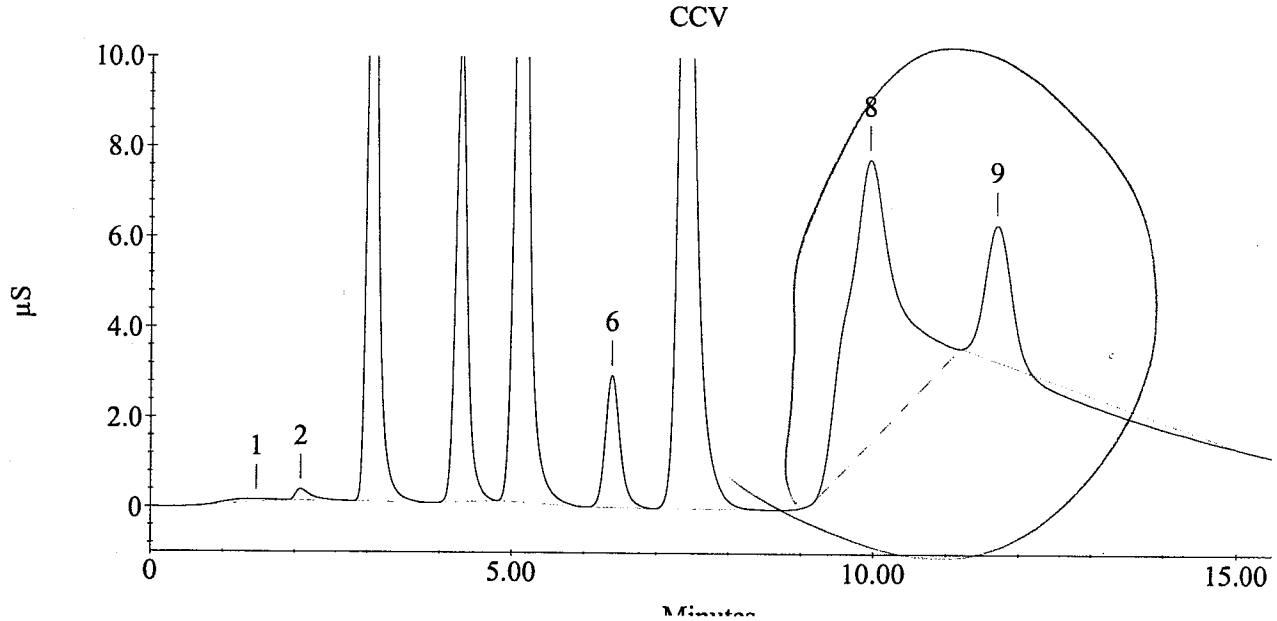

Sample Name : CCB
Method File Name : c:\peaknet\method\std.met

Current Date : 10/3/06
Date Time Collected : 10/3/06 8:40:40 AM

Injection Number : 50
Dilution Factor : 1.00
column :

Calibration Date : 10/2/06 9:40:48 PM
Data File Name : ...\OCT0206DAP_050.DXD
Injection Volume : 1.00

Module ID : 34 07 2a
Schedule File Name : ...\oct0206dap.sch

Peak Information : All Peaks

Pk. Num	Ret Time	Component Name	conc. (ppm)	Height	Area	Bl. Code	%Delta
1	3.03	FLUORIDE	0.01	477	3967	1	-1.62
2	4.27	CHLORIDE	0.11	3810	42307	1	-1.54
3	7.53	NITRATE-N	0.00	114	1166	1	0.67
4	11.75	SULFATE	0.02	201	4339	1	-1.95
		---total(s)---	0.14	4601	51779		

CCB

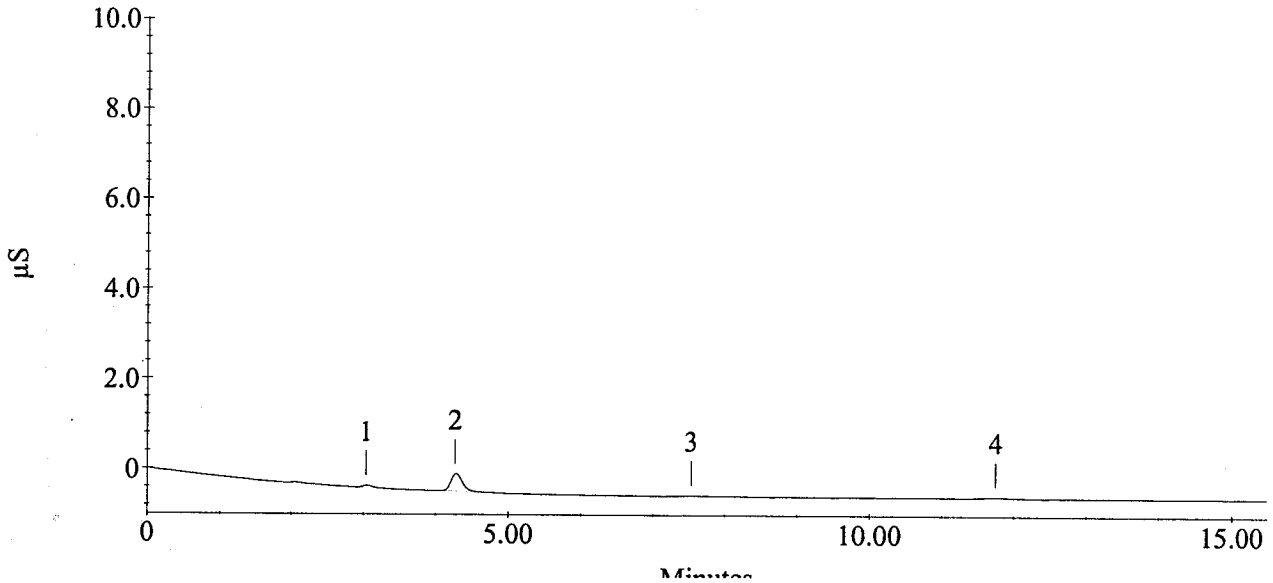

Sample Name : JY77 A1
Method File Name : c:\peaknet\method\std.met

Current Date : 10/3/06
Date Time Collected : 10/3/06 8:58:25 AM

Injection Number : 51
Dilution Factor : 1.00
column :

Calibration Date : 10/2/06 9:40:48 PM
Data File Name : ...\OCT0206DAP_051.DXD
Injection Volume : 1.00

Module ID : 34 07 2a
Schedule File Name : ...\oct0206dap.sch

Peak Information : All Peaks

Pk. Num	Ret Time	Component Name	conc. (ppm)	Height	Area	Bl. Code	%Delta
1	2.07	Unknown 1	0.00	19529	238997	1	
2	3.07	FLUORIDE	0.47	14530	272206	1	-0.54
3	4.75	Unknown 2	0.00	458329	3028984	1	
4	6.58	BROMIDE	0.12	1309	17410	1	1.28
5	7.68	NITRATE-N	0.02	980	15367	1	2.67
6	11.87	SULFATE	0.28	2677	66919	1	-0.97
7	13.65	Unknown 3	0.00	139	3083	1	
		---total(s)---	0.89	497493	3642968		

JY77 A1

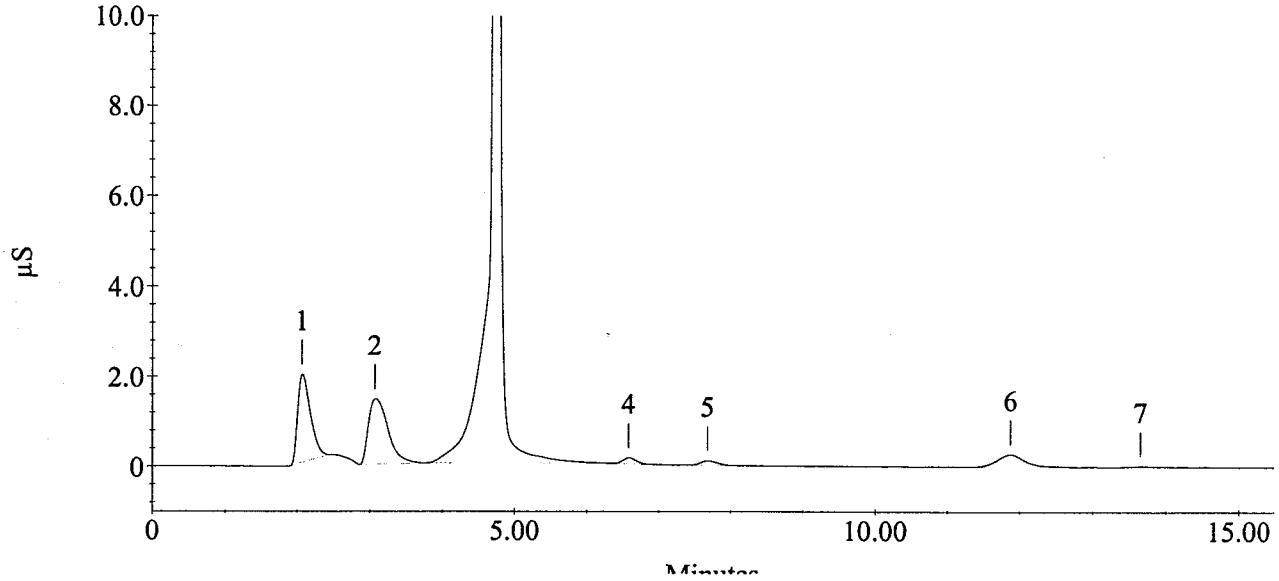

Sample Name : JY77 A1 DUP
Method File Name : c:\peaknet\method\std.met

Current Date : 10/3/06
Date Time Collected : 10/3/06 9:16:11 AM

Injection Number : 52
Dilution Factor : 1.00
column :

Calibration Date : 10/2/06 9:40:48 PM
Data File Name : ...\OCT0206DAP_052.DXD
Injection Volume : 1.00

Module ID : 34 07 2a
Schedule File Name : ...\oct0206dap.sch

Peak Information : All Peaks

Pk. Num	Ret Time	Component Name	conc. (ppm)	Height	Area	Bl. Code	%Delta
1	2.07	Unknown 1	0.00	17062	208344	1	
2	2.53	Unknown 2	0.00	626	14817	1	
3	3.07	FLUORIDE	0.48	15392	275917	1	-0.54
4	4.75	Unknown 3	0.00	453462	3016765	1	
5	6.58	BROMIDE	0.12	1345	17460	1	1.28
6	7.68	NITRATE-N	0.01	416	5644	1	2.67
7	11.85	SULFATE	0.22	1999	53298	1	-1.11
		---total(s)---	0.83	490302	3592244		

JY77 A1 DUP

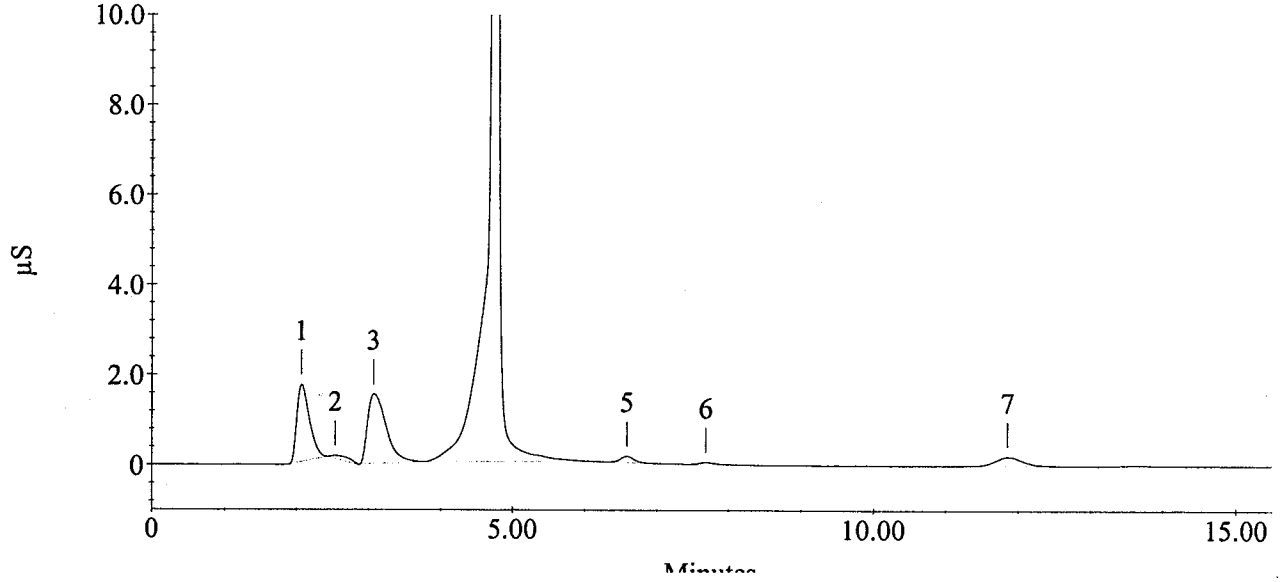

Sample Name : JY77 A1 MS
Method File Name : c:\peaknet\method\std.met

Current Date : 10/3/06
Date Time Collected : 10/3/06 9:33:57 AM

Injection Number : 53
Dilution Factor : 1.00
column :

Calibration Date : 10/2/06 9:40:48 PM
Data File Name : ...\OCT0206DAP_053.DXD
Injection Volume : 1.00

Module ID : 34 07 2a
Schedule File Name : ...\oct0206dap.sch

Peak Information : All Peaks

Pk. Num	Ret Time	Component Name	conc. (ppm)	Height	Area	Bl. Code	%Delta
1	2.07	Unknown 1	0.00	17999	222129	1	
2	3.07	FLUORIDE	2.36	78472	1356181	1	-0.54
3	4.73	Unknown 2	0.00	556486	3773749	1	
4	5.35	NITRITE-N	1.88	154980	1585043	1	2.88
5	6.57	BROMIDE	2.09	23483	304913	1	1.03
6	7.55	NITRATE-N	1.86	114777	1827853	1	0.89
7	10.18	PHOSPHATE-P	0.24	2076	64133	1	0.00
8	11.87	SULFATE	2.20	20479	531609	1	-0.97
		---total(s)---	10.62	968753	9665609		

JY77 A1 MS

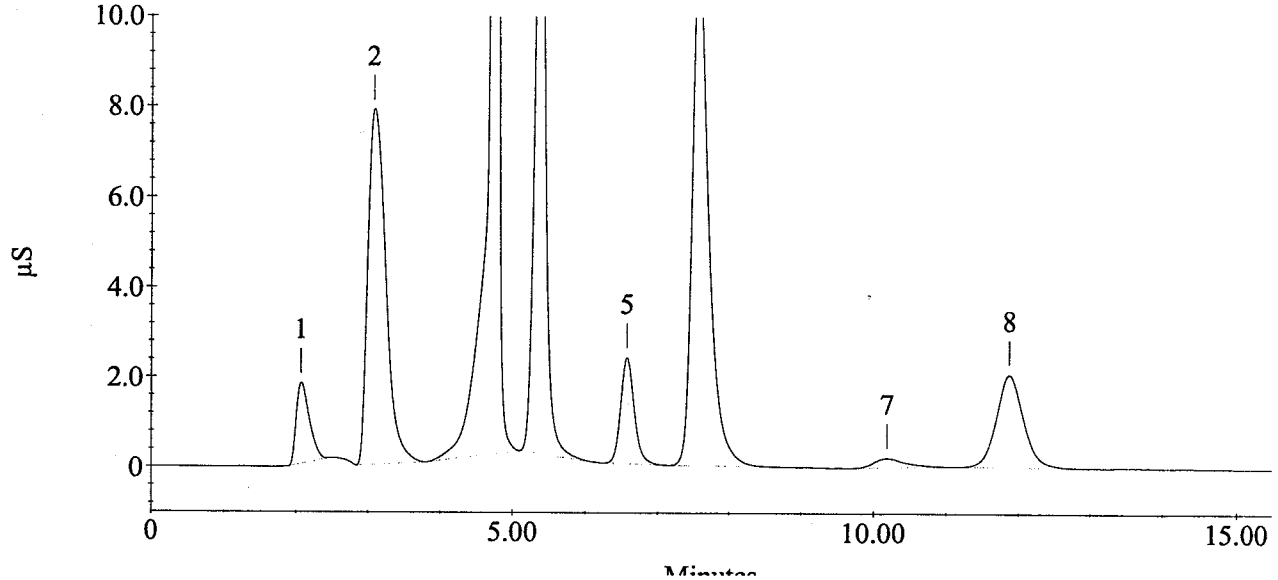

Sample Name : JY77 B1
Method File Name : c:\peaknet\method\std.met

Current Date : 10/3/06
Date Time Collected : 10/3/06 9:51:45 AM

Injection Number : 54
Dilution Factor : 1.00
column :

Calibration Date : 10/2/06 9:40:48 PM
Data File Name : ...\OCT0206DAP_054.DXD
Injection Volume : 1.00

Module ID : 34 07 2a
Schedule File Name : ...\oct0206dap.sch

Peak Information : All Peaks

Pk. Num	Ret Time	Component Name	conc. (ppm)	Height	Area	Bl. Code	%Delta
1	2.07	Unknown 1	0.00	15686	189946	1	
2	3.08	FLUORIDE	0.36	11659	205913	1	0.00
3	4.70	Unknown 2	0.00	517974	3485027	1	
4	6.55	BROMIDE	0.06	648	8669	1	0.77
5	7.65	NITRATE-N	0.02	1015	16370	1	2.23
6	11.87	SULFATE	0.21	2017	51248	1	-0.97
		---total(s)---	0.65	548999	3957173		

JY77 B1

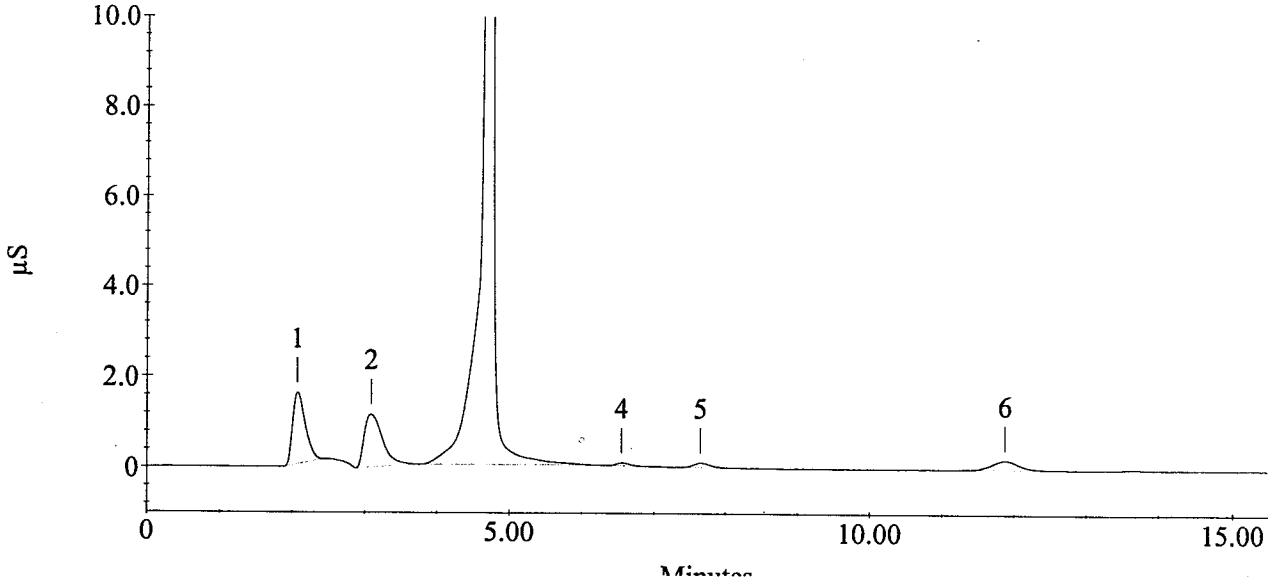

Sample Name : JY77 C1
Method File Name : c:\peaknet\method\std.met

Current Date : 10/3/06
Date Time Collected : 10/3/06 10:09:30 AM

Injection Number : 55
Dilution Factor : 1.00
column :

Calibration Date : 10/2/06 9:40:48 PM
Data File Name : ...\OCT0206DAP_055.DXD
Injection Volume : 1.00

Module ID : 34 07 2a
Schedule File Name : ...\oct0206dap.sch

Peak Information : All Peaks

Pk. Num	Ret Time	Component Name	conc. (ppm)	Height	Area	Bl. Code	%Delta
1	2.07	Unknown 1	0.00	63172	925774	1	
2	2.97	FLUORIDE	10.33	173899	5938889	1	-3.78
3	5.12	NITRITE-N	5.59	903330	4720730	1	-1.60
4	6.68	BROMIDE	0.21	2683	31063	1	2.82
5	11.92	SULFATE	0.09	803	21516	1	-0.56
6	13.67	Unknown 2	0.00	794	19902	1	
		---total(s)---	16.22	1144681	11657873		

JY77 C1

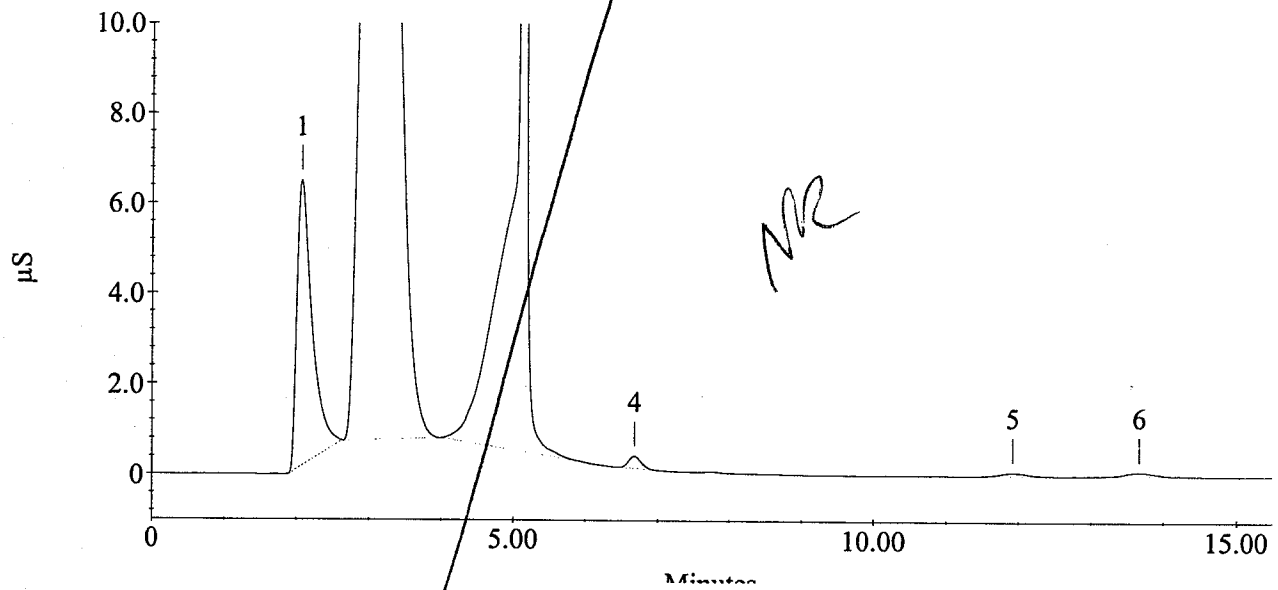

Sample Name : JY77 D1
Method File Name : c:\peaknet\method\std.met

Current Date : 10/3/06
Date Time Collected : 10/3/06 10:27:17 AM

Injection Number : 56
Dilution Factor : 1.00
column :

Calibration Date : 10/2/06 9:40:48 PM
Data File Name : ...\OCT0206DAP_056.DXD
Injection Volume : 1.00

Module ID : 34 07 2a
Schedule File Name : ...\oct0206dap.sch

Peak Information : All Peaks

Pk. Num	Ret Time	Component Name	conc. (ppm)	Height	Area	Bl. Code	%Delta
1	2.07	Unknown 1	0.00	15204	227236	1	
2	3.10	FLUORIDE	15.75	630788	9050762	1	0.54
3	4.47	CHLORIDE	3.87	191793	1437503	1	3.08
4	7.55	NITRATE-N	0.03	1610	28679	1	0.89
5	11.75	SULFATE	8.16	76905	1973452	1	-1.95
		---total(s)---	27.81	916299	12717632		

JY77 D1

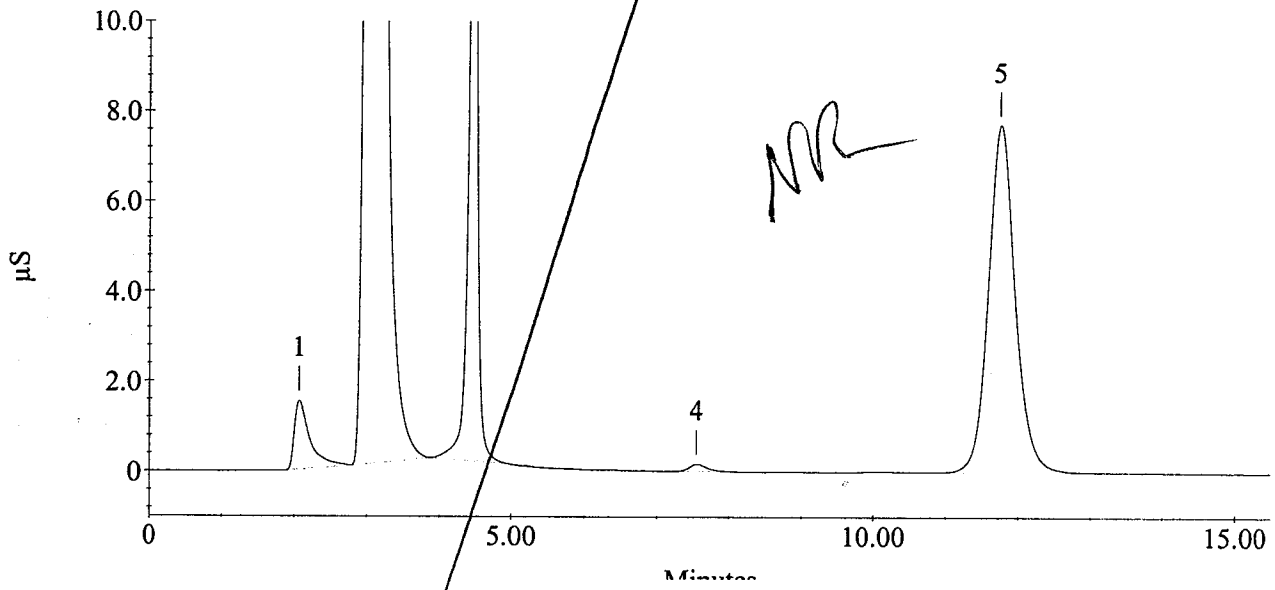

Sample Name : JY77 I1
Method File Name : c:\peaknet\method\std.met

Current Date : 10/3/06
Date Time Collected : 10/3/06 10:45:02 AM

Injection Number : 57
Dilution Factor : 1.00
column :

Calibration Date : 10/2/06 9:40:48 PM
Data File Name : ...\OCT0206DAP_057.DXD
Injection Volume : 1.00

Module ID : 34 07 2a
Schedule File Name : ...\oct0206dap.sch

Peak Information : All Peaks

Pk. Num	Ret Time	Component Name	conc. (ppm)	Height	Area	Bl. Code	%Delta
1	2.05	Unknown 1	0.00	119557	1678928	1	
2	2.82	Unknown 2	0.00	25384	1039459	1	
3	5.55	Unknown 3	0.00	4531016	104935944	1	
4	6.77	Unknown 4	0.00	8838	95960	1	
5	7.78	NITRATE-N	0.02	1108	15615	1	4.01
6	11.27	Unknown 5	0.00	3188427	115377570	1	
		---total(s)---	0.02	7874330	223143476		

JY77 I1

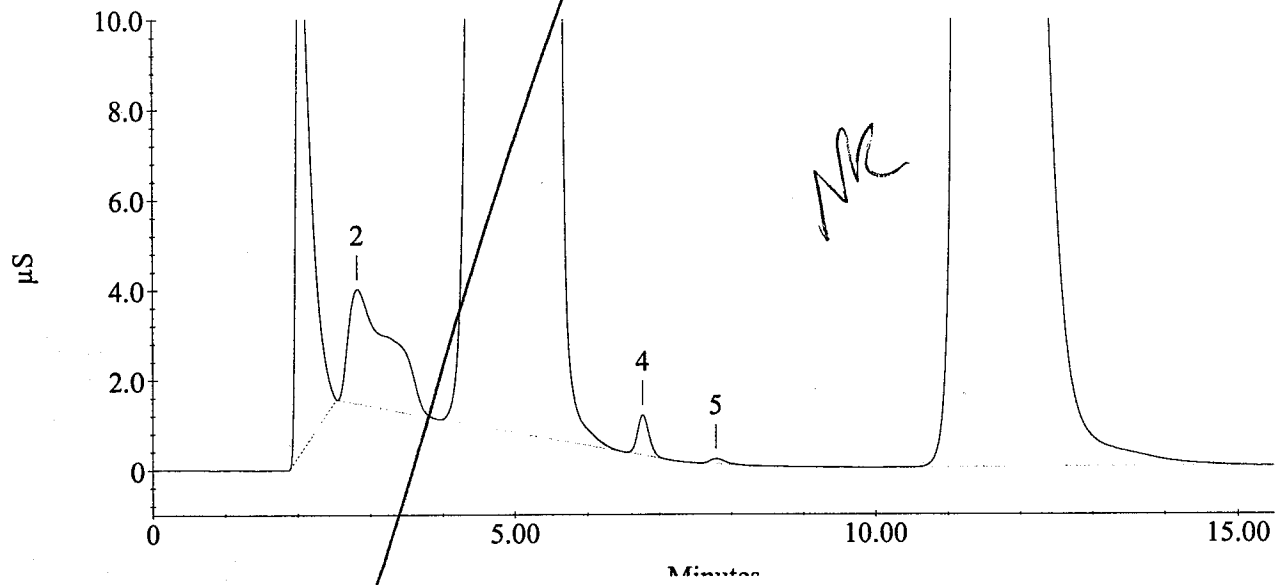

Sample Name : CCV
Method File Name : c:\peaknet\method\std.met

Current Date : 10/3/06
Date Time Collected : 10/3/06 11:02:50 AM

Injection Number : 58
Dilution Factor : 1.00
column :

Calibration Date : 10/2/06 9:40:48 PM
Data File Name : ...\OCT0206DAP_058.DXD
Injection Volume : 1.00

Module ID : 34 07 2a
Schedule File Name : ...\oct0206dap.sch

Peak Information : All Peaks

Pk. Num	Ret Time	Component Name	conc. (ppm)	Height	Area	Bl. Code	%Delta
1	2.08	Unknown 1	0.00	2391	36451	1	
2	3.05	FLUORIDE	2.85	157322	1636485	1	-1.08
3	4.28	CHLORIDE	2.96	100746	1099485	1	-1.15
4	5.12	NITRITE-N	2.95	191477	2490895	1	-1.60
5	6.38	BROMIDE	2.90	29375	423644	1	-1.79
6	7.37	NITRATE-N	2.84	162717	2792352	1	-1.56
7	9.97	PHOSPHATE-P	2.72	27211	735042	1	-2.13
8	11.72	SULFATE	3.07	28255	743179	1	-2.23
		---total(s)---		699495	9957534		

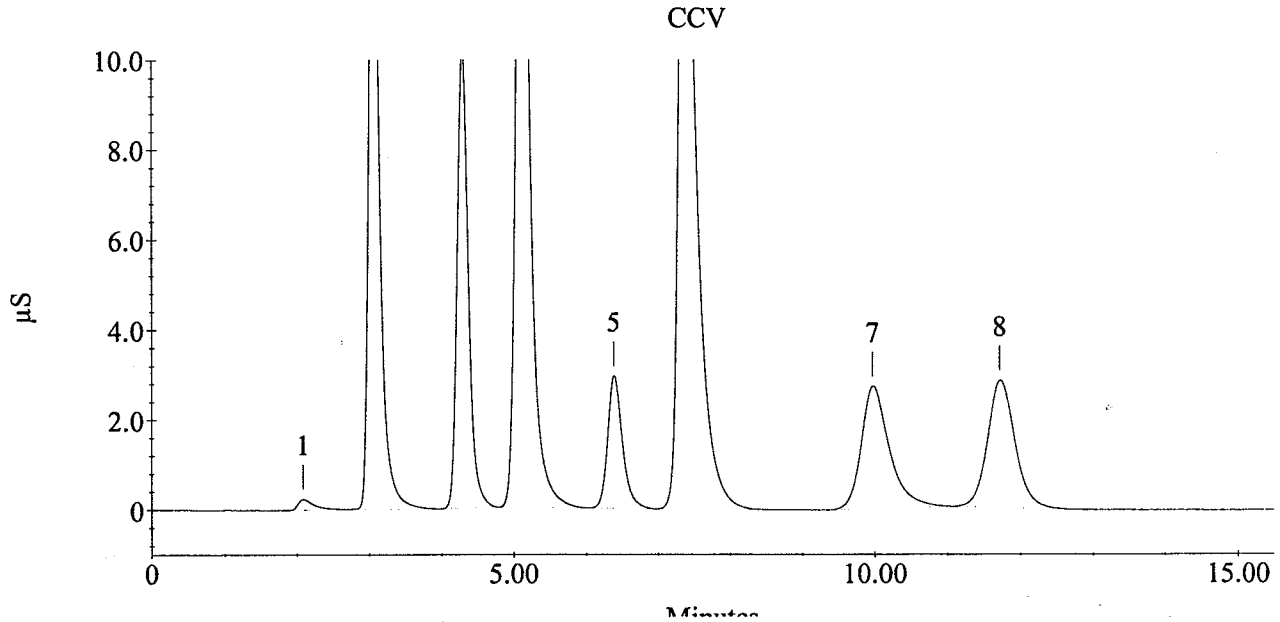

Sample Name : CCB
Method File Name : c:\peaknet\method\std.met

Current Date : 10/3/06
Date Time Collected : 10/3/06 11:20:36 AM

Injection Number : 59
Dilution Factor : 1.00
column :

Calibration Date : 10/2/06 9:40:48 PM
Data File Name : ...\OCT0206DAP_059.DXD
Injection Volume : 1.00

Module ID : 34 07 2a
Schedule File Name : ...\oct0206dap.sch

Peak Information : All Peaks

Pk. Num	Ret Time	Component Name	conc. (ppm)	Height	Area	Bl. Code	%Delta
1	4.27	CHLORIDE	0.16	5113	57869	1	-1.54
2	7.52	NITRATE-N	0.01	668	11650	1	0.45
3	11.75	SULFATE	0.03	292	6524	1	-1.95
		---total(s)---	0.19	6073	76043		

CCB

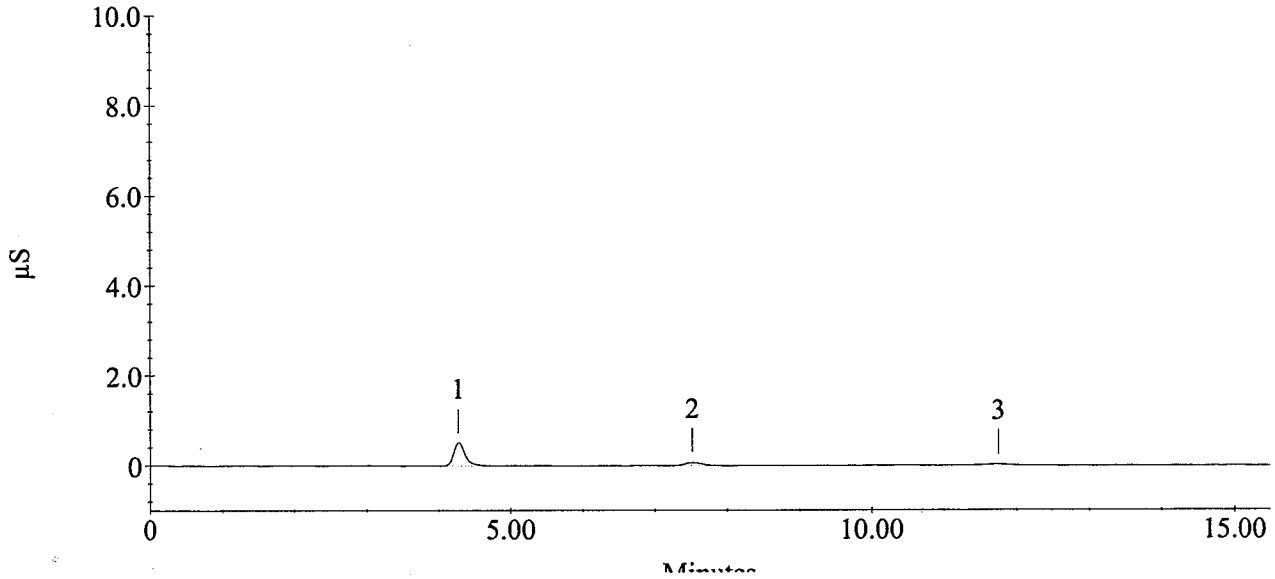

ANALYTICAL RESOURCES INCORPORATED

CORRECTIVE ACTIONS - Inorganic Analyses

Criteria Flagged

ARI Project No.: JY35, JY77 Client Name: ANCHOR

Date of Out-of-Control Event: 10/2/06 Method/Element: IC SO4, Cl

Unacceptable Blank	✓
Unacceptable Duplicate	
Unacceptable Spike	
Unacceptable Reference	✓

Prep Code:

Other:

Details of Problem/Recommended Corrective Action: JY35 WAS NOT RUN FOR PRELIMINARY BY MISTAKE, ANOTHOR SAMPLE JOB WAS. THIS ERROR WAS CAUGHT AFTER RUN AT NO DILUTION WHICH IN TURN THREW OFF THE NEXT CCV/CCB SET. SO4 FAIL IN THE CCV AND Cl FAILED IN CCB. JY77 D HAD A REPORTABLE Cl RESULT PREVIOUSLY WHICH WAS REPORTED. JY35 WILL BE RERUN FOR ALL, JY77 C WILL BE RERUN FOR SO4.

Samples Affected: JY35 A-C, JY77 C, D

Corrective Action Taken: JY77 D REPORTED AT HIGHER DILUTION FOR Cl, JY77 C REANALYZED FOR SO4, JY35 A-C REANALYZED.

Analyst: [signature] Supervisor: [signature]

Date: 10/3/06 Date: 10-3-06

LW
10-5-06

analyst: DAP
date: 10/4/06
start time: 17:40
loop: 100µl

Analytical Resources Inc.
4611 134th Place S., Suite 100
Tukwila, WA 98168
206-695-6227

		dilution	fluoride	chloride	nitrite	bromide	nitrate	phosphate	sulfate
DL (ppm)		1	0.100	0.100	0.100	0.100	0.100	0.100	0.100
HiSTD		1	5.000	5.000	5.000	5.000	5.000	5.000	5.000
ICV,CCV (ppm)		1	3.000	3.000	3.000	3.000	3.000	3.000	3.000
ERA LOT#		1	07105	36065	17075	27025	06085	01024	20125
		dilution	fluoride	chloride	nitrite	bromide	nitrate	phosphate	sulfate
ICV		1	2.870	2.830	2.880	2.920	2.840	0.000	2.900
		%recovery	96%	94%	96%	97%	95%	0%	96.7%
ICB		1	<0.1	<0.1	<0.1	<0.1	<0.1	<0.1	<0.1
JY35 B1		500	1020.560	NR	NR	NR	NR	NR	NR
JY35 A1		5	NR	NR	NR	NR	NR	NR	NR
JY35 A1 dup		5	NR	NR	NR	NR	NR	NR	NR
JY35 A1 ms		5	NR	NR	NR	NR	NR	NR	NR
Matrix Spike		0.05 *mL 200ppm intstock to*				*0.1*		*mLsample=*	*100.00*
JY35 C1		5	NR	18.680	NR	NR	NR	NR	NR
JY35 A1		2	NR	NR	NR	NR	NR	NR	0.250
JY35 A1 dup		2	NR	NR	NR	NR	NR	NR	NR
JY35 A1 ms		2	NR	NR	NR	NR	NR	NR	NR
Matrix Spike		0.05 *mL 200ppm intstock to*				*1.0*		*mLsample=*	*10.00*
RINSE		1	NR	NR	NR	NR	NR	NR	NR
CCV		1	2.870	2.850	2.890	2.910	2.840	0.000	2.920
		%recovery	96%	95%	96%	97%	95%	0%	97.3%
CCB		1	<0.1	<0.1	<0.1	<0.1	<0.1	<0.1	<0.1
JY77 I1		5	2.430	NR	NR	NR	NR	NR	NR
JY77 C1		5	10.080	NR	NR	NR	NR	NR	NR
JY77 C1		1	NR	NR	NR	NR	NR	NR	0.050
CCV		1	2.860	2.850	2.890	2.910	2.850	0.000	2.920
		%recovery	95%	95%	96%	97%	95%	0%	97.3%
CCB		1	<0.1	0.10	<0.1	<0.1	<0.1	<0.1	<0.1

IC EPA 300.0 No: 7068
Data Analyst: David A. Paschall Analyzed by: DAP
Comments: Date Analyzed: 10/ 4/06
Print Date: 10/ 5/06 10:35 Time Analyzed: 17:40

10/5/06

ID	DF	Raw	Calc	Qual	RL	SPK	REC/RPD
1. ICVR							
IC FL	1.0	2.87	2.9		0.1	3.0	96.67
IC CL	1.0	2.83	2.8		0.1	3.0	93.33
IC SO4	1.0	2.90	2.9		0.1	3.0	96.67
2. ICB							
IC FL	1.0	< 0.10	< 0.1		0.1		
IC CL	1.0	< 0.10	< 0.1		0.1		
IC SO4	1.0	< 0.10	< 0.1		0.1		
3. JY35B							
IC FL	500.	1020	1020		50.0		
IC CL	1.0				0.1		
IC SO4	1.0				0.1		
4. JY35C							
IC FL	1.0				0.1		
IC CL	5.0	18.7	18.7		0.5		
IC SO4	1.0				0.1		
5. JY35A							
IC FL	1.0				0.1		
IC CL	1.0				0.1		
IC SO4	2.0	0.25	0.2		0.2		
6. CCVR							
IC FL	1.0	2.87	2.9		0.1	3.0	96.67
IC CL	1.0	2.85	2.8		0.1	3.0	93.33
IC SO4	1.0	2.92	2.9		0.1	3.0	96.67
7. CCB							
IC FL	1.0	< 0.10	< 0.1		0.1		
IC CL	1.0	< 0.10	< 0.1		0.1		
IC SO4	1.0	< 0.10	< 0.1		0.1		
8. JY77I							
IC FL	5.0	2.43	2.4		0.5		
IC CL	1.0				0.1		
IC SO4	1.0				0.1		
9. JY77C							
IC FL	5.0	10.1	10.1		0.5		
IC CL	1.0				0.1		
IC SO4	1.0	0.05	< 0.1		0.1		
10. CCVR							
IC FL	1.0	2.86	2.9		0.1	3.0	96.67
IC SO4	1.0	2.92	2.9		0.1	3.0	96.67
11. CCB							
IC FL	1.0	< 0.10	< 0.1		0.1		
IC SO4	1.0	< 0.10	< 0.1		0.1		

Method:C:\PEAKNET\METHOD\STD.MET Updated:10/4/06 7:24:32 PM Total:7

1. Component:FLUORIDE
Standard:External Fit Type:Linear
Origin:Force Calibration:Area
r^2=0.998028
Amt=1.725e-006*Resp+0

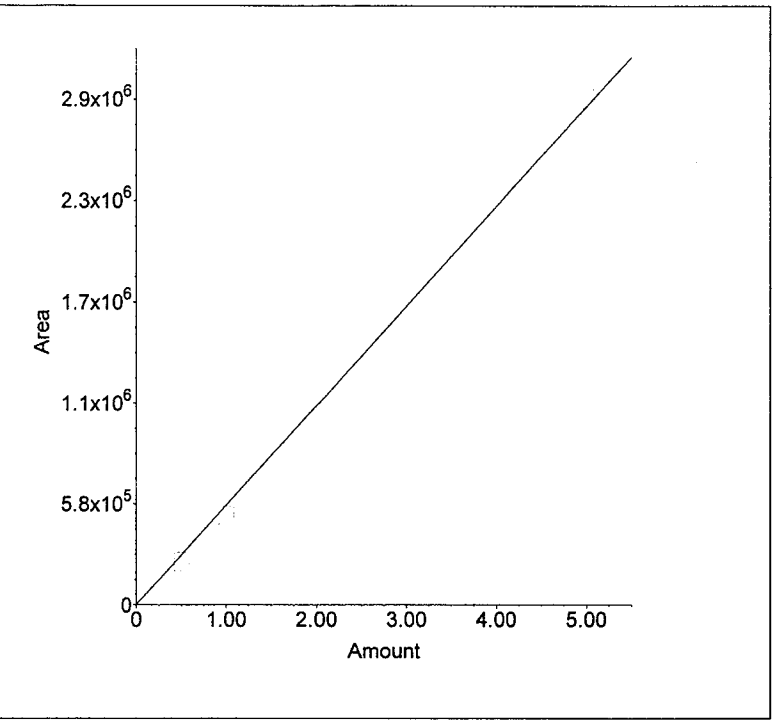

2. Component:CHLORIDE
Standard:External Fit Type:Linear
Origin:Force Calibration:Area
r^2=0.998851
Amt=2.625e-006*Resp+0

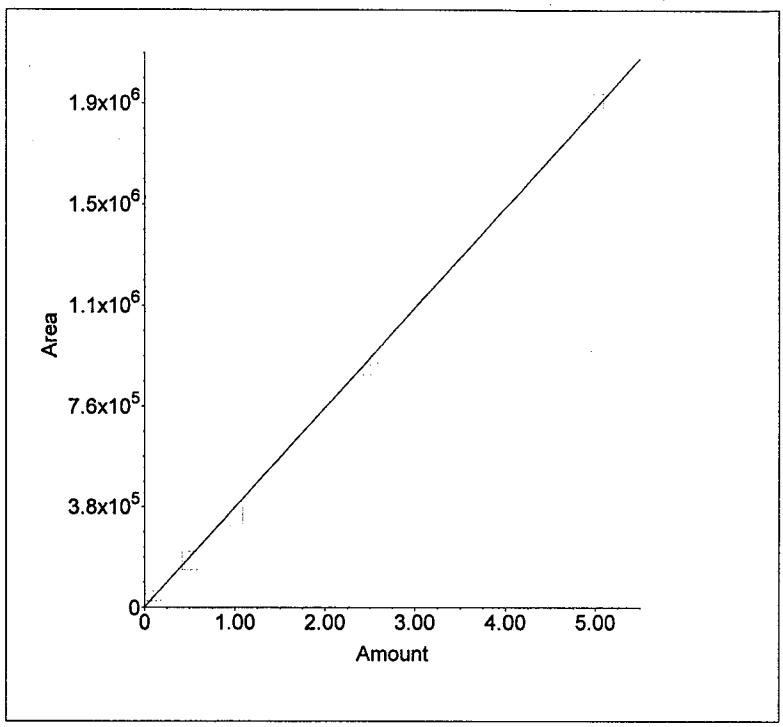

3. Component:NITRITE-N
Standard:External Fit Type:Linear
Origin:Force Calibration:Area
r^2=0.998188
Amt=1.167e-006*Resp+0

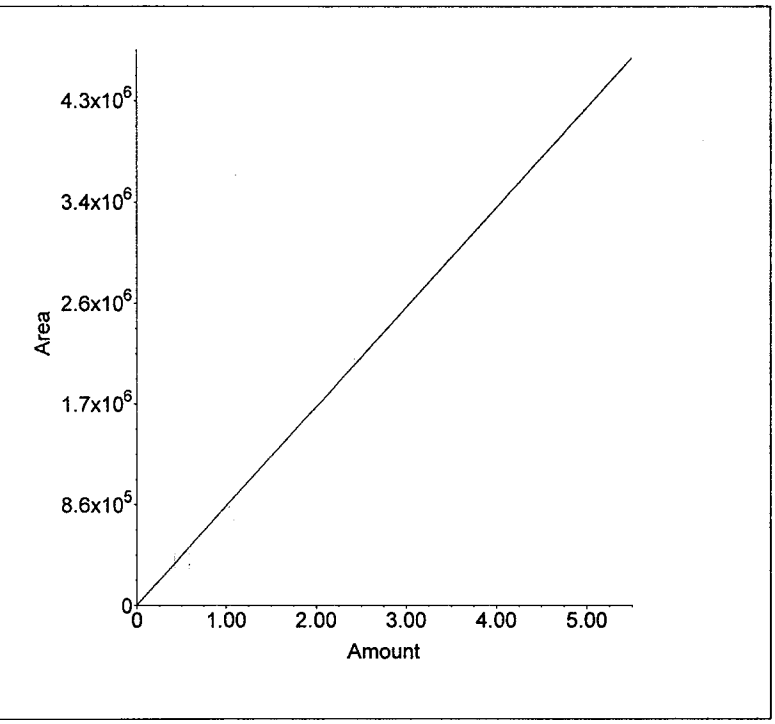

4. Component:BROMIDE
Standard:External Fit Type:Linear
Origin:Force Calibration:Area
r^2=0.999581
Amt=6.783e-006*Resp+0

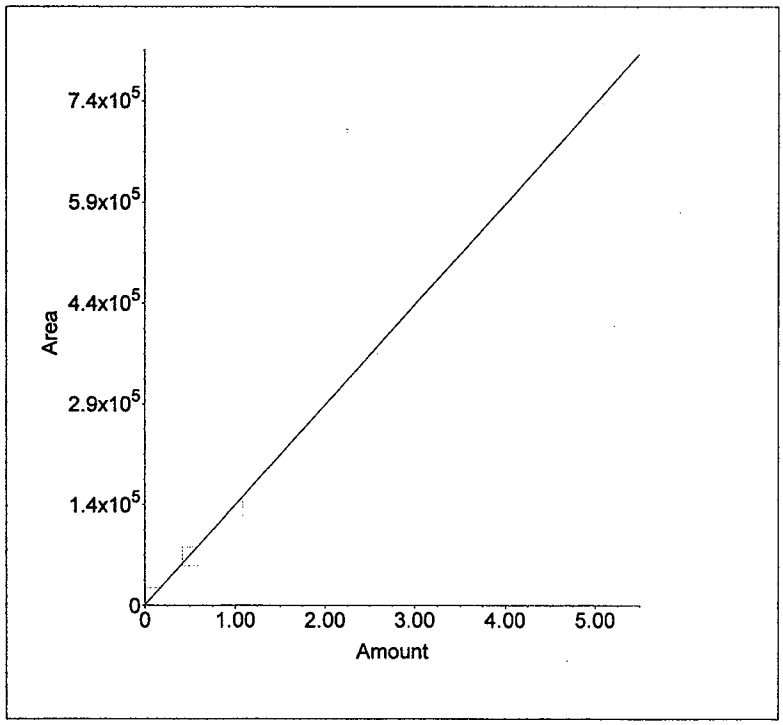

5. Component:NITRATE-N
Standard:External Fit Type:Linear
Origin:Force Calibration:Area
r^2=0.995259
Amt=1.012e-006*Resp+0

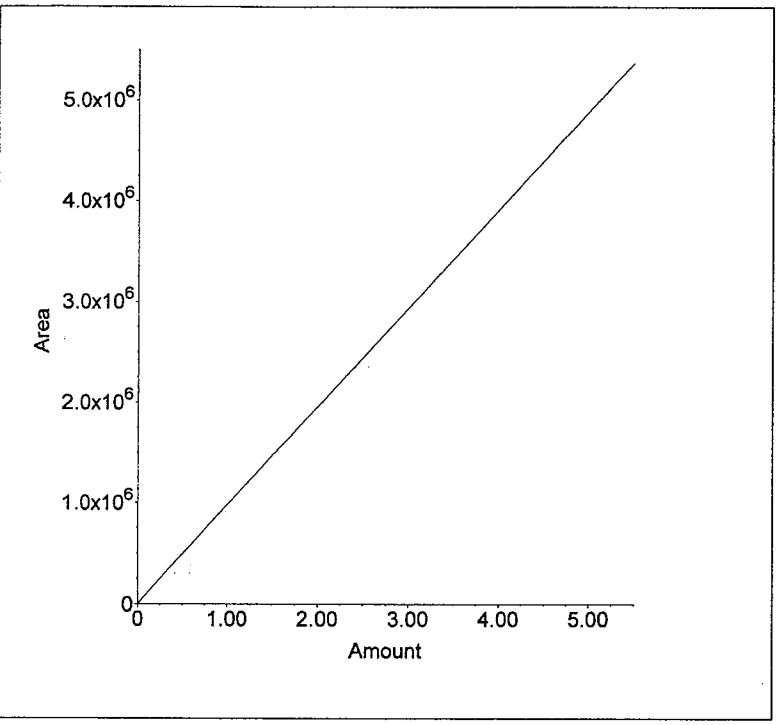

6. Component:PHOSPHATE-P
Standard:External Fit Type:Linear
Origin:Force Calibration:Area
r^2=0.983597
Amt=3.691e-006*Resp+0

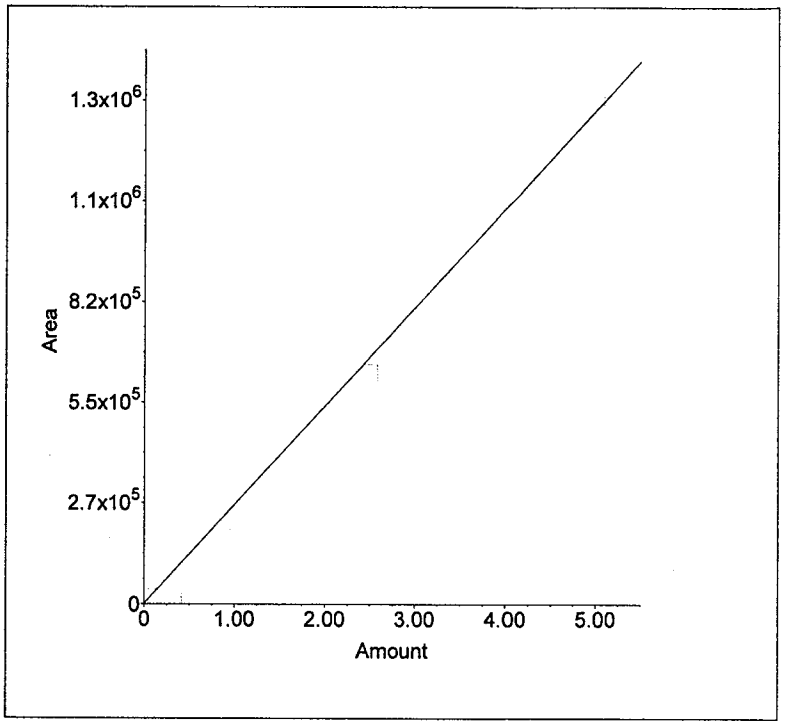

7. Component:SULFATE
Standard:External Fit Type:Linear
Origin:Force Calibration:Area
r^2=0.999816
Amt=4.256e-006*Resp+0

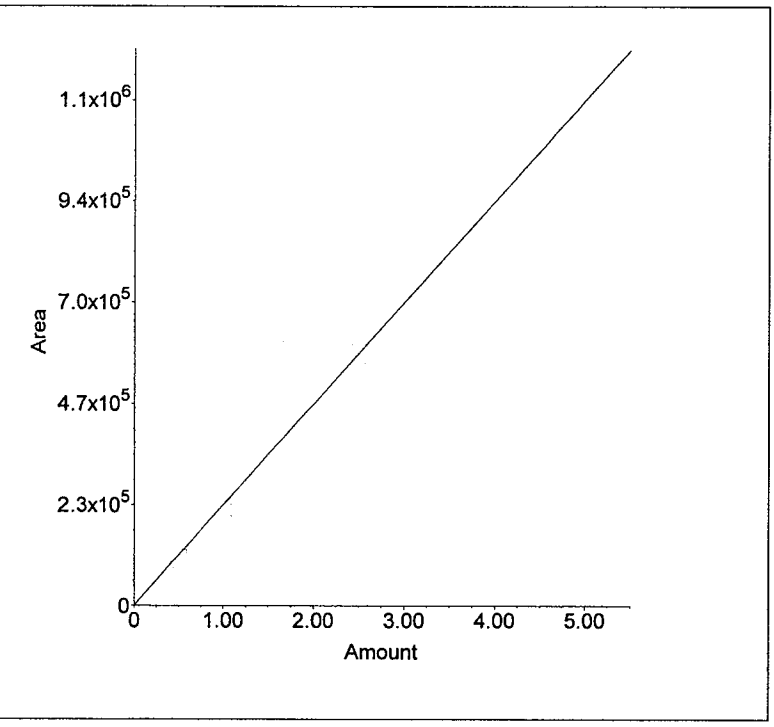

0444

Schedule File: C:\PEAKNET\SCHEDULE\OCT0406dap.SCH

Line	Sample	Sample Type	Level	Method	Data File	Volume	Dilution	Weight	Int. Std.	Comment
1	CAL 1	Calibration	1	std.met	oct0406dap	1	1	1	1	
2	CAL 2	Calibration	2	std.met	oct0406dap	1	1	1	1	
3	CAL 3	Calibration	3	std.met	oct0406dap	1	1	1	1	
4	CAL 4	Calibration	4	std.met	oct0406dap	1	1	1	1	
5	CAL 5	Calibration	5	std.met	oct0406dap	1	1	1	1	
6	CAL 6	Calibration	6	std.met	oct0406dap	1	1	1	1	
7	ICV	Sample		std.met	oct0406dap	1	1	1	1	
8	ICB	Sample		std.met	oct0406dap	1	1	1	1	
9	JY35 B1	Sample		std.met	oct0406dap	1	500	1	1	
10	JY35 A1	Sample		std.met	oct0406dap	1	5	1	1	
11	JY35 A1 DUP	Sample		std.met	oct0406dap	1	5	1	1	
12	JY35 A1 MS	Sample		std.met	oct0406dap	1	5	1	1	
13	JY35 C1	Sample		std.met	oct0406dap	1	5	1	1	
14	JY35 A1	Sample		std.met	oct0406dap	1	2	1	1	
15	JY35 A1 DUP	Sample		std.met	oct0406dap	1	2	1	1	
16	JY35 A1 MS	Sample		std.met	oct0406dap	1	2	1	1	
17	RINSE	Sample		std.met	oct0406dap	1	1	1	1	
18	CCV	Sample		std.met	oct0406dap	1	1	1	1	
19	CCB	Sample		std.met	oct0406dap	1	1	1	1	
20	JY77 I1	Sample		std.met	oct0406dap	1	5	1	1	
21	JY77 C1	Sample		std.met	oct0406dap	1	5	1	1	
22	JY77 C1	Sample		std.met	oct0406dap	1	1	1	1	
23	CCV	Sample		std.met	oct0406dap	1	1	1	1	
24	CCB	Sample		std.met	oct0406dap	1	1	1	1	
25	STOP	Sample		stop.met	oct0406dap	1	1	1	1	

Default Method Path: C:\PEAKNET\METHOD
Default Data Path: C:\PEAKNET\DATA\OCT 2006
Comment:

0445

Calibration Update Report

Sample Name : CAL 1
Method File Name : c:\peaknet\method\std.met

Current Date : 10/4/06
Date Time Collected : 10/4/06 5:40:04 PM

Injection Number : 1
Dilution Factor : 1.00
column :

Calibration Date : 10/4/06 5:55:38 PM
Data File Name : ...\OCT0406DAP_A001.DXD
Injection Volume : 1.00

Module ID : 34 07 2a
Schedule File Name : ...\oct0406dap.sch

Peak Information : All Peaks

Peak Number	Component Time	Component Name	conc. (ppm)	Cal Response Previous	Cal Response Measured	Cal Response New
1		Unknown 1	0.00			
2	4.32	CHLORIDE	0.00	23343	15608	15608
3	11.72	SULFATE	0.00	7813	1218	1218

CAL 1

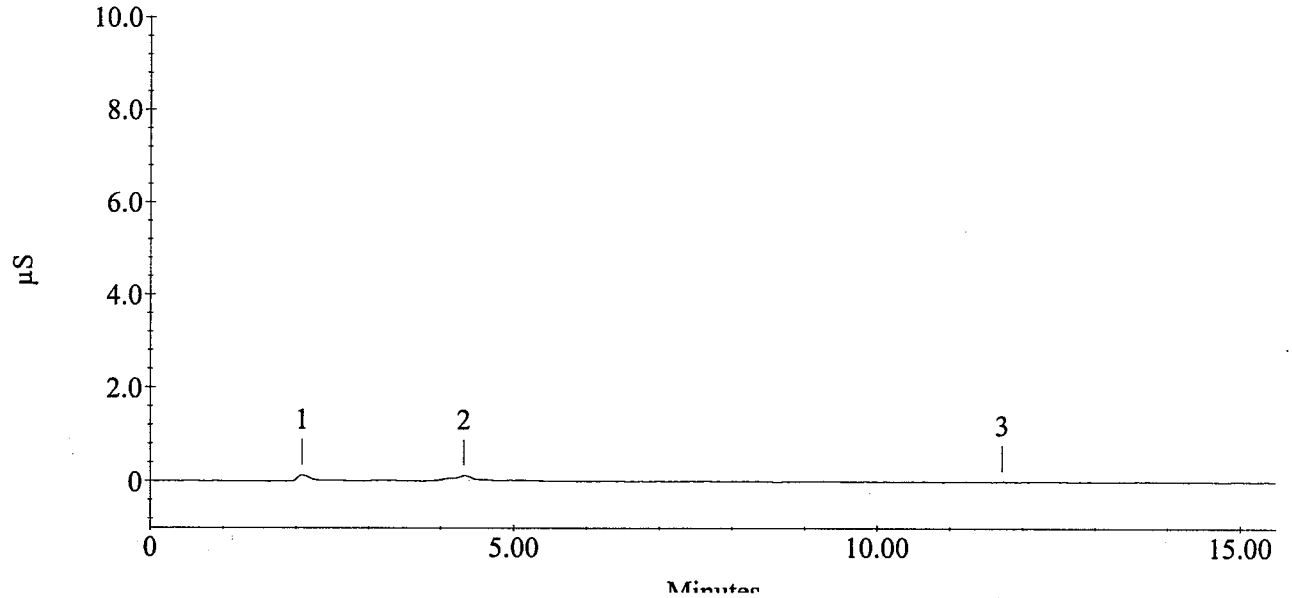

Calibration Update Report

Sample Name : CAL 2
Method File Name : c:\peaknet\method\std.met

Current Date : 10/4/06
Date Time Collected : 10/4/06 5:57:54 PM

Injection Number : 2
Dilution Factor : 1.00
column :

Calibration Date : 10/4/06 6:13:24 PM
Data File Name : ...\OCT0406DAP_A002.DXD
Injection Volume : 1.00

Module ID : 34 07 2a
Schedule File Name : ...\oct0406dap.sch

Peak Information : All Peaks

Peak Number	Component Time	Component Name	conc. (ppm)	Cal Response Previous	Cal Response Measured	Cal Response New
1		Unknown 1	0.00			
2	3.07	FLUORIDE	0.10	49586	47506	47506
3	4.33	CHLORIDE	0.10	52910	60329	60329
4	5.17	NITRITE-N	0.10	69416	71477	71477
5	6.47	BROMIDE	0.10	10764	11860	11860
6	7.58	NITRATE-N	0.10	82989	81444	81444
7		Unknown 2	0.00			
8	12.12	SULFATE	0.10	24256	14548	14548

CAL 2

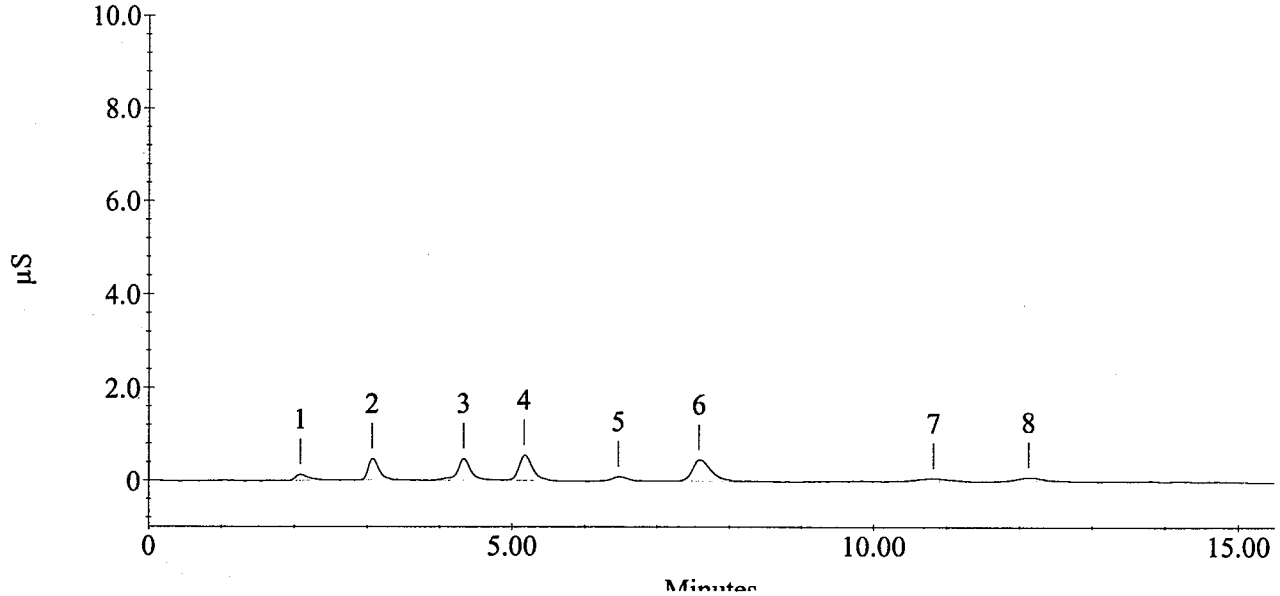

Calibration Update Report

Sample Name : CAL 3
Method File Name : c:\peaknet\method\std.met

Current Date : 10/4/06
Date Time Collected : 10/4/06 6:15:40 PM

Injection Number : 3
Dilution Factor : 1.00
column :

Calibration Date : 10/4/06 6:31:10 PM
Data File Name : ...\OCT0406DAP_A003.DXD
Injection Volume : 1.00

Module ID : 34 07 2a
Schedule File Name : ...\oct0406dap.sch

Peak Information : All Peaks

Peak Number	Component Time	Component Name	conc. (ppm)	Cal Response Previous	Cal Response Measured	Cal Response New
1		Unknown 1	0.00			
2		Unknown 2	0.00			
3	3.07	FLUORIDE	0.50	251223	251050	251050
4	4.33	CHLORIDE	0.50	178664	179218	179218
5	5.17	NITRITE-N	0.50	364545	373410	373410
6	6.47	BROMIDE	0.50	68626	71971	71971
7	7.55	NITRATE-N	0.50	399405	394070	394070
8		Unknown 3	0.00			
9	10.05	PHOSPHATE-P	0.50	104015	2965	2965
10		Unknown 4	0.00			
11	12.12	SULFATE	0.50	118170	109392	109392
12		Unknown 5	0.00			

CAL 3

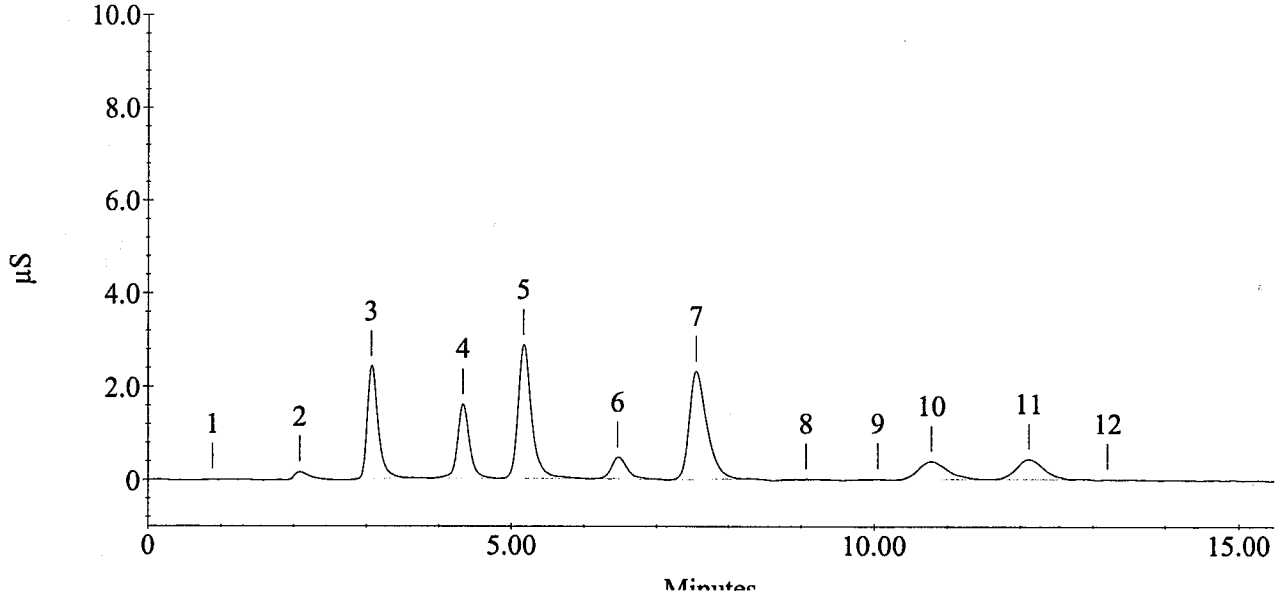

Calibration Update Report

Sample Name : CAL 4
Method File Name : c:\peaknet\method\std.met

Current Date : 10/4/06
Date Time Collected : 10/4/06 6:33:28 PM

Injection Number : 4
Dilution Factor : 1.00
column :

Calibration Date : 10/4/06 6:48:58 PM
Data File Name : ...\OCT0406DAP_004.DXD
Injection Volume : 1.00

Module ID : 34 07 2a
Schedule File Name : ...\oct0406dap.sch

Peak Information : All Peaks

Peak Number	Component Time	Component Name	conc. (ppm)	Cal Response Previous	Cal Response Measured	Cal Response New
1		Unknown 1	0.00			
2		Unknown 2	0.00			
3	3.12	FLUORIDE	1.00	518608	518194	518194
4	4.38	CHLORIDE	1.00	339555	347441	347441
5	5.22	NITRITE-N	1.00	756140	766212	766212
6	6.52	BROMIDE	1.00	138487	143681	143681
7	7.57	NITRATE-N	1.00	832450	825918	825918
8		Unknown 3	0.00			
9		Unknown 4	0.00			
10	12.17	SULFATE	1.00	231903	229006	229006

CAL 4

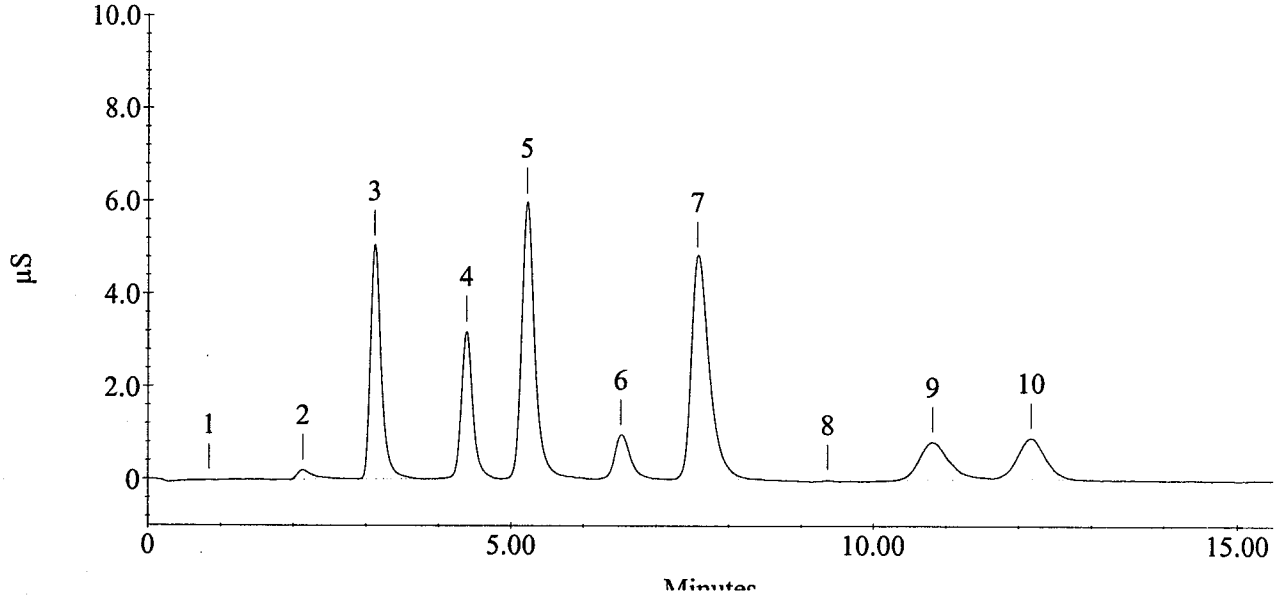

Calibration Update Report

Sample Name : CAL 5
Method File Name : c:\peaknet\method\std.met

Current Date : 10/4/06
Date Time Collected : 10/4/06 6:51:14 PM

Injection Number : 5
Dilution Factor : 1.00
column :

Calibration Date : 10/4/06 7:06:45 PM
Data File Name : ...\OCT0406DAP_005.DXD
Injection Volume : 1.00

Module ID : 34 07 2a
Schedule File Name : ...\oct0406dap.sch

Peak Information : All Peaks

Peak Number	Component Time	Component Name	conc. (ppm)	Cal Response Previous	Cal Response Measured	Cal Response New
1		Unknown 1	0.00			
2		Unknown 2	0.00			
3		Unknown 3	0.00			
4	3.08	FLUORIDE	2.50	1376346	1383028	1383028
5	4.35	CHLORIDE	2.50	885806	925189	925189
6	5.18	NITRITE-N	2.50	2018893	2046050	2046050
7	6.47	BROMIDE	2.50	354069	358475	358475
8	7.48	NITRATE-N	2.50	2277670	2282097	2282097
9		Unknown 4	0.00			
10	12.12	SULFATE	2.50	592535	586435	586435
11		Unknown 5	0.00			

CAL 5

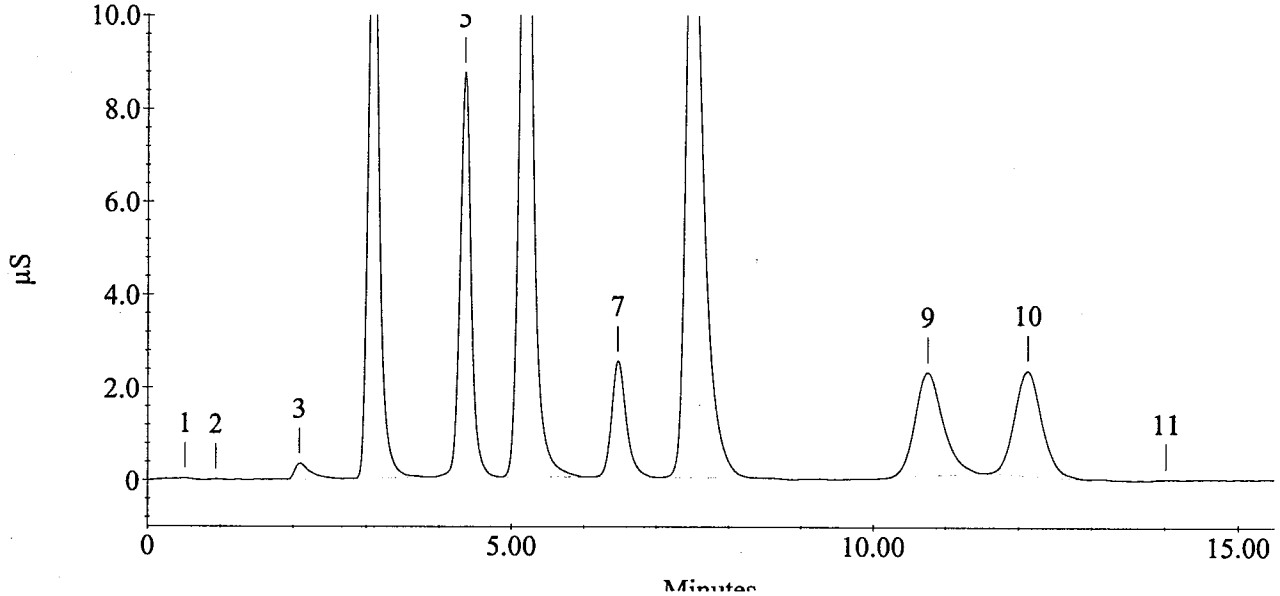

Calibration Update Report

Sample Name : CAL 6
Method File Name : c:\peaknet\method\std.met

Current Date : 10/4/06
Date Time Collected : 10/4/06 7:09:02 PM

Injection Number : 6
Dilution Factor : 1.00
column :

Calibration Date : 10/4/06 7:24:32 PM
Data File Name : ...\OCT0406DAP_006.DXD
Injection Volume : 1.00

Module ID : 34 07 2a
Schedule File Name : ...\oct0406dap.sch

Peak Information : All Peaks

Peak Number	Component Time	Component Name	conc. (ppm)	Cal Response Previous	Cal Response Measured	Cal Response New
1		Unknown 1	0.00			
2	3.08	FLUORIDE	5.00	2915038	2944696	2944696
3	4.35	CHLORIDE	5.00	1884942	1924564	1924564
4	5.20	NITRITE-N	5.00	4289625	4349191	4349191
5	6.47	BROMIDE	5.00	737051	742999	742999
6	7.43	NITRATE-N	5.00	5031074	5061288	5061288
7		Unknown 2	0.00			
8	12.10	SULFATE	5.00	1216846	1177355	1177355
9		Unknown 3	0.00			
10		Unknown 4	0.00			

CAL 6

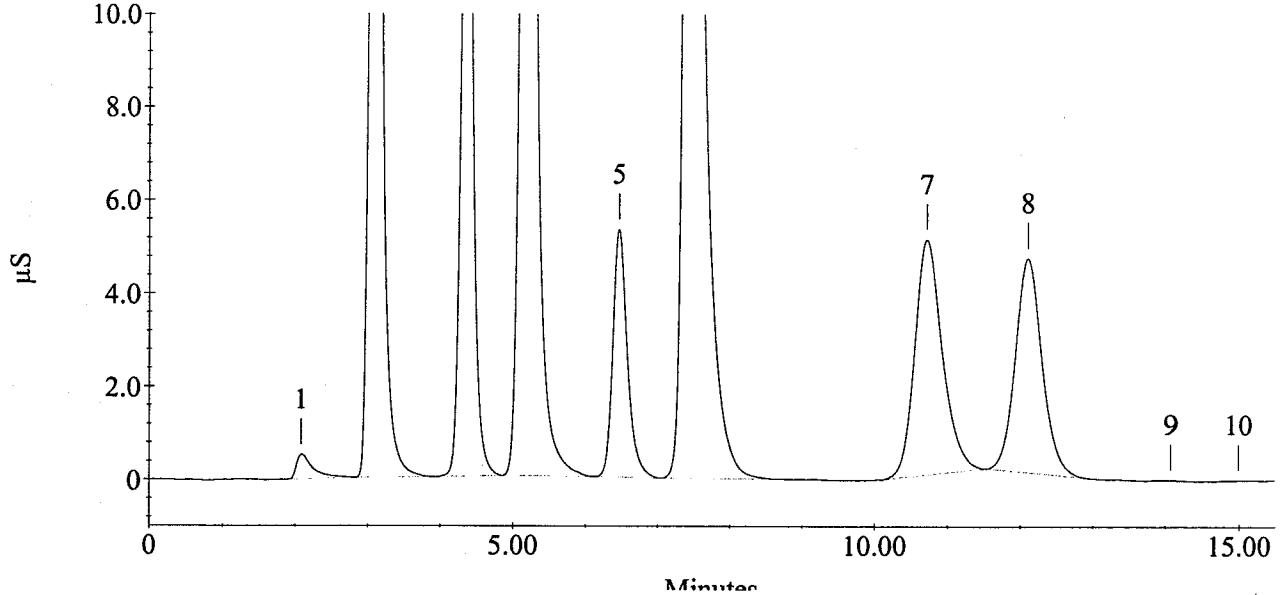

Sample Name : ICV
Method File Name : c:\peaknet\method\std.met

Current Date : 10/4/06
Date Time Collected : 10/4/06 7:26:48 PM

Injection Number : 7
Dilution Factor : 1.00
column :

Calibration Date : 10/4/06 7:24:32 PM
Data File Name : ...\OCT0406DAP_007.DXD
Injection Volume : 1.00

Module ID : 34 07 2a
Schedule File Name : ...\oct0406dap.sch

Peak Information : All Peaks

Pk. Num	Ret Time	Component Name	conc. (ppm)	Height	Area	Bl. Code	%Delta
1	2.08	Unknown 1	0.00	4033	57740	1	
2	3.08	FLUORIDE	2.87	157646	1663542	1	0.00
3	4.35	CHLORIDE	2.83	100995	1078749	1	0.00
4	5.18	NITRITE-N	2.88	195027	2468645	1	-0.32
5	6.47	BROMIDE	2.92	29944	430162	1	0.00
6	7.47	NITRATE-N	2.84	165386	2804732	1	0.45
7	10.73	Unknown 2	0.00	27108	720052	1	
8	12.10	SULFATE	2.90	26346	680849	1	0.00
		---total(s)---	17.23	706485	9904471		

ICV

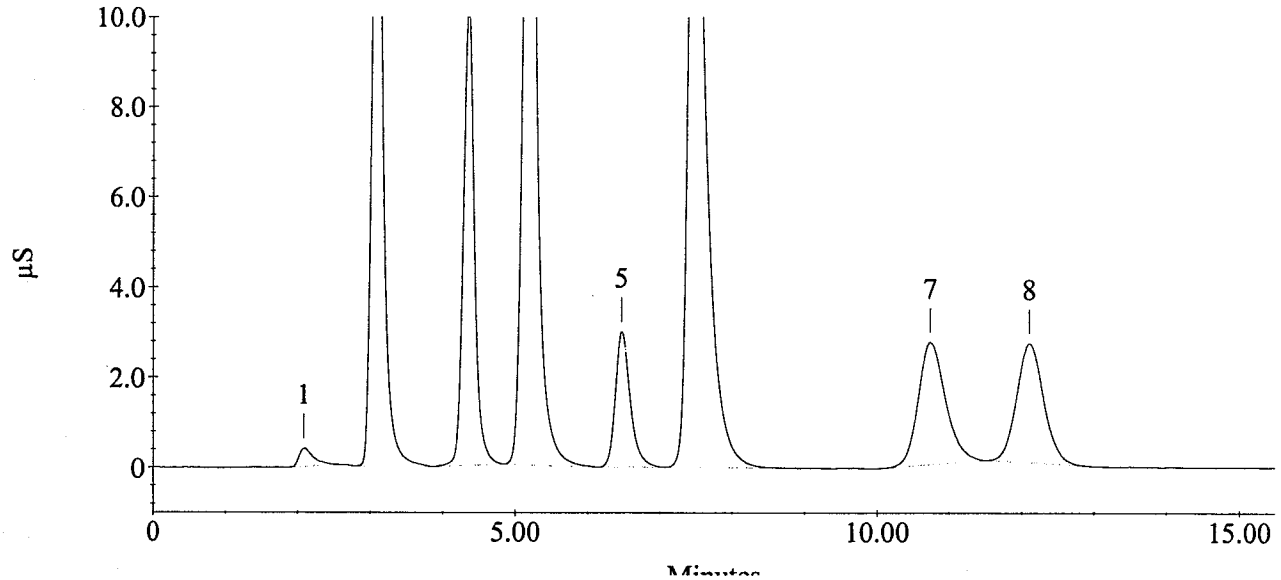

Sample Name : ICB
Method File Name : c:\peaknet\method\std.met

Current Date : 10/4/06
Date Time Collected : 10/4/06 7:44:35 PM

Injection Number : 8
Dilution Factor : 1.00
column :

Calibration Date : 10/4/06 7:24:32 PM
Data File Name : ...\OCT0406DAP_008.DXD
Injection Volume : 1.00

Module ID : 34 07 2a
Schedule File Name : ...\oct0406dap.sch

Peak Information : All Peaks

Pk. Num	Ret Time	Component Name	conc. (ppm)	Height	Area	Bl. Code	%Delta
1	2.07	Unknown 1	0.00	1021	15124	1	
2	4.32	CHLORIDE	0.05	1095	20660	1	-0.77
3	13.42	Unknown 2	0.00	167	1952	1	
			---total(s)---				
			0.05	2283	37736		

ICB

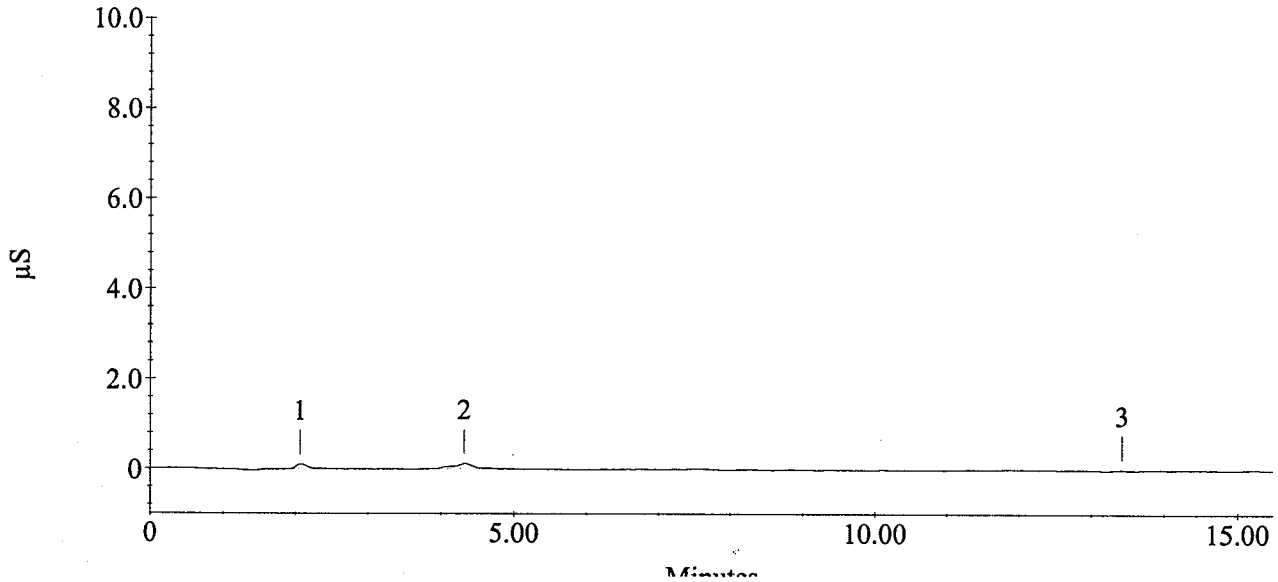

Sample Name : JY35 B1
Method File Name : c:\peaknet\method\std.met

Current Date : 10/4/06
Date Time Collected : 10/4/06 8:02:20 PM

Injection Number : 9
Dilution Factor : 500.00
column :

Calibration Date : 10/4/06 7:24:32 PM
Data File Name : ...\OCT0406DAP_009.DXD
Injection Volume : 1.00

Module ID : 34 07 2a
Schedule File Name : ...\oct0406dap.sch

Peak Information : All Peaks

Pk. Num	Ret Time	Component Name	conc. (ppm)	Height	Area	Bl. Code	%Delta
1	2.08	Unknown 1	0.00	2306	30297	1	
2	3.08	FLUORIDE	1020.56	115258	1183544	1	0.00
3	4.33	CHLORIDE	163.94	10224	124934	1	-0.38
4	10.78	Unknown 2	0.00	576	14140	1	
5	12.15	SULFATE	97.77	1816	45947	1	0.41
		---total(s)---	1282.28	130181	1398863		

JY35 B1

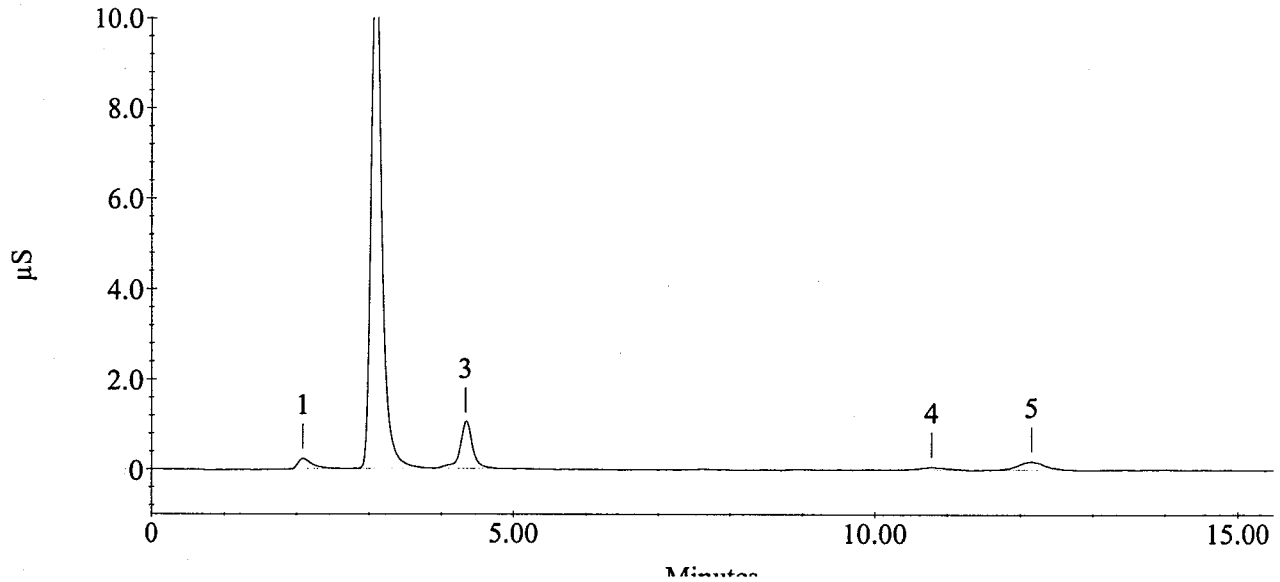

Sample Name : JY35 A1
Method File Name : c:\peaknet\method\std.met

Current Date : 10/4/06
Date Time Collected : 10/4/06 8:20:06 PM

Injection Number : 10
Dilution Factor : 5.00
column :

Calibration Date : 10/4/06 7:24:32 PM
Data File Name : ...\OCT0406DAP_010.DXD
Injection Volume : 1.00

Module ID : 34 07 2a
Schedule File Name : ...\oct0406dap.sch

Peak Information : All Peaks

Pk. Num	Ret Time	Component Name	conc. (ppm)	Height	Area	Bl. Code	%Delta
1	2.07	Unknown 1	0.00	39090	598634	1	
2	3.13	FLUORIDE	209.25	1067772	24266523	1	1.62
3	4.62	Unknown 2	0.00	614447	3922189	1	
4	6.50	BROMIDE	0.19	436	5641	1	0.52
5	7.63	NITRATE-N	0.01	98	1134	1	2.69
6	10.78	Unknown 3	0.00	6861	201645	1	
7	12.15	SULFATE	0.17	372	7892	1	0.41
		---total(s)---	209.61	1729077	29003658		

JY35 A1

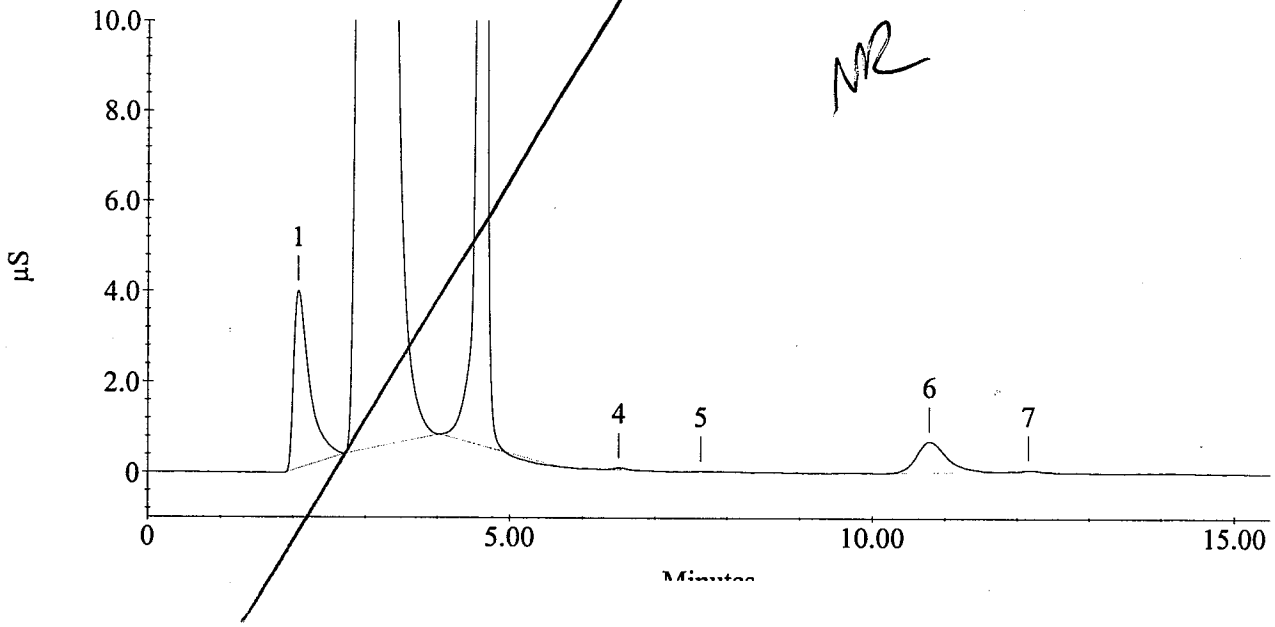

Sample Name : JY35 A1 DUP
Method File Name : c:\peaknet\method\std.met

Current Date : 10/4/06
Date Time Collected : 10/4/06 8:37:57 PM

Injection Number : 11
Dilution Factor : 5.00
column :

Calibration Date : 10/4/06 7:24:32 PM
Data File Name : ...\OCT0406DAP_011.DXD
Injection Volume : 1.00

Module ID : 34 07 2a
Schedule File Name : ...\oct0406dap.sch

Peak Information : All Peaks

Pk. Num	Ret Time	Component Name	conc. (ppm)	Height	Area	Bl. Code	%Delta
1	2.07	Unknown 1	0.00	37399	575652	1	
2	3.13	FLUORIDE	205.46	1059695	23827617	1	1.62
3	4.60	Unknown 2	0.00	553449	3852261	1	
4	6.52	BROMIDE	0.33	621	9822	1	0.77
5	10.78	Unknown 3	0.00	6619	193009	1	
6	12.17	SULFATE	0.20	514	9606	1	0.55
7	14.97	Unknown 4	0.00	3336	16097	1	
		---total(s)---	206.00	1661632	28484064		

JY35 A1 DUP

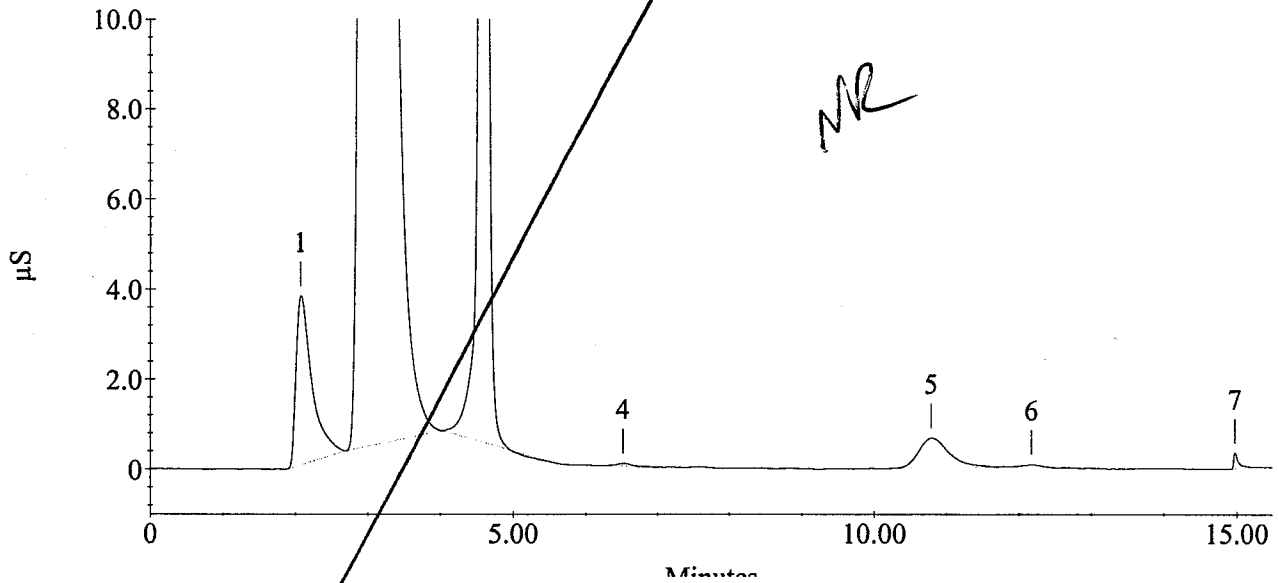

NR

Sample Name : JY35 A1 MS
Method File Name : c:\peaknet\method\std.met

Current Date : 10/4/06
Date Time Collected : 10/4/06 8:55:44 PM

Injection Number : 12
Dilution Factor : 5.00
column :

Calibration Date : 10/4/06 7:24:32 PM
Data File Name : ...\OCT0406DAP_012.DXD
Injection Volume : 1.00

Module ID : 34 07 2a
Schedule File Name : ...\oct0406dap.sch

Peak Information : All Peaks

Pk. Num	Ret Time	Component Name	conc. (ppm)	Height	Area	Bl. Code	%Delta
1	2.07	Unknown 1	0.00	37041	571015	1	
2	3.15	FLUORIDE	204.62	1066099	23730009	1	2.16
3	4.60	Unknown 2	0.00	575654	3849785	1	
4	6.52	BROMIDE	0.20	424	6028	1	0.77
5	10.78	Unknown 3	0.00	6377	179347	1	
6	12.15	SULFATE	0.30	633	14302	1	0.41
		---total(s)---	205.13	1686229	28350486		

JY35 A1 MS

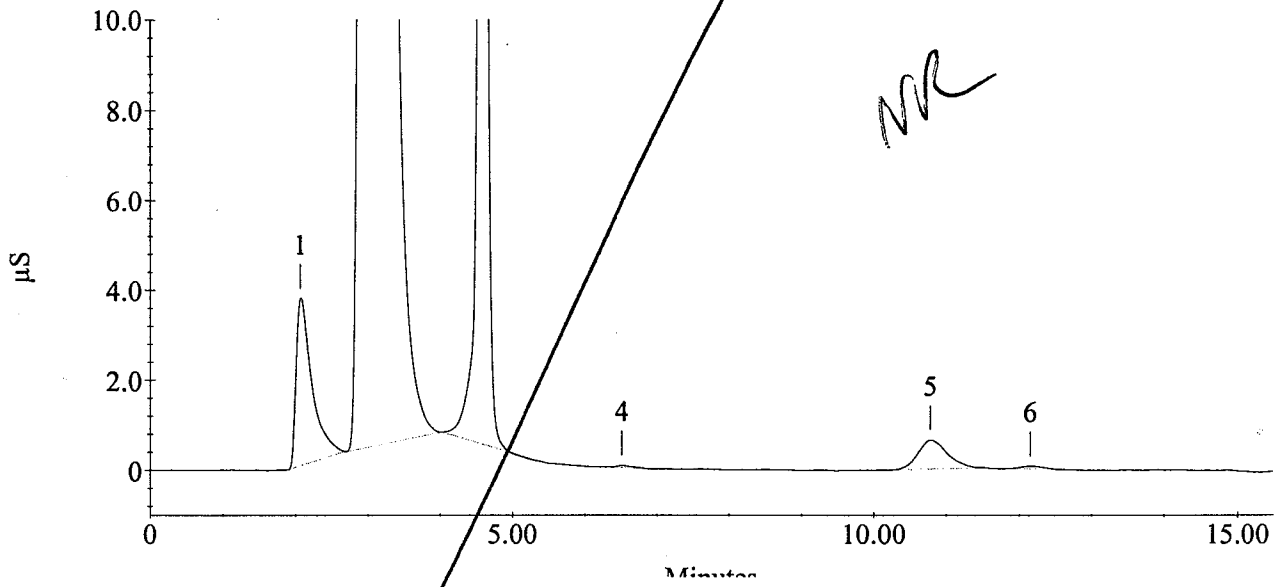

Sample Name : JY35 C1
Method File Name : c:\peaknet\method\std.met

Current Date : 10/4/06
Date Time Collected : 10/4/06 9:13:29 PM

Injection Number : 13
Dilution Factor : 5.00
column :

Calibration Date : 10/4/06 7:24:32 PM
Data File Name : ...\OCT0406DAP_013.DXD
Injection Volume : 1.00

Module ID : 34 07 2a
Schedule File Name : ...\oct0406dap.sch

Peak Information : All Peaks

Pk. Num	Ret Time	Component Name	conc. (ppm)	Height	Area	Bl. Code	%Delta
1	1.22	Unknown 1	0.00	148	5519	1	
2	2.08	Unknown 2	0.00	26885	421096	1	
3	3.20	FLUORIDE	216.95	1406534	25159383	1	3.78
4	4.45	CHLORIDE	18.68	185685	1423617	1	2.30
5	10.75	Unknown 3	0.00	11952	310920	1	
6	12.05	SULFATE	143.22	263015	6730558	1	-0.41
		---total(s)---	378.85	1894220	34051094		

JY35 C1

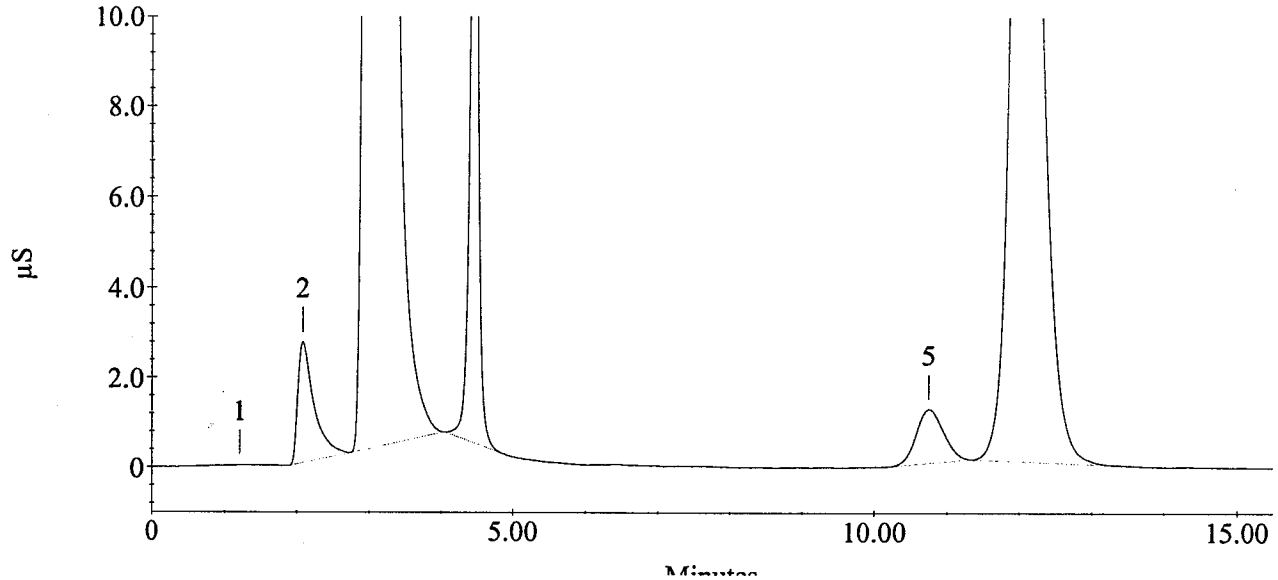

Sample Name : JY35 A1
Method File Name : c:\peaknet\method\std.met

Current Date : 10/4/06
Date Time Collected : 10/4/06 9:31:15 PM

Injection Number : 14
Dilution Factor : 2.00
column :

Calibration Date : 10/4/06 7:24:32 PM
Data File Name : ...\OCT0406DAP_014.DXD
Injection Volume : 1.00

Module ID : 34 07 2a
Schedule File Name : ...\oct0406dap.sch

Peak Information : All Peaks

Pk. Num	Ret Time	Component Name	conc. (ppm)	Height	Area	Bl. Code	%Delta
1	1.48	Unknown 1	0.00	213	13774	1	
2	2.07	Unknown 2	0.00	85500	1203757	1	
3	3.05	FLUORIDE	195.08	1422903	56558421	1	-1.08
4	4.97	Unknown 3	0.00	1638488	10437406	1	
5	6.57	BROMIDE	0.22	1454	16360	1	1.55
6	7.65	NITRATE-N	0.01	307	3595	1	2.91
7	10.78	Unknown 4	0.00	18261	531473	1	
8	12.20	SULFATE	0.25	1286	29500	1	0.83
		---total(s)---	195.56	3168412	68794287		

JY35 A1

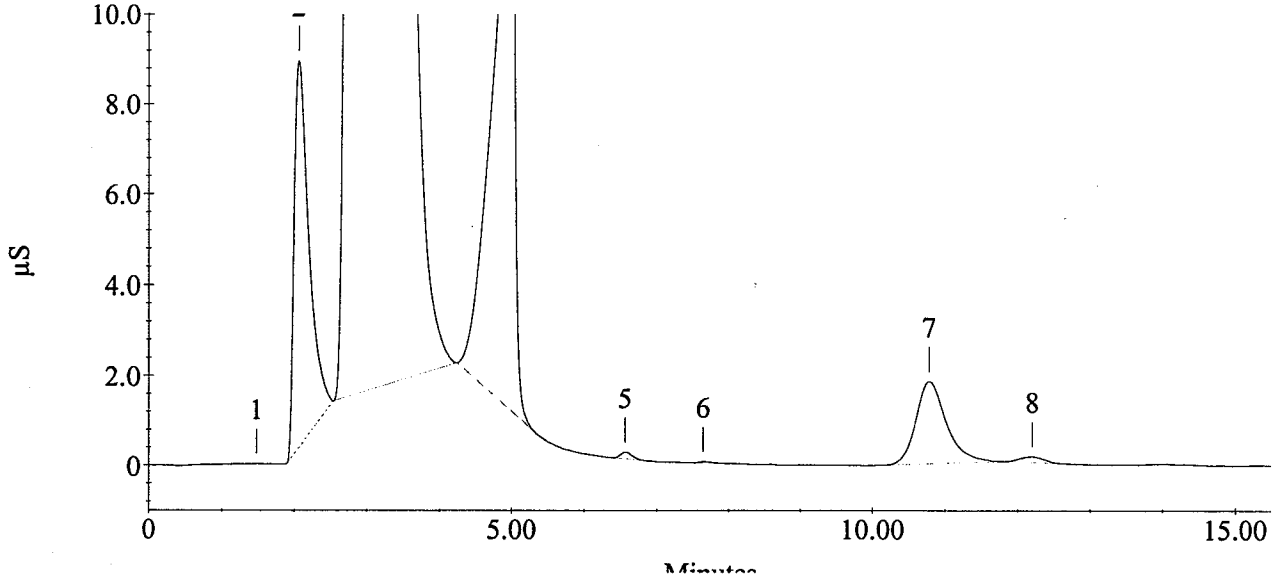

Sample Name : JY35 A1 DUP
Method File Name : c:\peaknet\method\std.met

Current Date : 10/4/06
Date Time Collected : 10/4/06 9:49:02 PM

Injection Number : 15
Dilution Factor : 2.00
column :

Calibration Date : 10/4/06 7:24:32 PM
Data File Name : ...\OCT0406DAP_015.DXD
Injection Volume : 1.00

Module ID : 34 07 2a
Schedule File Name : ...\oct0406dap.sch

Peak Information : All Peaks

Pk. Num	Ret Time	Component Name	conc. (ppm)	Height	Area	Bl. Code	%Delta
1	1.00	Unknown 1	0.00	195	4317	1	
2	2.07	Unknown 2	0.00	84442	1192011	1	
3	3.07	FLUORIDE	194.11	1422752	56278217	1	-0.54
4	4.97	Unknown 3	0.00	1630971	10370452	1	
5	6.57	BROMIDE	0.23	1421	17183	1	1.55
6	7.68	NITRATE-N	0.00	228	2382	1	3.36
7	10.78	Unknown 4	0.00	18135	528488	1	
8	12.15	SULFATE	0.26	1300	30668	1	0.41
9	14.05	Unknown 5	0.00	289	11007	1	
		---total(s)---	194.61	3159734	68434725		

JY35 A1 DUP

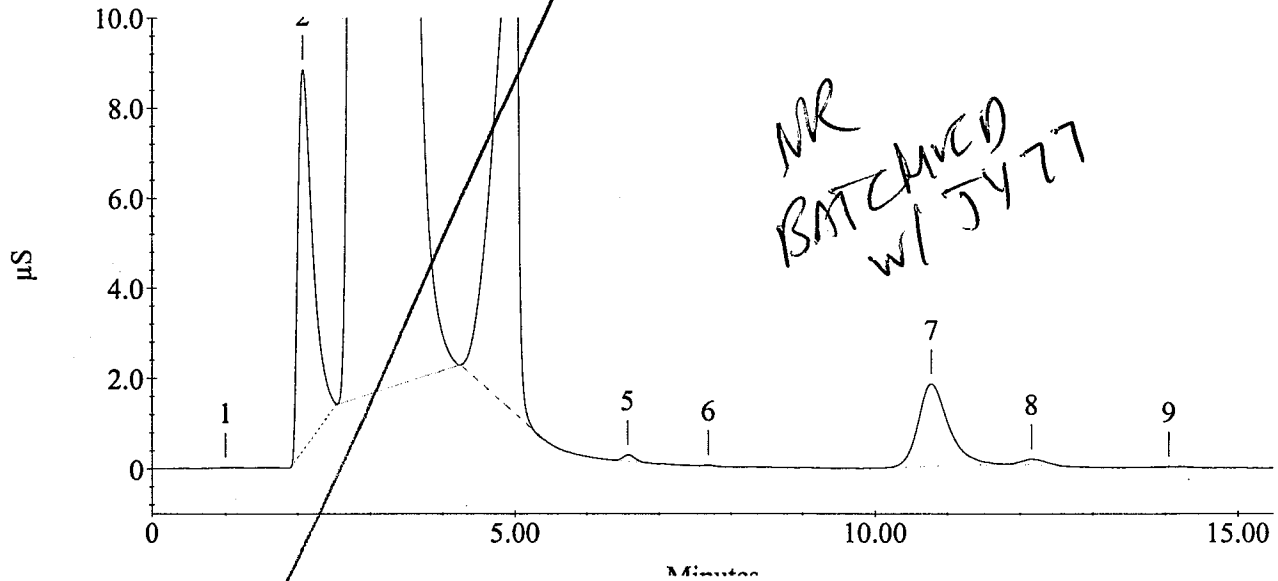

NR
BATCHED
w/ JY77

Sample Name : JY35 A1 MS
Method File Name : c:\peaknet\method\std.met

Current Date : 10/4/06
Date Time Collected : 10/4/06 10:06:48 PM

Injection Number : 16
Dilution Factor : 2.00
column :

Calibration Date : 10/4/06 7:24:32 PM
Data File Name : ...\OCT0406DAP_016.DXD
Injection Volume : 1.00

Module ID : 34 07 2a
Schedule File Name : ...\oct0406dap.sch

Peak Information : All Peaks

Pk. Num	Ret Time	Component Name	conc. (ppm)	Height	Area	Bl. Code	%Delta
1	2.07	Unknown 1	0.00	82939	1171956	1	
2	3.07	FLUORIDE	190.78	1416202	55312558	1	-0.54
3	4.95	Unknown 2	0.00	1589477	10191281	1	
4	6.57	BROMIDE	0.19	1398	14127	1	1.55
5	10.77	Unknown 3	0.00	17757	519439	1	
6	12.17	SULFATE	0.24	1190	28432	1	0.55
7	13.93	Unknown 4	0.00	197	4783	1	
		---total(s)---	191.22	3109160	67242576		

JY35 A1 MS

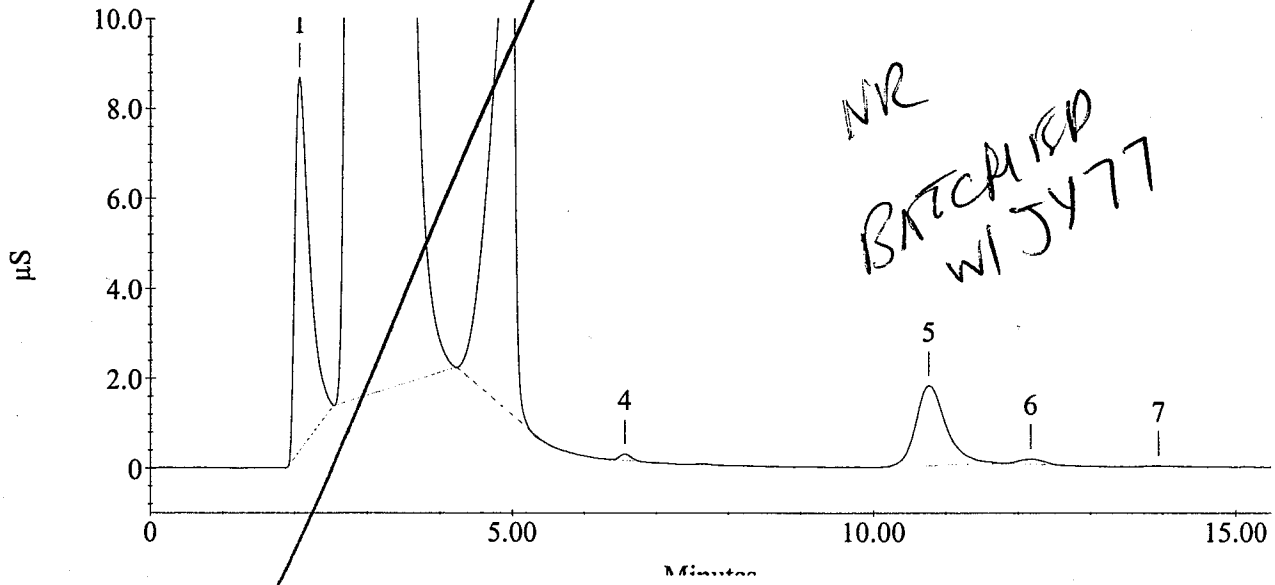

NR
BATCHED
W/ JY77

Sample Name : RINSE
Method File Name : c:\peaknet\method\std.met

Current Date : 10/4/06
Date Time Collected : 10/4/06 10:24:34 PM

Injection Number : 17
Dilution Factor : 1.00
column :

Calibration Date : 10/4/06 7:24:32 PM
Data File Name : ...\OCT0406DAP_017.DXD
Injection Volume : 1.00

Module ID : 34 07 2a
Schedule File Name : ...\oct0406dap.sch

Peak Information : All Peaks

Pk. Num	Ret Time	Component Name	conc. (ppm)	Height	Area	Bl. Code	%Delta
1	0.60	Unknown 1	0.00	177	6909	1	
2	2.07	Unknown 2	0.00	1151	13055	1	
3	3.08	FLUORIDE	0.01	327	3031	1	0.00
4	4.32	CHLORIDE	0.06	1022	23257	1	-0.77
5	13.00	Unknown 3	0.00	135	1597	1	
		---total(s)---	0.07	2813	47850		

RINSE

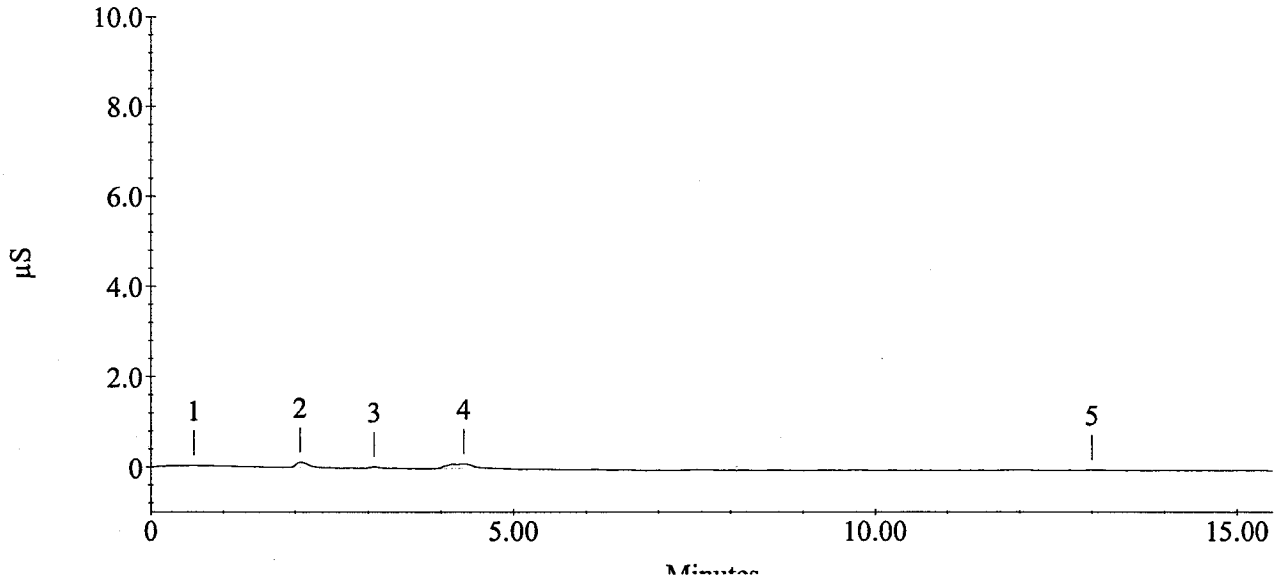

Sample Name : CCV
Method File Name : c:\peaknet\method\std.met

Current Date : 10/4/06
Date Time Collected : 10/4/06 10:42:20 PM

Injection Number : 18
Dilution Factor : 1.00
column :

Calibration Date : 10/4/06 7:24:32 PM
Data File Name : ...\OCT0406DAP_018.DXD
Injection Volume : 1.00

Module ID : 34 07 2a
Schedule File Name : ...\oct0406dap.sch

Peak Information : All Peaks

Pk. Num	Ret Time	Component Name	conc. (ppm)	Height	Area	Bl. Code	%Delta
1	0.45	Unknown 1	0.00	273	7975	1	
2	2.08	Unknown 2	0.00	3618	55466	1	
3	3.08	FLUORIDE	2.87	157999	1661600	1	0.00
4	4.35	CHLORIDE	2.85	101932	1085410	1	0.00
5	5.18	NITRITE-N	2.89	197968	2476636	1	-0.32
6	6.45	BROMIDE	2.91	30027	428310	1	-0.26
7	7.45	NITRATE-N	2.84	166776	2809855	1	0.22
8	10.72	Unknown 3	0.00	27176	725676	1	
9	12.08	SULFATE	2.92	26581	687241	1	-0.14
		---total(s)---	17.28	712349	9938168		

CCV

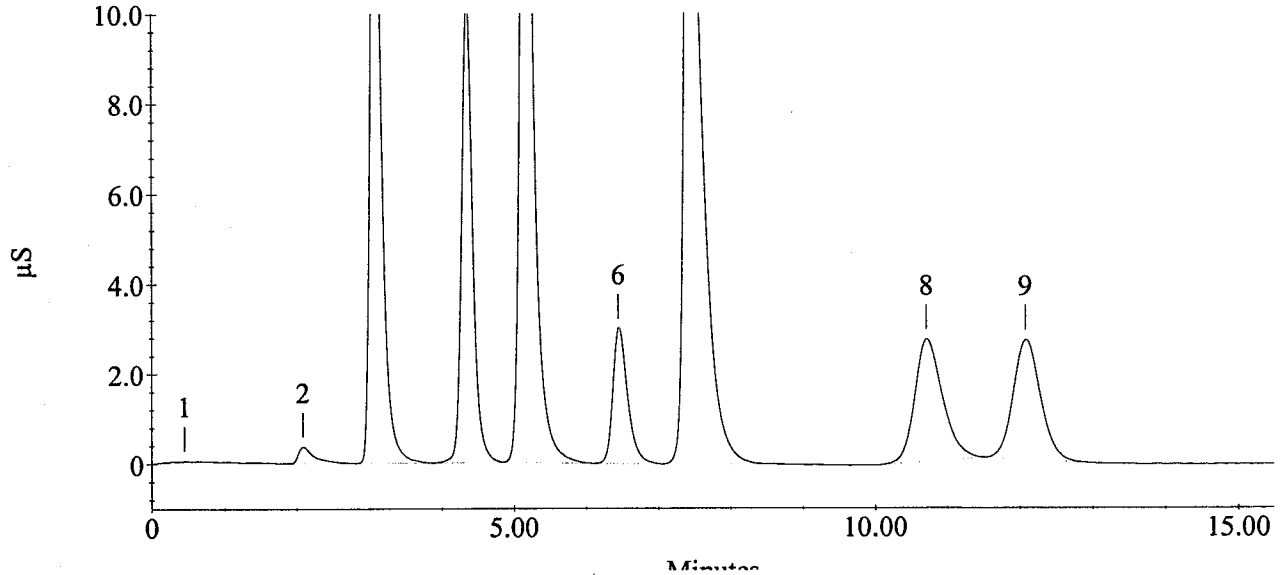

Sample Name : CCB
Method File Name : c:\peaknet\method\std.met

Current Date : 10/4/06
Date Time Collected : 10/4/06 11:00:07 PM

Injection Number : 19
Dilution Factor : 1.00
column :

Calibration Date : 10/4/06 7:24:32 PM
Data File Name : ...\OCT0406DAP_019.DXD
Injection Volume : 1.00

Module ID : 34 07 2a
Schedule File Name : ...\oct0406dap.sch

Peak Information : All Peaks

Pk. Num	Ret Time	Component Name	conc. (ppm)	Height	Area	Bl. Code	%Delta
1	0.95	Unknown 1	0.00	337	20161	1	
2	2.07	Unknown 2	0.00	1506	17024	1	
3	4.33	CHLORIDE	0.08	1071	30527	1	-0.38
4	12.47	SULFATE	0.01	168	3359	1	3.03
		---total(s)---	0.09	3082	71071		

CCB

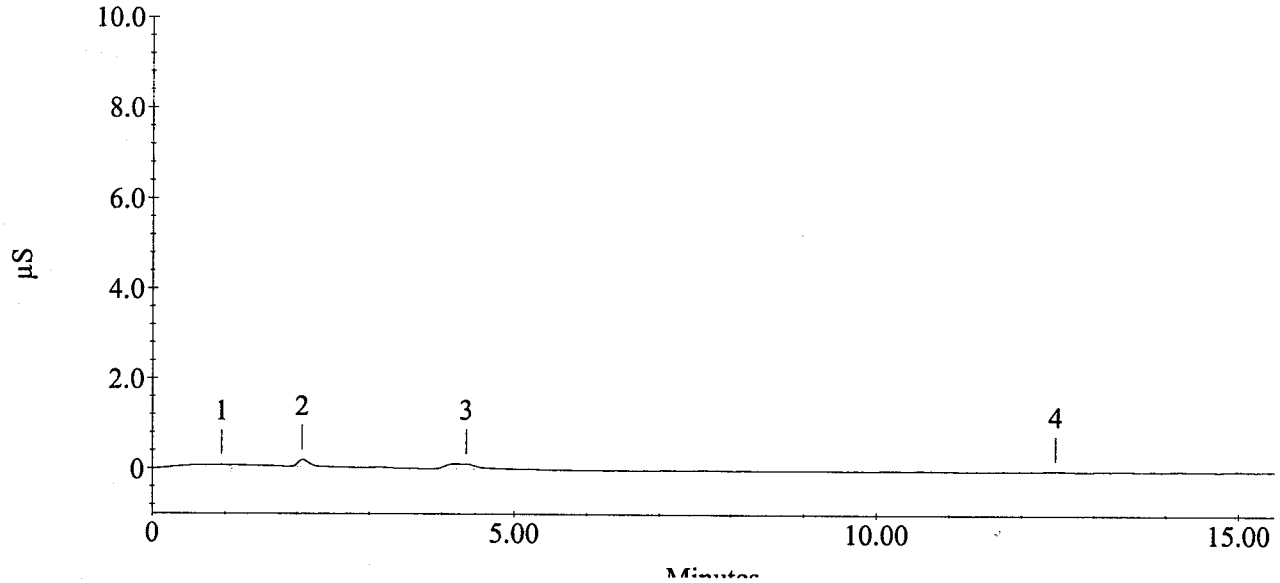

Sample Name : JY77 I1
Method File Name : c:\peaknet\method\std.met

Current Date : 10/4/06
Date Time Collected : 10/4/06 11:17:52 PM

Injection Number : 20
Dilution Factor : 5.00
column :

Calibration Date : 10/4/06 7:24:32 PM
Data File Name : ...\OCT0406DAP_020.DXD
Injection Volume : 1.00

Module ID : 34 07 2a
Schedule File Name : ...\oct0406dap.sch

Peak Information : All Peaks

Pk. Num	Ret Time	Component Name	conc. (ppm)	Height	Area	Bl. Code	%Delta
1	2.07	Unknown 1	0.00	28474	452669	1	
2	3.05	FLUORIDE	2.43	14440	281742	1	-1.08
3	4.73	Unknown 2	0.00	1927349	20456544	1	
4	6.57	BROMIDE	0.69	1471	20287	1	1.55
5	10.80	Unknown 3	0.00	115	1084	1	
6	11.92	SULFATE	441.58	787515	20751570	1	-1.52
		---total(s)---	444.70	2759364	41963896		

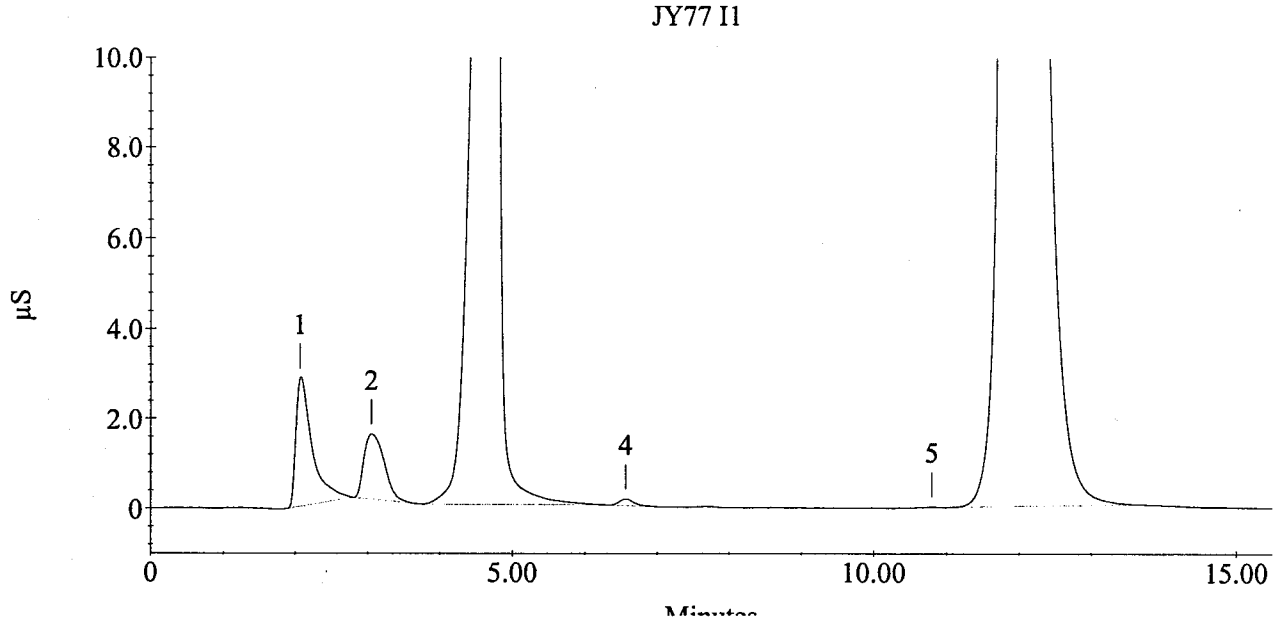

Sample Name : JY77 C1
Method File Name : c:\peaknet\method\std.met

Current Date : 10/4/06
Date Time Collected : 10/4/06 11:35:38 PM

Injection Number : 21
Dilution Factor : 5.00
column :

Calibration Date : 10/4/06 7:24:32 PM
Data File Name : ...\OCT0406DAP_021.DXD
Injection Volume : 1.00

Module ID : 34 07 2a
Schedule File Name : ...\oct0406dap.sch

Peak Information : All Peaks

Pk. Num	Ret Time	Component Name	conc. (ppm)	Height	Area	Bl. Code	%Delta
1	2.08	Unknown 1	0.00	15763	239847	1	
2	3.08	FLUORIDE	10.08	77061	1168689	1	0.00
3	4.53	CHLORIDE	12.28	102866	935935	1	4.21
4	6.53	BROMIDE	0.21	508	6219	1	1.03
5	10.85	Unknown 2	0.00	696	20653	1	
6	12.10	SULFATE	0.10	210	4778	1	0.00
		---total(s)---	22.67	197104	2376121		

JY77 C1

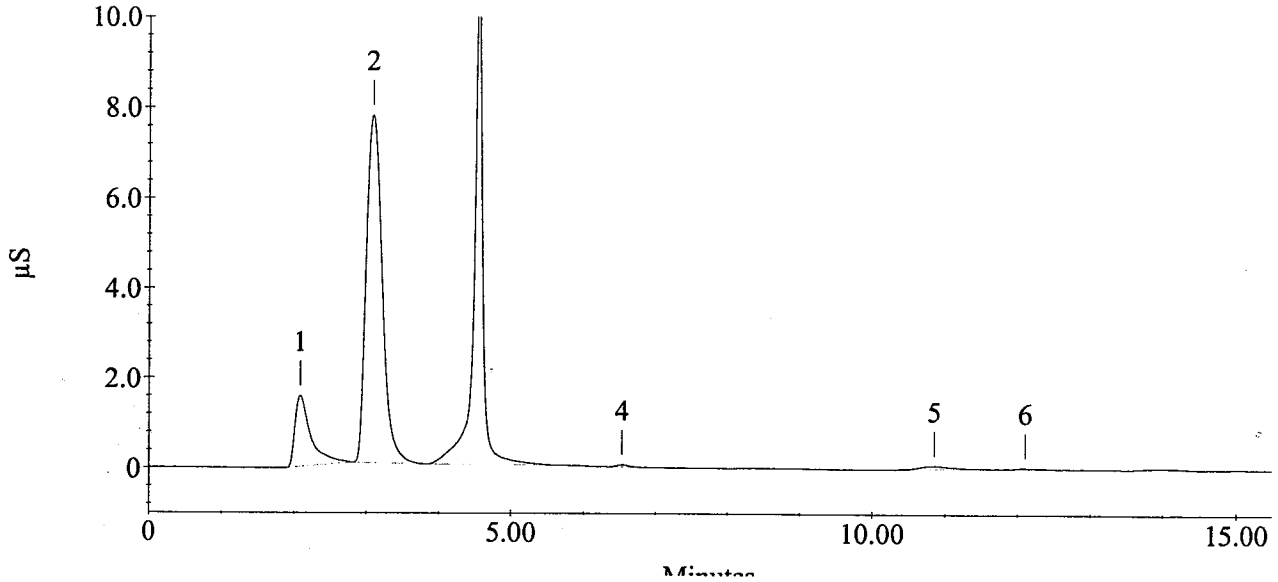

Sample Name : JY77 C1
Method File Name : c:\peaknet\method\std.met

Current Date : 10/5/06
Date Time Collected : 10/4/06 11:53:23 PM

Injection Number : 22
Dilution Factor : 1.00
column :

Calibration Date : 10/4/06 7:24:32 PM
Data File Name : ...\OCT0406DAP_022.DXD
Injection Volume : 1.00

Module ID : 34 07 2a
Schedule File Name : ...\oct0406dap.sch

Peak Information : All Peaks

Pk. Num	Ret Time	Component Name	conc. (ppm)	Height	Area	Bl. Code	%Delta
1	2.07	Unknown 1	0.00	62594	942141	1	
2	2.98	FLUORIDE	10.31	170893	5979127	1	-3.24
3	5.12	NITRITE-N	5.67	836874	4860492	1	-1.60
4	6.73	Unknown 2	0.00	2607	31193	1	
5	10.92	Unknown 3	0.00	108	1407	1	
6	12.28	SULFATE	0.05	560	11910	1	1.52
7	14.05	Unknown 4	0.00	1015	27330	1	
		---total(s)---					
			16.04	1074649	11853599		

JY77 C1

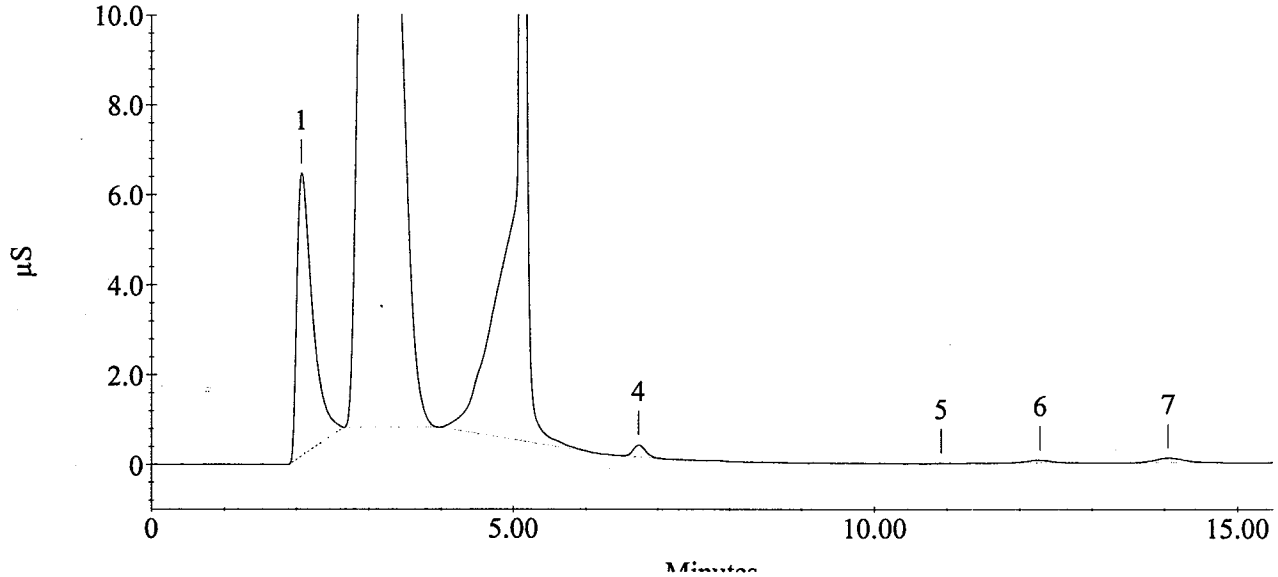

Sample Name : CCV
Method File Name : c:\peaknet\method\std.met

Current Date : 10/5/06
Date Time Collected : 10/5/06 12:11:10 AM

Injection Number : 23
Dilution Factor : 1.00
column :

Calibration Date : 10/4/06 7:24:32 PM
Data File Name : ...\OCT0406DAP_023.DXD
Injection Volume : 1.00

Module ID : 34 07 2a
Schedule File Name : ...\oct0406dap.sch

Peak Information : All Peaks

Pk. Num	Ret Time	Component Name	conc. (ppm)	Height	Area	Bl. Code	%Delta
1	2.08	Unknown 1	0.00	3606	49139	1	
2	3.07	FLUORIDE	2.86	154047	1659801	1	-0.54
3	4.35	CHLORIDE	2.85	102460	1084840	1	0.00
4	5.17	NITRITE-N	2.89	193722	2472623	1	-0.64
5	6.45	BROMIDE	2.91	30031	429206	1	-0.26
6	7.45	NITRATE-N	2.85	166138	2812916	1	0.22
7	10.70	Unknown 2	0.00	25495	688010	1	
8	12.07	SULFATE	2.92	26605	686435	1	-0.28
		---total(s)---					
			17.27	702104	9882969		

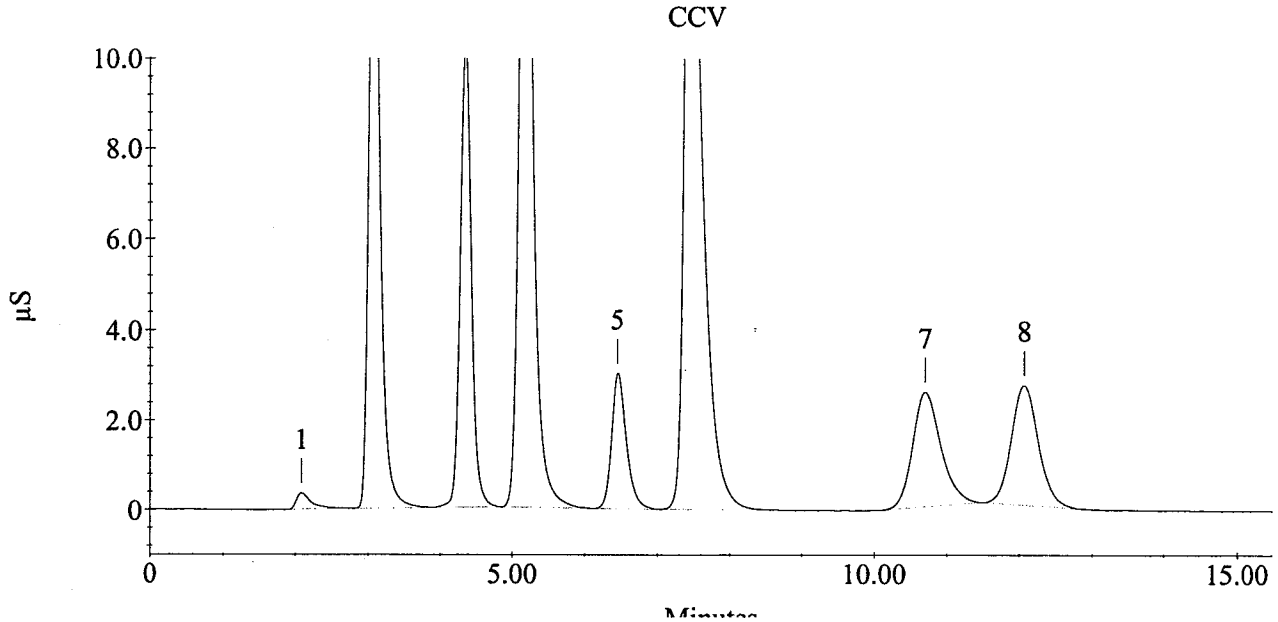

Sample Name : CCB
Method File Name : c:\peaknet\method\std.met

Current Date : 10/5/06
Date Time Collected : 10/5/06 12:28:57 AM

Injection Number : 24
Dilution Factor : 1.00
column :

Calibration Date : 10/4/06 7:24:32 PM
Data File Name : ...\OCT0406DAP_024.DXD
Injection Volume : 1.00

Module ID : 34 07 2a
Schedule File Name : ...\oct0406dap.sch

Peak Information : All Peaks

Pk. Num	Ret Time	Component Name	conc. (ppm)	Height	Area	Bl. Code	%Delta
1	1.03	Unknown 1	0.00	136	1411	1	
2	2.07	Unknown 2	0.00	1597	18706	1	
3	3.17	FLUORIDE	0.00	137	2216	1	2.70
4	4.33	CHLORIDE	0.10	1289	38561	1	-0.38
		---total(s)---	0.11	3159	60894		

CCB

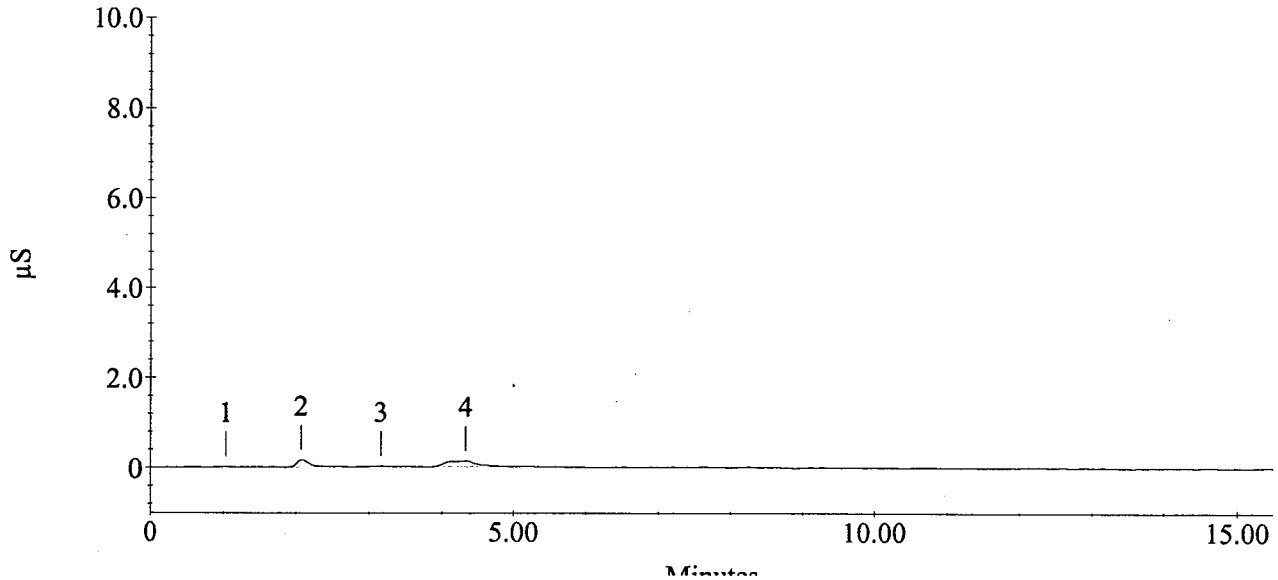

Geotech Analysis

prepared
for

ANCHOR ENVIRONMENTAL

Project: Chinook

ARI JOB NO: JY77

prepared
by

Analytical Resources, Inc.

ANALYTICAL RESOURCES INCORPORATED

Anchor Environmental
Chinook 060354-01
Fluid Density

Sample ID	Temperature (°C)	Density (g/ml)
RL-4S-092806	22.5	1.0005
R2-092906	22.5	1.0004
R4S-092706	22.5	1.0018
G1S-092806	22.5	1.0003
RLSW-2-092806	22.5	1.0020
G2S-092906	22.5	1.0026
G2D-092906	22.5	1.0027

Density measured in a calibrated 500 ml flask at the indicated temperature.

JY77

CLIENT: ANCHOR ENVIRONMENTAL
JOB: JY77
DATE: 10-2-06

ANALYTICAL RESOURCES INCORPORATED

SAMPLE #	TEMP °C	FLASK #	FLASK WT. g.	FLASK VOL mL	FLASK + SAMPLE g.
A	22.5	1	180.31	499.52	680.089 (TM)
B	22.5	2	183.40	499.48	683.09
C	22.5	3	183.99	499.64	684.54
D	22.5	4	184.86	499.87	684.88
F	22.5	5	187.64	499.42	688.06
H	22.5	6	181.80	499.52	682.61
I	22.5	7	167.66	499.19	668.21

Analytical Resources, Incorporated
Analytical Chemists and Consultants

October 17, 2006

Kristin Gaines
Anchor Environmental
6650 SW Redwood Lane, #110
Portland, OR 97224

RE: Client Project: Chinook
ARI Job No. JY78

Dear Kristin:

Please find enclosed the original chain of custody documentation and the final data package for samples from the project referenced above.

Problems associated with these analyses are discussed in the Case Narrative.

An electronic copy of this package will remain on file with ARI. Should you have any questions or problems, please feel free to contact me at your convenience.

Sincerely,

ANALYTICAL RESOURCES, INC.

Susan Dunnihoo
Client Services Manager
sue@arilabs.com
206/695-6207

Enclosures

cc: eFile JZ78

SD/sdrd

Chain of Custody
Documentation

prepared
for

ANCHOR ENVIRONMENTAL

Project: Chinook, 060354-01

ARI JOB NO: JY78

prepared
by

Analytical Resources, Inc.

Chain of Custody Record & Laboratory Analysis Request

ARI Assigned Number: J478	Turn-around Requested:	Page: 2 of 2	
ARI Client Company: Anchor Environmental	Phone: 360-798-2509	Date: 9/29/06	Ice Present? Y
Client Contact: Kristen Gaines		No. of Coolers: 2	Cooler Temps: 3.8, 6.4 °C
Client Project Name: Chinook			
Client Project #: 060354-01	Samplers: LV/RP		

Analytical Resources, Incorporated
Analytical Chemists and Consultants
4611 South 134th Place, Suite 100
Tukwila, WA 98168
206-695-6200 206-695-6201 (fax)

Sample ID	Date	Time	Matrix	No. Containers	Analysis Requested: TPH-Dx	PCBs	Hg	PAHs	Bellock Fluoride	CN Total + WAD Cn			Notes/Comments
RY1-092806	9/28/06	1150	soil	2	✓	✓	✓						
RY2-092806	9/28/06	1140	soil	2	✓	✓	✓						
RY3-092806	9/28/06	1120	soil	2	✓	✓	✓						
RY4-092806	9/28/06	1250	soil	1	✓								
RY5-092806	9/28/06	1400	soil	2	✓	✓	✓						
RY45-092806	9/28/06	1400	soil	2	✓	✓	✓						
RY6-092806	9/28/06	1330	soil	1	✓								
S1-B-092806	9/28/06	1430	soil	3				✓	✓	✓			
S41-092806	9/28/06	1430	soil	3				✓	✓	✓			
S1-A-092806	9/28/06	1440	soil	3				✓	✓	✓			

Comments/Special Instructions	Relinquished by: (Signature)	Received by: (Signature)	Relinquished by: (Signature)	Received by: (Signature)
	Printed Name: LIZ VONCKX	Printed Name: BOB CONGLETON	Printed Name:	Printed Name:
	Company: ANCHOR	Company: ARI	Company:	Company:
	Date & Time: 9/29/06 / 1145	Date & Time: 9/29/06 1145	Date & Time:	Date & Time:

0002

Limits of Liability: *ARI will perform all requested services in accordance with appropriate methodology following ARI Standard Operating Procedures and the ARI Quality Assurance Program. This program meets standards for the industry. The total liability of ARI, its officers, agents, employees, or successors, arising out of or in connection with the requested services, shall not exceed the Invoiced amount for said services. The acceptance by the client of a proposal for services by ARI release ARI from any liability in excess thereof, not withstanding any provision to the contrary in any contract, purchase order or co-signed agreement between ARI and the Client.*

Sample Retention Policy: All samples submitted to ARI will be appropriately discarded no sooner than 90 days after receipt or 60 days after submission of hardcopy data, whichever is longer, unless alternate retention schedules have been established by work-order or contract.

Cooler Receipt Form

ANALYTICAL RESOURCES INCORPORATED

ARI Client: ANCHOR Project Name: Chinook

COC NO.: ——— Delivered By: HAND

Tracking NO.: ——— Date: 9/29/06

ARI Job No.: JY78 Lims NO.: 06-18107 — 06-18116

Preliminary Examination Phase:

1. Were intact, properly signed and dated custody seals attached
   To the outside of the cooler? ..... YES (NO)
2. Were custody papers included with the cooler ..... (YES) NO
3. Were custody papers properly filled out (ink, signed etc.)? ..... (YES) NO
4. Complete custody forms and attach all shipping documents ..... OK (NA)

Cooler Accepted BY: BC Congdon Date: 9/29/06 Time: 1145

Log-IN Phase:

5. Was a temperature blank include in the cooler? ..... YES (NO)
6. Record Cooler Temperature ..... 3.8, 6.5 °C
7. What kind of packing material was used? ..... ICE
8. Was sufficient ice used (if appropriate)? ..... (YES) NO
9. Were all bottles sealed in separate plastic bags? ..... YES (NO)
10. Did all bottles arrive in good condition (unbroken)? ..... (YES) NO
11. Were all bottle labels complete and legible? ..... (YES) NO
12. Did all bottle labels and tags agree with custody papers? ..... (YES) NO
13. Were all bottles used correct for the requested analyses? ..... (YES) NO
14. Do any of the analyses (bottles) require preservative?
    (If so, Preservation checklist must be attached) ..... YES (NO)
15. Were all VOA vials free of air bubbles? ..... ~~YES~~ ~~NO~~
16. Was sufficient amount of sample sent in each bottle? ..... (YES) NO
17. Notify Project Manager of any discrepancies or concerns ..... (OK) NA

Cooler Opened By: BC Date: 9/29/06 Time 1145

Explain any discrepancies or negative responses:

Case Narrative

prepared
for

ANCHOR ENVIRONMENTAL

Project: Chinook, 060354-01

ARI JOB NO: JY78

prepared
by

Analytical Resources, Inc.

Data Summary Package

prepared
for

ANCHOR ENVIRONMENTAL

Project: Chinook, 060354-01

ARI JOB NO: JY78

prepared
by

Analytical Resources, Inc.

ANALYTICAL
RESOURCES
INCORPORATED

Case Narrative

Client: Anchor Environmental
Project: Chinook
Matrix: Soil
ARI Job Nos. JY78

Sample receipt

Ten soil samples were received as part of a larger shipment on September 29, 2006 under ARI Job JY78. Samples were iced and the cooler temperatures measured by IR thermometer following ARI SOP were 3.8-6.5° C. Samples were received in good condition with no discrepancies in paperwork for this sample set.

Three samples were received for Bellack Fluorides. Following instructions from Anchor, these three samples were transferred to CAS for analysis and reporting directly to Anchor.

Diesel/Motor Oil Range Hydrocarbons by NWTPH-Dx

Samples were extracted and analyzed within the recommended holding times.

Initial and continuing calibrations were within method requirements.

The method blank was clean at the reporting limit and LCS had recoveries within limits

Surrogates recoveries were within ARI control limits.

The MS/MSD had recoveries and RPDS within limits.

There were no incidents of note.

PAH by SW8270D

Samples were initially screened to determine if a response was present that would affect sample analysis. No modifications were required for these samples.

Samples were extracted and analyzed within the recommended holding times.

Initial and continuing calibrations were within method requirements.

The method blank was clean at the reporting limit and LCS had recoveries within limits

Surrogates recoveries were within ARI control limits.

The MS/MSD had recoveries within limits, but RPDs were high. The data reviewer noted the surrogates between the MS and the MSD also had high RPD, indicating the difference may be from procedure the extract concentration step.

Internal standard areas were within method limits.

There were no other incidents of note.

Aroclor-PCBs by SW8082

Samples were initially screened to determine if a response was present that would affect sample analysis. Based on the screens three of the samples were analyzed at slightly lower sample amounts.

Samples were extracted and analyzed within the recommended holding times.

Initial and continuing calibrations were within method requirements.

The method blank was clean at the reporting limit and LCS had recoveries within limits

Surrogates recoveries were within ARI control limits.

The MS/MSD had recoveries and RPDs within limits.

Internal standard areas were within method limits with the exception of Hexabromo-biphenyl (HBBP) on one column in sample RY1-092806 (JY78A). Inspection of the chromatogram suggests the outlier is due to matrix interference and no further action was taken.

Some Aroclor results were "Y"-flagged with a raised undetect level, due to interferences from the matrix or identified Aroclors. One Aroclor has been "J" flagged, indicating both columns have positive pattern identification, with the averaged quantitated result below the reporting limit on one or both columns.

There were no other incidents of note.

Total Mercury by SW7471

Samples were digested and digests analyzed within recommended holding times.

The method blank was clean at the reporting limit and LCS recovery was within limits.

Matrix Spike recovery and duplicate RPD was within ARI and method limits.

There were no incidents of note.

General Chemistry Parameters

Total and WAD Cyanide

Samples were prepared and analyzed within the required holding time.

The method blank was clean at the reporting limit and LCS recovery was within limits.

Matrix Spike recovery and duplicate RPD was within ARI and method limits.

There were no incidents of note.

Data Reporting Qualifiers

Effective 12/28/04

Inorganic Data

U Indicates that the target analyte was not detected at the reported concentration

* Duplicate RPD is not within established control limits

B Reported value is less than the CRDL but ≥ the Reporting Limit

N Matrix Spike recovery not within established control limits

NA Not Applicable, analyte not spiked

H The natural concentration of the spiked element is so much greater than the concentration spiked that an accurate determination of spike recovery is not possible

L Analyte concentration is ≤5 times the Reporting Limit and the replicate control limit defaults to ±1 RL instead of the normal 20% RPD

Organic Data

U Indicates that the target analyte was not detected at the reported concentration

* Flagged value is not within established control limits

B Analyte detected in an associated Method Blank at a concentration greater than one-half of ARI's Reporting Limit or 5% of the regulatory limit or 5% of the analyte concentration in the sample.

J Estimated concentration when the value is less than ARI's established reporting limits

D The spiked compound was not detected due to sample extract dilution

NR Spiked compound recovery is not reported due to chromatographic interference

E Estimated concentration calculated for an analyte response above the valid instrument calibration range. A dilution is required to obtain an accurate quantification of the analyte.

S Indicates an analyte response that has saturated the detector. The calculated concentration is not valid; a dilution is required to obtain valid quantification of the analyte

NA The flagged analyte was not analyzed for

NS The flagged analyte was not spiked into the sample

M Estimated value for an analyte detected and confirmed by an analyst but with low spectral match parameters. This flag is used only for GC-MS analyses

N The analysis indicates the presence of an analyte for which there is presumptive evidence to make a "tentative identification"

Y The analyte is not detected at or above the reported concentration. The reporting limit is raised due to chromatographic interference. The Y flag is equivalent to the U flag with a raised reporting limit.

C The analyte was positively identified on only one of two chromatographic columns. Chromatographic interference prevented a positive identification on the second column

P The analyte was detected on both chromatographic columns but the quantified values differ by ≥40% RPD with no obvious chromatographic interference

Geotechnical Data

A The total of all fines fractions. This flag is used to report total fines when only sieve analysis is requested and balances total grain size with sample weight.

F Samples were frozen prior to particle size determination

SM Sample matrix was not appropriate for the requested analysis. This normally refers to samples contaminated with an organic product that interferes with the sieving process and/or moisture content, porosity and saturation calculations

SS Sample did not contain the proportion of "fines" required to perform the pipette portion of the grain size analysis

W Weight of sample in some pipette aliquots was below the level required for accurate weighting

TOTAL SOLIDS

Extractions Total Solids-extts
Data By: Warren P. Woodard
Created: 9/29/06

Worklist: 5573
Analyst: WPW
Comments:

	ARI ID CLIENT ID	Tare Wt (g)	Wet Wt (g)	Dry Wt (g)	% Solids	pH
1.	JY78A 06-18107 RY1-092806	1.12	14.91	14.00	93.4	7.3
2.	JY78B 06-18108 RY2-092806	1.13	14.68	13.88	94.1	8.0
3.	JY78C 06-18109 RY3-092806	1.14	12.87	12.22	94.5	7.0
4.	JY78D 06-18110 RY4-092806	1.13	14.15	13.58	95.6	NR
5.	JY78E 06-18111 RY5-092806	1.13	14.05	13.28	94.0	6.4
6.	JY78F 06-18112 RY45-092806	1.12	15.96	15.08	94.1	6.4
7.	JY78G 06-18113 RY6-092806	1.12	12.26	11.54	93.5	NR
8.	JY78H 06-18114 S1-B-092806	1.13	11.59	6.60	52.3	6.5
9.	JY78I 06-18115 S41-092806	1.13	12.05	6.38	48.1	6.4
10.	JY78J 06-18116 S1-A-092806	1.13	11.53	6.86	55.1	6.2

Solids Data Entry Report Checked by: ESR Date: 10/4/06
Date: 10/04/06 Data Analyst: DM

Solids Determination performed on 10/03/06 by DM

JOB	SAMPLE	CLIENTID	TAREWEIGHT	SAMPDISH	DRYWEIGHT	SOLIDS
JY78	A	RY1-092806	1.014	10.707	9.993	92.63
JY78	B	RY2-092806	1.026	10.554	9.736	91.41
JY78	C	RY3-092806	1.047	10.072	9.547	94.18
JY78	E	RY5-092806	0.979	10.488	9.923	94.06
JY78	F	RY45-092806	0.980	10.162	9.609	93.98

NWTPHDx

ANALYTICAL RESOURCES INCORPORATED

ORGANICS ANALYSIS DATA SHEET
TOTAL DIESEL RANGE HYDROCARBONS
NWTPHD by GC/FID
Page 1 of 1
Matrix: Soil

QC Report No: JY78-Anchor Environmental
Project: Chinook
060354-01
Date Received: 09/29/06

Data Release Authorized:
Reported: 10/05/06

ARI ID	Sample ID	Extraction Date	Analysis Date	DL	Range	Result
JY78A	RY1-092806	10/03/06	10/04/06	1.0	**Diesel**	**26**
06-18107	HC ID: **DRO/RRO**		FID3A		**Motor Oil**	**110**
					o-Terphenyl	79.1%
JY78B	RY2-092806	10/03/06	10/04/06	1.0	**Diesel**	**42**
06-18108	HC ID: **DRO/MOTOR OIL**		FID3A		**Motor Oil**	**55**
					o-Terphenyl	76.2%
JY78C	RY3-092806	10/03/06	10/04/06	1.0	Diesel	< 5.3 U
06-18109	HC ID: **RRO**		FID3A		**Motor Oil**	**20**
					o-Terphenyl	80.7%
JY78D	RY4-092806	10/03/06	10/04/06	1.0	**Diesel**	**36**
06-18110	HC ID: **DRO/MOTOR OIL**		FID3A		**Motor Oil**	**85**
					o-Terphenyl	81.8%
JY78E	RY5-092806	10/03/06	10/04/06	1.0	**Diesel**	**15**
06-18111	HC ID: **DRO/MOTOR OIL**		FID3A		**Motor Oil**	**120**
					o-Terphenyl	82.4%
JY78F	RY45-092806	10/03/06	10/04/06	1.0	**Diesel**	**10**
06-18112	HC ID: **DRO/MOTOR OIL**		FID3A		**Motor Oil**	**80**
					o-Terphenyl	80.2%
MB-100306	Method Blank	10/03/06	10/04/06	1.0	Diesel	< 5.0 U
06-18113	HC ID: ---		FID3A		Motor Oil	< 10 U
					o-Terphenyl	76.4%
JY78G	RY6-092806	10/03/06	10/04/06	1.0	**Diesel**	**15**
06-18113	HC ID: **DRO/MOTOR OIL**		FID3A		**Motor Oil**	**61**
					o-Terphenyl	69.8%

Reported in mg/kg (ppm)

Diesel quantitation on total peaks in the range from C12 to C24.
Motor Oil quantitation on total peaks in the range from C24 to C38.
HC ID: DRO/RRO indicates results of organics or additional hydrocarbons in ranges are not identifiable.

ANALYTICAL RESOURCES INCORPORATED

TPHD SURROGATE RECOVERY SUMMARY

Matrix: Soil

QC Report No: JY78-Anchor Environmental
Project: Chinook
060354-01

Client ID	OTER	TOT OUT
RY1-092806	79.1%	0
RY2-092806	76.2%	0
RY3-092806	80.7%	0
RY4-092806	81.8%	0
RY5-092806	82.4%	0
RY45-092806	80.2%	0
100306MBS	76.4%	0
100306LCS	74.4%	0
RY6-092806	69.8%	0
RY6-092806 MS	66.2%	0
RY6-092806 MSD	66.7%	0

	LCS/MB LIMITS	QC LIMITS
(OTER) = o-Terphenyl	(56-108)	(38-118)

Prep Method: SW3550B
Log Number Range: 06-18107 to 06-18113

ANALYTICAL RESOURCES INCORPORATED

ORGANICS ANALYSIS DATA SHEET
NWTPHD by GC/FID
Page 1 of 1

Sample ID: RY6-092806
MS/MSD

Lab Sample ID: JY78G
LIMS ID: 06-18113
Matrix: Soil
Data Release Authorized:
Reported: 10/05/06

QC Report No: JY78-Anchor Environmental
Project: Chinook
060354-01
Date Sampled: 09/28/06
Date Received: 09/29/06

Date Extracted MS/MSD: 10/03/06

Date Analyzed MS: 10/04/06 17:39
MSD: 10/04/06 17:55
Instrument/Analyst MS: FID3A/JGR
MSD: FID3A/JGR

Sample Amount MS: 9.35 g-dry-wt
MSD: 9.35 g-dry-wt
Final Extract Volume MS: 1.0 mL
MSD: 1.0 mL
Dilution Factor MS: 1.00
MSD: 1.00
Percent Moisture: 6.5%

Range	Sample	MS	Spike Added-MS	MS Recovery	MSD	Spike Added-MSD	MSD Recovery	RPD
Diesel	15.1	117	160	63.7%	118	160	64.3%	0.9%

TPHD Surrogate Recovery

	MS	MSD
o-Terphenyl	66.2%	66.7%

Results reported in mg/kg
RPD calculated using sample concentrations per SW846.

ANALYTICAL RESOURCES INCORPORATED

ORGANICS ANALYSIS DATA SHEET
NWTPHD by GC/FID

Sample ID: LCS-100306
LAB CONTROL

Lab Sample ID: LCS-100306
LIMS ID: 06-18113
Matrix: Soil
Data Release Authorized:
Reported: 10/05/06

QC Report No: JY78-Anchor Environmental
Project: Chinook
060354-01
Date Sampled: NA
Date Received: NA

Date Extracted: 10/03/06
Date Analyzed: 10/04/06 14:03
Instrument/Analyst: FID3A/JGR

Sample Amount: 10.0 g
Final Extract Volume: 1.0 mL
Dilution Factor: 1.00

Range	Lab Control	Spike Added	Recovery
Diesel	108	150	72.0%

TPHD Surrogate Recovery

o-Terphenyl	74.4%

Results reported in mg/kg

PNA

ANALYTICAL RESOURCES INCORPORATED

ORGANICS ANALYSIS DATA SHEET
PNAs by SW8270D GC/MS

Sample ID: S1-B-092806
SAMPLE

Lab Sample ID: JY78H
LIMS ID: 06-18114
Matrix: Soil
Data Release Authorized:
Reported: 10/05/06

QC Report No: JY78-Anchor Environmental
Project: Chinook
060354-01
Date Sampled: 09/28/06
Date Received: 09/29/06

Date Extracted: 10/03/06
Date Analyzed: 10/05/06 12:06
Instrument/Analyst: NT6/LJR
GPC Cleanup: No
Alumina: No
Silica Gel: No

Sample Amount: 7.58 g-dry-wt
Final Extract Volume: 0.5 mL
Dilution Factor: 1.00
Percent Moisture: 47.7%
pH: 6.5

CAS Number	Analyte	RL	Result
91-20-3	Naphthalene	66	< 66 U
91-57-6	2-Methylnaphthalene	66	< 66 U
208-96-8	Acenaphthylene	66	< 66 U
83-32-9	Acenaphthene	66	< 66 U
86-73-7	Fluorene	66	< 66 U
85-01-8	Phenanthrene	66	< 66 U
120-12-7	Anthracene	66	< 66 U
206-44-0	Fluoranthene	66	< 66 U
129-00-0	Pyrene	66	< 66 U
56-55-3	Benzo(a)anthracene	66	< 66 U
218-01-9	Chrysene	66	< 66 U
205-99-2	Benzo(b)fluoranthene	66	< 66 U
207-08-9	Benzo(k)fluoranthene	66	< 66 U
50-32-8	Benzo(a)pyrene	66	< 66 U
193-39-5	Indeno(1,2,3-cd)pyrene	66	< 66 U
53-70-3	Dibenz(a,h)anthracene	66	< 66 U
191-24-2	Benzo(g,h,i)perylene	66	< 66 U
132-64-9	Dibenzofuran	66	< 66 U

Reported in µg/kg (ppb)

Semivolatile Surrogate Recovery

d14-p-Terphenyl	58.0%
2-Fluorobiphenyl	67.2%

ANALYTICAL RESOURCES INCORPORATED

ORGANICS ANALYSIS DATA SHEET
PNAs by SW8270D GC/MS

Sample ID: S41-092806
SAMPLE

Lab Sample ID: JY78I
LIMS ID: 06-18115
Matrix: Soil
Data Release Authorized:
Reported: 10/05/06

QC Report No: JY78-Anchor Environmental
Project: Chinook
060354-01
Date Sampled: 09/28/06
Date Received: 09/29/06

Date Extracted: 10/03/06
Date Analyzed: 10/05/06 12:38
Instrument/Analyst: NT6/LJR
GPC Cleanup: No
Alumina: No
Silica Gel: No

Sample Amount: 7.72 g-dry-wt
Final Extract Volume: 0.5 mL
Dilution Factor: 1.00
Percent Moisture: 51.9%
pH: 6.4

CAS Number	Analyte	RL	Result
91-20-3	Naphthalene	65	< 65 U
91-57-6	2-Methylnaphthalene	65	< 65 U
208-96-8	Acenaphthylene	65	< 65 U
83-32-9	Acenaphthene	65	< 65 U
86-73-7	Fluorene	65	< 65 U
85-01-8	Phenanthrene	65	< 65 U
120-12-7	Anthracene	65	< 65 U
206-44-0	Fluoranthene	65	< 65 U
129-00-0	Pyrene	65	< 65 U
56-55-3	Benzo(a)anthracene	65	< 65 U
218-01-9	Chrysene	65	< 65 U
205-99-2	Benzo(b)fluoranthene	65	< 65 U
207-08-9	Benzo(k)fluoranthene	65	< 65 U
50-32-8	Benzo(a)pyrene	65	< 65 U
193-39-5	Indeno(1,2,3-cd)pyrene	65	< 65 U
53-70-3	Dibenz(a,h)anthracene	65	< 65 U
191-24-2	Benzo(g,h,i)perylene	65	< 65 U
132-64-9	Dibenzofuran	65	< 65 U

Reported in µg/kg (ppb)

Semivolatile Surrogate Recovery	
d14-p-Terphenyl	58.4%
2-Fluorobiphenyl	67.2%

ANALYTICAL RESOURCES INCORPORATED

ORGANICS ANALYSIS DATA SHEET
PNAs by SW8270D GC/MS

Sample ID: S1-A-092806
SAMPLE

Lab Sample ID: JY78J
LIMS ID: 06-18116
Matrix: Soil
Data Release Authorized:
Reported: 10/05/06

QC Report No: JY78-Anchor Environmental
Project: Chinook
060354-01
Date Sampled: 09/28/06
Date Received: 09/29/06

Date Extracted: 10/03/06
Date Analyzed: 10/05/06 13:10
Instrument/Analyst: NT6/LJR
GPC Cleanup: No
Alumina: No
Silica Gel: No

Sample Amount: 7.72 g-dry-wt
Final Extract Volume: 0.5 mL
Dilution Factor: 1.00
Percent Moisture: 44.9%
pH: 6.2

CAS Number	Analyte	RL	Result
91-20-3	Naphthalene	65	< 65 U
91-57-6	2-Methylnaphthalene	65	< 65 U
208-96-8	Acenaphthylene	65	< 65 U
83-32-9	Acenaphthene	65	< 65 U
86-73-7	Fluorene	65	< 65 U
85-01-8	Phenanthrene	65	< 65 U
120-12-7	Anthracene	65	< 65 U
206-44-0	**Fluoranthene**	**65**	**65**
129-00-0	Pyrene	65	< 65 U
56-55-3	Benzo(a)anthracene	65	< 65 U
218-01-9	**Chrysene**	**65**	**94**
205-99-2	**Benzo(b)fluoranthene**	**65**	**60 J**
207-08-9	**Benzo(k)fluoranthene**	**65**	**88**
50-32-8	Benzo(a)pyrene	65	< 65 U
193-39-5	Indeno(1,2,3-cd)pyrene	65	< 65 U
53-70-3	Dibenz(a,h)anthracene	65	< 65 U
191-24-2	Benzo(g,h,i)perylene	65	< 65 U
132-64-9	Dibenzofuran	65	< 65 U

Reported in µg/kg (ppb)

Semivolatile Surrogate Recovery	
d14-p-Terphenyl	42.0%
2-Fluorobiphenyl	47.6%

ANALYTICAL RESOURCES INCORPORATED

SW8270 PNA SURROGATE RECOVERY SUMMARY

Matrix: Soil

QC Report No: JY78-Anchor Environmental
Project: Chinook
060354-01

Client ID	TER	FBP	TOT OUT
S1-B-092806	58.0%	67.2%	0
S41-092806	58.4%	67.2%	0
MB-100306	68.4%	56.4%	0
LCS-100306	80.0%	80.4%	0
S1-A-092806	42.0%	47.6%	0
S1-A-092806 MS	62.4%	68.8%	0
S1-A-092806 MSD	34.5%	37.0%	0

	LCS/MB LIMITS	QC LIMITS
(TER) = d14-p-Terphenyl	(39-110)	(18-121)
(FBP) = 2-Fluorobiphenyl	(40-88)	(37-96)

Prep Method: SW3550B
Log Number Range: 06-18114 to 06-18116

ANALYTICAL RESOURCES INCORPORATED

ORGANICS ANALYSIS DATA SHEET
PNAs by SW8270D GC/MS
Page 1 of 1

Sample ID: S1-A-092806
MS/MSD

Lab Sample ID: JY78J
LIMS ID: 06-18116
Matrix: Soil
Data Release Authorized:
Reported: 10/05/06

QC Report No: JY78-Anchor Environmental
Project: Chinook
060354-01
Date Sampled: 09/28/06
Date Received: 09/29/06

Date Extracted MS/MSD: 10/03/06

Sample Amount MS: 7.73 g-dry-wt
MSD: 7.71 g-dry-wt

Date Analyzed MS: 10/05/06 13:43
MSD: 10/05/06 14:15

Final Extract Volume MS: 0.5 mL
MSD: 0.5 mL

Instrument/Analyst MS: NT6/LJR
MSD: NT6/LJR

Dilution Factor MS: 1.00
MSD: 1.00

GPC Cleanup: No
Silica Gel Cleanup: No

Alumina Cleanup: No

Analyte	Sample	MS	Spike Added-MS	MS Recovery	MSD	Spike Added-MSD	MSD Recovery	RPD
Naphthalene	< 64.8	1190	1620	73.5%	583	1620	36.0%	68.5%
Acenaphthene	< 64.8	1120	1620	69.1%	593	1620	36.6%	61.5%
Fluoranthene	65.4	1460	1620	86.1%	833	1620	47.4%	54.7%
Benzo(a)anthracene	< 64.8	1180	1620	72.8%	655	1620	40.4%	57.2%

Results reported in µg/kg
RPD calculated using sample concentrations per SW846.

ANALYTICAL RESOURCES INCORPORATED

ORGANICS ANALYSIS DATA SHEET
PNAs by SW8270D GC/MS

Sample ID: S1-A-092806
MATRIX SPIKE

Lab Sample ID: JY78J
LIMS ID: 06-18116
Matrix: Soil
Data Release Authorized:
Reported: 10/05/06

QC Report No: JY78-Anchor Environmental
Project: Chinook
060354-01
Date Sampled: 09/28/06
Date Received: 09/29/06

Date Extracted: 10/03/06
Date Analyzed: 10/05/06 13:43
Instrument/Analyst: NT6/LJR
GPC Cleanup: No
Alumina: No
Silica Gel: No

Sample Amount: 7.73 g-dry-wt
Final Extract Volume: 0.5 mL
Dilution Factor: 1.00
Percent Moisture: 44.9%
pH: 6.2

CAS Number	Analyte	RL	Result
91-20-3	Naphthalene	65	---
91-57-6	2-Methylnaphthalene	65	< 65 U
208-96-8	Acenaphthylene	65	< 65 U
83-32-9	Acenaphthene	65	---
86-73-7	Fluorene	65	< 65 U
85-01-8	**Phenanthrene**	**65**	**38 J**
120-12-7	Anthracene	65	< 65 U
206-44-0	Fluoranthene	65	---
129-00-0	**Pyrene**	**65**	**47 J**
56-55-3	Benzo(a)anthracene	65	---
218-01-9	**Chrysene**	**65**	**110**
205-99-2	**Benzo(b)fluoranthene**	**65**	**93**
207-08-9	**Benzo(k)fluoranthene**	**65**	**100**
50-32-8	**Benzo(a)pyrene**	**65**	**47 J**
193-39-5	Indeno(1,2,3-cd)pyrene	65	< 65 U
53-70-3	Dibenz(a,h)anthracene	65	< 65 U
191-24-2	**Benzo(g,h,i)perylene**	**65**	**44 J**
132-64-9	Dibenzofuran	65	< 65 U

Reported in µg/kg (ppb)

Semivolatile Surrogate Recovery	
d14-p-Terphenyl	62.4%
2-Fluorobiphenyl	68.8%

ANALYTICAL RESOURCES INCORPORATED

ORGANICS ANALYSIS DATA SHEET
PNAs by SW8270D GC/MS

Sample ID: S1-A-092806
MATRIX SPIKE DUPLICATE

Lab Sample ID: JY78J
LIMS ID: 06-18116
Matrix: Soil
Data Release Authorized:
Reported: 10/05/06

QC Report No: JY78-Anchor Environmental
Project: Chinook
060354-01
Date Sampled: 09/28/06
Date Received: 09/29/06

Date Extracted: 10/03/06
Date Analyzed: 10/05/06 14:15
Instrument/Analyst: NT6/LJR
GPC Cleanup: No
Alumina: No
Silica Gel: No

Sample Amount: 7.71 g-dry-wt
Final Extract Volume: 0.5 mL
Dilution Factor: 1.00
Percent Moisture: 44.9%
pH: 6.2

CAS Number	Analyte	RL	Result
91-20-3	Naphthalene	65	---
91-57-6	2-Methylnaphthalene	65	< 65 U
208-96-8	Acenaphthylene	65	< 65 U
83-32-9	Acenaphthene	65	---
86-73-7	Fluorene	65	< 65 U
85-01-8	Phenanthrene	65	< 65 U
120-12-7	Anthracene	65	< 65 U
206-44-0	Fluoranthene	65	---
129-00-0	Pyrene	65	< 65 U
56-55-3	Benzo(a)anthracene	65	---
218-01-9	**Chrysene**	**65**	**60 J**
205-99-2	**Benzo(b)fluoranthene**	**65**	**48 J**
207-08-9	**Benzo(k)fluoranthene**	**65**	**65**
50-32-8	Benzo(a)pyrene	65	< 65 U
193-39-5	Indeno(1,2,3-cd)pyrene	65	< 65 U
53-70-3	Dibenz(a,h)anthracene	65	< 65 U
191-24-2	Benzo(g,h,i)perylene	65	< 65 U
132-64-9	Dibenzofuran	65	< 65 U

Reported in µg/kg (ppb)

Semivolatile Surrogate Recovery

d14-p-Terphenyl	34.5%
2-Fluorobiphenyl	37.0%

ANALYTICAL RESOURCES INCORPORATED

ORGANICS ANALYSIS DATA SHEET
PNAs by SW8270D GC/MS

Sample ID: LCS-100306
LAB CONTROL

Lab Sample ID: LCS-100306
LIMS ID: 06-18116
Matrix: Soil
Data Release Authorized:
Reported: 10/05/06

QC Report No: JY78-Anchor Environmental
Project: Chinook
060354-01
Date Sampled: NA
Date Received: 09/29/06

Date Extracted: 10/03/06
Date Analyzed: 10/05/06 11:03
Instrument/Analyst: NT6/LJR
GPC Cleanup: No

Sample Amount: 7.50 g
Final Extract Volume: 0.50 mL
Dilution Factor: 1.00
Alumina Cleanup: No

Analyte	Lab Control	Spike Added	Recovery
Naphthalene	1390	1670	83.2%
2-Methylnaphthalene	1370	1670	82.0%
Acenaphthylene	1460	1670	87.4%
Acenaphthene	1390	1670	83.2%
Fluorene	1460	1670	87.4%
Phenanthrene	1500	1670	89.8%
Anthracene	1500	1670	89.8%
Fluoranthene	1550	1670	92.8%
Pyrene	1330	1670	79.6%
Benzo(a)anthracene	1500	1670	89.8%
Chrysene	1530	1670	91.6%
Benzo(b)fluoranthene	1390	1670	83.2%
Benzo(k)fluoranthene	1790	1670	107%
Benzo(a)pyrene	1600	1670	95.8%
Indeno(1,2,3-cd)pyrene	1280	1670	76.6%
Dibenz(a,h)anthracene	1360	1670	81.4%
Benzo(g,h,i)perylene	1290	1670	77.2%
Dibenzofuran	1410	1670	84.4%

Semivolatile Surrogate Recovery	
d14-p-Terphenyl	80.0%
2-Fluorobiphenyl	80.4%

Results reported in µg/kg

4B
SEMIVOLATILE METHOD BLANK SUMMARY

BLANK NO.

JY78MBS1

Lab Name: ANALYTICAL RESOURCES, INC Client: ANCHOR

ARI Job No: JY78 Project: CHINOOK

Lab File ID: JY78MB Date Extracted: 10/03/06

Instrument ID: NT6 Date Analyzed: 10/05/06

Matrix: SOLID Time Analyzed: 1031

THIS METHOD BLANK APPLIES TO THE FOLLOWING SAMPLES, MS and MSD:

	CLIENT SAMPLE NO.	LAB SAMPLE ID	LAB FILE ID	DATE ANALYZED
01	JY78LCSS1	JY78LCSS1	JY78SB	10/05/06
02	S1-B-092806	JY78H	JY78H	10/05/06
03	S41-092806	JY78I	JY78I	10/05/06
04	S1-A-092806	JY78J	JY78J	10/05/06
05	S1-A-092806 MS	JY78JMS	JY78JMS	10/05/06
06	S1-A-092806 MSD	JY78JMSD	JY78JMD	10/05/06
07				
08				
09				
10				
11				
12				
13				
14				
15				
16				
17				
18				
19				
20				
21				
22				
23				
24				
25				
26				
27				
28				
29				
30				

COMMENTS:

FORM IV SV

ANALYTICAL RESOURCES INCORPORATED

ORGANICS ANALYSIS DATA SHEET
PNAs by SW8270D GC/MS

Sample ID: MB-100306
METHOD BLANK

Lab Sample ID: MB-100306
LIMS ID: 06-18116
Matrix: Soil
Data Release Authorized:
Reported: 10/05/06

QC Report No: JY78-Anchor Environmental
Project: Chinook
060354-01
Date Sampled: NA
Date Received: NA

Date Extracted: 10/03/06
Date Analyzed: 10/05/06 10:31
Instrument/Analyst: NT6/LJR
GPC Cleanup: No
Alumina: No
Silica Gel: No

Sample Amount: 7.50 g
Final Extract Volume: 0.5 mL
Dilution Factor: 1.00
Percent Moisture: NA
pH: NA

CAS Number	Analyte	RL	Result
91-20-3	Naphthalene	67	< 67 U
91-57-6	2-Methylnaphthalene	67	< 67 U
208-96-8	Acenaphthylene	67	< 67 U
83-32-9	Acenaphthene	67	< 67 U
86-73-7	Fluorene	67	< 67 U
85-01-8	Phenanthrene	67	< 67 U
120-12-7	Anthracene	67	< 67 U
206-44-0	Fluoranthene	67	< 67 U
129-00-0	Pyrene	67	< 67 U
56-55-3	Benzo(a)anthracene	67	< 67 U
218-01-9	Chrysene	67	< 67 U
205-99-2	Benzo(b)fluoranthene	67	< 67 U
207-08-9	Benzo(k)fluoranthene	67	< 67 U
50-32-8	Benzo(a)pyrene	67	< 67 U
193-39-5	Indeno(1,2,3-cd)pyrene	67	< 67 U
53-70-3	Dibenz(a,h)anthracene	67	< 67 U
191-24-2	Benzo(g,h,i)perylene	67	< 67 U
132-64-9	Dibenzofuran	67	< 67 U

Reported in µg/kg (ppb)

Semivolatile Surrogate Recovery

d14-p-Terphenyl	68.4%
2-Fluorobiphenyl	56.4%

PCB

ANALYTICAL RESOURCES INCORPORATED

ORGANICS ANALYSIS DATA SHEET
PCB by GC/ECD Method SW8082
Page 1 of 1

Sample ID: RY1-092806
SAMPLE

Lab Sample ID: JY78A
LIMS ID: 06-18107
Matrix: Soil
Data Release Authorized:
Reported: 10/06/06

QC Report No: JY78-Anchor Environmental
Project: Chinook
060354-01
Date Sampled: 09/28/06
Date Received: 09/29/06

Date Extracted: 10/03/06
Date Analyzed: 10/05/06 20:53
Instrument/Analyst: ECD2/PK
GPC Cleanup: No
Sulfur Cleanup: Yes
Acid Cleanup: Yes
Florisil Cleanup: No

Sample Amount: 5.65 g-dry-wt
Final Extract Volume: 4.0 mL
Dilution Factor: 1.00
Silica Gel: No
pH: 7.3
Percent Moisture: 6.6%

CAS Number	Analyte	RL	Result
12674-11-2	Aroclor 1016	71	< 71 U
53469-21-9	Aroclor 1242	71	< 71 U
12672-29-6	Aroclor 1248	71	< 71 U
11097-69-1	**Aroclor 1254**	**71**	**300**
11096-82-5	Aroclor 1260	110	< 110 Y
11104-28-2	Aroclor 1221	71	< 71 U
11141-16-5	Aroclor 1232	71	< 71 U

Reported in µg/kg (ppb)

PCB Surrogate Recovery

Decachlorobiphenyl	99.2%
Tetrachlorometaxylene	102%

ANALYTICAL RESOURCES INCORPORATED

ORGANICS ANALYSIS DATA SHEET
PCB by GC/ECD Method SW8082
Page 1 of 1

Sample ID: RY2-092806
SAMPLE

Lab Sample ID: JY78B
LIMS ID: 06-18108
Matrix: Soil
Data Release Authorized:
Reported: 10/06/06

QC Report No: JY78-Anchor Environmental
Project: Chinook
060354-01
Date Sampled: 09/28/06
Date Received: 09/29/06

Date Extracted: 10/03/06
Date Analyzed: 10/05/06 21:13
Instrument/Analyst: ECD2/PK
GPC Cleanup: No
Sulfur Cleanup: Yes
Acid Cleanup: Yes
Florisil Cleanup: No

Sample Amount: 5.66 g-dry-wt
Final Extract Volume: 4.0 mL
Dilution Factor: 1.00
Silica Gel: No
pH: 8.0
Percent Moisture: 5.9%

CAS Number	Analyte	RL	Result
12674-11-2	Aroclor 1016	71	< 71 U
53469-21-9	Aroclor 1242	71	< 71 U
12672-29-6	Aroclor 1248	71	< 71 U
11097-69-1	**Aroclor 1254**	**71**	**180**
11096-82-5	**Aroclor 1260**	**71**	**86**
11104-28-2	Aroclor 1221	71	< 71 U
11141-16-5	Aroclor 1232	71	< 71 U

Reported in µg/kg (ppb)

PCB Surrogate Recovery

Decachlorobiphenyl	93.8%
Tetrachlorometaxylene	98.5%

ANALYTICAL RESOURCES INCORPORATED

ORGANICS ANALYSIS DATA SHEET
PCB by GC/ECD Method SW8082
Page 1 of 1

Sample ID: RY3-092806
SAMPLE

Lab Sample ID: JY78C
LIMS ID: 06-18109
Matrix: Soil
Data Release Authorized:
Reported: 10/06/06

QC Report No: JY78-Anchor Environmental
Project: Chinook
060354-01
Date Sampled: 09/28/06
Date Received: 09/29/06

Date Extracted: 10/03/06
Date Analyzed: 10/05/06 21:32
Instrument/Analyst: ECD2/PK
GPC Cleanup: No
Sulfur Cleanup: Yes
Acid Cleanup: Yes
Florisil Cleanup: No

Sample Amount: 12.3 g-dry-wt
Final Extract Volume: 4.0 mL
Dilution Factor: 1.00
Silica Gel: No
pH: 7.0
Percent Moisture: 5.5%

CAS Number	Analyte	RL	Result
12674-11-2	Aroclor 1016	32	< 32 U
53469-21-9	Aroclor 1242	32	< 32 U
12672-29-6	Aroclor 1248	32	< 32 U
11097-69-1	**Aroclor 1254**	**32**	**70**
11096-82-5	**Aroclor 1260**	**32**	**37**
11104-28-2	Aroclor 1221	32	< 32 U
11141-16-5	Aroclor 1232	32	< 32 U

Reported in µg/kg (ppb)

PCB Surrogate Recovery

Decachlorobiphenyl	95.5%
Tetrachlorometaxylene	104%

ANALYTICAL RESOURCES INCORPORATED

ORGANICS ANALYSIS DATA SHEET
PCB by GC/ECD Method SW8082
Page 1 of 1

Sample ID: RY5-092806
SAMPLE

Lab Sample ID: JY78E
LIMS ID: 06-18111
Matrix: Soil
Data Release Authorized:
Reported: 10/06/06

QC Report No: JY78-Anchor Environmental
Project: Chinook
060354-01
Date Sampled: 09/28/06
Date Received: 09/29/06

Date Extracted: 10/03/06
Date Analyzed: 10/05/06 22:32
Instrument/Analyst: ECD2/PK
GPC Cleanup: No
Sulfur Cleanup: Yes
Acid Cleanup: Yes
Florisil Cleanup: No

Sample Amount: 5.65 g-dry-wt
Final Extract Volume: 4.0 mL
Dilution Factor: 1.00
Silica Gel: No
pH: 6.4
Percent Moisture: 6.0%

CAS Number	Analyte	RL	Result
12674-11-2	Aroclor 1016	71	< 71 U
53469-21-9	Aroclor 1242	71	< 71 U
12672-29-6	Aroclor 1248	71	< 71 U
11097-69-1	**Aroclor 1254**	**71**	**170**
11096-82-5	**Aroclor 1260**	**71**	**190**
11104-28-2	Aroclor 1221	71	< 71 U
11141-16-5	Aroclor 1232	71	< 71 U

Reported in µg/kg (ppb)

PCB Surrogate Recovery

Decachlorobiphenyl	90.2%
Tetrachlorometaxylene	96.0%

ANALYTICAL RESOURCES INCORPORATED

ORGANICS ANALYSIS DATA SHEET
PCB by GC/ECD Method SW8082
Page 1 of 1

Sample ID: RY45-092806
SAMPLE

Lab Sample ID: JY78F
LIMS ID: 06-18112
Matrix: Soil
Data Release Authorized:
Reported: 10/06/06

QC Report No: JY78-Anchor Environmental
Project: Chinook
060354-01
Date Sampled: 09/28/06
Date Received: 09/29/06

Date Extracted: 10/03/06
Date Analyzed: 10/05/06 22:51
Instrument/Analyst: ECD2/PK
GPC Cleanup: No
Sulfur Cleanup: Yes
Acid Cleanup: Yes
Florisil Cleanup: No

Sample Amount: 12.2 g-dry-wt
Final Extract Volume: 4.0 mL
Dilution Factor: 1.00
Silica Gel: No
pH: 6.4
Percent Moisture: 5.9%

CAS Number	Analyte	RL	Result
12674-11-2	Aroclor 1016	33	< 33 U
53469-21-9	Aroclor 1242	33	< 33 U
12672-29-6	Aroclor 1248	33	< 33 U
11097-69-1	**Aroclor 1254**	**33**	**32 J**
11096-82-5	**Aroclor 1260**	**33**	**50**
11104-28-2	Aroclor 1221	33	< 33 U
11141-16-5	Aroclor 1232	33	< 33 U

Reported in µg/kg (ppb)

PCB Surrogate Recovery

Decachlorobiphenyl	70.8%
Tetrachlorometaxylene	72.2%

ANALYTICAL RESOURCES INCORPORATED

SW8082/PCB SOLIDS SURROGATE RECOVERY SUMMARY

Matrix: Soil

QC Report No: JY78-Anchor Environmental
Project: Chinook
060354-01

Client ID	DCBP % REC	DCBP LCL-UCL	TCMX % REC	TCMX LCL-UCL	TOT OUT
RY1-092806	99.2%	50-142	102%	50-123	0
RY2-092806	93.8%	50-142	98.5%	50-123	0
MB-100306	89.2%	52-142	96.8%	52-127	0
LCS-100306	96.5%	43-164	97.2%	43-145	0
RY3-092806	95.5%	50-142	104%	50-123	0
RY3-092806 MS	87.0%	50-142	93.0%	50-123	0
RY3-092806 MSD	91.0%	50-142	95.0%	50-123	0
RY5-092806	90.2%	50-142	96.0%	50-123	0
RY45-092806	70.8%	50-142	72.2%	50-123	0

Prep Method: SW3550B
Log Number Range: 06-18107 to 06-18112

ANALYTICAL RESOURCES INCORPORATED

ORGANICS ANALYSIS DATA SHEET
PCB by GC/ECD Method SW8082
Page 1 of 1

Sample ID: RY3-092806
MS/MSD

Lab Sample ID: JY78C
LIMS ID: 06-18109
Matrix: Soil
Data Release Authorized:
Reported: 10/06/06

QC Report No: JY78-Anchor Environmental
Project: Chinook
060354-01
Date Sampled: 09/28/06
Date Received: 09/29/06

Date Extracted MS/MSD: 10/03/06

Sample Amount MS: 12.3 g-dry-wt
MSD: 12.3 g-dry-wt

Date Analyzed MS: 10/05/06 21:52
MSD: 10/05/06 22:12

Final Extract Volume MS: 4.0 mL
MSD: 4.0 mL

Instrument/Analyst MS: ECD2/PK
MSD: ECD2/PK

Dilution Factor MS: 1.00
MSD: 1.00

GPC Cleanup: No
Sulfur Cleanup: Yes
Acid Cleanup: Yes
Florisil Cleanup: No

Silica Gel: No
pH: 7.0
Percent Moisture: 5.5%

Analyte	Sample	MS	Spike Added-MS	MS Recovery	MSD	Spike Added-MSD	MSD Recovery	RPD
Aroclor 1016	< 32.4 U	168	162	104%	140	162	86.4%	18.2%
Aroclor 1260	36.8	167	162	80.4%	172	162	83.5%	2.9%

Results reported in µg/kg (ppb)
RPD calculated using sample concentrations per SW846.

ANALYTICAL RESOURCES INCORPORATED

ORGANICS ANALYSIS DATA SHEET
PCB by GC/ECD Method SW8082
Page 1 of 1

Sample ID: RY3-092806
MATRIX SPIKE

Lab Sample ID: JY78C
LIMS ID: 06-18109
Matrix: Soil
Data Release Authorized:
Reported: 10/06/06

QC Report No: JY78-Anchor Environmental
Project: Chinook
060354-01
Date Sampled: 09/28/06
Date Received: 09/29/06

Date Extracted: 10/03/06
Date Analyzed: 10/05/06 21:52
Instrument/Analyst: ECD2/PK
GPC Cleanup: No
Sulfur Cleanup: Yes
Acid Cleanup: Yes
Florisil Cleanup: No

Sample Amount: 12.3 g-dry-wt
Final Extract Volume: 4.0 mL
Dilution Factor: 1.00
Silica Gel: No
pH: 7.0
Percent Moisture: 5.5%

CAS Number	Analyte	RL	Result
12674-11-2	Aroclor 1016	32	---
53469-21-9	Aroclor 1242	32	< 32 U
12672-29-6	Aroclor 1248	32	< 32 U
11097-69-1	**Aroclor 1254**	**32**	**80**
11096-82-5	Aroclor 1260	32	---
11104-28-2	Aroclor 1221	32	< 32 U
11141-16-5	Aroclor 1232	32	< 32 U

Reported in µg/kg (ppb)

PCB Surrogate Recovery

Decachlorobiphenyl	87.0%
Tetrachlorometaxylene	93.0%

ANALYTICAL RESOURCES INCORPORATED

ORGANICS ANALYSIS DATA SHEET
PCB by GC/ECD Method SW8082
Page 1 of 1

Sample ID: RY3-092806
MATRIX SPIKE DUP

Lab Sample ID: JY78C
LIMS ID: 06-18109
Matrix: Soil
Data Release Authorized:
Reported: 10/06/06

QC Report No: JY78-Anchor Environmental
Project: Chinook
060354-01
Date Sampled: 09/28/06
Date Received: 09/29/06

Date Extracted: 10/03/06
Date Analyzed: 10/05/06 22:12
Instrument/Analyst: ECD2/PK
GPC Cleanup: No
Sulfur Cleanup: Yes
Acid Cleanup: Yes
Florisil Cleanup: No

Sample Amount: 12.3 g-dry-wt
Final Extract Volume: 4.0 mL
Dilution Factor: 1.00
Silica Gel: No
pH: 7.0
Percent Moisture: 5.5%

CAS Number	Analyte	RL	Result
12674-11-2	Aroclor 1016	32	---
53469-21-9	Aroclor 1242	32	< 32 U
12672-29-6	Aroclor 1248	32	< 32 U
11097-69-1	**Aroclor 1254**	**32**	**87**
11096-82-5	Aroclor 1260	32	---
11104-28-2	Aroclor 1221	32	< 32 U
11141-16-5	Aroclor 1232	32	< 32 U

Reported in µg/kg (ppb)

PCB Surrogate Recovery

Decachlorobiphenyl	91.0%
Tetrachlorometaxylene	95.0%

ANALYTICAL RESOURCES INCORPORATED

ORGANICS ANALYSIS DATA SHEET
PCB by GC/ECD Method SW8082

Sample ID: LCS-100306
LAB CONTROL

Lab Sample ID: LCS-100306
LIMS ID: 06-18109
Matrix: Soil
Data Release Authorized:
Reported: 10/06/06

QC Report No: JY78-Anchor Environmental
Project: Chinook
060354-01
Date Sampled: NA
Date Received: NA

Date Extracted: 10/03/06
Date Analyzed: 10/05/06 20:33
Instrument/Analyst: ECD2/PK
GPC Cleanup: No
Sulfur Cleanup: Yes
Acid Cleanup: Yes
Florisil Cleanup: No

Sample Amount: 12.0 g-dry-wt
Final Extract Volume: 4.0 mL
Dilution Factor: 1.00
Silica Gel: No
pH: NA
Percent Moisture: NA

Analyte	Lab Control	Spike Added	Recovery
Aroclor 1016	146	167	87.4%
Aroclor 1260	155	167	92.8%

PCB Surrogate Recovery

Decachlorobiphenyl	96.5%
Tetrachlorometaxylene	97.2%

Results reported in µg/kg (ppb)

4

PCB METHOD BLANK SUMMARY

BLANK NO.

JY78MBS1

Lab Name: ANALYTICAL RESOURCES, INC Client: ANCHOR

ARI Job No.: JY78 Project: CHINOOK

Lab Sample ID: JY78MBS1 Lab File ID: 1005A032

Date Extracted: 10/03/06 Matrix: SOLID

Date Analyzed: 10/05/06 Instrument ID: ECD2

Time Analyzed: 2013 GC Columns: RTX-5/ZB35

THIS METHOD BLANK APPLIES TO THE FOLLOWING SAMPLES, MS and MSD:

	CLIENT SAMPLE NO.	LAB SAMPLE ID	DATE ANALYZED
01	JY78LCSS1	JY78LCSS1	10/05/06
02	RY1-092806	JY78A	10/05/06
03	RY2-092806	JY78B	10/05/06
04	RY3-092806	JY78C	10/05/06
05	RY3-092806 MS	JY78CMS	10/05/06
06	RY3-092806 MSD	JY78CMSD	10/05/06
07	RY5-092806	JY78E	10/05/06
08	RY45-092806	JY78F	10/05/06

ALL RUNS ARE DUAL COLUMN

ANALYTICAL RESOURCES INCORPORATED

ORGANICS ANALYSIS DATA SHEET
PCB by GC/ECD Method SW8082

Sample ID: MB-100306
METHOD BLANK

Lab Sample ID: MB-100306
LIMS ID: 06-18109
Matrix: Soil
Data Release Authorized:
Reported: 10/06/06

QC Report No: JY78-Anchor Environmental
Project: Chinook
060354-01
Date Sampled: NA
Date Received: NA

Date Extracted: 10/03/06
Date Analyzed: 10/05/06 20:13
Instrument/Analyst: ECD2/PK
GPC Cleanup: No
Sulfur Cleanup: Yes
Acid Cleanup: Yes
Florisil Cleanup: No

Sample Amount: 12.0 g
Final Extract Volume: 4.0 mL
Dilution Factor: 1.00
Silica Gel: No
pH: NA
Percent Moisture: NA

CAS Number	Analyte	RL	Result
12674-11-2	Aroclor 1016	33	< 33 U
53469-21-9	Aroclor 1242	33	< 33 U
12672-29-6	Aroclor 1248	33	< 33 U
11097-69-1	Aroclor 1254	33	< 33 U
11096-82-5	Aroclor 1260	33	< 33 U
11104-28-2	Aroclor 1221	33	< 33 U
11141-16-5	Aroclor 1232	33	< 33 U

Reported in µg/kg (ppb)

PCB Surrogate Recovery

Decachlorobiphenyl	89.2%
Tetrachlorometaxylene	96.8%

METALS

ANALYTICAL RESOURCES INCORPORATED

INORGANICS ANALYSIS DATA SHEET
TOTAL METALS

Sample ID: RY1-092806
SAMPLE

Lab Sample ID: JY78A
LIMS ID: 06-18107
Matrix: Soil
Data Release Authorized:
Reported: 10/04/06

QC Report No: JY78-Anchor Environmental
Project: Chinook
060354-01
Date Sampled: 09/28/06
Date Received: 09/29/06

Percent Total Solids: 92.6%

Prep Meth	Prep Date	Analysis Method	Analysis Date	CAS Number	Analyte	RL	mg/kg-dry	Q
CLP	10/03/06	7471A	10/03/06	7439-97-6	Mercury	0.04	0.04	U

U-Analyte undetected at given RL
RL-Reporting Limit

ANALYTICAL RESOURCES INCORPORATED

INORGANICS ANALYSIS DATA SHEET
TOTAL METALS

Sample ID: RY1-092806
DUPLICATE

Lab Sample ID: JY78A
LIMS ID: 06-18107
Matrix: Soil
Data Release Authorized:
Reported: 10/04/06

QC Report No: JY78-Anchor Environmental
Project: Chinook
060354-01
Date Sampled: 09/28/06
Date Received: 09/29/06

MATRIX DUPLICATE QUALITY CONTROL REPORT

Analyte	Analysis Method	Sample	Duplicate	RPD	Control Limit	Q
Mercury	7471A	0.04 U	0.04 U	0.0%	+/- 0.04	L

Reported in mg/kg-dry

*-Control Limit Not Met
L-RPD Invalid, Limit = Detection Limit

ANALYTICAL RESOURCES INCORPORATED

INORGANICS ANALYSIS DATA SHEET
TOTAL METALS

Sample ID: RY1-092806
MATRIX SPIKE

Lab Sample ID: JY78A
LIMS ID: 06-18107
Matrix: Soil
Data Release Authorized:
Reported: 10/04/06

QC Report No: JY78-Anchor Environmental
Project: Chinook
060354-01
Date Sampled: 09/28/06
Date Received: 09/29/06

MATRIX SPIKE QUALITY CONTROL REPORT

Analyte	Analysis Method	Sample	Spike	Spike Added	% Recovery	Q
Mercury	7471A	0.04 U	0.42	0.371	113%	

Reported in mg/kg-dry

N-Control Limit Not Met
H-% Recovery Not Applicable, Sample Concentration Too High
NA-Not Applicable, Analyte Not Spiked

Percent Recovery Limits: 75-125%

ANALYTICAL RESOURCES INCORPORATED

INORGANICS ANALYSIS DATA SHEET
TOTAL METALS

Sample ID: RY2-092806
SAMPLE

Lab Sample ID: JY78B
LIMS ID: 06-18108
Matrix: Soil
Data Release Authorized:
Reported: 10/04/06

QC Report No: JY78-Anchor Environmental
Project: Chinook
060354-01
Date Sampled: 09/28/06
Date Received: 09/29/06

Percent Total Solids: 91.4%

Prep Meth	Prep Date	Analysis Method	Analysis Date	CAS Number	Analyte	RL	mg/kg-dry	Q
CLP	10/03/06	7471A	10/03/06	7439-97-6	Mercury	0.04	0.04	U

U-Analyte undetected at given RL
RL-Reporting Limit

ANALYTICAL RESOURCES INCORPORATED

INORGANICS ANALYSIS DATA SHEET
TOTAL METALS

Sample ID: RY3-092806
SAMPLE

Lab Sample ID: JY78C
LIMS ID: 06-18109
Matrix: Soil
Data Release Authorized:
Reported: 10/04/06

QC Report No: JY78-Anchor Environmental
Project: Chinook
060354-01
Date Sampled: 09/28/06
Date Received: 09/29/06

Percent Total Solids: 94.2%

Prep Meth	Prep Date	Analysis Method	Analysis Date	CAS Number	Analyte	RL	mg/kg-dry	Q
CLP	10/03/06	7471A	10/03/06	7439-97-6	Mercury	0.04	0.04	U

U-Analyte undetected at given RL
RL-Reporting Limit

ANALYTICAL RESOURCES INCORPORATED

INORGANICS ANALYSIS DATA SHEET
TOTAL METALS

Sample ID: RY5-092806
SAMPLE

Lab Sample ID: JY78E
LIMS ID: 06-18111
Matrix: Soil
Data Release Authorized:
Reported: 10/04/06

QC Report No: JY78-Anchor Environmental
Project: Chinook
060354-01
Date Sampled: 09/28/06
Date Received: 09/29/06

Percent Total Solids: 94.1%

Prep Meth	Prep Date	Analysis Method	Analysis Date	CAS Number	Analyte	RL	mg/kg-dry	Q
CLP	10/03/06	7471A	10/03/06	7439-97-6	Mercury	0.04	0.04	U

U-Analyte undetected at given RL
RL-Reporting Limit

ANALYTICAL RESOURCES INCORPORATED

INORGANICS ANALYSIS DATA SHEET
TOTAL METALS

Sample ID: RY45-092806
SAMPLE

Lab Sample ID: JY78F
LIMS ID: 06-18112
Matrix: Soil
Data Release Authorized:
Reported: 10/04/06

QC Report No: JY78-Anchor Environmental
Project: Chinook
060354-01
Date Sampled: 09/28/06
Date Received: 09/29/06

Percent Total Solids: 94.0%

Prep Meth	Prep Date	Analysis Method	Analysis Date	CAS Number	Analyte	RL	mg/kg-dry	Q
CLP	10/03/06	7471A	10/03/06	7439-97-6	Mercury	0.04	0.04	U

U-Analyte undetected at given RL
RL-Reporting Limit

ANALYTICAL RESOURCES INCORPORATED

INORGANICS ANALYSIS DATA SHEET
TOTAL METALS

Sample ID: METHOD BLANK

Lab Sample ID: JY78MB
LIMS ID: 06-18108
Matrix: Soil
Data Release Authorized:
Reported: 10/04/06

QC Report No: JY78-Anchor Environmental
Project: Chinook
060354-01
Date Sampled: NA
Date Received: NA

Percent Total Solids: NA

Prep Meth	Prep Date	Analysis Method	Analysis Date	CAS Number	Analyte	RL	mg/kg-dry	Q
CLP	10/03/06	7471A	10/03/06	7439-97-6	Mercury	0.05	0.05	U

U-Analyte undetected at given RL
RL-Reporting Limit

ANALYTICAL RESOURCES INCORPORATED

INORGANICS ANALYSIS DATA SHEET
TOTAL METALS
Page 1 of 1

Sample ID: LAB CONTROL

Lab Sample ID: JY78LCS
LIMS ID: 06-18108
Matrix: Soil
Data Release Authorized:
Reported: 10/04/06

QC Report No: JY78-Anchor Environmental
Project: Chinook
060354-01
Date Sampled: NA
Date Received: NA

BLANK SPIKE QUALITY CONTROL REPORT

Analyte	Analysis Method	Spike Found	Spike Added	% Recovery	Q
Mercury	7471A	1.00	1.00	100%	

Reported in mg/kg-dry

N-Control limit not met
Control Limits: 80-120%

GENERAL CHEMISTRY

SAMPLE RESULTS-CONVENTIONALS
JY78-Anchor Environmental

ANALYTICAL RESOURCES INCORPORATED

Matrix: Soil
Data Release Authorized: MB
Reported: 10/06/06

Project: Chinook
Event: 060354-01
Date Sampled: 09/28/06
Date Received: 09/29/06

Client ID: S1-B-092806
ARI ID: 06-18114 JY78H

Analyte	Date	Method	Units	RL	Sample	
Total Solids	10/02/06 100206#1	EPA 160.3	Percent	0.01	53.10	
Total Cyanide	10/02/06 100206#1	EPA 335.2	mg/kg	0.47	< 0.47	U
Weak Acid Dissoc. Cyanide	10/03/06 100306#1	SM4500CN-I	mg/kg	0.47	< 0.47	U

RL Analytical reporting limit
U Undetected at reported detection limit

SAMPLE RESULTS-CONVENTIONALS
JY78-Anchor Environmental

ANALYTICAL RESOURCES INCORPORATED

Matrix: Soil
Data Release Authorized: MB
Reported: 10/06/06

Project: Chinook
Event: 060354-01
Date Sampled: 09/28/06
Date Received: 09/29/06

Client ID: S41-092806
ARI ID: 06-18115 JY78I

Analyte	Date	Method	Units	RL	Sample
Total Solids	10/02/06 100206#1	EPA 160.3	Percent	0.01	53.20
Total Cyanide	10/02/06 100206#1	EPA 335.2	mg/kg	0.47	< 0.47 U
Weak Acid Dissoc. Cyanide	10/03/06 100306#1	SM4500CN-I	mg/kg	0.47	< 0.47 U

RL Analytical reporting limit
U Undetected at reported detection limit

SAMPLE RESULTS-CONVENTIONALS
JY78-Anchor Environmental

ANALYTICAL RESOURCES INCORPORATED

Matrix: Soil
Data Release Authorized:
Reported: 10/06/06

Project: Chinook
Event: 060354-01
Date Sampled: 09/28/06
Date Received: 09/29/06

Client ID: S1-A-092806
ARI ID: 06-18116 JY78J

Analyte	Date	Method	Units	RL	Sample	
Total Solids	10/02/06 100206#1	EPA 160.3	Percent	0.01	55.70	
Total Cyanide	10/02/06 100206#1	EPA 335.2	mg/kg	0.45	0.90	
Weak Acid Dissoc. Cyanide	10/03/06 100306#1	SM4500CN-I	mg/kg	0.45	< 0.45	U

RL Analytical reporting limit
U Undetected at reported detection limit

REPLICATE RESULTS-CONVENTIONALS
JY78-Anchor Environmental

ANALYTICAL RESOURCES INCORPORATED

Matrix: Soil
Data Release Authorized: SMB
Reported: 10/06/06

Project: Chinook
Event: 060354-01
Date Sampled: 09/28/06
Date Received: 09/29/06

Analyte	Date	Units	Sample	Replicate(s)	RPD/RSD
ARI ID: JY78H Client ID: S1-B-092806					
Total Cyanide	10/02/06	mg/kg	< 0.47	< 0.47	NA
Weak Acid Dissoc. Cyanide	10/03/06	mg/kg	< 0.47	< 0.47	NA
ARI ID: JY78J Client ID: S1-A-092806					
Total Solids	10/02/06	Percent	55.70	56.10 55.70	0.4%

MS/MSD RESULTS-CONVENTIONALS
JY78-Anchor Environmental

ANALYTICAL RESOURCES INCORPORATED

Matrix: Soil
Data Release Authorized:
Reported: 10/06/06

Project: Chinook
Event: 060354-01
Date Sampled: 09/28/06
Date Received: 09/29/06

Analyte	Date	Units	Sample	Spike	Spike Added	Recovery
ARI ID: JY78H Client ID: S1-B-092806						
Total Cyanide	10/02/06	mg/kg	< 0.47	14	18	79.1%
Weak Acid Dissoc. Cyanide	10/03/06	mg/kg	< 0.47	14	18	79.1%

METHOD BLANK RESULTS-CONVENTIONALS
JY78-Anchor Environmental

ANALYTICAL RESOURCES INCORPORATED

Matrix: Soil
Data Release Authorized: RB
Reported: 10/06/06

Project: Chinook
Event: 060354-01
Date Sampled: NA
Date Received: NA

Analyte	Date	Units	Blank
Total Solids	10/02/06	Percent	< 0.01 U
Total Cyanide	10/02/06	mg/kg	< 0.005 U
Weak Acid Dissoc. Cyanide	10/03/06	mg/kg	< 0.005 U

STANDARD REFERENCE RESULTS-CONVENTIONALS
JY78-Anchor Environmental

ANALYTICAL RESOURCES INCORPORATED

Matrix: Soil
Data Release Authorized: MB
Reported: 10/06/06

Project: Chinook
Event: 060354-01
Date Sampled: NA
Date Received: NA

Analyte/SRM ID	Date	Units	SRM	True Value	Recovery
Total Cyanide EPA LCS-CN(0996)	10/02/06	mg/kg	5.7	5.6	101.8%
Weak Acid Dissoc. Cyanide SPEX #33-6AS	10/03/06	mg/kg	9.6	10	96.0%

Laboratory Data Package

prepared
for

ANCHOR ENVIRONMENTAL

Project: Chinook, 060354-01

ARI JOB NO: JY78

prepared
by

Analytical Resources, Inc.

PNA Analysis
QC Summary Data

prepared
for

ANCHOR ENVIRONMENTAL

Project: Chinook, 060354-01

ARI JOB NO: JY78

prepared
by

Analytical Resources, Inc.

ANALYTICAL RESOURCES INCORPORATED

SW8270 PNA SURROGATE RECOVERY SUMMARY

Matrix: Soil

QC Report No: JY78-Anchor Environmental
Project: Chinook
060354-01

Client ID	TER	FBP	TOT OUT
S1-B-092806	58.0%	67.2%	0
S41-092806	58.4%	67.2%	0
MB-100306	68.4%	56.4%	0
LCS-100306	80.0%	80.4%	0
S1-A-092806	42.0%	47.6%	0
S1-A-092806 MS	62.4%	68.8%	0
S1-A-092806 MSD	34.5%	37.0%	0

	LCS/MB LIMITS	QC LIMITS
(TER) = d14-p-Terphenyl	(39-110)	(18-121)
(FBP) = 2-Fluorobiphenyl	(40-88)	(37-96)

Prep Method: SW3550B
Log Number Range: 06-18114 to 06-18116

ANALYTICAL RESOURCES INCORPORATED

ORGANICS ANALYSIS DATA SHEET
PNAs by SW8270D GC/MS
Page 1 of 1

Sample ID: S1-A-092806
MS/MSD

Lab Sample ID: JY78J
LIMS ID: 06-18116
Matrix: Soil
Data Release Authorized:
Reported: 10/05/06

QC Report No: JY78-Anchor Environmental
Project: Chinook
060354-01
Date Sampled: 09/28/06
Date Received: 09/29/06

Date Extracted MS/MSD: 10/03/06

Date Analyzed MS: 10/05/06 13:43
MSD: 10/05/06 14:15
Instrument/Analyst MS: NT6/LJR
MSD: NT6/LJR
GPC Cleanup: No
Silica Gel Cleanup: No

Sample Amount MS: 7.73 g-dry-wt
MSD: 7.71 g-dry-wt
Final Extract Volume MS: 0.5 mL
MSD: 0.5 mL
Dilution Factor MS: 1.00
MSD: 1.00
Alumina Cleanup: No

Analyte	Sample	MS	Spike Added-MS	MS Recovery	MSD	Spike Added-MSD	MSD Recovery	RPD
Naphthalene	< 64.8	1190	1620	73.5%	583	1620	36.0%	68.5%
Acenaphthene	< 64.8	1120	1620	69.1%	593	1620	36.6%	61.5%
Fluoranthene	65.4	1460	1620	86.1%	833	1620	47.4%	54.7%
Benzo(a)anthracene	< 64.8	1180	1620	72.8%	655	1620	40.4%	57.2%

Results reported in µg/kg
RPD calculated using sample concentrations per SW846.

ANALYTICAL RESOURCES INCORPORATED

ORGANICS ANALYSIS DATA SHEET
PNAs by SW8270D GC/MS
Page 1 of 1

Sample ID: LCS-100306
LAB CONTROL

Lab Sample ID: LCS-100306
LIMS ID: 06-18116
Matrix: Soil
Data Release Authorized:
Reported: 10/05/06

QC Report No: JY78-Anchor Environmental
Project: Chinook
060354-01
Date Sampled: NA
Date Received: 09/29/06

Date Extracted: 10/03/06
Date Analyzed: 10/05/06 11:03
Instrument/Analyst: NT6/LJR
GPC Cleanup: No

Sample Amount: 7.50 g
Final Extract Volume: 0.50 mL
Dilution Factor: 1.00
Alumina Cleanup: No

Analyte	Lab Control	Spike Added	Recovery
Naphthalene	1390	1670	83.2%
2-Methylnaphthalene	1370	1670	82.0%
Acenaphthylene	1460	1670	87.4%
Acenaphthene	1390	1670	83.2%
Fluorene	1460	1670	87.4%
Phenanthrene	1500	1670	89.8%
Anthracene	1500	1670	89.8%
Fluoranthene	1550	1670	92.8%
Pyrene	1330	1670	79.6%
Benzo(a)anthracene	1500	1670	89.8%
Chrysene	1530	1670	91.6%
Benzo(b)fluoranthene	1390	1670	83.2%
Benzo(k)fluoranthene	1790	1670	107%
Benzo(a)pyrene	1600	1670	95.8%
Indeno(1,2,3-cd)pyrene	1280	1670	76.6%
Dibenz(a,h)anthracene	1360	1670	81.4%
Benzo(g,h,i)perylene	1290	1670	77.2%
Dibenzofuran	1410	1670	84.4%

Semivolatile Surrogate Recovery	
d14-p-Terphenyl	80.0%
2-Fluorobiphenyl	80.4%

Results reported in µg/kg

4B

SEMIVOLATILE METHOD BLANK SUMMARY

BLANK NO.

JY78MBS1

Lab Name: ANALYTICAL RESOURCES, INC Client: ANCHOR

ARI Job No: JY78 Project: CHINOOK

Lab File ID: JY78MB Date Extracted: 10/03/06

Instrument ID: NT6 Date Analyzed: 10/05/06

Matrix: SOLID Time Analyzed: 1031

THIS METHOD BLANK APPLIES TO THE FOLLOWING SAMPLES, MS and MSD:

	CLIENT SAMPLE NO.	LAB SAMPLE ID	LAB FILE ID	DATE ANALYZED
01	JY78LCSS1	JY78LCSS1	JY78SB	10/05/06
02	S1-B-092806	JY78H	JY78H	10/05/06
03	S41-092806	JY78I	JY78I	10/05/06
04	S1-A-092806	JY78J	JY78J	10/05/06
05	S1-A-092806 MS	JY78JMS	JY78JMS	10/05/06
06	S1-A-092806 MSD	JY78JMSD	JY78JMD	10/05/06
07				
08				
09				
10				
11				
12				
13				
14				
15				
16				
17				
18				
19				
20				
21				
22				
23				
24				
25				
26				
27				
28				
29				
30				

COMMENTS:

FORM IV SV

5B

SEMIVOLATILE ORGANIC INSTRUMENT PERFORMANCE CHECK
DECAFLUOROTRIPHENYLPHOSPHINE (DFTPP)

Lab Name: ANALYTICAL RESOURCES, INC Client: ANCHOR

Instrument ID: NT6 Project: CHINOOK

DFTPP Injection Date: 09/15/06 DFTPP Injection Time: 1230

m/e	ION ABUNDANCE CRITERIA	% RELATIVE ABUNDANCE
51	30.0 - 80.0% of mass 198	45.7
68	Less than 2.0% of mass 69	0.0 (0.0)1
69	Mass 69 relative abundance	52.5
70	Less than 2.0% of mass 69	0.0 (0.0)1
127	25.0 - 75.0% of mass 198	57.3
197	Less than 1.0% of mass 198	0.0
198	Base Peak, 100% relative abundance	100.0
199	5.0 to 9.0% of mass 198	6.7
275	10.0 - 30.0% of mass 198	21.9
365	Greater than 0.75% of mass 198	2.63
441	Present, but less than mass 443	10.2
442	40.0 - 110.0% of mass 198	70.6
443	15.0 - 24.0% of mass 442	13.8 (19.5)2

1-Value is % mass 69 2-Value is % mass 442

THIS CHECK APPLIES TO THE FOLLOWING SAMPLES, MS, MSD, BLANKS, AND STANDARDS:

	CLIENT SAMPLE NO.	LAB SAMPLE ID	LAB FILE ID	DATE ANALYZED	TIME ANALYZED
01	ABN 25	ABN 25	0250915	09/15/06	1230
02	ABN 80	ABN 80	0800915	09/15/06	1302
03	ABN 1	ABN 1	0010915	09/15/06	1334
04	ABN 40	ABN 40	0400915	09/15/06	1406
05	ABN 5	ABN 5	0050915	09/15/06	1438
06	ABN 10	ABN 10	0100915	09/15/06	1510
07					
08					
09					
10					
11					
12					
13					
14					
15					
16					
17					
18					
19					
20					
21					
22					

FORM V SV

5B

SEMIVOLATILE ORGANIC INSTRUMENT PERFORMANCE CHECK
DECAFLUOROTRIPHENYLPHOSPHINE (DFTPP)

Lab Name: ANALYTICAL RESOURCES, INC Client: ANCHOR

Instrument ID: NT6 Project: CHINOOK

DFTPP Injection Date: 10/05/06 DFTPP Injection Time: 0959

m/e	ION ABUNDANCE CRITERIA	% RELATIVE ABUNDANCE
51	30.0 - 80.0% of mass 198	44.8
68	Less than 2.0% of mass 69	0.0 (0.0)1
69	Mass 69 relative abundance	48.9
70	Less than 2.0% of mass 69	0.2 (0.5)1
127	25.0 - 75.0% of mass 198	52.0
197	Less than 1.0% of mass 198	0.0
198	Base Peak, 100% relative abundance	100.0
199	5.0 to 9.0% of mass 198	7.1
275	10.0 - 30.0% of mass 198	20.4
365	Greater than 0.75% of mass 198	2.64
441	Present, but less than mass 443	10.4
442	40.0 - 110.0% of mass 198	72.8
443	15.0 - 24.0% of mass 442	14.4 (19.7)2

1-Value is % mass 69 2-Value is % mass 442

THIS CHECK APPLIES TO THE FOLLOWING SAMPLES, MS, MSD, BLANKS, AND STANDARDS:

	CLIENT SAMPLE NO.	LAB SAMPLE ID	LAB FILE ID	DATE ANALYZED	TIME ANALYZED
01	ABN CCAL	ABN 25	CC1005	10/05/06	0959
02	JY78MBS1	JY78MBS1	JY78MB	10/05/06	1031
03	JY78LCSS1	JY78LCSS1	JY78SB	10/05/06	1103
04	S1-B-092806	JY78H	JY78H	10/05/06	1206
05	S41-092806	JY78I	JY78I	10/05/06	1238
06	S1-A-092806	JY78J	JY78J	10/05/06	1310
07	S1-A-092806 MS	JY78JMS	JY78JMS	10/05/06	1343
08	S1-A-092806 MSD	JY78JMSD	JY78JMD	10/05/06	1415
09					
10					
11					
12					
13					
14					
15					
16					
17					
18					
19					
20					
21					
22					

FORM V SV

8B

SEMIVOLATILE INTERNAL STANDARD AREA AND RT SUMMARY

Lab Name: ANALYTICAL RESOURCES, INC Client: ANCHOR

ARI Job No: JY78 Project: CHINOOK

Cont. Calib. ID: CC1005 Date Analyzed: 10/05/06

Instrument ID: NT6 Time Analyzed: 0959

		IS1(NPT) AREA	#	RT	#	IS2(ANT) AREA	#	RT	#	IS3(PHN) AREA	#	RT	#
	12 HOUR STD	565695		7.10		310106		9.87		435646		12.14	
	UPPER LIMIT	1131390		7.60		620212		10.37		871292		12.64	
	LOWER LIMIT	282848		6.60		155053		9.37		217823		11.64	
	CLIENT SAMP. NO.												
01	JY78MBS1	491480		7.09		281064		9.87		395001		12.13	
02	JY78LCSS1	520220		7.09		293176		9.87		414880		12.13	
03	S1-B-092806	502737		7.09		274110		9.86		384710		12.12	
04	S41-092806	521665		7.09		284207		9.86		395286		12.13	
05	S1-A-092806	570406		7.09		310402		9.87		434091		12.12	
06	S1-A-092806	535136		7.09		299925		9.87		456739		12.13	
07	S1-A-092806	572781		7.09		317642		9.87		460990		12.13	
08													
09													
10													
11													
12													
13													
14													
15													
16													
17													
18													
19													
20													
21													
22													

IS1 (NPT) = Naphthalene-d8
IS2 (ANT) = Acenaphthene-d10
IS3 (PHN) = Phenanthrene-d10

AREA UPPER LIMIT = +100% of internal standard area
AREA LOWER LIMIT = - 50% of internal standard area
RT UPPER LIMIT = + 0.50 minutes of internal standard RT
RT LOWER LIMIT = - 0.50 minutes of internal standard RT

Column used to flag internal standard area values with an asterisk.
* Values outside of QC limits.

FORM VIII SV-1

8C

SEMIVOLATILE INTERNAL STANDARD AREA AND RT SUMMARY

Lab Name: ANALYTICAL RESOURCES, INC Client: ANCHOR

ARI Job No: JY78 Project: CHINOOK

Cont. Calib. ID: CC1005 Date Analyzed: 10/05/06

Instrument ID: NT6 Time Analyzed: 0959

		IS4(CRY) AREA	#	RT	#	IS5(PRY) AREA	#	RT	#	AREA	#	RT	#
	12 HOUR STD	317327		16.29		388218		18.35					
	UPPER LIMIT	634654		16.79		776436		18.85					
	LOWER LIMIT	158664		15.79		194109		17.85					
	CLIENT SAMP. NO.												
01	JY78MBS1	317158		16.27		380026		18.33					
02	JY78LCSS1	339785		16.27		400995		18.33					
03	S1-B-092806	370435		16.26		423064		18.33					
04	S41-092806	382806		16.27		439049		18.33					
05	S1-A-092806	411549		16.27		468609		18.34					
06	S1-A-092806	426548		16.28		465874		18.35					
07	S1-A-092806	452945		16.27		506886		18.34					
08													
09													
10													
11													
12													
13													
14													
15													
16													
17													
18													
19													
20													
21													
22													

IS4 (CRY) = Chrysene-d12
IS5 (PRY) = Perylene-d12

AREA UPPER LIMIT = +100% of internal standard area
AREA LOWER LIMIT = - 50% of internal standard area
RT UPPER LIMIT = + 0.50 minutes of internal standard RT
RT LOWER LIMIT = - 0.50 minutes of internal standard RT

Column used to flag internal standard area values with an asterisk.
* Values outside of QC limits.

PNA Analysis
Sample Data

prepared
for

ANCHOR ENVIRONMENTAL

Project: Chinook, 060354-01

ARI JOB NO: JY78

prepared
by

Analytical Resources, Inc.

ANALYTICAL RESOURCES INCORPORATED

ORGANICS ANALYSIS DATA SHEET
PNAs by SW8270D GC/MS
Page 1 of 1

Sample ID: S1-B-092806
SAMPLE

Lab Sample ID: JY78H
LIMS ID: 06-18114
Matrix: Soil
Data Release Authorized:
Reported: 10/05/06

QC Report No: JY78-Anchor Environmental
Project: Chinook
060354-01
Date Sampled: 09/28/06
Date Received: 09/29/06

Date Extracted: 10/03/06
Date Analyzed: 10/05/06 12:06
Instrument/Analyst: NT6/LJR
GPC Cleanup: No
Alumina: No
Silica Gel: No

Sample Amount: 7.58 g-dry-wt
Final Extract Volume: 0.5 mL
Dilution Factor: 1.00
Percent Moisture: 47.7%
pH: 6.5

CAS Number	Analyte	RL	Result
91-20-3	Naphthalene	66	< 66 U
91-57-6	2-Methylnaphthalene	66	< 66 U
208-96-8	Acenaphthylene	66	< 66 U
83-32-9	Acenaphthene	66	< 66 U
86-73-7	Fluorene	66	< 66 U
85-01-8	Phenanthrene	66	< 66 U
120-12-7	Anthracene	66	< 66 U
206-44-0	Fluoranthene	66	< 66 U
129-00-0	Pyrene	66	< 66 U
56-55-3	Benzo(a)anthracene	66	< 66 U
218-01-9	Chrysene	66	< 66 U
205-99-2	Benzo(b)fluoranthene	66	< 66 U
207-08-9	Benzo(k)fluoranthene	66	< 66 U
50-32-8	Benzo(a)pyrene	66	< 66 U
193-39-5	Indeno(1,2,3-cd)pyrene	66	< 66 U
53-70-3	Dibenz(a,h)anthracene	66	< 66 U
191-24-2	Benzo(g,h,i)perylene	66	< 66 U
132-64-9	Dibenzofuran	66	< 66 U

Reported in µg/kg (ppb)

Semivolatile Surrogate Recovery

d14-p-Terphenyl	58.0%
2-Fluorobiphenyl	67.2%

Analytical Resources, Inc.

Semivolatile Report SW846 Method 8270D

Data file : /chem1/nt6.i/20061005.b/jy78h.d
Lab Smp Id: JY78H Client Smp ID: S1-B-092806
Inj Date : 05-OCT-2006 12:06
Operator : LJR/vts Inst ID: nt6.i
Smp Info : JY78H
Misc Info : 06-18114
Comment : 1ul Injection
Method : /chem1/nt6.i/20061005.b/SW846.m
Meth Date : 05-Oct-2006 12:01 jeff Quant Type: ISTD
Cal Date : 15-SEP-2006 13:02 Cal File: 0800915.d
Als bottle: 3
Dil Factor: 1.00000
Integrator: HP RTE Compound Sublist: pna.sub
Target Version: 3.50

LJT 10/5/06

Concentration Formula: Amt * DF * Vt/(Ws * (100 - M)/100) * CpndVariable

Name	Value	Description
DF	1.00000	Dilution Factor
Vt	500.00000	Volume of final extract (uL)
Ws	14.50000	Weight of sample extracted (g)
M	47.70000	% Moisture

Cpnd Variable Local Compound Variable

Compounds	QUANT SIG MASS	RT	EXP RT	REL RT	RESPONSE	CONCENTRATIONS ON-COLUMN (ug/mL)	FINAL (ug/kg)
* 27 Naphthalene-d8	136	7.085	7.101	(1.000)	502737	20.0000	
28 Naphthalene	128	Compound Not Detected.					
32 2-Methylnaphthalene	141	Compound Not Detected.					
105 1-methylnaphthalene	141	Compound Not Detected.					
$ 36 2-Fluorobiphenyl	172	8.912	8.923	(0.904)	324646	16.7705	1106
40 Acenaphthylene	152	Compound Not Detected.					
* 42 Acenaphthene-d10	164	9.863	9.874	(1.000)	274110	20.0000	
44 Acenaphthene	153	Compound Not Detected.					
46 Dibenzofuran	168	Compound Not Detected.					
49 Fluorene	166	Compound Not Detected.					
* 59 Phenanthrene-d10	188	12.123	12.144	(1.000)	384710	20.0000	
60 Phenanthrene	178	Compound Not Detected.					
61 Anthracene	178	Compound Not Detected.					
64 Fluoranthene	202	Compound Not Detected.					
65 Pyrene	202	Compound Not Detected.					

	Compounds	QUANT SIG MASS	RT	EXP RT	REL RT	RESPONSE	CONCENTRATIONS ON-COLUMN (ug/mL)	CONCENTRATIONS FINAL (ug/kg)
$	66 Terphenyl-d14	244	14.767	14.783	(0.908)	291432	14.4713	954.1
	68 Benzo(a)anthracene	228	Compound Not Detected.					
*	69 Chrysene-d12	240	16.263	16.290	(1.000)	370435	20.0000	
	71 Chrysene	228	Compound Not Detected.					
	74 Benzo(b)fluoranthene	252	Compound Not Detected.					
	75 Benzo(k)fluoranthene	252	Compound Not Detected.					
	76 Benzo(a)pyrene	252	Compound Not Detected.					
*	77 Perylene-d12	264	18.331	18.346	(1.000)	423064	20.0000	
	78 Indeno(1,2,3-cd)pyrene	276	Compound Not Detected.					
	79 Dibenzo(a,h)anthracene	278	Compound Not Detected.					
	80 Benzo(g,h,i)perylene	276	Compound Not Detected.					

Analytical Resources, Inc.

INTERNAL STANDARD COMPOUNDS
AREA AND RT SUMMARY

Instrument ID: nt6.i
Lab File ID: jy78h.d
Lab Smp Id: JY78H
Analysis Type: SV
Quant Type: ISTD
Operator: LJR/vts
Method File: /chem1/nt6.i/20061005.b/SW846.m
Misc Info: 06-18114

Calibration Date: 05-OCT-2006
Calibration Time: 09:59
Client Smp ID: S1-B-092806
Level: LOW
Sample Type: Soil

COMPOUND	STANDARD	AREA LIMIT LOWER	AREA LIMIT UPPER	SAMPLE	%DIFF
27 Naphthalene-d8	565695	282848	1131390	502737	-11.13
42 Acenaphthene-d10	310106	155053	620212	274110	-11.61
59 Phenanthrene-d10	435646	217823	871292	384710	-11.69
69 Chrysene-d12	317327	158664	634654	370435	16.74
77 Perylene-d12	388218	194109	776436	423064	8.98

COMPOUND	STANDARD	RT LIMIT LOWER	RT LIMIT UPPER	SAMPLE	%DIFF
27 Naphthalene-d8	7.10	6.60	7.60	7.09	-0.22
42 Acenaphthene-d10	9.87	9.37	10.37	9.86	-0.11
59 Phenanthrene-d10	12.14	11.64	12.64	12.12	-0.17
69 Chrysene-d12	16.29	15.79	16.79	16.26	-0.16
77 Perylene-d12	18.35	17.85	18.85	18.33	-0.09

AREA UPPER LIMIT = +100% of internal standard area.
AREA LOWER LIMIT = - 50% of internal standard area.
RT UPPER LIMIT = + 0.50 minutes of internal standard RT.
RT LOWER LIMIT = - 0.50 minutes of internal standard RT.

Analytical Resources, Inc.

RECOVERY REPORT

Client Name: Anchor
Sample Matrix: SOLID
Lab Smp Id: JY78H
Level: LOW
Data Type: MS DATA
SpikeList File: PSDDAMS.spk
Sublist File: pna.sub
Method File: /chem1/nt6.i/20061005.b/SW846.m
Misc Info: 06-18114

Client SDG: JY78
Fraction: SV
Client Smp ID: S1-B-092806
Operator: LJR/vts
SampleType: SAMPLE
Quant Type: ISTD

SURROGATE COMPOUND	CONC ADDED ug/kg	CONC RECOVERED ug/kg	% RECOVERED	LIMITS
$ 36 2-Fluorobiphenyl	1648	1106	67.08	30-160
$ 66 Terphenyl-d14	1648	954.1	57.89	30-123

Data File: /chem1/nt6.i/20061005.b/jy78h.d
Date : 05-OCT-2006 12:06
Client ID: S1-B-092806
Sample Info: JY78H
Volume Injected (uL): 1.0
Column phase: ZB-5

Instrument: nt6.i

Operator: LJR/vts
Column diameter: 0.32

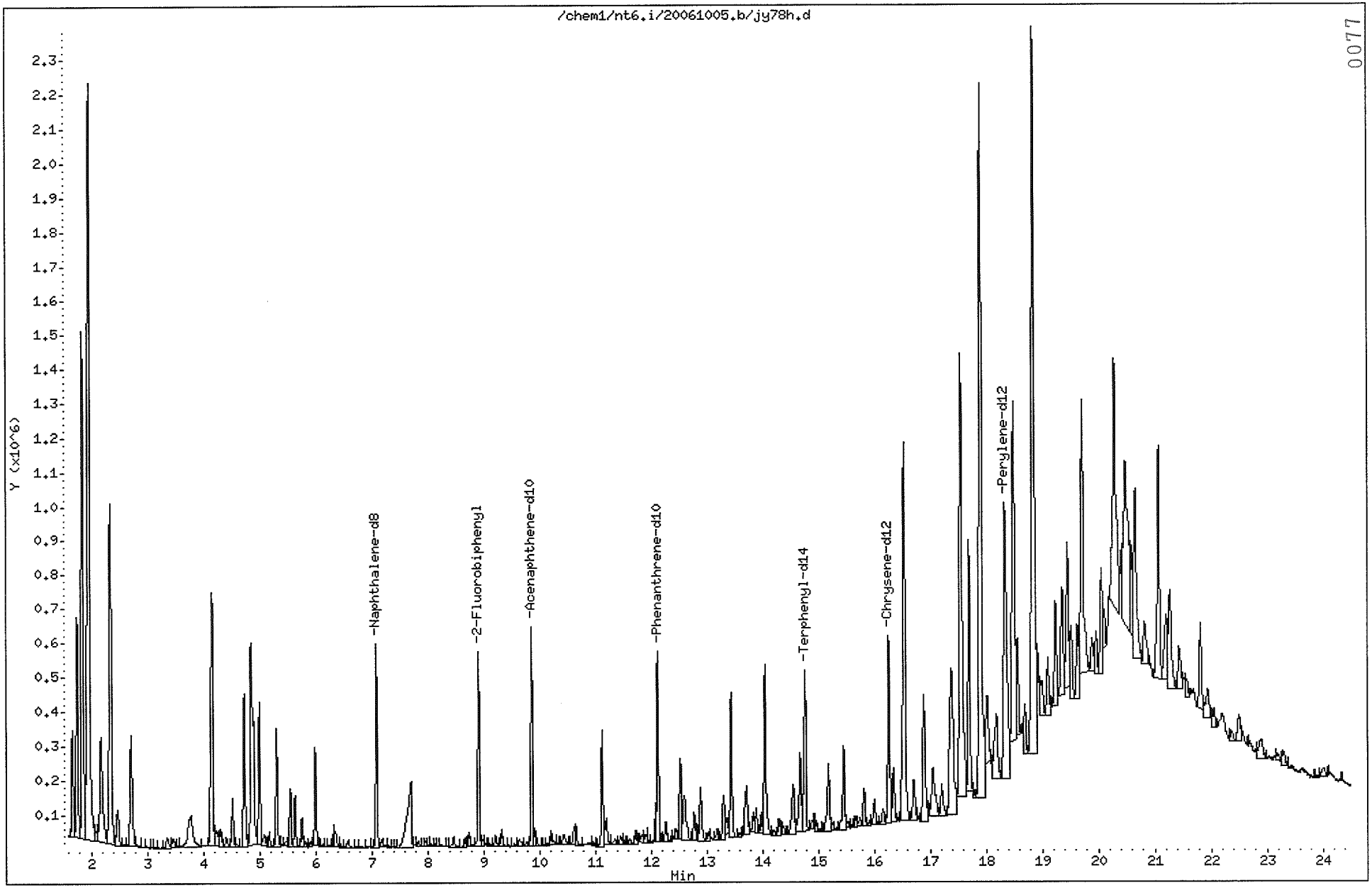

ANALYTICAL RESOURCES INCORPORATED

ORGANICS ANALYSIS DATA SHEET
PNAs by SW8270D GC/MS
Page 1 of 1

Sample ID: S41-092806
SAMPLE

Lab Sample ID: JY78I
LIMS ID: 06-18115
Matrix: Soil
Data Release Authorized:
Reported: 10/05/06

QC Report No: JY78-Anchor Environmental
Project: Chinook
060354-01
Date Sampled: 09/28/06
Date Received: 09/29/06

Date Extracted: 10/03/06
Date Analyzed: 10/05/06 12:38
Instrument/Analyst: NT6/LJR
GPC Cleanup: No
Alumina: No
Silica Gel: No

Sample Amount: 7.72 g-dry-wt
Final Extract Volume: 0.5 mL
Dilution Factor: 1.00
Percent Moisture: 51.9%
pH: 6.4

CAS Number	Analyte	RL	Result
91-20-3	Naphthalene	65	< 65 U
91-57-6	2-Methylnaphthalene	65	< 65 U
208-96-8	Acenaphthylene	65	< 65 U
83-32-9	Acenaphthene	65	< 65 U
86-73-7	Fluorene	65	< 65 U
85-01-8	Phenanthrene	65	< 65 U
120-12-7	Anthracene	65	< 65 U
206-44-0	Fluoranthene	65	< 65 U
129-00-0	Pyrene	65	< 65 U
56-55-3	Benzo(a)anthracene	65	< 65 U
218-01-9	Chrysene	65	< 65 U
205-99-2	Benzo(b)fluoranthene	65	< 65 U
207-08-9	Benzo(k)fluoranthene	65	< 65 U
50-32-8	Benzo(a)pyrene	65	< 65 U
193-39-5	Indeno(1,2,3-cd)pyrene	65	< 65 U
53-70-3	Dibenz(a,h)anthracene	65	< 65 U
191-24-2	Benzo(g,h,i)perylene	65	< 65 U
132-64-9	Dibenzofuran	65	< 65 U

Reported in µg/kg (ppb)

Semivolatile Surrogate Recovery

d14-p-Terphenyl	58.4%
2-Fluorobiphenyl	67.2%

Analytical Resources, Inc.

Semivolatile Report SW846 Method 8270D

Data file : /chem1/nt6.i/20061005.b/jy78i.d
Lab Smp Id: JY78I
Client Smp ID: S41-092806
Inj Date : 05-OCT-2006 12:38
Operator : LJR/vts
Inst ID: nt6.i
Smp Info : JY78I
Misc Info : 06-18115
Comment : 1ul Injection
Method : /chem1/nt6.i/20061005.b/SW846.m
Meth Date : 05-Oct-2006 12:01 jeff
Quant Type: ISTD
Cal Date : 15-SEP-2006 13:02
Cal File: 0800915.d
Als bottle: 4
Dil Factor: 1.00000
Integrator: HP RTE
Compound Sublist: pna.sub
Target Version: 3.50

LJR 10/5/06

Concentration Formula: Amt * DF * Vt/(Ws * (100 - M)/100) * CpndVariable

Name	Value	Description
DF	1.00000	Dilution Factor
Vt	500.00000	Volume of final extract (uL)
Ws	16.00000	Weight of sample extracted (g)
M	51.90000	% Moisture

Cpnd Variable Local Compound Variable

Compounds	QUANT SIG MASS	RT	EXP RT	REL RT	RESPONSE	CONCENTRATIONS ON-COLUMN (ug/mL)	CONCENTRATIONS FINAL (ug/kg)
* 27 Naphthalene-d8	136	7.086	7.101	(1.000)	521665	20.0000	
28 Naphthalene	128	Compound Not Detected.					
32 2-Methylnaphthalene	141	Compound Not Detected.					
105 1-methylnaphthalene	141	Compound Not Detected.					
$ 36 2-Fluorobiphenyl	172	8.913	8.923	(0.904)	336963	16.7884	1091
40 Acenaphthylene	152	Compound Not Detected.					
* 42 Acenaphthene-d10	164	9.864	9.874	(1.000)	284207	20.0000	
44 Acenaphthene	153	Compound Not Detected.					
46 Dibenzofuran	168	Compound Not Detected.					
49 Fluorene	166	Compound Not Detected.					
* 59 Phenanthrene-d10	188	12.129	12.144	(1.000)	395286	20.0000	
60 Phenanthrene	178	Compound Not Detected.					
61 Anthracene	178	Compound Not Detected.					
64 Fluoranthene	202	Compound Not Detected.					
65 Pyrene	202	Compound Not Detected.					

Compounds	QUANT SIG MASS	RT	EXP RT	REL RT	RESPONSE	CONCENTRATIONS ON-COLUMN (ug/mL)	CONCENTRATIONS FINAL (ug/kg)
$ 66 Terphenyl-d14	244	14.768	14.783	(0.908)	302819	14.5508	945.3
68 Benzo(a)anthracene	228	Compound Not Detected.					
* 69 Chrysene-d12	240	16.269	16.290	(1.000)	382806	20.0000	
71 Chrysene	228	Compound Not Detected.					
74 Benzo(b)fluoranthene	252	Compound Not Detected.					
75 Benzo(k)fluoranthene	252	Compound Not Detected.					
76 Benzo(a)pyrene	252	Compound Not Detected.					
* 77 Perylene-d12	264	18.331	18.346	(1.000)	439049	20.0000	
78 Indeno(1,2,3-cd)pyrene	276	Compound Not Detected.					
79 Dibenzo(a,h)anthracene	278	Compound Not Detected.					
80 Benzo(g,h,i)perylene	276	Compound Not Detected.					

Analytical Resources, Inc.

INTERNAL STANDARD COMPOUNDS
AREA AND RT SUMMARY

Instrument ID: nt6.i
Lab File ID: jy78i.d
Lab Smp Id: JY78I
Analysis Type: SV
Quant Type: ISTD
Operator: LJR/vts
Method File: /chem1/nt6.i/20061005.b/SW846.m
Misc Info: 06-18115

Calibration Date: 05-OCT-2006
Calibration Time: 09:59
Client Smp ID: S41-092806
Level: LOW
Sample Type: Soil

COMPOUND	STANDARD	AREA LIMIT LOWER	AREA LIMIT UPPER	SAMPLE	%DIFF
27 Naphthalene-d8	565695	282848	1131390	521665	-7.78
42 Acenaphthene-d10	310106	155053	620212	284207	-8.35
59 Phenanthrene-d10	435646	217823	871292	395286	-9.26
69 Chrysene-d12	317327	158664	634654	382806	20.63
77 Perylene-d12	388218	194109	776436	439049	13.09

COMPOUND	STANDARD	RT LIMIT LOWER	RT LIMIT UPPER	SAMPLE	%DIFF
27 Naphthalene-d8	7.10	6.60	7.60	7.09	-0.22
42 Acenaphthene-d10	9.87	9.37	10.37	9.86	-0.10
59 Phenanthrene-d10	12.14	11.64	12.64	12.13	-0.13
69 Chrysene-d12	16.29	15.79	16.79	16.27	-0.13
77 Perylene-d12	18.35	17.85	18.85	18.33	-0.08

AREA UPPER LIMIT = +100% of internal standard area.
AREA LOWER LIMIT = - 50% of internal standard area.
RT UPPER LIMIT = + 0.50 minutes of internal standard RT.
RT LOWER LIMIT = - 0.50 minutes of internal standard RT.

Analytical Resources, Inc.

RECOVERY REPORT

Client Name: Anchor
Sample Matrix: SOLID
Lab Smp Id: JY78I
Level: LOW
Data Type: MS DATA
SpikeList File: PSDDAMS.spk
Sublist File: pna.sub
Method File: /chem1/nt6.i/20061005.b/SW846.m
Misc Info: 06-18115

Client SDG: JY78
Fraction: SV
Client Smp ID: S41-092806
Operator: LJR/vts
SampleType: SAMPLE
Quant Type: ISTD

SURROGATE COMPOUND	CONC ADDED ug/kg	CONC RECOVERED ug/kg	% RECOVERED	LIMITS
$ 36 2-Fluorobiphenyl	1624	1091	67.15	30-160
$ 66 Terphenyl-d14	1624	945.3	58.20	30-123

Data File: /chem1/nt6.i/20061005.b/jy78i.d
Date : 05-OCT-2006 12:38
Client ID: S41-092806
Sample Info: JY78I
Volume Injected (uL): 1.0
Column phase: ZB-5

Instrument: nt6.i
Operator: LJR/vts
Column diameter: 0.32

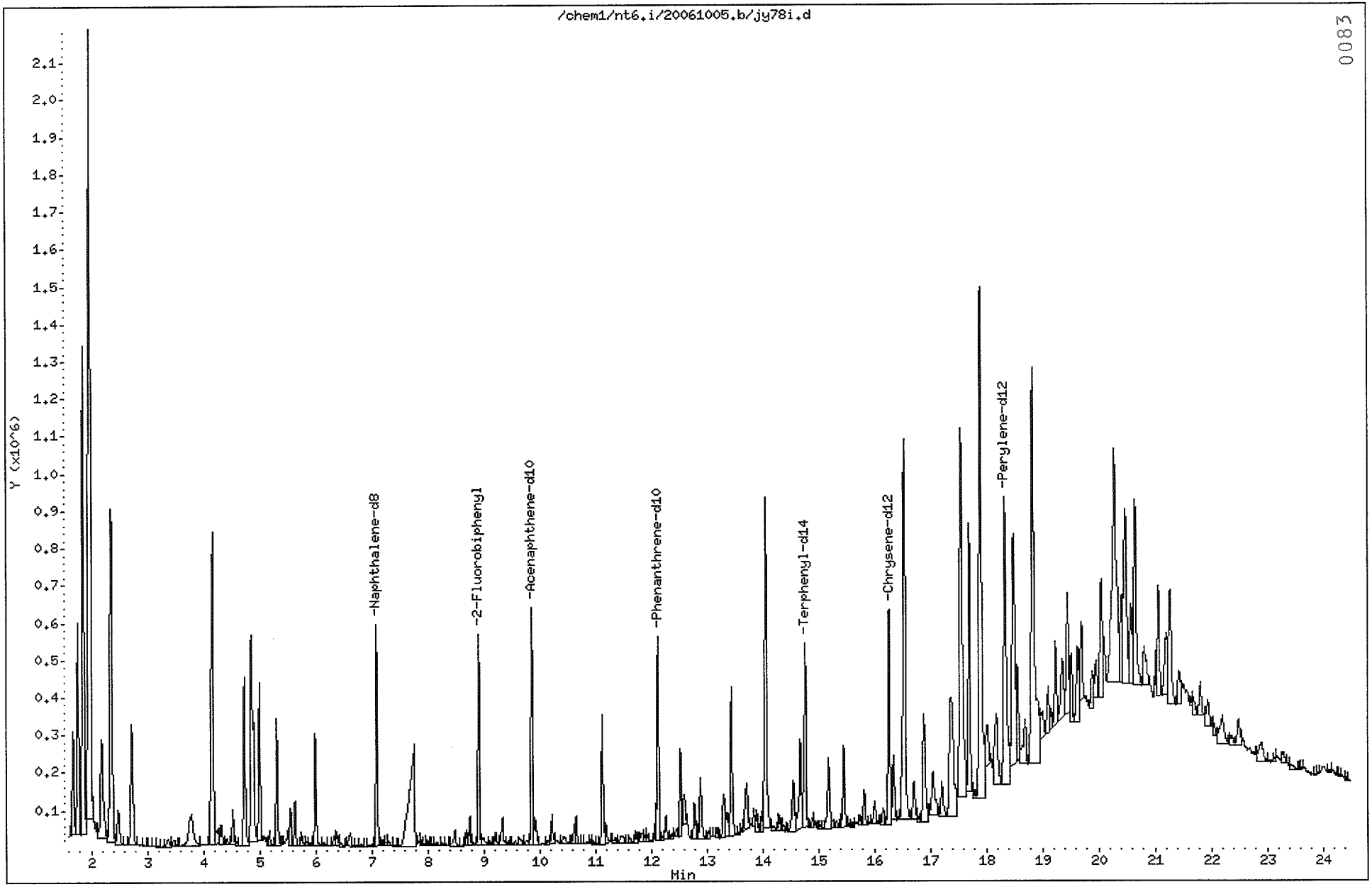

ANALYTICAL RESOURCES INCORPORATED

ORGANICS ANALYSIS DATA SHEET
PNAs by SW8270D GC/MS
Page 1 of 1

Sample ID: S1-A-092806
SAMPLE

Lab Sample ID: JY78J
LIMS ID: 06-18116
Matrix: Soil
Data Release Authorized:
Reported: 10/05/06

QC Report No: JY78-Anchor Environmental
Project: Chinook
060354-01
Date Sampled: 09/28/06
Date Received: 09/29/06

Date Extracted: 10/03/06
Date Analyzed: 10/05/06 13:10
Instrument/Analyst: NT6/LJR
GPC Cleanup: No
Alumina: No
Silica Gel: No

Sample Amount: 7.72 g-dry-wt
Final Extract Volume: 0.5 mL
Dilution Factor: 1.00
Percent Moisture: 44.9%
pH: 6.2

CAS Number	Analyte	RL	Result
91-20-3	Naphthalene	65	< 65 U
91-57-6	2-Methylnaphthalene	65	< 65 U
208-96-8	Acenaphthylene	65	< 65 U
83-32-9	Acenaphthene	65	< 65 U
86-73-7	Fluorene	65	< 65 U
85-01-8	Phenanthrene	65	< 65 U
120-12-7	Anthracene	65	< 65 U
206-44-0	**Fluoranthene**	**65**	**65**
129-00-0	Pyrene	65	< 65 U
56-55-3	Benzo(a)anthracene	65	< 65 U
218-01-9	**Chrysene**	**65**	**94**
205-99-2	**Benzo(b)fluoranthene**	**65**	**60 J**
207-08-9	**Benzo(k)fluoranthene**	**65**	**88**
50-32-8	Benzo(a)pyrene	65	< 65 U
193-39-5	Indeno(1,2,3-cd)pyrene	65	< 65 U
53-70-3	Dibenz(a,h)anthracene	65	< 65 U
191-24-2	Benzo(g,h,i)perylene	65	< 65 U
132-64-9	Dibenzofuran	65	< 65 U

Reported in µg/kg (ppb)

Semivolatile Surrogate Recovery	
d14-p-Terphenyl	42.0%
2-Fluorobiphenyl	47.6%

Analytical Resources, Inc.

Semivolatile Report SW846 Method 8270D

Data file : /chem1/nt6.i/20061005.b/jy78j.d
Lab Smp Id: JY78J Client Smp ID: S1-A-092806
Inj Date : 05-OCT-2006 13:10
Operator : LJR/vts Inst ID: nt6.i
Smp Info : JY78J
Misc Info : 06-18116
Comment : 1ul Injection
Method : /chem1/nt6.i/20061005.b/SW846.m
Meth Date : 05-Oct-2006 12:01 jeff Quant Type: ISTD
Cal Date : 15-SEP-2006 13:02 Cal File: 0800915.d
Als bottle: 5
Dil Factor: 1.00000
Integrator: HP RTE Compound Sublist: pna.sub
Target Version: 3.50

LJK 10/5/06

Concentration Formula: Amt * DF * Vt/(Ws * (100 - M)/100) * CpndVariable

Name	Value	Description
DF	1.00000	Dilution Factor
Vt	500.00000	Volume of final extract (uL)
Ws	14.00000	Weight of sample extracted (g)
M	44.90000	% Moisture

Cpnd Variable Local Compound Variable

	Compounds	QUANT SIG MASS	RT	EXP RT	REL RT	RESPONSE	CONCENTRATIONS ON-COLUMN (ug/mL)	FINAL (ug/kg)
*	27 Naphthalene-d8	136	7.087	7.101	(1.000)	570406	20.0000	
	28 Naphthalene	128	Compound Not Detected.					
	32 2-Methylnaphthalene	141	Compound Not Detected.					
	105 1-methylnaphthalene	141	Compound Not Detected.					
$	36 2-Fluorobiphenyl	172	8.919	8.923	(0.904)	261177	11.9144	772.3
	40 Acenaphthylene	152	Compound Not Detected.					
*	42 Acenaphthene-d10	164	9.865	9.874	(1.000)	310402	20.0000	
	44 Acenaphthene	153	Compound Not Detected.					
	46 Dibenzofuran	168	Compound Not Detected.					
	49 Fluorene	166	Compound Not Detected.					
*	59 Phenanthrene-d10	188	12.125	12.144	(1.000)	434091	20.0000	
	60 Phenanthrene	178	Compound Not Detected.					
	61 Anthracene	178	Compound Not Detected.					
	64 Fluoranthene	202	14.005	14.030	(1.155)	25801	1.00922	65.41
	65 Pyrene	202	Compound Not Detected.					

	Compounds	QUANT SIG MASS	RT	EXP RT	REL RT	RESPONSE	CONCENTRATIONS ON-COLUMN (ug/mL)	FINAL (ug/kg)
$	66 Terphenyl-d14	244	14.769	14.783	(0.908)	235495	10.5255	682.2
	68 Benzo(a)anthracene	228	Compound Not Detected.					
*	69 Chrysene-d12	240	16.270	16.290	(1.000)	411549	20.0000	
	71 Chrysene	228	16.302	16.322	(1.002)	40587	1.44530	93.68(M)
	74 Benzo(b)fluoranthene	252	17.835	17.860	(0.973)	26609	0.92778	60.14(M)
	75 Benzo(k)fluoranthene	252	17.835	17.892	(0.973)	43253	1.36061	88.19(M)
	76 Benzo(a)pyrene	252	Compound Not Detected.					
*	77 Perylene-d12	264	18.338	18.346	(1.000)	468609	20.0000	
	78 Indeno(1,2,3-cd)pyrene	276	Compound Not Detected.					
	79 Dibenzo(a,h)anthracene	278	Compound Not Detected.					
	80 Benzo(g,h,i)perylene	276	19.914	19.938	(1.086)	19830	0.56516	36.63(M)

QC Flag Legend

M - Compound response manually integrated.

Analytical Resources, Inc.

INTERNAL STANDARD COMPOUNDS
AREA AND RT SUMMARY

Instrument ID: nt6.i
Lab File ID: jy78j.d
Lab Smp Id: JY78J
Analysis Type: SV
Quant Type: ISTD
Operator: LJR/vts
Method File: /chem1/nt6.i/20061005.b/SW846.m
Misc Info: 06-18116

Calibration Date: 05-OCT-2006
Calibration Time: 09:59
Client Smp ID: S1-A-092806
Level: LOW
Sample Type: Soil

COMPOUND	STANDARD	AREA LIMIT LOWER	AREA LIMIT UPPER	SAMPLE	%DIFF
27 Naphthalene-d8	565695	282848	1131390	570406	0.83
42 Acenaphthene-d10	310106	155053	620212	310402	0.10
59 Phenanthrene-d10	435646	217823	871292	434091	-0.36
69 Chrysene-d12	317327	158664	634654	411549	29.69
77 Perylene-d12	388218	194109	776436	468609	20.71

COMPOUND	STANDARD	RT LIMIT LOWER	RT LIMIT UPPER	SAMPLE	%DIFF
27 Naphthalene-d8	7.10	6.60	7.60	7.09	-0.20
42 Acenaphthene-d10	9.87	9.37	10.37	9.87	-0.09
59 Phenanthrene-d10	12.14	11.64	12.64	12.12	-0.16
69 Chrysene-d12	16.29	15.79	16.79	16.27	-0.12
77 Perylene-d12	18.35	17.85	18.85	18.34	-0.05

AREA UPPER LIMIT = +100% of internal standard area.
AREA LOWER LIMIT = - 50% of internal standard area.
RT UPPER LIMIT = + 0.50 minutes of internal standard RT.
RT LOWER LIMIT = - 0.50 minutes of internal standard RT.

Analytical Resources, Inc.

RECOVERY REPORT

Client Name: Anchor
Sample Matrix: SOLID
Lab Smp Id: JY78J
Level: LOW
Data Type: MS DATA
SpikeList File: PSDDAMS.spk
Sublist File: pna.sub
Method File: /chem1/nt6.i/20061005.b/SW846.m
Misc Info: 06-18116

Client SDG: JY78
Fraction: SV
Client Smp ID: S1-A-092806
Operator: LJR/vts
SampleType: SAMPLE
Quant Type: ISTD

SURROGATE COMPOUND	CONC ADDED ug/kg	CONC RECOVERED ug/kg	% RECOVERED	LIMITS
$ 36 2-Fluorobiphenyl	1620	772.3	47.66	30-160
$ 66 Terphenyl-d14	1620	682.2	42.10	30-123

Data File: /chem1/nt6.i/20061005.b/jy78j.d
Date : 05-OCT-2006 13:10
Client ID: S1-A-092806
Sample Info: JY78J
Volume Injected (uL): 1.0
Column phase: ZB-5

Instrument: nt6.i
Operator: LJR/vts
Column diameter: 0.32

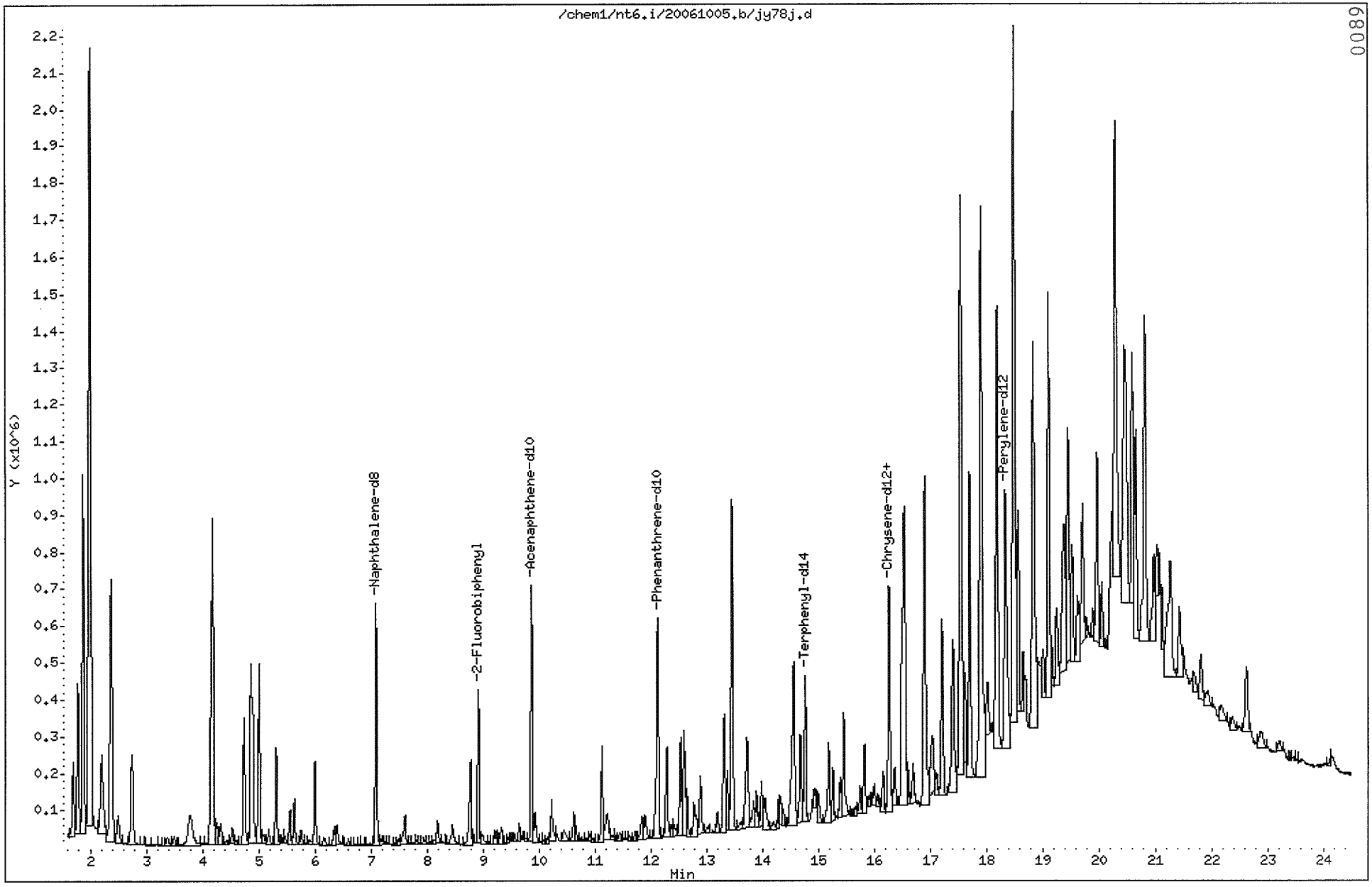

Data File: /chem1/nt6.i/20061005.b/jy78j.d

Date : 05-OCT-2006 13:10

Client ID: S1-A-092806

Instrument: nt6.i

Sample Info: JY78J

Volume Injected (uL): 1.0

Operator: LJR/vts

Column phase: ZB-5

Column diameter: 0.32

64 Fluoranthene

Concentration: 65.41 ug/kg

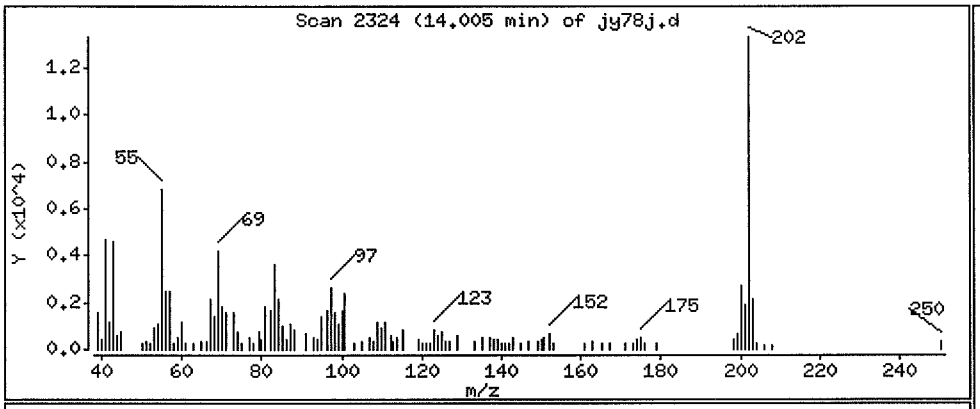

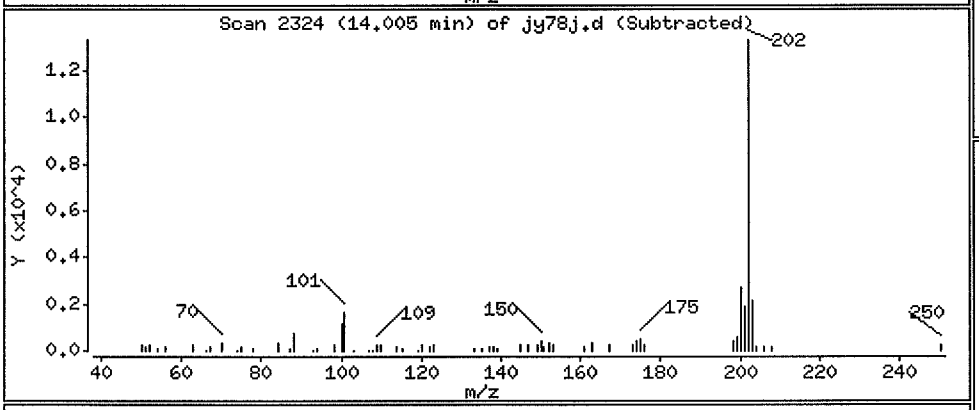

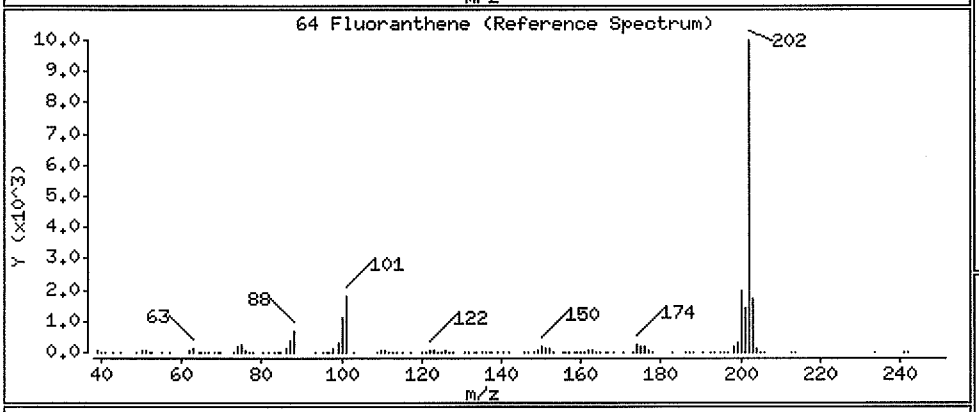

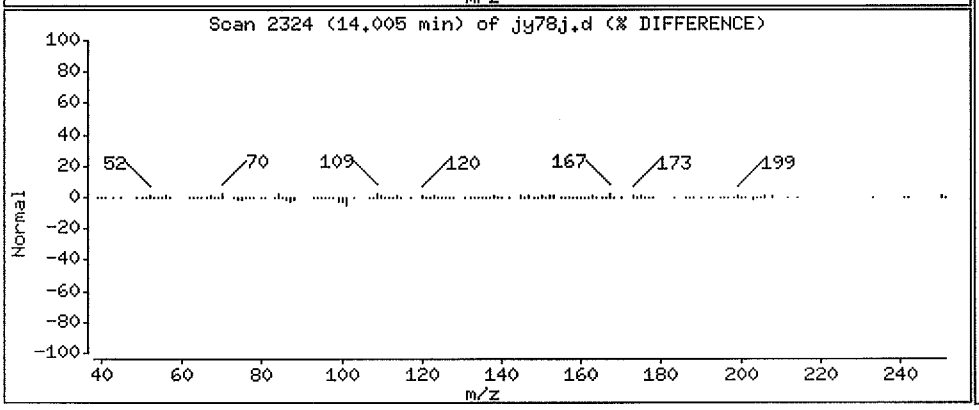

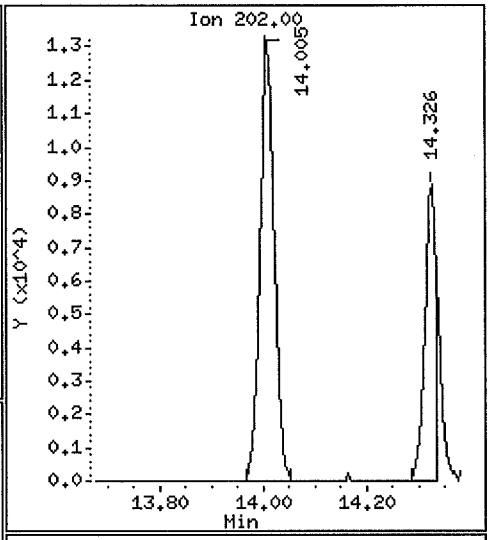

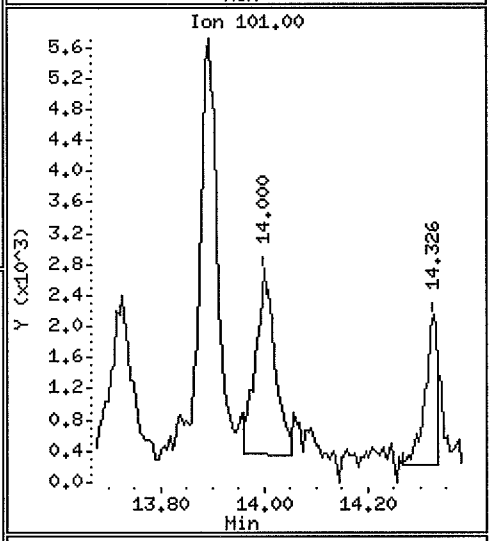

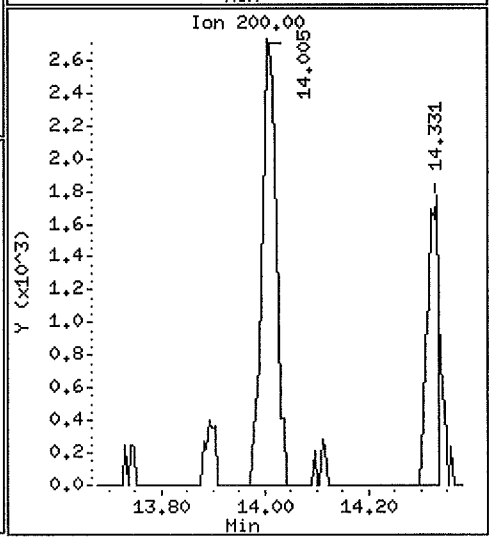

Data File: /chem1/nt6.i/20061005.b/jy78j.d

Date : 05-OCT-2006 13:10

Client ID: S1-A-092806

Instrument: nt6.i

Sample Info: JY78J

Volume Injected (uL): 1.0

Operator: LJR/vts

Column phase: ZB-5

Column diameter: 0.32

71 Chrysene

Concentration: 93.68 ug/kg

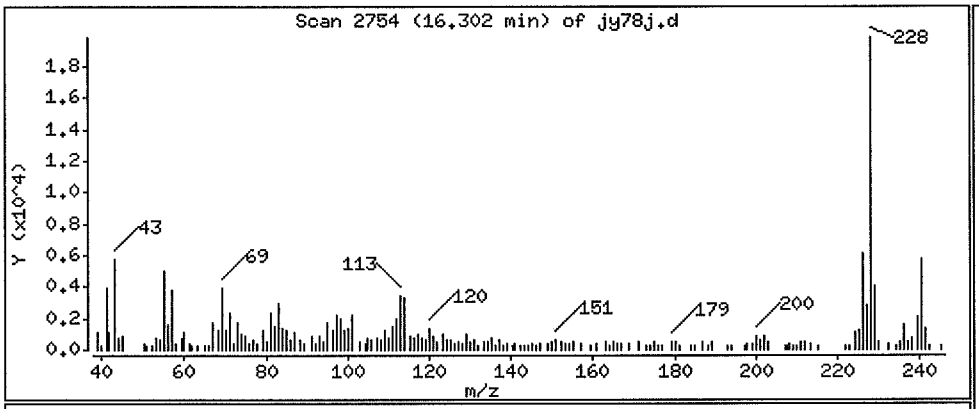

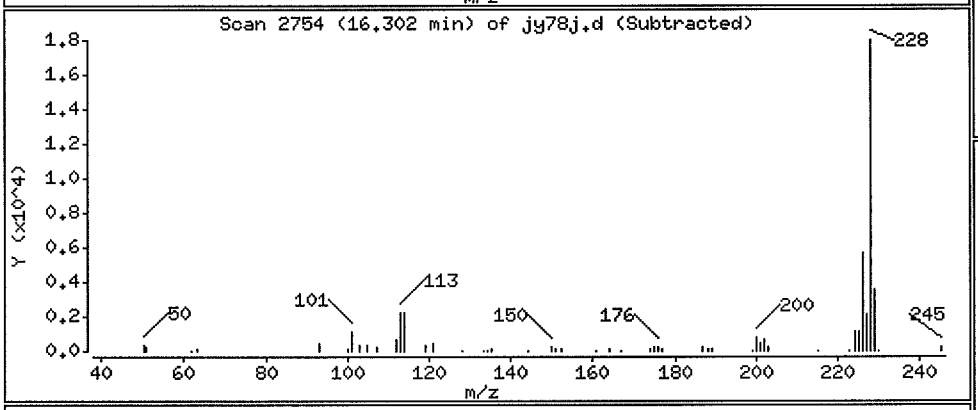

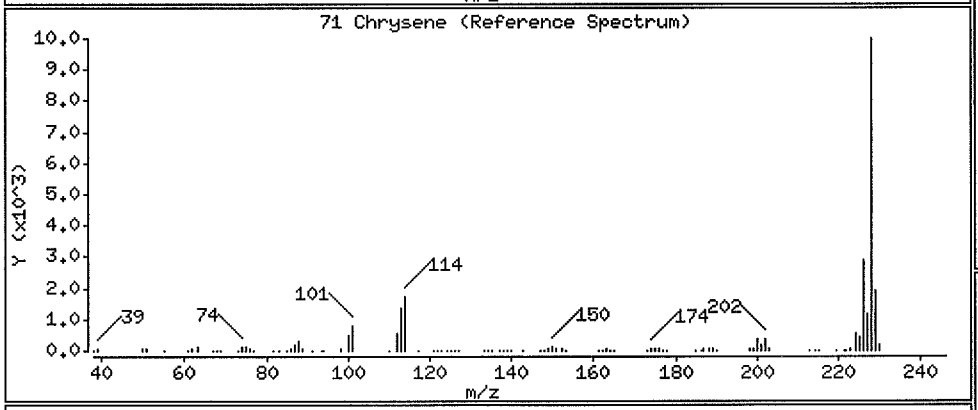

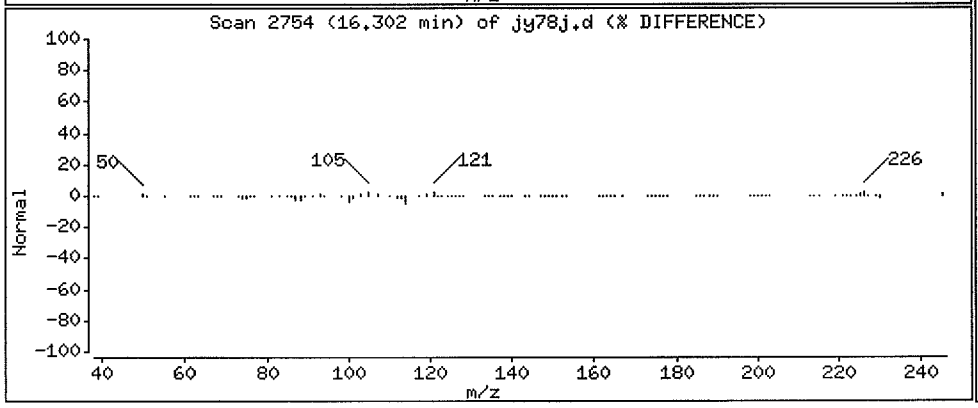

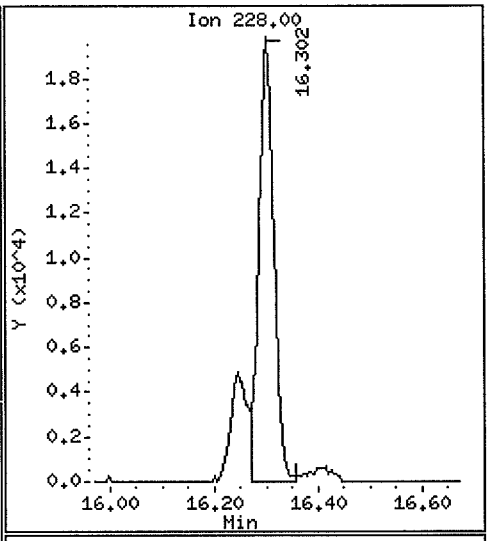

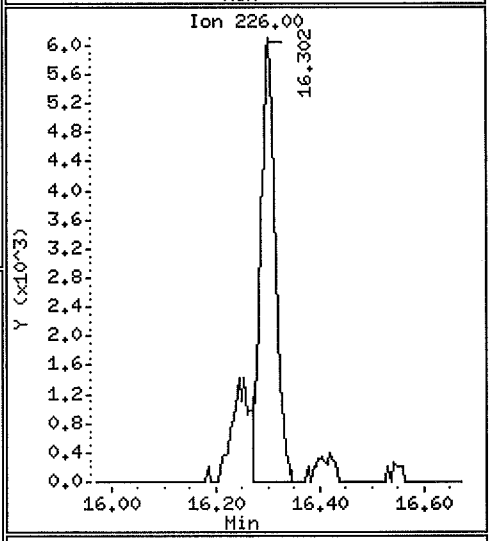

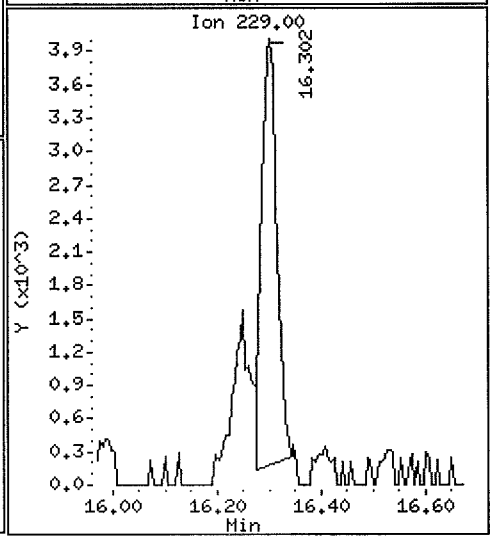

Data File: /chem1/nt6.i/20061005.b/jy78j.d

Date : 05-OCT-2006 13:10

Client ID: S1-A-092806

Instrument: nt6.i

Sample Info: JY78J

Volume Injected (uL): 1.0

Operator: LJR/vts

Column phase: ZB-5

Column diameter: 0.32

JLR

74 Benzo(b)fluoranthene

Concentration: 60.14 ug/kg

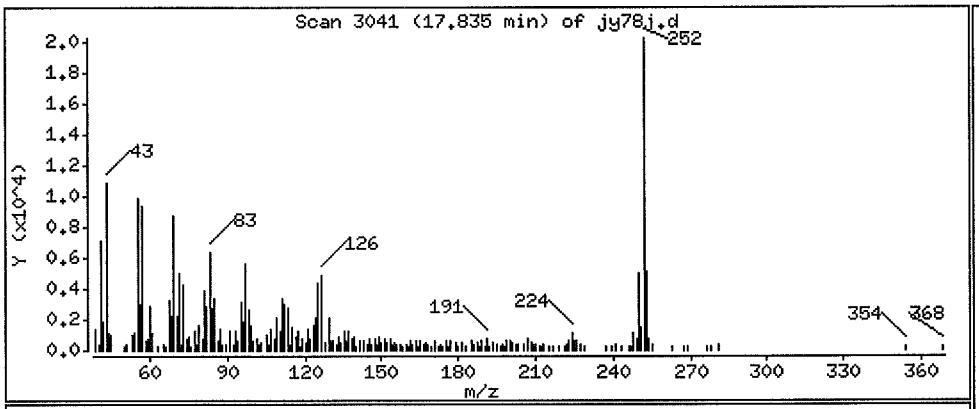

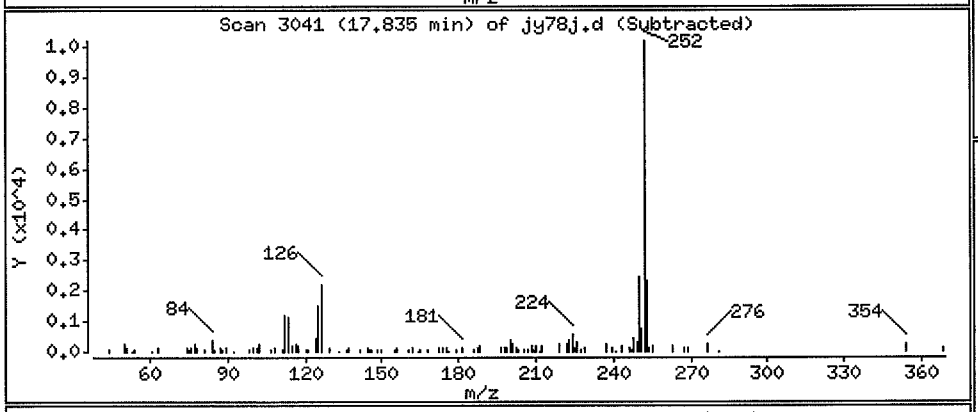

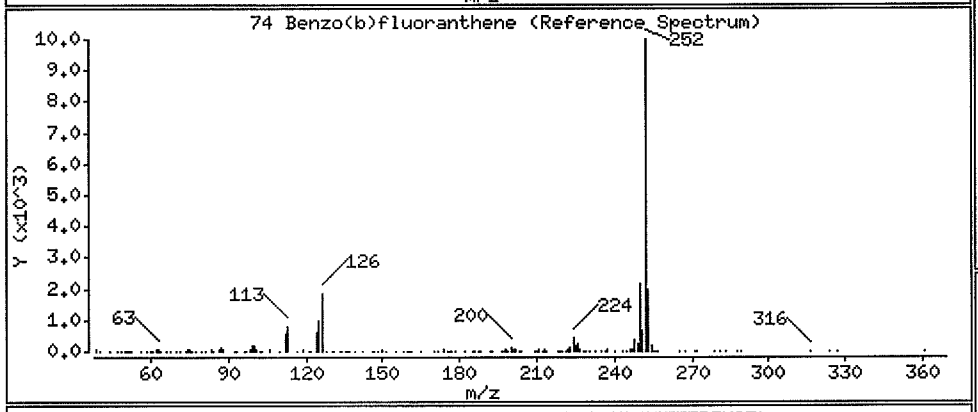

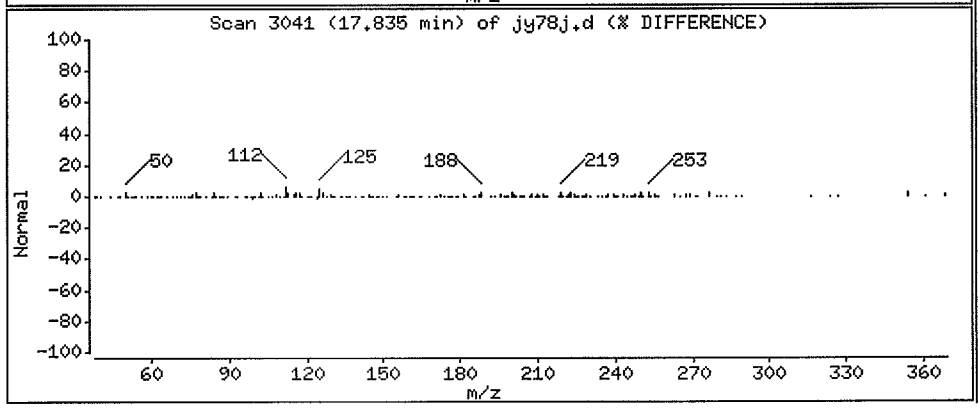

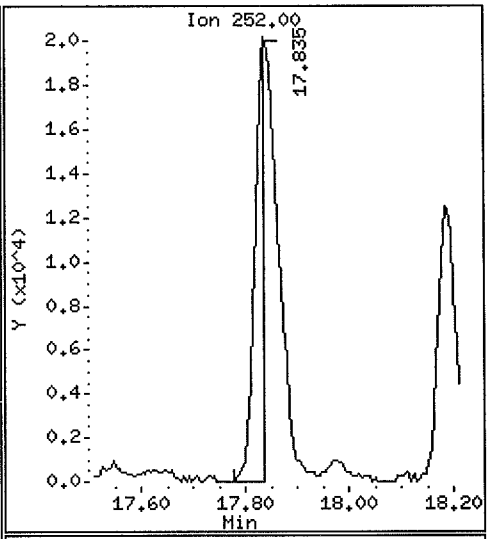

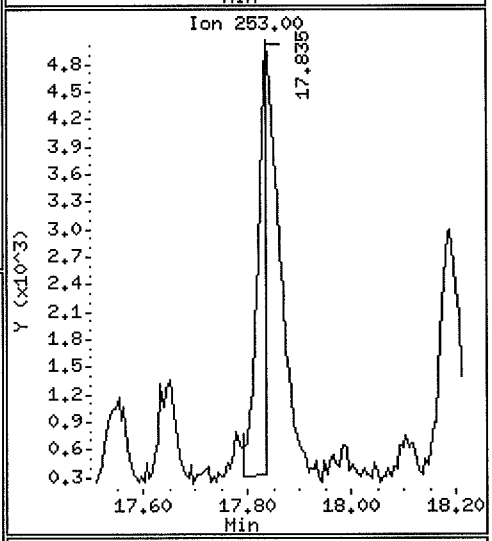

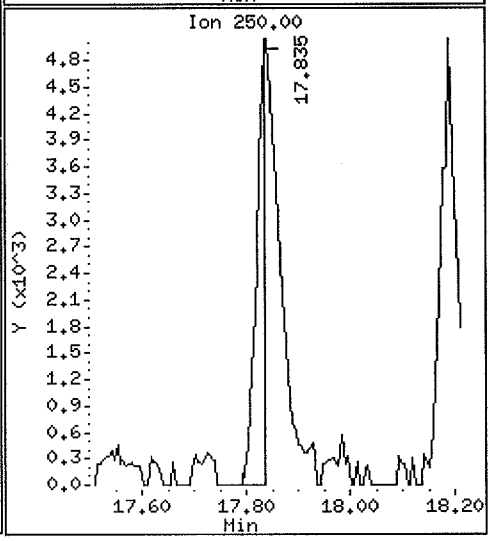

Data File: /chem1/nt6.i/20061005.b/jy78j.d

Date : 05-OCT-2006 13:10

Client ID: S1-A-092806

Instrument: nt6.i

Sample Info: JY78J

Volume Injected (uL): 1.0

Operator: LJR/vts

Column phase: ZB-5

Column diameter: 0.32

75 Benzo(k)fluoranthene

Concentration: 88.19 ug/kg

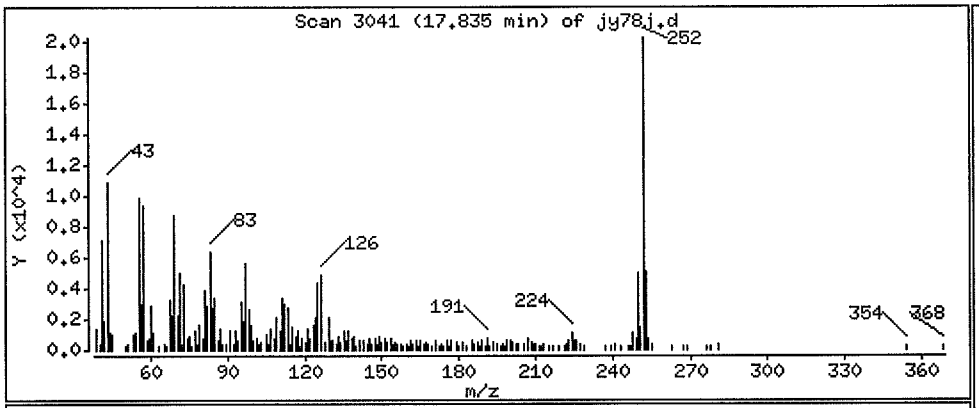

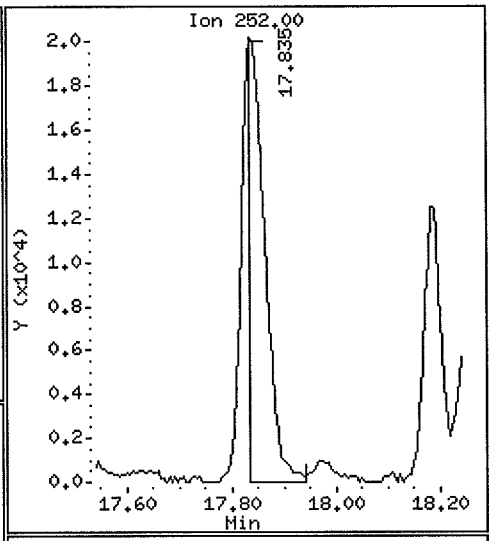

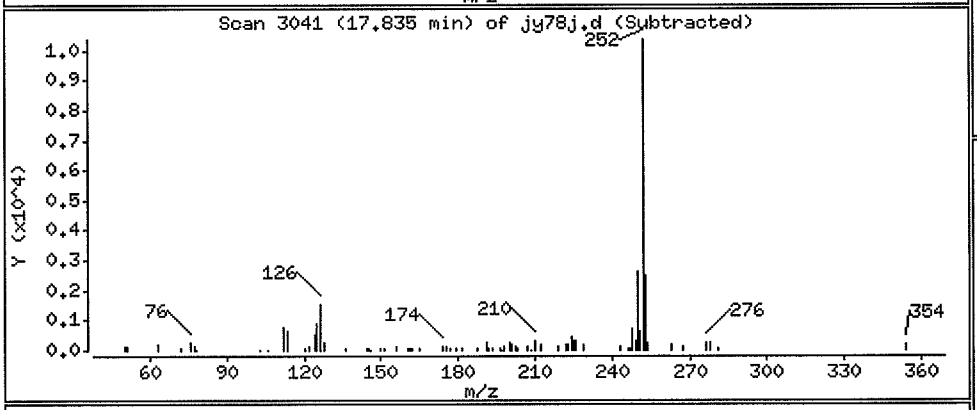

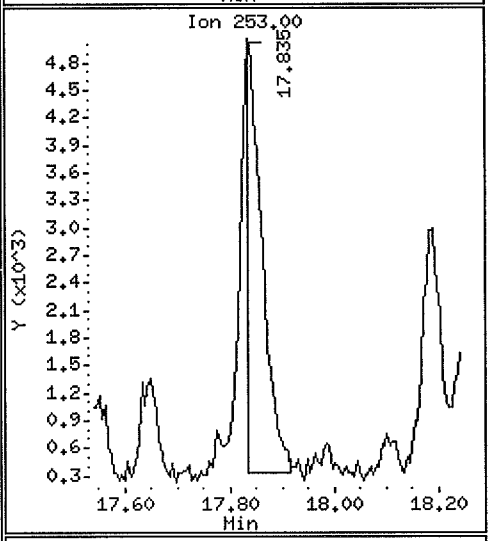

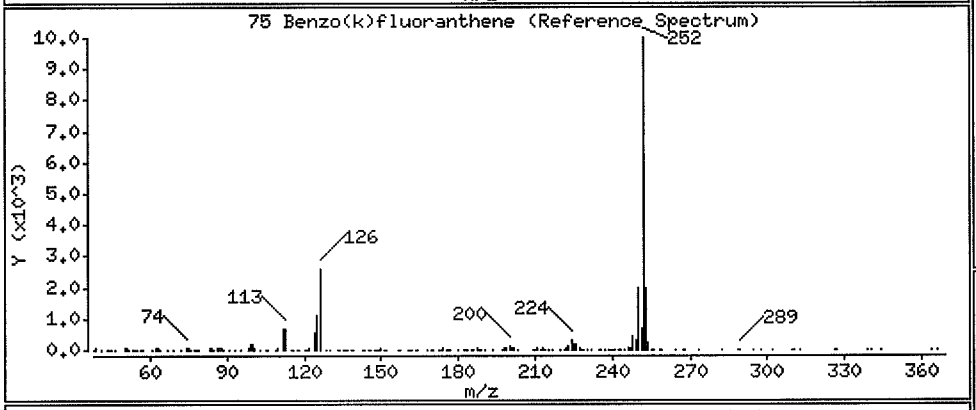

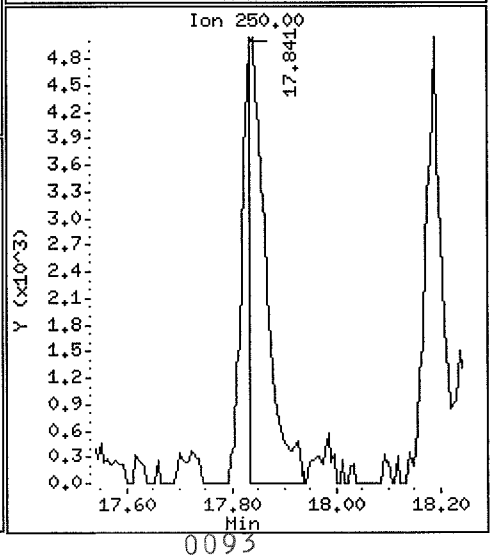

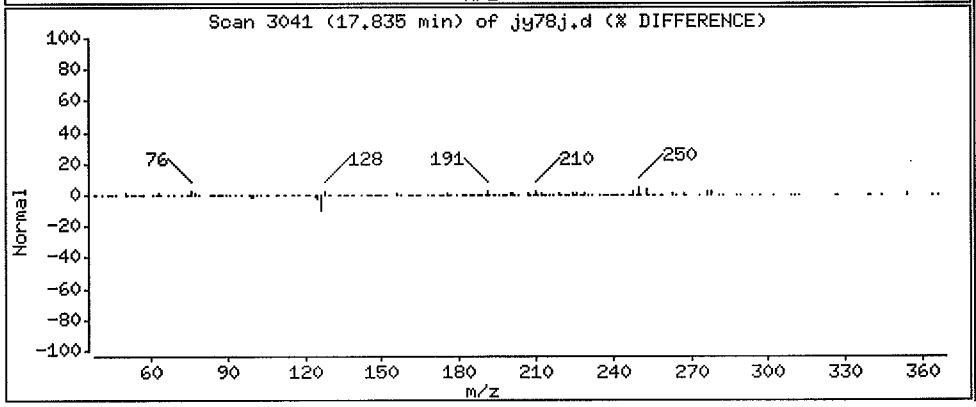

Data File: /chem1/nt6.i/20061005.b/jy78j.d

Date : 05-OCT-2006 13:10

Client ID: S1-A-092806

Instrument: nt6.i

Sample Info: JY78J

Volume Injected (uL): 1.0

Operator: LJR/vts

Column phase: ZB-5

Column diameter: 0.32

LMDL BLB 10/6/06

80 Benzo(g,h,i)perylene

Concentration: 36.63 ug/kg

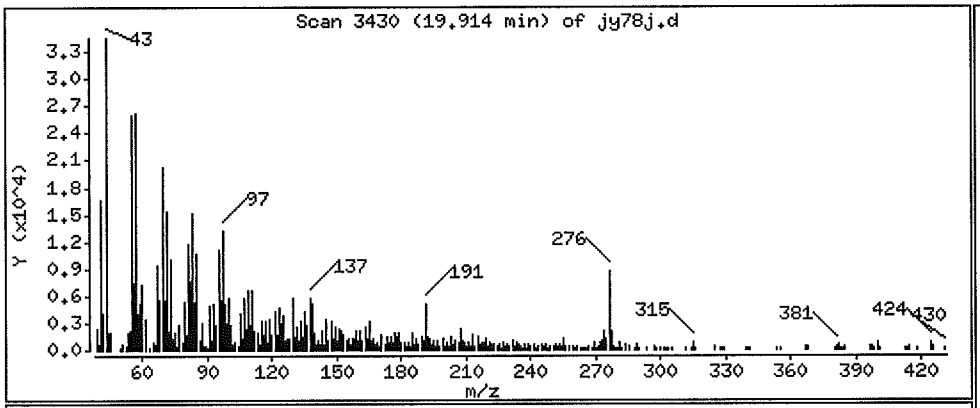

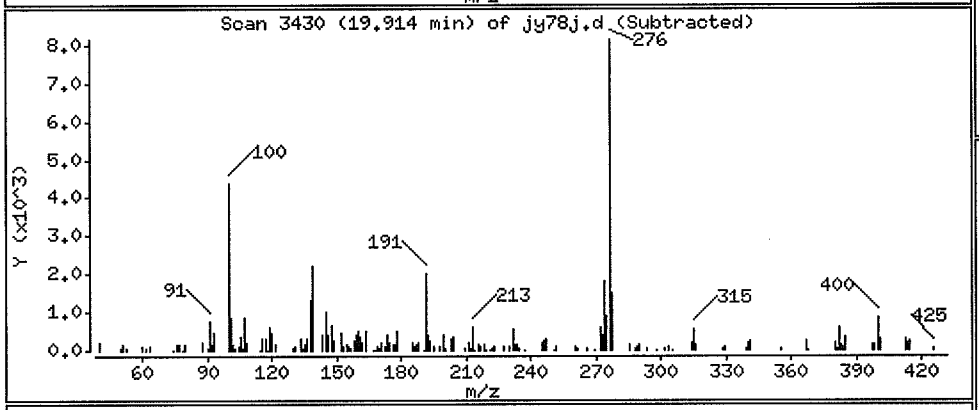

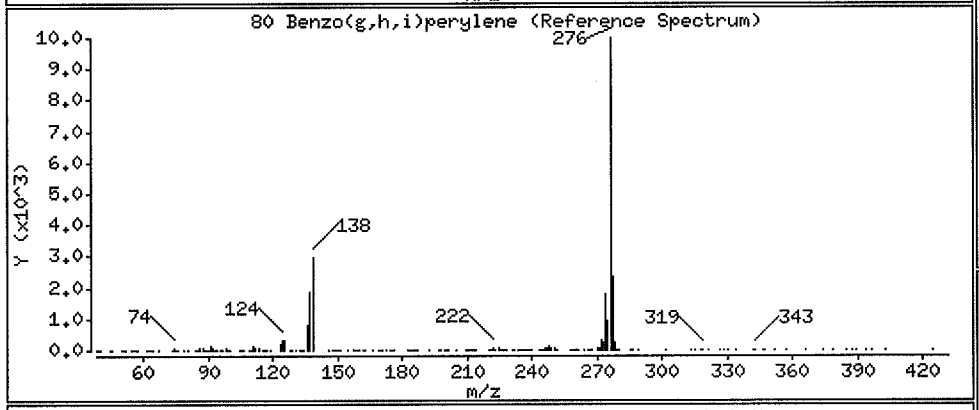

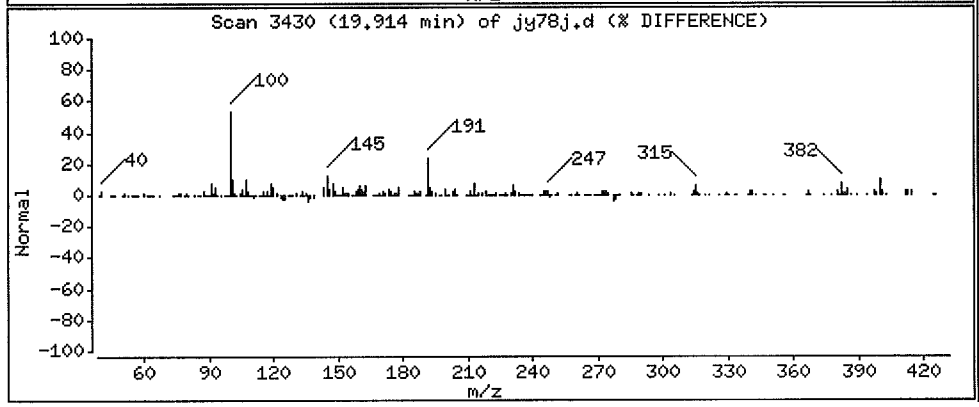

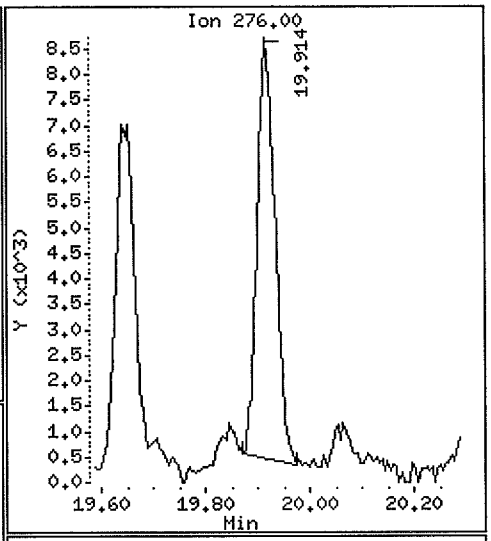

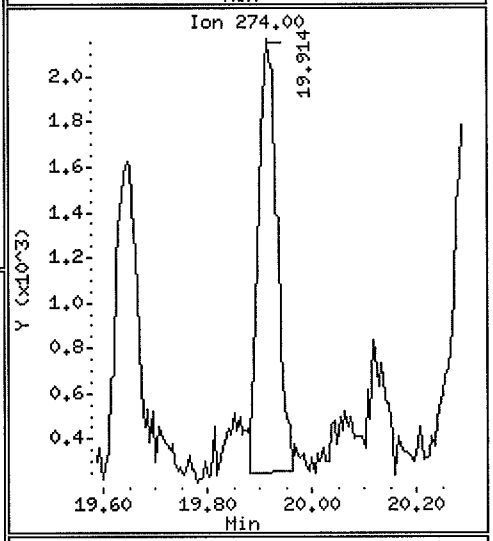

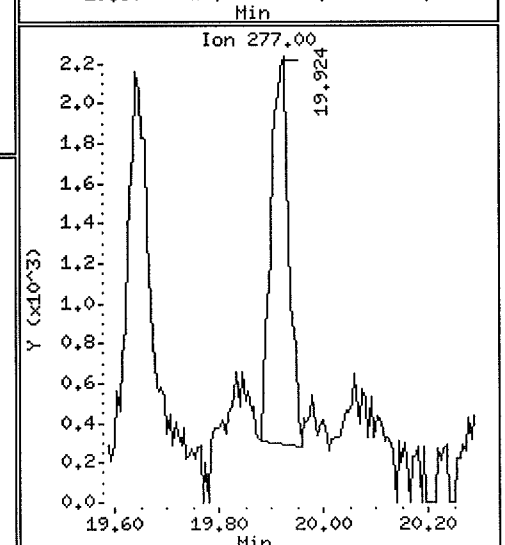

PNA Analysis
Standards Data

prepared
for

ANCHOR ENVIRONMENTAL

Project: Chinook, 060354-01

ARI JOB NO: JY78

prepared
by

Analytical Resources, Inc.

6B

SEMIVOLATILE 8270-C INITIAL CALIBRATION DATA

Lab Name: ANALYTICAL RESOURCES, INC Client: ANCHOR

ARI Job No: JY78 Project: CHINOOK

Instrument ID: NT6 Calibration Date: 09/15/06

LAB FILE ID: RRF1 =0010915 RRF5 =0050915 RRF10 =0100915
RRF25 =0250915 RRF40 =0400915 RRF80 =0800915

COMPOUND	RRF 1	RRF 5	RRF 10	RRF 25	RRF 40	RRF 80	$\overline{RRF}$	%RSD /R^2	
Naphthalene	1.128	1.180	1.187	1.058	1.044	0.955	1.092	8.2	
2-Methylnaphthalene	0.614	0.647	0.645	0.563	0.568	0.523	0.593	8.4	
Acenaphthylene	1.909	2.014	2.018	1.814	1.786	1.597	1.856	8.6	
Acenaphthene	1.227	1.237	1.250	1.102	1.094	0.984	1.149	9.2	*
Dibenzofuran	1.712	1.745	1.707	1.525	1.512	1.370	1.595	9.3	
Fluorene	1.316	1.387	1.380	1.250	1.246	1.132	1.285	7.5	
Phenanthrene	1.289	1.326	1.336	1.188	1.197	1.099	1.239	7.5	
Anthracene	1.274	1.324	1.339	1.200	1.201	1.091	1.238	7.5	
Fluoranthene	1.191	1.241	1.265	1.129	1.165	1.075	1.178	6.0	*
Pyrene	1.864	1.969	1.915	1.737	1.741	1.656	1.814	6.7	
Benzo(a)anthracene	1.466	1.513	1.560	1.402	1.424	1.352	1.453	5.2	
Chrysene	1.439	1.444	1.462	1.302	1.319	1.221	1.364	7.2	
Benzo(b)fluoranthene	1.272	1.328	1.275	1.169	1.162	1.139	1.224	6.3	
Benzo(k)fluoranthene	1.450	1.431	1.511	1.270	1.351	1.127	1.357	10.3	
Benzo(a)pyrene	1.186	1.242	1.262	1.119	1.137	1.054	1.167	6.8	*
Indeno(1,2,3-cd)pyrene	1.525	1.511	1.481	1.356	1.425	1.299	1.433	6.3	
Dibenzo(a,h)anthracene	1.501	1.464	1.452	1.311	1.336	1.203	1.378	8.3	
Benzo(g,h,i)perylene	1.633	1.599	1.585	1.408	1.453	1.307	1.498	8.6	
1-methylnaphthalene	0.599	0.620	0.614	0.551	0.553	0.509	0.574	7.5	
Terphenyl-d14		1.171	1.139	1.050	1.053	1.022	1.087	5.9	
2-Fluorobiphenyl		1.549	1.536	1.377	1.360	1.241	1.413	9.2	

* Compounds with maximum %RSD = 30%
~ Compounds with minimum average RRF = .05
<- Outside QC limits

FORM VI SV-1

Analytical Resources, Inc.

INITIAL CALIBRATION DATA

Start Cal Date : 15-SEP-2006 12:30
End Cal Date : 15-SEP-2006 15:10
Quant Method : ISTD
Origin : Disabled
Target Version : 3.50
Integrator : HP RTE
Method file : /chem1/nt6.i/20060915.b/SW846.m
Cal Date : 15-Sep-2006 15:41 jeff
Curve Type : Average

Calibration File Names:
Level 1: /chem1/nt6.i/20060915.b/0010915.d
Level 2: /chem1/nt6.i/20060915.b/0050915.d
Level 3: /chem1/nt6.i/20060915.b/0100915.d
Level 4: /chem1/nt6.i/20060915.b/0250915.d
Level 5: /chem1/nt6.i/20060915.b/0400915.d
Level 6: /chem1/nt6.i/20060915.b/0800915.d

Compound	1.000 Level 1	5.000 Level 2	10.000 Level 3	25.000 Level 4	40.000 Level 5	80.000 Level 6	RRF	% RSD	
145 4,4'-DDE	+++++	+++++	+++++	+++++	+++++	+++++	+++++	+++++	<-
146 4,4'-DDD	+++++	+++++	+++++	+++++	+++++	+++++	+++++	+++++	<-
147 4,4'-DDT	+++++	+++++	+++++	+++++	+++++	+++++	+++++	+++++	<-
148 Dieldrin	+++++	+++++	+++++	+++++	+++++	+++++	+++++	+++++	<-
149 TCMX	+++++	+++++	+++++	+++++	+++++	+++++	+++++	+++++	<-
150 DCBP	+++++	+++++	+++++	+++++	+++++	+++++	+++++	+++++	<-
138 Chlorobenzilate	+++++	+++++	+++++	+++++	+++++	+++++	+++++	+++++	<-
139 Isodrin	+++++	+++++	+++++	+++++	+++++	+++++	+++++	+++++	<-
140 Diallate A	+++++	+++++	+++++	+++++	+++++	+++++	+++++	+++++	<-
141 Diallate B	+++++	+++++	+++++	+++++	+++++	+++++	+++++	+++++	<-
142 1,2-Dibromo-3-Chloropropane	+++++	+++++	+++++	+++++	+++++	+++++	+++++	+++++	<-
135 2,3,5,6-Tetrachlorophenol	+++++	+++++	+++++	+++++	+++++	+++++	+++++	+++++	<-
136 2,3,4,5-tetrachlorophenol	+++++	+++++	+++++	+++++	+++++	+++++	+++++	+++++	<-
133 Butylatedhydroxytoluene	0.92485	0.99571	1.00790	0.91057	0.91000	0.82716	0.92936	7.099	
132 3,6-Dimethylphenanthrene	+++++	+++++	+++++	+++++	+++++	+++++	+++++	+++++	<-
131 1-Methylphenanthrene	+++++	+++++	+++++	+++++	+++++	+++++	+++++	+++++	<-
130 Dibenzothiophene	+++++	+++++	+++++	+++++	+++++	+++++	+++++	+++++	<-
129 1-Methylfluorene	+++++	+++++	+++++	+++++	+++++	+++++	+++++	+++++	<-
128 N-Hexadecane	+++++	+++++	+++++	+++++	+++++	+++++	+++++	+++++	<-
127 2-Isopropylnaphthalene	+++++	+++++	+++++	+++++	+++++	+++++	+++++	+++++	<-
126 N-Tetradecane	+++++	+++++	+++++	+++++	+++++	+++++	+++++	+++++	<-

Analytical Resources, Inc.

INITIAL CALIBRATION DATA

Start Cal Date : 15-SEP-2006 12:30
End Cal Date : 15-SEP-2006 15:10
Quant Method : ISTD
Origin : Disabled
Target Version : 3.50
Integrator : HP RTE
Method file : /chem1/nt6.i/20060915.b/SW846.m
Cal Date : 15-Sep-2006 15:41 jeff
Curve Type : Average

Compound	1.000 Level 1	5.000 Level 2	10.000 Level 3	25.000 Level 4	40.000 Level 5	80.000 Level 6	___ RRF	% RSD	
144 alpha-Terpineol	0.14982	0.15803	0.16259	0.15109	0.14975	0.14425	0.15259	4.319	
125 Safrole	+++++	+++++	+++++	+++++	+++++	+++++	+++++	+++++	<-
124 3,4-Dimethylphenol	+++++	+++++	+++++	+++++	+++++	+++++	+++++	+++++	<-
123 Acetophenone	+++++	+++++	+++++	+++++	+++++	+++++	+++++	+++++	<-
122 Furfuraldehyde	+++++	+++++	+++++	+++++	+++++	+++++	+++++	+++++	<-
143 1,4-Dioxane	0.72169	0.69480	0.71874	0.66665	0.67315	0.64751	0.68709	4.336	
121 Quinoline	+++++	+++++	+++++	+++++	+++++	+++++	+++++	+++++	<-
120 2,3,4,6-Tetrachlorophenol	+++++	+++++	+++++	+++++	+++++	+++++	+++++	+++++	<-
119 7,12-Dimethylbenz(a)anthracen	+++++	+++++	+++++	+++++	+++++	+++++	+++++	+++++	<-
118 Triphenyl Phosphate	0.21452	0.23935	0.25093	0.22760	0.23649	0.22520	0.23235	5.455	
117 Butyl Diphenyl Phosphate	0.35768	0.37941	0.38157	0.36379	0.36010	0.35115	0.36562	3.352	
116 Dibutyl Phenyl Phosphate	0.77725	0.85590	0.89286	0.80593	0.82376	0.76284	0.81975	5.952	
115 Tributyl Phosphate	1.08415	1.16588	1.19642	1.10037	1.08211	1.02028	1.10820	5.730	
114 Beta-Pinene	+++++	+++++	+++++	+++++	+++++	+++++	+++++	+++++	<-
113 Diphenyl Oxide	+++++	+++++	+++++	+++++	+++++	+++++	+++++	+++++	<-
112 Biphenyl	+++++	+++++	+++++	+++++	+++++	+++++	+++++	+++++	<-
111 Azobenzene (1,2-DP-Hydrazine)	1.48335	1.54306	1.54456	1.42457	1.38757	1.28334	1.44441	6.982	
110 Tetrachloroguaiacol	+++++	+++++	+++++	+++++	+++++	+++++	+++++	+++++	<-
109 3,4,5-Trichloroguaiacol	+++++	+++++	+++++	+++++	+++++	+++++	+++++	+++++	<-
108 4,5,6-Trichloroguaiacol	+++++	+++++	+++++	+++++	+++++	+++++	+++++	+++++	<-
107 4,5-Dichloro-2-Methoxyphenol	+++++	+++++	+++++	+++++	+++++	+++++	+++++	+++++	<-
106 Guaiacol	+++++	+++++	+++++	+++++	+++++	+++++	+++++	+++++	<-
105 1-methylnaphthalene	0.59876	0.61958	0.61354	0.55100	0.55340	0.50939	0.57428	7.543	
151 1,2,4,5-Tetrachlorobenzene	+++++	+++++	+++++	+++++	+++++	+++++	+++++	+++++	<-
152 Benzo(e)pyrene	+++++	+++++	+++++	+++++	+++++	+++++	+++++	+++++	<-
153 Chlorpyrifos	+++++	+++++	+++++	+++++	+++++	+++++	+++++	+++++	<-
154 Diazinon	+++++	+++++	+++++	+++++	+++++	+++++	+++++	+++++	<-
155 Kelthane	+++++	+++++	+++++	+++++	+++++	+++++	+++++	+++++	<-
156 Methyl Parathion	+++++	+++++	+++++	+++++	+++++	+++++	+++++	+++++	<-

Analytical Resources, Inc.

INITIAL CALIBRATION DATA

Start Cal Date : 15-SEP-2006 12:30
End Cal Date : 15-SEP-2006 15:10
Quant Method : ISTD
Origin : Disabled
Target Version : 3.50
Integrator : HP RTE
Method file : /chem1/nt6.i/20060915.b/SW846.m
Cal Date : 15-Sep-2006 15:41 jeff
Curve Type : Average

Compound	1.000 Level 1	5.000 Level 2	10.000 Level 3	25.000 Level 4	40.000 Level 5	80.000 Level 6	___ RRF	% RSD	
157 Ethyl Parathion	+++++	+++++	+++++	+++++	+++++	+++++	+++++	+++++	<-
158 Ethion	+++++	+++++	+++++	+++++	+++++	+++++	+++++	+++++	<-
159 4-Nonylphenol	+++++	+++++	+++++	+++++	+++++	+++++	+++++	+++++	<-
160 Tetraethyl Tin	+++++	+++++	+++++	+++++	+++++	+++++	+++++	+++++	<-
161 1,2,3-Trichloronaphthalene	+++++	+++++	+++++	+++++	+++++	+++++	+++++	+++++	<-
162 1,2,3,4-Tetrachloronapthalene	+++++	+++++	+++++	+++++	+++++	+++++	+++++	+++++	<-
163 1,2,3,5,8-Pentachloronaphthal	+++++	+++++	+++++	+++++	+++++	+++++	+++++	+++++	<-
164 1,2,3,4,6,7-Hexachloronaphtha	+++++	+++++	+++++	+++++	+++++	+++++	+++++	+++++	<-
165 1,2,3,4,5,6,7-Heptachloronaph	+++++	+++++	+++++	+++++	+++++	+++++	+++++	+++++	<-
166 Octachloronaphthalene	+++++	+++++	+++++	+++++	+++++	+++++	+++++	+++++	<-
167 2,2',4,4',5-Pentabromobipheny	+++++	+++++	+++++	+++++	+++++	+++++	+++++	+++++	<-
3 Phenol	1.99586	2.08168	2.07108	1.86658	1.83674	1.71019	1.92702	7.635	
4 Bis(2-Chloroethyl)ether	1.53382	1.58067	1.58999	1.44698	1.41286	1.23818	1.46708	9.053	
6 2-Chlorophenol	1.45997	1.52798	1.52802	1.36234	1.34872	1.24941	1.41274	7.890	
7 1,3-Dichlorobenzene	1.59451	1.64213	1.68243	1.51529	1.54699	1.44427	1.57093	5.533	
9 1,4-Dichlorobenzene	1.65280	1.67411	1.73272	1.55340	1.57842	1.46644	1.60965	5.946	
11 Benzyl alcohol	0.89329	0.98410	1.01656	0.93945	0.97107	0.93260	0.95618	4.544	
12 1,2-Dichlorobenzene	1.52679	1.57349	1.58784	1.40842	1.43251	1.32280	1.47531	7.078	
13 2-Methylphenol	1.33710	1.41896	1.44457	1.34160	1.33854	1.29808	1.36314	4.114	
14 2,2'-oxybis(1-Chloropropane)	1.80707	1.86955	1.89489	1.79360	1.77311	1.69584	1.80568	3.940	
15 4-Methylphenol	1.41035	1.48762	1.48996	1.36702	1.37629	1.31342	1.40744	4.993	
16 N-Nitroso-di-n-propylamine	1.05100	1.11612	1.09151	1.01929	1.01809	0.97947	1.04591	4.862	
17 Hexachloroethane	0.58716	0.65589	0.66990	0.61818	0.62226	0.59868	0.62534	5.131	
19 Nitrobenzene	0.46265	0.47864	0.48744	0.44721	0.44153	0.41853	0.45600	5.579	
20 Isophorone	0.74944	0.79423	0.80097	0.73603	0.72828	0.69296	0.75032	5.487	
21 2-Nitrophenol	+++++	0.22077	0.22778	0.21503	0.21523	0.20791	0.21734	3.408	
22 2,4-Dimethylphenol	0.38443	0.42417	0.43146	0.38774	0.38932	0.36558	0.39712	6.386	
23 Bis(2-Chloroethoxy)methane	0.48736	0.52103	0.51685	0.47862	0.47744	0.45401	0.48922	5.227	
24 Benzoic acid	+++++	0.20582	0.24197	0.22637	0.24527	0.26126	0.23614	8.891	

Analytical Resources, Inc.

INITIAL CALIBRATION DATA

Start Cal Date : 15-SEP-2006 12:30
End Cal Date : 15-SEP-2006 15:10
Quant Method : ISTD
Origin : Disabled
Target Version : 3.50
Integrator : HP RTE
Method file : /chem1/nt6.i/20060915.b/SW846.m
Cal Date : 15-Sep-2006 15:41 jeff
Curve Type : Average

Compound	1.000 Level 1	5.000 Level 2	10.000 Level 3	25.000 Level 4	40.000 Level 5	80.000 Level 6	RRF	% RSD	
25 2,4-Dichlorophenol	+++++	0.32930	0.33727	0.30538	0.30642	0.28578	0.31283	6.584	
26 1,2,4-Trichlorobenzene	0.35298	0.36737	0.36865	0.32524	0.33309	0.30864	0.34266	7.083	
28 Naphthalene	1.12765	1.17966	1.18676	1.05805	1.04384	0.95465	1.09177	8.220	
29 4-Chloroaniline	+++++	0.50457	0.50627	0.45193	0.46221	0.42885	0.47076	7.195	
30 Hexachlorobutadiene	0.16038	0.17159	0.17316	0.15699	0.15973	0.15005	0.16198	5.467	
31 4-Chloro-3-methylphenol	+++++	0.32685	0.33666	0.30695	0.30798	0.29196	0.31408	5.629	
32 2-Methylnaphthalene	0.61416	0.64685	0.64544	0.56331	0.56788	0.52325	0.59348	8.416	
33 Hexachlorocyclopentadiene	+++++	0.14844	0.16735	0.22427	0.23054	0.24800	0.20372	21.228	
34 2,4,6-Trichlorophenol	+++++	0.36878	0.39572	0.36558	0.37321	0.35283	0.37123	4.217	
35 2,4,5-Trichlorophenol	+++++	0.36490	0.41416	0.38941	0.38217	0.36467	0.38306	5.344	
37 2-Chloronaphthalene	1.26407	1.30372	1.32118	1.18931	1.17880	1.07586	1.22216	7.550	
38 2-Nitroaniline	+++++	0.40629	0.40826	0.38750	0.38339	0.37152	0.39139	4.000	
39 Dimethylphthalate	1.26162	1.31495	1.29872	1.17699	1.16402	1.07165	1.21466	7.702	
40 Acenaphthylene	1.90877	2.01360	2.01813	1.81383	1.78599	1.59748	1.85630	8.600	
41 2,6-Dinitrotoluene	+++++	0.30337	0.30606	0.28152	0.28443	0.27285	0.28965	4.983	
43 3-Nitroaniline	+++++	0.36003	0.36501	0.32616	0.32882	0.30060	0.33612	7.900	
44 Acenaphthene	1.22747	1.23679	1.25051	1.10224	1.09403	0.98446	1.14925	9.245	
45 2,4-Dinitrophenol	+++++	0.01789	0.04099	0.07746	0.09580	0.11601	0.06963	57.420	<- 9/15/06
46 Dibenzofuran	1.71154	1.74461	1.70670	1.52513	1.51183	1.37010	1.59498	9.334	
47 4-Nitrophenol	+++++	0.15977	0.17119	0.16348	0.16927	0.16904	0.16655	2.856	
48 2,4-Dinitrotoluene	+++++	0.35909	0.37043	0.35122	0.35312	0.34298	0.35537	2.871	
49 Fluorene	1.31652	1.38745	1.37984	1.24977	1.24623	1.13169	1.28525	7.522	
50 Diethylphthalate	1.23335	1.26155	1.25606	1.12238	1.10941	1.02837	1.16852	8.189	
51 4-Chlorophenyl-phenylether	0.56872	0.61168	0.61175	0.54241	0.54624	0.50248	0.56388	7.583	
52 4-Nitroaniline	+++++	0.33652	0.34665	0.31557	0.31794	0.31157	0.32565	4.653	
53 4,6-Dinitro-2-methylphenol	+++++	0.07165	0.11581	0.12173	0.13390	0.13686	0.11599	22.627	
54 N-Nitrosodiphenylamine	0.39877	0.42672	0.44139	0.39638	0.39928	0.37813	0.40678	5.654	
56 4-Bromophenyl-phenylether	0.20529	0.22398	0.23625	0.20460	0.20764	0.19519	0.21216	7.095	
57 Hexachlorobenzene	0.23508	0.24053	0.24901	0.22859	0.22680	0.21255	0.23209	5.411	

Analytical Resources, Inc.

INITIAL CALIBRATION DATA

Start Cal Date : 15-SEP-2006 12:30
End Cal Date : 15-SEP-2006 15:10
Quant Method : ISTD
Origin : Disabled
Target Version : 3.50
Integrator : HP RTE
Method file : /chem1/nt6.i/20060915.b/SW846.m
Cal Date : 15-Sep-2006 15:41 jeff
Curve Type : Average

	Compound	1.000 Level 1	5.000 Level 2	10.000 Level 3	25.000 Level 4	40.000 Level 5	80.000 Level 6	___ RRF	% RSD	
58	Pentachlorophenol	+++++	0.11323	0.13919	0.12920	0.13393	0.13282	0.12967	7.607	
60	Phenanthrene	1.28883	1.32608	1.33603	1.18839	1.19726	1.09925	1.23931	7.510	
61	Anthracene	1.27385	1.32399	1.33913	1.19968	1.20090	1.09102	1.23809	7.521	
62	Carbazole	1.22810	1.24304	1.26156	1.11870	1.12716	1.04149	1.17001	7.459	
63	Di-n-butylphthalate	1.34366	1.40109	1.45889	1.30236	1.31511	1.20893	1.33834	6.434	
64	Fluoranthene	1.19136	1.24109	1.26536	1.12945	1.16524	1.07475	1.17788	6.000	
65	Pyrene	1.86447	1.96945	1.91462	1.73705	1.74072	1.65629	1.81377	6.662	
67	Butylbenzylphthalate	0.80273	0.87549	0.89686	0.82193	0.82746	0.77387	0.83306	5.488	
68	Benzo(a)anthracene	1.46654	1.51344	1.56047	1.40237	1.42450	1.35242	1.45329	5.229	
70	3,3'-Dichlorobenzidine	+++++	0.57763	0.62209	0.53968	0.52119	0.49580	0.55128	8.991	
71	Chrysene	1.43887	1.44455	1.46239	1.30167	1.31946	1.22126	1.36470	7.181	
72	bis(2-Ethylhexyl)phthalate	0.54091	0.55831	0.54580	0.50054	0.53621	0.49690	0.52978	4.754	
73	Di-n-octylphthalate	0.95350	0.95321	0.98218	0.89111	0.89877	0.84031	0.91985	5.696	
74	Benzo(b)fluoranthene	1.27151	1.32809	1.27498	1.16869	1.16188	1.13925	1.22407	6.306	
75	Benzo(k)fluoranthene	1.45028	1.43088	1.51087	1.27031	1.35129	1.12692	1.35676	10.335	
76	Benzo(a)pyrene	1.18631	1.24207	1.26190	1.11930	1.13720	1.05358	1.16673	6.753	
78	Indeno(1,2,3-cd)pyrene	1.52460	1.51098	1.48141	1.35572	1.42473	1.29892	1.43273	6.307	
79	Dibenzo(a,h)anthracene	1.50136	1.46451	1.45197	1.31076	1.33606	1.20310	1.37796	8.277	
80	Benzo(g,h,i)perylene	1.63268	1.59898	1.58463	1.40858	1.45311	1.30717	1.49752	8.565	
90	N-Nitrosodimethylamine	+++++	1.01506	1.06871	0.98641	0.99267	0.95562	1.00369	4.194	
91	Aniline	+++++	2.49722	2.52414	2.32084	2.35571	2.24980	2.38954	4.912	
92	1,2-Diphenylhydrazine	+++++	+++++	+++++	+++++	+++++	+++++	+++++	+++++	<-
93	Benzidine	+++++	1.02489	0.98564	0.61293	0.78086	0.63543	0.80795	23.741	
96	p-Cymene	+++++	+++++	+++++	+++++	+++++	+++++	+++++	+++++	<-
97	Caffeine	+++++	+++++	+++++	+++++	+++++	+++++	+++++	+++++	<-
98	Retene	0.67620	0.72323	0.72854	0.66968	0.68143	0.65830	0.68956	4.238	
99	Perylene	+++++	+++++	+++++	+++++	+++++	+++++	+++++	+++++	<-
100	3-beta-Coprostanol	+++++	+++++	+++++	+++++	+++++	+++++	+++++	+++++	<-
101	Cholesterol	+++++	+++++	+++++	+++++	+++++	+++++	+++++	+++++	<-

Analytical Resources, Inc.

INITIAL CALIBRATION DATA

Start Cal Date : 15-SEP-2006 12:30
End Cal Date : 15-SEP-2006 15:10
Quant Method : ISTD
Origin : Disabled
Target Version : 3.50
Integrator : HP RTE
Method file : /chem1/nt6.i/20060915.b/SW846.m
Cal Date : 15-Sep-2006 15:41 jeff
Curve Type : Average

Compound	1.000 Level 1	5.000 Level 2	10.000 Level 3	25.000 Level 4	40.000 Level 5	80.000 Level 6	___ RRF	% RSD	
102 beta-Sitosterol	+++++	+++++	+++++	+++++	+++++	+++++	+++++	+++++	<-
103 Pyridine	+++++	1.81086	1.91750	1.72164	1.77178	1.69504	1.78336	4.896	
$ 1 2-Fluorophenol	+++++	1.69364	1.66846	1.55588	1.61002	1.52268	1.61013	4.497	
$ 137 d8-1,4-Dioxane	+++++	0.69281	0.70129	0.65943	0.65881	0.62718	0.66790	4.459	
$ 2 Phenol-d5	+++++	2.02381	2.01060	1.82266	1.79288	1.66573	1.86314	8.189	
$ 5 2-Chlorophenol-d4	+++++	1.64595	1.63111	1.47424	1.47413	1.37222	1.51953	7.664	
$ 10 1,2-Dichlorobenzene-d4	+++++	1.06982	1.04704	0.94827	0.94892	0.89049	0.98091	7.653	
$ 18 Nitrobenzene-d5	+++++	0.50766	0.51198	0.47343	0.47174	0.45422	0.48381	5.158	
$ 36 2-Fluorobiphenyl	+++++	1.54897	1.53569	1.37678	1.35992	1.24082	1.41244	9.184	
$ 55 2,4,6-Tribromophenol	+++++	0.14740	0.16189	0.15751	0.15870	0.15669	0.15644	3.468	
$ 66 Terphenyl-d14	+++++	1.17116	1.13934	1.05051	1.05293	1.02254	1.08729	5.902	
$ 85 p-Cresol-d4	+++++	+++++	+++++	+++++	+++++	+++++	+++++	+++++	<-
$ 86 Anthracene-d10	+++++	+++++	+++++	+++++	+++++	+++++	+++++	+++++	<-
$ 87 Fluoranthene-d10	+++++	+++++	+++++	+++++	+++++	+++++	+++++	+++++	<-
$ 88 Dibenz(a,h)anthracene-d14	+++++	+++++	+++++	+++++	+++++	+++++	+++++	+++++	<-
$ 89 Diphenyl-d10	+++++	+++++	+++++	+++++	+++++	+++++	+++++	+++++	<-
$ 95 D10-1-methylnaphthalene	+++++	+++++	+++++	+++++	+++++	+++++	+++++	+++++	<-

Analytical Resources, Inc.

INITIAL CALIBRATION DATA

tart Cal Date : 15-SEP-2006 12:30
nd Cal Date : 15-SEP-2006 15:10
uant Method : ISTD
rigin : Force
arget Version : 3.50
ntegrator : HP RTE
ethod file : /chem1/nt6.i/20060915.b/SW846.m
al Date : 15-Sep-2006 15:41 jeff

alibration File Names:
evel 1: /chem1/nt6.i/20060915.b/0010915.d
evel 2: /chem1/nt6.i/20060915.b/0050915.d
evel 3: /chem1/nt6.i/20060915.b/0100915.d
evel 4: /chem1/nt6.i/20060915.b/0250915.d
evel 5: /chem1/nt6.i/20060915.b/0400915.d
evel 6: /chem1/nt6.i/20060915.b/0800915.d

Compound	1 Level 1	5 Level 2	10 Level 3	25 Level 4	40 Level 5	80 Level 6	Curve	Coefficients b	m1	m2	%RSD or R^2	
145 4,4'-DDE	+++++	+++++	+++++	+++++	+++++	+++++	AVRG		0.000e+00		0.000e+00	<-
146 4,4'-DDD	+++++	+++++	+++++	+++++	+++++	+++++	AVRG		0.000e+00		0.000e+00	<-
147 4,4'-DDT	+++++	+++++	+++++	+++++	+++++	+++++	AVRG		0.000e+00		0.000e+00	<-
148 Dieldrin	+++++	+++++	+++++	+++++	+++++	+++++	AVRG		0.000e+00		0.000e+00	<-
149 TCMX	+++++	+++++	+++++	+++++	+++++	+++++	AVRG		0.000e+00		0.000e+00	<-
150 DCBP	+++++	+++++	+++++	+++++	+++++	+++++	AVRG		0.000e+00		0.000e+00	<-
138 Chlorobenzilate	+++++	+++++	+++++	+++++	+++++	+++++	AVRG		0.000e+00		0.000e+00	<-
139 Isodrin	+++++	+++++	+++++	+++++	+++++	+++++	AVRG		0.000e+00		0.000e+00	<-
140 Diallate A	+++++	+++++	+++++	+++++	+++++	+++++	AVRG		0.000e+00		0.000e+00	<-
141 Diallate B	+++++	+++++	+++++	+++++	+++++	+++++	AVRG		0.000e+00		0.000e+00	<-
142 1,2-Dibromo-3-Chloropropane	+++++	+++++	+++++	+++++	+++++	+++++	AVRG		0.000e+00		0.000e+00	<-
135 2,3,5,6-Tetrachlorophenol	+++++	+++++	+++++	+++++	+++++	+++++	AVRG		0.000e+00		0.000e+00	<-
136 2,3,4,5-tetrachlorophenol	+++++	+++++	+++++	+++++	+++++	+++++	AVRG		0.000e+00		0.000e+00	<-
133 Butylatedhydroxytoluene	0.92485	0.99571	1.00790	0.91057	0.91000	0.82716	AVRG		0.92936		7.09898	

Analytical Resources, Inc.

INITIAL CALIBRATION DATA

tart Cal Date : 15-SEP-2006 12:30
nd Cal Date : 15-SEP-2006 15:10
uant Method : ISTD
rigin : Force
arget Version : 3.50
ntegrator : HP RTE
ethod file : /chem1/nt6.i/20060915.b/SW846.m
al Date : 15-Sep-2006 15:41 jeff

Compound	1 Level 1	5 Level 2	10 Level 3	25 Level 4	40 Level 5	80 Level 6	Curve	Coefficients b	m1	m2	%RSD or R^2	
132 3,6-Dimethylphenanthrene	+++++	+++++	+++++	+++++	+++++	+++++	AVRG		0.000e+00		0.000e+00	<-
131 1-Methylphenanthrene	+++++	+++++	+++++	+++++	+++++	+++++	AVRG		0.000e+00		0.000e+00	<-
130 Dibenzothiophene	+++++	+++++	+++++	+++++	+++++	+++++	AVRG		0.000e+00		0.000e+00	<-
129 1-Methylfluorene	+++++	+++++	+++++	+++++	+++++	+++++	AVRG		0.000e+00		0.000e+00	<-
128 N-Hexadecane	+++++	+++++	+++++	+++++	+++++	+++++	AVRG		0.000e+00		0.000e+00	<-
127 2-Isopropylnaphthalene	+++++	+++++	+++++	+++++	+++++	+++++	AVRG		0.000e+00		0.000e+00	<-
126 N-Tetradecane	+++++	+++++	+++++	+++++	+++++	+++++	AVRG		0.000e+00		0.000e+00	<-
144 alpha-Terpineol	0.14982	0.15803	0.16259	0.15109	0.14975	0.14425	AVRG		0.15259		4.31879	
125 Safrole	+++++	+++++	+++++	+++++	+++++	+++++	AVRG		0.000e+00		0.000e+00	<-
124 3,4-Dimethylphenol	+++++	+++++	+++++	+++++	+++++	+++++	AVRG		0.000e+00		0.000e+00	<-
123 Acetophenone	+++++	+++++	+++++	+++++	+++++	+++++	AVRG		0.000e+00		0.000e+00	<-
122 Furfuraldehyde	+++++	+++++	+++++	+++++	+++++	+++++	AVRG		0.000e+00		0.000e+00	<-
143 1,4-Dioxane	0.72169	0.69480	0.71874	0.66665	0.67315	0.64751	AVRG		0.68709		4.33552	
121 Quinoline	+++++	+++++	+++++	+++++	+++++	+++++	AVRG		0.000e+00		0.000e+00	<-
120 2,3,4,6-Tetrachlorophenol	+++++	+++++	+++++	+++++	+++++	+++++	AVRG		0.000e+00		0.000e+00	<-
119 7,12-Dimethylbenz(a)anthracen	+++++	+++++	+++++	+++++	+++++	+++++	AVRG		0.000e+00		0.000e+00	<-
118 Triphenyl Phosphate	0.21452	0.23935	0.25093	0.22760	0.23649	0.22520	AVRG		0.23235		5.45454	
117 Butyl Diphenyl Phosphate	0.35768	0.37941	0.38157	0.36379	0.36010	0.35115	AVRG		0.36562		3.35159	
116 Dibutyl Phenyl Phosphate	0.77725	0.85590	0.89286	0.80593	0.82376	0.76284	AVRG		0.81975		5.95221	
115 Tributyl Phosphate	1.08415	1.16588	1.19642	1.10037	1.08211	1.02028	AVRG		1.10820		5.72980	
114 Beta-Pinene	+++++	+++++	+++++	+++++	+++++	+++++	AVRG		0.000e+00		0.000e+00	<-
113 Diphenyl Oxide	+++++	+++++	+++++	+++++	+++++	+++++	AVRG		0.000e+00		0.000e+00	<-

Analytical Resources, Inc.

INITIAL CALIBRATION DATA

tart Cal Date : 15-SEP-2006 12:30
nd Cal Date : 15-SEP-2006 15:10
uant Method : ISTD
rigin : Force
arget Version : 3.50
ntegrator : HP RTE
ethod file : /chem1/nt6.i/20060915.b/SW846.m
al Date : 15-Sep-2006 15:41 jeff

Compound	1 Level 1	5 Level 2	10 Level 3	25 Level 4	40 Level 5	80 Level 6	Curve	Coefficients b	m1	m2	%RSD or R^2	
112 Biphenyl	+++++	+++++	+++++	+++++	+++++	+++++	AVRG		0.000e+00		0.000e+00	<-
111 Azobenzene (1,2-DP-Hydrazine)	1.48335	1.54306	1.54456	1.42457	1.38757	1.28334	AVRG		1.44441		6.98156	
110 Tetrachloroguaiacol	+++++	+++++	+++++	+++++	+++++	+++++	AVRG		0.000e+00		0.000e+00	<-
109 3,4,5-Trichloroguaiacol	+++++	+++++	+++++	+++++	+++++	+++++	AVRG		0.000e+00		0.000e+00	<-
108 4,5,6-Trichloroguaiacol	+++++	+++++	+++++	+++++	+++++	+++++	AVRG		0.000e+00		0.000e+00	<-
107 4,5-Dichloro-2-Methoxyphenol	+++++	+++++	+++++	+++++	+++++	+++++	AVRG		0.000e+00		0.000e+00	<-
106 Guaiacol	+++++	+++++	+++++	+++++	+++++	+++++	AVRG		0.000e+00		0.000e+00	<-
105 1-methylnaphthalene	0.59876	0.61958	0.61354	0.55100	0.55340	0.50939	AVRG		0.57428		7.54282	
151 1,2,4,5-Tetrachlorobenzene	+++++	+++++	+++++	+++++	+++++	+++++	AVRG		0.000e+00		0.000e+00	<-
152 Benzo(e)pyrene	+++++	+++++	+++++	+++++	+++++	+++++	AVRG		0.000e+00		0.000e+00	<-
153 Chlorpyrifos	+++++	+++++	+++++	+++++	+++++	+++++	AVRG		0.000e+00		0.000e+00	<-
154 Diazinon	+++++	+++++	+++++	+++++	+++++	+++++	AVRG		0.000e+00		0.000e+00	<-
155 Kelthane	+++++	+++++	+++++	+++++	+++++	+++++	AVRG		0.000e+00		0.000e+00	<-
156 Methyl Parathion	+++++	+++++	+++++	+++++	+++++	+++++	AVRG		0.000e+00		0.000e+00	<-
157 Ethyl Parathion	+++++	+++++	+++++	+++++	+++++	+++++	AVRG		0.000e+00		0.000e+00	<-
158 Ethion	+++++	+++++	+++++	+++++	+++++	+++++	AVRG		0.000e+00		0.000e+00	<-
159 4-Nonylphenol	+++++	+++++	+++++	+++++	+++++	+++++	AVRG		0.000e+00		0.000e+00	<-
160 Tetraethyl Tin	+++++	+++++	+++++	+++++	+++++	+++++	AVRG		0.000e+00		0.000e+00	<-
161 1,2,3-Trichloronaphthalene	+++++	+++++	+++++	+++++	+++++	+++++	AVRG		0.000e+00		0.000e+00	<-
162 1,2,3,4-Tetrachloronapthalene	+++++	+++++	+++++	+++++	+++++	+++++	AVRG		0.000e+00		0.000e+00	<-
163 1,2,3,5,8-Pentachloronaphthal	+++++	+++++	+++++	+++++	+++++	+++++	AVRG		0.000e+00		0.000e+00	<-
164 1,2,3,4,6,7-Hexachloronaphtha	+++++	+++++	+++++	+++++	+++++	+++++	AVRG		0.000e+00		0.000e+00	<-

Analytical Resources, Inc.

INITIAL CALIBRATION DATA

tart Cal Date : 15-SEP-2006 12:30
nd Cal Date : 15-SEP-2006 15:10
uant Method : ISTD
rigin : Force
arget Version : 3.50
ntegrator : HP RTE
ethod file : /chem1/nt6.i/20060915.b/SW846.m
al Date : 15-Sep-2006 15:41 jeff

	Compound	1 Level 1	5 Level 2	10 Level 3	25 Level 4	40 Level 5	80 Level 6	Curve	Coefficients b	m1	m2	%RSD or R^2	
165	1,2,3,4,5,6,7-Heptachloronaph	+++++	+++++	+++++	+++++	+++++	+++++	AVRG		0.000e+00		0.000e+00	<-
166	Octachloronaphthalene	+++++	+++++	+++++	+++++	+++++	+++++	AVRG		0.000e+00		0.000e+00	<-
167	2,2',4,4',5-Pentabromobipheny	+++++	+++++	+++++	+++++	+++++	+++++	AVRG		0.000e+00		0.000e+00	<-
3	Phenol	1.99586	2.08168	2.07108	1.86658	1.83674	1.71019	AVRG		1.92702		7.63493	
4	Bis(2-Chloroethyl)ether	1.53382	1.58067	1.58999	1.44698	1.41286	1.23818	AVRG		1.46708		9.05302	
6	2-Chlorophenol	1.45997	1.52798	1.52802	1.36234	1.34872	1.24941	AVRG		1.41274		7.88954	
7	1,3-Dichlorobenzene	1.59451	1.64213	1.68243	1.51529	1.54699	1.44427	AVRG		1.57093		5.53255	
9	1,4-Dichlorobenzene	1.65280	1.67411	1.73272	1.55340	1.57842	1.46644	AVRG		1.60965		5.94648	
11	Benzyl alcohol	0.89329	0.98410	1.01656	0.93945	0.97107	0.93260	AVRG		0.95618		4.54362	
12	1,2-Dichlorobenzene	1.52679	1.57349	1.58784	1.40842	1.43251	1.32280	AVRG		1.47531		7.07783	
13	2-Methylphenol	1.33710	1.41896	1.44457	1.34160	1.33854	1.29808	AVRG		1.36314		4.11420	
14	2,2'-oxybis(1-Chloropropane)	1.80707	1.86955	1.89489	1.79360	1.77311	1.69584	AVRG		1.80568		3.94042	
15	4-Methylphenol	1.41035	1.48762	1.48996	1.36702	1.37629	1.31342	AVRG		1.40744		4.99292	
16	N-Nitroso-di-n-propylamine	1.05100	1.11612	1.09151	1.01929	1.01809	0.97947	AVRG		1.04591		4.86233	
17	Hexachloroethane	0.58716	0.65589	0.66990	0.61818	0.62226	0.59868	AVRG		0.62534		5.13122	
19	Nitrobenzene	0.46265	0.47864	0.48744	0.44721	0.44153	0.41853	AVRG		0.45600		5.57876	
20	Isophorone	0.74944	0.79423	0.80097	0.73603	0.72828	0.69296	AVRG		0.75032		5.48710	
21	2-Nitrophenol	+++++	0.22077	0.22778	0.21503	0.21523	0.20791	AVRG		0.21734		3.40787	
22	2,4-Dimethylphenol	0.38443	0.42417	0.43146	0.38774	0.38932	0.36558	AVRG		0.39712		6.38562	
23	Bis(2-Chloroethoxy)methane	0.48736	0.52103	0.51685	0.47862	0.47744	0.45401	AVRG		0.48922		5.22746	
24	Benzoic acid	+++++	0.20582	0.24197	0.22637	0.24527	0.26126	AVRG		0.23614		8.89130	
25	2,4-Dichlorophenol	+++++	0.32930	0.33727	0.30538	0.30642	0.28578	AVRG		0.31283		6.58388	

Analytical Resources, Inc.

INITIAL CALIBRATION DATA

tart Cal Date : 15-SEP-2006 12:30
nd Cal Date : 15-SEP-2006 15:10
uant Method : ISTD
rigin : Force
arget Version : 3.50
ntegrator : HP RTE
ethod file : /chem1/nt6.i/20060915.b/SW846.m
al Date : 15-Sep-2006 15:41 jeff

Compound	1 Level 1	5 Level 2	10 Level 3	25 Level 4	40 Level 5	80 Level 6	Curve	Coefficients b	Coefficients m1	Coefficients m2	%RSD or R^2	
26 1,2,4-Trichlorobenzene	0.35298	0.36737	0.36865	0.32524	0.33309	0.30864	AVRG		0.34266		7.08268	
28 Naphthalene	1.12765	1.17966	1.18676	1.05805	1.04384	0.95465	AVRG		1.09177		8.22005	
29 4-Chloroaniline	+++++	0.50457	0.50627	0.45193	0.46221	0.42885	AVRG		0.47076		7.19463	
30 Hexachlorobutadiene	0.16038	0.17159	0.17316	0.15699	0.15973	0.15005	AVRG		0.16198		5.46666	
31 4-Chloro-3-methylphenol	+++++	0.32685	0.33666	0.30695	0.30798	0.29196	AVRG		0.31408		5.62882	
32 2-Methylnaphthalene	0.61416	0.64685	0.64544	0.56331	0.56788	0.52325	AVRG		0.59348		8.41634	
33 Hexachlorocyclopentadiene	+++++	0.14844	0.16735	0.22427	0.23054	0.24800	AVRG		0.20372		21.22833	
34 2,4,6-Trichlorophenol	+++++	0.36878	0.39572	0.36558	0.37321	0.35283	AVRG		0.37123		4.21664	
35 2,4,5-Trichlorophenol	+++++	0.36490	0.41416	0.38941	0.38217	0.36467	AVRG		0.38306		5.34418	
37 2-Chloronaphthalene	1.26407	1.30372	1.32118	1.18931	1.17880	1.07586	AVRG		1.22216		7.55032	
38 2-Nitroaniline	+++++	0.40629	0.40826	0.38750	0.38339	0.37152	AVRG		0.39139		3.99997	
39 Dimethylphthalate	1.26162	1.31495	1.29872	1.17699	1.16402	1.07165	AVRG		1.21466		7.70242	
40 Acenaphthylene	1.90877	2.01360	2.01813	1.81383	1.78599	1.59748	AVRG		1.85630		8.59984	
41 2,6-Dinitrotoluene	+++++	0.30337	0.30606	0.28152	0.28443	0.27285	AVRG		0.28965		4.98345	
43 3-Nitroaniline	+++++	0.36003	0.36501	0.32616	0.32882	0.30060	AVRG		0.33612		7.90005	
44 Acenaphthene	1.22747	1.23679	1.25051	1.10224	1.09403	0.98446	AVRG		1.14925		9.24548	
45 2,4-Dinitrophenol	+++++	2167	9295	42373	83010	208320	LINR	0.71217	0.12500		0.99429	<- 9/15/06
46 Dibenzofuran	1.71154	1.74461	1.70670	1.52513	1.51183	1.37010	AVRG		1.59498		9.33401	
47 4-Nitrophenol	+++++	0.15977	0.17119	0.16348	0.16927	0.16904	AVRG		0.16655		2.85639	
48 2,4-Dinitrotoluene	+++++	0.35909	0.37043	0.35122	0.35312	0.34298	AVRG		0.35537		2.87109	
49 Fluorene	1.31652	1.38745	1.37984	1.24977	1.24623	1.13169	AVRG		1.28525		7.52215	
50 Diethylphthalate	1.23335	1.26155	1.25606	1.12238	1.10941	1.02837	AVRG		1.16852		8.18905	

0107

Analytical Resources, Inc.

INITIAL CALIBRATION DATA

tart Cal Date : 15-SEP-2006 12:30
nd Cal Date : 15-SEP-2006 15:10
uant Method : ISTD
rigin : Force
arget Version : 3.50
ntegrator : HP RTE
ethod file : /chem1/nt6.i/20060915.b/SW846.m
al Date : 15-Sep-2006 15:41 jeff

Compound	1 Level 1	5 Level 2	10 Level 3	25 Level 4	40 Level 5	80 Level 6	Curve	Coefficients b	m1	m2	%RSD or R^2
51 4-Chlorophenyl-phenylether	0.56872	0.61168	0.61175	0.54241	0.54624	0.50248	AVRG		0.56388		7.58315
52 4-Nitroaniline	+++++	0.33652	0.34665	0.31557	0.31794	0.31157	AVRG		0.32565		4.65348
53 4,6-Dinitro-2-methylphenol	+++++	0.07165	0.11581	0.12173	0.13390	0.13686	AVRG		0.11599		22.62719
54 N-Nitrosodiphenylamine	0.39877	0.42672	0.44139	0.39638	0.39928	0.37813	AVRG		0.40678		5.65428
56 4-Bromophenyl-phenylether	0.20529	0.22398	0.23625	0.20460	0.20764	0.19519	AVRG		0.21216		7.09497
57 Hexachlorobenzene	0.23508	0.24053	0.24901	0.22859	0.22680	0.21255	AVRG		0.23209		5.41085
58 Pentachlorophenol	+++++	0.11323	0.13919	0.12920	0.13393	0.13282	AVRG		0.12967		7.60706
60 Phenanthrene	1.28883	1.32608	1.33603	1.18839	1.19726	1.09925	AVRG		1.23931		7.51032
61 Anthracene	1.27385	1.32399	1.33913	1.19968	1.20090	1.09102	AVRG		1.23809		7.52086
62 Carbazole	1.22810	1.24304	1.26156	1.11870	1.12716	1.04149	AVRG		1.17001		7.45854
63 Di-n-butylphthalate	1.34366	1.40109	1.45889	1.30236	1.31511	1.20893	AVRG		1.33834		6.43442
64 Fluoranthene	1.19136	1.24109	1.26536	1.12945	1.16524	1.07475	AVRG		1.17788		5.99968
65 Pyrene	1.86447	1.96945	1.91462	1.73705	1.74072	1.65629	AVRG		1.81377		6.66179
67 Butylbenzylphthalate	0.80273	0.87549	0.89686	0.82193	0.82746	0.77387	AVRG		0.83306		5.48753
68 Benzo(a)anthracene	1.46654	1.51344	1.56047	1.40237	1.42450	1.35242	AVRG		1.45329		5.22944
70 3,3'-Dichlorobenzidine	+++++	0.57763	0.62209	0.53968	0.52119	0.49580	AVRG		0.55128		8.99083
71 Chrysene	1.43887	1.44455	1.46239	1.30167	1.31946	1.22126	AVRG		1.36470		7.18065
72 bis(2-Ethylhexyl)phthalate	0.54091	0.55831	0.54580	0.50054	0.53621	0.49690	AVRG		0.52978		4.75409
73 Di-n-octylphthalate	0.95350	0.95321	0.98218	0.89111	0.89877	0.84031	AVRG		0.91985		5.69612
74 Benzo(b)fluoranthene	1.27151	1.32809	1.27498	1.16869	1.16188	1.13925	AVRG		1.22407		6.30602
75 Benzo(k)fluoranthene	1.45028	1.43088	1.51087	1.27031	1.35129	1.12692	AVRG		1.35676		10.33544
76 Benzo(a)pyrene	1.18631	1.24207	1.26190	1.11930	1.13720	1.05358	AVRG		1.16673		6.75336

Analytical Resources, Inc.

INITIAL CALIBRATION DATA

tart Cal Date : 15-SEP-2006 12:30
nd Cal Date : 15-SEP-2006 15:10
uant Method : ISTD
rigin : Force
arget Version : 3.50
ntegrator : HP RTE
ethod file : /chem1/nt6.i/20060915.b/SW846.m
al Date : 15-Sep-2006 15:41 jeff

	Compound	1 Level 1	5 Level 2	10 Level 3	25 Level 4	40 Level 5	80 Level 6	Curve	Coefficients b	m1	m2	%RSD or R^2	
78	Indeno(1,2,3-cd)pyrene	1.52460	1.51098	1.48141	1.35572	1.42473	1.29892	AVRG		1.43273		6.30739	
79	Dibenzo(a,h)anthracene	1.50136	1.46451	1.45197	1.31076	1.33606	1.20310	AVRG		1.37796		8.27718	
80	Benzo(g,h,i)perylene	1.63268	1.59898	1.58463	1.40858	1.45311	1.30717	AVRG		1.49752		8.56543	
90	N-Nitrosodimethylamine	+++++	1.01506	1.06871	0.98641	0.99267	0.95562	AVRG		1.00369		4.19375	
91	Aniline	+++++	2.49722	2.52414	2.32084	2.35571	2.24980	AVRG		2.38954		4.91191	
92	1,2-Diphenylhydrazine	+++++	+++++	+++++	+++++	+++++	+++++	AVRG		0.000e+00		0.000e+00	<-
93	Benzidine	+++++	1.02489	0.98564	0.61293	0.78086	0.63543	AVRG		0.80795		23.74052	
96	p-Cymene	+++++	+++++	+++++	+++++	+++++	+++++	AVRG		0.000e+00		0.000e+00	<-
97	Caffeine	+++++	+++++	+++++	+++++	+++++	+++++	AVRG		0.000e+00		0.000e+00	<-
98	Retene	0.67620	0.72323	0.72854	0.66968	0.68143	0.65830	AVRG		0.68956		4.23780	
99	Perylene	+++++	+++++	+++++	+++++	+++++	+++++	AVRG		0.000e+00		0.000e+00	<-
100	3-beta-Coprostanol	+++++	+++++	+++++	+++++	+++++	+++++	AVRG		0.000e+00		0.000e+00	<-
101	Cholesterol	+++++	+++++	+++++	+++++	+++++	+++++	AVRG		0.000e+00		0.000e+00	<-
102	beta-Sitosterol	+++++	+++++	+++++	+++++	+++++	+++++	AVRG		0.000e+00		0.000e+00	<-
103	Pyridine	+++++	1.81086	1.91750	1.72164	1.77178	1.69504	AVRG		1.78336		4.89594	
1	2-Fluorophenol	+++++	1.69364	1.66846	1.55588	1.61002	1.52268	AVRG		1.61013		4.49655	
137	d8-1,4-Dioxane	+++++	0.69281	0.70129	0.65943	0.65881	0.62718	AVRG		0.66790		4.45923	
2	Phenol-d5	+++++	2.02381	2.01060	1.82266	1.79288	1.66573	AVRG		1.86314		8.18860	
5	2-Chlorophenol-d4	+++++	1.64595	1.63111	1.47424	1.47413	1.37222	AVRG		1.51953		7.66390	
10	1,2-Dichlorobenzene-d4	+++++	1.06982	1.04704	0.94827	0.94892	0.89049	AVRG		0.98091		7.65323	
18	Nitrobenzene-d5	+++++	0.50766	0.51198	0.47343	0.47174	0.45422	AVRG		0.48381		5.15804	

Analytical Resources, Inc.

INITIAL CALIBRATION DATA

tart Cal Date : 15-SEP-2006 12:30
nd Cal Date : 15-SEP-2006 15:10
uant Method : ISTD
rigin : Force
arget Version : 3.50
ntegrator : HP RTE
ethod file : /chem1/nt6.i/20060915.b/SW846.m
al Date : 15-Sep-2006 15:41 jeff

Compound	1 Level 1	5 Level 2	10 Level 3	25 Level 4	40 Level 5	80 Level 6	Curve	Coefficients b	m1	m2	%RSD or R^2	
36 2-Fluorobiphenyl	+++++	1.54897	1.53569	1.37678	1.35992	1.24082	AVRG		1.41244		9.18435	
55 2,4,6-Tribromophenol	+++++	0.14740	0.16189	0.15751	0.15870	0.15669	AVRG		0.15644		3.46840	
66 Terphenyl-d14	+++++	1.17116	1.13934	1.05051	1.05293	1.02254	AVRG		1.08729		5.90160	
85 p-Cresol-d4	+++++	+++++	+++++	+++++	+++++	+++++	AVRG		0.000e+00		0.000e+00	<-
86 Anthracene-d10	+++++	+++++	+++++	+++++	+++++	+++++	AVRG		0.000e+00		0.000e+00	<-
87 Fluoranthene-d10	+++++	+++++	+++++	+++++	+++++	+++++	AVRG		0.000e+00		0.000e+00	<-
88 Dibenz(a,h)anthracene-d14	+++++	+++++	+++++	+++++	+++++	+++++	AVRG		0.000e+00		0.000e+00	<-
89 Diphenyl-d10	+++++	+++++	+++++	+++++	+++++	+++++	AVRG		0.000e+00		0.000e+00	<-
95 D10-1-methylnaphthalene	+++++	+++++	+++++	+++++	+++++	+++++	AVRG		0.000e+00		0.000e+00	<-

0110

Analytical Resources, Inc.

INITIAL CALIBRATION DATA

tart Cal Date : 15-SEP-2006 12:30
nd Cal Date : 15-SEP-2006 15:10
uant Method : ISTD
rigin : Force
arget Version : 3.50
ntegrator : HP RTE
ethod file : /chem1/nt6.i/20060915.b/SW846.m
al Date : 15-Sep-2006 15:41 jeff

Curve	Formula	Units
Averaged	Amt = Rsp/ml	Response
Linear	Amt = b + Rsp/ml	Response

Analytical Resources, Inc.

Semivolatile Report SW846 Method 8270D

Data file : /chem1/nt6.i/20060915.b/0010915.d
Lab Smp Id: ABN 1
Inj Date : 15-SEP-2006 13:34
Operator : LJR/vts Inst ID: nt6.i
Smp Info : ABN 1
Misc Info :
Comment : 1ul Injection
Method : /chem1/nt6.i/20060915.b/SW846.m
Meth Date : 18-Sep-2006 10:10 jeff Quant Type: ISTD
Cal Date : 15-SEP-2006 13:34 Cal File: 0010915.d
Als bottle: 3 Calibration Sample, Level: 1
Dil Factor: 1.00000
Integrator: HP RTE Compound Sublist: ICAL.sub
Target Version: 3.50

LJR 9/18/06

	Compounds	QUANT SIG MASS	RT	EXP RT	REL RT	RESPONSE	AMOUNTS CAL-AMT (ug/mL)	ON-COL (ug/mL)
$	1 2-Fluorophenol	112	4.214	4.219	(0.687)	10440	1.00000	0.9692
$	2 Phenol-d5	99	5.865	5.891	(0.956)	12628	1.00000	1.013
	3 Phenol	94	5.881	5.907	(0.958)	13352	1.00000	1.036
$	5 2-Chlorophenol-d4	132	5.865	5.880	(0.956)	10627	1.00000	1.045
	4 Bis(2-Chloroethyl)ether	93	5.860	5.886	(0.955)	10261	1.00000	1.045
	6 2-Chlorophenol	128	5.892	5.907	(0.960)	9767	1.00000	1.033
	7 1,3-Dichlorobenzene	146	6.068	6.078	(0.989)	10667	1.00000	1.015
*	8 1,4-Dichlorobenzene-d4	152	6.137	6.147	(1.000)	133797	20.0000	
	9 1,4-Dichlorobenzene	146	6.159	6.174	(1.003)	11057	1.00000	1.027
$	10 1,2-Dichlorobenzene-d4	152	6.431	6.441	(1.048)	6687	1.00000	1.019(M)
	12 1,2-Dichlorobenzene	146	6.447	6.462	(1.050)	10214	1.00000	1.035
	11 Benzyl alcohol	108	6.479	6.505	(1.056)	5976	1.00000	0.9342
	14 2,2'-oxybis(1-Chloropropane)	45	6.741	6.751	(1.098)	12089	1.00000	1.001
	13 2-Methylphenol	108	6.784	6.799	(1.105)	8945	1.00000	0.9809
	17 Hexachloroethane	117	6.928	6.933	(1.129)	3928	1.00000	0.9389
	16 N-Nitroso-di-n-propylamine	70	6.944	6.986	(1.131)	7031	1.00000	1.005
	15 4-Methylphenol	108	7.024	7.045	(1.144)	9435	1.00000	1.002
$	18 Nitrobenzene-d5	82	7.067	7.093	(0.866)	11227	1.00000	1.004
	19 Nitrobenzene	77	7.094	7.125	(0.870)	10694	1.00000	1.015
	20 Isophorone	82	7.494	7.520	(0.919)	17323	1.00000	0.9988
	21 2-Nitrophenol	139	7.612	7.627	(0.933)	4548	1.00000	0.9053
	22 2,4-Dimethylphenol	107	7.825	7.846	(0.959)	8886	1.00000	0.9681
	23 Bis(2-Chloroethoxy)methane	93	7.932	7.953	(0.972)	11265	1.00000	0.9962
	24 Benzoic acid	105	8.007	8.284	(0.982)	5361	5.00000	0.9822(MH)
	25 2,4-Dichlorophenol	162	8.034	8.049	(0.985)	6589	1.00000	0.9112
	26 1,2,4-Trichlorobenzene	180	8.114	8.129	(0.995)	8159	1.00000	1.030
*	27 Naphthalene-d8	136	8.157	8.167	(1.000)	462289	20.0000	

	Compounds	QUANT SIG MASS	RT	EXP RT	REL RT	RESPONSE	AMOUNTS CAL-AMT (ug/mL)	AMOUNTS ON-COL (ug/mL)
	28 Naphthalene	128	8.183	8.199	(1.003)	26065	1.00000	1.033
	29 4-Chloroaniline	127	8.376	8.391	(1.027)	10918	1.00000	1.003
	30 Hexachlorobutadiene	225	8.536	8.541	(1.046)	3707	1.00000	0.9901
	31 4-Chloro-3-methylphenol	107	9.268	9.272	(1.136)	6704	1.00000	0.9234
	32 2-Methylnaphthalene	141	9.300	9.310	(1.140)	14196	1.00000	1.035
	33 Hexachlorocyclopentadiene	237	9.685	9.694	(0.884)	921	1.00000	0.3694
	34 2,4,6-Trichlorophenol	196	9.850	9.855	(0.899)	3837	1.00000	0.8445
	35 2,4,5-Trichlorophenol	196	9.920	9.924	(0.905)	4229	1.00000	0.9020
$	36 2-Fluorobiphenyl	172	9.962	9.978	(0.909)	18701	1.00000	1.082
	37 2-Chloronaphthalene	162	10.053	10.068	(0.917)	15472	1.00000	1.034
	38 2-Nitroaniline	65	10.320	10.341	(0.942)	4671	1.00000	0.9750
	39 Dimethylphthalate	163	10.726	10.747	(0.979)	15442	1.00000	1.039
	40 Acenaphthylene	152	10.705	10.720	(0.977)	23363	1.00000	1.028
	41 2,6-Dinitrotoluene	165	10.801	10.822	(0.985)	3289	1.00000	0.9277
*	42 Acenaphthene-d10	164	10.961	10.971	(1.000)	244797	20.0000	
	43 3-Nitroaniline	138	10.993	11.019	(1.003)	3978	1.00000	0.9669(M)
	44 Acenaphthene	153	11.009	11.025	(1.004)	15024	1.00000	1.068
	45 2,4-Dinitrophenol	184	Compound Not Detected.					
	46 Dibenzofuran	168	11.266	11.286	(1.028)	20949	1.00000	1.073
	47 4-Nitrophenol	109	11.426	11.441	(1.042)	1584	1.00000	0.7770
	48 2,4-Dinitrotoluene	165	11.399	11.425	(1.040)	3669	1.00000	0.8435
	50 Diethylphthalate	149	11.869	11.895	(1.083)	15096	1.00000	1.055
	49 Fluorene	166	11.816	11.831	(1.078)	16114	1.00000	1.024
	51 4-Chlorophenyl-phenylether	204	11.880	11.895	(1.084)	6961	1.00000	1.009
	52 4-Nitroaniline	138	11.960	12.013	(1.091)	3567	1.00000	0.8949
	53 4,6-Dinitro-2-methylphenol	198	12.040	12.077	(0.907)	429	5.00000	0.2253
	54 N-Nitrosodiphenylamine	169	12.094	12.120	(0.911)	6546	1.00000	0.9803
$	55 2,4,6-Tribromophenol	330	12.243	12.259	(1.117)	1678	1.00000	0.8763
	56 4-Bromophenyl-phenylether	248	12.639	12.654	(0.952)	3370	1.00000	0.9676
	57 Hexachlorobenzene	284	12.815	12.830	(0.965)	3859	1.00000	1.013
	58 Pentachlorophenol	266	13.152	13.162	(0.990)	712	1.00000	0.3345
*	59 Phenanthrene-d10	188	13.280	13.284	(1.000)	328313	20.0000	
	60 Phenanthrene	178	13.307	13.327	(1.002)	21157	1.00000	1.040
	61 Anthracene	178	13.381	13.397	(1.008)	20911	1.00000	1.029
	62 Carbazole	167	13.702	13.722	(1.032)	20160	1.00000	1.050
	63 Di-n-butylphthalate	149	14.498	14.508	(1.092)	22057	1.00000	1.004
	64 Fluoranthene	202	15.203	15.224	(1.145)	19557	1.00000	1.011
	65 Pyrene	202	15.540	15.555	(0.888)	20616	1.00000	1.028
$	66 Terphenyl-d14	244	15.924	15.945	(0.910)	12392	1.00000	1.031
	67 Butylbenzylphthalate	149	16.859	16.869	(0.963)	8876	1.00000	0.9636
	68 Benzo(a)anthracene	228	17.479	17.499	(0.998)	16216	1.00000	1.009
*	69 Chrysene-d12	240	17.505	17.521	(1.000)	221146	20.0000	
	70 3,3'-Dichlorobenzidine	252	17.554	17.563	(1.003)	6395	1.00000	1.049
	71 Chrysene	228	17.537	17.563	(1.002)	15910	1.00000	1.054
	72 bis(2-Ethylhexyl)phthalate	149	17.895	17.900	(0.951)	13118	1.00000	1.021
*	134 Di-n-octylphthalate-d4	153	18.814	18.824	(1.000)	485033	20.0000	
	73 Di-n-octylphthalate	149	18.825	18.835	(1.001)	23124	1.00000	1.037

	Compounds	QUANT SIG MASS	RT	EXP RT	REL RT	RESPONSE	AMOUNTS CAL-AMT (ug/mL)	AMOUNTS ON-COL (ug/mL)
	74 Benzo(b)fluoranthene	252	19.097	19.134	(0.974)	17177	1.00000	1.039 (H)
	75 Benzo(k)fluoranthene	252	19.129	19.166	(0.975)	19592	1.00000	1.069
	76 Benzo(a)pyrene	252	19.525	19.556	(0.996)	16026	1.00000	1.017
*	77 Perylene-d12	264	19.610	19.625	(1.000)	270182	20.0000	
	78 Indeno(1,2,3-cd)pyrene	276	20.940	20.977	(1.068)	20596	1.00000	1.064 (M)
	79 Dibenzo(a,h)anthracene	278	20.978	21.020	(1.070)	20282	1.00000	1.090
	80 Benzo(g,h,i)perylene	276	21.224	21.271	(1.082)	22056	1.00000	1.090
	90 N-Nitrosodimethylamine	74	1.693	1.713	(0.276)	6601	1.00000	0.9831
	103 Pyridine	79	1.698	1.687	(0.277)	10910	1.00000	0.9145
	91 Aniline	93	5.715	5.736	(0.931)	16017	1.00000	1.002
	105 1-methylnaphthalene	141	9.460	9.470	(1.160)	13840	1.00000	1.043
	93 Benzidine	184	15.518	15.528	(0.886)	10777	1.00000	1.206
	98 Retene	219	16.149	16.164	(0.922)	7477	1.00000	0.9806
	111 Azobenzene (1,2-DP-Hydrazine)	77	12.121	12.141	(1.106)	18156	1.00000	1.027
	144 alpha-Terpineol	59	8.269	8.284	(1.014)	3463	1.00000	0.9819
	143 1,4-Dioxane	88	1.356	1.355	(0.221)	4828	1.00000	1.050
$	137 d8-1,4-Dioxane	96	1.329	1.334	(0.217)	4698	1.00000	1.051
	133 Butylatedhydroxytoluene	205	11.223	11.233	(1.024)	11320	1.00000	0.9951
	115 Tributyl Phosphate	99	12.281	12.312	(0.925)	17797	1.00000	0.9783
	116 Dibutyl Phenyl Phosphate	175	13.953	13.968	(1.051)	12759	1.00000	0.9481
	117 Butyl Diphenyl Phosphate	94	15.588	15.603	(0.890)	3955	1.00000	0.9783
	118 Triphenyl Phosphate	326	17.148	17.163	(0.980)	2372	1.00000	0.9233

QC Flag Legend

M - Compound response manually integrated.
H - Operator selected an alternate compound hit.

Analytical Resources, Inc.

INTERNAL STANDARD COMPOUNDS
AREA AND RT SUMMARY

Instrument ID: nt6.i
Lab File ID: 0010915.d
Lab Smp Id: ABN 1
Analysis Type: SV
Quant Type: ISTD
Operator: LJR/vts
Method File: /chem1/nt6.i/20060915.b/SW846.m
Misc Info:

Calibration Date: 15-SEP-2006
Calibration Time: 12:30

Level:
Sample Type:

COMPOUND	STANDARD	AREA LIMIT LOWER	AREA LIMIT UPPER	SAMPLE	%DIFF
8 1,4-Dichlorobenze	124158	62079	248316	133797	7.76
27 Naphthalene-d8	418960	209480	837920	462289	10.34
42 Acenaphthene-d10	218821	109410	437642	244797	11.87
59 Phenanthrene-d10	295106	147553	590212	328313	11.25
69 Chrysene-d12	199375	99688	398750	221146	10.92
134 Di-n-octylphthala	444321	222160	888642	485033	9.16
77 Perylene-d12	273347	136674	546694	270182	-1.16

COMPOUND	STANDARD	RT LIMIT LOWER	RT LIMIT UPPER	SAMPLE	%DIFF
8 1,4-Dichlorobenze	6.14	5.64	6.64	6.14	-0.02
27 Naphthalene-d8	8.16	7.66	8.66	8.16	-0.01
42 Acenaphthene-d10	10.97	10.47	11.47	10.96	-0.06
59 Phenanthrene-d10	13.28	12.78	13.78	13.28	-0.01
69 Chrysene-d12	17.51	17.01	18.01	17.51	-0.04
134 Di-n-octylphthala	18.82	18.32	19.32	18.81	-0.03
77 Perylene-d12	19.62	19.12	20.12	19.61	-0.03

AREA UPPER LIMIT = +100% of internal standard area.
AREA LOWER LIMIT = - 50% of internal standard area.
RT UPPER LIMIT = + 0.50 minutes of internal standard RT.
RT LOWER LIMIT = - 0.50 minutes of internal standard RT.

Data File: /chem1/nt6.i/20060915.b/0010915.d
Date : 15-SEP-2006 13:34
Client ID:
Sample Info: ABN 1

Instrument: nt6.i

Operator: LJR/vts
Column diameter: 0.32

Column phase: ZB-5

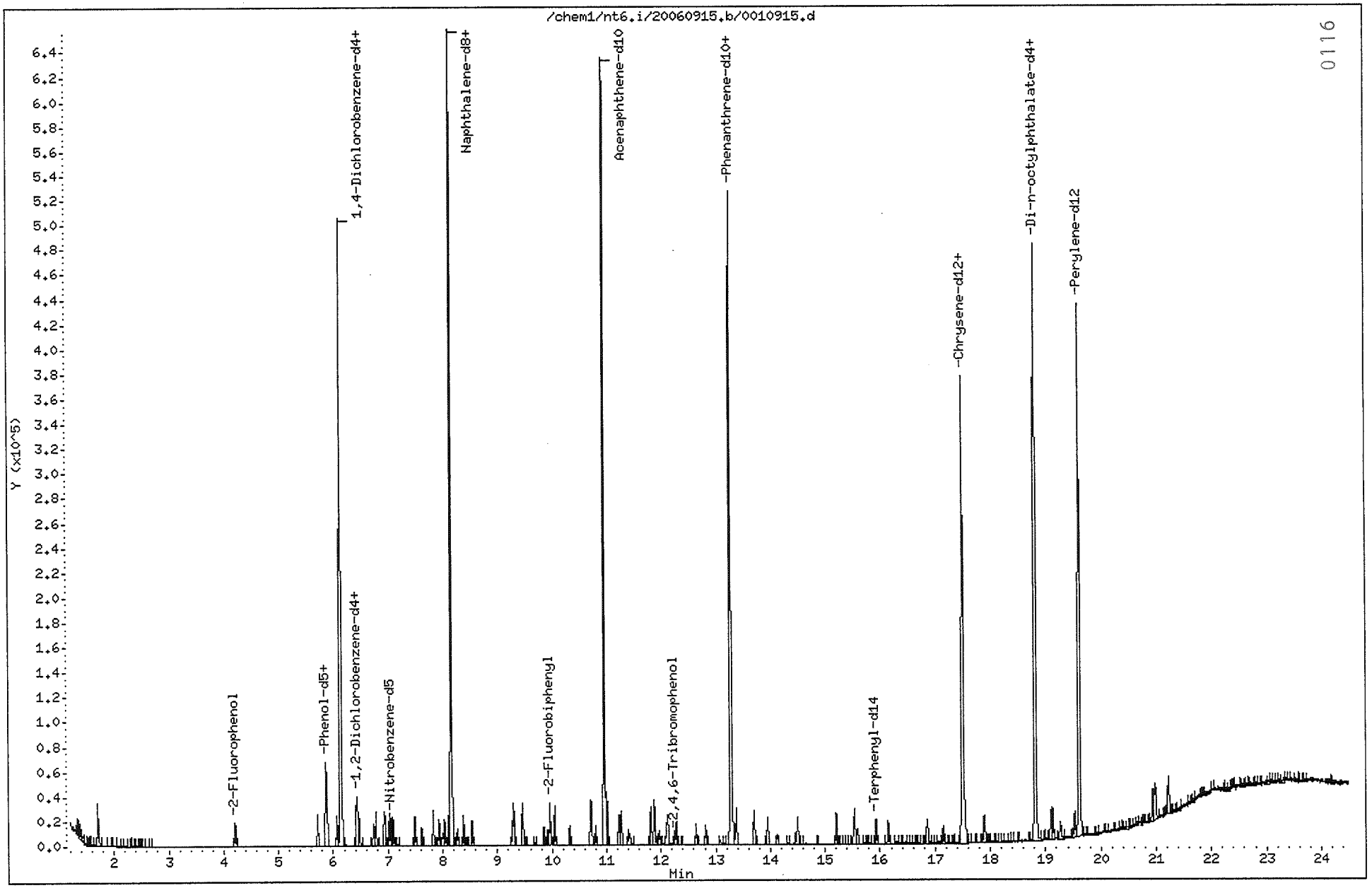

CALIB_1

ABN 1, ~~/chem1/nt6.i/20060915.b/0010915.d~~
Benzoic acid Amount: 0.98

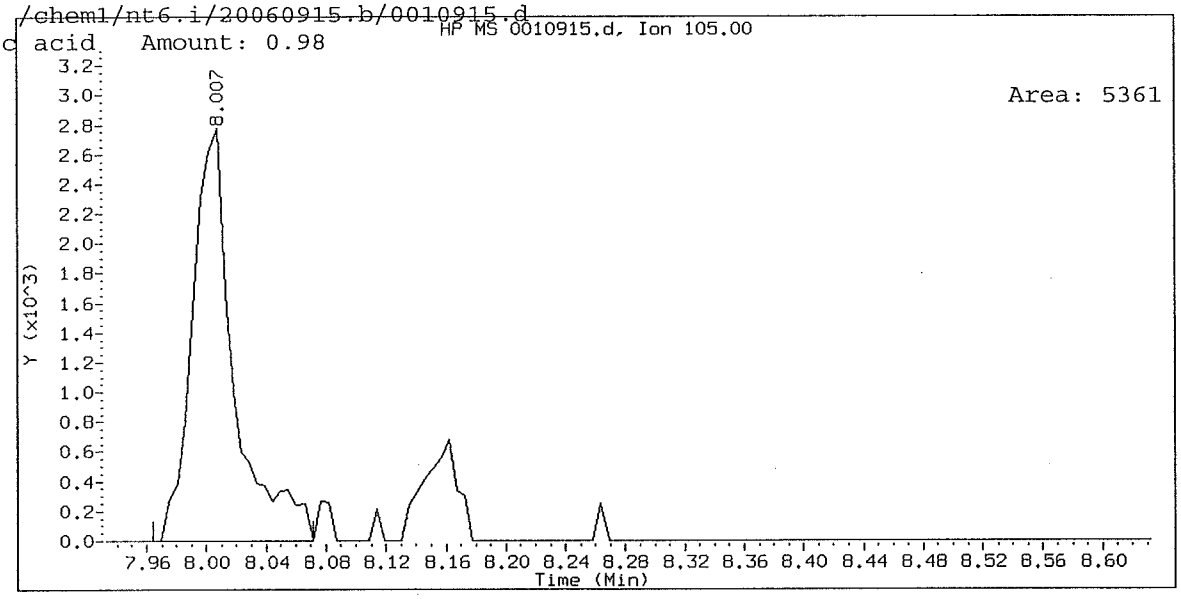

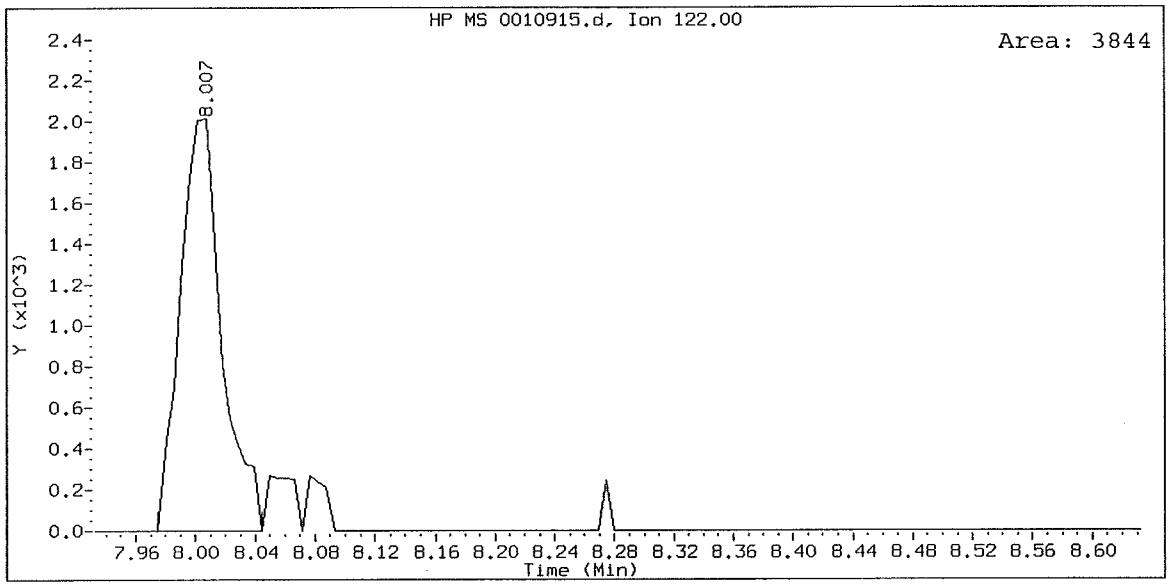

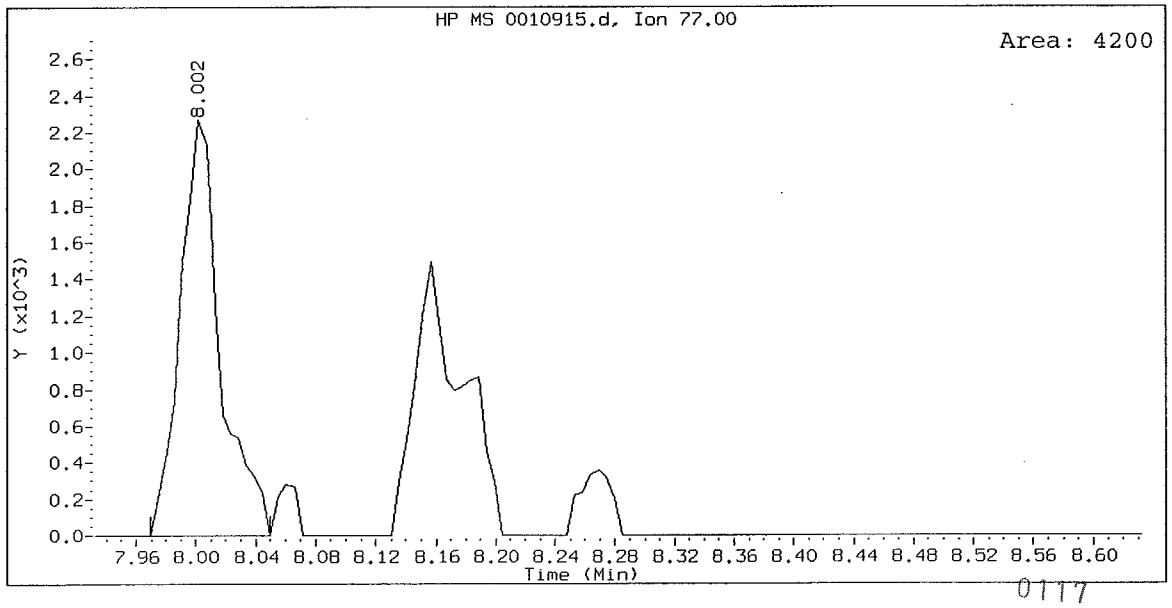

ABN 1, /chem1/nt6.i/20060915.b/0010915.d
3-Nitroaniline Amount: 0.97

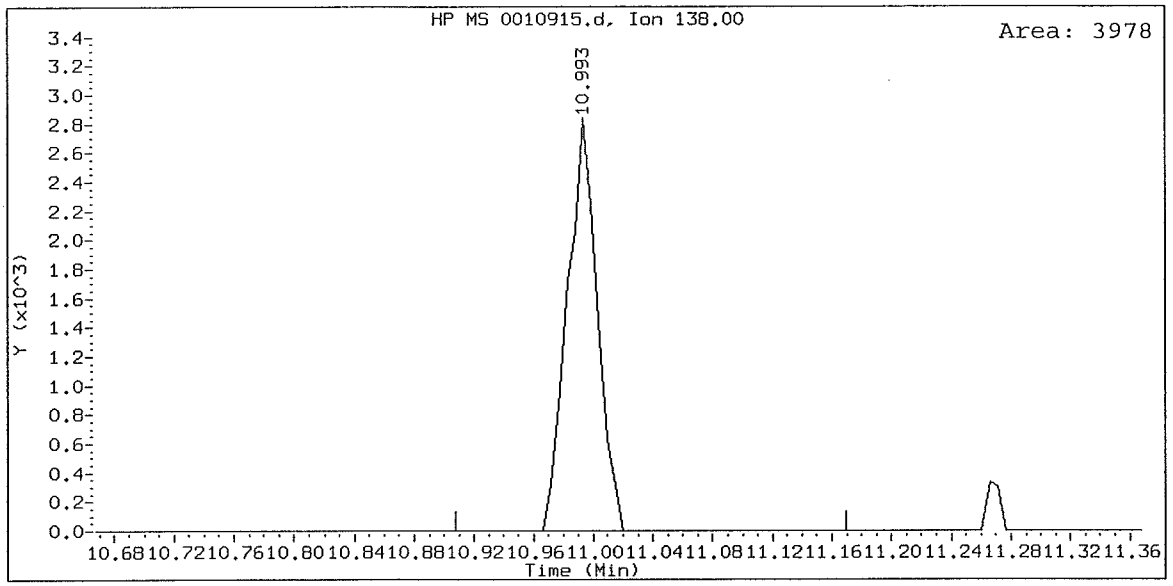

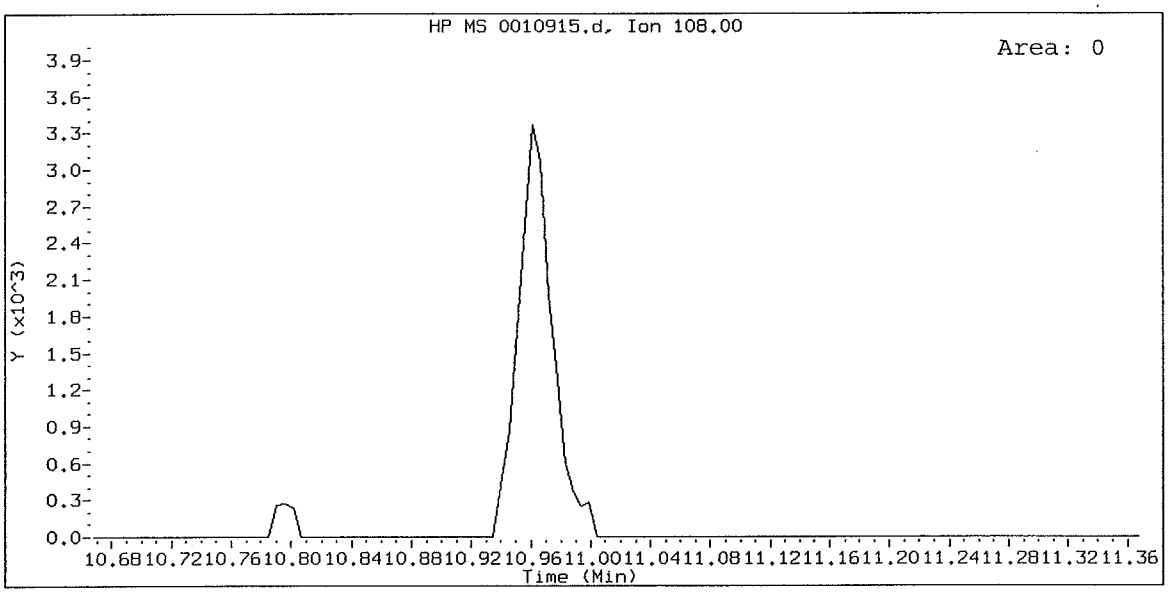

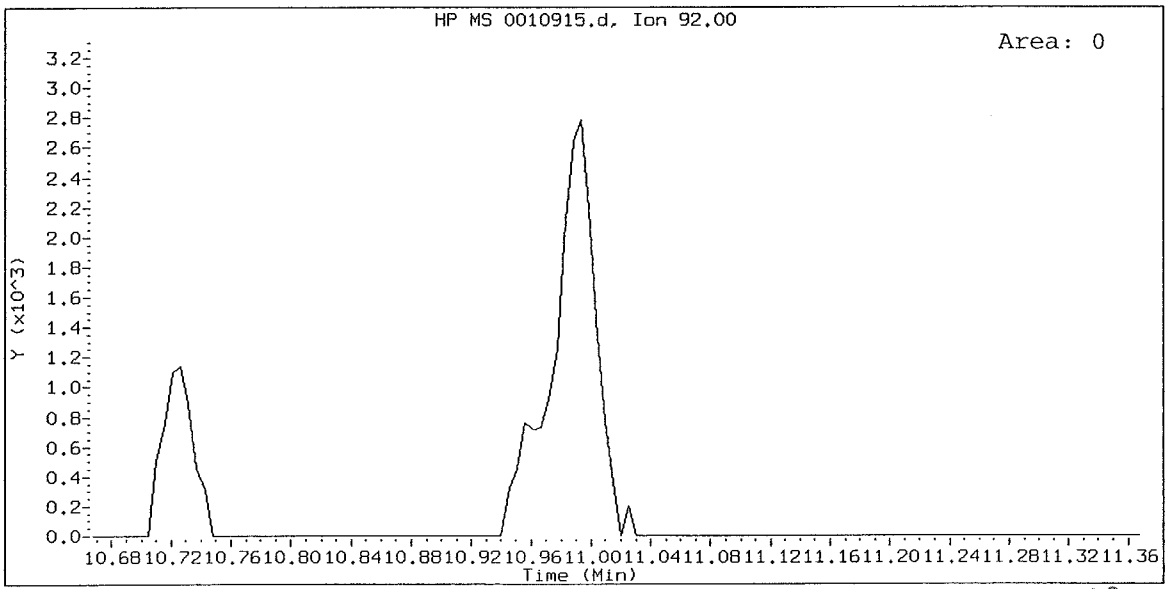

ABN 1, /chem1/nt6.i/20060915.b/0010915.d
Benzo(b)fluoranthene Amount: 1.04

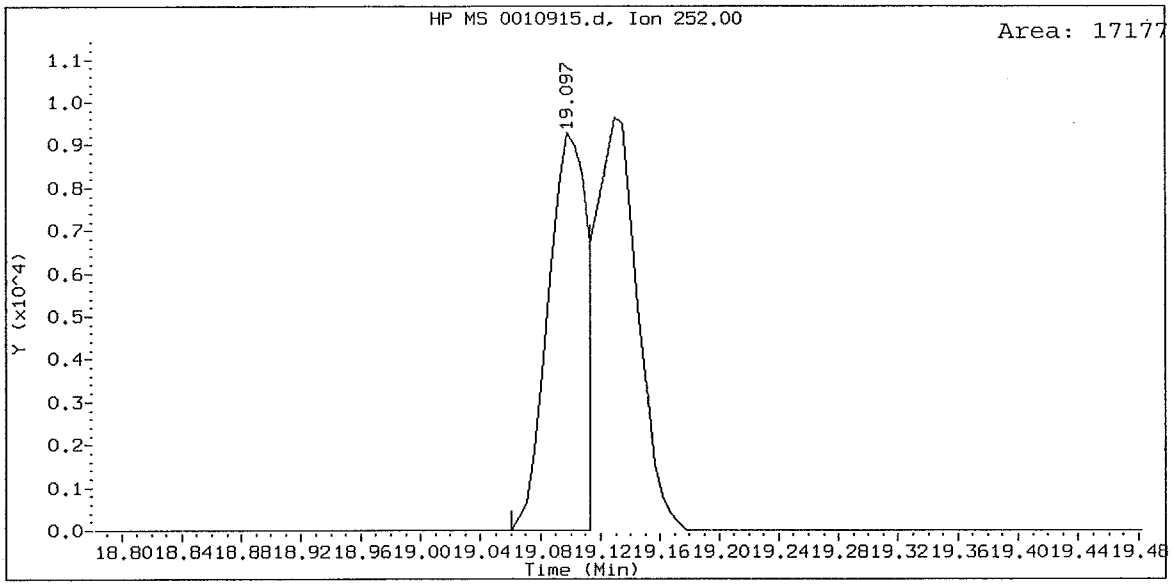

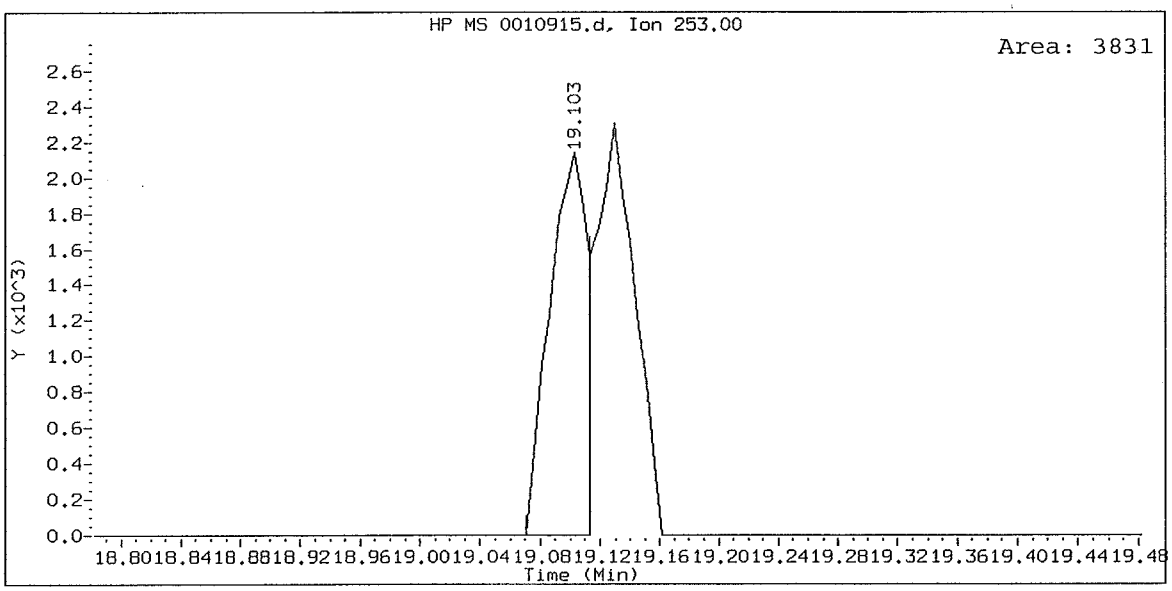

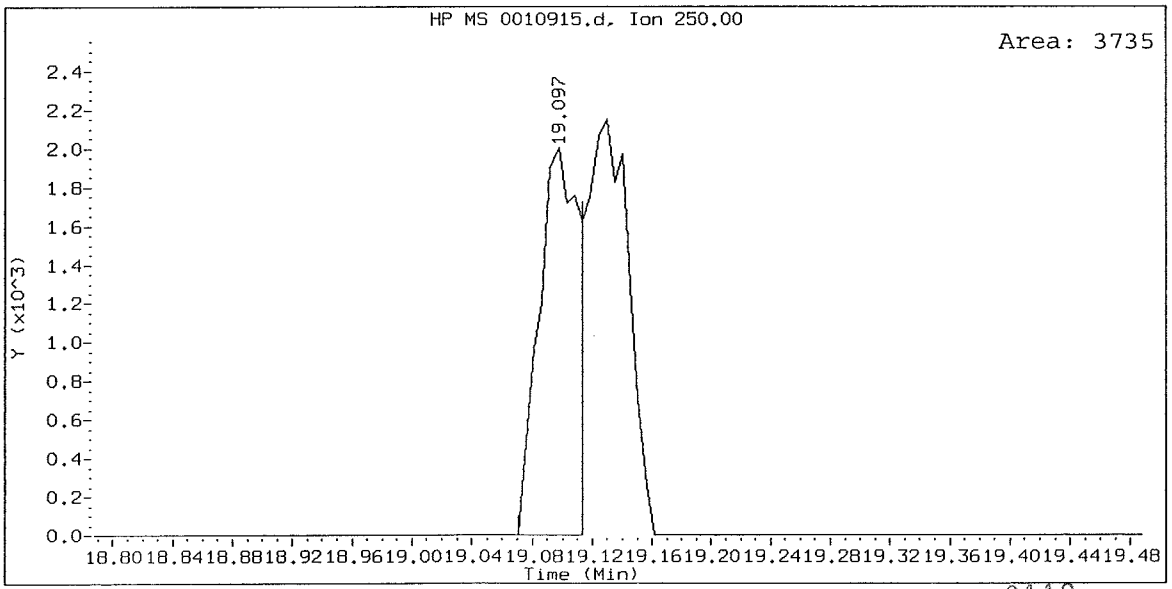

ABN 1, /chem1/nt6.i/20060915.b/0010915.d
Indeno(1,2,3-cd)pyrene Amount: 1.06

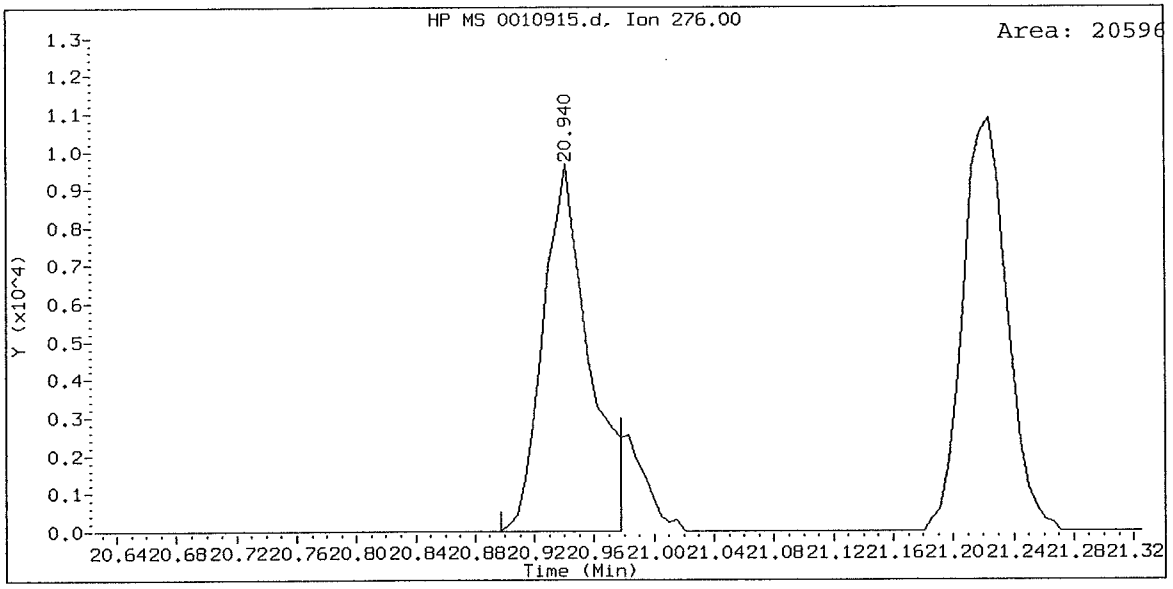

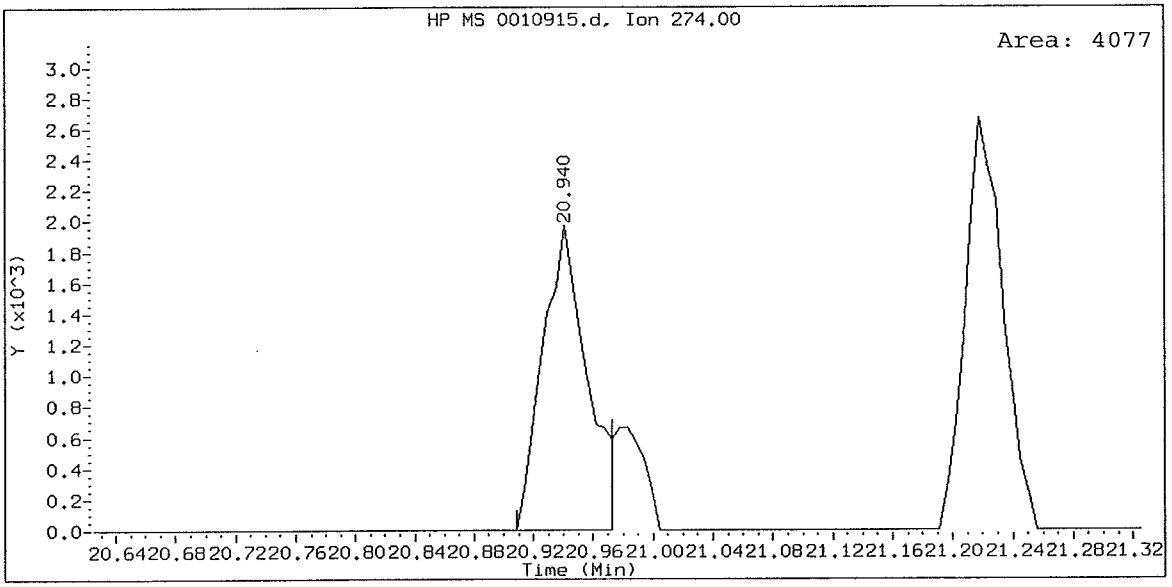

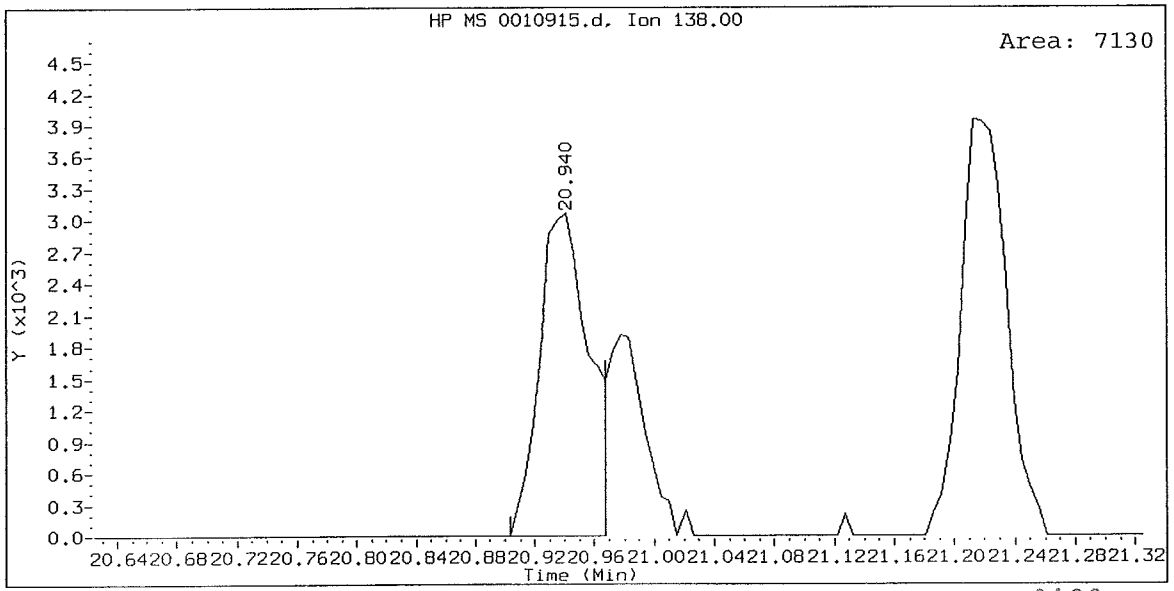

ABN 1, /chem1/nt6.i/20060915.b/0010915.d
1,2-Dichlorobenzene-d4 Amount: 1.02

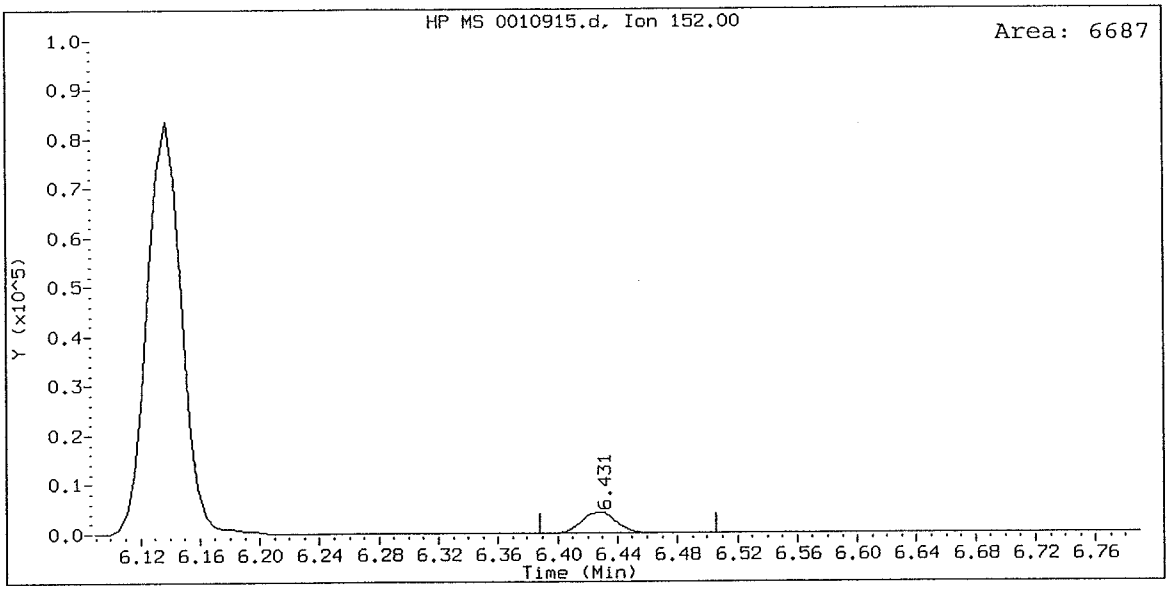

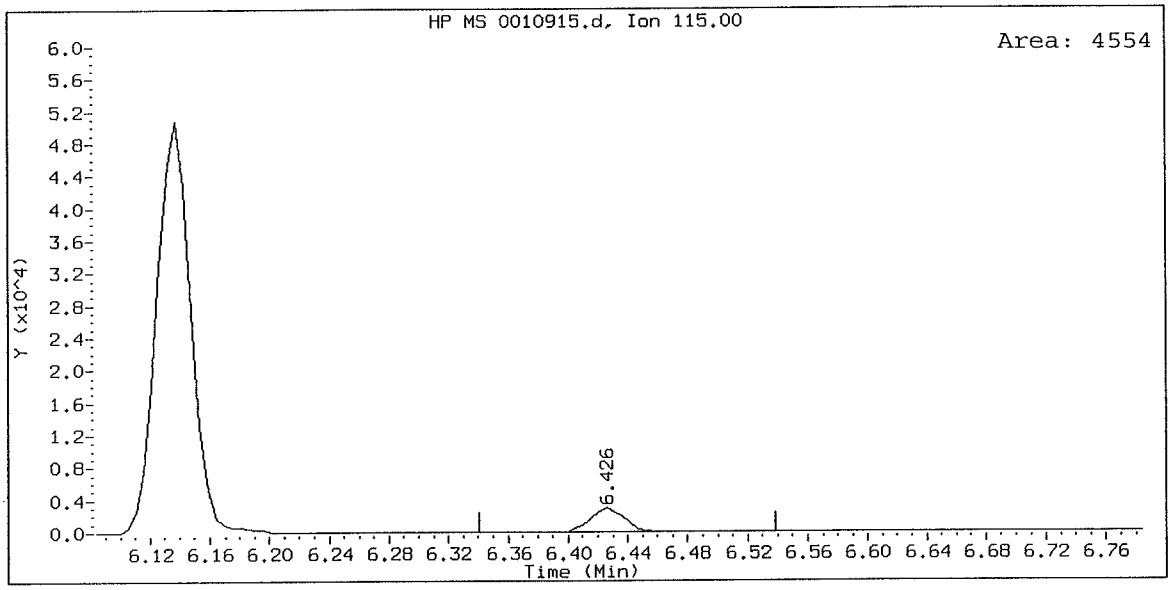

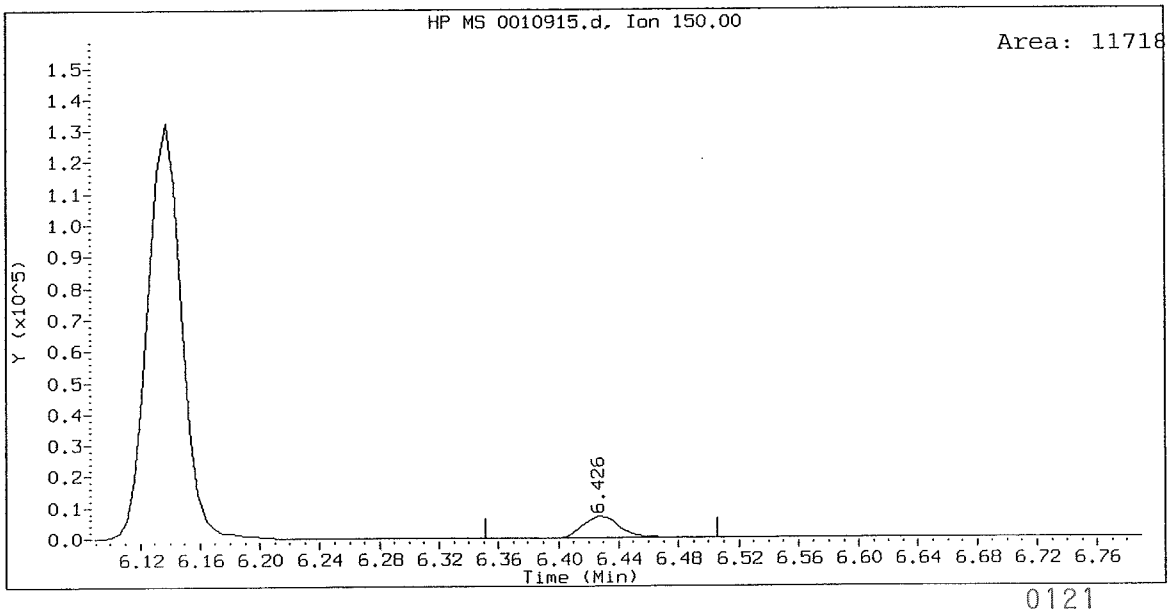

Analytical Resources, Inc.

Semivolatile Report SW846 Method 8270D

Data file : /chem1/nt6.i/20060915.b/0050915.d
Lab Smp Id: ABN 5
Inj Date : 15-SEP-2006 14:38
Operator : LJR/vts Inst ID: nt6.i LJR 9/18/06
Smp Info : ABN 5
Misc Info :
Comment : 1ul Injection
Method : /chem1/nt6.i/20060915.b/SW846.m
Meth Date : 18-Sep-2006 10:10 jeff Quant Type: ISTD
Cal Date : 15-SEP-2006 14:38 Cal File: 0050915.d
Als bottle: 5 Calibration Sample, Level: 2
Dil Factor: 1.00000
Integrator: HP RTE Compound Sublist: ICAL.sub
Target Version: 3.50

	Compounds	QUANT SIG MASS	RT	EXP RT	REL RT	RESPONSE	AMOUNTS CAL-AMT (ug/mL)	AMOUNTS ON-COL (ug/mL)
$	1 2-Fluorophenol	112	4.210	4.219	(0.686)	56189	5.00000	5.259
$	2 Phenol-d5	99	5.867	5.891	(0.956)	67143	5.00000	5.431
	3 Phenol	94	5.883	5.907	(0.958)	69063	5.00000	5.401
$	5 2-Chlorophenol-d4	132	5.867	5.880	(0.956)	54607	5.00000	5.416
	4 Bis(2-Chloroethyl)ether	93	5.861	5.886	(0.955)	52441	5.00000	5.387
	6 2-Chlorophenol	128	5.888	5.907	(0.959)	50693	5.00000	5.408
	7 1,3-Dichlorobenzene	146	6.069	6.078	(0.989)	54480	5.00000	5.227
*	8 1,4-Dichlorobenzene-d4	152	6.139	6.147	(1.000)	132706	20.0000	
	9 1,4-Dichlorobenzene	146	6.160	6.174	(1.003)	55541	5.00000	5.200
$	10 1,2-Dichlorobenzene-d4	152	6.427	6.441	(1.047)	35493	5.00000	5.453
	12 1,2-Dichlorobenzene	146	6.449	6.462	(1.050)	52203	5.00000	5.333
	11 Benzyl alcohol	108	6.481	6.505	(1.056)	32649	5.00000	5.146
	14 2,2'-oxybis(1-Chloropropane)	45	6.743	6.751	(1.098)	62025	5.00000	5.177
	13 2-Methylphenol	108	6.780	6.799	(1.104)	47076	5.00000	5.205
	17 Hexachloroethane	117	6.924	6.933	(1.128)	21760	5.00000	5.244
	16 N-Nitroso-di-n-propylamine	70	6.946	6.986	(1.131)	37029	5.00000	5.336
	15 4-Methylphenol	108	7.020	7.045	(1.144)	49354	5.00000	5.285
$	18 Nitrobenzene-d5	82	7.068	7.093	(0.867)	57675	5.00000	5.246
	19 Nitrobenzene	77	7.095	7.125	(0.870)	54378	5.00000	5.248
	20 Isophorone	82	7.491	7.520	(0.919)	90233	5.00000	5.293
	21 2-Nitrophenol	139	7.613	7.627	(0.934)	25082	5.00000	5.079
	22 2,4-Dimethylphenol	107	7.827	7.846	(0.960)	48190	5.00000	5.341
	23 Bis(2-Chloroethoxy)methane	93	7.934	7.953	(0.973)	59195	5.00000	5.325
	24 Benzoic acid	105	8.046	8.284	(0.987)	46767	10.0000	8.716(M)
	25 2,4-Dichlorophenol	162	8.035	8.049	(0.986)	37412	5.00000	5.263
	26 1,2,4-Trichlorobenzene	180	8.116	8.129	(0.995)	41737	5.00000	5.361
*	27 Naphthalene-d8	136	8.153	8.167	(1.000)	454442	20.0000	

	Compounds	QUANT SIG MASS	RT	EXP RT	REL RT	RESPONSE	AMOUNTS CAL-AMT (ug/mL)	AMOUNTS ON-COL (ug/mL)
	28 Naphthalene	128	8.185	8.199	(1.004)	134022	5.00000	5.403
	29 4-Chloroaniline	127	8.377	8.391	(1.028)	57324	5.00000	5.359
	30 Hexachlorobutadiene	225	8.538	8.541	(1.047)	19494	5.00000	5.296
	31 4-Chloro-3-methylphenol	107	9.264	9.272	(1.136)	37134	5.00000	5.203
	32 2-Methylnaphthalene	141	9.296	9.310	(1.140)	73489	5.00000	5.450
	33 Hexachlorocyclopentadiene	237	9.686	9.694	(0.884)	8989	5.00000	3.643
	34 2,4,6-Trichlorophenol	196	9.846	9.855	(0.898)	22332	5.00000	4.967
	35 2,4,5-Trichlorophenol	196	9.916	9.924	(0.904)	22097	5.00000	4.763
$	36 2-Fluorobiphenyl	172	9.964	9.978	(0.909)	93799	5.00000	5.483
	37 2-Chloronaphthalene	162	10.055	10.068	(0.917)	78948	5.00000	5.334
	38 2-Nitroaniline	65	10.322	10.341	(0.942)	24603	5.00000	5.190
	39 Dimethylphthalate	163	10.728	10.747	(0.979)	79628	5.00000	5.413
	40 Acenaphthylene	152	10.706	10.720	(0.977)	121935	5.00000	5.424
	41 2,6-Dinitrotoluene	165	10.797	10.822	(0.985)	18371	5.00000	5.237
*	42 Acenaphthene-d10	164	10.963	10.971	(1.000)	242223	20.0000	
	43 3-Nitroaniline	138	10.990	11.019	(1.002)	21802	5.00000	5.356
	44 Acenaphthene	153	11.011	11.025	(1.004)	74895	5.00000	5.381
	45 2,4-Dinitrophenol	184	11.161	11.180	(1.018)	2167	10.0000	15.67
	46 Dibenzofuran	168	11.273	11.286	(1.028)	105646	5.00000	5.469
	47 4-Nitrophenol	109	11.417	11.441	(1.041)	9675	5.00000	4.797 (M)
	48 2,4-Dinitrotoluene	165	11.401	11.425	(1.040)	21745	5.00000	5.052
	50 Diethylphthalate	149	11.871	11.895	(1.083)	76394	5.00000	5.398
	49 Fluorene	166	11.812	11.831	(1.077)	84018	5.00000	5.398
	51 4-Chlorophenyl-phenylether	204	11.882	11.895	(1.084)	37041	5.00000	5.424
	52 4-Nitroaniline	138	11.962	12.013	(1.091)	20378	5.00000	5.167
	53 4,6-Dinitro-2-methylphenol	198	12.037	12.077	(0.907)	11683	10.0000	6.177
	54 N-Nitrosodiphenylamine	169	12.101	12.120	(0.911)	34788	5.00000	5.245
$	55 2,4,6-Tribromophenol	330	12.240	12.259	(1.116)	8926	5.00000	4.711
	56 4-Bromophenyl-phenylether	248	12.640	12.654	(0.952)	18260	5.00000	5.279
	57 Hexachlorobenzene	284	12.817	12.830	(0.965)	19609	5.00000	5.182
	58 Pentachlorophenol	266	13.142	13.162	(0.990)	9231	5.00000	4.366
*	59 Phenanthrene-d10	188	13.276	13.284	(1.000)	326100	20.0000	
	60 Phenanthrene	178	13.308	13.327	(1.002)	108109	5.00000	5.350
	61 Anthracene	178	13.383	13.397	(1.008)	107938	5.00000	5.347
	62 Carbazole	167	13.703	13.722	(1.032)	101339	5.00000	5.312
	63 Di-n-butylphthalate	149	14.499	14.508	(1.092)	114224	5.00000	5.234
	64 Fluoranthene	202	15.205	15.224	(1.145)	101180	5.00000	5.268
	65 Pyrene	202	15.541	15.555	(0.888)	105924	5.00000	5.429
$	66 Terphenyl-d14	244	15.926	15.945	(0.910)	62989	5.00000	5.386
	67 Butylbenzylphthalate	149	16.855	16.869	(0.963)	47087	5.00000	5.255
	68 Benzo(a)anthracene	228	17.480	17.499	(0.999)	81398	5.00000	5.207
*	69 Chrysene-d12	240	17.502	17.521	(1.000)	215134	20.0000	
	70 3,3'-Dichlorobenzidine	252	17.550	17.563	(1.003)	31067	5.00000	5.239
	71 Chrysene	228	17.539	17.563	(1.002)	77693	5.00000	5.293
	72 bis(2-Ethylhexyl)phthalate	149	17.892	17.900	(0.951)	63165	5.00000	5.269
*	134 Di-n-octylphthalate-d4	153	18.816	18.824	(1.000)	452548	20.0000	
	73 Di-n-octylphthalate	149	18.827	18.835	(1.001)	107843	5.00000	5.181

	Compounds	QUANT SIG MASS	RT	EXP RT	REL RT	RESPONSE	AMOUNTS CAL-AMT (ug/mL)	AMOUNTS ON-COL (ug/mL)
	74 Benzo(b)fluoranthene	252	19.099	19.134	(0.974)	85832	5.00000	5.425
	75 Benzo(k)fluoranthene	252	19.136	19.166	(0.976)	92475	5.00000	5.273
	76 Benzo(a)pyrene	252	19.526	19.556	(0.996)	80273	5.00000	5.323
*	77 Perylene-d12	264	19.612	19.625	(1.000)	258513	20.0000	
	78 Indeno(1,2,3-cd)pyrene	276	20.942	20.977	(1.068)	97652	5.00000	5.273 (M)
	79 Dibenzo(a,h)anthracene	278	20.979	21.020	(1.070)	94649	5.00000	5.314
	80 Benzo(g,h,i)perylene	276	21.225	21.271	(1.082)	103339	5.00000	5.339
	90 N-Nitrosodimethylamine	74	1.694	1.713	(0.276)	33676	5.00000	5.057
	103 Pyridine	79	1.689	1.687	(0.275)	60078	5.00000	5.077
	91 Aniline	93	5.717	5.736	(0.931)	82849	5.00000	5.225
	105 1-methylnaphthalene	141	9.462	9.470	(1.161)	70391	5.00000	5.394
	93 Benzidine	184	15.514	15.528	(0.886)	55122	5.00000	6.343
	98 Retene	219	16.150	16.164	(0.923)	38898	5.00000	5.244
	111 Azobenzene (1,2-DP-Hydrazine)	77	12.122	12.141	(1.106)	93441	5.00000	5.341
	144 alpha-Terpineol	59	8.270	8.284	(1.014)	17954	5.00000	5.178
	143 1,4-Dioxane	88	1.352	1.355	(0.220)	23051	5.00000	5.056
$	137 d8-1,4-Dioxane	96	1.331	1.334	(0.217)	22985	5.00000	5.186
	133 Butylatedhydroxytoluene	205	11.225	11.233	(1.024)	60296	5.00000	5.357
	115 Tributyl Phosphate	99	12.282	12.312	(0.925)	95048	5.00000	5.260
	116 Dibutyl Phenyl Phosphate	175	13.954	13.968	(1.051)	69777	5.00000	5.220
	117 Butyl Diphenyl Phosphate	94	15.589	15.603	(0.891)	20406	5.00000	5.189
	118 Triphenyl Phosphate	326	17.144	17.163	(0.980)	12873	5.00000	5.151

QC Flag Legend

M - Compound response manually integrated.

Analytical Resources, Inc.

INTERNAL STANDARD COMPOUNDS
AREA AND RT SUMMARY

Instrument ID: nt6.i
Lab File ID: 0050915.d
Lab Smp Id: ABN 5
Analysis Type: SV
Quant Type: ISTD
Operator: LJR/vts
Method File: /chem1/nt6.i/20060915.b/SW846.m
Misc Info:

Calibration Date: 15-SEP-2006
Calibration Time: 12:30

Level:
Sample Type:

		AREA LIMIT			
COMPOUND	STANDARD	LOWER	UPPER	SAMPLE	%DIFF
8 1,4-Dichlorobenze	124158	62079	248316	132706	6.88
27 Naphthalene-d8	418960	209480	837920	454442	8.47
42 Acenaphthene-d10	218821	109410	437642	242223	10.69
59 Phenanthrene-d10	295106	147553	590212	326100	10.50
69 Chrysene-d12	199375	99688	398750	215134	7.90
134 Di-n-octylphthala	444321	222160	888642	452548	1.85
77 Perylene-d12	273347	136674	546694	258513	-5.43

		RT LIMIT			
COMPOUND	STANDARD	LOWER	UPPER	SAMPLE	%DIFF
8 1,4-Dichlorobenze	6.14	5.64	6.64	6.14	0.01
27 Naphthalene-d8	8.16	7.66	8.66	8.15	-0.06
42 Acenaphthene-d10	10.97	10.47	11.47	10.96	-0.05
59 Phenanthrene-d10	13.28	12.78	13.78	13.28	-0.04
69 Chrysene-d12	17.51	17.01	18.01	17.50	-0.06
134 Di-n-octylphthala	18.82	18.32	19.32	18.82	-0.03
77 Perylene-d12	19.62	19.12	20.12	19.61	-0.03

AREA UPPER LIMIT = +100% of internal standard area.
AREA LOWER LIMIT = - 50% of internal standard area.
RT UPPER LIMIT = + 0.50 minutes of internal standard RT.
RT LOWER LIMIT = - 0.50 minutes of internal standard RT.

Data File: /chem1/nt6.i/20060915.b/0050915.d
Date : 15-SEP-2006 14:38
Client ID:
Sample Info: ABN 5

Instrument: nt6.i

Operator: LJR/vts
Column diameter: 0.32

Column phase: ZB-5

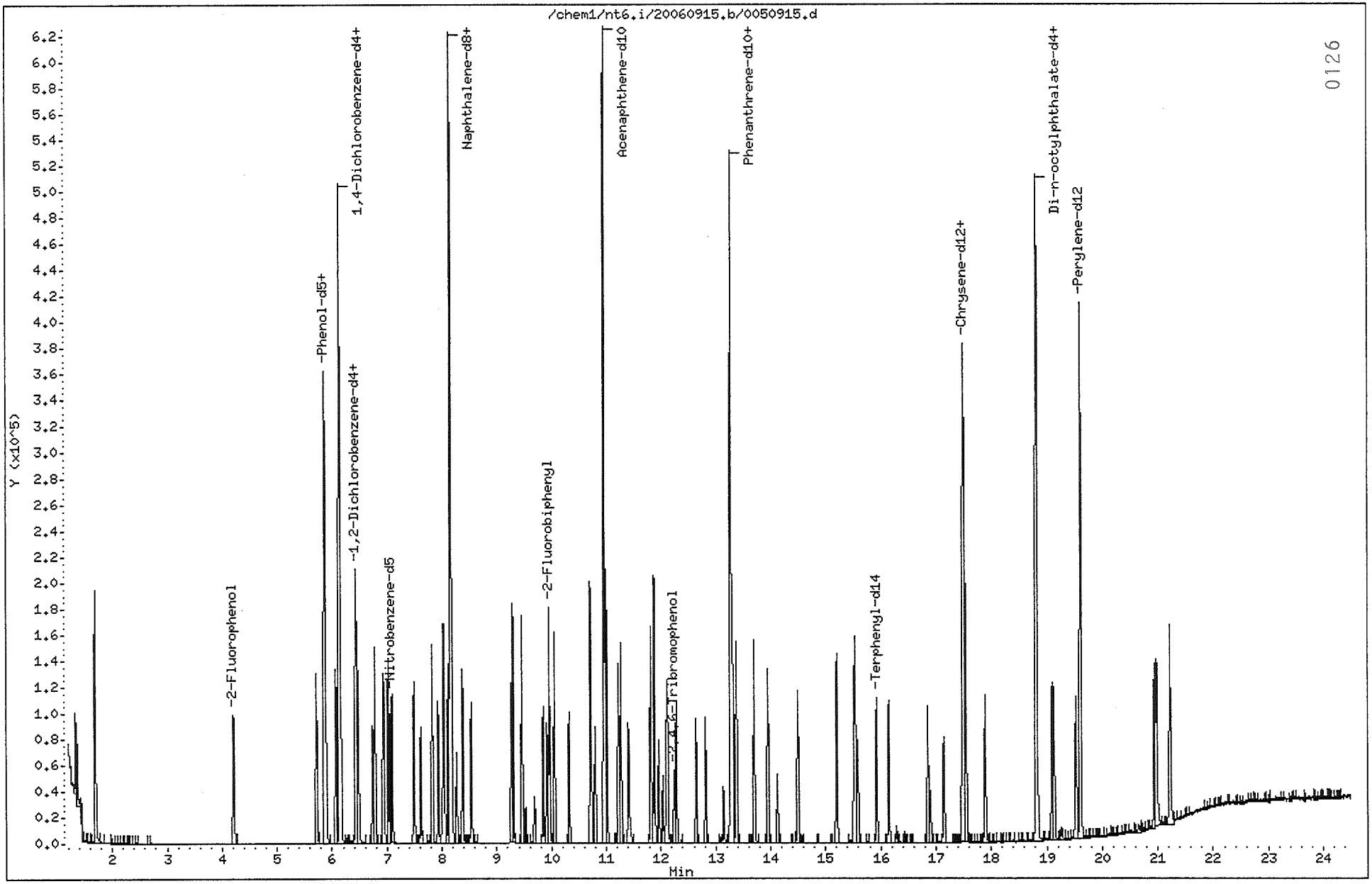

CALIB_2

ABN 5, ~~/chem1/nt6.i/20060915.b/0050915.d~~
Benzoic acid. Amount: 8.72

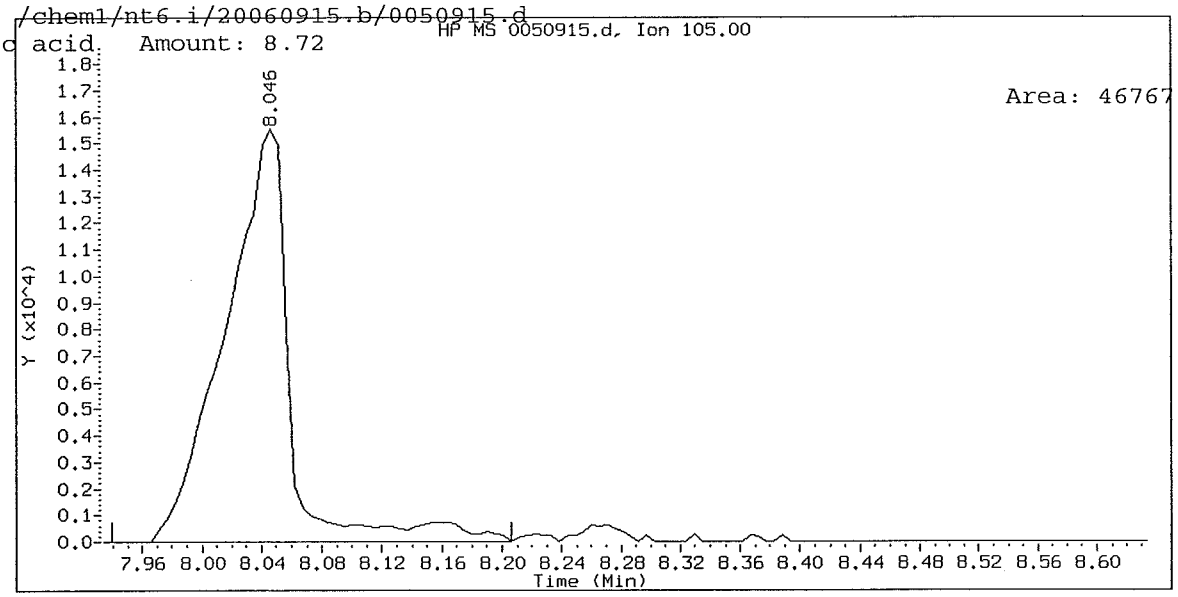

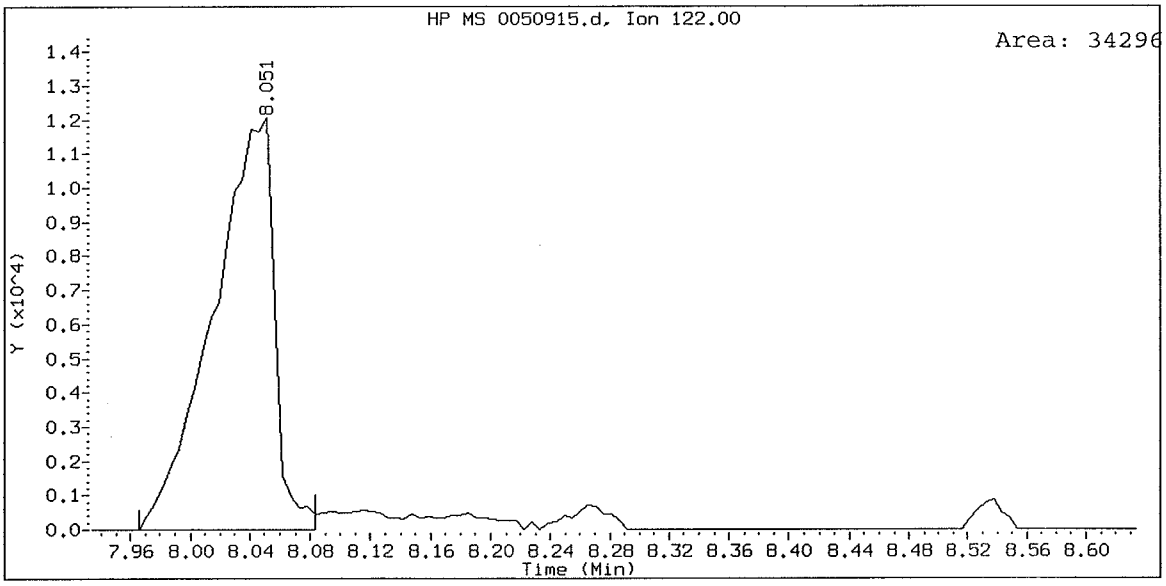

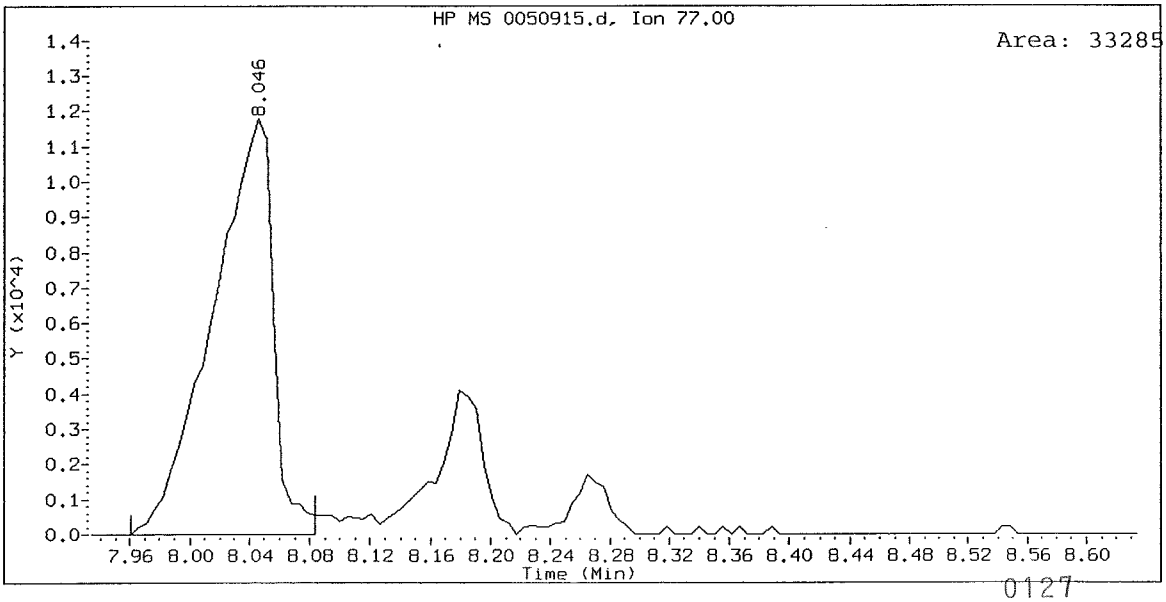

ABN 5, /chem1/nt6.i/20060915.b/0050915.d
4-Nitrophenol Amount: 4.80

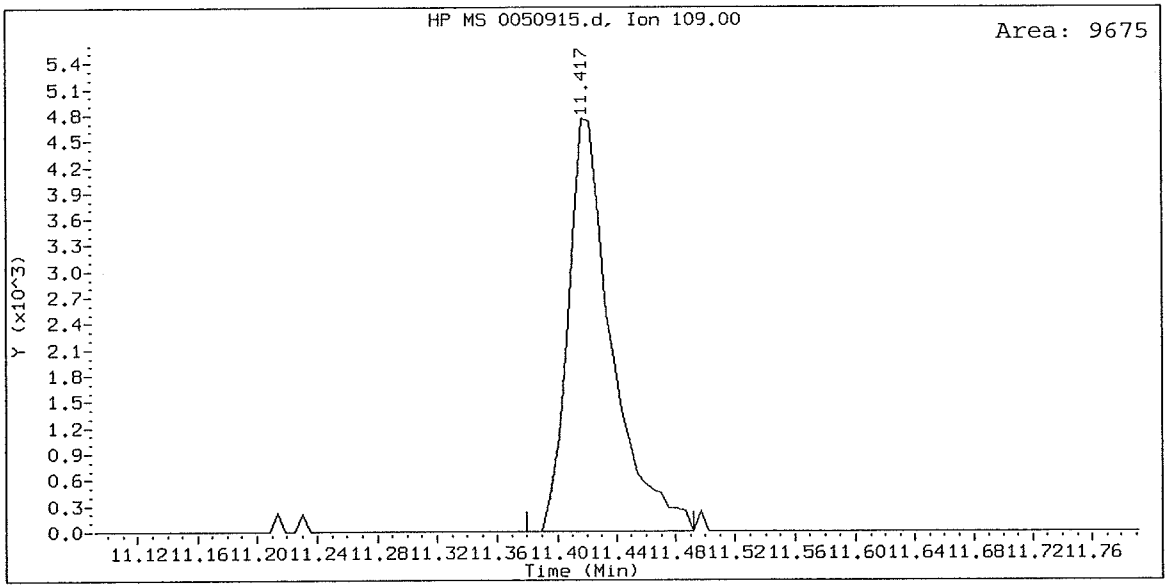

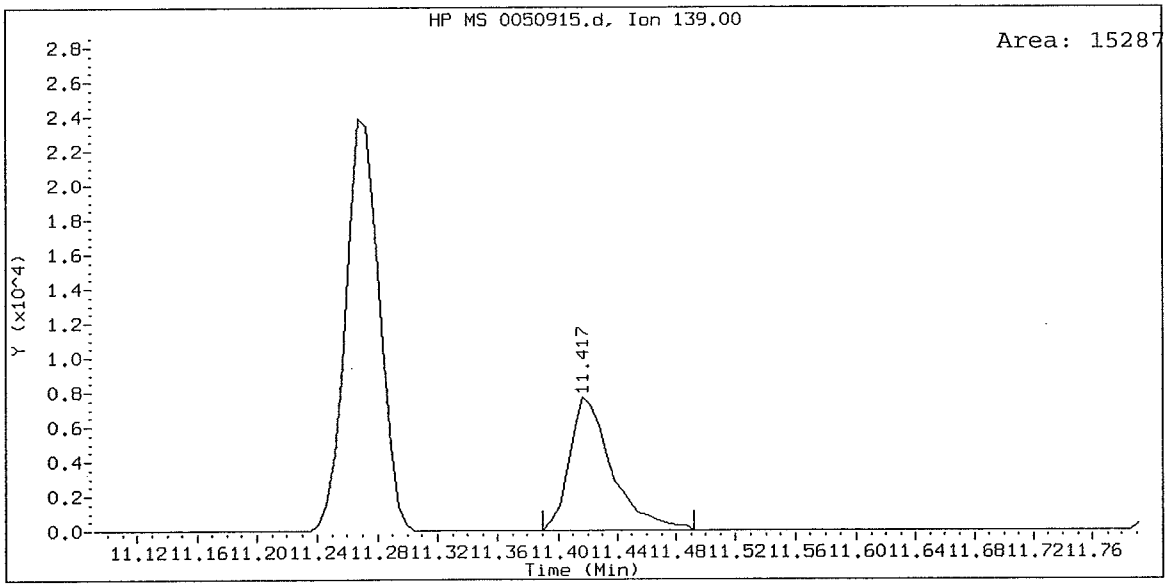

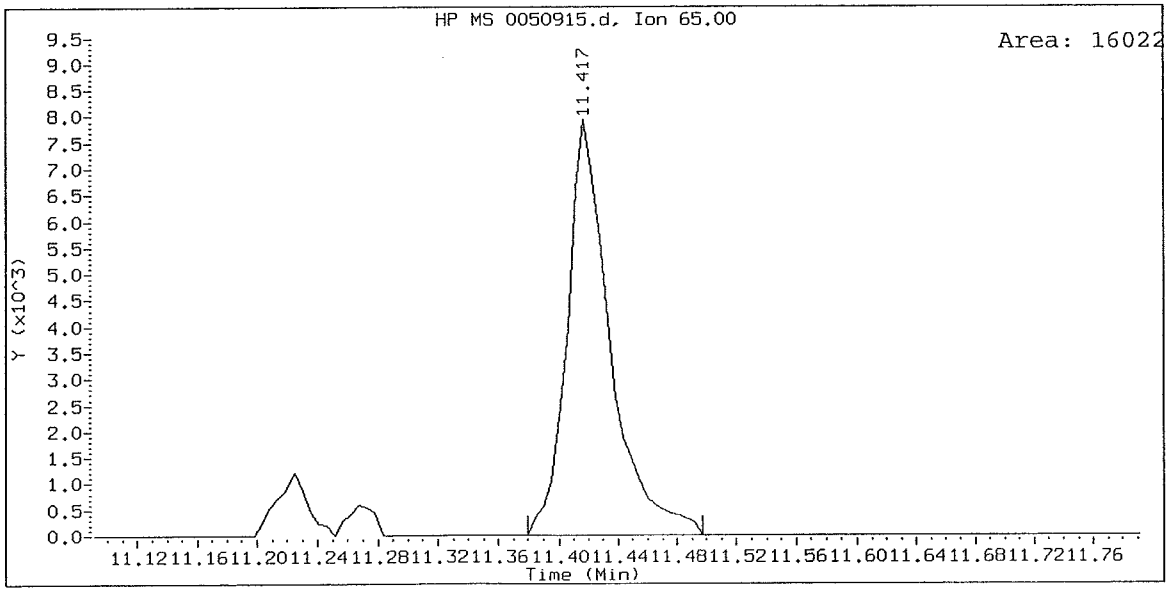

ABN 5, /chem1/nt6.i/20060915.b/0050915.d
Indeno(1,2,3-cd)pyrene Amount: 5.27

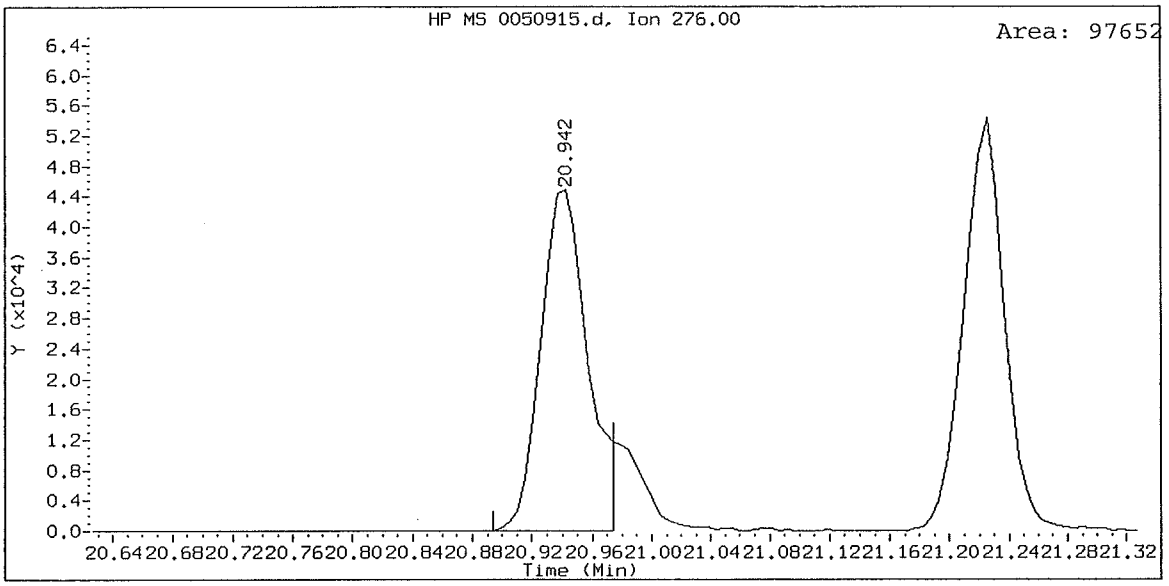

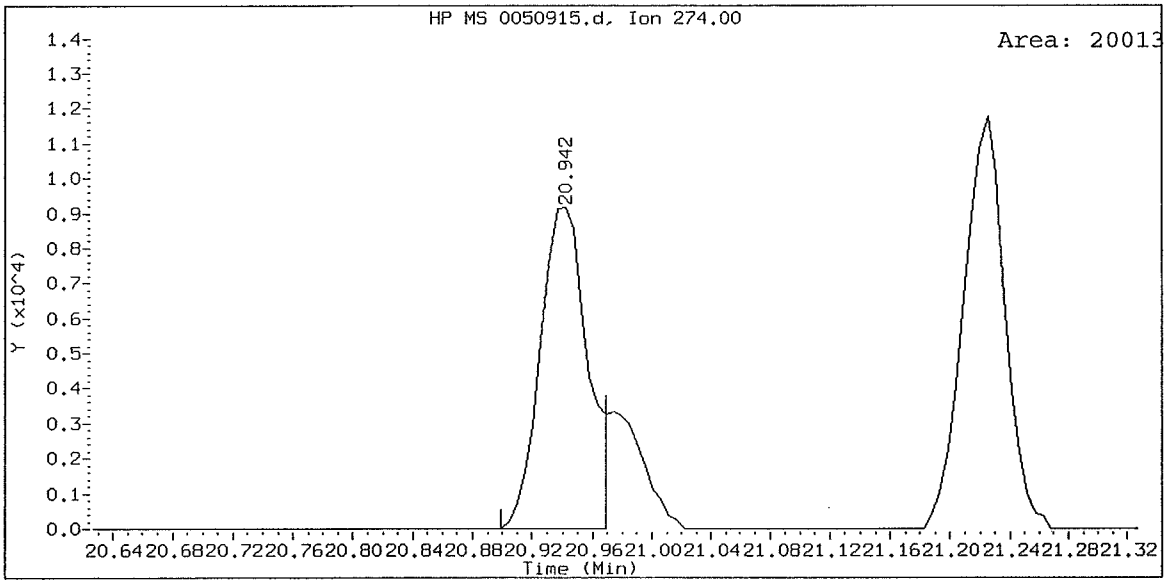

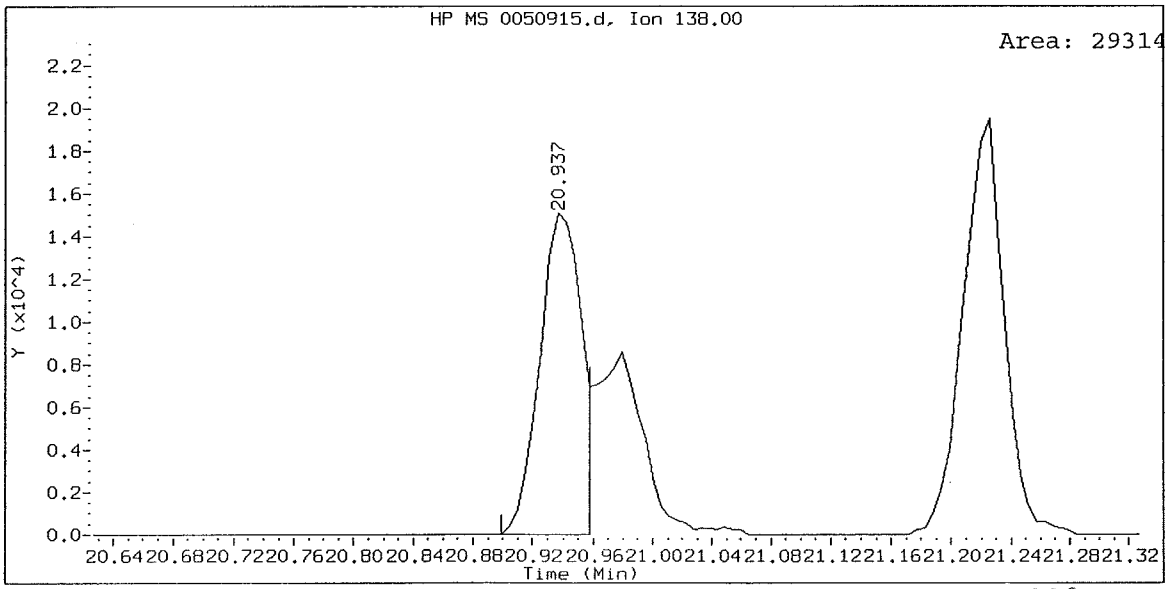

Analytical Resources, Inc.

Semivolatile Report SW846 Method 8270D

Data file : /chem1/nt6.i/20060915.b/0100915.d
Lab Smp Id: ABN 10
Inj Date : 15-SEP-2006 15:10
Operator : LJR/vts Inst ID: nt6.i
Smp Info : ABN 10
Misc Info :
Comment : 1ul Injection
Method : /chem1/nt6.i/20060915.b/SW846.m
Meth Date : 18-Sep-2006 10:10 jeff Quant Type: ISTD
Cal Date : 15-SEP-2006 15:10 Cal File: 0100915.d
Als bottle: 6 Calibration Sample, Level: 3
Dil Factor: 1.00000
Integrator: HP RTE Compound Sublist: ICAL.sub
Target Version: 3.50

LJR 9/18/06

	Compounds	QUANT SIG MASS	RT	EXP RT	REL RT	RESPONSE	AMOUNTS CAL-AMT (ug/mL)	AMOUNTS ON-COL (ug/mL)
$	1 2-Fluorophenol	112	4.210	4.219	(0.686)	106737	10.0000	10.36
$	2 Phenol-d5	99	5.866	5.891	(0.956)	128625	10.0000	10.79
	3 Phenol	94	5.882	5.907	(0.958)	132494	10.0000	10.75
$	5 2-Chlorophenol-d4	132	5.866	5.880	(0.956)	104348	10.0000	10.73
	4 Bis(2-Chloroethyl)ether	93	5.861	5.886	(0.955)	101717	10.0000	10.84
	6 2-Chlorophenol	128	5.887	5.907	(0.959)	97753	10.0000	10.82
	7 1,3-Dichlorobenzene	146	6.069	6.078	(0.989)	107631	10.0000	10.71
*	8 1,4-Dichlorobenzene-d4	152	6.139	6.147	(1.000)	127947	20.0000	
	9 1,4-Dichlorobenzene	146	6.165	6.174	(1.004)	110848	10.0000	10.76
$	10 1,2-Dichlorobenzene-d4	152	6.427	6.441	(1.047)	66983	10.0000	10.67
	12 1,2-Dichlorobenzene	146	6.448	6.462	(1.050)	101580	10.0000	10.76
	11 Benzyl alcohol	108	6.480	6.505	(1.056)	65033	10.0000	10.63
	14 2,2'-oxybis(1-Chloropropane)	45	6.742	6.751	(1.098)	121223	10.0000	10.49
	13 2-Methylphenol	108	6.785	6.799	(1.105)	92414	10.0000	10.60
	17 Hexachloroethane	117	6.924	6.933	(1.128)	42856	10.0000	10.71
	16 N-Nitroso-di-n-propylamine	70	6.951	6.986	(1.132)	69828	10.0000	10.44
	15 4-Methylphenol	108	7.020	7.045	(1.144)	95318	10.0000	10.59
$	18 Nitrobenzene-d5	82	7.073	7.093	(0.867)	110148	10.0000	10.58
	19 Nitrobenzene	77	7.095	7.125	(0.870)	104868	10.0000	10.69
	20 Isophorone	82	7.490	7.520	(0.918)	172322	10.0000	10.68
	21 2-Nitrophenol	139	7.613	7.627	(0.933)	49005	10.0000	10.48
	22 2,4-Dimethylphenol	107	7.827	7.846	(0.959)	92825	10.0000	10.86
	23 Bis(2-Chloroethoxy)methane	93	7.934	7.953	(0.972)	111195	10.0000	10.56
	24 Benzoic acid	105	8.083	8.284	(0.991)	104115	20.0000	20.49 (M)
	25 2,4-Dichlorophenol	162	8.030	8.049	(0.984)	72561	10.0000	10.78
	26 1,2,4-Trichlorobenzene	180	8.115	8.129	(0.995)	79311	10.0000	10.76
*	27 Naphthalene-d8	136	8.158	8.167	(1.000)	430282	20.0000	

	Compounds	QUANT SIG MASS	RT	EXP RT	REL RT	RESPONSE	AMOUNTS CAL-AMT (ug/mL)	AMOUNTS ON-COL (ug/mL)
	28 Naphthalene	128	8.185	8.199	(1.003)	255321	10.0000	10.87
	29 4-Chloroaniline	127	8.377	8.391	(1.027)	108920	10.0000	10.75
	30 Hexachlorobutadiene	225	8.537	8.541	(1.046)	37254	10.0000	10.69
	31 4-Chloro-3-methylphenol	107	9.264	9.272	(1.136)	72429	10.0000	10.72
	32 2-Methylnaphthalene	141	9.296	9.310	(1.139)	138861	10.0000	10.88
	33 Hexachlorocyclopentadiene	237	9.686	9.694	(0.884)	18973	10.0000	8.215
	34 2,4,6-Trichlorophenol	196	9.846	9.855	(0.898)	44865	10.0000	10.66
	35 2,4,5-Trichlorophenol	196	9.915	9.924	(0.904)	46956	10.0000	10.81
$	36 2-Fluorobiphenyl	172	9.964	9.978	(0.909)	174110	10.0000	10.87
	37 2-Chloronaphthalene	162	10.054	10.068	(0.917)	149790	10.0000	10.81
	38 2-Nitroaniline	65	10.321	10.341	(0.942)	46287	10.0000	10.43
	39 Dimethylphthalate	163	10.727	10.747	(0.979)	147244	10.0000	10.69
	40 Acenaphthylene	152	10.706	10.720	(0.977)	228808	10.0000	10.87
	41 2,6-Dinitrotoluene	165	10.802	10.822	(0.985)	34700	10.0000	10.57
*	42 Acenaphthene-d10	164	10.963	10.971	(1.000)	226752	20.0000	
	43 3-Nitroaniline	138	10.995	11.019	(1.003)	41383	10.0000	10.86
	44 Acenaphthene	153	11.011	11.025	(1.004)	141778	10.0000	10.88
	45 2,4-Dinitrophenol	184	11.155	11.180	(1.018)	9295	20.0000	20.80 (M)
	46 Dibenzofuran	168	11.272	11.286	(1.028)	193499	10.0000	10.70
	47 4-Nitrophenol	109	11.417	11.441	(1.041)	19409	10.0000	10.28
	48 2,4-Dinitrotoluene	165	11.406	11.425	(1.040)	41998	10.0000	10.42
	50 Diethylphthalate	149	11.876	11.895	(1.083)	142407	10.0000	10.75
	49 Fluorene	166	11.817	11.831	(1.078)	156441	10.0000	10.74
	51 4-Chlorophenyl-phenylether	204	11.887	11.895	(1.084)	69358	10.0000	10.85
	52 4-Nitroaniline	138	11.967	12.013	(1.092)	39302	10.0000	10.64
	53 4,6-Dinitro-2-methylphenol	198	12.036	12.077	(0.907)	34910	20.0000	19.97
	54 N-Nitrosodiphenylamine	169	12.100	12.120	(0.911)	66530	10.0000	10.85
$	55 2,4,6-Tribromophenol	330	12.239	12.259	(1.116)	18355	10.0000	10.35
	56 4-Bromophenyl-phenylether	248	12.645	12.654	(0.953)	35609	10.0000	11.14
	57 Hexachlorobenzene	284	12.816	12.830	(0.965)	37533	10.0000	10.73
	58 Pentachlorophenol	266	13.142	13.162	(0.990)	20980	10.0000	10.73 (M)
*	59 Phenanthrene-d10	188	13.276	13.284	(1.000)	301455	20.0000	
	60 Phenanthrene	178	13.313	13.327	(1.003)	201377	10.0000	10.78
	61 Anthracene	178	13.383	13.397	(1.008)	201843	10.0000	10.82
	62 Carbazole	167	13.703	13.722	(1.032)	190152	10.0000	10.78
	63 Di-n-butylphthalate	149	14.499	14.508	(1.092)	219895	10.0000	10.90
	64 Fluoranthene	202	15.204	15.224	(1.145)	190724	10.0000	10.74
	65 Pyrene	202	15.541	15.555	(0.888)	201242	10.0000	10.56
$	66 Terphenyl-d14	244	15.925	15.945	(0.910)	119754	10.0000	10.48
	67 Butylbenzylphthalate	149	16.860	16.869	(0.963)	94267	10.0000	10.77
	68 Benzo(a)anthracene	228	17.480	17.499	(0.998)	164018	10.0000	10.74
*	69 Chrysene-d12	240	17.507	17.521	(1.000)	210216	20.0000	
	70 3,3'-Dichlorobenzidine	252	17.549	17.563	(1.002)	65387	10.0000	11.28
	71 Chrysene	228	17.539	17.563	(1.002)	153709	10.0000	10.72
	72 bis(2-Ethylhexyl)phthalate	149	17.891	17.900	(0.951)	126768	10.0000	10.30
*	134 Di-n-octylphthalate-d4	153	18.815	18.824	(1.000)	464518	20.0000	
	73 Di-n-octylphthalate	149	18.826	18.835	(1.001)	228120	10.0000	10.68

	Compounds	QUANT SIG MASS	RT	EXP RT	REL RT	RESPONSE	AMOUNTS CAL-AMT (ug/mL)	AMOUNTS ON-COL (ug/mL)
74	Benzo(b)fluoranthene	252	19.099	19.134	(0.974)	176732	10.0000	10.42
75	Benzo(k)fluoranthene	252	19.136	19.166	(0.975)	209430	10.0000	11.14(M)
76	Benzo(a)pyrene	252	19.526	19.556	(0.995)	174919	10.0000	10.82
* 77	Perylene-d12	264	19.617	19.625	(1.000)	277231	20.0000	
78	Indeno(1,2,3-cd)pyrene	276	20.942	20.977	(1.068)	205347	10.0000	10.34
79	Dibenzo(a,h)anthracene	278	20.984	21.020	(1.070)	201266	10.0000	10.54
80	Benzo(g,h,i)perylene	276	21.225	21.271	(1.082)	219654	10.0000	10.58
90	N-Nitrosodimethylamine	74	1.694	1.713	(0.276)	68369	10.0000	10.65
103	Pyridine	79	1.689	1.687	(0.275)	122669	10.0000	10.75
91	Aniline	93	5.717	5.736	(0.931)	161478	10.0000	10.56
105	1-methylnaphthalene	141	9.461	9.470	(1.160)	131998	10.0000	10.68
93	Benzidine	184	15.514	15.528	(0.886)	103599	10.0000	12.20
98	Retene	219	16.150	16.164	(0.922)	76575	10.0000	10.57
111	Azobenzene (1,2-DP-Hydrazine)	77	12.122	12.141	(1.106)	175116	10.0000	10.69
144	alpha-Terpineol	59	8.270	8.284	(1.014)	34980	10.0000	10.66
143	1,4-Dioxane	88	1.357	1.355	(0.221)	45980	10.0000	10.46
$ 137	d8-1,4-Dioxane	96	1.331	1.334	(0.217)	44864	10.0000	10.50
133	Butylatedhydroxytoluene	205	11.224	11.233	(1.024)	114272	10.0000	10.85
115	Tributyl Phosphate	99	12.282	12.312	(0.925)	180334	10.0000	10.80
116	Dibutyl Phenyl Phosphate	175	13.954	13.968	(1.051)	134578	10.0000	10.89
117	Butyl Diphenyl Phosphate	94	15.589	15.603	(0.890)	40106	10.0000	10.44
118	Triphenyl Phosphate	326	17.149	17.163	(0.980)	26375	10.0000	10.80

QC Flag Legend

M - Compound response manually integrated.

Analytical Resources, Inc.

INTERNAL STANDARD COMPOUNDS
AREA AND RT SUMMARY

Instrument ID: nt6.i
Lab File ID: 0100915.d
Lab Smp Id: ABN 10
Analysis Type: SV
Quant Type: ISTD
Operator: LJR/vts
Method File: /chem1/nt6.i/20060915.b/SW846.m
Misc Info:

Calibration Date: 15-SEP-2006
Calibration Time: 12:30
Level:
Sample Type:

		AREA LIMIT			
COMPOUND	STANDARD	LOWER	UPPER	SAMPLE	%DIFF
8 1,4-Dichlorobenze	124158	62079	248316	127947	3.05
27 Naphthalene-d8	418960	209480	837920	430282	2.70
42 Acenaphthene-d10	218821	109410	437642	226752	3.62
59 Phenanthrene-d10	295106	147553	590212	301455	2.15
69 Chrysene-d12	199375	99688	398750	210216	5.44
134 Di-n-octylphthala	444321	222160	888642	464518	4.55
77 Perylene-d12	273347	136674	546694	277231	1.42

		RT LIMIT			
COMPOUND	STANDARD	LOWER	UPPER	SAMPLE	%DIFF
8 1,4-Dichlorobenze	6.14	5.64	6.64	6.14	0.00
27 Naphthalene-d8	8.16	7.66	8.66	8.16	0.00
42 Acenaphthene-d10	10.97	10.47	11.47	10.96	-0.05
59 Phenanthrene-d10	13.28	12.78	13.78	13.28	-0.04
69 Chrysene-d12	17.51	17.01	18.01	17.51	-0.03
134 Di-n-octylphthala	18.82	18.32	19.32	18.82	-0.03
77 Perylene-d12	19.62	19.12	20.12	19.62	0.00

AREA UPPER LIMIT = +100% of internal standard area.
AREA LOWER LIMIT = - 50% of internal standard area.
RT UPPER LIMIT = + 0.50 minutes of internal standard RT.
RT LOWER LIMIT = - 0.50 minutes of internal standard RT.

Data File: /chem1/nt6.i/20060915.b/0100915.d
Date : 15-SEP-2006 15:10
Client ID:
Sample Info: ABN 10

Instrument: nt6.i

Operator: LJR/vts
Column diameter: 0.32

Column phase: ZB-5

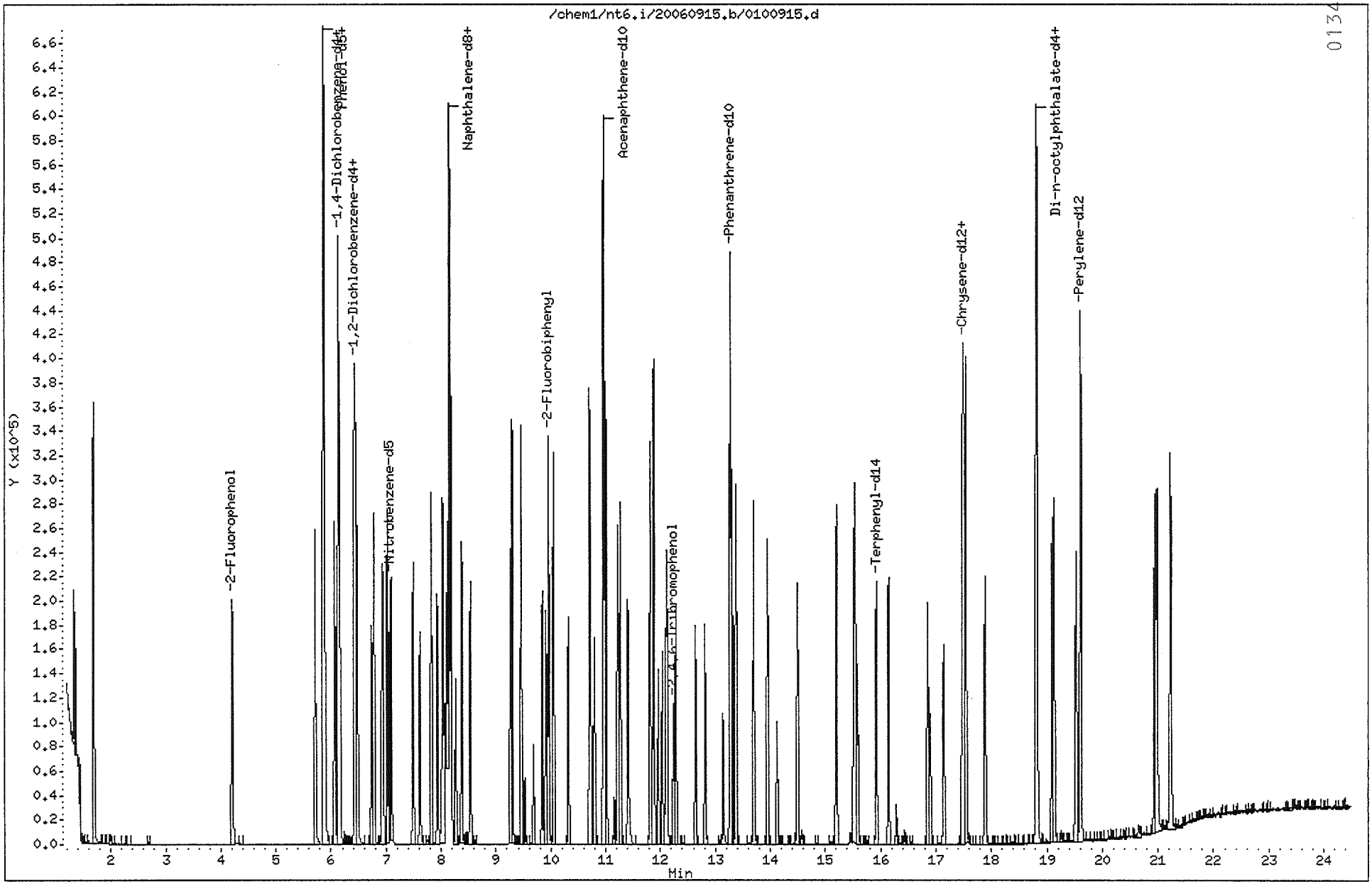

CALIB_3

ABN 10, /chem1/nt6.i/20060915.b/0100915.d
Benzoic acid Amount: 20.49

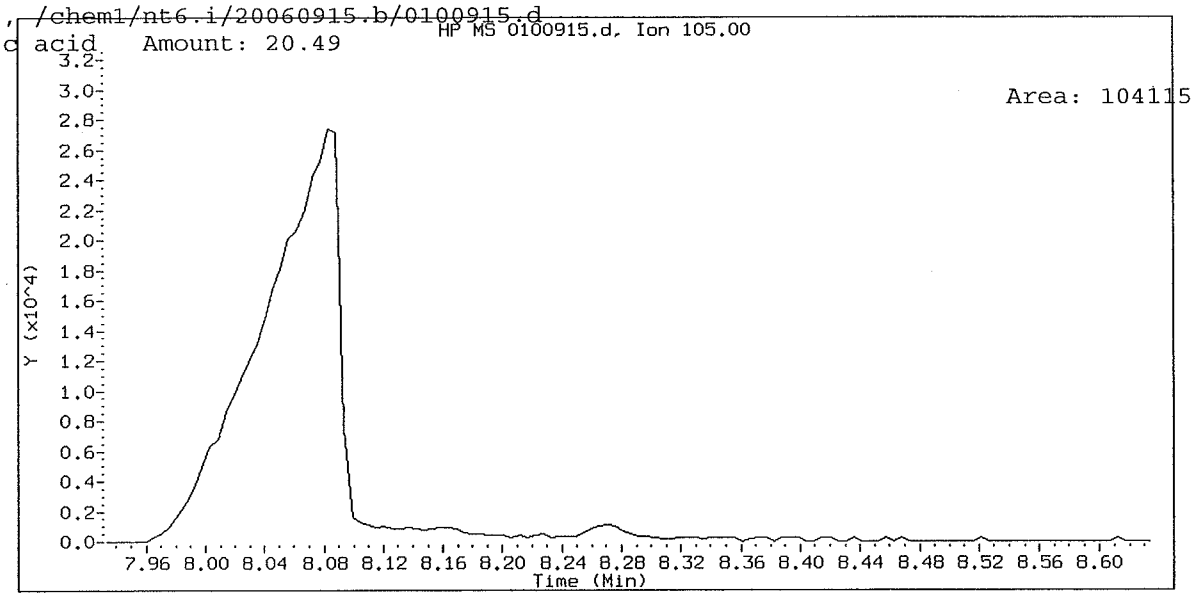

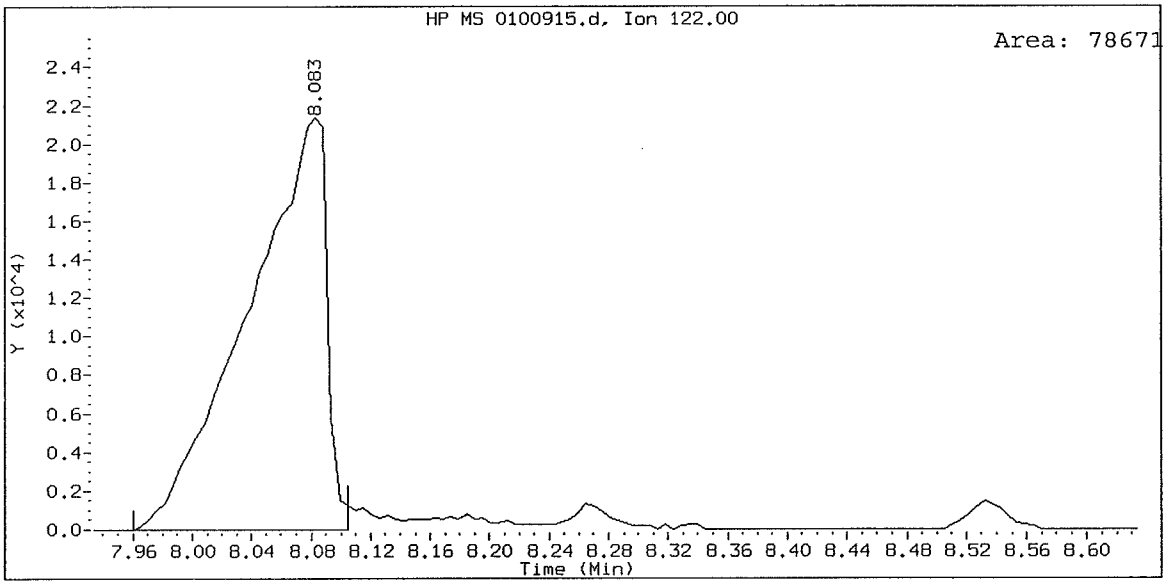

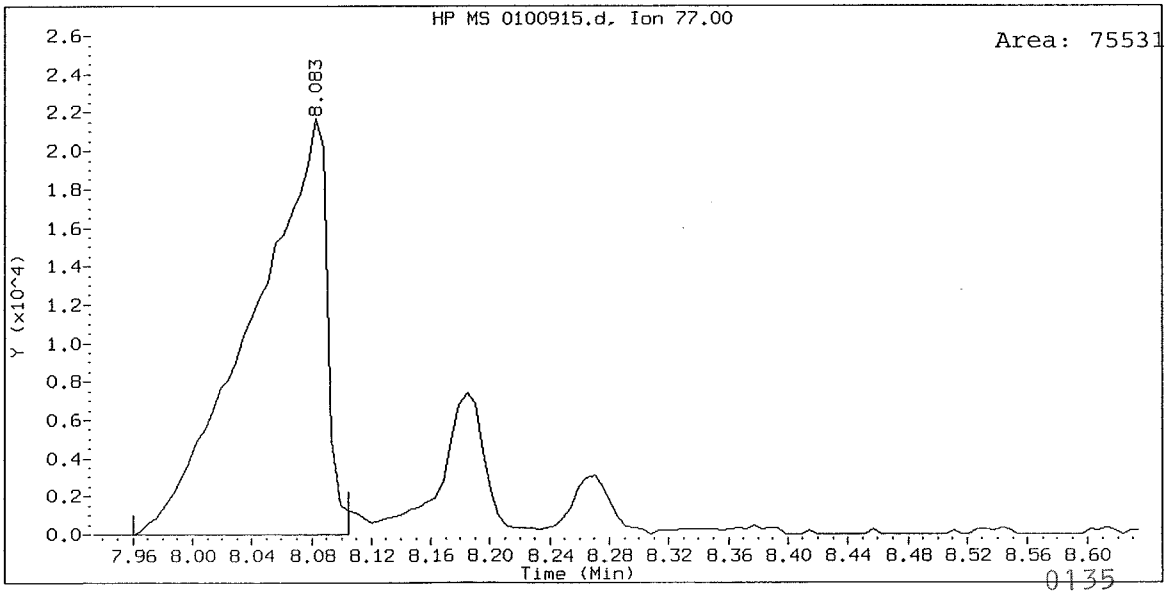

ABN 10, /chem1/nt6.i/20060915.b/0100915.d
2,4-Dinitrophenol Amount: 20.80

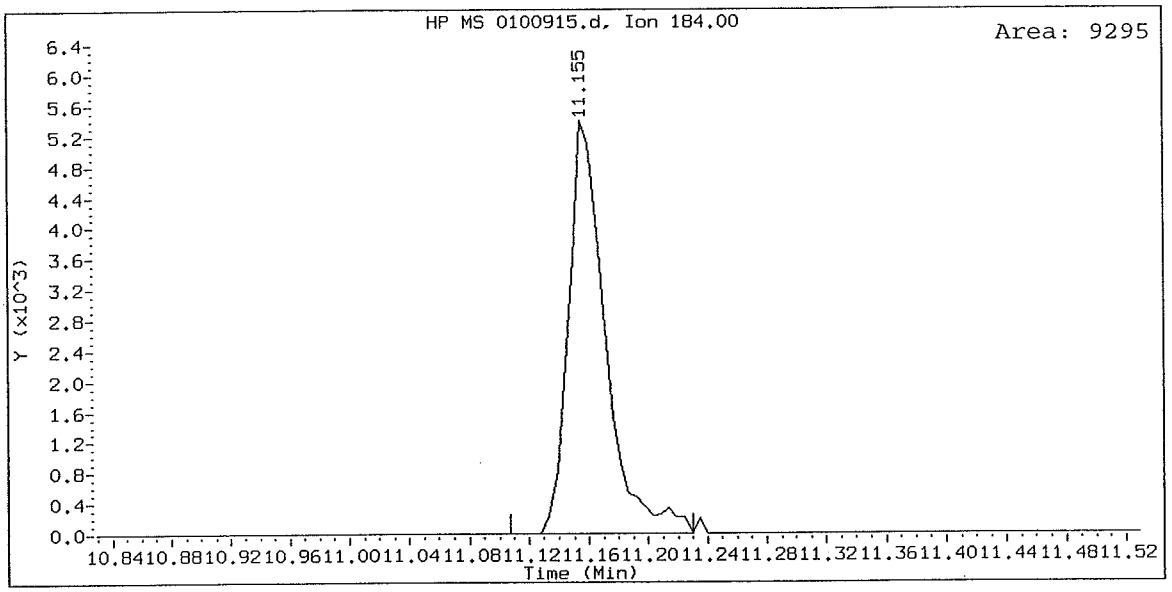

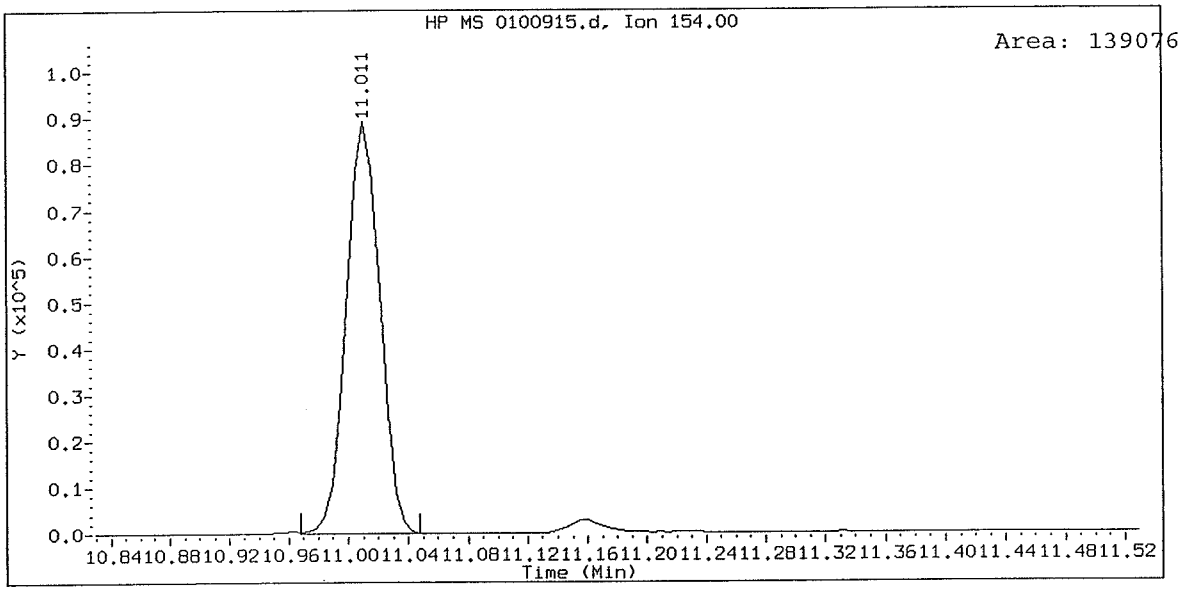

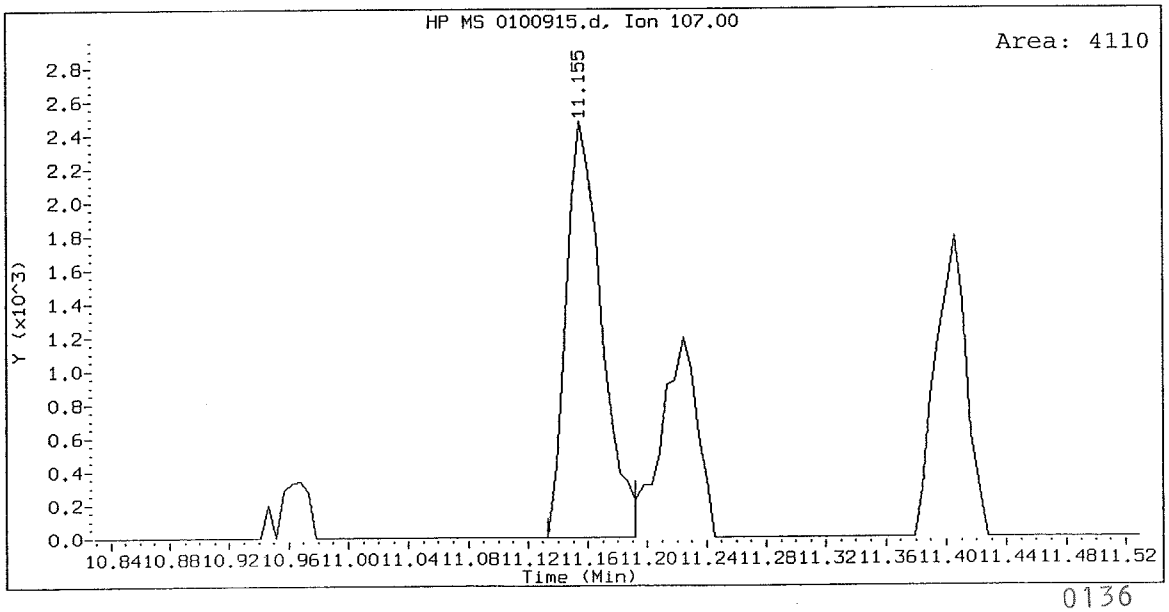

ABN 10, /chem1/nt6.i/20060915.b/0100915.d
Pentachlorophenol Amount: 10.73

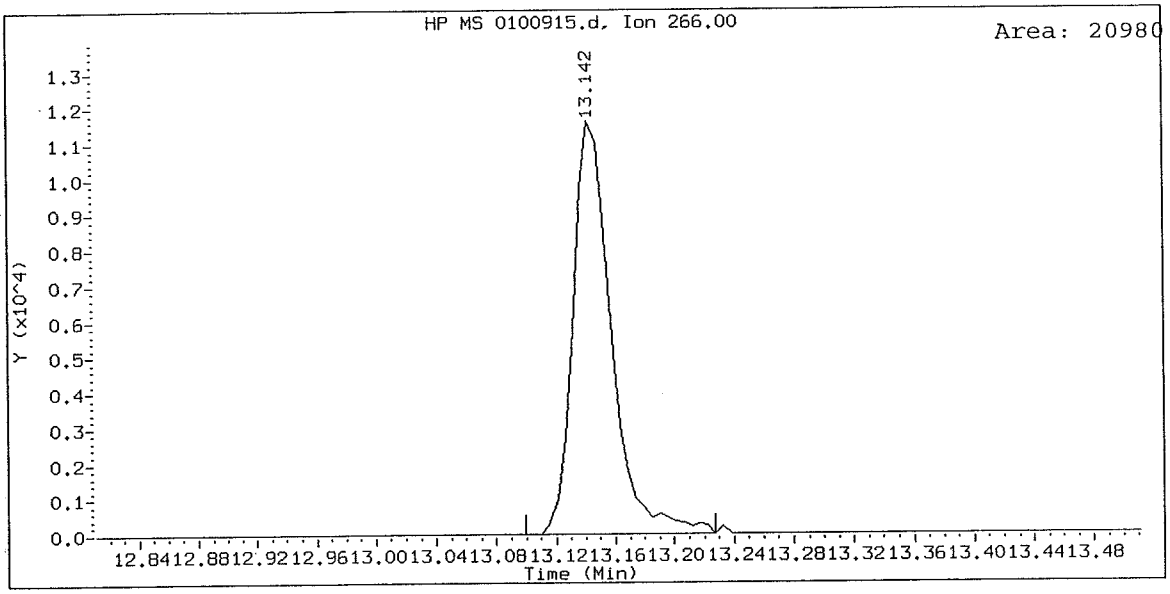

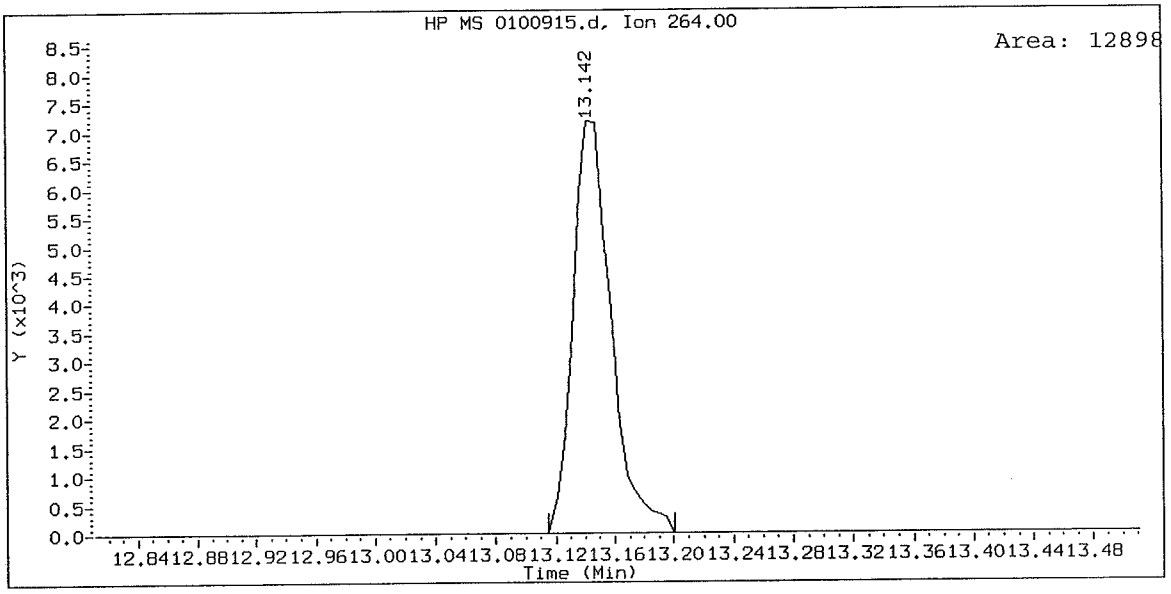

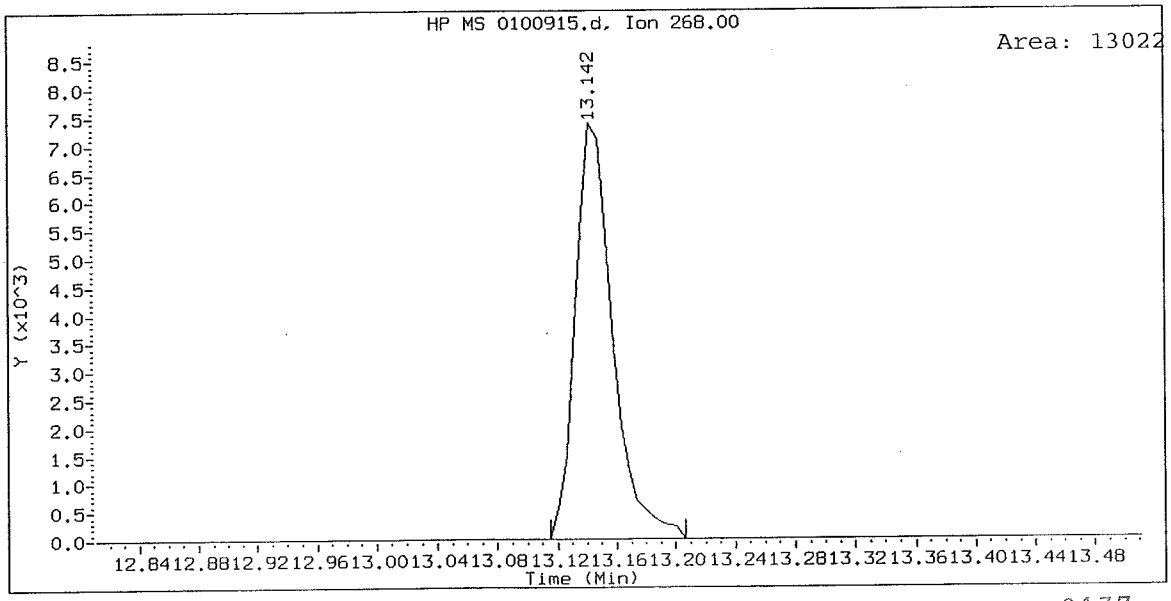

ABN 10, /chem1/nt6.i/20060915.b/0100915.d
Benzo(k)fluoranthene Amount: 11.14

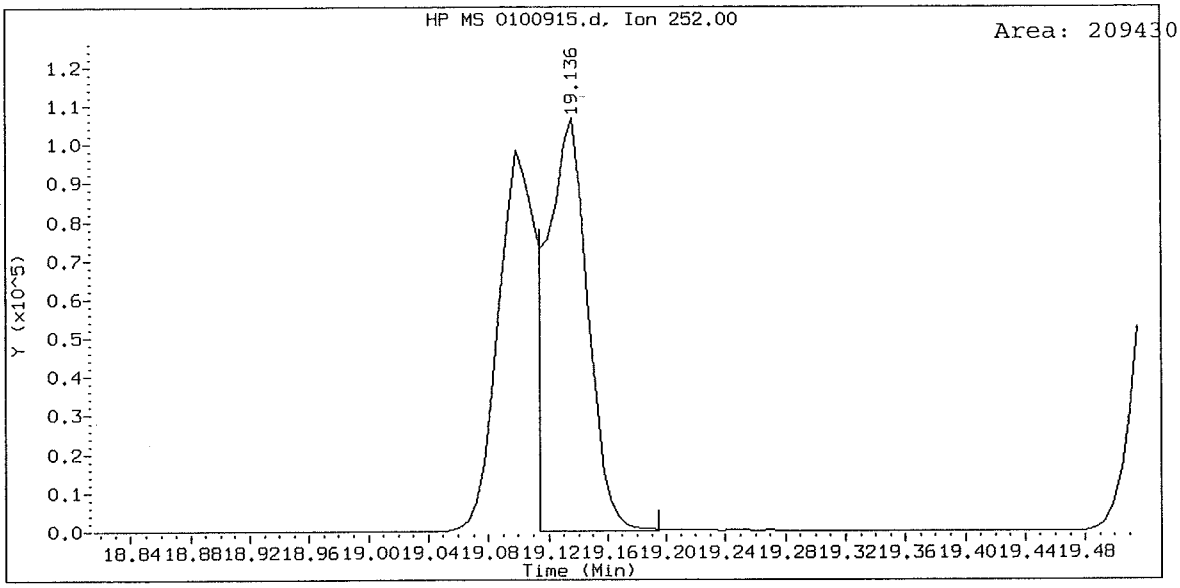

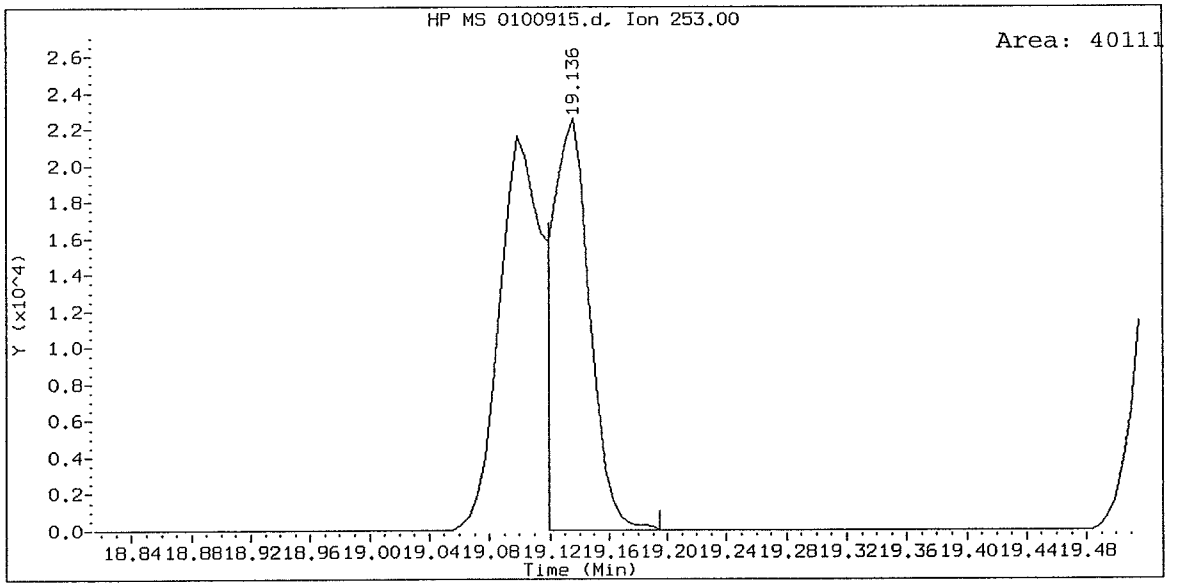

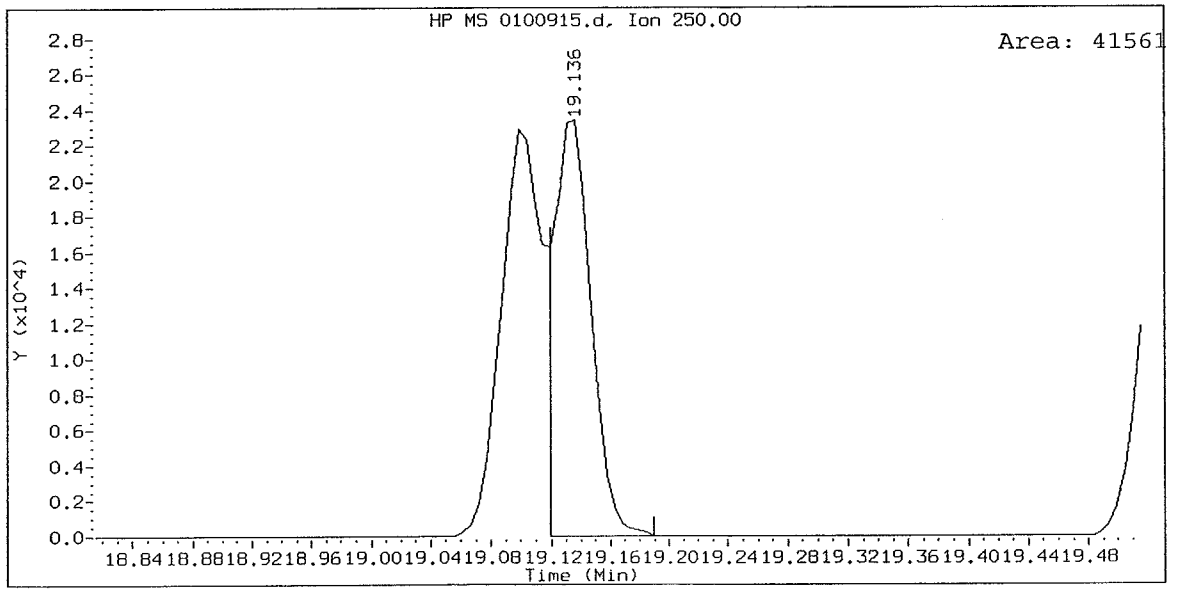

Analytical Resources, Inc.

Semivolatile Report SW846 Method 8270D

Data file : /chem1/nt6.i/20060915.b/0250915.d
Lab Smp Id: ABN 25
Inj Date : 15-SEP-2006 12:30
Operator : LJR/vts Inst ID: nt6.i LJR 9/18/06
Smp Info : ABN 25
Misc Info :
Comment : 1ul Injection
Method : /chem1/nt6.i/20060915.b/SW846.m
Meth Date : 18-Sep-2006 10:10 jeff Quant Type: ISTD
Cal Date : 15-SEP-2006 12:30 Cal File: 0250915.d
Als bottle: 1 Calibration Sample, Level: 4
Dil Factor: 1.00000
Integrator: HP RTE Compound Sublist: ICAL.sub
Target Version: 3.50

	Compounds	QUANT SIG MASS	RT	EXP RT	REL RT	RESPONSE	AMOUNTS CAL-AMT (ug/mL)	AMOUNTS ON-COL (ug/mL)	
$	1 2-Fluorophenol	112	4.215	4.219	(0.687)	241468	25.0000	24.16	
$	2 Phenol-d5	99	5.871	5.891	(0.956)	282872	25.0000	24.46	
	3 Phenol	94	5.893	5.907	(0.960)	289689	25.0000	24.22	
$	5 2-Chlorophenol-d4	132	5.871	5.880	(0.956)	228799	25.0000	24.25	
	4 Bis(2-Chloroethyl)ether	93	5.866	5.886	(0.956)	224568	25.0000	24.66	
	6 2-Chlorophenol	128	5.893	5.907	(0.960)	211431	25.0000	24.11	
	7 1,3-Dichlorobenzene	146	6.069	6.078	(0.989)	235169	25.0000	24.11	
*	8 1,4-Dichlorobenzene-d4	152	6.139	6.147	(1.000)	124158	20.0000		
	9 1,4-Dichlorobenzene	146	6.165	6.174	(1.004)	241084	25.0000	24.13	
$	10 1,2-Dichlorobenzene-d4	152	6.432	6.441	(1.048)	147169	25.0000	24.17	
	12 1,2-Dichlorobenzene	146	6.448	6.462	(1.050)	218584	25.0000	23.87	
	11 Benzyl alcohol	108	6.486	6.505	(1.057)	145801	25.0000	24.56	
	14 2,2'-oxybis(1-Chloropropane)	45	6.742	6.751	(1.098)	278363	25.0000	24.83	
	13 2-Methylphenol	108	6.790	6.799	(1.106)	208213	25.0000	24.60	
	17 Hexachloroethane	117	6.929	6.933	(1.129)	95940	25.0000	24.71	
	16 N-Nitroso-di-n-propylamine	70	6.961	6.986	(1.134)	158191	25.0000	24.36	
	15 4-Methylphenol	108	7.031	7.045	(1.145)	212158	25.0000	24.28	
$	18 Nitrobenzene-d5	82	7.073	7.093	(0.855)	247936	25.0000	24.46	
	19 Nitrobenzene	77	7.106	7.125	(0.859)	234202	25.0000	24.52	
	20 Isophorone	82	7.501	7.520	(0.906)	385461	25.0000	24.52	
	21 2-Nitrophenol	139	7.618	7.627	(0.921)	112610	25.0000	24.73	
	22 2,4-Dimethylphenol	107	7.832	7.846	(0.946)	203058	25.0000	24.41	
	23 Bis(2-Chloroethoxy)methane	93	7.939	7.953	(0.959)	250652	25.0000	24.46	
	24 Benzoic acid	105	8.147	8.284	(0.984)	237098	50.0000	47.93	(M)
	25 2,4-Dichlorophenol	162	8.035	8.049	(0.971)	159928	25.0000	24.40	
	26 1,2,4-Trichlorobenzene	180	8.121	8.129	(0.981)	170327	25.0000	23.73	
*	27 Naphthalene-d8	136	8.158	8.167	(1.000)	418960	20.0000		(H)

	Compounds	QUANT SIG MASS	RT	EXP RT	REL RT	RESPONSE	AMOUNTS CAL-AMT (ug/mL)	AMOUNTS ON-COL (ug/mL)
	28 Naphthalene	128	8.190	8.199	(0.990)	554103	25.0000	24.23
	29 4-Chloroaniline	127	8.382	8.391	(1.013)	236675	25.0000	24.00
	30 Hexachlorobutadiene	225	8.537	8.541	(1.032)	82214	25.0000	24.23
	31 4-Chloro-3-methylphenol	107	9.269	9.272	(1.120)	160750	25.0000	24.43
	32 2-Methylnaphthalene	141	9.301	9.310	(1.124)	295004	25.0000	23.73 (H)
	33 Hexachlorocyclopentadiene	237	9.691	9.694	(0.884)	61345	25.0000	27.52
	34 2,4,6-Trichlorophenol	196	9.851	9.855	(0.898)	99997	25.0000	24.62
	35 2,4,5-Trichlorophenol	196	9.921	9.924	(0.905)	106515	25.0000	25.41
$	36 2-Fluorobiphenyl	172	9.969	9.978	(0.909)	376586	25.0000	24.37
	37 2-Chloronaphthalene	162	10.060	10.068	(0.917)	325308	25.0000	24.33
	38 2-Nitroaniline	65	10.327	10.341	(0.942)	105991	25.0000	24.75
	39 Dimethylphthalate	163	10.733	10.747	(0.979)	321938	25.0000	24.22
	40 Acenaphthylene	152	10.711	10.720	(0.977)	496129	25.0000	24.43
	41 2,6-Dinitrotoluene	165	10.808	10.822	(0.985)	77002	25.0000	24.30
*	42 Acenaphthene-d10	164	10.968	10.971	(1.000)	218821	20.0000	
	43 3-Nitroaniline	138	11.000	11.019	(1.003)	89213	25.0000	24.26
	44 Acenaphthene	153	11.016	11.025	(1.004)	301492	25.0000	23.98
	45 2,4-Dinitrophenol	184	11.160	11.180	(1.018)	42373	50.0000	45.23 (M)
	46 Dibenzofuran	168	11.278	11.286	(1.028)	417164	25.0000	23.91
	47 4-Nitrophenol	109	11.427	11.441	(1.042)	44715	25.0000	24.54 (M)
	48 2,4-Dinitrotoluene	165	11.411	11.425	(1.040)	96068	25.0000	24.71
	50 Diethylphthalate	149	11.881	11.895	(1.083)	307000	25.0000	24.01
	49 Fluorene	166	11.817	11.831	(1.077)	341845	25.0000	24.31
	51 4-Chlorophenyl-phenylether	204	11.887	11.895	(1.084)	148363	25.0000	24.05
	52 4-Nitroaniline	138	11.978	12.013	(1.092)	86316	25.0000	24.23 (M)
	53 4,6-Dinitro-2-methylphenol	198	12.047	12.077	(0.907)	89808	50.0000	52.47
	54 N-Nitrosodiphenylamine	169	12.100	12.120	(0.911)	146219	25.0000	24.36
$	55 2,4,6-Tribromophenol	330	12.245	12.259	(1.116)	43084	25.0000	25.17
	56 4-Bromophenyl-phenylether	248	12.645	12.654	(0.952)	75473	25.0000	24.11
	57 Hexachlorobenzene	284	12.822	12.830	(0.965)	84323	25.0000	24.62
	58 Pentachlorophenol	266	13.147	13.162	(0.990)	47661	25.0000	24.91 (M)
*	59 Phenanthrene-d10	188	13.281	13.284	(1.000)	295106	20.0000	
	60 Phenanthrene	178	13.318	13.327	(1.003)	438375	25.0000	23.97
	61 Anthracene	178	13.388	13.397	(1.008)	442542	25.0000	24.22
	62 Carbazole	167	13.708	13.722	(1.032)	412668	25.0000	23.90
	63 Di-n-butylphthalate	149	14.504	14.508	(1.092)	480419	25.0000	24.33
	64 Fluoranthene	202	15.210	15.224	(1.145)	416635	25.0000	23.97
	65 Pyrene	202	15.546	15.555	(0.888)	432905	25.0000	23.94
$	66 Terphenyl-d14	244	15.936	15.945	(0.910)	261807	25.0000	24.15
	67 Butylbenzylphthalate	149	16.860	16.869	(0.963)	204840	25.0000	24.67
	68 Benzo(a)anthracene	228	17.485	17.499	(0.998)	349496	25.0000	24.12
*	69 Chrysene-d12	240	17.512	17.521	(1.000)	199375	20.0000	
	70 3,3'-Dichlorobenzidine	252	17.555	17.563	(1.002)	134498	25.0000	24.47
	71 Chrysene	228	17.549	17.563	(1.002)	324401	25.0000	23.85
	72 bis(2-Ethylhexyl)phthalate	149	17.897	17.900	(0.951)	277999	25.0000	23.62
*	134 Di-n-octylphthalate-d4	153	18.821	18.824	(1.000)	444321	20.0000	
	73 Di-n-octylphthalate	149	18.826	18.835	(1.000)	494924	25.0000	24.22

	Compounds	QUANT SIG MASS	RT	EXP RT	REL RT	RESPONSE	AMOUNTS CAL-AMT (ug/mL)	AMOUNTS ON-COL (ug/mL)
	74 Benzo(b)fluoranthene	252	19.109	19.134	(0.974)	399323	25.0000	23.87
	75 Benzo(k)fluoranthene	252	19.147	19.166	(0.976)	434045	25.0000	23.41
	76 Benzo(a)pyrene	252	19.537	19.556	(0.996)	382447	25.0000	23.98
*	77 Perylene-d12	264	19.617	19.625	(1.000)	273347	20.0000	
	78 Indeno(1,2,3-cd)pyrene	276	20.952	20.977	(1.068)	463229	25.0000	23.66
	79 Dibenzo(a,h)anthracene	278	20.995	21.020	(1.070)	447866	25.0000	23.78
	80 Benzo(g,h,i)perylene	276	21.241	21.271	(1.083)	481289	25.0000	23.52
	90 N-Nitrosodimethylamine	74	1.694	1.713	(0.276)	153088	25.0000	24.57
	103 Pyridine	79	1.683	1.687	(0.274)	267194	25.0000	24.13
	91 Aniline	93	5.722	5.736	(0.932)	360188	25.0000	24.28
	105 1-methylnaphthalene	141	9.467	9.470	(1.144)	288557	25.0000	23.99
	93 Benzidine	184	15.519	15.528	(0.886)	152753	25.0000	18.97
	98 Retene	219	16.155	16.164	(0.922)	166898	25.0000	24.28
	111 Azobenzene (1,2-DP-Hydrazine)	77	12.127	12.141	(1.106)	389658	25.0000	24.66
	144 alpha-Terpineol	59	8.270	8.284	(0.999)	79124	25.0000	24.75
	143 1,4-Dioxane	88	1.347	1.355	(0.219)	103463	25.0000	24.26 (M)
$	137 d8-1,4-Dioxane	96	1.325	1.334	(0.216)	102342	25.0000	24.68 (M)
	133 Butylatedhydroxytoluene	205	11.230	11.233	(1.024)	249064	25.0000	24.49
	115 Tributyl Phosphate	99	12.293	12.312	(0.926)	405906	25.0000	24.82
	116 Dibutyl Phenyl Phosphate	175	13.959	13.968	(1.051)	297292	25.0000	24.58
	117 Butyl Diphenyl Phosphate	94	15.594	15.603	(0.890)	90663	25.0000	24.87
	118 Triphenyl Phosphate	326	17.154	17.163	(0.980)	56721	25.0000	24.49

QC Flag Legend

M - Compound response manually integrated.
H - Operator selected an alternate compound hit.

Analytical Resources, Inc.

INTERNAL STANDARD COMPOUNDS
AREA AND RT SUMMARY

Instrument ID: nt6.i
Lab File ID: 0250915.d
Lab Smp Id: ABN 25
Analysis Type: SV
Quant Type: ISTD
Operator: LJR/vts
Method File: /chem1/nt6.i/20060915.b/SW846.m
Misc Info:

Calibration Date: 15-SEP-2006
Calibration Time: 12:30

Level:
Sample Type:

COMPOUND	STANDARD	AREA LIMIT LOWER	AREA LIMIT UPPER	SAMPLE	%DIFF
8 1,4-Dichlorobenze	124158	62079	248316	124158	0.00
27 Naphthalene-d8	418960	209480	837920	418960	0.00
42 Acenaphthene-d10	218821	109410	437642	218821	0.00
59 Phenanthrene-d10	295106	147553	590212	295106	0.00
69 Chrysene-d12	199375	99688	398750	199375	0.00
134 Di-n-octylphthala	444321	222160	888642	444321	0.00
77 Perylene-d12	273347	136674	546694	273347	0.00

COMPOUND	STANDARD	RT LIMIT LOWER	RT LIMIT UPPER	SAMPLE	%DIFF
8 1,4-Dichlorobenze	6.14	5.64	6.64	6.14	0.00
27 Naphthalene-d8	8.16	7.66	8.66	8.16	0.00
42 Acenaphthene-d10	10.97	10.47	11.47	10.97	0.00
59 Phenanthrene-d10	13.28	12.78	13.78	13.28	0.00
69 Chrysene-d12	17.51	17.01	18.01	17.51	0.00
134 Di-n-octylphthala	18.82	18.32	19.32	18.82	0.00
77 Perylene-d12	19.62	19.12	20.12	19.62	0.00

AREA UPPER LIMIT = +100% of internal standard area.
AREA LOWER LIMIT = - 50% of internal standard area.
RT UPPER LIMIT = + 0.50 minutes of internal standard RT.
RT LOWER LIMIT = - 0.50 minutes of internal standard RT.

Data File: /chem1/nt6.i/20060915.b/0250915.d
Date : 15-SEP-2006 12:30
Client ID:
Sample Info: ABN 25

Instrument: nt6.i

Operator: LJR/vts
Column diameter: 0.32

Column phase: ZB-5

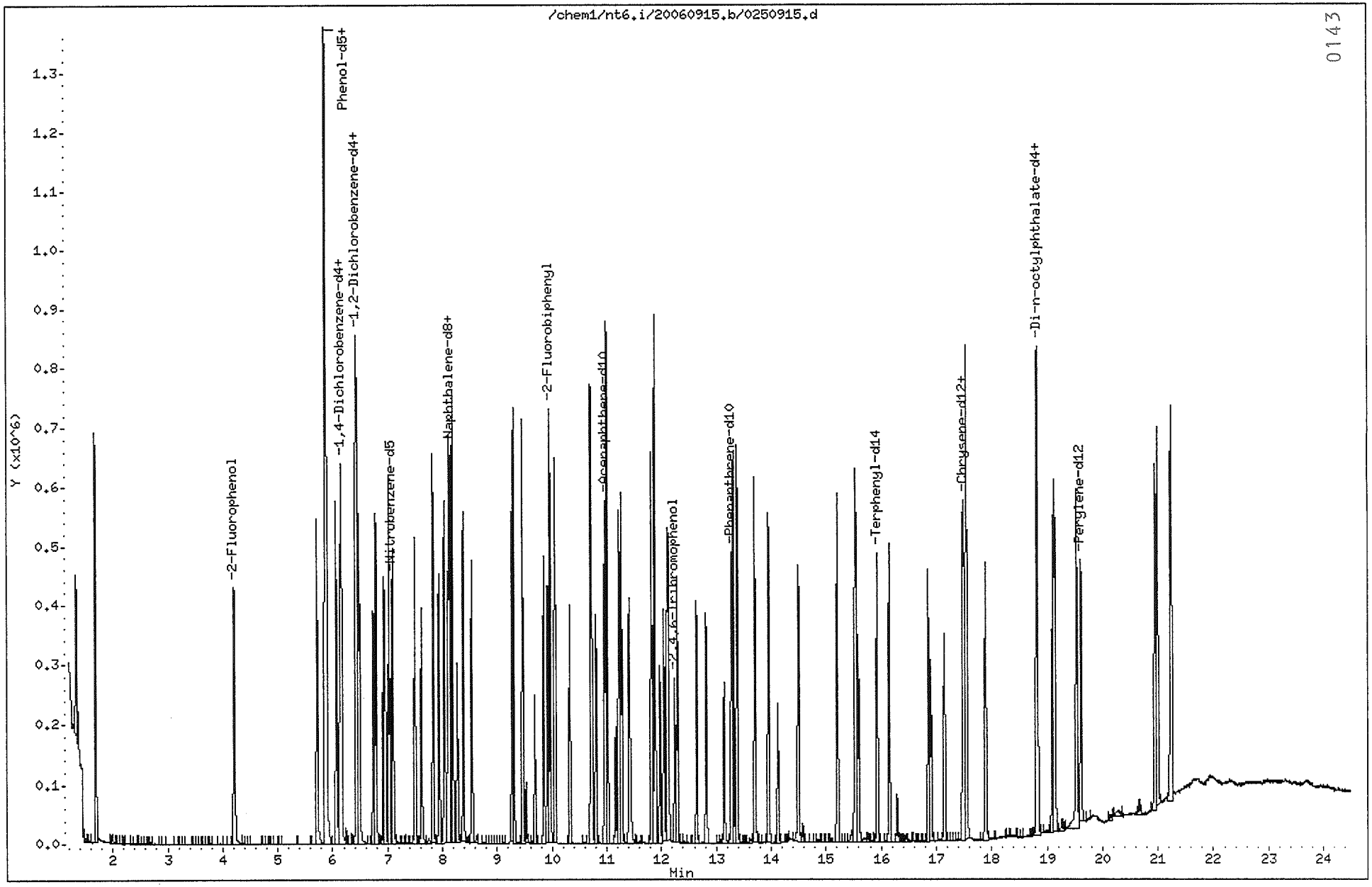

CALIB_4

ABN 25, ~~/chem1/nt6.i/20060915.b/0250915.d~~
Naphthalene-d8 Amount: 20.00

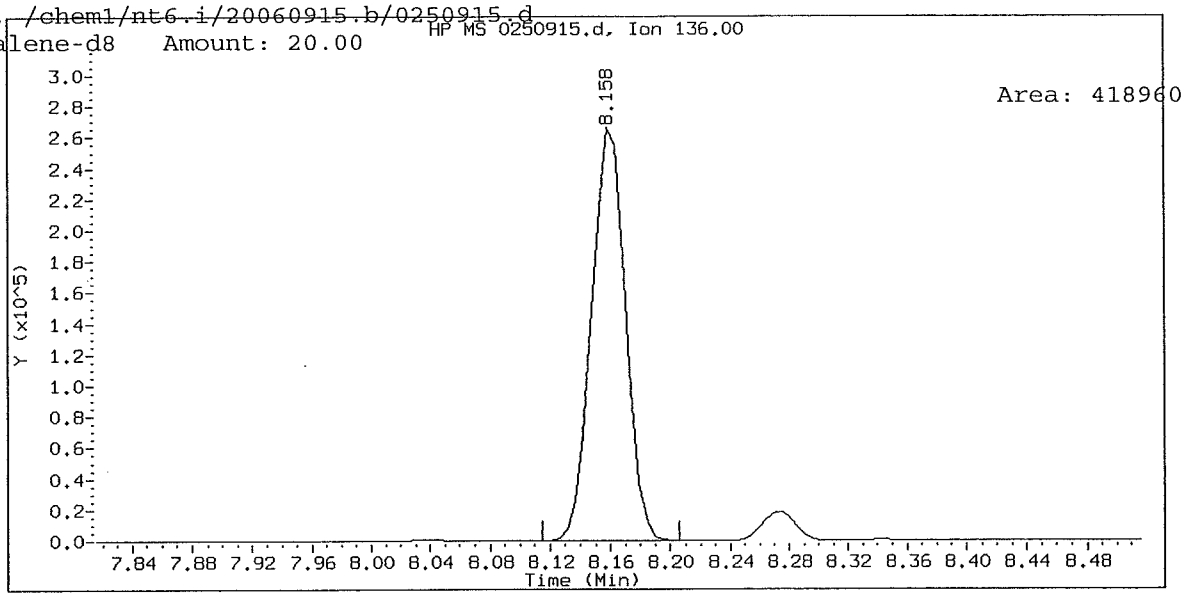

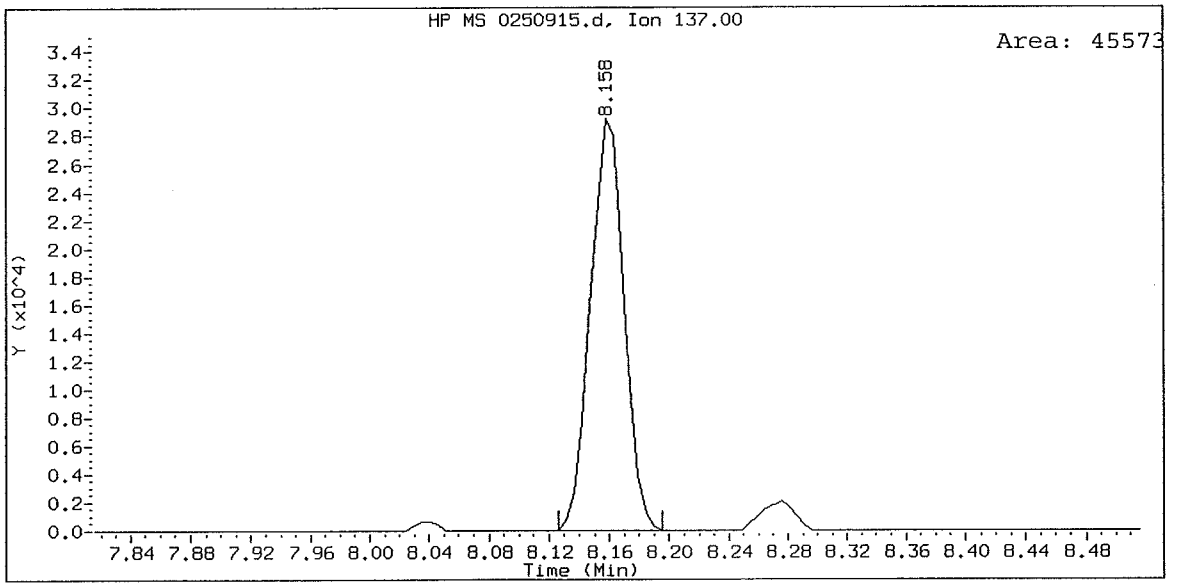

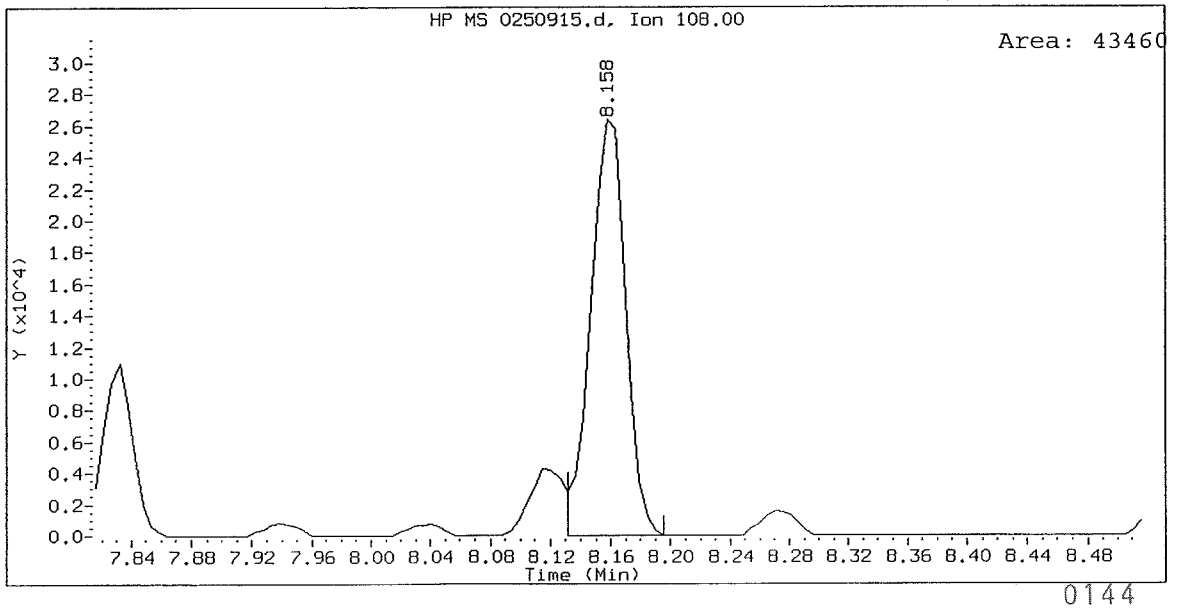

ABN 25, /chem1/nt6.i/20060915.b/0250915.d
Benzoic acid Amount: 47.93

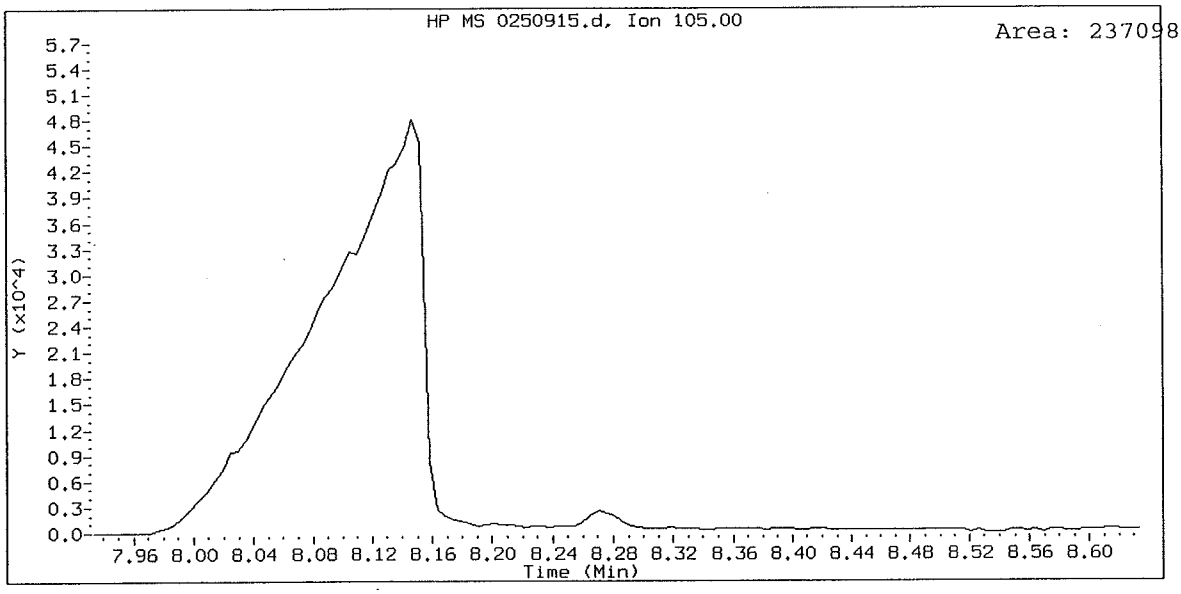

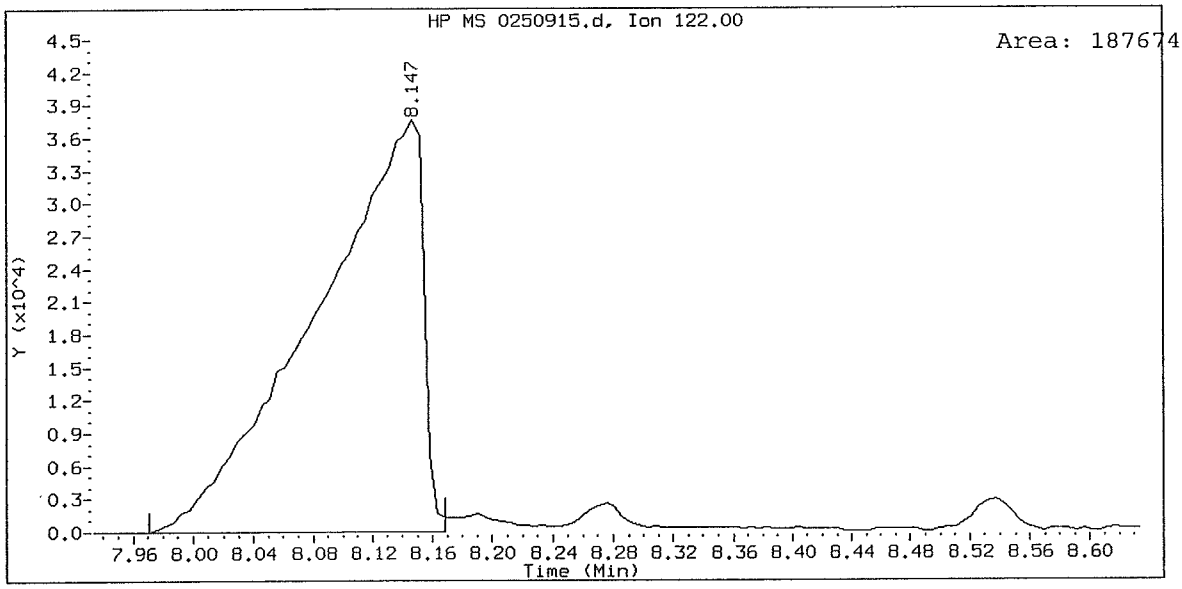

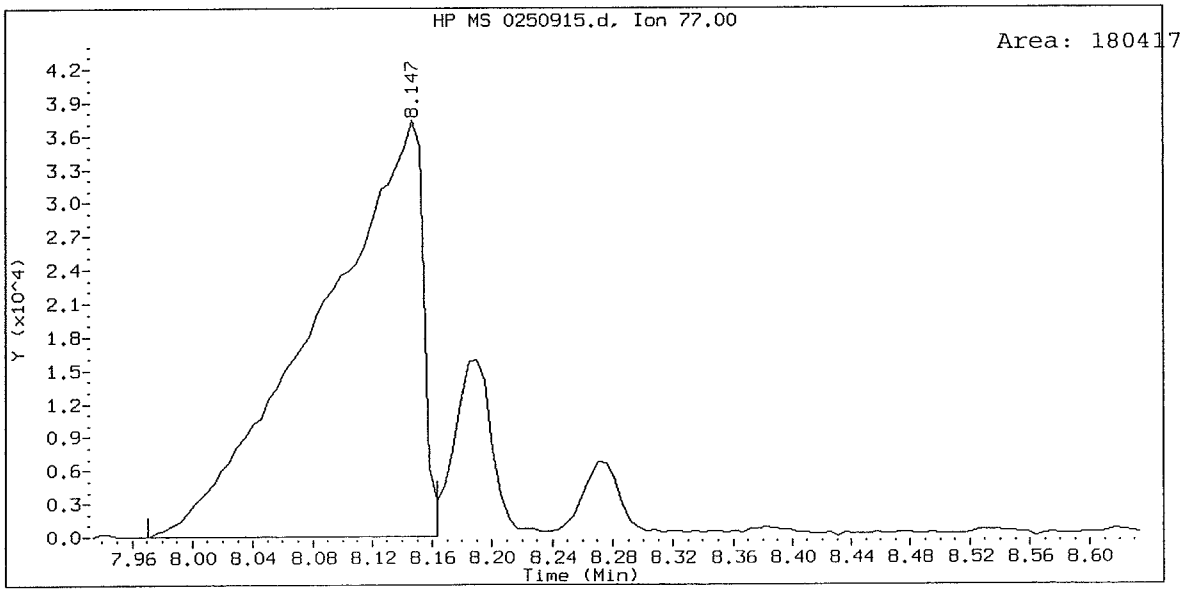

ABN 25, /chem1/nt6.i/20060915.b/0250915.d
2-Methylnaphthalene Amount: 23.73

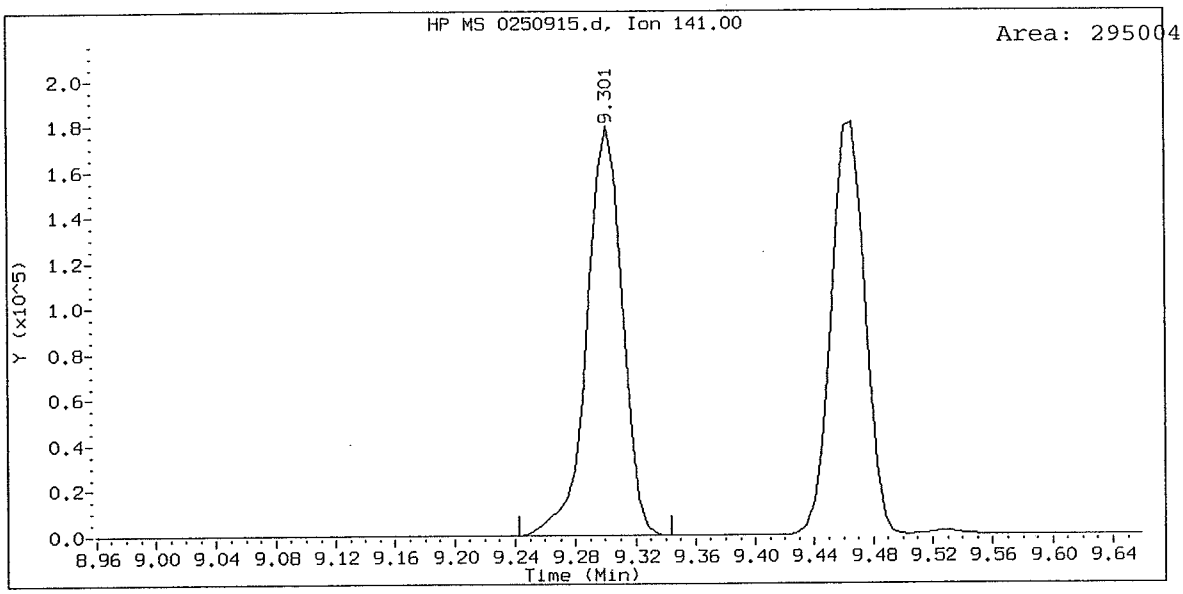

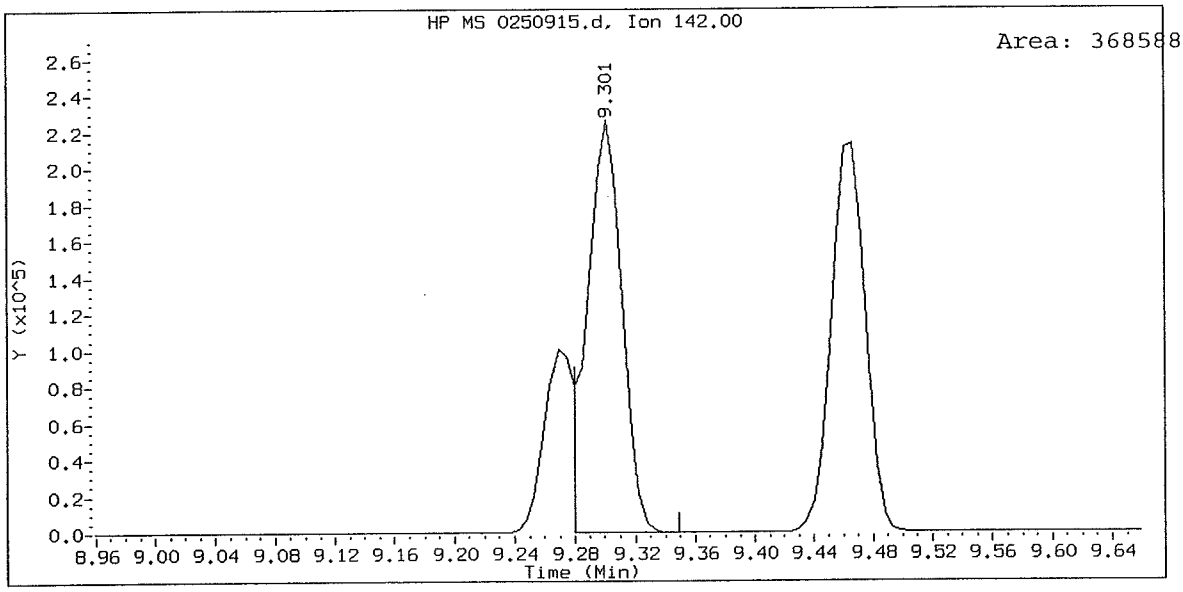

ABN 25, /chem1/nt6.i/20060915.b/0250915.d
2,4-Dinitrophenol Amount: 45.23

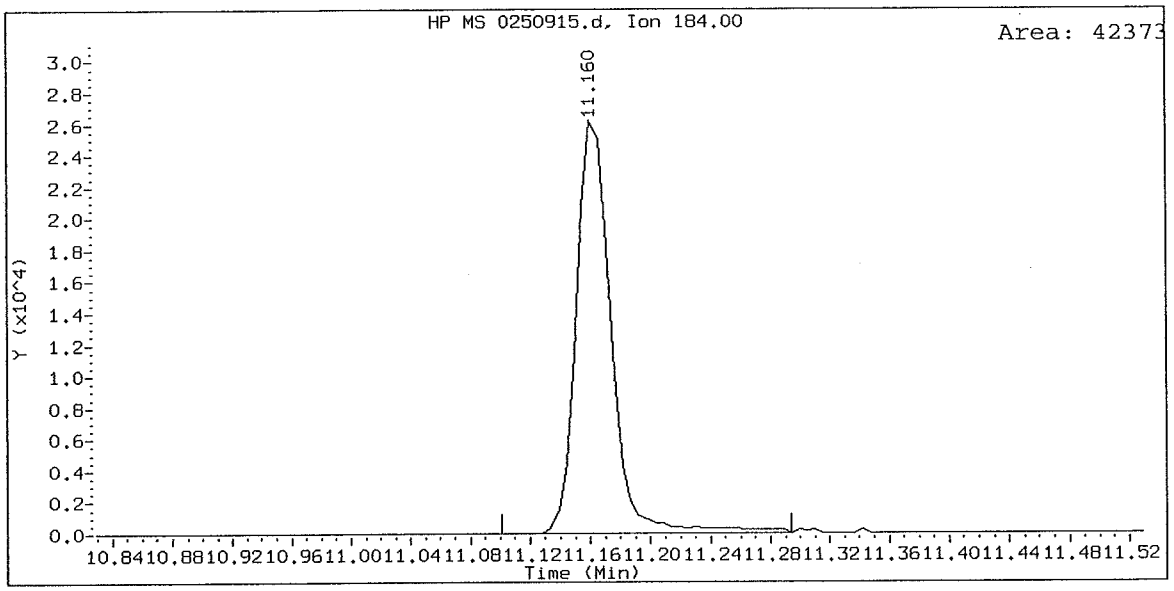

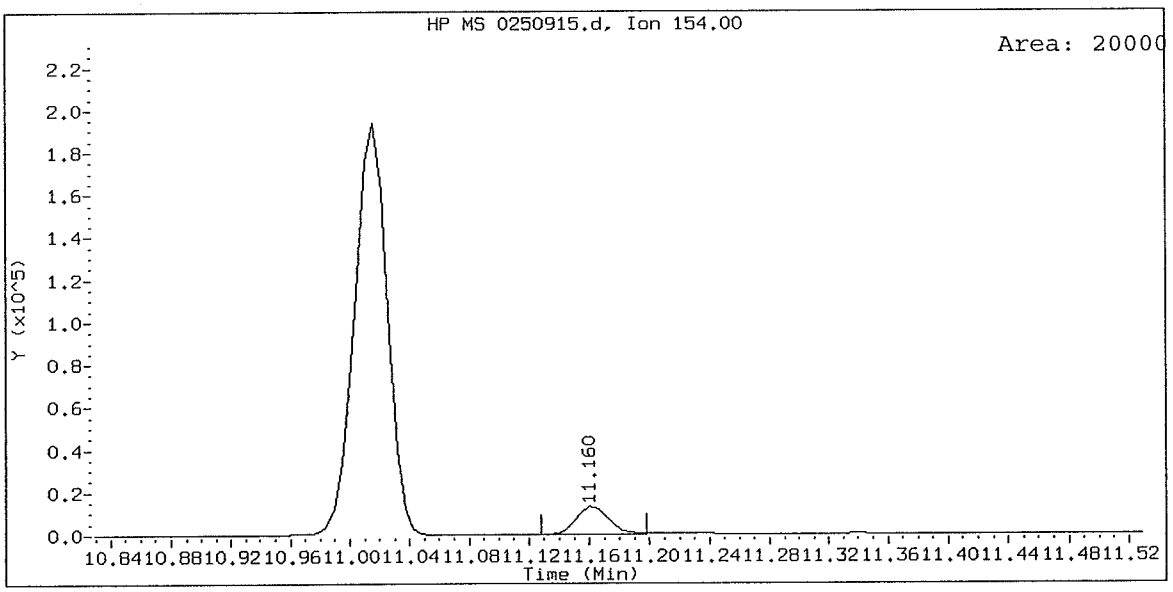

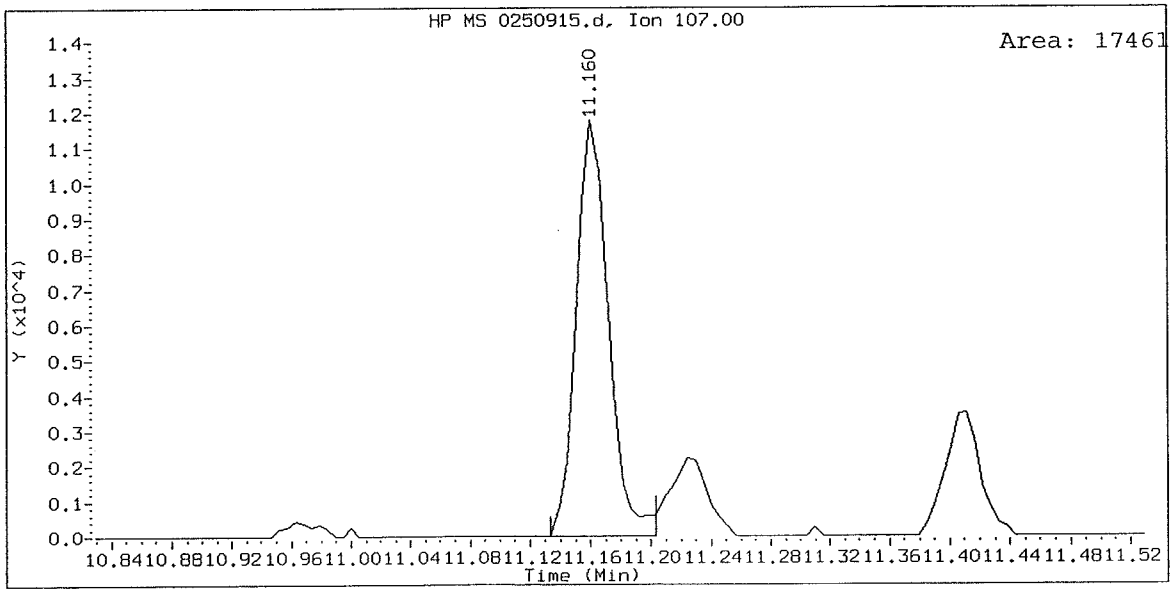

ABN 25, /chem1/nt6.i/20060915.b/0250915.d
4-Nitrophenol Amount: 24.54

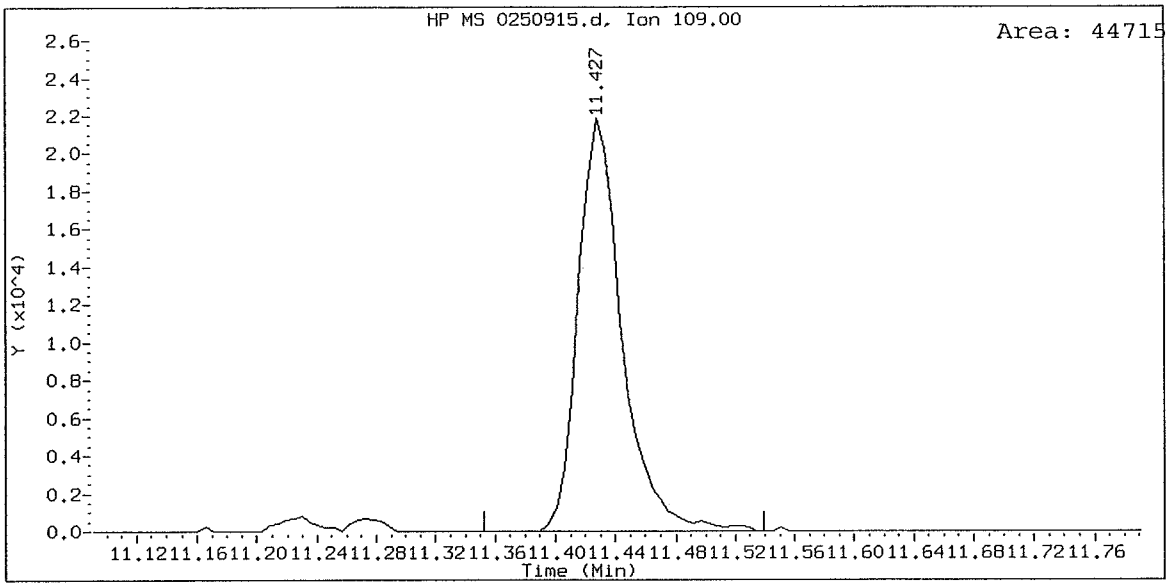

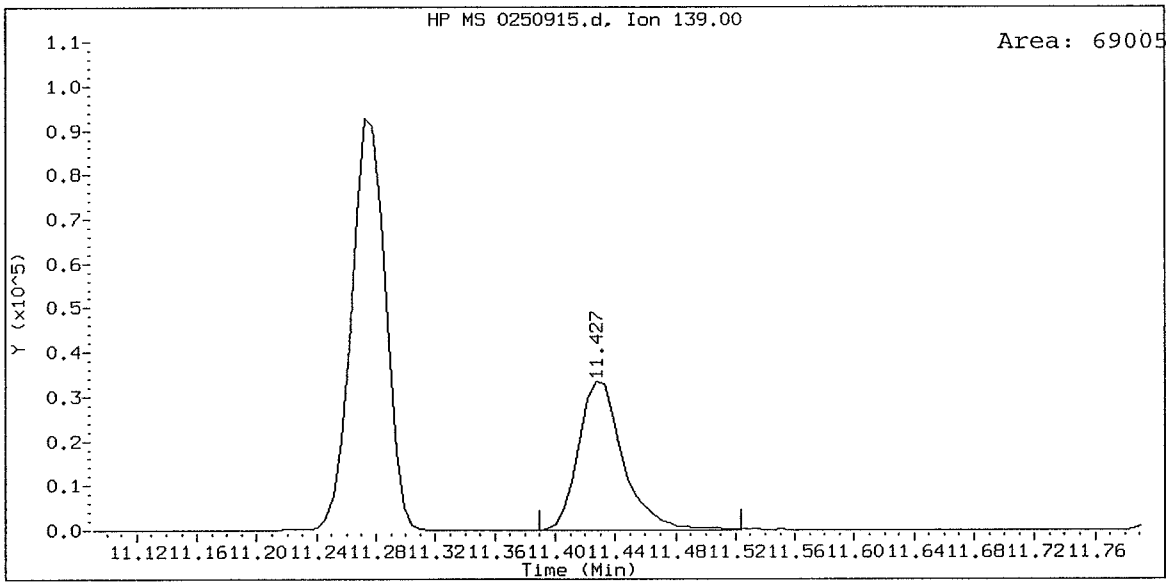

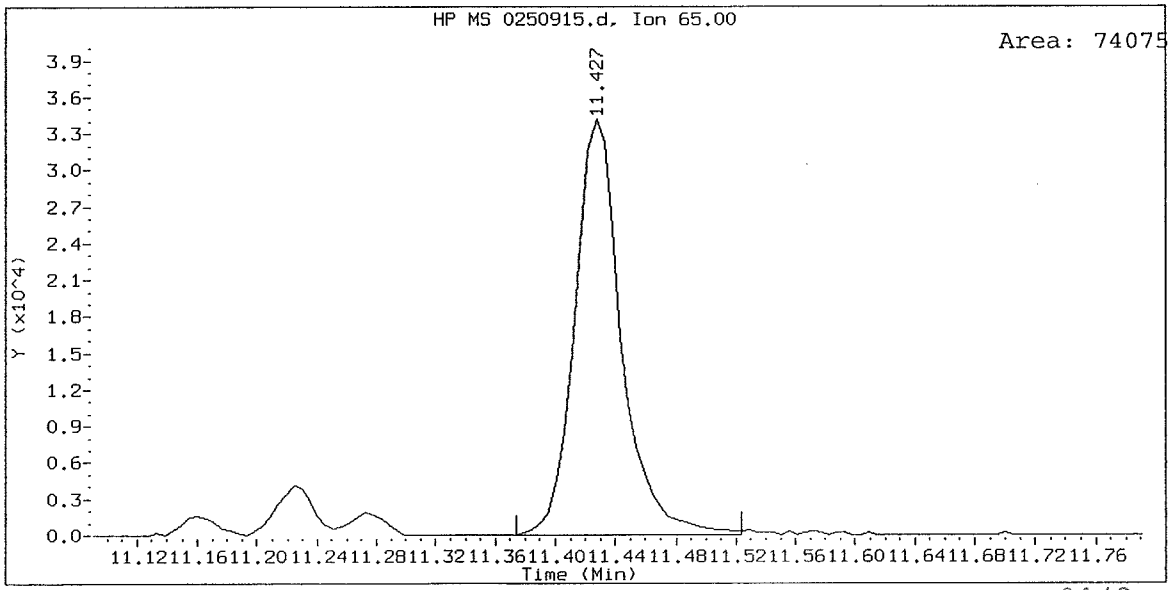

ABN 25, /chem1/nt6.i/20060915.b/0250915.d
4-Nitroaniline Amount: 24.23

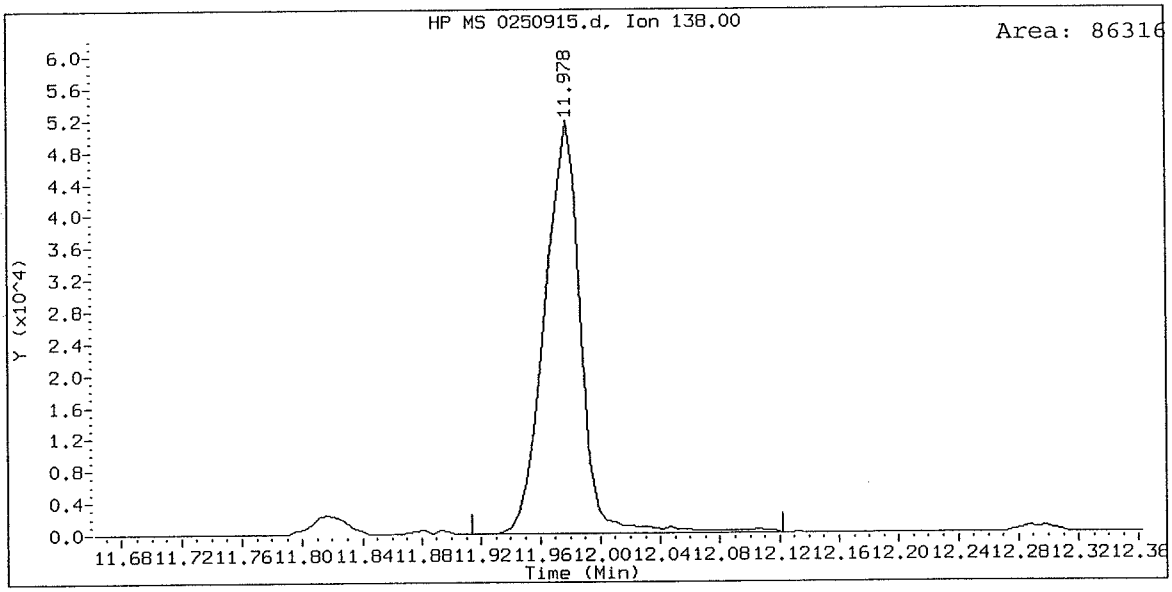

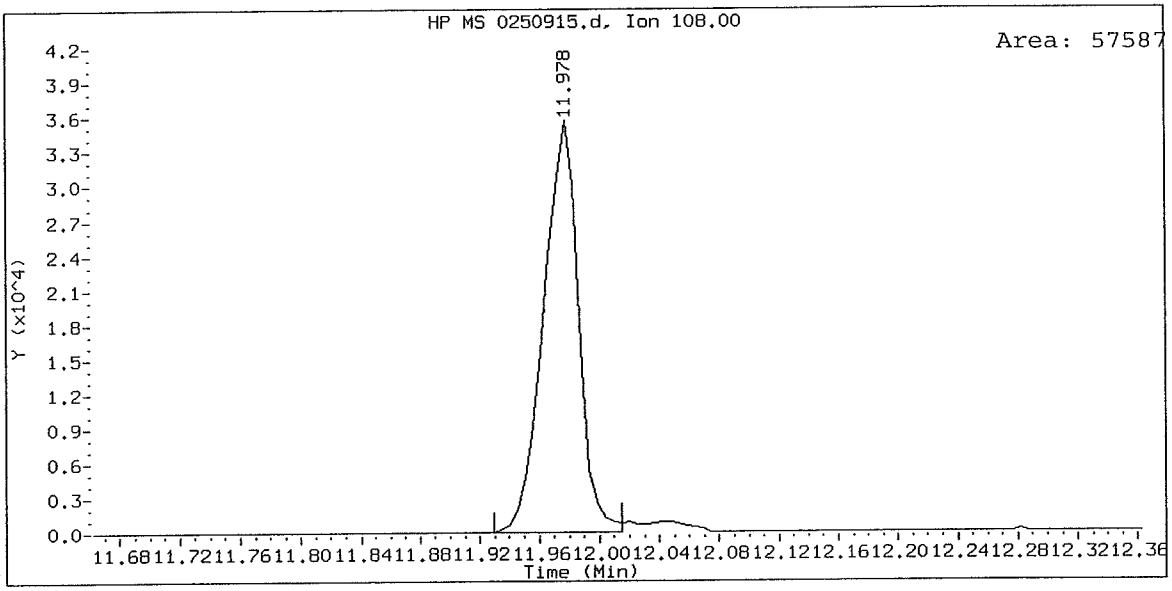

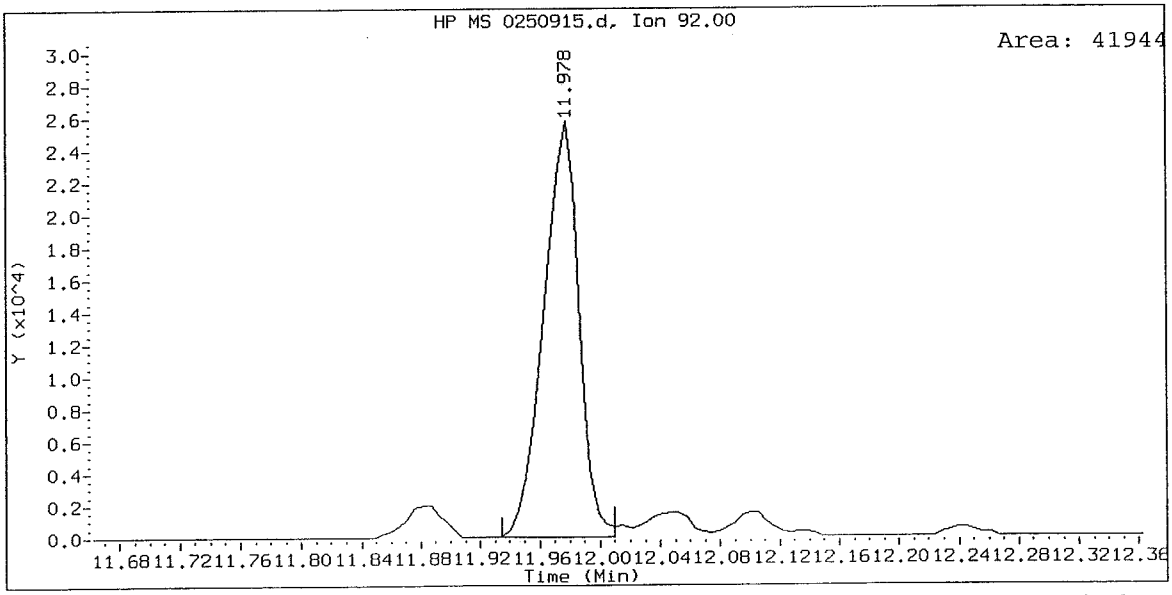

ABN 25, /chem1/nt6.i/20060915.b/0250915.d
Pentachlorophenol Amount: 24.91

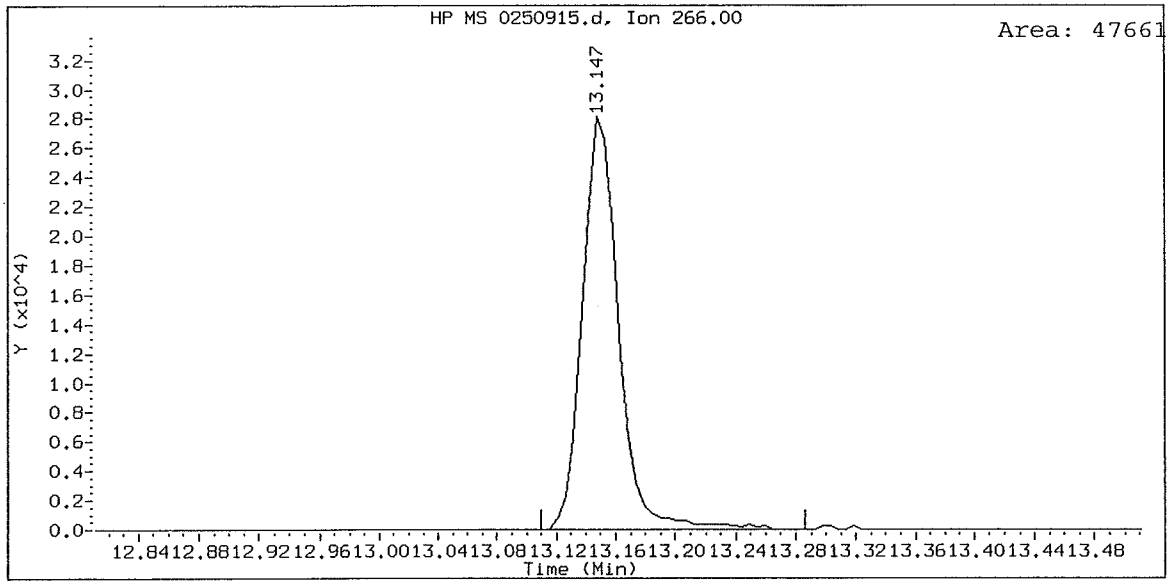

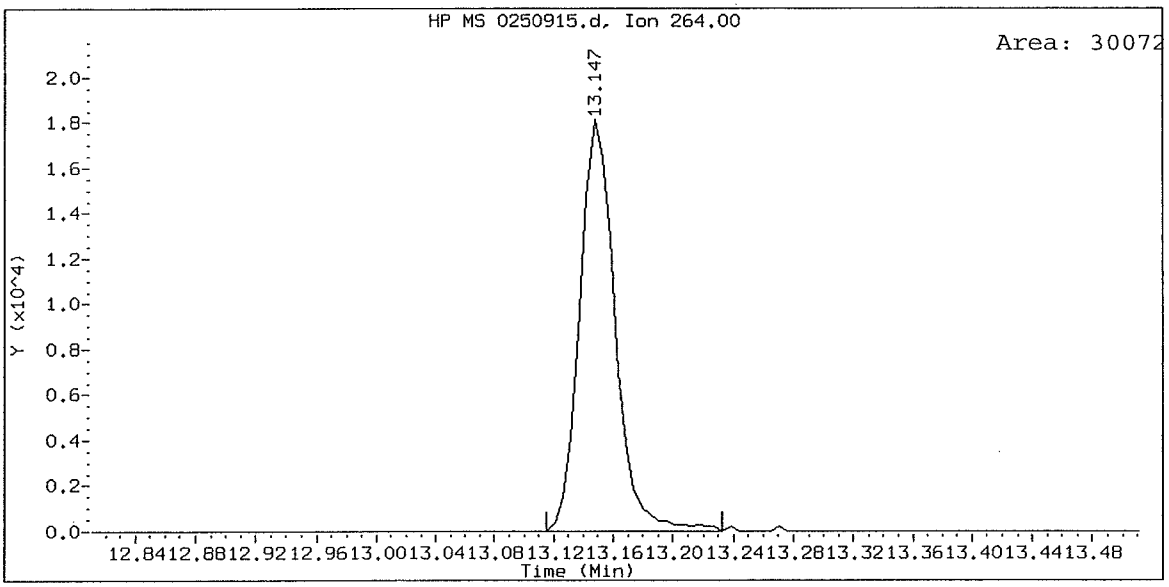

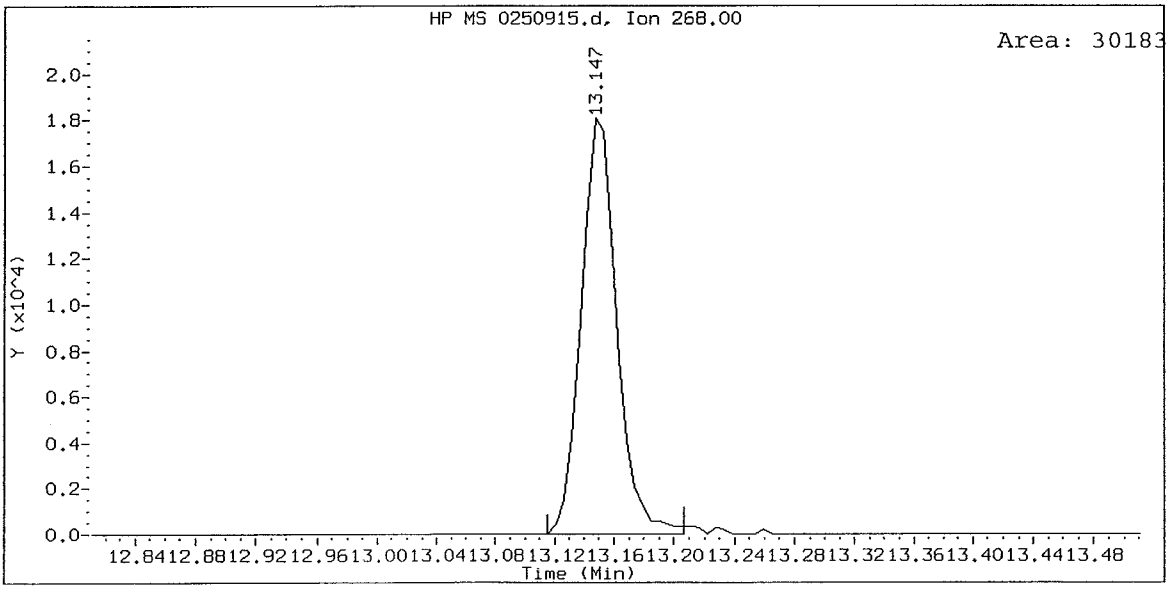

ABN 25, /chem1/nt6.i/20060915.b/0250915.d
1,4-Dioxane Amount: 24.26

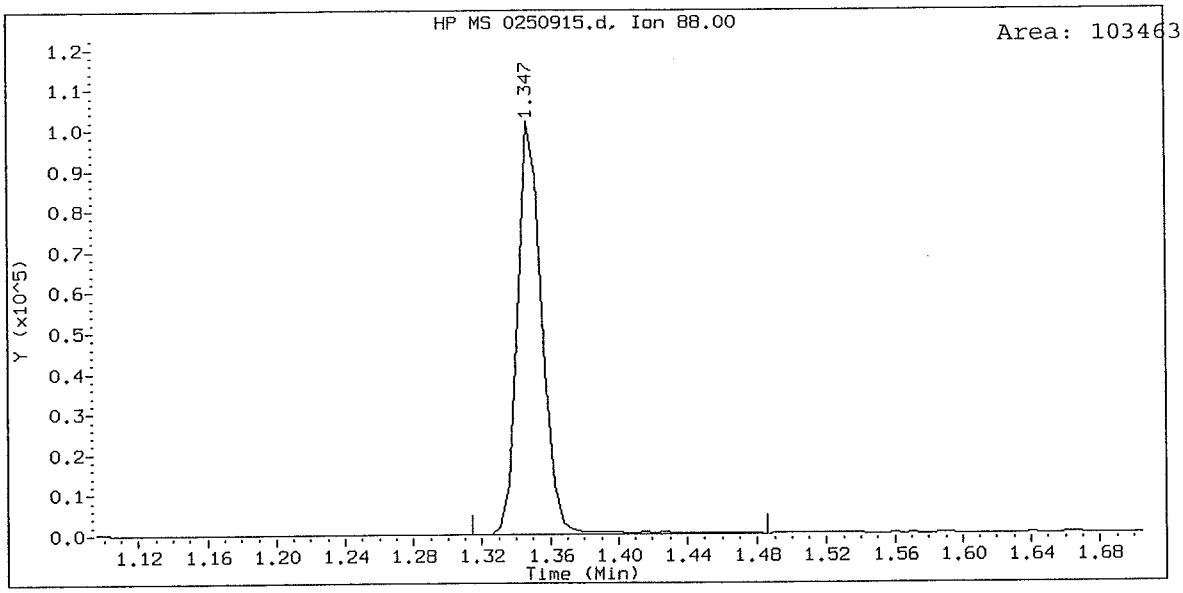

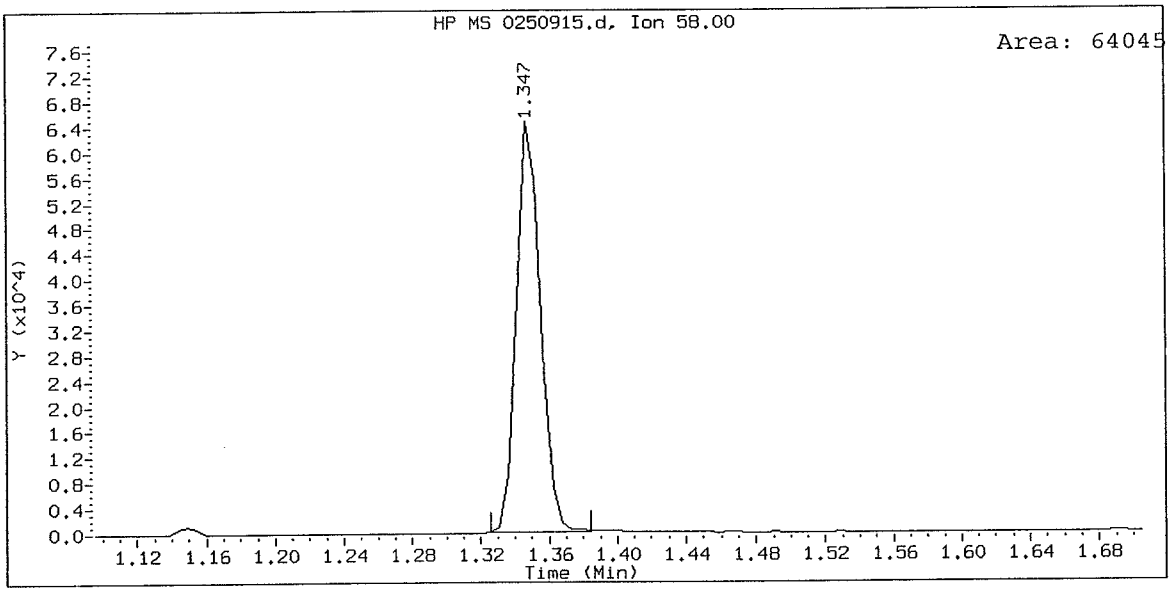

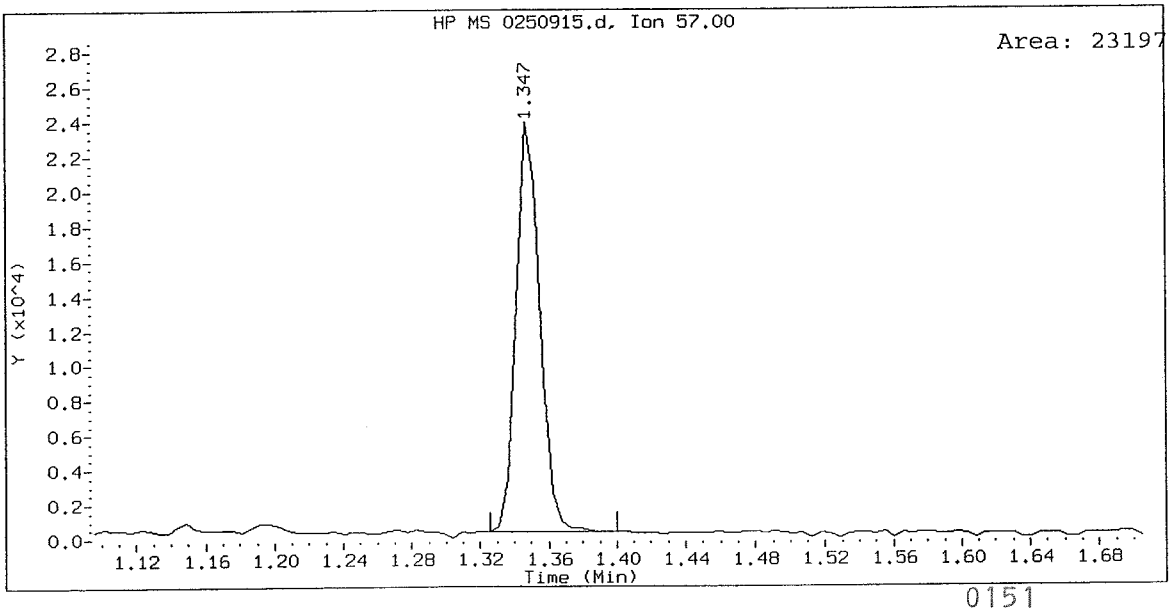

ABN 25, /chem1/nt6.i/20060915.b/0250915.d
d8-1,4-Dioxane Amount: 24.68

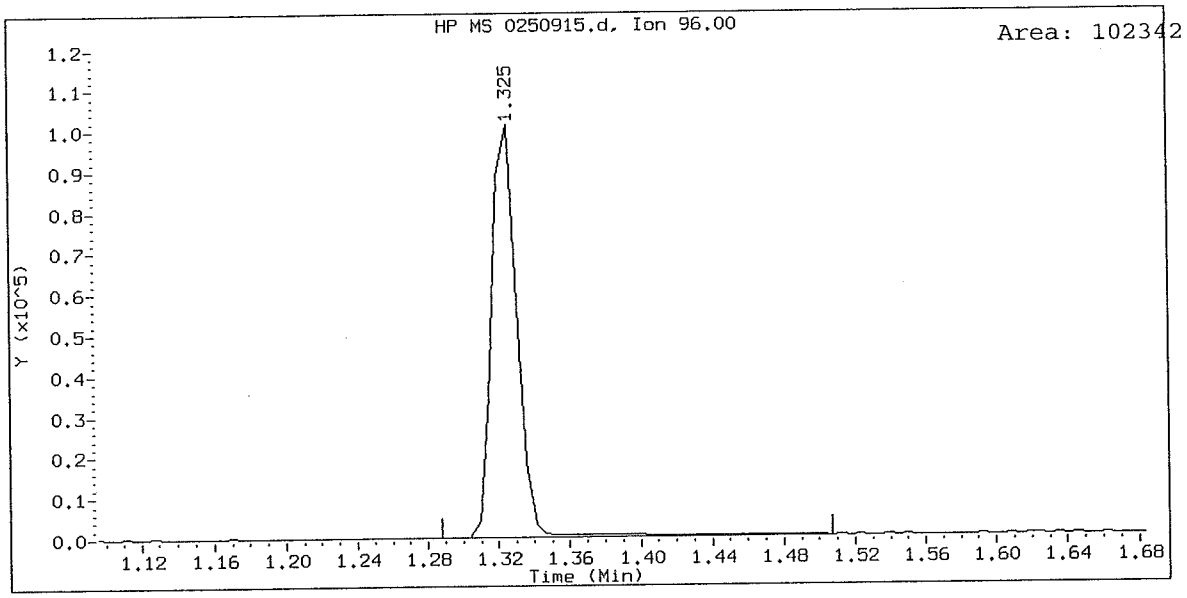

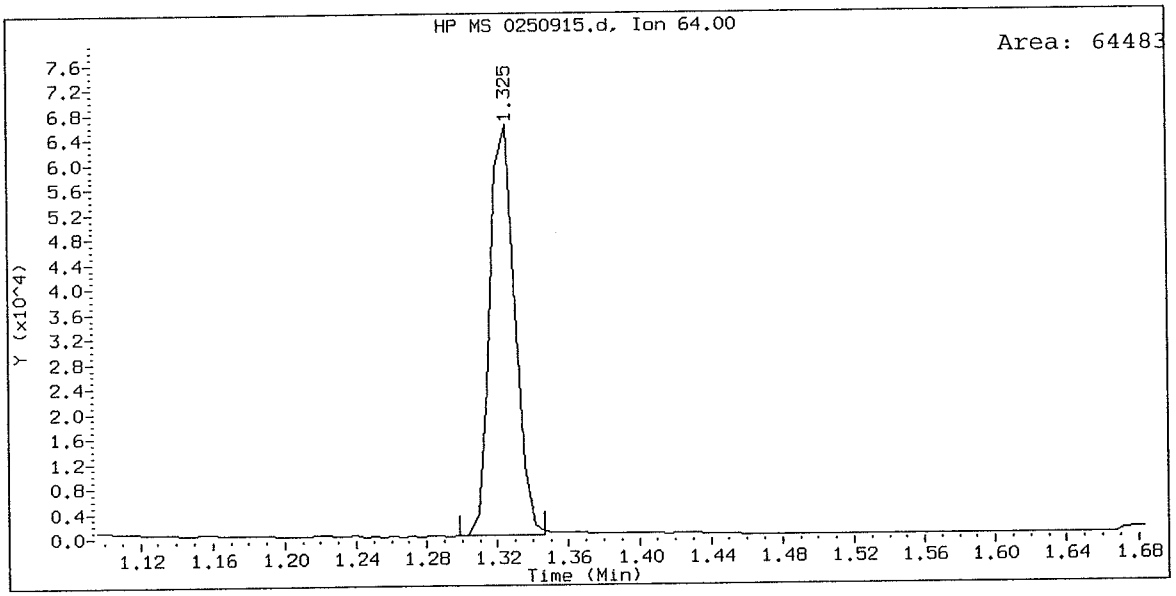

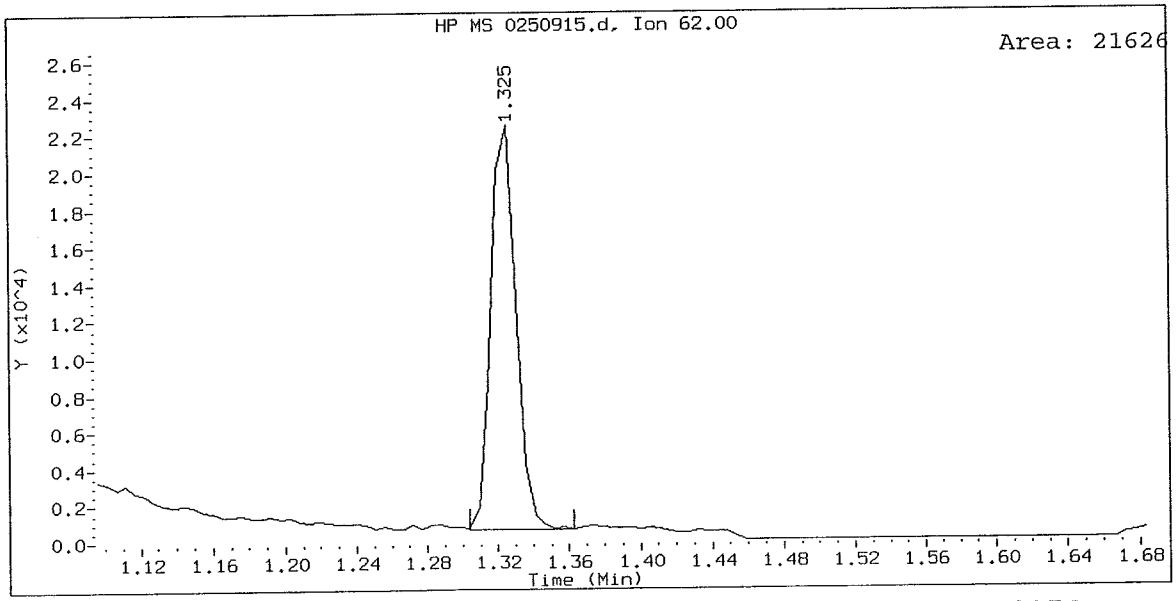

Analytical Resources Inc.
ABN by sw846 8270C
DDT Breakdown Report

Data file: /chem1/nt6.i/20060915.b/ddt.b/0250915.d
Method: /chem1/nt6.i/20060915.b/ddt.b/sw846ddt.m
Analysis Date: 15-SEP-2006 12:30

ARI ID:
Misc:
Instrument: nt6.i

COMPOUND	RT	AREA
Pentachlorophenol	13.147	46795
Benzidine	15.519	152276
4,4'-DDE	----	----
4,4'-DDD	16.444	4952
4,4'-DDT	16.908	93747

LJK
9/18/06

$$\text{DDT Percent Breakdown} = \frac{(\text{DDE Area} + \text{DDD Area}) * 100}{(\text{DDE Area} + \text{DDD Area} + \text{DDT Area})}$$

$$\text{DDT Percent Breakdown} = \frac{(0 + 4952) * 100}{(0 + 4952 + 93747)}$$

DDT Percent Breakdown = 5.0 %

Data File: /chem1/nt6.i/20060915.b/ddt.b/0250915.d
Injection Date: 15-SEP-2006 12:30
Instrument: nt6.i
Client Sample ID:

Compound: Pentachlorophenol
CAS Number: 87-86-5

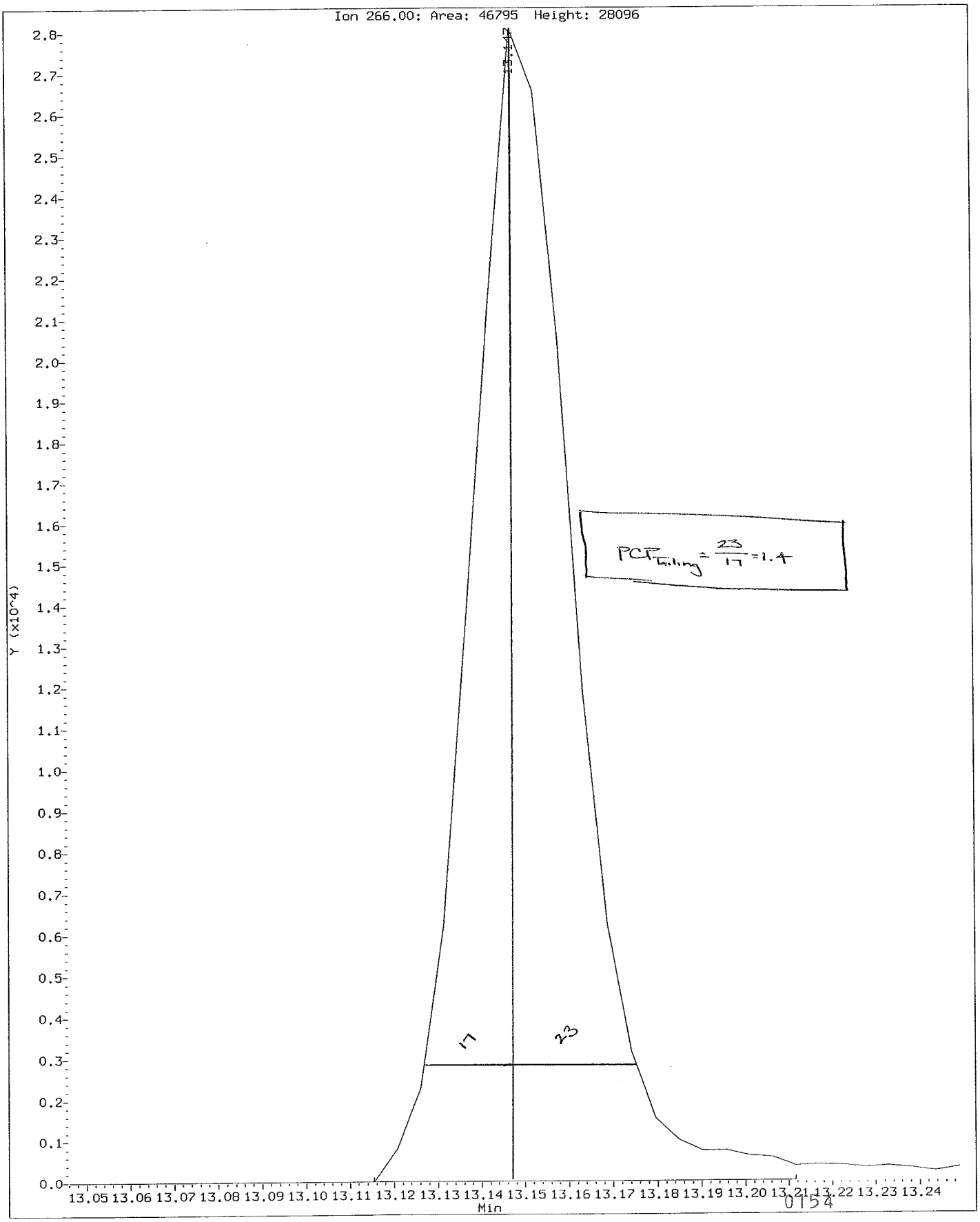

Data File: /chem1/nt6.i/20060915.b/ddt.b/0250915.d
Injection Date: 15-SEP-2006 12:30
Instrument: nt6.i
Client Sample ID:

Compound: Benzidine
CAS Number:

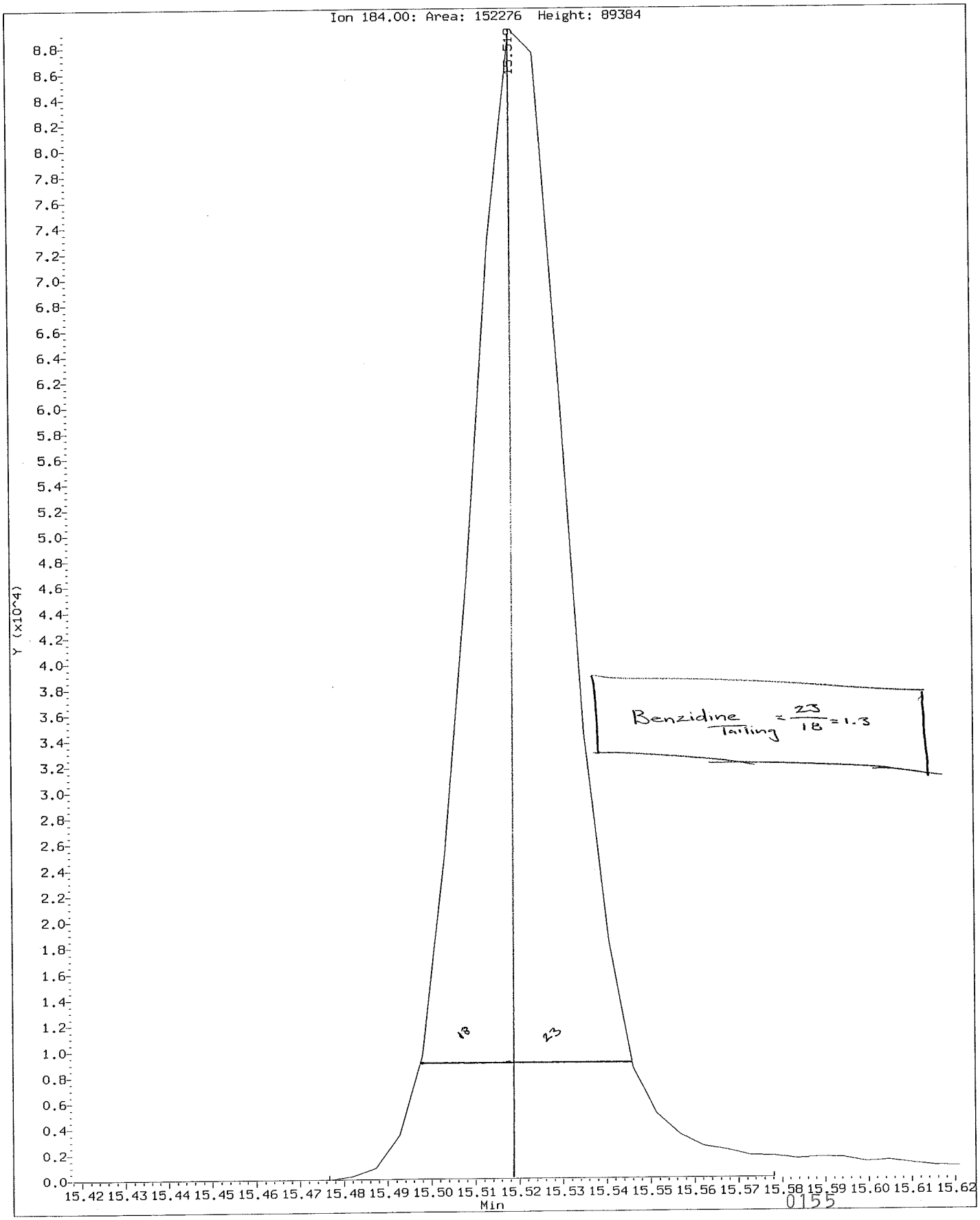

Analytical Resources, Inc.

Semivolatile Report SW846 Method 8270D

Data file : /chem1/nt6.i/20060915.b/0400915.d
Lab Smp Id: ABN 40
Inj Date : 15-SEP-2006 14:06
Operator : LJR/vts
Smp Info : ABN 40
Misc Info :
Comment : 1ul Injection
Method : /chem1/nt6.i/20060915.b/SW846.m
Meth Date : 18-Sep-2006 10:10 jeff
Cal Date : 15-SEP-2006 14:06
Als bottle: 4
Dil Factor: 1.00000
Integrator: HP RTE
Target Version: 3.50

Inst ID: nt6.i

LJR 9/18/06

Quant Type: ISTD
Cal File: 0400915.d
Calibration Sample, Level: 5

Compound Sublist: ICAL.sub

	Compounds	QUANT SIG MASS	RT	EXP RT	REL RT	RESPONSE	AMOUNTS CAL-AMT (ug/mL)	AMOUNTS ON-COL (ug/mL)
$	1 2-Fluorophenol	112	4.212	4.219	(0.686)	390800	40.0000	40.00
$	2 Phenol-d5	99	5.874	5.891	(0.956)	435185	40.0000	38.49
	3 Phenol	94	5.895	5.907	(0.960)	445831	40.0000	38.13
$	5 2-Chlorophenol-d4	132	5.874	5.880	(0.956)	357815	40.0000	38.80
	4 Bis(2-Chloroethyl)ether	93	5.874	5.886	(0.956)	342944	40.0000	38.52
	6 2-Chlorophenol	128	5.895	5.907	(0.960)	327376	40.0000	38.19
	7 1,3-Dichlorobenzene	146	6.071	6.078	(0.989)	375500	40.0000	39.39
*	8 1,4-Dichlorobenzene-d4	152	6.141	6.147	(1.000)	121365	20.0000	
	9 1,4-Dichlorobenzene	146	6.168	6.174	(1.004)	383131	40.0000	39.22
$	10 1,2-Dichlorobenzene-d4	152	6.435	6.441	(1.048)	230332	40.0000	38.70
	12 1,2-Dichlorobenzene	146	6.456	6.462	(1.051)	347713	40.0000	38.84
	11 Benzyl alcohol	108	6.493	6.505	(1.057)	235708	40.0000	40.62
	14 2,2'-oxybis(1-Chloropropane)	45	6.744	6.751	(1.098)	430386	40.0000	39.28
	13 2-Methylphenol	108	6.793	6.799	(1.106)	324905	40.0000	39.28
	17 Hexachloroethane	117	6.931	6.933	(1.129)	151041	40.0000	39.80
	16 N-Nitroso-di-n-propylamine	70	6.969	6.986	(1.135)	247122	40.0000	38.94
	15 4-Methylphenol	108	7.033	7.045	(1.145)	334068	40.0000	39.11
$	18 Nitrobenzene-d5	82	7.081	7.093	(0.868)	388128	40.0000	39.00
	19 Nitrobenzene	77	7.108	7.125	(0.871)	363272	40.0000	38.73
	20 Isophorone	82	7.503	7.520	(0.919)	599198	40.0000	38.82
	21 2-Nitrophenol	139	7.621	7.627	(0.934)	177084	40.0000	39.61
	22 2,4-Dimethylphenol	107	7.834	7.846	(0.960)	320318	40.0000	39.21
	23 Bis(2-Chloroethoxy)methane	93	7.946	7.953	(0.974)	392823	40.0000	39.04
	24 Benzoic acid	105	8.192	8.284	(1.004)	403598	80.0000	83.09 (M)
	25 2,4-Dichlorophenol	162	8.037	8.049	(0.985)	252112	40.0000	39.18
	26 1,2,4-Trichlorobenzene	180	8.123	8.129	(0.995)	274057	40.0000	38.88
*	27 Naphthalene-d8	136	8.160	8.167	(1.000)	411381	20.0000	

	Compounds	QUANT SIG MASS	RT	EXP RT	REL RT	RESPONSE	AMOUNTS CAL-AMT (ug/mL)	AMOUNTS ON-COL (ug/mL)
	28 Naphthalene	128	8.192	8.199	(1.004)	858835	40.0000	38.24
	29 4-Chloroaniline	127	8.384	8.391	(1.027)	380285	40.0000	39.27
	30 Hexachlorobutadiene	225	8.539	8.541	(1.046)	131421	40.0000	39.44
	31 4-Chloro-3-methylphenol	107	9.271	9.272	(1.136)	253398	40.0000	39.22
	32 2-Methylnaphthalene	141	9.303	9.310	(1.140)	467231	40.0000	38.27
	33 Hexachlorocyclopentadiene	237	9.688	9.694	(0.884)	99881	40.0000	45.27
	34 2,4,6-Trichlorophenol	196	9.854	9.855	(0.899)	161695	40.0000	40.21
	35 2,4,5-Trichlorophenol	196	9.918	9.924	(0.904)	165574	40.0000	39.91
$	36 2-Fluorobiphenyl	172	9.971	9.978	(0.909)	589187	40.0000	38.51
	37 2-Chloronaphthalene	162	10.062	10.068	(0.918)	510718	40.0000	38.58
	38 2-Nitroaniline	65	10.334	10.341	(0.942)	166103	40.0000	39.18
	39 Dimethylphthalate	163	10.735	10.747	(0.979)	504312	40.0000	38.33
	40 Acenaphthylene	152	10.714	10.720	(0.977)	773782	40.0000	38.48
	41 2,6-Dinitrotoluene	165	10.810	10.822	(0.986)	123230	40.0000	39.28
*	42 Acenaphthene-d10	164	10.965	10.971	(1.000)	216626	20.0000	
	43 3-Nitroaniline	138	11.007	11.019	(1.004)	142462	40.0000	39.13
	44 Acenaphthene	153	11.018	11.025	(1.005)	473990	40.0000	38.08
	45 2,4-Dinitrophenol	184	11.168	11.180	(1.018)	83010	80.0000	75.56
	46 Dibenzofuran	168	11.280	11.286	(1.029)	655002	40.0000	37.91
	47 4-Nitrophenol	109	11.430	11.441	(1.042)	73336	40.0000	40.65
	48 2,4-Dinitrotoluene	165	11.413	11.425	(1.041)	152991	40.0000	39.75
	50 Diethylphthalate	149	11.884	11.895	(1.084)	480656	40.0000	37.98
	49 Fluorene	166	11.819	11.831	(1.078)	539931	40.0000	38.79
	51 4-Chlorophenyl-phenylether	204	11.889	11.895	(1.084)	236658	40.0000	38.75
	52 4-Nitroaniline	138	11.985	12.013	(1.093)	137746	40.0000	39.05
	53 4,6-Dinitro-2-methylphenol	198	12.055	12.077	(0.908)	155871	80.0000	92.36
	54 N-Nitrosodiphenylamine	169	12.108	12.120	(0.912)	232389	40.0000	39.26
$	55 2,4,6-Tribromophenol	330	12.247	12.259	(1.117)	68756	40.0000	40.58
	56 4-Bromophenyl-phenylether	248	12.648	12.654	(0.952)	120849	40.0000	39.15
	57 Hexachlorobenzene	284	12.824	12.830	(0.965)	132003	40.0000	39.09
	58 Pentachlorophenol	266	13.150	13.162	(0.990)	77948	40.0000	41.31
*	59 Phenanthrene-d10	188	13.283	13.284	(1.000)	291012	20.0000	
	60 Phenanthrene	178	13.321	13.327	(1.003)	696833	40.0000	38.64
	61 Anthracene	178	13.390	13.397	(1.008)	698951	40.0000	38.80
	62 Carbazole	167	13.711	13.722	(1.032)	656035	40.0000	38.54
	63 Di-n-butylphthalate	149	14.501	14.508	(1.092)	765423	40.0000	39.31
	64 Fluoranthene	202	15.212	15.224	(1.145)	678198	40.0000	39.57
	65 Pyrene	202	15.548	15.555	(0.888)	704909	40.0000	38.39
$	66 Terphenyl-d14	244	15.933	15.945	(0.910)	426385	40.0000	38.74
	67 Butylbenzylphthalate	149	16.862	16.869	(0.963)	335082	40.0000	39.73
	68 Benzo(a)anthracene	228	17.487	17.499	(0.998)	576853	40.0000	39.21
*	69 Chrysene-d12	240	17.514	17.521	(1.000)	202476	20.0000	
	70 3,3'-Dichlorobenzidine	252	17.557	17.563	(1.002)	211056	40.0000	37.82
	71 Chrysene	228	17.552	17.563	(1.002)	534317	40.0000	38.67
	72 bis(2-Ethylhexyl)phthalate	149	17.893	17.900	(0.951)	450788	40.0000	40.49
*	134 Di-n-octylphthalate-d4	153	18.823	18.824	(1.000)	420350	20.0000	
	73 Di-n-octylphthalate	149	18.828	18.835	(1.000)	755596	40.0000	39.08

	Compounds	QUANT SIG MASS	RT	EXP RT	REL RT	RESPONSE	AMOUNTS CAL-AMT (ug/mL)	AMOUNTS ON-COL (ug/mL)
	74 Benzo(b)fluoranthene	252	19.117	19.134	(0.974)	578877	40.0000	37.97
	75 Benzo(k)fluoranthene	252	19.149	19.166	(0.976)	673246	40.0000	39.84 (M)
	76 Benzo(a)pyrene	252	19.539	19.556	(0.996)	566582	40.0000	38.99
*	77 Perylene-d12	264	19.619	19.625	(1.000)	249112	20.0000	
	78 Indeno(1,2,3-cd)pyrene	276	20.960	20.977	(1.068)	709833	40.0000	39.78 (M)
	79 Dibenzo(a,h)anthracene	278	20.997	21.020	(1.070)	665656	40.0000	38.78
	80 Benzo(g,h,i)perylene	276	21.248	21.271	(1.083)	723976	40.0000	38.81
	90 N-Nitrosodimethylamine	74	1.701	1.713	(0.277)	240950	40.0000	39.56
	103 Pyridine	79	1.685	1.687	(0.274)	430065	40.0000	39.74
	91 Aniline	93	5.724	5.736	(0.932)	571802	40.0000	39.43
	105 1-methylnaphthalene	141	9.464	9.470	(1.160)	455313	40.0000	38.55
	93 Benzidine	184	15.522	15.528	(0.886)	316212	40.0000	38.66
	98 Retene	219	16.157	16.164	(0.923)	275947	40.0000	39.53
	111 Azobenzene (1,2-DP-Hydrazine)	77	12.129	12.141	(1.106)	601168	40.0000	38.43
	144 alpha-Terpineol	59	8.272	8.284	(1.014)	123205	40.0000	39.25
	143 1,4-Dioxane	88	1.354	1.355	(0.221)	163394	40.0000	39.19
$	137 d8-1,4-Dioxane	96	1.328	1.334	(0.216)	159912	40.0000	39.46
	133 Butylatedhydroxytoluene	205	11.226	11.233	(1.024)	394258	40.0000	39.17
	115 Tributyl Phosphate	99	12.295	12.312	(0.926)	629816	40.0000	39.06
	116 Dibutyl Phenyl Phosphate	175	13.962	13.968	(1.051)	479446	40.0000	40.20
	117 Butyl Diphenyl Phosphate	94	15.596	15.603	(0.890)	145825	40.0000	39.40
	118 Triphenyl Phosphate	326	17.156	17.163	(0.980)	95769	40.0000	40.71

QC Flag Legend

M - Compound response manually integrated.

Data File: /chem1/nt6.i/20060915.b/0400915.d
Report Date: 18-Sep-2006 10:10

Analytical Resources, Inc.

INTERNAL STANDARD COMPOUNDS
AREA AND RT SUMMARY

Instrument ID: nt6.i
Lab File ID: 0400915.d
Lab Smp Id: ABN 40
Analysis Type: SV
Quant Type: ISTD
Operator: LJR/vts
Method File: /chem1/nt6.i/20060915.b/SW846.m
Misc Info:

Calibration Date: 15-SEP-2006
Calibration Time: 12:30

Level:
Sample Type:

COMPOUND	STANDARD	AREA LIMIT LOWER	AREA LIMIT UPPER	SAMPLE	%DIFF
8 1,4-Dichlorobenze	124158	62079	248316	121365	-2.25
27 Naphthalene-d8	418960	209480	837920	411381	-1.81
42 Acenaphthene-d10	218821	109410	437642	216626	-1.00
59 Phenanthrene-d10	295106	147553	590212	291012	-1.39
69 Chrysene-d12	199375	99688	398750	202476	1.56
134 Di-n-octylphthala	444321	222160	888642	420350	-5.39
77 Perylene-d12	273347	136674	546694	249112	-8.87

COMPOUND	STANDARD	RT LIMIT LOWER	RT LIMIT UPPER	SAMPLE	%DIFF
8 1,4-Dichlorobenze	6.14	5.64	6.64	6.14	0.04
27 Naphthalene-d8	8.16	7.66	8.66	8.16	0.03
42 Acenaphthene-d10	10.97	10.47	11.47	10.96	-0.03
59 Phenanthrene-d10	13.28	12.78	13.78	13.28	0.02
69 Chrysene-d12	17.51	17.01	18.01	17.51	0.01
134 Di-n-octylphthala	18.82	18.32	19.32	18.82	0.01
77 Perylene-d12	19.62	19.12	20.12	19.62	0.01

AREA UPPER LIMIT = +100% of internal standard area.
AREA LOWER LIMIT = - 50% of internal standard area.
RT UPPER LIMIT = + 0.50 minutes of internal standard RT.
RT LOWER LIMIT = - 0.50 minutes of internal standard RT.

Data File: /chem1/nt6.i/20060915.b/0400915.d
Date : 15-SEP-2006 14:06
Client ID:
Sample Info: ABN 40

Column phase: ZB-5

Instrument: nt6.i

Operator: LJR/vts
Column diameter: 0.32

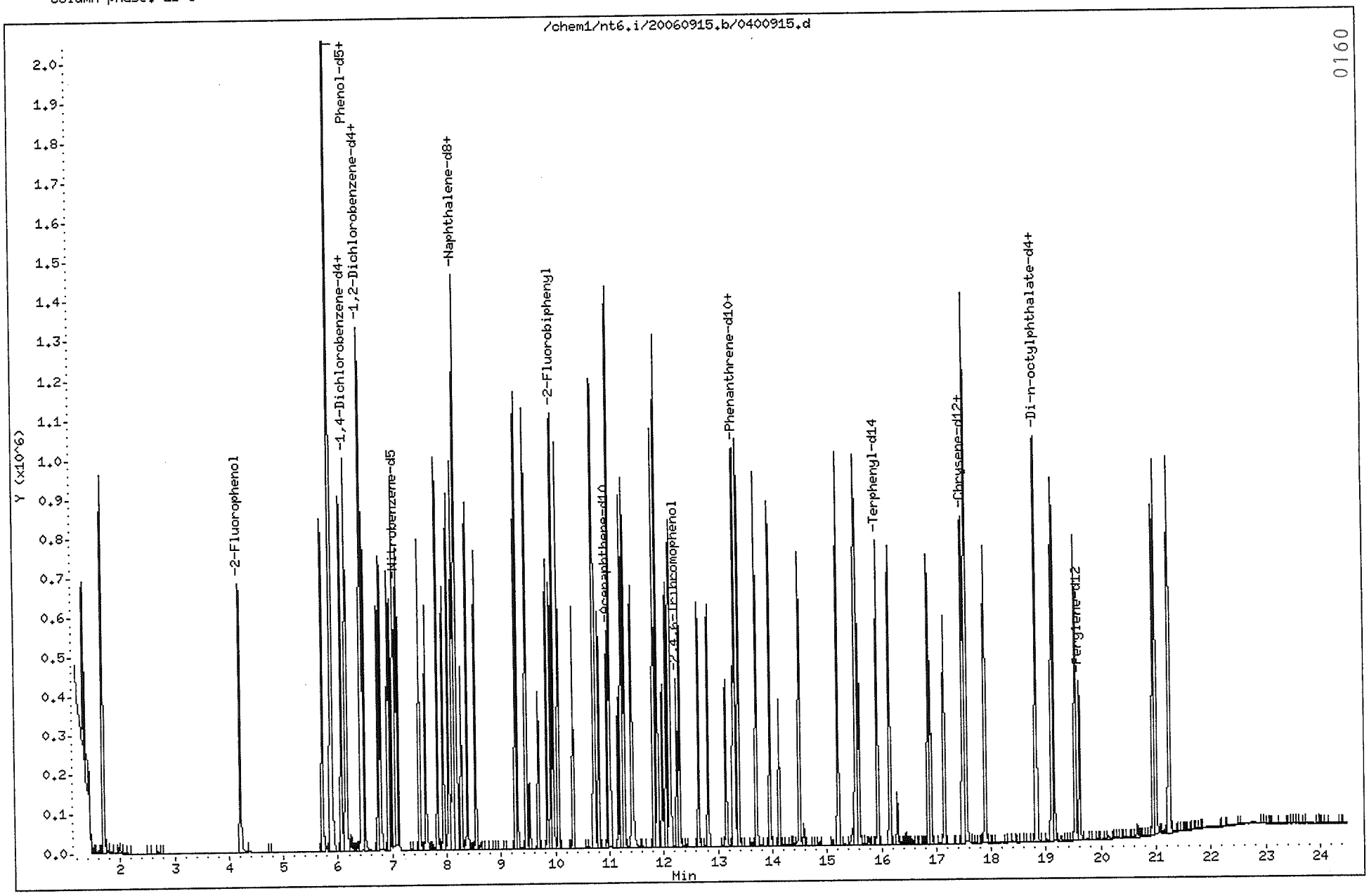

CALIB_5

ABN 40, /chem1/nt6.i/20060915.b/0400915.d
Benzoic acid Amount: 83.09

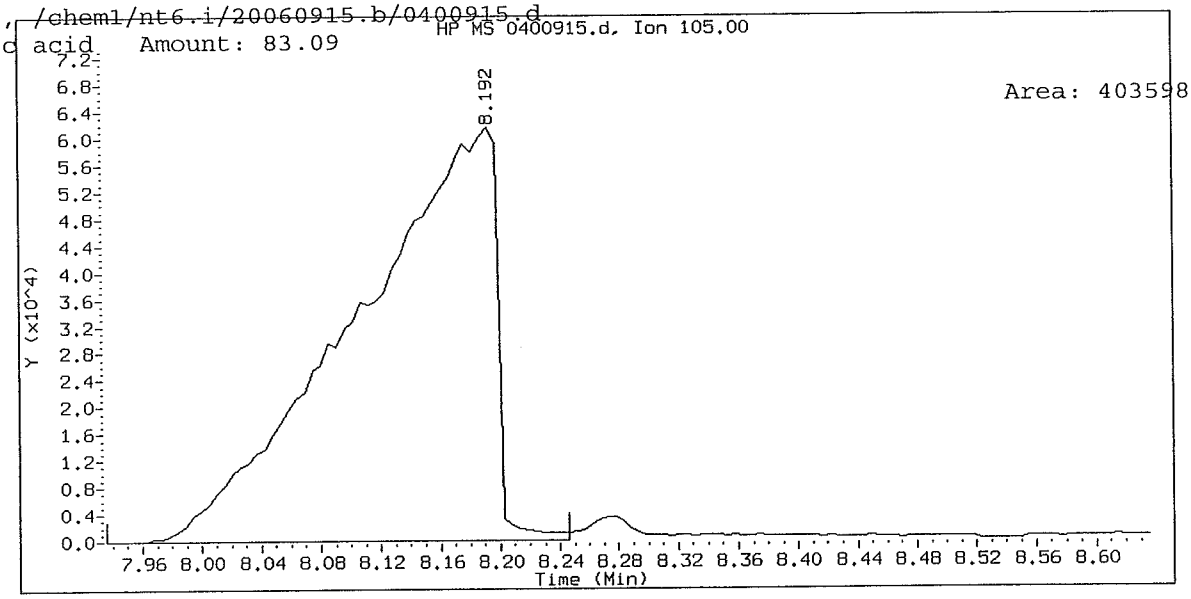

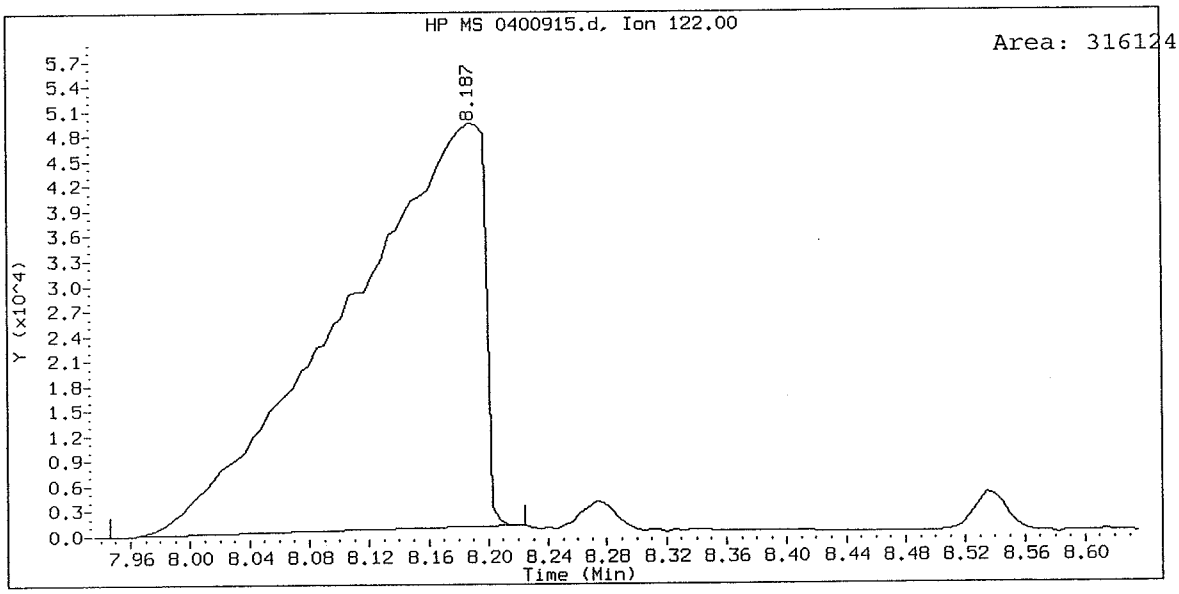

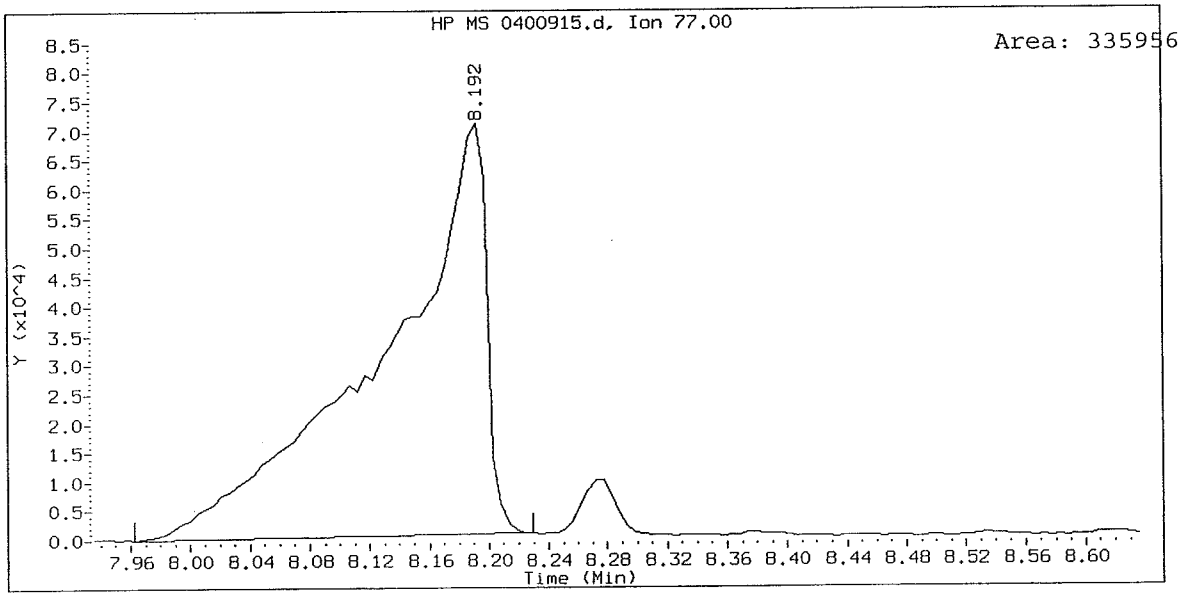

ABN 40, /chem1/nt6.i/20060915.b/0400915.d
Benzo(k)fluoranthene Amount: 39.84

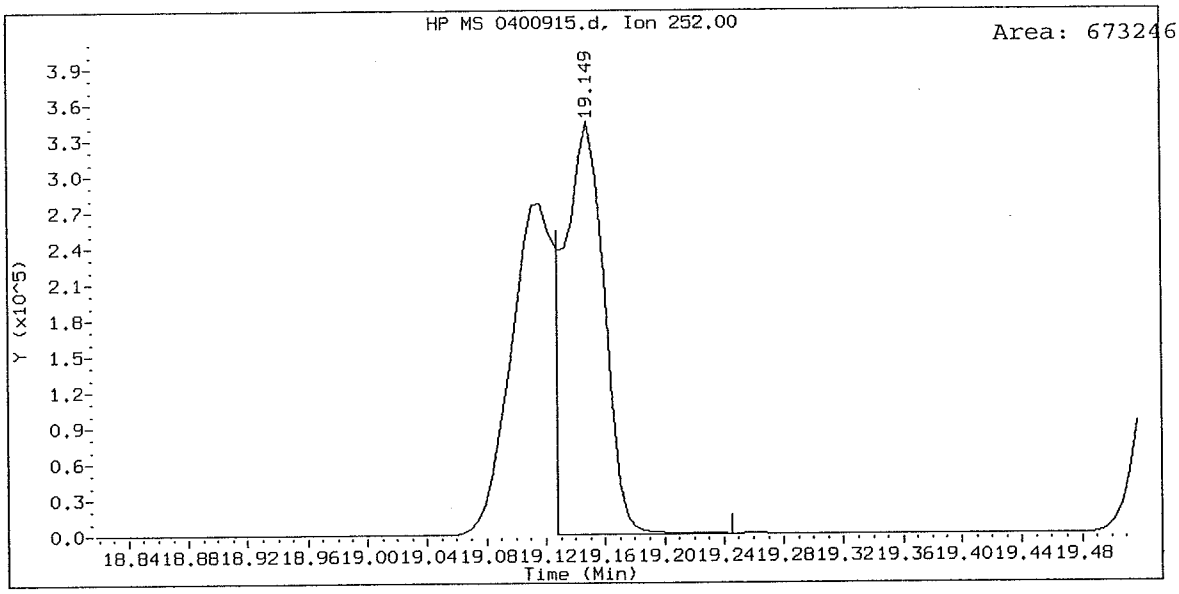

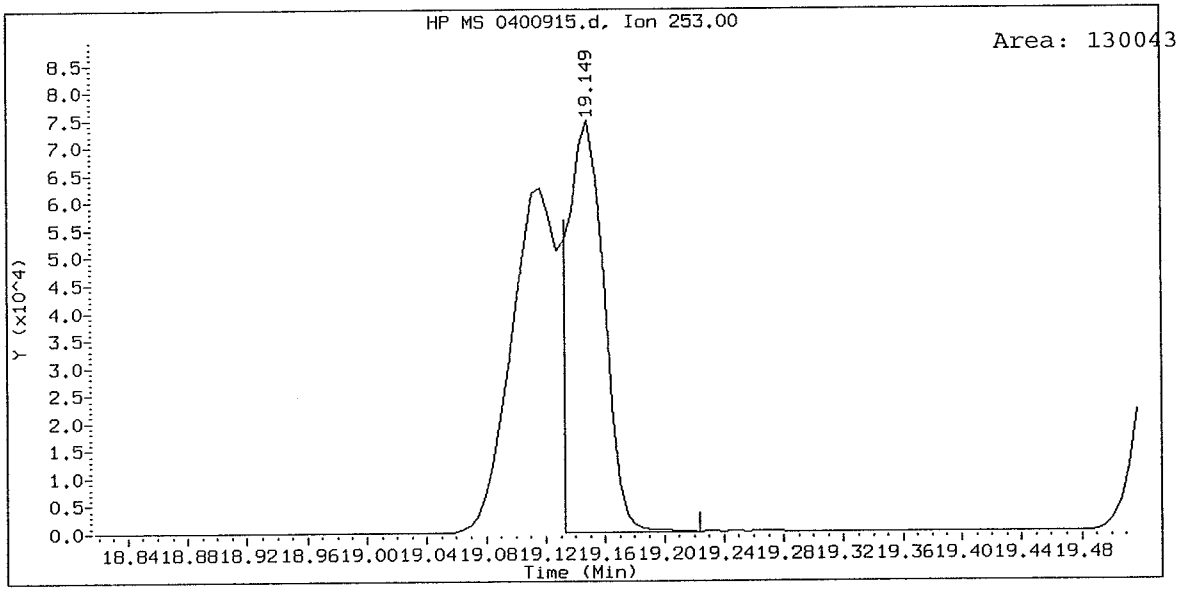

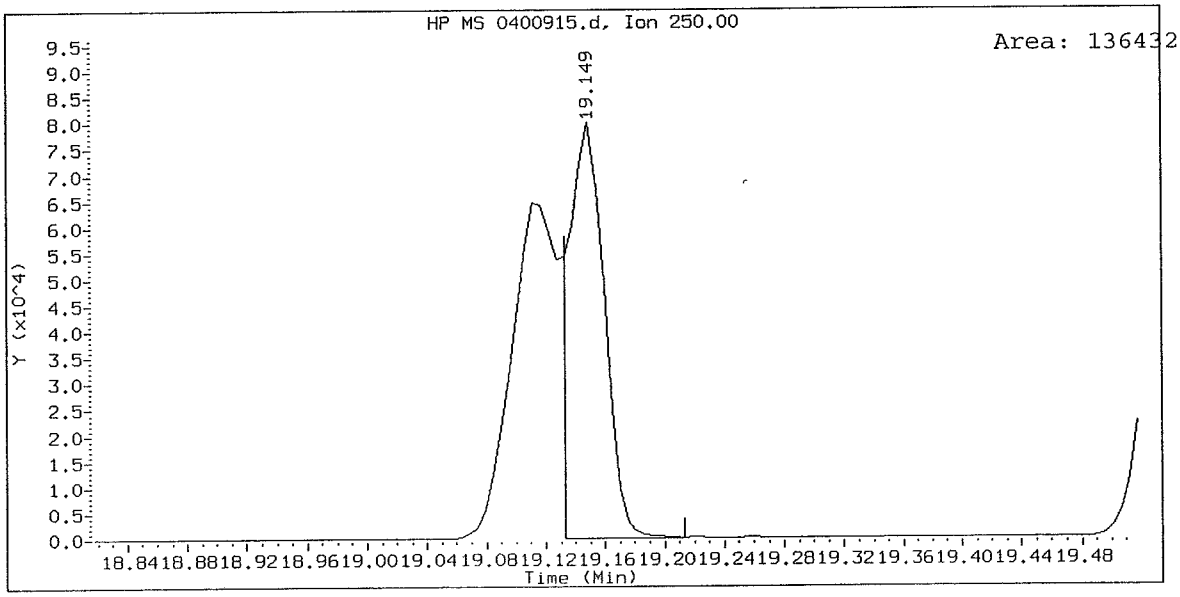

ABN 40, /chem1/nt6.i/20060915.b/0400915.d
Indeno(1,2,3-cd)pyrene Amount: 39.78

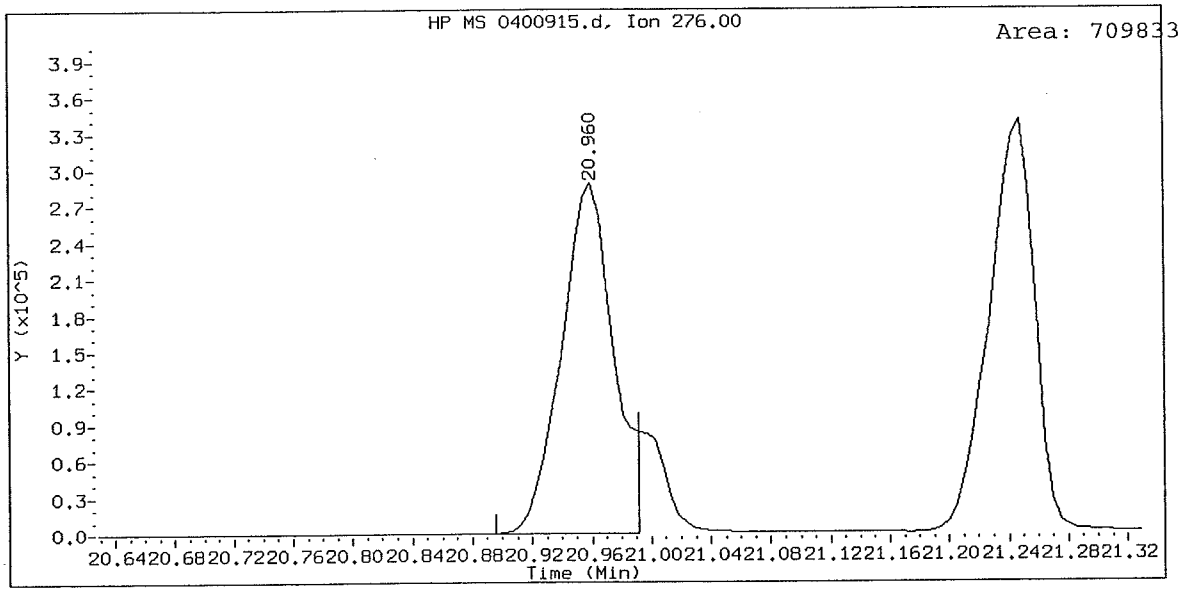

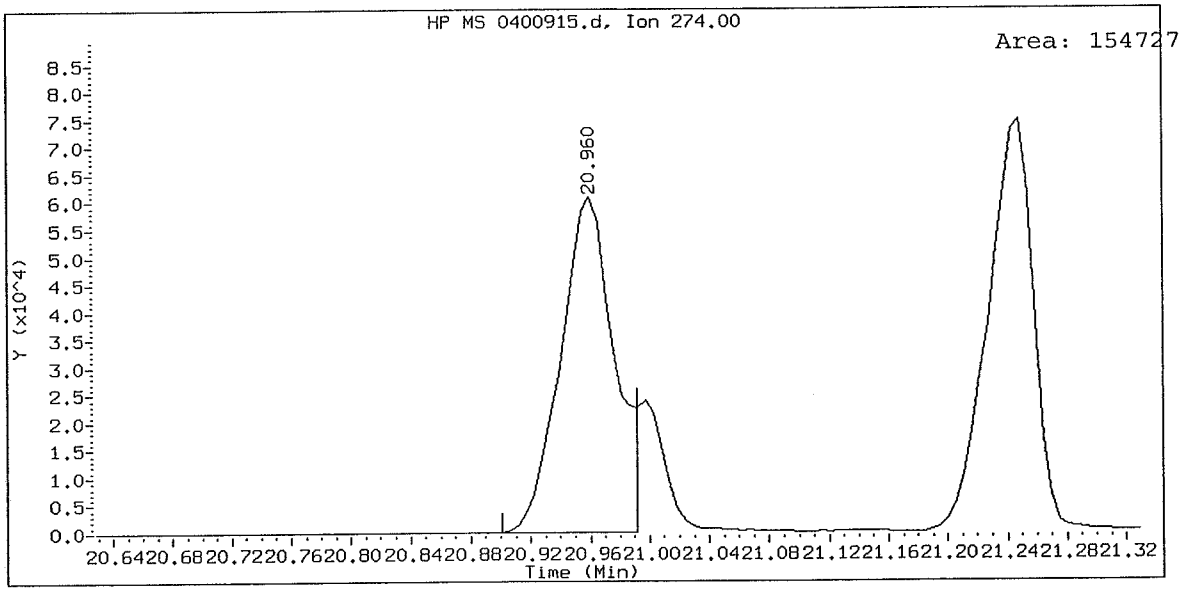

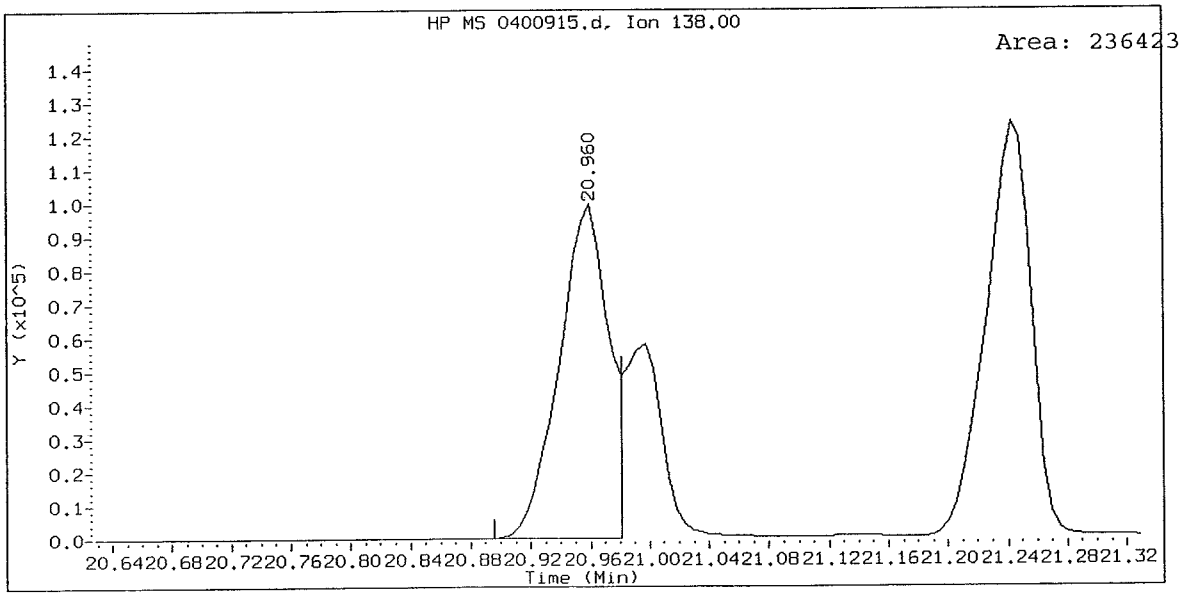

Data File: /chem1/nt6.i/20060915.b/0800915.d
Report Date: 18-Sep-2006 10:10

Analytical Resources, Inc.

Semivolatile Report SW846 Method 8270D

Data file : /chem1/nt6.i/20060915.b/0800915.d
Lab Smp Id: ABN 80
Inj Date : 15-SEP-2006 13:02
Operator : LJR/vts
Smp Info : ABN 80
Misc Info :
Comment : 1ul Injection
Method : /chem1/nt6.i/20060915.b/SW846.m
Meth Date : 18-Sep-2006 10:10 jeff
Cal Date : 15-SEP-2006 13:02
Als bottle: 2
Dil Factor: 1.00000
Integrator: HP RTE
Target Version: 3.50

Inst ID: nt6.i

LJR 9/18/06

Quant Type: ISTD
Cal File: 0800915.d
Calibration Sample, Level: 6

Compound Sublist: ICAL.sub

	Compounds	QUANT SIG MASS	RT	EXP RT	REL RT	RESPONSE	AMOUNTS CAL-AMT (ug/mL)	AMOUNTS ON-COL (ug/mL)
$	1 2-Fluorophenol	112	4.219	4.219	(0.686)	750771	80.0000	75.65
$	2 Phenol-d5	99	5.891	5.891	(0.958)	821307	80.0000	71.52
	3 Phenol	94	5.907	5.907	(0.961)	843226	80.0000	71.00
$	5 2-Chlorophenol-d4	132	5.880	5.880	(0.957)	676585	80.0000	72.24
	4 Bis(2-Chloroethyl)ether	93	5.886	5.886	(0.957)	610498	80.0000	67.52
	6 2-Chlorophenol	128	5.907	5.907	(0.961)	616036	80.0000	70.75
	7 1,3-Dichlorobenzene	146	6.078	6.078	(0.989)	712112	80.0000	73.55
*	8 1,4-Dichlorobenzene-d4	152	6.147	6.147	(1.000)	123265	20.0000	
	9 1,4-Dichlorobenzene	146	6.174	6.174	(1.004)	723045	80.0000	72.88
$	10 1,2-Dichlorobenzene-d4	152	6.441	6.441	(1.048)	439067	80.0000	72.63
	12 1,2-Dichlorobenzene	146	6.462	6.462	(1.051)	652222	80.0000	71.73
	11 Benzyl alcohol	108	6.505	6.505	(1.058)	459830	80.0000	78.03
	14 2,2'-oxybis(1-Chloropropane)	45	6.751	6.751	(1.098)	836149	80.0000	75.13
	13 2-Methylphenol	108	6.799	6.799	(1.106)	640029	80.0000	76.18
	17 Hexachloroethane	117	6.933	6.933	(1.128)	295186	80.0000	76.59
	16 N-Nitroso-di-n-propylamine	70	6.986	6.986	(1.136)	482939	80.0000	74.92
	15 4-Methylphenol	108	7.045	7.045	(1.146)	647593	80.0000	74.66
$	18 Nitrobenzene-d5	82	7.093	7.093	(0.869)	766597	80.0000	75.11
	19 Nitrobenzene	77	7.125	7.125	(0.872)	706358	80.0000	73.43
	20 Isophorone	82	7.520	7.520	(0.921)	1169509	80.0000	73.88
	21 2-Nitrophenol	139	7.627	7.627	(0.934)	350897	80.0000	76.53
	22 2,4-Dimethylphenol	107	7.846	7.846	(0.961)	616999	80.0000	73.65
	23 Bis(2-Chloroethoxy)methane	93	7.953	7.953	(0.974)	766228	80.0000	74.24
	24 Benzoic acid	105	8.284	8.284	(1.014)	881878	160.000	177.0 (M)
	25 2,4-Dichlorophenol	162	8.049	8.049	(0.986)	482316	80.0000	73.08
	26 1,2,4-Trichlorobenzene	180	8.129	8.129	(0.995)	520888	80.0000	72.06
*	27 Naphthalene-d8	136	8.167	8.167	(1.000)	421927	20.0000	

	Compounds	QUANT SIG MASS	RT	EXP RT	REL RT	RESPONSE	AMOUNTS CAL-AMT (ug/mL)	AMOUNTS ON-COL (ug/mL)
	28 Naphthalene	128	8.199	8.199	(1.004)	1611178	80.0000	69.95
	29 4-Chloroaniline	127	8.391	8.391	(1.027)	723766	80.0000	72.88
	30 Hexachlorobutadiene	225	8.541	8.541	(1.046)	253249	80.0000	74.11
	31 4-Chloro-3-methylphenol	107	9.272	9.272	(1.135)	492744	80.0000	74.37
	32 2-Methylnaphthalene	141	9.310	9.310	(1.140)	883086	80.0000	70.53
	33 Hexachlorocyclopentadiene	237	9.694	9.694	(0.884)	222661	80.0000	97.39
	34 2,4,6-Trichlorophenol	196	9.855	9.855	(0.898)	316782	80.0000	76.04
	35 2,4,5-Trichlorophenol	196	9.924	9.924	(0.905)	327414	80.0000	76.16
$	36 2-Fluorobiphenyl	172	9.978	9.978	(0.909)	1114056	80.0000	70.28
	37 2-Chloronaphthalene	162	10.068	10.068	(0.918)	965950	80.0000	70.42
	38 2-Nitroaniline	65	10.341	10.341	(0.943)	333568	80.0000	75.94
	39 Dimethylphthalate	163	10.747	10.747	(0.980)	962167	80.0000	70.58
	40 Acenaphthylene	152	10.720	10.720	(0.977)	1434274	80.0000	68.85
	41 2,6-Dinitrotoluene	165	10.822	10.822	(0.986)	244972	80.0000	75.36
*	42 Acenaphthene-d10	164	10.971	10.971	(1.000)	224459	20.0000	
	43 3-Nitroaniline	138	11.019	11.019	(1.004)	269889	80.0000	71.55
	44 Acenaphthene	153	11.025	11.025	(1.005)	883887	80.0000	68.53
	45 2,4-Dinitrophenol	184	11.180	11.180	(1.019)	208320	160.000	162.7
	46 Dibenzofuran	168	11.286	11.286	(1.029)	1230125	80.0000	68.72
	47 4-Nitrophenol	109	11.441	11.441	(1.043)	151766	80.0000	81.19 (M)
	48 2,4-Dinitrotoluene	165	11.425	11.425	(1.041)	307942	80.0000	77.21
	50 Diethylphthalate	149	11.895	11.895	(1.084)	923311	80.0000	70.41
	49 Fluorene	166	11.831	11.831	(1.078)	1016068	80.0000	70.44
	51 4-Chlorophenyl-phenylether	204	11.895	11.895	(1.084)	451149	80.0000	71.29
	52 4-Nitroaniline	138	12.013	12.013	(1.095)	279739	80.0000	76.54
	53 4,6-Dinitro-2-methylphenol	198	12.077	12.077	(0.909)	336418	160.000	188.8
	54 N-Nitrosodiphenylamine	169	12.120	12.120	(0.912)	464736	80.0000	74.37
$	55 2,4,6-Tribromophenol	330	12.259	12.259	(1.117)	140680	80.0000	80.13
	56 4-Bromophenyl-phenylether	248	12.654	12.654	(0.953)	239892	80.0000	73.60
	57 Hexachlorobenzene	284	12.830	12.830	(0.966)	261234	80.0000	73.26
	58 Pentachlorophenol	266	13.162	13.162	(0.991)	163244	80.0000	81.94
*	59 Phenanthrene-d10	188	13.284	13.284	(1.000)	307262	20.0000	
	60 Phenanthrene	178	13.327	13.327	(1.003)	1351032	80.0000	70.96
	61 Anthracene	178	13.397	13.397	(1.008)	1340918	80.0000	70.50
	62 Carbazole	167	13.722	13.722	(1.033)	1280038	80.0000	71.21
	63 Di-n-butylphthalate	149	14.508	14.508	(1.092)	1485839	80.0000	72.26
	64 Fluoranthene	202	15.224	15.224	(1.146)	1320920	80.0000	73.00
	65 Pyrene	202	15.555	15.555	(0.888)	1364343	80.0000	73.05
$	66 Terphenyl-d14	244	15.945	15.945	(0.910)	842295	80.0000	75.24
	67 Butylbenzylphthalate	149	16.869	16.869	(0.963)	637465	80.0000	74.32
	68 Benzo(a)anthracene	228	17.499	17.499	(0.999)	1114028	80.0000	74.45
*	69 Chrysene-d12	240	17.521	17.521	(1.000)	205933	20.0000	
	70 3,3'-Dichlorobenzidine	252	17.563	17.563	(1.002)	408410	80.0000	71.95
	71 Chrysene	228	17.563	17.563	(1.002)	1005993	80.0000	71.59
	72 bis(2-Ethylhexyl)phthalate	149	17.900	17.900	(0.951)	836819	80.0000	75.04
*	134 Di-n-octylphthalate-d4	153	18.824	18.824	(1.000)	421017	20.0000	
	73 Di-n-octylphthalate	149	18.835	18.835	(1.001)	1415145	80.0000	73.08

	Compounds	QUANT SIG MASS	RT	EXP RT	REL RT	RESPONSE	AMOUNTS CAL-AMT (ug/mL)	AMOUNTS ON-COL (ug/mL)
74	Benzo(b)fluoranthene	252	19.134	19.134	(0.975)	1285792	80.0000	74.46
75	Benzo(k)fluoranthene	252	19.166	19.166	(0.977)	1271880	80.0000	66.45(M)
76	Benzo(a)pyrene	252	19.556	19.556	(0.996)	1189103	80.0000	72.24
* 77	Perylene-d12	264	19.625	19.625	(1.000)	282158	20.0000	
78	Indeno(1,2,3-cd)pyrene	276	20.977	20.977	(1.069)	1466007	80.0000	72.53
79	Dibenzo(a,h)anthracene	278	21.020	21.020	(1.071)	1357857	80.0000	69.85
80	Benzo(g,h,i)perylene	276	21.271	21.271	(1.084)	1475310	80.0000	69.83
90	N-Nitrosodimethylamine	74	1.713	1.713	(0.279)	471180	80.0000	76.17
103	Pyridine	79	1.687	1.687	(0.274)	835754	80.0000	76.04
91	Aniline	93	5.736	5.736	(0.933)	1109284	80.0000	75.32
105	1-methylnaphthalene	141	9.470	9.470	(1.160)	859705	80.0000	70.96
93	Benzidine	184	15.528	15.528	(0.886)	523425	80.0000	62.92
98	Retene	219	16.164	16.164	(0.923)	542262	80.0000	76.37
111	Azobenzene (1,2-DP-Hydrazine)	77	12.141	12.141	(1.107)	1152228	80.0000	71.08
144	alpha-Terpineol	59	8.284	8.284	(1.014)	243459	80.0000	75.63
143	1,4-Dioxane	88	1.355	1.355	(0.220)	319259	80.0000	75.39
$ 137	d8-1,4-Dioxane	96	1.334	1.334	(0.217)	309236	80.0000	75.12
133	Butylatedhydroxytoluene	205	11.233	11.233	(1.024)	742658	80.0000	71.20
115	Tributyl Phosphate	99	12.312	12.312	(0.927)	1253976	80.0000	73.65
116	Dibutyl Phenyl Phosphate	175	13.968	13.968	(1.051)	937563	80.0000	74.45
117	Butyl Diphenyl Phosphate	94	15.603	15.603	(0.891)	289251	80.0000	76.83
118	Triphenyl Phosphate	326	17.163	17.163	(0.980)	185507	80.0000	77.54

QC Flag Legend

M - Compound response manually integrated.

Data File: /chem1/nt6.i/20060915.b/0800915.d
Report Date: 18-Sep-2006 10:10

Analytical Resources, Inc.

INTERNAL STANDARD COMPOUNDS
AREA AND RT SUMMARY

Instrument ID: nt6.i
Lab File ID: 0800915.d
Lab Smp Id: ABN 80
Analysis Type: SV
Quant Type: ISTD
Operator: LJR/vts
Method File: /chem1/nt6.i/20060915.b/SW846.m
Misc Info:

Calibration Date: 15-SEP-2006
Calibration Time: 12:30

Level:
Sample Type:

COMPOUND	STANDARD	AREA LIMIT LOWER	AREA LIMIT UPPER	SAMPLE	%DIFF
8 1,4-Dichlorobenze	124158	62079	248316	123265	-0.72
27 Naphthalene-d8	418960	209480	837920	421927	0.71
42 Acenaphthene-d10	218821	109410	437642	224459	2.58
59 Phenanthrene-d10	295106	147553	590212	307262	4.12
69 Chrysene-d12	199375	99688	398750	205933	3.29
134 Di-n-octylphthala	444321	222160	888642	421017	-5.24
77 Perylene-d12	273347	136674	546694	282158	3.22

COMPOUND	STANDARD	RT LIMIT LOWER	RT LIMIT UPPER	SAMPLE	%DIFF
8 1,4-Dichlorobenze	6.14	5.64	6.64	6.15	0.14
27 Naphthalene-d8	8.16	7.66	8.66	8.17	0.11
42 Acenaphthene-d10	10.97	10.47	11.47	10.97	0.03
59 Phenanthrene-d10	13.28	12.78	13.78	13.28	0.03
69 Chrysene-d12	17.51	17.01	18.01	17.52	0.05
134 Di-n-octylphthala	18.82	18.32	19.32	18.82	0.02
77 Perylene-d12	19.62	19.12	20.12	19.63	0.04

AREA UPPER LIMIT = +100% of internal standard area.
AREA LOWER LIMIT = - 50% of internal standard area.
RT UPPER LIMIT = + 0.50 minutes of internal standard RT.
RT LOWER LIMIT = - 0.50 minutes of internal standard RT.

Data File: /chem1/nt6.i/20060915.b/0800915.d
Date : 15-SEP-2006 13:02
Client ID:
Sample Info: ABN 80

Instrument: nt6.i

Operator: LJR/vts
Column diameter: 0.32

Column phase: ZB-5

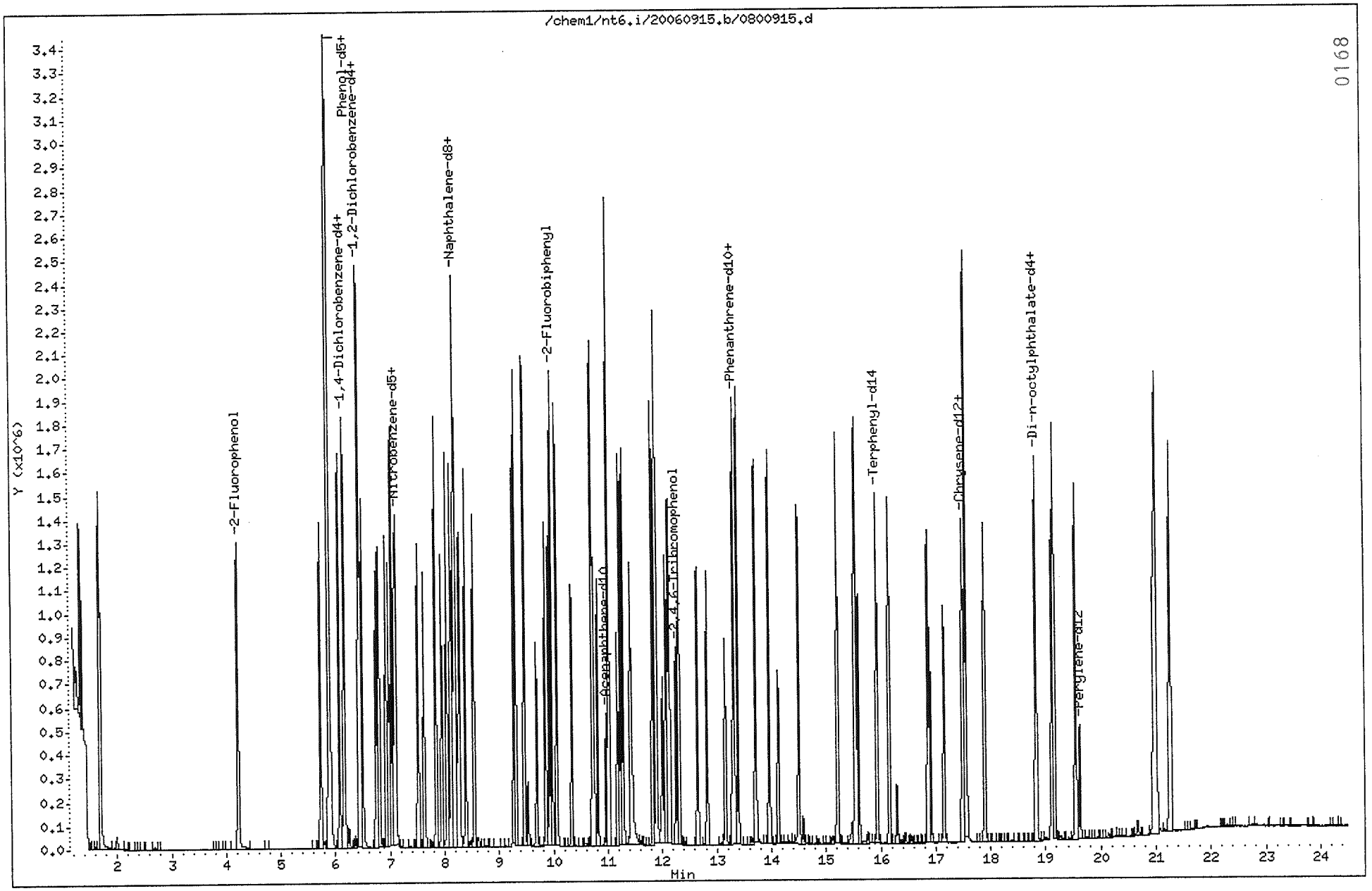

CALIB_6

ABN 80, /chem1/nt6.i/20060915.b/0800915.d
Benzoic acid Amount: 177.02

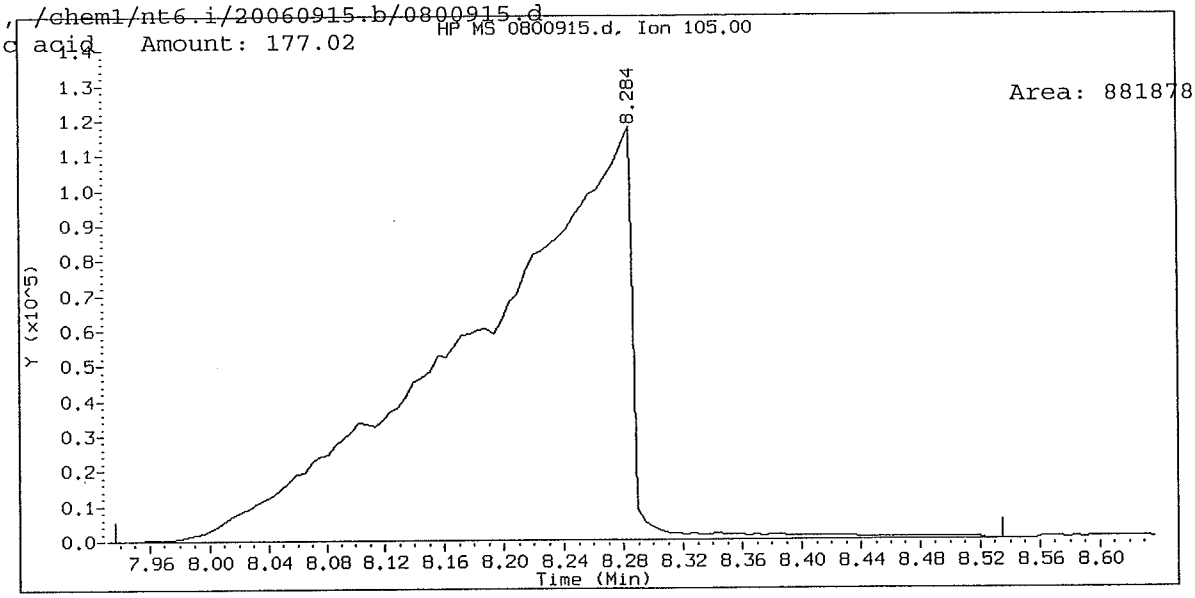

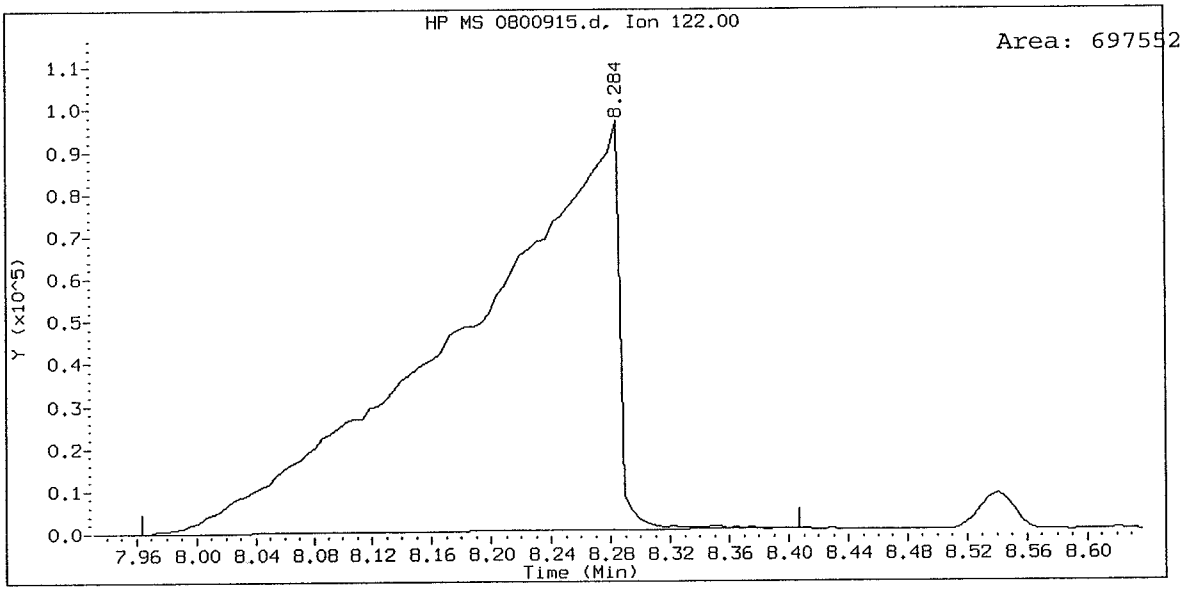

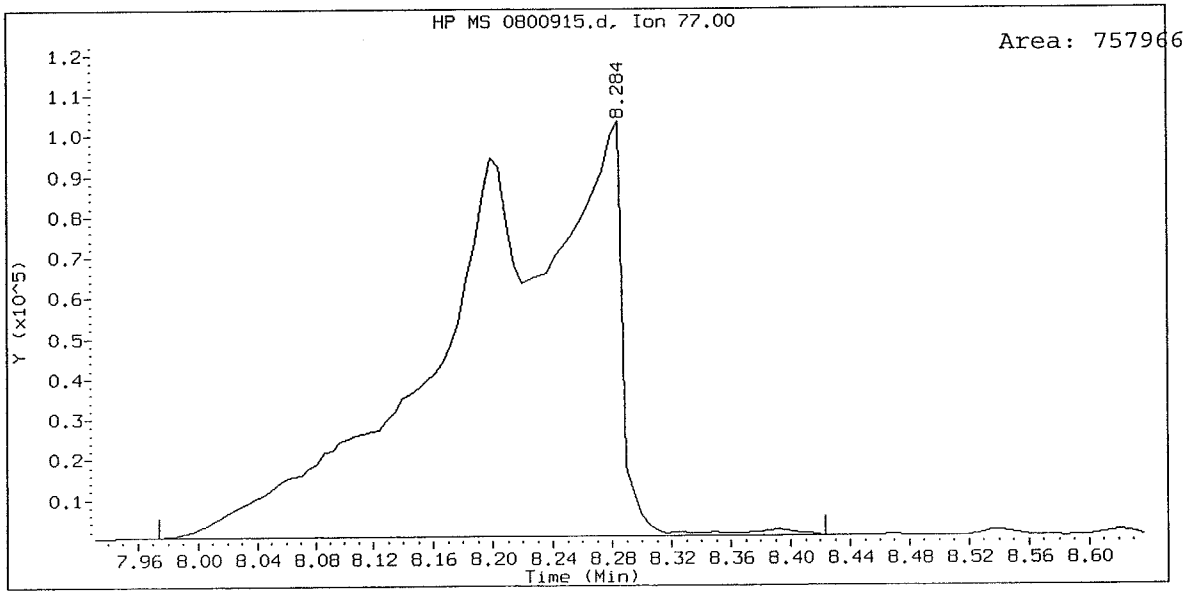

ABN 80, /chem1/nt6.i/20060915.b/0800915.d
4-Nitrophenol Amount: 81.19

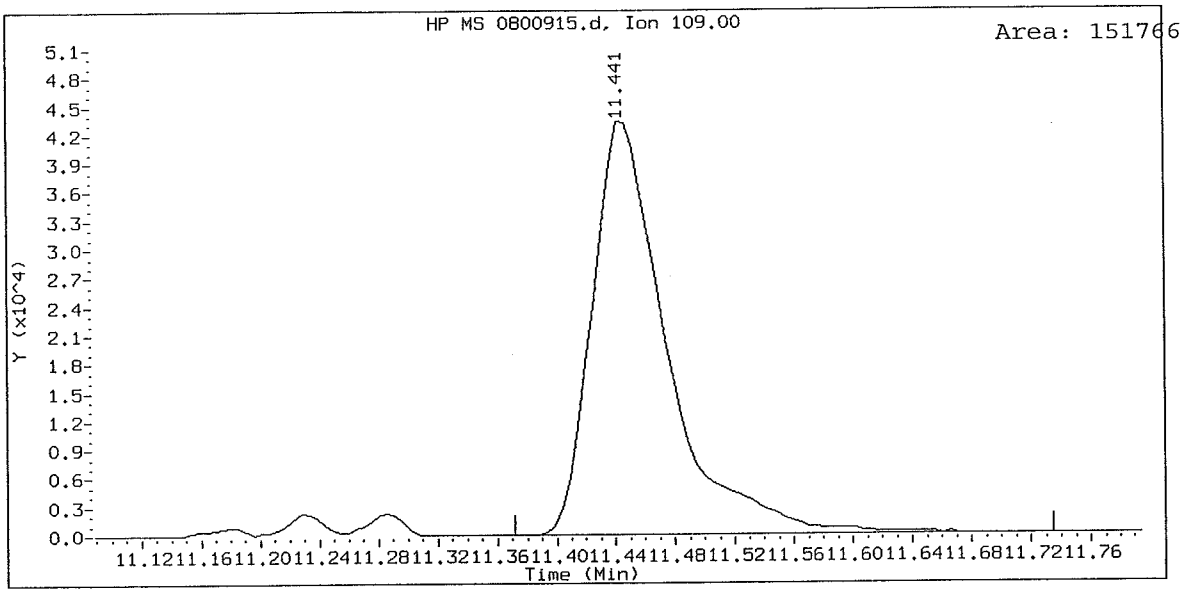

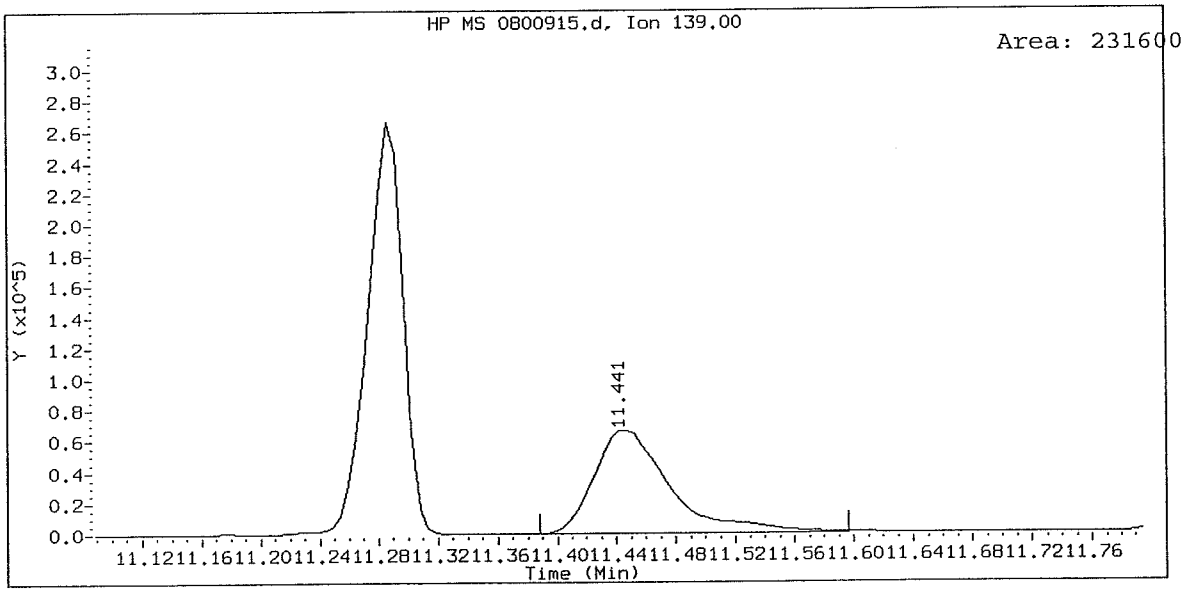

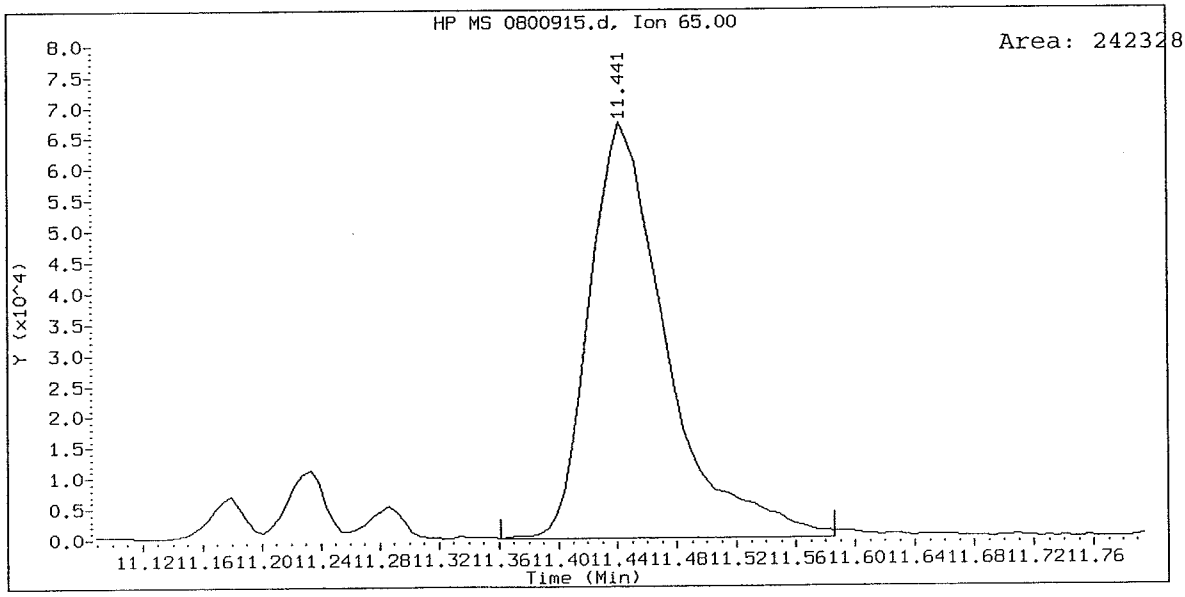

ABN 80, /chem1/nt6.i/20060915.b/0800915.d
Benzo(k)fluoranthene Amount: 66.45

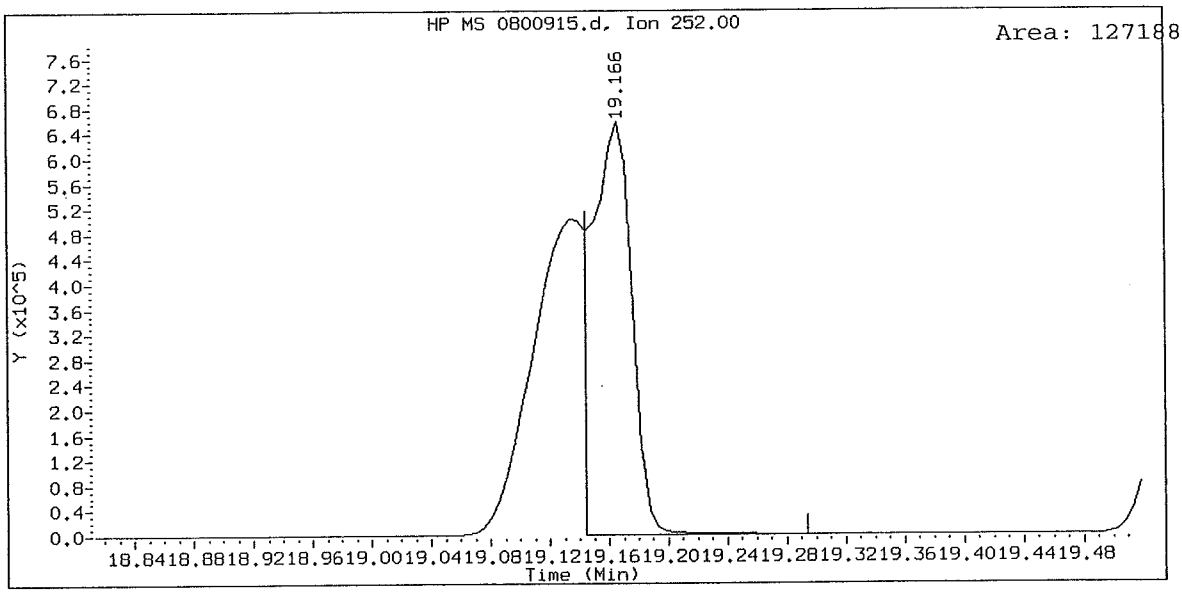

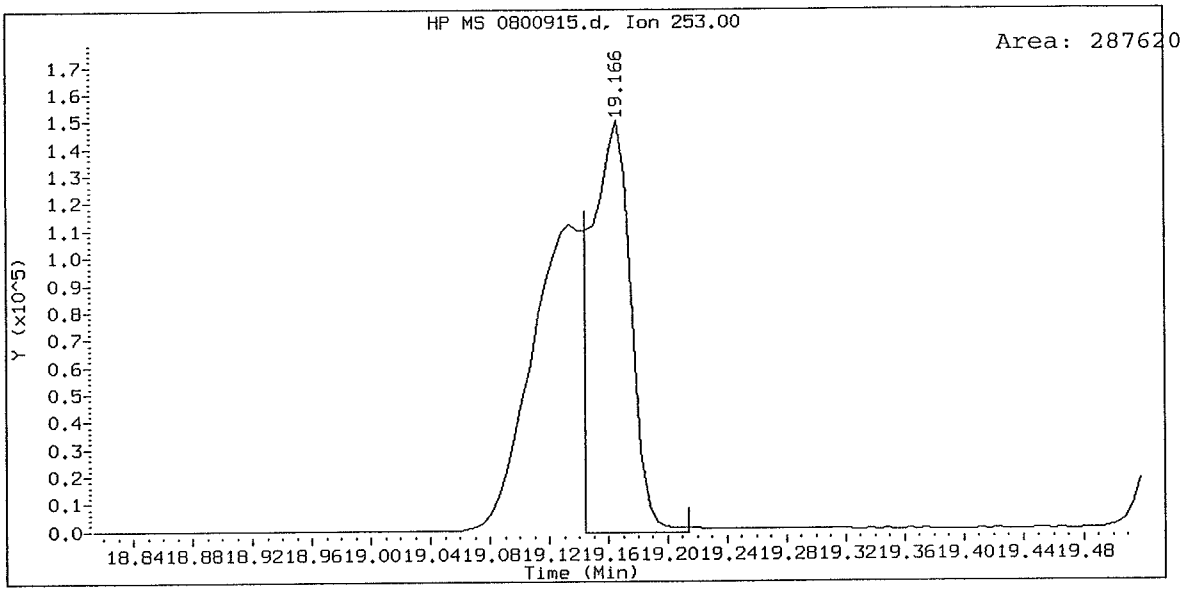

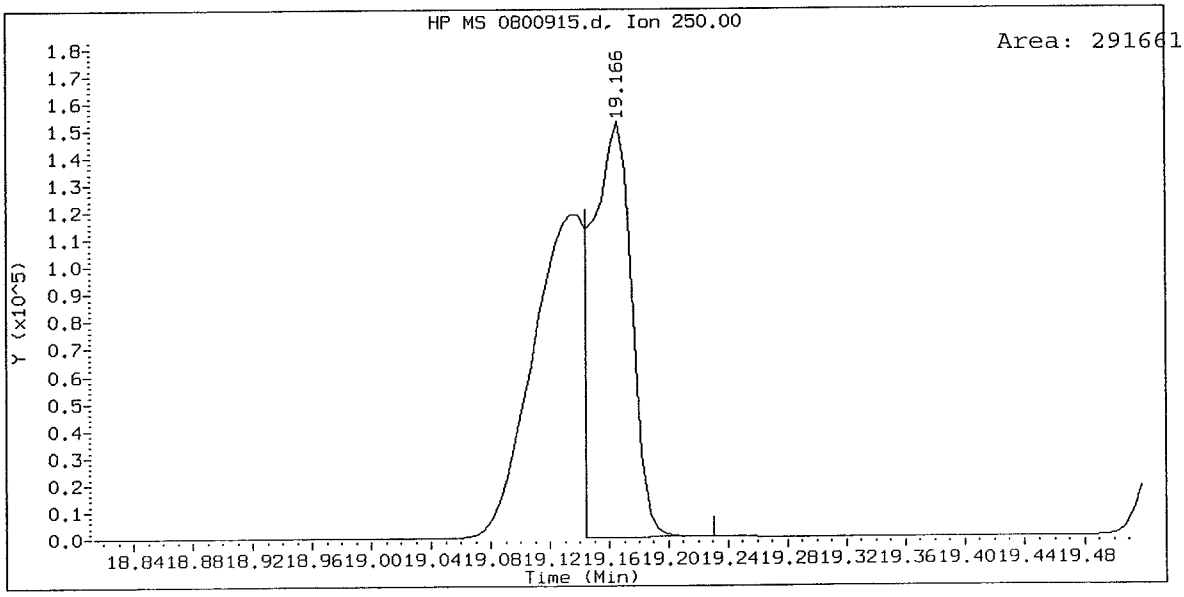

Analytical Resources, Inc.

Semivolatile Report SW846 Method 8270D

Data file : /chem1/nt6.i/20060915.b/icv0915.d
Lab Smp Id: ABN ICV
Inj Date : 15-SEP-2006 15:42
Operator : LJR/vts
Smp Info : ABN ICV
Misc Info :
Comment : 1ul Injection
Method : /chem1/nt6.i/20060915.b/SW846.m
Meth Date : 18-Sep-2006 10:10 jeff
Cal Date : 15-SEP-2006 13:02
Als bottle: 7
Dil Factor: 1.00000
Integrator: HP RTE
Target Version: 3.50

Inst ID: nt6.i

LJR 9/18/06

Quant Type: ISTD
Cal File: 0800915.d
QC Sample: LCS

Compound Sublist: ICV.sub

	Compounds	QUANT SIG MASS	RT	EXP RT	REL RT	RESPONSE	CONCENTRATIONS ON-COLUMN (ug/mL)	CONCENTRATIONS FINAL (ug/mL)
	3 Phenol	94	5.886	5.907	(0.958)	331954	27.9536	27.95
	4 Bis(2-Chloroethyl)ether	93	5.865	5.886	(0.955)	259120	28.6611	28.66
	6 2-Chlorophenol	128	5.891	5.907	(0.959)	242436	27.8472	27.85
	7 1,3-Dichlorobenzene	146	6.073	6.078	(0.989)	266431	27.5216	27.52
*	8 1,4-Dichlorobenzene-d4	152	6.143	6.147	(1.000)	123249	20.0000	
	9 1,4-Dichlorobenzene	146	6.164	6.174	(1.003)	270287	27.2484	27.25
	11 Benzyl alcohol	108	6.484	6.505	(1.056)	170530	28.9406	28.94
	12 1,2-Dichlorobenzene	146	6.452	6.462	(1.050)	257347	28.3062	28.31
	13 2-Methylphenol	108	6.789	6.799	(1.105)	238908	28.4405	28.44
	14 2,2'-oxybis(1-Chloropropane)	45	6.741	6.751	(1.097)	315361	28.3410	28.34
	15 4-Methylphenol	108	7.029	7.045	(1.144)	245981	28.3607	28.36
	16 N-Nitroso-di-n-propylamine	70	6.955	6.986	(1.132)	178271	27.6587	27.66
	17 Hexachloroethane	117	6.928	6.933	(1.128)	110081	28.5654	28.57
	19 Nitrobenzene	77	7.104	7.125	(0.871)	263648	27.2170	27.22
	20 Isophorone	82	7.499	7.520	(0.919)	461101	28.9288	28.93
	21 2-Nitrophenol	139	7.617	7.627	(0.934)	128741	27.8835	27.88
	22 2,4-Dimethylphenol	107	7.831	7.846	(0.960)	228853	27.1280	27.13
	23 Bis(2-Chloroethoxy)methane	93	7.937	7.953	(0.973)	280964	27.0351	27.04
	24 Benzoic acid	105	8.098	8.284	(0.993)	133518	26.6166	26.62
	25 2,4-Dichlorophenol	162	8.034	8.049	(0.985)	182746	27.4991	27.50
	26 1,2,4-Trichlorobenzene	180	8.119	8.129	(0.995)	200519	27.5468	27.55
*	27 Naphthalene-d8	136	8.157	8.167	(1.000)	424864	20.0000	
	28 Naphthalene	128	8.189	8.199	(1.004)	638832	27.5445	27.54
	29 4-Chloroaniline	127	8.381	8.391	(1.028)	279146	27.9131	27.91
	30 Hexachlorobutadiene	225	8.536	8.541	(1.046)	92493	26.8794	26.88
	31 4-Chloro-3-methylphenol	107	9.262	9.272	(1.136)	189342	28.3782	28.38
	32 2-Methylnaphthalene	141	9.300	9.310	(1.140)	352115	27.9291	27.93

Compounds	QUANT SIG MASS	RT	EXP RT	REL RT	RESPONSE	CONCENTRATIONS ON-COLUMN (ug/mL)	CONCENTRATIONS FINAL (ug/mL)
33 Hexachlorocyclopentadiene	237	9.690	9.694	(0.884)	66973	29.3314	29.33
34 2,4,6-Trichlorophenol	196	9.850	9.855	(0.898)	117622	28.2694	28.27
35 2,4,5-Trichlorophenol	196	9.914	9.924	(0.904)	124627	29.0274	29.03
37 2-Chloronaphthalene	162	10.058	10.068	(0.917)	380061	27.7455	27.75
38 2-Nitroaniline	65	10.325	10.341	(0.942)	121953	27.8002	27.80
39 Dimethylphthalate	163	10.731	10.747	(0.979)	377302	27.7141	27.71
40 Acenaphthylene	152	10.710	10.720	(0.977)	584670	28.1015	28.10
41 2,6-Dinitrotoluene	165	10.806	10.822	(0.985)	90820	27.9757	27.98
* 42 Acenaphthene-d10	164	10.966	10.971	(1.000)	224163	20.0000	
43 3-Nitroaniline	138	10.999	11.019	(1.003)	106315	28.2203	28.22
44 Acenaphthene	153	11.015	11.025	(1.004)	355602	27.6068	27.61
45 2,4-Dinitrophenol	184	11.159	11.180	(1.018)	19149	27.9115	27.91
46 Dibenzofuran	168	11.276	11.286	(1.028)	504958	28.2465	28.25
47 4-Nitrophenol	109	11.410	11.441	(1.040)	50822	27.2256	27.23
48 2,4-Dinitrotoluene	165	11.410	11.425	(1.040)	112008	28.1213	28.12
49 Fluorene	166	11.816	11.831	(1.077)	403720	28.0259	28.03
50 Diethylphthalate	149	11.880	11.895	(1.083)	356049	27.1856	27.19
51 4-Chlorophenyl-phenylether	204	11.885	11.895	(1.084)	177144	28.0289	28.03
52 4-Nitroaniline	138	11.976	12.013	(1.092)	99128	27.1590	27.16
53 4,6-Dinitro-2-methylphenol	198	12.046	12.077	(0.907)	48618	27.9595	27.96
54 N-Nitrosodiphenylamine	169	12.099	12.120	(0.911)	271801	44.5707	44.57(R)
56 4-Bromophenyl-phenylether	248	12.644	12.654	(0.952)	88576	27.8493	27.85
57 Hexachlorobenzene	284	12.820	12.830	(0.965)	98523	28.3159	28.32
58 Pentachlorophenol	266	13.146	13.162	(0.990)	57356	29.5039	29.50
* 59 Phenanthrene-d10	188	13.280	13.284	(1.000)	299830	20.0000	
60 Phenanthrene	178	13.317	13.327	(1.003)	522899	28.1445	28.14
61 Anthracene	178	13.386	13.397	(1.008)	531465	28.6336	28.63
62 Carbazole	167	13.707	13.722	(1.032)	471407	26.8759	26.88
63 Di-n-butylphthalate	149	14.503	14.508	(1.092)	571651	28.4918	28.49
64 Fluoranthene	202	15.208	15.224	(1.145)	482103	27.3021	27.30
65 Pyrene	202	15.539	15.555	(0.888)	511178	27.5694	27.57
67 Butylbenzylphthalate	149	16.859	16.869	(0.963)	236713	27.7961	27.80
68 Benzo(a)anthracene	228	17.484	17.499	(0.999)	403199	27.1396	27.14
* 69 Chrysene-d12	240	17.505	17.521	(1.000)	204453	20.0000	
70 3,3'-Dichlorobenzidine	252	17.553	17.563	(1.003)	154700	27.4508	27.45
71 Chrysene	228	17.543	17.563	(1.002)	383656	27.5005	27.50
72 bis(2-Ethylhexyl)phthalate	149	17.890	17.900	(0.951)	318835	27.2930	27.29
* 134 Di-n-octylphthalate-d4	153	18.819	18.824	(1.000)	441012	20.0000	
73 Di-n-octylphthalate	149	18.825	18.835	(1.000)	549776	27.1050	27.11
74 Benzo(b)fluoranthene	252	19.113	19.134	(0.974)	470317	28.9959	29.00
75 Benzo(k)fluoranthene	252	19.140	19.166	(0.976)	487732	27.1288	27.13
76 Benzo(a)pyrene	252	19.535	19.556	(0.996)	455331	29.4516	29.45
* 77 Perylene-d12	264	19.615	19.625	(1.000)	265020	20.0000	
78 Indeno(1,2,3-cd)pyrene	276	20.951	20.977	(1.068)	510834	26.9071	26.91(M)
79 Dibenzo(a,h)anthracene	278	20.994	21.020	(1.070)	512197	28.0512	28.05
80 Benzo(g,h,i)perylene	276	21.239	21.271	(1.083)	550686	27.7512	27.75
103 Pyridine	79	1.687	1.687	(0.275)	337945	30.7506	30.75

Data File: /chem1/nt6.i/20060915.b/icv0915.d
Report Date: 18-Sep-2006 10:10

Compounds	QUANT SIG MASS	RT	EXP RT	REL RT	RESPONSE	CONCENTRATIONS ON-COLUMN (ug/mL)	CONCENTRATIONS FINAL (ug/mL)
90 N-Nitrosodimethylamine	74	1.703	1.713	(0.277)	170821	27.6177	27.62
91 Aniline	93	5.720	5.736	(0.931)	416484	28.2833	28.28
105 1-methylnaphthalene	141	9.465	9.470	(1.160)	357962	29.3423	29.34
111 Azobenzene (1,2-DP-Hydrazine)	77	12.126	12.141	(1.106)	481031	29.7132	29.71
93 Benzidine	184	15.518	15.528	(0.886)	224785	27.2157	27.22

QC Flag Legend

R - Spike/Surrogate failed recovery limits.
M - Compound response manually integrated.

Data File: /chem1/nt6.i/20060915.b/icv0915.d
Report Date: 18-Sep-2006 10:10

Analytical Resources, Inc.

INTERNAL STANDARD COMPOUNDS
AREA AND RT SUMMARY

Instrument ID: nt6.i
Lab File ID: icv0915.d
Lab Smp Id: ABN ICV
Analysis Type: SV
Quant Type: ISTD
Operator: LJR/vts
Method File: /chem1/nt6.i/20060915.b/SW846.m
Misc Info:

Calibration Date: 15-SEP-2006
Calibration Time: 12:30

Level:
Sample Type:

COMPOUND	STANDARD	AREA LIMIT LOWER	AREA LIMIT UPPER	SAMPLE	%DIFF
8 1,4-Dichlorobenze	124158	62079	248316	123249	-0.73
27 Naphthalene-d8	418960	209480	837920	424864	1.41
42 Acenaphthene-d10	218821	109410	437642	224163	2.44
59 Phenanthrene-d10	295106	147553	590212	299830	1.60
69 Chrysene-d12	199375	99688	398750	204453	2.55
134 Di-n-octylphthala	444321	222160	888642	441012	-0.74
77 Perylene-d12	273347	136674	546694	265020	-3.05

COMPOUND	STANDARD	RT LIMIT LOWER	RT LIMIT UPPER	SAMPLE	%DIFF
8 1,4-Dichlorobenze	6.14	5.64	6.64	6.14	0.06
27 Naphthalene-d8	8.16	7.66	8.66	8.16	-0.02
42 Acenaphthene-d10	10.97	10.47	11.47	10.97	-0.01
59 Phenanthrene-d10	13.28	12.78	13.78	13.28	-0.01
69 Chrysene-d12	17.51	17.01	18.01	17.51	-0.04
134 Di-n-octylphthala	18.82	18.32	19.32	18.82	-0.01
77 Perylene-d12	19.62	19.12	20.12	19.62	-0.01

AREA UPPER LIMIT = +100% of internal standard area.
AREA LOWER LIMIT = - 50% of internal standard area.
RT UPPER LIMIT = + 0.50 minutes of internal standard RT.
RT LOWER LIMIT = - 0.50 minutes of internal standard RT.

Data File: /chem1/nt6.i/20060915.b/icv0915.d
Report Date: 18-Sep-2006 10:10

Analytical Resources, Inc.

RECOVERY REPORT

Client Name:
Sample Matrix: NONE
Lab Smp Id: ABN ICV
Level:
Data Type: MS DATA
SpikeList File: ICV.spk
Sublist File: ICV.sub
Method File: /chem1/nt6.i/20060915.b/SW846.m
Misc Info:

Client SDG: 20060915
Fraction: SV

Operator: LJR/vts
SampleType: LCS
Quant Type: ISTD

	SPIKE COMPOUND	AMOUNT ADDED ug/mL	AMOUNT RECOVERED ug/mL	% RECOVERED	LIMITS
3	Phenol	25.00	27.95	111.81	
4	Bis(2-Chloroethyl)	25.00	28.66	114.64	
6	2-Chlorophenol	25.00	27.85	111.39	
7	1,3-Dichlorobenzen	25.00	27.52	110.09	
9	1,4-Dichlorobenzen	25.00	27.25	108.99	
11	Benzyl alcohol	25.00	28.94	115.76	
12	1,2-Dichlorobenzen	25.00	28.31	113.22	
13	2-Methylphenol	25.00	28.44	113.76	
14	2,2'-oxybis(1-Chlo	25.00	28.34	113.36	
15	4-Methylphenol	25.00	28.36	113.44	
16	N-Nitroso-di-n-pro	25.00	27.66	110.63	
19	Nitrobenzene	25.00	27.22	108.87	
20	Isophorone	25.00	28.93	115.72	
21	2-Nitrophenol	25.00	27.88	111.53	
22	2,4-Dimethylphenol	25.00	27.13	108.51	
23	Bis(2-Chloroethoxy	25.00	27.04	108.14	
24	Benzoic acid	25.00	26.62	106.47	
25	2,4-Dichlorophenol	25.00	27.50	110.00	
26	1,2,4-Trichloroben	25.00	27.55	110.19	OK
28	Naphthalene	25.00	27.54	110.18	
29	4-Chloroaniline	25.00	27.91	111.65	
30	Hexachlorobutadien	25.00	26.88	107.52	
31	4-Chloro-3-methylp	25.00	28.38	113.51	
32	2-Methylnaphthalen	25.00	27.93	111.72	
33	Hexachlorocyclopen	25.00	29.33	117.33	
34	2,4,6-Trichlorophe	25.00	28.27	113.08	
35	2,4,5-Trichlorophe	25.00	29.03	116.11	
37	2-Chloronaphthalen	25.00	27.75	110.98	
39	Dimethylphthalate	25.00	27.71	110.86	
40	Acenaphthylene	25.00	28.10	112.41	
43	3-Nitroaniline	25.00	28.22	112.88	
44	Acenaphthene	25.00	27.61	110.43	
46	Dibenzofuran	25.00	28.25	112.99	

	SPIKE COMPOUND	AMOUNT ADDED ug/mL	AMOUNT RECOVERED ug/mL	% RECOVERED	LIMITS
48	2,4-Dinitrotoluene	25.00	28.12	112.49	
49	Fluorene	25.00	28.03	112.10	
50	Diethylphthalate	25.00	27.19	108.74	
51	4-Chlorophenyl-phe	25.00	28.03	112.12	
52	4-Nitroaniline	25.00	27.16	108.64	
53	4,6-Dinitro-2-meth	25.00	27.96	111.84	
54	N-Nitrosodiphenyla	25.00	44.57	178.28 *	
56	4-Bromophenyl-phen	25.00	27.85	111.40	
57	Hexachlorobenzene	25.00	28.32	113.26	
58	Pentachlorophenol	25.00	29.50	118.02	
60	Phenanthrene	25.00	28.14	112.58	
61	Anthracene	25.00	28.63	114.53	
62	Carbazole	25.00	26.88	107.50	
63	Di-n-butylphthalat	25.00	28.49	113.97	
64	Fluoranthene	25.00	27.30	109.21	
65	Pyrene	25.00	27.57	110.28	
67	Butylbenzylphthala	25.00	27.80	111.18	
68	Benzo(a)anthracene	25.00	27.14	108.56	
70	3,3'-Dichlorobenzi	25.00	27.45	109.80	
71	Chrysene	25.00	27.50	110.00	
72	bis(2-Ethylhexyl)p	25.00	27.29	109.17	
73	Di-n-octylphthalat	25.00	27.11	108.42	
74	Benzo(b)fluoranthe	25.00	29.00	115.98	
75	Benzo(k)fluoranthe	25.00	27.13	108.52	
76	Benzo(a)pyrene	25.00	29.45	117.81	
78	Indeno(1,2,3-cd)py	25.00	26.91	107.63	
79	Dibenzo(a,h)anthra	25.00	28.05	112.20	
80	Benzo(g,h,i)peryle	25.00	27.75	111.00	
103	Pyridine	25.00	30.75	123.00	
90	N-Nitrosodimethyla	25.00	27.62	110.47	
91	Aniline	25.00	28.28	113.13	
105	1-methylnaphthalen	25.00	29.34	117.37	
111	Azobenzene (1,2-DP	25.00	29.71	118.85	
93	Benzidine	25.00	27.22	108.86	

OK

Data File: /chem1/nt6.i/20060915.b/icv0915.d
Date : 15-SEP-2006 15:42
Client ID:
Sample Info: ABN ICV

Instrument: nt6.i

Operator: LJR/vts
Column diameter: 0.32

Column phase: ZB-5

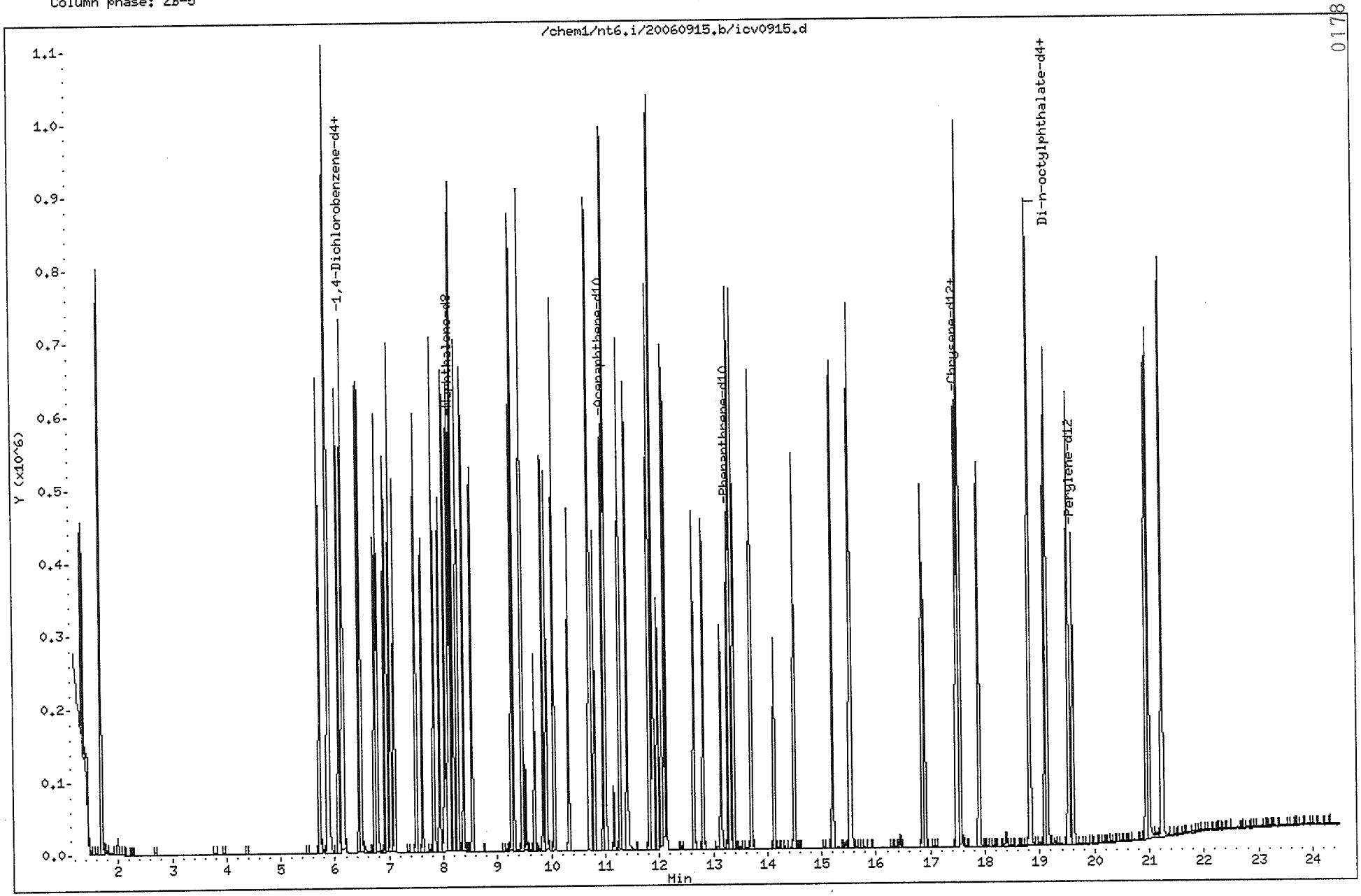

7B

SEMIVOLATILE 8270-C CONTINUING CALIBRATION CHECK

Lab Name: ANALYTICAL RESOURCES, INC Client: ANCHOR

ARI Job No: JY78 Project: CHINOOK

Instrument ID: NT6 Cont. Calib. Date: 10/05/06

Init. Calib. Date: 09/15/06 Cont. Calib. Time: 0959

COMPOUND	$\overline{RRF}$	RRF25	MIN RRF	%D	MAX %D
Naphthalene	1.092	1.064	0.100	2.6	
2-Methylnaphthalene	0.593	0.551	0.100	7.1	
Acenaphthylene	1.856	1.795	0.100	3.3	
Acenaphthene	1.149	1.104	0.100	3.9	20.0
Dibenzofuran	1.595	1.528	0.100	4.2	
Fluorene	1.285	1.248	0.100	2.9	
Phenanthrene	1.239	1.183	0.100	4.5	
Anthracene	1.238	1.189	0.100	4.0	
Fluoranthene	1.178	1.163	0.100	1.3	20.0
Pyrene	1.814	1.674	0.100	7.7	
Benzo(a)anthracene	1.453	1.388	0.100	4.5	
Chrysene	1.364	1.335	0.100	2.1	
Benzo(b)fluoranthene	1.224	1.058	0.100	13.6	
Benzo(k)fluoranthene	1.357	1.444	0.100	-6.4	
Benzo(a)pyrene	1.167	1.106	0.100	5.2	20.0
Indeno(1,2,3-cd)pyrene	1.433	1.237	0.100	13.7	
Dibenzo(a,h)anthracene	1.378	1.237	0.100	10.2	
Benzo(g,h,i)perylene	1.498	1.313	0.100	12.3	
1-methylnaphthalene	0.574	0.552	0.100	3.8	
Terphenyl-d14	1.087	1.028	0.100	5.4	
2-Fluorobiphenyl	1.413	1.377	0.100	2.5	

<- Outside QC limits

FORM VII SV-1

Data File: /chem1/nt6.i/20061005.b/cc1005.d
Report Date: 05-Oct-2006 10:30

Analytical Resources, Inc.

CONTINUING CALIBRATION COMPOUNDS

Instrument ID: nt6.i
Lab File ID: cc1005.d
Analysis Type:
Lab Sample ID: ABN 25
Method: /chem1/nt6.i/20061005.b/SW846.m

Injection Date: 05-OCT-2006 09:59
Init. Cal. Date(s): 15-SEP-2006 15-SEP-2006
Init. Cal. Times: 12:30 15:10
Quant Type: ISTD

COMPOUND	RRF / AMOUNT	RF25	CCAL RRF25	MIN RRF	%D / %DRIFT	MAX %D / %DRIFT	CURVE TYPE
28 Naphthalene	1.09177	1.06386	1.06386	0.010	2.55653	100	Averaged
32 2-Methylnaphthalene	0.59348	0.55075	0.55075	0.010	7.20050	100	Averaged
105 1-methylnaphthalene	0.57428	0.55150	0.55150	0.010	3.96612	100	Averaged
$ 36 2-Fluorobiphenyl	1.41244	1.37720	1.37720	0.010	2.49477	100	Averaged
40 Acenaphthylene	1.85630	1.79519	1.79519	0.010	3.29194	100	Averaged
44 Acenaphthene	1.14925	1.10423	1.10423	0.010	3.91706	20.00000	Averaged
46 Dibenzofuran	1.59498	1.52850	1.52850	0.010	4.16809	100	Averaged
49 Fluorene	1.28525	1.24801	1.24801	0.010	2.89707	100	Averaged
60 Phenanthrene	1.23931	1.18301	1.18301	0.010	4.54249	100	Averaged
61 Anthracene	1.23809	1.18910	1.18910	0.010	3.95690	100	Averaged
64 Fluoranthene	1.17788	1.16308	1.16308	0.010	1.25581	20.00000	Averaged
65 Pyrene	1.81377	1.67356	1.67356	0.010	7.73037	100	Averaged
$ 66 Terphenyl-d14	1.08729	1.02807	1.02807	0.010	5.44744	100	Averaged
68 Benzo(a)anthracene	1.45329	1.38772	1.38772	0.010	4.51161	100	Averaged
71 Chrysene	1.36470	1.33540	1.33540	0.010	2.14685	100	Averaged
74 Benzo(b)fluoranthene	1.22407	1.05751	1.05751	0.010	13.60711	100	Averaged
75 Benzo(k)fluoranthene	1.35676	1.44428	1.44428	0.010	-6.45039	100	Averaged
76 Benzo(a)pyrene	1.16673	1.10596	1.10596	0.010	5.20859	20.00000	Averaged
78 Indeno(1,2,3-cd)pyrene	1.43273	1.23674	1.23674	0.010	13.67938	100	Averaged
79 Dibenzo(a,h)anthracene	1.37796	1.23741	1.23741	0.010	10.20022	100	Averaged
80 Benzo(g,h,i)perylene	1.49752	1.31312	1.31312	0.010	12.31418	100	Averaged

Data File: /chem1/nt6.i/20061005.b/cc1005.d
Report Date: 05-Oct-2006 12:00

Analytical Resources, Inc.

Semivolatile Report SW846 Method 8270D

Data file : /chem1/nt6.i/20061005.b/cc1005.d
Lab Smp Id: ABN 25
Inj Date : 05-OCT-2006 09:59
Operator : LJR/vts
Smp Info : ABN 25
Misc Info :
Comment : 1ul Injection
Method : /chem1/nt6.i/20061005.b/SW846.m
Meth Date : 05-Oct-2006 12:00 jeff
Cal Date : 15-SEP-2006 13:02
Als bottle: 3
Dil Factor: 1.00000
Integrator: HP RTE
Target Version: 3.50

Inst ID: nt6.i

LJR 10/5/06

Quant Type: ISTD
Cal File: 0800915.d
Continuing Calibration Sample

Compound Sublist: pna.sub

Compounds	QUANT SIG MASS	RT	EXP RT	REL RT	RESPONSE	AMOUNTS CAL-AMT (ug/mL)	AMOUNTS ON-COL (ug/mL)
* 27 Naphthalene-d8	136	7.101	7.101	(1.000)	565695	20.0000	(H)
28 Naphthalene	128	7.128	7.128	(0.982)	752275	25.0000	24.36
32 2-Methylnaphthalene	141	8.244	8.244	(1.135)	389444	25.0000	23.20(H)
105 1-methylnaphthalene	141	8.399	8.399	(1.157)	389977	25.0000	24.01
$ 36 2-Fluorobiphenyl	172	8.923	8.923	(0.904)	533847	25.0000	24.38
40 Acenaphthylene	152	9.623	9.623	(0.975)	695874	25.0000	24.18
* 42 Acenaphthene-d10	164	9.874	9.874	(1.000)	310106	20.0000	
44 Acenaphthene	153	9.922	9.922	(1.005)	428037	25.0000	24.02
46 Dibenzofuran	168	10.189	10.189	(1.032)	592498	25.0000	23.96
49 Fluorene	166	10.718	10.718	(1.085)	483771	25.0000	24.28
* 59 Phenanthrene-d10	188	12.144	12.144	(1.000)	435646	20.0000	
60 Phenanthrene	178	12.176	12.176	(1.003)	644218	25.0000	23.86
61 Anthracene	178	12.246	12.246	(1.008)	647535	25.0000	24.01
64 Fluoranthene	202	14.030	14.030	(1.155)	633366	25.0000	24.69
65 Pyrene	202	14.345	14.345	(0.881)	663831	25.0000	23.07
$ 66 Terphenyl-d14	244	14.783	14.783	(0.908)	407791	25.0000	23.64
68 Benzo(a)anthracene	228	16.268	16.268	(0.999)	550452	25.0000	23.87
* 69 Chrysene-d12	240	16.290	16.290	(1.000)	317327	20.0000	
71 Chrysene	228	16.322	16.322	(1.002)	529699	25.0000	24.46
74 Benzo(b)fluoranthene	252	17.860	17.860	(0.974)	513179	25.0000	21.60
75 Benzo(k)fluoranthene	252	17.892	17.892	(0.975)	700867	25.0000	26.61(M)
76 Benzo(a)pyrene	252	18.266	18.266	(0.996)	536691	25.0000	23.70
* 77 Perylene-d12	264	18.346	18.346	(1.000)	388218	20.0000	
78 Indeno(1,2,3-cd)pyrene	276	19.666	19.666	(1.072)	600156	25.0000	21.58
79 Dibenzo(a,h)anthracene	278	19.719	19.719	(1.075)	600479	25.0000	22.45
80 Benzo(g,h,i)perylene	276	19.938	19.938	(1.087)	637219	25.0000	21.92

QC Flag Legend

M - Compound response manually integrated.
H - Operator selected an alternate compound hit.

Data File: /chem1/nt6.i/20061005.b/cc1005.d
Report Date: 05-Oct-2006 12:00

Analytical Resources, Inc.

INTERNAL STANDARD COMPOUNDS
AREA AND RT SUMMARY

Instrument ID: nt6.i
Lab File ID: cc1005.d
Lab Smp Id: ABN 25
Analysis Type: SV
Quant Type: ISTD
Operator: LJR/vts
Method File: /chem1/nt6.i/20061005.b/SW846.m
Misc Info:

Calibration Date: 05-OCT-2006
Calibration Time: 09:59

Level:
Sample Type:

COMPOUND	STANDARD	AREA LIMIT LOWER	AREA LIMIT UPPER	SAMPLE	%DIFF
27 Naphthalene-d8	565695	282848	1131390	565695	0.00
42 Acenaphthene-d10	310106	155053	620212	310106	0.00
59 Phenanthrene-d10	435646	217823	871292	435646	0.00
69 Chrysene-d12	317327	158664	634654	317327	0.00
77 Perylene-d12	388218	194109	776436	388218	0.00

COMPOUND	STANDARD	RT LIMIT LOWER	RT LIMIT UPPER	SAMPLE	%DIFF
27 Naphthalene-d8	7.10	6.60	7.60	7.10	0.00
42 Acenaphthene-d10	9.87	9.37	10.37	9.87	0.00
59 Phenanthrene-d10	12.14	11.64	12.64	12.14	0.00
69 Chrysene-d12	16.29	15.79	16.79	16.29	0.00
77 Perylene-d12	18.35	17.85	18.85	18.35	0.00

AREA UPPER LIMIT = +100% of internal standard area.
AREA LOWER LIMIT = - 50% of internal standard area.
RT UPPER LIMIT = + 0.50 minutes of internal standard RT.
RT LOWER LIMIT = - 0.50 minutes of internal standard RT.

Data File: /chem1/nt6.i/20061005.b/cc1005.d
Date : 05-OCT-2006 09:59
Client ID:
Sample Info: ABN 25

Column phase: ZB-5

Instrument: nt6.i

Operator: LJR/vts
Column diameter: 0.32

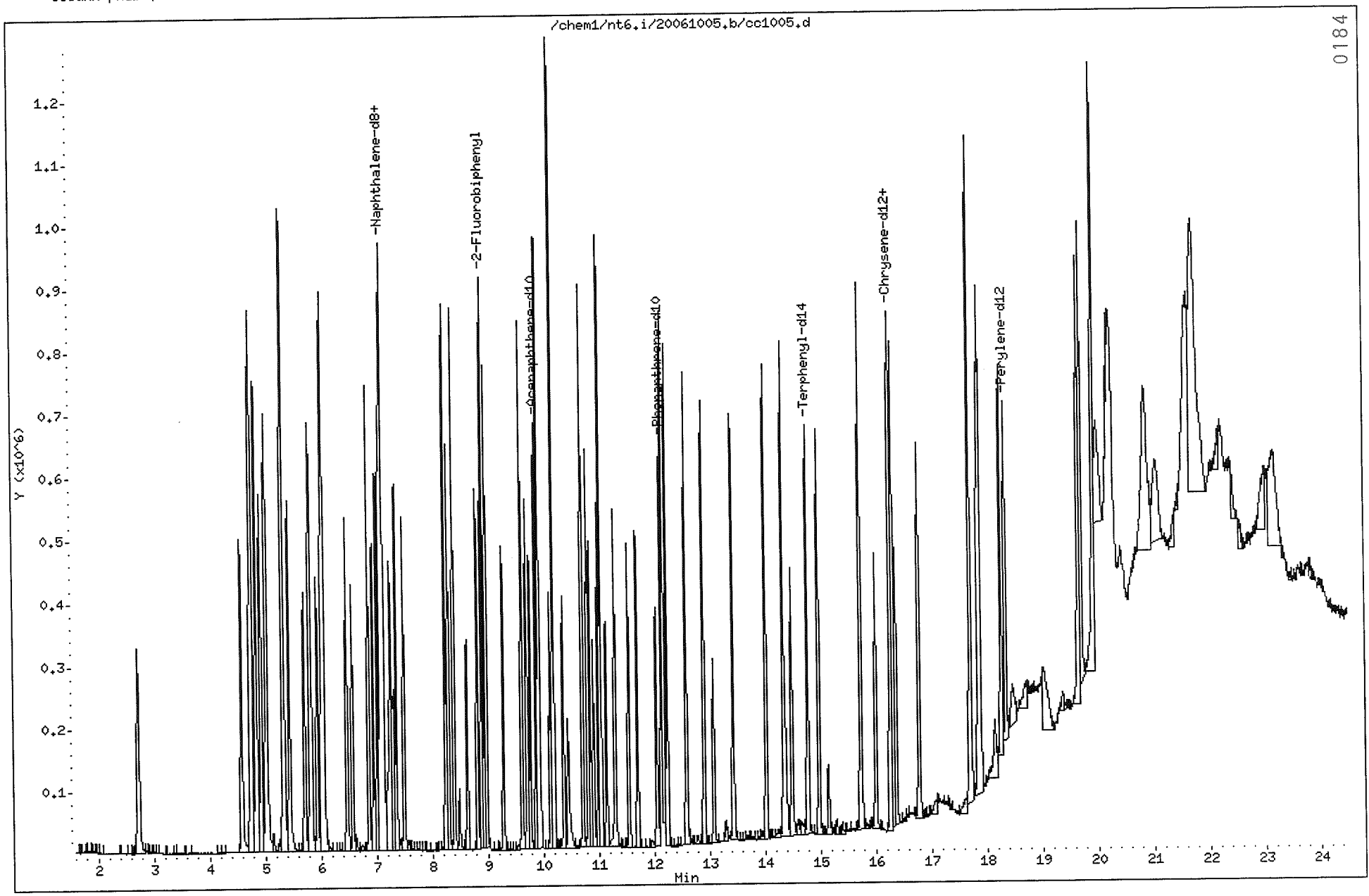

ABN 25, /chem1/nt6.i/20061005.b/cc1005.d
2-Methylnaphthalene Amount: 23.20

Area: 389444

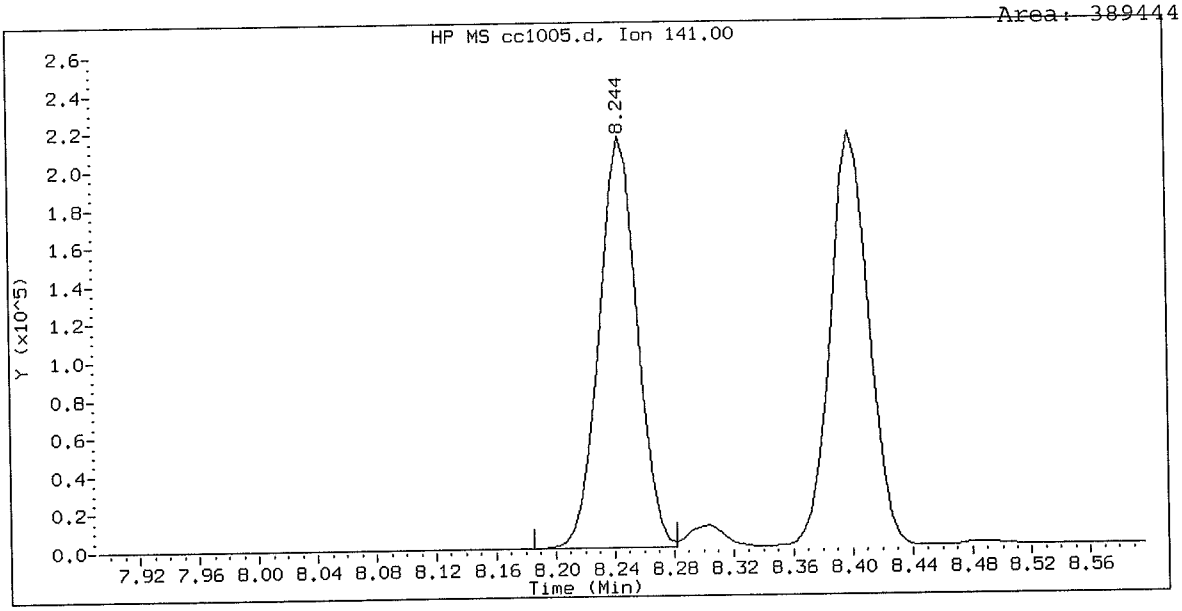

Area: 488395

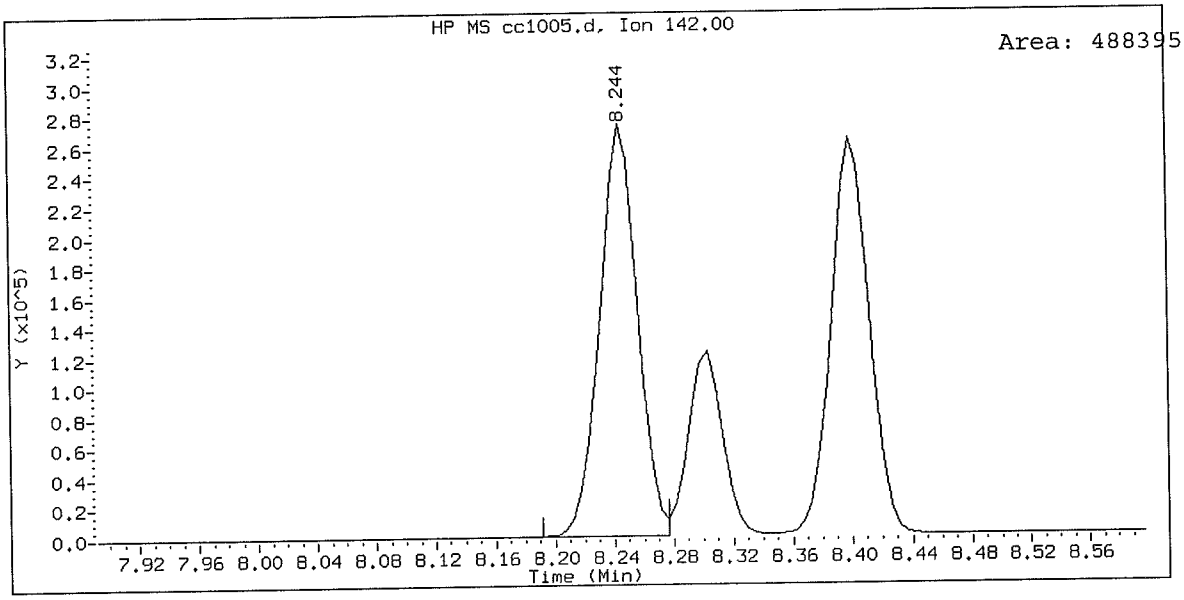

ABN 25, /chem1/nt6.i/20061005.b/cc1005.d
Benzo(k)fluoranthene Amount: 26.61

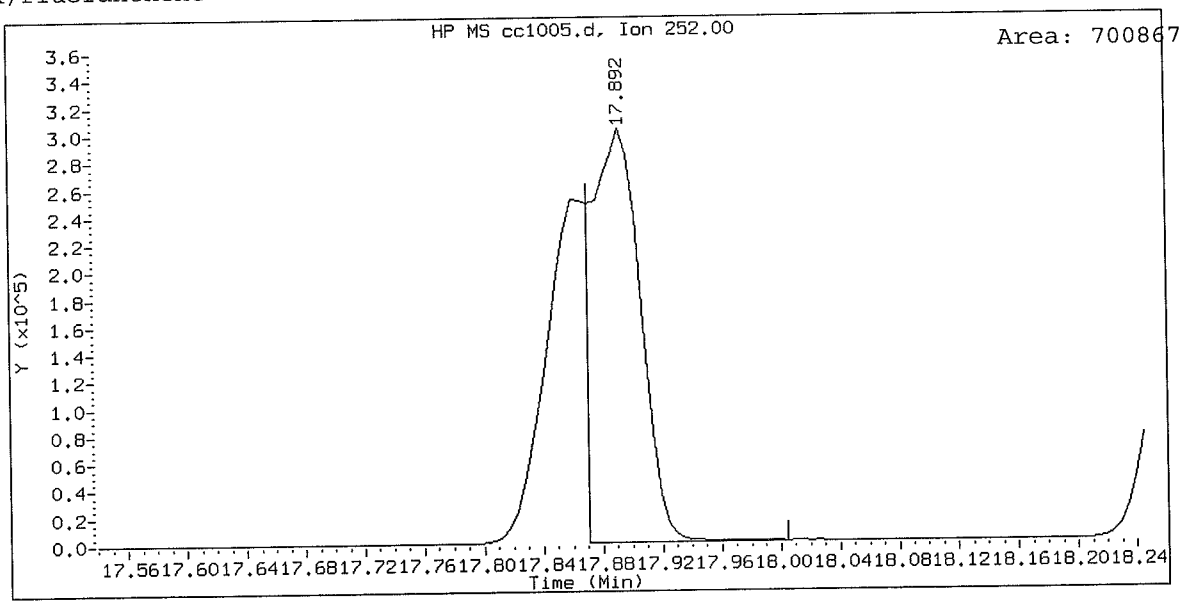

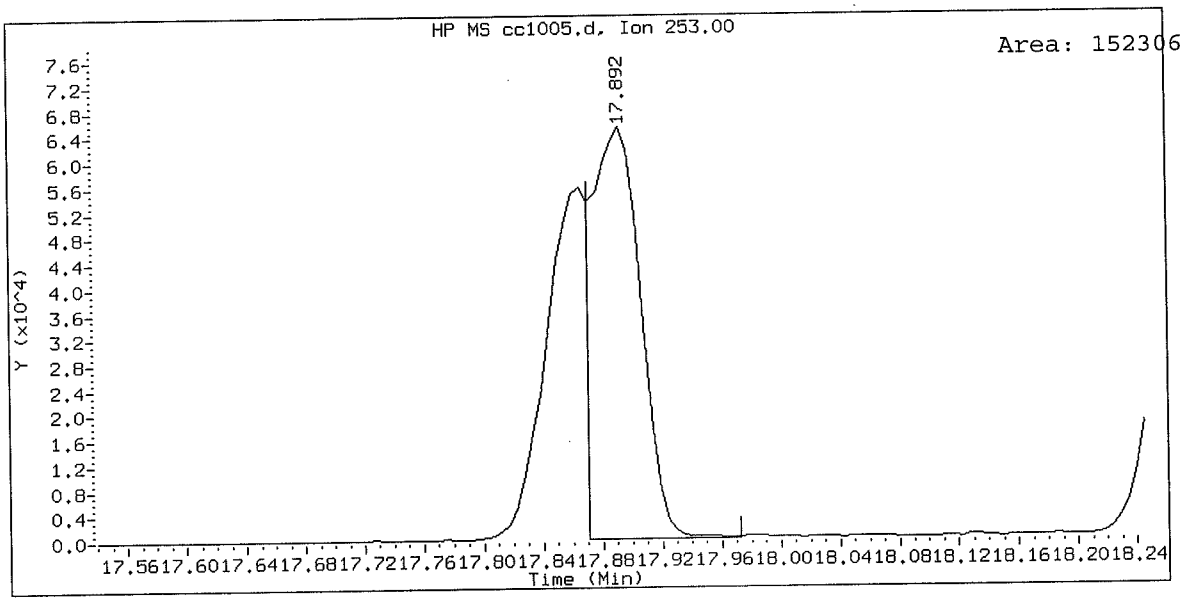

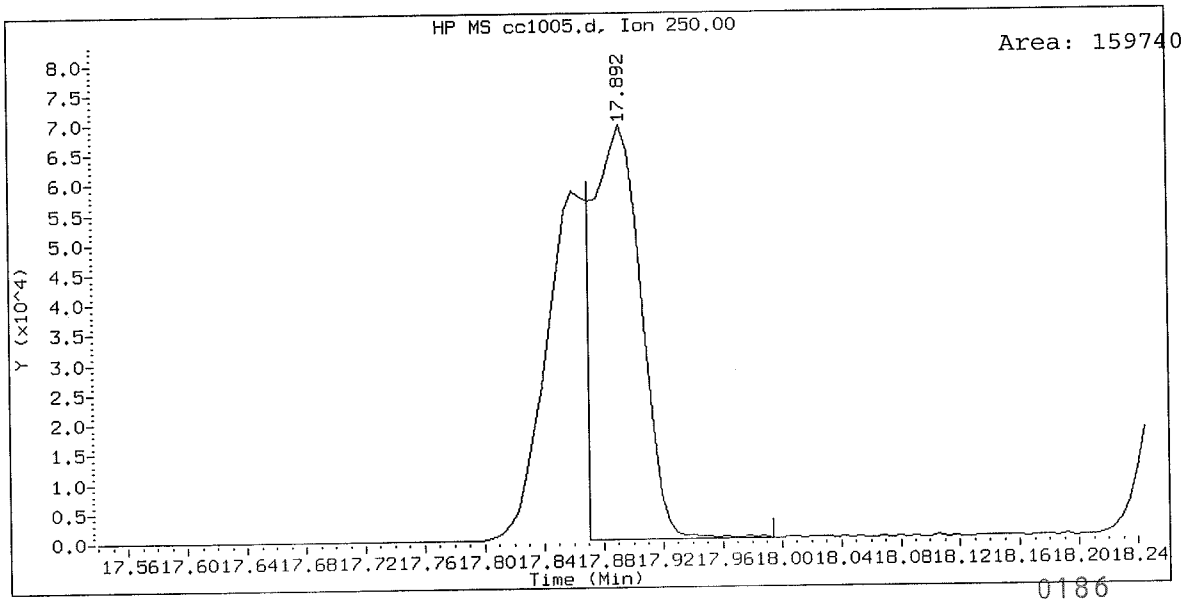

ABN 25, /chem1/nt6.i/20061005.b/cc1005.d
Naphthalene-d8 Amount: 20.00

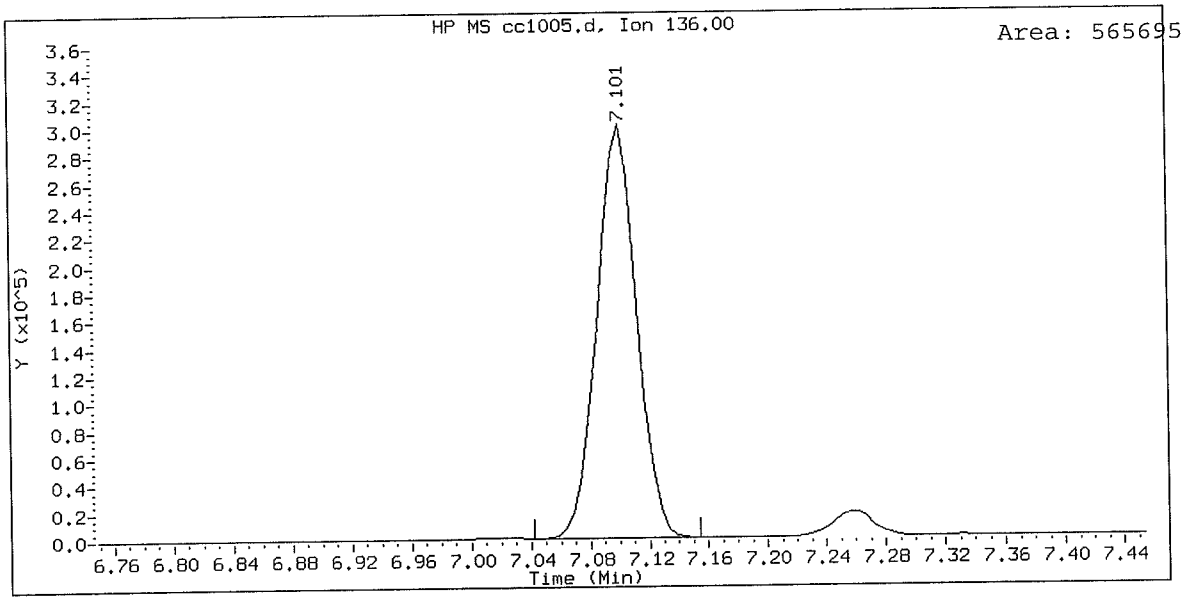

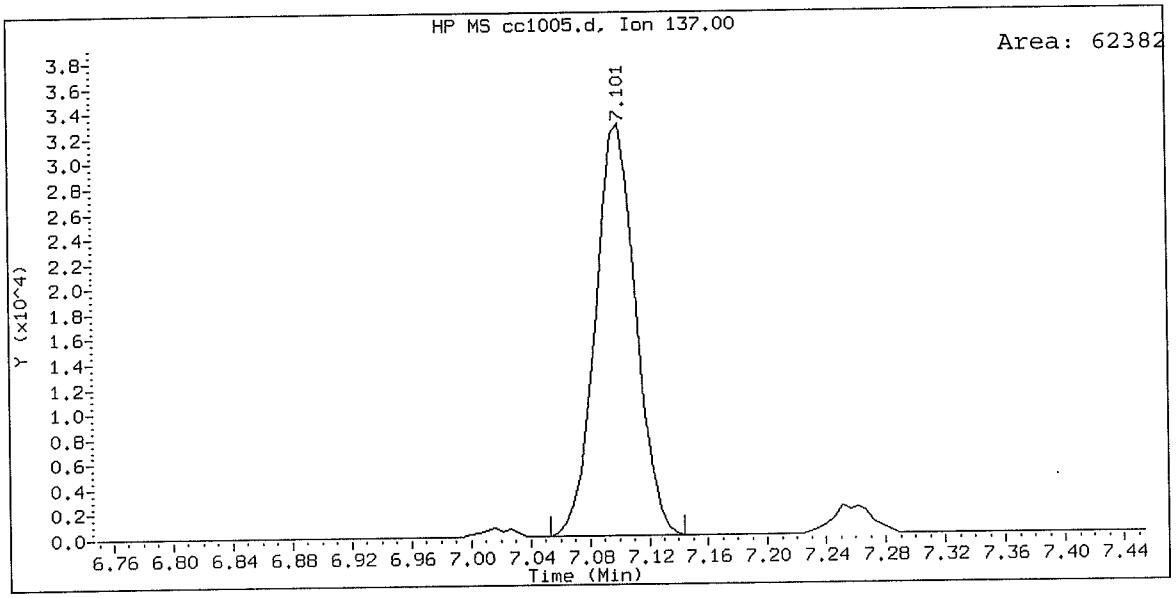

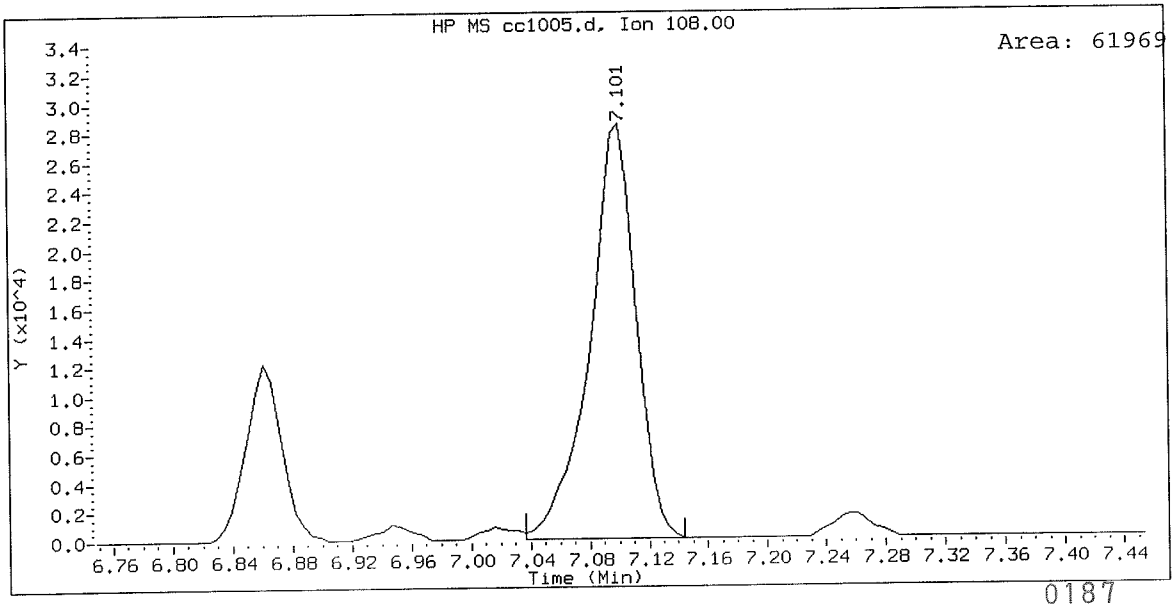

Analytical Resources Inc.
ABN by sw846 8270C
DDT Breakdown Report

Data file: /chem1/nt6.i/20061005.b/ddt.b/cc1005.d
Method: /chem1/nt6.i/20061005.b/ddt.b/sw846ddt.m
Analysis Date: 05-OCT-2006 09:59

ARI ID:
Misc:
Instrument: nt6.i

COMPOUND	RT	AREA
Pentachlorophenol	12.048	81609
Benzidine	14.383	122591
4,4'-DDE	----	----
4,4'-DDD	15.301	14827
4,4'-DDT	15.745	138516

LJK
10/5/06

$$\text{DDT Percent Breakdown} = \frac{(\text{DDE Area} + \text{DDD Area}) * 100}{(\text{DDE Area} + \text{DDD Area} + \text{DDT Area})}$$

$$\text{DDT Percent Breakdown} = \frac{(\ 0 + 14827) * 100}{(\ 0 + 14827 + 138516)}$$

DDT Percent Breakdown = 9.7 %

Data File: /chem1/nt6.i/20061005.b/ddt.b/cc1005.d
Injection Date: 05-OCT-2006 09:59
Instrument: nt6.i
Client Sample ID:

Compound: Pentachlorophenol
CAS Number: 87-86-5

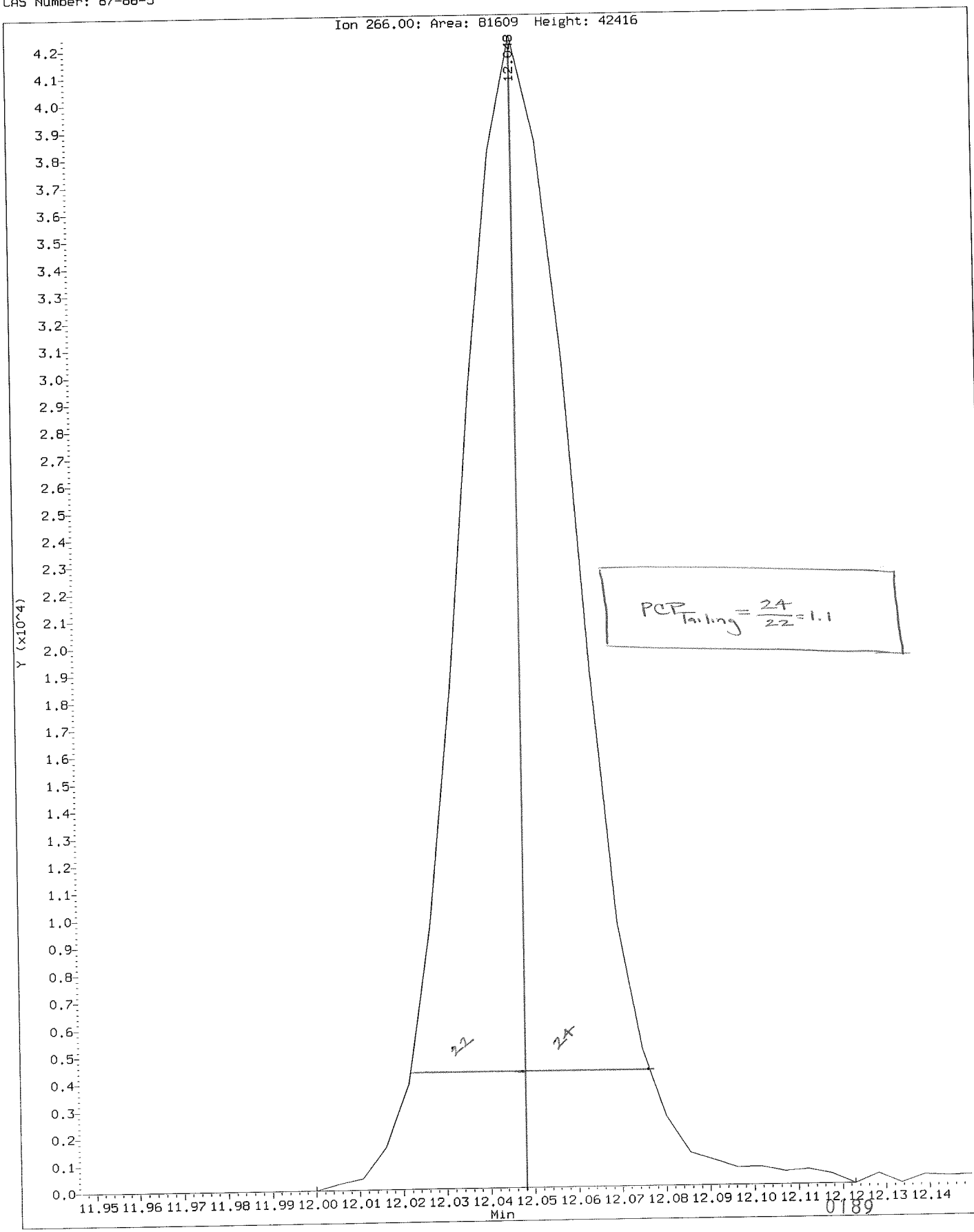

Data File: /chem1/nt6.i/20061005.b/ddt.b/cc1005.d
Injection Date: 05-OCT-2006 09:59
Instrument: nt6.i
Client Sample ID:

Compound: Benzidine
CAS Number:

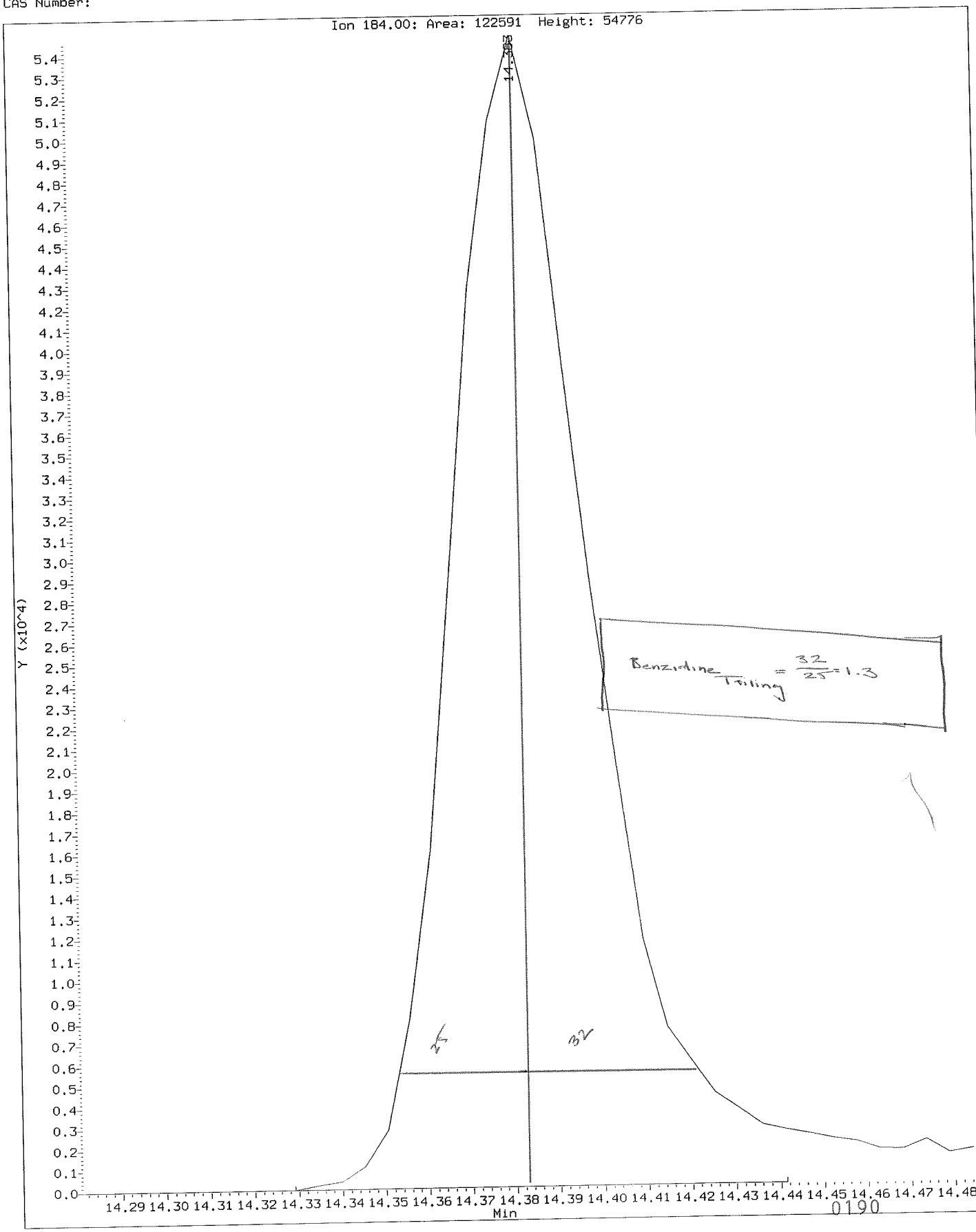

PNA Analysis
QC Raw Data

prepared
for

ANCHOR ENVIRONMENTAL

Project: Chinook, 060354-01

ARI JOB NO: JY78

prepared
by

Analytical Resources, Inc.

Data File: /chem1/nt6.i/20060915.b/tune.b/0250915.d

Date : 15-SEP-2006 12:30

Client ID:

Sample Info: ABN 25

Instrument: nt6.i

Operator: LJR

Column phase: RTX-5

Column diameter: 0.32

1 dftpp

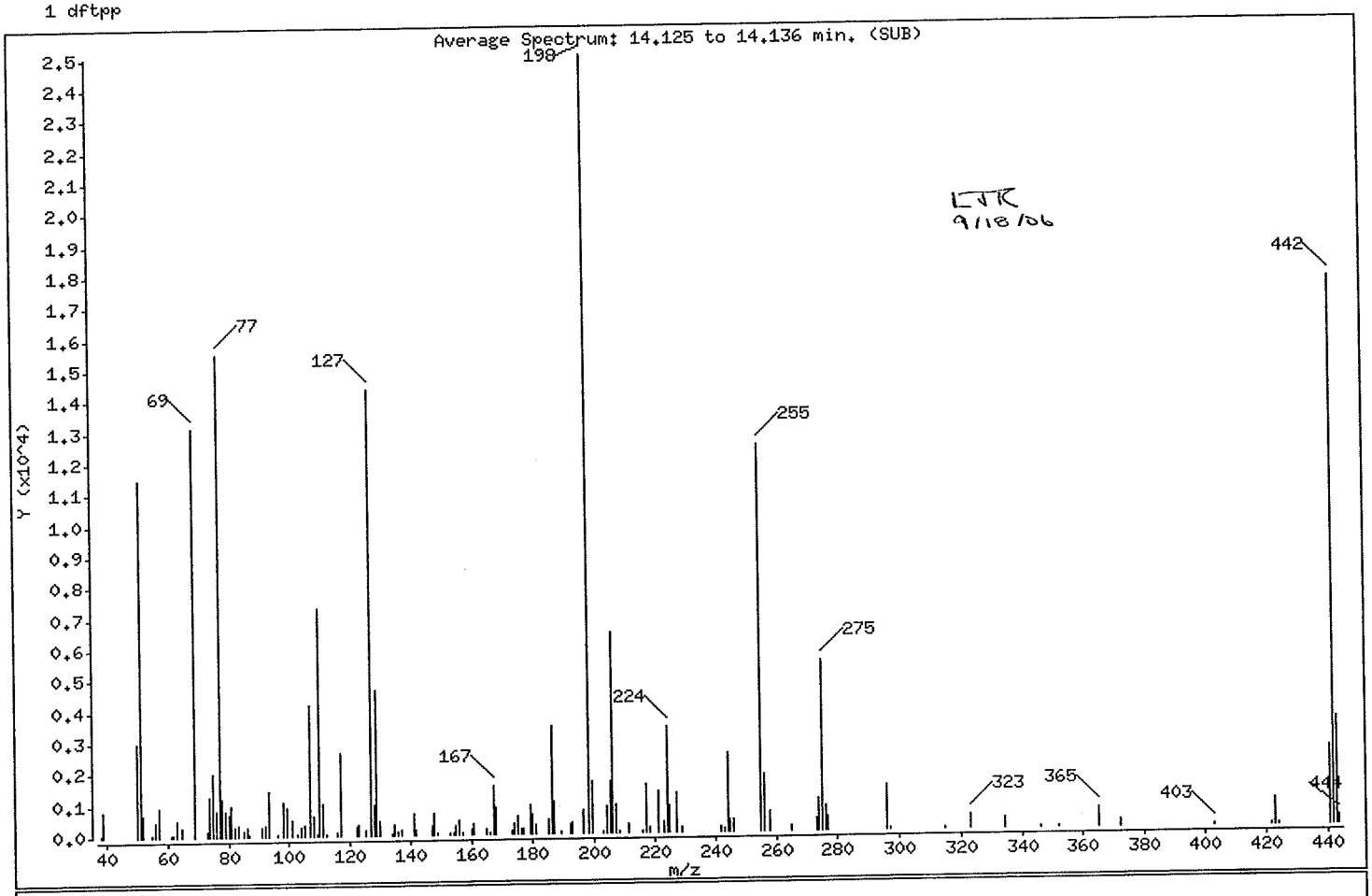

m/e	ION ABUNDANCE CRITERIA	% RELATIVE ABUNDANCE
198	Base Peak, 100% relative abundance	100.00
51	30.00 - 80.00% of mass 198	45.74
68	Less than 2.00% of mass 69	0.00 (0.00)
69	Mass 69 relative abundance	52.52
70	Less than 2.00% of mass 69	0.00 (0.00)
127	25.00 - 75.00% of mass 198	57.29
197	Less than 1.00% of mass 198	0.00
199	5.00 - 9.00% of mass 198	6.74
275	10.00 - 30.00% of mass 198	21.86
365	Greater than 0.75% of mass 198	2.63
441	Present, but less than mass 443	10.19
442	40.00 - 110.00% of mass 198	70.61
443	15.00 - 24.00% of mass 442	13.76 (19.48)

Data File: /chem1/nt6.i/20060915.b/tune.b/0250915.d

Date : 15-SEP-2006 12:30

Client ID:

Instrument: nt6.i

Sample Info: ABN 25

Operator: LJR

Column phase: RTX-5

Column diameter: 0.32

Data File: 0250915.d

Spectrum: Average Spectrum: 14.125 to 14.136 min. (SUB)

Location of Maximum: 198.00

Number of points: 136

m/z	Y	m/z	Y	m/z	Y	m/z	Y
38.00	68	104.00	284	167.00	1556	242.00	162
39.00	793	105.00	373	168.00	868	243.00	94
50.00	3019	107.00	4216	173.00	137	244.00	2524
51.00	11453	108.00	632	174.00	320	245.00	384
52.00	694	109.00	70	175.00	558	246.00	384
55.00	40	110.00	7307	176.00	160	255.00	12451
56.00	483	111.00	1022	177.00	163	256.00	1822
57.00	895	112.00	71	179.00	898	258.00	640
61.00	80	116.00	95	180.00	627	265.00	159
62.00	81	117.00	2647	181.00	288	273.00	402
63.00	507	122.00	263	185.00	468	274.00	1052
65.00	265	123.00	348	186.00	3463	275.00	5474
69.00	13153	125.00	149	187.00	1062	276.00	814
73.00	170	127.00	14346	189.00	76	277.00	481
74.00	1281	128.00	992	192.00	307	296.00	1427
75.00	1999	129.00	4666	193.00	334	297.00	75
76.00	813	130.00	435	196.00	739	315.00	74
77.00	15549	134.00	73	198.00	25040	323.00	460
78.00	1202	135.00	330	199.00	1688	334.00	334
79.00	798	136.00	87	203.00	75	346.00	68
80.00	709	137.00	195	204.00	893	352.00	73
81.00	1004	141.00	699	205.00	1697	365.00	659
82.00	312	142.00	169	206.00	6452	372.00	204
83.00	365	147.00	267	207.00	948	403.00	73
85.00	152	148.00	697	208.00	74	422.00	72
86.00	277	149.00	72	211.00	275	423.00	869
87.00	75	153.00	81	216.00	74	424.00	83
91.00	315	154.00	77	217.00	1547	441.00	2551
92.00	324	155.00	295	218.00	173	442.00	17680
93.00	1442	156.00	474	221.00	1354	443.00	3445
96.00	68	157.00	73	223.00	344	444.00	275
98.00	1117	160.00	168	224.00	3376		
99.00	943	161.00	357	225.00	847		
101.00	502	165.00	165	227.00	1270		
103.00	68	166.00	67	229.00	201		

Data File: /chem1/nt6.i/20060915.b/tune.b/0250915.d

Date : 15-SEP-2006 12:30

Client ID:

Instrument: nt6.i

Sample Info: ABN 25

Operator: LJR

Column phase: RTX-5

Column diameter: 0.32

Data File: 0250915.d

Spectrum: Average Spectrum: 14.125 to 14.136 min. (SUB)

Location of Maximum: 198.00

Number of points: 136

m/z	Y	m/z	Y	m/z	Y	m/z	Y

Data File: /chem1/nt6.i/20060915.b/tune.b/0250915.d

Date : 15-SEP-2006 12:30

Client ID:

Instrument: nt6.i

Sample Info: ABN 25

Operator: LJR

Column phase: RTX-5

Column diameter: 0.32

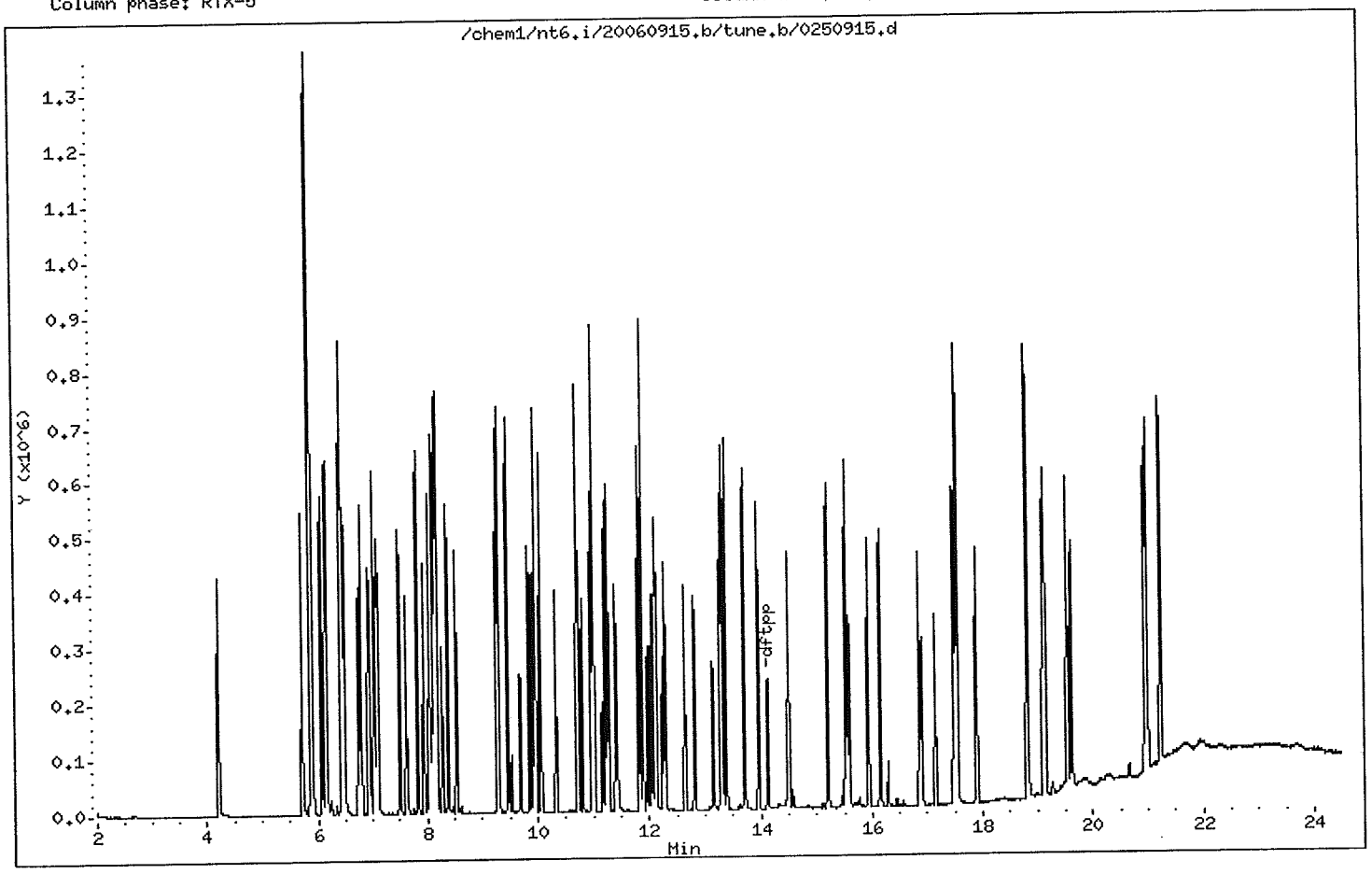

Data File: /chem1/nt6.i/20061005.b/tune.b/cc1005.d

Date : 05-OCT-2006 09:59

Client ID:

Sample Info: ABN 25

Instrument: nt6.i

Operator: LJR

Column phase: RTX-5

Column diameter: 0.32

1 dftpp

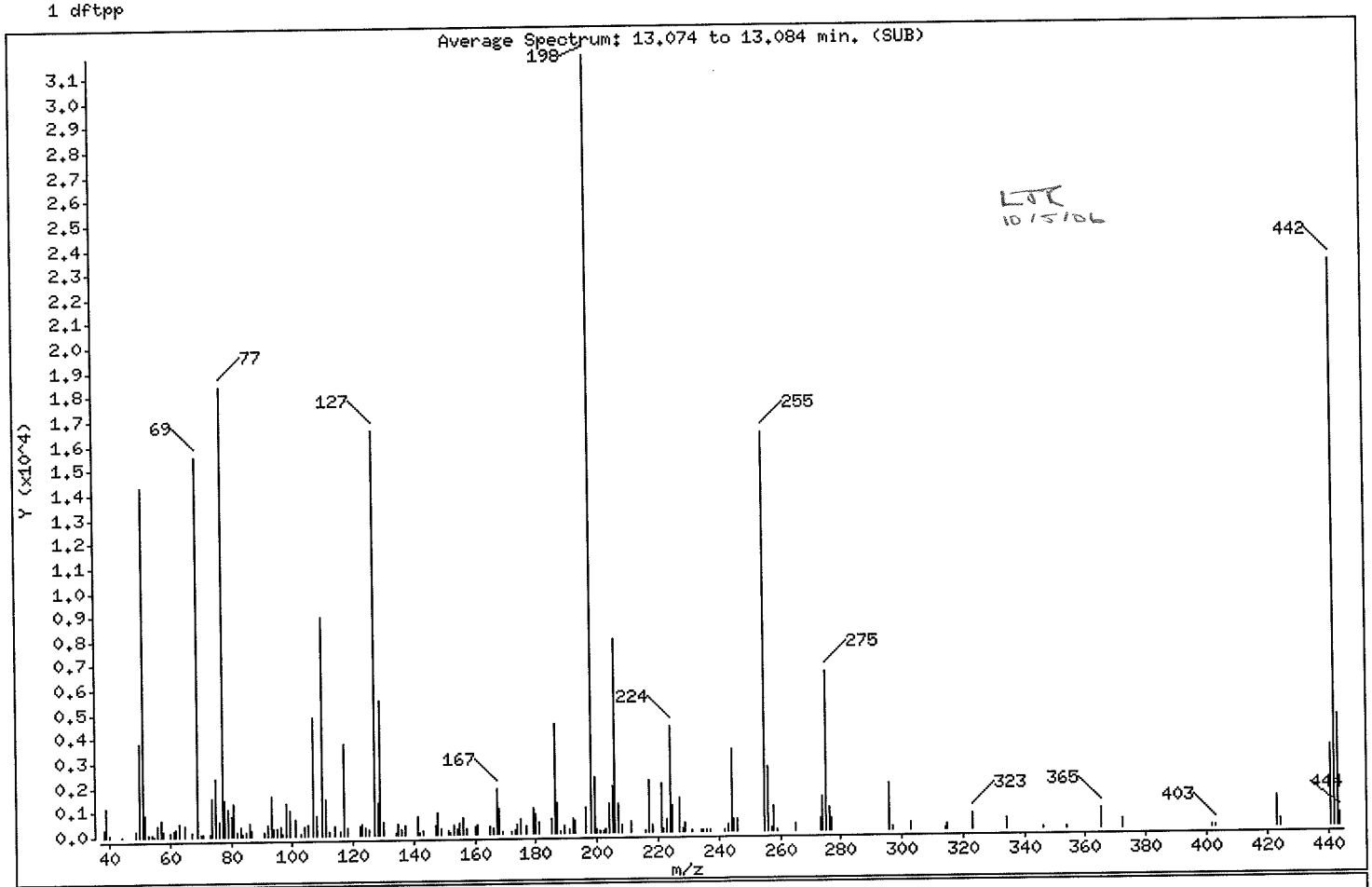

m/e	ION ABUNDANCE CRITERIA	% RELATIVE ABUNDANCE
198	Base Peak, 100% relative abundance	100.00
51	30.00 - 80.00% of mass 198	44.82
68	Less than 2.00% of mass 69	0.00 (0.00)
69	Mass 69 relative abundance	48.87
70	Less than 2.00% of mass 69	0.25 (0.51)
127	25.00 - 75.00% of mass 198	51.98
197	Less than 1.00% of mass 198	0.00
199	5.00 - 9.00% of mass 198	7.06
275	10.00 - 30.00% of mass 198	20.42
365	Greater than 0.75% of mass 198	2.64
441	Present, but less than mass 443	10.41
442	40.00 - 110.00% of mass 198	72.76
443	15.00 - 24.00% of mass 442	14.35 (19.72)

Data File: /chem1/nt6.i/20061005.b/tune.b/cc1005.d

Date : 05-OCT-2006 09:59

Client ID:

Instrument: nt6.i

Sample Info: ABN 25

Operator: LJR

Column phase: RTX-5

Column diameter: 0.32

Data File: cc1005.d

Spectrum: Average Spectrum: 13.074 to 13.084 min. (SUB)

Location of Maximum: 198.00

Number of points: 172

m/z	Y	m/z	Y	m/z	Y	m/z	Y
38.00	262	97.00	85	166.00	185	231.00	86
39.00	1145	98.00	1315	167.00	1815	234.00	73
40.00	68	99.00	1008	168.00	1042	235.00	70
44.00	31	101.00	644	169.00	100	236.00	69
49.00	256	103.00	92	172.00	74	237.00	81
50.00	3793	104.00	400	173.00	168	242.00	99
51.00	14257	105.00	458	174.00	353	243.00	288
52.00	843	107.00	4824	175.00	551	244.00	3372
53.00	86	108.00	842	177.00	296	245.00	478
54.00	85	110.00	8943	179.00	1028	246.00	539
55.00	10	111.00	1480	180.00	801	255.00	16361
56.00	422	112.00	163	181.00	441	256.00	2647
57.00	623	114.00	376	185.00	578	257.00	141
58.00	189	116.00	119	186.00	4471	258.00	1000
60.00	177	117.00	3703	187.00	1240	259.00	74
61.00	255	118.00	306	188.00	71	265.00	308
62.00	304	122.00	351	189.00	325	273.00	498
63.00	543	123.00	461	191.00	178	274.00	1405
65.00	423	124.00	277	192.00	565	275.00	6496
67.00	131	125.00	241	193.00	529	276.00	934
69.00	15546	127.00	16528	196.00	1035	277.00	517
70.00	79	128.00	1337	198.00	31808	296.00	1878
71.00	48	129.00	5483	199.00	2245	297.00	162
73.00	109	130.00	495	200.00	180	303.00	269
74.00	1517	134.00	71	201.00	68	314.00	67
75.00	2314	135.00	455	202.00	80	315.00	193
76.00	590	136.00	253	203.00	145	323.00	659
77.00	18416	137.00	373	204.00	1151	334.00	423
78.00	1463	141.00	708	205.00	1934	346.00	72
79.00	1096	142.00	79	206.00	7899	354.00	70
80.00	809	143.00	164	207.00	1166	365.00	839
81.00	1326	147.00	385	208.00	316	372.00	371
82.00	147	148.00	896	211.00	415	402.00	78
83.00	369	149.00	197	216.00	97	403.00	79
84.00	108	151.00	137	217.00	2157	423.00	1240

Data File: /chem1/nt6.i/20061005.b/tune.b/cc1005.d

Date : 05-OCT-2006 09:59

Client ID:

Instrument: nt6.i

Sample Info: ABN 25

Operator: LJR

Column phase: RTX-5

Column diameter: 0.32

Data File: cc1005.d

Spectrum: Average Spectrum: 13.074 to 13.084 min. (SUB)

Location of Maximum: 198.00

Number of points: 172

m/z	Y	m/z	Y	m/z	Y	m/z	Y
85.00	146	152.00	84	218.00	314	424.00	307
86.00	495	153.00	354	221.00	2009	441.00	3313
87.00	249	154.00	253	222.00	151	442.00	23144
91.00	130	155.00	446	223.00	493	443.00	4565
92.00	429	156.00	635	224.00	4345	444.00	499
93.00	1637	157.00	254	225.00	1114		
94.00	291	160.00	267	227.00	1418		
95.00	278	161.00	395	228.00	152		
96.00	340	165.00	298	229.00	387		

Data File: /chem1/nt6.i/20061005.b/tune.b/cc1005.d

Date : 05-OCT-2006 09:59

Client ID:

Sample Info: ABN 25

Instrument: nt6.i

Operator: LJR

Column phase: RTX-5

Column diameter: 0.32

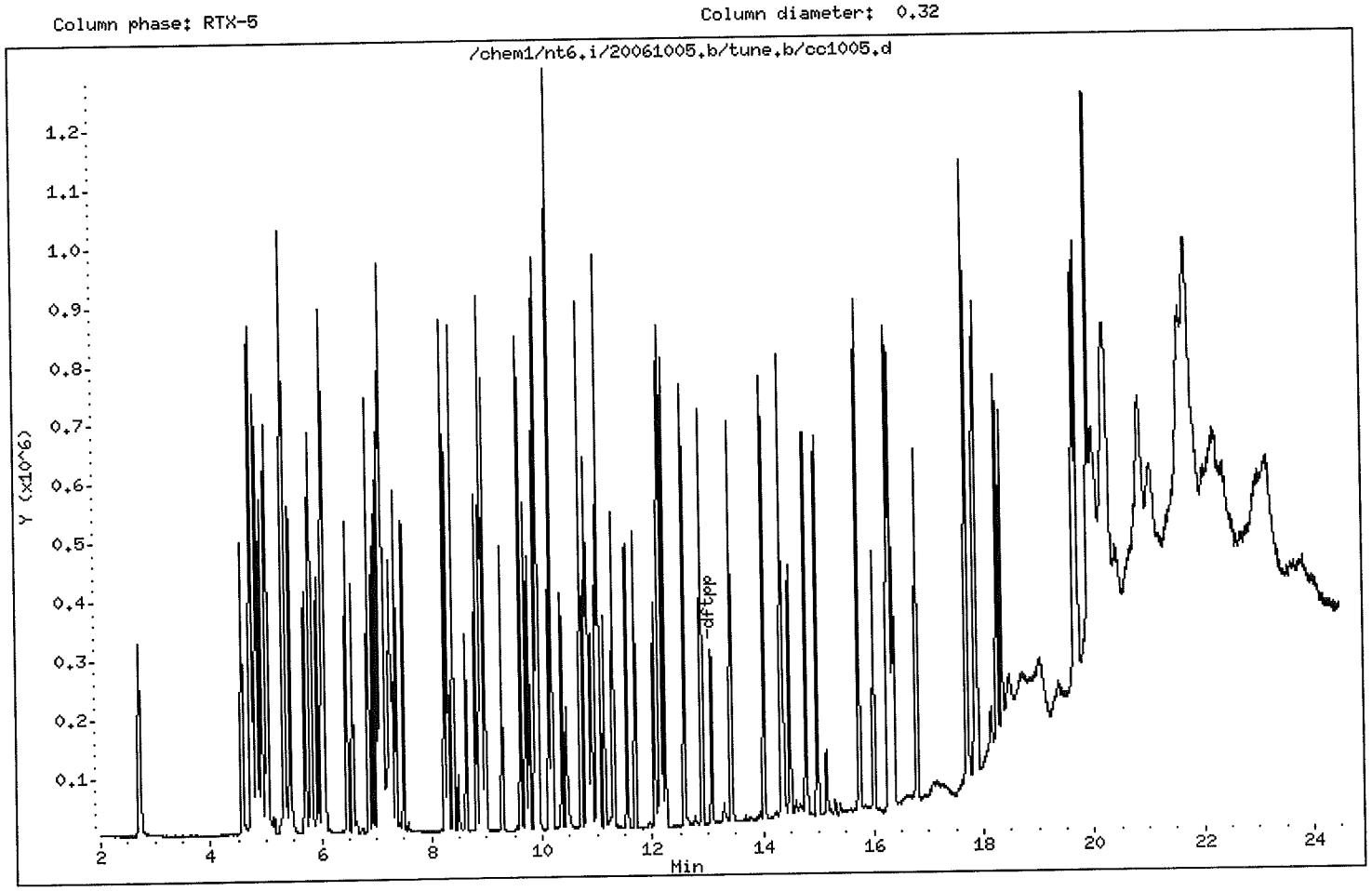

ANALYTICAL RESOURCES INCORPORATED

ORGANICS ANALYSIS DATA SHEET
PNAs by SW8270D GC/MS

Sample ID: MB-100306
METHOD BLANK

Lab Sample ID: MB-100306
LIMS ID: 06-18116
Matrix: Soil
Data Release Authorized:
Reported: 10/05/06

QC Report No: JY78-Anchor Environmental
Project: Chinook
060354-01
Date Sampled: NA
Date Received: NA

Date Extracted: 10/03/06
Date Analyzed: 10/05/06 10:31
Instrument/Analyst: NT6/LJR
GPC Cleanup: No
Alumina: No
Silica Gel: No

Sample Amount: 7.50 g
Final Extract Volume: 0.5 mL
Dilution Factor: 1.00
Percent Moisture: NA
pH: NA

CAS Number	Analyte	RL	Result
91-20-3	Naphthalene	67	< 67 U
91-57-6	2-Methylnaphthalene	67	< 67 U
208-96-8	Acenaphthylene	67	< 67 U
83-32-9	Acenaphthene	67	< 67 U
86-73-7	Fluorene	67	< 67 U
85-01-8	Phenanthrene	67	< 67 U
120-12-7	Anthracene	67	< 67 U
206-44-0	Fluoranthene	67	< 67 U
129-00-0	Pyrene	67	< 67 U
56-55-3	Benzo(a)anthracene	67	< 67 U
218-01-9	Chrysene	67	< 67 U
205-99-2	Benzo(b)fluoranthene	67	< 67 U
207-08-9	Benzo(k)fluoranthene	67	< 67 U
50-32-8	Benzo(a)pyrene	67	< 67 U
193-39-5	Indeno(1,2,3-cd)pyrene	67	< 67 U
53-70-3	Dibenz(a,h)anthracene	67	< 67 U
191-24-2	Benzo(g,h,i)perylene	67	< 67 U
132-64-9	Dibenzofuran	67	< 67 U

Reported in µg/kg (ppb)

Semivolatile Surrogate Recovery

d14-p-Terphenyl	68.4%
2-Fluorobiphenyl	56.4%

Data File: /chem1/nt6.i/20061005.b/jy78mb.d
Report Date: 05-Oct-2006 12:00

Analytical Resources, Inc.

Semivolatile Report SW846 Method 8270D

Data file : /chem1/nt6.i/20061005.b/jy78mb.d
Lab Smp Id: JY78MBS1 Client Smp ID: JY78MBS1
Inj Date : 05-OCT-2006 10:31
Operator : LJR/vts Inst ID: nt6.i
Smp Info : JY78MBS1
Misc Info : 06-18116
Comment : 1ul Injection
Method : /chem1/nt6.i/20061005.b/SW846.m
Meth Date : 05-Oct-2006 12:00 jeff Quant Type: ISTD
Cal Date : 15-SEP-2006 13:02 Cal File: 0800915.d
Als bottle: 1 QC Sample: BLANK
Dil Factor: 1.00000
Integrator: HP RTE Compound Sublist: pna.sub
Target Version: 3.50

LJR 10/17/06

Concentration Formula: Amt * DF * Vt/(Ws * (100 - M)/100) * CpndVariable

Name	Value	Description
DF	1.00000	Dilution Factor
Vt	500.00000	Volume of final extract (uL)
Ws	7.50000	Weight of sample extracted (g)
M	0.00000	% Moisture

Cpnd Variable Local Compound Variable

Compounds	QUANT SIG MASS	RT	EXP RT	REL RT	RESPONSE	CONCENTRATIONS ON-COLUMN (ug/mL)	CONCENTRATIONS FINAL (ug/kg)
* 27 Naphthalene-d8	136	7.088	7.101	(1.000)	491480	20.0000	
28 Naphthalene	128	Compound Not Detected.					
32 2-Methylnaphthalene	141	Compound Not Detected.					
105 1-methylnaphthalene	141	Compound Not Detected.					
$ 36 2-Fluorobiphenyl	172	8.915	8.923	(0.904)	280063	14.1095	940.6
40 Acenaphthylene	152	Compound Not Detected.					
* 42 Acenaphthene-d10	164	9.866	9.874	(1.000)	281064	20.0000	
44 Acenaphthene	153	Compound Not Detected.					
46 Dibenzofuran	168	Compound Not Detected.					
49 Fluorene	166	Compound Not Detected.					
* 59 Phenanthrene-d10	188	12.131	12.144	(1.000)	395001	20.0000	
60 Phenanthrene	178	Compound Not Detected.					
61 Anthracene	178	Compound Not Detected.					
64 Fluoranthene	202	Compound Not Detected.					
65 Pyrene	202	Compound Not Detected.					

Data File: /chem1/nt6.i/20061005.b/jy78mb.d
Report Date: 05-Oct-2006 12:00

	Compounds	QUANT SIG MASS	RT	EXP RT	REL RT	RESPONSE	CONCENTRATIONS ON-COLUMN (ug/mL)	CONCENTRATIONS FINAL (ug/kg)
$	66 Terphenyl-d14	244	14.775	14.783	(0.908)	294297	17.0684	1138
	68 Benzo(a)anthracene	228	Compound Not Detected.					
*	69 Chrysene-d12	240	16.271	16.290	(1.000)	317158	20.0000	
	71 Chrysene	228	Compound Not Detected.					
	74 Benzo(b)fluoranthene	252	Compound Not Detected.					
	75 Benzo(k)fluoranthene	252	Compound Not Detected.					
	76 Benzo(a)pyrene	252	Compound Not Detected.					
*	77 Perylene-d12	264	18.333	18.346	(1.000)	380026	20.0000	
	78 Indeno(1,2,3-cd)pyrene	276	Compound Not Detected.					
	79 Dibenzo(a,h)anthracene	278	Compound Not Detected.					
	80 Benzo(g,h,i)perylene	276	Compound Not Detected.					

Data File: /chem1/nt6.i/20061005.b/jy78mb.d
Report Date: 05-Oct-2006 12:00

Analytical Resources, Inc.

INTERNAL STANDARD COMPOUNDS
AREA AND RT SUMMARY

Instrument ID: nt6.i
Lab File ID: jy78mb.d
Lab Smp Id: JY78MBS1
Analysis Type: SV
Quant Type: ISTD
Operator: LJR/vts
Method File: /chem1/nt6.i/20061005.b/SW846.m
Misc Info: 06-18116

Calibration Date: 05-OCT-2006
Calibration Time: 09:59
Client Smp ID: JY78MBS1
Level: LOW
Sample Type: Solid

COMPOUND	STANDARD	AREA LIMIT LOWER	AREA LIMIT UPPER	SAMPLE	%DIFF
27 Naphthalene-d8	565695	282848	1131390	491480	-13.12
42 Acenaphthene-d10	310106	155053	620212	281064	-9.37
59 Phenanthrene-d10	435646	217823	871292	395001	-9.33
69 Chrysene-d12	317327	158664	634654	317158	-0.05
77 Perylene-d12	388218	194109	776436	380026	-2.11

COMPOUND	STANDARD	RT LIMIT LOWER	RT LIMIT UPPER	SAMPLE	%DIFF
27 Naphthalene-d8	7.10	6.60	7.60	7.09	-0.19
42 Acenaphthene-d10	9.87	9.37	10.37	9.87	-0.08
59 Phenanthrene-d10	12.14	11.64	12.64	12.13	-0.11
69 Chrysene-d12	16.29	15.79	16.79	16.27	-0.11
77 Perylene-d12	18.35	17.85	18.85	18.33	-0.07

AREA UPPER LIMIT = +100% of internal standard area.
AREA LOWER LIMIT = - 50% of internal standard area.
RT UPPER LIMIT = + 0.50 minutes of internal standard RT.
RT LOWER LIMIT = - 0.50 minutes of internal standard RT.

Data File: /chem1/nt6.i/20061005.b/jy78mb.d
Report Date: 05-Oct-2006 12:00

Analytical Resources, Inc.

RECOVERY REPORT

Client Name: Anchor
Sample Matrix: SOLID
Lab Smp Id: JY78MBS1
Level: LOW
Data Type: MS DATA
SpikeList File: PSDDAMS.spk
Sublist File: pna.sub
Method File: /chem1/nt6.i/20061005.b/SW846.m
Misc Info: 06-18116

Client SDG: JY78
Fraction: SV
Client Smp ID: JY78MBS1
Operator: LJR/vts
SampleType: BLANK
Quant Type: ISTD

SURROGATE COMPOUND	CONC ADDED ug/kg	CONC RECOVERED ug/kg	% RECOVERED	LIMITS
$ 36 2-Fluorobiphenyl	1667	940.6	56.44	30-160
$ 66 Terphenyl-d14	1667	1138	68.27	30-123

Data File: /chem1/nt6.i/20061005.b/jy78mb.d
Date : 05-OCT-2006 10:31
Client ID: JY78MBS1
Sample Info: JY78MBS1
Volume Injected (uL): 1.0
Column phase: ZB-5

Instrument: nt6.i

Operator: LJR/vts
Column diameter: 0.32

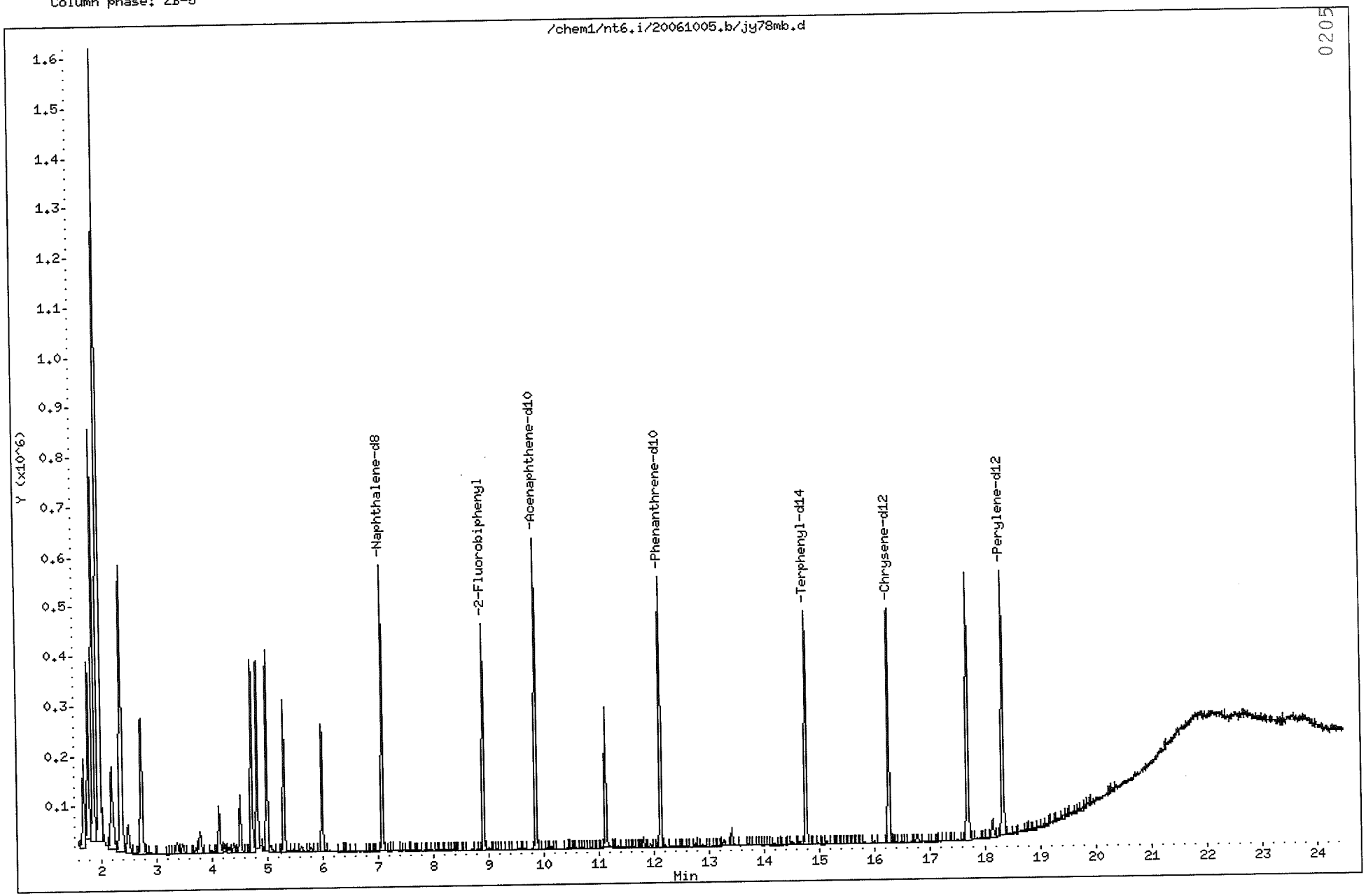

ANALYTICAL RESOURCES INCORPORATED

ORGANICS ANALYSIS DATA SHEET
PNAs by SW8270D GC/MS
Page 1 of 1

Sample ID: S1-A-092806
MATRIX SPIKE

Lab Sample ID: JY78J
LIMS ID: 06-18116
Matrix: Soil
Data Release Authorized:
Reported: 10/05/06

QC Report No: JY78-Anchor Environmental
Project: Chinook
060354-01
Date Sampled: 09/28/06
Date Received: 09/29/06

Date Extracted: 10/03/06
Date Analyzed: 10/05/06 13:43
Instrument/Analyst: NT6/LJR
GPC Cleanup: No
Alumina: No
Silica Gel: No

Sample Amount: 7.73 g-dry-wt
Final Extract Volume: 0.5 mL
Dilution Factor: 1.00
Percent Moisture: 44.9%
pH: 6.2

CAS Number	Analyte	RL	Result
91-20-3	Naphthalene	65	---
91-57-6	2-Methylnaphthalene	65	< 65 U
208-96-8	Acenaphthylene	65	< 65 U
83-32-9	Acenaphthene	65	---
86-73-7	Fluorene	65	< 65 U
85-01-8	**Phenanthrene**	**65**	**38 J**
120-12-7	Anthracene	65	< 65 U
206-44-0	Fluoranthene	65	---
129-00-0	**Pyrene**	**65**	**47 J**
56-55-3	Benzo(a)anthracene	65	---
218-01-9	**Chrysene**	**65**	**110**
205-99-2	**Benzo(b)fluoranthene**	**65**	**93**
207-08-9	**Benzo(k)fluoranthene**	**65**	**100**
50-32-8	**Benzo(a)pyrene**	**65**	**47 J**
193-39-5	Indeno(1,2,3-cd)pyrene	65	< 65 U
53-70-3	Dibenz(a,h)anthracene	65	< 65 U
191-24-2	**Benzo(g,h,i)perylene**	**65**	**44 J**
132-64-9	Dibenzofuran	65	< 65 U

Reported in µg/kg (ppb)

Semivolatile Surrogate Recovery	
d14-p-Terphenyl	62.4%
2-Fluorobiphenyl	68.8%

Analytical Resources, Inc.

Semivolatile Report SW846 Method 8270D

Data file : /chem1/nt6.i/20061005.b/jy78jms.d
Lab Smp Id: JY78JMS
Client Smp ID: S1-A-092806 MS
Inj Date : 05-OCT-2006 13:43
Operator : LJR
Inst ID: nt6.i
Smp Info : JY78JMS
Misc Info : 06-18116
Comment : 1ul Injection
Method : /chem1/nt6.i/20061005.b/SW846.m
Meth Date : 05-Oct-2006 14:15 jeff
Quant Type: ISTD
Cal Date : 15-SEP-2006 13:02
Cal File: 0800915.d
Als bottle: 6
QC Sample: MS
Dil Factor: 1.00000
Integrator: HP RTE
Compound Sublist: pna.sub
Target Version: 3.50

LJR 10/5/06

Concentration Formula: Amt * DF * Vt/(Ws * (100 - M)/100) * CpndVariable

Name	Value	Description
DF	1.00000	Dilution Factor
Vt	500.00000	Volume of final extract (uL)
Ws	14.00000	Weight of sample extracted (g)
M	44.90000	% Moisture

Cpnd Variable Local Compound Variable

	Compounds	QUANT SIG MASS	RT	EXP RT	REL RT	RESPONSE	CONCENTRATIONS ON-COLUMN (ug/mL)	CONCENTRATIONS FINAL (ug/kg)
*	27 Naphthalene-d8	136	7.090	7.101	(1.000)	535136	20.0000	
	28 Naphthalene	128	7.116	7.128	(1.004)	535774	18.3407	1189
	32 2-Methylnaphthalene	141	Compound Not Detected.					
	105 1-methylnaphthalene	141	Compound Not Detected.					
$	36 2-Fluorobiphenyl	172	8.916	8.923	(0.904)	363431	17.1582	1112
	40 Acenaphthylene	152	Compound Not Detected.					
*	42 Acenaphthene-d10	164	9.867	9.874	(1.000)	299925	20.0000	
	44 Acenaphthene	153	9.915	9.922	(1.005)	299675	17.3881	1127
	46 Dibenzofuran	168	Compound Not Detected.					
	49 Fluorene	166	Compound Not Detected.					
*	59 Phenanthrene-d10	188	12.132	12.144	(1.000)	456739	20.0000	
	60 Phenanthrene	178	12.159	12.176	(1.002)	16466	0.58180 LAL	37.71(M)
	61 Anthracene	178	Compound Not Detected.					
	64 Fluoranthene	202	14.018	14.030	(1.155)	608948	22.6382	1467
	65 Pyrene	202	14.328	14.345	(0.880)	27925	0.72189 LAL	46.79

Compounds	QUANT SIG MASS	RT	EXP RT	REL RT	RESPONSE	CONCENTRATIONS ON-COLUMN (ug/mL)	FINAL (ug/kg)
$ 66 Terphenyl-d14	244	14.771	14.783	(0.907)	362222	15.6203	1012
68 Benzo(a)anthracene	228	16.257	16.268	(0.999)	566254	18.2693	1184
* 69 Chrysene-d12	240	16.278	16.290	(1.000)	426548	20.0000	
71 Chrysene	228	16.305	16.322	(1.002)	50459	1.73366	112.4
74 Benzo(b)fluoranthene	252	17.843	17.860	(0.973)	40963	1.43664	93.12(M)
75 Benzo(k)fluoranthene	252	17.843	17.892	(0.973)	51337	1.62439	105.3(M)
76 Benzo(a)pyrene	252	18.255	18.266	(0.995)	19860	0.73075 LOC	47.37
* 77 Perylene-d12	264	18.345	18.346	(1.000)	465874	20.0000	
78 Indeno(1,2,3-cd)pyrene	276	19.654	19.666	(1.071)	20418	0.61180 LOC	39.66(M)
79 Dibenzo(a,h)anthracene	278	Compound Not Detected.					
80 Benzo(g,h,i)perylene	276	19.927	19.938	(1.086)	23814	0.68268	44.25(M)

QC Flag Legend

M - Compound response manually integrated.

Analytical Resources, Inc.

INTERNAL STANDARD COMPOUNDS
AREA AND RT SUMMARY

Instrument ID: nt6.i
Lab File ID: jy78jms.d
Lab Smp Id: JY78JMS
Analysis Type: SV
Quant Type: ISTD
Operator: LJR
Method File: /chem1/nt6.i/20061005.b/SW846.m
Misc Info: 06-18116

Calibration Date: 05-OCT-2006
Calibration Time: 09:59
Client Smp ID: S1-A-092806 MS
Level: LOW
Sample Type: Soil

COMPOUND	STANDARD	AREA LIMIT LOWER	AREA LIMIT UPPER	SAMPLE	%DIFF
27 Naphthalene-d8	565695	282848	1131390	535136	-5.40
42 Acenaphthene-d10	310106	155053	620212	299925	-3.28
59 Phenanthrene-d10	435646	217823	871292	456739	4.84
69 Chrysene-d12	317327	158664	634654	426548	34.42
77 Perylene-d12	388218	194109	776436	465874	20.00

COMPOUND	STANDARD	RT LIMIT LOWER	RT LIMIT UPPER	SAMPLE	%DIFF
27 Naphthalene-d8	7.10	6.60	7.60	7.09	-0.17
42 Acenaphthene-d10	9.87	9.37	10.37	9.87	-0.06
59 Phenanthrene-d10	12.14	11.64	12.64	12.13	-0.10
69 Chrysene-d12	16.29	15.79	16.79	16.28	-0.07
77 Perylene-d12	18.35	17.85	18.85	18.35	-0.01

AREA UPPER LIMIT = +100% of internal standard area.
AREA LOWER LIMIT = - 50% of internal standard area.
RT UPPER LIMIT = + 0.50 minutes of internal standard RT.
RT LOWER LIMIT = - 0.50 minutes of internal standard RT.

Analytical Resources, Inc.

RECOVERY REPORT

Client Name: Anchor
Sample Matrix: SOLID
Lab Smp Id: JY78JMS
Level: LOW
Data Type: MS DATA
SpikeList File: pnamss.spk
Sublist File: pna.sub
Method File: /chem1/nt6.i/20061005.b/SW846.m
Misc Info: 06-18116

Client SDG: JY78
Fraction: SV
Client Smp ID: S1-A-092806 MS
Operator: LJR
SampleType: MS
Quant Type: ISTD

SPIKE COMPOUND	CONC ADDED ug/kg	CONC RECOVERED ug/kg	% RECOVERED	LIMITS
28 Naphthalene	1620	1189	73.36	21-113
44 Acenaphthene	1620	1127	69.55	40-107
64 Fluoranthene	1620	1467	90.55	40-119
68 Benzo(a)anthracene	1620	1184	73.08	39-116

SURROGATE COMPOUND	CONC ADDED ug/kg	CONC RECOVERED ug/kg	% RECOVERED	LIMITS
$ 36 2-Fluorobiphenyl	1620	1112	68.63	30-160
$ 66 Terphenyl-d14	1620	1012	62.48	30-123

Data File: /chem1/nt6.i/20061005.b/jy78jms.d
Date : 05-OCT-2006 13:43
Client ID: S1-A-092806 MS
Sample Info: JY78JMS
Volume Injected (uL): 1.0
Column phase: ZB-5

Instrument: nt6.i

Operator: LJR
Column diameter: 0.32

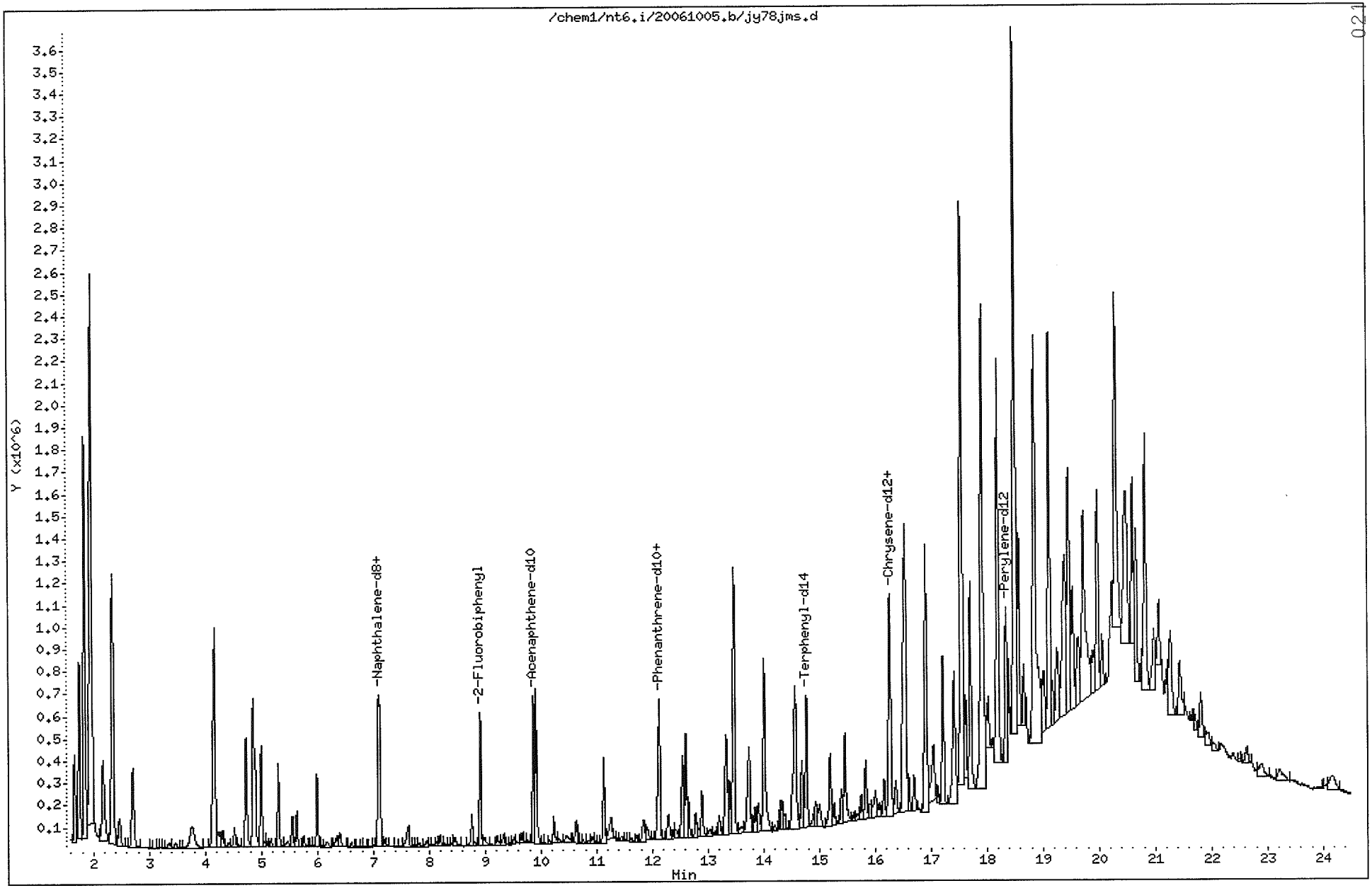

JY78JMS, /chem1/nt6.i/20061005.b/jy78jms.d
Phenanthrene Amount: 0.58

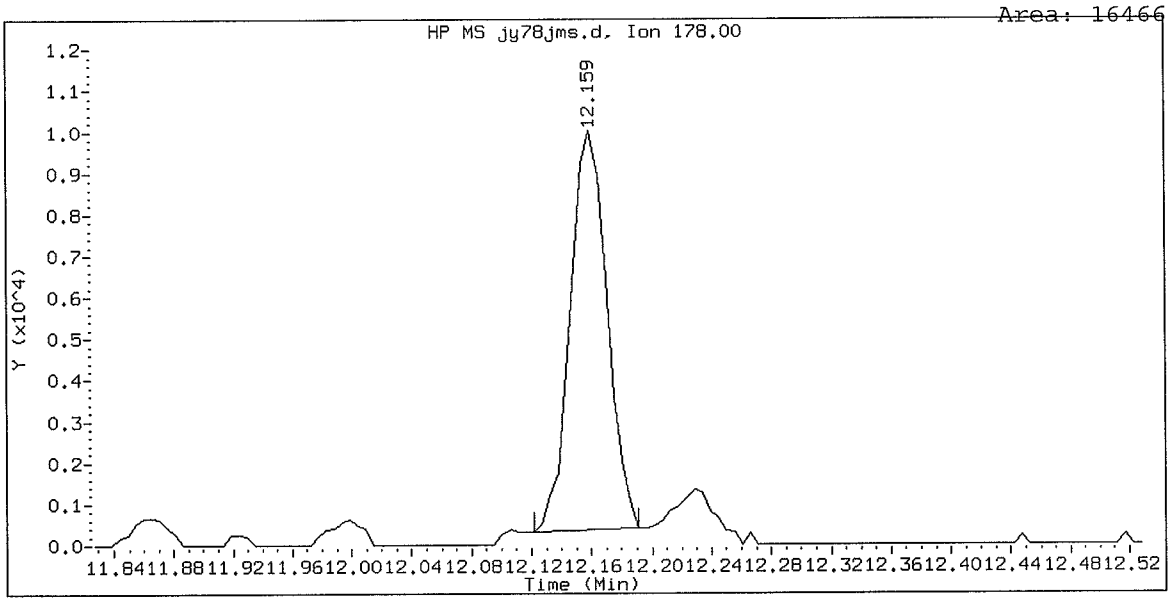

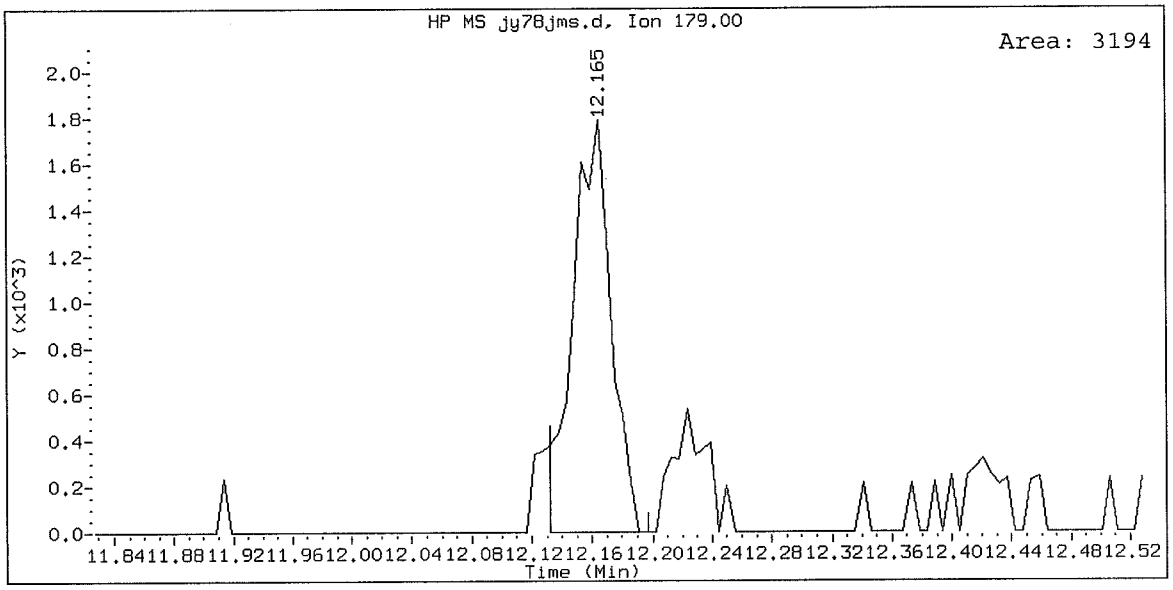

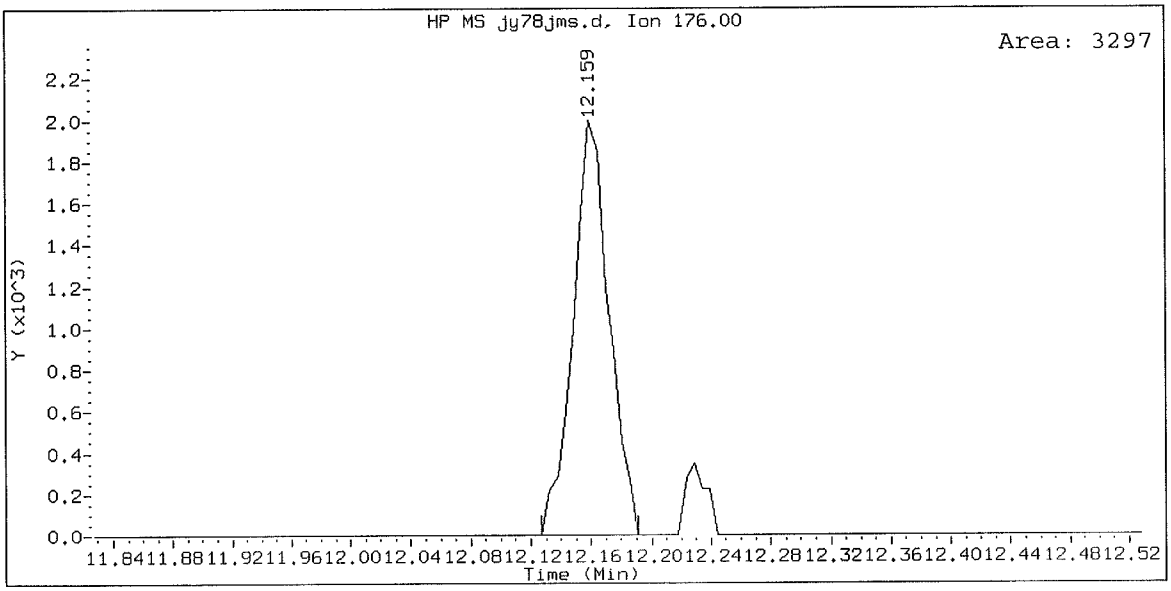

JY78JMS, /chem1/nt6.i/20061005.b/jy78jms.d
Benzo(b)fluoranthene Amount: 1.44

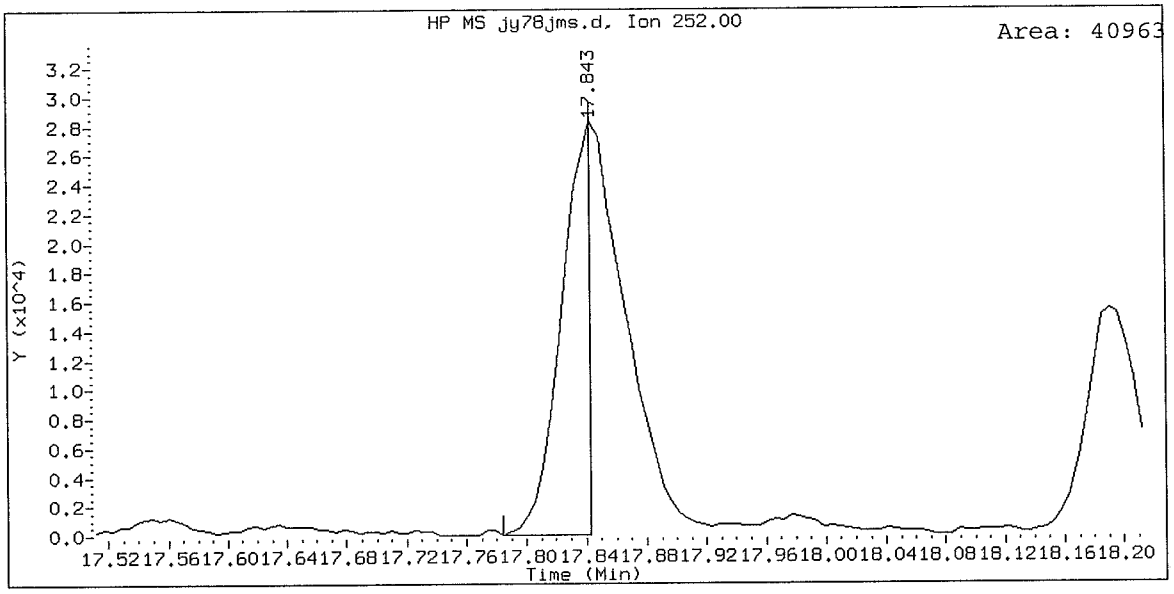

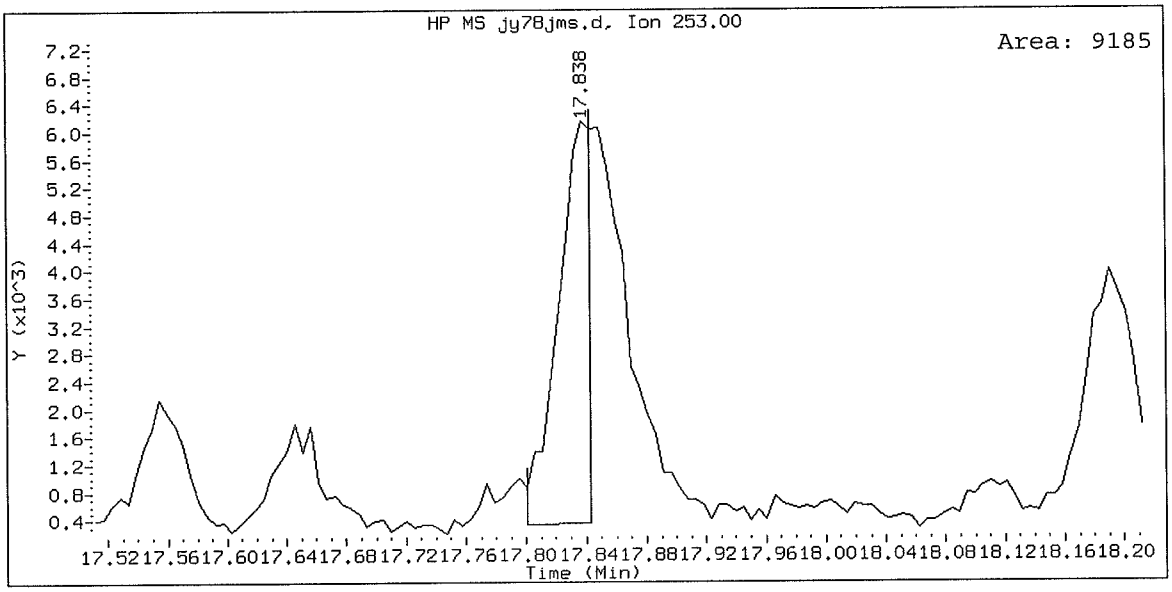

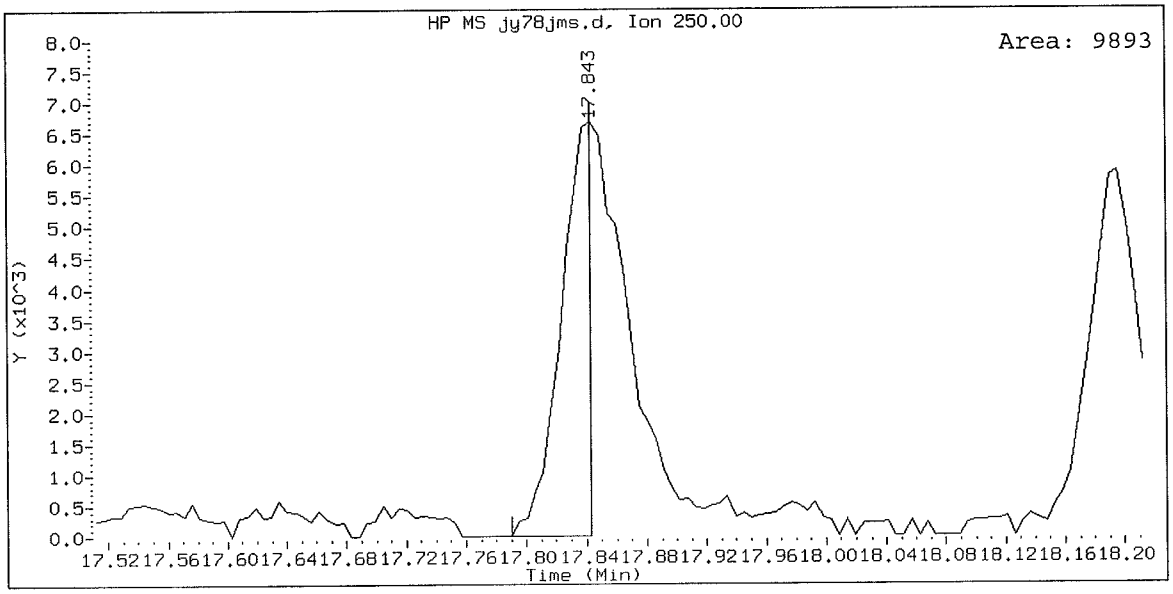

JY78JMS, /chem1/nt6.i/20061005.b/jy78jms.d
Benzo(k)fluoranthene Amount: 1.62

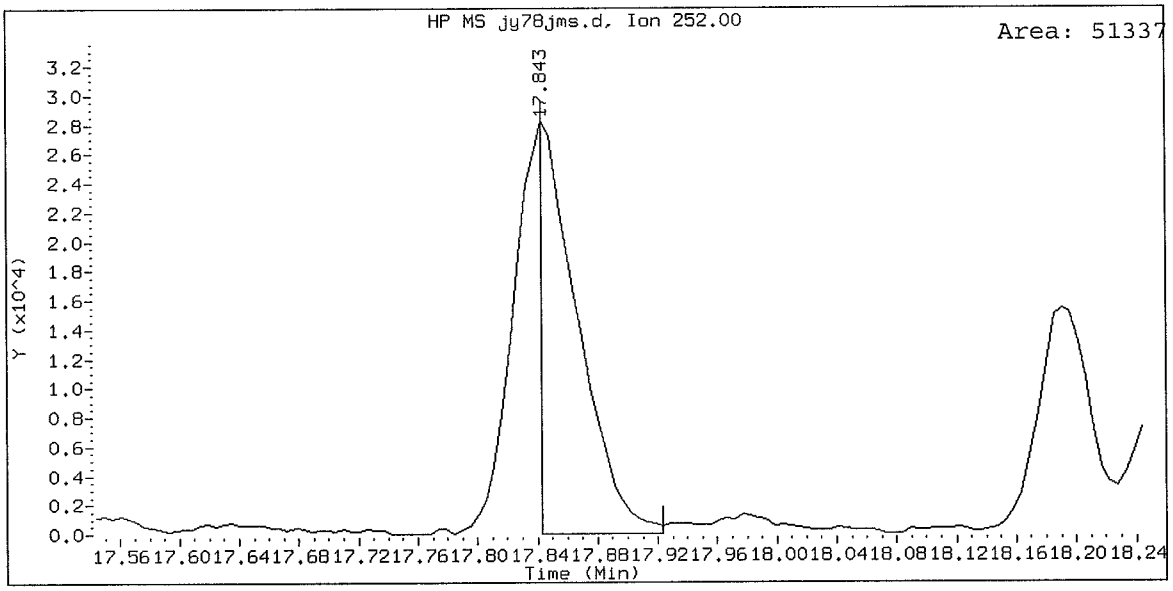

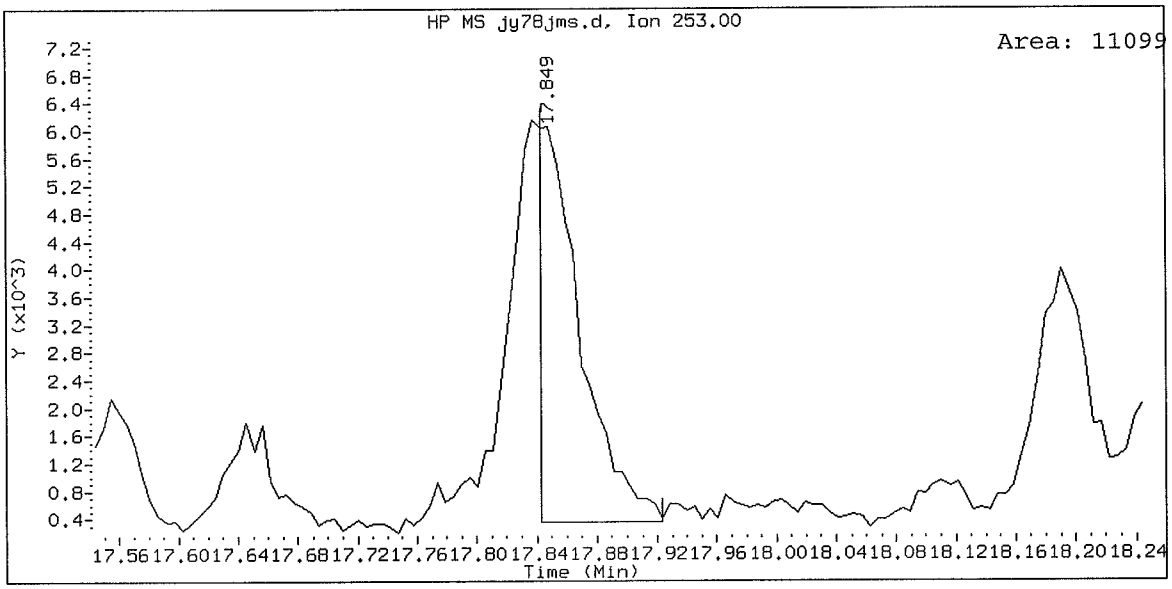

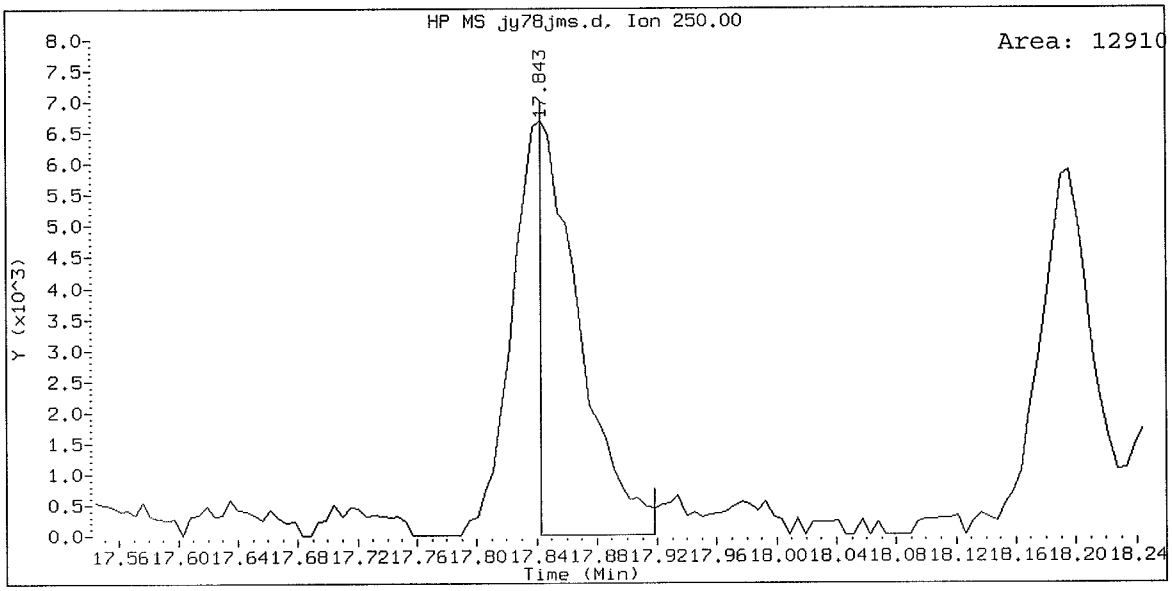

JY78JMS, /chem1/nt6.i/20061005.b/jy78jms.d
Indeno(1,2,3-cd)pyrene Amount: 0.61

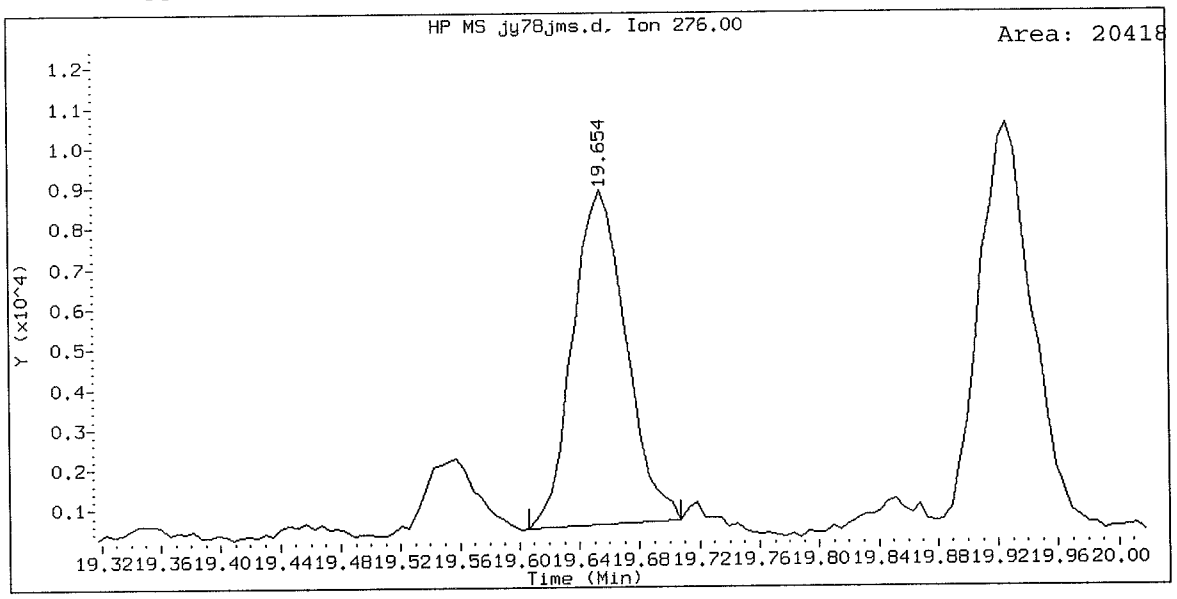

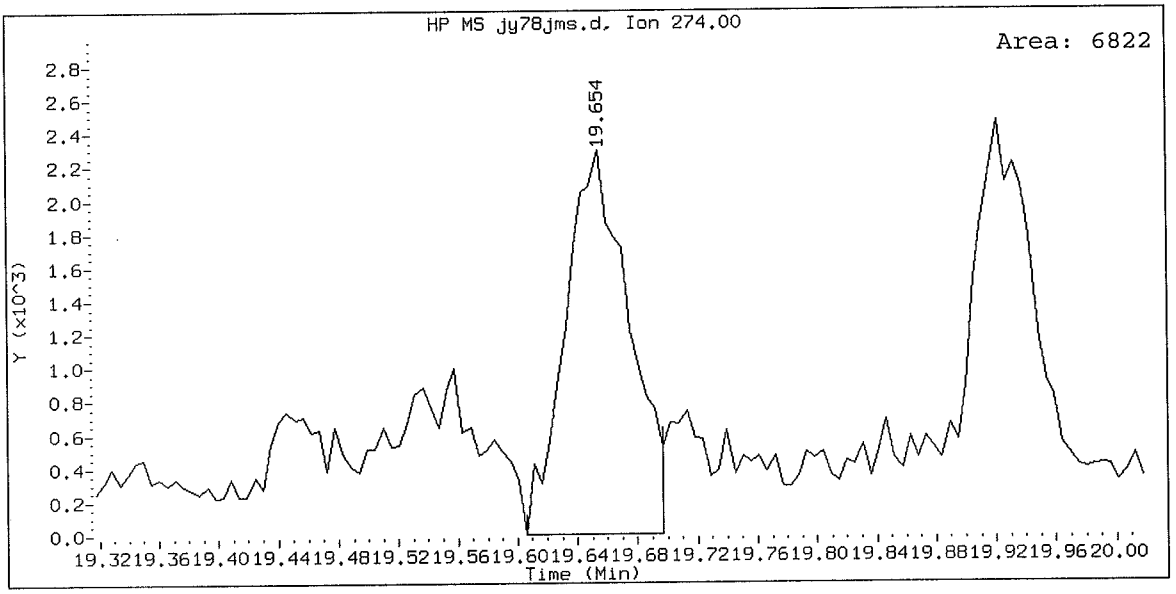

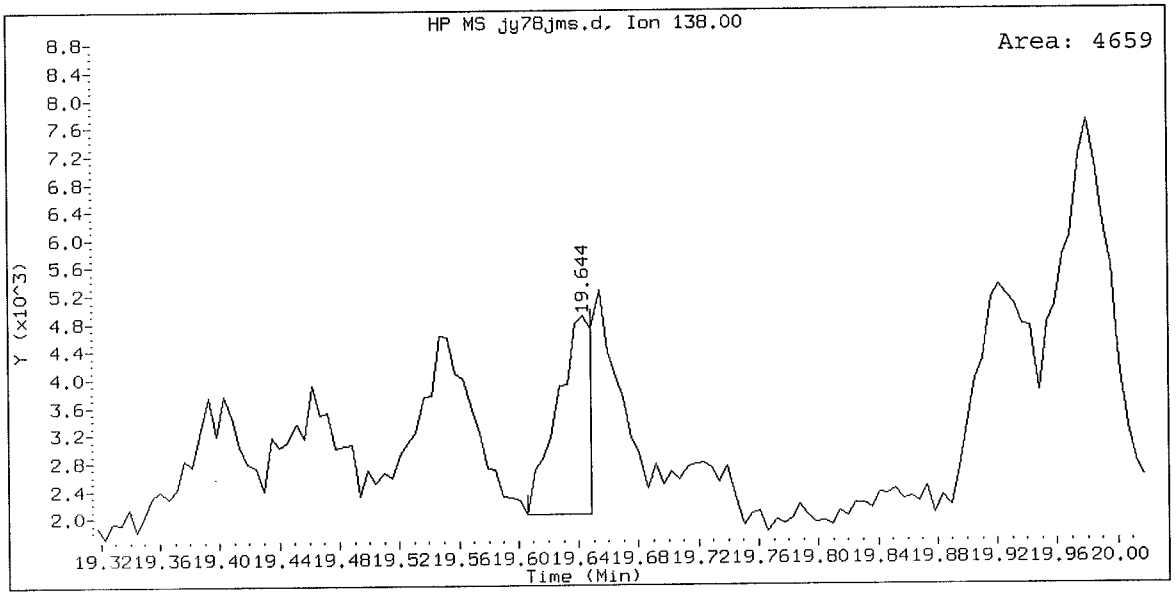

JY78JMS, /chem1/nt6.i/20061005.b/jy78jms.d
Benzo(g,h,i)perylene Amount: 0.68

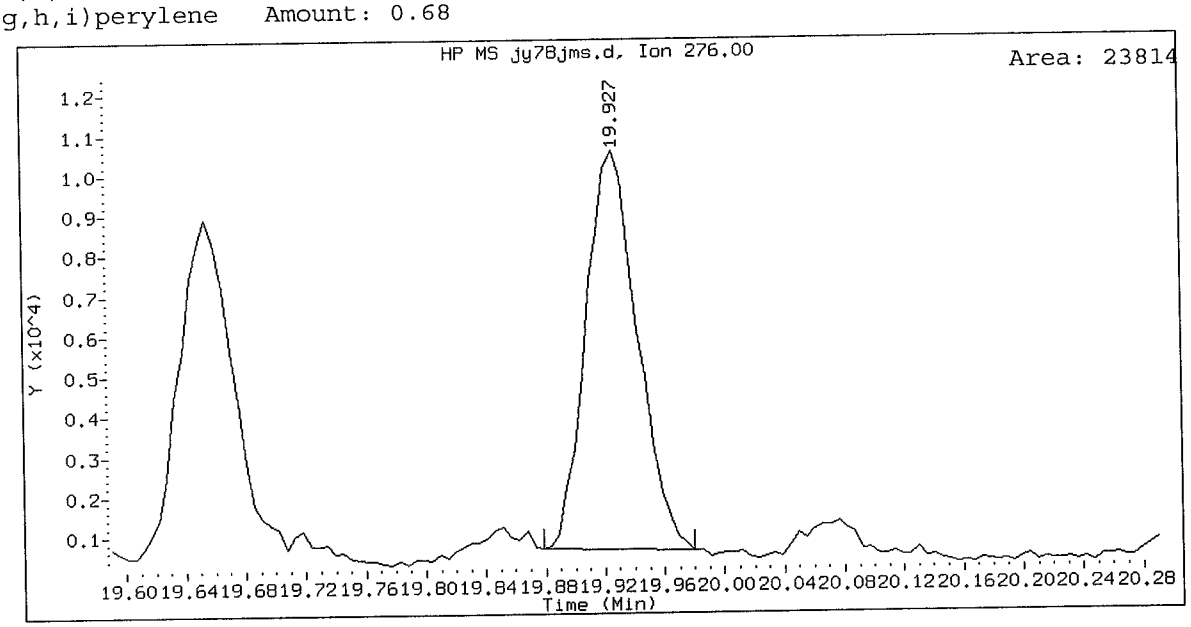

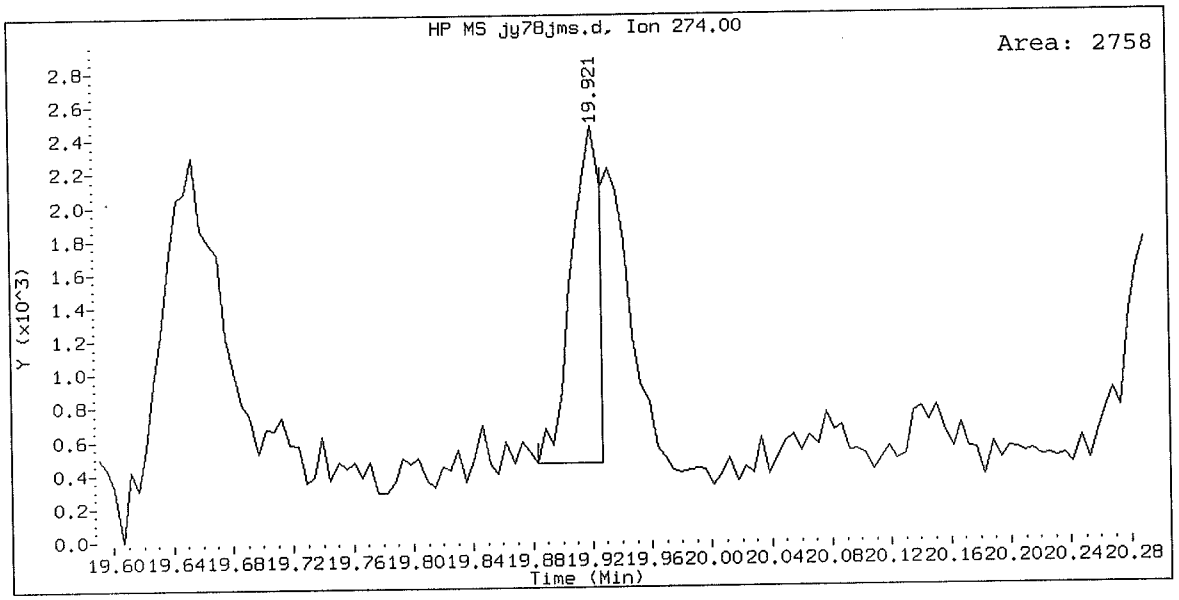

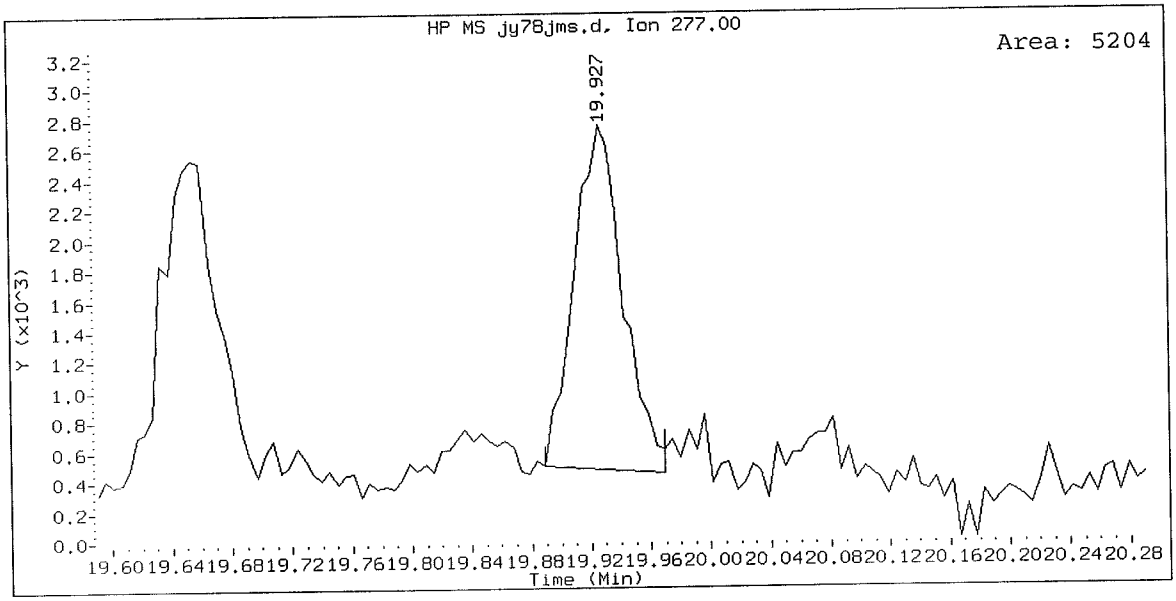

ANALYTICAL RESOURCES INCORPORATED

ORGANICS ANALYSIS DATA SHEET
PNAs by SW8270D GC/MS

Sample ID: S1-A-092806
MATRIX SPIKE DUPLICATE

Lab Sample ID: JY78J
LIMS ID: 06-18116
Matrix: Soil
Data Release Authorized:
Reported: 10/05/06

QC Report No: JY78-Anchor Environmental
Project: Chinook
060354-01
Date Sampled: 09/28/06
Date Received: 09/29/06

Date Extracted: 10/03/06
Date Analyzed: 10/05/06 14:15
Instrument/Analyst: NT6/LJR
GPC Cleanup: No
Alumina: No
Silica Gel: No

Sample Amount: 7.71 g-dry-wt
Final Extract Volume: 0.5 mL
Dilution Factor: 1.00
Percent Moisture: 44.9%
pH: 6.2

CAS Number	Analyte	RL	Result
91-20-3	Naphthalene	65	---
91-57-6	2-Methylnaphthalene	65	< 65 U
208-96-8	Acenaphthylene	65	< 65 U
83-32-9	Acenaphthene	65	---
86-73-7	Fluorene	65	< 65 U
85-01-8	Phenanthrene	65	< 65 U
120-12-7	Anthracene	65	< 65 U
206-44-0	Fluoranthene	65	---
129-00-0	Pyrene	65	< 65 U
56-55-3	Benzo(a)anthracene	65	---
218-01-9	**Chrysene**	**65**	**60 J**
205-99-2	**Benzo(b)fluoranthene**	**65**	**48 J**
207-08-9	**Benzo(k)fluoranthene**	**65**	**65**
50-32-8	Benzo(a)pyrene	65	< 65 U
193-39-5	Indeno(1,2,3-cd)pyrene	65	< 65 U
53-70-3	Dibenz(a,h)anthracene	65	< 65 U
191-24-2	Benzo(g,h,i)perylene	65	< 65 U
132-64-9	Dibenzofuran	65	< 65 U

Reported in µg/kg (ppb)

Semivolatile Surrogate Recovery	
d14-p-Terphenyl	34.5%
2-Fluorobiphenyl	37.0%

Analytical Resources, Inc.

Semivolatile Report SW846 Method 8270D

Data file : /chem1/nt6.i/20061005.b/jy78jmd.d
Lab Smp Id: JY78JMSD Client Smp ID: S1-A-092806 MSD
Inj Date : 05-OCT-2006 14:15
Operator : LJR Inst ID: nt6.i
Smp Info : JY78JMSD
Misc Info : 06-18116
Comment : 1ul Injection
Method : /chem1/nt6.i/20061005.b/SW846.m
Meth Date : 05-Oct-2006 14:51 jeff Quant Type: ISTD
Cal Date : 15-SEP-2006 13:02 Cal File: 0800915.d
Als bottle: 7 QC Sample: MSD
Dil Factor: 1.00000
Integrator: HP RTE Compound Sublist: pna.sub
Target Version: 3.50

LJR 10/5/06

Concentration Formula: Amt * DF * Vt/(Ws * (100 - M)/100) * CpndVariable

Name	Value	Description
DF	1.00000	Dilution Factor
Vt	500.00000	Volume of final extract (uL)
Ws	14.00000	Weight of sample extracted (g)
M	44.90000	% Moisture

Cpnd Variable Local Compound Variable

Compounds	QUANT SIG MASS	RT	EXP RT	REL RT	RESPONSE	CONCENTRATIONS ON-COLUMN (ug/mL)	CONCENTRATIONS FINAL (ug/kg)
* 27 Naphthalene-d8	136	7.091	7.101	(1.000)	572781	20.0000	
28 Naphthalene	128	7.123	7.128	(1.005)	281233	8.99448	583.0
32 2-Methylnaphthalene	141	Compound Not Detected.					
105 1-methylnaphthalene	141	Compound Not Detected.					
$ 36 2-Fluorobiphenyl	172	8.918	8.923	(0.904)	207599	9.25441	599.8
40 Acenaphthylene	152	Compound Not Detected.					
* 42 Acenaphthene-d10	164	9.868	9.874	(1.000)	317642	20.0000	
44 Acenaphthene	153	9.911	9.922	(1.004)	166746	9.13551	592.1(R)
46 Dibenzofuran	168	Compound Not Detected.					
49 Fluorene	166	Compound Not Detected.					
* 59 Phenanthrene-d10	188	12.128	12.144	(1.000)	460990	20.0000	
60 Phenanthrene	178	Compound Not Detected.					
61 Anthracene	178	Compound Not Detected.					
64 Fluoranthene	202	14.014	14.030	(1.155)	348568	12.8389	832.2
65 Pyrene	202	Compound Not Detected.					

	Compounds	QUANT SIG MASS	RT	EXP RT	REL RT	RESPONSE	CONCENTRATIONS ON-COLUMN (ug/mL)	FINAL (ug/kg)
$	66 Terphenyl-d14	244	14.773	14.783	(0.908)	212320	8.62240	558.9
	68 Benzo(a)anthracene	228	16.252	16.268	(0.999)	332423	10.1001	654.7
*	69 Chrysene-d12	240	16.274	16.290	(1.000)	452945	20.0000	
	71 Chrysene	228	16.300	16.322	(1.002)	28467	0.92106 LOC	59.70
	74 Benzo(b)fluoranthene	252	17.839	17.860	(0.973)	23100	0.74461 ↓	48.26(M)
	75 Benzo(k)fluoranthene	252	17.839	17.892	(0.973)	34548	1.00471	65.12(M)
	76 Benzo(a)pyrene	252	Compound Not Detected.					
*	77 Perylene-d12	264	18.341	18.346	(1.000)	506886	20.0000	
	78 Indeno(1,2,3-cd)pyrene	276	Compound Not Detected.					
	79 Dibenzo(a,h)anthracene	278	Compound Not Detected.					
	80 Benzo(g,h,i)perylene	276	Compound Not Detected.					

QC Flag Legend

R - Spike/Surrogate failed recovery limits.
M - Compound response manually integrated.

Analytical Resources, Inc.

INTERNAL STANDARD COMPOUNDS
AREA AND RT SUMMARY

Instrument ID: nt6.i
Lab File ID: jy78jmd.d
Lab Smp Id: JY78JMSD
Analysis Type: SV
Quant Type: ISTD
Operator: LJR
Method File: /chem1/nt6.i/20061005.b/SW846.m
Misc Info: 06-18116

Calibration Date: 05-OCT-2006
Calibration Time: 09:59
Client Smp ID: S1-A-092806 MSD
Level: LOW
Sample Type: Soil

COMPOUND	STANDARD	AREA LIMIT LOWER	AREA LIMIT UPPER	SAMPLE	%DIFF
27 Naphthalene-d8	565695	282848	1131390	572781	1.25
42 Acenaphthene-d10	310106	155053	620212	317642	2.43
59 Phenanthrene-d10	435646	217823	871292	460990	5.82
69 Chrysene-d12	317327	158664	634654	452945	42.74
77 Perylene-d12	388218	194109	776436	506886	30.57

COMPOUND	STANDARD	RT LIMIT LOWER	RT LIMIT UPPER	SAMPLE	%DIFF
27 Naphthalene-d8	7.10	6.60	7.60	7.09	-0.15
42 Acenaphthene-d10	9.87	9.37	10.37	9.87	-0.05
59 Phenanthrene-d10	12.14	11.64	12.64	12.13	-0.13
69 Chrysene-d12	16.29	15.79	16.79	16.27	-0.10
77 Perylene-d12	18.35	17.85	18.85	18.34	-0.03

AREA UPPER LIMIT = +100% of internal standard area.
AREA LOWER LIMIT = - 50% of internal standard area.
RT UPPER LIMIT = + 0.50 minutes of internal standard RT.
RT LOWER LIMIT = - 0.50 minutes of internal standard RT.

Analytical Resources, Inc.

RECOVERY REPORT

Client Name: Anchor
Sample Matrix: SOLID
Lab Smp Id: JY78JMSD
Level: LOW
Data Type: MS DATA
SpikeList File: pnamss.spk
Sublist File: pna.sub
Method File: /chem1/nt6.i/20061005.b/SW846.m
Misc Info: 06-18116

Client SDG: JY78
Fraction: SV
Client Smp ID: S1-A-092806 MSD
Operator: LJR
SampleType: MSD
Quant Type: ISTD

SPIKE COMPOUND	CONC ADDED ug/kg	CONC RECOVERED ug/kg	% RECOVERED	LIMITS
28 Naphthalene	1620	583.0	35.98	21-113
44 Acenaphthene	1620	592.1	36.54*	40-107
64 Fluoranthene	1620	832.2	51.36	40-119
68 Benzo(a)anthracene	1620	654.7	40.40	39-116

SURROGATE COMPOUND	CONC ADDED ug/kg	CONC RECOVERED ug/kg	% RECOVERED	LIMITS
$ 36 2-Fluorobiphenyl	1620	599.8	37.02	30-160
$ 66 Terphenyl-d14	1620	558.9	34.49	30-123

Data File: /chem1/nt6.i/20061005.b/jy78jmd.d
Date : 05-OCT-2006 14:15
Client ID: S1-A-092806 MSD
Sample Info: JY78JMSD
Volume Injected (uL): 1.0
Column phase: ZB-5

Instrument: nt6.i
Operator: LJR
Column diameter: 0.32

0222

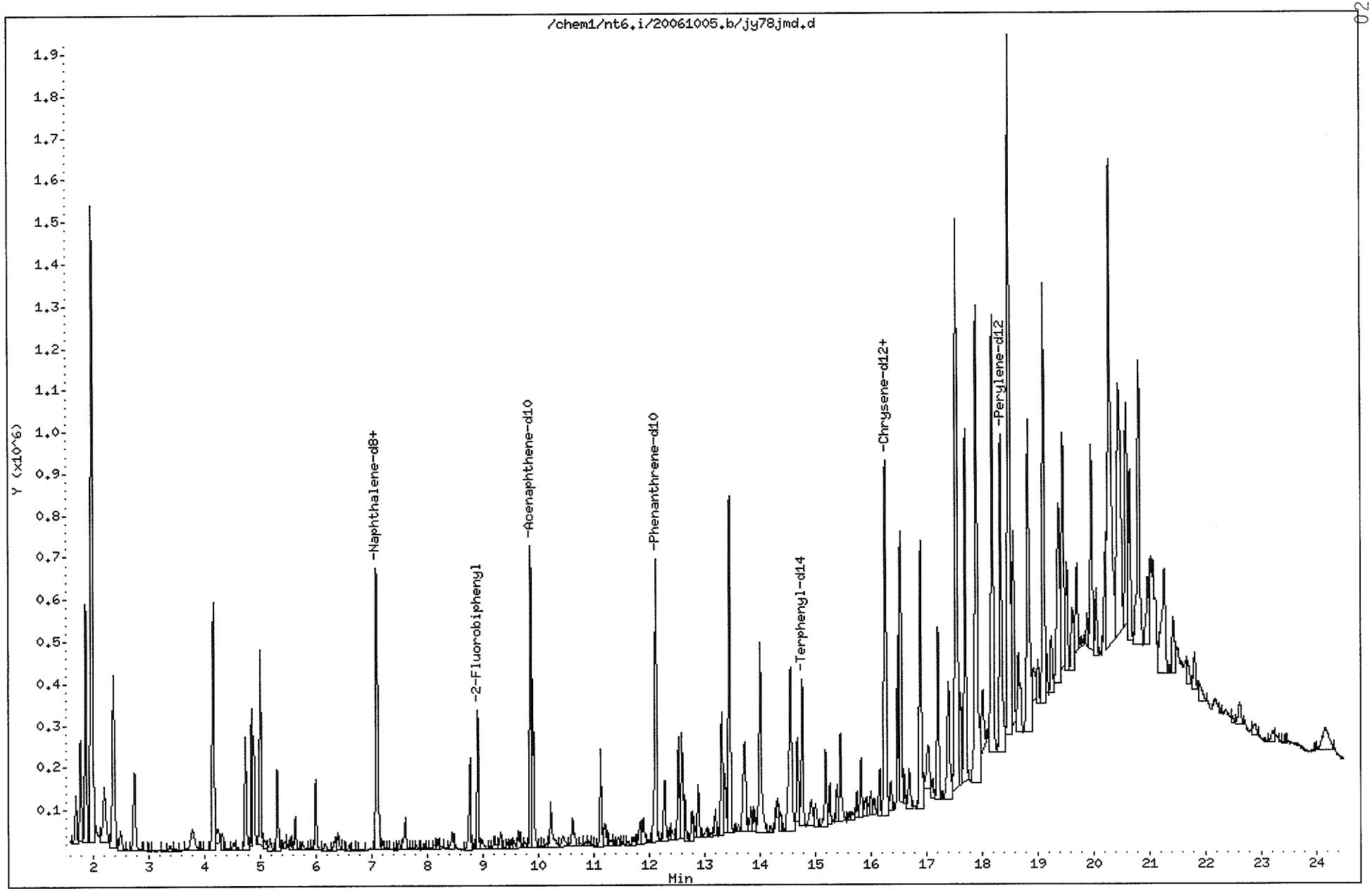

JY78JMSD, /chem1/nt6.i/20061005.b/jy78jmd.d
Benzo(b)fluoranthene Amount: 0.74

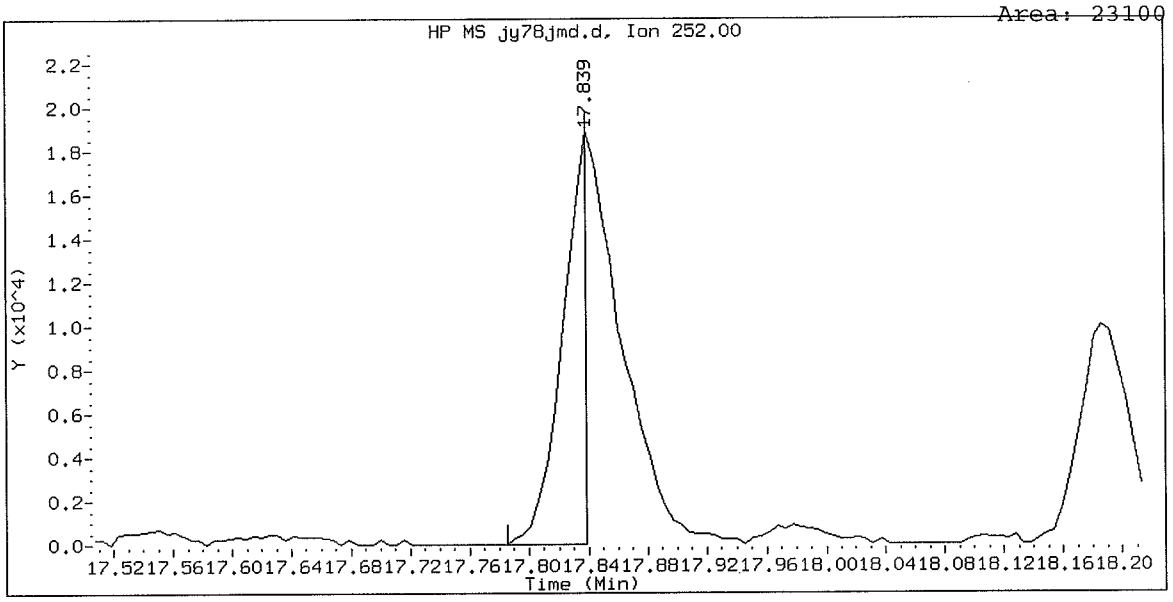

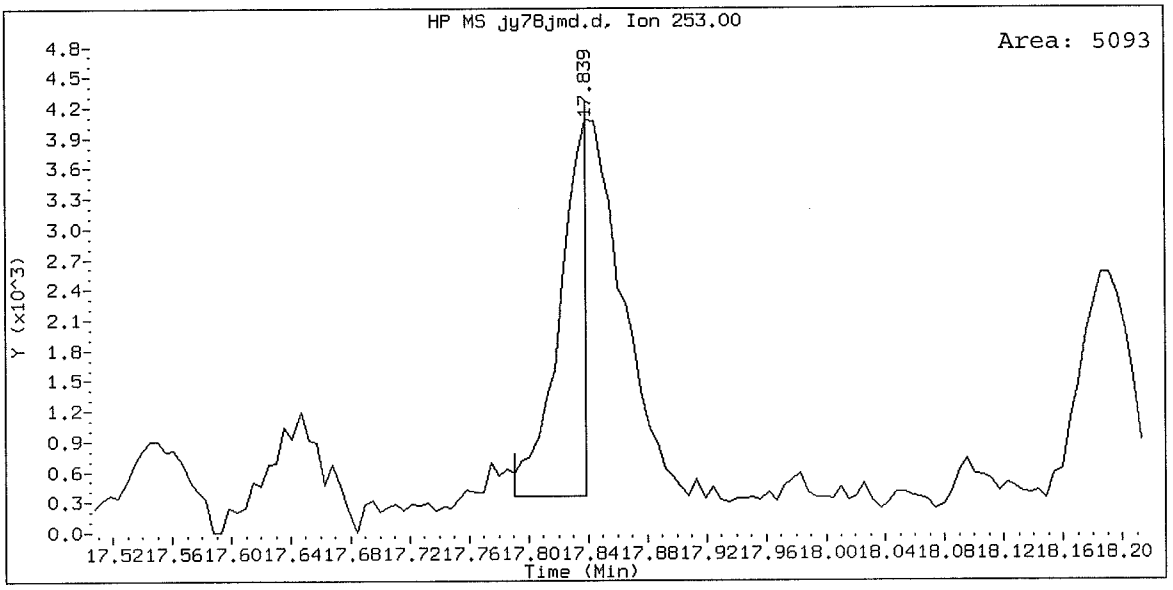

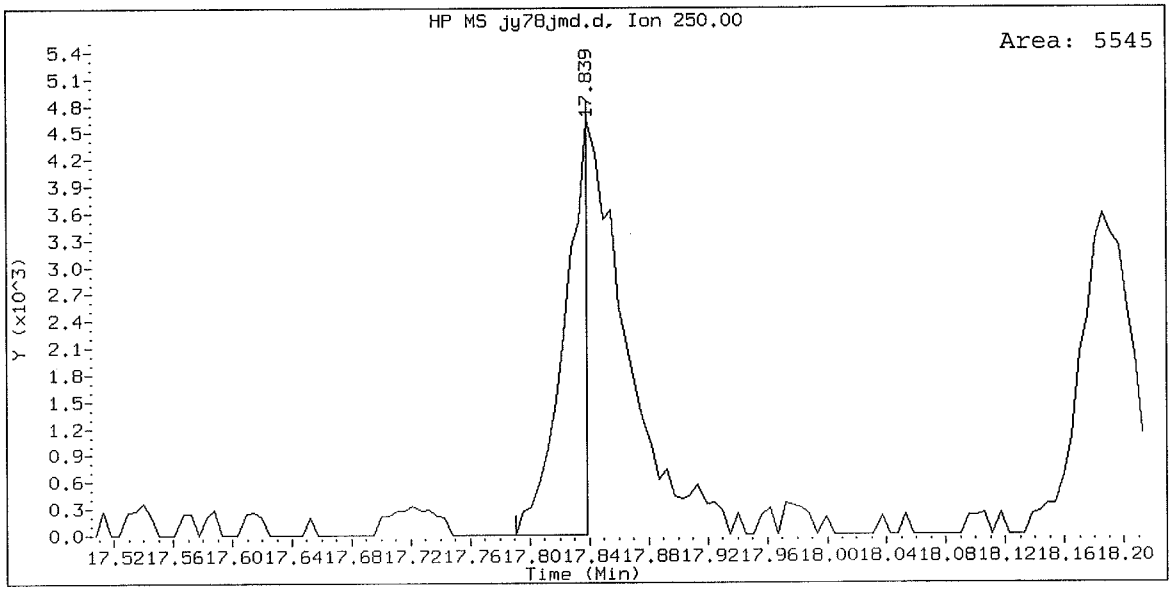

JY78JMSD, /chem1/nt6.i/20061005.b/jy78jmd.d
Benzo(k)fluoranthene Amount: 1.00

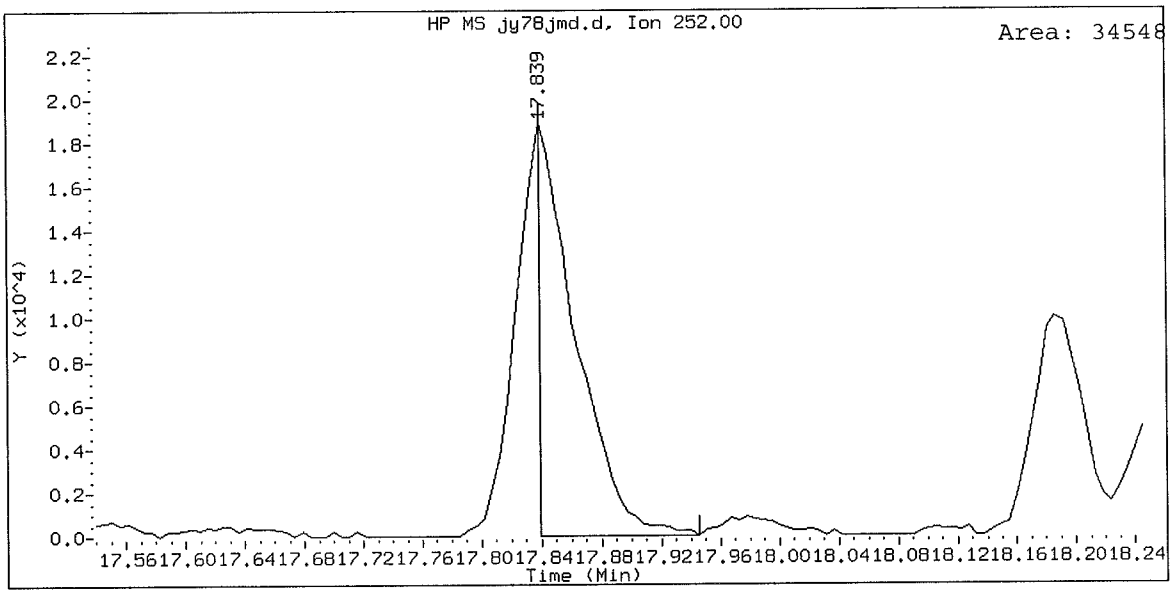

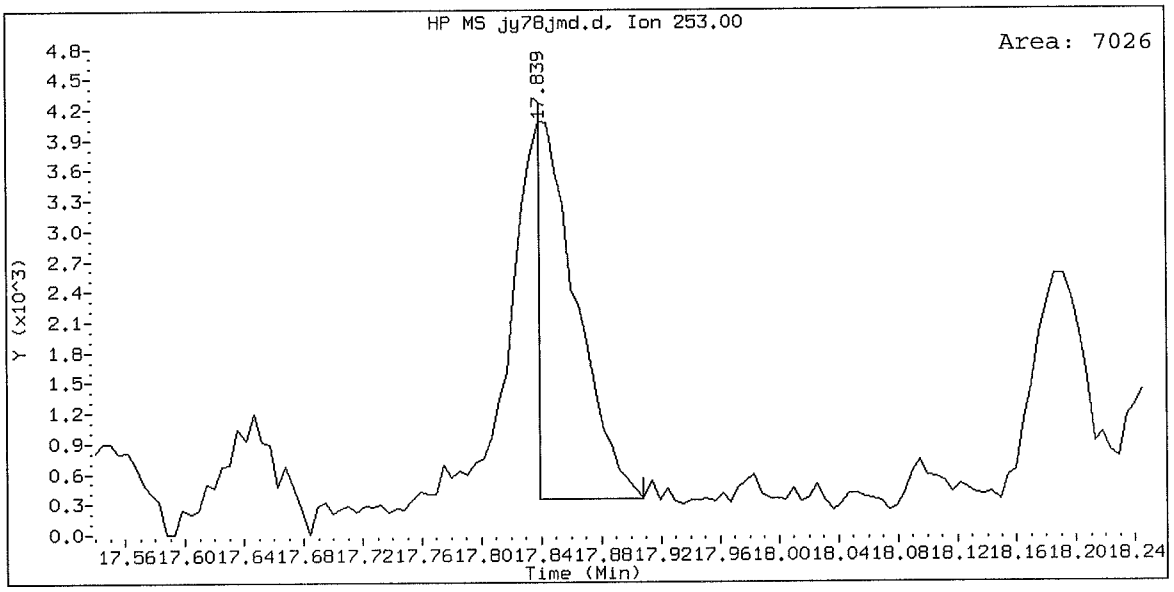

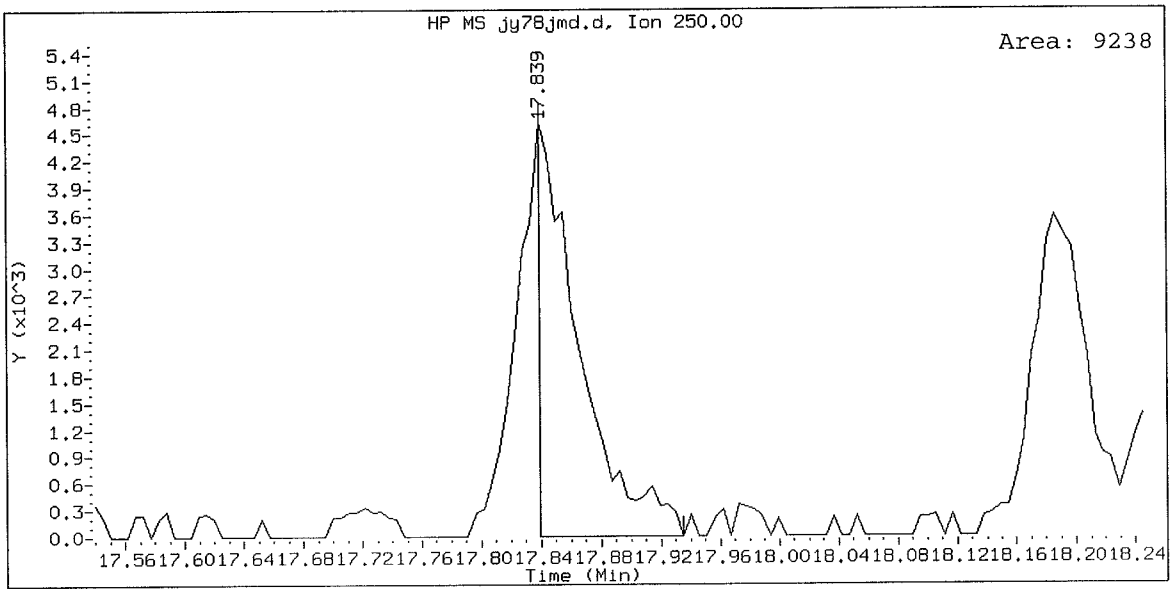

Analytical Resources, Inc.

Semivolatile Report SW846 Method 8270D

Data file : /chem1/nt6.i/20061005.b/jy78sb.d
Lab Smp Id: JY78LCSS1 Client Smp ID: JY78LCSS1
Inj Date : 05-OCT-2006 11:03
Operator : LJR/vts Inst ID: nt6.i
Smp Info : JY78LCSS1
Misc Info : 06-18116
Comment : 1ul Injection
Method : /chem1/nt6.i/20061005.b/SW846.m
Meth Date : 05-Oct-2006 12:01 jeff Quant Type: ISTD
Cal Date : 15-SEP-2006 13:02 Cal File: 0800915.d
Als bottle: 2 QC Sample: LCS
Dil Factor: 1.00000
Integrator: HP RTE Compound Sublist: pna.sub
Target Version: 3.50

LJR 10/5/06

Concentration Formula: Amt * DF * Vt/(Ws * (100 - M)/100) * CpndVariable

Name	Value	Description
DF	1.00000	Dilution Factor
Vt	500.00000	Volume of final extract (uL)
Ws	7.50000	Weight of sample extracted (g)
M	0.00000	% Moisture

Cpnd Variable Local Compound Variable

Compounds	QUANT SIG MASS	RT	EXP RT	REL RT	RESPONSE	CONCENTRATIONS ON-COLUMN (ug/mL)	CONCENTRATIONS FINAL (ug/kg)
* 27 Naphthalene-d8	136	7.086	7.101	(1.000)	520220	20.0000	
28 Naphthalene	128	7.113	7.128	(1.004)	592929	20.8792	1392
32 2-Methylnaphthalene	141	8.235	8.244	(1.162)	317616	20.5749	1372
105 1-methylnaphthalene	141	8.390	8.399	(1.184)	315064	21.0921	1406
$ 36 2-Fluorobiphenyl	172	8.919	8.923	(0.904)	416292	20.1062	1340
40 Acenaphthylene	152	9.613	9.623	(0.974)	596305	21.9140	1461
* 42 Acenaphthene-d10	164	9.869	9.874	(1.000)	293176	20.0000	
44 Acenaphthene	153	9.912	9.922	(1.004)	351564	20.8685	1391
46 Dibenzofuran	168	10.174	10.189	(1.031)	493662	21.1142	1408
49 Fluorene	166	10.708	10.718	(1.085)	412127	21.8749	1458
* 59 Phenanthrene-d10	188	12.134	12.144	(1.000)	414880	20.0000	
60 Phenanthrene	178	12.167	12.176	(1.003)	577033	22.4455	1496
61 Anthracene	178	12.236	12.246	(1.008)	577646	22.4914	1499
64 Fluoranthene	202	14.015	14.030	(1.155)	569665	23.3146	1554
65 Pyrene	202	14.330	14.345	(0.881)	616265	19.9992	1333

Data File: /chem1/nt6.i/20061005.b/jy78sb.d
Report Date: 05-Oct-2006 12:01

Compounds	QUANT SIG MASS	RT	EXP RT	REL RT	RESPONSE	CONCENTRATIONS ON-COLUMN (ug/mL)	CONCENTRATIONS FINAL (ug/kg)
$ 66 Terphenyl-d14	244	14.768	14.783	(0.907)	368661	19.9575	1330
68 Benzo(a)anthracene	228	16.253	16.268	(0.999)	553709	22.4262	1495
* 69 Chrysene-d12	240	16.275	16.290	(1.000)	339785	20.0000	
71 Chrysene	228	16.312	16.322	(1.002)	531723	22.9337	1529
74 Benzo(b)fluoranthene	252	17.845	17.860	(0.973)	511399	20.8375	1389
75 Benzo(k)fluoranthene	252	17.877	17.892	(0.975)	732102	26.9129	1794 (M)
76 Benzo(a)pyrene	252	18.251	18.266	(0.996)	560902	23.9777	1599
* 77 Perylene-d12	264	18.331	18.346	(1.000)	400995	20.0000	
78 Indeno(1,2,3-cd)pyrene	276	19.640	19.666	(1.071)	553578	19.2711	1285
79 Dibenzo(a,h)anthracene	278	19.699	19.719	(1.075)	564907	20.4471	1363
80 Benzo(g,h,i)perylene	276	19.913	19.938	(1.086)	582608	19.4041	1294

QC Flag Legend

M - Compound response manually integrated.

Data File: /chem1/nt6.i/20061005.b/jy78sb.d
Report Date: 05-Oct-2006 12:01

Analytical Resources, Inc.

INTERNAL STANDARD COMPOUNDS
AREA AND RT SUMMARY

Instrument ID: nt6.i
Lab File ID: jy78sb.d
Lab Smp Id: JY78LCSS1
Analysis Type: SV
Quant Type: ISTD
Operator: LJR/vts
Method File: /chem1/nt6.i/20061005.b/SW846.m
Misc Info: 06-18116

Calibration Date: 05-OCT-2006
Calibration Time: 09:59
Client Smp ID: JY78LCSS1
Level: LOW
Sample Type: Solid

COMPOUND	STANDARD	AREA LIMIT LOWER	AREA LIMIT UPPER	SAMPLE	%DIFF
27 Naphthalene-d8	565695	282848	1131390	520220	-8.04
42 Acenaphthene-d10	310106	155053	620212	293176	-5.46
59 Phenanthrene-d10	435646	217823	871292	414880	-4.77
69 Chrysene-d12	317327	158664	634654	339785	7.08
77 Perylene-d12	388218	194109	776436	400995	3.29

COMPOUND	STANDARD	RT LIMIT LOWER	RT LIMIT UPPER	SAMPLE	%DIFF
27 Naphthalene-d8	7.10	6.60	7.60	7.09	-0.21
42 Acenaphthene-d10	9.87	9.37	10.37	9.87	-0.04
59 Phenanthrene-d10	12.14	11.64	12.64	12.13	-0.08
69 Chrysene-d12	16.29	15.79	16.79	16.27	-0.09
77 Perylene-d12	18.35	17.85	18.85	18.33	-0.08

AREA UPPER LIMIT = +100% of internal standard area.
AREA LOWER LIMIT = - 50% of internal standard area.
RT UPPER LIMIT = + 0.50 minutes of internal standard RT.
RT LOWER LIMIT = - 0.50 minutes of internal standard RT.

Data File: /chem1/nt6.i/20061005.b/jy78sb.d
Report Date: 05-Oct-2006 12:01

Analytical Resources, Inc.

RECOVERY REPORT

Client Name: Anchor
Sample Matrix: SOLID
Lab Smp Id: JY78LCSS1
Level: LOW
Data Type: MS DATA
SpikeList File: pnalcss.spk
Sublist File: pna.sub
Method File: /chem1/nt6.i/20061005.b/SW846.m
Misc Info: 06-18116

Client SDG: JY78
Fraction: SV
Client Smp ID: JY78LCSS1
Operator: LJR/vts
SampleType: LCS
Quant Type: ISTD

SPIKE COMPOUND	CONC ADDED ug/kg	CONC RECOVERED ug/kg	% RECOVERED	LIMITS
28 Naphthalene	1667	1392	83.52	50-103
44 Acenaphthene	1667	1391	83.47	47-110
64 Fluoranthene	1667	1554	93.26	57-121
68 Benzo(a)anthracene	1667	1495	89.70	55-103

SURROGATE COMPOUND	CONC ADDED ug/kg	CONC RECOVERED ug/kg	% RECOVERED	LIMITS
$ 36 2-Fluorobiphenyl	1667	1340	80.42	30-160
$ 66 Terphenyl-d14	1667	1330	79.83	30-123

Data File: /chem1/nt6.i/20061005.b/jy78sb.d
Date : 05-OCT-2006 11:03
Client ID: JY78LCSS1
Sample Info: JY78LCSS1
Volume Injected (uL): 1.0
Column phase: ZB-5

Instrument: nt6.i

Operator: LJR/vts
Column diameter: 0.32

0229

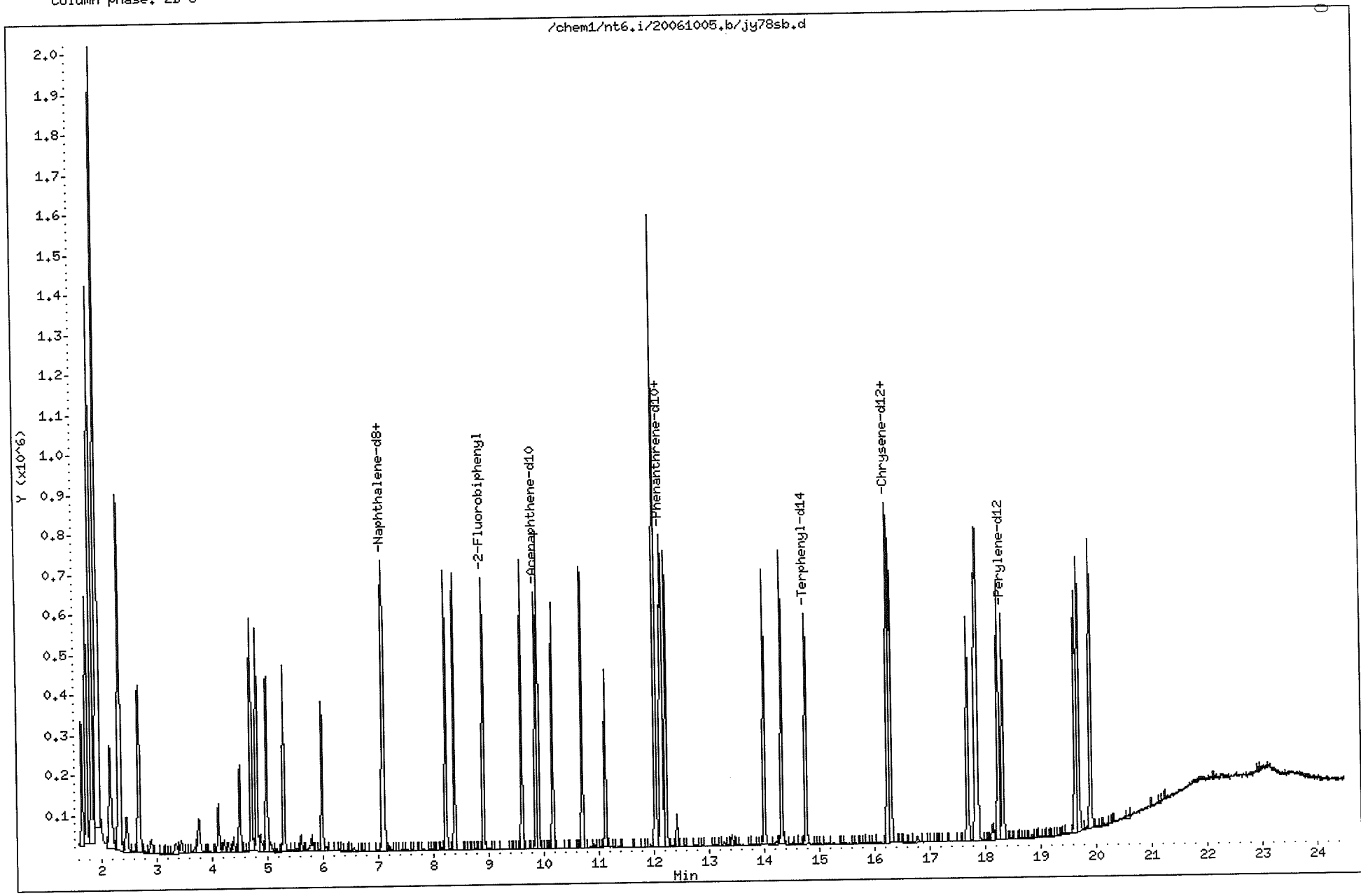

JY78LCSS1, /chem1/nt6.i/20061005.b/jy78sb.d
Benzo(k)fluoranthene Amount: 26.91

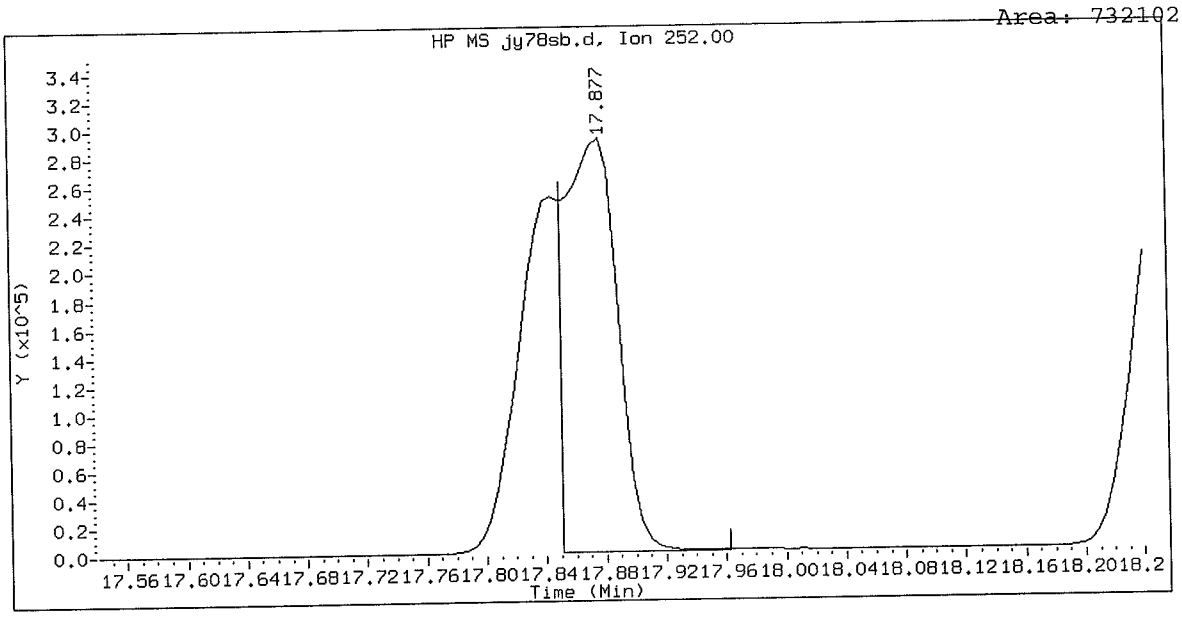

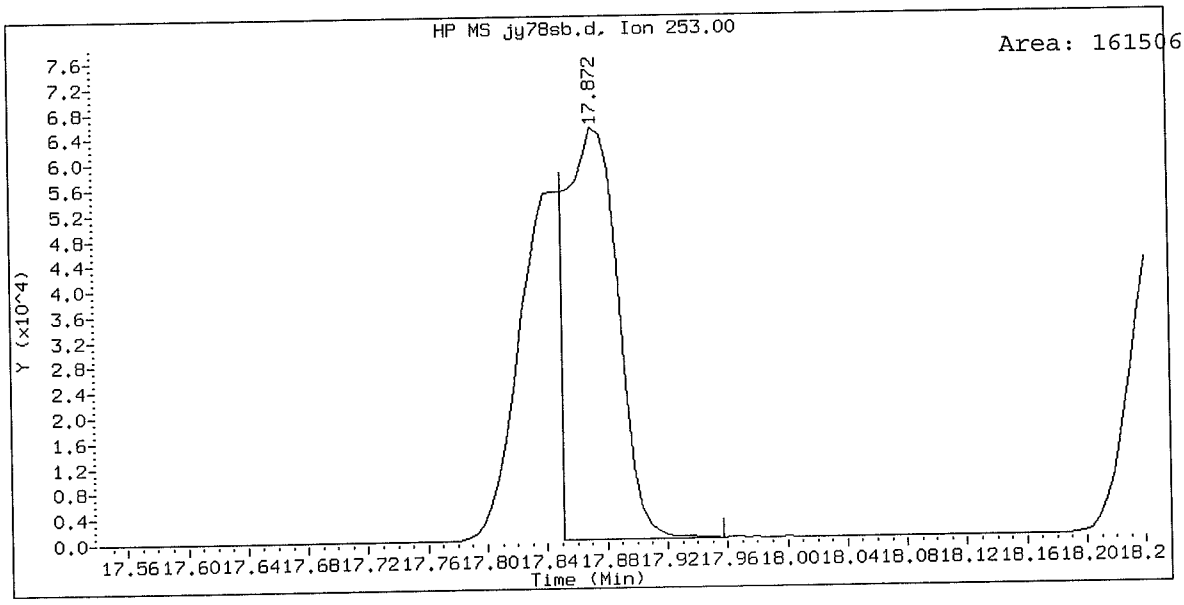

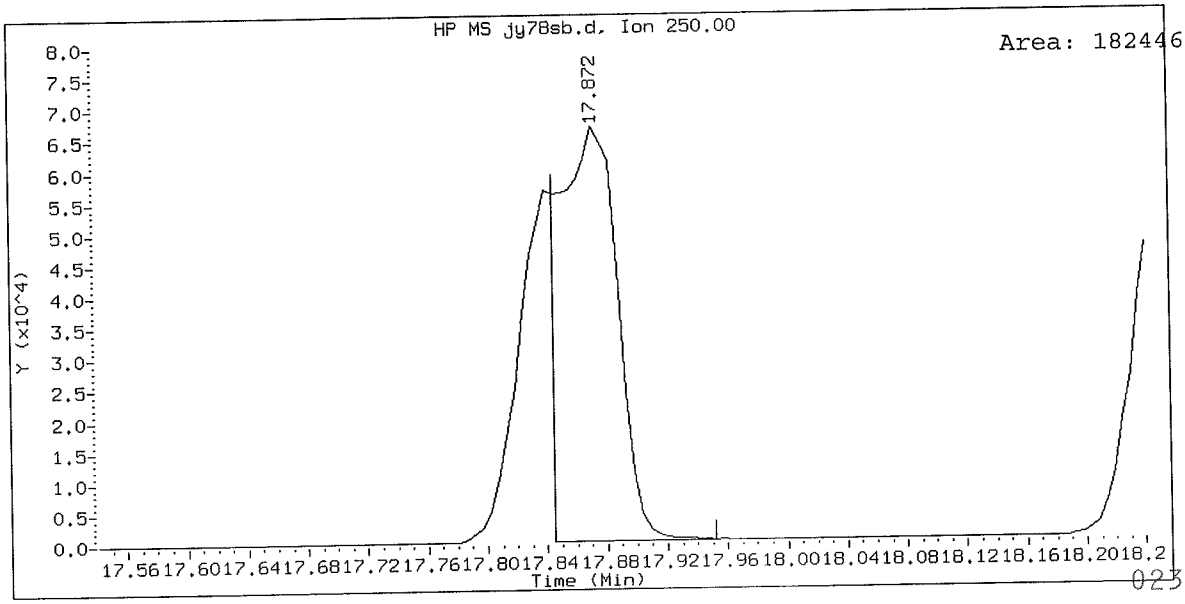

PNA Analysis
Extraction Benchsheets and Run Logs

prepared
for

ANCHOR ENVIRONMENTAL

Project: Chinook, 060354-01

ARI JOB NO: JY78

prepared
by

Analytical Resources, Inc.

QA LIMs # _____
EXT LIMs # _____
Bid # PA1053N.01

(8270)PNA/ SIM PNA/(8310)PNA– Soil/Sediment
In House X PSDDA____Pro-Sep_____
(3550B) Microtip____
(3550B Macrotip X
KD X
Turbovap X

ANALYTICAL RESOURCES INCORPORATED

Client Name: Anchor Environmental

ARI Job No(s): ~~JH48~~ 8/10/3 JH78

Extraction Requirements (ARI Lab ID)	Client Sample ID	Amount Extracted (g)	GPC Aliquot #1 / #2	Alumina Aliquot	Final Effective Volume (mL)	Volume To Lab (mL)	Time Extracted 13:40 Comments
MB: JH78MB3	10/3	7.50			0.5	0.5	
SB: SBS	↓	7.50			↓	↓	
H	Checked	14.50					
I		16.04					
J		14.01					
JMS		14.02					
JMSD	↓	14.00			↓	↓	
GS 10/3 Date/Analyst:					SP 10/4/06		

KD/NC 10/4/06

Surrogate Amount: 125uL Added By: GS /Spk. Witness Q.H.
Concentration: 100/150ng/mL ID: 1420.4B

Spike Amount: 125uL Added By: GS /Spk. Witness Q.H.
Concentration: 100/1500ng/mL ID: 1396.05

(DCM) Solvent Lot ID: I3288
(Acetonitrile) Solvent Lot ID: N/A
(1:1 DCM/Acetone) Reagent ID: #535
(2%) Alumina ID: N/A
Na2So4 ID: #7 9/15/06
Neutral glasswool ID: #1 7/19/06

SP only

Spike Amount: 125uL Added by GS SPK Wtn. Q.H. Hexane: I3263
Concentration: 100ng/mL ID 1322.03

3007F

Revision 6
7/29/03

ANALYTICAL
RESOURCES
INCORPORATED

ANALYST NOTES - Organic Extractions

ARI Job No: JY78 Client Name: Anchor Environmental

Parameter: 8270 PNA Client Project: Chinook

3575 SOP Number(s) [ ] No Anomalies

List problems, corrective actions, and any other pertinent information:

Extraction
Analyst: _____ Date Extracted: _____

See Reverse Side for Additional Information

3056F

Rev. 5
2/15/01

Analytical Resources, Incorporated
Analytical Chemists and Consultants

GC/MS SVOA Analyst Notes / Corrective Action Log

ARI Project ID: JY78 Client ID: Anchor

ARI SOP: **801S**(SIM-PNA) **802S**(BTS-HX) **803S**(BTS-PW) **804S**(8270D) **805S**(BTS-ET)

Parameter(s): PNAs

Instrument: NT-1 NT-2 NT-4 NT-6

Curve Date: 9/15/06 Analysis Start Date: 10/5/06

DFTPP Tune Meets Criteria?	YES / NO	Method Blank in Control?	YES / NO
DDT Breakdown <20%?	YES / NO / NA	LCS / LCSD Recovery in Control?	YES / NO
Peak Tailing Factor in Control?	YES / NO / NA	MS/MSD Recovery in Control?	YES / NO
ICal Meets RF & %RSD Criteria?	YES / NO	Surrogate Recovery in Control?	YES / NO
CCal Meets RF & %RSD Criteria?	YES / NO	Special Analysis Criteria Met?	YES / NO / NA
Internal Standard Meets Criteria?	YES / NO		

Detail problems, corrective actions and/or other pertinent information below (use reverse side when necessary): - High MS/MSD RPDs. Low MSD recoveries. MSD extract noticeably lighter than MS. — Homogenity?

Look like MSD lower during Concentration Step. Turbo VAP.
RPDs 54.7 - 60.5%
Surr 57.6%RD - 66% RPD

LJR
10/5/06

Additional Details on Reverse: Yes / No

Analyst Signature: [signature] **Date:** 10/5/06

Reviewer's Signature: [signature] **Date:** 10/5/06

Analytical Resources, Incorporated
Analytical Chemists and Consultants

GC/MS SVOA Analyst Notes / Corrective Action Log

ARI Project ID: NTL Curve Client ID: ART

ARI SOP: **801S**(SIM-PNA) **802S**(BTS-HX) **803S**(BTS-PW) **804S**(8270D) **805S**(BTS-ET)

Parameter(s): BANS

Instrument: NT-1 NT-2 NT-4 (NT-6)

Curve Date: 9/15/06 Analysis Start Date: —

DFTPP Tune Meets Criteria? (YES) / NO

DDT Breakdown <20%? (YES) / NO / NA

Peak Tailing Factor in Control? (YES) / NO / NA

Cal Meets RF & %RSD Criteria? (YES) / NO

CCal Meets RF & %RSD Criteria? ~~YES / NO~~

Internal Standard Meets Criteria? (YES) / NO

Method Blank in Control? ~~YES / NO~~

LCS / LCSD Recovery in Control? (YES) / NO

MS/MSD Recovery in Control? ~~YES / NO~~

Surrogate Recovery in Control? (YES) / NO

Special Analysis Criteria Met? (YES) / NO / NA

Detail problems, corrective actions and/or other pertinent information below (use reverse side when necessary): - Linear fitting 2,4-Dinitrophenol.

- Area @ 57.4

LJK 9/18/06

Additional Details on Reverse: Yes / (No)

Analyst Signature: [signature] **Date:** 9/18/06

Reviewer's Signature: [signature] **Date:** 9/18/2006

Analytical Resources Inc.: Organics Instrument Log

NT-6 Serial No.:GC=US00036167, MS=US81221575

Date: 9/15/06 Analysis: BANS Analyst: LTR

GC Program: ABN10L Column No: 103186 Column Type: ZB-5

Instrument Tune (.U or .CT.): 060810 EM Voltage: 1435

Calibration File: ~~Calib~~ 0250915 Curve Date: 9/15/06

IS/SS	Ical/Ccal	LCS/ICV
1402-2	1417-3	1374-3
	1418-1,2	1375-1,2
	1401-1	
	~~1418~~ 1396-2	

	Time	Filename	LabID	ClientId	DF								
1	1230	0250915.d	ABN 25	ABN 25	1	6.14	124158	8.16	418960	10.97	218821	13.28	295106	17.51	199375	19.62	273347	18.82	444321
2	1302	0800915.d	ABN 80	ABN 80	1	6.15	123265	8.17	421927	10.97	224459	13.28	307262	17.52	205933	19.63	282158	18.82	421017
3	1334	0010915.d	ABN 1	ABN 1	1	6.14	133797	8.16	462289	10.96	244797	13.28	328313	17.51	221146	19.61	270182	18.81	485033
4	1406	0400915.d	ABN 40	ABN 40	1	6.14	121365	8.16	411381	10.96	216626	13.28	291012	17.51	202476	19.62	249112	18.82	420350
5	1438	0050915.d	ABN 5	ABN 5	1	6.14	132706	8.15	454442	10.96	242223	13.28	326100	17.50	215134	19.61	258513	18.82	452548
6	1510	0100915.d	ABN 10	ABN 10	1	6.14	127947	8.16	430282	10.96	226752	13.28	301455	17.51	210216	19.62	277231	18.82	464518
7	1542	icv0915.d	ABN ICV	ABN ICV	1	6.14	123249	8.16	424864	10.97	224163	13.28	299830	17.51	204453	19.62	265020	18.82	441012

LTR 9/18/06

Maintenance / Comments New liner + wool. Clipped column. Cleaned inlet seal.

Maintenance Verification (Identify ICal or CCal that demonstrates the instrument is in control): 0250915

Every line must contain information or be lined out. Make all entries legible. Start a new page for each QC period.

Analytical Resources Inc.: Organics Instrument Log

NT-6 Serial No.:GC=US00036167, MS=US81221575

Date: 10/5/06 Analysis: PNAs Analyst: LJK

GC Program: ABNIUL Column No: 103186 Column Type: ZB-5

Instrument Tune (.U or .CT.): B60810 EM Voltage: 1435

Calibration File: cc1005 Curve Date: 9/15/06

IS/SS	Ical/Ccal	LCS/ICV
1402-2	1417-3	
	1418-1,2	
	1396-2	

	Time	Filename	LabID	ClientId	DF								
1	0959	cc1005.d	ABN 25		1	7.10	565695	9.87	310106	12.14	435646	16.29	317327	18.35	388218
2	1031	jy78mb.d	JY78MBS1	JY78MBS1	1	7.09	491480	9.87	281064	12.13	395001	16.27	317158	18.33	380026
3	1103	jy78sb.d	JY78LCSS1	JY78LCSS1	1	7.09	520220	9.87	293176	12.13	414880	16.27	339785	18.33	400995
4	1135	jy48gd1.d	JY48G	AFD-5.8 (1.0-2.2)	4	7.09	529578	9.87	290673	12.16	375442	16.28	346464	18.34	454726
5	1206	jy78h.d	JY78H	S1-B-092806	1	7.09	502737	9.86	274110	12.12	384710	16.26	370435	18.33	423064
6	1238	jy78i.d	JY78I	S41-092806	1	7.09	521665	9.86	284207	12.13	395286	16.27	382806	18.33	439049
7	1310	jy78j.d	JY78J	S1-A-092806	1	7.09	570406	9.87	310402	12.12	434091	16.27	411549	18.34	468609
8	1343	jy78jms.d	JY78JMS	S1-A-092806 MS	1	7.09	535136	9.87	299925	12.13	456739	16.28	426548	18.35	465874
9	1415	jy78jmd.d	JY78JMSD	S1-A-092806 MSD	1	7.09	572781	9.87	327642	12.13	460990	16.27	452945	18.34	506886

LJK 10/5/06

Maintenance / Comments New liner + wool. Clipped column. Cleaned inlet body and seal.

Maintenance Verification (Identify ICal or CCal that demonstrates the instrument is in control): cc1005

Every line must contain information or be lined out. Make all entries legible. Start a new page for each QC period.

PCB Analysis
QC Summary Data

prepared
for

ANCHOR ENVIRONMENTAL

Project: Chinook, 060354-01

ARI JOB NO: JY78

prepared
by

Analytical Resources, Inc.

ANALYTICAL RESOURCES INCORPORATED

SW8082/PCB SOLIDS SURROGATE RECOVERY SUMMARY

Matrix: Soil

QC Report No: JY78-Anchor Environmental
Project: Chinook
060354-01

Client ID	DCBP % REC	DCBP LCL-UCL	TCMX % REC	TCMX LCL-UCL	TOT OUT
RY1-092806	99.2%	50-142	102%	50-123	0
RY2-092806	93.8%	50-142	98.5%	50-123	0
MB-100306	89.2%	52-142	96.8%	52-127	0
LCS-100306	96.5%	43-164	97.2%	43-145	0
RY3-092806	95.5%	50-142	104%	50-123	0
RY3-092806 MS	87.0%	50-142	93.0%	50-123	0
RY3-092806 MSD	91.0%	50-142	95.0%	50-123	0
RY5-092806	90.2%	50-142	96.0%	50-123	0
RY45-092806	70.8%	50-142	72.2%	50-123	0

Prep Method: SW3550B
Log Number Range: 06-18107 to 06-18112

ANALYTICAL RESOURCES INCORPORATED

ORGANICS ANALYSIS DATA SHEET
PCB by GC/ECD Method SW8082
Page 1 of 1

Sample ID: RY3-092806
MS/MSD

Lab Sample ID: JY78C
LIMS ID: 06-18109
Matrix: Soil
Data Release Authorized:
Reported: 10/06/06

QC Report No: JY78-Anchor Environmental
Project: Chinook
060354-01
Date Sampled: 09/28/06
Date Received: 09/29/06

Date Extracted MS/MSD: 10/03/06

Date Analyzed MS: 10/05/06 21:52
MSD: 10/05/06 22:12
Instrument/Analyst MS: ECD2/PK
MSD: ECD2/PK
GPC Cleanup: No
Sulfur Cleanup: Yes
Acid Cleanup: Yes
Florisil Cleanup: No

Sample Amount MS: 12.3 g-dry-wt
MSD: 12.3 g-dry-wt
Final Extract Volume MS: 4.0 mL
MSD: 4.0 mL
Dilution Factor MS: 1.00
MSD: 1.00
Silica Gel: No
pH: 7.0
Percent Moisture: 5.5%

Analyte	Sample	MS	Spike Added-MS	MS Recovery	MSD	Spike Added-MSD	MSD Recovery	RPD
Aroclor 1016	< 32.4 U	168	162	104%	140	162	86.4%	18.2%
Aroclor 1260	36.8	167	162	80.4%	172	162	83.5%	2.9%

Results reported in µg/kg (ppb)
RPD calculated using sample concentrations per SW846.

ANALYTICAL RESOURCES INCORPORATED

ORGANICS ANALYSIS DATA SHEET
PCB by GC/ECD Method SW8082

Sample ID: LCS-100306
LAB CONTROL

Lab Sample ID: LCS-100306
LIMS ID: 06-18109
Matrix: Soil
Data Release Authorized:
Reported: 10/06/06

QC Report No: JY78-Anchor Environmental
Project: Chinook
060354-01
Date Sampled: NA
Date Received: NA

Date Extracted: 10/03/06
Date Analyzed: 10/05/06 20:33
Instrument/Analyst: ECD2/PK
GPC Cleanup: No
Sulfur Cleanup: Yes
Acid Cleanup: Yes
Florisil Cleanup: No

Sample Amount: 12.0 g-dry-wt
Final Extract Volume: 4.0 mL
Dilution Factor: 1.00
Silica Gel: No
pH: NA
Percent Moisture: NA

Analyte	Lab Control	Spike Added	Recovery
Aroclor 1016	146	167	87.4%
Aroclor 1260	155	167	92.8%

PCB Surrogate Recovery

Decachlorobiphenyl	96.5%
Tetrachlorometaxylene	97.2%

Results reported in µg/kg (ppb)

4

PCB METHOD BLANK SUMMARY

BLANK NO.

JY78MBS1

Lab Name: ANALYTICAL RESOURCES, INC
Client: ANCHOR

ARI Job No.: JY78
Project: CHINOOK

Lab Sample ID: JY78MBS1
Lab File ID: 1005A032

Date Extracted: 10/03/06
Matrix: SOLID

Date Analyzed: 10/05/06
Instrument ID: ECD2

Time Analyzed: 2013
GC Columns: RTX-5/ZB35

THIS METHOD BLANK APPLIES TO THE FOLLOWING SAMPLES, MS and MSD:

	CLIENT SAMPLE NO.	LAB SAMPLE ID	DATE ANALYZED
01	JY78LCSS1	JY78LCSS1	10/05/06
02	RY1-092806	JY78A	10/05/06
03	RY2-092806	JY78B	10/05/06
04	RY3-092806	JY78C	10/05/06
05	RY3-092806 MS	JY78CMS	10/05/06
06	RY3-092806 MSD	JY78CMSD	10/05/06
07	RY5-092806	JY78E	10/05/06
08	RY45-092806	JY78F	10/05/06

ALL RUNS ARE DUAL COLUMN

FORM 8
PCB INTERNAL STANDARD AREA AND RT SUMMARY

Lab Name: ANALYTICAL RESOURCES, INC Client: ANCHOR

ARI Job No.: JY78 Project: CHINOOK

GC Column: RTX-5 ID: 0.32(mm) Instrument ID: ECD2

Init. Calib. Date: 09/29/06

THE ANALYTICAL SEQUENCE OF PERFORMANCE EVALUATION MIXTURES, BLANKS, SAMPLES, AND STANDARDS IS GIVEN BELOW:

					IS1 AREA	RT	IS2 AREA	RT
				ICAL MIDPT	588002	4.568	185009	15.089
				UPPER LIMIT	1176004	4.668	370018	15.189
				LOWER LIMIT	294001	4.468	92504	14.989
	CLIENT SAMPLE NO.	LAB SAMPLE ID	DATE ANALYZED	TIME	IS1 AREA	RT	IS2 AREA	RT
01	ZZZZZ	ZZZZZ	09/29/06	1205	544166	4.580	183041	15.099
02		AR1660 .25	09/29/06	1225	588002	4.568	185009	15.089
03		AR1660 1.0	09/29/06	1245	588788	4.568	197372	15.089
04		AR1660 .02	09/29/06	1305	591995	4.569	193789	15.089
05		AR1660 0.5	09/29/06	1325	594952	4.569	205665	15.089
06		AR1660 0.1	09/29/06	1345	609457	4.570	208403	15.089
07	ZZZZZ	ZZZZZ	09/29/06	1405	611014	4.569	202383	15.090
08		AR12421	09/29/06	1425	580949	4.570	204083	15.089
09		AR12481	09/29/06	1445	593919	4.570	208786	15.090
10		AR12541	09/29/06	1504	606559	4.569	210854	15.089
11		AR21621	09/29/06	1524	612442	4.568	216787	15.088
12		AR32681	09/29/06	1544	611904	4.568	225947	15.088
13		AR12546	10/05/06	1934	862615	4.567	326971	15.090
14		AR166012	10/05/06	1953	852816	4.566	322482	15.089
15	JY78MBS1	JY78MBS1	10/05/06	2013	942256	4.566	346042	15.090
16	JY78LCSS1	JY78LCSS1	10/05/06	2033	974198	4.567	340097	15.089
17	RY1-092806	JY78A	10/05/06	2053	916275	4.563	443507*	15.087
18	RY2-092806	JY78B	10/05/06	2113	919530	4.567	359924	15.087
19	RY3-092806	JY78C	10/05/06	2132	950319	4.567	360505	15.087
20	RY3-092806 M	JY78CMS	10/05/06	2152	963997	4.565	357872	15.090
21	RY3-092806 M	JY78CMSD	10/05/06	2212	934186	4.564	354279	15.087
22	RY5-092806	JY78E	10/05/06	2232	977943	4.563	350414	15.087
23	RY45-092806	JY78F	10/05/06	2251	905580	4.563	334198	15.087
24		AR12426	10/06/06	0110	894166	4.562	327293	15.086
25		AR166013	10/06/06	0129	956148	4.562	339500	15.086

IS1 = 1-Bromo-2-Nitrobenzene RT Window = RT +/- .1 min
IS2 = Hexabromobiphenyl

* Indicates value outside QC Limits

FORM 8
PCB INTERNAL STANDARD AREA AND RT SUMMARY

Lab Name: ANALYTICAL RESOURCES, INC Client: ANCHOR

ARI Job No.: JY78 Project: CHINOOK

GC Column: ZB35 ID: 0.32(mm) Instrument ID: ECD2

Init. Calib. Date: 09/29/06

THE ANALYTICAL SEQUENCE OF PERFORMANCE EVALUATION MIXTURES, BLANKS, SAMPLES, AND STANDARDS IS GIVEN BELOW:

			IS1 AREA	RT	IS2 AREA	RT
		ICAL MIDPT	764009	4.222	252301	14.997
		UPPER LIMIT	1528018	4.322	504602	15.097
		LOWER LIMIT	382004	4.122	126150	14.897

	CLIENT SAMPLE NO.	LAB SAMPLE ID	DATE ANALYZED	TIME	IS1 AREA	RT	IS2 AREA	RT
01	ZZZZZ	ZZZZZ	09/29/06	1205	709580	4.226	231955	15.000
02		AR1660 .25	09/29/06	1225	764009	4.222	252301	14.997
03		AR1660 1.0	09/29/06	1245	760061	4.223	257631	14.998
04		AR1660 .02	09/29/06	1305	762030	4.224	254356	14.998
05		AR1660 0.5	09/29/06	1325	759719	4.224	259864	14.998
06		AR1660 0.1	09/29/06	1345	781113	4.225	264930	14.998
07	ZZZZZ	ZZZZZ	09/29/06	1405	775480	4.225	264149	14.999
08		AR12421	09/29/06	1425	734701	4.225	250717	14.999
09		AR12481	09/29/06	1445	761103	4.225	259282	14.999
10		AR12541	09/29/06	1504	771784	4.225	264017	14.998
11		AR21621	09/29/06	1524	759810	4.224	264742	14.997
12		AR32681	09/29/06	1544	764394	4.223	274023	14.997
13		AR12546	10/05/06	1934	767768	4.221	265732	14.996
14		AR166012	10/05/06	1953	750242	4.220	263255	14.995
15	JY78MBS1	JY78MBS1	10/05/06	2013	794611	4.219	284825	14.996
16	JY78LCSS1	JY78LCSS1	10/05/06	2033	795394	4.221	283162	14.995
17	RY1-092806	JY78A	10/05/06	2053	736601	4.220	287981	14.993
18	RY2-092806	JY78B	10/05/06	2113	772630	4.220	304912	14.993
19	RY3-092806	JY78C	10/05/06	2132	799808	4.221	304406	14.993
20	RY3-092806 M	JY78CMS	10/05/06	2152	791237	4.220	298953	14.993
21	RY3-092806 M	JY78CMSD	10/05/06	2212	785498	4.218	289494	14.993
22	RY5-092806	JY78E	10/05/06	2232	818974	4.218	278250	14.993
23	RY45-092806	JY78F	10/05/06	2251	789259	4.218	263282	14.994
24		AR12426	10/06/06	0110	787229	4.217	273166	14.993
25		AR166013	10/06/06	0129	844506	4.217	291940	14.993

IS1 = 1-Bromo-2-Nitrobenzene RT Window = RT +/- .1 min
IS2 = Hexabromobiphenyl

* Indicates value outside QC Limits

PCB Analysis
Sample Data

prepared
for

ANCHOR ENVIRONMENTAL

Project: Chinook, 060354-01

ARI JOB NO: JY78

prepared
by

Analytical Resources, Inc.

ANALYTICAL RESOURCES INCORPORATED

ORGANICS ANALYSIS DATA SHEET
PCB by GC/ECD Method SW8082
Page 1 of 1

Sample ID: RY1-092806
SAMPLE

Lab Sample ID: JY78A
LIMS ID: 06-18107
Matrix: Soil
Data Release Authorized:
Reported: 10/06/06

QC Report No: JY78-Anchor Environmental
Project: Chinook
060354-01
Date Sampled: 09/28/06
Date Received: 09/29/06

Date Extracted: 10/03/06
Date Analyzed: 10/05/06 20:53
Instrument/Analyst: ECD2/PK
GPC Cleanup: No
Sulfur Cleanup: Yes
Acid Cleanup: Yes
Florisil Cleanup: No

Sample Amount: 5.65 g-dry-wt
Final Extract Volume: 4.0 mL
Dilution Factor: 1.00
Silica Gel: No
pH: 7.3
Percent Moisture: 6.6%

CAS Number	Analyte	RL	Result
12674-11-2	Aroclor 1016	71	< 71 U
53469-21-9	Aroclor 1242	71	< 71 U
12672-29-6	Aroclor 1248	71	< 71 U
11097-69-1	**Aroclor 1254**	**71**	**300**
11096-82-5	Aroclor 1260	110	< 110 Y
11104-28-2	Aroclor 1221	71	< 71 U
11141-16-5	Aroclor 1232	71	< 71 U

Reported in µg/kg (ppb)

PCB Surrogate Recovery

Decachlorobiphenyl	99.2%
Tetrachlorometaxylene	102%

Analytical Resources Inc.
Dual Column PCB Quantitation Report

Data file 1: PCB20060929.b/1005-1.b/1005A034.d
Data file 2: PCB20060929.b/1005-2.b/1005A034.d
Method: /chem2/ecd2.i/PCB20060929.b/PCB1.m
Compound Sublist: PCB
Instrument, Inj. Vol.: ecd2.i, 1ul
Quant Method: Internal Std

ARI ID: JY78A
Client ID:
Injection Date: 05-OCT-2006 20:53
Report Date: 10/06/2006 12:14
Matrix: NONE
Dilution Factor: 1.000

RTX5 Col			ZB35 Col			RTX5	ZB35		
RT	Shift	Response	RT	Shift	Response	on col	on col	RPD	Compound/Flag
6.490	-0.004	380292	5.668	-0.003	311110	31.64	40.65	24.9	Tetrachloro-m-xylene M
14.683	-0.002	483023	14.133	-0.003	377730	25.52	39.74	43.6*	Decachlorobiphenyl A B M

* Indicates RPD > 40%
M Indicates Column 1 peak was manually integrated
N Indicates Column 2 peak was manually integrated

SURROGATE PERCENT RECOVERY

SURROGATE	Col1	Col2
Tetrachloro-m-xylene	79.1	101.6
Decachlorobiphenyl	63.8	99.3

INTERNAL STANDARD SUMMARY

Column 1

Standard Cpnd	Standard Area*	Sample Area	%D
Bromo-Nitrobenzene	588002	916275	55.8
Hexabromobiphenyl	185009	443507	139.7 <-

Column 2

Standard Cpnd	Standard Area*	Sample Area	%D
Bromo-Nitrobenzene	764009	736601	-3.6
Hexabromobiphenyl	252301	287981	14.1

* Standard Areas taken from Initial Cal Level 4
Initial Calibration Date: 29-SEP-2006
<- Indicates standard response outside Limits (-50 to +100%)

Aroclor	Peak#	RTX5 Col RT	Shift	Area	Amount	Peak#	ZB35 Col RT	Shift	Area	Amount
Aroclor-1016	1	7.920	-0.017	7751	18.7	1	7.229	0.045	1690	3.2
Aroclor-1016	2	8.340	0.018	11161	8.9	2	7.783	-0.011	17818	18.8
Aroclor-1016	3	8.807	-0.002	85117	251.4	3	7.993	-0.016	2907	7.4
Aroclor-1016	4	9.303	-0.008	24050	62.8	4	9.467	-0.004	184865	807.9
Total Col1Ave (4 peaks): 85.5					Total Col2Ave (4 peaks): 209.3				RPD = 84*	
Corrected Ave (3 peaks): 30.2					Corrected Ave (3 peaks): 9.8				RPD = 102*	
Aroclor-1221	1	6.780	-0.006	27032	142.8	1	6.256	0.037	24024	164.0
Aroclor-1221	2	6.940	0.000	13762	112.3	2	6.483	0.046	5244	52.3
Aroclor-1221	3	7.057	0.027	214828	470.5	3	6.521	-0.016	3738	9.6
Total Col1Ave (3 peaks): 241.8					Total Col2Ave (3 peaks): 75.3				RPD = 105*	
Corrected Ave: < 3 Peaks					Corrected Ave: < 3 Peaks					
Aroclor-1232	1	7.057	0.027	214828	532.5	1	6.521	-0.016	3738	11.4
Aroclor-1232	2	7.920	-0.016	7751	44.1	2	7.229	0.042	1690	5.9
Aroclor-1232	3	8.340	0.019	11161	20.5	3	7.783	-0.011	17818	43.0
Aroclor-1232	4	8.490	0.017	12028	51.8	4	7.993	-0.015	2907	16.8
Total Col1Ave (4 peaks): 162.2					Total Col2Ave (4 peaks): 19.3				RPD = 158*	
Corrected Ave (3 peaks): 38.8					Corrected Ave (3 peaks): 11.4				RPD = 109*	
Aroclor-1242	1	7.057	0.026	214828	665.2	1	6.521	-0.018	3738	14.0
Aroclor-1242	2	7.920	-0.018	7751	19.8	2	7.229	0.045	1690	3.3
Aroclor-1242	3	8.340	0.017	11161	9.6	3	7.783	-0.012	17818	20.2
Aroclor-1242	4	8.490	0.015	12028	24.2	4	7.993	-0.015	2907	8.0
Aroclor-1242	NS	---			----	5	---			0.000
Total Col1Ave (4 peaks): 179.7					Total Col2Ave (4 peaks): 11.4				RPD = 176*	
Corrected Ave (3 peaks): 17.9					Corrected Ave (3 peaks): 8.4				RPD = 72*	
Aroclor-1248	1	8.340	0.018	11161	13.9	1	7.229	0.048	1690	6.5
Aroclor-1248	2	8.807	-0.003	85117	180.9	2	7.783	-0.011	17818	28.5
Aroclor-1248	3	9.303	-0.008	24050	38.3	3	8.700	-0.006	29883	73.6
Aroclor-1248	4	9.747	0.005	176586	207.9	4	9.153	-0.004	39502	67.2
Total Col1Ave (4 peaks): 110.2					Total Col2Ave (4 peaks): 44.0				RPD = 86*	
Corrected Ave (3 peaks): 77.7					Corrected Ave (4 peaks): 44.0				RPD = 55*	
Aroclor-1254	1	10.057	-0.001	284898	297.1	1	9.467	-0.002	184865	322.7
Aroclor-1254	2	10.450	-0.002	139159	264.1	2	10.010	-0.003	168095	483.6
Aroclor-1254	3	10.590	-0.003	324348	298.8	3	10.163	-0.004	300603	370.3
Aroclor-1254	4	11.327	-0.004	209030	322.4	4	11.177	-0.005	268402	509.0
Total Col1Ave (4 peaks): 295.6					Total Col2Ave (4 peaks): 421.4				RPD = 35	
Corrected Ave (4 peaks): 295.6					Corrected Ave (4 peaks): 421.4				RPD = 35	
Aroclor-1260	1	11.863	-0.001	50380	50.1	1	11.177	-0.005	268402	411.7
Aroclor-1260	2	12.197	-0.001	35260	42.7	2	11.263	-0.005	48001	98.4
Aroclor-1260	3	12.547	-0.005	262224	131.4	3	11.730	-0.001	109814	215.8
Aroclor-1260	4	12.970	0.000	108684	114.2	4	11.973	-0.002	102069	93.4
Aroclor-1260	5	13.142	-0.002	55635	102.1	5	13.251	-0.003	26748	109.1
Total Col1Ave (5 peaks): 88.1					Total Col2Ave (5 peaks): 185.7				RPD = 71*	
Corrected Ave (5 peaks): 88.1					Corrected Ave (4 peaks): 129.2				RPD = 38	
Aroclor-1262	1	11.863	-0.001	50380	29.6	1	11.730	0.001	109814	152.9
Aroclor-1262	2	12.547	-0.005	262224	101.8	2	11.973	-0.001	102069	69.9
Aroclor-1262	3	12.970	0.000	108684	143.8	3	12.493	-0.001	44955	65.4
Aroclor-1262	4	13.142	-0.001	55635	48.5	4	13.251	-0.002	26748	55.4
Total Col1Ave (4 peaks): 80.9					Total Col2Ave (4 peaks): 85.9				RPD = 6	
Corrected Ave (3 peaks): 60.0					Corrected Ave (3 peaks): 63.6				RPD = 6	
Aroclor-1268	1	13.065	-0.003	51251	17.5	1	12.493	0.001	44955	26.5
Aroclor-1268	2	13.142	0.002	55635	20.3	2	12.556	-0.003	107563	60.0
Aroclor-1268	3	13.557	0.030	13639	6.0	3	12.952	-0.003	7964	6.4
Aroclor-1268	4	---			0.000	4	13.728	-0.002	18929	4.9
Total Col1Ave (3 peaks): 14.6					Total Col2Ave (4 peaks): 24.4				RPD = 50*	
Corrected Ave (3 peaks): 14.6					Corrected Ave (3 peaks): 12.6				RPD = 15	

1507

Total PCB Area Col1 (6.594 - 14.988) = 7123957 Col1 Total PCB = 1.1 ppm*

Total PCB Area Col2 (5.771 - 14.897) = 4475154 Col2 Total PCB = 0.7 ppm*

* Quantitated against AR1660 0.25ppm in Ical

PCB-Form 10 Mod.

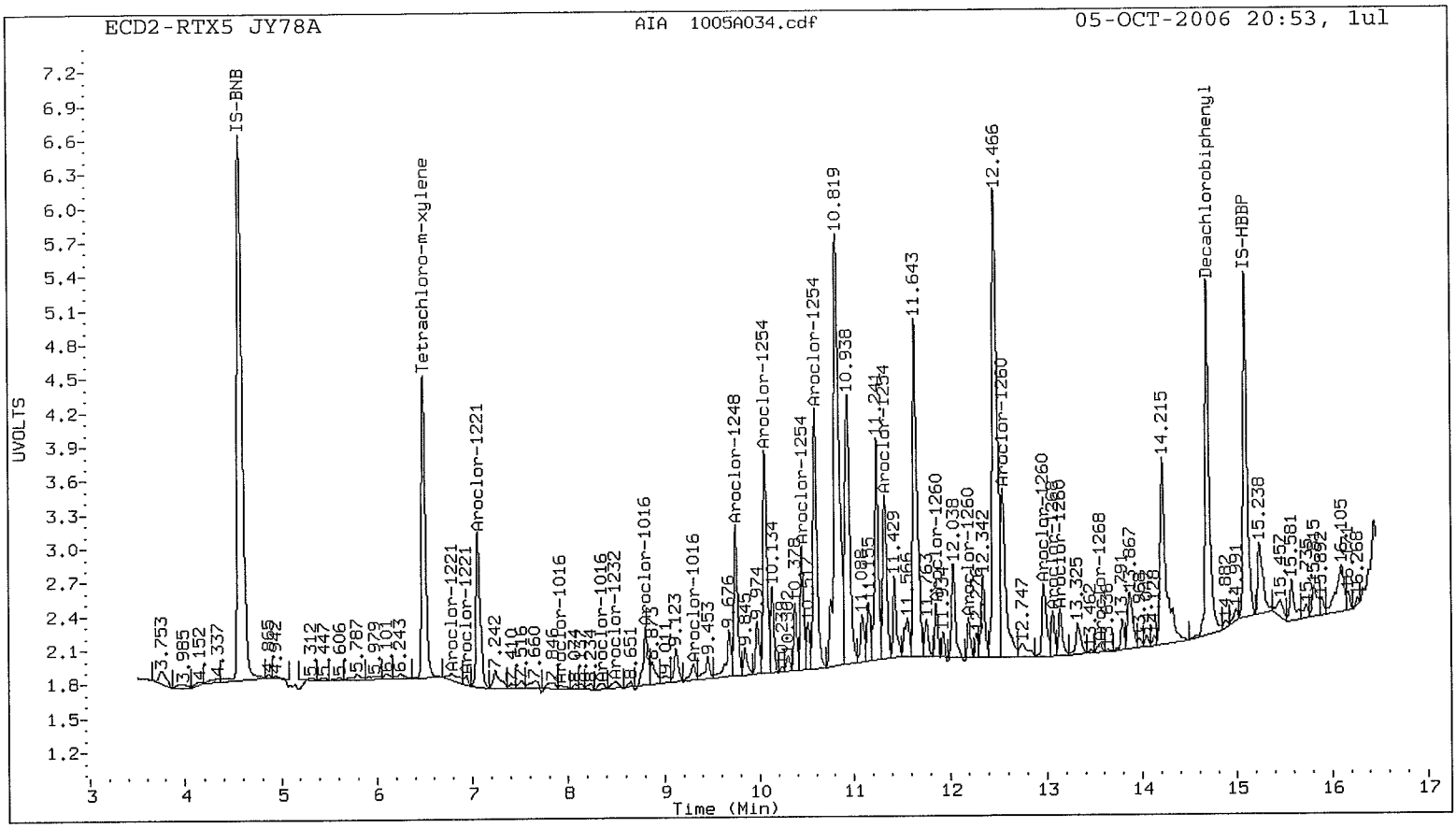
ECD2-RTX5 JY78A
AIA 1005A034.cdf
05-OCT-2006 20:53, 1ul
UVOLTS
Time (Min)
IS-BNB
Tetrachloro-m-xylene
Aroclor-1221
Aroclor-1016
Aroclor-1248
Aroclor-1254
Aroclor-1260
Decachlorobiphenyl
IS-HBBP

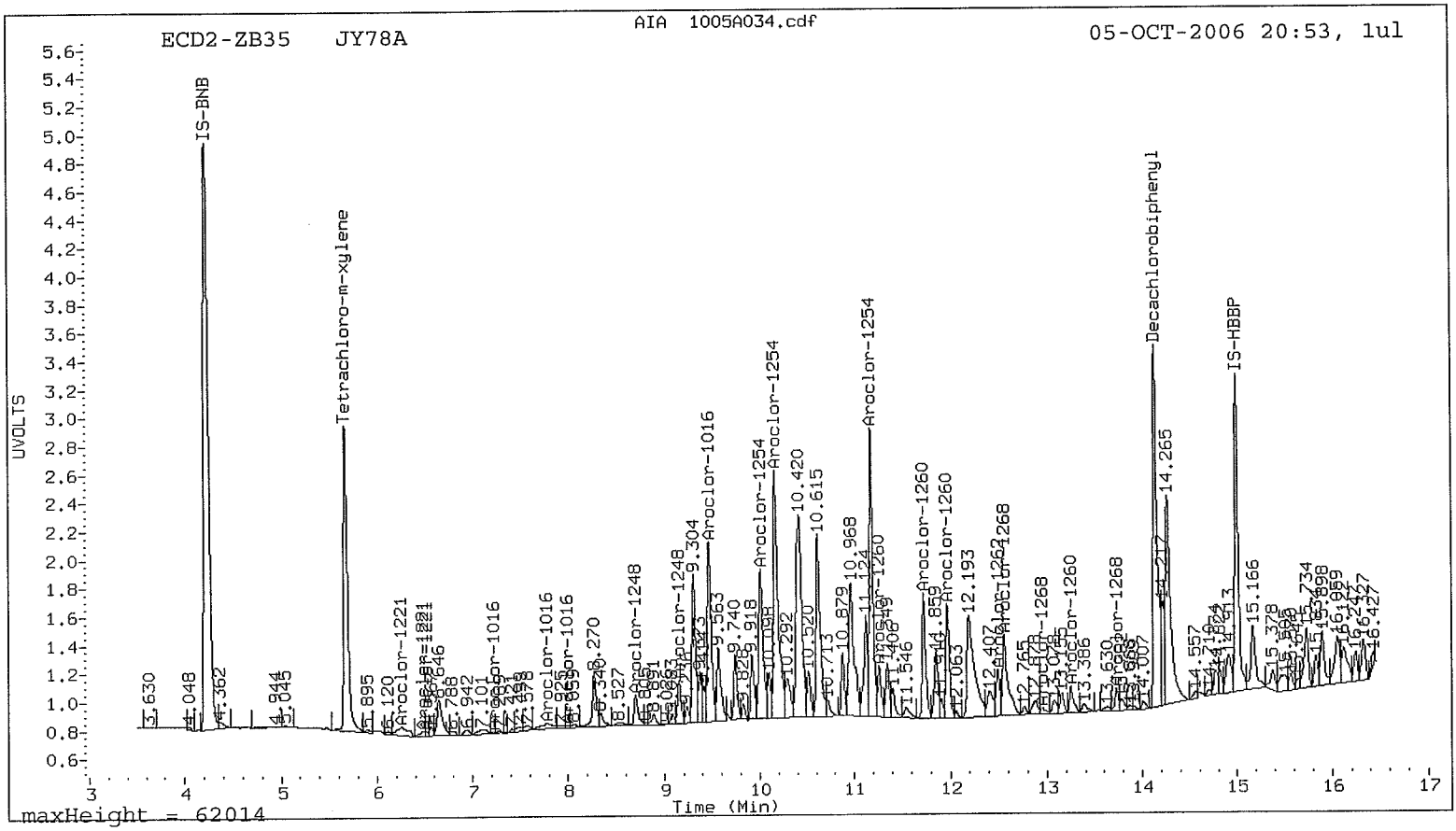
ECD2-ZB35 JY78A
AIA 1005A034.cdf
05-OCT-2006 20:53, 1ul
UVOLTS
Time (Min)
maxHeight = 62014
IS-BNB
Tetrachloro-m-xylene
Aroclor-1221
Aroclor-1016
Aroclor-1248
Aroclor-1254
Aroclor-1260
Decachlorobiphenyl
IS-HBBP

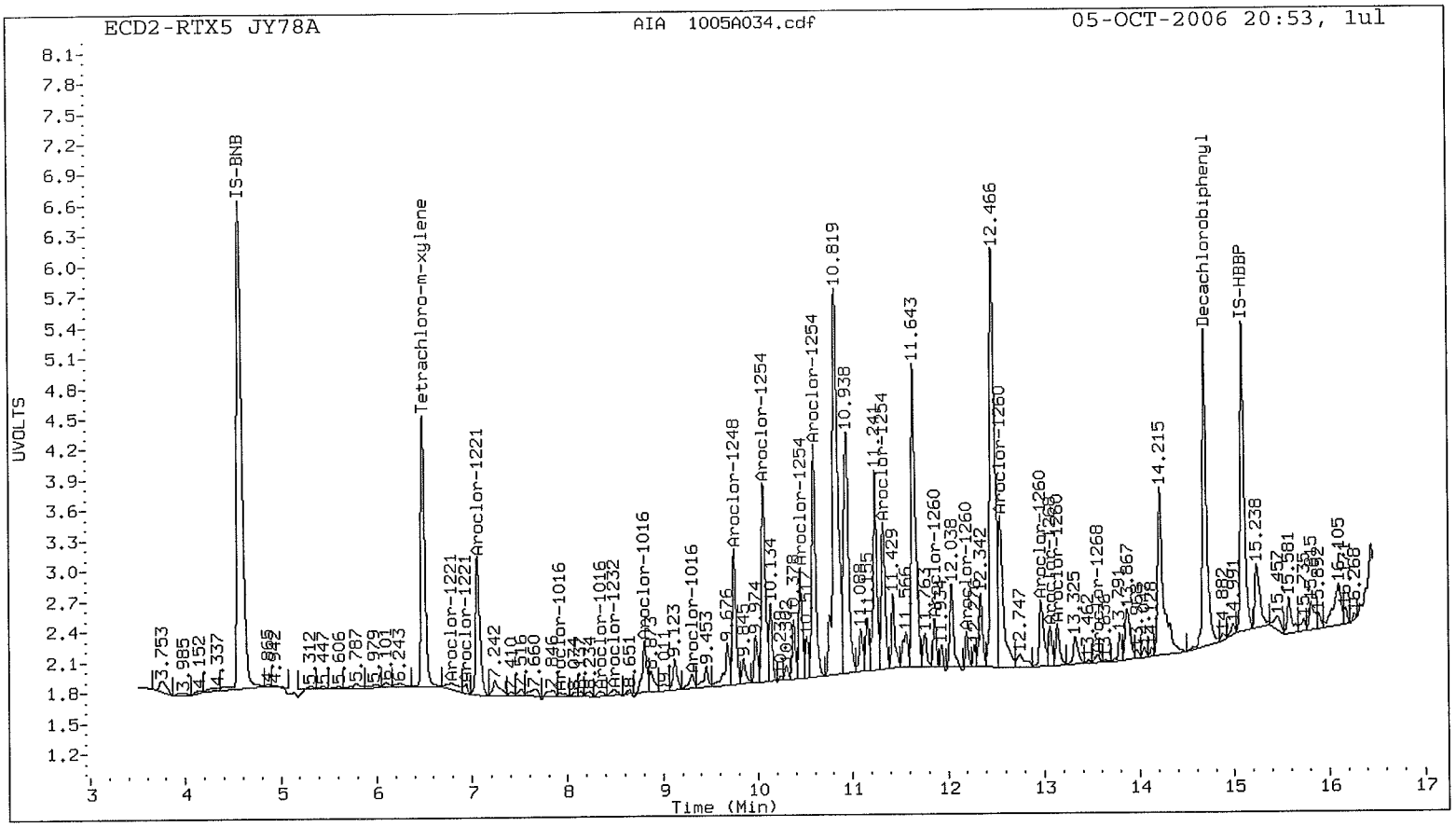
ECD2-RTX5 JY78A
AIA 1005A034.cdf
05-OCT-2006 20:53, 1ul
UVOLTS
Time (Min)
IS-BNB
Tetrachloro-m-xylene
Aroclor-1221
Aroclor-1016
Aroclor-1248
Aroclor-1254
Aroclor-1260
Aroclor-1268
Decachlorobiphenyl
IS-HBBP

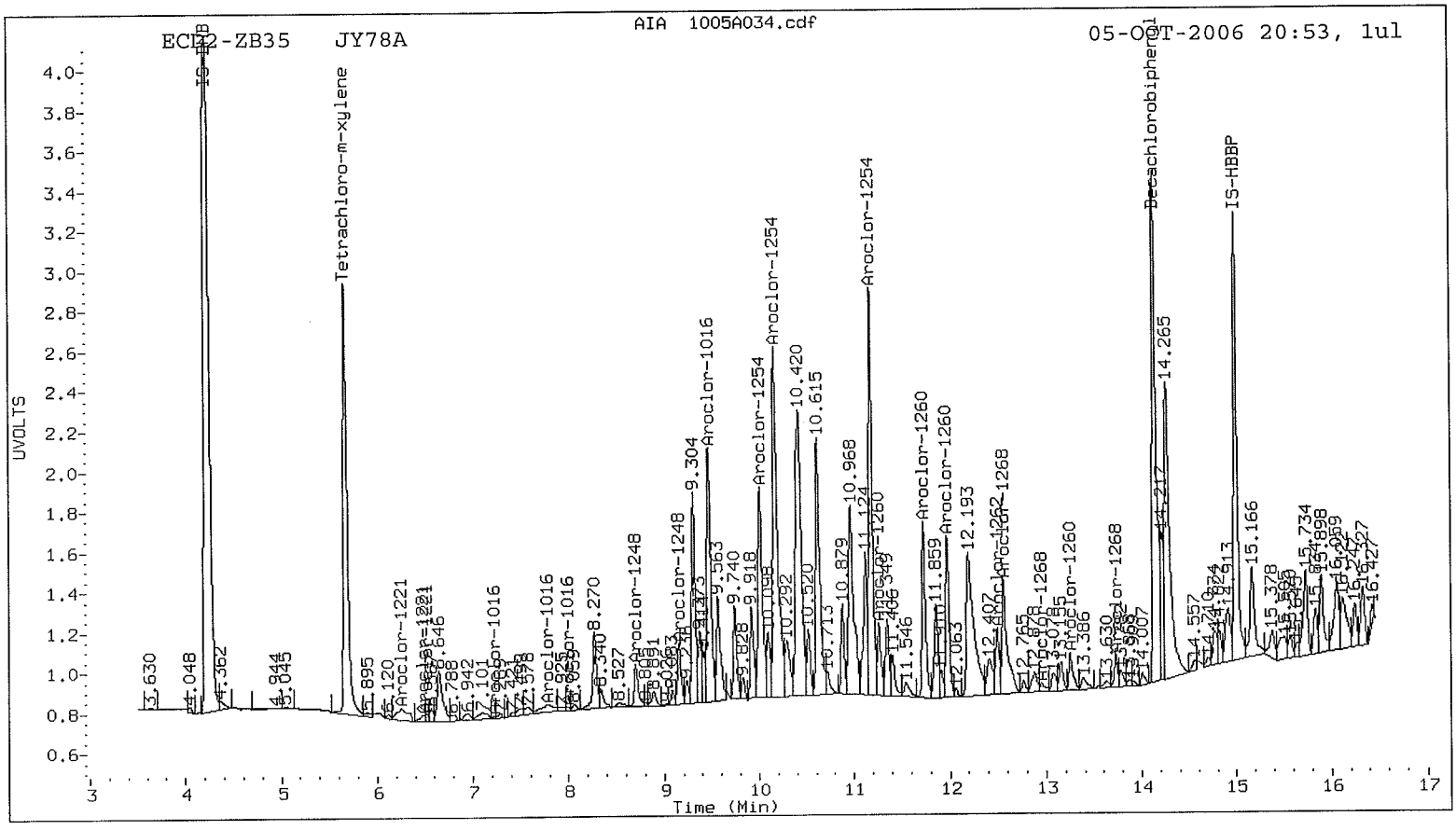
ECD2-ZB35 JY78A
AIA 1005A034.cdf
05-OCT-2006 20:53, 1ul
UVOLTS
Time (Min)
IS-BNB
Tetrachloro-m-xylene
Aroclor-1221
Aroclor-1016
Aroclor-1248
Aroclor-1254
Aroclor-1260
Aroclor-1268
Decachlorobiphenyl
IS-HBBP

ANALYTICAL RESOURCES INCORPORATED

ORGANICS ANALYSIS DATA SHEET
PCB by GC/ECD Method SW8082

Sample ID: RY2-092806
SAMPLE

Lab Sample ID: JY78B
LIMS ID: 06-18108
Matrix: Soil
Data Release Authorized:
Reported: 10/06/06

QC Report No: JY78-Anchor Environmental
Project: Chinook
060354-01
Date Sampled: 09/28/06
Date Received: 09/29/06

Date Extracted: 10/03/06
Date Analyzed: 10/05/06 21:13
Instrument/Analyst: ECD2/PK
GPC Cleanup: No
Sulfur Cleanup: Yes
Acid Cleanup: Yes
Florisil Cleanup: No

Sample Amount: 5.66 g-dry-wt
Final Extract Volume: 4.0 mL
Dilution Factor: 1.00
Silica Gel: No
pH: 8.0
Percent Moisture: 5.9%

CAS Number	Analyte	RL	Result
12674-11-2	Aroclor 1016	71	< 71 U
53469-21-9	Aroclor 1242	71	< 71 U
12672-29-6	Aroclor 1248	71	< 71 U
11097-69-1	**Aroclor 1254**	**71**	**180**
11096-82-5	**Aroclor 1260**	**71**	**86**
11104-28-2	Aroclor 1221	71	< 71 U
11141-16-5	Aroclor 1232	71	< 71 U

Reported in µg/kg (ppb)

PCB Surrogate Recovery

Decachlorobiphenyl	93.8%
Tetrachlorometaxylene	98.5%

Analytical Resources Inc.
Dual Column PCB Quantitation Report

Data file 1: PCB20060929.b/1005-1.b/1005A035.d
Data file 2: PCB20060929.b/1005-2.b/1005A035.d
Method: /chem2/ecd2.i/PCB20060929.b/PCB1.m
Compound Sublist: PCB
Instrument, Inj. Vol.: ecd2.i, 1ul
Quant Method: Internal Std

ARI ID: JY78B
Client ID:
Injection Date: 05-OCT-2006 21:13
Report Date: 10/06/2006 12:14
Matrix: NONE
Dilution Factor: 1.000

RTX5 Col			ZB35 Col			RTX5	ZB35		
RT	Shift	Response	RT	Shift	Response	on col	on col	RPD	Compound/Flag
6.490	-0.004	393838	5.667	-0.004	316259	32.65	39.39	18.7	Tetrachloro-m-xylene M
14.687	0.001	520539	14.133	-0.003	377277	33.89	37.49	10.1	Decachlorobiphenyl MN

* Indicates RPD > 40%
M Indicates Column 1 peak was manually integrated
N Indicates Column 2 peak was manually integrated

SURROGATE PERCENT RECOVERY

SURROGATE	Col1	Col2
Tetrachloro-m-xylene	81.6	98.5
Decachlorobiphenyl	84.7	93.7

INTERNAL STANDARD SUMMARY

Column 1

Standard Cpnd	Standard Area*	Sample Area	%D
Bromo-Nitrobenzene	588002	919530	56.4
Hexabromobiphenyl	185009	359924	94.5

Column 2

Standard Cpnd	Standard Area*	Sample Area	%D
Bromo-Nitrobenzene	764009	772630	1.1
Hexabromobiphenyl	252301	304912	20.9

* Standard Areas taken from Initial Cal Level 4
Initial Calibration Date: 29-SEP-2006
<- Indicates standard response outside Limits (-50 to +100%)

Aroclor	Peak#	RTX5 Col RT	Shift	Area	Amount	Peak#	ZB35 Col RT	Shift	Area	Amount
Aroclor-1016	1	7.907	-0.031	9522	22.9	1	7.207	0.024	39961	71.4
Aroclor-1016	2	---			0.000	2	---			0.000
Aroclor-1016	3	8.807	-0.002	81246	239.1	3	7.970	-0.039	502317	1226.7
Aroclor-1016	4	9.303	-0.008	13677	35.6	4	9.466	-0.004	118310	492.9
	Total Col1Ave (3 peaks): 99.2				Total Col2Ave (3 peaks): 597.0			RPD = 143*		
	Corrected Ave: < 3 Peaks				Corrected Ave: < 3 Peaks					
Aroclor-1221	1	6.783	-0.003	9451	49.7	1	---			0.000
Aroclor-1221	2	6.943	0.003	14434	117.3	2	---			0.000
Aroclor-1221	3	7.060	0.030	42507	92.8	3	---			0.000
	Total Col1Ave (3 peaks): 86.6				Col2Ave: <3 Quant Peaks					
Aroclor-1232	1	7.060	0.031	42507	105.0	1	6.561	0.025	15937	46.2
Aroclor-1232	2	7.907	-0.029	9522	54.0	2	7.207	0.021	39961	134.0
Aroclor-1232	3	---			0.000	3	---			0.000
Aroclor-1232	4	8.494	0.021	4438	19.1	4	7.970	-0.037	502317	2765.8
	Total Col1Ave (3 peaks): 59.3				Total Col2Ave (3 peaks): 982.0			RPD = 177*		
	Corrected Ave: < 3 Peaks				Corrected Ave: < 3 Peaks					
Aroclor-1242	1	7.060	0.029	42507	131.2	1	6.561	0.023	15937	57.0
Aroclor-1242	2	7.907	-0.031	9522	24.3	2	7.207	0.024	39961	74.6
Aroclor-1242	3	---			0.000	3	---			0.000
Aroclor-1242	4	8.494	0.020	4438	8.9	4	7.970	-0.038	502317	1319.2
Aroclor-1242	NS	---			----	5	---			0.000
	Total Col1Ave (3 peaks): 54.8				Total Col2Ave (3 peaks): 483.6			RPD = 159*		
	Corrected Ave: < 3 Peaks				Corrected Ave: < 3 Peaks					
Aroclor-1248	1	---			0.000	1	7.207	0.027	39961	146.1
Aroclor-1248	2	8.807	-0.003	81246	172.1	2	---			0.000
Aroclor-1248	3	9.303	-0.008	13677	21.7	3	8.703	-0.002	55981	131.5
Aroclor-1248	4	9.747	0.005	130649	153.3	4	9.154	-0.003	25206	40.9
	Total Col1Ave (3 peaks): 115.7				Total Col2Ave (3 peaks): 106.2			RPD = 9		
	Corrected Ave (3 peaks): 115.7				Corrected Ave (3 peaks): 106.2			RPD = 9		
Aroclor-1254	1	10.057	-0.001	192548	200.1	1	9.466	-0.003	118310	196.9
Aroclor-1254	2	10.450	-0.002	138130	261.2	2	10.010	-0.003	85803	235.3
Aroclor-1254	3	10.590	-0.003	281014	258.0	3	10.163	-0.004	207006	243.1
Aroclor-1254	4	11.327	-0.004	179252	275.5	4	11.177	-0.005	203509	367.9
	Total Col1Ave (4 peaks): 248.7				Total Col2Ave (4 peaks): 260.8			RPD = 5		
	Corrected Ave (4 peaks): 248.7				Corrected Ave (4 peaks): 260.8			RPD = 5		
Aroclor-1260	1	11.863	-0.001	128073	156.8	1	11.177	-0.005	203509	294.8
Aroclor-1260	2	12.197	-0.001	59890	89.4	2	11.263	-0.005	40111	77.7
Aroclor-1260	3	12.550	-0.002	184543	114.0	3	11.730	-0.001	92041	170.8
Aroclor-1260	4	12.967	-0.003	113008	146.3	4	11.973	-0.002	96222	83.2
Aroclor-1260	5	13.143	-0.001	33427	75.6	5	13.250	-0.004	39615	152.7
	Total Col1Ave (5 peaks): 116.4				Total Col2Ave (5 peaks): 155.8			RPD = 29		
	Corrected Ave (5 peaks): 116.4				Corrected Ave (4 peaks): 121.1			RPD = 4		
Aroclor-1262	1	11.863	-0.001	128073	92.8	1	11.730	0.001	92041	121.0
Aroclor-1262	2	12.550	-0.001	184543	88.3	2	11.973	-0.001	96222	62.3
Aroclor-1262	3	12.967	-0.003	113008	184.2	3	12.493	0.000	24287	33.4
Aroclor-1262	4	13.143	0.000	33427	35.9	4	13.250	-0.003	39615	77.5
	Total Col1Ave (4 peaks): 100.3				Total Col2Ave (4 peaks): 73.5			RPD = 31		
	Corrected Ave (3 peaks): 72.3				Corrected Ave (4 peaks): 73.5			RPD = 2		
Aroclor-1268	1	13.063	-0.004	36397	15.3	1	12.493	0.002	24287	13.5
Aroclor-1268	2	13.143	0.003	33427	15.1	2	12.557	-0.003	117776	62.0
Aroclor-1268	3	13.557	0.030	17119	9.4	3	---			0.000
Aroclor-1268	4	14.323	0.039	42347	8.8	4	13.726	-0.005	48325	11.7
	Total Col1Ave (4 peaks): 12.1				Total Col2Ave (3 peaks): 29.1			RPD = 82*		
	Corrected Ave (4 peaks): 12.1				Corrected Ave: < 3 Peaks					

Total PCB Area Col1 (6.594 - 14.988) = 5352062 Col1 Total PCB = 0.9 ppm*

Total PCB Area Col2 (5.771 - 14.897) = 5172185 Col2 Total PCB = 0.8 ppm*

* Quantitated against AR1660 0.25ppm in Ical

PCB-Form 10 Mod.

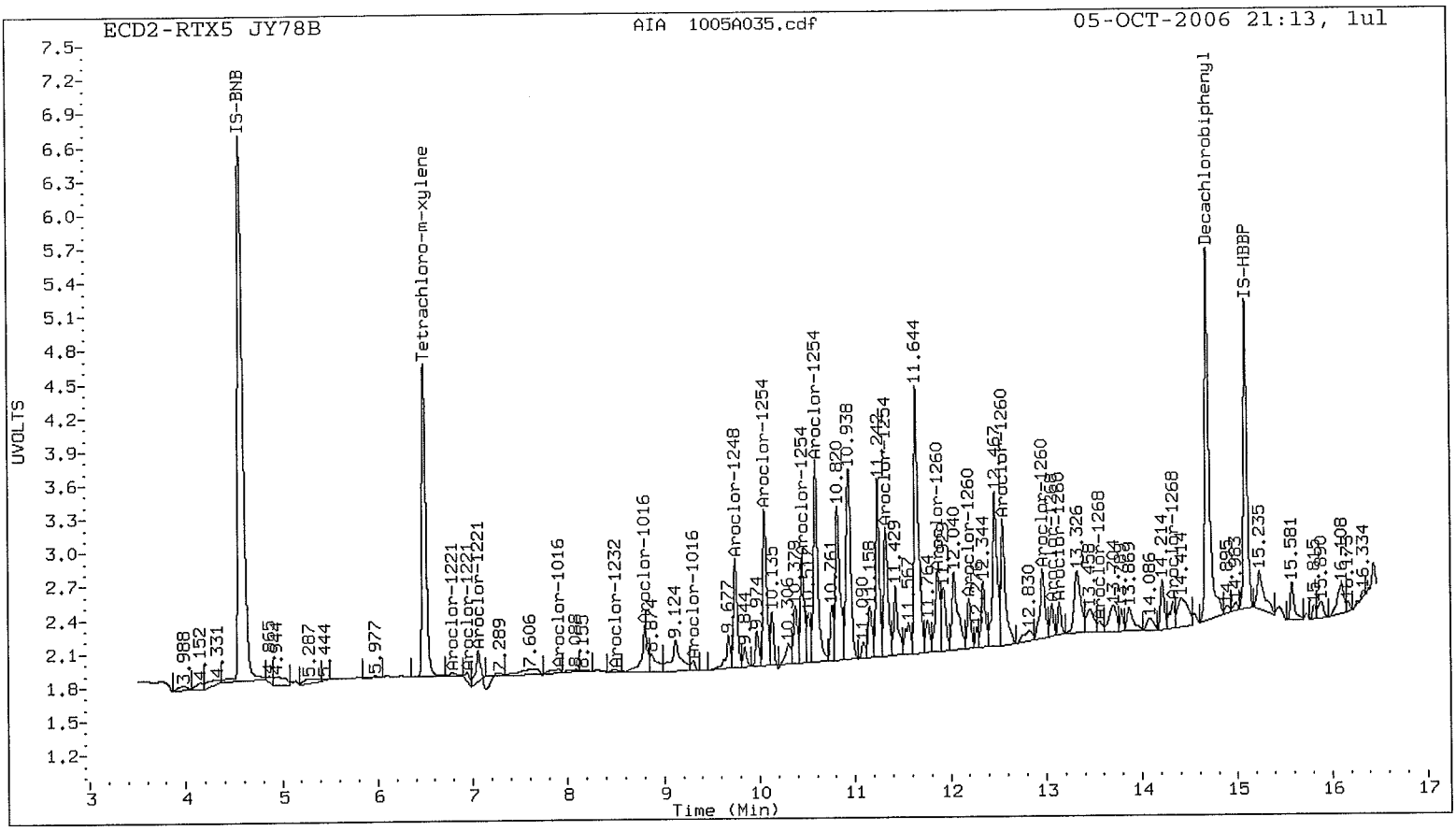
ECD2-RTX5 JY78B
AIA 1005A035.cdf
05-OCT-2006 21:13, 1ul
UVOLTS
Time (Min)
IS-BNB
Tetrachloro-m-xylene
Decachlorobiphenyl
IS-HBBP
Aroclor-1221
Aroclor-1232
Aroclor-1016
Aroclor-1248
Aroclor-1254
Aroclor-1260
Aroclor-1268

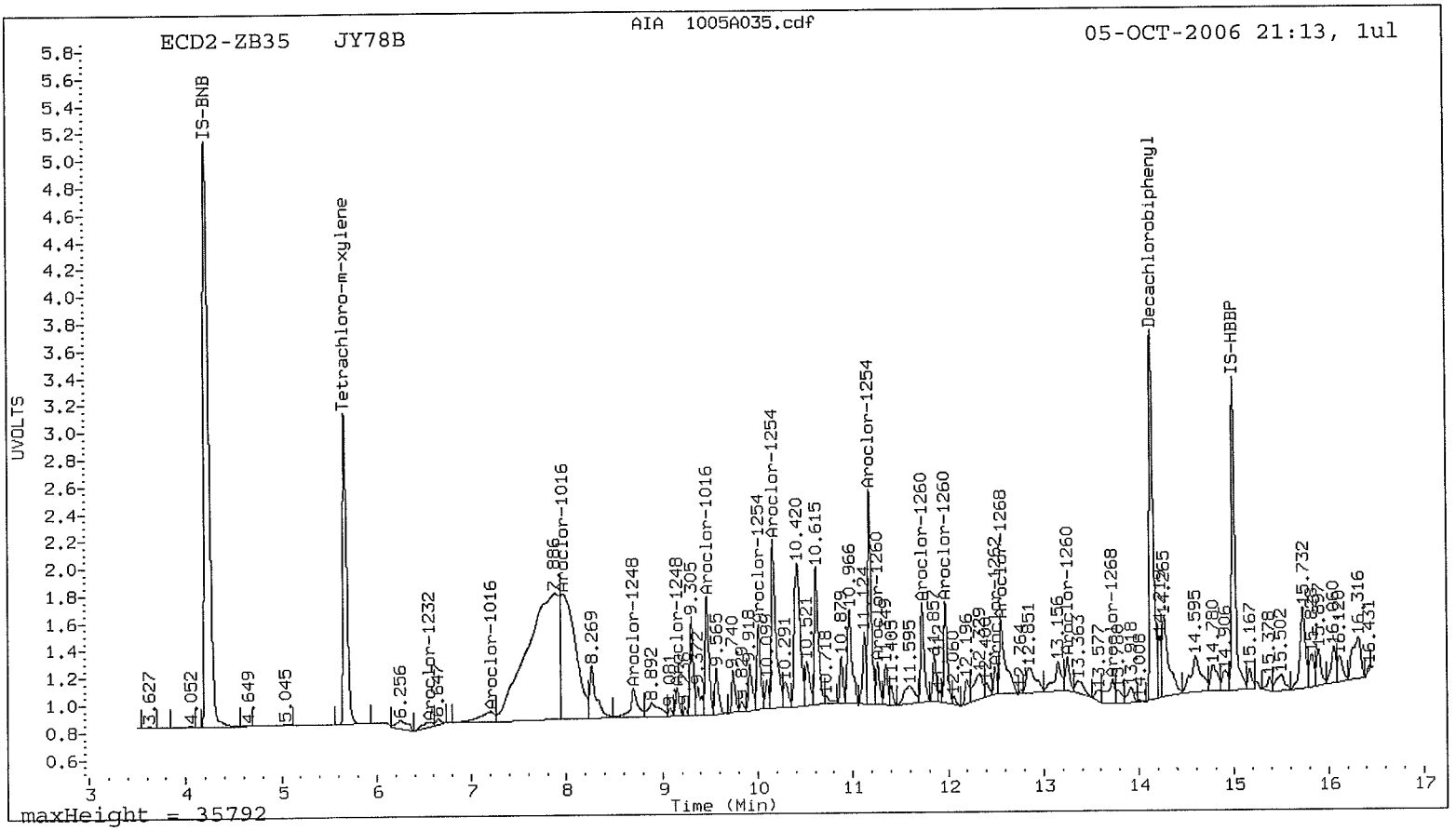
ECD2-ZB35 JY78B
AIA 1005A035.cdf
05-OCT-2006 21:13, 1ul
UVOLTS
Time (Min)
maxHeight = 35792
IS-BNB
Tetrachloro-m-xylene
Decachlorobiphenyl
IS-HBBP
Aroclor-1232
Aroclor-1016
Aroclor-1248
Aroclor-1254
Aroclor-1260
Aroclor-1268

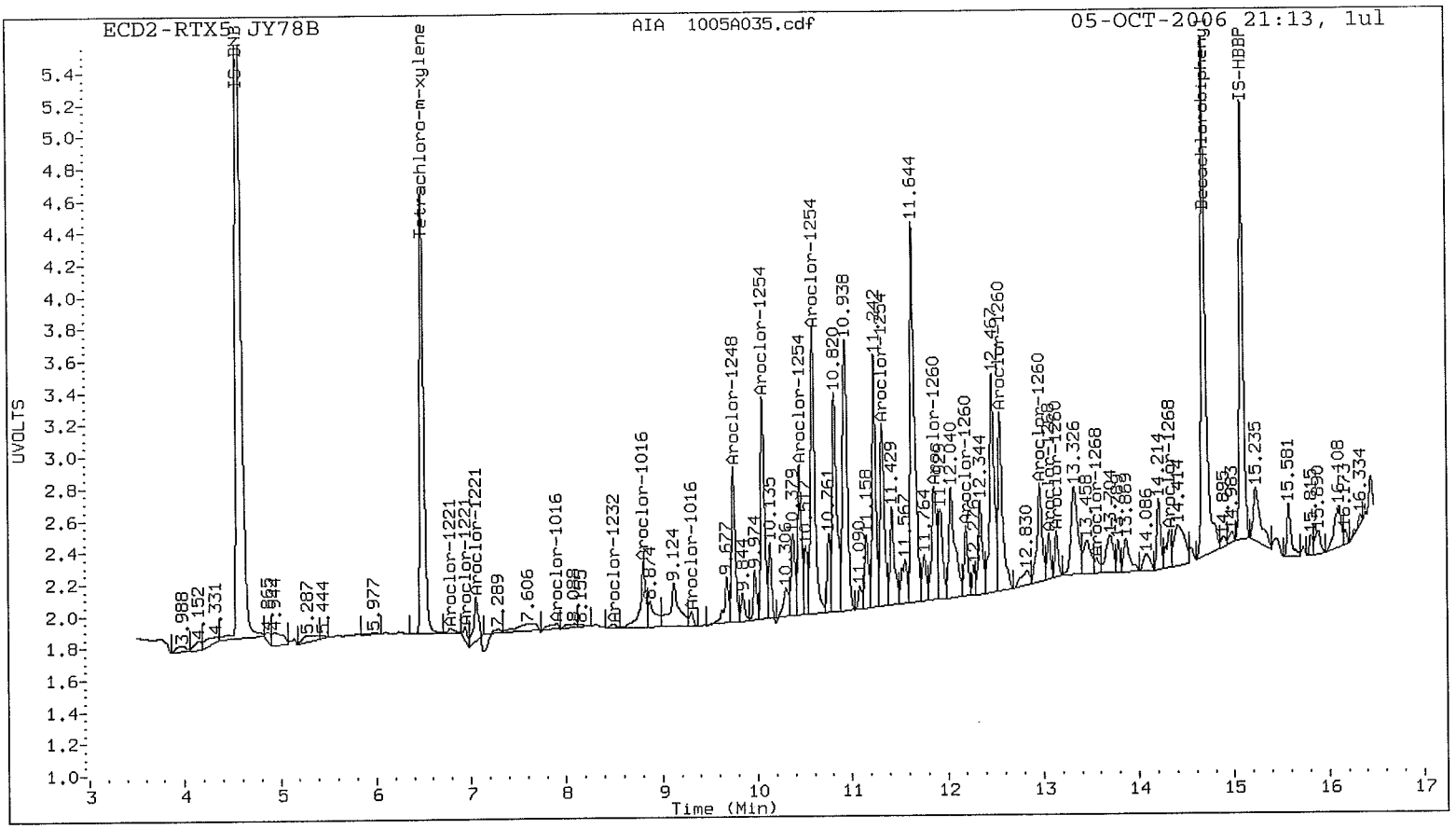
ECD2-RTX5 JY78B
AIA 1005A035.cdf
05-OCT-2006 21:13, 1ul
UVOLTS
Time (Min)
IS-BNB
Tetrachloro-m-xylene
Decachlorobiphenyl
IS-HBBP
Aroclor-1221
Aroclor-1016
Aroclor-1232
Aroclor-1248
Aroclor-1254
Aroclor-1260
Aroclor-1268

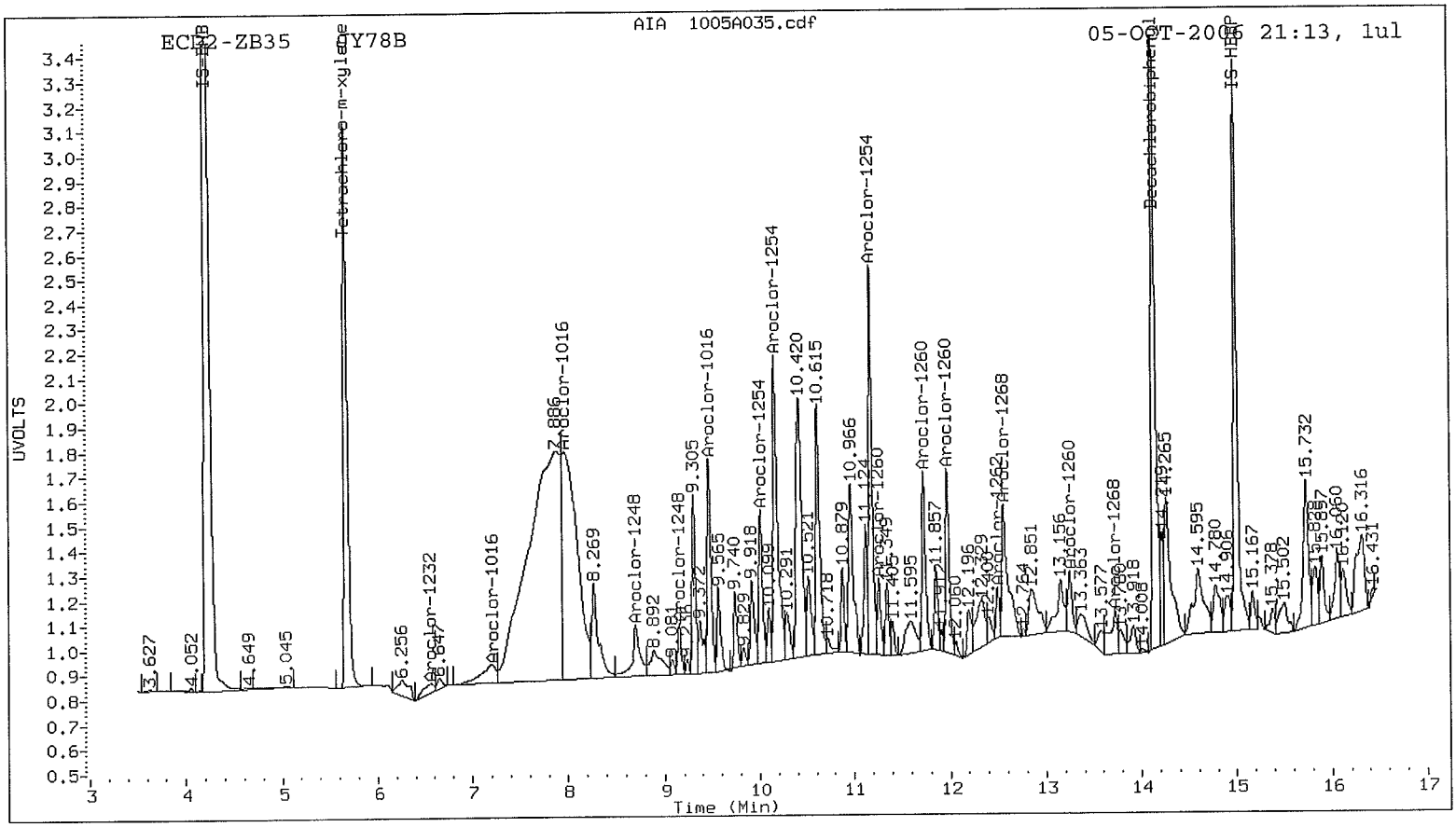
ECD1-ZB35 JY78B
AIA 1005A035.cdf
05-OCT-2006 21:13, 1ul
UVOLTS
Time (Min)
IS-BNB
Tetrachloro-m-xylene
Decachlorobiphenyl
IS-HBBP
Aroclor-1016
Aroclor-1232
Aroclor-1248
Aroclor-1254
Aroclor-1260
Aroclor-1268

ANALYTICAL RESOURCES INCORPORATED

ORGANICS ANALYSIS DATA SHEET
PCB by GC/ECD Method SW8082
Page 1 of 1

Sample ID: RY3-092806
SAMPLE

Lab Sample ID: JY78C
LIMS ID: 06-18109
Matrix: Soil
Data Release Authorized:
Reported: 10/06/06

QC Report No: JY78-Anchor Environmental
Project: Chinook
060354-01
Date Sampled: 09/28/06
Date Received: 09/29/06

Date Extracted: 10/03/06
Date Analyzed: 10/05/06 21:32
Instrument/Analyst: ECD2/PK
GPC Cleanup: No
Sulfur Cleanup: Yes
Acid Cleanup: Yes
Florisil Cleanup: No

Sample Amount: 12.3 g-dry-wt
Final Extract Volume: 4.0 mL
Dilution Factor: 1.00
Silica Gel: No
pH: 7.0
Percent Moisture: 5.5%

CAS Number	Analyte	RL	Result
12674-11-2	Aroclor 1016	32	< 32 U
53469-21-9	Aroclor 1242	32	< 32 U
12672-29-6	Aroclor 1248	32	< 32 U
11097-69-1	**Aroclor 1254**	**32**	**70**
11096-82-5	**Aroclor 1260**	**32**	**37**
11104-28-2	Aroclor 1221	32	< 32 U
11141-16-5	Aroclor 1232	32	< 32 U

Reported in µg/kg (ppb)

PCB Surrogate Recovery

Decachlorobiphenyl	95.5%
Tetrachlorometaxylene	104%

Analytical Resources Inc.
Dual Column PCB Quantitation Report

Data file 1: PCB20060929.b/1005-1.b/1005A036.d
Data file 2: PCB20060929.b/1005-2.b/1005A036.d
Method: /chem2/ecd2.i/PCB20060929.b/PCB1.m
Compound Sublist: PCB
Instrument, Inj. Vol.: ecd2.i, 1ul
Quant Method: Internal Std

ARI ID: JY78C
Client ID:
Injection Date: 05-OCT-2006 21:32
Report Date: 10/06/2006 12:14
Matrix: NONE
Dilution Factor: 1.000

RTX5 Col			ZB35 Col			RTX5	ZB35		
RT	Shift	Response	RT	Shift	Response	on col	on col	RPD	Compound/Flag
6.490	-0.004	393900	5.667	-0.004	347431	31.60	41.81	27.8	Tetrachloro-m-xylene
14.687	0.001	499711	14.133	-0.003	383765	32.48	38.19	16.2	Decachlorobiphenyl MN

* Indicates RPD > 40%
M Indicates Column 1 peak was manually integrated
N Indicates Column 2 peak was manually integrated

SURROGATE PERCENT RECOVERY

SURROGATE	Col1	Col2
Tetrachloro-m-xylene	79.0	104.5
Decachlorobiphenyl	81.2	95.5

INTERNAL STANDARD SUMMARY

Column 1

Standard Cpnd	Standard Area*	Sample Area	%D
Bromo-Nitrobenzene	588002	950319	61.6
Hexabromobiphenyl	185009	360505	94.9

Column 2

Standard Cpnd	Standard Area*	Sample Area	%D
Bromo-Nitrobenzene	764009	799808	4.7
Hexabromobiphenyl	252301	304406	20.7

* Standard Areas taken from Initial Cal Level 4
Initial Calibration Date: 29-SEP-2006
<- Indicates standard response outside Limits (-50 to +100%)

Aroclor	Peak#	RTX5 Col RT	Shift	Area	Amount	Peak#	ZB35 Col RT	Shift	Area	Amount
Aroclor-1016	1	7.973	0.036	1023	2.4	1	---			0.000
Aroclor-1016	2	8.363	0.041	8628	6.6	2	---			0.000
Aroclor-1016	3	8.803	-0.006	46511	132.4	3	---			0.000
Aroclor-1016	4	9.303	-0.008	6818	17.2	4	---			0.000
Total Col1Ave (4 peaks): 39.7						Col2Ave: <3 Quant Peaks				
Aroclor-1221	1	6.784	-0.002	3628	18.5	1	6.256	0.037	9786	61.5
Aroclor-1221	2	6.950	0.010	6757	53.1	2	6.484	0.047	2922	26.8
Aroclor-1221	3	7.073	0.043	10000	21.1	3	6.563	0.027	8433	19.9
Total Col1Ave (3 peaks): 30.9						Total Col2Ave (3 peaks): 36.1 RPD = 15				
Corrected Ave: < 3 Peaks						Corrected Ave: < 3 Peaks				
Aroclor-1232	1	7.073	0.044	10000	23.9	1	---			0.000
Aroclor-1232	2	7.973	0.037	1023	5.6	2	---			0.000
Aroclor-1232	3	8.363	0.042	8628	15.3	3	---			0.000
Aroclor-1232	4	8.500	0.027	11470	47.7	4	---			0.000
Total Col1Ave (4 peaks): 23.1						Col2Ave: <3 Quant Peaks				
Aroclor-1242	1	7.073	0.042	10000	29.9	1	6.563	0.025	8433	29.2
Aroclor-1242	2	7.973	0.036	1023	2.5	2	7.199	0.015	117878	212.5
Aroclor-1242	3	8.363	0.041	8628	7.1	3	---			0.000
Aroclor-1242	4	8.500	0.025	11470	22.3	4	---			0.000
Aroclor-1242	NS	---			----	5	8.198	0.012	1758	8.2
Total Col1Ave (4 peaks): 15.5						Total Col2Ave (3 peaks): 83.3 RPD = 137*				
Corrected Ave (3 peaks): 10.7						Corrected Ave: < 3 Peaks				
Aroclor-1248	1	8.363	0.041	8628	10.3	1	7.199	0.018	117878	416.4
Aroclor-1248	2	8.803	-0.006	46511	95.3	2	---			0.000
Aroclor-1248	3	9.303	-0.008	6818	10.5	3	8.701	-0.005	53385	121.1
Aroclor-1248	4	9.747	0.005	92255	104.7	4	9.153	-0.004	15069	23.6
Total Col1Ave (4 peaks): 55.2						Total Col2Ave (3 peaks): 187.0 RPD = 109*				
Corrected Ave: < 3 Peaks						Corrected Ave: < 3 Peaks				
Aroclor-1254	1	10.057	-0.001	158834	159.7	1	9.467	-0.002	106190	170.7
Aroclor-1254	2	10.450	-0.002	104308	190.9	2	10.010	-0.003	61755	163.6
Aroclor-1254	3	10.590	-0.003	208948	185.6	3	10.163	-0.004	180288	204.5
Aroclor-1254	4	11.327	-0.004	154305	229.4	4	11.177	-0.005	182729	319.1
Total Col1Ave (4 peaks): 191.4						Total Col2Ave (4 peaks): 214.5 RPD = 11				
Corrected Ave (4 peaks): 191.4						Corrected Ave (4 peaks): 214.5 RPD = 11				
Aroclor-1260	1	11.860	-0.005	126470	154.6	1	11.177	-0.005	182729	265.2
Aroclor-1260	2	12.193	-0.004	46348	69.1	2	11.263	-0.005	45760	88.8
Aroclor-1260	3	12.550	-0.002	150351	92.7	3	11.727	-0.004	83914	156.0
Aroclor-1260	4	12.967	-0.003	112544	145.4	4	11.973	-0.002	100402	86.9
Aroclor-1260	5	13.143	-0.001	46854	105.8	5	13.250	-0.004	24223	93.5
Total Col1Ave (5 peaks): 113.5						Total Col2Ave (5 peaks): 138.1 RPD = 20				
Corrected Ave (5 peaks): 113.5						Corrected Ave (4 peaks): 106.3 RPD = 7				
Aroclor-1262	1	11.860	-0.004	126470	91.5	1	11.727	-0.002	83914	110.5
Aroclor-1262	2	12.550	-0.001	150351	71.8	2	11.973	-0.001	100402	65.1
Aroclor-1262	3	12.967	-0.003	112544	183.1	3	12.493	0.000	42324	58.2
Aroclor-1262	4	13.143	0.000	46854	50.3	4	13.250	-0.003	24223	47.4
Total Col1Ave (4 peaks): 99.2						Total Col2Ave (4 peaks): 70.3 RPD = 34				
Corrected Ave (3 peaks): 71.2						Corrected Ave (4 peaks): 70.3 RPD = 1				
Aroclor-1268	1	13.063	-0.004	40848	17.1	1	12.493	0.002	42324	23.6
Aroclor-1268	2	13.143	0.003	46854	21.1	2	12.557	-0.003	128527	67.8
Aroclor-1268	3	13.557	0.030	19089	10.4	3	---			0.000
Aroclor-1268	4	14.322	0.038	72692	15.0	4	13.727	-0.004	19325	4.7
Total Col1Ave (4 peaks): 15.9						Total Col2Ave (3 peaks): 32.0 RPD = 67*				
Corrected Ave (4 peaks): 15.9						Corrected Ave: < 3 Peaks				

Total PCB Area Col1 (6.594 - 14.988) = 4169153 Col1 Total PCB = 0.7 ppm*

0260

Total PCB Area Col2 (5.771 - 14.897) = 3850071 Col2 Total PCB = 0.6 ppm*

* Quantitated against AR1660 0.25ppm in Ical

PCB-Form 10 Mod.

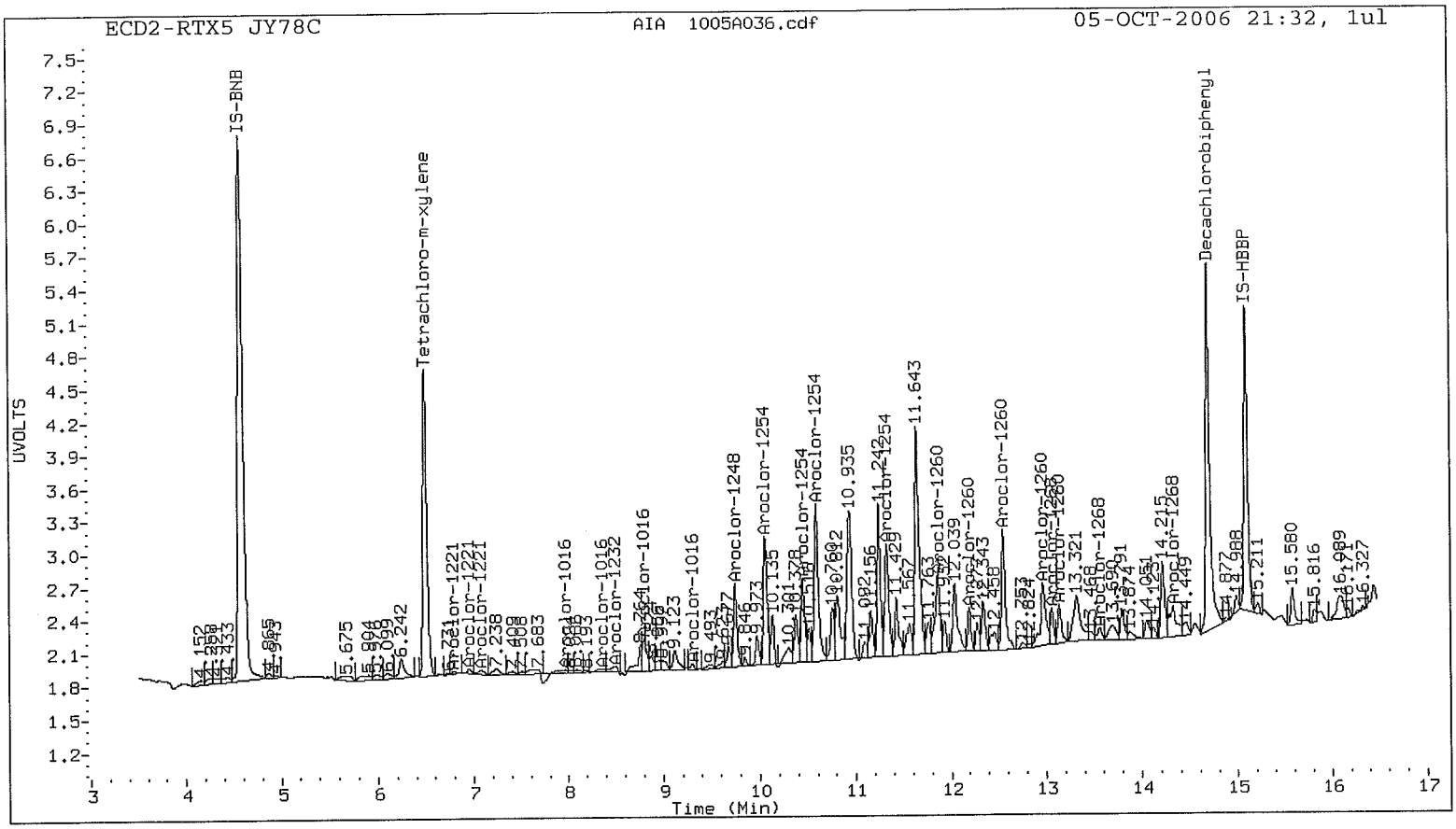
ECD2-RTX5 JY78C
AIA 1005A036.cdf
05-OCT-2006 21:32, 1ul
UVOLTS
Time (Min)
IS-BNB
Tetrachloro-m-xylene
Decachlorobiphenyl
IS-HBBP

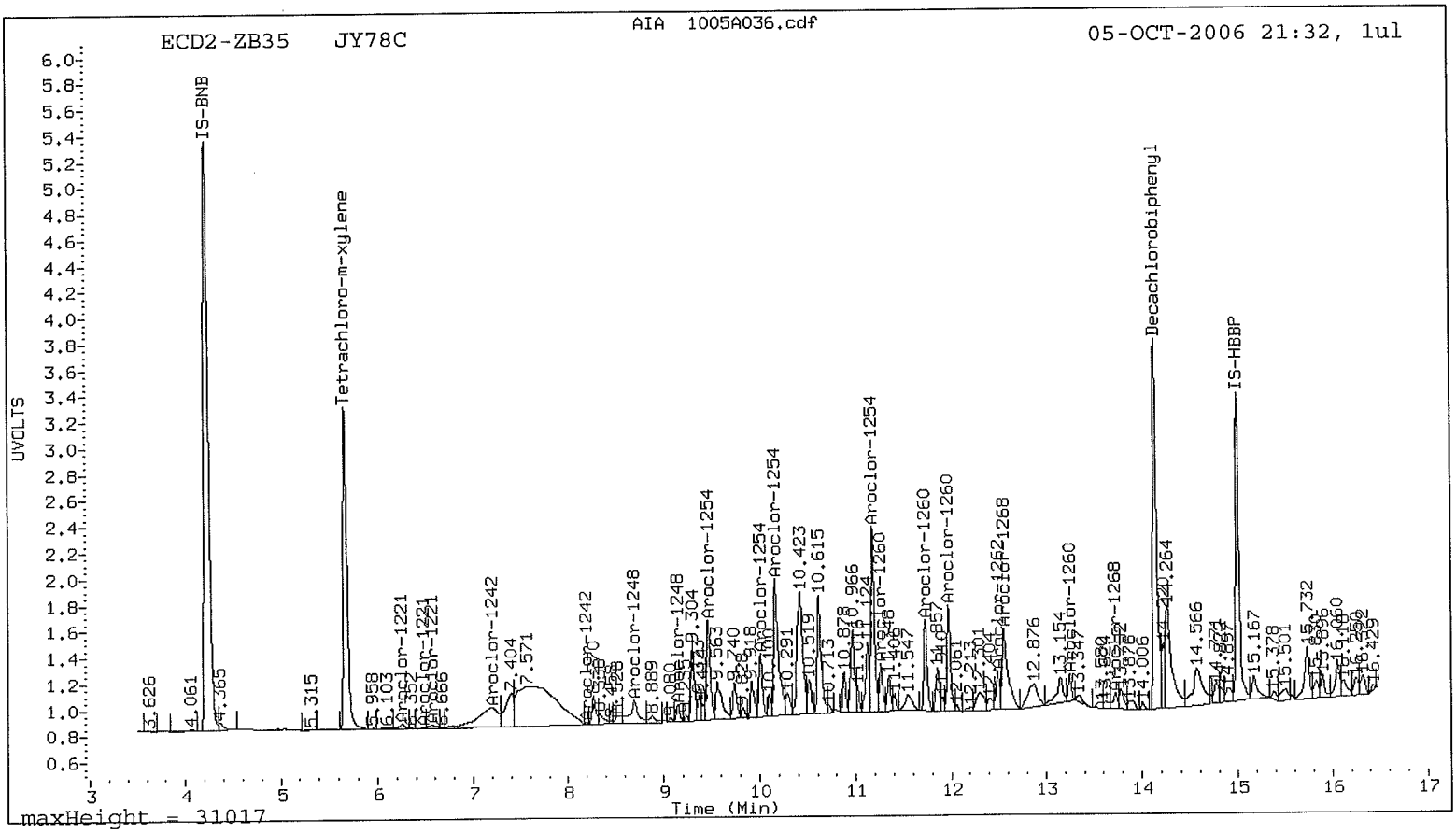
ECD2-ZB35 JY78C
AIA 1005A036.cdf
05-OCT-2006 21:32, 1ul
UVOLTS
Time (Min)
maxHeight = 31017
IS-BNB
Tetrachloro-m-xylene
Decachlorobiphenyl
IS-HBBP

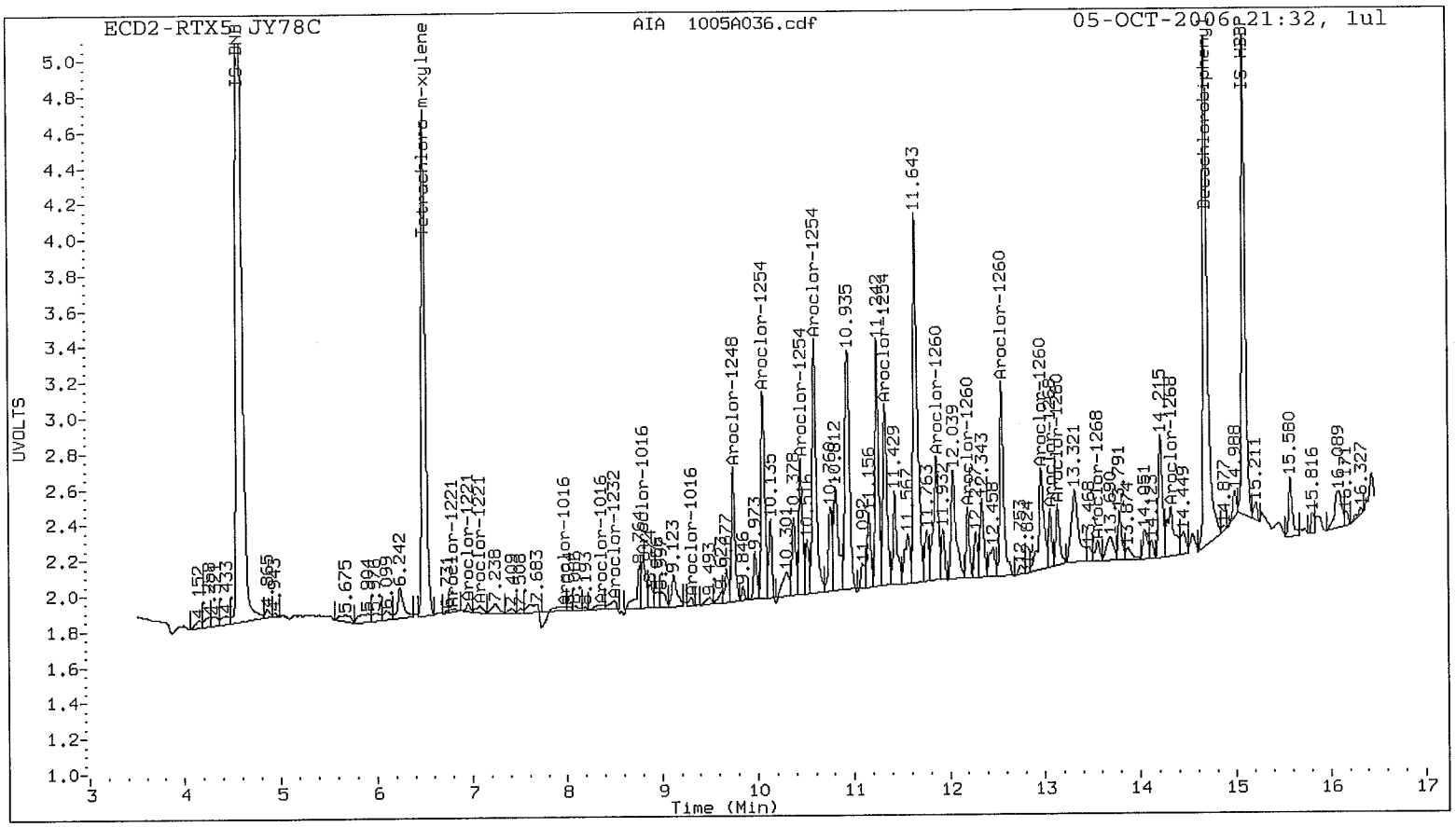
ECD2-RTX5 JY78C
AIA 1005A036.cdf
05-OCT-2006 21:32, 1ul
UVOLTS
Time (Min)
IS-DNB
Tetrachloro-m-xylene
Aroclor-1221
Aroclor-1016
Aroclor-1232
Aroclor-1248
Aroclor-1254
Aroclor-1260
Aroclor-1268
Decachlorobiphenyl
IS-HXB

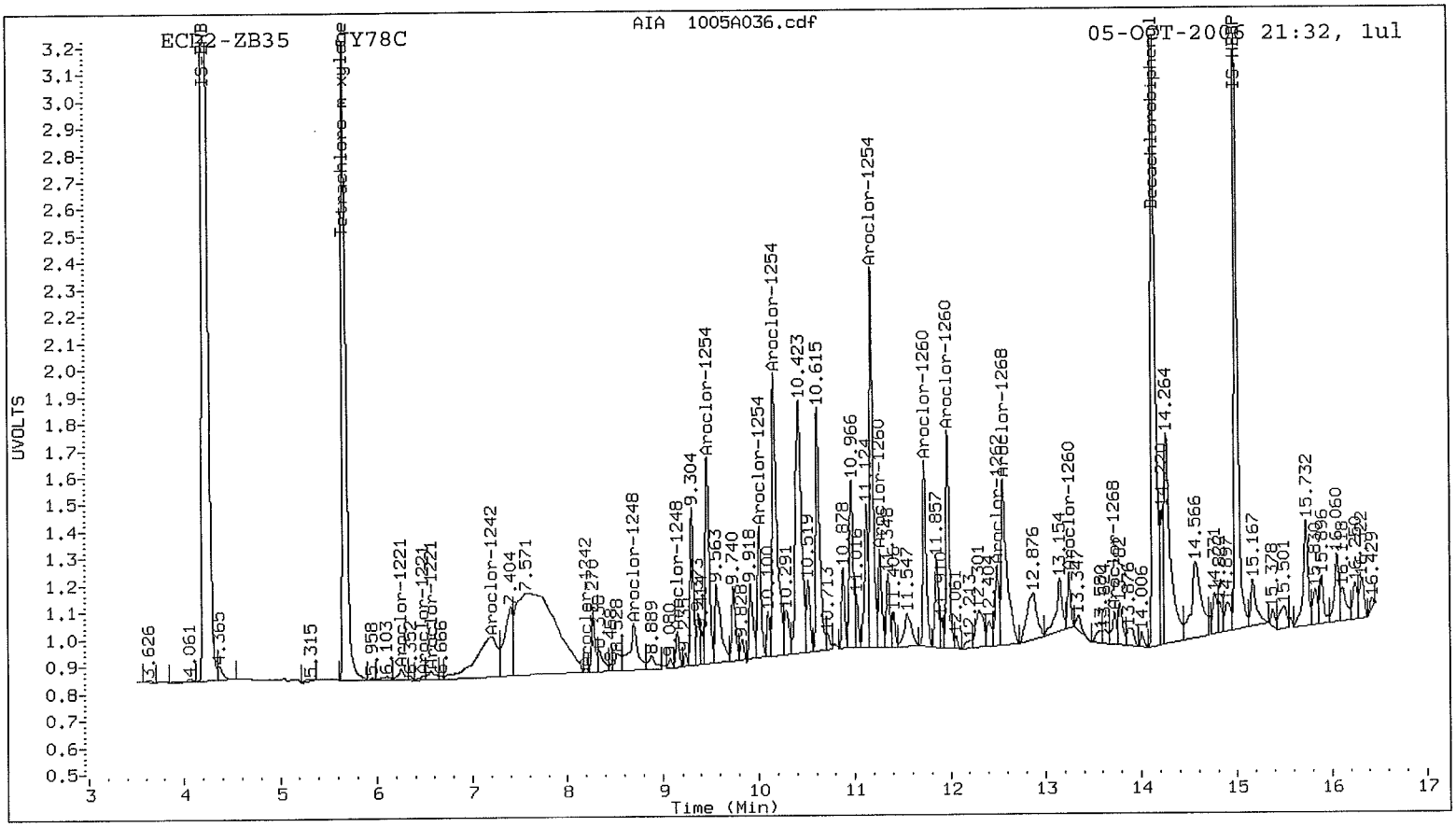
ECD2-ZB35 JY78C
AIA 1005A036.cdf
05-OCT-2006 21:32, 1ul
UVOLTS
Time (Min)
IS-DNB
Tetrachloro-m-xylene
Aroclor-1221
Aroclor-1242
Aroclor-1248
Aroclor-1254
Aroclor-1260
Aroclor-1268
Decachlorobiphenyl
IS-HXB

ANALYTICAL RESOURCES INCORPORATED

ORGANICS ANALYSIS DATA SHEET
PCB by GC/ECD Method SW8082
Page 1 of 1

Sample ID: RY5-092806
SAMPLE

Lab Sample ID: JY78E
LIMS ID: 06-18111
Matrix: Soil
Data Release Authorized:
Reported: 10/06/06

QC Report No: JY78-Anchor Environmental
Project: Chinook
060354-01
Date Sampled: 09/28/06
Date Received: 09/29/06

Date Extracted: 10/03/06
Date Analyzed: 10/05/06 22:32
Instrument/Analyst: ECD2/PK
GPC Cleanup: No
Sulfur Cleanup: Yes
Acid Cleanup: Yes
Florisil Cleanup: No

Sample Amount: 5.65 g-dry-wt
Final Extract Volume: 4.0 mL
Dilution Factor: 1.00
Silica Gel: No
pH: 6.4
Percent Moisture: 6.0%

CAS Number	Analyte	RL	Result
12674-11-2	Aroclor 1016	71	< 71 U
53469-21-9	Aroclor 1242	71	< 71 U
12672-29-6	Aroclor 1248	71	< 71 U
11097-69-1	**Aroclor 1254**	**71**	**170**
11096-82-5	**Aroclor 1260**	**71**	**190**
11104-28-2	Aroclor 1221	71	< 71 U
11141-16-5	Aroclor 1232	71	< 71 U

Reported in µg/kg (ppb)

PCB Surrogate Recovery

Decachlorobiphenyl	90.2%
Tetrachlorometaxylene	96.0%

Analytical Resources Inc.
Dual Column PCB Quantitation Report

Data file 1: PCB20060929.b/1005-1.b/1005A039.d
Data file 2: PCB20060929.b/1005-2.b/1005A039.d
Method: /chem2/ecd2.i/PCB20060929.b/PCB1.m
Compound Sublist: PCB
Instrument, Inj. Vol.: ecd2.i, 1ul
Quant Method: Internal Std

ARI ID: JY78E
Client ID:
Injection Date: 05-OCT-2006 22:32
Report Date: 10/06/2006 12:14
Matrix: NONE
Dilution Factor: 1.000

RTX5 Col			ZB35 Col			RTX5	ZB35		
RT	Shift	Response	RT	Shift	Response	on col	on col	RPD	Compound/Flag
6.489	-0.005	391933	5.667	-0.005	326929	30.56	38.42	22.8	Tetrachloro-m-xylene
14.683	-0.002	477086	14.133	-0.003	331964	31.90	36.14	12.5	Decachlorobiphenyl MN

* Indicates RPD > 40%
M Indicates Column 1 peak was manually integrated
N Indicates Column 2 peak was manually integrated

SURROGATE PERCENT RECOVERY

SURROGATE	Col1	Col2
Tetrachloro-m-xylene	76.4	96.0
Decachlorobiphenyl	79.7	90.4

INTERNAL STANDARD SUMMARY

Column 1

Standard Cpnd	Standard Area*	Sample Area	%D
Bromo-Nitrobenzene	588002	977943	66.3
Hexabromobiphenyl	185009	350414	89.4

Column 2

Standard Cpnd	Standard Area*	Sample Area	%D
Bromo-Nitrobenzene	764009	818974	7.2
Hexabromobiphenyl	252301	278250	10.3

* Standard Areas taken from Initial Cal Level 4
Initial Calibration Date: 29-SEP-2006
<- Indicates standard response outside Limits (-50 to +100%)

Aroclor	Peak#	RTX5 Col RT	Shift	Area	Amount	Peak#	ZB35 Col RT	Shift	Area	Amount
Aroclor-1016	1	7.935	-0.002	24894	56.4	1	7.186	0.003	79004	133.3
Aroclor-1016	2	8.317	-0.006	12280	9.2	2	7.760	-0.035	258852	246.2
Aroclor-1016	3	8.805	-0.004	46569	128.9	3	---			0.000
Aroclor-1016	4	9.305	-0.006	8504	20.8	4	9.463	-0.007	142728	561.0
	Total Col1Ave (4 peaks): 53.8					Total Col2Ave (3 peaks): 313.5			RPD = 141*	
	Corrected Ave (3 peaks): 28.8					Corrected Ave: < 3 Peaks				
Aroclor-1221	1	---			0.000	1	6.254	0.034	5025	30.9
Aroclor-1221	2	---			0.000	2	6.480	0.043	3082	27.6
Aroclor-1221	3	---			0.000	3	6.563	0.027	11922	27.5
	Col1Ave: <3 Quant Peaks					Col2Ave: 28.7				
Aroclor-1232	1	---			0.000	1	6.563	0.027	11922	32.6
Aroclor-1232	2	7.935	-0.001	24894	132.7	2	7.186	0.000	79004	249.9
Aroclor-1232	3	8.317	-0.004	12280	21.1	3	7.760	-0.034	258852	561.3
Aroclor-1232	4	8.476	0.003	4946	20.0	4	---			0.000
	Total Col1Ave (3 peaks): 58.0					Total Col2Ave (3 peaks): 281.3			RPD = 132*	
	Corrected Ave: < 3 Peaks					Corrected Ave: < 3 Peaks				
Aroclor-1242	1	---			0.000	1	6.563	0.025	11922	40.2
Aroclor-1242	2	7.935	-0.003	24894	59.7	2	7.186	0.002	79004	139.1
Aroclor-1242	3	8.317	-0.006	12280	9.9	3	7.760	-0.035	258852	264.2
Aroclor-1242	4	8.476	0.001	4946	9.3	4	---			0.000
Aroclor-1242	NS	---			----	5	---			0.000
	Total Col1Ave (3 peaks): 26.3					Total Col2Ave (3 peaks): 147.8			RPD = 140*	
	Corrected Ave: < 3 Peaks					Corrected Ave: < 3 Peaks				
Aroclor-1248	1	8.317	-0.005	12280	14.3	1	7.186	0.006	79004	272.5
Aroclor-1248	2	8.805	-0.004	46569	92.7	2	7.760	-0.034	258852	372.4
Aroclor-1248	3	9.305	-0.006	8504	12.7	3	8.700	-0.006	41728	92.5
Aroclor-1248	4	9.746	0.005	132250	145.9	4	9.153	-0.004	20452	31.3
	Total Col1Ave (4 peaks): 66.4					Total Col2Ave (4 peaks): 192.2			RPD = 97*	
	Corrected Ave (3 peaks): 39.9					Corrected Ave (3 peaks): 132.1			RPD = 107*	
Aroclor-1254	1	10.056	-0.002	216077	211.2	1	9.463	-0.006	142728	224.1
Aroclor-1254	2	10.450	-0.002	125959	224.0	2	10.010	-0.003	81451	210.8
Aroclor-1254	3	10.591	-0.003	254208	219.4	3	10.163	-0.004	233288	258.5
Aroclor-1254	4	11.325	-0.005	195109	281.9	4	11.177	-0.005	248426	423.7
	Total Col1Ave (4 peaks): 234.1					Total Col2Ave (4 peaks): 279.3			RPD = 18	
	Corrected Ave (4 peaks): 234.1					Corrected Ave (4 peaks): 279.3			RPD = 18	
Aroclor-1260	1	11.862	-0.002	163210	205.2	1	11.177	-0.005	248426	394.4
Aroclor-1260	2	12.195	-0.003	111702	171.3	2	11.263	-0.005	89210	189.3
Aroclor-1260	3	12.550	-0.002	323942	205.5	3	11.727	-0.004	140913	286.6
Aroclor-1260	4	12.968	-0.002	180314	239.7	4	11.970	-0.006	217455	205.9
Aroclor-1260	5	13.141	-0.003	115012	267.1	5	13.250	-0.004	59441	251.0
	Total Col1Ave (5 peaks): 217.8					Total Col2Ave (5 peaks): 265.4			RPD = 20	
	Corrected Ave (5 peaks): 217.8					Corrected Ave (5 peaks): 265.4			RPD = 20	
Aroclor-1262	1	11.862	-0.002	163210	121.5	1	11.727	-0.002	140913	203.1
Aroclor-1262	2	12.550	-0.001	323942	159.2	2	11.970	-0.005	217455	154.2
Aroclor-1262	3	12.968	-0.002	180314	301.9	3	12.490	-0.004	76387	115.0
Aroclor-1262	4	13.141	-0.002	115012	126.9	4	13.250	-0.003	59441	127.4
	Total Col1Ave (4 peaks): 177.4					Total Col2Ave (4 peaks): 149.9			RPD = 17	
	Corrected Ave (3 peaks): 135.9					Corrected Ave (4 peaks): 149.9			RPD = 10	
Aroclor-1268	1	13.065	-0.002	109734	47.3	1	12.490	-0.002	76387	46.5
Aroclor-1268	2	13.141	0.001	115012	53.2	2	12.557	-0.003	196576	113.4
Aroclor-1268	3	13.557	0.030	43938	24.7	3	12.950	-0.005	9988	8.3
Aroclor-1268	4	14.284	0.000	84933	18.1	4	13.727	-0.003	47719	12.7
	Total Col1Ave (4 peaks): 35.8					Total Col2Ave (4 peaks): 45.2			RPD = 23	
	Corrected Ave (4 peaks): 35.8					Corrected Ave (3 peaks): 22.5			RPD = 46*	

Total PCB Area Col1 (6.594 - 14.988) = 5338048 Col1 Total PCB = 0.8 ppm*

Total PCB Area Col2 (5.771 - 14.897) = 4551137 Col2 Total PCB = 0.7 ppm*

* Quantitated against AR1660 0.25ppm in Ical

PCB-Form 10 Mod.

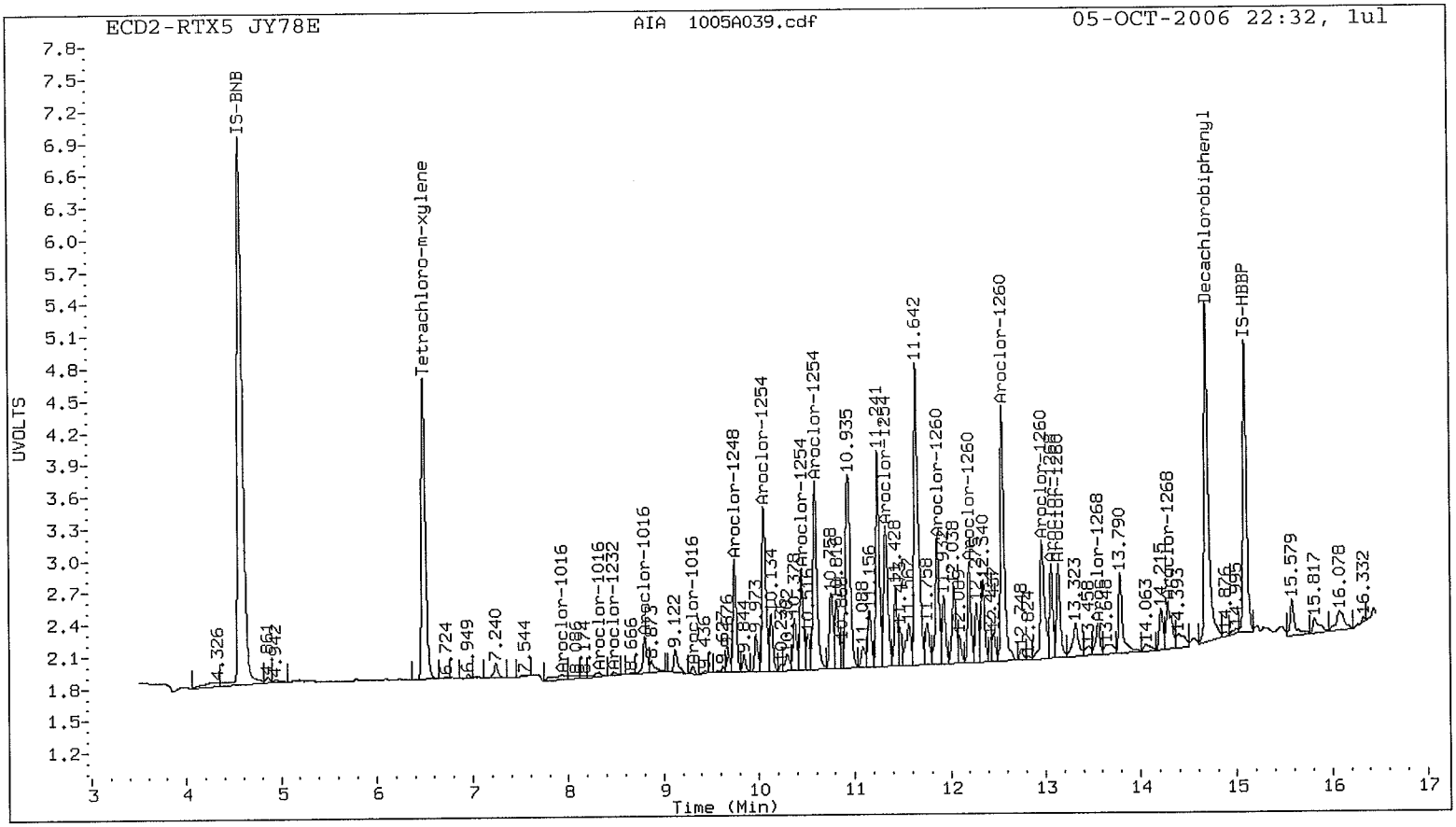
ECD2-RTX5 JY78E
AIA 1005A039.cdf
05-OCT-2006 22:32, 1ul
UVOLTS
Time (Min)
IS-BNB
Tetrachloro-m-xylene
Decachlorobiphenyl
IS-HBBP
Aroclor-1016
Aroclor-1232
Aroclor-1248
Aroclor-1254
Aroclor-1260
Aroclor-1268

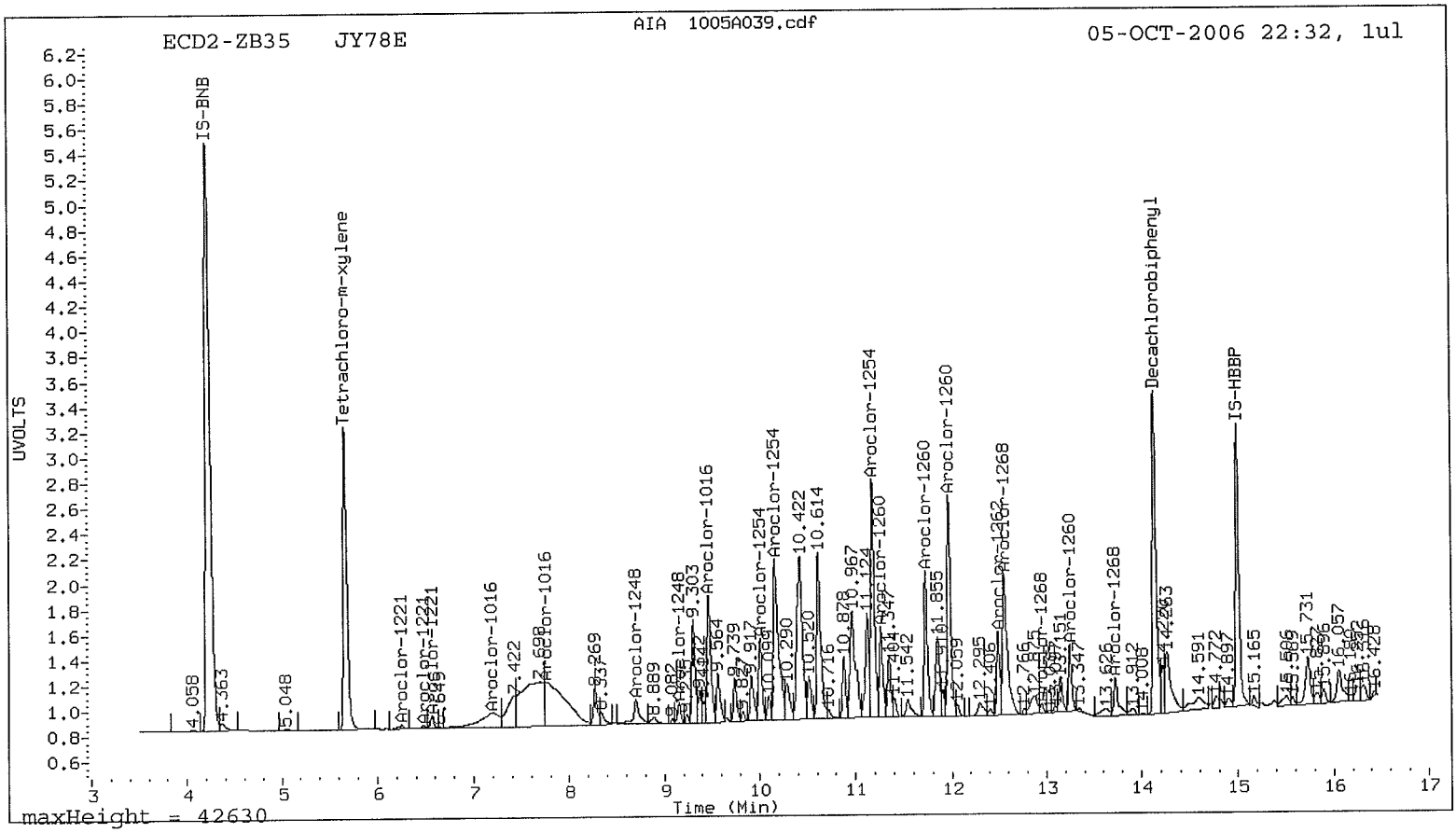
ECD2-ZB35 JY78E
AIA 1005A039.cdf
05-OCT-2006 22:32, 1ul
UVOLTS
Time (Min)
maxHeight = 42630
IS-BNB
Tetrachloro-m-xylene
Decachlorobiphenyl
IS-HBBP
Aroclor-1016
Aroclor-1221
Aroclor-1248
Aroclor-1254
Aroclor-1260
Aroclor-1268

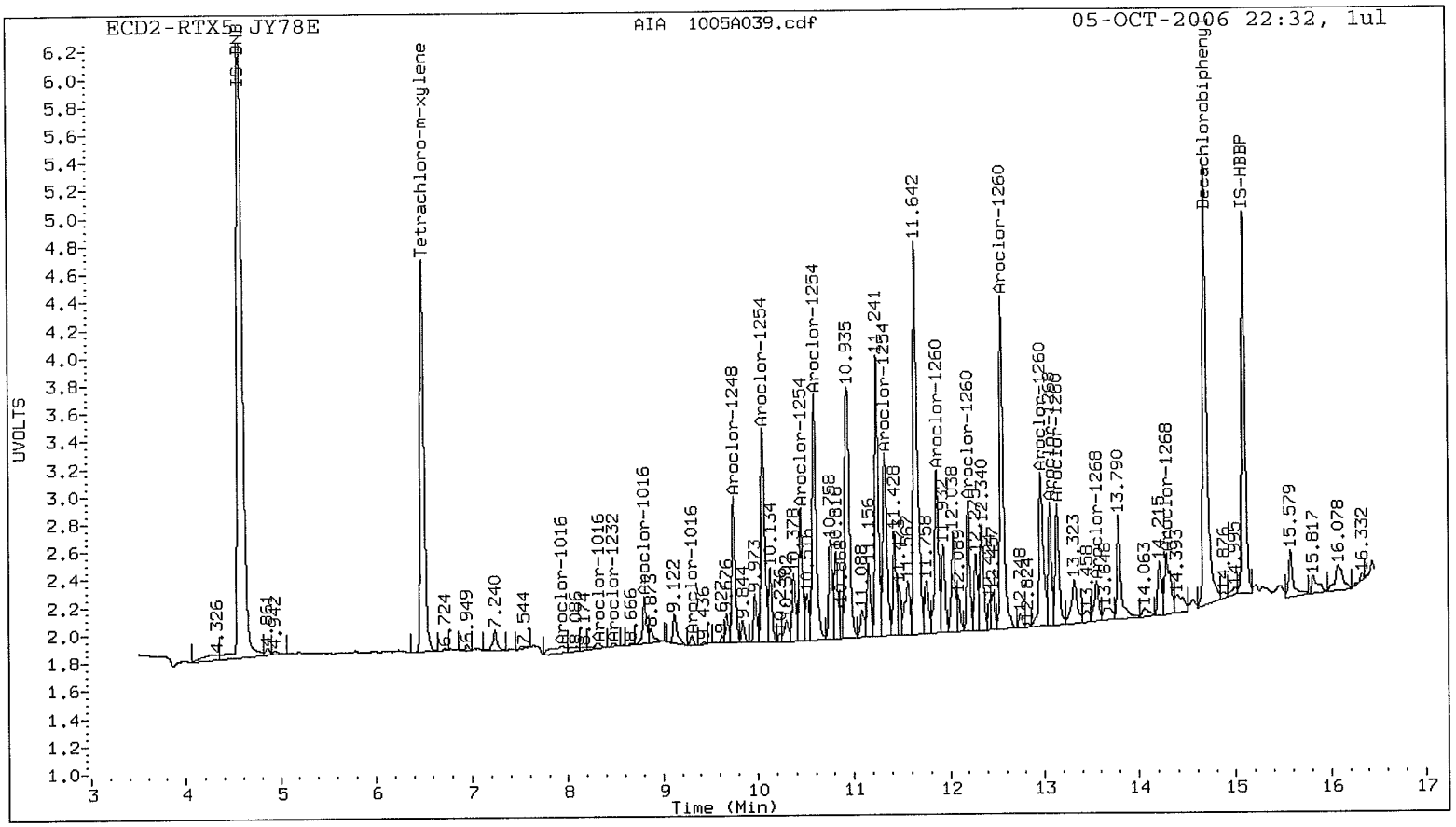
ECD2-RTX5 JY78E
AIA 1005A039.cdf
05-OCT-2006 22:32, 1ul
UVOLTS
Time (Min)
IS-DNB
Tetrachloro-m-xylene
Decachlorobipheny
IS-HBBP
Aroclor-1016
Aroclor-1232
Aroclor-1248
Aroclor-1254
Aroclor-1260
Aroclor-1268

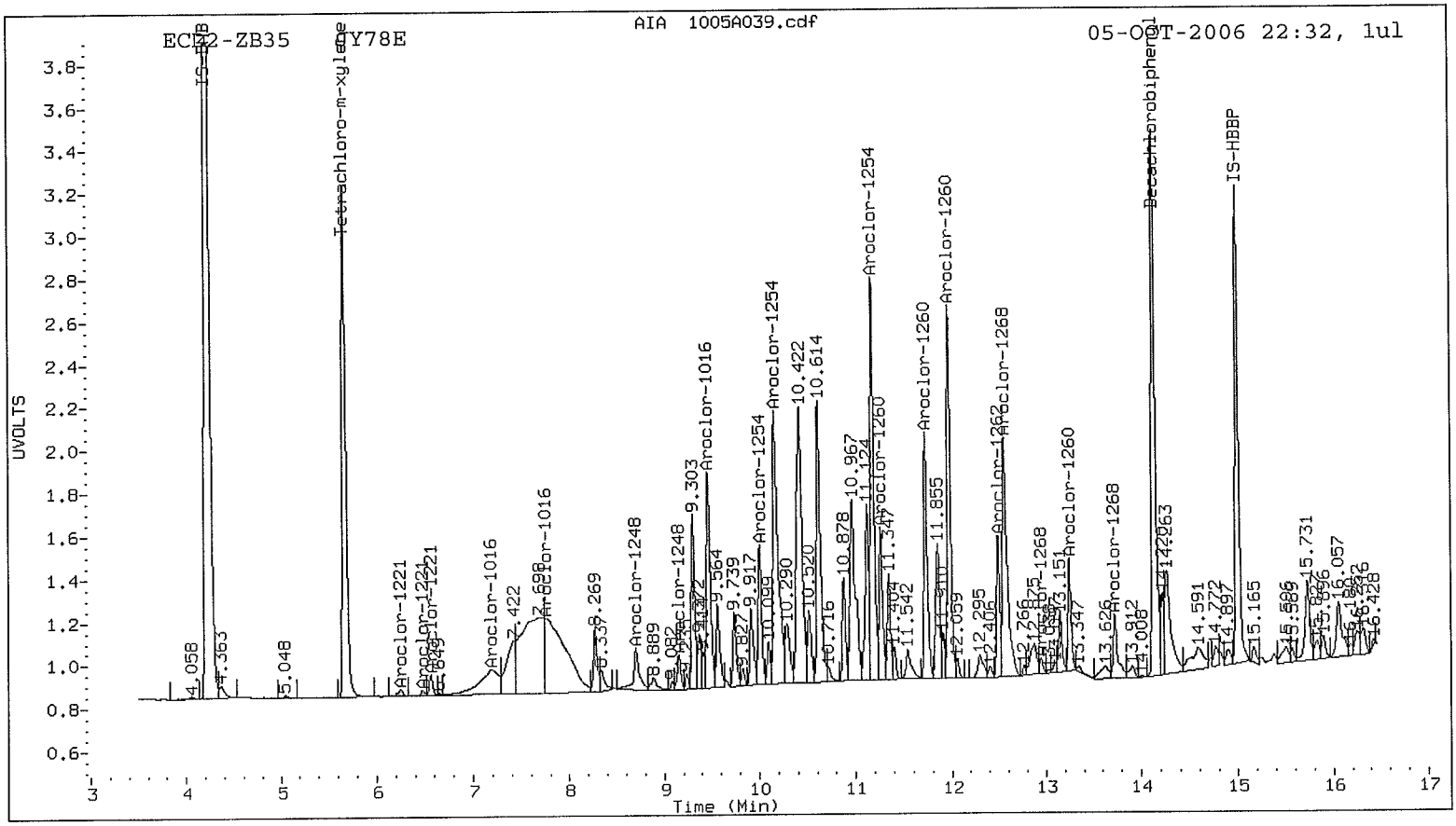
ECD2-ZB35 JY78E
AIA 1005A039.cdf
05-OCT-2006 22:32, 1ul
UVOLTS
Time (Min)
IS-DNB
Tetrachloro-m-xylene
Decachlorobiphenyl
IS-HBBP
Aroclor-1016
Aroclor-1221
Aroclor-1248
Aroclor-1254
Aroclor-1260
Aroclor-1262
Aroclor-1268

ANALYTICAL RESOURCES INCORPORATED

ORGANICS ANALYSIS DATA SHEET
PCB by GC/ECD Method SW8082
Page 1 of 1

Sample ID: RY45-092806
SAMPLE

Lab Sample ID: JY78F
LIMS ID: 06-18112
Matrix: Soil
Data Release Authorized:
Reported: 10/06/06

QC Report No: JY78-Anchor Environmental
Project: Chinook
060354-01
Date Sampled: 09/28/06
Date Received: 09/29/06

Date Extracted: 10/03/06
Date Analyzed: 10/05/06 22:51
Instrument/Analyst: ECD2/PK
GPC Cleanup: No
Sulfur Cleanup: Yes
Acid Cleanup: Yes
Florisil Cleanup: No

Sample Amount: 12.2 g-dry-wt
Final Extract Volume: 4.0 mL
Dilution Factor: 1.00
Silica Gel: No
pH: 6.4
Percent Moisture: 5.9%

CAS Number	Analyte	RL	Result
12674-11-2	Aroclor 1016	33	< 33 U
53469-21-9	Aroclor 1242	33	< 33 U
12672-29-6	Aroclor 1248	33	< 33 U
11097-69-1	**Aroclor 1254**	**33**	**32 J**
11096-82-5	**Aroclor 1260**	**33**	**50**
11104-28-2	Aroclor 1221	33	< 33 U
11141-16-5	Aroclor 1232	33	< 33 U

Reported in µg/kg (ppb)

PCB Surrogate Recovery	
Decachlorobiphenyl	70.8%
Tetrachlorometaxylene	72.2%

Analytical Resources Inc.
Dual Column PCB Quantitation Report

Data file 1: PCB20060929.b/1005-1.b/1005A040.d
Data file 2: PCB20060929.b/1005-2.b/1005A040.d
Method: /chem2/ecd2.i/PCB20060929.b/PCB1.m
Compound Sublist: PCB
Instrument, Inj. Vol.: ecd2.i, 1ul
Quant Method: Internal Std

ARI ID: JY78F
Client ID:
Injection Date: 05-OCT-2006 22:51
Report Date: 10/06/2006 12:14
Matrix: NONE
Dilution Factor: 1.000

RTX5 Col			ZB35 Col			RTX5	ZB35		
RT	Shift	Response	RT	Shift	Response	on col	on col	RPD	Compound/Flag
6.488	-0.006	282583	5.667	-0.005	237096	23.79	28.91	19.4	Tetrachloro-m-xylene
14.683	-0.002	347959	14.134	-0.002	245573	24.39	28.26	14.7	Decachlorobiphenyl M

* Indicates RPD > 40%
M Indicates Column 1 peak was manually integrated
N Indicates Column 2 peak was manually integrated

SURROGATE PERCENT RECOVERY

SURROGATE	Col1	Col2
Tetrachloro-m-xylene	59.5	72.3
Decachlorobiphenyl	61.0	70.6

INTERNAL STANDARD SUMMARY

Column 1

Standard Cpnd	Standard Area*	Sample Area	%D
Bromo-Nitrobenzene	588002	905580	54.0
Hexabromobiphenyl	185009	334198	80.6

Column 2

Standard Cpnd	Standard Area*	Sample Area	%D
Bromo-Nitrobenzene	764009	789259	3.3
Hexabromobiphenyl	252301	263282	4.4

* Standard Areas taken from Initial Cal Level 4
Initial Calibration Date: 29-SEP-2006
<- Indicates standard response outside Limits (-50 to +100%)

Aroclor	Peak#	RTX5 Col RT	Shift	Area	Amount	Peak#	ZB35 Col RT	Shift	Area	Amount
Aroclor-1016	1	7.937	0.000	37249	91.1	1	7.183	-0.001	31317	54.8
Aroclor-1016	2	8.317	-0.005	7208	5.8	2	7.782	-0.012	49965	49.3
Aroclor-1016	3	8.802	-0.007	23191	69.3	3	7.996	-0.013	13975	33.4
Aroclor-1016	4	9.304	-0.008	3996	10.6	4	9.465	-0.005	54818	223.6
Total Col1Ave (4 peaks): 44.2					Total Col2Ave (4 peaks): 90.3				RPD = 69*	
Corrected Ave (3 peaks): 28.6					Corrected Ave (3 peaks): 45.8				RPD = 46*	
Aroclor-1221	1	---			0.000	1	6.253	0.034	4101	26.1
Aroclor-1221	2	---			0.000	2	6.480	0.043	3235	30.1
Aroclor-1221	3	---			0.000	3	6.563	0.026	10622	25.4
Col1Ave: <3 Quant Peaks						Col2Ave: 27.2				
Aroclor-1232	1	---			0.000	1	6.563	0.026	10622	30.2
Aroclor-1232	2	7.937	0.001	37249	214.5	2	7.183	-0.004	31317	102.8
Aroclor-1232	3	8.317	-0.004	7208	13.4	3	7.782	-0.011	49965	112.4
Aroclor-1232	4	8.474	0.001	9970	43.5	4	7.996	-0.012	13975	75.3
Total Col1Ave (3 peaks): 90.5					Total Col2Ave (4 peaks): 80.2				RPD = 12	
Corrected Ave: < 3 Peaks					Corrected Ave (4 peaks): 80.2					
Aroclor-1242	1	---			0.000	1	6.563	0.024	10622	37.2
Aroclor-1242	2	7.937	-0.001	37249	96.4	2	7.183	-0.001	31317	57.2
Aroclor-1242	3	8.317	-0.006	7208	6.3	3	7.782	-0.012	49965	52.9
Aroclor-1242	4	8.474	-0.001	9970	20.3	4	7.996	-0.013	13975	35.9
Aroclor-1242	NS	---			----	5	8.191	0.005	1229	5.8
Total Col1Ave (3 peaks): 41.0					Total Col2Ave (5 peaks): 37.8				RPD = 8	
Corrected Ave: < 3 Peaks					Corrected Ave (5 peaks): 37.8					
Aroclor-1248	1	8.317	-0.005	7208	9.1	1	7.183	0.002	31317	112.1
Aroclor-1248	2	8.802	-0.008	23191	49.9	2	7.782	-0.011	49965	74.6
Aroclor-1248	3	9.304	-0.007	3996	6.4	3	8.701	-0.005	23844	54.8
Aroclor-1248	4	9.747	0.005	50654	60.3	4	9.153	-0.005	8974	14.2
Total Col1Ave (4 peaks): 31.4					Total Col2Ave (4 peaks): 63.9				RPD = 68*	
Corrected Ave (3 peaks): 21.8					Corrected Ave (3 peaks): 47.9				RPD = 75*	
Aroclor-1254	1	10.057	-0.001	83223	87.8	1	9.465	-0.004	54818	89.3
Aroclor-1254	2	10.450	-0.002	49718	95.5	2	10.007	-0.006	28304	76.0
Aroclor-1254	3	10.590	-0.003	100469	93.6	3	10.163	-0.004	95026	109.2
Aroclor-1254	4	11.323	-0.007	76656	119.6	4	11.177	-0.005	91488	161.9
Total Col1Ave (4 peaks): 99.1					Total Col2Ave (4 peaks): 109.1				RPD = 10	
Corrected Ave (4 peaks): 99.1					Corrected Ave (4 peaks): 109.1				RPD = 10	
Aroclor-1260	1	11.860	-0.005	117994	155.6	1	11.177	-0.005	91488	153.5
Aroclor-1260	2	12.193	-0.004	68446	110.1	2	11.263	-0.005	60806	136.4
Aroclor-1260	3	12.549	-0.003	196733	130.9	3	11.727	-0.004	76126	163.6
Aroclor-1260	4	12.967	-0.002	92976	129.6	4	11.971	-0.005	127730	127.8
Aroclor-1260	5	13.141	-0.003	90672	220.8	5	13.250	-0.004	41755	186.3
Total Col1Ave (5 peaks): 149.4					Total Col2Ave (5 peaks): 153.5				RPD = 3	
Corrected Ave (5 peaks): 149.4					Corrected Ave (5 peaks): 153.5				RPD = 3	
Aroclor-1262	1	11.860	-0.004	117994	92.1	1	11.727	-0.002	76126	115.9
Aroclor-1262	2	12.549	-0.002	196733	101.4	2	11.971	-0.004	127730	95.7
Aroclor-1262	3	12.967	-0.002	92976	163.2	3	12.490	-0.004	61234	97.4
Aroclor-1262	4	13.141	-0.002	90672	104.9	4	13.250	-0.003	41755	94.5
Total Col1Ave (4 peaks): 115.4					Total Col2Ave (4 peaks): 100.9				RPD = 13	
Corrected Ave (4 peaks): 115.4					Corrected Ave (4 peaks): 100.9				RPD = 13	
Aroclor-1268	1	13.064	-0.003	91412	41.3	1	12.490	-0.002	61234	39.4
Aroclor-1268	2	13.141	0.000	90672	44.0	2	12.557	-0.003	137137	83.6
Aroclor-1268	3	13.556	0.029	32977	19.4	3	12.950	-0.005	8315	7.3
Aroclor-1268	4	14.284	0.000	82928	18.5	4	13.727	-0.003	41892	11.8
Total Col1Ave (4 peaks): 30.8					Total Col2Ave (4 peaks): 35.5				RPD = 14	
Corrected Ave (4 peaks): 30.8					Corrected Ave (3 peaks): 19.5				RPD = 45*	

91 J

Total PCB Area Col1 (6.594 - 14.988) = 3067302 Col1 Total PCB = 0.5 ppm*

Total PCB Area Col2 (5.771 - 14.897) = 2308412 Col2 Total PCB = 0.3 ppm*

* Quantitated against AR1660 0.25ppm in Ical

PCB-Form 10 Mod.

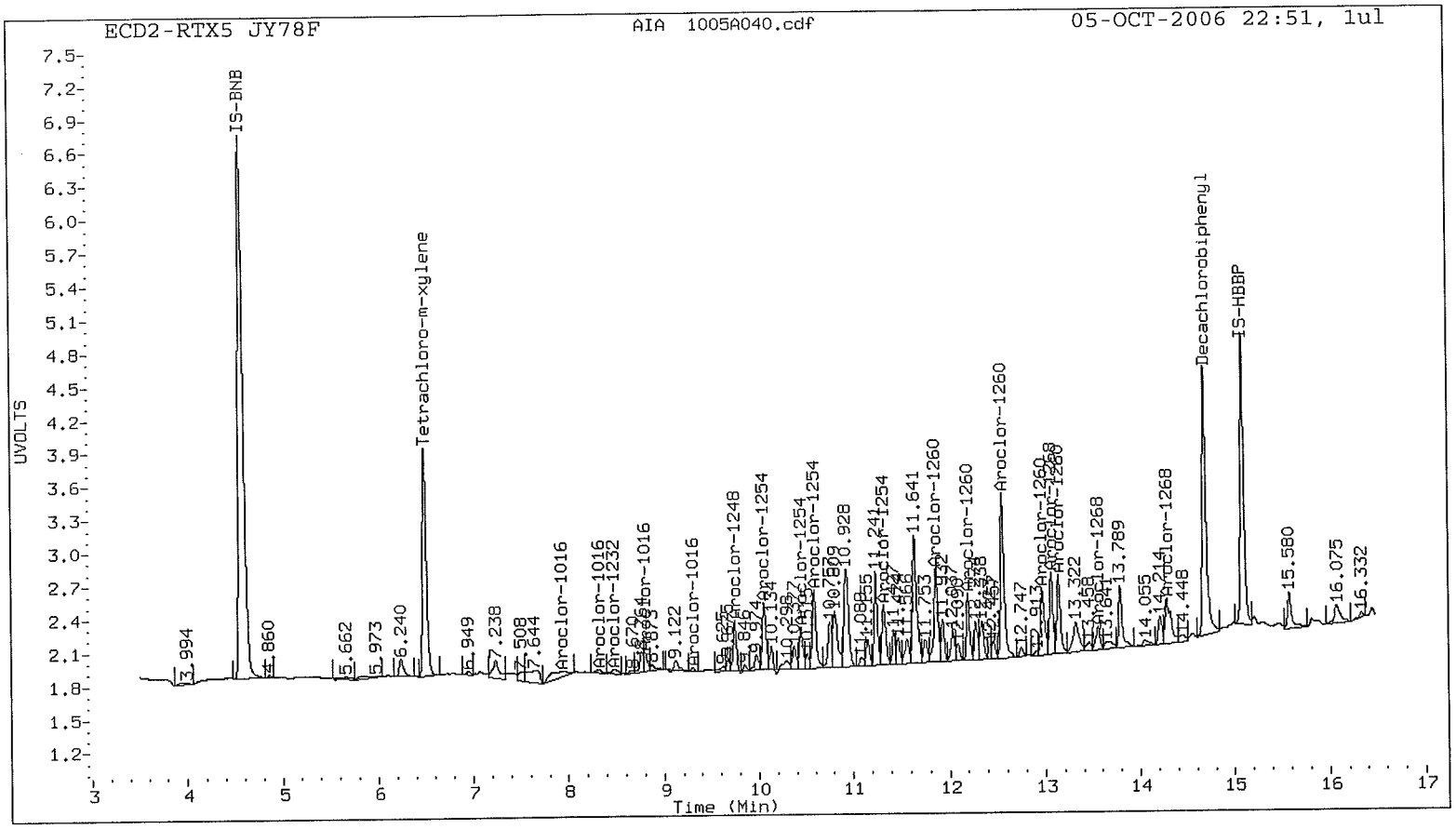
ECD2-RTX5 JY78F
AIA 1005A040.cdf
05-OCT-2006 22:51, 1ul
UVOLTS
Time (Min)
IS-BNB
Tetrachloro-m-xylene
Decachlorobiphenyl
IS-HBBP
Aroclor-1016
Aroclor-1232
Aroclor-1248
Aroclor-1254
Aroclor-1260
Aroclor-1268

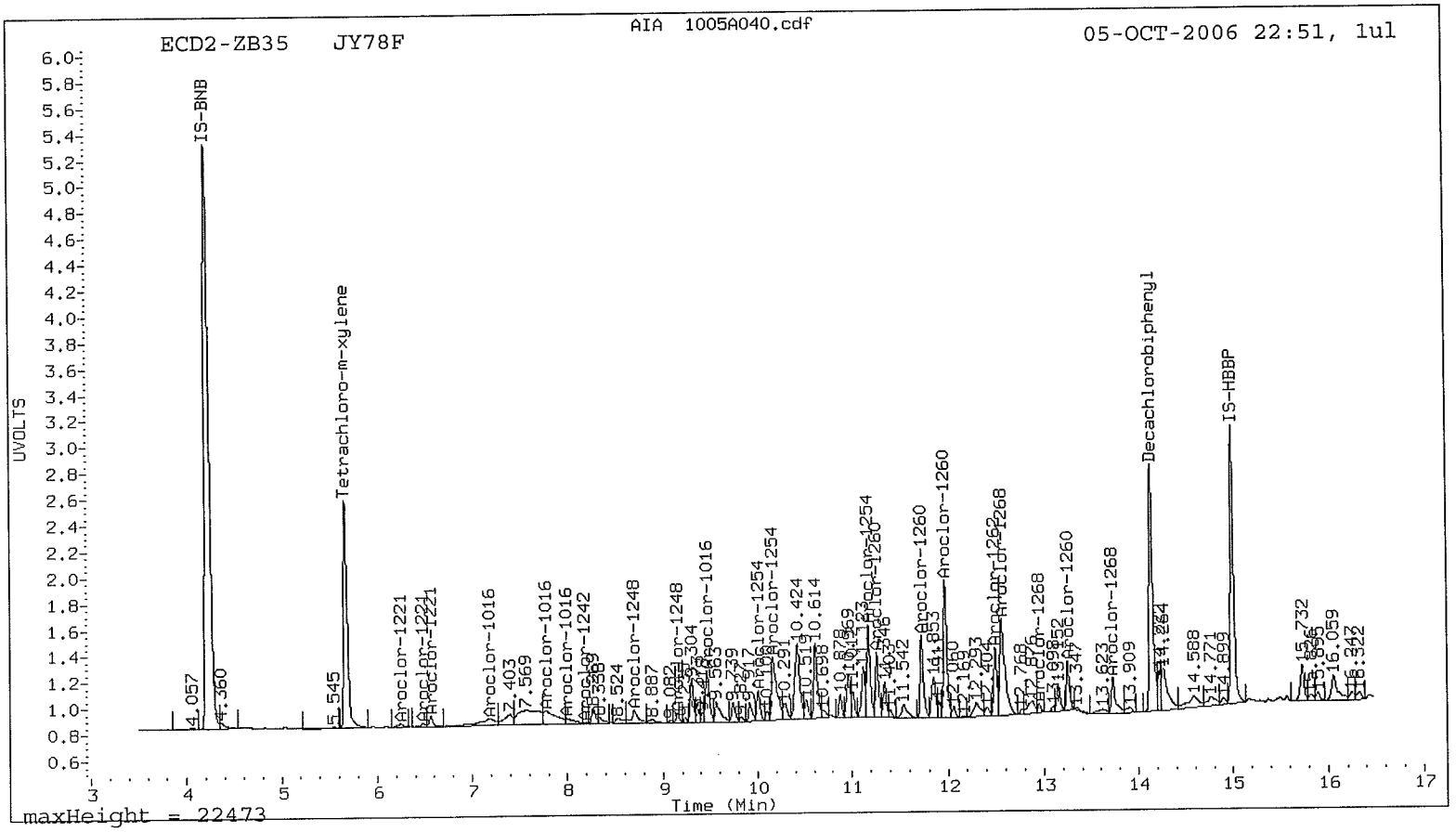
ECD2-ZB35 JY78F
AIA 1005A040.cdf
05-OCT-2006 22:51, 1ul
UVOLTS
Time (Min)
maxHeight = 22473
IS-BNB
Tetrachloro-m-xylene
Decachlorobiphenyl
IS-HBBP
Aroclor-1016
Aroclor-1221
Aroclor-1242
Aroclor-1248
Aroclor-1254
Aroclor-1260
Aroclor-1268

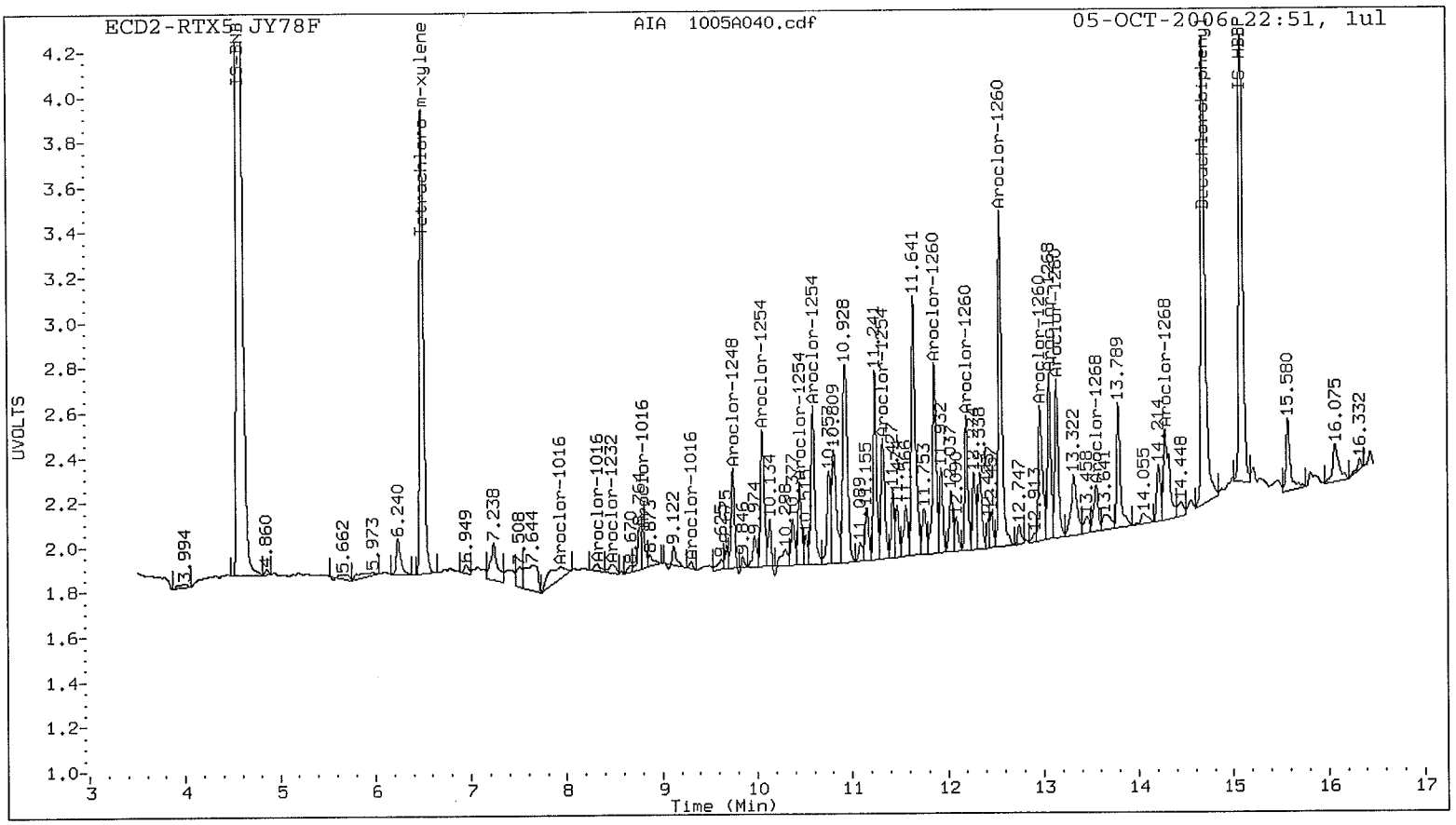
ECD2-RTX5 JY78F
AIA 1005A040.cdf
05-OCT-2006 22:51, 1ul
UVOLTS
Time (Min)
IS-DNB
Tetrachloro-m-xylene
Decachlorobiphenyl
IS-HBBP
Aroclor-1016
Aroclor-1232
Aroclor-1248
Aroclor-1254
Aroclor-1260
Aroclor-1268

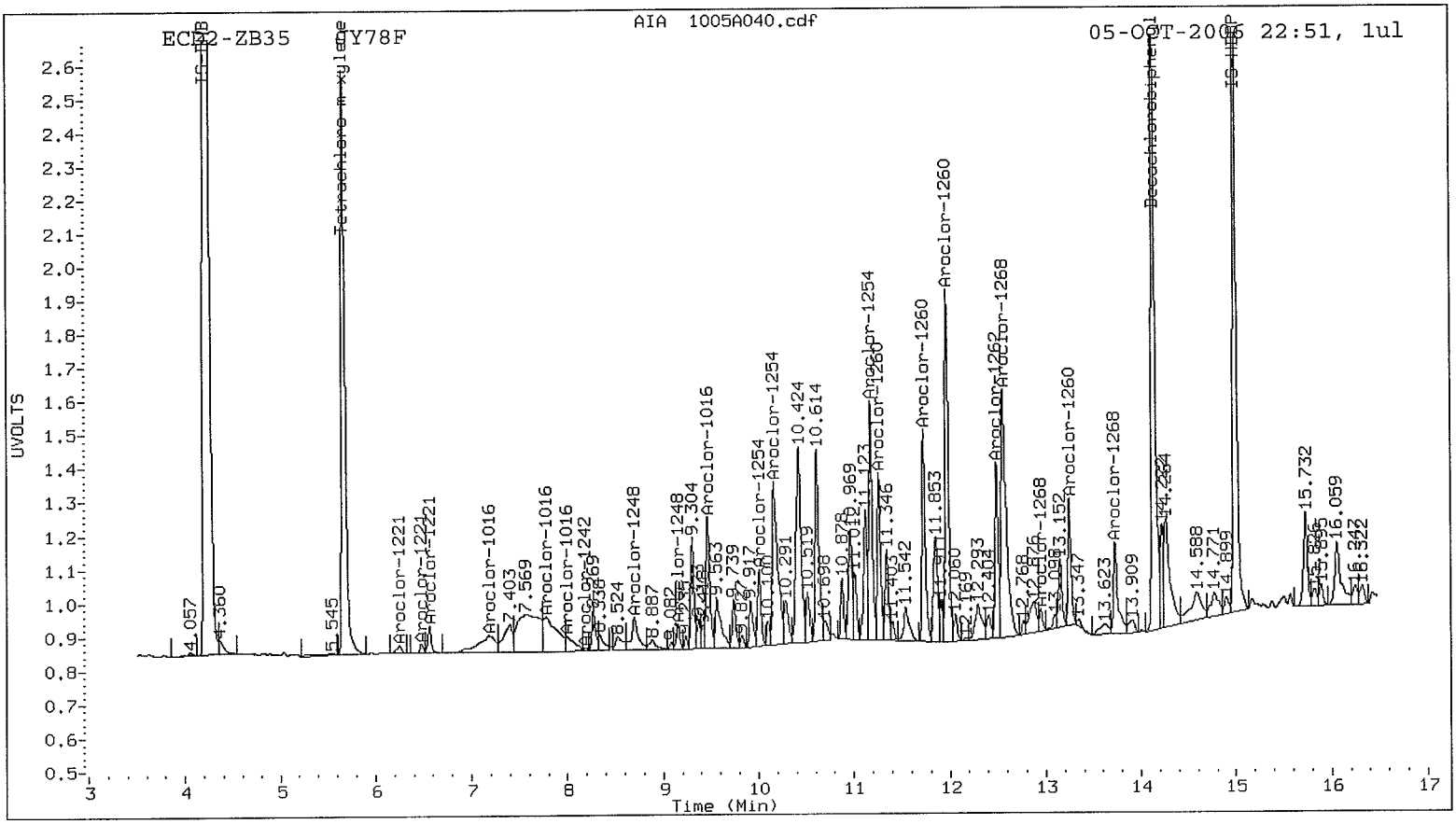
ECD2-ZB35 JY78F
AIA 1005A040.cdf
05-OCT-2006 22:51, 1ul
UVOLTS
Time (Min)
IS-DNB
Tetrachloro-m-xylene
Decachlorobiphenyl
IS-HBBP
Aroclor-1016
Aroclor-1221
Aroclor-1232
Aroclor-1242
Aroclor-1248
Aroclor-1254
Aroclor-1260
Aroclor-1262
Aroclor-1268

PCB Analysis
Standards Data

prepared
for

ANCHOR ENVIRONMENTAL

Project: Chinook, 060354-01

ARI JOB NO: JY78

prepared
by

Analytical Resources, Inc.

6F

8082 INITIAL CALIBRATION OF AROCLOR 1016/1260

Lab Name: ANALYTICAL RESOURCES, INC Client: ANCHOR

ARI Job No.: JY78 Project: CHINOOK

GC Column: RTX-5 Instrument ID: ECD2

Calibration Date: 09/29/06

SURROGATES

	RT WIN	LVL1	LVL2	LVL3	LVL4	LVL5	MEAN	%RSD
TCX	6.44- 6.54	1.0584	1.0249	1.0514	1.0310	1.0809	1.0493	2.1
DCB	14.64-14.74	4.0735	3.6402	3.2605	3.0217	3.0761	3.4144	12.9

Aroclor-1016 Peak	RT WIN	LVL1 .02	LVL2 0.1	LVL3 .25	LVL4 0.5	LVL5 1.0	MEAN	%RSD
1	7.89- 7.99	0.0371	0.0379	0.0376	0.0345	0.0335	0.0361	5.5
2	8.27- 8.37	0.1252	0.1157	0.1093	0.1005	0.0966	0.1095	10.5
3	8.76- 8.86	0.0345	0.0308	0.0293	0.0271	0.0260	0.0296	11.3
4	9.26- 9.36	0.0326	0.0344	0.0345	0.0327	0.0329	0.0334	2.9

AROCLOR AVERAGE %RSD = 7.6

Aroclor-1260 Peak	RT WIN	LVL1 .02	LVL2 0.1	LVL3 .25	LVL4 0.5	LVL5 1.0	MEAN	%RSD
1	11.81-11.91	0.1911	0.1802	0.1907	0.1691	0.1767	0.1815	5.2
2	12.15-12.25	0.1642	0.1482	0.1548	0.1360	0.1411	0.1489	7.5
3	12.50-12.60	0.3765	0.3577	0.3789	0.3363	0.3498	0.3599	5.0
4	12.92-13.02	0.1841	0.1708	0.1807	0.1573	0.1659	0.1717	6.4
5	13.09-13.19	0.1182	0.0933	0.0970	0.0896	0.0934	0.0983	11.6

AROCLOR AVERAGE %RSD = 7.1

6F

8082 INITIAL CALIBRATION OF AROCLOR 1016/1260

Lab Name: ANALYTICAL RESOURCES, INC Client: ANCHOR

ARI Job No.: JY78 Project: CHINOOK

GC Column: ZB35 Instrument ID: ECD2

Calibration Date: 09/29/06

SURROGATES

	RT WIN	LVL1	LVL2	LVL3	LVL4	LVL5	MEAN	%RSD
TCX	5.62- 5.72	0.7588	0.7734	0.8122	0.8617	0.9502	0.8313	9.3
DCB	14.09-14.19	2.7640	2.5743	2.5754	2.5419	2.7476	2.6407	4.0

Aroclor-1016 Peak	RT WIN	LVL1 .02	LVL2 0.1	LVL3 .25	LVL4 0.5	LVL5 1.0	MEAN	%RSD
1	7.13- 7.23	0.0640	0.0628	0.0582	0.0535	0.0511	0.0579	9.7
2	7.74- 7.84	0.1111	0.1071	0.1024	0.0966	0.0963	0.1027	6.3
3	7.96- 8.06	0.0444	0.0448	0.0422	0.0398	0.0408	0.0424	5.1
4	9.42- 9.52	0.0255	0.0260	0.0249	0.0239	0.0239	0.0249	3.8

AROCLOR AVERAGE %RSD = 6.2

Aroclor-1260 Peak	RT WIN	LVL1 .02	LVL2 0.1	LVL3 .25	LVL4 0.5	LVL5 1.0	MEAN	%RSD
1	11.13-11.23	0.1891	0.1762	0.1795	0.1748	0.1859	0.1811	3.4
2	11.22-11.32	0.1421	0.1338	0.1352	0.1297	0.1365	0.1355	3.3
3	11.68-11.78	0.1466	0.1394	0.1413	0.1367	0.1429	0.1414	2.6
4	11.93-12.03	0.2895	0.2831	0.3008	0.3009	0.3437	0.3036	7.8
5	13.20-13.30	0.0705	0.0666	0.0660	0.0650	0.0723	0.0681	4.6

AROCLOR AVERAGE %RSD = 4.4

6G

8082 INITIAL CALIBRATION OF SINGLE POINT PCBs

Lab Name: ANALYTICAL RESOURCES, INC Client: ANCHOR

ARI Job No.: JY78 Project: CHINOOK

GC Column: RTX-5 Instrument ID: ECD2

Calibration Date: 09/29/06

Aroclor-1221			
Peak	RT	RT WIN	Cal Factor
1	6.786	6.74- 6.84	0.01653
2	6.940	6.89- 6.99	0.01070
3	7.030	6.98- 7.08	0.03987

Aroclor-1232			
Peak	RT	RT WIN	Cal Factor
1	7.029	6.98- 7.08	0.03522
2	7.936	7.89- 7.99	0.01534
3	8.321	8.27- 8.37	0.04750
4	8.473	8.42- 8.52	0.02026

Aroclor-1242			
Peak	RT	RT WIN	Cal Factor
1	7.031	6.98- 7.08	0.02819
2	7.938	7.89- 7.99	0.03413
3	8.323	8.27- 8.37	0.10160
4	8.475	8.42- 8.52	0.04333

Aroclor-1248			
Peak	RT	RT WIN	Cal Factor
1	8.322	8.27- 8.37	0.07030
2	8.809	8.76- 8.86	0.04108
3	9.311	9.26- 9.36	0.05483
4	9.742	9.69- 9.79	0.07415

6G

8082 INITIAL CALIBRATION OF SINGLE POINT PCBs

Lab Name: ANALYTICAL RESOURCES, INC Client: ANCHOR

ARI Job No.: JY78 Project: CHINOOK

GC Column: RTX-5 Instrument ID: ECD2

Calibration Date: 09/29/06

Aroclor-1254			
Peak	RT	RT WIN	Cal Factor
1	10.058	10.01-10.11	0.08371
2	10.452	10.40-10.50	0.04601
3	10.593	10.54-10.64	0.09478
4	11.330	11.28-11.38	0.05662

Aroclor-1262			
Peak	RT	RT WIN	Cal Factor
1	11.864	11.81-11.91	0.30673
2	12.551	12.50-12.60	0.46455
3	12.970	12.92-13.02	0.13637
4	13.143	13.09-13.19	0.20686

Aroclor-1268			
Peak	RT	RT WIN	Cal Factor
1	13.067	13.02-13.12	0.52974
2	13.140	13.09-13.19	0.49349
3	13.527	13.48-13.58	0.40687
4	14.284	14.23-14.33	1

6G

8082 INITIAL CALIBRATION OF SINGLE POINT PCBs

Lab Name: ANALYTICAL RESOURCES, INC Client: ANCHOR

ARI Job No.: JY78 Project: CHINOOK

GC Column: ZB35 Instrument ID: ECD2

Calibration Date: 09/29/06

Aroclor-1221			
Peak	RT	RT WIN	Cal Factor
1	6.220	6.17- 6.27	0.01591
2	6.437	6.39- 6.49	0.01089
3	6.537	6.49- 6.59	0.04232

Aroclor-1232			
Peak	RT	RT WIN	Cal Factor
1	6.537	6.49- 6.59	0.03570
2	7.187	7.14- 7.24	0.03088
3	7.794	7.74- 7.84	0.04505
4	8.008	7.96- 8.06	0.01880

Aroclor-1242			
Peak	RT	RT WIN	Cal Factor
1	6.539	6.49- 6.59	0.02893
2	7.184	7.13- 7.23	0.05548
3	7.795	7.74- 7.84	0.09571
4	8.009	7.96- 8.06	0.03943
5	8.186	8.14- 8.24	0.02156

Aroclor-1248			
Peak	RT	RT WIN	Cal Factor
1	7.181	7.13- 7.23	0.02832
2	7.794	7.74- 7.84	0.06790
3	8.706	8.66- 8.76	0.04408
4	9.158	9.11- 9.21	0.06385

6G

8082 INITIAL CALIBRATION OF SINGLE POINT PCBs

Lab Name: ANALYTICAL RESOURCES, INC Client: ANCHOR

ARI Job No.: JY78 Project: CHINOOK

GC Column: ZB35 Instrument ID: ECD2

Calibration Date: 09/29/06

Aroclor-1254			
Peak	RT	RT WIN	Cal Factor
1	9.469	9.42- 9.52	0.06222
2	10.013	9.96-10.06	0.03775
3	10.167	10.12-10.22	0.08817
4	11.181	11.13-11.23	0.05727

Aroclor-1262			
Peak	RT	RT WIN	Cal Factor
1	11.729	11.68-11.78	0.19950
2	11.975	11.92-12.02	0.40548
3	12.494	12.44-12.54	0.19096
4	13.253	13.20-13.30	0.13419

Aroclor-1268			
Peak	RT	RT WIN	Cal Factor
1	12.492	12.44-12.54	0.47211
2	12.559	12.51-12.61	0.49841
3	12.955	12.90-13.00	0.34771
4	13.731	13.68-13.78	1

Analytical Resources, Inc.

INITIAL CALIBRATION DATA

ECD 2 PCB CURVE 9/29/06

Start Cal Date : 29-SEP-2006 12:25
End Cal Date : 29-SEP-2006 15:44
Quant Method : ISTD
Origin : Disabled
Target Version : 3.50
Integrator : HP Genie
Method file : /chem2/ecd2.i/PCB20060929.b/PCB1.m
Cal Date : 29-Sep-2006 15:44 peter
Curve Type : Average

Calibration File Names:
Level 1: /chem2/ecd2.i/PCB20060929.b/ical-1.b/0929A004.d
Level 2: /chem2/ecd2.i/PCB20060929.b/ical-1.b/0929A006.d
Level 3: /chem2/ecd2.i/PCB20060929.b/ical-1.b/0929A002.d
Level 4: /chem2/ecd2.i/PCB20060929.b/ical-1.b/0929A005.d
Level 5: /chem2/ecd2.i/PCB20060929.b/ical-1.b/0929A003.d
Level 7: /chem2/ecd2.i/PCB20060929.b/ical-1.b/0929A012.d

Compound	20.000 Level 1	100.000 Level 2	250.000 Level 3	500.000 Level 4	1000.000 Level 5	250.000 Level 7	RRF	% RSD
2 Aroclor-1221(1)	+++++	+++++	+++++	+++++	+++++	0.01653	0.01653	0.000
(2)	+++++	+++++	+++++	+++++	+++++	0.01070	0.01070	0.000
(3)	+++++	+++++	+++++	+++++	+++++	0.03987	0.03987	0.000
4 Aroclor-1232(1)	+++++	+++++	+++++	+++++	+++++	0.03522	0.03522	0.000
(2)	+++++	+++++	+++++	+++++	+++++	0.01534	0.01534	0.000
(3)	+++++	+++++	+++++	+++++	+++++	0.04750	0.04750	0.000
(4)	+++++	+++++	+++++	+++++	+++++	0.02026	0.02026	0.000
3 Aroclor-1242(1)	+++++	+++++	+++++	+++++	+++++	0.02819	0.02819	0.000
(2)	+++++	+++++	+++++	+++++	+++++	0.03413	0.03413	0.000
(3)	+++++	+++++	+++++	+++++	+++++	0.10160	0.10160	0.000
(4)	+++++	+++++	+++++	+++++	+++++	0.04333	0.04333	0.000
6 Aroclor-1248(1)	+++++	+++++	+++++	+++++	+++++	0.07030	0.07030	0.000
(2)	+++++	+++++	+++++	+++++	+++++	0.04108	0.04108	0.000
(3)	+++++	+++++	+++++	+++++	+++++	0.05483	0.05483	0.000
(4)	+++++	+++++	+++++	+++++	+++++	0.07415	0.07415	0.000
8 Aroclor-1254(1)	+++++	+++++	+++++	+++++	+++++	0.08371	0.08371	0.000
(2)	+++++	+++++	+++++	+++++	+++++	0.04601	0.04601	0.000
(3)	+++++	+++++	+++++	+++++	+++++	0.09478	0.09478	0.000
(4)	+++++	+++++	+++++	+++++	+++++	0.05662	0.05662	0.000
7 Aroclor-1016(1)	0.03714	0.03785	0.03759	0.03452	0.03351	+++++	0.03612	5.458
(2)	0.12517	0.11566	0.10933	0.10050	0.09665	+++++	0.10946	10.512

Analytical Resources, Inc.

INITIAL CALIBRATION DATA

Start Cal Date : 29-SEP-2006 12:25
End Cal Date : 29-SEP-2006 15:44
Quant Method : ISTD
Origin : Disabled
Target Version : 3.50
Integrator : HP Genie
Method file : /chem2/ecd2.i/PCB20060929.b/PCB1.m
Cal Date : 29-Sep-2006 15:44 peter
Curve Type : Average

Compound	20.000 Level 1	100.000 Level 2	250.000 Level 3	500.000 Level 4	1000.000 Level 5	250.000 Level 7	___ RRF	% RSD
(3)	0.03451	0.03084	0.02933	0.02710	0.02603	+++++	0.02956	11.309
(4)	0.03257	0.03444	0.03453	0.03267	0.03290	+++++	0.03342	2.932
10 Aroclor-1262(1)	+++++	+++++	+++++	+++++	+++++	0.30673	0.30673	0.000
(2)	+++++	+++++	+++++	+++++	+++++	0.46455	0.46455	0.000
(3)	+++++	+++++	+++++	+++++	+++++	0.13637	0.13637	0.000
(4)	+++++	+++++	+++++	+++++	+++++	0.20686	0.20686	0.000
11 Aroclor-1268(1)	+++++	+++++	+++++	+++++	+++++	0.52974	0.52974	0.000
(2)	+++++	+++++	+++++	+++++	+++++	0.49349	0.49349	0.000
(3)	+++++	+++++	+++++	+++++	+++++	0.40687	0.40687	0.000
(4)	+++++	+++++	+++++	+++++	+++++	1.07378	1.07378	0.000
9 Aroclor-1260(1)	0.19107	0.18019	0.19066	0.16908	0.17672	+++++	0.18155	5.186
(2)	0.16422	0.14819	0.15480	0.13598	0.14111	+++++	0.14886	7.492
(3)	0.37649	0.35773	0.37895	0.33634	0.34978	+++++	0.35986	5.011
(4)	0.18408	0.17079	0.18066	0.15728	0.16588	+++++	0.17174	6.354
(5)	0.11821	0.09333	0.09697	0.08958	0.09340	+++++	0.09830	11.632
$ 1 Tetrachloro-m-xylene	1.05837	1.02491	1.05136	1.03097	1.08085	+++++	1.04929	2.138
$ 13 Decachlorobiphenyl	4.07350	3.64016	3.26053	3.02172	3.07613	+++++	3.41441	12.914

Analytical Resources, Inc.

INITIAL CALIBRATION DATA

Start Cal Date : 29-SEP-2006 12:25
End Cal Date : 29-SEP-2006 15:44
Quant Method : ISTD
Origin : Disabled
Target Version : 3.50
Integrator : HP Genie
Method file : /chem2/ecd2.i/PCB20060929.b/PCB2.m
Cal Date : 29-Sep-2006 15:43 peter
Curve Type : Average

Calibration File Names:
Level 1: /chem2/ecd2.i/PCB20060929.b/ical-2.b/0929A004.d
Level 2: /chem2/ecd2.i/PCB20060929.b/ical-2.b/0929A006.d
Level 3: /chem2/ecd2.i/PCB20060929.b/ical-2.b/0929A002.d
Level 4: /chem2/ecd2.i/PCB20060929.b/ical-2.b/0929A005.d
Level 5: /chem2/ecd2.i/PCB20060929.b/ical-2.b/0929A003.d
Level 7: /chem2/ecd2.i/PCB20060929.b/ical-2.b/0929A012.d

Compound	20.000 Level 1	100.000 Level 2	250.000 Level 3	500.000 Level 4	1000.000 Level 5	250.000 Level 7	RRF	% RSD
1 Aroclor-1221(1)	+++++	+++++	+++++	+++++	+++++	0.01591	0.01591	0.000
(2)	+++++	+++++	+++++	+++++	+++++	0.01089	0.01089	0.000
(3)	+++++	+++++	+++++	+++++	+++++	0.04232	0.04232	0.000
4 Aroclor-1232(1)	+++++	+++++	+++++	+++++	+++++	0.03570	0.03570	0.000
(2)	+++++	+++++	+++++	+++++	+++++	0.03088	0.03088	0.000
(3)	+++++	+++++	+++++	+++++	+++++	0.04505	0.04505	0.000
(4)	+++++	+++++	+++++	+++++	+++++	0.01880	0.01880	0.000
3 Aroclor-1242(1)	+++++	+++++	+++++	+++++	+++++	0.02893	0.02893	0.000
(2)	+++++	+++++	+++++	+++++	+++++	0.05548	0.05548	0.000
(3)	+++++	+++++	+++++	+++++	+++++	0.09571	0.09571	0.000
(4)	+++++	+++++	+++++	+++++	+++++	0.03943	0.03943	0.000
(5)	+++++	+++++	+++++	+++++	+++++	0.02156	0.02156	0.000
6 Aroclor-1248(1)	+++++	+++++	+++++	+++++	+++++	0.02832	0.02832	0.000
(2)	+++++	+++++	+++++	+++++	+++++	0.06790	0.06790	0.000
(3)	+++++	+++++	+++++	+++++	+++++	0.04408	0.04408	0.000
(4)	+++++	+++++	+++++	+++++	+++++	0.06385	0.06385	0.000
7 Aroclor-1016(1)	0.06398	0.06279	0.05817	0.05348	0.05114	+++++	0.05791	9.698
(2)	0.11114	0.10712	0.10242	0.09664	0.09627	+++++	0.10272	6.326
(3)	0.04439	0.04479	0.04222	0.03980	0.04080	+++++	0.04240	5.140
(4)	0.02552	0.02599	0.02495	0.02388	0.02394	+++++	0.02485	3.780
8 Aroclor-1254(1)	+++++	+++++	+++++	+++++	+++++	0.06222	0.06222	0.000

Analytical Resources, Inc.

INITIAL CALIBRATION DATA

Start Cal Date : 29-SEP-2006 12:25
End Cal Date : 29-SEP-2006 15:44
Quant Method : ISTD
Origin : Disabled
Target Version : 3.50
Integrator : HP Genie
Method file : /chem2/ecd2.i/PCB20060929.b/PCB2.m
Cal Date : 29-Sep-2006 15:43 peter
Curve Type : Average

Compound	20.000 Level 1	100.000 Level 2	250.000 Level 3	500.000 Level 4	1000.000 Level 5	250.000 Level 7	RRF	% RSD
(2)	+++++	+++++	+++++	+++++	+++++	0.03775	0.03775	0.000
(3)	+++++	+++++	+++++	+++++	+++++	0.08817	0.08817	0.000
(4)	+++++	+++++	+++++	+++++	+++++	0.05727	0.05727	0.000
10 Aroclor-1262(1)	+++++	+++++	+++++	+++++	+++++	0.19950	0.19950	0.000
(2)	+++++	+++++	+++++	+++++	+++++	0.40548	0.40548	0.000
(3)	+++++	+++++	+++++	+++++	+++++	0.19096	0.19096	0.000
(4)	+++++	+++++	+++++	+++++	+++++	0.13419	0.13419	0.000
11 Aroclor-1268(1)	+++++	+++++	+++++	+++++	+++++	0.47211	0.47210	0.000
(2)	+++++	+++++	+++++	+++++	+++++	0.49841	0.49841	0.000
(3)	+++++	+++++	+++++	+++++	+++++	0.34771	0.34771	0.000
(4)	+++++	+++++	+++++	+++++	+++++	1.08329	1.08329	0.000
9 Aroclor-1260(1)	0.18912	0.17622	0.17952	0.17481	0.18586	+++++	0.18111	3.413
(2)	0.14207	0.13383	0.13518	0.12971	0.13654	+++++	0.13547	3.315
(3)	0.14660	0.13938	0.14127	0.13667	0.14294	+++++	0.14137	2.643
(4)	0.28952	0.28307	0.30084	0.30088	0.34368	+++++	0.30359	7.797
(5)	0.07053	0.06655	0.06603	0.06504	0.07228	+++++	0.06809	4.611
$ 2 Tetrachloro-m-xylene	0.75876	0.77341	0.81218	0.86169	0.95025	+++++	0.83126	9.328
$ 13 Decachlorobiphenyl	2.76404	2.57426	2.57542	2.54192	2.74763	+++++	2.64065	4.020

Analytical Resources Inc.
Dual Column PCB Quantitation Report

Data file 1: PCB20060929.b/ical-1.b/0929A001.d
Data file 2: PCB20060929.b/ical-2.b/0929A001.d
Method: /chem2/ecd2.i/PCB20060929.b/PCB1.m
Compound Sublist: PCB
Instrument, Inj. Vol.: ecd2.i, 1ul
Quant Method: Internal Std

ARI ID: IB
Client ID:
Injection Date: 29-SEP-2006 12:05
Report Date: 09/29/2006 15:45
Matrix: NONE
Dilution Factor: 1.000

RTX5 Col			ZB35 Col			RTX5	ZB35		
RT	Shift	Response	RT	Shift	Response	on col	on col	RPD	Compound/Flag
6.513	0.019	315321	5.676	0.004	349811	44.18	47.44	7.1	Tetrachloro-m-xylene
14.696	0.011	315929	14.140	0.004	330956	40.44	43.23	6.7	Decachlorobiphenyl

* Indicates RPD > 40%
M Indicates Column 1 peak was manually integrated
N Indicates Column 2 peak was manually integrated

SURROGATE PERCENT RECOVERY

SURROGATE	Col1	Col2
Tetrachloro-m-xylene	110.4	118.6
Decachlorobiphenyl	101.1	108.1

INTERNAL STANDARD SUMMARY

Column 1

Standard Cpnd	Standard Area*	Sample Area	%D
Bromo-Nitrobenzene	588002	544166	-7.5
Hexabromobiphenyl	185009	183041	-1.1

Column 2

Standard Cpnd	Standard Area*	Sample Area	%D
Bromo-Nitrobenzene	764009	709580	-7.1
Hexabromobiphenyl	252301	231955	-8.1

* Standard Areas taken from Initial Cal Level 4
Initial Calibration Date: 29-SEP-2006
<- Indicates standard response outside Limits (-50 to +100%)

Aroclor	Peak#	RTX5 Col RT	Shift	Area	Amount	Peak#	ZB35 Col RT	Shift	Area	Amount
Aroclor-1016	1	---			0.000	1	---			0.000
Aroclor-1016	2	---			0.000	2	---			0.000
Aroclor-1016	3	---			0.000	3	---			0.000
Aroclor-1016	4	---			0.000	4	---			0.000
	Col1Ave: <3 Quant Peaks					Col2Ave: <3 Quant Peaks				
Aroclor-1221	1	---			0.000	1	---			0.000
Aroclor-1221	2	---			0.000	2	---			0.000
Aroclor-1221	3	---			0.000	3	---			0.000
	Col1Ave: <3 Quant Peaks					Col2Ave: <3 Quant Peaks				
Aroclor-1232	1	---			0.000	1	---			0.000
Aroclor-1232	2	---			0.000	2	---			0.000
Aroclor-1232	3	---			0.000	3	---			0.000
Aroclor-1232	4	---			0.000	4	---			0.000
	Col1Ave: <3 Quant Peaks					Col2Ave: <3 Quant Peaks				
Aroclor-1242	1	---			0.000	1	---			0.000
Aroclor-1242	2	---			0.000	2	---			0.000
Aroclor-1242	3	---			0.000	3	---			0.000
Aroclor-1242	4	---			0.000	4	---			0.000
Aroclor-1242	NS	---			----	5	---			0.000
	Col1Ave: <3 Quant Peaks					Col2Ave: <3 Quant Peaks				
Aroclor-1248	1	---			0.000	1	---			0.000
Aroclor-1248	2	---			0.000	2	---			0.000
Aroclor-1248	3	---			0.000	3	---			0.000
Aroclor-1248	4	---			0.000	4	---			0.000
	Col1Ave: <3 Quant Peaks					Col2Ave: <3 Quant Peaks				
Aroclor-1254	1	---			0.000	1	---			0.000
Aroclor-1254	2	---			0.000	2	---			0.000
Aroclor-1254	3	---			0.000	3	---			0.000
Aroclor-1254	4	---			0.000	4	---			0.000
	Col1Ave: <3 Quant Peaks					Col2Ave: <3 Quant Peaks				
Aroclor-1260	1	---			0.000	1	---			0.000
Aroclor-1260	2	---			0.000	2	---			0.000
Aroclor-1260	3	---			0.000	3	---			0.000
Aroclor-1260	4	---			0.000	4	---			0.000
Aroclor-1260	5	---			0.000	5	---			0.000
	Col1Ave: <3 Quant Peaks					Col2Ave: <3 Quant Peaks				
Aroclor-1262	1	---			0.000	1	---			0.000
Aroclor-1262	2	---			0.000	2	---			0.000
Aroclor-1262	3	---			0.000	3	---			0.000
Aroclor-1262	4	---			0.000	4	---			0.000
	Col1Ave: <3 Quant Peaks					Col2Ave: <3 Quant Peaks				
Aroclor-1268	1	---			0.000	1	---			0.000
Aroclor-1268	2	---			0.000	2	---			0.000
Aroclor-1268	3	---			0.000	3	---			0.000
Aroclor-1268	4	---			0.000	4	---			0.000
	Col1Ave: <3 Quant Peaks					Col2Ave: <3 Quant Peaks				

Total PCB Area Col1 (6.594 - 14.988) = 385940 Col1 Total PCB = 0.1 ppm*

Total PCB Area Col2 (5.771 - 14.897) = 409524 Col2 Total PCB = 0.1 ppm*

* Quantitated against AR1660 0.25ppm in Ical

PCB-Form 10 Mod.

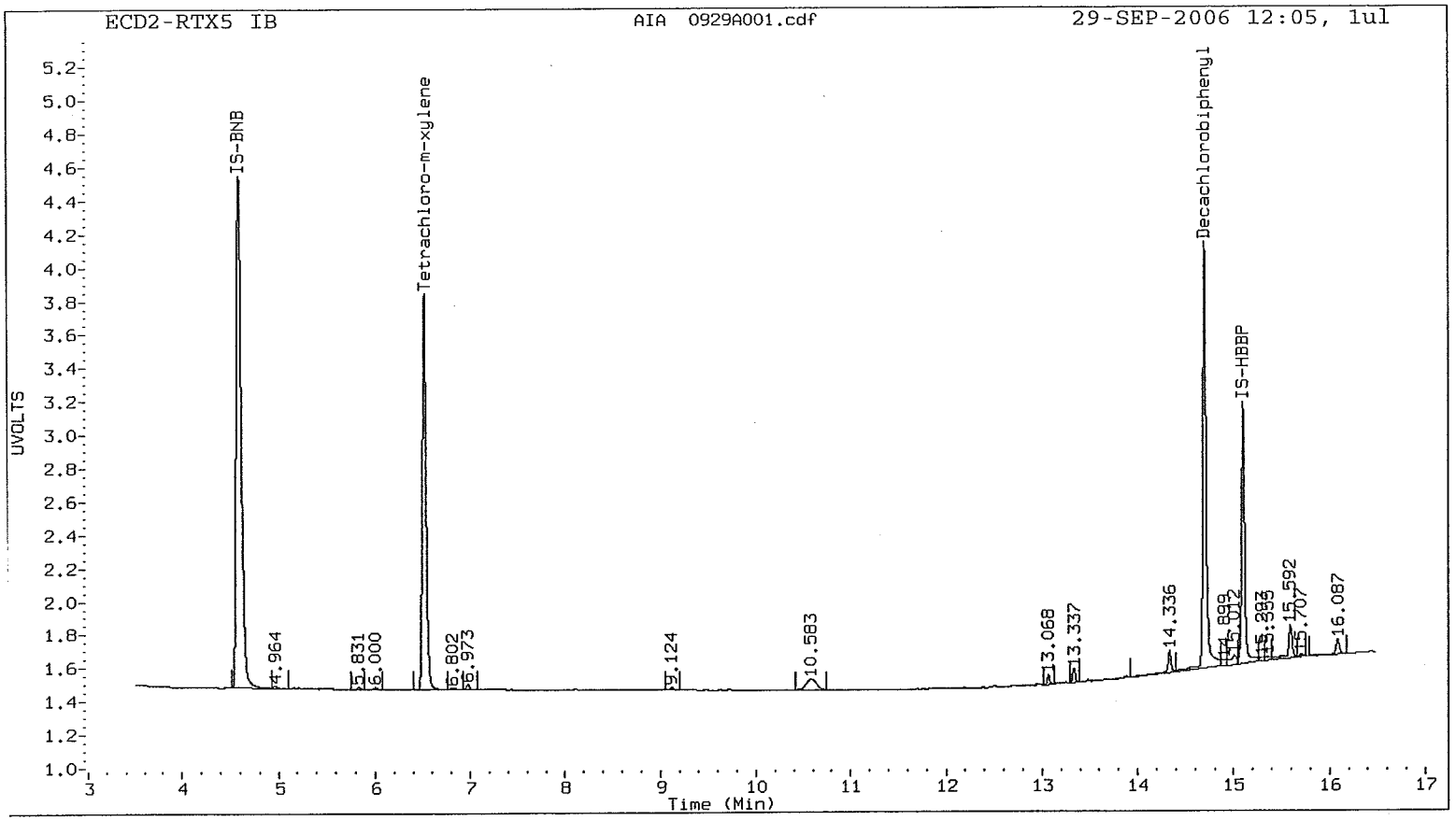
ECD2-RTX5 IB
AIA 0929A001.cdf
29-SEP-2006 12:05, 1ul
IS-BNB
Tetrachloro-m-xylene
Decachlorobiphenyl
IS-HBBP
4.964
5.831
6.000
6.802
6.973
9.124
10.583
13.068
13.337
14.336
14.899
15.012
15.383
15.592
15.707
16.087
UVOLTS
Time (Min)

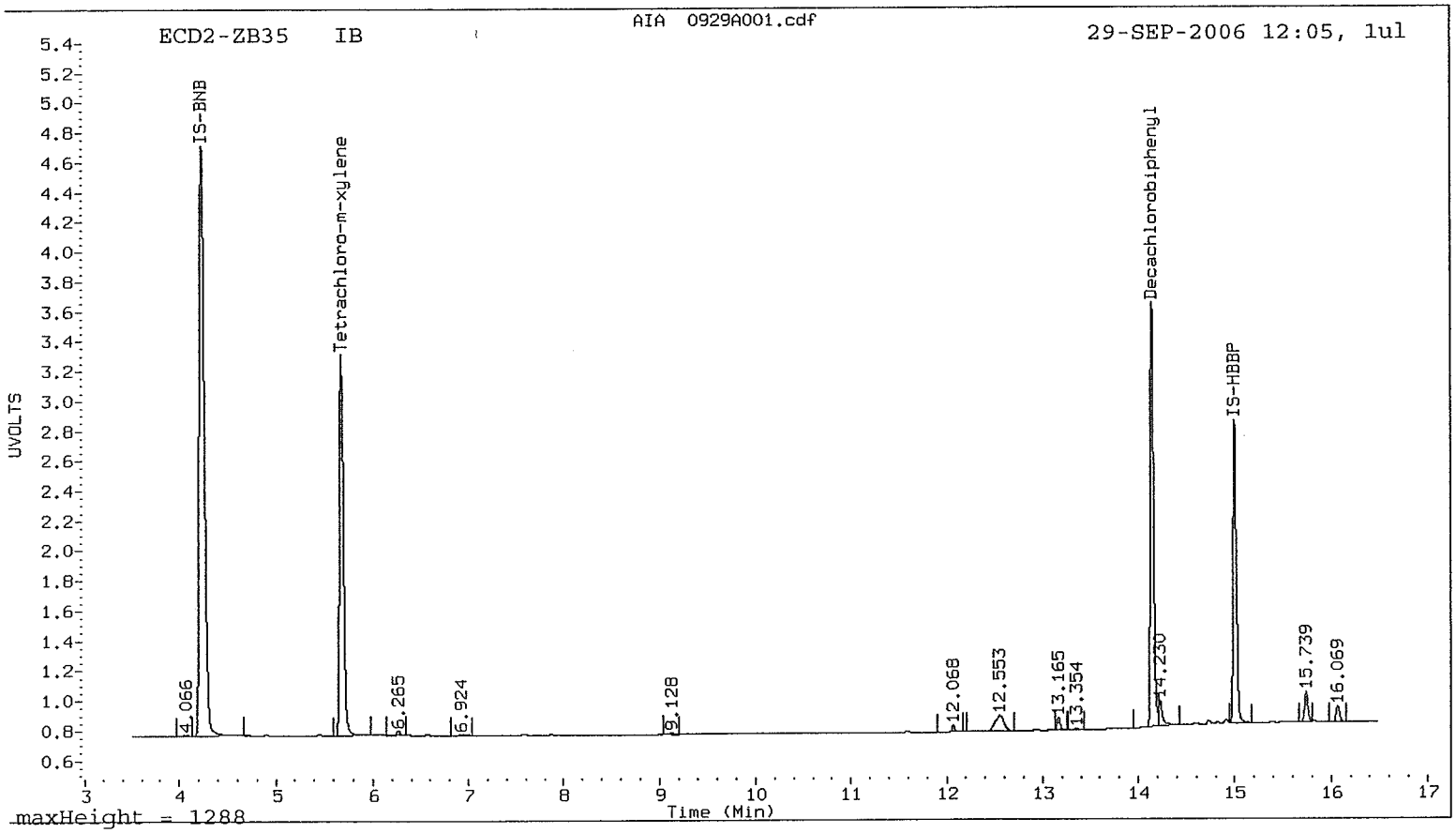
ECD2-ZB35 IB
AIA 0929A001.cdf
29-SEP-2006 12:05, 1ul
IS-BNB
Tetrachloro-m-xylene
Decachlorobiphenyl
IS-HBBP
4.066
6.265
6.924
9.128
12.068
12.553
13.165
13.354
14.230
15.739
16.069
UVOLTS
Time (Min)
maxHeight = 1288

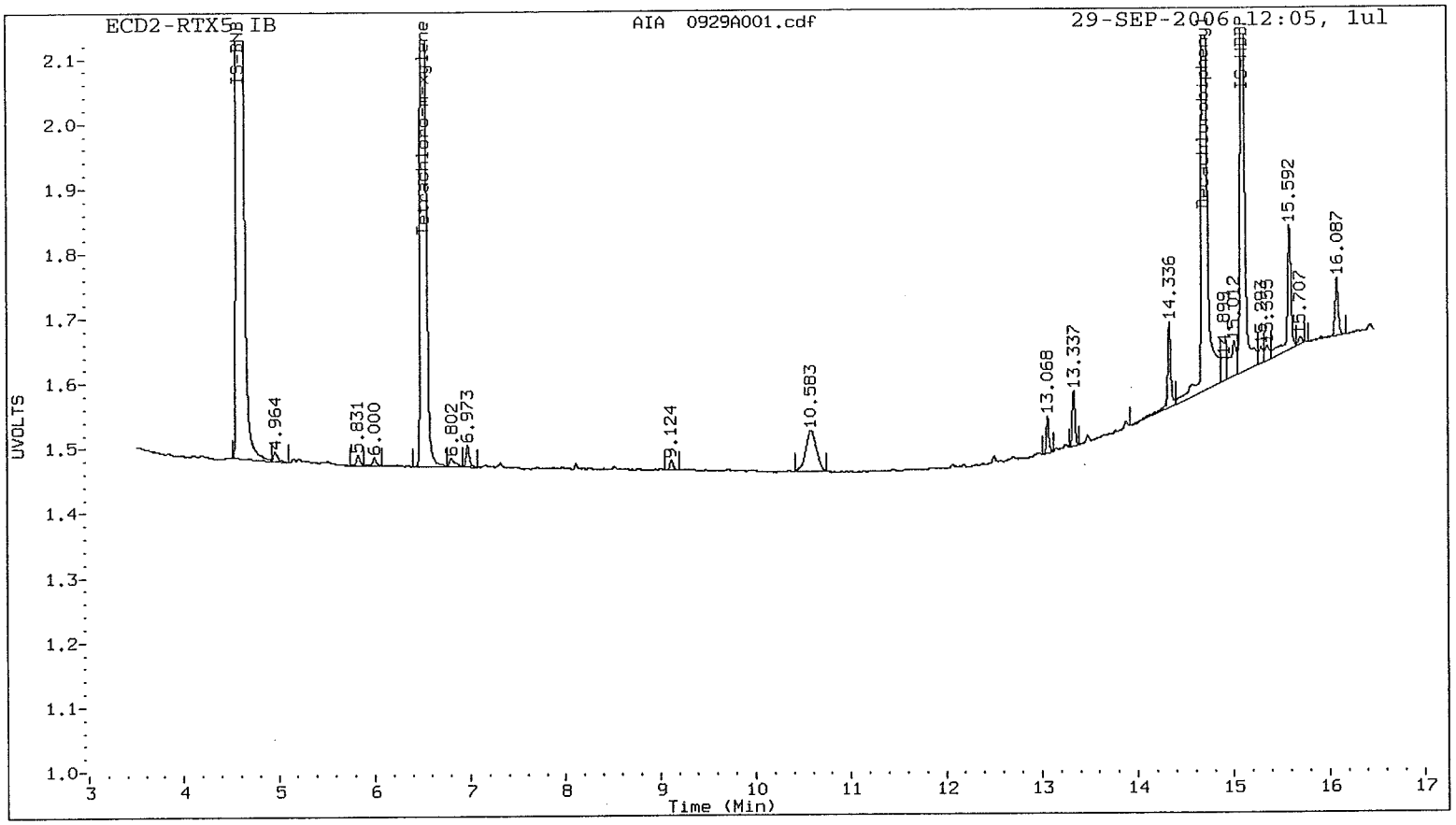
ECD2-RTX5 IB
AIA 0929A001.cdf
29-SEP-2006 12:05, 1ul
IS-BN
Tetrachloro-m-xylene
Decachlorobiphenyl
IS-HBB
4.964
5.831
6.000
6.802
6.973
9.124
10.583
13.068
13.337
14.336
14.899
15.012
15.383
15.592
15.707
16.087
UVOLTS
Time (Min)

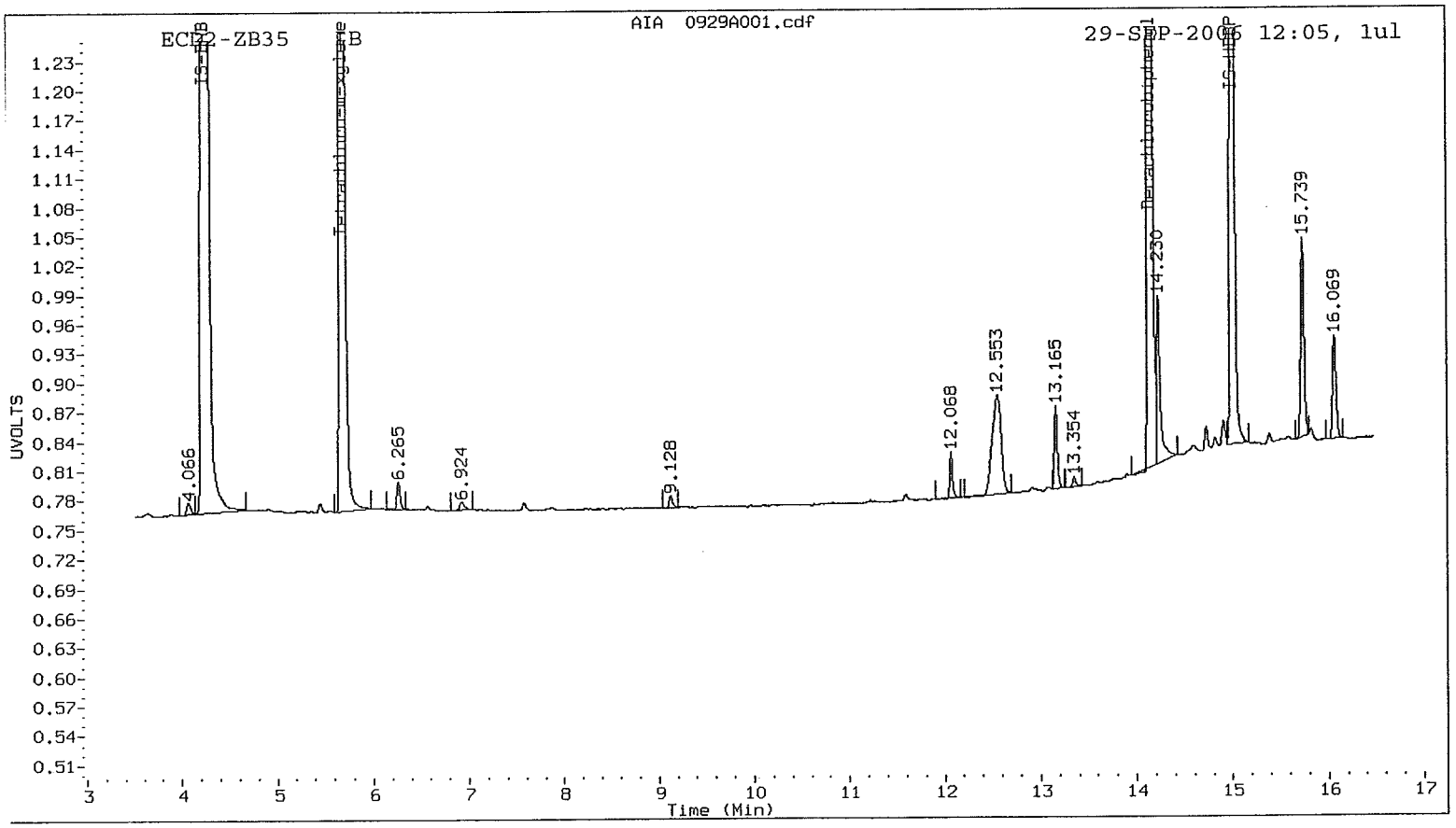
ECD2-ZB35
AIA 0929A001.cdf
29-SEP-2006 12:05, 1ul
IS-HB
Tetrachloro-m-xylene
Decachlorobiphenyl
IS-HBB
4.066
6.265
6.924
9.128
12.068
12.553
13.165
13.354
14.230
15.739
16.069
UVOLTS
Time (Min)

Analytical Resources Inc.
Dual Column PCB Quantitation Report

Data file 1: PCB20060929.b/ical-1.b/0929A002.d
Data file 2: PCB20060929.b/ical-2.b/0929A002.d
Method: /chem2/ecd2.i/PCB20060929.b/PCB1.m
Compound Sublist: AR1660
Instrument, Inj. Vol.: ecd2.i, 1ul
Quant Method: Internal Std

ARI ID: AR1660 .25
Client ID:
Injection Date: 29-SEP-2006 12:25
Report Date: 09/29/2006 15:45
Matrix: NONE
Dilution Factor: 1.000

RTX5 Col			ZB35 Col			RTX5	ZB35		
RT	Shift	Response	RT	Shift	Response	on col	on col	RPD	Compound/Flag
6.494	0.000	154551	5.670	-0.001	155129	20.04	19.54	2.5	Tetrachloro-m-xylene
14.686	0.001	150807	14.136	0.000	162445	19.10	19.51	2.1	Decachlorobiphenyl

* Indicates RPD > 40%
M Indicates Column 1 peak was manually integrated
N Indicates Column 2 peak was manually integrated

SURROGATE PERCENT RECOVERY

SURROGATE	Col1	Col2
Tetrachloro-m-xylene	50.1	48.9
Decachlorobiphenyl	47.7	48.8

INTERNAL STANDARD SUMMARY

Column 1

Standard Cpnd	Standard Area*	Sample Area	%D
Bromo-Nitrobenzene	588002	588002	0.0
Hexabromobiphenyl	185009	185009	0.0

Column 2

Standard Cpnd	Standard Area*	Sample Area	%D
Bromo-Nitrobenzene	764009	764009	0.0
Hexabromobiphenyl	252301	252301	0.0

* Standard Areas taken from Initial Cal Level 4
Initial Calibration Date: 29-SEP-2006
<- Indicates standard response outside Limits (-50 to +100%)

Aroclor	Peak#	RT	RTX5 Col Shift	Area	Amount	Peak#	RT	ZB35 Col Shift	Area	Amount
Aroclor-1016	1	7.937	0.000	69064	260.1	1	7.181	-0.003	138880	251.1
Aroclor-1016	2	8.322	0.000	200888	249.7	2	7.792	-0.002	244540	249.3
Aroclor-1016	3	8.809	0.000	53896	248.0	3	8.006	-0.003	100794	248.9
Aroclor-1016	4	9.312	0.000	63442	258.3	4	9.469	-0.002	59559	250.9
Total Col1Ave (4 peaks): 254.0						Total Col2Ave (4 peaks): 250.1			RPD = 2	
Corrected Ave (4 peaks): 254.0						Corrected Ave (4 peaks): 250.1			RPD = 2	
Aroclor-1260	1	11.865	0.000	110233	262.6	1	11.180	-0.002	141541	247.8
Aroclor-1260	2	12.198	0.000	89500	260.0	2	11.267	-0.002	106584	249.5
Aroclor-1260	3	12.552	0.000	219091	263.3	3	11.728	-0.002	111382	249.8
Aroclor-1260	4	12.970	0.000	104452	263.0	4	11.974	-0.002	237191	247.7
Aroclor-1260	5	13.144	0.000	56065	246.6	5	13.252	-0.002	52057	242.4
Total Col1Ave (5 peaks): 259.1						Total Col2Ave (5 peaks): 247.5			RPD = 5	
Corrected Ave (5 peaks): 259.1						Corrected Ave (5 peaks): 247.5			RPD = 5	

Total PCB Area Col1 (6.594 - 14.988) = 3147927 Col1 Total PCB = 0.5 ppm*

Total PCB Area Col2 (5.771 - 14.897) = 3417078 Col2 Total PCB = 0.5 ppm*

* Quantitated against AR1660 0.25ppm in Ical

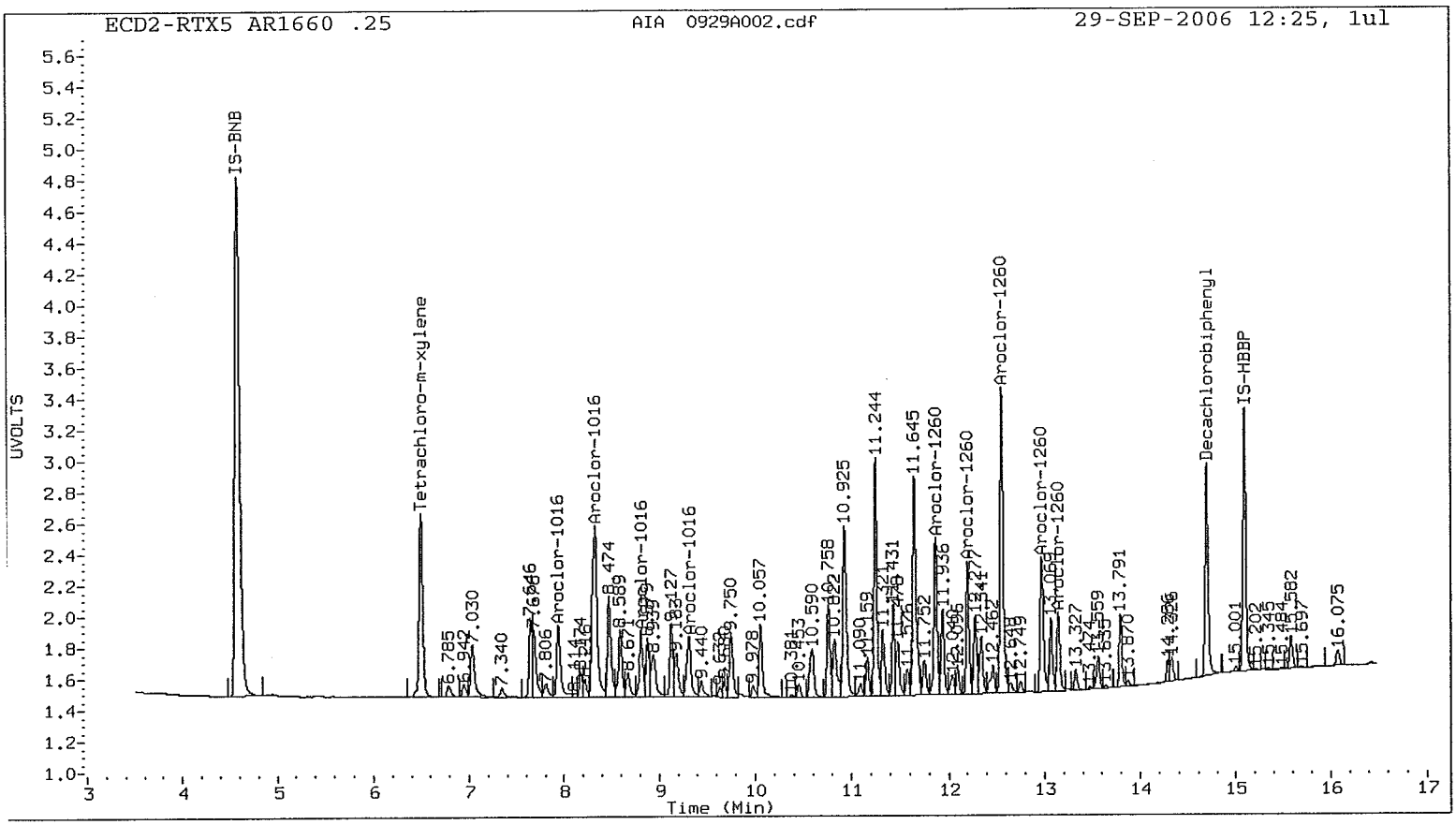
ECD2-RTX5 AR1660 .25
AIA 0929A002.cdf
29-SEP-2006 12:25, 1ul
UVOLTS
Time (Min)
IS-BNB
Tetrachloro-m-xylene
Aroclor-1016
Aroclor-1260
Decachlorobiphenyl
IS-HBBP

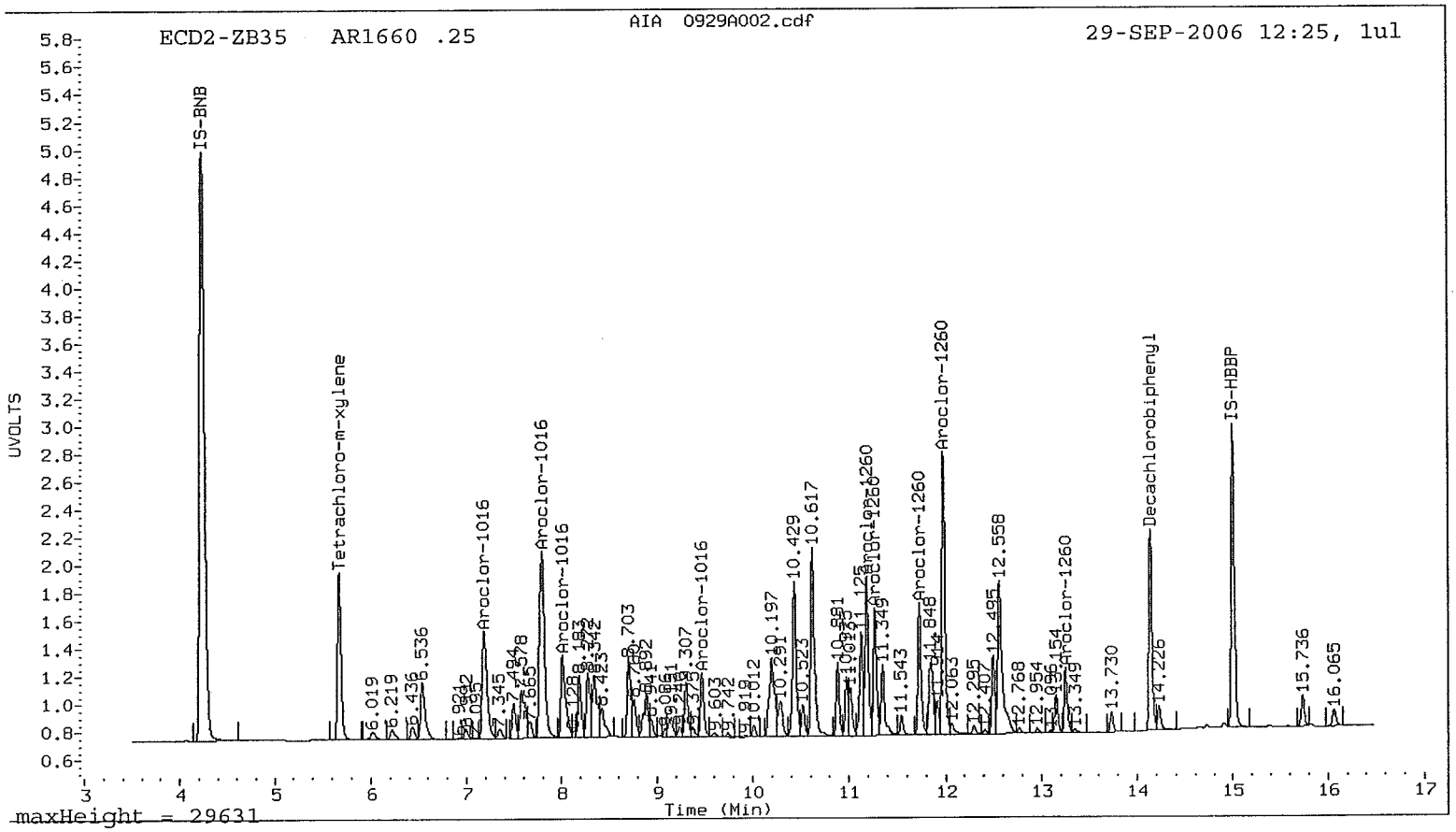
ECD2-ZB35 AR1660 .25
AIA 0929A002.cdf
29-SEP-2006 12:25, 1ul
UVOLTS
Time (Min)
IS-BNB
Tetrachloro-m-xylene
Aroclor-1016
Aroclor-1260
Decachlorobiphenyl
IS-HBBP
maxHeight = 29631

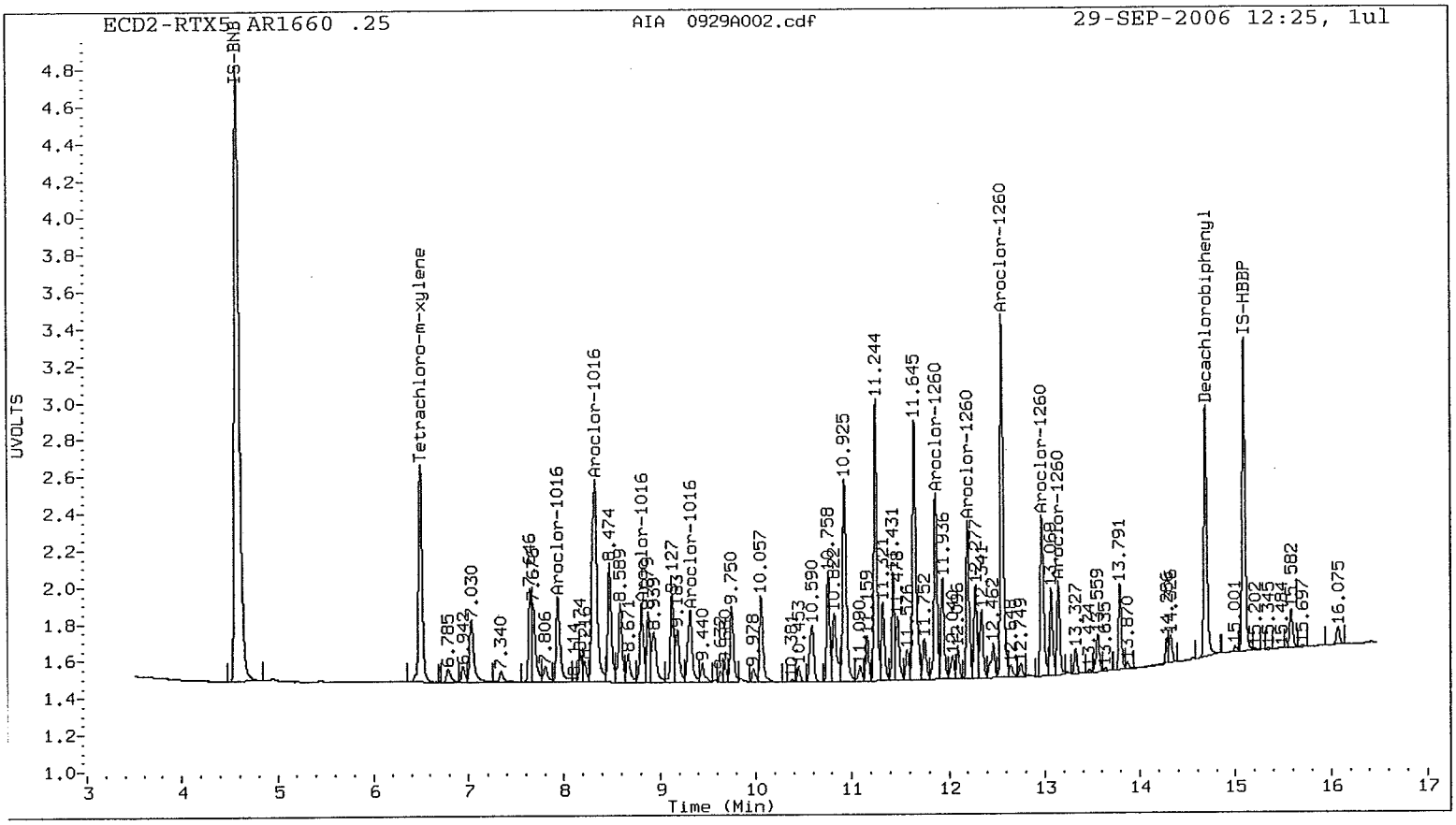
ECD2-RTX5 AR1660 .25
AIA 0929A002.cdf
29-SEP-2006 12:25, 1ul
UVOLTS
Time (Min)
IS-BNB
Tetrachloro-m-xylene
Aroclor-1016
Aroclor-1260
Decachlorobiphenyl
IS-HBBP

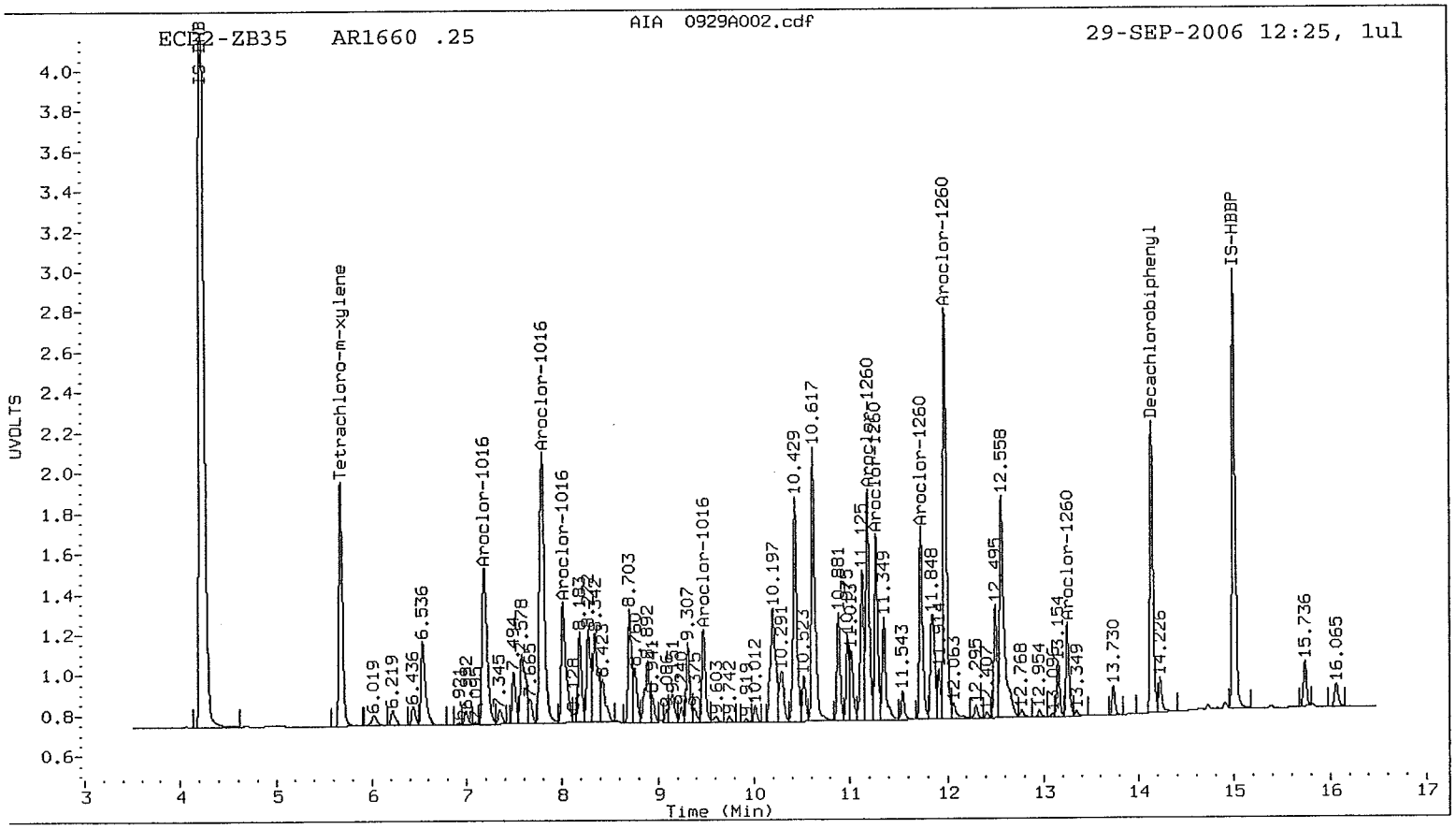
ECD2-ZB35 AR1660 .25
AIA 0929A002.cdf
29-SEP-2006 12:25, 1ul
UVOLTS
Time (Min)
IS-BNB
Tetrachloro-m-xylene
Aroclor-1016
Aroclor-1260
Decachlorobiphenyl
IS-HBBP

Analytical Resources Inc.
Dual Column PCB Quantitation Report

Data file 1: PCB20060929.b/ical-1.b/0929A003.d
Data file 2: PCB20060929.b/ical-2.b/0929A003.d
Method: /chem2/ecd2.i/PCB20060929.b/PCB1.m
Compound Sublist: AR1660
Instrument, Inj. Vol.: ecd2.i, 1ul
Quant Method: Internal Std

ARI ID: AR1660 1.0
Client ID:
Injection Date: 29-SEP-2006 12:45
Report Date: 09/29/2006 15:45
Matrix: NONE
Dilution Factor: 1.000

RTX5 Col RT	RTX5 Col Shift	RTX5 Col Response	ZB35 Col RT	ZB35 Col Shift	ZB35 Col Response	RTX5 on col	ZB35 on col	RPD	Compound/Flag
6.494	0.000	636394	5.671	-0.001	722246	82.41	91.45	10.4	Tetrachloro-m-xylene
14.686	0.000	607142	14.137	0.000	707874	72.07	83.24	14.4	Decachlorobiphenyl

* Indicates RPD > 40%
M Indicates Column 1 peak was manually integrated
N Indicates Column 2 peak was manually integrated

SURROGATE PERCENT RECOVERY

SURROGATE	Col1	Col2
Tetrachloro-m-xylene	206.0	228.6
Decachlorobiphenyl	180.2	208.1

INTERNAL STANDARD SUMMARY

Column 1

Standard Cpnd	Standard Area*	Sample Area	%D
Bromo-Nitrobenzene	588002	588788	0.1
Hexabromobiphenyl	185009	197372	6.7

Column 2

Standard Cpnd	Standard Area*	Sample Area	%D
Bromo-Nitrobenzene	764009	760061	-0.5
Hexabromobiphenyl	252301	257631	2.1

* Standard Areas taken from Initial Cal Level 4
Initial Calibration Date: 29-SEP-2006
<- Indicates standard response outside Limits (-50 to +100%)

Aroclor	Peak#	RTX5 Col RT	Shift	Area	Amount	Peak#	ZB35 Col RT	Shift	Area	Amount
Aroclor-1016	1	7.935	-0.002	246647	927.7	1	7.181	-0.003	485853	883.1
Aroclor-1016	2	8.320	-0.002	711308	882.9	2	7.792	-0.003	914646	937.2
Aroclor-1016	3	8.807	-0.002	191608	880.6	3	8.005	-0.004	387663	962.4
Aroclor-1016	4	9.310	-0.001	242103	984.3	4	9.468	-0.003	227405	963.1
Total Col1Ave (4 peaks): 918.9						Total Col2Ave (4 peaks): 936.4			RPD = 2	
Corrected Ave (4 peaks): 918.9						Corrected Ave (4 peaks): 936.4			RPD = 2	
Aroclor-1260	1	11.864	-0.001	435999	973.4	1	11.180	-0.002	598531	1026.2
Aroclor-1260	2	12.197	-0.001	348137	947.9	2	11.267	-0.002	439724	1008.0
Aroclor-1260	3	12.551	-0.001	862957	972.0	3	11.729	-0.002	460325	1011.1
Aroclor-1260	4	12.969	0.000	409244	965.9	4	11.975	-0.001	1106770	1132.0
Aroclor-1260	5	13.143	-0.001	230429	950.2	5	13.253	-0.001	232769	1061.6
Total Col1Ave (5 peaks): 961.9						Total Col2Ave (5 peaks): 1047.8			RPD = 9	
Corrected Ave (5 peaks): 961.9						Corrected Ave (5 peaks): 1047.8			RPD = 9	

Total PCB Area Col1 (6.594 - 14.988) = 11938467 Col1 Total PCB = 1.9 ppm*

Total PCB Area Col2 (5.771 - 14.897) = 13595787 Col2 Total PCB = 2.0 ppm*

* Quantitated against AR1660 0.25ppm in Ical

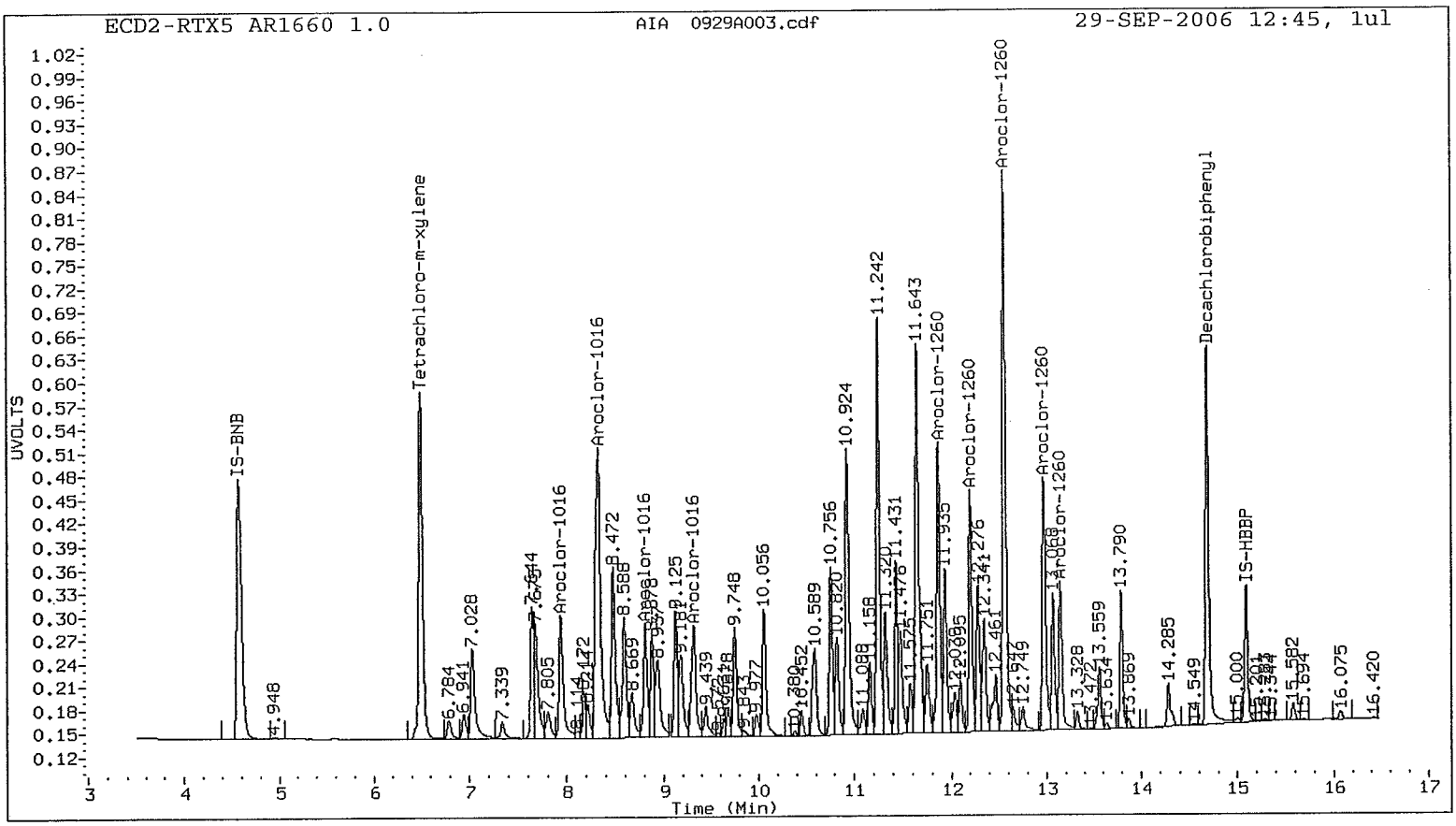
ECD2-RTX5 AR1660 1.0
AIA 0929A003.cdf
29-SEP-2006 12:45, 1ul
UVOLTS
Time (Min)
IS-BNB
Tetrachloro-m-xylene
Aroclor-1016
Aroclor-1260
Decachlorobiphenyl
IS-HBBP

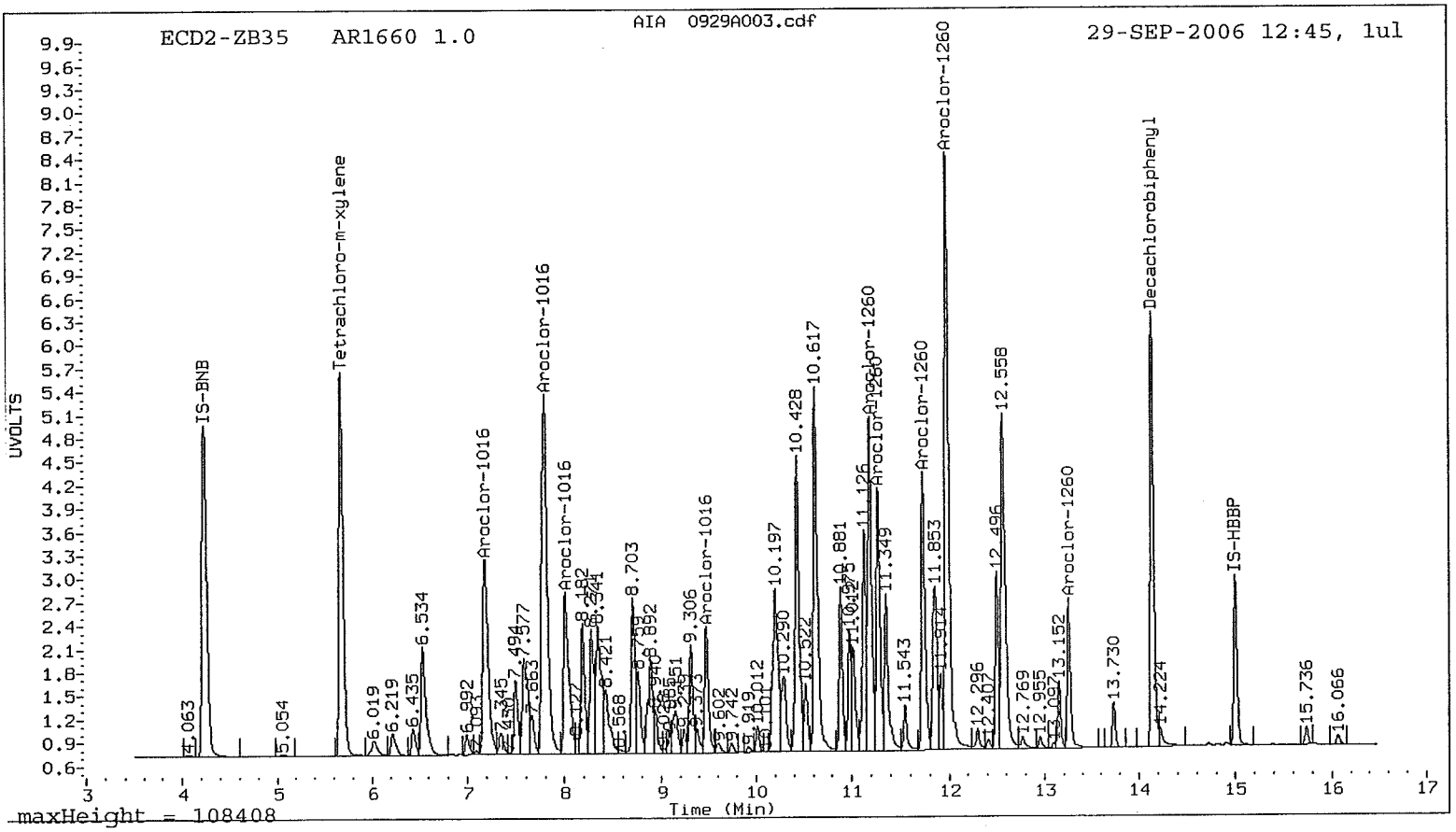
ECD2-ZB35 AR1660 1.0
AIA 0929A003.cdf
29-SEP-2006 12:45, 1ul
UVOLTS
Time (Min)
IS-BNB
Tetrachloro-m-xylene
Aroclor-1016
Aroclor-1260
Decachlorobiphenyl
IS-HBBP
maxHeight = 108408

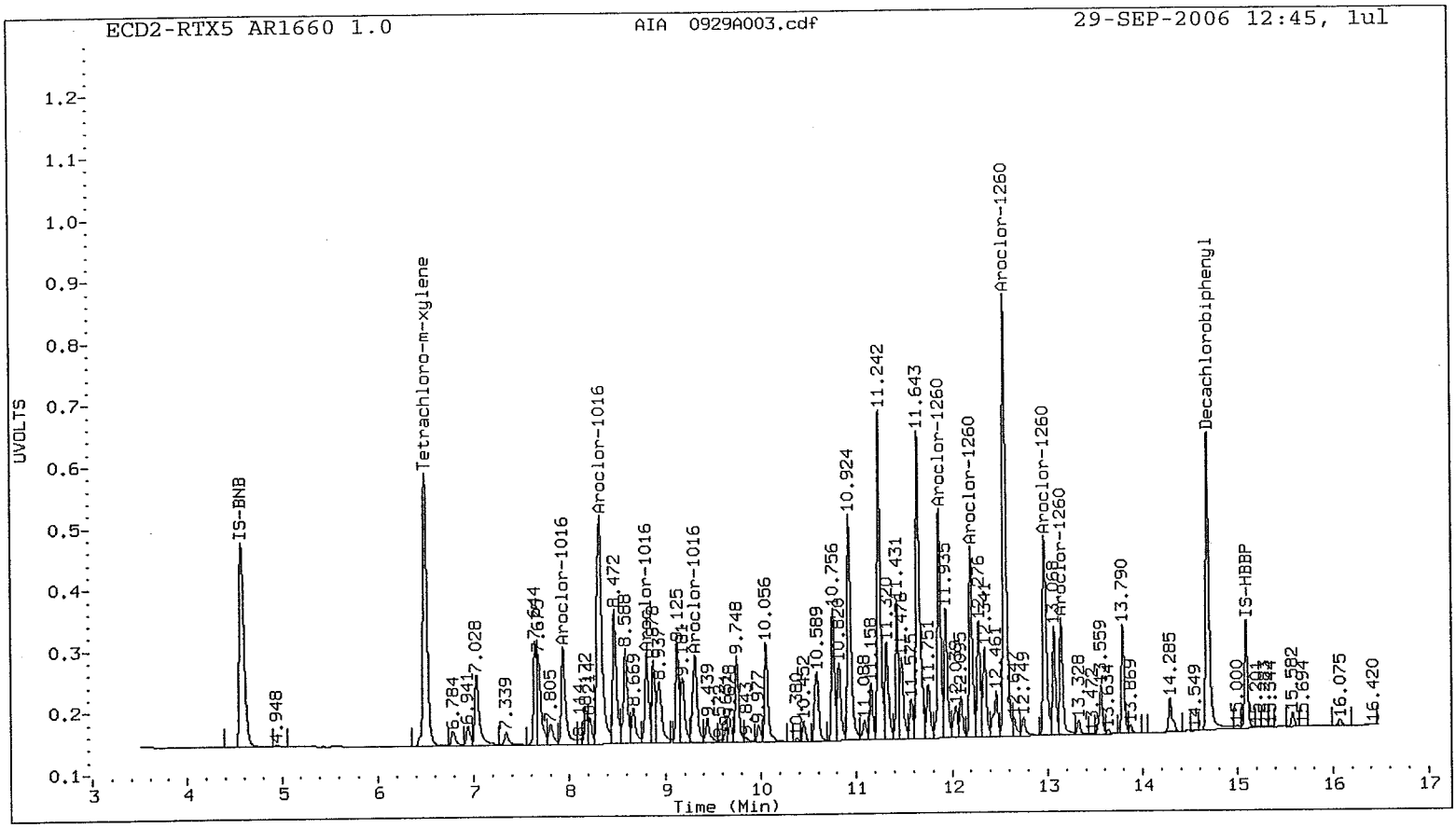
ECD2-RTX5 AR1660 1.0
AIA 0929A003.cdf
29-SEP-2006 12:45, 1ul
UVOLTS
Time (Min)
IS-BNB
Tetrachloro-m-xylene
Aroclor-1016
Aroclor-1260
Decachlorobiphenyl
IS-HBBP

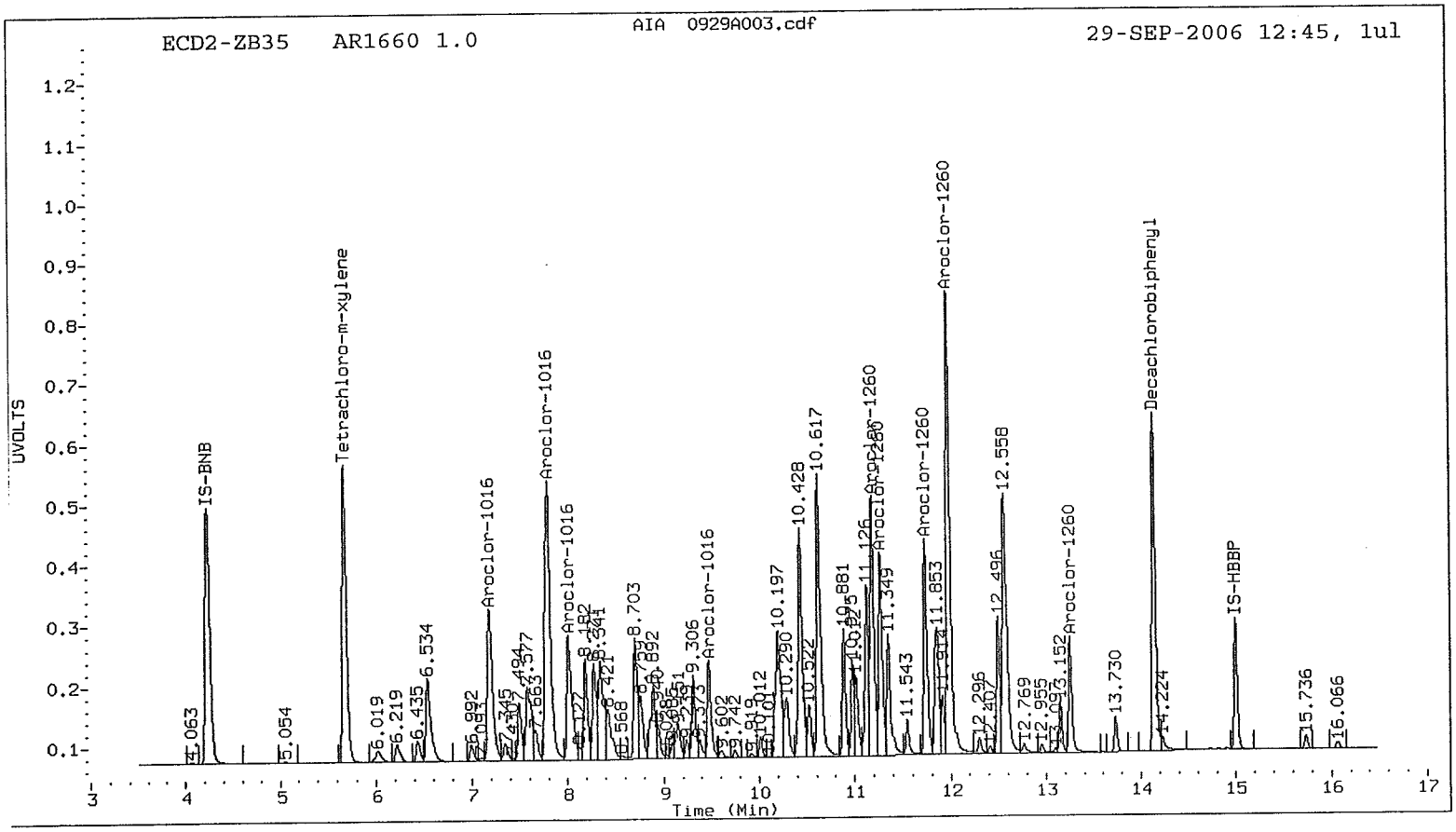
ECD2-ZB35 AR1660 1.0
AIA 0929A003.cdf
29-SEP-2006 12:45, 1ul
UVOLTS
Time (Min)
IS-BNB
Tetrachloro-m-xylene
Aroclor-1016
Aroclor-1260
Decachlorobiphenyl
IS-HBBP

Analytical Resources Inc.
Dual Column PCB Quantitation Report

Data file 1: PCB20060929.b/ical-1.b/0929A004.d
Data file 2: PCB20060929.b/ical-2.b/0929A004.d
Method: /chem2/ecd2.i/PCB20060929.b/PCB1.m
Compound Sublist: AR1660
Instrument, Inj. Vol.: ecd2.i, 1ul
Quant Method: Internal Std

ARI ID: AR1660 .02
Client ID:
Injection Date: 29-SEP-2006 13:05
Report Date: 09/29/2006 15:46
Matrix: NONE
Dilution Factor: 1.000

RTX5 Col			ZB35 Col			RTX5	ZB35		
RT	Shift	Response	RT	Shift	Response	on col	on col	RPD	Compound/Flag
6.494	-0.001	12531	5.672	0.001	11564	1.61	1.46	10.0	Tetrachloro-m-xylene
14.687	0.001	15788	14.137	0.001	14061	1.91	1.67	13.1	Decachlorobiphenyl M

* Indicates RPD > 40%
M Indicates Column 1 peak was manually integrated
N Indicates Column 2 peak was manually integrated

SURROGATE PERCENT RECOVERY

SURROGATE	Col1	Col2
Tetrachloro-m-xylene	4.0	3.7
Decachlorobiphenyl	4.8	4.2

INTERNAL STANDARD SUMMARY

Column 1

Standard Cpnd	Standard Area*	Sample Area	%D
Bromo-Nitrobenzene	588002	591995	0.7
Hexabromobiphenyl	185009	193789	4.7

Column 2

Standard Cpnd	Standard Area*	Sample Area	%D
Bromo-Nitrobenzene	764009	762030	-0.3
Hexabromobiphenyl	252301	254356	0.8

* Standard Areas taken from Initial Cal Level 4
Initial Calibration Date: 29-SEP-2006
<- Indicates standard response outside Limits (-50 to +100%)

Aroclor	Peak#	RTX5 Col RT	Shift	Area	Amount	Peak#	ZB35 Col RT	Shift	Area	Amount
Aroclor-1016	1	7.937	-0.001	5497	20.6	1	7.183	0.000	12188	22.1
Aroclor-1016	2	8.322	0.000	18525	22.9	2	7.795	0.000	21173	21.6
Aroclor-1016	3	8.808	-0.001	5108	23.3	3	8.009	0.000	8457	20.9
Aroclor-1016	4	9.310	-0.001	4820	19.5	4	9.470	-0.001	4862	20.5
Total Col1Ave (4 peaks): 21.6					Total Col2Ave (4 peaks): 21.3				RPD = 1	
Corrected Ave (4 peaks): 21.6					Corrected Ave (4 peaks): 21.3				RPD = 1	
Aroclor-1260	1	11.864	-0.001	9257	21.0	1	11.182	0.000	12026	20.9
Aroclor-1260	2	12.197	-0.001	7956	22.1	2	11.268	-0.001	9034	21.0
Aroclor-1260	3	12.552	-0.001	18240	20.9	3	11.730	0.000	9322	20.7
Aroclor-1260	4	12.969	-0.001	8918	21.4	4	11.975	-0.001	18410	19.1
Aroclor-1260	5	13.145	0.001	5727	24.1	5	13.254	0.000	4485	20.7
Total Col1Ave (5 peaks): 21.9					Total Col2Ave (5 peaks): 20.5				RPD = 7	
Corrected Ave (5 peaks): 21.9					Corrected Ave (5 peaks): 20.5				RPD = 7	

Total PCB Area Col1 (6.594 - 14.988) = 325812 Col1 Total PCB = 0.1 ppm*

Total PCB Area Col2 (5.771 - 14.897) = 348156 Col2 Total PCB = 0.1 ppm*

* Quantitated against AR1660 0.25ppm in Ical

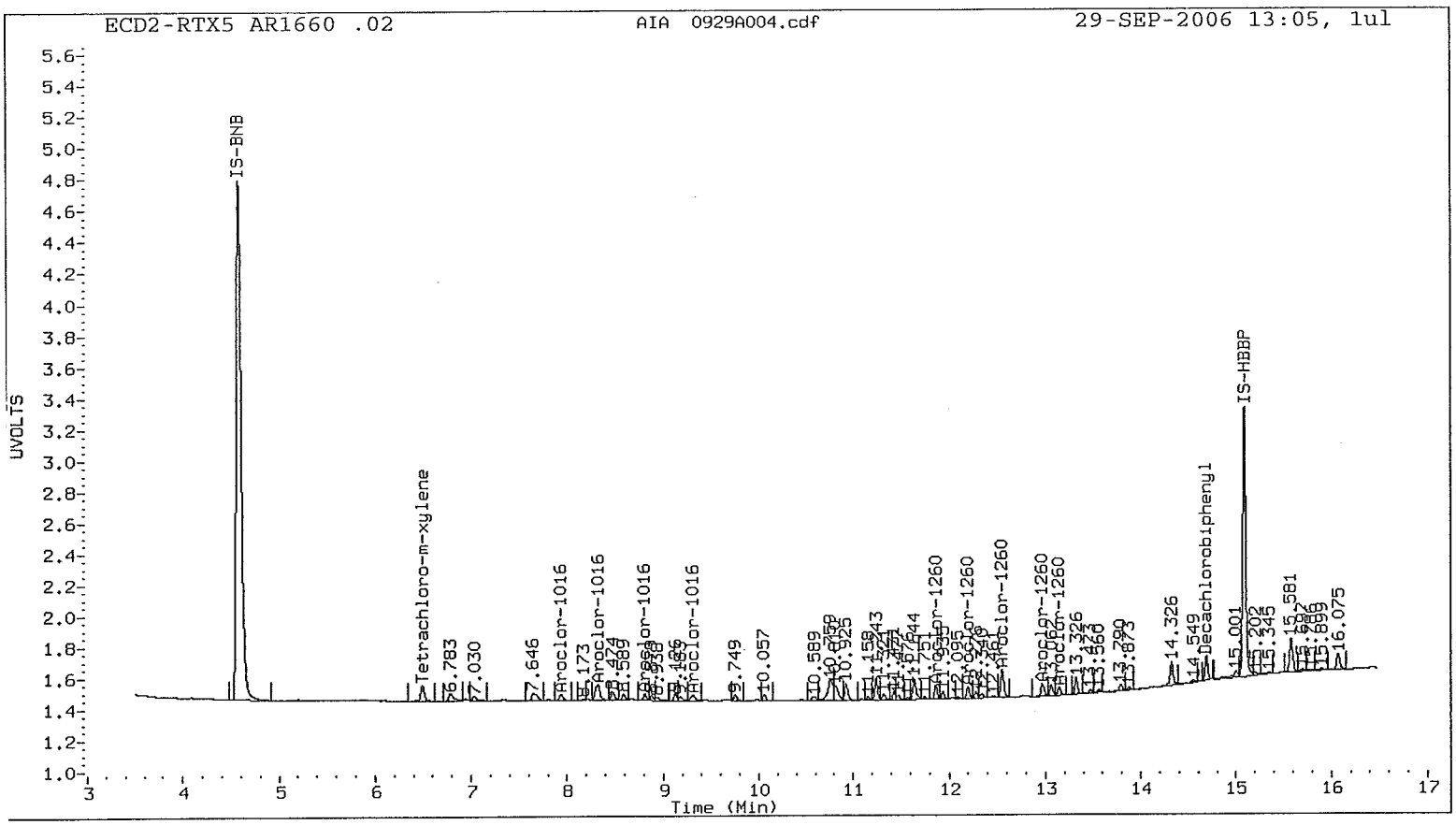
ECD2-RTX5 AR1660 .02
AIA 0929A004.cdf
29-SEP-2006 13:05, 1ul
UVOLTS
Time (Min)
IS-BNB
Tetrachloro-m-xylene
Aroclor-1016
Aroclor-1260
Decachlorobiphenyl
IS-HBBP

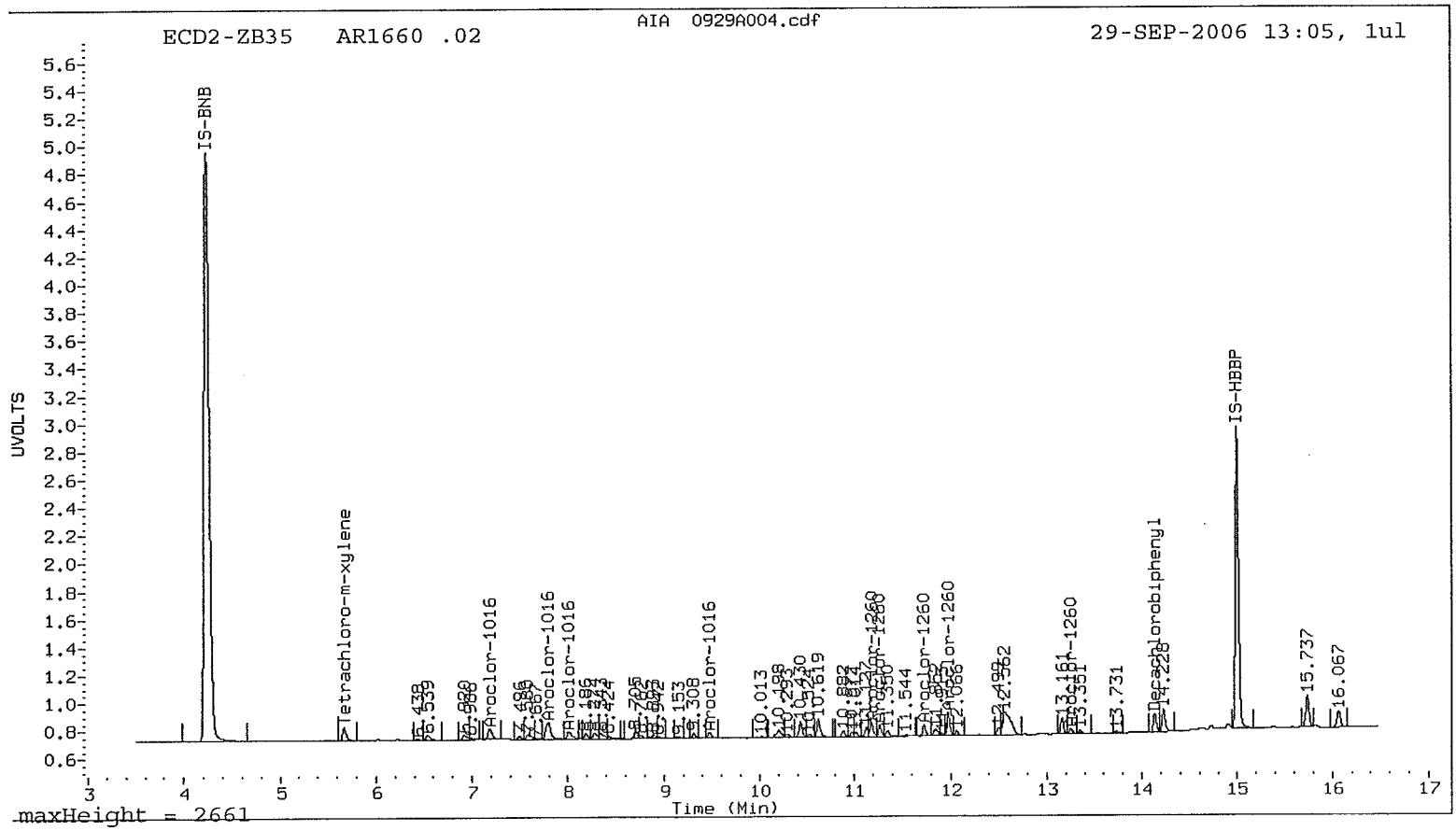
ECD2-ZB35 AR1660 .02
AIA 0929A004.cdf
29-SEP-2006 13:05, 1ul
UVOLTS
Time (Min)
IS-BNB
Tetrachloro-m-xylene
Aroclor-1016
Aroclor-1260
Decachlorobiphenyl
IS-HBBP
maxHeight = 2661

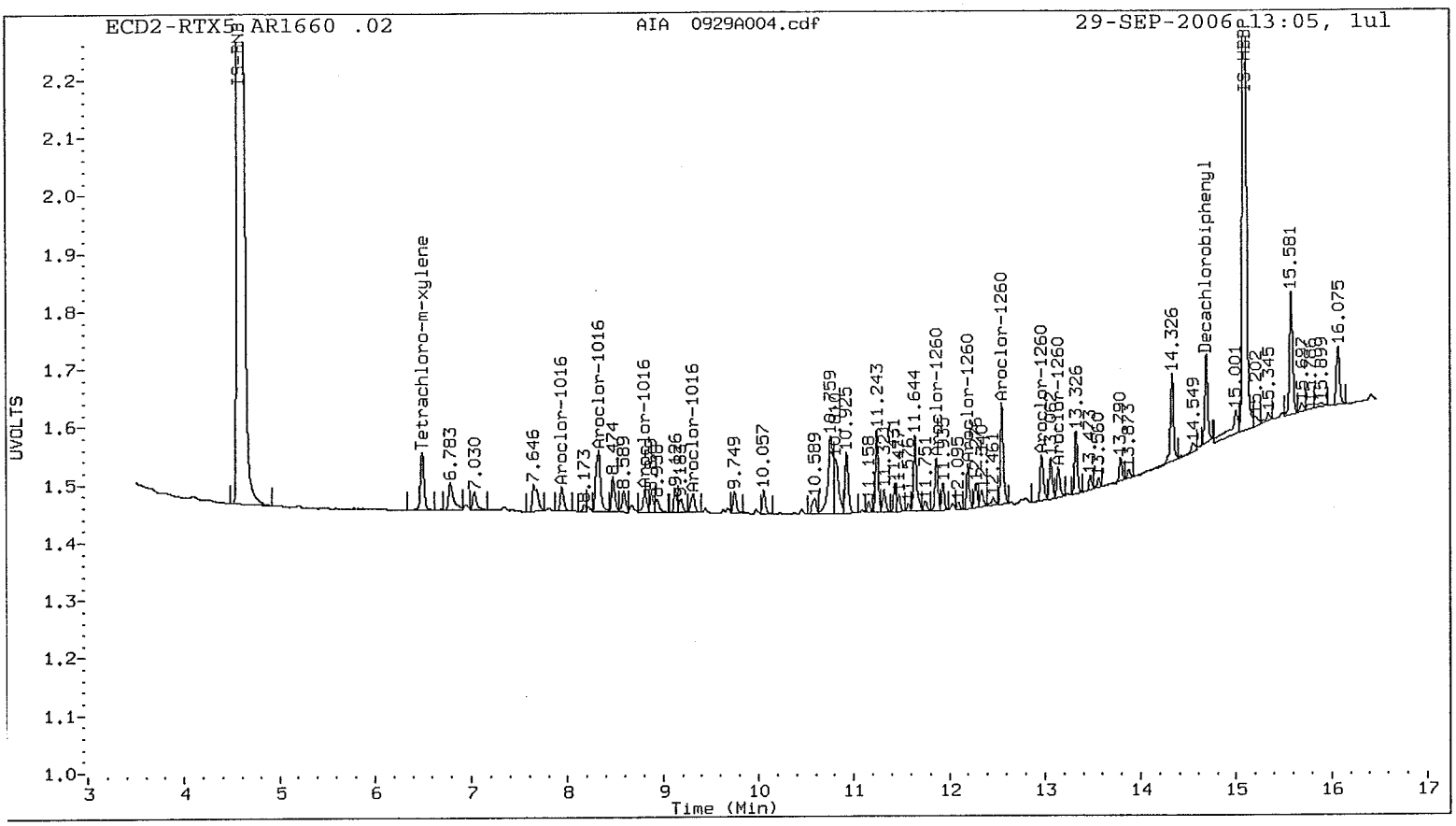
ECD2-RTX5 AR1660 .02
AIA 0929A004.cdf
29-SEP-2006 13:05, 1ul
UVOLTS
Time (Min)
Tetrachloro-m-xylene
Aroclor-1016
Aroclor-1260
Decachlorobiphenyl

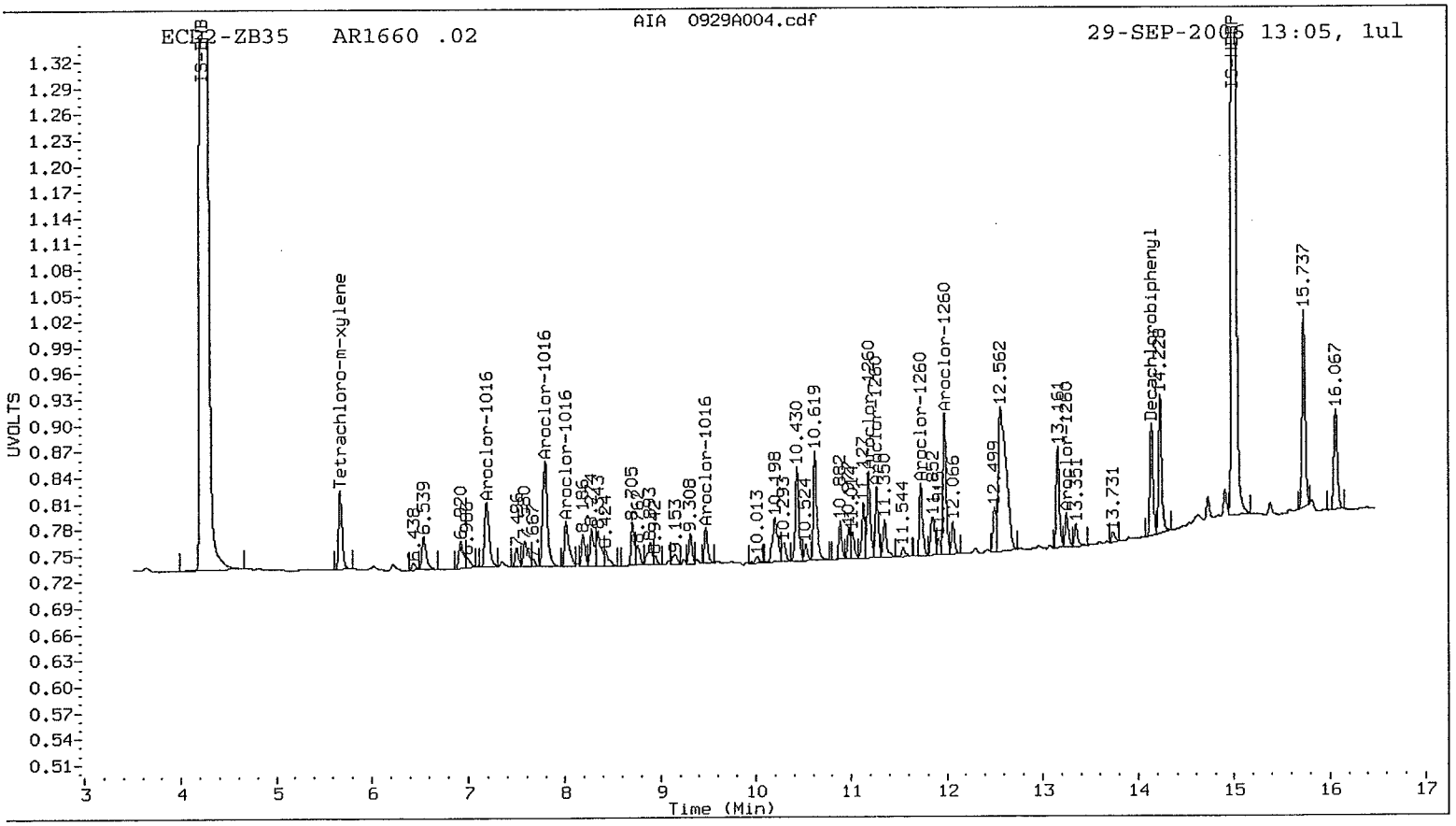
ECD2-ZB35 AR1660 .02
AIA 0929A004.cdf
29-SEP-2006 13:05, 1ul
UVOLTS
Time (Min)
Tetrachloro-m-xylene
Aroclor-1016
Aroclor-1260
Decachlorobiphenyl

Analytical Resources Inc.
Dual Column PCB Quantitation Report

Data file 1: PCB20060929.b/ical-1.b/0929A005.d
Data file 2: PCB20060929.b/ical-2.b/0929A005.d
Method: /chem2/ecd2.i/PCB20060929.b/PCB1.m
Compound Sublist: AR1660
Instrument, Inj. Vol.: ecd2.i, 1ul
Quant Method: Internal Std

ARI ID: AR1660 0.5
Client ID:
Injection Date: 29-SEP-2006 13:25
Report Date: 09/29/2006 15:46
Matrix: NONE
Dilution Factor: 1.000

RTX5 Col RT	RTX5 Col Shift	RTX5 Col Response	ZB35 Col RT	ZB35 Col Shift	ZB35 Col Response	RTX5 on col	ZB35 on col	RPD	Compound/Flag
6.495	0.001	306688	5.672	0.001	327320	39.30	41.46	5.4	Tetrachloro-m-xylene
14.686	0.000	310731	14.137	0.001	330277	35.40	38.50	8.4	Decachlorobiphenyl

* Indicates RPD > 40%
M Indicates Column 1 peak was manually integrated
N Indicates Column 2 peak was manually integrated

SURROGATE PERCENT RECOVERY

SURROGATE	Col1	Col2
Tetrachloro-m-xylene	98.3	103.7
Decachlorobiphenyl	88.5	96.3

INTERNAL STANDARD SUMMARY

Column 1

Standard Cpnd	Standard Area*	Sample Area	%D
Bromo-Nitrobenzene	588002	594952	1.2
Hexabromobiphenyl	185009	205665	11.2

Column 2

Standard Cpnd	Standard Area*	Sample Area	%D
Bromo-Nitrobenzene	764009	759719	-0.6
Hexabromobiphenyl	252301	259864	3.0

* Standard Areas taken from Initial Cal Level 4
Initial Calibration Date: 29-SEP-2006
<- Indicates standard response outside Limits (-50 to +100%)

Aroclor	Peak#	RTX5 Col RT	Shift	Area	Amount	Peak#	ZB35 Col RT	Shift	Area	Amount	
Aroclor-1016	1	7.936	-0.001	128361	477.8	1	7.183	-0.001	253932	461.7	
Aroclor-1016	2	8.322	-0.001	373718	459.1	2	7.793	-0.001	458868	470.4	
Aroclor-1016	3	8.808	-0.001	100775	458.3	3	8.007	-0.002	188980	469.3	
Aroclor-1016	4	9.311	-0.001	121469	488.7	4	9.469	-0.001	113377	480.4	
	Total Col1Ave (4 peaks): 471.0					Total Col2Ave (4 peaks): 470.5					RPD = 0
	Corrected Ave (4 peaks): 471.0					Corrected Ave (4 peaks): 470.5					RPD = 0
Aroclor-1260	1	11.865	0.000	217331	465.7	1	11.181	-0.001	283922	482.6	
Aroclor-1260	2	12.197	0.000	174794	456.7	2	11.268	-0.001	210668	478.8	
Aroclor-1260	3	12.552	0.000	432331	467.3	3	11.730	0.000	221970	483.4	
Aroclor-1260	4	12.970	0.000	202165	457.9	4	11.975	-0.001	488676	495.5	
Aroclor-1260	5	13.144	0.000	115148	455.7	5	13.254	0.000	105640	477.7	
	Total Col1Ave (5 peaks): 460.7					Total Col2Ave (5 peaks): 483.6					RPD = 5
	Corrected Ave (5 peaks): 460.7					Corrected Ave (5 peaks): 483.6					RPD = 5

Total PCB Area Col1 (6.594 - 14.988) = 6084926 Col1 Total PCB = 1.0 ppm*

Total PCB Area Col2 (5.771 - 14.897) = 6629838 Col2 Total PCB = 1.0 ppm*

* Quantitated against AR1660 0.25ppm in Ical

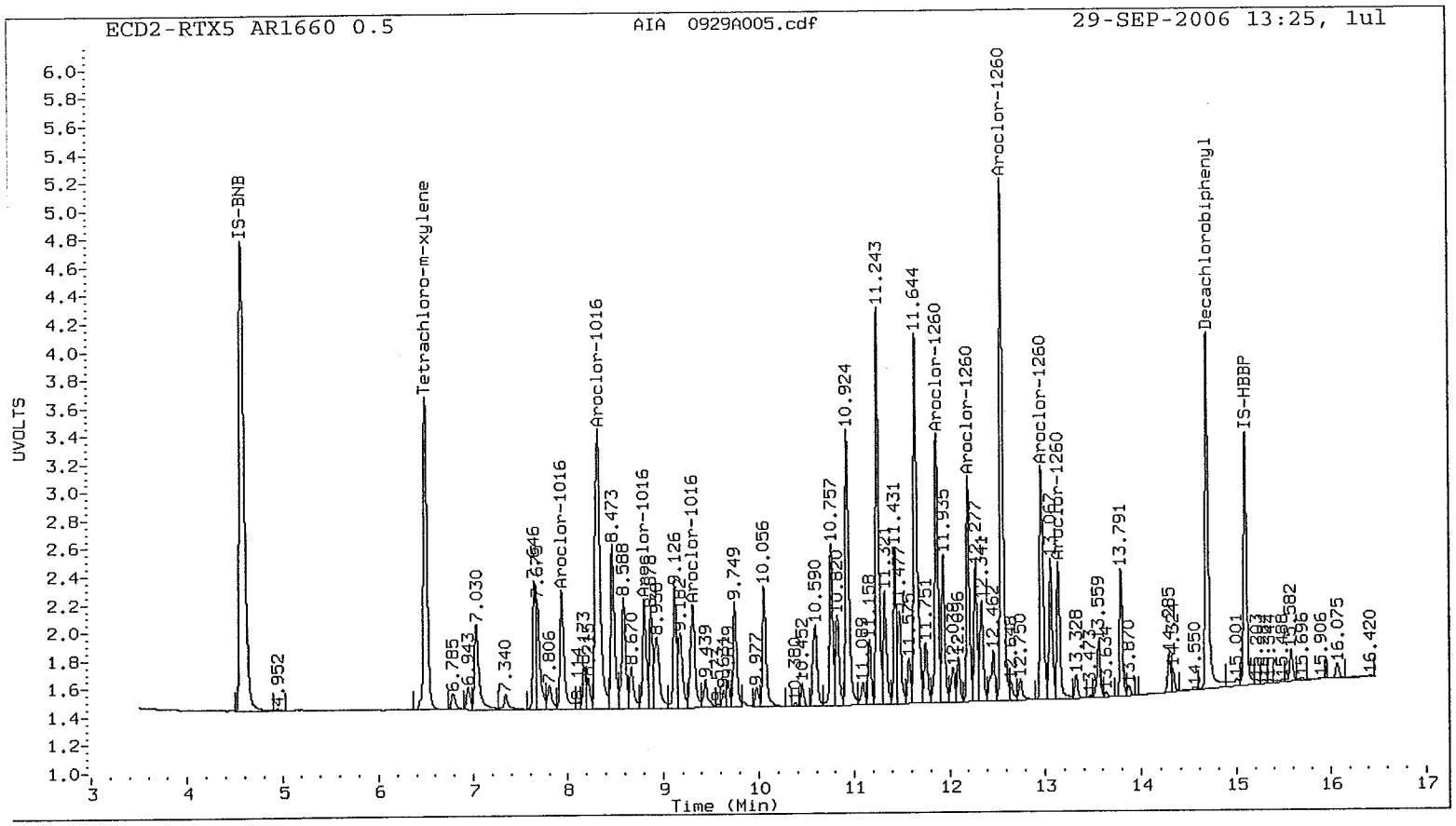
ECD2-RTX5 AR1660 0.5
AIA 0929A005.cdf
29-SEP-2006 13:25, 1ul
UVOLTS
Time (Min)
IS-BNB
Tetrachloro-m-xylene
Aroclor-1016
Aroclor-1260
Decachlorobiphenyl
IS-HBBP

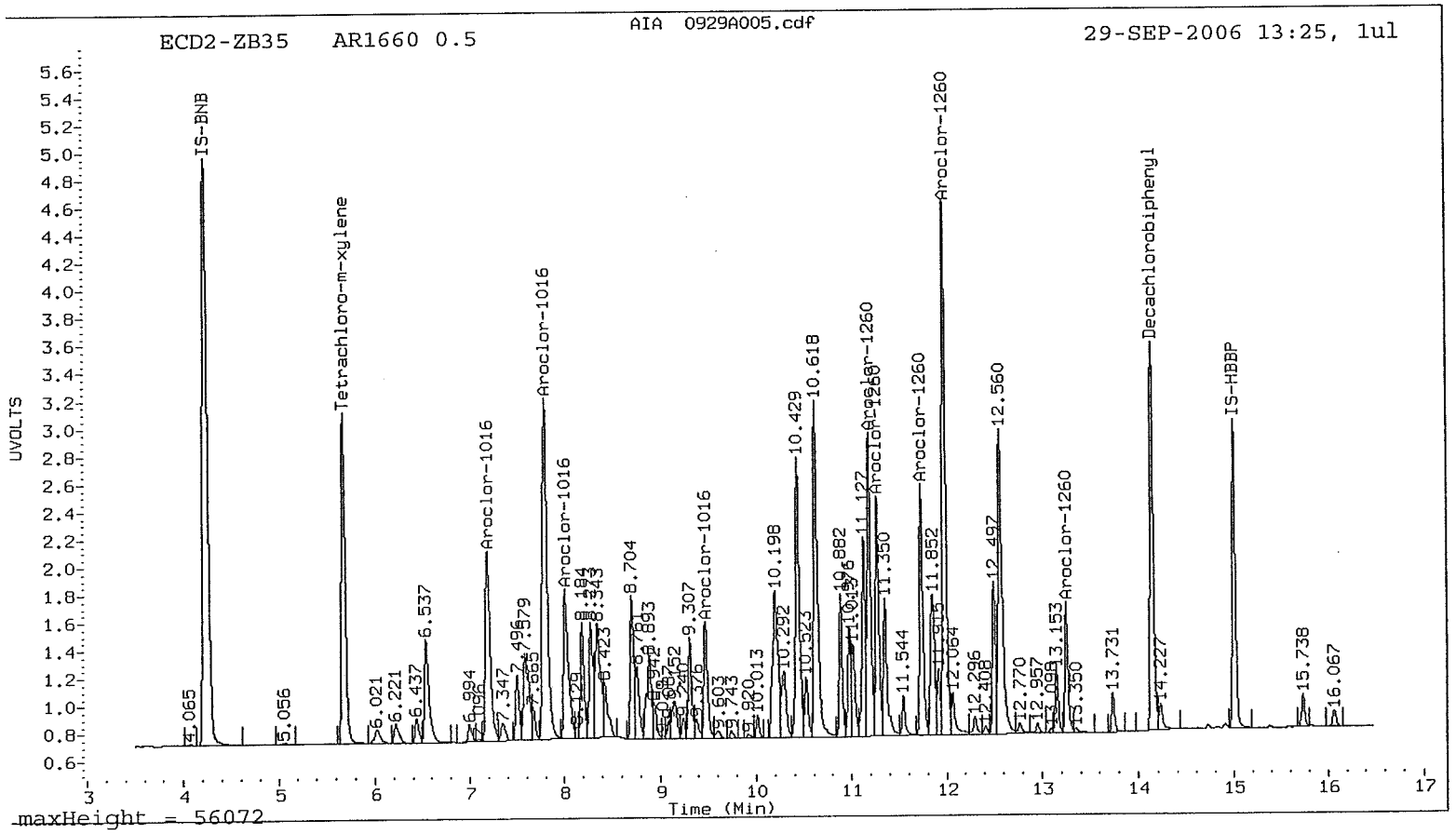
ECD2-ZB35 AR1660 0.5
AIA 0929A005.cdf
29-SEP-2006 13:25, 1ul
UVOLTS
Time (Min)
IS-BNB
Tetrachloro-m-xylene
Aroclor-1016
Aroclor-1260
Decachlorobiphenyl
IS-HBBP
maxHeight = 56072

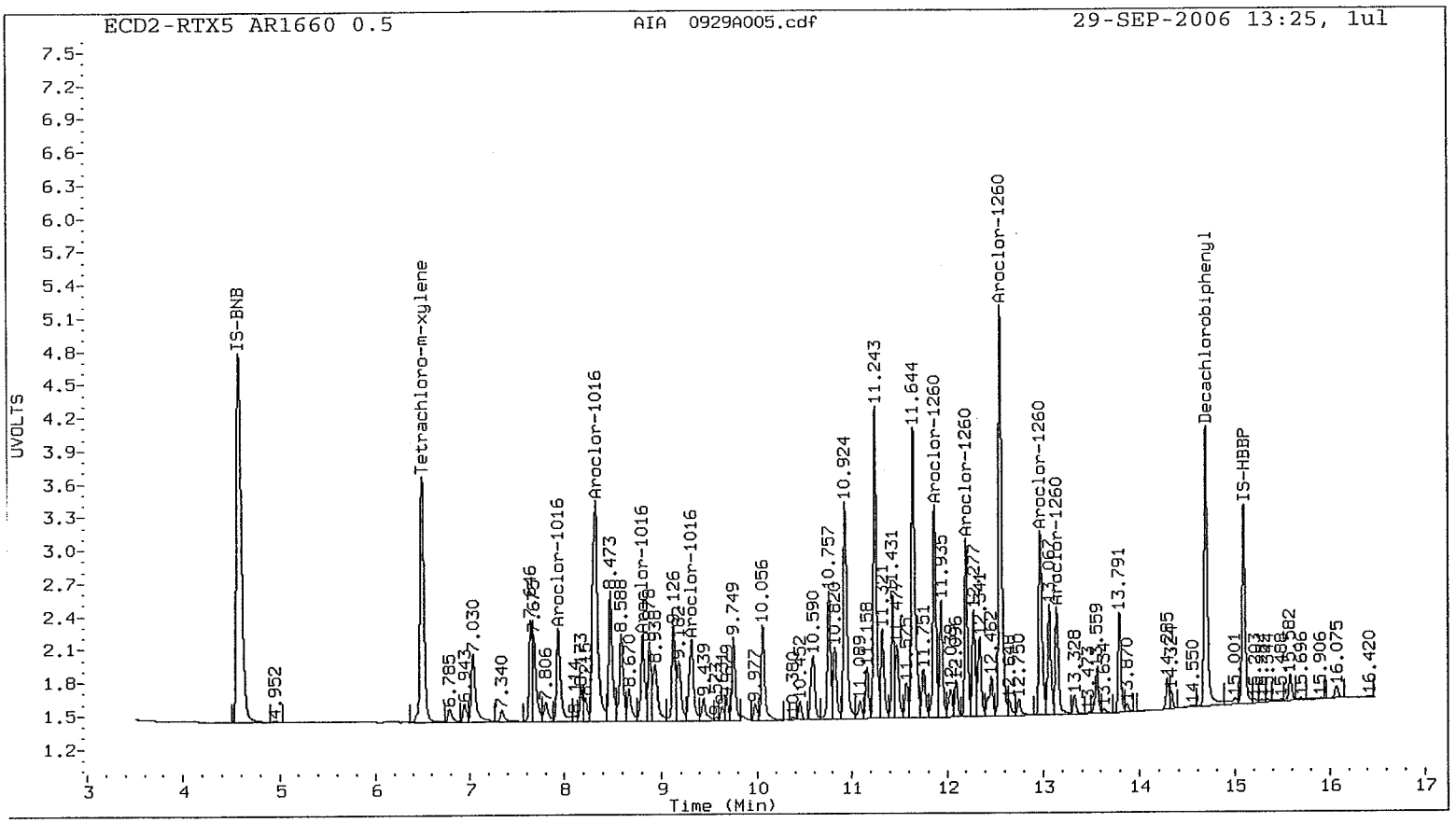
ECD2-RTX5 AR1660 0.5
AIA 0929A005.cdf
29-SEP-2006 13:25, 1ul
UVOLTS
Time (Min)
IS-BNB
Tetrachloro-m-xylene
Aroclor-1016
Aroclor-1260
Decachlorobiphenyl
IS-HBBP

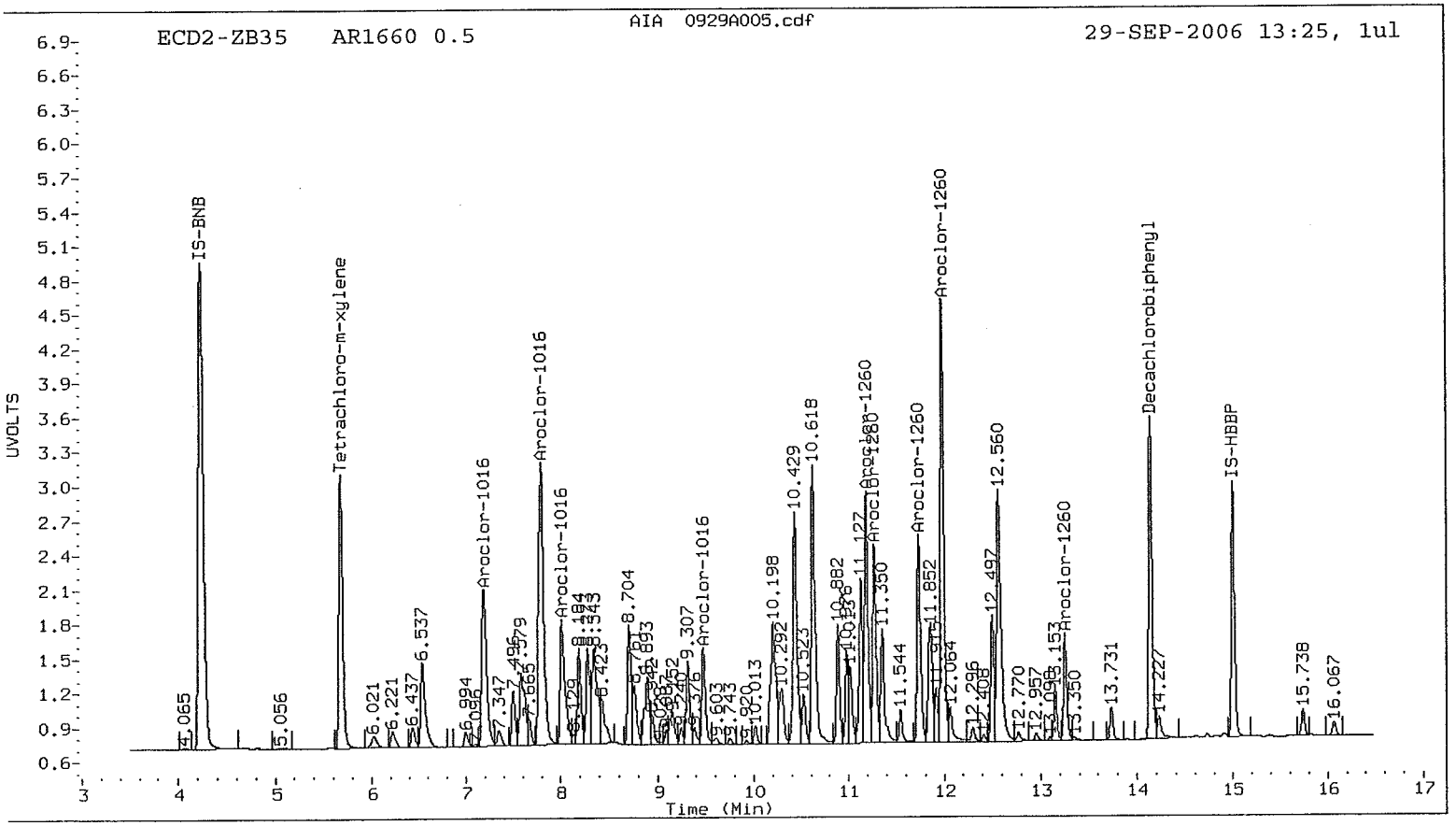
ECD2-ZB35 AR1660 0.5
AIA 0929A005.cdf
29-SEP-2006 13:25, 1ul
UVOLTS
Time (Min)
IS-BNB
Tetrachloro-m-xylene
Aroclor-1016
Aroclor-1260
Decachlorobiphenyl
IS-HBBP

Analytical Resources Inc.
Dual Column PCB Quantitation Report

Data file 1: PCB20060929.b/ical-1.b/0929A006.d
Data file 2: PCB20060929.b/ical-2.b/0929A006.d
Method: /chem2/ecd2.i/PCB20060929.b/PCB1.m
Compound Sublist: AR1660
Instrument, Inj. Vol.: ecd2.i, 1ul
Quant Method: Internal Std

ARI ID: AR1660 0.1
Client ID:
Injection Date: 29-SEP-2006 13:45
Report Date: 09/29/2006 15:46
Matrix: NONE
Dilution Factor: 1.000

RTX5 Col			ZB35 Col			RTX5	ZB35		
RT	Shift	Response	RT	Shift	Response	on col	on col	RPD	Compound/Flag
6.495	0.001	62464	5.673	0.001	60412	7.81	7.44	4.9	Tetrachloro-m-xylene
14.686	0.000	75862	14.137	0.001	68200	8.53	7.80	8.9	Decachlorobiphenyl

* Indicates RPD > 40%
M Indicates Column 1 peak was manually integrated
N Indicates Column 2 peak was manually integrated

SURROGATE PERCENT RECOVERY

SURROGATE	Col1	Col2
Tetrachloro-m-xylene	19.5	18.6
Decachlorobiphenyl	21.3	19.5

INTERNAL STANDARD SUMMARY

Column 1

Standard Cpnd	Standard Area*	Sample Area	%D
Bromo-Nitrobenzene	588002	609457	3.6
Hexabromobiphenyl	185009	208403	12.6

Column 2

Standard Cpnd	Standard Area*	Sample Area	%D
Bromo-Nitrobenzene	764009	781113	2.2
Hexabromobiphenyl	252301	264930	5.0

* Standard Areas taken from Initial Cal Level 4
Initial Calibration Date: 29-SEP-2006
<- Indicates standard response outside Limits (-50 to +100%)

Aroclor	Peak#	RTX5 Col RT	Shift	Area	Amount	Peak#	ZB35 Col RT	Shift	Area	Amount
Aroclor-1016	1	7.937	0.000	28836	104.8	1	7.184	0.000	61307	108.4
Aroclor-1016	2	8.322	0.000	88111	105.7	2	7.795	0.000	104587	104.3
Aroclor-1016	3	8.809	0.000	23497	104.3	3	8.009	0.000	43728	105.6
Aroclor-1016	4	9.312	0.000	26240	103.1	4	9.470	0.000	25372	104.6
Total Col1Ave (4 peaks): 104.5						Total Col2Ave (4 peaks): 105.7			RPD = 1	
Corrected Ave (4 peaks): 104.5						Corrected Ave (4 peaks): 105.7			RPD = 1	
Aroclor-1260	1	11.865	0.000	46941	99.3	1	11.182	0.000	58357	97.3
Aroclor-1260	2	12.198	0.000	38605	99.6	2	11.269	0.000	44318	98.8
Aroclor-1260	3	12.552	0.000	93190	99.4	3	11.731	0.000	46159	98.6
Aroclor-1260	4	12.970	0.000	44492	99.4	4	11.976	0.000	93741	93.2
Aroclor-1260	5	13.144	0.000	24313	94.9	5	13.254	0.000	22039	97.7
Total Col1Ave (5 peaks): 98.5						Total Col2Ave (5 peaks): 97.1			RPD = 1	
Corrected Ave (5 peaks): 98.5						Corrected Ave (5 peaks): 97.1			RPD = 1	

Total PCB Area Col1 (6.594 - 14.988) = 1396026 Col1 Total PCB = 0.2 ppm*

Total PCB Area Col2 (5.771 - 14.897) = 1483308 Col2 Total PCB = 0.2 ppm*

* Quantitated against AR1660 0.25ppm in Ical

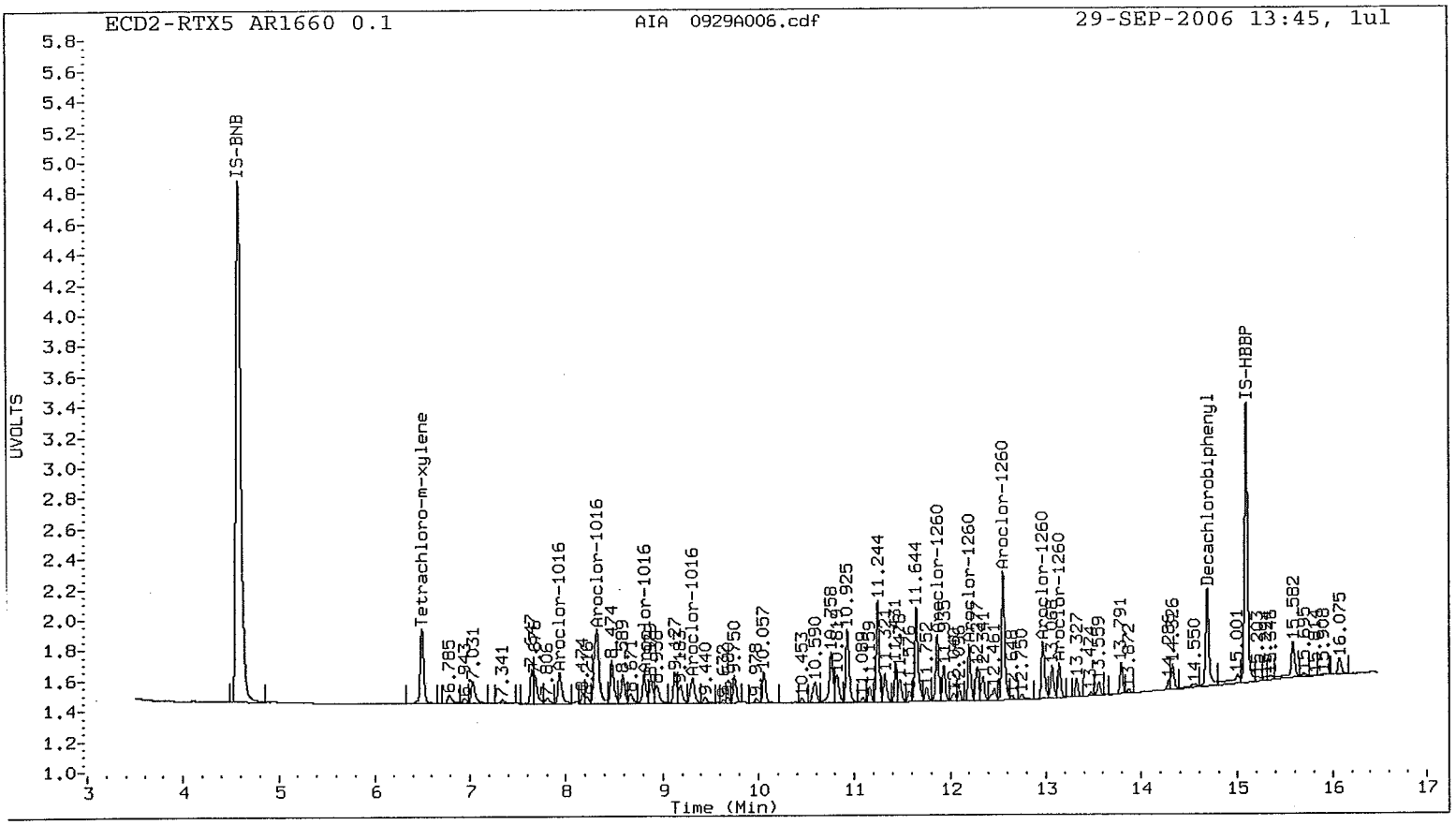
ECD2-RTX5 AR1660 0.1
AIA 0929A006.cdf
29-SEP-2006 13:45, 1ul
UVOLTS
Time (Min)
IS-BNB
Tetrachloro-m-xylene
Aroclor-1016
Aroclor-1260
Decachlorobiphenyl
IS-HBBP

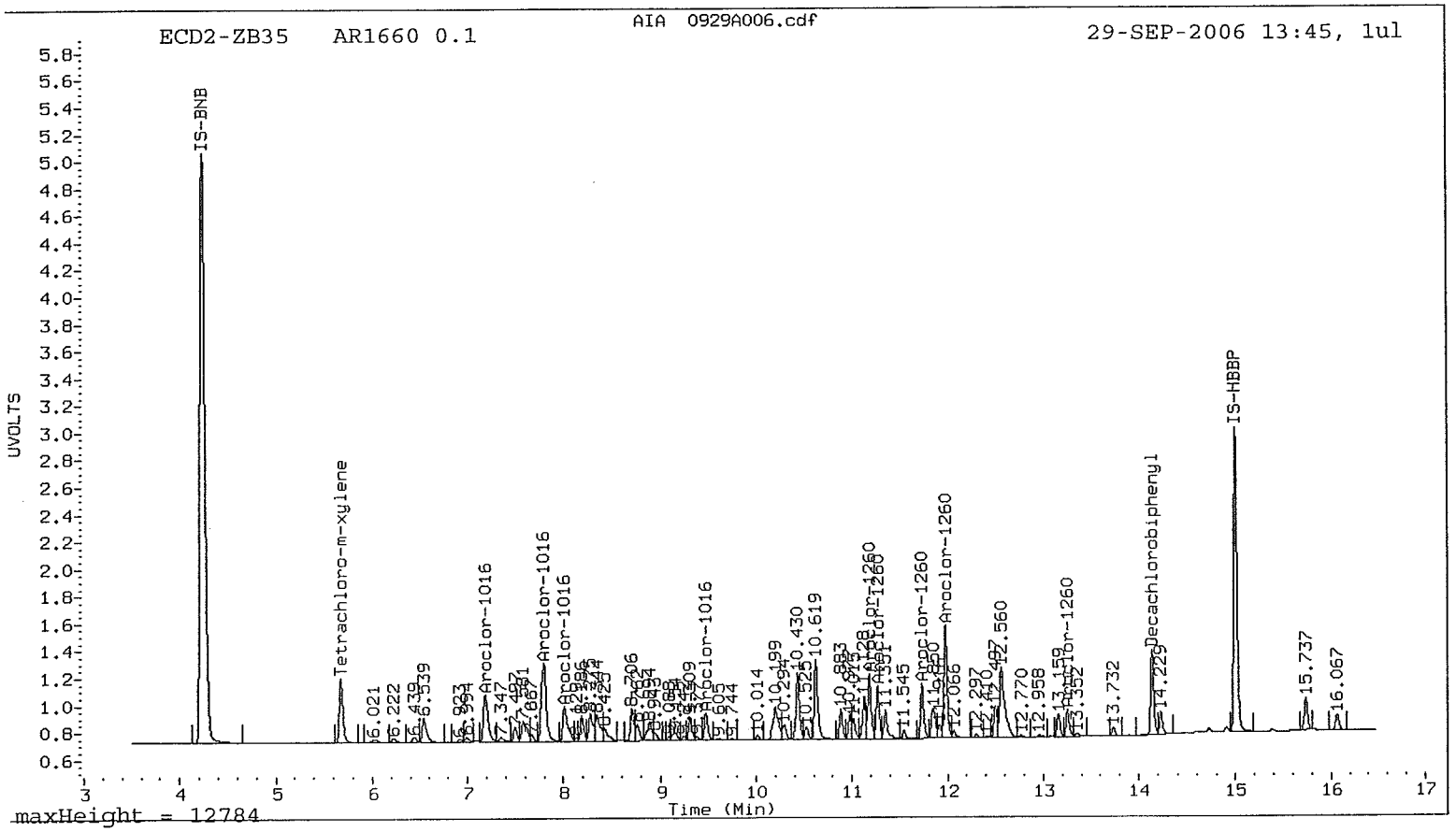
ECD2-ZB35 AR1660 0.1
AIA 0929A006.cdf
29-SEP-2006 13:45, 1ul
UVOLTS
Time (Min)
IS-BNB
Tetrachloro-m-xylene
Aroclor-1016
Aroclor-1260
Decachlorobiphenyl
IS-HBBP
maxHeight = 12784

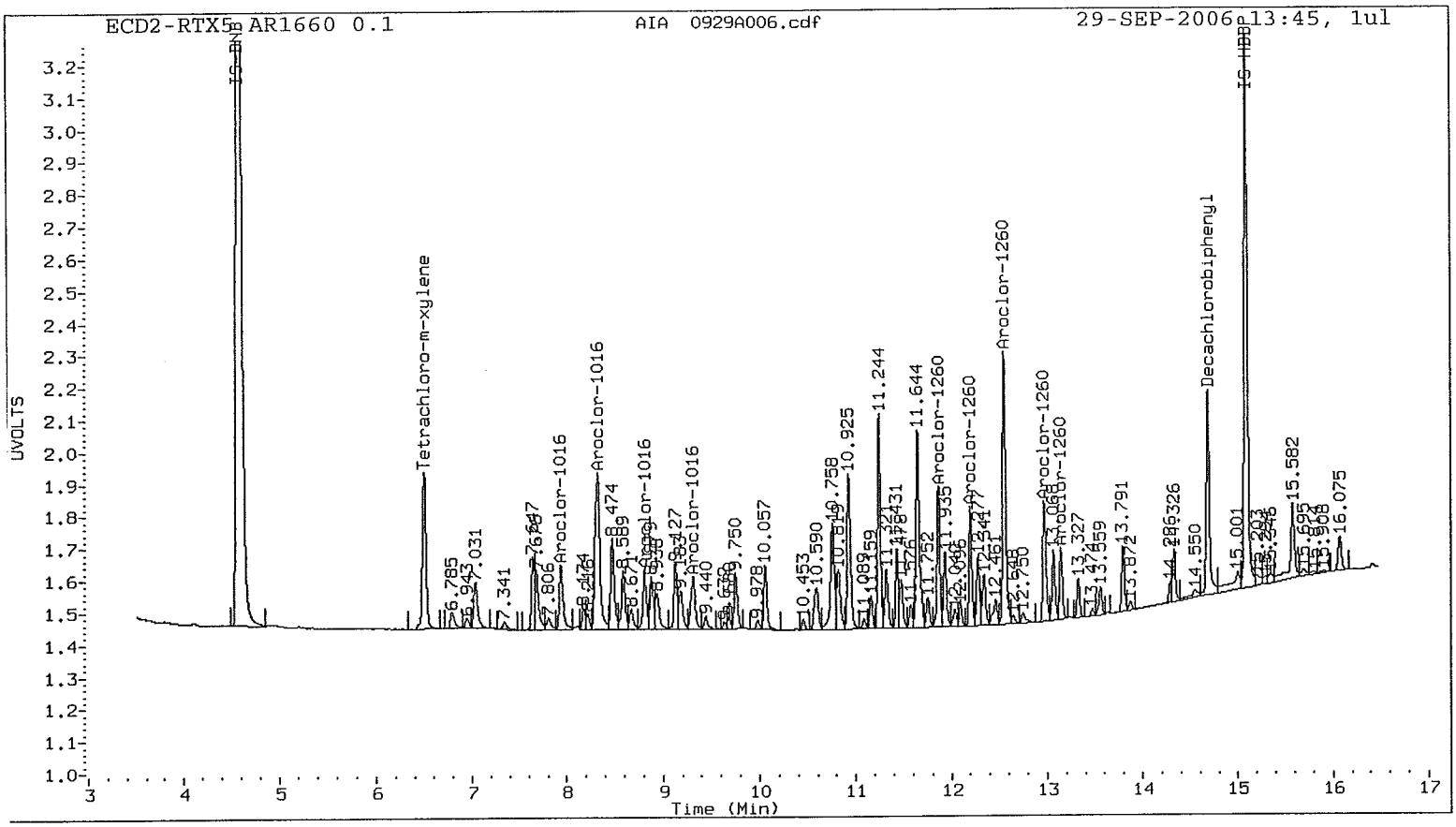
ECD2-RTX5 AR1660 0.1
AIA 0929A006.cdf
29-SEP-2006 13:45, 1ul
UVOLTS
Time (Min)
IS-DNB
Tetrachloro-m-xylene
Aroclor-1016
Aroclor-1260
Decachlorobiphenyl
IS-HBBP

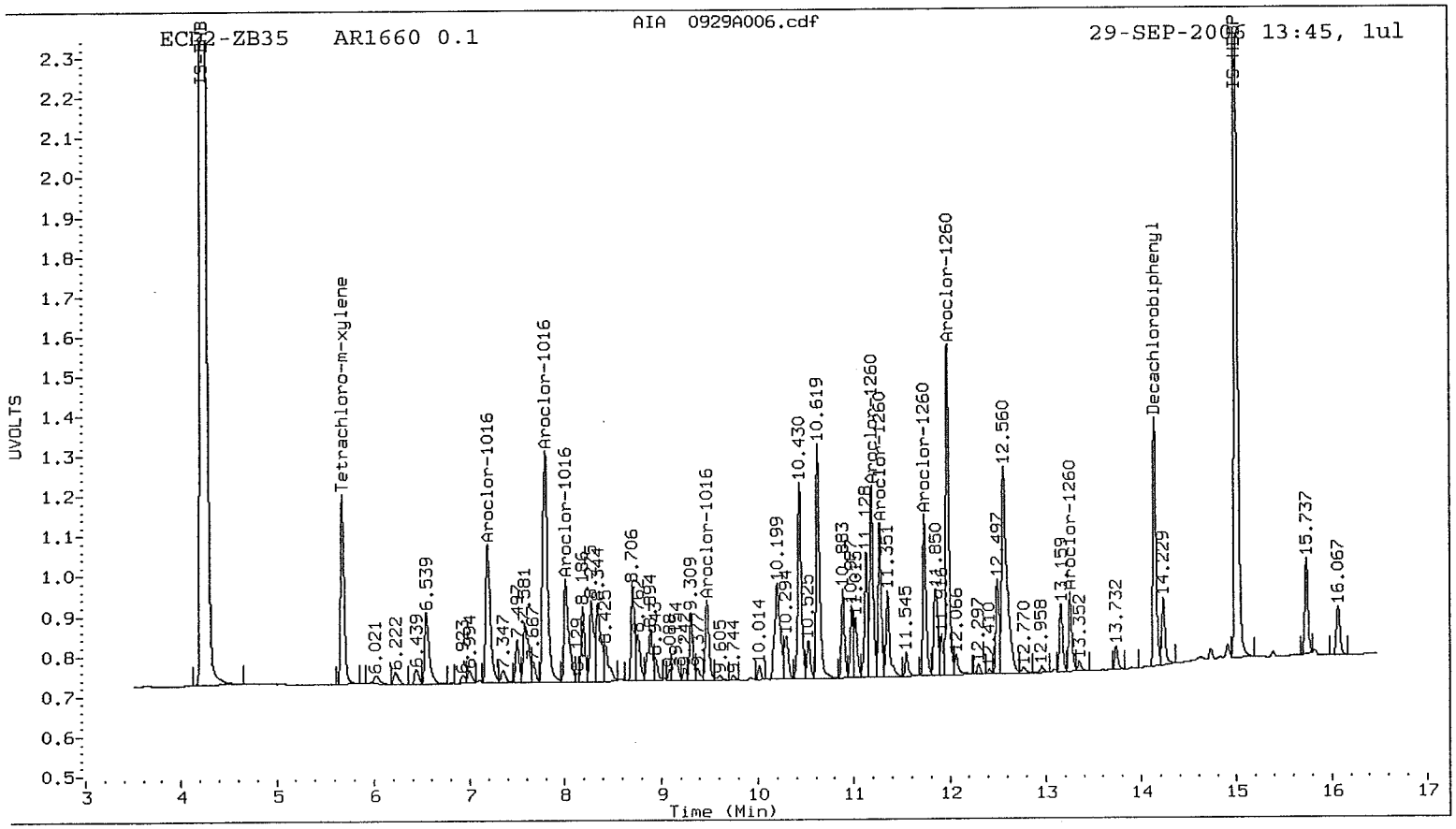
ECD2-ZB35 AR1660 0.1
AIA 0929A006.cdf
29-SEP-2006 13:45, 1ul
UVOLTS
Time (Min)
IS-DNB
Tetrachloro-m-xylene
Aroclor-1016
Aroclor-1260
Decachlorobiphenyl
IS-HBBP

Analytical Resources Inc.
Dual Column PCB Quantitation Report

Data file 1: PCB20060929.b/ical-1.b/0929A007.d
Data file 2: PCB20060929.b/ical-2.b/0929A007.d
Method: /chem2/ecd2.i/PCB20060929.b/PCB1.m
Compound Sublist: AR1660
Instrument, Inj. Vol.: ecd2.i, 1ul
Quant Method: Internal Std

ARI ID: ICV
Client ID:
Injection Date: 29-SEP-2006 14:05
Report Date: 09/29/2006 15:46
Matrix: NONE
Dilution Factor: 1.000

RTX5 Col			ZB35 Col			RTX5	ZB35		
RT	Shift	Response	RT	Shift	Response	on col	on col	RPD	Compound/Flag
----			----			0.00	0.00	---	Tetrachloro-m-xylene
14.687	0.001	4599	14.139	0.003	2626	0.53	0.30	55.5*	Decachlorobiphenyl A B

* Indicates RPD > 40%
M Indicates Column 1 peak was manually integrated
N Indicates Column 2 peak was manually integrated

SURROGATE PERCENT RECOVERY

SURROGATE	Col1	Col2
Tetrachloro-m-xylene	0.0	0.0
Decachlorobiphenyl	1.3	0.8

INTERNAL STANDARD SUMMARY

Column 1

Standard Cpnd	Standard Area*	Sample Area	%D
Bromo-Nitrobenzene	588002	611014	3.9
Hexabromobiphenyl	185009	202383	9.4

Column 2

Standard Cpnd	Standard Area*	Sample Area	%D
Bromo-Nitrobenzene	764009	775480	1.5
Hexabromobiphenyl	252301	264149	4.7

* Standard Areas taken from Initial Cal Level 4
Initial Calibration Date: 29-SEP-2006
<- Indicates standard response outside Limits (-50 to +100%)

Aroclor	Peak#	RTX5 Col RT	Shift	Area	Amount	Peak#	ZB35 Col RT	Shift	Area	Amount
Aroclor-1016	1	7.937	0.000	68170	247.1	1	7.183	-0.001	139429	248.4
Aroclor-1016	2	8.322	0.000	203292	243.2	2	7.794	-0.001	244036	245.1
Aroclor-1016	3	8.809	0.000	54400	240.9	3	8.008	-0.001	100335	244.1
Aroclor-1016	4	9.312	0.000	63503	248.8	4	9.470	0.000	61351	254.7
Total Col1Ave (4 peaks): 245.0					Total Col2Ave (4 peaks): 248.1				RPD = 1	
Corrected Ave (4 peaks): 245.0					Corrected Ave (4 peaks): 248.1				RPD = 1	
Aroclor-1260	1	11.865	0.001	115423	251.3	1	11.182	0.001	146226	244.5
Aroclor-1260	2	12.198	0.001	93862	249.2	2	11.269	0.000	110280	246.6
Aroclor-1260	3	12.553	0.001	230332	253.0	3	11.731	0.000	115387	247.2
Aroclor-1260	4	12.970	0.001	109139	251.2	4	11.976	0.000	246054	245.5
Aroclor-1260	5	13.144	0.000	59051	237.5	5	13.254	0.000	55006	244.7
Total Col1Ave (5 peaks): 248.4					Total Col2Ave (5 peaks): 245.7				RPD = 1	
Corrected Ave (5 peaks): 248.4					Corrected Ave (5 peaks): 245.7				RPD = 1	

Total PCB Area Col1 (6.594 - 14.988) = 3102474 Col1 Total PCB = 0.5 ppm*

Total PCB Area Col2 (5.771 - 14.897) = 3338198 Col2 Total PCB = 0.5 ppm*

* Quantitated against AR1660 0.25ppm in Ical

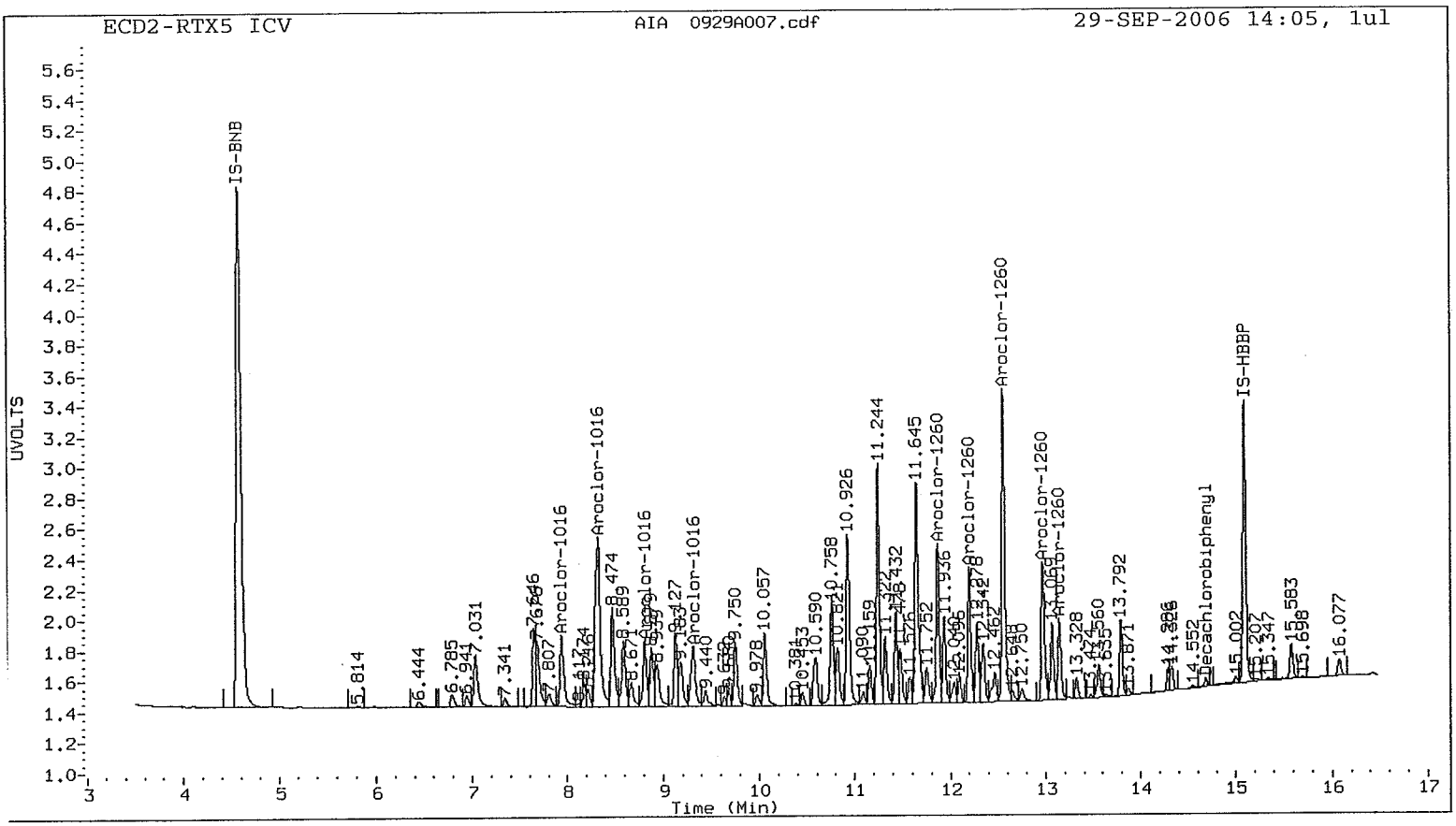
ECD2-RTX5 ICV
AIA 0929A007.cdf
29-SEP-2006 14:05, 1ul
UVOLTS
Time (Min)
IS-BNB
Aroclor-1016
Aroclor-1260
IS-HBBP
Decachlorobiphenyl

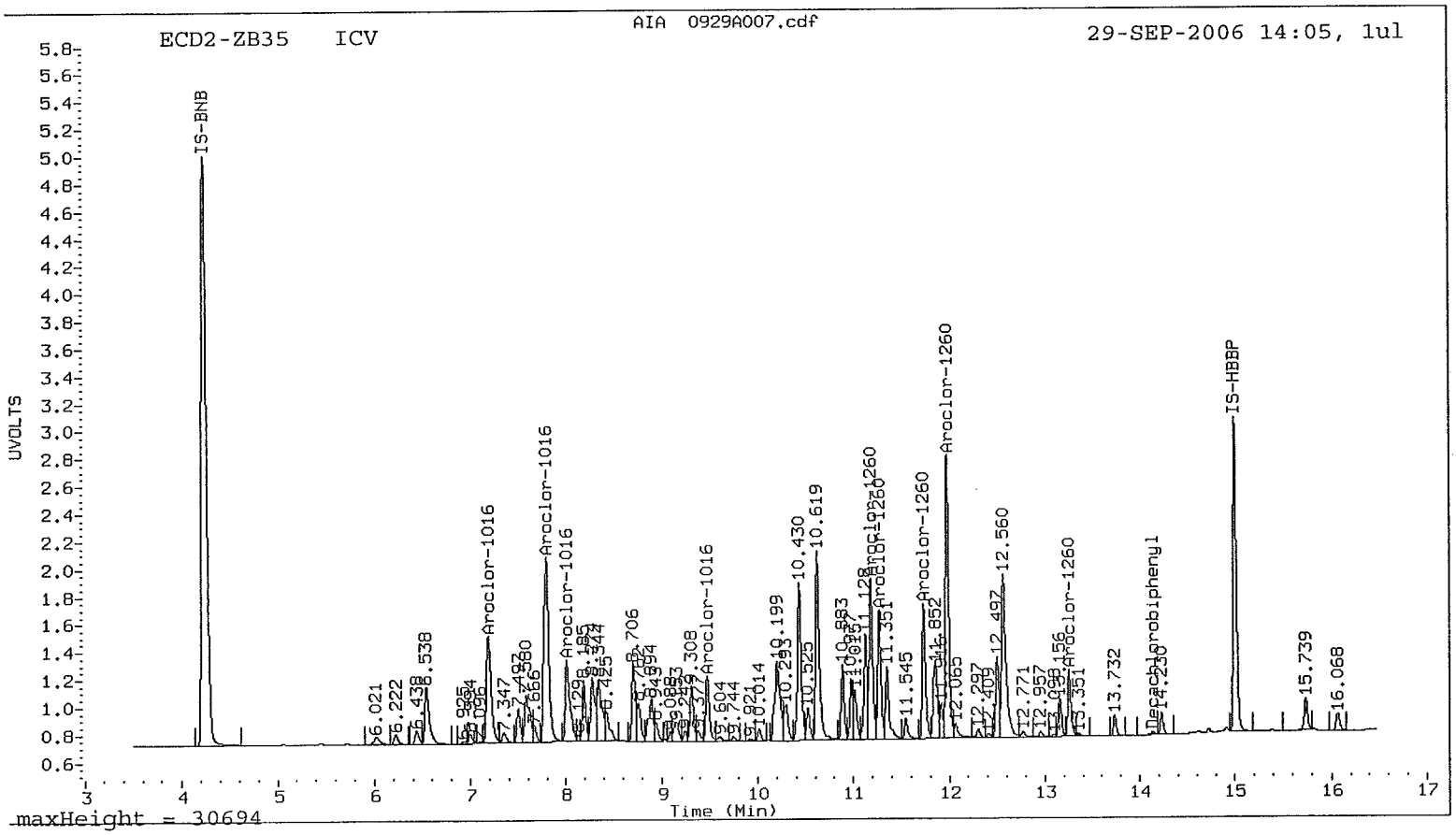
ECD2-ZB35 ICV
AIA 0929A007.cdf
29-SEP-2006 14:05, 1ul
UVOLTS
Time (Min)
maxHeight = 30694
IS-BNB
Aroclor-1016
Aroclor-1260
IS-HBBP
Decachlorobiphenyl

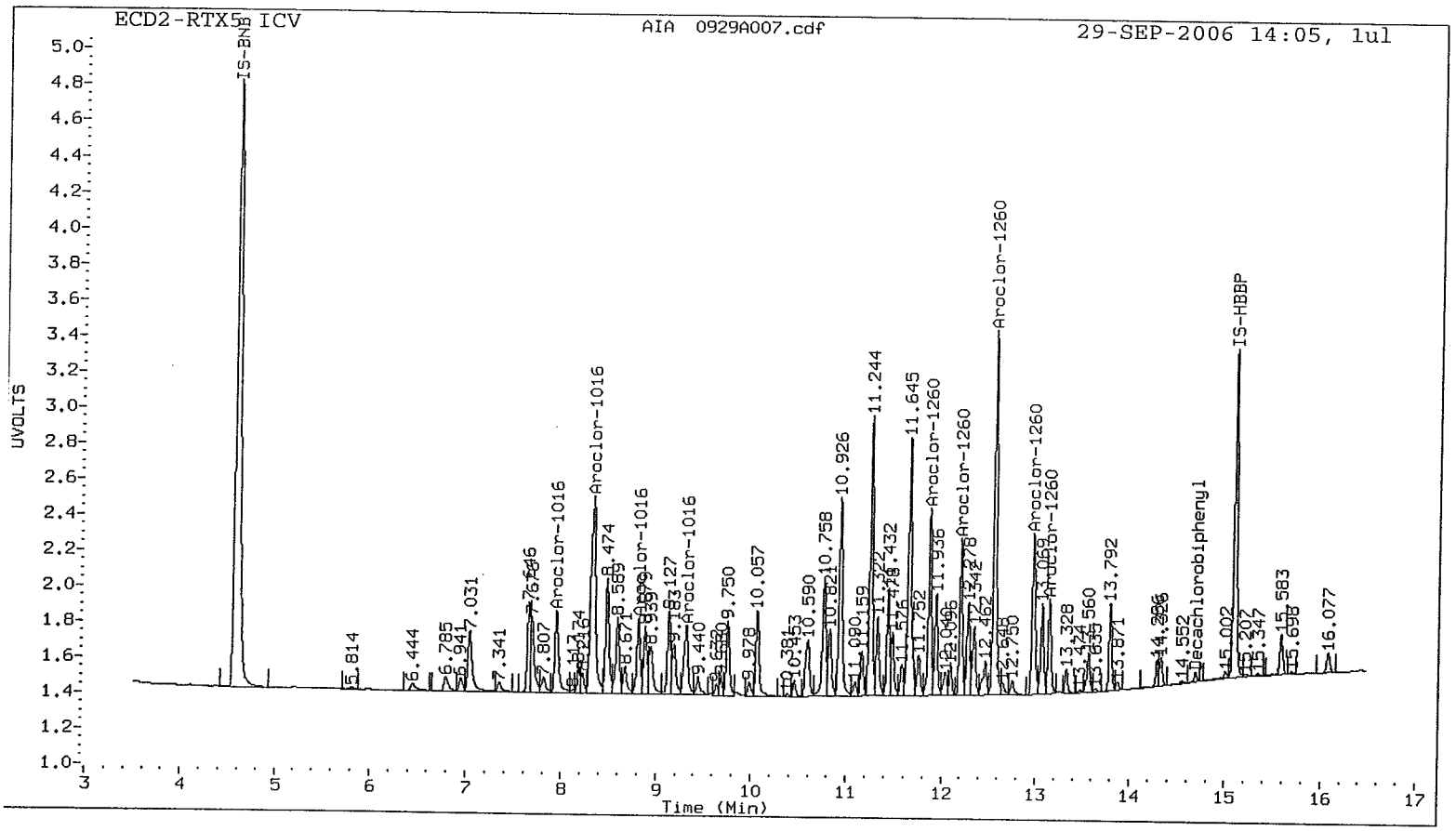
ECD2-RTX5 ICV
AIA 0929A007.cdf
29-SEP-2006 14:05, 1ul
UVOLTS
Time (Min)
IS-BNB
Aroclor-1016
Aroclor-1260
IS-HBBP
Decachlorobiphenyl

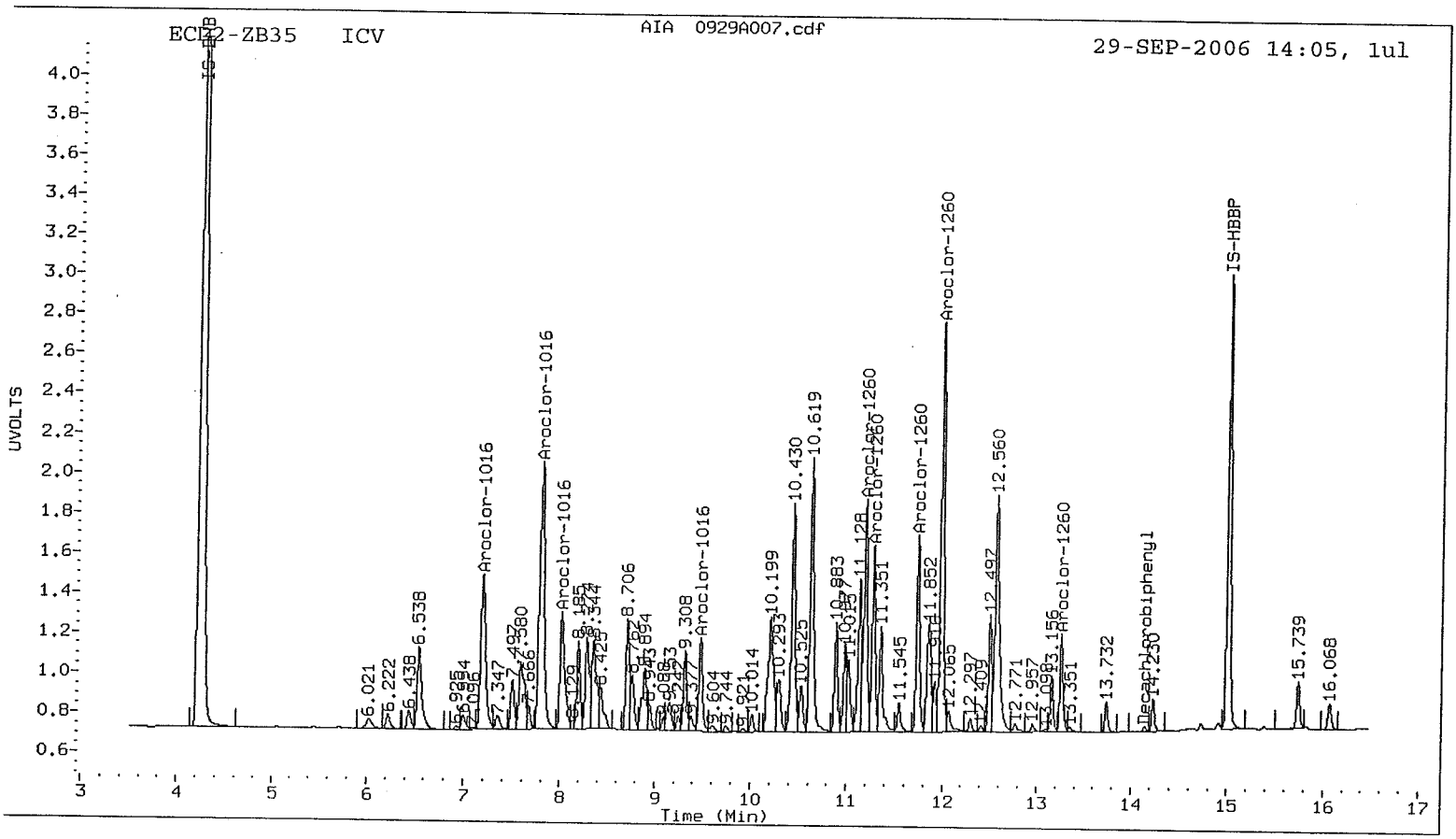
ECD2-ZB35 ICV
AIA 0929A007.cdf
29-SEP-2006 14:05, 1ul
UVOLTS
Time (Min)
IS-BNB
Aroclor-1016
Aroclor-1260
IS-HBBP
Decachlorobiphenyl

Analytical Resources Inc.
Dual Column PCB Quantitation Report

Data file 1: PCB20060929.b/ical-1.b/0929A008.d
Data file 2: PCB20060929.b/ical-2.b/0929A008.d
Method: /chem2/ecd2.i/PCB20060929.b/PCB1.m
Compound Sublist: AR1242
Instrument, Inj. Vol.: ecd2.i, 1ul
Quant Method: Internal Std

ARI ID: AR12421
Client ID:
Injection Date: 29-SEP-2006 14:25
Report Date: 09/29/2006 15:46
Matrix: NONE
Dilution Factor: 1.000

RTX5 Col			ZB35 Col			RTX5	ZB35		
RT	Shift	Response	RT	Shift	Response	on col	on col	RPD	Compound/Flag
6.495	0.001	165383	5.673	0.002	167892	21.70	21.99	1.3	Tetrachloro-m-xylene
14.687	0.001	182499	14.138	0.002	174792	20.95	21.12	0.8	Decachlorobiphenyl

* Indicates RPD > 40%
M Indicates Column 1 peak was manually integrated
N Indicates Column 2 peak was manually integrated

SURROGATE PERCENT RECOVERY

SURROGATE	Col1	Col2
Tetrachloro-m-xylene	54.3	55.0
Decachlorobiphenyl	52.4	52.8

INTERNAL STANDARD SUMMARY

Column 1

Standard Cpnd	Standard Area*	Sample Area	%D
Bromo-Nitrobenzene	588002	580949	-1.2
Hexabromobiphenyl	185009	204083	10.3

Column 2

Standard Cpnd	Standard Area*	Sample Area	%D
Bromo-Nitrobenzene	764009	734701	-3.8
Hexabromobiphenyl	252301	250717	-0.6

* Standard Areas taken from Initial Cal Level 4
Initial Calibration Date: 29-SEP-2006
<- Indicates standard response outside Limits (-50 to +100%)

Aroclor	Peak#	RTX5 Col RT	Shift	Area	Amount	Peak#	ZB35 Col RT	Shift	Area	Amount
Aroclor-1242	1	7.031	0.000	51187	250.0	1	6.539	0.000	66430	250.0
Aroclor-1242	2	7.938	0.000	61954	250.0	2	7.184	0.000	127387	250.0
Aroclor-1242	3	8.323	0.000	184460	250.0	3	7.795	0.000	219748	250.0
Aroclor-1242	4	8.475	0.000	78665	250.0	4	8.009	0.000	90519	250.0
Aroclor-1242	NS	---			----	5	8.186	0.000	49495	250.0

Total Col1Ave (4 peaks): 250.0 Total Col2Ave (5 peaks): 250.0 RPD = 0
Corrected Ave (4 peaks): 250.0 Corrected Ave (5 peaks): 250.0 RPD = 0

Total PCB Area Col1 (6.594 - 14.988) = 1633579 Col1 Total PCB = 0.3 ppm*

Total PCB Area Col2 (5.771 - 14.897) = 1790381 Col2 Total PCB = 0.3 ppm*

* Quantitated against AR1660 0.25ppm in Ical

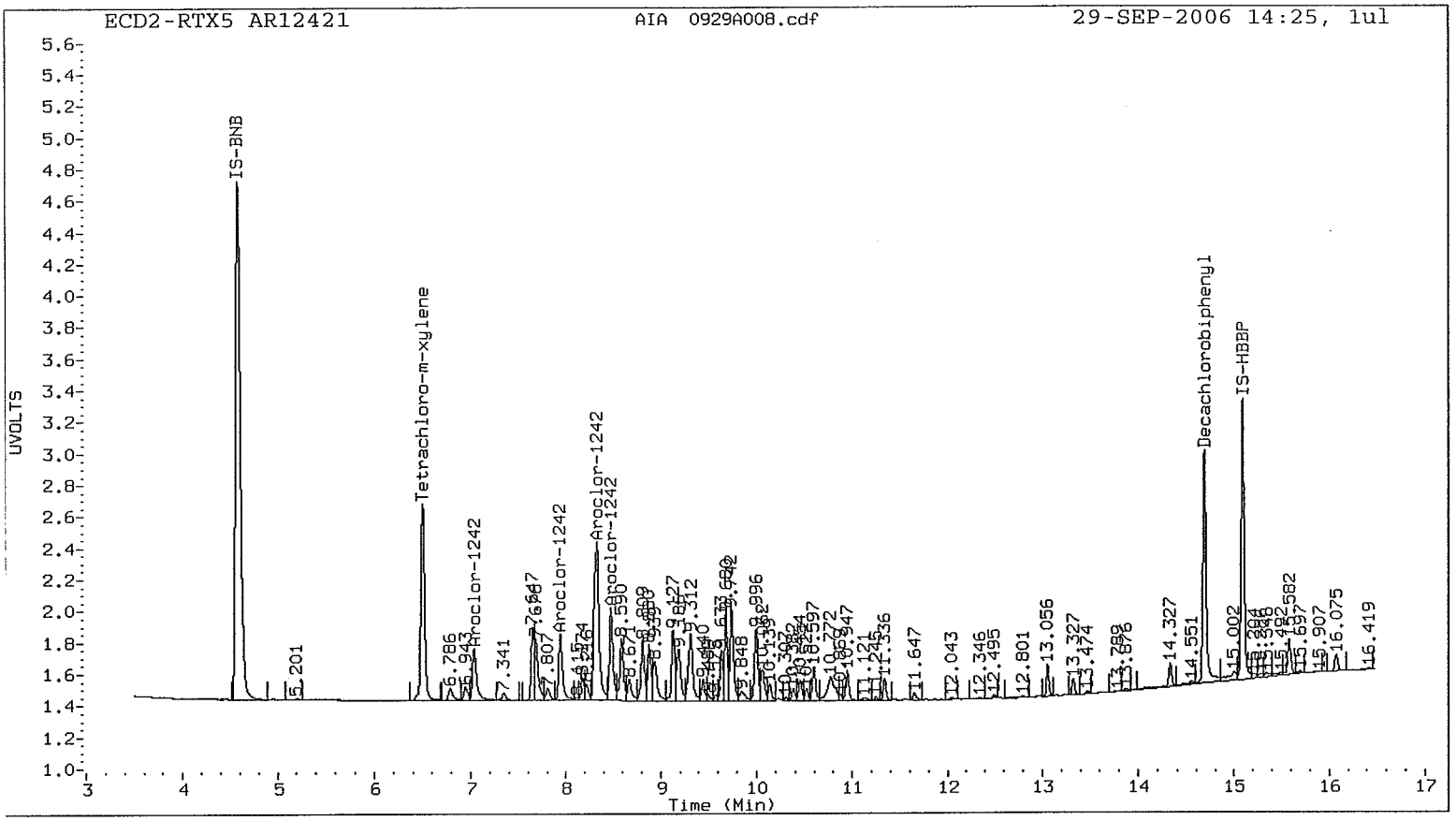
ECD2-RTX5 AR12421
AIA 0929A008.cdf
29-SEP-2006 14:25, 1ul
UVOLTS
Time (Min)
IS-BNB
Tetrachloro-m-xylene
Aroclor-1242
Decachlorobiphenyl
IS-HBBP

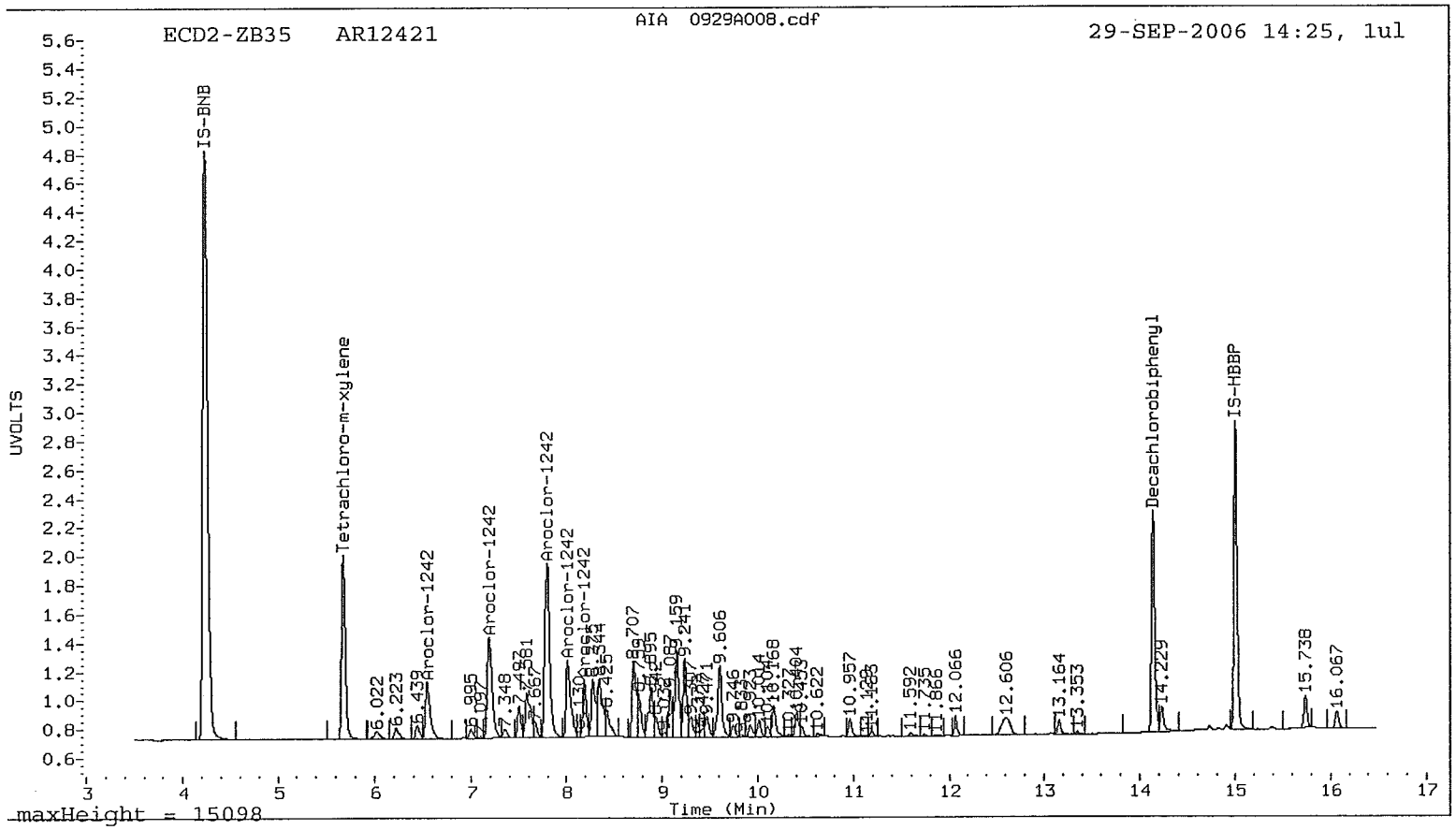
ECD2-ZB35 AR12421
AIA 0929A008.cdf
29-SEP-2006 14:25, 1ul
UVOLTS
Time (Min)
IS-BNB
Tetrachloro-m-xylene
Aroclor-1242
Decachlorobiphenyl
IS-HBBP
maxHeight = 15098

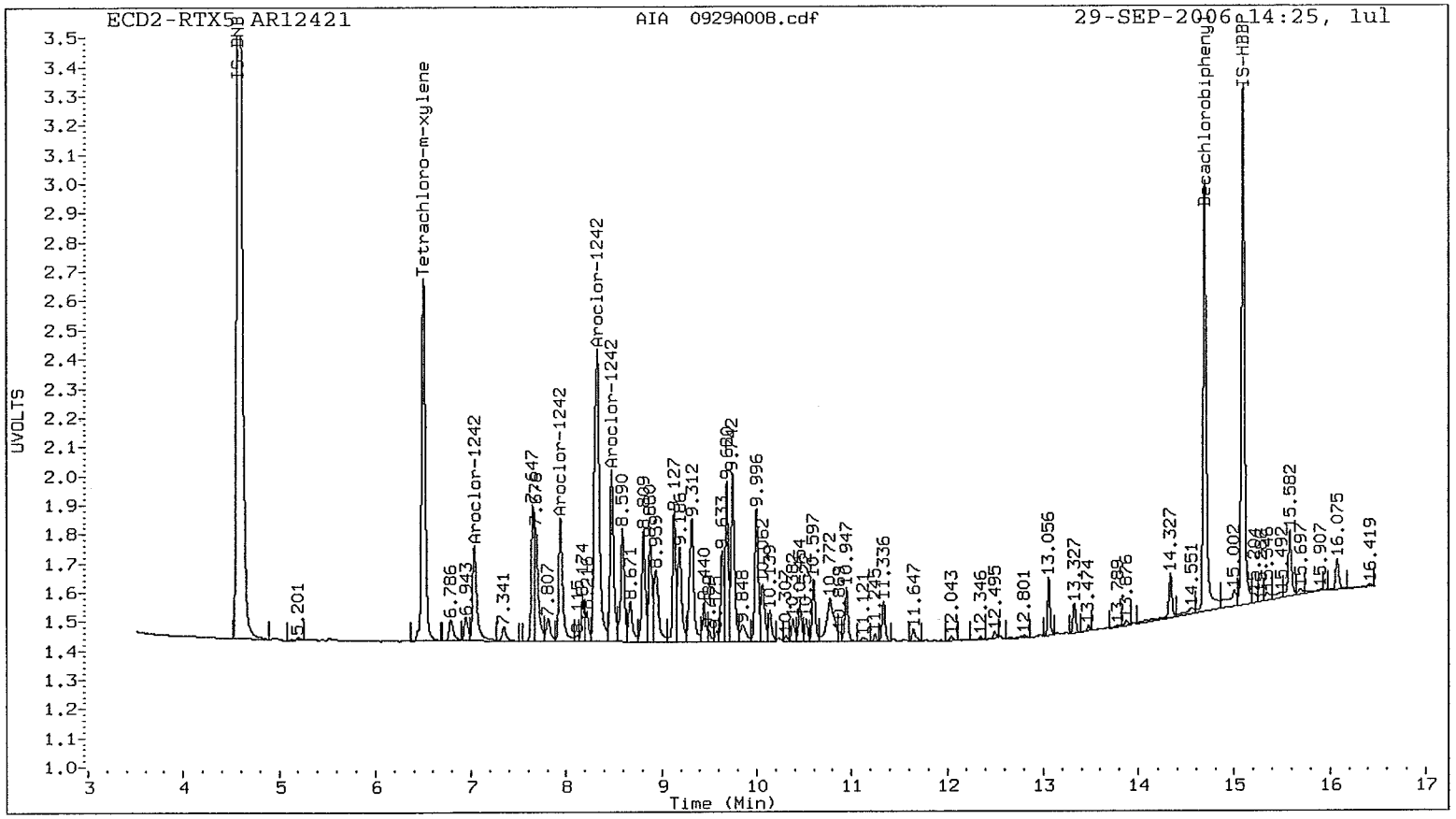
ECD2-RTX5 AR12421
AIA 0929A008.cdf
29-SEP-2006 14:25, 1ul
UVOLTS
Time (Min)
IS-BN
Tetrachloro-m-xylene
Aroclor-1242
Decachlorobiphenyl
IS-HBBP

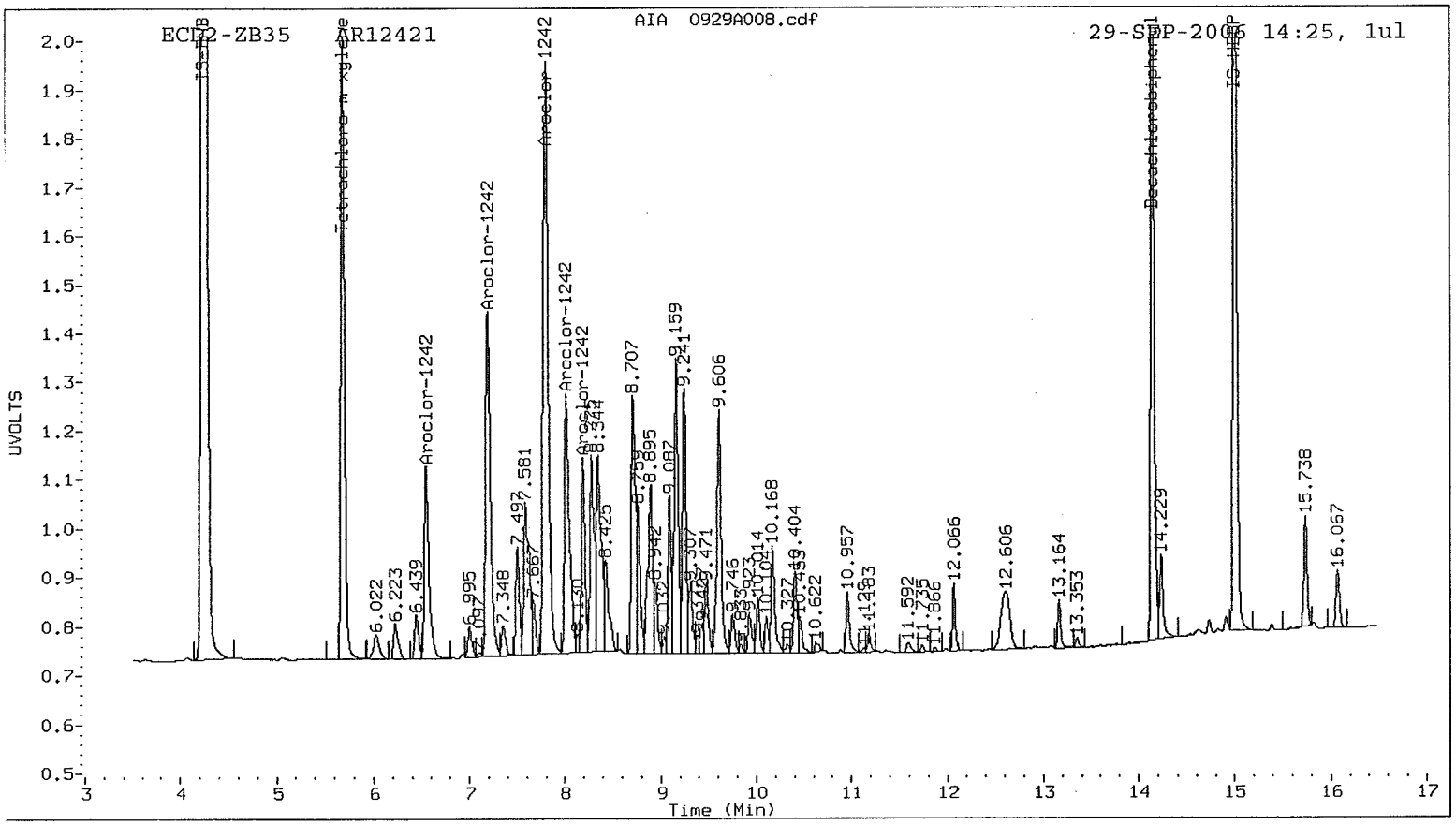
ECD2-ZB35 AR12421
AIA 0929A008.cdf
29-SEP-2006 14:25, 1ul
UVOLTS
Time (Min)
IS-BN
Tetrachloro-m-xylene
Aroclor-1242
Decachlorobiphenyl
IS-HBBP

Analytical Resources Inc.
Dual Column PCB Quantitation Report

Data file 1: PCB20060929.b/ical-1.b/0929A009.d
Data file 2: PCB20060929.b/ical-2.b/0929A009.d
Method: /chem2/ecd2.i/PCB20060929.b/PCB1.m
Compound Sublist: AR1248
Instrument, Inj. Vol.: ecd2.i, 1ul
Quant Method: Internal Std

ARI ID: AR12481
Client ID:
Injection Date: 29-SEP-2006 14:45
Report Date: 09/29/2006 15:46
Matrix: NONE
Dilution Factor: 1.000

RTX5 Col			ZB35 Col			RTX5	ZB35		
RT	Shift	Response	RT	Shift	Response	on col	on col	RPD	Compound/Flag
6.495	0.001	157693	5.673	0.002	165432	20.24	20.92	3.3	Tetrachloro-m-xylene
14.687	0.001	180626	14.138	0.002	176113	20.27	20.58	1.5	Decachlorobiphenyl

* Indicates RPD > 40%
M Indicates Column 1 peak was manually integrated
N Indicates Column 2 peak was manually integrated

SURROGATE PERCENT RECOVERY

SURROGATE	Col1	Col2
Tetrachloro-m-xylene	50.6	52.3
Decachlorobiphenyl	50.7	51.4

INTERNAL STANDARD SUMMARY

Column 1

Standard Cpnd	Standard Area*	Sample Area	%D
Bromo-Nitrobenzene	588002	593919	1.0
Hexabromobiphenyl	185009	208786	12.9

Column 2

Standard Cpnd	Standard Area*	Sample Area	%D
Bromo-Nitrobenzene	764009	761103	-0.4
Hexabromobiphenyl	252301	259282	2.8

* Standard Areas taken from Initial Cal Level 4
Initial Calibration Date: 29-SEP-2006
<- Indicates standard response outside Limits (-50 to +100%)

	RTX5 Col				ZB35 Col			
Aroclor	Peak#	RT	Shift	Area	Amount	Peak#	RT	Shift	Area	Amount
Aroclor-1248	1	8.322	0.000	130479	250.0	1	7.181	0.000	67350	250.0
Aroclor-1248	2	8.809	0.000	76248	250.0	2	7.794	0.000	161501	250.0
Aroclor-1248	3	9.311	0.000	101764	250.0	3	8.706	0.000	104844	250.0
Aroclor-1248	4	9.742	0.000	137629	250.0	4	9.158	0.000	151858	250.0
Total Col1Ave (4 peaks): 250.0						Total Col2Ave (4 peaks): 250.0			RPD = 0	
Corrected Ave (4 peaks): 250.0						Corrected Ave (4 peaks): 250.0			RPD = 0	

Total PCB Area Col1 (6.594 - 14.988) = 1924359 Col1 Total PCB = 0.3 ppm*

Total PCB Area Col2 (5.771 - 14.897) = 2165744 Col2 Total PCB = 0.3 ppm*

* Quantitated against AR1660 0.25ppm in Ical

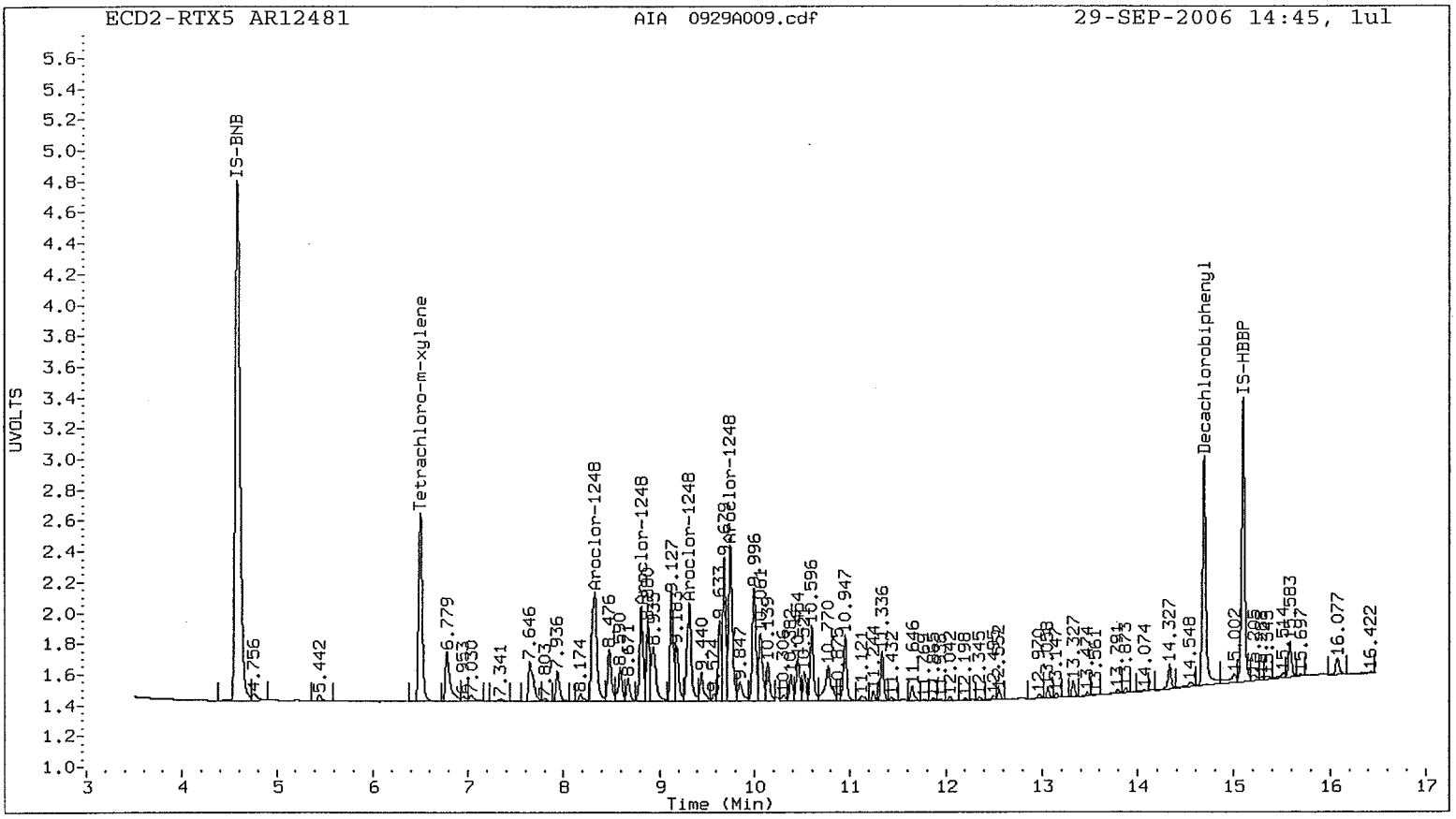
ECD2-RTX5 AR12481
AIA 0929A009.cdf
29-SEP-2006 14:45, 1ul
UVOLTS
Time (Min)
IS-BNB
Tetrachloro-m-xylene
Aroclor-1248
Decachlorobiphenyl
IS-HBBP

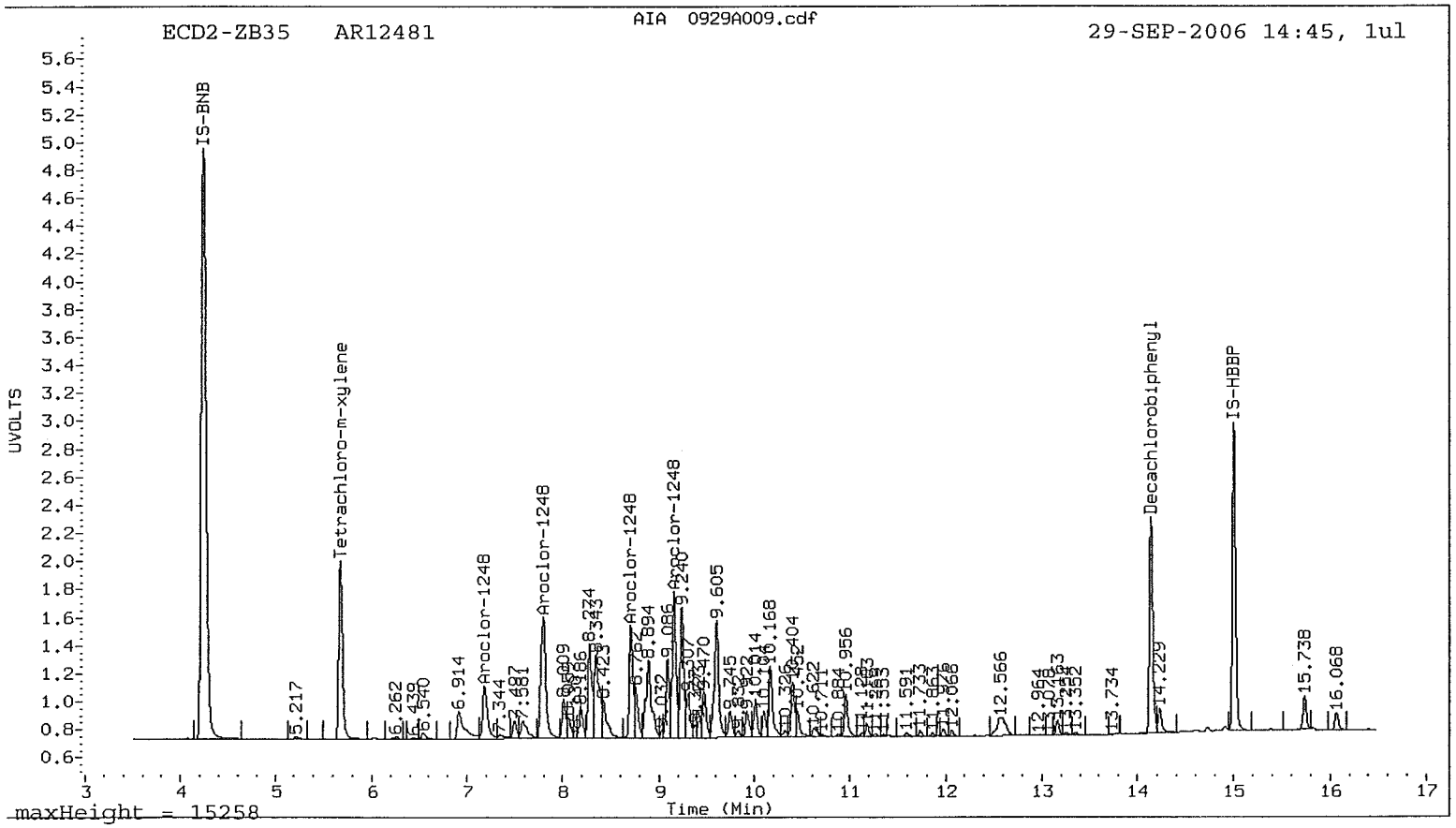
ECD2-ZB35 AR12481
AIA 0929A009.cdf
29-SEP-2006 14:45, 1ul
UVOLTS
Time (Min)
IS-BNB
Tetrachloro-m-xylene
Aroclor-1248
Decachlorobiphenyl
IS-HBBP
maxHeight = 15258

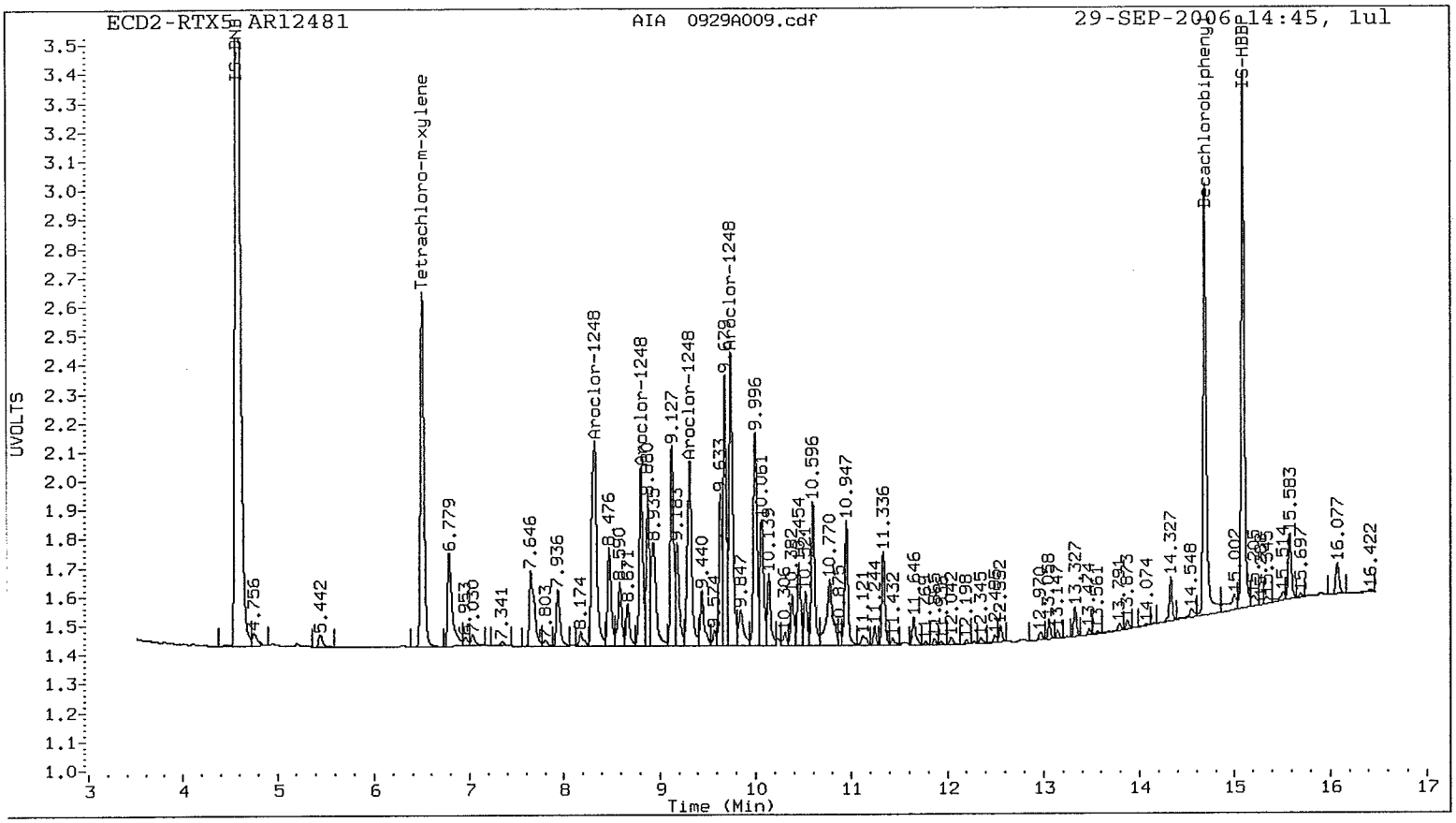
ECD2-RTX5 AR12481
AIA 0929A009.cdf
29-SEP-2006 14:45, 1ul
UVOLTS
Time (Min)
IS-DNB
Tetrachloro-m-xylene
Aroclor-1248
Decachlorobiphenyl
IS-HBBP

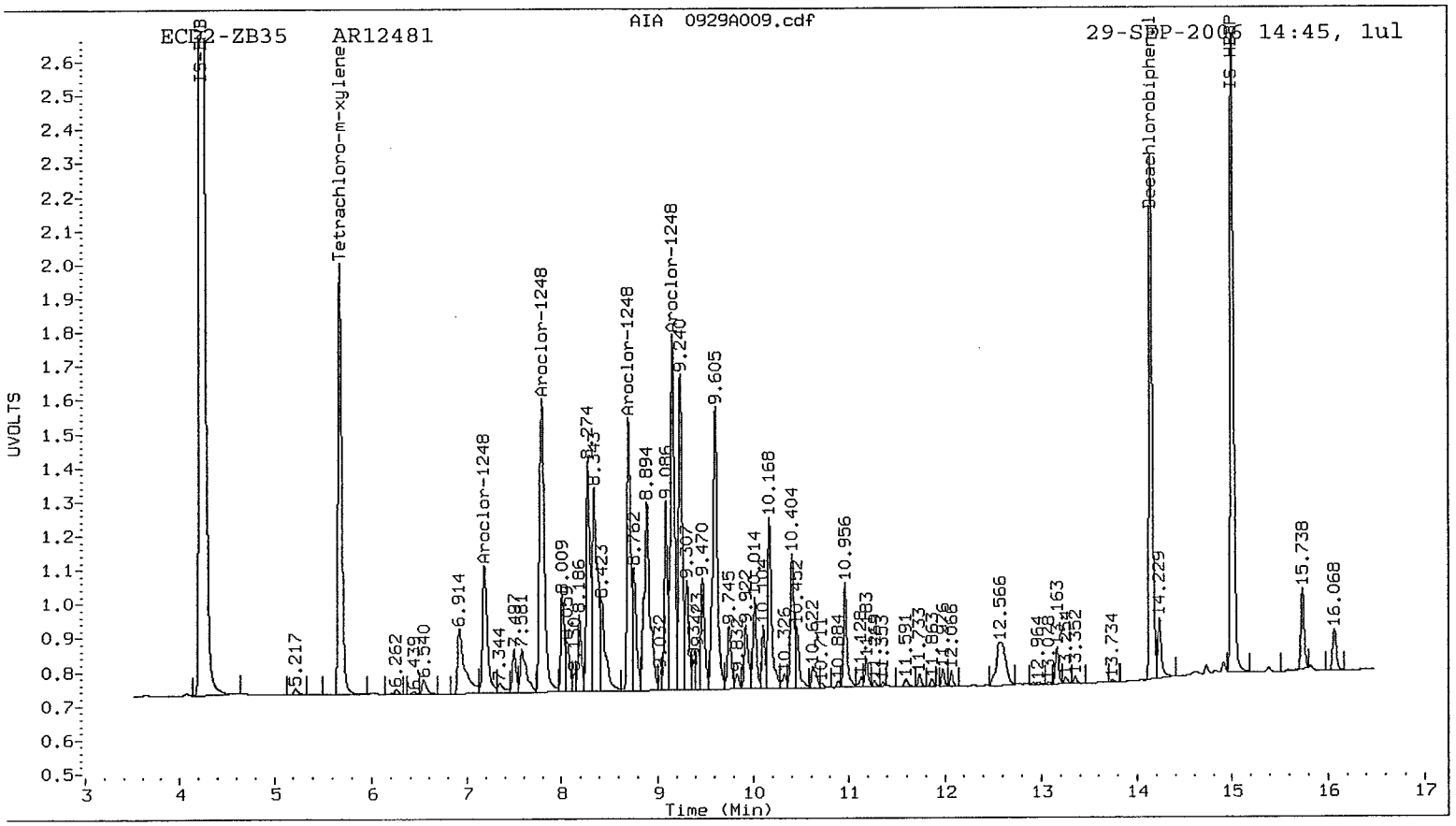
ECD2-ZB35 AR12481
AIA 0929A009.cdf
29-SEP-2006 14:45, 1ul
UVOLTS
Time (Min)
IS-DNB
Tetrachloro-m-xylene
Aroclor-1248
Decachlorobiphenyl
IS-HBBP

Analytical Resources Inc.
Dual Column PCB Quantitation Report

Data file 1: PCB20060929.b/ical-1.b/0929A010.d
Data file 2: PCB20060929.b/ical-2.b/0929A010.d
Method: /chem2/ecd2.i/PCB20060929.b/PCB1.m
Compound Sublist: AR1254
Instrument, Inj. Vol.: ecd2.i, 1ul
Quant Method: Internal Std

ARI ID: AR12541
Client ID:
Injection Date: 29-SEP-2006 15:04
Report Date: 09/29/2006 15:46
Matrix: NONE
Dilution Factor: 1.000

RTX5 Col			ZB35 Col			RTX5	ZB35		
RT	Shift	Response	RT	Shift	Response	on col	on col	RPD	Compound/Flag
6.494	0.000	160574	5.672	0.001	167510	20.18	20.89	3.4	Tetrachloro-m-xylene
14.686	0.000	177938	14.138	0.001	176845	19.77	20.29	2.6	Decachlorobiphenyl

* Indicates RPD > 40%
M Indicates Column 1 peak was manually integrated
N Indicates Column 2 peak was manually integrated

SURROGATE PERCENT RECOVERY

SURROGATE	Col1	Col2
Tetrachloro-m-xylene	50.5	52.2
Decachlorobiphenyl	49.4	50.7

INTERNAL STANDARD SUMMARY

Column 1

Standard Cpnd	Standard Area*	Sample Area	%D
Bromo-Nitrobenzene	588002	606559	3.2
Hexabromobiphenyl	185009	210854	14.0

Column 2

Standard Cpnd	Standard Area*	Sample Area	%D
Bromo-Nitrobenzene	764009	771784	1.0
Hexabromobiphenyl	252301	264017	4.6

* Standard Areas taken from Initial Cal Level 4
Initial Calibration Date: 29-SEP-2006
<- Indicates standard response outside Limits (-50 to +100%)

	RTX5 Col				ZB35 Col			
Aroclor	Peak#	RT	Shift	Area	Amount	Peak#	RT	Shift	Area	Amount
Aroclor-1254	1	10.058	0.000	158676	250.0	1	9.469	0.000	150061	250.0
Aroclor-1254	2	10.452	0.000	87210	250.0	2	10.013	0.000	91046	250.0
Aroclor-1254	3	10.593	0.000	179652	250.0	3	10.167	0.000	212654	250.0
Aroclor-1254	4	11.330	0.000	107315	250.0	4	11.181	0.000	138127	250.0

Total Col1Ave (4 peaks): 250.0 Total Col2Ave (4 peaks): 250.0 RPD = 0

Corrected Ave (4 peaks): 250.0 Corrected Ave (4 peaks): 250.0 RPD = 0

Total PCB Area Col1 (6.594 - 14.988) = 2126505 Col1 Total PCB = 0.3 ppm*

Total PCB Area Col2 (5.771 - 14.897) = 2274564 Col2 Total PCB = 0.3 ppm*

* Quantitated against AR1660 0.25ppm in Ical

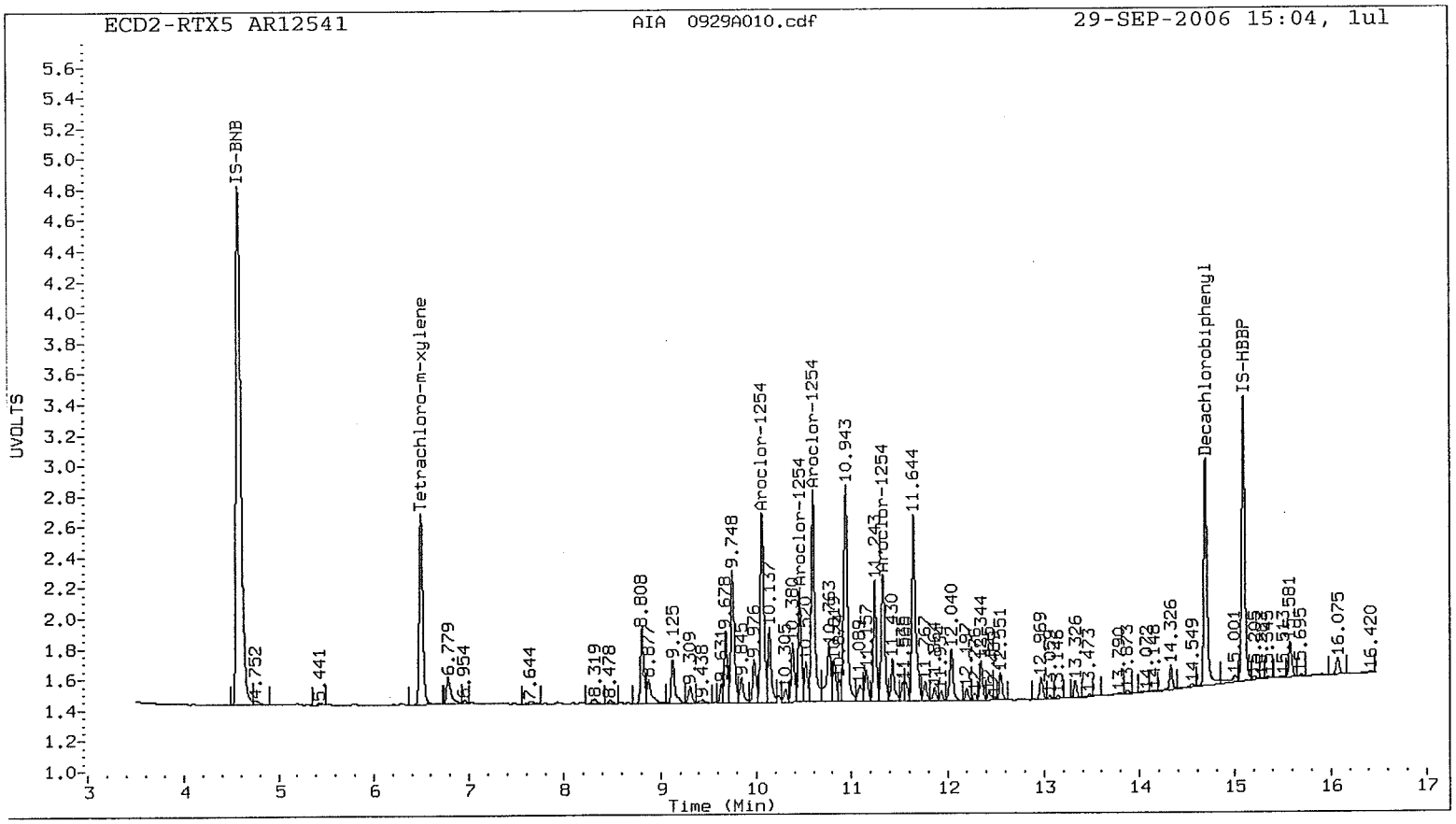
ECD2-RTX5 AR12541
AIA 0929A010.cdf
29-SEP-2006 15:04, 1ul
UVOLTS
Time (Min)
IS-BNB
Tetrachloro-m-xylene
Aroclor-1254
Decachlorobiphenyl
IS-HBBP

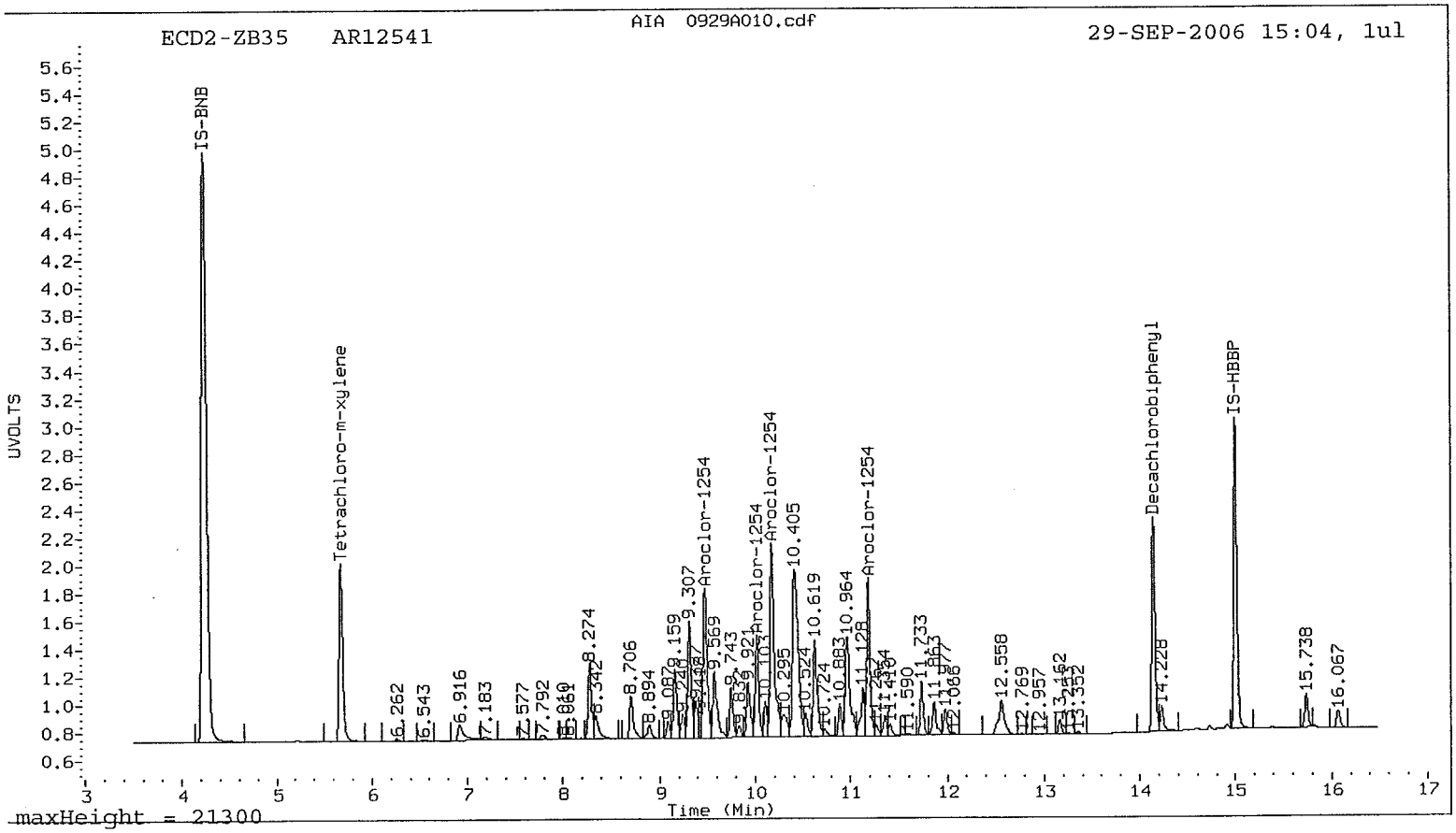
ECD2-ZB35 AR12541
AIA 0929A010.cdf
29-SEP-2006 15:04, 1ul
UVOLTS
Time (Min)
IS-BNB
Tetrachloro-m-xylene
Aroclor-1254
Decachlorobiphenyl
IS-HBBP
maxHeight = 21300

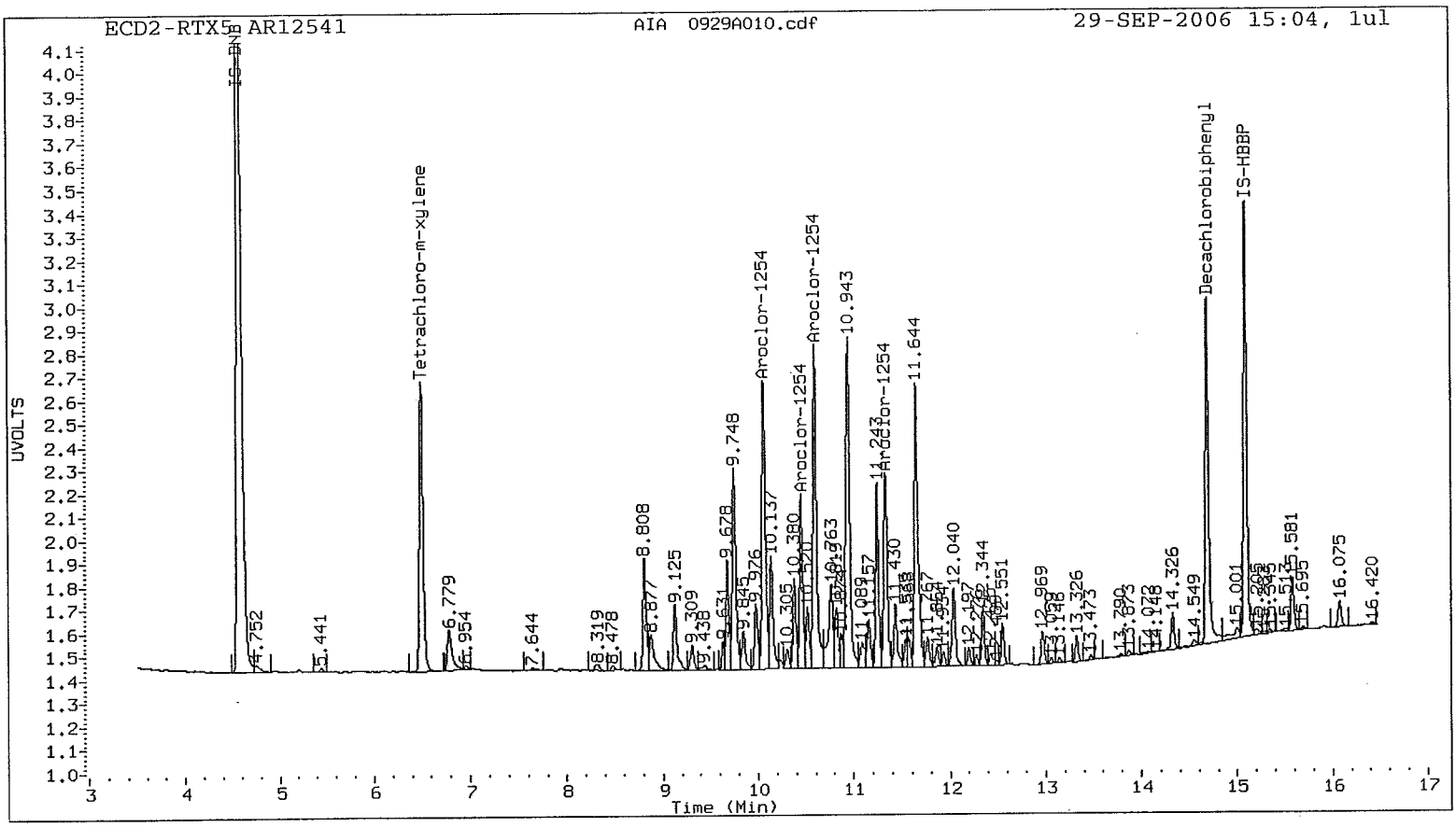
ECD2-RTX5 AR12541
AIA 0929A010.cdf
29-SEP-2006 15:04, 1ul
UVOLTS
Time (Min)
IS-BNB
Tetrachloro-m-xylene
Aroclor-1254
Decachlorobiphenyl
IS-HBBP

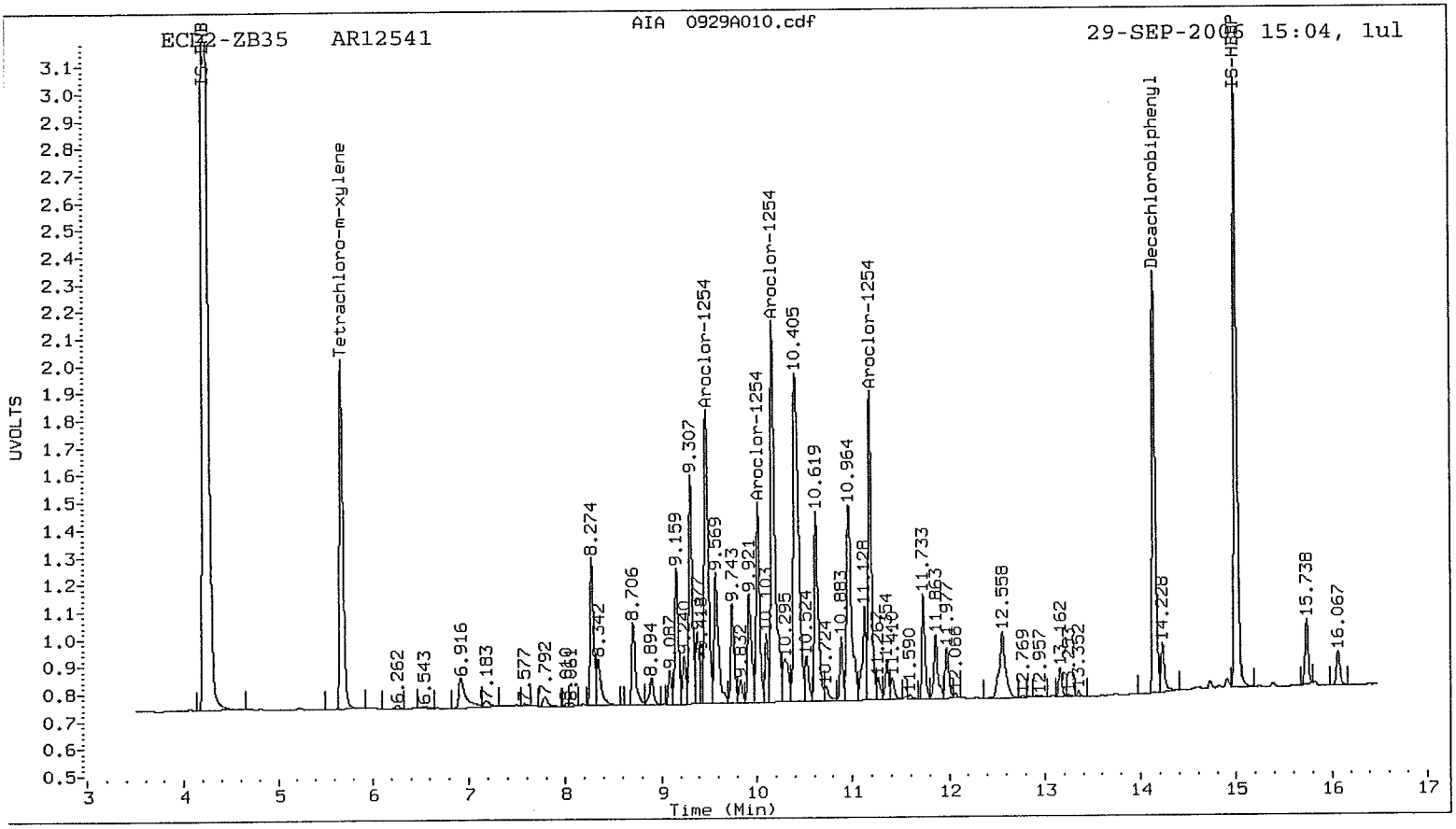
ECD2-ZB35 AR12541
AIA 0929A010.cdf
29-SEP-2006 15:04, 1ul
UVOLTS
Time (Min)
IS-BNB
Tetrachloro-m-xylene
Aroclor-1254
Decachlorobiphenyl
IS-HBBP

Analytical Resources Inc.
Dual Column PCB Quantitation Report

Data file 1: PCB20060929.b/ical-1.b/0929A011.d
Data file 2: PCB20060929.b/ical-2.b/0929A011.d
Method: /chem2/ecd2.i/PCB20060929.b/PCB1.m
Compound Sublist: AR2162
Instrument, Inj. Vol.: ecd2.i, 1ul
Quant Method: Internal Std

ARI ID: AR21621
Client ID:
Injection Date: 29-SEP-2006 15:24
Report Date: 09/29/2006 15:46
Matrix: NONE
Dilution Factor: 1.000

RTX5 Col			ZB35 Col			RTX5	ZB35		
RT	Shift	Response	RT	Shift	Response	on col	on col	RPD	Compound/Flag
6.494	0.000	171947	5.671	0.000	171634	21.41	21.74	1.5	Tetrachloro-m-xylene
14.686	0.000	182702	14.137	0.000	177352	19.75	20.30	2.7	Decachlorobiphenyl

* Indicates RPD > 40%
M Indicates Column 1 peak was manually integrated
N Indicates Column 2 peak was manually integrated

SURROGATE PERCENT RECOVERY

SURROGATE	Col1	Col2
Tetrachloro-m-xylene	53.5	54.3
Decachlorobiphenyl	49.4	50.7

INTERNAL STANDARD SUMMARY

Column 1

Standard Cpnd	Standard Area*	Sample Area	%D
Bromo-Nitrobenzene	588002	612442	4.2
Hexabromobiphenyl	185009	216787	17.2

Column 2

Standard Cpnd	Standard Area*	Sample Area	%D
Bromo-Nitrobenzene	764009	759810	-0.5
Hexabromobiphenyl	252301	264742	4.9

* Standard Areas taken from Initial Cal Level 4
Initial Calibration Date: 29-SEP-2006
<- Indicates standard response outside Limits (-50 to +100%)

Aroclor	Peak#	RTX5 Col RT	Shift	Area	Amount	Peak#	ZB35 Col RT	Shift	Area	Amount
Aroclor-1221	1	6.786	0.000	31643	250.0	1	6.220	0.000	37765	250.0
Aroclor-1221	2	6.940	0.000	20487	250.0	2	6.437	0.000	25867	250.0
Aroclor-1221	3	7.030	0.000	76305	250.0	3	6.537	0.000	100488	250.0
	Total Col1Ave (3 peaks): 250.0					Total Col2Ave (3 peaks): 250.0			RPD = 0	
	Corrected Ave (3 peaks): 250.0					Corrected Ave (3 peaks): 250.0			RPD = 0	
Aroclor-1262	1	11.864	0.000	207799	250.0	1	11.729	0.000	165054	250.0
Aroclor-1262	2	12.551	0.000	314714	250.0	2	11.975	0.000	335458	250.0
Aroclor-1262	3	12.970	0.000	92383	250.0	3	12.494	0.000	157981	250.0
Aroclor-1262	4	13.143	0.000	140139	250.0	4	13.253	0.000	111019	250.0
	Total Col1Ave (4 peaks): 250.0					Total Col2Ave (4 peaks): 250.0			RPD = 0	
	Corrected Ave (4 peaks): 250.0					Corrected Ave (4 peaks): 250.0			RPD = 0	

Total PCB Area Col1 (6.594 - 14.988) = 2787193 Col1 Total PCB = 0.4 ppm*

Total PCB Area Col2 (5.771 - 14.897) = 2956348 Col2 Total PCB = 0.4 ppm*

* Quantitated against AR1660 0.25ppm in Ical

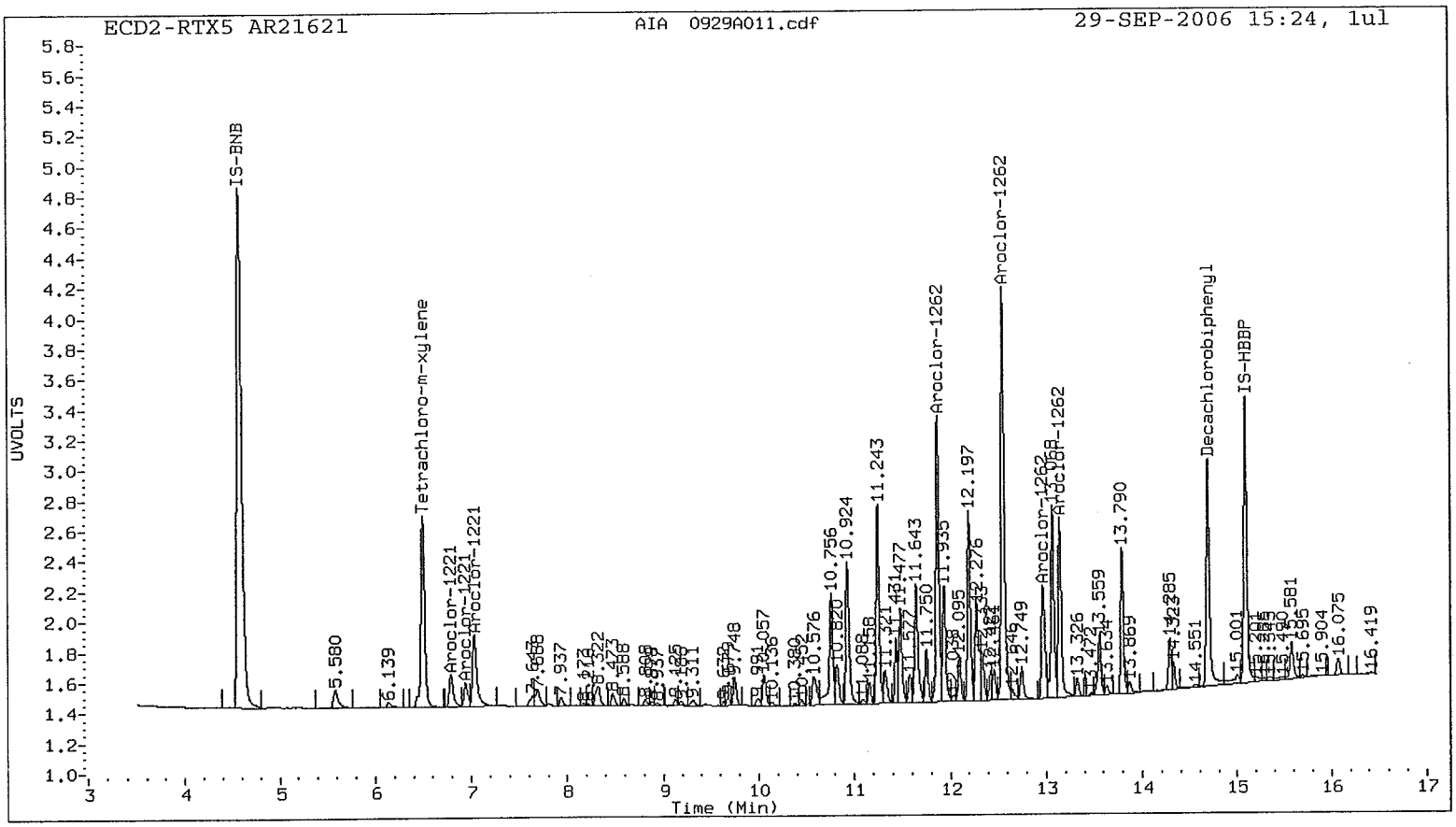
ECD2-RTX5 AR21621
AIA 0929A011.cdf
29-SEP-2006 15:24, 1ul
UVOLTS
Time (Min)
IS-BNB
Tetrachloro-m-xylene
Aroclor-1221
Aroclor-1221
Aroclor-1221
Aroclor-1262
Aroclor-1262
Aroclor-1262
Aroclor-1262
Decachlorobiphenyl
IS-HBBP

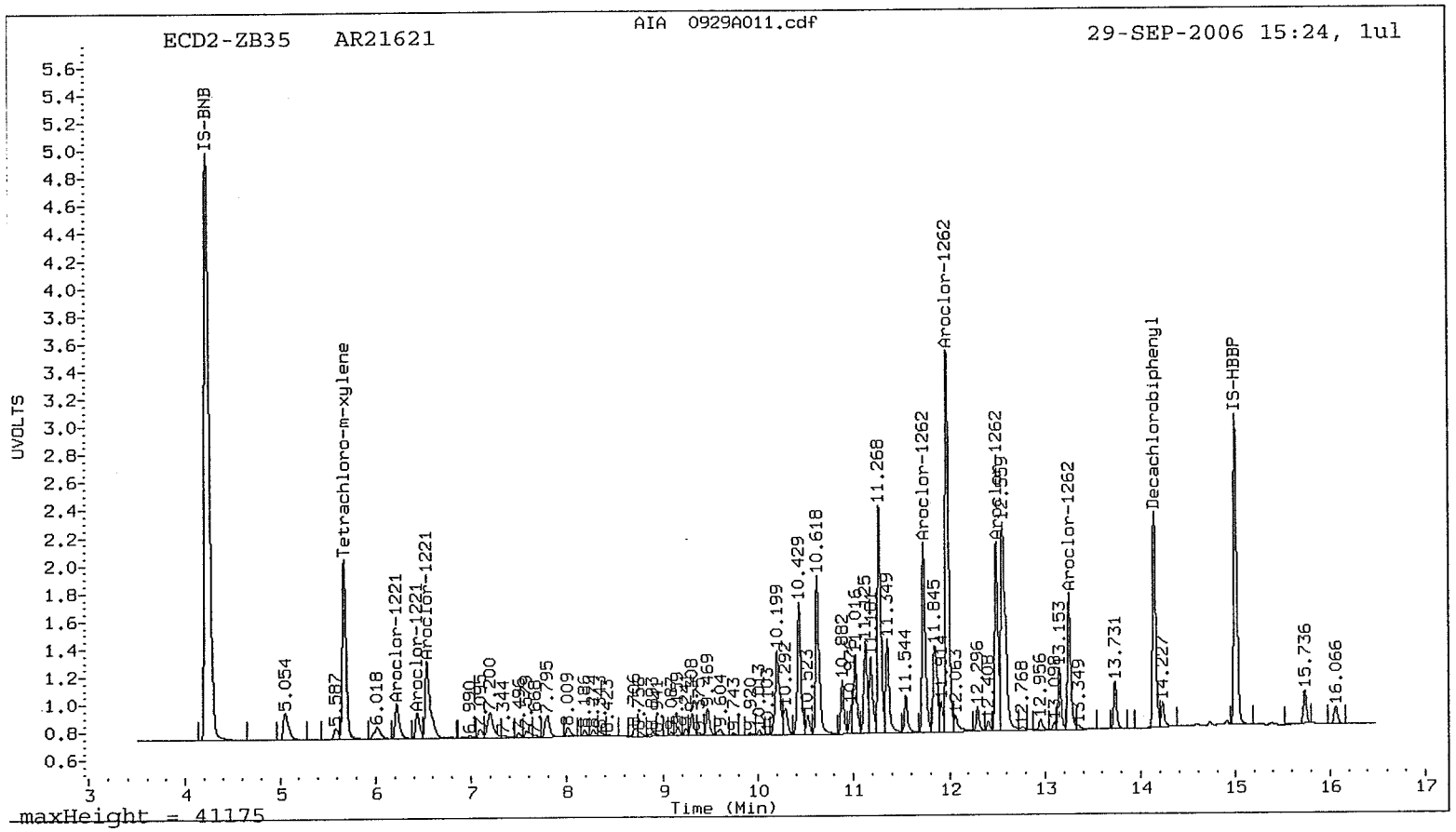
ECD2-ZB35 AR21621
AIA 0929A011.cdf
29-SEP-2006 15:24, 1ul
UVOLTS
Time (Min)
maxHeight = 41175
IS-BNB
Tetrachloro-m-xylene
Aroclor-1221
Aroclor-1221
Aroclor-1221
Aroclor-1262
Aroclor-1262
Aroclor-1262
Aroclor-1262
Decachlorobiphenyl
IS-HBBP

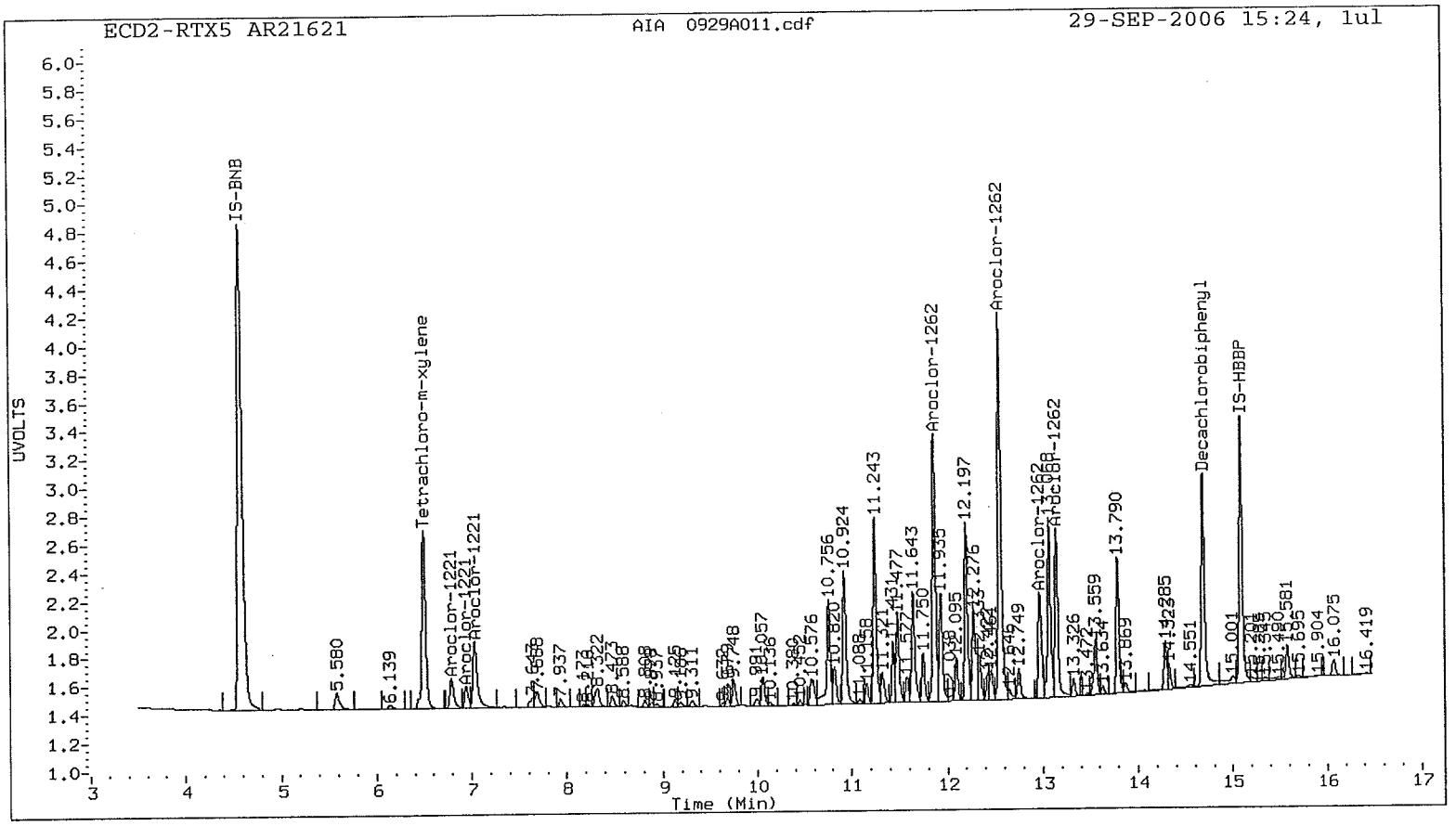
ECD2-RTX5 AR21621
AIA 0929A011.cdf
29-SEP-2006 15:24, 1ul
UVOLTS
Time (Min)
IS-BNB
Tetrachloro-m-xylene
Aroclor-1221
Aroclor-1221
Aroclor-1221
Aroclor-1262
Aroclor-1262
Aroclor-1262
Aroclor-1262
Decachlorobiphenyl
IS-HBBP

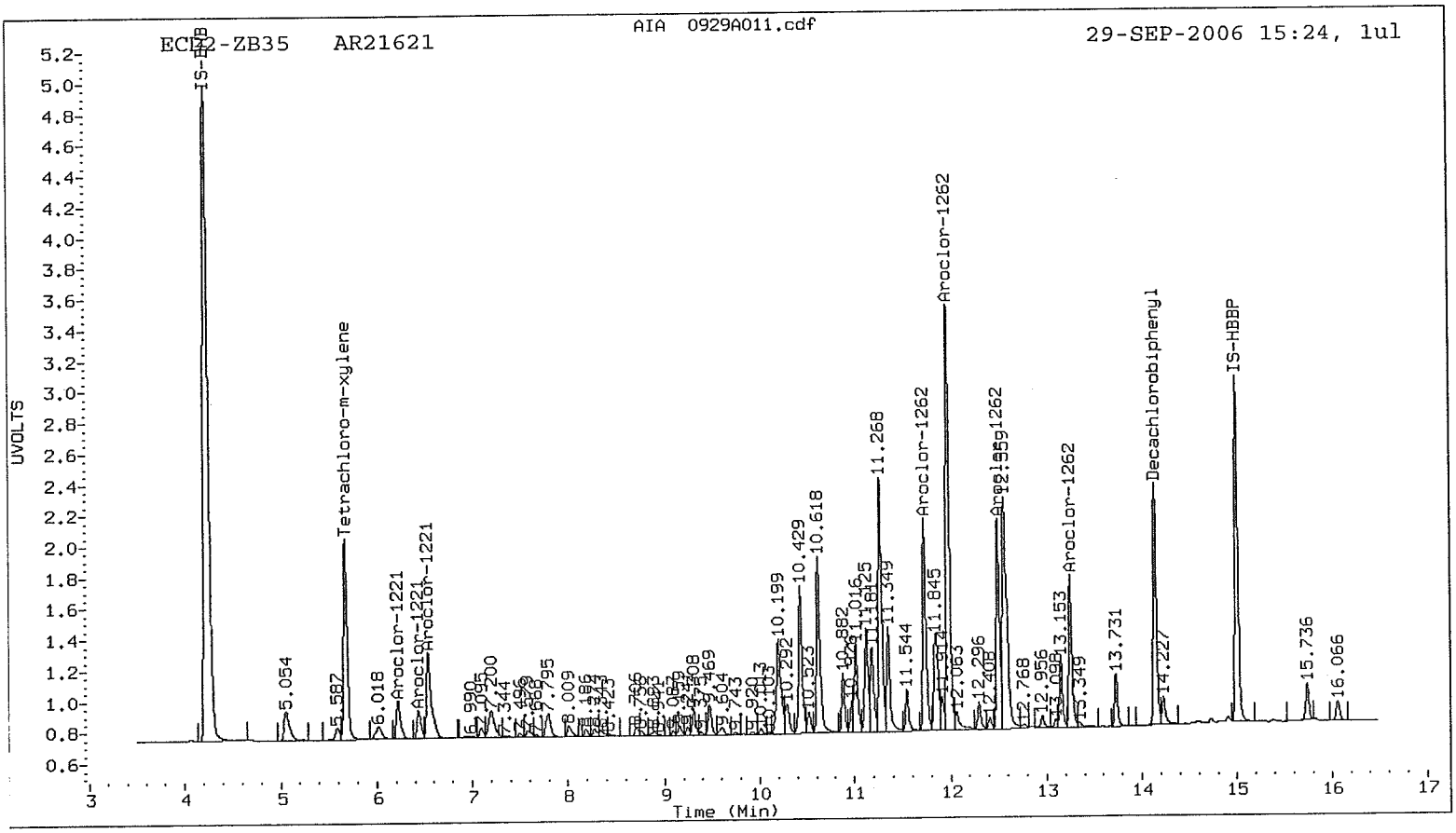
ECD2-ZB35 AR21621
AIA 0929A011.cdf
29-SEP-2006 15:24, 1ul
UVOLTS
Time (Min)
IS-BNB
Tetrachloro-m-xylene
Aroclor-1221
Aroclor-1221
Aroclor-1221
Aroclor-1262
Aroclor-1262
Aroclor-1262
Aroclor-1262
Decachlorobiphenyl
IS-HBBP

Analytical Resources Inc.
Dual Column PCB Quantitation Report

Data file 1: PCB20060929.b/ical-1.b/0929A012.d
Data file 2: PCB20060929.b/ical-2.b/0929A012.d
Method: /chem2/ecd2.i/PCB20060929.b/PCB1.m
Compound Sublist: AR3268
Instrument, Inj. Vol.: ecd2.i, 1ul
Quant Method: Internal Std

ARI ID: AR32681
Client ID:
Injection Date: 29-SEP-2006 15:44
Report Date: 09/29/2006 15:46
Matrix: NONE
Dilution Factor: 1.000

RTX5 Col			ZB35 Col			RTX5	ZB35		
RT	Shift	Response	RT	Shift	Response	on col	on col	RPD	Compound/Flag
6.494	0.000	166035	5.671	0.000	166796	20.69	21.00	1.5	Tetrachloro-m-xylene
14.685	-0.001	347029	14.136	0.000	348405	35.99	38.52	6.8	Decachlorobiphenyl

* Indicates RPD > 40%
M Indicates Column 1 peak was manually integrated
N Indicates Column 2 peak was manually integrated

SURROGATE PERCENT RECOVERY

SURROGATE	Col1	Col2
Tetrachloro-m-xylene	51.7	52.5
Decachlorobiphenyl	90.0	96.3

INTERNAL STANDARD SUMMARY

Column 1

Standard Cpnd	Standard Area*	Sample Area	%D
Bromo-Nitrobenzene	588002	611904	4.1
Hexabromobiphenyl	185009	225947	22.1

Column 2

Standard Cpnd	Standard Area*	Sample Area	%D
Bromo-Nitrobenzene	764009	764394	0.1
Hexabromobiphenyl	252301	274023	8.6

* Standard Areas taken from Initial Cal Level 4
Initial Calibration Date: 29-SEP-2006
<- Indicates standard response outside Limits (-50 to +100%)

Aroclor	Peak#	RTX5 Col RT	Shift	Area	Amount	Peak#	ZB35 Col RT	Shift	Area	Amount
Aroclor-1232	1	7.029	0.000	67353	250.0	1	6.537	0.000	85288	250.0
Aroclor-1232	2	7.936	0.000	29338	250.0	2	7.187	0.000	73775	250.0
Aroclor-1232	3	8.321	0.000	90838	250.0	3	7.794	0.000	107601	250.0
Aroclor-1232	4	8.473	0.000	38735	250.0	4	8.008	0.000	44919	250.0
Total Col1Ave (4 peaks): 250.0						Total Col2Ave (4 peaks): 250.0			RPD = 0	
Corrected Ave (4 peaks): 250.0						Corrected Ave (4 peaks): 250.0			RPD = 0	
Aroclor-1268	1	13.067	0.000	374042	250.0	1	12.492	0.000	404274	250.0
Aroclor-1268	2	13.140	0.000	348444	250.0	2	12.559	0.000	426799	250.0
Aroclor-1268	3	13.527	0.000	287283	250.0	3	12.955	0.000	297751	250.0
Aroclor-1268	4	14.284	0.000	758180	250.0	4	13.731	0.000	927646	250.0
Total Col1Ave (4 peaks): 250.0						Total Col2Ave (4 peaks): 250.0			RPD = 0	
Corrected Ave (4 peaks): 250.0						Corrected Ave (4 peaks): 250.0			RPD = 0	

Total PCB Area Col1 (6.594 - 14.988) = 3385008 Col1 Total PCB = 0.5 ppm*

Total PCB Area Col2 (5.771 - 14.897) = 3787796 Col2 Total PCB = 0.6 ppm*

* Quantitated against AR1660 0.25ppm in Ical

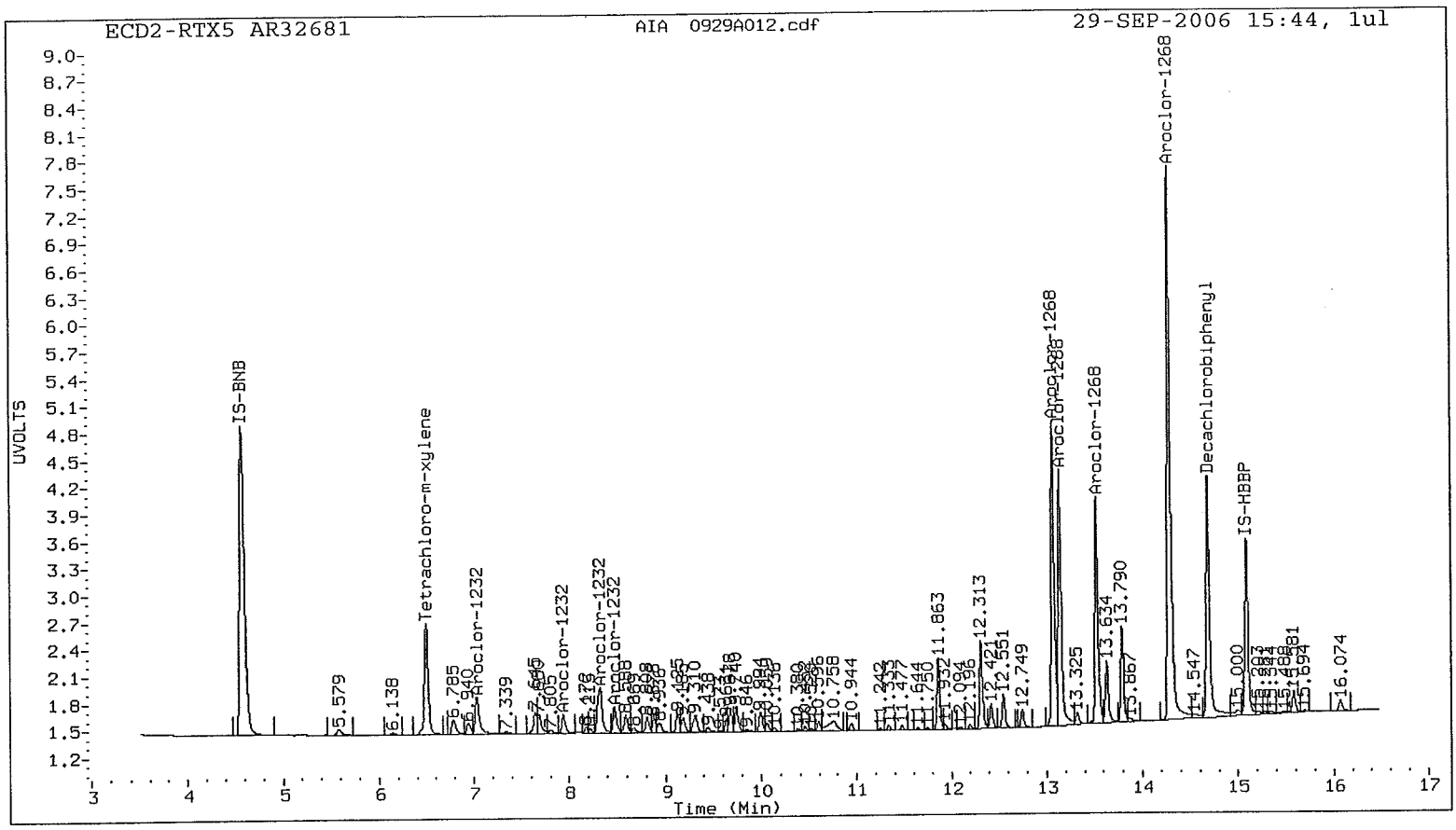
ECD2-RTX5 AR32681
AIA 0929A012.cdf
29-SEP-2006 15:44, 1ul
UVOLTS
IS-BNB
Tetrachloro-m-xylene
Aroclor-1232
Aroclor-1268
Decachlorobiphenyl
IS-HBBP
Time (Min)

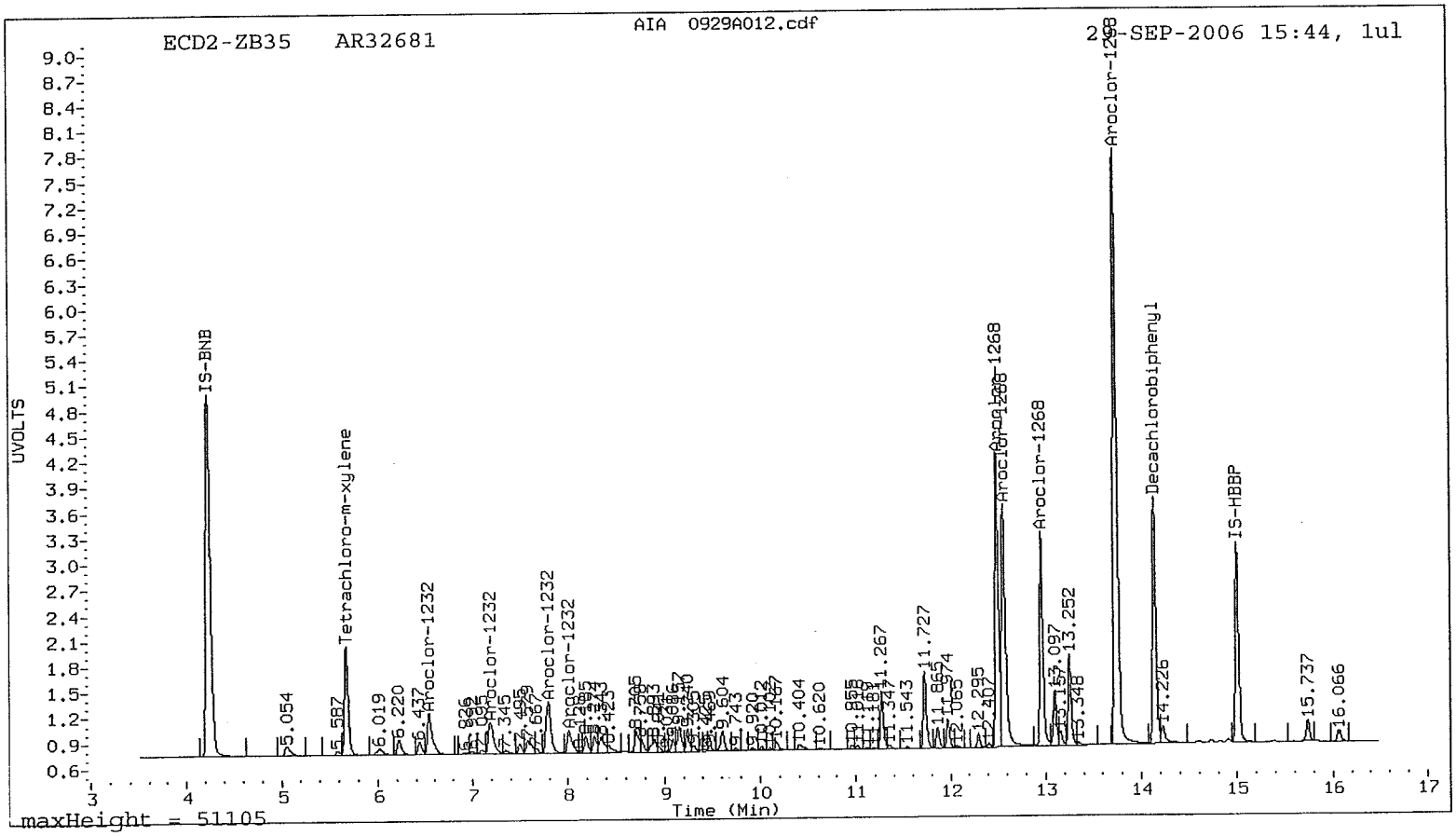
ECD2-ZB35 AR32681
AIA 0929A012.cdf
29-SEP-2006 15:44, 1ul
UVOLTS
IS-BNB
Tetrachloro-m-xylene
Aroclor-1232
Aroclor-1268
Decachlorobiphenyl
IS-HBBP
Time (Min)
maxHeight = 51105

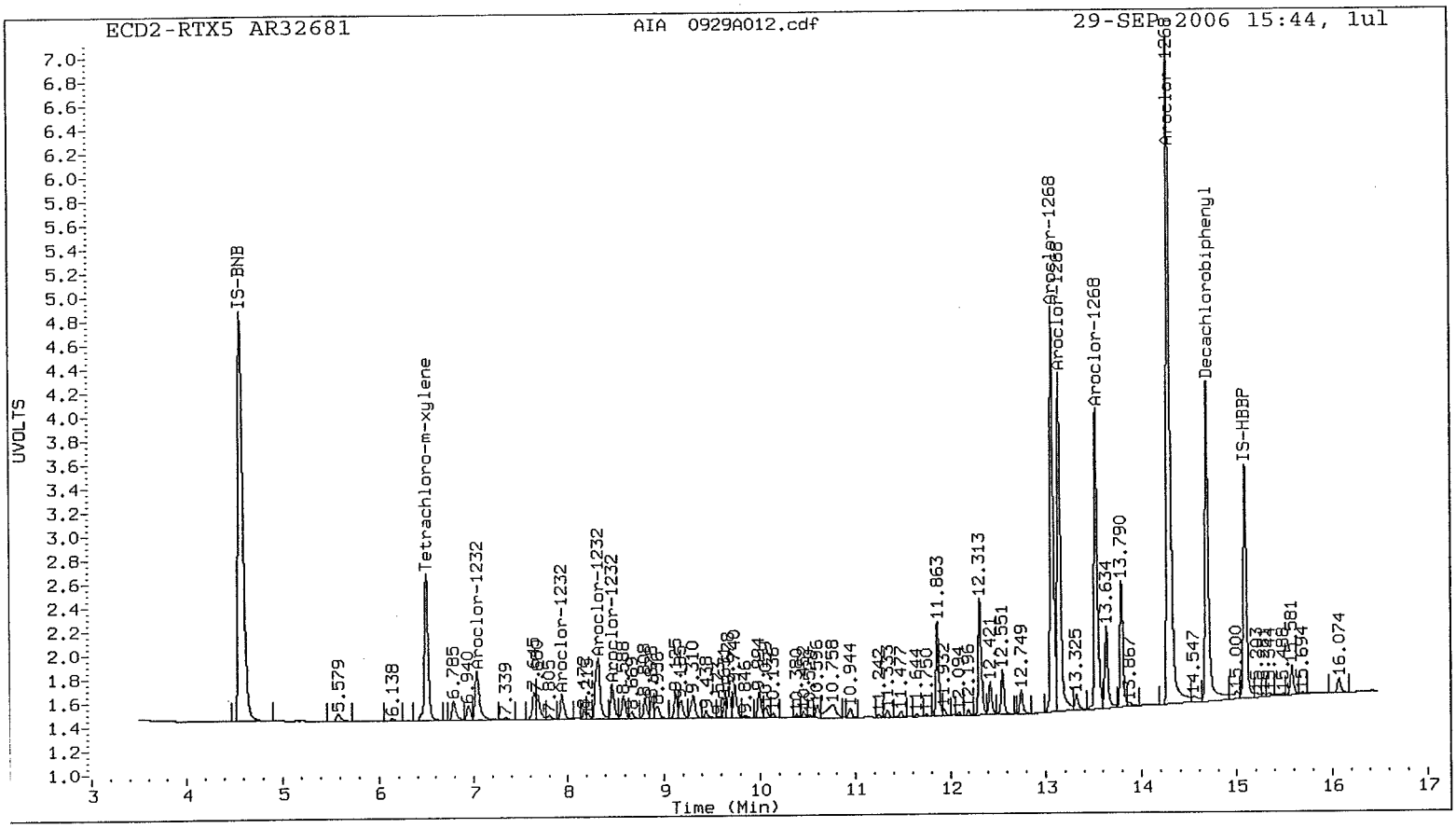
ECD2-RTX5 AR32681
AIA 0929A012.cdf
29-SEP-2006 15:44, 1ul
UVOLTS
Time (Min)
IS-BNB
Tetrachloro-m-xylene
Aroclor-1232
Aroclor-1268
Decachlorobiphenyl
IS-HBBP

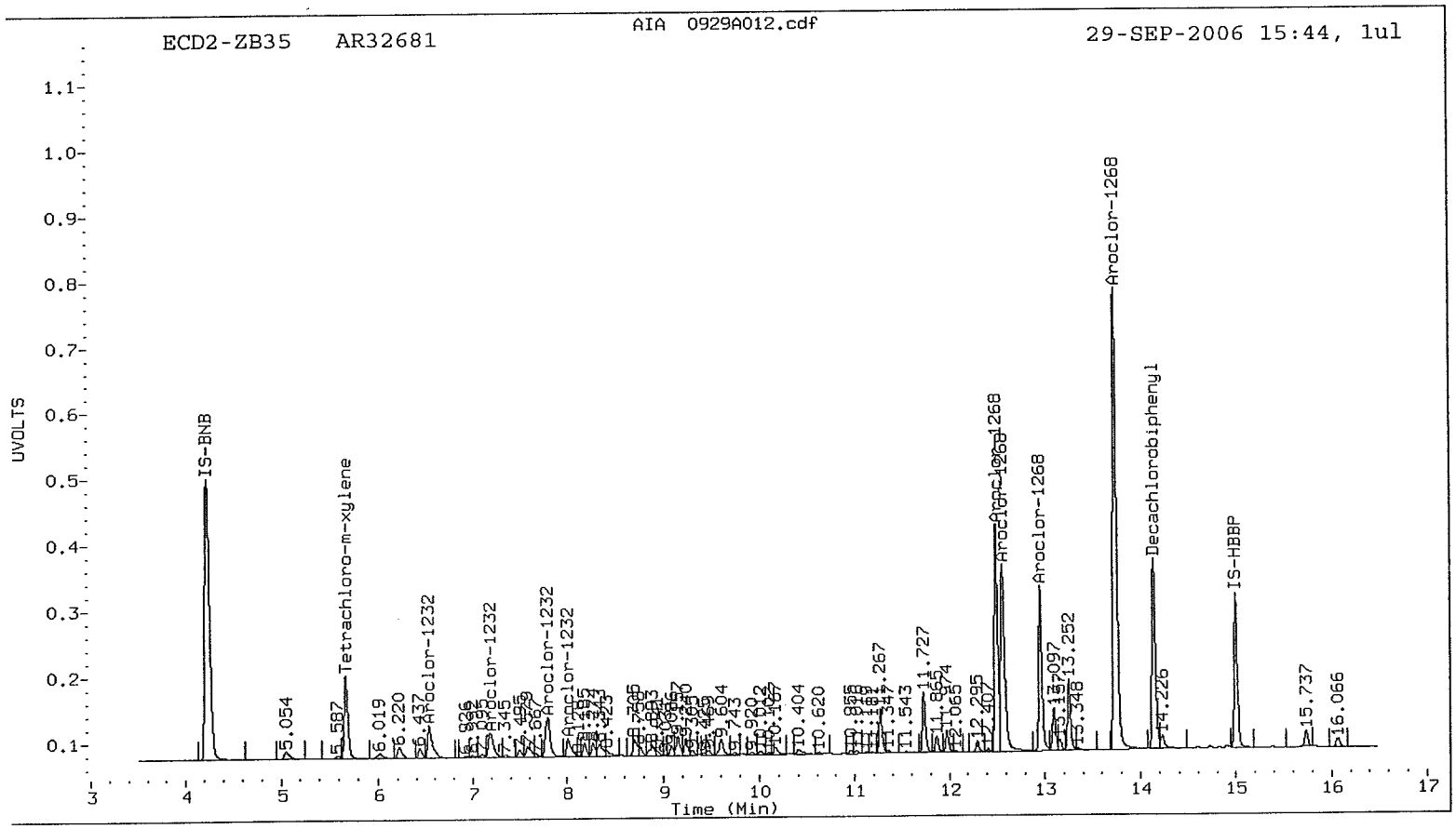
ECD2-ZB35 AR32681
AIA 0929A012.cdf
29-SEP-2006 15:44, 1ul
UVOLTS
Time (Min)
IS-BNB
Tetrachloro-m-xylene
Aroclor-1232
Aroclor-1268
Decachlorobiphenyl
IS-HBBP

7F

PCB CALIBRATION VERIFICATION SUMMARY

Lab Name: ANALYTICAL RESOURCES, INC Client: ANCHOR

ARI Job No.: JY78 Project: CHINOOK

GC Column: RTX-5 Intrument: ECD2

Init. Calib. Date: 09/29/06

Date Analyzed :10/05/06

Lab Standard ID: AR12546 Time Analyzed :1934

COMPOUND/PEAK NO.	RT	RT WINDOW FROM	RT WINDOW TO	CALC AMOUNT (ng)	NOM AMOUNT (ng)	%D
Aroclor-1254-1	10.06	10.01	10.11	255.5	250.0	2.2
Aroclor-1254-2	10.45	10.40	10.50	254.1	250.0	1.6
Aroclor-1254-3	10.59	10.54	10.64	257.9	250.0	3.2
Aroclor-1254-4	11.33	11.28	11.38	256.9	250.0	2.8

AVERAGE %D = 2.5

FORM VII PCB

7F

PCB CALIBRATION VERIFICATION SUMMARY

Lab Name: ANALYTICAL RESOURCES, INC Client: ANCHOR

ARI Job No.: JY78 Project: CHINOOK

GC Column: ZB35 Intrument: ECD2

Init. Calib. Date: 09/29/06

Date Analyzed :10/05/06

Lab Standard ID: AR12546 Time Analyzed :1934

COMPOUND/PEAK NO.	RT	RT WINDOW FROM	RT WINDOW TO	CALC AMOUNT (ng)	NOM AMOUNT (ng)	%D
Aroclor-1254-1	9.47	9.42	9.52	268.1	250.0	7.2
Aroclor-1254-2	10.01	9.96	10.06	268.0	250.0	7.2
Aroclor-1254-3	10.16	10.12	10.22	266.6	250.0	6.6
Aroclor-1254-4	11.18	11.13	11.23	268.0	250.0	7.2

AVERAGE %D = 7.0

FORM VII PCB

Analytical Resources Inc.
Dual Column PCB Quantitation Report

Data file 1: PCB20060929.b/1005-1.b/1005A030.d
Data file 2: PCB20060929.b/1005-2.b/1005A030.d
Method: /chem2/ecd2.i/PCB20060929.b/PCB1.m
Compound Sublist: AR1254
Instrument, Inj. Vol.: ecd2.i, 1ul
Quant Method: Internal Std

ARI ID: AR12546
Client ID:
Injection Date: 05-OCT-2006 19:34
Report Date: 10/17/2006 11:25
Matrix: NONE
Dilution Factor: 1.000

RTX5 Col			ZB35 Col			RTX5	ZB35		
RT	Shift	Response	RT	Shift	Response	on col	on col	RPD	Compound/Flag
6.491	-0.003	220621	5.669	-0.003	175490	19.50	22.00	12.0	Tetrachloro-m-xylene
14.688	0.002	262399	14.135	-0.001	197310	18.80	22.49	17.9	Decachlorobiphenyl

* Indicates RPD > 40%
M Indicates Column 1 peak was manually integrated
N Indicates Column 2 peak was manually integrated

SURROGATE PERCENT RECOVERY

SURROGATE	Col1	Col2
Tetrachloro-m-xylene	48.7	55.0
Decachlorobiphenyl	47.0	56.2

INTERNAL STANDARD SUMMARY

Column 1

Standard Cpnd	Standard Area*	Sample Area	%D
Bromo-Nitrobenzene	588002	862615	46.7
Hexabromobiphenyl	185009	326971	76.7

Column 2

Standard Cpnd	Standard Area*	Sample Area	%D
Bromo-Nitrobenzene	764009	767768	0.5
Hexabromobiphenyl	252301	265732	5.3

* Standard Areas taken from Initial Cal Level 4
Initial Calibration Date: 29-SEP-2006
<- Indicates standard response outside Limits (-50 to +100%)

Aroclor	Peak#	RTX5 Col RT	Shift	Area	Amount	Peak#	ZB35 Col RT	Shift	Area	Amount
Aroclor-1254	1	10.058	0.000	230659	255.5	1	9.466	-0.003	160074	268.1
Aroclor-1254	2	10.451	-0.001	126080	254.1	2	10.010	-0.003	97080	268.0
Aroclor-1254	3	10.593	0.000	263556	257.9	3	10.164	-0.003	225614	266.6
Aroclor-1254	4	11.330	0.000	156859	256.9	4	11.179	-0.003	147317	268.0

Total Col1Ave (4 peaks): 256.1 Total Col2Ave (4 peaks): 267.7 RPD = 4

Corrected Ave (4 peaks): 256.1 Corrected Ave (4 peaks): 267.7 RPD = 4

Total PCB Area Col1 (6.594 - 14.988) = 3111012 Col1 Total PCB = 0.5 ppm*

Total PCB Area Col2 (5.771 - 14.897) = 2496142 Col2 Total PCB = 0.4 ppm*

* Quantitated against AR1660 0.25ppm in Ical

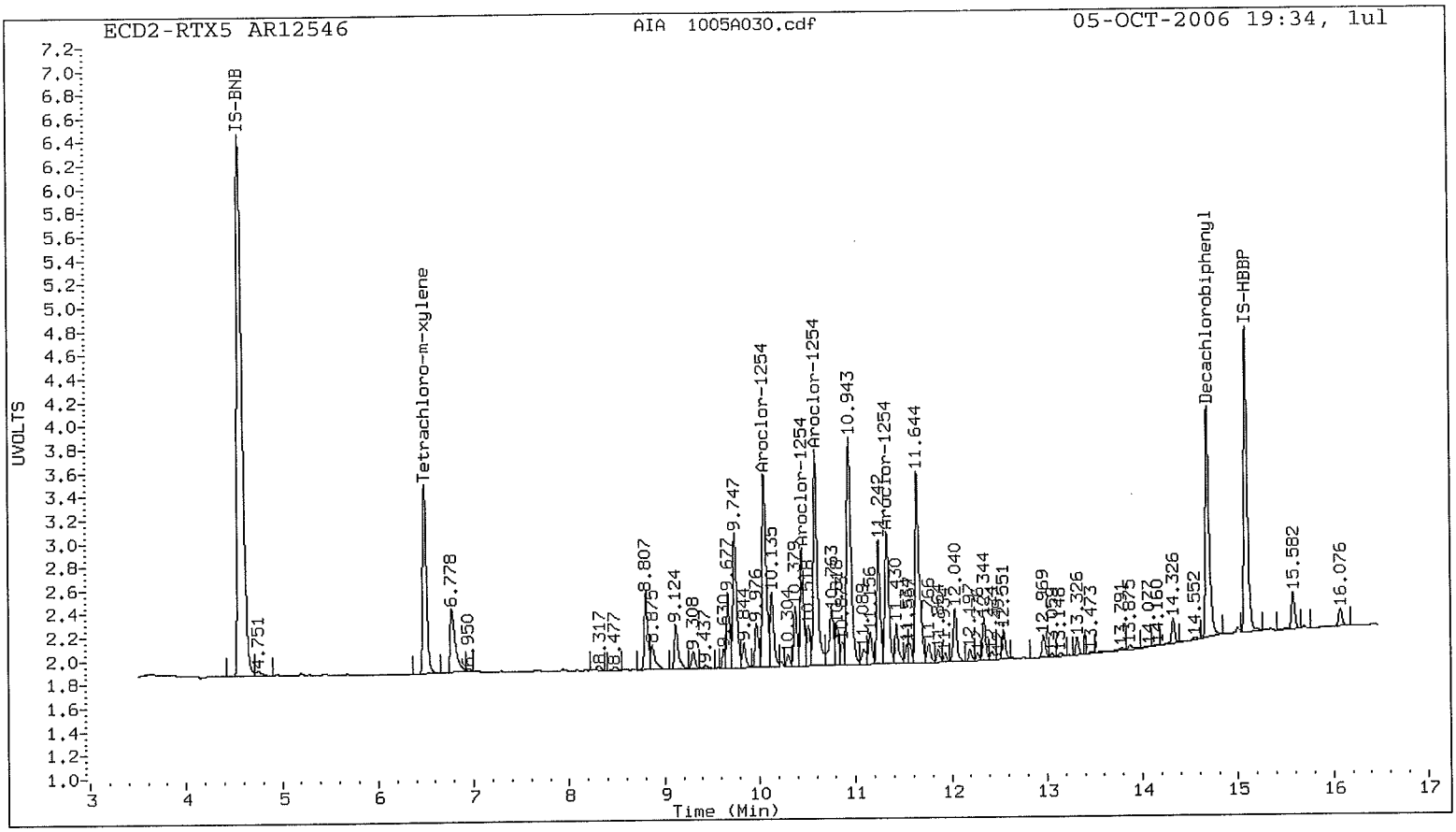
ECD2-RTX5 AR12546
AIA 1005A030.cdf
05-OCT-2006 19:34, 1ul
UVOLTS
Time (Min)
IS-BNB
Tetrachloro-m-xylene
Aroclor-1254
Decachlorobiphenyl
IS-HBBP

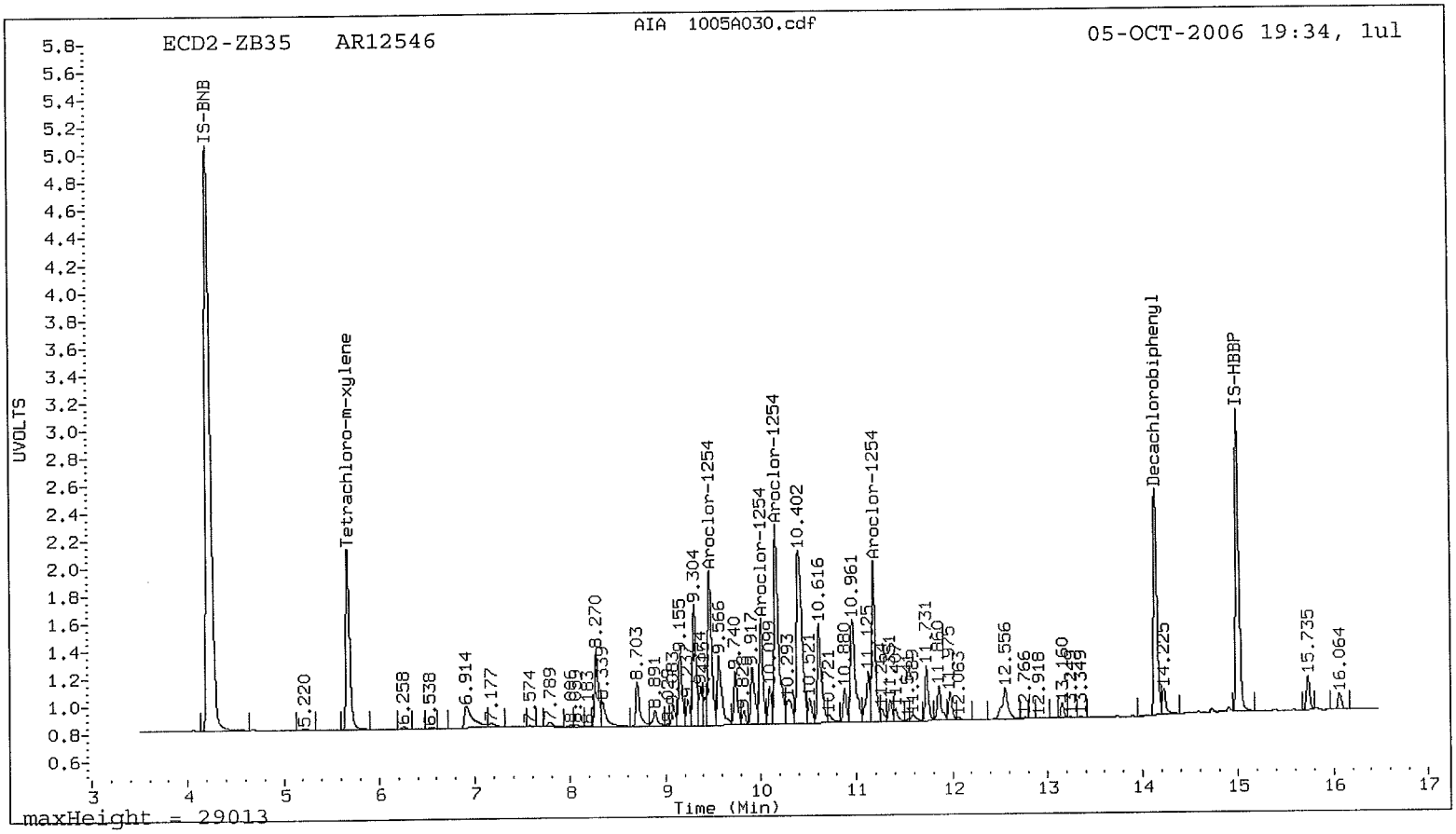
ECD2-ZB35 AR12546
AIA 1005A030.cdf
05-OCT-2006 19:34, 1ul
UVOLTS
Time (Min)
IS-BNB
Tetrachloro-m-xylene
Aroclor-1254
Decachlorobiphenyl
IS-HBBP
maxHeight = 29013

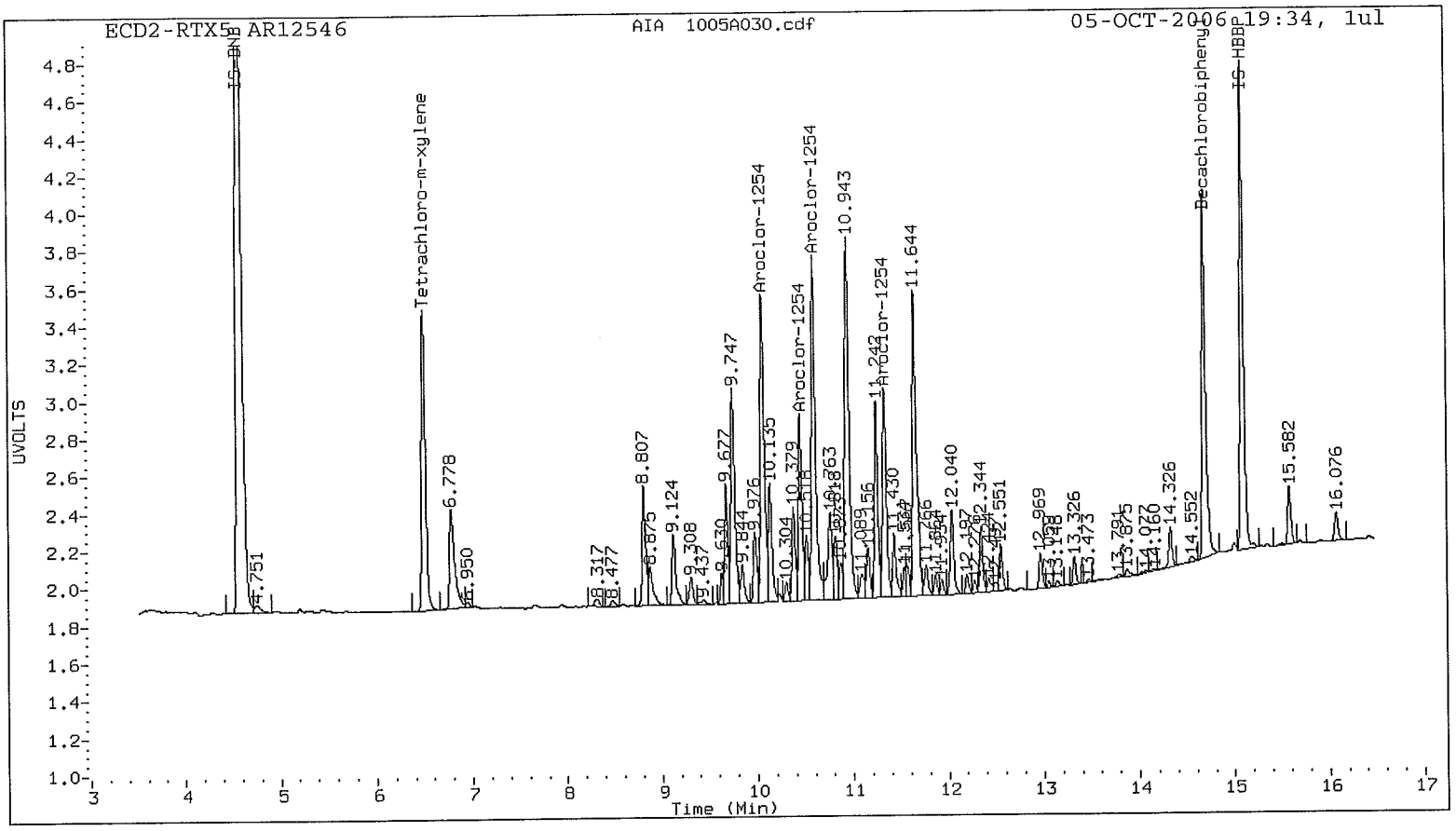
ECD2-RTX5 AR12546
AIA 1005A030.cdf
05-OCT-2006 19:34, 1ul
IS-BN
Tetrachloro-m-xylene
Aroclor-1254
Aroclor-1254
Aroclor-1254
Aroclor-1254
Decachlorobiphenyl
IS-HBBP
UVOLTS
Time (Min)

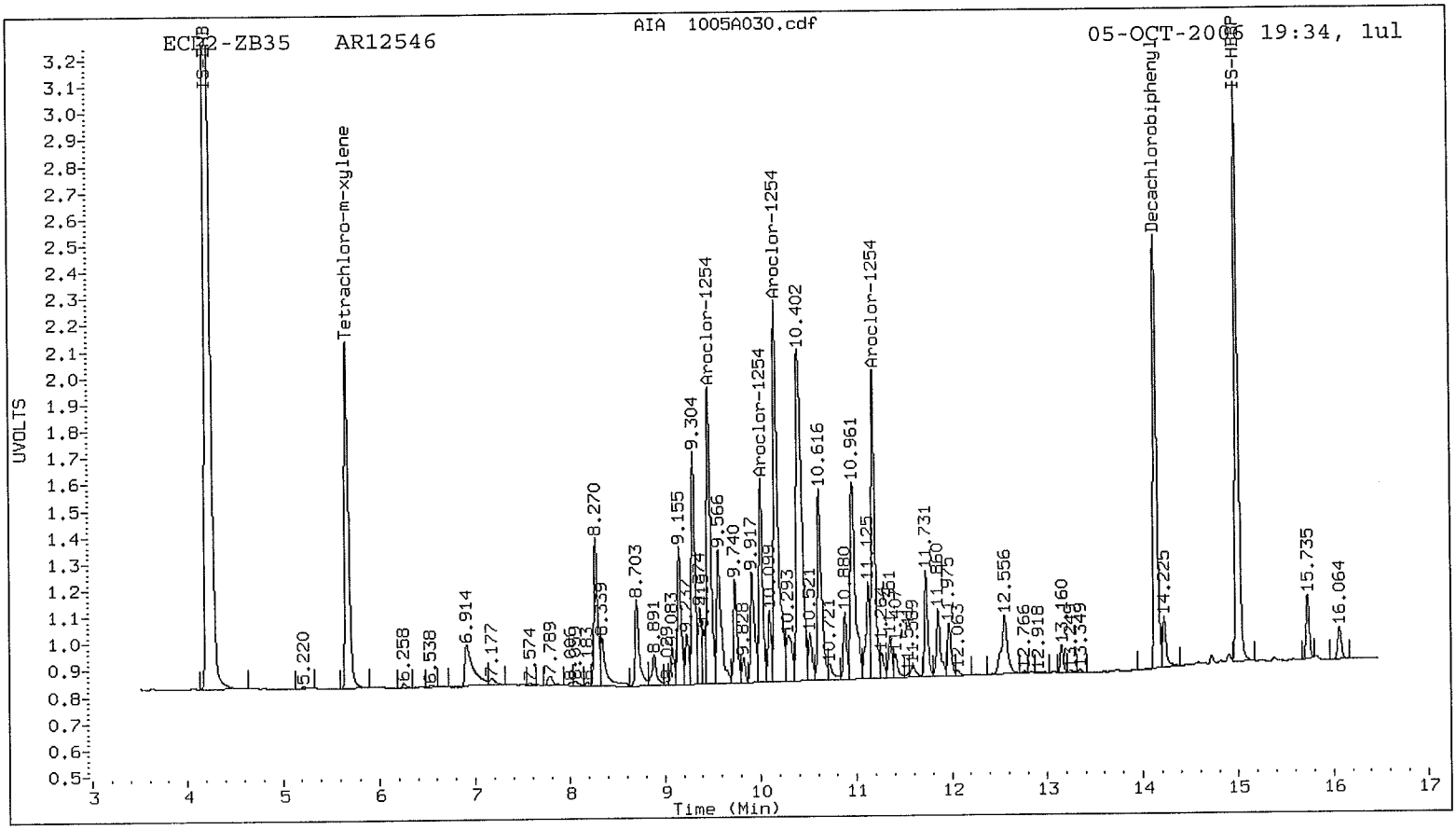
ECD2-ZB35 AR12546
AIA 1005A030.cdf
05-OCT-2006 19:34, 1ul
IS-BN
Tetrachloro-m-xylene
Aroclor-1254
Aroclor-1254
Aroclor-1254
Aroclor-1254
Decachlorobiphenyl
IS-HBBP
UVOLTS
Time (Min)

7F

PCB CALIBRATION VERIFICATION SUMMARY

Lab Name: ANALYTICAL RESOURCES, INC Client: ANCHOR

ARI Job No.: JY78 Project: CHINOOK

GC Column: RTX-5 Intrument: ECD2

Init. Calib. Date: 09/29/06

Date Analyzed :10/05/06

Lab Standard ID: AR166012 Time Analyzed :1953

COMPOUND/PEAK NO.	RT	RT WINDOW FROM	RT WINDOW TO	CALC AMOUNT (ng)	NOM AMOUNT (ng)	%D
Aroclor-1016-1	7.93	7.89	7.99	224.0	250.0	-10.4
Aroclor-1016-2	8.32	8.27	8.37	234.4	250.0	-6.2
Aroclor-1016-3	8.81	8.76	8.86	232.1	250.0	-7.2
Aroclor-1016-4	9.31	9.26	9.36	234.3	250.0	-6.3

AVERAGE %D = 7.5

Date Analyzed :10/05/06

Lab Standard ID: AR166012 Time Analyzed :1953

COMPOUND/PEAK NO.	RT	RT WINDOW FROM	RT WINDOW TO	CALC AMOUNT (ng)	NOM AMOUNT (ng)	%D
Aroclor-1260-1	11.86	11.81	11.91	227.8	250.0	-8.9
Aroclor-1260-2	12.20	12.15	12.25	220.6	250.0	-11.8
Aroclor-1260-3	12.55	12.50	12.60	240.6	250.0	-3.8
Aroclor-1260-4	12.97	12.92	13.02	234.1	250.0	-6.4
Aroclor-1260-5	13.14	13.09	13.19	234.7	250.0	-6.1

AVERAGE %D = 7.4

7F

PCB CALIBRATION VERIFICATION SUMMARY

Lab Name: ANALYTICAL RESOURCES, INC Client: ANCHOR

ARI Job No.: JY78 Project: CHINOOK

GC Column: ZB35 Intrument: ECD2

Init. Calib. Date: 09/29/06

Date Analyzed :10/05/06

Lab Standard ID: AR166012 Time Analyzed :1953

COMPOUND/PEAK NO.	RT	RT WINDOW FROM	RT WINDOW TO	CALC AMOUNT (ng)	NOM AMOUNT (ng)	%D
Aroclor-1016-1	7.18	7.13	7.23	256.1	250.0	2.4
Aroclor-1016-2	7.79	7.74	7.84	258.1	250.0	3.2
Aroclor-1016-3	8.00	7.96	8.06	264.7	250.0	5.9
Aroclor-1016-4	9.47	9.42	9.52	285.3	250.0	14.1

AVERAGE %D = 6.4

Date Analyzed :10/05/06

Lab Standard ID: AR166012 Time Analyzed :1953

COMPOUND/PEAK NO.	RT	RT WINDOW FROM	RT WINDOW TO	CALC AMOUNT (ng)	NOM AMOUNT (ng)	%D
Aroclor-1260-1	11.18	11.13	11.23	253.6	250.0	1.4
Aroclor-1260-2	11.27	11.22	11.32	262.6	250.0	5.0
Aroclor-1260-3	11.73	11.68	11.78	259.9	250.0	4.0
Aroclor-1260-4	11.97	11.93	12.03	256.7	250.0	2.7
Aroclor-1260-5	13.25	13.20	13.30	260.8	250.0	4.3

AVERAGE %D = 3.5

Analytical Resources Inc.
Dual Column PCB Quantitation Report

Data file 1: PCB20060929.b/1005-1.b/1005A031.d
Data file 2: PCB20060929.b/1005-2.b/1005A031.d
Method: /chem2/ecd2.i/PCB20060929.b/PCB1.m
Compound Sublist: AR1660
Instrument, Inj. Vol.: ecd2.i, 1ul
Quant Method: Internal Std

ARI ID: AR166012
Client ID:
Injection Date: 05-OCT-2006 19:53
Report Date: 10/17/2006 11:25
Matrix: NONE
Dilution Factor: 1.000

RTX5 Col RT	RTX5 Col Shift	RTX5 Col Response	ZB35 Col RT	ZB35 Col Shift	ZB35 Col Response	RTX5 on col	ZB35 on col	RPD	Compound/Flag
6.491	-0.004	210699	5.668	-0.003	163304	18.84	20.95	10.6	Tetrachloro-m-xylene
14.687	0.001	247596	14.135	-0.001	185446	17.99	21.34	17.0	Decachlorobiphenyl

* Indicates RPD > 40%
M Indicates Column 1 peak was manually integrated
N Indicates Column 2 peak was manually integrated

SURROGATE PERCENT RECOVERY

SURROGATE	Col1	Col2
Tetrachloro-m-xylene	47.1	52.4
Decachlorobiphenyl	45.0	53.4

INTERNAL STANDARD SUMMARY

Column 1

Standard Cpnd	Standard Area*	Sample Area	%D
Bromo-Nitrobenzene	588002	852816	45.0
Hexabromobiphenyl	185009	322482	74.3

Column 2

Standard Cpnd	Standard Area*	Sample Area	%D
Bromo-Nitrobenzene	764009	750242	-1.8
Hexabromobiphenyl	252301	263255	4.3

* Standard Areas taken from Initial Cal Level 4
Initial Calibration Date: 29-SEP-2006
<- Indicates standard response outside Limits (-50 to +100%)

Aroclor	RTX5 Col Peak#	RT	Shift	Area	Amount	ZB35 Col Peak#	RT	Shift	Area	Amount
Aroclor-1016	1	7.934	-0.004	86262	224.0	1	7.179	-0.005	139106	256.1
Aroclor-1016	2	8.319	-0.004	273524	234.4	2	7.790	-0.005	248591	258.1
Aroclor-1016	3	8.806	-0.003	73137	232.1	3	8.004	-0.005	105268	264.7
Aroclor-1016	4	9.309	-0.003	83468	234.3	4	9.466	-0.004	66497	285.3
Total Col1Ave (4 peaks): 231.2						Total Col2Ave (4 peaks): 266.1			RPD = 14	
Corrected Ave (4 peaks): 231.2						Corrected Ave (4 peaks): 266.1			RPD = 14	
Aroclor-1260	1	11.863	-0.001	166743	227.8	1	11.178	-0.004	151160	253.6
Aroclor-1260	2	12.196	-0.002	132388	220.6	2	11.265	-0.004	117068	262.6
Aroclor-1260	3	12.551	-0.001	349023	240.6	3	11.727	-0.004	120923	259.9
Aroclor-1260	4	12.969	0.000	162049	234.1	4	11.972	-0.004	256491	256.7
Aroclor-1260	5	13.143	-0.001	92989	234.7	5	13.251	-0.003	58429	260.8
Total Col1Ave (5 peaks): 231.6						Total Col2Ave (5 peaks): 258.7			RPD = 11	
Corrected Ave (5 peaks): 231.6						Corrected Ave (5 peaks): 258.7			RPD = 11	

Total PCB Area Col1 (6.594 - 14.988) = 4614628 Col1 Total PCB = 0.7 ppm*

Total PCB Area Col2 (5.771 - 14.897) = 3755217 Col2 Total PCB = 0.5 ppm*

* Quantitated against AR1660 0.25ppm in Ical

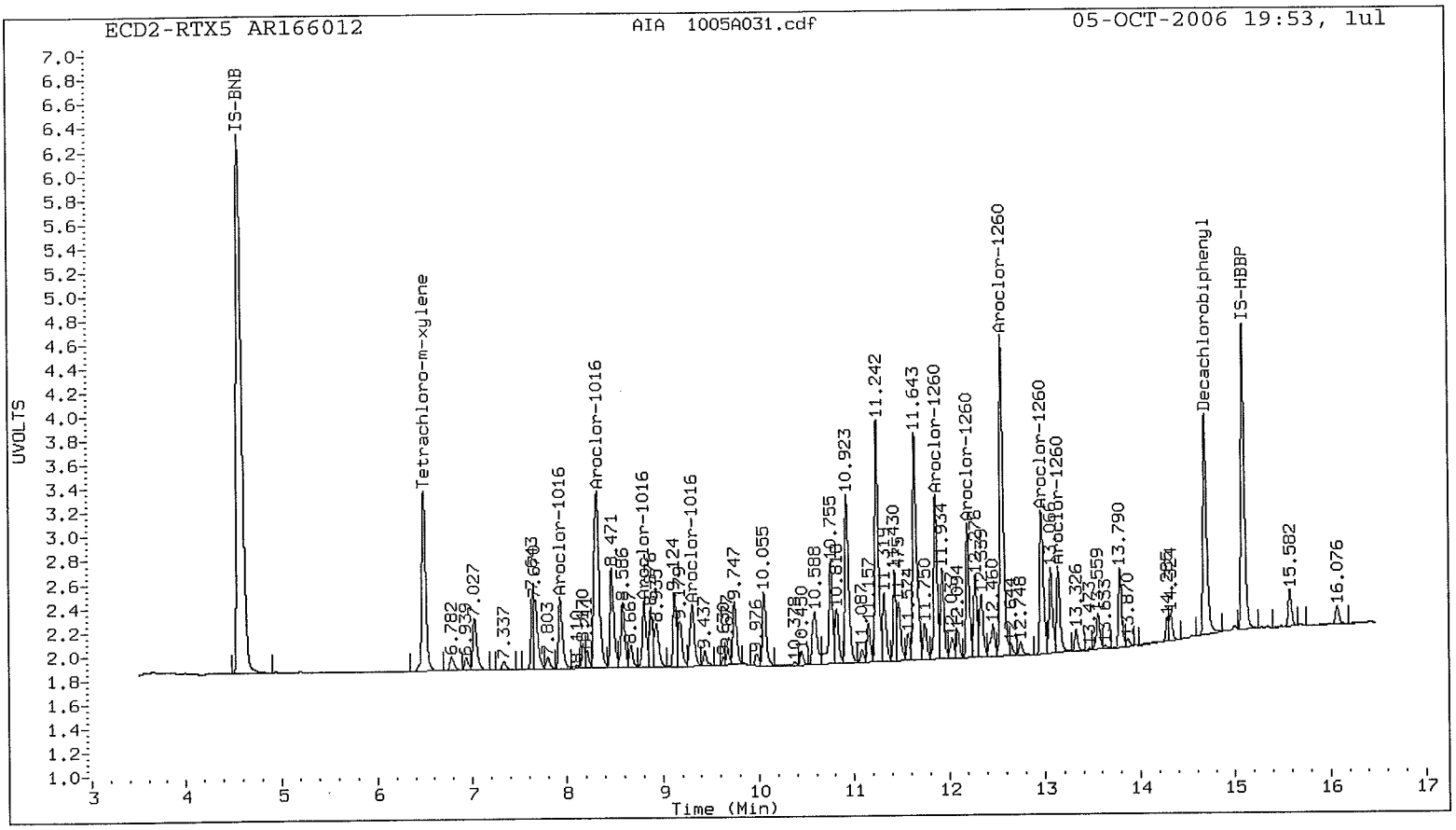
ECD2-RTX5 AR166012
AIA 1005A031.cdf
05-OCT-2006 19:53, 1ul
UVOLTS
Time (Min)
IS-BNB
Tetrachloro-m-xylene
Aroclor-1016
Aroclor-1260
Decachlorobiphenyl
IS-HBBP

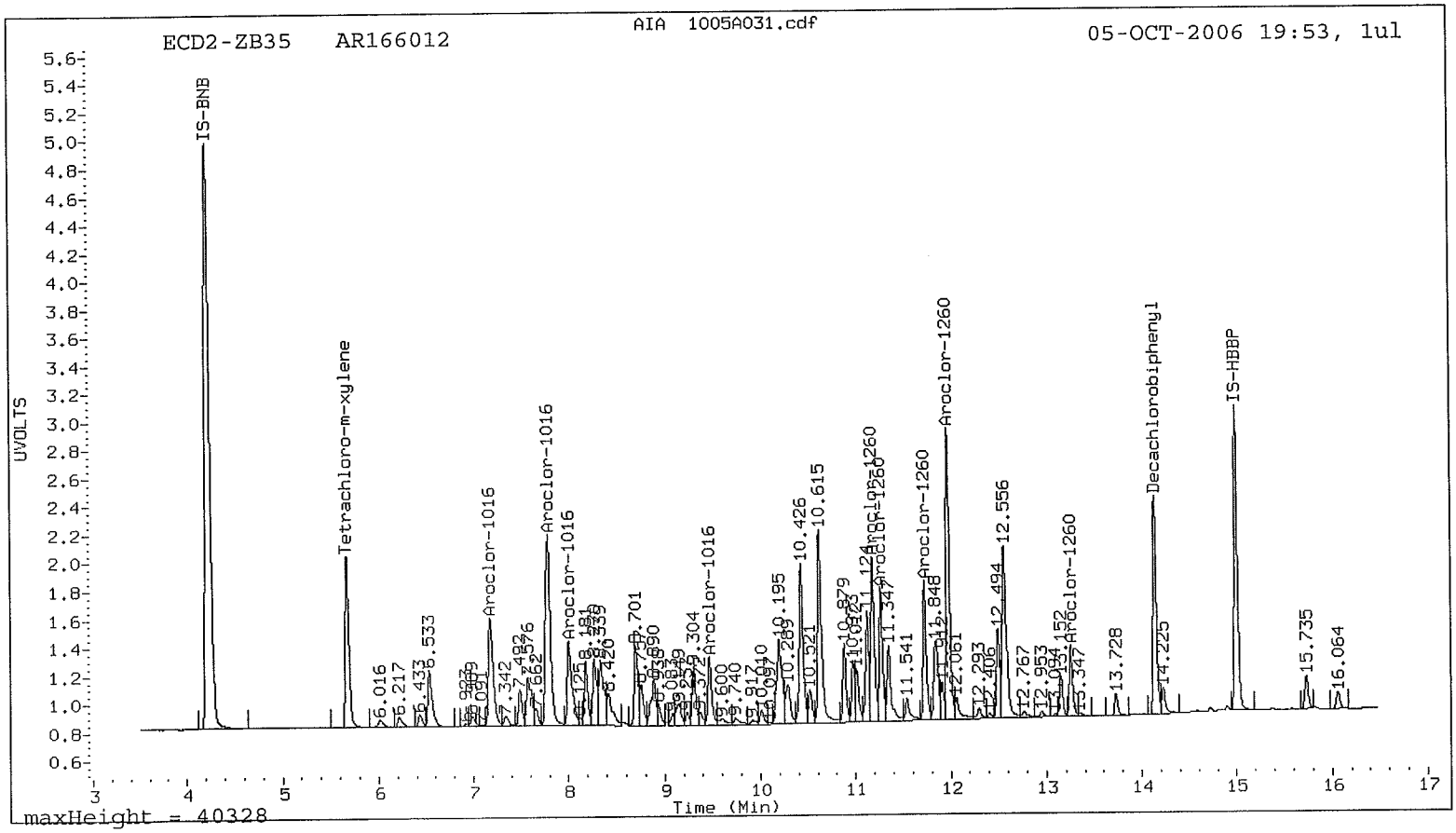
ECD2-ZB35 AR166012
AIA 1005A031.cdf
05-OCT-2006 19:53, 1ul
UVOLTS
Time (Min)
maxHeight = 40328
IS-BNB
Tetrachloro-m-xylene
Aroclor-1016
Aroclor-1260
Decachlorobiphenyl
IS-HBBP

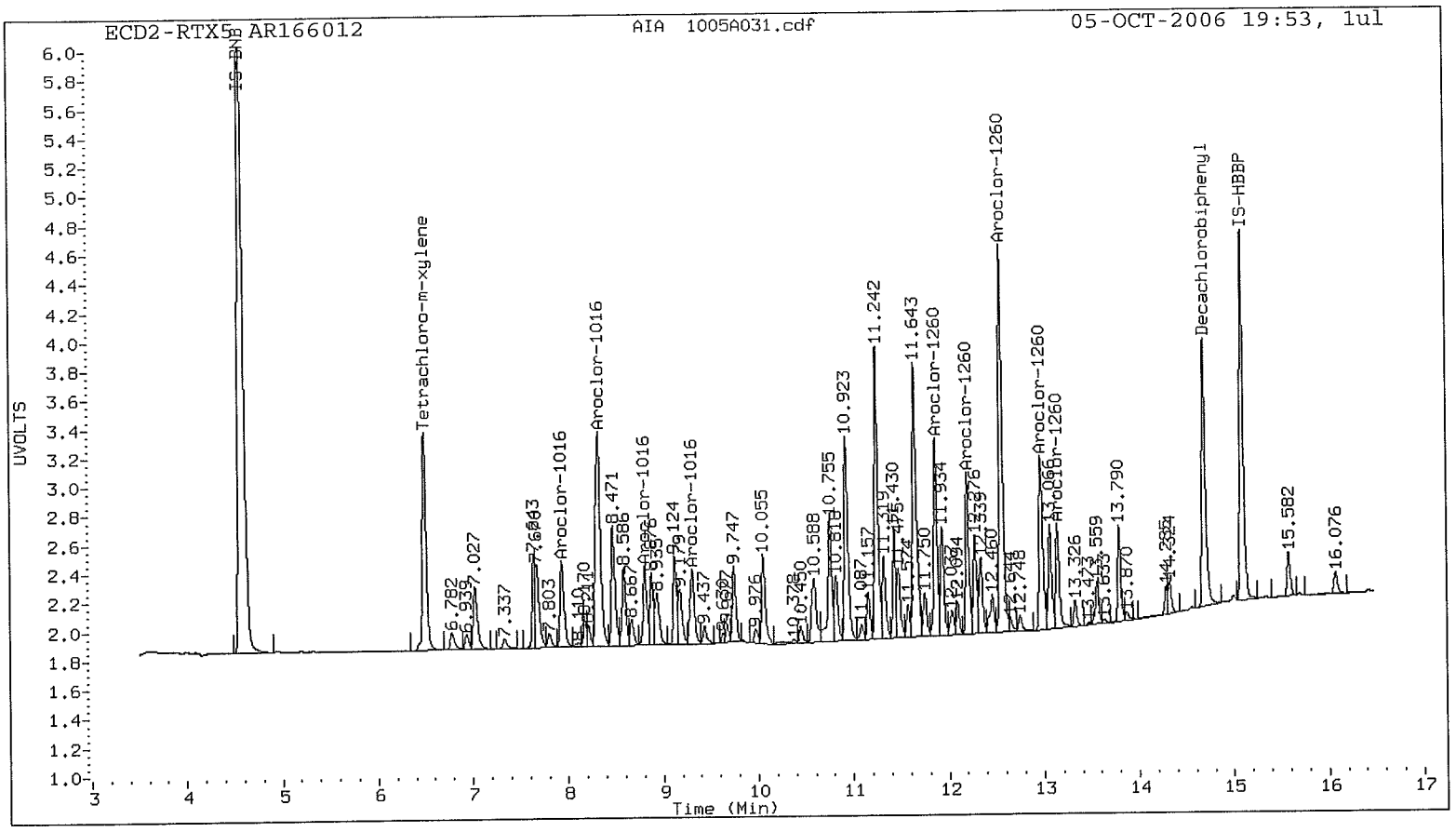
ECD2-RTX5 AR166012
AIA 1005A031.cdf
05-OCT-2006 19:53, 1ul
UVOLTS
Time (Min)
IS-DNB
Tetrachloro-m-xylene
Aroclor-1016
Aroclor-1260
Decachlorobiphenyl
IS-HBBP

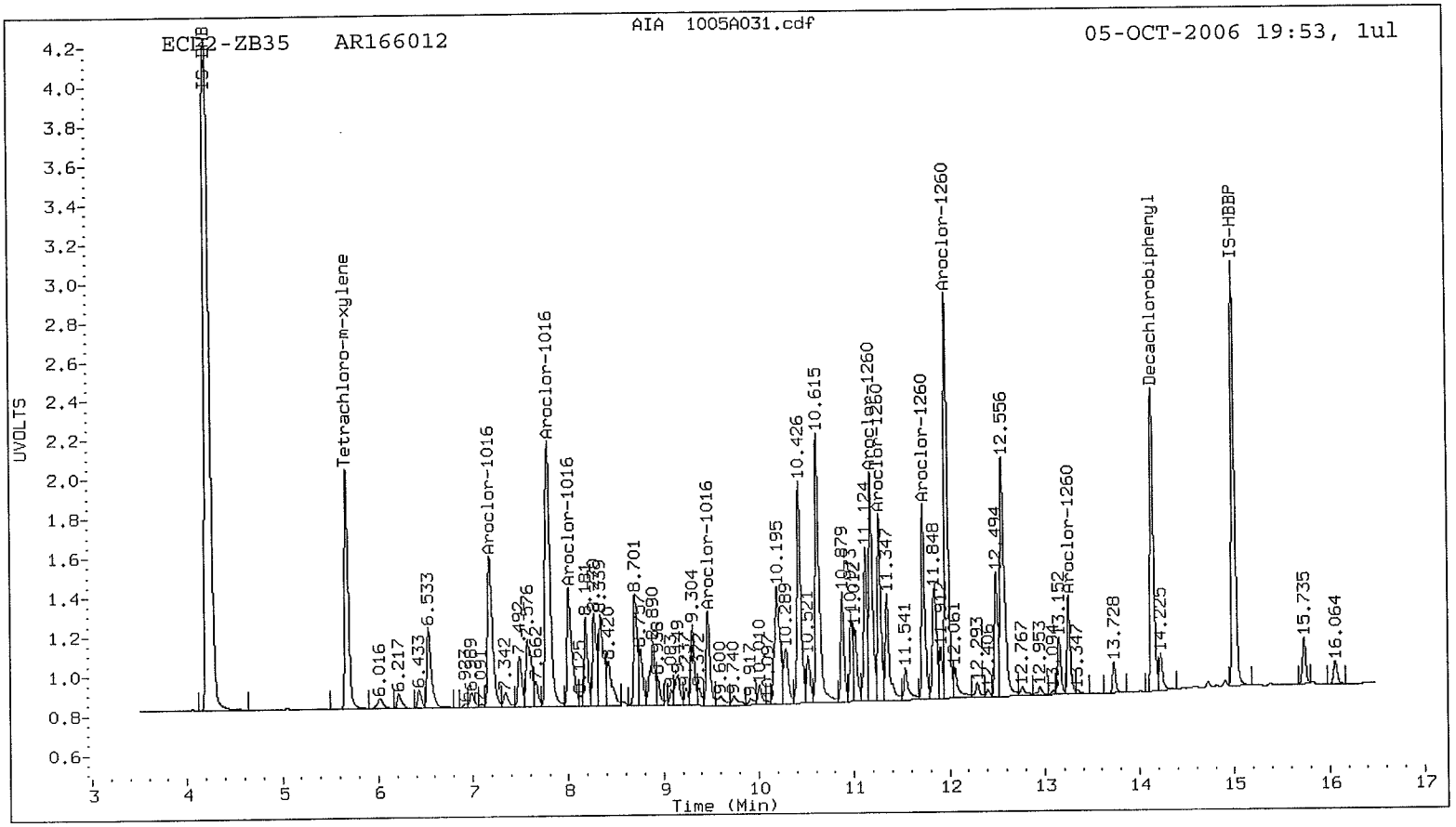
ECD2-ZB35 AR166012
AIA 1005A031.cdf
05-OCT-2006 19:53, 1ul
UVOLTS
Time (Min)
IS-DNB
Tetrachloro-m-xylene
Aroclor-1016
Aroclor-1260
Decachlorobiphenyl
IS-HBBP

7F

PCB CALIBRATION VERIFICATION SUMMARY

Lab Name: ANALYTICAL RESOURCES, INC Client: ANCHOR

ARI Job No.: JY78 Project: CHINOOK

GC Column: RTX-5 Intrument: ECD2

Init. Calib. Date: 09/29/06

Date Analyzed :10/06/06

Lab Standard ID: AR12426 Time Analyzed :0110

COMPOUND/PEAK NO.	RT	RT WINDOW FROM	RT WINDOW TO	CALC AMOUNT (ng)	NOM AMOUNT (ng)	%D
Aroclor-1242-1	7.02	6.98	7.08	221.3	250.0	-11.5
Aroclor-1242-2	7.93	7.89	7.99	236.9	250.0	-5.2
Aroclor-1242-3	8.32	8.27	8.37	245.4	250.0	-1.8
Aroclor-1242-4	8.47	8.42	8.52	243.3	250.0	-2.7

AVERAGE %D = 5.3

FORM VII PCB

7F

PCB CALIBRATION VERIFICATION SUMMARY

Lab Name: ANALYTICAL RESOURCES, INC Client: ANCHOR

ARI Job No.: JY78 Project: CHINOOK

GC Column: ZB35 Intrument: ECD2

Init. Calib. Date: 09/29/06

Date Analyzed :10/06/06

Lab Standard ID: AR12426 Time Analyzed :0110

COMPOUND/PEAK NO.	RT	RT WINDOW FROM	RT WINDOW TO	CALC AMOUNT (ng)	NOM AMOUNT (ng)	%D
Aroclor-1242-1	6.53	6.49	6.59	249.3	250.0	-0.3
Aroclor-1242-2	7.18	7.13	7.23	258.3	250.0	3.3
Aroclor-1242-3	7.79	7.74	7.84	264.8	250.0	5.9
Aroclor-1242-4	8.00	7.96	8.06	272.8	250.0	9.1
Aroclor-1242-5	8.18	8.14	8.24	279.6	250.0	11.8

AVERAGE %D = 6.1

FORM VII PCB

Analytical Resources Inc.
Dual Column PCB Quantitation Report

Data file 1: PCB20060929.b/1005-1.b/1005A047.d
Data file 2: PCB20060929.b/1005-2.b/1005A047.d
Method: /chem2/ecd2.i/PCB20060929.b/PCB1.m
Compound Sublist: AR1242
Instrument, Inj. Vol.: ecd2.i, 1ul
Quant Method: Internal Std

ARI ID: AR12426
Client ID:
Injection Date: 06-OCT-2006 01:10
Report Date: 10/17/2006 11:25
Matrix: NONE
Dilution Factor: 1.000

RTX5 Col			ZB35 Col			RTX5	ZB35		
RT	Shift	Response	RT	Shift	Response	on col	on col	RPD	Compound/Flag
6.487	-0.007	247747	5.665	-0.006	192796	21.12	23.57	10.9	Tetrachloro-m-xylene
14.684	-0.002	282929	14.132	-0.004	210081	20.25	23.30	14.0	Decachlorobiphenyl

* Indicates RPD > 40%
M Indicates Column 1 peak was manually integrated
N Indicates Column 2 peak was manually integrated

SURROGATE PERCENT RECOVERY

SURROGATE	Col1	Col2
Tetrachloro-m-xylene	52.8	58.9
Decachlorobiphenyl	50.6	58.2

INTERNAL STANDARD SUMMARY

Column 1

Standard Cpnd	Standard Area*	Sample Area	%D
Bromo-Nitrobenzene	588002	894166	52.1
Hexabromobiphenyl	185009	327293	76.9

Column 2

Standard Cpnd	Standard Area*	Sample Area	%D
Bromo-Nitrobenzene	764009	787229	3.0
Hexabromobiphenyl	252301	273166	8.3

* Standard Areas taken from Initial Cal Level 4
Initial Calibration Date: 29-SEP-2006
<- Indicates standard response outside Limits (-50 to +100%)

Aroclor	RTX5 Col Peak#	RT	Shift	Area	Amount	ZB35 Col Peak#	RT	Shift	Area	Amount
Aroclor-1242	1	7.023	-0.008	69746	221.3	1	6.530	-0.008	70974	249.3
Aroclor-1242	2	7.930	-0.008	90342	236.9	2	7.176	-0.008	141005	258.3
Aroclor-1242	3	8.315	-0.007	278727	245.4	3	7.788	-0.007	249381	264.8
Aroclor-1242	4	8.468	-0.007	117815	243.3	4	8.001	-0.008	105848	272.8
Aroclor-1242	NS	---			----	5	8.178	-0.008	59320	279.6

Total Col1Ave (4 peaks): 236.7 Total Col2Ave (5 peaks): 265.0 RPD = 11
Corrected Ave (4 peaks): 236.7 Corrected Ave (5 peaks): 265.0 RPD = 11

Total PCB Area Col1 (6.594 - 14.988) = 2461851 Col1 Total PCB = 0.4 ppm*

Total PCB Area Col2 (5.771 - 14.897) = 1880336 Col2 Total PCB = 0.3 ppm*

* Quantitated against AR1660 0.25ppm in Ical

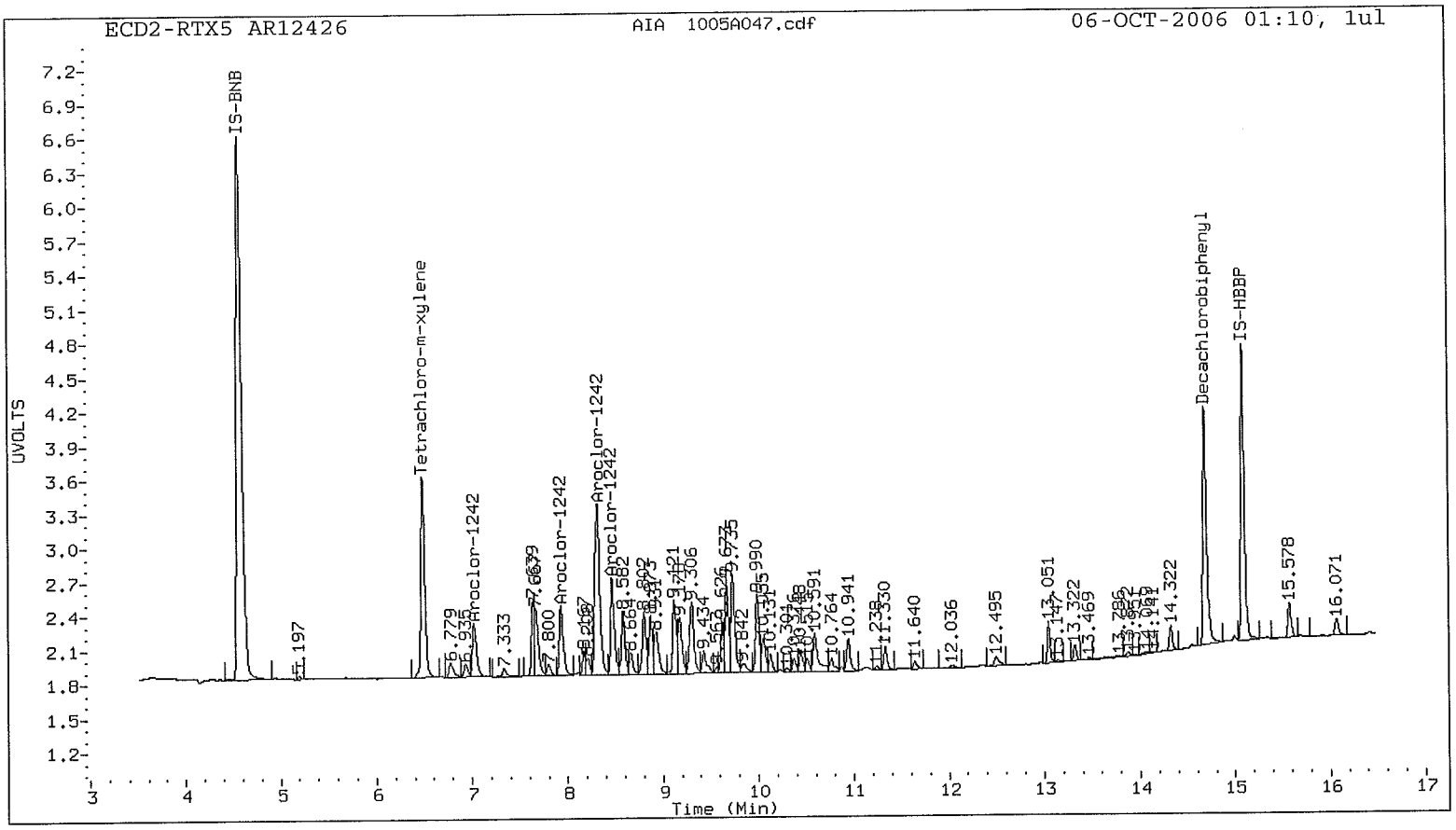
ECD2-RTX5 AR12426
AIA 1005A047.cdf
06-OCT-2006 01:10, 1ul
UVOLTS
Time (Min)
IS-BNB
Tetrachloro-m-xylene
Aroclor-1242
Decachlorobiphenyl
IS-HBBP

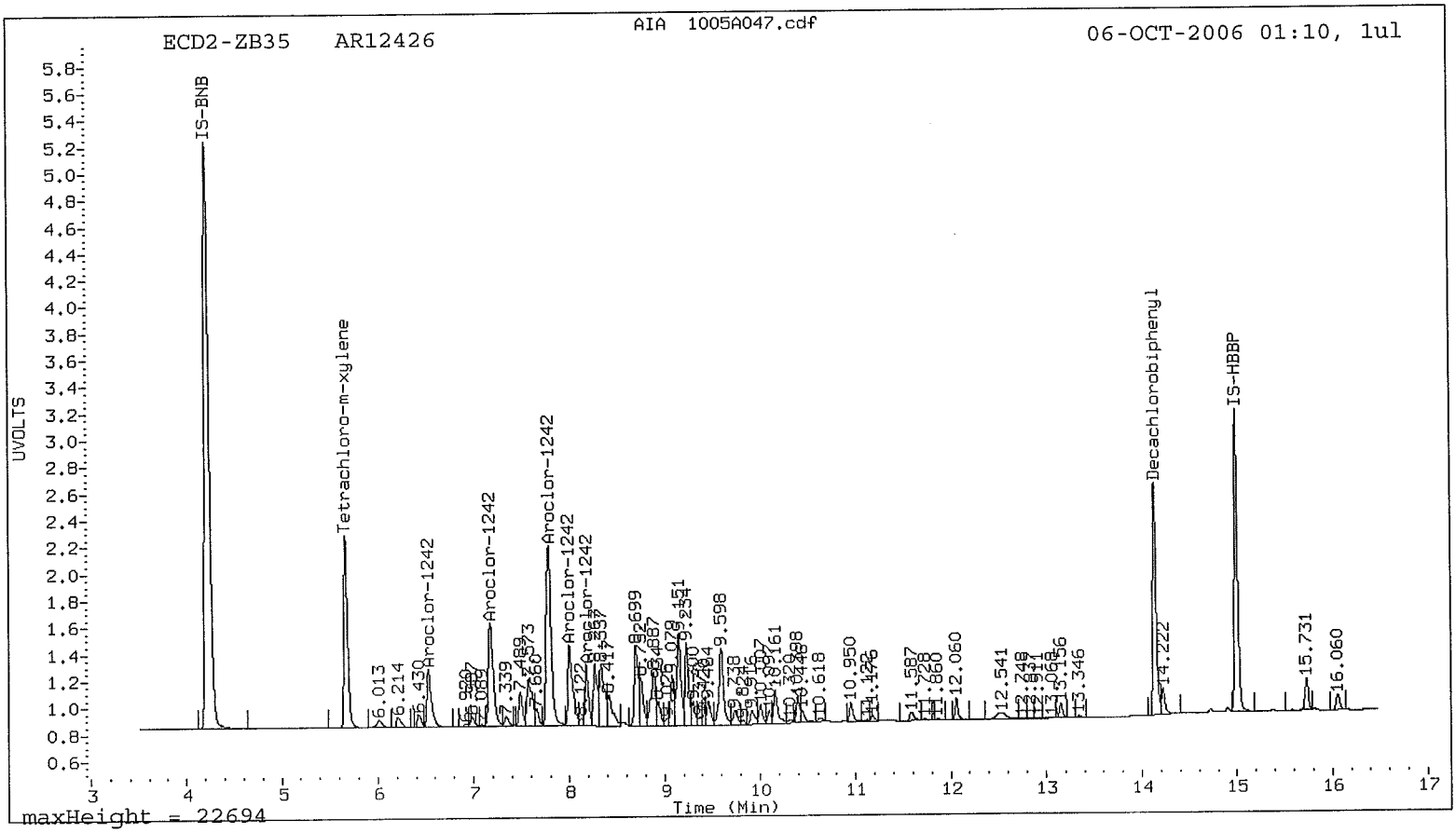
ECD2-ZB35 AR12426
AIA 1005A047.cdf
06-OCT-2006 01:10, 1ul
UVOLTS
Time (Min)
IS-BNB
Tetrachloro-m-xylene
Aroclor-1242
Decachlorobiphenyl
IS-HBBP
maxHeight = 22694

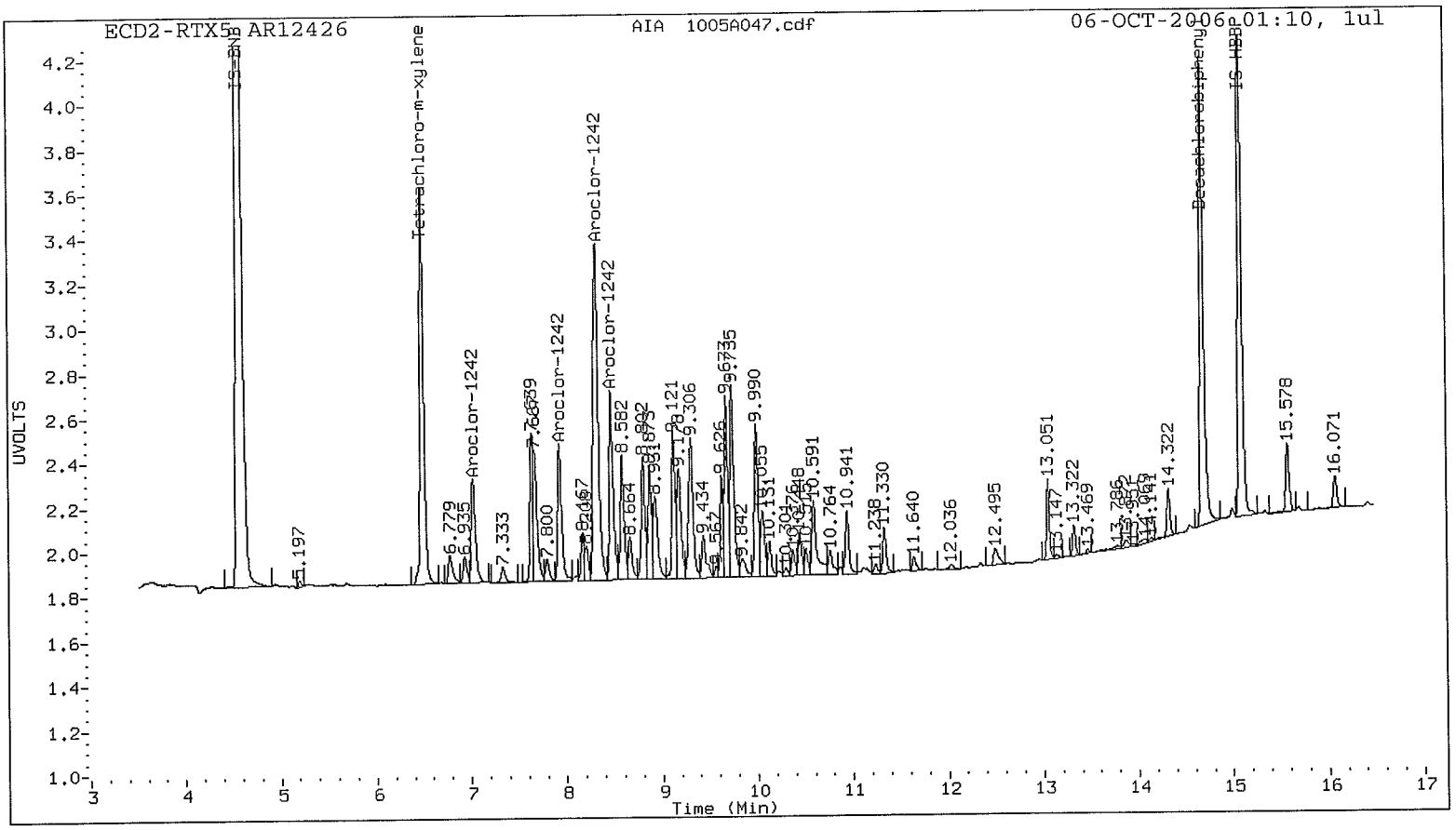
ECD2-RTX5 AR12426
AIA 1005A047.cdf
06-OCT-2006 01:10, 1ul
UVOLTS
Time (Min)
IS-DNB
Tetrachloro-m-xylene
Aroclor-1242
Decachlorobiphenyl
IS-HBBP

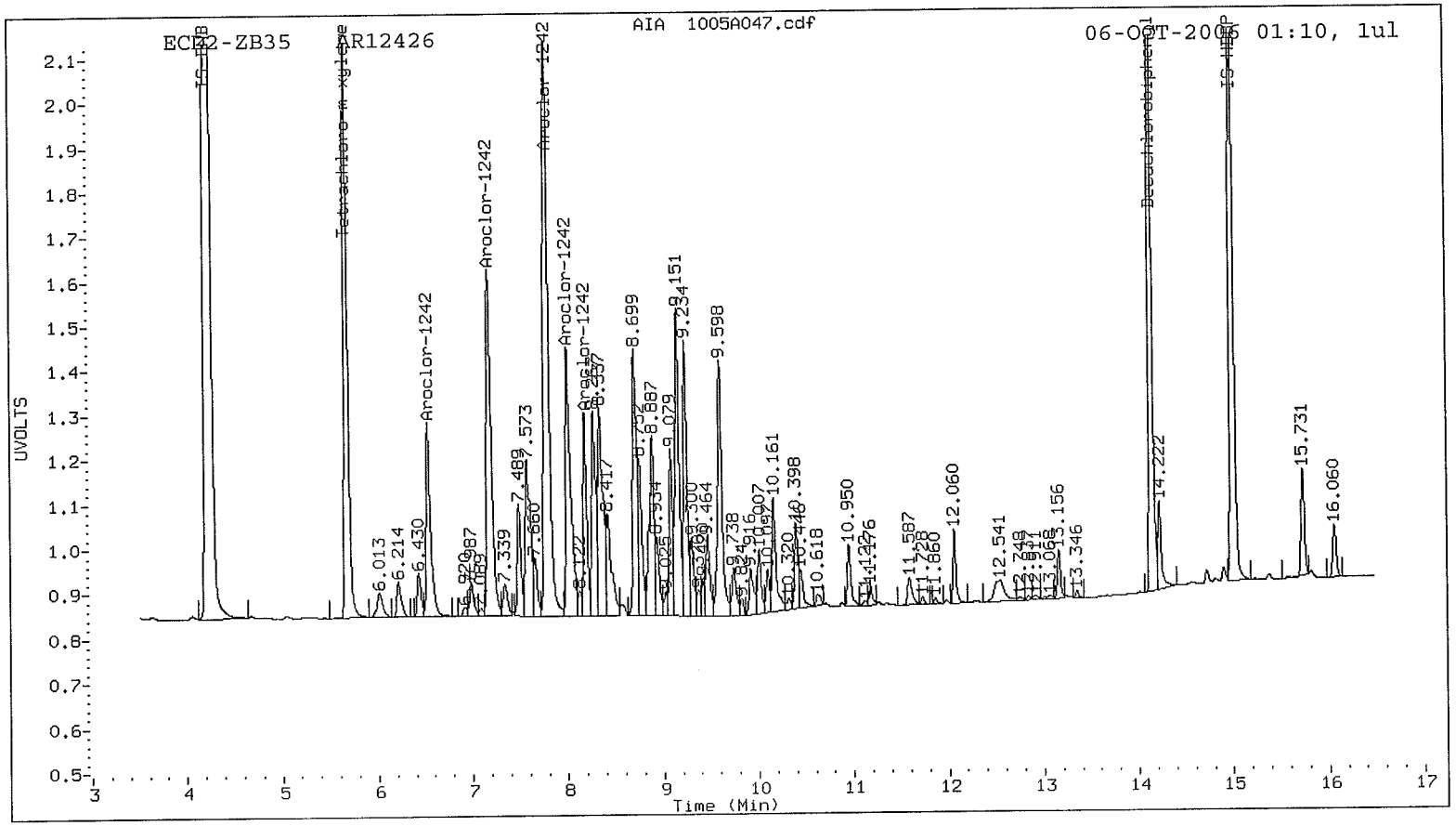
ECD2-ZB35 AR12426
AIA 1005A047.cdf
06-OCT-2006 01:10, 1ul
UVOLTS
Time (Min)
IS-DNB
Tetrachloro-m-xylene
Aroclor-1242
Decachlorobiphenyl
IS-HBBP

7F
PCB CALIBRATION VERIFICATION SUMMARY

Lab Name: ANALYTICAL RESOURCES, INC Client: ANCHOR

ARI Job No.: JY78 Project: CHINOOK

GC Column: RTX-5 Intrument: ECD2

Init. Calib. Date: 09/29/06

Date Analyzed :10/06/06

Lab Standard ID: AR166013 Time Analyzed :0129

COMPOUND/PEAK NO.	RT	RT WINDOW FROM	RT WINDOW TO	CALC AMOUNT (ng)	NOM AMOUNT (ng)	%D
Aroclor-1016-1	7.93	7.89	7.99	233.1	250.0	-6.8
Aroclor-1016-2	8.32	8.27	8.37	242.3	250.0	-3.1
Aroclor-1016-3	8.80	8.76	8.86	247.5	250.0	-1.0
Aroclor-1016-4	9.31	9.26	9.36	261.5	250.0	4.6

AVERAGE %D = 3.9

Date Analyzed :10/06/06

Lab Standard ID: AR166013 Time Analyzed :0129

COMPOUND/PEAK NO.	RT	RT WINDOW FROM	RT WINDOW TO	CALC AMOUNT (ng)	NOM AMOUNT (ng)	%D
Aroclor-1260-1	11.86	11.81	11.91	245.8	250.0	-1.7
Aroclor-1260-2	12.19	12.15	12.25	238.4	250.0	-4.6
Aroclor-1260-3	12.55	12.50	12.60	260.0	250.0	4.0
Aroclor-1260-4	12.97	12.92	13.02	253.3	250.0	1.3
Aroclor-1260-5	13.14	13.09	13.19	256.4	250.0	2.6

AVERAGE %D = 2.8

7F

PCB CALIBRATION VERIFICATION SUMMARY

Lab Name: ANALYTICAL RESOURCES, INC Client: ANCHOR

ARI Job No.: JY78 Project: CHINOOK

GC Column: ZB35 Intrument: ECD2

Init. Calib. Date: 09/29/06

Date Analyzed :10/06/06

Lab Standard ID: AR166013 Time Analyzed :0129

COMPOUND/PEAK NO.	RT	RT WINDOW FROM	RT WINDOW TO	CALC AMOUNT (ng)	NOM AMOUNT (ng)	%D
Aroclor-1016-1	7.18	7.13	7.23	256.4	250.0	2.6
Aroclor-1016-2	7.79	7.74	7.84	261.6	250.0	4.6
Aroclor-1016-3	8.00	7.96	8.06	270.0	250.0	8.0
Aroclor-1016-4	9.46	9.42	9.52	298.7	250.0	19.5

AVERAGE %D = 8.7

Date Analyzed :10/06/06

Lab Standard ID: AR166013 Time Analyzed :0129

COMPOUND/PEAK NO.	RT	RT WINDOW FROM	RT WINDOW TO	CALC AMOUNT (ng)	NOM AMOUNT (ng)	%D
Aroclor-1260-1	11.18	11.13	11.23	261.6	250.0	4.6
Aroclor-1260-2	11.26	11.22	11.32	267.3	250.0	6.9
Aroclor-1260-3	11.72	11.68	11.78	269.3	250.0	7.7
Aroclor-1260-4	11.97	11.93	12.03	264.6	250.0	5.8
Aroclor-1260-5	13.25	13.20	13.30	265.0	250.0	6.0

AVERAGE %D = 6.2

Analytical Resources Inc.
Dual Column PCB Quantitation Report

Data file 1: PCB20060929.b/1005-1.b/1005A048.d
Data file 2: PCB20060929.b/1005-2.b/1005A048.d
Method: /chem2/ecd2.i/PCB20060929.b/PCB1.m
Compound Sublist: AR1660
Instrument, Inj. Vol.: ecd2.i, 1ul
Quant Method: Internal Std

ARI ID: AR166013
Client ID:
Injection Date: 06-OCT-2006 01:29
Report Date: 10/17/2006 11:25
Matrix: NONE
Dilution Factor: 1.000

RTX5 Col			ZB35 Col			RTX5	ZB35		
RT	Shift	Response	RT	Shift	Response	on col	on col	RPD	Compound/Flag
6.487	-0.007	239496	5.665	-0.006	185683	19.10	21.16	10.3	Tetrachloro-m-xylene
14.684	-0.002	275508	14.132	-0.004	202889	19.01	21.05	10.2	Decachlorobiphenyl

* Indicates RPD > 40%
M Indicates Column 1 peak was manually integrated
N Indicates Column 2 peak was manually integrated

SURROGATE PERCENT RECOVERY

SURROGATE	Col1	Col2
Tetrachloro-m-xylene	47.7	52.9
Decachlorobiphenyl	47.5	52.6

INTERNAL STANDARD SUMMARY

Column 1

Standard Cpnd	Standard Area*	Sample Area	%D
Bromo-Nitrobenzene	588002	956148	62.6
Hexabromobiphenyl	185009	339500	83.5

Column 2

Standard Cpnd	Standard Area*	Sample Area	%D
Bromo-Nitrobenzene	764009	844506	10.5
Hexabromobiphenyl	252301	291940	15.7

* Standard Areas taken from Initial Cal Level 4
Initial Calibration Date: 29-SEP-2006
<- Indicates standard response outside Limits (-50 to +100%)

Aroclor	Peak#	RTX5 Col RT	Shift	Area	Amount	Peak#	ZB35 Col RT	Shift	Area	Amount
Aroclor-1016	1	7.930	-0.007	100634	233.1	1	7.176	-0.008	156736	256.4
Aroclor-1016	2	8.315	-0.007	317019	242.3	2	7.787	-0.007	283673	261.6
Aroclor-1016	3	8.802	-0.007	87468	247.5	3	8.001	-0.008	120836	270.0
Aroclor-1016	4	9.306	-0.006	104451	261.5	4	9.464	-0.006	78375	298.7
Total Col1Ave (4 peaks): 246.1						Total Col2Ave (4 peaks): 271.7			RPD = 10	
Corrected Ave (4 peaks): 246.1						Corrected Ave (4 peaks): 271.7			RPD = 10	
Aroclor-1260	1	11.860	-0.004	189363	245.8	1	11.176	-0.006	172865	261.6
Aroclor-1260	2	12.193	-0.004	150593	238.4	2	11.263	-0.006	132127	267.3
Aroclor-1260	3	12.548	-0.004	397093	260.0	3	11.724	-0.006	138915	269.3
Aroclor-1260	4	12.966	-0.003	184604	253.3	4	11.970	-0.006	293190	264.6
Aroclor-1260	5	13.140	-0.004	106954	256.4	5	13.248	-0.006	65842	265.0
Total Col1Ave (5 peaks): 250.8						Total Col2Ave (5 peaks): 265.5			RPD = 6	
Corrected Ave (5 peaks): 250.8						Corrected Ave (5 peaks): 265.5			RPD = 6	

Total PCB Area Col1 (6.594 - 14.988) = 5308842 Col1 Total PCB = 0.8 ppm*

Total PCB Area Col2 (5.771 - 14.897) = 4316665 Col2 Total PCB = 0.6 ppm*

* Quantitated against AR1660 0.25ppm in Ical

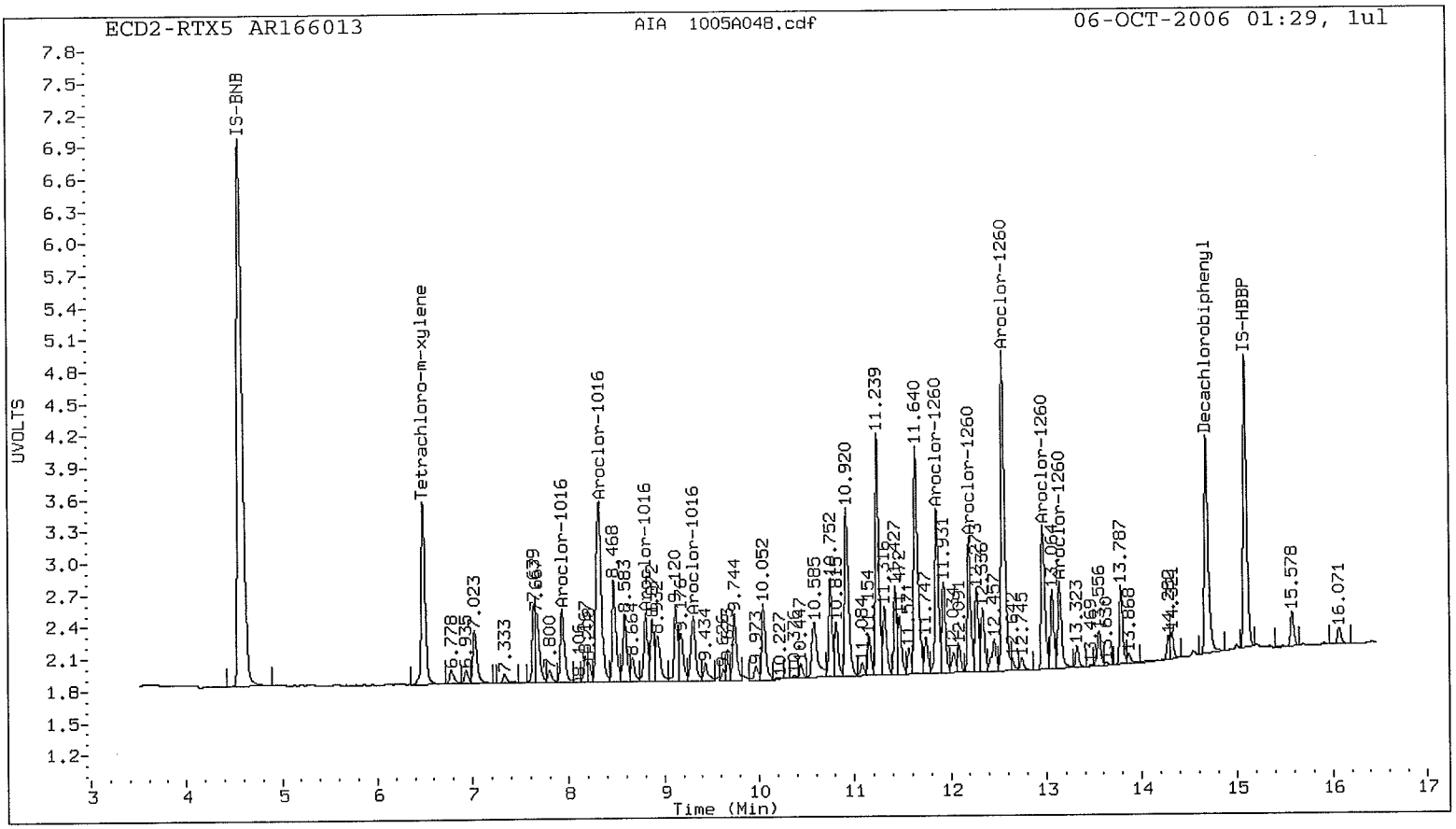
ECD2-RTX5 AR166013
AIA 1005A048.cdf
06-OCT-2006 01:29, 1ul
UVOLTS
Time (Min)
IS-BNB
Tetrachloro-m-xylene
Aroclor-1016
Aroclor-1260
Decachlorobiphenyl
IS-HBBP

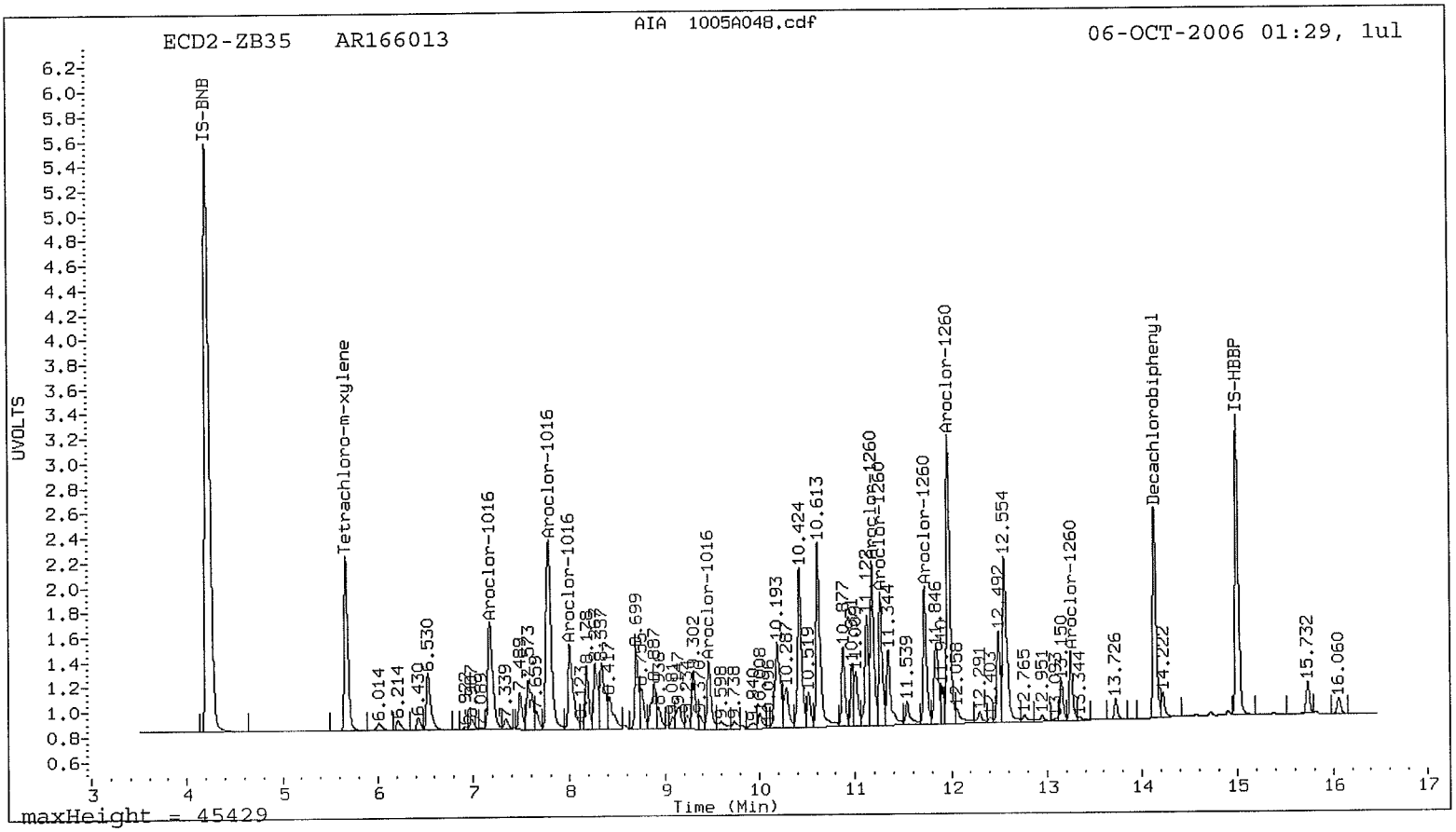
ECD2-ZB35 AR166013
AIA 1005A048.cdf
06-OCT-2006 01:29, 1ul
UVOLTS
Time (Min)
maxHeight = 45429
IS-BNB
Tetrachloro-m-xylene
Aroclor-1016
Aroclor-1260
Decachlorobiphenyl
IS-HBBP

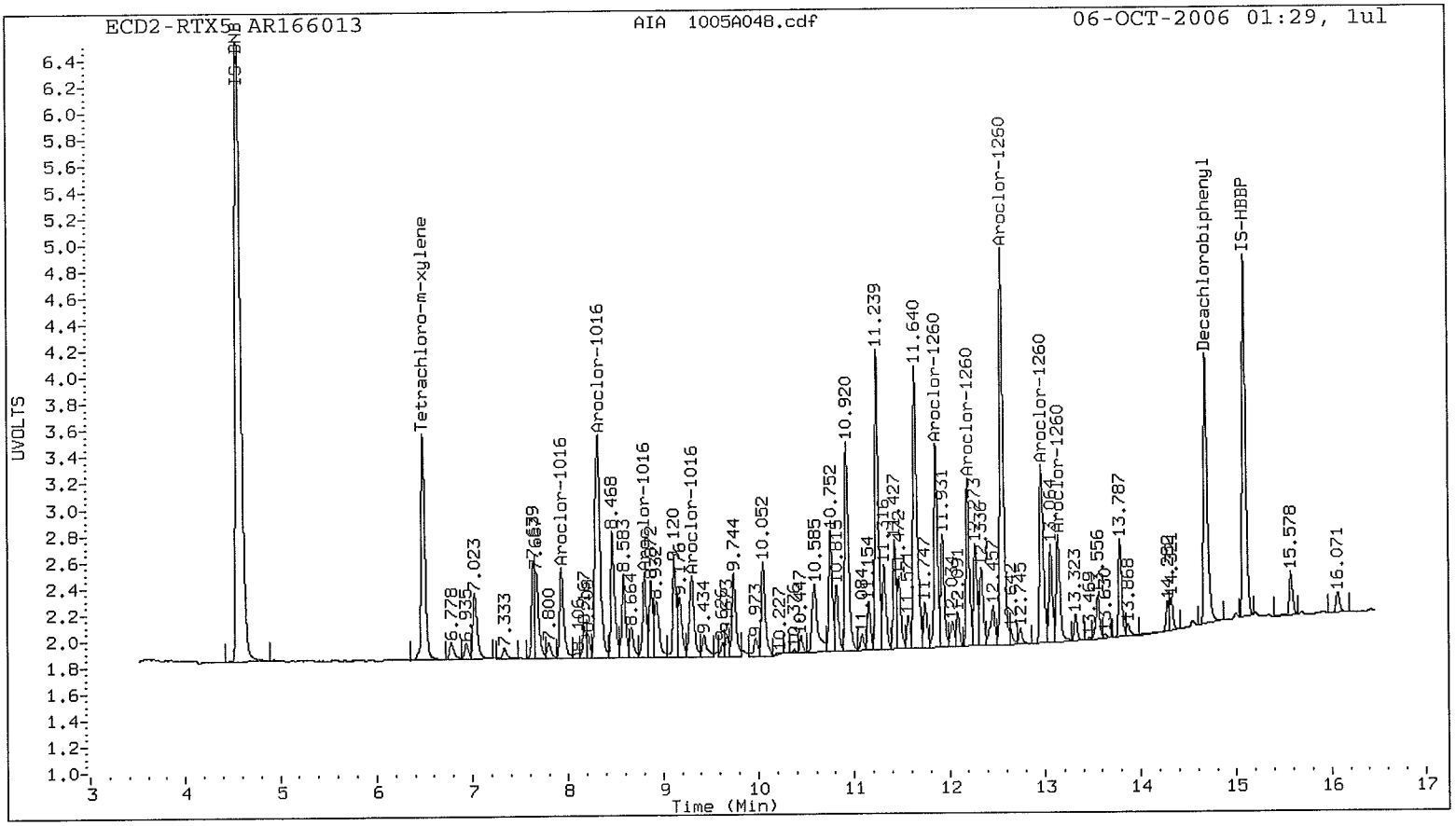
ECD2-RTX5 AR166013
AIA 1005A048.cdf
06-OCT-2006 01:29, 1ul
UVOLTS
Time (Min)
IS-BN
Tetrachloro-m-xylene
Aroclor-1016
Aroclor-1260
Decachlorobiphenyl
IS-HBBP

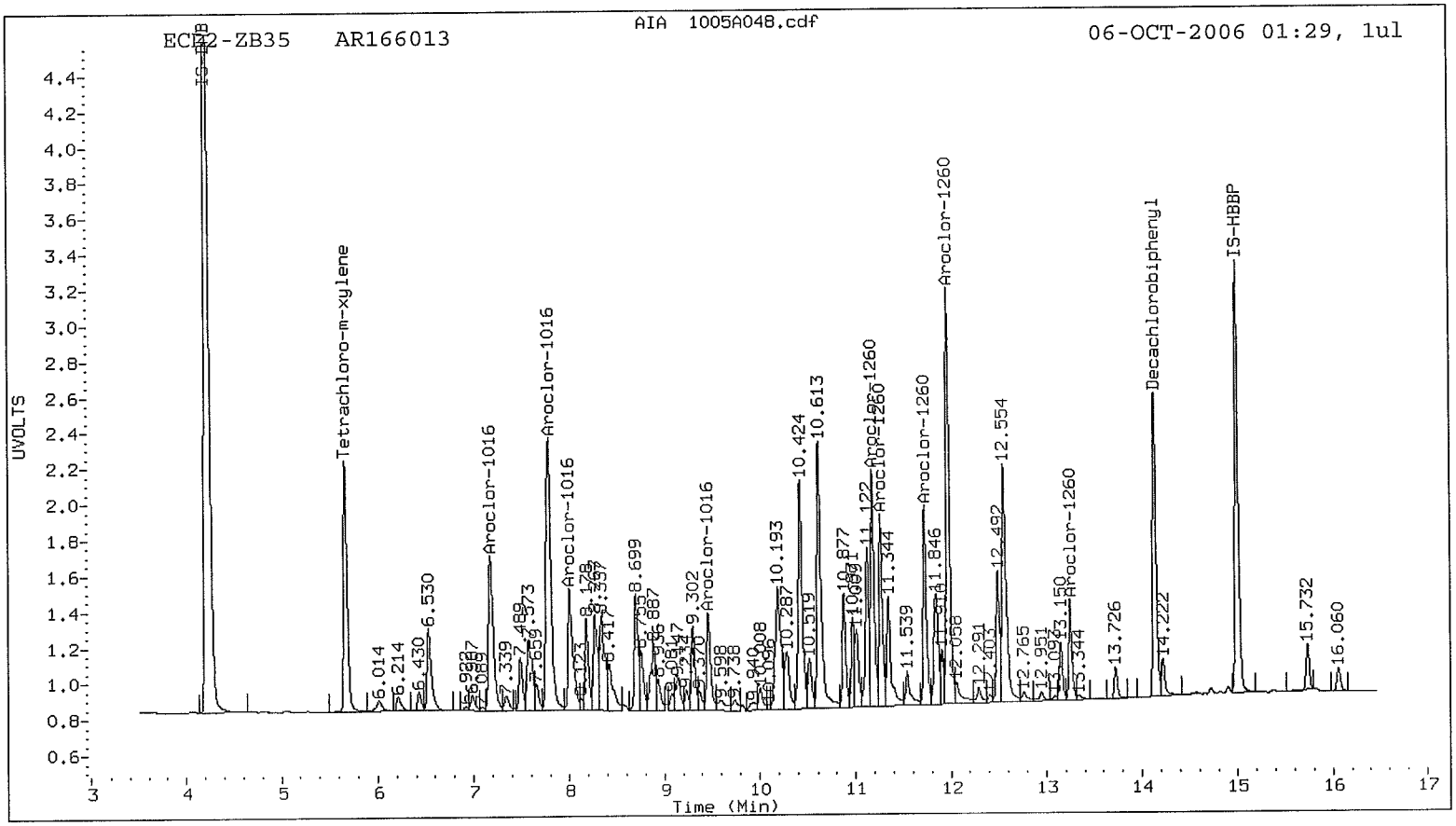
ECD2-ZB35 AR166013
AIA 1005A048.cdf
06-OCT-2006 01:29, 1ul
UVOLTS
Time (Min)
Tetrachloro-m-xylene
Aroclor-1016
Aroclor-1260
Decachlorobiphenyl
IS-HBBP

PCB Analysis
QC Raw Data

prepared
for

ANCHOR ENVIRONMENTAL

Project: Chinook, 060354-01

ARI JOB NO: JY78

prepared
by

Analytical Resources, Inc.

ANALYTICAL RESOURCES INCORPORATED

ORGANICS ANALYSIS DATA SHEET
PCB by GC/ECD Method SW8082

Sample ID: MB-100306
METHOD BLANK

Lab Sample ID: MB-100306
LIMS ID: 06-18109
Matrix: Soil
Data Release Authorized:
Reported: 10/06/06

QC Report No: JY78-Anchor Environmental
Project: Chinook
060354-01
Date Sampled: NA
Date Received: NA

Date Extracted: 10/03/06
Date Analyzed: 10/05/06 20:13
Instrument/Analyst: ECD2/PK
GPC Cleanup: No
Sulfur Cleanup: Yes
Acid Cleanup: Yes
Florisil Cleanup: No

Sample Amount: 12.0 g
Final Extract Volume: 4.0 mL
Dilution Factor: 1.00
Silica Gel: No
pH: NA
Percent Moisture: NA

CAS Number	Analyte	RL	Result
12674-11-2	Aroclor 1016	33	< 33 U
53469-21-9	Aroclor 1242	33	< 33 U
12672-29-6	Aroclor 1248	33	< 33 U
11097-69-1	Aroclor 1254	33	< 33 U
11096-82-5	Aroclor 1260	33	< 33 U
11104-28-2	Aroclor 1221	33	< 33 U
11141-16-5	Aroclor 1232	33	< 33 U

Reported in µg/kg (ppb)

PCB Surrogate Recovery

Decachlorobiphenyl	89.2%
Tetrachlorometaxylene	96.8%

Analytical Resources Inc.
Dual Column PCB Quantitation Report

Data file 1: PCB20060929.b/1005-1.b/1005A032.d
Data file 2: PCB20060929.b/1005-2.b/1005A032.d
Method: /chem2/ecd2.i/PCB20060929.b/PCB1.m
Compound Sublist: PCB
Instrument, Inj. Vol.: ecd2.i, 1ul
Quant Method: Internal Std

ARI ID: JY78MBS1
Client ID:
Injection Date: 05-OCT-2006 20:13
Report Date: 10/06/2006 12:14
Matrix: NONE
Dilution Factor: 1.000

RTX5 Col			ZB35 Col			RTX5	ZB35		
RT	Shift	Response	RT	Shift	Response	on col	on col	RPD	Compound/Flag
6.491	-0.003	387763	5.668	-0.003	319671	31.38	38.72	20.9	Tetrachloro-m-xylene
14.687	0.002	446421	14.136	0.000	335312	30.23	35.67	16.5	Decachlorobiphenyl

* Indicates RPD > 40%
M Indicates Column 1 peak was manually integrated
N Indicates Column 2 peak was manually integrated

SURROGATE PERCENT RECOVERY

SURROGATE	Col1	Col2
Tetrachloro-m-xylene	78.4	96.8
Decachlorobiphenyl	75.6	89.2

INTERNAL STANDARD SUMMARY

Column 1

Standard Cpnd	Standard Area*	Sample Area	%D
Bromo-Nitrobenzene	588002	942256	60.2
Hexabromobiphenyl	185009	346042	87.0

Column 2

Standard Cpnd	Standard Area*	Sample Area	%D
Bromo-Nitrobenzene	764009	794611	4.0
Hexabromobiphenyl	252301	284825	12.9

* Standard Areas taken from Initial Cal Level 4
Initial Calibration Date: 29-SEP-2006
<- Indicates standard response outside Limits (-50 to +100%)

Aroclor	Peak#	RTX5 Col RT	Shift	Area	Amount	Peak#	ZB35 Col RT	Shift	Area	Amount
Aroclor-1016	1	7.925	-0.012	8279	19.5	1	---			0.000
Aroclor-1016	2	8.355	0.033	12994	10.1	2	---			0.000
Aroclor-1016	3	---			0.000	3	---			0.000
Aroclor-1016	4	9.293	-0.019	25612	65.1	4	---			0.000
Total Col1Ave (3 peaks): 31.5						Col2Ave: <3 Quant Peaks				
Aroclor-1221	1	---			0.000	1	---			0.000
Aroclor-1221	2	---			0.000	2	---			0.000
Aroclor-1221	3	---			0.000	3	---			0.000
Col1Ave: <3 Quant Peaks						Col2Ave: <3 Quant Peaks				
Aroclor-1232	1	---			0.000	1	---			0.000
Aroclor-1232	2	7.925	-0.011	8279	45.8	2	---			0.000
Aroclor-1232	3	8.355	0.034	12994	23.2	3	---			0.000
Aroclor-1232	4	8.499	0.026	19099	80.1	4	---			0.000
Total Col1Ave (3 peaks): 49.7						Col2Ave: <3 Quant Peaks				
Aroclor-1242	1	---			0.000	1	---			0.000
Aroclor-1242	2	7.925	-0.013	8279	20.6	2	---			0.000
Aroclor-1242	3	8.355	0.032	12994	10.9	3	---			0.000
Aroclor-1242	4	8.499	0.024	19099	37.4	4	---			0.000
Aroclor-1242	NS	---			----	5	---			0.000
Total Col1Ave (3 peaks): 23.0						Col2Ave: <3 Quant Peaks				
Aroclor-1248	1	8.355	0.033	12994	15.7	1	---			0.000
Aroclor-1248	2	---			0.000	2	---			0.000
Aroclor-1248	3	9.293	-0.018	25612	39.7	3	---			0.000
Aroclor-1248	4	9.698	-0.043	52350	59.9	4	---			0.000
Total Col1Ave (3 peaks): 38.4						Col2Ave: <3 Quant Peaks				
Aroclor-1254	1	---			0.000	1	---			0.000
Aroclor-1254	2	---			0.000	2	---			0.000
Aroclor-1254	3	---			0.000	3	---			0.000
Aroclor-1254	4	---			0.000	4	---			0.000
Col1Ave: <3 Quant Peaks						Col2Ave: <3 Quant Peaks				
Aroclor-1260	1	---			0.000	1	---			0.000
Aroclor-1260	2	---			0.000	2	---			0.000
Aroclor-1260	3	---			0.000	3	---			0.000
Aroclor-1260	4	---			0.000	4	---			0.000
Aroclor-1260	5	---			0.000	5	---			0.000
Col1Ave: <3 Quant Peaks						Col2Ave: <3 Quant Peaks				
Aroclor-1262	1	---			0.000	1	---			0.000
Aroclor-1262	2	---			0.000	2	---			0.000
Aroclor-1262	3	---			0.000	3	---			0.000
Aroclor-1262	4	---			0.000	4	---			0.000
Col1Ave: <3 Quant Peaks						Col2Ave: <3 Quant Peaks				
Aroclor-1268	1	13.056	-0.012	6643	2.9	1	---			0.000
Aroclor-1268	2	13.153	0.012	1525	0.7	2	---			0.000
Aroclor-1268	3	---			0.000	3	---			0.000
Aroclor-1268	4	14.326	0.042	24160	5.2	4	---			0.000
Total Col1Ave (3 peaks): 2.9						Col2Ave: <3 Quant Peaks				

Total PCB Area Col1 (6.594 - 14.988) = 1131364 Col1 Total PCB = 0.2 ppm*

Total PCB Area Col2 (5.771 - 14.897) = 660780 Col2 Total PCB = 0.1 ppm*

* Quantitated against AR1660 0.25ppm in Ical

PCB-Form 10 Mod.

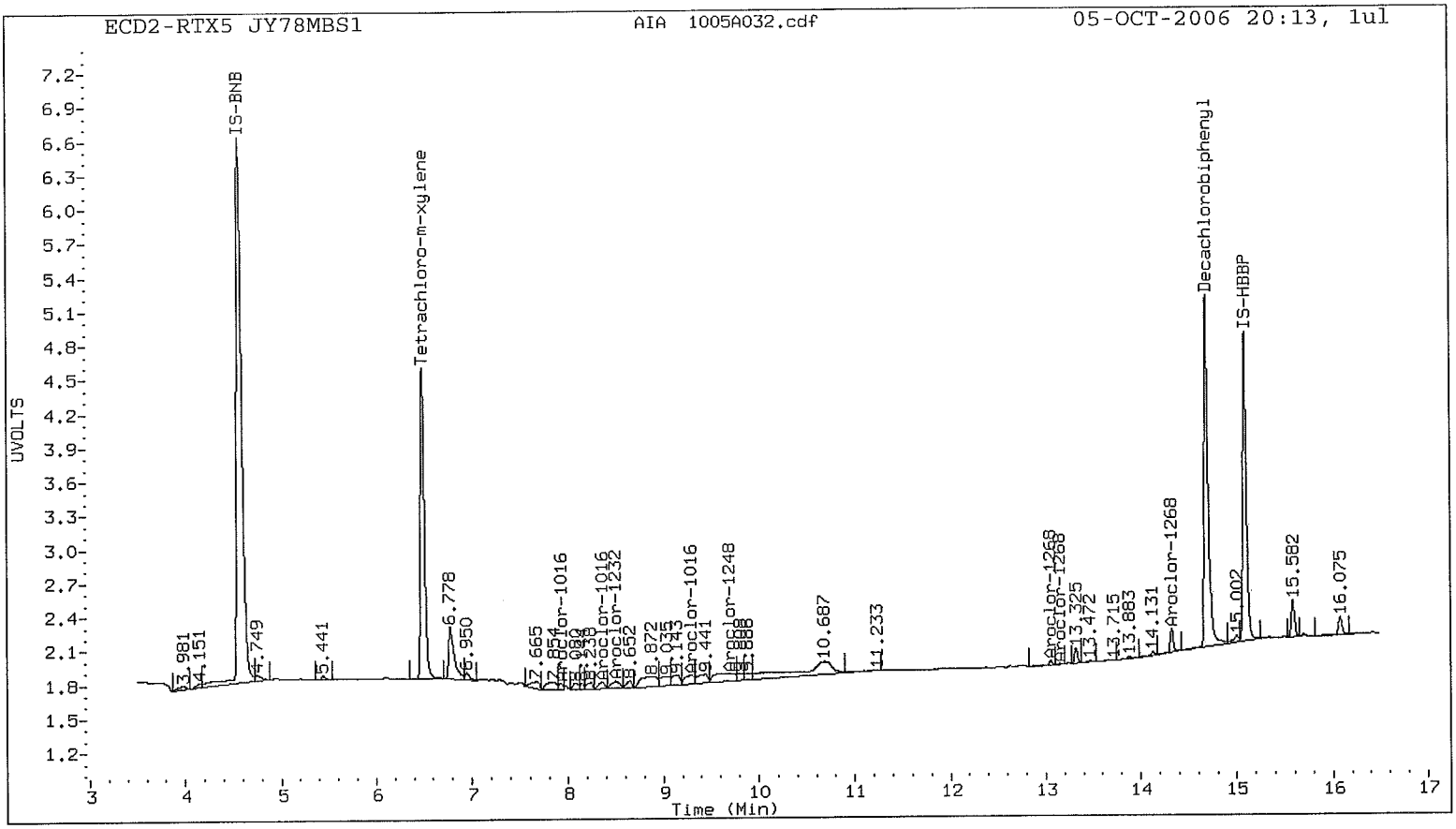
ECD2-RTX5 JY78MBS1
AIA 1005A032.cdf
05-OCT-2006 20:13, 1ul
UVOLTS
Time (Min)
IS-BNB
Tetrachloro-m-xylene
Decachlorobiphenyl
IS-HBBP
Aroclor-1268
15.582
16.075

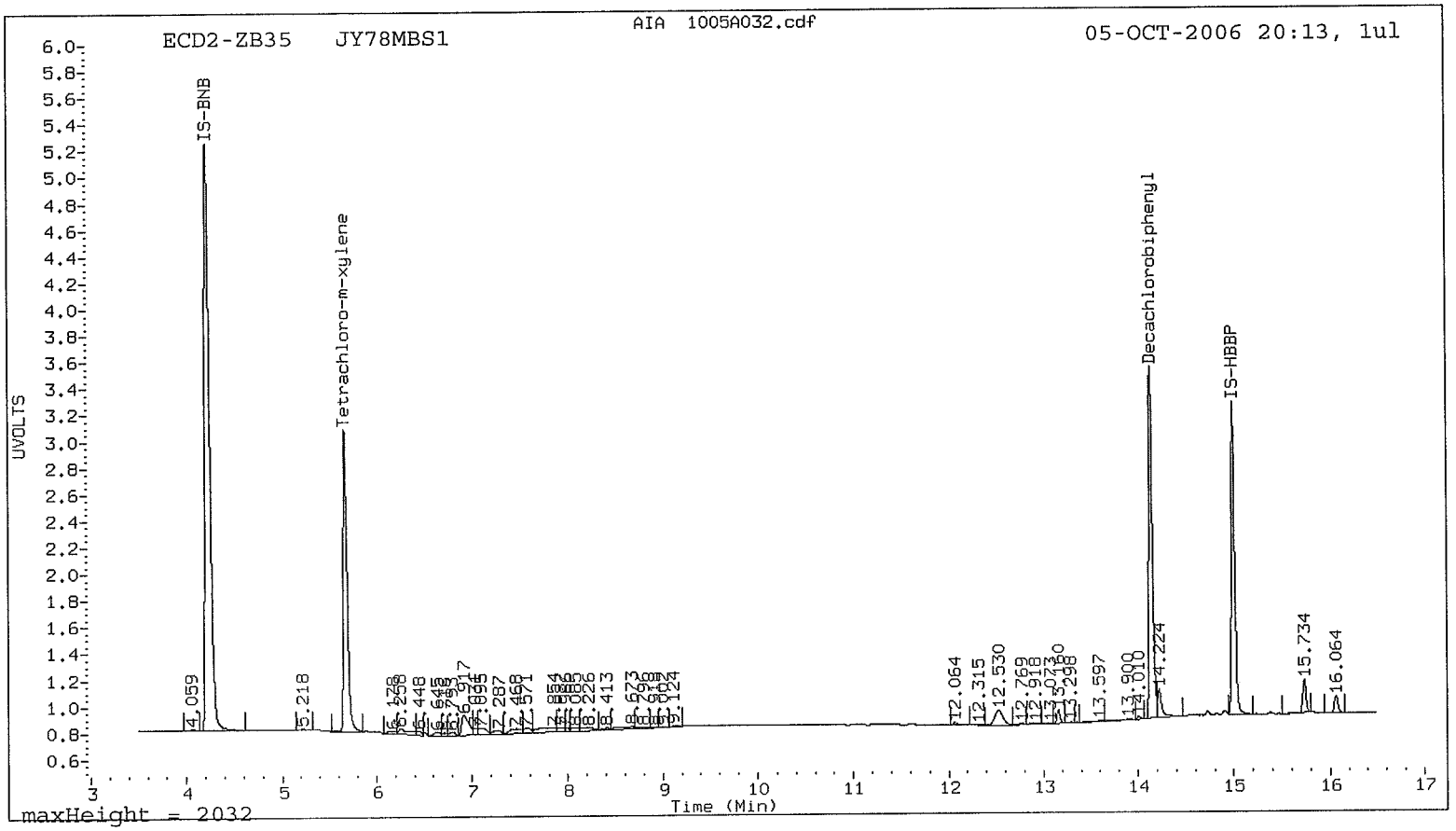
ECD2-ZB35 JY78MBS1
AIA 1005A032.cdf
05-OCT-2006 20:13, 1ul
UVOLTS
Time (Min)
IS-BNB
Tetrachloro-m-xylene
Decachlorobiphenyl
IS-HBBP
15.734
16.064
maxHeight = 2032

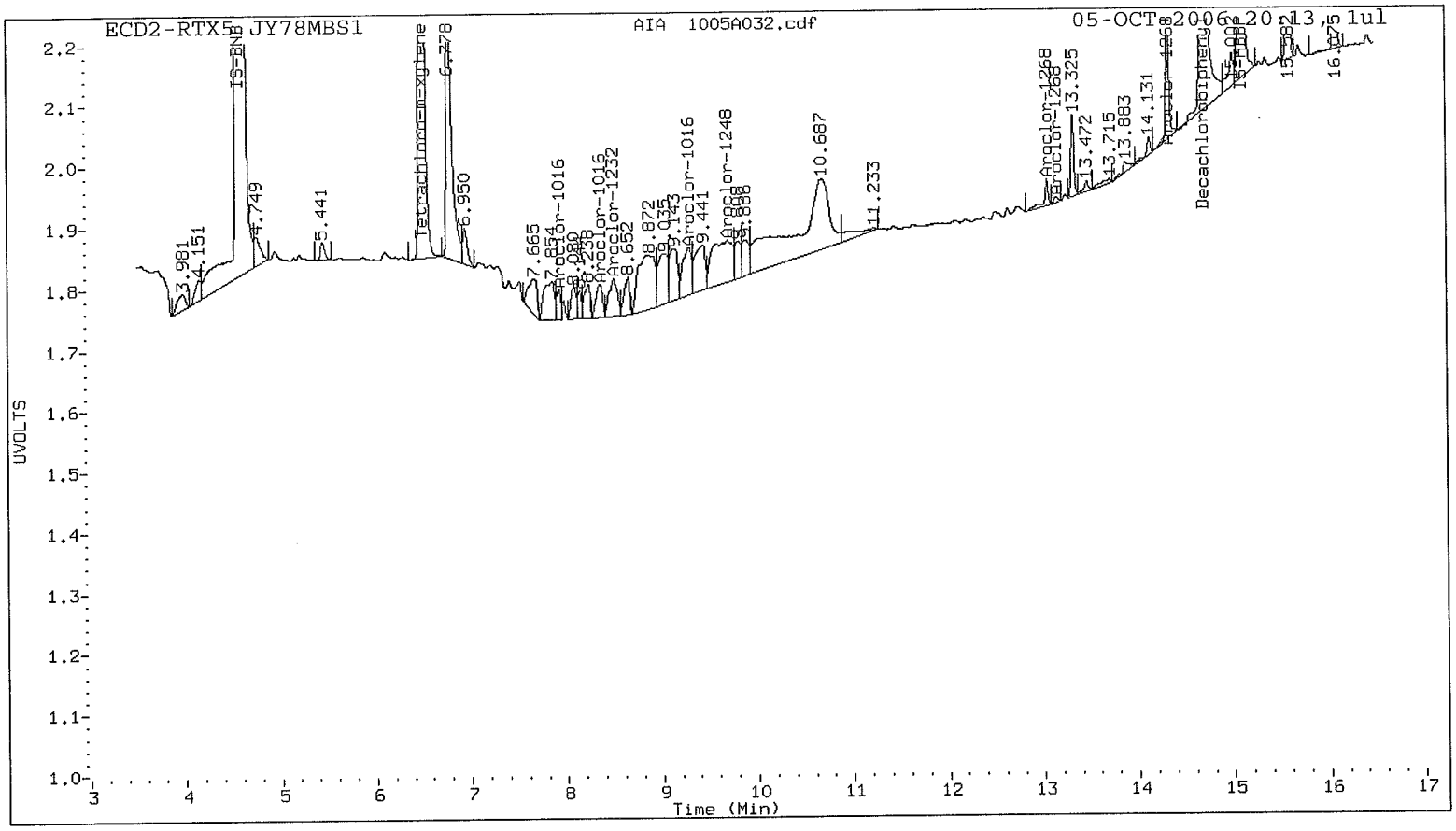
ECD2-RTX5 JY78MBS1
AIA 1005A032.cdf
05-OCT-2006 20:13, 1ul
UVOLTS
Time (Min)
Tetrachloro-m-xylene
Decachlorobiphenyl
Aroclor-1016
Aroclor-1232
Aroclor-1248
Aroclor-1268
Aroclor-1260
3.981
4.151
4.749
5.441
6.950
7.665
8.652
8.872
9.441
10.687
11.233
13.325
13.472
13.715
13.883
14.131
16.175

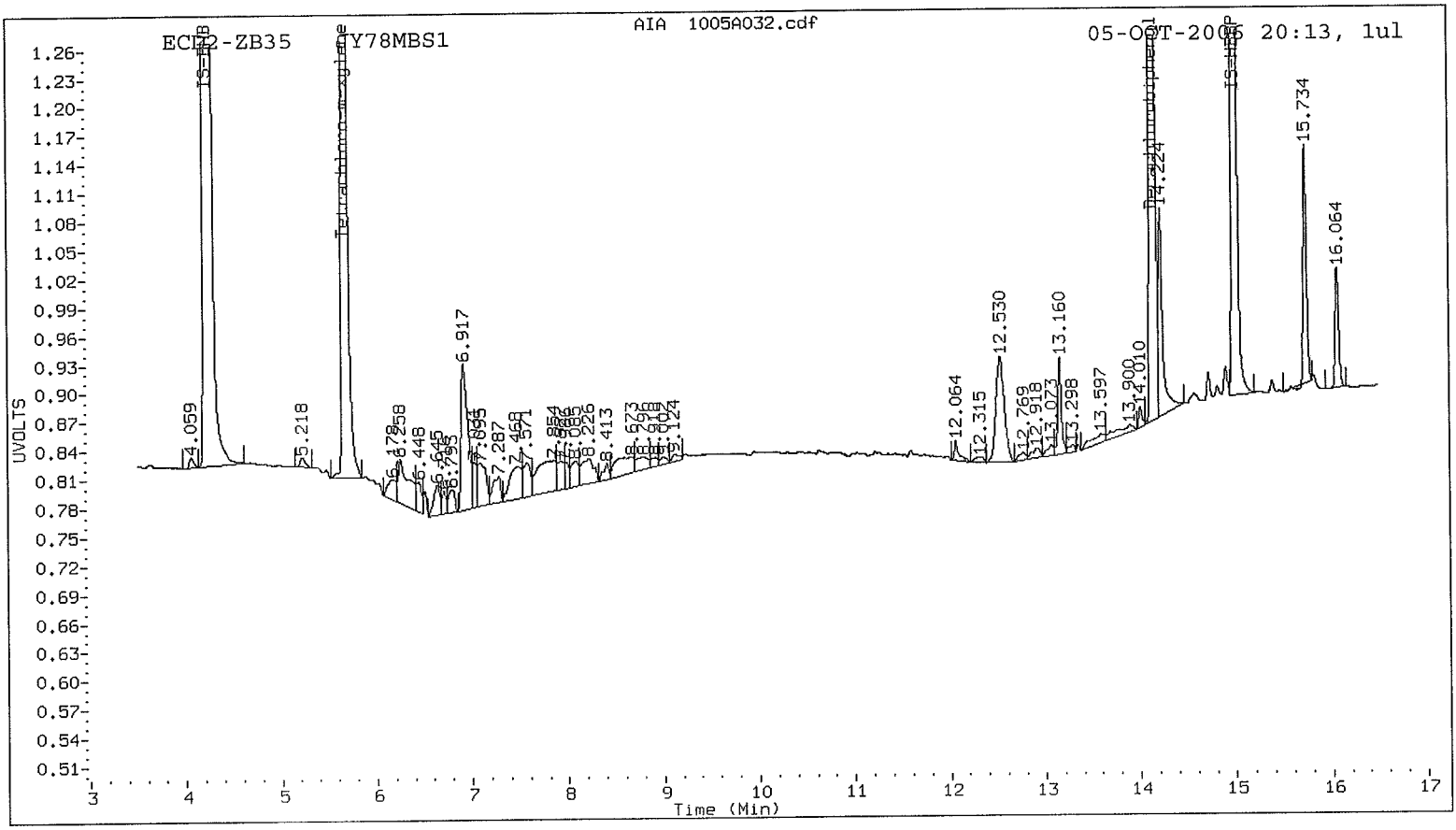
ECD2-ZB35 JY78MBS1
AIA 1005A032.cdf
05-OCT-2006 20:13, 1ul
UVOLTS
Time (Min)
Tetrachloro-m-xylene
Decachlorobiphenyl
4.059
5.218
6.917
12.064
12.315
12.530
13.160
13.298
13.597
13.900
14.010
14.224
15.734
16.064

ANALYTICAL RESOURCES INCORPORATED

ORGANICS ANALYSIS DATA SHEET
PCB by GC/ECD Method SW8082
Page 1 of 1

Sample ID: RY3-092806
MATRIX SPIKE

Lab Sample ID: JY78C
LIMS ID: 06-18109
Matrix: Soil
Data Release Authorized:
Reported: 10/06/06

QC Report No: JY78-Anchor Environmental
Project: Chinook
060354-01
Date Sampled: 09/28/06
Date Received: 09/29/06

Date Extracted: 10/03/06
Date Analyzed: 10/05/06 21:52
Instrument/Analyst: ECD2/PK
GPC Cleanup: No
Sulfur Cleanup: Yes
Acid Cleanup: Yes
Florisil Cleanup: No

Sample Amount: 12.3 g-dry-wt
Final Extract Volume: 4.0 mL
Dilution Factor: 1.00
Silica Gel: No
pH: 7.0
Percent Moisture: 5.5%

CAS Number	Analyte	RL	Result
12674-11-2	Aroclor 1016	32	---
53469-21-9	Aroclor 1242	32	< 32 U
12672-29-6	Aroclor 1248	32	< 32 U
11097-69-1	**Aroclor 1254**	**32**	**80**
11096-82-5	Aroclor 1260	32	---
11104-28-2	Aroclor 1221	32	< 32 U
11141-16-5	Aroclor 1232	32	< 32 U

Reported in µg/kg (ppb)

PCB Surrogate Recovery

Decachlorobiphenyl	87.0%
Tetrachlorometaxylene	93.0%

Analytical Resources Inc.
Dual Column PCB Quantitation Report

Data file 1: PCB20060929.b/1005-1.b/1005A037.d
Data file 2: PCB20060929.b/1005-2.b/1005A037.d
Method: /chem2/ecd2.i/PCB20060929.b/PCB1.m
Compound Sublist: PCB
Instrument, Inj. Vol.: ecd2.i, 1ul
Quant Method: Internal Std

ARI ID: JY78CMS
Client ID:
Injection Date: 05-OCT-2006 21:52
Report Date: 10/06/2006 12:14
Matrix: NONE
Dilution Factor: 1.000

RTX5 Col			ZB35 Col			RTX5	ZB35		
RT	Shift	Response	RT	Shift	Response	on col	on col	RPD	Compound/Flag
6.490	-0.004	383777	5.667	-0.004	305480	30.35	37.16	20.2	Tetrachloro-m-xylene
14.687	0.001	461210	14.133	-0.003	343773	30.20	34.84	14.3	Decachlorobiphenyl MN

* Indicates RPD > 40%
M Indicates Column 1 peak was manually integrated
N Indicates Column 2 peak was manually integrated

SURROGATE PERCENT RECOVERY

SURROGATE	Col1	Col2
Tetrachloro-m-xylene	75.9	92.9
Decachlorobiphenyl	75.5	87.1

INTERNAL STANDARD SUMMARY

Column 1

Standard Cpnd	Standard Area*	Sample Area	%D
Bromo-Nitrobenzene	588002	963997	63.9
Hexabromobiphenyl	185009	357872	93.4

Column 2

Standard Cpnd	Standard Area*	Sample Area	%D
Bromo-Nitrobenzene	764009	791237	3.6
Hexabromobiphenyl	252301	298953	18.5

* Standard Areas taken from Initial Cal Level 4
Initial Calibration Date: 29-SEP-2006
<- Indicates standard response outside Limits (-50 to +100%)

Aroclor	Peak#	RTX5 Col RT	Shift	Area	Amount	Peak#	ZB35 Col RT	Shift	Area	Amount
Aroclor-1016	1	7.933	-0.004	151298	347.6	1	7.177	-0.007	277234	484.0
Aroclor-1016	2	8.317	-0.006	458533	347.6	2	7.790	-0.005	427515	420.8
Aroclor-1016	3	8.807	-0.002	161130	452.3	3	8.003	-0.006	152092	362.7
Aroclor-1016	4	9.307	-0.005	146495	363.8	4	9.463	-0.007	197020	801.5
Total Col1Ave (4 peaks): 377.8					Total Col2Ave (4 peaks): 517.3				RPD = 31	
Corrected Ave (4 peaks): 377.8					Corrected Ave (4 peaks): 517.3				RPD = 31	
Aroclor-1221	1	6.780	-0.005	30456	152.9	1	6.216	-0.004	24492	155.7
Aroclor-1221	2	6.938	-0.002	28416	220.3	2	6.433	-0.004	22373	207.6
Aroclor-1221	3	7.025	-0.005	114682	238.7	3	6.530	-0.007	112514	268.8
Total Col1Ave (3 peaks): 204.0					Total Col2Ave (3 peaks): 210.7				RPD = 3	
Corrected Ave (3 peaks): 204.0					Corrected Ave (3 peaks): 210.7				RPD = 3	
Aroclor-1232	1	7.025	-0.004	114682	270.2	1	6.530	-0.007	112514	318.6
Aroclor-1232	2	7.933	-0.003	151298	818.4	2	7.177	-0.010	277234	907.6
Aroclor-1232	3	8.317	-0.004	458533	801.0	3	7.790	-0.004	427515	959.6
Aroclor-1232	4	8.470	-0.003	199661	818.0	4	8.003	-0.005	152092	817.8
Total Col1Ave (4 peaks): 676.9					Total Col2Ave (4 peaks): 750.9				RPD = 10	
Corrected Ave (4 peaks): 676.9					Corrected Ave (4 peaks): 750.9				RPD = 10	
Aroclor-1242	1	7.025	-0.006	114682	337.5	1	6.530	-0.009	112514	393.2
Aroclor-1242	2	7.933	-0.004	151298	367.9	2	7.177	-0.007	277234	505.2
Aroclor-1242	3	8.317	-0.006	458533	374.5	3	7.790	-0.005	427515	451.6
Aroclor-1242	4	8.470	-0.005	199661	382.4	4	8.003	-0.005	152092	390.0
Aroclor-1242	NS	---			----	5	8.180	-0.006	75660	354.9
Total Col1Ave (4 peaks): 365.6					Total Col2Ave (5 peaks): 419.0				RPD = 14	
Corrected Ave (4 peaks): 365.6					Corrected Ave (5 peaks): 419.0				RPD = 14	
Aroclor-1248	1	8.317	-0.005	458533	541.3	1	7.177	-0.004	277234	989.9
Aroclor-1248	2	8.807	-0.003	161130	325.5	2	7.790	-0.004	427515	636.6
Aroclor-1248	3	9.307	-0.004	146495	221.7	3	8.700	-0.006	143633	329.4
Aroclor-1248	4	9.747	0.005	186363	208.6	4	9.150	-0.008	54114	85.7
Total Col1Ave (4 peaks): 324.3					Total Col2Ave (4 peaks): 510.4				RPD = 45*	
Corrected Ave (4 peaks): 324.3					Corrected Ave (3 peaks): 350.6				RPD = 8	
Aroclor-1254	1	10.057	-0.001	273271	270.9	1	9.463	-0.006	197020	320.2
Aroclor-1254	2	10.450	-0.002	116254	209.7	2	10.010	-0.003	75892	203.3
Aroclor-1254	3	10.590	-0.003	299608	262.3	3	10.163	-0.004	132413	151.8
Aroclor-1254	4	11.323	-0.007	262767	385.2	4	11.177	-0.005	439419	775.8
Total Col1Ave (4 peaks): 282.0					Total Col2Ave (4 peaks): 362.8				RPD = 25	
Corrected Ave (4 peaks): 282.0					Corrected Ave (3 peaks): 225.1				RPD = 22	
Aroclor-1260	1	11.863	-0.001	377229	464.5	1	11.177	-0.005	439419	649.3
Aroclor-1260	2	12.197	-0.001	262163	393.7	2	11.263	-0.005	237241	468.6
Aroclor-1260	3	12.550	-0.002	740518	460.0	3	11.727	-0.004	273879	518.4
Aroclor-1260	4	12.970	0.000	364117	474.0	4	11.973	-0.002	534677	471.3
Aroclor-1260	5	13.143	-0.001	186789	424.8	5	13.250	-0.004	117664	462.5
Total Col1Ave (5 peaks): 443.4					Total Col2Ave (5 peaks): 514.0				RPD = 15	
Corrected Ave (5 peaks): 443.4					Corrected Ave (5 peaks): 514.0				RPD = 15	
Aroclor-1262	1	11.863	-0.001	377229	274.9	1	11.727	-0.002	273879	367.4
Aroclor-1262	2	12.550	-0.001	740518	356.3	2	11.973	-0.001	534677	352.9
Aroclor-1262	3	12.970	0.000	364117	596.9	3	12.493	0.000	145288	203.6
Aroclor-1262	4	13.143	0.000	186789	201.9	4	13.250	-0.003	117664	234.6
Total Col1Ave (4 peaks): 357.5					Total Col2Ave (4 peaks): 289.6				RPD = 21	
Corrected Ave (4 peaks): 357.5					Corrected Ave (4 peaks): 289.6				RPD = 21	
Aroclor-1268	1	13.067	-0.001	166004	70.1	1	12.493	0.002	145288	82.4
Aroclor-1268	2	13.143	0.003	186789	84.6	2	12.557	-0.003	397750	213.6
Aroclor-1268	3	13.560	0.033	69609	38.2	3	12.953	-0.002	9685	7.5
Aroclor-1268	4	14.287	0.003	94703	19.7	4	13.730	-0.001	40440	10.0
Total Col1Ave (4 peaks): 53.2					Total Col2Ave (4 peaks): 78.3				RPD = 38	
Corrected Ave (4 peaks): 53.2					Corrected Ave (3 peaks): 33.3				RPD = 46*	

0369

Total PCB Area Col1 (6.594 - 14.988) = 10595745 Col1 Total PCB = 1.7 ppm*

Total PCB Area Col2 (5.771 - 14.897) = 8465373 Col2 Total PCB = 1.2 ppm*

* Quantitated against AR1660 0.25ppm in Ical

PCB-Form 10 Mod.

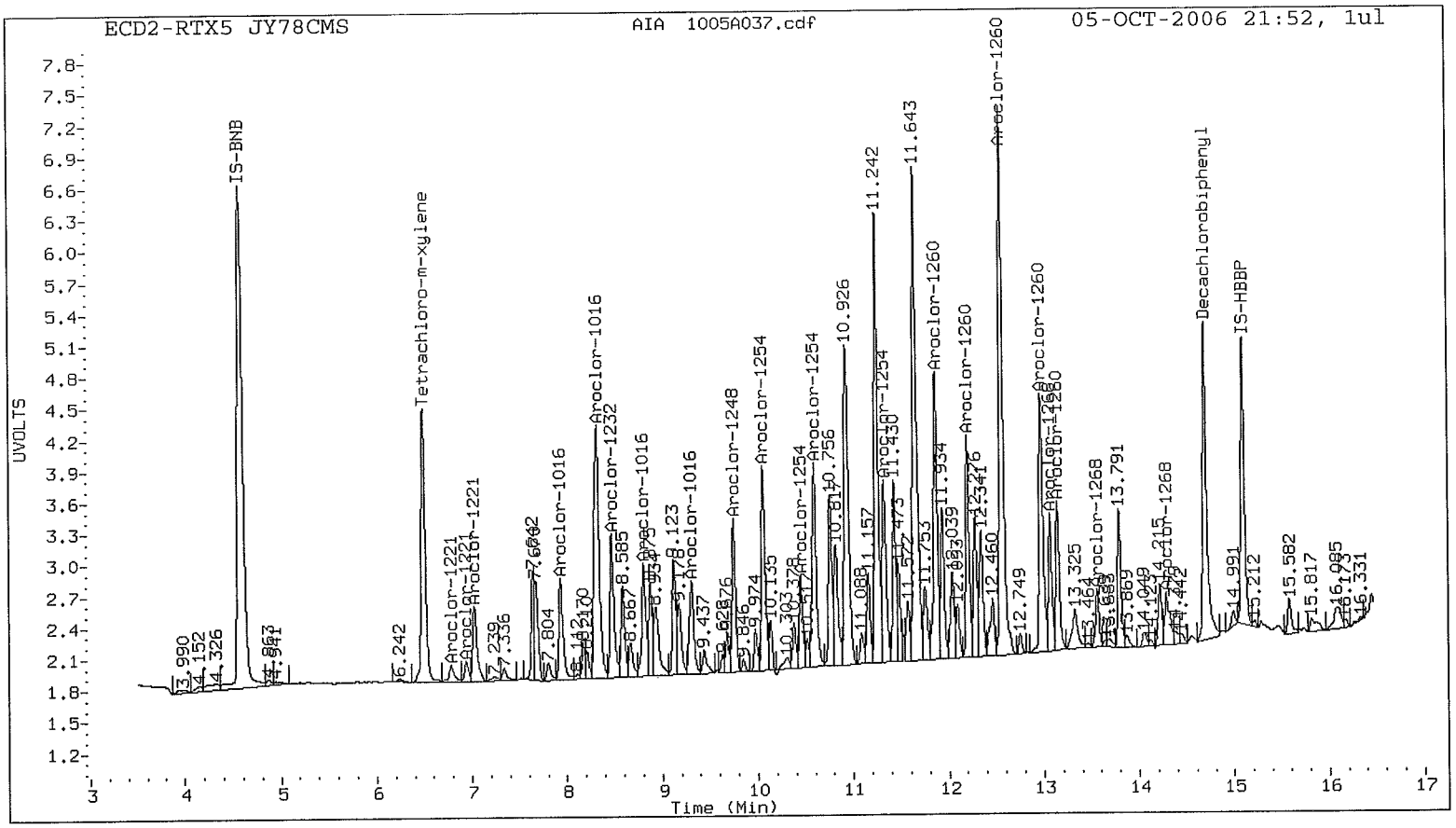
ECD2-RTX5 JY78CMS
AIA 1005A037.cdf
05-OCT-2006 21:52, 1ul
UVOLTS
Time (Min)
IS-BNB
Tetrachloro-m-xylene
Aroclor-1016
Aroclor-1221
Aroclor-1232
Aroclor-1248
Aroclor-1254
Aroclor-1260
Decachlorobiphenyl
IS-HBBP

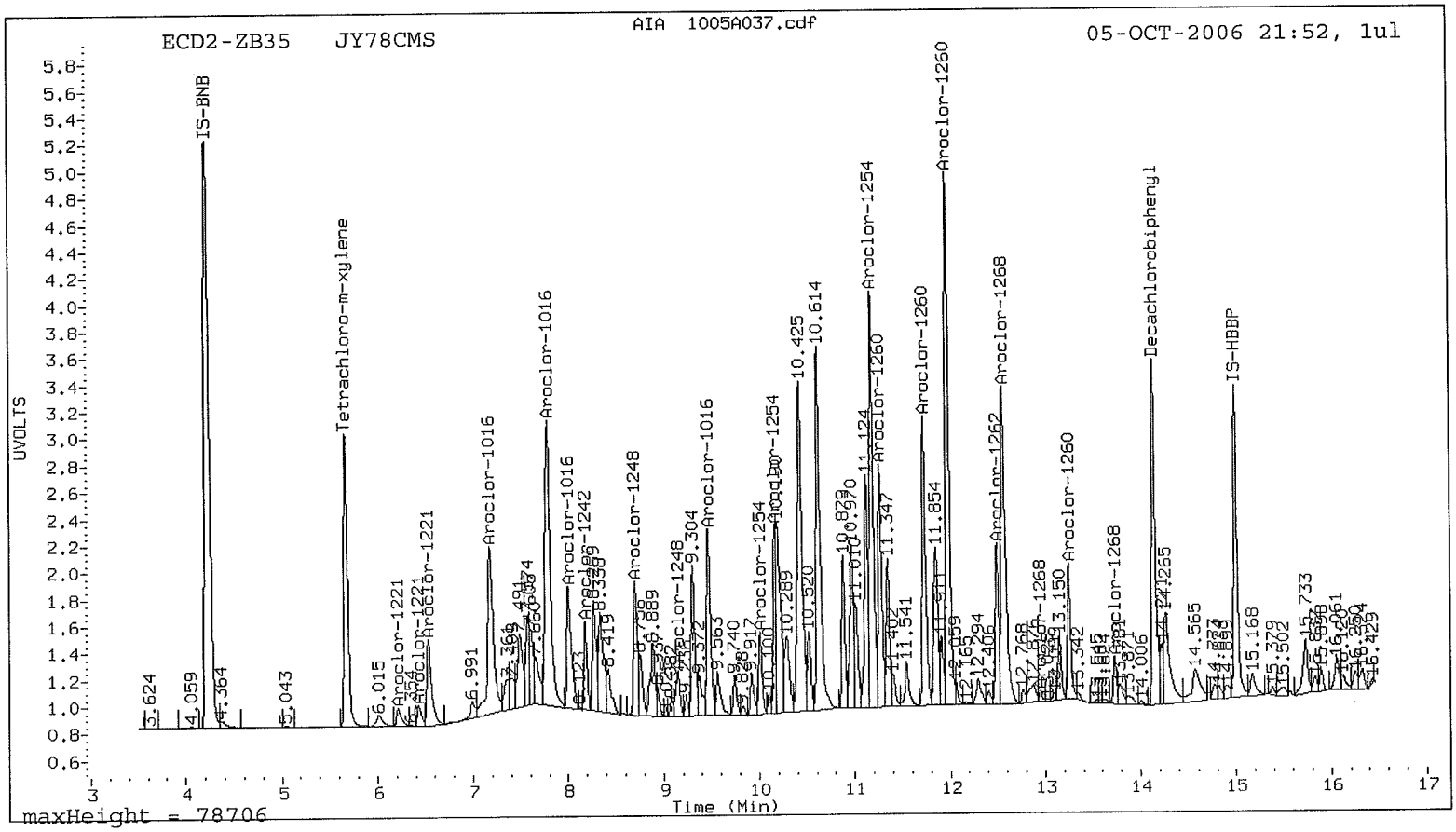
ECD2-ZB35 JY78CMS
AIA 1005A037.cdf
05-OCT-2006 21:52, 1ul
UVOLTS
Time (Min)
maxHeight = 78706
IS-BNB
Tetrachloro-m-xylene
Aroclor-1016
Aroclor-1221
Aroclor-1242
Aroclor-1248
Aroclor-1254
Aroclor-1260
Aroclor-1262
Aroclor-1268
Decachlorobiphenyl
IS-HBBP

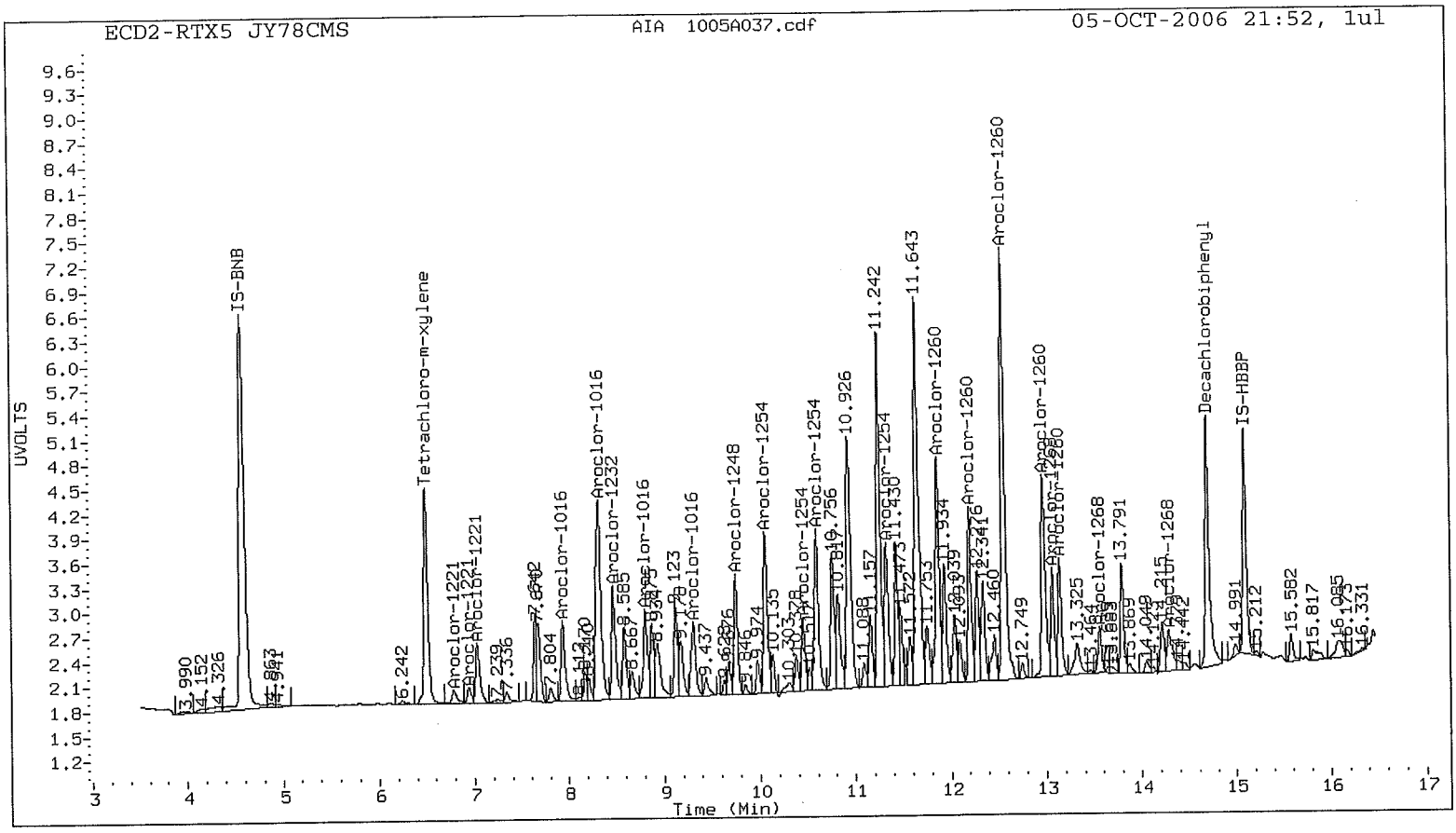
ECD2-RTX5 JY78CMS
AIA 1005A037.cdf
05-OCT-2006 21:52, 1ul
UVOLTS
Time (Min)
IS-BNB
Tetrachloro-m-xylene
Aroclor-1221
Aroclor-1016
Aroclor-1232
Aroclor-1248
Aroclor-1254
Aroclor-1260
Aroclor-1268
Decachlorobiphenyl
IS-HBBP

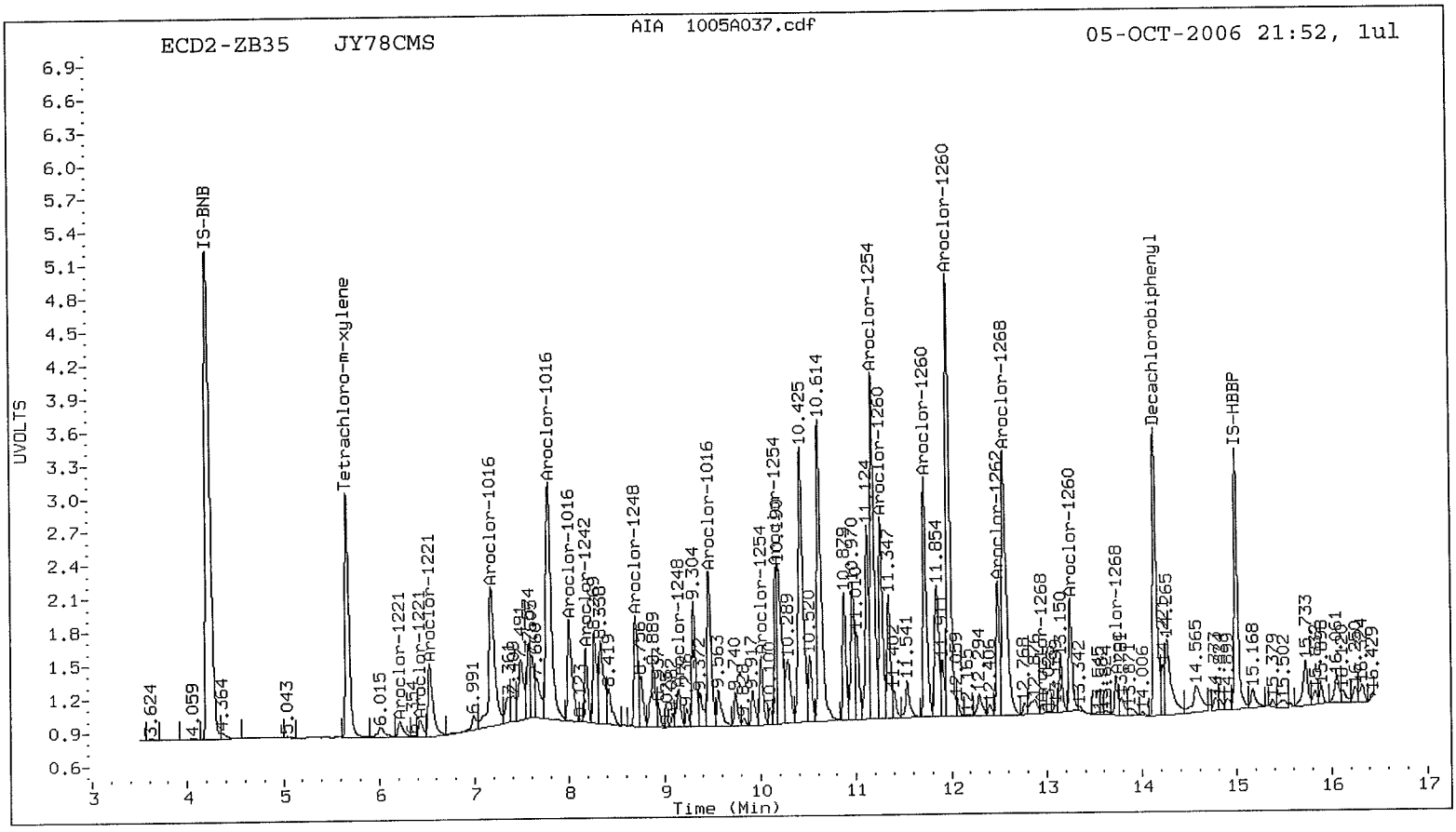
ECD2-ZB35 JY78CMS
AIA 1005A037.cdf
05-OCT-2006 21:52, 1ul
UVOLTS
Time (Min)
IS-BNB
Tetrachloro-m-xylene
Aroclor-1221
Aroclor-1016
Aroclor-1242
Aroclor-1248
Aroclor-1254
Aroclor-1260
Aroclor-1262
Aroclor-1268
Decachlorobiphenyl
IS-HBBP

ANALYTICAL RESOURCES INCORPORATED

ORGANICS ANALYSIS DATA SHEET
PCB by GC/ECD Method SW8082

Sample ID: RY3-092806
MATRIX SPIKE DUP

Lab Sample ID: JY78C
LIMS ID: 06-18109
Matrix: Soil
Data Release Authorized:
Reported: 10/06/06

QC Report No: JY78-Anchor Environmental
Project: Chinook
060354-01
Date Sampled: 09/28/06
Date Received: 09/29/06

Date Extracted: 10/03/06
Date Analyzed: 10/05/06 22:12
Instrument/Analyst: ECD2/PK
GPC Cleanup: No
Sulfur Cleanup: Yes
Acid Cleanup: Yes
Florisil Cleanup: No

Sample Amount: 12.3 g-dry-wt
Final Extract Volume: 4.0 mL
Dilution Factor: 1.00
Silica Gel: No
pH: 7.0
Percent Moisture: 5.5%

CAS Number	Analyte	RL	Result
12674-11-2	Aroclor 1016	32	---
53469-21-9	Aroclor 1242	32	< 32 U
12672-29-6	Aroclor 1248	32	< 32 U
11097-69-1	**Aroclor 1254**	**32**	**87**
11096-82-5	Aroclor 1260	32	---
11104-28-2	Aroclor 1221	32	< 32 U
11141-16-5	Aroclor 1232	32	< 32 U

Reported in µg/kg (ppb)

PCB Surrogate Recovery

Decachlorobiphenyl	91.0%
Tetrachlorometaxylene	95.0%

Analytical Resources Inc.
Dual Column PCB Quantitation Report

Data file 1: PCB20060929.b/1005-1.b/1005A038.d
Data file 2: PCB20060929.b/1005-2.b/1005A038.d
Method: /chem2/ecd2.i/PCB20060929.b/PCB1.m
Compound Sublist: PCB
Instrument, Inj. Vol.: ecd2.i, 1ul
Quant Method: Internal Std

ARI ID: JY78CMSD
Client ID:
Injection Date: 05-OCT-2006 22:12
Report Date: 10/06/2006 12:14
Matrix: NONE
Dilution Factor: 1.000

RTX5 Col			ZB35 Col			RTX5	ZB35		
RT	Shift	Response	RT	Shift	Response	on col	on col	RPD	Compound/Flag
6.489	-0.005	405642	5.667	-0.004	310442	33.11	38.04	13.9	Tetrachloro-m-xylene
14.687	0.001	465849	14.133	-0.003	347567	30.81	36.37	16.6	Decachlorobiphenyl MN

* Indicates RPD > 40%
M Indicates Column 1 peak was manually integrated
N Indicates Column 2 peak was manually integrated

SURROGATE PERCENT RECOVERY

SURROGATE	Col1	Col2
Tetrachloro-m-xylene	82.8	95.1
Decachlorobiphenyl	77.0	90.9

INTERNAL STANDARD SUMMARY

Column 1

Standard Cpnd	Standard Area*	Sample Area	%D
Bromo-Nitrobenzene	588002	934186	58.9
Hexabromobiphenyl	185009	354279	91.5

Column 2

Standard Cpnd	Standard Area*	Sample Area	%D
Bromo-Nitrobenzene	764009	785498	2.8
Hexabromobiphenyl	252301	289494	14.7

* Standard Areas taken from Initial Cal Level 4
Initial Calibration Date: 29-SEP-2006
<- Indicates standard response outside Limits (-50 to +100%)

Aroclor	Peak#	RTX5 Col RT	Shift	Area	Amount	Peak#	ZB35 Col RT	Shift	Area	Amount
Aroclor-1016	1	7.932	-0.005	131292	311.3	1	7.177	-0.007	240717	423.3
Aroclor-1016	2	8.318	-0.004	401648	314.2	2	7.790	-0.005	473443	469.4
Aroclor-1016	3	8.803	-0.006	161835	468.8	3	8.000	-0.009	168567	404.9
Aroclor-1016	4	9.307	-0.005	144789	371.0	4	9.463	-0.007	203190	832.7
Total Col1Ave (4 peaks): 366.3					Total Col2Ave (4 peaks): 532.6				RPD = 37	
Corrected Ave (4 peaks): 366.3					Corrected Ave (4 peaks): 532.6				RPD = 37	
Aroclor-1221	1	6.780	-0.006	41912	217.1	1	6.215	-0.004	28497	182.5
Aroclor-1221	2	6.937	-0.003	33379	267.0	2	6.432	-0.004	22602	211.3
Aroclor-1221	3	7.025	-0.005	119133	255.9	3	6.530	-0.007	96352	231.9
Total Col1Ave (3 peaks): 246.7					Total Col2Ave (3 peaks): 208.5				RPD = 17	
Corrected Ave (3 peaks): 246.7					Corrected Ave (3 peaks): 208.5				RPD = 17	
Aroclor-1232	1	7.025	-0.005	119133	289.6	1	6.530	-0.007	96352	274.8
Aroclor-1232	2	7.932	-0.004	131292	732.8	2	7.177	-0.010	240717	793.8
Aroclor-1232	3	8.318	-0.003	401648	724.0	3	7.790	-0.004	473443	1070.4
Aroclor-1232	4	8.470	-0.003	180606	763.5	4	8.000	-0.008	168567	913.0
Total Col1Ave (4 peaks): 627.5					Total Col2Ave (4 peaks): 763.0				RPD = 19	
Corrected Ave (4 peaks): 627.5					Corrected Ave (4 peaks): 763.0				RPD = 19	
Aroclor-1242	1	7.025	-0.006	119133	361.8	1	6.530	-0.009	96352	339.2
Aroclor-1242	2	7.932	-0.006	131292	329.5	2	7.177	-0.007	240717	441.9
Aroclor-1242	3	8.318	-0.004	401648	338.5	3	7.790	-0.005	473443	503.8
Aroclor-1242	4	8.470	-0.005	180606	356.9	4	8.000	-0.009	168567	435.5
Aroclor-1242	NS	---			----	5	8.180	-0.006	78680	371.7
Total Col1Ave (4 peaks): 346.7					Total Col2Ave (5 peaks): 418.4				RPD = 19	
Corrected Ave (4 peaks): 346.7					Corrected Ave (5 peaks): 418.4				RPD = 19	
Aroclor-1248	1	8.318	-0.004	401648	489.3	1	7.177	-0.004	240717	865.8
Aroclor-1248	2	8.803	-0.006	161835	337.3	2	7.790	-0.004	473443	710.1
Aroclor-1248	3	9.307	-0.004	144789	226.1	3	8.700	-0.006	147939	341.8
Aroclor-1248	4	9.747	0.005	197874	228.5	4	9.150	-0.008	57212	91.3
Total Col1Ave (4 peaks): 320.3					Total Col2Ave (4 peaks): 502.2				RPD = 44*	
Corrected Ave (4 peaks): 320.3					Corrected Ave (3 peaks): 381.1				RPD = 17	
Aroclor-1254	1	10.053	-0.005	284695	291.2	1	9.463	-0.006	203190	332.6
Aroclor-1254	2	10.450	-0.002	122481	228.0	2	10.010	-0.003	77586	209.3
Aroclor-1254	3	10.590	-0.003	317594	287.0	3	10.163	-0.004	136863	158.1
Aroclor-1254	4	11.323	-0.007	268874	406.7	4	11.177	-0.005	441507	785.1
Total Col1Ave (4 peaks): 303.2					Total Col2Ave (4 peaks): 371.3				RPD = 20	
Corrected Ave (4 peaks): 303.2					Corrected Ave (3 peaks): 233.3				RPD = 26	
Aroclor-1260	1	11.863	-0.001	386593	480.9	1	11.177	-0.005	441507	673.7
Aroclor-1260	2	12.193	-0.004	265956	403.4	2	11.263	-0.005	237341	484.2
Aroclor-1260	3	12.550	-0.002	756187	474.5	3	11.727	-0.004	272024	531.7
Aroclor-1260	4	12.970	0.000	377313	496.1	4	11.973	-0.002	534977	487.0
Aroclor-1260	5	13.143	-0.001	191363	439.6	5	13.250	-0.004	116111	471.3
Total Col1Ave (5 peaks): 458.9					Total Col2Ave (5 peaks): 529.6				RPD = 14	
Corrected Ave (5 peaks): 458.9					Corrected Ave (5 peaks): 529.6				RPD = 14	
Aroclor-1262	1	11.863	-0.001	386593	284.6	1	11.727	-0.002	272024	376.8
Aroclor-1262	2	12.550	-0.001	756187	367.6	2	11.973	-0.001	534977	364.6
Aroclor-1262	3	12.970	0.000	377313	624.8	3	12.493	0.000	142300	205.9
Aroclor-1262	4	13.143	0.000	191363	208.9	4	13.250	-0.003	116111	239.1
Total Col1Ave (4 peaks): 371.5					Total Col2Ave (4 peaks): 296.6				RPD = 22	
Corrected Ave (4 peaks): 371.5					Corrected Ave (4 peaks): 296.6				RPD = 22	
Aroclor-1268	1	13.067	-0.001	168928	72.0	1	12.493	0.002	142300	83.3
Aroclor-1268	2	13.143	0.003	191363	87.6	2	12.557	-0.003	389667	216.1
Aroclor-1268	3	13.557	0.030	74032	41.1	3	12.950	-0.005	9187	7.3
Aroclor-1268	4	14.284	0.000	95322	20.0	4	13.727	-0.004	42865	10.9
Total Col1Ave (4 peaks): 55.2					Total Col2Ave (4 peaks): 79.4				RPD = 36	
Corrected Ave (4 peaks): 55.2					Corrected Ave (3 peaks): 33.8				RPD = 48*	

Total PCB Area Col1 (6.594 - 14.988) = 10801839 Col1 Total PCB = 1.7 ppm*

Total PCB Area Col2 (5.771 - 14.897) = 8512135 Col2 Total PCB = 1.2 ppm*

* Quantitated against AR1660 0.25ppm in Ical

PCB-Form 10 Mod.

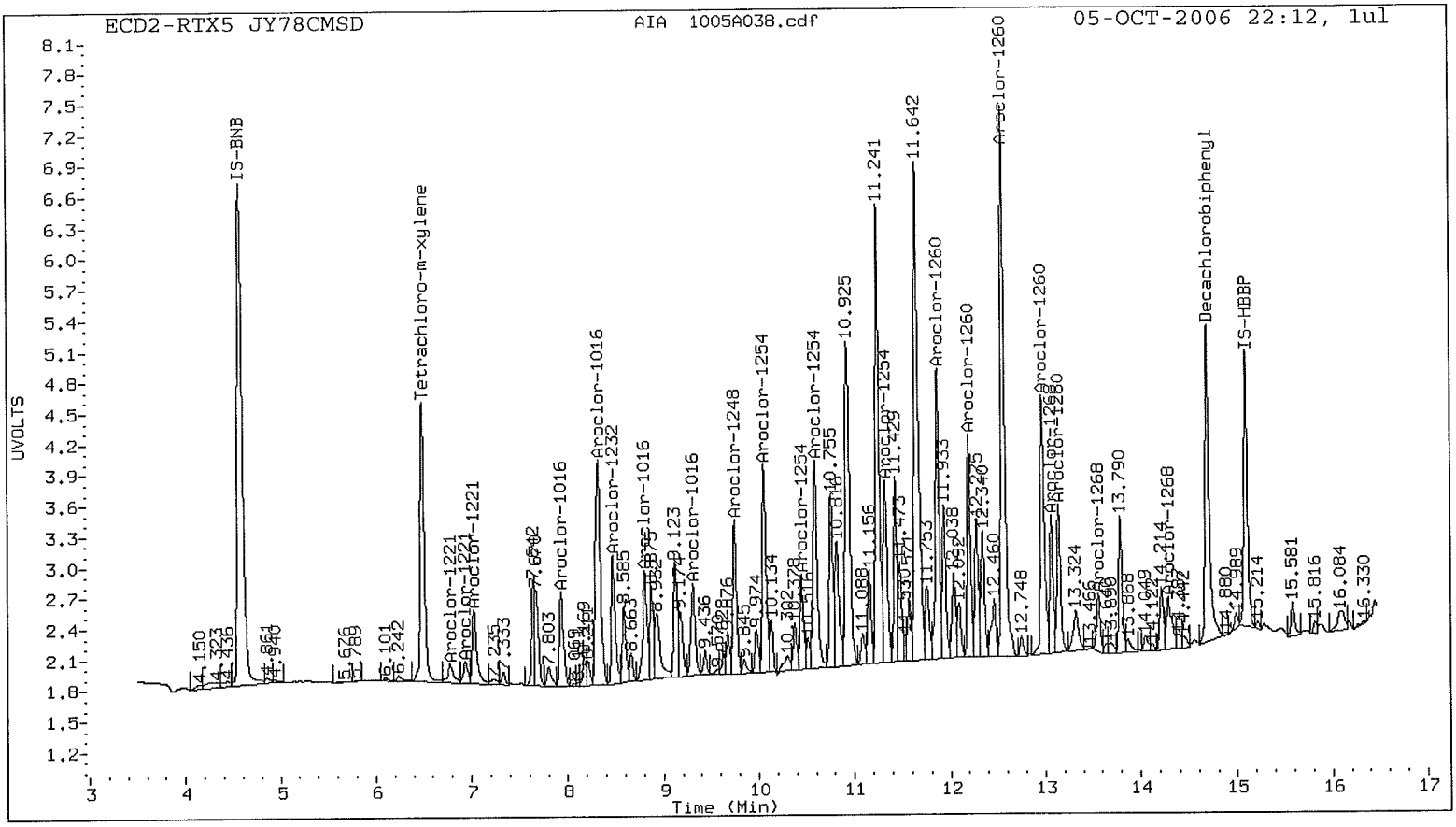
ECD2-RTX5 JY78CMSD
AIA 1005A038.cdf
05-OCT-2006 22:12, 1ul
UVOLTS
Time (Min)
IS-BNB
Tetrachloro-m-xylene
Aroclor-1221
Aroclor-1016
Aroclor-1232
Aroclor-1248
Aroclor-1254
Aroclor-1260
Aroclor-1262
Aroclor-1268
Decachlorobiphenyl
IS-HBBP

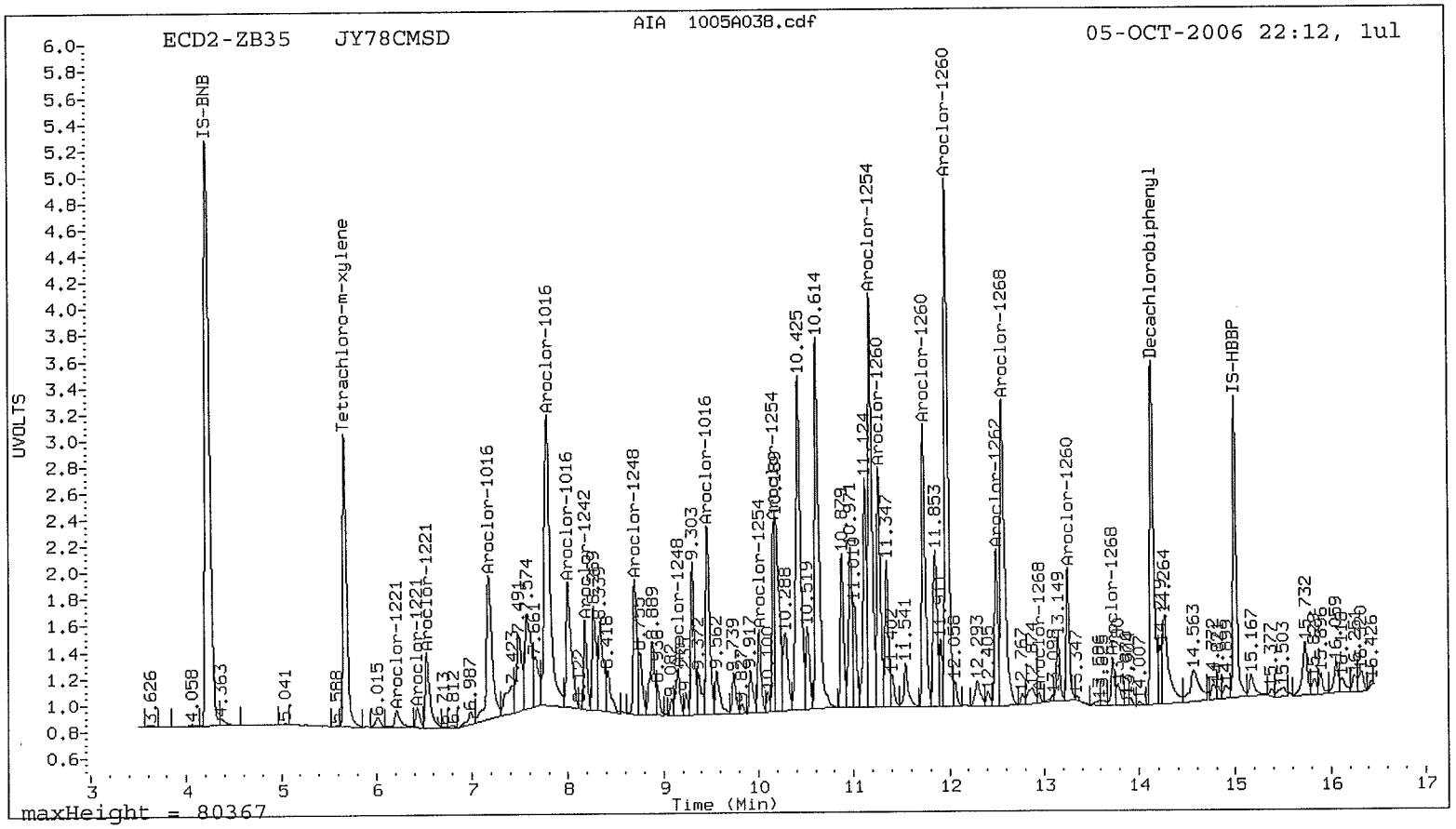
ECD2-ZB35 JY78CMSD
AIA 1005A038.cdf
05-OCT-2006 22:12, 1ul
UVOLTS
Time (Min)
maxHeight = 80367
IS-BNB
Tetrachloro-m-xylene
Aroclor-1221
Aroclor-1016
Aroclor-1242
Aroclor-1248
Aroclor-1254
Aroclor-1260
Aroclor-1262
Aroclor-1268
Decachlorobiphenyl
IS-HBBP

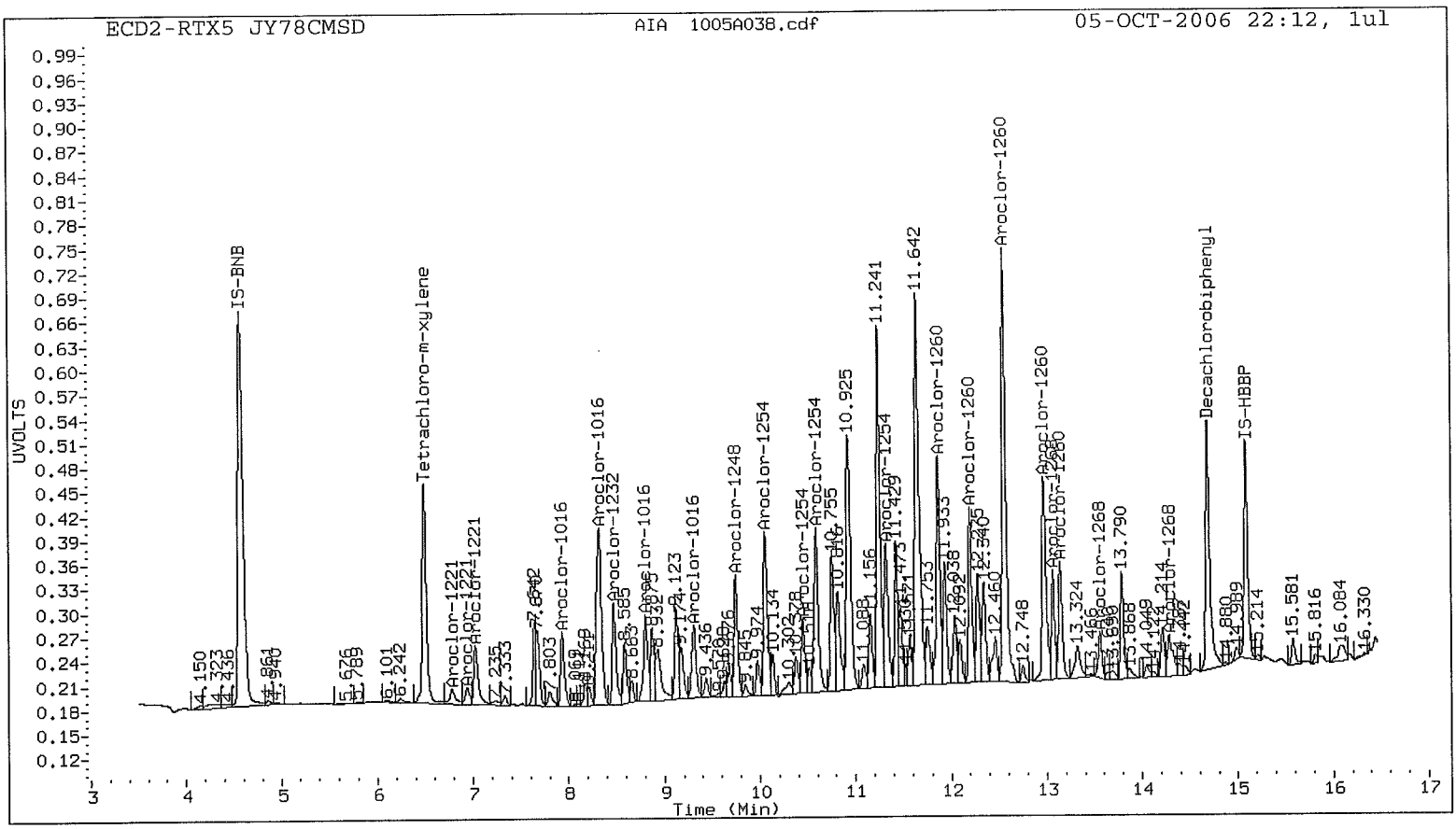
ECD2-RTX5 JY78CMSD
AIA 1005A038.cdf
05-OCT-2006 22:12, 1ul
UVOLTS
Time (Min)
IS-BNB
Tetrachloro-m-xylene
Aroclor-1221
Aroclor-1016
Aroclor-1232
Aroclor-1248
Aroclor-1254
Aroclor-1260
Decachlorobiphenyl
IS-HBBP

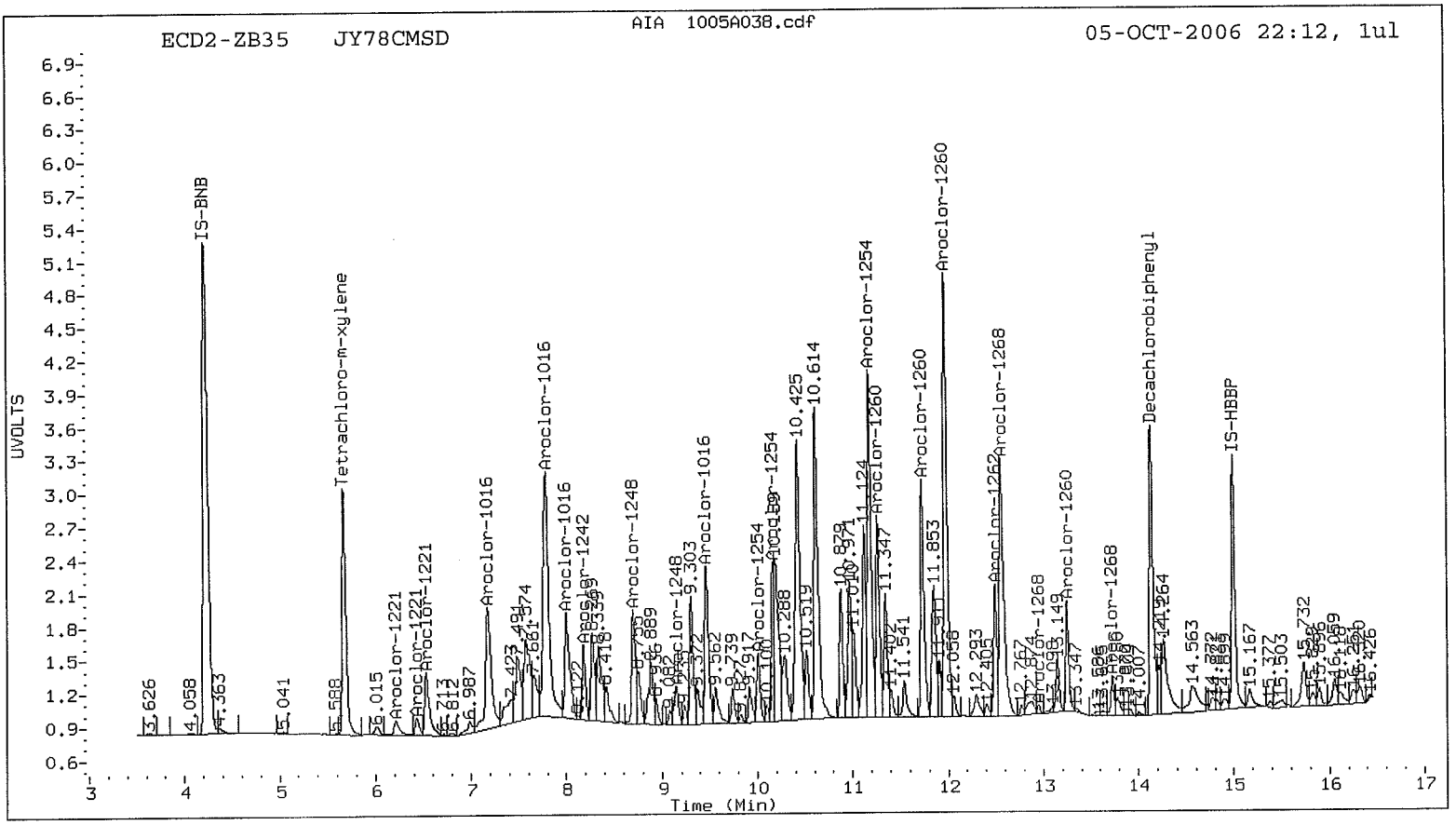
ECD2-ZB35 JY78CMSD
AIA 1005A038.cdf
05-OCT-2006 22:12, 1ul
UVOLTS
Time (Min)
IS-BNB
Tetrachloro-m-xylene
Aroclor-1221
Aroclor-1016
Aroclor-1242
Aroclor-1248
Aroclor-1254
Aroclor-1260
Aroclor-1262
Aroclor-1268
Decachlorobiphenyl
IS-HBBP

Analytical Resources Inc.
Dual Column PCB Quantitation Report

Data file 1: PCB20060929.b/1005-1.b/1005A033.d
Data file 2: PCB20060929.b/1005-2.b/1005A033.d
Method: /chem2/ecd2.i/PCB20060929.b/PCB1.m
Compound Sublist: PCB
Instrument, Inj. Vol.: ecd2.i, 1ul
Quant Method: Internal Std

ARI ID: JY78LCSS1
Client ID:
Injection Date: 05-OCT-2006 20:33
Report Date: 10/06/2006 12:14
Matrix: NONE
Dilution Factor: 1.000

RTX5 Col			ZB35 Col			RTX5	ZB35		
RT	Shift	Response	RT	Shift	Response	on col	on col	RPD	Compound/Flag
6.491	-0.003	401138	5.669	-0.002	321882	31.39	38.95	21.5	Tetrachloro-m-xylene
14.687	0.001	455907	14.135	-0.002	360630	31.41	38.58	20.5	Decachlorobiphenyl

* Indicates RPD > 40%
M Indicates Column 1 peak was manually integrated
N Indicates Column 2 peak was manually integrated

SURROGATE PERCENT RECOVERY

SURROGATE	Col1	Col2
Tetrachloro-m-xylene	78.5	97.4
Decachlorobiphenyl	78.5	96.5

INTERNAL STANDARD SUMMARY

Column 1

Standard Cpnd	Standard Area*	Sample Area	%D
Bromo-Nitrobenzene	588002	974198	65.7
Hexabromobiphenyl	185009	340097	83.8

Column 2

Standard Cpnd	Standard Area*	Sample Area	%D
Bromo-Nitrobenzene	764009	795394	4.1
Hexabromobiphenyl	252301	283162	12.2

* Standard Areas taken from Initial Cal Level 4
Initial Calibration Date: 29-SEP-2006
<- Indicates standard response outside Limits (-50 to +100%)

Aroclor	Peak#	RTX5 Col RT	Shift	Area	Amount	Peak#	ZB35 Col RT	Shift	Area	Amount
Aroclor-1016	1	7.934	-0.004	152577	346.9	1	7.179	-0.005	237964	413.3
Aroclor-1016	2	8.319	-0.003	482589	362.0	2	7.791	-0.004	438715	429.6
Aroclor-1016	3	8.806	-0.003	132799	368.9	3	8.004	-0.005	184864	438.5
Aroclor-1016	4	9.309	-0.002	159470	391.8	4	9.467	-0.004	115081	465.7
Total Col1Ave (4 peaks): 367.4					Total Col2Ave (4 peaks): 436.8				RPD = 17	
Corrected Ave (4 peaks): 367.4					Corrected Ave (4 peaks): 436.8				RPD = 17	
Aroclor-1221	1	6.782	-0.004	26006	129.2	1	6.217	-0.003	20000	126.5
Aroclor-1221	2	6.939	-0.001	25840	198.2	2	6.434	-0.003	21357	197.2
Aroclor-1221	3	7.027	-0.003	112162	231.0	3	6.533	-0.004	110869	263.5
Total Col1Ave (3 peaks): 186.1					Total Col2Ave (3 peaks): 195.7				RPD = 5	
Corrected Ave (3 peaks): 186.1					Corrected Ave (3 peaks): 195.7				RPD = 5	
Aroclor-1232	1	7.027	-0.003	112162	261.5	1	6.533	-0.004	110869	312.3
Aroclor-1232	2	7.934	-0.002	152577	816.7	2	7.179	-0.008	237964	775.0
Aroclor-1232	3	8.319	-0.002	482589	834.2	3	7.791	-0.003	438715	979.6
Aroclor-1232	4	8.471	-0.002	205848	834.5	4	8.004	-0.004	184864	988.8
Total Col1Ave (4 peaks): 686.7					Total Col2Ave (4 peaks): 763.9				RPD = 11	
Corrected Ave (4 peaks): 686.7					Corrected Ave (4 peaks): 763.9				RPD = 11	
Aroclor-1242	1	7.027	-0.004	112162	326.7	1	6.533	-0.006	110869	385.4
Aroclor-1242	2	7.934	-0.004	152577	367.2	2	7.179	-0.005	237964	431.4
Aroclor-1242	3	8.319	-0.004	482589	390.0	3	7.791	-0.004	438715	461.0
Aroclor-1242	4	8.471	-0.004	205848	390.1	4	8.004	-0.005	184864	471.6
Aroclor-1242	NS	---			----	5	8.181	-0.005	104764	488.8
Total Col1Ave (4 peaks): 368.5					Total Col2Ave (5 peaks): 447.6				RPD = 19	
Corrected Ave (4 peaks): 368.5					Corrected Ave (5 peaks): 447.6				RPD = 19	
Aroclor-1248	1	8.319	-0.003	482589	563.7	1	7.179	-0.002	237964	845.2
Aroclor-1248	2	8.806	-0.003	132799	265.5	2	7.791	-0.003	438715	649.8
Aroclor-1248	3	9.309	-0.002	159470	238.8	3	8.702	-0.004	136100	310.5
Aroclor-1248	4	9.747	0.006	134507	149.0	4	9.149	-0.008	49960	78.7
Total Col1Ave (4 peaks): 304.2					Total Col2Ave (4 peaks): 471.1				RPD = 43*	
Corrected Ave (3 peaks): 217.7					Corrected Ave (3 peaks): 346.4				RPD = 46*	
Aroclor-1254	1	10.055	-0.003	153925	151.0	1	9.467	-0.002	115081	186.0
Aroclor-1254	2	10.451	-0.001	24073	43.0	2	10.011	-0.002	19075	50.8
Aroclor-1254	3	10.589	-0.004	161572	140.0	3	10.196	0.029	213051	243.0
Aroclor-1254	4	11.319	-0.011	139876	202.9	4	11.178	-0.003	289131	507.8
Total Col1Ave (4 peaks): 134.2					Total Col2Ave (4 peaks): 246.9				RPD = 59*	
Corrected Ave (4 peaks): 134.2					Corrected Ave (3 peaks): 160.0				RPD = 18	
Aroclor-1260	1	11.863	-0.001	311511	403.6	1	11.178	-0.004	289131	451.0
Aroclor-1260	2	12.196	-0.001	248419	392.5	2	11.266	-0.003	219402	457.6
Aroclor-1260	3	12.551	-0.001	680427	444.8	3	11.727	-0.003	227217	454.1
Aroclor-1260	4	12.970	0.000	308908	423.1	4	11.972	-0.003	505729	470.6
Aroclor-1260	5	13.143	-0.001	174816	418.3	5	13.251	-0.003	118046	489.8
Total Col1Ave (5 peaks): 416.5					Total Col2Ave (5 peaks): 464.6				RPD = 11	
Corrected Ave (5 peaks): 416.5					Corrected Ave (5 peaks): 464.6				RPD = 11	
Aroclor-1262	1	11.863	-0.001	311511	238.9	1	11.727	-0.001	227217	321.8
Aroclor-1262	2	12.551	0.000	680427	344.5	2	11.972	-0.002	505729	352.4
Aroclor-1262	3	12.970	0.000	308908	532.9	3	12.494	0.001	148039	219.0
Aroclor-1262	4	13.143	0.000	174816	198.8	4	13.251	-0.002	118046	248.5
Total Col1Ave (4 peaks): 328.8					Total Col2Ave (4 peaks): 285.4				RPD = 14	
Corrected Ave (4 peaks): 328.8					Corrected Ave (4 peaks): 285.4				RPD = 14	
Aroclor-1268	1	13.067	0.000	148141	65.8	1	12.494	0.003	148039	88.6
Aroclor-1268	2	13.143	0.003	174816	83.3	2	12.556	-0.003	339497	192.4
Aroclor-1268	3	13.559	0.032	70500	40.8	3	12.953	-0.002	11515	9.4
Aroclor-1268	4	14.285	0.001	37866	8.3	4	13.728	-0.002	32409	8.5
Total Col1Ave (4 peaks): 49.5					Total Col2Ave (4 peaks): 74.7				RPD = 41*	
Corrected Ave (4 peaks): 49.5					Corrected Ave (3 peaks): 35.5				RPD = 33	

Total PCB Area Col1 (6.594 - 14.988) = 8447259 Col1 Total PCB = 1.3 ppm*

Total PCB Area Col2 (5.771 - 14.897) = 6720905 Col2 Total PCB = 1.0 ppm*

* Quantitated against AR1660 0.25ppm in Ical

PCB-Form 10 Mod.

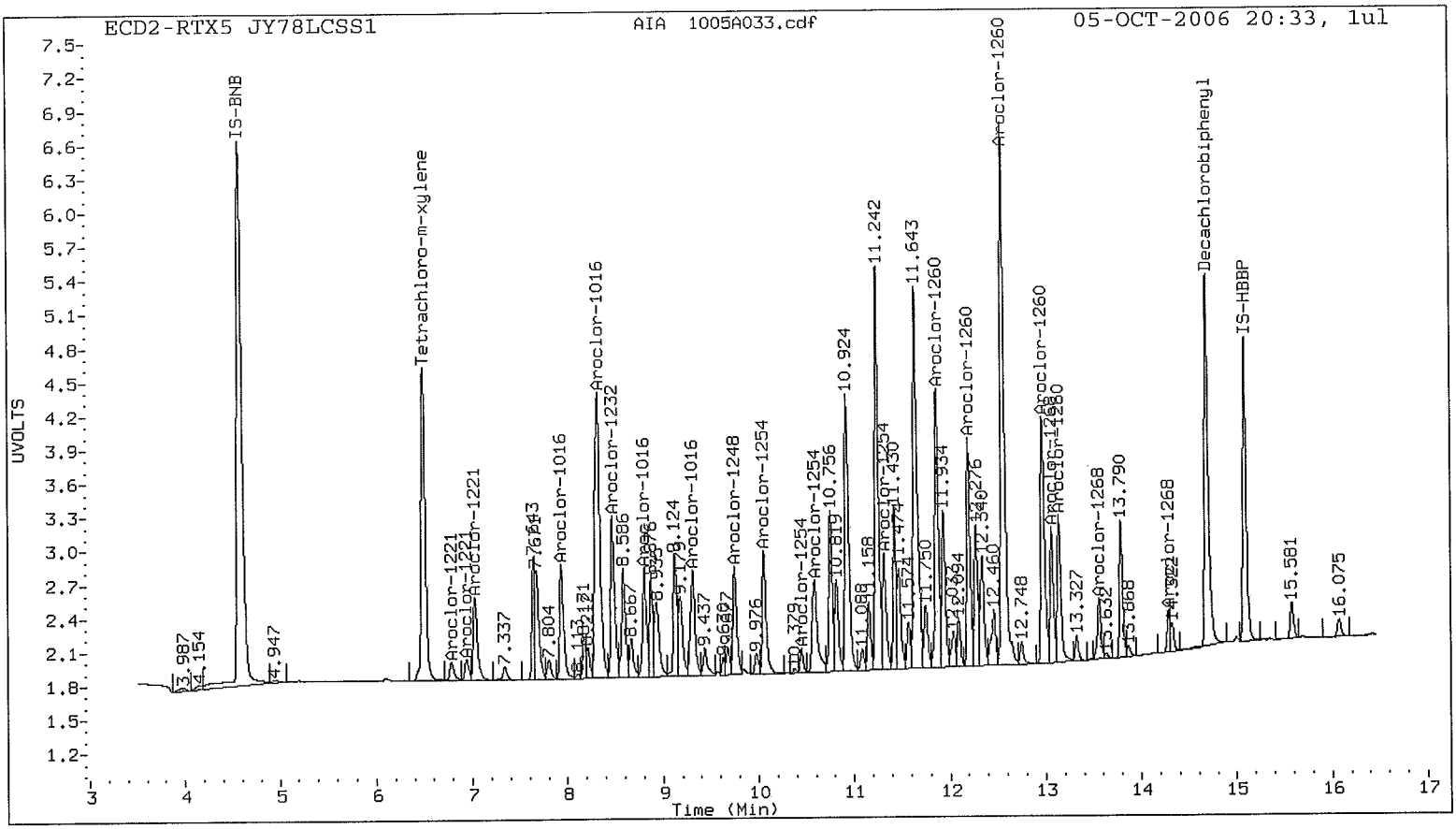
ECD2-RTX5 JY78LCSS1
AIA 1005A033.cdf
05-OCT-2006 20:33, 1ul
UVOLTS
Time (Min)
IS-BNB
Tetrachloro-m-xylene
Aroclor-1221
Aroclor-1016
Aroclor-1232
Aroclor-1248
Aroclor-1254
Aroclor-1260
Aroclor-1268
Decachlorobiphenyl
IS-HBBP

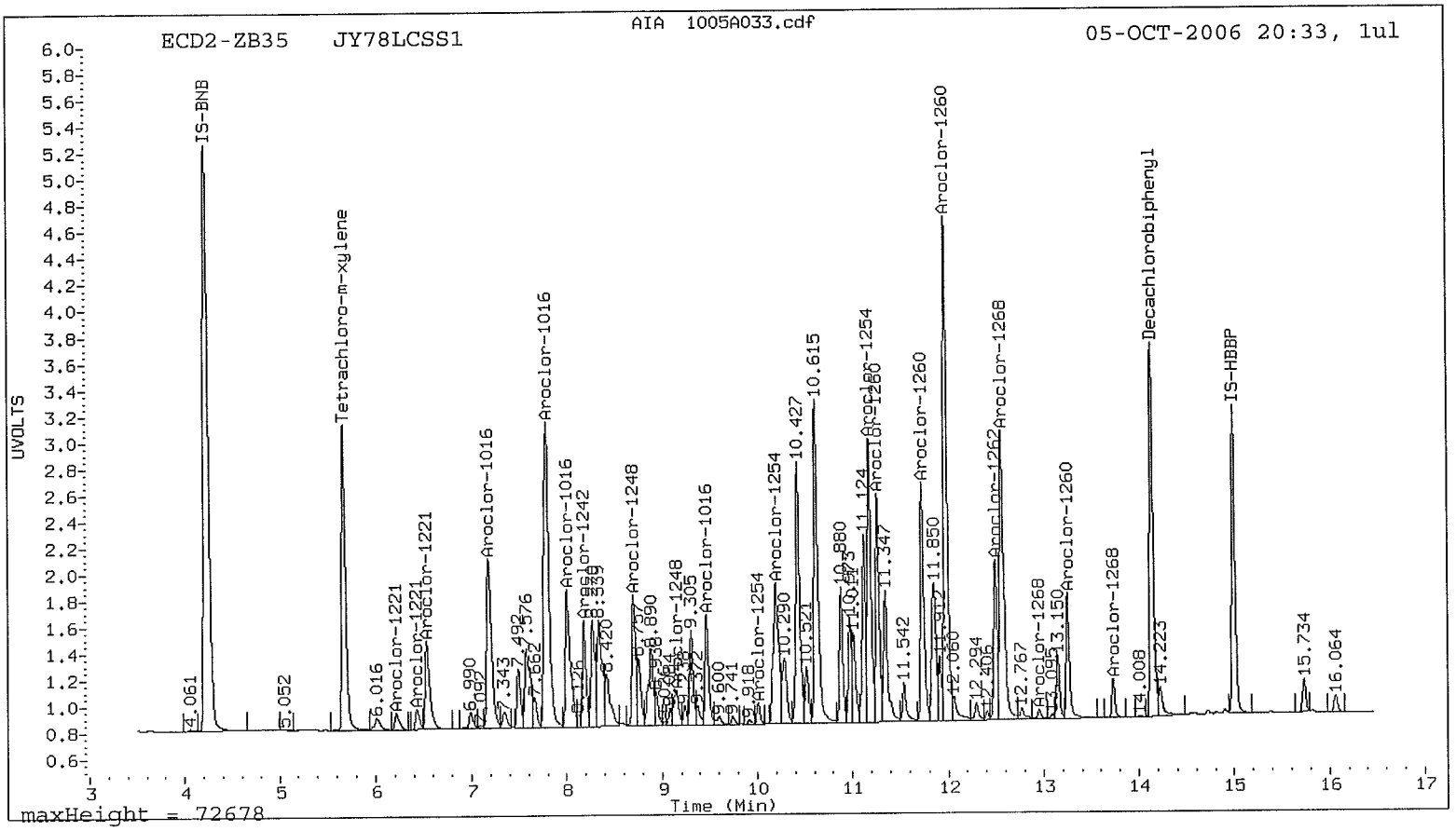
ECD2-ZB35 JY78LCSS1
AIA 1005A033.cdf
05-OCT-2006 20:33, 1ul
UVOLTS
Time (Min)
maxHeight = 72678
IS-BNB
Tetrachloro-m-xylene
Aroclor-1221
Aroclor-1016
Aroclor-1242
Aroclor-1248
Aroclor-1254
Aroclor-1260
Aroclor-1262
Aroclor-1268
Decachlorobiphenyl
IS-HBBP

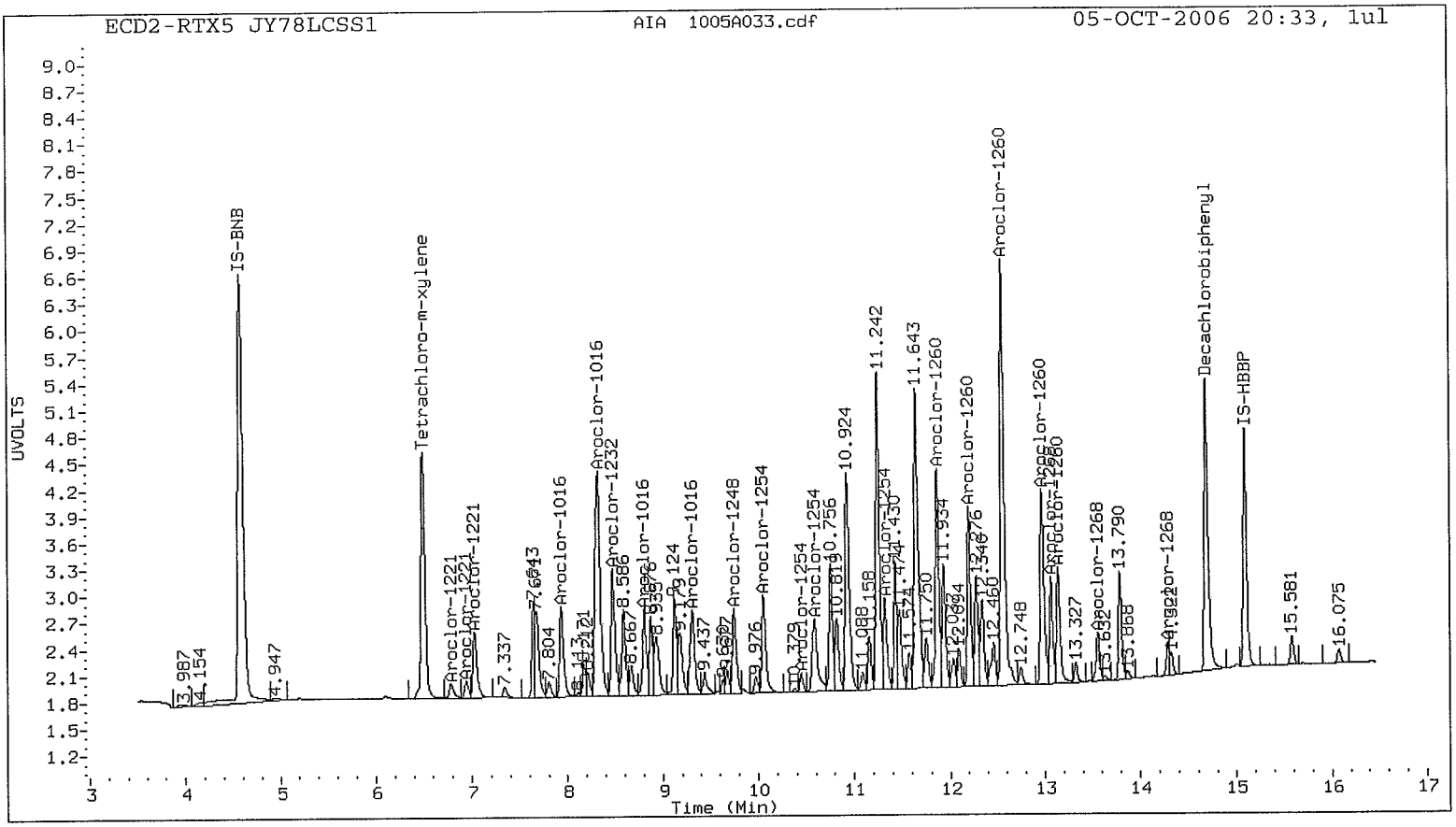
ECD2-RTX5 JY78LCSS1
AIA 1005A033.cdf
05-OCT-2006 20:33, 1ul
UVOLTS
Time (Min)
IS-BNB
Tetrachloro-m-xylene
Aroclor-1221
Aroclor-1016
Aroclor-1232
Aroclor-1248
Aroclor-1254
Aroclor-1260
Aroclor-1268
Decachlorobiphenyl
IS-HBBP

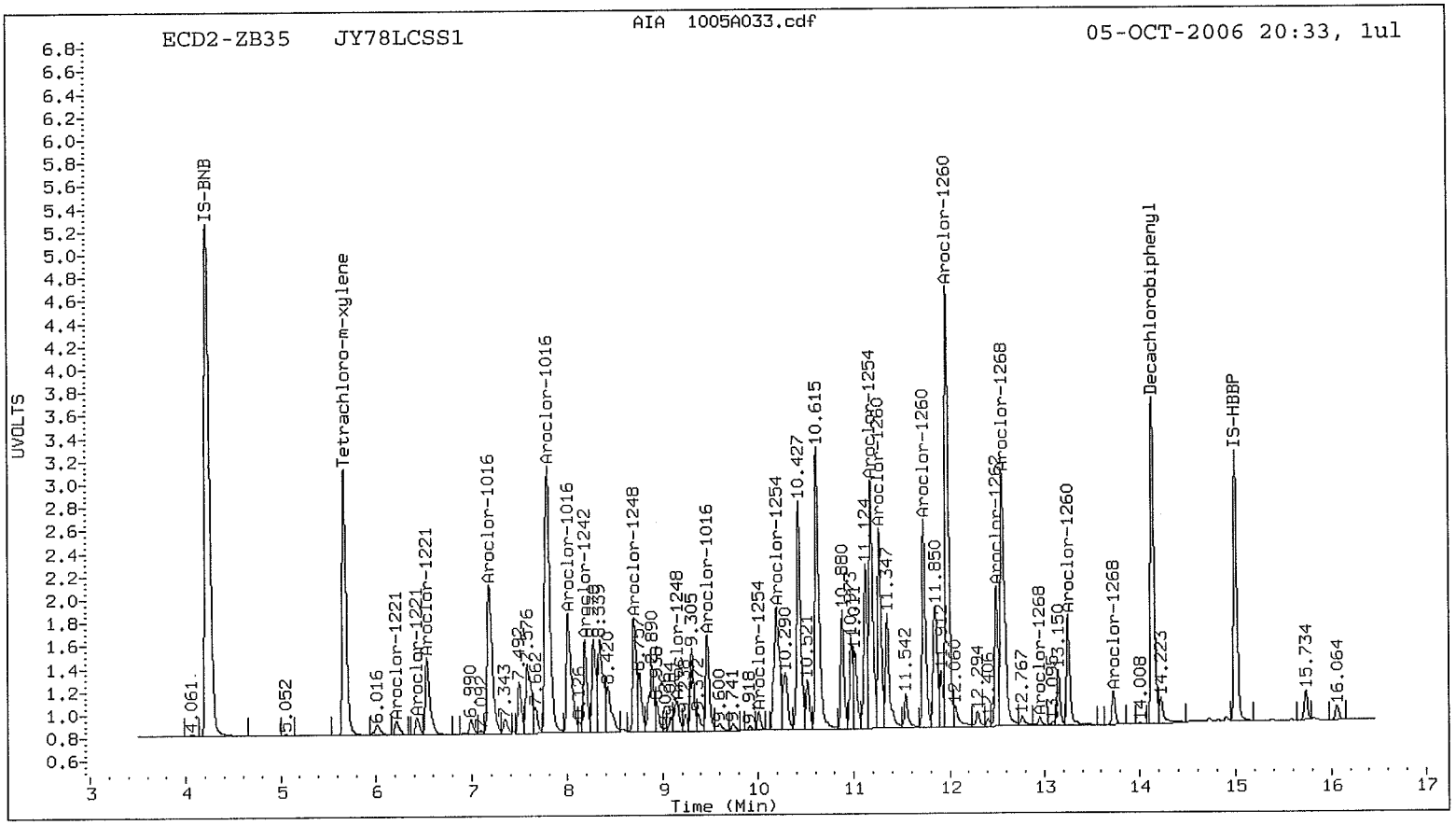
ECD2-ZB35 JY78LCSS1
AIA 1005A033.cdf
05-OCT-2006 20:33, 1ul
UVOLTS
Time (Min)
IS-BNB
Tetrachloro-m-xylene
Aroclor-1221
Aroclor-1016
Aroclor-1242
Aroclor-1248
Aroclor-1254
Aroclor-1260
Aroclor-1268
Decachlorobiphenyl
IS-HBBP

PCB Analysis
Extraction Benchsheets and Run Logs

prepared
for

ANCHOR ENVIRONMENTAL

Project: Chinook, 060354-01

ARI JOB NO: JY78

prepared
by

Analytical Resources, Inc.

QA LIMs # _____
EXT LIMs # _____
Bid # PBD923A-04

Pest/PCB / Soil/Sediment/ Tissue
In House X /PSDDA _____ /Low Level _____
(3550B) Sonication X
KD X / Turbovap X

Client Name: Anchor Environmental

ARI Job No(s): JY78

Extraction Requirements (ARI Lab ID)	Client Sample ID	Amount Extracted (g)	KD	Sillica Gel (Pest) Aliquot	Silica Gel (PCB) Aliquot	Acid Clean (req) 4mL	Sulfur Clean-up (req) 4mL	Final Effective Volume	Volume To Lab	Time Extracted 15:20 Comments:
MB: JY78mbs	10/3	12.00						4mL	1mL	
SB: sbs	↓	12.00								
A	checked	6.05								
B		6.02								
C		13.05								
Cms		13.05								
Cmsd		13.04								
E		6.01								
F		13.00								
Date/Analyst:	10/3/06 PC		10/4/06 NC			SC	10/4/06	→	→	

Surrogate Amount: 80 µL Added By: PC /Spk. Witness J.H.
Concentration: 2 µg/mL ID: 1421-2

Spike Amount: 25 µL Added By: PC /Spk. Witness J.H.
Concentration: 80 µg/mL ID: 1399-1

80:20 Hex/Acetone Reagent ID: F536
Na2So4 ID:(Son) I325 /(KD) _____
Neutral glasswool ID:(Son) 8-19-1 /(KD) _____
1:1 DCM/Hexane Reagent I.D.: N
1:1 DCM/Acetone Reagent I.D. N/A
(Hexane) Solvent Lot ID: I326
Tetrabutyl Ammonium Sulfite Reagent I.D.: FS18
Ethyl Acetate ID: N/A
Conc. H2So4 ID: I256
4% or 0% Silica Gel I.D. N/A

ANALYTICAL
RESOURCES
INCORPORATED

ANALYST NOTES - Organic Extractions

ARI Job No: JY78 Client Name: Anchor Environmental

Parameter: PCB Client Project: Chinook

3545	SOP Number(s)		No Anomalies

List problems, corrective actions, and any other pertinent information:

GC analyst, reduced extraction weights for samples A, B and E based on sample pre-screens. JH 1/3/06

Extraction

Analyst: _____ Date Extracted: _____

See Reverse Side for Additional Information

GC ANALYSIS RUN LOG - ECD 2

Operator: [illegible]
Column: 2B35/2B35 Date run start: 9/29/06
Parameters:

ANALYTICAL RESOURCES INCORPORATED

Vol. injected: 1 ul

Meth Chem2/ECD2 PCB20060929 Std ID #'s: 1421-3 1358-4,5
Data Chem2/ECD2 ical-1,2 1421-4 1359-1,2,3,4

GC LOG SUMMARY FOR DATABATCH - /chem2/ecd2.i/PCB20060929.b/ical-1.b

	Inject Date/Time	Filename	LabID	ClientId
1	29-SEP-2006 12:05	0929A001.d	IB	
2	29-SEP-2006 12:25	0929A002.d	AR1660 .25	
3	29-SEP-2006 12:45	0929A003.d	AR1660 1.0	
4	29-SEP-2006 13:05	0929A004.d	AR1660 .02	
5	29-SEP-2006 13:25	0929A005.d	AR1660 0.5	
6	29-SEP-2006 13:45	0929A006.d	AR1660 0.1	
7	29-SEP-2006 14:05	0929A007.d	ICV	
8	29-SEP-2006 14:25	0929A008.d	AR12421	
9	29-SEP-2006 14:45	0929A009.d	AR12481	
10	29-SEP-2006 15:04	0929A010.d	AR12541	
11	29-SEP-2006 15:24	0929A011.d	AR21621	
12	29-SEP-2006 15:44	0929A012.d	AR32681	
13	29-SEP-2006 16:04	0929A013.d	JW77MBS1	
14	29-SEP-2006 16:24	0929A014.d	JW77LCSS1	
15	29-SEP-2006 16:44	0929A015.d	JW77A	
16	29-SEP-2006 17:03	0929A016.d	JW77B	
17	29-SEP-2006 17:23	0929A017.d	JW77C	
18	29-SEP-2006 17:43	0929A018.d	JW77D	
19	29-SEP-2006 18:03	0929A019.d	JW77E	
20	29-SEP-2006 18:23	0929A020.d	JW77F	
21	29-SEP-2006 18:42	0929A021.d	JW77FMS	
22	29-SEP-2006 19:02	0929A022.d	JW77FMSD	
23	29-SEP-2006 19:22	0929A023.d	JW77G	
24	29-SEP-2006 19:42	0929A024.d	JY74MBW1	
25	29-SEP-2006 20:02	0929A025.d	JY74LCSW1	
26	29-SEP-2006 20:21	0929A026.d	JY74LCSDW1	
27	29-SEP-2006 20:41	0929A027.d	JY74A	
28	29-SEP-2006 21:01	0929A028.d	JX96MBW1	
29	29-SEP-2006 21:21	0929A029.d	JX96LCSW1	
30	29-SEP-2006 21:40	0929A030.d	JX96LCSDW1	
31	29-SEP-2006 22:00	0929A031.d	JX96H	
32	29-SEP-2006 22:20	0929A032.d	JY02A	
33	29-SEP-2006 22:40	0929A033.d	RINSE	
34	29-SEP-2006 22:59	0929A034.d	AR12422	
35	29-SEP-2006 23:19	0929A035.d	AR16602	

Corrective actions/std IDs: [illegible] 10/3/06

Analytical Resources, Incorporated
Analytical Chemists and Consultants

GC Analyst Notes / Corrective Action Log

ARI Project ID: _____ Client ID: _____

ARI SOP: **403S**(PCB) **405S**(Herbicides) **407S**(TPH-D) **409S**(HCID) **423S**(Pesticides) **Other**

Parameter(s): ECD 2 PCB CONFIR 9/29/06

Instrument: FID: _____ ECD: 2

Dates: Curve: _____ Analysis Start: _____

Endrin/DDT Breakdown <15%?	YES / NO / NA	LCS/LCSD Recovery in Control?	YES / NO
ICal Meets RF & %RSD Criteria?	YES / NO	MS/MSD Recovery in Control?	YES / NO
CCal Meets RF & %RSD Criteria	YES / NO	Surrogate Recovery in Control?	YES / NO
Internal Standard Meets Criteria?	YES / NO	Special Analysis Criteria Met?	YES / NO / NA
Method Blank in Control?	YES / NO		

Detail problems, corrective actions and/or other pertinent information below (use reverse side when necessary):

All 16600 peaks < 20% RSD.

Additional Details on Reverse: Yes / No

Analyst Signature: Phyllis **Date:** 9/29/06

Reviewer's Signature: _____ **Date:** _____

0388

GC ANALYSIS RUN LOG - ECD 2

ANALYTICAL RESOURCES INCORPORATED

Operator: ak
Column: ZB5/ZB35 Date run start: 10/5/06
Parameters: PCB

Vol. injected: 1 ul

Meth Chem2/ECD2 20060929 Std ID #'s: 1421-3,4 1358-4,5
Data Chem2/ECD2 1005-1,2 1359-1,2,3,4

GC LOG SUMMARY FOR DATABATCH - /chem2/ecd2.i/PCB20060929.b/1005-1.b

	Inject Date/Time	Filename	LabID	ClientId
1	05-OCT-2006 09:57	1005A001.d	AR166011	
2	05-OCT-2006 10:16	1005A002.d	AR12486	
3	05-OCT-2006 10:36	1005A003.d	JZ03E	IS-BA-S7
4	05-OCT-2006 10:56	1005A004.d	JZ03F	IS-B3-S5
5	05-OCT-2006 11:16	1005A005.d	JZ03G	IS-B3-S6
6	05-OCT-2006 11:36	1005A006.d	JZ03H	IS-BA-B3
7	05-OCT-2006 11:56	1005A007.d	JZ03I	IS-B3-B5
8	05-OCT-2006 12:16	1005A008.d	JZ11A	IS-B3-S4
9	05-OCT-2006 12:35	1005A009.d	JZ11B	IS-BA-S4
10	05-OCT-2006 12:55	1005A010.d	JZ03A	IS-B3-B4
11	05-OCT-2006 13:15	1005A011.d	JZ03B	IS-BA-B2
12	05-OCT-2006 13:35	1005A012.d	JZ03C	IS-BA-S5
13	05-OCT-2006 13:55	1005A013.d	JZ03D	IS-BA-S6
14	05-OCT-2006 14:14	1005A014.d	JZ03B	IS-BA-B2
15	05-OCT-2006 14:34	1005A015.d	JZ03C	IS-BA-S5
16	05-OCT-2006 14:54	1005A016.d	JZ08A	17-07-Soilconf-30
17	05-OCT-2006 15:14	1005A017.d	JZ08B	17-07-Soilconf-31
18	05-OCT-2006 15:34	1005A018.d	JZ08C	17-07-Soilconf-32
19	05-OCT-2006 15:54	1005A019.d	JZ25A	17-07-Soilconf-33
20	05-OCT-2006 16:13	1005A020.d	JZ25B	17-07-Soilconf-34
21	05-OCT-2006 16:35	1005A021.d	JZ25C	17-07-Soilconf-35
22	05-OCT-2006 16:55	1005A022.d	JZ25D	17-07-Soilconf-36
23	05-OCT-2006 17:15	1005A023.d	JZ03MBS1	JZ03MBS1
24	05-OCT-2006 17:34	1005A024.d	JZ03LCSS1	JZ03LCSS1
25	05-OCT-2006 17:54	1005A025.d	JZ03LCSDS1	
26	05-OCT-2006 18:14	1005A026.d	JZ08MBS1	JZ08MBS1
27	05-OCT-2006 18:34	1005A027.d	JZ08LCSS1	JZ08LCSS1
28	05-OCT-2006 18:54	1005A028.d	JZ25MBS1	JZ25MBS1
29	05-OCT-2006 19:14	1005A029.d	JZ25LCSS1	JZ25LCSS1
30	05-OCT-2006 19:34	1005A030.d	AR12546	
31	05-OCT-2006 19:53	1005A031.d	AR166012	
32	05-OCT-2006 20:13	1005A032.d	JY78MBS1	
33	05-OCT-2006 20:33	1005A033.d	JY78LCSS1	
34	05-OCT-2006 20:53	1005A034.d	JY78A	
35	05-OCT-2006 21:13	1005A035.d	JY78B	
36	05-OCT-2006 21:32	1005A036.d	JY78C	
37	05-OCT-2006 21:52	1005A037.d	JY78CMS	
38	05-OCT-2006 22:12	1005A038.d	JY78CMSD	
39	05-OCT-2006 22:32	1005A039.d	JY78E	
40	05-OCT-2006 22:51	1005A040.d	JY78F	
41	05-OCT-2006 23:11	1005A041.d	JY77B	
42	05-OCT-2006 23:31	1005A042.d	JY77E	
43	05-OCT-2006 23:51	1005A043.d	JY77F	
44	06-OCT-2006 00:10	1005A044.d	RINSE	
45	06-OCT-2006 00:30	1005A045.d	RINSE	
46	06-OCT-2006 00:50	1005A046.d	RINSE	
47	06-OCT-2006 01:10	1005A047.d	AR12426	
48	06-OCT-2006 01:29	1005A048.d	AR166013	

Analytical Resources, Incorporated
Analytical Chemists and Consultants

GC Analyst Notes / Corrective Action Log

ARI Project ID: J478 Client ID: Archer

ARI SOP: **403S**(PCB) **405S**(Herbicides) **407S**(TPH-D) **409S**(HCID) **423S**(Pesticides) **Other**

Parameter(s): _____

Instrument: FID: _____ ECD: 2

Dates: Curve: 9/29/06 Analysis Start: 10/5/06

Endrin/DDT Breakdown <15%?	YES / NO / NA	LCS/LCSD Recovery in Control?	YES / NO
ICal Meets RF & %RSD Criteria?	YES / NO	MS/MSD Recovery in Control?	YES / NO
CCal Meets RF & %RSD Criteria	YES / NO	Surrogate Recovery in Control?	YES / NO
Internal Standard Meets Criteria?	YES / NO	Special Analysis Criteria Met?	YES / NO / NA
Method Blank in Control?	YES / NO		

Detail problems, corrective actions and/or other pertinent information below (use reverse side when necessary):

- HBBP IS out High on 1 cal in A. Appears to be matrix interference.

Additional Details on Reverse: Yes / No

Analyst Signature: _____ **Date:** 10/6/06

Reviewer's Signature: _____ **Date:** _____

NWTPHDx Analysis
QC Summary Data

prepared
for

ANCHOR ENVIRONMENTAL

Project: Chinook, 060354-01

ARI JOB NO: JY78

prepared
by

Analytical Resources, Inc.

ANALYTICAL RESOURCES INCORPORATED

TOTAL DIESEL RANGE HYDROCARBONS-EXTRACTION REPORT

ARI Job: JY78
Project: Chinook 060354-01

Matrix: Soil
Date Received: 09/29/06

ARI ID	Client ID	Client Amt	Final Vol	Basis	Prep Date
06-18107-JY78A	RY1-092806	9.34 g	1.00 mL	D	10/03/06
06-18108-JY78B	RY2-092806	9.45 g	1.00 mL	D	10/03/06
06-18109-JY78C	RY3-092806	9.49 g	1.00 mL	D	10/03/06
06-18110-JY78D	RY4-092806	9.56 g	1.00 mL	D	10/03/06
06-18111-JY78E	RY5-092806	9.45 g	1.00 mL	D	10/03/06
06-18112-JY78F	RY45-092806	9.45 g	1.00 mL	D	10/03/06
06-18113-100306MB1	Method Blank	10.0 g	1.00 mL	-	10/03/06
06-18113-100306LCS1	Lab Control	10.0 g	1.00 mL	-	10/03/06
06-18113-JY78G	RY6-092806	9.39 g	1.00 mL	D	10/03/06
06-18113-JY78GMS	RY6-092806	9.35 g	1.00 mL	D	10/03/06
06-18113-JY78GMSD	RY6-092806	9.35 g	1.00 mL	D	10/03/06

Basis: D=Dry Weight W=As Received

ANALYTICAL RESOURCES INCORPORATED

TPHD SURROGATE RECOVERY SUMMARY

Matrix: Soil

QC Report No: JY78-Anchor Environmental
Project: Chinook
060354-01

Client ID	OTER	TOT OUT
RY1-092806	79.1%	0
RY2-092806	76.2%	0
RY3-092806	80.7%	0
RY4-092806	81.8%	0
RY5-092806	82.4%	0
RY45-092806	80.2%	0
100306MBS	76.4%	0
100306LCS	74.4%	0
RY6-092806	69.8%	0
RY6-092806 MS	66.2%	0
RY6-092806 MSD	66.7%	0

	LCS/MB LIMITS	QC LIMITS
(OTER) = o-Terphenyl	(56-108)	(38-118)

Prep Method: SW3550B
Log Number Range: 06-18107 to 06-18113

ANALYTICAL RESOURCES INCORPORATED

ORGANICS ANALYSIS DATA SHEET
NWTPHD by GC/FID
Page 1 of 1

Sample ID: RY6-092806
MS/MSD

Lab Sample ID: JY78G
LIMS ID: 06-18113
Matrix: Soil
Data Release Authorized:
Reported: 10/05/06

QC Report No: JY78-Anchor Environmental
Project: Chinook
060354-01
Date Sampled: 09/28/06
Date Received: 09/29/06

Date Extracted MS/MSD: 10/03/06

Date Analyzed MS: 10/04/06 17:39
MSD: 10/04/06 17:55
Instrument/Analyst MS: FID3A/JGR
MSD: FID3A/JGR

Sample Amount MS: 9.35 g-dry-wt
MSD: 9.35 g-dry-wt
Final Extract Volume MS: 1.0 mL
MSD: 1.0 mL
Dilution Factor MS: 1.00
MSD: 1.00
Percent Moisture: 6.5%

Range	Sample	MS	Spike Added-MS	MS Recovery	MSD	Spike Added-MSD	MSD Recovery	RPD
Diesel	15.1	117	160	63.7%	118	160	64.3%	0.9%

TPHD Surrogate Recovery

	MS	MSD
o-Terphenyl	66.2%	66.7%

Results reported in mg/kg
RPD calculated using sample concentrations per SW846.

ANALYTICAL RESOURCES INCORPORATED

ORGANICS ANALYSIS DATA SHEET
NWTPHD by GC/FID
Page 1 of 1

Sample ID: LCS-100306
LAB CONTROL

Lab Sample ID: LCS-100306
LIMS ID: 06-18113
Matrix: Soil
Data Release Authorized:
Reported: 10/05/06

QC Report No: JY78-Anchor Environmental
Project: Chinook
060354-01
Date Sampled: NA
Date Received: NA

Date Extracted: 10/03/06
Date Analyzed: 10/04/06 14:03
Instrument/Analyst: FID3A/JGR

Sample Amount: 10.0 g
Final Extract Volume: 1.0 mL
Dilution Factor: 1.00

Range	Lab Control	Spike Added	Recovery
Diesel	108	150	72.0%

TPHD Surrogate Recovery

o-Terphenyl	74.4%

Results reported in mg/kg

TPH ANALYTICAL SEQUENCE

Lab Name: ANALYTICAL RESOURCES, INC Client: ANCHOR ENVIR

SDG No.: JY78 Project: CHINOOK

Instrument ID: FID3A GC Column: RTX-1

Run Date: 07/15/06

THE ANALYTICAL SEQUENCE OF BLANKS, SAMPLES, AND STANDARDS, IS GIVEN BELOW:

SURROGATE RT FROM DAILY STANDARD
TERPH: 4.03 TRIAC: 5.26

	CLIENT SAMPLE NO.	LAB SAMPLE ID	DATE ANALYZED	TIME ANALYZED	TERPH RT #	TRIAC RT #
01	RT	RT	07/15/06	1449	4.03	5.26
02	IB	IB	07/15/06	1505	4.03	5.26
03	ZZZZZ	ZZZZZ	07/15/06	1521	4.03	5.24
04	50 PPM DIESE	50 PPM DIESE	07/15/06	1537	4.03	5.26
05	100 PPM DIES	100 PPM DIES	07/15/06	1553	4.03	5.26
06	250 PPM DIES	250 PPM DIES	07/15/06	1608	4.03	5.26
07	500 PPM DIES	500 PPM DIES	07/15/06	1624	4.04	5.27
08	1000 PPM DIE	1000 PPM DIE	07/15/06	1640	4.05	5.27
09	2500 PPM DIE	2500 PPM DIE	07/15/06	1656	4.07	5.26
10	DIESEL ICV	DIESEL ICV	07/15/06	1712	4.03	5.27
11	DIESEL CVS	DIESEL CVS	07/15/06	1728	4.03	5.27
12	50 PPM JETA	50 PPM JETA	07/15/06	1744	4.02	5.26
13	100 PPM JETA	100 PPM JETA	07/15/06	1759	4.02	5.26
14	250 PPM JETA	250 PPM JETA	07/15/06	1815	4.03	5.25
15	500 PPM JETA	500 PPM JETA	07/15/06	1831	4.03	5.27
16	1000 PPM JET	1000 PPM JETA	07/15/06	1847	4.04	5.26
17	2500 PPM JET	2500 PPM JETA	07/15/06	1903	4.07	5.26
18	JETA CVS	JETA CVS	07/15/06	1919	4.03	5.26
19	100 PPM MOIL	100 PPM MOIL	07/15/06	1935	4.03	5.25
20	250 PPM MOIL	250 PPM MOIL	07/15/06	1950	4.03	5.25
21	500 PPM MOIL	500 PPM MOIL	07/15/06	2006	4.03	5.26
22	1000 PPM MOI	1000 PPM MOI	07/15/06	2022	4.02	5.27
23	2500 PPM MOI	2500 PPM MOI	07/15/06	2038	4.02	5.30
24	5000 PPM MOI	5000 PPM MOI	07/15/06	2054	4.04	5.34*
25	MOIL ICV	MOIL ICV	07/15/06	2109	4.03	5.26
26	MOIL CVS	MOIL CVS	07/15/06	2125	4.03	5.26

QC LIMITS

TERPH = o-terph (+/- 0.05 MINUTES)
TRIAC = Triacon Surr (+/- 0.05 MINUTES)

* Values outside of QC limits.

FORM VIII TPH

NWTPHDx Analysis
Sample Data

prepared
for

ANCHOR ENVIRONMENTAL

Project: Chinook, 060354-01

ARI JOB NO: JY78

prepared
by

Analytical Resources, Inc.

ANALYTICAL RESOURCES INCORPORATED

ORGANICS ANALYSIS DATA SHEET
TOTAL DIESEL RANGE HYDROCARBONS
NWTPHD by GC/FID
Page 1 of 1
Matrix: Soil

QC Report No: JY78-Anchor Environmental
Project: Chinook
060354-01
Date Received: 09/29/06

Data Release Authorized:
Reported: 10/05/06

ARI ID	Sample ID	Extraction Date	Analysis Date	DL	Range	Result
JY78A	RY1-092806	10/03/06	10/04/06	1.0	**Diesel**	**26**
06-18107	HC ID: **DRO/RRO**		FID3A		**Motor Oil**	**110**
					o-Terphenyl	79.1%
JY78B	RY2-092806	10/03/06	10/04/06	1.0	**Diesel**	**42**
06-18108	HC ID: **DRO/MOTOR OIL**		FID3A		**Motor Oil**	**55**
					o-Terphenyl	76.2%
JY78C	RY3-092806	10/03/06	10/04/06	1.0	Diesel	< 5.3 U
06-18109	HC ID: **RRO**		FID3A		**Motor Oil**	**20**
					o-Terphenyl	80.7%
JY78D	RY4-092806	10/03/06	10/04/06	1.0	**Diesel**	**36**
06-18110	HC ID: **DRO/MOTOR OIL**		FID3A		**Motor Oil**	**85**
					o-Terphenyl	81.8%
JY78E	RY5-092806	10/03/06	10/04/06	1.0	**Diesel**	**15**
06-18111	HC ID: **DRO/MOTOR OIL**		FID3A		**Motor Oil**	**120**
					o-Terphenyl	82.4%
JY78F	RY45-092806	10/03/06	10/04/06	1.0	**Diesel**	**10**
06-18112	HC ID: **DRO/MOTOR OIL**		FID3A		**Motor Oil**	**80**
					o-Terphenyl	80.2%
MB-100306	Method Blank	10/03/06	10/04/06	1.0	Diesel	< 5.0 U
06-18113	HC ID: ---		FID3A		Motor Oil	< 10 U
					o-Terphenyl	76.4%
JY78G	RY6-092806	10/03/06	10/04/06	1.0	**Diesel**	**15**
06-18113	HC ID: **DRO/MOTOR OIL**		FID3A		**Motor Oil**	**61**
					o-Terphenyl	69.8%

Reported in mg/kg (ppm)

Diesel quantitation on total peaks in the range from C12 to C24.
Motor Oil quantitation on total peaks in the range from C24 to C38.
HC ID: DRO/RRO indicates results of organics or additional hydrocarbons in ranges are not identifiable.

Analytical Resources Inc.
TPH Quantitation Report

Data file: /chem3/fid3a.i/20061004.b/1004a030.d
Method: /chem3/fid3a.i/20061004.b/ftphfid3a.m
Instrument: fid3a.i
Operator: JR
Report Date: 10/05/2006
Macro: 21-JUN-2006

ARI ID: JY78A
Client ID:
Injection: 04-OCT-2006 14:18

Dilution Factor: 1

Calibration Dates: Gas:12-SEP-2006 Diesel:14-AUG-2006 M.Oil:15-JUL-2006
AK102:30-AUG-2006 AK103:15-MAR-2006 TRAN.OIL:30-SEP-2006

FID:3A RESULTS

Compound	RT	Shift	Height	Area	Range	Total Area	Conc
Toluene	1.179	-0.032	41909	160131	GAS (Tol-C12)	358998	18
C8	1.361	-0.026	48498	72567	DIESEL (C12-C24)	3384150	244
C10	2.635	-0.002	389	450	M.OIL (C24-C38)	10024724	1063
C12	3.127	-0.006	3092	4174	AK-102 (C10-C25)	3422278	207
C14	3.452	0.004	2459	1025	AK-103 (C25-C36)	9644386	1519
C16	3.703	-0.002	7611	4699			
C18	3.942	0.001	211144	89722			
C20	4.164	-0.003	22270	16879			
C22	4.393	0.007	825692	448021			
C24	4.590	-0.008	87961	84390	TRANOIL (C12-C28)	7606397	464
C25	4.703	-0.001	201540	212496			
C26	4.805	-0.004	87931	90366			
C28	5.034	0.009	91016	35928			
C32	5.468	0.008	158979	61907			
C34	5.668	-0.003	68838	47883			
Filter Peak	6.255	-0.001	23324	17605			
C36	5.882	0.006	47318.0	7552	o-Terph Surrogate Rec = 79.2%		(648054)
C38	6.102	0.009	26961.0	31869	Triacon Surrogate Rec = 81.2%		(558274)
C40	6.366	0.002	16235	20264			
o-terph	4.003	-0.015	1342746	648054			
Triacon Surr	5.229	-0.022	626994	558274			

JR 10/05/06

Range Times: NW Diesel(3.133 - 4.598) AK102(2.64 - 4.70) Jet A(2.64 - 3.94)
NW M.Oil(4.60 - 6.09) AK103(4.70 - 5.88) OR Diesel(2.64 - 5.03)

Data File: /chem3/fid3a.i/20061004.b/1004a030.d
Date : 04-OCT-2006 14:18
Client ID:
Sample Info: JY78A

Instrument: fid3a.i

Operator: JR
Column diameter: 0.25

Column phase: RTX-1

0400

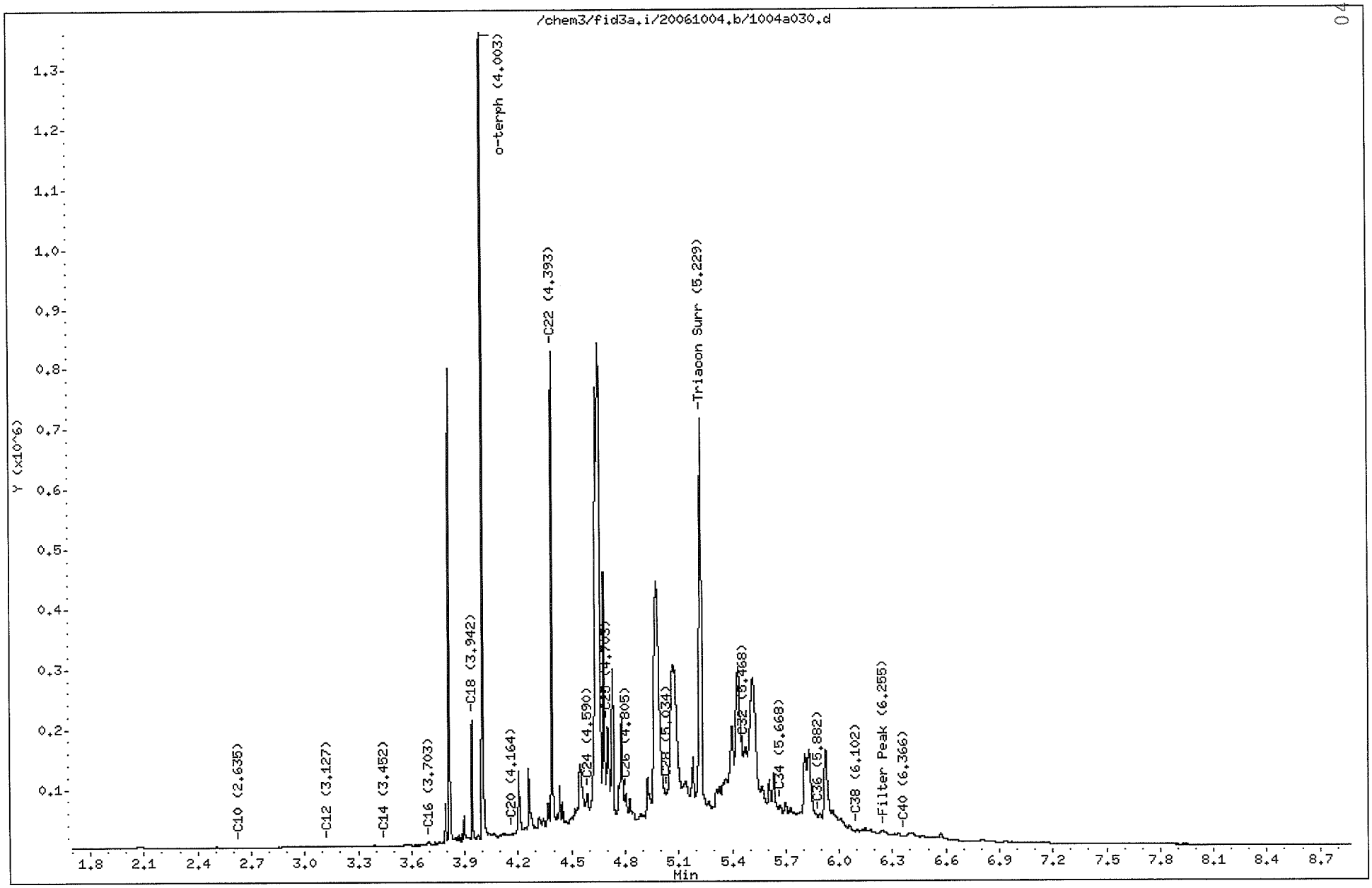

Analytical Resources Inc.
TPH Quantitation Report

Data file: /chem3/fid3a.i/20061004.b/1004a033.d
Method: /chem3/fid3a.i/20061004.b/ftphfid3a.m
Instrument: fid3a.i
Operator: JR
Report Date: 10/05/2006
Macro: 21-JUN-2006

ARI ID: JY78B
Client ID:
Injection: 04-OCT-2006 15:04

Dilution Factor: 1

Calibration Dates: Gas:12-SEP-2006 Diesel:14-AUG-2006 M.Oil:15-JUL-2006
AK102:30-AUG-2006 AK103:15-MAR-2006 TRAN.OIL:30-SEP-2006

FID:3A RESULTS

Compound	RT	Shift	Height	Area	Range	Total Area	Conc
Toluene	1.195	-0.016	38016	145363	GAS (Tol-C12)	291632	15
C8	1.361	-0.026	46417	57719	DIESEL (C12-C24)	5464258	395
C10	2.634	-0.003	307	273	M.OIL (C24-C38)	4885867	518
C12	3.126	-0.008	2215	3084	AK-102 (C10-C25)	5488477	333
C14	3.451	0.003	1372	682	AK-103 (C25-C36)	4685374	738
C16	3.704	-0.001	3817	2745			
C18	3.939	-0.001	101652	70947			
C20	4.166	-0.001	103669	39082			
C22	4.387	0.001	356971	324042			
C24	4.602	0.004	106323	55926	TRANOIL (C12-C28)	7815038	476
C25	4.696	-0.008	152113	158640			
C26	4.811	0.001	77318	12329			
C28	5.019	-0.006	77915	84784			
C32	5.471	0.010	156173	242593			
C34	5.683	0.012	37750	72516			
Filter Peak	6.260	0.004	10890	12496			
C36	5.865	-0.012	27476.0	33956	o-Terph Surrogate Rec = 76.2%		(623699)
C38	6.085	-0.008	13062.0	9959	Triacon Surrogate Rec = 82.0%		(563604)
C40	6.366	0.003	8647	2581			
o-terph	3.999	-0.018	1286989	623699			
Triacon Surr	5.222	-0.029	690035	563604			

JR 10/05/06

Range Times: NW Diesel(3.133 - 4.598) AK102(2.64 - 4.70) Jet A(2.64 - 3.94)
NW M.Oil(4.60 - 6.09) AK103(4.70 - 5.88) OR Diesel(2.64 - 5.03)

Data File: /chem3/fid3a.i/20061004.b/1004a033.d
Date : 04-OCT-2006 15:04
Client ID:
Sample Info: JY78B

Instrument: fid3a.i

Operator: JR
Column diameter: 0.25

Column phase: RTX-1

0402

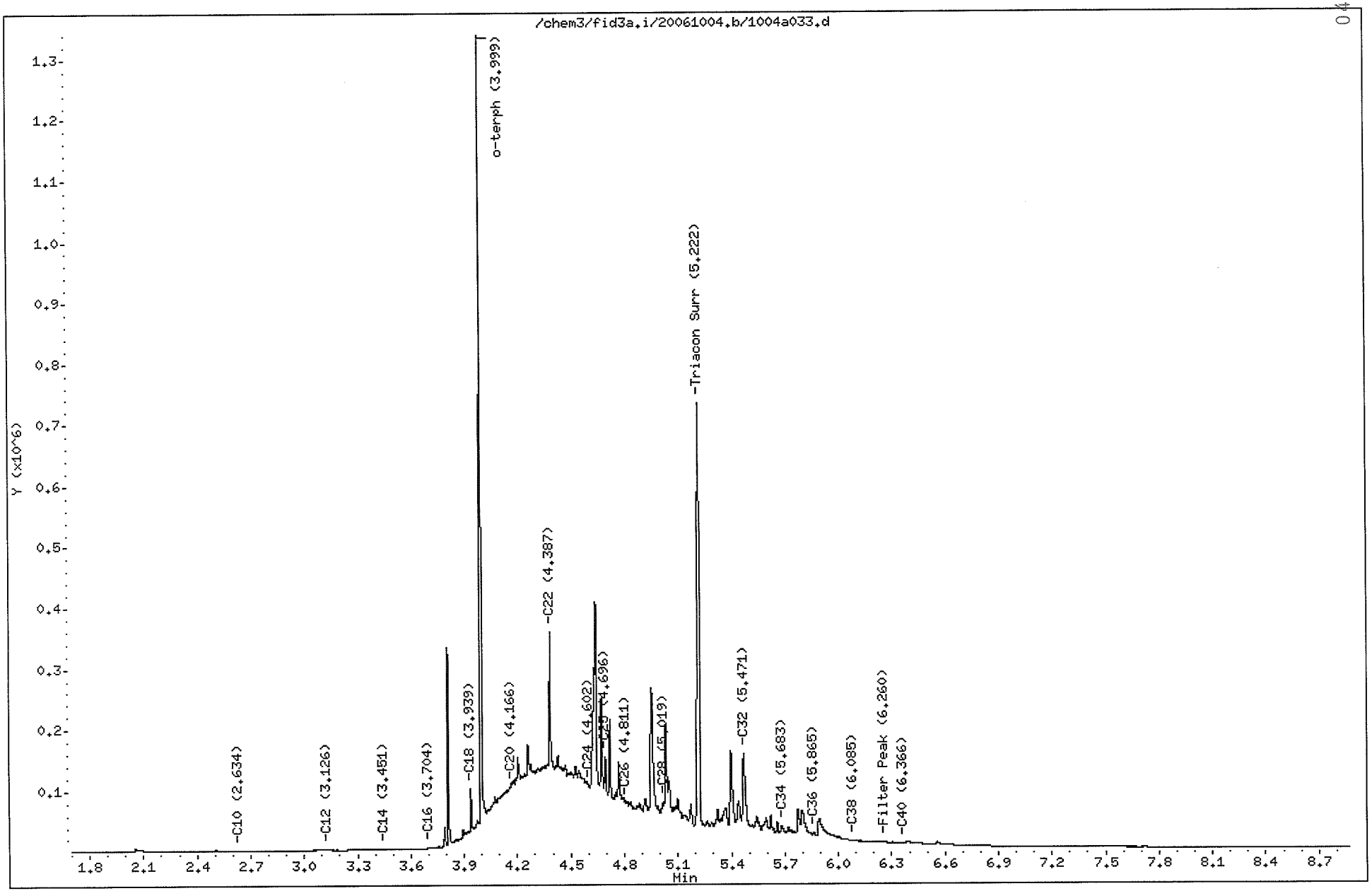

Analytical Resources Inc.
TPH Quantitation Report

Data file: /chem3/fid3a.i/20061004.b/1004a034.d
Method: /chem3/fid3a.i/20061004.b/ftphfid3a.m
Instrument: fid3a.i
Operator: JR
Report Date: 10/05/2006
Macro: 21-JUN-2006
ARI ID: JY78C
Client ID:
Injection: 04-OCT-2006 15:20
Dilution Factor: 1

Calibration Dates: Gas:12-SEP-2006 Diesel:14-AUG-2006 M.Oil:15-JUL-2006
AK102:30-AUG-2006 AK103:15-MAR-2006 TRAN.OIL:30-SEP-2006

FID:3A RESULTS

Compound	RT	Shift	Height	Area	Range	Total Area	Conc
Toluene	1.195	-0.016	35169	140121	GAS (Tol-C12)	293228	15
C8	1.362	-0.026	41390	56795	DIESEL (C12-C24)	410376	30
C10	2.634	-0.003	375	203	M.OIL (C24-C38)	1787683	190
C12	3.132	-0.002	874	385	AK-102 (C10-C25)	449631	27
C14	3.446	-0.002	929	239	AK-103 (C25-C36)	1726341	272
C16	3.707	0.002	1010	415			
C18	3.944	0.003	3429	2053			
C20	4.169	0.002	4125	2312			
C22	4.384	-0.002	10934	6018			
C24	4.603	0.005	11623	11730	TRANOIL (C12-C28)	942113	57
C25	4.695	-0.010	20608	26061			
C26	4.801	-0.009	16074	17387			
C28	5.026	0.001	90732	79505			
C32	5.460	0.000	76102	128966			
C34	5.678	0.007	24383	17283			
Filter Peak	6.253	-0.003	5714	2367			
C36	5.867	-0.009	13858.0	18162	o-Terph Surrogate Rec = 80.7%		(660404)
C38	6.100	0.006	6107.0	6550	Triacon Surrogate Rec = 85.0%		(584424)
C40	6.366	0.003	4112	979			
o-terph	4.001	-0.017	1249645	660404			
Triacon Surr	5.220	-0.031	772590	584424			

JR 10/05/06

Range Times: NW Diesel(3.133 - 4.598) AK102(2.64 - 4.70) Jet A(2.64 - 3.94)
NW M.Oil(4.60 - 6.09) AK103(4.70 - 5.88) OR Diesel(2.64 - 5.03)

Data File: /chem3/fid3a.i/20061004.b/1004a034.d
Date : 04-OCT-2006 15:20
Client ID:
Sample Info: JY78C

Instrument: fid3a.i
Operator: JR
Column diameter: 0.25

Column phase: RTX-1

0404

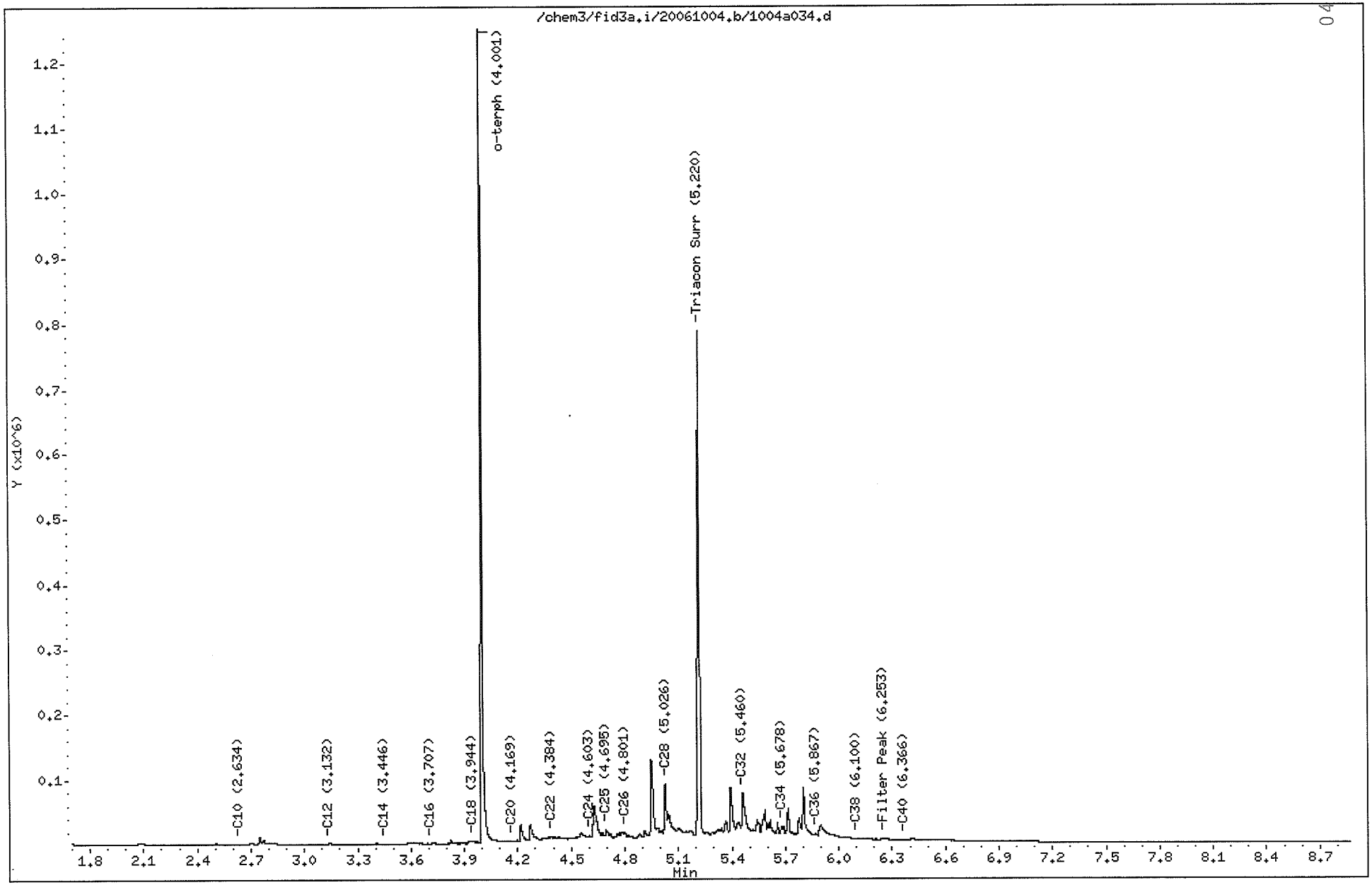

Analytical Resources Inc.
TPH Quantitation Report

Data file: /chem3/fid3a.i/20061004.b/1004a035.d
Method: /chem3/fid3a.i/20061004.b/ftphfid3a.m
Instrument: fid3a.i
Operator: JR
Report Date: 10/05/2006
Macro: 21-JUN-2006
ARI ID: JY78D
Client ID:
Injection: 04-OCT-2006 15:35
Dilution Factor: 1

Calibration Dates: Gas:12-SEP-2006 Diesel:14-AUG-2006 M.Oil:15-JUL-2006
AK102:30-AUG-2006 AK103:15-MAR-2006 TRAN.OIL:30-SEP-2006

FID:3A RESULTS

Compound	RT	Shift	Height	Area	Range	Total Area	Conc
Toluene	1.193	-0.017	41785	138159	GAS (Tol-C12)	346958	17
C8	1.358	-0.029	53751	57879	DIESEL (C12-C24)	4699956	339
C10	2.634	-0.003	270	234	M.OIL (C24-C38)	7670856	813
C12	3.128	-0.005	1630	2354	AK-102 (C10-C25)	4874176	295
C14	3.451	0.004	1318	679	AK-103 (C25-C36)	7120181	1121
C16	3.704	-0.001	2314	3293			
C18	3.940	-0.001	15710	14481			
C20	4.167	0.000	80561	19185			
C22	4.382	-0.003	153585	131959			
C24	4.600	0.002	112036	42265	TRANOIL (C12-C28)	7844783	478
C25	4.710	0.006	106856	29488			
C26	4.816	0.006	106652	119936			
C28	5.025	0.000	115781	60785			
C32	5.458	-0.002	124477	197652			
C34	5.670	-0.001	53894	15925			
Filter Peak	6.251	-0.005	22056	11325			
C36	5.875	-0.001	50348.0	29772	o-Terph Surrogate Rec = 81.9%		(670185)
C38	6.087	-0.006	28089.0	41686	Triacon Surrogate Rec = 88.1%		(605922)
C40	6.368	0.004	15928	2854			
o-terph	3.998	-0.020	1384650	670185			
Triacon Surr	5.224	-0.027	603452	605922			

JR 10/05/06

Range Times: NW Diesel(3.133 - 4.598) AK102(2.64 - 4.70) Jet A(2.64 - 3.94)
NW M.Oil(4.60 - 6.09) AK103(4.70 - 5.88) OR Diesel(2.64 - 5.03)

Data File: /chem3/fid3a.i/20061004.b/1004a035.d
Date : 04-OCT-2006 15:35
Client ID:
Sample Info: JY78D

Instrument: fid3a.i
Operator: JR
Column diameter: 0.25

Column phase: RTX-1

0406

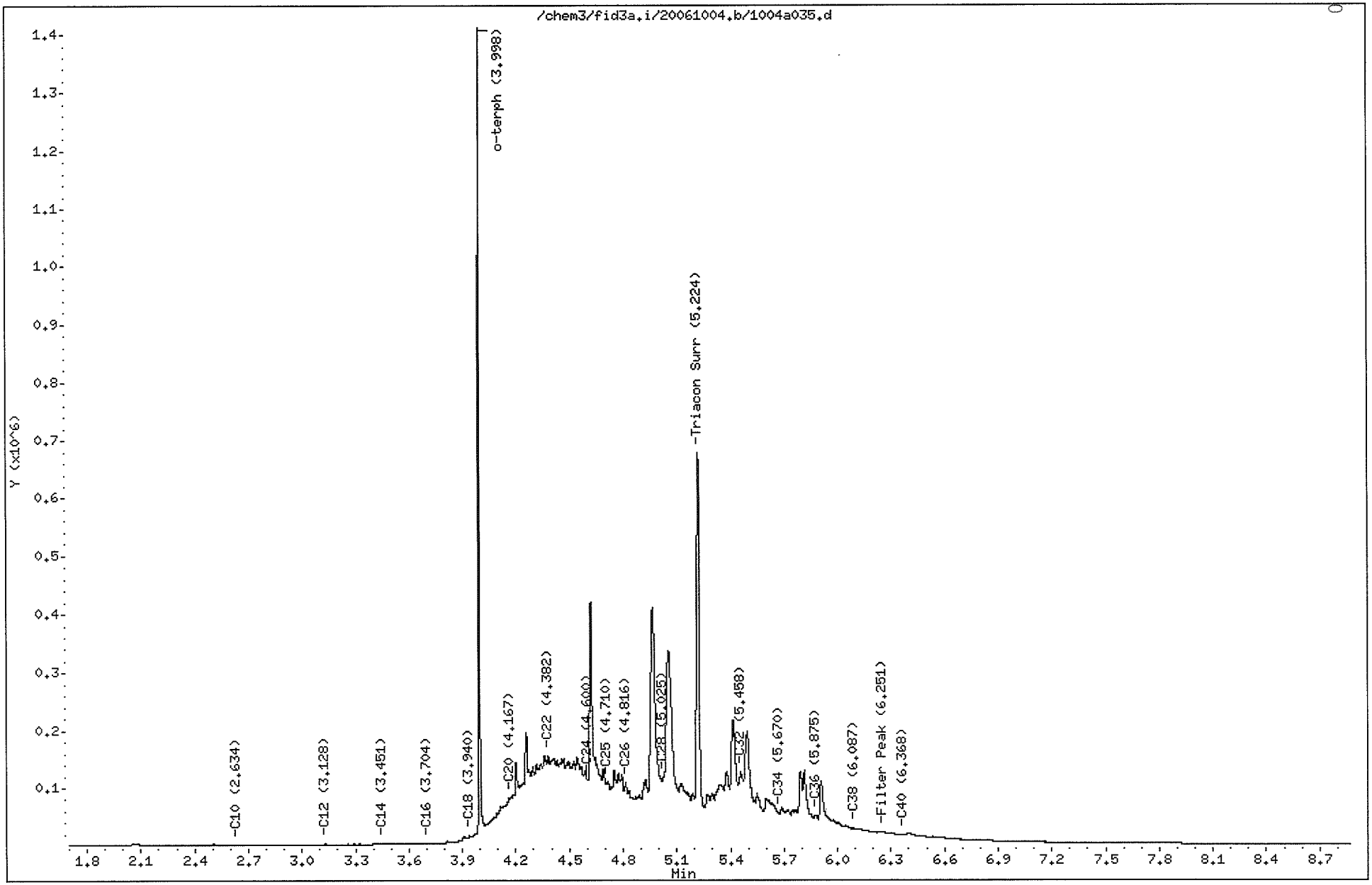

Analytical Resources Inc.
TPH Quantitation Report

Data file: /chem3/fid3a.i/20061004.b/1004a036.d
Method: /chem3/fid3a.i/20061004.b/ftphfid3a.m
Instrument: fid3a.i
Operator: JR
Report Date: 10/05/2006
Macro: 21-JUN-2006
ARI ID: JY78E
Client ID:
Injection: 04-OCT-2006 15:51
Dilution Factor: 1

Calibration Dates: Gas:12-SEP-2006 Diesel:14-AUG-2006 M.Oil:15-JUL-2006
AK102:30-AUG-2006 AK103:15-MAR-2006 TRAN.OIL:30-SEP-2006

FID:3A RESULTS

Compound	RT	Shift	Height	Area	Range	Total Area	Conc
Toluene	1.191	-0.019	37365	147680	GAS (Tol-C12)	300367	15
C8	1.364	-0.023	21494	42063	DIESEL (C12-C24)	1970737	142
C10	2.631	-0.006	257	178	M.OIL (C24-C38)	10719564	1137
C12	3.145	0.011	1599	820	AK-102 (C10-C25)	2061615	125
C14	3.455	0.007	5509	4180	AK-103 (C25-C36)	9597389	1512
C16	3.703	-0.002	8572	12122			
C18	3.941	0.001	16622	20255			
C20	4.165	-0.002	24807	12261			
C22	4.386	0.001	52844	57691			
C24	4.597	-0.001	71047	33697	TRANOIL (C12-C28)	4953201	302
C25	4.708	0.004	82714	53375			
C26	4.814	0.004	89965	35532			
C28	5.029	0.004	137653	30034			
C32	5.460	0.000	155018	42909			
C34	5.674	0.003	114519	40732			
Filter Peak	6.255	-0.001	56930	23693			
C36	5.877	0.001	113481.0	115418	o-Terph Surrogate Rec = 82.4%		(674605)
C38	6.098	0.005	77666.0	30672	Triacon Surrogate Rec = 83.6%		(574978)
C40	6.368	0.004	44447	10593			
o-terph	4.002	-0.016	1295312	674605			
Triacon Surr	5.234	-0.017	528383	574978			

JR 10/05/06

Range Times: NW Diesel(3.133 - 4.598) AK102(2.64 - 4.70) Jet A(2.64 - 3.94)
NW M.Oil(4.60 - 6.09) AK103(4.70 - 5.88) OR Diesel(2.64 - 5.03)

Data File: /chem3/fid3a.i/20061004.b/1004a036.d
Date : 04-OCT-2006 15:51
Client ID:
Sample Info: JY78E

Instrument: fid3a.i
Operator: JR
Column diameter: 0.25

Column phase: RTX-1

0408

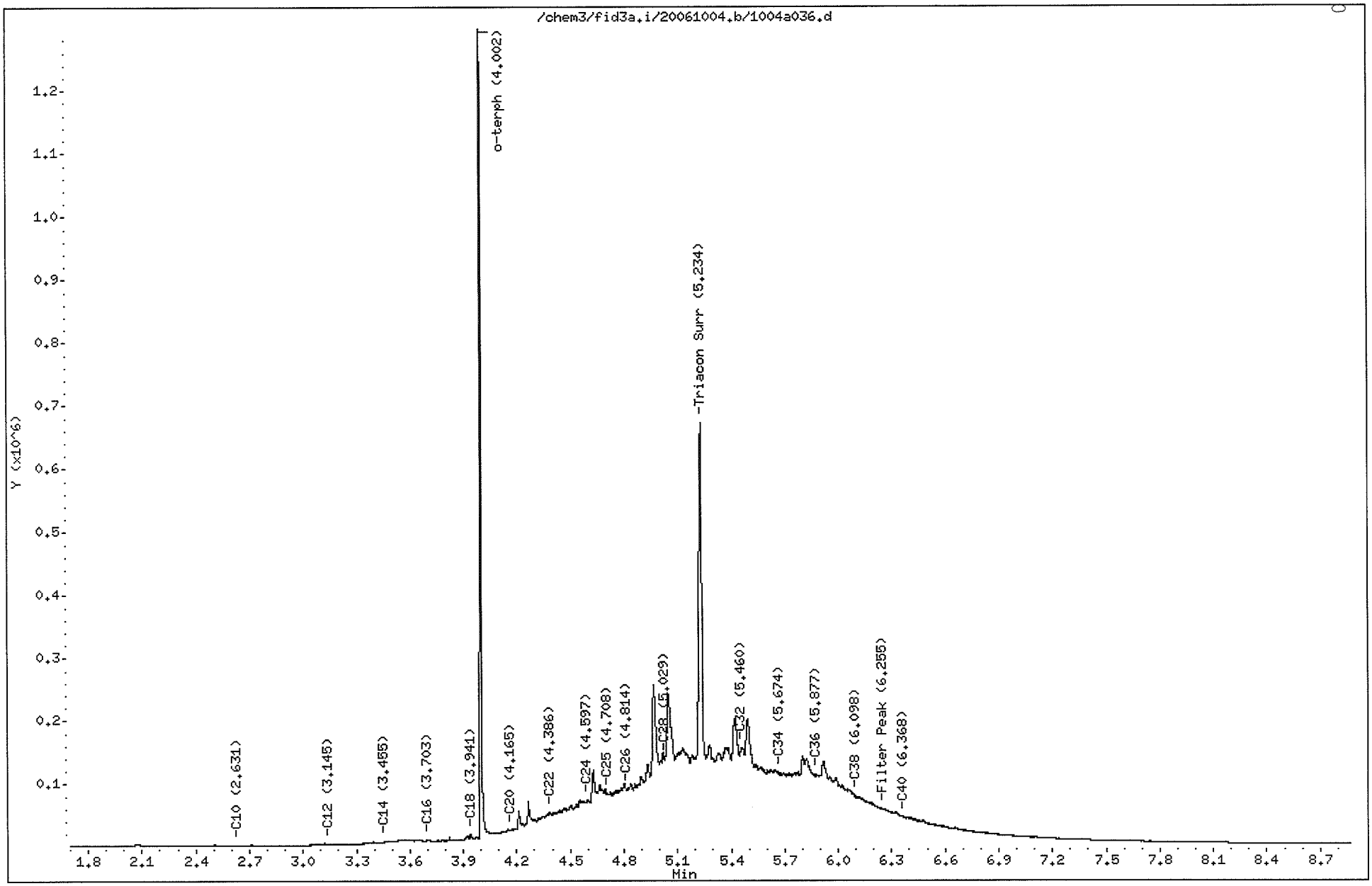

Analytical Resources Inc.
TPH Quantitation Report

Data file: /chem3/fid3a.i/20061004.b/1004a041.d
Method: /chem3/fid3a.i/20061004.b/ftphfid3a.m
Instrument: fid3a.i
Operator: JR
Report Date: 10/05/2006
Macro: 21-JUN-2006
ARI ID: JY78F
Client ID:
Injection: 04-OCT-2006 17:08
Dilution Factor: 1

Calibration Dates: Gas:12-SEP-2006 Diesel:14-AUG-2006 M.Oil:15-JUL-2006
AK102:30-AUG-2006 AK103:15-MAR-2006 TRAN.OIL:30-SEP-2006

FID:3A RESULTS

Compound	RT	Shift	Height	Area	Range	Total Area	Conc
Toluene	1.183	-0.028	46753	176326	GAS (Tol-C12)	279708	14
C8	1.372	-0.015	23776	39708	DIESEL (C12-C24)	1320199	95
C10	2.635	-0.002	235	147	M.OIL (C24-C38)	7093558	752
C12	3.128	-0.005	2049	2950	AK-102 (C10-C25)	1341041	81
C14	3.450	0.002	3092	1043	AK-103 (C25-C36)	6409824	1010
C16	3.703	-0.002	5207	6884			
C18	3.941	0.001	12366	14649			
C20	4.164	-0.002	16573	12301			
C22	4.386	0.001	34191	5446			
C24	4.595	-0.003	48853	28852	TRANOIL (C12-C28)	3211882	196
C25	4.709	0.005	55577	14392			
C26	4.804	-0.005	66847	99399			
C28	5.028	0.003	98209	30414			
C32	5.454	-0.006	104845	99105			
C34	5.665	-0.006	80164	70637			
Filter Peak	6.253	-0.003	36543	25873			
C36	5.878	0.001	77089.0	54238	o-Terph Surrogate Rec = 80.2%		(656381)
C38	6.092	-0.001	52421.0	37965	Triacon Surrogate Rec = 82.5%		(566895)
C40	6.359	-0.005	29077	18296			
o-terph	4.000	-0.017	1233607	656381			
Triacon Surr	5.231	-0.020	657909	566895			

JR 10/05/06

Range Times: NW Diesel(3.133 - 4.598) AK102(2.64 - 4.70) Jet A(2.64 - 3.94)
NW M.Oil(4.60 - 6.09) AK103(4.70 - 5.88) OR Diesel(2.64 - 5.03)

Data File: /chem3/fid3a.i/20061004.b/1004a041.d
Date : 04-OCT-2006 17:08
Client ID:
Sample Info: JY78F

Instrument: fid3a.i

Operator: JR
Column diameter: 0.25

Column phase: RTX-1

0410

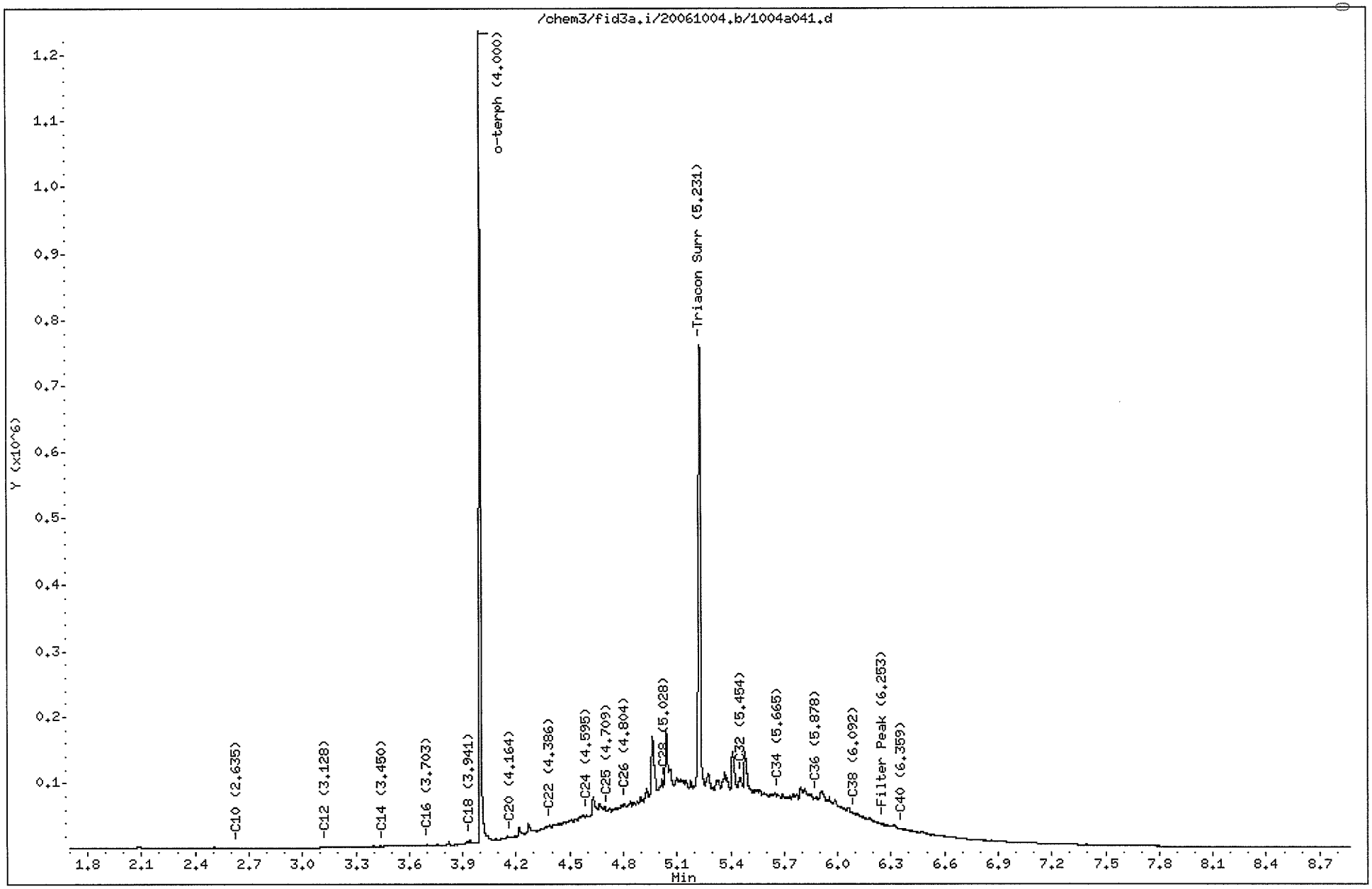

Analytical Resources Inc.
TPH Quantitation Report

Data file: /chem3/fid3a.i/20061004.b/1004a042.d
Method: /chem3/fid3a.i/20061004.b/ftphfid3a.m
Instrument: fid3a.i
Operator: JR
Report Date: 10/05/2006
Macro: 21-JUN-2006

ARI ID: JY78G
Client ID:
Injection: 04-OCT-2006 17:24

Dilution Factor: 1

Calibration Dates: Gas:12-SEP-2006 Diesel:14-AUG-2006 M.Oil:15-JUL-2006
AK102:30-AUG-2006 AK103:15-MAR-2006 TRAN.OIL:30-SEP-2006

FID:3A RESULTS

Compound	RT	Shift	Height	Area	Range	Total Area	Conc
Toluene	1.192	-0.018	34302	135688	GAS (Tol-C12)	249566	12
C8	1.365	-0.022	32602	47455	DIESEL (C12-C24)	1971853	142
C10	2.632	-0.005	277	272	M.OIL (C24-C38)	5365444	569
C12	3.132	-0.002	1654	1742	AK-102 (C10-C25)	2032952	123
C14	3.445	-0.003	1601	820	AK-103 (C25-C36)	5115714	806
C16	3.703	-0.002	2668	3967			
C18	3.941	0.001	12513	14259			
C20	4.166	-0.001	30544	18920			
C22	4.391	0.005	62048	44462			
C24	4.596	-0.002	57325	73307	TRANOIL (C12-C28)	4026488	245
C25	4.696	-0.009	66234	105658			
C26	4.818	0.008	52323	57184			
C28	5.012	-0.014	65715	44980			
C32	5.453	-0.007	124374	186952			
C34	5.662	-0.009	40057	36623			
Filter Peak	6.258	0.002	12117	3126			
C36	5.870	-0.007	34499.0	46886	o-Terph Surrogate Rec = 69.7%		(570951)
C38	6.091	-0.002	15983.0	11022	Triacon Surrogate Rec = 77.0%		(529582)
C40	6.365	0.002	9126	3230			
o-terph	4.000	-0.017	1195249	570951			
Triacon Surr	5.223	-0.028	592101	529582			

JR 10/05/06

Range Times: NW Diesel(3.133 - 4.598) AK102(2.64 - 4.70) Jet A(2.64 - 3.94)
NW M.Oil(4.60 - 6.09) AK103(4.70 - 5.88) OR Diesel(2.64 - 5.03)

Data File: /chem3/fid3a.i/20061004.b/1004a042.d
Date : 04-OCT-2006 17:24
Client ID:
Sample Info: JY78G

Instrument: fid3a.i
Operator: JR
Column diameter: 0.25

Column phase: RTX-1

0412

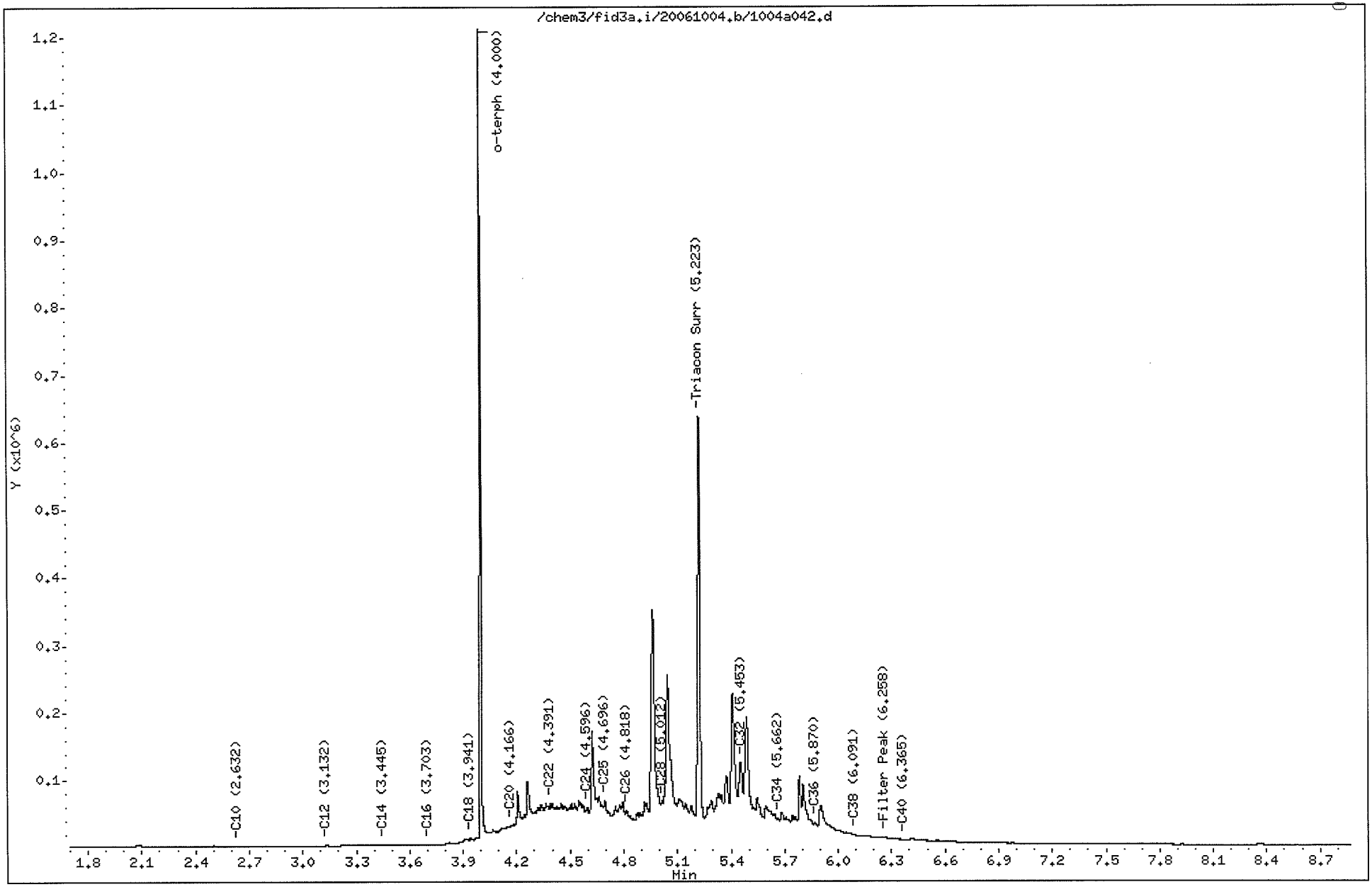

NWTPHDx Analysis
Standards Data

prepared
for

ANCHOR ENVIRONMENTAL

Project: Chinook, 060354-01

ARI JOB NO: JY78

prepared
by

Analytical Resources, Inc.

6a

NW MOTOR OIL INITIAL CALIBRATION

Lab Name: ANALYTICAL RESOURCES, INC. Client: ANCHOR ENVIR

Instrument: FID3A.I Project: CHINOOK

Calibration Date: 15-JUL-2006 SDG No.: JY78

Motor Oil Range	RF1 100	RF2 250	RF3 500	RF4 1000	RF5 2500	RF6 5000	Ave RF	%RSD
WA M.Oil	10416	9440	9025	9278	9144	9288	9432	5.3
AK M.Oil	8382	7654	7369	7434	7314	7511	7611	5.2
OR M.Oil	9568	8404	8110	8408	8311	8185	8498	6.3
Triac Surr	15688	15428	14864	15176	15100	15407	15277	1.9

<- Indicates %RSD outside limits
Surrogate areas are not included in Motor Oil RF calculation.

Quant Ranges : WA M.Oil C24-C38
AK M.Oil C25-C36
OR M.Oil C28-C40

Calibration Files	Analysis Time
0715a029.d	15-JUL-2006 19:35
0715a030.d	15-JUL-2006 19:50
0715a031.d	15-JUL-2006 20:06
0715a032.d	15-JUL-2006 20:22
0715a033.d	15-JUL-2006 20:38
0715a034.d	15-JUL-2006 20:54

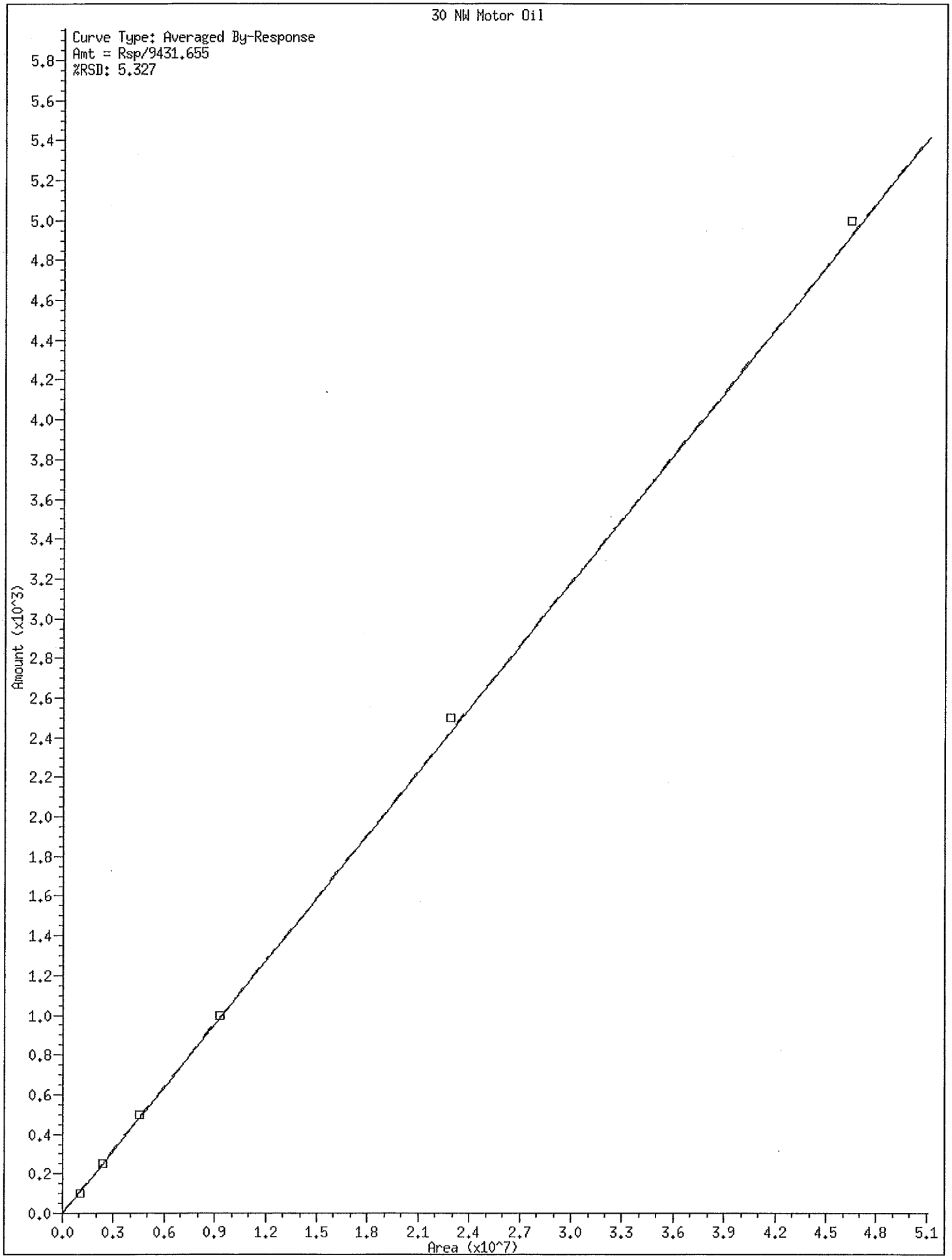
30 NW Motor Oil
Curve Type: Averaged By-Response
Amt = Rsp/9431.655
%RSD: 5.327
Amount (x10^3)
Area (x10^7)
0.0
0.2
0.4
0.6
0.8
1.0
1.2
1.4
1.6
1.8
2.0
2.2
2.4
2.6
2.8
3.0
3.2
3.4
3.6
3.8
4.0
4.2
4.4
4.6
4.8
5.0
5.2
5.4
5.6
5.8
0.0
0.3
0.6
0.9
1.2
1.5
1.8
2.1
2.4
2.7
3.0
3.3
3.6
3.9
4.2
4.5
4.8
5.1

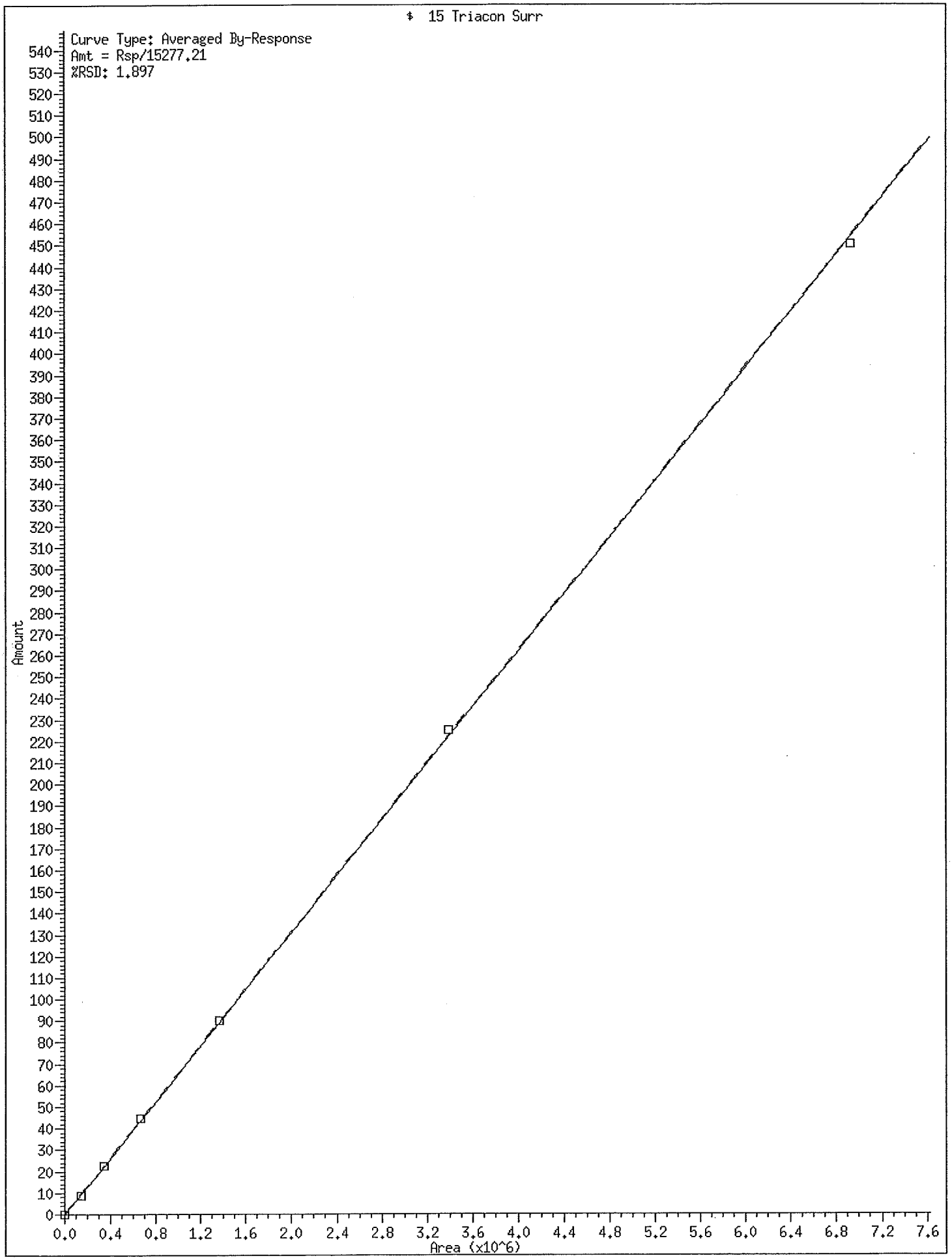
$ 15 Triacon Surr
Curve Type: Averaged By-Response
Amt = Rsp/15277.21
%RSD: 1.897
Amount
Area (x10^6)
0 10 20 30 40 50 60 70 80 90 100 110 120 130 140 150 160 170 180 190 200 210 220 230 240 250 260 270 280 290 300 310 320 330 340 350 360 370 380 390 400 410 420 430 440 450 460 470 480 490 500 510 520 530 540
0.0 0.4 0.8 1.2 1.6 2.0 2.4 2.8 3.2 3.6 4.0 4.4 4.8 5.2 5.6 6.0 6.4 6.8 7.2 7.6

Analytical Resources Inc.
TPH Quantitation Report

Data file: /chem3/fid3a.i/20060715.b/0715a029.d
Method: /chem3/fid3a.i/20060715.b/ftphfid3a.m
Instrument: fid3a.i
Operator: JR
Report Date: 07/18/2006
Macro: 15-MAR-2006
ARI ID: 100 PPM MOIL
Client ID:
Injection: 15-JUL-2006 19:35
Dilution Factor: 1

Calibration Dates: Gas:07-JUN-2006 Diesel:15-JUL-2006 M.Oil:15-JUL-2006
AK102:15-JUL-2006 AK103:15-MAR-2006 JET-A:15-JUL-2006

FID:3A RESULTS

Compound	RT	Shift	Height	Area	Range	Total Area	Conc
Toluene	----				GAS (Tol-C12)	15030	1
C8	1.465	0.015	642	190	DIESEL (C12-C24)	155128	13
C10	2.665	-0.008	88	58	M.OIL (C24-C38)	1041620	110
C12	3.156	0.002	156	90	AK-102 (C10-C25)	163380	11
C14	3.462	0.002	171	36	AK-103 (C25-C36)	880201	139
C16	3.680	-0.040	71254	37425			
C18	3.959	0.007	332	188			
C20	4.175	0.003	1000	669			
C22	4.386	0.000	3158	2033	STODDARD (C8-C12)	15030	1
C24	4.600	0.004	6308	3097			
C25	4.707	0.003	7946	8560			
C26	4.803	-0.007	8364	3641			
C28	5.028	0.000	10070	2571			
C32	5.469	0.003	12930	3296			
C34	5.679	0.000	14936	5003			
Filter Peak	6.233	0.004	9236	2378			
C36	5.888	0.002	14768.0	10969	o-Terph Surrogate Rec = 0.2%		(1368)
C38	6.104	-0.002	11326.0	7574	Triacon Surrogate Rec = 20.5%		(141188)
C40	6.387	0.003	7586	2537			
o-terph	4.030	0.000	1683	1368	JET-A (C10-C18)	52604	5
Triacon Surr	5.246	-0.012	266719	141188			

JR 07/18/06

Range Times: NW Diesel(3.154 - 4.597) AK102(2.67 - 4.70) Jet A(2.67 - 3.95)
NW M.Oil(4.60 - 6.11) AK103(4.70 - 5.89) OR Diesel(2.67 - 5.03)

Data File: /chem3/fid3a.i/20060715.b/0715a029.d
Date : 15-JUL-2006 19:35
Client ID:
Sample Info: 100 PPM MOIL

Instrument: fid3a.i
Operator: JR
Column diameter: 0.25

Column phase: RTX-1

0418

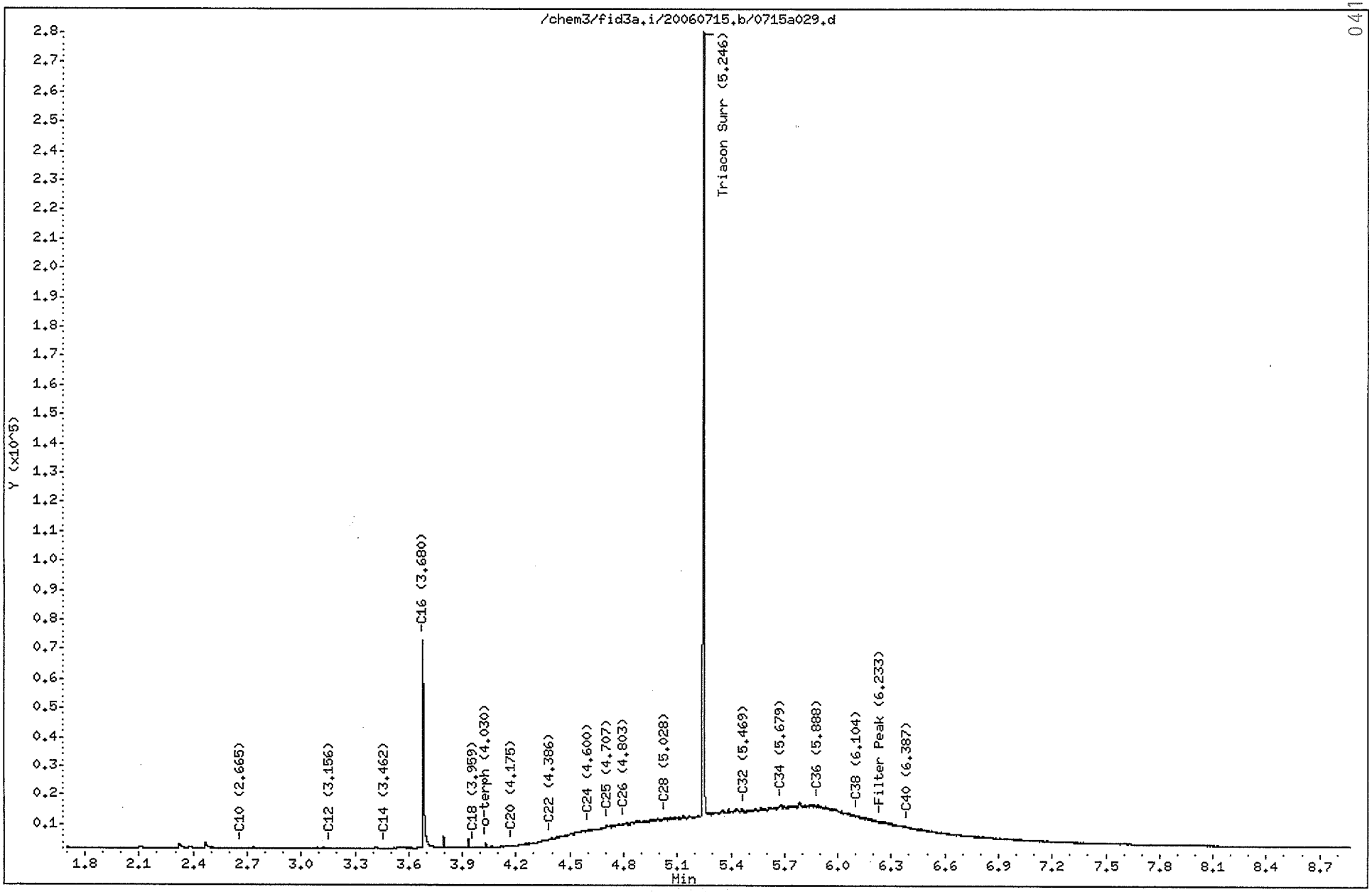

Analytical Resources Inc.
TPH Quantitation Report

Data file: /chem3/fid3a.i/20060715.b/0715a030.d
Method: /chem3/fid3a.i/20060715.b/ftphfid3a.m
Instrument: fid3a.i
Operator: JR
Report Date: 07/18/2006
Macro: 15-MAR-2006

ARI ID: 250 PPM MOIL
Client ID:
Injection: 15-JUL-2006 19:50
Dilution Factor: 1

Calibration Dates: Gas:07-JUN-2006 Diesel:15-JUL-2006 M.Oil:15-JUL-2006
AK102:15-JUL-2006 AK103:15-MAR-2006 JET-A:15-JUL-2006

FID:3A RESULTS

Compound	RT	Shift	Height	Area	Range	Total Area	Conc
Toluene	----				GAS (Tol-C12)	17493	1
C8	1.457	0.007	678	468	DIESEL (C12-C24)	305031	25
C10	2.673	0.000	84	68	M.OIL (C24-C38)	2359962	250
C12	3.150	-0.003	159	108	AK-102 (C10-C25)	317327	22
C14	3.459	-0.001	186	65	AK-103 (C25-C36)	2014238	317
C16	3.678	-0.042	74718	37907			
C18	3.954	0.001	540	289			
C20	4.169	-0.002	2216	1779			
C22	4.383	-0.003	7223	2975	STODDARD (C8-C12)	17493	1
C24	4.597	0.000	14951	6631			
C25	4.708	0.004	18897	20506			
C26	4.816	0.006	21546	24557			
C28	5.028	0.000	23732	4247			
C32	5.471	0.005	30286	22609			
C34	5.677	-0.003	34225	16646			
Filter Peak	6.228	-0.001	19528	3481			
C36	5.883	-0.003	32631.0	22343	o-Terph Surrogate Rec = 0.3%		(2412)
C38	6.107	0.000	23147.0	8634	Triacon Surrogate Rec = 50.5%		(347132)
C40	6.378	-0.006	15291	8202			
o-terph	4.025	-0.004	3059	2412	JET-A (C10-C18)	59082	5
Triacon Surr	5.252	-0.006	566850	347132			

JK 07/18/06

Range Times: NW Diesel(3.154 - 4.597) AK102(2.67 - 4.70) Jet A(2.67 - 3.95)
NW M.Oil(4.60 - 6.11) AK103(4.70 - 5.89) OR Diesel(2.67 - 5.03)

Data File: /chem3/fid3a.i/20060715.b/0715a030.d
Date : 15-JUL-2006 19:50
Client ID:
Sample Info: 250 PPM MOIL

Instrument: fid3a.i
Operator: JR
Column diameter: 0.25

Column phase: RTX-1

0420

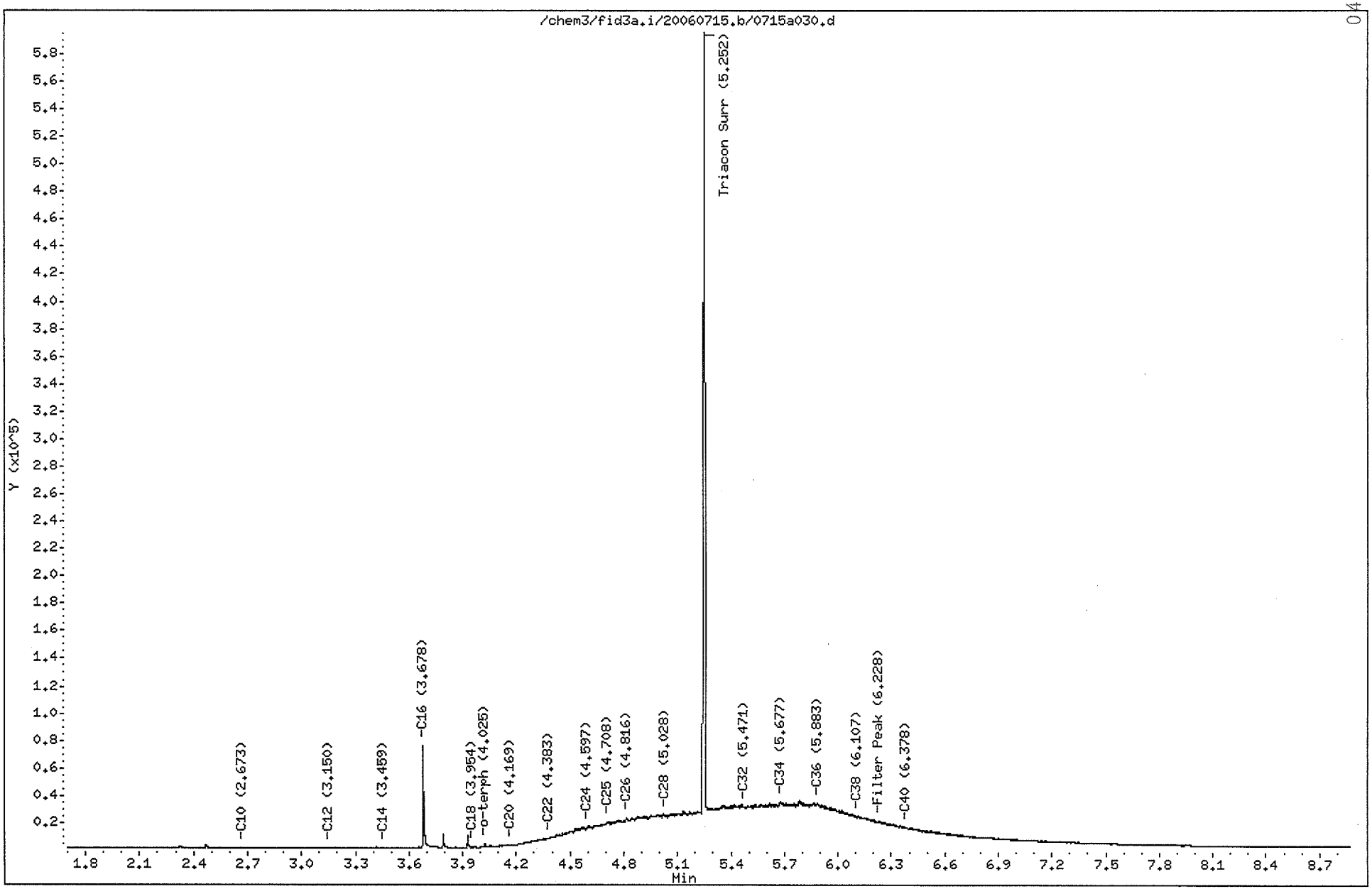

Analytical Resources Inc.
TPH Quantitation Report

Data file: /chem3/fid3a.i/20060715.b/0715a031.d ARI ID: 500 PPM MOIL
Method: /chem3/fid3a.i/20060715.b/ftphfid3a.m Client ID:
Instrument: fid3a.i Injection: 15-JUL-2006 20:06
Operator: JR
Report Date: 07/18/2006 Dilution Factor: 1
Macro: 15-MAR-2006
Calibration Dates: Gas:07-JUN-2006 Diesel:15-JUL-2006 M.Oil:15-JUL-2006
AK102:15-JUL-2006 AK103:15-MAR-2006 JET-A:15-JUL-2006

FID:3A RESULTS

Compound	RT	Shift	Height	Area	Range	Total Area	Conc
Toluene	----				GAS (Tol-C12)	17382	1
C8	1.462	0.012	740	247	DIESEL (C12-C24)	556699	45
C10	2.673	0.000	81	41	M.OIL (C24-C38)	4512422	478
C12	3.153	0.000	206	169	AK-102 (C10-C25)	561118	38
C14	3.468	0.008	252	129	AK-103 (C25-C36)	3884153	612
C16	3.679	-0.041	68856	34265			
C18	3.954	0.002	934	538			
C20	4.170	-0.001	4270	3775			
C22	4.387	0.001	13922	10069	STODDARD (C8-C12)	17382	1
C24	4.597	0.001	29387	12532			
C25	4.706	0.002	35913	31584			
C26	4.807	-0.003	39052	18331			
C28	5.028	0.001	45196	11668			
C32	5.468	0.002	62060	55075			
C34	5.680	0.000	63644	16269			
Filter Peak	6.233	0.004	36201	7100			
C36	5.886	0.000	60314.0	13131	o-Terph Surrogate Rec = 0.4%		(3483)
C38	6.112	0.005	43693.0	9546	Triacon Surrogate Rec = 97.3%		(668897)
C40	6.386	0.002	28346	13388			
o-terph	4.026	-0.004	4552	3483	JET-A (C10-C18)	67307	6
Triacon Surr	5.260	0.002	829577	668897			

JR 07/18/06

Range Times: NW Diesel(3.154 - 4.597) AK102(2.67 - 4.70) Jet A(2.67 - 3.95)
NW M.Oil(4.60 - 6.11) AK103(4.70 - 5.89) OR Diesel(2.67 - 5.03)

Data File: /chem3/fid3a.i/20060715.b/0715a031.d

Date : 15-JUL-2006 20:06

Client ID:

Sample Info: 500 PPM MOIL

Column phase: RTX-1

Instrument: fid3a.i

Operator: JR

Column diameter: 0.25

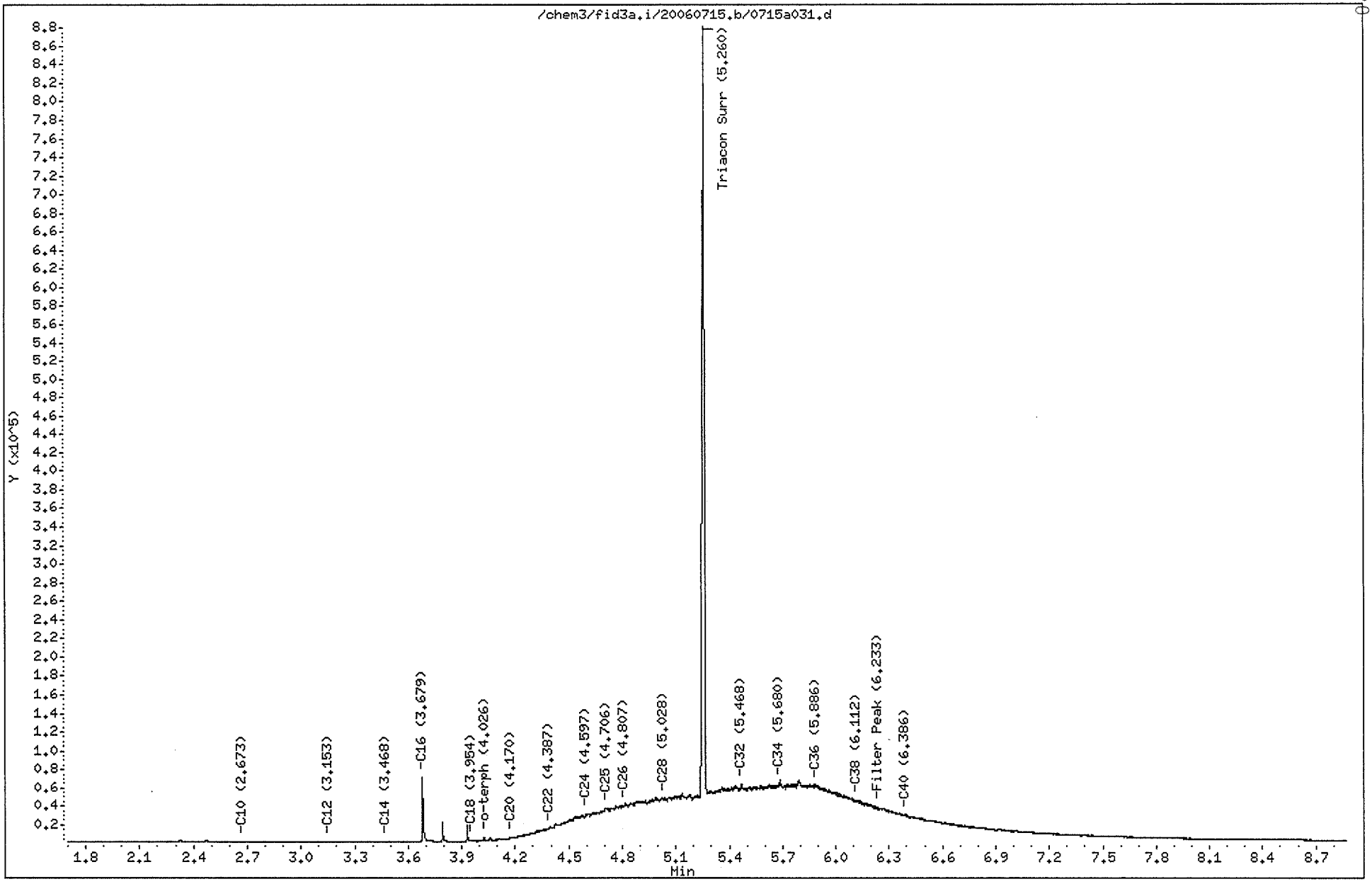

Analytical Resources Inc.
TPH Quantitation Report

Data file: /chem3/fid3a.i/20060715.b/0715a032.d ARI ID: 1000 PPM MOIL
Method: /chem3/fid3a.i/20060715.b/ftphfid3a.m Client ID:
Instrument: fid3a.i Injection: 15-JUL-2006 20:22
Operator: JR
Report Date: 07/18/2006 Dilution Factor: 1
Macro: 15-MAR-2006
Calibration Dates: Gas:07-JUN-2006 Diesel:15-JUL-2006 M.Oil:15-JUL-2006
AK102:15-JUL-2006 AK103:15-MAR-2006 JET-A:15-JUL-2006

FID:3A RESULTS

Compound	RT	Shift	Height	Area	Range	Total Area	Conc
Toluene	----				GAS (Tol-C12)	16254	1
C8	1.473	0.023	624	520	DIESEL (C12-C24)	1091082	88
C10	2.669	-0.004	95	35	M.OIL (C24-C38)	9277757	984
C12	3.150	-0.004	248	226	AK-102 (C10-C25)	1096300	75
C14	3.463	0.003	326	76	AK-103 (C25-C36)	7858512	1238
C16	3.723	0.003	1359	2156			
C18	3.951	-0.001	1912	1133			
C20	4.168	-0.004	8729	7540			
C22	4.383	-0.003	28031	9643	STODDARD (C8-C12)	16254	1
C24	4.594	-0.003	58113	50674			
C25	4.703	-0.001	69936	28481			
C26	4.806	-0.004	76725	56531			
C28	5.025	-0.003	93217	43489			
C32	5.466	0.000	117573	25540			
C34	5.680	0.000	126676	22518			
Filter Peak	6.231	0.002	83296	64731			
C36	5.890	0.003	135144.0	93875	o-Terph Surrogate Rec = 0.7% (5776)		
C38	6.108	0.001	98823.0	32988	Triacon Surrogate Rec = 198.7% (1365847)		
C40	6.386	0.002	63540	40727			
o-terph	4.023	-0.006	7371	5776	JET-A (C10-C18)	95835	8
Triacon Surr	5.270	0.013	1166425	1365847			

JR 07/18/06

Range Times: NW Diesel(3.154 - 4.597) AK102(2.67 - 4.70) Jet A(2.67 - 3.95)
NW M.Oil(4.60 - 6.11) AK103(4.70 - 5.89) OR Diesel(2.67 - 5.03)

Data File: /chem3/fid3a.i/20060715.b/0715a032.d

Date : 15-JUL-2006 20:22

Client ID:

Sample Info: 1000 PPM MOIL

Column phase: RTX-1

Instrument: fid3a.i

Operator: JR

Column diameter: 0.25

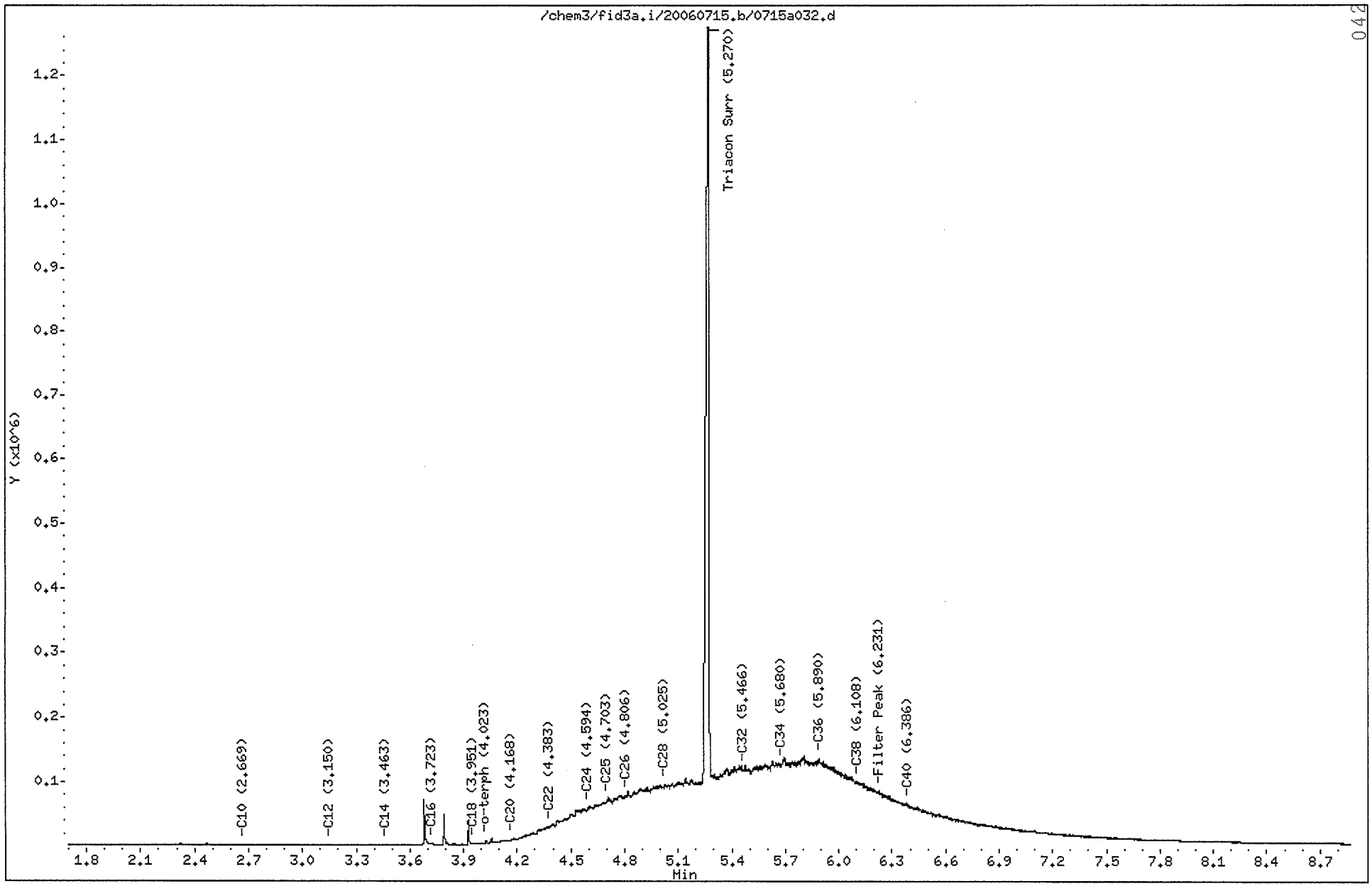

Analytical Resources Inc.
TPH Quantitation Report

Data file: /chem3/fid3a.i/20060715.b/0715a033.d ARI ID: 2500 PPM MOIL
Method: /chem3/fid3a.i/20060715.b/ftphfid3a.m Client ID:
Instrument: fid3a.i Injection: 15-JUL-2006 20:38
Operator: JR
Report Date: 07/18/2006 Dilution Factor: 1
Macro: 15-MAR-2006
Calibration Dates: Gas:07-JUN-2006 Diesel:15-JUL-2006 M.Oil:15-JUL-2006
AK102:15-JUL-2006 AK103:15-MAR-2006 JET-A:15-JUL-2006

FID:3A RESULTS

Compound	RT	Shift	Height	Area	Range	Total Area	Conc
Toluene	----				GAS (Tol-C12)	22013	1
C8	1.475	0.025	789	1558	DIESEL (C12-C24)	2611095	211
C10	2.672	-0.001	118	13	M.OIL (C24-C38)	22859118	2424
C12	3.152	-0.001	481	158	AK-102 (C10-C25)	2690414	184
C14	3.459	-0.001	674	277	AK-103 (C25-C36)	19322897	3043
C16	3.720	0.000	4497	4622			
C18	3.950	-0.003	5174	2742			
C20	4.169	-0.003	21671	15825			
C22	4.387	0.001	69772	32388	STODDARD (C8-C12)	22013	1
C24	4.600	0.004	144685	144328			
C25	4.705	0.001	160759	25533			
C26	4.810	0.000	189555	52382			
C28	5.029	0.001	218247	43319			
C32	5.467	0.001	299864	87144			
C34	5.678	-0.001	312482	155734			
Filter Peak	6.227	-0.002	199315	78594			
C36	5.885	-0.001	321951.0	95436	o-Terph Surrogate Rec = 2.0%		(16436)
C38	6.113	0.007	236612.0	32921	Triacon Surrogate Rec = 494.2%		(3397477)
C40	6.380	-0.004	145279	79839			
o-terph	4.022	-0.008	23847	16436	JET-A (C10-C18)	183246	16
Triacon Surr	5.299	0.042	1532987	3397477			

JR 07/18/06

Range Times: NW Diesel(3.154 - 4.597) AK102(2.67 - 4.70) Jet A(2.67 - 3.95)
NW M.Oil(4.60 - 6.11) AK103(4.70 - 5.89) OR Diesel(2.67 - 5.03)

Data File: /chem3/fid3a.i/20060715.b/0715a033.d
Date : 15-JUL-2006 20:38
Client ID:
Sample Info: 2500 PPM MOIL

Instrument: fid3a.i
Operator: JR
Column diameter: 0.25

Column phase: RTX-1

0426

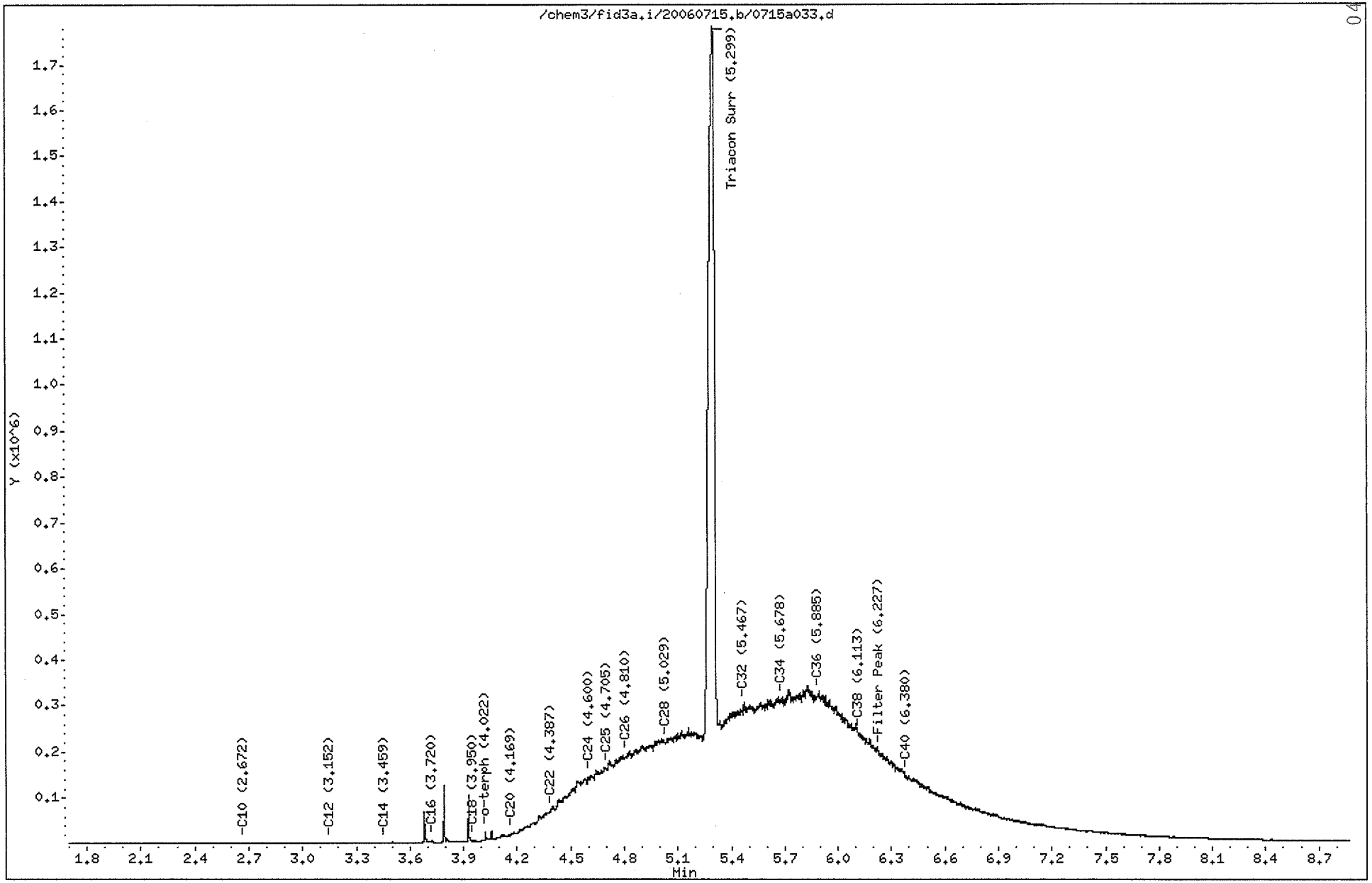

Analytical Resources Inc.
TPH Quantitation Report

Data file: /chem3/fid3a.i/20060715.b/0715a034.d ARI ID: 5000 PPM MOIL
Method: /chem3/fid3a.i/20060715.b/ftphfid3a.m Client ID:
Instrument: fid3a.i Injection: 15-JUL-2006 20:54
Operator: JR
Report Date: 07/18/2006 Dilution Factor: 1
Macro: 15-MAR-2006
Calibration Dates: Gas:07-JUN-2006 Diesel:15-JUL-2006 M.Oil:15-JUL-2006
AK102:15-JUL-2006 AK103:15-MAR-2006 JET-A:15-JUL-2006

FID:3A RESULTS

Compound	RT	Shift	Height	Area	Range	Total Area	Conc
Toluene	1.290	0.028	56895	42445	GAS (Tol-C12)	194544	10
C8	1.463	0.013	762	196	DIESEL (C12-C24)	5033541	407
C10	2.680	0.007	179	90	M.OIL (C24-C38)	46438173	4924
C12	3.156	0.003	825	608	AK-102 (C10-C25)	5232264	358
C14	3.465	0.005	2680	1817	AK-103 (C25-C36)	39599815	6237
C16	3.721	0.001	3850	4215			
C18	3.950	-0.002	10318	5218			
C20	4.171	0.000	43516	33278			
C22	4.389	0.003	142741	63184	STODDARD (C8-C12)	25036	2
C24	4.601	0.004	281552	88396			
C25	4.702	-0.002	335110	297445			
C26	4.807	-0.003	380731	119826			
C28	5.031	0.003	474501	239562			
C32	5.464	-0.002	575313	91386			
C34	5.678	-0.001	643293	153511			
Filter Peak	6.232	0.003	361231	127826			
C36	5.886	0.000	653679.0	155139	o-Terph Surrogate Rec = 0.5% (4288)		
C38	6.103	-0.004	475930.0	288646	Triacon Surrogate Rec = 1008.5% (6933264)		
C40	6.385	0.001	254588	233268			
o-terph	4.036	0.007	15561	4288	JET-A (C10-C18)	316431	27
Triacon Surr	5.339	0.082	2170701	6933264			

JR 07/18/06

Range Times: NW Diesel(3.154 - 4.597) AK102(2.67 - 4.70) Jet A(2.67 - 3.95)
NW M.Oil(4.60 - 6.11) AK103(4.70 - 5.89) OR Diesel(2.67 - 5.03)

Data File: /chem3/fid3a.i/20060715.b/0715a034.d
Date : 15-JUL-2006 20:54
Client ID:
Sample Info: 5000 PPM MOIL

Instrument: fid3a.i
Operator: JR
Column diameter: 0.25

Column phase: RTX-1

0428

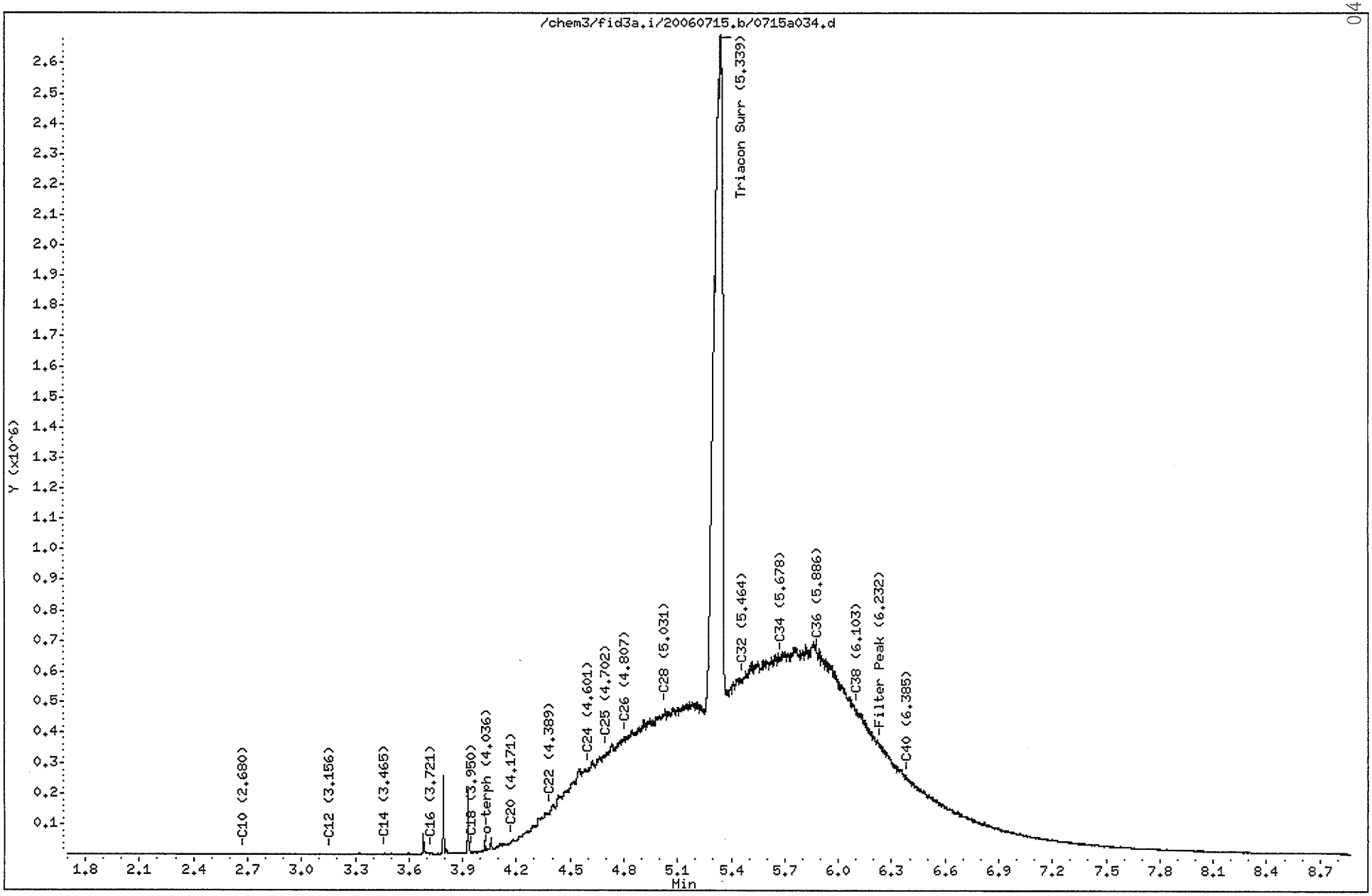

Analytical Resources Inc.
TPH Quantitation Report

Data file: /chem3/fid3a.i/20060715.b/0715a035.d
Method: /chem3/fid3a.i/20060715.b/ftphfid3a.m
Instrument: fid3a.i
Operator: JR
Report Date: 07/18/2006
Macro: 15-MAR-2006
ARI ID: MOIL ICV
Client ID:
Injection: 15-JUL-2006 21:09
Dilution Factor: 1

Calibration Dates: Gas:07-JUN-2006 Diesel:15-JUL-2006 M.Oil:15-JUL-2006
AK102:15-JUL-2006 AK103:15-MAR-2006 JET-A:15-JUL-2006

FID:3A RESULTS

Compound	RT	Shift	Height	Area	Range	Total Area	Conc
Toluene	----				GAS (Tol-C12)	15110	1
C8	1.449	-0.001	709	762	DIESEL (C12-C24)	530817	43
C10	2.678	0.005	77	20	M.OIL (C24-C38)	4525768	480
C12	3.155	0.001	236	201	AK-102 (C10-C25)	552589	38
C14	3.466	0.006	296	113	AK-103 (C25-C36)	3840248	605
C16	3.680	-0.040	67258	32786			
C18	3.954	0.001	1042	573			
C20	4.170	-0.002	4168	2797			
C22	4.386	0.000	13923	10194	STODDARD (C8-C12)	15110	1
C24	4.595	-0.001	27723	7682			
C25	4.703	-0.001	32630	12008			
C26	4.807	-0.003	35449	7022			
C28	5.026	-0.002	44380	24612			
C32	5.465	-0.001	58827	42732			
C34	5.680	0.001	66535	21962			
Filter Peak	6.224	-0.005	41353	27310			
C36	5.889	0.003	65543.0	35755	o-Terph Surrogate Rec = 0.5%		(3882)
C38	6.104	-0.002	48408.0	31481	Triacon Surrogate Rec = 91.8%		(631136)
C40	6.382	-0.002	32014	16451			
o-terph	4.025	-0.004	5864	3882	JET-A (C10-C18)	68242	6
Triacon Surr	5.257	0.000	810352	631136			

JE 07/18/06

Range Times: NW Diesel(3.154 - 4.597) AK102(2.67 - 4.70) Jet A(2.67 - 3.95)
NW M.Oil(4.60 - 6.11) AK103(4.70 - 5.89) OR Diesel(2.67 - 5.03)

Data File: /chem3/fid3a.i/20060715.b/0715a035.d

Page 1

Date : 15-JUL-2006 21:09

Client ID:

Instrument: fid3a.i

Sample Info: MOIL ICV

Operator: JR

Column phase: RTX-1

Column diameter: 0.25

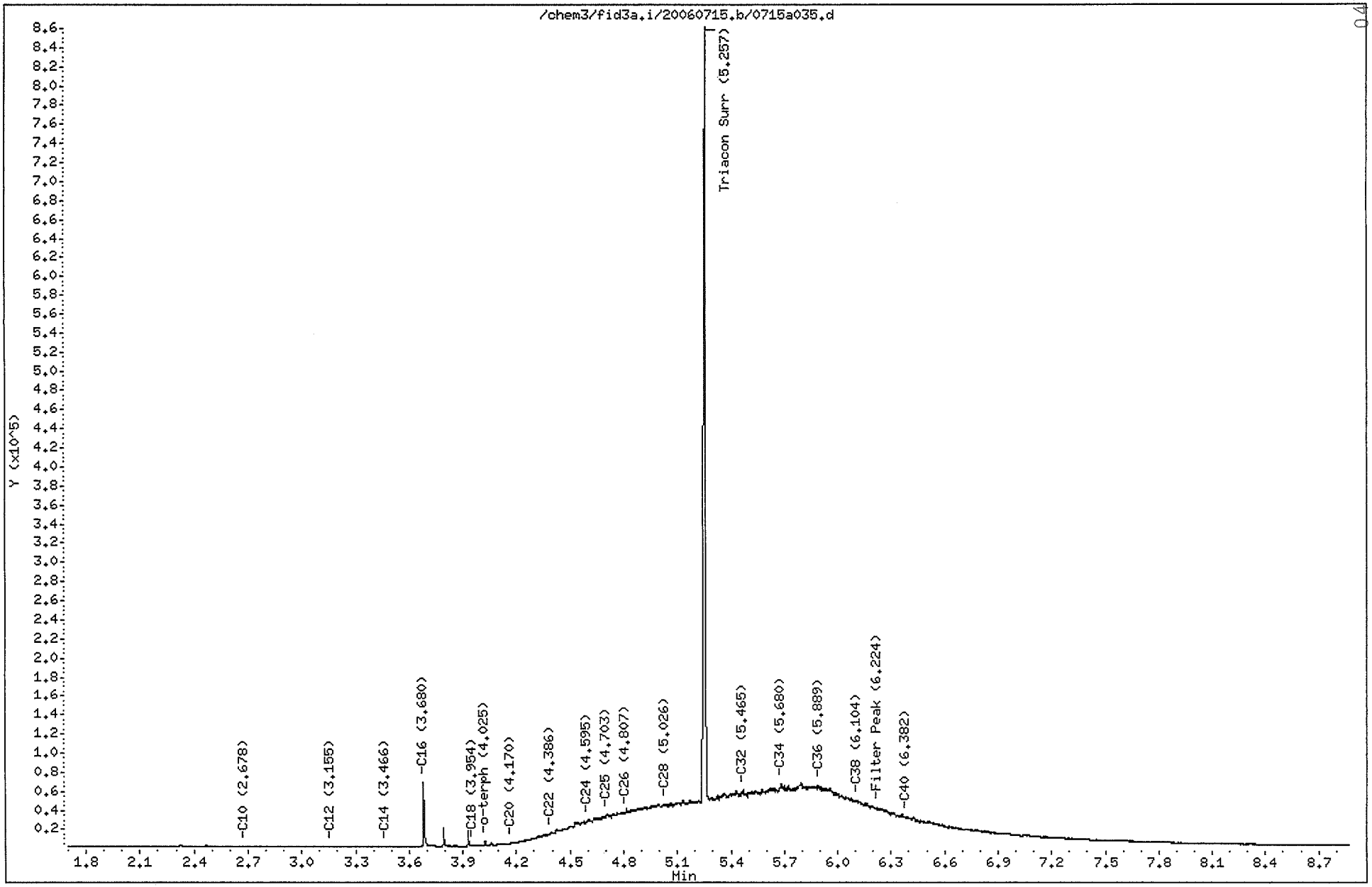

0430

6a
NW DIESEL INITIAL CALIBRATION

Lab Name: ANALYTICAL RESOURCES, INC. Client: ANCHOR ENVIRONMENTAL

Instrument: FID3A.I Project: CHINOOK

Calibration Date: 14-AUG-2006 SDG No.: JY78

Diesel Range	RF1 50	RF2 100	RF3 250	RF4 500	RF5 1000	RF6 2500	Ave RF	%RSD
WA Diesel	14478	14134	13722	13261	14075	13432	13850	3.3
AK Diesel	17400	16961	16355	15740	16658	15907	16503	3.8
OR Diesel	17573	17135	16584	15891	16852	16090	16687	3.8
o-Terph	19885	20177	19692	20026	20915	19328	20004	2.7

<- Indicates %RSD outside limits
Surrogate areas are not included in Diesel RF calculation.

Quant Ranges : WA Diesel C12-C24 (3.148-4.690)
AK Diesel C10-C25 (2.655-4.802)
OR Diesel C10-C28 (2.655-5.125)

Calibration Files	Analysis Time
0814a032.d	14-AUG-2006 18:36
0814a033.d	14-AUG-2006 18:52
0814a034.d	14-AUG-2006 19:18
0814a035.d	14-AUG-2006 19:33
0814a036.d	14-AUG-2006 20:00
0814a037.d	14-AUG-2006 20:15

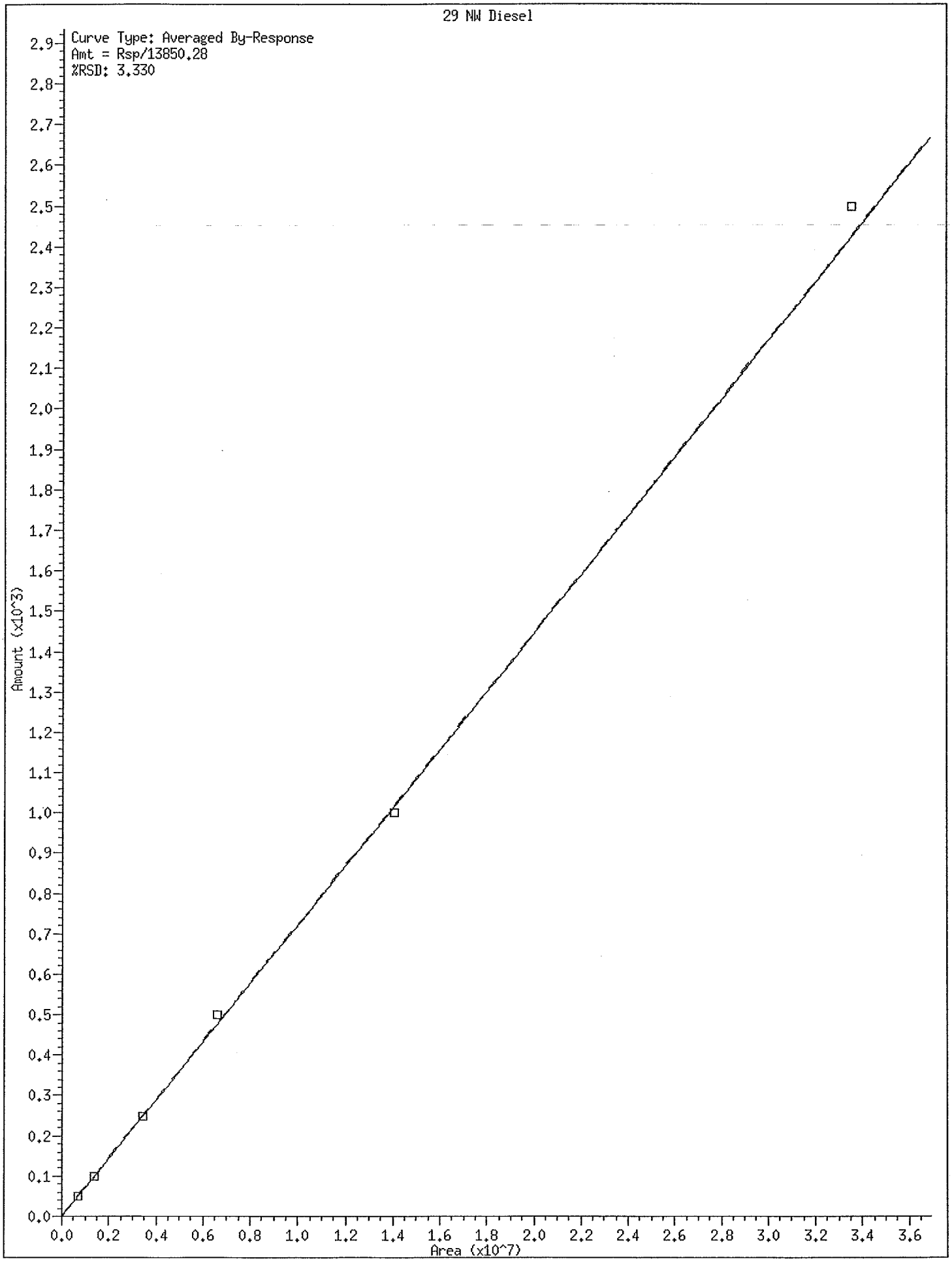
29 NW Diesel
Curve Type: Averaged By-Response
Amt = Rsp/13850.28
%RSD: 3.330
Amount (x10^3)
Area (x10^7)
0.0
0.1
0.2
0.3
0.4
0.5
0.6
0.7
0.8
0.9
1.0
1.1
1.2
1.3
1.4
1.5
1.6
1.7
1.8
1.9
2.0
2.1
2.2
2.3
2.4
2.5
2.6
2.7
2.8
2.9
0.0
0.2
0.4
0.6
0.8
1.0
1.2
1.4
1.6
1.8
2.0
2.2
2.4
2.6
2.8
3.0
3.2
3.4
3.6

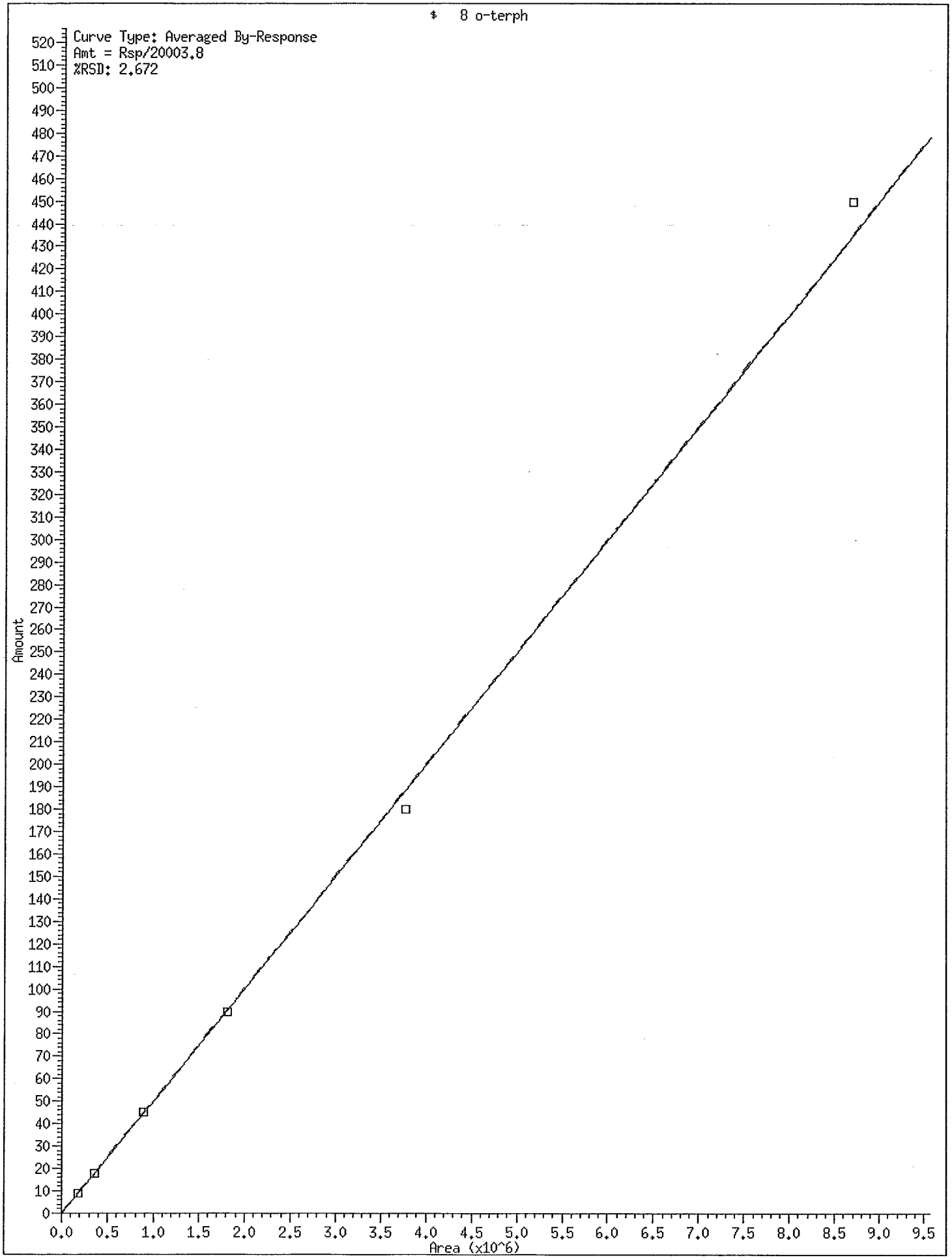
$ 8 o-terph
Curve Type: Averaged By-Response
Amt = Rsp/20003.8
%RSD: 2.672
Amount
Area (x10^6)

Analytical Resources Inc.
TPH Quantitation Report

Data file: /chem3/fid3a.i/20060814.b/0814a032.d ARI ID: 50 PPM DIESEL
Method: /chem3/fid3a.i/20060814.b/ftphfid3a.m Client ID:
Instrument: fid3a.i Injection: 14-AUG-2006 18:36
Operator: JR
Report Date: 08/15/2006 Dilution Factor: 1
Macro: 21-JUN-2006
Calibration Dates: Gas:31-JUL-2006 Diesel:14-AUG-2006 M.Oil:15-JUL-2006
AK102:15-JUL-2006 AK103:15-MAR-2006 JET-A:15-JUL-2006

FID:3A RESULTS

Compound	RT	Shift	Height	Area	Range	Total Area	Conc
Toluene	1.265	0.014	4524	8133	GAS (Tol-C12)	219088	11
C8	1.453	0.021	1892	3461	DIESEL (C12-C24)	723895	52
C10	2.677	0.021	8160	7361	M.OIL (C24-C38)	100807	11
C12	3.142	-0.007	6878	7040	AK-102 (C10-C25)	869997	53
C14	3.470	0.006	30364	21647	AK-103 (C25-C36)	66437	10
C16	3.734	0.000	38396	22398			
C18	3.995	0.008	16080	14757			
C20	4.215	-0.012	17877	16305			
C22	4.475	0.013	2388	1145	STODDARD (C8-C12)	195225	13
C24	4.675	-0.015	1925	3034			
C25	4.804	0.001	738	811			
C26	4.916	0.006	327	195			
C28	5.117	-0.009	1058	1072			
C32	5.538	-0.002	244	68			
C34	5.749	0.007	1779	352			
Filter Peak	6.052	-0.001	2890	2456			
C36	5.946	0.003	3006.0	717	o-Terph Surrogate Rec = 19.9%		(178967)
C38	6.164	-0.002	2210.0	1079	Triacon Surrogate Rec = 0.0%		(57)
C40	6.457	0.004	1346	637			
o-terph	4.054	-0.014	458883	178967	JET-A (C10-C18)	680207	59
Triacon Surr	5.348	0.007	131	57			

JR 08/15/06

Range Times: NW Diesel(3.148 - 4.690) AK102(2.66 - 4.80) Jet A(2.66 - 3.99)
NW M.Oil(4.69 - 6.17) AK103(4.80 - 5.94) OR Diesel(2.66 - 5.13)

Data File: /chem3/fid3a.i/20060814.b/0814a032.d
Date : 14-AUG-2006 18:36
Client ID:
Sample Info: 50 PPM DIESEL

Instrument: fid3a.i
Operator: JR
Column diameter: 0.25

Column phase: RTX-1

0435

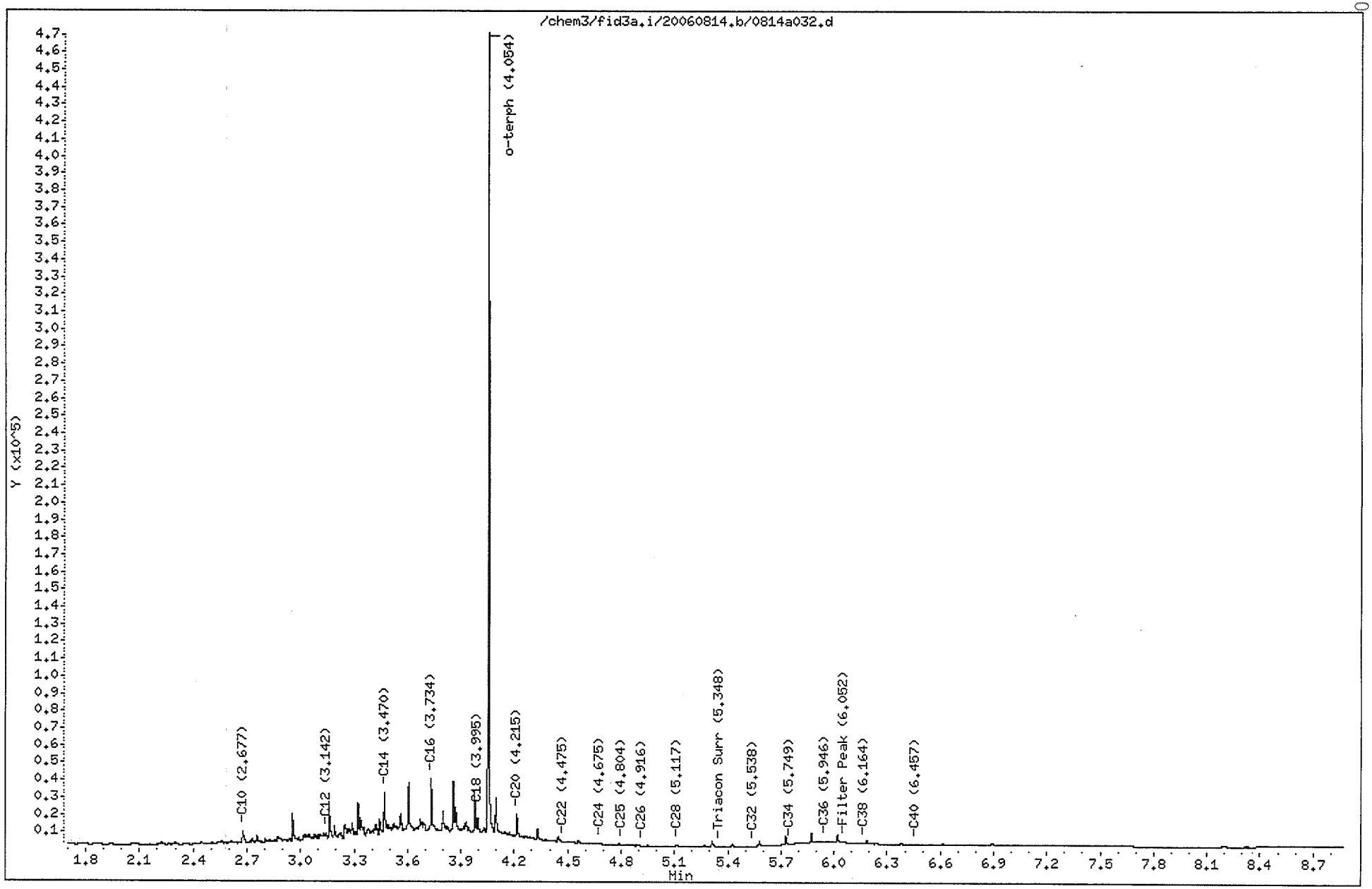

Analytical Resources Inc.
TPH Quantitation Report

Data file: /chem3/fid3a.i/20060814.b/0814a033.d
Method: /chem3/fid3a.i/20060814.b/ftphfid3a.m
Instrument: fid3a.i
Operator: JR
Report Date: 08/15/2006
Macro: 21-JUN-2006
ARI ID: 100 PPM DIESEL
Client ID:
Injection: 14-AUG-2006 18:52
Dilution Factor: 1

Calibration Dates: Gas:31-JUL-2006 Diesel:14-AUG-2006 M.Oil:15-JUL-2006
AK102:15-JUL-2006 AK103:15-MAR-2006 JET-A:15-JUL-2006

FID:3A RESULTS

Compound	RT	Shift	Height	Area	Range	Total Area	Conc
Toluene	1.263	0.013	5245	5366	GAS (Tol-C12)	382506	19
C8	1.453	0.021	2592	4379	DIESEL (C12-C24)	1413386	102
C10	2.673	0.018	19155	14045	M.OIL (C24-C38)	82549	9
C12	3.157	0.009	54205	25508	AK-102 (C10-C25)	1696065	103
C14	3.469	0.005	72458	36239	AK-103 (C25-C36)	57200	9
C16	3.734	0.000	82112	57201			
C18	3.980	-0.007	64205	37759			
C20	4.216	-0.011	39350	28688			
C22	4.472	0.011	4799	3485	STODDARD (C8-C12)	358366	24
C24	4.698	0.008	2197	1653			
C25	4.811	0.009	1448	927			
C26	4.898	-0.013	1231	2304			
C28	5.127	0.001	809	891			
C32	5.536	-0.004	96	57			
C34	5.731	-0.011	3716	3695			
Filter Peak	6.051	-0.002	2093	1082			
C36	5.942	0.000	2230.0	2011	o-Terph Surrogate Rec = 40.3%		(363182)
C38	6.169	0.003	1628.0	615	Triacon Surrogate Rec = 0.0%		(17)
C40	6.456	0.003	958	398			
o-terph	4.058	-0.009	857108	363182	JET-A (C10-C18)	1335542	115
Triacon Surr	5.358	0.017	56	17			

JR 08/15/06

Range Times: NW Diesel(3.148 - 4.690) AK102(2.66 - 4.80) Jet A(2.66 - 3.99)
NW M.Oil(4.69 - 6.17) AK103(4.80 - 5.94) OR Diesel(2.66 - 5.13)

Data File: /chem3/fid3a.i/20060814.b/0814a033.d

Date : 14-AUG-2006 18:52

Client ID:

Sample Info: 100 PPM DIESEL

Column phase: RTX-1

Instrument: fid3a.i

Operator: JR

Column diameter: 0.25

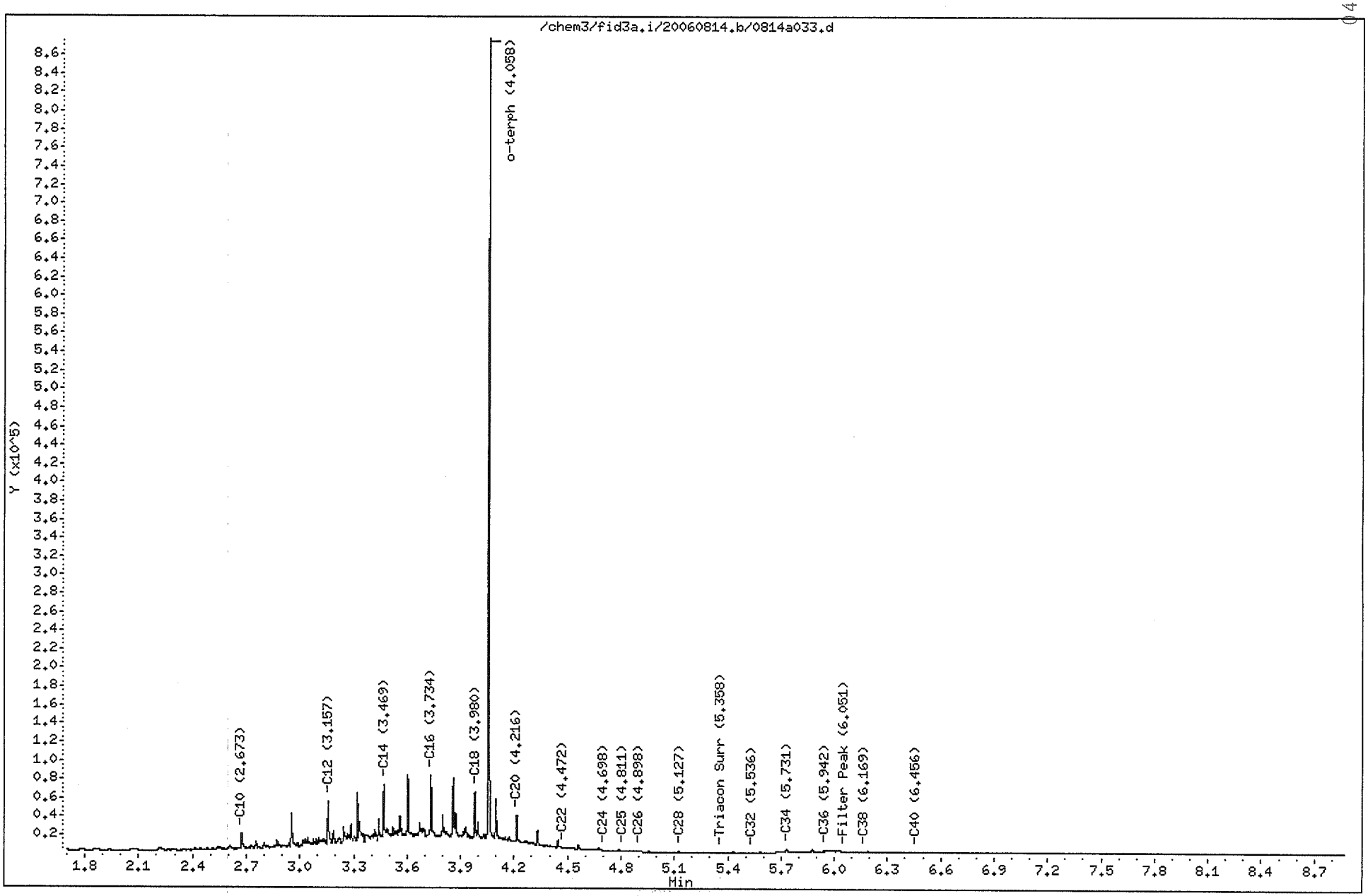

Analytical Resources Inc.
TPH Quantitation Report

Data file: /chem3/fid3a.i/20060814.b/0814a034.d ARI ID: 250 PPM DIESEL
Method: /chem3/fid3a.i/20060814.b/ftphfid3a.m Client ID:
Instrument: fid3a.i Injection: 14-AUG-2006 19:18
Operator: JR
Report Date: 08/15/2006 Dilution Factor: 1
Macro: 21-JUN-2006
Calibration Dates: Gas:31-JUL-2006 Diesel:14-AUG-2006 M.Oil:15-JUL-2006
AK102:15-JUL-2006 AK103:15-MAR-2006 JET-A:15-JUL-2006

FID:3A RESULTS

Compound	RT	Shift	Height	Area	Range	Total Area	Conc
Toluene	1.270	0.020	4712	8262	GAS (Tol-C12)	839877	42
C8	1.435	0.003	4125	6659	DIESEL (C12-C24)	3430541	248
C10	2.667	0.011	53520	33231	M.OIL (C24-C38)	297655	32
C12	3.158	0.010	151026	67178	AK-102 (C10-C25)	4088854	248
C14	3.462	-0.002	40350	16302	AK-103 (C25-C36)	228930	36
C16	3.735	0.001	54486	26116			
C18	3.987	0.000	38762	9944			
C20	4.225	-0.002	29150	15968			
C22	4.454	-0.008	13502	9664	STODDARD (C8-C12)	813995	54
C24	4.681	-0.009	5971	4668			
C25	4.800	-0.002	3319	1411			
C26	4.913	0.002	2000	821			
C28	5.123	-0.002	818	466			
C32	5.542	0.003	1260	733			
C34	5.740	-0.002	2945	1275			
Filter Peak	6.050	-0.003	3835	2752			
C36	5.950	0.008	4471.0	1313	o-Terph Surrogate Rec = 98.4%		(886132)
C38	6.165	-0.001	3010.0	1198	Triacon Surrogate Rec = 0.1%		(401)
C40	6.450	-0.003	1150	464			
o-terph	4.083	0.016	1694380	886132	JET-A (C10-C18)	3172171	274
Triacon Surr	5.339	-0.002	783	401			

JK 08/15/06

Range Times: NW Diesel(3.148 - 4.690) AK102(2.66 - 4.80) Jet A(2.66 - 3.99)
NW M.Oil(4.69 - 6.17) AK103(4.80 - 5.94) OR Diesel(2.66 - 5.13)

Data File: /chem3/fid3a.i/20060814.b/0814a034.d
Date : 14-AUG-2006 19:18
Client ID:
Sample Info: 250 PPM DIESEL

Instrument: fid3a.i
Operator: JR
Column diameter: 0.25

Column phase: RTX-1

0439

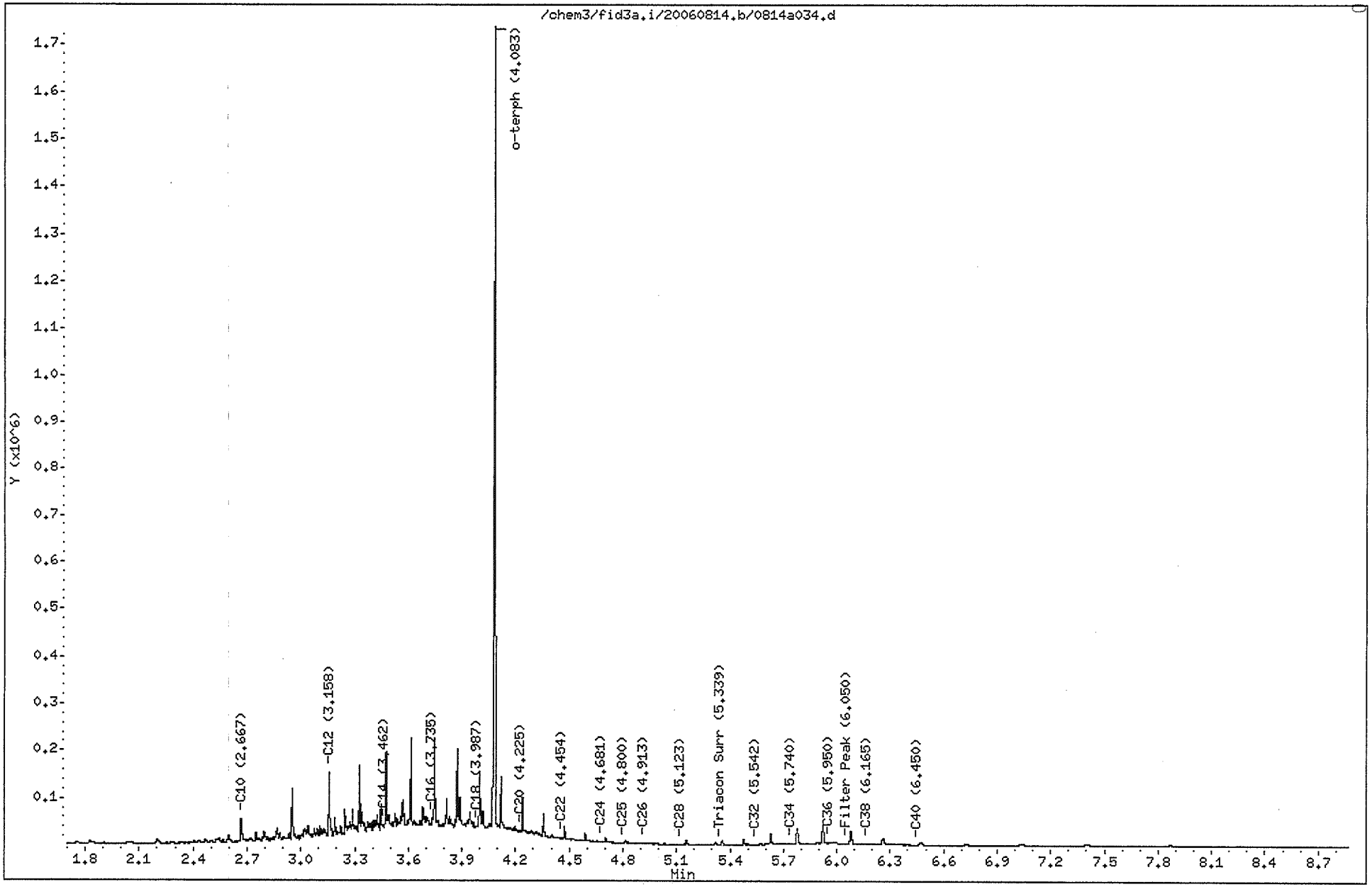

Analytical Resources Inc.
TPH Quantitation Report

Data file: /chem3/fid3a.i/20060814.b/0814a035.d ARI ID: 500 PPM DIESEL
Method: /chem3/fid3a.i/20060814.b/ftphfid3a.m Client ID:
Instrument: fid3a.i Injection: 14-AUG-2006 19:33
Operator: JR
Report Date: 08/15/2006 Dilution Factor: 1
Macro: 21-JUN-2006
Calibration Dates: Gas:31-JUL-2006 Diesel:14-AUG-2006 M.Oil:15-JUL-2006
AK102:15-JUL-2006 AK103:15-MAR-2006 JET-A:15-JUL-2006

FID:3A RESULTS

Compound	RT	Shift	Height	Area	Range	Total Area	Conc
Toluene	1.257	0.007	13721	13050	GAS (Tol-C12)	1557505	78
C8	1.446	0.015	8682	9789	DIESEL (C12-C24)	6630336	479
C10	2.672	0.017	117452	63160	M.OIL (C24-C38)	133041	14
C12	3.160	0.012	302588	134346	AK-102 (C10-C25)	7870148	477
C14	3.457	-0.006	71707	15443	AK-103 (C25-C36)	109243	17
C16	3.731	-0.003	102105	67120			
C18	3.994	0.008	276121	210098			
C20	4.227	0.000	205741	104819			
C22	4.467	0.006	23556	6068	STODDARD (C8-C12)	1510400	101
C24	4.689	0.000	10129	4985			
C25	4.804	0.002	5715	3957			
C26	4.924	0.013	2660	476			
C28	5.129	0.004	4437	3486			
C32	5.532	-0.008	40	14			
C34	5.739	-0.003	973	419			
Filter Peak	6.054	0.001	1663	945			
C36	5.948	0.006	1835.0	471	o-Terph Surrogate Rec = 200.2%		(1802346)
C38	6.166	0.000	1380.0	2010	Triacon Surrogate Rec = 0.2%		(1396)
C40	6.454	0.001	631	187			
o-terph	4.082	0.014	2211901	1802346	JET-A (C10-C18)	6104962	527
Triacon Surr	5.336	-0.005	1916	1396			

JR 08/15/06

Range Times: NW Diesel(3.148 - 4.690) AK102(2.66 - 4.80) Jet A(2.66 - 3.99)
NW M.Oil(4.69 - 6.17) AK103(4.80 - 5.94) OR Diesel(2.66 - 5.13)

Data File: /chem3/fid3a.i/20060814.b/0814a035.d

Date : 14-AUG-2006 19:33

Client ID:

Sample Info: 500 PPM DIESEL

Column phase: RTX-1

Instrument: fid3a.i

Operator: JR

Column diameter: 0.25

0441

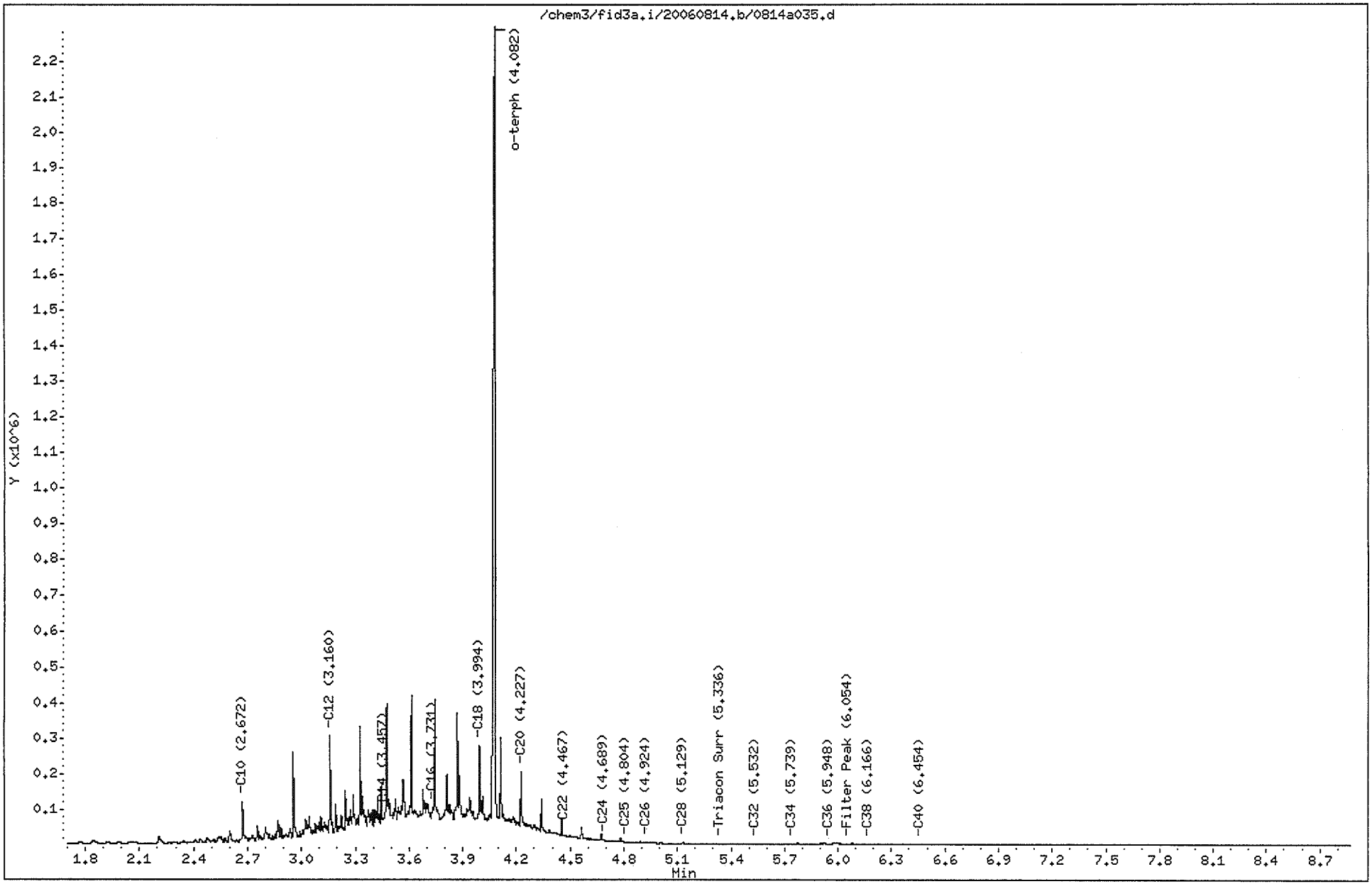

Analytical Resources Inc.
TPH Quantitation Report

Data file: /chem3/fid3a.i/20060814.b/0814a036.d ARI ID: 1000 PPM DIESEL
Method: /chem3/fid3a.i/20060814.b/ftphfid3a.m Client ID:
Instrument: fid3a.i Injection: 14-AUG-2006 20:00
Operator: JR
Report Date: 08/15/2006 Dilution Factor: 1
Macro: 21-JUN-2006
Calibration Dates: Gas:31-JUL-2006 Diesel:14-AUG-2006 M.Oil:15-JUL-2006
AK102:15-JUL-2006 AK103:15-MAR-2006 JET-A:15-JUL-2006

FID:3A RESULTS

Compound	RT	Shift	Height	Area	Range	Total Area	Conc
Toluene	1.246	-0.004	14762	12125	GAS (Tol-C12)	3217954	161
C8	1.425	-0.006	12091	23127	DIESEL (C12-C24)	14075060	1016
C10	2.677	0.022	42637	28762	M.OIL (C24-C38)	322071	34
C12	3.154	0.006	622031	282309	AK-102 (C10-C25)	16657795	1009
C14	3.460	-0.004	185362	121457	AK-103 (C25-C36)	285584	45
C16	3.728	-0.006	201027	146099			
C18	3.979	-0.007	158718	61206			
C20	4.219	-0.008	127824	72900			
C22	4.461	0.000	157127	86713	STODDARD (C8-C12)	3148924	210
C24	4.686	-0.004	60740	51595			
C25	4.796	-0.006	33648	25141			
C26	4.905	-0.005	18277	16345			
C28	5.122	-0.003	4373	3575			
C32	5.542	0.003	698	240			
C34	5.745	0.003	1369	244			
Filter Peak	6.050	-0.003	2205	742			
C36	5.946	0.004	2561.0	1155	o-Terph Surrogate Rec = 418.2%		(3764673)
C38	6.172	0.006	1539.0	897	Triacon Surrogate Rec = 0.6%		(4187)
C40	6.449	-0.004	622	216			
o-terph	4.094	0.027	2891403	3764673	JET-A (C10-C18)	12902678	1114
Triacon Surr	5.339	-0.002	5919	4187			

JR 08/15/06

Range Times: NW Diesel(3.148 - 4.690) AK102(2.66 - 4.80) Jet A(2.66 - 3.99)
NW M.Oil(4.69 - 6.17) AK103(4.80 - 5.94) OR Diesel(2.66 - 5.13)

Data File: /chem3/fid3a.i/20060814.b/0814a036.d

Date : 14-AUG-2006 20:00

Client ID:

Sample Info: 1000 PPM DIESEL

Column phase: RTX-1

Instrument: fid3a.i

Operator: JR

Column diameter: 0.25

0443

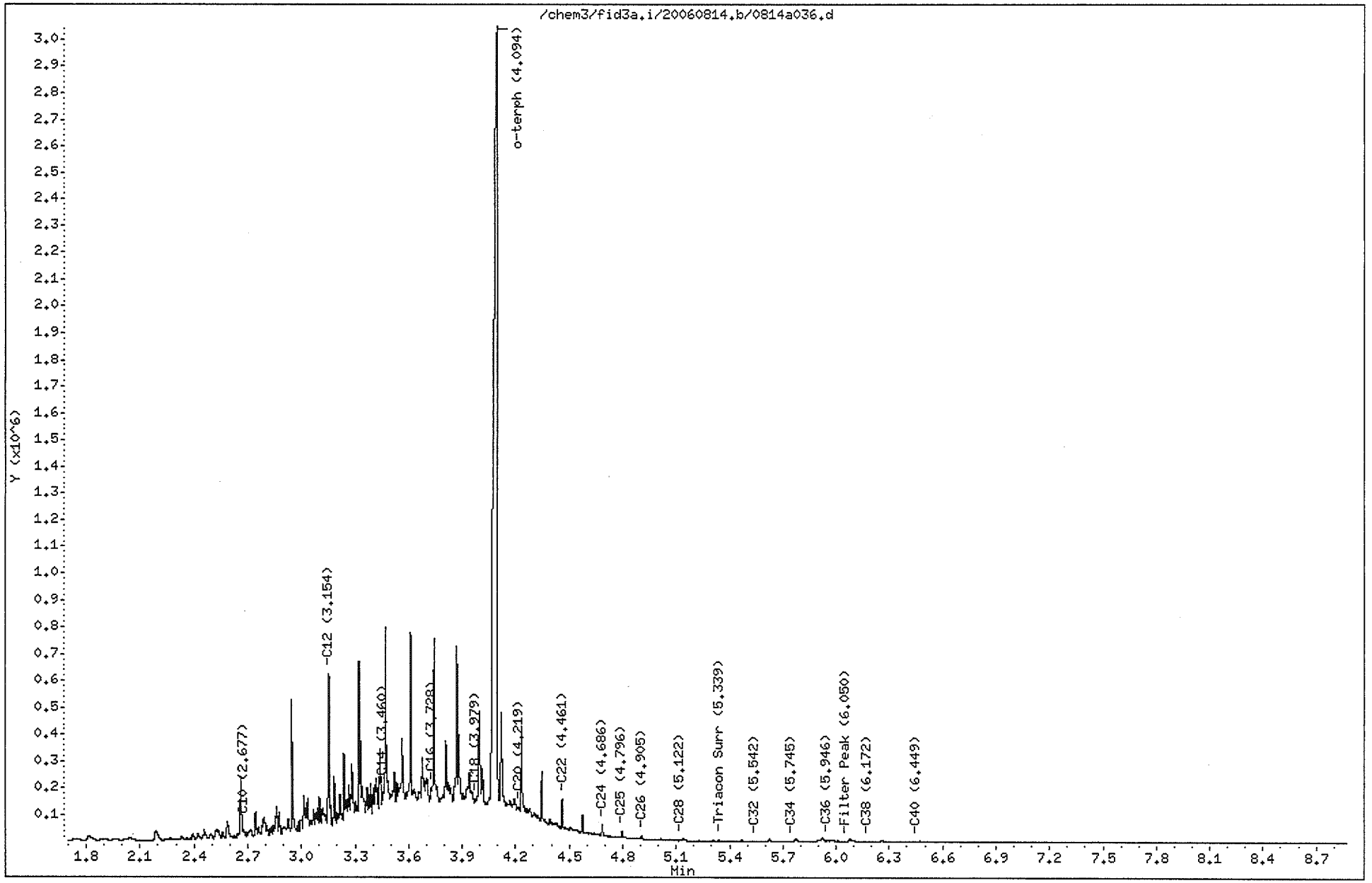

Analytical Resources Inc.
TPH Quantitation Report

Data file: /chem3/fid3a.i/20060814.b/0814a037.d ARI ID: 2500 PPM DIESEL
Method: /chem3/fid3a.i/20060814.b/ftphfid3a.m Client ID:
Instrument: fid3a.i Injection: 14-AUG-2006 20:15
Operator: JR
Report Date: 08/15/2006 Dilution Factor: 1
Macro: 21-JUN-2006
Calibration Dates: Gas:31-JUL-2006 Diesel:14-AUG-2006 M.Oil:15-JUL-2006
AK102:15-JUL-2006 AK103:15-MAR-2006 JET-A:15-JUL-2006

FID:3A RESULTS

Compound	RT	Shift	Height	Area	Range	Total Area	Conc
Toluene	1.255	0.004	60397	58848	GAS (Tol-C12)	7633145	382
C8	1.444	0.012	27859	23298	DIESEL (C12-C24)	33579990	2425
C10	2.679	0.023	138322	75212	M.OIL (C24-C38)	619873	66
C12	3.151	0.003	416878	149729	AK-102 (C10-C25)	39767172	2410
C14	3.461	-0.003	437979	288226	AK-103 (C25-C36)	569178	90
C16	3.733	-0.001	461474	310042			
C18	3.990	0.003	360855	43117			
C20	4.154	-0.073	2280208	13067360			
C22	4.466	0.004	178821	31774	STODDARD (C8-C12)	7482027	498
C24	4.691	0.001	101862	166177			
C25	4.792	-0.010	61749	89022			
C26	4.895	-0.016	35596	55286			
C28	5.125	-0.001	27773	18359			
C32	5.541	0.001	2148	2508			
C34	5.735	-0.008	1548	824			
Filter Peak	6.049	-0.004	2038	1492			
C36	5.945	0.003	3680.0	4901	o-Terph Surrogate Rec = 966.2%		(8697619)
C38	6.170	0.004	1429.0	589	Triacon Surrogate Rec = 0.1%		(969)
C40	6.459	0.006	501	314			
o-terph	4.154	0.086	1891620	8697619	JET-A (C10-C18)	30049255	2595
Triacon Surr	5.346	0.005	2189	969			

JR 08/15/06

Range Times: NW Diesel(3.148 - 4.690) AK102(2.66 - 4.80) Jet A(2.66 - 3.99)
NW M.Oil(4.69 - 6.17) AK103(4.80 - 5.94) OR Diesel(2.66 - 5.13)

Data File: /chem3/fid3a.i/20060814.b/0814a037.d

Date : 14-AUG-2006 20:15

Client ID:

Sample Info: 2500 PPM DIESEL

Column phase: RTX-1

Instrument: fid3a.i

Operator: JR

Column diameter: 0.25

0445

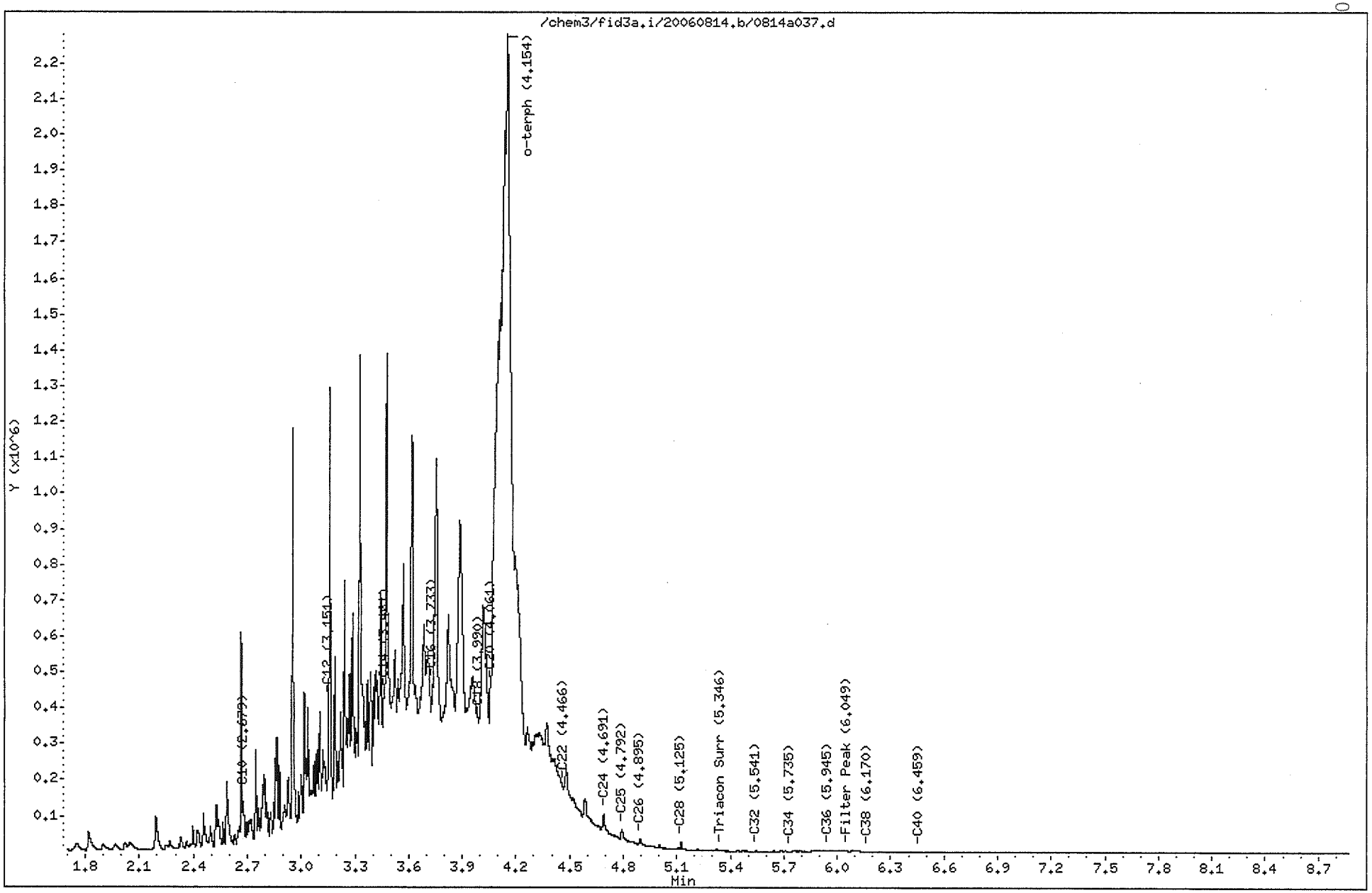

Analytical Resources Inc.
TPH Quantitation Report

Data file: /chem3/fid3a.i/20061004.b/1004a017.d ARI ID: RT
Method: /chem3/fid3a.i/20061004.b/acidsilfid3a.m Client ID:
Instrument: fid3a.i Injection: 04-OCT-2006 11:00
Operator: JR
Report Date: 10/05/2006 Dilution Factor: 1
Macro: 15-MAR-2006
Calibration Dates: Gas:19-JUL-2006 Diesel:14-AUG-2006 M.Oil:15-JUL-2006
AK102:15-JUL-2006 AK103:15-MAR-2006 BUNKERC:29-JUL-2005
FID:3A RESULTS

Compound	RT	Shift	Height	Area	Range	Total Area	Conc
Toluene	1.211	0.000	752491	535812	GAS (Tol-C12)	1279119	75
C8	1.387	0.000	356909	258238	DIESEL (C12-C24)	1533108	111
C10	2.637	0.000	458604	234253	M.OIL (C24-C38)	1790223	190
C12	3.133	0.000	206088	201904	AK-102 (C10-C25)	1994518	121
C14	3.448	0.000	244278	209663	AK-103 (C25-C36)	1555442	245
C16	3.705	0.000	465385	245750			
C18	3.940	0.000	491127	244311			
C20	4.167	0.000	522795	245953			
C22	4.386	0.000	516331	240658			
C24	4.598	0.000	514561	242126			
C25	4.704	0.000	652132	338691			
C26	4.810	0.000	485314	240766			
C28	5.025	0.000	427065	237724			
C32	5.460	0.000	423723	234452			
C34	5.671	0.000	386944	230590	BUNKERC (C10-C38)	3784741	1252
Filter Peak	6.256	0.000	986	1353			
C36	5.877	0.000	402459.0	243515	o-Terph Surrogate Rec = 105.3%		(803496)
C38	6.093	0.000	304153.0	224348	Triacon Surrogate Rec = 109.7%		(691770)
C40	6.364	0.000	208531	207786			
o-terph	4.018	0.000	1470570	803496			
Triacon Surr	5.251	0.000	900264	691770			

JR 10/05/06

Range Times: NW Diesel(3.133 - 4.598) AK102(2.64 - 4.70) Jet A(2.64 - 3.94)
NW M.Oil(4.60 - 6.09) AK103(4.70 - 5.88) OR Diesel(2.64 - 5.03)

Data File: /chem3/fid3a.i/20061004.b/1004a017.d
Date : 04-OCT-2006 11:00
Client ID:
Sample Info: RT

Instrument: fid3a.i
Operator: JR
Column diameter: 0.25

Column phase: RTX-1

0447

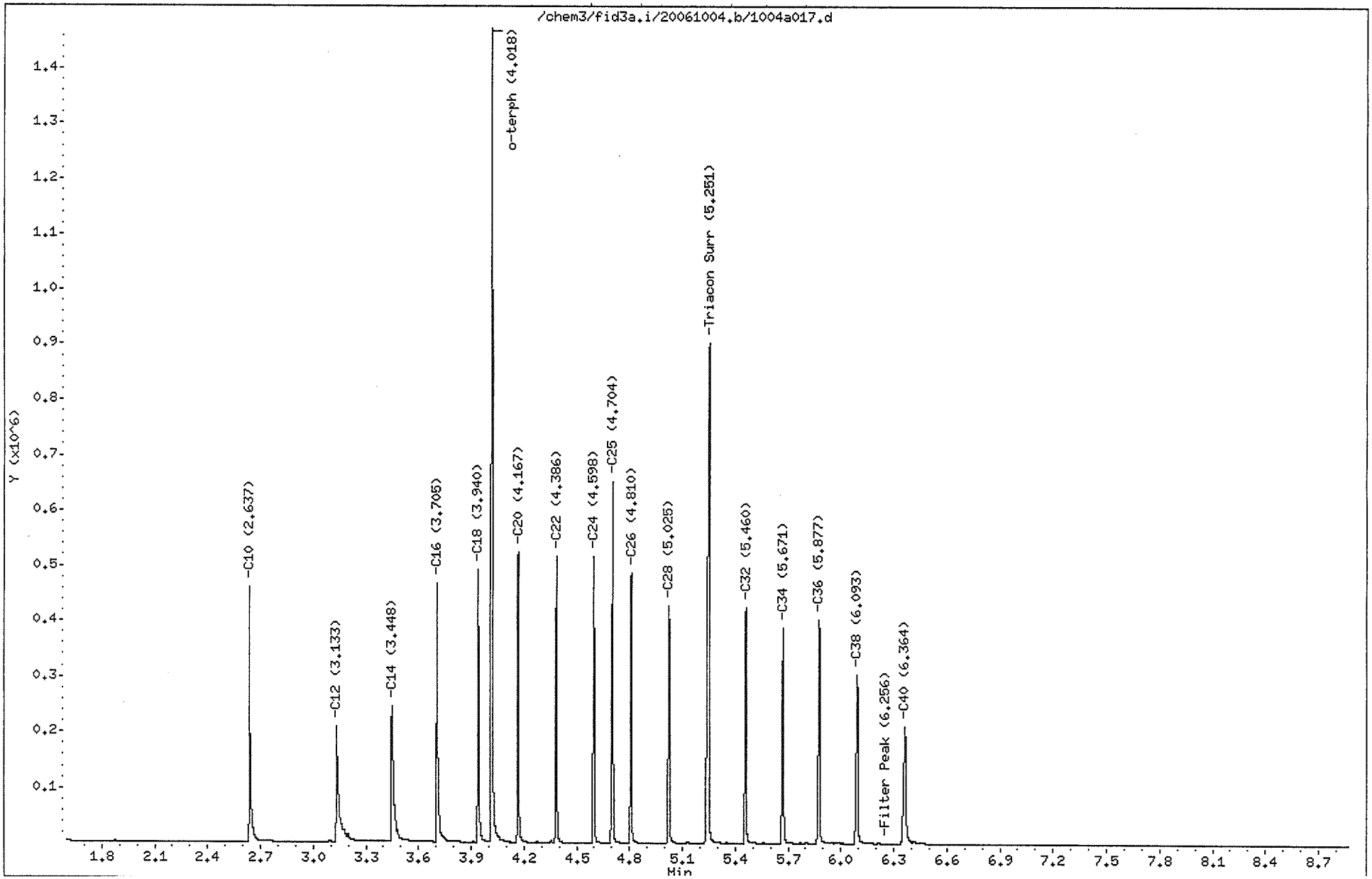

Analytical Resources Inc.
TPH Quantitation Report

Data file: /chem3/fid3a.i/20061004.b/1004a018.d ARI ID: IB
Method: /chem3/fid3a.i/20061004.b/acidsilfid3a.m Client ID:
Instrument: fid3a.i Injection: 04-OCT-2006 11:15
Operator: JR
Report Date: 10/05/2006 Dilution Factor: 1
Macro: 15-MAR-2006
Calibration Dates: Gas:19-JUL-2006 Diesel:14-AUG-2006 M.Oil:15-JUL-2006
AK102:15-JUL-2006 AK103:15-MAR-2006 BUNKERC:29-JUL-2005
FID:3A RESULTS

Compound	RT	Shift	Height	Area	Range	Total Area	Conc
Toluene	1.225	0.014	77133	61904	GAS (Tol-C12)	119992	7
C8	1.485	0.098	1950	3071	DIESEL (C12-C24)	30269	2
C10	2.638	0.001	375	244	M.OIL (C24-C38)	42497	5
C12	3.132	-0.002	738	174	AK-102 (C10-C25)	49954	3
C14	3.480	0.032	778	602	AK-103 (C25-C36)	32710	5
C16	3.704	-0.001	627	535			
C18	3.941	0.000	669	795			
C20	4.206	0.039	986	2093			
C22	4.384	-0.002	121	68			
C24	4.603	0.005	1037	774			
C25	4.704	0.000	1648	1120			
C26	4.809	-0.001	1205	879			
C28	5.018	-0.008	2370	1641			
C32	5.452	-0.009	923	965			
C34	5.662	-0.009	1005	1064	BUNKERC (C10-C38)	92451	31
Filter Peak	6.254	-0.002	606	95			
C36	5.875	-0.002	599.0	106	o-Terph Surrogate Rec = 109.7%		(837086)
C38	6.097	0.004	716.0	210	Triacon Surrogate Rec = 111.0%		(699884)
C40	6.418	0.054	767	772			
o-terph	4.010	-0.007	1361506	837086			
Triacon Surr	5.247	-0.004	841568	699884			

JR 10/05/06

Range Times: NW Diesel(3.133 - 4.598) AK102(2.64 - 4.70) Jet A(2.64 - 3.94)
NW M.Oil(4.60 - 6.09) AK103(4.70 - 5.88) OR Diesel(2.64 - 5.03)

Data File: /chem3/fid3a.i/20061004.b/1004a018.d

Date : 04-OCT-2006 11:15

Client ID:

Sample Info: IB

Column phase: RTX-1

Instrument: fid3a.i

Operator: JR

Column diameter: 0.25

0449

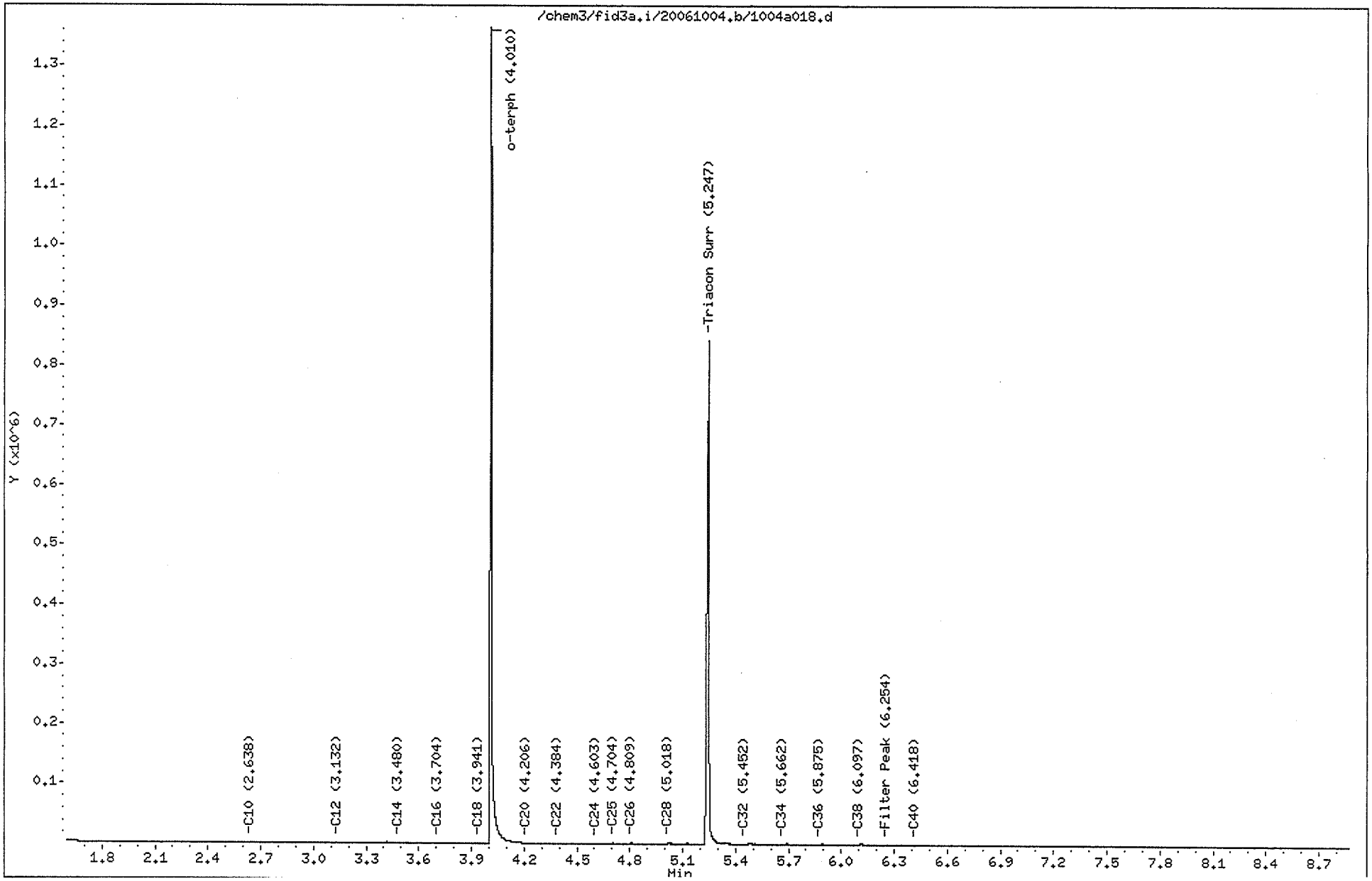

7a

DIESEL CONTINUING CALIBRATION VERIFICATION

Lab Name: ANALYTICAL RESOURCES, INC. Client: ANCHOR ENVIR

ICal Date: 14-AUG-2006 Project: CHINOOK

CCal Date: 04-OCT-2006 SDG No.: JY78

Analysis Time: 13:01 Lab ID: DIESEL#2

Instrument: FID3A.I Lab File Name: 1004a025.d

Diesel Range	Area*	CalcAmnt	NomAmnt	% D
WADies(C12-C24)	3254964	235.0	250	-6.0
AK102 (C10-C25)	3852001	233.4	250	-6.6
Terphenyl	749836	41.2	45	-8.4

* Surrogate areas are subtracted from range areas
<- Indicates a %D outside QC limits

Quant Ranges : WA Diesel C12-C24
AK Diesel C10-C25

Analytical Resources Inc.
TPH Quantitation Report

Data file: /chem3/fid3a.i/20061004.b/1004a025.d
Method: /chem3/fid3a.i/20061004.b/ftphfid3a.m
Instrument: fid3a.i
Operator: JR
Report Date: 10/05/2006
Macro: 21-JUN-2006
ARI ID: DIESEL#2
Client ID:
Injection: 04-OCT-2006 13:01
Dilution Factor: 1

Calibration Dates: Gas:12-SEP-2006 Diesel:14-AUG-2006 M.Oil:15-JUL-2006
AK102:30-AUG-2006 AK103:15-MAR-2006 TRAN.OIL:30-SEP-2006

FID:3A RESULTS

Compound	RT	Shift	Height	Area	Range	Total Area	Conc
Toluene	1.218	0.007	14996	25926	GAS (Tol-C12)	825697	41
C8	1.369	-0.019	3834	6515	DIESEL (C12-C24)	3254964	235
C10	2.632	-0.005	5026	4269	M.OIL (C24-C38)	62077	7
C12	3.132	-0.001	94794	71209	AK-102 (C10-C25)	3852001	233
C14	3.439	-0.008	132651	96460	AK-103 (C25-C36)	54217	9
C16	3.709	0.004	53992	48606			
C18	3.946	0.006	70881	64409			
C20	4.154	-0.013	86013	85200			
C22	4.370	-0.015	26640	39498			
C24	4.584	-0.014	9011	18222	TRANOIL (C12-C28)	3294445	201
C25	4.694	-0.010	5183	11289			
C26	4.803	-0.007	2840	6005			
C28	5.021	-0.004	1066	1071			
C32	5.464	0.003	311	48			
C34	5.669	-0.002	418	221			
Filter Peak	6.260	0.004	471	93			
C36	5.873	-0.004	550.0	417	o-Terph Surrogate Rec = 91.6%		(749836)
C38	6.093	0.000	602.0	202	Triacon Surrogate Rec = 1.0%		(7208)
C40	6.365	0.001	361	204			
o-terph	4.008	-0.010	1387342	749836			
Triacon Surr	5.236	-0.015	4114	7208			

JR 10/05/06

Range Times: NW Diesel(3.133 - 4.598) AK102(2.64 - 4.70) Jet A(2.64 - 3.94)
NW M.Oil(4.60 - 6.09) AK103(4.70 - 5.88) OR Diesel(2.64 - 5.03)

Data File: /chem3/fid3a.i/20061004.b/1004a025.d

Date : 04-OCT-2006 13:01

Client ID:

Sample Info: DIESEL#2

Column phase: RTX-1

Instrument: fid3a.i

Operator: JR

Column diameter: 0.25

0452

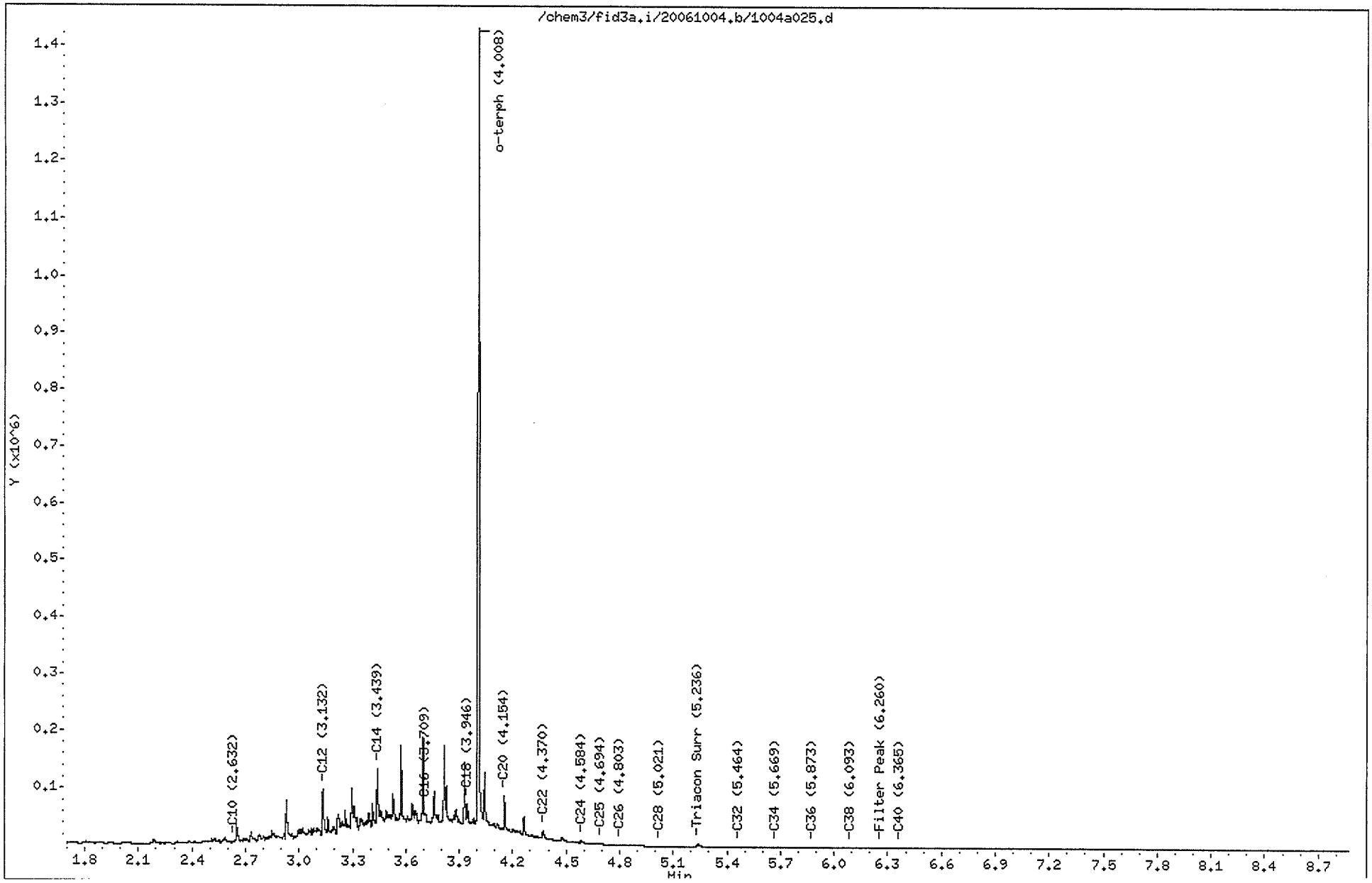

7a

MOTOR OIL CONTINUING CALIBRATION VERIFICATION

Lab Name: ANALYTICAL RESOURCES, INC. Client: ANCHOR ENVIR

ICal Date: 15-JUL-2006 Project: CHINOOK

CCal Date: 04-OCT-2006 SDG No.: JY78

Analysis Time: 13:32 Lab ID: MOIL#1

Instrument: FID3A.I Lab File Name: 1004a027.d

M.oil Range	Area*	CalcAmnt	NomAmnt	% D	
WAMoil(C24-C38)	5187313	550.0	500	10.0	
AK103 (C25-C36)	4431776	698.0	500	39.6	<-
n-Triacontane	729831	47.8	45	6.2	

* Surrogate areas are subtracted from range areas
<- Indicates a %D outside QC limits

Quant Ranges : WA M.Oil C24-C38
AK M.Oil C25-C36

Analytical Resources Inc.
TPH Quantitation Report

Data file: /chem3/fid3a.i/20061004.b/1004a027.d
Method: /chem3/fid3a.i/20061004.b/ftphfid3a.m
Instrument: fid3a.i
Operator: JR
Report Date: 10/05/2006
Macro: 21-JUN-2006
ARI ID: MOIL#1
Client ID:
Injection: 04-OCT-2006 13:32
Dilution Factor: 1

Calibration Dates: Gas:12-SEP-2006 Diesel:14-AUG-2006 M.Oil:15-JUL-2006
AK102:30-AUG-2006 AK103:15-MAR-2006 TRAN.OIL:30-SEP-2006

FID:3A RESULTS

Compound	RT	Shift	Height	Area	Range	Total Area	Conc
Toluene	----				GAS (Tol-C12)	27445	1
C8	1.465	0.078	1990	2506	DIESEL (C12-C24)	557634	40
C10	2.635	-0.002	107	57	M.OIL (C24-C38)	5187313	550
C12	3.142	0.008	562	771	AK-102 (C10-C25)	582196	35
C14	3.447	0.000	243	37	AK-103 (C25-C36)	4431776	698
C16	3.703	-0.002	173	81			
C18	3.958	0.017	787	1056			
C20	4.180	0.013	4626	8311			
C22	4.389	0.003	16780	22053			
C24	4.600	0.001	32314	27798	TRANOIL (C12-C28)	1685489	103
C25	4.705	0.001	40577	46128			
C26	4.808	-0.002	45460	41863			
C28	5.025	0.000	51857	24528			
C32	5.458	-0.002	65629	51423			
C34	5.679	0.008	71870	36812			
Filter Peak	6.259	0.003	42210	8346			
C36	5.874	-0.002	73168.0	30428	o-Terph Surrogate Rec = 0.4%		(2939)
C38	6.097	0.004	55033.0	30671	Triacon Surrogate Rec = 106.2%		(729831)
C40	6.365	0.001	36060	11373			
o-terph	4.024	0.006	2404	2939			
Triacon Surr	5.242	-0.009	839520	729831			

JR 10/05/06

Range Times: NW Diesel(3.133 - 4.598) AK102(2.64 - 4.70) Jet A(2.64 - 3.94)
NW M.Oil(4.60 - 6.09) AK103(4.70 - 5.88) OR Diesel(2.64 - 5.03)

Data File: /chem3/fid3a.i/20061004.b/1004a027.d

Date : 04-OCT-2006 13:32

Client ID:

Sample Info: MOIL#1

Column phase: RTX-1

Instrument: fid3a.i

Operator: JR

Column diameter: 0.25

0455

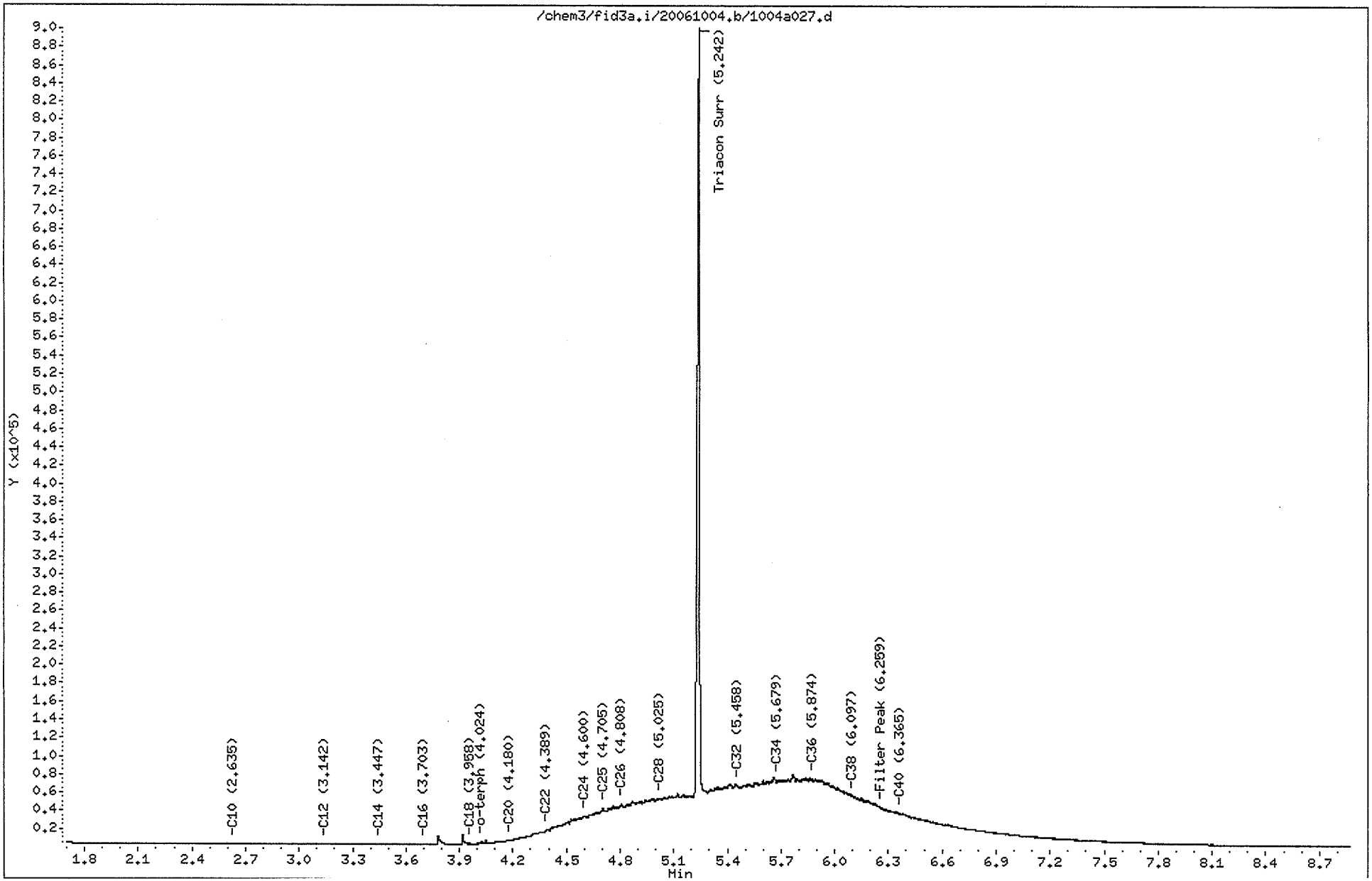

7a

DIESEL CONTINUING CALIBRATION VERIFICATION

Lab Name: ANALYTICAL RESOURCES, INC.
Client: ANCHOR ENVIR

ICal Date: 14-AUG-2006
Project: CHINOOK

CCal Date: 04-OCT-2006
SDG No.: JY78

Analysis Time: 16:22
Lab ID: DIESEL#3

Instrument: FID3A.I
Lab File Name: 1004a038.d

Diesel Range	Area*	CalcAmnt	NomAmnt	% D
WADies(C12-C24)	3332110	240.6	250	-3.8
AK102 (C10-C25)	3949692	239.3	250	-4.3
Terphenyl	778447	42.8	45	-4.9

* Surrogate areas are subtracted from range areas
<- Indicates a %D outside QC limits

Quant Ranges : WA Diesel C12-C24
AK Diesel C10-C25

Analytical Resources Inc.
TPH Quantitation Report

Data file: /chem3/fid3a.i/20061004.b/1004a038.d ARI ID: DIESEL#3
Method: /chem3/fid3a.i/20061004.b/ftphfid3a.m Client ID:
Instrument: fid3a.i Injection: 04-OCT-2006 16:22
Operator: JR
Report Date: 10/05/2006 Dilution Factor: 1
Macro: 21-JUN-2006
Calibration Dates: Gas:12-SEP-2006 Diesel:14-AUG-2006 M.Oil:15-JUL-2006
AK102:30-AUG-2006 AK103:15-MAR-2006 TRAN.OIL:30-SEP-2006

FID:3A RESULTS

Compound	RT	Shift	Height	Area	Range	Total Area	Conc
Toluene	1.216	0.005	17252	46511	GAS (Tol-C12)	851255	43
C8	1.366	-0.021	3984	6424	DIESEL (C12-C24)	3332110	241
C10	2.643	0.006	36726	29836	M.OIL (C24-C38)	72429	8
C12	3.127	-0.007	100657	73137	AK-102 (C10-C25)	3949692	239
C14	3.452	0.005	61800	50161	AK-103 (C25-C36)	63931	10
C16	3.704	-0.001	55459	47118			
C18	3.941	0.001	72916	77589			
C20	4.172	0.005	28219	27816			
C22	4.365	-0.021	28359	42118			
C24	4.617	0.018	5223	3301	TRANOIL (C12-C28)	3372294	206
C25	4.719	0.015	3248	1806			
C26	4.792	-0.018	3089	6296			
C28	5.009	-0.016	1165	1633			
C32	5.463	0.003	375	95			
C34	5.671	0.000	533	166			
Filter Peak	6.265	0.009	667	172			
C36	5.871	-0.006	741.0	445	o-Terph Surrogate Rec = 95.1%		(778447)
C38	6.102	0.009	752.0	531	Triacon Surrogate Rec = 1.0%		(7011)
C40	6.356	-0.007	455	255			
o-terph	4.002	-0.015	1442167	778447			
Triacon Surr	5.220	-0.031	5587	7011			

JR 10/05/06

Range Times: NW Diesel(3.133 - 4.598) AK102(2.64 - 4.70) Jet A(2.64 - 3.94)
NW M.Oil(4.60 - 6.09) AK103(4.70 - 5.88) OR Diesel(2.64 - 5.03)

Data File: /chem3/fid3a.i/20061004.b/1004a038.d
Date : 04-OCT-2006 16:22
Client ID:
Sample Info: DIESEL#3

Instrument: fid3a.i

Operator: JR
Column diameter: 0.25

Column phase: RTX-1

0458

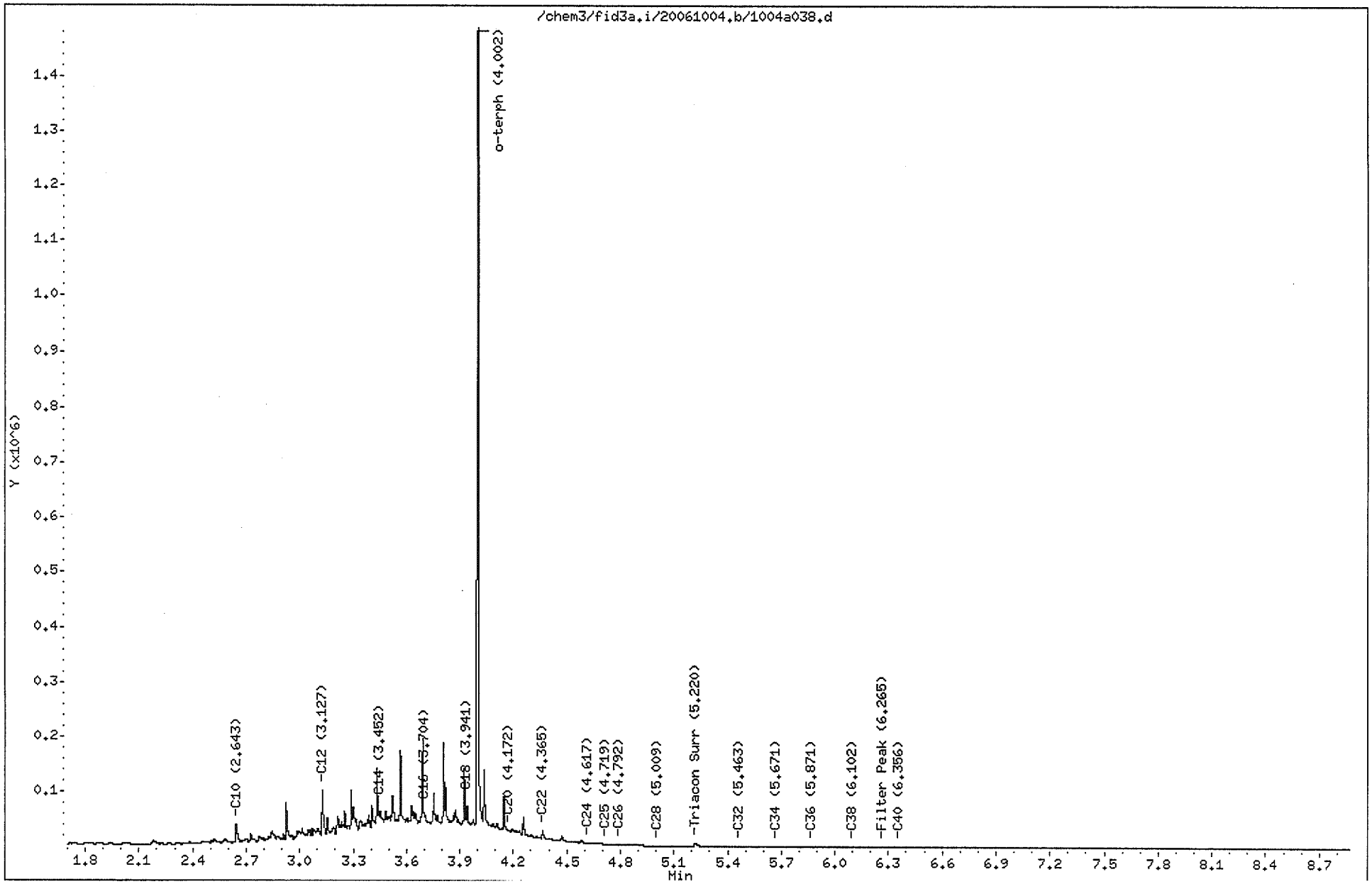

7a

MOTOR OIL CONTINUING CALIBRATION VERIFICATION

Lab Name: ANALYTICAL RESOURCES, INC. Client: ANCHOR ENVIR

ICal Date: 15-JUL-2006 Project: CHINOOK

CCal Date: 04-OCT-2006 SDG No.: JY78

Analysis Time: 16:53 Lab ID: MOIL#2

Instrument: FID3A.I Lab File Name: 1004a040.d

M.oil Range	Area*	CalcAmnt	NomAmnt	% D	
WAMoil(C24-C38)	4820027	511.0	500	2.2	
AK103 (C25-C36)	4121168	649.1	500	29.8	<-
n-Triacontane	682046	44.6	45	-0.8	

* Surrogate areas are subtracted from range areas
<- Indicates a %D outside QC limits

Quant Ranges : WA M.Oil C24-C38
AK M.Oil C25-C36

Analytical Resources Inc.
TPH Quantitation Report

Data file: /chem3/fid3a.i/20061004.b/1004a040.d ARI ID: MOIL#2
Method: /chem3/fid3a.i/20061004.b/ftphfid3a.m Client ID:
Instrument: fid3a.i Injection: 04-OCT-2006 16:53
Operator: JR
Report Date: 10/05/2006 Dilution Factor: 1
Macro: 21-JUN-2006
Calibration Dates: Gas:12-SEP-2006 Diesel:14-AUG-2006 M.Oil:15-JUL-2006
AK102:30-AUG-2006 AK103:15-MAR-2006 TRAN.OIL:30-SEP-2006

FID:3A RESULTS

Compound	RT	Shift	Height	Area	Range	Total Area	Conc
Toluene	----				GAS (Tol-C12)	27859	1
C8	1.462	0.075	2104	1038	DIESEL (C12-C24)	562444	41
C10	2.637	0.000	103	44	M.OIL (C24-C38)	4820027	511
C12	3.135	0.002	1024	1126	AK-102 (C10-C25)	574497	35
C14	3.447	0.000	243	51	AK-103 (C25-C36)	4121168	649
C16	3.698	-0.007	200	153			
C18	3.953	0.012	785	1163			
C20	4.173	0.007	4514	6517			
C22	4.385	-0.001	16075	7601			
C24	4.596	-0.003	30238	9043	TRANOIL (C12-C28)	1615197	98
C25	4.703	-0.002	36112	24776			
C26	4.810	0.001	40422	19923			
C28	5.026	0.001	47640	10451			
C32	5.459	-0.001	59795	15461			
C34	5.666	-0.005	65014	33899			
Filter Peak	6.256	0.000	37888	19605			
C36	5.875	-0.001	68336.0	46815	o-Terph Surrogate Rec = 0.4%		(3059)
C38	6.090	-0.003	50993.0	19052	Triacon Surrogate Rec = 99.2%		(682046)
C40	6.365	0.001	30781	10250			
o-terph	4.016	-0.001	2332	3059			
Triacon Surr	5.230	-0.021	763089	682046			

JR 10/05/06

Range Times: NW Diesel(3.133 - 4.598) AK102(2.64 - 4.70) Jet A(2.64 - 3.94)
NW M.Oil(4.60 - 6.09) AK103(4.70 - 5.88) OR Diesel(2.64 - 5.03)

Data File: /chem3/fid3a.i/20061004.b/1004a040.d

Date : 04-OCT-2006 16:53

Client ID:

Sample Info: MOIL#2

Column phase: RTX-1

Instrument: fid3a.i

Operator: JR

Column diameter: 0.25

0461

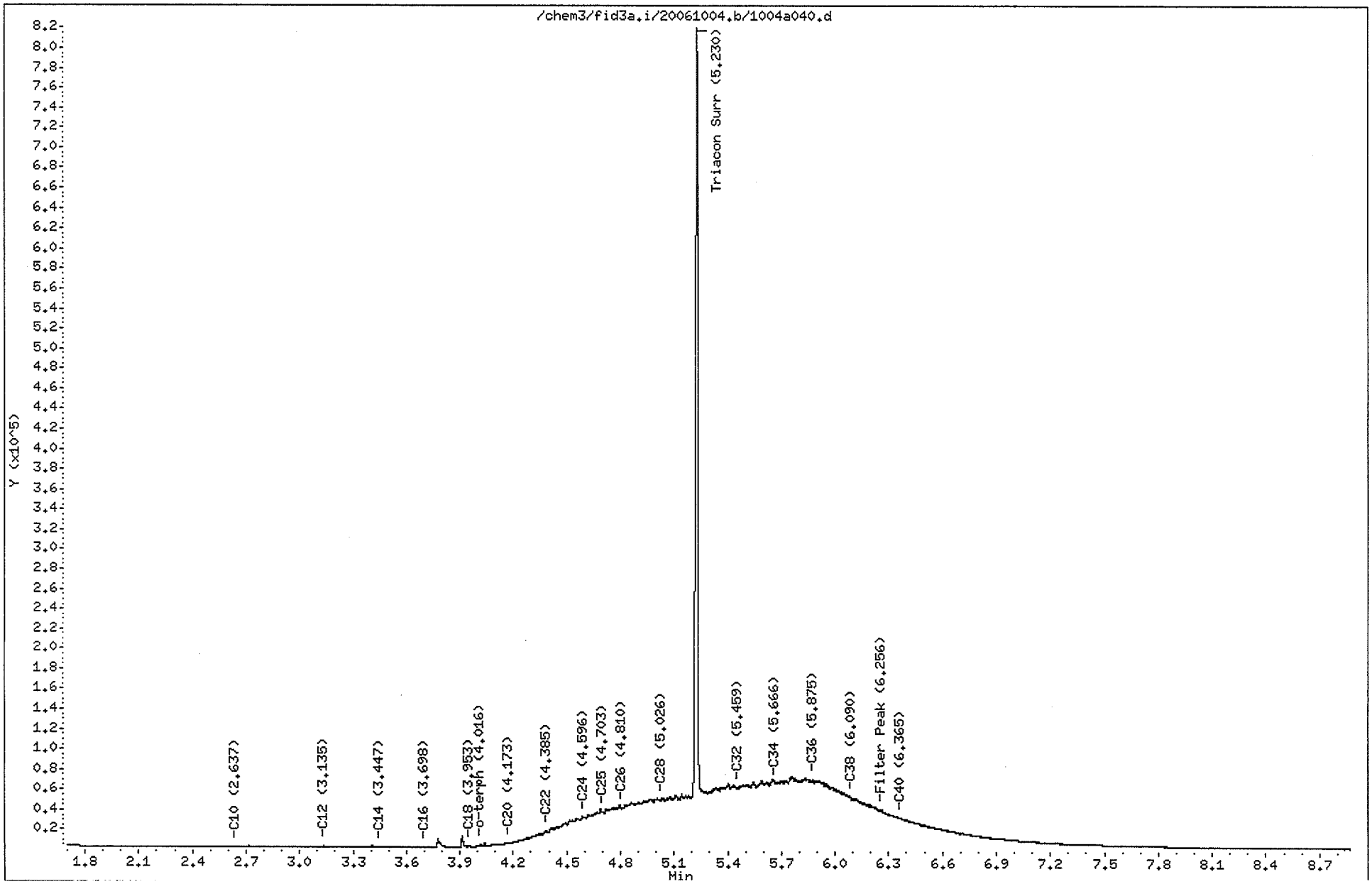

7a
DIESEL CONTINUING CALIBRATION VERIFICATION

Lab Name: ANALYTICAL RESOURCES, INC. Client: ANCHOR ENVIR

ICal Date: 14-AUG-2006 Project: CHINOOK

CCal Date: 04-OCT-2006 SDG No.: JY78

Analysis Time: 19:43 Lab ID: DIESEL#4

Instrument: FID3A.I Lab File Name: 1004a051.d

Diesel Range	Area*	CalcAmnt	NomAmnt	% D
WADies(C12-C24)	3316410	239.5	250	-4.2
AK102 (C10-C25)	3916163	237.3	250	-5.1
Terphenyl	758731	41.7	45	-7.3

* Surrogate areas are subtracted from range areas
<- Indicates a %D outside QC limits

Quant Ranges : WA Diesel C12-C24
AK Diesel C10-C25

Analytical Resources Inc.
TPH Quantitation Report

Data file: /chem3/fid3a.i/20061004.b/1004a051.d
Method: /chem3/fid3a.i/20061004.b/ftphfid3a.m
Instrument: fid3a.i
Operator: JR
Report Date: 10/05/2006
Macro: 21-JUN-2006
ARI ID: DIESEL#4
Client ID:
Injection: 04-OCT-2006 19:43
Dilution Factor: 1

Calibration Dates: Gas:12-SEP-2006 Diesel:14-AUG-2006 M.Oil:15-JUL-2006
AK102:30-AUG-2006 AK103:15-MAR-2006 TRAN.OIL:30-SEP-2006

FID:3A RESULTS

Compound	RT	Shift	Height	Area	Range	Total Area	Conc
Toluene	1.210	0.000	16215	28005	GAS (Tol-C12)	848323	42
C8	1.361	-0.026	4137	6755	DIESEL (C12-C24)	3316410	239
C10	2.641	0.004	34626	29289	M.OIL (C24-C38)	68627	7
C12	3.126	-0.008	96393	72794	AK-102 (C10-C25)	3916163	237
C14	3.451	0.004	60629	49491	AK-103 (C25-C36)	63239	10
C16	3.703	-0.002	54410	47474			
C18	3.939	-0.001	71854	68535			
C20	4.171	0.004	28032	23760			
C22	4.400	0.014	11419	2269			
C24	4.580	-0.018	9527	18710	TRANOIL (C12-C28)	3359540	205
C25	4.722	0.017	3310	3660			
C26	4.794	-0.015	3004	4548			
C28	5.041	0.015	842	476			
C32	5.464	0.003	350	123			
C34	5.666	-0.005	419	309			
Filter Peak	6.265	0.009	382	163			
C36	5.879	0.002	507.0	226	o-Terph Surrogate Rec = 92.7%		(758731)
C38	6.090	-0.003	466.0	181	Triacon Surrogate Rec = 1.3%		(8811)
C40	6.366	0.002	324	193			
o-terph	4.000	-0.017	1366388	758731			
Triacon Surr	5.221	-0.030	5642	8811			

JR 10/05/06

Range Times: NW Diesel(3.133 - 4.598) AK102(2.64 - 4.70) Jet A(2.64 - 3.94)
NW M.Oil(4.60 - 6.09) AK103(4.70 - 5.88) OR Diesel(2.64 - 5.03)

Data File: /chem3/fid3a.i/20061004.b/1004a051.d
Date : 04-OCT-2006 19:43
Client ID:
Sample Info: DIESEL#4

Instrument: fid3a.i

Operator: JR
Column phase: RTX-1
Column diameter: 0.25

0464

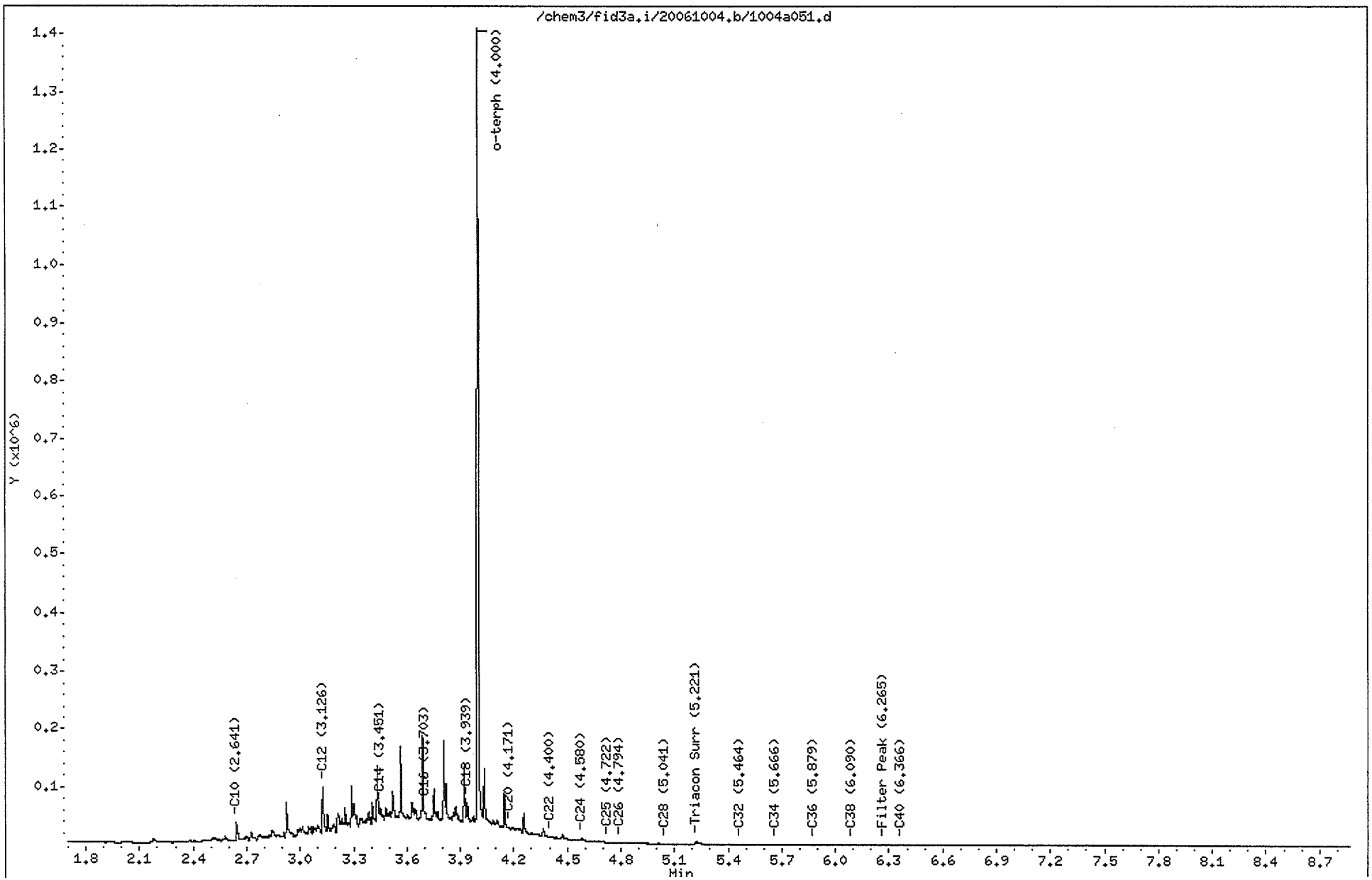

7a

MOTOR OIL CONTINUING CALIBRATION VERIFICATION

Lab Name: ANALYTICAL RESOURCES, INC.
Client: ANCHOR ENVIR

ICal Date: 15-JUL-2006
Project: CHINOOK

CCal Date: 04-OCT-2006
SDG No.: JY78

Analysis Time: 20:13
Lab ID: MOIL#3

Instrument: FID3A.I
Lab File Name: 1004a053.d

M.oil Range	Area*	CalcAmnt	NomAmnt	% D	
WAMoil(C24-C38)	4722601	500.7	500	0.1	
AK103 (C25-C36)	4078418	642.4	500	28.5	<-
n-Triacontane	672573	44.0	45	-2.2	

* Surrogate areas are subtracted from range areas
<- Indicates a %D outside QC limits

Quant Ranges : WA M.Oil C24-C38
AK M.Oil C25-C36

Analytical Resources Inc.
TPH Quantitation Report

Data file: /chem3/fid3a.i/20061004.b/1004a053.d ARI ID: MOIL#3
Method: /chem3/fid3a.i/20061004.b/ftphfid3a.m Client ID:
Instrument: fid3a.i Injection: 04-OCT-2006 20:13
Operator: JR
Report Date: 10/05/2006 Dilution Factor: 1
Macro: 21-JUN-2006
Calibration Dates: Gas:12-SEP-2006 Diesel:14-AUG-2006 M.Oil:15-JUL-2006
AK102:30-AUG-2006 AK103:15-MAR-2006 TRAN.OIL:30-SEP-2006

FID:3A RESULTS

Compound	RT	Shift	Height	Area	Range	Total Area	Conc
Toluene	----				GAS (Tol-C12)	31151	2
C8	----				DIESEL (C12-C24)	575754	42
C10	2.637	0.000	94	27	M.OIL (C24-C38)	4722601	501
C12	3.133	0.000	1157	1123	AK-102 (C10-C25)	591085	36
C14	3.450	0.002	278	125	AK-103 (C25-C36)	4078418	642
C16	3.704	-0.001	210	176			
C18	3.942	0.002	820	1141			
C20	4.162	-0.005	4523	3373			
C22	4.393	0.007	19173	21716			
C24	4.598	-0.001	31980	28941	TRANOIL (C12-C28)	1664820	101
C25	4.705	0.001	37208	14757			
C26	4.810	0.000	41227	33436			
C28	5.028	0.003	47618	18698			
C32	5.467	0.006	60924	23869			
C34	5.671	0.000	65700	27146			
Filter Peak	6.260	0.004	34642	13041			
C36	5.879	0.002	65366.0	22049	o-Terph Surrogate Rec = 0.4%		(2905)
C38	6.091	-0.002	49927.0	21596	Triacon Surrogate Rec = 97.8%		(672573)
C40	6.365	0.001	29247	18780			
o-terph	4.006	-0.012	2396	2905			
Triacon Surr	5.220	-0.031	745722	672573			

JR 10/05/06

Range Times: NW Diesel(3.133 - 4.598) AK102(2.64 - 4.70) Jet A(2.64 - 3.94)
NW M.Oil(4.60 - 6.09) AK103(4.70 - 5.88) OR Diesel(2.64 - 5.03)

Data File: /chem3/fid3a.i/20061004.b/1004a053.d

Page 1

Date : 04-OCT-2006 20:13

Client ID:

Instrument: fid3a.i

Sample Info: MOIL#3

Operator: JR

Column phase: RTX-1

Column diameter: 0.25

0467

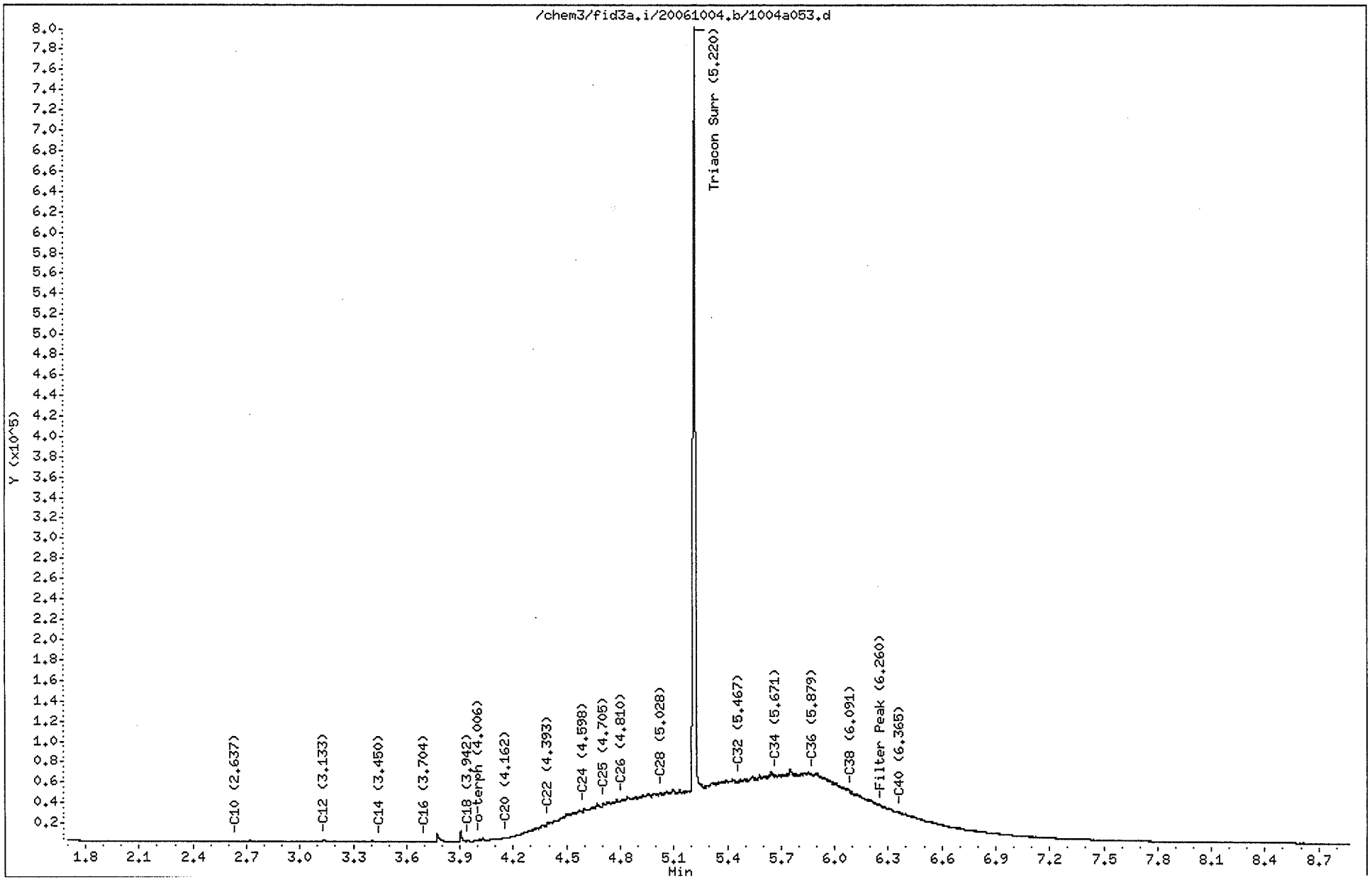

NWTPHDx Analysis
QC Raw Data

prepared
for

ANCHOR ENVIRONMENTAL

Project: Chinook, 060354-01

ARI JOB NO: JY78

prepared
by

Analytical Resources, Inc.

Analytical Resources Inc.
TPH Quantitation Report

Data file: /chem3/fid3a.i/20061004.b/1004a028.d ARI ID: JY78MBS1
Method: /chem3/fid3a.i/20061004.b/ftphfid3a.m Client ID:
Instrument: fid3a.i Injection: 04-OCT-2006 13:47
Operator: JR
Report Date: 10/05/2006 Dilution Factor: 1
Macro: 21-JUN-2006
Calibration Dates: Gas:12-SEP-2006 Diesel:14-AUG-2006 M.Oil:15-JUL-2006
AK102:30-AUG-2006 AK103:15-MAR-2006 TRAN.OIL:30-SEP-2006

FID:3A RESULTS

Compound	RT	Shift	Height	Area	Range	Total Area	Conc
Toluene	----				GAS (Tol-C12)	56575	3
C8	1.393	0.006	3124	1619	DIESEL (C12-C24)	20646	1
C10	2.634	-0.003	403	222	M.OIL (C24-C38)	50598	5
C12	3.130	-0.004	638	290	AK-102 (C10-C25)	39088	2
C14	3.456	0.008	564	210	AK-103 (C25-C36)	40370	6
C16	3.697	-0.008	480	477			
C18	3.945	0.005	139	112			
C20	----						
C22	4.386	0.000	68	17			
C24	4.597	-0.001	323	364	TRANOIL (C12-C28)	30878	2
C25	4.711	0.007	1380	1417			
C26	4.819	0.010	158	55			
C28	5.016	-0.009	4638	3433			
C32	5.459	-0.001	1461	2255			
C34	5.670	-0.001	727	297			
Filter Peak	6.254	-0.002	786	124			
C36	5.873	-0.004	809.0	397	o-Terph Surrogate Rec = 76.5%		(625973)
C38	6.085	-0.008	1061.0	1644	Triacon Surrogate Rec = 81.1%		(557811)
C40	6.363	-0.001	583	80			
o-terph	4.001	-0.016	990052	625973			
Triacon Surr	5.224	-0.027	726548	557811			

JR 10/05/06

Range Times: NW Diesel(3.133 - 4.598) AK102(2.64 - 4.70) Jet A(2.64 - 3.94)
NW M.Oil(4.60 - 6.09) AK103(4.70 - 5.88) OR Diesel(2.64 - 5.03)

Data File: /chem3/fid3a.i/20061004.b/1004a028.d

Page 1

Date : 04-OCT-2006 13:47

Client ID:

Instrument: fid3a.i

Sample Info: JY78MBS1

Operator: JR

Column phase: RTX-1

Column diameter: 0.25

0470

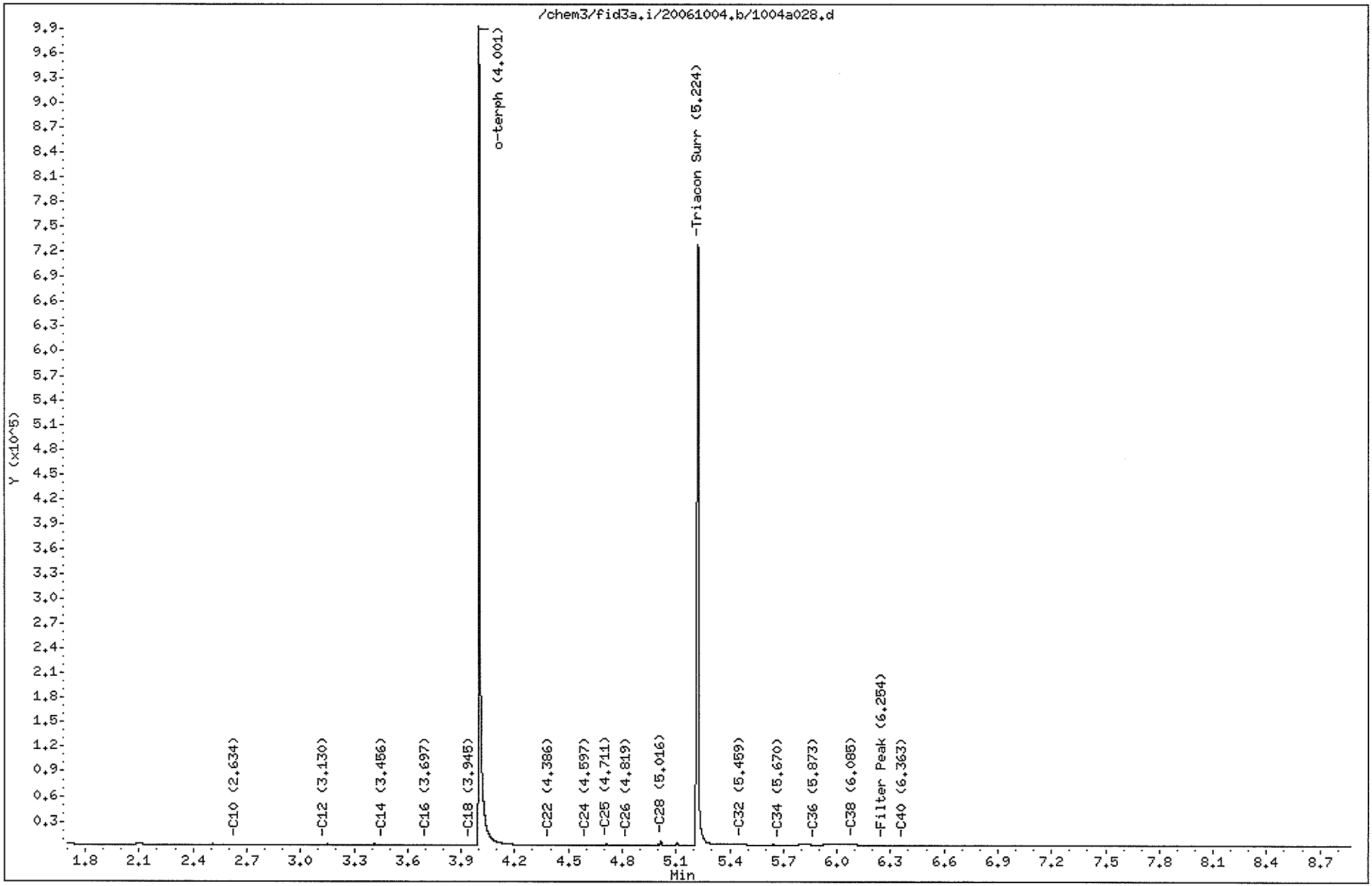

Analytical Resources Inc.
TPH Quantitation Report

Data file: /chem3/fid3a.i/20061004.b/1004a043.d ARI ID: JY78GMS
Method: /chem3/fid3a.i/20061004.b/ftphfid3a.m Client ID:
Instrument: fid3a.i Injection: 04-OCT-2006 17:39
Operator: JR
Report Date: 10/05/2006 Dilution Factor: 1
Macro: 21-JUN-2006
Calibration Dates: Gas:12-SEP-2006 Diesel:14-AUG-2006 M.Oil:15-JUL-2006
AK102:30-AUG-2006 AK103:15-MAR-2006 TRAN.OIL:30-SEP-2006

FID:3A RESULTS

Compound	RT	Shift	Height	Area	Range	Total Area	Conc
Toluene	1.219	0.008	24500	13143	GAS (Tol-C12)	3071070	154
C8	1.369	-0.018	49320	54551	DIESEL (C12-C24)	15135154	1093
C10	2.633	-0.004	182431	107112	M.OIL (C24-C38)	4812101	510
C12	3.130	-0.004	121781	62758	AK-102 (C10-C25)	17644400	1069
C14	3.443	-0.004	240098	132677	AK-103 (C25-C36)	4563449	719
C16	3.700	-0.005	208482	111862			
C18	3.944	0.003	299767	288697			
C20	4.159	-0.007	162313	117094			
C22	4.387	0.001	104883	59355			
C24	4.600	0.002	63672	18984	TRANOIL (C12-C28)	17161384	1046
C25	4.706	0.002	57120	41684			
C26	4.813	0.003	53394	57564			
C28	5.039	0.014	242311	507570			
C32	5.447	-0.013	109705	167271			
C34	5.682	0.011	45446	63090			
Filter Peak	6.254	-0.002	9611	5711			
C36	5.867	-0.009	29319.0	39722	o-Terph Surrogate Rec = 66.2%		(542324)
C38	6.101	0.008	12145.0	5765	Triacon Surrogate Rec = 72.0%		(495300)
C40	6.366	0.002	6856	5029			
o-terph	4.002	-0.016	963330	542324			
Triacon Surr	5.219	-0.032	579996	495300			

JR 10/05/06

Range Times: NW Diesel(3.133 - 4.598) AK102(2.64 - 4.70) Jet A(2.64 - 3.94)
NW M.Oil(4.60 - 6.09) AK103(4.70 - 5.88) OR Diesel(2.64 - 5.03)

Data File: /chem3/fid3a.i/20061004.b/1004a043.d

Page 1

Date : 04-OCT-2006 17:39

Client ID:

Instrument: fid3a.i

Sample Info: JY78GMS

Operator: JR

Column phase: RTX-1

Column diameter: 0.25

0472

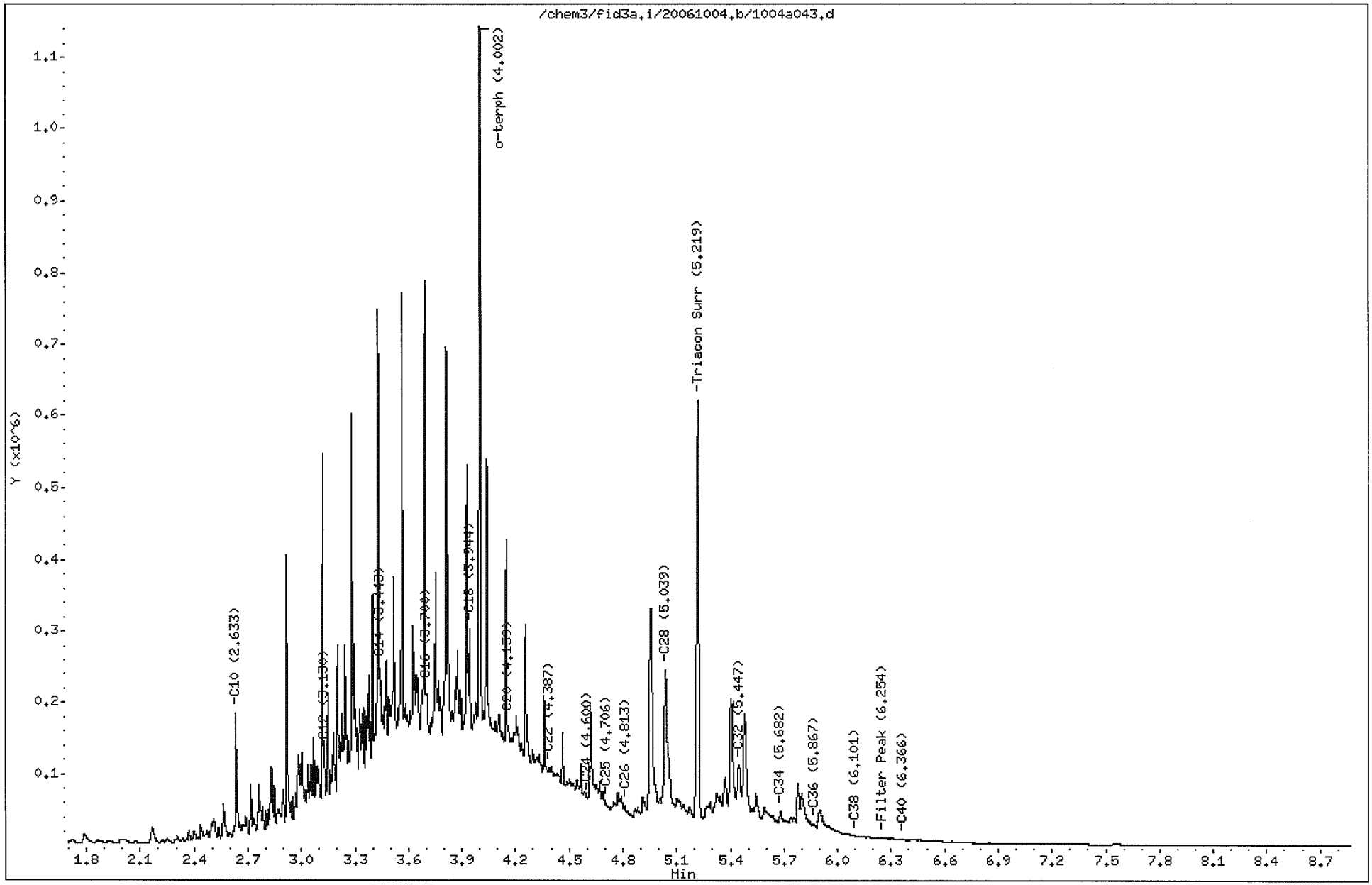

Analytical Resources Inc.
TPH Quantitation Report

Data file: /chem3/fid3a.i/20061004.b/1004a044.d ARI ID: JY78GMSD
Method: /chem3/fid3a.i/20061004.b/ftphfid3a.m Client ID:
Instrument: fid3a.i Injection: 04-OCT-2006 17:55
Operator: JR
Report Date: 10/05/2006 Dilution Factor: 1
Macro: 21-JUN-2006
Calibration Dates: Gas:12-SEP-2006 Diesel:14-AUG-2006 M.Oil:15-JUL-2006
AK102:30-AUG-2006 AK103:15-MAR-2006 TRAN.OIL:30-SEP-2006

FID:3A RESULTS

Compound	RT	Shift	Height	Area	Range	Total Area	Conc
Toluene	1.233	0.023	25930	93674	GAS (Tol-C12)	3020892	151
C8	1.375	-0.012	46372	52281	DIESEL (C12-C24)	15254719	1101
C10	2.635	-0.002	169611	104417	M.OIL (C24-C38)	5012777	531
C12	3.130	-0.004	122447	61106	AK-102 (C10-C25)	17717402	1074
C14	3.443	-0.005	240565	175045	AK-103 (C25-C36)	4747144	748
C16	3.704	-0.001	209276	142891			
C18	3.940	0.000	299506	294295			
C20	4.170	0.004	150436	116775			
C22	4.382	-0.004	108448	69041			
C24	4.584	-0.014	74758	74087	TRANOIL (C12-C28)	17341874	1057
C25	4.701	-0.003	58751	54376			
C26	4.807	-0.003	54454	49403			
C28	5.036	0.011	235026	519123			
C32	5.449	-0.011	112676	174204			
C34	5.678	0.007	43622	64112			
Filter Peak	6.254	-0.002	9548	3604			
C36	5.867	-0.010	29354.0	40988	o-Terph Surrogate Rec = 66.6%		(545337)
C38	6.091	-0.002	12933.0	10494	Triacon Surrogate Rec = 72.0%		(494766)
C40	6.368	0.004	6768	1611			
o-terph	3.998	-0.020	986238	545337			
Triacon Surr	5.218	-0.033	613723	494766			

JR 10/05/06

Range Times: NW Diesel(3.133 - 4.598) AK102(2.64 - 4.70) Jet A(2.64 - 3.94)
NW M.Oil(4.60 - 6.09) AK103(4.70 - 5.88) OR Diesel(2.64 - 5.03)

Data File: /chem3/fid3a.i/20061004.b/1004a044.d
Date : 04-OCT-2006 17:55
Client ID:
Sample Info: JY78GMSD

Instrument: fid3a.i

Operator: JR
Column diameter: 0.25

Column phase: RTX-1

0474

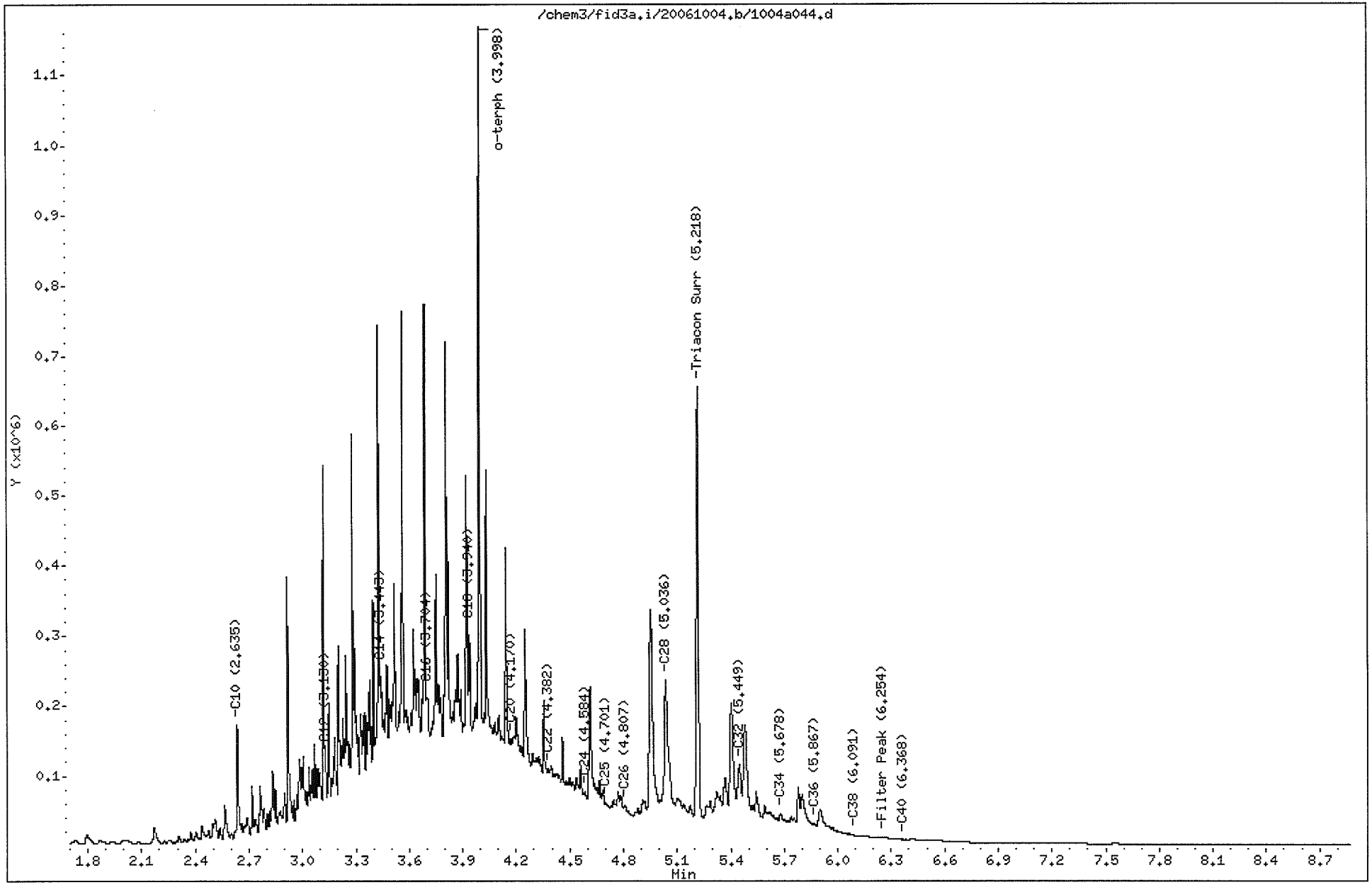

Analytical Resources Inc.
TPH Quantitation Report

Data file: /chem3/fid3a.i/20061004.b/1004a029.d ARI ID: JY78LCSS1
Method: /chem3/fid3a.i/20061004.b/ftphfid3a.m Client ID:
Instrument: fid3a.i Injection: 04-OCT-2006 14:03
Operator: JR
Report Date: 10/05/2006 Dilution Factor: 1
Macro: 21-JUN-2006
Calibration Dates: Gas:12-SEP-2006 Diesel:14-AUG-2006 M.Oil:15-JUL-2006
AK102:30-AUG-2006 AK103:15-MAR-2006 TRAN.OIL:30-SEP-2006

FID:3A RESULTS

Compound	RT	Shift	Height	Area	Range	Total Area	Conc
Toluene	1.231	0.020	29568	101511	GAS (Tol-C12)	3459969	173
C8	1.376	-0.011	5293	6461	DIESEL (C12-C24)	14884364	1075
C10	2.636	-0.001	198553	123114	M.OIL (C24-C38)	256196	27
C12	3.132	-0.002	139411	70992	AK-102 (C10-C25)	17651680	1070
C14	3.446	-0.002	267626	147164	AK-103 (C25-C36)	251014	40
C16	3.710	0.005	226933	215919			
C18	3.937	-0.003	553538	468588			
C20	4.164	-0.002	442605	270645			
C22	4.382	-0.004	163002	132398			
C24	4.599	0.000	60386	75931	TRANOIL (C12-C28)	15100323	920
C25	4.706	0.002	32462	41181			
C26	4.811	0.001	18475	23237			
C28	5.019	-0.006	5320	4066			
C32	5.458	-0.003	838	165			
C34	5.666	-0.005	419	219			
Filter Peak	6.261	0.005	381	196			
C36	5.878	0.002	464.0	191	o-Terph Surrogate Rec = 74.5%		(609601)
C38	6.090	-0.003	502.0	605	Triacon Surrogate Rec = 79.6%		(547128)
C40	6.362	-0.002	248	107			
o-terph	4.014	-0.004	1001529	609601			
Triacon Surr	5.238	-0.013	752226	547128			

JR 10/05/06

Range Times: NW Diesel(3.133 - 4.598) AK102(2.64 - 4.70) Jet A(2.64 - 3.94)
NW M.Oil(4.60 - 6.09) AK103(4.70 - 5.88) OR Diesel(2.64 - 5.03)

Data File: /chem3/fid3a.i/20061004.b/1004a029.d
Date : 04-OCT-2006 14:03
Client ID:
Sample Info: JY78LCSS1

Instrument: fid3a.i
Operator: JR
Column phase: RTX-1
Column diameter: 0.25

0476

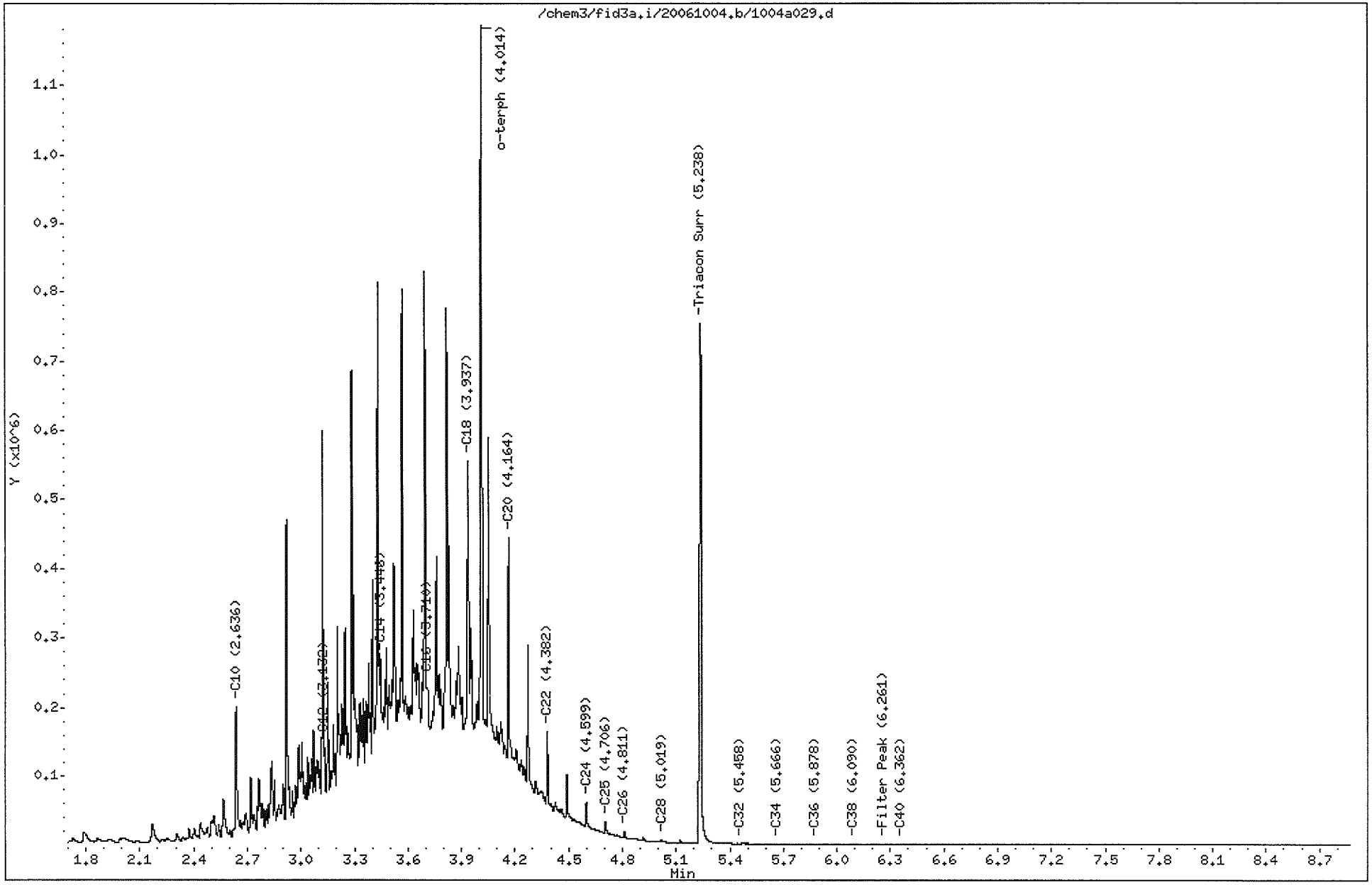

NWTPHDx Analysis
Extraction Benchsheets and Run Logs

prepared
for

ANCHOR ENVIRONMENTAL

Project: Chinook, 060354-01

ARI JOB NO: JY78

prepared
by

Analytical Resources, Inc.

QA LIMs # _____
EXT LIMs # _____
Bid # TD1003A.01

NWTPHD/AK102/103/NWHCID - Soil/Sediment
(3550B) Sonication_____
Med.Shakeout_____ -inhouse
Acid/Silica Gel Clean_____
KD_____ Turbovap X

Client Name: Achor Environmental
US Oil

ARI Job No(s): JY78, JZ02 EX 10/3

Extraction Requirements (ARI Lab ID)	Client Sample ID	Amount Extracted	Acid Silica Gel Clean Y / N	Volume of Solvent Added (HCID)	KD	Final Effective Volume	Volume To Lab	Time Extracted 10:55 Comments
EX 10/3 MB: JY78 MBS	10/3/06	10.00 g				1mL	1mL	
SB: SBS	↓	10.00				↓	↓	
A	Checked	10.00						
B	↓	10.04						
C		10.04						
D		10.00						
E		10.05						
F		10.04						
G		10.04						
GMS		10.00						
GMSD		10.00						
JZ02 A	↓	10.04						
B		10.02						
Date/Analyst: 10/2/06 JH		EX 10/3				PC 10/3 →		

Surrogate Amount: 100uL
Concentration: 450 ug/mL
Added By: GG /Spk. Witness JH
ID: 1424.4A

Spike Amount: 100uL
Concentration: 15,000 ug/mL
Added By: GG /Spk. Witness JH
ID: 1407.3

Neutral glasswool ID: 7/19#1
(DCM) Solvent Lot ID: I3288
Conc. H2So4 ID: _____
Silica Gel ID: _____
Na2So4 ID: 9/21#1

ANALYTICAL
RESOURCES
INCORPORATED

ANALYST NOTES - Organic Extractions

ARI Job No: JY78 Client Name: Anchor Environmental

Parameter: TPHD Client Project: Chinook

3545	SOP Number(s)		No Anomalies

List problems, corrective actions, and any other pertinent information:

All samples filtered w/ 0.45 µm filters at vialing - PC 10/3/06

Extraction

Analyst: _____ Date Extracted: _____

See Reverse Side for Additional Information

3056F

Rev. 5
2/15/01

Analytical Resources Inc.: Organics Instrument Log

FID-3A Serial No.: US00003232

Date: 07/14/06 Analysis: TPHd Analyst: JR

GC Program: TPH Column No: 167375 Column Type: RTX-1

Instrument Tune (.U or .CT.): N/A EM Voltage: N/A

Calibration File: N/A Curve Date:

IS/SS	Ical/Ccal	LCS/ICV
N/A	RT IB Diesel Moil Jet A ~~Aoil~~ ~~Jet A~~ JR 07/19/06	~~Diesel~~ ~~Moil~~ JR 07/19/06 N/A

	Time	Filename	LabID	ClientId	DF
1	0704	0714a001.d	DCM		1
2	0719	0714a002.d	DCM		1
3	0734	0714a003.d	DCM		1
4	0749	0714a004.d	RT		1
5	0804	0714a005.d	IB		1
6	0820	0714a006.d	DIESEL#1		1
7	0835	0714a007.d	MOIL#1		1
8	0850	0714a008.d	JETA VER		1
9	0906	0714a009.d	JP14MBS1		1
10	0921	0714a010.d	JP14LCSS1		1
11	0936	0714a011.d	JP14A		1
12	0952	0714a012.d	JP14B		5
13	1007	0714a013.d	JP14C		1
14	1023	0714a014.d	JP14D		1
15	1038	0714a015.d	JP14E		5
16	1054	0714a016.d	JP14F		5
17	1110	0714a017.d	RINSE		1
18	1125	0714a018.d	DIESEL#2		1
19	1141	0714a019.d	MOIL#2		1
20	1156	0714a020.d	JP14G		1
21	1212	0714a021.d	JP14H		1
22	1228	0714a022.d	JP14I		1
23	1244	0714a023.d	JP14J		1
24	1300	0714a024.d	JP14K		1
25	1316	0714a025.d	JP14L		1
26	1331	0714a026.d	JP14M		1
27	1347	0714a027.d	JP14N		1
28	1403	0714a028.d	JP14O		1
29	1419	0714a029.d	RINSE		1
30	1435	0714a030.d	DIESEL#3		1
31	1451	0714a031.d	MOIL#3		1
32	1507	0714a032.d	AOIL#1		1
33	1523	0714a033.d	JP14P		1
34	1539	0714a034.d	JO14Q		1
35	1554	0714a035.d	JP14R		1
36	1610	0714a036.d	JP14S		5
37	1626	0714a037.d	JP14SMS		5
38	1642	0714a038.d	JP14SMSD		5
39	1658	0714a039.d	JP32MBS1		1
40	1713	0714a040.d	JP32LCSS1		1
41	1729	0714a041.d	JP32G		1
42	1745	0714a042.d	RINSE		1
43	1800	0714a043.d	DIESEL#4		1
44	1816	0714a044.d	MOIL#4		1
45	1832	0714a045.d	AOIL#2		1
46	1847	0714a046.d	JO98MBS1		1
47	1903	0714a047.d	JO98LCSS1		1
48	1919	0714a048.d	JO98A		1
49	1934	0714a049.d	JO98AMS		1
50	1950	0714a050.d	JO98AMSD		1
51	2006	0714a051.d	JO98B		1
52	2021	0714a052.d	JP14D		5
53	2037	0714a053.d	RINSE		1
54	2052	0714a054.d	DIESEL#5		1
55	2108	0714a055.d	MOIL#5		1
56	2124	0714a056.d	JP33MBW1		1
57	2139	0714a057.d	JP33LCSW1		1
58	2155	0714a058.d	JP33A		1
59	2210	0714a059.d	RINSE		1
60	2226	0714a060.d	DIESEL#6		1
61	2241	0714a061.d	MOIL#6		1

JR JR JR 07/19/06

Maintenance / Comments

ccals pass

Maintenance Verification (Identify ICal or CCal that demonstrates the instrument is in control):

Every line must contain information or be lined out. Make all entries legible. Start a new page for each QC period.

Analytical Resources, Incorporated
Analytical Chemists and Consultants

GC Analyst Notes / Corrective Action Log

ARI Project ID: mo.l curve Client ID: ART

ARI SOP: 403S(PCB) 405S(Herbicides) 407S(TPH-D) 409S(HCID) 423S(Pesticides) Other

Parameter(s): mo.l , n.triacontane

Instrument: FID: 3A ECD: N/A

Dates: Curve: Mo.l 07/15/06 Analysis Start: 07/15/06

Endrin/DDT Breakdown <15%? YES / NO / NA

Cal Meets RF & %RSD Criteria? YES / NO

CCal Meets RF & %RSD Criteria YES / NO

Internal Standard Meets Criteria? YES / NO / NA

Method Blank in Control? YES / NO

LCS/LCSD Recovery in Control? YES / NO / NA

MS/MSD Recovery in Control? YES / NO

Surrogate Recovery in Control? YES / NO

Special Analysis Criteria Met? YES / NO / NA

Detail problems, corrective actions and/or other pertinent information below (use reverse side when necessary):

All tests < 20%

Additional Details on Reverse: Yes / No

Analyst Signature: [signature] Date: 07/18/01

Reviewer's Signature: [signature] Date: 7.18.2006

Analytical Resources Inc.: Organics Instrument Log

FID-3A Serial No.: US00003232

Date: 08/14/06 Analysis: TPHd Analyst: JR

GC Program: TPH Column No: 167375 Column Type: RTX-1

Instrument Tune (.U or .CT.): N/A EM Voltage: N/A

Calibration File: N/A Curve Date: Diesel 08/14/06

IS/SS

N/A

Ical/Ccal

RT
IB
Diesel
MOil
AOil

LCS/ICV

N/A

	Time	Filename	LabID	ClientId	DF
1	0759	0814a001.d	DCM RINSE		1
2	0815	0814a002.d	DCM RINSE		1
3	0830	0814a003.d	DCM RINSE		1
4	0845	0814a004.d	RT		1
5	0901	0814a005.d	IB		1
6	0916	0814a006.d	DIESEL#1		1
7	0932	0814a007.d	AOIL#1		1
8	0948	0814a008.d	JS68MBS1		1
9	1003	0814a009.d	JS68LCSS1		1
10	1019	0814a010.d	JS68A		10
11	1034	0814a011.d	RINSE		1
12	1050	0814a012.d	DIESEL#2		1
13	1106	0814a013.d	AOIL#2		1
14	1123	0814a014.d	DCM RINSE		1
15	1139	0814a015.d	DCM RINSE		1
16	1154	0814a016.d	DCM RINSE		1
17	1210	0814a017.d	RT		1
18	1225	0814a018.d	IB		1
19	1258	0814a019.d	DCM RINSE		1
20	1314	0814a020.d	RINSE		1
21	1329	0814a021.d	RT		1
22	1345	0814a022.d	IB		1

	Time	Filename	LabID	ClientId	DF
23	1400	0814a023.d	DIESEL#1		1
24	1514	0814a024.d	RT		1
25	1648	0814a025.d	DCM RINSE		1
26	1703	0814a026.d	DCM RINSE		1
27	1719	0814a027.d	DCM RINSE		1
28	1734	0814a028.d	RT	RT	1
29	1750	0814a029.d	IB	IB	1
30	1805	0814a030.d	S688-1		111
31	1821	0814a031.d	S680-2		111
32	1836	0814a032.d	50 PPM DIESEL	50 PPM DIESEL	
33	1852	0814a033.d	100 PPM DIESEL	100 PPM DIESEL	
34	1918	0814a034.d	250 PPM DIESEL	250 PPM DIESEL	
35	1933	0814a035.d	500 PPM DIESEL	500 PPM DIESEL	
36	2000	0814a036.d	1000 PPM DIESEL	1000 PPM DIE	
37	2015	0814a037.d	2500 PPM DIESEL	2500 PPM DIE	
38	2031	0814a038.d	RINSE		1
39	2058	0814a039.d	DIESEL CVS	DIESEL CVS	1
40	2113	0814a040.d	DIESEL ICV	DIESEL ICV	1
41	2128	0814a041.d	RINSE		1
42	0536	0814a043.d	250 PPM AOIL		
43	0551	0814a044.d	RT		1
44	0616	0814a045.d	IB		1
45	0641	0814a046.d	IB		1

	Time	Filename	LabID	ClientId	DF
46	0656	0814a047.d	100 PPM AOIL		1

JR

JR 08/15/06

Maintenance / Comments

diesel curve passes

Maintenance Verification (Identify ICal or CCal that demonstrates the instrument is in control):

Every line must contain information or be lined out. Make all entries legible. Start a new page for each QC period.

Analytical Resources, Incorporated
Analytical Chemists and Consultants

GC Analyst Notes / Corrective Action Log

ARI Project ID: Diesel/o-terphenyl/AK102 curves/AK Diesel Client ID: A. R. I.

ARI SOP: 403S(PCB) 405S(Herbicides) 407S(TPH-D) 409S(HCID) 423S(Pesticides) (Other)

Parameter(s): Diesel / o-terphenyl / AK102 / AK Diesel

Instrument: FID: 3A ECD: N/A

Dates: Curve: Diesel 08/14/06, AK Diesel, AK102 Analysis Start: 08/14/06

Endrin/DDT Breakdown <15%? YES / NO / (NA) LCS/LCSD Recovery in Control? YES / NO (NA)

ICal Meets RF & %RSD Criteria? (YES) / NO MS/MSD Recovery in Control? YES / NO

CCal Meets RF & %RSD Criteria (YES) / NO Surrogate Recovery in Control? YES / NO

Internal Standard Meets Criteria? YES / NO (NA) Special Analysis Criteria Met? YES / NO (NA)

Method Blank in Control? YES / NO (NA)

Detail problems, corrective actions and/or other pertinent information below (use reverse side when necessary): ICV quants ~80%.

all points w/in QC

Additional Details on Reverse: Yes / (No)

Analyst Signature: JR **Date:** 08/14/06

Reviewer's Signature: [signature] **Date:** 8/16/06

Analytical Resources Inc.: Organics Instrument Log

FID-3A Serial No.: US00003232

Date: 10/04/06 Analysis: TPHd Analyst: JR

GC Program: TPH Column No: 167375 Column Type: RTX-1

Instrument Tune (.U or .CT.): N/A EM Voltage: N/A

Calibration File: NA Curve Date: Diesel 08/14/06 Mod1/Aoil 07/15/06

IS/SS

N/A

Ical/Ccal

RT 1421-1
IB 1420-2
Diesel 1420-3
Mod 1337-2
Aoil 1416-3

LCS/ICV

N/A

	Time	Filename	LabID	ClientId	DF
1	0638	1004a001.d	DCM RINSE		1
2	0654	1004a002.d	RINSE		1
3	0709	1004a003.d	RT		1
4	0724	1004a004.d	IB		1
5	0739	1004a005.d	DIESEL#1		1
6	0754	1004a006.d	AOIL#1		1
7	0809	1004a007.d	MOIL#1		1
8	0824	1004a008.d	JY86I		10
9	0839	1004a009.d	JY87D		10
10	0854	1004a010.d	JY87G		10
11	0909	1004a011.d	JY78MBS1		1
12	0924	1004a012.d	JY78LCSS1		1
13	0939	1004a013.d	JY78A		1
14	0954	1004a014.d	JY78B		1
15	1030	1004a015.d	RINSE		1
16	1045	1004a016.d	RINSE		1
17	1100	1004a017.d	RT	RT	1
18	1115	1004a018.d	IB	IB	1
19	1130	1004a019.d	DIESEL#1		1
20	1145	1004a020.d	AOIL#1		1
21	1200	1004a021.d	JY86I		10
22	1215	1004a022.d	JY87D		10
23	1231	1004a023.d	JY87G		10
24	1246	1004a024.d	RINSE		1
25	1301	1004a025.d	DIESEL#2	CHINOOK	1
26	1316	1004a026.d	AOIL#2		1
27	1332	1004a027.d	MOIL#1	CHINOOK	1
28	1347	1004a028.d	JY78MBS1	JY78MBS1	1
29	1403	1004a029.d	JY78LCSS1	JY78LCSS1	1
30	1418	1004a030.d	JY78A	RY1-092806	1
31	1433	1004a031.d	JY87B	17-07-Soilconf-23	
32	1449	1004a032.d	JY87C	17-07-Soilconf-24	
33	1504	1004a033.d	JY78B	RY2-092806	1
34	1520	1004a034.d	JY78C	RY3-092806	1
35	1535	1004a035.d	JY78D	RY4-092806	1
36	1551	1004a036.d	JY78E	RY5-092806	1
37	1606	1004a037.d	RINSE		1
38	1622	1004a038.d	DIESEL#3	CHINOOK	1
39	1637	1004a039.d	AOIL#3		1
40	1653	1004a040.d	MOIL#2	CHINOOK	1
41	1708	1004a041.d	JY78F	RY45-092806	1
42	1724	1004a042.d	JY78G	RY6-092806	1
43	1739	1004a043.d	JY78GMS	RY6-092806 MS	1
44	1755	1004a044.d	JY78GMSD	RY6-092806 MSD	1
45	1810	1004a045.d	JZ02A		1
46	1826	1004a046.d	JZ02B		1
47	1841	1004a047.d	JZ08MBS1		1
48	1856	1004a048.d	JZ08LCSS1		1
49	1912	1004a049.d	JZ08A		1
50	1927	1004a050.d	RINSE		1
51	1943	1004a051.d	DIESEL#4	CHINOOK	1
52	1958	1004a052.d	AOIL#4		1
53	2013	1004a053.d	MOIL#3	CHINOOK	1
54	2029	1004a054.d	JZ08B		1
55	2044	1004a055.d	JZ08C		1
56	2100	1004a056.d	JZ07MBS1		1
57	2115	1004a057.d	JZ07LCSS1		1
58	2130	1004a058.d	JZ07A		1
59	2146	1004a059.d	JZ07B		1
60	2201	1004a060.d	JZ07C		1
61	2216	1004a061.d	JZ12A		1
62	2232	1004a062.d	JZ12B		1
63	2247	1004a063.d	RINSE		1
64	2302	1004a064.d	DIESEL#5		1
65	2317	1004a065.d	AOIL#5		1
66	2332	1004a066.d	MOIL#4		1
67	2348	1004a067.d	JZ12C		1
68	0003	1004a068.d	JZ12D		1

JR JR 10/04/06

Maintenance / Comments changed liner, clipped precolumn after inj #14

cont. on next page

Maintenance Verification (Identify ICal or CCal that demonstrates the instrument is in control):

Every line must contain information or be lined out. Make all entries legible. Start a new page for each QC period.

Analytical Resources, Incorporated
Analytical Chemists and Consultants

GC Analyst Notes / Corrective Action Log

ARI Project ID: JY 78 Client ID: Chinook

ARI SOP: **403S**(PCB) **405S**(Herbicides) **407S**(TPH-D) **409S**(HCID) **423S**(Pesticides) **Other**

Parameter(s): Diesel, moil, o-terphenyl

Instrument: FID: 3A ECD: N/A

Dates: Curve: Diesel moil Analysis Start: 10/02/06

Endrin/DDT Breakdown <15%? YES / NO / NA

LCS/LCSD Recovery in Control? YES / NO

Cal Meets RF & %RSD Criteria? YES / NO

MS/MSD Recovery in Control? YES / NO

CCal Meets RF & %RSD Criteria YES / NO

Surrogate Recovery in Control? YES / NO

Internal Standard Meets Criteria? YES / NO NA

Special Analysis Criteria Met? YES / NO / NA

Method Blank in Control? YES / NO

Detail problems, corrective actions and/or other pertinent information below (use reverse side when necessary):

Additional Details on Reverse: Yes / No

Analyst Signature: JR **Date:** 10/05/06

Reviewer's Signature: [signature] **Date:** 10/5/06

Metals Analysis
QC Summary Data

prepared
for

ANCHOR ENVIRONMENTAL

Project: Chinook, 060354-01

ARI JOB NO: JY78

prepared
by

Analytical Resources, Inc.

Cover Page

INORGANIC ANALYSIS DATA PACKAGE

ANALYTICAL RESOURCES INCORPORATED

CLIENT: Anchor Environmental

PROJECT: Chinook

SDG: JY78

CLIENT ID	ARI ID	ARI LIMS ID	REPREP
RY1-092806	JY78A	06-18107	
RY1-092806D	JY78ADUP	06-18107	
RY1-092806S	JY78ASPK	06-18107	
RY2-092806	JY78B	06-18108	
PBS	JY78MB1	06-18108	
LCSS	JY78MB1SPK	06-18108	
RY3-092806	JY78C	06-18109	
RY5-092806	JY78E	06-18111	
RY45-092806	JY78F	06-18112	

Were ICP interelement corrections applied ?	Yes/No	YES
Were ICP background corrections applied ?	Yes/No	YES
If yes - were raw data generated before application of background corrections ?	Yes/No	NO

Comments: _____

THIS DATA PACKAGE HAS BEEN REVIEWED AND AUTHORIZED FOR RELEASE BY:

Signature: _____ Name: Jay Kuhn

Date: 10/4/06 Title: Inorganics Lab Manager

ANALYTICAL RESOURCES INCORPORATED

INORGANICS ANALYSIS DATA SHEET
TOTAL METALS

Sample ID: RY1-092806
DUPLICATE

Lab Sample ID: JY78A
LIMS ID: 06-18107
Matrix: Soil
Data Release Authorized:
Reported: 10/04/06

QC Report No: JY78-Anchor Environmental
Project: Chinook
060354-01
Date Sampled: 09/28/06
Date Received: 09/29/06

MATRIX DUPLICATE QUALITY CONTROL REPORT

Analyte	Analysis Method	Sample	Duplicate	RPD	Control Limit	Q
Mercury	7471A	0.04 U	0.04 U	0.0%	+/- 0.04	L

Reported in mg/kg-dry

*-Control Limit Not Met
L-RPD Invalid, Limit = Detection Limit

ANALYTICAL RESOURCES INCORPORATED

INORGANICS ANALYSIS DATA SHEET
TOTAL METALS

Sample ID: RY1-092806
MATRIX SPIKE

Lab Sample ID: JY78A
LIMS ID: 06-18107
Matrix: Soil
Data Release Authorized:
Reported: 10/04/06

QC Report No: JY78-Anchor Environmental
Project: Chinook
060354-01
Date Sampled: 09/28/06
Date Received: 09/29/06

MATRIX SPIKE QUALITY CONTROL REPORT

Analyte	Analysis Method	Sample	Spike	Spike Added	% Recovery	Q
Mercury	7471A	0.04 U	0.42	0.371	113%	

Reported in mg/kg-dry

N-Control Limit Not Met
H-% Recovery Not Applicable, Sample Concentration Too High
NA-Not Applicable, Analyte Not Spiked

Percent Recovery Limits: 75-125%

ANALYTICAL RESOURCES INCORPORATED

INORGANICS ANALYSIS DATA SHEET
TOTAL METALS
Page 1 of 1

Sample ID: METHOD BLANK

Lab Sample ID: JY78MB
LIMS ID: 06-18108
Matrix: Soil
Data Release Authorized:
Reported: 10/04/06

QC Report No: JY78-Anchor Environmental
Project: Chinook
060354-01
Date Sampled: NA
Date Received: NA

Percent Total Solids: NA

Prep Meth	Prep Date	Analysis Method	Analysis Date	CAS Number	Analyte	RL	mg/kg-dry	Q
CLP	10/03/06	7471A	10/03/06	7439-97-6	Mercury	0.05	0.05	U

U-Analyte undetected at given RL
RL-Reporting Limit

ANALYTICAL RESOURCES INCORPORATED

INORGANICS ANALYSIS DATA SHEET
TOTAL METALS
Page 1 of 1

Sample ID: LAB CONTROL

Lab Sample ID: JY78LCS
LIMS ID: 06-18108
Matrix: Soil
Data Release Authorized:
Reported: 10/04/06

QC Report No: JY78-Anchor Environmental
Project: Chinook
060354-01
Date Sampled: NA
Date Received: NA

BLANK SPIKE QUALITY CONTROL REPORT

Analyte	Analysis Method	Spike Found	Spike Added	% Recovery	Q
Mercury	7471A	1.00	1.00	100%	

Reported in mg/kg-dry

N-Control limit not met
Control Limits: 80-120%

Calibration Verification

ANALYTICAL RESOURCES INCORPORATED

CLIENT: Anchor Environmental

PROJECT: Chinook

SDG: JY78

UNITS:ug/L

ANALYTE	EL	M	RUN	ICVTV	ICV	%R	CCVTV	CCV1	%R	CCV2	%R	CCV3	%R	CCV4	%R	CCV5	%R
Mercury	HG	CVA	HG100302	8.0	8.12	101.5	4.0	3.96	99.0	3.97	99.3	3.99	99.8	4.00	100.0	4.03	100.8

0492

Control Limits: Mercury 80-120; Other Metals 90-110

Calibration Verification

ANALYTICAL RESOURCES INCORPORATED

CLIENT: Anchor Environmental

PROJECT: Chinook

UNITS: ug/L

SDG: JY78

ANALYTE	EL	M	RUN	CCVTV	CCV6	%R	CCV7	%R	CCV8	%R	CCV9	%R	CCV10	%R	CCV11	%R
Mercury	HG	CVA	HG100302	4.0	3.99	99.8	3.99	99.8	3.98	99.5	3.98	99.5	3.97	99.3	4.12	103.0

0493

Control Limits: Mercury 80-120; Other Metals 90-110

CRDL Standard

ANALYTICAL RESOURCES INCORPORATED

CLIENT: Anchor Environmental

PROJECT: Chinook

UNITS: ug/L

SDG: JY78

ANALYTE	EL	M	RUN	CRA/I	TV	CR-1	%R	CR-2	%R	CR-3	%R	CR-4	%R	CR-5	%R	CR-6	%R
Mercury	HG	CVA	HG100302		0.1	0.10	100.0										

0494

Control Limits: no control limits have been established by the EPA at this time.

Calibration Blanks

ANALYTICAL RESOURCES INCORPORATED

CLIENT: Anchor Environmental

PROJECT: Chinook

SDG: JY78

UNITS: ug/L

ANALYTE	EL	METH	RUN	CRDL	IDL	ICB	C	CCB1	C	CCB2	C	CCB3	C	CCB4	C	CCB5	C
Mercury	HG	CVA	HG100302	0.2	0.1	0.1	U	0.1	U	0.1	U	0.1	U	0.1	U	0.1	U

0495

Calibration Blanks

ANALYTICAL RESOURCES INCORPORATED

CLIENT: Anchor Environmental

PROJECT: Chinook

SDG: JY78

UNITS: ug/L

ANALYTE	EL	METH	RUN	CRDL	IDL	CCB6	C	CCB7	C	CCB8	C	CCB9	C	CCB10	C	CCB11	C
Mercury	HG	CVA	HG100302	0.2	0.1	0.1	U	0.1	U	0.1	U	0.1	U	0.1	U	0.1	U

IDLs and ICP Linear Ranges

ANALYTICAL RESOURCES INCORPORATED

CLIENT: Anchor Environmental

PROJECT: Chinook

SDG: JY78 UNITS: ug/L

ANALYTE	EL	METH	INSTRUMENT	WAVELENTH (nm)	GFA BACK-GROUND	CLP CRDL	RL	RL DATE	ICP LINEAR RANGE (ug/L)	ICP LR DATE
Mercury	HG	CVA	CETAC MERCURY	253.70		0.2	0.1	6/1/2006		

Preparation Log

ANALYTICAL RESOURCES INCORPORATED

CLIENT: Anchor Environmental

PROJECT: Chinook

SDG: JY78

ANALYSIS METHOD: CVA

ARI PREP CODE: SMM

PREPDATE: 10/3/2006

CLIENT ID	ARI ID	MASS (g)	INITIAL VOLUME (mL)	FINAL VOLUME (mL)
RY1-092806	JY78A	0.292	0.0	100.0
RY1-092806D	JY78ADUP	0.292	0.0	100.0
RY1-092806S	JY78ASPK	0.291	0.0	100.0
RY2-092806	JY78B	0.246	0.0	100.0
RY3-092806	JY78C	0.240	0.0	100.0
RY5-092806	JY78E	0.239	0.0	100.0
RY45-092806	JY78F	0.278	0.0	100.0
PBS	JY78MB1	0.200	0.0	100.0
LCSW	JY78MB1SPK	0.200	0.0	100.0

Analysis Run Log

ANALYTICAL RESOURCES INCORPORATED

CLIENT: Anchor Environmental

PROJECT: Chinook | INSTRUMENT ID: CETAC MERCURY | START DATE: 10/3/2006

SDG: JY78 | RUNID: HG100302 | METHOD: CVA | END DATE: 10/3/2006

CLIENT ID	ARI ID	DIL.	TIME	%R	AG	AL	AS	B	BA	BE	CA	CD	CO	CR	CU	FE	HG	K	MG	MN	MO	NA	NI	PB	SB	SE	SI	SN	TI	TL	U	V	ZN
S0	S0	1.00	13195														X																
S0.1	S0.1	1.00	13213														X																
S0.5	S0.5	1.00	13231														X																
S1	S1	1.00	13244														X																
S2	S2	1.00	13262														X																
S5	S5	1.00	13280														X																
S10	S10	1.00	13294														X																
ICV	AICV	1.00	13333														X																
ICB	ICB	1.00	13351														X																
CCV	ACCV1	1.00	13364														X																
CCB	CCB1	1.00	13382														X																
CRA	CRA	1.00	13400														X																
ZZZZZZ	JX80MB1	1.00	13414																														
ZZZZZZ	JX80MB1SPK	1.00	13431																														
ZZZZZZ	JX80A	1.00	13445																														
ZZZZZZ	JX80ADUP	1.00	13462																														
ZZZZZZ	JX80ASPK	1.00	13480																														
ZZZZZZ	JX80B	1.00	13494																														
ZZZZZZ	JX80C	1.00	13512																														
ZZZZZZ	JX80D	1.00	13525																														
ZZZZZZ	JX80E	1.00	13543																														
CCV	ACCV2	1.00	13561														X																
CCB	CCB2	1.00	13575														X																
ZZZZZZ	JX80F	1.00	13593																														
ZZZZZZ	JX80G	1.00	14010																														
ZZZZZZ	JX80H	1.00	14024																														
ZZZZZZ	JX80I	1.00	14041																														
ZZZZZZ	JX80J	1.00	14055																														
ZZZZZZ	JX80K	1.00	14073																														
ZZZZZZ	JX80L	1.00	14090																														
ZZZZZZ	JX80M	1.00	14104																														
ZZZZZZ	JX80N	1.00	14122																														
ZZZZZZ	JX80O	1.00	14140																														
CCV	ACCV3	1.00	14154														X																
CCB	CCB3	1.00	14172														X																

Analysis Run Log

ANALYTICAL RESOURCES INCORPORATED

CLIENT: Anchor Environmental

PROJECT: Chinook | INSTRUMENT ID: CETAC MERCURY | START DATE: 10/3/2006

SDG: JY78 | RUNID: HG100302 | METHOD: CVA | END DATE: 10/3/2006

CLIENT ID	ARI ID	DIL.	TIME	%R	AG	AL	AS	B	BA	BE	CA	CD	CO	CR	CU	FE	HG	K	MG	MN	MO	NA	NI	PB	SB	SE	SI	SN	TI	TL	U	V	ZN
ZZZZZZ	JX80P	1.00	14190																														
ZZZZZZ	JX80Q	1.00	14203																														
ZZZZZZ	JX80R	1.00	14221																														
ZZZZZZ	JX80S	1.00	14235																														
ZZZZZZ	JX80T	1.00	14252																														
ZZZZZZ	JX95MB1	1.00	14270																														
ZZZZZZ	JX95MB1SPK	1.00	14283																														
ZZZZZZ	JX95A	1.00	14301																														
ZZZZZZ	JX95B	1.00	14315																														
ZZZZZZ	JY64MB	1.00	14333																														
CCV	ACCV4	1.00	14350														X																
CCB	CCB4	1.00	14364														X																
ZZZZZZ	JY64MBSPK	1.00	14382																														
ZZZZZZ	JY64A	1.00	14400																														
ZZZZZZ	JY43MB	1.00	14414																														
ZZZZZZ	JY43REF	2.00	14432																														
ZZZZZZ	JY43A	1.00	14450																														
ZZZZZZ	JY45MB1	1.00	14463																														
ZZZZZZ	JY45MB1SPK	1.00	14481																														
ZZZZZZ	JY45A	1.00	14494																														
ZZZZZZ	JY45ADUP	1.00	14512																														
ZZZZZZ	JY45ASPK	1.00	14530																														
CCV	ACCV5	1.00	14544														X																
CCB	CCB5	1.00	14562														X																
ZZZZZZ	JY45B	1.00	14580																														
ZZZZZZ	JY45D	1.00	14593																														
ZZZZZZ	JY45E	1.00	15011																														
ZZZZZZ	JY49MB	1.00	15025																														
ZZZZZZ	JY49MBSPK	1.00	15043																														
ZZZZZZ	JY49A	1.00	15061																														
CCV	ACCV6	1.00	15075														X																
CCB	CCB6	1.00	15093														X																
CCV	ACCV7	1.00	15115														X																
CCB	CCB7	1.00	15133														X																
ZZZZZZ	JY14MB	1.00	15150																														

0500

FORM XIV

Analysis Run Log

ANALYTICAL RESOURCES INCORPORATED

CLIENT: Anchor Environmental

PROJECT: Chinook | INSTRUMENT ID: CETAC MERCURY | START DATE: 10/3/2006

SDG: JY78 | RUNID: HG100302 METHOD: CVA | END DATE: 10/3/2006

CLIENT ID	ARI ID	DIL.	TIME	%R	AG	AL	AS	B	BA	BE	CA	CD	CO	CR	CU	FE	HG	K	MG	MN	MO	NA	NI	PB	SB	SE	SI	SN	TI	TL	U	V	ZN
ZZZZZZ	JY14MBSPK	1.00	15164																														
ZZZZZZ	JY14A	1.00	15181																														
ZZZZZZ	JY14ADUP	1.00	15195																														
ZZZZZZ	JY14ASPK	1.00	15212																														
ZZZZZZ	JY14B	1.00	15230																														
ZZZZZZ	JY14C	1.00	15244																														
ZZZZZZ	JY14D	1.00	15261																														
ZZZZZZ	JY18MB	1.00	15275																														
ZZZZZZ	JY18MBSPK	1.00	15293																														
CCV	ACCV8	1.00	15311														X																
CCB	CCB8	1.00	15325														X																
ZZZZZZ	JY18H	1.00	15343																														
ZZZZZZ	JY18HDUP	1.00	15361																														
ZZZZZZ	JY18HSPK	1.00	15375																														
ZZZZZZ	JY18M	1.00	15392																														
ZZZZZZ	JY18N	1.00	15410																														
ZZZZZZ	JY18X	1.00	15423																														
ZZZZZZ	JY23B	1.00	15441																														
ZZZZZZ	JY23C	1.00	15454																														
ZZZZZZ	JY23U	1.00	15472																														
ZZZZZZ	JY23V	1.00	15490																														
CCV	ACCV9	1.00	15504														X																
CCB	CCB9	1.00	15522														X																
ZZZZZZ	JY23Z	1.00	15540																														
ZZZZZZ	JY23AA	1.00	15553																														
ZZZZZZ	JY23AC	1.00	15571																														
ZZZZZZ	JY23AD	1.00	15585																														
PBW	JY78MB1	1.00	16003														X																
LCSW	JY78MB1SPK	1.00	16020														X																
RY1-092806	JY78A	1.00	16034														X																
RY1-092806D	JY78ADUP	1.00	16052														X																
RY1-092806S	JY78ASPK	1.00	16065														X																
RY2-092806	JY78B	1.00	16083														X																
CCV	ACCV10	1.00	16101														X																
CCB	CCB10	1.00	16115														X																

FORM XIV

Analysis Run Log

ANALYTICAL RESOURCES INCORPORATED

CLIENT: Anchor Environmental

PROJECT: Chinook | INSTRUMENT ID: CETAC MERCURY | START DATE: 10/3/2006

SDG: JY78 | RUNID: HG100302 | METHOD: CVA | END DATE: 10/3/2006

CLIENT ID	ARI ID	DIL.	TIME	%R	AG	AL	AS	B	BA	BE	CA	CD	CO	CR	CU	FE	HG	K	MG	MN	MO	NA	NI	PB	SB	SE	SI	SN	TI	TL	U	V	ZN
RY3-092806	JY78C	1.00	16133														X																
RY5-092806	JY78E	1.00	16150														X																
RY45-092806	JY78F	1.00	16164														X																
CCV	ACCV11	1.00	16182														X																
CCB	CCB11	1.00	16200														X																

0502

Metals Analysis
Sample Data

prepared
for

ANCHOR ENVIRONMENTAL

Project: Chinook, 060354-01

ARI JOB NO: JY78

prepared
by

Analytical Resources, Inc.

ANALYTICAL RESOURCES INCORPORATED

INORGANICS ANALYSIS DATA SHEET
TOTAL METALS

Sample ID: RY1-092806
SAMPLE

Lab Sample ID: JY78A
LIMS ID: 06-18107
Matrix: Soil
Data Release Authorized:
Reported: 10/04/06

QC Report No: JY78-Anchor Environmental
Project: Chinook
060354-01
Date Sampled: 09/28/06
Date Received: 09/29/06

Percent Total Solids: 92.6%

Prep Meth	Prep Date	Analysis Method	Analysis Date	CAS Number	Analyte	RL	mg/kg-dry	Q
CLP	10/03/06	7471A	10/03/06	7439-97-6	Mercury	0.04	0.04	U

U-Analyte undetected at given RL
RL-Reporting Limit

ANALYTICAL RESOURCES INCORPORATED

INORGANICS ANALYSIS DATA SHEET
TOTAL METALS

Sample ID: RY2-092806
SAMPLE

Lab Sample ID: JY78B
LIMS ID: 06-18108
Matrix: Soil
Data Release Authorized:
Reported: 10/04/06

QC Report No: JY78-Anchor Environmental
Project: Chinook
060354-01
Date Sampled: 09/28/06
Date Received: 09/29/06

Percent Total Solids: 91.4%

Prep Meth	Prep Date	Analysis Method	Analysis Date	CAS Number	Analyte	RL	mg/kg-dry	Q
CLP	10/03/06	7471A	10/03/06	7439-97-6	Mercury	0.04	0.04	U

U-Analyte undetected at given RL
RL-Reporting Limit

ANALYTICAL RESOURCES INCORPORATED

INORGANICS ANALYSIS DATA SHEET
TOTAL METALS

Sample ID: RY3-092806
SAMPLE

Lab Sample ID: JY78C
LIMS ID: 06-18109
Matrix: Soil
Data Release Authorized:
Reported: 10/04/06

QC Report No: JY78-Anchor Environmental
Project: Chinook
060354-01
Date Sampled: 09/28/06
Date Received: 09/29/06

Percent Total Solids: 94.2%

Prep Meth	Prep Date	Analysis Method	Analysis Date	CAS Number	Analyte	RL	mg/kg-dry	Q
CLP	10/03/06	7471A	10/03/06	7439-97-6	Mercury	0.04	0.04	U

U-Analyte undetected at given RL
RL-Reporting Limit

ANALYTICAL RESOURCES INCORPORATED

INORGANICS ANALYSIS DATA SHEET
TOTAL METALS

Sample ID: RY5-092806
SAMPLE

Lab Sample ID: JY78E
LIMS ID: 06-18111
Matrix: Soil
Data Release Authorized:
Reported: 10/04/06

QC Report No: JY78-Anchor Environmental
Project: Chinook
060354-01
Date Sampled: 09/28/06
Date Received: 09/29/06

Percent Total Solids: 94.1%

Prep Meth	Prep Date	Analysis Method	Analysis Date	CAS Number	Analyte	RL	mg/kg-dry	Q
CLP	10/03/06	7471A	10/03/06	7439-97-6	Mercury	0.04	0.04	U

U-Analyte undetected at given RL
RL-Reporting Limit

ANALYTICAL RESOURCES INCORPORATED

INORGANICS ANALYSIS DATA SHEET
TOTAL METALS

Sample ID: RY45-092806
SAMPLE

Lab Sample ID: JY78F
LIMS ID: 06-18112
Matrix: Soil
Data Release Authorized:
Reported: 10/04/06

QC Report No: JY78-Anchor Environmental
Project: Chinook
060354-01
Date Sampled: 09/28/06
Date Received: 09/29/06

Percent Total Solids: 94.0%

Prep Meth	Prep Date	Analysis Method	Analysis Date	CAS Number	Analyte	RL	mg/kg-dry	Q
CLP	10/03/06	7471A	10/03/06	7439-97-6	Mercury	0.04	0.04	U

U-Analyte undetected at given RL
RL-Reporting Limit

Metals Analysis
Instrument Raw Data

prepared
for

ANCHOR ENVIRONMENTAL

Project: Chinook, 060354-01

ARI JOB NO: JY78

prepared
by

Analytical Resources, Inc.

Mercury Analysis Log

Analyst: ESR
Instrument: Cetac

Date: 10-3-06
Page: 4 of 7

ARI Sample ID	Prep Code	Dilution	QC Data (ppb)	Comments
STD 0.0	Smm	1X		
0.1				
0.5				
1.0				
2.0				
5.0				
10.0				
ICV			8.12	Begin CLP %R=102
ICB			-0.03	
CCV1			3.96	%R=99
CCB1			-0.02	
CRA			0.10	
JX80 MB1			-0.02	
MB1SPK			2.02	%R=101
a			0.16	
aDUP			0.17	RPD=6.1
aSPK			1.42	High X
B				
C				
D				
E				
CCV2			3.97	%R=99
CCB2			-0.02	
JX80 F				
G				
H				
I				
J				
K				
L				

Chemical/Reagent IB:
10% $SnCl_2$: MP1047

14% NH_2OH/NaCl: MP1025

Standard ID:
Standard: 2309-3

ICV/CCV: 40-10

Mercury Analysis Log

Analyst: EJR
Instrument: Cetac

Date: 10-3-06
Page: 5 of 7

ARI Sample ID	Prep Code	Dilution	QC Data (ppb)	Comments
JX80 M	SMM	1X		
N				
O				
CCV 3			3.99	%R = 100
CCB 3			-0.01	
JX80 P				
Q				
R				
S				
T				
JX95 mBl			-0.02	
mBlSPK			2.02	%R = 101
A				
B				
JY64 MB			-0.01	
CCV4			4.00	%R = 100
CCB4			-0.01	
JY64 MBSPK			2.04	%R = 102
A				
JY43 MB		↓	-0.02	
REF		2X	4.87	4.71 mg/kg
A		1X		
JY45 MBl			-0.01	
MBlSPK			2.02	%R = 101
A			0.09	
ADUP			0.12	< 1 RL
ASPK			1.07	%R = 107
CCV5			4.03	%R = 101
CCB5			-0.02	
JY45 B	↓	↓		

Chemical/Reagent ID:
10% $SnCl_2$: MP1047

14% NH_2OH/NaCl: MP1025

Standard ID:
Standard: 2309-3

ICV/CCV: 40-10

Mercury Analysis Log

Analyst: EJR
Instrument: Cetac

Date: 10-3-06
Page: 6 of 7

ARI Sample ID	Prep Code	Dilution	QC Data (ppb)	Comments
JY45 O	SMM	1X		
↓ E				
JY49 MB			-0.01	
MBSPK			2.05	%R = 103
↓ a				
CCV6			3.99	%R = 100
CCB6			-0.01	
CCV7			3.99	%R = 100
CCB7			-0.01	
JY14 MB			-0.01	
MBSPK			2.03	%R = 102
a			0.08	
aDUP			0.02	NO RPD undetected
aSPK			1.03	%R = 103
B				
C				
↓ D				
JY18 MB			-0.01	
↓ MBSPK			2.02	%R = 101
CCV8			3.98	%R = 100
CCB8			-0.01	
JY18 H			0.02	
HDUP			0.02	NO RPD undetected
HSPK			1.04	%R = 104
m				
N				
X				
↓				EJR 10-3-06
JY23 B				
↓ C				

Chemical/Reagent ID:
10% $SnCl_2$: MP1047

Standard ID:
Standard: 2304-3

14% NH_2OH/NaCl: MP1025

ICV/CCV: 40-10

Mercury Analysis Log

Analyst: ESR
Instrument: Cetac

Date: 10-3-06
Page: 7 of 7

ARI Sample ID	Prep Code	Dilution	QC Data (ppb)	Comments
JY23 4	SMM	1X		
↓ V	↓	↓		
CCV9			3.98	%R = 100
CCB9			-0.01	
JY23 Z				
aa				
ac				
↓ aD				
JY78 MB1			-0.01	
MB1SPK			2.01	%R = 101
a			0.08	
aDUP			0.06	NO RPD undetected
aSPK			1.12	%R = 112
↓ B				
CCV10			3.97	%R = 99
CCB10			-0.01	
JY78 C				
E				
↓ F				
CCV11			4.12	%R = 103
CCB11			-0.02	
CCV12			3.99	%R = 100
CCB12			-0.01	
JX80 a			0.18	
aDUP			0.17	%RPD = 6
↓ aSPK			1.38	%R = 120
CCV13			3.99	%R = 100
CCB13	↓	↓	-0.02	END CRP ESR 10-3-06

Chemical/Reagent ID:
10% $SnCl_2$: MP1047

Standard ID:
Standard: 2309-3

10/4/06

14% NH_2OH/NaCl: MP1025

ICV/CCV: 40-10

ANALYTICAL RESOURCES INCORPORATED

Metals Data Review Checklist

Method: ICP ICP-MS GFA (CVA) **Analysis Date:** 10-3-06

	Analyst ESR 10-3-06	Peer BW 10.4	Comment
Logbook:			
Analyst, Date, Method info	✓	✓	
Sample ID's	✓	✓	
Standard/QC solution ID's recorded	✓	✓	
Prep codes	✓	✓	
Dilution factors	✓	✓	
Crossouts/Corrections/Deletions	✓	✓	
Calibration:			
Blank & Standard intensities	✓	✓	
Standard deviations	✓	✓	
Curve fit	✓	✓	
Calibration Verification:			
ICV/CCV	✓	✓	
ICB/CCB	✓	✓	
Samples:			
RSD's & SD's	✓	✓	
Internal Standards	✓	✓	
Carry-over	✓	✓	
Method QC:			
CRI/CRA	✓	✓	
ICSA/ICSAB	—	—	
Post Spikes/Serial Dilutions	—	—	
Analytic Spikes	—	—	
Matrix QC:			
SRM/LCS	✓	✓	
Matrix Spikes	✓	✓	
Matrix Duplicates	✓	✓	
Method Blanks	✓	✓	
Data Distribution:			
Requested elements/isotope identified	✓	✓	
Correct samples identified for distribution	✓	✓	
Raw data match distributed data	✓	✓	
Data filename correct	✓	✓	
Necessary Analysts Notes and CAF's	—	—	

Std Tube 6

μ Abs = 31200 ESR 10-3-08

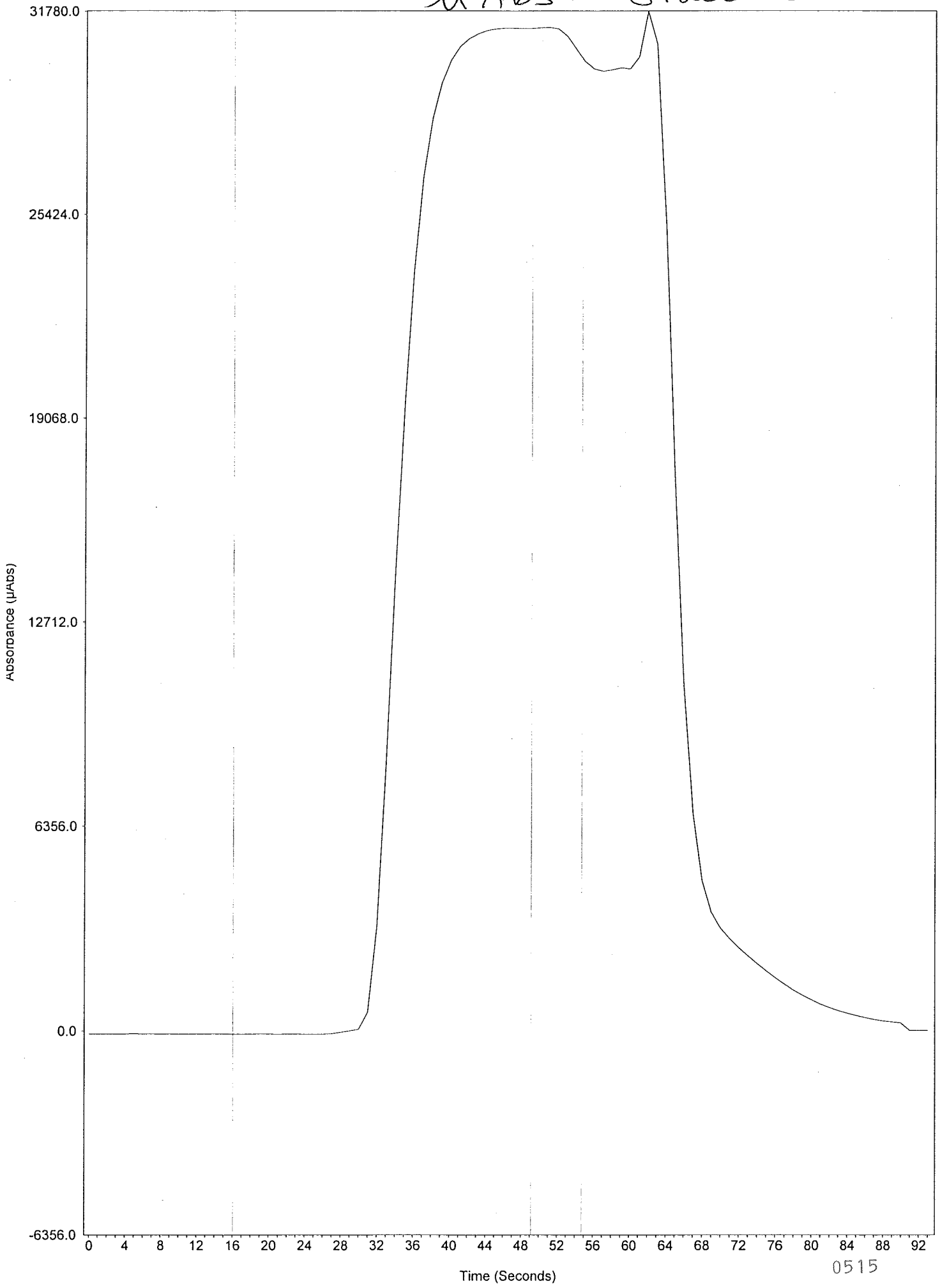

0515

Analyst
Date Started Tuesday, October 03, 2006, 13:19:59
Worksheet ARI 10ppb CALIB
Comment

Sample ID	Analysis Time	Conc (PPB)	%RSD	Avg. µAbs	Dilution	Flags
Calibration Zero	03-Oct-2006, 13:19	0.00	1.87	41.60	1.00	
Standard #1	03-Oct-2006, 13:21	0.10	1.02	308.00	1.00	
Standard #2	03-Oct-2006, 13:23	0.50	0.36	1410.00	1.00	
Standard #3	03-Oct-2006, 13:24	1.00	0.42	2800.00	1.00	
Standard #4	03-Oct-2006, 13:26	2.00	0.46	5540.00	1.00	
Standard #5	03-Oct-2006, 13:28	5.00	0.43	13400.00	1.00	
Standard #6	03-Oct-2006, 13:29	10.00	0.34	26900.00	1.00	

Calibration Data

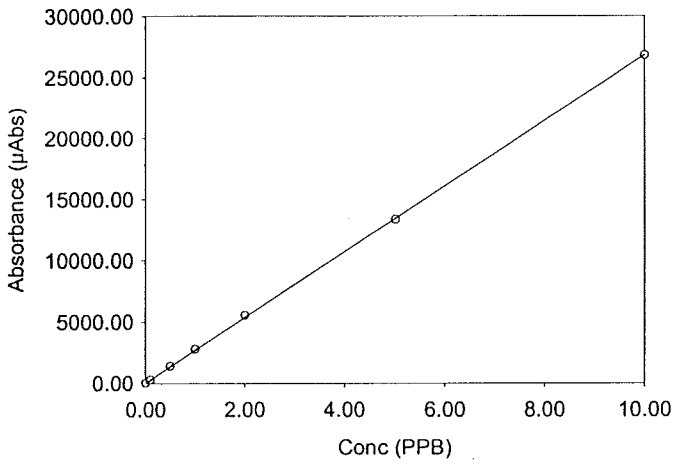

Int.	0.000
Slope	2686.730
Correlation	0.99995

SMM

Sample ID	Analysis Time	Conc (PPB)	%RSD	Avg. µAbs	Dilution	Flags
ICV	03-Oct-2006, 13:33	8.12	0.36	21800.00	1.00	Begin CEP
ICB	03-Oct-2006, 13:35	-0.03	3.64	-78.90	1.00	

Sample ID	Analysis Time	Conc (PPB)	%RSD	Avg. µAbs	Dilution	Flags
QC Standard	03-Oct-2006, 13:36	3.96	0.40	10600.00	1.00	

Sample ID	Analysis Time	Conc (PPB)	%RSD	Avg. µAbs	Dilution	Flags
QC Blank	03-Oct-2006, 13:38	-0.02	6.00	-46.10	1.00	

Sample ID	Analysis Time	Conc (PPB)	%RSD	Avg. µAbs	Dilution	Flags
CRA	03-Oct-2006, 13:40	0.10	0.92	261.00	1.00	
JX80 MB1 SMM	03-Oct-2006, 13:41	-0.02	3.99	-50.40	1.00	
JX80 MB1SPK SMM	03-Oct-2006, 13:43	2.02	0.26	5420.00	1.00	
JX80 A SMM	03-Oct-2006, 13:44	0.16	0.48	433.00	1.00	
JX80 ADUP SMM	03-Oct-2006, 13:46	0.17	0.49	467.00	1.00	
JX80 ASPK SMM	03-Oct-2006, 13:48	1.42	0.37	3820.00	1.00	
JX80 B SMM	03-Oct-2006, 13:49	0.85	0.41	2280.00	1.00	
JX80 C SMM	03-Oct-2006, 13:51	0.02	4.37	58.20	1.00	
JX80 D SMM	03-Oct-2006, 13:52	0.02	2.54	43.10	1.00	
JX80 E SMM	03-Oct-2006, 13:54	0.03	3.02	71.50	1.00	

JR 3-06

Sample ID	Analysis Time	Conc (PPB)	%RSD	Avg. µAbs	Dilution	Flags
QC Standard	03-Oct-2006, 13:56	3.97	0.37	10700.00	1.00	

Sample ID	Analysis Time	Conc (PPB)	%RSD	Avg. µAbs	Dilution	Flags
QC Blank	03-Oct-2006, 13:57	-0.02	4.13	-43.30	1.00	

Sample ID	Analysis Time	Conc (PPB)	%RSD	Avg. µAbs	Dilution	Flags
JX80 F SMM	03-Oct-2006, 13:59	0.07	0.97	192.00	1.00	
JX80 G SMM	03-Oct-2006, 14:01	0.29	0.44	787.00	1.00	
JX80 H SMM	03-Oct-2006, 14:02	0.06	1.35	150.00	1.00	
JX80 I SMM	03-Oct-2006, 14:04	0.05	1.68	132.00	1.00	

0516

Analyst
Date Started Tuesday, October 03, 2006, 14:05:55
Worksheet ARI 10ppb CALIB
Comment

Sample ID	Analysis Time	Conc (PPB)	%RSD	Avg. µAbs	Dilution	Flags
JX80 J SMM	03-Oct-2006, 14:05	0.03	3.82	90.60	1.00	
JX80 K SMM	03-Oct-2006, 14:07	0.39	0.17	1050.00	1.00	
JX80 L SMM	03-Oct-2006, 14:09	0.04	1.55	101.00	1.00	
JX80 M SMM	03-Oct-2006, 14:10	0.04	1.97	105.00	1.00	
JX80 N SMM	03-Oct-2006, 14:12	0.01	14.50	18.30	1.00	
JX80 O SMM	03-Oct-2006, 14:14	0.01	8.51	34.70	1.00	

Sample ID	Analysis Time	Conc (PPB)	%RSD	Avg. µAbs	Dilution	Flags
QC Standard	03-Oct-2006, 14:15	3.99	0.31	10700.00	1.00	

Sample ID	Analysis Time	Conc (PPB)	%RSD	Avg. µAbs	Dilution	Flags
QC Blank	03-Oct-2006, 14:17	-0.01	11.80	-18.80	1.00	

Sample ID	Analysis Time	Conc (PPB)	%RSD	Avg. µAbs	Dilution	Flags
JX80 P SMM	03-Oct-2006, 14:19	0.04	0.47	115.00	1.00	
JX80 Q SMM	03-Oct-2006, 14:20	0.31	0.36	842.00	1.00	
JX80 R SMM	03-Oct-2006, 14:22	0.30	0.17	803.00	1.00	
JX80 S SMM	03-Oct-2006, 14:23	0.03	1.59	87.20	1.00	
JX80 T SMM	03-Oct-2006, 14:25	0.26	0.19	691.00	1.00	
JX95 MB1 SMM	03-Oct-2006, 14:27	-0.02	3.15	-45.30	1.00	
JX95 MB1SPK SMM	03-Oct-2006, 14:28	2.02	0.28	5420.00	1.00	
JX95 A SMM	03-Oct-2006, 14:30	-0.01	19.60	-18.90	1.00	
JX95 B SMM	03-Oct-2006, 14:31	-0.00	32.70	-9.67	1.00	
JY64 MB SMM	03-Oct-2006, 14:33	-0.01	2.15	-29.00	1.00	

Sample ID	Analysis Time	Conc (PPB)	%RSD	Avg. µAbs	Dilution	Flags
QC Standard	03-Oct-2006, 14:35	4.00	0.33	10700.00	1.00	

Sample ID	Analysis Time	Conc (PPB)	%RSD	Avg. µAbs	Dilution	Flags
QC Blank	03-Oct-2006, 14:36	-0.01	4.49	-35.90	1.00	

Sample ID	Analysis Time	Conc (PPB)	%RSD	Avg. µAbs	Dilution	Flags
JY64 MBSPK SMM	03-Oct-2006, 14:38	2.04	0.33	5470.00	1.00	
JY64 A SMM	03-Oct-2006, 14:40	0.04	1.75	104.00	1.00	
JY43 MB SMM	03-Oct-2006, 14:41	-0.02	4.23	-41.90	1.00	
JY43 REF SMM	03-Oct-2006, 14:43	4.87	0.34	13100.00	2.00	
JY43 A SMM	03-Oct-2006, 14:45	0.10	0.54	276.00	1.00	
JY45 MB1 SMM	03-Oct-2006, 14:46	-0.01	4.94	-39.00	1.00	
JY45 MB1SPK SMM	03-Oct-2006, 14:48	2.02	0.34	5430.00	1.00	
JY45 A SMM	03-Oct-2006, 14:49	0.09	1.50	241.00	1.00	
JY45 ADUP SMM	03-Oct-2006, 14:51	0.12	0.68	309.00	1.00	
JY45 ASPK SMM	03-Oct-2006, 14:53	1.07	0.36	2880.00	1.00	

Sample ID	Analysis Time	Conc (PPB)	%RSD	Avg. µAbs	Dilution	Flags
QC Standard	03-Oct-2006, 14:54	4.03	0.35	10800.00	1.00	

Sample ID	Analysis Time	Conc (PPB)	%RSD	Avg. µAbs	Dilution	Flags
QC Blank	03-Oct-2006, 14:56	-0.02	2.75	-41.40	1.00	

Sample ID	Analysis Time	Conc (PPB)	%RSD	Avg. µAbs	Dilution	Flags
JY45 B SMM	03-Oct-2006, 14:58	0.06	1.86	159.00	1.00	
JY45 D SMM	03-Oct-2006, 14:59	0.15	0.48	415.00	1.00	
JY45 E SMM	03-Oct-2006, 15:01	0.15	0.86	413.00	1.00	
JY49 MB SMM	03-Oct-2006, 15:02	-0.01	5.65	-37.50	1.00	
JY49 MBSPK SMM	03-Oct-2006, 15:04	2.05	0.36	5510.00	1.00	
JY49 A SMM	03-Oct-2006, 15:06	0.04	1.47	117.00	1.00	

Analyst
Date Started Tuesday, October 03, 2006, 15:07:53
Worksheet ARI 10ppb CALIB
Comment

Sample ID	Analysis Time	Conc (PPB)	%RSD	Avg. µAbs	Dilution	Flags
QC Standard	03-Oct-2006, 15:07	3.99	0.44	10700.00	1.00	

Sample ID	Analysis Time	Conc (PPB)	%RSD	Avg. µAbs	Dilution	Flags
QC Blank	03-Oct-2006, 15:09	-0.01	5.40	-34.90	1.00	

Sample ID	Analysis Time	Conc (PPB)	%RSD	Avg. µAbs	Dilution	Flags
QC Standard	03-Oct-2006, 15:11	3.99	0.38	10700.00	1.00	

Sample ID	Analysis Time	Conc (PPB)	%RSD	Avg. µAbs	Dilution	Flags
QC Blank	03-Oct-2006, 15:13	-0.01	5.63	-37.90	1.00	

Sample ID	Analysis Time	Conc (PPB)	%RSD	Avg. µAbs	Dilution	Flags
JY14 MB SMM	03-Oct-2006, 15:15	-0.01	4.53	-27.10	1.00	
JY14 MBSPK SMM	03-Oct-2006, 15:16	2.03	0.32	5450.00	1.00	
JY14 A SMM	03-Oct-2006, 15:18	0.08	2.56	202.00	1.00	
JY14 ADUP SMM	03-Oct-2006, 15:19	0.02	10.60	41.10	1.00	
JY14 ASPK SMM	03-Oct-2006, 15:21	1.03	0.31	2780.00	1.00	
JY14 B SMM	03-Oct-2006, 15:23	-0.00	501.00	-0.59	1.00	
JY14 C SMM	03-Oct-2006, 15:24	0.02	5.11	41.20	1.00	
JY14 D SMM	03-Oct-2006, 15:26	0.00	24.30	7.37	1.00	
JY18 MB SMM	03-Oct-2006, 15:27	-0.01	5.96	-35.60	1.00	
JY18 MBSPK SMM	03-Oct-2006, 15:29	2.02	0.32	5430.00	1.00	

Sample ID	Analysis Time	Conc (PPB)	%RSD	Avg. µAbs	Dilution	Flags
QC Standard	03-Oct-2006, 15:31	3.98	0.35	10700.00	1.00	

Sample ID	Analysis Time	Conc (PPB)	%RSD	Avg. µAbs	Dilution	Flags
QC Blank	03-Oct-2006, 15:32	-0.01	2.98	-39.20	1.00	

Sample ID	Analysis Time	Conc (PPB)	%RSD	Avg. µAbs	Dilution	Flags
JY18 H SMM	03-Oct-2006, 15:34	0.02	1.10	50.40	1.00	
JY18 HDUP SMM	03-Oct-2006, 15:36	0.02	7.33	47.60	1.00	
JY18 HSPK SMM	03-Oct-2006, 15:37	1.04	0.29	2800.00	1.00	
JY18 M SMM	03-Oct-2006, 15:39	0.01	9.87	14.50	1.00	
JY18 N SMM	03-Oct-2006, 15:41	0.01	6.50	24.80	1.00	
JY18 X SMM	03-Oct-2006, 15:42	0.01	8.80	26.90	1.00	
JY23 B SMM	03-Oct-2006, 15:44	0.01	10.20	24.20	1.00	
JY23 C SMM	03-Oct-2006, 15:45	0.01	1.99	18.00	1.00	
JY23 U SMM	03-Oct-2006, 15:47	0.03	3.93	73.90	1.00	
JY23 V SMM	03-Oct-2006, 15:49	0.04	1.77	111.00	1.00	

Sample ID	Analysis Time	Conc (PPB)	%RSD	Avg. µAbs	Dilution	Flags
QC Standard	03-Oct-2006, 15:50	3.98	0.35	10700.00	1.00	

Sample ID	Analysis Time	Conc (PPB)	%RSD	Avg. µAbs	Dilution	Flags
QC Blank	03-Oct-2006, 15:52	-0.01	5.09	-31.70	1.00	

Sample ID	Analysis Time	Conc (PPB)	%RSD	Avg. µAbs	Dilution	Flags
JY23 Z SMM	03-Oct-2006, 15:54	0.05	2.46	141.00	1.00	
JY23 AA SMM	03-Oct-2006, 15:55	0.06	2.41	165.00	1.00	
JY23 AC SMM	03-Oct-2006, 15:57	0.04	2.30	118.00	1.00	
JY23 AD SMM	03-Oct-2006, 15:58	0.05	1.58	137.00	1.00	
JY78 MB1 SMM	03-Oct-2006, 16:00	-0.01	7.55	-36.20	1.00	
JY78 MB1SPK SMM	03-Oct-2006, 16:02	2.01	0.31	5410.00	1.00	
JY78 A SMM	03-Oct-2006, 16:03	0.08	1.34	222.00	1.00	
JY78 ADUP SMM	03-Oct-2006, 16:05	0.06	0.62	168.00	1.00	
JY78 ASPK SMM	03-Oct-2006, 16:06	1.12	0.28	3020.00	1.00	
JY78 B SMM	03-Oct-2006, 16:08	0.02	8.63	58.00	1.00	

Analyst
Date Started Tuesday, October 03, 2006, 16:10:13
Worksheet ARI 10ppb CALIB
Comment

Sample ID	Analysis Time	Conc (PPB)	%RSD	Avg. µAbs	Dilution	Flags
QC Standard	03-Oct-2006, 16:10	3.97	0.37	10700.00	1.00	
Sample ID	**Analysis Time**	**Conc (PPB)**	**%RSD**	**Avg. µAbs**	**Dilution**	**Flags**
QC Blank	03-Oct-2006, 16:11	-0.01	8.58	-31.70	1.00	
Sample ID	**Analysis Time**	**Conc (PPB)**	**%RSD**	**Avg. µAbs**	**Dilution**	**Flags**
JY78 C SMM	03-Oct-2006, 16:13	0.00	15.60	9.45	1.00	
JY78 E SMM	03-Oct-2006, 16:15	0.01	6.80	34.90	1.00	
JY78 F SMM	03-Oct-2006, 16:16	0.06	2.11	158.00	1.00	
Sample ID	**Analysis Time**	**Conc (PPB)**	**%RSD**	**Avg. µAbs**	**Dilution**	**Flags**
QC Standard	03-Oct-2006, 16:18	4.12	0.39	11100.00	1.00	
Sample ID	**Analysis Time**	**Conc (PPB)**	**%RSD**	**Avg. µAbs**	**Dilution**	**Flags**
QC Blank	03-Oct-2006, 16:20	-0.02	5.69	-43.30	1.00	
Sample ID	**Analysis Time**	**Conc (PPB)**	**%RSD**	**Avg. µAbs**	**Dilution**	**Flags**
QC Standard	03-Oct-2006, 16:22	3.99	0.28	10700.00	1.00	
Sample ID	**Analysis Time**	**Conc (PPB)**	**%RSD**	**Avg. µAbs**	**Dilution**	**Flags**
QC Blank	03-Oct-2006, 16:24	-0.01	6.06	-38.60	1.00	
Sample ID	**Analysis Time**	**Conc (PPB)**	**%RSD**	**Avg. µAbs**	**Dilution**	**Flags**
JX80 A SMM	03-Oct-2006, 16:25	0.18	0.60	480.00	1.00	
JX80 ADUP SMM	03-Oct-2006, 16:27	0.17	0.53	469.00	1.00	
JX80 ASPK SMM	03-Oct-2006, 16:28	1.38	0.32	3710.00	1.00	
Sample ID	**Analysis Time**	**Conc (PPB)**	**%RSD**	**Avg. µAbs**	**Dilution**	**Flags**
QC Standard	03-Oct-2006, 16:30	3.99	0.32	10700.00	1.00	
Sample ID	**Analysis Time**	**Conc (PPB)**	**%RSD**	**Avg. µAbs**	**Dilution**	**Flags**
QC Blank	03-Oct-2006, 16:32	-0.02	8.50	-41.50	1.00	END CCP

10/4/06

Analyst	
Date Created:	Thursday, July 13, 2000
Worksheet	ARI 10ppb CALIB
Comment	
Sip Duration (Sec.):	30
Rinse Duration (Sec.):	60
Read Delay:	49
Integration Time/Replicate:	1.40
# of Replicates:	4
# of Repeats:	1
Baseline Correction Enabled:	True
Baseline Point 1 Start Time:	10
Baseline Point 1 End Time:	16
2-Point Baseline Corr. Enabled:	False
Baseline Point 2 Start Time:	
Baseline Point 2 End Time:	
Gas Flow (ml/min):	180
Calibration Algorithm:	Linear, Zero Intercept
Recalibration Frequency:	0
Reslope Frequency:	0
Reslope Standard:	5
Calibration Standard #1 Conc.:	0.10 PPB
Calibration Standard #2 Conc.:	0.50 PPB
Calibration Standard #3 Conc.:	1.00 PPB
Calibration Standard #4 Conc.:	2.00 PPB
Calibration Standard #5 Conc.:	5.00 PPB
Calibration Standard #6 Conc.:	10.00 PPB
QC Enabled:	True
QC-RSD Enabled:	True
Limit Condition & Error Action:	If %RSD > 5.0%, if µAbs. > 1500, Flag and Continue
QC-Std Enabled:	True
Limit Condition & Error Action:	If outside 80% .. 120%,Stop
QC-Blank Enabled:	True
Limit Condition & Error Action:	If outside -100 .. 100,Stop

Mercury Standard Prep Log

Prep Code: Tim Digested 20.0mL Instrument: CETAC

Analyst: DM Date: 10.02.06

Bath Temp: 95°C Start Time: 1140 End Time: 1340

Standard ID	Stock ID	Volume Added (mL)	Final Volume (mL)	Standard Conc. (µg/L)	Number Made
STD0	—	0.00	100.0	0.0	1
STD1	2309-3	0.01		0.1	1
STD2		0.05		0.5	1
STD3		0.10		1.0	1
STD4		0.20		2.0	1
STD5		0.50		5.0	1
STD6		1.00		10.0	1
CRA		0.01		0.1	1
ICB/CCB	—	0.00		0.0	
ICV/LCS	40-10	0.16		8.0	1
CCV		0.08	100.0	4.0	1

Chemical/Reagent ID:

HNO_3: I2853 H_2SO_4: I2892 HCl: —

5% $K_2S_2O_8$: MP1022 5% $KMnO_4$: MP1023

Prep Code: Smm Instrument: CETAC

Analyst: DM Date: 10.02.06

Bath Temp: 95°C Start Time: 1145 End Time: 1215

Standard ID	Stock ID	Volume Added (mL)	Final Volume (mL)	Standard Conc. (µg/L)	Number Made
STD0	—	0.00	100.0	0.0	2
STD1	2309-3	0.01		0.1	2
STD2		0.05		0.5	2
STD3		0.10		1.0	2
STD4		0.20		2.0	2
STD5		0.50		5.0	2
STD6		1.00		10.0	2
CRA		0.01		0.1	1
ICB/CCB	—	0.00		0.0	2
ICV/LCS	40-10	0.16		8.0	2
CCV		0.08	100.0	4.0	2

Chemical/Reagent ID:

HNO_3: I2853 H_2SO_4: I2892 HCl: —

5% $K_2S_2O_8$: MP1022 5% $KMnO_4$: MP1023

001294
0521

Mercury Digestion Log

Prep Code: 5mm
Analyst: DM
Bath Temp: 95°C
Start Time: 1215
Matrix: Soil
Date: 10.03.06
End Time: 1245

ARI Sample ID	Sample Bottle #	BOD Bottle #	pH<2	Initial Weight (g) ~~Volume (mL)~~	Final Volume (mL)	# $KMnO_4$ Aliquots	CL P	Comments
JY78 A	2	Y4	—	0.292	100.0	1 0 1 4	(Y)	
" ADUP	2	L1	—	0.292		1		
" ASPK	2	N1	—	0.291		1		
" B	2	X20	—	0.246		1		
" C	2	X24	—	0.240		1		
" E	2	I6	—	0.239		1		
" F	2	C2	—	0.278		1		
" MBI	—	D5	—	—		1		
" MBISPK	—	C20	—	—	100.0	1	(Y)	
				10.3.06 DM				

Chemical/Reagent ID:

HNO_3: I2853
H_2SO_4: I2892
HCl: —
5% $K_2S_2O_8$: MP1022
5% $KMnO_4$: MP1046

0522

8553

Metals Prep Logs

prepared
for

ANCHOR ENVIRONMENTAL

Project: Chinook, 060354-01

ARI JOB NO: JY78

prepared
by

Analytical Resources, Inc.

Analytical Resources, Incorporated
Analytical Chemists and Consultants

SPIKING LOG

Analyst: DM

Date: 10-03-06

Final Volume _____

Final Volume (Hg): 100

Sample ID J478 ASPK, MBSPK

Prepcode:				
Spike Solution:		ICP Routine	ICP No GFA	GFA
Standard No.:				
Vol Added (mL):				
STOCK CONCENTRATION	Ag	50		2.0
	Al	200	200	
	As	200		10
	Ba	200	200	
	Be	50	50	
	Ca	1000	1000	
	Cd	50		2.0
	Co	50	50	
	Cr	50	50	
	Cu	50	50	
	Fe	200	200	
	K	1000	1000	
	Mg	1000	1000	
	Mn	50	50	
	Na	1000	1000	
	Ni	50	50	
	Pb	200		10
	Se	200		10
	Sr	50	50	
	Tl	200		10
	V	50	50	
	Zn	50	50	

	ICP-MS #1	ICP-MS #2	ICP-MS Minerals
Ag	25		
Al			500
As	25		
Ba	25		
Be	25		
Ca			500
Cd	25		
Co	25		
Cr	25		
Cu	25		
Fe			500
K			500
Mg			500
Mn	25		
Mo		25	
Na			500
Ni	25		
Pb	25		
Sb		25	
Se	80		
Th	25		
U	25		
V	25		
Zn	80		

Element	Prepcode	Analysis	Stock Conc.	Stock Added	Std No.
Hg	5mm	CVA	1.0	0.1	2234-1
Hg MBSPK	"	CVA	1.0	0.2	"
Sb		ICP	2000		
Sb		GFA	100		
B		ICP	500		
Mo		ICP	500		
Si		ICP	10000		
Sn		ICP	500		
Ti		ICP	2000		

Additional Elements:

Element	Prepcode	Analysis	Stock Conc.	Stock Added	Std. No.

0524

Mercury Digestion Log

Prep Code: 5mm
Analyst: DM
Bath Temp: 95°C
Start Time: 1215
Matrix: Soil
Date: 10.03.06
End Time: 1245

ARI Sample ID	Sample Bottle #	BOD Bottle #	pH<2	Initial Weight (g) ~~Volume (mL)~~	Final Volume (mL)	# $KMnO_4$ Aliquots	CL P	Comments
JY78 A	2	Y4	—	0.292	100.0	10|4 1	(Y)	
" ADUP	2	L1	—	0.292		1		
" ASPK	2	N1	—	0.291		1		
" B	2	X20	—	0.246		1		
" C	2	X24	—	0.240		1		
" E	2	I6	—	0.239		1		
" F	2	C2	—	0.278		1		
" MBI	—	D5	—	—		1		
" MBISPK	—	C20	—	—	100.0	1	(Y)	
				10.3.06 DM				

Chemical/Reagent ID:

HNO_3: I2853
H_2SO_4: I2892
HCl: —
5% $K_2S_2O_8$: MP1022
5% $KMnO_4$: MP1046

8553

Total Solids

Oven in:
Analyst: DM Date: 10.03.06 Time: 1130 Temp: 102°C

Oven out:
Analyst: Dm Date: 10-04-06 Time: 0630 Temp: 100°C

ARI Sample ID		Tare Weight (g)	Tare + Sample Wet (g)	Tare + Sample Dry (g)	Comments
JY14	A	0.987	5.135	4.767	
"	B	1.007	10.331	9.726	
"	C	0.996	10.068	9.565	
"	D	0.989	10.586	10.433	
JY18	H	1.024	10.733	7.950	
"	M	0.990	10.797	8.077	
"	N	1.050	10.550	8.113	
"	X	0.978	10.307	7.931	
JY23	B	1.008	10.723	9.176	
"	C	0.996	10.753	8.461	
"	U	1.001	10.057	7.836	
"	V	0.995	10.968	8.196	
"	Z	1.008	10.493	5.452	
"	AA	0.980	10.037	5.157	
"	AC	1.047	10.374	7.055	
"	AD	0.983	10.928	7.509	
JY78	A	1.014	10.707	9.993	
"	B	1.026	10.554	9.736	
"	C	1.047	10.072	9.547	
"	E	0.979	10.488	9.923	
"	F	0.980	10.162	9.609	
			10.03-06 Dm		

General Chemistry Analysis
QC Summary Data

prepared
for

ANCHOR ENVIRONMENTAL

Project: Chinook, 060354-01

ARI JOB NO: JY78

prepared
by

Analytical Resources, Inc.

METHOD BLANK RESULTS-CONVENTIONALS
JY78-Anchor Environmental

ANALYTICAL RESOURCES INCORPORATED

Matrix: Soil
Data Release Authorized: RMB
Reported: 10/06/06

Project: Chinook
Event: 060354-01
Date Sampled: NA
Date Received: NA

Analyte	Date	Units	Blank
Total Solids	10/02/06	Percent	< 0.01 U
Total Cyanide	10/02/06	mg/kg	< 0.005 U
Weak Acid Dissoc. Cyanide	10/03/06	mg/kg	< 0.005 U

STANDARD REFERENCE RESULTS-CONVENTIONALS
JY78-Anchor Environmental

ANALYTICAL RESOURCES INCORPORATED

Matrix: Soil
Data Release Authorized: MR
Reported: 10/06/06

Project: Chinook
Event: 060354-01
Date Sampled: NA
Date Received: NA

Analyte/SRM ID	Date	Units	SRM	True Value	Recovery
Total Cyanide EPA LCS-CN(0996)	10/02/06	mg/kg	5.7	5.6	101.8%
Weak Acid Dissoc. Cyanide SPEX #33-6AS	10/03/06	mg/kg	9.6	10	96.0%

REPLICATE RESULTS-CONVENTIONALS
JY78-Anchor Environmental

ANALYTICAL RESOURCES INCORPORATED

Matrix: Soil
Data Release Authorized: SM
Reported: 10/06/06

Project: Chinook
Event: 060354-01
Date Sampled: 09/28/06
Date Received: 09/29/06

Analyte	Date	Units	Sample	Replicate(s)	RPD/RSD
ARI ID: JY78H Client ID: S1-B-092806					
Total Cyanide	10/02/06	mg/kg	< 0.47	< 0.47	NA
Weak Acid Dissoc. Cyanide	10/03/06	mg/kg	< 0.47	< 0.47	NA
ARI ID: JY78J Client ID: S1-A-092806					
Total Solids	10/02/06	Percent	55.70	56.10 55.70	0.4%

MS/MSD RESULTS-CONVENTIONALS
JY78-Anchor Environmental

ANALYTICAL RESOURCES INCORPORATED

Matrix: Soil
Data Release Authorized:
Reported: 10/06/06

Project: Chinook
Event: 060354-01
Date Sampled: 09/28/06
Date Received: 09/29/06

Analyte	Date	Units	Sample	Spike	Spike Added	Recovery
ARI ID: JY78H Client ID: S1-B-092806						
Total Cyanide	10/02/06	mg/kg	< 0.47	14	18	79.1%
Weak Acid Dissoc. Cyanide	10/03/06	mg/kg	< 0.47	14	18	79.1%

General Chemistry Analysis
Sample Data

prepared
for

ANCHOR ENVIRONMENTAL

Project: Chinook, 060354-01

ARI JOB NO: JY78

prepared
by

Analytical Resources, Inc.

SAMPLE RESULTS-CONVENTIONALS
JY78-Anchor Environmental

ANALYTICAL RESOURCES INCORPORATED

Matrix: Soil
Data Release Authorized: MB
Reported: 10/06/06

Project: Chinook
Event: 060354-01
Date Sampled: 09/28/06
Date Received: 09/29/06

Client ID: S1-B-092806
ARI ID: 06-18114 JY78H

Analyte	Date	Method	Units	RL	Sample
Total Solids	10/02/06 100206#1	EPA 160.3	Percent	0.01	53.10
Total Cyanide	10/02/06 100206#1	EPA 335.2	mg/kg	0.47	< 0.47 U
Weak Acid Dissoc. Cyanide	10/03/06 100306#1	SM4500CN-I	mg/kg	0.47	< 0.47 U

RL Analytical reporting limit
U Undetected at reported detection limit

SAMPLE RESULTS-CONVENTIONALS
JY78-Anchor Environmental

ANALYTICAL RESOURCES INCORPORATED

Matrix: Soil
Data Release Authorized:
Reported: 10/06/06

Project: Chinook
Event: 060354-01
Date Sampled: 09/28/06
Date Received: 09/29/06

Client ID: S41-092806
ARI ID: 06-18115 JY78I

Analyte	Date	Method	Units	RL	Sample
Total Solids	10/02/06 100206#1	EPA 160.3	Percent	0.01	53.20
Total Cyanide	10/02/06 100206#1	EPA 335.2	mg/kg	0.47	< 0.47 U
Weak Acid Dissoc. Cyanide	10/03/06 100306#1	SM4500CN-I	mg/kg	0.47	< 0.47 U

RL Analytical reporting limit
U Undetected at reported detection limit

SAMPLE RESULTS-CONVENTIONALS
JY78-Anchor Environmental

ANALYTICAL RESOURCES INCORPORATED

Matrix: Soil
Data Release Authorized:
Reported: 10/06/06

Project: Chinook
Event: 060354-01
Date Sampled: 09/28/06
Date Received: 09/29/06

Client ID: S1-A-092806
ARI ID: 06-18116 JY78J

Analyte	Date	Method	Units	RL	Sample
Total Solids	10/02/06 100206#1	EPA 160.3	Percent	0.01	55.70
Total Cyanide	10/02/06 100206#1	EPA 335.2	mg/kg	0.45	0.90
Weak Acid Dissoc. Cyanide	10/03/06 100306#1	SM4500CN-I	mg/kg	0.45	< 0.45 U

RL Analytical reporting limit
U Undetected at reported detection limit

General Chemistry Analysis
Instrument Raw Data

prepared
for

ANCHOR ENVIRONMENTAL

Project: Chinook, 060354-01

ARI JOB NO: JY78

prepared
by

Analytical Resources, Inc.

LW
10-4-06

TOTAL SOLIDS/VOLATILE SOLIDS (TS / TVS) BENCHSHEET

DATE: 10/2/2006

SOLIDS *(dry at 104 (12-24 hr) then combust at 550 (30 min))*

ANALYST: KE (B)

Batch drying time

record times as mm/dd/yy hh:mm

10/2/2006 18:04 time in oven

10/3/2006 15:24 time out

elapsed hrs = 21.3

TS (%) calculated as:
Final dry wt (g) = (Dry Wt - Tare Wt)
TS = (Final Dry Wt)/ (grams Sample-Tare)

TVS (mg/kg dry wt) calculated as:
Final ash wt (g) = (min ash wt - tare wt)
*TVS (mg/kg) = [(Dry wt-Ash wt)/ (dry weight)] *1,000,000*
if ash wt > dry wt, "Chk for Err"
*if dry wt-ash wt < 0.001 g, "< (1/dry wt)*1,000,000*

SAMPLE ID	DISH #	SAMPLE (grams)	TARE WT (grams)	DRY WT 104C (grams) 1			dry Wt (g)	TS (%)	ASH WT 550C (grams) 1	2	3	Ash Wt (g)	TVS (mg/kg)	(%)
Cal Date -->		10/2/2006	10/2/2006	10/3/2006										
Time & Initials -->		17:38 KE	16:10 KE	15:40 KE										
Cal Wt (g) 10.0000		9.9999	10.0000	10.0004										
record weights to 4 places		*Cal OK!*	*Cal OK!*	*Cal OK!*										
Blank			1.0152	1.0148			0.00							
JY78 H2		6.5673	0.9953	3.9545			2.96	**53.1%**						
JY78 I 2		6.9038	1.0089	4.1456			3.14	**53.2%**						
JY78 J 2		6.6108	1.0180	4.1330			3.12	**55.7%**						
JY78 J 2 dup		6.2992	1.0077	3.9736			2.97	**56.1%**						
							RPD =	0.63%				RPD =		NA
JY78 J 2 trp		6.6444	1.0320	4.1556			3.12	**55.7%**						
							RSD =	0.39%				RSD =		NA
JY83 A1		6.7736	1.0310	6.7541			5.72	**99.7%**						
JY83 A1 dup		6.8714	1.0000	6.8527			5.85	**99.7%**						
							RPD =	0.02%				RPD =		NA
JY83 A1 trp		6.8989	0.9994	6.8795			5.88	**99.7%**						
							RSD =	0.01%				RSD =		NA
JY83 B1		6.2554	0.9880	6.2367			5.25	**99.6%**						
JY83 C1		6.2977	0.9966	6.2790			5.28	**99.6%**						
JY85 A1		6.8021	1.0243	5.5964			4.57	**79.1%**						
JY85 A1 dup		6.7324	1.0299	5.5555			4.53	**79.4%**						
							RPD =	0.29%				RPD =		NA
JY85 A1 trp		6.8248	0.9986	5.6979			4.70	**80.7%**						
							RSD =	1.03%				RSD =		NA
JY85 B1		6.8274	1.0048	5.1741			4.17	**71.6%**						
JY85 C1		6.6663	1.0258	2.6955			1.67	**29.6%**						
JY85 D1		6.5315	1.0366	2.3435			1.31	**23.8%**						

0537

TOTAL SOLIDS/VOLATILE SOLIDS (TS / TVS) BENCHSHEET

DATE: 10/2/2006

SOLIDS *(dry at 104 (12-24 hr) then combust at 550 (30 min))*

ANALYST: KE (B)

Batch drying time	*TS (%) calculated as:*	*TVS (mg/kg dry wt) calculated as:*
record times as mm/dd/yy hh:mm	*Final dry wt (g) = (Dry Wt - Tare Wt)*	*Final ash wt (g) = (min ash wt - tare wt)*
10/2/2006 18:04 time in oven	*TS = (Final Dry Wt)/ (grams Sample-Tare)*	*TVS (mg/kg) = [(Dry wt-Ash wt)/ (dry weight)] *1,000,000*
10/3/2006 15:24 time out		*if ash wt > dry wt, "Chk for Err"*
elapsed hrs = 21.3		*if dry wt-ash wt < 0.001 g, "< (1/dry wt)*1,000,000*

SAMPLE ID	DISH #	SAMPLE (grams)	TARE WT (grams)	DRY WT 104C (grams) 1			dry Wt (g)	**TS (%)**	ASH WT 550C (grams) 1	2	3	Ash Wt (g)	**TVS (mg/kg)**	**(%)**
JY85 E1		6.8725	1.0122	5.3907			4.38	**74.7%**						
JY85 F1		6.7495	1.0324	5.7599			4.73	**82.7%**						
JY85 G1		6.2329	1.0225	3.4820			2.46	**47.2%**						
JY85 H1		6.1429	1.0268	3.1228			2.10	**41.0%**						
JY85 I 1		6.7338	1.0192	5.7108			4.69	**82.1%**						
JY95 A1		6.2917	1.0080	2.4579			1.45	**27.4%**						
JY95 A1 dup		6.5328	1.0295	2.5533			1.52	**27.7%**						
							RPD =	0.90%				RPD =		NA
JY95 A1 trp		6.7484	1.0127	2.6042			1.59	**27.7%**						
							RSD =	0.59%				RSD =		NA
JY95 B1		6.7656	1.0311	3.2689			2.24	**39.0%**						
JZ00 J 1		6.4574	1.0235	4.6631			3.64	**67.0%**						
JZ00 J 1 dup		6.8437	1.0413	4.8558			3.81	**65.7%**						
							RPD =	1.87%				RPD =		NA
JZ00 J 1 trp		6.8887	1.0224	4.7796			3.76	**64.0%**						
							RSD =	2.24%				RSD =		NA

0538

Total CN EPA 335.2 No: 7312
Data Analyst: Mike Perkins Analyzed by: DAP
Comments: Date Analyzed: 10/ 2/06
Print Date: 10/ 5/06 15:50 Time Analyzed: 10:00

MB 10-6-06

ID	SA/FV (g&mL)	DF	Ext (mg/L)	Calc (mg/kg)	Q	RL	SPK	REC/RPD
1. ICB		1.0	0.000	< 0.005	U	0.005		
2. ICVR SPEX 33-6AS		1.0	0.098	0.098		0.005	0.10	98.00
3. PREP BLANK	50.0 50.	1.0	0.000	< 0.005	U	0.005		
4. PREP STD	1.00 50.	1.0	0.114	5.7		0.250	5.6	101.79
5. LOW		1.0	0.005	0.005		0.005	0.005	100.00
6. HIGH		1.0	0.188	0.19		0.005	0.19	100.53
7. JY78H TS: 0.531	1.00 50.	1.0	0.003	< 0.47	U	0.471		
8. JY78H DUP	1.00 50.	1.0	0.003	< 0.47	U	0.471		
9. JY78H MS	1.00 50.	1.0	0.150	14.		0.471	18.	79.10
10. JY78I TS: 0.532	1.00 50.	1.0	0.003	< 0.47	U	0.470		
11. JY78J TS: 0.557	1.00 50.	1.0	0.010	0.90		0.449		
12. JX48A TS: 0.881	3.00 50.	1.0	0.001	< 0.095	U	0.095		
13. JX48A DUP	3.00 50.	1.0	0.001	< 0.095	U	0.095		
14. JX48A MS	3.00 50.	1.0	0.170	3.2		0.095	3.6	88.89
15. CCB		1.0	0.000	< 0.005	U	0.005		
16. CCVR		1.0	0.100	0.10		0.005	0.10	100.00

CYANIDE BENCHSHEET (Solid samples) TOTAL	DATE: 10/3/06 0:00
SPECTROPHOTOMETRIC (EPA 335.2, SW846 9014, SM 4500-Cyanide D&E)	ANALYST: DIST: 10/2 DAP READ: 10/3 MAP

Reagents & Equipment

	Reagent ID	Normality		Reagent ID
Silver nitrate	I27-12	**0.0141**	*Pyridine Barbituric Acid*	5380 C
NaOH		**0.250**	*PO4 Buffer*	5381 C
Rhodanine Indicator	5827 C			Equipment ID
Chloramine T	FRESH		*Buret*	CLASS A 695
			Spectrophotometer	SPEC 1

CYANIDE STANDARDS

Primary calibration and matrix spike standardization

Stock Curve Std Titration	mL AgNO3 TITRANT				**CRV Source:**	ARI 0052-01	
	BLANK	0.02			Titration Date:	10/3/2006	*OK*
mL Crv Source =	2.00	2.58	2.60	2.60	***mg/L (stkstd) =***	**944**	*out of Range*
Intermediate Curve Std			0.5	*mL stkstd to*	50 *mL final vol =*	**9.44**	***mg/L(Intstd)***

Second Source Calibration Verification and LCS Standardization

Stock CVS/LCS Std Titration	mL AgNO3 TITRANT				**CVS/LCS Source:**	SPEX 33-6as	
	BLANK	0.02			Titration Date:	10/3/2006	*OK*
mL LCS source =	2.00	2.75	2.75	2.73	***mg/L (lcsstk) =***	**999**	*within range*
Intermediate CVS/LCS Std			0.5	*ml lcsstk to*	50 *mL final vol =*	**10.0**	***mg/L (intcvs)***

QC Standards

CVS =	0.5	*ml intcvs to*	50	*mL =*	**0.100**	***mg/L (cvs)***
Dist Crv lo =	0.05	*mL intstd to*	100	*mL =*	***0.005***	***mg/L (distlo)***
Dist Crv hi =	2.00	*mL intstd to*	100	*mL =*	***0.189***	***mg/L (disthi)***
LCS-CN(0996)			1.0025	*gram =*	**5.60**	***mg/kg***

STANDARD CURVE DATA *Prepared standard volume =* **100** *mL*

mL INTERMEDIATE	CONC (mg/L)	ABS @ 578		AVG	*Regressed mg/L*
0.0	0.000	0.001		0.001	*0.000*
0.05	0.005	0.012		0.012	*0.005*
0.1	0.009	0.022		0.022	*0.010*
0.5	0.047	0.100		0.100	*0.047*
1.0	0.094	0.200		0.200	*0.094*
2.0	0.189	0.399		0.399	*0.189*

Regresssion Data

CONC = (ABS-intercept)/ slope

intercept = 0.0015
slope = 2.1042
r = 1.0000

Comment: Calibration OK!

Sample Data

SAMPLE ID	**%**			**Spectrophotometric Data**			**CN**	**NOTES**	
	Solids	**grams**	**mL**	**Abs**	**Dilution**	**mg/L**	**ppm**		
ICB	na	na	na	0.001	1	0.000	**< 0.005**	*Blank OK*	
ICV	na	na	na	0.207	1	0.098	**0.098**	*98.1%*	
Prep Blank		na	50.00	0.001	1	0.000	**< 0.005**	*Blank OK*	
Distilled Lo		na	50.00	0.011	1	0.005	**< 0.005**	*95.7%*	
Distilled Hi		na	50.00	0.398	1	0.188	**0.188**	*99.6%*	
LCSS	100.00%	1.0025	50.00	0.242	1	0.114	**5.7**	*101.8%*	
JY78 H2	53.10%	1.0022	50.00	0.008	1	0.003	**< 0.443**		
JY78 H2 dup	53.10%	1.0004	50.00	0.008	1	0.003	**< 0.444**	*RPD =*	*NA*
JY78 H2 ms	53.10%	1.0048	50.00	0.317	1	0.150	**14.1**	*% Rec =*	*79.41%*
spike =		1.00	*mL of*	*intstd*	9.44	*mg CN/L=*	*17.7*	*mg/kg*	
JY78 I2	53.20%	1.0034	50.00	0.008	1	0.003	**< 0.442**		
JY78 J2	55.70%	1.0041	50.00	0.022	1	0.010	**0.9**		
JX48 A7	88.10%	3.0027	50.00	0.004	1	0.001	**< 0.089**		
JX48 A7 dup	88.10%	3.0005	50.00	0.003	1	0.001	**< 0.089**	*RPD =*	*NA*
JX48 A7 ms	88.10%	3.0012	50.00	0.360	1	0.170	**3.2**	*% Rec =*	*90.19%*
spike =		1.00	*mL of*	*intstd*	9.44	*mg CN/L=*	*3.6*	*mg/kg*	
CCB	na	na	na	0.001	1	0.000	**< 0.005**	*Blank OK*	
CCV	na	na	na	0.211	1	0.100	**0.1**	*100.1%*	

CYANIDE BENCHSHEET (Aqueous samples) **TOTAL** DATE: 10/3/06 0:00

SPECTROPHOTOMETRIC (EPA 335.2, SW846 9014, SM 4500-Cyanide D&E) ANALYST: DIST 10/2 DAP READ 10/3 MAP

Reagents & Equipment	Reagent ID	Normality		Reagent ID
Silver nitrate	I27-12	**0.0141**	*Pyridine Barbituric Acid*	5380C
NaOH		**0.250**	*PO4 Buffer*	5381C
Rhodanine Indicator	5827C			Equipment ID
Chloramine T	Fresh		*Buret*	Class A 695
			Spectrophotometer	SPEC 1

CYANIDE STANDARDS

Primary calibration and matrix spike standardization

Stock Curve Standard		ml AgNO3 TITRANT			**Curve Source:**	ARI 0052-1	
	BLANK	0.02			Titration Date:	10/3/2006	*OK*
ml Crv source =	2.00	2.58	2.60	2.60	***mg/L (Stkstd) =***	**944**	*out of Range*
Intermediate Curve Std		*mL stock =*	0.5	*mL final vol =*	50	***intstd (mg/L) =***	***9.44***

Second Source calibration verification and LCS standardization

Stock CVS/LCS Standard		mL AgNO3 TITRANT			**CVS/LCS Source:**	SPEX 33-6AS	
	BLANK	0.02			Titration Date:	10/3/2006	*OK*
ml LCS source=	2.00	2.75	2.75	2.73	***mg/L (lcsstk) =***	**999**	*within range*
Intermediate CVS/LCS Std		*mL stock =*	0.5	*mL final vol =*	50	***intcvs (mg/L) =***	***9.99***

QC Standards

CVS =	1.00	*mL init. to*	100	*mL =*	***0.100***	***mg/L CN***
Dist Crv lo =	0.05	*mL init. to*	100	*mL =*	***0.005***	***mg/L CN***
Dist Crv hi =	2.00	*mL init. to*	100	*mL =*	***0.189***	***mg/L CN***
Dist LCS =	0.75	*mL init. to*	50	*mL =*	***0.150***	***mg/L CN***

STANDARD CURVE DATA *prepared standard volume =* **100** *mL*

ml INTERMEDIATE	CONC (mg/l)	ABS @ 578		AVG	*Regressed mg/L*	**Regresssion Data** *CONC = (ABS-intercept)/ slope*	
0.0	0.000	0.001		0.001	*0.000*	*intercept =*	0.0015
0.05	0.005	0.012		0.012	*0.005*	*slope =*	2.1042
0.1	0.009	0.022		0.022	*0.010*	*r =*	1.0000
0.5	0.047	0.100		0.100	*0.047*		
1.0	0.094	0.200		0.200	*0.094*	*Comment:*	*Calibration OK!*
2.0	0.189	0.399		0.399	*0.189*		

Sample Data

SAMPLE ID	**Distillation**		**Spectrophotometer data**			**CONC**	**NOTES**
	mL sample	mL NaOH	Abs	Dilution	mg/L	(mg/L)	
ICB	na		.001	1			
ICV	na		.207	1			
Prep Blank	50.00	50.00	.001	1			
Dist Io	50.00	50.00	.011	1			
Dist Hi	50.00	50.00	0.398	1			
LCS	50.00	50.00	0.242	1			
JY78 H2	50.00	50.00	.008	1			
JY78 H2 dup	50.00	50.00	.008	1			RPD NA
JY78 H2 ms	50.00	50.00	.317	1			
mg/L spike =	0.75	*ml of*	intstd	9.44mg/L CN to	50	*mL sample =*	*0.14*
JY78 I	50.00	50.00	.008	1			
JY78 J	50.00	50.00	.022	1			
JX48 A	50.00	50.00	.004	1			
JX48 A dup	50.00	50.00	.003	1			RPD NA
JX48 A ms	50.00	50.00	.360	1			
mg/L spike =	0.75	*ml of*	intstd	9.44mg/L CN to	50	*mL sample =*	*0.14*
CCB	na		.001	1			
CCV	na		.211	1			

LCS confirm ——— 0.241

JX48A ms confirm ——— 0.362

Cyanide Distillation Log

Distillation Date 10/2/06

Analyst(s) W

Sample ID ARI # / Client #	Sample Matrix	Sample Pre-testing result pH	Chlorine	Sulfide	Distillation TOT or WAD Time	Sample (mL) or (grams)	Final Vol (ml NaOH)	Spikes & Standards mL added	Std Conc. (mg/L)	NOTES: *indicate any pre-treatment to remove interferences and/or problems with distillation*
PB	W	>12	N/A	N/A	WAD	50mL	50mL			
LCS	S	"	"	"	"	1.0025	"	1.0mL	10.0ppm	SPEX 33-6AS + OTTAWA SAND
0.50ST	W	"	"	"	"	50mL				
0.20ST	"	"	"	"	"	"				
JY78A2	S					1.0040				
A2DUP	"					1.0017				
A2MS	"					1.0032		1.0mL	10.0ppm	ARI 0052-1
I2	"					1.0039				
J2	"					1.0041				
JX48A7	"					3.0024				
A7DUP	"					3.0044				
A7MS	"					3.0033		1.0mL	10.0ppm	ARI 0052-1
PB	W		N/A	N/A	TOT	50mL				
LCS	S		"	"	"	1.0035				LCS-CN(0796) LCS091
0.50STOT	W		"	"	"	50mL				
0.20STOT	"		"	"	"	"				
JY78A2	S					1.0022				
A2DUP	"					1.0004				
A2MS	"					1.0048		1.0mL	10.0ppm	ARI 0052-1
AI2	"					1.0034				
J2	"					1.0041				
JX48A7	"					3.0027				

88.1

88.1

0542

Cyanide Distillation Log

Distillation Date 10/2/06

Analyst(s) W

Sample ID ARI # Client #	Sample Matrix	Sample Pre-testing result pH	Chlorine	Sulfide	Distillation TOT or WAD Time	Sample (mL) or (grams)	Final Vol (ml NaOH)	Spikes & Standards mL added	Std Conc. (mg/L)	NOTES: *indicate any pre-treatment to remove interferences and/or problems with distillation*
JX48A2WD	S	?12			TOT	3.0005	50ml			
↓ A7MS	↓	↓			↓	3.0012	↓	1.0		

W 10/02/06

ARI 6023 CN Distillation Log
Revised: 2/16/98

1951

6023CNdist1.xls
Date Printed: 1/26/2006

0543

WAD CN SM4500CN-I
Data Analyst: Mike Perkins
Comments:
Print Date: 10/ 5/06 16:02

No: 7318
Analyzed by: DAP
Date Analyzed: 10/ 3/06
Time Analyzed: 13:00

MB 10-6-06

ID	SA/FV (g&mL)	DF	Ext (mg/L)	Calc (mg/kg)	Q	RL	SPK	REC/RPD
1. ICB		1.0	0.000	< 0.005		0.005		
2. ICVR SPEX 33-6AS		1.0	0.098	0.098		0.005	0.10	98.00
3. PREP BLANK	50.00 50.	1.0	0.000	< 0.005		0.005		
4. PREP STD	1.002 50.	1.0	0.192	9.6		0.250	10.	96.00
5. JY78H TS: 0.531	1.004 50.	1.0	0.003	< 0.47		0.469		
6. JY78H DUP	1.002 50.	1.0	0.003	< 0.47		0.470		
7. JY78H MS SP: 17.7	1.003 50.	1.0	0.146	14.		0.469	18.	79.10
8. JY78I TS: 0.532	1.004 50.	1.0	0.002	< 0.47		0.468		
9. JY78J TS: 0.557	1.004 50.	1.0	0.003	< 0.45		0.447		
10. JX48A TS: 0.881	3.002 50.	1.0	0.002	< 0.095		0.095		
11. JX48A DUP	3.004 50.	1.0	0.001	< 0.094		0.094		
12. JX48A MS SP: 3.60	3.003 50.	1.0	0.160	3.0		0.094	3.6	83.33
13. CCB		1.0	0.000	< 0.005		0.005		
14. CCVR		1.0	0.098	0.098		0.005	0.10	98.00

SP-Spike Conc. In Soil (mg/kg)

CYANIDE BENCHSHEET (Solid samples) WAD | DATE: 10/3/06 0:00

SPECTROPHOTOMETRIC (EPA 335.2, SW846 9014, SM 4500-Cyanide D&E) | ANALYST: DIST: 10/2 DAP READ: 10/3 MAP

Reagents & Equipment

	Reagent ID	Normality		Reagent ID
Silver nitrate	I27-12	0.0141	Pyridine Barbituric Acid	5380 C
NaOH		0.250	PO4 Buffer	5381 C
Rhodanine Indicator	5827 C			Equipment ID
Chloramine T	FRESH		Buret	CLASS A 695
			Spectrophotometer	SPEC 1

CYANIDE STANDARDS

Primary calibration and matrix spike standardization

Stock Curve Std Titration	mL AgNO3 TITRANT				CRV Source:	ARI 0052-01	
	BLANK	0.02			Titration Date:	10/3/2006	OK
mL Crv Source =	2.00	2.58	2.60	2.60	mg/L (stkstd) =	944	out of Range
Intermediate Curve Std		0.5	mL stkstd to	50	mL final vol =	9.44	mg/L(Intstd)

Second Source Calibration Verification and LCS Standardization

Stock CVS/LCS Std Titration	mL AgNO3 TITRANT				CVS/LCS Source:	SPEX 33-6AS	
	BLANK	0.02			Titration Date:	10/3/2006	OK
mL LCS source =	2.00	2.75	2.75	2.73	mg/L (lcsstk) =	999	within range
Intermediate CVS/LCS Std		0.5	ml lcsstk to	50	mL final vol =	10.0	mg/L (intcvs)

QC Standards

CVS =	0.5	ml intcvs to	50	mL =	0.100	mg/L (cvs)	
Dist Crv lo =	0.05	mL intstd to	100	mL =	0.005	mg/L (distlo)	
Dist Crv hi =	2.00	mL intstd to	100	mL =	0.189	mg/L (disthi)	
LCSS =	1.0	ml intcvs to	1.0025	gram =	9.97	mg/kg	SPEX IN OTTAWA SAND

STANDARD CURVE DATA — Prepared standard volume = 100 mL

mL INTERMEDIATE	CONC (mg/L)	ABS @ 578		AVG	Regressed mg/L
0.0	0.000	0.001		0.001	0.000
0.05	0.005	0.012		0.012	0.005
0.1	0.009	0.022		0.022	0.010
0.5	0.047	0.100		0.100	0.047
1.0	0.094	0.200		0.200	0.094
2.0	0.189	0.399		0.399	0.189

Regresssion Data

CONC = (ABS-intercept)/ slope

intercept = 0.0015

slope = 2.1042

r = 1.0000

Comment: Calibration OK!

Sample Data

SAMPLE ID	% Solids	grams	mL	Spectrophotometric Data Abs	Dilution	mg/L	CN ppm	NOTES
ICB	na	na	na	0.001	1	0.000	< 0.005	Blank OK
ICV	na	na	na	0.207	1	0.098	0.098	98.1%
Prep Blank		na	50.00	0.002	1	0.000	< 0.005	Blank OK
Distilled Lo		na	50.00	0.011	1	0.005	< 0.005	95.7%
Distilled Hi		na	50.00	0.374	1	0.177	0.177	93.7%
LCSS	100.00%	1.0025	50.00	0.406	1	0.192	9.6	96.2%
JY78 H2	53.10%	1.0040	50.00	0.008	1	0.003	< 0.443	
JY78 H2 dup	53.10%	1.0017	50.00	0.008	1	0.003	< 0.444	RPD = NA
JY78 H2 ms	53.10%	1.0032	50.00	0.308	1	0.146	13.7	% Rec = 77.14%
spike =		1.00	mL of	intstd	9.44	mg CN/L=	17.7	mg/kg
JY78 I2	53.20%	1.0039	50.00	0.006	1	0.002	< 0.442	
JY78 J2	55.70%	1.0041	50.00	0.007	1	0.003	< 0.422	
JX48 A7	88.10%	3.0024	50.00	0.005	1	0.002	< 0.089	
JX48 A7 dup	88.10%	3.0044	50.00	0.003	1	0.001	< 0.089	RPD = NA
JX48 A7 ms	88.10%	3.0033	50.00	0.338	1	0.160	3.0	% Rec = 84.65%
spike =		1.00	mL of	intstd	9.44	mg CN/L=	3.6	mg/kg
CCB	na	na	na	0.001	1	0.000	< 0.005	Blank OK
CCV	na	na	na	0.207	1	0.098	0.098	98.1%

CYANIDE BENCHSHEET (Aqueous samples) WAD

SPECTROPHOTOMETRIC (EPA 335.2, SW846 9014, SM 4500-Cyanide D&E)

DATE: 10/3/05 0:00

ANALYST: DIST: 10/2 DAP READ: MAP

Reagents & Equipment	Reagent ID	Normality		Reagent ID
Silver nitrate	127-12	0.0141	Pyridine Barbituric Acid	5380 C
NaOH		0.250	PO4 Buffer	5381 C
Rhodanine Indicator	6827C			Equipment ID
Chloramine T			Buret	Class A 695
			Spectrophotometer	SPEC 1

CYANIDE STANDARDS

Primary calibration and matrix spike standardization

Stock Curve Standard	BLANK	ml AgNO3 TITRANT			**Curve Source:** 0052-1	
		.02			Titration Date: 10/3/06	*re-standardize!*
ml Crv source =	2.0 ~~3.00~~	2.58	2.60	2.60	*mg/L (Stkstd) =*	*out of Range*
Intermediate Curve Std		*mL stock =* 0.5	*mL final vol =*	50	***intstd (mg/L) =***	

Second Source calibration verification and LCS standardization

Stock CVS/LCS Standard	BLANK	mL AgNO3 TITRANT			**CVS/LCS Source:** SPEX 33-6AS	
		.02			Titration Date: 10-3-06	*re-standardize!*
ml LCS source=	2.0 ~~1.00~~	2.75	2.75	2.73	*mg/L (lcsstk) =*	*out of Range*
Intermediate CVS/LCS Std		*mL stock =* 0.5	*mL final vol =*	50	***intcvs (mg/L) =***	

QC Standards

CVS =	1.00	*mL init. to*	100	*mL =*	***mg/L CN***
Dist Crv lo =	0.05	*mL init. to*	50	*mL =*	***mg/L CN***
Dist Crv hi =	2.00	*mL init. to*	50	*mL =*	***mg/L CN***
Dist LCS =	0.75	*mL init. to*	50	*mL =*	***mg/L CN***

STANDARD CURVE DATA

prepared standard volume = **100** *mL*

ml INTERMEDIATE	CONC (mg/l)	ABS @ 578		AVG	*Regressed mg/L*	**Regresssion Data** *CONC = (ABS-intercept)/ slope*
0.0		.001				*intercept =*
0.05		.012				*slope =*
0.1		.022				*r =*
0.5		.100				
1.0		.200				*Comment:*
2.0		.399				

Sample Data

SAMPLE ID	Distillation		Spectrophotometer data			CONC	NOTES
	mL sample	mL NaOH	Abs	Dilution	mg/L	(mg/L)	
ICB	na		.001	1			
ICV	na		.207	1			
Prep Blank	50.00	50.00	.002	1			
Dist lo	50.00	50.00	.011	1			
Dist Hi	50.00	50.00	.374	1			
LCS	50.00	50.00	.406	1			
JY78 H2	50.00	50.00	.008	1			
dup	50.00	50.00	.008	1			
MS	50.00	50.00	.308	1			
JY78 I	50.00	50.00	.006	1			
JY78 J	50.00	50.00	.007	1			
JX48A	50.00	50.00	.005	1			
CCB dup	na		.003	1			
CCV MS	na		.338	1			
CCB	50.00	50.00	.001	1			
CCV	50.00	50.00	.207	1			
	50.00	50.00		1			
	50.00	50.00		1			
	50.00	50.00		1			
	50.00	50.00		1			
	50.00	50.00		1			
	50.00	50.00		1			
	50.00	50.00		1			
	50.00	50.00		1			

.02
2.60
5.20
7.80

0.00
2.75
5.50
8.23

Sample Data

SAMPLE ID	Distillation		Spectrophotometer data			CONC	NOTES
	mL sample	mL NaOH	Abs	Dilution	mg/L	(mg/L)	
CCB	na			1			
CCV	na			1			

Cyanide Distillation Log

Distillation Date 10/2/06

Analyst(s) W

Sample ID ARI # Client #	Sample Matrix	Sample Pre-testing result pH	Chlorine	Sulfide	Distillation TOT or WAD Time	Sample (mL) or (grams)	Final Vol (ml NaOH)	Spikes & Standards mL added	Std Conc. (mg/L)	NOTES: *indicate any pre-treatment to remove interferences and/or problems with distillation*
PB	W	>12	N/A	N/A	WAD	50mL	50mL			
LCS	S					1.0025		1.0mL	10.0ppm	SPEX 33-6AS + OTTAWA'S RND
0.005DIST	W					50mL				
0.2DIST										
JY78H2	S					1.0040				
H2ovr						1.0017				
H2ms						1.0032		1.0mL	10.0ppm	ARI 0052-1
I2						1.0039				
J2						1.0041				
88.1 JX48A7						3.0024				
A7ovr						3.0044				
A7ms						3.0033		1.0mL	10.0ppm	ARI 0052-1
PB	W		N/A	N/A	TOT	50mL				
LCS	S					1.0035				LCS-CN(0996) LCS091
0.005DIST	W					50mL				
0.2DIST										
JY78H2	S					1.0022				
H2ovr						1.0004				
H2ms						1.0048		1.0mL	10.0ppm	ARI 0052-1
I2						1.0034				
J2						1.0041				
88.1 JX48A7						3.0027				

0548

Cyanide Distillation Log

Distillation Date [illegible]

Analyst(s) W

Sample ID		Sample Pre-testing result			Distillation			Spikes & Standards		NOTES:
ARI # / Client #	Sample Matrix	pH	Chlorine	Sulfide	TOT or WAD Time	Sample (mL) or (grams)	Final Vol (ml NaOH)	mL added	Std Conc. (mg/L)	*indicate any pre-treatment to remove interferences and/or problems with distillation*
JX48[illegible]	S	>12			TOT	3 [illegible]	50m			
↓ AZMS	↓	↓			↓	3 [illegible]	↓	1.0		
							W 10/02/06			

0549

Analytical Resources, Incorporated
Analytical Chemists and Consultants

October 14, 2006

Kristin Gaines
Anchor Environmental
6650 SW Redwood Lane, #110
Portland, OR 97224

RE: Client Project: Chinook
ARI Job No. JZ32

Dear Kristin:

Please find enclosed the original chain of custody documentation and the final data package for samples from the project referenced above.

Problems associated with these analyses are discussed in the Case Narrative.

An electronic copy of this package will remain on file with ARI. Should you have any questions or problems, please feel free to contact me at your convenience.

Sincerely,

ANALYTICAL RESOURCES, INC.

Susan Dunnihoo
Client Services Manager
sue@arilabs.com
206/695-6207

Enclosures

cc: eFile JZ32

SD/sdrd

Chain of Custody
Documentation

prepared
for

ANCHOR ENVIRONMENTAL

Project: Chinook

ARI JOB NO: JZ32

prepared
by

Analytical Resources, Inc.

Chain of Custody Record & Laboratory Analysis Request

ARI Assigned Number: J232	Turn-around Requested:	Page: 1 of 1	
ARI Client Company: ANCHOR ENVIRONMENTAL	Phone: 360-798-2509	Date: 10/2/06	Ice Present? Y
Client Contact: KRISTEN BARNES		No. of Coolers: 1	Cooler Temps: 0.2
Client Project Name: CLINGOK			
Client Project #: 060354-01	Samplers: RP		

Analytical Resources, Incorporated
Analytical Chemists and Consultants
4611 South 134th Place, Suite 100
Tukwila, WA 98168
206-695-6200 206-695-6201 (fax)

Sample ID	Date	Time	Matrix	No. Containers	Analysis Requested: Cl, SO4 as S, Fluoride	Alkalinity	Phosphate as P	Density	Title 22 Metals	Fe, Mn, Al, Ca, Mg, Na, K, Silica			Notes/Comments
PZ5-100206	10/2/06	12:16	H_2O	5	✓	✓	✓	✓	✓	✓			
PZ45-100206		12:16		5									
GID-100206		12:45		5									
G3S-100206		13:46		5									
G43S-100206		13:46		5									
FB-100206		14:46		1	✓ (F1)								

Comments/Special Instructions	Relinquished by: (Signature)	Received by: (Signature)	Relinquished by: (Signature)	Received by: (Signature)
	Printed Name: ROSS PICKERING	Printed Name: BRIAN KEALE	Printed Name:	Printed Name:
	Company: ANCHOR PDX	Company: ARI	Company:	Company:
	Date & Time: 10/2/06 15:00	Date & Time: 10/3/06 0945	Date & Time:	Date & Time:

0002

Limits of Liability: *ARI will perform all requested services in accordance with appropriate methodology following ARI Standard Operating Procedures and the ARI Quality Assurance Program. This program meets standards for the industry. The total liability of ARI, its officers, agents, employees, or successors, arising out of or in connection with the requested services, shall not exceed the Invoiced amount for said services. The acceptance by the client of a proposal for services by ARI release ARI from any liability in excess thereof, not withstanding any provision to the contrary in any contract, purchase order or co-signed agreement between ARI and the Client.*

Sample Retention Policy: All samples submitted to ARI will be appropriately discarded no sooner than 90 days after receipt or 60 days after submission of hardcopy data, whichever is longer, unless alternate retention schedules have been established by work-order or contract.

Cooler Receipt Form

ANALYTICAL RESOURCES INCORPORATED

ARI Client: Anchor Project Name: Chinook

COC NO.: — Delivered By: Fed Ex

Tracking NO.: 8577 4089 1673 Date: 10/3/02

ARI Job No.: _____ Lims NO.: 06-1845e-1846

Preliminary Examination Phase:

1. Were intact, properly signed and dated custody seals attached To the outside of the cooler?	YES	(NO)
2. Were custody papers included with the cooler	(YES)	NO
3. Were custody papers properly filled out (ink, signed etc.)?	(YES)	NO
4. Complete custody forms and attach all shipping documents	(OK)	NA

Cooler Accepted BY: [signature] Date: 10/3/02 Time: 0945

Log-IN Phase:

5. Was a temperature blank include in the cooler?	YES	NO
6. Record Cooler Temperature	0.2 °C	
7. What kind of packing material was used?	_____	
8. Was sufficient ice used (if appropriate)?	(YES)	NO
9. Were all bottles sealed in separate plastic bags?	YES	(NO)
10. Did all bottles arrive in good condition (unbroken)?	YES	NO
11. Were all bottle labels complete and legible?	YES	NO
12. Did all bottle labels and tags agree with custody papers?	YES	NO
13. Were all bottles used correct for the requested analyses?	YES	NO
14. Do any of the analyses (bottles) require preservative? (If so, Preservation checklist must be attached)	YES	NO
15. Were all VOA vials free of air bubbles?	YES	NO
16. Was sufficient amount of sample sent in each bottle?	YES	NO
17. Notify Project Manager of any discrepancies or concerns	OK	NA

Cooler Opened By: [signature] Date: 10/3/02 Time 0945

Explain any discrepancies or negative responses:

Case Narrative

prepared
for

ANCHOR ENVIRONMENTAL

Project: Chinook

ARI JOB NO: JZ32

prepared
by

Analytical Resources, Inc.

ANALYTICAL
RESOURCES
INCORPORATED

Case Narrative

Client: Anchor Environmental
Project: Chinook
Matrix: Water
ARI Job Nos. JZ32

Sample receipt

Six water samples were received on October 3, 2006 under ARI Job JZ32. Samples were well-iced and the cooler temperature measured by IR thermometer following ARI SOP was 0.2° C. Samples were received in good condition with no discrepancies in paperwork.

Samples PZ5-100206 and PZ45-100206 failed preservation check at receipt. Sample pH was readjusted in the laboratory. Failure was attributed to the characteristics of the samples, based on previous experience with the project.

ARI was informed verbally that all water samples received from the Chinook site have been field filtered.

Dissolved Metals

As Silica will mineralize under the digestion procedure used for environmental samples, analysis of the Silica was performed on sample that was acidified only (Prep Method 6010B). The samples were also digested under prep method 3010A and analyzed for the remaining target elements.

The method blanks were clean at the reporting limit.

LCS recoveries were within ARI and method limits.

Duplicate RPDs were within ARI and method limits with the exception of Manganese in the digested sample. The digests were reanalyzed with similar results. The outlier was considered an indication of sample characteristic and no further action was taken.

Matrix spike recoveries were within limits with the exception of Iron and Sodium in the digested sample. Outliers are attributed to the high concentrations in the parent sample and no further action is required.

There were no other incidents of note.

General Chemistry Parameters

Alkalinity

Samples were prepared and analyzed within the required holding time of 14 days.

The replicate analysis has RPDs within limits.

There were no incidents of note.

Total Phosphorous

Samples were prepared and analyzed within the required holding time of 28 days.

The method blank was clean.

Standard reference recovery was within limits.

The replicate analysis has RPDs within limits.

The matrix spike had recoveries within limits.

There were no incidents of note.

Ion Chromatography – Fluoride, Chloride, Sulfate

Samples were prepared and analyzed within the required holding time of 28 days.

The method blanks were clean.

Standard reference recoveries were within limits.

The replicate had RPDs within limits and the matrix spike had recoveries within limits.

A CCV failed for sulfate and a spike failed for Chloride. All affected samples were reanalyzed and only the valid results have been reported.

There were no other incidents of note.

Geotechnical Parameters

A lab specific Case Narrative follows.

Analytical Resources, Incorporated
Analytical Chemists and Consultants

Client: Anchor Environmental	Project No.: JZ32
Client Project: Chinook 060354-01	

Case Narrative

1. Five samples were submitted for fluid density on October 3, 2006.
2. The samples were measured in calibrated 500 mL flasks at a given temperature and calculated for density.
3. The data is provided in a summary table.
4. There were no other noted anomalies in the samples or methods on this project.

Approved by: Taylor McKenzie Date: 10-5-06
Title: Lead Technician

4611 South 134th Place, Suite 100 • Tukwila WA 98168 • **206-695-6200** • **206-695-6201** fax

Data Reporting Qualifiers

Effective 12/28/04

Inorganic Data

U Indicates that the target analyte was not detected at the reported concentration

* Duplicate RPD is not within established control limits

B Reported value is less than the CRDL but ≥ the Reporting Limit

N Matrix Spike recovery not within established control limits

NA Not Applicable, analyte not spiked

H The natural concentration of the spiked element is so much greater than the concentration spiked that an accurate determination of spike recovery is not possible

L Analyte concentration is ≤5 times the Reporting Limit and the replicate control limit defaults to ±1 RL instead of the normal 20% RPD

Organic Data

U Indicates that the target analyte was not detected at the reported concentration

* Flagged value is not within established control limits

B Analyte detected in an associated Method Blank at a concentration greater than one-half of ARI's Reporting Limit or 5% of the regulatory limit or 5% of the analyte concentration in the sample.

J Estimated concentration when the value is less than ARI's established reporting limits

D The spiked compound was not detected due to sample extract dilution

NR Spiked compound recovery is not reported due to chromatographic interference

E Estimated concentration calculated for an analyte response above the valid instrument calibration range. A dilution is required to obtain an accurate quantification of the analyte.

S Indicates an analyte response that has saturated the detector. The calculated concentration is not valid; a dilution is required to obtain valid quantification of the analyte

NA The flagged analyte was not analyzed for

NS The flagged analyte was not spiked into the sample

M Estimated value for an analyte detected and confirmed by an analyst but with low spectral match parameters. This flag is used only for GC-MS analyses

N The analysis indicates the presence of an analyte for which there is presumptive evidence to make a "tentative identification"

Y The analyte is not detected at or above the reported concentration. The reporting limit is raised due to chromatographic interference. The Y flag is equivalent to the U flag with a raised reporting limit.

C The analyte was positively identified on only one of two chromatographic columns. Chromatographic interference prevented a positive identification on the second column

P The analyte was detected on both chromatographic columns but the quantified values differ by ≥40% RPD with no obvious chromatographic interference

Geotechnical Data

A The total of all fines fractions. This flag is used to report total fines when only sieve analysis is requested and balances total grain size with sample weight.

F Samples were frozen prior to particle size determination

SM Sample matrix was not appropriate for the requested analysis. This normally refers to samples contaminated with an organic product that interferes with the sieving process and/or moisture content, porosity and saturation calculations

SS Sample did not contain the proportion of "fines" required to perform the pipette portion of the grain size analysis

W Weight of sample in some pipette aliquots was below the level required for accurate weighting

Data Summary Package

prepared
for

ANCHOR ENVIRONMENTAL

Project: Chinook

ARI JOB NO: JZ32

prepared
by

Analytical Resources, Inc.

METALS

ANALYTICAL RESOURCES INCORPORATED

INORGANICS ANALYSIS DATA SHEET
DISSOLVED METALS
Page 1 of 1

Sample ID: PZ5-100206
SAMPLE

Lab Sample ID: JZ32A
LIMS ID: 06-18406
Matrix: Groundwater
Data Release Authorized:
Reported: 10/12/06

QC Report No: JZ32-Anchor Environmental
Project: Chinook
060354-01
Date Sampled: 10/02/06
Date Received: 10/03/06

Prep Meth	Prep Date	Analysis Method	Analysis Date	CAS Number	Analyte	RL	mg/L	Q
3010A	10/06/06	6010B	10/09/06	7429-90-5	Aluminum	0.1	0.1	U
3010A	10/06/06	6010B	10/09/06	**7440-70-2**	**Calcium**	0.1	**0.5**	
3010A	10/06/06	6010B	10/09/06	**7439-89-6**	**Iron**	0.1	**100**	
3010A	10/06/06	6010B	10/09/06	**7439-95-4**	**Magnesium**	0.1	**0.2**	
3010A	10/06/06	6010B	10/09/06	**7439-96-5**	**Manganese**	0.002	**0.024**	
3010A	10/06/06	6010B	10/09/06	**7440-09-7**	**Potassium**	1	**14**	
3010A	10/06/06	6010B	10/09/06	**7440-23-5**	**Sodium**	1	**6,640**	

U-Analyte undetected at given RL
RL-Reporting Limit

ANALYTICAL RESOURCES INCORPORATED

INORGANICS ANALYSIS DATA SHEET
DISSOLVED METALS

Sample ID: PZ5-100206
DUPLICATE

Lab Sample ID: JZ32A
LIMS ID: 06-18406
Matrix: Groundwater
Data Release Authorized:
Reported: 10/12/06

QC Report No: JZ32-Anchor Environmental
Project: Chinook
060354-01
Date Sampled: 10/02/06
Date Received: 10/03/06

MATRIX DUPLICATE QUALITY CONTROL REPORT

Analyte	Analysis Method	Sample	Duplicate	RPD	Control Limit	Q
Aluminum	6010B	0.1 U	0.1 U	0.0%	+/- 0.1	L
Calcium	6010B	0.5	0.5	0.0%	+/- 0.1	L
Iron	6010B	100	110	9.5%	+/- 20%	
Magnesium	6010B	0.2	0.2	0.0%	+/- 0.1	L
Manganese	6010B	0.024	0.031	25.5%	+/- 20%	*
Potassium	6010B	14	15	6.9%	+/- 20%	
Sodium	6010B	6,640	7,050	6.0%	+/- 20%	

Reported in mg/L

*-Control Limit Not Met
L-RPD Invalid, Limit = Detection Limit

ANALYTICAL RESOURCES INCORPORATED

INORGANICS ANALYSIS DATA SHEET
DISSOLVED METALS

Sample ID: PZ5-100206
MATRIX SPIKE

Lab Sample ID: JZ32A
LIMS ID: 06-18406
Matrix: Groundwater
Data Release Authorized:
Reported: 10/12/06

QC Report No: JZ32-Anchor Environmental
Project: Chinook
060354-01
Date Sampled: 10/02/06
Date Received: 10/03/06

MATRIX SPIKE QUALITY CONTROL REPORT

Analyte	Analysis Method	Sample	Spike	Spike Added	% Recovery	Q
Aluminum	6010B	0.1 U	2.1	2.00	105%	
Calcium	6010B	0.5	10.3	10.0	98.0%	
Iron	6010B	100	106	2.00	300%	H
Magnesium	6010B	0.2	9.7	10.0	95.0%	
Manganese	6010B	0.024	0.529	0.500	101%	
Potassium	6010B	14	25	10.0	110%	
Sodium	6010B	6,640	6,460	10.0	-1800%	H

Reported in mg/L

N-Control Limit Not Met
H-% Recovery Not Applicable, Sample Concentration Too High
NA-Not Applicable, Analyte Not Spiked

Percent Recovery Limits: 75-125%

ANALYTICAL RESOURCES INCORPORATED

INORGANICS ANALYSIS DATA SHEET
DISSOLVED METALS

Sample ID: PZ45-100206
SAMPLE

Lab Sample ID: JZ32B
LIMS ID: 06-18407
Matrix: Groundwater
Data Release Authorized:
Reported: 10/12/06

QC Report No: JZ32-Anchor Environmental
Project: Chinook
060354-01
Date Sampled: 10/02/06
Date Received: 10/03/06

Prep Meth	Prep Date	Analysis Method	Analysis Date	CAS Number	Analyte	RL	mg/L	Q
3010A	10/06/06	6010B	10/10/06	7429-90-5	Aluminum	0.1	0.1	
3010A	10/06/06	6010B	10/10/06	7440-70-2	Calcium	0.1	0.5	
3010A	10/06/06	6010B	10/10/06	7439-89-6	Iron	0.1	109	
3010A	10/06/06	6010B	10/10/06	7439-95-4	Magnesium	0.1	0.2	
3010A	10/06/06	6010B	10/10/06	7439-96-5	Manganese	0.002	0.033	
3010A	10/06/06	6010B	10/10/06	7440-09-7	Potassium	1	14	
3010A	10/06/06	6010B	10/10/06	7440-23-5	Sodium	1	6,810	

U-Analyte undetected at given RL
RL-Reporting Limit

ANALYTICAL RESOURCES INCORPORATED

INORGANICS ANALYSIS DATA SHEET
DISSOLVED METALS

Sample ID: G1D-100206
SAMPLE

Lab Sample ID: JZ32C
LIMS ID: 06-18408
Matrix: Groundwater
Data Release Authorized:
Reported: 10/12/06

QC Report No: JZ32-Anchor Environmental
Project: Chinook
060354-01
Date Sampled: 10/02/06
Date Received: 10/03/06

Prep Meth	Prep Date	Analysis Method	Analysis Date	CAS Number	Analyte	RL	mg/L	Q
3010A	10/06/06	6010B	10/09/06	7429-90-5	Aluminum	0.05	0.50	
3010A	10/06/06	6010B	10/09/06	7440-70-2	Calcium	0.05	148	
3010A	10/06/06	6010B	10/09/06	7439-89-6	Iron	0.05	203	
3010A	10/06/06	6010B	10/09/06	7439-95-4	Magnesium	0.05	76.4	
3010A	10/06/06	6010B	10/09/06	7439-96-5	Manganese	0.001	6.04	
3010A	10/06/06	6010B	10/09/06	7440-09-7	Potassium	0.5	6.7	
3010A	10/06/06	6010B	10/09/06	7440-23-5	Sodium	0.5	162	

U-Analyte undetected at given RL
RL-Reporting Limit

ANALYTICAL RESOURCES INCORPORATED

INORGANICS ANALYSIS DATA SHEET
DISSOLVED METALS

Sample ID: G3S-100206
SAMPLE

Lab Sample ID: JZ32D
LIMS ID: 06-18409
Matrix: Groundwater
Data Release Authorized:
Reported: 10/12/06

QC Report No: JZ32-Anchor Environmental
Project: Chinook
060354-01
Date Sampled: 10/02/06
Date Received: 10/03/06

Prep Meth	Prep Date	Analysis Method	Analysis Date	CAS Number	Analyte	RL	mg/L	Q
3010A	10/06/06	6010B	10/09/06	7429-90-5	Aluminum	0.05	0.09	
3010A	10/06/06	6010B	10/09/06	7440-70-2	Calcium	0.05	46.2	
3010A	10/06/06	6010B	10/09/06	7439-89-6	Iron	0.05	28.0	
3010A	10/06/06	6010B	10/09/06	7439-95-4	Magnesium	0.05	26.7	
3010A	10/06/06	6010B	10/09/06	7439-96-5	Manganese	0.001	2.63	
3010A	10/06/06	6010B	10/09/06	7440-09-7	Potassium	0.5	3.5	
3010A	10/06/06	6010B	10/09/06	7440-23-5	Sodium	0.5	438	

U-Analyte undetected at given RL
RL-Reporting Limit

ANALYTICAL RESOURCES INCORPORATED

INORGANICS ANALYSIS DATA SHEET
DISSOLVED METALS

Sample ID: G43S-100206
SAMPLE

Lab Sample ID: JZ32E
LIMS ID: 06-18410
Matrix: Groundwater
Data Release Authorized:
Reported: 10/12/06

QC Report No: JZ32-Anchor Environmental
Project: Chinook
060354-01
Date Sampled: 10/02/06
Date Received: 10/03/06

Prep Meth	Prep Date	Analysis Method	Analysis Date	CAS Number	Analyte	RL	mg/L	Q
3010A	10/06/06	6010B	10/09/06	7429-90-5	Aluminum	0.05	0.10	
3010A	10/06/06	6010B	10/09/06	7440-70-2	Calcium	0.05	47.1	
3010A	10/06/06	6010B	10/09/06	7439-89-6	Iron	0.05	28.0	
3010A	10/06/06	6010B	10/09/06	7439-95-4	Magnesium	0.05	27.1	
3010A	10/06/06	6010B	10/09/06	7439-96-5	Manganese	0.001	2.67	
3010A	10/06/06	6010B	10/09/06	7440-09-7	Potassium	0.5	3.8	
3010A	10/06/06	6010B	10/09/06	7440-23-5	Sodium	0.5	454	

U-Analyte undetected at given RL
RL-Reporting Limit

ANALYTICAL RESOURCES INCORPORATED

INORGANICS ANALYSIS DATA SHEET
DISSOLVED METALS
Page 1 of 1

Sample ID: PZ5-100206
SAMPLE

Lab Sample ID: JZ32G
LIMS ID: 06-18412
Matrix: Groundwater
Data Release Authorized:
Reported: 10/12/06

QC Report No: JZ32-Anchor Environmental
Project: Chinook
060354-01
Date Sampled: 10/02/06
Date Received: 10/03/06

Prep Meth	Prep Date	Analysis Method	Analysis Date	CAS Number	Analyte	RL	mg/L	Q
6010B	10/06/06	6010B	10/11/06	7440-21-3	Silicon	0.6	53.2	

U-Analyte undetected at given RL
RL-Reporting Limit

ANALYTICAL RESOURCES INCORPORATED

INORGANICS ANALYSIS DATA SHEET
DISSOLVED METALS

Sample ID: PZ5-100206
DUPLICATE

Lab Sample ID: JZ32G
LIMS ID: 06-18412
Matrix: Groundwater
Data Release Authorized:
Reported: 10/12/06

QC Report No: JZ32-Anchor Environmental
Project: Chinook
060354-01
Date Sampled: 10/02/06
Date Received: 10/03/06

MATRIX DUPLICATE QUALITY CONTROL REPORT

Analyte	Analysis Method	Sample	Duplicate	RPD	Control Limit	Q
Silicon	6010B	53.2	59.4	11.0%	+/- 20%	

Reported in mg/L

*-Control Limit Not Met
L-RPD Invalid, Limit = Detection Limit

ANALYTICAL RESOURCES INCORPORATED

INORGANICS ANALYSIS DATA SHEET
DISSOLVED METALS

Sample ID: PZ5-100206
MATRIX SPIKE

Lab Sample ID: JZ32G
LIMS ID: 06-18412
Matrix: Groundwater
Data Release Authorized:
Reported: 10/12/06

QC Report No: JZ32-Anchor Environmental
Project: Chinook
060354-01
Date Sampled: 10/02/06
Date Received: 10/03/06

MATRIX SPIKE QUALITY CONTROL REPORT

Analyte	Analysis Method	Sample	Spike	Spike Added	% Recovery	Q
Silicon	6010B	53.2	155	100	102%	

Reported in mg/L

N-Control Limit Not Met
H-% Recovery Not Applicable, Sample Concentration Too High
NA-Not Applicable, Analyte Not Spiked

Percent Recovery Limits: 75-125%

ANALYTICAL RESOURCES INCORPORATED

INORGANICS ANALYSIS DATA SHEET
DISSOLVED METALS

Sample ID: PZ45-100206
SAMPLE

Lab Sample ID: JZ32H
LIMS ID: 06-18413
Matrix: Groundwater
Data Release Authorized:
Reported: 10/12/06

QC Report No: JZ32-Anchor Environmental
Project: Chinook
060354-01
Date Sampled: 10/02/06
Date Received: 10/03/06

Prep Meth	Prep Date	Analysis Method	Analysis Date	CAS Number	Analyte	RL	mg/L	Q
6010B	10/06/06	6010B	10/11/06	7440-21-3	Silicon	0.6	55.0	

U-Analyte undetected at given RL
RL-Reporting Limit

ANALYTICAL RESOURCES INCORPORATED

INORGANICS ANALYSIS DATA SHEET
DISSOLVED METALS

Sample ID: G1D-100206
SAMPLE

Lab Sample ID: JZ32I
LIMS ID: 06-18414
Matrix: Groundwater
Data Release Authorized:
Reported: 10/12/06

QC Report No: JZ32-Anchor Environmental
Project: Chinook
060354-01
Date Sampled: 10/02/06
Date Received: 10/03/06

Prep Meth	Prep Date	Analysis Method	Analysis Date	CAS Number	Analyte	RL	mg/L	Q
6010B	10/06/06	6010B	10/10/06	**7440-21-3**	**Silicon**	0.3	**39.1**	

U-Analyte undetected at given RL
RL-Reporting Limit

ANALYTICAL RESOURCES INCORPORATED

INORGANICS ANALYSIS DATA SHEET
DISSOLVED METALS
Page 1 of 1

Sample ID: G3S-100206
SAMPLE

Lab Sample ID: JZ32J
LIMS ID: 06-18415
Matrix: Groundwater
Data Release Authorized:
Reported: 10/12/06

QC Report No: JZ32-Anchor Environmental
Project: Chinook
060354-01
Date Sampled: 10/02/06
Date Received: 10/03/06

Prep Meth	Prep Date	Analysis Method	Analysis Date	CAS Number	Analyte	RL	mg/L	Q
6010B	10/06/06	6010B	10/10/06	7440-21-3	Silicon	0.3	27.3	

U-Analyte undetected at given RL
RL-Reporting Limit

ANALYTICAL RESOURCES INCORPORATED

INORGANICS ANALYSIS DATA SHEET
DISSOLVED METALS

Sample ID: G43S-100206
SAMPLE

Lab Sample ID: JZ32K
LIMS ID: 06-18416
Matrix: Groundwater
Data Release Authorized:
Reported: 10/12/06

QC Report No: JZ32-Anchor Environmental
Project: Chinook
060354-01
Date Sampled: 10/02/06
Date Received: 10/03/06

Prep Meth	Prep Date	Analysis Method	Analysis Date	CAS Number	Analyte	RL	mg/L	Q
6010B	10/06/06	6010B	10/10/06	7440-21-3	Silicon	0.3	26.6	

U-Analyte undetected at given RL
RL-Reporting Limit

ANALYTICAL RESOURCES INCORPORATED

INORGANICS ANALYSIS DATA SHEET
DISSOLVED METALS **Sample ID: METHOD BLANK**

Lab Sample ID: JZ32MB
LIMS ID: 06-18407
Matrix: Groundwater
Data Release Authorized:
Reported: 10/12/06

QC Report No: JZ32-Anchor Environmental
Project: Chinook
060354-01
Date Sampled: NA
Date Received: NA

Prep Meth	Prep Date	Analysis Method	Analysis Date	CAS Number	Analyte	RL	mg/L	Q
3010A	10/06/06	6010B	10/09/06	7429-90-5	Aluminum	0.05	0.05	U
3010A	10/06/06	6010B	10/09/06	7440-70-2	Calcium	0.05	0.05	U
3010A	10/06/06	6010B	10/09/06	7439-89-6	Iron	0.05	0.05	U
3010A	10/06/06	6010B	10/09/06	7439-95-4	Magnesium	0.05	0.05	U
3010A	10/06/06	6010B	10/09/06	7439-96-5	Manganese	0.001	0.001	U
3010A	10/06/06	6010B	10/09/06	7440-09-7	Potassium	0.5	0.5	U
3010A	10/06/06	6010B	10/09/06	7440-23-5	Sodium	0.5	0.5	U

U-Analyte undetected at given RL
RL-Reporting Limit

ANALYTICAL RESOURCES INCORPORATED

INORGANICS ANALYSIS DATA SHEET
DISSOLVED METALS

Sample ID: LAB CONTROL

Lab Sample ID: JZ32LCS
LIMS ID: 06-18407
Matrix: Groundwater
Data Release Authorized:
Reported: 10/12/06

QC Report No: JZ32-Anchor Environmental
Project: Chinook
060354-01
Date Sampled: NA
Date Received: NA

BLANK SPIKE QUALITY CONTROL REPORT

Analyte	Analysis Method	Spike Found	Spike Added	% Recovery	Q
Aluminum	6010B	2.03	2.00	102%	
Calcium	6010B	10.1	10.0	101%	
Iron	6010B	2.15	2.00	108%	
Magnesium	6010B	9.95	10.0	99.5%	
Manganese	6010B	0.507	0.500	101%	
Potassium	6010B	10.6	10.0	106%	
Sodium	6010B	10.5	10.0	105%	

Reported in mg/L

N-Control limit not met
Control Limits: 80-120%

ANALYTICAL RESOURCES INCORPORATED

INORGANICS ANALYSIS DATA SHEET
DISSOLVED METALS
Page 1 of 1

Sample ID: METHOD BLANK

Lab Sample ID: JZ32MB
LIMS ID: 06-18413
Matrix: Groundwater
Data Release Authorized:
Reported: 10/12/06

QC Report No: JZ32-Anchor Environmental
Project: Chinook
060354-01
Date Sampled: NA
Date Received: NA

Prep Meth	Prep Date	Analysis Method	Analysis Date	CAS Number	Analyte	RL	mg/L	Q
6010B	10/06/06	6010B	10/10/06	7440-21-3	Silicon	0.06	0.06	U

U-Analyte undetected at given RL
RL-Reporting Limit

ANALYTICAL RESOURCES INCORPORATED

INORGANICS ANALYSIS DATA SHEET
DISSOLVED METALS

Sample ID: LAB CONTROL

Lab Sample ID: JZ32LCS
LIMS ID: 06-18413
Matrix: Groundwater
Data Release Authorized:
Reported: 10/12/06

QC Report No: JZ32-Anchor Environmental
Project: Chinook
060354-01
Date Sampled: NA
Date Received: NA

BLANK SPIKE QUALITY CONTROL REPORT

Analyte	Analysis Method	Spike Found	Spike Added	% Recovery	Q
Silicon	6010B	10.3	10.0	103%	

Reported in mg/L

N-Control limit not met
Control Limits: 80-120%

GENERAL CHEMISTRY

SAMPLE RESULTS-CONVENTIONALS
JZ32-Anchor Environmental

ANALYTICAL RESOURCES INCORPORATED

Matrix: Groundwater
Data Release Authorized:
Reported: 10/10/06

Project: Chinook
Event: 060354-01
Date Sampled: 10/02/06
Date Received: 10/03/06

Client ID: PZ5-100206
ARI ID: 06-18406 JZ32A

Analyte	Date Batch	Method	Units	RL	Sample
Alkalinity	10/05/06 100506#2	SM 2320	mg/L CaCO3	1.0	8,890
Chloride	10/06/06 100606#1	EPA 300.0	mg/L	2.0	47.5
Fluoride	10/06/06 100606#1	EPA 300.0	mg/L	100	2,470
Total Phosphorus	10/06/06 100606#1	EPA 365.2	mg-P/L	0.160	1.98
Sulfate	10/06/06 100606#1	EPA 300.0	mg/L	20.0	582

RL Analytical reporting limit
U Undetected at reported detection limit

SAMPLE RESULTS-CONVENTIONALS
JZ32-Anchor Environmental

ANALYTICAL RESOURCES INCORPORATED

Matrix: Groundwater
Data Release Authorized:
Reported: 10/10/06

Project: Chinook
Event: 060354-01
Date Sampled: 10/02/06
Date Received: 10/03/06

Client ID: PZ45-100206
ARI ID: 06-18407 JZ32B

Analyte	Date Batch	Method	Units	RL	Sample
Alkalinity	10/05/06 100506#2	SM 2320	mg/L CaCO3	1.0	8,750
Chloride	10/06/06 100606#1	EPA 300.0	mg/L	2.0	46.6
Fluoride	10/06/06 100606#1	EPA 300.0	mg/L	100	2,440
Total Phosphorus	10/06/06 100606#1	EPA 365.2	mg-P/L	0.160	1.98
Sulfate	10/06/06 100606#1	EPA 300.0	mg/L	20.0	567

RL Analytical reporting limit
U Undetected at reported detection limit

SAMPLE RESULTS-CONVENTIONALS
JZ32-Anchor Environmental

ANALYTICAL RESOURCES INCORPORATED

Matrix: Groundwater
Data Release Authorized:
Reported: 10/10/06

Project: Chinook
Event: 060354-01
Date Sampled: 10/02/06
Date Received: 10/03/06

Client ID: G1D-100206
ARI ID: 06-18408 JZ32C

Analyte	Date Batch	Method	Units	RL	Sample
Alkalinity	10/05/06 100506#2	SM 2320	mg/L CaCO3	1.0	944
Chloride	10/06/06 100606#1	EPA 300.0	mg/L	10.0	330
Fluoride	10/06/06 100606#1	EPA 300.0	mg/L	0.2	6.2
Total Phosphorus	10/06/06 100606#1	EPA 365.2	mg-P/L	0.160	0.700
Sulfate	10/05/06 100506#1	EPA 300.0	mg/L	1.0	32.6

RL Analytical reporting limit
U Undetected at reported detection limit

SAMPLE RESULTS-CONVENTIONALS
JZ32-Anchor Environmental

ANALYTICAL RESOURCES INCORPORATED

Matrix: Groundwater
Data Release Authorized:
Reported: 10/10/06

Project: Chinook
Event: 060354-01
Date Sampled: 10/02/06
Date Received: 10/03/06

Client ID: G3S-100206
ARI ID: 06-18409 JZ32D

Analyte	Date Batch	Method	Units	RL	Sample
Alkalinity	10/05/06 100506#2	SM 2320	mg/L CaCO3	1.0	1,030
Chloride	10/06/06 100606#1	EPA 300.0	mg/L	5.0	98.8
Fluoride	10/05/06 100506#1	EPA 300.0	mg/L	1.0	18.7
Total Phosphorus	10/06/06 100606#1	EPA 365.2	mg-P/L	0.160	2.38
Sulfate	10/06/06 100606#1	EPA 300.0	mg/L	0.2	6.4

RL Analytical reporting limit
U Undetected at reported detection limit

SAMPLE RESULTS-CONVENTIONALS
JZ32-Anchor Environmental

ANALYTICAL RESOURCES INCORPORATED

Matrix: Groundwater
Data Release Authorized:
Reported: 10/10/06

Project: Chinook
Event: 060354-01
Date Sampled: 10/02/06
Date Received: 10/03/06

Client ID: G43S-100206
ARI ID: 06-18410 JZ32E

Analyte	Date Batch	Method	Units	RL	Sample
Alkalinity	10/05/06 100506#2	SM 2320	mg/L CaCO3	1.0	1,040
Chloride	10/06/06 100606#1	EPA 300.0	mg/L	5.0	101
Fluoride	10/05/06 100506#1	EPA 300.0	mg/L	1.0	19.6
Total Phosphorus	10/06/06 100606#1	EPA 365.2	mg-P/L	0.160	2.22
Sulfate	10/06/06 100606#1	EPA 300.0	mg/L	0.2	7.7

RL Analytical reporting limit
U Undetected at reported detection limit

SAMPLE RESULTS-CONVENTIONALS
JZ32-Anchor Environmental

ANALYTICAL RESOURCES INCORPORATED

Matrix: Groundwater
Data Release Authorized:
Reported: 10/10/06

Project: Chinook
Event: 060354-01
Date Sampled: 10/02/06
Date Received: 10/03/06

Client ID: FB-100206
ARI ID: 06-18411 JZ32F

Analyte	Date Batch	Method	Units	RL	Sample
Chloride	10/06/06 100606#1	EPA 300.0	mg/L	0.1	< 0.1 U
Fluoride	10/06/06 100606#1	EPA 300.0	mg/L	0.1	< 0.1 U
Sulfate	10/06/06 100606#1	EPA 300.0	mg/L	0.1	< 0.1 U

RL Analytical reporting limit
U Undetected at reported detection limit

METHOD BLANK RESULTS-CONVENTIONALS
JZ32-Anchor Environmental

ANALYTICAL RESOURCES INCORPORATED

Matrix: Groundwater
Data Release Authorized:
Reported: 10/10/06

Project: Chinook
Event: 060354-01
Date Sampled: NA
Date Received: NA

Analyte	Method	Date	Units	Blank
Chloride	EPA 300.0	10/06/06	mg/L	< 0.1 U
Fluoride	EPA 300.0	10/05/06	mg/L	< 0.1 U
		10/06/06		< 0.1 U
Total Phosphorus	EPA 365.2	10/06/06	mg-P/L	< 0.008 U
Sulfate	EPA 300.0	10/05/06	mg/L	< 0.1 U
		10/06/06		< 0.1 U

STANDARD REFERENCE RESULTS-CONVENTIONALS
JZ32-Anchor Environmental

ANALYTICAL RESOURCES INCORPORATED

Matrix: Groundwater
Data Release Authorized:
Reported: 10/10/06

Project: Chinook
Event: 060354-01
Date Sampled: NA
Date Received: NA

Analyte/SRM ID	Method	Date	Units	SRM	True Value	Recovery
Alkalinity	SM 2320	10/05/06	mg/L CaCO3	110	110	100.0%
ERA #P114506						
Chloride	EPA 300.0	10/06/06	mg/L	2.8	3.0	93.3%
ERA #36065						
Fluoride	EPA 300.0	10/05/06	mg/L	2.8	3.0	93.3%
ERA #		10/06/06		2.8	3.0	93.3%
Total Phosphorus	EPA 365.2	10/06/06	mg-P/L	4.20	4.00	105.0%
ERA #35064						
Sulfate	EPA 300.0	10/05/06	mg/L	2.9	3.0	96.7%
ERA #05094		10/06/06		3.0	3.0	100.0%

REPLICATE RESULTS-CONVENTIONALS
JZ32-Anchor Environmental

ANALYTICAL RESOURCES INCORPORATED

Matrix: Groundwater
Data Release Authorized:
Reported: 10/10/06

Project: Chinook
Event: 060354-01
Date Sampled: 10/02/06
Date Received: 10/03/06

Analyte	Method	Date	Units	Sample	Replicate(s)	RPD/RSD
ARI ID: JZ32A Client ID: PZ5-100206						
Alkalinity	SM 2320	10/05/06	mg/L CaCO3	8,890	8,890	0.0%
Chloride	EPA 300.0	10/06/06	mg/L	47.5	47.0	1.1%
Fluoride	EPA 300.0	10/06/06	mg/L	2,470	2,460	0.4%
Sulfate	EPA 300.0	10/06/06	mg/L	582	573	1.6%
ARI ID: JZ32C Client ID: G1D-100206						
Total Phosphorus	EPA 365.2	10/06/06	mg-P/L	0.700	0.740	5.6%

MS/MSD RESULTS-CONVENTIONALS
JZ32-Anchor Environmental

ANALYTICAL RESOURCES INCORPORATED

Matrix: Groundwater
Data Release Authorized:
Reported: 10/10/06

Project: Chinook
Event: 060354-01
Date Sampled: 10/02/06
Date Received: 10/03/06

Analyte	Method	Date	Units	Sample	Spike	Spike Added	Recovery
ARI ID: JZ32A Client ID: PZ5-100206							
Chloride	EPA 300.0	10/06/06	mg/L	47.5	147	100	99.5%
Fluoride	EPA 300.0	10/06/06	mg/L	2,470	6,490	4,000	100.5%
Sulfate	EPA 300.0	10/06/06	mg/L	582	1,580	1,000	99.8%
ARI ID: JZ32C Client ID: G1D-100206							
Total Phosphorus	EPA 365.2	10/06/06	mg-P/L	0.700	7.16	8.00	80.8%

GEOTECH

ANALYTICAL RESOURCES INCORPORATED

Anchor Environmental
Chinook 060354-01
Fluid Density

Sample ID	Temperature (°C)	Density (g/ml)
PZ5-100206	22.5	1.0162
PZ45-100206	22.5	1.0162
G1D-100206	22.5	1.0014
G3S-100206	22.5	1.0017
G43S-100206	22.5	1.0017

Density measured in a calibrated 500 ml flask at the indicated temperature.

JZ32

Laboratory Data Package

prepared
for

ANCHOR ENVIRONMENTAL

Project: Chinook

ARI JOB NO: JZ32

prepared
by

Analytical Resources, Inc.

Metals Analysis
QC Summary Data

prepared
for

ANCHOR ENVIRONMENTAL

Project: Chinook

ARI JOB NO: JZ32

prepared
by

Analytical Resources, Inc.

Cover Page

INORGANIC ANALYSIS DATA PACKAGE

ANALYTICAL RESOURCES INCORPORATED

CLIENT: Anchor Environmental

PROJECT: Chinook

SDG: JZ32

CLIENT ID	ARI ID	ARI LIMS ID	REPREP
PZ5-100206	JZ32A	06-18406	
PZ5-100206D	JZ32ADUP	06-18406	
PZ5-100206S	JZ32ASPK	06-18406	
PZ45-100206	JZ32B	06-18407	
PBW	JZ32MB1	06-18407	
LCSW	JZ32MB1SPK	06-18407	
G1D-100206	JZ32C	06-18408	
G3S-100206	JZ32D	06-18409	
G43S-100206	JZ32E	06-18410	
PZ5-100206	JZ32G	06-18412	
PZ5-100206D	JZ32GDUP	06-18412	
PZ5-100206S	JZ32GSPK	06-18412	
PZ45-100206	JZ32H	06-18413	
PBW	JZ32MB2	06-18413	
LCSW	JZ32MB2SPK	06-18413	
G1D-100206	JZ32I	06-18414	
G3S-100206	JZ32J	06-18415	
G43S-100206	JZ32K	06-18416	

Were ICP interelement corrections applied ? Yes/No YES

Were ICP background corrections applied ? Yes/No YES

If yes - were raw data generated before application of background corrections ? Yes/No NO

Comments: _____

THIS DATA PACKAGE HAS BEEN REVIEWED AND AUTHORIZED FOR RELEASE BY:

Signature: _____ Name: Jay Kuhn

Date: 10/13/06 Title: Inorganics Lab Manager

ANALYTICAL RESOURCES INCORPORATED

INORGANICS ANALYSIS DATA SHEET
DISSOLVED METALS

Sample ID: PZ5-100206
DUPLICATE

Lab Sample ID: JZ32A
LIMS ID: 06-18406
Matrix: Groundwater
Data Release Authorized:
Reported: 10/12/06

QC Report No: JZ32-Anchor Environmental
Project: Chinook
060354-01
Date Sampled: 10/02/06
Date Received: 10/03/06

MATRIX DUPLICATE QUALITY CONTROL REPORT

Analyte	Analysis Method	Sample	Duplicate	RPD	Control Limit	Q
Aluminum	6010B	0.1 U	0.1 U	0.0%	+/- 0.1	L
Calcium	6010B	0.5	0.5	0.0%	+/- 0.1	L
Iron	6010B	100	110	9.5%	+/- 20%	
Magnesium	6010B	0.2	0.2	0.0%	+/- 0.1	L
Manganese	6010B	0.024	0.031	25.5%	+/- 20%	*
Potassium	6010B	14	15	6.9%	+/- 20%	
Sodium	6010B	6,640	7,050	6.0%	+/- 20%	

Reported in mg/L

*-Control Limit Not Met
L-RPD Invalid, Limit = Detection Limit

ANALYTICAL RESOURCES INCORPORATED

INORGANICS ANALYSIS DATA SHEET
DISSOLVED METALS

Sample ID: PZ5-100206
MATRIX SPIKE

Lab Sample ID: JZ32A
LIMS ID: 06-18406
Matrix: Groundwater
Data Release Authorized:
Reported: 10/12/06

QC Report No: JZ32-Anchor Environmental
Project: Chinook
060354-01
Date Sampled: 10/02/06
Date Received: 10/03/06

MATRIX SPIKE QUALITY CONTROL REPORT

Analyte	Analysis Method	Sample	Spike	Spike Added	% Recovery	Q
Aluminum	6010B	0.1 U	2.1	2.00	105%	
Calcium	6010B	0.5	10.3	10.0	98.0%	
Iron	6010B	100	106	2.00	300%	H
Magnesium	6010B	0.2	9.7	10.0	95.0%	
Manganese	6010B	0.024	0.529	0.500	101%	
Potassium	6010B	14	25	10.0	110%	
Sodium	6010B	6,640	6,460	10.0	-1800%	H

Reported in mg/L

N-Control Limit Not Met
H-% Recovery Not Applicable, Sample Concentration Too High
NA-Not Applicable, Analyte Not Spiked

Percent Recovery Limits: 75-125%

ANALYTICAL RESOURCES INCORPORATED

INORGANICS ANALYSIS DATA SHEET
DISSOLVED METALS

Sample ID: PZ5-100206
DUPLICATE

Lab Sample ID: JZ32G
LIMS ID: 06-18412
Matrix: Groundwater
Data Release Authorized:
Reported: 10/12/06

QC Report No: JZ32-Anchor Environmental
Project: Chinook
060354-01
Date Sampled: 10/02/06
Date Received: 10/03/06

MATRIX DUPLICATE QUALITY CONTROL REPORT

Analyte	Analysis Method	Sample	Duplicate	RPD	Control Limit	Q
Silicon	6010B	53.2	59.4	11.0%	+/- 20%	

Reported in mg/L

*-Control Limit Not Met
L-RPD Invalid, Limit = Detection Limit

ANALYTICAL RESOURCES INCORPORATED

INORGANICS ANALYSIS DATA SHEET
DISSOLVED METALS

Sample ID: PZ5-100206
MATRIX SPIKE

Lab Sample ID: JZ32G
LIMS ID: 06-18412
Matrix: Groundwater
Data Release Authorized:
Reported: 10/12/06

QC Report No: JZ32-Anchor Environmental
Project: Chinook
060354-01
Date Sampled: 10/02/06
Date Received: 10/03/06

MATRIX SPIKE QUALITY CONTROL REPORT

Analyte	Analysis Method	Sample	Spike	Spike Added	% Recovery	Q
Silicon	6010B	53.2	155	100	102%	

Reported in mg/L

N-Control Limit Not Met
H-% Recovery Not Applicable, Sample Concentration Too High
NA-Not Applicable, Analyte Not Spiked

Percent Recovery Limits: 75-125%

ANALYTICAL RESOURCES INCORPORATED

INORGANICS ANALYSIS DATA SHEET
DISSOLVED METALS
Page 1 of 1

Sample ID: METHOD BLANK

Lab Sample ID: JZ32MB
LIMS ID: 06-18407
Matrix: Groundwater
Data Release Authorized:
Reported: 10/12/06

QC Report No: JZ32-Anchor Environmental
Project: Chinook
060354-01
Date Sampled: NA
Date Received: NA

Prep Meth	Prep Date	Analysis Method	Analysis Date	CAS Number	Analyte	RL	mg/L	Q
3010A	10/06/06	6010B	10/09/06	7429-90-5	Aluminum	0.05	0.05	U
3010A	10/06/06	6010B	10/09/06	7440-70-2	Calcium	0.05	0.05	U
3010A	10/06/06	6010B	10/09/06	7439-89-6	Iron	0.05	0.05	U
3010A	10/06/06	6010B	10/09/06	7439-95-4	Magnesium	0.05	0.05	U
3010A	10/06/06	6010B	10/09/06	7439-96-5	Manganese	0.001	0.001	U
3010A	10/06/06	6010B	10/09/06	7440-09-7	Potassium	0.5	0.5	U
3010A	10/06/06	6010B	10/09/06	7440-23-5	Sodium	0.5	0.5	U

U-Analyte undetected at given RL
RL-Reporting Limit

ANALYTICAL RESOURCES INCORPORATED

INORGANICS ANALYSIS DATA SHEET
DISSOLVED METALS

Sample ID: LAB CONTROL

Lab Sample ID: JZ32LCS
LIMS ID: 06-18407
Matrix: Groundwater
Data Release Authorized:
Reported: 10/12/06

QC Report No: JZ32-Anchor Environmental
Project: Chinook
060354-01
Date Sampled: NA
Date Received: NA

BLANK SPIKE QUALITY CONTROL REPORT

Analyte	Analysis Method	Spike Found	Spike Added	% Recovery	Q
Aluminum	6010B	2.03	2.00	102%	
Calcium	6010B	10.1	10.0	101%	
Iron	6010B	2.15	2.00	108%	
Magnesium	6010B	9.95	10.0	99.5%	
Manganese	6010B	0.507	0.500	101%	
Potassium	6010B	10.6	10.0	106%	
Sodium	6010B	10.5	10.0	105%	

Reported in mg/L

N-Control limit not met
Control Limits: 80-120%

ANALYTICAL RESOURCES INCORPORATED

INORGANICS ANALYSIS DATA SHEET
DISSOLVED METALS

Sample ID: METHOD BLANK

Lab Sample ID: JZ32MB
LIMS ID: 06-18413
Matrix: Groundwater
Data Release Authorized:
Reported: 10/12/06

QC Report No: JZ32-Anchor Environmental
Project: Chinook
060354-01
Date Sampled: NA
Date Received: NA

Prep Meth	Prep Date	Analysis Method	Analysis Date	CAS Number	Analyte	RL	mg/L	Q
6010B	10/06/06	6010B	10/10/06	7440-21-3	Silicon	0.06	0.06	U

U-Analyte undetected at given RL
RL-Reporting Limit

ANALYTICAL RESOURCES INCORPORATED

INORGANICS ANALYSIS DATA SHEET
DISSOLVED METALS

Sample ID: LAB CONTROL

Lab Sample ID: JZ32LCS
LIMS ID: 06-18413
Matrix: Groundwater
Data Release Authorized:
Reported: 10/12/06

QC Report No: JZ32-Anchor Environmental
Project: Chinook
060354-01
Date Sampled: NA
Date Received: NA

BLANK SPIKE QUALITY CONTROL REPORT

Analyte	Analysis Method	Spike Found	Spike Added	% Recovery	Q
Silicon	6010B	10.3	10.0	103%	

Reported in mg/L

N-Control limit not met
Control Limits: 80-120%

Calibration Verification

ANALYTICAL RESOURCES INCORPORATED

CLIENT: Anchor Environmental

PROJECT: Chinook

UNITS:ug/L

SDG: JZ32

ANALYTE	EL	M	RUN	ICVTV	ICV	%R	CCVTV	CCV1	%R	CCV2	%R	CCV3	%R	CCV4	%R	CCV5	%R
Aluminum	AL	ICP	IP100921	2000.0	1925.42	96.3	2000.0	1920.87	96.0	1931.06	96.6	1957.47	97.9	1903.71	95.2	1932.67	96.6
Calcium	CA	ICP	IP100921	2000.0	2005.37	100.3	2000.0	1993.69	99.7	2027.98	101.4	2061.15	103.1	1995.08	99.8	2024.82	101.2
Iron	FE	ICP	IP100921	2000.0	2044.11	102.2	2000.0	2074.33	103.7	2069.38	103.5	2139.84	107.0	2053.52	102.7	2116.78	105.8
Magnesium	MG	ICP	IP100921	2000.0	1980.32	99.0	2000.0	1978.66	98.9	1986.29	99.3	2017.45	100.9	1949.51	97.5	1985.92	99.3
Manganese	MN	ICP	IP100921	1000.0	975.39	97.5	1000.0	975.95	97.6	992.09	99.2	1017.61	101.8	976.32	97.6	1005.18	100.5
Potassium	K	ICP	IP100921	20000.0	19725.48	98.6	20000.0	19479.61	97.4	19701.92	98.5	19905.36	99.5	19582.96	97.9	19659.61	98.3
Sodium	NA	ICP	IP100921	50000.0	49986.27	100.0	50000.0	50566.74	101.1	50228.52	100.5	51017.79	102.0	49577.41	99.2	49580.12	99.2

0054

Control Limits: Mercury 80-120; Other Metals 90-110

Calibration Verification

ANALYTICAL RESOURCES INCORPORATED

CLIENT: Anchor Environmental

PROJECT: Chinook

UNITS: ug/L

SDG: JZ32

ANALYTE	EL	M	RUN	CCVTV	CCV6	%R	CCV7	%R	CCV8	%R	CCV9	%R	CCV10	%R	CCV11	%R
Aluminum	AL	ICP	IP100921	2000.0	1925.24	96.3	1915.28	95.8	1931.76	96.6	1944.44	97.2	1937.62	96.9	1951.65	97.6
Calcium	CA	ICP	IP100921	2000.0	1995.06	99.8	1999.71	100.0	1999.01	100.0	2027.91	101.4	1979.78	99.0	1981.81	99.1
Iron	FE	ICP	IP100921	2000.0	2090.84	104.5	2041.74	102.1	2101.21	105.1	2128.58	106.4	2083.22	104.2	2068.25	103.4
Magnesium	MG	ICP	IP100921	2000.0	1965.62	98.3	1945.44	97.3	1958.82	97.9	1986.62	99.3	1935.79	96.8	1924.07	96.2
Manganese	MN	ICP	IP100921	1000.0	981.63	98.2	969.15	96.9	988.63	98.9	1015.34	101.5	987.40	98.7	981.91	98.2
Potassium	K	ICP	IP100921	20000.0	19681.30	98.4	20086.13	100.4	19845.32	99.2	20006.48	100.0	20280.81	101.4	20874.40	104.4
Sodium	NA	ICP	IP100921	50000.0	49963.44	99.9	50762.30	101.5	49566.96	99.1	48827.77	97.7	49646.60	99.3	49651.65	99.3

0055

Control Limits: Mercury 80-120; Other Metals 90-110

Calibration Verification

ANALYTICAL RESOURCES INCORPORATED

CLIENT: Anchor Environmental

PROJECT: Chinook

UNITS:ug/L

SDG: JZ32

ANALYTE	EL	M	RUN	ICVTV	ICV	%R	CCVTV	CCV1	%R	CCV2	%R	CCV3	%R	CCV4	%R	CCV5	%R
Aluminum	AL	ICP	IP101021	2000.0	1929.05	96.5	2000.0	1950.28	97.5	1939.40	97.0	1933.68	96.7	1959.52	98.0	1958.52	97.9
Calcium	CA	ICP	IP101021	2000.0	1994.68	99.7	2000.0	2020.03	101.0	1995.16	99.8	1996.56	99.8	2022.15	101.1	1989.10	99.5
Iron	FE	ICP	IP101021	2000.0	2022.73	101.1	2000.0	2022.06	101.1	2038.24	101.9	2037.83	101.9	2075.32	103.8	2019.14	101.0
Magnesium	MG	ICP	IP101021	2000.0	1979.86	99.0	2000.0	1984.75	99.2	1966.90	98.3	1979.65	99.0	2007.24	100.4	1972.82	98.6
Manganese	MN	ICP	IP101021	1000.0	981.03	98.1	1000.0	977.65	97.8	972.70	97.3	973.52	97.4	992.93	99.3	964.15	96.4
Potassium	K	ICP	IP101021	20000.0	19616.87	98.1	20000.0	20066.10	100.3	19963.32	99.8	19686.55	98.4	19920.48	99.6	20115.98	100.6
Silicon	SI	ICP	IP101021	2000.0	2017.73	100.9	2000.0	2026.66	101.3	2027.23	101.4	2061.42	103.1	2039.08	102.0	2051.45	102.6
Sodium	NA	ICP	IP101021	50000.0	50881.49	101.8	50000.0	51134.43	102.3	50936.44	101.9	50996.88	102.0	51371.66	102.7	51558.36	103.1

0056

Control Limits: Mercury 80-120; Other Metals 90-110

Calibration Verification

ANALYTICAL RESOURCES INCORPORATED

CLIENT: Anchor Environmental

PROJECT: Chinook

UNITS: ug/L

SDG: JZ32

ANALYTE	EL	M	RUN	CCVTV	CCV6	%R	CCV7	%R	CCV8	%R	CCV9	%R	CCV10	%R	CCV11	%R
Aluminum	AL	ICP	IP101021	2000.0	1943.93	97.2										
Calcium	CA	ICP	IP101021	2000.0	1970.11	98.5										
Iron	FE	ICP	IP101021	2000.0	1994.00	99.7										
Magnesium	MG	ICP	IP101021	2000.0	1955.91	97.8										
Manganese	MN	ICP	IP101021	1000.0	955.59	95.6										
Potassium	K	ICP	IP101021	20000.0	20145.39	100.7										
Silicon	SI	ICP	IP101021	2000.0	2058.44	102.9										
Sodium	NA	ICP	IP101021	50000.0	51409.24	102.8										

0057

Control Limits: Mercury 80-120; Other Metals 90-110

Calibration Verification

ANALYTICAL RESOURCES INCORPORATED

CLIENT: Anchor Environmental

PROJECT: Chinook

UNITS: ug/L

SDG: JZ32

ANALYTE	EL	M	RUN	ICVTV	ICV	%R	CCVTV	CCV1	%R	CCV2	%R	CCV3	%R	CCV4	%R	CCV5	%R
Silicon	SI	ICP	IP101121	2000.0	1993.06	99.7	2000.0	1966.59	98.3	1991.21	99.6						

0058

Control Limits: Mercury 80-120; Other Metals 90-110

CRDL Standard

ANALYTICAL RESOURCES INCORPORATED

CLIENT: Anchor Environmental

PROJECT: Chinook

SDG: JZ32

UNITS:ug/L

ANALYTE	EL	M	RUN	CRA/I TV	CR-1	%R	CR-2	%R	CR-3	%R	CR-4	%R	CR-5	%R	CR-6	%R
Aluminum	AL	ICP	IP100921	50.0	53.22	106.4	58.14	116.3								
Calcium	CA	ICP	IP100921	50.0	56.01	112.0	56.51	113.0								
Iron	FE	ICP	IP100921	50.0	54.24	108.5	64.37	128.7								
Magnesium	MG	ICP	IP100921	50.0	54.26	108.5	59.64	119.3								
Manganese	MN	ICP	IP100921	1.0	1.47	147.0	1.74	174.0								
Potassium	K	ICP	IP100921	500.0	546.33	109.3	527.10	105.4								
Sodium	NA	ICP	IP100921	500.0	538.65	107.7	532.90	106.6								
Aluminum	AL	ICP	IP101021	50.0	54.12	108.2										
Calcium	CA	ICP	IP101021	50.0	53.06	106.1										
Iron	FE	ICP	IP101021	50.0	55.38	110.8										
Magnesium	MG	ICP	IP101021	50.0	50.34	100.7										
Manganese	MN	ICP	IP101021	1.0	1.06	106.0										
Potassium	K	ICP	IP101021	500.0	509.19	101.8										
Silicon	SI	ICP	IP101021	60.0	88.88	148.1										
Sodium	NA	ICP	IP101021	500.0	543.11	108.6										
Silicon	SI	ICP	IP101121	60.0	79.30	132.2										

6500

Control Limits: no control limits have been established by the EPA at this time.

Calibration Blanks

ANALYTICAL RESOURCES INCORPORATED

CLIENT: Anchor Environmental

PROJECT: Chinook

SDG: JZ32

UNITS: ug/L

ANALYTE	EL	METH	RUN	CRDL	IDL	ICB	C	CCB1	C	CCB2	C	CCB3	C	CCB4	C	CCB5	C
Aluminum	AL	ICP	IP100921	200.0	50.0	50.0	U	50.0	U	50.0	U	50.0	U	50.0	U	50.0	U
Calcium	CA	ICP	IP100921	5000.0	50.0	50.0	U	50.0	U	50.0	U	50.0	U	50.0	U	50.0	U
Iron	FE	ICP	IP100921	100.0	50.0	50.0	U	50.0	U	50.0	U	50.0	U	50.0	U	50.0	U
Magnesium	MG	ICP	IP100921	5000.0	50.0	50.0	U	50.0	U	50.0	U	50.0	U	50.0	U	50.0	U
Manganese	MN	ICP	IP100921	15.0	1.0	1.0	U	1.0	U	1.0	U	1.0	U	1.0	U	1.0	U
Potassium	K	ICP	IP100921	5000.0	500.0	500.0	U	500.0	U	500.0	U	500.0	U	500.0	U	500.0	U
Sodium	NA	ICP	IP100921	5000.0	500.0	500.0	U	500.0	U	500.0	U	500.0	U	500.0	U	500.0	U

0060

Calibration Blanks

ANALYTICAL RESOURCES INCORPORATED

CLIENT: Anchor Environmental

PROJECT: Chinook

SDG: JZ32

UNITS: ug/L

ANALYTE	EL	METH	RUN	CRDL	IDL	CCB6	C	CCB7	C	CCB8	C	CCB9	C	CCB10	C	CCB11	C
Aluminum	AL	ICP	IP100921	200.0	50.0	50.0	U	50.0	U	50.0	U	50.0	U	50.0	U	50.0	U
Calcium	CA	ICP	IP100921	5000.0	50.0	50.0	U	50.0	U	50.0	U	50.0	U	50.0	U	50.0	U
Iron	FE	ICP	IP100921	100.0	50.0	50.0	U	50.0	U	50.0	U	50.0	U	50.0	U	50.0	U
Magnesium	MG	ICP	IP100921	5000.0	50.0	50.0	U	50.0	U	50.0	U	50.0	U	50.0	U	50.0	U
Manganese	MN	ICP	IP100921	15.0	1.0	1.0	U	1.0	U	1.0	U	1.0	U	1.0	U	1.0	U
Potassium	K	ICP	IP100921	5000.0	500.0	500.0	U	500.0	U	500.0	U	500.0	U	500.0	U	500.0	U
Sodium	NA	ICP	IP100921	5000.0	500.0	500.0	U	500.0	U	500.0	U	500.0	U	500.0	U	500.0	U

Calibration Blanks

ANALYTICAL RESOURCES INCORPORATED

CLIENT: Anchor Environmental

PROJECT: Chinook

SDG: JZ32

UNITS: ug/L

ANALYTE	EL	METH	RUN	CRDL	IDL	ICB	C	CCB1	C	CCB2	C	CCB3	C	CCB4	C	CCB5	C
Aluminum	AL	ICP	IP101021	200.0	50.0	50.0	U	50.0	U	50.0	U	50.0	U	50.0	U	50.0	U
Calcium	CA	ICP	IP101021	5000.0	50.0	50.0	U	50.0	U	50.0	U	50.0	U	50.0	U	50.0	U
Iron	FE	ICP	IP101021	100.0	50.0	50.0	U	50.0	U	50.0	U	50.0	U	50.0	U	50.0	U
Magnesium	MG	ICP	IP101021	5000.0	50.0	50.0	U	50.0	U	50.0	U	50.0	U	50.0	U	50.0	U
Manganese	MN	ICP	IP101021	15.0	1.0	1.0	U	1.0	U	1.0	U	1.0	U	1.0	U	1.0	U
Potassium	K	ICP	IP101021	5000.0	500.0	500.0	U	500.0	U	500.0	U	500.0	U	500.0	U	500.0	U
Silicon	SI	ICP	IP101021	60.0	60.0	60.0	U	60.0	U	60.0	U	60.0	U	60.0	U	60.0	U
Sodium	NA	ICP	IP101021	5000.0	500.0	500.0	U	500.0	U	500.0	U	500.0	U	500.0	U	500.0	U

Calibration Blanks

ANALYTICAL RESOURCES INCORPORATED

CLIENT: Anchor Environmental

PROJECT: Chinook

UNITS: ug/L

SDG: JZ32

ANALYTE	EL	METH	RUN	CRDL	IDL	CCB6	C	CCB7	C	CCB8	C	CCB9	C	CCB10	C	CCB11	C
Aluminum	AL	ICP	IP101021	200.0	50.0	50.0	U										
Calcium	CA	ICP	IP101021	5000.0	50.0	50.0	U										
Iron	FE	ICP	IP101021	100.0	50.0	50.0	U										
Magnesium	MG	ICP	IP101021	5000.0	50.0	50.0	U										
Manganese	MN	ICP	IP101021	15.0	1.0	1.0	U										
Potassium	K	ICP	IP101021	5000.0	500.0	500.0	U										
Silicon	SI	ICP	IP101021	60.0	60.0	60.0	U										
Sodium	NA	ICP	IP101021	5000.0	500.0	500.0	U										

0063

Calibration Blanks

ANALYTICAL RESOURCES INCORPORATED

CLIENT: Anchor Environmental

PROJECT: Chinook

SDG: JZ32

UNITS: ug/L

ANALYTE	EL	METH	RUN	CRDL	IDL	ICB	C	CCB1	C	CCB2	C	CCB3	C	CCB4	C	CCB5	C
Silicon	SI	ICP	IP101121	60.0	60.0	60.0	U	60.0	U	60.0	U						

ICP Interference Check Sample

ANALYTICAL RESOURCES INCORPORATED

CLIENT: Anchor Environmental

ICS SOURCE: I.V.

PROJECT: Chinook

RUNID: IP100921

SDG: JZ32

INSTRUMENT ID: OPTIMA ICP 1

UNITS: ug/L

ANALYTE	ICSA TV	ICSAB TV	ICSA1	ICSAB1	%R	ICSA2	ICSAB2	%R	ICSA3	ICSAB3	%R
Aluminum	200000	200000	199108.7	200328.9	100.2	198353.0	200161.5	100.1			
Antimony		1000	1.8	1123.2	112.3	6.3	1119.9	112.0			
Arsenic		1000	11.5	1025.2	102.5	4.9	1029.1	102.9			
Barium		1000	0.9	1014.3	101.4	0.3	1017.0	101.7			
Beryllium		1000	0.0	1052.2	105.2	-0.1	1054.1	105.4			
Boron			-4.8	-4.1		-2.4	-3.8				
Cadmium		1000	1.1	1028.0	102.8	0.8	1028.0	102.8			
Calcium	100000	100000	99009.6	100136.9	100.1	98831.2	99913.6	99.9			
Chromium		1000	6.3	1005.8	100.6	5.9	1010.3	101.0			
Cobalt		1000	-0.5	945.9	94.6	-0.9	942.9	94.3			
Copper		1000	4.1	1114.0	111.4	5.1	1112.3	111.2			
Iron	200000	200000	207036.6	210031.5	105.0	209291.7	211152.6	105.6			
Lead		1000	21.8	1004.4	100.4	22.2	1007.3	100.7			
Magnesium	100000	100000	100021.1	100319.4	100.3	100113.5	99804.0	99.8			
Manganese		1000	-0.6	1030.7	103.1	-0.1	1029.6	103.0			
Molybdenum			2.2	1.8		2.7	2.2				
Nickel		1000	-3.3	1001.0	100.1	-2.0	1001.1	100.1			
Potassium			-16.3	-9.7		-46.0	-50.6				
Selenium		1000	-45.5	978.7	97.9	-41.6	973.2	97.3			
Silicon			18.9	17.6		20.2	22.6				
Silver		1000	0.5	1053.4	105.3	0.7	1049.5	105.0			
Sodium			28.7	22.6		20.2	14.2				
Strontium			1.3	1.6		1.2	1.6				
Thallium		1000	-33.9	917.3	91.7	-33.8	909.4	90.9			
Tin			-18.2	-17.0		-17.7	-16.4				
Titanium			5.9	6.5		6.5	6.5				
Vanadium		1000	3.2	1025.6	102.6	3.2	1022.5	102.3			
Zinc		1000	-10.2	997.4	99.7	-11.0	996.8	99.7			

0065

ICP Interference Check Sample

ANALYTICAL RESOURCES INCORPORATED

CLIENT: Anchor Environmental

ICS SOURCE: I.V.

PROJECT: Chinook

RUNID: IP101021

SDG: JZ32

INSTRUMENT ID: OPTIMA ICP 1

UNITS: ug/L

ANALYTE	ICSA TV	ICSAB TV	ICSA1	ICSAB1	%R	ICSA2	ICSAB2	%R	ICSA3	ICSAB3	%R
Aluminum	200000	200000	198475.5	199491.4	99.7						
Antimony		1000	8.7	1069.5	107.0						
Arsenic		1000	6.7	1042.3	104.2						
Barium		1000	0.5	979.5	98.0						
Beryllium		1000	0.0	1018.6	101.9						
Boron			-7.5	-5.4							
Cadmium		1000	1.0	1041.4	104.1						
Calcium	100000	100000	97107.1	97527.2	97.5						
Chromium		1000	7.2	979.8	98.0						
Cobalt		1000	-0.7	977.7	97.8						
Copper		1000	3.8	1102.7	110.3						
Iron	200000	200000	199133.0	198944.0	99.5						
Lead		1000	24.8	1005.8	100.6						
Magnesium	100000	100000	99609.7	98603.7	98.6						
Manganese		1000	-0.6	983.8	98.4						
Molybdenum			2.2	2.1							
Nickel		1000	-4.5	962.7	96.3						
Potassium			-38.7	-13.2							
Selenium		1000	-54.7	975.2	97.5						
Silicon			19.3	16.4							
Silver		1000	-0.8	1049.3	104.9						
Sodium			21.4	3.5							
Strontium			1.3	1.5							
Thallium		1000	-30.7	916.3	91.6						
Tin			-20.1	-18.2							
Titanium			5.4	5.6							
Vanadium		1000	3.4	1027.4	102.7						
Zinc		1000	-11.0	936.7	93.7						

0006

ICP Interference Check Sample

ANALYTICAL RESOURCES INCORPORATED

CLIENT: Anchor Environmental

ICS SOURCE: I.V.

PROJECT: Chinook

RUNID: IP101121

SDG: JZ32

INSTRUMENT ID: OPTIMA ICP 1

UNITS: ug/L

ANALYTE	ICSA TV	ICSAB TV	ICSA1	ICSAB1	%R	ICSA2	ICSAB2	%R	ICSA3	ICSAB3	%R
Aluminum	200000	200000	195621.0	197009.8	**98.5**						
Antimony		1000	2.2	1084.9	**108.5**						
Arsenic		1000	21.9	1071.6	**107.2**						
Barium		1000	2.9	1025.0	**102.5**						
Beryllium		1000	-0.1	1044.8	**104.5**						
Boron			-7.5	-9.6							
Cadmium		1000	1.2	1037.8	**103.8**						
Calcium	100000	100000	98140.5	98829.7	**98.8**						
Chromium		1000	7.7	1007.1	**100.7**						
Cobalt		1000	-0.3	970.5	**97.1**						
Copper		1000	3.8	1101.9	**110.2**						
Iron	200000	200000	200747.7	203342.0	**101.7**						
Lead		1000	21.6	1015.5	**101.6**						
Magnesium	100000	100000	100441.6	100503.0	**100.5**						
Manganese		1000	-1.5	1009.3	**100.9**						
Molybdenum			1.7	2.2							
Nickel		1000	-3.6	1012.8	**101.3**						
Potassium			-23.5	-49.1							
Selenium		1000	-65.2	987.3	**98.7**						
Silicon			15.9	20.1							
Silver		1000	-0.9	1059.5	**106.0**						
Sodium			11.6	7.6							
Strontium			1.2	1.5							
Thallium		1000	-53.2	914.1	**91.4**						
Tin			-15.3	-15.9							
Titanium			5.0	4.5							
Vanadium		1000	3.5	1026.6	**102.7**						
Zinc		1000	-11.6	1011.7	**101.2**						

0067

IDLs and ICP Linear Ranges

ANALYTICAL RESOURCES INCORPORATED

CLIENT: Anchor Environmental

PROJECT: Chinook

SDG: JZ32 UNITS: ug/L

ANALYTE	EL	METH	INSTRUMENT	WAVELENTH (nm)	GFA BACK-GROUND	CLP CRDL	RL	RL DATE	ICP LINEAR RANGE (ug/L)	ICP LR DATE
Aluminum	AL	ICP	OPTIMA ICP 1	308.22		200	50.0	6/1/2006	250000.0	6/19/1906
Calcium	CA	ICP	OPTIMA ICP 1	317.93		5000	50.0	6/1/2006	500000.0	6/19/1906
Iron	FE	ICP	OPTIMA ICP 1	273.96		100	50.0	6/1/2006	250000.0	6/19/1906
Magnesium	MG	ICP	OPTIMA ICP 1	279.08		5000	50.0	6/1/2006	500000.0	6/19/1906
Manganese	MN	ICP	OPTIMA ICP 1	257.61		15	1.0	6/1/2006	30000.0	6/19/1906
Potassium	K	ICP	OPTIMA ICP 1	766.49		5000	500.0	6/1/2006	500000.0	6/19/1906
Silicon	SI	ICP	OPTIMA ICP 1	288.16		60	60.0	6/1/2006	0.0	6/19/1906
Sodium	NA	ICP	OPTIMA ICP 1	589.59		5000	500.0	6/1/2006	5000000.0	6/19/1906

ICP Interelement Correction Factors

ANALYTICAL RESOURCES INCORPORATED

CLIENT: Anchor Environmental

PROJECT: Chinook

IEC DATE: 9/25/2006

SDG: JZ32

INSTRUMENT ID: OPTIMA ICP 1

ANALYTE	WAVELENGTH	AL	AS	BA	BE	CA	CD	CO	CR	CU	FE
Aluminum	308.22	0.0000000	0.0000000	0.0000000	0.0000000	0.0000000	0.0000000	0.0000000	0.0000000	0.0000000	0.0000000
Antimony	206.84	0.0000000	0.0000000	0.0000000	0.0000000	0.0000000	0.0000000	0.0000000	16.2100000	0.0000000	0.1030460
Arsenic	188.98	0.0938183	0.0000000	0.1533550	0.0000000	0.0419242	0.0000000	0.0000000	0.3754730	0.3209290	0.0000000
Barium	233.53	0.0000000	0.0000000	0.0000000	0.0000000	-0.0072722	0.0000000	-0.2555740	0.0000000	0.0000000	0.0702811
Beryllium	313.04	0.0000000	0.0000000	0.0000000	0.0000000	0.0000000	0.0000000	0.0000000	0.0000000	0.0000000	0.0000000
Cadmium	228.80	0.0000000	1.3822800	0.0463102	0.0000000	0.0000000	0.0000000	0.1963220	0.0000000	0.0000000	0.0000000
Calcium	317.93	0.0000000	0.0000000	0.0000000	0.0000000	0.0000000	0.0000000	0.0000000	0.0000000	0.0000000	0.0000000
Chromium	267.72	0.0000000	0.0000000	0.0000000	0.0000000	-0.0105992	0.0000000	0.0000000	0.0000000	0.0000000	-0.0669465
Cobalt	228.62	-0.0147446	0.0000000	0.2412880	0.0000000	0.0000000	0.0000000	0.0000000	0.0000000	0.0000000	0.0172470
Copper	324.75	0.0000000	0.0000000	0.0000000	0.0000000	0.0000000	0.0000000	-0.2000560	-0.0393520	0.0000000	-0.0995853
Iron	273.96	0.0000000	0.0000000	0.0000000	0.0000000	0.0000000	0.0000000	0.0000000	0.7498730	0.0000000	0.0000000
Lead	220.35	-0.1775400	0.0000000	0.0000000	0.0000000	0.0000000	0.0000000	-0.1485420	-1.6563300	0.6048040	0.0000000
Magnesium	279.08	0.0000000	0.0000000	0.0000000	0.0000000	0.0000000	0.0000000	-1.3145300	-0.8640350	0.0000000	0.7014660
Manganese	257.61	0.0089125	0.0000000	0.0000000	0.0000000	0.0079583	0.0000000	0.0000000	0.0000000	0.0000000	0.0000000
Molybdenum	202.03	0.0000000	0.0000000	0.0000000	0.0000000	0.0000000	0.0000000	0.0000000	0.0000000	0.0000000	0.0000000
Nickel	231.60	0.0000000	0.0000000	0.0000000	0.0000000	0.0000000	0.0000000	0.0000000	0.0000000	0.0000000	0.0000000
Potassium	766.49	0.0000000	0.0000000	0.0000000	0.0000000	0.0000000	0.0000000	0.0000000	0.0000000	0.0000000	0.0000000
Selenium	196.03	0.0000000	0.0000000	0.0000000	0.0000000	0.0000000	0.0000000	0.0000000	0.0000000	0.0000000	-0.1191740
Silicon	288.16	0.0000000	0.0000000	0.0000000	0.0000000	0.0000000	0.0000000	0.0000000	-2.0980400	0.0000000	0.0000000
Silver	328.07	0.0000000	0.0000000	0.0000000	0.0000000	0.0000000	0.0000000	0.0000000	0.0000000	0.0000000	-0.0477086
Sodium	589.59	0.0000000	0.0000000	0.0000000	0.0000000	10.1700000	0.0000000	0.0000000	0.0000000	0.0000000	0.0000000
Thallium	190.80	0.0000000	0.0000000	0.0000000	0.0000000	0.0000000	0.0000000	3.5279800	0.3870280	0.0000000	0.0000000
Tin	189.93	0.0000000	0.0000000	0.0000000	0.0000000	-0.0723848	0.0000000	0.0000000	0.0000000	0.0000000	0.0000000
Titanium	334.90	0.0000000	0.0000000	0.0000000	0.0000000	0.0000000	0.0000000	0.0000000	0.2123760	0.0000000	0.0000000
Vanadium	292.40	0.0000000	0.0000000	0.0000000	0.0000000	0.0000000	0.0000000	0.0000000	-7.0582400	0.0000000	0.0000000
Zinc	206.20	0.0000000	0.0000000	0.0000000	0.0000000	-0.0229685	0.3119720	0.0000000	0.3266740	0.0000000	0.0286342

6900

ICP Interelement Correction Factors

ANALYTICAL RESOURCES INCORPORATED

CLIENT: Anchor Environmental

PROJECT: Chinook

IEC DATE: 9/25/2006

SDG: JZ32

INSTRUMENT ID: OPTIMA ICP 1

ANALYTE	WAVELENGTH	MG	MN	MO	NI	PB	SB	TI	TL	V	ZN
Aluminum	308.22	0.0000000	0.0000000	19.6878000	0.0000000	0.0000000	0.0000000	0.7151350	0.0000000	16.7609000	0.000000C
Antimony	206.84	0.0000000	0.0000000	0.0000000	-0.3295220	0.0000000	0.0000000	-0.8642410	0.0000000	-3.4575900	0.000000C
Arsenic	188.98	0.0000000	0.0000000	0.9150530	0.0000000	0.0000000	0.0000000	2.5519000	0.0000000	0.0000000	0.149276C
Barium	233.53	0.0085043	0.0000000	0.0000000	0.1240640	0.0000000	0.0000000	0.0000000	0.0000000	0.4604860	0.000000C
Beryllium	313.04	0.0000000	0.0000000	0.0000000	0.0000000	0.0000000	0.0000000	0.0000000	0.0000000	1.5675800	0.000000C
Cadmium	228.80	0.0000000	0.0000000	0.0000000	-0.2000800	0.0000000	0.0000000	0.0000000	0.0000000	0.0000000	0.000000C
Calcium	317.93	0.0000000	0.0000000	0.0000000	0.0000000	0.0000000	0.0000000	0.0000000	0.0000000	0.0000000	0.000000C
Chromium	267.72	0.2307900	0.5096240	0.1429920	0.0000000	0.0000000	0.0000000	0.0965822	0.0000000	0.1796520	0.000000C
Cobalt	228.62	0.0000000	0.0000000	-0.3795350	0.0320069	0.0000000	0.0000000	1.7290300	0.0000000	0.0000000	0.000000C
Copper	324.75	0.0065528	0.0000000	0.7344770	0.0000000	0.0000000	0.0000000	0.2196270	0.0000000	0.0000000	0.000000C
Iron	273.96	0.0000000	0.0000000	0.0000000	0.0000000	0.0000000	0.0000000	0.0000000	0.0000000	1.7593200	0.000000C
Lead	220.35	0.0000000	0.0000000	-0.3190660	-0.1742160	0.0000000	0.0000000	0.0000000	0.0000000	0.0000000	0.000000C
Magnesium	279.08	0.0000000	0.0000000	-3.2635900	0.0000000	0.0000000	0.0000000	0.0000000	0.0000000	0.0000000	0.000000C
Manganese	257.61	0.0163744	0.0000000	0.0000000	0.0000000	-0.2391890	0.0000000	0.0000000	0.0000000	0.0000000	0.000000C
Molybdenum	202.03	0.0214192	0.0000000	0.0000000	0.0000000	0.0000000	0.0000000	0.0000000	0.0000000	0.0000000	0.000000C
Nickel	231.60	0.0000000	0.0000000	0.0000000	0.0000000	0.0000000	-0.5765410	0.0000000	0.0000000	0.0000000	0.000000C
Potassium	766.49	0.0000000	0.0000000	0.0000000	0.0000000	0.0000000	0.0000000	0.0000000	0.0000000	0.0000000	0.000000C
Selenium	196.03	0.0000000	1.1348600	0.0000000	0.0000000	0.0000000	0.0000000	0.0000000	0.0000000	0.0000000	0.000000C
Silicon	288.16	0.0000000	0.0000000	0.0000000	0.0000000	0.0000000	0.0000000	0.0000000	0.0000000	0.0000000	0.000000C
Silver	328.07	0.0000000	0.1621690	0.1065380	0.0000000	0.0000000	0.0000000	0.0000000	0.0000000	-0.3119270	0.000000C
Sodium	589.59	0.0000000	0.0000000	0.0000000	0.0000000	0.0000000	0.0000000	250.8830000	0.0000000	0.0000000	252.099000C
Thallium	190.80	0.0000000	0.0000000	-3.5954300	0.0000000	0.0000000	0.0000000	0.8751120	0.0000000	2.2588300	0.000000C
Tin	189.93	0.0000000	0.0000000	0.0000000	0.0000000	-0.0530103	-1.8271700	0.1974990	0.0000000	0.0000000	0.000000C
Titanium	334.90	0.0000000	0.0000000	1.0370700	0.0000000	0.0000000	0.0000000	0.0000000	0.0000000	0.0000000	0.000000C
Vanadium	292.40	0.0000000	-0.1494890	-0.7380980	0.0000000	0.0000000	0.0000000	0.4684280	0.0000000	0.0000000	0.000000C
Zinc	206.20	0.0000000	0.0000000	0.3271770	0.0000000	-0.0935990	0.0000000	0.0000000	0.0000000	0.0000000	0.000000C

0070

Preparation Log

ANALYTICAL RESOURCES INCORPORATED

CLIENT: Anchor Environmental

PROJECT: Chinook

SDG: JZ32

ANALYSIS METHOD: ICP

ARI PREP CODE: TWC

PREPDATE: 10/6/2006

CLIENT ID	ARI ID	MASS (g)	INITIAL VOLUME (mL)	FINAL VOLUME (mL)
PZ5-100206	JZ32A	0.000	25.0	25.0
PZ5-100206D	JZ32ADUP	0.000	25.0	25.0
PZ5-100206S	JZ32ASPK	0.000	25.0	25.0
PZ45-100206	JZ32B	0.000	25.0	25.0
G1D-100206	JZ32C	0.000	25.0	25.0
G3S-100206	JZ32D	0.000	25.0	25.0
G43S-100206	JZ32E	0.000	25.0	25.0
PBW	JZ32MB1	0.000	25.0	25.0
LCSW	JZ32MB1SPK	0.000	25.0	25.0

Preparation Log

ANALYTICAL RESOURCES INCORPORATED

CLIENT: Anchor Environmental

PROJECT: Chinook

SDG: JZ32

ANALYSIS METHOD: ICP

ARI PREP CODE: WMN

PREPDATE: 10/6/2006

CLIENT ID	ARI ID	MASS (g)	INITIAL VOLUME (mL)	FINAL VOLUME (mL)
PZ5-100206	JZ32G	0.000	50.0	50.0
PZ5-100206D	JZ32GDUP	0.000	50.0	50.0
PZ5-100206S	JZ32GSPK	0.000	50.0	50.0
PZ45-100206	JZ32H	0.000	50.0	50.0
G1D-100206	JZ32I	0.000	50.0	50.0
G3S-100206	JZ32J	0.000	50.0	50.0
G43S-100206	JZ32K	0.000	50.0	50.0
PBW	JZ32MB2	0.000	50.0	50.0
LCSW	JZ32MB2SPK	0.000	50.0	50.0

Analysis Run Log

ANALYTICAL RESOURCES INCORPORATED

CLIENT: Anchor Environmental

PROJECT: Chinook | INSTRUMENT ID: OPTIMA ICP 1 | START DATE: 10/9/2006

SDG: JZ32 | RUNID: IP100921 | METHOD: ICP | END DATE: 10/9/2006

CLIENT ID	ARI ID	DIL.	TIME	%R	AG	AL	AS	B	BA	BE	CA	CD	CO	CR	CU	FE	HG	K	MG	MN	MO	NA	NI	PB	SB	SE	SI	SN	TI	TL	U	V	ZN
S0	S0	1.00	10445			X					X					X		X	X	X		X											
S0	S0	1.00	10504			X					X					X		X	X	X		X											
S2	S2	1.00	10571																	X													
S3	S3	1.00	11013																														
S4	S4	1.00	11070																														
S5	S5	1.00	11113			X					X					X		X	X			X											
ZZZZZZ	JY22MB1	1.00	11345																														
ZZZZZZ	JX35MB2	1.00	11411																														
ICV	ICV	1.00	11510			X					X					X		X	X	X		X											
ICB	ICB	1.00	11574			X					X					X		X	X	X		X											
ZZZZZZ	ZZZZZZ	1.00	12040																														
ZZZZZZ	ZZZZZZ	1.00	12102																														
ZZZZZZ	ZZZZZZ	1.00	12170																														
CCV	CCV1	1.00	12233			X					X					X		X	X	X		X											
CCB	CCB1	1.00	12301			X					X					X		X	X	X		X											
S0	S0	1.00	12354			X					X					X		X	X	X		X											
CCV	CCV2	1.00	12403			X					X					X		X	X	X		X											
CCB	CCB2	1.00	12471			X					X					X		X	X	X		X											
CRI	CRII	1.00	12533			X					X					X		X	X	X		X											
ICSA	ICSAI	1.00	12595			X					X					X		X	X	X		X											
ICSAB	ICSABI	1.00	13063			X					X					X		X	X	X		X											
CCV	CCV3	1.00	13130			X					X					X		X	X	X		X											
CCB	CCB3	1.00	13194			X					X					X		X	X	X		X											
ZZZZZZ	JY22MB1	1.00	13243																														
ZZZZZZ	JZ61MB	2.00	13305																														
PBW	JZ32MB1	1.00	13372			X					X					X		X	X	X		X											
ZZZZZZ	JY22B	1.00	13434																														
ZZZZZZ	JY22C	1.00	13502																														
ZZZZZZ	JY22A-L	5.00	13570																														
ZZZZZZ	JY22A	1.00	14032																														
ZZZZZZ	JY22ADUP	1.00	14100																														
ZZZZZZ	JY22ASPK	1.00	14164																														
ZZZZZZ	JY22MB1SPK	1.00	14232																														
CCV	CCV4	1.00	14300			X					X					X		X	X	X		X											
CCB	CCB4	1.00	14364			X					X					X		X	X	X		X											

FORM XIV

Analysis Run Log

ANALYTICAL RESOURCES INCORPORATED

CLIENT: Anchor Environmental

PROJECT: Chinook | INSTRUMENT ID: OPTIMA ICP 1 | START DATE: 10/9/2006

SDG: JZ32 | RUNID: IP100921 | METHOD: ICP | END DATE: 10/9/2006

CLIENT ID	ARI ID	DIL.	TIME	%R	AG	AL	AS	B	BA	BE	CA	CD	CO	CR	CU	FE	HG	K	MG	MN	MO	NA	NI	PB	SB	SE	SI	SN	TI	TL	U	V	ZN
ZZZZZZ	DICHECK	1.00	14430																														
ZZZZZZ	JY32MB1	1.00	14492																														
ZZZZZZ	JY32A-L	5.00	14555																														
ZZZZZZ	JY32A	1.00	15021																														
ZZZZZZ	JY32ADUP	1.00	15085																														
ZZZZZZ	JY32ASPK	1.00	15153																														
ZZZZZZ	QC21	1.00	15222																														
ZZZZZZ	QC7M	1.00	15290																														
ZZZZZZ	JZ23J	5.00	15353																														
ZZZZZZ	JY32MB1SPK	1.00	15415																														
CCV	CCV5	1.00	15483			X					X					X		X	X	X		X										
CCB	CCB5	1.00	15551			X					X					X		X	X	X		X										
CRI	CRIF	1.00	16013			X					X					X		X	X	X		X										
ICSA	ICSAF	1.00	16075			X					X					X		X	X	X		X										
ICSAB	ICSABF	1.00	16142			X					X					X		X	X	X		X										
CCV	CCV6	1.00	16204			X					X					X		X	X	X		X										
CCB	CCB6	1.00	16272			X					X					X		X	X	X		X										
S0	S0	1.00	16324			X					X					X		X	X	X		X										
CCV	CCV7	1.00	16374			X					X					X		X	X	X		X										
CCB	CCB7	1.00	16442			X					X					X		X	X	X		X										
PBW	JZ32MB2	1.00	16504																														
ZZZZZZ	JZ82E	5.00	16570																														
PZ45-100206	JZ32H	5.00	17032																														
G1D-100206	JZ32I	5.00	17102																														
G3S-100206	JZ32J	5.00	17165																														
G43S-100206	JZ32K	5.00	17233																														
PZ5-100206D	JZ32GDUP	5.00	17302																														
PZ5-100206	JZ32G	5.00	17371																														
PZ5-100206S	JZ32GSPK	5.00	17433																														
LCSW	JZ32MB2SPK	1.00	17500																														
CCV	CCV8	1.00	17562			X					X					X		X	X	X		X										
CCB	CCB8	1.00	18030			X					X					X		X	X	X		X										
ZZZZZZ	JZ61MB	2.00	18092																														
ZZZZZZ	JZ82MB2	1.00	18155																														
ZZZZZZ	JZ82F	5.00	18221																														

FORM XIV

Analysis Run Log

ANALYTICAL RESOURCES INCORPORATED

CLIENT: Anchor Environmental

PROJECT: Chinook | INSTRUMENT ID: OPTIMA ICP 1 | START DATE: 10/9/2006

SDG: JZ32 | RUNID: IP100921 | METHOD: ICP | END DATE: 10/9/2006

CLIENT ID	ARI ID	DIL.	TIME	%R	AG	AL	AS	B	BA	BE	CA	CD	CO	CR	CU	FE	HG	K	MG	MN	MO	NA	NI	PB	SB	SE	SI	SN	TI	TL	U	V	ZN
ZZZZZZ	JZ82DDUP	5.00	18284																														
ZZZZZZ	JZ82D	5.00	18350																														
ZZZZZZ	JZ82DSPK	5.00	18413																														
ZZZZZZ	JZ61A	2.00	18475																														
ZZZZZZ	JZ61B	2.00	18541																														
ZZZZZZ	JZ61REF	2.00	19004																														
ZZZZZZ	JZ82MB2SPK	1.00	19071																														
CCV	CCV9	1.00	19133			X					X					X		X	X	X		X										
CCB	CCB9	1.00	19201			X					X					X		X	X	X		X										
PZ45-100206	JZ32B	2.00	19263																														
G1D-100206	JZ32C	1.00	19325			X					X					X		X	X	X		X										
G3S-100206	JZ32D	1.00	19394			X					X					X		X	X	X		X										
PZ5-100206D	JZ32ADUP	2.00	19462																														
PZ5-100206	JZ32A	2.00	19525			X					X					X		X	X	X		X										
PZ5-100206S	JZ32ASPK	2.00	19591			X					X					X		X	X	X		X										
ZZZZZZ	JZ61C	2.00	20055																														
ZZZZZZ	JZ61D	2.00	20122																														
ZZZZZZ	JZ61E	2.00	20185																														
LCSW	JZ32MB1SPK	1.00	20251			X					X					X		X	X	X		X										
CCV	CCV10	1.00	20315			X					X					X		X	X	X		X										
CCB	CCB10	1.00	20383			X					X					X		X	X	X		X										
ZZZZZZ	JZ82MB1	1.00	20445																														
G43S-100206	JZ32E	1.00	20512			X					X					X		X	X	X		X										
ZZZZZZ	JZ82B	1.00	20580																														
ZZZZZZ	JZ82C	1.00	21043																														
ZZZZZZ	JZ82ADUP	1.00	21105																														
ZZZZZZ	JZ82A	1.00	21172																														
ZZZZZZ	JZ82ASPK	1.00	21234																														
ZZZZZZ	JY18M	2.00	21302																														
ZZZZZZ	JY18N	2.00	21365																														
ZZZZZZ	JZ82MB1SPK	1.00	21433																														
CCV	CCV11	1.00	21501			X					X					X		X	X	X		X										
CCB	CCB11	1.00	21565			X					X					X		X	X	X		X										

0075

Analysis Run Log

ANALYTICAL RESOURCES INCORPORATED

CLIENT: Anchor Environmental

PROJECT: Chinook | INSTRUMENT ID: OPTIMA ICP 1 | START DATE: 10/10/2006

SDG: JZ32 | RUNID: IP101021 | METHOD: ICP | END DATE: 10/10/2006

CLIENT ID	ARI ID	DIL.	TIME	%R	AG	AL	AS	B	BA	BE	CA	CD	CO	CR	CU	FE	HG	K	MG	MN	MO	NA	NI	PB	SB	SE	SI	SN	TI	TL	U	V	ZN
S0	S0	1.00	10405			X					X					X		X	X	X		X					X						
S2	S2	1.00	10472																	X													
S3	S3	1.00	10514																														
S4	S4	1.00	10581																								X						
S5	S5	1.00	11024			X					X					X		X	X			X											
ZZZZZZ	ZZZZZZ	1.00	11210																														
ZZZZZZ	ZZZZZZ	1.00	11273																														
S0	S0	1.00	11325			X					X					X		X	X	X		X					X						
ICV	ICV	1.00	11393			X					X					X		X	X	X		X					X						
ICB	ICB	1.00	11460			X					X					X		X	X	X		X					X						
CRI	CRII	1.00	11522			X					X					X		X	X	X		X					X						
ICSA	ICSAI	1.00	11584			X					X					X		X	X	X		X					X						
ICSAB	ICSABI	1.00	12052			X					X					X		X	X	X		X					X						
CCV	CCV1	1.00	12114			X					X					X		X	X	X		X					X						
CCB	CCB1	1.00	12182			X					X					X		X	X	X		X					X						
ZZZZZZ	JZ50MB	1.00	12235																														
ZZZZZZ	JY54MB	1.00	12301																														
ZZZZZZ	JX35MB2	1.00	12363																														
ZZZZZZ	JX35F	1.00	12425																														
ZZZZZZ	JZ50A	1.00	12492																														
PZ45-100206	JZ32H	10.00	12554																														
G1D-100206	JZ32I	5.00	13022																														
G3S-100206	JZ32J	5.00	13090																														
ZZZZZZ	JY18X	2.00	13154																														
ZZZZZZ	JZ50MBSPK	1.00	13222																														
ZZZZZZ	ZZZZZZ	1.00	13290																														
ZZZZZZ	ZZZZZZ	1.00	13352																														
CCV	CCV2	1.00	13415			X					X					X		X	X	X		X					X						
CCB	CCB2	1.00	13481			X					X					X		X	X	X		X					X						
PBW	JZ32MB2	1.00	13543																								X						
ZZZZZZ	JZ82MB2	1.00	14005																														
ZZZZZZ	JZ82E	5.00	14072																														
ZZZZZZ	JZ82F	5.00	14134																														
G43S-100206	JZ32K	5.00	14201																														
PZ5-100206D	JZ32GDUP	10.00	14265																														

FORM XIV

Analysis Run Log

ANALYTICAL RESOURCES INCORPORATED

CLIENT: Anchor Environmental

PROJECT: Chinook | INSTRUMENT ID: OPTIMA ICP 1 | START DATE: 10/10/2006

SDG: JZ32 | RUNID: IP101021 | METHOD: ICP | END DATE: 10/10/2006

CLIENT ID	ARI ID	DIL.	TIME	%R	AG	AL	AS	B	BA	BE	CA	CD	CO	CR	CU	FE	HG	K	MG	MN	MO	NA	NI	PB	SB	SE	SI	SN	TI	TL	U	V	ZN
PZ5-100206	JZ32G	10.00	14333																														
PZ5-100206S	JZ32GSPK	10.00	14402																								X						
LCSW	JZ32MB2SPK	1.00	14470																								X						
ZZZZZZ	JZ82MB2SPK	1.00	14532																														
CCV	CCV3	1.00	14595			X					X					X		X	X	X		X					X						
CCB	CCB3	1.00	15061			X					X					X		X	X	X		X					X						
ZZZZZZ	JZ50MB	1.00	15111																														
PZ45-100206	JZ32B	2.00	15173			X					X					X		X	X	X		X											
PZ5-100206D	JZ32ADUP	2.00	15240			X					X					X		X	X	X		X											
ZZZZZZ	JZ83K	5.00	15302																														
ZZZZZZ	JZ82DDUP	5.00	15364																														
ZZZZZZ	JZ82D	5.00	15431																														
ZZZZZZ	JZ82DSPK	5.00	15493																														
ZZZZZZ	JY18HDUP	2.00	15555																														
ZZZZZZ	JY18H	2.00	16024																														
ZZZZZZ	JY18HSPK	2.00	16092																														
CCV	CCV4	1.00	16155			X					X					X		X	X	X		X					X						
CCB	CCB4	1.00	16221			X					X					X		X	X	X		X					X						
ZZZZZZ	JZ83MB2	1.00	16284																														
ZZZZZZ	JZ83L	5.00	16350																														
ZZZZZZ	JZ83M	5.00	16413																														
ZZZZZZ	JZ83N	5.00	16475																														
ZZZZZZ	JZ83O	5.00	16541																														
ZZZZZZ	JZ83P	5.00	17004																														
ZZZZZZ	JZ83JDUP	5.00	17070																														
ZZZZZZ	JZ83J	5.00	17134																														
ZZZZZZ	JZ83JSPK	5.00	17202																														
ZZZZZZ	JZ83MB2SPK	1.00	17270																														
CCV	CCV5	1.00	17332			X					X					X		X	X	X		X					X						
CCB	CCB5	1.00	17395			X					X					X		X	X	X		X					X						
PZ5-100206	JZ32G	10.00	17450																														
PZ5-100206D	JZ32GDUP	10.00	17514																														
PZ45-100206	JZ32H	10.00	17583																														
G1D-100206	JZ32I	5.00	18051																								X						
G3S-100206	JZ32J	5.00	18115																								X						

FORM XIV

0077

Analysis Run Log

ANALYTICAL RESOURCES INCORPORATED

CLIENT: Anchor Environmental

PROJECT: Chinook | INSTRUMENT ID: OPTIMA ICP 1 | START DATE: 10/10/2006

SDG: JZ32 | RUNID: IP101021 | METHOD: ICP | END DATE: 10/10/2006

CLIENT ID	ARI ID	DIL.	TIME	%R	AG	AL	AS	B	BA	BE	CA	CD	CO	CR	CU	FE	HG	K	MG	MN	MO	NA	NI	PB	SB	SE	SI	SN	TI	TL	U	V	ZN
G43S-100206	JZ32K	5.00	18183																								X						
ZZZZZZ	JZ83ADUP	1.00	18251																														
ZZZZZZ	JZ83A	1.00	18315																														
ZZZZZZ	JZ83ASPK	1.00	18384																														
ZZZZZZ	JZ83MB1SPK	1.00	18450																														
CCV	CCV6	1.00	18514			X					X					X		X	X	X		X					X						
CCB	CCB6	1.00	18582			X					X					X		X	X	X		X					X						

0078

Analysis Run Log

ANALYTICAL RESOURCES INCORPORATED

CLIENT: Anchor Environmental

PROJECT: Chinook | INSTRUMENT ID: OPTIMA ICP 1 | START DATE: 10/11/2006

SDG: JZ32 | RUNID: IP101121 | METHOD: ICP | END DATE: 10/11/2006

CLIENT ID	ARI ID	DIL.	TIME	%R	AG	AL	AS	B	BA	BE	CA	CD	CO	CR	CU	FE	HG	K	MG	MN	MO	NA	NI	PB	SB	SE	SI	SN	TI	TL	U	V	ZN
S0	S0	1.00	10350																								X						
S2	S2	1.00	10412																														
S3	S3	1.00	10454																														
S4	S4	1.00	10511																								X						
S5	S5	1.00	10555																														
ZZZZZZ	ZZZZZZ	1.00	11142																														
ZZZZZZ	ZZZZZZ	1.00	11210																														
S0	S0	1.00	11262																								X						
ICV	ICV	1.00	11310																								X						
ICB	ICB	1.00	11374																								X						
CRI	CRII	1.00	11440																								X						
ICSA	ICSAI	1.00	11502																								X						
ICSAB	ICSABI	1.00	11570																								X						
CCV	CCV1	1.00	12033																								X						
CCB	CCB1	1.00	12101																								X						
ZZZZZZ	JZ83MB1	1.00	12150																														
ZZZZZZ	JY25MB	2.00	12212																														
ZZZZZZ	KA23MB	1.00	12274																														
ZZZZZZ	NEWCRI	1.00	12341																														
ZZZZZZ	KA23A	10.00	12403																														
PZ5-100206	JZ32G	10.00	12465																								X						
PZ5-100206D	JZ32GDUP	10.00	12534																								X						
PZ45-100206	JZ32H	10.00	13002																								X						
ZZZZZZ	JY60J	1.00	13070																														
ZZZZZZ	JY60MB2SPK	1.00	13133																														
CCV	CCV2	1.00	13201																								X						
CCB	CCB2	1.00	13264																								X						

0079

Metals Analysis
Sample Data

prepared
for

ANCHOR ENVIRONMENTAL

Project: Chinook

ARI JOB NO: JZ32

prepared
by

Analytical Resources, Inc.

ANALYTICAL RESOURCES INCORPORATED

INORGANICS ANALYSIS DATA SHEET
DISSOLVED METALS

Sample ID: PZ5-100206
SAMPLE

Lab Sample ID: JZ32A
LIMS ID: 06-18406
Matrix: Groundwater
Data Release Authorized:
Reported: 10/12/06

QC Report No: JZ32-Anchor Environmental
Project: Chinook
060354-01
Date Sampled: 10/02/06
Date Received: 10/03/06

Prep Meth	Prep Date	Analysis Method	Analysis Date	CAS Number	Analyte	RL	mg/L	Q
3010A	10/06/06	6010B	10/09/06	7429-90-5	Aluminum	0.1	0.1	U
3010A	10/06/06	6010B	10/09/06	**7440-70-2**	**Calcium**	0.1	**0.5**	
3010A	10/06/06	6010B	10/09/06	**7439-89-6**	**Iron**	0.1	**100**	
3010A	10/06/06	6010B	10/09/06	**7439-95-4**	**Magnesium**	0.1	**0.2**	
3010A	10/06/06	6010B	10/09/06	**7439-96-5**	**Manganese**	0.002	**0.024**	
3010A	10/06/06	6010B	10/09/06	**7440-09-7**	**Potassium**	1	**14**	
3010A	10/06/06	6010B	10/09/06	**7440-23-5**	**Sodium**	1	**6,640**	

U-Analyte undetected at given RL
RL-Reporting Limit

ANALYTICAL RESOURCES INCORPORATED

INORGANICS ANALYSIS DATA SHEET
DISSOLVED METALS

Sample ID: PZ45-100206
SAMPLE

Lab Sample ID: JZ32B
LIMS ID: 06-18407
Matrix: Groundwater
Data Release Authorized:
Reported: 10/12/06

QC Report No: JZ32-Anchor Environmental
Project: Chinook
060354-01
Date Sampled: 10/02/06
Date Received: 10/03/06

Prep Meth	Prep Date	Analysis Method	Analysis Date	CAS Number	Analyte	RL	mg/L	Q
3010A	10/06/06	6010B	10/10/06	7429-90-5	Aluminum	0.1	0.1	
3010A	10/06/06	6010B	10/10/06	7440-70-2	Calcium	0.1	0.5	
3010A	10/06/06	6010B	10/10/06	7439-89-6	Iron	0.1	109	
3010A	10/06/06	6010B	10/10/06	7439-95-4	Magnesium	0.1	0.2	
3010A	10/06/06	6010B	10/10/06	7439-96-5	Manganese	0.002	0.033	
3010A	10/06/06	6010B	10/10/06	7440-09-7	Potassium	1	14	
3010A	10/06/06	6010B	10/10/06	7440-23-5	Sodium	1	6,810	

U-Analyte undetected at given RL
RL-Reporting Limit

ANALYTICAL RESOURCES INCORPORATED

INORGANICS ANALYSIS DATA SHEET
DISSOLVED METALS

Sample ID: G1D-100206
SAMPLE

Lab Sample ID: JZ32C
LIMS ID: 06-18408
Matrix: Groundwater
Data Release Authorized:
Reported: 10/12/06

QC Report No: JZ32-Anchor Environmental
Project: Chinook
060354-01
Date Sampled: 10/02/06
Date Received: 10/03/06

Prep Meth	Prep Date	Analysis Method	Analysis Date	CAS Number	Analyte	RL	mg/L	Q
3010A	10/06/06	6010B	10/09/06	7429-90-5	Aluminum	0.05	0.50	
3010A	10/06/06	6010B	10/09/06	7440-70-2	Calcium	0.05	148	
3010A	10/06/06	6010B	10/09/06	7439-89-6	Iron	0.05	203	
3010A	10/06/06	6010B	10/09/06	7439-95-4	Magnesium	0.05	76.4	
3010A	10/06/06	6010B	10/09/06	7439-96-5	Manganese	0.001	6.04	
3010A	10/06/06	6010B	10/09/06	7440-09-7	Potassium	0.5	6.7	
3010A	10/06/06	6010B	10/09/06	7440-23-5	Sodium	0.5	162	

U-Analyte undetected at given RL
RL-Reporting Limit

ANALYTICAL RESOURCES INCORPORATED

INORGANICS ANALYSIS DATA SHEET
DISSOLVED METALS
Page 1 of 1

Sample ID: G3S-100206
SAMPLE

Lab Sample ID: JZ32D
LIMS ID: 06-18409
Matrix: Groundwater
Data Release Authorized:
Reported: 10/12/06

QC Report No: JZ32-Anchor Environmental
Project: Chinook
060354-01
Date Sampled: 10/02/06
Date Received: 10/03/06

Prep Meth	Prep Date	Analysis Method	Analysis Date	CAS Number	Analyte	RL	mg/L	Q
3010A	10/06/06	6010B	10/09/06	7429-90-5	Aluminum	0.05	0.09	
3010A	10/06/06	6010B	10/09/06	7440-70-2	Calcium	0.05	46.2	
3010A	10/06/06	6010B	10/09/06	7439-89-6	Iron	0.05	28.0	
3010A	10/06/06	6010B	10/09/06	7439-95-4	Magnesium	0.05	26.7	
3010A	10/06/06	6010B	10/09/06	7439-96-5	Manganese	0.001	2.63	
3010A	10/06/06	6010B	10/09/06	7440-09-7	Potassium	0.5	3.5	
3010A	10/06/06	6010B	10/09/06	7440-23-5	Sodium	0.5	438	

U-Analyte undetected at given RL
RL-Reporting Limit

ANALYTICAL RESOURCES INCORPORATED

INORGANICS ANALYSIS DATA SHEET
DISSOLVED METALS

Sample ID: G43S-100206
SAMPLE

Lab Sample ID: JZ32E
LIMS ID: 06-18410
Matrix: Groundwater
Data Release Authorized:
Reported: 10/12/06

QC Report No: JZ32-Anchor Environmental
Project: Chinook
060354-01
Date Sampled: 10/02/06
Date Received: 10/03/06

Prep Meth	Prep Date	Analysis Method	Analysis Date	CAS Number	Analyte	RL	mg/L	Q
3010A	10/06/06	6010B	10/09/06	7429-90-5	Aluminum	0.05	0.10	
3010A	10/06/06	6010B	10/09/06	7440-70-2	Calcium	0.05	47.1	
3010A	10/06/06	6010B	10/09/06	7439-89-6	Iron	0.05	28.0	
3010A	10/06/06	6010B	10/09/06	7439-95-4	Magnesium	0.05	27.1	
3010A	10/06/06	6010B	10/09/06	7439-96-5	Manganese	0.001	2.67	
3010A	10/06/06	6010B	10/09/06	7440-09-7	Potassium	0.5	3.8	
3010A	10/06/06	6010B	10/09/06	7440-23-5	Sodium	0.5	454	

U-Analyte undetected at given RL
RL-Reporting Limit

ANALYTICAL RESOURCES INCORPORATED

INORGANICS ANALYSIS DATA SHEET
DISSOLVED METALS
Page 1 of 1

Sample ID: PZ5-100206
SAMPLE

Lab Sample ID: JZ32G
LIMS ID: 06-18412
Matrix: Groundwater
Data Release Authorized:
Reported: 10/12/06

QC Report No: JZ32-Anchor Environmental
Project: Chinook
060354-01
Date Sampled: 10/02/06
Date Received: 10/03/06

Prep Meth	Prep Date	Analysis Method	Analysis Date	CAS Number	Analyte	RL	mg/L	Q
6010B	10/06/06	6010B	10/11/06	**7440-21-3**	**Silicon**	0.6	53.2	

U-Analyte undetected at given RL
RL-Reporting Limit

ANALYTICAL RESOURCES INCORPORATED

INORGANICS ANALYSIS DATA SHEET
DISSOLVED METALS

Sample ID: PZ45-100206
SAMPLE

Lab Sample ID: JZ32H
LIMS ID: 06-18413
Matrix: Groundwater
Data Release Authorized:
Reported: 10/12/06

QC Report No: JZ32-Anchor Environmental
Project: Chinook
060354-01
Date Sampled: 10/02/06
Date Received: 10/03/06

Prep Meth	Prep Date	Analysis Method	Analysis Date	CAS Number	Analyte	RL	mg/L	Q
6010B	10/06/06	6010B	10/11/06	7440-21-3	Silicon	0.6	55.0	

U-Analyte undetected at given RL
RL-Reporting Limit

ANALYTICAL RESOURCES INCORPORATED

INORGANICS ANALYSIS DATA SHEET
DISSOLVED METALS

Sample ID: G1D-100206
SAMPLE

Lab Sample ID: JZ32I
LIMS ID: 06-18414
Matrix: Groundwater
Data Release Authorized:
Reported: 10/12/06

QC Report No: JZ32-Anchor Environmental
Project: Chinook
060354-01
Date Sampled: 10/02/06
Date Received: 10/03/06

Prep Meth	Prep Date	Analysis Method	Analysis Date	CAS Number	Analyte	RL	mg/L	Q
6010B	10/06/06	6010B	10/10/06	7440-21-3	Silicon	0.3	39.1	

U-Analyte undetected at given RL
RL-Reporting Limit

ANALYTICAL RESOURCES INCORPORATED

INORGANICS ANALYSIS DATA SHEET
DISSOLVED METALS

Sample ID: G3S-100206
SAMPLE

Lab Sample ID: JZ32J
LIMS ID: 06-18415
Matrix: Groundwater
Data Release Authorized:
Reported: 10/12/06

QC Report No: JZ32-Anchor Environmental
Project: Chinook
060354-01
Date Sampled: 10/02/06
Date Received: 10/03/06

Prep Meth	Prep Date	Analysis Method	Analysis Date	CAS Number	Analyte	RL	mg/L	Q
6010B	10/06/06	6010B	10/10/06	7440-21-3	Silicon	0.3	27.3	

U-Analyte undetected at given RL
RL-Reporting Limit

ANALYTICAL RESOURCES INCORPORATED

INORGANICS ANALYSIS DATA SHEET
DISSOLVED METALS

Sample ID: G43S-100206
SAMPLE

Lab Sample ID: JZ32K
LIMS ID: 06-18416
Matrix: Groundwater
Data Release Authorized:
Reported: 10/12/06

QC Report No: JZ32-Anchor Environmental
Project: Chinook
060354-01
Date Sampled: 10/02/06
Date Received: 10/03/06

Prep Meth	Prep Date	Analysis Method	Analysis Date	CAS Number	Analyte	RL	mg/L	Q
6010B	10/06/06	6010B	10/10/06	7440-21-3	Silicon	0.3	26.6	

U-Analyte undetected at given RL
RL-Reporting Limit

Metals Analysis
Instrument Raw Data

prepared
for

ANCHOR ENVIRONMENTAL

Project: Chinook

ARI JOB NO: JZ32

prepared
by

Analytical Resources, Inc.

OPTIMA ICP SAMPLE RUN LOG

IEC Date: 9.25.06 Analysis Date: 10.9.06 Analyst: BLW

LR Date: 6.19.06 Page: 1 of 7

All corrections made by analyst unless otherwise noted. 10.9.06 BLW

Edit Label	Delete Data	ARI Sample ID	Prep. Code	Dilution	Comments
		Std 1 / Std 1			new SC 2309-15 2309-11
		2			2310-1
		3			-2
		4			-3
		5			-4
✓		JY22MB1	TWC		rem
✓		JX35MB2	↓		↓
		ICV			
		ICB			
label		~~CR1~~ ZZZZZZ			
		~~ICSA~~			Cu .005
		~~ICSAB~~			
		CCV1			
		CCB1			Cu high
		Std 1			
		CCV2			~~Sb high~~
		CCB2			
		CR1			
		ICSA			Cu .004
		ICSAB			
		CCV3			Sb high
		CCB3			
		JY22MB1	TWC		Zn .006 - NR
		JZ61MB	SWC	2	Zn .009 A.N.

OPTIMA ICP SAMPLE RUN LOG

IEC Date: — Analysis Date: 10.9.06 Analyst: BW

LR Date: — Page: 2 of 7

All corrections made by analyst unless otherwise noted. 10.9.06 BW

Edit Label	Delete Data	ARI Sample ID	Prep. Code	Dilution	Comments
		JZ32MB1	TWC		
		JY22B			
		C			
		A-L		5 ✓	serial dilution
		A			
		Adup		✓	
		Aspk		✓	Ca STL
		MB1spk		✓	
		CCV4			Stb 110.2
		CCB4			
		DI check			
		JY32 MB1	TWC		
		A-L		5 ✓	serial dilution
		A			
		Adup		✓	
		Aspk		✓	Ca STL
		QC21		✓	
		QC74		✓	
		JZ23J	SWC	5	
		JY32 MB1spk	TWC	✓	
		CCV5			Stb high
		CCB5			
		CRI			~~Cu .100~~
		ICSA			Cu .0005

OPTIMA ICP SAMPLE RUN LOG

IEC Date: — **Analysis Date:** 10.9.06 **Analyst:** BLW

LR Date: — **Page:** 3 **of** 7

All corrections made by analyst unless otherwise noted. 10.10.06 BLW

Edit Label	Delete Data	ARI Sample ID	Prep. Code	Dilution	Comments
		ICSAB			
		CCV6			
		CCB6			
		Std 1			
		CCV7			
		CCB7			
	✓	JZ32 MB2	WMN		CV/CBout
		JZ82 F		5	
		JZ32 H			
		I			
		J			
		~~H~~ K			
		Gdup			
		G			
	✓	Gsph			~~0.08 Si1000/8ml not spiked rerun~~ ~~0.08 ml ICP sph / 8ml~~
	✓	MB2sph			" "
		CCV8			Sb Si high
		CCB8			B Si high
	✓	JZ61 MB	SWC	2	Zn.01 confirms prev.
	✓	JZ82 MB2	WMN		CV/CBout
		F		5	
		Ddup			
		D			
		Dsph			0.08 Si1000 / 8ml

OPTIMA ICP SAMPLE RUN LOG

IEC Date: — Analysis Date: 10/9/06 Analyst: BW

LR Date: — Page: 4 of 7

All corrections made by analyst unless otherwise noted. 10/10/06 BW

Edit Label	Delete Data	ARI Sample ID	Prep. Code	Dilution	Comments
		J261 A	SWC	2	
		B	↓	↓	
		Ref	↓	↓ ✓	
	✓	J282 MB2sph	LCHN		0.08 Si1000/8ml CV/CBout
		CCV9			
		CCB9			
	✓	J232 B	TWC	2	Mn noisy - rerun
		C			
		D			
	✓	Adup		25	Mn noisy - rerun
		A		↓	
		Asph	↓	↓ ✓	Fe Na STL
		J261 C	SWC	2	
		D	↓	↓	
		E	↓	↓	
		J232 MB1sph	TWC	✓	
		CCV10			
		CCB10			B high
		J282 MB1	TWC		
		J232 E			
		J282 B			
		C			
		Adup		✓	
		A	↓		

OPTIMA ICP SAMPLE RUN LOG

IEC Date: — Analysis Date: 10.9.06 Analyst: RU

LR Date: — Page: 5 of 7

All corrections made by analyst unless otherwise noted.

Edit Label	Delete Data	ARI Sample ID	Prep. Code	Dilution	Comments
		J280 dsph	TWC	✓	
		J418 M	SWC	2	
		↓ N	↓	↓	
SPK		J482 MBlsph	TWC	✓	
		CCV 11			
		CCB 11			send package
		J418 MB	SWC	2	
label		ovr			missed tube
		J423B	SWC	2	
		↓ C			
		U			
		↓ V			
	✓	J418 Hdup			Cu 54% rem
	✓	H			↓
	✓	Hspk			
		↓ MBspk	↓	↓ ✓	
		CCV			Sn low
		CCB			
	✓	J452 MB	TWC		Zn .015 rem
		↓ A	↓		
		J423Z	SWC	2	
		↓ AA	↓	↓	
		AC			
		↓ AD	↓	↓	

10/13/06

Nebulizer Parameters: Hg_ReAlign

Analyte	Back Pressure	Flow
All	178.0 kPa	0.50 L/min

==========

10/9/2006 10:16:53 AM Hg ReAlign... Actual peak offset (nm): -0.002
Drift (nm): 0.001 Slit adjustment: 3

==========

==========

Align View XY Axial for analyte Mn 257.610

X-position	Y-position	Intensity
-2.0	15.0	184637.2
-1.6	15.0	314665.1
-1.2	15.0	420552.8
-0.8	15.0	460119.2
-0.4	15.0	462659.2
0.0	15.0	440142.5
0.4	15.0	407024.1
0.8	15.0	360434.4
1.2	15.0	289087.0
1.6	15.0	227187.1
2.0	15.0	171071.3
-0.4	10.0	1220.2
-0.4	10.5	8482.9
-0.4	11.0	17295.6
-0.4	11.5	29782.2
-0.4	12.0	46515.9
-0.4	12.5	97597.2
-0.4	13.0	134649.3
-0.4	13.5	187192.6
-0.4	14.0	240008.7
-0.4	14.5	321662.6
-0.4	15.0	322525.0
-0.4	15.5	301603.2
-0.4	16.0	267260.3
-0.4	16.5	174576.1
-0.4	17.0	126011.9
-0.4	17.5	90664.4
-0.4	18.0	61776.4
-0.4	18.5	39652.1
-0.4	19.0	11313.0
-0.4	19.5	4689.8
-0.4	20.0	2729.8
-1.2	15.0	210850.0
-0.8	15.0	267148.9
-0.4	15.0	307970.2
0.0	15.0	346677.9
0.4	15.0	345425.0
0.0	13.0	163291.9
0.0	13.5	210865.7
0.0	14.0	263331.2
0.0	14.5	342641.2
0.0	15.0	344195.5
0.0	15.5	327162.2
0.0	16.0	288846.0
0.0	16.5	180377.0
0.0	17.0	133778.7

10/9/2006 10:20:08 AM aligned for analyte Mn 257.610
X viewing position set to 0.0 mm having Peak intensity 344195.5 for Axial viewing
Y viewing position set to 15.0 mm having Peak intensity 344195.5 for Axial viewing

==========

==========

Align View X Radial for analyte Mn 257.610

X-position	Y-position	Intensity
-7.0	15.0	4803.2
-6.5	15.0	5189.3
-6.0	15.0	5715.0
-5.5	15.0	6641.0
-5.0	15.0	9089.6
-4.5	15.0	14686.6

-4.0	15.0	25445.8
-3.5	15.0	38671.3
-3.0	15.0	50520.3
-2.5	15.0	63585.1
-2.0	15.0	94490.2
-1.5	15.0	146219.4
-1.0	15.0	172208.9
-0.5	15.0	175559.8
0.0	15.0	175447.2
0.5	15.0	165309.3
1.0	15.0	142252.0
1.5	15.0	96277.8
2.0	15.0	43853.3
2.5	15.0	23733.0
3.0	15.0	26250.6
3.5	15.0	18581.7
4.0	15.0	12145.3
4.5	15.0	7907.0
5.0	15.0	6345.0
5.5	15.0	5847.0
6.0	15.0	5320.9
6.5	15.0	5100.6
7.0	15.0	4474.4

10/9/2006 10:23:07 AM aligned for analyte Mn 257.610
X viewing position set to -0.5 mm having Peak intensity 175559.8 for Radial viewing

==========

==========

Align View X Radial for analyte Mn 257.610

X-position	Y-position	Intensity
-7.0	15.0	3739.4
-6.5	15.0	4791.9
-6.0	15.0	5280.2
-5.5	15.0	5988.1
-5.0	15.0	6812.8
-4.5	15.0	8990.5
-4.0	15.0	14868.6
-3.5	15.0	25688.1
-3.0	15.0	37964.4
-2.5	15.0	51497.3
-2.0	15.0	65938.5
-1.5	15.0	96891.5
-1.0	15.0	154771.4
-0.5	15.0	168678.7
0.0	15.0	172795.0
0.5	15.0	176739.9
1.0	15.0	165354.9
1.5	15.0	144308.8
2.0	15.0	97337.2
2.5	15.0	45405.9
3.0	15.0	23231.9
3.5	15.0	26517.1
4.0	15.0	18321.8
4.5	15.0	12076.0
5.0	15.0	7860.9
5.5	15.0	6357.3
6.0	15.0	5912.2
6.5	15.0	5611.5
7.0	15.0	5210.2

10/9/2006 10:25:40 AM aligned for analyte Mn 257.610
X viewing position set to 0.5 mm having Peak intensity 176739.9 for Radial viewing

==========

Nebulizer Parameters: Hg_ReAlign

Analyte	**Back Pressure**	**Flow**
All	178.0 kPa	0.50 L/min

==========

10/9/2006 10:43:33 AM Hg ReAlign... Actual peak offset (nm): -0.001
Drift (nm): 0.000 Slit adjustment: 3

==========

Analysis Begun

Start Time: 10/9/2006 10:44:50 AM
Logged In Analyst: metals
Plasma On Time: 10/9/2006 9:28:29 AM
Technique: ICP Continuous
Spectrometer Model: Optima 4300 DV, S/N 077N0060101Autosampler Model: AS-93plus

Sample Information File: C:\pe\Administrator\Sample Information\CRISET.sif
Batch ID:
Results Data Set: PE061009
Results Library: C:\pe\Administrator\Results\Results.mdb

Method Loaded
Method Name: ARIIEC5
Method Last Saved: 9/25/2006 11:38:10 AM
IEC File: IEC28mina.iec
MSF File:
Method Description: 12Axial Elements

Analyte	Calibration Equation	Processing	View	Internal Standard	IEC
Ag 328.068	Lin Thru 0	Peak Area	Axial	ScA 357.253	Yes
Al 308.215	Lin Thru 0	Peak Area	Radial	ScR 361.383	Yes
As 188.979	Lin Thru 0	Peak Area	Axial	ScA 357.253	Yes
B 249.677	Lin Thru 0	Peak Area	Radial	ScR 361.383	Yes
Ba 233.527	Lin Thru 0	Peak Area	Radial	ScR 361.383	Yes
Be 313.042	Lin Thru 0	Peak Area	Radial	ScR 361.383	Yes
Ca 317.933	Lin Thru 0	Peak Area	Radial	ScR 361.383	No
Cd 228.802	Lin Thru 0	Peak Area	Axial	ScA 357.253	Yes
Co 228.616	Lin Thru 0	Peak Area	Axial	ScA 357.253	Yes
Cr 267.716	Lin Thru 0	Peak Area	Radial	ScR 361.383	Yes
Cu 324.752	Lin Thru 0	Peak Area	Axial	ScA 357.253	Yes
Fe 273.955	Lin Thru 0	Peak Area	Radial	ScR 361.383	Yes
K 766.490	Lin Thru 0	Peak Area	Radial	ScR 361.383	No
Mg 279.077	Lin Thru 0	Peak Area	Radial	ScR 361.383	Yes
Mn 257.610	Lin Thru 0	Peak Area	Radial	ScR 361.383	Yes
Mo 202.031	Lin Thru 0	Peak Area	Axial	ScA 357.253	Yes
Na 589.592	Lin Thru 0	Peak Area	Radial	ScR 361.383	No
Na 330.237	Lin Thru 0	Peak Area	Radial	ScR 361.383	Yes
Ni 231.604	Lin Thru 0	Peak Area	Radial	ScR 361.383	Yes
Pb 220.353	Lin Thru 0	Peak Area	Axial	ScA 357.253	Yes
Sb 206.836	Lin Thru 0	Peak Area	Axial	ScA 357.253	Yes
Se 196.026	Lin Thru 0	Peak Area	Axial	ScA 357.253	Yes
Si 288.158	Lin Thru 0	Peak Area	Radial	ScR 361.383	Yes
Sn 189.927	Lin Thru 0	Peak Area	Axial	ScA 357.253	Yes
Sr 421.552	Lin Thru 0	Peak Area	Radial	ScR 361.383	No
Ti 334.903	Lin Thru 0	Peak Area	Radial	ScR 361.383	Yes
Tl 190.801	Lin Thru 0	Peak Area	Axial	ScA 357.253	Yes
V 292.402	Lin Thru 0	Peak Area	Axial	ScA 357.253	Yes
Zn 206.200	Lin Thru 0	Peak Area	Radial	ScR 361.383	Yes
ScA 357.253	Lin, Calc Int	Peak Area	Axial	n/a	n/a
ScR 361.383	Lin, Calc Int	Peak Area	Radial	n/a	n/a

Sequence No.: 1
Sample ID: Calib Blank 1
Analyst:
Initial Sample Wt:
Dilution:
Autosampler Location: 1
Date Collected: 10/9/2006 10:44:51 AM
Data Type: Original
Initial Sample Vol:
Sample Prep Vol:

Nebulizer Parameters: Calib Blank 1

Analyte	Back Pressure	Flow
All	178.0 kPa	0.50 L/min

Mean Data: Calib Blank 1

Analyte	Mean Corrected Intensity	Std.Dev.	RSD	Calib Conc.	Units
ScA 357.253	1066485.1	8295.50	0.78%	100.0	%
ScR 361.383	109346.3	648.48	0.59%	100.0	%
Ag 328.068†	12.9	21.76	169.33%	[0.00]	mg/L
Al 308.215†	-73.2	6.20	8.48%	[0.00]	mg/L

new SC
2309-15

As 188.979†	11.5	1.19	10.33%	[0.00]	mg/L
B 249.677†	7.1	1.79	25.16%	[0.00]	mg/L
Ba 233.527†	10.4	1.31	12.58%	[0.00]	mg/L
Be 313.042†	847.0	19.50	2.30%	[0.00]	mg/L
Ca 317.933†	46.5	8.99	19.33%	[0.00]	mg/L
Cd 228.802†	71.1	1.93	2.71%	[0.00]	mg/L
Co 228.616†	28.2	8.59	30.49%	[0.00]	mg/L
Cr 267.716†	-22.6	1.65	7.31%	[0.00]	mg/L
Cu 324.752†	2719.9	12.21	0.45%	[0.00]	mg/L
Fe 273.955†	-11.6	0.88	7.65%	[0.00]	mg/L
K 766.490†	1229.7	47.57	3.87%	[0.00]	mg/L
Mg 279.077†	-206.2	8.73	4.23%	[0.00]	mg/L
Mn 257.610†	40.1	1.09	2.73%	[0.00]	mg/L
Mo 202.031†	-3.9	1.88	48.58%	[0.00]	mg/L
Na 589.592†	-56.3	18.67	33.19%	[0.00]	mg/L
Na 330.237†	-106.3	5.76	5.42%	[0.00]	mg/L
Ni 231.604†	-12.2	3.42	28.07%	[0.00]	mg/L
Pb 220.353†	100.9	3.06	3.03%	[0.00]	mg/L
Sb 206.836†	9.3	1.51	16.23%	[0.00]	mg/L
Se 196.026†	-35.2	3.17	9.00%	[0.00]	mg/L
Si 288.158†	20.9	2.63	12.59%	[0.00]	mg/L
Sn 189.927†	-0.4	1.52	388.51%	[0.00]	mg/L
Sr 421.552†	178.4	38.60	21.63%	[0.00]	mg/L
Ti 334.903†	-169.9	17.46	10.28%	[0.00]	mg/L
Tl 190.801†	-9.5	1.97	20.65%	[0.00]	mg/L
V 292.402†	48.3	17.13	35.48%	[0.00]	mg/L
Zn 206.200†	-2.4	0.87	35.67%	[0.00]	mg/L

Analysis Begun

Start Time: 10/9/2006 10:50:49 AM
Logged In Analyst: metals
Spectrometer Model: Optima 4300 DV, S/N 077N0060101
Plasma On Time: 10/9/2006 9:28:29 AM
Technique: ICP Continuous
Autosampler Model: AS-93plus

Sample Information File: C:\pe\Administrator\Sample Information\CRISET.sif
Batch ID:
Results Data Set: PE061009
Results Library: C:\pe\Administrator\Results\Results.mdb

Sequence No.: 1
Sample ID: Calib Blank 1
Analyst:
Initial Sample Wt:
Dilution:
Autosampler Location: 1
Date Collected: 10/9/2006 10:50:49 AM
Data Type: Original
Initial Sample Vol:
Sample Prep Vol:

Nebulizer Parameters: Calib Blank 1

Analyte	Back Pressure	Flow
All	179.0 kPa	0.50 L/min

Mean Data: Calib Blank 1

Analyte	Mean Corrected Intensity	Std.Dev.	RSD	Conc.	Calib Units
ScA 357.253	1071337.8	7327.76	0.68%	100.0	%
ScR 361.383	127423.2	308.66	0.24%	100.0	%
Ag 328.068†	91.7	14.81	16.14%	[0.00]	mg/L
Al 308.215†	-72.2	7.13	9.88%	[0.00]	mg/L
As 188.979†	10.5	2.89	27.60%	[0.00]	mg/L
B 249.677†	3.6	0.74	20.76%	[0.00]	mg/L
Ba 233.527†	10.0	1.71	17.05%	[0.00]	mg/L
Be 313.042†	785.0	0.67	0.09%	[0.00]	mg/L
Ca 317.933†	47.6	22.44	47.17%	[0.00]	mg/L
Cd 228.802†	73.0	1.41	1.94%	[0.00]	mg/L
Co 228.616†	24.9	6.57	26.38%	[0.00]	mg/L
Cr 267.716†	-16.6	1.78	10.71%	[0.00]	mg/L
Cu 324.752†	2706.6	31.00	1.15%	[0.00]	mg/L
Fe 273.955†	-12.3	1.80	14.63%	[0.00]	mg/L
K 766.490†	1287.5	2.89	0.22%	[0.00]	mg/L
Mg 279.077†	-190.9	1.85	0.97%	[0.00]	mg/L
Mn 257.610†	42.5	0.90	2.13%	[0.00]	mg/L
Mo 202.031†	-3.7	1.02	27.41%	[0.00]	mg/L
Na 589.592†	-58.1	17.13	29.51%	[0.00]	mg/L
Na 330.237†	-112.9	11.13	9.87%	[0.00]	mg/L
Ni 231.604†	-7.0	1.68	24.10%	[0.00]	mg/L
Pb 220.353†	101.6	1.35	1.33%	[0.00]	mg/L
Sb 206.836†	11.0	1.35	12.37%	[0.00]	mg/L
Se 196.026†	-36.7	5.82	15.87%	[0.00]	mg/L
Si 288.158†	22.7	1.23	5.41%	[0.00]	mg/L
Sn 189.927†	3.0	1.55	52.15%	[0.00]	mg/L
Sr 421.552†	133.4	17.55	13.16%	[0.00]	mg/L
Ti 334.903†	-173.7	18.57	10.69%	[0.00]	mg/L
Tl 190.801†	-8.2	1.08	13.08%	[0.00]	mg/L
V 292.402†	27.7	26.57	95.86%	[0.00]	mg/L
Zn 206.200†	-2.5	1.21	48.00%	[0.00]	mg/L

Sequence No.: 2
Sample ID: STD2
Analyst:
Initial Sample Wt:
Dilution:

Autosampler Location: 2
Date Collected: 10/9/2006 10:57:11 AM
Data Type: Original
Initial Sample Vol:
Sample Prep Vol:

Nebulizer Parameters: STD2

Analyte	Back Pressure	Flow
All	179.0 kPa	0.50 L/min

Mean Data: STD2

Analyte	Mean Corrected Intensity	Std.Dev.	RSD	Conc.	Calib Units
ScA 357.253	1059357.5	2462.05	0.23%	98.88	%
ScR 361.383	125971.7	202.09	0.16%	98.86	%
Ba 233.527†	16759.7	221.10	1.32%	[10]	mg/L
Cd 228.802†	225097.3	432.01	0.19%	[10]	mg/L
Co 228.616†	236373.9	841.82	0.36%	[10]	mg/L
Cr 267.716†	47820.3	532.02	1.11%	[10]	mg/L
Cu 324.752†	2191923.9	2992.11	0.14%	[10]	mg/L
Mn 257.610†	154072.0	934.18	0.61%	[10]	mg/L
V 292.402†	2019139.3	4804.02	0.24%	[10]	mg/L

Sequence No.: 3
Sample ID: STD3
Analyst:
Initial Sample Wt:
Dilution:

Autosampler Location: 3
Date Collected: 10/9/2006 11:01:34 AM
Data Type: Original
Initial Sample Vol:
Sample Prep Vol:

Nebulizer Parameters: STD3

Analyte	Back Pressure	Flow
All	179.0 kPa	0.50 L/min

Mean Data: STD3

Analyte	Mean Corrected Intensity	Std.Dev.	RSD	Conc.	Calib Units
ScA 357.253	1049875.0	6370.68	0.61%	98.00	%
ScR 361.383	127082.2	551.08	0.43%	99.73	%
Ag 328.068†	242950.6	570.30	0.23%	[1.0]	mg/L
As 188.979†	5695.4	33.69	0.59%	[10]	mg/L
B 249.677†	21420.6	112.46	0.53%	[10]	mg/L
Be 313.042†	2163313.3	772.19	0.04%	[5.0]	mg/L
Na 589.592†	251119.5	1018.19	0.41%	[50]	mg/L
Ni 231.604†	10182.6	46.28	0.45%	[10]	mg/L
Pb 220.353†	52312.6	157.39	0.30%	[10]	mg/L
Se 196.026†	7981.3	63.09	0.79%	[10]	mg/L
Sr 421.552†	3008494.2	4752.14	0.16%	[5]	mg/L
Tl 190.801†	7019.7	37.90	0.54%	[10]	mg/L
Zn 206.200†	3600.5	14.91	0.41%	[10]	mg/L

Sequence No.: 4
Sample ID: STD4
Analyst:
Initial Sample Wt:
Dilution:

Autosampler Location: 4
Date Collected: 10/9/2006 11:07:03 AM
Data Type: Original
Initial Sample Vol:
Sample Prep Vol:

Nebulizer Parameters: STD4

Analyte	Back Pressure	Flow
All	179.0 kPa	0.50 L/min

Mean Data: STD4

Analyte	Mean Corrected Intensity	Std.Dev.	RSD	Conc.	Calib Units
ScA 357.253	1069610.4	4657.74	0.44%	99.84	%
ScR 361.383	127581.2	719.89	0.56%	100.1	%
Mo 202.031†	71872.6	357.63	0.50%	[10]	mg/L
Sb 206.836†	7571.3	23.29	0.31%	[10]	mg/L
Si 288.158†	9628.9	30.06	0.31%	[10]	mg/L
Sn 189.927†	25000.9	38.01	0.15%	[10]	mg/L
Ti 334.903†	192275.1	621.71	0.32%	[10]	mg/L

Sequence No.: 5
Sample ID: STD5
Analyst:
Initial Sample Wt:
Dilution:

Autosampler Location: 5
Date Collected: 10/9/2006 11:11:39 AM
Data Type: Original
Initial Sample Vol:
Sample Prep Vol:

Nebulizer Parameters: STD5

Analyte	Back Pressure	Flow
All	179.0 kPa	0.50 L/min

Mean Data: STD5

Analyte	Mean Corrected Intensity	Std.Dev.	RSD	Conc.	Calib Units
ScA 357.253	1034076.1	454.54	0.04%	96.52	%
ScR 361.383	125390.7	470.42	0.38%	98.40	%
Al 308.215†	31481.1	151.08	0.48%	[30]	mg/L
Ca 317.933†	370755.5	1310.55	0.35%	[30]	mg/L
Fe 273.955†	57525.5	453.41	0.79%	[100]	mg/L
K 766.490†	124013.5	1022.84	0.82%	[100]	mg/L
Mg 279.077†	25116.0	157.46	0.63%	[30]	mg/L
Na 330.237†	2585.2	29.08	1.12%	[100]	mg/L

Calibration Summary

Analyte	Stds.	Equation	Intercept	Slope	Curvature	Corr. Coef.	Reslope
Ag 328.068	1	Lin Thru 0	0.0	243000	0.00000	1.000000	
Al 308.215	1	Lin Thru 0	0.0	1049	0.00000	1.000000	
As 188.979	1	Lin Thru 0	0.0	569.5	0.00000	1.000000	
B 249.677	1	Lin Thru 0	0.0	2142	0.00000	1.000000	
Ba 233.527	1	Lin Thru 0	0.0	1676	0.00000	1.000000	
Be 313.042	1	Lin Thru 0	0.0	432700	0.00000	1.000000	
Ca 317.933	1	Lin Thru 0	0.0	12360	0.00000	1.000000	
Cd 228.802	1	Lin Thru 0	0.0	22510	0.00000	1.000000	
Co 228.616	1	Lin Thru 0	0.0	23640	0.00000	1.000000	
Cr 267.716	1	Lin Thru 0	0.0	4782	0.00000	1.000000	
Cu 324.752	1	Lin Thru 0	0.0	219200	0.00000	1.000000	
Fe 273.955	1	Lin Thru 0	0.0	575.3	0.00000	1.000000	
K 766.490	1	Lin Thru 0	0.0	1240	0.00000	1.000000	
Mg 279.077	1	Lin Thru 0	0.0	837.2	0.00000	1.000000	
Mn 257.610	1	Lin Thru 0	0.0	15410	0.00000	1.000000	
Mo 202.031	1	Lin Thru 0	0.0	7187	0.00000	1.000000	
Na 589.592	1	Lin Thru 0	0.0	5022	0.00000	1.000000	
Na 330.237	1	Lin Thru 0	0.0	25.85	0.00000	1.000000	
Ni 231.604	1	Lin Thru 0	0.0	1018	0.00000	1.000000	
Pb 220.353	1	Lin Thru 0	0.0	5231	0.00000	1.000000	
Sb 206.836	1	Lin Thru 0	0.0	757.1	0.00000	1.000000	
Se 196.026	1	Lin Thru 0	0.0	798.1	0.00000	1.000000	
Si 288.158	1	Lin Thru 0	0.0	962.9	0.00000	1.000000	
Sn 189.927	1	Lin Thru 0	0.0	2500	0.00000	1.000000	
Sr 421.552	1	Lin Thru 0	0.0	601700	0.00000	1.000000	
Ti 334.903	1	Lin Thru 0	0.0	19230	0.00000	1.000000	
Tl 190.801	1	Lin Thru 0	0.0	702.0	0.00000	1.000000	
V 292.402	1	Lin Thru 0	0.0	201900	0.00000	1.000000	
Zn 206.200	1	Lin Thru 0	0.0	360.1	0.00000	1.000000	

Analysis Begun

Start Time: 10/9/2006 11:34:50 AM
Logged In Analyst: metals
Spectrometer Model: Optima 4300 DV, S/N 077N0060101
Plasma On Time: 10/9/2006 9:28:29 AM
Technique: ICP Continuous
Autosampler Model: AS-93plus

Sample Information File: C:\pe\Administrator\Sample Information\1009A.sif
Batch ID:
Results Data Set: PE061009
Results Library: C:\pe\Administrator\Results\Results.mdb

Sequence No.: 1
Sample ID: JY22 MB1 TWC
Analyst: BLW
Initial Sample Wt:
Dilution: 1X
Autosampler Location: 21
Date Collected: 10/9/2006 11:34:50 AM
Data Type: Original
Initial Sample Vol:
Sample Prep Vol:

Nebulizer Parameters: JY22 MB1 TWC

Analyte	Back Pressure	Flow
All	179.0 kPa	0.50 L/min

Mean Data: JY22 MB1 TWC

Analyte	Mean Corrected Intensity	Calib Conc.	Calib Units	Calib Std.Dev.	Sample Conc.	Sample Units	Sample Std.Dev.	Sample RSD
ScA 357.253	1063819.4	99.30	%	0.760				0.77%
ScR 361.383	127472.6	100.0	%	0.71				0.71%
Ag 328.068†	-8.2	-0.00003	mg/L	0.000260	-0.00003	mg/L	0.000260	781.23%
Al 308.215†	0.0	0.00001	mg/L	0.003780	0.00001	mg/L	0.003780	>999.9%
As 188.979†	3.3	0.00580	mg/L	0.001527	0.00580	mg/L	0.001527	26.32%
B 249.677†	9.6	0.00447	mg/L	0.002300	0.00447	mg/L	0.002300	51.45%
Ba 233.527†	-0.3	-0.00017	mg/L	0.000771	-0.00017	mg/L	0.000771	446.65%
Be 313.042†	-7.2	-0.00002	mg/L	0.000033	-0.00002	mg/L	0.000033	195.44%
Ca 317.933†	177.2	0.01434	mg/L	0.001084	0.01434	mg/L	0.001084	7.56%
Cd 228.802†	-1.1	-0.00006	mg/L	0.000109	-0.00006	mg/L	0.000109	193.98%
Co 228.616†	5.5	0.00023	mg/L	0.000257	0.00023	mg/L	0.000257	110.24%
Cr 267.716†	2.9	0.00061	mg/L	0.000697	0.00061	mg/L	0.000697	113.75%
Cu 324.752†	351.1	0.00160	mg/L	0.000104	0.00160	mg/L	0.000104	6.50%
Fe 273.955†	5.0	0.00870	mg/L	0.002107	0.00870	mg/L	0.002107	24.22%
K 766.490†	39.2	0.03159	mg/L	0.014336	0.03159	mg/L	0.014336	45.38%
Mg 279.077†	-0.8	-0.00102	mg/L	0.003845	-0.00102	mg/L	0.003845	378.56%
Mn 257.610†	-4.0	-0.00026	mg/L	0.000082	-0.00026	mg/L	0.000082	31.16%
Mo 202.031†	2.2	0.00031	mg/L	0.000319	0.00031	mg/L	0.000319	103.61%
Na 589.592†	5.2	0.00103	mg/L	0.000592	0.00103	mg/L	0.000592	57.45%
Na 330.237†	1.9	0.06942	mg/L	0.485247	0.06942	mg/L	0.485247	699.02%
Ni 231.604†	-1.6	-0.00159	mg/L	0.002721	-0.00159	mg/L	0.002721	171.21%
Pb 220.353†	-0.6	-0.00011	mg/L	0.000730	-0.00011	mg/L	0.000730	654.96%
Sb 206.836†	1.1	0.00139	mg/L	0.001810	0.00139	mg/L	0.001810	130.14%
Se 196.026†	-2.2	-0.00270	mg/L	0.008929	-0.00270	mg/L	0.008929	330.64%
Si 288.158†	12.5	0.01299	mg/L	0.004801	0.01299	mg/L	0.004801	36.97%
Sn 189.927†	2.0	0.00080	mg/L	0.001432	0.00080	mg/L	0.001432	179.36%
Sr 421.552†	48.6	0.00008	mg/L	0.000024	0.00008	mg/L	0.000024	30.27%
Ti 334.903†	13.4	0.00070	mg/L	0.000403	0.00070	mg/L	0.000403	57.59%
Tl 190.801†	0.7	0.00103	mg/L	0.002682	0.00103	mg/L	0.002682	260.88%
V 292.402†	35.5	0.00018	mg/L	0.000188	0.00018	mg/L	0.000188	104.28%
Zn 206.200†	3.2	0.00892	mg/L	0.000971	0.00892	mg/L	0.000971	10.88%

Sequence No.: 2
Sample ID: JX35 MB2 TWC
Analyst: BLW
Initial Sample Wt:
Dilution: 1X

Autosampler Location: 22
Date Collected: 10/9/2006 11:41:12 AM
Data Type: Original
Initial Sample Vol:
Sample Prep Vol:

Nebulizer Parameters: JX35 MB2 TWC

Analyte	Back Pressure	Flow
All	179.0 kPa	0.50 L/min

Mean Data: JX35 MB2 TWC

Analyte	Mean Corrected Intensity	Calib Conc.	Calib Units	Calib Std.Dev.	Sample Conc.	Sample Units	Sample Std.Dev.	RSD
ScA 357.253	1089935.3	101.7	%	0.10				0.10%
ScR 361.383	131078.0	102.9	%	1.02				0.99%
Ag 328.068†	-14.3	-0.00006	mg/L	0.000096	-0.00006	mg/L	0.000096	164.06%
Al 308.215†	4.0	0.00385	mg/L	0.006742	0.00385	mg/L	0.006742	175.29%
As 188.979†	1.2	0.00219	mg/L	0.000283	0.00219	mg/L	0.000283	12.92%
B 249.677†	8.1	0.00377	mg/L	0.001841	0.00377	mg/L	0.001841	48.78%
Ba 233.527†	0.2	0.00014	mg/L	0.000848	0.00014	mg/L	0.000848	598.84%
Be 313.042†	10.9	0.00003	mg/L	0.000038	0.00003	mg/L	0.000038	150.90%
Ca 317.933†	190.7	0.01543	mg/L	0.000591	0.01543	mg/L	0.000591	3.83%
Cd 228.802†	0.3	0.00001	mg/L	0.000071	0.00001	mg/L	0.000071	640.93%
Co 228.616†	6.7	0.00028	mg/L	0.000120	0.00028	mg/L	0.000120	42.44%
Cr 267.716†	4.4	0.00092	mg/L	0.000588	0.00092	mg/L	0.000588	64.01%
Cu 324.752†	179.2	0.00082	mg/L	0.000090	0.00082	mg/L	0.000090	11.04%
Fe 273.955†	7.0	0.01218	mg/L	0.001282	0.01218	mg/L	0.001282	10.53%
K 766.490†	-21.5	-0.01737	mg/L	0.028799	-0.01737	mg/L	0.028799	165.79%
Mg 279.077†	-1.7	-0.00198	mg/L	0.006603	-0.00198	mg/L	0.006603	333.12%
Mn 257.610†	-3.0	-0.00019	mg/L	0.000212	-0.00019	mg/L	0.000212	109.46%
Mo 202.031†	0.7	0.00010	mg/L	0.000243	0.00010	mg/L	0.000243	252.27%
Na 589.592†	33.6	0.00668	mg/L	0.003480	0.00668	mg/L	0.003480	52.06%
Na 330.237†	-3.4	-0.1340	mg/L	0.19336	-0.1340	mg/L	0.19336	144.24%
Ni 231.604†	0.1	0.00010	mg/L	0.002761	0.00010	mg/L	0.002761	>999.9%
Pb 220.353†	-1.2	-0.00022	mg/L	0.000731	-0.00022	mg/L	0.000731	329.41%
Sb 206.836†	-0.2	-0.00020	mg/L	0.001970	-0.00020	mg/L	0.001970	>999.9%
Se 196.026†	4.0	0.00502	mg/L	0.006060	0.00502	mg/L	0.006060	120.69%
Si 288.158†	12.9	0.01337	mg/L	0.003337	0.01337	mg/L	0.003337	24.95%
Sn 189.927†	5.6	0.00226	mg/L	0.000913	0.00226	mg/L	0.000913	40.46%
Sr 421.552†	60.1	0.00010	mg/L	0.000018	0.00010	mg/L	0.000018	18.24%
Ti 334.903†	3.2	0.00017	mg/L	0.000728	0.00017	mg/L	0.000728	440.70%
Tl 190.801†	0.3	0.00039	mg/L	0.001984	0.00039	mg/L	0.001984	514.34%
V 292.402†	-6.3	-0.00002	mg/L	0.000027	-0.00002	mg/L	0.000027	109.33%
Zn 206.200†	4.4	0.01221	mg/L	0.002940	0.01221	mg/L	0.002940	24.07%

Analysis Begun

Start Time: 10/9/2006 11:51:05 AM
Logged In Analyst: metals
Spectrometer Model: Optima 4300 DV, S/N 077N0060101
Plasma On Time: 10/9/2006 9:28:29 AM
Technique: ICP Continuous
Autosampler Model: AS-93plus

Sample Information File: C:\pe\Administrator\Sample Information\CRISET.sif
Batch ID:
Results Data Set: PE061009
Results Library: C:\pe\Administrator\Results\Results.mdb

Sequence No.: 1
Sample ID: CV
Analyst:
Initial Sample Wt:
Dilution: 1X
Autosampler Location: 7
Date Collected: 10/9/2006 11:51:05 AM
Data Type: Original
Initial Sample Vol:
Sample Prep Vol:

Nebulizer Parameters: CV

Analyte	Back Pressure	Flow
All	179.0 kPa	0.50 L/min

Mean Data: CV

Analyte	Mean Corrected Intensity	Calib Conc.	Calib Units	Std.Dev.	Sample Conc.	Sample Units	Std.Dev.	RSD
ScA 357.253	1052105.3	98.20	%	0.444				0.45%
ScR 361.383	130601.3	102.5	%	0.87				0.85%
Ag 328.068†	234461.0	0.9652	mg/L	0.00502	0.9652	mg/L	0.00502	0.52%
Al 308.215†	2058.8	1.925	mg/L	0.0133	1.925	mg/L	0.0133	0.69%
As 188.979†	1131.2	1.981	mg/L	0.0097	1.981	mg/L	0.0097	0.49%
B 249.677†	2051.9	0.9613	mg/L	0.00627	0.9613	mg/L	0.00627	0.65%
Ba 233.527†	1646.8	0.9821	mg/L	0.00468	0.9821	mg/L	0.00468	0.48%
Be 313.042†	427835.7	0.9873	mg/L	0.00403	0.9873	mg/L	0.00403	0.41%
Ca 317.933†	24783.4	2.005	mg/L	0.0191	2.005	mg/L	0.0191	0.95%
Cd 228.802†	22874.8	1.013	mg/L	0.0060	1.013	mg/L	0.0060	0.59%
Co 228.616†	22983.6	0.9707	mg/L	0.00583	0.9707	mg/L	0.00583	0.60%
Cr 267.716†	4606.6	0.9621	mg/L	0.00553	0.9621	mg/L	0.00553	0.57%
Cu 324.752†	229726.6	1.048	mg/L	0.0061	1.048	mg/L	0.0061	0.58%
Fe 273.955†	1177.3	2.044	mg/L	0.0119	2.044	mg/L	0.0119	0.58%
K 766.490†	24462.3	19.73	mg/L	0.289	19.73	mg/L	0.289	1.47%
Mg 279.077†	1654.7	1.980	mg/L	0.0187	1.980	mg/L	0.0187	0.94%
Mn 257.610†	15021.7	0.9754	mg/L	0.00799	0.9754	mg/L	0.00799	0.82%
Mo 202.031†	7131.5	0.9922	mg/L	0.00415	0.9922	mg/L	0.00415	0.42%
Na 589.592†	251050.6	49.99	mg/L	0.198	49.99	mg/L	0.198	0.40%
Na 330.237†	1298.8	50.21	mg/L	0.396	50.21	mg/L	0.396	0.79%
Ni 231.604†	1015.2	0.9983	mg/L	0.00863	0.9983	mg/L	0.00863	0.86%
Pb 220.353†	10349.7	1.980	mg/L	0.0179	1.980	mg/L	0.0179	0.90%
Sb 206.836†	1661.7	2.195	mg/L	0.0116	2.195	mg/L	0.0116	0.53%
Se 196.026†	1582.7	1.982	mg/L	0.0057	1.982	mg/L	0.0057	0.29%
Si 288.158†	2026.7	2.107	mg/L	0.0209	2.107	mg/L	0.0209	0.99%
Sn 189.927†	2332.9	0.9372	mg/L	0.00407	0.9372	mg/L	0.00407	0.43%
Sr 421.552†	591124.9	0.9824	mg/L	0.00470	0.9824	mg/L	0.00470	0.48%
Ti 334.903†	19077.7	0.9910	mg/L	0.00886	0.9910	mg/L	0.00886	0.89%
Tl 190.801†	1362.3	1.937	mg/L	0.0161	1.937	mg/L	0.0161	0.83%
V 292.402†	196283.6	0.9793	mg/L	0.00521	0.9793	mg/L	0.00521	0.53%
Zn 206.200†	372.2	1.033	mg/L	0.0102	1.033	mg/L	0.0102	0.99%

Sequence No.: 2
Sample ID: CB
Analyst:
Initial Sample Wt:
Dilution: 1X

Autosampler Location: 1
Date Collected: 10/9/2006 11:57:42 AM
Data Type: Original
Initial Sample Vol:
Sample Prep Vol:

Nebulizer Parameters: CB

Analyte	Back Pressure	Flow
All	180.0 kPa	0.50 L/min

Mean Data: CB

Analyte	Mean Corrected Intensity	Calib Conc.	Calib Units	Calib Std.Dev.	Sample Conc.	Sample Units	Sample Std.Dev.	RSD
ScA 357.253	1061263.4	99.06	%	0.468				0.47%
ScR 361.383	130312.4	102.3	%	0.23				0.23%
Ag 328.068†	1.6	0.00001	mg/L	0.000116	0.00001	mg/L	0.000116	>999.9%
Al 308.215†	-5.1	-0.00486	mg/L	0.002002	-0.00486	mg/L	0.002002	41.20%
As 188.979†	3.5	0.00610	mg/L	0.003020	0.00610	mg/L	0.003020	49.47%
B 249.677†	10.1	0.00470	mg/L	0.002396	0.00470	mg/L	0.002396	51.02%
Ba 233.527†	-0.1	-0.00003	mg/L	0.001774	-0.00003	mg/L	0.001774	>999.9%
Be 313.042†	24.1	0.00006	mg/L	0.000044	0.00006	mg/L	0.000044	79.82%
Ca 317.933†	13.7	0.00111	mg/L	0.001351	0.00111	mg/L	0.001351	121.77%
Cd 228.802†	0.4	0.00001	mg/L	0.000057	0.00001	mg/L	0.000057	786.80%
Co 228.616†	7.0	0.00029	mg/L	0.000103	0.00029	mg/L	0.000103	35.00%
Cr 267.716†	1.8	0.00039	mg/L	0.000569	0.00039	mg/L	0.000569	146.25%
Cu 324.752†	340.2	0.00155	mg/L	0.000042	0.00155	mg/L	0.000042	2.68%
Fe 273.955†	3.8	0.00666	mg/L	0.003668	0.00666	mg/L	0.003668	55.05%
K 766.490†	29.2	0.02351	mg/L	0.024676	0.02351	mg/L	0.024676	104.95%
Mg 279.077†	-8.9	-0.01061	mg/L	0.003884	-0.01061	mg/L	0.003884	36.60%
Mn 257.610†	-0.1	-0.00001	mg/L	0.000220	-0.00001	mg/L	0.000220	>999.9%
Mo 202.031†	2.8	0.00039	mg/L	0.000110	0.00039	mg/L	0.000110	28.08%
Na 589.592†	67.9	0.01351	mg/L	0.001084	0.01351	mg/L	0.001084	8.02%
Na 330.237†	2.1	0.07892	mg/L	0.270177	0.07892	mg/L	0.270177	342.36%
Ni 231.604†	-2.3	-0.00223	mg/L	0.001453	-0.00223	mg/L	0.001453	65.28%
Pb 220.353†	3.4	0.00065	mg/L	0.000427	0.00065	mg/L	0.000427	65.72%
Sb 206.836†	-0.3	-0.00038	mg/L	0.001852	-0.00038	mg/L	0.001852	486.17%
Se 196.026†	1.6	0.00203	mg/L	0.002101	0.00203	mg/L	0.002101	103.55%
Si 288.158†	2.7	0.00277	mg/L	0.002688	0.00277	mg/L	0.002688	96.88%
Sn 189.927†	7.1	0.00285	mg/L	0.000877	0.00285	mg/L	0.000877	30.78%
Sr 421.552†	2.8	0.00000	mg/L	0.000046	0.00000	mg/L	0.000046	979.20%
Ti 334.903†	1.1	0.00006	mg/L	0.000617	0.00006	mg/L	0.000617	>999.9%
Tl 190.801†	-0.6	-0.00090	mg/L	0.002260	-0.00090	mg/L	0.002260	251.20%
V 292.402†	12.3	0.00006	mg/L	0.000201	0.00006	mg/L	0.000201	315.13%
Zn 206.200†	1.6	0.00456	mg/L	0.002362	0.00456	mg/L	0.002362	51.76%

Sequence No.: 3
Sample ID: CRI
Analyst:
Initial Sample Wt:
Dilution: 1X

Autosampler Location: 8
Date Collected: 10/9/2006 12:04:04 PM
Data Type: Original
Initial Sample Vol:
Sample Prep Vol:

Nebulizer Parameters: CRI

Analyte	Back Pressure	Flow
All	180.0 kPa	0.50 L/min

Mean Data: CRI

Analyte	Mean Corrected Intensity	Calib Conc.	Calib Units	Calib Std.Dev.	Sample Conc.	Sample Units	Sample Std.Dev.	RSD
ScA 357.253	1058028.3	98.76	%	0.499				0.51%
ScR 361.383	129203.3	101.4	%	0.38				0.38%
Ag 328.068†	673.8	0.00278	mg/L	0.000173	0.00278	mg/L	0.000173	6.24%
Al 308.215†	50.5	0.04800	mg/L	0.001321	0.04800	mg/L	0.001321	2.75%
As 188.979†	32.5	0.05700	mg/L	0.004782	0.05700	mg/L	0.004782	8.39%
B 249.677†	51.7	0.02417	mg/L	0.001287	0.02417	mg/L	0.001287	5.32%
Ba 233.527†	5.1	0.00303	mg/L	0.000265	0.00303	mg/L	0.000265	8.73%
Be 313.042†	484.3	0.00111	mg/L	0.000039	0.00111	mg/L	0.000039	3.54%
Ca 317.933†	662.3	0.05359	mg/L	0.001275	0.05359	mg/L	0.001275	2.38%
Cd 228.802†	50.1	0.00215	mg/L	0.000070	0.00215	mg/L	0.000070	3.27%
Co 228.616†	77.9	0.00329	mg/L	0.000037	0.00329	mg/L	0.000037	1.14%
Cr 267.716†	22.5	0.00469	mg/L	0.000296	0.00469	mg/L	0.000296	6.31%
Cu 324.752†	793.6	0.00362	mg/L	0.000261	0.00362	mg/L	0.000261	7.20%
Fe 273.955†	39.3	0.06823	mg/L	0.001749	0.06823	mg/L	0.001749	2.56%
K 766.490†	632.6	0.5101	mg/L	0.01422	0.5101	mg/L	0.01422	2.79%
Mg 279.077†	38.5	0.04593	mg/L	0.007255	0.04593	mg/L	0.007255	15.79%
Mn 257.610†	13.5	0.00088	mg/L	0.000044	0.00088	mg/L	0.000044	4.98%
Mo 202.031†	39.8	0.00553	mg/L	0.000225	0.00553	mg/L	0.000225	4.07%
Na 589.592†	2684.8	0.5346	mg/L	0.00574	0.5346	mg/L	0.00574	1.07%
Na 330.237†	19.6	0.7556	mg/L	0.02119	0.7556	mg/L	0.02119	2.80%
Ni 231.604†	10.3	0.01013	mg/L	0.001359	0.01013	mg/L	0.001359	13.41%
Pb 220.353†	105.6	0.02020	mg/L	0.000224	0.02020	mg/L	0.000224	1.11%
Sb 206.836†	43.8	0.05792	mg/L	0.003872	0.05792	mg/L	0.003872	6.69%
Se 196.026†	43.4	0.05443	mg/L	0.007763	0.05443	mg/L	0.007763	14.26%
Si 288.158†	85.1	0.08844	mg/L	0.004529	0.08844	mg/L	0.004529	5.12%
Sn 189.927†	26.4	0.01066	mg/L	0.000277	0.01066	mg/L	0.000277	2.60%
Sr 421.552†	669.5	0.00111	mg/L	0.000054	0.00111	mg/L	0.000054	4.88%
Ti 334.903†	93.5	0.00486	mg/L	0.000245	0.00486	mg/L	0.000245	5.05%
Tl 190.801†	35.8	0.05100	mg/L	0.002558	0.05100	mg/L	0.002558	5.02%
V 292.402†	640.0	0.00320	mg/L	0.000220	0.00320	mg/L	0.000220	6.85%
Zn 206.200†	3.5	0.00983	mg/L	0.001121	0.00983	mg/L	0.001121	11.40%

Sequence No.: 4
Sample ID: ~~ICSA~~ 222222
Analyst:
Initial Sample Wt: BW 10.9
Dilution: 1X

Autosampler Location: 9
Date Collected: 10/9/2006 12:10:26 PM
Data Type: Original
Initial Sample Vol:
Sample Prep Vol:

Nebulizer Parameters: ICSA

Analyte	Back Pressure	Flow
All	180.0 kPa	0.50 L/min

Mean Data: ICSA

Analyte	Mean Corrected Intensity	Calib Conc.	Calib Units	Std.Dev.	Sample Conc.	Sample Units	Std.Dev.	RSD
ScA 357.253	1006328.4	93.93	%	0.662				0.71%
ScR 361.383	128847.3	101.1	%	0.38				0.38%
Ag 328.068†	-2221.9	0.00046	mg/L	0.000038	0.00046	mg/L	0.000038	8.43%
Al 308.215†	207189.2	197.4	mg/L	0.66	197.4	mg/L	0.66	0.33%
As 188.979†	22.5	0.01677	mg/L	0.004669	0.01677	mg/L	0.004669	27.85%
B 249.677†	-1.5	-0.00065	mg/L	0.001710	-0.00065	mg/L	0.001710	262.44%
Ba 233.527†	22.6	-0.00080	mg/L	0.002704	-0.00080	mg/L	0.002704	337.84%
Be 313.042†	45.2	0.00010	mg/L	0.000014	0.00010	mg/L	0.000014	13.63%
Ca 317.933†	1212214.5	98.09	mg/L	0.253	98.09	mg/L	0.253	0.26%
Cd 228.802†	26.1	0.00111	mg/L	0.000148	0.00111	mg/L	0.000148	13.35%
Co 228.616†	5.4	-0.00034	mg/L	0.000244	-0.00034	mg/L	0.000244	70.93%
Cr 267.716†	72.8	0.00671	mg/L	0.000536	0.00671	mg/L	0.000536	7.99%
Cu 324.752†	-3087.5	0.00530	mg/L	0.000085	0.00530	mg/L	0.000085	1.61%
Fe 273.955†	115771.7	201.3	mg/L	0.16	201.3	mg/L	0.16	0.08%
K 766.490†	-19.1	-0.01542	mg/L	0.032974	-0.01542	mg/L	0.032974	213.83%
Mg 279.077†	83550.7	99.66	mg/L	0.443	99.66	mg/L	0.443	0.44%
Mn 257.610†	47.0	-0.00113	mg/L	0.000205	-0.00113	mg/L	0.000205	18.11%
Mo 202.031†	31.2	0.00221	mg/L	0.000226	0.00221	mg/L	0.000226	10.24%
Na 589.592†	147.1	0.02929	mg/L	0.007272	0.02929	mg/L	0.007272	24.83%
Na 330.237†	30.1	0.1704	mg/L	0.41100	0.1704	mg/L	0.41100	241.14%
Ni 231.604†	-4.6	-0.00448	mg/L	0.002124	-0.00448	mg/L	0.002124	47.41%
Pb 220.353†	-69.3	0.02184	mg/L	0.001293	0.02184	mg/L	0.001293	5.92%
Sb 206.836†	22.7	0.00866	mg/L	0.004410	0.00866	mg/L	0.004410	50.93%
Se 196.026†	-64.8	-0.05724	mg/L	0.009691	-0.05724	mg/L	0.009691	16.93%
Si 288.158†	17.6	0.01833	mg/L	0.005671	0.01833	mg/L	0.005671	30.95%
Sn 189.927†	-65.3	-0.01896	mg/L	0.001465	-0.01896	mg/L	0.001465	7.73%
Sr 421.552†	783.0	0.00130	mg/L	0.000014	0.00130	mg/L	0.000014	1.09%
Ti 334.903†	107.8	0.00560	mg/L	0.000191	0.00560	mg/L	0.000191	3.41%
Tl 190.801†	-29.7	-0.04237	mg/L	0.008308	-0.04237	mg/L	0.008308	19.61%
V 292.402†	609.4	0.00313	mg/L	0.000047	0.00313	mg/L	0.000047	1.51%
Zn 206.200†	-1.7	-0.00819	mg/L	0.007570	-0.00819	mg/L	0.007570	92.40%

Sequence No.: 5
Sample ID: ICSAB 222222
Analyst:
Initial Sample Wt: PBW 10.9
Dilution: 1X

Autosampler Location: 10
Date Collected: 10/9/2006 12:17:05 PM
Data Type: Original
Initial Sample Vol:
Sample Prep Vol:

Nebulizer Parameters: ICSAB

Analyte	Back Pressure	Flow
All	180.0 kPa	0.50 L/min

Mean Data: ICSAB

Analyte	Mean Corrected Intensity	Calib Conc.	Calib Units	Std.Dev.	Sample Conc.	Sample Units	Std.Dev.	RSD
ScA 357.253	1012005.2	94.46	%	0.339				0.36%
ScR 361.383	129029.9	101.3	%	0.63				0.62%
Ag 328.068†	254207.9	1.056	mg/L	0.0022	1.056	mg/L	0.0022	0.21%
Al 308.215†	209830.1	199.9	mg/L	0.24	199.9	mg/L	0.24	0.12%
As 188.979†	611.6	1.050	mg/L	0.0022	1.050	mg/L	0.0022	0.21%
B 249.677†	-3.8	0.00016	mg/L	0.001445	0.00016	mg/L	0.001445	896.02%
Ba 233.527†	1731.5	1.018	mg/L	0.0050	1.018	mg/L	0.0050	0.49%
Be 313.042†	453202.9	1.046	mg/L	0.0014	1.046	mg/L	0.0014	0.13%
Ca 317.933†	1228967.2	99.44	mg/L	0.174	99.44	mg/L	0.174	0.18%
Cd 228.802†	23397.3	1.038	mg/L	0.0011	1.038	mg/L	0.0011	0.11%
Co 228.616†	22699.1	0.9594	mg/L	0.00064	0.9594	mg/L	0.00064	0.07%
Cr 267.716†	4858.8	1.007	mg/L	0.0026	1.007	mg/L	0.0026	0.26%
Cu 324.752†	240165.1	1.116	mg/L	0.0016	1.116	mg/L	0.0016	0.15%
Fe 273.955†	119196.2	207.2	mg/L	1.06	207.2	mg/L	1.06	0.51%
K 766.490†	-28.0	-0.02256	mg/L	0.013492	-0.02256	mg/L	0.013492	59.82%
Mg 279.077†	84836.0	101.2	mg/L	0.36	101.2	mg/L	0.36	0.36%
Mn 257.610†	15883.1	1.027	mg/L	0.0025	1.027	mg/L	0.0025	0.24%
Mo 202.031†	35.1	0.00271	mg/L	0.000316	0.00271	mg/L	0.000316	11.65%
Na 589.592†	110.8	0.02207	mg/L	0.003946	0.02207	mg/L	0.003946	17.88%
Na 330.237†	36.5	0.1510	mg/L	0.20003	0.1510	mg/L	0.20003	132.50%
Ni 231.604†	1021.2	1.004	mg/L	0.0033	1.004	mg/L	0.0033	0.33%
Pb 220.353†	5067.5	1.006	mg/L	0.0042	1.006	mg/L	0.0042	0.41%
Sb 206.836†	869.7	1.114	mg/L	0.0083	1.114	mg/L	0.0083	0.74%
Se 196.026†	770.9	0.9894	mg/L	0.00764	0.9894	mg/L	0.00764	0.77%
Si 288.158†	18.4	0.02119	mg/L	0.004959	0.02119	mg/L	0.004959	23.40%
Sn 189.927†	-69.2	-0.01833	mg/L	0.002012	-0.01833	mg/L	0.002012	10.98%
Sr 421.552†	997.9	0.00166	mg/L	0.000008	0.00166	mg/L	0.000008	0.46%
Ti 334.903†	102.0	0.00509	mg/L	0.000255	0.00509	mg/L	0.000255	5.02%
Tl 190.801†	650.7	0.9209	mg/L	0.00844	0.9209	mg/L	0.00844	0.92%
V 292.402†	206088.5	1.028	mg/L	0.0018	1.028	mg/L	0.0018	0.18%
Zn 206.200†	359.9	0.9954	mg/L	0.00371	0.9954	mg/L	0.00371	0.37%

Sequence No.: 6
Sample ID: CV
Analyst:
Initial Sample Wt:
Dilution: 1X

Autosampler Location: 7
Date Collected: 10/9/2006 12:23:31 PM
Data Type: Original
Initial Sample Vol:
Sample Prep Vol:

Nebulizer Parameters: CV

Analyte	Back Pressure	Flow
All	180.0 kPa	0.50 L/min

Mean Data: CV

Analyte	Mean Corrected Intensity	Calib Conc.	Calib Units	Calib Std.Dev.	Sample Conc.	Sample Units	Sample Std.Dev.	RSD
ScA 357.253	1049119.4	97.93	%	0.825				0.84%
ScR 361.383	131410.2	103.1	%	0.42				0.41%
Ag 328.068†	234922.8	0.9671	mg/L	0.01076	0.9671	mg/L	0.01076	1.11%
Al 308.215†	2054.0	1.921	mg/L	0.0022	1.921	mg/L	0.0022	0.12%
As 188.979†	1131.7	1.982	mg/L	0.0124	1.982	mg/L	0.0124	0.63%
B 249.677†	2057.1	0.9637	mg/L	0.00531	0.9637	mg/L	0.00531	0.55%
Ba 233.527†	1649.2	0.9836	mg/L	0.00231	0.9836	mg/L	0.00231	0.24%
Be 313.042†	431182.6	0.9951	mg/L	0.00391	0.9951	mg/L	0.00391	0.39%
Ca 317.933†	24639.0	1.994	mg/L	0.0083	1.994	mg/L	0.0083	0.42%
Cd 228.802†	22866.6	1.013	mg/L	0.0100	1.013	mg/L	0.0100	0.99%
Co 228.616†	23049.2	0.9735	mg/L	0.00623	0.9735	mg/L	0.00623	0.64%
Cr 267.716†	4608.7	0.9625	mg/L	0.00016	0.9625	mg/L	0.00016	0.02%
Cu 324.752†	230467.0	1.051	mg/L	0.0125	1.051	mg/L	0.0125	1.19%
Fe 273.955†	1194.7	2.074	mg/L	0.0072	2.074	mg/L	0.0072	0.35%
K 766.490†	24157.4	19.48	mg/L	0.117	19.48	mg/L	0.117	0.60%
Mg 279.077†	1653.3	1.979	mg/L	0.0068	1.979	mg/L	0.0068	0.34%
Mn 257.610†	15030.5	0.9760	mg/L	0.00395	0.9760	mg/L	0.00395	0.40%
Mo 202.031†	7119.2	0.9905	mg/L	0.00502	0.9905	mg/L	0.00502	0.51%
Na 589.592†	255577.2	50.89	mg/L	0.481	50.89	mg/L	0.481	0.94%
Na 330.237†	1308.1	50.57	mg/L	0.140	50.57	mg/L	0.140	0.28%
Ni 231.604†	1017.0	1.000	mg/L	0.0030	1.000	mg/L	0.0030	0.30%
Pb 220.353†	10308.9	1.973	mg/L	0.0248	1.973	mg/L	0.0248	1.26%
Sb 206.836†	1659.2	2.191	mg/L	0.0110	2.191	mg/L	0.0110	0.50%
Se 196.026†	1577.2	1.975	mg/L	0.0100	1.975	mg/L	0.0100	0.50%
Si 288.158†	2019.0	2.099	mg/L	0.0097	2.099	mg/L	0.0097	0.46%
Sn 189.927†	2321.9	0.9328	mg/L	0.00557	0.9328	mg/L	0.00557	0.60%
Sr 421.552†	593580.0	0.9865	mg/L	0.00083	0.9865	mg/L	0.00083	0.08%
Ti 334.903†	19010.8	0.9875	mg/L	0.00301	0.9875	mg/L	0.00301	0.30%
Tl 190.801†	1361.2	1.936	mg/L	0.0153	1.936	mg/L	0.0153	0.79%
V 292.402†	196191.6	0.9789	mg/L	0.01132	0.9789	mg/L	0.01132	1.16%
Zn 206.200†	373.7	1.037	mg/L	0.0026	1.037	mg/L	0.0026	0.25%

Sequence No.: 7
Sample ID: CB \
Analyst:
Initial Sample Wt:
Dilution: 1X

Autosampler Location: 1
Date Collected: 10/9/2006 12:30:11 PM
Data Type: Original
Initial Sample Vol:
Sample Prep Vol:

Nebulizer Parameters: CB

Analyte	Back Pressure	Flow
All	181.0 kPa	0.50 L/min

Mean Data: CB

Analyte	Mean Corrected Intensity	Calib Conc.	Calib Units	Std.Dev.	Sample Conc.	Sample Units	Std.Dev.	RSD
ScA 357.253	1064979.2	99.41	%	0.993				1.00%
ScR 361.383	130557.9	102.5	%	0.65				0.64%
Ag 328.068†	-36.9	-0.00015	mg/L	0.000179	-0.00015	mg/L	0.000179	118.45%
Al 308.215†	-3.8	-0.00368	mg/L	0.004443	-0.00368	mg/L	0.004443	120.89%
As 188.979†	3.2	0.00561	mg/L	0.003116	0.00561	mg/L	0.003116	55.58%
B 249.677†	17.0	0.00795	mg/L	0.002851	0.00795	mg/L	0.002851	35.85%
Ba 233.527†	-0.7	-0.00039	mg/L	0.000917	-0.00039	mg/L	0.000917	234.93%
Be 313.042†	23.9	0.00006	mg/L	0.000044	0.00006	mg/L	0.000044	80.83%
Ca 317.933†	9.4	0.00076	mg/L	0.002350	0.00076	mg/L	0.002350	310.26%
Cd 228.802†	0.4	0.00001	mg/L	0.000023	0.00001	mg/L	0.000023	251.53%
Co 228.616†	2.5	0.00010	mg/L	0.000146	0.00010	mg/L	0.000146	140.47%
Cr 267.716†	3.3	0.00070	mg/L	0.000455	0.00070	mg/L	0.000455	64.92%
Cu 324.752†	473.3	0.00216	mg/L	0.000051	0.00216	mg/L	0.000051	2.38%
Fe 273.955†	8.2	0.01428	mg/L	0.001660	0.01428	mg/L	0.001660	11.62%
K 766.490†	-24.2	-0.01954	mg/L	0.018623	-0.01954	mg/L	0.018623	95.33%
Mg 279.077†	-2.8	-0.00338	mg/L	0.000656	-0.00338	mg/L	0.000656	19.42%
Mn 257.610†	-6.8	-0.00044	mg/L	0.000210	-0.00044	mg/L	0.000210	47.46%
Mo 202.031†	2.5	0.00034	mg/L	0.000214	0.00034	mg/L	0.000214	62.60%
Na 589.592†	66.0	0.01314	mg/L	0.001899	0.01314	mg/L	0.001899	14.45%
Na 330.237†	15.1	0.5840	mg/L	0.24695	0.5840	mg/L	0.24695	42.28%
Ni 231.604†	-3.0	-0.00294	mg/L	0.001336	-0.00294	mg/L	0.001336	45.46%
Pb 220.353†	0.9	0.00016	mg/L	0.000651	0.00016	mg/L	0.000651	399.19%
Sb 206.836†	-2.1	-0.00275	mg/L	0.002512	-0.00275	mg/L	0.002512	91.26%
Se 196.026†	3.6	0.00457	mg/L	0.006530	0.00457	mg/L	0.006530	143.03%
Si 288.158†	2.7	0.00285	mg/L	0.002690	0.00285	mg/L	0.002690	94.27%
Sn 189.927†	7.4	0.00295	mg/L	0.001046	0.00295	mg/L	0.001046	35.42%
Sr 421.552†	24.6	0.00004	mg/L	0.000012	0.00004	mg/L	0.000012	30.19%
Ti 334.903†	10.9	0.00057	mg/L	0.000172	0.00057	mg/L	0.000172	30.49%
Tl 190.801†	0.1	0.00011	mg/L	0.000717	0.00011	mg/L	0.000717	679.40%
V 292.402†	14.7	0.00008	mg/L	0.000057	0.00008	mg/L	0.000057	73.59%
Zn 206.200†	1.4	0.00392	mg/L	0.001951	0.00392	mg/L	0.001951	49.71%

Analysis Begun

Start Time: 10/9/2006 12:35:48 PM
Logged In Analyst: metals
Spectrometer Model: Optima 4300 DV, S/N 077N0060101
Plasma On Time: 10/9/2006 9:28:29 AM
Technique: ICP Continuous
Autosampler Model: AS-93plus

Sample Information File: C:\pe\Administrator\Sample Information\CRISET.sif
Batch ID:
Results Data Set: PE061009
Results Library: C:\pe\Administrator\Results\Results.mdb

Sequence No.: 8
Sample ID: Calib Blank 1
Analyst:
Initial Sample Wt:
Dilution:
Autosampler Location:
Date Collected: 10/9/2006 12:35:48 PM
Data Type: Original
Initial Sample Vol:
Sample Prep Vol:

Nebulizer Parameters: Calib Blank 1

Analyte	Back Pressure	Flow
All	181.0 kPa	0.50 L/min

Mean Data: Calib Blank 1

Analyte	Mean Corrected Intensity	Std.Dev.	RSD	Conc.	Calib Units
ScA 357.253	1061757.6	3571.97	0.34%	99.11	%
ScR 361.383	130232.9	409.91	0.31%	102.2	%
Ag 328.068†	56.0	24.11	43.08%	[0.00]	mg/L
Al 308.215†	-76.6	3.20	4.17%	[0.00]	mg/L
As 188.979†	16.4	2.20	13.41%	[0.00]	mg/L
B 249.677†	10.5	2.75	26.12%	[0.00]	mg/L
Ba 233.527†	10.1	1.62	16.00%	[0.00]	mg/L
Be 313.042†	818.9	21.18	2.59%	[0.00]	mg/L
Ca 317.933†	39.7	18.21	45.86%	[0.00]	mg/L
Cd 228.802†	73.0	1.19	1.63%	[0.00]	mg/L
Co 228.616†	30.5	5.06	16.61%	[0.00]	mg/L
Cr 267.716†	-11.4	1.95	17.11%	[0.00]	mg/L
Cu 324.752†	3098.4	41.13	1.33%	[0.00]	mg/L
Fe 273.955†	-2.8	1.49	52.32%	[0.00]	mg/L
K 766.490†	1284.2	7.87	0.61%	[0.00]	mg/L
Mg 279.077†	-195.2	6.57	3.36%	[0.00]	mg/L
Mn 257.610†	31.4	2.86	9.11%	[0.00]	mg/L
Mo 202.031†	-1.5	1.14	74.24%	[0.00]	mg/L
Na 589.592†	-44.8	9.09	20.29%	[0.00]	mg/L
Na 330.237†	-99.4	6.13	6.17%	[0.00]	mg/L
Ni 231.604†	-7.4	2.82	37.97%	[0.00]	mg/L
Pb 220.353†	102.3	3.45	3.37%	[0.00]	mg/L
Sb 206.836†	10.4	0.83	8.02%	[0.00]	mg/L
Se 196.026†	-37.3	4.49	12.04%	[0.00]	mg/L
Si 288.158†	23.9	3.33	13.93%	[0.00]	mg/L
Sn 189.927†	5.3	2.86	53.53%	[0.00]	mg/L
Sr 421.552†	149.8	35.92	23.98%	[0.00]	mg/L
Ti 334.903†	-193.1	14.96	7.75%	[0.00]	mg/L
Tl 190.801†	-7.4	1.10	14.90%	[0.00]	mg/L
V 292.402†	45.3	35.23	77.77%	[0.00]	mg/L
Zn 206.200†	-1.5	0.48	32.04%	[0.00]	mg/L

Analysis Begun

Start Time: 10/9/2006 12:40:33 PM
Plasma On Time: 10/9/2006 9:28:29 AM
Logged In Analyst: metals
Technique: ICP Continuous
Spectrometer Model: Optima 4300 DV, S/N 077N0060101Autosampler Model: AS-93plus

Sample Information File: C:\pe\Administrator\Sample Information\CRISET.sif
Batch ID:
Results Data Set: PE061009
Results Library: C:\pe\Administrator\Results\Results.mdb

Sequence No.: 1
Sample ID: CV 7
Analyst:
Initial Sample Wt:
Dilution: 1X
Autosampler Location: 7
Date Collected: 10/9/2006 12:40:33 PM
Data Type: Original
Initial Sample Vol:
Sample Prep Vol:

Nebulizer Parameters: CV

Analyte	Back Pressure	Flow
All	181.0 kPa	0.50 L/min

Mean Data: CV

Analyte	Mean Corrected Intensity	Calib Conc.	Calib Units	Std.Dev.	Sample Conc.	Sample Units	Std.Dev.	RSD
ScA 357.253	1052798.7	98.27	%	0.827				0.84%
ScR 361.383	130935.1	102.8	%	0.55				0.54%
Ag 328.068†	234483.0	0.9653	mg/L	0.01233	0.9653	mg/L	0.01233	1.28%
Al 308.215†	2064.7	1.931	mg/L	0.0118	1.931	mg/L	0.0118	0.61%
As 188.979†	1115.8	1.954	mg/L	0.0120	1.954	mg/L	0.0120	0.61%
B 249.677†	2053.6	0.9621	mg/L	0.00406	0.9621	mg/L	0.00406	0.42%
Ba 233.527†	1656.5	0.9879	mg/L	0.00522	0.9879	mg/L	0.00522	0.53%
Be 313.042†	431268.6	0.9953	mg/L	0.00353	0.9953	mg/L	0.00353	0.35%
Ca 317.933†	25062.8	2.028	mg/L	0.0147	2.028	mg/L	0.0147	0.73%
Cd 228.802†	22781.5	1.009	mg/L	0.0162	1.009	mg/L	0.0162	1.61%
Co 228.616†	22858.9	0.9654	mg/L	0.01411	0.9654	mg/L	0.01411	1.46%
Cr 267.716†	4630.7	0.9671	mg/L	0.00369	0.9671	mg/L	0.00369	0.38%
Cu 324.752†	229697.1	1.047	mg/L	0.0137	1.047	mg/L	0.0137	1.31%
Fe 273.955†	1191.8	2.069	mg/L	0.0029	2.069	mg/L	0.0029	0.14%
K 766.490†	24433.1	19.70	mg/L	0.090	19.70	mg/L	0.090	0.46%
Mg 279.077†	1659.7	1.986	mg/L	0.0017	1.986	mg/L	0.0017	0.08%
Mn 257.610†	15279.1	0.9921	mg/L	0.00565	0.9921	mg/L	0.00565	0.57%
Mo 202.031†	7109.5	0.9891	mg/L	0.01081	0.9891	mg/L	0.01081	1.09%
Na 589.592†	254310.7	50.64	mg/L	0.259	50.64	mg/L	0.259	0.51%
Na 330.237†	1299.3	50.23	mg/L	0.288	50.23	mg/L	0.288	0.57%
Ni 231.604†	1022.5	1.005	mg/L	0.0034	1.005	mg/L	0.0034	0.34%
Pb 220.353†	10332.8	1.977	mg/L	0.0211	1.977	mg/L	0.0211	1.07%
Sb 206.836†	1670.6	2.206	mg/L	0.0214	2.206	mg/L	0.0214	0.97%
Se 196.026†	1579.1	1.978	mg/L	0.0222	1.978	mg/L	0.0222	1.12%
Si 288.158†	2018.2	2.098	mg/L	0.0048	2.098	mg/L	0.0048	0.23%
Sn 189.927†	2320.0	0.9321	mg/L	0.00870	0.9321	mg/L	0.00870	0.93%
Sr 421.552†	593689.1	0.9867	mg/L	0.00390	0.9867	mg/L	0.00390	0.40%
Ti 334.903†	19323.4	1.004	mg/L	0.0061	1.004	mg/L	0.0061	0.61%
Tl 190.801†	1357.6	1.931	mg/L	0.0171	1.931	mg/L	0.0171	0.89%
V 292.402†	195871.9	0.9773	mg/L	0.01243	0.9773	mg/L	0.01243	1.27%
Zn 206.200†	375.0	1.041	mg/L	0.0104	1.041	mg/L	0.0104	1.00%

Sequence No.: 2
Sample ID: CB 2
Analyst:
Initial Sample Wt:
Dilution: 1X

Autosampler Location: 1
Date Collected: 10/9/2006 12:47:13 PM
Data Type: Original
Initial Sample Vol:
Sample Prep Vol:

Nebulizer Parameters: CB

Analyte	Back Pressure	Flow
All	181.0 kPa	0.50 L/min

Mean Data: CB

Analyte	Mean Corrected Intensity	Calib Conc.	Calib Units	Std.Dev.	Sample Conc.	Sample Units	Std.Dev.	RSD
ScA 357.253	1057721.2	98.73	%	0.341				0.35%
ScR 361.383	130006.0	102.0	%	0.18				0.18%
Ag 328.068†	-19.9	-0.00008	mg/L	0.000057	-0.00008	mg/L	0.000057	69.38%
Al 308.215†	8.4	0.00798	mg/L	0.005212	0.00798	mg/L	0.005212	65.29%
As 188.979†	-2.1	-0.00362	mg/L	0.001474	-0.00362	mg/L	0.001474	40.74%
B 249.677†	6.5	0.00302	mg/L	0.000690	0.00302	mg/L	0.000690	22.83%
Ba 233.527†	-2.0	-0.00120	mg/L	0.001254	-0.00120	mg/L	0.001254	104.39%
Be 313.042†	4.8	0.00001	mg/L	0.000033	0.00001	mg/L	0.000033	296.44%
Ca 317.933†	-13.5	-0.00109	mg/L	0.002211	-0.00109	mg/L	0.002211	202.20%
Cd 228.802†	-1.4	-0.00006	mg/L	0.000204	-0.00006	mg/L	0.000204	350.79%
Co 228.616†	2.3	0.00010	mg/L	0.000147	0.00010	mg/L	0.000147	150.05%
Cr 267.716†	-3.8	-0.00080	mg/L	0.000542	-0.00080	mg/L	0.000542	67.83%
Cu 324.752†	-3.1	-0.00001	mg/L	0.000169	-0.00001	mg/L	0.000169	>999.9%
Fe 273.955†	-0.9	-0.00156	mg/L	0.000739	-0.00156	mg/L	0.000739	47.50%
K 766.490†	41.2	0.03322	mg/L	0.041672	0.03322	mg/L	0.041672	125.44%
Mg 279.077†	2.4	0.00287	mg/L	0.003448	0.00287	mg/L	0.003448	120.34%
Mn 257.610†	3.2	0.00021	mg/L	0.000103	0.00021	mg/L	0.000103	50.19%
Mo 202.031†	0.2	0.00003	mg/L	0.000233	0.00003	mg/L	0.000233	717.42%
Na 589.592†	104.6	0.02082	mg/L	0.001590	0.02082	mg/L	0.001590	7.64%
Na 330.237†	-6.7	-0.2584	mg/L	0.23021	-0.2584	mg/L	0.23021	89.08%
Ni 231.604†	-3.4	-0.00334	mg/L	0.002670	-0.00334	mg/L	0.002670	79.91%
Pb 220.353†	0.1	0.00001	mg/L	0.000569	0.00001	mg/L	0.000569	>999.9%
Sb 206.836†	1.1	0.00146	mg/L	0.001315	0.00146	mg/L	0.001315	90.03%
Se 196.026†	4.7	0.00594	mg/L	0.005298	0.00594	mg/L	0.005298	89.22%
Si 288.158†	2.1	0.00215	mg/L	0.001925	0.00215	mg/L	0.001925	89.44%
Sn 189.927†	2.7	0.00110	mg/L	0.000510	0.00110	mg/L	0.000510	46.51%
Sr 421.552†	7.6	0.00001	mg/L	0.000010	0.00001	mg/L	0.000010	78.09%
Ti 334.903†	15.3	0.00080	mg/L	0.000530	0.00080	mg/L	0.000530	66.59%
Tl 190.801†	-0.6	-0.00089	mg/L	0.002751	-0.00089	mg/L	0.002751	309.17%
V 292.402†	-3.1	-0.00002	mg/L	0.000052	-0.00002	mg/L	0.000052	243.89%
Zn 206.200†	-0.4	-0.00103	mg/L	0.003727	-0.00103	mg/L	0.003727	360.21%

Sequence No.: 3
Sample ID: CRI
Analyst:
Initial Sample Wt:
Dilution: 1X

Autosampler Location: 8
Date Collected: 10/9/2006 12:53:36 PM
Data Type: Original
Initial Sample Vol:
Sample Prep Vol:

Nebulizer Parameters: CRI

Analyte	Back Pressure	Flow
All	181.0 kPa	0.50 L/min

Mean Data: CRI

Analyte	Mean Corrected Intensity	Calib Conc.	Calib Units	Calib Std.Dev.	Sample Conc.	Sample Units	Sample Std.Dev.	RSD
ScA 357.253	1058863.1	98.84	%	1.382				1.40%
ScR 361.383	128198.6	100.6	%	0.58				0.58%
Ag 328.068†	699.7	0.00288	mg/L	0.000071	0.00288	mg/L	0.000071	2.47%
Al 308.215†	56.0	0.05322	mg/L	0.002192	0.05322	mg/L	0.002192	4.12%
As 188.979†	28.1	0.04928	mg/L	0.004683	0.04928	mg/L	0.004683	9.50%
B 249.677†	45.6	0.02131	mg/L	0.001194	0.02131	mg/L	0.001194	5.60%
Ba 233.527†	4.5	0.00270	mg/L	0.001378	0.00270	mg/L	0.001378	50.97%
Be 313.042†	458.9	0.00106	mg/L	0.000035	0.00106	mg/L	0.000035	3.32%
Ca 317.933†	692.2	0.05601	mg/L	0.002203	0.05601	mg/L	0.002203	3.93%
Cd 228.802†	45.7	0.00196	mg/L	0.000039	0.00196	mg/L	0.000039	2.00%
Co 228.616†	76.6	0.00323	mg/L	0.000218	0.00323	mg/L	0.000218	6.76%
Cr 267.716†	17.9	0.00373	mg/L	0.000733	0.00373	mg/L	0.000733	19.62%
Cu 324.752†	396.6	0.00181	mg/L	0.000358	0.00181	mg/L	0.000358	19.76%
Fe 273.955†	31.2	0.05424	mg/L	0.002140	0.05424	mg/L	0.002140	3.94%
K 766.490†	677.5	0.5463	mg/L	0.02175	0.5463	mg/L	0.02175	3.98%
Mg 279.077†	45.4	0.05426	mg/L	0.003154	0.05426	mg/L	0.003154	5.81%
Mn 257.610†	22.7	0.00147	mg/L	0.000209	0.00147	mg/L	0.000209	14.14%
Mo 202.031†	38.0	0.00529	mg/L	0.000100	0.00529	mg/L	0.000100	1.89%
Na 589.592†	2705.3	0.5387	mg/L	0.00504	0.5387	mg/L	0.00504	0.94%
Na 330.237†	9.7	0.3740	mg/L	0.39427	0.3740	mg/L	0.39427	105.41%
Ni 231.604†	10.2	0.01007	mg/L	0.000760	0.01007	mg/L	0.000760	7.55%
Pb 220.353†	104.6	0.02002	mg/L	0.000090	0.02002	mg/L	0.000090	0.45%
Sb 206.836†	44.6	0.05902	mg/L	0.004188	0.05902	mg/L	0.004188	7.10%
Se 196.026†	45.2	0.05669	mg/L	0.006197	0.05669	mg/L	0.006197	10.93%
Si 288.158†	83.3	0.08655	mg/L	0.003971	0.08655	mg/L	0.003971	4.59%
Sn 189.927†	25.8	0.01042	mg/L	0.001480	0.01042	mg/L	0.001480	14.20%
Sr 421.552†	670.6	0.00111	mg/L	0.000067	0.00111	mg/L	0.000067	6.02%
Ti 334.903†	115.1	0.00598	mg/L	0.000492	0.00598	mg/L	0.000492	8.22%
Tl 190.801†	34.4	0.04899	mg/L	0.002372	0.04899	mg/L	0.002372	4.84%
V 292.402†	612.5	0.00306	mg/L	0.000106	0.00306	mg/L	0.000106	3.46%
Zn 206.200†	3.8	0.01053	mg/L	0.003925	0.01053	mg/L	0.003925	37.28%

Sequence No.: 4
Sample ID: ICSA
Analyst:
Initial Sample Wt:
Dilution: 1X

Autosampler Location: 9
Date Collected: 10/9/2006 12:59:57 PM
Data Type: Original
Initial Sample Vol:
Sample Prep Vol:

Nebulizer Parameters: ICSA

Analyte	Back Pressure	Flow
All	181.0 kPa	0.50 L/min

Mean Data: ICSA

Analyte	Mean Corrected Intensity	Calib Conc.	Calib Units	Std.Dev.	Sample Conc.	Sample Units	Std.Dev.	RSD
ScA 357.253	1007458.2	94.04	%	0.362				0.38%
ScR 361.383	127190.9	99.82	%	0.795				0.80%
Ag 328.068†	-2290.0	0.00045	mg/L	0.000128	0.00045	mg/L	0.000128	28.38%
Al 308.215†	208939.0	199.1	mg/L	0.25	199.1	mg/L	0.25	0.13%
As 188.979†	19.6	0.01150	mg/L	0.003121	0.01150	mg/L	0.003121	27.13%
B 249.677†	-10.4	-0.00479	mg/L	0.000389	-0.00479	mg/L	0.000389	8.12%
Ba 233.527†	26.2	0.00092	mg/L	0.000587	0.00092	mg/L	0.000587	63.72%
Be 313.042†	1.4	0.00000	mg/L	0.000023	0.00000	mg/L	0.000023	>999.9%
Ca 317.933†	1223612.0	99.01	mg/L	0.073	99.01	mg/L	0.073	0.07%
Cd 228.802†	25.3	0.00108	mg/L	0.000232	0.00108	mg/L	0.000232	21.59%
Co 228.616†	2.8	-0.00053	mg/L	0.000479	-0.00053	mg/L	0.000479	90.68%
Cr 267.716†	69.4	0.00631	mg/L	0.000564	0.00631	mg/L	0.000564	8.94%
Cu 324.752†	-3483.7	0.00406	mg/L	0.000143	0.00406	mg/L	0.000143	3.51%
Fe 273.955†	119098.8	207.0	mg/L	0.11	207.0	mg/L	0.11	0.05%
K 766.490†	-20.3	-0.01634	mg/L	0.020847	-0.01634	mg/L	0.020847	127.57%
Mg 279.077†	83859.3	100.0	mg/L	0.03	100.0	mg/L	0.03	0.03%
Mn 257.610†	55.3	-0.00062	mg/L	0.000126	-0.00062	mg/L	0.000126	20.45%
Mo 202.031†	31.1	0.00218	mg/L	0.000403	0.00218	mg/L	0.000403	18.53%
Na 589.592†	144.4	0.02875	mg/L	0.001834	0.02875	mg/L	0.001834	6.38%
Na 330.237†	19.4	-0.2543	mg/L	0.16274	-0.2543	mg/L	0.16274	64.00%
Ni 231.604†	-3.4	-0.00328	mg/L	0.002343	-0.00328	mg/L	0.002343	71.37%
Pb 220.353†	-70.8	0.02185	mg/L	0.000878	0.02185	mg/L	0.000878	4.02%
Sb 206.836†	17.9	0.00184	mg/L	0.003251	0.00184	mg/L	0.003251	176.61%
Se 196.026†	-56.0	-0.04555	mg/L	0.008082	-0.04555	mg/L	0.008082	17.74%
Si 288.158†	18.2	0.01890	mg/L	0.003650	0.01890	mg/L	0.003650	19.31%
Sn 189.927†	-63.5	-0.01821	mg/L	0.002203	-0.01821	mg/L	0.002203	12.10%
Sr 421.552†	759.1	0.00126	mg/L	0.000037	0.00126	mg/L	0.000037	2.92%
Ti 334.903†	113.6	0.00590	mg/L	0.000571	0.00590	mg/L	0.000571	9.67%
Tl 190.801†	-23.8	-0.03393	mg/L	0.008524	-0.03393	mg/L	0.008524	25.12%
V 292.402†	620.6	0.00318	mg/L	0.000031	0.00318	mg/L	0.000031	0.97%
Zn 206.200†	-2.3	-0.01017	mg/L	0.001708	-0.01017	mg/L	0.001708	16.80%

Sequence No.: 5
Sample ID: ICSAB
Analyst:
Initial Sample Wt:
Dilution: 1X

Autosampler Location: 10
Date Collected: 10/9/2006 1:06:36 PM
Data Type: Original
Initial Sample Vol:
Sample Prep Vol:

Nebulizer Parameters: ICSAB

Analyte	Back Pressure	Flow
All	181.0 kPa	0.50 L/min

Mean Data: ICSAB

Analyte	Mean Corrected Intensity	Calib Conc.	Calib Units	Calib Std.Dev.	Sample Conc.	Sample Units	Sample Std.Dev.	RSD
ScA 357.253	1015274.2	94.77	%	0.207				0.22%
ScR 361.383	129045.6	101.3	%	0.42				0.41%
Ag 328.068†	253450.7	1.053	mg/L	0.0022	1.053	mg/L	0.0022	0.21%
Al 308.215†	210237.3	200.3	mg/L	1.18	200.3	mg/L	1.18	0.59%
As 188.979†	597.6	1.025	mg/L	0.0063	1.025	mg/L	0.0063	0.62%
B 249.677†	-13.0	-0.00412	mg/L	0.001301	-0.00412	mg/L	0.001301	31.55%
Ba 233.527†	1725.5	1.014	mg/L	0.0054	1.014	mg/L	0.0054	0.54%
Be 313.042†	455933.0	1.052	mg/L	0.0075	1.052	mg/L	0.0075	0.71%
Ca 317.933†	1237543.7	100.1	mg/L	0.72	100.1	mg/L	0.72	0.72%
Cd 228.802†	23173.2	1.028	mg/L	0.0008	1.028	mg/L	0.0008	0.08%
Co 228.616†	22381.3	0.9459	mg/L	0.00079	0.9459	mg/L	0.00079	0.08%
Cr 267.716†	4852.0	1.006	mg/L	0.0036	1.006	mg/L	0.0036	0.36%
Cu 324.752†	239684.0	1.114	mg/L	0.0026	1.114	mg/L	0.0026	0.23%
Fe 273.955†	120823.1	210.0	mg/L	1.58	210.0	mg/L	1.58	0.75%
K 766.490†	-12.1	-0.00974	mg/L	0.027129	-0.00974	mg/L	0.027129	278.40%
Mg 279.077†	84109.1	100.3	mg/L	0.55	100.3	mg/L	0.55	0.55%
Mn 257.610†	15942.5	1.031	mg/L	0.0035	1.031	mg/L	0.0035	0.34%
Mo 202.031†	28.6	0.00183	mg/L	0.000222	0.00183	mg/L	0.000222	12.13%
Na 589.592†	113.4	0.02258	mg/L	0.005599	0.02258	mg/L	0.005599	24.80%
Na 330.237†	25.2	-0.2929	mg/L	0.18636	-0.2929	mg/L	0.18636	63.63%
Ni 231.604†	1018.6	1.001	mg/L	0.0059	1.001	mg/L	0.0059	0.59%
Pb 220.353†	5061.1	1.004	mg/L	0.0009	1.004	mg/L	0.0009	0.09%
Sb 206.836†	876.6	1.123	mg/L	0.0038	1.123	mg/L	0.0038	0.34%
Se 196.026†	762.1	0.9787	mg/L	0.00809	0.9787	mg/L	0.00809	0.83%
Si 288.158†	14.9	0.01762	mg/L	0.003519	0.01762	mg/L	0.003519	19.97%
Sn 189.927†	-66.0	-0.01698	mg/L	0.000553	-0.01698	mg/L	0.000553	3.25%
Sr 421.552†	966.1	0.00161	mg/L	0.000089	0.00161	mg/L	0.000089	5.57%
Ti 334.903†	128.8	0.00648	mg/L	0.000375	0.00648	mg/L	0.000375	5.79%
Tl 190.801†	648.2	0.9173	mg/L	0.00632	0.9173	mg/L	0.00632	0.69%
V 292.402†	205604.4	1.026	mg/L	0.0028	1.026	mg/L	0.0028	0.27%
Zn 206.200†	360.7	0.9974	mg/L	0.00855	0.9974	mg/L	0.00855	0.86%

Sequence No.: 6
Sample ID: CV
Analyst:
Initial Sample Wt:
Dilution: 1X

Autosampler Location: 7
Date Collected: 10/9/2006 1:13:02 PM
Data Type: Original
Initial Sample Vol:
Sample Prep Vol:

Nebulizer Parameters: CV

Analyte	Back Pressure	Flow
All	181.0 kPa	0.50 L/min

Mean Data: CV

Analyte	Mean Corrected Intensity	Calib Conc.	Calib Units	Calib Std.Dev.	Sample Conc.	Sample Units	Sample Std.Dev.	RSD
ScA 357.253	1049097.1	97.92	%	0.340				0.35%
ScR 361.383	130477.8	102.4	%	0.96				0.94%
Ag 328.068†	235851.1	0.9709	mg/L	0.00239	0.9709	mg/L	0.00239	0.25%
Al 308.215†	2092.7	1.957	mg/L	0.0149	1.957	mg/L	0.0149	0.76%
As 188.979†	1121.8	1.965	mg/L	0.0076	1.965	mg/L	0.0076	0.39%
B 249.677†	2098.8	0.9833	mg/L	0.00587	0.9833	mg/L	0.00587	0.60%
Ba 233.527†	1701.1	1.015	mg/L	0.0067	1.015	mg/L	0.0067	0.66%
Be 313.042†	435445.3	1.005	mg/L	0.0016	1.005	mg/L	0.0016	0.16%
Ca 317.933†	25472.7	2.061	mg/L	0.0172	2.061	mg/L	0.0172	0.83%
Cd 228.802†	22947.2	1.017	mg/L	0.0040	1.017	mg/L	0.0040	0.39%
Co 228.616†	22948.1	0.9692	mg/L	0.00732	0.9692	mg/L	0.00732	0.75%
Cr 267.716†	4729.6	0.9878	mg/L	0.00546	0.9878	mg/L	0.00546	0.55%
Cu 324.752†	231615.2	1.056	mg/L	0.0032	1.056	mg/L	0.0032	0.30%
Fe 273.955†	1232.4	2.140	mg/L	0.0125	2.140	mg/L	0.0125	0.58%
K 766.490†	24685.3	19.91	mg/L	0.266	19.91	mg/L	0.266	1.33%
Mg 279.077†	1685.8	2.017	mg/L	0.0038	2.017	mg/L	0.0038	0.19%
Mn 257.610†	15672.1	1.018	mg/L	0.0094	1.018	mg/L	0.0094	0.92%
Mo 202.031†	7176.8	0.9985	mg/L	0.00179	0.9985	mg/L	0.00179	0.18%
Na 589.592†	255027.8	50.78	mg/L	0.361	50.78	mg/L	0.361	0.71%
Na 330.237†	1319.9	51.02	mg/L	0.202	51.02	mg/L	0.202	0.39%
Ni 231.604†	1046.9	1.029	mg/L	0.0090	1.029	mg/L	0.0090	0.87%
Pb 220.353†	10485.7	2.006	mg/L	0.0020	2.006	mg/L	0.0020	0.10%
Sb 206.836†	1686.0	2.226	mg/L	0.0044	2.226	mg/L	0.0044	0.20%
Se 196.026†	1582.3	1.982	mg/L	0.0070	1.982	mg/L	0.0070	0.36%
Si 288.158†	2061.7	2.143	mg/L	0.0106	2.143	mg/L	0.0106	0.49%
Sn 189.927†	2324.5	0.9339	mg/L	0.00377	0.9339	mg/L	0.00377	0.40%
Sr 421.552†	594834.6	0.9886	mg/L	0.00257	0.9886	mg/L	0.00257	0.26%
Ti 334.903†	19581.7	1.017	mg/L	0.0107	1.017	mg/L	0.0107	1.05%
Tl 190.801†	1368.6	1.946	mg/L	0.0084	1.946	mg/L	0.0084	0.43%
V 292.402†	197299.8	0.9845	mg/L	0.00354	0.9845	mg/L	0.00354	0.36%
Zn 206.200†	389.6	1.081	mg/L	0.0088	1.081	mg/L	0.0088	0.81%

Sequence No.: 7
Sample ID: CB
Analyst:
Initial Sample Wt:
Dilution: 1X

Autosampler Location: 1
Date Collected: 10/9/2006 1:19:40 PM
Data Type: Original
Initial Sample Vol:
Sample Prep Vol:

Nebulizer Parameters: CB

Analyte	Back Pressure	Flow
All	181.0 kPa	0.50 L/min

Mean Data: CB

Analyte	Mean Corrected Intensity	Calib Conc.	Calib Units	Std.Dev.	Sample Conc.	Sample Units	Std.Dev.	RSD
ScA 357.253	1061184.9	99.05	%	0.940				0.95%
ScR 361.383	129716.6	101.8	%	0.34				0.34%
Ag 328.068†	31.6	0.00013	mg/L	0.000211	0.00013	mg/L	0.000211	161.94%
Al 308.215†	8.0	0.00764	mg/L	0.005400	0.00764	mg/L	0.005400	70.71%
As 188.979†	-5.7	-0.00995	mg/L	0.003053	-0.00995	mg/L	0.003053	30.67%
B 249.677†	10.0	0.00466	mg/L	0.000815	0.00466	mg/L	0.000815	17.49%
Ba 233.527†	1.8	0.00110	mg/L	0.000957	0.00110	mg/L	0.000957	87.30%
Be 313.042†	10.7	0.00002	mg/L	0.000032	0.00002	mg/L	0.000032	130.67%
Ca 317.933†	32.5	0.00263	mg/L	0.000811	0.00263	mg/L	0.000811	30.86%
Cd 228.802†	-2.4	-0.00009	mg/L	0.000107	-0.00009	mg/L	0.000107	114.96%
Co 228.616†	-0.7	-0.00003	mg/L	0.000156	-0.00003	mg/L	0.000156	498.71%
Cr 267.716†	-1.9	-0.00040	mg/L	0.000058	-0.00040	mg/L	0.000058	14.69%
Cu 324.752†	51.8	0.00024	mg/L	0.000048	0.00024	mg/L	0.000048	20.33%
Fe 273.955†	2.2	0.00388	mg/L	0.002123	0.00388	mg/L	0.002123	54.76%
K 766.490†	4.5	0.00362	mg/L	0.028637	0.00362	mg/L	0.028637	790.57%
Mg 279.077†	2.4	0.00282	mg/L	0.002971	0.00282	mg/L	0.002971	105.54%
Mn 257.610†	1.8	0.00012	mg/L	0.000039	0.00012	mg/L	0.000039	33.56%
Mo 202.031†	2.6	0.00036	mg/L	0.000134	0.00036	mg/L	0.000134	37.59%
Na 589.592†	53.8	0.01072	mg/L	0.005053	0.01072	mg/L	0.005053	47.14%
Na 330.237†	-7.0	-0.2717	mg/L	0.26064	-0.2717	mg/L	0.26064	95.92%
Ni 231.604†	-0.2	-0.00015	mg/L	0.000773	-0.00015	mg/L	0.000773	504.22%
Pb 220.353†	0.8	0.00016	mg/L	0.000422	0.00016	mg/L	0.000422	269.60%
Sb 206.836†	0.5	0.00065	mg/L	0.001361	0.00065	mg/L	0.001361	208.65%
Se 196.026†	7.0	0.00875	mg/L	0.007655	0.00875	mg/L	0.007655	87.48%
Si 288.158†	-1.3	-0.00139	mg/L	0.002411	-0.00139	mg/L	0.002411	173.00%
Sn 189.927†	3.9	0.00156	mg/L	0.000509	0.00156	mg/L	0.000509	32.61%
Sr 421.552†	-4.9	-0.00001	mg/L	0.000033	-0.00001	mg/L	0.000033	399.81%
Ti 334.903†	24.6	0.00128	mg/L	0.000894	0.00128	mg/L	0.000894	69.85%
Tl 190.801†	0.6	0.00091	mg/L	0.003925	0.00091	mg/L	0.003925	432.84%
V 292.402†	-18.6	-0.00010	mg/L	0.000039	-0.00010	mg/L	0.000039	40.56%
Zn 206.200†	0.5	0.00129	mg/L	0.001895	0.00129	mg/L	0.001895	147.40%

Analysis Begun

Start Time: 10/9/2006 1:24:34 PM
Logged In Analyst: metals
Spectrometer Model: Optima 4300 DV, S/N 077N0060101
Plasma On Time: 10/9/2006 9:28:29 AM
Technique: ICP Continuous
Autosampler Model: AS-93plus

Sample Information File: C:\pe\Administrator\Sample Information\1009A.sif
Batch ID:
Results Data Set: PE061009
Results Library: C:\pe\Administrator\Results\Results.mdb

Sequence No.: 1
Sample ID: JY22 MB1 TWC
Analyst: BLW
Initial Sample Wt:
Dilution: 1X
Autosampler Location: 21
Date Collected: 10/9/2006 1:24:34 PM
Data Type: Original
Initial Sample Vol:
Sample Prep Vol:

Nebulizer Parameters: JY22 MB1 TWC

Analyte	Back Pressure	Flow
All	181.0 kPa	0.50 L/min

Mean Data: JY22 MB1 TWC

Analyte	Mean Corrected Intensity	Calib Conc.	Calib Units	Calib Std.Dev.	Sample Conc.	Sample Units	Sample Std.Dev.	RSD
ScA 357.253	1070786.2	99.95	%	0.388				0.39%
ScR 361.383	129091.3	101.3	%	0.95				0.94%
Ag 328.068†	-33.9	-0.00014	mg/L	0.000167	-0.00014	mg/L	0.000167	119.68%
Al 308.215†	10.8	0.01030	mg/L	0.003615	0.01030	mg/L	0.003615	35.10%
As 188.979†	-0.7	-0.00130	mg/L	0.006241	-0.00130	mg/L	0.006241	481.74%
B 249.677†	2.5	0.00117	mg/L	0.001599	0.00117	mg/L	0.001599	137.13%
Ba 233.527†	-3.1	-0.00185	mg/L	0.001378	-0.00185	mg/L	0.001378	74.43%
Be 313.042†	-14.2	-0.00003	mg/L	0.000039	-0.00003	mg/L	0.000039	119.00%
Ca 317.933†	190.0	0.01538	mg/L	0.000693	0.01538	mg/L	0.000693	4.51%
Cd 228.802†	-4.3	-0.00019	mg/L	0.000108	-0.00019	mg/L	0.000108	56.69%
Co 228.616†	-0.5	-0.00002	mg/L	0.000141	-0.00002	mg/L	0.000141	571.93%
Cr 267.716†	-3.7	-0.00077	mg/L	0.000416	-0.00077	mg/L	0.000416	53.95%
Cu 324.752†	-27.3	-0.00012	mg/L	0.000067	-0.00012	mg/L	0.000067	53.89%
Fe 273.955†	3.2	0.00550	mg/L	0.002858	0.00550	mg/L	0.002858	51.93%
K 766.490†	-10.1	-0.00816	mg/L	0.004129	-0.00816	mg/L	0.004129	50.60%
Mg 279.077†	6.1	0.00733	mg/L	0.004158	0.00733	mg/L	0.004158	56.77%
Mn 257.610†	3.3	0.00021	mg/L	0.000224	0.00021	mg/L	0.000224	105.16%
Mo 202.031†	-1.5	-0.00020	mg/L	0.000231	-0.00020	mg/L	0.000231	113.85%
Na 589.592†	25.2	0.00501	mg/L	0.006349	0.00501	mg/L	0.006349	126.74%
Na 330.237†	-15.1	-0.5838	mg/L	0.28145	-0.5838	mg/L	0.28145	48.21%
Ni 231.604†	1.2	0.00119	mg/L	0.002224	0.00119	mg/L	0.002224	186.91%
Pb 220.353†	-0.1	-0.00001	mg/L	0.000340	-0.00001	mg/L	0.000340	>999.9%
Sb 206.836†	1.1	0.00155	mg/L	0.003022	0.00155	mg/L	0.003022	195.25%
Se 196.026†	2.1	0.00267	mg/L	0.007165	0.00267	mg/L	0.007165	268.64%
Si 288.158†	16.9	0.01760	mg/L	0.006583	0.01760	mg/L	0.006583	37.40%
Sn 189.927†	4.8	0.00191	mg/L	0.000755	0.00191	mg/L	0.000755	39.58%
Sr 421.552†	26.1	0.00004	mg/L	0.000035	0.00004	mg/L	0.000035	80.39%
Ti 334.903†	26.7	0.00139	mg/L	0.000750	0.00139	mg/L	0.000750	53.93%
Tl 190.801†	-0.8	-0.00109	mg/L	0.000545	-0.00109	mg/L	0.000545	49.82%
V 292.402†	1.7	0.00000	mg/L	0.000206	0.00000	mg/L	0.000206	>999.9%
Zn 206.200†	2.3	0.00633	mg/L	0.002139	0.00633	mg/L	0.002139	33.82%

Sequence No.: 2
Sample ID: JZ61 MB SWC
Analyst: BLW
Initial Sample Wt:
Dilution: 2X

Autosampler Location: 22
Date Collected: 10/9/2006 1:30:57 PM
Data Type: Original
Initial Sample Vol:
Sample Prep Vol:

Nebulizer Parameters: JZ61 MB SWC

Analyte	Back Pressure	Flow
All	181.0 kPa	0.50 L/min

Mean Data: JZ61 MB SWC

Analyte	Mean Corrected Intensity	Calib Conc.	Calib Units	Calib Std.Dev.	Sample Conc.	Sample Units	Sample Std.Dev.	RSD
ScA 357.253	1086683.7	101.4	%	0.39				0.38%
ScR 361.383	133069.7	104.4	%	0.91				0.87%
Ag 328.068†	2.9	0.00001	mg/L	0.000251	0.00002	mg/L	0.000502	>999.9%
Al 308.215†	41.1	0.03916	mg/L	0.001162	0.07831	mg/L	0.002325	2.97%
As 188.979†	-2.8	-0.00489	mg/L	0.003997	-0.00978	mg/L	0.007994	81.77%
B 249.677†	2.8	0.00130	mg/L	0.000620	0.00260	mg/L	0.001241	47.80%
Ba 233.527†	-2.4	-0.00142	mg/L	0.001120	-0.00285	mg/L	0.002239	78.62%
Be 313.042†	-33.1	-0.00008	mg/L	0.000051	-0.00015	mg/L	0.000102	66.99%
Ca 317.933†	929.7	0.07522	mg/L	0.001093	0.1504	mg/L	0.00219	1.45%
Cd 228.802†	-3.3	-0.00014	mg/L	0.000137	-0.00028	mg/L	0.000275	97.07%
Co 228.616†	6.0	0.00025	mg/L	0.000192	0.00050	mg/L	0.000385	77.38%
Cr 267.716†	-6.4	-0.00134	mg/L	0.000963	-0.00268	mg/L	0.001927	71.80%
Cu 324.752†	-43.6	-0.00020	mg/L	0.000006	-0.00040	mg/L	0.000012	3.01%
Fe 273.955†	3.3	0.00573	mg/L	0.002988	0.01146	mg/L	0.005977	52.17%
K 766.490†	-11.2	-0.00907	mg/L	0.016232	-0.01814	mg/L	0.032464	178.98%
Mg 279.077†	10.9	0.01301	mg/L	0.007465	0.02603	mg/L	0.014931	57.37%
Mn 257.610†	-1.6	-0.00011	mg/L	0.000156	-0.00021	mg/L	0.000312	146.77%
Mo 202.031†	0.8	0.00011	mg/L	0.000115	0.00022	mg/L	0.000229	106.45%
Na 589.592†	34.0	0.00677	mg/L	0.002274	0.01354	mg/L	0.004549	33.59%
Na 330.237†	-4.5	-0.1766	mg/L	0.56070	-0.3532	mg/L	1.12139	317.48%
Ni 231.604†	-1.1	-0.00109	mg/L	0.002650	-0.00219	mg/L	0.005300	242.30%
Pb 220.353†	-0.6	-0.00012	mg/L	0.000387	-0.00023	mg/L	0.000775	333.10%
Sb 206.836†	-0.4	-0.00043	mg/L	0.001426	-0.00086	mg/L	0.002852	330.36%
Se 196.026†	2.3	0.00291	mg/L	0.002931	0.00583	mg/L	0.005863	100.58%
Si 288.158†	1.6	0.00166	mg/L	0.003983	0.00333	mg/L	0.007966	239.21%
Sn 189.927†	2.4	0.00096	mg/L	0.000110	0.00192	mg/L	0.000221	11.53%
Sr 421.552†	140.9	0.00023	mg/L	0.000037	0.00047	mg/L	0.000075	15.92%
Ti 334.903†	72.6	0.00378	mg/L	0.001289	0.00755	mg/L	0.002578	34.14%
Tl 190.801†	2.3	0.00328	mg/L	0.002739	0.00656	mg/L	0.005478	83.50%
V 292.402†	-7.9	-0.00005	mg/L	0.000056	-0.00010	mg/L	0.000112	111.47%
Zn 206.200†	3.4	0.00935	mg/L	0.002433	0.01871	mg/L	0.004866	26.01%

Sequence No.: 3
Sample ID: JZ32 MB1 TWC
Analyst: BLW
Initial Sample Wt:
Dilution: 1X

Autosampler Location: 23
Date Collected: 10/9/2006 1:37:20 PM
Data Type: Original
Initial Sample Vol:
Sample Prep Vol:

Nebulizer Parameters: JZ32 MB1 TWC

Analyte	Back Pressure	Flow
All	181.0 kPa	0.50 L/min

Mean Data: JZ32 MB1 TWC

Analyte	Mean Corrected Intensity	Calib Conc.	Calib Units	Calib Std.Dev.	Sample Conc.	Sample Units	Sample Std.Dev.	RSD
ScA 357.253	1079890.5	100.8	%	0.24				0.24%
ScR 361.383	131924.1	103.5	%	0.18				0.17%
Ag 328.068†	-10.1	-0.00004	mg/L	0.000053	-0.00004	mg/L	0.000053	127.94%
Al 308.215†	9.5	0.00904	mg/L	0.006450	0.00904	mg/L	0.006450	71.33%
As 188.979†	-2.3	-0.00402	mg/L	0.002229	-0.00402	mg/L	0.002229	55.40%
B 249.677†	2.1	0.00096	mg/L	0.001745	0.00096	mg/L	0.001745	182.07%
Ba 233.527†	-2.4	-0.00143	mg/L	0.000285	-0.00143	mg/L	0.000285	19.93%
Be 313.042†	-10.1	-0.00002	mg/L	0.000008	-0.00002	mg/L	0.000008	32.88%
Ca 317.933†	158.0	0.01279	mg/L	0.001362	0.01279	mg/L	0.001362	10.65%
Cd 228.802†	-2.5	-0.00011	mg/L	0.000030	-0.00011	mg/L	0.000030	28.16%
Co 228.616†	-3.4	-0.00015	mg/L	0.000070	-0.00015	mg/L	0.000070	47.64%
Cr 267.716†	-5.7	-0.00120	mg/L	0.000800	-0.00120	mg/L	0.000800	66.82%
Cu 324.752†	-176.3	-0.00080	mg/L	0.000166	-0.00080	mg/L	0.000166	20.58%
Fe 273.955†	0.6	0.00113	mg/L	0.000766	0.00113	mg/L	0.000766	67.79%
K 766.490†	4.0	0.00322	mg/L	0.018017	0.00322	mg/L	0.018017	560.15%
Mg 279.077†	-1.1	-0.00132	mg/L	0.000621	-0.00132	mg/L	0.000621	46.90%
Mn 257.610†	-0.3	-0.00002	mg/L	0.000111	-0.00002	mg/L	0.000111	595.09%
Mo 202.031†	-1.2	-0.00017	mg/L	0.000288	-0.00017	mg/L	0.000288	166.06%
Na 589.592†	27.3	0.00543	mg/L	0.004358	0.00543	mg/L	0.004358	80.30%
Na 330.237†	-7.0	-0.2735	mg/L	0.21240	-0.2735	mg/L	0.21240	77.66%
Ni 231.604†	-1.3	-0.00132	mg/L	0.002358	-0.00132	mg/L	0.002358	178.80%
Pb 220.353†	-3.6	-0.00068	mg/L	0.000788	-0.00068	mg/L	0.000788	115.36%
Sb 206.836†	1.9	0.00254	mg/L	0.001638	0.00254	mg/L	0.001638	64.60%
Se 196.026†	5.8	0.00728	mg/L	0.000538	0.00728	mg/L	0.000538	7.39%
Si 288.158†	21.0	0.02181	mg/L	0.003070	0.02181	mg/L	0.003070	14.07%
Sn 189.927†	2.0	0.00079	mg/L	0.000314	0.00079	mg/L	0.000314	39.60%
Sr 421.552†	11.8	0.00002	mg/L	0.000036	0.00002	mg/L	0.000036	182.60%
Ti 334.903†	22.8	0.00118	mg/L	0.001351	0.00118	mg/L	0.001351	114.06%
Tl 190.801†	-2.7	-0.00386	mg/L	0.002367	-0.00386	mg/L	0.002367	61.36%
V 292.402†	-10.0	-0.00006	mg/L	0.000132	-0.00006	mg/L	0.000132	224.30%
Zn 206.200†	1.9	0.00525	mg/L	0.004587	0.00525	mg/L	0.004587	87.39%

Sequence No.: 4
Sample ID: JY22 B TWC
Analyst: BLW
Initial Sample Wt:
Dilution: 1X

Autosampler Location: 24
Date Collected: 10/9/2006 1:43:43 PM
Data Type: Original
Initial Sample Vol:
Sample Prep Vol:

Nebulizer Parameters: JY22 B TWC

Analyte	Back Pressure	Flow
All	181.0 kPa	0.50 L/min

Mean Data: JY22 B TWC

Analyte	Mean Corrected Intensity	Calib Conc.	Calib Units	Calib Std.Dev.	Sample Conc.	Sample Units	Sample Std.Dev.	RSD
ScA 357.253	1046120.5	97.65	%	0.752				0.77%
ScR 361.383	130293.8	102.3	%	0.54				0.53%
Ag 328.068†	-118.7	-0.00025	mg/L	0.000127	-0.00025	mg/L	0.000127	50.49%
Al 308.215†	13.2	0.01187	mg/L	0.005669	0.01187	mg/L	0.005669	47.77%
As 188.979†	15.4	0.02359	mg/L	0.002733	0.02359	mg/L	0.002733	11.58%
B 249.677†	200.3	0.09361	mg/L	0.000647	0.09361	mg/L	0.000647	0.69%
Ba 233.527†	602.5	0.3595	mg/L	0.00272	0.3595	mg/L	0.00272	0.76%
Be 313.042†	-36.3	-0.00008	mg/L	0.000102	-0.00008	mg/L	0.000102	120.68%
Ca 317.933†	1008871.3	81.63	mg/L	0.370	81.63	mg/L	0.370	0.45%
Cd 228.802†	-0.9	-0.00009	mg/L	0.000145	-0.00009	mg/L	0.000145	153.81%
Co 228.616†	4.6	0.00002	mg/L	0.000241	0.00002	mg/L	0.000241	>999.9%
Cr 267.716†	22.2	0.00101	mg/L	0.000534	0.00101	mg/L	0.000534	52.88%
Cu 324.752†	-43.5	0.00016	mg/L	0.000103	0.00016	mg/L	0.000103	64.86%
Fe 273.955†	3014.8	5.241	mg/L	0.0384	5.241	mg/L	0.0384	0.73%
K 766.490†	637.1	0.5137	mg/L	0.03763	0.5137	mg/L	0.03763	7.32%
Mg 279.077†	17471.1	20.86	mg/L	0.096	20.86	mg/L	0.096	0.46%
Mn 257.610†	787.7	0.05013	mg/L	0.000324	0.05013	mg/L	0.000324	0.65%
Mo 202.031†	270.1	0.03714	mg/L	0.000125	0.03714	mg/L	0.000125	0.34%
Na 589.592†	58946.1	11.74	mg/L	0.098	11.74	mg/L	0.098	0.83%
Na 330.237†	323.7	11.69	mg/L	0.201	11.69	mg/L	0.201	1.72%
Ni 231.604†	-1.3	-0.00131	mg/L	0.002499	-0.00131	mg/L	0.002499	190.19%
Pb 220.353†	8.0	0.00155	mg/L	0.001163	0.00155	mg/L	0.001163	75.10%
Sb 206.836†	6.9	0.00821	mg/L	0.003408	0.00821	mg/L	0.003408	41.53%
Se 196.026†	-13.6	-0.01645	mg/L	0.004829	-0.01645	mg/L	0.004829	29.35%
Si 288.158†	9016.7	9.364	mg/L	0.0401	9.364	mg/L	0.0401	0.43%
Sn 189.927†	-58.7	-0.01757	mg/L	0.002683	-0.01757	mg/L	0.002683	15.27%
Sr 421.552†	77899.8	0.1295	mg/L	0.00068	0.1295	mg/L	0.00068	0.52%
Ti 334.903†	74.5	0.00383	mg/L	0.000724	0.00383	mg/L	0.000724	18.89%
Tl 190.801†	-8.4	-0.01191	mg/L	0.002680	-0.01191	mg/L	0.002680	22.51%
V 292.402†	45.2	0.00029	mg/L	0.000210	0.00029	mg/L	0.000210	72.49%
Zn 206.200†	-0.4	0.00074	mg/L	0.006728	0.00074	mg/L	0.006728	910.75%

Sequence No.: 5
Sample ID: JY22 C TWC
Analyst: BLW
Initial Sample Wt:
Dilution: 1X

Autosampler Location: 25
Date Collected: 10/9/2006 1:50:22 PM
Data Type: Original
Initial Sample Vol:
Sample Prep Vol:

Nebulizer Parameters: JY22 C TWC

Analyte	Back Pressure	Flow
All	181.0 kPa	0.50 L/min

Mean Data: JY22 C TWC

Analyte	Mean Corrected Intensity	Calib Conc.	Calib Units	Calib Std.Dev.	Sample Conc.	Sample Units	Sample Std.Dev.	RSD
ScA 357.253	1064458.4	99.36	%	0.258				0.26%
ScR 361.383	131051.6	102.8	%	0.68				0.66%
Ag 328.068†	-79.5	-0.00008	mg/L	0.000185	-0.00008	mg/L	0.000185	221.22%
Al 308.215†	15.4	0.01398	mg/L	0.009331	0.01398	mg/L	0.009331	66.75%
As 188.979†	13.8	0.02067	mg/L	0.006094	0.02067	mg/L	0.006094	29.48%
B 249.677†	203.5	0.09509	mg/L	0.000440	0.09509	mg/L	0.000440	0.46%
Ba 233.527†	620.7	0.3704	mg/L	0.00269	0.3704	mg/L	0.00269	0.73%
Be 313.042†	-37.9	-0.00009	mg/L	0.000019	-0.00009	mg/L	0.000019	21.19%
Ca 317.933†	1023882.4	82.85	mg/L	1.426	82.85	mg/L	1.426	1.72%
Cd 228.802†	-0.5	-0.00007	mg/L	0.000035	-0.00007	mg/L	0.000035	47.68%
Co 228.616†	5.4	0.00005	mg/L	0.000116	0.00005	mg/L	0.000116	218.85%
Cr 267.716†	23.2	0.00112	mg/L	0.000682	0.00112	mg/L	0.000682	61.03%
Cu 324.752†	-160.4	-0.00037	mg/L	0.000067	-0.00037	mg/L	0.000067	18.21%
Fe 273.955†	3090.7	5.373	mg/L	0.0456	5.373	mg/L	0.0456	0.85%
K 766.490†	633.3	0.5107	mg/L	0.00549	0.5107	mg/L	0.00549	1.08%
Mg 279.077†	17923.4	21.41	mg/L	0.081	21.41	mg/L	0.081	0.38%
Mn 257.610†	814.1	0.05183	mg/L	0.000564	0.05183	mg/L	0.000564	1.09%
Mo 202.031†	268.3	0.03686	mg/L	0.000542	0.03686	mg/L	0.000542	1.47%
Na 589.592†	59599.2	11.87	mg/L	0.155	11.87	mg/L	0.155	1.31%
Na 330.237†	312.1	11.23	mg/L	0.185	11.23	mg/L	0.185	1.65%
Ni 231.604†	1.5	0.00144	mg/L	0.000967	0.00144	mg/L	0.000967	67.20%
Pb 220.353†	9.9	0.00192	mg/L	0.000733	0.00192	mg/L	0.000733	38.09%
Sb 206.836†	4.8	0.00548	mg/L	0.003246	0.00548	mg/L	0.003246	59.23%
Se 196.026†	-7.9	-0.00930	mg/L	0.004939	-0.00930	mg/L	0.004939	53.13%
Si 288.158†	9087.7	9.438	mg/L	0.0513	9.438	mg/L	0.0513	0.54%
Sn 189.927†	-59.9	-0.01797	mg/L	0.000837	-0.01797	mg/L	0.000837	4.66%
Sr 421.552†	78663.3	0.1307	mg/L	0.00203	0.1307	mg/L	0.00203	1.55%
Ti 334.903†	79.6	0.00410	mg/L	0.000270	0.00410	mg/L	0.000270	6.59%
Tl 190.801†	-9.1	-0.01283	mg/L	0.003551	-0.01283	mg/L	0.003551	27.67%
V 292.402†	40.1	0.00027	mg/L	0.000203	0.00027	mg/L	0.000203	76.20%
Zn 206.200†	0.4	0.00273	mg/L	0.004320	0.00273	mg/L	0.004320	157.97%

Sequence No.: 6
Sample ID: JY22 A-L TWC
Analyst: BLW
Initial Sample Wt:
Dilution: 5X serial dilution

Autosampler Location: 26
Date Collected: 10/9/2006 1:57:01 PM
Data Type: Original
Initial Sample Vol:
Sample Prep Vol:

Nebulizer Parameters: JY22 A-L TWC

Analyte	Back Pressure	Flow
All	181.0 kPa	0.50 L/min

Mean Data: JY22 A-L TWC

Analyte	Mean Corrected Intensity	Calib Conc.	Calib Units	Calib Std.Dev.	Sample Conc.	Sample Units	Sample Std.Dev.	RSD
ScA 357.253	1067588.2	99.65	%	0.445				0.45%
ScR 361.383	129169.0	101.4	%	0.88				0.87%
Ag 328.068†	-10.6	-0.00008	mg/L	0.000137	-0.00038	mg/L	0.000685	179.70%
Al 308.215†	19.6	0.01865	mg/L	0.003776	0.09327	mg/L	0.018881	20.24%
As 188.979†	-1.5	-0.00359	mg/L	0.003008	-0.01794	mg/L	0.015042	83.86%
B 249.677†	12.6	0.00587	mg/L	0.001519	0.02937	mg/L	0.007594	25.86%
Ba 233.527†	40.5	0.02428	mg/L	0.000808	0.1214	mg/L	0.00404	3.33%
Be 313.042†	-40.2	-0.00009	mg/L	0.000006	-0.00047	mg/L	0.000032	6.95%
Ca 317.933†	268724.0	21.74	mg/L	0.076	108.7	mg/L	0.38	0.35%
Cd 228.802†	-1.1	-0.00005	mg/L	0.000026	-0.00023	mg/L	0.000131	57.26%
Co 228.616†	4.8	0.00019	mg/L	0.000180	0.00097	mg/L	0.000902	93.03%
Cr 267.716†	6.6	0.00017	mg/L	0.000592	0.00087	mg/L	0.002959	341.63%
Cu 324.752†	-121.5	-0.00058	mg/L	0.000173	-0.00290	mg/L	0.000864	29.75%
Fe 273.955†	74.7	0.1299	mg/L	0.00166	0.6496	mg/L	0.00831	1.28%
K 766.490†	203.2	0.1638	mg/L	0.02899	0.8192	mg/L	0.14494	17.69%
Mg 279.077†	4773.8	5.702	mg/L	0.0139	28.51	mg/L	0.070	0.24%
Mn 257.610†	3682.2	0.2387	mg/L	0.00159	1.194	mg/L	0.0080	0.67%
Mo 202.031†	17.6	0.00232	mg/L	0.000093	0.01162	mg/L	0.000467	4.02%
Na 589.592†	3428.4	0.6826	mg/L	0.00233	3.413	mg/L	0.0116	0.34%
Na 330.237†	9.6	0.1527	mg/L	0.35497	0.7633	mg/L	1.77484	232.52%
Ni 231.604†	-0.3	-0.00032	mg/L	0.000776	-0.00162	mg/L	0.003880	239.95%
Pb 220.353†	1.6	0.00031	mg/L	0.000595	0.00156	mg/L	0.002975	190.79%
Sb 206.836†	2.1	0.00270	mg/L	0.000561	0.01349	mg/L	0.002807	20.80%
Se 196.026†	-3.6	-0.00474	mg/L	0.009950	-0.02368	mg/L	0.049748	210.08%
Si 288.158†	1728.8	1.795	mg/L	0.0190	8.977	mg/L	0.0952	1.06%
Sn 189.927†	-22.2	-0.00732	mg/L	0.000933	-0.03660	mg/L	0.004667	12.75%
Sr 421.552†	16646.7	0.02767	mg/L	0.000094	0.1383	mg/L	0.00047	0.34%
Ti 334.903†	44.5	0.00231	mg/L	0.000620	0.01156	mg/L	0.003099	26.80%
Tl 190.801†	-2.8	-0.00404	mg/L	0.004547	-0.02018	mg/L	0.022735	112.64%
V 292.402†	20.0	0.00015	mg/L	0.000209	0.00073	mg/L	0.001044	143.59%
Zn 206.200†	-0.7	-0.00139	mg/L	0.002549	-0.00694	mg/L	0.012747	183.78%

Sequence No.: 7
Sample ID: JY22 A TWC
Analyst: BLW
Initial Sample Wt:
Dilution: 1X

Autosampler Location: 27
Date Collected: 10/9/2006 2:03:24 PM
Data Type: Original
Initial Sample Vol:
Sample Prep Vol:

Nebulizer Parameters: JY22 A TWC

Analyte	Back Pressure	Flow
All	181.0 kPa	0.50 L/min

Mean Data: JY22 A TWC

Analyte	Mean Corrected Intensity	Calib Conc.	Calib Units	Std.Dev.	Sample Conc.	Sample Units	Std.Dev.	RSD
ScA 357.253	1059521.4	98.90	%	0.824				0.83%
ScR 361.383	130246.9	102.2	%	0.90				0.88%
Ag 328.068†	11.0	-0.00012	mg/L	0.000176	-0.00012	mg/L	0.000176	150.49%
Al 308.215†	69.0	0.06551	mg/L	0.005290	0.06551	mg/L	0.005290	8.07%
As 188.979†	6.8	0.00745	mg/L	0.005942	0.00745	mg/L	0.005942	79.73%
B 249.677†	77.5	0.03624	mg/L	0.000716	0.03624	mg/L	0.000716	1.98%
Ba 233.527†	199.0	0.1192	mg/L	0.00199	0.1192	mg/L	0.00199	1.67%
Be 313.042†	-41.9	-0.00010	mg/L	0.000040	-0.00010	mg/L	0.000040	41.52%
Ca 317.933†	1329395.3	107.6	mg/L	1.29	107.6	mg/L	1.29	1.20%
Cd 228.802†	-5.8	-0.00028	mg/L	0.000165	-0.00028	mg/L	0.000165	58.73%
Co 228.616†	38.7	0.00159	mg/L	0.000327	0.00159	mg/L	0.000327	20.50%
Cr 267.716†	40.7	0.00267	mg/L	0.000688	0.00267	mg/L	0.000688	25.75%
Cu 324.752†	-21.8	-0.00023	mg/L	0.000154	-0.00023	mg/L	0.000154	67.75%
Fe 273.955†	361.4	0.6282	mg/L	0.00936	0.6282	mg/L	0.00936	1.49%
K 766.490†	976.8	0.7876	mg/L	0.02295	0.7876	mg/L	0.02295	2.91%
Mg 279.077†	23270.0	27.79	mg/L	0.138	27.79	mg/L	0.138	0.50%
Mn 257.610†	18142.6	1.176	mg/L	0.0084	1.176	mg/L	0.0084	0.72%
Mo 202.031†	73.8	0.00967	mg/L	0.000338	0.00967	mg/L	0.000338	3.50%
Na 589.592†	17391.3	3.463	mg/L	0.0313	3.463	mg/L	0.0313	0.90%
Na 330.237†	111.0	3.202	mg/L	0.4702	3.202	mg/L	0.4702	14.69%
Ni 231.604†	0.8	0.00083	mg/L	0.002494	0.00083	mg/L	0.002494	299.80%
Pb 220.353†	9.1	0.00177	mg/L	0.000602	0.00177	mg/L	0.000602	34.07%
Sb 206.836†	8.1	0.01015	mg/L	0.001950	0.01015	mg/L	0.001950	19.22%
Se 196.026†	-9.4	-0.01309	mg/L	0.008029	-0.01309	mg/L	0.008029	61.34%
Si 288.158†	8746.7	9.084	mg/L	0.0817	9.084	mg/L	0.0817	0.90%
Sn 189.927†	-65.8	-0.01851	mg/L	0.000708	-0.01851	mg/L	0.000708	3.83%
Sr 421.552†	82667.2	0.1374	mg/L	0.00145	0.1374	mg/L	0.00145	1.05%
Ti 334.903†	109.0	0.00565	mg/L	0.000128	0.00565	mg/L	0.000128	2.26%
Tl 190.801†	-5.0	-0.00708	mg/L	0.004885	-0.00708	mg/L	0.004885	68.98%
V 292.402†	42.5	0.00045	mg/L	0.000092	0.00045	mg/L	0.000092	20.40%
Zn 206.200†	-0.4	0.00135	mg/L	0.001955	0.00135	mg/L	0.001955	144.71%

Sequence No.: 8
Sample ID: JY22 ADUP TWC
Analyst: BLW
Initial Sample Wt:
Dilution: 1X

Autosampler Location: 28
Date Collected: 10/9/2006 2:10:03 PM
Data Type: Original
Initial Sample Vol:
Sample Prep Vol:

Nebulizer Parameters: JY22 ADUP TWC

Analyte	Back Pressure	Flow
All	181.0 kPa	0.50 L/min

Mean Data: JY22 ADUP TWC

Analyte	Mean Corrected Intensity	Calib Conc.	Calib Units	Calib Std.Dev.	Sample Conc.	Sample Units	Sample Std.Dev.	RSD
ScA 357.253	1059459.8	98.89	%	0.660				0.67%
ScR 361.383	131449.9	103.2	%	0.46				0.44%
Ag 328.068†	-62.1	-0.00041	mg/L	0.000184	-0.00041	mg/L	0.000184	45.03%
Al 308.215†	74.5	0.07083	mg/L	0.003870	0.07083	mg/L	0.003870	5.46%
As 188.979†	5.4	0.00505	mg/L	0.004551	0.00505	mg/L	0.004551	90.11%
B 249.677†	69.8	0.03264	mg/L	0.000345	0.03264	mg/L	0.000345	1.06%
Ba 233.527†	188.8	0.1131	mg/L	0.00165	0.1131	mg/L	0.00165	1.46%
Be 313.042†	-47.0	-0.00011	mg/L	0.000065	-0.00011	mg/L	0.000065	59.92%
Ca 317.933†	1278028.1	103.4	mg/L	0.42	103.4	mg/L	0.42	0.41%
Cd 228.802†	-1.1	-0.00007	mg/L	0.000100	-0.00007	mg/L	0.000100	145.65%
Co 228.616†	31.7	0.00130	mg/L	0.000348	0.00130	mg/L	0.000348	26.78%
Cr 267.716†	37.5	0.00230	mg/L	0.000313	0.00230	mg/L	0.000313	13.58%
Cu 324.752†	-32.0	-0.00027	mg/L	0.000218	-0.00027	mg/L	0.000218	81.27%
Fe 273.955†	341.1	0.5930	mg/L	0.00450	0.5930	mg/L	0.00450	0.76%
K 766.490†	927.0	0.7475	mg/L	0.04011	0.7475	mg/L	0.04011	5.37%
Mg 279.077†	22131.0	26.43	mg/L	0.247	26.43	mg/L	0.247	0.93%
Mn 257.610†	17168.8	1.113	mg/L	0.0105	1.113	mg/L	0.0105	0.94%
Mo 202.031†	74.5	0.00979	mg/L	0.000211	0.00979	mg/L	0.000211	2.16%
Na 589.592†	16820.9	3.349	mg/L	0.0058	3.349	mg/L	0.0058	0.17%
Na 330.237†	107.1	3.092	mg/L	0.1256	3.092	mg/L	0.1256	4.06%
Ni 231.604†	0.5	0.00049	mg/L	0.001861	0.00049	mg/L	0.001861	381.09%
Pb 220.353†	4.8	0.00095	mg/L	0.001073	0.00095	mg/L	0.001073	113.20%
Sb 206.836†	6.3	0.00781	mg/L	0.002054	0.00781	mg/L	0.002054	26.30%
Se 196.026†	-12.8	-0.01729	mg/L	0.004174	-0.01729	mg/L	0.004174	24.15%
Si 288.158†	5294.6	5.499	mg/L	0.0404	5.499	mg/L	0.0404	0.73%
Sn 189.927†	-61.6	-0.01714	mg/L	0.001977	-0.01714	mg/L	0.001977	11.53%
Sr 421.552†	79835.2	0.1327	mg/L	0.00059	0.1327	mg/L	0.00059	0.44%
Ti 334.903†	110.9	0.00575	mg/L	0.000729	0.00575	mg/L	0.000729	12.67%
Tl 190.801†	-8.8	-0.01254	mg/L	0.002633	-0.01254	mg/L	0.002633	21.00%
V 292.402†	39.1	0.00042	mg/L	0.000090	0.00042	mg/L	0.000090	21.44%
Zn 206.200†	-1.3	-0.00133	mg/L	0.006486	-0.00133	mg/L	0.006486	487.25%

Sequence No.: 9
Sample ID: JY22 ASPK TWC
Analyst: BLW
Initial Sample Wt:
Dilution: 1X

Autosampler Location: 29
Date Collected: 10/9/2006 2:16:42 PM
Data Type: Original
Initial Sample Vol:
Sample Prep Vol:

Nebulizer Parameters: JY22 ASPK TWC

Analyte	Back Pressure	Flow
All	181.0 kPa	0.50 L/min

Mean Data: JY22 ASPK TWC

Analyte	Mean Corrected Intensity	Calib Conc.	Calib Units	Calib Std.Dev.	Sample Conc.	Sample Units	Sample Std.Dev.	RSD
ScA 357.253	1059415.0	98.89	%	1.423				1.44%
ScR 361.383	133519.4	104.8	%	0.53				0.50%
Ag 328.068†	121622.1	0.5006	mg/L	0.00563	0.5006	mg/L	0.00563	1.12%
Al 308.215†	2167.9	2.057	mg/L	0.0159	2.057	mg/L	0.0159	0.77%
As 188.979†	1198.2	2.098	mg/L	0.0350	2.098	mg/L	0.0350	1.67%
B 249.677†	74.7	0.03588	mg/L	0.000597	0.03588	mg/L	0.000597	1.66%
Ba 233.527†	3575.3	2.133	mg/L	0.0173	2.133	mg/L	0.0173	0.81%
Be 313.042†	227627.5	0.5253	mg/L	0.00150	0.5253	mg/L	0.00150	0.29%
Ca 317.933†	1420517.3	114.9	mg/L STL	0.32	114.9	mg/L	0.32	0.28%
Cd 228.802†	11635.2	0.5139	mg/L	0.00672	0.5139	mg/L	0.00672	1.31%
Co 228.616†	11336.3	0.4790	mg/L	0.00582	0.4790	mg/L	0.00582	1.21%
Cr 267.716†	2459.8	0.5063	mg/L	0.00254	0.5063	mg/L	0.00254	0.50%
Cu 324.752†	108355.4	0.4945	mg/L	0.00594	0.4945	mg/L	0.00594	1.20%
Fe 273.955†	1586.8	2.757	mg/L	0.0202	2.757	mg/L	0.0202	0.73%
K 766.490†	13636.6	11.00	mg/L	0.063	11.00	mg/L	0.063	0.57%
Mg 279.077†	31021.5	37.05	mg/L	0.399	37.05	mg/L	0.399	1.08%
Mn 257.610†	25583.2	1.659	mg/L	0.0136	1.659	mg/L	0.0136	0.82%
Mo 202.031†	77.5	0.00999	mg/L	0.000650	0.00999	mg/L	0.000650	6.51%
Na 589.592†	69100.6	13.76	mg/L	0.080	13.76	mg/L	0.080	0.58%
Na 330.237†	382.5	13.50	mg/L	0.192	13.50	mg/L	0.192	1.42%
Ni 231.604†	506.7	0.4976	mg/L	0.00652	0.4976	mg/L	0.00652	1.31%
Pb 220.353†	10509.3	2.010	mg/L	0.0149	2.010	mg/L	0.0149	0.74%
Sb 206.836†	10.8	0.00720	mg/L	0.003417	0.00720	mg/L	0.003417	47.46%
Se 196.026†	1674.7	2.097	mg/L	0.0334	2.097	mg/L	0.0334	1.59%
Si 288.158†	7205.7	7.484	mg/L	0.0671	7.484	mg/L	0.0671	0.90%
Sn 189.927†	-70.1	-0.01959	mg/L	0.001487	-0.01959	mg/L	0.001487	7.59%
Sr 421.552†	386888.9	0.6430	mg/L	0.00274	0.6430	mg/L	0.00274	0.43%
Ti 334.903†	112.1	0.00571	mg/L	0.000317	0.00571	mg/L	0.000317	5.55%
Tl 190.801†	1325.5	1.885	mg/L	0.0272	1.885	mg/L	0.0272	1.44%
V 292.402†	103239.4	0.5152	mg/L	0.00548	0.5152	mg/L	0.00548	1.06%
Zn 206.200†	181.0	0.5051	mg/L	0.00392	0.5051	mg/L	0.00392	0.78%

Sequence No.: 10
Sample ID: JY22 MB1SPK TWC
Analyst: BLW
Initial Sample Wt:
Dilution: 1X

Autosampler Location: 30
Date Collected: 10/9/2006 2:23:22 PM
Data Type: Original
Initial Sample Vol:
Sample Prep Vol:

Nebulizer Parameters: JY22 MB1SPK TWC

Analyte	Back Pressure	Flow
All	181.0 kPa	0.50 L/min

Mean Data: JY22 MB1SPK TWC

Analyte	Mean Corrected Intensity	Calib Conc.	Calib Units	Calib Std.Dev.	Sample Conc.	Sample Units	Sample Std.Dev.	RSD
ScA 357.253	1081246.0	100.9	%	0.70				0.69%
ScR 361.383	134509.2	105.6	%	0.61				0.58%
Ag 328.068†	119421.0	0.4917	mg/L	0.00287	0.4917	mg/L	0.00287	0.58%
Al 308.215†	2131.7	2.023	mg/L	0.0359	2.023	mg/L	0.0359	1.78%
As 188.979†	1150.6	2.019	mg/L	0.0303	2.019	mg/L	0.0303	1.50%
B 249.677†	-8.2	-0.00281	mg/L	0.001114	-0.00281	mg/L	0.001114	39.65%
Ba 233.527†	3461.7	2.065	mg/L	0.0171	2.065	mg/L	0.0171	0.83%
Be 313.042†	228848.8	0.5281	mg/L	0.00184	0.5281	mg/L	0.00184	0.35%
Ca 317.933†	128901.8	10.43	mg/L	0.040	10.43	mg/L	0.040	0.39%
Cd 228.802†	11533.4	0.5095	mg/L	0.00306	0.5095	mg/L	0.00306	0.60%
Co 228.616†	11608.5	0.4906	mg/L	0.00296	0.4906	mg/L	0.00296	0.60%
Cr 267.716†	2511.1	0.5226	mg/L	0.00878	0.5226	mg/L	0.00878	1.68%
Cu 324.752†	111658.9	0.5097	mg/L	0.00330	0.5097	mg/L	0.00330	0.65%
Fe 273.955†	1272.3	2.210	mg/L	0.0235	2.210	mg/L	0.0235	1.06%
K 766.490†	12579.8	10.14	mg/L	0.116	10.14	mg/L	0.116	1.14%
Mg 279.077†	8657.4	10.34	mg/L	0.161	10.34	mg/L	0.161	1.56%
Mn 257.610†	8113.2	0.5268	mg/L	0.00772	0.5268	mg/L	0.00772	1.46%
Mo 202.031†	12.7	0.00155	mg/L	0.000431	0.00155	mg/L	0.000431	27.81%
Na 589.592†	51569.3	10.27	mg/L	0.037	10.27	mg/L	0.037	0.37%
Na 330.237†	269.3	10.18	mg/L	0.039	10.18	mg/L	0.039	0.38%
Ni 231.604†	531.6	0.5220	mg/L	0.00627	0.5220	mg/L	0.00627	1.20%
Pb 220.353†	10548.9	2.018	mg/L	0.0110	2.018	mg/L	0.0110	0.55%
Sb 206.836†	3.7	-0.00205	mg/L	0.001070	-0.00205	mg/L	0.001070	52.22%
Se 196.026†	1632.7	2.045	mg/L	0.0177	2.045	mg/L	0.0177	0.87%
Si 288.158†	17.7	0.01953	mg/L	0.003783	0.01953	mg/L	0.003783	19.37%
Sn 189.927†	-14.3	-0.00487	mg/L	0.001086	-0.00487	mg/L	0.001086	22.31%
Sr 421.552†	306104.7	0.5087	mg/L	0.00144	0.5087	mg/L	0.00144	0.28%
Ti 334.903†	36.3	0.00177	mg/L	0.001094	0.00177	mg/L	0.001094	61.76%
Tl 190.801†	1364.9	1.941	mg/L	0.0170	1.941	mg/L	0.0170	0.88%
V 292.402†	101414.7	0.5061	mg/L	0.00375	0.5061	mg/L	0.00375	0.74%
Zn 206.200†	196.0	0.5444	mg/L	0.01119	0.5444	mg/L	0.01119	2.06%

Sequence No.: 11
Sample ID: CV
Analyst: BLW
Initial Sample Wt:
Dilution: 1X

Autosampler Location: 7
Date Collected: 10/9/2006 2:30:02 PM
Data Type: Original
Initial Sample Vol:
Sample Prep Vol:

Nebulizer Parameters: CV

Analyte	Back Pressure	Flow
All	181.0 kPa	0.50 L/min

Mean Data: CV

Analyte	Mean Corrected Intensity	Calib Conc.	Calib Units	Calib Std.Dev.	Sample Conc.	Sample Units	Sample Std.Dev.	RSD
ScA 357.253	1062105.6	99.14	%	0.233				0.24%
ScR 361.383	133083.1	104.4	%	2.26				2.17%
Ag 328.068†	233514.8	0.9613	mg/L	0.00819	0.9613	mg/L	0.00819	0.85%
Al 308.215†	2035.9	1.904	mg/L	0.0379	1.904	mg/L	0.0379	1.99%
As 188.979†	1114.0	1.951	mg/L	0.0127	1.951	mg/L	0.0127	0.65%
B 249.677†	2014.6	0.9439	mg/L	0.02236	0.9439	mg/L	0.02236	2.37%
Ba 233.527†	1625.2	0.9692	mg/L	0.02074	0.9692	mg/L	0.02074	2.14%
Be 313.042†	424573.0	0.9798	mg/L	0.02154	0.9798	mg/L	0.02154	2.20%
Ca 317.933†	24656.2	1.995	mg/L	0.0478	1.995	mg/L	0.0478	2.40%
Cd 228.802†	22709.0	1.006	mg/L	0.0079	1.006	mg/L	0.0079	0.78%
Co 228.616†	22669.3	0.9574	mg/L	0.00880	0.9574	mg/L	0.00880	0.92%
Cr 267.716†	4564.0	0.9532	mg/L	0.02061	0.9532	mg/L	0.02061	2.16%
Cu 324.752†	229489.2	1.046	mg/L	0.0084	1.046	mg/L	0.0084	0.80%
Fe 273.955†	1182.7	2.054	mg/L	0.0468	2.054	mg/L	0.0468	2.28%
K 766.490†	24285.5	19.58	mg/L	0.447	19.58	mg/L	0.447	2.28%
Mg 279.077†	1628.9	1.950	mg/L	0.0409	1.950	mg/L	0.0409	2.10%
Mn 257.610†	15036.1	0.9763	mg/L	0.02418	0.9763	mg/L	0.02418	2.48%
Mo 202.031†	7125.6	0.9914	mg/L	0.00147	0.9914	mg/L	0.00147	0.15%
Na 589.592†	251479.9	50.07	mg/L	1.137	50.07	mg/L	1.137	2.27%
Na 330.237†	1282.5	49.58	mg/L	0.891	49.58	mg/L	0.891	1.80%
Ni 231.604†	1000.7	0.9840	mg/L	0.01788	0.9840	mg/L	0.01788	1.82%
Pb 220.353†	10368.7	1.984	mg/L	0.0200	1.984	mg/L	0.0200	1.01%
Sb 206.836†	1669.1	2.204	mg/L	0.0079	2.204	mg/L	0.0079	0.36%
Se 196.026†	1565.1	1.960	mg/L	0.0083	1.960	mg/L	0.0083	0.43%
Si 288.158†	2012.7	2.092	mg/L	0.0465	2.092	mg/L	0.0465	2.22%
Sn 189.927†	2321.6	0.9327	mg/L	0.00421	0.9327	mg/L	0.00421	0.45%
Sr 421.552†	585954.2	0.9738	mg/L	0.02137	0.9738	mg/L	0.02137	2.19%
Ti 334.903†	18999.8	0.9869	mg/L	0.02174	0.9869	mg/L	0.02174	2.20%
Tl 190.801†	1363.0	1.938	mg/L	0.0084	1.938	mg/L	0.0084	0.44%
V 292.402†	195341.4	0.9746	mg/L	0.00878	0.9746	mg/L	0.00878	0.90%
Zn 206.200†	369.6	1.026	mg/L	0.0218	1.026	mg/L	0.0218	2.12%

Sequence No.: 12
Sample ID: CB 4
Analyst: BLW
Initial Sample Wt:
Dilution: 1X

Autosampler Location: 1
Date Collected: 10/9/2006 2:36:41 PM
Data Type: Original
Initial Sample Vol:
Sample Prep Vol:

Nebulizer Parameters: CB

Analyte	Back Pressure	Flow
All	181.0 kPa	0.50 L/min

Mean Data: CB

Analyte	Mean Corrected Intensity	Calib Conc.	Calib Units	Calib Std.Dev.	Sample Conc.	Sample Units	Sample Std.Dev.	RSD
ScA 357.253	1063652.0	99.28	%	0.470				0.47%
ScR 361.383	130841.3	102.7	%	1.05				1.03%
Ag 328.068†	7.9	0.00003	mg/L	0.000146	0.00003	mg/L	0.000146	449.21%
Al 308.215†	-1.5	-0.00144	mg/L	0.008520	-0.00144	mg/L	0.008520	590.09%
As 188.979†	-1.7	-0.00305	mg/L	0.001428	-0.00305	mg/L	0.001428	46.83%
B 249.677†	6.9	0.00323	mg/L	0.002145	0.00323	mg/L	0.002145	66.32%
Ba 233.527†	-0.5	-0.00030	mg/L	0.000629	-0.00030	mg/L	0.000629	207.17%
Be 313.042†	-27.6	-0.00006	mg/L	0.000051	-0.00006	mg/L	0.000051	79.13%
Ca 317.933†	0.8	0.00006	mg/L	0.000458	0.00006	mg/L	0.000458	713.21%
Cd 228.802†	-2.0	-0.00008	mg/L	0.000093	-0.00008	mg/L	0.000093	112.68%
Co 228.616†	2.5	0.00010	mg/L	0.000255	0.00010	mg/L	0.000255	247.22%
Cr 267.716†	-2.7	-0.00056	mg/L	0.000587	-0.00056	mg/L	0.000587	105.61%
Cu 324.752†	149.8	0.00068	mg/L	0.000300	0.00068	mg/L	0.000300	43.82%
Fe 273.955†	2.9	0.00501	mg/L	0.000343	0.00501	mg/L	0.000343	6.85%
K 766.490†	-1.5	-0.00117	mg/L	0.011521	-0.00117	mg/L	0.011521	980.84%
Mg 279.077†	4.0	0.00481	mg/L	0.011891	0.00481	mg/L	0.011891	246.97%
Mn 257.610†	10.9	0.00071	mg/L	0.000124	0.00071	mg/L	0.000124	17.47%
Mo 202.031†	0.0	0.00000	mg/L	0.000119	0.00000	mg/L	0.000119	>999.9%
Na 589.592†	54.3	0.01081	mg/L	0.003001	0.01081	mg/L	0.003001	27.75%
Na 330.237†	-9.0	-0.3490	mg/L	0.37536	-0.3490	mg/L	0.37536	107.54%
Ni 231.604†	0.7	0.00069	mg/L	0.002480	0.00069	mg/L	0.002480	358.96%
Pb 220.353†	2.4	0.00045	mg/L	0.000528	0.00045	mg/L	0.000528	117.84%
Sb 206.836†	1.3	0.00174	mg/L	0.003087	0.00174	mg/L	0.003087	177.30%
Se 196.026†	7.8	0.00977	mg/L	0.002057	0.00977	mg/L	0.002057	21.06%
Si 288.158†	6.3	0.00655	mg/L	0.002325	0.00655	mg/L	0.002325	35.50%
Sn 189.927†	5.4	0.00216	mg/L	0.000407	0.00216	mg/L	0.000407	18.89%
Sr 421.552†	30.8	0.00005	mg/L	0.000037	0.00005	mg/L	0.000037	71.51%
Ti 334.903†	24.5	0.00128	mg/L	0.001248	0.00128	mg/L	0.001248	97.71%
Tl 190.801†	5.4	0.00767	mg/L	0.007324	0.00767	mg/L	0.007324	95.47%
V 292.402†	4.0	0.00002	mg/L	0.000130	0.00002	mg/L	0.000130	842.07%
Zn 206.200†	1.4	0.00394	mg/L	0.003808	0.00394	mg/L	0.003808	96.59%

Sequence No.: 13
Sample ID: DI CHECK
Analyst: BLW
Initial Sample Wt:
Dilution: 1X

Autosampler Location: 31
Date Collected: 10/9/2006 2:43:03 PM
Data Type: Original
Initial Sample Vol:
Sample Prep Vol:

Nebulizer Parameters: DI CHECK

Analyte	Back Pressure	Flow
All	181.0 kPa	0.50 L/min

Mean Data: DI CHECK

Analyte	Mean Corrected Intensity	Calib Conc.	Calib Units	Calib Std.Dev.	Sample Conc.	Sample Units	Sample Std.Dev.	RSD
ScA 357.253	1091372.5	101.9	%	0.68				0.67%
ScR 361.383	133301.2	104.6	%	0.36				0.34%
Ag 328.068†	-23.4	-0.00010	mg/L	0.000087	-0.00010	mg/L	0.000087	89.60%
Al 308.215†	7.6	0.00723	mg/L	0.003602	0.00723	mg/L	0.003602	49.86%
As 188.979†	-2.4	-0.00421	mg/L	0.002433	-0.00421	mg/L	0.002433	57.82%
B 249.677†	-3.2	-0.00148	mg/L	0.001442	-0.00148	mg/L	0.001442	97.38%
Ba 233.527†	0.8	0.00051	mg/L	0.001169	0.00051	mg/L	0.001169	231.38%
Be 313.042†	-38.3	-0.00009	mg/L	0.000034	-0.00009	mg/L	0.000034	38.08%
Ca 317.933†	0.9	0.00008	mg/L	0.001618	0.00008	mg/L	0.001618	>999.9%
Cd 228.802†	-2.5	-0.00010	mg/L	0.000081	-0.00010	mg/L	0.000081	78.90%
Co 228.616†	-1.5	-0.00006	mg/L	0.000248	-0.00006	mg/L	0.000248	385.23%
Cr 267.716†	-2.2	-0.00046	mg/L	0.000840	-0.00046	mg/L	0.000840	183.06%
Cu 324.752†	-408.6	-0.00187	mg/L	0.000232	-0.00187	mg/L	0.000232	12.43%
Fe 273.955†	-7.4	-0.01291	mg/L	0.001715	-0.01291	mg/L	0.001715	13.29%
K 766.490†	-24.9	-0.02011	mg/L	0.015982	-0.02011	mg/L	0.015982	79.47%
Mg 279.077†	7.9	0.00943	mg/L	0.004192	0.00943	mg/L	0.004192	44.45%
Mn 257.610†	-4.6	-0.00030	mg/L	0.000067	-0.00030	mg/L	0.000067	22.55%
Mo 202.031†	-0.9	-0.00012	mg/L	0.000135	-0.00012	mg/L	0.000135	108.58%
Na 589.592†	-51.8	-0.01031	mg/L	0.007283	-0.01031	mg/L	0.007283	70.61%
Na 330.237†	-17.3	-0.6712	mg/L	0.07639	-0.6712	mg/L	0.07639	11.38%
Ni 231.604†	0.5	0.00053	mg/L	0.002889	0.00053	mg/L	0.002889	547.65%
Pb 220.353†	-8.9	-0.00170	mg/L	0.001146	-0.00170	mg/L	0.001146	67.26%
Sb 206.836†	3.3	0.00449	mg/L	0.003619	0.00449	mg/L	0.003619	80.66%
Se 196.026†	3.1	0.00386	mg/L	0.006877	0.00386	mg/L	0.006877	178.22%
Si 288.158†	3.5	0.00361	mg/L	0.008013	0.00361	mg/L	0.008013	221.74%
Sn 189.927†	36.5	0.01460	mg/L	0.001370	0.01460	mg/L	0.001370	9.39%
Sr 421.552†	15.8	0.00003	mg/L	0.000141	0.00003	mg/L	0.000141	537.22%
Ti 334.903†	25.6	0.00133	mg/L	0.000610	0.00133	mg/L	0.000610	45.90%
Tl 190.801†	0.5	0.00067	mg/L	0.003169	0.00067	mg/L	0.003169	475.50%
V 292.402†	-13.5	-0.00007	mg/L	0.000119	-0.00007	mg/L	0.000119	168.43%
Zn 206.200†	1.8	0.00492	mg/L	0.001521	0.00492	mg/L	0.001521	30.89%

Sequence No.: 14
Sample ID: JY32 MB1 TWC
Analyst: BLW
Initial Sample Wt:
Dilution: 1X

Autosampler Location: 32
Date Collected: 10/9/2006 2:49:27 PM
Data Type: Original
Initial Sample Vol:
Sample Prep Vol:

Nebulizer Parameters: JY32 MB1 TWC

Analyte	Back Pressure	Flow
All	181.0 kPa	0.50 L/min

Mean Data: JY32 MB1 TWC

Analyte	Mean Corrected Intensity	Calib Conc.	Calib Units	Calib Std.Dev.	Sample Conc.	Sample Units	Sample Std.Dev.	RSD
ScA 357.253	1070773.4	99.95	%	0.405				0.41%
ScR 361.383	128822.9	101.1	%	0.74				0.73%
Ag 328.068†	1.9	0.00001	mg/L	0.000268	0.00001	mg/L	0.000268	>999.9%
Al 308.215†	13.4	0.01275	mg/L	0.003398	0.01275	mg/L	0.003398	26.66%
As 188.979†	-2.3	-0.00403	mg/L	0.006345	-0.00403	mg/L	0.006345	157.49%
B 249.677†	3.2	0.00148	mg/L	0.000949	0.00148	mg/L	0.000949	63.96%
Ba 233.527†	-0.1	-0.00007	mg/L	0.000449	-0.00007	mg/L	0.000449	620.04%
Be 313.042†	-45.7	-0.00011	mg/L	0.000030	-0.00011	mg/L	0.000030	28.10%
Ca 317.933†	268.3	0.02171	mg/L	0.002041	0.02171	mg/L	0.002041	9.40%
Cd 228.802†	0.2	0.00001	mg/L	0.000113	0.00001	mg/L	0.000113	834.79%
Co 228.616†	4.1	0.00017	mg/L	0.000171	0.00017	mg/L	0.000171	99.36%
Cr 267.716†	-0.5	-0.00010	mg/L	0.000222	-0.00010	mg/L	0.000222	217.60%
Cu 324.752†	-14.9	-0.00007	mg/L	0.000111	-0.00007	mg/L	0.000111	165.15%
Fe 273.955†	5.7	0.00992	mg/L	0.002209	0.00992	mg/L	0.002209	22.26%
K 766.490†	10.7	0.00861	mg/L	0.014377	0.00861	mg/L	0.014377	167.04%
Mg 279.077†	0.7	0.00084	mg/L	0.008705	0.00084	mg/L	0.008705	>999.9%
Mn 257.610†	9.2	0.00060	mg/L	0.000116	0.00060	mg/L	0.000116	19.30%
Mo 202.031†	0.1	0.00002	mg/L	0.000277	0.00002	mg/L	0.000277	>999.9%
Na 589.592†	22.2	0.00442	mg/L	0.007996	0.00442	mg/L	0.007996	180.74%
Na 330.237†	-7.3	-0.2855	mg/L	0.76511	-0.2855	mg/L	0.76511	268.02%
Ni 231.604†	-1.3	-0.00126	mg/L	0.002428	-0.00126	mg/L	0.002428	192.75%
Pb 220.353†	1.5	0.00029	mg/L	0.000249	0.00029	mg/L	0.000249	86.62%
Sb 206.836†	0.2	0.00029	mg/L	0.003613	0.00029	mg/L	0.003613	>999.9%
Se 196.026†	5.6	0.00705	mg/L	0.007170	0.00705	mg/L	0.007170	101.65%
Si 288.158†	19.3	0.02000	mg/L	0.005662	0.02000	mg/L	0.005662	28.31%
Sn 189.927†	3.0	0.00118	mg/L	0.001285	0.00118	mg/L	0.001285	108.64%
Sr 421.552†	33.3	0.00006	mg/L	0.000033	0.00006	mg/L	0.000033	59.39%
Ti 334.903†	15.8	0.00082	mg/L	0.000064	0.00082	mg/L	0.000064	7.87%
Tl 190.801†	-1.0	-0.00140	mg/L	0.005404	-0.00140	mg/L	0.005404	387.13%
V 292.402†	19.3	0.00009	mg/L	0.000088	0.00009	mg/L	0.000088	93.06%
Zn 206.200†	3.7	0.01037	mg/L	0.003360	0.01037	mg/L	0.003360	32.40%

Sequence No.: 15
Sample ID: JY32 A-L TWC
Analyst: BLW
Initial Sample Wt:
Dilution: 5X serial dilution

Autosampler Location: 33
Date Collected: 10/9/2006 2:55:52 PM
Data Type: Original
Initial Sample Vol:
Sample Prep Vol:

Nebulizer Parameters: JY32 A-L TWC

Analyte	Back Pressure	Flow
All	181.0 kPa	0.50 L/min

Mean Data: JY32 A-L TWC

Analyte	Mean Corrected Intensity	Calib Conc.	Calib Units	Calib Std.Dev.	Sample Conc.	Sample Units	Sample Std.Dev.	RSD
ScA 357.253	1061111.0	99.05	%	0.339				0.34%
ScR 361.383	130117.3	102.1	%	0.70				0.69%
Ag 328.068†	-40.9	-0.00018	mg/L	0.000129	-0.00089	mg/L	0.000643	72.25%
Al 308.215†	14.6	0.01381	mg/L	0.001030	0.06905	mg/L	0.005149	7.46%
As 188.979†	-1.0	-0.00247	mg/L	0.004918	-0.01234	mg/L	0.024591	199.24%
B 249.677†	19.8	0.00927	mg/L	0.002106	0.04637	mg/L	0.010532	22.71%
Ba 233.527†	25.7	0.01539	mg/L	0.000975	0.07694	mg/L	0.004875	6.34%
Be 313.042†	-23.1	-0.00005	mg/L	0.000006	-0.00027	mg/L	0.000028	10.54%
Ca 317.933†	201127.5	16.27	mg/L	0.031	81.37	mg/L	0.154	0.19%
Cd 228.802†	-0.7	-0.00003	mg/L	0.000154	-0.00016	mg/L	0.000769	491.16%
Co 228.616†	2.4	0.00009	mg/L	0.000268	0.00047	mg/L	0.001342	285.06%
Cr 267.716†	0.4	-0.00066	mg/L	0.000580	-0.00331	mg/L	0.002899	87.49%
Cu 324.752†	-2.6	-0.00003	mg/L	0.000196	-0.00015	mg/L	0.000979	637.63%
Fe 273.955†	59.2	0.1030	mg/L	0.00035	0.5149	mg/L	0.00177	0.34%
K 766.490†	196.9	0.1587	mg/L	0.02373	0.7937	mg/L	0.11867	14.95%
Mg 279.077†	3178.1	3.796	mg/L	0.0110	18.98	mg/L	0.055	0.29%
Mn 257.610†	1339.4	0.08674	mg/L	0.000836	0.4337	mg/L	0.00418	0.96%
Mo 202.031†	38.3	0.00524	mg/L	0.000113	0.02620	mg/L	0.000565	2.16%
Na 589.592†	3842.6	0.7651	mg/L	0.00870	3.825	mg/L	0.0435	1.14%
Na 330.237†	21.2	0.6560	mg/L	0.08434	3.280	mg/L	0.4217	12.86%
Ni 231.604†	-1.6	-0.00160	mg/L	0.001004	-0.00800	mg/L	0.005022	62.74%
Pb 220.353†	3.2	0.00062	mg/L	0.000885	0.00308	mg/L	0.004425	143.44%
Sb 206.836†	1.0	0.00117	mg/L	0.000668	0.00586	mg/L	0.003342	57.04%
Se 196.026†	-3.9	-0.00498	mg/L	0.002526	-0.02491	mg/L	0.012632	50.70%
Si 288.158†	1253.8	1.302	mg/L	0.0109	6.511	mg/L	0.0543	0.83%
Sn 189.927†	-16.5	-0.00541	mg/L	0.001481	-0.02704	mg/L	0.007405	27.39%
Sr 421.552†	11000.2	0.01828	mg/L	0.000077	0.09141	mg/L	0.000386	0.42%
Ti 334.903†	40.0	0.00207	mg/L	0.001016	0.01037	mg/L	0.005078	48.99%
Tl 190.801†	-4.1	-0.00580	mg/L	0.000543	-0.02899	mg/L	0.002713	9.36%
V 292.402†	15.2	0.00009	mg/L	0.000107	0.00046	mg/L	0.000537	116.89%
Zn 206.200†	0.2	0.00093	mg/L	0.000320	0.00466	mg/L	0.001601	34.37%

Sequence No.: 16
Sample ID: JY32 A TWC
Analyst: BLW
Initial Sample Wt:
Dilution: 1X

Autosampler Location: 34
Date Collected: 10/9/2006 3:02:16 PM
Data Type: Original
Initial Sample Vol:
Sample Prep Vol:

Nebulizer Parameters: JY32 A TWC

Analyte	Back Pressure	Flow
All	181.0 kPa	0.50 L/min

Mean Data: JY32 A TWC

Analyte	Mean Corrected Intensity	Calib Conc.	Calib Units	Calib Std.Dev.	Sample Conc.	Sample Units	Sample Std.Dev.	RSD
ScA 357.253	1060877.6	99.02	%	0.465				0.47%
ScR 361.383	130542.7	102.4	%	0.63				0.62%
Ag 328.068†	-50.7	-0.00026	mg/L	0.000181	-0.00026	mg/L	0.000181	70.86%
Al 308.215†	35.7	0.03358	mg/L	0.009373	0.03358	mg/L	0.009373	27.91%
As 188.979†	2.7	0.00132	mg/L	0.002890	0.00132	mg/L	0.002890	218.91%
B 249.677†	108.7	0.05080	mg/L	0.001406	0.05080	mg/L	0.001406	2.77%
Ba 233.527†	130.7	0.07837	mg/L	0.000773	0.07837	mg/L	0.000773	0.99%
Be 313.042†	-53.9	-0.00013	mg/L	0.000039	-0.00013	mg/L	0.000039	30.82%
Ca 317.933†	977125.2	79.06	mg/L	0.191	79.06	mg/L	0.191	0.24%
Cd 228.802†	-1.8	-0.00009	mg/L	0.000140	-0.00009	mg/L	0.000140	155.41%
Co 228.616†	6.3	0.00024	mg/L	0.000141	0.00024	mg/L	0.000141	58.64%
Cr 267.716†	21.0	0.00087	mg/L	0.000578	0.00087	mg/L	0.000578	66.16%
Cu 324.752†	87.5	0.00031	mg/L	0.000052	0.00031	mg/L	0.000052	16.81%
Fe 273.955†	280.4	0.4875	mg/L	0.00549	0.4875	mg/L	0.00549	1.13%
K 766.490†	901.9	0.7272	mg/L	0.01446	0.7272	mg/L	0.01446	1.99%
Mg 279.077†	15096.2	18.03	mg/L	0.213	18.03	mg/L	0.213	1.18%
Mn 257.610†	6466.3	0.4188	mg/L	0.00330	0.4188	mg/L	0.00330	0.79%
Mo 202.031†	164.9	0.02255	mg/L	0.000462	0.02255	mg/L	0.000462	2.05%
Na 589.592†	19598.0	3.902	mg/L	0.0158	3.902	mg/L	0.0158	0.40%
Na 330.237†	125.6	4.057	mg/L	0.4273	4.057	mg/L	0.4273	10.53%
Ni 231.604†	-0.2	-0.00019	mg/L	0.003024	-0.00019	mg/L	0.003024	>999.9%
Pb 220.353†	7.6	0.00147	mg/L	0.000795	0.00147	mg/L	0.000795	54.05%
Sb 206.836†	6.3	0.00789	mg/L	0.000950	0.00789	mg/L	0.000950	12.05%
Se 196.026†	-6.5	-0.00861	mg/L	0.008891	-0.00861	mg/L	0.008891	103.32%
Si 288.158†	6335.6	6.580	mg/L	0.0798	6.580	mg/L	0.0798	1.21%
Sn 189.927†	-54.8	-0.01619	mg/L	0.002492	-0.01619	mg/L	0.002492	15.39%
Sr 421.552†	54329.5	0.09029	mg/L	0.000095	0.09029	mg/L	0.000095	0.11%
Ti 334.903†	85.7	0.00443	mg/L	0.000664	0.00443	mg/L	0.000664	14.98%
Tl 190.801†	-7.0	-0.00989	mg/L	0.004133	-0.00989	mg/L	0.004133	41.76%
V 292.402†	54.6	0.00038	mg/L	0.000076	0.00038	mg/L	0.000076	20.03%
Zn 206.200†	0.4	0.00297	mg/L	0.003486	0.00297	mg/L	0.003486	117.17%

Sequence No.: 17
Sample ID: JY32 ADUP TWC
Analyst: BLW
Initial Sample Wt:
Dilution: 1X

Autosampler Location: 35
Date Collected: 10/9/2006 3:08:57 PM
Data Type: Original
Initial Sample Vol:
Sample Prep Vol:

Nebulizer Parameters: JY32 ADUP TWC

Analyte	Back Pressure	Flow
All	182.0 kPa	0.50 L/min

Mean Data: JY32 ADUP TWC

Analyte	Mean Corrected Intensity	Calib Conc.	Calib Units	Calib Std.Dev.	Sample Conc.	Sample Units	Sample Std.Dev.	RSD
ScA 357.253	1056509.6	98.62	%	0.678				0.69%
ScR 361.383	133406.1	104.7	%	0.67				0.64%
Ag 328.068†	111.9	0.00041	mg/L	0.000190	0.00041	mg/L	0.000190	46.04%
Al 308.215†	36.2	0.03405	mg/L	0.006696	0.03405	mg/L	0.006696	19.67%
As 188.979†	6.0	0.00721	mg/L	0.003132	0.00721	mg/L	0.003132	43.44%
B 249.677†	109.3	0.05111	mg/L	0.001213	0.05111	mg/L	0.001213	2.37%
Ba 233.527†	133.1	0.07980	mg/L	0.000427	0.07980	mg/L	0.000427	0.54%
Be 313.042†	-60.7	-0.00014	mg/L	0.000058	-0.00014	mg/L	0.000058	41.23%
Ca 317.933†	970368.9	78.52	mg/L	0.194	78.52	mg/L	0.194	0.25%
Cd 228.802†	-3.1	-0.00015	mg/L	0.000092	-0.00015	mg/L	0.000092	59.89%
Co 228.616†	1.6	0.00004	mg/L	0.000192	0.00004	mg/L	0.000192	472.24%
Cr 267.716†	24.0	0.00150	mg/L	0.000200	0.00150	mg/L	0.000200	13.39%
Cu 324.752†	8.0	-0.00005	mg/L	0.000021	-0.00005	mg/L	0.000021	40.78%
Fe 273.955†	283.1	0.4921	mg/L	0.00022	0.4921	mg/L	0.00022	0.05%
K 766.490†	810.1	0.6532	mg/L	0.01560	0.6532	mg/L	0.01560	2.39%
Mg 279.077†	15095.6	18.03	mg/L	0.265	18.03	mg/L	0.265	1.47%
Mn 257.610†	6543.4	0.4238	mg/L	0.00386	0.4238	mg/L	0.00386	0.91%
Mo 202.031†	164.4	0.02249	mg/L	0.000371	0.02249	mg/L	0.000371	1.65%
Na 589.592†	18790.2	3.741	mg/L	0.0038	3.741	mg/L	0.0038	0.10%
Na 330.237†	115.6	3.673	mg/L	0.2575	3.673	mg/L	0.2575	7.01%
Ni 231.604†	1.9	0.00190	mg/L	0.002321	0.00190	mg/L	0.002321	122.09%
Pb 220.353†	7.9	0.00154	mg/L	0.001027	0.00154	mg/L	0.001027	66.67%
Sb 206.836†	7.2	0.00909	mg/L	0.003569	0.00909	mg/L	0.003569	39.25%
Se 196.026†	-4.4	-0.00599	mg/L	0.003781	-0.00599	mg/L	0.003781	63.12%
Si 288.158†	6604.0	6.859	mg/L	0.0728	6.859	mg/L	0.0728	1.06%
Sn 189.927†	-54.5	-0.01608	mg/L	0.001421	-0.01608	mg/L	0.001421	8.84%
Sr 421.552†	53153.7	0.08834	mg/L	0.000227	0.08834	mg/L	0.000227	0.26%
Ti 334.903†	100.0	0.00518	mg/L	0.000835	0.00518	mg/L	0.000835	16.13%
Tl 190.801†	-4.9	-0.00696	mg/L	0.003838	-0.00696	mg/L	0.003838	55.15%
V 292.402†	25.3	0.00024	mg/L	0.000214	0.00024	mg/L	0.000214	89.84%
Zn 206.200†	2.6	0.00899	mg/L	0.004330	0.00899	mg/L	0.004330	48.17%

Sequence No.: 18
Sample ID: JY32 ASPK TWC
Analyst: BLW
Initial Sample Wt:
Dilution: 1X

Autosampler Location: 36
Date Collected: 10/9/2006 3:15:38 PM
Data Type: Original
Initial Sample Vol:
Sample Prep Vol:

Nebulizer Parameters: JY32 ASPK TWC

Analyte	Back Pressure	Flow
All	181.0 kPa	0.50 L/min

Mean Data: JY32 ASPK TWC

Analyte	Mean Corrected Intensity	Calib Conc.	Calib Units	Calib Std.Dev.	Sample Conc.	Sample Units	Sample Std.Dev.	RSD
ScA 357.253	1059963.2	98.94	%	0.697				0.70%
ScR 361.383	131137.0	102.9	%	0.96				0.93%
Ag 328.068†	119908.1	0.4937	mg/L	0.00390	0.4937	mg/L	0.00390	0.79%
Al 308.215†	2143.5	2.034	mg/L	0.0232	2.034	mg/L	0.0232	1.14%
As 188.979†	1180.0	2.067	mg/L	0.0060	2.067	mg/L	0.0060	0.29%
B 249.677†	110.3	0.05255	mg/L	0.002070	0.05255	mg/L	0.002070	3.94%
Ba 233.527†	3505.3	2.092	mg/L	0.0301	2.092	mg/L	0.0301	1.44%
Be 313.042†	228591.4	0.5275	mg/L	0.00187	0.5275	mg/L	0.00187	0.35%
Ca 317.933†	1107370.1	89.60	mg/L STL	0.407	89.60	mg/L	0.407	0.45%
Cd 228.802†	11398.2	0.5034	mg/L	0.00370	0.5034	mg/L	0.00370	0.73%
Co 228.616†	11127.4	0.4702	mg/L	0.00194	0.4702	mg/L	0.00194	0.41%
Cr 267.716†	2451.4	0.5066	mg/L	0.00559	0.5066	mg/L	0.00559	1.10%
Cu 324.752†	107852.1	0.4922	mg/L	0.00420	0.4922	mg/L	0.00420	0.85%
Fe 273.955†	1521.5	2.644	mg/L	0.0390	2.644	mg/L	0.0390	1.48%
K 766.490†	13783.9	11.11	mg/L	0.070	11.11	mg/L	0.070	0.63%
Mg 279.077†	23763.1	28.38	mg/L	0.233	28.38	mg/L	0.233	0.82%
Mn 257.610†	14507.5	0.9409	mg/L	0.00809	0.9409	mg/L	0.00809	0.86%
Mo 202.031†	173.7	0.02356	mg/L	0.000071	0.02356	mg/L	0.000071	0.30%
Na 589.592†	71947.1	14.33	mg/L	0.067	14.33	mg/L	0.067	0.47%
Na 330.237†	390.0	14.05	mg/L	0.263	14.05	mg/L	0.263	1.87%
Ni 231.604†	508.0	0.4989	mg/L	0.00742	0.4989	mg/L	0.00742	1.49%
Pb 220.353†	10450.4	1.999	mg/L	0.0213	1.999	mg/L	0.0213	1.07%
Sb 206.836†	11.1	0.00775	mg/L	0.002859	0.00775	mg/L	0.002859	36.89%
Se 196.026†	1636.7	2.050	mg/L	0.0153	2.050	mg/L	0.0153	0.75%
Si 288.158†	5915.8	6.145	mg/L	0.0901	6.145	mg/L	0.0901	1.47%
Sn 189.927†	-58.8	-0.01690	mg/L	0.000499	-0.01690	mg/L	0.000499	2.95%
Sr 421.552†	363786.5	0.6046	mg/L	0.00155	0.6046	mg/L	0.00155	0.26%
Ti 334.903†	91.6	0.00463	mg/L	0.000641	0.00463	mg/L	0.000641	13.83%
Tl 190.801†	1319.3	1.877	mg/L	0.0101	1.877	mg/L	0.0101	0.54%
V 292.402†	102213.3	0.5100	mg/L	0.00457	0.5100	mg/L	0.00457	0.90%
Zn 206.200†	181.8	0.5067	mg/L	0.00534	0.5067	mg/L	0.00534	1.05%

Sequence No.: 19
Sample ID: QC21
Analyst: BLW
Initial Sample Wt:
Dilution: 1X

Autosampler Location: 37
Date Collected: 10/9/2006 3:22:23 PM
Data Type: Original
Initial Sample Vol:
Sample Prep Vol:

Nebulizer Parameters: QC21

Analyte	Back Pressure	Flow
All	182.0 kPa	0.50 L/min

Mean Data: QC21

Analyte	Mean Corrected Intensity	Calib Conc.	Calib Units	Calib Std.Dev.	Sample Conc.	Sample Units	Sample Std.Dev.	RSD
ScA 357.253	1078564.6	100.7	%	1.53				1.52%
ScR 361.383	131658.7	103.3	%	1.79				1.73%
Ag 328.068†	-44.2	-0.00001	mg/L	0.000163	-0.00001	mg/L	0.000163	>999.9%
Al 308.215†	84.8	0.00551	mg/L	0.002436	0.00551	mg/L	0.002436	44.22%
As 188.979†	1124.3	1.965	mg/L ✓	0.0322	1.965	mg/L	0.0322	1.64%
B 249.677†	-14.9	0.00030	mg/L	0.001020	0.00030	mg/L	0.001020	341.12%
Ba 233.527†	1.2	-0.00009	mg/L	0.000667	-0.00009	mg/L	0.000667	706.08%
Be 313.042†	883502.1	2.039	mg/L ✓	0.0255	2.039	mg/L	0.0255	1.25%
Ca 317.933†	25675.2	2.078	mg/L ✓	0.0404	2.078	mg/L	0.0404	1.95%
Cd 228.802†	45026.7	1.998	mg/L ✓	0.0436	1.998	mg/L	0.0436	2.18%
Co 228.616†	46700.4	1.973	mg/L ✓	0.0427	1.973	mg/L	0.0427	2.16%
Cr 267.716†	9785.8	2.044	mg/L ✓	0.0392	2.044	mg/L	0.0392	1.92%
Cu 324.752†	450288.4	2.053	mg/L ✓	0.0311	2.053	mg/L	0.0311	1.52%
Fe 273.955†	1219.2	2.114	mg/L ✓	0.0372	2.114	mg/L	0.0372	1.76%
K 766.490†	-62.4	-0.05034	mg/L	0.030390	-0.05034	mg/L	0.030390	60.37%
Mg 279.077†	1722.6	2.067	mg/L ✓	0.0332	2.067	mg/L	0.0332	1.61%
Mn 257.610†	32159.8	2.088	mg/L ✓	0.0394	2.088	mg/L	0.0394	1.89%
Mo 202.031†	14676.3	2.042	mg/L ✓	0.0420	2.042	mg/L	0.0420	2.06%
Na 589.592†	77.0	0.01533	mg/L	0.001339	0.01533	mg/L	0.001339	8.74%
Na 330.237†	-20.3	-0.8095	mg/L	0.20477	-0.8095	mg/L	0.20477	25.30%
Ni 231.604†	2109.0	2.072	mg/L ✓	0.0364	2.072	mg/L	0.0364	1.76%
Pb 220.353†	10575.3	2.025	mg/L ✓	0.0442	2.025	mg/L	0.0442	2.18%
Sb 206.836†	1682.0	2.197	mg/L ✓	0.0207	2.197	mg/L	0.0207	0.94%
Se 196.026†	1595.3	1.997	mg/L ✓	0.0207	1.997	mg/L	0.0207	1.04%
Si 288.158†	56.2	0.06263	mg/L	0.004001	0.06263	mg/L	0.004001	6.39%
Sn 189.927†	-16.7	-0.00276	mg/L	0.001042	-0.00276	mg/L	0.001042	37.82%
Sr 421.552†	1206823.4	2.006	mg/L ✓	0.0284	2.006	mg/L	0.0284	1.42%
Ti 334.903†	39336.5	2.043	mg/L ✓	0.0375	2.043	mg/L	0.0375	1.84%
Tl 190.801†	1456.7	2.068	mg/L ✓	0.0289	2.068	mg/L	0.0289	1.40%
V 292.402†	405183.3	2.022	mg/L ✓	0.0305	2.022	mg/L	0.0305	1.51%
Zn 206.200†	738.5	2.049	mg/L ✓	0.0401	2.049	mg/L	0.0401	1.96%

Sequence No.: 20
Sample ID: QC7M
Analyst: BLW
Initial Sample Wt:
Dilution: 1X

Autosampler Location: 38
Date Collected: 10/9/2006 3:29:06 PM
Data Type: Original
Initial Sample Vol:
Sample Prep Vol:

Nebulizer Parameters: QC7M

Analyte	Back Pressure	Flow
All	181.0 kPa	0.50 L/min

Mean Data: QC7M

Analyte	Mean Corrected Intensity	Calib Conc.	Calib Units	Calib Std.Dev.	Sample Conc.	Sample Units	Sample Std.Dev.	RSD
ScA 357.253	1074955.7	100.3	%	0.18				0.18%
ScR 361.383	130998.4	102.8	%	0.52				0.51%
Ag 328.068†	237369.6	0.9770	mg/L	0.00080	0.9770	mg/L	0.00080	0.08%
Al 308.215†	2099.6	2.001	mg/L	0.0173	2.001	mg/L	0.0173	0.86%
As 188.979†	-0.7	-0.00175	mg/L	0.000125	-0.00175	mg/L	0.000125	7.14%
B 249.677†	4379.6	2.045	mg/L	0.0156	2.045	mg/L	0.0156	0.76%
Ba 233.527†	3271.1	1.952	mg/L	0.0139	1.952	mg/L	0.0139	0.71%
Be 313.042†	-8.9	-0.00002	mg/L	0.000016	-0.00002	mg/L	0.000016	78.13%
Ca 317.933†	49.3	0.00399	mg/L	0.000510	0.00399	mg/L	0.000510	12.77%
Cd 228.802†	-1.1	-0.00014	mg/L	0.000068	-0.00014	mg/L	0.000068	49.05%
Co 228.616†	11.4	0.00004	mg/L	0.000090	0.00004	mg/L	0.000090	232.34%
Cr 267.716†	1.8	0.00037	mg/L	0.000353	0.00037	mg/L	0.000353	94.30%
Cu 324.752†	708.4	0.00323	mg/L	0.000302	0.00323	mg/L	0.000302	9.36%
Fe 273.955†	3.3	0.00574	mg/L	0.002695	0.00574	mg/L	0.002695	46.94%
K 766.490†	25320.1	20.42	mg/L	0.154	20.42	mg/L	0.154	0.75%
Mg 279.077†	3.9	0.00466	mg/L	0.004339	0.00466	mg/L	0.004339	93.18%
Mn 257.610†	13.8	0.00088	mg/L	0.000104	0.00088	mg/L	0.000104	11.85%
Mo 202.031†	3.4	0.00047	mg/L	0.000244	0.00047	mg/L	0.000244	52.00%
Na 589.592†	10455.1	2.082	mg/L	0.0207	2.082	mg/L	0.0207	1.00%
Na 330.237†	57.9	2.238	mg/L	0.3425	2.238	mg/L	0.3425	15.31%
Ni 231.604†	-1.1	-0.00107	mg/L	0.000915	-0.00107	mg/L	0.000915	85.41%
Pb 220.353†	1.1	0.00057	mg/L	0.000522	0.00057	mg/L	0.000522	91.48%
Sb 206.836†	1.6	0.00212	mg/L	0.002644	0.00212	mg/L	0.002644	124.74%
Se 196.026†	1.0	0.00119	mg/L	0.003628	0.00119	mg/L	0.003628	303.61%
Si 288.158†	2105.7	2.187	mg/L	0.0111	2.187	mg/L	0.0111	0.51%
Sn 189.927†	0.7	0.00029	mg/L	0.001496	0.00029	mg/L	0.001496	511.36%
Sr 421.552†	27.0	0.00004	mg/L	0.000033	0.00004	mg/L	0.000033	74.58%
Ti 334.903†	21.2	0.00110	mg/L	0.000384	0.00110	mg/L	0.000384	34.90%
Tl 190.801†	4.1	0.00585	mg/L	0.001692	0.00585	mg/L	0.001692	28.92%
V 292.402†	13.7	0.00007	mg/L	0.000036	0.00007	mg/L	0.000036	50.69%
Zn 206.200†	3.1	0.00873	mg/L	0.002410	0.00873	mg/L	0.002410	27.62%

Sequence No.: 21
Sample ID: JZ23 J SWC
Analyst: BLW
Initial Sample Wt:
Dilution: 5X

Autosampler Location: 39
Date Collected: 10/9/2006 3:35:30 PM
Data Type: Original
Initial Sample Vol:
Sample Prep Vol:

Nebulizer Parameters: JZ23 J SWC

Analyte	Back Pressure	Flow
All	181.0 kPa	0.50 L/min

Mean Data: JZ23 J SWC

Analyte	Mean Corrected Intensity	Calib Conc.	Calib Units	Calib Std.Dev.	Sample Conc.	Sample Units	Sample Std.Dev.	RSD
ScA 357.253	1079528.4	100.8	%	0.24				0.24%
ScR 361.383	132699.1	104.1	%	0.14				0.14%
Ag 328.068†	-1346.0	0.00102	mg/L	0.000021	0.00512	mg/L	0.000103	2.00%
Al 308.215†	85115.7	81.10	mg/L	0.099	405.5	mg/L	0.49	0.12%
As 188.979†	230.0	0.3865	mg/L	0.00989	1.933	mg/L	0.0494	2.56%
B 249.677†	109.9	0.05051	mg/L	0.003927	0.2526	mg/L	0.01964	7.77%
Ba 233.527†	333.1	0.1883	mg/L	0.00151	0.9417	mg/L	0.00757	0.80%
Be 313.042†	638.4	0.00107	mg/L	0.000046	0.00536	mg/L	0.000231	4.32%
Ca 317.933†	584849.9	47.32	mg/L	0.104	236.6	mg/L	0.52	0.22%
Cd 228.802†	70.9	0.00259	mg/L	0.000075	0.01296	mg/L	0.000377	2.91%
Co 228.616†	1194.7	0.04407	mg/L	0.000213	0.2203	mg/L	0.00106	0.48%
Cr 267.716†	439.0	0.09193	mg/L	0.000323	0.4596	mg/L	0.00161	0.35%
Cu 324.752†	45432.1	0.2210	mg/L	0.00073	1.105	mg/L	0.0036	0.33%
Fe 273.955†	84580.4	147.0	mg/L	0.79	735.2	mg/L	3.94	0.54%
K 766.490†	9279.2	7.482	mg/L	0.0125	37.41	mg/L	0.063	0.17%
Mg 279.077†	29799.9	35.49	mg/L	0.074	177.5	mg/L	0.37	0.21%
Mn 257.610†	50332.5	3.265	mg/L	0.0099	16.33	mg/L	0.050	0.30%
Mo 202.031†	57.4	0.00723	mg/L	0.000308	0.03615	mg/L	0.001542	4.26%
Na 589.592†	19915.5	3.965	mg/L	0.0206	19.83	mg/L	0.103	0.52%
Na 330.237†	91.0	3.593	mg/L	0.2150	17.97	mg/L	1.075	5.98%
Ni 231.604†	86.2	0.08462	mg/L	0.003453	0.4231	mg/L	0.01726	4.08%
Pb 220.353†	716.4	0.1514	mg/L	0.00080	0.7570	mg/L	0.00401	0.53%
Sb 206.836†	16.3	0.00817	mg/L	0.001718	0.04084	mg/L	0.008590	21.03%
Se 196.026†	-32.3	-0.02660	mg/L	0.007378	-0.1330	mg/L	0.03689	27.73%
Si 288.158†	1984.9	2.062	mg/L	0.0069	10.31	mg/L	0.034	0.33%
Sn 189.927†	-35.4	-0.01127	mg/L	0.001015	-0.05635	mg/L	0.005077	9.01%
Sr 421.552†	176181.9	0.2928	mg/L	0.00060	1.464	mg/L	0.0030	0.21%
Ti 334.903†	56585.9	2.943	mg/L	0.0044	14.71	mg/L	0.022	0.15%
Tl 190.801†	-13.8	-0.02303	mg/L	0.007192	-0.1152	mg/L	0.03596	31.23%
V 292.402†	52045.9	0.2575	mg/L	0.00098	1.288	mg/L	0.0049	0.38%
Zn 206.200†	262.1	0.7248	mg/L	0.00591	3.624	mg/L	0.0296	0.82%

Sequence No.: 22
Sample ID: JY32 MB1SPK TWC
Analyst: BLW
Initial Sample Wt:
Dilution: 1X

Autosampler Location: 40
Date Collected: 10/9/2006 3:41:55 PM
Data Type: Original
Initial Sample Vol:
Sample Prep Vol:

Nebulizer Parameters: JY32 MB1SPK TWC

Analyte	Back Pressure	Flow
All	182.0 kPa	0.50 L/min

Mean Data: JY32 MB1SPK TWC

Analyte	Mean Corrected Intensity	Calib Conc.	Calib Units	Std.Dev.	Sample Conc.	Sample Units	Std.Dev.	RSD
ScA 357.253	1076349.7	100.5	%	0.19				0.19%
ScR 361.383	132862.5	104.3	%	1.59				1.52%
Ag 328.068†	119718.6	0.4929	mg/L	0.00202	0.4929	mg/L	0.00202	0.41%
Al 308.215†	2104.9	1.997	mg/L	0.0282	1.997	mg/L	0.0282	1.41%
As 188.979†	1154.5	2.026	mg/L	0.0073	2.026	mg/L	0.0073	0.36%
B 249.677†	4.9	0.00324	mg/L	0.000268	0.00324	mg/L	0.000268	8.26%
Ba 233.527†	3388.5	2.021	mg/L	0.0325	2.021	mg/L	0.0325	1.61%
Be 313.042†	227945.8	0.5261	mg/L	0.00036	0.5261	mg/L	0.00036	0.07%
Ca 317.933†	125941.4	10.19	mg/L	0.150	10.19	mg/L	0.150	1.48%
Cd 228.802†	11516.2	0.5087	mg/L	0.00187	0.5087	mg/L	0.00187	0.37%
Co 228.616†	11618.5	0.4910	mg/L	0.00164	0.4910	mg/L	0.00164	0.33%
Cr 267.716†	2442.5	0.5083	mg/L	0.00728	0.5083	mg/L	0.00728	1.43%
Cu 324.752†	112737.1	0.5146	mg/L	0.00237	0.5146	mg/L	0.00237	0.46%
Fe 273.955†	1268.5	2.204	mg/L	0.0351	2.204	mg/L	0.0351	1.59%
K 766.490†	12684.2	10.23	mg/L	0.176	10.23	mg/L	0.176	1.72%
Mg 279.077†	8522.1	10.18	mg/L	0.161	10.18	mg/L	0.161	1.58%
Mn 257.610†	7951.3	0.5163	mg/L	0.00808	0.5163	mg/L	0.00808	1.56%
Mo 202.031†	14.4	0.00179	mg/L	0.000128	0.00179	mg/L	0.000128	7.19%
Na 589.592†	51737.0	10.30	mg/L	0.029	10.30	mg/L	0.029	0.28%
Na 330.237†	269.3	10.18	mg/L	0.249	10.18	mg/L	0.249	2.44%
Ni 231.604†	521.6	0.5122	mg/L	0.01075	0.5122	mg/L	0.01075	2.10%
Pb 220.353†	10681.6	2.043	mg/L	0.0063	2.043	mg/L	0.0063	0.31%
Sb 206.836†	6.3	0.00170	mg/L	0.003251	0.00170	mg/L	0.003251	191.23%
Se 196.026†	1627.9	2.039	mg/L	0.0078	2.039	mg/L	0.0078	0.38%
Si 288.158†	20.6	0.02248	mg/L	0.001389	0.02248	mg/L	0.001389	6.18%
Sn 189.927†	-12.7	-0.00422	mg/L	0.001846	-0.00422	mg/L	0.001846	43.79%
Sr 421.552†	308802.7	0.5132	mg/L	0.00115	0.5132	mg/L	0.00115	0.22%
Ti 334.903†	44.0	0.00218	mg/L	0.000214	0.00218	mg/L	0.000214	9.83%
Tl 190.801†	1386.0	1.971	mg/L	0.0148	1.971	mg/L	0.0148	0.75%
V 292.402†	102276.7	0.5102	mg/L	0.00153	0.5102	mg/L	0.00153	0.30%
Zn 206.200†	189.9	0.5275	mg/L	0.00992	0.5275	mg/L	0.00992	1.88%

Sequence No.: 23
Sample ID: CV
Analyst: BLW
Initial Sample Wt:
Dilution: 1X

Autosampler Location: 7
Date Collected: 10/9/2006 3:48:35 PM
Data Type: Original
Initial Sample Vol:
Sample Prep Vol:

Nebulizer Parameters: CV

Analyte	Back Pressure	Flow
All	181.0 kPa	0.50 L/min

Mean Data: CV

Analyte	Mean Corrected Intensity	Calib Conc.	Calib Units	Std.Dev.	Sample Conc.	Sample Units	Std.Dev.	RSD
ScA 357.253	1058210.5	98.77	%	0.435				0.44%
ScR 361.383	133385.4	104.7	%	1.21				1.15%
Ag 328.068†	234834.5	0.9667	mg/L	0.00121	0.9667	mg/L	0.00121	0.13%
Al 308.215†	2066.5	1.933	mg/L	0.0194	1.933	mg/L	0.0194	1.00%
As 188.979†	1114.2	1.951	mg/L	0.0152	1.951	mg/L	0.0152	0.78%
B 249.677†	2075.8	0.9725	mg/L	0.01226	0.9725	mg/L	0.01226	1.26%
Ba 233.527†	1683.5	1.004	mg/L	0.0115	1.004	mg/L	0.0115	1.15%
Be 313.042†	434970.0	1.004	mg/L	0.0027	1.004	mg/L	0.0027	0.27%
Ca 317.933†	25023.8	2.025	mg/L	0.0153	2.025	mg/L	0.0153	0.75%
Cd 228.802†	22785.5	1.010	mg/L	0.0028	1.010	mg/L	0.0028	0.28%
Co 228.616†	22644.4	0.9564	mg/L	0.00302	0.9564	mg/L	0.00302	0.32%
Cr 267.716†	4665.3	0.9744	mg/L	0.01105	0.9744	mg/L	0.01105	1.13%
Cu 324.752†	231222.8	1.054	mg/L	0.0020	1.054	mg/L	0.0020	0.19%
Fe 273.955†	1219.1	2.117	mg/L	0.0238	2.117	mg/L	0.0238	1.13%
K 766.490†	24380.6	19.66	mg/L	0.239	19.66	mg/L	0.239	1.21%
Mg 279.077†	1659.4	1.986	mg/L	0.0204	1.986	mg/L	0.0204	1.03%
Mn 257.610†	15480.7	1.005	mg/L	0.0069	1.005	mg/L	0.0069	0.69%
Mo 202.031†	7149.0	0.9946	mg/L	0.00887	0.9946	mg/L	0.00887	0.89%
Na 589.592†	249010.7	49.58	mg/L	0.105	49.58	mg/L	0.105	0.21%
Na 330.237†	1299.1	50.21	mg/L	0.639	50.21	mg/L	0.639	1.27%
Ni 231.604†	1033.4	1.016	mg/L	0.0117	1.016	mg/L	0.0117	1.15%
Pb 220.353†	10380.4	1.986	mg/L	0.0167	1.986	mg/L	0.0167	0.84%
Sb 206.836†	1682.4	2.222	mg/L	0.0156	2.222	mg/L	0.0156	0.70%
Se 196.026†	1566.7	1.962	mg/L	0.0087	1.962	mg/L	0.0087	0.44%
Si 288.158†	2040.0	2.121	mg/L	0.0220	2.121	mg/L	0.0220	1.04%
Sn 189.927†	2318.8	0.9316	mg/L	0.00530	0.9316	mg/L	0.00530	0.57%
Sr 421.552†	589857.1	0.9803	mg/L	0.00432	0.9803	mg/L	0.00432	0.44%
Ti 334.903†	19271.8	1.001	mg/L	0.0098	1.001	mg/L	0.0098	0.98%
Tl 190.801†	1361.4	1.936	mg/L	0.0107	1.936	mg/L	0.0107	0.55%
V 292.402†	196118.0	0.9786	mg/L	0.00150	0.9786	mg/L	0.00150	0.15%
Zn 206.200†	386.1	1.071	mg/L	0.0167	1.071	mg/L	0.0167	1.55%

Sequence No.: 24
Sample ID: CB 5
Analyst: BLW
Initial Sample Wt:
Dilution: 1X

Autosampler Location: 1
Date Collected: 10/9/2006 3:55:15 PM
Data Type: Original
Initial Sample Vol:
Sample Prep Vol:

Nebulizer Parameters: CB

Analyte	Back Pressure	Flow
All	181.0 kPa	0.50 L/min

Mean Data: CB

Analyte	Mean Corrected Intensity	Calib Conc.	Calib Units	Std.Dev.	Sample Conc.	Sample Units	Std.Dev.	RSD
ScA 357.253	1075279.7	100.4	%	0.56				0.56%
ScR 361.383	130649.1	102.5	%	0.19				0.19%
Ag 328.068†	17.8	0.00007	mg/L	0.000144	0.00007	mg/L	0.000144	196.16%
Al 308.215†	4.8	0.00453	mg/L	0.009527	0.00453	mg/L	0.009527	210.09%
As 188.979†	-2.4	-0.00427	mg/L	0.001025	-0.00427	mg/L	0.001025	24.01%
B 249.677†	7.2	0.00334	mg/L	0.000977	0.00334	mg/L	0.000977	29.30%
Ba 233.527†	0.2	0.00014	mg/L	0.000536	0.00014	mg/L	0.000536	387.19%
Be 313.042†	-17.6	-0.00004	mg/L	0.000038	-0.00004	mg/L	0.000038	92.18%
Ca 317.933†	23.3	0.00188	mg/L	0.002005	0.00188	mg/L	0.002005	106.56%
Cd 228.802†	-1.4	-0.00006	mg/L	0.000086	-0.00006	mg/L	0.000086	150.57%
Co 228.616†	-3.8	-0.00016	mg/L	0.000368	-0.00016	mg/L	0.000368	223.36%
Cr 267.716†	-3.8	-0.00079	mg/L	0.000496	-0.00079	mg/L	0.000496	62.89%
Cu 324.752†	231.4	0.00106	mg/L	0.000069	0.00106	mg/L	0.000069	6.58%
Fe 273.955†	2.6	0.00452	mg/L	0.004070	0.00452	mg/L	0.004070	90.02%
K 766.490†	-33.2	-0.02675	mg/L	0.036158	-0.02675	mg/L	0.036158	135.16%
Mg 279.077†	-2.4	-0.00283	mg/L	0.002133	-0.00283	mg/L	0.002133	75.25%
Mn 257.610†	11.7	0.00076	mg/L	0.000199	0.00076	mg/L	0.000199	26.23%
Mo 202.031†	-0.4	-0.00006	mg/L	0.000137	-0.00006	mg/L	0.000137	234.42%
Na 589.592†	22.9	0.00456	mg/L	0.006361	0.00456	mg/L	0.006361	139.61%
Na 330.237†	-11.5	-0.4466	mg/L	0.49512	-0.4466	mg/L	0.49512	110.86%
Ni 231.604†	2.0	0.00194	mg/L	0.002152	0.00194	mg/L	0.002152	111.18%
Pb 220.353†	4.6	0.00089	mg/L	0.000608	0.00089	mg/L	0.000608	68.47%
Sb 206.836†	0.6	0.00086	mg/L	0.001202	0.00086	mg/L	0.001202	139.79%
Se 196.026†	4.2	0.00525	mg/L	0.001772	0.00525	mg/L	0.001772	33.72%
Si 288.158†	3.2	0.00329	mg/L	0.006117	0.00329	mg/L	0.006117	186.18%
Sn 189.927†	3.7	0.00149	mg/L	0.000637	0.00149	mg/L	0.000637	42.86%
Sr 421.552†	2.4	0.00000	mg/L	0.000084	0.00000	mg/L	0.000084	>999.9%
Ti 334.903†	24.8	0.00129	mg/L	0.000543	0.00129	mg/L	0.000543	42.10%
Tl 190.801†	1.2	0.00178	mg/L	0.003946	0.00178	mg/L	0.003946	222.20%
V 292.402†	8.6	0.00004	mg/L	0.000110	0.00004	mg/L	0.000110	300.88%
Zn 206.200†	0.8	0.00211	mg/L	0.001646	0.00211	mg/L	0.001646	78.07%

Sequence No.: 25
Sample ID: CRI
Analyst: BLW
Initial Sample Wt:
Dilution: 1X

Autosampler Location: 8
Date Collected: 10/9/2006 4:01:37 PM
Data Type: Original
Initial Sample Vol:
Sample Prep Vol:

Nebulizer Parameters: CRI

Analyte	Back Pressure	Flow
All	182.0 kPa	0.50 L/min

Mean Data: CRI

Analyte	Mean Corrected Intensity	Calib Conc.	Calib Units	Std.Dev.	Sample Conc.	Sample Units	Std.Dev.	RSD
ScA 357.253	1058450.8	98.80	%	0.295				0.30%
ScR 361.383	127216.6	99.84	%	0.279				0.28%
Ag 328.068†	735.4	0.00303	mg/L	0.000083	0.00303	mg/L	0.000083	2.75%
Al 308.215†	61.2	0.05814	mg/L	0.006211	0.05814	mg/L	0.006211	10.68%
As 188.979†	28.6	0.05017	mg/L	0.004483	0.05017	mg/L	0.004483	8.94%
B 249.677†	46.3	0.02164	mg/L	0.000744	0.02164	mg/L	0.000744	3.44%
Ba 233.527†	3.9	0.00233	mg/L	0.001533	0.00233	mg/L	0.001533	65.78%
Be 313.042†	431.1	0.00099	mg/L	0.000052	0.00099	mg/L	0.000052	5.20%
Ca 317.933†	698.3	0.05651	mg/L	0.001755	0.05651	mg/L	0.001755	3.11%
Cd 228.802†	46.3	0.00199	mg/L	0.000069	0.00199	mg/L	0.000069	3.47%
Co 228.616†	73.3	0.00309	mg/L	0.000260	0.00309	mg/L	0.000260	8.43%
Cr 267.716†	21.3	0.00444	mg/L	0.000634	0.00444	mg/L	0.000634	14.30%
Cu 324.752†	652.6	0.00298	mg/L	0.000233	0.00298	mg/L	0.000233	7.82%
Fe 273.955†	37.0	0.06437	mg/L	0.001288	0.06437	mg/L	0.001288	2.00%
K 766.490†	653.7	0.5271	mg/L	0.01819	0.5271	mg/L	0.01819	3.45%
Mg 279.077†	49.9	0.05964	mg/L	0.005020	0.05964	mg/L	0.005020	8.42%
Mn 257.610†	26.8	0.00174	mg/L	0.000167	0.00174	mg/L	0.000167	9.58%
Mo 202.031†	37.4	0.00520	mg/L	0.000094	0.00520	mg/L	0.000094	1.81%
Na 589.592†	2676.4	0.5329	mg/L	0.00605	0.5329	mg/L	0.00605	1.13%
Na 330.237†	4.3	0.1666	mg/L	0.50519	0.1666	mg/L	0.50519	303.16%
Ni 231.604†	10.3	0.01015	mg/L	0.001302	0.01015	mg/L	0.001302	12.82%
Pb 220.353†	111.1	0.02126	mg/L	0.000467	0.02126	mg/L	0.000467	2.20%
Sb 206.836†	45.5	0.06021	mg/L	0.001518	0.06021	mg/L	0.001518	2.52%
Se 196.026†	45.9	0.05757	mg/L	0.005830	0.05757	mg/L	0.005830	10.13%
Si 288.158†	92.6	0.09617	mg/L	0.008985	0.09617	mg/L	0.008985	9.34%
Sn 189.927†	26.5	0.01069	mg/L	0.000740	0.01069	mg/L	0.000740	6.92%
Sr 421.552†	665.8	0.00111	mg/L	0.000013	0.00111	mg/L	0.000013	1.13%
Ti 334.903†	131.5	0.00683	mg/L	0.000344	0.00683	mg/L	0.000344	5.04%
Tl 190.801†	35.8	0.05101	mg/L	0.001335	0.05101	mg/L	0.001335	2.62%
V 292.402†	613.5	0.00307	mg/L	0.000013	0.00307	mg/L	0.000013	0.41%
Zn 206.200†	3.5	0.00963	mg/L	0.001170	0.00963	mg/L	0.001170	12.16%

Sequence No.: 26
Sample ID: ICSA
Analyst: BLW
Initial Sample Wt:
Dilution: 1X

Autosampler Location: 9
Date Collected: 10/9/2006 4:07:59 PM
Data Type: Original
Initial Sample Vol:
Sample Prep Vol:

Nebulizer Parameters: ICSA

Analyte	Back Pressure	Flow
All	181.0 kPa	0.50 L/min

Mean Data: ICSA

Analyte	Mean Corrected Intensity	Calib Conc.	Calib Units	Calib Std.Dev.	Sample Conc.	Sample Units	Sample Std.Dev.	RSD
ScA 357.253	1028063.9	95.96	%	0.170				0.18%
ScR 361.383	130645.9	102.5	%	0.81				0.79%
Ag 328.068†	-2248.5	0.00073	mg/L	0.000110	0.00073	mg/L	0.000110	15.13%
Al 308.215†	208145.9	198.4	mg/L	0.27	198.4	mg/L	0.27	0.14%
As 188.979†	15.7	0.00486	mg/L	0.008412	0.00486	mg/L	0.008412	172.93%
B 249.677†	-5.3	-0.00244	mg/L	0.002763	-0.00244	mg/L	0.002763	113.21%
Ba 233.527†	25.5	0.00035	mg/L	0.001058	0.00035	mg/L	0.001058	304.67%
Be 313.042†	-33.5	-0.00008	mg/L	0.000040	-0.00008	mg/L	0.000040	48.21%
Ca 317.933†	1221407.1	98.83	mg/L	0.169	98.83	mg/L	0.169	0.17%
Cd 228.802†	18.2	0.00077	mg/L	0.000239	0.00077	mg/L	0.000239	31.08%
Co 228.616†	-4.2	-0.00088	mg/L	0.000204	-0.00088	mg/L	0.000204	23.31%
Cr 267.716†	67.1	0.00595	mg/L	0.000890	0.00595	mg/L	0.000890	14.96%
Cu 324.752†	-3304.3	0.00511	mg/L	0.000010	0.00511	mg/L	0.000010	0.20%
Fe 273.955†	120396.1	209.3	mg/L	0.98	209.3	mg/L	0.98	0.47%
K 766.490†	-57.1	-0.04603	mg/L	0.015439	-0.04603	mg/L	0.015439	33.54%
Mg 279.077†	83938.0	100.1	mg/L	0.10	100.1	mg/L	0.10	0.10%
Mn 257.610†	62.9	-0.00011	mg/L	0.000553	-0.00011	mg/L	0.000553	481.68%
Mo 202.031†	35.1	0.00273	mg/L	0.000666	0.00273	mg/L	0.000666	24.36%
Na 589.592†	101.3	0.02018	mg/L	0.004657	0.02018	mg/L	0.004657	23.08%
Na 330.237†	12.7	-0.5123	mg/L	0.38045	-0.5123	mg/L	0.38045	74.26%
Ni 231.604†	-2.1	-0.00200	mg/L	0.002051	-0.00200	mg/L	0.002051	102.32%
Pb 220.353†	-68.1	0.02223	mg/L	0.000997	0.02223	mg/L	0.000997	4.49%
Sb 206.836†	21.5	0.00626	mg/L	0.002058	0.00626	mg/L	0.002058	32.87%
Se 196.026†	-53.1	-0.04162	mg/L	0.006561	-0.04162	mg/L	0.006561	15.76%
Si 288.158†	19.4	0.02018	mg/L	0.006223	0.02018	mg/L	0.006223	30.84%
Sn 189.927†	-62.4	-0.01775	mg/L	0.001005	-0.01775	mg/L	0.001005	5.66%
Sr 421.552†	742.3	0.00123	mg/L	0.000048	0.00123	mg/L	0.000048	3.89%
Ti 334.903†	125.0	0.00649	mg/L	0.000828	0.00649	mg/L	0.000828	12.75%
Tl 190.801†	-23.7	-0.03381	mg/L	0.004420	-0.03381	mg/L	0.004420	13.07%
V 292.402†	618.9	0.00317	mg/L	0.000048	0.00317	mg/L	0.000048	1.53%
Zn 206.200†	-2.6	-0.01100	mg/L	0.001960	-0.01100	mg/L	0.001960	17.81%

Sequence No.: 27
Sample ID: ICSAB
Analyst: BLW
Initial Sample Wt:
Dilution: 1X

Autosampler Location: 10
Date Collected: 10/9/2006 4:14:23 PM
Data Type: Original
Initial Sample Vol:
Sample Prep Vol:

Nebulizer Parameters: ICSAB

Analyte	Back Pressure	Flow
All	182.0 kPa	0.50 L/min

Mean Data: ICSAB

Analyte	Mean Corrected Intensity	Calib Conc.	Calib Units	Std.Dev.	Sample Conc.	Sample Units	Std.Dev.	RSD
ScA 357.253	1024542.4	95.63	%	0.682				0.71%
ScR 361.383	130117.2	102.1	%	0.72				0.71%
Ag 328.068†	252502.3	1.050	mg/L	0.0030	1.050	mg/L	0.0030	0.28%
Al 308.215†	210061.5	200.2	mg/L	0.45	200.2	mg/L	0.45	0.23%
As 188.979†	599.8	1.029	mg/L	0.0110	1.029	mg/L	0.0110	1.07%
B 249.677†	-12.4	-0.00383	mg/L	0.001988	-0.00383	mg/L	0.001988	51.85%
Ba 233.527†	1730.1	1.017	mg/L	0.0029	1.017	mg/L	0.0029	0.28%
Be 313.042†	456748.6	1.054	mg/L	0.0035	1.054	mg/L	0.0035	0.33%
Ca 317.933†	1234783.7	99.91	mg/L	0.385	99.91	mg/L	0.385	0.39%
Cd 228.802†	23174.4	1.028	mg/L	0.0080	1.028	mg/L	0.0080	0.78%
Co 228.616†	22310.5	0.9429	mg/L	0.00727	0.9429	mg/L	0.00727	0.77%
Cr 267.716†	4872.2	1.010	mg/L	0.0043	1.010	mg/L	0.0043	0.42%
Cu 324.752†	239299.2	1.112	mg/L	0.0034	1.112	mg/L	0.0034	0.31%
Fe 273.955†	121468.1	211.2	mg/L	1.72	211.2	mg/L	1.72	0.81%
K 766.490†	-62.7	-0.05056	mg/L	0.042281	-0.05056	mg/L	0.042281	83.62%
Mg 279.077†	83678.2	99.80	mg/L	1.260	99.80	mg/L	1.260	1.26%
Mn 257.610†	15923.9	1.030	mg/L	0.0090	1.030	mg/L	0.0090	0.87%
Mo 202.031†	31.1	0.00218	mg/L	0.000403	0.00218	mg/L	0.000403	18.47%
Na 589.592†	71.3	0.01419	mg/L	0.004040	0.01419	mg/L	0.004040	28.46%
Na 330.237†	26.3	-0.2475	mg/L	0.08734	-0.2475	mg/L	0.08734	35.28%
Ni 231.604†	1018.7	1.001	mg/L	0.0083	1.001	mg/L	0.0083	0.82%
Pb 220.353†	5076.3	1.007	mg/L	0.0083	1.007	mg/L	0.0083	0.83%
Sb 206.836†	874.2	1.120	mg/L	0.0145	1.120	mg/L	0.0145	1.30%
Se 196.026†	757.6	0.9732	mg/L	0.00585	0.9732	mg/L	0.00585	0.60%
Si 288.158†	19.7	0.02265	mg/L	0.000326	0.02265	mg/L	0.000326	1.44%
Sn 189.927†	-64.4	-0.01637	mg/L	0.002505	-0.01637	mg/L	0.002505	15.31%
Sr 421.552†	951.2	0.00158	mg/L	0.000081	0.00158	mg/L	0.000081	5.12%
Ti 334.903†	129.6	0.00652	mg/L	0.000708	0.00652	mg/L	0.000708	10.86%
Tl 190.801†	642.6	0.9094	mg/L	0.00491	0.9094	mg/L	0.00491	0.54%
V 292.402†	204965.6	1.022	mg/L	0.0025	1.022	mg/L	0.0025	0.24%
Zn 206.200†	360.4	0.9968	mg/L	0.00900	0.9968	mg/L	0.00900	0.90%

Sequence No.: 28
Sample ID: CV 6
Analyst: BLW
Initial Sample Wt:
Dilution: 1X

Autosampler Location: 7
Date Collected: 10/9/2006 4:20:49 PM
Data Type: Original
Initial Sample Vol:
Sample Prep Vol:

Nebulizer Parameters: CV

Analyte	Back Pressure	Flow
All	181.0 kPa	0.50 L/min

Mean Data: CV

Analyte	Mean Corrected Intensity	Calib Conc.	Calib Units	Std.Dev.	Sample Conc.	Sample Units	Std.Dev.	RSD
ScA 357.253	1063121.1	99.23	%	0.220				0.22%
ScR 361.383	131464.2	103.2	%	0.45				0.43%
Ag 328.068†	233081.5	0.9595	mg/L	0.00233	0.9595	mg/L	0.00233	0.24%
Al 308.215†	2058.4	1.925	mg/L	0.0181	1.925	mg/L	0.0181	0.94%
As 188.979†	1105.8	1.937	mg/L	0.0056	1.937	mg/L	0.0056	0.29%
B 249.677†	2036.7	0.9543	mg/L	0.00431	0.9543	mg/L	0.00431	0.45%
Ba 233.527†	1639.0	0.9775	mg/L	0.00694	0.9775	mg/L	0.00694	0.71%
Be 313.042†	430628.0	0.9938	mg/L	0.00274	0.9938	mg/L	0.00274	0.28%
Ca 317.933†	24655.9	1.995	mg/L	0.0093	1.995	mg/L	0.0093	0.47%
Cd 228.802†	22546.1	0.9989	mg/L	0.00315	0.9989	mg/L	0.00315	0.32%
Co 228.616†	22469.3	0.9490	mg/L	0.00200	0.9490	mg/L	0.00200	0.21%
Cr 267.716†	4598.0	0.9603	mg/L	0.00673	0.9603	mg/L	0.00673	0.70%
Cu 324.752†	228929.9	1.044	mg/L	0.0036	1.044	mg/L	0.0036	0.34%
Fe 273.955†	1204.2	2.091	mg/L	0.0118	2.091	mg/L	0.0118	0.57%
K 766.490†	24407.5	19.68	mg/L	0.098	19.68	mg/L	0.098	0.50%
Mg 279.077†	1642.4	1.966	mg/L	0.0223	1.966	mg/L	0.0223	1.13%
Mn 257.610†	15117.9	0.9816	mg/L	0.00425	0.9816	mg/L	0.00425	0.43%
Mo 202.031†	7110.0	0.9892	mg/L	0.00437	0.9892	mg/L	0.00437	0.44%
Na 589.592†	250935.9	49.96	mg/L	0.390	49.96	mg/L	0.390	0.78%
Na 330.237†	1301.2	50.30	mg/L	0.480	50.30	mg/L	0.480	0.95%
Ni 231.604†	1009.7	0.9929	mg/L	0.00822	0.9929	mg/L	0.00822	0.83%
Pb 220.353†	10336.6	1.978	mg/L	0.0074	1.978	mg/L	0.0074	0.38%
Sb 206.836†	1667.0	2.201	mg/L✓	0.0178	2.201	mg/L	0.0178	0.81%
Se 196.026†	1553.7	1.946	mg/L	0.0172	1.946	mg/L	0.0172	0.89%
Si 288.158†	2022.4	2.102	mg/L	0.0147	2.102	mg/L	0.0147	0.70%
Sn 189.927†	2297.4	0.9230	mg/L	0.00161	0.9230	mg/L	0.00161	0.17%
Sr 421.552†	592443.9	0.9846	mg/L	0.00313	0.9846	mg/L	0.00313	0.32%
Ti 334.903†	19067.8	0.9905	mg/L	0.00408	0.9905	mg/L	0.00408	0.41%
Tl 190.801†	1347.7	1.917	mg/L	0.0033	1.917	mg/L	0.0033	0.17%
V 292.402†	194697.8	0.9715	mg/L	0.00336	0.9715	mg/L	0.00336	0.35%
Zn 206.200†	372.3	1.033	mg/L	0.0009	1.033	mg/L	0.0009	0.09%

Sequence No.: 29
Sample ID: CB
Analyst: BLW
Initial Sample Wt:
Dilution: 1X

Autosampler Location: 1
Date Collected: 10/9/2006 4:27:29 PM
Data Type: Original
Initial Sample Vol:
Sample Prep Vol:

Nebulizer Parameters: CB

Analyte	Back Pressure	Flow
All	181.0 kPa	0.50 L/min

Mean Data: CB

Analyte	Mean Corrected Intensity	Calib Conc.	Calib Units	Calib Std.Dev.	Sample Conc.	Sample Units	Sample Std.Dev.	RSD
ScA 357.253	1059490.3	98.89	%	0.398				0.40%
ScR 361.383	130310.1	102.3	%	0.68				0.67%
Ag 328.068†	-14.0	-0.00006	mg/L	0.000240	-0.00006	mg/L	0.000240	417.65%
Al 308.215†	2.6	0.00250	mg/L	0.005545	0.00250	mg/L	0.005545	221.39%
As 188.979†	-3.2	-0.00568	mg/L	0.003685	-0.00568	mg/L	0.003685	64.84%
B 249.677†	6.9	0.00321	mg/L	0.001560	0.00321	mg/L	0.001560	48.56%
Ba 233.527†	-1.0	-0.00062	mg/L	0.000921	-0.00062	mg/L	0.000921	148.51%
Be 313.042†	-13.8	-0.00003	mg/L	0.000005	-0.00003	mg/L	0.000005	15.22%
Ca 317.933†	24.1	0.00195	mg/L	0.001160	0.00195	mg/L	0.001160	59.48%
Cd 228.802†	-0.3	0.00000	mg/L	0.000144	0.00000	mg/L	0.000144	>999.9%
Co 228.616†	-0.4	-0.00002	mg/L	0.000216	-0.00002	mg/L	0.000216	>999.9%
Cr 267.716†	0.6	0.00013	mg/L	0.000367	0.00013	mg/L	0.000367	284.23%
Cu 324.752†	337.4	0.00154	mg/L	0.000099	0.00154	mg/L	0.000099	6.41%
Fe 273.955†	5.5	0.00963	mg/L	0.003999	0.00963	mg/L	0.003999	41.51%
K 766.490†	23.6	0.01903	mg/L	0.023086	0.01903	mg/L	0.023086	121.30%
Mg 279.077†	0.3	0.00033	mg/L	0.010488	0.00033	mg/L	0.010488	>999.9%
Mn 257.610†	5.7	0.00037	mg/L	0.000146	0.00037	mg/L	0.000146	39.20%
Mo 202.031†	1.0	0.00014	mg/L	0.000243	0.00014	mg/L	0.000243	179.53%
Na 589.592†	46.7	0.00929	mg/L	0.001875	0.00929	mg/L	0.001875	20.18%
Na 330.237†	-13.4	-0.5213	mg/L	0.43175	-0.5213	mg/L	0.43175	82.82%
Ni 231.604†	-2.2	-0.00218	mg/L	0.002587	-0.00218	mg/L	0.002587	118.57%
Pb 220.353†	1.4	0.00026	mg/L	0.001154	0.00026	mg/L	0.001154	446.09%
Sb 206.836†	-0.5	-0.00064	mg/L	0.000774	-0.00064	mg/L	0.000774	120.87%
Se 196.026†	1.3	0.00165	mg/L	0.005386	0.00165	mg/L	0.005386	326.81%
Si 288.158†	1.4	0.00148	mg/L	0.004863	0.00148	mg/L	0.004863	328.05%
Sn 189.927†	4.5	0.00180	mg/L	0.000484	0.00180	mg/L	0.000484	26.93%
Sr 421.552†	5.9	0.00001	mg/L	0.000018	0.00001	mg/L	0.000018	179.70%
Ti 334.903†	18.1	0.00094	mg/L	0.000158	0.00094	mg/L	0.000158	16.75%
Tl 190.801†	-1.5	-0.00217	mg/L	0.003753	-0.00217	mg/L	0.003753	173.24%
V 292.402†	20.8	0.00010	mg/L	0.000110	0.00010	mg/L	0.000110	106.61%
Zn 206.200†	2.0	0.00564	mg/L	0.006086	0.00564	mg/L	0.006086	107.97%

Analysis Begun

Start Time: 10/9/2006 4:32:46 PM
Logged In Analyst: metals
Spectrometer Model: Optima 4300 DV, S/N 077N0060101
Plasma On Time: 10/9/2006 9:28:29 AM
Technique: ICP Continuous
Autosampler Model: AS-93plus

Sample Information File: C:\pe\Administrator\Sample Information\1009B.sif
Batch ID:
Results Data Set: PE061009
Results Library: C:\pe\Administrator\Results\Results.mdb

Sequence No.: 30
Sample ID: Calib Blank 1
Analyst:
Initial Sample Wt:
Dilution:
Autosampler Location:
Date Collected: 10/9/2006 4:32:46 PM
Data Type: Original
Initial Sample Vol:
Sample Prep Vol:

Nebulizer Parameters: Calib Blank 1

Analyte	Back Pressure	Flow
All	182.0 kPa	0.50 L/min

Mean Data: Calib Blank 1

Analyte	Mean Corrected Intensity	Std.Dev.	RSD	Conc.	Calib Units
ScA 357.253	1060872.1	7673.81	0.72%	99.02	%
ScR 361.383	128825.5	170.74	0.13%	101.1	%
Ag 328.068†	53.3	11.37	21.35%	[0.00]	mg/L
Al 308.215†	-70.5	8.49	12.04%	[0.00]	mg/L
As 188.979†	14.0	1.89	13.53%	[0.00]	mg/L
B 249.677†	11.0	5.96	54.07%	[0.00]	mg/L
Ba 233.527†	8.9	1.02	11.42%	[0.00]	mg/L
Be 313.042†	776.0	11.01	1.42%	[0.00]	mg/L
Ca 317.933†	41.8	9.63	23.03%	[0.00]	mg/L
Cd 228.802†	71.2	1.71	2.41%	[0.00]	mg/L
Co 228.616†	32.3	1.43	4.42%	[0.00]	mg/L
Cr 267.716†	-14.4	3.24	22.41%	[0.00]	mg/L
Cu 324.752†	3266.9	64.40	1.97%	[0.00]	mg/L
Fe 273.955†	-0.8	1.77	216.59%	[0.00]	mg/L
K 766.490†	1282.7	40.41	3.15%	[0.00]	mg/L
Mg 279.077†	-196.3	6.07	3.09%	[0.00]	mg/L
Mn 257.610†	33.2	4.52	13.59%	[0.00]	mg/L
Mo 202.031†	-0.7	2.47	379.93%	[0.00]	mg/L
Na 589.592†	-65.9	9.43	14.31%	[0.00]	mg/L
Na 330.237†	-115.9	2.55	2.20%	[0.00]	mg/L
Ni 231.604†	-6.1	0.70	11.42%	[0.00]	mg/L
Pb 220.353†	103.5	4.75	4.59%	[0.00]	mg/L
Sb 206.836†	10.5	1.70	16.14%	[0.00]	mg/L
Se 196.026†	-32.6	4.09	12.54%	[0.00]	mg/L
Si 288.158†	26.4	4.80	18.18%	[0.00]	mg/L
Sn 189.927†	4.7	2.90	62.25%	[0.00]	mg/L
Sr 421.552†	166.3	33.65	20.24%	[0.00]	mg/L
Ti 334.903†	-171.9	28.27	16.45%	[0.00]	mg/L
Tl 190.801†	-6.9	2.96	42.77%	[0.00]	mg/L
V 292.402†	56.6	63.76	112.62%	[0.00]	mg/L
Zn 206.200†	-1.6	3.22	204.78%	[0.00]	mg/L

Analysis Begun

Start Time: 10/9/2006 4:37:40 PM
Logged In Analyst: metals
Spectrometer Model: Optima 4300 DV, S/N 077N0060101
Plasma On Time: 10/9/2006 9:28:29 AM
Technique: ICP Continuous
Autosampler Model: AS-93plus

Sample Information File: C:\pe\Administrator\Sample Information\1009B.sif
Batch ID:
Results Data Set: PE061009
Results Library: C:\pe\Administrator\Results\Results.mdb

Sequence No.: 1
Sample ID: CV 7
Analyst: BLW
Initial Sample Wt:
Dilution: 1X
Autosampler Location: 7
Date Collected: 10/9/2006 4:37:40 PM
Data Type: Original
Initial Sample Vol:
Sample Prep Vol:

Nebulizer Parameters: CV

Analyte	Back Pressure	Flow
All	181.0 kPa	0.50 L/min

Mean Data: CV

Analyte	Mean Corrected Intensity	Calib Conc.	Calib Units	Std.Dev.	Sample Conc.	Sample Units	Std.Dev.	RSD
ScA 357.253	1057777.7	98.73	%	0.069				0.07%
ScR 361.383	129018.1	101.3	%	0.20				0.19%
Ag 328.068†	234006.2	0.9633	mg/L	0.00288	0.9633	mg/L	0.00288	0.30%
Al 308.215†	2048.0	1.915	mg/L	0.0116	1.915	mg/L	0.0116	0.60%
As 188.979†	1103.7	1.933	mg/L	0.0094	1.933	mg/L	0.0094	0.49%
B 249.677†	2013.7	0.9435	mg/L	0.00236	0.9435	mg/L	0.00236	0.25%
Ba 233.527†	1598.7	0.9534	mg/L	0.00278	0.9534	mg/L	0.00278	0.29%
Be 313.042†	424879.2	0.9805	mg/L	0.00224	0.9805	mg/L	0.00224	0.23%
Ca 317.933†	24713.4	2.000	mg/L	0.0059	2.000	mg/L	0.0059	0.30%
Cd 228.802†	22647.7	1.003	mg/L	0.0014	1.003	mg/L	0.0014	0.14%
Co 228.616†	22564.5	0.9530	mg/L	0.00415	0.9530	mg/L	0.00415	0.44%
Cr 267.716†	4543.0	0.9488	mg/L	0.00320	0.9488	mg/L	0.00320	0.34%
Cu 324.752†	229556.5	1.047	mg/L	0.0031	1.047	mg/L	0.0031	0.29%
Fe 273.955†	1175.9	2.042	mg/L	0.0044	2.042	mg/L	0.0044	0.22%
K 766.490†	24909.5	20.09	mg/L	0.158	20.09	mg/L	0.158	0.79%
Mg 279.077†	1625.5	1.945	mg/L	0.0174	1.945	mg/L	0.0174	0.89%
Mn 257.610†	14925.6	0.9691	mg/L	0.00334	0.9691	mg/L	0.00334	0.34%
Mo 202.031†	7104.5	0.9884	mg/L	0.00425	0.9884	mg/L	0.00425	0.43%
Na 589.592†	253597.4	50.49	mg/L	0.216	50.49	mg/L	0.216	0.43%
Na 330.237†	1312.9	50.76	mg/L	0.423	50.76	mg/L	0.423	0.83%
Ni 231.604†	983.3	0.9670	mg/L	0.00748	0.9670	mg/L	0.00748	0.77%
Pb 220.353†	10368.9	1.984	mg/L	0.0102	1.984	mg/L	0.0102	0.52%
Sb 206.836†	1668.0	2.203	mg/L ✓	0.0091	2.203	mg/L	0.0091	0.41%
Se 196.026†	1546.7	1.937	mg/L	0.0093	1.937	mg/L	0.0093	0.48%
Si 288.158†	2001.4	2.081	mg/L	0.0088	2.081	mg/L	0.0088	0.42%
Sn 189.927†	2302.1	0.9249	mg/L	0.00241	0.9249	mg/L	0.00241	0.26%
Sr 421.552†	594384.8	0.9878	mg/L	0.00136	0.9878	mg/L	0.00136	0.14%
Ti 334.903†	19120.9	0.9932	mg/L	0.00317	0.9932	mg/L	0.00317	0.32%
Tl 190.801†	1347.4	1.916	mg/L	0.0097	1.916	mg/L	0.0097	0.51%
V 292.402†	195395.8	0.9748	mg/L	0.00296	0.9748	mg/L	0.00296	0.30%
Zn 206.200†	358.3	0.9945	mg/L	0.00744	0.9945	mg/L	0.00744	0.75%

Sequence No.: 2
Sample ID: CB 1
Analyst: BLW
Initial Sample Wt:
Dilution: 1X

Autosampler Location: 1
Date Collected: 10/9/2006 4:44:20 PM
Data Type: Original
Initial Sample Vol:
Sample Prep Vol:

Nebulizer Parameters: CB

Analyte	Back Pressure	Flow
All	181.0 kPa	0.50 L/min

Mean Data: CB

Analyte	Mean Corrected Intensity	Calib Conc.	Calib Units	Calib Std.Dev.	Sample Conc.	Sample Units	Sample Std.Dev.	RSD
ScA 357.253	1064409.5	99.35	%	0.392				0.39%
ScR 361.383	128093.3	100.5	%	0.38				0.38%
Ag 328.068†	-19.5	-0.00008	mg/L	0.000214	-0.00008	mg/L	0.000214	265.63%
Al 308.215†	-4.1	-0.00388	mg/L	0.012064	-0.00388	mg/L	0.012064	310.80%
As 188.979†	1.6	0.00286	mg/L	0.001724	0.00286	mg/L	0.001724	60.35%
B 249.677†	7.7	0.00360	mg/L	0.002859	0.00360	mg/L	0.002859	79.48%
Ba 233.527†	-0.0	0.00000	mg/L	0.001633	0.00000	mg/L	0.001633	>999.9%
Be 313.042†	23.9	0.00006	mg/L	0.000018	0.00006	mg/L	0.000018	31.75%
Ca 317.933†	18.5	0.00149	mg/L	0.000943	0.00149	mg/L	0.000943	63.14%
Cd 228.802†	-0.4	-0.00002	mg/L	0.000066	-0.00002	mg/L	0.000066	294.63%
Co 228.616†	-0.3	-0.00001	mg/L	0.000240	-0.00001	mg/L	0.000240	>999.9%
Cr 267.716†	-2.4	-0.00050	mg/L	0.000532	-0.00050	mg/L	0.000532	107.52%
Cu 324.752†	-39.4	-0.00018	mg/L	0.000162	-0.00018	mg/L	0.000162	90.17%
Fe 273.955†	-1.0	-0.00167	mg/L	0.000841	-0.00167	mg/L	0.000841	50.29%
K 766.490†	44.4	0.03582	mg/L	0.024654	0.03582	mg/L	0.024654	68.82%
Mg 279.077†	3.9	0.00470	mg/L	0.005691	0.00470	mg/L	0.005691	121.02%
Mn 257.610†	6.3	0.00041	mg/L	0.000290	0.00041	mg/L	0.000290	71.03%
Mo 202.031†	1.1	0.00015	mg/L	0.000110	0.00015	mg/L	0.000110	73.27%
Na 589.592†	53.9	0.01073	mg/L	0.003080	0.01073	mg/L	0.003080	28.69%
Na 330.237†	10.1	0.3897	mg/L	0.02523	0.3897	mg/L	0.02523	6.47%
Ni 231.604†	-2.0	-0.00199	mg/L	0.001773	-0.00199	mg/L	0.001773	89.03%
Pb 220.353†	-1.5	-0.00029	mg/L	0.000578	-0.00029	mg/L	0.000578	198.00%
Sb 206.836†	2.4	0.00319	mg/L	0.002925	0.00319	mg/L	0.002925	91.77%
Se 196.026†	1.5	0.00184	mg/L	0.004465	0.00184	mg/L	0.004465	242.58%
Si 288.158†	-1.3	-0.00132	mg/L	0.003268	-0.00132	mg/L	0.003268	247.24%
Sn 189.927†	7.2	0.00290	mg/L	0.000703	0.00290	mg/L	0.000703	24.24%
Sr 421.552†	3.2	0.00001	mg/L	0.000020	0.00001	mg/L	0.000020	383.83%
Ti 334.903†	-17.0	-0.00088	mg/L	0.000632	-0.00088	mg/L	0.000632	71.48%
Tl 190.801†	-0.2	-0.00024	mg/L	0.003781	-0.00024	mg/L	0.003781	>999.9%
V 292.402†	-3.5	-0.00002	mg/L	0.000149	-0.00002	mg/L	0.000149	730.34%
Zn 206.200†	2.1	0.00590	mg/L	0.003033	0.00590	mg/L	0.003033	51.43%

Sequence No.: 3
Sample ID: JZ32 MB2 WMN
Analyst: BLW
Initial Sample Wt:
Dilution: 1X

Autosampler Location: 41
Date Collected: 10/9/2006 4:50:42 PM
Data Type: Original
Initial Sample Vol:
Sample Prep Vol:

Nebulizer Parameters: JZ32 MB2 WMN

Analyte	Back Pressure	Flow
All	181.0 kPa	0.50 L/min

DC

Mean Data: JZ32 MB2 WMN

Analyte	Mean Corrected Intensity	Calib Conc.	Calib Units	Calib Std.Dev.	Sample Conc.	Sample Units	Sample Std.Dev.	RSD
ScA 357.253	1079517.5	100.8	%	0.79				0.79%
ScR 361.383	132290.0	103.8	%	0.35				0.34%
Ag 328.068†	3.0	0.00001	mg/L	0.000199	0.00001	mg/L	0.000199	>999.9%
Al 308.215†	2.8	0.00263	mg/L	0.000669	0.00263	mg/L	0.000669	25.43%
As 188.979†	-0.2	-0.00037	mg/L	0.001968	-0.00037	mg/L	0.001968	532.61%
B 249.677†	0.7	0.00033	mg/L	0.001365	0.00033	mg/L	0.001365	417.26%
Ba 233.527†	0.1	0.00006	mg/L	0.000185	0.00006	mg/L	0.000185	329.59%
Be 313.042†	9.4	0.00002	mg/L	0.000030	0.00002	mg/L	0.000030	136.08%
Ca 317.933†	19.6	0.00159	mg/L	0.001932	0.00159	mg/L	0.001932	121.61%
Cd 228.802†	-0.3	-0.00001	mg/L	0.000102	-0.00001	mg/L	0.000102	684.02%
Co 228.616†	-4.8	-0.00020	mg/L	0.000129	-0.00020	mg/L	0.000129	63.88%
Cr 267.716†	2.1	0.00043	mg/L	0.001003	0.00043	mg/L	0.001003	231.33%
Cu 324.752†	-422.9	-0.00193	mg/L	0.000072	-0.00193	mg/L	0.000072	3.72%
Fe 273.955†	-9.5	-0.01652	mg/L	0.000491	-0.01652	mg/L	0.000491	2.97%
K 766.490†	-17.5	-0.01410	mg/L	0.017747	-0.01410	mg/L	0.017747	125.89%
Mg 279.077†	5.0	0.00604	mg/L	0.002474	0.00604	mg/L	0.002474	40.94%
Mn 257.610†	-8.5	-0.00055	mg/L	0.000185	-0.00055	mg/L	0.000185	33.62%
Mo 202.031†	-1.4	-0.00019	mg/L	0.000213	-0.00019	mg/L	0.000213	110.95%
Na 589.592†	-12.8	-0.00255	mg/L	0.002191	-0.00255	mg/L	0.002191	86.10%
Na 330.237†	-1.8	-0.06765	mg/L	0.510038	-0.06765	mg/L	0.510038	753.97%
Ni 231.604†	-0.8	-0.00079	mg/L	0.001143	-0.00079	mg/L	0.001143	144.55%
Pb 220.353†	-7.9	-0.00151	mg/L	0.000623	-0.00151	mg/L	0.000623	41.22%
Sb 206.836†	-0.6	-0.00077	mg/L	0.001617	-0.00077	mg/L	0.001617	209.54%
Se 196.026†	-0.2	-0.00020	mg/L	0.004755	-0.00020	mg/L	0.004755	>999.9%
Si 288.158†	-21.4	-0.02218	mg/L	0.002585	-0.02218	mg/L	0.002585	11.66%
Sn 189.927†	9.5	0.00380	mg/L	0.000914	0.00380	mg/L	0.000914	24.06%
Sr 421.552†	-30.7	-0.00005	mg/L	0.000056	-0.00005	mg/L	0.000056	109.52%
Ti 334.903†	-2.1	-0.00011	mg/L	0.000894	-0.00011	mg/L	0.000894	800.43%
Tl 190.801†	1.5	0.00218	mg/L	0.000644	0.00218	mg/L	0.000644	29.53%
V 292.402†	-26.3	-0.00013	mg/L	0.000061	-0.00013	mg/L	0.000061	48.33%
Zn 206.200†	-0.6	-0.00155	mg/L	0.001920	-0.00155	mg/L	0.001920	124.21%

Sequence No.: 4
Sample ID: JZ82 E WMN
Analyst: BLW
Initial Sample Wt:
Dilution: 5X

Autosampler Location: 42
Date Collected: 10/9/2006 4:57:05 PM
Data Type: Original
Initial Sample Vol:
Sample Prep Vol:

Nebulizer Parameters: JZ82 E WMN

Analyte	Back Pressure	Flow
All	181.0 kPa	0.50 L/min

Mean Data: JZ82 E WMN

Analyte	Mean Corrected Intensity	Calib Conc.	Calib Units	Calib Std.Dev.	Sample Conc.	Sample Units	Sample Std.Dev.	RSD
ScA 357.253	1081045.9	100.9	%	0.19				0.18%
ScR 361.383	129209.2	101.4	%	0.61				0.60%
Ag 328.068†	-36.3	-0.00017	mg/L	0.000096	-0.00083	mg/L	0.000481	58.17%
Al 308.215†	3.0	0.00281	mg/L	0.006374	0.01404	mg/L	0.031868	227.00%
As 188.979†	-0.7	-0.00149	mg/L	0.007027	-0.00745	mg/L	0.035134	471.76%
B 249.677†	8.2	0.00382	mg/L	0.001789	0.01908	mg/L	0.008944	46.87%
Ba 233.527†	6.5	0.00389	mg/L	0.001145	0.01945	mg/L	0.005727	29.44%
Be 313.042†	-5.8	-0.00001	mg/L	0.000050	-0.00007	mg/L	0.000252	363.55%
Ca 317.933†	62937.3	5.093	mg/L	0.1779	25.46	mg/L	0.890	3.49%
Cd 228.802†	-6.0	-0.00027	mg/L	0.000074	-0.00133	mg/L	0.000368	27.59%
Co 228.616†	4.4	0.00019	mg/L	0.000102	0.00093	mg/L	0.000511	54.97%
Cr 267.716†	4.4	0.00050	mg/L	0.000600	0.00250	mg/L	0.003002	119.95%
Cu 324.752†	-293.3	-0.00135	mg/L	0.000222	-0.00675	mg/L	0.001110	16.44%
Fe 273.955†	4.2	0.00731	mg/L	0.002742	0.03657	mg/L	0.013712	37.50%
K 766.490†	392.2	0.3162	mg/L	0.04603	1.581	mg/L	0.2301	14.55%
Mg 279.077†	1539.8	1.839	mg/L	0.0640	9.196	mg/L	0.3200	3.48%
Mn 257.610†	1558.4	0.1011	mg/L	0.00355	0.5054	mg/L	0.01774	3.51%
Mo 202.031†	4.0	0.00052	mg/L	0.000142	0.00259	mg/L	0.000711	27.41%
Na 589.592†	13242.5	2.637	mg/L	0.0906	13.18	mg/L	0.453	3.44%
Na 330.237†	87.8	3.343	mg/L	0.1599	16.72	mg/L	0.799	4.78%
Ni 231.604†	-1.0	-0.00096	mg/L	0.001619	-0.00482	mg/L	0.008094	167.92%
Pb 220.353†	-5.2	-0.00098	mg/L	0.000385	-0.00492	mg/L	0.001924	39.11%
Sb 206.836†	2.0	0.00254	mg/L	0.001974	0.01269	mg/L	0.009871	77.78%
Se 196.026†	0.3	0.00020	mg/L	0.003336	0.00101	mg/L	0.016678	>999.9%
Si 288.158†	3876.4	4.026	mg/L	0.1404	20.13	mg/L	0.702	3.49%
Sn 189.927†	-8.0	-0.00282	mg/L	0.001517	-0.01411	mg/L	0.007583	53.74%
Sr 421.552†	14273.6	0.02372	mg/L	0.000815	0.1186	mg/L	0.00408	3.44%
Ti 334.903†	5.1	0.00026	mg/L	0.000498	0.00132	mg/L	0.002492	189.35%
Tl 190.801†	-2.2	-0.00314	mg/L	0.001460	-0.01568	mg/L	0.007301	46.55%
V 292.402†	58.6	0.00031	mg/L	0.000111	0.00156	mg/L	0.000555	35.56%
Zn 206.200†	0.5	0.00157	mg/L	0.004103	0.00786	mg/L	0.020513	260.83%

Sequence No.: 5
Sample ID: JZ32 H WMN
Analyst: BLW
Initial Sample Wt:
Dilution: 5X

Autosampler Location: 43
Date Collected: 10/9/2006 5:03:28 PM
Data Type: Original
Initial Sample Vol:
Sample Prep Vol:

Nebulizer Parameters: JZ32 H WMN

Analyte	Back Pressure	Flow
All	181.0 kPa	0.50 L/min

DC

Mean Data: JZ32 H WMN

Analyte	Mean Corrected Intensity	Calib Conc.	Calib Units	Std.Dev.	Sample Conc.	Sample Units	Std.Dev.	RSD
ScA 357.253	960635.9	89.67	%	0.426				0.48%
ScR 361.383	125690.3	98.64	%	0.470				0.48%
Ag 328.068†	-194.9	0.00025	mg/L	0.000222	0.00126	mg/L	0.001109	87.88%
Al 308.215†	22.8	0.01997	mg/L	0.002237	0.09983	mg/L	0.011185	11.20%
As 188.979†	19.4	0.03389	mg/L	0.002119	0.1695	mg/L	0.01060	6.25%
B 249.677†	607.6	0.2837	mg/L	0.00317	1.419	mg/L	0.0158	1.12%
Ba 233.527†	14.7	0.00723	mg/L	0.000256	0.03615	mg/L	0.001280	3.54%
Be 313.042†	177.7	0.00036	mg/L	0.000075	0.00182	mg/L	0.000377	20.73%
Ca 317.933†	1332.0	0.1078	mg/L	0.00148	0.5389	mg/L	0.00738	1.37%
Cd 228.802†	5.3	0.00018	mg/L	0.000105	0.00090	mg/L	0.000523	58.04%
Co 228.616†	866.7	0.03619	mg/L	0.000265	0.1810	mg/L	0.00132	0.73%
Cr 267.716†	35.0	0.00876	mg/L	0.001531	0.04379	mg/L	0.007657	17.49%
Cu 324.752†	300.2	0.00351	mg/L	0.000256	0.01756	mg/L	0.001282	7.30%
Fe 273.955†	12689.5	22.06	mg/L	0.160	110.3	mg/L	0.80	0.73%
K 766.490†	3259.7	2.628	mg/L	0.0197	13.14	mg/L	0.098	0.75%
Mg 279.077†	48.1	0.04221	mg/L	0.002942	0.2110	mg/L	0.01471	6.97%
Mn 257.610†	33.5	0.00217	mg/L	0.000097	0.01087	mg/L	0.000485	4.47%
Mo 202.031†	453.7	0.06313	mg/L	0.000031	0.3157	mg/L	0.00015	0.05%
Na 589.592†	6447123.7	1284	mg/L	10.9	6418	mg/L	54.6	0.85%
Na 330.237†	34641.1	1340	mg/L	5.2	6700	mg/L	26.0	0.39%
Ni 231.604†	-0.7	-0.00067	mg/L	0.000833	-0.00333	mg/L	0.004164	124.98%
Pb 220.353†	20.8	0.00402	mg/L	0.001062	0.02010	mg/L	0.005310	26.42%
Sb 206.836†	3.0	0.00169	mg/L	0.006135	0.00843	mg/L	0.030673	363.85%
Se 196.026†	4.5	0.00821	mg/L	0.006998	0.04106	mg/L	0.034988	85.21%
Si 288.158†	17926.8	18.62	mg/L	0.412	93.09	mg/L	2.061	2.21%
Sn 189.927†	-4.4	-0.00177	mg/L	0.001249	-0.00885	mg/L	0.006247	70.61%
Sr 421.552†	2535.9	0.00421	mg/L	0.000028	0.02107	mg/L	0.000138	0.65%
Ti 334.903†	1315.8	0.06837	mg/L	0.000921	0.3418	mg/L	0.00460	1.35%
Tl 190.801†	1.7	0.00236	mg/L	0.001319	0.01182	mg/L	0.006595	55.81%
V 292.402†	5982.3	0.02969	mg/L	0.000408	0.1485	mg/L	0.00204	1.37%
Zn 206.200†	1.0	0.00218	mg/L	0.001020	0.01088	mg/L	0.005098	46.87%

Sequence No.: 6
Sample ID: JZ32 I WMN
Analyst: BLW
Initial Sample Wt:
Dilution: 5X

Autosampler Location: 44
Date Collected: 10/9/2006 5:10:20 PM
Data Type: Original
Initial Sample Vol:
Sample Prep Vol:

Nebulizer Parameters: JZ32 I WMN

Analyte	Back Pressure	Flow
All	182.0 kPa	0.50 L/min

Mean Data: JZ32 I WMN

Analyte	Mean Corrected Intensity	Calib Conc.	Calib Units	Calib Std.Dev.	Sample Conc.	Sample Units	Sample Std.Dev.	RSD
ScA 357.253	1037516.2	96.84	%	1.100				1.14%
ScR 361.383	125543.7	98.52	%	0.618				0.63%
Ag 328.068†	-386.4	0.00017	mg/L	0.000127	0.00087	mg/L	0.000636	73.25%
Al 308.215†	96.6	0.09200	mg/L	0.005528	0.4600	mg/L	0.02764	6.01%
As 188.979†	3.2	0.00433	mg/L	0.001513	0.02167	mg/L	0.007565	34.91%
B 249.677†	40.8	0.01901	mg/L	0.000500	0.09507	mg/L	0.002502	2.63%
Ba 233.527†	40.0	0.02107	mg/L	0.001669	0.1053	mg/L	0.00835	7.92%
Be 313.042†	21.9	0.00005	mg/L	0.000045	0.00024	mg/L	0.000226	92.98%
Ca 317.933†	372071.7	30.11	mg/L	0.194	150.5	mg/L	0.97	0.64%
Cd 228.802†	2.8	0.00011	mg/L	0.000117	0.00055	mg/L	0.000584	105.91%
Co 228.616†	547.7	0.02246	mg/L	0.000016	0.1123	mg/L	0.00008	0.07%
Cr 267.716†	12.3	0.00139	mg/L	0.000886	0.00695	mg/L	0.004430	63.76%
Cu 324.752†	-508.8	0.00168	mg/L	0.000134	0.00839	mg/L	0.000669	7.97%
Fe 273.955†	23685.3	41.17	mg/L	0.399	205.9	mg/L	2.00	0.97%
K 766.490†	1722.3	1.389	mg/L	0.0253	6.944	mg/L	0.1264	1.82%
Mg 279.077†	13128.5	15.65	mg/L	0.202	78.26	mg/L	1.009	1.29%
Mn 257.610†	19029.9	1.235	mg/L	0.0127	6.173	mg/L	0.0633	1.03%
Mo 202.031†	20.7	0.00255	mg/L	0.000572	0.01274	mg/L	0.002860	22.45%
Na 589.592†	176383.6	35.12	mg/L	0.153	175.6	mg/L	0.77	0.44%
Na 330.237†	943.6	36.19	mg/L	0.188	181.0	mg/L	0.94	0.52%
Ni 231.604†	-1.2	-0.00117	mg/L	0.001201	-0.00585	mg/L	0.006004	102.66%
Pb 220.353†	13.7	0.00264	mg/L	0.001019	0.01320	mg/L	0.005093	38.60%
Sb 206.836†	5.3	0.00251	mg/L	0.002608	0.01257	mg/L	0.013040	103.75%
Se 196.026†	-8.8	-0.00755	mg/L	0.004039	-0.03773	mg/L	0.020195	53.53%
Si 288.158†	7928.2	8.234	mg/L	0.1783	41.17	mg/L	0.891	2.17%
Sn 189.927†	-34.6	-0.01163	mg/L	0.002202	-0.05814	mg/L	0.011008	18.93%
Sr 421.552†	101501.8	0.1687	mg/L	0.00098	0.8435	mg/L	0.00492	0.58%
Ti 334.903†	16.7	0.00087	mg/L	0.001193	0.00433	mg/L	0.005965	137.68%
Tl 190.801†	-7.7	-0.01108	mg/L	0.004701	-0.05541	mg/L	0.023503	42.41%
V 292.402†	274.2	0.00156	mg/L	0.000221	0.00781	mg/L	0.001104	14.13%
Zn 206.200†	1.0	0.00229	mg/L	0.002522	0.01146	mg/L	0.012608	110.03%

Sequence No.: 7
Sample ID: JZ32 J WMN
Analyst: BLW
Initial Sample Wt:
Dilution: 5X

Autosampler Location: 45
Date Collected: 10/9/2006 5:16:59 PM
Data Type: Original
Initial Sample Vol:
Sample Prep Vol:

Nebulizer Parameters: JZ32 J WMN

Analyte	Back Pressure	Flow
All	182.0 kPa	0.50 L/min

DR

Mean Data: JZ32 J WMN

Analyte	Mean Corrected Intensity	Calib Conc.	Calib Units	Calib Std.Dev.	Sample Conc.	Sample Units	Sample Std.Dev.	RSD
ScA 357.253	1022722.5	95.46	%	1.199				1.26%
ScR 361.383	127158.7	99.79	%	0.594				0.59%
Ag 328.068†	-83.0	-0.00015	mg/L	0.000132	-0.00073	mg/L	0.000660	90.42%
Al 308.215†	18.7	0.01777	mg/L	0.003050	0.08883	mg/L	0.015249	17.17%
As 188.979†	4.8	0.00799	mg/L	0.004477	0.03995	mg/L	0.022384	56.03%
B 249.677†	37.6	0.01755	mg/L	0.001425	0.08773	mg/L	0.007127	8.12%
Ba 233.527†	19.6	0.01131	mg/L	0.000417	0.05653	mg/L	0.002087	3.69%
Be 313.042†	20.8	0.00004	mg/L	0.000036	0.00022	mg/L	0.000182	82.62%
Ca 317.933†	119689.1	9.685	mg/L	0.1383	48.42	mg/L	0.692	1.43%
Cd 228.802†	-1.1	-0.00006	mg/L	0.000132	-0.00032	mg/L	0.000662	209.61%
Co 228.616†	19.0	0.00069	mg/L	0.000062	0.00347	mg/L	0.000310	8.92%
Cr 267.716†	9.4	0.00086	mg/L	0.000567	0.00432	mg/L	0.002837	65.61%
Cu 324.752†	-46.5	0.00035	mg/L	0.000207	0.00173	mg/L	0.001034	59.77%
Fe 273.955†	3451.4	6.000	mg/L	0.0546	30.00	mg/L	0.273	0.91%
K 766.490†	879.3	0.7090	mg/L	0.04347	3.545	mg/L	0.2174	6.13%
Mg 279.077†	4804.3	5.734	mg/L	0.0812	28.67	mg/L	0.406	1.42%
Mn 257.610†	8684.3	0.5635	mg/L	0.00649	2.817	mg/L	0.0324	1.15%
Mo 202.031†	14.4	0.00188	mg/L	0.000215	0.00941	mg/L	0.001075	11.43%
Na 589.592†	463426.7	92.27	mg/L	0.973	461.4	mg/L	4.87	1.05%
Na 330.237†	2430.9	93.93	mg/L	1.066	469.7	mg/L	5.33	1.13%
Ni 231.604†	-2.4	-0.00235	mg/L	0.001632	-0.01177	mg/L	0.008161	69.34%
Pb 220.353†	5.4	0.00104	mg/L	0.000271	0.00522	mg/L	0.001355	25.95%
Sb 206.836†	2.1	0.00207	mg/L	0.001010	0.01035	mg/L	0.005052	48.84%
Se 196.026†	2.8	0.00363	mg/L	0.006305	0.01813	mg/L	0.031523	173.90%
Si 288.158†	5382.2	5.590	mg/L	0.0861	27.95	mg/L	0.430	1.54%
Sn 189.927†	-13.3	-0.00462	mg/L	0.002661	-0.02308	mg/L	0.013307	57.65%
Sr 421.552†	42849.4	0.07121	mg/L	0.000895	0.3561	mg/L	0.00447	1.26%
Ti 334.903†	29.8	0.00155	mg/L	0.000668	0.00774	mg/L	0.003340	43.16%
Tl 190.801†	-4.2	-0.00596	mg/L	0.002027	-0.02982	mg/L	0.010137	33.99%
V 292.402†	531.8	0.00273	mg/L	0.000214	0.01366	mg/L	0.001070	7.83%
Zn 206.200†	0.6	0.00164	mg/L	0.001177	0.00821	mg/L	0.005884	71.64%

Sequence No.: 8
Sample ID: JZ32 K WMN
Analyst: BLW
Initial Sample Wt:
Dilution: 5X

Autosampler Location: 46
Date Collected: 10/9/2006 5:23:39 PM
Data Type: Original
Initial Sample Vol:
Sample Prep Vol:

Nebulizer Parameters: JZ32 K WMN

Analyte	Back Pressure	Flow
All	179.0 kPa	0.50 L/min

DCL

Mean Data: JZ32 K WMN

Analyte	Mean Corrected Intensity	Calib Conc.	Calib Units	Calib Std.Dev.	Sample Conc.	Sample Units	Sample Std.Dev.	RSD
ScA 357.253	1013436.3	94.60	%	0.214				0.23%
ScR 361.383	124668.2	97.84	%	0.419				0.43%
Ag 328.068†	-103.4	-0.00024	mg/L	0.000195	-0.00120	mg/L	0.000976	81.41%
Al 308.215†	13.7	0.01293	mg/L	0.006837	0.06467	mg/L	0.034184	52.86%
As 188.979†	5.4	0.00905	mg/L	0.002475	0.04523	mg/L	0.012376	27.36%
B 249.677†	35.6	0.01662	mg/L	0.000420	0.08310	mg/L	0.002098	2.52%
Ba 233.527†	18.5	0.01063	mg/L	0.002590	0.05315	mg/L	0.012948	24.36%
Be 313.042†	29.9	0.00006	mg/L	0.000013	0.00032	mg/L	0.000066	20.49%
Ca 317.933†	120075.8	9.716	mg/L	0.0435	48.58	mg/L	0.218	0.45%
Cd 228.802†	0.6	0.00001	mg/L	0.000128	0.00005	mg/L	0.000640	>999.9%
Co 228.616†	18.9	0.00070	mg/L	0.000271	0.00349	mg/L	0.001354	38.82%
Cr 267.716†	6.4	0.00023	mg/L	0.000396	0.00113	mg/L	0.001978	174.34%
Cu 324.752†	-109.5	0.00003	mg/L	0.000063	0.00017	mg/L	0.000317	181.08%
Fe 273.955†	3310.7	5.755	mg/L	0.0319	28.78	mg/L	0.159	0.55%
K 766.490†	959.5	0.7737	mg/L	0.04168	3.869	mg/L	0.2084	5.39%
Mg 279.077†	4756.0	5.677	mg/L	0.0014	28.38	mg/L	0.007	0.02%
Mn 257.610†	8483.9	0.5505	mg/L	0.00219	2.752	mg/L	0.0110	0.40%
Mo 202.031†	13.3	0.00172	mg/L	0.000222	0.00861	mg/L	0.001111	12.89%
Na 589.592†	467194.6	93.02	mg/L	0.219	465.1	mg/L	1.09	0.24%
Na 330.237†	2442.6	94.39	mg/L	0.541	471.9	mg/L	2.70	0.57%
Ni 231.604†	-2.9	-0.00283	mg/L	0.002698	-0.01414	mg/L	0.013488	95.38%
Pb 220.353†	1.2	0.00024	mg/L	0.000493	0.00119	mg/L	0.002464	207.31%
Sb 206.836†	1.9	0.00181	mg/L	0.000615	0.00906	mg/L	0.003077	33.96%
Se 196.026†	0.2	0.00026	mg/L	0.003170	0.00129	mg/L	0.015849	>999.9%
Si 288.158†	5364.2	5.571	mg/L	0.0294	27.85	mg/L	0.147	0.53%
Sn 189.927†	-13.5	-0.00469	mg/L	0.000697	-0.02343	mg/L	0.003487	14.88%
Sr 421.552†	43161.9	0.07173	mg/L	0.000251	0.3587	mg/L	0.00125	0.35%
Ti 334.903†	31.9	0.00166	mg/L	0.001066	0.00828	mg/L	0.005330	64.34%
Tl 190.801†	-0.5	-0.00073	mg/L	0.000840	-0.00364	mg/L	0.004200	115.35%
V 292.402†	572.9	0.00293	mg/L	0.000116	0.01465	mg/L	0.000578	3.95%
Zn 206.200†	-0.6	-0.00172	mg/L	0.001723	-0.00859	mg/L	0.008614	100.25%

Sequence No.: 9
Sample ID: JZ32 GDUP WMN
Analyst: BLW
Initial Sample Wt:
Dilution: 5X

Autosampler Location: 47
Date Collected: 10/9/2006 5:30:20 PM
Data Type: Original
Initial Sample Vol:
Sample Prep Vol:

Nebulizer Parameters: JZ32 GDUP WMN

Analyte	Back Pressure	Flow
All	179.0 kPa	0.50 L/min

Mean Data: JZ32 GDUP WMN

Analyte	Mean Corrected Intensity	Calib Conc.	Calib Units	Calib Std.Dev.	Sample Conc.	Sample Units	Sample Std.Dev.	RSD
ScA 357.253	923258.7	86.18	%	0.581				0.67%
ScR 361.383	120026.8	94.20	%	0.879				0.93%
Ag 328.068†	-254.8	-0.00001	mg/L	0.000141	-0.00005	mg/L	0.000707	>999.9%
Al 308.215†	17.9	0.01517	mg/L	0.003829	0.07585	mg/L	0.019143	25.24%
As 188.979†	19.9	0.03464	mg/L	0.003917	0.1732	mg/L	0.01958	11.31%
B 249.677†	628.6	0.2935	mg/L	0.00951	1.468	mg/L	0.0476	3.24%
Ba 233.527†	15.3	0.00758	mg/L	0.000737	0.03790	mg/L	0.003686	9.72%
Be 313.042†	170.0	0.00035	mg/L	0.000057	0.00174	mg/L	0.000283	16.27%
Ca 317.933†	1372.8	0.1111	mg/L	0.00200	0.5554	mg/L	0.01000	1.80%
Cd 228.802†	6.4	0.00023	mg/L	0.000064	0.00113	mg/L	0.000322	28.42%
Co 228.616†	870.0	0.03634	mg/L	0.000807	0.1817	mg/L	0.00404	2.22%
Cr 267.716†	29.2	0.00752	mg/L	0.000750	0.03761	mg/L	0.003751	9.97%
Cu 324.752†	50.5	0.00234	mg/L	0.000083	0.01170	mg/L	0.000413	3.53%
Fe 273.955†	12514.3	21.75	mg/L	0.189	108.8	mg/L	0.95	0.87%
K 766.490†	3358.0	2.708	mg/L	0.0097	13.54	mg/L	0.049	0.36%
Mg 279.077†	48.5	0.04290	mg/L	0.005872	0.2145	mg/L	0.02936	13.69%
Mn 257.610†	44.0	0.00285	mg/L	0.000189	0.01427	mg/L	0.000943	6.61%
Mo 202.031†	479.1	0.06665	mg/L	0.001052	0.3333	mg/L	0.00526	1.58%
Na 589.592†	6454861.9	1285	mg/L	8.7	6426	mg/L	43.3	0.67%
Na 330.237†	35040.6	1355	mg/L	4.8	6777	mg/L	23.8	0.35%
Ni 231.604†	-2.4	-0.00237	mg/L	0.002988	-0.01186	mg/L	0.014941	125.96%
Pb 220.353†	12.0	0.00234	mg/L	0.000197	0.01170	mg/L	0.000987	8.43%
Sb 206.836†	5.5	0.00501	mg/L	0.004250	0.02505	mg/L	0.021252	84.83%
Se 196.026†	0.5	0.00316	mg/L	0.002436	0.01581	mg/L	0.012180	77.02%
Si 288.158†	14690.5	15.26	mg/L	1.214	76.28	mg/L	6.072	7.96%
Sn 189.927†	-3.7	-0.00146	mg/L	0.001779	-0.00728	mg/L	0.008894	122.11%
Sr 421.552†	2586.6	0.00430	mg/L	0.000045	0.02149	mg/L	0.000227	1.06%
Ti 334.903†	1246.4	0.06476	mg/L	0.001199	0.3238	mg/L	0.00600	1.85%
Tl 190.801†	-1.1	-0.00164	mg/L	0.004064	-0.00821	mg/L	0.020318	247.52%
V 292.402†	5862.4	0.02910	mg/L	0.000474	0.1455	mg/L	0.00237	1.63%
Zn 206.200†	0.1	-0.00031	mg/L	0.003017	-0.00156	mg/L	0.015084	968.10%

Sequence No.: 10
Sample ID: JZ32 G WMN
Analyst: BLW
Initial Sample Wt:
Dilution: 5X

Autosampler Location: 48
Date Collected: 10/9/2006 5:37:13 PM
Data Type: Original
Initial Sample Vol:
Sample Prep Vol:

Nebulizer Parameters: JZ32 G WMN

Analyte	Back Pressure	Flow
All	176.0 kPa	0.50 L/min

Mean Data: JZ32 G WMN

Analyte	Mean Corrected Intensity	Calib Conc.	Calib Units	Calib Std.Dev.	Sample Conc.	Sample Units	Sample Std.Dev.	RSD
ScA 357.253	961964.4	89.79	%	0.669				0.74%
ScR 361.383	124376.8	97.61	%	0.469				0.48%
Ag 328.068†	-248.1	0.00007	mg/L	0.000293	0.00033	mg/L	0.001465	444.20%
Al 308.215†	18.5	0.01566	mg/L	0.002466	0.07832	mg/L	0.012332	15.75%
As 188.979†	19.2	0.03353	mg/L	0.003133	0.1677	mg/L	0.01567	9.34%
B 249.677†	712.8	0.3329	mg/L	0.00955	1.664	mg/L	0.0478	2.87%
Ba 233.527†	16.2	0.00807	mg/L	0.001572	0.04037	mg/L	0.007859	19.47%
Be 313.042†	176.5	0.00035	mg/L	0.000027	0.00176	mg/L	0.000136	7.72%
Ca 317.933†	1203.0	0.09734	mg/L	0.000588	0.4867	mg/L	0.00294	0.60%
Cd 228.802†	8.7	0.00033	mg/L	0.000068	0.00166	mg/L	0.000340	20.53%
Co 228.616†	891.9	0.03725	mg/L	0.000147	0.1862	mg/L	0.00073	0.39%
Cr 267.716†	31.1	0.00800	mg/L	0.000966	0.03998	mg/L	0.004828	12.08%
Cu 324.752†	-128.5	0.00162	mg/L	0.000144	0.00809	mg/L	0.000722	8.92%
Fe 273.955†	13069.9	22.72	mg/L	0.071	113.6	mg/L	0.35	0.31%
K 766.490†	3394.0	2.737	mg/L	0.0442	13.68	mg/L	0.221	1.61%
Mg 279.077†	41.3	0.03368	mg/L	0.010284	0.1684	mg/L	0.05142	30.54%
Mn 257.610†	31.6	0.00205	mg/L	0.000122	0.01026	mg/L	0.000610	5.95%
Mo 202.031†	496.2	0.06904	mg/L	0.000562	0.3452	mg/L	0.00281	0.81%
Na 589.592†	Saturated2							
Na 330.237†	35497.8	1373	mg/L	3.6	6866	mg/L	17.8	0.26%
Ni 231.604†	-0.8	-0.00079	mg/L	0.001332	-0.00394	mg/L	0.006662	169.02%
Pb 220.353†	13.3	0.00259	mg/L	0.000897	0.01296	mg/L	0.004485	34.61%
Sb 206.836†	2.6	0.00116	mg/L	0.000350	0.00580	mg/L	0.001751	30.21%
Se 196.026†	1.2	0.00421	mg/L	0.003948	0.02103	mg/L	0.019742	93.88%
Si 288.158†	15806.0	16.42	mg/L	0.895	82.08	mg/L	4.474	5.45%
Sn 189.927†	1.0	0.00041	mg/L	0.001446	0.00203	mg/L	0.007230	356.71%
Sr 421.552†	2546.2	0.00423	mg/L	0.000055	0.02116	mg/L	0.000275	1.30%
Ti 334.903†	1280.4	0.06652	mg/L	0.001063	0.3326	mg/L	0.00532	1.60%
Tl 190.801†	-0.1	-0.00015	mg/L	0.001399	-0.00077	mg/L	0.006996	909.55%
V 292.402†	7110.9	0.03528	mg/L	0.000162	0.1764	mg/L	0.00081	0.46%
Zn 206.200†	-0.4	-0.00190	mg/L	0.002526	-0.00949	mg/L	0.012630	133.15%

Sequence No.: 11
Sample ID: JZ32 GSPK WMN
Analyst: BLW
Initial Sample Wt:
Dilution: 5X

Autosampler Location: 49
Date Collected: 10/9/2006 5:43:38 PM
Data Type: Original
Initial Sample Vol:
Sample Prep Vol:

Nebulizer Parameters: JZ32 GSPK WMN

Analyte	Back Pressure	Flow
All	176.0 kPa	0.50 L/min

Mean Data: JZ32 GSPK WMN

Analyte	Mean Corrected Intensity	Calib Conc.	Calib Units	Std.Dev.	Sample Conc.	Sample Units	Std.Dev.	RSD
ScA 357.253	957686.9	89.39	%	0.193				0.22%
ScR 361.383	123787.6	97.15	%	0.513				0.53%
Ag 328.068†	-243.0	0.00006	mg/L	0.000205	0.00030	mg/L	0.001023	340.43%
Al 308.215†	24.9	0.02173	mg/L	0.003734	0.1086	mg/L	0.01867	17.19%
As 188.979†	20.8	0.03631	mg/L	0.003459	0.1815	mg/L	0.01730	9.53%
B 249.677†	748.8	0.3497	mg/L	0.01222	1.748	mg/L	0.0611	3.49%
Ba 233.527†	13.6	0.00656	mg/L	0.000478	0.03279	mg/L	0.002392	7.29%
Be 313.042†	149.6	0.00028	mg/L	0.000008	0.00142	mg/L	0.000041	2.89%
Ca 317.933†	1189.1	0.09622	mg/L	0.002450	0.4811	mg/L	0.01225	2.55%
Cd 228.802†	4.6	0.00015	mg/L	0.000109	0.00074	mg/L	0.000547	74.38%
Co 228.616†	876.2	0.03660	mg/L	0.000388	0.1830	mg/L	0.00194	1.06%
Cr 267.716†	30.6	0.00786	mg/L	0.000637	0.03928	mg/L	0.003183	8.11%
Cu 324.752†	-203.3	0.00122	mg/L	0.000152	0.00609	mg/L	0.000762	12.50%
Fe 273.955†	12725.1	22.12	mg/L	0.065	110.6	mg/L	0.33	0.30%
K 766.490†	3366.0	2.714	mg/L	0.0237	13.57	mg/L	0.119	0.87%
Mg 279.077†	41.8	0.03464	mg/L	0.010444	0.1732	mg/L	0.05222	30.15%
Mn 257.610†	30.9	0.00201	mg/L	0.000107	0.01003	mg/L	0.000534	5.33%
Mo 202.031†	485.6	0.06757	mg/L	0.000227	0.3378	mg/L	0.00113	0.34%
Na 589.592†	Saturated2							
Na 330.237†	35160.0	1360	mg/L	1.3	6800	mg/L	6.6	0.10%
Ni 231.604†	-1.0	-0.00101	mg/L	0.000803	-0.00504	mg/L	0.004014	79.64%
Pb 220.353†	11.3	0.00220	mg/L	0.000418	0.01099	mg/L	0.002090	19.02%
Sb 206.836†	4.0	0.00303	mg/L	0.003017	0.01515	mg/L	0.015084	99.59%
Se 196.026†	4.1	0.00776	mg/L	0.007641	0.03880	mg/L	0.038206	98.47%
Si 288.158†	25232.7	26.21	mg/L	0.702	131.0	mg/L	3.51	2.68%
Sn 189.927†	-2.3	-0.00093	mg/L	0.000855	-0.00467	mg/L	0.004274	91.63%
Sr 421.552†	2491.3	0.00414	mg/L	0.000044	0.02070	mg/L	0.000220	1.06%
Ti 334.903†	1277.9	0.06639	mg/L	0.001201	0.3319	mg/L	0.00600	1.81%
Tl 190.801†	-2.4	-0.00343	mg/L	0.001539	-0.01714	mg/L	0.007697	44.92%
V 292.402†	8020.8	0.03979	mg/L	0.000829	0.1989	mg/L	0.00415	2.08%
Zn 206.200†	0.1	-0.00040	mg/L	0.002656	-0.00200	mg/L	0.013282	664.96%

Sequence No.: 12
Sample ID: JZ32 MB2SPK WMN
Analyst: BLW
Initial Sample Wt:
Dilution: 1X

Autosampler Location: 50
Date Collected: 10/9/2006 5:50:03 PM
Data Type: Original
Initial Sample Vol:
Sample Prep Vol:

Nebulizer Parameters: JZ32 MB2SPK WMN

Analyte	Back Pressure	Flow
All	177.0 kPa	0.50 L/min

Mean Data: JZ32 MB2SPK WMN

Analyte	Mean Corrected Intensity	Calib Conc.	Calib Units	Calib Std.Dev.	Sample Conc.	Sample Units	Sample Std.Dev.	RSD
ScA 357.253	1074260.3	100.3	%	0.46				0.46%
ScR 361.383	130727.2	102.6	%	0.47				0.46%
Ag 328.068†	40.7	0.00017	mg/L	0.000148	0.00017	mg/L	0.000148	88.34%
Al 308.215†	2.5	0.00242	mg/L	0.001042	0.00242	mg/L	0.001042	43.08%
As 188.979†	-0.0	-0.00001	mg/L	0.002350	-0.00001	mg/L	0.002350	>999.9%
B 249.677†	79.5	0.03713	mg/L	0.004458	0.03713	mg/L	0.004458	12.01%
Ba 233.527†	-0.9	-0.00054	mg/L	0.000466	-0.00054	mg/L	0.000466	85.42%
Be 313.042†	0.1	0.00000	mg/L	0.000045	0.00000	mg/L	0.000045	>999.9%
Ca 317.933†	16.3	0.00132	mg/L	0.000652	0.00132	mg/L	0.000652	49.57%
Cd 228.802†	-2.2	-0.00010	mg/L	0.000062	-0.00010	mg/L	0.000062	62.16%
Co 228.616†	4.4	0.00019	mg/L	0.000206	0.00019	mg/L	0.000206	110.54%
Cr 267.716†	-1.0	-0.00021	mg/L	0.000607	-0.00021	mg/L	0.000607	292.39%
Cu 324.752†	-552.0	-0.00252	mg/L	0.000147	-0.00252	mg/L	0.000147	5.84%
Fe 273.955†	-2.7	-0.00476	mg/L	0.001261	-0.00476	mg/L	0.001261	26.48%
K 766.490†	-11.2	-0.00899	mg/L	0.022547	-0.00899	mg/L	0.022547	250.70%
Mg 279.077†	7.3	0.00875	mg/L	0.002064	0.00875	mg/L	0.002064	23.57%
Mn 257.610†	-3.8	-0.00025	mg/L	0.000221	-0.00025	mg/L	0.000221	88.88%
Mo 202.031†	-1.0	-0.00014	mg/L	0.000452	-0.00014	mg/L	0.000452	312.50%
Na 589.592†	2809.4	0.5594	mg/L	0.04704	0.5594	mg/L	0.04704	8.41%
Na 330.237†	14.7	0.5665	mg/L	0.14323	0.5665	mg/L	0.14323	25.28%
Ni 231.604†	-3.4	-0.00331	mg/L	0.002316	-0.00331	mg/L	0.002316	69.88%
Pb 220.353†	-11.3	-0.00217	mg/L	0.000524	-0.00217	mg/L	0.000524	24.18%
Sb 206.836†	4.1	0.00552	mg/L	0.004743	0.00552	mg/L	0.004743	85.85%
Se 196.026†	1.7	0.00219	mg/L	0.002854	0.00219	mg/L	0.002854	130.35%
Si 288.158†	10915.9	11.34	mg/L	0.183	11.34	mg/L	0.183	1.61%
Sn 189.927†	13.1	0.00523	mg/L	0.000456	0.00523	mg/L	0.000456	8.71%
Sr 421.552†	-42.1	-0.00007	mg/L	0.000021	-0.00007	mg/L	0.000021	30.69%
Ti 334.903†	3.2	0.00017	mg/L	0.001506	0.00017	mg/L	0.001506	898.17%
Tl 190.801†	-0.8	-0.00109	mg/L	0.002801	-0.00109	mg/L	0.002801	256.78%
V 292.402†	-16.0	-0.00008	mg/L	0.000056	-0.00008	mg/L	0.000056	69.46%
Zn 206.200†	1.5	0.00417	mg/L	0.001695	0.00417	mg/L	0.001695	40.65%

Sequence No.: 13
Sample ID: CV 4
Analyst: BLW
Initial Sample Wt:
Dilution: 1X

Autosampler Location: 7
Date Collected: 10/9/2006 5:56:28 PM
Data Type: Original
Initial Sample Vol:
Sample Prep Vol:

Nebulizer Parameters: CV

Analyte	Back Pressure	Flow
All	177.0 kPa	0.50 L/min

Mean Data: CV

Analyte	Mean Corrected Intensity	Calib Conc.	Calib Units	Std.Dev.	Sample Conc.	Sample Units	Sample Std.Dev.	RSD
ScA 357.253	1020232.5	95.23	%	0.648				0.68%
ScR 361.383	127654.7	100.2	%	0.45				0.45%
Ag 328.068†	235390.4	0.9690	mg/L	0.01321	0.9690	mg/L	0.01321	1.36%
Al 308.215†	2065.6	1.932	mg/L	0.0057	1.932	mg/L	0.0057	0.29%
As 188.979†	1108.0	1.941	mg/L	0.0169	1.941	mg/L	0.0169	0.87%
B 249.677†	2133.9	0.9997	mg/L	0.00626	0.9997	mg/L	0.00626	0.63%
Ba 233.527†	1659.6	0.9897	mg/L	0.00608	0.9897	mg/L	0.00608	0.61%
Be 313.042†	432942.5	0.9991	mg/L	0.00405	0.9991	mg/L	0.00405	0.41%
Ca 317.933†	24704.8	1.999	mg/L	0.0244	1.999	mg/L	0.0244	1.22%
Cd 228.802†	22751.2	1.008	mg/L	0.0159	1.008	mg/L	0.0159	1.57%
Co 228.616†	22509.3	0.9507	mg/L	0.01379	0.9507	mg/L	0.01379	1.45%
Cr 267.716†	4616.8	0.9642	mg/L	0.00615	0.9642	mg/L	0.00615	0.64%
Cu 324.752†	231400.2	1.055	mg/L	0.0143	1.055	mg/L	0.0143	1.36%
Fe 273.955†	1210.1	2.101	mg/L	0.0120	2.101	mg/L	0.0120	0.57%
K 766.490†	24610.9	19.85	mg/L	0.273	19.85	mg/L	0.273	1.37%
Mg 279.077†	1636.7	1.959	mg/L	0.0139	1.959	mg/L	0.0139	0.71%
Mn 257.610†	15225.7	0.9886	mg/L	0.01206	0.9886	mg/L	0.01206	1.22%
Mo 202.031†	7177.3	0.9986	mg/L	0.01039	0.9986	mg/L	0.01039	1.04%
Na 589.592†	248944.6	49.57	mg/L	0.117	49.57	mg/L	0.117	0.24%
Na 330.237†	1325.8	51.25	mg/L	0.273	51.25	mg/L	0.273	0.53%
Ni 231.604†	1009.8	0.9930	mg/L	0.00994	0.9930	mg/L	0.00994	1.00%
Pb 220.353†	10355.3	1.981	mg/L	0.0360	1.981	mg/L	0.0360	1.82%
Sb 206.836†	1686.2	2.227	mg/L	0.0156	2.227	mg/L	0.0156	0.70%
Se 196.026†	1539.1	1.927	mg/L	0.0134	1.927	mg/L	0.0134	0.70%
Si 288.158†	2497.6	2.596	mg/L	0.0532	2.596	mg/L	0.0532	2.05%
Sn 189.927†	2340.8	0.9404	mg/L	0.00937	0.9404	mg/L	0.00937	1.00%
Sr 421.552†	593164.6	0.9858	mg/L	0.00289	0.9858	mg/L	0.00289	0.29%
Ti 334.903†	19175.5	0.9961	mg/L	0.01270	0.9961	mg/L	0.01270	1.27%
Tl 190.801†	1350.8	1.921	mg/L	0.0187	1.921	mg/L	0.0187	0.97%
V 292.402†	195935.1	0.9776	mg/L	0.01526	0.9776	mg/L	0.01526	1.56%
Zn 206.200†	374.6	1.039	mg/L	0.0054	1.039	mg/L	0.0054	0.52%

Sequence No.: 14
Sample ID: CB
Analyst: BLW
Initial Sample Wt:
Dilution: 1X

Autosampler Location: 1
Date Collected: 10/9/2006 6:03:08 PM
Data Type: Original
Initial Sample Vol:
Sample Prep Vol:

Nebulizer Parameters: CB

Analyte	Back Pressure	Flow
All	176.0 kPa	0.50 L/min

Mean Data: CB

Analyte	Mean Corrected Intensity	Calib Conc.	Calib Units	Calib Std.Dev.	Sample Conc.	Sample Units	Sample Std.Dev.	RSD
ScA 357.253	1031995.7	96.33	%	0.470				0.49%
ScR 361.383	122408.3	96.06	%	0.740				0.77%
Ag 328.068†	27.0	0.00011	mg/L	0.000065	0.00011	mg/L	0.000065	58.84%
Al 308.215†	-1.7	-0.00168	mg/L	0.006747	-0.00168	mg/L	0.006747	401.79%
As 188.979†	-0.9	-0.00153	mg/L	0.003651	-0.00153	mg/L	0.003651	238.95%
B 249.677†	49.9	0.02331	mg/L	0.001737	0.02331	mg/L	0.001737	7.45%
Ba 233.527†	-1.4	-0.00081	mg/L	0.000605	-0.00081	mg/L	0.000605	75.06%
Be 313.042†	26.8	0.00006	mg/L	0.000027	0.00006	mg/L	0.000027	43.46%
Ca 317.933†	41.1	0.00333	mg/L	0.001441	0.00333	mg/L	0.001441	43.34%
Cd 228.802†	-0.1	0.00000	mg/L	0.000010	0.00000	mg/L	0.000010	243.31%
Co 228.616†	1.3	0.00005	mg/L	0.000225	0.00005	mg/L	0.000225	416.48%
Cr 267.716†	-0.7	-0.00015	mg/L	0.000751	-0.00015	mg/L	0.000751	506.80%
Cu 324.752†	-255.1	-0.00116	mg/L	0.000172	-0.00116	mg/L	0.000172	14.74%
Fe 273.955†	-2.2	-0.00388	mg/L	0.004796	-0.00388	mg/L	0.004796	123.76%
K 766.490†	94.3	0.07601	mg/L	0.019694	0.07601	mg/L	0.019694	25.91%
Mg 279.077†	0.4	0.00047	mg/L	0.004399	0.00047	mg/L	0.004399	935.23%
Mn 257.610†	6.0	0.00039	mg/L	0.000151	0.00039	mg/L	0.000151	38.69%
Mo 202.031†	4.0	0.00055	mg/L	0.000051	0.00055	mg/L	0.000051	9.33%
Na 589.592†	770.7	0.1535	mg/L	0.00474	0.1535	mg/L	0.00474	3.09%
Na 330.237†	14.6	0.5627	mg/L	0.50509	0.5627	mg/L	0.50509	89.76%
Ni 231.604†	-2.7	-0.00267	mg/L	0.002449	-0.00267	mg/L	0.002449	91.58%
Pb 220.353†	0.4	0.00007	mg/L	0.000265	0.00007	mg/L	0.000265	394.87%
Sb 206.836†	0.7	0.00101	mg/L	0.000393	0.00101	mg/L	0.000393	38.95%
Se 196.026†	0.8	0.00096	mg/L	0.005978	0.00096	mg/L	0.005978	622.95%
Si 288.158†	81.9	0.08509	mg/L	0.006270	0.08509	mg/L	0.006270	7.37%
Sn 189.927†	5.0	0.00200	mg/L	0.002690	0.00200	mg/L	0.002690	134.67%
Sr 421.552†	19.1	0.00003	mg/L	0.000044	0.00003	mg/L	0.000044	140.04%
Ti 334.903†	-2.8	-0.00015	mg/L	0.000892	-0.00015	mg/L	0.000892	610.50%
Tl 190.801†	1.3	0.00191	mg/L	0.005047	0.00191	mg/L	0.005047	263.98%
V 292.402†	22.6	0.00011	mg/L	0.000052	0.00011	mg/L	0.000052	46.30%
Zn 206.200†	0.2	0.00053	mg/L	0.001218	0.00053	mg/L	0.001218	230.85%

Sequence No.: 15
Sample ID: JZ61 MB SWC
Analyst: BLW
Initial Sample Wt:
Dilution: 2X

Autosampler Location: 51
Date Collected: 10/9/2006 6:09:29 PM
Data Type: Original
Initial Sample Vol:
Sample Prep Vol:

Nebulizer Parameters: JZ61 MB SWC

Analyte	Back Pressure	Flow
All	176.0 kPa	0.50 L/min

DCL

Mean Data: JZ61 MB SWC

Analyte	Mean Corrected Intensity	Calib Conc.	Calib Units	Calib Std.Dev.	Sample Conc.	Sample Units	Sample Std.Dev.	RSD
ScA 357.253	1062451.9	99.17	%	0.330				0.33%
ScR 361.383	127511.9	100.1	%	0.53				0.53%
Ag 328.068†	3.4	0.00001	mg/L	0.000226	0.00003	mg/L	0.000452	>999.9%
Al 308.215†	34.8	0.03315	mg/L	0.001971	0.06631	mg/L	0.003942	5.94%
As 188.979†	1.7	0.00289	mg/L	0.003180	0.00577	mg/L	0.006360	110.22%
B 249.677†	36.6	0.01707	mg/L	0.002922	0.03413	mg/L	0.005843	17.12%
Ba 233.527†	-0.6	-0.00036	mg/L	0.001537	-0.00072	mg/L	0.003073	427.40%
Be 313.042†	3.2	0.00001	mg/L	0.000075	0.00001	mg/L	0.000150	>999.9%
Ca 317.933†	947.5	0.07667	mg/L	0.002130	0.1533	mg/L	0.00426	2.78%
Cd 228.802†	-0.7	-0.00003	mg/L	0.000072	-0.00007	mg/L	0.000145	211.44%
Co 228.616†	0.1	0.00000	mg/L	0.000116	0.00001	mg/L	0.000233	>999.9%
Cr 267.716†	-1.8	-0.00039	mg/L	0.001412	-0.00077	mg/L	0.002824	365.75%
Cu 324.752†	-331.1	-0.00151	mg/L	0.000049	-0.00302	mg/L	0.000099	3.27%
Fe 273.955†	2.3	0.00392	mg/L	0.001334	0.00784	mg/L	0.002668	34.04%
K 766.490†	22.2	0.01792	mg/L	0.013957	0.03583	mg/L	0.027915	77.90%
Mg 279.077†	12.1	0.01449	mg/L	0.008528	0.02899	mg/L	0.017057	58.84%
Mn 257.610†	5.4	0.00035	mg/L	0.000145	0.00070	mg/L	0.000290	41.26%
Mo 202.031†	0.5	0.00007	mg/L	0.000351	0.00014	mg/L	0.000702	485.07%
Na 589.592†	568.3	0.1131	mg/L	0.00137	0.2263	mg/L	0.00275	1.21%
Na 330.237†	3.8	0.1421	mg/L	0.16221	0.2842	mg/L	0.32441	114.16%
Ni 231.604†	-0.3	-0.00026	mg/L	0.000882	-0.00052	mg/L	0.001765	339.89%
Pb 220.353†	-5.2	-0.00100	mg/L	0.000514	-0.00199	mg/L	0.001029	51.57%
Sb 206.836†	-1.1	-0.00148	mg/L	0.001308	-0.00295	mg/L	0.002615	88.51%
Se 196.026†	-0.7	-0.00090	mg/L	0.003649	-0.00179	mg/L	0.007298	406.88%
Si 288.158†	33.0	0.03428	mg/L	0.002483	0.06856	mg/L	0.004967	7.24%
Sn 189.927†	2.7	0.00107	mg/L	0.000817	0.00214	mg/L	0.001635	76.33%
Sr 421.552†	148.4	0.00025	mg/L	0.000020	0.00049	mg/L	0.000039	8.01%
Ti 334.903†	41.1	0.00214	mg/L	0.000186	0.00427	mg/L	0.000371	8.69%
Tl 190.801†	-0.6	-0.00088	mg/L	0.003131	-0.00175	mg/L	0.006263	357.56%
V 292.402†	17.5	0.00008	mg/L	0.000150	0.00017	mg/L	0.000299	180.00%
Zn 206.200†	4.2	0.01181	mg/L	0.004345	0.02361	mg/L	0.008690	36.81%

Sequence No.: 16
Sample ID: JZ82 MB2 WMN
Analyst: BLW
Initial Sample Wt:
Dilution: 1X

Autosampler Location: 52
Date Collected: 10/9/2006 6:15:53 PM
Data Type: Original
Initial Sample Vol:
Sample Prep Vol:

Nebulizer Parameters: JZ82 MB2 WMN

Analyte	Back Pressure	Flow
All	176.0 kPa	0.50 L/min

DCL

Mean Data: JZ82 MB2 WMN

Analyte	Mean Corrected Intensity	Calib Conc.	Calib Units	Calib Std.Dev.	Sample Conc.	Sample Units	Sample Std.Dev.	RSD
ScA 357.253	1067421.5	99.63	%	0.753				0.76%
ScR 361.383	128414.4	100.8	%	0.66				0.66%
Ag 328.068†	-49.8	-0.00021	mg/L	0.000192	-0.00021	mg/L	0.000192	93.34%
Al 308.215†	1.1	0.00105	mg/L	0.001974	0.00105	mg/L	0.001974	187.32%
As 188.979†	-1.4	-0.00248	mg/L	0.005440	-0.00248	mg/L	0.005440	219.78%
B 249.677†	4.7	0.00220	mg/L	0.000842	0.00220	mg/L	0.000842	38.31%
Ba 233.527†	0.4	0.00026	mg/L	0.001525	0.00026	mg/L	0.001525	588.99%
Be 313.042†	21.9	0.00005	mg/L	0.000016	0.00005	mg/L	0.000016	31.64%
Ca 317.933†	21.6	0.00175	mg/L	0.000580	0.00175	mg/L	0.000580	33.20%
Cd 228.802†	2.2	0.00010	mg/L	0.000124	0.00010	mg/L	0.000124	123.34%
Co 228.616†	1.6	0.00007	mg/L	0.000145	0.00007	mg/L	0.000145	213.57%
Cr 267.716†	-1.2	-0.00026	mg/L	0.000374	-0.00026	mg/L	0.000374	145.20%
Cu 324.752†	-567.3	-0.00259	mg/L	0.000048	-0.00259	mg/L	0.000048	1.86%
Fe 273.955†	-8.1	-0.01409	mg/L	0.005356	-0.01409	mg/L	0.005356	38.00%
K 766.490†	-28.5	-0.02296	mg/L	0.014145	-0.02296	mg/L	0.014145	61.60%
Mg 279.077†	7.3	0.00877	mg/L	0.004693	0.00877	mg/L	0.004693	53.49%
Mn 257.610†	-7.0	-0.00045	mg/L	0.000027	-0.00045	mg/L	0.000027	5.90%
Mo 202.031†	-1.8	-0.00024	mg/L	0.000157	-0.00024	mg/L	0.000157	64.44%
Na 589.592†	222.4	0.04429	mg/L	0.002190	0.04429	mg/L	0.002190	4.94%
Na 330.237†	4.4	0.1698	mg/L	0.54769	0.1698	mg/L	0.54769	322.62%
Ni 231.604†	0.8	0.00075	mg/L	0.003330	0.00075	mg/L	0.003330	442.01%
Pb 220.353†	-6.8	-0.00130	mg/L	0.000893	-0.00130	mg/L	0.000893	68.67%
Sb 206.836†	1.6	0.00221	mg/L	0.001621	0.00221	mg/L	0.001621	73.36%
Se 196.026†	1.3	0.00158	mg/L	0.003544	0.00158	mg/L	0.003544	224.12%
Si 288.158†	-4.5	-0.00465	mg/L	0.005071	-0.00465	mg/L	0.005071	109.14%
Sn 189.927†	7.7	0.00308	mg/L	0.001289	0.00308	mg/L	0.001289	41.89%
Sr 421.552†	-13.5	-0.00002	mg/L	0.000046	-0.00002	mg/L	0.000046	206.45%
Ti 334.903†	-11.5	-0.00060	mg/L	0.000482	-0.00060	mg/L	0.000482	80.85%
Tl 190.801†	-2.3	-0.00332	mg/L	0.000903	-0.00332	mg/L	0.000903	27.17%
V 292.402†	19.4	0.00009	mg/L	0.000119	0.00009	mg/L	0.000119	126.52%
Zn 206.200†	1.2	0.00346	mg/L	0.001500	0.00346	mg/L	0.001500	43.32%

Sequence No.: 17
Sample ID: JZ82 F WMN
Analyst: BLW
Initial Sample Wt:
Dilution: 5X

Autosampler Location: 53
Date Collected: 10/9/2006 6:22:17 PM
Data Type: Original
Initial Sample Vol:
Sample Prep Vol:

Nebulizer Parameters: JZ82 F WMN

Analyte	Back Pressure	Flow
All	177.0 kPa	0.50 L/min

Mean Data: JZ82 F WMN

Analyte	Mean Corrected Intensity	Calib Conc.	Calib Units	Calib Std.Dev.	Sample Conc.	Sample Units	Sample Std.Dev.	RSD
ScA 357.253	1039666.5	97.04	%	0.467				0.48%
ScR 361.383	125392.4	98.41	%	0.781				0.79%
Ag 328.068†	-29.6	-0.00009	mg/L	0.000209	-0.00045	mg/L	0.001045	233.25%
Al 308.215†	5.4	0.00517	mg/L	0.005112	0.02587	mg/L	0.025560	98.78%
As 188.979†	-1.5	-0.00277	mg/L	0.002465	-0.01383	mg/L	0.012326	89.12%
B 249.677†	25.4	0.01188	mg/L	0.001814	0.05942	mg/L	0.009070	15.26%
Ba 233.527†	5.5	0.00319	mg/L	0.000545	0.01593	mg/L	0.002725	17.10%
Be 313.042†	-7.5	-0.00002	mg/L	0.000001	-0.00009	mg/L	0.000003	2.94%
Ca 317.933†	43202.2	3.496	mg/L	0.0128	17.48	mg/L	0.064	0.37%
Cd 228.802†	-3.2	-0.00014	mg/L	0.000051	-0.00069	mg/L	0.000257	37.29%
Co 228.616†	1.5	0.00004	mg/L	0.000173	0.00019	mg/L	0.000865	447.82%
Cr 267.716†	3.4	0.00035	mg/L	0.000322	0.00175	mg/L	0.001608	91.71%
Cu 324.752†	-444.0	-0.00191	mg/L	0.000142	-0.00953	mg/L	0.000712	7.48%
Fe 273.955†	759.6	1.321	mg/L	0.0094	6.603	mg/L	0.0471	0.71%
K 766.490†	529.8	0.4272	mg/L	0.03686	2.136	mg/L	0.1843	8.63%
Mg 279.077†	1405.2	1.677	mg/L	0.0077	8.387	mg/L	0.0385	0.46%
Mn 257.610†	2936.7	0.1905	mg/L	0.00071	0.9527	mg/L	0.00355	0.37%
Mo 202.031†	5.2	0.00068	mg/L	0.000284	0.00342	mg/L	0.001418	41.42%
Na 589.592†	13063.5	2.601	mg/L	0.0158	13.01	mg/L	0.079	0.61%
Na 330.237†	80.8	3.088	mg/L	0.2466	15.44	mg/L	1.233	7.99%
Ni 231.604†	-2.2	-0.00216	mg/L	0.002970	-0.01081	mg/L	0.014848	137.37%
Pb 220.353†	-3.3	-0.00062	mg/L	0.000406	-0.00311	mg/L	0.002031	65.35%
Sb 206.836†	-1.2	-0.00179	mg/L	0.001857	-0.00897	mg/L	0.009283	103.50%
Se 196.026†	-3.0	-0.00388	mg/L	0.005153	-0.01939	mg/L	0.025767	132.89%
Si 288.158†	4503.0	4.677	mg/L	0.0381	23.38	mg/L	0.191	0.82%
Sn 189.927†	-4.5	-0.00155	mg/L	0.002300	-0.00774	mg/L	0.011499	148.51%
Sr 421.552†	9763.1	0.01623	mg/L	0.000034	0.08113	mg/L	0.000168	0.21%
Ti 334.903†	-0.3	-0.00002	mg/L	0.000218	-0.00008	mg/L	0.001090	>999.9%
Tl 190.801†	-2.0	-0.00280	mg/L	0.003022	-0.01398	mg/L	0.015108	108.10%
V 292.402†	32.1	0.00019	mg/L	0.000206	0.00096	mg/L	0.001029	106.79%
Zn 206.200†	0.9	0.00262	mg/L	0.003136	0.01308	mg/L	0.015682	119.89%

Sequence No.: 18
Sample ID: JZ82 DDUP WMN
Analyst: BLW
Initial Sample Wt:
Dilution: 5X

Autosampler Location: 54
Date Collected: 10/9/2006 6:28:41 PM
Data Type: Original
Initial Sample Vol:
Sample Prep Vol:

Nebulizer Parameters: JZ82 DDUP WMN

Analyte	Back Pressure	Flow
All	176.0 kPa	0.50 L/min

JZ2

Mean Data: JZ82 DDUP WMN

Analyte	Mean Corrected Intensity	Calib Conc.	Calib Units	Std.Dev.	Sample Conc.	Sample Units	Std.Dev.	RSD
ScA 357.253	1031441.8	96.28	%	0.716				0.74%
ScR 361.383	124651.2	97.82	%	0.807				0.82%
Ag 328.068†	-51.1	-0.00019	mg/L	0.000014	-0.00097	mg/L	0.000071	7.27%
Al 308.215†	-2.5	-0.00240	mg/L	0.002188	-0.01198	mg/L	0.010942	91.36%
As 188.979†	0.8	0.00123	mg/L	0.005300	0.00616	mg/L	0.026498	430.18%
B 249.677†	24.3	0.01133	mg/L	0.002557	0.05667	mg/L	0.012786	22.56%
Ba 233.527†	2.0	0.00116	mg/L	0.001093	0.00579	mg/L	0.005466	94.41%
Be 313.042†	5.7	0.00001	mg/L	0.000062	0.00007	mg/L	0.000311	468.91%
Ca 317.933†	42968.1	3.477	mg/L	0.0042	17.38	mg/L	0.021	0.12%
Cd 228.802†	-1.8	-0.00008	mg/L	0.000107	-0.00040	mg/L	0.000536	132.77%
Co 228.616†	3.3	0.00012	mg/L	0.000154	0.00062	mg/L	0.000771	124.56%
Cr 267.716†	3.5	0.00036	mg/L	0.000847	0.00181	mg/L	0.004237	234.48%
Cu 324.752†	-450.2	-0.00197	mg/L	0.000192	-0.00985	mg/L	0.000958	9.73%
Fe 273.955†	552.0	0.9595	mg/L	0.00975	4.798	mg/L	0.0488	1.02%
K 766.490†	518.9	0.4184	mg/L	0.01164	2.092	mg/L	0.0582	2.78%
Mg 279.077†	1363.6	1.628	mg/L	0.0070	8.140	mg/L	0.0351	0.43%
Mn 257.610†	2849.8	0.1849	mg/L	0.00021	0.9246	mg/L	0.00106	0.11%
Mo 202.031†	4.3	0.00056	mg/L	0.000085	0.00280	mg/L	0.000423	15.12%
Na 589.592†	13056.6	2.600	mg/L	0.0110	13.00	mg/L	0.055	0.42%
Na 330.237†	74.9	2.861	mg/L	0.3254	14.30	mg/L	1.627	11.37%
Ni 231.604†	-2.4	-0.00240	mg/L	0.003265	-0.01201	mg/L	0.016325	135.88%
Pb 220.353†	-6.9	-0.00133	mg/L	0.000576	-0.00663	mg/L	0.002879	43.45%
Sb 206.836†	1.1	0.00128	mg/L	0.002330	0.00638	mg/L	0.011650	182.56%
Se 196.026†	-2.3	-0.00293	mg/L	0.002405	-0.01466	mg/L	0.012027	82.04%
Si 288.158†	4370.1	4.539	mg/L	0.0094	22.69	mg/L	0.047	0.21%
Sn 189.927†	-2.0	-0.00056	mg/L	0.001576	-0.00282	mg/L	0.007880	279.40%
Sr 421.552†	9725.1	0.01616	mg/L	0.000039	0.08081	mg/L	0.000196	0.24%
Ti 334.903†	2.4	0.00012	mg/L	0.000976	0.00061	mg/L	0.004878	799.16%
Tl 190.801†	-2.0	-0.00284	mg/L	0.001378	-0.01421	mg/L	0.006889	48.48%
V 292.402†	1.3	0.00004	mg/L	0.000232	0.00020	mg/L	0.001161	586.57%
Zn 206.200†	-0.0	0.00002	mg/L	0.001298	0.00010	mg/L	0.006492	>999.9%

Sequence No.: 19
Sample ID: JZ82 D WMN
Analyst: BLW
Initial Sample Wt:
Dilution: 5X

Autosampler Location: 55
Date Collected: 10/9/2006 6:35:06 PM
Data Type: Original
Initial Sample Vol:
Sample Prep Vol:

Nebulizer Parameters: JZ82 D WMN

Analyte	Back Pressure	Flow
All	176.0 kPa	0.50 L/min

Mean Data: JZ82 D WMN

Analyte	Mean Corrected Intensity	Calib Conc.	Calib Units	Calib Std.Dev.	Sample Conc.	Sample Units	Sample Std.Dev.	RSD
ScA 357.253	1049247.3	97.94	%	0.797				0.81%
ScR 361.383	127600.4	100.1	%	0.31				0.31%
Ag 328.068†	-16.9	-0.00005	mg/L	0.000113	-0.00027	mg/L	0.000567	212.67%
Al 308.215†	0.9	0.00081	mg/L	0.007556	0.00403	mg/L	0.037779	936.99%
As 188.979†	1.3	0.00210	mg/L	0.004576	0.01052	mg/L	0.022881	217.48%
B 249.677†	21.9	0.01021	mg/L	0.002175	0.05103	mg/L	0.010873	21.31%
Ba 233.527†	4.0	0.00235	mg/L	0.001596	0.01177	mg/L	0.007982	67.82%
Be 313.042†	6.2	0.00001	mg/L	0.000007	0.00007	mg/L	0.000037	52.16%
Ca 317.933†	41644.5	3.370	mg/L	0.1436	16.85	mg/L	0.718	4.26%
Cd 228.802†	-2.4	-0.00011	mg/L	0.000112	-0.00055	mg/L	0.000562	101.68%
Co 228.616†	0.8	0.00002	mg/L	0.000244	0.00008	mg/L	0.001218	>999.9%
Cr 267.716†	0.6	-0.00024	mg/L	0.001212	-0.00121	mg/L	0.006058	500.26%
Cu 324.752†	-354.9	-0.00153	mg/L	0.000274	-0.00767	mg/L	0.001369	17.85%
Fe 273.955†	557.7	0.9695	mg/L	0.04093	4.848	mg/L	0.2047	4.22%
K 766.490†	486.3	0.3922	mg/L	0.01271	1.961	mg/L	0.0635	3.24%
Mg 279.077†	1368.0	1.633	mg/L	0.0778	8.167	mg/L	0.3889	4.76%
Mn 257.610†	2838.5	0.1842	mg/L	0.00914	0.9209	mg/L	0.04570	4.96%
Mo 202.031†	3.8	0.00050	mg/L	0.000385	0.00250	mg/L	0.001925	77.04%
Na 589.592†	12425.5	2.474	mg/L	0.0969	12.37	mg/L	0.485	3.92%
Na 330.237†	76.2	2.913	mg/L	0.3111	14.56	mg/L	1.555	10.68%
Ni 231.604†	-2.8	-0.00277	mg/L	0.003902	-0.01384	mg/L	0.019511	140.93%
Pb 220.353†	-5.5	-0.00106	mg/L	0.001087	-0.00529	mg/L	0.005434	102.78%
Sb 206.836†	0.8	0.00098	mg/L	0.001576	0.00489	mg/L	0.007880	161.06%
Se 196.026†	-1.6	-0.00206	mg/L	0.002182	-0.01029	mg/L	0.010909	106.03%
Si 288.158†	4259.8	4.424	mg/L	0.1960	22.12	mg/L	0.980	4.43%
Sn 189.927†	-4.0	-0.00135	mg/L	0.000881	-0.00676	mg/L	0.004403	65.15%
Sr 421.552†	9286.1	0.01543	mg/L	0.000607	0.07717	mg/L	0.003033	3.93%
Ti 334.903†	-0.1	-0.00001	mg/L	0.000055	-0.00004	mg/L	0.000274	696.48%
Tl 190.801†	-3.1	-0.00448	mg/L	0.002068	-0.02238	mg/L	0.010338	46.20%
V 292.402†	-1.5	0.00002	mg/L	0.000203	0.00011	mg/L	0.001017	946.95%
Zn 206.200†	1.8	0.00497	mg/L	0.004107	0.02484	mg/L	0.020535	82.68%

Sequence No.: 20
Sample ID: JZ82 DSPK WMN
Analyst: BLW
Initial Sample Wt:
Dilution: 5X

Autosampler Location: 56
Date Collected: 10/9/2006 6:41:30 PM
Data Type: Original
Initial Sample Vol:
Sample Prep Vol:

Nebulizer Parameters: JZ82 DSPK WMN

Analyte	Back Pressure	Flow
All	176.0 kPa	0.50 L/min

DE

Mean Data: JZ82 DSPK WMN

Analyte	Mean Corrected Intensity	Calib Conc.	Calib Units	Calib Std.Dev.	Sample Conc.	Sample Units	Sample Std.Dev.	RSD
ScA 357.253	1049208.0	97.93	%	0.160				0.16%
ScR 361.383	124081.8	97.38	%	1.280				1.31%
Ag 328.068†	-28.6	-0.00010	mg/L	0.000150	-0.00051	mg/L	0.000752	147.36%
Al 308.215†	2.3	0.00215	mg/L	0.006000	0.01075	mg/L	0.030000	279.02%
As 188.979†	0.9	0.00137	mg/L	0.002633	0.00684	mg/L	0.013163	192.57%
B 249.677†	26.8	0.01253	mg/L	0.000738	0.06265	mg/L	0.003691	5.89%
Ba 233.527†	5.1	0.00297	mg/L	0.001003	0.01486	mg/L	0.005014	33.74%
Be 313.042†	-1.9	0.00000	mg/L	0.000055	-0.00002	mg/L	0.000274	>999.9%
Ca 317.933†	39638.0	3.207	mg/L	0.3556	16.04	mg/L	1.778	11.09%
Cd 228.802†	-4.5	-0.00020	mg/L	0.000059	-0.00101	mg/L	0.000293	28.85%
Co 228.616†	0.3	0.00000	mg/L	0.000101	-0.00002	mg/L	0.000504	>999.9%
Cr 267.716†	3.1	0.00030	mg/L	0.000883	0.00151	mg/L	0.004417	292.42%
Cu 324.752†	-500.1	-0.00220	mg/L	0.000104	-0.01100	mg/L	0.000521	4.74%
Fe 273.955†	528.0	0.9178	mg/L	0.09997	4.589	mg/L	0.4999	10.89%
K 766.490†	513.2	0.4138	mg/L	0.03692	2.069	mg/L	0.1846	8.92%
Mg 279.077†	1300.1	1.552	mg/L	0.1625	7.761	mg/L	0.8125	10.47%
Mn 257.610†	2680.9	0.1739	mg/L	0.01863	0.8697	mg/L	0.09314	10.71%
Mo 202.031†	1.4	0.00016	mg/L	0.000105	0.00081	mg/L	0.000524	65.00%
Na 589.592†	12301.3	2.449	mg/L	0.2534	12.25	mg/L	1.267	10.34%
Na 330.237†	73.1	2.792	mg/L	0.2437	13.96	mg/L	1.218	8.73%
Ni 231.604†	-2.1	-0.00211	mg/L	0.001103	-0.01055	mg/L	0.005516	52.27%
Pb 220.353†	-8.4	-0.00160	mg/L	0.000543	-0.00798	mg/L	0.002713	33.99%
Sb 206.836†	-0.2	-0.00036	mg/L	0.001462	-0.00181	mg/L	0.007310	403.42%
Se 196.026†	2.1	0.00249	mg/L	0.005620	0.01246	mg/L	0.028101	225.54%
Si 288.158†	14078.6	14.62	mg/L	0.630	73.11	mg/L	3.150	4.31%
Sn 189.927†	-3.9	-0.00134	mg/L	0.000595	-0.00670	mg/L	0.002977	44.46%
Sr 421.552†	9048.3	0.01504	mg/L	0.001659	0.07519	mg/L	0.008295	11.03%
Ti 334.903†	-2.8	-0.00015	mg/L	0.000710	-0.00073	mg/L	0.003552	484.55%
Tl 190.801†	-3.8	-0.00540	mg/L	0.001070	-0.02699	mg/L	0.005350	19.82%
V 292.402†	-0.7	0.00003	mg/L	0.000246	0.00014	mg/L	0.001229	897.68%
Zn 206.200†	2.4	0.00661	mg/L	0.000801	0.03307	mg/L	0.004004	12.11%

Sequence No.: 21
Sample ID: JZ61 A SWC
Analyst: BLW
Initial Sample Wt:
Dilution: 2X

Autosampler Location: 57
Date Collected: 10/9/2006 6:47:53 PM
Data Type: Original
Initial Sample Vol:
Sample Prep Vol:

Nebulizer Parameters: JZ61 A SWC

Analyte	Back Pressure	Flow
All	176.0 kPa	0.50 L/min

Mean Data: JZ61 A SWC

Analyte	Mean Corrected Intensity	Calib Conc.	Calib Units	Std.Dev.	Sample Conc.	Sample Units	Std.Dev.	RSD
ScA 357.253	1054826.7	98.46	%	0.844				0.86%
ScR 361.383	130685.9	102.6	%	0.27				0.27%
Ag 328.068†	-2075.4	0.00028	mg/L	0.000162	0.00057	mg/L	0.000325	57.06%
Al 308.215†	128345.7	122.3	mg/L	0.04	244.6	mg/L	0.08	0.03%
As 188.979†	54.9	0.06641	mg/L	0.007216	0.1328	mg/L	0.01443	10.87%
B 249.677†	54.7	0.02407	mg/L	0.001753	0.04814	mg/L	0.003506	7.28%
Ba 233.527†	430.3	0.2429	mg/L	0.00178	0.4857	mg/L	0.00356	0.73%
Be 313.042†	1170.4	0.00210	mg/L	0.000043	0.00420	mg/L	0.000085	2.02%
Ca 317.933†	488226.8	39.51	mg/L	0.098	79.01	mg/L	0.195	0.25%
Cd 228.802†	35.0	0.00145	mg/L	0.000086	0.00290	mg/L	0.000172	5.94%
Co 228.616†	1810.6	0.06413	mg/L	0.000898	0.1283	mg/L	0.00180	1.40%
Cr 267.716†	1247.2	0.2566	mg/L	0.00107	0.5131	mg/L	0.00215	0.42%
Cu 324.752†	92089.4	0.4373	mg/L	0.00644	0.8746	mg/L	0.01288	1.47%
Fe 273.955†	109511.0	190.4	mg/L	0.51	380.7	mg/L	1.01	0.27%
K 766.490†	9629.8	7.765	mg/L	0.0204	15.53	mg/L	0.041	0.26%
Mg 279.077†	56385.7	67.22	mg/L	0.072	134.4	mg/L	0.14	0.11%
Mn 257.610†	35602.2	2.308	mg/L	0.0039	4.616	mg/L	0.0077	0.17%
Mo 202.031†	38.6	0.00392	mg/L	0.000306	0.00784	mg/L	0.000613	7.81%
Na 589.592†	14755.4	2.938	mg/L	0.0102	5.876	mg/L	0.0204	0.35%
Na 330.237†	63.7	3.015	mg/L	0.0256	6.030	mg/L	0.0512	0.85%
Ni 231.604†	276.0	0.2710	mg/L	0.00332	0.5421	mg/L	0.00664	1.23%
Pb 220.353†	165.1	0.05351	mg/L	0.000314	0.1070	mg/L	0.00063	0.59%
Sb 206.836†	13.9	0.00134	mg/L	0.002255	0.00269	mg/L	0.004509	167.80%
Se 196.026†	-47.2	-0.03903	mg/L	0.007640	-0.07805	mg/L	0.015279	19.57%
Si 288.158†	1697.7	1.764	mg/L	0.0216	3.527	mg/L	0.0431	1.22%
Sn 189.927†	-23.2	-0.00763	mg/L	0.001558	-0.01526	mg/L	0.003116	20.43%
Sr 421.552†	113167.7	0.1881	mg/L	0.00024	0.3762	mg/L	0.00049	0.13%
Ti 334.903†	121452.6	6.317	mg/L	0.0082	12.63	mg/L	0.016	0.13%
Tl 190.801†	-16.1	-0.02972	mg/L	0.004529	-0.05943	mg/L	0.009058	15.24%
V 292.402†	77668.9	0.3839	mg/L	0.00615	0.7678	mg/L	0.01229	1.60%
Zn 206.200†	904.2	2.507	mg/L	0.0038	5.013	mg/L	0.0076	0.15%

Sequence No.: 22
Sample ID: JZ61 B SWC
Analyst: BLW
Initial Sample Wt:
Dilution: 2X

Autosampler Location: 58
Date Collected: 10/9/2006 6:54:18 PM
Data Type: Original
Initial Sample Vol:
Sample Prep Vol:

Nebulizer Parameters: JZ61 B SWC

Analyte	Back Pressure	Flow
All	176.0 kPa	0.50 L/min

Mean Data: JZ61 B SWC

Analyte	Mean Corrected Intensity	Calib Conc.	Calib Units	Std.Dev.	Sample Conc.	Sample Units	Std.Dev.	RSD
ScA 357.253	1045686.2	97.61	%	0.258				0.26%
ScR 361.383	131345.7	103.1	%	1.07				1.04%
Ag 328.068†	-1901.7	0.00039	mg/L	0.000018	0.00079	mg/L	0.000037	4.71%
Al 308.215†	119175.2	113.6	mg/L	0.57	227.1	mg/L	1.15	0.50%
As 188.979†	51.8	0.06275	mg/L	0.006667	0.1255	mg/L	0.01333	10.63%
B 249.677†	55.0	0.02437	mg/L	0.000613	0.04874	mg/L	0.001227	2.52%
Ba 233.527†	405.5	0.2290	mg/L	0.00223	0.4580	mg/L	0.00447	0.97%
Be 313.042†	1011.2	0.00178	mg/L	0.000038	0.00356	mg/L	0.000075	2.11%
Ca 317.933†	444605.6	35.98	mg/L	0.062	71.95	mg/L	0.123	0.17%
Cd 228.802†	31.9	0.00132	mg/L	0.000142	0.00264	mg/L	0.000283	10.72%
Co 228.616†	1708.9	0.06045	mg/L	0.000301	0.1209	mg/L	0.00060	0.50%
Cr 267.716†	1282.2	0.2634	mg/L	0.00265	0.5268	mg/L	0.00530	1.01%
Cu 324.752†	265275.5	1.226	mg/L	0.0080	2.452	mg/L	0.0161	0.65%
Fe 273.955†	102166.5	177.6	mg/L	0.31	355.2	mg/L	0.62	0.17%
K 766.490†	8709.5	7.023	mg/L	0.0533	14.05	mg/L	0.107	0.76%
Mg 279.077†	55216.3	65.83	mg/L	0.096	131.7	mg/L	0.19	0.15%
Mn 257.610†	34470.3	2.235	mg/L	0.0084	4.470	mg/L	0.0167	0.37%
Mo 202.031†	40.2	0.00418	mg/L	0.000624	0.00836	mg/L	0.001248	14.92%
Na 589.592†	13515.3	2.691	mg/L	0.0287	5.382	mg/L	0.0575	1.07%
Na 330.237†	54.0	3.036	mg/L	0.1141	6.072	mg/L	0.2283	3.76%
Ni 231.604†	276.0	0.2710	mg/L	0.00181	0.5420	mg/L	0.00362	0.67%
Pb 220.353†	305.0	0.07824	mg/L	0.000114	0.1565	mg/L	0.00023	0.15%
Sb 206.836†	14.8	0.00330	mg/L	0.004024	0.00660	mg/L	0.008048	121.96%
Se 196.026†	-41.9	-0.03389	mg/L	0.003606	-0.06777	mg/L	0.007213	10.64%
Si 288.158†	1756.2	1.824	mg/L	0.0104	3.649	mg/L	0.0209	0.57%
Sn 189.927†	-20.3	-0.00667	mg/L	0.002383	-0.01333	mg/L	0.004765	35.74%
Sr 421.552†	92334.7	0.1535	mg/L	0.00076	0.3069	mg/L	0.00152	0.50%
Ti 334.903†	115570.3	6.011	mg/L	0.0271	12.02	mg/L	0.054	0.45%
Tl 190.801†	-13.5	-0.02563	mg/L	0.003367	-0.05126	mg/L	0.006734	13.14%
V 292.402†	71478.2	0.3534	mg/L	0.00298	0.7068	mg/L	0.00597	0.84%
Zn 206.200†	279.9	0.7729	mg/L	0.01159	1.546	mg/L	0.0232	1.50%

Sequence No.: 23
Sample ID: JZ61 REF SWC
Analyst: BLW
Initial Sample Wt:
Dilution: 2X

Autosampler Location: 59
Date Collected: 10/9/2006 7:00:43 PM
Data Type: Original
Initial Sample Vol:
Sample Prep Vol:

Nebulizer Parameters: JZ61 REF SWC

Analyte	Back Pressure	Flow
All	177.0 kPa	0.50 L/min

Mean Data: JZ61 REF SWC

Analyte	Mean Corrected Intensity	Calib Conc.	Units	Std.Dev.	Sample Conc.	Units	Std.Dev.	RSD
ScA 357.253	1045223.6	97.56	%	0.355				0.36%
ScR 361.383	129522.1	101.6	%	0.20				0.20%
Ag 328.068†	254825.0	1.055	mg/L	0.0048	2.109	mg/L	0.0095	0.45%
Al 308.215†	91515.8	87.18	mg/L	0.213	174.4	mg/L	0.43	0.24%
As 188.979†	551.7	0.9490	mg/L	0.00094	1.898	mg/L	0.0019	0.10%
B 249.677†	1363.4	0.6369	mg/L	0.00210	1.274	mg/L	0.0042	0.33%
Ba 233.527†	2620.3	1.554	mg/L	0.0067	3.108	mg/L	0.0135	0.43%
Be 313.042†	220846.7	0.5086	mg/L	0.00036	1.017	mg/L	0.0007	0.07%
Ca 317.933†	475530.4	38.48	mg/L	0.023	76.96	mg/L	0.045	0.06%
Cd 228.802†	12550.9	0.5561	mg/L	0.00366	1.112	mg/L	0.0073	0.66%
Co 228.616†	17357.8	0.7274	mg/L	0.00367	1.455	mg/L	0.0073	0.50%
Cr 267.716†	3220.1	0.6730	mg/L	0.00157	1.346	mg/L	0.0031	0.23%
Cu 324.752†	191373.5	0.8852	mg/L	0.00339	1.770	mg/L	0.0068	0.38%
Fe 273.955†	75260.6	130.8	mg/L	0.34	261.7	mg/L	0.67	0.26%
K 766.490†	29647.9	23.91	mg/L	0.086	47.81	mg/L	0.173	0.36%
Mg 279.077†	23746.0	28.27	mg/L	0.031	56.55	mg/L	0.063	0.11%
Mn 257.610†	73195.4	4.749	mg/L	0.0102	9.499	mg/L	0.0204	0.21%
Mo 202.031†	1608.9	0.2232	mg/L	0.00033	0.4465	mg/L	0.00065	0.15%
Na 589.592†	12092.5	2.408	mg/L	0.0133	4.815	mg/L	0.0265	0.55%
Na 330.237†	66.3	2.383	mg/L	0.1859	4.766	mg/L	0.3719	7.80%
Ni 231.604†	537.3	0.5280	mg/L	0.00278	1.056	mg/L	0.0056	0.53%
Pb 220.353†	6098.9	1.182	mg/L	0.0033	2.364	mg/L	0.0067	0.28%
Sb 206.836†	396.3	0.5166	mg/L	0.00590	1.033	mg/L	0.0118	1.14%
Se 196.026†	792.6	1.003	mg/L	0.0085	2.007	mg/L	0.0169	0.84%
Si 288.158†	5727.4	5.949	mg/L	0.0412	11.90	mg/L	0.082	0.69%
Sn 189.927†	2221.4	0.8917	mg/L	0.00353	1.783	mg/L	0.0071	0.40%
Sr 421.552†	320876.9	0.5333	mg/L	0.00071	1.067	mg/L	0.0014	0.13%
Ti 334.903†	63362.7	3.295	mg/L	0.0054	6.590	mg/L	0.0107	0.16%
Tl 190.801†	1223.4	1.735	mg/L	0.0071	3.471	mg/L	0.0142	0.41%
V 292.402†	230822.4	1.147	mg/L	0.0055	2.295	mg/L	0.0110	0.48%
Zn 206.200†	882.7	2.448	mg/L	0.0118	4.897	mg/L	0.0236	0.48%

Sequence No.: 24
Sample ID: JZ82 MB2SPK WMN
Analyst: BLW
Initial Sample Wt:
Dilution: 1X

Autosampler Location: 60
Date Collected: 10/9/2006 7:07:10 PM
Data Type: Original
Initial Sample Vol:
Sample Prep Vol:

Nebulizer Parameters: JZ82 MB2SPK WMN

Analyte	Back Pressure	Flow
All	176.0 kPa	0.50 L/min

Mean Data: JZ82 MB2SPK WMN

Analyte	Mean Corrected Intensity	Calib Conc.	Calib Units	Calib Std.Dev.	Sample Conc.	Sample Units	Sample Std.Dev.	RSD
ScA 357.253	1071231.7	99.99	%	0.123				0.12%
ScR 361.383	128668.8	101.0	%	0.72				0.71%
Ag 328.068†	-37.6	-0.00016	mg/L	0.000194	-0.00016	mg/L	0.000194	125.03%
Al 308.215†	15.0	0.01430	mg/L	0.003236	0.01430	mg/L	0.003236	22.63%
As 188.979†	-0.8	-0.00142	mg/L	0.002239	-0.00142	mg/L	0.002239	157.74%
B 249.677†	6.8	0.00316	mg/L	0.001337	0.00316	mg/L	0.001337	42.25%
Ba 233.527†	-2.7	-0.00160	mg/L	0.001993	-0.00160	mg/L	0.001993	124.85%
Be 313.042†	-19.5	-0.00005	mg/L	0.000061	-0.00005	mg/L	0.000061	135.21%
Ca 317.933†	37.9	0.00306	mg/L	0.001385	0.00306	mg/L	0.001385	45.23%
Cd 228.802†	-4.9	-0.00021	mg/L	0.000090	-0.00021	mg/L	0.000090	42.03%
Co 228.616†	1.3	0.00005	mg/L	0.000274	0.00005	mg/L	0.000274	511.55%
Cr 267.716†	-4.4	-0.00093	mg/L	0.000568	-0.00093	mg/L	0.000568	61.16%
Cu 324.752†	-286.8	-0.00131	mg/L	0.000204	-0.00131	mg/L	0.000204	15.59%
Fe 273.955†	-7.4	-0.01291	mg/L	0.005936	-0.01291	mg/L	0.005936	45.97%
K 766.490†	-16.6	-0.01338	mg/L	0.013672	-0.01338	mg/L	0.013672	102.15%
Mg 279.077†	14.2	0.01694	mg/L	0.013993	0.01694	mg/L	0.013993	82.61%
Mn 257.610†	0.7	0.00005	mg/L	0.000106	0.00005	mg/L	0.000106	223.20%
Mo 202.031†	0.0	0.00000	mg/L	0.000207	0.00000	mg/L	0.000207	>999.9%
Na 589.592†	58.7	0.01169	mg/L	0.004277	0.01169	mg/L	0.004277	36.58%
Na 330.237†	11.7	0.4510	mg/L	0.44545	0.4510	mg/L	0.44545	98.78%
Ni 231.604†	-0.9	-0.00092	mg/L	0.001387	-0.00092	mg/L	0.001387	151.27%
Pb 220.353†	-11.9	-0.00227	mg/L	0.000455	-0.00227	mg/L	0.000455	20.08%
Sb 206.836†	1.8	0.00241	mg/L	0.002167	0.00241	mg/L	0.002167	89.89%
Se 196.026†	0.7	0.00092	mg/L	0.005778	0.00092	mg/L	0.005778	625.97%
Si 288.158†	9865.8	10.25	mg/L	0.033	10.25	mg/L	0.033	0.33%
Sn 189.927†	4.7	0.00190	mg/L	0.000726	0.00190	mg/L	0.000726	38.29%
Sr 421.552†	-69.4	-0.00012	mg/L	0.000014	-0.00012	mg/L	0.000014	12.41%
Ti 334.903†	29.4	0.00153	mg/L	0.000295	0.00153	mg/L	0.000295	19.24%
Tl 190.801†	-0.1	-0.00016	mg/L	0.002613	-0.00016	mg/L	0.002613	>999.9%
V 292.402†	-3.1	-0.00002	mg/L	0.000092	-0.00002	mg/L	0.000092	405.26%
Zn 206.200†	1.0	0.00290	mg/L	0.005550	0.00290	mg/L	0.005550	191.64%

Sequence No.: 25
Sample ID: CV
Analyst: BLW
Initial Sample Wt:
Dilution: 1X

Autosampler Location: 7
Date Collected: 10/9/2006 7:13:34 PM
Data Type: Original
Initial Sample Vol:
Sample Prep Vol:

Nebulizer Parameters: CV

Analyte	Back Pressure	Flow
All	176.0 kPa	0.50 L/min

Mean Data: CV

Analyte	Mean Corrected Intensity	Calib Conc.	Calib Units	Calib Std.Dev.	Sample Conc.	Sample Units	Sample Std.Dev.	RSD
ScA 357.253	1013432.2	94.60	%	0.304				0.32%
ScR 361.383	126829.6	99.53	%	0.383				0.39%
Ag 328.068†	235287.7	0.9686	mg/L	0.00048	0.9686	mg/L	0.00048	0.05%
Al 308.215†	2078.5	1.944	mg/L	0.0059	1.944	mg/L	0.0059	0.30%
As 188.979†	1094.1	1.916	mg/L	0.0061	1.916	mg/L	0.0061	0.32%
B 249.677†	2112.4	0.9896	mg/L	0.00332	0.9896	mg/L	0.00332	0.34%
Ba 233.527†	1696.1	1.012	mg/L	0.0043	1.012	mg/L	0.0043	0.42%
Be 313.042†	431442.8	0.9957	mg/L	0.00338	0.9957	mg/L	0.00338	0.34%
Ca 317.933†	25062.0	2.028	mg/L	0.0059	2.028	mg/L	0.0059	0.29%
Cd 228.802†	22632.5	1.003	mg/L	0.0020	1.003	mg/L	0.0020	0.20%
Co 228.616†	22399.0	0.9459	mg/L	0.00191	0.9459	mg/L	0.00191	0.20%
Cr 267.716†	4663.2	0.9739	mg/L	0.00568	0.9739	mg/L	0.00568	0.58%
Cu 324.752†	231816.3	1.057	mg/L	0.0013	1.057	mg/L	0.0013	0.12%
Fe 273.955†	1225.9	2.129	mg/L	0.0175	2.129	mg/L	0.0175	0.82%
K 766.490†	24810.7	20.01	mg/L	0.040	20.01	mg/L	0.040	0.20%
Mg 279.077†	1660.0	1.987	mg/L	0.0030	1.987	mg/L	0.0030	0.15%
Mn 257.610†	15637.3	1.015	mg/L	0.0029	1.015	mg/L	0.0029	0.28%
Mo 202.031†	7065.0	0.9829	mg/L	0.00615	0.9829	mg/L	0.00615	0.63%
Na 589.592†	245232.1	48.83	mg/L	0.357	48.83	mg/L	0.357	0.73%
Na 330.237†	1330.4	51.43	mg/L	0.211	51.43	mg/L	0.211	0.41%
Ni 231.604†	1030.6	1.013	mg/L	0.0054	1.013	mg/L	0.0054	0.54%
Pb 220.353†	10245.6	1.960	mg/L	0.0028	1.960	mg/L	0.0028	0.14%
Sb 206.836†	1667.4	2.202	mg/L ✓	0.0030	2.202	mg/L	0.0030	0.14%
Se 196.026†	1530.4	1.917	mg/L	0.0053	1.917	mg/L	0.0053	0.28%
Si 288.158†	2056.8	2.138	mg/L ✓	0.0077	2.138	mg/L	0.0077	0.36%
Sn 189.927†	2296.5	0.9226	mg/L	0.00052	0.9226	mg/L	0.00052	0.06%
Sr 421.552†	589518.6	0.9798	mg/L	0.00089	0.9798	mg/L	0.00089	0.09%
Ti 334.903†	19487.8	1.012	mg/L	0.0022	1.012	mg/L	0.0022	0.22%
Tl 190.801†	1340.2	1.906	mg/L	0.0065	1.906	mg/L	0.0065	0.34%
V 292.402†	195402.2	0.9750	mg/L	0.00040	0.9750	mg/L	0.00040	0.04%
Zn 206.200†	385.5	1.070	mg/L	0.0111	1.070	mg/L	0.0111	1.04%

Sequence No.: 26
Sample ID: CB
Analyst: BLW
Initial Sample Wt:
Dilution: 1X

Autosampler Location: 1
Date Collected: 10/9/2006 7:20:12 PM
Data Type: Original
Initial Sample Vol:
Sample Prep Vol:

Nebulizer Parameters: CB

Analyte	Back Pressure	Flow
All	176.0 kPa	0.50 L/min

Mean Data: CB

Analyte	Mean Corrected Intensity	Calib Conc.	Calib Units	Calib Std.Dev.	Sample Conc.	Sample Units	Sample Std.Dev.	RSD
ScA 357.253	1029456.9	96.09	%	0.529				0.55%
ScR 361.383	125611.2	98.58	%	0.393				0.40%
Ag 328.068†	-32.5	-0.00013	mg/L	0.000146	-0.00013	mg/L	0.000146	109.20%
Al 308.215†	-0.0	-0.00001	mg/L	0.002670	-0.00001	mg/L	0.002670	>999.9%
As 188.979†	-2.0	-0.00350	mg/L	0.001901	-0.00350	mg/L	0.001901	54.24%
B 249.677†	16.3	0.00761	mg/L	0.001811	0.00761	mg/L	0.001811	23.81%
Ba 233.527†	0.3	0.00021	mg/L	0.000432	0.00021	mg/L	0.000432	207.90%
Be 313.042†	3.1	0.00001	mg/L	0.000061	0.00001	mg/L	0.000061	842.99%
Ca 317.933†	9.5	0.00077	mg/L	0.000510	0.00077	mg/L	0.000510	65.97%
Cd 228.802†	1.9	0.00009	mg/L	0.000081	0.00009	mg/L	0.000081	92.72%
Co 228.616†	0.3	0.00001	mg/L	0.000045	0.00001	mg/L	0.000045	381.04%
Cr 267.716†	-3.6	-0.00076	mg/L	0.000522	-0.00076	mg/L	0.000522	68.79%
Cu 324.752†	29.7	0.00014	mg/L	0.000043	0.00014	mg/L	0.000043	32.16%
Fe 273.955†	1.2	0.00207	mg/L	0.002865	0.00207	mg/L	0.002865	138.25%
K 766.490†	48.4	0.03904	mg/L	0.028519	0.03904	mg/L	0.028519	73.05%
Mg 279.077†	5.2	0.00624	mg/L	0.006892	0.00624	mg/L	0.006892	110.40%
Mn 257.610†	7.3	0.00047	mg/L	0.000251	0.00047	mg/L	0.000251	52.84%
Mo 202.031†	4.1	0.00057	mg/L	0.000345	0.00057	mg/L	0.000345	60.60%
Na 589.592†	213.9	0.04259	mg/L	0.002798	0.04259	mg/L	0.002798	6.57%
Na 330.237†	8.5	0.3287	mg/L	0.22218	0.3287	mg/L	0.22218	67.60%
Ni 231.604†	-3.2	-0.00310	mg/L	0.001839	-0.00310	mg/L	0.001839	59.36%
Pb 220.353†	-3.9	-0.00075	mg/L	0.000657	-0.00075	mg/L	0.000657	87.65%
Sb 206.836†	0.5	0.00076	mg/L	0.003237	0.00076	mg/L	0.003237	423.56%
Se 196.026†	1.5	0.00192	mg/L	0.003064	0.00192	mg/L	0.003064	159.35%
Si 288.158†	6.2	0.00641	mg/L	0.004769	0.00641	mg/L	0.004769	74.40%
Sn 189.927†	5.8	0.00231	mg/L	0.001223	0.00231	mg/L	0.001223	52.97%
Sr 421.552†	15.8	0.00003	mg/L	0.000037	0.00003	mg/L	0.000037	140.43%
Ti 334.903†	-1.9	-0.00010	mg/L	0.000463	-0.00010	mg/L	0.000463	476.52%
Tl 190.801†	-1.1	-0.00156	mg/L	0.002928	-0.00156	mg/L	0.002928	187.51%
V 292.402†	-1.7	-0.00001	mg/L	0.000117	-0.00001	mg/L	0.000117	882.97%
Zn 206.200†	0.5	0.00143	mg/L	0.000452	0.00143	mg/L	0.000452	31.54%

Sequence No.: 27
Sample ID: JZ32 B TWC
Analyst: BLW
Initial Sample Wt:
Dilution: 2X

Autosampler Location: 61
Date Collected: 10/9/2006 7:26:34 PM
Data Type: Original
Initial Sample Vol:
Sample Prep Vol:

Nebulizer Parameters: JZ32 B TWC

Analyte	Back Pressure	Flow
All	176.0 kPa	0.50 L/min

re run

Mean Data: JZ32 B TWC

Analyte	Mean Corrected Intensity	Calib Conc.	Calib Units	Std.Dev.	Sample Conc.	Sample Units	Std.Dev.	RSD
ScA 357.253	889505.9	83.03	%	0.306				0.37%
ScR 361.383	116953.9	91.78	%	0.026				0.03%
Ag 328.068†	-647.0	0.00017	mg/L	0.000167	0.00033	mg/L	0.000333	99.79%
Al 308.215†	78.9	0.05577	mg/L	0.007853	0.1115	mg/L	0.01571	14.08%
As 188.979†	53.1	0.09249	mg/L	0.003911	0.1850	mg/L	0.00782	4.23%
B 249.677†	1458.1	0.6811	mg/L	0.00739	1.362	mg/L	0.0148	1.08%
Ba 233.527†	38.3	0.01864	mg/L	0.001307	0.03729	mg/L	0.002614	7.01%
Be 313.042†	1122.2	0.00116	mg/L	0.000051	0.00233	mg/L	0.000102	4.40%
Ca 317.933†	3218.0	0.2604	mg/L	0.00150	0.5208	mg/L	0.00300	0.58%
Cd 228.802†	15.2	0.00054	mg/L	0.000104	0.00107	mg/L	0.000208	19.43%
Co 228.616†	2138.0	0.08929	mg/L	0.000376	0.1786	mg/L	0.00075	0.42%
Cr 267.716†	219.3	0.04923	mg/L	0.000585	0.09845	mg/L	0.001171	1.19%
Cu 324.752†	677.0	0.00828	mg/L	0.000306	0.01657	mg/L	0.000613	3.70%
Fe 273.955†	30987.8	53.87	mg/L	0.281	107.7	mg/L	0.56	0.52%
K 766.490†	8672.1	6.993	mg/L	0.0126	13.99	mg/L	0.025	0.18%
Mg 279.077†	110.2	0.09467	mg/L	0.006931	0.1893	mg/L	0.01386	7.32%
Mn 257.610†	253.5	0.01645	mg/L	0.000799	0.03290	mg/L	0.001599	4.86%
Mo 202.031†	1471.0	0.2047	mg/L	0.00105	0.4093	mg/L	0.00210	0.51%
Na 589.592†	Saturated2							
Na 330.237†	85715.7	3316	mg/L	3.4	6631	mg/L	6.9	0.10%
Ni 231.604†	34.0	0.03342	mg/L	0.003404	0.06684	mg/L	0.006808	10.18%
Pb 220.353†	19.0	0.00380	mg/L	0.001468	0.00759	mg/L	0.002937	38.68%
Sb 206.836†	5.0	0.00361	mg/L	0.002166	0.00722	mg/L	0.004333	60.04%
Se 196.026†	-4.8	0.00034	mg/L	0.004650	0.00069	mg/L	0.009300	>999.9%
Si 288.158†	12888.5	13.39	mg/L	1.035	26.77	mg/L	2.070	7.73%
Sn 189.927†	1.4	0.00057	mg/L	0.001063	0.00114	mg/L	0.002127	186.28%
Sr 421.552†	6484.3	0.01078	mg/L	0.000109	0.02155	mg/L	0.000219	1.01%
Ti 334.903†	3343.9	0.1737	mg/L	0.00090	0.3474	mg/L	0.00181	0.52%
Tl 190.801†	-2.3	-0.00505	mg/L	0.002021	-0.01011	mg/L	0.004042	39.99%
V 292.402†	184244.6	0.9129	mg/L	0.00273	1.826	mg/L	0.0055	0.30%
Zn 206.200†	3.4	0.00787	mg/L	0.002042	0.01573	mg/L	0.004084	25.96%

Sequence No.: 28
Sample ID: JZ32 C TWC
Analyst: BLW
Initial Sample Wt:
Dilution: 1X

Autosampler Location: 62
Date Collected: 10/9/2006 7:32:57 PM
Data Type: Original
Initial Sample Vol:
Sample Prep Vol:

Nebulizer Parameters: JZ32 C TWC

Analyte	Back Pressure	Flow
All	176.0 kPa	0.50 L/min

Mean Data: JZ32 C TWC

Analyte	Mean Corrected Intensity	Calib Conc.	Calib Units	Calib Std.Dev.	Sample Conc.	Sample Units	Sample Std.Dev.	RSD
ScA 357.253	991007.2	92.50	%	0.717				0.78%
ScR 361.383	125978.6	98.87	%	0.848				0.86%
Ag 328.068†	-2075.9	0.00018	mg/L	0.000219	0.00018	mg/L	0.000219	124.35%
Al 308.215†	522.1	0.4972	mg/L	0.00565	0.4972	mg/L	0.00565	1.14%
As 188.979†	14.7	0.01947	mg/L	0.008365	0.01947	mg/L	0.008365	42.97%
B 249.677†	199.7	0.09311	mg/L	0.004334	0.09311	mg/L	0.004334	4.65%
Ba 233.527†	197.8	0.1042	mg/L	0.00056	0.1042	mg/L	0.00056	0.54%
Be 313.042†	144.0	0.00032	mg/L	0.000021	0.00032	mg/L	0.000021	6.65%
Ca 317.933†	1832717.1	148.3	mg/L	0.88	148.3	mg/L	0.88	0.59%
Cd 228.802†	17.9	0.00073	mg/L	0.000331	0.00073	mg/L	0.000331	45.30%
Co 228.616†	2624.0	0.1075	mg/L	0.00143	0.1075	mg/L	0.00143	1.33%
Cr 267.716†	43.9	0.00362	mg/L	0.000391	0.00362	mg/L	0.000391	10.81%
Cu 324.752†	-3477.2	0.00389	mg/L	0.000252	0.00389	mg/L	0.000252	6.46%
Fe 273.955†	116936.2	203.3	mg/L	1.31	203.3	mg/L	1.31	0.65%
K 766.490†	8285.0	6.681	mg/L	0.0933	6.681	mg/L	0.0933	1.40%
Mg 279.077†	64051.0	76.36	mg/L	0.673	76.36	mg/L	0.673	0.88%
Mn 257.610†	93028.5	6.036	mg/L	0.0611	6.036	mg/L	0.0611	1.01%
Mo 202.031†	54.6	0.00596	mg/L	0.000270	0.00596	mg/L	0.000270	4.54%
Na 589.592†	795403.0	158.4	mg/L	1.60	158.4	mg/L	1.60	1.01%
Na 330.237†	4217.1	161.6	mg/L	1.31	161.6	mg/L	1.31	0.81%
Ni 231.604†	-0.6	-0.00055	mg/L	0.002962	-0.00055	mg/L	0.002962	537.50%
Pb 220.353†	63.9	0.01235	mg/L	0.000714	0.01235	mg/L	0.000714	5.78%
Sb 206.836†	16.7	0.00067	mg/L	0.005035	0.00067	mg/L	0.005035	752.57%
Se 196.026†	-50.2	-0.04553	mg/L	0.005092	-0.04553	mg/L	0.005092	11.18%
Si 288.158†	7577.3	7.869	mg/L	0.3300	7.869	mg/L	0.3300	4.19%
Sn 189.927†	-66.4	-0.01580	mg/L	0.002853	-0.01580	mg/L	0.002853	18.06%
Sr 421.552†	505372.3	0.8399	mg/L	0.00609	0.8399	mg/L	0.00609	0.73%
Ti 334.903†	111.9	0.00581	mg/L	0.000312	0.00581	mg/L	0.000312	5.36%
Tl 190.801†	-20.7	-0.02988	mg/L	0.002772	-0.02988	mg/L	0.002772	9.27%
V 292.402†	1412.1	0.00796	mg/L	0.000116	0.00796	mg/L	0.000116	1.46%
Zn 206.200†	9.4	0.02361	mg/L	0.001815	0.02361	mg/L	0.001815	7.69%

Sequence No.: 29
Sample ID: JZ32 D TWC
Analyst: BLW
Initial Sample Wt:
Dilution: 1X

Autosampler Location: 63
Date Collected: 10/9/2006 7:39:41 PM
Data Type: Original
Initial Sample Vol:
Sample Prep Vol:

Nebulizer Parameters: JZ32 D TWC

Analyte	Back Pressure	Flow
All	176.0 kPa	0.50 L/min

Mean Data: JZ32 D TWC

Analyte	Mean Corrected Intensity	Calib Conc.	Calib Units	Calib Std.Dev.	Sample Conc.	Sample Units	Sample Std.Dev.	RSD
ScA 357.253	987268.1	92.15	%	0.240				0.26%
ScR 361.383	125945.7	98.84	%	1.697				1.72%
Ag 328.068†	-247.4	-0.00011	mg/L	0.000070	-0.00011	mg/L	0.000070	65.10%
Al 308.215†	93.4	0.08860	mg/L	0.006140	0.08860	mg/L	0.006140	6.93%
As 188.979†	15.6	0.02540	mg/L	0.005686	0.02540	mg/L	0.005686	22.39%
B 249.677†	197.9	0.09244	mg/L	0.001380	0.09244	mg/L	0.001380	1.49%
Ba 233.527†	94.1	0.05431	mg/L	0.001436	0.05431	mg/L	0.001436	2.64%
Be 313.042†	133.3	0.00029	mg/L	0.000019	0.00029	mg/L	0.000019	6.69%
Ca 317.933†	571307.5	46.23	mg/L	0.530	46.23	mg/L	0.530	1.15%
Cd 228.802†	3.5	0.00011	mg/L	0.000246	0.00011	mg/L	0.000246	220.01%
Co 228.616†	97.2	0.00361	mg/L	0.000097	0.00361	mg/L	0.000097	2.69%
Cr 267.716†	46.3	0.00452	mg/L	0.000235	0.00452	mg/L	0.000235	5.20%
Cu 324.752†	-433.2	0.00063	mg/L	0.000102	0.00063	mg/L	0.000102	16.25%
Fe 273.955†	16096.9	27.98	mg/L	0.518	27.98	mg/L	0.518	1.85%
K 766.490†	4346.4	3.505	mg/L	0.1065	3.505	mg/L	0.1065	3.04%
Mg 279.077†	22390.6	26.72	mg/L	0.490	26.72	mg/L	0.490	1.83%
Mn 257.610†	40581.5	2.633	mg/L	0.0503	2.633	mg/L	0.0503	1.91%
Mo 202.031†	70.4	0.00922	mg/L	0.000332	0.00922	mg/L	0.000332	3.60%
Na 589.592†	2119669.5	422.0	mg/L	4.56	422.0	mg/L	4.56	1.08%
Na 330.237†	11336.9	438.1	mg/L	7.65	438.1	mg/L	7.65	1.75%
Ni 231.604†	-1.6	-0.00153	mg/L	0.000873	-0.00153	mg/L	0.000873	57.20%
Pb 220.353†	9.7	0.00189	mg/L	0.000742	0.00189	mg/L	0.000742	39.26%
Sb 206.836†	4.9	0.00332	mg/L	0.002762	0.00332	mg/L	0.002762	83.07%
Se 196.026†	-14.7	-0.01804	mg/L	0.004923	-0.01804	mg/L	0.004923	27.29%
Si 288.158†	19373.3	20.12	mg/L	0.389	20.12	mg/L	0.389	1.93%
Sn 189.927†	-41.8	-0.01337	mg/L	0.000838	-0.01337	mg/L	0.000838	6.26%
Sr 421.552†	205761.1	0.3420	mg/L	0.00420	0.3420	mg/L	0.00420	1.23%
Ti 334.903†	126.2	0.00655	mg/L	0.000947	0.00655	mg/L	0.000947	14.45%
Tl 190.801†	-6.5	-0.00929	mg/L	0.008557	-0.00929	mg/L	0.008557	92.12%
V 292.402†	2591.1	0.01330	mg/L	0.000231	0.01330	mg/L	0.000231	1.73%
Zn 206.200†	4.3	0.01206	mg/L	0.003207	0.01206	mg/L	0.003207	26.59%

Sequence No.: 30
Sample ID: JZ32 ADUP TWC
Analyst: BLW
Initial Sample Wt:
Dilution: 2X

Autosampler Location: 64
Date Collected: 10/9/2006 7:46:27 PM
Data Type: Original
Initial Sample Vol:
Sample Prep Vol:

Nebulizer Parameters: JZ32 ADUP TWC

Analyte	Back Pressure	Flow
All	176.0 kPa	0.50 L/min

Mean Data: JZ32 ADUP TWC

Analyte	Mean Corrected Intensity	Calib Conc.	Calib Units	Calib Std.Dev.	Sample Conc.	Sample Units	Sample Std.Dev.	RSD
ScA 357.253	860358.2	80.31	%	0.457				0.57%
ScR 361.383	115071.5	90.31	%	0.530				0.59%
Ag 328.068†	-626.0	0.00035	mg/L	0.000144	0.00070	mg/L	0.000289	41.49%
Al 308.215†	71.6	0.04948	mg/L	0.007363	0.09896	mg/L	0.014726	14.88%
As 188.979†	55.7	0.09708	mg/L	0.004508	0.1942	mg/L	0.00902	4.64%
B 249.677†	1708.5	0.7980	mg/L	0.02201	1.596	mg/L	0.0440	2.76%
Ba 233.527†	39.4	0.01916	mg/L	0.001256	0.03832	mg/L	0.002512	6.55%
Be 313.042†	1130.1	0.00124	mg/L	0.000014	0.00249	mg/L	0.000028	1.13%
Ca 317.933†	3174.7	0.2569	mg/L	0.00211	0.5138	mg/L	0.00421	0.82%
Cd 228.802†	15.5	0.00054	mg/L	0.000044	0.00108	mg/L	0.000089	8.22%
Co 228.616†	1969.5	0.08212	mg/L	0.000568	0.1642	mg/L	0.00114	0.69%
Cr 267.716†	212.0	0.04786	mg/L	0.000538	0.09571	mg/L	0.001077	1.12%
Cu 324.752†	-73.5	0.00508	mg/L	0.000169	0.01016	mg/L	0.000338	3.33%
Fe 273.955†	32278.3	56.11	mg/L	0.538	112.2	mg/L	1.08	0.96%
K 766.490†	9480.9	7.645	mg/L	0.0632	15.29	mg/L	0.126	0.83%
Mg 279.077†	106.2	0.08828	mg/L	0.006621	0.1766	mg/L	0.01324	7.50%
Mn 257.610†	257.0	0.01668	mg/L	0.000708	0.03335	mg/L	0.001415	4.24%
Mo 202.031†	1467.7	0.2042	mg/L	0.00219	0.4084	mg/L	0.00438	1.07%
Na 589.592†	Saturated2							
Na 330.237†	91832.9	3552	mg/L	25.7	7105	mg/L	51.4	0.72%
Ni 231.604†	22.4	0.02200	mg/L	0.001514	0.04400	mg/L	0.003029	6.88%
Pb 220.353†	22.6	0.00449	mg/L	0.001026	0.00898	mg/L	0.002053	22.86%
Sb 206.836†	9.4	0.00914	mg/L	0.002152	0.01828	mg/L	0.004303	23.54%
Se 196.026†	-0.6	0.00588	mg/L	0.001579	0.01177	mg/L	0.003158	26.84%
Si 288.158†	22435.3	23.30	mg/L	1.076	46.60	mg/L	2.151	4.62%
Sn 189.927†	-1.0	-0.00037	mg/L	0.001458	-0.00075	mg/L	0.002916	388.81%
Sr 421.552†	6776.4	0.01126	mg/L	0.000070	0.02252	mg/L	0.000140	0.62%
Ti 334.903†	3467.7	0.1801	mg/L	0.00181	0.3603	mg/L	0.00361	1.00%
Tl 190.801†	0.4	-0.00110	mg/L	0.004191	-0.00220	mg/L	0.008381	381.58%
V 292.402†	176273.6	0.8734	mg/L	0.00739	1.747	mg/L	0.0148	0.85%
Zn 206.200†	1.6	0.00285	mg/L	0.003180	0.00570	mg/L	0.006361	111.50%

Sequence No.: 31
Sample ID: JZ32 A TWC
Analyst: BLW
Initial Sample Wt:
Dilution: 2X

Autosampler Location: 65
Date Collected: 10/9/2006 7:52:53 PM
Data Type: Original
Initial Sample Vol:
Sample Prep Vol:

Nebulizer Parameters: JZ32 A TWC

Analyte	Back Pressure	Flow
All	178.0 kPa	0.50 L/min

Mean Data: JZ32 A TWC

Analyte	Mean Corrected Intensity	Calib Conc.	Calib Units	Calib Std.Dev.	Sample Conc.	Sample Units	Sample Std.Dev.	RSD
ScA 357.253	874443.1	81.62	%	0.445				0.55%
ScR 361.383	116359.5	91.32	%	0.515				0.56%
Ag 328.068†	-608.8	0.00007	mg/L	0.000090	0.00015	mg/L	0.000180	121.61%
Al 308.215†	58.4	0.04059	mg/L	0.005438	0.08119	mg/L	0.010876	13.40%
As 188.979†	48.2	0.08399	mg/L	0.003654	0.1680	mg/L	0.00731	4.35%
B 249.677†	1798.8	0.8401	mg/L	0.00620	1.680	mg/L	0.0124	0.74%
Ba 233.527†	39.6	0.01979	mg/L	0.002246	0.03959	mg/L	0.004492	11.35%
Be 313.042†	903.8	0.00102	mg/L	0.000078	0.00204	mg/L	0.000155	7.60%
Ca 317.933†	2921.1	0.2364	mg/L	0.00244	0.4727	mg/L	0.00489	1.03%
Cd 228.802†	18.4	0.00069	mg/L	0.000029	0.00137	mg/L	0.000059	4.28%
Co 228.616†	1551.8	0.06457	mg/L	0.000667	0.1291	mg/L	0.00133	1.03%
Cr 267.716†	157.0	0.03599	mg/L	0.000528	0.07199	mg/L	0.001055	1.47%
Cu 324.752†	-531.0	0.00241	mg/L	0.000150	0.00482	mg/L	0.000300	6.23%
Fe 273.955†	28798.2	50.06	mg/L	0.111	100.1	mg/L	0.22	0.22%
K 766.490†	8825.5	7.117	mg/L	0.0277	14.23	mg/L	0.055	0.39%
Mg 279.077†	99.6	0.08457	mg/L	0.007743	0.1691	mg/L	0.01549	9.16%
Mn 257.610†	186.4	0.01209	mg/L	0.000135	0.02418	mg/L	0.000269	1.11%
Mo 202.031†	1288.7	0.1793	mg/L	0.00145	0.3586	mg/L	0.00290	0.81%
Na 589.592†	Saturated2							
Na 330.237†	85798.4	3319	mg/L	5.9	6638	mg/L	11.8	0.18%
Ni 231.604†	6.9	0.00678	mg/L	0.004666	0.01357	mg/L	0.009333	68.78%
Pb 220.353†	20.6	0.00406	mg/L	0.001095	0.00813	mg/L	0.002191	26.95%
Sb 206.836†	7.7	0.00696	mg/L	0.003479	0.01393	mg/L	0.006959	49.95%
Se 196.026†	-7.0	-0.00278	mg/L	0.006657	-0.00555	mg/L	0.013314	239.73%
Si 288.158†	14067.8	14.61	mg/L	0.261	29.22	mg/L	0.523	1.79%
Sn 189.927†	-3.4	-0.00137	mg/L	0.000580	-0.00273	mg/L	0.001161	42.47%
Sr 421.552†	6294.7	0.01046	mg/L	0.000169	0.02092	mg/L	0.000338	1.62%
Ti 334.903†	3124.2	0.1623	mg/L	0.00054	0.3246	mg/L	0.00107	0.33%
Tl 190.801†	0.8	-0.00011	mg/L	0.002564	-0.00022	mg/L	0.005128	>999.9%
V 292.402†	137575.8	0.6816	mg/L	0.00510	1.363	mg/L	0.0102	0.75%
Zn 206.200†	2.8	0.00616	mg/L	0.002528	0.01232	mg/L	0.005056	41.04%

Sequence No.: 32
Sample ID: JZ32 ASPK TWC
Analyst: BLW
Initial Sample Wt:
Dilution: 2X

Autosampler Location: 66
Date Collected: 10/9/2006 7:59:18 PM
Data Type: Original
Initial Sample Vol:
Sample Prep Vol:

Nebulizer Parameters: JZ32 ASPK TWC

Analyte	Back Pressure	Flow
All	178.0 kPa	0.50 L/min

Mean Data: JZ32 ASPK TWC

Analyte	Mean Corrected Intensity	Calib Conc.	Calib Units	Calib Std.Dev.	Sample Conc.	Sample Units	Sample Std.Dev.	RSD
ScA 357.253	871206.4	81.32	%	0.558				0.69%
ScR 361.383	115823.3	90.90	%	0.126				0.14%
Ag 328.068†	62054.2	0.2582	mg/L	0.00164	0.5165	mg/L	0.00327	0.63%
Al 308.215†	1113.9	1.038	mg/L	0.0043	2.076	mg/L	0.0085	0.41%
As 188.979†	662.6	1.162	mg/L	0.0073	2.324	mg/L	0.0146	0.63%
B 249.677†	1701.3	0.7950	mg/L	0.02486	1.590	mg/L	0.0497	3.13%
Ba 233.527†	1677.8	0.9969	mg/L	0.00714	1.994	mg/L	0.0143	0.72%
Be 313.042†	103252.9	0.2368	mg/L	0.00143	0.4737	mg/L	0.00287	0.61%
Ca 317.933†	63620.2	5.148	mg/L	0.0298	10.30	mg/L	0.060	0.58%
Cd 228.802†	6048.1	0.2670	mg/L	0.00135	0.5341	mg/L	0.00269	0.50%
Co 228.616†	7438.1	0.3133	mg/L	0.00170	0.6266	mg/L	0.00340	0.54%
Cr 267.716†	1362.6	0.2870	mg/L	0.00215	0.5741	mg/L	0.00429	0.75%
Cu 324.752†	60258.9	0.2800	mg/L	0.00197	0.5601	mg/L	0.00395	0.70%
Fe 273.955†	30409.7	52.86	mg/L STL	0.322	105.7	mg/L	0.64	0.61%
K 766.490†	15481.7	12.48	mg/L	0.044	24.97	mg/L	0.087	0.35%
Mg 279.077†	4087.3	4.846	mg/L	0.0251	9.693	mg/L	0.0502	0.52%
Mn 257.610†	4075.4	0.2646	mg/L	0.00043	0.5292	mg/L	0.00086	0.16%
Mo 202.031†	1443.1	0.2007	mg/L	0.00049	0.4014	mg/L	0.00098	0.25%
Na 589.592†	Saturated2							
Na 330.237†	83562.2	3232	mg/L STL	9.2	6465	mg/L	18.4	0.28%
Ni 231.604†	274.7	0.2698	mg/L	0.00113	0.5396	mg/L	0.00226	0.42%
Pb 220.353†	5049.6	0.9659	mg/L	0.00752	1.932	mg/L	0.0150	0.78%
Sb 206.836†	9.2	0.00628	mg/L	0.000334	0.01256	mg/L	0.000668	5.32%
Se 196.026†	789.7	0.9954	mg/L	0.00189	1.991	mg/L	0.0038	0.19%
Si 288.158†	16768.9	17.42	mg/L	1.033	34.83	mg/L	2.066	5.93%
Sn 189.927†	-16.3	-0.00610	mg/L	0.000700	-0.01220	mg/L	0.001400	11.47%
Sr 421.552†	159940.2	0.2658	mg/L	0.00077	0.5316	mg/L	0.00155	0.29%
Ti 334.903†	3187.6	0.1655	mg/L	0.00129	0.3310	mg/L	0.00258	0.78%
Tl 190.801†	591.0	0.8386	mg/L	0.00282	1.677	mg/L	0.0056	0.34%
V 292.402†	233418.7	1.158	mg/L	0.0031	2.316	mg/L	0.0061	0.26%
Zn 206.200†	94.5	0.2609	mg/L	0.00672	0.5218	mg/L	0.01343	2.57%

Sequence No.: 33
Sample ID: JZ61 C SWC
Analyst: BLW
Initial Sample Wt:
Dilution: 2X

Autosampler Location: 67
Date Collected: 10/9/2006 8:05:58 PM
Data Type: Original
Initial Sample Vol:
Sample Prep Vol:

Nebulizer Parameters: JZ61 C SWC

Analyte	Back Pressure	Flow
All	177.0 kPa	0.50 L/min

Mean Data: JZ61 C SWC

Analyte	Mean Corrected Intensity	Calib Conc.	Calib Units	Std.Dev.	Sample Conc.	Sample Units	Std.Dev.	RSD
ScA 357.253	1030912.8	96.23	%	0.142				0.15%
ScR 361.383	128305.2	100.7	%	0.30				0.30%
Ag 328.068†	-1936.5	0.00015	mg/L	0.000173	0.00029	mg/L	0.000345	118.04%
Al 308.215†	122588.6	116.8	mg/L	0.20	233.6	mg/L	0.40	0.17%
As 188.979†	53.2	0.06480	mg/L	0.003275	0.1296	mg/L	0.00655	5.05%
B 249.677†	445.3	0.2065	mg/L	0.01661	0.4130	mg/L	0.03321	8.04%
Ba 233.527†	396.5	0.2237	mg/L	0.00118	0.4474	mg/L	0.00237	0.53%
Be 313.042†	1134.5	0.00206	mg/L	0.000069	0.00413	mg/L	0.000137	3.33%
Ca 317.933†	453279.3	36.68	mg/L	0.121	73.35	mg/L	0.241	0.33%
Cd 228.802†	56.4	0.00241	mg/L	0.000118	0.00482	mg/L	0.000237	4.92%
Co 228.616†	1953.4	0.07061	mg/L	0.000259	0.1412	mg/L	0.00052	0.37%
Cr 267.716†	1217.7	0.2503	mg/L	0.00150	0.5005	mg/L	0.00299	0.60%
Cu 324.752†	92156.1	0.4362	mg/L	0.00188	0.8725	mg/L	0.00376	0.43%
Fe 273.955†	101451.4	176.4	mg/L	0.81	352.7	mg/L	1.61	0.46%
K 766.490†	9375.9	7.560	mg/L	0.0494	15.12	mg/L	0.099	0.65%
Mg 279.077†	53129.4	63.34	mg/L	0.065	126.7	mg/L	0.13	0.10%
Mn 257.610†	38683.2	2.508	mg/L	0.0050	5.017	mg/L	0.0101	0.20%
Mo 202.031†	57.4	0.00663	mg/L	0.000331	0.01326	mg/L	0.000663	5.00%
Na 589.592†	23771.1	4.733	mg/L	0.2392	9.466	mg/L	0.4783	5.05%
Na 330.237†	87.2	4.346	mg/L	0.1528	8.691	mg/L	0.3056	3.52%
Ni 231.604†	290.0	0.2849	mg/L	0.00157	0.5697	mg/L	0.00314	0.55%
Pb 220.353†	161.4	0.05182	mg/L	0.000593	0.1036	mg/L	0.00119	1.14%
Sb 206.836†	13.4	0.00195	mg/L	0.002521	0.00390	mg/L	0.005042	129.33%
Se 196.026†	-39.8	-0.03173	mg/L	0.006333	-0.06346	mg/L	0.012665	19.96%
Si 288.158†	4960.2	5.152	mg/L	0.3012	10.30	mg/L	0.602	5.85%
Sn 189.927†	-26.0	-0.00891	mg/L	0.001772	-0.01783	mg/L	0.003543	19.87%
Sr 421.552†	92271.9	0.1534	mg/L	0.00034	0.3067	mg/L	0.00068	0.22%
Ti 334.903†	118404.6	6.158	mg/L	0.0118	12.32	mg/L	0.024	0.19%
Tl 190.801†	-18.8	-0.03340	mg/L	0.007081	-0.06680	mg/L	0.014161	21.20%
V 292.402†	71969.3	0.3557	mg/L	0.00171	0.7115	mg/L	0.00342	0.48%
Zn 206.200†	286.1	0.7903	mg/L	0.00349	1.581	mg/L	0.0070	0.44%

Sequence No.: 34
Sample ID: JZ61 D SWC
Analyst: BLW
Initial Sample Wt:
Dilution: 2X

Autosampler Location: 68
Date Collected: 10/9/2006 8:12:24 PM
Data Type: Original
Initial Sample Vol:
Sample Prep Vol:

Nebulizer Parameters: JZ61 D SWC

Analyte	Back Pressure	Flow
All	177.0 kPa	0.50 L/min

Mean Data: JZ61 D SWC

Analyte	Mean Corrected Intensity	Calib Conc.	Calib Units	Std.Dev.	Sample Conc.	Sample Units	Std.Dev.	RSD
ScA 357.253	1039413.5	97.02	%	0.193				0.20%
ScR 361.383	128524.4	100.9	%	0.29				0.29%
Ag 328.068†	-1858.0	0.00037	mg/L	0.000190	0.00074	mg/L	0.000380	51.53%
Al 308.215†	119926.7	114.3	mg/L	0.28	228.5	mg/L	0.56	0.24%
As 188.979†	46.9	0.05414	mg/L	0.003227	0.1083	mg/L	0.00645	5.96%
B 249.677†	258.8	0.1195	mg/L	0.00519	0.2390	mg/L	0.01038	4.34%
Ba 233.527†	401.9	0.2272	mg/L	0.00078	0.4544	mg/L	0.00156	0.34%
Be 313.042†	1064.0	0.00191	mg/L	0.000017	0.00382	mg/L	0.000035	0.91%
Ca 317.933†	459678.8	37.20	mg/L	0.079	74.39	mg/L	0.158	0.21%
Cd 228.802†	30.5	0.00127	mg/L	0.000044	0.00253	mg/L	0.000089	3.50%
Co 228.616†	1694.1	0.05970	mg/L	0.000680	0.1194	mg/L	0.00136	1.14%
Cr 267.716†	1320.6	0.2724	mg/L	0.00117	0.5447	mg/L	0.00233	0.43%
Cu 324.752†	58153.5	0.2808	mg/L	0.00114	0.5616	mg/L	0.00227	0.40%
Fe 273.955†	99551.7	173.1	mg/L	0.68	346.1	mg/L	1.35	0.39%
K 766.490†	9513.4	7.671	mg/L	0.0896	15.34	mg/L	0.179	1.17%
Mg 279.077†	50879.1	60.65	mg/L	0.113	121.3	mg/L	0.23	0.19%
Mn 257.610†	33125.5	2.148	mg/L	0.0091	4.295	mg/L	0.0182	0.42%
Mo 202.031†	39.0	0.00412	mg/L	0.000280	0.00824	mg/L	0.000561	6.80%
Na 589.592†	16715.8	3.328	mg/L	0.0142	6.656	mg/L	0.0285	0.43%
Na 330.237†	62.6	3.473	mg/L	0.2429	6.945	mg/L	0.4858	6.99%
Ni 231.604†	253.1	0.2486	mg/L	0.00416	0.4972	mg/L	0.00833	1.67%
Pb 220.353†	201.3	0.05911	mg/L	0.000514	0.1182	mg/L	0.00103	0.87%
Sb 206.836†	15.3	0.00436	mg/L	0.003069	0.00872	mg/L	0.006137	70.37%
Se 196.026†	-43.1	-0.03576	mg/L	0.002112	-0.07152	mg/L	0.004225	5.91%
Si 288.158†	3448.4	3.582	mg/L	0.1137	7.164	mg/L	0.2275	3.18%
Sn 189.927†	-27.3	-0.00942	mg/L	0.000783	-0.01883	mg/L	0.001566	8.32%
Sr 421.552†	105302.1	0.1750	mg/L	0.00067	0.3500	mg/L	0.00133	0.38%
Ti 334.903†	117993.6	6.137	mg/L	0.0212	12.27	mg/L	0.042	0.35%
Tl 190.801†	-12.9	-0.02485	mg/L	0.001025	-0.04971	mg/L	0.002050	4.12%
V 292.402†	70862.6	0.3504	mg/L	0.00223	0.7007	mg/L	0.00446	0.64%
Zn 206.200†	155.4	0.4274	mg/L	0.00578	0.8547	mg/L	0.01157	1.35%

Sequence No.: 35
Sample ID: JZ61 E SWC
Analyst: BLW
Initial Sample Wt:
Dilution: 2X

Autosampler Location: 69
Date Collected: 10/9/2006 8:18:50 PM
Data Type: Original
Initial Sample Vol:
Sample Prep Vol:

Nebulizer Parameters: JZ61 E SWC

Analyte	Back Pressure	Flow
All	177.0 kPa	0.50 L/min

Mean Data: JZ61 E SWC

Analyte	Mean Corrected Intensity	Calib Conc.	Calib Units	Std.Dev.	Sample Conc.	Sample Units	Std.Dev.	RSD
ScA 357.253	1040850.9	97.15	%	0.595				0.61%
ScR 361.383	126302.2	99.12	%	0.294				0.30%
Ag 328.068†	-1713.2	0.00026	mg/L	0.000106	0.00051	mg/L	0.000213	41.69%
Al 308.215†	106071.6	101.1	mg/L	0.29	202.1	mg/L	0.58	0.28%
As 188.979†	40.7	0.04709	mg/L	0.003620	0.09419	mg/L	0.007240	7.69%
B 249.677†	190.6	0.08786	mg/L	0.002363	0.1757	mg/L	0.00473	2.69%
Ba 233.527†	366.4	0.2071	mg/L	0.00086	0.4142	mg/L	0.00172	0.42%
Be 313.042†	923.2	0.00166	mg/L	0.000020	0.00332	mg/L	0.000040	1.19%
Ca 317.933†	395447.1	32.00	mg/L	0.012	64.00	mg/L	0.024	0.04%
Cd 228.802†	140.2	0.00615	mg/L	0.000123	0.01230	mg/L	0.000245	2.00%
Co 228.616†	1784.6	0.06539	mg/L	0.000219	0.1308	mg/L	0.00044	0.33%
Cr 267.716†	1094.3	0.2252	mg/L	0.00095	0.4504	mg/L	0.00190	0.42%
Cu 324.752†	173389.0	0.8054	mg/L	0.00581	1.611	mg/L	0.0116	0.72%
Fe 273.955†	91324.7	158.8	mg/L	0.47	317.5	mg/L	0.95	0.30%
K 766.490†	7894.2	6.366	mg/L	0.0243	12.73	mg/L	0.049	0.38%
Mg 279.077†	46802.8	55.79	mg/L	0.081	111.6	mg/L	0.16	0.15%
Mn 257.610†	34310.0	2.225	mg/L	0.0035	4.450	mg/L	0.0071	0.16%
Mo 202.031†	40.0	0.00437	mg/L	0.000615	0.00874	mg/L	0.001229	14.06%
Na 589.592†	13710.3	2.730	mg/L	0.0192	5.460	mg/L	0.0383	0.70%
Na 330.237†	56.2	2.724	mg/L	0.0684	5.449	mg/L	0.1368	2.51%
Ni 231.604†	237.6	0.2333	mg/L	0.00171	0.4667	mg/L	0.00342	0.73%
Pb 220.353†	248.0	0.06530	mg/L	0.000834	0.1306	mg/L	0.00167	1.28%
Sb 206.836†	12.4	0.00180	mg/L	0.002884	0.00361	mg/L	0.005767	159.82%
Se 196.026†	-39.6	-0.03328	mg/L	0.010600	-0.06657	mg/L	0.021201	31.85%
Si 288.158†	2755.5	2.862	mg/L	0.0464	5.724	mg/L	0.0929	1.62%
Sn 189.927†	-13.5	-0.00405	mg/L	0.001635	-0.00810	mg/L	0.003270	40.35%
Sr 421.552†	97830.6	0.1626	mg/L	0.00041	0.3252	mg/L	0.00081	0.25%
Ti 334.903†	97932.9	5.093	mg/L	0.0093	10.19	mg/L	0.019	0.18%
Tl 190.801†	-10.1	-0.01981	mg/L	0.003263	-0.03962	mg/L	0.006525	16.47%
V 292.402†	61275.3	0.3030	mg/L	0.00177	0.6061	mg/L	0.00354	0.58%
Zn 206.200†	575.8	1.595	mg/L	0.0107	3.190	mg/L	0.0214	0.67%

Sequence No.: 36
Sample ID: JZ32 MB1SPK TWC
Analyst: BLW
Initial Sample Wt:
Dilution: 1X

Autosampler Location: 70
Date Collected: 10/9/2006 8:25:15 PM
Data Type: Original
Initial Sample Vol:
Sample Prep Vol:

Nebulizer Parameters: JZ32 MB1SPK TWC

Analyte	Back Pressure	Flow
All	176.0 kPa	0.50 L/min

Mean Data: JZ32 MB1SPK TWC

Analyte	Mean Corrected Intensity	Calib Conc.	Calib Units	Std.Dev.	Sample Conc.	Sample Units	Std.Dev.	RSD
ScA 357.253	1021863.6	95.38	%	0.057				0.06%
ScR 361.383	123418.2	96.86	%	0.257				0.26%
Ag 328.068†	119274.2	0.4911	mg/L	0.00139	0.4911	mg/L	0.00139	0.28%
Al 308.215†	2138.6	2.030	mg/L	0.0194	2.030	mg/L	0.0194	0.96%
As 188.979†	1112.5	1.952	mg/L	0.0110	1.952	mg/L	0.0110	0.57%
B 249.677†	111.2	0.05286	mg/L	0.001066	0.05286	mg/L	0.001066	2.02%
Ba 233.527†	3304.9	1.972	mg/L	0.0105	1.972	mg/L	0.0105	0.53%
Be 313.042†	221228.6	0.5105	mg/L	0.00119	0.5105	mg/L	0.00119	0.23%
Ca 317.933†	125373.6	10.14	mg/L	0.028	10.14	mg/L	0.028	0.27%
Cd 228.802†	11396.7	0.5035	mg/L	0.00206	0.5035	mg/L	0.00206	0.41%
Co 228.616†	11300.7	0.4776	mg/L	0.00199	0.4776	mg/L	0.00199	0.42%
Cr 267.716†	2390.9	0.4976	mg/L	0.00370	0.4976	mg/L	0.00370	0.74%
Cu 324.752†	112734.8	0.5146	mg/L	0.00162	0.5146	mg/L	0.00162	0.32%
Fe 273.955†	1234.8	2.145	mg/L	0.0151	2.145	mg/L	0.0151	0.70%
K 766.490†	13143.7	10.60	mg/L	0.019	10.60	mg/L	0.019	0.18%
Mg 279.077†	8332.9	9.953	mg/L	0.0416	9.953	mg/L	0.0416	0.42%
Mn 257.610†	7814.7	0.5074	mg/L	0.00256	0.5074	mg/L	0.00256	0.50%
Mo 202.031†	12.2	0.00148	mg/L	0.000287	0.00148	mg/L	0.000287	19.40%
Na 589.592†	52926.0	10.54	mg/L	0.116	10.54	mg/L	0.116	1.10%
Na 330.237†	293.3	11.12	mg/L	0.426	11.12	mg/L	0.426	3.83%
Ni 231.604†	498.3	0.4893	mg/L	0.00123	0.4893	mg/L	0.00123	0.25%
Pb 220.353†	10436.0	1.996	mg/L	0.0060	1.996	mg/L	0.0060	0.30%
Sb 206.836†	5.6	0.00091	mg/L	0.004302	0.00091	mg/L	0.004302	474.09%
Se 196.026†	1553.3	1.946	mg/L	0.0075	1.946	mg/L	0.0075	0.38%
Si 288.158†	237.9	0.2481	mg/L	0.02040	0.2481	mg/L	0.02040	8.22%
Sn 189.927†	-13.8	-0.00466	mg/L	0.002154	-0.00466	mg/L	0.002154	46.25%
Sr 421.552†	308512.9	0.5127	mg/L	0.00171	0.5127	mg/L	0.00171	0.33%
Ti 334.903†	15.7	0.00071	mg/L	0.000781	0.00071	mg/L	0.000781	110.60%
Tl 190.801†	1362.5	1.938	mg/L	0.0068	1.938	mg/L	0.0068	0.35%
V 292.402†	101056.3	0.5041	mg/L	0.00173	0.5041	mg/L	0.00173	0.34%
Zn 206.200†	181.9	0.5053	mg/L	0.00593	0.5053	mg/L	0.00593	1.17%

Sequence No.: 37
Sample ID: CV 10
Analyst: BLW
Initial Sample Wt:
Dilution: 1X

Autosampler Location: 7
Date Collected: 10/9/2006 8:31:55 PM
Data Type: Original
Initial Sample Vol:
Sample Prep Vol:

Nebulizer Parameters: CV

Analyte	Back Pressure	Flow
All	177.0 kPa	0.50 L/min

Mean Data: CV

Analyte	Mean Corrected Intensity	Calib Conc.	Calib Units	Calib Std.Dev.	Sample Conc.	Sample Units	Sample Std.Dev.	RSD
ScA 357.253	1004995.3	93.81	%	0.449				0.48%
ScR 361.383	123064.9	96.58	%	1.505				1.56%
Ag 328.068†	233324.6	0.9605	mg/L	0.00700	0.9605	mg/L	0.00700	0.73%
Al 308.215†	2071.1	1.938	mg/L	0.0269	1.938	mg/L	0.0269	1.39%
As 188.979†	1080.0	1.891	mg/L	0.0066	1.891	mg/L	0.0066	0.35%
B 249.677†	2136.6	1.001	mg/L	0.0153	1.001	mg/L	0.0153	1.53%
Ba 233.527†	1635.8	0.9756	mg/L	0.01382	0.9756	mg/L	0.01382	1.42%
Be 313.042†	424695.0	0.9801	mg/L	0.00418	0.9801	mg/L	0.00418	0.43%
Ca 317.933†	24467.2	1.980	mg/L	0.0215	1.980	mg/L	0.0215	1.09%
Cd 228.802†	22468.4	0.9955	mg/L	0.00883	0.9955	mg/L	0.00883	0.89%
Co 228.616†	22093.3	0.9330	mg/L	0.00789	0.9330	mg/L	0.00789	0.85%
Cr 267.716†	4559.0	0.9522	mg/L	0.01428	0.9522	mg/L	0.01428	1.50%
Cu 324.752†	229658.0	1.047	mg/L	0.0082	1.047	mg/L	0.0082	0.78%
Fe 273.955†	1199.8	2.083	mg/L	0.0297	2.083	mg/L	0.0297	1.42%
K 766.490†	25151.0	20.28	mg/L	0.177	20.28	mg/L	0.177	0.87%
Mg 279.077†	1617.5	1.936	mg/L	0.0238	1.936	mg/L	0.0238	1.23%
Mn 257.610†	15206.9	0.9874	mg/L	0.00947	0.9874	mg/L	0.00947	0.96%
Mo 202.031†	7042.4	0.9798	mg/L	0.00102	0.9798	mg/L	0.00102	0.10%
Na 589.592†	249344.6	49.65	mg/L	0.468	49.65	mg/L	0.468	0.94%
Na 330.237†	1328.2	51.35	mg/L	0.598	51.35	mg/L	0.598	1.16%
Ni 231.604†	998.2	0.9815	mg/L	0.01536	0.9815	mg/L	0.01536	1.56%
Pb 220.353†	10145.9	1.941	mg/L	0.0179	1.941	mg/L	0.0179	0.92%
Sb 206.836†	1662.1	2.195	mg/L	0.0119	2.195	mg/L	0.0119	0.54%
Se 196.026†	1508.7	1.889	mg/L	0.0087	1.889	mg/L	0.0087	0.46%
Si 288.158†	2084.1	2.166	mg/L	0.0238	2.166	mg/L	0.0238	1.10%
Sn 189.927†	2255.5	0.9062	mg/L	0.00266	0.9062	mg/L	0.00266	0.29%
Sr 421.552†	593504.6	0.9864	mg/L	0.00649	0.9864	mg/L	0.00649	0.66%
Ti 334.903†	19204.3	0.9976	mg/L	0.01197	0.9976	mg/L	0.01197	1.20%
Tl 190.801†	1335.4	1.899	mg/L	0.0047	1.899	mg/L	0.0047	0.25%
V 292.402†	193478.4	0.9654	mg/L	0.00679	0.9654	mg/L	0.00679	0.70%
Zn 206.200†	367.7	1.020	mg/L	0.0132	1.020	mg/L	0.0132	1.29%

Sequence No.: 38
Sample ID: CB 10
Analyst: BLW
Initial Sample Wt:
Dilution: 1X

Autosampler Location: 1
Date Collected: 10/9/2006 8:38:34 PM
Data Type: Original
Initial Sample Vol:
Sample Prep Vol:

Nebulizer Parameters: CB

Analyte	Back Pressure	Flow
All	176.0 kPa	0.50 L/min

Mean Data: CB

Analyte	Mean Corrected Intensity	Calib Conc.	Calib Units	Calib Std.Dev.	Sample Conc.	Sample Units	Sample Std.Dev.	RSD
ScA 357.253	1023508.5	95.54	%	0.142				0.15%
ScR 361.383	123099.8	96.61	%	0.547				0.57%
Ag 328.068†	11.0	0.00005	mg/L	0.000126	0.00005	mg/L	0.000126	277.69%
Al 308.215†	-5.7	-0.00539	mg/L	0.005110	-0.00539	mg/L	0.005110	94.80%
As 188.979†	1.6	0.00282	mg/L	0.002529	0.00282	mg/L	0.002529	89.64%
B 249.677†	74.2	0.03463	mg/L	0.001610	0.03463	mg/L	0.001610	4.65%
Ba 233.527†	-0.1	-0.00009	mg/L	0.001348	-0.00009	mg/L	0.001348	>999.9%
Be 313.042†	-3.2	-0.00001	mg/L	0.000054	-0.00001	mg/L	0.000054	701.56%
Ca 317.933†	29.9	0.00242	mg/L	0.001498	0.00242	mg/L	0.001498	61.98%
Cd 228.802†	-0.7	-0.00003	mg/L	0.000042	-0.00003	mg/L	0.000042	121.73%
Co 228.616†	2.9	0.00013	mg/L	0.000133	0.00013	mg/L	0.000133	105.68%
Cr 267.716†	-3.2	-0.00068	mg/L	0.001502	-0.00068	mg/L	0.001502	221.51%
Cu 324.752†	85.8	0.00039	mg/L	0.000199	0.00039	mg/L	0.000199	50.76%
Fe 273.955†	0.0	0.00008	mg/L	0.003030	0.00008	mg/L	0.003030	>999.9%
K 766.490†	52.7	0.04248	mg/L	0.026021	0.04248	mg/L	0.026021	61.25%
Mg 279.077†	4.8	0.00569	mg/L	0.012318	0.00569	mg/L	0.012318	216.57%
Mn 257.610†	3.5	0.00023	mg/L	0.000078	0.00023	mg/L	0.000078	34.70%
Mo 202.031†	-0.3	-0.00004	mg/L	0.000526	-0.00004	mg/L	0.000526	>999.9%
Na 589.592†	988.3	0.1968	mg/L	0.01056	0.1968	mg/L	0.01056	5.37%
Na 330.237†	20.2	0.7827	mg/L	0.52679	0.7827	mg/L	0.52679	67.30%
Ni 231.604†	-2.6	-0.00257	mg/L	0.004486	-0.00257	mg/L	0.004486	174.66%
Pb 220.353†	-6.1	-0.00116	mg/L	0.000383	-0.00116	mg/L	0.000383	32.87%
Sb 206.836†	0.2	0.00033	mg/L	0.000852	0.00033	mg/L	0.000852	257.99%
Se 196.026†	-1.0	-0.00131	mg/L	0.003414	-0.00131	mg/L	0.003414	260.99%
Si 288.158†	34.7	0.03604	mg/L	0.005560	0.03604	mg/L	0.005560	15.43%
Sn 189.927†	6.8	0.00272	mg/L	0.000460	0.00272	mg/L	0.000460	16.90%
Sr 421.552†	-1.1	0.00000	mg/L	0.000077	0.00000	mg/L	0.000077	>999.9%
Ti 334.903†	-18.5	-0.00096	mg/L	0.000995	-0.00096	mg/L	0.000995	103.26%
Tl 190.801†	-1.5	-0.00217	mg/L	0.001793	-0.00217	mg/L	0.001793	82.74%
V 292.402†	24.1	0.00011	mg/L	0.000052	0.00011	mg/L	0.000052	45.70%
Zn 206.200†	0.0	0.00001	mg/L	0.001610	0.00001	mg/L	0.001610	>999.9%

Sequence No.: 39
Sample ID: JZ82 MB1 TWC
Analyst: BLW
Initial Sample Wt:
Dilution: 1X

Autosampler Location: 71
Date Collected: 10/9/2006 8:44:56 PM
Data Type: Original
Initial Sample Vol:
Sample Prep Vol:

Nebulizer Parameters: JZ82 MB1 TWC

Analyte	Back Pressure	Flow
All	176.0 kPa	0.50 L/min

Mean Data: JZ82 MB1 TWC

Analyte	Mean Corrected Intensity	Calib Conc.	Calib Units	Std.Dev.	Sample Conc.	Sample Units	Std.Dev.	RSD
ScA 357.253	1020312.9	95.24	%	1.168				1.23%
ScR 361.383	121033.2	94.99	%	0.848				0.89%
Ag 328.068†	-6.7	-0.00003	mg/L	0.000236	-0.00003	mg/L	0.000236	856.68%
Al 308.215†	1.8	0.00168	mg/L	0.006289	0.00168	mg/L	0.006289	374.45%
As 188.979†	0.3	0.00057	mg/L	0.005566	0.00057	mg/L	0.005566	980.26%
B 249.677†	62.3	0.02910	mg/L	0.002409	0.02910	mg/L	0.002409	8.28%
Ba 233.527†	0.1	0.00004	mg/L	0.000958	0.00004	mg/L	0.000958	>999.9%
Be 313.042†	0.1	0.00000	mg/L	0.000081	0.00000	mg/L	0.000081	>999.9%
Ca 317.933†	176.5	0.01428	mg/L	0.000937	0.01428	mg/L	0.000937	6.56%
Cd 228.802†	0.8	0.00003	mg/L	0.000105	0.00003	mg/L	0.000105	316.16%
Co 228.616†	-0.5	-0.00002	mg/L	0.000233	-0.00002	mg/L	0.000233	>999.9%
Cr 267.716†	-0.9	-0.00019	mg/L	0.001820	-0.00019	mg/L	0.001820	934.70%
Cu 324.752†	-125.1	-0.00057	mg/L	0.000161	-0.00057	mg/L	0.000161	28.20%
Fe 273.955†	0.8	0.00133	mg/L	0.004416	0.00133	mg/L	0.004416	333.27%
K 766.490†	62.9	0.05071	mg/L	0.017821	0.05071	mg/L	0.017821	35.14%
Mg 279.077†	2.4	0.00287	mg/L	0.005091	0.00287	mg/L	0.005091	177.22%
Mn 257.610†	1.8	0.00011	mg/L	0.000106	0.00011	mg/L	0.000106	93.67%
Mo 202.031†	0.8	0.00011	mg/L	0.000125	0.00011	mg/L	0.000125	111.70%
Na 589.592†	715.2	0.1424	mg/L	0.00481	0.1424	mg/L	0.00481	3.38%
Na 330.237†	8.9	0.3426	mg/L	0.29127	0.3426	mg/L	0.29127	85.03%
Ni 231.604†	-3.0	-0.00290	mg/L	0.002616	-0.00290	mg/L	0.002616	90.09%
Pb 220.353†	-4.5	-0.00086	mg/L	0.000334	-0.00086	mg/L	0.000334	38.79%
Sb 206.836†	-0.0	-0.00002	mg/L	0.002577	-0.00002	mg/L	0.002577	>999.9%
Se 196.026†	3.7	0.00466	mg/L	0.001918	0.00466	mg/L	0.001918	41.16%
Si 288.158†	32.1	0.03330	mg/L	0.000401	0.03330	mg/L	0.000401	1.20%
Sn 189.927†	2.3	0.00091	mg/L	0.000254	0.00091	mg/L	0.000254	27.76%
Sr 421.552†	-36.6	-0.00006	mg/L	0.000071	-0.00006	mg/L	0.000071	116.64%
Ti 334.903†	6.9	0.00036	mg/L	0.001117	0.00036	mg/L	0.001117	312.70%
Tl 190.801†	-3.1	-0.00442	mg/L	0.001331	-0.00442	mg/L	0.001331	30.09%
V 292.402†	-14.7	-0.00007	mg/L	0.000224	-0.00007	mg/L	0.000224	301.60%
Zn 206.200†	1.2	0.00328	mg/L	0.001604	0.00328	mg/L	0.001604	48.84%

Sequence No.: 40
Sample ID: JZ32 E TWC
Analyst: BLW
Initial Sample Wt:
Dilution: 1X

Autosampler Location: 72
Date Collected: 10/9/2006 8:51:20 PM
Data Type: Original
Initial Sample Vol:
Sample Prep Vol:

Nebulizer Parameters: JZ32 E TWC

Analyte	Back Pressure	Flow
All	176.0 kPa	0.50 L/min

Mean Data: JZ32 E TWC

Analyte	Mean Corrected Intensity	Calib Conc.	Calib Units	Calib Std.Dev.	Sample Conc.	Sample Units	Sample Std.Dev.	RSD
ScA 357.253	967647.4	90.32	%	0.078				0.09%
ScR 361.383	121683.2	95.50	%	0.433				0.45%
Ag 328.068†	-213.6	0.00003	mg/L	0.000230	0.00003	mg/L	0.000230	851.89%
Al 308.215†	100.6	0.09544	mg/L	0.002534	0.09544	mg/L	0.002534	2.65%
As 188.979†	17.1	0.02797	mg/L	0.006863	0.02797	mg/L	0.006863	24.54%
B 249.677†	211.3	0.09870	mg/L	0.001441	0.09870	mg/L	0.001441	1.46%
Ba 233.527†	96.4	0.05564	mg/L	0.001155	0.05564	mg/L	0.001155	2.08%
Be 313.042†	179.3	0.00039	mg/L	0.000059	0.00039	mg/L	0.000059	14.92%
Ca 317.933†	582550.7	47.14	mg/L	0.063	47.14	mg/L	0.063	0.13%
Cd 228.802†	1.2	0.00001	mg/L	0.000195	0.00001	mg/L	0.000195	>999.9%
Co 228.616†	96.6	0.00358	mg/L	0.000170	0.00358	mg/L	0.000170	4.75%
Cr 267.716†	44.9	0.00415	mg/L	0.000662	0.00415	mg/L	0.000662	15.94%
Cu 324.752†	-315.0	0.00117	mg/L	0.000032	0.00117	mg/L	0.000032	2.73%
Fe 273.955†	16114.4	28.01	mg/L	0.285	28.01	mg/L	0.285	1.02%
K 766.490†	4713.5	3.801	mg/L	0.0298	3.801	mg/L	0.0298	0.79%
Mg 279.077†	22694.0	27.09	mg/L	0.209	27.09	mg/L	0.209	0.77%
Mn 257.610†	41178.2	2.672	mg/L	0.0228	2.672	mg/L	0.0228	0.85%
Mo 202.031†	70.5	0.00923	mg/L	0.000592	0.00923	mg/L	0.000592	6.41%
Na 589.592†	2210761.5	440.2	mg/L	3.42	440.2	mg/L	3.42	0.78%
Na 330.237†	11740.5	453.7	mg/L	2.57	453.7	mg/L	2.57	0.57%
Ni 231.604†	-3.4	-0.00329	mg/L	0.002555	-0.00329	mg/L	0.002555	77.75%
Pb 220.353†	11.7	0.00228	mg/L	0.000386	0.00228	mg/L	0.000386	16.93%
Sb 206.836†	7.3	0.00641	mg/L	0.005513	0.00641	mg/L	0.005513	86.06%
Se 196.026†	-17.1	-0.02113	mg/L	0.007595	-0.02113	mg/L	0.007595	35.95%
Si 288.158†	21862.4	22.70	mg/L	0.115	22.70	mg/L	0.115	0.51%
Sn 189.927†	-43.6	-0.01400	mg/L	0.000385	-0.01400	mg/L	0.000385	2.75%
Sr 421.552†	212724.8	0.3535	mg/L	0.00045	0.3535	mg/L	0.00045	0.13%
Ti 334.903†	157.1	0.00816	mg/L	0.000307	0.00816	mg/L	0.000307	3.76%
Tl 190.801†	-5.0	-0.00709	mg/L	0.005682	-0.00709	mg/L	0.005682	80.17%
V 292.402†	2718.0	0.01393	mg/L	0.000203	0.01393	mg/L	0.000203	1.46%
Zn 206.200†	2.6	0.00758	mg/L	0.003182	0.00758	mg/L	0.003182	41.98%

Sequence No.: 41
Sample ID: JZ82 B TWC
Analyst: BLW
Initial Sample Wt:
Dilution: 1X

Autosampler Location: 73
Date Collected: 10/9/2006 8:58:08 PM
Data Type: Original
Initial Sample Vol:
Sample Prep Vol:

Nebulizer Parameters: JZ82 B TWC

Analyte	Back Pressure	Flow
All	177.0 kPa	0.50 L/min

Mean Data: JZ82 B TWC

Analyte	Mean Corrected Intensity	Calib Conc.	Calib Units	Std.Dev.	Sample Conc.	Sample Units	Std.Dev.	RSD
ScA 357.253	1022868.9	95.48	%	0.403				0.42%
ScR 361.383	121393.3	95.27	%	0.233				0.24%
Ag 328.068†	-33.4	-0.00021	mg/L	0.000132	-0.00021	mg/L	0.000132	61.61%
Al 308.215†	15.1	0.01431	mg/L	0.004034	0.01431	mg/L	0.004034	28.19%
As 188.979†	1.3	0.00132	mg/L	0.006047	0.00132	mg/L	0.006047	458.36%
B 249.677†	84.2	0.03933	mg/L	0.000817	0.03933	mg/L	0.000817	2.08%
Ba 233.527†	32.6	0.01953	mg/L	0.001157	0.01953	mg/L	0.001157	5.93%
Be 313.042†	-0.0	0.00000	mg/L	0.000013	0.00000	mg/L	0.000013	>999.9%
Ca 317.933†	299425.8	24.23	mg/L	0.099	24.23	mg/L	0.099	0.41%
Cd 228.802†	-6.8	-0.00031	mg/L	0.000056	-0.00031	mg/L	0.000056	18.01%
Co 228.616†	5.9	0.00024	mg/L	0.000052	0.00024	mg/L	0.000052	21.33%
Cr 267.716†	14.3	0.00096	mg/L	0.000737	0.00096	mg/L	0.000737	77.08%
Cu 324.752†	-226.4	-0.00109	mg/L	0.000119	-0.00109	mg/L	0.000119	10.95%
Fe 273.955†	29.7	0.05158	mg/L	0.002818	0.05158	mg/L	0.002818	5.46%
K 766.490†	2085.8	1.682	mg/L	0.0127	1.682	mg/L	0.0127	0.76%
Mg 279.077†	7424.9	8.869	mg/L	0.0015	8.869	mg/L	0.0015	0.02%
Mn 257.610†	7491.7	0.4859	mg/L	0.00325	0.4859	mg/L	0.00325	0.67%
Mo 202.031†	18.8	0.00243	mg/L	0.000241	0.00243	mg/L	0.000241	9.91%
Na 589.592†	66154.0	13.17	mg/L	0.139	13.17	mg/L	0.139	1.06%
Na 330.237†	359.8	13.67	mg/L	0.160	13.67	mg/L	0.160	1.17%
Ni 231.604†	-3.8	-0.00375	mg/L	0.001029	-0.00375	mg/L	0.001029	27.42%
Pb 220.353†	-5.3	-0.00100	mg/L	0.000461	-0.00100	mg/L	0.000461	46.14%
Sb 206.836†	3.8	0.00488	mg/L	0.000318	0.00488	mg/L	0.000318	6.50%
Se 196.026†	-7.0	-0.00929	mg/L	0.001503	-0.00929	mg/L	0.001503	16.18%
Si 288.158†	16705.9	17.35	mg/L	0.587	17.35	mg/L	0.587	3.38%
Sn 189.927†	-27.4	-0.00919	mg/L	0.002016	-0.00919	mg/L	0.002016	21.93%
Sr 421.552†	70723.9	0.1175	mg/L	0.00019	0.1175	mg/L	0.00019	0.16%
Ti 334.903†	16.6	0.00086	mg/L	0.001022	0.00086	mg/L	0.001022	118.77%
Tl 190.801†	-3.3	-0.00473	mg/L	0.005147	-0.00473	mg/L	0.005147	108.72%
V 292.402†	114.1	0.00066	mg/L	0.000188	0.00066	mg/L	0.000188	28.44%
Zn 206.200†	2.2	0.00663	mg/L	0.004555	0.00663	mg/L	0.004555	68.73%

Sequence No.: 42
Sample ID: JZ82 C TWC
Analyst: BLW
Initial Sample Wt:
Dilution: 1X

Autosampler Location: 74
Date Collected: 10/9/2006 9:04:33 PM
Data Type: Original
Initial Sample Vol:
Sample Prep Vol:

Nebulizer Parameters: JZ82 C TWC

Analyte	Back Pressure	Flow
All	175.0 kPa	0.50 L/min

Mean Data: JZ82 C TWC

Analyte	Mean Corrected Intensity	Calib Conc.	Calib Units	Std.Dev.	Sample Conc.	Sample Units	Std.Dev.	RSD
ScA 357.253	1019857.3	95.19	%	0.107				0.11%
ScR 361.383	123570.1	96.98	%	0.929				0.96%
Ag 328.068†	-110.2	-0.00029	mg/L	0.000261	-0.00029	mg/L	0.000261	88.60%
Al 308.215†	3.6	0.00337	mg/L	0.005123	0.00337	mg/L	0.005123	151.89%
As 188.979†	-1.0	-0.00244	mg/L	0.001608	-0.00244	mg/L	0.001608	65.89%
B 249.677†	95.0	0.04437	mg/L	0.001498	0.04437	mg/L	0.001498	3.38%
Ba 233.527†	19.5	0.01123	mg/L	0.000683	0.01123	mg/L	0.000683	6.08%
Be 313.042†	-7.9	-0.00002	mg/L	0.000040	-0.00002	mg/L	0.000040	210.31%
Ca 317.933†	205835.7	16.66	mg/L	0.023	16.66	mg/L	0.023	0.14%
Cd 228.802†	-4.2	-0.00019	mg/L	0.000168	-0.00019	mg/L	0.000168	90.44%
Co 228.616†	14.1	0.00048	mg/L	0.000167	0.00048	mg/L	0.000167	34.82%
Cr 267.716†	11.4	0.00067	mg/L	0.000734	0.00067	mg/L	0.000734	110.13%
Cu 324.752†	-326.9	-0.00090	mg/L	0.000121	-0.00090	mg/L	0.000121	13.44%
Fe 273.955†	3717.1	6.462	mg/L	0.0302	6.462	mg/L	0.0302	0.47%
K 766.490†	2430.1	1.960	mg/L	0.0115	1.960	mg/L	0.0115	0.59%
Mg 279.077†	6728.2	8.032	mg/L	0.0059	8.032	mg/L	0.0059	0.07%
Mn 257.610†	14136.0	0.9172	mg/L	0.00237	0.9172	mg/L	0.00237	0.26%
Mo 202.031†	17.1	0.00221	mg/L	0.000379	0.00221	mg/L	0.000379	17.16%
Na 589.592†	62670.7	12.48	mg/L	0.056	12.48	mg/L	0.056	0.45%
Na 330.237†	363.0	13.87	mg/L	0.230	13.87	mg/L	0.230	1.66%
Ni 231.604†	-2.7	-0.00262	mg/L	0.001493	-0.00262	mg/L	0.001493	57.02%
Pb 220.353†	-6.9	-0.00132	mg/L	0.000371	-0.00132	mg/L	0.000371	28.20%
Sb 206.836†	1.3	0.00093	mg/L	0.001172	0.00093	mg/L	0.001172	125.40%
Se 196.026†	-6.0	-0.00776	mg/L	0.007773	-0.00776	mg/L	0.007773	100.12%
Si 288.158†	21079.2	21.89	mg/L	0.076	21.89	mg/L	0.076	0.35%
Sn 189.927†	-24.0	-0.00837	mg/L	0.000918	-0.00837	mg/L	0.000918	10.96%
Sr 421.552†	47963.4	0.07971	mg/L	0.000198	0.07971	mg/L	0.000198	0.25%
Ti 334.903†	18.4	0.00096	mg/L	0.000302	0.00096	mg/L	0.000302	31.61%
Tl 190.801†	-3.1	-0.00446	mg/L	0.001569	-0.00446	mg/L	0.001569	35.18%
V 292.402†	78.3	0.00054	mg/L	0.000057	0.00054	mg/L	0.000057	10.43%
Zn 206.200†	4.2	0.01187	mg/L	0.004981	0.01187	mg/L	0.004981	41.97%

Sequence No.: 43
Sample ID: JZ82 ADUP TWC
Analyst: BLW
Initial Sample Wt:
Dilution: 1X

Autosampler Location: 75
Date Collected: 10/9/2006 9:10:59 PM
Data Type: Original
Initial Sample Vol:
Sample Prep Vol:

Nebulizer Parameters: JZ82 ADUP TWC

Analyte	Back Pressure	Flow
All	176.0 kPa	0.50 L/min

Mean Data: JZ82 ADUP TWC

Analyte	Mean Corrected Intensity	Calib Conc.	Calib Units	Std.Dev.	Sample Conc.	Sample Units	Std.Dev.	RSD
ScA 357.253	1019488.3	95.16	%	0.310				0.33%
ScR 361.383	124535.7	97.73	%	1.608				1.64%
Ag 328.068†	-46.4	-0.00010	mg/L	0.000094	-0.00010	mg/L	0.000094	91.01%
Al 308.215†	1.7	0.00158	mg/L	0.005725	0.00158	mg/L	0.005725	362.31%
As 188.979†	-1.2	-0.00291	mg/L	0.003590	-0.00291	mg/L	0.003590	123.52%
B 249.677†	101.8	0.04755	mg/L	0.001544	0.04755	mg/L	0.001544	3.25%
Ba 233.527†	18.9	0.01097	mg/L	0.001552	0.01097	mg/L	0.001552	14.15%
Be 313.042†	-30.1	-0.00007	mg/L	0.000014	-0.00007	mg/L	0.000014	19.67%
Ca 317.933†	213417.9	17.27	mg/L	0.121	17.27	mg/L	0.121	0.70%
Cd 228.802†	-7.6	-0.00033	mg/L	0.000062	-0.00033	mg/L	0.000062	18.74%
Co 228.616†	8.1	0.00025	mg/L	0.000166	0.00025	mg/L	0.000166	65.57%
Cr 267.716†	12.1	0.00066	mg/L	0.000837	0.00066	mg/L	0.000837	126.38%
Cu 324.752†	-377.0	-0.00127	mg/L	0.000169	-0.00127	mg/L	0.000169	13.27%
Fe 273.955†	2911.1	5.060	mg/L	0.0371	5.060	mg/L	0.0371	0.73%
K 766.490†	2516.6	2.029	mg/L	0.0503	2.029	mg/L	0.0503	2.48%
Mg 279.077†	6930.1	8.274	mg/L	0.0399	8.274	mg/L	0.0399	0.48%
Mn 257.610†	14612.2	0.9481	mg/L	0.00625	0.9481	mg/L	0.00625	0.66%
Mo 202.031†	15.9	0.00203	mg/L	0.000458	0.00203	mg/L	0.000458	22.57%
Na 589.592†	64415.9	12.83	mg/L	0.160	12.83	mg/L	0.160	1.25%
Na 330.237†	353.6	13.50	mg/L	0.556	13.50	mg/L	0.556	4.12%
Ni 231.604†	-1.6	-0.00159	mg/L	0.001876	-0.00159	mg/L	0.001876	117.98%
Pb 220.353†	-5.0	-0.00096	mg/L	0.000798	-0.00096	mg/L	0.000798	83.47%
Sb 206.836†	3.1	0.00351	mg/L	0.001129	0.00351	mg/L	0.001129	32.16%
Se 196.026†	-11.4	-0.01470	mg/L	0.004478	-0.01470	mg/L	0.004478	30.46%
Si 288.158†	21540.8	22.37	mg/L	0.209	22.37	mg/L	0.209	0.93%
Sn 189.927†	-17.2	-0.00564	mg/L	0.001225	-0.00564	mg/L	0.001225	21.72%
Sr 421.552†	49186.2	0.08175	mg/L	0.000609	0.08175	mg/L	0.000609	0.74%
Ti 334.903†	12.2	0.00063	mg/L	0.001404	0.00063	mg/L	0.001404	221.36%
Tl 190.801†	-2.8	-0.00394	mg/L	0.003366	-0.00394	mg/L	0.003366	85.44%
V 292.402†	11.3	0.00022	mg/L	0.000040	0.00022	mg/L	0.000040	18.31%
Zn 206.200†	2.7	0.00763	mg/L	0.005062	0.00763	mg/L	0.005062	66.38%

Sequence No.: 44
Sample ID: JZ82 A TWC
Analyst: BLW
Initial Sample Wt:
Dilution: 1X

Autosampler Location: 76
Date Collected: 10/9/2006 9:17:23 PM
Data Type: Original
Initial Sample Vol:
Sample Prep Vol:

Nebulizer Parameters: JZ82 A TWC

Analyte	Back Pressure	Flow
All	177.0 kPa	0.50 L/min

Mean Data: JZ82 A TWC

Analyte	Mean Corrected Intensity	Calib Conc.	Calib Units	Std.Dev.	Sample Conc.	Sample Units	Std.Dev.	RSD
ScA 357.253	1010656.6	94.34	%	0.666				0.71%
ScR 361.383	121412.4	95.28	%	0.292				0.31%
Ag 328.068†	-53.6	-0.00014	mg/L	0.000131	-0.00014	mg/L	0.000131	91.66%
Al 308.215†	11.3	0.01073	mg/L	0.007348	0.01073	mg/L	0.007348	68.50%
As 188.979†	-0.7	-0.00190	mg/L	0.004955	-0.00190	mg/L	0.004955	260.37%
B 249.677†	85.7	0.04000	mg/L	0.000767	0.04000	mg/L	0.000767	1.92%
Ba 233.527†	19.5	0.01139	mg/L	0.001427	0.01139	mg/L	0.001427	12.53%
Be 313.042†	1.8	0.00000	mg/L	0.000060	0.00000	mg/L	0.000060	>999.9%
Ca 317.933†	196787.6	15.92	mg/L	0.047	15.92	mg/L	0.047	0.29%
Cd 228.802†	-5.4	-0.00024	mg/L	0.000164	-0.00024	mg/L	0.000164	68.26%
Co 228.616†	4.5	0.00011	mg/L	0.000175	0.00011	mg/L	0.000175	160.41%
Cr 267.716†	6.9	-0.00027	mg/L	0.000700	-0.00027	mg/L	0.000700	262.29%
Cu 324.752†	-404.5	-0.00144	mg/L	0.000185	-0.00144	mg/L	0.000185	12.87%
Fe 273.955†	2628.6	4.569	mg/L	0.0227	4.569	mg/L	0.0227	0.50%
K 766.490†	2387.1	1.925	mg/L	0.0230	1.925	mg/L	0.0230	1.20%
Mg 279.077†	6340.5	7.570	mg/L	0.0153	7.570	mg/L	0.0153	0.20%
Mn 257.610†	13241.4	0.8592	mg/L	0.00397	0.8592	mg/L	0.00397	0.46%
Mo 202.031†	14.8	0.00190	mg/L	0.000135	0.00190	mg/L	0.000135	7.12%
Na 589.592†	60792.5	12.10	mg/L	0.111	12.10	mg/L	0.111	0.91%
Na 330.237†	341.8	13.06	mg/L	0.253	13.06	mg/L	0.253	1.94%
Ni 231.604†	-0.7	-0.00072	mg/L	0.001990	-0.00072	mg/L	0.001990	275.88%
Pb 220.353†	-6.3	-0.00120	mg/L	0.000877	-0.00120	mg/L	0.000877	73.01%
Sb 206.836†	3.3	0.00381	mg/L	0.002228	0.00381	mg/L	0.002228	58.42%
Se 196.026†	-6.5	-0.00859	mg/L	0.003255	-0.00859	mg/L	0.003255	37.88%
Si 288.158†	19778.5	20.54	mg/L	0.065	20.54	mg/L	0.065	0.32%
Sn 189.927†	-20.5	-0.00705	mg/L	0.000576	-0.00705	mg/L	0.000576	8.18%
Sr 421.552†	45994.0	0.07644	mg/L	0.000243	0.07644	mg/L	0.000243	0.32%
Ti 334.903†	-6.4	-0.00033	mg/L	0.000250	-0.00033	mg/L	0.000250	74.97%
Tl 190.801†	-2.1	-0.00305	mg/L	0.001844	-0.00305	mg/L	0.001844	60.55%
V 292.402†	-19.6	0.00004	mg/L	0.000100	0.00004	mg/L	0.000100	230.09%
Zn 206.200†	5.4	0.01534	mg/L	0.005219	0.01534	mg/L	0.005219	34.01%

Sequence No.: 45
Sample ID: JZ82 ASPK TWC
Analyst: BLW
Initial Sample Wt:
Dilution: 1X

Autosampler Location: 77
Date Collected: 10/9/2006 9:23:47 PM
Data Type: Original
Initial Sample Vol:
Sample Prep Vol:

Nebulizer Parameters: JZ82 ASPK TWC

Analyte	Back Pressure	Flow
All	177.0 kPa	0.50 L/min

Mean Data: JZ82 ASPK TWC

Analyte	Mean Corrected Intensity	Calib Conc.	Calib Units	Std.Dev.	Sample Conc.	Sample Units	Std.Dev.	RSD
ScA 357.253	1006681.3	93.96	%	0.607				0.65%
ScR 361.383	121893.6	95.66	%	1.069				1.12%
Ag 328.068†	117441.2	0.4837	mg/L	0.00417	0.4837	mg/L	0.00417	0.86%
Al 308.215†	2126.0	2.018	mg/L	0.0167	2.018	mg/L	0.0167	0.83%
As 188.979†	1099.4	1.928	mg/L	0.0214	1.928	mg/L	0.0214	1.11%
B 249.677†	81.3	0.03891	mg/L	0.002733	0.03891	mg/L	0.002733	7.02%
Ba 233.527†	3337.2	1.991	mg/L	0.0254	1.991	mg/L	0.0254	1.28%
Be 313.042†	219480.1	0.5065	mg/L	0.00202	0.5065	mg/L	0.00202	0.40%
Ca 317.933†	326378.8	26.41	mg/L	0.121	26.41	mg/L	0.121	0.46%
Cd 228.802†	11186.2	0.4942	mg/L	0.00545	0.4942	mg/L	0.00545	1.10%
Co 228.616†	10985.1	0.4641	mg/L	0.00561	0.4641	mg/L	0.00561	1.21%
Cr 267.716†	2380.8	0.4937	mg/L	0.00596	0.4937	mg/L	0.00596	1.21%
Cu 324.752†	111194.2	0.5080	mg/L	0.00428	0.5080	mg/L	0.00428	0.84%
Fe 273.955†	3957.4	6.878	mg/L	0.0730	6.878	mg/L	0.0730	1.06%
K 766.490†	15380.1	12.40	mg/L	0.137	12.40	mg/L	0.137	1.10%
Mg 279.077†	14763.2	17.63	mg/L	0.183	17.63	mg/L	0.183	1.04%
Mn 257.610†	21326.2	1.384	mg/L	0.0130	1.384	mg/L	0.0130	0.94%
Mo 202.031†	27.1	0.00339	mg/L	0.000057	0.00339	mg/L	0.000057	1.67%
Na 589.592†	111281.5	22.16	mg/L	0.071	22.16	mg/L	0.071	0.32%
Na 330.237†	616.4	23.45	mg/L	0.367	23.45	mg/L	0.367	1.56%
Ni 231.604†	493.5	0.4846	mg/L	0.00419	0.4846	mg/L	0.00419	0.86%
Pb 220.353†	10117.9	1.935	mg/L	0.0255	1.935	mg/L	0.0255	1.32%
Sb 206.836†	6.1	0.00094	mg/L	0.001467	0.00094	mg/L	0.001467	156.82%
Se 196.026†	1520.0	1.904	mg/L	0.0086	1.904	mg/L	0.0086	0.45%
Si 288.158†	20499.1	21.29	mg/L	0.199	21.29	mg/L	0.199	0.94%
Sn 189.927†	-29.4	-0.00973	mg/L	0.000777	-0.00973	mg/L	0.000777	7.99%
Sr 421.552†	352481.7	0.5858	mg/L	0.00128	0.5858	mg/L	0.00128	0.22%
Ti 334.903†	6.4	0.00022	mg/L	0.000625	0.00022	mg/L	0.000625	279.15%
Tl 190.801†	1319.3	1.877	mg/L	0.0182	1.877	mg/L	0.0182	0.97%
V 292.402†	99343.4	0.4957	mg/L	0.00468	0.4957	mg/L	0.00468	0.94%
Zn 206.200†	181.2	0.5036	mg/L	0.00521	0.5036	mg/L	0.00521	1.03%

Sequence No.: 46
Sample ID: JY18 M SWC
Analyst: BLW
Initial Sample Wt:
Dilution: 2X

Autosampler Location: 78
Date Collected: 10/9/2006 9:30:28 PM
Data Type: Original
Initial Sample Vol:
Sample Prep Vol:

Nebulizer Parameters: JY18 M SWC

Analyte	Back Pressure	Flow
All	176.0 kPa	0.50 L/min

Mean Data: JY18 M SWC

Analyte	Mean Corrected Intensity	Calib Conc.	Calib Units	Std.Dev.	Sample Conc.	Sample Units	Std.Dev.	RSD
ScA 357.253	1032874.7	96.41	%	0.328				0.34%
ScR 361.383	126577.7	99.34	%	1.317				1.33%
Ag 328.068†	-1104.8	0.00023	mg/L	0.000099	0.00046	mg/L	0.000198	43.44%
Al 308.215†	69588.2	66.31	mg/L	0.540	132.6	mg/L	1.08	0.82%
As 188.979†	32.2	0.03446	mg/L	0.000832	0.06892	mg/L	0.001664	2.41%
B 249.677†	166.5	0.07638	mg/L	0.000151	0.1528	mg/L	0.00030	0.20%
Ba 233.527†	278.8	0.1592	mg/L	0.00050	0.3184	mg/L	0.00099	0.31%
Be 313.042†	661.3	0.00117	mg/L	0.000018	0.00234	mg/L	0.000036	1.54%
Ca 317.933†	889291.1	71.96	mg/L	0.483	143.9	mg/L	0.97	0.67%
Cd 228.802†	28.9	0.00121	mg/L	0.000047	0.00242	mg/L	0.000095	3.91%
Co 228.616†	955.6	0.03101	mg/L	0.000353	0.06202	mg/L	0.000707	1.14%
Cr 267.716†	628.7	0.1292	mg/L	0.00286	0.2583	mg/L	0.00572	2.21%
Cu 324.752†	10129.0	0.05514	mg/L	0.000226	0.1103	mg/L	0.00045	0.41%
Fe 273.955†	59250.5	103.0	mg/L	0.49	206.0	mg/L	0.97	0.47%
K 766.490†	10900.6	8.790	mg/L	0.0828	17.58	mg/L	0.166	0.94%
Mg 279.077†	31843.8	37.96	mg/L	0.350	75.93	mg/L	0.700	0.92%
Mn 257.610†	19834.6	1.286	mg/L	0.0108	2.571	mg/L	0.0217	0.84%
Mo 202.031†	40.6	0.00484	mg/L	0.000184	0.00968	mg/L	0.000368	3.81%
Na 589.592†	159019.6	31.66	mg/L	0.417	63.32	mg/L	0.834	1.32%
Na 330.237†	836.3	32.80	mg/L	0.151	65.60	mg/L	0.301	0.46%
Ni 231.604†	119.1	0.1170	mg/L	0.00379	0.2340	mg/L	0.00758	3.24%
Pb 220.353†	80.9	0.02746	mg/L	0.000404	0.05492	mg/L	0.000807	1.47%
Sb 206.836†	9.6	0.00478	mg/L	0.001762	0.00955	mg/L	0.003524	36.88%
Se 196.026†	-30.2	-0.02699	mg/L	0.001978	-0.05398	mg/L	0.003957	7.33%
Si 288.158†	2694.8	2.799	mg/L	0.0182	5.598	mg/L	0.0365	0.65%
Sn 189.927†	-54.3	-0.01745	mg/L	0.000902	-0.03490	mg/L	0.001804	5.17%
Sr 421.552†	290220.1	0.4823	mg/L	0.00428	0.9647	mg/L	0.00857	0.89%
Ti 334.903†	95365.0	4.960	mg/L	0.0379	9.920	mg/L	0.0758	0.76%
Tl 190.801†	-5.7	-0.01317	mg/L	0.003111	-0.02634	mg/L	0.006222	23.63%
V 292.402†	46109.7	0.2272	mg/L	0.00053	0.4543	mg/L	0.00106	0.23%
Zn 206.200†	84.8	0.2342	mg/L	0.00460	0.4685	mg/L	0.00919	1.96%

Sequence No.: 47
Sample ID: JY18 N SWC
Analyst: BLW
Initial Sample Wt:
Dilution: 2X

Autosampler Location: 79
Date Collected: 10/9/2006 9:36:54 PM
Data Type: Original
Initial Sample Vol:
Sample Prep Vol:

Nebulizer Parameters: JY18 N SWC

Analyte	Back Pressure	Flow
All	177.0 kPa	0.50 L/min

Mean Data: JY18 N SWC

Analyte	Mean Corrected Intensity	Calib Conc.	Calib Units	Calib Std.Dev.	Sample Conc.	Sample Units	Sample Std.Dev.	RSD
ScA 357.253	1022605.3	95.45	%	0.986				1.03%
ScR 361.383	125092.3	98.17	%	0.828				0.84%
Ag 328.068†	-1029.0	0.00010	mg/L	0.000342	0.00020	mg/L	0.000684	338.54%
Al 308.215†	62413.1	59.47	mg/L	0.464	118.9	mg/L	0.93	0.78%
As 188.979†	30.2	0.03198	mg/L	0.002125	0.06395	mg/L	0.004250	6.65%
B 249.677†	151.0	0.06924	mg/L	0.002351	0.1385	mg/L	0.00470	3.39%
Ba 233.527†	232.3	0.1323	mg/L	0.00145	0.2646	mg/L	0.00290	1.10%
Be 313.042†	598.2	0.00105	mg/L	0.000037	0.00210	mg/L	0.000075	3.55%
Ca 317.933†	1119473.3	90.58	mg/L	0.180	181.2	mg/L	0.36	0.20%
Cd 228.802†	25.5	0.00107	mg/L	0.000054	0.00213	mg/L	0.000108	5.05%
Co 228.616†	882.0	0.02873	mg/L	0.000098	0.05746	mg/L	0.000197	0.34%
Cr 267.716†	566.8	0.1168	mg/L	0.00126	0.2337	mg/L	0.00252	1.08%
Cu 324.752†	9731.3	0.05250	mg/L	0.000795	0.1050	mg/L	0.00159	1.51%
Fe 273.955†	53806.7	93.53	mg/L	0.330	187.1	mg/L	0.66	0.35%
K 766.490†	10158.9	8.192	mg/L	0.0390	16.38	mg/L	0.078	0.48%
Mg 279.077†	28444.8	33.91	mg/L	0.188	67.82	mg/L	0.376	0.55%
Mn 257.610†	18143.4	1.176	mg/L	0.0080	2.352	mg/L	0.0159	0.68%
Mo 202.031†	43.2	0.00528	mg/L	0.000734	0.01056	mg/L	0.001469	13.91%
Na 589.592†	143121.3	28.50	mg/L	0.237	56.99	mg/L	0.474	0.83%
Na 330.237†	758.3	29.49	mg/L	0.422	58.98	mg/L	0.844	1.43%
Ni 231.604†	103.0	0.1012	mg/L	0.00270	0.2024	mg/L	0.00540	2.67%
Pb 220.353†	76.5	0.02538	mg/L	0.001629	0.05077	mg/L	0.003257	6.42%
Sb 206.836†	9.7	0.00560	mg/L	0.001001	0.01119	mg/L	0.002002	17.89%
Se 196.026†	-24.7	-0.02110	mg/L	0.015862	-0.04219	mg/L	0.031723	75.18%
Si 288.158†	1904.9	1.979	mg/L	0.0215	3.957	mg/L	0.0430	1.09%
Sn 189.927†	-58.1	-0.01755	mg/L	0.000205	-0.03511	mg/L	0.000409	1.17%
Sr 421.552†	295320.4	0.4908	mg/L	0.00163	0.9816	mg/L	0.00326	0.33%
Ti 334.903†	86890.5	4.519	mg/L	0.0096	9.038	mg/L	0.0192	0.21%
Tl 190.801†	-10.2	-0.01914	mg/L	0.004004	-0.03829	mg/L	0.008009	20.92%
V 292.402†	42571.2	0.2097	mg/L	0.00265	0.4195	mg/L	0.00531	1.27%
Zn 206.200†	75.5	0.2091	mg/L	0.00454	0.4181	mg/L	0.00908	2.17%

Sequence No.: 48
Sample ID: JZ82 MB1SP TWC
Analyst: BLW
Initial Sample Wt:
Dilution: 1X

Autosampler Location: 80
Date Collected: 10/9/2006 9:43:36 PM
Data Type: Original
Initial Sample Vol:
Sample Prep Vol:

Nebulizer Parameters: JZ82 MB1SP TWC

Analyte	Back Pressure	Flow
All	177.0 kPa	0.50 L/min

Mean Data: JZ82 MB1SP TWC

Analyte	Mean Corrected Intensity	Calib Conc.	Calib Units	Calib Std.Dev.	Sample Conc.	Sample Units	Sample Std.Dev.	RSD
ScA 357.253	1012339.3	94.49	%	0.928				0.98%
ScR 361.383	123524.5	96.94	%	0.832				0.86%
Ag 328.068†	116655.0	0.4803	mg/L	0.00666	0.4803	mg/L	0.00666	1.39%
Al 308.215†	2077.8	1.972	mg/L	0.0119	1.972	mg/L	0.0119	0.60%
As 188.979†	1085.9	1.905	mg/L	0.0133	1.905	mg/L	0.0133	0.70%
B 249.677†	15.1	0.00797	mg/L	0.001504	0.00797	mg/L	0.001504	18.87%
Ba 233.527†	3257.9	1.944	mg/L	0.0169	1.944	mg/L	0.0169	0.87%
Be 313.042†	218932.7	0.5052	mg/L	0.00147	0.5052	mg/L	0.00147	0.29%
Ca 317.933†	123376.9	9.983	mg/L	0.0357	9.983	mg/L	0.0357	0.36%
Cd 228.802†	11090.6	0.4900	mg/L	0.00747	0.4900	mg/L	0.00747	1.52%
Co 228.616†	11014.9	0.4655	mg/L	0.00676	0.4655	mg/L	0.00676	1.45%
Cr 267.716†	2342.4	0.4875	mg/L	0.00398	0.4875	mg/L	0.00398	0.82%
Cu 324.752†	109972.4	0.5020	mg/L	0.00693	0.5020	mg/L	0.00693	1.38%
Fe 273.955†	1214.0	2.109	mg/L	0.0124	2.109	mg/L	0.0124	0.59%
K 766.490†	12832.4	10.35	mg/L	0.089	10.35	mg/L	0.089	0.86%
Mg 279.077†	8181.9	9.772	mg/L	0.1103	9.772	mg/L	0.1103	1.13%
Mn 257.610†	7749.8	0.5032	mg/L	0.00671	0.5032	mg/L	0.00671	1.33%
Mo 202.031†	11.2	0.00135	mg/L	0.000142	0.00135	mg/L	0.000142	10.54%
Na 589.592†	49919.3	9.939	mg/L	0.0899	9.939	mg/L	0.0899	0.90%
Na 330.237†	275.9	10.45	mg/L	0.240	10.45	mg/L	0.240	2.30%
Ni 231.604†	491.9	0.4831	mg/L	0.00242	0.4831	mg/L	0.00242	0.50%
Pb 220.353†	10152.4	1.942	mg/L	0.0243	1.942	mg/L	0.0243	1.25%
Sb 206.836†	5.8	0.00127	mg/L	0.003987	0.00127	mg/L	0.003987	313.52%
Se 196.026†	1510.9	1.893	mg/L	0.0092	1.893	mg/L	0.0092	0.49%
Si 288.158†	23.8	0.02576	mg/L	0.003667	0.02576	mg/L	0.003667	14.23%
Sn 189.927†	-13.1	-0.00439	mg/L	0.001360	-0.00439	mg/L	0.001360	30.98%
Sr 421.552†	302696.6	0.5031	mg/L	0.00229	0.5031	mg/L	0.00229	0.45%
Ti 334.903†	21.6	0.00102	mg/L	0.000751	0.00102	mg/L	0.000751	73.66%
Tl 190.801†	1329.2	1.891	mg/L	0.0042	1.891	mg/L	0.0042	0.22%
V 292.402†	98751.1	0.4926	mg/L	0.00725	0.4926	mg/L	0.00725	1.47%
Zn 206.200†	177.1	0.4918	mg/L	0.00365	0.4918	mg/L	0.00365	0.74%

Sequence No.: 49
Sample ID: CV 1\
Analyst: BLW
Initial Sample Wt:
Dilution: 1X

Autosampler Location: 7
Date Collected: 10/9/2006 9:50:18 PM
Data Type: Original
Initial Sample Vol:
Sample Prep Vol:

Nebulizer Parameters: CV

Analyte	Back Pressure	Flow
All	176.0 kPa	0.50 L/min

Mean Data: CV

Analyte	Mean Corrected Intensity	Calib Conc.	Calib Units	Std.Dev.	Sample Conc.	Sample Units	Std.Dev.	RSD
ScA 357.253	1001953.0	93.52	%	0.104				0.11%
ScR 361.383	120449.5	94.53	%	0.022				0.02%
Ag 328.068†	233598.8	0.9616	mg/L	0.00313	0.9616	mg/L	0.00313	0.33%
Al 308.215†	2085.9	1.952	mg/L	0.0073	1.952	mg/L	0.0073	0.38%
As 188.979†	1079.2	1.890	mg/L	0.0027	1.890	mg/L	0.0027	0.15%
B 249.677†	2068.5	0.9691	mg/L	0.00514	0.9691	mg/L	0.00514	0.53%
Ba 233.527†	1620.3	0.9663	mg/L	0.00397	0.9663	mg/L	0.00397	0.41%
Be 313.042†	420393.1	0.9701	mg/L	0.00604	0.9701	mg/L	0.00604	0.62%
Ca 317.933†	24492.3	1.982	mg/L	0.0046	1.982	mg/L	0.0046	0.23%
Cd 228.802†	22362.8	0.9908	mg/L	0.00368	0.9908	mg/L	0.00368	0.37%
Co 228.616†	21950.9	0.9270	mg/L	0.00468	0.9270	mg/L	0.00468	0.50%
Cr 267.716†	4539.4	0.9481	mg/L	0.00131	0.9481	mg/L	0.00131	0.14%
Cu 324.752†	229981.9	1.049	mg/L	0.0035	1.049	mg/L	0.0035	0.33%
Fe 273.955†	1191.1	2.068	mg/L	0.0049	2.068	mg/L	0.0049	0.24%
K 766.490†	25887.1	20.87	mg/L	0.069	20.87	mg/L	0.069	0.33%
Mg 279.077†	1607.7	1.924	mg/L	0.0090	1.924	mg/L	0.0090	0.47%
Mn 257.610†	15122.4	0.9819	mg/L	0.00079	0.9819	mg/L	0.00079	0.08%
Mo 202.031†	7059.4	0.9822	mg/L	0.00531	0.9822	mg/L	0.00531	0.54%
Na 589.592†	249370.0	49.65	mg/L	0.399	49.65	mg/L	0.399	0.80%
Na 330.237†	1341.4	51.87	mg/L	0.235	51.87	mg/L	0.235	0.45%
Ni 231.604†	985.6	0.9692	mg/L	0.00571	0.9692	mg/L	0.00571	0.59%
Pb 220.353†	10110.2	1.935	mg/L	0.0129	1.935	mg/L	0.0129	0.67%
Sb 206.836†	1663.1	2.196	mg/L	0.0127	2.196	mg/L	0.0127	0.58%
Se 196.026†	1505.6	1.886	mg/L	0.0078	1.886	mg/L	0.0078	0.41%
Si 288.158†	2050.0	2.131	mg/L	0.0055	2.131	mg/L	0.0055	0.26%
Sn 189.927†	2249.1	0.9037	mg/L	0.00196	0.9037	mg/L	0.00196	0.22%
Sr 421.552†	596563.6	0.9915	mg/L	0.00684	0.9915	mg/L	0.00684	0.69%
Ti 334.903†	19301.9	1.003	mg/L	0.0013	1.003	mg/L	0.0013	0.13%
Tl 190.801†	1333.4	1.896	mg/L	0.0065	1.896	mg/L	0.0065	0.34%
V 292.402†	193398.5	0.9649	mg/L	0.00328	0.9649	mg/L	0.00328	0.34%
Zn 206.200†	359.3	0.9972	mg/L	0.00370	0.9972	mg/L	0.00370	0.37%

Sequence No.: 50
Sample ID: CB \\
Analyst: BLW
Initial Sample Wt:
Dilution: 1X

Autosampler Location: 1
Date Collected: 10/9/2006 9:56:57 PM
Data Type: Original
Initial Sample Vol:
Sample Prep Vol:

Nebulizer Parameters: CB

Analyte	Back Pressure	Flow
All	177.0 kPa	0.50 L/min

Mean Data: CB

Analyte	Mean Corrected Intensity	Calib Conc.	Calib Units	Calib Std.Dev.	Sample Conc.	Sample Units	Sample Std.Dev.	RSD
ScA 357.253	1011318.3	94.40	%	0.520				0.55%
ScR 361.383	121210.3	95.12	%	1.248				1.31%
Ag 328.068†	-38.5	-0.00016	mg/L	0.000051	-0.00016	mg/L	0.000051	32.01%
Al 308.215†	0.6	0.00058	mg/L	0.005852	0.00058	mg/L	0.005852	>999.9%
As 188.979†	0.2	0.00042	mg/L	0.000842	0.00042	mg/L	0.000842	199.72%
B 249.677†	28.8	0.01346	mg/L	0.001279	0.01346	mg/L	0.001279	9.50%
Ba 233.527†	2.3	0.00139	mg/L	0.000182	0.00139	mg/L	0.000182	13.10%
Be 313.042†	0.9	0.00000	mg/L	0.000047	0.00000	mg/L	0.000047	>999.9%
Ca 317.933†	33.6	0.00271	mg/L	0.001903	0.00271	mg/L	0.001903	70.10%
Cd 228.802†	-2.4	-0.00011	mg/L	0.000050	-0.00011	mg/L	0.000050	45.62%
Co 228.616†	-4.7	-0.00020	mg/L	0.000161	-0.00020	mg/L	0.000161	81.20%
Cr 267.716†	-2.0	-0.00042	mg/L	0.000662	-0.00042	mg/L	0.000662	158.45%
Cu 324.752†	-210.8	-0.00096	mg/L	0.000216	-0.00096	mg/L	0.000216	22.49%
Fe 273.955†	-2.7	-0.00466	mg/L	0.001600	-0.00466	mg/L	0.001600	34.31%
K 766.490†	84.9	0.06844	mg/L	0.040129	0.06844	mg/L	0.040129	58.64%
Mg 279.077†	-4.1	-0.00494	mg/L	0.007078	-0.00494	mg/L	0.007078	143.22%
Mn 257.610†	1.5	0.00010	mg/L	0.000133	0.00010	mg/L	0.000133	134.82%
Mo 202.031†	2.1	0.00029	mg/L	0.000357	0.00029	mg/L	0.000357	124.77%
Na 589.592†	481.2	0.09582	mg/L	0.005404	0.09582	mg/L	0.005404	5.64%
Na 330.237†	9.0	0.3464	mg/L	0.22731	0.3464	mg/L	0.22731	65.62%
Ni 231.604†	-6.5	-0.00642	mg/L	0.002056	-0.00642	mg/L	0.002056	32.00%
Pb 220.353†	-5.2	-0.00100	mg/L	0.000484	-0.00100	mg/L	0.000484	48.35%
Sb 206.836†	0.3	0.00049	mg/L	0.000370	0.00049	mg/L	0.000370	75.38%
Se 196.026†	-1.5	-0.00189	mg/L	0.003886	-0.00189	mg/L	0.003886	205.54%
Si 288.158†	5.0	0.00515	mg/L	0.002922	0.00515	mg/L	0.002922	56.69%
Sn 189.927†	6.1	0.00246	mg/L	0.000745	0.00246	mg/L	0.000745	30.30%
Sr 421.552†	34.5	0.00006	mg/L	0.000071	0.00006	mg/L	0.000071	124.43%
Ti 334.903†	12.8	0.00066	mg/L	0.000634	0.00066	mg/L	0.000634	95.52%
Tl 190.801†	1.0	0.00143	mg/L	0.001478	0.00143	mg/L	0.001478	103.26%
V 292.402†	-0.9	-0.00001	mg/L	0.000066	-0.00001	mg/L	0.000066	876.30%
Zn 206.200†	1.4	0.00392	mg/L	0.003237	0.00392	mg/L	0.003237	82.67%

end package

OPTIMA ICP SAMPLE RUN LOG

IEC Date: 9.25.06 Analysis Date: 10.10.06 Analyst: BW

LR Date: 6.19.06 Page: 1 of 7

All corrections made by analyst unless otherwise noted.

Edit Label	Delete Data	ARI Sample ID	Prep. Code	Dilution	Comments
		Std 1			2310-9
		2			-1
		3			-2
		4			-3
		5			-4
label		zzzzzz			
↓		↓			Cu high
		std 1			
		ICV			2308-1
		ICB			
		CRI			
		ICSA			Sn -.02
		ICSAB			
		CCV1			
		CCB1			
		JZ50MB	TLC		Zn .014 C1F
		JY54MB	↓		Zn .009 C4F
		JX35MB2			
		↓ F			
		JZ50A	↓		
	✓	JZ32H	WMN	10	rerun
	↓	↓ I	↓	5	↓
	↓	↓ J	↓	↓	
		JY18X	SWC	2	

OPTIMA ICP SAMPLE RUN LOG

IEC Date: ~~_____~~ Analysis Date: 10/10/06 Analyst: RLJ

LR Date: ~~_____~~ Page: 2 of 7

All corrections made by analyst unless otherwise noted. 10/10/06 RLJ

Edit Label	Delete Data	ARI Sample ID	Prep. Code	Dilution	Comments
		JZ50 MBsph	TWC	✓	
label		~~CCV2~~ ZZZZZ			
↓		~~CCB2~~ ↓			air bubble? noisy
		CCV2			
		CCB2			
		JZ32 MB2	WHN		
		JZ82 MB2			
		↓ E		5	
		↓ F			
	✓	JZ32 K		✓	noisy - rerun
	✓	↓ Gdup		✓ 10	↓
	✓	↓ G		✓	↓
		↓ Gsph		✓	0.08 Si 1000 / 8ml
		↓ MB2sph		✓	" "
		JZ82 MB2sph	↓	✓	" "
		CCV3			
		CCB3			
	✓	JZ50 MB	TWC		Zn, Ol confirms prev.
		JZ32 B2	↓	2	
		↓ Adup	↓	↓ ✓	
	✓	JZ83 K	WHN	5	noisy - rerun
		JZ82 Ddup	↓	✓	
		↓ D	↓	↓	
		↓ Dsph	↓	✓	0.08 Si 1000 / 8ml

OPTIMA ICP SAMPLE RUN LOG

IEC Date: — Analysis Date: 10.10.06 Analyst: RW

LR Date: — Page: 3 of 7

All corrections made by analyst unless otherwise noted.

Edit Label	Delete Data	ARI Sample ID	Prep. Code	Dilution	Comments
		JY18 Hdup	SwC	2	Cu 56% CAF
		H			
		Hspk			
		CCV4			
		CCB4			B high
		JZ83 MB2	WMN		
		L		5	
		M			
		N			
		O			
		P			✓
		Jdup			
		J			✓
		Jspk			0.08ml Si1000 / 8ml
		MB2Spk			" "
		CCV5			
		CCB5			
	✓	JZ32 G	WMN	10	noisy
		Gdup			
		H			
		I		5	
		J			
		K			
		JZ83 1dup	SwC		✓

OPTIMA ICP SAMPLE RUN LOG

IEC Date: — Analysis Date: 10.10.06 Analyst: [illegible]

LR Date: — Page: 4 of 7

All corrections made by analyst unless otherwise noted.

Edit Label	Delete Data	ARI Sample ID	Prep. Code	Dilution	Comments
		J283 A	TWC		
		↓ Asph	↓	✓	CaFeNa STL
		↓ MB1sph	↓	✓	
		CCV6			
		CCB6			
	✓	J283 MB1	TWC		Fe .056 rem
		↓ B	↓		
		C			
		D			
		E			
		F			
		G			
		↓ K	WAN	5	
		JY25 C	SWC	2	
		↓ MBsph	↓	↓ ✓	
		CCV7			
		CCB7			end package
		JY25 D	SWC	2	
		↓ E	↓	↓	
		F			
		G			
		H			
		I			
		↓ J	↓	↓	

[illegible] 10/13/06

ANALYTICAL RESOURCES INCORPORATED

Metals Data Review Checklist

Method: ICP ICP-MS GFA CVA **Analysis Date:** 10.10.06

	Analyst BLO 10.11	Peer AA 10/11	Comment
Logbook:			
Analyst, Date, Method info	✓	✓	
Sample ID's	✓	✓	
Standard/QC solution ID's recorded	✓	✓	
Prep codes	✓	✓	
Dilution factors	✓	✓	
Crossouts/Corrections/Deletions	✓	✓	
Calibration:			
Blank & Standard intensities	✓	✓	
Standard deviations	✓	✓	
Curve fit	✓	✓	
Calibration Verification:			
ICV/CCV	✓	✓	
ICB/CCB	✓	✓	see log
Samples:			
RSD's & SD's	✓	✓	see log
Internal Standards	✓	✓	
Carry-over	✓	✓	
Method QC:			
CRI/CRA	✓	✓	
ICSA/ICSAB	✓	✓	see log
Post Spikes/Serial Dilutions	—	—	
Analytic Spikes	—	—	
Matrix QC:			
SRM/LCS	✓	✓	
Matrix Spikes	✓	✓	J4I4
Matrix Duplicates	✓	✓	J4I8
Method Blanks	✓	✓	J2B3 J42S J2S0
Data Distribution:			J454
Requested elements/isotope identified	✓	✓	
Correct samples identified for distribution	✓	✓	
Raw data match distributed data	✓	—	
Data filename correct	✓	✓	
Necessary Analysts Notes and CAF's	✓	✓	J4I4 J4I8 J2B3 J42S J2S0 J454

Nebulizer Parameters: Hg_ReAlign

Analyte	Back Pressure	Flow
All	175.0 kPa	0.50 L/min

10/10/2006 10:39:45 AM Hg ReAlign... Actual peak offset (nm): -0.001
Drift (nm): -0.000 Slit adjustment: 0

Analysis Begun

Start Time: 10/10/2006 10:40:59 AM
Logged In Analyst: metals
Plasma On Time: 10/10/2006 9:52:51 AM
Technique: ICP Continuous
Spectrometer Model: Optima 4300 DV, S/N 077N0060101Autosampler Model: AS-93plus

Sample Information File: C:\pe\Administrator\Sample Information\CRISET.sif
Batch ID:
Results Data Set: PE061010
Results Library: C:\pe\Administrator\Results\Results.mdb

Method Loaded
Method Name: ARIIEC5
Method Last Saved: 9/25/2006 11:38:10 AM
IEC File: IEC28mina.iec
MSF File:
Method Description: 12Axial Elements

Analyte	Calibration Equation	Processing	View	Internal Standard	IEC
Ag 328.068	Lin Thru 0	Peak Area	Axial	ScA 357.253	Yes
Al 308.215	Lin Thru 0	Peak Area	Radial	ScR 361.383	Yes
As 188.979	Lin Thru 0	Peak Area	Axial	ScA 357.253	Yes
B 249.677	Lin Thru 0	Peak Area	Radial	ScR 361.383	Yes
Ba 233.527	Lin Thru 0	Peak Area	Radial	ScR 361.383	Yes
Be 313.042	Lin Thru 0	Peak Area	Radial	ScR 361.383	Yes
Ca 317.933	Lin Thru 0	Peak Area	Radial	ScR 361.383	No
Cd 228.802	Lin Thru 0	Peak Area	Axial	ScA 357.253	Yes
Co 228.616	Lin Thru 0	Peak Area	Axial	ScA 357.253	Yes
Cr 267.716	Lin Thru 0	Peak Area	Radial	ScR 361.383	Yes
Cu 324.752	Lin Thru 0	Peak Area	Axial	ScA 357.253	Yes
Fe 273.955	Lin Thru 0	Peak Area	Radial	ScR 361.383	Yes
K 766.490	Lin Thru 0	Peak Area	Radial	ScR 361.383	No
Mg 279.077	Lin Thru 0	Peak Area	Radial	ScR 361.383	Yes
Mn 257.610	Lin Thru 0	Peak Area	Radial	ScR 361.383	Yes
Mo 202.031	Lin Thru 0	Peak Area	Axial	ScA 357.253	Yes
Na 589.592	Lin Thru 0	Peak Area	Radial	ScR 361.383	No
Na 330.237	Lin Thru 0	Peak Area	Radial	ScR 361.383	Yes
Ni 231.604	Lin Thru 0	Peak Area	Radial	ScR 361.383	Yes
Pb 220.353	Lin Thru 0	Peak Area	Axial	ScA 357.253	Yes
Sb 206.836	Lin Thru 0	Peak Area	Axial	ScA 357.253	Yes
Se 196.026	Lin Thru 0	Peak Area	Axial	ScA 357.253	Yes
Si 288.158	Lin Thru 0	Peak Area	Radial	ScR 361.383	Yes
Sn 189.927	Lin Thru 0	Peak Area	Axial	ScA 357.253	Yes
Sr 421.552	Lin Thru 0	Peak Area	Radial	ScR 361.383	No
Ti 334.903	Lin Thru 0	Peak Area	Radial	ScR 361.383	Yes
Tl 190.801	Lin Thru 0	Peak Area	Axial	ScA 357.253	Yes
V 292.402	Lin Thru 0	Peak Area	Axial	ScA 357.253	Yes
Zn 206.200	Lin Thru 0	Peak Area	Radial	ScR 361.383	Yes
ScA 357.253	Lin, Calc Int	Peak Area	Axial	n/a	n/a
ScR 361.383	Lin, Calc Int	Peak Area	Radial	n/a	n/a

Sequence No.: 1
Sample ID: Calib Blank 1
Analyst:
Initial Sample Wt:
Dilution:
Autosampler Location: 1
Date Collected: 10/10/2006 10:40:59 AM
Data Type: Original
Initial Sample Vol:
Sample Prep Vol:

Nebulizer Parameters: Calib Blank 1

Analyte	Back Pressure	Flow
All	175.0 kPa	0.50 L/min

Mean Data: Calib Blank 1

Analyte	Mean Corrected Intensity	Std.Dev.	RSD	Conc.	Calib Units
ScA 357.253	970617.7	4029.14	0.42%	100.0	%
ScR 361.383	110218.6	1212.67	1.10%	100.0	%
Ag 328.068†	7.7	21.26	274.42%	[0.00]	mg/L
Al 308.215†	-61.3	4.23	6.91%	[0.00]	mg/L
As 188.979†	8.6	2.46	28.72%	[0.00]	mg/L
B 249.677†	6.1	2.59	42.60%	[0.00]	mg/L
Ba 233.527†	9.5	0.20	2.13%	[0.00]	mg/L
Be 313.042†	689.1	15.53	2.25%	[0.00]	mg/L
Ca 317.933†	56.7	15.93	28.09%	[0.00]	mg/L
Cd 228.802†	58.3	1.93	3.32%	[0.00]	mg/L
Co 228.616†	29.9	7.87	26.30%	[0.00]	mg/L
Cr 267.716†	-23.9	3.07	12.84%	[0.00]	mg/L
Cu 324.752†	2428.7	3.45	0.14%	[0.00]	mg/L
Fe 273.955†	-7.4	2.25	30.51%	[0.00]	mg/L
K 766.490†	1219.6	42.96	3.52%	[0.00]	mg/L
Mg 279.077†	-173.6	10.15	5.85%	[0.00]	mg/L
Mn 257.610†	24.9	1.13	4.53%	[0.00]	mg/L
Mo 202.031†	-4.0	2.95	74.41%	[0.00]	mg/L
Na 589.592†	5.4	7.40	136.01%	[0.00]	mg/L
Na 330.237†	-92.4	7.57	8.19%	[0.00]	mg/L
Ni 231.604†	-10.5	2.03	19.31%	[0.00]	mg/L
Pb 220.353†	91.0	0.59	0.65%	[0.00]	mg/L
Sb 206.836†	10.5	1.07	10.24%	[0.00]	mg/L
Se 196.026†	-36.0	1.35	3.76%	[0.00]	mg/L
Si 288.158†	20.6	3.13	15.17%	[0.00]	mg/L
Sn 189.927†	3.4	3.36	99.15%	[0.00]	mg/L
Sr 421.552†	179.1	52.00	29.04%	[0.00]	mg/L
Ti 334.903†	-158.5	15.36	9.69%	[0.00]	mg/L
Tl 190.801†	-8.5	1.29	15.20%	[0.00]	mg/L
V 292.402†	69.9	25.16	36.01%	[0.00]	mg/L
Zn 206.200†	-1.2	1.06	86.17%	[0.00]	mg/L

Sequence No.: 2
Sample ID: STD2
Analyst:
Initial Sample Wt:
Dilution:

Autosampler Location: 2
Date Collected: 10/10/2006 10:47:22 AM
Data Type: Original
Initial Sample Vol:
Sample Prep Vol:

Nebulizer Parameters: STD2

Analyte	Back Pressure	Flow
All	175.0 kPa	0.50 L/min

Mean Data: STD2

Analyte	Mean Corrected Intensity	Std.Dev.	RSD	Conc.	Calib Units
ScA 357.253	973345.9	2853.57	0.29%	100.3	%
ScR 361.383	110185.7	172.73	0.16%	99.97	%
Ba 233.527†	14681.4	49.87	0.34%	[10]	mg/L
Cd 228.802†	198913.8	520.52	0.26%	[10]	mg/L
Co 228.616†	199680.5	761.83	0.38%	[10]	mg/L
Cr 267.716†	41880.8	144.04	0.34%	[10]	mg/L
Cu 324.752†	2020486.6	6575.44	0.33%	[10]	mg/L
Mn 257.610†	137856.7	444.80	0.32%	[10]	mg/L
V 292.402†	1799281.0	6443.71	0.36%	[10]	mg/L

Sequence No.: 3
Sample ID: STD3
Analyst:
Initial Sample Wt:
Dilution:

Autosampler Location: 3
Date Collected: 10/10/2006 10:51:45 AM
Data Type: Original
Initial Sample Vol:
Sample Prep Vol:

Nebulizer Parameters: STD3

Analyte	Back Pressure	Flow
All	175.0 kPa	0.50 L/min

Mean Data: STD3

Analyte	Mean Corrected Intensity	Std.Dev.	RSD	Conc.	Calib Units
ScA 357.253	967636.9	3815.52	0.39%	99.69	%
ScR 361.383	111901.1	545.48	0.49%	101.5	%
Ag 328.068†	219348.1	172.05	0.08%	[1.0]	mg/L
As 188.979†	4886.5	24.45	0.50%	[10]	mg/L
B 249.677†	19063.9	86.50	0.45%	[10]	mg/L
Be 313.042†	1884536.4	7927.43	0.42%	[5.0]	mg/L
Na 589.592†	206438.0	1289.35	0.62%	[50]	mg/L
Ni 231.604†	8831.2	33.72	0.38%	[10]	mg/L
Pb 220.353†	46658.8	55.31	0.12%	[10]	mg/L
Se 196.026†	6813.7	37.37	0.55%	[10]	mg/L
Sr 421.552†	2678124.0	5348.06	0.20%	[5]	mg/L
Tl 190.801†	6171.9	36.20	0.59%	[10]	mg/L
Zn 206.200†	3146.9	17.92	0.57%	[10]	mg/L

Sequence No.: 4
Sample ID: STD4
Analyst:
Initial Sample Wt:
Dilution:

Autosampler Location: 4
Date Collected: 10/10/2006 10:58:11 AM
Data Type: Original
Initial Sample Vol:
Sample Prep Vol:

Nebulizer Parameters: STD4

Analyte	Back Pressure	Flow
All	175.0 kPa	0.50 L/min

Mean Data: STD4

Analyte	Mean Corrected Intensity	Std.Dev.	RSD	Conc.	Calib Units
ScA 357.253	977140.9	3434.04	0.35%	100.7	%
ScR 361.383	115716.1	698.99	0.60%	105.0	%
Mo 202.031†	65944.2	610.58	0.93%	[10]	mg/L
Sb 206.836†	7128.5	46.08	0.65%	[10]	mg/L
Si 288.158†	8887.3	26.45	0.30%	[10]	mg/L
Sn 189.927†	21834.4	181.93	0.83%	[10]	mg/L
Ti 334.903†	171545.0	712.01	0.42%	[10]	mg/L

Sequence No.: 5
Sample ID: STD5
Analyst:
Initial Sample Wt:
Dilution:

Autosampler Location: 5
Date Collected: 10/10/2006 11:02:47 AM
Data Type: Original
Initial Sample Vol:
Sample Prep Vol:

Nebulizer Parameters: STD5

Analyte	Back Pressure	Flow
All	175.0 kPa	0.50 L/min

Mean Data: STD5

Analyte	Mean Corrected Intensity	Std.Dev.	RSD	Conc.	Calib Units
ScA 357.253	953233.2	2561.27	0.27%	98.21	%
ScR 361.383	112666.2	693.23	0.62%	102.2	%
Al 308.215†	27792.3	280.74	1.01%	[30]	mg/L
Ca 317.933†	321603.3	1351.20	0.42%	[30]	mg/L
Fe 273.955†	53057.7	406.34	0.77%	[100]	mg/L
K 766.490†	115929.1	1224.75	1.06%	[100]	mg/L
Mg 279.077†	21109.6	222.05	1.05%	[30]	mg/L
Na 330.237†	2293.6	13.90	0.61%	[100]	mg/L

Calibration Summary

Analyte	Stds.	Equation	Intercept	Slope	Curvature	Corr. Coef.	Reslope
Ag 328.068	1	Lin Thru 0	0.0	219300	0.00000	1.000000	
Al 308.215	1	Lin Thru 0	0.0	926.4	0.00000	1.000000	
As 188.979	1	Lin Thru 0	0.0	488.6	0.00000	1.000000	
B 249.677	1	Lin Thru 0	0.0	1906	0.00000	1.000000	
Ba 233.527	1	Lin Thru 0	0.0	1468	0.00000	1.000000	
Be 313.042	1	Lin Thru 0	0.0	376900	0.00000	1.000000	
Ca 317.933	1	Lin Thru 0	0.0	10720	0.00000	1.000000	
Cd 228.802	1	Lin Thru 0	0.0	19890	0.00000	1.000000	
Co 228.616	1	Lin Thru 0	0.0	19970	0.00000	1.000000	
Cr 267.716	1	Lin Thru 0	0.0	4188	0.00000	1.000000	
Cu 324.752	1	Lin Thru 0	0.0	202000	0.00000	1.000000	
Fe 273.955	1	Lin Thru 0	0.0	530.6	0.00000	1.000000	
K 766.490	1	Lin Thru 0	0.0	1159	0.00000	1.000000	
Mg 279.077	1	Lin Thru 0	0.0	703.7	0.00000	1.000000	
Mn 257.610	1	Lin Thru 0	0.0	13790	0.00000	1.000000	
Mo 202.031	1	Lin Thru 0	0.0	6594	0.00000	1.000000	
Na 589.592	1	Lin Thru 0	0.0	4129	0.00000	1.000000	
Na 330.237	1	Lin Thru 0	0.0	22.94	0.00000	1.000000	
Ni 231.604	1	Lin Thru 0	0.0	883.1	0.00000	1.000000	
Pb 220.353	1	Lin Thru 0	0.0	4666	0.00000	1.000000	
Sb 206.836	1	Lin Thru 0	0.0	712.8	0.00000	1.000000	
Se 196.026	1	Lin Thru 0	0.0	681.4	0.00000	1.000000	
Si 288.158	1	Lin Thru 0	0.0	888.7	0.00000	1.000000	
Sn 189.927	1	Lin Thru 0	0.0	2183	0.00000	1.000000	
Sr 421.552	1	Lin Thru 0	0.0	535600	0.00000	1.000000	
Ti 334.903	1	Lin Thru 0	0.0	17150	0.00000	1.000000	
Tl 190.801	1	Lin Thru 0	0.0	617.2	0.00000	1.000000	
V 292.402	1	Lin Thru 0	0.0	179900	0.00000	1.000000	
Zn 206.200	1	Lin Thru 0	0.0	314.7	0.00000	1.000000	

Analysis Begun

Start Time: 10/10/2006 11:21:01 AM
Logged In Analyst: metals
Spectrometer Model: Optima 4300 DV, S/N 077N0060101
Plasma On Time: 10/10/2006 9:52:51 AM
Technique: ICP Continuous
Autosampler Model: AS-93plus

Sample Information File: C:\pe\Administrator\Sample Information\CRISET.sif
Batch ID:
Results Data Set: PE061010
Results Library: C:\pe\Administrator\Results\Results.mdb

Sequence No.: 1
Sample ID: ~~CV~~ ZZZZZZ
Analyst:
Initial Sample Wt: BLO 10/10
Dilution: 1X
Autosampler Location: 7
Date Collected: 10/10/2006 11:21:01 AM
Data Type: Original
Initial Sample Vol:
Sample Prep Vol:

Nebulizer Parameters: CV

Analyte	Back Pressure	Flow
All	176.0 kPa	0.50 L/min

Mean Data: CV

Analyte	Mean Corrected Intensity	Calib Conc.	Calib Units	Std.Dev.	Sample Conc.	Sample Units	Std.Dev.	RSD
ScA 357.253	968389.6	99.77	%	0.308				0.31%
ScR 361.383	113676.0	103.1	%	0.31				0.30%
Ag 328.068†	213567.2	0.9738	mg/L	0.00346	0.9738	mg/L	0.00346	0.36%
Al 308.215†	1829.4	1.938	mg/L	0.0119	1.938	mg/L	0.0119	0.61%
As 188.979†	969.4	1.979	mg/L	0.0050	1.979	mg/L	0.0050	0.25%
B 249.677†	1813.2	0.9545	mg/L	0.00697	0.9545	mg/L	0.00697	0.73%
Ba 233.527†	1416.1	0.9641	mg/L	0.00603	0.9641	mg/L	0.00603	0.63%
Be 313.042†	365764.5	0.9689	mg/L	0.00292	0.9689	mg/L	0.00292	0.30%
Ca 317.933†	21184.4	1.976	mg/L	0.0152	1.976	mg/L	0.0152	0.77%
Cd 228.802†	20247.4	1.015	mg/L	0.0048	1.015	mg/L	0.0048	0.47%
Co 228.616†	19603.9	0.9802	mg/L	0.00515	0.9802	mg/L	0.00515	0.53%
Cr 267.716†	3974.0	0.9477	mg/L	0.00719	0.9477	mg/L	0.00719	0.76%
Cu 324.752†	212001.5	1.049	mg/L	0.0037	1.049	mg/L	0.0037	0.35%
Fe 273.955†	1057.3	1.990	mg/L	0.0190	1.990	mg/L	0.0190	0.95%
K 766.490†	23021.0	19.86	mg/L	0.189	19.86	mg/L	0.189	0.95%
Mg 279.077†	1382.6	1.969	mg/L	0.0140	1.969	mg/L	0.0140	0.71%
Mn 257.610†	13268.4	0.9629	mg/L	0.00990	0.9629	mg/L	0.00990	1.03%
Mo 202.031†	6455.3	0.9789	mg/L	0.00366	0.9789	mg/L	0.00366	0.37%
Na 589.592†	210847.5	51.07	mg/L	0.611	51.07	mg/L	0.611	1.20%
Na 330.237†	1166.0	50.82	mg/L	0.120	50.82	mg/L	0.120	0.24%
Ni 231.604†	864.3	0.9799	mg/L	0.00215	0.9799	mg/L	0.00215	0.22%
Pb 220.353†	9218.3	1.978	mg/L	0.0116	1.978	mg/L	0.0116	0.59%
Sb 206.836†	1526.3	2.141	mg/L	0.0082	2.141	mg/L	0.0082	0.38%
Se 196.026†	1351.9	1.983	mg/L	0.0030	1.983	mg/L	0.0030	0.15%
Si 288.158†	1784.7	2.010	mg/L	0.0094	2.010	mg/L	0.0094	0.47%
Sn 189.927†	2031.3	0.9343	mg/L	0.00372	0.9343	mg/L	0.00372	0.40%
Sr 421.552†	524301.9	0.9789	mg/L	0.00390	0.9789	mg/L	0.00390	0.40%
Ti 334.903†	16951.2	0.9869	mg/L	0.00822	0.9869	mg/L	0.00822	0.83%
Tl 190.801†	1206.9	1.952	mg/L	0.0026	1.952	mg/L	0.0026	0.13%
V 292.402†	175850.2	0.9844	mg/L	0.00387	0.9844	mg/L	0.00387	0.39%
Zn 206.200†	308.6	0.9799	mg/L	0.01105	0.9799	mg/L	0.01105	1.13%

Sequence No.: 2
Sample ID: ~~CB~~ 222222
Analyst: [illegible] 10.10
Initial Sample Wt:
Dilution: 1X

Autosampler Location: 1
Date Collected: 10/10/2006 11:27:39 AM
Data Type: Original
Initial Sample Vol:
Sample Prep Vol:

Nebulizer Parameters: CB

Analyte	Back Pressure	Flow
All	176.0 kPa	0.50 L/min

Mean Data: CB

Analyte	Mean Corrected Intensity	Calib Conc.	Calib Units	Calib Std.Dev.	Sample Conc.	Sample Units	Sample Std.Dev.	RSD
ScA 357.253	973268.8	100.3	%	0.37				0.37%
ScR 361.383	111859.9	101.5	%	0.70				0.69%
Ag 328.068†	16.4	0.00008	mg/L	0.000161	0.00008	mg/L	0.000161	214.60%
Al 308.215†	-0.4	-0.00046	mg/L	0.007347	-0.00046	mg/L	0.007347	>999.9%
As 188.979†	4.4	0.00900	mg/L	0.006146	0.00900	mg/L	0.006146	68.31%
B 249.677†	19.3	0.01015	mg/L	0.001346	0.01015	mg/L	0.001346	13.25%
Ba 233.527†	-0.6	-0.00040	mg/L	0.000092	-0.00040	mg/L	0.000092	22.98%
Be 313.042†	11.8	0.00003	mg/L	0.000025	0.00003	mg/L	0.000025	81.41%
Ca 317.933†	-11.1	-0.00104	mg/L	0.001633	-0.00104	mg/L	0.001633	157.13%
Cd 228.802†	3.5	0.00016	mg/L	0.000062	0.00016	mg/L	0.000062	38.14%
Co 228.616†	-4.3	-0.00022	mg/L	0.000219	-0.00022	mg/L	0.000219	100.42%
Cr 267.716†	6.9	0.00164	mg/L	0.000520	0.00164	mg/L	0.000520	31.67%
Cu 324.752†	468.9	0.00232	mg/L	0.000139	0.00232	mg/L	0.000139	6.00%
Fe 273.955†	1.5	0.00287	mg/L	0.004060	0.00287	mg/L	0.004060	141.72%
K 766.490†	21.8	0.01881	mg/L	0.035410	0.01881	mg/L	0.035410	188.21%
Mg 279.077†	1.7	0.00237	mg/L	0.008010	0.00237	mg/L	0.008010	337.57%
Mn 257.610†	4.6	0.00033	mg/L	0.000300	0.00033	mg/L	0.000300	90.46%
Mo 202.031†	3.8	0.00058	mg/L	0.000194	0.00058	mg/L	0.000194	33.40%
Na 589.592†	231.8	0.05613	mg/L	0.003449	0.05613	mg/L	0.003449	6.14%
Na 330.237†	-2.9	-0.1269	mg/L	0.39021	-0.1269	mg/L	0.39021	307.51%
Ni 231.604†	3.3	0.00368	mg/L	0.000623	0.00368	mg/L	0.000623	16.93%
Pb 220.353†	-1.8	-0.00039	mg/L	0.000225	-0.00039	mg/L	0.000225	57.92%
Sb 206.836†	-2.1	-0.00293	mg/L	0.003110	-0.00293	mg/L	0.003110	106.05%
Se 196.026†	2.8	0.00416	mg/L	0.004641	0.00416	mg/L	0.004641	111.64%
Si 288.158†	0.9	0.00101	mg/L	0.000486	0.00101	mg/L	0.000486	48.17%
Sn 189.927†	3.7	0.00170	mg/L	0.001171	0.00170	mg/L	0.001171	68.75%
Sr 421.552†	-47.0	-0.00009	mg/L	0.000037	-0.00009	mg/L	0.000037	42.51%
Ti 334.903†	15.5	0.00090	mg/L	0.000354	0.00090	mg/L	0.000354	39.16%
Tl 190.801†	0.4	0.00071	mg/L	0.002511	0.00071	mg/L	0.002511	355.99%
V 292.402†	4.0	0.00003	mg/L	0.000143	0.00003	mg/L	0.000143	423.68%
Zn 206.200†	0.7	0.00210	mg/L	0.002447	0.00210	mg/L	0.002447	116.41%

Analysis Begun

Start Time: 10/10/2006 11:32:54 AM
Logged In Analyst: metals
Spectrometer Model: Optima 4300 DV, S/N 077N0060101
Plasma On Time: 10/10/2006 9:52:51 AM
Technique: ICP Continuous
Autosampler Model: AS-93plus

Sample Information File: C:\pe\Administrator\Sample Information\1010A.sif
Batch ID:
Results Data Set: PE061010
Results Library: C:\pe\Administrator\Results\Results.mdb

Sequence No.: 8
Sample ID: Calib Blank 1
Analyst:
Initial Sample Wt:
Dilution:
Autosampler Location:
Date Collected: 10/10/2006 11:32:54 AM
Data Type: Original
Initial Sample Vol:
Sample Prep Vol:

Nebulizer Parameters: Calib Blank 1

Analyte	Back Pressure	Flow
All	176.0 kPa	0.50 L/min

Mean Data: Calib Blank 1

Analyte	Mean Corrected Intensity	Std.Dev.	RSD	Conc.	Calib Units
ScA 357.253	974844.2	4106.88	0.42%	100.4	%
ScR 361.383	112407.3	536.00	0.48%	102.0	%
Ag 328.068†	14.1	15.60	110.67%	[0.00]	mg/L
Al 308.215†	-59.1	5.66	9.58%	[0.00]	mg/L
As 188.979†	11.6	0.89	7.62%	[0.00]	mg/L
B 249.677†	16.8	4.17	24.81%	[0.00]	mg/L
Ba 233.527†	7.1	1.64	23.00%	[0.00]	mg/L
Be 313.042†	687.6	11.26	1.64%	[0.00]	mg/L
Ca 317.933†	39.5	11.11	28.13%	[0.00]	mg/L
Cd 228.802†	62.3	0.90	1.45%	[0.00]	mg/L
Co 228.616†	28.8	6.01	20.84%	[0.00]	mg/L
Cr 267.716†	-15.1	2.81	18.66%	[0.00]	mg/L
Cu 324.752†	2822.6	11.84	0.42%	[0.00]	mg/L
Fe 273.955†	-6.0	0.10	1.70%	[0.00]	mg/L
K 766.490†	1213.0	20.88	1.72%	[0.00]	mg/L
Mg 279.077†	-175.4	5.69	3.24%	[0.00]	mg/L
Mn 257.610†	28.5	2.81	9.88%	[0.00]	mg/L
Mo 202.031†	0.7	2.67	396.74%	[0.00]	mg/L
Na 589.592†	85.2	21.85	25.65%	[0.00]	mg/L
Na 330.237†	-97.2	4.07	4.19%	[0.00]	mg/L
Ni 231.604†	-6.9	1.82	26.49%	[0.00]	mg/L
Pb 220.353†	86.6	0.54	0.62%	[0.00]	mg/L
Sb 206.836†	11.3	1.88	16.61%	[0.00]	mg/L
Se 196.026†	-28.8	3.13	10.85%	[0.00]	mg/L
Si 288.158†	20.6	3.99	19.42%	[0.00]	mg/L
Sn 189.927†	5.4	1.70	31.67%	[0.00]	mg/L
Sr 421.552†	150.5	15.21	10.10%	[0.00]	mg/L
Ti 334.903†	-155.9	17.53	11.25%	[0.00]	mg/L
Tl 190.801†	-8.2	0.84	10.32%	[0.00]	mg/L
V 292.402†	52.6	13.08	24.87%	[0.00]	mg/L
Zn 206.200†	-0.3	0.79	258.40%	[0.00]	mg/L

Analysis Begun

Start Time: 10/10/2006 11:39:38 AM
Logged In Analyst: metals
Spectrometer Model: Optima 4300 DV, S/N 077N0060101
Plasma On Time: 10/10/2006 9:52:51 AM
Technique: ICP Continuous
Autosampler Model: AS-93plus

Sample Information File: C:\pe\Administrator\Sample Information\CRISET.sif
Batch ID:
Results Data Set: PE061010
Results Library: C:\pe\Administrator\Results\Results.mdb

Sequence No.: 1
Sample ID: CV
Analyst:
Initial Sample Wt:
Dilution: 1X
Autosampler Location: 7
Date Collected: 10/10/2006 11:39:38 AM
Data Type: Original
Initial Sample Vol:
Sample Prep Vol:

Nebulizer Parameters: CV

Analyte	Back Pressure	Flow
All	176.0 kPa	0.50 L/min

Mean Data: CV

Analyte	Mean Corrected Intensity	Calib Conc.	Calib Units	Std.Dev.	Sample Conc.	Sample Units	Std.Dev.	RSD
ScA 357.253	971390.8	100.1	%	0.10				0.10%
ScR 361.383	115588.6	104.9	%	0.56				0.53%
Ag 328.068†	215890.0	0.9844	mg/L	0.00059	0.9844	mg/L	0.00059	0.06%
Al 308.215†	1820.9	1.929	mg/L	0.0055	1.929	mg/L	0.0055	0.28%
As 188.979†	963.7	1.967	mg/L	0.0150	1.967	mg/L	0.0150	0.76%
B 249.677†	1814.7	0.9552	mg/L	0.00692	0.9552	mg/L	0.00692	0.72%
Ba 233.527†	1446.5	0.9848	mg/L	0.00226	0.9848	mg/L	0.00226	0.23%
Be 313.042†	371235.3	0.9834	mg/L	0.00148	0.9834	mg/L	0.00148	0.15%
Ca 317.933†	21383.2	1.995	mg/L	0.0153	1.995	mg/L	0.0153	0.76%
Cd 228.802†	20361.9	1.021	mg/L	0.0012	1.021	mg/L	0.0012	0.12%
Co 228.616†	19698.3	0.9849	mg/L	0.00295	0.9849	mg/L	0.00295	0.30%
Cr 267.716†	4002.8	0.9545	mg/L	0.00267	0.9545	mg/L	0.00267	0.28%
Cu 324.752†	213833.7	1.058	mg/L	0.0014	1.058	mg/L	0.0014	0.13%
Fe 273.955†	1074.5	2.023	mg/L	0.0153	2.023	mg/L	0.0153	0.76%
K 766.490†	22741.7	19.62	mg/L	0.250	19.62	mg/L	0.250	1.27%
Mg 279.077†	1390.4	1.980	mg/L	0.0067	1.980	mg/L	0.0067	0.34%
Mn 257.610†	13518.5	0.9810	mg/L	0.01095	0.9810	mg/L	0.01095	1.12%
Mo 202.031†	6442.1	0.9769	mg/L	0.00744	0.9769	mg/L	0.00744	0.76%
Na 589.592†	211526.6	51.23	mg/L	0.312	51.23	mg/L	0.312	0.61%
Na 330.237†	1167.6	50.88	mg/L	0.396	50.88	mg/L	0.396	0.78%
Ni 231.604†	871.9	0.9885	mg/L	0.00430	0.9885	mg/L	0.00430	0.43%
Pb 220.353†	9290.1	1.993	mg/L	0.0011	1.993	mg/L	0.0011	0.06%
Sb 206.836†	1527.5	2.143	mg/L	0.0120	2.143	mg/L	0.0120	0.56%
Se 196.026†	1343.7	1.971	mg/L	0.0012	1.971	mg/L	0.0012	0.06%
Si 288.158†	1791.4	2.018	mg/L	0.0100	2.018	mg/L	0.0100	0.50%
Sn 189.927†	2026.8	0.9322	mg/L	0.00592	0.9322	mg/L	0.00592	0.64%
Sr 421.552†	524868.1	0.9799	mg/L	0.00247	0.9799	mg/L	0.00247	0.25%
Ti 334.903†	17008.8	0.9903	mg/L	0.01020	0.9903	mg/L	0.01020	1.03%
Tl 190.801†	1203.2	1.946	mg/L	0.0116	1.946	mg/L	0.0116	0.60%
V 292.402†	178016.2	0.9965	mg/L	0.00062	0.9965	mg/L	0.00062	0.06%
Zn 206.200†	317.8	1.009	mg/L	0.0031	1.009	mg/L	0.0031	0.30%

Sequence No.: 2
Sample ID: CB
Analyst:
Initial Sample Wt:
Dilution: 1X

Autosampler Location: 1
Date Collected: 10/10/2006 11:46:01 AM
Data Type: Original
Initial Sample Vol:
Sample Prep Vol:

Nebulizer Parameters: CB

Analyte	Back Pressure	Flow
All	176.0 kPa	0.50 L/min

Mean Data: CB

Analyte	Mean Corrected Intensity	Calib Conc.	Calib Units	Calib Std.Dev.	Sample Conc.	Sample Units	Sample Std.Dev.	RSD
ScA 357.253	979455.6	100.9	%	0.40				0.40%
ScR 361.383	112307.9	101.9	%	0.57				0.56%
Ag 328.068†	12.2	0.00006	mg/L	0.000081	0.00006	mg/L	0.000081	145.19%
Al 308.215†	-6.1	-0.00659	mg/L	0.001363	-0.00659	mg/L	0.001363	20.66%
As 188.979†	1.4	0.00294	mg/L	0.003804	0.00294	mg/L	0.003804	129.52%
B 249.677†	4.5	0.00237	mg/L	0.003165	0.00237	mg/L	0.003165	133.58%
Ba 233.527†	2.8	0.00194	mg/L	0.000517	0.00194	mg/L	0.000517	26.66%
Be 313.042†	-12.4	-0.00003	mg/L	0.000025	-0.00003	mg/L	0.000025	75.43%
Ca 317.933†	1.1	0.00010	mg/L	0.001884	0.00010	mg/L	0.001884	>999.9%
Cd 228.802†	1.0	0.00005	mg/L	0.000080	0.00005	mg/L	0.000080	177.38%
Co 228.616†	-2.5	-0.00013	mg/L	0.000321	-0.00013	mg/L	0.000321	253.52%
Cr 267.716†	-0.1	-0.00003	mg/L	0.000861	-0.00003	mg/L	0.000861	>999.9%
Cu 324.752†	-0.3	0.00000	mg/L	0.000058	0.00000	mg/L	0.000058	>999.9%
Fe 273.955†	0.2	0.00039	mg/L	0.000915	0.00039	mg/L	0.000915	232.10%
K 766.490†	22.7	0.01961	mg/L	0.013058	0.01961	mg/L	0.013058	66.58%
Mg 279.077†	4.7	0.00666	mg/L	0.004218	0.00666	mg/L	0.004218	63.34%
Mn 257.610†	1.6	0.00011	mg/L	0.000084	0.00011	mg/L	0.000084	73.18%
Mo 202.031†	1.2	0.00018	mg/L	0.000291	0.00018	mg/L	0.000291	161.81%
Na 589.592†	130.1	0.03152	mg/L	0.008510	0.03152	mg/L	0.008510	27.00%
Na 330.237†	-1.5	-0.06497	mg/L	0.317798	-0.06497	mg/L	0.317798	489.14%
Ni 231.604†	-2.7	-0.00305	mg/L	0.003122	-0.00305	mg/L	0.003122	102.40%
Pb 220.353†	1.8	0.00039	mg/L	0.000451	0.00039	mg/L	0.000451	114.90%
Sb 206.836†	-1.0	-0.00145	mg/L	0.000831	-0.00145	mg/L	0.000831	57.23%
Se 196.026†	-3.0	-0.00435	mg/L	0.006239	-0.00435	mg/L	0.006239	143.39%
Si 288.158†	0.0	0.00004	mg/L	0.008314	0.00004	mg/L	0.008314	>999.9%
Sn 189.927†	3.5	0.00161	mg/L	0.000349	0.00161	mg/L	0.000349	21.71%
Sr 421.552†	-0.1	0.00000	mg/L	0.000087	0.00000	mg/L	0.000087	>999.9%
Ti 334.903†	-4.8	-0.00028	mg/L	0.002049	-0.00028	mg/L	0.002049	727.27%
Tl 190.801†	2.0	0.00325	mg/L	0.003690	0.00325	mg/L	0.003690	113.71%
V 292.402†	-9.3	-0.00005	mg/L	0.000247	-0.00005	mg/L	0.000247	477.92%
Zn 206.200†	-1.0	-0.00318	mg/L	0.003452	-0.00318	mg/L	0.003452	108.49%

Sequence No.: 3
Sample ID: CRI
Analyst:
Initial Sample Wt:
Dilution: 1X

Autosampler Location: 8
Date Collected: 10/10/2006 11:52:22 AM
Data Type: Original
Initial Sample Vol:
Sample Prep Vol:

Nebulizer Parameters: CRI

Analyte	Back Pressure	Flow
All	176.0 kPa	0.50 L/min

Mean Data: CRI

Analyte	Mean Corrected Intensity	Calib Conc.	Calib Units	Calib Std.Dev.	Sample Conc.	Sample Units	Sample Std.Dev.	RSD
ScA 357.253	982959.0	101.3	%	0.31				0.31%
ScR 361.383	112263.6	101.9	%	1.00				0.98%
Ag 328.068†	641.1	0.00293	mg/L	0.000109	0.00293	mg/L	0.000109	3.72%
Al 308.215†	50.3	0.05412	mg/L	0.009356	0.05412	mg/L	0.009356	17.29%
As 188.979†	27.0	0.05514	mg/L	0.001506	0.05514	mg/L	0.001506	2.73%
B 249.677†	37.0	0.01942	mg/L	0.001268	0.01942	mg/L	0.001268	6.53%
Ba 233.527†	4.5	0.00309	mg/L	0.001277	0.00309	mg/L	0.001277	41.31%
Be 313.042†	414.9	0.00110	mg/L	0.000037	0.00110	mg/L	0.000037	3.37%
Ca 317.933†	568.8	0.05306	mg/L	0.000077	0.05306	mg/L	0.000077	0.14%
Cd 228.802†	39.0	0.00188	mg/L	0.000079	0.00188	mg/L	0.000079	4.18%
Co 228.616†	59.9	0.00299	mg/L	0.000287	0.00299	mg/L	0.000287	9.59%
Cr 267.716†	21.1	0.00502	mg/L	0.000699	0.00502	mg/L	0.000699	13.92%
Cu 324.752†	281.5	0.00139	mg/L	0.000126	0.00139	mg/L	0.000126	9.07%
Fe 273.955†	29.4	0.05538	mg/L	0.003333	0.05538	mg/L	0.003333	6.02%
K 766.490†	590.3	0.5092	mg/L	0.02241	0.5092	mg/L	0.02241	4.40%
Mg 279.077†	35.4	0.05034	mg/L	0.003781	0.05034	mg/L	0.003781	7.51%
Mn 257.610†	14.6	0.00106	mg/L	0.000014	0.00106	mg/L	0.000014	1.30%
Mo 202.031†	31.6	0.00479	mg/L	0.000243	0.00479	mg/L	0.000243	5.07%
Na 589.592†	2242.4	0.5431	mg/L	0.00491	0.5431	mg/L	0.00491	0.90%
Na 330.237†	15.8	0.6864	mg/L	0.22942	0.6864	mg/L	0.22942	33.42%
Ni 231.604†	8.6	0.00976	mg/L	0.000158	0.00976	mg/L	0.000158	1.62%
Pb 220.353†	93.8	0.02012	mg/L	0.000249	0.02012	mg/L	0.000249	1.24%
Sb 206.836†	39.5	0.05542	mg/L	0.003095	0.05542	mg/L	0.003095	5.58%
Se 196.026†	30.1	0.04416	mg/L	0.004737	0.04416	mg/L	0.004737	10.73%
Si 288.158†	79.0	0.08888	mg/L	0.003068	0.08888	mg/L	0.003068	3.45%
Sn 189.927†	25.4	0.01172	mg/L	0.000522	0.01172	mg/L	0.000522	4.45%
Sr 421.552†	567.0	0.00106	mg/L	0.000036	0.00106	mg/L	0.000036	3.36%
Ti 334.903†	80.4	0.00468	mg/L	0.000604	0.00468	mg/L	0.000604	12.89%
Tl 190.801†	31.6	0.05121	mg/L	0.002822	0.05121	mg/L	0.002822	5.51%
V 292.402†	546.2	0.00307	mg/L	0.000261	0.00307	mg/L	0.000261	8.50%
Zn 206.200†	2.7	0.00854	mg/L	0.002351	0.00854	mg/L	0.002351	27.53%

Sequence No.: 4
Sample ID: ICSA
Analyst:
Initial Sample Wt:
Dilution: 1X

Autosampler Location: 9
Date Collected: 10/10/2006 11:58:43 AM
Data Type: Original
Initial Sample Vol:
Sample Prep Vol:

Nebulizer Parameters: ICSA

Analyte	Back Pressure	Flow
All	176.0 kPa	0.50 L/min

Mean Data: ICSA

Analyte	Mean Corrected Intensity	Calib Conc.	Calib Units	Std.Dev.	Sample Conc.	Sample Units	Std.Dev.	RSD
ScA 357.253	938843.9	96.73	%	0.364				0.38%
ScR 361.383	113471.5	103.0	%	0.71				0.69%
Ag 328.068†	-2251.6	-0.00076	mg/L	0.000329	-0.00076	mg/L	0.000329	43.06%
Al 308.215†	183870.0	198.5	mg/L	0.27	198.5	mg/L	0.27	0.14%
As 188.979†	14.4	0.00667	mg/L	0.002400	0.00667	mg/L	0.002400	35.95%
B 249.677†	-14.4	-0.00749	mg/L	0.001831	-0.00749	mg/L	0.001831	24.44%
Ba 233.527†	21.5	0.00051	mg/L	0.000730	0.00051	mg/L	0.000730	143.64%
Be 313.042†	12.6	0.00003	mg/L	0.000025	0.00003	mg/L	0.000025	88.29%
Ca 317.933†	1040998.4	97.11	mg/L	0.091	97.11	mg/L	0.091	0.09%
Cd 228.802†	19.7	0.00095	mg/L	0.000181	0.00095	mg/L	0.000181	19.09%
Co 228.616†	-3.9	-0.00072	mg/L	0.000473	-0.00072	mg/L	0.000473	66.06%
Cr 267.716†	66.6	0.00724	mg/L	0.001097	0.00724	mg/L	0.001097	15.16%
Cu 324.752†	-3102.8	0.00382	mg/L	0.000090	0.00382	mg/L	0.000090	2.37%
Fe 273.955†	105655.4	199.1	mg/L	0.43	199.1	mg/L	0.43	0.22%
K 766.490†	-44.9	-0.03870	mg/L	0.003891	-0.03870	mg/L	0.003891	10.05%
Mg 279.077†	70188.8	99.61	mg/L	0.111	99.61	mg/L	0.111	0.11%
Mn 257.610†	49.5	-0.00059	mg/L	0.000371	-0.00059	mg/L	0.000371	63.19%
Mo 202.031†	28.6	0.00219	mg/L	0.000407	0.00219	mg/L	0.000407	18.55%
Na 589.592†	88.4	0.02141	mg/L	0.001533	0.02141	mg/L	0.001533	7.16%
Na 330.237†	29.4	0.2992	mg/L	0.35840	0.2992	mg/L	0.35840	119.77%
Ni 231.604†	-4.0	-0.00449	mg/L	0.003675	-0.00449	mg/L	0.003675	81.80%
Pb 220.353†	-48.6	0.02485	mg/L	0.000487	0.02485	mg/L	0.000487	1.96%
Sb 206.836†	21.2	0.00866	mg/L	0.001919	0.00866	mg/L	0.001919	22.14%
Se 196.026†	-53.4	-0.05465	mg/L	0.020510	-0.05465	mg/L	0.020510	37.53%
Si 288.158†	17.1	0.01927	mg/L	0.001163	0.01927	mg/L	0.001163	6.04%
Sn 189.927†	-59.4	-0.02010	mg/L	0.001247	-0.02010	mg/L	0.001247	6.20%
Sr 421.552†	670.0	0.00125	mg/L	0.000056	0.00125	mg/L	0.000056	4.48%
Ti 334.903†	92.9	0.00541	mg/L	0.000855	0.00541	mg/L	0.000855	15.81%
Tl 190.801†	-19.0	-0.03072	mg/L	0.007019	-0.03072	mg/L	0.007019	22.85%
V 292.402†	587.8	0.00338	mg/L	0.000223	0.00338	mg/L	0.000223	6.61%
Zn 206.200†	-2.4	-0.01099	mg/L	0.003840	-0.01099	mg/L	0.003840	34.94%

Sequence No.: 5
Sample ID: ICSAB
Analyst:
Initial Sample Wt:
Dilution: 1X

Autosampler Location: 10
Date Collected: 10/10/2006 12:05:22 PM
Data Type: Original
Initial Sample Vol:
Sample Prep Vol:

Nebulizer Parameters: ICSAB

Analyte	Back Pressure	Flow
All	176.0 kPa	0.50 L/min

Mean Data: ICSAB

Analyte	Mean Corrected Intensity	Calib Conc.	Calib Units	Std.Dev.	Sample Conc.	Sample Units	Std.Dev.	RSD
ScA 357.253	945097.8	97.37	%	0.220				0.23%
ScR 361.383	112543.1	102.1	%	0.36				0.36%
Ag 328.068†	228043.7	1.049	mg/L	0.0004	1.049	mg/L	0.0004	0.04%
Al 308.215†	184826.9	199.5	mg/L	0.57	199.5	mg/L	0.57	0.29%
As 188.979†	521.0	1.042	mg/L	0.0169	1.042	mg/L	0.0169	1.62%
B 249.677†	-13.7	-0.00536	mg/L	0.001375	-0.00536	mg/L	0.001375	25.65%
Ba 233.527†	1459.2	0.9795	mg/L	0.00545	0.9795	mg/L	0.00545	0.56%
Be 313.042†	384520.6	1.019	mg/L	0.0020	1.019	mg/L	0.0020	0.20%
Ca 317.933†	1045502.2	97.53	mg/L	0.183	97.53	mg/L	0.183	0.19%
Cd 228.802†	20746.0	1.041	mg/L	0.0012	1.041	mg/L	0.0012	0.12%
Co 228.616†	19537.7	0.9777	mg/L	0.00120	0.9777	mg/L	0.00120	0.12%
Cr 267.716†	4141.8	0.9798	mg/L	0.00407	0.9798	mg/L	0.00407	0.42%
Cu 324.752†	218872.5	1.103	mg/L	0.0010	1.103	mg/L	0.0010	0.09%
Fe 273.955†	105556.5	198.9	mg/L	0.74	198.9	mg/L	0.74	0.37%
K 766.490†	-15.3	-0.01318	mg/L	0.016855	-0.01318	mg/L	0.016855	127.93%
Mg 279.077†	69479.4	98.60	mg/L	0.537	98.60	mg/L	0.537	0.54%
Mn 257.610†	13616.4	0.9838	mg/L	0.00384	0.9838	mg/L	0.00384	0.39%
Mo 202.031†	27.6	0.00207	mg/L	0.000457	0.00207	mg/L	0.000457	22.12%
Na 589.592†	14.5	0.00352	mg/L	0.002890	0.00352	mg/L	0.002890	82.11%
Na 330.237†	33.0	0.2126	mg/L	0.16146	0.2126	mg/L	0.16146	75.94%
Ni 231.604†	849.6	0.9627	mg/L	0.00912	0.9627	mg/L	0.00912	0.95%
Pb 220.353†	4521.4	1.006	mg/L	0.0062	1.006	mg/L	0.0062	0.62%
Sb 206.836†	785.9	1.069	mg/L	0.0044	1.069	mg/L	0.0044	0.41%
Se 196.026†	649.0	0.9752	mg/L	0.00906	0.9752	mg/L	0.00906	0.93%
Si 288.158†	12.7	0.01639	mg/L	0.002845	0.01639	mg/L	0.002845	17.35%
Sn 189.927†	-59.7	-0.01821	mg/L	0.001417	-0.01821	mg/L	0.001417	7.78%
Sr 421.552†	827.1	0.00154	mg/L	0.000074	0.00154	mg/L	0.000074	4.78%
Ti 334.903†	99.9	0.00561	mg/L	0.000178	0.00561	mg/L	0.000178	3.17%
Tl 190.801†	569.3	0.9163	mg/L	0.01177	0.9163	mg/L	0.01177	1.28%
V 292.402†	183569.1	1.027	mg/L	0.0007	1.027	mg/L	0.0007	0.07%
Zn 206.200†	296.0	0.9367	mg/L	0.00480	0.9367	mg/L	0.00480	0.51%

Sequence No.: 6
Sample ID: CV
Analyst:
Initial Sample Wt:
Dilution: 1X

Autosampler Location: 7
Date Collected: 10/10/2006 12:11:46 PM
Data Type: Original
Initial Sample Vol:
Sample Prep Vol:

Nebulizer Parameters: CV

Analyte	Back Pressure	Flow
All	176.0 kPa	0.50 L/min

Mean Data: CV

Analyte	Mean Corrected Intensity	Calib Conc.	Calib Units	Std.Dev.	Sample Conc.	Sample Units	Std.Dev.	RSD
ScA 357.253	968016.0	99.73	%	0.061				0.06%
ScR 361.383	113972.7	103.4	%	0.49				0.48%
Ag 328.068†	214180.9	0.9766	mg/L	0.00313	0.9766	mg/L	0.00313	0.32%
Al 308.215†	1840.6	1.950	mg/L	0.0137	1.950	mg/L	0.0137	0.70%
As 188.979†	978.1	1.997	mg/L	0.0020	1.997	mg/L	0.0020	0.10%
B 249.677†	1801.9	0.9485	mg/L	0.00860	0.9485	mg/L	0.00860	0.91%
Ba 233.527†	1428.6	0.9726	mg/L	0.00774	0.9726	mg/L	0.00774	0.80%
Be 313.042†	369938.2	0.9800	mg/L	0.00208	0.9800	mg/L	0.00208	0.21%
Ca 317.933†	21654.9	2.020	mg/L	0.0055	2.020	mg/L	0.0055	0.27%
Cd 228.802†	20410.2	1.023	mg/L	0.0075	1.023	mg/L	0.0075	0.74%
Co 228.616†	19855.4	0.9927	mg/L	0.00754	0.9927	mg/L	0.00754	0.76%
Cr 267.716†	4014.3	0.9573	mg/L	0.00653	0.9573	mg/L	0.00653	0.68%
Cu 324.752†	212214.9	1.050	mg/L	0.0036	1.050	mg/L	0.0036	0.34%
Fe 273.955†	1074.2	2.022	mg/L	0.0120	2.022	mg/L	0.0120	0.59%
K 766.490†	23262.4	20.07	mg/L	0.047	20.07	mg/L	0.047	0.23%
Mg 279.077†	1393.8	1.985	mg/L	0.0087	1.985	mg/L	0.0087	0.44%
Mn 257.610†	13471.8	0.9776	mg/L	0.00436	0.9776	mg/L	0.00436	0.45%
Mo 202.031†	6459.1	0.9794	mg/L	0.00277	0.9794	mg/L	0.00277	0.28%
Na 589.592†	217356.5	52.64	mg/L	0.654	52.64	mg/L	0.654	1.24%
Na 330.237†	1173.3	51.13	mg/L	0.198	51.13	mg/L	0.198	0.39%
Ni 231.604†	865.4	0.9811	mg/L	0.00902	0.9811	mg/L	0.00902	0.92%
Pb 220.353†	9316.1	1.999	mg/L	0.0066	1.999	mg/L	0.0066	0.33%
Sb 206.836†	1535.7	2.154	mg/L	0.0057	2.154	mg/L	0.0057	0.27%
Se 196.026†	1361.4	1.997	mg/L	0.0047	1.997	mg/L	0.0047	0.24%
Si 288.158†	1799.4	2.027	mg/L	0.0042	2.027	mg/L	0.0042	0.20%
Sn 189.927†	2050.2	0.9430	mg/L	0.00260	0.9430	mg/L	0.00260	0.28%
Sr 421.552†	528627.0	0.9869	mg/L	0.00304	0.9869	mg/L	0.00304	0.31%
Ti 334.903†	17163.9	0.9993	mg/L	0.00314	0.9993	mg/L	0.00314	0.31%
Tl 190.801†	1215.1	1.965	mg/L	0.0078	1.965	mg/L	0.0078	0.40%
V 292.402†	176977.0	0.9908	mg/L	0.00372	0.9908	mg/L	0.00372	0.38%
Zn 206.200†	313.4	0.9951	mg/L	0.00500	0.9951	mg/L	0.00500	0.50%

Sequence No.: 7
Sample ID: CB
Analyst:
Initial Sample Wt:
Dilution: 1X

Autosampler Location: 1
Date Collected: 10/10/2006 12:18:24 PM
Data Type: Original
Initial Sample Vol:
Sample Prep Vol:

Nebulizer Parameters: CB

Analyte	Back Pressure	Flow
All	177.0 kPa	0.50 L/min

Mean Data: CB

Analyte	Mean Corrected Intensity	Calib Conc.	Calib Units	Calib Std.Dev.	Sample Conc.	Sample Units	Sample Std.Dev.	RSD
ScA 357.253	984705.6	101.5	%	0.49				0.48%
ScR 361.383	113522.3	103.0	%	0.75				0.72%
Ag 328.068†	44.4	0.00020	mg/L	0.000157	0.00020	mg/L	0.000157	77.55%
Al 308.215†	-4.0	-0.00430	mg/L	0.005952	-0.00430	mg/L	0.005952	138.36%
As 188.979†	1.8	0.00378	mg/L	0.001350	0.00378	mg/L	0.001350	35.73%
B 249.677†	6.7	0.00353	mg/L	0.001500	0.00353	mg/L	0.001500	42.46%
Ba 233.527†	-0.0	0.00000	mg/L	0.000559	0.00000	mg/L	0.000559	>999.9%
Be 313.042†	23.0	0.00006	mg/L	0.000035	0.00006	mg/L	0.000035	57.75%
Ca 317.933†	3.2	0.00030	mg/L	0.000496	0.00030	mg/L	0.000496	164.71%
Cd 228.802†	-3.1	-0.00016	mg/L	0.000056	-0.00016	mg/L	0.000056	34.68%
Co 228.616†	-0.8	-0.00004	mg/L	0.000351	-0.00004	mg/L	0.000351	851.73%
Cr 267.716†	2.8	0.00066	mg/L	0.000913	0.00066	mg/L	0.000913	138.96%
Cu 324.752†	147.3	0.00073	mg/L	0.000059	0.00073	mg/L	0.000059	8.02%
Fe 273.955†	3.7	0.00699	mg/L	0.003370	0.00699	mg/L	0.003370	48.25%
K 766.490†	24.2	0.02085	mg/L	0.019146	0.02085	mg/L	0.019146	91.82%
Mg 279.077†	1.5	0.00220	mg/L	0.010283	0.00220	mg/L	0.010283	468.07%
Mn 257.610†	1.0	0.00007	mg/L	0.000160	0.00007	mg/L	0.000160	230.81%
Mo 202.031†	-0.6	-0.00010	mg/L	0.000130	-0.00010	mg/L	0.000130	134.37%
Na 589.592†	104.6	0.02532	mg/L	0.003147	0.02532	mg/L	0.003147	12.43%
Na 330.237†	-2.9	-0.1264	mg/L	0.29227	-0.1264	mg/L	0.29227	231.29%
Ni 231.604†	-1.7	-0.00191	mg/L	0.002945	-0.00191	mg/L	0.002945	154.46%
Pb 220.353†	0.9	0.00020	mg/L	0.000792	0.00020	mg/L	0.000792	403.32%
Sb 206.836†	-1.2	-0.00163	mg/L	0.001666	-0.00163	mg/L	0.001666	102.02%
Se 196.026†	-4.8	-0.00708	mg/L	0.004029	-0.00708	mg/L	0.004029	56.92%
Si 288.158†	0.8	0.00091	mg/L	0.006448	0.00091	mg/L	0.006448	708.03%
Sn 189.927†	2.3	0.00103	mg/L	0.000642	0.00103	mg/L	0.000642	62.15%
Sr 421.552†	5.2	0.00001	mg/L	0.000014	0.00001	mg/L	0.000014	140.71%
Ti 334.903†	-0.6	-0.00004	mg/L	0.000779	-0.00004	mg/L	0.000779	>999.9%
Tl 190.801†	2.8	0.00446	mg/L	0.001653	0.00446	mg/L	0.001653	37.05%
V 292.402†	7.6	0.00005	mg/L	0.000278	0.00005	mg/L	0.000278	589.22%
Zn 206.200†	-0.1	-0.00039	mg/L	0.000884	-0.00039	mg/L	0.000884	226.33%

Analysis Begun

Start Time: 10/10/2006 12:23:50 PM
Plasma On Time: 10/10/2006 9:52:51 AM
Logged In Analyst: metals
Technique: ICP Continuous
Spectrometer Model: Optima 4300 DV, S/N 077N0060101Autosampler Model: AS-93plus

Sample Information File: C:\pe\Administrator\Sample Information\1010A.sif
Batch ID:
Results Data Set: PE061010
Results Library: C:\pe\Administrator\Results\Results.mdb

Sequence No.: 1
Autosampler Location: 21
Sample ID: JZ50 MB TWC
Date Collected: 10/10/2006 12:23:50 PM
Analyst: BLW
Data Type: Original
Initial Sample Wt:
Initial Sample Vol:
Dilution: 1X
Sample Prep Vol:

Nebulizer Parameters: JZ50 MB TWC

Analyte	Back Pressure	Flow
All	176.0 kPa	0.50 L/min

Mean Data: JZ50 MB TWC

Analyte	Mean Corrected Intensity	Calib Conc.	Calib Units	Std.Dev.	Sample Conc.	Sample Units	Std.Dev.	RSD
ScA 357.253	984237.4	101.4	%	0.51				0.51%
ScR 361.383	112675.4	102.2	%	0.41				0.40%
Ag 328.068†	12.7	0.00006	mg/L	0.000223	0.00006	mg/L	0.000223	377.16%
Al 308.215†	4.7	0.00510	mg/L	0.006352	0.00510	mg/L	0.006352	124.52%
As 188.979†	0.8	0.00160	mg/L	0.004086	0.00160	mg/L	0.004086	254.59%
B 249.677†	-2.6	-0.00137	mg/L	0.000855	-0.00137	mg/L	0.000855	62.56%
Ba 233.527†	-1.7	-0.00113	mg/L	0.000889	-0.00113	mg/L	0.000889	78.70%
Be 313.042†	11.4	0.00003	mg/L	0.000064	0.00003	mg/L	0.000064	212.90%
Ca 317.933†	346.8	0.03235	mg/L	0.001918	0.03235	mg/L	0.001918	5.93%
Cd 228.802†	-1.8	-0.00009	mg/L	0.000052	-0.00009	mg/L	0.000052	55.02%
Co 228.616†	-2.6	-0.00013	mg/L	0.000248	-0.00013	mg/L	0.000248	192.04%
Cr 267.716†	-2.8	-0.00066	mg/L	0.001118	-0.00066	mg/L	0.001118	168.43%
Cu 324.752†	29.1	0.00015	mg/L	0.000193	0.00015	mg/L	0.000193	132.05%
Fe 273.955†	12.6	0.02380	mg/L	0.002390	0.02380	mg/L	0.002390	10.04%
K 766.490†	7.2	0.00623	mg/L	0.022005	0.00623	mg/L	0.022005	352.99%
Mg 279.077†	2.3	0.00324	mg/L	0.005685	0.00324	mg/L	0.005685	175.25%
Mn 257.610†	6.3	0.00046	mg/L	0.000143	0.00046	mg/L	0.000143	31.39%
Mo 202.031†	-0.4	-0.00006	mg/L	0.000389	-0.00006	mg/L	0.000389	668.21%
Na 589.592†	26.7	0.00647	mg/L	0.005191	0.00647	mg/L	0.005191	80.21%
Na 330.237†	-0.9	-0.04205	mg/L	0.112547	-0.04205	mg/L	0.112547	267.64%
Ni 231.604†	-1.2	-0.00133	mg/L	0.002623	-0.00133	mg/L	0.002623	196.50%
Pb 220.353†	1.3	0.00027	mg/L	0.000724	0.00027	mg/L	0.000724	268.56%
Sb 206.836†	0.4	0.00053	mg/L	0.001957	0.00053	mg/L	0.001957	372.52%
Se 196.026†	-5.4	-0.00792	mg/L	0.004759	-0.00792	mg/L	0.004759	60.06%
Si 288.158†	18.1	0.02038	mg/L	0.008055	0.02038	mg/L	0.008055	39.53%
Sn 189.927†	0.1	0.00003	mg/L	0.000596	0.00003	mg/L	0.000596	>999.9%
Sr 421.552†	16.2	0.00003	mg/L	0.000045	0.00003	mg/L	0.000045	149.38%
Ti 334.903†	-6.9	-0.00040	mg/L	0.001807	-0.00040	mg/L	0.001807	450.28%
Tl 190.801†	-0.2	-0.00039	mg/L	0.002925	-0.00039	mg/L	0.002925	756.73%
V 292.402†	24.3	0.00013	mg/L	0.000064	0.00013	mg/L	0.000064	49.21%
Zn 206.200†	4.5	0.01443	mg/L	0.004305	0.01443	mg/L	0.004305	29.83%

Sequence No.: 2
Sample ID: JY54 MB TWC
Analyst: BLW
Initial Sample Wt:
Dilution: 1X

Autosampler Location: 22
Date Collected: 10/10/2006 12:30:13 PM
Data Type: Original
Initial Sample Vol:
Sample Prep Vol:

Nebulizer Parameters: JY54 MB TWC

Analyte	Back Pressure	Flow
All	177.0 kPa	0.50 L/min

Mean Data: JY54 MB TWC

Analyte	Mean Corrected Intensity	Calib Conc.	Calib Units	Std.Dev.	Sample Conc.	Sample Units	Std.Dev.	RSD
ScA 357.253	993115.0	102.3	%	0.06				0.05%
ScR 361.383	112693.9	102.2	%	0.75				0.73%
Ag 328.068†	-9.0	-0.00004	mg/L	0.000164	-0.00004	mg/L	0.000164	398.54%
Al 308.215†	0.9	0.00096	mg/L	0.006474	0.00096	mg/L	0.006474	674.68%
As 188.979†	-0.2	-0.00036	mg/L	0.001645	-0.00036	mg/L	0.001645	453.72%
B 249.677†	-2.5	-0.00132	mg/L	0.000700	-0.00132	mg/L	0.000700	52.90%
Ba 233.527†	1.5	0.00100	mg/L	0.001642	0.00100	mg/L	0.001642	164.76%
Be 313.042†	-2.6	-0.00001	mg/L	0.000058	-0.00001	mg/L	0.000058	833.14%
Ca 317.933†	129.9	0.01212	mg/L	0.001291	0.01212	mg/L	0.001291	10.65%
Cd 228.802†	-3.5	-0.00018	mg/L	0.000030	-0.00018	mg/L	0.000030	16.96%
Co 228.616†	0.8	0.00004	mg/L	0.000184	0.00004	mg/L	0.000184	466.54%
Cr 267.716†	-3.2	-0.00075	mg/L	0.000937	-0.00075	mg/L	0.000937	124.35%
Cu 324.752†	-109.9	-0.00054	mg/L	0.000121	-0.00054	mg/L	0.000121	22.32%
Fe 273.955†	2.5	0.00480	mg/L	0.003317	0.00480	mg/L	0.003317	69.03%
K 766.490†	11.8	0.01019	mg/L	0.043746	0.01019	mg/L	0.043746	429.27%
Mg 279.077†	3.3	0.00465	mg/L	0.005761	0.00465	mg/L	0.005761	123.92%
Mn 257.610†	1.2	0.00008	mg/L	0.000266	0.00008	mg/L	0.000266	316.12%
Mo 202.031†	-1.5	-0.00023	mg/L	0.000480	-0.00023	mg/L	0.000480	206.38%
Na 589.592†	-14.5	-0.00350	mg/L	0.004322	-0.00350	mg/L	0.004322	123.46%
Na 330.237†	3.1	0.1321	mg/L	0.18925	0.1321	mg/L	0.18925	143.24%
Ni 231.604†	-0.4	-0.00043	mg/L	0.003567	-0.00043	mg/L	0.003567	828.19%
Pb 220.353†	0.0	0.00001	mg/L	0.000758	0.00001	mg/L	0.000758	>999.9%
Sb 206.836†	-0.3	-0.00045	mg/L	0.001557	-0.00045	mg/L	0.001557	344.84%
Se 196.026†	1.2	0.00174	mg/L	0.006108	0.00174	mg/L	0.006108	350.48%
Si 288.158†	14.5	0.01626	mg/L	0.004020	0.01626	mg/L	0.004020	24.72%
Sn 189.927†	0.4	0.00018	mg/L	0.001356	0.00018	mg/L	0.001356	768.46%
Sr 421.552†	-26.6	-0.00005	mg/L	0.000094	-0.00005	mg/L	0.000094	188.10%
Ti 334.903†	5.8	0.00034	mg/L	0.000322	0.00034	mg/L	0.000322	95.83%
Tl 190.801†	0.8	0.00122	mg/L	0.004332	0.00122	mg/L	0.004332	355.72%
V 292.402†	-9.0	-0.00006	mg/L	0.000120	-0.00006	mg/L	0.000120	215.45%
Zn 206.200†	3.0	0.00941	mg/L	0.001510	0.00941	mg/L	0.001510	16.04%

Sequence No.: 3
Sample ID: JX35 MB2 TWC
Analyst: BLW
Initial Sample Wt:
Dilution: 1X

Autosampler Location: 23
Date Collected: 10/10/2006 12:36:35 PM
Data Type: Original
Initial Sample Vol:
Sample Prep Vol:

Nebulizer Parameters: JX35 MB2 TWC

Analyte	Back Pressure	Flow
All	178.0 kPa	0.50 L/min

Mean Data: JX35 MB2 TWC

Analyte	Mean Corrected Intensity	Calib Conc.	Calib Units	Std.Dev.	Sample Conc.	Sample Units	Std.Dev.	RSD
ScA 357.253	991457.7	102.1	%	0.05				0.05%
ScR 361.383	114079.3	103.5	%	1.13				1.09%
Ag 328.068†	14.3	0.00007	mg/L	0.000043	0.00007	mg/L	0.000043	65.58%
Al 308.215†	10.3	0.01117	mg/L	0.006504	0.01117	mg/L	0.006504	58.23%
As 188.979†	0.3	0.00063	mg/L	0.003470	0.00063	mg/L	0.003470	552.01%
B 249.677†	-7.3	-0.00385	mg/L	0.002514	-0.00385	mg/L	0.002514	65.27%
Ba 233.527†	0.0	0.00002	mg/L	0.000837	0.00002	mg/L	0.000837	>999.9%
Be 313.042†	11.5	0.00003	mg/L	0.000033	0.00003	mg/L	0.000033	108.15%
Ca 317.933†	184.6	0.01722	mg/L	0.000816	0.01722	mg/L	0.000816	4.74%
Cd 228.802†	-0.8	-0.00004	mg/L	0.000116	-0.00004	mg/L	0.000116	269.97%
Co 228.616†	0.3	0.00002	mg/L	0.000205	0.00002	mg/L	0.000205	>999.9%
Cr 267.716†	0.8	0.00019	mg/L	0.000946	0.00019	mg/L	0.000946	503.60%
Cu 324.752†	-168.6	-0.00083	mg/L	0.000097	-0.00083	mg/L	0.000097	11.69%
Fe 273.955†	4.6	0.00858	mg/L	0.001265	0.00858	mg/L	0.001265	14.74%
K 766.490†	-8.5	-0.00737	mg/L	0.023789	-0.00737	mg/L	0.023789	322.99%
Mg 279.077†	5.6	0.00799	mg/L	0.005118	0.00799	mg/L	0.005118	64.07%
Mn 257.610†	1.3	0.00010	mg/L	0.000063	0.00010	mg/L	0.000063	65.52%
Mo 202.031†	0.5	0.00007	mg/L	0.000149	0.00007	mg/L	0.000149	208.78%
Na 589.592†	-31.5	-0.00762	mg/L	0.003674	-0.00762	mg/L	0.003674	48.22%
Na 330.237†	5.6	0.2421	mg/L	0.47207	0.2421	mg/L	0.47207	195.03%
Ni 231.604†	1.7	0.00198	mg/L	0.001235	0.00198	mg/L	0.001235	62.44%
Pb 220.353†	1.5	0.00032	mg/L	0.000437	0.00032	mg/L	0.000437	134.97%
Sb 206.836†	-0.3	-0.00048	mg/L	0.000816	-0.00048	mg/L	0.000816	168.57%
Se 196.026†	0.3	0.00051	mg/L	0.004884	0.00051	mg/L	0.004884	956.48%
Si 288.158†	17.4	0.01960	mg/L	0.003988	0.01960	mg/L	0.003988	20.35%
Sn 189.927†	0.3	0.00015	mg/L	0.000800	0.00015	mg/L	0.000800	538.17%
Sr 421.552†	10.0	0.00002	mg/L	0.000025	0.00002	mg/L	0.000025	136.25%
Ti 334.903†	-7.0	-0.00041	mg/L	0.000675	-0.00041	mg/L	0.000675	166.28%
Tl 190.801†	2.7	0.00430	mg/L	0.002781	0.00430	mg/L	0.002781	64.64%
V 292.402†	-5.5	-0.00003	mg/L	0.000070	-0.00003	mg/L	0.000070	243.48%
Zn 206.200†	-0.2	-0.00056	mg/L	0.003936	-0.00056	mg/L	0.003936	701.70%

Sequence No.: 4
Sample ID: JX35 F TWC
Analyst: BLW
Initial Sample Wt:
Dilution: 1X

Autosampler Location: 24
Date Collected: 10/10/2006 12:42:58 PM
Data Type: Original
Initial Sample Vol:
Sample Prep Vol:

Nebulizer Parameters: JX35 F TWC

Analyte	Back Pressure	Flow
All	177.0 kPa	0.50 L/min

Mean Data: JX35 F TWC

Analyte	Mean Corrected Intensity	Calib Conc.	Calib Units	Std.Dev.	Sample Conc.	Sample Units	Std.Dev.	RSD
ScA 357.253	983703.5	101.3	%	0.17				0.17%
ScR 361.383	114523.4	103.9	%	1.01				0.97%
Ag 328.068†	-36.3	-0.00015	mg/L	0.000039	-0.00015	mg/L	0.000039	25.33%
Al 308.215†	20.3	0.02131	mg/L	0.011366	0.02131	mg/L	0.011366	53.35%
As 188.979†	4.8	0.00888	mg/L	0.000857	0.00888	mg/L	0.000857	9.64%
B 249.677†	16.6	0.00874	mg/L	0.001082	0.00874	mg/L	0.001082	12.37%
Ba 233.527†	5.3	0.00371	mg/L	0.002065	0.00371	mg/L	0.002065	55.69%
Be 313.042†	31.3	0.00003	mg/L	0.000030	0.00003	mg/L	0.000030	97.12%
Ca 317.933†	229518.9	21.41	mg/L	0.083	21.41	mg/L	0.083	0.39%
Cd 228.802†	-4.8	-0.00025	mg/L	0.000130	-0.00025	mg/L	0.000130	51.71%
Co 228.616†	0.3	0.00001	mg/L	0.000277	0.00001	mg/L	0.000277	>999.9%
Cr 267.716†	36.4	0.00692	mg/L	0.000917	0.00692	mg/L	0.000917	13.25%
Cu 324.752†	-40.3	-0.00026	mg/L	0.000118	-0.00026	mg/L	0.000118	46.09%
Fe 273.955†	9.5	0.01784	mg/L	0.000915	0.01784	mg/L	0.000915	5.13%
K 766.490†	3304.1	2.850	mg/L	0.0236	2.850	mg/L	0.0236	0.83%
Mg 279.077†	6097.1	8.665	mg/L	0.0506	8.665	mg/L	0.0506	0.58%
Mn 257.610†	14.5	0.00074	mg/L	0.000213	0.00074	mg/L	0.000213	28.85%
Mo 202.031†	19.6	0.00279	mg/L	0.000306	0.00279	mg/L	0.000306	10.96%
Na 589.592†	84272.7	20.41	mg/L	0.031	20.41	mg/L	0.031	0.15%
Na 330.237†	461.9	19.92	mg/L	0.684	19.92	mg/L	0.684	3.43%
Ni 231.604†	5.3	0.00600	mg/L	0.001764	0.00600	mg/L	0.001764	29.39%
Pb 220.353†	5.5	0.00119	mg/L	0.000374	0.00119	mg/L	0.000374	31.47%
Sb 206.836†	1.4	0.00180	mg/L	0.004220	0.00180	mg/L	0.004220	233.95%
Se 196.026†	-0.7	-0.00106	mg/L	0.005533	-0.00106	mg/L	0.005533	521.35%
Si 288.158†	4434.8	4.990	mg/L	0.0118	4.990	mg/L	0.0118	0.24%
Sn 189.927†	-25.0	-0.00991	mg/L	0.001255	-0.00991	mg/L	0.001255	12.66%
Sr 421.552†	77129.7	0.1440	mg/L	0.00061	0.1440	mg/L	0.00061	0.42%
Ti 334.903†	16.8	0.00098	mg/L	0.000555	0.00098	mg/L	0.000555	56.94%
Tl 190.801†	-1.1	-0.00185	mg/L	0.003963	-0.00185	mg/L	0.003963	213.99%
V 292.402†	6010.9	0.03347	mg/L	0.000062	0.03347	mg/L	0.000062	0.19%
Zn 206.200†	0.6	0.00228	mg/L	0.006537	0.00228	mg/L	0.006537	287.01%

Sequence No.: 5
Sample ID: JZ50 A TWC
Analyst: BLW
Initial Sample Wt:
Dilution: 1X

Autosampler Location: 25
Date Collected: 10/10/2006 12:49:20 PM
Data Type: Original
Initial Sample Vol:
Sample Prep Vol:

Nebulizer Parameters: JZ50 A TWC

Analyte	Back Pressure	Flow
All	177.0 kPa	0.50 L/min

Mean Data: JZ50 A TWC

Analyte	Mean Corrected Intensity	Calib Conc.	Calib Units	Std.Dev.	Sample Conc.	Sample Units	Std.Dev.	RSD
ScA 357.253	994325.6	102.4	%	0.91				0.89%
ScR 361.383	116121.0	105.4	%	0.82				0.78%
Ag 328.068†	-42.7	-0.00005	mg/L	0.000148	-0.00005	mg/L	0.000148	285.91%
Al 308.215†	40.6	0.04381	mg/L	0.003426	0.04381	mg/L	0.003426	7.82%
As 188.979†	-0.3	-0.00160	mg/L	0.006335	-0.00160	mg/L	0.006335	394.92%
B 249.677†	2130.6	1.118	mg/L	0.0144	1.118	mg/L	0.0144	1.29%
Ba 233.527†	47.2	0.03183	mg/L	0.000589	0.03183	mg/L	0.000589	1.85%
Be 313.042†	-1.5	-0.00001	mg/L	0.000054	-0.00001	mg/L	0.000054	>999.9%
Ca 317.933†	235748.8	21.99	mg/L	0.230	21.99	mg/L	0.230	1.05%
Cd 228.802†	-5.5	-0.00028	mg/L	0.000104	-0.00028	mg/L	0.000104	37.37%
Co 228.616†	105.4	0.00517	mg/L	0.000332	0.00517	mg/L	0.000332	6.42%
Cr 267.716†	10.4	0.00072	mg/L	0.000583	0.00072	mg/L	0.000583	81.07%
Cu 324.752†	126.9	0.00112	mg/L	0.000238	0.00112	mg/L	0.000238	21.26%
Fe 273.955†	2921.5	5.506	mg/L	0.0293	5.506	mg/L	0.0293	0.53%
K 766.490†	8212.8	7.084	mg/L	0.0981	7.084	mg/L	0.0981	1.38%
Mg 279.077†	6031.0	8.567	mg/L	0.0673	8.567	mg/L	0.0673	0.79%
Mn 257.610†	10185.7	0.7385	mg/L	0.00594	0.7385	mg/L	0.00594	0.80%
Mo 202.031†	12.8	0.00176	mg/L	0.000223	0.00176	mg/L	0.000223	12.71%
Na 589.592†	36012.1	8.722	mg/L	0.1565	8.722	mg/L	0.1565	1.79%
Na 330.237†	205.9	8.752	mg/L	0.1424	8.752	mg/L	0.1424	1.63%
Ni 231.604†	0.8	0.00088	mg/L	0.004737	0.00088	mg/L	0.004737	538.94%
Pb 220.353†	1.0	0.00023	mg/L	0.000236	0.00023	mg/L	0.000236	103.13%
Sb 206.836†	2.4	0.00270	mg/L	0.000918	0.00270	mg/L	0.000918	33.94%
Se 196.026†	-8.1	-0.01210	mg/L	0.001895	-0.01210	mg/L	0.001895	15.66%
Si 288.158†	28870.1	32.48	mg/L	0.928	32.48	mg/L	0.928	2.86%
Sn 189.927†	-20.2	-0.00764	mg/L	0.001011	-0.00764	mg/L	0.001011	13.24%
Sr 421.552†	66267.3	0.1237	mg/L	0.00124	0.1237	mg/L	0.00124	1.00%
Ti 334.903†	52.8	0.00308	mg/L	0.000193	0.00308	mg/L	0.000193	6.26%
Tl 190.801†	-4.1	-0.00671	mg/L	0.005430	-0.00671	mg/L	0.005430	80.91%
V 292.402†	134.4	0.00087	mg/L	0.000055	0.00087	mg/L	0.000055	6.33%
Zn 206.200†	3.9	0.01289	mg/L	0.005873	0.01289	mg/L	0.005873	45.55%

Sequence No.: 6
Sample ID: JZ32 H WMN
Analyst: BLW
Initial Sample Wt:
Dilution: 10X

Autosampler Location: 26
Date Collected: 10/10/2006 12:55:44 PM
Data Type: Original
Initial Sample Vol:
Sample Prep Vol:

Nebulizer Parameters: JZ32 H WMN

Analyte	Back Pressure	Flow
All	177.0 kPa	0.50 L/min

Mean Data: JZ32 H WMN

Analyte	Mean Corrected Intensity	Calib Conc.	Calib Units	Std.Dev.	Sample Conc.	Sample Units	Std.Dev.	RSD
ScA 357.253	942266.8	97.08	%	0.569				0.59%
ScR 361.383	112106.6	101.7	%	0.54				0.53%
Ag 328.068†	-115.5	-0.00004	mg/L	0.000266	-0.00038	mg/L	0.002661	705.57%
Al 308.215†	5.6	0.00530	mg/L	0.004856	0.05296	mg/L	0.048562	91.69%
As 188.979†	10.7	0.02180	mg/L	0.003608	0.2180	mg/L	0.03608	16.55%
B 249.677†	259.8	0.1363	mg/L	0.00059	1.363	mg/L	0.0059	0.43%
Ba 233.527†	8.6	0.00515	mg/L	0.000591	0.05150	mg/L	0.005908	11.47%
Be 313.042†	68.6	0.00017	mg/L	0.000095	0.00167	mg/L	0.000949	56.87%
Ca 317.933†	546.4	0.05097	mg/L	0.003026	0.5097	mg/L	0.03026	5.94%
Cd 228.802†	0.3	-0.00002	mg/L	0.000133	-0.00019	mg/L	0.001329	706.32%
Co 228.616†	380.3	0.01882	mg/L	0.000137	0.1882	mg/L	0.00137	0.73%
Cr 267.716†	17.8	0.00493	mg/L	0.000978	0.04931	mg/L	0.009779	19.83%
Cu 324.752†	-39.5	0.00080	mg/L	0.000113	0.00800	mg/L	0.001134	14.18%
Fe 273.955†	5438.3	10.25	mg/L	0.036	102.5	mg/L	0.36	0.35%
K 766.490†	1556.0	1.342	mg/L	0.0387	13.42	mg/L	0.387	2.88%
Mg 279.077†	16.5	0.01645	mg/L	0.007219	0.1645	mg/L	0.07219	43.90%
Mn 257.610†	7.2	0.00052	mg/L	0.000184	0.00523	mg/L	0.001841	35.18%
Mo 202.031†	198.6	0.03012	mg/L	0.000236	0.3012	mg/L	0.00236	0.79%
Na 589.592†	2851999.3	690.8	mg/L	5.57	6908	mg/L	55.7	0.81%
Na 330.237†	15348.3	669.2	mg/L	2.39	6692	mg/L	23.9	0.36%
Ni 231.604†	-2.3	-0.00263	mg/L	0.004839	-0.02632	mg/L	0.048391	183.85%
Pb 220.353†	9.3	0.00202	mg/L	0.000365	0.02019	mg/L	0.003654	18.10%
Sb 206.836†	2.4	0.00229	mg/L	0.003882	0.02290	mg/L	0.038823	169.50%
Se 196.026†	-0.2	0.00093	mg/L	0.004686	0.00930	mg/L	0.046864	503.79%
Si 288.158†	6015.8	6.769	mg/L	0.2289	67.69	mg/L	2.289	3.38%
Sn 189.927†	-3.5	-0.00158	mg/L	0.001884	-0.01584	mg/L	0.018844	118.97%
Sr 421.552†	1117.4	0.00209	mg/L	0.000061	0.02086	mg/L	0.000610	2.93%
Ti 334.903†	570.8	0.03324	mg/L	0.000128	0.3324	mg/L	0.00128	0.38%
Tl 190.801†	1.1	0.00182	mg/L	0.004240	0.01822	mg/L	0.042403	232.73%
V 292.402†	1739.3	0.00970	mg/L	0.000232	0.09703	mg/L	0.002324	2.39%
Zn 206.200†	-0.4	-0.00162	mg/L	0.005204	-0.01621	mg/L	0.052040	321.00%

Sequence No.: 7
Sample ID: JZ32 I WMN
Analyst: BLW
Initial Sample Wt:
Dilution: 5X

Autosampler Location: 27
Date Collected: 10/10/2006 1:02:27 PM
Data Type: Original
Initial Sample Vol:
Sample Prep Vol:

Nebulizer Parameters: JZ32 I WMN

Analyte	Back Pressure	Flow
All	177.0 kPa	0.50 L/min

DCL

Mean Data: JZ32 I WMN

Analyte	Mean Corrected Intensity	Calib Conc.	Calib Units	Calib Std.Dev.	Sample Conc.	Sample Units	Sample Std.Dev.	RSD
ScA 357.253	984253.9	101.4	%	0.85				0.84%
ScR 361.383	115252.7	104.6	%	0.34				0.32%
Ag 328.068†	-447.9	-0.00028	mg/L	0.000124	-0.00140	mg/L	0.000621	44.27%
Al 308.215†	89.8	0.09683	mg/L	0.005527	0.4841	mg/L	0.02764	5.71%
As 188.979†	4.2	0.00737	mg/L	0.005587	0.03686	mg/L	0.027936	75.80%
B 249.677†	25.1	0.01312	mg/L	0.000972	0.06561	mg/L	0.004860	7.41%
Ba 233.527†	35.8	0.02160	mg/L	0.001618	0.1080	mg/L	0.00809	7.49%
Be 313.042†	24.6	0.00006	mg/L	0.000038	0.00032	mg/L	0.000192	60.90%
Ca 317.933†	334757.3	31.23	mg/L	0.141	156.1	mg/L	0.71	0.45%
Cd 228.802†	-1.9	-0.00011	mg/L	0.000078	-0.00057	mg/L	0.000388	67.54%
Co 228.616†	495.0	0.02407	mg/L	0.000100	0.1204	mg/L	0.00050	0.42%
Cr 267.716†	10.6	0.00121	mg/L	0.000226	0.00605	mg/L	0.001129	18.65%
Cu 324.752†	-714.3	0.00046	mg/L	0.000095	0.00232	mg/L	0.000477	20.57%
Fe 273.955†	21857.9	41.20	mg/L	0.671	206.0	mg/L	3.36	1.63%
K 766.490†	1540.1	1.328	mg/L	0.0225	6.642	mg/L	0.1125	1.69%
Mg 279.077†	11459.4	16.26	mg/L	0.200	81.28	mg/L	1.000	1.23%
Mn 257.610†	17338.4	1.257	mg/L	0.0156	6.286	mg/L	0.0778	1.24%
Mo 202.031†	15.1	0.00194	mg/L	0.000205	0.00968	mg/L	0.001025	10.59%
Na 589.592†	144622.9	35.03	mg/L	0.274	175.1	mg/L	1.37	0.78%
Na 330.237†	783.8	33.86	mg/L	0.405	169.3	mg/L	2.03	1.20%
Ni 231.604†	-0.2	-0.00021	mg/L	0.002164	-0.00105	mg/L	0.010821	>999.9%
Pb 220.353†	12.8	0.00278	mg/L	0.000651	0.01389	mg/L	0.003255	23.44%
Sb 206.836†	4.3	0.00162	mg/L	0.003005	0.00810	mg/L	0.015024	185.47%
Se 196.026†	-10.6	-0.01209	mg/L	0.011000	-0.06044	mg/L	0.055002	91.01%
Si 288.158†	6860.7	7.720	mg/L	0.0622	38.60	mg/L	0.311	0.81%
Sn 189.927†	-36.0	-0.01420	mg/L	0.000632	-0.07101	mg/L	0.003161	4.45%
Sr 421.552†	92520.5	0.1727	mg/L	0.00074	0.8637	mg/L	0.00368	0.43%
Ti 334.903†	15.5	0.00090	mg/L	0.001036	0.00450	mg/L	0.005181	115.06%
Tl 190.801†	-5.2	-0.00855	mg/L	0.002867	-0.04275	mg/L	0.014335	33.53%
V 292.402†	267.5	0.00169	mg/L	0.000127	0.00847	mg/L	0.000637	7.52%
Zn 206.200†	0.0	-0.00044	mg/L	0.002795	-0.00221	mg/L	0.013973	633.18%

Sequence No.: 8
Sample ID: JZ32 J WMN
Analyst: BLW
Initial Sample Wt:
Dilution: 5X

Autosampler Location: 28
Date Collected: 10/10/2006 1:09:05 PM
Data Type: Original
Initial Sample Vol:
Sample Prep Vol:

Nebulizer Parameters: JZ32 J WMN

Analyte	Back Pressure	Flow
All	178.0 kPa	0.50 L/min

DL

Mean Data: JZ32 J WMN

Analyte	Mean Corrected Intensity	Calib Conc.	Calib Units	Std.Dev.	Sample Conc.	Sample Units	Std.Dev.	RSD
ScA 357.253	970359.4	99.97	%	0.113				0.11%
ScR 361.383	114224.6	103.6	%	0.61				0.59%
Ag 328.068†	-67.5	-0.00012	mg/L	0.000254	-0.00059	mg/L	0.001271	214.08%
Al 308.215†	17.2	0.01851	mg/L	0.005459	0.09254	mg/L	0.027293	29.49%
As 188.979†	2.1	0.00388	mg/L	0.007199	0.01938	mg/L	0.035994	185.74%
B 249.677†	30.6	0.01607	mg/L	0.001315	0.08035	mg/L	0.006577	8.19%
Ba 233.527†	18.7	0.01237	mg/L	0.000854	0.06183	mg/L	0.004272	6.91%
Be 313.042†	47.3	0.00012	mg/L	0.000023	0.00061	mg/L	0.000116	19.07%
Ca 317.933†	107140.5	9.994	mg/L	0.0132	49.97	mg/L	0.066	0.13%
Cd 228.802†	0.6	0.00002	mg/L	0.000038	0.00012	mg/L	0.000189	158.21%
Co 228.616†	20.8	0.00094	mg/L	0.000210	0.00468	mg/L	0.001052	22.51%
Cr 267.716†	8.1	0.00080	mg/L	0.000790	0.00399	mg/L	0.003949	98.99%
Cu 324.752†	-208.6	-0.00049	mg/L	0.000079	-0.00245	mg/L	0.000394	16.12%
Fe 273.955†	3103.8	5.850	mg/L	0.0305	29.25	mg/L	0.153	0.52%
K 766.490†	842.0	0.7263	mg/L	0.01705	3.632	mg/L	0.0853	2.35%
Mg 279.077†	4086.4	5.803	mg/L	0.0037	29.02	mg/L	0.019	0.06%
Mn 257.610†	7709.0	0.5590	mg/L	0.00094	2.795	mg/L	0.0047	0.17%
Mo 202.031†	11.0	0.00155	mg/L	0.000308	0.00773	mg/L	0.001542	19.94%
Na 589.592†	410480.6	99.42	mg/L	0.460	497.1	mg/L	2.30	0.46%
Na 330.237†	2172.9	94.63	mg/L	0.441	473.2	mg/L	2.20	0.47%
Ni 231.604†	0.9	0.00101	mg/L	0.001869	0.00507	mg/L	0.009345	184.20%
Pb 220.353†	2.4	0.00053	mg/L	0.000969	0.00265	mg/L	0.004846	182.57%
Sb 206.836†	2.1	0.00230	mg/L	0.003514	0.01150	mg/L	0.017570	152.77%
Se 196.026†	-2.3	-0.00326	mg/L	0.005368	-0.01631	mg/L	0.026839	164.53%
Si 288.158†	4788.6	5.388	mg/L	0.0282	26.94	mg/L	0.141	0.52%
Sn 189.927†	-16.2	-0.00671	mg/L	0.002121	-0.03355	mg/L	0.010604	31.61%
Sr 421.552†	39206.2	0.07320	mg/L	0.000003	0.3660	mg/L	0.00001	0.00%
Ti 334.903†	19.2	0.00112	mg/L	0.001448	0.00559	mg/L	0.007239	129.58%
Tl 190.801†	1.8	0.00294	mg/L	0.000587	0.01471	mg/L	0.002937	19.97%
V 292.402†	463.7	0.00268	mg/L	0.000150	0.01338	mg/L	0.000751	5.61%
Zn 206.200†	-0.1	-0.00035	mg/L	0.005052	-0.00177	mg/L	0.025262	>999.9%

Sequence No.: 9
Sample ID: JY18 X SWC
Analyst: BLW
Initial Sample Wt:
Dilution: 2X

Autosampler Location: 29
Date Collected: 10/10/2006 1:15:44 PM
Data Type: Original
Initial Sample Vol:
Sample Prep Vol:

Nebulizer Parameters: JY18 X SWC

Analyte	Back Pressure	Flow
All	178.0 kPa	0.50 L/min

Mean Data: JY18 X SWC

Analyte	Mean Corrected Intensity	Calib Conc.	Calib Units	Std.Dev.	Sample Conc.	Sample Units	Std.Dev.	RSD
ScA 357.253	994396.6	102.4	%	0.48				0.46%
ScR 361.383	118642.7	107.6	%	0.46				0.43%
Ag 328.068†	-1177.8	-0.00046	mg/L	0.000211	-0.00092	mg/L	0.000422	46.15%
Al 308.215†	64546.4	69.67	mg/L	0.028	139.3	mg/L	0.06	0.04%
As 188.979†	31.6	0.04156	mg/L	0.004778	0.08312	mg/L	0.009556	11.50%
B 249.677†	138.4	0.07130	mg/L	0.000750	0.1426	mg/L	0.00150	1.05%
Ba 233.527†	352.6	0.2329	mg/L	0.00317	0.4658	mg/L	0.00634	1.36%
Be 313.042†	647.4	0.00133	mg/L	0.000023	0.00266	mg/L	0.000047	1.75%
Ca 317.933†	908575.7	84.75	mg/L	0.144	169.5	mg/L	0.29	0.17%
Cd 228.802†	23.5	0.00110	mg/L	0.000075	0.00220	mg/L	0.000151	6.86%
Co 228.616†	874.0	0.03420	mg/L	0.000212	0.06841	mg/L	0.000425	0.62%
Cr 267.716†	648.6	0.1528	mg/L	0.00188	0.3056	mg/L	0.00375	1.23%
Cu 324.752†	13276.1	0.07490	mg/L	0.000399	0.1498	mg/L	0.00080	0.53%
Fe 273.955†	56133.2	105.8	mg/L	0.27	211.6	mg/L	0.53	0.25%
K 766.490†	10479.2	9.039	mg/L	0.0868	18.08	mg/L	0.174	0.96%
Mg 279.077†	26927.5	38.19	mg/L	0.422	76.39	mg/L	0.844	1.11%
Mn 257.610†	17970.4	1.302	mg/L	0.0084	2.603	mg/L	0.0169	0.65%
Mo 202.031†	39.7	0.00519	mg/L	0.000477	0.01039	mg/L	0.000953	9.18%
Na 589.592†	137059.6	33.20	mg/L	0.190	66.39	mg/L	0.379	0.57%
Na 330.237†	729.7	32.15	mg/L	0.361	64.30	mg/L	0.723	1.12%
Ni 231.604†	104.5	0.1184	mg/L	0.00520	0.2367	mg/L	0.01041	4.40%
Pb 220.353†	292.9	0.07540	mg/L	0.000818	0.1508	mg/L	0.00164	1.08%
Sb 206.836†	9.8	0.00529	mg/L	0.001190	0.01058	mg/L	0.002381	22.51%
Se 196.026†	-27.9	-0.02985	mg/L	0.010317	-0.05969	mg/L	0.020634	34.57%
Si 288.158†	3156.7	3.552	mg/L	0.0467	7.105	mg/L	0.0933	1.31%
Sn 189.927†	-52.6	-0.01892	mg/L	0.000374	-0.03784	mg/L	0.000747	1.97%
Sr 421.552†	259566.4	0.4846	mg/L	0.00069	0.9692	mg/L	0.00139	0.14%
Ti 334.903†	86405.8	5.037	mg/L	0.0042	10.07	mg/L	0.008	0.08%
Tl 190.801†	-5.7	-0.01442	mg/L	0.003870	-0.02885	mg/L	0.007740	26.83%
V 292.402†	44312.0	0.2452	mg/L	0.00122	0.4904	mg/L	0.00244	0.50%
Zn 206.200†	82.8	0.2619	mg/L	0.00455	0.5237	mg/L	0.00910	1.74%

Sequence No.: 10
Sample ID: JZ50 MBSPK TWC
Analyst: BLW
Initial Sample Wt:
Dilution: 1X

Autosampler Location: 30
Date Collected: 10/10/2006 1:22:23 PM
Data Type: Original
Initial Sample Vol:
Sample Prep Vol:

Nebulizer Parameters: JZ50 MBSPK TWC

Analyte	Back Pressure	Flow
All	178.0 kPa	0.50 L/min

Mean Data: JZ50 MBSPK TWC

Analyte	Mean Corrected Intensity	Calib Conc.	Calib Units	Std.Dev.	Sample Conc.	Sample Units	Std.Dev.	RSD
ScA 357.253	985005.5	101.5	%	0.68				0.67%
ScR 361.383	116420.4	105.6	%	0.36				0.34%
Ag 328.068†	107187.7	0.4888	mg/L	0.00212	0.4888	mg/L	0.00212	0.43%
Al 308.215†	1870.6	2.011	mg/L	0.0222	2.011	mg/L	0.0222	1.10%
As 188.979†	990.5	2.026	mg/L	0.0186	2.026	mg/L	0.0186	0.92%
B 249.677†	-6.2	-0.00232	mg/L	0.001657	-0.00232	mg/L	0.001657	71.57%
Ba 233.527†	2994.6	2.039	mg/L	0.0094	2.039	mg/L	0.0094	0.46%
Be 313.042†	195656.6	0.5183	mg/L	0.00247	0.5183	mg/L	0.00247	0.48%
Ca 317.933†	110907.0	10.35	mg/L	0.051	10.35	mg/L	0.051	0.49%
Cd 228.802†	10089.1	0.5043	mg/L	0.00270	0.5043	mg/L	0.00270	0.53%
Co 228.616†	9881.8	0.4944	mg/L	0.00417	0.4944	mg/L	0.00417	0.84%
Cr 267.716†	2144.3	0.5095	mg/L	0.00373	0.5095	mg/L	0.00373	0.73%
Cu 324.752†	102044.3	0.5053	mg/L	0.00197	0.5053	mg/L	0.00197	0.39%
Fe 273.955†	1146.6	2.160	mg/L	0.0134	2.160	mg/L	0.0134	0.62%
K 766.490†	11650.9	10.05	mg/L	0.090	10.05	mg/L	0.090	0.89%
Mg 279.077†	7223.6	10.27	mg/L	0.108	10.27	mg/L	0.108	1.05%
Mn 257.610†	7116.7	0.5165	mg/L	0.00479	0.5165	mg/L	0.00479	0.93%
Mo 202.031†	11.1	0.00147	mg/L	0.000544	0.00147	mg/L	0.000544	37.08%
Na 589.592†	45227.4	10.95	mg/L	0.067	10.95	mg/L	0.067	0.61%
Na 330.237†	248.2	10.58	mg/L	0.461	10.58	mg/L	0.461	4.35%
Ni 231.604†	452.8	0.5128	mg/L	0.00078	0.5128	mg/L	0.00078	0.15%
Pb 220.353†	9457.2	2.028	mg/L	0.0187	2.028	mg/L	0.0187	0.92%
Sb 206.836†	2.4	-0.00329	mg/L	0.001703	-0.00329	mg/L	0.001703	51.73%
Se 196.026†	1382.9	2.029	mg/L	0.0090	2.029	mg/L	0.0090	0.44%
Si 288.158†	23.6	0.02766	mg/L	0.002222	0.02766	mg/L	0.002222	8.03%
Sn 189.927†	-12.5	-0.00487	mg/L	0.000530	-0.00487	mg/L	0.000530	10.87%
Sr 421.552†	271934.0	0.5077	mg/L	0.00237	0.5077	mg/L	0.00237	0.47%
Ti 334.903†	10.2	0.00048	mg/L	0.001101	0.00048	mg/L	0.001101	228.24%
Tl 190.801†	1221.4	1.976	mg/L	0.0115	1.976	mg/L	0.0115	0.58%
V 292.402†	90801.9	0.5083	mg/L	0.00186	0.5083	mg/L	0.00186	0.37%
Zn 206.200†	168.4	0.5353	mg/L	0.00539	0.5353	mg/L	0.00539	1.01%

Sequence No.: 11
Sample ID: ~~cv~~ ZZZZZZ
Analyst: BLW
Initial Sample Wt:
Dilution: 1X

BD 10.10

Autosampler Location: 7
Date Collected: 10/10/2006 1:29:02 PM
Data Type: Original
Initial Sample Vol:
Sample Prep Vol:

Nebulizer Parameters: CV

Analyte	Back Pressure	Flow
All	178.0 kPa	0.50 L/min

Mean Data: CV

Analyte	Mean Corrected Intensity	Calib Conc.	Calib Units	Std.Dev.	Sample Conc.	Sample Units	Std.Dev.	RSD
ScA 357.253	976641.2	100.6	%	0.24				0.23%
ScR 361.383	114150.5	103.6	%	0.31				0.30%
Ag 328.068†	214548.4	0.9783	mg/L	0.00126	0.9783	mg/L	0.00126	0.13%
Al 308.215†	1826.0	1.935	mg/L	0.0140	1.935	mg/L	0.0140	0.72%
As 188.979†	967.5	1.975	mg/L	0.0174	1.975	mg/L	0.0174	0.88%
B 249.677†	1798.1	0.9465	mg/L	0.00699	0.9465	mg/L	0.00699	0.74%
Ba 233.527†	1429.2	0.9730	mg/L	0.00520	0.9730	mg/L	0.00520	0.53%
Be 313.042†	371670.0	0.9846	mg/L	0.00420	0.9846	mg/L	0.00420	0.43%
Ca 317.933†	21805.0	2.034	mg/L	0.0091	2.034	mg/L	0.0091	0.45%
Cd 228.802†	20103.5	1.008	mg/L	0.0013	1.008	mg/L	0.0013	0.13%
Co 228.616†	19481.8	0.9740	mg/L	0.00170	0.9740	mg/L	0.00170	0.17%
Cr 267.716†	4016.3	0.9578	mg/L	0.00684	0.9578	mg/L	0.00684	0.71%
Cu 324.752†	212965.5	1.054	mg/L	0.0007	1.054	mg/L	0.0007	0.07%
Fe 273.955†	1083.2	2.039	mg/L	0.0162	2.039	mg/L	0.0162	0.79%
K 766.490†	23335.4	20.13	mg/L	0.034	20.13	mg/L	0.034	0.17%
Mg 279.077†	1380.9	1.966	mg/L	0.0122	1.966	mg/L	0.0122	0.62%
Mn 257.610†	13610.5	0.9877	mg/L	0.00287	0.9877	mg/L	0.00287	0.29%
Mo 202.031†	6421.5	0.9737	mg/L	0.00070	0.9737	mg/L	0.00070	0.07%
Na 589.592†	223239.2	54.07	mg/L	0.274	54.07	mg/L	0.274	0.51%
Na 330.237†	1164.7	50.76	mg/L	0.627	50.76	mg/L	0.627	1.24%
Ni 231.604†	869.3	0.9855	mg/L	0.01014	0.9855	mg/L	0.01014	1.03%
Pb 220.353†	9369.1	2.010	mg/L	0.0071	2.010	mg/L	0.0071	0.35%
Sb 206.836†	1529.2	2.145	mg/L	0.0019	2.145	mg/L	0.0019	0.09%
Se 196.026†	1345.2	1.973	mg/L	0.0086	1.973	mg/L	0.0086	0.43%
Si 288.158†	1802.8	2.030	mg/L	0.0097	2.030	mg/L	0.0097	0.48%
Sn 189.927†	2035.7	0.9363	mg/L	0.00180	0.9363	mg/L	0.00180	0.19%
Sr 421.552†	532752.6	0.9946	mg/L	0.00411	0.9946	mg/L	0.00411	0.41%
Ti 334.903†	17280.2	1.006	mg/L	0.0032	1.006	mg/L	0.0032	0.32%
Tl 190.801†	1203.9	1.947	mg/L	0.0050	1.947	mg/L	0.0050	0.26%
V 292.402†	177079.9	0.9913	mg/L	0.00133	0.9913	mg/L	0.00133	0.13%
Zn 206.200†	316.3	1.004	mg/L	0.0114	1.004	mg/L	0.0114	1.13%

Sequence No.: 12
Sample ID: ~~CB~~ ZZZZZZ
Analyst: BLW
Initial Sample Wt:
Dilution: 1X

BW 10,10

Autosampler Location: 1
Date Collected: 10/10/2006 1:35:25 PM
Data Type: Original
Initial Sample Vol:
Sample Prep Vol:

Nebulizer Parameters: CB

Analyte	Back Pressure	Flow
All	178.0 kPa	0.50 L/min

Mean Data: CB

Analyte	Mean Corrected Intensity	Calib Conc.	Units	Std.Dev.	Sample Conc.	Units	Std.Dev.	RSD
ScA 357.253	1093511.5	112.7	%	20.65				18.33%
Saturated within auto integration window (code 4)								
ScR 361.383	112139.7	101.7	%	1.19				1.17%
Ag 328.068†	37.7	0.00017	mg/L	0.000231	0.00017	mg/L	0.000231	134.56%
Al 308.215†	2.3	0.00254	mg/L	0.001238	0.00254	mg/L	0.001238	48.83%
As 188.979†	21.7	0.04444	mg/L	0.074630	0.04444	mg/L	0.074630	167.95%
B 249.677†	6.3	0.00328	mg/L	0.000325	0.00328	mg/L	0.000325	9.92%
Ba 233.527†	2.0	0.00136	mg/L	0.000261	0.00136	mg/L	0.000261	19.24%
Be 313.042†	18.1	0.00005	mg/L	0.000041	0.00005	mg/L	0.000041	85.55%
Ca 317.933†	8.5	0.00080	mg/L	0.000336	0.00080	mg/L	0.000336	42.18%
Cd 228.802†	-0.5	-0.00009	mg/L	0.000912	-0.00009	mg/L	0.000912	>999.9%
Co 228.616†	9.1	0.00046	mg/L	0.001247	0.00046	mg/L	0.001247	272.12%
Cr 267.716†	0.9	0.00021	mg/L	0.000513	0.00021	mg/L	0.000513	247.30%
Cu 324.752†	-210.4	-0.00104	mg/L	0.001393	-0.00104	mg/L	0.001393	133.83%
Fe 273.955†	1.3	0.00242	mg/L	0.000849	0.00242	mg/L	0.000849	35.06%
K 766.490†	14.9	0.01285	mg/L	0.020962	0.01285	mg/L	0.020962	163.14%
Mg 279.077†	-0.4	-0.00056	mg/L	0.006213	-0.00056	mg/L	0.006213	>999.9%
Mn 257.610†	2.9	0.00021	mg/L	0.000204	0.00021	mg/L	0.000204	95.82%
Mo 202.031†	-1.9	-0.00030	mg/L	0.000416	-0.00030	mg/L	0.000416	140.89%
Na 589.592†	319.4	0.07736	mg/L	0.002343	0.07736	mg/L	0.002343	3.03%
Na 330.237†	3.6	0.1573	mg/L	0.25140	0.1573	mg/L	0.25140	159.79%
Ni 231.604†	-2.1	-0.00233	mg/L	0.001296	-0.00233	mg/L	0.001296	55.62%
Pb 220.353†	17.9	0.00384	mg/L	0.009680	0.00384	mg/L	0.009680	251.95%
Sb 206.836†	0.9	0.00131	mg/L	0.008462	0.00131	mg/L	0.008462	648.25%
Se 196.026†	-6.2	-0.00909	mg/L	0.013955	-0.00909	mg/L	0.013955	153.55%
Si 288.158†	5.6	0.00634	mg/L	0.004073	0.00634	mg/L	0.004073	64.23%
Sn 189.927†	5.0	0.00231	mg/L	0.001504	0.00231	mg/L	0.001504	65.06%
Sr 421.552†	-12.9	-0.00002	mg/L	0.000058	-0.00002	mg/L	0.000058	242.02%
Ti 334.903†	-5.7	-0.00033	mg/L	0.000434	-0.00033	mg/L	0.000434	130.25%
Tl 190.801†	1.3	0.00213	mg/L	0.006666	0.00213	mg/L	0.006666	312.89%
V 292.402†	4.2	0.00002	mg/L	0.000060	0.00002	mg/L	0.000060	240.90%
Zn 206.200†	0.0	0.00014	mg/L	0.003515	0.00014	mg/L	0.003515	>999.9%

User canceled analysis.

==========

Analysis Begun

Start Time: 10/10/2006 1:41:51 PM **Plasma On Time: 10/10/2006 9:52:51 AM**
Logged In Analyst: metals **Technique: ICP Continuous**
Spectrometer Model: Optima 4300 DV, S/N 077N0060101Autosampler Model: AS-93plus

Sample Information File: C:\pe\Administrator\Sample Information\1010A.sif
Batch ID:
Results Data Set: PE061010
Results Library: C:\pe\Administrator\Results\Results.mdb

==========

Sequence No.: 11 **Autosampler Location: 7**
Sample ID: CV 2 **Date Collected: 10/10/2006 1:41:51 PM**
Analyst: BLW **Data Type: Original**
Initial Sample Wt: **Initial Sample Vol:**
Dilution: 1X **Sample Prep Vol:**

Nebulizer Parameters: CV

Analyte	Back Pressure	Flow
All	178.0 kPa	0.50 L/min

Mean Data: CV

Analyte	Mean Corrected Intensity	Calib Conc.	Calib Units	Std.Dev.	Sample Conc.	Sample Units	Std.Dev.	RSD
ScA 357.253	971906.0	100.1	%	0.49				0.49%
ScR 361.383	113795.4	103.2	%	0.48				0.46%
Ag 328.068†	214889.1	0.9798	mg/L	0.00356	0.9798	mg/L	0.00356	0.36%
Al 308.215†	1830.5	1.939	mg/L	0.0107	1.939	mg/L	0.0107	0.55%
As 188.979†	970.3	1.981	mg/L	0.0130	1.981	mg/L	0.0130	0.66%
B 249.677†	1806.3	0.9509	mg/L	0.00395	0.9509	mg/L	0.00395	0.42%
Ba 233.527†	1428.1	0.9723	mg/L	0.00874	0.9723	mg/L	0.00874	0.90%
Be 313.042†	372588.6	0.9870	mg/L	0.00202	0.9870	mg/L	0.00202	0.20%
Ca 317.933†	21388.3	1.995	mg/L	0.0136	1.995	mg/L	0.0136	0.68%
Cd 228.802†	20098.7	1.008	mg/L	0.0056	1.008	mg/L	0.0056	0.55%
Co 228.616†	19485.8	0.9742	mg/L	0.00517	0.9742	mg/L	0.00517	0.53%
Cr 267.716†	4018.6	0.9583	mg/L	0.00391	0.9583	mg/L	0.00391	0.41%
Cu 324.752†	213105.0	1.054	mg/L	0.0028	1.054	mg/L	0.0028	0.27%
Fe 273.955†	1082.7	2.038	mg/L	0.0096	2.038	mg/L	0.0096	0.47%
K 766.490†	23143.3	19.96	mg/L	0.120	19.96	mg/L	0.120	0.60%
Mg 279.077†	1381.3	1.967	mg/L	0.0109	1.967	mg/L	0.0109	0.56%
Mn 257.610†	13403.7	0.9727	mg/L	0.00528	0.9727	mg/L	0.00528	0.54%
Mo 202.031†	6447.3	0.9776	mg/L	0.00558	0.9776	mg/L	0.00558	0.57%
Na 589.592†	221432.2	53.63	mg/L	0.278	53.63	mg/L	0.278	0.52%
Na 330.237†	1168.9	50.94	mg/L	0.349	50.94	mg/L	0.349	0.69%
Ni 231.604†	866.3	0.9822	mg/L	0.00447	0.9822	mg/L	0.00447	0.46%
Pb 220.353†	9329.4	2.001	mg/L	0.0058	2.001	mg/L	0.0058	0.29%
Sb 206.836†	1536.2	2.155	mg/L	0.0125	2.155	mg/L	0.0125	0.58%
Se 196.026†	1347.6	1.977	mg/L	0.0079	1.977	mg/L	0.0079	0.40%
Si 288.158†	1799.9	2.027	mg/L	0.0113	2.027	mg/L	0.0113	0.56%
Sn 189.927†	2042.5	0.9394	mg/L	0.00451	0.9394	mg/L	0.00451	0.48%
Sr 421.552†	533402.6	0.9959	mg/L	0.00221	0.9959	mg/L	0.00221	0.22%
Ti 334.903†	17036.7	0.9919	mg/L	0.00674	0.9919	mg/L	0.00674	0.68%
Tl 190.801†	1204.5	1.948	mg/L	0.0116	1.948	mg/L	0.0116	0.60%
V 292.402†	177290.4	0.9925	mg/L	0.00298	0.9925	mg/L	0.00298	0.30%
Zn 206.200†	316.7	1.006	mg/L	0.0123	1.006	mg/L	0.0123	1.23%

Sequence No.: 12
Sample ID: CB 2
Analyst: BLW
Initial Sample Wt:
Dilution: 1X

Autosampler Location: 1
Date Collected: 10/10/2006 1:48:14 PM
Data Type: Original
Initial Sample Vol:
Sample Prep Vol:

Nebulizer Parameters: CB

Analyte	Back Pressure	Flow
All	178.0 kPa	0.50 L/min

Mean Data: CB

Analyte	Mean Corrected Intensity	Calib Conc.	Calib Units	Std.Dev.	Sample Conc.	Sample Units	Std.Dev.	RSD
ScA 357.253	980326.3	101.0	%	0.10				0.10%
ScR 361.383	113537.0	103.0	%	1.16				1.12%
Ag 328.068†	2.8	0.00001	mg/L	0.000136	0.00001	mg/L	0.000136	>999.9%
Al 308.215†	-5.1	-0.00556	mg/L	0.002826	-0.00556	mg/L	0.002826	50.83%
As 188.979†	2.8	0.00581	mg/L	0.000593	0.00581	mg/L	0.000593	10.20%
B 249.677†	7.2	0.00380	mg/L	0.003461	0.00380	mg/L	0.003461	91.16%
Ba 233.527†	1.5	0.00100	mg/L	0.000871	0.00100	mg/L	0.000871	87.04%
Be 313.042†	26.4	0.00007	mg/L	0.000011	0.00007	mg/L	0.000011	16.04%
Ca 317.933†	9.9	0.00092	mg/L	0.001557	0.00092	mg/L	0.001557	168.99%
Cd 228.802†	-3.1	-0.00016	mg/L	0.000107	-0.00016	mg/L	0.000107	65.61%
Co 228.616†	3.3	0.00017	mg/L	0.000067	0.00017	mg/L	0.000067	40.59%
Cr 267.716†	1.8	0.00044	mg/L	0.000571	0.00044	mg/L	0.000571	129.73%
Cu 324.752†	-123.1	-0.00061	mg/L	0.000185	-0.00061	mg/L	0.000185	30.44%
Fe 273.955†	0.5	0.00087	mg/L	0.001403	0.00087	mg/L	0.001403	161.00%
K 766.490†	24.6	0.02120	mg/L	0.058840	0.02120	mg/L	0.058840	277.56%
Mg 279.077†	-4.1	-0.00585	mg/L	0.013492	-0.00585	mg/L	0.013492	230.76%
Mn 257.610†	1.7	0.00012	mg/L	0.000052	0.00012	mg/L	0.000052	41.66%
Mo 202.031†	1.3	0.00019	mg/L	0.000411	0.00019	mg/L	0.000411	216.29%
Na 589.592†	212.1	0.05137	mg/L	0.004769	0.05137	mg/L	0.004769	9.28%
Na 330.237†	-9.8	-0.4291	mg/L	0.18711	-0.4291	mg/L	0.18711	43.61%
Ni 231.604†	1.0	0.00118	mg/L	0.004068	0.00118	mg/L	0.004068	344.61%
Pb 220.353†	2.2	0.00047	mg/L	0.000625	0.00047	mg/L	0.000625	131.61%
Sb 206.836†	0.8	0.00113	mg/L	0.002456	0.00113	mg/L	0.002456	218.22%
Se 196.026†	-3.7	-0.00543	mg/L	0.004260	-0.00543	mg/L	0.004260	78.47%
Si 288.158†	7.9	0.00894	mg/L	0.002350	0.00894	mg/L	0.002350	26.28%
Sn 189.927†	4.9	0.00224	mg/L	0.000567	0.00224	mg/L	0.000567	25.31%
Sr 421.552†	9.5	0.00002	mg/L	0.000030	0.00002	mg/L	0.000030	169.36%
Ti 334.903†	-3.8	-0.00022	mg/L	0.000564	-0.00022	mg/L	0.000564	255.64%
Tl 190.801†	0.1	0.00013	mg/L	0.003265	0.00013	mg/L	0.003265	>999.9%
V 292.402†	-6.4	-0.00003	mg/L	0.000068	-0.00003	mg/L	0.000068	212.19%
Zn 206.200†	-0.3	-0.00098	mg/L	0.007796	-0.00098	mg/L	0.007796	798.78%

Sequence No.: 13
Sample ID: JZ32 MB2 WMN
Analyst: BLW
Initial Sample Wt:
Dilution: 1X

Autosampler Location: 31
Date Collected: 10/10/2006 1:54:36 PM
Data Type: Original
Initial Sample Vol:
Sample Prep Vol:

Nebulizer Parameters: JZ32 MB2 WMN

Analyte	Back Pressure	Flow
All	178.0 kPa	0.50 L/min

Mean Data: JZ32 MB2 WMN

Analyte	Mean Corrected Intensity	Calib Conc.	Calib Units	Calib Std.Dev.	Sample Conc.	Sample Units	Sample Std.Dev.	RSD
ScA 357.253	1024650.0	105.6	%	0.35				0.33%
ScR 361.383	116819.0	106.0	%	0.35				0.33%
Ag 328.068†	16.3	0.00007	mg/L	0.000249	0.00007	mg/L	0.000249	336.25%
Al 308.215†	5.4	0.00582	mg/L	0.001251	0.00582	mg/L	0.001251	21.48%
As 188.979†	1.0	0.00201	mg/L	0.001240	0.00201	mg/L	0.001240	61.76%
B 249.677†	-6.7	-0.00352	mg/L	0.000887	-0.00352	mg/L	0.000887	25.21%
Ba 233.527†	2.1	0.00145	mg/L	0.001464	0.00145	mg/L	0.001464	100.98%
Be 313.042†	10.9	0.00003	mg/L	0.000016	0.00003	mg/L	0.000016	57.16%
Ca 317.933†	42.8	0.00399	mg/L	0.001872	0.00399	mg/L	0.001872	46.90%
Cd 228.802†	-5.6	-0.00029	mg/L	0.000145	-0.00029	mg/L	0.000145	50.53%
Co 228.616†	-0.9	-0.00004	mg/L	0.000273	-0.00004	mg/L	0.000273	625.67%
Cr 267.716†	2.8	0.00066	mg/L	0.000632	0.00066	mg/L	0.000632	95.41%
Cu 324.752†	-381.7	-0.00189	mg/L	0.000050	-0.00189	mg/L	0.000050	2.63%
Fe 273.955†	-1.9	-0.00353	mg/L	0.000614	-0.00353	mg/L	0.000614	17.37%
K 766.490†	-17.4	-0.01504	mg/L	0.043639	-0.01504	mg/L	0.043639	290.16%
Mg 279.077†	6.9	0.00983	mg/L	0.004962	0.00983	mg/L	0.004962	50.49%
Mn 257.610†	-3.6	-0.00026	mg/L	0.000109	-0.00026	mg/L	0.000109	42.16%
Mo 202.031†	-1.6	-0.00024	mg/L	0.000286	-0.00024	mg/L	0.000286	121.45%
Na 589.592†	5.2	0.00125	mg/L	0.005205	0.00125	mg/L	0.005205	415.15%
Na 330.237†	-6.8	-0.2958	mg/L	0.26140	-0.2958	mg/L	0.26140	88.36%
Ni 231.604†	-0.9	-0.00104	mg/L	0.001501	-0.00104	mg/L	0.001501	144.79%
Pb 220.353†	-5.3	-0.00114	mg/L	0.000811	-0.00114	mg/L	0.000811	71.03%
Sb 206.836†	-2.6	-0.00360	mg/L	0.001154	-0.00360	mg/L	0.001154	32.08%
Se 196.026†	-1.3	-0.00188	mg/L	0.004749	-0.00188	mg/L	0.004749	252.56%
Si 288.158†	-12.1	-0.01363	mg/L	0.003438	-0.01363	mg/L	0.003438	25.22%
Sn 189.927†	3.8	0.00173	mg/L	0.000582	0.00173	mg/L	0.000582	33.67%
Sr 421.552†	-14.8	-0.00003	mg/L	0.000044	-0.00003	mg/L	0.000044	157.24%
Ti 334.903†	6.7	0.00039	mg/L	0.001222	0.00039	mg/L	0.001222	312.62%
Tl 190.801†	2.1	0.00343	mg/L	0.001370	0.00343	mg/L	0.001370	39.98%
V 292.402†	-1.8	-0.00001	mg/L	0.000169	-0.00001	mg/L	0.000169	>999.9%
Zn 206.200†	-1.3	-0.00413	mg/L	0.001353	-0.00413	mg/L	0.001353	32.74%

Sequence No.: 14
Sample ID: JZ82 MB2 WMN
Analyst: BLW
Initial Sample Wt:
Dilution: 1X

Autosampler Location: 32
Date Collected: 10/10/2006 2:00:59 PM
Data Type: Original
Initial Sample Vol:
Sample Prep Vol:

Nebulizer Parameters: JZ82 MB2 WMN

Analyte	Back Pressure	Flow
All	178.0 kPa	0.50 L/min

Mean Data: JZ82 MB2 WMN

Analyte	Mean Corrected Intensity	Calib Conc.	Calib Units	Calib Std.Dev.	Sample Conc.	Sample Units	Sample Std.Dev.	RSD
ScA 357.253	1004698.1	103.5	%	0.12				0.12%
ScR 361.383	114544.6	103.9	%	0.89				0.86%
Ag 328.068†	16.9	0.00008	mg/L	0.000055	0.00008	mg/L	0.000055	70.99%
Al 308.215†	4.3	0.00462	mg/L	0.004976	0.00462	mg/L	0.004976	107.66%
As 188.979†	1.0	0.00204	mg/L	0.001539	0.00204	mg/L	0.001539	75.30%
B 249.677†	-11.1	-0.00584	mg/L	0.000552	-0.00584	mg/L	0.000552	9.45%
Ba 233.527†	1.7	0.00119	mg/L	0.001474	0.00119	mg/L	0.001474	124.04%
Be 313.042†	13.9	0.00004	mg/L	0.000027	0.00004	mg/L	0.000027	72.65%
Ca 317.933†	9.1	0.00085	mg/L	0.000576	0.00085	mg/L	0.000576	68.09%
Cd 228.802†	-4.9	-0.00025	mg/L	0.000051	-0.00025	mg/L	0.000051	20.43%
Co 228.616†	7.6	0.00038	mg/L	0.000103	0.00038	mg/L	0.000103	26.87%
Cr 267.716†	2.4	0.00056	mg/L	0.000919	0.00056	mg/L	0.000919	163.85%
Cu 324.752†	-374.0	-0.00185	mg/L	0.000137	-0.00185	mg/L	0.000137	7.38%
Fe 273.955†	-2.0	-0.00378	mg/L	0.001830	-0.00378	mg/L	0.001830	48.45%
K 766.490†	-10.9	-0.00936	mg/L	0.030397	-0.00936	mg/L	0.030397	324.68%
Mg 279.077†	3.2	0.00455	mg/L	0.003488	0.00455	mg/L	0.003488	76.63%
Mn 257.610†	-5.7	-0.00042	mg/L	0.000135	-0.00042	mg/L	0.000135	32.55%
Mo 202.031†	-1.4	-0.00022	mg/L	0.000076	-0.00022	mg/L	0.000076	35.17%
Na 589.592†	-41.3	-0.01000	mg/L	0.006506	-0.01000	mg/L	0.006506	65.07%
Na 330.237†	-4.6	-0.1996	mg/L	0.25668	-0.1996	mg/L	0.25668	128.62%
Ni 231.604†	-0.2	-0.00019	mg/L	0.002242	-0.00019	mg/L	0.002242	>999.9%
Pb 220.353†	-3.9	-0.00084	mg/L	0.000483	-0.00084	mg/L	0.000483	57.72%
Sb 206.836†	-1.1	-0.00159	mg/L	0.001704	-0.00159	mg/L	0.001704	106.93%
Se 196.026†	0.9	0.00130	mg/L	0.003228	0.00130	mg/L	0.003228	248.50%
Si 288.158†	-14.4	-0.01624	mg/L	0.002123	-0.01624	mg/L	0.002123	13.07%
Sn 189.927†	-0.5	-0.00025	mg/L	0.001619	-0.00025	mg/L	0.001619	650.90%
Sr 421.552†	-16.5	-0.00003	mg/L	0.000046	-0.00003	mg/L	0.000046	150.96%
Ti 334.903†	-6.6	-0.00038	mg/L	0.000541	-0.00038	mg/L	0.000541	141.56%
Tl 190.801†	0.4	0.00070	mg/L	0.000751	0.00070	mg/L	0.000751	108.05%
V 292.402†	7.0	0.00004	mg/L	0.000080	0.00004	mg/L	0.000080	186.25%
Zn 206.200†	-0.6	-0.00189	mg/L	0.003442	-0.00189	mg/L	0.003442	182.17%

Sequence No.: 15
Sample ID: JZ82 E WMN
Analyst: BLW
Initial Sample Wt:
Dilution: 5X

Autosampler Location: 33
Date Collected: 10/10/2006 2:07:24 PM
Data Type: Original
Initial Sample Vol:
Sample Prep Vol:

Nebulizer Parameters: JZ82 E WMN

Analyte	Back Pressure	Flow
All	178.0 kPa	0.50 L/min

Mean Data: JZ82 E WMN

Analyte	Mean Corrected Intensity	Calib Conc.	Calib Units	Std.Dev.	Sample Conc.	Sample Units	Std.Dev.	RSD
ScA 357.253	988561.2	101.8	%	0.14				0.13%
ScR 361.383	114284.6	103.7	%	0.28				0.27%
Ag 328.068†	19.1	0.00007	mg/L	0.000097	0.00036	mg/L	0.000484	135.56%
Al 308.215†	9.5	0.01029	mg/L	0.001998	0.05145	mg/L	0.009989	19.42%
As 188.979†	1.0	0.00181	mg/L	0.006287	0.00906	mg/L	0.031435	346.97%
B 249.677†	1.9	0.00099	mg/L	0.001624	0.00494	mg/L	0.008122	164.49%
Ba 233.527†	5.9	0.00406	mg/L	0.000829	0.02029	mg/L	0.004147	20.43%
Be 313.042†	-4.5	-0.00001	mg/L	0.000049	-0.00006	mg/L	0.000243	407.46%
Ca 317.933†	56770.8	5.296	mg/L	0.0426	26.48	mg/L	0.213	0.81%
Cd 228.802†	-4.3	-0.00022	mg/L	0.000117	-0.00110	mg/L	0.000587	53.56%
Co 228.616†	5.1	0.00025	mg/L	0.000086	0.00125	mg/L	0.000428	34.23%
Cr 267.716†	0.6	-0.00029	mg/L	0.001772	-0.00144	mg/L	0.008859	613.24%
Cu 324.752†	-268.3	-0.00134	mg/L	0.000109	-0.00670	mg/L	0.000543	8.11%
Fe 273.955†	7.4	0.01388	mg/L	0.002243	0.06938	mg/L	0.011217	16.17%
K 766.490†	419.6	0.3619	mg/L	0.02105	1.810	mg/L	0.1052	5.82%
Mg 279.077†	1343.3	1.909	mg/L	0.0085	9.545	mg/L	0.0425	0.45%
Mn 257.610†	1397.7	0.1013	mg/L	0.00019	0.5066	mg/L	0.00093	0.18%
Mo 202.031†	1.9	0.00025	mg/L	0.000659	0.00125	mg/L	0.003293	264.10%
Na 589.592†	12048.9	2.918	mg/L	0.0182	14.59	mg/L	0.091	0.62%
Na 330.237†	68.0	2.912	mg/L	0.4865	14.56	mg/L	2.432	16.70%
Ni 231.604†	0.1	0.00009	mg/L	0.002222	0.00045	mg/L	0.011112	>999.9%
Pb 220.353†	0.9	0.00019	mg/L	0.000867	0.00093	mg/L	0.004334	466.08%
Sb 206.836†	-0.4	-0.00053	mg/L	0.001907	-0.00265	mg/L	0.009536	360.40%
Se 196.026†	-2.9	-0.00434	mg/L	0.003299	-0.02168	mg/L	0.016493	76.08%
Si 288.158†	3557.0	4.002	mg/L	0.0224	20.01	mg/L	0.112	0.56%
Sn 189.927†	-5.8	-0.00230	mg/L	0.000864	-0.01149	mg/L	0.004322	37.63%
Sr 421.552†	13260.4	0.02476	mg/L	0.000156	0.1238	mg/L	0.00078	0.63%
Ti 334.903†	30.7	0.00179	mg/L	0.002420	0.00893	mg/L	0.012098	135.42%
Tl 190.801†	-1.0	-0.00157	mg/L	0.001073	-0.00785	mg/L	0.005363	68.31%
V 292.402†	8.7	0.00006	mg/L	0.000276	0.00032	mg/L	0.001378	432.71%
Zn 206.200†	-1.8	-0.00566	mg/L	0.003953	-0.02828	mg/L	0.019766	69.88%

Sequence No.: 16
Sample ID: JZ82 F WMN
Analyst: BLW
Initial Sample Wt:
Dilution: 5X

Autosampler Location: 34
Date Collected: 10/10/2006 2:13:48 PM
Data Type: Original
Initial Sample Vol:
Sample Prep Vol:

Nebulizer Parameters: JZ82 F WMN

Analyte	Back Pressure	Flow
All	178.0 kPa	0.50 L/min

Mean Data: JZ82 F WMN

Analyte	Mean Corrected Intensity	Calib Conc.	Calib Units	Std.Dev.	Sample Conc.	Sample Units	Std.Dev.	RSD
ScA 357.253	988478.6	101.8	%	0.51				0.50%
ScR 361.383	115932.6	105.2	%	0.21				0.20%
Ag 328.068†	-30.9	-0.00011	mg/L	0.000224	-0.00055	mg/L	0.001119	205.04%
Al 308.215†	5.1	0.00552	mg/L	0.003240	0.02760	mg/L	0.016198	58.68%
As 188.979†	1.9	0.00366	mg/L	0.004218	0.01829	mg/L	0.021091	115.29%
B 249.677†	5.0	0.00265	mg/L	0.000981	0.01325	mg/L	0.004904	37.02%
Ba 233.527†	3.5	0.00231	mg/L	0.001017	0.01155	mg/L	0.005086	44.02%
Be 313.042†	4.8	0.00001	mg/L	0.000033	0.00006	mg/L	0.000164	254.67%
Ca 317.933†	37897.5	3.535	mg/L	0.0813	17.68	mg/L	0.407	2.30%
Cd 228.802†	-2.6	-0.00014	mg/L	0.000079	-0.00069	mg/L	0.000393	57.35%
Co 228.616†	6.0	0.00028	mg/L	0.000219	0.00140	mg/L	0.001094	78.29%
Cr 267.716†	1.1	-0.00010	mg/L	0.000162	-0.00051	mg/L	0.000812	158.83%
Cu 324.752†	-307.3	-0.00140	mg/L	0.000100	-0.00701	mg/L	0.000500	7.14%
Fe 273.955†	695.0	1.310	mg/L	0.0279	6.550	mg/L	0.1393	2.13%
K 766.490†	433.6	0.3740	mg/L	0.03944	1.870	mg/L	0.1972	10.54%
Mg 279.077†	1198.0	1.702	mg/L	0.0360	8.508	mg/L	0.1799	2.11%
Mn 257.610†	2614.2	0.1896	mg/L	0.00367	0.9479	mg/L	0.01833	1.93%
Mo 202.031†	2.3	0.00031	mg/L	0.000329	0.00156	mg/L	0.001645	105.44%
Na 589.592†	11143.9	2.699	mg/L	0.0669	13.50	mg/L	0.335	2.48%
Na 330.237†	67.8	2.922	mg/L	0.1960	14.61	mg/L	0.980	6.71%
Ni 231.604†	-2.1	-0.00237	mg/L	0.000913	-0.01184	mg/L	0.004567	38.59%
Pb 220.353†	-1.4	-0.00029	mg/L	0.000428	-0.00144	mg/L	0.002139	148.77%
Sb 206.836†	0.1	0.00000	mg/L	0.002098	0.00000	mg/L	0.010490	>999.9%
Se 196.026†	-2.8	-0.00411	mg/L	0.008286	-0.02057	mg/L	0.041429	201.38%
Si 288.158†	3983.7	4.482	mg/L	0.1059	22.41	mg/L	0.530	2.36%
Sn 189.927†	-0.4	0.00008	mg/L	0.001338	0.00042	mg/L	0.006688	>999.9%
Sr 421.552†	8708.9	0.01626	mg/L	0.000336	0.08130	mg/L	0.001678	2.06%
Ti 334.903†	-6.6	-0.00039	mg/L	0.001016	-0.00193	mg/L	0.005078	262.86%
Tl 190.801†	1.2	0.00189	mg/L	0.000893	0.00947	mg/L	0.004465	47.17%
V 292.402†	-19.4	-0.00008	mg/L	0.000160	-0.00039	mg/L	0.000799	206.50%
Zn 206.200†	-0.3	-0.00107	mg/L	0.007162	-0.00533	mg/L	0.035812	672.14%

Sequence No.: 17
Sample ID: JZ32 K WMN
Analyst: BLW
Initial Sample Wt:
Dilution: 5X

Autosampler Location: 35
Date Collected: 10/10/2006 2:20:13 PM
Data Type: Original
Initial Sample Vol:
Sample Prep Vol:

Nebulizer Parameters: JZ32 K WMN

Analyte	Back Pressure	Flow
All	178.0 kPa	0.50 L/min

rem

Mean Data: JZ32 K WMN

Analyte	Mean Corrected Intensity	Calib Conc.	Calib Units	Std.Dev.	Sample Conc.	Sample Units	Std.Dev.	RSD
ScA 357.253	968132.5	99.74	%	0.096				0.10%
ScR 361.383	115009.9	104.3	%	0.73				0.70%
Ag 328.068†	-60.2	-0.00010	mg/L	0.000218	-0.00049	mg/L	0.001091	224.95%
Al 308.215†	21.1	0.02266	mg/L	0.005518	0.1133	mg/L	0.02759	24.35%
As 188.979†	2.5	0.00478	mg/L	0.001780	0.02389	mg/L	0.008901	37.26%
B 249.677†	18.2	0.00958	mg/L	0.001871	0.04789	mg/L	0.009355	19.53%
Ba 233.527†	17.9	0.01183	mg/L	0.001364	0.05915	mg/L	0.006819	11.53%
Be 313.042†	21.1	0.00005	mg/L	0.000024	0.00026	mg/L	0.000118	45.71%
Ca 317.933†	102136.8	9.528	mg/L	0.2741	47.64	mg/L	1.371	2.88%
Cd 228.802†	-4.0	-0.00021	mg/L	0.000034	-0.00104	mg/L	0.000168	16.13%
Co 228.616†	20.5	0.00093	mg/L	0.000433	0.00464	mg/L	0.002165	46.70%
Cr 267.716†	8.7	0.00097	mg/L	0.000383	0.00485	mg/L	0.001916	39.47%
Cu 324.752†	-281.4	-0.00088	mg/L	0.000142	-0.00440	mg/L	0.000710	16.13%
Fe 273.955†	2935.8	5.533	mg/L	0.2063	27.67	mg/L	1.031	3.73%
K 766.490†	841.0	0.7254	mg/L	0.03866	3.627	mg/L	0.1933	5.33%
Mg 279.077†	3967.1	5.634	mg/L	0.2197	28.17	mg/L	1.098	3.90%
Mn 257.610†	7400.7	0.5367	mg/L	0.02055	2.683	mg/L	0.1027	3.83%
Mo 202.031†	12.1	0.00171	mg/L	0.000104	0.00855	mg/L	0.000521	6.10%
Na 589.592†	397531.5	96.28	mg/L	2.942	481.4	mg/L	14.71	3.06%
Na 330.237†	2121.1	92.38	mg/L	2.996	461.9	mg/L	14.98	3.24%
Ni 231.604†	-1.7	-0.00188	mg/L	0.001361	-0.00940	mg/L	0.006807	72.43%
Pb 220.353†	3.6	0.00078	mg/L	0.000779	0.00392	mg/L	0.003896	99.27%
Sb 206.836†	1.2	0.00102	mg/L	0.003924	0.00511	mg/L	0.019620	383.80%
Se 196.026†	-6.2	-0.00904	mg/L	0.004111	-0.04521	mg/L	0.020557	45.47%
Si 288.158†	4591.7	5.167	mg/L	0.2050	25.83	mg/L	1.025	3.97%
Sn 189.927†	-10.9	-0.00430	mg/L	0.000934	-0.02150	mg/L	0.004670	21.72%
Sr 421.552†	37580.7	0.07016	mg/L	0.002228	0.3508	mg/L	0.01114	3.18%
Ti 334.903†	29.2	0.00170	mg/L	0.000584	0.00851	mg/L	0.002922	34.35%
Tl 190.801†	-0.1	-0.00012	mg/L	0.001128	-0.00062	mg/L	0.005641	912.16%
V 292.402†	508.1	0.00292	mg/L	0.000178	0.01460	mg/L	0.000892	6.11%
Zn 206.200†	-1.4	-0.00447	mg/L	0.007230	-0.02233	mg/L	0.036150	161.92%

Sequence No.: 18
Sample ID: JZ32 GDUP WMN
Analyst: BLW
Initial Sample Wt:
Dilution: 10X

Autosampler Location: 36
Date Collected: 10/10/2006 2:26:53 PM
Data Type: Original
Initial Sample Vol:
Sample Prep Vol:

Nebulizer Parameters: JZ32 GDUP WMN

Analyte	Back Pressure	Flow
All	178.0 kPa	0.50 L/min

rem

Mean Data: JZ32 GDUP WMN

Analyte	Mean Corrected Intensity	Calib Conc.	Calib Units	Std.Dev.	Sample Conc.	Sample Units	Std.Dev.	RSD
ScA 357.253	919013.2	94.68	%	0.328				0.35%
ScR 361.383	110736.1	100.5	%	0.41				0.41%
Ag 328.068†	-130.1	-0.00008	mg/L	0.000071	-0.00085	mg/L	0.000708	83.44%
Al 308.215†	5.6	0.00522	mg/L	0.001932	0.05224	mg/L	0.019322	36.99%
As 188.979†	14.3	0.02915	mg/L	0.000920	0.2915	mg/L	0.00920	3.15%
B 249.677†	255.6	0.1341	mg/L	0.00088	1.341	mg/L	0.0088	0.66%
Ba 233.527†	9.6	0.00577	mg/L	0.000234	0.05767	mg/L	0.002336	4.05%
Be 313.042†	68.3	0.00016	mg/L	0.000022	0.00163	mg/L	0.000216	13.24%
Ca 317.933†	517.6	0.04829	mg/L	0.000636	0.4829	mg/L	0.00636	1.32%
Cd 228.802†	-0.4	-0.00006	mg/L	0.000120	-0.00063	mg/L	0.001201	190.47%
Co 228.616†	387.9	0.01919	mg/L	0.000239	0.1919	mg/L	0.00239	1.24%
Cr 267.716†	12.1	0.00359	mg/L	0.001402	0.03587	mg/L	0.014024	39.10%
Cu 324.752†	-114.0	0.00047	mg/L	0.000344	0.00469	mg/L	0.003436	73.24%
Fe 273.955†	5653.5	10.66	mg/L	0.046	106.6	mg/L	0.46	0.43%
K 766.490†	1599.2	1.379	mg/L	0.0332	13.79	mg/L	0.332	2.41%
Mg 279.077†	19.0	0.01961	mg/L	0.002685	0.1961	mg/L	0.02685	13.69%
Mn 257.610†	8.7	0.00063	mg/L	0.000133	0.00632	mg/L	0.001332	21.06%
Mo 202.031†	219.9	0.03334	mg/L	0.000576	0.3334	mg/L	0.00576	1.73%
Na 589.592†	2930978.9	709.9	mg/L	6.87	7099	mg/L	68.7	0.97%
Na 330.237†	15876.1	692.2	mg/L	3.37	6922	mg/L	33.7	0.49%
Ni 231.604†	1.2	0.00138	mg/L	0.002041	0.01375	mg/L	0.020408	148.38%
Pb 220.353†	5.8	0.00127	mg/L	0.000252	0.01267	mg/L	0.002517	19.87%
Sb 206.836†	1.2	0.00060	mg/L	0.002696	0.00604	mg/L	0.026961	446.56%
Se 196.026†	4.8	0.00833	mg/L	0.001078	0.08333	mg/L	0.010775	12.93%
Si 288.158†	4799.8	5.401	mg/L	0.2434	54.01	mg/L	2.434	4.51%
Sn 189.927†	-1.6	-0.00073	mg/L	0.001870	-0.00727	mg/L	0.018699	257.20%
Sr 421.552†	1100.5	0.00205	mg/L	0.000020	0.02055	mg/L	0.000195	0.95%
Ti 334.903†	567.7	0.03306	mg/L	0.000930	0.3306	mg/L	0.00930	2.81%
Tl 190.801†	1.7	0.00269	mg/L	0.002755	0.02694	mg/L	0.027546	102.26%
V 292.402†	2047.6	0.01141	mg/L	0.000092	0.1141	mg/L	0.00092	0.81%
Zn 206.200†	-0.4	-0.00151	mg/L	0.003721	-0.01509	mg/L	0.037206	246.59%

Sequence No.: 19
Sample ID: JZ32 G WMN
Analyst: BLW
Initial Sample Wt:
Dilution: 10X

Autosampler Location: 37
Date Collected: 10/10/2006 2:33:37 PM
Data Type: Original
Initial Sample Vol:
Sample Prep Vol:

Nebulizer Parameters: JZ32 G WMN

Analyte	Back Pressure	Flow
All	178.0 kPa	0.50 L/min

Mean Data: JZ32 G WMN

Analyte	Mean Corrected Intensity	Calib Conc.	Calib Units	Std.Dev.	Sample Conc.	Sample Units	Std.Dev.	RSD
ScA 357.253	924111.9	95.21	%	0.726				0.76%
ScR 361.383	112104.9	101.7	%	0.61				0.60%
Ag 328.068†	-127.9	-0.00007	mg/L	0.000128	-0.00066	mg/L	0.001280	194.81%
Al 308.215†	9.2	0.00899	mg/L	0.003664	0.08990	mg/L	0.036637	40.75%
As 188.979†	11.1	0.02266	mg/L	0.001024	0.2266	mg/L	0.01024	4.52%
B 249.677†	277.4	0.1455	mg/L	0.00281	1.455	mg/L	0.0281	1.93%
Ba 233.527†	8.4	0.00497	mg/L	0.000426	0.04967	mg/L	0.004256	8.57%
Be 313.042†	98.5	0.00024	mg/L	0.000039	0.00241	mg/L	0.000389	16.12%
Ca 317.933†	534.6	0.04987	mg/L	0.000843	0.4987	mg/L	0.00843	1.69%
Cd 228.802†	2.1	0.00007	mg/L	0.000070	0.00069	mg/L	0.000703	101.40%
Co 228.616†	397.3	0.01966	mg/L	0.000239	0.1966	mg/L	0.00239	1.22%
Cr 267.716†	6.7	0.00230	mg/L	0.001180	0.02304	mg/L	0.011798	51.21%
Cu 324.752†	-181.0	0.00016	mg/L	0.000179	0.00155	mg/L	0.001790	115.16%
Fe 273.955†	5747.1	10.83	mg/L	0.062	108.3	mg/L	0.62	0.58%
K 766.490†	1509.4	1.302	mg/L	0.0199	13.02	mg/L	0.199	1.52%
Mg 279.077†	13.8	0.01210	mg/L	0.013483	0.1210	mg/L	0.13483	111.47%
Mn 257.610†	10.9	0.00079	mg/L	0.000221	0.00787	mg/L	0.002212	28.10%
Mo 202.031†	218.1	0.03307	mg/L	0.000551	0.3307	mg/L	0.00551	1.67%
Na 589.592†	2936706.8	711.3	mg/L	5.98	7113	mg/L	59.8	0.84%
Na 330.237†	15904.5	693.4	mg/L	1.10	6934	mg/L	11.0	0.16%
Ni 231.604†	1.2	0.00131	mg/L	0.001651	0.01315	mg/L	0.016513	125.58%
Pb 220.353†	8.7	0.00188	mg/L	0.000660	0.01879	mg/L	0.006601	35.12%
Sb 206.836†	0.9	0.00021	mg/L	0.001883	0.00206	mg/L	0.018831	912.16%
Se 196.026†	0.7	0.00227	mg/L	0.003368	0.02265	mg/L	0.033677	148.67%
Si 288.158†	5171.7	5.819	mg/L	0.2933	58.19	mg/L	2.933	5.04%
Sn 189.927†	-1.3	-0.00058	mg/L	0.002269	-0.00582	mg/L	0.022694	390.01%
Sr 421.552†	1115.1	0.00208	mg/L	0.000055	0.02082	mg/L	0.000547	2.63%
Ti 334.903†	564.4	0.03286	mg/L	0.000937	0.3286	mg/L	0.00937	2.85%
Tl 190.801†	0.9	0.00144	mg/L	0.001516	0.01442	mg/L	0.015156	105.12%
V 292.402†	2331.1	0.01298	mg/L	0.000232	0.1298	mg/L	0.00232	1.79%
Zn 206.200†	-0.6	-0.00208	mg/L	0.002957	-0.02080	mg/L	0.029574	142.20%

Sequence No.: 20
Sample ID: JZ32 GSPK WMN
Analyst: BLW
Initial Sample Wt:
Dilution: 10X

Autosampler Location: 38
Date Collected: 10/10/2006 2:40:21 PM
Data Type: Original
Initial Sample Vol:
Sample Prep Vol:

Nebulizer Parameters: JZ32 GSPK WMN

Analyte	Back Pressure	Flow
All	178.0 kPa	0.50 L/min

Mean Data: JZ32 GSPK WMN

Analyte	Mean Corrected Intensity	Calib Conc.	Calib Units	Calib Std.Dev.	Sample Conc.	Sample Units	Sample Std.Dev.	RSD
ScA 357.253	917833.5	94.56	%	0.430				0.46%
ScR 361.383	110265.8	100.0	%	0.39				0.39%
Ag 328.068†	-92.7	0.00009	mg/L	0.000043	0.00090	mg/L	0.000435	48.52%
Al 308.215†	7.7	0.00744	mg/L	0.009423	0.07437	mg/L	0.094231	126.71%
As 188.979†	9.9	0.02011	mg/L	0.002526	0.2011	mg/L	0.02526	12.56%
B 249.677†	296.2	0.1554	mg/L	0.00250	1.554	mg/L	0.0250	1.61%
Ba 233.527†	7.5	0.00438	mg/L	0.000924	0.04385	mg/L	0.009240	21.07%
Be 313.042†	79.7	0.00019	mg/L	0.000013	0.00192	mg/L	0.000131	6.86%
Ca 317.933†	508.0	0.04739	mg/L	0.001305	0.4739	mg/L	0.01305	2.75%
Cd 228.802†	1.3	0.00004	mg/L	0.000061	0.00035	mg/L	0.000606	171.13%
Co 228.616†	396.6	0.01963	mg/L	0.000142	0.1963	mg/L	0.00142	0.72%
Cr 267.716†	11.8	0.00351	mg/L	0.000682	0.03514	mg/L	0.006824	19.42%
Cu 324.752†	-153.0	0.00028	mg/L	0.000083	0.00284	mg/L	0.000832	29.33%
Fe 273.955†	5694.2	10.73	mg/L	0.026	107.3	mg/L	0.26	0.24%
K 766.490†	1556.1	1.342	mg/L	0.0275	13.42	mg/L	0.275	2.05%
Mg 279.077†	16.7	0.01637	mg/L	0.010291	0.1637	mg/L	0.10291	62.86%
Mn 257.610†	8.5	0.00061	mg/L	0.000139	0.00613	mg/L	0.001391	22.71%
Mo 202.031†	218.1	0.03307	mg/L	0.000302	0.3307	mg/L	0.00302	0.91%
Na 589.592†	2998702.5	726.3	mg/L	1.39	7263	mg/L	13.9	0.19%
Na 330.237†	16015.2	698.2	mg/L	1.72	6982	mg/L	17.2	0.25%
Ni 231.604†	-1.1	-0.00123	mg/L	0.005343	-0.01226	mg/L	0.053426	435.78%
Pb 220.353†	6.8	0.00148	mg/L	0.001254	0.01480	mg/L	0.012535	84.69%
Sb 206.836†	-0.1	-0.00117	mg/L	0.001107	-0.01169	mg/L	0.011068	94.65%
Se 196.026†	0.2	0.00158	mg/L	0.003721	0.01578	mg/L	0.037212	235.87%
Si 288.158†	13768.3	15.49	mg/L	0.462	154.9	mg/L	4.62	2.98%
Sn 189.927†	-2.4	-0.00111	mg/L	0.001236	-0.01107	mg/L	0.012357	111.63%
Sr 421.552†	1163.7	0.00217	mg/L	0.000032	0.02173	mg/L	0.000321	1.48%
Ti 334.903†	569.6	0.03317	mg/L	0.000164	0.3317	mg/L	0.00164	0.49%
Tl 190.801†	-1.2	-0.00193	mg/L	0.004462	-0.01927	mg/L	0.044623	231.55%
V 292.402†	2263.4	0.01261	mg/L	0.000312	0.1261	mg/L	0.00312	2.47%
Zn 206.200†	-0.7	-0.00261	mg/L	0.002454	-0.02607	mg/L	0.024543	94.13%

Sequence No.: 21
Sample ID: JZ32 MB2SPK WMN
Analyst: BLW
Initial Sample Wt:
Dilution: 1X

Autosampler Location: 39
Date Collected: 10/10/2006 2:47:05 PM
Data Type: Original
Initial Sample Vol:
Sample Prep Vol:

Nebulizer Parameters: JZ32 MB2SPK WMN

Analyte	Back Pressure	Flow
All	177.0 kPa	0.50 L/min

Mean Data: JZ32 MB2SPK WMN

Analyte	Mean Corrected Intensity	Calib Conc.	Calib Units	Calib Std.Dev.	Sample Conc.	Sample Units	Sample Std.Dev.	RSD
ScA 357.253	1004929.7	103.5	%	0.05				0.04%
ScR 361.383	113196.9	102.7	%	0.29				0.28%
Ag 328.068†	0.4	0.00000	mg/L	0.000122	0.00000	mg/L	0.000122	>999.9%
Al 308.215†	2.3	0.00247	mg/L	0.010129	0.00247	mg/L	0.010129	410.16%
As 188.979†	-1.0	-0.00214	mg/L	0.004950	-0.00214	mg/L	0.004950	231.17%
B 249.677†	19.2	0.01008	mg/L	0.002155	0.01008	mg/L	0.002155	21.39%
Ba 233.527†	1.3	0.00090	mg/L	0.001823	0.00090	mg/L	0.001823	202.74%
Be 313.042†	8.1	0.00002	mg/L	0.000053	0.00002	mg/L	0.000053	250.70%
Ca 317.933†	107.7	0.01004	mg/L	0.002024	0.01004	mg/L	0.002024	20.15%
Cd 228.802†	-3.9	-0.00019	mg/L	0.000118	-0.00019	mg/L	0.000118	60.81%
Co 228.616†	1.3	0.00006	mg/L	0.000177	0.00006	mg/L	0.000177	272.40%
Cr 267.716†	-2.7	-0.00064	mg/L	0.001106	-0.00064	mg/L	0.001106	172.00%
Cu 324.752†	-376.0	-0.00186	mg/L	0.000239	-0.00186	mg/L	0.000239	12.82%
Fe 273.955†	1.1	0.00202	mg/L	0.000382	0.00202	mg/L	0.000382	18.86%
K 766.490†	9.8	0.00849	mg/L	0.014558	0.00849	mg/L	0.014558	171.56%
Mg 279.077†	5.3	0.00758	mg/L	0.006846	0.00758	mg/L	0.006846	90.32%
Mn 257.610†	-3.9	-0.00029	mg/L	0.000103	-0.00029	mg/L	0.000103	35.84%
Mo 202.031†	-1.8	-0.00028	mg/L	0.000213	-0.00028	mg/L	0.000213	76.81%
Na 589.592†	1296.7	0.3141	mg/L	0.01666	0.3141	mg/L	0.01666	5.31%
Na 330.237†	1.8	0.07830	mg/L	0.327543	0.07830	mg/L	0.327543	418.30%
Ni 231.604†	1.5	0.00171	mg/L	0.002107	0.00171	mg/L	0.002107	123.45%
Pb 220.353†	-7.6	-0.00163	mg/L	0.001191	-0.00163	mg/L	0.001191	73.19%
Sb 206.836†	0.2	0.00024	mg/L	0.001054	0.00024	mg/L	0.001054	431.44%
Se 196.026†	0.6	0.00083	mg/L	0.009555	0.00083	mg/L	0.009555	>999.9%
Si 288.158†	9173.4	10.32	mg/L	0.047	10.32	mg/L	0.047	0.45%
Sn 189.927†	4.0	0.00183	mg/L	0.000742	0.00183	mg/L	0.000742	40.65%
Sr 421.552†	-15.3	-0.00003	mg/L	0.000023	-0.00003	mg/L	0.000023	81.94%
Ti 334.903†	12.9	0.00075	mg/L	0.000266	0.00075	mg/L	0.000266	35.24%
Tl 190.801†	1.0	0.00169	mg/L	0.002195	0.00169	mg/L	0.002195	130.24%
V 292.402†	16.3	0.00009	mg/L	0.000098	0.00009	mg/L	0.000098	114.33%
Zn 206.200†	-0.1	-0.00034	mg/L	0.002061	-0.00034	mg/L	0.002061	609.95%

Sequence No.: 22
Sample ID: JZ82 MB2SPK WMN
Analyst: BLW
Initial Sample Wt:
Dilution: 1X

Autosampler Location: 40
Date Collected: 10/10/2006 2:53:28 PM
Data Type: Original
Initial Sample Vol:
Sample Prep Vol:

Nebulizer Parameters: JZ82 MB2SPK WMN

Analyte	Back Pressure	Flow
All	178.0 kPa	0.50 L/min

Mean Data: JZ82 MB2SPK WMN

Analyte	Mean Corrected Intensity	Calib Conc.	Calib Units	Calib Std.Dev.	Sample Conc.	Sample Units	Sample Std.Dev.	RSD
ScA 357.253	996232.1	102.6	%	0.61				0.60%
ScR 361.383	114595.1	104.0	%	0.63				0.61%
Ag 328.068†	-41.7	-0.00019	mg/L	0.000099	-0.00019	mg/L	0.000099	51.95%
Al 308.215†	10.0	0.01081	mg/L	0.011244	0.01081	mg/L	0.011244	104.00%
As 188.979†	-1.1	-0.00222	mg/L	0.001739	-0.00222	mg/L	0.001739	78.20%
B 249.677†	6.8	0.00355	mg/L	0.001803	0.00355	mg/L	0.001803	50.86%
Ba 233.527†	0.5	0.00032	mg/L	0.001451	0.00032	mg/L	0.001451	458.67%
Be 313.042†	7.7	0.00002	mg/L	0.000064	0.00002	mg/L	0.000064	314.54%
Ca 317.933†	4.3	0.00040	mg/L	0.001581	0.00040	mg/L	0.001581	394.35%
Cd 228.802†	-4.0	-0.00020	mg/L	0.000106	-0.00020	mg/L	0.000106	53.36%
Co 228.616†	1.2	0.00006	mg/L	0.000169	0.00006	mg/L	0.000169	279.35%
Cr 267.716†	-1.0	-0.00024	mg/L	0.000504	-0.00024	mg/L	0.000504	207.36%
Cu 324.752†	-357.4	-0.00177	mg/L	0.000205	-0.00177	mg/L	0.000205	11.60%
Fe 273.955†	-1.6	-0.00295	mg/L	0.002652	-0.00295	mg/L	0.002652	89.84%
K 766.490†	-17.1	-0.01477	mg/L	0.024349	-0.01477	mg/L	0.024349	164.87%
Mg 279.077†	2.9	0.00411	mg/L	0.004611	0.00411	mg/L	0.004611	112.20%
Mn 257.610†	-4.0	-0.00029	mg/L	0.000071	-0.00029	mg/L	0.000071	24.69%
Mo 202.031†	-3.0	-0.00045	mg/L	0.000177	-0.00045	mg/L	0.000177	39.13%
Na 589.592†	525.6	0.1273	mg/L	0.00128	0.1273	mg/L	0.00128	1.01%
Na 330.237†	2.0	0.08583	mg/L	0.542647	0.08583	mg/L	0.542647	632.23%
Ni 231.604†	-1.7	-0.00188	mg/L	0.002024	-0.00188	mg/L	0.002024	107.82%
Pb 220.353†	0.7	0.00015	mg/L	0.000813	0.00015	mg/L	0.000813	531.30%
Sb 206.836†	0.2	0.00030	mg/L	0.001871	0.00030	mg/L	0.001871	628.32%
Se 196.026†	1.5	0.00214	mg/L	0.010654	0.00214	mg/L	0.010654	498.22%
Si 288.158†	9211.4	10.36	mg/L	0.014	10.36	mg/L	0.014	0.13%
Sn 189.927†	5.2	0.00238	mg/L	0.001225	0.00238	mg/L	0.001225	51.54%
Sr 421.552†	8.3	0.00002	mg/L	0.000016	0.00002	mg/L	0.000016	106.27%
Ti 334.903†	14.1	0.00082	mg/L	0.000598	0.00082	mg/L	0.000598	72.74%
Tl 190.801†	3.2	0.00514	mg/L	0.004462	0.00514	mg/L	0.004462	86.85%
V 292.402†	-9.7	-0.00006	mg/L	0.000037	-0.00006	mg/L	0.000037	65.46%
Zn 206.200†	-0.3	-0.00089	mg/L	0.004582	-0.00089	mg/L	0.004582	515.54%

Sequence No.: 23
Sample ID: CV 3
Analyst: BLW
Initial Sample Wt:
Dilution: 1X

Autosampler Location: 7
Date Collected: 10/10/2006 2:59:51 PM
Data Type: Original
Initial Sample Vol:
Sample Prep Vol:

Nebulizer Parameters: CV

Analyte	Back Pressure	Flow
All	177.0 kPa	0.50 L/min

Mean Data: CV

Analyte	Mean Corrected Intensity	Calib Conc.	Calib Units	Std.Dev.	Sample Conc.	Sample Units	Std.Dev.	RSD
ScA 357.253	960036.9	98.91	%	0.430				0.44%
ScR 361.383	114159.1	103.6	%	2.07				1.99%
Ag 328.068†	215379.1	0.9820	mg/L	0.00061	0.9820	mg/L	0.00061	0.06%
Al 308.215†	1825.1	1.934	mg/L	0.0264	1.934	mg/L	0.0264	1.36%
As 188.979†	966.6	1.973	mg/L	0.0245	1.973	mg/L	0.0245	1.24%
B 249.677†	1819.8	0.9579	mg/L	0.01778	0.9579	mg/L	0.01778	1.86%
Ba 233.527†	1438.5	0.9793	mg/L	0.01708	0.9793	mg/L	0.01708	1.74%
Be 313.042†	371221.2	0.9834	mg/L	0.00936	0.9834	mg/L	0.00936	0.95%
Ca 317.933†	21403.4	1.997	mg/L	0.0399	1.997	mg/L	0.0399	2.00%
Cd 228.802†	20215.1	1.014	mg/L	0.0021	1.014	mg/L	0.0021	0.21%
Co 228.616†	19574.9	0.9787	mg/L	0.00196	0.9787	mg/L	0.00196	0.20%
Cr 267.716†	4028.0	0.9606	mg/L	0.01913	0.9606	mg/L	0.01913	1.99%
Cu 324.752†	213284.9	1.055	mg/L	0.0007	1.055	mg/L	0.0007	0.06%
Fe 273.955†	1082.5	2.038	mg/L	0.0268	2.038	mg/L	0.0268	1.31%
K 766.490†	22822.4	19.69	mg/L	0.509	19.69	mg/L	0.509	2.58%
Mg 279.077†	1390.3	1.980	mg/L	0.0460	1.980	mg/L	0.0460	2.32%
Mn 257.610†	13414.9	0.9735	mg/L	0.02000	0.9735	mg/L	0.02000	2.05%
Mo 202.031†	6414.7	0.9727	mg/L	0.00807	0.9727	mg/L	0.00807	0.83%
Na 589.592†	219721.6	53.22	mg/L	0.982	53.22	mg/L	0.982	1.85%
Na 330.237†	1170.3	51.00	mg/L	0.924	51.00	mg/L	0.924	1.81%
Ni 231.604†	871.3	0.9879	mg/L	0.01647	0.9879	mg/L	0.01647	1.67%
Pb 220.353†	9362.7	2.009	mg/L	0.0076	2.009	mg/L	0.0076	0.38%
Sb 206.836†	1526.4	2.141	mg/L	0.0232	2.141	mg/L	0.0232	1.08%
Se 196.026†	1344.2	1.972	mg/L	0.0210	1.972	mg/L	0.0210	1.07%
Si 288.158†	1830.3	2.061	mg/L	0.0402	2.061	mg/L	0.0402	1.95%
Sn 189.927†	2052.1	0.9438	mg/L	0.01078	0.9438	mg/L	0.01078	1.14%
Sr 421.552†	527518.1	0.9849	mg/L	0.01281	0.9849	mg/L	0.01281	1.30%
Ti 334.903†	16987.5	0.9890	mg/L	0.02045	0.9890	mg/L	0.02045	2.07%
Tl 190.801†	1203.7	1.947	mg/L	0.0156	1.947	mg/L	0.0156	0.80%
V 292.402†	177883.5	0.9958	mg/L	0.00064	0.9958	mg/L	0.00064	0.06%
Zn 206.200†	317.4	1.008	mg/L	0.0247	1.008	mg/L	0.0247	2.45%

Sequence No.: 24
Sample ID: CB 3
Analyst: BLW
Initial Sample Wt:
Dilution: 1X

Autosampler Location: 1
Date Collected: 10/10/2006 3:06:16 PM
Data Type: Original
Initial Sample Vol:
Sample Prep Vol:

Nebulizer Parameters: CB

Analyte	Back Pressure	Flow
All	178.0 kPa	0.50 L/min

Mean Data: CB

Analyte	Mean Corrected Intensity	Calib Conc.	Calib Units	Std.Dev.	Sample Conc.	Sample Units	Std.Dev.	RSD
ScA 357.253	977327.9	100.7	%	1.04				1.03%
ScR 361.383	112250.5	101.8	%	0.41				0.40%
Ag 328.068†	-1.2	-0.00001	mg/L	0.000018	-0.00001	mg/L	0.000018	329.06%
Al 308.215†	-4.6	-0.00497	mg/L	0.005324	-0.00497	mg/L	0.005324	107.03%
As 188.979†	0.8	0.00174	mg/L	0.007777	0.00174	mg/L	0.007777	448.00%
B 249.677†	15.0	0.00787	mg/L	0.001197	0.00787	mg/L	0.001197	15.20%
Ba 233.527†	4.1	0.00277	mg/L	0.000179	0.00277	mg/L	0.000179	6.47%
Be 313.042†	28.2	0.00007	mg/L	0.000013	0.00007	mg/L	0.000013	17.43%
Ca 317.933†	-5.2	-0.00049	mg/L	0.001066	-0.00049	mg/L	0.001066	219.01%
Cd 228.802†	-3.9	-0.00020	mg/L	0.000108	-0.00020	mg/L	0.000108	53.78%
Co 228.616†	3.7	0.00018	mg/L	0.000172	0.00018	mg/L	0.000172	93.03%
Cr 267.716†	3.5	0.00085	mg/L	0.000984	0.00085	mg/L	0.000984	116.46%
Cu 324.752†	-217.9	-0.00108	mg/L	0.000278	-0.00108	mg/L	0.000278	25.81%
Fe 273.955†	1.4	0.00257	mg/L	0.002377	0.00257	mg/L	0.002377	92.59%
K 766.490†	59.5	0.05130	mg/L	0.042107	0.05130	mg/L	0.042107	82.08%
Mg 279.077†	3.7	0.00525	mg/L	0.006502	0.00525	mg/L	0.006502	123.75%
Mn 257.610†	-0.2	-0.00002	mg/L	0.000099	-0.00002	mg/L	0.000099	621.84%
Mo 202.031†	0.5	0.00007	mg/L	0.000082	0.00007	mg/L	0.000082	119.87%
Na 589.592†	581.4	0.1408	mg/L	0.00697	0.1408	mg/L	0.00697	4.95%
Na 330.237†	1.4	0.06188	mg/L	0.061402	0.06188	mg/L	0.061402	99.23%
Ni 231.604†	0.3	0.00034	mg/L	0.003262	0.00034	mg/L	0.003262	959.07%
Pb 220.353†	-0.9	-0.00019	mg/L	0.000453	-0.00019	mg/L	0.000453	237.14%
Sb 206.836†	-1.3	-0.00185	mg/L	0.002241	-0.00185	mg/L	0.002241	121.12%
Se 196.026†	-3.5	-0.00515	mg/L	0.006461	-0.00515	mg/L	0.006461	125.48%
Si 288.158†	11.9	0.01342	mg/L	0.006723	0.01342	mg/L	0.006723	50.08%
Sn 189.927†	1.0	0.00045	mg/L	0.000733	0.00045	mg/L	0.000733	162.72%
Sr 421.552†	-25.7	-0.00005	mg/L	0.000053	-0.00005	mg/L	0.000053	109.77%
Ti 334.903†	-11.1	-0.00065	mg/L	0.000320	-0.00065	mg/L	0.000320	49.54%
Tl 190.801†	2.1	0.00341	mg/L	0.004037	0.00341	mg/L	0.004037	118.30%
V 292.402†	-6.9	-0.00003	mg/L	0.000143	-0.00003	mg/L	0.000143	443.30%
Zn 206.200†	-0.7	-0.00233	mg/L	0.001652	-0.00233	mg/L	0.001652	70.77%

Analysis Begun

Start Time: 10/10/2006 3:11:15 PM
Logged In Analyst: metals
Spectrometer Model: Optima 4300 DV, S/N 077N0060101
Plasma On Time: 10/10/2006 9:52:51 AM
Technique: ICP Continuous
Autosampler Model: AS-93plus

Sample Information File: C:\pe\Administrator\Sample Information\1010B.sif
Batch ID:
Results Data Set: PE061010
Results Library: C:\pe\Administrator\Results\Results.mdb

Sequence No.: 1
Sample ID: JZ50 MB TWC
Analyst: BLW
Initial Sample Wt:
Dilution: 1X
Autosampler Location: 41
Date Collected: 10/10/2006 3:11:15 PM
Data Type: Original
Initial Sample Vol:
Sample Prep Vol:

Nebulizer Parameters: JZ50 MB TWC

Analyte	Back Pressure	Flow
All	178.0 kPa	0.50 L/min

DLL

Mean Data: JZ50 MB TWC

Analyte	Mean Corrected Intensity	Calib Conc.	Calib Units	Calib Std.Dev.	Sample Conc.	Sample Units	Sample Std.Dev.	RSD
ScA 357.253	984890.9	101.5	%	0.86				0.85%
ScR 361.383	111434.4	101.1	%	0.64				0.63%
Ag 328.068†	4.6	0.00002	mg/L	0.000104	0.00002	mg/L	0.000104	478.97%
Al 308.215†	19.7	0.02128	mg/L	0.006883	0.02128	mg/L	0.006883	32.35%
As 188.979†	0.1	0.00017	mg/L	0.003272	0.00017	mg/L	0.003272	>999.9%
B 249.677†	7.4	0.00386	mg/L	0.000351	0.00386	mg/L	0.000351	9.08%
Ba 233.527†	1.6	0.00109	mg/L	0.000835	0.00109	mg/L	0.000835	76.45%
Be 313.042†	13.1	0.00003	mg/L	0.000034	0.00003	mg/L	0.000034	97.10%
Ca 317.933†	301.6	0.02813	mg/L	0.001944	0.02813	mg/L	0.001944	6.91%
Cd 228.802†	-2.2	-0.00011	mg/L	0.000049	-0.00011	mg/L	0.000049	44.25%
Co 228.616†	2.3	0.00011	mg/L	0.000243	0.00011	mg/L	0.000243	212.72%
Cr 267.716†	-1.8	-0.00043	mg/L	0.000123	-0.00043	mg/L	0.000123	28.89%
Cu 324.752†	-258.7	-0.00128	mg/L	0.000168	-0.00128	mg/L	0.000168	13.15%
Fe 273.955†	11.0	0.02073	mg/L	0.003264	0.02073	mg/L	0.003264	15.75%
K 766.490†	27.0	0.02329	mg/L	0.020225	0.02329	mg/L	0.020225	86.85%
Mg 279.077†	2.9	0.00407	mg/L	0.010030	0.00407	mg/L	0.010030	246.36%
Mn 257.610†	3.2	0.00023	mg/L	0.000134	0.00023	mg/L	0.000134	58.40%
Mo 202.031†	-0.6	-0.00009	mg/L	0.000312	-0.00009	mg/L	0.000312	352.78%
Na 589.592†	360.8	0.08738	mg/L	0.005046	0.08738	mg/L	0.005046	5.78%
Na 330.237†	12.8	0.5534	mg/L	0.18536	0.5534	mg/L	0.18536	33.50%
Ni 231.604†	0.1	0.00007	mg/L	0.003711	0.00007	mg/L	0.003711	>999.9%
Pb 220.353†	-1.5	-0.00031	mg/L	0.000681	-0.00031	mg/L	0.000681	217.50%
Sb 206.836†	-0.4	-0.00049	mg/L	0.001925	-0.00049	mg/L	0.001925	394.64%
Se 196.026†	-0.3	-0.00037	mg/L	0.005401	-0.00037	mg/L	0.005401	>999.9%
Si 288.158†	22.2	0.02495	mg/L	0.001636	0.02495	mg/L	0.001636	6.56%
Sn 189.927†	1.5	0.00069	mg/L	0.002093	0.00069	mg/L	0.002093	303.07%
Sr 421.552†	43.3	0.00008	mg/L	0.000096	0.00008	mg/L	0.000096	118.66%
Ti 334.903†	12.5	0.00073	mg/L	0.000482	0.00073	mg/L	0.000482	66.11%
Tl 190.801†	1.8	0.00287	mg/L	0.000953	0.00287	mg/L	0.000953	33.25%
V 292.402†	-0.7	-0.00001	mg/L	0.000167	-0.00001	mg/L	0.000167	>999.9%
Zn 206.200†	3.7	0.01161	mg/L	0.007825	0.01161	mg/L	0.007825	67.40%

Sequence No.: 2
Sample ID: JZ32 B TWC
Analyst: BLW
Initial Sample Wt:
Dilution: 2X

Autosampler Location: 42
Date Collected: 10/10/2006 3:17:37 PM
Data Type: Original
Initial Sample Vol:
Sample Prep Vol:

Nebulizer Parameters: JZ32 B TWC

Analyte	Back Pressure	Flow
All	178.0 kPa	0.50 L/min

Mean Data: JZ32 B TWC

Analyte	Mean Corrected Intensity	Calib Conc.	Calib Units	Calib Std.Dev.	Sample Conc.	Sample Units	Sample Std.Dev.	RSD
ScA 357.253	827892.7	85.30	%	0.941				1.10%
ScR 361.383	105399.4	95.63	%	0.736				0.77%
Ag 328.068†	-612.8	0.00008	mg/L	0.000087	0.00017	mg/L	0.000173	103.73%
Al 308.215†	68.9	0.05450	mg/L	0.001430	0.1090	mg/L	0.00286	2.62%
As 188.979†	45.5	0.09234	mg/L	0.003786	0.1847	mg/L	0.00757	4.10%
B 249.677†	1324.6	0.6952	mg/L	0.01086	1.390	mg/L	0.0217	1.56%
Ba 233.527†	38.0	0.02163	mg/L	0.002384	0.04326	mg/L	0.004768	11.02%
Be 313.042†	1066.2	0.00136	mg/L	0.000056	0.00272	mg/L	0.000112	4.12%
Ca 317.933†	2844.6	0.2654	mg/L	0.00304	0.5307	mg/L	0.00608	1.14%
Cd 228.802†	15.4	0.00063	mg/L	0.000074	0.00127	mg/L	0.000148	11.64%
Co 228.616†	1912.2	0.09459	mg/L	0.001509	0.1892	mg/L	0.00302	1.59%
Cr 267.716†	196.8	0.05040	mg/L	0.000258	0.1008	mg/L	0.00052	0.51%
Cu 324.752†	569.9	0.00810	mg/L	0.000157	0.01619	mg/L	0.000314	1.94%
Fe 273.955†	29020.2	54.69	mg/L	0.371	109.4	mg/L	0.74	0.68%
K 766.490†	8107.1	6.993	mg/L	0.0797	13.99	mg/L	0.159	1.14%
Mg 279.077†	93.1	0.09484	mg/L	0.005266	0.1897	mg/L	0.01053	5.55%
Mn 257.610†	224.8	0.01630	mg/L	0.000035	0.03261	mg/L	0.000071	0.22%
Mo 202.031†	1363.8	0.2068	mg/L	0.00298	0.4136	mg/L	0.00597	1.44%
Na 589.592†	Saturated2							
Na 330.237†	78054.4	3403	mg/L	7.8	6806	mg/L	15.6	0.23%
Ni 231.604†	30.2	0.03419	mg/L	0.001044	0.06838	mg/L	0.002087	3.05%
Pb 220.353†	27.6	0.00609	mg/L	0.000603	0.01218	mg/L	0.001205	9.90%
Sb 206.836†	4.6	0.00348	mg/L	0.001140	0.00696	mg/L	0.002279	32.74%
Se 196.026†	-3.1	0.00191	mg/L	0.006883	0.00382	mg/L	0.013765	360.03%
Si 288.158†	10596.7	11.92	mg/L	0.895	23.85	mg/L	1.790	7.51%
Sn 189.927†	-2.4	-0.00109	mg/L	0.002017	-0.00217	mg/L	0.004033	185.59%
Sr 421.552†	5833.4	0.01089	mg/L	0.000031	0.02178	mg/L	0.000061	0.28%
Ti 334.903†	2997.3	0.1745	mg/L	0.00136	0.3490	mg/L	0.00271	0.78%
Tl 190.801†	2.2	0.00165	mg/L	0.004501	0.00330	mg/L	0.009002	273.15%
V 292.402†	168614.1	0.9375	mg/L	0.00669	1.875	mg/L	0.0134	0.71%
Zn 206.200†	0.7	0.00070	mg/L	0.005401	0.00140	mg/L	0.010801	771.19%

Sequence No.: 3
Sample ID: JZ32 ADUP TWC
Analyst: BLW
Initial Sample Wt:
Dilution: 2X

Autosampler Location: 43
Date Collected: 10/10/2006 3:24:00 PM
Data Type: Original
Initial Sample Vol:
Sample Prep Vol:

Nebulizer Parameters: JZ32 ADUP TWC

Analyte	Back Pressure	Flow
All	180.0 kPa	0.50 L/min

Mean Data: JZ32 ADUP TWC

Analyte	Mean Corrected Intensity	Calib Conc.	Calib Units	Calib Std.Dev.	Sample Conc.	Sample Units	Sample Std.Dev.	RSD
ScA 357.253	824690.3	84.97	%	0.941				1.11%
ScR 361.383	107702.2	97.72	%	0.376				0.39%
Ag 328.068†	-646.8	-0.00008	mg/L	0.000104	-0.00016	mg/L	0.000208	131.31%
Al 308.215†	61.1	0.04685	mg/L ✓	0.010865	0.09370	mg/L	0.021731	23.19%
As 188.979†	45.2	0.09192	mg/L	0.002809	0.1838	mg/L	0.00562	3.06%
B 249.677†	1596.9	0.8380	mg/L	0.04128	1.676	mg/L	0.0826	4.93%
Ba 233.527†	36.2	0.02039	mg/L	0.002052	0.04078	mg/L	0.004104	10.06%
Be 313.042†	1047.5	0.00138	mg/L	0.000073	0.00277	mg/L	0.000145	5.24%
Ca 317.933†	2695.3	0.2514	mg/L ✓	0.00094	0.5029	mg/L	0.00188	0.37%
Cd 228.802†	14.8	0.00060	mg/L	0.000173	0.00120	mg/L	0.000345	28.73%
Co 228.616†	1731.0	0.08551	mg/L	0.000584	0.1710	mg/L	0.00117	0.68%
Cr 267.716†	184.1	0.04739	mg/L	0.000239	0.09477	mg/L	0.000479	0.51%
Cu 324.752†	-91.1	0.00484	mg/L	0.000171	0.00968	mg/L	0.000342	3.53%
Fe 273.955†	29091.8	54.83	mg/L ✓	0.109	109.7	mg/L	0.22	0.20%
K 766.490†	8541.3	7.368	mg/L ✓	0.0923	14.74	mg/L	0.185	1.25%
Mg 279.077†	91.9	0.09298	mg/L ✓	0.008915	0.1860	mg/L	0.01783	9.59%
Mn 257.610†	216.8	0.01572	mg/L ✓	0.000174	0.03145	mg/L	0.000348	1.10%
Mo 202.031†	1336.9	0.2027	mg/L	0.00097	0.4055	mg/L	0.00194	0.48%
Na 589.592†	Saturated2							
Na 330.237†	80866.9	3526	mg/L ✓	9.2	7051	mg/L	18.3	0.26%
Ni 231.604†	19.1	0.02162	mg/L	0.006961	0.04323	mg/L	0.013923	32.21%
Pb 220.353†	19.8	0.00441	mg/L	0.000701	0.00882	mg/L	0.001402	15.90%
Sb 206.836†	5.0	0.00391	mg/L	0.004274	0.00783	mg/L	0.008548	109.21%
Se 196.026†	-7.6	-0.00460	mg/L	0.006534	-0.00921	mg/L	0.013068	141.92%
Si 288.158†	17802.3	20.03	mg/L	1.279	40.06	mg/L	2.558	6.38%
Sn 189.927†	-5.7	-0.00261	mg/L	0.002656	-0.00522	mg/L	0.005311	101.66%
Sr 421.552†	5927.3	0.01107	mg/L	0.000042	0.02213	mg/L	0.000084	0.38%
Ti 334.903†	3045.4	0.1773	mg/L	0.00045	0.3546	mg/L	0.00089	0.25%
Tl 190.801†	-0.0	-0.00184	mg/L	0.001935	-0.00368	mg/L	0.003870	105.15%
V 292.402†	160297.9	0.8913	mg/L	0.01331	1.783	mg/L	0.0266	1.49%
Zn 206.200†	0.9	0.00114	mg/L	0.003952	0.00227	mg/L	0.007904	347.74%

Sequence No.: 4
Sample ID: JZ83 K WMN
Analyst: BLW
Initial Sample Wt:
Dilution: 5X

Autosampler Location: 44
Date Collected: 10/10/2006 3:30:23 PM
Data Type: Original
Initial Sample Vol:
Sample Prep Vol:

Nebulizer Parameters: JZ83 K WMN

Analyte	Back Pressure	Flow
All	179.0 kPa	0.50 L/min

rerun

Mean Data: JZ83 K WMN

Analyte	Mean Corrected Intensity	Calib Conc.	Calib Units	Calib Std.Dev.	Sample Conc.	Sample Units	Sample Std.Dev.	RSD
ScA 357.253	983494.3	101.3	%	0.54				0.53%
ScR 361.383	112778.3	102.3	%	0.74				0.72%
Ag 328.068†	-1.9	-0.00001	mg/L	0.000105	-0.00004	mg/L	0.000527	>999.9%
Al 308.215†	5.4	0.00576	mg/L	0.003767	0.02882	mg/L	0.018836	65.35%
As 188.979†	-0.3	-0.00081	mg/L	0.004660	-0.00407	mg/L	0.023299	572.12%
B 249.677†	482.3	0.2530	mg/L	0.01602	1.265	mg/L	0.0801	6.33%
Ba 233.527†	7.2	0.00489	mg/L	0.000711	0.02447	mg/L	0.003555	14.53%
Be 313.042†	14.2	0.00004	mg/L	0.000042	0.00018	mg/L	0.000209	113.24%
Ca 317.933†	32341.7	3.017	mg/L	0.0464	15.08	mg/L	0.232	1.54%
Cd 228.802†	-4.3	-0.00021	mg/L	0.000156	-0.00107	mg/L	0.000778	72.45%
Co 228.616†	1.6	0.00008	mg/L	0.000057	0.00039	mg/L	0.000285	73.58%
Cr 267.716†	3.1	0.00058	mg/L	0.000495	0.00290	mg/L	0.002474	85.20%
Cu 324.752†	-176.1	-0.00087	mg/L	0.000083	-0.00437	mg/L	0.000415	9.50%
Fe 273.955†	14.9	0.02816	mg/L	0.003369	0.1408	mg/L	0.01684	11.96%
K 766.490†	357.8	0.3087	mg/L	0.03277	1.543	mg/L	0.1638	10.62%
Mg 279.077†	589.6	0.8379	mg/L	0.02273	4.190	mg/L	0.1136	2.71%
Mn 257.610†	11.7	0.00081	mg/L	0.000255	0.00405	mg/L	0.001273	31.40%
Mo 202.031†	1.9	0.00027	mg/L	0.000137	0.00136	mg/L	0.000684	50.17%
Na 589.592†	24239.0	5.871	mg/L	0.2025	29.35	mg/L	1.012	3.45%
Na 330.237†	110.5	4.787	mg/L	0.3388	23.94	mg/L	1.694	7.08%
Ni 231.604†	1.8	0.00202	mg/L	0.000945	0.01008	mg/L	0.004725	46.87%
Pb 220.353†	-2.5	-0.00053	mg/L	0.001127	-0.00264	mg/L	0.005635	213.80%
Sb 206.836†	-1.2	-0.00166	mg/L	0.002041	-0.00829	mg/L	0.010203	123.09%
Se 196.026†	-1.7	-0.00251	mg/L	0.007720	-0.01253	mg/L	0.038599	308.06%
Si 288.158†	4628.6	5.208	mg/L	0.3292	26.04	mg/L	1.646	6.32%
Sn 189.927†	-3.2	-0.00126	mg/L	0.000282	-0.00632	mg/L	0.001412	22.36%
Sr 421.552†	9058.7	0.01691	mg/L	0.000246	0.08456	mg/L	0.001231	1.46%
Ti 334.903†	-4.3	-0.00025	mg/L	0.001631	-0.00126	mg/L	0.008154	645.05%
Tl 190.801†	-0.3	-0.00052	mg/L	0.001164	-0.00258	mg/L	0.005821	225.35%
V 292.402†	76.3	0.00043	mg/L	0.000069	0.00215	mg/L	0.000346	16.09%
Zn 206.200†	-0.4	-0.00107	mg/L	0.003365	-0.00537	mg/L	0.016826	313.44%

Sequence No.: 5
Sample ID: JZ82 DDUP WMN
Analyst: BLW
Initial Sample Wt:
Dilution: 5X

Autosampler Location: 45
Date Collected: 10/10/2006 3:36:48 PM
Data Type: Original
Initial Sample Vol:
Sample Prep Vol:

Nebulizer Parameters: JZ82 DDUP WMN

Analyte	Back Pressure	Flow
All	178.0 kPa	0.50 L/min

Mean Data: JZ82 DDUP WMN

Analyte	Mean Corrected Intensity	Calib Conc.	Calib Units	Calib Std.Dev.	Sample Conc.	Sample Units	Sample Std.Dev.	RSD
ScA 357.253	980410.2	101.0	%	0.50				0.49%
ScR 361.383	113916.1	103.4	%	1.02				0.99%
Ag 328.068†	-39.1	-0.00016	mg/L	0.000112	-0.00081	mg/L	0.000558	69.14%
Al 308.215†	2.3	0.00247	mg/L	0.007824	0.01235	mg/L	0.039121	316.81%
As 188.979†	-0.3	-0.00066	mg/L	0.001984	-0.00328	mg/L	0.009922	302.27%
B 249.677†	285.1	0.1495	mg/L	0.00387	0.7477	mg/L	0.01934	2.59%
Ba 233.527†	4.7	0.00314	mg/L	0.000907	0.01570	mg/L	0.004533	28.87%
Be 313.042†	-2.3	-0.00001	mg/L	0.000047	-0.00003	mg/L	0.000235	777.45%
Ca 317.933†	36793.6	3.432	mg/L	0.0832	17.16	mg/L	0.416	2.42%
Cd 228.802†	-3.0	-0.00015	mg/L	0.000152	-0.00075	mg/L	0.000762	101.03%
Co 228.616†	4.4	0.00020	mg/L	0.000441	0.00102	mg/L	0.002206	215.31%
Cr 267.716†	3.3	0.00043	mg/L	0.000022	0.00214	mg/L	0.000112	5.22%
Cu 324.752†	-295.2	-0.00138	mg/L	0.000043	-0.00688	mg/L	0.000213	3.10%
Fe 273.955†	509.6	0.9604	mg/L	0.02364	4.802	mg/L	0.1182	2.46%
K 766.490†	447.1	0.3856	mg/L	0.00812	1.928	mg/L	0.0406	2.11%
Mg 279.077†	1148.3	1.631	mg/L	0.0436	8.156	mg/L	0.2180	2.67%
Mn 257.610†	2488.1	0.1804	mg/L	0.00515	0.9022	mg/L	0.02576	2.86%
Mo 202.031†	4.1	0.00058	mg/L	0.000128	0.00290	mg/L	0.000640	22.09%
Na 589.592†	17536.6	4.247	mg/L	0.0238	21.24	mg/L	0.119	0.56%
Na 330.237†	86.3	3.730	mg/L	0.2363	18.65	mg/L	1.181	6.33%
Ni 231.604†	-1.2	-0.00130	mg/L	0.003260	-0.00652	mg/L	0.016301	249.92%
Pb 220.353†	-0.2	-0.00003	mg/L	0.000476	-0.00017	mg/L	0.002380	>999.9%
Sb 206.836†	-0.2	-0.00038	mg/L	0.002503	-0.00191	mg/L	0.012513	655.50%
Se 196.026†	-4.3	-0.00634	mg/L	0.007572	-0.03170	mg/L	0.037862	119.43%
Si 288.158†	5056.2	5.689	mg/L	0.0355	28.45	mg/L	0.177	0.62%
Sn 189.927†	-2.9	-0.00110	mg/L	0.000681	-0.00551	mg/L	0.003405	61.76%
Sr 421.552†	8516.0	0.01590	mg/L	0.000318	0.07950	mg/L	0.001591	2.00%
Ti 334.903†	-9.0	-0.00053	mg/L	0.001101	-0.00263	mg/L	0.005505	209.55%
Tl 190.801†	1.7	0.00275	mg/L	0.001127	0.01373	mg/L	0.005637	41.05%
V 292.402†	-2.0	0.00002	mg/L	0.000082	0.00011	mg/L	0.000412	369.98%
Zn 206.200†	-1.2	-0.00366	mg/L	0.004169	-0.01830	mg/L	0.020844	113.88%

Sequence No.: 6
Sample ID: JZ82 D WMN
Analyst: BLW
Initial Sample Wt:
Dilution: 5X

Autosampler Location: 46
Date Collected: 10/10/2006 3:43:12 PM
Data Type: Original
Initial Sample Vol:
Sample Prep Vol:

Nebulizer Parameters: JZ82 D WMN

Analyte	Back Pressure	Flow
All	178.0 kPa	0.50 L/min

Mean Data: JZ82 D WMN

Analyte	Mean Corrected Intensity	Calib Conc.	Calib Units	Std.Dev.	Sample Conc.	Sample Units	Std.Dev.	RSD
ScA 357.253	996554.2	102.7	%	0.64				0.62%
ScR 361.383	114480.9	103.9	%	0.81				0.78%
Ag 328.068†	-21.8	-0.00008	mg/L	0.000118	-0.00041	mg/L	0.000590	142.22%
Al 308.215†	-5.0	-0.00536	mg/L	0.007114	-0.02680	mg/L	0.035569	132.71%
As 188.979†	-1.2	-0.00262	mg/L	0.000972	-0.01312	mg/L	0.004862	37.06%
B 249.677†	174.0	0.09126	mg/L	0.005591	0.4563	mg/L	0.02796	6.13%
Ba 233.527†	3.2	0.00211	mg/L	0.000470	0.01054	mg/L	0.002352	22.32%
Be 313.042†	22.5	0.00006	mg/L	0.000052	0.00030	mg/L	0.000258	86.55%
Ca 317.933†	36216.7	3.378	mg/L	0.0723	16.89	mg/L	0.362	2.14%
Cd 228.802†	-3.5	-0.00017	mg/L	0.000164	-0.00087	mg/L	0.000820	94.07%
Co 228.616†	5.2	0.00025	mg/L	0.000264	0.00123	mg/L	0.001321	107.72%
Cr 267.716†	3.0	0.00035	mg/L	0.000515	0.00177	mg/L	0.002574	145.59%
Cu 324.752†	-259.2	-0.00120	mg/L	0.000191	-0.00599	mg/L	0.000955	15.93%
Fe 273.955†	504.6	0.9510	mg/L	0.02393	4.755	mg/L	0.1197	2.52%
K 766.490†	445.4	0.3842	mg/L	0.02195	1.921	mg/L	0.1098	5.71%
Mg 279.077†	1143.7	1.625	mg/L	0.0534	8.124	mg/L	0.2672	3.29%
Mn 257.610†	2468.7	0.1790	mg/L	0.00567	0.8951	mg/L	0.02836	3.17%
Mo 202.031†	0.1	-0.00002	mg/L	0.000244	-0.00009	mg/L	0.001220	>999.9%
Na 589.592†	13931.7	3.374	mg/L	0.0420	16.87	mg/L	0.210	1.24%
Na 330.237†	76.9	3.319	mg/L	0.2305	16.60	mg/L	1.153	6.94%
Ni 231.604†	-3.0	-0.00345	mg/L	0.001972	-0.01725	mg/L	0.009860	57.16%
Pb 220.353†	2.8	0.00061	mg/L	0.000818	0.00304	mg/L	0.004092	134.76%
Sb 206.836†	-1.4	-0.00213	mg/L	0.000857	-0.01066	mg/L	0.004284	40.20%
Se 196.026†	-6.3	-0.00931	mg/L	0.004207	-0.04657	mg/L	0.021035	45.17%
Si 288.158†	4142.2	4.661	mg/L	0.0514	23.30	mg/L	0.257	1.10%
Sn 189.927†	-3.6	-0.00141	mg/L	0.001380	-0.00705	mg/L	0.006901	97.85%
Sr 421.552†	8339.5	0.01557	mg/L	0.000362	0.07785	mg/L	0.001809	2.32%
Ti 334.903†	-2.3	-0.00013	mg/L	0.000423	-0.00066	mg/L	0.002114	318.95%
Tl 190.801†	-0.1	-0.00021	mg/L	0.003592	-0.00106	mg/L	0.017961	>999.9%
V 292.402†	0.7	0.00004	mg/L	0.000139	0.00018	mg/L	0.000695	388.81%
Zn 206.200†	-0.5	-0.00160	mg/L	0.005083	-0.00801	mg/L	0.025415	317.35%

Sequence No.: 7
Sample ID: JZ82 DSPK WMN
Analyst: BLW
Initial Sample Wt:
Dilution: 5X

Autosampler Location: 47
Date Collected: 10/10/2006 3:49:35 PM
Data Type: Original
Initial Sample Vol:
Sample Prep Vol:

Nebulizer Parameters: JZ82 DSPK WMN

Analyte	Back Pressure	Flow
All	178.0 kPa	0.50 L/min

Mean Data: JZ82 DSPK WMN

Analyte	Mean Corrected Intensity	Calib Conc.	Calib Units	Std.Dev.	Sample Conc.	Sample Units	Std.Dev.	RSD
ScA 357.253	989664.6	102.0	%	0.44				0.43%
ScR 361.383	113594.3	103.1	%	0.92				0.90%
Ag 328.068†	1.4	0.00002	mg/L	0.000070	0.00011	mg/L	0.000348	316.27%
Al 308.215†	-2.4	-0.00260	mg/L	0.004822	-0.01299	mg/L	0.024110	185.53%
As 188.979†	-0.5	-0.00127	mg/L	0.005720	-0.00633	mg/L	0.028602	451.85%
B 249.677†	125.4	0.06579	mg/L	0.002571	0.3289	mg/L	0.01285	3.91%
Ba 233.527†	3.3	0.00217	mg/L	0.001811	0.01086	mg/L	0.009053	83.38%
Be 313.042†	6.5	0.00002	mg/L	0.000028	0.00009	mg/L	0.000138	159.91%
Ca 317.933†	35685.3	3.329	mg/L	0.0901	16.64	mg/L	0.451	2.71%
Cd 228.802†	-6.7	-0.00033	mg/L	0.000138	-0.00167	mg/L	0.000690	41.40%
Co 228.616†	7.7	0.00037	mg/L	0.000438	0.00183	mg/L	0.002189	119.61%
Cr 267.716†	3.1	0.00038	mg/L	0.000261	0.00188	mg/L	0.001303	69.41%
Cu 324.752†	-337.1	-0.00159	mg/L	0.000252	-0.00794	mg/L	0.001261	15.89%
Fe 273.955†	490.7	0.9249	mg/L	0.02326	4.624	mg/L	0.1163	2.51%
K 766.490†	458.3	0.3953	mg/L	0.01276	1.977	mg/L	0.0638	3.23%
Mg 279.077†	1125.5	1.599	mg/L	0.0414	7.994	mg/L	0.2069	2.59%
Mn 257.610†	2400.7	0.1741	mg/L	0.00341	0.8705	mg/L	0.01707	1.96%
Mo 202.031†	1.7	0.00022	mg/L	0.000067	0.00108	mg/L	0.000335	30.93%
Na 589.592†	12702.5	3.077	mg/L	0.0562	15.38	mg/L	0.281	1.83%
Na 330.237†	68.5	2.953	mg/L	0.1492	14.77	mg/L	0.746	5.05%
Ni 231.604†	-0.3	-0.00036	mg/L	0.001041	-0.00179	mg/L	0.005203	291.28%
Pb 220.353†	-4.1	-0.00087	mg/L	0.000444	-0.00437	mg/L	0.002222	50.89%
Sb 206.836†	-1.0	-0.00153	mg/L	0.001953	-0.00766	mg/L	0.009764	127.51%
Se 196.026†	-5.4	-0.00797	mg/L	0.004149	-0.03984	mg/L	0.020746	52.07%
Si 288.158†	12565.6	14.14	mg/L	0.053	70.69	mg/L	0.266	0.38%
Sn 189.927†	-4.4	-0.00178	mg/L	0.000908	-0.00891	mg/L	0.004542	50.98%
Sr 421.552†	8317.4	0.01553	mg/L	0.000403	0.07764	mg/L	0.002013	2.59%
Ti 334.903†	13.5	0.00078	mg/L	0.000907	0.00392	mg/L	0.004535	115.58%
Tl 190.801†	-0.9	-0.00153	mg/L	0.003989	-0.00765	mg/L	0.019946	260.69%
V 292.402†	-5.3	0.00000	mg/L	0.000051	0.00001	mg/L	0.000257	>999.9%
Zn 206.200†	-0.7	-0.00208	mg/L	0.002087	-0.01041	mg/L	0.010436	100.27%

Sequence No.: 8
Sample ID: JY18 HDUP SWC
Analyst: BLW
Initial Sample Wt:
Dilution: 2X

Autosampler Location: 48
Date Collected: 10/10/2006 3:55:59 PM
Data Type: Original
Initial Sample Vol:
Sample Prep Vol:

Nebulizer Parameters: JY18 HDUP SWC

Analyte	Back Pressure	Flow
All	178.0 kPa	0.50 L/min

Mean Data: JY18 HDUP SWC

Analyte	Mean Corrected Intensity	Calib Conc.	Calib Units	Std.Dev.	Sample Conc.	Sample Units	Std.Dev.	RSD
ScA 357.253	987983.5	101.8	%	0.44				0.43%
ScR 361.383	118487.6	107.5	%	0.85				0.80%
Ag 328.068†	-1083.9	-0.00043	mg/L	0.000107	-0.00085	mg/L	0.000214	25.13%
Al 308.215†	59319.0	64.02	mg/L	0.249	128.0	mg/L	0.50	0.39%
As 188.979†	28.7	0.03665	mg/L	0.003532	0.07331	mg/L	0.007063	9.64%
B 249.677†	191.1	0.09902	mg/L	0.001126	0.1980	mg/L	0.00225	1.14%
Ba 233.527†	317.6	0.2098	mg/L	0.00045	0.4196	mg/L	0.00089	0.21%
Be 313.042†	616.2	0.00127	mg/L	0.000015	0.00255	mg/L	0.000030	1.17%
Ca 317.933†	1135605.3	105.9	mg/L	0.19	211.9	mg/L	0.38	0.18%
Cd 228.802†	23.7	0.00112	mg/L	0.000074	0.00223	mg/L	0.000148	6.65%
Co 228.616†	814.5	0.03224	mg/L	0.000484	0.06447	mg/L	0.000969	1.50%
Cr 267.716†	526.7	0.1234	mg/L	0.00057	0.2469	mg/L	0.00114	0.46%
Cu 324.752†	10286.1	0.05936	mg/L	0.000184	0.1187	mg/L	0.00037	0.31%
Fe 273.955†	51596.4	97.25	mg/L	0.405	194.5	mg/L	0.81	0.42%
K 766.490†	10328.7	8.910	mg/L	0.0063	17.82	mg/L	0.013	0.07%
Mg 279.077†	27049.7	38.37	mg/L	0.150	76.75	mg/L	0.300	0.39%
Mn 257.610†	16638.9	1.205	mg/L	0.0040	2.410	mg/L	0.0080	0.33%
Mo 202.031†	38.3	0.00498	mg/L	0.000138	0.00996	mg/L	0.000276	2.77%
Na 589.592†	168500.4	40.81	mg/L	0.236	81.62	mg/L	0.473	0.58%
Na 330.237†	890.2	38.80	mg/L	0.681	77.61	mg/L	1.362	1.75%
Ni 231.604†	96.2	0.1089	mg/L	0.00638	0.2178	mg/L	0.01276	5.86%
Pb 220.353†	75.5	0.02776	mg/L	0.001304	0.05552	mg/L	0.002608	4.70%
Sb 206.836†	11.4	0.00831	mg/L	0.003216	0.01662	mg/L	0.006432	38.70%
Se 196.026†	-28.2	-0.03113	mg/L	0.006962	-0.06226	mg/L	0.013924	22.36%
Si 288.158†	2101.0	2.364	mg/L	0.0118	4.729	mg/L	0.0236	0.50%
Sn 189.927†	-57.6	-0.01955	mg/L	0.001949	-0.03911	mg/L	0.003898	9.97%
Sr 421.552†	391493.0	0.7309	mg/L	0.00157	1.462	mg/L	0.0031	0.21%
Ti 334.903†	77065.8	4.492	mg/L	0.0075	8.985	mg/L	0.0149	0.17%
Tl 190.801†	-8.4	-0.01829	mg/L	0.005800	-0.03658	mg/L	0.011601	31.72%
V 292.402†	41518.7	0.2297	mg/L	0.00184	0.4594	mg/L	0.00369	0.80%
Zn 206.200†	72.0	0.2284	mg/L	0.00550	0.4567	mg/L	0.01100	2.41%

Sequence No.: 9
Sample ID: JY18 H SWC
Analyst: BLW
Initial Sample Wt:
Dilution: 2X

Autosampler Location: 49
Date Collected: 10/10/2006 4:02:41 PM
Data Type: Original
Initial Sample Vol:
Sample Prep Vol:

Nebulizer Parameters: JY18 H SWC

Analyte	Back Pressure	Flow
All	178.0 kPa	0.50 L/min

Mean Data: JY18 H SWC

Analyte	Mean Corrected Intensity	Calib Conc.	Calib Units	Std.Dev.	Sample Conc.	Sample Units	Std.Dev.	RSD
ScA 357.253	976689.2	100.6	%	0.50				0.50%
ScR 361.383	118678.9	107.7	%	0.27				0.25%
Ag 328.068†	-1195.4	-0.00069	mg/L	0.000083	-0.00139	mg/L	0.000166	11.97%
Al 308.215†	60945.3	65.78	mg/L	0.183	131.6	mg/L	0.37	0.28%
As 188.979†	31.3	0.03828	mg/L	0.002491	0.07655	mg/L	0.004983	6.51%
B 249.677†	187.5	0.09698	mg/L	0.000842	0.1940	mg/L	0.00168	0.87%
Ba 233.527†	268.3	0.1763	mg/L	0.00151	0.3526	mg/L	0.00303	0.86%
Be 313.042†	640.0	0.00132	mg/L	0.000045	0.00264	mg/L	0.000091	3.45%
Ca 317.933†	1739257.2	162.2	mg/L	0.23	324.5	mg/L	0.47	0.14%
Cd 228.802†	24.6	0.00115	mg/L	0.000213	0.00231	mg/L	0.000425	18.44%
Co 228.616†	834.9	0.03240	mg/L	0.000457	0.06479	mg/L	0.000915	1.41%
Cr 267.716†	549.7	0.1297	mg/L	0.00045	0.2594	mg/L	0.00090	0.35%
Cu 324.752†	19633.2	0.1060	mg/L	0.00083	0.2121	mg/L	0.00166	0.78%
Fe 273.955†	54409.8	102.5	mg/L	0.60	205.1	mg/L	1.21	0.59%
K 766.490†	10348.6	8.927	mg/L	0.0323	17.85	mg/L	0.065	0.36%
Mg 279.077†	27292.7	38.72	mg/L	0.042	77.43	mg/L	0.084	0.11%
Mn 257.610†	17872.7	1.294	mg/L	0.0057	2.588	mg/L	0.0113	0.44%
Mo 202.031†	41.1	0.00540	mg/L	0.000375	0.01080	mg/L	0.000749	6.94%
Na 589.592†	152023.0	36.82	mg/L	0.081	73.64	mg/L	0.163	0.22%
Na 330.237†	831.8	35.80	mg/L	0.164	71.60	mg/L	0.327	0.46%
Ni 231.604†	92.7	0.1050	mg/L	0.00043	0.2100	mg/L	0.00086	0.41%
Pb 220.353†	81.2	0.02927	mg/L	0.000687	0.05855	mg/L	0.001374	2.35%
Sb 206.836†	11.1	0.00767	mg/L	0.004450	0.01534	mg/L	0.008901	58.02%
Se 196.026†	-25.0	-0.02594	mg/L	0.006043	-0.05188	mg/L	0.012087	23.30%
Si 288.158†	2829.2	3.184	mg/L	0.0101	6.367	mg/L	0.0202	0.32%
Sn 189.927†	-72.1	-0.02223	mg/L	0.002158	-0.04446	mg/L	0.004315	9.71%
Sr 421.552†	688236.0	1.285	mg/L	0.0008	2.570	mg/L	0.0015	0.06%
Ti 334.903†	85067.1	4.959	mg/L	0.0028	9.918	mg/L	0.0055	0.06%
Tl 190.801†	-4.8	-0.01289	mg/L	0.005497	-0.02578	mg/L	0.010993	42.64%
V 292.402†	43591.3	0.2411	mg/L	0.00140	0.4821	mg/L	0.00281	0.58%
Zn 206.200†	73.7	0.2349	mg/L	0.00899	0.4698	mg/L	0.01798	3.83%

Sequence No.: 10
Sample ID: JY18 HSPK SWC
Analyst: BLW
Initial Sample Wt:
Dilution: 2X

Autosampler Location: 50
Date Collected: 10/10/2006 4:09:25 PM
Data Type: Original
Initial Sample Vol:
Sample Prep Vol:

Nebulizer Parameters: JY18 HSPK SWC

Analyte	Back Pressure	Flow
All	178.0 kPa	0.50 L/min

Mean Data: JY18 HSPK SWC

Analyte	Mean Corrected Intensity	Calib Conc.	Calib Units	Std.Dev.	Sample Conc.	Sample Units	Std.Dev.	RSD
ScA 357.253	973254.3	100.3	%	0.48				0.48%
ScR 361.383	115501.1	104.8	%	0.28				0.27%
Ag 328.068†	111359.2	0.5123	mg/L	0.00161	1.025	mg/L	0.0032	0.31%
Al 308.215†	61570.9	66.45	mg/L	0.481	132.9	mg/L	0.96	0.72%
As 188.979†	1034.0	2.088	mg/L	0.0203	4.176	mg/L	0.0407	0.97%
B 249.677†	163.4	0.08548	mg/L	0.001897	0.1710	mg/L	0.00379	2.22%
Ba 233.527†	3168.1	2.152	mg/L	0.0100	4.304	mg/L	0.0200	0.47%
Be 313.042†	195493.4	0.5175	mg/L	0.00066	1.035	mg/L	0.0013	0.13%
Ca 317.933†	2389037.8	222.9	mg/L	0.30	445.7	mg/L	0.60	0.13%
Cd 228.802†	10389.3	0.5193	mg/L	0.00314	1.039	mg/L	0.0063	0.60%
Co 228.616†	10390.0	0.5114	mg/L	0.00411	1.023	mg/L	0.0082	0.80%
Cr 267.716†	2621.7	0.6225	mg/L	0.00445	1.245	mg/L	0.0089	0.71%
Cu 324.752†	123737.1	0.6211	mg/L	0.00108	1.242	mg/L	0.0022	0.17%
Fe 273.955†	52369.9	98.70	mg/L	0.833	197.4	mg/L	1.67	0.84%
K 766.490†	22427.5	19.35	mg/L	0.083	38.69	mg/L	0.165	0.43%
Mg 279.077†	33628.6	47.72	mg/L	0.394	95.45	mg/L	0.787	0.83%
Mn 257.610†	23965.4	1.736	mg/L	0.0123	3.472	mg/L	0.0246	0.71%
Mo 202.031†	47.1	0.00611	mg/L	0.000353	0.01223	mg/L	0.000706	5.78%
Na 589.592†	204560.4	49.55	mg/L	0.171	99.09	mg/L	0.342	0.35%
Na 330.237†	1123.5	47.66	mg/L	0.467	95.32	mg/L	0.934	0.98%
Ni 231.604†	515.9	0.5842	mg/L	0.00031	1.168	mg/L	0.0006	0.05%
Pb 220.353†	9309.9	2.008	mg/L	0.0045	4.016	mg/L	0.0091	0.23%
Sb 206.836†	14.5	0.00613	mg/L	0.001488	0.01226	mg/L	0.002975	24.27%
Se 196.026†	1385.4	2.043	mg/L	0.0108	4.086	mg/L	0.0216	0.53%
Si 288.158†	2954.9	3.326	mg/L	0.0112	6.652	mg/L	0.0223	0.34%
Sn 189.927†	-75.3	-0.01907	mg/L	0.003707	-0.03814	mg/L	0.007414	19.44%
Sr 421.552†	1187176.4	2.216	mg/L	0.0050	4.433	mg/L	0.0101	0.23%
Ti 334.903†	76417.7	4.455	mg/L	0.0065	8.909	mg/L	0.0130	0.15%
Tl 190.801†	1138.4	1.837	mg/L	0.0116	3.674	mg/L	0.0231	0.63%
V 292.402†	132205.4	0.7374	mg/L	0.00205	1.475	mg/L	0.0041	0.28%
Zn 206.200†	218.9	0.6976	mg/L	0.00191	1.395	mg/L	0.0038	0.27%

Sequence No.: 11
Sample ID: CV 4
Analyst: BLW
Initial Sample Wt:
Dilution: 1X

Autosampler Location: 7
Date Collected: 10/10/2006 4:15:56 PM
Data Type: Original
Initial Sample Vol:
Sample Prep Vol:

Nebulizer Parameters: CV

Analyte	Back Pressure	Flow
All	178.0 kPa	0.50 L/min

Mean Data: CV

Analyte	Mean Corrected Intensity	Calib Conc.	Calib Units	Calib Std.Dev.	Sample Conc.	Sample Units	Sample Std.Dev.	RSD
ScA 357.253	969339.1	99.87	%	0.713				0.71%
ScR 361.383	114343.2	103.7	%	0.52				0.50%
Ag 328.068†	214701.0	0.9790	mg/L	0.00404	0.9790	mg/L	0.00404	0.41%
Al 308.215†	1848.9	1.960	mg/L	0.0081	1.960	mg/L	0.0081	0.41%
As 188.979†	967.9	1.976	mg/L	0.0123	1.976	mg/L	0.0123	0.62%
B 249.677†	1875.7	0.9873	mg/L	0.00517	0.9873	mg/L	0.00517	0.52%
Ba 233.527†	1463.1	0.9961	mg/L	0.00544	0.9961	mg/L	0.00544	0.55%
Be 313.042†	375538.8	0.9948	mg/L	0.01026	0.9948	mg/L	0.01026	1.03%
Ca 317.933†	21677.7	2.022	mg/L	0.0123	2.022	mg/L	0.0123	0.61%
Cd 228.802†	20148.5	1.010	mg/L	0.0045	1.010	mg/L	0.0045	0.45%
Co 228.616†	19519.5	0.9759	mg/L	0.00561	0.9759	mg/L	0.00561	0.57%
Cr 267.716†	4081.2	0.9733	mg/L	0.00574	0.9733	mg/L	0.00574	0.59%
Cu 324.752†	212918.3	1.053	mg/L	0.0049	1.053	mg/L	0.0049	0.46%
Fe 273.955†	1102.4	2.075	mg/L	0.0071	2.075	mg/L	0.0071	0.34%
K 766.490†	23093.6	19.92	mg/L	0.104	19.92	mg/L	0.104	0.52%
Mg 279.077†	1409.7	2.007	mg/L	0.0030	2.007	mg/L	0.0030	0.15%
Mn 257.610†	13682.5	0.9929	mg/L	0.00491	0.9929	mg/L	0.00491	0.49%
Mo 202.031†	6381.9	0.9677	mg/L	0.00356	0.9677	mg/L	0.00356	0.37%
Na 589.592†	221350.9	53.61	mg/L	0.313	53.61	mg/L	0.313	0.58%
Na 330.237†	1179.0	51.37	mg/L	0.233	51.37	mg/L	0.233	0.45%
Ni 231.604†	886.6	1.005	mg/L	0.0010	1.005	mg/L	0.0010	0.10%
Pb 220.353†	9303.3	1.996	mg/L	0.0079	1.996	mg/L	0.0079	0.39%
Sb 206.836†	1524.5	2.138	mg/L	0.0059	2.138	mg/L	0.0059	0.28%
Se 196.026†	1343.6	1.971	mg/L	0.0088	1.971	mg/L	0.0088	0.45%
Si 288.158†	1810.4	2.039	mg/L	0.0114	2.039	mg/L	0.0114	0.56%
Sn 189.927†	2010.3	0.9247	mg/L	0.00485	0.9247	mg/L	0.00485	0.52%
Sr 421.552†	531101.1	0.9916	mg/L	0.00862	0.9916	mg/L	0.00862	0.87%
Ti 334.903†	17191.3	1.001	mg/L	0.0056	1.001	mg/L	0.0056	0.56%
Tl 190.801†	1199.9	1.941	mg/L	0.0159	1.941	mg/L	0.0159	0.82%
V 292.402†	177050.3	0.9913	mg/L	0.00240	0.9913	mg/L	0.00240	0.24%
Zn 206.200†	325.3	1.033	mg/L	0.0101	1.033	mg/L	0.0101	0.98%

Sequence No.: 12
Sample ID: CB
Analyst: BLW
Initial Sample Wt:
Dilution: 1X

Autosampler Location: 1
Date Collected: 10/10/2006 4:22:19 PM
Data Type: Original
Initial Sample Vol:
Sample Prep Vol:

Nebulizer Parameters: CB

Analyte	Back Pressure	Flow
All	178.0 kPa	0.50 L/min

Mean Data: CB

Analyte	Mean Corrected Intensity	Calib Conc.	Calib Units	Std.Dev.	Sample Conc.	Sample Units	Std.Dev.	RSD
ScA 357.253	964837.9	99.40	%	0.690				0.69%
ScR 361.383	110848.1	100.6	%	0.68				0.67%
Ag 328.068†	11.6	0.00005	mg/L	0.000083	0.00005	mg/L	0.000083	155.81%
Al 308.215†	2.3	0.00254	mg/L	0.001066	0.00254	mg/L	0.001066	42.01%
As 188.979†	1.9	0.00393	mg/L	0.003944	0.00393	mg/L	0.003944	100.44%
B 249.677†	41.1	0.02158	mg/L	0.001362	0.02158	mg/L	0.001362	6.31%
Ba 233.527†	0.1	0.00005	mg/L	0.001382	0.00005	mg/L	0.001382	>999.9%
Be 313.042†	22.4	0.00006	mg/L	0.000016	0.00006	mg/L	0.000016	26.32%
Ca 317.933†	5.4	0.00050	mg/L	0.002029	0.00050	mg/L	0.002029	404.77%
Cd 228.802†	-3.2	-0.00017	mg/L	0.000048	-0.00017	mg/L	0.000048	28.69%
Co 228.616†	0.6	0.00003	mg/L	0.000404	0.00003	mg/L	0.000404	>999.9%
Cr 267.716†	-2.2	-0.00053	mg/L	0.000070	-0.00053	mg/L	0.000070	13.15%
Cu 324.752†	-49.2	-0.00024	mg/L	0.000292	-0.00024	mg/L	0.000292	120.41%
Fe 273.955†	4.0	0.00753	mg/L	0.000768	0.00753	mg/L	0.000768	10.19%
K 766.490†	70.4	0.06076	mg/L	0.004126	0.06076	mg/L	0.004126	6.79%
Mg 279.077†	-0.3	-0.00049	mg/L	0.005420	-0.00049	mg/L	0.005420	>999.9%
Mn 257.610†	1.4	0.00010	mg/L	0.000245	0.00010	mg/L	0.000245	238.92%
Mo 202.031†	-0.6	-0.00008	mg/L	0.000176	-0.00008	mg/L	0.000176	210.05%
Na 589.592†	697.2	0.1689	mg/L	0.01019	0.1689	mg/L	0.01019	6.03%
Na 330.237†	3.6	0.1595	mg/L	0.34122	0.1595	mg/L	0.34122	213.96%
Ni 231.604†	-1.6	-0.00176	mg/L	0.003210	-0.00176	mg/L	0.003210	182.35%
Pb 220.353†	-0.1	-0.00003	mg/L	0.001388	-0.00003	mg/L	0.001388	>999.9%
Sb 206.836†	0.3	0.00047	mg/L	0.003313	0.00047	mg/L	0.003313	702.74%
Se 196.026†	-6.4	-0.00943	mg/L	0.004726	-0.00943	mg/L	0.004726	50.14%
Si 288.158†	6.6	0.00746	mg/L	0.002307	0.00746	mg/L	0.002307	30.91%
Sn 189.927†	0.9	0.00042	mg/L	0.001118	0.00042	mg/L	0.001118	268.22%
Sr 421.552†	4.6	0.00001	mg/L	0.000008	0.00001	mg/L	0.000008	97.74%
Ti 334.903†	1.0	0.00006	mg/L	0.000262	0.00006	mg/L	0.000262	432.74%
Tl 190.801†	0.9	0.00138	mg/L	0.001313	0.00138	mg/L	0.001313	95.03%
V 292.402†	-12.4	-0.00007	mg/L	0.000165	-0.00007	mg/L	0.000165	228.24%
Zn 206.200†	-0.7	-0.00218	mg/L	0.001289	-0.00218	mg/L	0.001289	59.15%

Sequence No.: 13
Sample ID: JZ83 MB2 WMN
Analyst: BLW
Initial Sample Wt:
Dilution: 1X

Autosampler Location: 51
Date Collected: 10/10/2006 4:28:41 PM
Data Type: Original
Initial Sample Vol:
Sample Prep Vol:

Nebulizer Parameters: JZ83 MB2 WMN

Analyte	Back Pressure	Flow
All	178.0 kPa	0.50 L/min

Mean Data: JZ83 MB2 WMN

Analyte	Mean Corrected Intensity	Calib Conc.	Calib Units	Calib Std.Dev.	Sample Conc.	Sample Units	Sample Std.Dev.	RSD
ScA 357.253	992643.5	102.3	%	0.47				0.46%
ScR 361.383	115622.7	104.9	%	1.05				1.00%
Ag 328.068†	-31.9	-0.00015	mg/L	0.000053	-0.00015	mg/L	0.000053	36.45%
Al 308.215†	0.2	0.00026	mg/L	0.010524	0.00026	mg/L	0.010524	>999.9%
As 188.979†	0.8	0.00171	mg/L	0.003204	0.00171	mg/L	0.003204	187.19%
B 249.677†	9.3	0.00490	mg/L	0.000824	0.00490	mg/L	0.000824	16.82%
Ba 233.527†	1.3	0.00088	mg/L	0.000915	0.00088	mg/L	0.000915	103.69%
Be 313.042†	26.9	0.00007	mg/L	0.000073	0.00007	mg/L	0.000073	102.14%
Ca 317.933†	58.6	0.00547	mg/L	0.000995	0.00547	mg/L	0.000995	18.19%
Cd 228.802†	-2.8	-0.00015	mg/L	0.000173	-0.00015	mg/L	0.000173	118.80%
Co 228.616†	2.3	0.00012	mg/L	0.000254	0.00012	mg/L	0.000254	219.74%
Cr 267.716†	0.8	0.00018	mg/L	0.000689	0.00018	mg/L	0.000689	373.96%
Cu 324.752†	-283.2	-0.00140	mg/L	0.000087	-0.00140	mg/L	0.000087	6.19%
Fe 273.955†	1.5	0.00291	mg/L	0.000370	0.00291	mg/L	0.000370	12.72%
K 766.490†	-50.0	-0.04312	mg/L	0.011360	-0.04312	mg/L	0.011360	26.35%
Mg 279.077†	3.2	0.00459	mg/L	0.004381	0.00459	mg/L	0.004381	95.54%
Mn 257.610†	-3.5	-0.00025	mg/L	0.000197	-0.00025	mg/L	0.000197	78.49%
Mo 202.031†	-3.5	-0.00053	mg/L	0.000141	-0.00053	mg/L	0.000141	26.63%
Na 589.592†	306.9	0.07434	mg/L	0.006268	0.07434	mg/L	0.006268	8.43%
Na 330.237†	-9.1	-0.3984	mg/L	0.33745	-0.3984	mg/L	0.33745	84.71%
Ni 231.604†	-2.4	-0.00270	mg/L	0.000526	-0.00270	mg/L	0.000526	19.52%
Pb 220.353†	-1.7	-0.00036	mg/L	0.001154	-0.00036	mg/L	0.001154	323.98%
Sb 206.836†	-1.5	-0.00214	mg/L	0.001282	-0.00214	mg/L	0.001282	59.99%
Se 196.026†	-2.3	-0.00345	mg/L	0.004913	-0.00345	mg/L	0.004913	142.49%
Si 288.158†	-9.8	-0.01100	mg/L	0.004852	-0.01100	mg/L	0.004852	44.12%
Sn 189.927†	1.5	0.00070	mg/L	0.001148	0.00070	mg/L	0.001148	164.52%
Sr 421.552†	-0.4	0.00000	mg/L	0.000067	0.00000	mg/L	0.000067	>999.9%
Ti 334.903†	-10.3	-0.00060	mg/L	0.000911	-0.00060	mg/L	0.000911	151.15%
Tl 190.801†	1.3	0.00209	mg/L	0.002011	0.00209	mg/L	0.002011	96.40%
V 292.402†	-0.1	0.00000	mg/L	0.000165	0.00000	mg/L	0.000165	>999.9%
Zn 206.200†	-0.5	-0.00169	mg/L	0.005975	-0.00169	mg/L	0.005975	354.05%

Sequence No.: 14
Sample ID: JZ83 L WMN
Analyst: BLW
Initial Sample Wt:
Dilution: 5X

Autosampler Location: 52
Date Collected: 10/10/2006 4:35:06 PM
Data Type: Original
Initial Sample Vol:
Sample Prep Vol:

Nebulizer Parameters: JZ83 L WMN

Analyte	Back Pressure	Flow
All	178.0 kPa	0.50 L/min

Mean Data: JZ83 L WMN

Analyte	Mean Corrected Intensity	Calib Conc.	Calib Units	Calib Std.Dev.	Sample Conc.	Sample Units	Sample Std.Dev.	Sample RSD
ScA 357.253	971249.6	100.1	%	0.47				0.47%
ScR 361.383	112909.0	102.4	%	0.82				0.80%
Ag 328.068†	-21.8	-0.00012	mg/L	0.000220	-0.00059	mg/L	0.001100	187.26%
Al 308.215†	6.3	0.00685	mg/L	0.003501	0.03425	mg/L	0.017506	51.12%
As 188.979†	0.5	0.00080	mg/L	0.002116	0.00400	mg/L	0.010579	264.40%
B 249.677†	31.1	0.01633	mg/L	0.002262	0.08164	mg/L	0.011311	13.85%
Ba 233.527†	4.4	0.00303	mg/L	0.000663	0.01515	mg/L	0.003313	21.87%
Be 313.042†	16.8	0.00004	mg/L	0.000064	0.00022	mg/L	0.000319	142.53%
Ca 317.933†	42509.6	3.965	mg/L	0.0152	19.83	mg/L	0.076	0.38%
Cd 228.802†	-3.5	-0.00018	mg/L	0.000119	-0.00088	mg/L	0.000595	67.49%
Co 228.616†	2.9	0.00014	mg/L	0.000118	0.00072	mg/L	0.000589	81.54%
Cr 267.716†	2.5	0.00016	mg/L	0.000328	0.00082	mg/L	0.001641	199.59%
Cu 324.752†	-165.4	-0.00083	mg/L	0.000149	-0.00415	mg/L	0.000743	17.92%
Fe 273.955†	5.2	0.00975	mg/L	0.001416	0.04876	mg/L	0.007080	14.52%
K 766.490†	520.6	0.4491	mg/L	0.02648	2.246	mg/L	0.1324	5.90%
Mg 279.077†	1258.3	1.788	mg/L	0.0223	8.942	mg/L	0.1114	1.25%
Mn 257.610†	1567.3	0.1136	mg/L	0.00120	0.5682	mg/L	0.00601	1.06%
Mo 202.031†	1.4	0.00018	mg/L	0.000244	0.00090	mg/L	0.001219	135.10%
Na 589.592†	12167.7	2.947	mg/L	0.0191	14.74	mg/L	0.096	0.65%
Na 330.237†	68.4	2.942	mg/L	0.2260	14.71	mg/L	1.130	7.68%
Ni 231.604†	0.7	0.00080	mg/L	0.003176	0.00398	mg/L	0.015878	399.20%
Pb 220.353†	0.4	0.00010	mg/L	0.000546	0.00049	mg/L	0.002730	553.22%
Sb 206.836†	0.1	0.00007	mg/L	0.001556	0.00036	mg/L	0.007781	>999.9%
Se 196.026†	-0.7	-0.00116	mg/L	0.001342	-0.00580	mg/L	0.006709	115.63%
Si 288.158†	3763.1	4.234	mg/L	0.0070	21.17	mg/L	0.035	0.17%
Sn 189.927†	-8.2	-0.00346	mg/L	0.000848	-0.01729	mg/L	0.004238	24.52%
Sr 421.552†	9415.4	0.01758	mg/L	0.000110	0.08789	mg/L	0.000551	0.63%
Ti 334.903†	-10.1	-0.00059	mg/L	0.000226	-0.00294	mg/L	0.001130	38.39%
Tl 190.801†	0.8	0.00126	mg/L	0.004950	0.00629	mg/L	0.024751	393.25%
V 292.402†	-8.5	-0.00003	mg/L	0.000131	-0.00013	mg/L	0.000655	509.27%
Zn 206.200†	0.3	0.00094	mg/L	0.001106	0.00470	mg/L	0.005531	117.59%

Sequence No.: 15
Sample ID: JZ83 M WMN
Analyst: BLW
Initial Sample Wt:
Dilution: 5X

Autosampler Location: 53
Date Collected: 10/10/2006 4:41:30 PM
Data Type: Original
Initial Sample Vol:
Sample Prep Vol:

Nebulizer Parameters: JZ83 M WMN

Analyte	Back Pressure	Flow
All	178.0 kPa	0.50 L/min

Mean Data: JZ83 M WMN

Analyte	Mean Corrected Intensity	Calib Conc.	Calib Units	Std.Dev.	Sample Conc.	Sample Units	Std.Dev.	RSD
ScA 357.253	966058.4	99.53	%	0.195				0.20%
ScR 361.383	112202.2	101.8	%	0.55				0.54%
Ag 328.068†	4.2	0.00001	mg/L	0.000112	0.00006	mg/L	0.000559	936.38%
Al 308.215†	-1.9	-0.00203	mg/L	0.002421	-0.01017	mg/L	0.012104	119.06%
As 188.979†	-0.9	-0.00211	mg/L	0.005316	-0.01053	mg/L	0.026581	252.33%
B 249.677†	24.8	0.01304	mg/L	0.002275	0.06520	mg/L	0.011377	17.45%
Ba 233.527†	3.1	0.00210	mg/L	0.001507	0.01050	mg/L	0.007536	71.76%
Be 313.042†	4.8	0.00001	mg/L	0.000018	0.00006	mg/L	0.000088	139.63%
Ca 317.933†	43140.8	4.024	mg/L	0.0221	20.12	mg/L	0.111	0.55%
Cd 228.802†	-4.8	-0.00024	mg/L	0.000094	-0.00120	mg/L	0.000470	39.32%
Co 228.616†	2.0	0.00010	mg/L	0.000583	0.00050	mg/L	0.002915	582.76%
Cr 267.716†	5.9	0.00103	mg/L	0.000899	0.00513	mg/L	0.004496	87.66%
Cu 324.752†	-248.7	-0.00124	mg/L	0.000093	-0.00621	mg/L	0.000467	7.52%
Fe 273.955†	3.0	0.00565	mg/L	0.004024	0.02825	mg/L	0.020121	71.21%
K 766.490†	561.8	0.4846	mg/L	0.02717	2.423	mg/L	0.1358	5.61%
Mg 279.077†	1248.6	1.774	mg/L	0.0099	8.872	mg/L	0.0493	0.56%
Mn 257.610†	648.9	0.04701	mg/L	0.000342	0.2350	mg/L	0.00171	0.73%
Mo 202.031†	1.4	0.00017	mg/L	0.000028	0.00085	mg/L	0.000140	16.54%
Na 589.592†	12168.0	2.947	mg/L	0.0303	14.74	mg/L	0.152	1.03%
Na 330.237†	71.5	3.075	mg/L	0.1803	15.38	mg/L	0.901	5.86%
Ni 231.604†	0.7	0.00081	mg/L	0.002539	0.00403	mg/L	0.012693	315.19%
Pb 220.353†	1.2	0.00026	mg/L	0.000647	0.00128	mg/L	0.003235	252.48%
Sb 206.836†	-2.0	-0.00291	mg/L	0.004051	-0.01453	mg/L	0.020254	139.43%
Se 196.026†	-1.8	-0.00271	mg/L	0.000770	-0.01355	mg/L	0.003852	28.44%
Si 288.158†	3657.2	4.115	mg/L	0.0250	20.58	mg/L	0.125	0.61%
Sn 189.927†	-4.7	-0.00189	mg/L	0.000854	-0.00944	mg/L	0.004268	45.19%
Sr 421.552†	9564.0	0.01786	mg/L	0.000118	0.08928	mg/L	0.000591	0.66%
Ti 334.903†	4.6	0.00027	mg/L	0.001581	0.00133	mg/L	0.007907	593.77%
Tl 190.801†	0.8	0.00135	mg/L	0.001608	0.00676	mg/L	0.008041	118.88%
V 292.402†	11.2	0.00008	mg/L	0.000069	0.00040	mg/L	0.000345	86.68%
Zn 206.200†	-0.6	-0.00184	mg/L	0.005435	-0.00918	mg/L	0.027173	296.16%

Sequence No.: 16
Sample ID: JZ83 N WMN
Analyst: BLW
Initial Sample Wt:
Dilution: 5X

Autosampler Location: 54
Date Collected: 10/10/2006 4:47:53 PM
Data Type: Original
Initial Sample Vol:
Sample Prep Vol:

Nebulizer Parameters: JZ83 N WMN

Analyte	Back Pressure	Flow
All	178.0 kPa	0.50 L/min

Mean Data: JZ83 N WMN

Analyte	Mean Corrected Intensity	Calib Conc.	Calib Units	Calib Std.Dev.	Sample Conc.	Sample Units	Sample Std.Dev.	RSD
ScA 357.253	971597.4	100.1	%	0.61				0.61%
ScR 361.383	112070.7	101.7	%	0.42				0.41%
Ag 328.068†	-52.6	-0.00025	mg/L	0.000228	-0.00123	mg/L	0.001141	92.68%
Al 308.215†	-0.2	-0.00025	mg/L	0.006331	-0.00126	mg/L	0.031655	>999.9%
As 188.979†	0.4	0.00071	mg/L	0.004268	0.00356	mg/L	0.021342	599.68%
B 249.677†	23.4	0.01225	mg/L	0.001800	0.06126	mg/L	0.009001	14.69%
Ba 233.527†	3.7	0.00251	mg/L	0.001980	0.01253	mg/L	0.009898	79.01%
Be 313.042†	18.2	0.00005	mg/L	0.000033	0.00024	mg/L	0.000166	68.79%
Ca 317.933†	43536.8	4.061	mg/L	0.0101	20.31	mg/L	0.050	0.25%
Cd 228.802†	-5.0	-0.00025	mg/L	0.000099	-0.00127	mg/L	0.000497	39.05%
Co 228.616†	7.3	0.00036	mg/L	0.000268	0.00182	mg/L	0.001340	73.53%
Cr 267.716†	0.2	-0.00035	mg/L	0.000600	-0.00176	mg/L	0.003001	170.09%
Cu 324.752†	-227.8	-0.00114	mg/L	0.000165	-0.00569	mg/L	0.000827	14.54%
Fe 273.955†	5.9	0.01117	mg/L	0.002318	0.05584	mg/L	0.011592	20.76%
K 766.490†	578.6	0.4991	mg/L	0.02878	2.496	mg/L	0.1439	5.77%
Mg 279.077†	1279.9	1.819	mg/L	0.0115	9.095	mg/L	0.0574	0.63%
Mn 257.610†	600.1	0.04347	mg/L	0.000529	0.2173	mg/L	0.00264	1.22%
Mo 202.031†	-0.2	-0.00007	mg/L	0.000464	-0.00033	mg/L	0.002321	700.78%
Na 589.592†	12106.7	2.932	mg/L	0.0128	14.66	mg/L	0.064	0.44%
Na 330.237†	58.0	2.489	mg/L	0.0861	12.44	mg/L	0.431	3.46%
Ni 231.604†	0.4	0.00048	mg/L	0.001370	0.00242	mg/L	0.006848	283.41%
Pb 220.353†	1.7	0.00037	mg/L	0.000830	0.00183	mg/L	0.004152	227.27%
Sb 206.836†	-0.4	-0.00055	mg/L	0.001758	-0.00274	mg/L	0.008792	320.88%
Se 196.026†	-5.0	-0.00732	mg/L	0.006311	-0.03658	mg/L	0.031553	86.26%
Si 288.158†	3698.5	4.162	mg/L	0.0268	20.81	mg/L	0.134	0.64%
Sn 189.927†	-5.5	-0.00223	mg/L	0.001204	-0.01114	mg/L	0.006022	54.04%
Sr 421.552†	9538.8	0.01781	mg/L	0.000055	0.08904	mg/L	0.000277	0.31%
Ti 334.903†	5.5	0.00032	mg/L	0.000524	0.00159	mg/L	0.002620	164.89%
Tl 190.801†	-0.9	-0.00138	mg/L	0.000566	-0.00689	mg/L	0.002831	41.06%
V 292.402†	-3.6	-0.00001	mg/L	0.000027	-0.00007	mg/L	0.000137	209.19%
Zn 206.200†	-0.5	-0.00157	mg/L	0.003730	-0.00784	mg/L	0.018649	237.80%

Sequence No.: 17
Sample ID: JZ83 O WMN
Analyst: BLW
Initial Sample Wt:
Dilution: 5X

Autosampler Location: 55
Date Collected: 10/10/2006 4:54:17 PM
Data Type: Original
Initial Sample Vol:
Sample Prep Vol:

Nebulizer Parameters: JZ83 O WMN

Analyte	Back Pressure	Flow
All	178.0 kPa	0.50 L/min

Mean Data: JZ83 O WMN

Analyte	Mean Corrected Intensity	Calib Conc.	Calib Units	Calib Std.Dev.	Sample Conc.	Sample Units	Sample Std.Dev.	RSD
ScA 357.253	973725.9	100.3	%	0.47				0.47%
ScR 361.383	113690.6	103.2	%	0.39				0.38%
Ag 328.068†	-23.5	-0.00012	mg/L	0.000092	-0.00061	mg/L	0.000459	75.04%
Al 308.215†	-0.7	-0.00072	mg/L	0.005112	-0.00362	mg/L	0.025562	706.28%
As 188.979†	0.9	0.00162	mg/L	0.000486	0.00810	mg/L	0.002432	30.02%
B 249.677†	23.3	0.01223	mg/L	0.001887	0.06117	mg/L	0.009434	15.42%
Ba 233.527†	3.6	0.00244	mg/L	0.001728	0.01220	mg/L	0.008640	70.82%
Be 313.042†	2.4	0.00001	mg/L	0.000046	0.00003	mg/L	0.000232	753.57%
Ca 317.933†	41454.3	3.867	mg/L	0.2628	19.33	mg/L	1.314	6.80%
Cd 228.802†	-2.9	-0.00015	mg/L	0.000237	-0.00074	mg/L	0.001183	159.63%
Co 228.616†	2.4	0.00012	mg/L	0.000212	0.00059	mg/L	0.001061	178.63%
Cr 267.716†	5.0	0.00077	mg/L	0.000330	0.00386	mg/L	0.001651	42.81%
Cu 324.752†	-301.5	-0.00150	mg/L	0.000191	-0.00752	mg/L	0.000957	12.74%
Fe 273.955†	2.4	0.00460	mg/L	0.003358	0.02300	mg/L	0.016790	73.01%
K 766.490†	501.5	0.4326	mg/L	0.06623	2.163	mg/L	0.3312	15.31%
Mg 279.077†	1239.0	1.761	mg/L	0.1284	8.804	mg/L	0.6418	7.29%
Mn 257.610†	1310.1	0.09497	mg/L	0.006478	0.4749	mg/L	0.03239	6.82%
Mo 202.031†	1.8	0.00023	mg/L	0.000094	0.00116	mg/L	0.000470	40.65%
Na 589.592†	11713.6	2.837	mg/L	0.2026	14.19	mg/L	1.013	7.14%
Na 330.237†	59.1	2.536	mg/L	0.2406	12.68	mg/L	1.203	9.49%
Ni 231.604†	0.9	0.00097	mg/L	0.002556	0.00487	mg/L	0.012782	262.38%
Pb 220.353†	-3.5	-0.00075	mg/L	0.000501	-0.00373	mg/L	0.002504	67.12%
Sb 206.836†	-0.2	-0.00031	mg/L	0.002797	-0.00153	mg/L	0.013986	913.76%
Se 196.026†	-1.0	-0.00157	mg/L	0.002611	-0.00784	mg/L	0.013054	166.48%
Si 288.158†	3533.0	3.975	mg/L	0.2750	19.88	mg/L	1.375	6.92%
Sn 189.927†	-4.5	-0.00177	mg/L	0.001060	-0.00883	mg/L	0.005302	60.07%
Sr 421.552†	9062.6	0.01692	mg/L	0.001217	0.08460	mg/L	0.006083	7.19%
Ti 334.903†	-6.7	-0.00039	mg/L	0.001018	-0.00195	mg/L	0.005090	260.92%
Tl 190.801†	0.2	0.00037	mg/L	0.008142	0.00184	mg/L	0.040708	>999.9%
V 292.402†	19.2	0.00013	mg/L	0.000074	0.00065	mg/L	0.000368	56.74%
Zn 206.200†	-0.7	-0.00208	mg/L	0.005253	-0.01041	mg/L	0.026266	252.41%

Sequence No.: 18
Sample ID: JZ83 P WMN
Analyst: BLW
Initial Sample Wt:
Dilution: 5X

Autosampler Location: 56
Date Collected: 10/10/2006 5:00:41 PM
Data Type: Original
Initial Sample Vol:
Sample Prep Vol:

Nebulizer Parameters: JZ83 P WMN

Analyte	Back Pressure	Flow
All	178.0 kPa	0.50 L/min

Mean Data: JZ83 P WMN

Analyte	Mean Corrected Intensity	Calib Conc.	Calib Units	Std.Dev.	Sample Conc.	Sample Units	Std.Dev.	RSD
ScA 357.253	968156.0	99.75	%	0.708				0.71%
ScR 361.383	113136.3	102.6	%	0.54				0.53%
Ag 328.068†	-44.6	-0.00022	mg/L	0.000032	-0.00109	mg/L	0.000162	14.79%
Al 308.215†	5.8	0.00627	mg/L	0.001372	0.03133	mg/L	0.006862	21.90%
As 188.979†	1.5	0.00294	mg/L	0.002998	0.01468	mg/L	0.014990	102.11%
B 249.677†	18.7	0.00981	mg/L	0.000899	0.04904	mg/L	0.004495	9.17%
Ba 233.527†	2.7	0.00184	mg/L	0.002665	0.00920	mg/L	0.013324	144.89%
Be 313.042†	3.1	0.00001	mg/L	0.000024	0.00004	mg/L	0.000118	299.85%
Ca 317.933†	43582.6	4.065	mg/L	0.0169	20.33	mg/L	0.085	0.42%
Cd 228.802†	-6.4	-0.00033	mg/L	0.000075	-0.00164	mg/L	0.000377	22.97%
Co 228.616†	4.9	0.00024	mg/L	0.000207	0.00121	mg/L	0.001037	85.98%
Cr 267.716†	0.9	-0.00020	mg/L	0.000570	-0.00101	mg/L	0.002852	282.29%
Cu 324.752†	-295.2	-0.00147	mg/L	0.000162	-0.00736	mg/L	0.000810	11.00%
Fe 273.955†	6.9	0.01298	mg/L	0.000649	0.06488	mg/L	0.003244	5.00%
K 766.490†	533.5	0.4602	mg/L	0.03311	2.301	mg/L	0.1656	7.20%
Mg 279.077†	1263.4	1.795	mg/L	0.0226	8.977	mg/L	0.1129	1.26%
Mn 257.610†	1360.1	0.09860	mg/L	0.000835	0.4930	mg/L	0.00418	0.85%
Mo 202.031†	3.1	0.00043	mg/L	0.000089	0.00213	mg/L	0.000444	20.85%
Na 589.592†	12507.9	3.029	mg/L	0.0137	15.15	mg/L	0.068	0.45%
Na 330.237†	66.5	2.860	mg/L	0.2702	14.30	mg/L	1.351	9.45%
Ni 231.604†	-1.0	-0.00118	mg/L	0.002091	-0.00592	mg/L	0.010453	176.56%
Pb 220.353†	-3.0	-0.00064	mg/L	0.000351	-0.00320	mg/L	0.001756	54.82%
Sb 206.836†	0.4	0.00048	mg/L	0.000359	0.00241	mg/L	0.001796	74.45%
Se 196.026†	-2.4	-0.00357	mg/L	0.004598	-0.01783	mg/L	0.022991	128.91%
Si 288.158†	3719.5	4.185	mg/L	0.0219	20.93	mg/L	0.109	0.52%
Sn 189.927†	-3.3	-0.00120	mg/L	0.000465	-0.00599	mg/L	0.002324	38.78%
Sr 421.552†	9621.1	0.01796	mg/L	0.000068	0.08981	mg/L	0.000339	0.38%
Ti 334.903†	25.2	0.00147	mg/L	0.000773	0.00733	mg/L	0.003865	52.74%
Tl 190.801†	-0.8	-0.00131	mg/L	0.005008	-0.00653	mg/L	0.025040	383.40%
V 292.402†	29.6	0.00018	mg/L	0.000028	0.00090	mg/L	0.000138	15.31%
Zn 206.200†	-0.0	-0.00005	mg/L	0.002057	-0.00026	mg/L	0.010286	>999.9%

Sequence No.: 19
Sample ID: JZ83 JDUP WMN
Analyst: BLW
Initial Sample Wt:
Dilution: 5X

Autosampler Location: 57
Date Collected: 10/10/2006 5:07:08 PM
Data Type: Original
Initial Sample Vol:
Sample Prep Vol:

Nebulizer Parameters: JZ83 JDUP WMN

Analyte	Back Pressure	Flow
All	178.0 kPa	0.50 L/min

Mean Data: JZ83 JDUP WMN

Analyte	Mean Corrected Intensity	Calib Conc.	Calib Units	Calib Std.Dev.	Sample Conc.	Sample Units	Sample Std.Dev.	Sample RSD
ScA 357.253	961533.6	99.06	%	0.259				0.26%
ScR 361.383	112602.6	102.2	%	0.44				0.43%
Ag 328.068†	-44.0	-0.00001	mg/L	0.000098	-0.00006	mg/L	0.000489	867.52%
Al 308.215†	7.6	0.00815	mg/L	0.004001	0.04073	mg/L	0.020006	49.12%
As 188.979†	1.3	0.00217	mg/L	0.001446	0.01087	mg/L	0.007232	66.52%
B 249.677†	81.2	0.04260	mg/L	0.000606	0.2130	mg/L	0.00303	1.42%
Ba 233.527†	20.9	0.01386	mg/L	0.001438	0.06929	mg/L	0.007191	10.38%
Be 313.042†	18.3	0.00005	mg/L	0.000051	0.00024	mg/L	0.000253	106.01%
Ca 317.933†	123549.7	11.53	mg/L	0.292	57.63	mg/L	1.460	2.53%
Cd 228.802†	-4.5	-0.00023	mg/L	0.000063	-0.00114	mg/L	0.000313	27.51%
Co 228.616†	3.3	0.00007	mg/L	0.000211	0.00035	mg/L	0.001055	300.25%
Cr 267.716†	7.6	0.00048	mg/L	0.000331	0.00238	mg/L	0.001654	69.58%
Cu 324.752†	-337.8	-0.00118	mg/L	0.000034	-0.00592	mg/L	0.000172	2.90%
Fe 273.955†	2852.7	5.377	mg/L	0.1692	26.88	mg/L	0.846	3.15%
K 766.490†	1270.5	1.096	mg/L	0.0517	5.480	mg/L	0.2584	4.72%
Mg 279.077†	4922.5	6.992	mg/L	0.1951	34.96	mg/L	0.976	2.79%
Mn 257.610†	5691.3	0.4126	mg/L	0.01171	2.063	mg/L	0.0586	2.84%
Mo 202.031†	10.8	0.00149	mg/L	0.000565	0.00746	mg/L	0.002826	37.88%
Na 589.592†	143540.1	34.77	mg/L	0.964	173.8	mg/L	4.82	2.77%
Na 330.237†	767.2	33.33	mg/L	0.733	166.7	mg/L	3.67	2.20%
Ni 231.604†	1.7	0.00191	mg/L	0.004767	0.00954	mg/L	0.023835	249.85%
Pb 220.353†	-0.8	-0.00017	mg/L	0.000302	-0.00084	mg/L	0.001510	179.20%
Sb 206.836†	-1.6	-0.00293	mg/L	0.001879	-0.01465	mg/L	0.009394	64.13%
Se 196.026†	-3.4	-0.00482	mg/L	0.004858	-0.02408	mg/L	0.024292	100.90%
Si 288.158†	4576.2	5.149	mg/L	0.1522	25.75	mg/L	0.761	2.96%
Sn 189.927†	-18.1	-0.00745	mg/L	0.001920	-0.03725	mg/L	0.009600	25.77%
Sr 421.552†	34256.2	0.06396	mg/L	0.001794	0.3198	mg/L	0.00897	2.81%
Ti 334.903†	9.7	0.00056	mg/L	0.001053	0.00281	mg/L	0.005263	187.54%
Tl 190.801†	0.7	0.00115	mg/L	0.001632	0.00576	mg/L	0.008161	141.59%
V 292.402†	95.2	0.00060	mg/L	0.000137	0.00302	mg/L	0.000684	22.64%
Zn 206.200†	-0.7	-0.00227	mg/L	0.002760	-0.01135	mg/L	0.013798	121.54%

Sequence No.: 20
Sample ID: JZ83 J WMN
Analyst: BLW
Initial Sample Wt:
Dilution: 5X

Autosampler Location: 58
Date Collected: 10/10/2006 5:13:46 PM
Data Type: Original
Initial Sample Vol:
Sample Prep Vol:

Nebulizer Parameters: JZ83 J WMN

Analyte	Back Pressure	Flow
All	178.0 kPa	0.50 L/min

Mean Data: JZ83 J WMN

Analyte	Mean Corrected Intensity	Calib Conc.	Calib Units	Std.Dev.	Sample Conc.	Sample Units	Std.Dev.	RSD
ScA 357.253	954580.7	98.35	%	0.416				0.42%
ScR 361.383	110433.6	100.2	%	0.72				0.72%
Ag 328.068†	-102.8	-0.00027	mg/L	0.000152	-0.00137	mg/L	0.000762	55.49%
Al 308.215†	3.1	0.00325	mg/L	0.004995	0.01627	mg/L	0.024975	153.45%
As 188.979†	0.4	0.00032	mg/L	0.007117	0.00161	mg/L	0.035586	>999.9%
B 249.677†	80.2	0.04207	mg/L	0.001752	0.2103	mg/L	0.00876	4.16%
Ba 233.527†	20.8	0.01382	mg/L	0.000822	0.06909	mg/L	0.004110	5.95%
Be 313.042†	-6.8	-0.00002	mg/L	0.000043	-0.00009	mg/L	0.000213	228.70%
Ca 317.933†	125850.4	11.74	mg/L	0.070	58.70	mg/L	0.349	0.60%
Cd 228.802†	-4.0	-0.00021	mg/L	0.000110	-0.00103	mg/L	0.000552	53.84%
Co 228.616†	14.8	0.00064	mg/L	0.000316	0.00321	mg/L	0.001580	49.27%
Cr 267.716†	6.5	0.00017	mg/L	0.000652	0.00083	mg/L	0.003261	392.96%
Cu 324.752†	-345.3	-0.00121	mg/L	0.000250	-0.00604	mg/L	0.001252	20.71%
Fe 273.955†	2921.0	5.505	mg/L	0.0417	27.53	mg/L	0.208	0.76%
K 766.490†	1286.3	1.110	mg/L	0.0481	5.548	mg/L	0.2404	4.33%
Mg 279.077†	5045.5	7.167	mg/L	0.0745	35.83	mg/L	0.372	1.04%
Mn 257.610†	5821.7	0.4221	mg/L	0.00422	2.110	mg/L	0.0211	1.00%
Mo 202.031†	10.4	0.00143	mg/L	0.000519	0.00713	mg/L	0.002596	36.41%
Na 589.592†	146488.3	35.48	mg/L	0.328	177.4	mg/L	1.64	0.93%
Na 330.237†	799.2	34.72	mg/L	0.679	173.6	mg/L	3.40	1.96%
Ni 231.604†	1.2	0.00133	mg/L	0.002269	0.00666	mg/L	0.011344	170.23%
Pb 220.353†	3.4	0.00074	mg/L	0.000203	0.00372	mg/L	0.001016	27.31%
Sb 206.836†	0.9	0.00060	mg/L	0.003188	0.00300	mg/L	0.015941	531.56%
Se 196.026†	-6.8	-0.00975	mg/L	0.004887	-0.04875	mg/L	0.024433	50.12%
Si 288.158†	4688.3	5.275	mg/L	0.0385	26.38	mg/L	0.193	0.73%
Sn 189.927†	-17.5	-0.00716	mg/L	0.001987	-0.03580	mg/L	0.009933	27.75%
Sr 421.552†	35071.8	0.06548	mg/L	0.000526	0.3274	mg/L	0.00263	0.80%
Ti 334.903†	3.1	0.00018	mg/L	0.000854	0.00089	mg/L	0.004270	479.16%
Tl 190.801†	1.1	0.00180	mg/L	0.000933	0.00898	mg/L	0.004667	51.97%
V 292.402†	68.5	0.00046	mg/L	0.000173	0.00228	mg/L	0.000867	38.04%
Zn 206.200†	-0.8	-0.00248	mg/L	0.005942	-0.01238	mg/L	0.029712	239.94%

Sequence No.: 21
Sample ID: JZ83 JSPK WMN
Analyst: BLW
Initial Sample Wt:
Dilution: 5X

Autosampler Location: 59
Date Collected: 10/10/2006 5:20:25 PM
Data Type: Original
Initial Sample Vol:
Sample Prep Vol:

Nebulizer Parameters: JZ83 JSPK WMN

Analyte	Back Pressure	Flow
All	178.0 kPa	0.50 L/min

Mean Data: JZ83 JSPK WMN

Analyte	Mean Corrected Intensity	Calib Conc.	Calib Units	Std.Dev.	Sample Conc.	Sample Units	Std.Dev.	RSD
ScA 357.253	961580.0	99.07	%	0.360				0.36%
ScR 361.383	112502.6	102.1	%	0.47				0.46%
Ag 328.068†	-73.9	-0.00014	mg/L	0.000332	-0.00071	mg/L	0.001660	233.39%
Al 308.215†	5.1	0.00542	mg/L	0.004065	0.02710	mg/L	0.020324	75.00%
As 188.979†	1.8	0.00325	mg/L	0.006058	0.01625	mg/L	0.030291	186.37%
B 249.677†	84.2	0.04417	mg/L	0.001592	0.2209	mg/L	0.00796	3.60%
Ba 233.527†	20.0	0.01326	mg/L	0.001248	0.06632	mg/L	0.006240	9.41%
Be 313.042†	12.6	0.00003	mg/L	0.000065	0.00016	mg/L	0.000323	197.50%
Ca 317.933†	125031.7	11.66	mg/L	0.030	58.32	mg/L	0.148	0.25%
Cd 228.802†	-5.3	-0.00027	mg/L	0.000066	-0.00137	mg/L	0.000328	23.90%
Co 228.616†	11.9	0.00050	mg/L	0.000265	0.00249	mg/L	0.001323	53.18%
Cr 267.716†	8.2	0.00058	mg/L	0.000454	0.00290	mg/L	0.002270	78.19%
Cu 324.752†	-353.7	-0.00125	mg/L	0.000043	-0.00624	mg/L	0.000213	3.41%
Fe 273.955†	2926.2	5.515	mg/L	0.0173	27.58	mg/L	0.087	0.31%
K 766.490†	1302.3	1.123	mg/L	0.0277	5.617	mg/L	0.1386	2.47%
Mg 279.077†	5018.8	7.129	mg/L	0.0262	35.64	mg/L	0.131	0.37%
Mn 257.610†	5832.8	0.4229	mg/L	0.00091	2.114	mg/L	0.0045	0.21%
Mo 202.031†	9.8	0.00134	mg/L	0.000449	0.00670	mg/L	0.002247	33.52%
Na 589.592†	143267.9	34.70	mg/L	0.247	173.5	mg/L	1.23	0.71%
Na 330.237†	779.7	33.88	mg/L	0.178	169.4	mg/L	0.89	0.52%
Ni 231.604†	0.3	0.00038	mg/L	0.003476	0.00190	mg/L	0.017381	915.57%
Pb 220.353†	3.6	0.00077	mg/L	0.000327	0.00385	mg/L	0.001635	42.50%
Sb 206.836†	1.8	0.00178	mg/L	0.004105	0.00892	mg/L	0.020525	230.07%
Se 196.026†	-2.9	-0.00406	mg/L	0.000944	-0.02032	mg/L	0.004720	23.23%
Si 288.158†	13455.8	15.14	mg/L	0.045	75.70	mg/L	0.223	0.30%
Sn 189.927†	-18.6	-0.00767	mg/L	0.001007	-0.03833	mg/L	0.005035	13.14%
Sr 421.552†	34503.5	0.06442	mg/L	0.000242	0.3221	mg/L	0.00121	0.38%
Ti 334.903†	16.1	0.00094	mg/L	0.000694	0.00468	mg/L	0.003471	74.13%
Tl 190.801†	-1.4	-0.00229	mg/L	0.005382	-0.01143	mg/L	0.026908	235.46%
V 292.402†	75.7	0.00050	mg/L	0.000193	0.00249	mg/L	0.000963	38.65%
Zn 206.200†	-1.2	-0.00379	mg/L	0.000710	-0.01894	mg/L	0.003551	18.75%

Sequence No.: 22
Sample ID: JZ83 MB2SPK WMN
Analyst: BLW
Initial Sample Wt:
Dilution: 1X

Autosampler Location: 60
Date Collected: 10/10/2006 5:27:03 PM
Data Type: Original
Initial Sample Vol:
Sample Prep Vol:

Nebulizer Parameters: JZ83 MB2SPK WMN

Analyte	Back Pressure	Flow
All	177.0 kPa	0.50 L/min

Mean Data: JZ83 MB2SPK WMN

Analyte	Mean Corrected Intensity	Calib Conc.	Calib Units	Calib Std.Dev.	Sample Conc.	Sample Units	Sample Std.Dev.	RSD
ScA 357.253	987265.1	101.7	%	0.39				0.38%
ScR 361.383	114254.9	103.7	%	0.71				0.68%
Ag 328.068†	-1.2	-0.00001	mg/L	0.000142	-0.00001	mg/L	0.000142	>999.9%
Al 308.215†	5.2	0.00566	mg/L	0.001995	0.00566	mg/L	0.001995	35.23%
As 188.979†	0.3	0.00071	mg/L	0.003459	0.00071	mg/L	0.003459	487.76%
B 249.677†	5.0	0.00265	mg/L	0.001553	0.00265	mg/L	0.001553	58.72%
Ba 233.527†	-2.1	-0.00146	mg/L	0.000811	-0.00146	mg/L	0.000811	55.54%
Be 313.042†	18.4	0.00005	mg/L	0.000042	0.00005	mg/L	0.000042	85.05%
Ca 317.933†	25.0	0.00233	mg/L	0.001339	0.00233	mg/L	0.001339	57.42%
Cd 228.802†	-6.5	-0.00033	mg/L	0.000043	-0.00033	mg/L	0.000043	13.04%
Co 228.616†	-2.1	-0.00011	mg/L	0.000224	-0.00011	mg/L	0.000224	210.50%
Cr 267.716†	1.5	0.00035	mg/L	0.000140	0.00035	mg/L	0.000140	40.55%
Cu 324.752†	-385.1	-0.00191	mg/L	0.000123	-0.00191	mg/L	0.000123	6.47%
Fe 273.955†	-2.0	-0.00383	mg/L	0.001492	-0.00383	mg/L	0.001492	38.93%
K 766.490†	-0.8	-0.00069	mg/L	0.025073	-0.00069	mg/L	0.025073	>999.9%
Mg 279.077†	5.8	0.00830	mg/L	0.005579	0.00830	mg/L	0.005579	67.19%
Mn 257.610†	-4.5	-0.00033	mg/L	0.000170	-0.00033	mg/L	0.000170	51.98%
Mo 202.031†	-2.8	-0.00042	mg/L	0.000107	-0.00042	mg/L	0.000107	25.18%
Na 589.592†	160.9	0.03897	mg/L	0.006665	0.03897	mg/L	0.006665	17.11%
Na 330.237†	-5.5	-0.2422	mg/L	0.58155	-0.2422	mg/L	0.58155	240.13%
Ni 231.604†	1.0	0.00117	mg/L	0.002859	0.00117	mg/L	0.002859	244.10%
Pb 220.353†	-5.9	-0.00127	mg/L	0.000170	-0.00127	mg/L	0.000170	13.38%
Sb 206.836†	-0.1	-0.00008	mg/L	0.002130	-0.00008	mg/L	0.002130	>999.9%
Se 196.026†	0.7	0.00109	mg/L	0.001284	0.00109	mg/L	0.001284	117.58%
Si 288.158†	8917.1	10.03	mg/L	0.052	10.03	mg/L	0.052	0.52%
Sn 189.927†	4.5	0.00207	mg/L	0.000578	0.00207	mg/L	0.000578	27.95%
Sr 421.552†	-1.8	0.00000	mg/L	0.000016	0.00000	mg/L	0.000016	479.22%
Ti 334.903†	9.9	0.00057	mg/L	0.000409	0.00057	mg/L	0.000409	71.17%
Tl 190.801†	0.6	0.00099	mg/L	0.001822	0.00099	mg/L	0.001822	184.89%
V 292.402†	5.7	0.00003	mg/L	0.000176	0.00003	mg/L	0.000176	526.51%
Zn 206.200†	0.7	0.00232	mg/L	0.003886	0.00232	mg/L	0.003886	167.84%

Sequence No.: 23
Sample ID: CV 5
Analyst: BLW
Initial Sample Wt:
Dilution: 1X

Autosampler Location: 7
Date Collected: 10/10/2006 5:33:28 PM
Data Type: Original
Initial Sample Vol:
Sample Prep Vol:

Nebulizer Parameters: CV

Analyte	Back Pressure	Flow
All	178.0 kPa	0.50 L/min

Mean Data: CV

Analyte	Mean Corrected Intensity	Calib Conc.	Calib Units	Std.Dev.	Sample Conc.	Sample Units	Std.Dev.	RSD
ScA 357.253	950503.2	97.93	%	0.254				0.26%
ScR 361.383	111157.6	100.9	%	0.38				0.38%
Ag 328.068†	216342.8	0.9864	mg/L	0.00134	0.9864	mg/L	0.00134	0.14%
Al 308.215†	1848.3	1.959	mg/L	0.0099	1.959	mg/L	0.0099	0.51%
As 188.979†	969.6	1.980	mg/L	0.0189	1.980	mg/L	0.0189	0.96%
B 249.677†	1822.1	0.9591	mg/L	0.00383	0.9591	mg/L	0.00383	0.40%
Ba 233.527†	1412.3	0.9615	mg/L	0.00479	0.9615	mg/L	0.00479	0.50%
Be 313.042†	368365.1	0.9758	mg/L	0.00181	0.9758	mg/L	0.00181	0.19%
Ca 317.933†	21323.3	1.989	mg/L	0.0064	1.989	mg/L	0.0064	0.32%
Cd 228.802†	20289.7	1.017	mg/L	0.0025	1.017	mg/L	0.0025	0.25%
Co 228.616†	19718.2	0.9859	mg/L	0.00333	0.9859	mg/L	0.00333	0.34%
Cr 267.716†	3999.7	0.9538	mg/L	0.00381	0.9538	mg/L	0.00381	0.40%
Cu 324.752†	214147.8	1.059	mg/L	0.0011	1.059	mg/L	0.0011	0.10%
Fe 273.955†	1072.6	2.019	mg/L	0.0067	2.019	mg/L	0.0067	0.33%
K 766.490†	23320.3	20.12	mg/L	0.081	20.12	mg/L	0.081	0.40%
Mg 279.077†	1385.4	1.973	mg/L	0.0127	1.973	mg/L	0.0127	0.64%
Mn 257.610†	13285.8	0.9641	mg/L	0.00231	0.9641	mg/L	0.00231	0.24%
Mo 202.031†	6448.6	0.9778	mg/L	0.00638	0.9778	mg/L	0.00638	0.65%
Na 589.592†	219573.0	53.18	mg/L	0.192	53.18	mg/L	0.192	0.36%
Na 330.237†	1183.0	51.56	mg/L	0.267	51.56	mg/L	0.267	0.52%
Ni 231.604†	859.2	0.9741	mg/L	0.00233	0.9741	mg/L	0.00233	0.24%
Pb 220.353†	9269.4	1.989	mg/L	0.0079	1.989	mg/L	0.0079	0.40%
Sb 206.836†	1535.7	2.154	mg/L	0.0207	2.154	mg/L	0.0207	0.96%
Se 196.026†	1351.6	1.983	mg/L	0.0179	1.983	mg/L	0.0179	0.90%
Si 288.158†	1821.4	2.051	mg/L	0.0053	2.051	mg/L	0.0053	0.26%
Sn 189.927†	2065.6	0.9500	mg/L	0.00842	0.9500	mg/L	0.00842	0.89%
Sr 421.552†	530723.1	0.9908	mg/L	0.00092	0.9908	mg/L	0.00092	0.09%
Ti 334.903†	17029.8	0.9915	mg/L	0.00551	0.9915	mg/L	0.00551	0.56%
Tl 190.801†	1208.1	1.954	mg/L	0.0168	1.954	mg/L	0.0168	0.86%
V 292.402†	178072.7	0.9968	mg/L	0.00066	0.9968	mg/L	0.00066	0.07%
Zn 206.200†	307.8	0.9773	mg/L	0.00646	0.9773	mg/L	0.00646	0.66%

Sequence No.: 24
Sample ID: CB 5
Analyst: BLW
Initial Sample Wt:
Dilution: 1X

Autosampler Location: 1
Date Collected: 10/10/2006 5:39:53 PM
Data Type: Original
Initial Sample Vol:
Sample Prep Vol:

Nebulizer Parameters: CB

Analyte	Back Pressure	Flow
All	178.0 kPa	0.50 L/min

Mean Data: CB

Analyte	Mean Corrected Intensity	Calib Conc.	Calib Units	Calib Std.Dev.	Sample Conc.	Sample Units	Sample Std.Dev.	RSD
ScA 357.253	961762.5	99.09	%	0.381				0.38%
ScR 361.383	109248.1	99.12	%	0.385				0.39%
Ag 328.068†	15.1	0.00007	mg/L	0.000074	0.00007	mg/L	0.000074	108.08%
Al 308.215†	2.7	0.00288	mg/L	0.003897	0.00288	mg/L	0.003897	135.54%
As 188.979†	0.5	0.00111	mg/L	0.000987	0.00111	mg/L	0.000987	89.03%
B 249.677†	24.0	0.01261	mg/L	0.002178	0.01261	mg/L	0.002178	17.27%
Ba 233.527†	-0.7	-0.00048	mg/L	0.001584	-0.00048	mg/L	0.001584	329.16%
Be 313.042†	19.0	0.00005	mg/L	0.000040	0.00005	mg/L	0.000040	78.75%
Ca 317.933†	15.8	0.00147	mg/L	0.001330	0.00147	mg/L	0.001330	90.46%
Cd 228.802†	-3.8	-0.00019	mg/L	0.000026	-0.00019	mg/L	0.000026	13.23%
Co 228.616†	4.6	0.00023	mg/L	0.000236	0.00023	mg/L	0.000236	103.17%
Cr 267.716†	1.9	0.00046	mg/L	0.000148	0.00046	mg/L	0.000148	31.93%
Cu 324.752†	-250.6	-0.00124	mg/L	0.000244	-0.00124	mg/L	0.000244	19.65%
Fe 273.955†	1.4	0.00261	mg/L	0.001634	0.00261	mg/L	0.001634	62.63%
K 766.490†	42.6	0.03673	mg/L	0.018407	0.03673	mg/L	0.018407	50.11%
Mg 279.077†	-4.6	-0.00648	mg/L	0.009578	-0.00648	mg/L	0.009578	147.71%
Mn 257.610†	0.7	0.00005	mg/L	0.000247	0.00005	mg/L	0.000247	517.58%
Mo 202.031†	1.9	0.00029	mg/L	0.000061	0.00029	mg/L	0.000061	21.29%
Na 589.592†	364.4	0.08825	mg/L	0.006642	0.08825	mg/L	0.006642	7.53%
Na 330.237†	-1.4	-0.05813	mg/L	0.217283	-0.05813	mg/L	0.217283	373.78%
Ni 231.604†	1.5	0.00169	mg/L	0.002047	0.00169	mg/L	0.002047	121.42%
Pb 220.353†	-3.1	-0.00066	mg/L	0.000321	-0.00066	mg/L	0.000321	48.69%
Sb 206.836†	-0.8	-0.00107	mg/L	0.001016	-0.00107	mg/L	0.001016	94.95%
Se 196.026†	-1.2	-0.00178	mg/L	0.004185	-0.00178	mg/L	0.004185	235.05%
Si 288.158†	7.3	0.00820	mg/L	0.008759	0.00820	mg/L	0.008759	106.76%
Sn 189.927†	0.8	0.00039	mg/L	0.001061	0.00039	mg/L	0.001061	274.42%
Sr 421.552†	-17.8	-0.00003	mg/L	0.000076	-0.00003	mg/L	0.000076	226.79%
Ti 334.903†	12.1	0.00070	mg/L	0.001289	0.00070	mg/L	0.001289	183.47%
Tl 190.801†	1.8	0.00295	mg/L	0.003427	0.00295	mg/L	0.003427	116.35%
V 292.402†	-2.4	-0.00001	mg/L	0.000034	-0.00001	mg/L	0.000034	342.11%
Zn 206.200†	-0.8	-0.00247	mg/L	0.005627	-0.00247	mg/L	0.005627	228.21%

Analysis Begun

Start Time: 10/10/2006 5:45:03 PM
Logged In Analyst: metals
Spectrometer Model: Optima 4300 DV, S/N 077N0060101
Plasma On Time: 10/10/2006 9:52:51 AM
Technique: ICP Continuous
Autosampler Model: AS-93plus

Sample Information File: C:\pe\Administrator\Sample Information\1010C.sif
Batch ID:
Results Data Set: PE061010
Results Library: C:\pe\Administrator\Results\Results.mdb

Sequence No.: 1
Sample ID: JZ32 G WMN
Analyst: BLW
Initial Sample Wt:
Dilution: 10X
Autosampler Location: 61
Date Collected: 10/10/2006 5:45:03 PM
Data Type: Original
Initial Sample Vol:
Sample Prep Vol:

Nebulizer Parameters: JZ32 G WMN

Analyte	Back Pressure	Flow
All	177.0 kPa	0.50 L/min

rem

Mean Data: JZ32 G WMN

Analyte	Mean Corrected Intensity	Calib Conc.	Calib Units	Std.Dev.	Sample Conc.	Sample Units	Std.Dev.	RSD
ScA 357.253	905780.5	93.32	%	0.556				0.60%
ScR 361.383	109917.1	99.73	%	0.650				0.65%
Ag 328.068†	-135.4	-0.00011	mg/L	0.000034	-0.00111	mg/L	0.000338	30.38%
Al 308.215†	5.9	0.00543	mg/L	0.006995	0.05426	mg/L	0.069952	128.91%
As 188.979†	10.7	0.02187	mg/L	0.004409	0.2187	mg/L	0.04409	20.16%
B 249.677†	283.7	0.1488	mg/L	0.00128	1.488	mg/L	0.0128	0.86%
Ba 233.527†	7.9	0.00466	mg/L	0.000319	0.04665	mg/L	0.003194	6.85%
Be 313.042†	87.9	0.00021	mg/L	0.000071	0.00214	mg/L	0.000711	33.31%
Ca 317.933†	503.5	0.04697	mg/L	0.000558	0.4697	mg/L	0.00558	1.19%
Cd 228.802†	-2.3	-0.00015	mg/L	0.000135	-0.00151	mg/L	0.001346	88.91%
Co 228.616†	390.9	0.01935	mg/L	0.000167	0.1935	mg/L	0.00167	0.86%
Cr 267.716†	14.3	0.00411	mg/L	0.001170	0.04106	mg/L	0.011701	28.50%
Cu 324.752†	-176.8	0.00015	mg/L	0.000145	0.00153	mg/L	0.001452	95.14%
Fe 273.955†	5621.5	10.60	mg/L	0.037	106.0	mg/L	0.37	0.35%
K 766.490†	1593.2	1.374	mg/L	0.0234	13.74	mg/L	0.234	1.70%
Mg 279.077†	16.7	0.01646	mg/L	0.011396	0.1646	mg/L	0.11396	69.24%
Mn 257.610†	8.0	0.00058	mg/L	0.000188	0.00579	mg/L	0.001885	32.55%
Mo 202.031†	219.8	0.03333	mg/L	0.000391	0.3333	mg/L	0.00391	1.17%
Na 589.592†	2882077.6	698.0	mg/L	4.86	6980	mg/L	48.6	0.70%
Na 330.237†	15753.0	686.8	mg/L	1.97	6868	mg/L	19.7	0.29%
Ni 231.604†	-2.3	-0.00262	mg/L	0.001211	-0.02623	mg/L	0.012110	46.18%
Pb 220.353†	7.8	0.00170	mg/L	0.000365	0.01697	mg/L	0.003653	21.52%
Sb 206.836†	0.9	0.00018	mg/L	0.001216	0.00180	mg/L	0.012157	676.74%
Se 196.026†	2.8	0.00536	mg/L	0.003713	0.05362	mg/L	0.037133	69.25%
Si 288.158†	4561.7	5.133	mg/L	0.3134	51.33	mg/L	3.134	6.11%
Sn 189.927†	-2.2	-0.00099	mg/L	0.001175	-0.00985	mg/L	0.011748	119.24%
Sr 421.552†	1085.7	0.00203	mg/L	0.000036	0.02027	mg/L	0.000356	1.76%
Ti 334.903†	549.9	0.03202	mg/L	0.001352	0.3202	mg/L	0.01352	4.22%
Tl 190.801†	1.3	0.00218	mg/L	0.001087	0.02176	mg/L	0.010874	49.96%
V 292.402†	2246.7	0.01252	mg/L	0.000074	0.1252	mg/L	0.00074	0.59%
Zn 206.200†	-0.2	-0.00104	mg/L	0.004734	-0.01037	mg/L	0.047341	456.71%

Sequence No.: 2
Sample ID: JZ32 GDUP WMN
Analyst: BLW
Initial Sample Wt:
Dilution: 10X

Autosampler Location: 62
Date Collected: 10/10/2006 5:51:47 PM
Data Type: Original
Initial Sample Vol:
Sample Prep Vol:

Nebulizer Parameters: JZ32 GDUP WMN

Analyte	Back Pressure	Flow
All	178.0 kPa	0.50 L/min

rerun

Mean Data: JZ32 GDUP WMN

Analyte	Mean Corrected Intensity	Calib Conc.	Calib Units	Std.Dev.	Sample Conc.	Sample Units	Std.Dev.	RSD
ScA 357.253	905479.3	93.29	%	0.211				0.23%
ScR 361.383	110950.7	100.7	%	0.58				0.58%
Ag 328.068†	-123.2	-0.00005	mg/L	0.000148	-0.00046	mg/L	0.001480	322.52%
Al 308.215†	0.7	-0.00013	mg/L	0.004170	-0.00129	mg/L	0.041700	>999.9%
As 188.979†	10.7	0.02187	mg/L	0.002282	0.2187	mg/L	0.02282	10.44%
B 249.677†	303.5	0.1592	mg/L	0.00533	1.592	mg/L	0.0533	3.35%
Ba 233.527†	7.3	0.00418	mg/L	0.000711	0.04180	mg/L	0.007106	17.00%
Be 313.042†	85.0	0.00021	mg/L	0.000044	0.00205	mg/L	0.000445	21.67%
Ca 317.933†	516.8	0.04821	mg/L	0.001501	0.4821	mg/L	0.01501	3.11%
Cd 228.802†	1.1	0.00002	mg/L	0.000015	0.00022	mg/L	0.000154	69.48%
Co 228.616†	388.1	0.01921	mg/L	0.000433	0.1921	mg/L	0.00433	2.26%
Cr 267.716†	14.5	0.00417	mg/L	0.000577	0.04170	mg/L	0.005767	13.83%
Cu 324.752†	-185.6	0.00013	mg/L	0.000236	0.00129	mg/L	0.002356	182.20%
Fe 273.955†	5731.6	10.80	mg/L	0.056	108.0	mg/L	0.56	0.51%
K 766.490†	1506.2	1.299	mg/L	0.0165	12.99	mg/L	0.165	1.27%
Mg 279.077†	12.5	0.01031	mg/L	0.001622	0.1031	mg/L	0.01622	15.73%
Mn 257.610†	8.1	0.00058	mg/L	0.000210	0.00585	mg/L	0.002099	35.89%
Mo 202.031†	219.5	0.03329	mg/L	0.000520	0.3329	mg/L	0.00520	1.56%
Na 589.592†	2881249.0	697.8	mg/L	4.62	6978	mg/L	46.2	0.66%
Na 330.237†	15928.3	694.5	mg/L	0.94	6945	mg/L	9.4	0.14%
Ni 231.604†	-1.1	-0.00128	mg/L	0.002038	-0.01277	mg/L	0.020383	159.64%
Pb 220.353†	7.9	0.00172	mg/L	0.001213	0.01723	mg/L	0.012125	70.37%
Sb 206.836†	1.1	0.00042	mg/L	0.001142	0.00420	mg/L	0.011422	271.68%
Se 196.026†	-2.8	-0.00287	mg/L	0.004938	-0.02873	mg/L	0.049381	171.90%
Si 288.158†	5024.7	5.654	mg/L	0.3179	56.54	mg/L	3.179	5.62%
Sn 189.927†	-1.9	-0.00087	mg/L	0.001038	-0.00866	mg/L	0.010384	119.88%
Sr 421.552†	1115.1	0.00208	mg/L	0.000054	0.02082	mg/L	0.000542	2.61%
Ti 334.903†	553.7	0.03224	mg/L	0.001717	0.3224	mg/L	0.01717	5.33%
Tl 190.801†	-1.6	-0.00264	mg/L	0.003098	-0.02645	mg/L	0.030977	117.12%
V 292.402†	2325.7	0.01296	mg/L	0.000113	0.1296	mg/L	0.00113	0.87%
Zn 206.200†	-0.9	-0.00315	mg/L	0.003306	-0.03154	mg/L	0.033063	104.84%

Sequence No.: 3
Sample ID: JZ32 H WMN
Analyst: BLW
Initial Sample Wt:
Dilution: 10X

Autosampler Location: 63
Date Collected: 10/10/2006 5:58:32 PM
Data Type: Original
Initial Sample Vol:
Sample Prep Vol:

Nebulizer Parameters: JZ32 H WMN

Analyte	Back Pressure	Flow
All	178.0 kPa	0.50 L/min

rerun

Mean Data: JZ32 H WMN

Analyte	Mean Corrected Intensity	Calib Conc.	Calib Units	Std.Dev.	Sample Conc.	Sample Units	Std.Dev.	RSD
ScA 357.253	903804.9	93.12	%	0.738				0.79%
ScR 361.383	108850.7	98.76	%	0.628				0.64%
Ag 328.068†	-124.0	-0.00007	mg/L	0.000213	-0.00072	mg/L	0.002134	297.80%
Al 308.215†	9.6	0.00959	mg/L	0.004169	0.09587	mg/L	0.041693	43.49%
As 188.979†	9.0	0.01839	mg/L	0.001392	0.1839	mg/L	0.01392	7.57%
B 249.677†	315.5	0.1655	mg/L	0.00183	1.655	mg/L	0.0183	1.11%
Ba 233.527†	6.0	0.00337	mg/L	0.000603	0.03371	mg/L	0.006032	17.89%
Be 313.042†	72.2	0.00018	mg/L	0.000020	0.00177	mg/L	0.000197	11.14%
Ca 317.933†	558.4	0.05209	mg/L	0.002156	0.5209	mg/L	0.02156	4.14%
Cd 228.802†	4.8	0.00021	mg/L	0.000121	0.00213	mg/L	0.001206	56.54%
Co 228.616†	381.1	0.01886	mg/L	0.000268	0.1886	mg/L	0.00268	1.42%
Cr 267.716†	15.8	0.00444	mg/L	0.000919	0.04442	mg/L	0.009189	20.69%
Cu 324.752†	-188.7	0.00007	mg/L	0.000292	0.00071	mg/L	0.002919	410.86%
Fe 273.955†	5491.3	10.35	mg/L	0.044	103.5	mg/L	0.44	0.43%
K 766.490†	1515.4	1.307	mg/L	0.0312	13.07	mg/L	0.312	2.38%
Mg 279.077†	11.6	0.00934	mg/L	0.007944	0.09344	mg/L	0.079436	85.01%
Mn 257.610†	4.2	0.00030	mg/L	0.000172	0.00304	mg/L	0.001717	56.45%
Mo 202.031†	200.1	0.03035	mg/L	0.000059	0.3035	mg/L	0.00059	0.19%
Na 589.592†	2877015.1	696.8	mg/L	5.18	6968	mg/L	51.8	0.74%
Na 330.237†	15613.4	680.7	mg/L	0.65	6807	mg/L	6.5	0.09%
Ni 231.604†	-3.0	-0.00339	mg/L	0.002627	-0.03391	mg/L	0.026275	77.49%
Pb 220.353†	7.5	0.00163	mg/L	0.001211	0.01635	mg/L	0.012109	74.08%
Sb 206.836†	-0.1	-0.00120	mg/L	0.001590	-0.01201	mg/L	0.015898	132.34%
Se 196.026†	-0.6	0.00042	mg/L	0.002524	0.00417	mg/L	0.025237	605.44%
Si 288.158†	4866.7	5.476	mg/L	0.3050	54.76	mg/L	3.050	5.57%
Sn 189.927†	-2.6	-0.00121	mg/L	0.000681	-0.01214	mg/L	0.006810	56.08%
Sr 421.552†	1157.0	0.00216	mg/L	0.000016	0.02160	mg/L	0.000155	0.72%
Ti 334.903†	561.4	0.03270	mg/L	0.000266	0.3270	mg/L	0.00266	0.81%
Tl 190.801†	2.0	0.00327	mg/L	0.002834	0.03265	mg/L	0.028336	86.78%
V 292.402†	1725.6	0.00962	mg/L	0.000197	0.09624	mg/L	0.001971	2.05%
Zn 206.200†	-0.7	-0.00267	mg/L	0.004198	-0.02668	mg/L	0.041982	157.36%

Sequence No.: 4
Sample ID: JZ32 I WMN
Analyst: BLW
Initial Sample Wt:
Dilution: 5X

Autosampler Location: 64
Date Collected: 10/10/2006 6:05:17 PM
Data Type: Original
Initial Sample Vol:
Sample Prep Vol:

Nebulizer Parameters: JZ32 I WMN

Analyte	Back Pressure	Flow
All	177.0 kPa	0.50 L/min

Mean Data: JZ32 I WMN

Analyte	Mean Corrected Intensity	Calib Conc.	Calib Units	Std.Dev.	Sample Conc.	Sample Units	Std.Dev.	RSD
ScA 357.253	960799.8	98.99	%	0.551				0.56%
ScR 361.383	113407.6	102.9	%	0.71				0.69%
Ag 328.068†	-396.4	-0.00005	mg/L	0.000098	-0.00027	mg/L	0.000492	183.09%
Al 308.215†	88.3	0.09525	mg/L	0.003139	0.4762	mg/L	0.01569	3.30%
As 188.979†	4.8	0.00850	mg/L	0.002583	0.04252	mg/L	0.012917	30.38%
B 249.677†	72.7	0.03810	mg/L	0.001580	0.1905	mg/L	0.00790	4.15%
Ba 233.527†	36.4	0.02199	mg/L	0.001694	0.1100	mg/L	0.00847	7.70%
Be 313.042†	25.5	0.00007	mg/L	0.000062	0.00033	mg/L	0.000309	94.63%
Ca 317.933†	329095.3	30.70	mg/L	0.138	153.5	mg/L	0.69	0.45%
Cd 228.802†	-0.0	-0.00002	mg/L	0.000109	-0.00011	mg/L	0.000545	515.25%
Co 228.616†	490.3	0.02384	mg/L	0.000208	0.1192	mg/L	0.00104	0.87%
Cr 267.716†	8.4	0.00069	mg/L	0.000523	0.00344	mg/L	0.002615	76.11%
Cu 324.752†	-890.5	-0.00043	mg/L	0.000104	-0.00213	mg/L	0.000521	24.42%
Fe 273.955†	21761.4	41.01	mg/L	0.146	205.1	mg/L	0.73	0.36%
K 766.490†	1535.9	1.325	mg/L	0.0453	6.624	mg/L	0.2267	3.42%
Mg 279.077†	11417.1	16.20	mg/L	0.050	80.98	mg/L	0.248	0.31%
Mn 257.610†	17285.6	1.253	mg/L	0.0053	6.267	mg/L	0.0263	0.42%
Mo 202.031†	17.1	0.00224	mg/L	0.001092	0.01121	mg/L	0.005460	48.70%
Na 589.592†	142822.8	34.59	mg/L	0.150	173.0	mg/L	0.75	0.43%
Na 330.237†	783.3	33.84	mg/L	0.136	169.2	mg/L	0.68	0.40%
Ni 231.604†	-1.8	-0.00206	mg/L	0.001681	-0.01028	mg/L	0.008403	81.74%
Pb 220.353†	14.1	0.00304	mg/L	0.000291	0.01521	mg/L	0.001453	9.55%
Sb 206.836†	2.7	-0.00062	mg/L	0.000696	-0.00308	mg/L	0.003479	112.83%
Se 196.026†	-9.0	-0.00977	mg/L	0.011895	-0.04886	mg/L	0.059477	121.74%
Si 288.158†	6954.6	7.825	mg/L	0.0775	39.13	mg/L	0.387	0.99%
Sn 189.927†	-31.4	-0.01216	mg/L	0.004323	-0.06081	mg/L	0.021617	35.55%
Sr 421.552†	91669.4	0.1711	mg/L	0.00079	0.8557	mg/L	0.00397	0.46%
Ti 334.903†	25.9	0.00151	mg/L	0.000762	0.00753	mg/L	0.003810	50.62%
Tl 190.801†	-6.3	-0.01033	mg/L	0.006609	-0.05164	mg/L	0.033044	63.99%
V 292.402†	278.5	0.00175	mg/L	0.000174	0.00875	mg/L	0.000872	9.97%
Zn 206.200†	-0.2	-0.00114	mg/L	0.001311	-0.00569	mg/L	0.006556	115.20%

Sequence No.: 5
Sample ID: JZ32 J WMN
Analyst: BLW
Initial Sample Wt:
Dilution: 5X

Autosampler Location: 65
Date Collected: 10/10/2006 6:11:56 PM
Data Type: Original
Initial Sample Vol:
Sample Prep Vol:

Nebulizer Parameters: JZ32 J WMN

Analyte	Back Pressure	Flow
All	178.0 kPa	0.50 L/min

Mean Data: JZ32 J WMN

Analyte	Mean Corrected Intensity	Calib Conc.	Calib Units	Calib Std.Dev.	Sample Conc.	Sample Units	Sample Std.Dev.	RSD
ScA 357.253	944689.3	97.33	%	0.307				0.32%
ScR 361.383	113009.3	102.5	%	1.09				1.06%
Ag 328.068†	-114.9	-0.00033	mg/L	0.000355	-0.00167	mg/L	0.001774	106.49%
Al 308.215†	17.1	0.01842	mg/L	0.006603	0.09209	mg/L	0.033015	35.85%
As 188.979†	5.3	0.01033	mg/L	0.004807	0.05166	mg/L	0.024037	46.53%
B 249.677†	63.4	0.03325	mg/L	0.001250	0.1662	mg/L	0.00625	3.76%
Ba 233.527†	19.2	0.01269	mg/L	0.001738	0.06343	mg/L	0.008690	13.70%
Be 313.042†	41.8	0.00011	mg/L	0.000018	0.00053	mg/L	0.000092	17.32%
Ca 317.933†	106105.4	9.898	mg/L	0.0260	49.49	mg/L	0.130	0.26%
Cd 228.802†	-0.3	-0.00003	mg/L	0.000109	-0.00015	mg/L	0.000545	358.55%
Co 228.616†	18.3	0.00081	mg/L	0.000342	0.00406	mg/L	0.001710	42.13%
Cr 267.716†	9.8	0.00118	mg/L	0.000417	0.00592	mg/L	0.002087	35.23%
Cu 324.752†	-301.8	-0.00094	mg/L	0.000142	-0.00472	mg/L	0.000711	15.05%
Fe 273.955†	3136.0	5.911	mg/L	0.0923	29.55	mg/L	0.462	1.56%
K 766.490†	844.9	0.7288	mg/L	0.03159	3.644	mg/L	0.1580	4.33%
Mg 279.077†	4130.8	5.866	mg/L	0.0261	29.33	mg/L	0.130	0.44%
Mn 257.610†	7813.5	0.5666	mg/L	0.00576	2.833	mg/L	0.0288	1.02%
Mo 202.031†	12.0	0.00169	mg/L	0.000321	0.00846	mg/L	0.001607	19.00%
Na 589.592†	399899.1	96.86	mg/L	1.179	484.3	mg/L	5.89	1.22%
Na 330.237†	2201.4	95.88	mg/L	0.952	479.4	mg/L	4.76	0.99%
Ni 231.604†	-0.3	-0.00032	mg/L	0.002573	-0.00160	mg/L	0.012865	805.75%
Pb 220.353†	2.3	0.00050	mg/L	0.000306	0.00249	mg/L	0.001528	61.31%
Sb 206.836†	2.3	0.00259	mg/L	0.002794	0.01294	mg/L	0.013972	107.96%
Se 196.026†	-4.3	-0.00619	mg/L	0.004398	-0.03097	mg/L	0.021992	71.01%
Si 288.158†	4846.3	5.453	mg/L	0.0433	27.27	mg/L	0.217	0.79%
Sn 189.927†	-12.3	-0.00492	mg/L	0.000770	-0.02458	mg/L	0.003851	15.66%
Sr 421.552†	38793.1	0.07243	mg/L	0.000365	0.3621	mg/L	0.00183	0.50%
Ti 334.903†	23.1	0.00134	mg/L	0.000759	0.00672	mg/L	0.003794	56.44%
Tl 190.801†	1.5	0.00241	mg/L	0.003728	0.01207	mg/L	0.018641	154.40%
V 292.402†	504.3	0.00290	mg/L	0.000125	0.01452	mg/L	0.000623	4.29%
Zn 206.200†	-1.5	-0.00460	mg/L	0.002784	-0.02301	mg/L	0.013920	60.51%

Sequence No.: 6
Sample ID: JZ32 K WMN
Analyst: BLW
Initial Sample Wt:
Dilution: 5X

Autosampler Location: 66
Date Collected: 10/10/2006 6:18:36 PM
Data Type: Original
Initial Sample Vol:
Sample Prep Vol:

Nebulizer Parameters: JZ32 K WMN

Analyte	Back Pressure	Flow
All	177.0 kPa	0.50 L/min

Mean Data: JZ32 K WMN

Analyte	Mean Corrected Intensity	Calib Conc.	Units	Std.Dev.	Sample Conc.	Units	Std.Dev.	RSD
ScA 357.253	943021.5	97.16	%	0.451				0.46%
ScR 361.383	112071.9	101.7	%	1.08				1.06%
Ag 328.068†	-75.7	-0.00017	mg/L	0.000124	-0.00084	mg/L	0.000621	74.13%
Al 308.215†	17.0	0.01827	mg/L	0.005666	0.09136	mg/L	0.028332	31.01%
As 188.979†	1.4	0.00245	mg/L	0.004293	0.01224	mg/L	0.021467	175.43%
B 249.677†	53.2	0.02789	mg/L	0.001348	0.1395	mg/L	0.00674	4.83%
Ba 233.527†	18.3	0.01207	mg/L	0.000608	0.06037	mg/L	0.003038	5.03%
Be 313.042†	8.4	0.00002	mg/L	0.000011	0.00009	mg/L	0.000056	63.21%
Ca 317.933†	104351.2	9.734	mg/L	0.0251	48.67	mg/L	0.125	0.26%
Cd 228.802†	-2.8	-0.00015	mg/L	0.000135	-0.00074	mg/L	0.000676	91.64%
Co 228.616†	25.2	0.00116	mg/L	0.000365	0.00581	mg/L	0.001826	31.41%
Cr 267.716†	8.7	0.00095	mg/L	0.000624	0.00474	mg/L	0.003119	65.83%
Cu 324.752†	-351.2	-0.00122	mg/L	0.000164	-0.00612	mg/L	0.000820	13.40%
Fe 273.955†	2945.1	5.551	mg/L	0.0762	27.75	mg/L	0.381	1.37%
K 766.490†	850.7	0.7338	mg/L	0.03512	3.669	mg/L	0.1756	4.79%
Mg 279.077†	4028.5	5.721	mg/L	0.0757	28.61	mg/L	0.378	1.32%
Mn 257.610†	7451.8	0.5404	mg/L	0.00760	2.702	mg/L	0.0380	1.41%
Mo 202.031†	12.2	0.00173	mg/L	0.000470	0.00864	mg/L	0.002352	27.24%
Na 589.592†	405043.1	98.10	mg/L	0.115	490.5	mg/L	0.58	0.12%
Na 330.237†	2168.4	94.44	mg/L	0.699	472.2	mg/L	3.50	0.74%
Ni 231.604†	0.5	0.00057	mg/L	0.000840	0.00283	mg/L	0.004199	148.62%
Pb 220.353†	-0.7	-0.00015	mg/L	0.000838	-0.00073	mg/L	0.004190	570.59%
Sb 206.836†	0.2	-0.00043	mg/L	0.001554	-0.00215	mg/L	0.007768	361.05%
Se 196.026†	-4.8	-0.00706	mg/L	0.004598	-0.03529	mg/L	0.022989	65.15%
Si 288.158†	4721.7	5.313	mg/L	0.0603	26.56	mg/L	0.301	1.13%
Sn 189.927†	-15.1	-0.00620	mg/L	0.001428	-0.03100	mg/L	0.007140	23.03%
Sr 421.552†	38652.5	0.07216	mg/L	0.000039	0.3608	mg/L	0.00020	0.05%
Ti 334.903†	37.7	0.00219	mg/L	0.001135	0.01096	mg/L	0.005676	51.76%
Tl 190.801†	0.5	0.00086	mg/L	0.005132	0.00428	mg/L	0.025661	600.02%
V 292.402†	502.7	0.00289	mg/L	0.000054	0.01445	mg/L	0.000271	1.88%
Zn 206.200†	-1.5	-0.00461	mg/L	0.004084	-0.02305	mg/L	0.020421	88.61%

Sequence No.: 7
Sample ID: JZ83 ADUP TWC
Analyst: BLW
Initial Sample Wt:
Dilution: 1X

Autosampler Location: 67
Date Collected: 10/10/2006 6:25:16 PM
Data Type: Original
Initial Sample Vol:
Sample Prep Vol:

Nebulizer Parameters: JZ83 ADUP TWC

Analyte	Back Pressure	Flow
All	177.0 kPa	0.50 L/min

Mean Data: JZ83 ADUP TWC

Analyte	Mean Corrected Intensity	Calib Conc.	Calib Units	Calib Std.Dev.	Sample Conc.	Sample Units	Sample Std.Dev.	RSD
ScA 357.253	914867.5	94.26	%	0.838				0.89%
ScR 361.383	109957.4	99.76	%	0.535				0.54%
Ag 328.068†	-270.9	-0.00029	mg/L	0.000175	-0.00029	mg/L	0.000175	59.99%
Al 308.215†	21.2	0.02269	mg/L	0.004204	0.02269	mg/L	0.004204	18.53%
As 188.979†	2.3	0.00219	mg/L	0.003452	0.00219	mg/L	0.003452	157.61%
B 249.677†	376.0	0.1973	mg/L	0.00181	0.1973	mg/L	0.00181	0.92%
Ba 233.527†	94.9	0.06290	mg/L	0.000588	0.06290	mg/L	0.000588	0.94%
Be 313.042†	36.1	0.00009	mg/L	0.000055	0.00009	mg/L	0.000055	59.79%
Ca 317.933†	614160.6	57.29	mg/L	0.144	57.29	mg/L	0.144	0.25%
Cd 228.802†	-4.6	-0.00024	mg/L	0.000144	-0.00024	mg/L	0.000144	60.00%
Co 228.616†	62.2	0.00263	mg/L	0.000346	0.00263	mg/L	0.000346	13.15%
Cr 267.716†	42.4	0.00344	mg/L	0.000376	0.00344	mg/L	0.000376	10.94%
Cu 324.752†	-507.1	-0.00008	mg/L	0.000138	-0.00008	mg/L	0.000138	179.30%
Fe 273.955†	14202.8	26.77	mg/L	0.080	26.77	mg/L	0.080	0.30%
K 766.490†	6364.0	5.490	mg/L	0.0899	5.490	mg/L	0.0899	1.64%
Mg 279.077†	24491.2	34.79	mg/L	0.174	34.79	mg/L	0.174	0.50%
Mn 257.610†	28382.0	2.058	mg/L	0.0097	2.058	mg/L	0.0097	0.47%
Mo 202.031†	49.4	0.00674	mg/L	0.000078	0.00674	mg/L	0.000078	1.16%
Na 589.592†	703203.1	170.3	mg/L	1.13	170.3	mg/L	1.13	0.66%
Na 330.237†	3842.6	166.9	mg/L	0.89	166.9	mg/L	0.89	0.53%
Ni 231.604†	-1.2	-0.00136	mg/L	0.004597	-0.00136	mg/L	0.004597	337.06%
Pb 220.353†	14.4	0.00310	mg/L	0.000556	0.00310	mg/L	0.000556	17.94%
Sb 206.836†	4.2	0.00273	mg/L	0.001251	0.00273	mg/L	0.001251	45.89%
Se 196.026†	-15.2	-0.02149	mg/L	0.009660	-0.02149	mg/L	0.009660	44.95%
Si 288.158†	19770.5	22.25	mg/L	0.314	22.25	mg/L	0.314	1.41%
Sn 189.927†	-46.9	-0.01731	mg/L	0.000482	-0.01731	mg/L	0.000482	2.78%
Sr 421.552†	172450.3	0.3220	mg/L	0.00063	0.3220	mg/L	0.00063	0.20%
Ti 334.903†	60.2	0.00350	mg/L	0.000825	0.00350	mg/L	0.000825	23.57%
Tl 190.801†	-2.0	-0.00317	mg/L	0.001798	-0.00317	mg/L	0.001798	56.66%
V 292.402†	391.3	0.00256	mg/L	0.000080	0.00256	mg/L	0.000080	3.11%
Zn 206.200†	-0.1	0.00007	mg/L	0.000855	0.00007	mg/L	0.000855	>999.9%

Sequence No.: 8
Sample ID: JZ83 A TWC
Analyst: BLW
Initial Sample Wt:
Dilution: 1X

Autosampler Location: 68
Date Collected: 10/10/2006 6:31:58 PM
Data Type: Original
Initial Sample Vol:
Sample Prep Vol:

Nebulizer Parameters: JZ83 A TWC

Analyte	Back Pressure	Flow
All	178.0 kPa	0.50 L/min

Mean Data: JZ83 A TWC

Analyte	Mean Corrected Intensity	Calib Conc.	Calib Units	Std.Dev.	Sample Conc.	Sample Units	Std.Dev.	RSD
ScA 357.253	927887.6	95.60	%	0.782				0.82%
ScR 361.383	111286.0	101.0	%	0.70				0.69%
Ag 328.068†	-233.5	-0.00017	mg/L	0.000173	-0.00017	mg/L	0.000173	101.32%
Al 308.215†	21.8	0.02340	mg/L	0.006332	0.02340	mg/L	0.006332	27.06%
As 188.979†	4.9	0.00770	mg/L	0.009220	0.00770	mg/L	0.009220	119.72%
B 249.677†	358.5	0.1881	mg/L	0.00157	0.1881	mg/L	0.00157	0.83%
Ba 233.527†	91.0	0.06033	mg/L	0.001892	0.06033	mg/L	0.001892	3.14%
Be 313.042†	29.0	0.00007	mg/L	0.000057	0.00007	mg/L	0.000057	78.01%
Ca 317.933†	586798.1	54.74	mg/L	0.194	54.74	mg/L	0.194	0.35%
Cd 228.802†	-1.4	-0.00009	mg/L	0.000180	-0.00009	mg/L	0.000180	205.57%
Co 228.616†	57.3	0.00241	mg/L	0.000038	0.00241	mg/L	0.000038	1.56%
Cr 267.716†	39.2	0.00303	mg/L	0.000822	0.00303	mg/L	0.000822	27.12%
Cu 324.752†	-534.6	-0.00034	mg/L	0.000251	-0.00034	mg/L	0.000251	73.37%
Fe 273.955†	13454.2	25.36	mg/L	0.185	25.36	mg/L	0.185	0.73%
K 766.490†	5978.0	5.157	mg/L	0.0380	5.157	mg/L	0.0380	0.74%
Mg 279.077†	23234.9	33.00	mg/L	0.110	33.00	mg/L	0.110	0.33%
Mn 257.610†	26888.9	1.950	mg/L	0.0122	1.950	mg/L	0.0122	0.63%
Mo 202.031†	47.3	0.00647	mg/L	0.000203	0.00647	mg/L	0.000203	3.13%
Na 589.592†	668938.7	162.0	mg/L	0.83	162.0	mg/L	0.83	0.51%
Na 330.237†	3649.4	158.6	mg/L	1.14	158.6	mg/L	1.14	0.72%
Ni 231.604†	-0.1	-0.00011	mg/L	0.002242	-0.00011	mg/L	0.002242	>999.9%
Pb 220.353†	13.1	0.00283	mg/L	0.000615	0.00283	mg/L	0.000615	21.75%
Sb 206.836†	4.5	0.00330	mg/L	0.000843	0.00330	mg/L	0.000843	25.59%
Se 196.026†	-14.1	-0.01988	mg/L	0.004433	-0.01988	mg/L	0.004433	22.30%
Si 288.158†	20054.3	22.57	mg/L	0.334	22.57	mg/L	0.334	1.48%
Sn 189.927†	-43.6	-0.01599	mg/L	0.000306	-0.01599	mg/L	0.000306	1.91%
Sr 421.552†	164341.3	0.3068	mg/L	0.00086	0.3068	mg/L	0.00086	0.28%
Ti 334.903†	53.3	0.00310	mg/L	0.000374	0.00310	mg/L	0.000374	12.05%
Tl 190.801†	-3.0	-0.00481	mg/L	0.002536	-0.00481	mg/L	0.002536	52.67%
V 292.402†	400.4	0.00259	mg/L	0.000169	0.00259	mg/L	0.000169	6.53%
Zn 206.200†	1.0	0.00376	mg/L	0.006688	0.00376	mg/L	0.006688	177.73%

Sequence No.: 9
Sample ID: JZ83 ASPK TWC
Analyst: BLW
Initial Sample Wt:
Dilution: 1X

Autosampler Location: 69
Date Collected: 10/10/2006 6:38:40 PM
Data Type: Original
Initial Sample Vol:
Sample Prep Vol:

Nebulizer Parameters: JZ83 ASPK TWC

Analyte	Back Pressure	Flow
All	177.0 kPa	0.50 L/min

Mean Data: JZ83 ASPK TWC

Analyte	Mean Corrected Intensity	Calib Conc.	Calib Units	Std.Dev.	Sample Conc.	Sample Units	Std.Dev.	RSD
ScA 357.253	925943.3	95.40	%	0.614				0.64%
ScR 361.383	110611.1	100.4	%	0.43				0.43%
Ag 328.068†	110643.1	0.5055	mg/L	0.00213	0.5055	mg/L	0.00213	0.42%
Al 308.215†	1929.1	2.074	mg/L	0.0248	2.074	mg/L	0.0248	1.20%
As 188.979†	1028.5	2.101	mg/L	0.0168	2.101	mg/L	0.0168	0.80%
B 249.677†	366.3	0.1931	mg/L	0.00068	0.1931	mg/L	0.00068	0.35%
Ba 233.527†	2949.1	2.007	mg/L	0.0067	2.007	mg/L	0.0067	0.33%
Be 313.042†	193368.6	0.5122	mg/L	0.00078	0.5122	mg/L	0.00078	0.15%
Ca 317.933†	721463.3	67.30	mg/L STL	0.121	67.30	mg/L	0.121	0.18%
Cd 228.802†	10307.5	0.5152	mg/L	0.00142	0.5152	mg/L	0.00142	0.28%
Co 228.616†	9682.6	0.4839	mg/L	0.00486	0.4839	mg/L	0.00486	1.00%
Cr 267.716†	2116.8	0.4965	mg/L	0.00173	0.4965	mg/L	0.00173	0.35%
Cu 324.752†	108520.6	0.5397	mg/L	0.00254	0.5397	mg/L	0.00254	0.47%
Fe 273.955†	15017.6	28.30	mg/L STL	0.006	28.30	mg/L	0.006	0.02%
K 766.490†	18512.0	15.97	mg/L	0.043	15.97	mg/L	0.043	0.27%
Mg 279.077†	31074.0	44.14	mg/L	0.193	44.14	mg/L	0.193	0.44%
Mn 257.610†	34480.4	2.500	mg/L	0.0041	2.500	mg/L	0.0041	0.17%
Mo 202.031†	51.8	0.00691	mg/L	0.000560	0.00691	mg/L	0.000560	8.11%
Na 589.592†	748981.3	181.4	mg/L	1.17	181.4	mg/L	1.17	0.64%
Na 330.237†	4058.9	176.2	mg/L STL	0.89	176.2	mg/L	0.89	0.50%
Ni 231.604†	429.0	0.4858	mg/L	0.00060	0.4858	mg/L	0.00060	0.12%
Pb 220.353†	9177.3	1.968	mg/L	0.0038	1.968	mg/L	0.0038	0.19%
Sb 206.836†	9.2	0.00340	mg/L	0.002995	0.00340	mg/L	0.002995	88.17%
Se 196.026†	1399.1	2.054	mg/L	0.0263	2.054	mg/L	0.0263	1.28%
Si 288.158†	22232.0	25.02	mg/L	0.151	25.02	mg/L	0.151	0.60%
Sn 189.927†	-53.9	-0.01969	mg/L	0.001322	-0.01969	mg/L	0.001322	6.71%
Sr 421.552†	449065.8	0.8384	mg/L	0.00150	0.8384	mg/L	0.00150	0.18%
Ti 334.903†	82.3	0.00468	mg/L	0.001371	0.00468	mg/L	0.001371	29.29%
Tl 190.801†	1156.7	1.871	mg/L	0.0125	1.871	mg/L	0.0125	0.67%
V 292.402†	93409.6	0.5231	mg/L	0.00230	0.5231	mg/L	0.00230	0.44%
Zn 206.200†	150.3	0.4783	mg/L	0.00111	0.4783	mg/L	0.00111	0.23%

Sequence No.: 10
Sample ID: JZ83 MB1SPK TWC
Analyst: BLW
Initial Sample Wt:
Dilution: 1X

Autosampler Location: 70
Date Collected: 10/10/2006 6:45:08 PM
Data Type: Original
Initial Sample Vol:
Sample Prep Vol:

Nebulizer Parameters: JZ83 MB1SPK TWC

Analyte	Back Pressure	Flow
All	177.0 kPa	0.50 L/min

Mean Data: JZ83 MB1SPK TWC

Analyte	Mean Corrected Intensity	Calib Conc.	Calib Units	Std.Dev.	Sample Conc.	Sample Units	Std.Dev.	RSD
ScA 357.253	949581.1	97.83	%	0.755				0.77%
ScR 361.383	111187.3	100.9	%	0.45				0.44%
Ag 328.068†	109233.7	0.4982	mg/L	0.00409	0.4982	mg/L	0.00409	0.82%
Al 308.215†	1915.1	2.059	mg/L	0.0326	2.059	mg/L	0.0326	1.58%
As 188.979†	996.5	2.038	mg/L	0.0184	2.038	mg/L	0.0184	0.90%
B 249.677†	13.7	0.00813	mg/L	0.001484	0.00813	mg/L	0.001484	18.25%
Ba 233.527†	2909.2	1.981	mg/L	0.0047	1.981	mg/L	0.0047	0.24%
Be 313.042†	195103.2	0.5168	mg/L	0.00422	0.5168	mg/L	0.00422	0.82%
Ca 317.933†	109696.0	10.23	mg/L	0.081	10.23	mg/L	0.081	0.79%
Cd 228.802†	10309.1	0.5154	mg/L	0.00380	0.5154	mg/L	0.00380	0.74%
Co 228.616†	9962.6	0.4984	mg/L	0.00485	0.4984	mg/L	0.00485	0.97%
Cr 267.716†	2121.1	0.5040	mg/L	0.00271	0.5040	mg/L	0.00271	0.54%
Cu 324.752†	105945.2	0.5246	mg/L	0.00403	0.5246	mg/L	0.00403	0.77%
Fe 273.955†	1116.3	2.103	mg/L	0.0089	2.103	mg/L	0.0089	0.42%
K 766.490†	12161.7	10.49	mg/L	0.042	10.49	mg/L	0.042	0.40%
Mg 279.077†	7227.9	10.27	mg/L	0.031	10.27	mg/L	0.031	0.30%
Mn 257.610†	7021.2	0.5095	mg/L	0.00188	0.5095	mg/L	0.00188	0.37%
Mo 202.031†	12.5	0.00168	mg/L	0.000275	0.00168	mg/L	0.000275	16.40%
Na 589.592†	46095.5	11.16	mg/L	0.049	11.16	mg/L	0.049	0.44%
Na 330.237†	257.5	11.00	mg/L	0.082	11.00	mg/L	0.082	0.75%
Ni 231.604†	438.1	0.4961	mg/L	0.00491	0.4961	mg/L	0.00491	0.99%
Pb 220.353†	9453.7	2.027	mg/L	0.0238	2.027	mg/L	0.0238	1.17%
Sb 206.836†	4.4	-0.00035	mg/L	0.000466	-0.00035	mg/L	0.000466	131.61%
Se 196.026†	1380.2	2.025	mg/L	0.0170	2.025	mg/L	0.0170	0.84%
Si 288.158†	58.0	0.06632	mg/L	0.002143	0.06632	mg/L	0.002143	3.23%
Sn 189.927†	-12.1	-0.00468	mg/L	0.001452	-0.00468	mg/L	0.001452	31.03%
Sr 421.552†	275822.7	0.5150	mg/L	0.00227	0.5150	mg/L	0.00227	0.44%
Ti 334.903†	25.9	0.00140	mg/L	0.000716	0.00140	mg/L	0.000716	51.15%
Tl 190.801†	1237.6	2.002	mg/L	0.0151	2.002	mg/L	0.0151	0.75%
V 292.402†	91993.0	0.5149	mg/L	0.00450	0.5149	mg/L	0.00450	0.87%
Zn 206.200†	157.3	0.4999	mg/L	0.00310	0.4999	mg/L	0.00310	0.62%

Sequence No.: 11
Sample ID: CV
Analyst: BLW
Initial Sample Wt:
Dilution: 1X

Autosampler Location: 7
Date Collected: 10/10/2006 6:51:47 PM
Data Type: Original
Initial Sample Vol:
Sample Prep Vol:

Nebulizer Parameters: CV

Analyte	Back Pressure	Flow
All	178.0 kPa	0.50 L/min

Mean Data: CV

Analyte	Mean Corrected Intensity	Calib Conc.	Calib Units	Std.Dev.	Sample Conc.	Sample Units	Std.Dev.	RSD
ScA 357.253	955262.4	98.42	%	0.741				0.75%
ScR 361.383	112377.5	102.0	%	0.37				0.36%
Ag 328.068†	216088.7	0.9853	mg/L	0.00430	0.9853	mg/L	0.00430	0.44%
Al 308.215†	1834.8	1.944	mg/L	0.0098	1.944	mg/L	0.0098	0.50%
As 188.979†	967.3	1.975	mg/L	0.0079	1.975	mg/L	0.0079	0.40%
B 249.677†	1804.8	0.9500	mg/L	0.00350	0.9500	mg/L	0.00350	0.37%
Ba 233.527†	1405.8	0.9571	mg/L	0.00280	0.9571	mg/L	0.00280	0.29%
Be 313.042†	365533.8	0.9683	mg/L	0.00127	0.9683	mg/L	0.00127	0.13%
Ca 317.933†	21119.8	1.970	mg/L	0.0116	1.970	mg/L	0.0116	0.59%
Cd 228.802†	20180.4	1.012	mg/L	0.0079	1.012	mg/L	0.0079	0.78%
Co 228.616†	19549.4	0.9774	mg/L	0.00956	0.9774	mg/L	0.00956	0.98%
Cr 267.716†	3966.0	0.9458	mg/L	0.00368	0.9458	mg/L	0.00368	0.39%
Cu 324.752†	214251.9	1.060	mg/L	0.0055	1.060	mg/L	0.0055	0.52%
Fe 273.955†	1059.3	1.994	mg/L	0.0124	1.994	mg/L	0.0124	0.62%
K 766.490†	23354.4	20.15	mg/L	0.211	20.15	mg/L	0.211	1.05%
Mg 279.077†	1373.5	1.956	mg/L	0.0061	1.956	mg/L	0.0061	0.31%
Mn 257.610†	13167.9	0.9556	mg/L	0.00497	0.9556	mg/L	0.00497	0.52%
Mo 202.031†	6470.2	0.9811	mg/L	0.01429	0.9811	mg/L	0.01429	1.46%
Na 589.592†	218380.4	52.89	mg/L	0.477	52.89	mg/L	0.477	0.90%
Na 330.237†	1179.6	51.41	mg/L	0.374	51.41	mg/L	0.374	0.73%
Ni 231.604†	855.2	0.9697	mg/L	0.00221	0.9697	mg/L	0.00221	0.23%
Pb 220.353†	9162.4	1.966	mg/L	0.0271	1.966	mg/L	0.0271	1.38%
Sb 206.836†	1516.6	2.128	mg/L	0.0129	2.128	mg/L	0.0129	0.61%
Se 196.026†	1339.0	1.964	mg/L	0.0136	1.964	mg/L	0.0136	0.69%
Si 288.158†	1827.6	2.058	mg/L	0.0067	2.058	mg/L	0.0067	0.32%
Sn 189.927†	2046.2	0.9411	mg/L	0.00843	0.9411	mg/L	0.00843	0.90%
Sr 421.552†	528292.3	0.9863	mg/L	0.00193	0.9863	mg/L	0.00193	0.20%
Ti 334.903†	16929.3	0.9857	mg/L	0.00592	0.9857	mg/L	0.00592	0.60%
Tl 190.801†	1204.0	1.947	mg/L	0.0115	1.947	mg/L	0.0115	0.59%
V 292.402†	177700.8	0.9947	mg/L	0.00371	0.9947	mg/L	0.00371	0.37%
Zn 206.200†	306.4	0.9730	mg/L	0.01249	0.9730	mg/L	0.01249	1.28%

Sequence No.: 12
Sample ID: CB
Analyst: BLW
Initial Sample Wt:
Dilution: 1X

Autosampler Location: 1
Date Collected: 10/10/2006 6:58:25 PM
Data Type: Original
Initial Sample Vol:
Sample Prep Vol:

Nebulizer Parameters: CB

Analyte	Back Pressure	Flow
All	177.0 kPa	0.50 L/min

Mean Data: CB

Analyte	Mean Corrected Intensity	Conc.	Calib Units	Std.Dev.	Conc.	Sample Units	Std.Dev.	RSD
ScA 357.253	963244.0	99.24	%	0.285				0.29%
ScR 361.383	110613.5	100.4	%	0.65				0.64%
Ag 328.068†	-13.1	-0.00006	mg/L	0.000094	-0.00006	mg/L	0.000094	157.50%
Al 308.215†	-4.2	-0.00457	mg/L	0.013293	-0.00457	mg/L	0.013293	290.74%
As 188.979†	1.7	0.00340	mg/L	0.001588	0.00340	mg/L	0.001588	46.71%
B 249.677†	16.2	0.00848	mg/L	0.001764	0.00848	mg/L	0.001764	20.81%
Ba 233.527†	1.8	0.00124	mg/L	0.001043	0.00124	mg/L	0.001043	84.20%
Be 313.042†	34.3	0.00009	mg/L	0.000044	0.00009	mg/L	0.000044	48.61%
Ca 317.933†	19.1	0.00178	mg/L	0.001319	0.00178	mg/L	0.001319	73.95%
Cd 228.802†	-1.5	-0.00008	mg/L	0.000065	-0.00008	mg/L	0.000065	81.13%
Co 228.616†	3.5	0.00017	mg/L	0.000302	0.00017	mg/L	0.000302	173.44%
Cr 267.716†	3.4	0.00082	mg/L	0.001320	0.00082	mg/L	0.001320	160.32%
Cu 324.752†	-204.8	-0.00101	mg/L	0.000340	-0.00101	mg/L	0.000340	33.53%
Fe 273.955†	1.1	0.00210	mg/L	0.001095	0.00210	mg/L	0.001095	52.03%
K 766.490†	4.4	0.00381	mg/L	0.012216	0.00381	mg/L	0.012216	320.48%
Mg 279.077†	-0.2	-0.00029	mg/L	0.004417	-0.00029	mg/L	0.004417	>999.9%
Mn 257.610†	2.6	0.00019	mg/L	0.000182	0.00019	mg/L	0.000182	96.77%
Mo 202.031†	1.9	0.00028	mg/L	0.000123	0.00028	mg/L	0.000123	43.79%
Na 589.592†	561.5	0.1360	mg/L	0.00960	0.1360	mg/L	0.00960	7.06%
Na 330.237†	2.2	0.09615	mg/L	0.612285	0.09615	mg/L	0.612285	636.79%
Ni 231.604†	-3.4	-0.00389	mg/L	0.001276	-0.00389	mg/L	0.001276	32.84%
Pb 220.353†	-0.9	-0.00019	mg/L	0.000230	-0.00019	mg/L	0.000230	123.82%
Sb 206.836†	-1.2	-0.00175	mg/L	0.001752	-0.00175	mg/L	0.001752	100.16%
Se 196.026†	-2.3	-0.00335	mg/L	0.002348	-0.00335	mg/L	0.002348	70.13%
Si 288.158†	12.5	0.01405	mg/L	0.002657	0.01405	mg/L	0.002657	18.92%
Sn 189.927†	-1.0	-0.00045	mg/L	0.001011	-0.00045	mg/L	0.001011	224.46%
Sr 421.552†	29.0	0.00005	mg/L	0.000018	0.00005	mg/L	0.000018	33.07%
Ti 334.903†	0.1	0.00001	mg/L	0.000536	0.00001	mg/L	0.000536	>999.9%
Tl 190.801†	1.5	0.00247	mg/L	0.004561	0.00247	mg/L	0.004561	184.47%
V 292.402†	-4.7	-0.00002	mg/L	0.000057	-0.00002	mg/L	0.000057	279.37%
Zn 206.200†	0.1	0.00031	mg/L	0.003323	0.00031	mg/L	0.003323	>999.9%

OPTIMA ICP SAMPLE RUN LOG

IEC Date: 9.25.06 Analysis Date: 10.11.06 Analyst: BW

LR Date: 6.19.06 Page: 1 of 6

All corrections made by analyst unless otherwise noted.

Edit Label	Delete Data	ARI Sample ID	Prep. Code	Dilution	Comments
		std 1			2310-9
		2			-1
		3			-2
		4			-3
		5			-4
label		zzzzzz			
↓		zzzzzz			Cu high
		std 1			
		ICV			
		ICB			
		CRI			
		ICSA			
		ICSAB			
		CCV 1			
		CCB 1			
	✓	JZ83 MB1	TWC		Fe .06 confirms prev.
	✓	JY25 MB	SWC	2	Zn .015 ↓
		KA23 MB	WMN		
		new CRI			
		KA23 A	WMN	10	
		JZ32 G			✓
		↓ Gdup H	↓	↓	
		JY60 J	TWC		

OPTIMA ICP SAMPLE RUN LOG

IEC Date: — Analysis Date: 10.11.06 Analyst: BW

LR Date: — Page: 2 of 6

All corrections made by analyst unless otherwise noted. 10.11.06 BW

Edit Label	Delete Data	ARI Sample ID	Prep. Code	Dilution	Comments
		JY60 MB2sph	TWC	✓	
		CCV2			
		CCB2			
		JY60 MB1	SWC	2	
		D			
		E			
		F			
		G			
		I			
		Hdup		✓	
		H			
		Hsph		✓	
		MB1sph		✓	
		CCV3			
		CCB3			
	✓	JY60 MB2	TWC		Zn .01 CBout
	✓	KA28 MB			Zn .007 rerun
	✓	A			Sr high ↓
label		MB			
↓		A		2	
	✓	JY60C	SWC	2	CBout
	✓	~~JZ~~ J200 Jdup		5	~~Fe high-rerun~~ 1/10
		J			
		Jsph			10/13/06

ANALYTICAL RESOURCES INCORPORATED

Metals Data Review Checklist

Method: ICP ICP-MS GFA CVA **Analysis Date:** 10.11.06

	Analyst SBW 10.12	Peer AA 10/12	Comment
Logbook:			
Analyst, Date, Method info	✓	✓	
Sample ID's	✓	✓	
Standard/QC solution ID's recorded	✓	✓	
Prep codes	✓	✓	
Dilution factors	✓	✓	
Crossouts/Corrections/Deletions	✓	✓	
Calibration:			
Blank & Standard intensities	✓	✓	
Standard deviations	✓	✓	
Curve fit	✓	✓	
Calibration Verification:			
ICV/CCV	✓	✓	see log
ICB/CCB	✓	✓	↓
Samples:			
RSD's & SD's	✓	✓	
Internal Standards	✓	✓	
Carry-over	✓	✓	see log
Method QC:			
CRI/CRA	✓	✓	
ICSA/ICSAB	✓	✓	
Post Spikes/Serial Dilutions	—	—	
Analytic Spikes	—	—	
Matrix QC:			
SRM/LCS	✓	✓	
Matrix Spikes	✓	✓	see log
Matrix Duplicates	✓	✓	↓
Method Blanks	✓	✓	↓
Data Distribution:			
Requested elements/isotope identified	✓	✓	
Correct samples identified for distribution	✓	✓	
Raw data match distributed data	✓	✓	
Data filename correct	✓	✓	
Necessary Analysts Notes and CAF's	—	—	

Nebulizer Parameters: Hg_ReAlign

Analyte	Back Pressure	Flow
All	176.0 kPa	0.50 L/min

10/11/2006 10:33:41 AM Hg ReAlign... Actual peak offset (nm): -0.001
Drift (nm): -0.000 Slit adjustment: 0

Analysis Begun

Start Time: 10/11/2006 10:35:02 AM
Logged In Analyst: metals
Plasma On Time: 10/11/2006 9:46:06 AM
Technique: ICP Continuous
Spectrometer Model: Optima 4300 DV, S/N 077N0060101Autosampler Model: AS-93plus

Sample Information File: C:\pe\Administrator\Sample Information\CRISET.sif
Batch ID:
Results Data Set: PE061011
Results Library: C:\pe\Administrator\Results\Results.mdb

Method Loaded
Method Name: ARIIEC5
IEC File: IEC28mina.iec
Method Description: 12Axial Elements
Method Last Saved: 9/25/2006 11:38:10 AM
MSF File:

Analyte	Calibration Equation	Processing	View	Internal Standard	IEC
Ag 328.068	Lin Thru 0	Peak Area	Axial	ScA 357.253	Yes
Al 308.215	Lin Thru 0	Peak Area	Radial	ScR 361.383	Yes
As 188.979	Lin Thru 0	Peak Area	Axial	ScA 357.253	Yes
B 249.677	Lin Thru 0	Peak Area	Radial	ScR 361.383	Yes
Ba 233.527	Lin Thru 0	Peak Area	Radial	ScR 361.383	Yes
Be 313.042	Lin Thru 0	Peak Area	Radial	ScR 361.383	Yes
Ca 317.933	Lin Thru 0	Peak Area	Radial	ScR 361.383	No
Cd 228.802	Lin Thru 0	Peak Area	Axial	ScA 357.253	Yes
Co 228.616	Lin Thru 0	Peak Area	Axial	ScA 357.253	Yes
Cr 267.716	Lin Thru 0	Peak Area	Radial	ScR 361.383	Yes
Cu 324.752	Lin Thru 0	Peak Area	Axial	ScA 357.253	Yes
Fe 273.955	Lin Thru 0	Peak Area	Radial	ScR 361.383	Yes
K 766.490	Lin Thru 0	Peak Area	Radial	ScR 361.383	No
Mg 279.077	Lin Thru 0	Peak Area	Radial	ScR 361.383	Yes
Mn 257.610	Lin Thru 0	Peak Area	Radial	ScR 361.383	Yes
Mo 202.031	Lin Thru 0	Peak Area	Axial	ScA 357.253	Yes
Na 589.592	Lin Thru 0	Peak Area	Radial	ScR 361.383	No
Na 330.237	Lin Thru 0	Peak Area	Radial	ScR 361.383	Yes
Ni 231.604	Lin Thru 0	Peak Area	Radial	ScR 361.383	Yes
Pb 220.353	Lin Thru 0	Peak Area	Axial	ScA 357.253	Yes
Sb 206.836	Lin Thru 0	Peak Area	Axial	ScA 357.253	Yes
Se 196.026	Lin Thru 0	Peak Area	Axial	ScA 357.253	Yes
Si 288.158	Lin Thru 0	Peak Area	Radial	ScR 361.383	Yes
Sn 189.927	Lin Thru 0	Peak Area	Axial	ScA 357.253	Yes
Sr 421.552	Lin Thru 0	Peak Area	Radial	ScR 361.383	No
Ti 334.903	Lin Thru 0	Peak Area	Radial	ScR 361.383	Yes
Tl 190.801	Lin Thru 0	Peak Area	Axial	ScA 357.253	Yes
V 292.402	Lin Thru 0	Peak Area	Axial	ScA 357.253	Yes
Zn 206.200	Lin Thru 0	Peak Area	Radial	ScR 361.383	Yes
ScA 357.253	Lin, Calc Int	Peak Area	Axial	n/a	n/a
ScR 361.383	Lin, Calc Int	Peak Area	Radial	n/a	n/a

Sequence No.: 1
Sample ID: Calib Blank 1
Analyst:
Initial Sample Wt:
Dilution:
Autosampler Location: 1
Date Collected: 10/11/2006 10:35:03 AM
Data Type: Original
Initial Sample Vol:
Sample Prep Vol:

Nebulizer Parameters: Calib Blank 1

Analyte	Back Pressure	Flow
All	176.0 kPa	0.50 L/min

Mean Data: Calib Blank 1

Analyte	Mean Corrected Intensity	Std.Dev.	RSD	Conc.	Calib Units
ScA 357.253	1061121.7	5535.98	0.52%	100.0	%
ScR 361.383	114025.9	1243.36	1.09%	100.00	%
Ag 328.068†	-373.7	7.31	1.95%	[0.00]	mg/L
Al 308.215†	-118.4	4.30	3.63%	[0.00]	mg/L
As 188.979†	9.9	0.31	3.09%	[0.00]	mg/L
B 249.677†	9.0	2.80	31.05%	[0.00]	mg/L
Ba 233.527†	9.0	0.94	10.36%	[0.00]	mg/L
Be 313.042†	883.1	16.11	1.82%	[0.00]	mg/L
Ca 317.933†	160.9	11.49	7.14%	[0.00]	mg/L
Cd 228.802†	68.4	0.44	0.64%	[0.00]	mg/L
Co 228.616†	43.3	4.32	9.97%	[0.00]	mg/L
Cr 267.716†	17.9	2.37	13.20%	[0.00]	mg/L
Cu 324.752†	2829.1	3.43	0.12%	[0.00]	mg/L
Fe 273.955†	0.7	1.32	176.90%	[0.00]	mg/L
K 766.490†	1319.8	73.85	5.60%	[0.00]	mg/L
Mg 279.077†	-69.5	0.15	0.21%	[0.00]	mg/L
Mn 257.610†	45.3	2.34	5.16%	[0.00]	mg/L
Mo 202.031†	-7.1	1.24	17.53%	[0.00]	mg/L
Na 589.592†	210.8	25.70	12.19%	[0.00]	mg/L
Na 330.237†	-145.9	12.23	8.38%	[0.00]	mg/L
Ni 231.604†	5.5	2.12	38.52%	[0.00]	mg/L
Pb 220.353†	93.1	0.35	0.37%	[0.00]	mg/L
Sb 206.836†	13.0	1.55	11.95%	[0.00]	mg/L
Se 196.026†	-49.2	4.22	8.58%	[0.00]	mg/L
Si 288.158†	3.4	4.78	140.70%	[0.00]	mg/L
Sn 189.927†	-1.6	1.58	96.21%	[0.00]	mg/L
Sr 421.552†	-428.8	25.70	5.99%	[0.00]	mg/L
Ti 334.903†	-231.7	11.35	4.90%	[0.00]	mg/L
Tl 190.801†	-10.7	3.29	30.77%	[0.00]	mg/L
V 292.402†	-132.8	19.37	14.59%	[0.00]	mg/L
Zn 206.200†	-3.9	1.00	25.63%	[0.00]	mg/L

Sequence No.: 2
Sample ID: STD2
Analyst:
Initial Sample Wt:
Dilution:

Autosampler Location: 2
Date Collected: 10/11/2006 10:41:26 AM
Data Type: Original
Initial Sample Vol:
Sample Prep Vol:

Nebulizer Parameters: STD2

Analyte	Back Pressure	Flow
All	176.0 kPa	0.50 L/min

Mean Data: STD2

Analyte	Mean Corrected Intensity	Std.Dev.	RSD	Conc.	Calib Units
ScA 357.253	1050600.0	10945.26	1.04%	99.01	%
ScR 361.383	113475.5	135.17	0.12%	99.52	%
Ba 233.527†	14871.1	149.10	1.00%	[10]	mg/L
Cd 228.802†	224952.6	427.49	0.19%	[10]	mg/L
Co 228.616†	228022.4	439.27	0.19%	[10]	mg/L
Cr 267.716†	44044.4	426.76	0.97%	[10]	mg/L
Cu 324.752†	2150029.8	4025.97	0.19%	[10]	mg/L
Mn 257.610†	151071.8	671.93	0.44%	[10]	mg/L
V 292.402†	1941139.4	1229.40	0.06%	[10]	mg/L

Sequence No.: 3
Sample ID: STD3
Analyst:
Initial Sample Wt:
Dilution:

Autosampler Location: 3
Date Collected: 10/11/2006 10:45:49 AM
Data Type: Original
Initial Sample Vol:
Sample Prep Vol:

Nebulizer Parameters: STD3

Analyte	Back Pressure	Flow
All	177.0 kPa	0.50 L/min

Mean Data: STD3

Analyte	Mean Corrected Intensity	Std.Dev.	RSD	Conc.	Calib Units
ScA 357.253	1056670.4	2900.23	0.27%	99.58	%
ScR 361.383	114648.4	256.17	0.22%	100.5	%
Ag 328.068†	235205.4	374.42	0.16%	[1.0]	mg/L
As 188.979†	5789.7	25.81	0.45%	[10]	mg/L
B 249.677†	19594.9	20.43	0.10%	[10]	mg/L
Be 313.042†	2012071.9	2026.04	0.10%	[5.0]	mg/L
Na 589.592†	288450.7	183.32	0.06%	[50]	mg/L
Ni 231.604†	9123.9	35.17	0.39%	[10]	mg/L
Pb 220.353†	53197.0	164.85	0.31%	[10]	mg/L
Se 196.026†	7678.0	29.22	0.38%	[10]	mg/L
Sr 421.552†	2996234.4	902.54	0.03%	[5]	mg/L
Tl 190.801†	7079.5	34.18	0.48%	[10]	mg/L
Zn 206.200†	3321.9	23.08	0.69%	[10]	mg/L

Sequence No.: 4
Sample ID: STD4
Analyst:
Initial Sample Wt:
Dilution:

Autosampler Location: 4
Date Collected: 10/11/2006 10:51:17 AM
Data Type: Original
Initial Sample Vol:
Sample Prep Vol:

Nebulizer Parameters: STD4

Analyte	Back Pressure	Flow
All	176.0 kPa	0.50 L/min

Mean Data: STD4

Analyte	Mean Corrected Intensity	Std.Dev.	RSD	Conc.	Calib Units
ScA 357.253	1061877.4	8019.24	0.76%	100.1	%
ScR 361.383	113689.0	1032.14	0.91%	99.70	%
Mo 202.031†	71719.1	902.18	1.26%	[10]	mg/L
Sb 206.836†	8363.2	110.47	1.32%	[10]	mg/L
Si 288.158†	9725.7	99.47	1.02%	[10]	mg/L
Sn 189.927†	23219.8	277.43	1.19%	[10]	mg/L
Ti 334.903†	183032.3	188.70	0.10%	[10]	mg/L

Sequence No.: 5
Sample ID: STD5
Analyst:
Initial Sample Wt:
Dilution:

Autosampler Location: 5
Date Collected: 10/11/2006 10:55:53 AM
Data Type: Original
Initial Sample Vol:
Sample Prep Vol:

Nebulizer Parameters: STD5

Analyte	Back Pressure	Flow
All	176.0 kPa	0.50 L/min

Mean Data: STD5

Analyte	Mean Corrected Intensity	Std.Dev.	RSD	Conc.	Calib Units
ScA 357.253	1028265.7	3865.24	0.38%	96.90	%
ScR 361.383	113150.9	306.00	0.27%	99.23	%
Al 308.215†	30900.8	243.12	0.79%	[30]	mg/L
Ca 317.933†	343659.3	920.89	0.27%	[30]	mg/L
Fe 273.955†	59748.2	767.08	1.28%	[100]	mg/L
K 766.490†	123061.8	1063.13	0.86%	[100]	mg/L
Mg 279.077†	22354.9	167.73	0.75%	[30]	mg/L
Na 330.237†	2525.0	13.35	0.53%	[100]	mg/L

Calibration Summary

Analyte	Stds.	Equation	Intercept	Slope	Curvature	Corr. Coef.	Reslope
Ag 328.068	1	Lin Thru 0	0.0	235200	0.00000	1.000000	
Al 308.215	1	Lin Thru 0	0.0	1030	0.00000	1.000000	
As 188.979	1	Lin Thru 0	0.0	579.0	0.00000	1.000000	
B 249.677	1	Lin Thru 0	0.0	1959	0.00000	1.000000	
Ba 233.527	1	Lin Thru 0	0.0	1487	0.00000	1.000000	
Be 313.042	1	Lin Thru 0	0.0	402400	0.00000	1.000000	
Ca 317.933	1	Lin Thru 0	0.0	11460	0.00000	1.000000	
Cd 228.802	1	Lin Thru 0	0.0	22500	0.00000	1.000000	
Co 228.616	1	Lin Thru 0	0.0	22800	0.00000	1.000000	
Cr 267.716	1	Lin Thru 0	0.0	4404	0.00000	1.000000	
Cu 324.752	1	Lin Thru 0	0.0	215000	0.00000	1.000000	
Fe 273.955	1	Lin Thru 0	0.0	597.5	0.00000	1.000000	
K 766.490	1	Lin Thru 0	0.0	1231	0.00000	1.000000	
Mg 279.077	1	Lin Thru 0	0.0	745.2	0.00000	1.000000	
Mn 257.610	1	Lin Thru 0	0.0	15110	0.00000	1.000000	
Mo 202.031	1	Lin Thru 0	0.0	7172	0.00000	1.000000	
Na 589.592	1	Lin Thru 0	0.0	5769	0.00000	1.000000	
Na 330.237	1	Lin Thru 0	0.0	25.25	0.00000	1.000000	
Ni 231.604	1	Lin Thru 0	0.0	912.4	0.00000	1.000000	
Pb 220.353	1	Lin Thru 0	0.0	5320	0.00000	1.000000	
Sb 206.836	1	Lin Thru 0	0.0	836.3	0.00000	1.000000	
Se 196.026	1	Lin Thru 0	0.0	767.8	0.00000	1.000000	
Si 288.158	1	Lin Thru 0	0.0	972.6	0.00000	1.000000	
Sn 189.927	1	Lin Thru 0	0.0	2322	0.00000	1.000000	
Sr 421.552	1	Lin Thru 0	0.0	599200	0.00000	1.000000	
Ti 334.903	1	Lin Thru 0	0.0	18300	0.00000	1.000000	
Tl 190.801	1	Lin Thru 0	0.0	707.9	0.00000	1.000000	
V 292.402	1	Lin Thru 0	0.0	194100	0.00000	1.000000	
Zn 206.200	1	Lin Thru 0	0.0	332.2	0.00000	1.000000	

Analysis Begun

Start Time: 10/11/2006 11:14:23 AM
Logged In Analyst: metals
Spectrometer Model: Optima 4300 DV, S/N 077N0060101
Plasma On Time: 10/11/2006 9:46:06 AM
Technique: ICP Continuous
Autosampler Model: AS-93plus

Sample Information File: C:\pe\Administrator\Sample Information\CRISET.sif
Batch ID:
Results Data Set: PE061011
Results Library: C:\pe\Administrator\Results\Results.mdb

Sequence No.: 1
Sample ID: ~~CV~~ ZZZZZZ
Analyst:
Initial Sample Wt: 0.20
Dilution: 1X 10/11
Autosampler Location: 7
Date Collected: 10/11/2006 11:14:24 AM
Data Type: Original
Initial Sample Vol:
Sample Prep Vol:

Nebulizer Parameters: CV

Analyte	Back Pressure	Flow
All	177.0 kPa	0.50 L/min

Mean Data: CV

Analyte	Mean Corrected Intensity	Calib Conc.	Calib Units	Std.Dev.	Sample Conc.	Sample Units	Std.Dev.	RSD
ScA 357.253	1048344.4	98.80	%	0.771				0.78%
ScR 361.383	117420.8	103.0	%	0.28				0.27%
Ag 328.068†	229632.1	0.9764	mg/L	0.00433	0.9764	mg/L	0.00433	0.44%
Al 308.215†	2030.3	1.935	mg/L	0.0088	1.935	mg/L	0.0088	0.46%
As 188.979†	1153.8	1.988	mg/L	0.0178	1.988	mg/L	0.0178	0.90%
B 249.677†	1917.9	0.9822	mg/L	0.00412	0.9822	mg/L	0.00412	0.42%
Ba 233.527†	1479.3	0.9943	mg/L	0.00687	0.9943	mg/L	0.00687	0.69%
Be 313.042†	400067.6	0.9926	mg/L	0.00150	0.9926	mg/L	0.00150	0.15%
Ca 317.933†	23046.2	2.012	mg/L	0.0077	2.012	mg/L	0.0077	0.38%
Cd 228.802†	22747.6	1.008	mg/L	0.0062	1.008	mg/L	0.0062	0.61%
Co 228.616†	22246.2	0.9740	mg/L	0.00485	0.9740	mg/L	0.00485	0.50%
Cr 267.716†	4266.6	0.9675	mg/L	0.00437	0.9675	mg/L	0.00437	0.45%
Cu 324.752†	225109.6	1.046	mg/L	0.0056	1.046	mg/L	0.0056	0.53%
Fe 273.955†	1215.1	2.031	mg/L	0.0079	2.031	mg/L	0.0079	0.39%
K 766.490†	24046.2	19.54	mg/L	0.008	19.54	mg/L	0.008	0.04%
Mg 279.077†	1472.3	1.980	mg/L	0.0033	1.980	mg/L	0.0033	0.16%
Mn 257.610†	14797.9	0.9799	mg/L	0.00359	0.9799	mg/L	0.00359	0.37%
Mo 202.031†	7109.0	0.9912	mg/L	0.00582	0.9912	mg/L	0.00582	0.59%
Na 589.592†	288502.1	50.01	mg/L	0.088	50.01	mg/L	0.088	0.18%
Na 330.237†	1277.3	50.56	mg/L	0.509	50.56	mg/L	0.509	1.01%
Ni 231.604†	915.6	1.005	mg/L	0.0128	1.005	mg/L	0.0128	1.28%
Pb 220.353†	10537.1	1.983	mg/L	0.0117	1.983	mg/L	0.0117	0.59%
Sb 206.836†	1795.0	2.146	mg/L	0.0119	2.146	mg/L	0.0119	0.56%
Se 196.026†	1534.3	1.997	mg/L	0.0112	1.997	mg/L	0.0112	0.56%
Si 288.158†	1948.9	2.006	mg/L	0.0055	2.006	mg/L	0.0055	0.28%
Sn 189.927†	2167.3	0.9374	mg/L	0.00721	0.9374	mg/L	0.00721	0.77%
Sr 421.552†	587824.2	0.9809	mg/L	0.00063	0.9809	mg/L	0.00063	0.06%
Ti 334.903†	18229.7	0.9948	mg/L	0.00228	0.9948	mg/L	0.00228	0.23%
Tl 190.801†	1385.3	1.953	mg/L	0.0088	1.953	mg/L	0.0088	0.45%
V 292.402†	188578.9	0.9787	mg/L	0.00382	0.9787	mg/L	0.00382	0.39%
Zn 206.200†	344.1	1.035	mg/L	0.0071	1.035	mg/L	0.0071	0.68%

Sequence No.: 2
Sample ID: ~~CB~~ 222222
Analyst:
Initial Sample Wt: PBC 10.11
Dilution: 1X

Autosampler Location: 1
Date Collected: 10/11/2006 11:21:02 AM
Data Type: Original
Initial Sample Vol:
Sample Prep Vol:

Nebulizer Parameters: CB

Analyte	Back Pressure	Flow
All	177.0 kPa	0.50 L/min

Mean Data: CB

Analyte	Mean Corrected Intensity	Calib Conc.	Calib Units	Std.Dev.	Sample Conc.	Sample Units	Std.Dev.	RSD
ScA 357.253	1062878.4	100.2	%	0.46				0.46%
ScR 361.383	114542.9	100.5	%	0.74				0.74%
Ag 328.068†	58.0	0.00025	mg/L	0.000248	0.00025	mg/L	0.000248	100.61%
Al 308.215†	8.8	0.00856	mg/L	0.005217	0.00856	mg/L	0.005217	60.91%
As 188.979†	3.1	0.00541	mg/L	0.003513	0.00541	mg/L	0.003513	64.89%
B 249.677†	17.4	0.00887	mg/L	0.003218	0.00887	mg/L	0.003218	36.28%
Ba 233.527†	-2.0	-0.00137	mg/L	0.001153	-0.00137	mg/L	0.001153	84.09%
Be 313.042†	-16.4	-0.00004	mg/L	0.000036	-0.00004	mg/L	0.000036	87.73%
Ca 317.933†	5.5	0.00048	mg/L	0.002571	0.00048	mg/L	0.002571	531.61%
Cd 228.802†	-0.0	-0.00001	mg/L	0.000137	-0.00001	mg/L	0.000137	>999.9%
Co 228.616†	0.4	0.00002	mg/L	0.000285	0.00002	mg/L	0.000285	>999.9%
Cr 267.716†	3.0	0.00068	mg/L	0.001411	0.00068	mg/L	0.001411	206.80%
Cu 324.752†	687.9	0.00320	mg/L	0.000245	0.00320	mg/L	0.000245	7.65%
Fe 273.955†	3.1	0.00520	mg/L	0.002775	0.00520	mg/L	0.002775	53.39%
K 766.490†	60.7	0.04934	mg/L	0.043551	0.04934	mg/L	0.043551	88.27%
Mg 279.077†	-1.9	-0.00258	mg/L	0.003656	-0.00258	mg/L	0.003656	141.73%
Mn 257.610†	3.5	0.00023	mg/L	0.000160	0.00023	mg/L	0.000160	69.89%
Mo 202.031†	6.4	0.00089	mg/L	0.000071	0.00089	mg/L	0.000071	7.99%
Na 589.592†	311.6	0.05401	mg/L	0.003971	0.05401	mg/L	0.003971	7.35%
Na 330.237†	10.1	0.3980	mg/L	0.13966	0.3980	mg/L	0.13966	35.09%
Ni 231.604†	-0.2	-0.00023	mg/L	0.004042	-0.00023	mg/L	0.004042	>999.9%
Pb 220.353†	1.5	0.00028	mg/L	0.000490	0.00028	mg/L	0.000490	178.20%
Sb 206.836†	-0.5	-0.00056	mg/L	0.001285	-0.00056	mg/L	0.001285	228.43%
Se 196.026†	2.2	0.00292	mg/L	0.004263	0.00292	mg/L	0.004263	145.83%
Si 288.158†	-2.8	-0.00290	mg/L	0.007900	-0.00290	mg/L	0.007900	272.01%
Sn 189.927†	5.1	0.00218	mg/L	0.001684	0.00218	mg/L	0.001684	77.14%
Sr 421.552†	-28.8	-0.00005	mg/L	0.000024	-0.00005	mg/L	0.000024	50.10%
Ti 334.903†	35.8	0.00195	mg/L	0.000535	0.00195	mg/L	0.000535	27.40%
Tl 190.801†	0.2	0.00033	mg/L	0.003011	0.00033	mg/L	0.003011	917.53%
V 292.402†	25.8	0.00014	mg/L	0.000028	0.00014	mg/L	0.000028	20.04%
Zn 206.200†	1.2	0.00367	mg/L	0.004791	0.00367	mg/L	0.004791	130.56%

Analysis Begun

Start Time: 10/11/2006 11:26:22 AM
Logged In Analyst: metals
Spectrometer Model: Optima 4300 DV, S/N 077N0060101
Plasma On Time: 10/11/2006 9:46:06 AM
Technique: ICP Continuous
Autosampler Model: AS-93plus

Sample Information File: C:\pe\Administrator\Sample Information\1011A.sif
Batch ID:
Results Data Set: PE061011
Results Library: C:\pe\Administrator\Results\Results.mdb

Sequence No.: 8
Sample ID: Calib Blank 1
Analyst:
Initial Sample Wt:
Dilution:
Autosampler Location:
Date Collected: 10/11/2006 11:26:22 AM
Data Type: Original
Initial Sample Vol:
Sample Prep Vol:

Nebulizer Parameters: Calib Blank 1

Analyte	Back Pressure	Flow
All	177.0 kPa	0.50 L/min

Mean Data: Calib Blank 1

Analyte	Mean Corrected Intensity	Std.Dev.	RSD	Conc.	Calib Units
ScA 357.253	1050006.2	6916.77	0.66%	98.95	%
ScR 361.383	115967.5	234.45	0.20%	101.7	%
Ag 328.068†	-354.6	9.48	2.67%	[0.00]	mg/L
Al 308.215†	-117.7	6.39	5.43%	[0.00]	mg/L
As 188.979†	10.4	3.40	32.70%	[0.00]	mg/L
B 249.677†	17.4	3.16	18.12%	[0.00]	mg/L
Ba 233.527†	9.0	2.23	24.65%	[0.00]	mg/L
Be 313.042†	884.0	16.26	1.84%	[0.00]	mg/L
Ca 317.933†	149.3	11.84	7.93%	[0.00]	mg/L
Cd 228.802†	72.3	2.46	3.41%	[0.00]	mg/L
Co 228.616†	44.4	4.07	9.17%	[0.00]	mg/L
Cr 267.716†	20.5	5.13	25.06%	[0.00]	mg/L
Cu 324.752†	3358.5	4.67	0.14%	[0.00]	mg/L
Fe 273.955†	2.7	0.53	19.50%	[0.00]	mg/L
K 766.490†	1359.2	11.86	0.87%	[0.00]	mg/L
Mg 279.077†	-79.1	6.17	7.81%	[0.00]	mg/L
Mn 257.610†	51.4	1.90	3.70%	[0.00]	mg/L
Mo 202.031†	-5.2	0.69	13.10%	[0.00]	mg/L
Na 589.592†	340.2	22.68	6.67%	[0.00]	mg/L
Na 330.237†	-128.6	5.19	4.04%	[0.00]	mg/L
Ni 231.604†	2.6	0.45	17.38%	[0.00]	mg/L
Pb 220.353†	96.8	2.02	2.09%	[0.00]	mg/L
Sb 206.836†	12.4	0.26	2.08%	[0.00]	mg/L
Se 196.026†	-44.4	6.60	14.85%	[0.00]	mg/L
Si 288.158†	2.2	1.96	87.53%	[0.00]	mg/L
Sn 189.927†	4.1	2.57	62.75%	[0.00]	mg/L
Sr 421.552†	-461.7	17.96	3.89%	[0.00]	mg/L
Ti 334.903†	-200.5	16.99	8.47%	[0.00]	mg/L
Tl 190.801†	-10.1	0.82	8.14%	[0.00]	mg/L
V 292.402†	-138.0	35.64	25.83%	[0.00]	mg/L
Zn 206.200†	-3.0	0.75	25.31%	[0.00]	mg/L

Analysis Begun

Start Time: 10/11/2006 11:31:05 AM
Logged In Analyst: metals
Spectrometer Model: Optima 4300 DV, S/N 077N0060101
Plasma On Time: 10/11/2006 9:46:06 AM
Technique: ICP Continuous
Autosampler Model: AS-93plus

Sample Information File: C:\pe\Administrator\Sample Information\CRISET.sif
Batch ID:
Results Data Set: PE061011
Results Library: C:\pe\Administrator\Results\Results.mdb

Sequence No.: 1
Sample ID: CV
Analyst:
Initial Sample Wt:
Dilution: 1X
Autosampler Location: 7
Date Collected: 10/11/2006 11:31:05 AM
Data Type: Original
Initial Sample Vol:
Sample Prep Vol:

Nebulizer Parameters: CV

Analyte	Back Pressure	Flow
All	177.0 kPa	0.50 L/min

Mean Data: CV

Analyte	Mean Corrected Intensity	Calib Conc.	Calib Units	Std.Dev.	Sample Conc.	Sample Units	Std.Dev.	RSD
ScA 357.253	1044232.7	98.41	%	0.476				0.48%
ScR 361.383	116158.2	101.9	%	0.54				0.53%
Ag 328.068†	233192.3	0.9916	mg/L	0.00454	0.9916	mg/L	0.00454	0.46%
Al 308.215†	2021.8	1.926	mg/L	0.0081	1.926	mg/L	0.0081	0.42%
As 188.979†	1168.1	2.013	mg/L	0.0230	2.013	mg/L	0.0230	1.14%
B 249.677†	1873.1	0.9593	mg/L	0.00953	0.9593	mg/L	0.00953	0.99%
Ba 233.527†	1446.7	0.9724	mg/L	0.00628	0.9724	mg/L	0.00628	0.65%
Be 313.042†	396862.3	0.9847	mg/L	0.00247	0.9847	mg/L	0.00247	0.25%
Ca 317.933†	22809.0	1.991	mg/L	0.0163	1.991	mg/L	0.0163	0.82%
Cd 228.802†	23249.3	1.031	mg/L	0.0050	1.031	mg/L	0.0050	0.49%
Co 228.616†	22757.7	0.9965	mg/L	0.00474	0.9965	mg/L	0.00474	0.48%
Cr 267.716†	4229.2	0.9590	mg/L	0.00517	0.9590	mg/L	0.00517	0.54%
Cu 324.752†	227513.2	1.058	mg/L	0.0051	1.058	mg/L	0.0051	0.48%
Fe 273.955†	1193.1	1.994	mg/L	0.0212	1.994	mg/L	0.0212	1.06%
K 766.490†	24121.9	19.60	mg/L	0.123	19.60	mg/L	0.123	0.63%
Mg 279.077†	1472.6	1.980	mg/L	0.0047	1.980	mg/L	0.0047	0.24%
Mn 257.610†	14402.0	0.9537	mg/L	0.00672	0.9537	mg/L	0.00672	0.70%
Mo 202.031†	7140.8	0.9956	mg/L	0.00510	0.9956	mg/L	0.00510	0.51%
Na 589.592†	290668.0	50.38	mg/L	0.213	50.38	mg/L	0.213	0.42%
Na 330.237†	1257.0	49.76	mg/L	0.406	49.76	mg/L	0.406	0.82%
Ni 231.604†	900.7	0.9884	mg/L	0.00443	0.9884	mg/L	0.00443	0.45%
Pb 220.353†	10740.8	2.021	mg/L	0.0145	2.021	mg/L	0.0145	0.72%
Sb 206.836†	1811.1	2.166	mg/L	0.0137	2.166	mg/L	0.0137	0.63%
Se 196.026†	1547.0	2.014	mg/L	0.0199	2.014	mg/L	0.0199	0.99%
Si 288.158†	1936.4	1.993	mg/L	0.0137	1.993	mg/L	0.0137	0.69%
Sn 189.927†	2189.3	0.9469	mg/L	0.00399	0.9469	mg/L	0.00399	0.42%
Sr 421.552†	588247.3	0.9816	mg/L	0.00384	0.9816	mg/L	0.00384	0.39%
Ti 334.903†	17945.4	0.9792	mg/L	0.00686	0.9792	mg/L	0.00686	0.70%
Tl 190.801†	1397.9	1.971	mg/L	0.0114	1.971	mg/L	0.0114	0.58%
V 292.402†	192297.5	0.9978	mg/L	0.00450	0.9978	mg/L	0.00450	0.45%
Zn 206.200†	332.8	1.001	mg/L	0.0052	1.001	mg/L	0.0052	0.52%

Sequence No.: 2
Sample ID: ICB
Analyst:
Initial Sample Wt:
Dilution: 1X

Autosampler Location: 1
Date Collected: 10/11/2006 11:37:43 AM
Data Type: Original
Initial Sample Vol:
Sample Prep Vol:

Nebulizer Parameters: CB

Analyte	Back Pressure	Flow
All	177.0 kPa	0.50 L/min

Mean Data: CB

Analyte	Mean Corrected Intensity	Calib Conc.	Calib Units	Std.Dev.	Sample Conc.	Sample Units	Std.Dev.	RSD
ScA 357.253	1048626.5	98.82	%	0.687				0.70%
ScR 361.383	115846.1	101.6	%	0.95				0.93%
Ag 328.068†	4.4	0.00002	mg/L	0.000189	0.00002	mg/L	0.000189	>999.9%
Al 308.215†	7.8	0.00759	mg/L	0.005735	0.00759	mg/L	0.005735	75.55%
As 188.979†	3.0	0.00523	mg/L	0.003147	0.00523	mg/L	0.003147	60.23%
B 249.677†	8.8	0.00447	mg/L	0.001032	0.00447	mg/L	0.001032	23.08%
Ba 233.527†	0.8	0.00054	mg/L	0.000512	0.00054	mg/L	0.000512	94.86%
Be 313.042†	-7.4	-0.00002	mg/L	0.000062	-0.00002	mg/L	0.000062	335.90%
Ca 317.933†	-7.6	-0.00066	mg/L	0.001521	-0.00066	mg/L	0.001521	229.48%
Cd 228.802†	-3.3	-0.00016	mg/L	0.000104	-0.00016	mg/L	0.000104	67.01%
Co 228.616†	0.7	0.00003	mg/L	0.000120	0.00003	mg/L	0.000120	375.15%
Cr 267.716†	-0.1	-0.00003	mg/L	0.000562	-0.00003	mg/L	0.000562	>999.9%
Cu 324.752†	21.2	0.00010	mg/L	0.000143	0.00010	mg/L	0.000143	146.83%
Fe 273.955†	-2.5	-0.00421	mg/L	0.003421	-0.00421	mg/L	0.003421	81.25%
K 766.490†	16.0	0.01299	mg/L	0.025953	0.01299	mg/L	0.025953	199.73%
Mg 279.077†	6.5	0.00868	mg/L	0.006040	0.00868	mg/L	0.006040	69.59%
Mn 257.610†	-1.6	-0.00010	mg/L	0.000179	-0.00010	mg/L	0.000179	172.37%
Mo 202.031†	4.3	0.00060	mg/L	0.000311	0.00060	mg/L	0.000311	52.01%
Na 589.592†	210.5	0.03648	mg/L	0.006510	0.03648	mg/L	0.006510	17.84%
Na 330.237†	-10.3	-0.4085	mg/L	0.30474	-0.4085	mg/L	0.30474	74.59%
Ni 231.604†	0.0	0.00004	mg/L	0.000496	0.00004	mg/L	0.000496	>999.9%
Pb 220.353†	1.5	0.00029	mg/L	0.000561	0.00029	mg/L	0.000561	195.49%
Sb 206.836†	0.6	0.00076	mg/L	0.002034	0.00076	mg/L	0.002034	267.83%
Se 196.026†	-4.2	-0.00546	mg/L	0.001816	-0.00546	mg/L	0.001816	33.27%
Si 288.158†	1.4	0.00140	mg/L	0.005597	0.00140	mg/L	0.005597	398.39%
Sn 189.927†	2.5	0.00108	mg/L	0.001376	0.00108	mg/L	0.001376	127.13%
Sr 421.552†	20.0	0.00003	mg/L	0.000042	0.00003	mg/L	0.000042	125.30%
Ti 334.903†	-2.9	-0.00016	mg/L	0.000579	-0.00016	mg/L	0.000579	365.34%
Tl 190.801†	1.7	0.00246	mg/L	0.002317	0.00246	mg/L	0.002317	94.09%
V 292.402†	28.0	0.00014	mg/L	0.000149	0.00014	mg/L	0.000149	103.30%
Zn 206.200†	0.9	0.00264	mg/L	0.002735	0.00264	mg/L	0.002735	103.56%

Sequence No.: 3
Sample ID: CRI
Analyst:
Initial Sample Wt:
Dilution: 1X

Autosampler Location: 8
Date Collected: 10/11/2006 11:44:05 AM
Data Type: Original
Initial Sample Vol:
Sample Prep Vol:

Nebulizer Parameters: CRI

Analyte	Back Pressure	Flow
All	177.0 kPa	0.50 L/min

Mean Data: CRI

Analyte	Mean Corrected Intensity	Calib Conc.	Calib Units	Std.Dev.	Sample Conc.	Sample Units	Std.Dev.	RSD
ScA 357.253	1055320.1	99.45	%	0.509				0.51%
ScR 361.383	116564.1	102.2	%	0.36				0.35%
Ag 328.068†	690.1	0.00294	mg/L	0.000174	0.00294	mg/L	0.000174	5.92%
Al 308.215†	57.9	0.05605	mg/L	0.005099	0.05605	mg/L	0.005099	9.10%
As 188.979†	32.8	0.05662	mg/L	0.003947	0.05662	mg/L	0.003947	6.97%
B 249.677†	38.9	0.01985	mg/L	0.000368	0.01985	mg/L	0.000368	1.86%
Ba 233.527†	4.1	0.00275	mg/L	0.000895	0.00275	mg/L	0.000895	32.49%
Be 313.042†	413.4	0.00102	mg/L	0.000017	0.00102	mg/L	0.000017	1.66%
Ca 317.933†	639.2	0.05580	mg/L	0.000383	0.05580	mg/L	0.000383	0.69%
Cd 228.802†	45.2	0.00193	mg/L	0.000018	0.00193	mg/L	0.000018	0.91%
Co 228.616†	72.7	0.00318	mg/L	0.000406	0.00318	mg/L	0.000406	12.75%
Cr 267.716†	21.4	0.00485	mg/L	0.000528	0.00485	mg/L	0.000528	10.88%
Cu 324.752†	329.2	0.00153	mg/L	0.000323	0.00153	mg/L	0.000323	21.07%
Fe 273.955†	32.7	0.05479	mg/L	0.002658	0.05479	mg/L	0.002658	4.85%
K 766.490†	603.3	0.4902	mg/L	0.01250	0.4902	mg/L	0.01250	2.55%
Mg 279.077†	47.5	0.06368	mg/L	0.004836	0.06368	mg/L	0.004836	7.59%
Mn 257.610†	14.9	0.00099	mg/L	0.000088	0.00099	mg/L	0.000088	8.91%
Mo 202.031†	37.5	0.00523	mg/L	0.000498	0.00523	mg/L	0.000498	9.52%
Na 589.592†	3062.0	0.5308	mg/L	0.00418	0.5308	mg/L	0.00418	0.79%
Na 330.237†	6.0	0.2348	mg/L	0.41156	0.2348	mg/L	0.41156	175.26%
Ni 231.604†	8.0	0.00885	mg/L	0.002621	0.00885	mg/L	0.002621	29.60%
Pb 220.353†	111.3	0.02094	mg/L	0.000886	0.02094	mg/L	0.000886	4.23%
Sb 206.836†	47.6	0.05702	mg/L	0.000294	0.05702	mg/L	0.000294	0.52%
Se 196.026†	38.0	0.04953	mg/L	0.004232	0.04953	mg/L	0.004232	8.54%
Si 288.158†	77.1	0.07930	mg/L	0.002995	0.07930	mg/L	0.002995	3.78%
Sn 189.927†	23.2	0.01009	mg/L	0.000169	0.01009	mg/L	0.000169	1.67%
Sr 421.552†	627.5	0.00105	mg/L	0.000047	0.00105	mg/L	0.000047	4.46%
Ti 334.903†	94.0	0.00513	mg/L	0.000963	0.00513	mg/L	0.000963	18.78%
Tl 190.801†	36.7	0.05179	mg/L	0.002294	0.05179	mg/L	0.002294	4.43%
V 292.402†	612.7	0.00319	mg/L	0.000097	0.00319	mg/L	0.000097	3.03%
Zn 206.200†	2.8	0.00841	mg/L	0.001799	0.00841	mg/L	0.001799	21.38%

Sequence No.: 4
Sample ID: ICSA
Analyst:
Initial Sample Wt:
Dilution: 1X

Autosampler Location: 9
Date Collected: 10/11/2006 11:50:27 AM
Data Type: Original
Initial Sample Vol:
Sample Prep Vol:

Nebulizer Parameters: ICSA

Analyte	Back Pressure	Flow
All	177.0 kPa	0.50 L/min

Mean Data: ICSA

Analyte	Mean Corrected Intensity	Calib Conc.	Calib Units	Std.Dev.	Sample Conc.	Sample Units	Std.Dev.	RSD
ScA 357.253	1023030.1	96.41	%	0.479				0.50%
ScR 361.383	119027.5	104.4	%	0.40				0.38%
Ag 328.068†	-2474.0	-0.00094	mg/L	0.000270	-0.00094	mg/L	0.000270	28.74%
Al 308.215†	201495.0	195.6	mg/L	0.58	195.6	mg/L	0.58	0.30%
As 188.979†	25.7	0.02188	mg/L	0.005623	0.02188	mg/L	0.005623	25.70%
B 249.677†	-14.9	-0.00752	mg/L	0.004367	-0.00752	mg/L	0.004367	58.06%
Ba 233.527†	25.5	0.00289	mg/L	0.001073	0.00289	mg/L	0.001073	37.08%
Be 313.042†	-21.0	-0.00006	mg/L	0.000059	-0.00006	mg/L	0.000059	102.84%
Ca 317.933†	1124230.0	98.14	mg/L	0.183	98.14	mg/L	0.183	0.19%
Cd 228.802†	28.6	0.00121	mg/L	0.000316	0.00121	mg/L	0.000316	26.16%
Co 228.616†	6.6	-0.00030	mg/L	0.000431	-0.00030	mg/L	0.000431	144.41%
Cr 267.716†	72.2	0.00766	mg/L	0.001075	0.00766	mg/L	0.001075	14.02%
Cu 324.752†	-3349.2	0.00375	mg/L	0.000253	0.00375	mg/L	0.000253	6.74%
Fe 273.955†	119943.2	200.7	mg/L	0.43	200.7	mg/L	0.43	0.21%
K 766.490†	-29.0	-0.02354	mg/L	0.031870	-0.02354	mg/L	0.031870	135.39%
Mg 279.077†	74950.2	100.4	mg/L	0.20	100.4	mg/L	0.20	0.20%
Mn 257.610†	40.3	-0.00151	mg/L	0.000313	-0.00151	mg/L	0.000313	20.79%
Mo 202.031†	27.5	0.00168	mg/L	0.000360	0.00168	mg/L	0.000360	21.43%
Na 589.592†	66.7	0.01155	mg/L	0.003590	0.01155	mg/L	0.003590	31.07%
Na 330.237†	40.2	0.5973	mg/L	0.15445	0.5973	mg/L	0.15445	25.86%
Ni 231.604†	-3.3	-0.00357	mg/L	0.004306	-0.00357	mg/L	0.004306	120.50%
Pb 220.353†	-70.1	0.02159	mg/L	0.000821	0.02159	mg/L	0.000821	3.80%
Sb 206.836†	19.6	0.00217	mg/L	0.002809	0.00217	mg/L	0.002809	129.30%
Se 196.026†	-68.4	-0.06522	mg/L	0.003430	-0.06522	mg/L	0.003430	5.26%
Si 288.158†	15.4	0.01587	mg/L	0.001772	0.01587	mg/L	0.001772	11.17%
Sn 189.927†	-52.0	-0.01527	mg/L	0.001924	-0.01527	mg/L	0.001924	12.61%
Sr 421.552†	734.7	0.00123	mg/L	0.000086	0.00123	mg/L	0.000086	6.98%
Ti 334.903†	91.0	0.00496	mg/L	0.000986	0.00496	mg/L	0.000986	19.87%
Tl 190.801†	-37.7	-0.05322	mg/L	0.004636	-0.05322	mg/L	0.004636	8.71%
V 292.402†	648.2	0.00346	mg/L	0.000155	0.00346	mg/L	0.000155	4.49%
Zn 206.200†	-2.7	-0.01159	mg/L	0.000527	-0.01159	mg/L	0.000527	4.54%

Sequence No.: 5
Sample ID: ICSAB
Analyst:
Initial Sample Wt:
Dilution: 1X

Autosampler Location: 10
Date Collected: 10/11/2006 11:57:06 AM
Data Type: Original
Initial Sample Vol:
Sample Prep Vol:

Nebulizer Parameters: ICSAB

Analyte	Back Pressure	Flow
All	178.0 kPa	0.50 L/min

Mean Data: ICSAB

Analyte	Mean Corrected Intensity	Calib Conc.	Calib Units	Std.Dev.	Sample Conc.	Sample Units	Std.Dev.	RSD
ScA 357.253	1016696.5	95.81	%	0.282				0.29%
ScR 361.383	118548.0	104.0	%	0.55				0.53%
Ag 328.068†	246873.9	1.059	mg/L	0.0009	1.059	mg/L	0.0009	0.09%
Al 308.215†	202943.2	197.0	mg/L	0.72	197.0	mg/L	0.72	0.36%
As 188.979†	634.1	1.072	mg/L	0.0033	1.072	mg/L	0.0033	0.31%
B 249.677†	-22.6	-0.00960	mg/L	0.002729	-0.00960	mg/L	0.002729	28.42%
Ba 233.527†	1546.2	1.025	mg/L	0.0046	1.025	mg/L	0.0046	0.45%
Be 313.042†	421099.1	1.045	mg/L	0.0032	1.045	mg/L	0.0032	0.31%
Ca 317.933†	1132125.1	98.83	mg/L	0.403	98.83	mg/L	0.403	0.41%
Cd 228.802†	23379.5	1.038	mg/L	0.0018	1.038	mg/L	0.0018	0.18%
Co 228.616†	22150.3	0.9705	mg/L	0.00066	0.9705	mg/L	0.00066	0.07%
Cr 267.716†	4476.7	1.007	mg/L	0.0057	1.007	mg/L	0.0057	0.57%
Cu 324.752†	232656.0	1.102	mg/L	0.0008	1.102	mg/L	0.0008	0.07%
Fe 273.955†	121494.8	203.3	mg/L	0.75	203.3	mg/L	0.75	0.37%
K 766.490†	-60.4	-0.04911	mg/L	0.016849	-0.04911	mg/L	0.016849	34.31%
Mg 279.077†	74995.7	100.5	mg/L	0.15	100.5	mg/L	0.15	0.15%
Mn 257.610†	15307.9	1.009	mg/L	0.0048	1.009	mg/L	0.0048	0.47%
Mo 202.031†	31.3	0.00221	mg/L	0.000390	0.00221	mg/L	0.000390	17.64%
Na 589.592†	43.8	0.00759	mg/L	0.003441	0.00759	mg/L	0.003441	45.34%
Na 330.237†	28.3	-0.1383	mg/L	0.08746	-0.1383	mg/L	0.08746	63.26%
Ni 231.604†	923.5	1.013	mg/L	0.0049	1.013	mg/L	0.0049	0.48%
Pb 220.353†	5208.9	1.015	mg/L	0.0040	1.015	mg/L	0.0040	0.40%
Sb 206.836†	935.7	1.085	mg/L	0.0097	1.085	mg/L	0.0097	0.89%
Se 196.026†	740.4	0.9873	mg/L	0.00358	0.9873	mg/L	0.00358	0.36%
Si 288.158†	17.5	0.02011	mg/L	0.006183	0.02011	mg/L	0.006183	30.75%
Sn 189.927†	-58.4	-0.01592	mg/L	0.001794	-0.01592	mg/L	0.001794	11.27%
Sr 421.552†	879.0	0.00147	mg/L	0.000070	0.00147	mg/L	0.000070	4.79%
Ti 334.903†	87.3	0.00455	mg/L	0.000558	0.00455	mg/L	0.000558	12.27%
Tl 190.801†	651.5	0.9141	mg/L	0.00388	0.9141	mg/L	0.00388	0.42%
V 292.402†	197859.5	1.027	mg/L	0.0011	1.027	mg/L	0.0011	0.10%
Zn 206.200†	337.5	1.012	mg/L	0.0036	1.012	mg/L	0.0036	0.36%

Sequence No.: 6
Sample ID: CV
Analyst:
Initial Sample Wt:
Dilution: 1X

Autosampler Location: 7
Date Collected: 10/11/2006 12:03:32 PM
Data Type: Original
Initial Sample Vol:
Sample Prep Vol:

Nebulizer Parameters: CV

Analyte	Back Pressure	Flow
All	178.0 kPa	0.50 L/min

Mean Data: CV

Analyte	Mean Corrected Intensity	Calib Conc.	Calib Units	Std.Dev.	Sample Conc.	Sample Units	Std.Dev.	RSD
ScA 357.253	1046353.3	98.61	%	0.751				0.76%
ScR 361.383	117490.1	103.0	%	0.78				0.76%
Ag 328.068†	231532.6	0.9845	mg/L	0.00383	0.9845	mg/L	0.00383	0.39%
Al 308.215†	2011.5	1.916	mg/L	0.0116	1.916	mg/L	0.0116	0.60%
As 188.979†	1174.5	2.024	mg/L	0.0210	2.024	mg/L	0.0210	1.04%
B 249.677†	1839.6	0.9422	mg/L	0.00422	0.9422	mg/L	0.00422	0.45%
Ba 233.527†	1425.6	0.9582	mg/L	0.00911	0.9582	mg/L	0.00911	0.95%
Be 313.042†	395567.7	0.9814	mg/L	0.00345	0.9814	mg/L	0.00345	0.35%
Ca 317.933†	22853.7	1.995	mg/L	0.0182	1.995	mg/L	0.0182	0.91%
Cd 228.802†	23067.4	1.023	mg/L	0.0053	1.023	mg/L	0.0053	0.52%
Co 228.616†	22627.5	0.9908	mg/L	0.00594	0.9908	mg/L	0.00594	0.60%
Cr 267.716†	4193.3	0.9509	mg/L	0.00754	0.9509	mg/L	0.00754	0.79%
Cu 324.752†	225838.9	1.050	mg/L	0.0045	1.050	mg/L	0.0045	0.43%
Fe 273.955†	1185.9	1.982	mg/L	0.0211	1.982	mg/L	0.0211	1.06%
K 766.490†	23838.9	19.37	mg/L	0.178	19.37	mg/L	0.178	0.92%
Mg 279.077†	1461.4	1.965	mg/L	0.0267	1.965	mg/L	0.0267	1.36%
Mn 257.610†	14344.2	0.9499	mg/L	0.00890	0.9499	mg/L	0.00890	0.94%
Mo 202.031†	7176.6	1.001	mg/L	0.0041	1.001	mg/L	0.0041	0.41%
Na 589.592†	292303.8	50.67	mg/L	0.024	50.67	mg/L	0.024	0.05%
Na 330.237†	1247.1	49.36	mg/L	0.596	49.36	mg/L	0.596	1.21%
Ni 231.604†	891.0	0.9778	mg/L	0.00834	0.9778	mg/L	0.00834	0.85%
Pb 220.353†	10687.9	2.011	mg/L	0.0066	2.011	mg/L	0.0066	0.33%
Sb 206.836†	1818.3	2.174	mg/L	0.0116	2.174	mg/L	0.0116	0.53%
Se 196.026†	1552.0	2.021	mg/L	0.0199	2.021	mg/L	0.0199	0.99%
Si 288.158†	1910.7	1.967	mg/L	0.0188	1.967	mg/L	0.0188	0.95%
Sn 189.927†	2203.8	0.9531	mg/L	0.00534	0.9531	mg/L	0.00534	0.56%
Sr 421.552†	585467.8	0.9770	mg/L	0.00220	0.9770	mg/L	0.00220	0.23%
Ti 334.903†	17866.5	0.9749	mg/L	0.00845	0.9749	mg/L	0.00845	0.87%
Tl 190.801†	1402.8	1.978	mg/L	0.0141	1.978	mg/L	0.0141	0.71%
V 292.402†	191142.7	0.9918	mg/L	0.00416	0.9918	mg/L	0.00416	0.42%
Zn 206.200†	332.5	1.000	mg/L	0.0078	1.000	mg/L	0.0078	0.78%

Sequence No.: 7
Sample ID: CB
Analyst:
Initial Sample Wt:
Dilution: 1X

Autosampler Location: 1
Date Collected: 10/11/2006 12:10:10 PM
Data Type: Original
Initial Sample Vol:
Sample Prep Vol:

Nebulizer Parameters: CB

Analyte	Back Pressure	Flow
All	179.0 kPa	0.50 L/min

Mean Data: CB

Analyte	Mean Corrected Intensity	Calib Conc.	Calib Units	Std.Dev.	Sample Conc.	Sample Units	Std.Dev.	RSD
ScA 357.253	1058077.7	99.71	%	0.611				0.61%
ScR 361.383	115076.5	100.9	%	0.46				0.46%
Ag 328.068†	10.9	0.00005	mg/L	0.000286	0.00005	mg/L	0.000286	615.08%
Al 308.215†	13.0	0.01263	mg/L	0.001226	0.01263	mg/L	0.001226	9.71%
As 188.979†	4.2	0.00722	mg/L	0.002037	0.00722	mg/L	0.002037	28.20%
B 249.677†	3.8	0.00192	mg/L	0.002109	0.00192	mg/L	0.002109	109.71%
Ba 233.527†	0.4	0.00024	mg/L	0.000330	0.00024	mg/L	0.000330	139.12%
Be 313.042†	-9.7	-0.00002	mg/L	0.000021	-0.00002	mg/L	0.000021	86.02%
Ca 317.933†	19.0	0.00166	mg/L	0.001336	0.00166	mg/L	0.001336	80.36%
Cd 228.802†	-1.5	-0.00008	mg/L	0.000038	-0.00008	mg/L	0.000038	48.94%
Co 228.616†	1.0	0.00004	mg/L	0.000254	0.00004	mg/L	0.000254	604.58%
Cr 267.716†	-3.6	-0.00081	mg/L	0.000414	-0.00081	mg/L	0.000414	51.22%
Cu 324.752†	119.8	0.00056	mg/L	0.000145	0.00056	mg/L	0.000145	26.00%
Fe 273.955†	1.5	0.00256	mg/L	0.002985	0.00256	mg/L	0.002985	116.39%
K 766.490†	48.0	0.03897	mg/L	0.036374	0.03897	mg/L	0.036374	93.35%
Mg 279.077†	5.7	0.00769	mg/L	0.006950	0.00769	mg/L	0.006950	90.33%
Mn 257.610†	-3.1	-0.00021	mg/L	0.000017	-0.00021	mg/L	0.000017	8.36%
Mo 202.031†	2.2	0.00030	mg/L	0.000353	0.00030	mg/L	0.000353	117.53%
Na 589.592†	177.4	0.03076	mg/L	0.002248	0.03076	mg/L	0.002248	7.31%
Na 330.237†	0.5	0.01965	mg/L	0.140791	0.01965	mg/L	0.140791	716.53%
Ni 231.604†	2.0	0.00216	mg/L	0.000092	0.00216	mg/L	0.000092	4.26%
Pb 220.353†	-3.2	-0.00059	mg/L	0.000722	-0.00059	mg/L	0.000722	121.71%
Sb 206.836†	1.3	0.00155	mg/L	0.001200	0.00155	mg/L	0.001200	77.26%
Se 196.026†	-1.4	-0.00184	mg/L	0.002812	-0.00184	mg/L	0.002812	153.01%
Si 288.158†	0.5	0.00047	mg/L	0.002614	0.00047	mg/L	0.002614	559.18%
Sn 189.927†	4.5	0.00193	mg/L	0.000588	0.00193	mg/L	0.000588	30.48%
Sr 421.552†	14.1	0.00002	mg/L	0.000047	0.00002	mg/L	0.000047	197.99%
Ti 334.903†	10.5	0.00058	mg/L	0.000840	0.00058	mg/L	0.000840	145.88%
Tl 190.801†	0.5	0.00072	mg/L	0.006257	0.00072	mg/L	0.006257	866.12%
V 292.402†	26.9	0.00013	mg/L	0.000037	0.00013	mg/L	0.000037	27.69%
Zn 206.200†	-0.0	-0.00010	mg/L	0.001979	-0.00010	mg/L	0.001979	>999.9%

Analysis Begun

Start Time: 10/11/2006 12:15:01 PM
Logged In Analyst: metals
Spectrometer Model: Optima 4300 DV, S/N 077N0060101
Plasma On Time: 10/11/2006 9:46:06 AM
Technique: ICP Continuous
Autosampler Model: AS-93plus

Sample Information File: C:\pe\Administrator\Sample Information\1011A.sif
Batch ID:
Results Data Set: PE061011
Results Library: C:\pe\Administrator\Results\Results.mdb

Sequence No.: 1
Sample ID: JZ83 MB1 TWC
Analyst: BLW
Initial Sample Wt:
Dilution: 1X
Autosampler Location: 21
Date Collected: 10/11/2006 12:15:01 PM
Data Type: Original
Initial Sample Vol:
Sample Prep Vol:

Nebulizer Parameters: JZ83 MB1 TWC

Analyte	Back Pressure	Flow
All	178.0 kPa	0.50 L/min

Mean Data: JZ83 MB1 TWC

Analyte	Mean Corrected Intensity	Calib Conc.	Calib Units	Std.Dev.	Sample Conc.	Sample Units	Std.Dev.	RSD
ScA 357.253	1046094.8	98.58	%	0.287				0.29%
ScR 361.383	113494.8	99.53	%	0.697				0.70%
Ag 328.068†	-47.2	-0.00020	mg/L	0.000060	-0.00020	mg/L	0.000060	30.15%
Al 308.215†	17.5	0.01701	mg/L	0.002379	0.01701	mg/L	0.002379	13.99%
As 188.979†	5.4	0.00928	mg/L	0.005844	0.00928	mg/L	0.005844	62.98%
B 249.677†	0.2	0.00009	mg/L	0.002835	0.00009	mg/L	0.002835	>999.9%
Ba 233.527†	0.7	0.00044	mg/L	0.001328	0.00044	mg/L	0.001328	301.54%
Be 313.042†	-33.6	-0.00008	mg/L	0.000045	-0.00008	mg/L	0.000045	53.49%
Ca 317.933†	197.7	0.01726	mg/L	0.000639	0.01726	mg/L	0.000639	3.70%
Cd 228.802†	-4.0	-0.00019	mg/L	0.000127	-0.00019	mg/L	0.000127	67.23%
Co 228.616†	7.6	0.00034	mg/L	0.000224	0.00034	mg/L	0.000224	66.71%
Cr 267.716†	-0.7	-0.00015	mg/L	0.001062	-0.00015	mg/L	0.001062	701.79%
Cu 324.752†	390.1	0.00182	mg/L	0.000156	0.00182	mg/L	0.000156	8.59%
Fe 273.955†	38.3	0.06410	mg/L	0.002610	0.06410	mg/L	0.002610	4.07%
K 766.490†	34.3	0.02786	mg/L	0.023894	0.02786	mg/L	0.023894	85.78%
Mg 279.077†	7.0	0.00937	mg/L	0.007427	0.00937	mg/L	0.007427	79.30%
Mn 257.610†	6.5	0.00043	mg/L	0.000069	0.00043	mg/L	0.000069	15.97%
Mo 202.031†	1.2	0.00017	mg/L	0.000244	0.00017	mg/L	0.000244	147.47%
Na 589.592†	175.3	0.03039	mg/L	0.006654	0.03039	mg/L	0.006654	21.90%
Na 330.237†	3.0	0.1159	mg/L	0.28757	0.1159	mg/L	0.28757	248.17%
Ni 231.604†	0.7	0.00074	mg/L	0.001393	0.00074	mg/L	0.001393	187.64%
Pb 220.353†	3.0	0.00056	mg/L	0.000429	0.00056	mg/L	0.000429	76.89%
Sb 206.836†	1.7	0.00210	mg/L	0.000480	0.00210	mg/L	0.000480	22.81%
Se 196.026†	-4.2	-0.00544	mg/L	0.003926	-0.00544	mg/L	0.003926	72.20%
Si 288.158†	26.4	0.02714	mg/L	0.000789	0.02714	mg/L	0.000789	2.91%
Sn 189.927†	7.6	0.00328	mg/L	0.001432	0.00328	mg/L	0.001432	43.63%
Sr 421.552†	10.2	0.00002	mg/L	0.000037	0.00002	mg/L	0.000037	220.61%
Ti 334.903†	-20.0	-0.00109	mg/L	0.000296	-0.00109	mg/L	0.000296	27.01%
Tl 190.801†	-0.5	-0.00072	mg/L	0.004180	-0.00072	mg/L	0.004180	584.30%
V 292.402†	9.8	0.00005	mg/L	0.000248	0.00005	mg/L	0.000248	497.02%
Zn 206.200†	2.4	0.00730	mg/L	0.003534	0.00730	mg/L	0.003534	48.44%

Sequence No.: 2
Sample ID: JY25 MB SWC
Analyst: BLW
Initial Sample Wt:
Dilution: 2X

Autosampler Location: 22
Date Collected: 10/11/2006 12:21:25 PM
Data Type: Original
Initial Sample Vol:
Sample Prep Vol:

Nebulizer Parameters: JY25 MB SWC

Analyte	Back Pressure	Flow
All	178.0 kPa	0.50 L/min

Mean Data: JY25 MB SWC

Analyte	Mean Corrected Intensity	Calib Conc.	Calib Units	Calib Std.Dev.	Sample Conc.	Sample Units	Sample Std.Dev.	RSD
ScA 357.253	1077703.4	101.6	%	0.99				0.98%
ScR 361.383	120476.6	105.7	%	0.43				0.40%
Ag 328.068†	-32.6	-0.00014	mg/L	0.000108	-0.00028	mg/L	0.000216	78.18%
Al 308.215†	50.1	0.04862	mg/L	0.001999	0.09723	mg/L	0.003997	4.11%
As 188.979†	2.5	0.00437	mg/L	0.000672	0.00874	mg/L	0.001344	15.38%
B 249.677†	-0.3	-0.00016	mg/L	0.000552	-0.00033	mg/L	0.001105	338.64%
Ba 233.527†	-0.0	-0.00002	mg/L	0.000542	-0.00004	mg/L	0.001083	>999.9%
Be 313.042†	-24.7	-0.00006	mg/L	0.000041	-0.00012	mg/L	0.000083	67.41%
Ca 317.933†	1045.1	0.09123	mg/L	0.000458	0.1825	mg/L	0.00092	0.50%
Cd 228.802†	-4.5	-0.00020	mg/L	0.000109	-0.00041	mg/L	0.000217	53.12%
Co 228.616†	3.0	0.00013	mg/L	0.000204	0.00026	mg/L	0.000408	157.18%
Cr 267.716†	0.8	0.00018	mg/L	0.000441	0.00037	mg/L	0.000882	240.90%
Cu 324.752†	-191.3	-0.00089	mg/L	0.000324	-0.00178	mg/L	0.000647	36.39%
Fe 273.955†	6.3	0.01059	mg/L	0.002158	0.02118	mg/L	0.004316	20.38%
K 766.490†	-44.5	-0.03612	mg/L	0.013956	-0.07224	mg/L	0.027913	38.64%
Mg 279.077†	18.7	0.02503	mg/L	0.000112	0.05006	mg/L	0.000223	0.45%
Mn 257.610†	-0.9	-0.00006	mg/L	0.000159	-0.00012	mg/L	0.000318	256.26%
Mo 202.031†	-0.5	-0.00007	mg/L	0.000190	-0.00014	mg/L	0.000380	278.67%
Na 589.592†	22.6	0.00392	mg/L	0.003272	0.00785	mg/L	0.006543	83.35%
Na 330.237†	3.1	0.1197	mg/L	0.33659	0.2393	mg/L	0.67318	281.31%
Ni 231.604†	-0.7	-0.00079	mg/L	0.000941	-0.00159	mg/L	0.001883	118.78%
Pb 220.353†	-4.4	-0.00082	mg/L	0.000247	-0.00164	mg/L	0.000493	30.04%
Sb 206.836†	0.5	0.00066	mg/L	0.004400	0.00132	mg/L	0.008801	664.49%
Se 196.026†	-3.5	-0.00453	mg/L	0.005422	-0.00907	mg/L	0.010845	119.60%
Si 288.158†	2.6	0.00264	mg/L	0.000646	0.00528	mg/L	0.001292	24.46%
Sn 189.927†	1.8	0.00077	mg/L	0.001811	0.00153	mg/L	0.003623	236.51%
Sr 421.552†	232.8	0.00039	mg/L	0.000075	0.00078	mg/L	0.000150	19.26%
Ti 334.903†	44.4	0.00243	mg/L	0.000958	0.00485	mg/L	0.001916	39.50%
Tl 190.801†	-0.2	-0.00027	mg/L	0.001285	-0.00054	mg/L	0.002569	479.70%
V 292.402†	10.6	0.00005	mg/L	0.000022	0.00011	mg/L	0.000044	40.35%
Zn 206.200†	5.0	0.01504	mg/L	0.005524	0.03007	mg/L	0.011048	36.74%

Sequence No.: 3
Sample ID: KA23 MB WMN
Analyst: BLW
Initial Sample Wt:
Dilution: 1X

Autosampler Location: 23
Date Collected: 10/11/2006 12:27:48 PM
Data Type: Original
Initial Sample Vol:
Sample Prep Vol:

Nebulizer Parameters: KA23 MB WMN

Analyte	Back Pressure	Flow
All	178.0 kPa	0.50 L/min

Mean Data: KA23 MB WMN

Analyte	Mean Corrected Intensity	Calib Conc.	Calib Units	Calib Std.Dev.	Sample Conc.	Sample Units	Sample Std.Dev.	RSD
ScA 357.253	1085245.9	102.3	%	0.87				0.85%
ScR 361.383	117471.7	103.0	%	0.44				0.43%
Ag 328.068†	6.2	0.00003	mg/L	0.000177	0.00003	mg/L	0.000177	691.99%
Al 308.215†	15.0	0.01452	mg/L	0.006999	0.01452	mg/L	0.006999	48.20%
As 188.979†	5.5	0.00942	mg/L	0.001522	0.00942	mg/L	0.001522	16.15%
B 249.677†	-15.6	-0.00794	mg/L	0.003409	-0.00794	mg/L	0.003409	42.95%
Ba 233.527†	1.1	0.00073	mg/L	0.000921	0.00073	mg/L	0.000921	125.51%
Be 313.042†	-31.2	-0.00008	mg/L	0.000033	-0.00008	mg/L	0.000033	43.32%
Ca 317.933†	57.9	0.00506	mg/L	0.001325	0.00506	mg/L	0.001325	26.21%
Cd 228.802†	-4.1	-0.00019	mg/L	0.000138	-0.00019	mg/L	0.000138	71.08%
Co 228.616†	7.8	0.00034	mg/L	0.000217	0.00034	mg/L	0.000217	63.75%
Cr 267.716†	2.7	0.00061	mg/L	0.001024	0.00061	mg/L	0.001024	166.45%
Cu 324.752†	-570.2	-0.00265	mg/L	0.000057	-0.00265	mg/L	0.000057	2.15%
Fe 273.955†	-7.6	-0.01277	mg/L	0.002487	-0.01277	mg/L	0.002487	19.47%
K 766.490†	-31.0	-0.02515	mg/L	0.023872	-0.02515	mg/L	0.023872	94.92%
Mg 279.077†	12.1	0.01626	mg/L	0.011891	0.01626	mg/L	0.011891	73.13%
Mn 257.610†	-7.6	-0.00051	mg/L	0.000176	-0.00051	mg/L	0.000176	34.72%
Mo 202.031†	-2.0	-0.00027	mg/L	0.000033	-0.00027	mg/L	0.000033	12.03%
Na 589.592†	-97.4	-0.01689	mg/L	0.001617	-0.01689	mg/L	0.001617	9.58%
Na 330.237†	-12.1	-0.4789	mg/L	0.08652	-0.4789	mg/L	0.08652	18.07%
Ni 231.604†	0.4	0.00044	mg/L	0.002104	0.00044	mg/L	0.002104	478.51%
Pb 220.353†	-5.4	-0.00101	mg/L	0.000791	-0.00101	mg/L	0.000791	78.41%
Sb 206.836†	-2.0	-0.00234	mg/L	0.001618	-0.00234	mg/L	0.001618	69.07%
Se 196.026†	1.8	0.00230	mg/L	0.007313	0.00230	mg/L	0.007313	317.90%
Si 288.158†	-17.7	-0.01816	mg/L	0.003254	-0.01816	mg/L	0.003254	17.92%
Sn 189.927†	2.6	0.00113	mg/L	0.000370	0.00113	mg/L	0.000370	32.68%
Sr 421.552†	-14.8	-0.00002	mg/L	0.000052	-0.00002	mg/L	0.000052	211.14%
Ti 334.903†	-1.5	-0.00008	mg/L	0.000142	-0.00008	mg/L	0.000142	169.67%
Tl 190.801†	1.4	0.00202	mg/L	0.001806	0.00202	mg/L	0.001806	89.35%
V 292.402†	-20.9	-0.00010	mg/L	0.000036	-0.00010	mg/L	0.000036	34.79%
Zn 206.200†	0.7	0.00224	mg/L	0.006908	0.00224	mg/L	0.006908	308.20%

Sequence No.: 4
Sample ID: NEW CRI
Analyst: BLW
Initial Sample Wt:
Dilution: 1X

Autosampler Location: 24
Date Collected: 10/11/2006 12:34:11 PM
Data Type: Original
Initial Sample Vol:
Sample Prep Vol:

Nebulizer Parameters: NEW CRI

Analyte	Back Pressure	Flow
All	179.0 kPa	0.50 L/min

Mean Data: NEW CRI

Analyte	Mean Corrected Intensity	Calib Conc.	Calib Units	Std.Dev.	Sample Conc.	Sample Units	Std.Dev.	RSD
ScA 357.253	1055716.4	99.49	%	0.162				0.16%
ScR 361.383	117350.6	102.9	%	0.29				0.28%
Ag 328.068†	663.1	0.00282	mg/L	0.000186	0.00282	mg/L	0.000186	6.58%
Al 308.215†	61.1	0.05917	mg/L	0.006161	0.05917	mg/L	0.006161	10.41%
As 188.979†	35.4	0.06116	mg/L	0.005048	0.06116	mg/L	0.005048	8.25%
B 249.677†	32.1	0.01639	mg/L	0.000488	0.01639	mg/L	0.000488	2.98%
Ba 233.527†	5.5	0.00368	mg/L	0.001735	0.00368	mg/L	0.001735	47.14%
Be 313.042†	431.5	0.00107	mg/L	0.000028	0.00107	mg/L	0.000028	2.65%
Ca 317.933†	697.0	0.06085	mg/L	0.001146	0.06085	mg/L	0.001146	1.88%
Cd 228.802†	41.6	0.00177	mg/L	0.000132	0.00177	mg/L	0.000132	7.47%
Co 228.616†	70.6	0.00309	mg/L	0.000175	0.00309	mg/L	0.000175	5.68%
Cr 267.716†	24.9	0.00563	mg/L	0.000817	0.00563	mg/L	0.000817	14.51%
Cu 324.752†	220.1	0.00102	mg/L	0.000058	0.00102	mg/L	0.000058	5.67%
Fe 273.955†	32.6	0.05463	mg/L	0.004686	0.05463	mg/L	0.004686	8.58%
K 766.490†	600.8	0.4882	mg/L	0.02186	0.4882	mg/L	0.02186	4.48%
Mg 279.077†	51.7	0.06931	mg/L	0.003528	0.06931	mg/L	0.003528	5.09%
Mn 257.610†	13.3	0.00088	mg/L	0.000073	0.00088	mg/L	0.000073	8.25%
Mo 202.031†	38.0	0.00529	mg/L	0.000049	0.00529	mg/L	0.000049	0.93%
Na 589.592†	2948.6	0.5111	mg/L	0.00619	0.5111	mg/L	0.00619	1.21%
Na 330.237†	5.5	0.2175	mg/L	0.25549	0.2175	mg/L	0.25549	117.47%
Ni 231.604†	9.6	0.01056	mg/L	0.001785	0.01056	mg/L	0.001785	16.90%
Pb 220.353†	105.3	0.01981	mg/L	0.000258	0.01981	mg/L	0.000258	1.30%
Sb 206.836†	46.7	0.05587	mg/L	0.003384	0.05587	mg/L	0.003384	6.06%
Se 196.026†	39.9	0.05196	mg/L	0.000339	0.05196	mg/L	0.000339	0.65%
Si 288.158†	60.6	0.06231	mg/L	0.003464	0.06231	mg/L	0.003464	5.56%
Sn 189.927†	22.6	0.00982	mg/L	0.001864	0.00982	mg/L	0.001864	18.98%
Sr 421.552†	595.2	0.00099	mg/L	0.000063	0.00099	mg/L	0.000063	6.31%
Ti 334.903†	93.6	0.00511	mg/L	0.001044	0.00511	mg/L	0.001044	20.46%
Tl 190.801†	34.3	0.04840	mg/L	0.000422	0.04840	mg/L	0.000422	0.87%
V 292.402†	586.9	0.00307	mg/L	0.000093	0.00307	mg/L	0.000093	3.04%
Zn 206.200†	2.9	0.00858	mg/L	0.001252	0.00858	mg/L	0.001252	14.59%

Sequence No.: 5
Sample ID: KA23 A WMN
Analyst: BLW
Initial Sample Wt:
Dilution: 10X

Autosampler Location: 25
Date Collected: 10/11/2006 12:40:34 PM
Data Type: Original
Initial Sample Vol:
Sample Prep Vol:

Nebulizer Parameters: KA23 A WMN

Analyte	Back Pressure	Flow
All	178.0 kPa	0.50 L/min

Mean Data: KA23 A WMN

Analyte	Mean Corrected Intensity	Calib Conc.	Calib Units	Std.Dev.	Sample Conc.	Sample Units	Std.Dev.	RSD
ScA 357.253	1053456.2	99.28	%	0.343				0.35%
ScR 361.383	115215.6	101.0	%	0.82				0.81%
Ag 328.068†	-259.8	-0.00012	mg/L	0.000215	-0.00119	mg/L	0.002151	180.92%
Al 308.215†	4.9	0.00479	mg/L	0.012038	0.04787	mg/L	0.120381	251.46%
As 188.979†	3.1	0.00531	mg/L	0.001859	0.05310	mg/L	0.018591	35.01%
B 249.677†	-10.4	-0.00533	mg/L	0.002410	-0.05334	mg/L	0.024104	45.19%
Ba 233.527†	3.1	0.00062	mg/L	0.001836	0.00615	mg/L	0.018364	298.59%
Be 313.042†	-15.6	-0.00004	mg/L	0.000028	-0.00039	mg/L	0.000283	72.02%
Ca 317.933†	91.7	0.00800	mg/L	0.000538	0.08005	mg/L	0.005376	6.72%
Cd 228.802†	0.4	0.00001	mg/L	0.000194	0.00010	mg/L	0.001942	>999.9%
Co 228.616†	47.2	0.00171	mg/L	0.000257	0.01709	mg/L	0.002573	15.06%
Cr 267.716†	-6.7	-0.00017	mg/L	0.000997	-0.00174	mg/L	0.009974	571.88%
Cu 324.752†	-320.6	0.00059	mg/L	0.000170	0.00591	mg/L	0.001699	28.75%
Fe 273.955†	12491.9	20.91	mg/L	0.167	209.1	mg/L	1.67	0.80%
K 766.490†	-5.9	-0.00481	mg/L	0.019948	-0.04815	mg/L	0.199485	414.33%
Mg 279.077†	26.4	0.02073	mg/L	0.012400	0.2073	mg/L	0.12400	59.81%
Mn 257.610†	1112.1	0.07361	mg/L	0.001394	0.7361	mg/L	0.01394	1.89%
Mo 202.031†	-0.0	0.00000	mg/L	0.000107	-0.00002	mg/L	0.001074	>999.9%
Na 589.592†	-49.1	-0.00852	mg/L	0.001273	-0.08518	mg/L	0.012728	14.94%
Na 330.237†	-3.3	-0.1334	mg/L	0.31119	-1.334	mg/L	3.1119	233.33%
Ni 231.604†	6.4	0.00707	mg/L	0.001953	0.07068	mg/L	0.019526	27.63%
Pb 220.353†	-0.2	-0.00005	mg/L	0.001102	-0.00046	mg/L	0.011017	>999.9%
Sb 206.836†	0.4	-0.00169	mg/L	0.000887	-0.01686	mg/L	0.008874	52.63%
Se 196.026†	-11.3	-0.01235	mg/L	0.007388	-0.1235	mg/L	0.07388	59.83%
Si 288.158†	-6.7	-0.00691	mg/L	0.003384	-0.06913	mg/L	0.033844	48.96%
Sn 189.927†	0.5	0.00021	mg/L	0.000844	0.00208	mg/L	0.008440	404.88%
Sr 421.552†	27.6	0.00005	mg/L	0.000028	0.00046	mg/L	0.000279	60.49%
Ti 334.903†	4.7	0.00026	mg/L	0.000549	0.00257	mg/L	0.005488	213.89%
Tl 190.801†	-4.1	-0.00579	mg/L	0.002164	-0.05792	mg/L	0.021644	37.37%
V 292.402†	69.2	0.00036	mg/L	0.000211	0.00357	mg/L	0.002111	59.16%
Zn 206.200†	1.2	0.00286	mg/L	0.002825	0.02864	mg/L	0.028251	98.64%

Sequence No.: 6
Sample ID: JZ32 G WMN
Analyst: BLW
Initial Sample Wt:
Dilution: 10X

Autosampler Location: 26
Date Collected: 10/11/2006 12:46:57 PM
Data Type: Original
Initial Sample Vol:
Sample Prep Vol:

Nebulizer Parameters: JZ32 G WMN

Analyte	Back Pressure	Flow
All	178.0 kPa	0.50 L/min

Mean Data: JZ32 G WMN

Analyte	Mean Corrected Intensity	Calib Conc.	Calib Units	Calib Std.Dev.	Sample Conc.	Sample Units	Sample Std.Dev.	RSD	
ScA 357.253	987397.6	93.05	%	1.103				1.18%	
ScR 361.383	114651.3	100.5	%	0.23				0.23%	
Ag 328.068†	-126.5	-0.00004	mg/L	0.000239	-0.00041	mg/L	0.002392	577.46%	
Al 308.215†	17.0	0.01558	mg/L	0.005408	0.1558	mg/L	0.05408	34.72%	
As 188.979†	13.1	0.02245	mg/L	0.003078	0.2245	mg/L	0.03078	13.71%	
B 249.677†	266.3	0.1359	mg/L	0.00175	1.359	mg/L	0.0175	1.29%	
Ba 233.527†	6.6	0.00374	mg/L	0.000287	0.03737	mg/L	0.002867	7.67%	
Be 313.042†	22.1	0.00004	mg/L	0.000055	0.00037	mg/L	0.000545	145.91%	
Ca 317.933†	665.4	0.05808	mg/L	0.001101	0.5808	mg/L	0.01101	1.90%	
Cd 228.802†	2.9	0.00009	mg/L	0.000111	0.00094	mg/L	0.001112	118.68%	
Co 228.616†	449.8	0.01950	mg/L	0.000168	0.1950	mg/L	0.00168	0.86%	
Cr 267.716†	16.2	0.00437	mg/L	0.001749	0.04365	mg/L	0.017493	40.07%	
Cu 324.752†	21.1	0.00111	mg/L	0.000228	0.01107	mg/L	0.002276	20.56%	
Fe 273.955†	6220.4	10.41	mg/L	0.082	104.1	mg/L	0.82	0.79%	
K 766.490†	1653.2	1.343	mg/L	0.0192	13.43	mg/L	0.192	1.43%	
Mg 279.077†	28.7	0.03138	mg/L	0.003297	0.3138	mg/L	0.03297	10.51%	
Mn 257.610†	7.4	0.00049	mg/L	0.000289	0.00487	mg/L	0.002894	59.40%	
Mo 202.031†	243.9	0.03401	mg/L	0.000375	0.3401	mg/L	0.00375	1.10%	
Na 589.592†	3872842.9	671.3	mg/L	0.42	6713	mg/L	4.2	0.06%	
Na 330.237†	16909.4	669.7	mg/L	1.43	6697	mg/L	14.3	0.21%	
Ni 231.604†	0.4	0.00040	mg/L	0.002752	0.00397	mg/L	0.027516	692.27%	
Pb 220.353†	7.2	0.00137	mg/L	0.000079	0.01374	mg/L	0.000791	5.76%	
Sb 206.836†	3.4	0.00294	mg/L	0.002046	0.02943	mg/L	0.020461	69.53%	
Se 196.026†	-0.1	0.00105	mg/L	0.003439	0.01051	mg/L	0.034387	327.21%	3rd Run
Si 288.158†	5176.2	5.322	mg/L	0.2446	53.22	mg/L	2.446	4.60%	✓
Sn 189.927†	-2.4	-0.00101	mg/L	0.001951	-0.01008	mg/L	0.019511	193.60%	
Sr 421.552†	1216.4	0.00203	mg/L	0.000095	0.02030	mg/L	0.000951	4.69%	
Ti 334.903†	587.9	0.03208	mg/L	0.000678	0.3208	mg/L	0.00678	2.11%	
Tl 190.801†	-0.5	-0.00075	mg/L	0.002173	-0.00748	mg/L	0.021727	290.51%	
V 292.402†	2175.8	0.01125	mg/L	0.000198	0.1125	mg/L	0.00198	1.76%	
Zn 206.200†	2.4	0.00683	mg/L	0.001543	0.06829	mg/L	0.015432	22.60%	

Sequence No.: 8
Sample ID: JZ32 H WMN
Analyst: BLW
Initial Sample Wt:
Dilution: 10X

Autosampler Location: 28
Date Collected: 10/11/2006 1:00:24 PM
Data Type: Original
Initial Sample Vol:
Sample Prep Vol:

Nebulizer Parameters: JZ32 H WMN

Analyte	Back Pressure	Flow
All	178.0 kPa	0.50 L/min

Mean Data: JZ32 H WMN

Analyte	Mean Corrected Intensity	Calib Conc.	Calib Units	Calib Std.Dev.	Sample Conc.	Sample Units	Sample Std.Dev.	Sample RSD
ScA 357.253	951952.1	89.71	%	0.252				0.28%
ScR 361.383	107667.5	94.42	%	0.818				0.87%
Ag 328.068†	-190.8	-0.00033	mg/L	0.000162	-0.00326	mg/L	0.001617	49.64%
Al 308.215†	13.3	0.01212	mg/L	0.008282	0.1212	mg/L	0.08282	68.32%
As 188.979†	14.8	0.02549	mg/L	0.001179	0.2549	mg/L	0.01179	4.63%
B 249.677†	289.5	0.1478	mg/L	0.00234	1.478	mg/L	0.0234	1.58%
Ba 233.527†	7.9	0.00457	mg/L	0.000538	0.04569	mg/L	0.005380	11.78%
Be 313.042†	57.5	0.00013	mg/L	0.000041	0.00133	mg/L	0.000414	31.15%
Ca 317.933†	675.1	0.05893	mg/L	0.001822	0.5893	mg/L	0.01822	3.09%
Cd 228.802†	1.0	0.00000	mg/L	0.000139	0.00003	mg/L	0.001389	>999.9%
Co 228.616†	447.3	0.01940	mg/L	0.000336	0.1940	mg/L	0.00336	1.73%
Cr 267.716†	19.0	0.00497	mg/L	0.001322	0.04974	mg/L	0.013215	26.57%
Cu 324.752†	-63.7	0.00069	mg/L	0.000123	0.00694	mg/L	0.001225	17.66%
Fe 273.955†	6099.6	10.21	mg/L	0.052	102.1	mg/L	0.52	0.51%
K 766.490†	1652.9	1.343	mg/L	0.0139	13.43	mg/L	0.139	1.03%
Mg 279.077†	29.9	0.03308	mg/L	0.003802	0.3308	mg/L	0.03802	11.49%
Mn 257.610†	2.3	0.00015	mg/L	0.000019	0.00153	mg/L	0.000192	12.57%
Mo 202.031†	226.0	0.03151	mg/L	0.000165	0.3151	mg/L	0.00165	0.52%
Na 589.592†	4001631.3	693.6	mg/L	5.38	6936	mg/L	53.8	0.78%
Na 330.237†	17089.3	676.8	mg/L	3.79	6768	mg/L	37.9	0.56%
Ni 231.604†	-2.7	-0.00295	mg/L	0.002070	-0.02951	mg/L	0.020696	70.13%
Pb 220.353†	6.1	0.00117	mg/L	0.000410	0.01168	mg/L	0.004101	35.11%
Sb 206.836†	-0.2	-0.00135	mg/L	0.001667	-0.01353	mg/L	0.016673	123.21%
Se 196.026†	-3.3	-0.00306	mg/L	0.010208	-0.03057	mg/L	0.102078	333.94%
Si 288.158†	5345.0	5.496	mg/L	0.1912	54.96	mg/L	1.912	3.48%
Sn 189.927†	-3.5	-0.00151	mg/L	0.001641	-0.01507	mg/L	0.016410	108.91%
Sr 421.552†	1224.5	0.00204	mg/L	0.000042	0.02043	mg/L	0.000415	2.03%
Ti 334.903†	600.3	0.03276	mg/L	0.000406	0.3276	mg/L	0.00406	1.24%
Tl 190.801†	-2.2	-0.00309	mg/L	0.001975	-0.03089	mg/L	0.019750	63.93%
V 292.402†	1240.6	0.00643	mg/L	0.000357	0.06430	mg/L	0.003573	5.56%
Zn 206.200†	1.5	0.00418	mg/L	0.004615	0.04180	mg/L	0.046150	110.41%

Sequence No.: 9
Sample ID: JY60 J TWC
Analyst: BLW
Initial Sample Wt:
Dilution: 1X

Autosampler Location: 29
Date Collected: 10/11/2006 1:07:08 PM
Data Type: Original
Initial Sample Vol:
Sample Prep Vol:

Nebulizer Parameters: JY60 J TWC

Analyte	Back Pressure	Flow
All	178.0 kPa	0.50 L/min

Mean Data: JY60 J TWC

Analyte	Mean Corrected Intensity	Calib Conc.	Calib Units	Std.Dev.	Sample Conc.	Sample Units	Std.Dev.	RSD
ScA 357.253	1009537.3	95.14	%	0.588				0.62%
ScR 361.383	110006.3	96.47	%	0.774				0.80%
Ag 328.068†	-89.9	-0.00038	mg/L	0.000255	-0.00038	mg/L	0.000255	66.79%
Al 308.215†	15.4	0.01499	mg/L	0.005315	0.01499	mg/L	0.005315	35.46%
As 188.979†	2.0	0.00338	mg/L	0.002229	0.00338	mg/L	0.002229	65.91%
B 249.677†	31.7	0.01618	mg/L	0.000676	0.01618	mg/L	0.000676	4.18%
Ba 233.527†	0.3	0.00019	mg/L	0.001403	0.00019	mg/L	0.001403	730.61%
Be 313.042†	-10.7	-0.00003	mg/L	0.000034	-0.00003	mg/L	0.000034	126.85%
Ca 317.933†	2144.9	0.1872	mg/L	0.00170	0.1872	mg/L	0.00170	0.91%
Cd 228.802†	-1.4	-0.00007	mg/L	0.000049	-0.00007	mg/L	0.000049	72.82%
Co 228.616†	3.0	0.00013	mg/L	0.000032	0.00013	mg/L	0.000032	24.37%
Cr 267.716†	2.9	0.00057	mg/L	0.000954	0.00057	mg/L	0.000954	168.40%
Cu 324.752†	717.4	0.00334	mg/L	0.000102	0.00334	mg/L	0.000102	3.05%
Fe 273.955†	11.2	0.01880	mg/L	0.002112	0.01880	mg/L	0.002112	11.23%
K 766.490†	210.7	0.1712	mg/L	0.00534	0.1712	mg/L	0.00534	3.12%
Mg 279.077†	305.2	0.4095	mg/L	0.00418	0.4095	mg/L	0.00418	1.02%
Mn 257.610†	9.6	0.00063	mg/L	0.000247	0.00063	mg/L	0.000247	39.26%
Mo 202.031†	0.6	0.00007	mg/L	0.000210	0.00007	mg/L	0.000210	305.07%
Na 589.592†	23352.0	4.048	mg/L	0.0332	4.048	mg/L	0.0332	0.82%
Na 330.237†	94.7	3.734	mg/L	0.1903	3.734	mg/L	0.1903	5.10%
Ni 231.604†	1.3	0.00145	mg/L	0.001836	0.00145	mg/L	0.001836	126.99%
Pb 220.353†	90.7	0.01705	mg/L	0.000625	0.01705	mg/L	0.000625	3.67%
Sb 206.836†	0.2	0.00019	mg/L	0.002196	0.00019	mg/L	0.002196	>999.9%
Se 196.026†	-4.6	-0.00600	mg/L	0.006856	-0.00600	mg/L	0.006856	114.25%
Si 288.158†	175.6	0.1805	mg/L	0.02741	0.1805	mg/L	0.02741	15.18%
Sn 189.927†	0.5	0.00023	mg/L	0.002606	0.00023	mg/L	0.002606	>999.9%
Sr 421.552†	1546.2	0.00258	mg/L	0.000040	0.00258	mg/L	0.000040	1.53%
Ti 334.903†	-4.0	-0.00022	mg/L	0.000803	-0.00022	mg/L	0.000803	369.51%
Tl 190.801†	1.5	0.00215	mg/L	0.004182	0.00215	mg/L	0.004182	194.82%
V 292.402†	16.7	0.00009	mg/L	0.000107	0.00009	mg/L	0.000107	118.28%
Zn 206.200†	21.3	0.06403	mg/L	0.000258	0.06403	mg/L	0.000258	0.40%

Sequence No.: 10
Sample ID: JY60 MB2SPK TWC
Analyst: BLW
Initial Sample Wt:
Dilution: 1X

Autosampler Location: 30
Date Collected: 10/11/2006 1:13:31 PM
Data Type: Original
Initial Sample Vol:
Sample Prep Vol:

Nebulizer Parameters: JY60 MB2SPK TWC

Analyte	Back Pressure	Flow
All	178.0 kPa	0.50 L/min

Mean Data: JY60 MB2SPK TWC

Analyte	Mean Corrected Intensity	Calib Conc.	Calib Units	Calib Std.Dev.	Sample Conc.	Sample Units	Sample Std.Dev.	RSD
ScA 357.253	1006978.2	94.90	%	0.350				0.37%
ScR 361.383	113983.1	99.96	%	0.726				0.73%
Ag 328.068†	120366.1	0.5119	mg/L	0.00379	0.5119	mg/L	0.00379	0.74%
Al 308.215†	2109.4	2.039	mg/L	0.0081	2.039	mg/L	0.0081	0.40%
As 188.979†	1226.6	2.117	mg/L	0.0129	2.117	mg/L	0.0129	0.61%
B 249.677†	8.2	0.00511	mg/L	0.002191	0.00511	mg/L	0.002191	42.90%
Ba 233.527†	2989.8	2.010	mg/L	0.0110	2.010	mg/L	0.0110	0.54%
Be 313.042†	211599.9	0.5250	mg/L	0.00169	0.5250	mg/L	0.00169	0.32%
Ca 317.933†	119976.2	10.47	mg/L	0.036	10.47	mg/L	0.036	0.34%
Cd 228.802†	11914.0	0.5266	mg/L	0.00375	0.5266	mg/L	0.00375	0.71%
Co 228.616†	11731.1	0.5140	mg/L	0.00315	0.5140	mg/L	0.00315	0.61%
Cr 267.716†	2259.0	0.5104	mg/L	0.00514	0.5104	mg/L	0.00514	1.01%
Cu 324.752†	112257.4	0.5224	mg/L	0.00457	0.5224	mg/L	0.00457	0.88%
Fe 273.955†	1255.3	2.100	mg/L	0.0141	2.100	mg/L	0.0141	0.67%
K 766.490†	12617.2	10.25	mg/L	0.111	10.25	mg/L	0.111	1.09%
Mg 279.077†	7729.8	10.37	mg/L	0.073	10.37	mg/L	0.073	0.71%
Mn 257.610†	7707.7	0.5104	mg/L	0.00408	0.5104	mg/L	0.00408	0.80%
Mo 202.031†	15.3	0.00192	mg/L	0.000396	0.00192	mg/L	0.000396	20.67%
Na 589.592†	62785.0	10.88	mg/L	0.067	10.88	mg/L	0.067	0.62%
Na 330.237†	273.9	10.61	mg/L	0.344	10.61	mg/L	0.344	3.24%
Ni 231.604†	464.5	0.5091	mg/L	0.00478	0.5091	mg/L	0.00478	0.94%
Pb 220.353†	11107.2	2.089	mg/L	0.0239	2.089	mg/L	0.0239	1.14%
Sb 206.836†	6.4	0.00104	mg/L	0.003802	0.00104	mg/L	0.003802	364.56%
Se 196.026†	1637.3	2.132	mg/L	0.0169	2.132	mg/L	0.0169	0.79%
Si 288.158†	31.6	0.03356	mg/L	0.003097	0.03356	mg/L	0.003097	9.23%
Sn 189.927†	-10.2	-0.00352	mg/L	0.001313	-0.00352	mg/L	0.001313	37.26%
Sr 421.552†	307351.7	0.5129	mg/L	0.00199	0.5129	mg/L	0.00199	0.39%
Ti 334.903†	5.2	0.00017	mg/L	0.001023	0.00017	mg/L	0.001023	597.21%
Tl 190.801†	1440.4	2.031	mg/L	0.0179	2.031	mg/L	0.0179	0.88%
V 292.402†	100970.2	0.5239	mg/L	0.00404	0.5239	mg/L	0.00404	0.77%
Zn 206.200†	171.7	0.5169	mg/L	0.00989	0.5169	mg/L	0.00989	1.91%

Sequence No.: 11
Sample ID: CV 2
Analyst: BLW
Initial Sample Wt:
Dilution: 1X

Autosampler Location: 7
Date Collected: 10/11/2006 1:20:10 PM
Data Type: Original
Initial Sample Vol:
Sample Prep Vol:

Nebulizer Parameters: CV

Analyte	Back Pressure	Flow
All	177.0 kPa	0.50 L/min

Mean Data: CV

Analyte	Mean Corrected Intensity	Calib Conc.	Calib Units	Std.Dev.	Sample Conc.	Sample Units	Std.Dev.	RSD
ScA 357.253	984404.4	92.77	%	0.478				0.52%
ScR 361.383	111219.8	97.54	%	0.202				0.21%
Ag 328.068†	236155.2	1.004	mg/L	0.0060	1.004	mg/L	0.0060	0.60%
Al 308.215†	2038.7	1.942	mg/L	0.0035	1.942	mg/L	0.0035	0.18%
As 188.979†	1177.7	2.029	mg/L	0.0128	2.029	mg/L	0.0128	0.63%
B 249.677†	1871.9	0.9587	mg/L	0.00247	0.9587	mg/L	0.00247	0.26%
Ba 233.527†	1429.9	0.9610	mg/L	0.00193	0.9610	mg/L	0.00193	0.20%
Be 313.042†	397506.4	0.9862	mg/L	0.00041	0.9862	mg/L	0.00041	0.04%
Ca 317.933†	23113.6	2.018	mg/L	0.0085	2.018	mg/L	0.0085	0.42%
Cd 228.802†	23394.9	1.037	mg/L	0.0071	1.037	mg/L	0.0071	0.68%
Co 228.616†	22852.1	1.001	mg/L	0.0072	1.001	mg/L	0.0072	0.72%
Cr 267.716†	4208.4	0.9543	mg/L	0.00522	0.9543	mg/L	0.00522	0.55%
Cu 324.752†	231487.1	1.076	mg/L	0.0074	1.076	mg/L	0.0074	0.69%
Fe 273.955†	1189.0	1.988	mg/L	0.0106	1.988	mg/L	0.0106	0.53%
K 766.490†	24579.8	19.97	mg/L	0.177	19.97	mg/L	0.177	0.88%
Mg 279.077†	1465.6	1.971	mg/L	0.0084	1.971	mg/L	0.0084	0.43%
Mn 257.610†	14458.9	0.9575	mg/L	0.00453	0.9575	mg/L	0.00453	0.47%
Mo 202.031†	7260.2	1.012	mg/L	0.0042	1.012	mg/L	0.0042	0.42%
Na 589.592†	301238.9	52.22	mg/L	0.166	52.22	mg/L	0.166	0.32%
Na 330.237†	1269.6	50.26	mg/L	0.240	50.26	mg/L	0.240	0.48%
Ni 231.604†	890.8	0.9776	mg/L	0.00420	0.9776	mg/L	0.00420	0.43%
Pb 220.353†	10791.5	2.031	mg/L	0.0110	2.031	mg/L	0.0110	0.54%
Sb 206.836†	1833.0	2.192	mg/L	0.0130	2.192	mg/L	0.0130	0.59%
Se 196.026†	1557.8	2.028	mg/L	0.0168	2.028	mg/L	0.0168	0.83%
Si 288.158†	1934.6	1.991	mg/L	0.0108	1.991	mg/L	0.0108	0.54%
Sn 189.927†	2233.4	0.9659	mg/L	0.00572	0.9659	mg/L	0.00572	0.59%
Sr 421.552†	593634.2	0.9906	mg/L	0.00092	0.9906	mg/L	0.00092	0.09%
Ti 334.903†	18077.1	0.9864	mg/L	0.00478	0.9864	mg/L	0.00478	0.48%
Tl 190.801†	1417.6	1.999	mg/L	0.0074	1.999	mg/L	0.0074	0.37%
V 292.402†	193770.6	1.005	mg/L	0.0057	1.005	mg/L	0.0057	0.57%
Zn 206.200†	330.6	0.9943	mg/L	0.00671	0.9943	mg/L	0.00671	0.67%

Sequence No.: 12
Sample ID: CB
Analyst: BLW
Initial Sample Wt:
Dilution: 1X

Autosampler Location: 1
Date Collected: 10/11/2006 1:26:48 PM
Data Type: Original
Initial Sample Vol:
Sample Prep Vol:

Nebulizer Parameters: CB

Analyte	Back Pressure	Flow
All	177.0 kPa	0.50 L/min

Mean Data: CB

Analyte	Mean Corrected Intensity	Calib Conc.	Calib Units	Calib Std.Dev.	Sample Conc.	Sample Units	Sample Std.Dev.	RSD
ScA 357.253	1008378.9	95.03	%	1.292				1.36%
ScR 361.383	111043.4	97.38	%	0.500				0.51%
Ag 328.068†	-42.5	-0.00018	mg/L	0.000166	-0.00018	mg/L	0.000166	91.64%
Al 308.215†	-3.1	-0.00303	mg/L	0.005741	-0.00303	mg/L	0.005741	189.22%
As 188.979†	4.1	0.00702	mg/L	0.002810	0.00702	mg/L	0.002810	40.01%
B 249.677†	13.1	0.00667	mg/L	0.000739	0.00667	mg/L	0.000739	11.08%
Ba 233.527†	0.4	0.00027	mg/L	0.001180	0.00027	mg/L	0.001180	431.56%
Be 313.042†	9.6	0.00002	mg/L	0.000036	0.00002	mg/L	0.000036	150.89%
Ca 317.933†	42.2	0.00369	mg/L	0.000389	0.00369	mg/L	0.000389	10.56%
Cd 228.802†	-4.5	-0.00021	mg/L	0.000068	-0.00021	mg/L	0.000068	32.03%
Co 228.616†	9.4	0.00042	mg/L	0.000283	0.00042	mg/L	0.000283	68.03%
Cr 267.716†	2.6	0.00059	mg/L	0.000305	0.00059	mg/L	0.000305	51.33%
Cu 324.752†	-20.3	-0.00009	mg/L	0.000418	-0.00009	mg/L	0.000418	442.29%
Fe 273.955†	-2.2	-0.00371	mg/L	0.003011	-0.00371	mg/L	0.003011	81.18%
K 766.490†	70.5	0.05733	mg/L	0.034038	0.05733	mg/L	0.034038	59.38%
Mg 279.077†	3.9	0.00523	mg/L	0.005258	0.00523	mg/L	0.005258	100.45%
Mn 257.610†	-3.6	-0.00024	mg/L	0.000038	-0.00024	mg/L	0.000038	16.09%
Mo 202.031†	1.6	0.00022	mg/L	0.000281	0.00022	mg/L	0.000281	129.68%
Na 589.592†	771.4	0.1337	mg/L	0.00520	0.1337	mg/L	0.00520	3.89%
Na 330.237†	7.5	0.2944	mg/L	0.29409	0.2944	mg/L	0.29409	99.88%
Ni 231.604†	-1.4	-0.00156	mg/L	0.003619	-0.00156	mg/L	0.003619	231.82%
Pb 220.353†	2.4	0.00044	mg/L	0.000076	0.00044	mg/L	0.000076	17.12%
Sb 206.836†	-0.9	-0.00111	mg/L	0.002213	-0.00111	mg/L	0.002213	199.49%
Se 196.026†	-3.1	-0.00408	mg/L	0.005755	-0.00408	mg/L	0.005755	141.00%
Si 288.158†	6.3	0.00645	mg/L	0.001297	0.00645	mg/L	0.001297	20.09%
Sn 189.927†	2.7	0.00117	mg/L	0.001645	0.00117	mg/L	0.001645	140.59%
Sr 421.552†	3.9	0.00001	mg/L	0.000062	0.00001	mg/L	0.000062	950.71%
Ti 334.903†	-19.5	-0.00106	mg/L	0.000761	-0.00106	mg/L	0.000761	71.60%
Tl 190.801†	2.2	0.00314	mg/L	0.001294	0.00314	mg/L	0.001294	41.19%
V 292.402†	-0.6	0.00000	mg/L	0.000131	0.00000	mg/L	0.000131	>999.9%
Zn 206.200†	1.9	0.00569	mg/L	0.005456	0.00569	mg/L	0.005456	95.93%

Metals Prep Logs

prepared
for

ANCHOR ENVIRONMENTAL

Project: Chinook

ARI JOB NO: JZ32

prepared
by

Analytical Resources, Inc.

Analytical Resources, Incorporated
Analytical Chemists and Consultants

SPIKING LOG

Analyst: EJR

Date: 10-6-06

Final Volume 25.0

Final Volume (Hg):

Sample ID J232 aSPK, MBSPK

		Prepcode:	TWC		
		Spike Solution:	ICP Routine	ICP No GFA	GFA
		Standard No.:	2261-1		
		Vol Added (mL):	0.25		
	Ag		50		2.0
S	Al		200✓	200	
T	As		200		10
O	Ba		200	200	
C	Be		50	50	
K	Ca		1000✓	1000	
	Cd		50		2.0
	Co		50	50	
C	Cr		50	50	
O	Cu		50	50	
N	Fe		200✓	200	
C	K		1000✓	1000	
E	Mg		1000✓	1000	
N	Mn		50✓	50	
T	Na		1000✓	1000	
R	Ni		50	50	
A	Pb		200		10
T	Se		200		10
I	Sr		50	50	
O	Tl		200		10
N	V		50	50	
	Zn		50	50	

	ICP-MS #1	ICP-MS #2	ICP-MS Minerals
Ag	25		
Al			500
As	25		
Ba	25		
Be	25		
Ca			500
Cd	25		
Co	25		
Cr	25		
Cu	25		
Fe			500
K			500
Mg			500
Mn	25		
Mo		25	
Na			500
Ni	25		
Pb	25		
Sb		25	
Se	80		
Th	25		
U	25		
V	25		
Zn	80		

Element	Prepcode	Analysis	Stock Conc.	Stock Added	Std No.
Hg		CVA	1.0		
Hg MBSPK		CVA	1.0		
Sb		ICP	2000		
Sb		GFA	100		
B		ICP	500		
Mo		ICP	500		
Si		ICP	10000		
Sn		ICP	500		
Ti		ICP	2000		

Additional Elements:

Element	Prepcode	Analysis	Stock Conc.	Stock Added	Std. No.

0218

Digestion Log

Analyst: EJR

Matrix: Water

Date: 10-6-06

Block Temp: —

ARI Sample ID	Btl #	pH<2	Prep Code: WMN Initial Wt (g) Vol (mL)	Prep Code: WMN Final Vol (mL)	Prep Code: Initial Wt (g) Vol (mL)	Prep Code: Final Vol (mL)	Comments
J232G-	1	—	—	—			preserved in lab
G-Dup	1	—	—	—			↓
GSPK	1	—	—	—			↓
H	1	—	—	—			
I	1	✓	—	—			
J	1	✓	—	—			
↓ K	1	✓	—	—			

EJR 10-6-06

Chemical/Reagent ID:

HNO_3: I2853

HCl: —

H_2O_2: —

Digestion Log

Analyst: EJR
Matrix: Water

Date: 10-6-06
Block Temp: 93°C

ARI Sample ID	Btl #	pH<2	Prep Code: TWC Initial ~~Wt (g)~~ Vol (mL)	Prep Code: TWC Final Vol (mL)	Prep Code: Initial Wt (g) Vol (mL)	Prep Code: Final Vol (mL)	Comments
JZ32a	S	—	25.0	25.0			Preserved in CaS
aDup	S	—	↑	↑			
aSPK	S	—					
B	S	—					↓
C	S	✓					
D	S	✓					
E	S	✓					
mB1	—	✓	↓	↓			
mB1SPK	—	✓	25.0	25.0			

EJR 10-6-06

Chemical/Reagent ID:
HNO_3: I2853 HCl: MP 1048 H_2O_2: _____

ANALYTICAL
RESOURCES
INCORPORATED

CORRECTIVE ACTIONS - Inorganic Analyses

Criteria Flagged

ARI Project No.: J232 Client Name: Anchor

Date of Out-of-Control Event: 10.10.02 Method/Element: ICP

Unacceptable Blank	
Unacceptable Duplicate	✓
Unacceptable Spike	
Unacceptable Reference	

Prep Code: TWC

Other:

Details of Problem/Recommended Corrective Action:

J232 Adup poor RPD for Mn
run twice

Samples Affected: A Adup Aspl

Corrective Action Taken:

Send per Sue D.

Analyst: [signature] Supervisor: [signature]

Date: 10.12.02 Date: 10/13/02

5049F

Rev. 6
10/28/02

0321

General Chemistry Analysis
QC Summary Data

prepared
for

ANCHOR ENVIRONMENTAL

Project: Chinook

ARI JOB NO: JZ32

prepared
by

Analytical Resources, Inc.

METHOD BLANK RESULTS-CONVENTIONALS
JZ32-Anchor Environmental

ANALYTICAL RESOURCES INCORPORATED

Matrix: Groundwater
Data Release Authorized:
Reported: 10/10/06

Project: Chinook
Event: 060354-01
Date Sampled: NA
Date Received: NA

Analyte	Method	Date	Units	Blank
Chloride	EPA 300.0	10/06/06	mg/L	< 0.1 U
Fluoride	EPA 300.0	10/05/06	mg/L	< 0.1 U
		10/06/06		< 0.1 U
Total Phosphorus	EPA 365.2	10/06/06	mg-P/L	< 0.008 U
Sulfate	EPA 300.0	10/05/06	mg/L	< 0.1 U
		10/06/06		< 0.1 U

STANDARD REFERENCE RESULTS-CONVENTIONALS
JZ32-Anchor Environmental

ANALYTICAL RESOURCES INCORPORATED

Matrix: Groundwater
Data Release Authorized:
Reported: 10/10/06

Project: Chinook
Event: 060354-01
Date Sampled: NA
Date Received: NA

Analyte/SRM ID	Method	Date	Units	SRM	True Value	Recovery
Alkalinity	SM 2320	10/05/06	mg/L CaCO3	110	110	100.0%
ERA #P114506						
Chloride	EPA 300.0	10/06/06	mg/L	2.8	3.0	93.3%
ERA #36065						
Fluoride	EPA 300.0	10/05/06	mg/L	2.8	3.0	93.3%
ERA #		10/06/06		2.8	3.0	93.3%
Total Phosphorus	EPA 365.2	10/06/06	mg-P/L	4.20	4.00	105.0%
ERA #35064						
Sulfate	EPA 300.0	10/05/06	mg/L	2.9	3.0	96.7%
ERA #05094		10/06/06		3.0	3.0	100.0%

REPLICATE RESULTS-CONVENTIONALS
JZ32-Anchor Environmental

ANALYTICAL RESOURCES INCORPORATED

Matrix: Groundwater
Data Release Authorized:
Reported: 10/10/06

Project: Chinook
Event: 060354-01
Date Sampled: 10/02/06
Date Received: 10/03/06

Analyte	Method	Date	Units	Sample	Replicate(s)	RPD/RSD
ARI ID: JZ32A Client ID: PZ5-100206						
Alkalinity	SM 2320	10/05/06	mg/L CaCO3	8,890	8,890	0.0%
Chloride	EPA 300.0	10/06/06	mg/L	47.5	47.0	1.1%
Fluoride	EPA 300.0	10/06/06	mg/L	2,470	2,460	0.4%
Sulfate	EPA 300.0	10/06/06	mg/L	582	573	1.6%
ARI ID: JZ32C Client ID: G1D-100206						
Total Phosphorus	EPA 365.2	10/06/06	mg-P/L	0.700	0.740	5.6%

MS/MSD RESULTS-CONVENTIONALS
JZ32-Anchor Environmental

ANALYTICAL RESOURCES INCORPORATED

Matrix: Groundwater
Data Release Authorized:
Reported: 10/10/06

Project: Chinook
Event: 060354-01
Date Sampled: 10/02/06
Date Received: 10/03/06

Analyte	Method	Date	Units	Sample	Spike	Spike Added	Recovery
ARI ID: JZ32A Client ID: PZ5-100206							
Chloride	EPA 300.0	10/06/06	mg/L	47.5	147	100	99.5%
Fluoride	EPA 300.0	10/06/06	mg/L	2,470	6,490	4,000	100.5%
Sulfate	EPA 300.0	10/06/06	mg/L	582	1,580	1,000	99.8%
ARI ID: JZ32C Client ID: G1D-100206							
Total Phosphorus	EPA 365.2	10/06/06	mg-P/L	0.700	7.16	8.00	80.8%

General Chemistry Analysis
Sample Data

prepared
for

ANCHOR ENVIRONMENTAL

Project: Chinook

ARI JOB NO: JZ32

prepared
by

Analytical Resources, Inc.

SAMPLE RESULTS-CONVENTIONALS
JZ32-Anchor Environmental

ANALYTICAL RESOURCES INCORPORATED

Matrix: Groundwater
Data Release Authorized:
Reported: 10/10/06

Project: Chinook
Event: 060354-01
Date Sampled: 10/02/06
Date Received: 10/03/06

Client ID: PZ5-100206
ARI ID: 06-18406 JZ32A

Analyte	Date Batch	Method	Units	RL	Sample
Alkalinity	10/05/06 100506#2	SM 2320	mg/L CaCO3	1.0	8,890
Chloride	10/06/06 100606#1	EPA 300.0	mg/L	2.0	47.5
Fluoride	10/06/06 100606#1	EPA 300.0	mg/L	100	2,470
Total Phosphorus	10/06/06 100606#1	EPA 365.2	mg-P/L	0.160	1.98
Sulfate	10/06/06 100606#1	EPA 300.0	mg/L	20.0	582

RL Analytical reporting limit
U Undetected at reported detection limit

SAMPLE RESULTS-CONVENTIONALS
JZ32-Anchor Environmental

ANALYTICAL RESOURCES INCORPORATED

Matrix: Groundwater
Data Release Authorized:
Reported: 10/10/06

Project: Chinook
Event: 060354-01
Date Sampled: 10/02/06
Date Received: 10/03/06

Client ID: PZ45-100206
ARI ID: 06-18407 JZ32B

Analyte	Date Batch	Method	Units	RL	Sample
Alkalinity	10/05/06 100506#2	SM 2320	mg/L CaCO3	1.0	8,750
Chloride	10/06/06 100606#1	EPA 300.0	mg/L	2.0	46.6
Fluoride	10/06/06 100606#1	EPA 300.0	mg/L	100	2,440
Total Phosphorus	10/06/06 100606#1	EPA 365.2	mg-P/L	0.160	1.98
Sulfate	10/06/06 100606#1	EPA 300.0	mg/L	20.0	567

RL Analytical reporting limit
U Undetected at reported detection limit

SAMPLE RESULTS-CONVENTIONALS
JZ32-Anchor Environmental

ANALYTICAL RESOURCES INCORPORATED

Matrix: Groundwater
Data Release Authorized:
Reported: 10/10/06

Project: Chinook
Event: 060354-01
Date Sampled: 10/02/06
Date Received: 10/03/06

Client ID: G1D-100206
ARI ID: 06-18408 JZ32C

Analyte	Date Batch	Method	Units	RL	Sample
Alkalinity	10/05/06 100506#2	SM 2320	mg/L CaCO3	1.0	944
Chloride	10/06/06 100606#1	EPA 300.0	mg/L	10.0	330
Fluoride	10/06/06 100606#1	EPA 300.0	mg/L	0.2	6.2
Total Phosphorus	10/06/06 100606#1	EPA 365.2	mg-P/L	0.160	0.700
Sulfate	10/05/06 100506#1	EPA 300.0	mg/L	1.0	32.6

RL Analytical reporting limit
U Undetected at reported detection limit

SAMPLE RESULTS-CONVENTIONALS
JZ32-Anchor Environmental

ANALYTICAL RESOURCES INCORPORATED

Matrix: Groundwater
Data Release Authorized:
Reported: 10/10/06

Project: Chinook
Event: 060354-01
Date Sampled: 10/02/06
Date Received: 10/03/06

Client ID: G3S-100206
ARI ID: 06-18409 JZ32D

Analyte	Date Batch	Method	Units	RL	Sample
Alkalinity	10/05/06 100506#2	SM 2320	mg/L CaCO3	1.0	1,030
Chloride	10/06/06 100606#1	EPA 300.0	mg/L	5.0	98.8
Fluoride	10/05/06 100506#1	EPA 300.0	mg/L	1.0	18.7
Total Phosphorus	10/06/06 100606#1	EPA 365.2	mg-P/L	0.160	2.38
Sulfate	10/06/06 100606#1	EPA 300.0	mg/L	0.2	6.4

RL Analytical reporting limit
U Undetected at reported detection limit

SAMPLE RESULTS-CONVENTIONALS
JZ32-Anchor Environmental

ANALYTICAL RESOURCES INCORPORATED

Matrix: Groundwater
Data Release Authorized:
Reported: 10/10/06

Project: Chinook
Event: 060354-01
Date Sampled: 10/02/06
Date Received: 10/03/06

Client ID: G43S-100206
ARI ID: 06-18410 JZ32E

Analyte	Date Batch	Method	Units	RL	Sample
Alkalinity	10/05/06 100506#2	SM 2320	mg/L CaCO3	1.0	1,040
Chloride	10/06/06 100606#1	EPA 300.0	mg/L	5.0	101
Fluoride	10/05/06 100506#1	EPA 300.0	mg/L	1.0	19.6
Total Phosphorus	10/06/06 100606#1	EPA 365.2	mg-P/L	0.160	2.22
Sulfate	10/06/06 100606#1	EPA 300.0	mg/L	0.2	7.7

RL Analytical reporting limit
U Undetected at reported detection limit

SAMPLE RESULTS-CONVENTIONALS
JZ32-Anchor Environmental

ANALYTICAL RESOURCES INCORPORATED

Matrix: Groundwater
Data Release Authorized:
Reported: 10/10/06

Project: Chinook
Event: 060354-01
Date Sampled: 10/02/06
Date Received: 10/03/06

Client ID: FB-100206
ARI ID: 06-18411 JZ32F

Analyte	Date Batch	Method	Units	RL	Sample
Chloride	10/06/06 100606#1	EPA 300.0	mg/L	0.1	< 0.1 U
Fluoride	10/06/06 100606#1	EPA 300.0	mg/L	0.1	< 0.1 U
Sulfate	10/06/06 100606#1	EPA 300.0	mg/L	0.1	< 0.1 U

RL Analytical reporting limit
U Undetected at reported detection limit

General Chemistry Analysis
Instrument Raw Data

prepared
for

ANCHOR ENVIRONMENTAL

Project: Chinook

ARI JOB NO: JZ32

prepared
by

Analytical Resources, Inc.

LW
10-6-06

ALKALINITY BENCHSHEET

Date: 20:20 10/5/2006

Analyst: S. CH.

HIGH

pH meter verification

Buffer pH	*7.00*	*Calibration OK*
Measured pH	*7.02*	

Standardization of acid titrant

(Titration to pH 4.5)

grams Na2CO3 =	0.6245	to	250	*ml DI*
Normality Na2CO3 =	0.0471			
Assumed Acid Normality =	**0.1**			
Standardized Acid Normality=	0.101	***OK!***		

BLANK		STANDARD TITRATION		
BLANK	ml ACID	ml Na2CO3	ml ACID	N H2SO4
1	0.03	5	2.39	0.100
2	0.03	5	2.34	0.102
3	0.03	5	2.36	0.101
AVERAGE	0.03			0.101

Partitioning Calculations

T=Total, P=Phenolphthalein

Obs	*HCO3*	*CO3*	*OH*
P =0	T	0	0
P< 0.5T	T - 2P	2P	0
P= 0.5T	0	2P	0
P> 0.5T	0	2(T - P)	2P - T
P =T	0	0	T

Calibration Verification Standard *(Note: analyzed value will be corrected for blank titration)*

LCS Source (if used):		*ERA P 129-506*			*LCS =*	**110.00**	*mg/L CaCO3*
CVS Source (if used):		*ARI#0064-2*					
CVS =	*Added*	**5**	*ml Na2CO3 soln to DI and dilute to*	**100**	*ml.*	*CVS =*	**118**	*mg/l CaCO3*

SAMPLE DATA

Alk (mg/L CaCO3 = [{mL acid X Nacid) X 50,000] / mL sample

low level = {{{(2 X mL4.5)-mL4.2] X Nacid) X 50,000} / mL sample

(shaded cells are calculated, make no entries)

Sample Number	Sample ID	Initial pH	Volume (ml)	TEMP (C)	ml H2SO4			ALK (mg CaCO3/l)			Partitioning (mg/l CaCO3)			(mg/l)
					pH=8.3	pH =4.5	pH=4.2	Phenolph	TOT HIGH	TOT LOW	HCO3	CO3	OH	FREE CO2
ICV		10.54	100	23.0	1.12	2.38	0.00	56.6	118.7		*100.7%*	*OK!*		
ICB		5.73	100	23.0	0.00	0.03	0.06	0.0		0.0	0.0	0.0	0.0	0.0
LCS		9.10	50	20.6	0.74	1.12	0.00	74.7	110.1		*100.1%*	*OK!*		
JY31-J2		7.30	100	20.2	0.00	7.00	0.00	0.0	353.5		353.5	0.0	0.0	35.4
JY31-J2 dup		7.29	100	20.1	0.00	6.98	0.00	0.0	352.5		352.5	0.0	0.0	36.2
RPD =									*0.3%*		*0.3%*			*2.0%*
JY31-L2		7.14	100	20.5	0.00	6.40	0.00	0.0	323.2		323.2	0.0	0.0	46.8
JZ32-A3		10.30	50	20.8	36.24	88.06	0.00	3660.4	8894.5		1573.7	7320.9	0.0	0.2
JZ32-A3 dup		10.29	50	20.9	36.20	88.01	0.00	3656.4	8889.5		1576.7	7312.8	0.0	0.2
RPD =								*0.1%*	*0.1%*		*0.2%*	*0.1%*		*2.5%*
JZ32-B3		10.32	50	20.8	40.81	86.66		4122.0	8753.1		509.1	8244.0	0.0	0.0
JZ32-C3		6.48	100	20.7	0.00	18.69		0.0	943.9		943.9	0.0	0.0	625.1
JZ32-D3		7.04	100	20.9	0.00	20.33		0.0	1026.7		1026.7	0.0	0.0	187.3
JZ32-E3		7.06	100	21.0	0.00	20.65		0.0	1042.9		1042.9	0.0	0.0	181.7
CCV		10.52	100	23.0	1.10	2.37	0.00	55.6	118.2		*100.3%*	*OK!*		

0335

ALKALINITY BENCHSHEET

DATE: 10-5-06 20:2

ANALYST: S.CH

pH meter verification

Buffer pH: 7.00 must agree within 0.1 pH unit

Measured pH: 7.02

Standardization of acid titrant

(Titration to pH 4.5) 0.6245

grams Na2CO3 = ~~0.6266~~

NORMALITY Na2CO3 = 0.0473

Assumed Acid Normality = 0.1

Standardized Acid Normality =

to 250 ml DI

BLANK		STANDARD TITRATION		
BLANK	ml ACID	ml Na2CO3	ml ACID	N H2SO4
1	0.03	5	2.39	
2	0.03	5	2.34	
3	0.03	5	2.36	
AVERAGE				

Partitioning Calculations

T=Total, P=Phenolphthalein

Obs	HCO3	CO3	OH
P=0	T	0	0
P< 0.5T	T - 2P	2P	0
P= 0.5T	0	2P	0
P> 0.5T	0	2(T - P)	2P - T
P=T	0	0	T

Calibration Verification Standard (Note: analyzed value will be corrected for blank titration)

LCS Source (if used): ERA P129-506

CVS Source (if used): ARI # 0064-2

CVS = Added 5 ml Na2CO3 soln to DI and dilute to 100 ml

LCS = 110.0 mg/L CaCO3

CVS = 118 mg/l CaCO3

SAMPLE DATA

Alk (mg/L CaCO3 = [(mL acid X Nacid) X 50,000] / mL sample

low level = {{[(2 X mL 4.5)-mL 4.2] X Nacid) X 50,000} / mL sample

(shaded cells are calculated, make no entries)

Sample Number	Sample ID	Initial pH	Volume (ml)	TEMP (C)	ml H2SO4 pH=8.3	ml H2SO4 pH=4.5	ml H2SO4 pH=4.2	ALK (mg CaCO3/l) Phenolph	ALK (mg CaCO3/l) TOT HIGH	ALK (mg CaCO3/l) TOT LOW	Partitioning (mg/l CaCO3) HCO3	Partitioning (mg/l CaCO3) CO3	Partitioning (mg/l CaCO3) OH	Partitioning (mg/l) FREE CO2
ICV		10.54	100	23.0	1.12	2.38	0.00				0.0% Check for Error			
ICB		5.73	100	23.0	0.00	0.03	0.06							
LCS		9.10	50	20.6	0.74	1.12	0.00				#DIV/0!	#DIV/0!		
JV314 2		7.30	100	20.2	0.00	7.00								
1 Dup		7.29	100	20.1	0.00	6.98								
1		7.14	100	20.5	0.00	6.40								
JZ32-A 3		10.30	50	20.8	36.24	88.06								
A Dup		10.29	50	20.9	36.20	88.01								
B 3		10.32	50	20.8	40.81	86.66								
C 3		6.48	100	20.7	0.00	18.69								
D 3		7.04	100	20.9	0.00	20.33								
E 3		7.06	100	21.0	0.00	20.65								
CCV		10.52	100	23.0	1.10	2.37					0.0% Check for Error			
CCV								10-5-06 S.CH			0.0% Check for Error			

Samples very very dirty high concentration suspected 50 ml sample used.

JZ32 (A → E) 3 need raw data

0336

* 10-5-06 S.CH

BE 10/9/06

PHOSPHORUS BENCHSHEET, Aqueous	Date	Digested: 10/6/2006	Analyzed: 10/6/2006
Total ~~and Ortho~~ P by EPA 376.2	Analyst		UW

Describe digestion procedure if used:

Curve Standards — *make no entries to shaded cells, they are calculated !!*

Prep date:	9/2/2006	*Stock #:*	0064-1		
Weight KH2PO4:	0.2197	*grams in*	1000	*ml*	
Conc =	50.00	*mg/L P*			
Intermediate Std =	20	*ml stk to*	100	*ml DI =*	***10.00*** ***mg P/L***

Calibration Curve — *std make-up volume (mL) =* **250**

ml int Std to 250 ml	CONC (mg/l)	UNITS (ABS 880 nm 1cm cell)		AVG	mg/L
0.0	0.000	0.000		0.000	*0.002*
0.1	0.004	0.002		0.002	*0.005*
0.4	0.016	0.009		0.009	*0.016*
1.6	0.064	0.038		0.038	*0.062*
3.2	0.128	0.078		0.078	*0.127*
5.0	0.200	0.124		0.124	*0.200*
10.0	0.400	0.249		0.249	*0.401*

REGRESSION DATA
CONC = (ABS-intercept)/ slope

intercept =	-0.0010
Slope =	0.6239
r =	1.0000
Comment:	*Calibration OK!*
maxabs =	*0.249*

Verification Standards *Source:* *ERA # 04105* *Conc (mg/l)* 1000

dilution = 0.06 *ml to* 250 *ml DI =* ***0.240*** ***mg/l***

Digest Prep Standards *Source:* *ERA # 35064.1* *Conc (mg/l)* 1000

dilution 1 = 0.200 *ml to* 50 *ml DI =* ***4.000*** ***mg/l***

dilution 2 = *ml to* *ml DI =* ***mg/l***

Sample Data

1. *For SRP, leave digest data blank!!*
2. *Spike with 10 mg/L Intermediate Standard* *enter dilution as final vol / sample vol*

SAMPLE ID	Tot P Digest mL sample	mL digest	Analysis Data Abs	Dilution	(mg/l)	TOT P (mg/l)	SRP (mg/l)	Notes
Calib Blank			0.000	1.0	0.002		**< 0.004**	*OK*
ICV			0.150	1.0	0.242		**0.242**	*100.81%*
Prep Blank			0.001	1.0	0.003		**< 0.004**	*OK*
~~Prep Std~~			~~0.256~~	~~10.0~~	~~0.412~~	-	**~~4.118~~**	*~~offscale dilute~~*
JZ32 C1	2.5	50	0.021	1.0	0.035	**0.704**		
JZ32 C1 dup	2.5	50	0.022	1.0	0.037	**0.736**		*RPD = 4.45*
JZ32 C1 ms	2.5	50	0.257	1.0	0.413	**8.269**		*offscale*
Spike =	0.4	*ml of*	50	*mg/L to*	2.5	*ml sample =*	8.000	
JZ32 A1	2.5	50	0.061	1.0	0.099	**1.986**		
JZ32 B1	2.5	50	0.061	1.0	0.099	**1.986**		
JZ32 D1	2.5	50	0.073	1.0	0.119	**2.371**		
JZ32 E1	2.5	50	0.068	1.0	0.111	**2.210**		
JY84 B4	25	50	0.068	1.0	0.111	**0.221**		
Calib Blank			0.000	1.0	0.002		**< 0.004**	
CCV			0.149	1.0	0.240		**0.240**	*100.14%*
JY84 A4	25	50	0.037	1.0	0.061	**0.122**		
JY84 A4 dup	25	50	0.037	1.0	0.061	**0.122**		*RPD = 0*
JY84 A4 ms	25	50	0.159	1.0	0.256	**0.513**		*97.8% Rec*
Spike =	1	*ml of*	10	*mg/L to*	25	*ml sample =*	0.400	
JY84 C4	25	50	0.027	1.0	0.045	**0.090**		
JY84 D4	25	50	0.024	1.0	0.040	**0.080**		
Calib Blank			0.000	1.0	0.002		**< 0.004**	
CCV			0.147	1.0	0.237		**0.237**	*98.81%*
Prep Std			0.130	20.0	0.210		**4.198**	*104.94%*
JZ32 C1 ms	2.5	50	0.111	2.0	0.179	**7.177**		*86.8% Rec*
Spike =	0.4	*ml of*	50	*mg/L to*	2.5	*ml sample =*	8.000	
Calib Blank			0.000	1.0	0.002		**< 0.004**	
CCV			0.155	1.0	0.250		**0.250**	*104.15%*

14:00

PHOSPHORUS BENCHSHEET, Aqueous	Date	Digested:	Analyzed: CCV
Total and Ortho P by EPA 376.2	Analyst	10-6-06	10-6-06

Describe digestion procedure if used:

Curve Standards — ***make no entries to shaded cells, they are calculated !!***

Prep date: 9-28-06 *Stock #:* 0064-1

Weight KH2PO4: 0.2197 *grams in* 1000 *ml*

Conc = 50.00 *mg/L P*

Intermediate Std = 20 *ml stk to* 100 *ml DI =* ***10.00*** ***mg P/L***

Calibration Curve *std make-up volume (mL) =* **250**

ml int Std to 250 ml	CONC (mg/l)	UNITS (ABS 880 nm 1cm cell)		AVG	mg/L
0.0	0.000	0.000			
0.1	0.004	0.002			
0.4	0.016	0.089	0.009		
1.6	0.064	0.038			
3.2	0.128	0.078			
5.0	0.200	0.124			
10.0	0.400	0.249			

REGRESSION DATA

CONC = (ABS-intercept)/ slope

intercept =

Slope =

r =

Comment:

maxabs = *0.000*

Verification Standards *Source:* *ERA ~~# 01024~~* 04105 *Conc (mg/l)* 1000

dilution = 0.06 *ml to* 250 *ml DI =* ***0.240*** ***mg/l***

Digest Prep Standards *Source:* *ERA # ~~01024~~* 5064.1 *Conc (mg/l)* 1000

dilution 1 = ~~0.040~~ *ml to* ~~40~~ *ml DI =* ***1.000*** ***mg/l***

dilution 2 = 0.2 *ml to* 50 *ml DI =* ***mg/l***

Sample Data

1. *For SRP, leave digest data blank!!*
2. *Spike with 10 mg/L Intermediate Standard* *enter dilution as final vol / sample vol*

SAMPLE ID	Tot P Digest mL sample	Tot P Digest mL digest	Analysis Data Abs	Analysis Data Dilution	Analysis Data (mg/l)	TOT P (mg/l)	SRP (mg/l)	Notes
Calib Blank			0.000	1.0				
ICV			0.150	1.0				
Prep Blank			0.001	1.0				
Prep Std			0.256	10 ~~1.0~~				
J2326	2.5	50	0.021	1.0				
Cldup			0.022	1.0				
Clms			0.257	1.0				
A1			0.061	10 ~~1.0~~				
B1			0.061	10 ~~1.0~~				
D1			0.073	1.0				
E1			0.068	1.0				
JY84B4	25		0.068	1.0				
Calib Blank			0.000	1.0				
CCV			0.149	1.0				
JY84A4	25		0.037	1.0				
A4dup			0.037	1.0				
A4ms			0.159	1.0				
C4			0.027	1.0				
D4			0.024	1.0				
CCB			0.000	1.0				
CCV			0.147	1.0				
PrepCHK			0.130	20 ~~1.0~~				
J2326ms			0.111	2 1.0				
—			—	1.0				
Calib Blank			0.000	1.0				
CCV			0.153	1.0				

TEST SETUP
GENESYS 10 v2.100 2D7H048001

Standard Curve	6:22pm 60ct06
Test Name	OPHOS[Saved]
Date Standards Measured	60ct06
Wavelength	880nm
Ref. Wavelength Correction	Off
Curve Fit	Linear
Number of Standards	7
Units	mg/L
ID# (0=OFF)	1
Low/High Limits	-9999/9999
Statistics	On
Auto Print	On

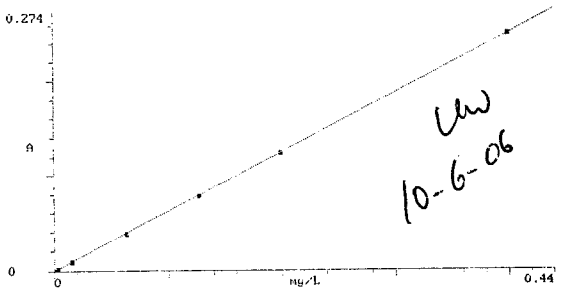

LW
10-6-06

Curve Fit	Linear
Slope	0.624
Intercept	-0.00095
Std Dev	0.001
Corr Coeff	1.000

Std #	Conc. mg/L	Abs 880nm
1	0.000	0.000
2	0.004	0.002
3	0.016	0.009
4	0.064	0.038
5	0.128	0.078
6	0.200	0.124
7	0.400	0.249

TEST SETUP
GENESYS 10 v2.100 2D7H048001

Advanced A-%T-C	6:39pm 60ct06
Test Name	OPHOS[Saved]
Measurement Mode	Absorbance
Wavelength	880nm
Ref. Wavelength Correction	Off
Delay Time (min:sec)	0:00
ID# (0=OFF)	1
Low/High Limits	-9999/9999
Statistics	Off
Auto Print	On

ID#	Abs 880nm
1	0.000
2	0.150
3	~~0.805~~ NR

4	0.001
5	0.256
6	0.021
7	0.022
8	0.257
9	0.061
10	0.061
11	0.073
12	0.068
13	0.068
14	0.000
15	0.149
16	0.037
17	0.037
18	0.159
19	0.027
20	0.024
21	0.000
22	0.147
23	0.130
24	0.111
25	~~-0.003~~ NR
26	0.000
27	0.155

UW
10-6-06

analyst: DAP
date: ~~10/4/06~~ 10/5/06 [illegible]
start time: ~~17:40~~ 10:55
loop: 100µl

Analytical Resources Inc.
4611 134th Place S., Suite 100
Tukwila, WA 98168
206-695-6227

		dilution	fluoride	chloride	nitrite	bromide	nitrate	phosphate	sulfate
DL (ppm)		1	0.100	0.100	0.100	0.100	0.100	0.100	0.100
HiSTD		1	5.000	5.000	5.000	5.000	5.000	5.000	5.000
ICV,CCV (ppm)		1	3.000	3.000	3.000	3.000	3.000	3.000	3.000
ERA LOT#		1	07105	36065	17075	27025	06085	01024	20125
		dilution	fluoride	chloride	nitrite	bromide	nitrate	phosphate	sulfate
ICV		1	2.840	2.790	2.870	2.880	2.820	0.000	2.870
		%recovery	95%	93%	96%	96%	94%	0%	95.7%
ICB		1	<0.1	<0.1	<0.1	<0.1	<0.1	<0.1	<0.1
JZ32 A2		10	NR	NR	NR	NR	NR	NR	NR
JZ32 A2 dup		10	NR	NR	NR	NR	NR	NR	NR
JZ32 A2 ms		10	NR	NR	NR	NR	NR	NR	NR
Matrix Spike		0.05 *mL 200ppm intstock to*				*0.5*		*mLsample=*	*20.00*
JZ32 B2		10	NR	NR	NR	NR	NR	NR	NR
JZ32 C2		10	NR	NR	NR	NR	NR	NR	32.640
JZ32 D2		10	18.720	NR	NR	NR	NR	NR	NR
JZ32 E2		10	19.610	NR	NR	NR	NR	NR	NR
JZ32 F2		10	NR	NR	NR	NR	NR	NR	NR
CCV		1	2.850	2.830	2.880	2.880	2.850	0.000	2.930
		%recovery	95%	94%	96%	96%	95%	0%	97.7%
CCB		1	<0.1	<0.1	<0.1	<0.1	<0.1	<0.1	<0.1
JZ32 A2 ms		1000	NR	NR	NR	NR	NR	NR	NR
Matrix Spike		0.05 *mL 200ppm intstock to*				*0.005*		*mLsample=*	*2000.00*
JZ32 A2		500	NR	NR	NR	NR	NR	NR	NR
JZ32 A2 dup		500	NR	NR	NR	NR	NR	NR	NR
JZ32 A2 ms		500	NR	NR	NR	NR	NR	NR	NR
Matrix Spike		0.05 *mL 200ppm intstock to*				*0.01*		*mLsample=*	*1000.00*
JZ32 B2		500	NR	NR	NR	NR	NR	NR	NR
JZ32 B2		200	NR	NR	NR	NR	NR	NR	NR
JZ32 A2		200	NR	NR	NR	NR	NR	NR	NR
JZ32 A2 dup		200	NR	NR	NR	NR	NR	NR	NR
JZ32 C2		100	NR	NR	NR	NR	NR	NR	NR
JZ32 D2		50	NR	NR	NR	NR	NR	NR	NR
CCV		1	2.840	2.810	2.880	2.880	2.850	0.000	0.000
		%recovery	95%	94%	96%	96%	95%	0%	0.0%
CCB ***FAIL***		1	NR	NR	NR	NR	NR	NR	NR
JZ32 E2		50	NR	NR	NR	NR	NR	NR	NR
JZ32 A2 ms		50	NR	NR	NR	NR	NR	NR	NR
Matrix Spike		0.05 *mL 200ppm intstock to*				*0.1*		*mLsample=*	*100.00*
JZ32 A2		20	NR	NR	NR	NR	NR	NR	NR
JZ32 A2 dup		20	NR	NR	NR	NR	NR	NR	NR
JZ32 B2		20	NR	NR	NR	NR	NR	NR	NR
JZ32 C2		2	NR	NR	NR	NR	NR	NR	NR
JZ32 D2		2	NR	NR	NR	NR	NR	NR	NR
JZ32 E2		2	NR	NR	NR	NR	NR	NR	NR
JZ32 F2		1	NR	NR	NR	NR	NR	NR	NR
CCV		1	2.840	2.850	2.880	2.880	2.840	2.550	2.910
		%recovery	95%	95%	96%	96%	95%	85%	97.0%
CCB		1	<0.1	<0.1	<0.1	<0.1	<0.1	<0.1	<0.1

IC EPA 300.0 No: 7547
Data Analyst: David A. Paschall Analyzed by: DAP
Comments: Date Analyzed: 10/ 5/06
Print Date: 10/ 6/06 12:44 Time Analyzed: 10:55

✓ JZ 10/9/06

ID	DF	Raw	Calc	Qual	RL	SPK	REC/RPD
1. ICVR							
IC FL	1.0	2.84	2.8		0.1	3.0	93.33
IC SO4	1.0	2.87	2.9		0.1	3.0	96.67
2. ICB							
IC FL	1.0	< 0.10	< 0.1		0.1		
IC SO4	1.0	< 0.10	< 0.1		0.1		
3. JZ32C							
IC FL	1.0				0.1		
IC CL	1.0				0.1		
IC SO4	10.0	32.6	32.6		1.0		
4. JZ32D							
IC FL	10.0	18.7	18.7		1.0		
IC CL	1.0				0.1		
IC SO4	1.0				0.1		
5. JZ32E							
IC FL	10.0	19.6	19.6		1.0		
IC CL	1.0				0.1		
IC SO4	1.0				0.1		
6. CCVR							
IC FL	1.0	2.85	2.8		0.1	3.0	93.33
IC SO4	1.0	2.93	2.9		0.1	3.0	96.67
7. CCB							
IC FL	1.0	< 0.10	< 0.1		0.1		
IC SO4	1.0	< 0.10	< 0.1		0.1		

0342

Schedule File: C:\PEAKNET\SCHEDULE\OCT0506dap.SCH

Line	Sample	Sample Type	Level	Method	Data File	Volume	Dilution	Weight	Int. Std.	Comment
1	ICV	Sample		std.met	oct0506dap_001.dxd	1	1	1	1	
2	ICB	Sample		std.met	oct0506dap_002.dxd	1	1	1	1	
3	JZ32 A2	Sample		std.met	oct0506dap_003.dxd	1	10	1	1	
4	JZ32 A2 DUP	Sample		std.met	oct0506dap_004.dxd	1	10	1	1	
5	JZ32 A2 MS	Sample		std.met	oct0506dap_005.dxd	1	10	1	1	
6	JZ32 B2	Sample		std.met	oct0506dap_006.dxd	1	10	1	1	
7	JZ32 C2	Sample		std.met	oct0506dap_007.dxd	1	10	1	1	
8	JZ32 D2	Sample		std.met	oct0506dap_008.dxd	1	10	1	1	
9	JZ32 E2	Sample		std.met	oct0506dap_009.dxd	1	10	1	1	
10	JZ32 F1	Sample		std.met	oct0506dap_010.dxd	1	10	1	1	
11	CCV	Sample		std.met	oct0506dap_011.dxd	1	1	1	1	
12	CCB	Sample		std.met	oct0506dap_012.dxd	1	1	1	1	
13	JZ32 A2 MS	Sample		std.met	oct0506dap_013.dxd	1	1000	1	1	
14	JZ32 A2	Sample		std.met	oct0506dap_014.dxd	1	500	1	1	
15	JZ32 A2 DUP	Sample		std.met	oct0506dap_015.dxd	1	500	1	1	
16	JZ32 A2 MS	Sample		std.met	oct0506dap_016.dxd	1	500	1	1	
17	JZ32 B2	Sample		std.met	oct0506dap_017.dxd	1	500	1	1	
18	JZ32 B2	Sample		std.met	oct0506dap_018.dxd	1	200	1	1	
19	JZ32 A2	Sample		std.met	oct0506dap_019.dxd	1	200	1	1	
20	JZ32 A2 DUP	Sample		std.met	oct0506dap_020.dxd	1	200	1	1	
21	JZ32 C2	Sample		std.met	oct0506dap_021.dxd	1	100	1	1	
22	JZ32 D2	Sample		std.met	oct0506dap_022.dxd	1	50	1	1	
23	CCV	Sample		std.met	oct0506dap_023.dxd	1	1	1	1	
24	CCB	Sample		std.met	oct0506dap_024.dxd	1	1	1	1	
25	JZ32 E2	Sample		std.met	oct0506dap_025.dxd	1	50	1	1	
26	JZ32 A2 MS	Sample		std.met	oct0506dap_026.dxd	1	50	1	1	
27	JZ32 A2	Sample		std.met	oct0506dap_027.dxd	1	20	1	1	
28	JZ32 A2 DUP	Sample		std.met	oct0506dap_028.dxd	1	20	1	1	
29	JZ32 B2	Sample		std.met	oct0506dap_029.dxd	1	20	1	1	
30	JZ32 C2	Sample		std.met	oct0506dap_030.dxd	1	2	1	1	
31	JZ32 D2	Sample		std.met	oct0506dap_031.dxd	1	2	1	1	
32	JZ32 E2	Sample		std.met	oct0506dap_032.dxd	1	2	1	1	
33	JZ32 F1	Sample		std.met	oct0506dap_033.dxd	1	1	1	1	
34	CCV	Sample		std.met	oct0506dap_034.dxd	1	1	1	1	
35	CCB	Sample		std.met	oct0506dap_035.dxd	1	1	1	1	
36	STOP	Sample		stop.met	oct0506dap	1	1	1	1	

Default Method Path: C:\PEAKNET\METHOD
Default Data Path: C:\PEAKNET\DATA\OCT 2006
Comment:

Sample Name : ICV
Method File Name : c:\peaknet\method\std.met

Current Date : 10/5/06
Date Time Collected : 10/5/06 10:55:53 AM

Injection Number : 1
Dilution Factor : 1.00
column :

Calibration Date : 10/4/06 7:24:32 PM
Data File Name : ...\OCT0506DAP_001.DXD
Injection Volume : 1.00

Module ID : 34 07 2a
Schedule File Name : ...\oct0506dap.sch

Peak Information : All Peaks

Pk. Num	Ret Time	Component Name	conc. (ppm)	Height	Area	Bl. Code	%Delta
1	2.08	Unknown 1	0.00	3549	52331	1	
2	3.07	FLUORIDE	2.84	154613	1648488	1	-0.54
3	4.33	CHLORIDE	2.79	97659	1063014	1	-0.38
4	5.18	NITRITE-N	2.87	190523	2457894	1	-0.32
5	6.48	BROMIDE	2.88	29394	424714	1	0.26
6	7.48	NITRATE-N	2.82	161874	2783348	1	0.67
7	10.65	Unknown 2	0.00	26851	717079	1	
8	11.98	SULFATE	2.87	26076	675301	1	-0.96
		---total(s)---					
			17.07	690539	9822168		

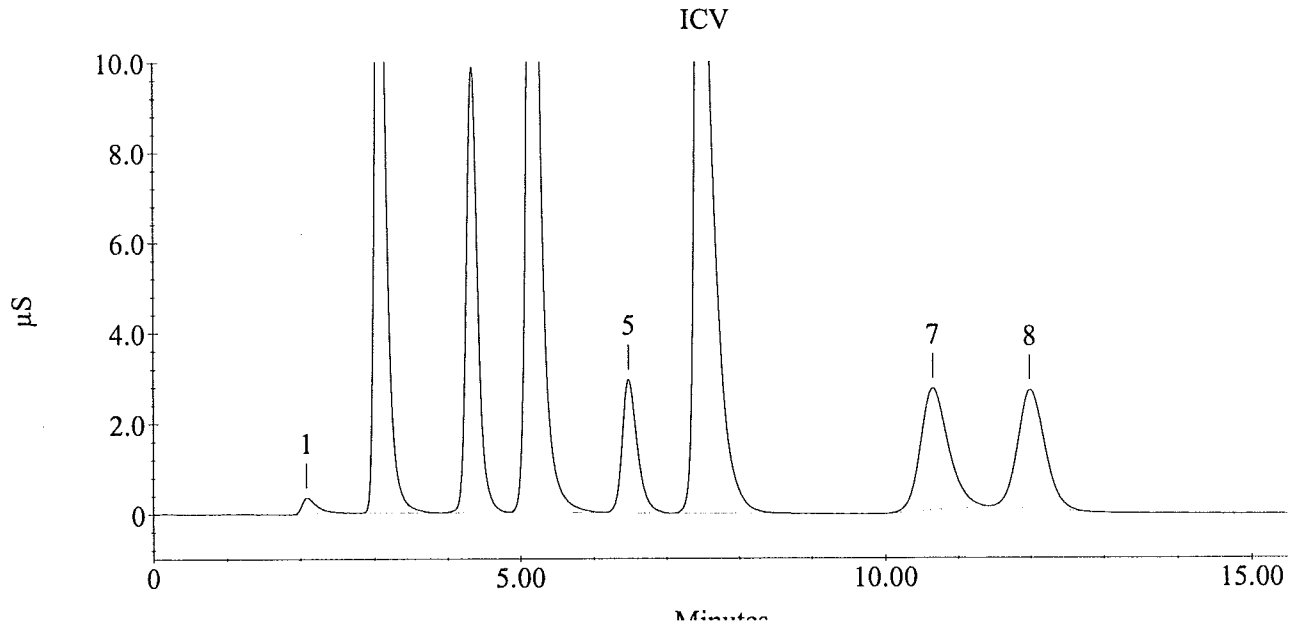

Sample Name : ICB
Method File Name : c:\peaknet\method\std.met

Current Date : 10/5/06
Date Time Collected : 10/5/06 11:13:39 AM

Injection Number : 2
Dilution Factor : 1.00
column :

Calibration Date : 10/4/06 7:24:32 PM
Data File Name : ...\OCT0506DAP_002.DXD
Injection Volume : 1.00

Module ID : 34 07 2a
Schedule File Name : ...\oct0506dap.sch

Peak Information : All Peaks

Pk. Num	Ret Time	Component Name	conc. (ppm)	Height	Area	Bl. Code	%Delta
1	2.07	Unknown 1	0.00	1105	13650	1	
2	4.30	CHLORIDE	0.04	647	16730	1	-1.15
		---total(s)---					
			0.04	1752	30380		

ICB

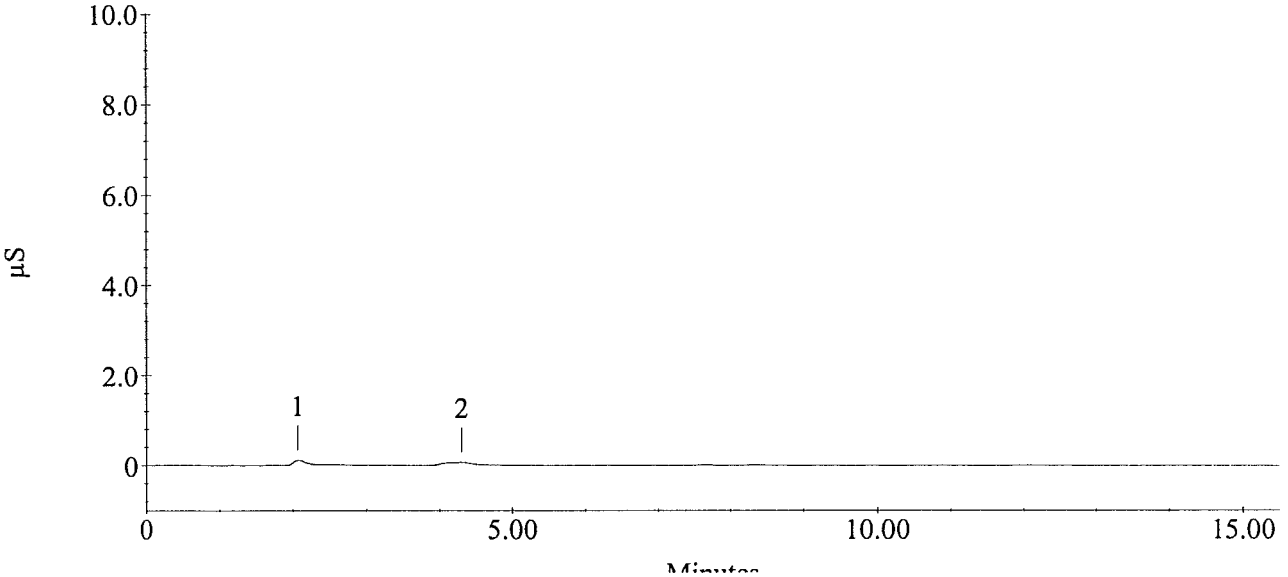

JZ32 W 10/16/06

Sample Name : ~~JZ35~~ A2
Method File Name : c:\peaknet\method\std.met

Current Date : 10/5/06
Date Time Collected : 10/5/06 11:31:25 AM

Injection Number : 3
Dilution Factor : 10.00
column :

Calibration Date : 10/4/06 7:24:32 PM
Data File Name : ...\OCT0506DAP_003.DXD
Injection Volume : 1.00

Module ID : 34 07 2a
Schedule File Name : ...\oct0506dap.sch

Peak Information : All Peaks

Pk. Num	Ret Time	Component Name	conc. (ppm)	Height	Area	Bl. Code	%Delta
1	2.05	Unknown 1	0.00	72512	1057364	1	
2	3.47	Unknown 2	0.00 500X	2992425	104776497	1	
3	4.33	CHLORIDE	53.17 20X	232774	2026060	1	-0.38
4	6.40	BROMIDE	0.16	313	2377	1	-1.03
5	7.57	NITRATE-N	0.09	462	8981	1	1.79
6	10.55	Unknown 3	0.00	11957	320036	1	
7	11.72	SULFATE	765.38 200X	614615	17984003	1	-3.17
8	13.67	Unknown 4	0.00	11156	378011	1	
		---total(s)---	818.81	3936214	126553331		

JZ35 A2

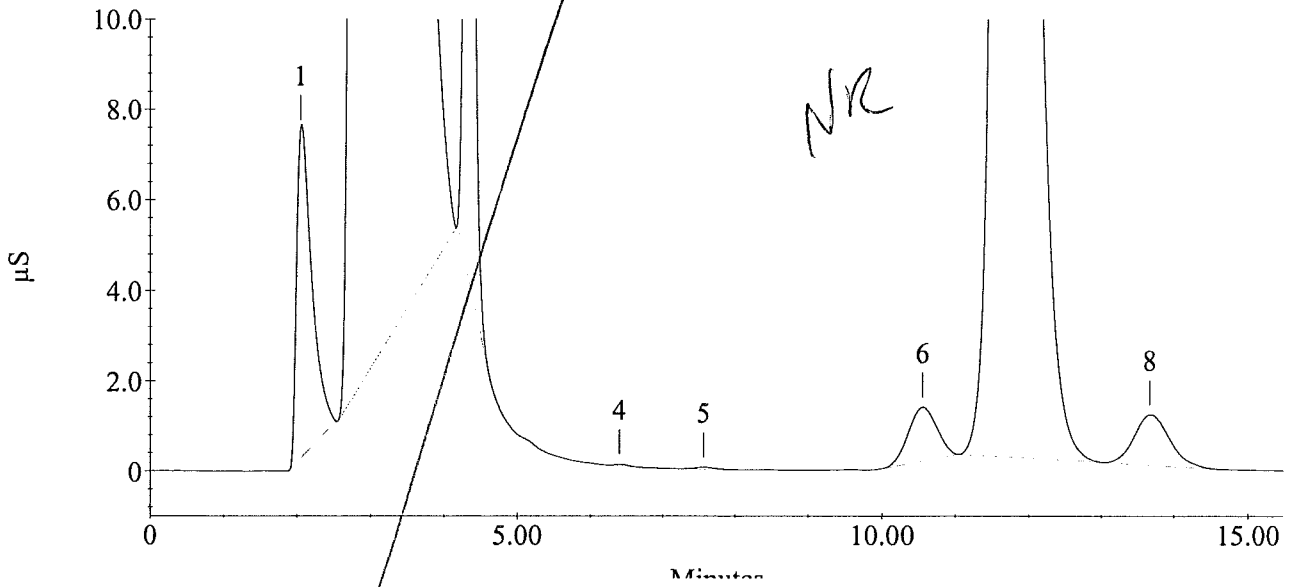

NR

JZ32 Mobile

Sample Name : ~~JZ35~~ A2 DUP
Method File Name : c:\peaknet\method\std.met

Current Date : 10/5/06
Date Time Collected : 10/5/06 11:49:11 AM

Injection Number : 4
Dilution Factor : 10.00
column :

Calibration Date : 10/4/06 7:24:32 PM
Data File Name : ...\OCT0506DAP_004.DXD
Injection Volume : 1.00

Module ID : 34 07 2a
Schedule File Name : ...\oct0506dap.sch

Peak Information : All Peaks

Pk. Num	Ret Time	Component Name	conc. (ppm)	Height	Area	Bl. Code	%Delta
1	2.07	Unknown 1	0.00	73740	1066887	1	
2	3.47	Unknown 2	0.00	2994619	105455793	1	
3	4.33	CHLORIDE	53.30	237560	2030694	1	-0.38
4	6.38	BROMIDE	0.34	358	4969	1	-1.29
5	7.53	NITRATE-N	0.03	160	2656	1	1.35
6	10.53	PHOSPHATE-P	12.47	12856	337971	1	4.81
7	11.72	SULFATE	772.61	620011	18153845	1	-3.17
8	13.67	Unknown 3	0.00	11154	369051	1	
		---total(s)---	838.74	3950458	127421865		

JZ35 A2 DUP

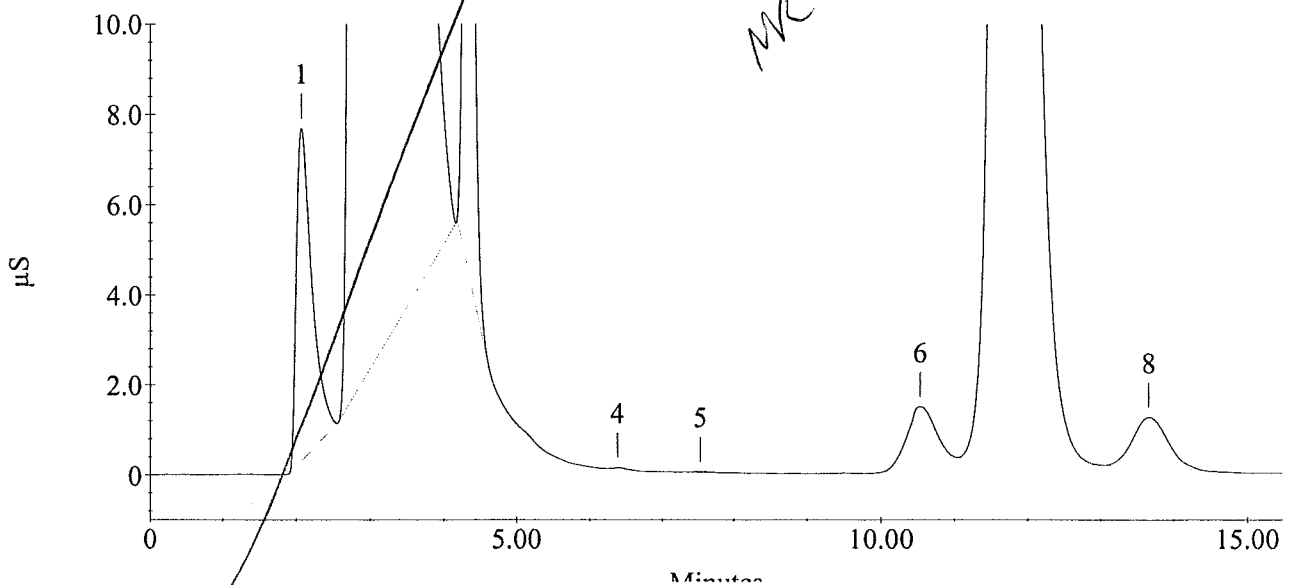

JZ32 vr 10/6/06

Sample Name : ~~JZ35~~ A2 MS
Method File Name : c:\peaknet\method\std.met

Current Date : 10/5/06
Date Time Collected : 10/5/06 12:06:58 PM

Injection Number : 5
Dilution Factor : 10.00
column :

Calibration Date : 10/4/06 7:24:32 PM
Data File Name : ...\OCT0506DAP_005.DXD
Injection Volume : 1.00

Module ID : 34 07 2a
Schedule File Name : ...\oct0506dap.sch

Peak Information : All Peaks

Pk. Num	Ret Time	Component Name	conc. (ppm)	Height	Area	Bl. Code	%Delta
1	2.07	Unknown 1	0.00	75157	1082893	1	
2	3.47	Unknown 2	0.00	3012480	107087878	1	
3	4.33	CHLORIDE	78.19	344566	2979317	1	-0.38
4	5.10	NITRITE-N	17.57	120218	1505139	1	-1.92
5	6.37	BROMIDE	19.26	19090	283933	1	-1.55
6	7.37	NITRATE-N	18.08	101295	1787029	1	-0.90
7	10.50	PHOSPHATE-P	30.18	29799	817612	1	4.48
8	11.68	SULFATE	812.07	649132	19080976	1	-3.44
9	13.65	Unknown 3	0.00	11036	358549	1	
10	15.12	Unknown 4	0.00	2509	109515	1	
		---total(s)---	975.34	4365283	135092843		

JZ35 A2 MS

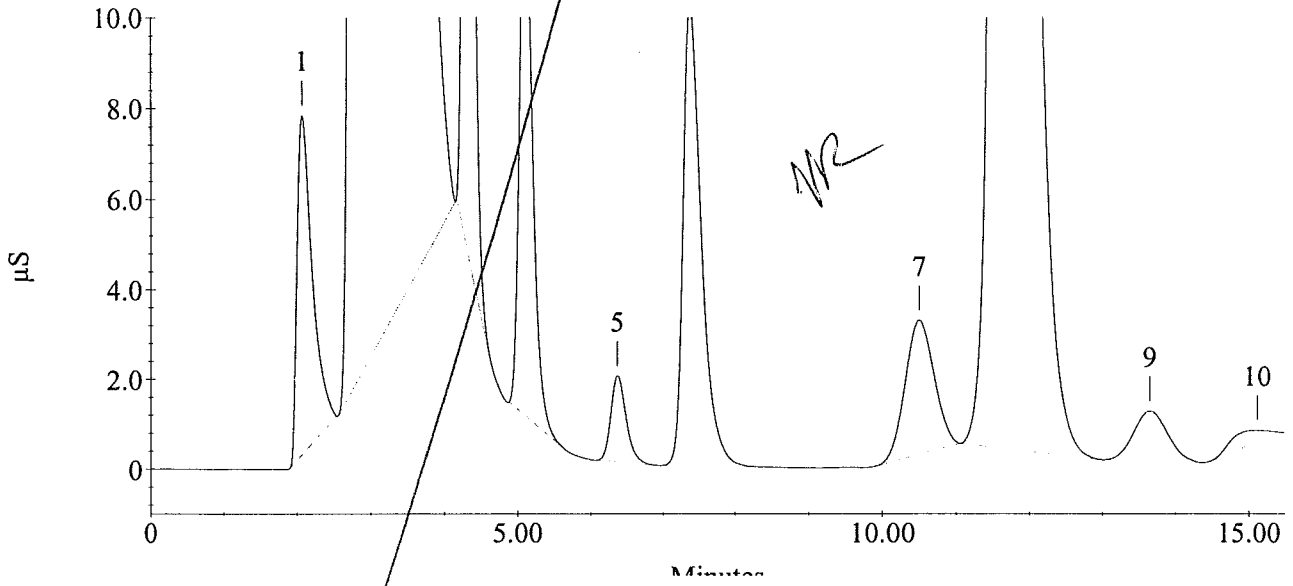

JZ32 w 10/6/06

Sample Name : ~~IZ35~~ B2
Method File Name : c:\peaknet\method\std.met

Current Date : 10/5/06
Date Time Collected : 10/5/06 12:24:45 PM

Injection Number : 6
Dilution Factor : 10.00
column :

Calibration Date : 10/4/06 7:24:32 PM
Data File Name : ...\OCT0506DAP_006.DXD
Injection Volume : 1.00

Module ID : 34 07 2a
Schedule File Name : ...\oct0506dap.sch

Peak Information : All Peaks

Pk. Num	Ret Time	Component Name	conc. (ppm)	Height	Area	Bl. Code	%Delta
1	2.07	Unknown 1	0.00	72852	1060395	1	
2	3.47	Unknown 2	0.00 500X	2983567	104531592	1	
3	4.33	CHLORIDE	53.26 20X	242652	2029396	1	-0.38
4	6.35	BROMIDE	0.17	315	2550	1	-1.80
5	7.45	NITRATE-N	0.04	227	3807	1	0.22
6	10.53	PHOSPHATE-P	12.09	12235	327661	1	4.81
7	11.72	SULFATE	764.60 200X	616703	17965774	1	-3.17
8	13.67	Unknown 3	0.00	8131	215305	1	
9	14.48	Unknown 4	0.00	2272	109082	1	
		---total(s)---	830.17	3938953	126245561		

JZ35 B2

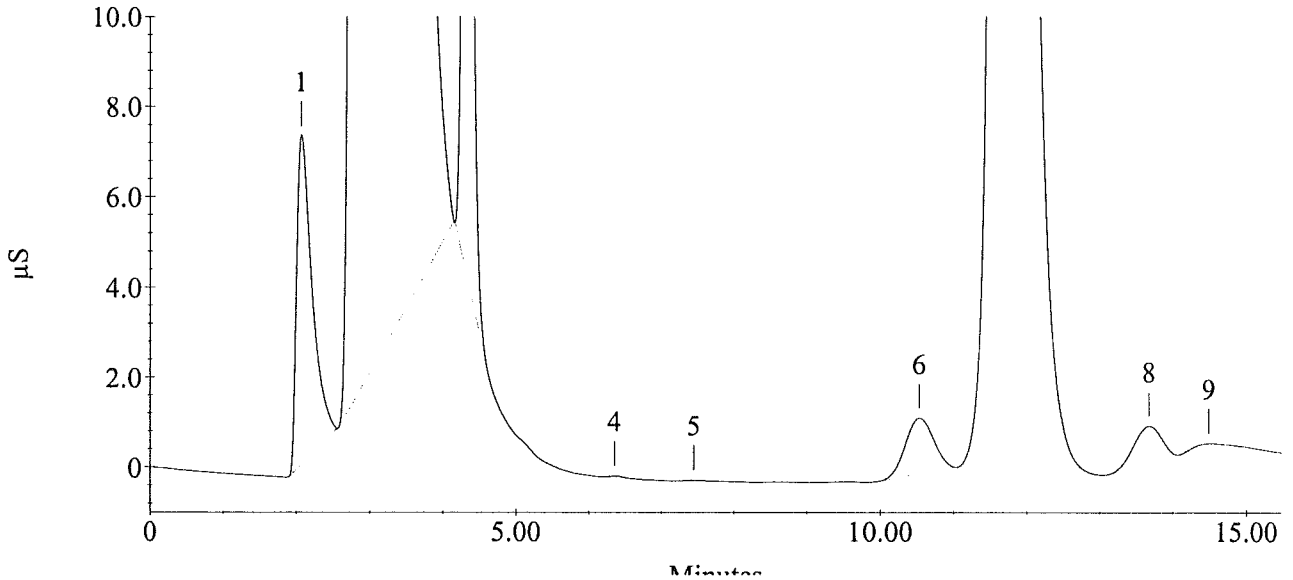

JZ32 m 10/6/06

Sample Name : ~~JZ35~~ C2
Method File Name : c:\peaknet\method\std.met

Current Date : 10/5/06
Date Time Collected : 10/5/06 12:42:33 PM

Injection Number : 7
Dilution Factor : 10.00
column :

Calibration Date : 10/4/06 7:24:32 PM
Data File Name : ...\OCT0506DAP_007.DXD
Injection Volume : 1.00

Module ID : 34 07 2a
Schedule File Name : ...\oct0506dap.sch

Peak Information : All Peaks

Pk. Num	Ret Time	Component Name	conc. (ppm)	Height	Area	Bl. Code	%Delta
1	2.08	Unknown 1	0.00	9381	127975	1	
2	3.07	FLUORIDE	5.96 2X	25679	345776	1	-0.54
3	4.57	Unknown 2	0.00 100X	1446712	16144947	1	
4	6.43	BROMIDE	0.68	799	9989	1	-0.52
5	12.03	SULFATE	32.64	29762	766856	1	-0.55
6	14.05	Unknown 3	0.00	6283	424211	1	
			---total(s)---				
			39.28	1518616	17819753		

JZ35 C2

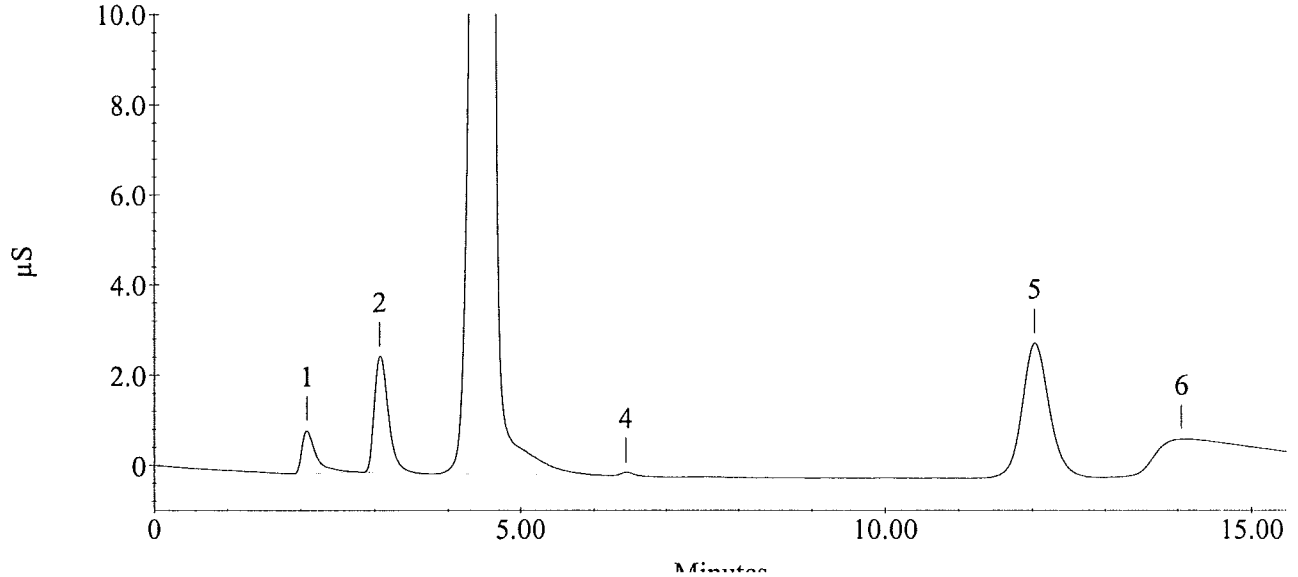

JZ32 w 10/6/06

Sample Name : ~~JZ35~~ D2
Method File Name : c:\peaknet\method\std.met

Current Date : 10/5/06
Date Time Collected : 10/5/06 1:00:19 PM

Injection Number : 8
Dilution Factor : 10.00
column :

Calibration Date : 10/4/06 7:24:32 PM
Data File Name : ...\OCT0506DAP_008.DXD
Injection Volume : 1.00

Module ID : 34 07 2a
Schedule File Name : ...\oct0506dap.sch

Peak Information : All Peaks

Pk. Num	Ret Time	Component Name	conc. (ppm)	Height	Area	Bl. Code	%Delta
1	2.08	Unknown 1	0.00	9117	136799	1	
2	3.07	FLUORIDE	18.72	90662	1085610	1	-0.54
3	4.42	CHLORIDE	114.37 50X	474460	4357829	1	1.53
4	6.38	BROMIDE	0.16	180	2398	1	-1.29
5	7.50	NITRATE-N	0.05	298	5299	1	0.90
6	10.70	Unknown 2	0.00	346	8302	1	
7	12.02	SULFATE	5.89 2X	5403	138343	1	-0.69
8	13.75	Unknown 3	0.00	6510	521313	1	
		---total(s)---	139.20	586975	6255893		

JZ35 D2

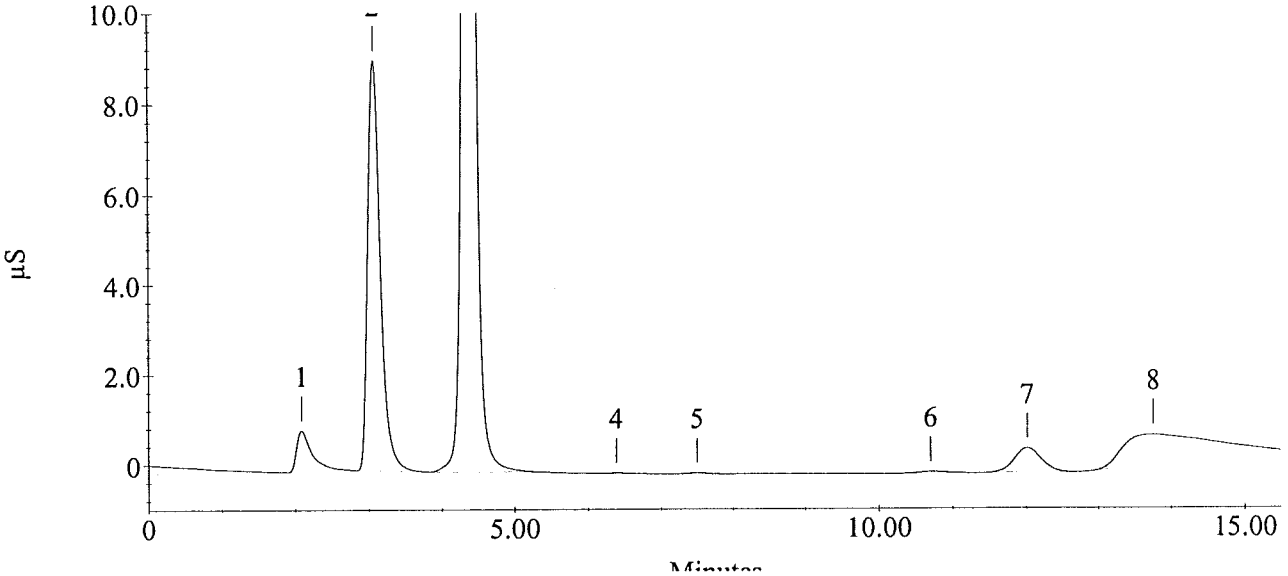

JZ72 w/ 10/6/06

Sample Name : ~~JZ35~~ E2
Method File Name : c:\peaknet\method\std.met

Current Date : 10/5/06
Date Time Collected : 10/5/06 1:18:05 PM

Injection Number : 9
Dilution Factor : 10.00
column :

Calibration Date : 10/4/06 7:24:32 PM
Data File Name : ...\OCT0506DAP_009.DXD
Injection Volume : 1.00

Module ID : 34 07 2a
Schedule File Name : ...\oct0506dap.sch

Peak Information : All Peaks

Pk. Num	Ret Time	Component Name	conc. (ppm)	Height	Area	Bl. Code	%Delta
1	0.57	Unknown 1	0.00	955	10994	1	
2	2.08	Unknown 2	0.00	8949	133386	1	
3	3.07	FLUORIDE	19.61	95050	1137294	1	-0.54
4	4.40	CHLORIDE	113.87 50X	453215	4338633	1	1.15
5	6.38	BROMIDE	0.16	189	2431	1	-1.29
6	10.72	Unknown 3	0.00	463	10919	1	
7	12.02	SULFATE	7.28 2X	6537	171169	1	-0.69
		---total(s)---	140.93	565358	5804824		

JZ35 E2

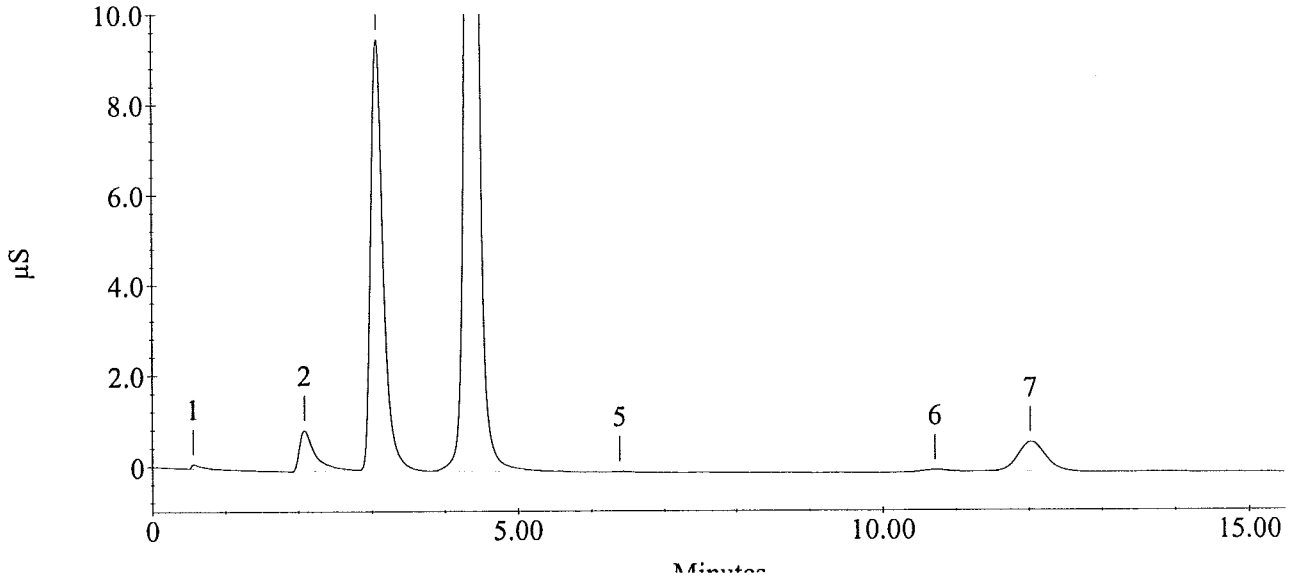

JZ32 10/6/06

Sample Name : ~~JZ35~~ F2
Method File Name : c:\peaknet\method\std.met

Current Date : 10/5/06
Date Time Collected : 10/5/06 1:35:52 PM

Injection Number : 10
Dilution Factor : 10.00
column :

Calibration Date : 10/4/06 7:24:32 PM
Data File Name : ...\OCT0506DAP_010.DXD
Injection Volume : 1.00

Module ID : 34 07 2a
Schedule File Name : ...\oct0506dap.sch

Peak Information : All Peaks

Pk. Num	Ret Time	Component Name	conc. (ppm)	Height	Area	Bl. Code	%Delta
1	2.08	Unknown 1	0.00	1194	13722	1	
2	3.07	FLUORIDE	0.05	275	2798	1	-0.54
3	4.30	CHLORIDE	0.69	1204	26150	1	-1.15
4	7.47	NITRATE-N	0.02	133	2274	1	0.45
		---total(s)---	0.76	2807	44943		

JZ35 F2

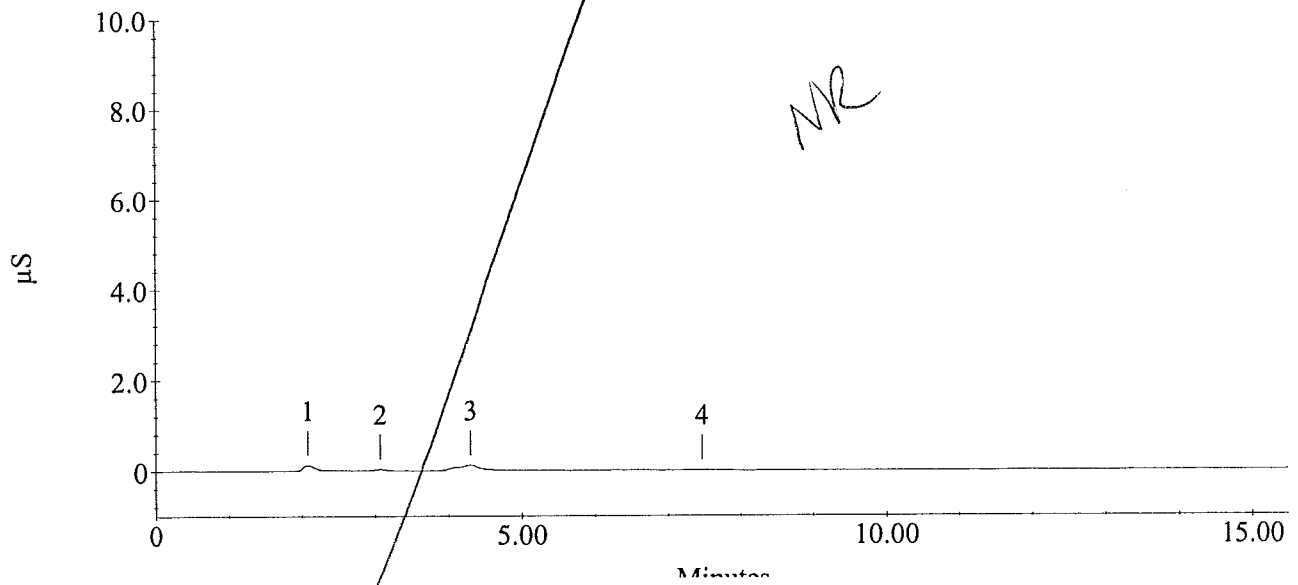

MR

Sample Name : CCV
Method File Name : c:\peaknet\method\std.met

Current Date : 10/5/06
Date Time Collected : 10/5/06 1:53:37 PM

Injection Number : 11
Dilution Factor : 1.00
column :

Calibration Date : 10/4/06 7:24:32 PM
Data File Name : ...\OCT0506DAP_011.DXD
Injection Volume : 1.00

Module ID : 34 07 2a
Schedule File Name : ...\oct0506dap.sch

Peak Information : All Peaks

Pk. Num	Ret Time	Component Name	conc. (ppm)	Height	Area	Bl. Code	%Delta
1	2.08	Unknown 1	0.00	3299	47205	1	
2	3.07	FLUORIDE	2.85	155393	1653632	1	-0.54
3	4.30	CHLORIDE	2.83	99005	1077939	1	-1.15
4	5.12	NITRITE-N	2.88	195177	2463396	1	-1.60
5	6.35	BROMIDE	2.88	30437	425218	1	-1.80
6	7.32	NITRATE-N	2.85	170792	2815229	1	-1.57
7	10.63	Unknown 2	0.00	26676	708163	1	
8	12.02	SULFATE	2.93	26737	688951	1	-0.69
		---total(s)---		707516	9879734		

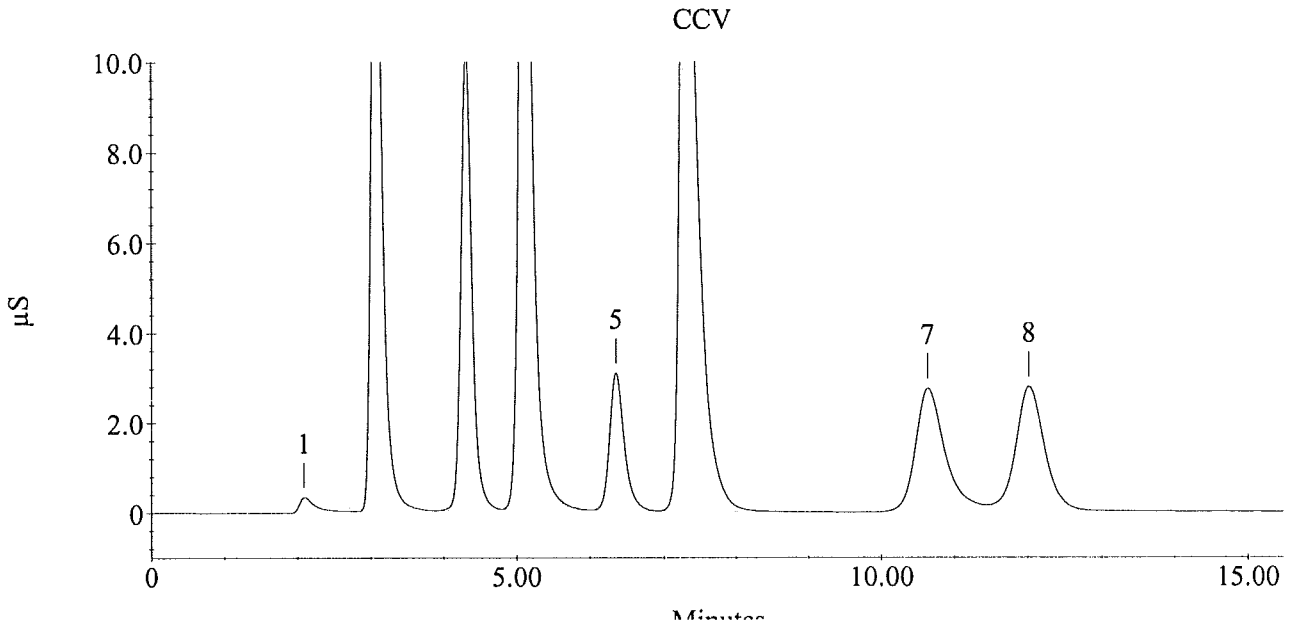

Sample Name : CCB
Method File Name : c:\peaknet\method\std.met

Current Date : 10/5/06
Date Time Collected : 10/5/06 2:11:24 PM

Injection Number : 12
Dilution Factor : 1.00
column :

Calibration Date : 10/4/06 7:24:32 PM
Data File Name : ...\OCT0506DAP_012.DXD
Injection Volume : 1.00

Module ID : 34 07 2a
Schedule File Name : ...\oct0506dap.sch

Peak Information : All Peaks

Pk. Num	Ret Time	Component Name	conc. (ppm)	Height	Area	Bl. Code	%Delta
1	2.08	Unknown 1	0.00	1276	14771	1	
2	4.28	CHLORIDE	0.06	913	21935	1	-1.53
		---total(s)---					
			0.06	2189	36706		

CCB

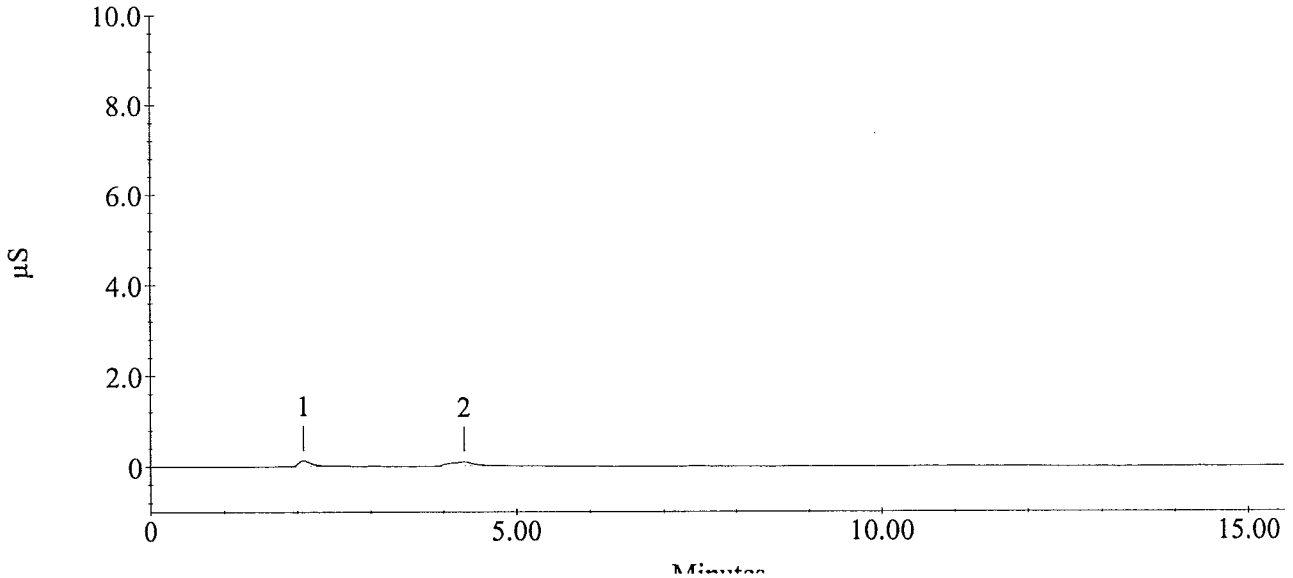

Sample Name : JZ35 A2 MS
Method File Name : c:\peaknet\method\std.met

Current Date : 10/5/06
Date Time Collected : 10/5/06 2:29:09 PM

Injection Number : 13
Dilution Factor : 1000.00
column :

Calibration Date : 10/4/06 7:24:32 PM
Data File Name : ...\OCT0506DAP_013.DXD
Injection Volume : 1.00

Module ID : 34 07 2a
Schedule File Name : ...\oct0506dap.sch

Peak Information : All Peaks

Pk. Num	Ret Time	Component Name	conc. (ppm)	Height	Area	Bl. Code	%Delta
1	2.08	Unknown 1	0.00	3266	50705	1	
2	3.08	FLUORIDE	4474.41	251094	2594484	1	0.00
3	4.28	CHLORIDE	1866.99	65189	711366	1	-1.53
4	5.10	NITRITE-N	1820.75	123966	1559774	1	-1.92
5	6.33	BROMIDE	1890.81	19762	278776	1	-2.06
6	7.32	NITRATE-N	1794.63	107188	1773679	1	-1.57
7	10.63	Unknown 2	0.00	17078	457210	1	
8	12.02	SULFATE	2487.88	22602	584573	1	-0.69
9	13.78	Unknown 3	0.00	145	2333	1	
		---total(s)---	14335.47	610290	8012901		

JZ35 A2 MS

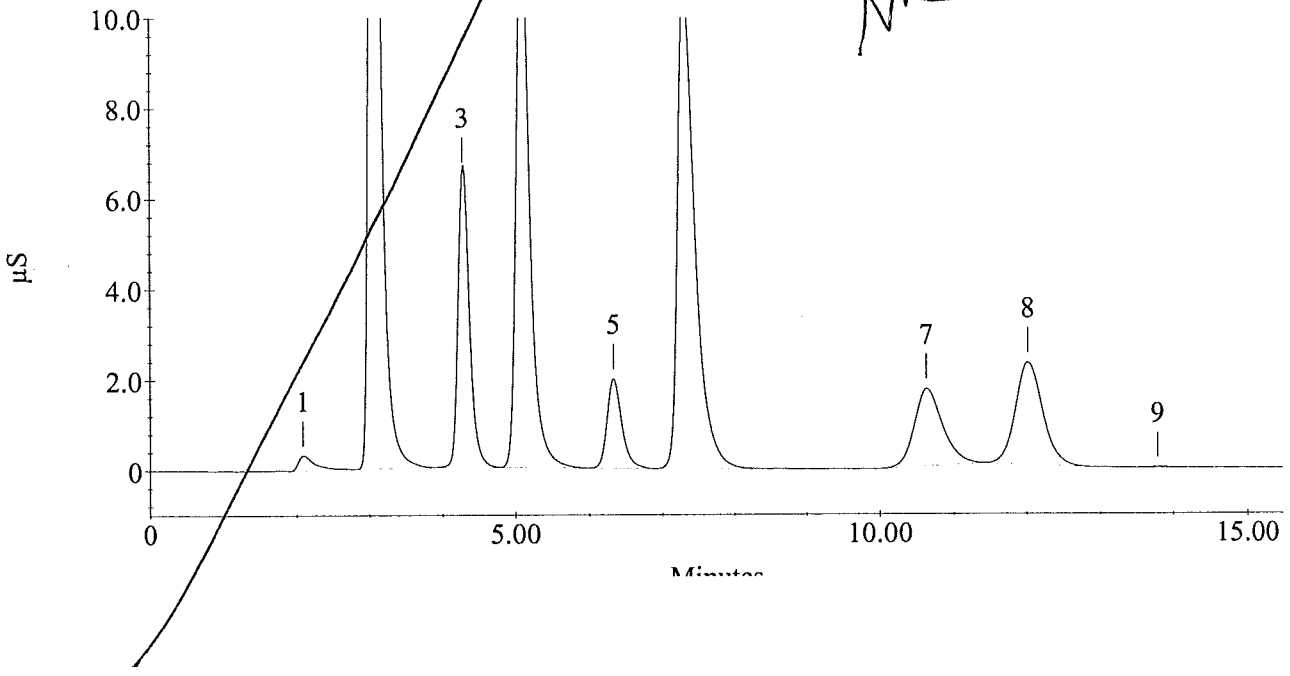

Sample Name : JZ35 A2
Method File Name : c:\peaknet\method\std.met

Current Date : 10/5/06
Date Time Collected : 10/5/06 2:46:55 PM

Injection Number : 14
Dilution Factor : 500.00
column :

Calibration Date : 10/4/06 7:24:32 PM
Data File Name : ...\OCT0506DAP_014.DXD
Injection Volume : 1.00

Module ID : 34 07 2a
Schedule File Name : ...\oct0506dap.sch

Peak Information : All Peaks

Pk. Num	Ret Time	Component Name	conc. (ppm)	Height	Area	Bl. Code	%Delta
1	2.08	Unknown 1	0.00	2782	43230	1	
2	3.08	FLUORIDE	2550.74	284747	2958095	1	0.00
3	4.28	CHLORIDE	66.89	4140	50973	1	-1.53
4	10.70	Unknown 2	0.00	155	2593	1	
5	12.05	SULFATE	558.41	9985	262419	1	-0.41
		---total(s)---	3176.05	301810	3317310		

JZ35 A2

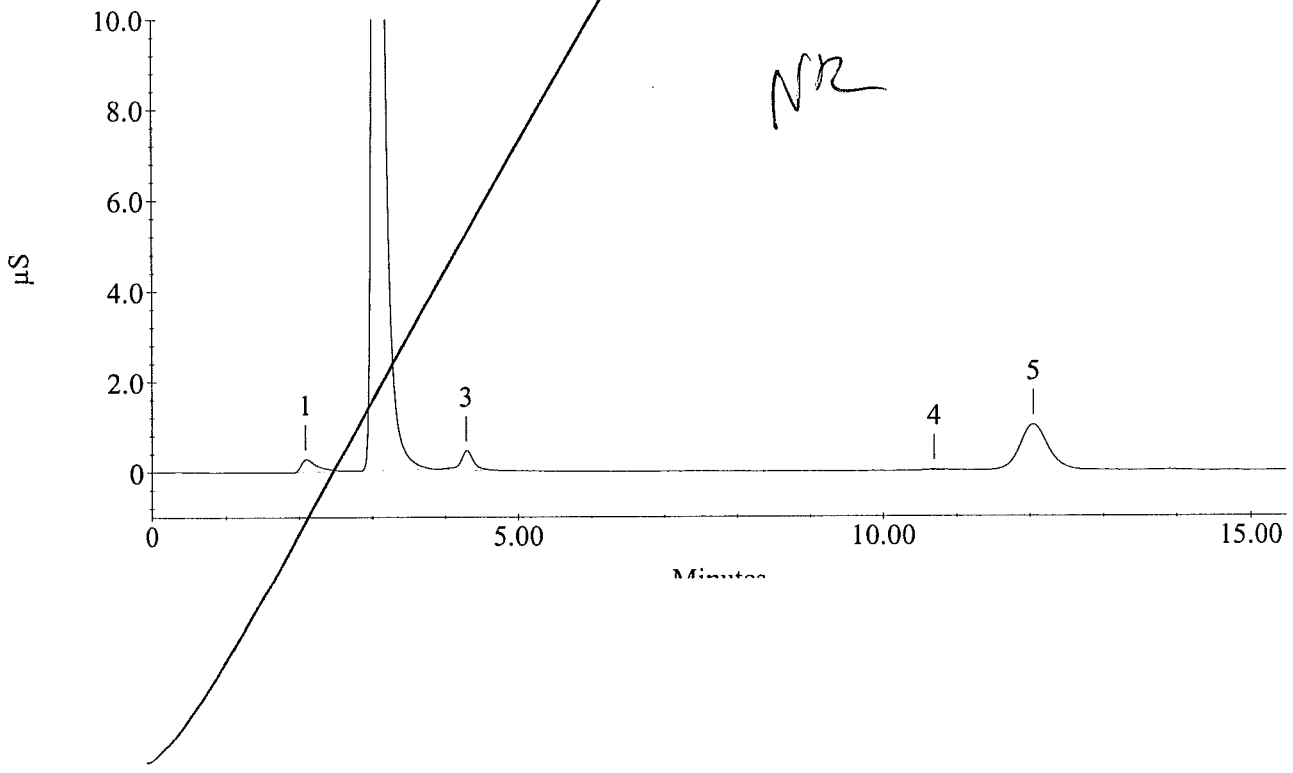

NR

5232 10/6/06

Sample Name : ~~JZ35~~ A2 DUP
Method File Name : c:\peaknet\method\std.met

Current Date : 10/5/06
Date Time Collected : 10/5/06 3:04:40 PM

Injection Number : 15
Dilution Factor : 500.00
column :

Calibration Date : 10/4/06 7:24:32 PM
Data File Name : ...\OCT0506DAP_015.DXD
Injection Volume : 1.00

Module ID : 34 07 2a
Schedule File Name : ...\oct0506dap.sch

Peak Information : All Peaks

Pk. Num	Ret Time	Component Name	conc. (ppm)	Height	Area	Bl. Code	%Delta
1	2.08	Unknown 1	0.00	2879	45326	1	
2	3.08	FLUORIDE	2551.18	286270	2958606	1	0.00
3	4.28	CHLORIDE	64.27	3909	48974	1	-1.53
4	7.37	NITRATE-N	1.41	161	2794	1	-0.90
5	9.98	PHOSPHATE-P	2.16	96	1172	1	-0.66
6	10.63	Unknown 2	0.00	212	4597	1	
7	12.03	SULFATE	563.34	10019	264736	1	-0.55
		---total(s)---	3182.37	303545	3326205		

JZ35 A2 DUP

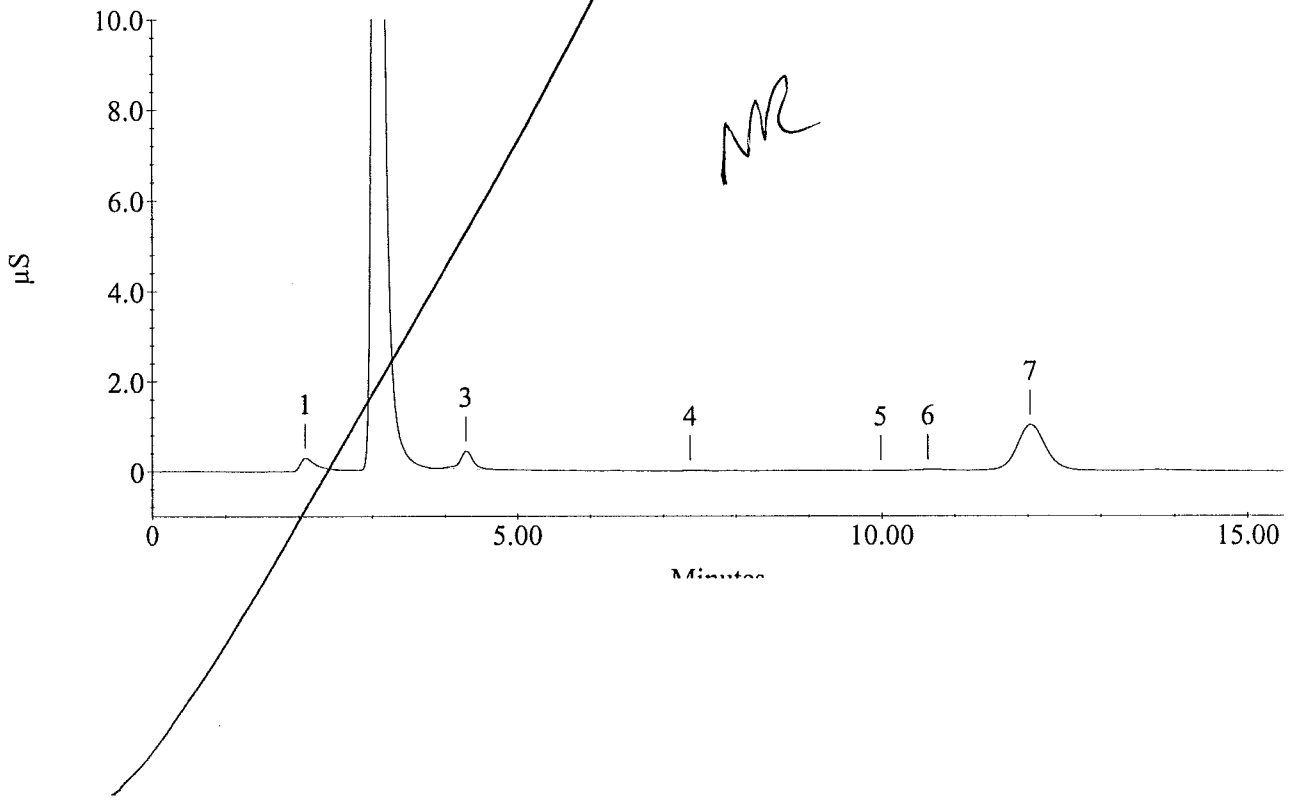

JZ32 in 10/6/06

Sample Name : ~~JZ35~~ A2 MS
Method File Name : c:\peaknet\method\std.met

Current Date : 10/5/06
Date Time Collected : 10/5/06 3:22:26 PM

Injection Number : 16
Dilution Factor : 500.00
column :

Calibration Date : 10/4/06 7:24:32 PM
Data File Name : ...\OCT0506DAP_016.DXD
Injection Volume : 1.00

Module ID : 34 07 2a
Schedule File Name : ...\oct0506dap.sch

Peak Information : All Peaks

Pk. Num	Ret Time	Component Name	conc. (ppm)	Height	Area	Bl. Code	%Delta
1	2.08	Unknown 1	0.00	4106	64086	1	
2	3.08	FLUORIDE	3587.30	382194	4160185	1	0.00
3	4.30	CHLORIDE	969.71	69710	738963	1	-1.15
4	5.10	NITRITE-N	918.93	126053	1574438	1	-1.92
5	6.32	BROMIDE	949.76	19910	280062	1	-2.32
6	7.30	NITRATE-N	904.30	108599	1787492	1	-1.79
7	10.65	Unknown 2	0.00	17266	459602	1	
8	12.03	SULFATE	1545.52	28123	726295	1	-0.55
9	13.85	Unknown 3	0.00	217	5220	1	
		---total(s)---	8875.52	756177	9796343		

JZ35 A2 MS

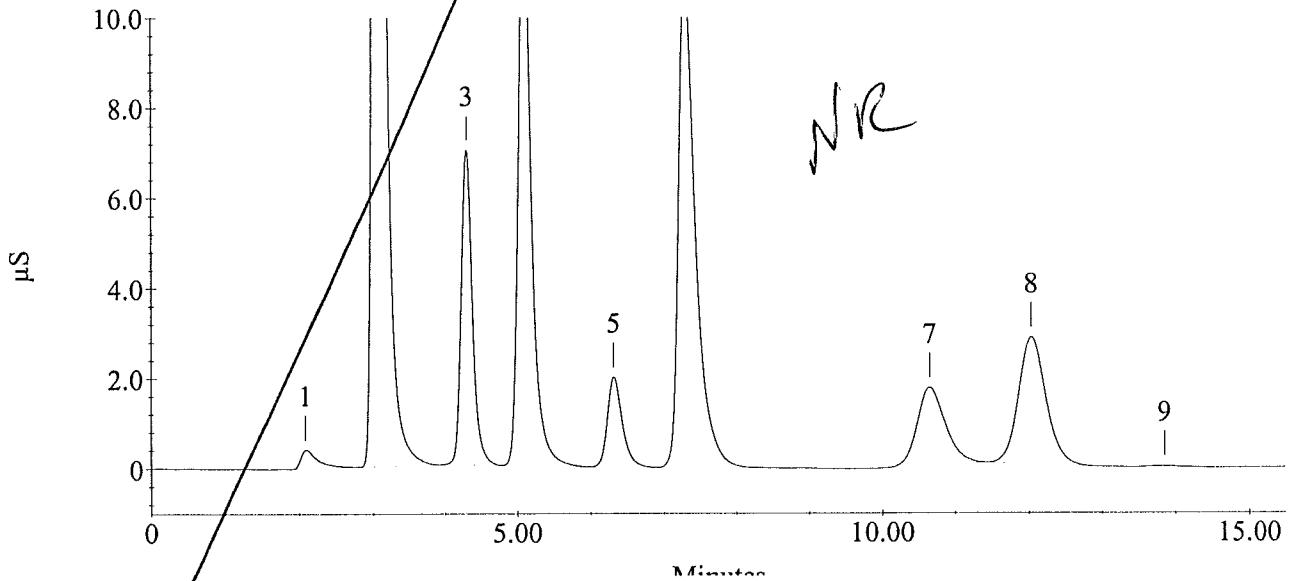

NR

JZ32 w 10/6/06

Sample Name : ~~JZ35~~ B2
Method File Name : c:\peaknet\method\std.met

Current Date : 10/5/06
Date Time Collected : 10/5/06 3:40:12 PM

Injection Number : 17
Dilution Factor : 500.00
column :

Calibration Date : 10/4/06 7:24:32 PM
Data File Name : ...\OCT0506DAP_017.DXD
Injection Volume : 1.00

Module ID : 34 07 2a
Schedule File Name : ...\oct0506dap.sch

Peak Information : All Peaks

Pk. Num	Ret Time	Component Name	conc. (ppm)	Height	Area	Bl. Code	%Delta
1	2.08	Unknown 1	0.00	2894	46086	1	
2	3.08	FLUORIDE	2533.69	283221	2938321	1	0.00
3	4.28	CHLORIDE	64.21	3931	48933	1	-1.53
4	12.05	SULFATE	562.75	9976	264458	1	-0.41
5	13.83	Unknown 2	0.00	232	5456	1	
		---total(s)---	3160.66	300254	3303255		

100X

NR

JZ35 B2

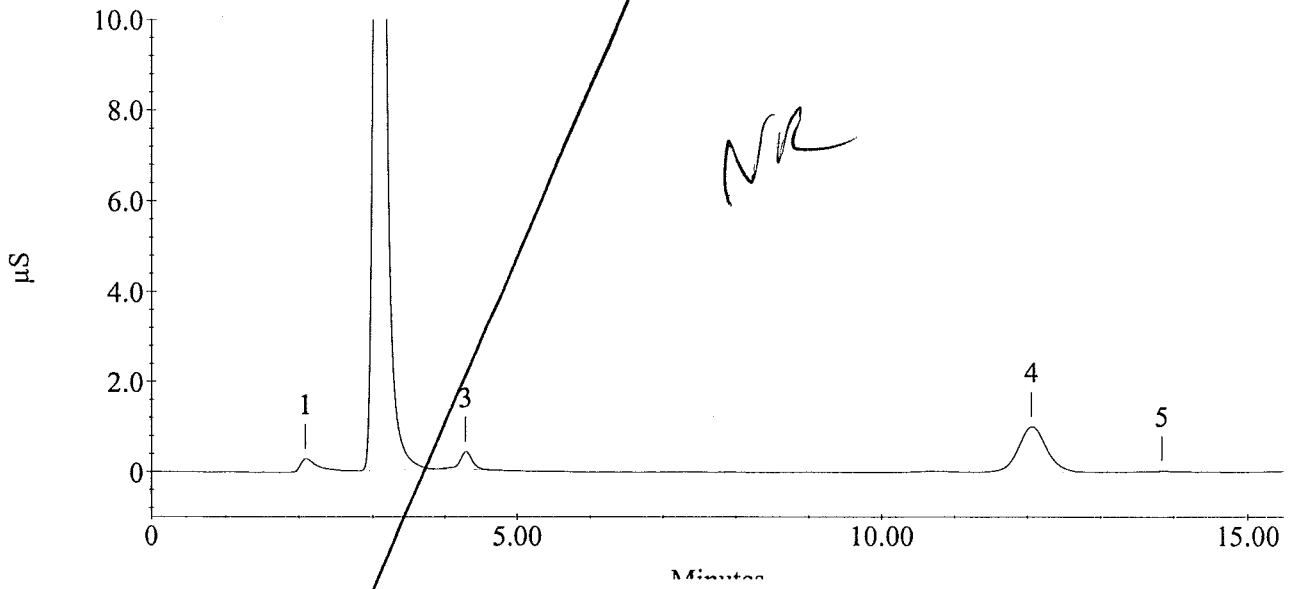

JZ32 w 10/6/06

Sample Name : ~~JZ35~~ B2
Current Date : 10/5/06

Method File Name : c:\peaknet\method\std.met
Date Time Collected : 10/5/06 3:57:58 PM

Injection Number : 18
Calibration Date : 10/4/06 7:24:32 PM
Module ID : 34 07 2a

Dilution Factor : 200.00
Data File Name : ...\OCT0506DAP_018.DXD
Schedule File Name : ...\oct0506dap.sch

column :
Injection Volume : 1.00

Peak Information : All Peaks

Pk. Num	Ret Time	Component Name	conc. (ppm)	Height	Area	Bl. Code	%Delta
1	2.08	Unknown 1	0.00	5272	84721	1	
2	3.12	FLUORIDE	2582.46	664374	7487189	1	1.08
3	4.28	CHLORIDE	49.99	8829	95243	1	-1.53
4	7.42	NITRATE-N	0.37	128	1814	1	-0.22
5	10.68	Unknown 2	0.00	581	15899	1	
6	12.03	SULFATE	583.31	25894	685297	1	-0.55
7	13.85	Unknown 3	0.00	519	13091	1	
		---total(s)---	3216.13	705597	8383255		

JZ35 B2

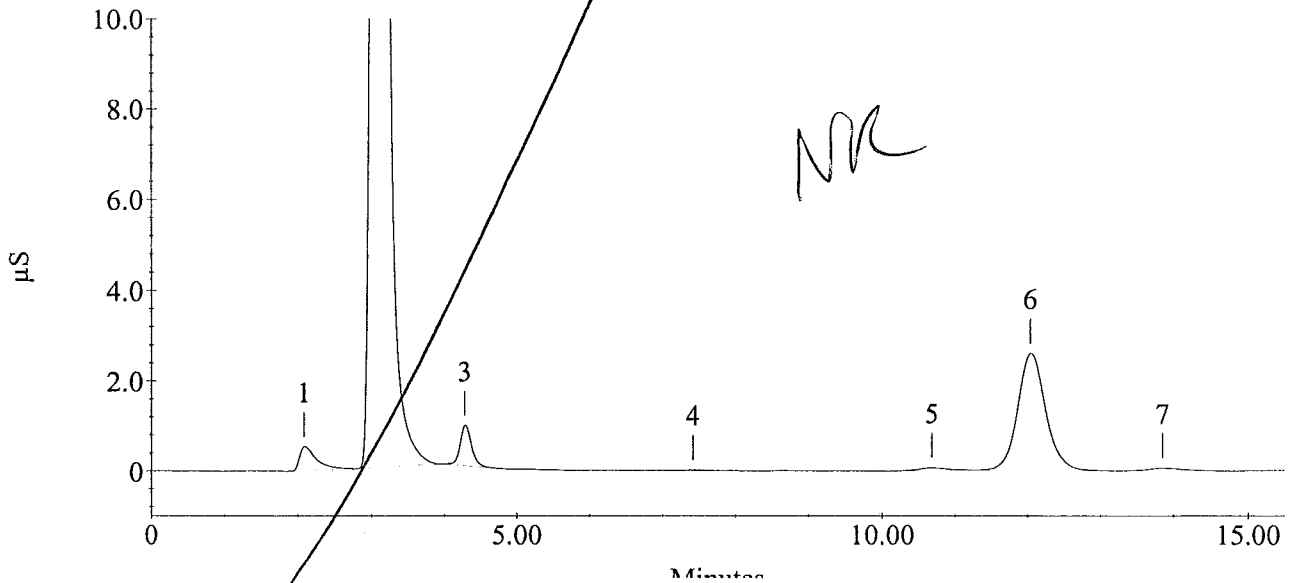

NR

JZ32 w 10/6/06

Sample Name : ~~JZ35~~ A2
Current Date : 10/5/06
Method File Name : c:\peaknet\method\std.met
Date Time Collected : 10/5/06 4:15:44 PM

Injection Number : 19
Calibration Date : 10/4/06 7:24:32 PM
Module ID : 34 07 2a
Dilution Factor : 200.00
Data File Name : ...\OCT0506DAP_019.DXD
Schedule File Name : ...\oct0506dap.sch
column :
Injection Volume : 1.00

Peak Information : All Peaks

Pk. Num	Ret Time	Component Name	conc. (ppm)	Height	Area	Bl. Code	%Delta
1	2.10	Unknown 1	0.00	5140	82660	1	
2	3.12	FLUORIDE	2551.75	656450	7398152	1	1.08
3	4.28	CHLORIDE	52.25	9339	99534	1	-1.53
4	10.73	Unknown 2	0.00	499	13357	1	
5	12.03	SULFATE	572.23	25255	672275	1	-0.55
6	13.88	Unknown 3	0.00	640	19870	1	
		---total(s)---	3176.22	697322	8285848		

JZ35 A2

NR

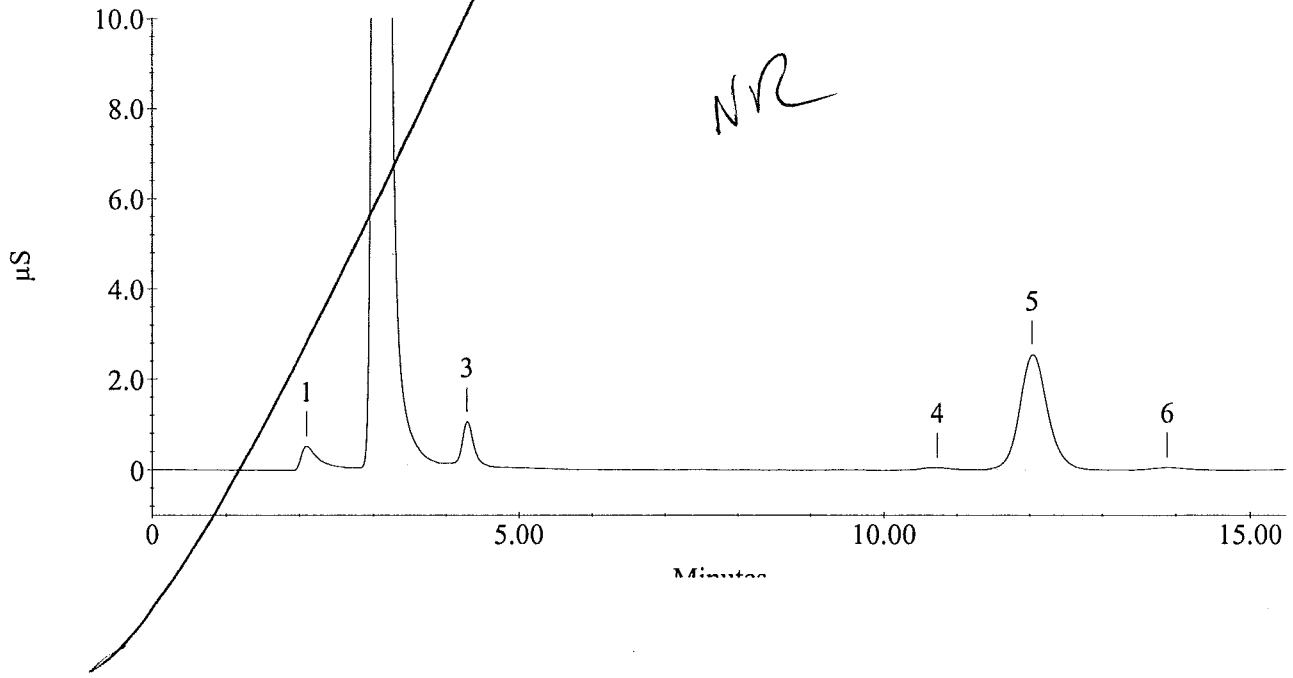

JZ32 in 10/6/06

Sample Name : ~~JZ35~~ A2 DUP
Method File Name : c:\peaknet\method\std.met

Current Date : 10/5/06
Date Time Collected : 10/5/06 4:33:29 PM

Injection Number : 20
Dilution Factor : 200.00
column :

Calibration Date : 10/4/06 7:24:32 PM
Data File Name : ...\OCT0506DAP_020.DXD
Injection Volume : 1.00

Module ID : 34 07 2a
Schedule File Name : ...\oct0506dap.sch

Peak Information : All Peaks

Pk. Num	Ret Time	Component Name	conc. (ppm)	Height	Area	Bl. Code	%Delta
1	2.08	Unknown 1	0.00	5274	85130	1	
2	3.12	FLUORIDE	2554.28	654989	7405489	1	1.08
3	4.28	CHLORIDE	49.46	8616	94230	1	-1.53
4	7.42	NITRATE-N	0.28	122	1367	1	-0.22
5	10.68	Unknown 2	0.00	573	16095	1	
6	12.03	SULFATE	568.21	25246	667559	1	-0.55
7	13.85	Unknown 3	0.00	508	12248	1	
8	15.22	Unknown 4	0.00	66	1705	1	
		---total(s)---					
			3172.23	695394	8283822		

JZ35 A2 DUP

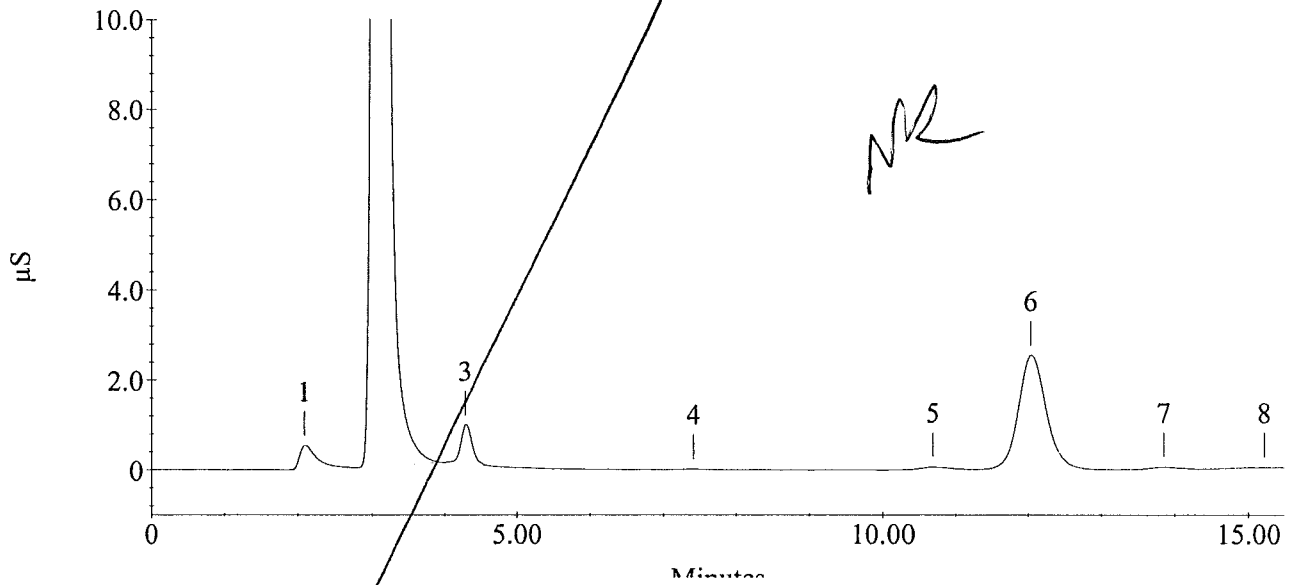

NR

JZ32 10/6/06

Sample Name : ~~JZ35~~ C2
Method File Name : c:\peaknet\method\std.met

Current Date : 10/5/06
Date Time Collected : 10/5/06 4:51:16 PM

Injection Number : 21
Dilution Factor : 100.00
column :

Calibration Date : 10/4/06 7:24:32 PM
Data File Name : ...\OCT0506DAP_021.DXD
Injection Volume : 1.00

Module ID : 34 07 2a
Schedule File Name : ...\oct0506dap.sch

Peak Information : All Peaks

Pk. Num	Ret Time	Component Name	conc. (ppm)	Height	Area	Bl. Code	%Delta
1	2.08	Unknown 1	0.00	2094	27282	1	
2	3.07	FLUORIDE	5.96	3156	34547	1	-0.54
3	4.32	CHLORIDE	329.90	120241	1256989	1	-0.77
4	7.43	NITRATE-N	0.16	121	1566	1	0.00
5	12.05	SULFATE	33.42	2956	78527	1	-0.41
6	14.93	Unknown 2	0.00	128	2808	1	
		---total(s)---	369.43	128695	1401720		

JZ35 C2

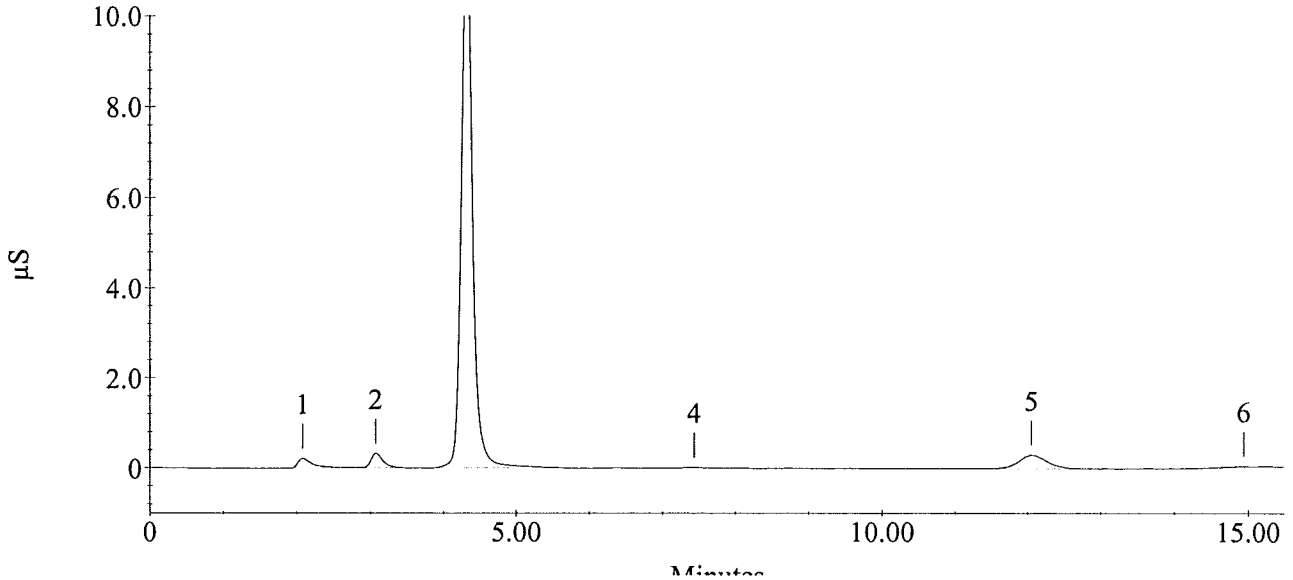

JZ32 10/6/06

Sample Name : ~~JZ35~~ D2
Method File Name : c:\peaknet\method\std.met

Current Date : 10/5/06
Date Time Collected : 10/5/06 5:09:01 PM

Injection Number : 22
Dilution Factor : 50.00
column :

Calibration Date : 10/4/06 7:24:32 PM
Data File Name : ...\OCT0506DAP_022.DXD
Injection Volume : 1.00

Module ID : 34 07 2a
Schedule File Name : ...\oct0506dap.sch

Peak Information : All Peaks

Pk. Num	Ret Time	Component Name	conc. (ppm)	Height	Area	Bl. Code	%Delta
1	2.08	Unknown 1	0.00	2941	40986	1	
2	3.07	FLUORIDE	17.20	18598	199411	1	-0.54
3	4.32	CHLORIDE	95.58	68502	728369	1	-0.77
4	10.73	Unknown 2	0.00	156	2274	1	
5	12.05	SULFATE	5.57	1045	26161	1	-0.41
		---total(s)---	118.34	91242	997201		

JZ35 D2

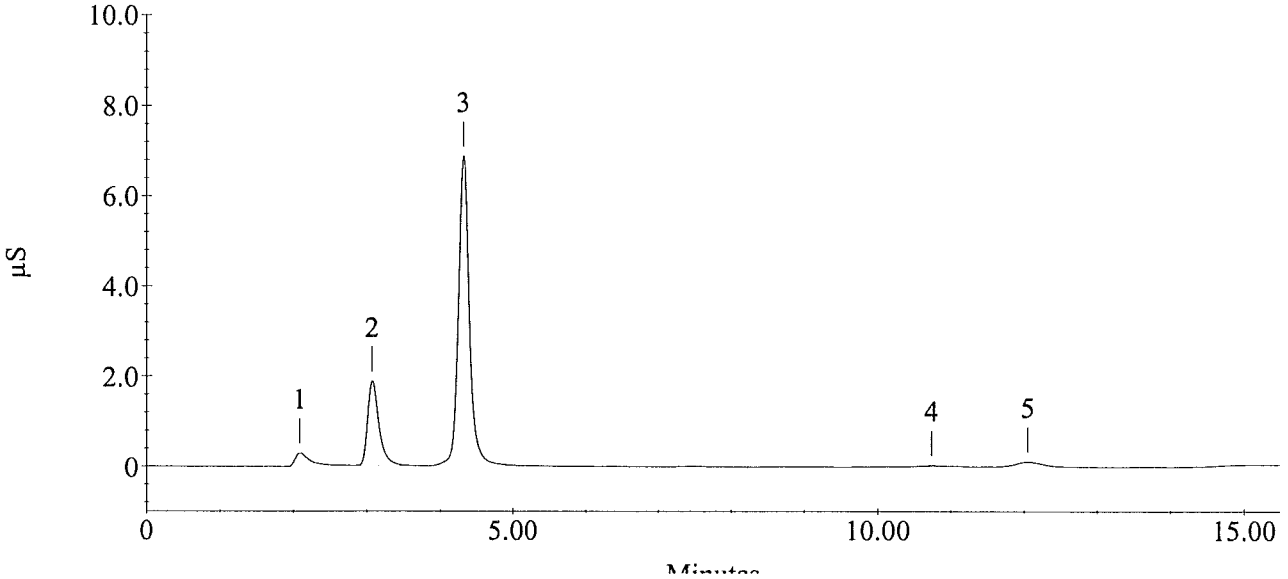

Sample Name : CCV
Method File Name : c:\peaknet\method\std.met

Current Date : 10/5/06
Date Time Collected : 10/5/06 5:26:46 PM

Injection Number : 23
Dilution Factor : 1.00
column :

Calibration Date : 10/4/06 7:24:32 PM
Data File Name : ...\OCT0506DAP_023.DXD
Injection Volume : 1.00

Module ID : 34 07 2a
Schedule File Name : ...\oct0506dap.sch

Peak Information : All Peaks

Pk. Num	Ret Time	Component Name	conc. (ppm)	Height	Area	Bl. Code	%Delta
1	2.08	Unknown 1	0.00	3467	54674	1	
2	3.07	FLUORIDE	2.84	156387	1649617	1	-0.54
3	4.30	CHLORIDE	2.81	100846	1070189	1	-1.15
4	5.10	NITRITE-N	2.88	197661	2465090	1	-1.92
5	6.30	BROMIDE	2.88	30634	424695	1	-2.58
6	7.27	NITRATE-N	2.85	173473	2821069	1	-2.24
		---total(s)---	14.27	662468	8485334		

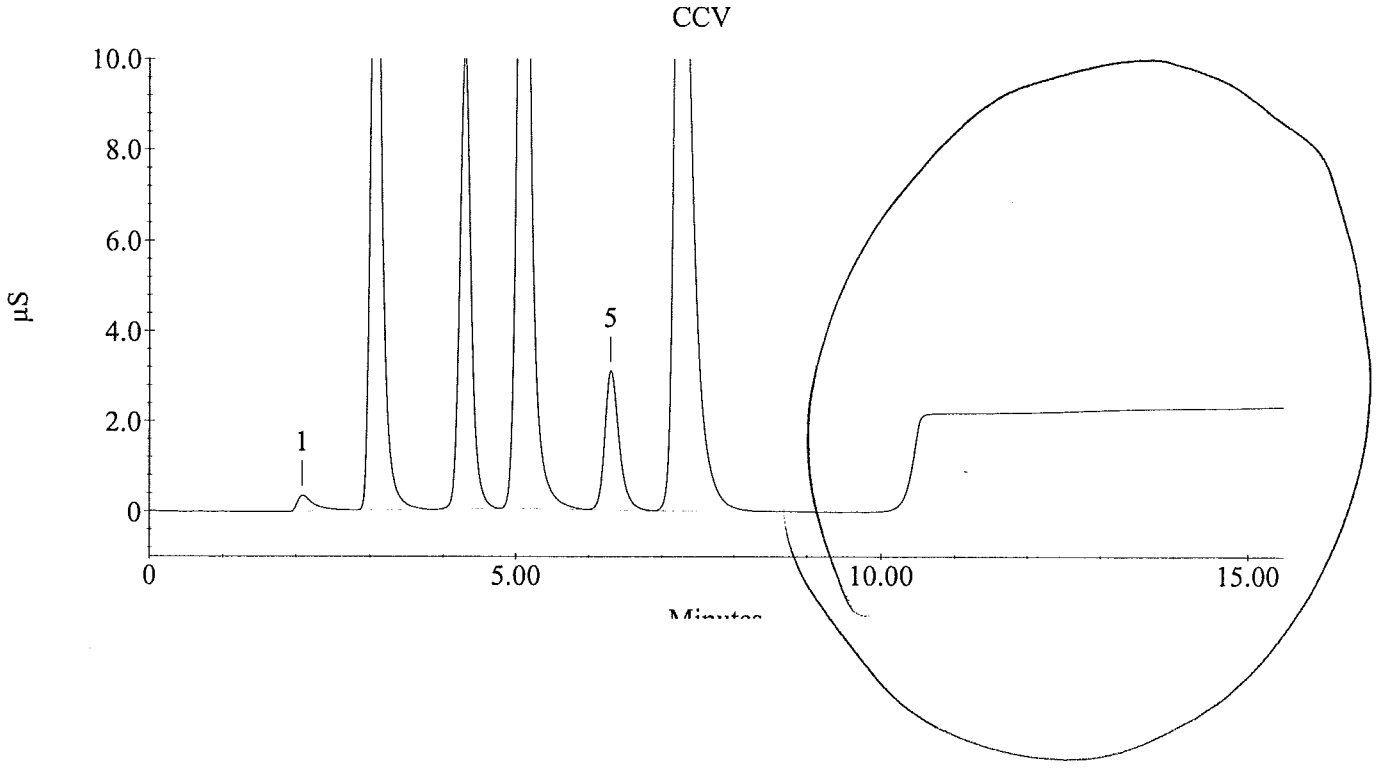

Sample Name : CCB
Method File Name : c:\peaknet\method\std.met

Current Date : 10/5/06
Date Time Collected : 10/5/06 5:44:48 PM

Injection Number : 24
Dilution Factor : 1.00
column :

Calibration Date : 10/4/06 7:24:32 PM
Data File Name : ...\OCT0506DAP_024.DXD
Injection Volume : 1.00

Module ID : 34 07 2a
Schedule File Name : ...\oct0506dap.sch

Peak Information : All Peaks

Pk. Num	Ret Time	Component Name	conc. (ppm)	Height	Area	Bl. Code	%Delta
---total(s)---							
	0.00			0	0		

CCB

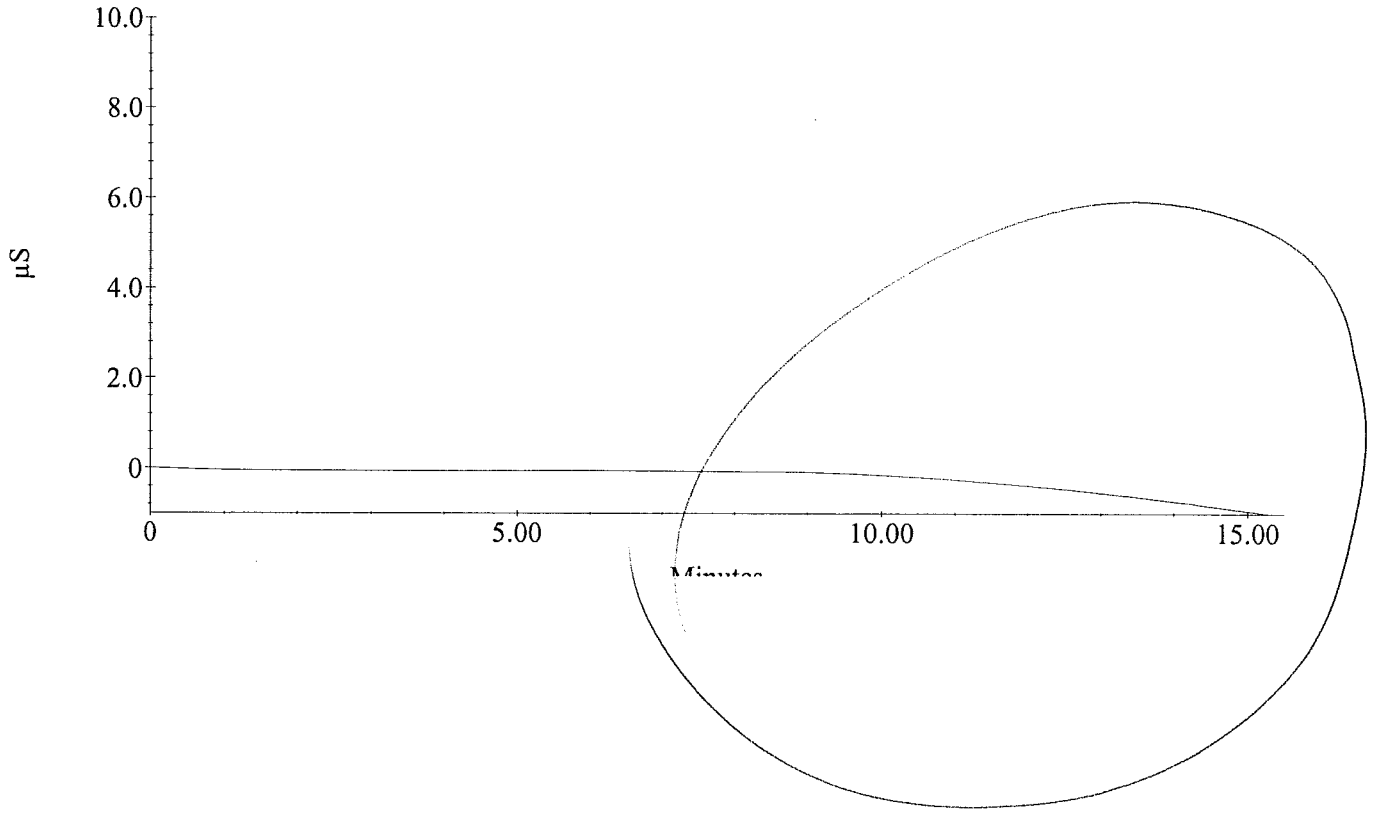

JZ32 ran 10/6/06

Sample Name : ~~JZ35~~ E2
Method File Name : c:\peaknet\method\std.met

Current Date : 10/5/06
Date Time Collected : 10/5/06 6:02:35 PM

Injection Number : 25
Dilution Factor : 50.00
column :

Calibration Date : 10/4/06 7:24:32 PM
Data File Name : ...\OCT0506DAP_025.DXD
Injection Volume : 1.00

Module ID : 34 07 2a
Schedule File Name : ...\oct0506dap.sch

Peak Information : All Peaks

Pk. Num	Ret Time	Component Name	conc. (ppm)	Height	Area	Bl. Code	%Delta
1	1.28	Unknown 1	0.00	1298	55084	2	
2	2.02	Unknown 2	0.00	5620	119980	2	
3	3.05	FLUORIDE	18.22	19508	211349	1	-1.08
4	4.30	CHLORIDE	95.53	68775	728006	1	-1.15
5	7.40	NITRATE-N	0.13	164	2548	1	-0.45
6	10.63	Unknown 3	0.00	250	5200	1	
7	12.00	SULFATE	7.15	1301	33589	1	-0.83
		---total(s)---	121.03	96915	1155756		

JZ35 E2

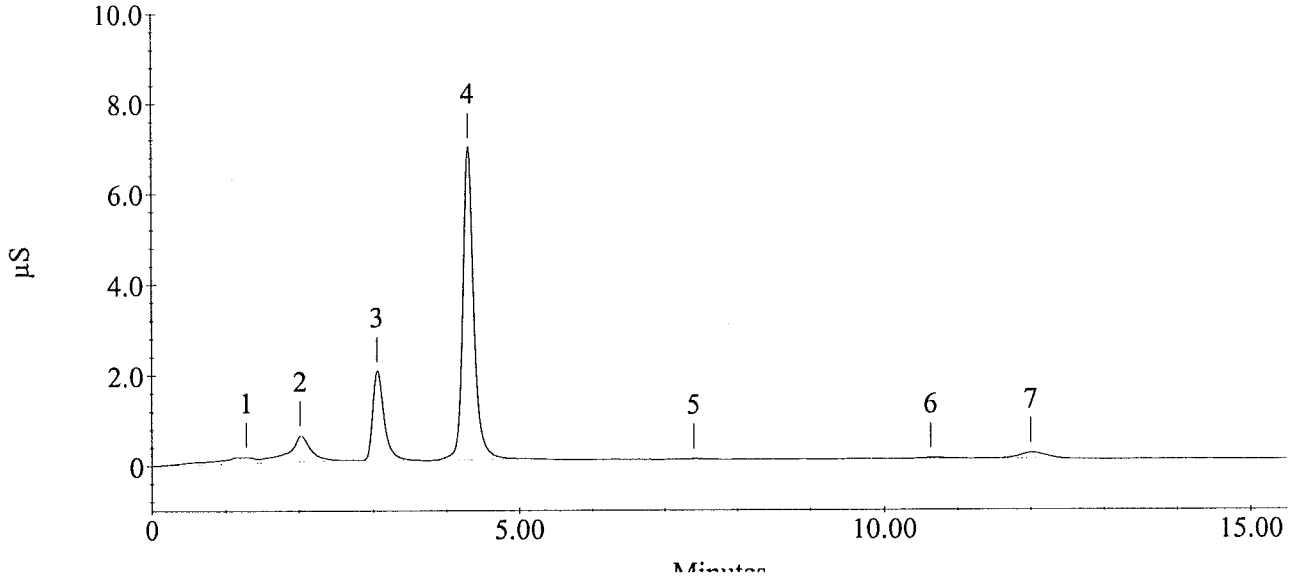

JZ32 w 10/6/06

Sample Name : ~~JZ35~~ A2 MS
Method File Name : c:\peaknet\method\std.met

Current Date : 10/5/06
Date Time Collected : 10/5/06 6:20:21 PM

Injection Number : 26
Dilution Factor : 50.00
column :

Calibration Date : 10/4/06 7:24:32 PM
Data File Name : ...\OCT0506DAP_026.DXD
Injection Volume : 1.00

Module ID : 34 07 2a
Schedule File Name : ...\oct0506dap.sch

Peak Information : All Peaks

Pk. Num	Ret Time	Component Name	conc. (ppm)	Height	Area	Bl. Code	%Delta
1	2.08	Unknown 1	0.00	37242	582623	1	
2	3.33	Unknown 2	0.00	2352271	56159991	1	
3	4.32	CHLORIDE	213.53	171921	1627169	1	-0.77
4	5.10	NITRITE-N	87.72	120511	1502914	1	-1.92
5	6.32	BROMIDE	92.61	19074	273085	1	-2.32
6	7.30	NITRATE-N	87.52	102736	1729953	1	-1.79
7	10.58	Unknown 3	0.00	22758	602226	1	
8	11.88	SULFATE	1769.67	316129	8316313	1	-1.79
9	13.77	Unknown 4	0.00	5667	176657	1	
		---total(s)---	2251.04	3148310	70970931		

JZ35 A2 MS

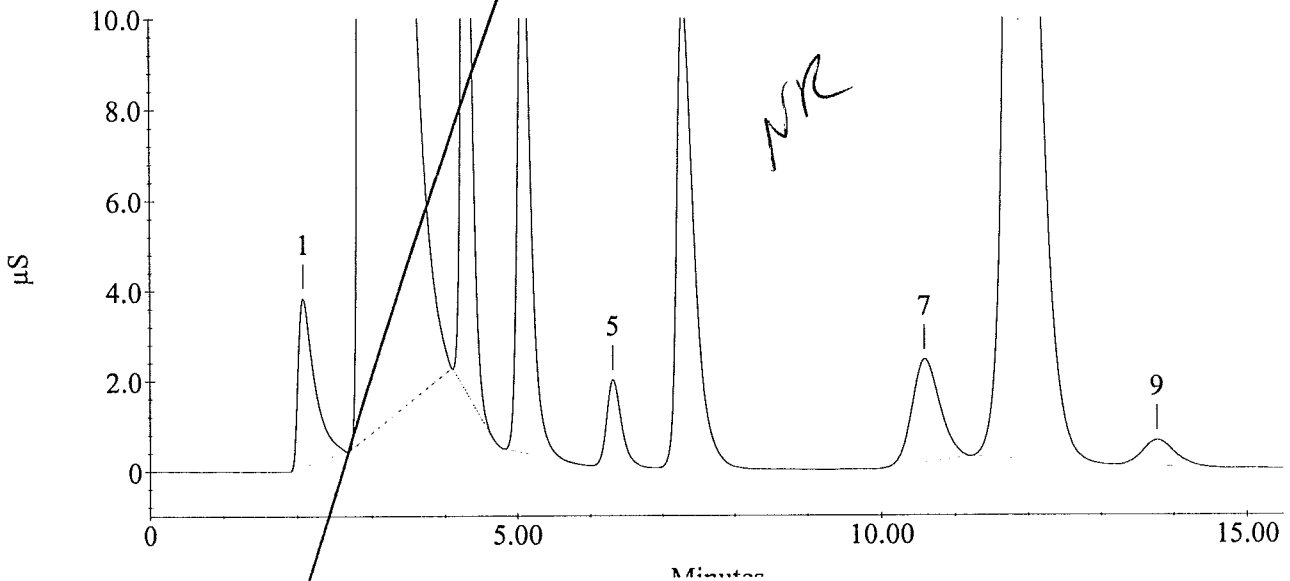

NR

JZ32 w 10/6/06

Sample Name : ~~IZ35~~ A2
Method File Name : c:\peaknet\method\std.met

Current Date : 10/5/06
Date Time Collected : 10/5/06 6:38:07 PM

Injection Number : 27
Dilution Factor : 20.00
column :

Calibration Date : 10/4/06 7:24:32 PM
Data File Name : ...\OCT0506DAP_027.DXD
Injection Volume : 1.00

Module ID : 34 07 2a
Schedule File Name : ...\oct0506dap.sch

Peak Information : All Peaks

Pk. Num	Ret Time	Component Name	conc. (ppm)	Height	Area	Bl. Code	%Delta
1	2.07	Unknown 1	0.00	39449	621886	1	
2	3.35	Unknown 2	0.00	2435238	60113724	1	
3	4.30	CHLORIDE	49.02	100296	933953	1	-1.15
4	6.32	BROMIDE	0.37	228	2717	1	-2.32
5	7.45	NITRATE-N	0.08	200	3796	1	0.22
6	10.58	Unknown 3	0.00	6369	165358	1	
7	11.85	SULFATE	730.54	323317	8582653	1	-2.07
8	13.73	Unknown 4	0.00	6114	190538	1	
		---total(s)---	780.01	2911210	70614625		

JZ35 A2

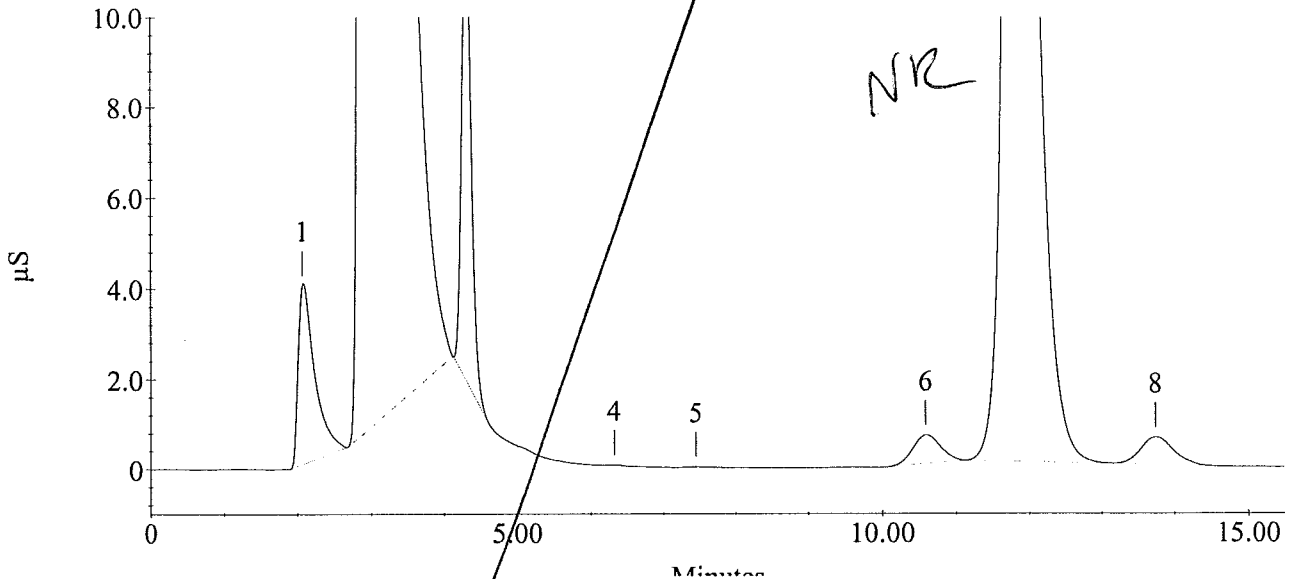

NR

JZ32 in 101606

Sample Name : ~~JZ35~~ A2 DUP
Method File Name : c:\peaknet\method\std.met

Current Date : 10/5/06
Date Time Collected : 10/5/06 6:55:55 PM

Injection Number : 28
Dilution Factor : 20.00
column :

Calibration Date : 10/4/06 7:24:32 PM
Data File Name : ...\OCT0506DAP_028.DXD
Injection Volume : 1.00

Module ID : 34 07 2a
Schedule File Name : ...\oct0506dap.sch

Peak Information : All Peaks

Pk. Num	Ret Time	Component Name	conc. (ppm)	Height	Area	Bl. Code	%Delta
1	2.07	Unknown 1	0.00	38101	600756	1	
2	3.33	Unknown 2	0.00	2389732	57919773	1	
3	4.30	CHLORIDE	46.22	95101	880472	1	-1.15
4	10.57	Unknown 3	0.00	6233	162694	1	
5	11.83	SULFATE	690.28	307447	8109662	1	-2.20
6	13.70	Unknown 4	0.00	8957	439473	1	
		---total(s)---	736.49	2845571	68112831		

JZ35 A2 DUP

NR

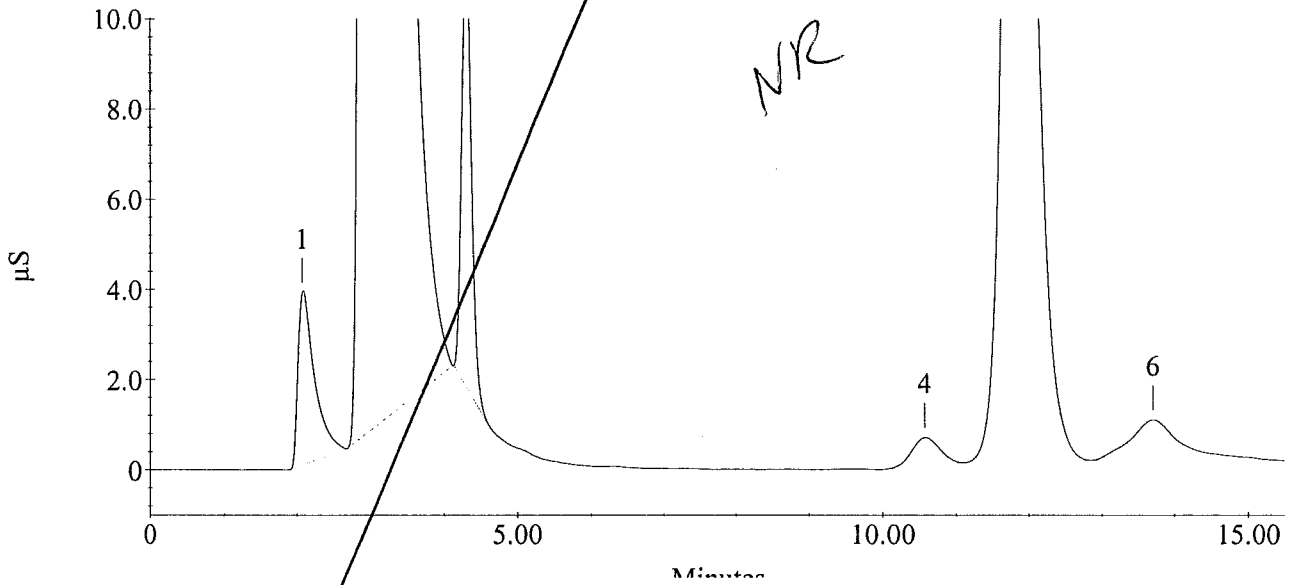

JZ32 10/6/06

Sample Name : ~~JZ35~~ B2
Method File Name : c:\peaknet\method\std.met

Current Date : 10/5/06
Date Time Collected : 10/5/06 7:13:40 PM

Injection Number : 29
Dilution Factor : 20.00
column :

Calibration Date : 10/4/06 7:24:32 PM
Data File Name : ...\OCT0506DAP_029.DXD
Injection Volume : 1.00

Module ID : 34 07 2a
Schedule File Name : ...\oct0506dap.sch

Peak Information : All Peaks

Pk. Num	Ret Time	Component Name	conc. (ppm)	Height	Area	Bl. Code	%Delta
1	2.07	Unknown 1	0.00	38123	595953	1	
2	3.33	Unknown 2	0.00	2401814	57591659	1	
3	4.30	CHLORIDE	46.25	96222	881103	1	-1.15
4	10.55	Unknown 3	0.00	6176	159855	1	
5	11.80	SULFATE	689.26	305733	8097665	1	-2.48
6	13.68	Unknown 4	0.00	9732	472852	1	
			---total(s)---				
			735.50	2857799	67799088		

JZ35 B2

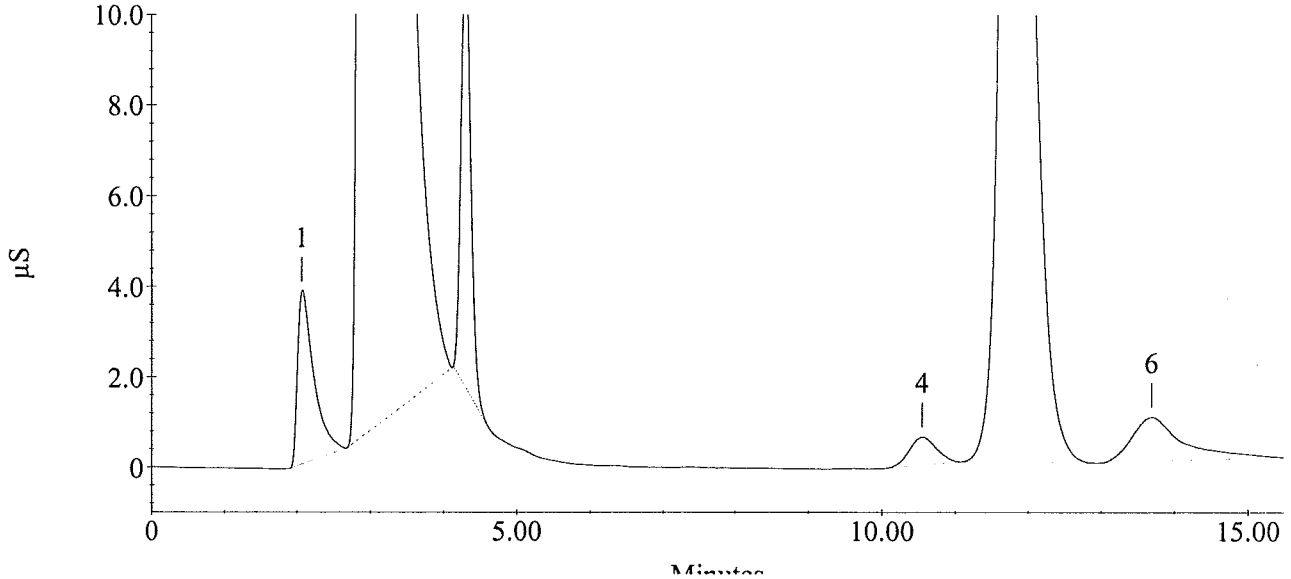

JZ32 * 10/6/06

Sample Name : ~~JZ35~~ C2
Method File Name : c:\peaknet\method\std.met

Current Date : 10/5/06
Date Time Collected : 10/5/06 7:31:26 PM

Injection Number : 30
Dilution Factor : 2.00
column :

Calibration Date : 10/4/06 7:24:32 PM
Data File Name : ...\OCT0506DAP_030.DXD
Injection Volume : 1.00

Module ID : 34 07 2a
Schedule File Name : ...\oct0506dap.sch

Peak Information : All Peaks

Pk. Num	Ret Time	Component Name	conc. (ppm)	Height	Area	Bl. Code	%Delta
1	2.08	Unknown 1	0.00	34085	527379	1	
2	3.03	FLUORIDE	5.95	70540	1726428	1	-1.62
3	4.83	Unknown 2	0.00	147509	7837367	1	
4	5.12	NITRITE-N	66.15	3080343	28333924	1	-1.60
5	6.62	BROMIDE	0.72	4681	52881	1	2.32
6	12.07	SULFATE	37.44	176374	4399172	1	-0.28
7	14.17	Unknown 3	0.00	3217	210826	1	
		---total(s)---	110.27	3516750	43087978		

JZ35 C2

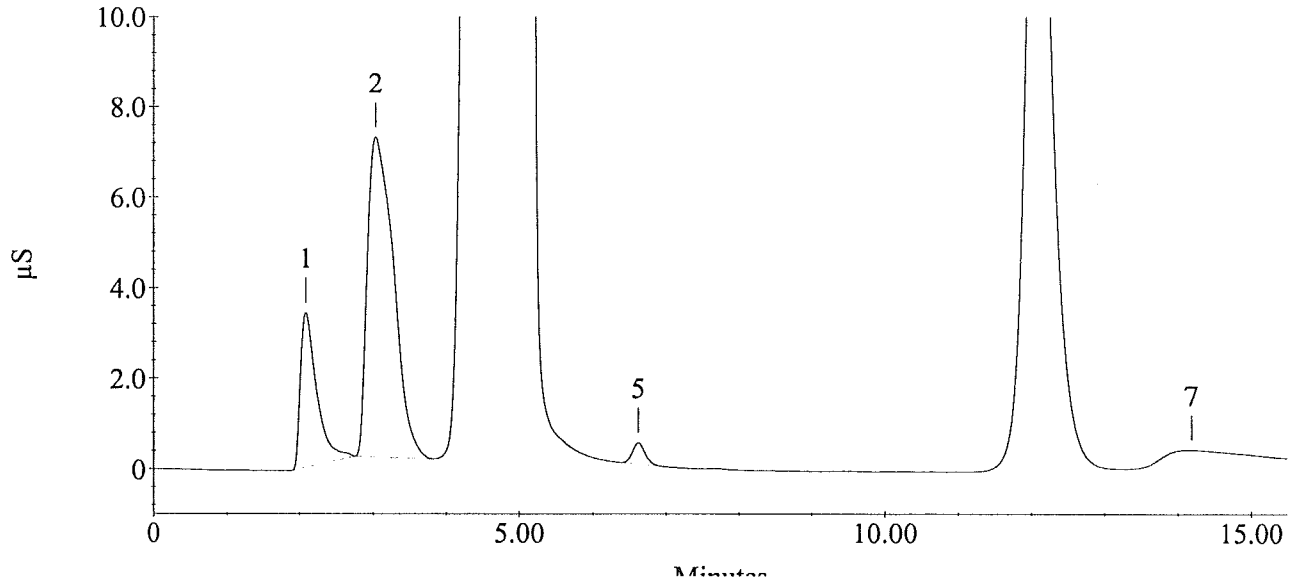

JZ32 10/5/06

Sample Name : ~~JZ35~~ D2
Method File Name : c:\peaknet\method\std.met

Current Date : 10/5/06
Date Time Collected : 10/5/06 7:49:14 PM

Injection Number : 31
Dilution Factor : 2.00
column :

Calibration Date : 10/4/06 7:24:32 PM
Data File Name : ...\OCT0506DAP_031.DXD
Injection Volume : 1.00

Module ID : 34 07 2a
Schedule File Name : ...\oct0506dap.sch

Peak Information : All Peaks

Pk. Num	Ret Time	Component Name	conc. (ppm)	Height	Area	Bl. Code	%Delta
1	2.08	Unknown 1	0.00	36743	557576	1	
2	3.05	FLUORIDE	20.49	263227	5940004	1	-1.08
3	4.78	Unknown 2	0.00	2294727	25637145	1	
4	6.48	BROMIDE	0.17	1003	12828	1	0.26
5	10.77	Unknown 3	0.00	398	10336	1	
6	12.00	SULFATE	6.43	29201	754955	1	-0.83
7	14.50	Unknown 4	0.00	2583	150232	1	
		---total(s)---					
			27.09	2627882	33063076		

JZ35 D2

NR

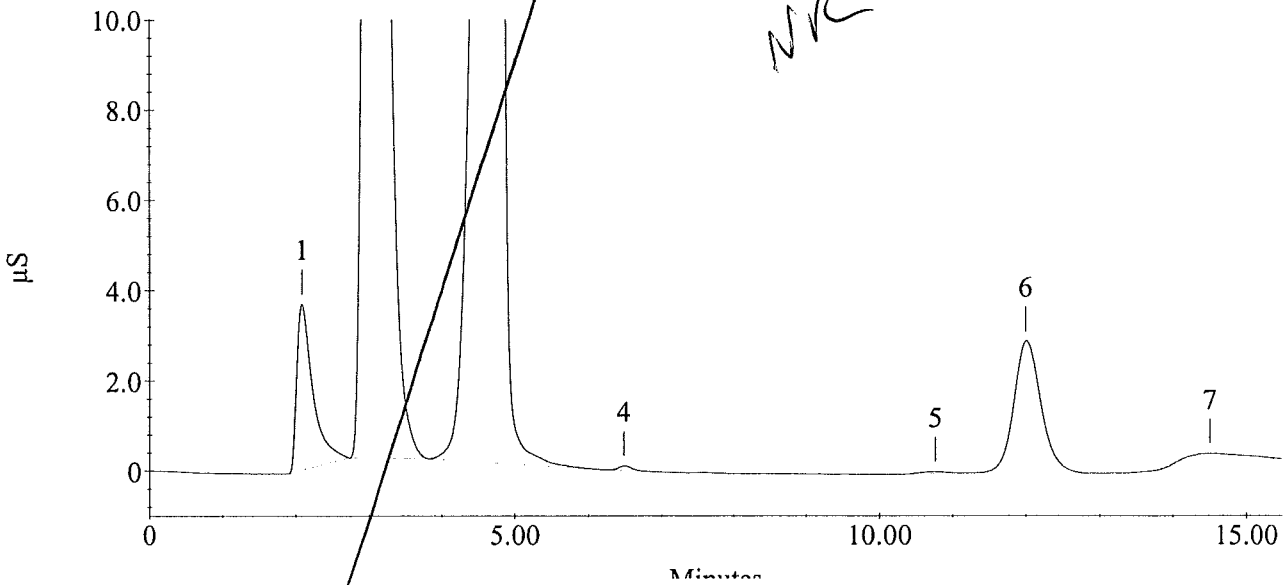

JZ32 10/6/06

Sample Name : ~~JZ35~~ E2
Method File Name : c:\peaknet\method\std.met

Current Date : 10/5/06
Date Time Collected : 10/5/06 8:07:00 PM

Injection Number : 32
Dilution Factor : 2.00
column :

Calibration Date : 10/4/06 7:24:32 PM
Data File Name : ...\OCT0506DAP_032.DXD
Injection Volume : 1.00

Module ID : 34 07 2a
Schedule File Name : ...\oct0506dap.sch

Peak Information : All Peaks

Pk. Num	Ret Time	Component Name	conc. (ppm)	Height	Area	Bl. Code	%Delta
1	2.07	Unknown 1	0.00	36850	564127	1	
2	3.05	FLUORIDE	21.64	278111	6274559	1	-1.08
3	4.77	Unknown 2	0.00	2231629	25724595	1	
4	6.48	BROMIDE	0.17	1033	12647	1	0.26
5	10.67	Unknown 3	0.00	502	12831	1	
6	11.98	SULFATE	7.77	35392	912532	1	-0.96
7	13.77	Unknown 4	0.00	319	9870	1	
		---total(s)---	29.58	2583836	33511161		

JZ35 E2

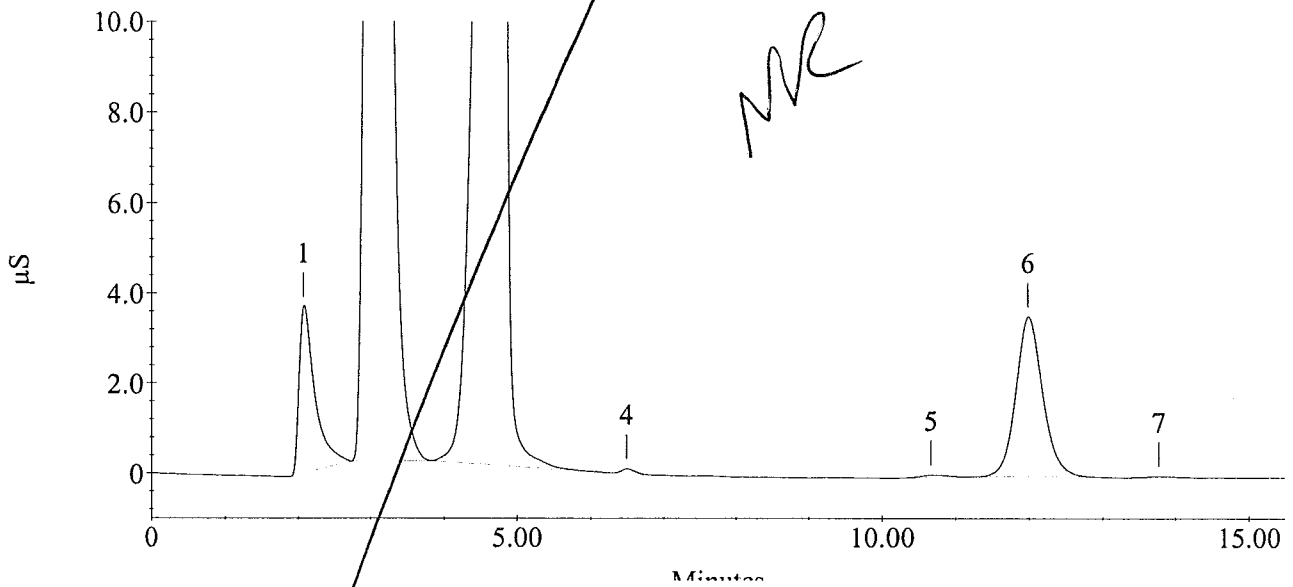

JZ32 m 10/6/06

Sample Name : ~~JZ35~~ F2
Method File Name : c:\peaknet\method\std.met

Current Date : 10/5/06
Date Time Collected : 10/5/06 8:24:47 PM

Injection Number : 33
Dilution Factor : 1.00
column :

Calibration Date : 10/4/06 7:24:32 PM
Data File Name : ...\OCT0506DAP_033.DXD
Injection Volume : 1.00

Module ID : 34 07 2a
Schedule File Name : ...\oct0506dap.sch

Peak Information : All Peaks

Pk. Num	Ret Time	Component Name	conc. (ppm)	Height	Area	Bl. Code	%Delta
1	2.08	Unknown 1	0.00	1378	15672	1	
2	3.43	Unknown 2	0.00	462	5057	1	
3	4.28	CHLORIDE	0.09	2122	33460	1	-1.53
		---total(s)---					
			0.09	3962	54188		

JZ35 F2 NO SO4 m 10/6/06

F, Cl, ~~SO4~~ NON DETECT (<0.1)

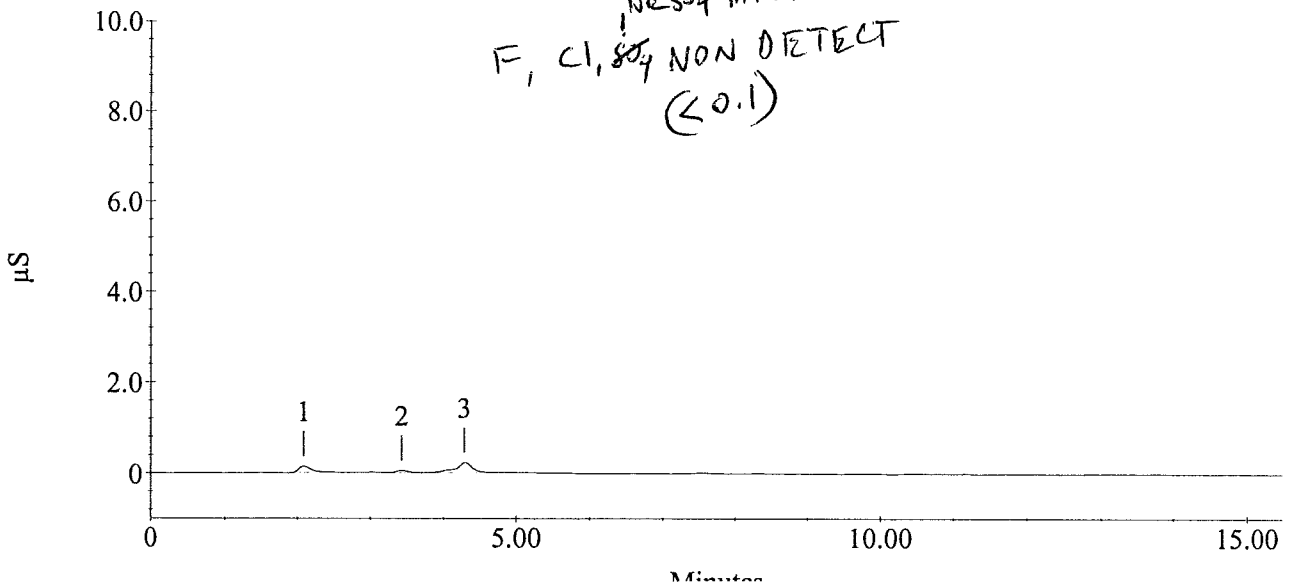

Sample Name : CCV
Method File Name : c:\peaknet\method\std.met

Current Date : 10/5/06
Date Time Collected : 10/5/06 8:42:32 PM

Injection Number : 34
Dilution Factor : 1.00
column :

Calibration Date : 10/4/06 7:24:32 PM
Data File Name : ...\OCT0506DAP_034.DXD
Injection Volume : 1.00

Module ID : 34 07 2a
Schedule File Name : ...\oct0506dap.sch

Peak Information : All Peaks

Pk. Num	Ret Time	Component Name	conc. (ppm)	Height	Area	Bl. Code	%Delta
1	0.23	Unknown 1	0.00	125	1930	1	
2	2.08	Unknown 2	0.00	3809	55333	1	
3	3.05	FLUORIDE	2.84	153169	1648437	1	-1.08
4	4.30	CHLORIDE	2.85	100286	1087096	1	-1.15
5	5.12	NITRITE-N	2.88	194714	2463052	1	-1.60
6	6.37	BROMIDE	2.88	30003	424965	1	-1.55
7	7.35	NITRATE-N	2.84	166986	2802413	1	-1.12
8	10.53	PHOSPHATE-P	2.55	25963	691825	1	4.81
9	11.88	SULFATE	2.91	26431	682861	1	-1.79
		---total(s)---					
			19.75	701486	9857913		

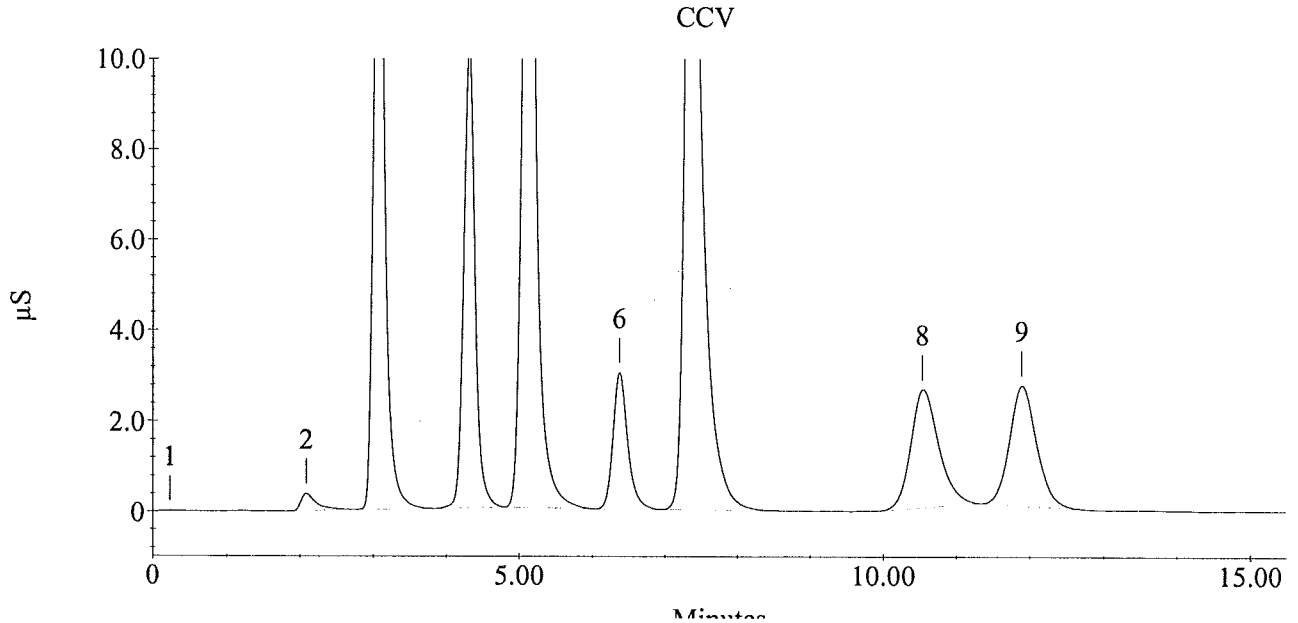

Sample Name : CCB
Method File Name : c:\peaknet\method\std.met

Current Date : 10/5/06
Date Time Collected : 10/5/06 9:00:20 PM

Injection Number : 35
Dilution Factor : 1.00
column :

Calibration Date : 10/4/06 7:24:32 PM
Data File Name : ...\OCT0506DAP_035.DXD
Injection Volume : 1.00

Module ID : 34 07 2a
Schedule File Name : ...\oct0506dap.sch

Peak Information : All Peaks

Pk. Num	Ret Time	Component Name	conc. (ppm)	Height	Area	Bl. Code	%Delta
1	2.08	Unknown 1	0.00	1664	19851	1	
2	4.28	CHLORIDE	0.07	954	26186	1	-1.53
3	11.88	SULFATE	0.01	128	1846	1	-1.79
		---total(s)---	0.08	2746	47883		

CCB

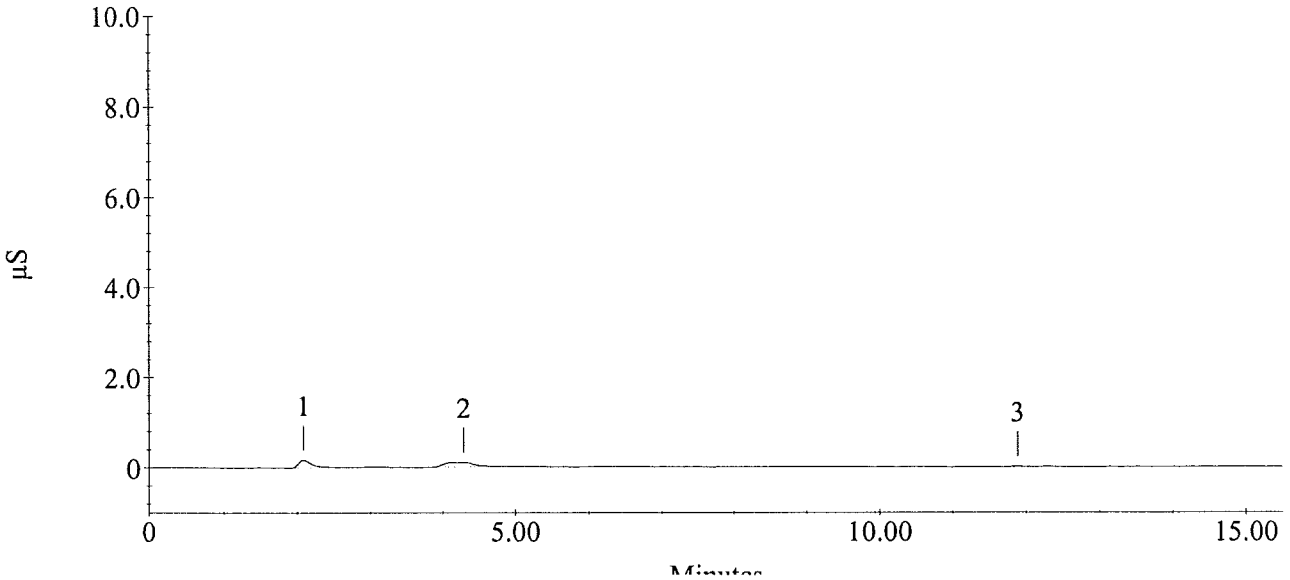

ANALYTICAL
RESOURCES
INCORPORATED

CORRECTIVE ACTIONS - Inorganic Analyses

Criteria Flagged

ARI Project No.: JZ32 Client Name: ANCHOR

Date of Out-of-Control Event: 10/5/06 Method/Element: IC Cl, SO4 F1

Unacceptable Blank	✓	Prep Code:
Unacceptable Duplicate		
Unacceptable Spike	✓	Other:
Unacceptable Reference	✓	

Details of Problem/Recommended Corrective Action: SPIKE FOR Cl FAILED HIGH. CCV FAILED FOR SO4. CCB PID NOT READ

Samples Affected: JZ32 ~~A, B, D-F~~ M 10/6/06 ALL

Corrective Action Taken: SAMPLES REANALYZED THAT WERE AFFECTED.

Analyst: M Supervisor: LW

Date: 10/6/06 Date: 10-6-06

LW
10-9-06

analyst: DAP
date: 10/6/2006
start time: 10:00
loop: 100µl

Analytical Resources Inc.
4611 134th Place S., Suite 100
Tukwila, WA 98168
206-695-6227

		dilution	fluoride	chloride	nitrite	bromide	nitrate	phosphate	sulfate
DL (ppm)		1	0.100	0.100	0.100	0.100	0.100	0.100	0.100
HiSTD		1	5.000	5.000	5.000	5.000	5.000	5.000	5.000
ICV,CCV (ppm)		1	3.000	3.000	3.000	3.000	3.000	3.000	3.000
ERA LOT#		1	07105	36065	17075	27025	06085	01024	20125
		dilution	fluoride	chloride	nitrite	bromide	nitrate	phosphate	sulfate
ICV		1	2.850	2.830	2.880	2.910	2.840	2.820	2.980
		%recovery	95%	94%	96%	97%	95%	94%	99.3%
ICB		1	<0.1	<0.1	<0.1	<0.1	<0.1	<0.1	<0.1
JZ32 A2 ms		2000	6487.120	NR	NR	NR	NR	NR	NR
Matrix Spike		*0.05 mL 200ppm intstock to*				*0.0025*		*mLsample=*	*4000.00*
			100%						
JZ32 A2		1000	2472.190	NR	NR	NR	NR	NR	NR
JZ32 A2 dup		1000	2464.400	NR	NR	NR	NR	NR	NR
JZ32 B2		1000	2443.980	NR	NR	NR	NR	NR	NR
JZ32 A2 ms		500	NR	NR	NR	NR	NR	NR	1576.440
Matrix Spike		*0.05 mL 200ppm intstock to*				*0.01*		*mLsample=*	*1000.00*
									99%
JZ32 A2		200	NR	NR	NR	NR	NR	NR	581.870
JZ32 A2 dup		200	NR	NR	NR	NR	NR	NR	572.590
JZ32 B2		200	NR	NR	NR	NR	NR	NR	567.160
JZ32 C2		100	NR	330.290	NR	NR	NR	NR	NR
JZ32 D2		50	NR	98.780	NR	NR	NR	NR	NR
CCV		1	2.860	2.850	2.900	2.910	2.850	2.780	2.950
		%recovery	95%	95%	97%	97%	95%	93%	98.3%
CCB		1	<0.1	<0.1	<0.1	<0.1	<0.1	<0.1	<0.1
JZ32 E2		50	NR	101.000	NR	NR	NR	NR	NR
JZ32 A2 ms		50	NR	146.970	NR	NR	NR	NR	NR
Matrix Spike		*0.05 mL 200ppm intstock to*				*0.100*		*mLsample=*	*100.00*
				99%					
JZ32 A2		20	NR	47.520	NR	NR	NR	NR	NR
JZ32 A2 dup		20	NR	47.020	NR	NR	NR	NR	NR
JZ32 B2		20	NR	46.580	NR	NR	NR	NR	NR
JZ32 C2		2	6.160	NR	NR	NR	NR	NR	NR
JZ32 D2		2	NR	NR	NR	NR	NR	NR	6.350
JZ32 E2		2	NR	NR	NR	NR	NR	NR	7.680
JZ32 F2		1	<0.1	0.050	NR	NR	NR	NR	<0.1
CCV		1	2.860	2.860	2.890	2.910	2.850	2.740	2.920
		%recovery	95%	95%	96%	97%	95%	91%	97.3%
CCB		1	<0.1	<0.1	<0.1	<0.1	<0.1	<0.1	<0.1

Schedule File: C:\PEAKNET\SCHEDULE\OCT0606dap.SCH

Line	Sample	Sample Type	Level	Method	Data File	Volume	Dilution	Weight	Int. Std.	Comment
1	CAL 1	Calibration	1	std.met	oct0606dap	1	1	1	1	
2	CAL 2	Calibration	2	std.met	oct0606dap	1	1	1	1	
3	CAL 3	Calibration	3	std.met	oct0606dap	1	1	1	1	
4	CAL 4	Calibration	4	std.met	oct0606dap	1	1	1	1	
5	CAL 5	Calibration	5	std.met	oct0606dap	1	1	1	1	
6	CAL 6	Calibration	6	std.met	oct0606dap	1	1	1	1	
7	ICV	Sample		std.met	oct0606dap	1	1	1	1	
8	ICB	Sample		std.met	oct0606dap	1	1	1	1	
9	JZ32 A2 MS	Sample		std.met	oct0606dap	1	2000	1	1	
10	JZ32 A2	Sample		std.met	oct0606dap	1	1000	1	1	
11	JZ32 A2 DUP	Sample		std.met	oct0606dap	1	1000	1	1	
12	JZ32 B2	Sample		std.met	oct0606dap	1	1000	1	1	
13	JZ32 A2 MS	Sample		std.met	oct0606dap	1	500	1	1	
14	JZ32 A2	Sample		std.met	oct0606dap	1	200	1	1	
15	JZ32 A2 DUP	Sample		std.met	oct0606dap	1	200	1	1	
16	JZ32 B2	Sample		std.met	oct0606dap	1	200	1	1	
17	JZ32 C2	Sample		std.met	oct0606dap	1	100	1	1	
18	JZ32 D2	Sample		std.met	oct0606dap	1	50	1	1	
19	CCV	Sample		std.met	oct0606dap	1	1	1	1	
20	CCB	Sample		std.met	oct0606dap	1	1	1	1	
21	JZ32 E2	Sample		std.met	oct0606dap	1	50	1	1	
22	JZ32 A2 MS	Sample		std.met	oct0606dap	1	50	1	1	
23	JZ32 A2	Sample		std.met	oct0606dap	1	20	1	1	
24	JZ32 A2 DUP	Sample		std.met	oct0606dap	1	20	1	1	
25	JZ32 B2	Sample		std.met	oct0606dap	1	20	1	1	
26	JZ32 C2	Sample		std.met	oct0606dap	1	2	1	1	
27	JZ32 D2	Sample		std.met	oct0606dap	1	2	1	1	
28	JZ32 E2	Sample		std.met	oct0606dap	1	2	1	1	
29	JZ32 F1	Sample		std.met	oct0606dap	1	1	1	1	
30	CCV	Sample		std.met	oct0606dap	1	1	1	1	
31	CCB	Sample		std.met	oct0606dap	1	1	1	1	
32	STOP	Sample		stop.met	oct0606dap	1	1	1	1	

Default Method Path: C:\PEAKNET\METHOD
Default Data Path: C:\PEAKNET\DATA\OCT 2006
Comment:

Method:C:\PEAKNET\METHOD\STD.MET Updated:10/6/06 11:52:27 AM Total:7

1. Component:FLUORIDE
Standard:External Fit Type:Linear
Origin:Force Calibration:Area
r^2=0.998290
Amt=1.742e-006*Resp+0

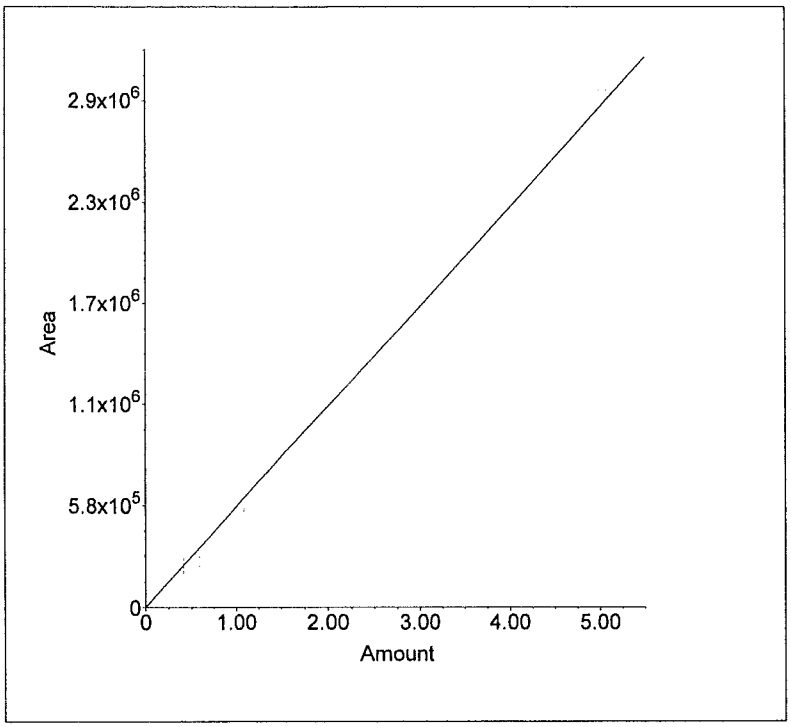

2. Component:CHLORIDE
Standard:External Fit Type:Linear
Origin:Force Calibration:Area
r^2=0.998069
Amt=2.702e-006*Resp+0

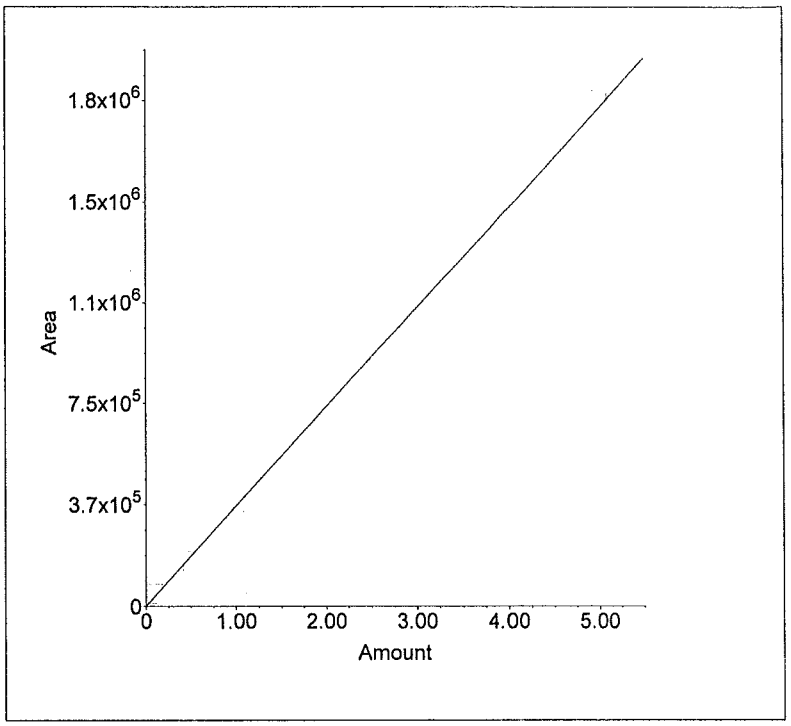

3. Component:NITRITE-N
Standard:External Fit Type:Linear
Origin:Force Calibration:Area
r^2=0.998167
Amt=1.19e-006*Resp+0

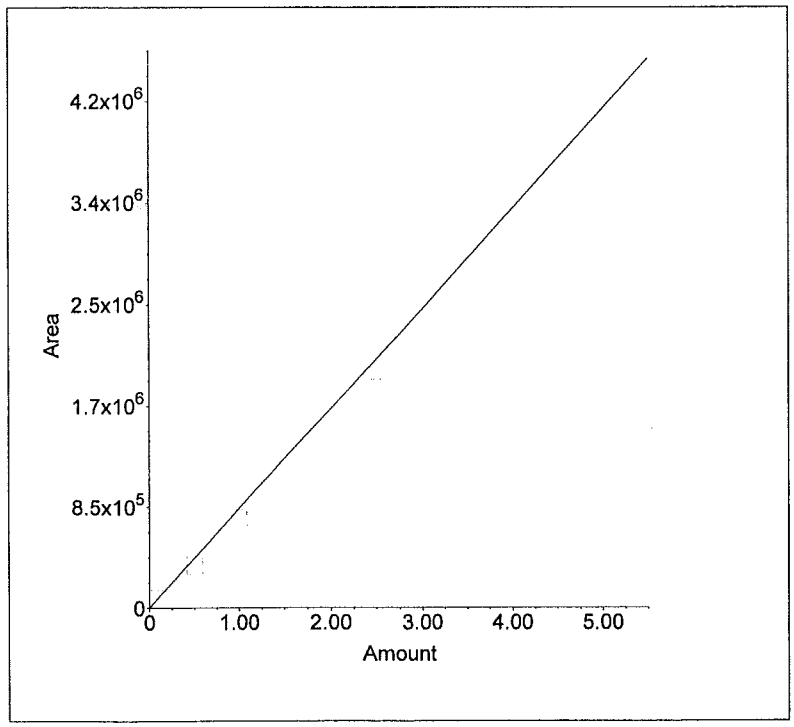

4. Component:BROMIDE
Standard:External Fit Type:Linear
Origin:Force Calibration:Area
r^2=0.999536
Amt=6.901e-006*Resp+0

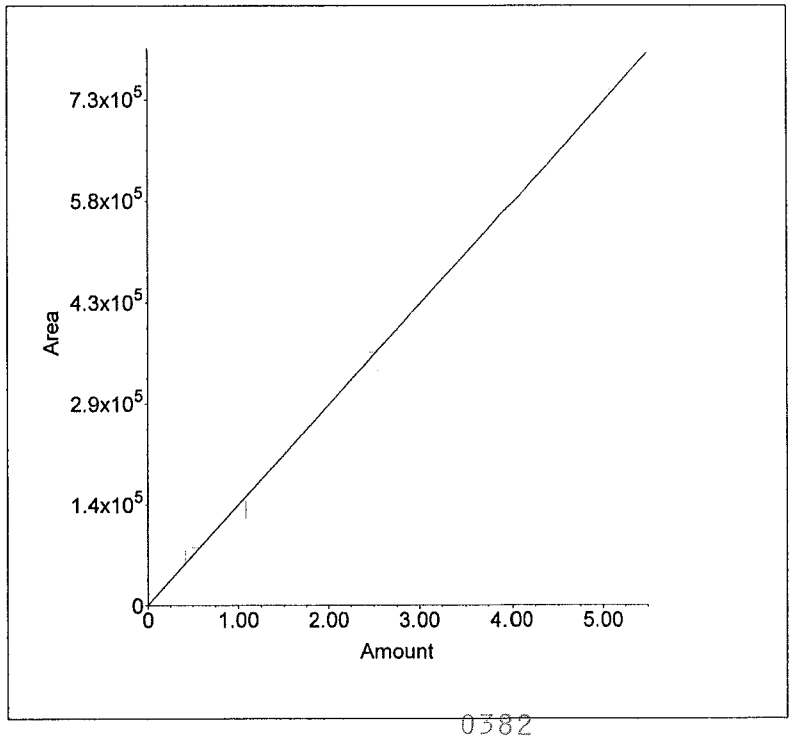

0382

5. Component:NITRATE-N
Standard:External Fit Type:Linear
Origin:Force Calibration:Area
r^2=0.995793
Amt=1.022e-006*Resp+0

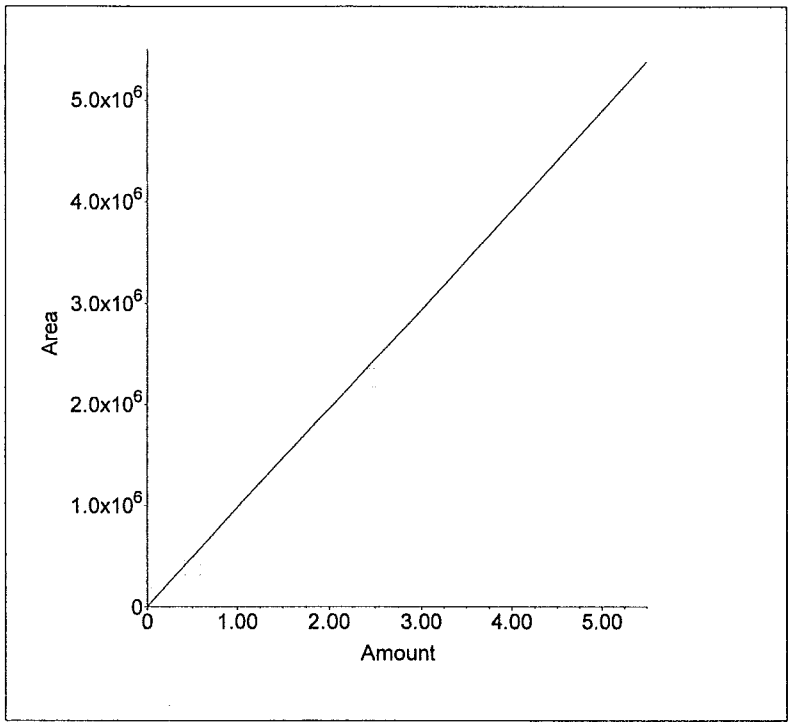

6. Component:PHOSPHATE-P
Standard:External Fit Type:Linear
Origin:Force Calibration:Area
r^2=0.996009
Amt=3.735e-006*Resp+0

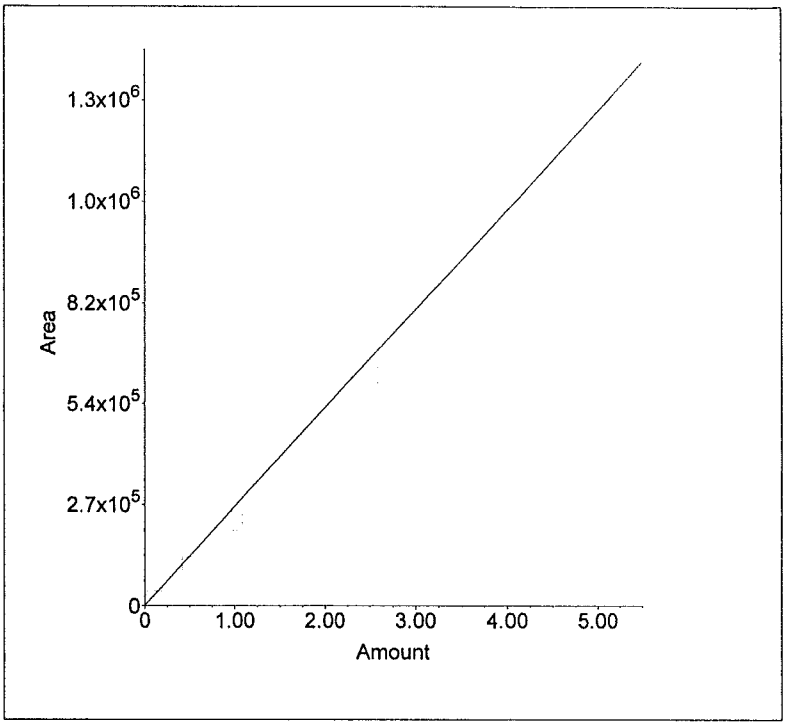

7. Component:SULFATE
Standard:External Fit Type:Linear
Origin:Force Calibration:Area
r^2=0.999404
Amt=4.161e-006*Resp+0

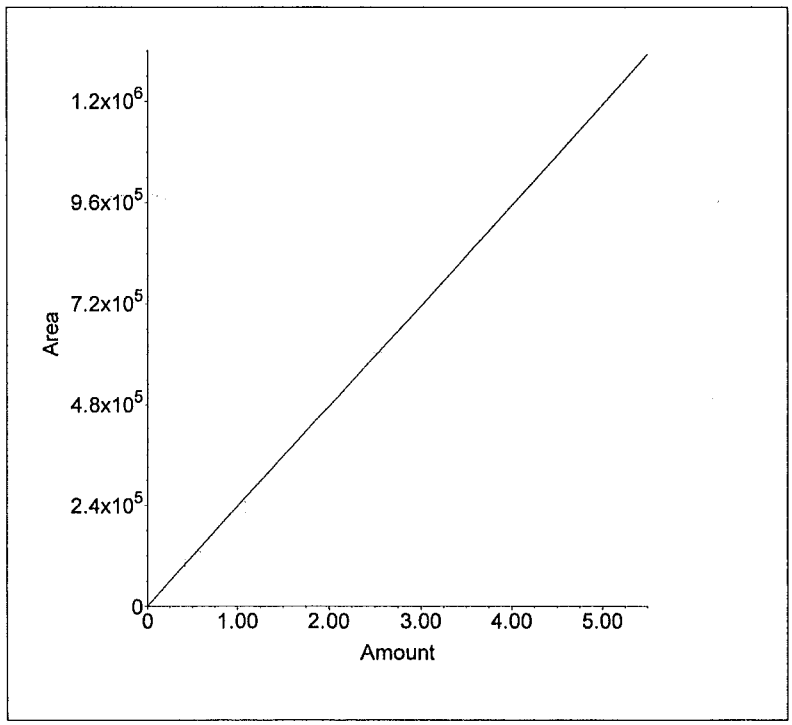

0383

Calibration Update Report

Sample Name : CAL 1
Method File Name : c:\peaknet\method\std.met

Current Date : 10/6/06
Date Time Collected : 10/6/06 10:00:37 AM

Injection Number : 1
Dilution Factor : 1.00
column :

Calibration Date : 10/6/06 10:16:12 AM
Data File Name : ...\OCT0606DAP_001.DXD
Injection Volume : 1.00

Module ID : 34 07 2a
Schedule File Name : ...\oct0606dap.sch

Peak Information : All Peaks

Peak Number	Component Time	Component Name	conc. (ppm)	Cal Response Previous	Cal Response Measured	Cal Response New
1		Unknown 1	0.00			
2	4.23	CHLORIDE	0.00	15608	2531	2531

CAL 1

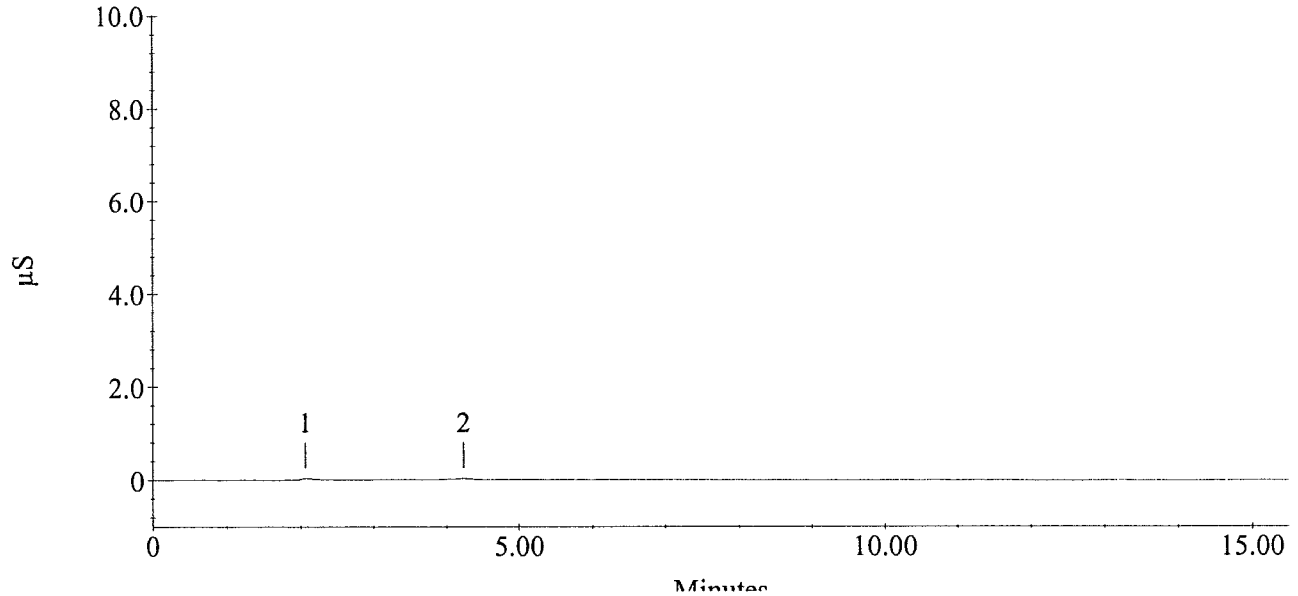

Calibration Update Report

Sample Name : CAL 2
Method File Name : c:\peaknet\method\std.met

Current Date : 10/6/06
Date Time Collected : 10/6/06 10:18:27 AM

Injection Number : 2
Dilution Factor : 1.00
column :

Calibration Date : 10/6/06 10:33:58 AM
Data File Name : ...\OCT0606DAP_002.DXD
Injection Volume : 1.00

Module ID : 34 07 2a
Schedule File Name : ...\oct0606dap.sch

Peak Information : All Peaks

Peak Number	Component Time	Component Name	conc. (ppm)	Cal Response Previous	Cal Response Measured	Cal Response New
1	3.02	FLUORIDE	0.10	47506	55787	55787
2	4.23	CHLORIDE	0.10	60329	46381	46381
3	5.05	NITRITE-N	0.10	71477	71817	71817
4	6.33	BROMIDE	0.10	11860	12806	12806
5	7.42	NITRATE-N	0.10	81444	94498	94498
6	9.78	PHOSPHATE-P	0.10	14421	15001	15001
7		Unknown 1	0.00			

SOH

CAL 2

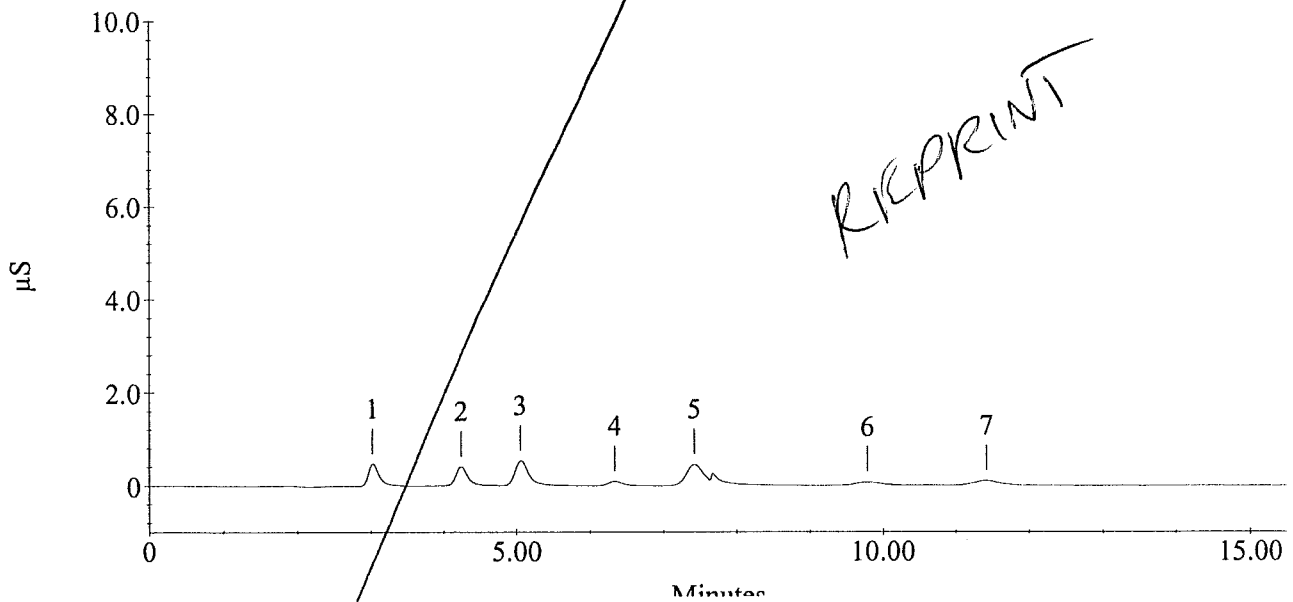

REPRINT

Calibration Update Report

Sample Name : CAL 2
Method File Name : C:\peaknet\method\std.met

Current Date : 10/6/06
Date Time Collected : 10/6/06 10:18:27 AM

Injection Number : 2
Dilution Factor : 1.00
column :

Calibration Date : 10/6/06 10:33:58 AM
Data File Name : ...\OCT0606DAP_002.DXD
Injection Volume : 1.00

Module ID : 34 07 2a
Schedule File Name : ...\oct0606dap.sch

Peak Information : All Peaks

Peak Number	Component Time	Component Name	conc. (ppm)	Cal Response Previous	Cal Response Measured	Cal Response New
1	3.02	FLUORIDE	0.10	47506	55787	55787
2	4.23	CHLORIDE	0.10	60329	46381	46381
3	5.05	NITRITE-N	0.10	71477	71817	71817
4	6.33	BROMIDE	0.10	11860	12806	12806
5	7.42	NITRATE-N	0.10	81444	94498	94498
6	9.78	PHOSPHATE-P	0.10	14421	15001	15001
7	11.87	SULFATE	0.10	24256	21498	14548

CAL 2

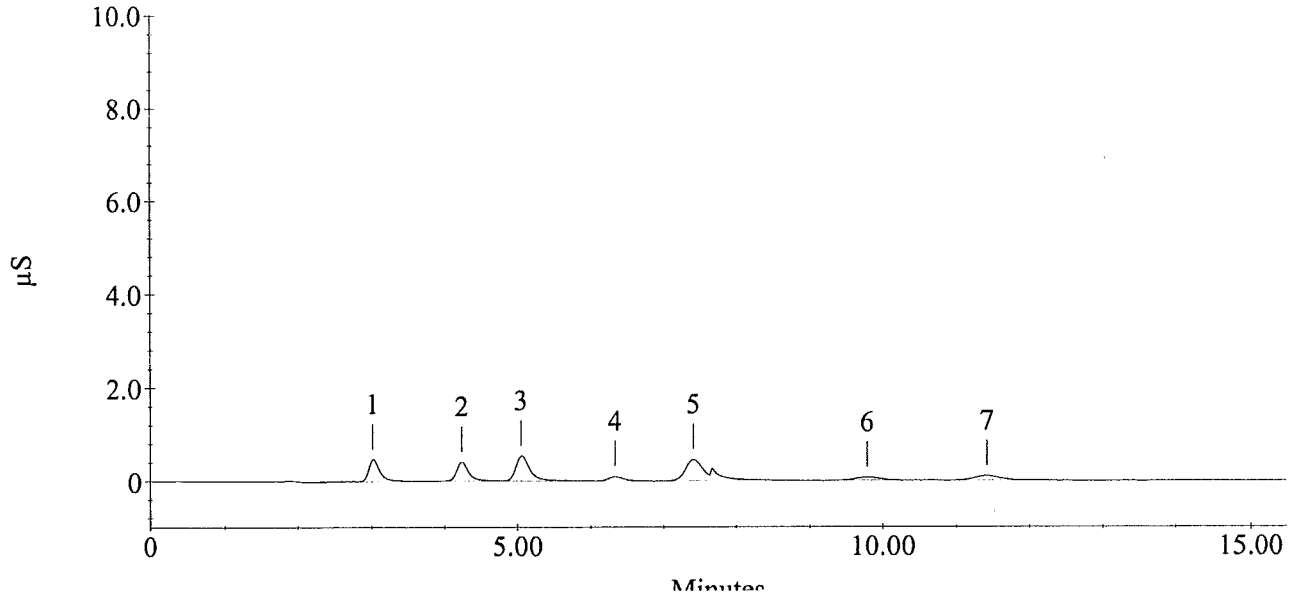

Calibration Update Report

Sample Name : CAL 3
Method File Name : c:\peaknet\method\std.met

Current Date : 10/6/06
Date Time Collected : 10/6/06 10:36:14 AM

Injection Number : 3
Dilution Factor : 1.00
column :

Calibration Date : 10/6/06 10:51:44 AM
Data File Name : ...\OCT0606DAP_003.DXD
Injection Volume : 1.00

Module ID : 34 07 2a
Schedule File Name : ...\oct0606dap.sch

Peak Information : All Peaks

Peak Number	Component Time	Component Name	conc. (ppm)	Cal Response Previous	Cal Response Measured	Cal Response New
1		Unknown 1	0.00			
2	3.02	FLUORIDE	0.50	251050	246975	246975
3	4.23	CHLORIDE	0.50	179218	166918	166918
4	5.05	NITRITE-N	0.50	373410	360519	360519
5	6.32	BROMIDE	0.50	71971	70546	70546
6	7.37	NITRATE-N	0.50	394070	403170	403170
7	9.77	PHOSPHATE-P	0.50	2965	107741	107741
8		Unknown 2	0.00			

CAL 3

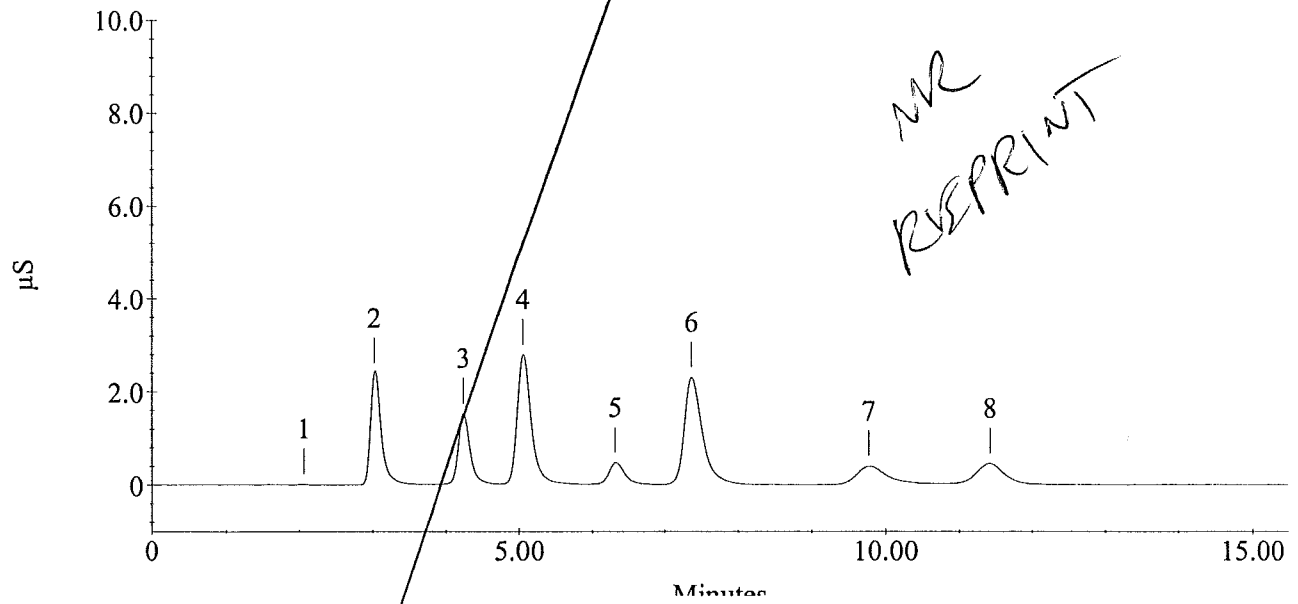

NR
REPRINT

Calibration Update Report

Sample Name : CAL 3
Method File Name : C:\peaknet\method\std.met

Current Date : 10/6/06
Date Time Collected : 10/6/06 10:36:14 AM

Injection Number : 3
Dilution Factor : 1.00
column :

Calibration Date : 10/6/06 11:50:40 AM
Data File Name : ...\OCT0606DAP_003.DXD
Injection Volume : 1.00

Module ID : 34 07 2a
Schedule File Name : ...\oct0606dap.sch

Peak Information : All Peaks

Peak Number	Component Time	Component Name	conc. (ppm)	Cal Response Previous	Cal Response Measured	Cal Response New
1		Unknown 1	0.00			
2	3.02	FLUORIDE	0.50	251050	246975	246975
3	4.23	CHLORIDE	0.50	179218	166918	166918
4	5.05	NITRITE-N	0.50	373410	360519	360519
5	6.32	BROMIDE	0.50	71971	70546	70546
6	7.37	NITRATE-N	0.50	394070	403170	403170
7	9.77	PHOSPHATE-P	0.50	2965	107741	107741
8	11.42	SULFATE	0.50	118170	115219	115219

CAL 3

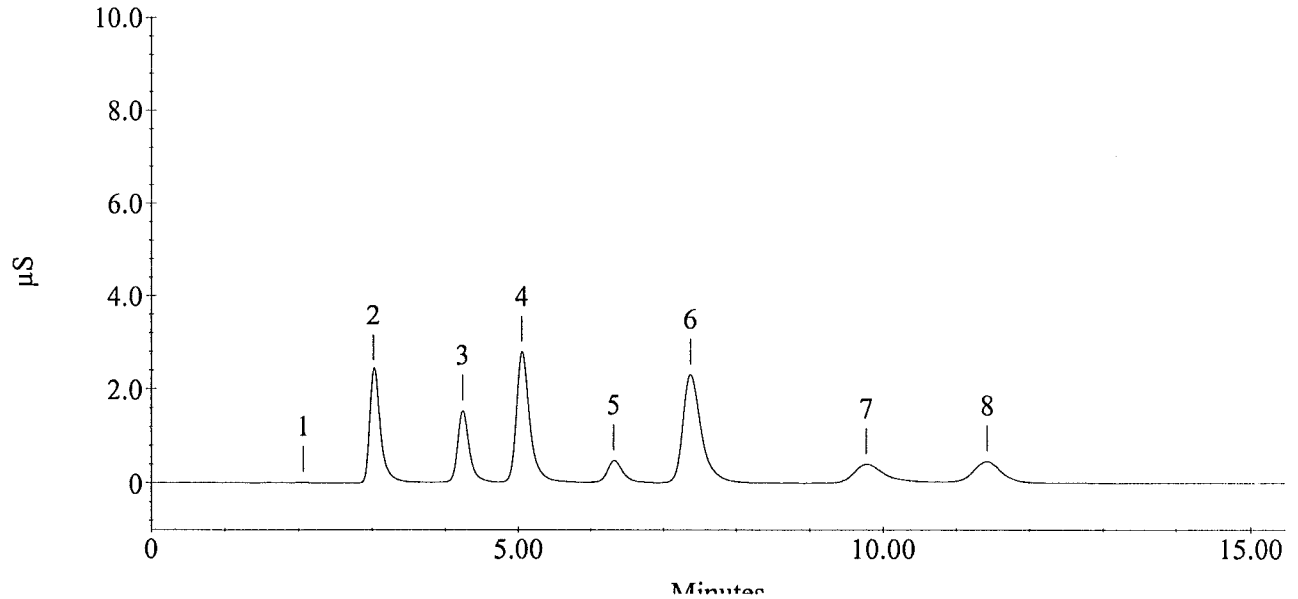

Calibration Update Report

Sample Name : CAL 4
Method File Name : c:\peaknet\method\std.met

Current Date : 10/6/06
Date Time Collected : 10/6/06 10:54:00 AM

Injection Number : 4
Dilution Factor : 1.00
column :

Calibration Date : 10/6/06 11:09:30 AM
Data File Name : ...\OCT0606DAP_004.DXD
Injection Volume : 1.00

Module ID : 34 07 2a
Schedule File Name : ...\oct0606dap.sch

Peak Information : All Peaks

Peak Number	Component Time	Component Name	conc. (ppm)	Cal Response Previous	Cal Response Measured	Cal Response New
1		Unknown 1	0.00			
2	3.03	FLUORIDE	1.00	518194	514859	514859
3	4.23	CHLORIDE	1.00	347441	331432	331432
4	5.05	NITRITE-N	1.00	766212	751103	751103
5	6.32	BROMIDE	1.00	143681	138523	138523
6	7.33	NITRATE-N	1.00	825918	828908	828908
7	9.77	PHOSPHATE-P	1.00	228406	229197	229197
8		Unknown 2	0.00			

CAL 4

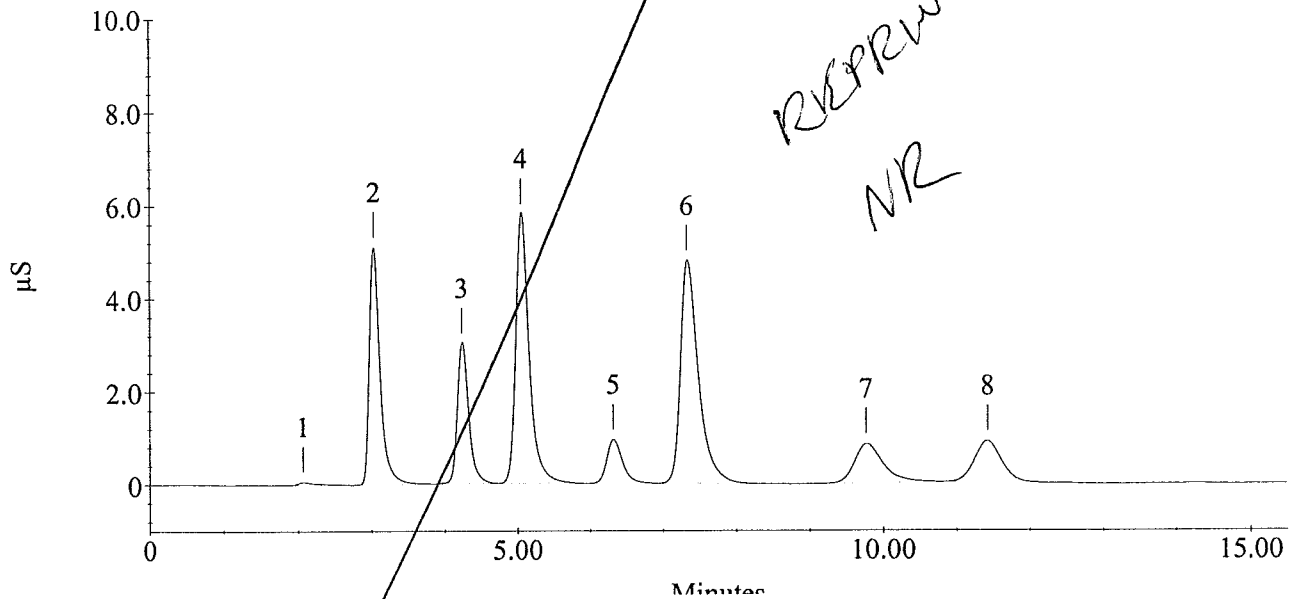

REPRINT
NR

Calibration Update Report

Sample Name : CAL 4
Method File Name : c:\peaknet\method\std.met

Current Date : 10/6/06
Date Time Collected : 10/6/06 10:54:00 AM

Injection Number : 4
Dilution Factor : 1.00
column :

Calibration Date : 10/6/06 11:51:30 AM
Data File Name : ...\OCT0606DAP_004.DXD
Injection Volume : 1.00

Module ID : 34 07 2a
Schedule File Name : ...\oct0606dap.sch

Peak Information : All Peaks

Peak Number	Component Time	Component Name	conc. (ppm)	Cal Response Previous	Cal Response Measured	Cal Response New
1		Unknown 1	0.00			
2	3.03	FLUORIDE	1.00	518194	514859	514859
3	4.23	CHLORIDE	1.00	347441	331432	331432
4	5.05	NITRITE-N	1.00	766212	751103	751103
5	6.32	BROMIDE	1.00	143681	138523	138523
6	7.33	NITRATE-N	1.00	825918	828908	828908
7	9.77	PHOSPHATE-P	1.00	228406	229197	229197
8	11.42	SULFATE	1.00	231903	226781	226781

CAL 4

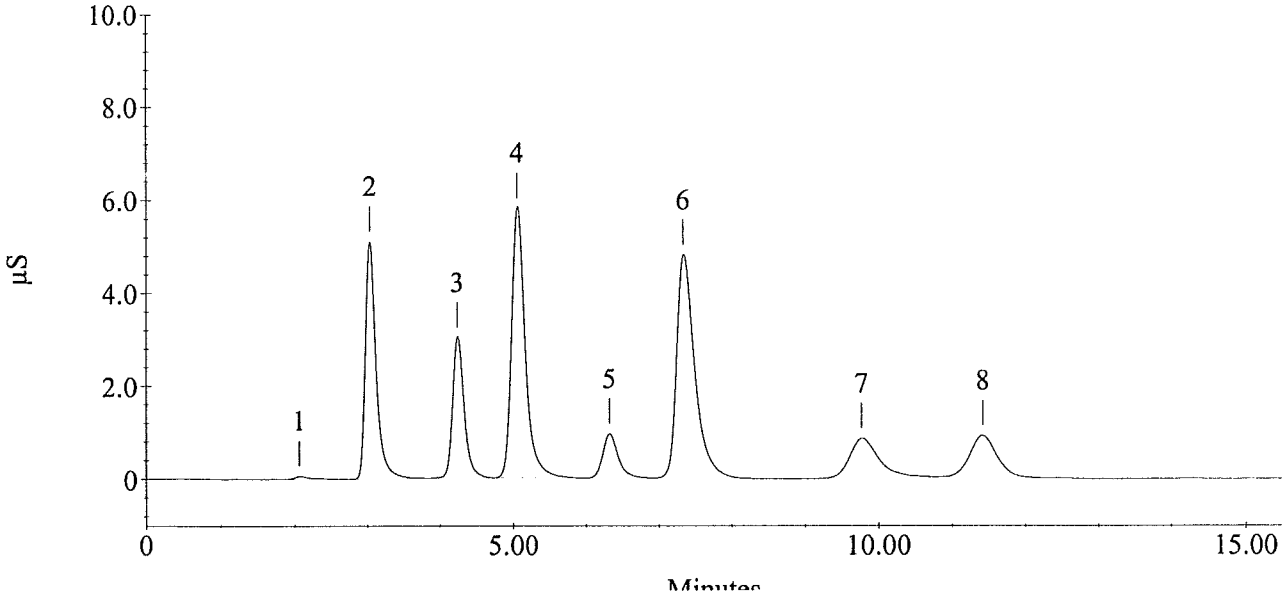

Calibration Update Report

Sample Name : CAL 5
Method File Name : c:\peaknet\method\std.met

Current Date : 10/6/06
Date Time Collected : 10/6/06 11:11:46 AM

Injection Number : 5
Dilution Factor : 1.00
column :

Calibration Date : 10/6/06 11:27:16 AM
Data File Name : ...\OCT0606DAP_005.DXD
Injection Volume : 1.00

Module ID : 34 07 2a
Schedule File Name : ...\oct0606dap.sch

Peak Information : All Peaks

Peak Number	Component Time	Component Name	conc. (ppm)	Cal Response Previous	Cal Response Measured	Cal Response New
1		Unknown 1	0.00			
2	3.03	FLUORIDE	2.50	1383028	1377531	1377531
3	4.25	CHLORIDE	2.50	925189	878868	878868
4	5.07	NITRITE-N	2.50	2046050	2008298	2008298
5	6.32	BROMIDE	2.50	358475	352781	352781
6	7.28	NITRATE-N	2.50	2282097	2266585	2266585
7	9.77	PHOSPHATE-P	2.50	630779	623051	623051
8		Unknown 2	0.00			

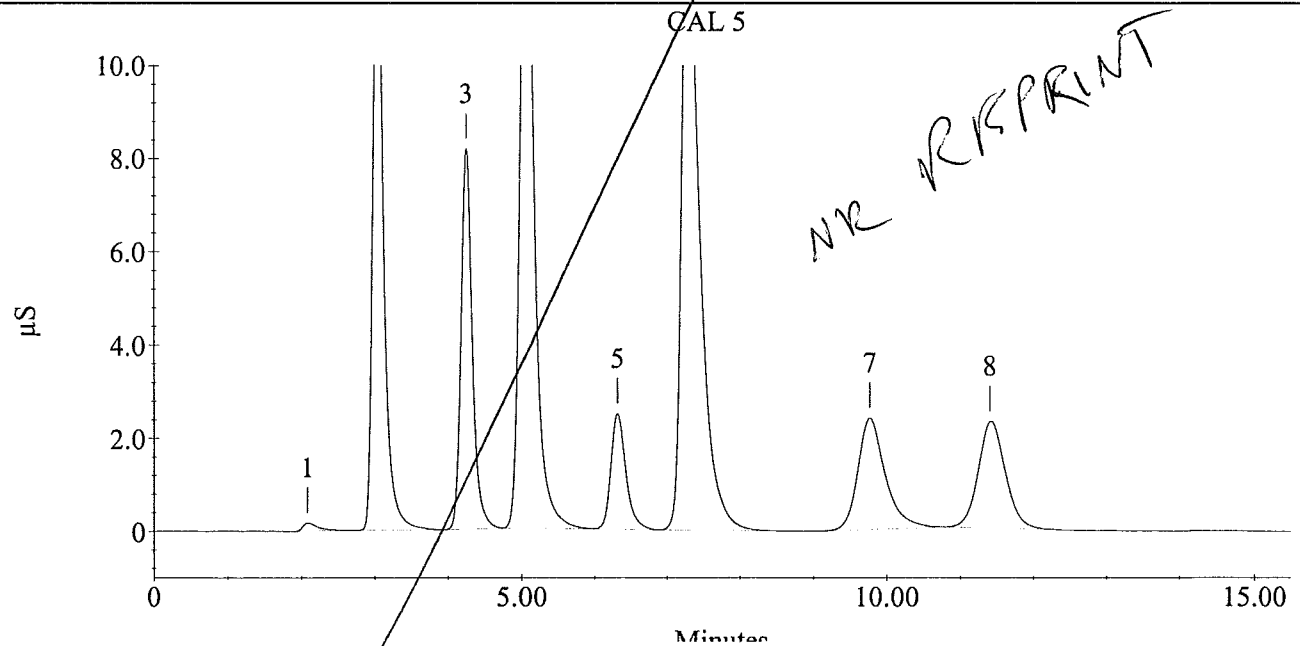

NR REPRINT

Calibration Update Report

Sample Name : CAL 5
Method File Name : c:\peaknet\method\std.met

Current Date : 10/6/06
Date Time Collected : 10/6/06 11:11:46 AM

Injection Number : 5
Dilution Factor : 1.00
column :

Calibration Date : 10/6/06 11:51:59 AM
Data File Name : ...\OCT0606DAP_005.DXD
Injection Volume : 1.00

Module ID : 34 07 2a
Schedule File Name : ...\oct0606dap.sch

Peak Information : All Peaks

Peak Number	Component Time	Component Name	conc. (ppm)	Cal Response Previous	Cal Response Measured	Cal Response New
1		Unknown 1	0.00			
2	3.03	FLUORIDE	2.50	1383028	1377531	1377531
3	4.25	CHLORIDE	2.50	925189	878868	878868
4	5.07	NITRITE-N	2.50	2046050	2008298	2008298
5	6.32	BROMIDE	2.50	358475	352781	352781
6	7.28	NITRATE-N	2.50	2282097	2266585	2266585
7	9.77	PHOSPHATE-P	2.50	630779	623051	623051
8	11.40	SULFATE	2.50	592535	582671	582671

CAL 5

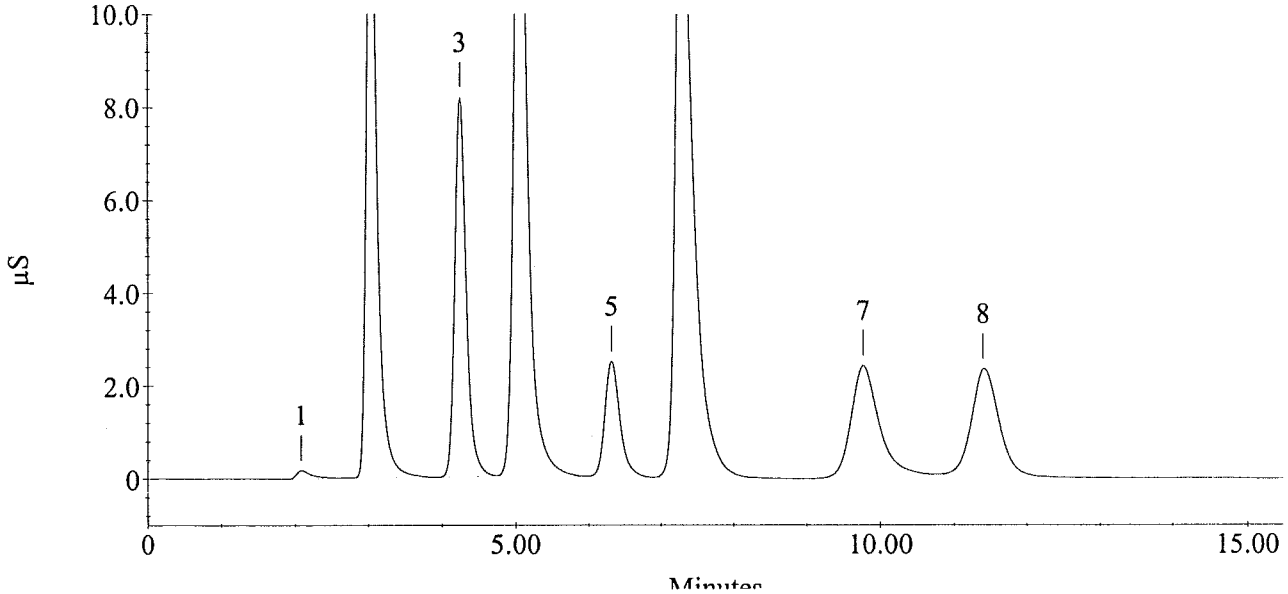

Calibration Update Report

Sample Name : CAL 6
Method File Name : c:\peaknet\method\std.met

Current Date : 10/6/06
Date Time Collected : 10/6/06 11:29:33 AM

Injection Number : 6
Dilution Factor : 1.00
column :

Calibration Date : 10/6/06 11:45:03 AM
Data File Name : ...\OCT0606DAP_006.DXD
Injection Volume : 1.00

Module ID : 34 07 2a
Schedule File Name : ...\oct0606dap.sch

Peak Information : All Peaks

Peak Number	Component Time	Component Name	conc. (ppm)	Cal Response Previous	Cal Response Measured	Cal Response New
1		Unknown 1	0.00			
2	3.05	FLUORIDE	5.00	2944696	2910654	2910654
3	4.25	CHLORIDE	5.00	1924564	1880140	1880140
4	5.07	NITRITE-N	5.00	4349191	4264834	4264834
5	6.30	BROMIDE	5.00	742999	730556	730556
6	7.23	NITRATE-N	5.00	5061288	5007751	5007751
7	9.73	PHOSPHATE-P	5.00	1383301	1368524	1368524
8		Unknown 2	0.00			

SOU

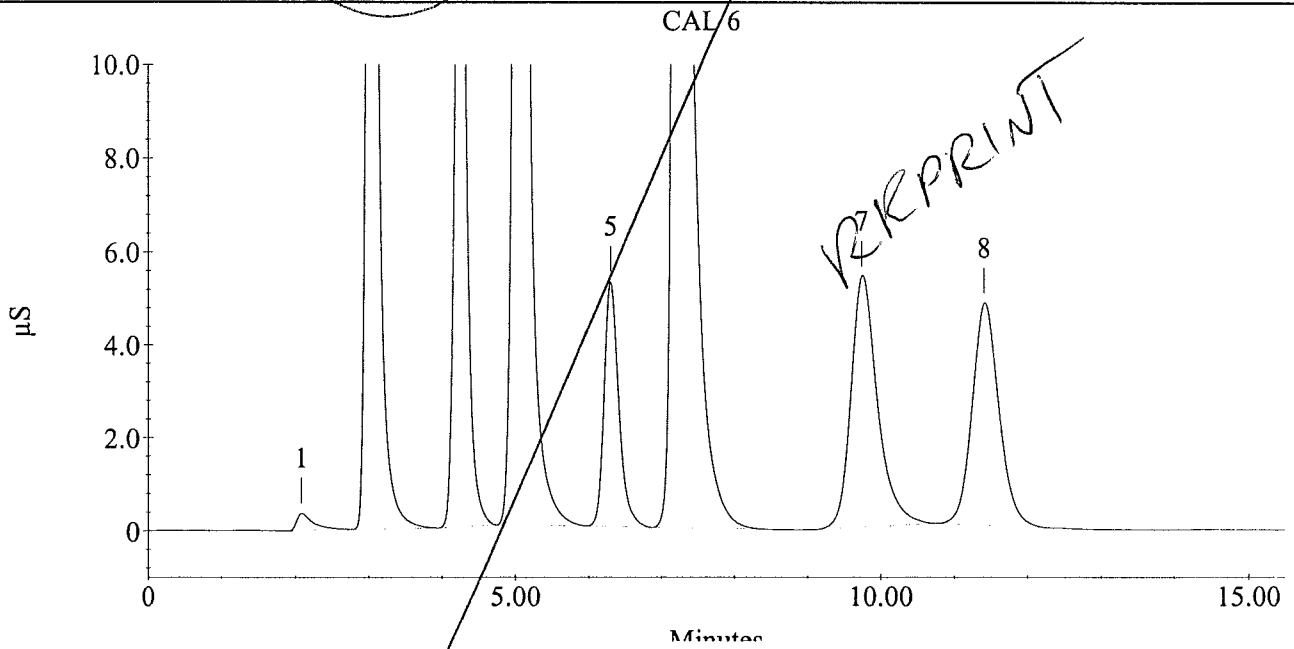

VERPRINT

Calibration Update Report

Sample Name : CAL 6
Method File Name : c:\peaknet\method\std.met

Current Date : 10/6/06
Date Time Collected : 10/6/06 11:29:33 AM

Injection Number : 6
Dilution Factor : 1.00
column :

Calibration Date : 10/6/06 11:52:27 AM
Data File Name : ...\OCT0606DAP_006.DXD
Injection Volume : 1.00

Module ID : 34 07 2a
Schedule File Name : ...\oct0606dap.sch

Peak Information : All Peaks

Peak Number	Component Time	Component Name	conc. (ppm)	Cal Response Previous	Cal Response Measured	Cal Response New
1		Unknown 1	0.00			
2	3.05	FLUORIDE	5.00	2944696	2910654	2910654
3	4.25	CHLORIDE	5.00	1924564	1880140	1880140
4	5.07	NITRITE-N	5.00	4349191	4264834	4264834
5	6.30	BROMIDE	5.00	742999	730556	730556
6	7.23	NITRATE-N	5.00	5061288	5007751	5007751
7	9.73	PHOSPHATE-P	5.00	1383301	1368524	1368524
8	11.40	SULFATE	5.00	1216846	1211706	1211706

CAL 6

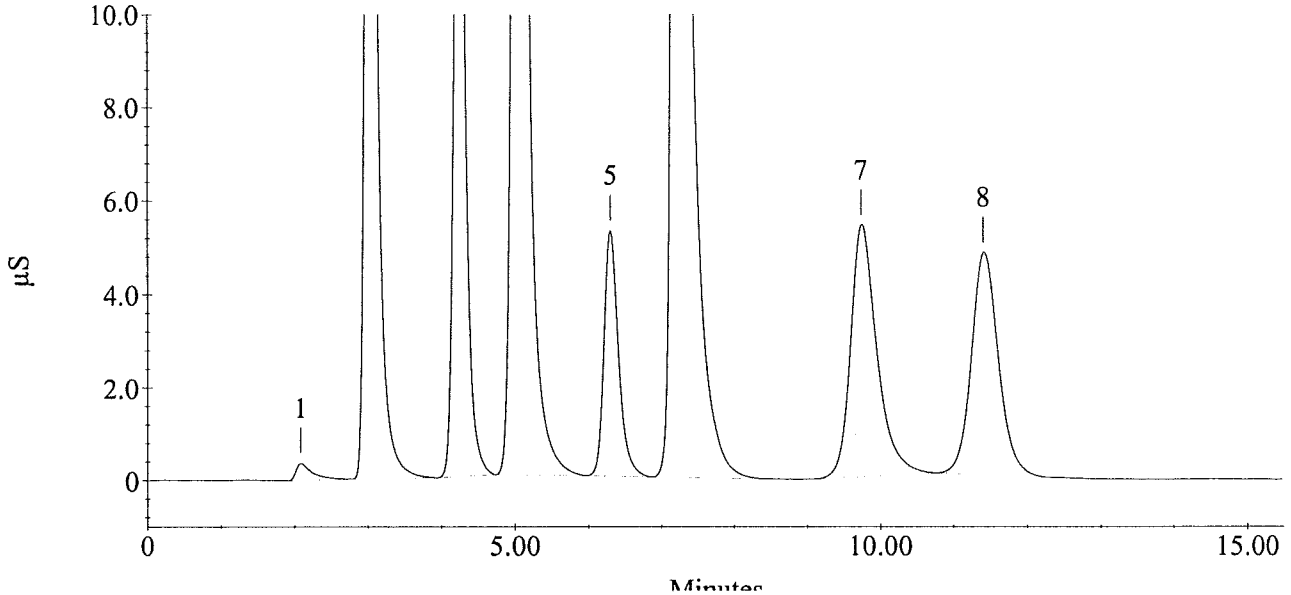

Sample Name : ICV
Method File Name : c:\peaknet\method\std.met

Current Date : 10/6/06
Date Time Collected : 10/6/06 11:47:19 AM

Injection Number : 7
Dilution Factor : 1.00
column :

Calibration Date : 10/6/06 11:45:03 AM
Data File Name : ...\OCT0606DAP_007.DXD
Injection Volume : 1.00

Module ID : 34 07 2a
Schedule File Name : ...\oct0606dap.sch

Peak Information : All Peaks

Pk. Num	Ret Time	Component Name	conc. (ppm)	Height	Area	Bl. Code	%Delta
1	2.08	Unknown 1	0.00	1915	29145	1	
2	3.03	FLUORIDE	2.85	161911	1638347	1	-0.55
3	4.23	CHLORIDE	2.83	95809	1048213	1	-0.39
4	5.05	NITRITE-N	2.88	189186	2423153	1	-0.33
5	6.28	BROMIDE	2.91	29628	421627	1	-0.26
6	7.25	NITRATE-N	2.84	164282	2779020	1	0.23
7	9.75	PHOSPHATE-P	2.82	29239	754487	1	0.17
8	11.40	Unknown 2	0.00	27549	699639	1	
		---total(s)---		699518	9793631		

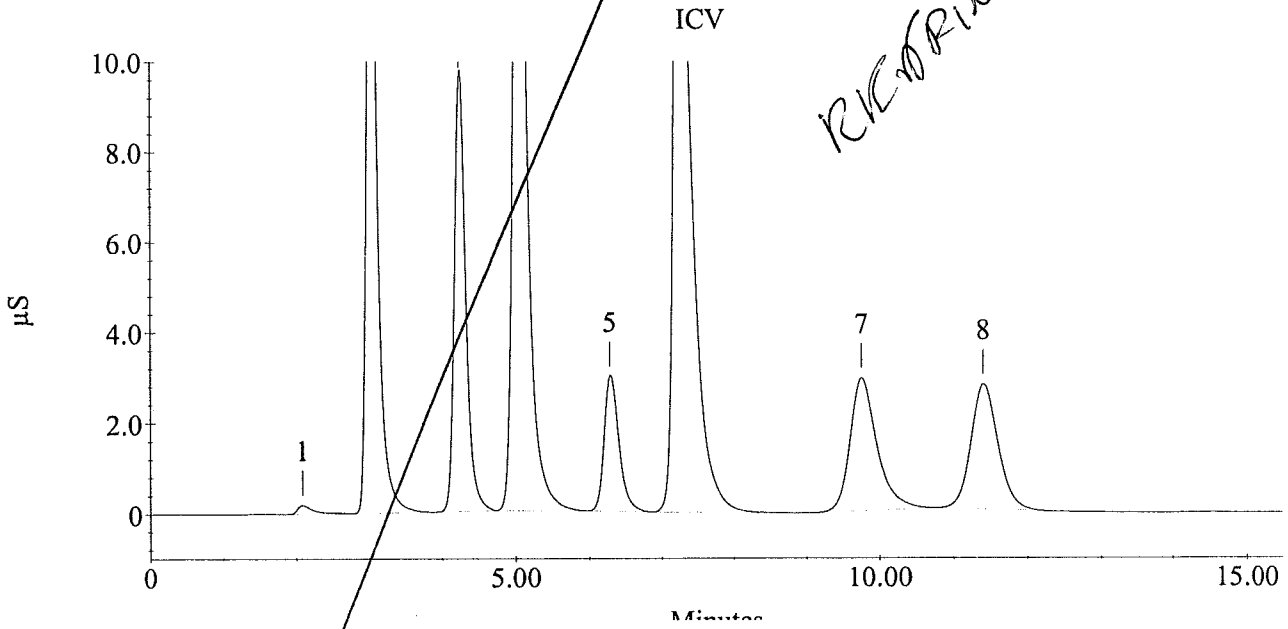

Sample Name : ICV
Method File Name : c:\peaknet\method\std.met

Current Date : 10/6/06
Date Time Collected : 10/6/06 11:47:19 AM

Injection Number : 7
Dilution Factor : 1.00
column :

Calibration Date : 10/6/06 11:45:03 AM
Data File Name : ...\OCT0606DAP_007.DXD
Injection Volume : 1.00

Module ID : 34 07 2a
Schedule File Name : ...\oct0606dap.sch

Peak Information : All Peaks

Pk. Num	Ret Time	Component Name	conc. (ppm)	Height	Area	Bl. Code	%Delta
1	2.08	Unknown 1	0.00	1915	29145	1	
2	3.03	FLUORIDE	2.85	161911	1638347	1	-0.55
3	4.23	CHLORIDE	2.83	95809	1048213	1	-0.39
4	5.05	NITRITE-N	2.88	189186	2423153	1	-0.33
5	6.28	BROMIDE	2.91	29628	421627	1	-0.26
6	7.25	NITRATE-N	2.84	164282	2779020	1	0.23
7	9.75	PHOSPHATE-P	2.82	29239	754487	1	0.17
8	11.40	SULFATE	2.98	27549	699639	1	-4.20
		---total(s)---					
			20.12	699518	9793631		

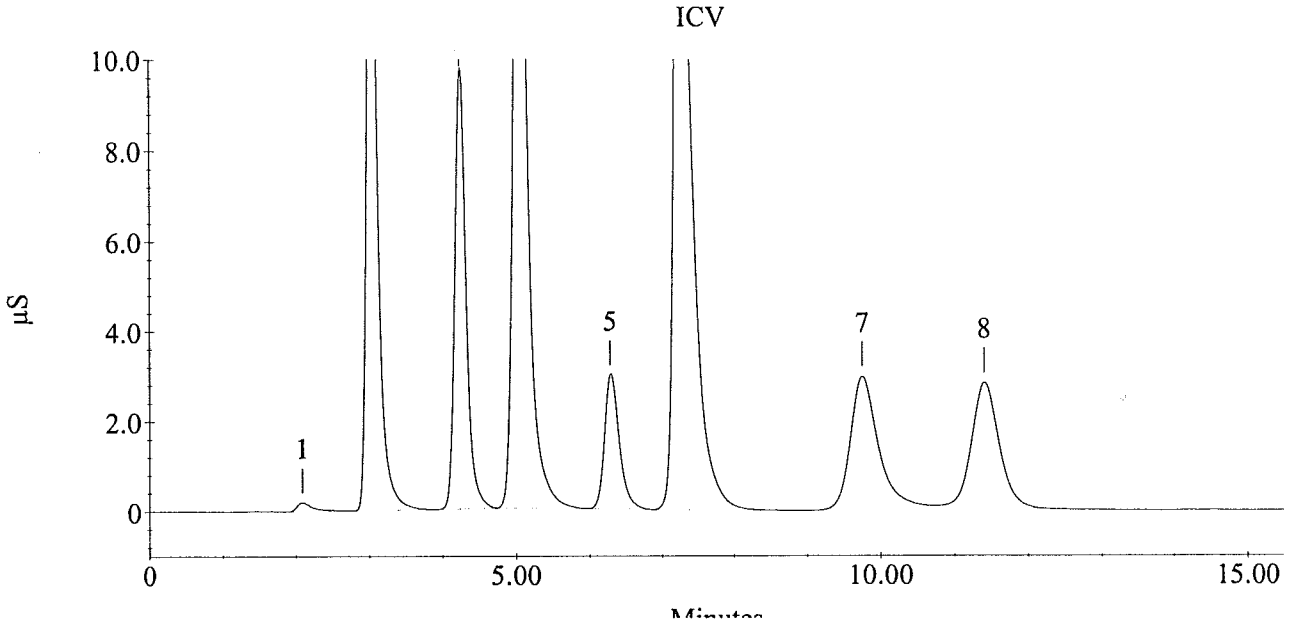

Sample Name : ICB
Method File Name : c:\peaknet\method\std.met

Current Date : 10/6/06
Date Time Collected : 10/6/06 12:05:07 PM

Injection Number : 8
Dilution Factor : 1.00
column :

Calibration Date : 10/6/06 11:52:27 AM
Data File Name : ...\OCT0606DAP_008.DXD
Injection Volume : 1.00

Module ID : 34 07 2a
Schedule File Name : ...\oct0606dap.sch

Peak Information : All Peaks

Pk. Num	Ret Time	Component Name	conc. (ppm)	Height	Area	Bl. Code	%Delta
1	3.00	FLUORIDE	0.02	137	9228	1	-1.64
2	4.23	CHLORIDE	0.03	527	9574	1	-0.39
		---total(s)---	0.04	664	18802		

ICB

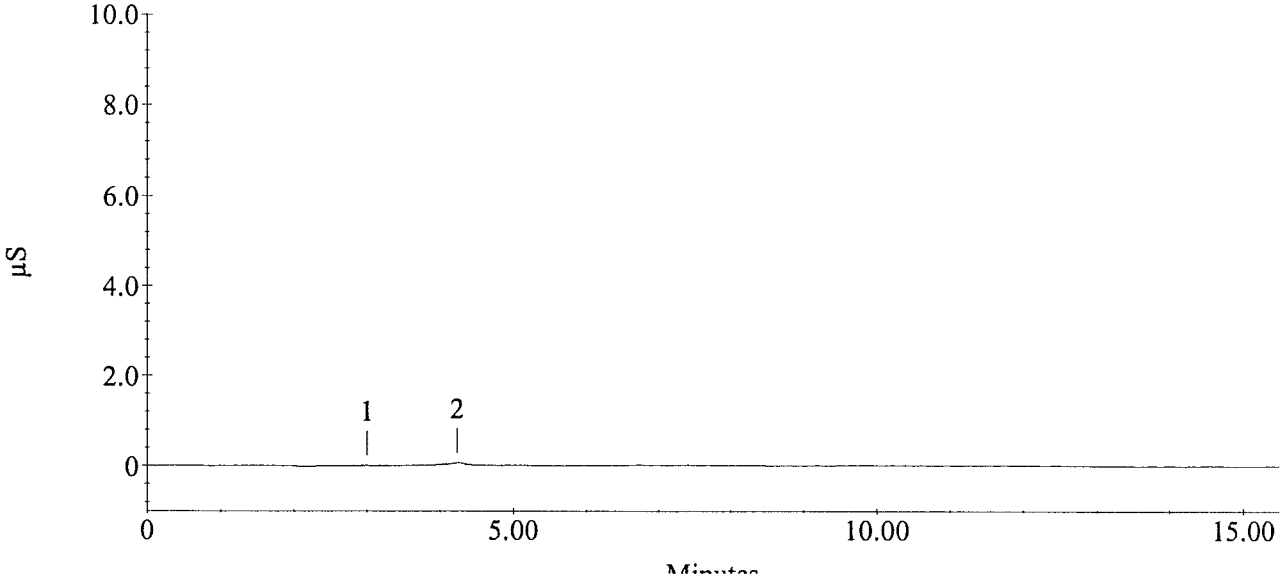

Sample Name : JZ32 A2 MS
Method File Name : c:\peaknet\method\std.met

Current Date : 10/6/06
Date Time Collected : 10/6/06 12:22:52 PM

Injection Number : 9
Dilution Factor : 2000.00
column :

Calibration Date : 10/6/06 11:52:27 AM
Data File Name : ...\OCT0606DAP_009.DXD
Injection Volume : 1.00

Module ID : 34 07 2a
Schedule File Name : ...\oct0606dap.sch

Peak Information : All Peaks

Pk. Num	Ret Time	Component Name	conc. (ppm)	Height	Area	Bl. Code	%Delta
1	2.08	Unknown 1	0.00	1486	20721	1	
2	3.03	FLUORIDE	6487.12	182314	1861668	1	-0.55
3	4.23	CHLORIDE	3861.49	65146	714499	1	-0.39
4	5.05	NITRITE-N	3797.21	124490	1595054	1	-0.39
5	6.30	BROMIDE	3947.53	19976	286021	1	0.00
6	7.28	NITRATE-N	3741.57	107700	1831204	1	0.74
7	9.77	PHOSPHATE-P	3776.11	19121	505542	1	0.38
8	11.42	SULFATE	4552.00	21366	546943	1	0.15
		---total(s)---	30163.03	541599	7361651		

JZ32 A2 MS

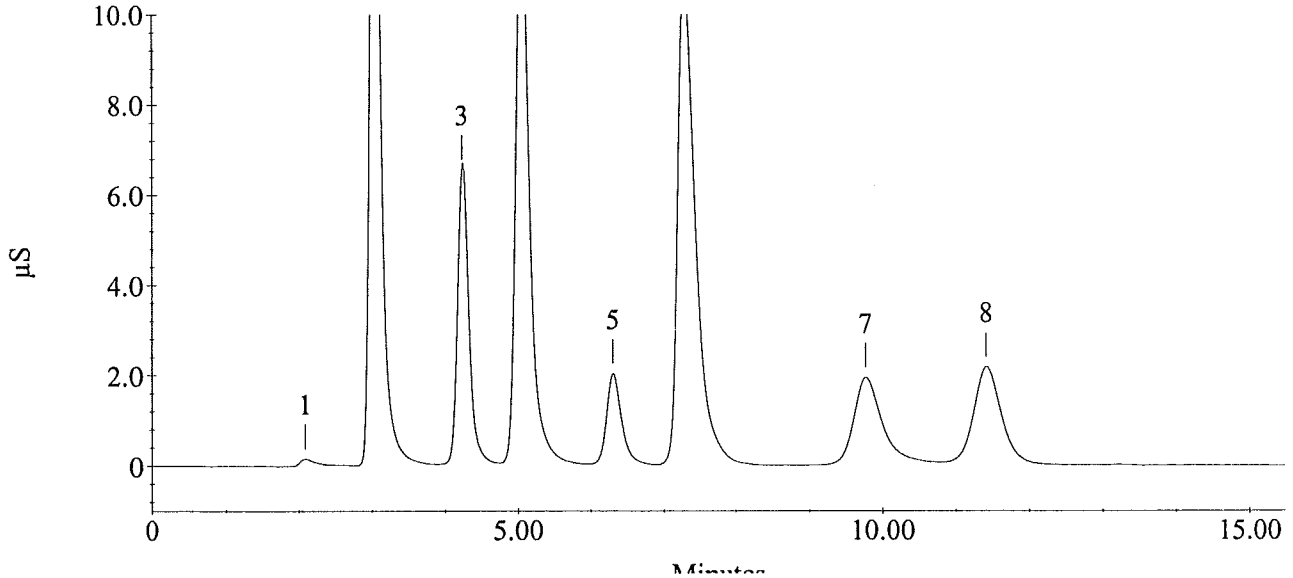

Sample Name : JZ32 A2
Method File Name : c:\peaknet\method\std.met

Current Date : 10/6/06
Date Time Collected : 10/6/06 12:40:38 PM

Injection Number : 10
Dilution Factor : 1000.00
column :

Calibration Date : 10/6/06 11:52:27 AM
Data File Name : ...\OCT0606DAP_010.DXD
Injection Volume : 1.00

Module ID : 34 07 2a
Schedule File Name : ...\oct0606dap.sch

Peak Information : All Peaks

Pk. Num	Ret Time	Component Name	conc. (ppm)	Height	Area	Bl. Code	%Delta
1	2.07	Unknown 1	0.00	612	6846	1	
2	3.03	FLUORIDE	2472.19	140714	1418936	1	-0.55
3	4.23	CHLORIDE	84.59	2582	31304	1	-0.39
4	11.43	SULFATE	563.00	5195	135293	1	0.29
			---total(s)---				
			3119.78	149102	1592379		

JZ32 A2

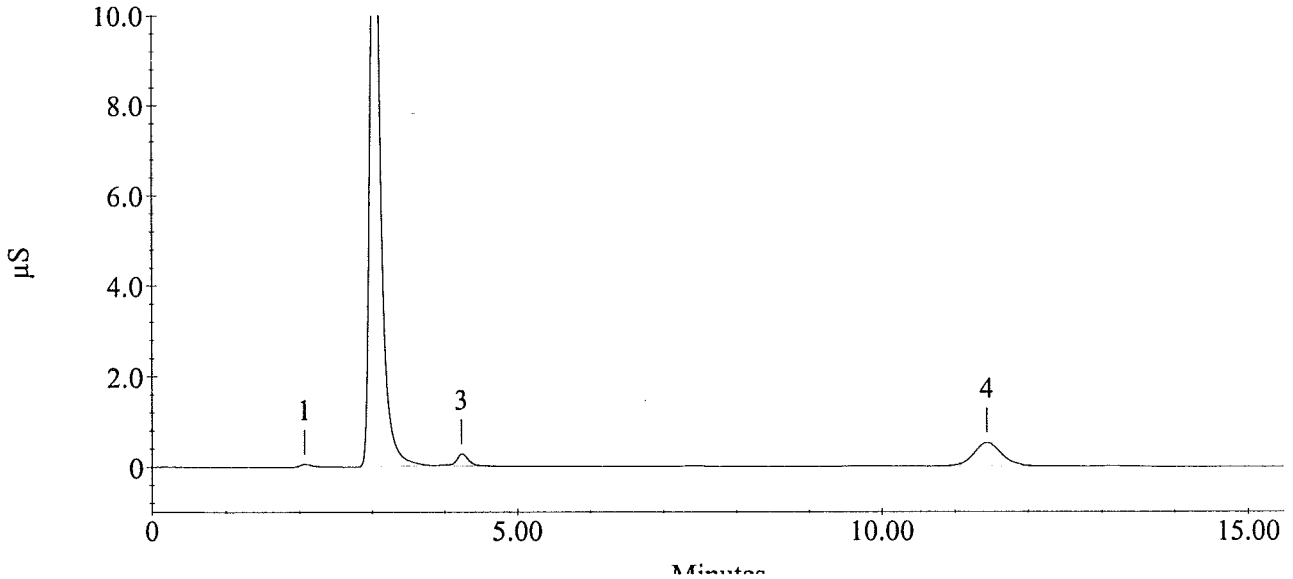

Sample Name : JZ32 A2 DUP
Method File Name : c:\peaknet\method\std.met

Current Date : 10/6/06
Date Time Collected : 10/6/06 12:58:23 PM

Injection Number : 11
Dilution Factor : 1000.00
column :

Calibration Date : 10/6/06 11:52:27 AM
Data File Name : ...\OCT0606DAP_011.DXD
Injection Volume : 1.00

Module ID : 34 07 2a
Schedule File Name : ...\oct0606dap.sch

Peak Information : All Peaks

Pk. Num	Ret Time	Component Name	conc. (ppm)	Height	Area	Bl. Code	%Delta
1	2.07	Unknown 1	0.00	656	8530	1	
2	3.03	FLUORIDE	2464.40	141316	1414460	1	-0.55
3	4.23	CHLORIDE	67.09	1996	24828	1	-0.39
4	11.43	SULFATE	552.00	5121	132652	1	0.29
			---total(s)---				
			3083.49	149088	1580470		

JZ32 A2 DUP

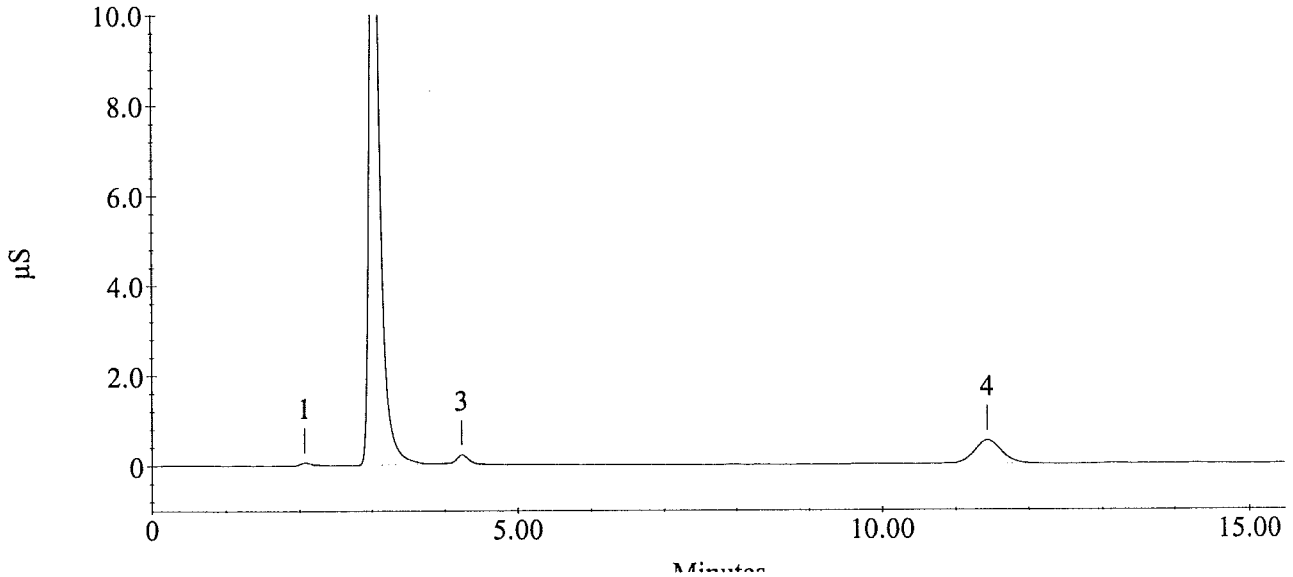

Sample Name : JZ32 B2
Method File Name : c:\peaknet\method\std.met

Current Date : 10/6/06
Date Time Collected : 10/6/06 1:16:08 PM

Injection Number : 12
Dilution Factor : 1000.00
column :

Calibration Date : 10/6/06 11:52:27 AM
Data File Name : ...\OCT0606DAP_012.DXD
Injection Volume : 1.00

Module ID : 34 07 2a
Schedule File Name : ...\oct0606dap.sch

Peak Information : All Peaks

Pk. Num	Ret Time	Component Name	conc. (ppm)	Height	Area	Bl. Code	%Delta
1	2.07	Unknown 1	0.00	660	8232	1	
2	3.03	FLUORIDE	2443.98	139317	1402741	1	-0.55
3	4.23	CHLORIDE	68.71	2093	25426	1	-0.39
4	9.82	PHOSPHATE-P	5.97	111	1598	1	0.89
5	11.43	SULFATE	563.75	5159	135473	1	0.29
		---total(s)---	3082.40	147338	1573469		

JZ32 B2

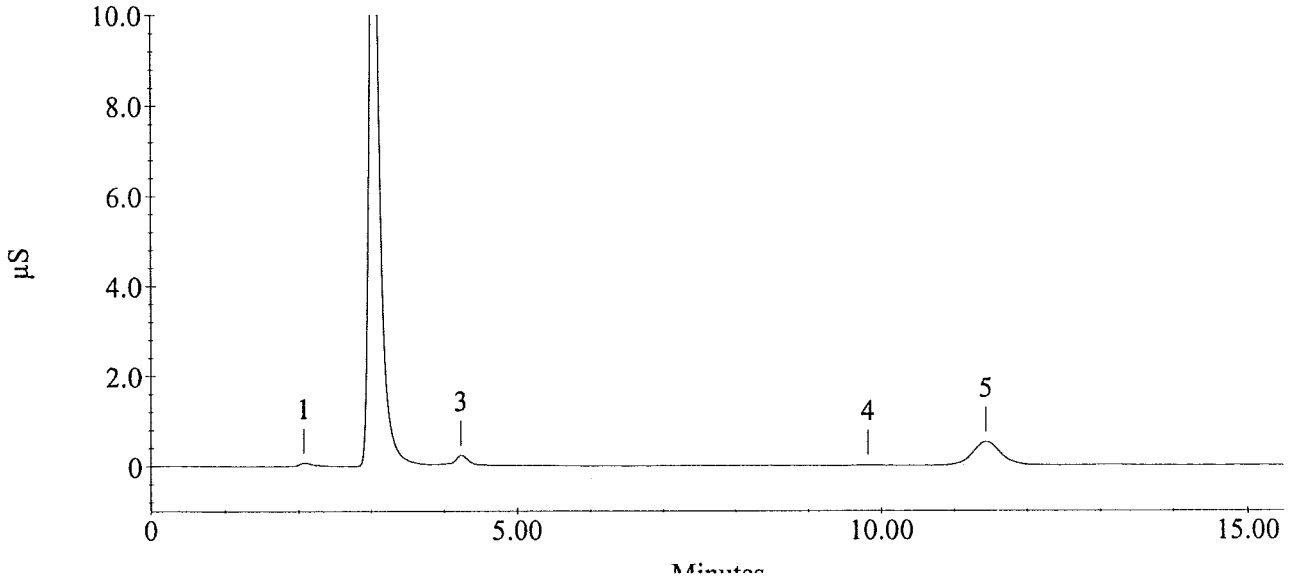

Sample Name : JZ32 A2 MS
Method File Name : c:\peaknet\method\std.met

Current Date : 10/6/06
Date Time Collected : 10/6/06 1:33:54 PM

Injection Number : 13
Dilution Factor : 500.00
column :

Calibration Date : 10/6/06 11:52:27 AM
Data File Name : ...\OCT0606DAP_013.DXD
Injection Volume : 1.00

Module ID : 34 07 2a
Schedule File Name : ...\oct0606dap.sch

Peak Information : All Peaks

Pk. Num	Ret Time	Component Name	conc. (ppm)	Height	Area	Bl. Code	%Delta
1	2.08	Unknown 1	0.00	2672	37559	1	
2	3.05	FLUORIDE	3656.69	401663	4197574	1	0.00
3	4.23	CHLORIDE	1003.93	68912	743039	1	-0.39
4	5.05	NITRITE-N	944.09	125446	1586300	1	-0.39
5	6.28	BROMIDE	990.27	20101	287001	1	-0.26
6	7.27	NITRATE-N	930.17	107770	1820979	1	0.51
7	9.77	PHOSPHATE-P	943.94	19163	505493	1	0.38
8	11.42	SULFATE	1576.44	29701	757665	1	0.15
		---total(s)---	10045.52	775428	9935610		

JZ32 A2 MS

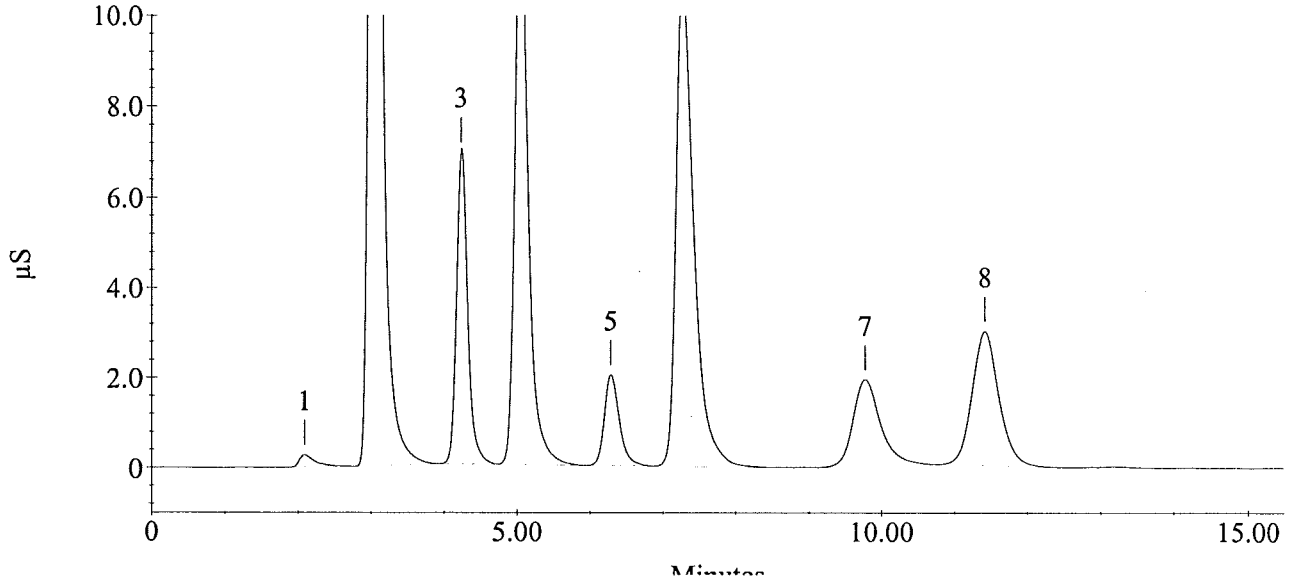

Sample Name : JZ32 A2
Method File Name : c:\peaknet\method\std.met

Current Date : 10/6/06
Date Time Collected : 10/6/06 1:51:40 PM

Injection Number : 14
Dilution Factor : 200.00
column :

Calibration Date : 10/6/06 11:52:27 AM
Data File Name : ...\OCT0606DAP_014.DXD
Injection Volume : 1.00

Module ID : 34 07 2a
Schedule File Name : ...\oct0606dap.sch

Peak Information : All Peaks

Pk. Num	Ret Time	Component Name	conc. (ppm)	Height	Area	Bl. Code	%Delta
1	2.08	Unknown 1	0.00	3942	62933	1	
2	3.07	FLUORIDE	2629.90	673403	7547251	1	0.55
3	4.23	CHLORIDE	49.51	8768	91611	1	-0.39
4	9.80	PHOSPHATE-P	10.52	558	14082	1	0.72
5	11.42	SULFATE	581.87	26835	699138	1	0.15
6	13.13	Unknown 2	0.00	642	17845	1	
		---total(s)---	3271.79	714147	8432859		

JZ32 A2

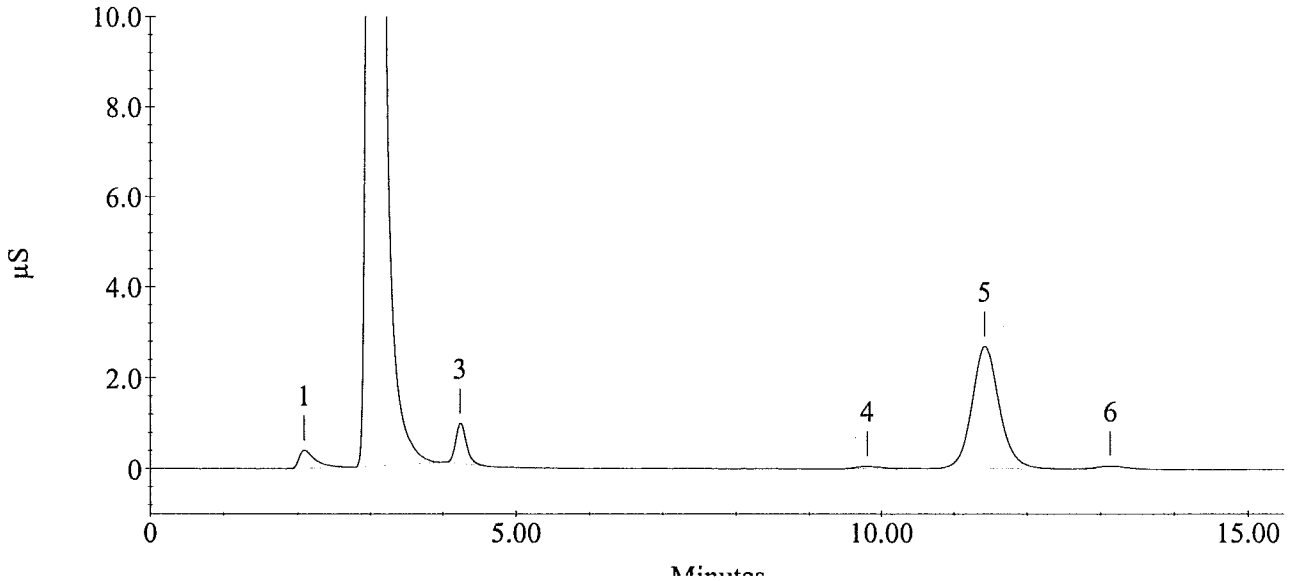

Sample Name : JZ32 A2 DUP
Method File Name : c:\peaknet\method\std.met

Current Date : 10/6/06
Date Time Collected : 10/6/06 2:09:26 PM

Injection Number : 15
Dilution Factor : 200.00
column :

Calibration Date : 10/6/06 11:52:27 AM
Data File Name : ...\OCT0606DAP_015.DXD
Injection Volume : 1.00

Module ID : 34 07 2a
Schedule File Name : ...\oct0606dap.sch

Peak Information : All Peaks

Pk. Num	Ret Time	Component Name	conc. (ppm)	Height	Area	Bl. Code	%Delta
1	2.08	Unknown 1	0.00	4008	65225	1	
2	3.07	FLUORIDE	2636.93	678524	7567438	1	0.55
3	4.23	CHLORIDE	52.52	9238	97177	1	-0.39
4	7.50	NITRATE-N	0.34	103	1683	1	3.73
5	9.82	PHOSPHATE-P	12.29	650	16448	1	0.89
6	11.42	SULFATE	572.59	26664	687998	1	0.15
7	13.13	Unknown 2	0.00	654	18848	1	
		---total(s)---	3274.67	719841	8454818		

JZ32 A2 DUP

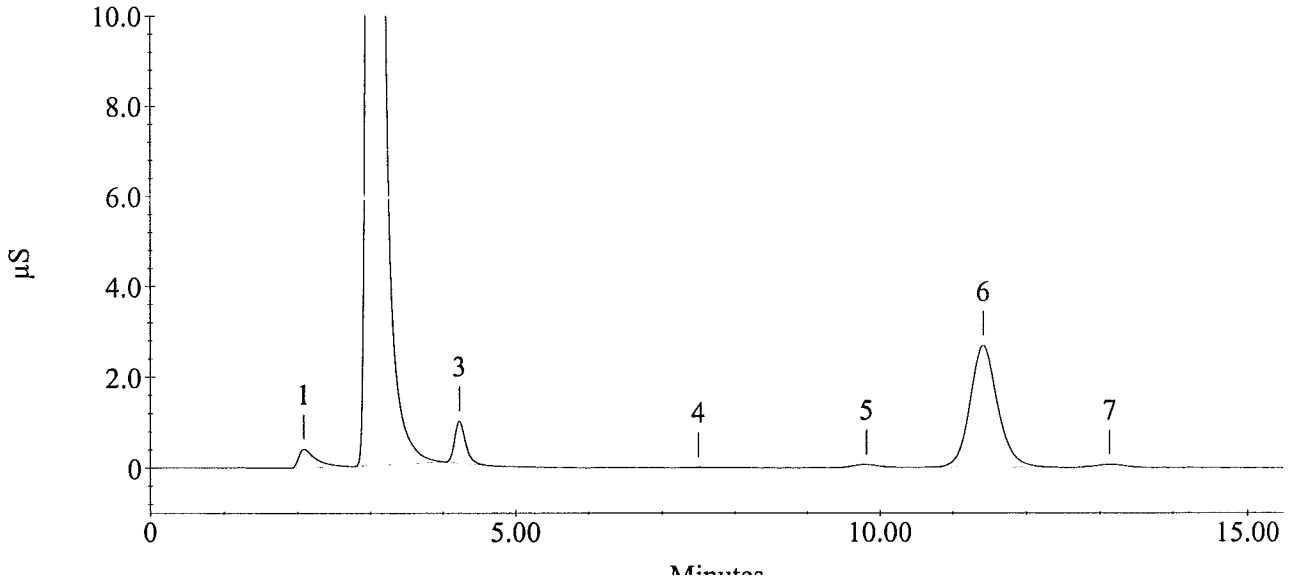

Sample Name : JZ32 B2
Method File Name : c:\peaknet\method\std.met

Current Date : 10/6/06
Date Time Collected : 10/6/06 2:27:11 PM

Injection Number : 16
Dilution Factor : 200.00
column :

Calibration Date : 10/6/06 11:52:27 AM
Data File Name : ...\OCT0606DAP_016.DXD
Injection Volume : 1.00

Module ID : 34 07 2a
Schedule File Name : ...\oct0606dap.sch

Peak Information : All Peaks

Pk. Num	Ret Time	Component Name	conc. (ppm)	Height	Area	Bl. Code	%Delta
1	1.13	Unknown 1	0.00	220	13858	1	
2	2.08	Unknown 2	0.00	4387	68111	1	
3	3.07	FLUORIDE	2603.10	669871	7470366	1	0.55
4	4.23	CHLORIDE	51.54	9254	95372	1	-0.39
5	9.78	PHOSPHATE-P	11.60	651	15527	1	0.55
6	11.42	SULFATE	567.16	26469	681467	1	0.15
7	13.15	Unknown 3	0.00	644	16543	1	
		---total(s)---	3233.40	711496	8361245		

JZ32 B2

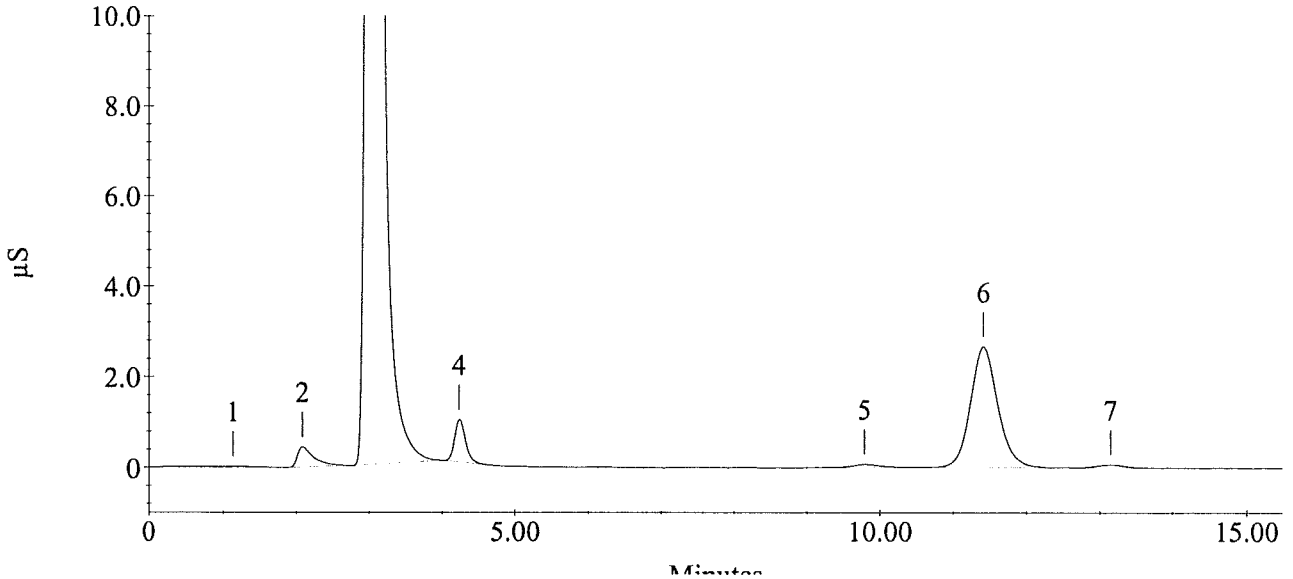

Sample Name : JZ32 C2
Method File Name : c:\peaknet\method\std.met

Current Date : 10/6/06
Date Time Collected : 10/6/06 2:44:57 PM

Injection Number : 17
Dilution Factor : 100.00
column :

Calibration Date : 10/6/06 11:52:27 AM
Data File Name : ...\OCT0606DAP_017.DXD
Injection Volume : 1.00

Module ID : 34 07 2a
Schedule File Name : ...\oct0606dap.sch

Peak Information : All Peaks

Pk. Num	Ret Time	Component Name	conc. (ppm)	Height	Area	Bl. Code	%Delta
1	2.07	Unknown 1	0.00	1002	10302	1	
2	3.03	FLUORIDE	5.58	3174	32008	1	-0.55
3	4.27	CHLORIDE	330.29	118175	1222280	1	0.39
4	7.42	NITRATE-N	0.21	170	2076	1	2.58
5	11.43	SULFATE	30.88	2891	74209	1	0.29
		---total(s)---	366.96	125413	1340875		

JZ32 C2

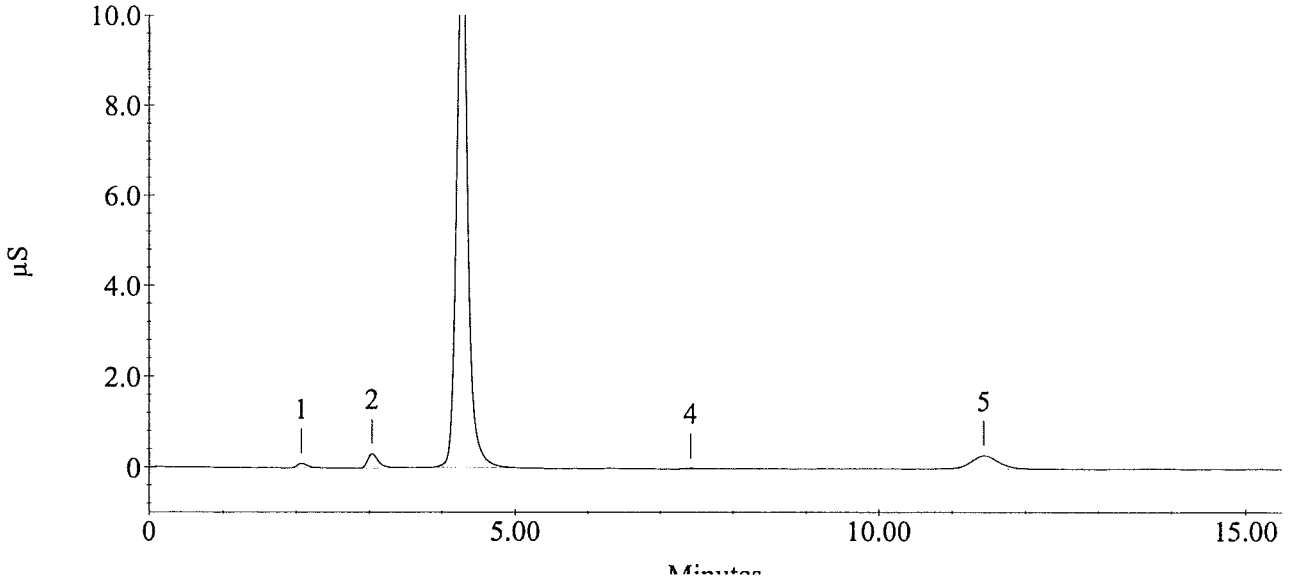

Sample Name : JZ32 D2
Method File Name : c:\peaknet\method\std.met

Current Date : 10/6/06
Date Time Collected : 10/6/06 3:02:44 PM

Injection Number : 18
Dilution Factor : 50.00
column :

Calibration Date : 10/6/06 11:52:27 AM
Data File Name : ...\OCT0606DAP_018.DXD
Injection Volume : 1.00

Module ID : 34 07 2a
Schedule File Name : ...\oct0606dap.sch

Peak Information : All Peaks

Pk. Num	Ret Time	Component Name	conc. (ppm)	Height	Area	Bl. Code	%Delta
1	2.07	Unknown 1	0.00	1709	24865	1	
2	3.03	FLUORIDE	18.01	19555	206717	1	-0.55
3	4.27	CHLORIDE	98.78	69657	731134	1	0.39
4	6.83	NITRATE-N	0.07	114	1406	1	-5.49
6	9.85	PHOSPHATE-P	1.10	255	5888	1	1.23
7	11.43	SULFATE	6.39	1187	30689	1	0.29
		---total(s)---	124.35	92476	1000698		

JZ32 D2

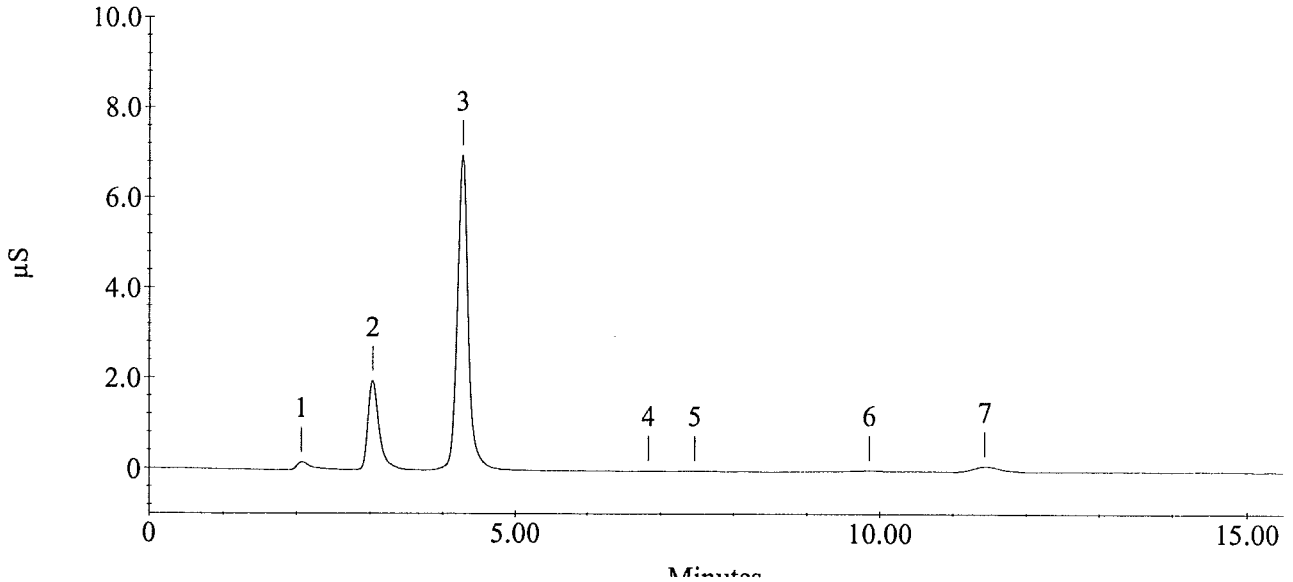

Sample Name : CCV
Method File Name : c:\peaknet\method\std.met

Current Date : 10/6/06
Date Time Collected : 10/6/06 3:20:31 PM

Injection Number : 19
Dilution Factor : 1.00
column :

Calibration Date : 10/6/06 11:52:27 AM
Data File Name : ...\OCT0606DAP_019.DXD
Injection Volume : 1.00

Module ID : 34 07 2a
Schedule File Name : ...\oct0606dap.sch

Peak Information : All Peaks

Pk. Num	Ret Time	Component Name	conc. (ppm)	Height	Area	Bl. Code	%Delta
1	2.08	Unknown 1	0.00	2187	29359	1	
2	3.03	FLUORIDE	2.86	160143	1639083	1	-0.55
3	4.25	CHLORIDE	2.85	98793	1055084	1	0.00
4	5.05	NITRITE-N	2.90	191551	2435100	1	-0.39
5	6.28	BROMIDE	2.91	30077	421005	1	-0.26
6	7.23	NITRATE-N	2.85	165190	2794506	1	0.05
7	9.77	PHOSPHATE-P	2.78	28614	745250	1	0.38
8	11.42	SULFATE	2.95	27746	709896	1	0.15
		---total(s)---					
			20.10	704301	9829282		

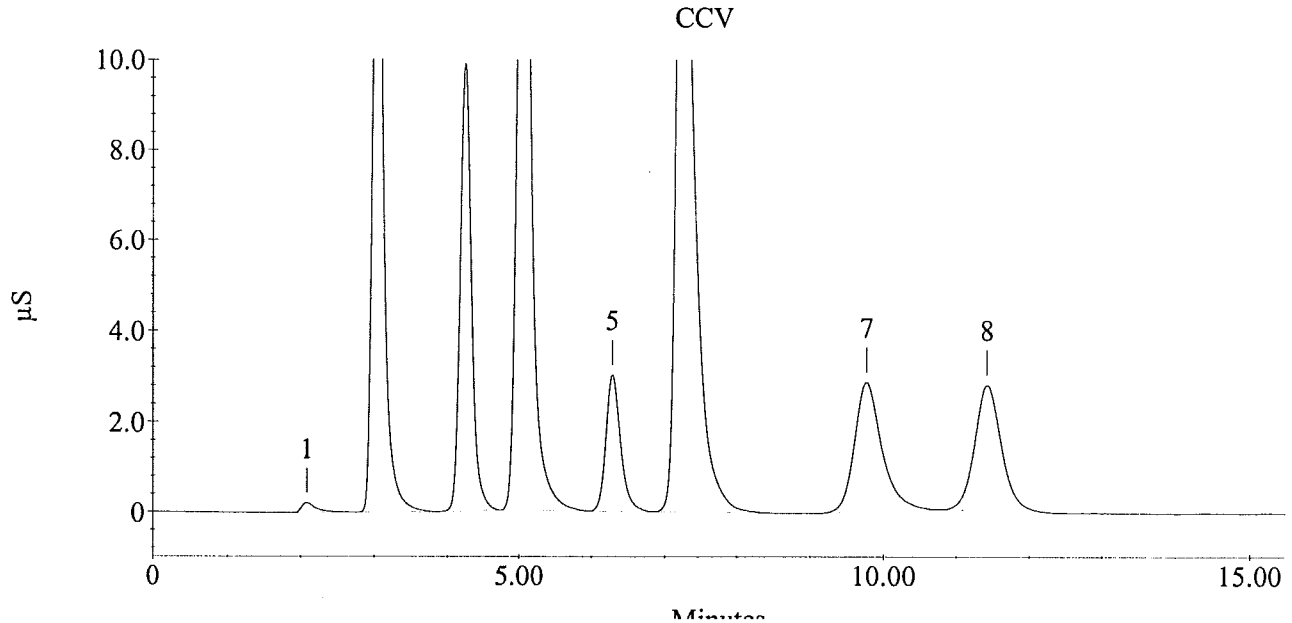

Sample Name : CCB
Method File Name : c:\peaknet\method\std.met

Current Date : 10/6/06
Date Time Collected : 10/6/06 3:38:17 PM

Injection Number : 20
Dilution Factor : 1.00
column :

Calibration Date : 10/6/06 11:52:27 AM
Data File Name : ...\OCT0606DAP_020.DXD
Injection Volume : 1.00

Module ID : 34 07 2a
Schedule File Name : ...\oct0606dap.sch

Peak Information : All Peaks

Pk. Num	Ret Time	Component Name	conc. (ppm)	Height	Area	Bl. Code	%Delta
1	4.23	CHLORIDE	0.04	581	14056	1	-0.39
		---total(s)---	0.04	581	14056		

CCB

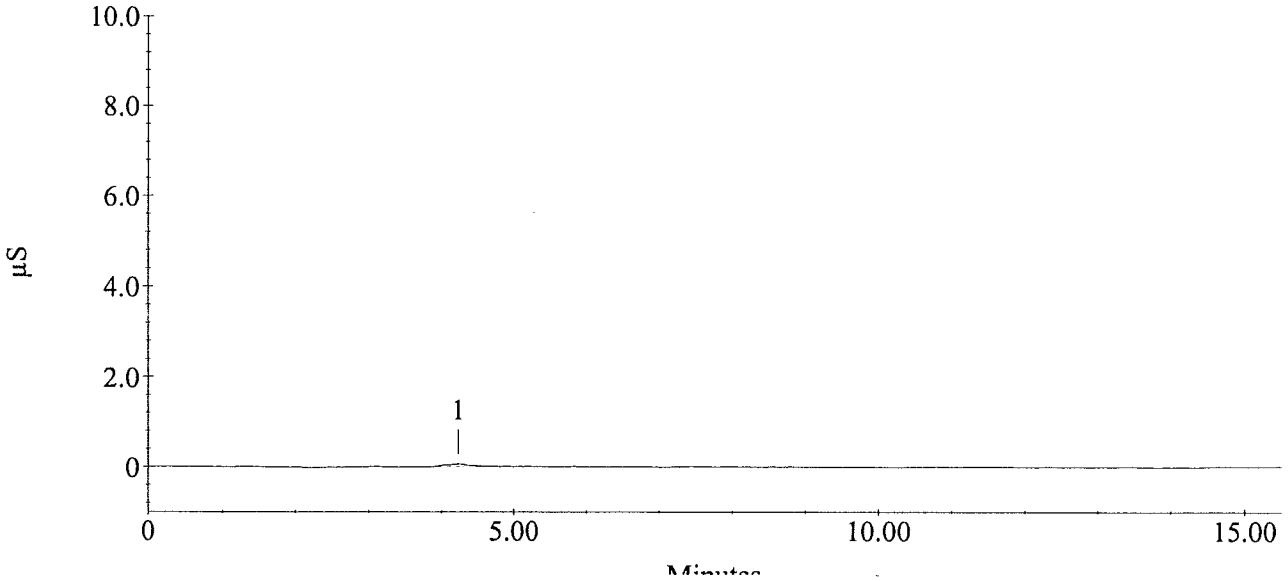

Sample Name : JZ32 E2
Method File Name : c:\peaknet\method\std.met

Current Date : 10/6/06
Date Time Collected : 10/6/06 3:56:03 PM

Injection Number : 21
Dilution Factor : 50.00
column :

Calibration Date : 10/6/06 11:52:27 AM
Data File Name : ...\OCT0606DAP_021.DXD
Injection Volume : 1.00

Module ID : 34 07 2a
Schedule File Name : ...\oct0606dap.sch

Peak Information : All Peaks

Pk. Num	Ret Time	Component Name	conc. (ppm)	Height	Area	Bl. Code	%Delta
1	2.07	Unknown 1	0.00	1637	20064	1	
2	3.03	FLUORIDE	18.90	20529	216944	1	-0.55
3	4.27	CHLORIDE	101.00	71038	747518	1	0.39
4	7.40	NITRATE-N	0.56	629	10895	1	2.35
5	9.83	PHOSPHATE-P	0.70	193	3748	1	1.06
6	11.45	SULFATE	7.05	1375	33886	1	0.44
		---total(s)---	128.20	95400	1033054		

JZ32 E2

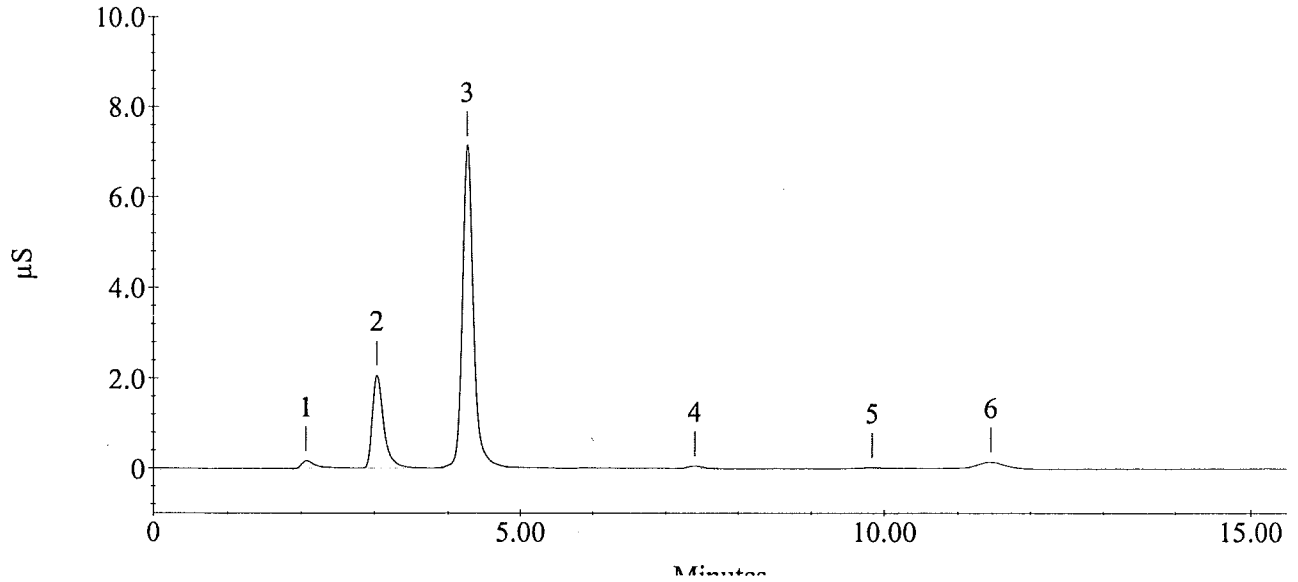

Sample Name : JZ32 A2 MS
Method File Name : c:\peaknet\method\std.met

Current Date : 10/6/06
Date Time Collected : 10/6/06 4:13:50 PM

Injection Number : 22
Dilution Factor : 50.00
column :

Calibration Date : 10/6/06 11:52:27 AM
Data File Name : ...\OCT0606DAP_022.DXD
Injection Volume : 1.00

Module ID : 34 07 2a
Schedule File Name : ...\oct0606dap.sch

Peak Information : All Peaks

Pk. Num	Ret Time	Component Name	conc. (ppm)	Height	Area	Bl. Code	%Delta
1	2.07	Unknown 1	0.00	17100	268676	1	
2	3.17	FLUORIDE	2400.47	1726813	27555412	1	3.83
3	4.25	CHLORIDE	146.97	107678	1087779	1	0.00
4	5.03	NITRITE-N	94.40	122272	1586202	1	-0.72
5	6.28	BROMIDE	98.76	19990	286219	1	-0.26
6	7.25	NITRATE-N	93.14	106322	1823368	1	0.28
7	9.75	PHOSPHATE-P	107.59	21920	576161	1	0.21
8	11.37	SULFATE	752.20	143616	3615215	1	-0.29
9	13.12	Unknown 2	0.00	2576	76162	1	
		---total(s)---	3693.53	2268288	36875194		

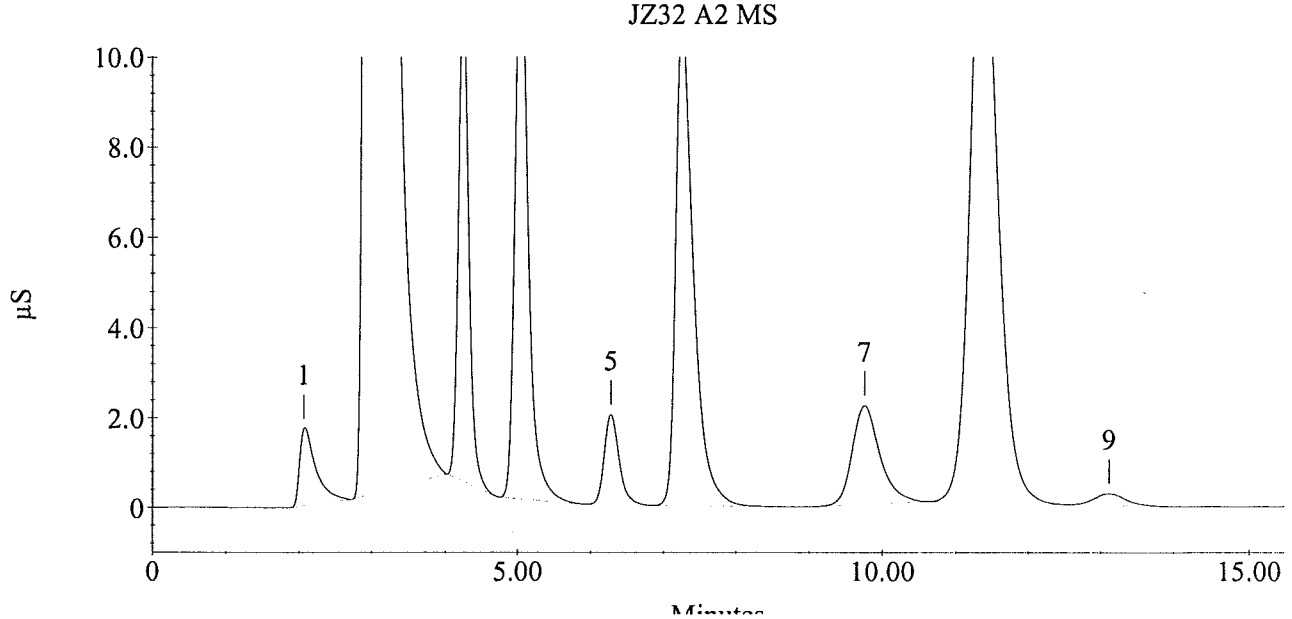

Sample Name : JZ32 A2
Method File Name : c:\peaknet\method\std.met

Current Date : 10/6/06
Date Time Collected : 10/6/06 4:31:36 PM

Injection Number : 23
Dilution Factor : 20.00
column :

Calibration Date : 10/6/06 11:52:27 AM
Data File Name : ...\OCT0606DAP_023.DXD
Injection Volume : 1.00

Module ID : 34 07 2a
Schedule File Name : ...\oct0606dap.sch

Peak Information : All Peaks

Pk. Num	Ret Time	Component Name	conc. (ppm)	Height	Area	Bl. Code	%Delta
1	2.07	Unknown 1	0.00	38242	578605	1	
2	3.28	Unknown 2	0.00	2511215	57786966	1	
3	4.25	CHLORIDE	47.52	96262	879355	1	0.00
4	6.25	BROMIDE	0.47	241	3415	1	-0.79
5	9.73	PHOSPHATE-P	13.94	6940	186600	1	0.03
6	11.27	SULFATE	693.11	322537	8328053	1	-1.17
7	13.05	Unknown 3	0.00	6125	182602	1	
		---total(s)---	755.05	2981561	67945596		

JZ32 A2

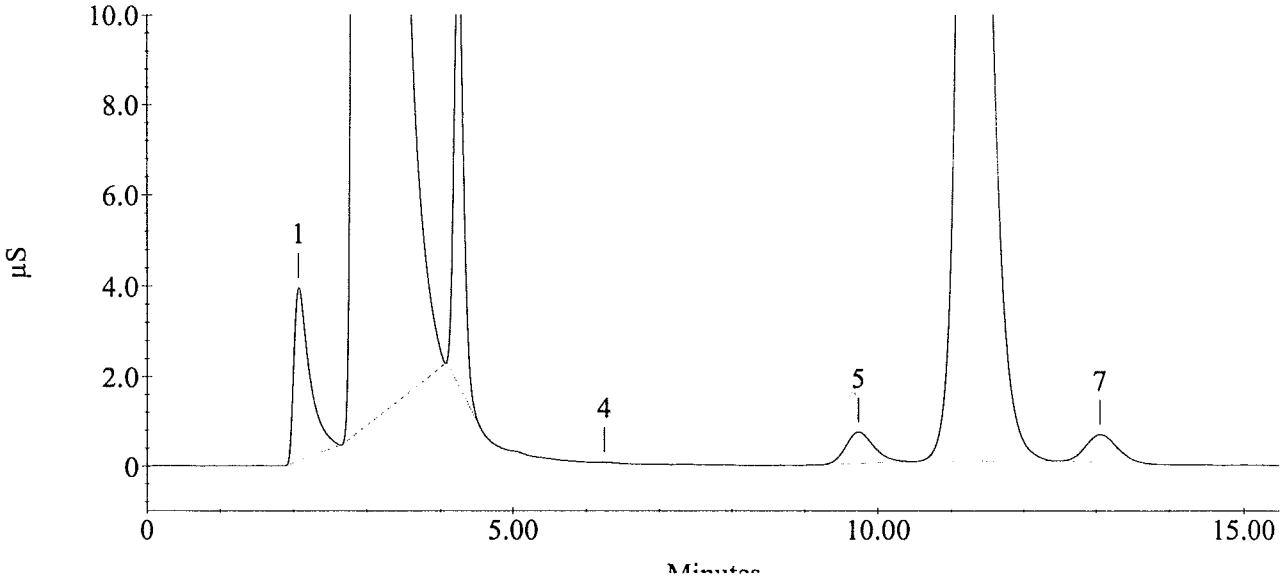

Sample Name : JZ32 A2 DUP
Method File Name : c:\peaknet\method\std.met

Current Date : 10/6/06
Date Time Collected : 10/6/06 4:49:22 PM

Injection Number : 24
Dilution Factor : 20.00
column :

Calibration Date : 10/6/06 11:52:27 AM
Data File Name : ...\OCT0606DAP_024.DXD
Injection Volume : 1.00

Module ID : 34 07 2a
Schedule File Name : ...\oct0606dap.sch

Peak Information : All Peaks

Pk. Num	Ret Time	Component Name	conc. (ppm)	Height	Area	Bl. Code	%Delta
1	2.07	Unknown 1	0.00	37782	572375	1	
2	3.28	Unknown 2	0.00	2500837	57366454	1	
3	4.25	CHLORIDE	47.02	94977	870089	1	0.00
4	9.72	PHOSPHATE-P	14.09	6998	188671	1	-0.14
5	11.27	SULFATE	685.15	319166	8232395	1	-1.17
6	13.05	Unknown 3	0.00	6085	182205	1	
		---total(s)---	746.27	2965845	67412189		

JZ32 A2 DUP

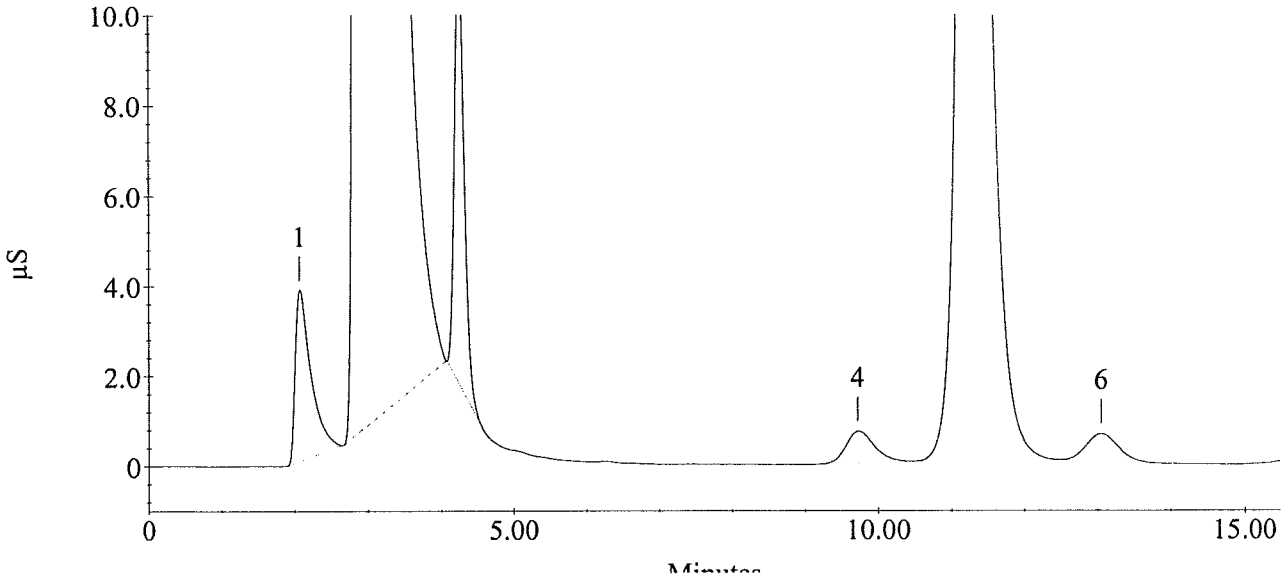

Sample Name : JZ32 B2
Method File Name : c:\peaknet\method\std.met

Current Date : 10/6/06
Date Time Collected : 10/6/06 5:07:08 PM

Injection Number : 25
Dilution Factor : 20.00
column :

Calibration Date : 10/6/06 11:52:27 AM
Data File Name : ...\OCT0606DAP_025.DXD
Injection Volume : 1.00

Module ID : 34 07 2a
Schedule File Name : ...\oct0606dap.sch

Peak Information : All Peaks

Pk. Num	Ret Time	Component Name	conc. (ppm)	Height	Area	Bl. Code	%Delta
1	2.07	Unknown 1	0.00	37213	564193	1	
2	3.28	Unknown 2	0.00	2497982	56974112	1	
3	4.25	CHLORIDE	46.58	94237	861804	1	0.00
4	6.30	BROMIDE	0.45	266	3258	1	0.00
5	9.72	PHOSPHATE-P	14.24	7002	190683	1	-0.14
6	11.27	SULFATE	679.11	317505	8159827	1	-1.17
7	13.05	Unknown 3	0.00	6062	178862	1	
8	14.83	Unknown 4	0.00	2023	105060	1	
		---total(s)---	740.38	2962290	67037800		

JZ32 B2

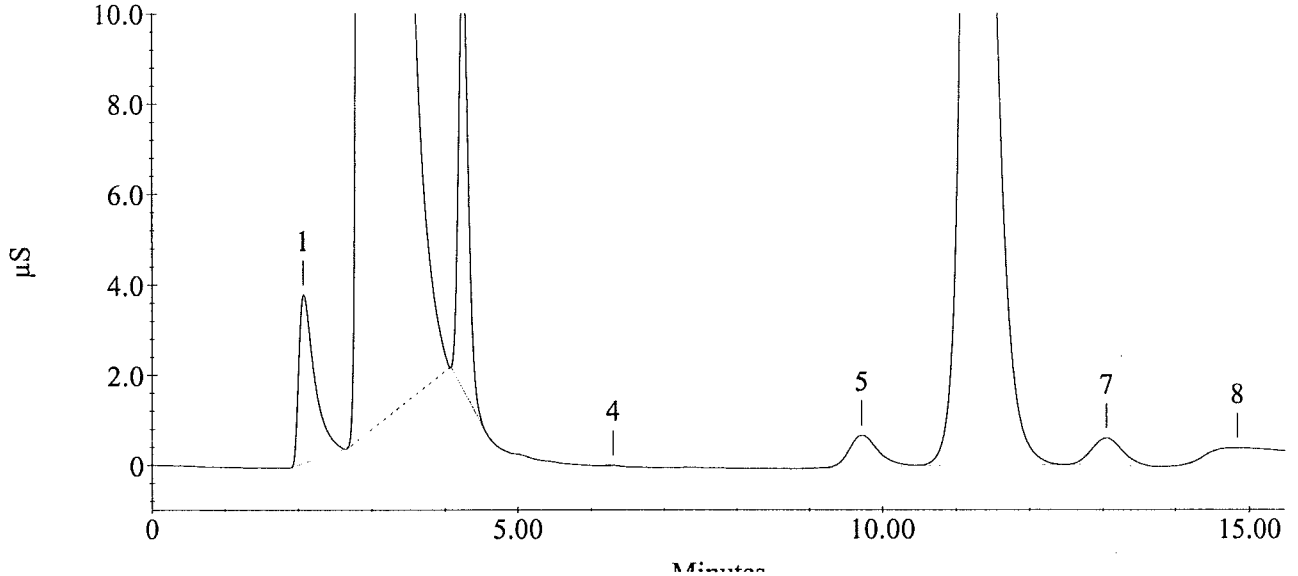

Sample Name : JZ32 C2
Method File Name : c:\peaknet\method\std.met

Current Date : 10/6/06
Date Time Collected : 10/6/06 5:24:54 PM

Injection Number : 26
Dilution Factor : 2.00
column :

Calibration Date : 10/6/06 11:52:27 AM
Data File Name : ...\OCT0606DAP_026.DXD
Injection Volume : 1.00

Module ID : 34 07 2a
Schedule File Name : ...\oct0606dap.sch

Peak Information : All Peaks

Pk. Num	Ret Time	Component Name	conc. (ppm)	Height	Area	Bl. Code	%Delta
1	2.07	Unknown 1	0.00	32121	485206	1	
2	3.00	FLUORIDE	6.16	76933	1767813	1	-1.64
3	5.00	NITRITE-N	204.72	3454979	85995959	1	-1.38
4	6.50	Unknown 2	0.00	4824	57322	1	
5	11.48	SULFATE	37.10	183213	4457267	1	0.73
6	14.88	Unknown 3	0.00	1978	96365	1	
		---total(s)---	247.98	3754048	92859933		

JZ32 C2

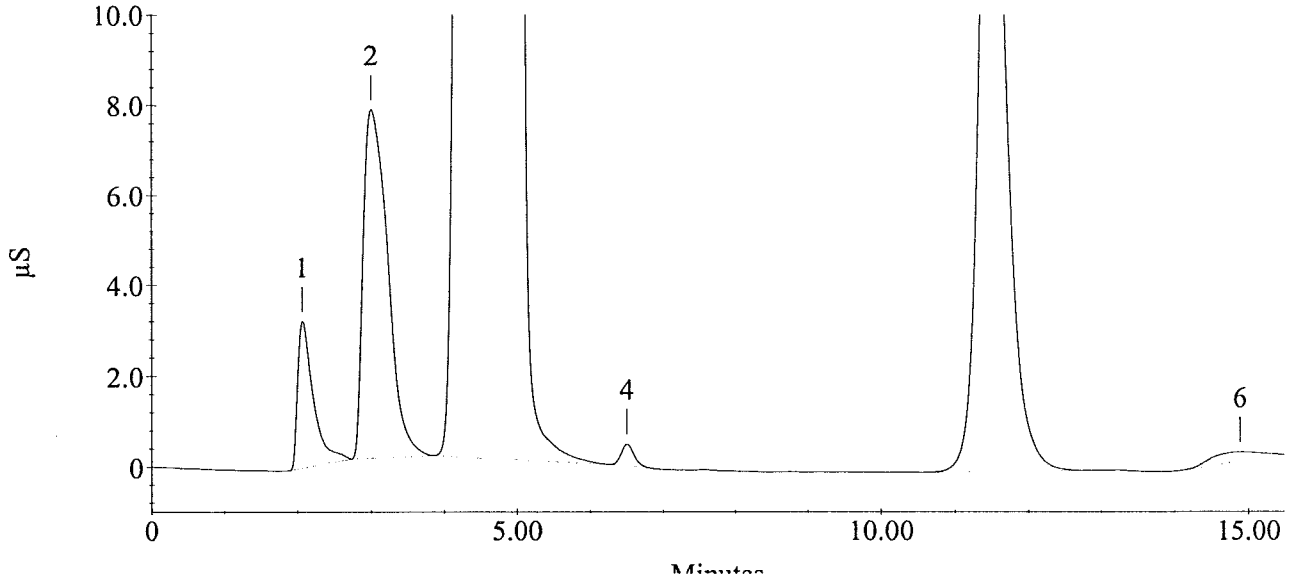

Sample Name : JZ32 D2
Method File Name : c:\peaknet\method\std.met

Current Date : 10/6/06
Date Time Collected : 10/6/06 5:42:43 PM

Injection Number : 27
Dilution Factor : 2.00
column :

Calibration Date : 10/6/06 11:52:27 AM
Data File Name : ...\OCT0606DAP_027.DXD
Injection Volume : 1.00

Module ID : 34 07 2a
Schedule File Name : ...\oct0606dap.sch

Peak Information : All Peaks

Pk. Num	Ret Time	Component Name	conc. (ppm)	Height	Area	Bl. Code	%Delta
1	2.07	Unknown 1	0.00	35522	532074	1	
2	3.02	FLUORIDE	20.69	276348	5936551	1	-1.09
3	4.73	Unknown 2	0.00	2199426	25580647	1	
4	6.40	BROMIDE	0.16	953	11260	1	1.59
5	9.93	PHOSPHATE-P	0.07	388	9273	1	2.09
6	11.47	SULFATE	6.35	30493	763458	1	0.58
7	14.87	Unknown 3	0.00	2029	100353	1	
		---total(s)---					
			27.26	2545158	32933617		

JZ32 D2

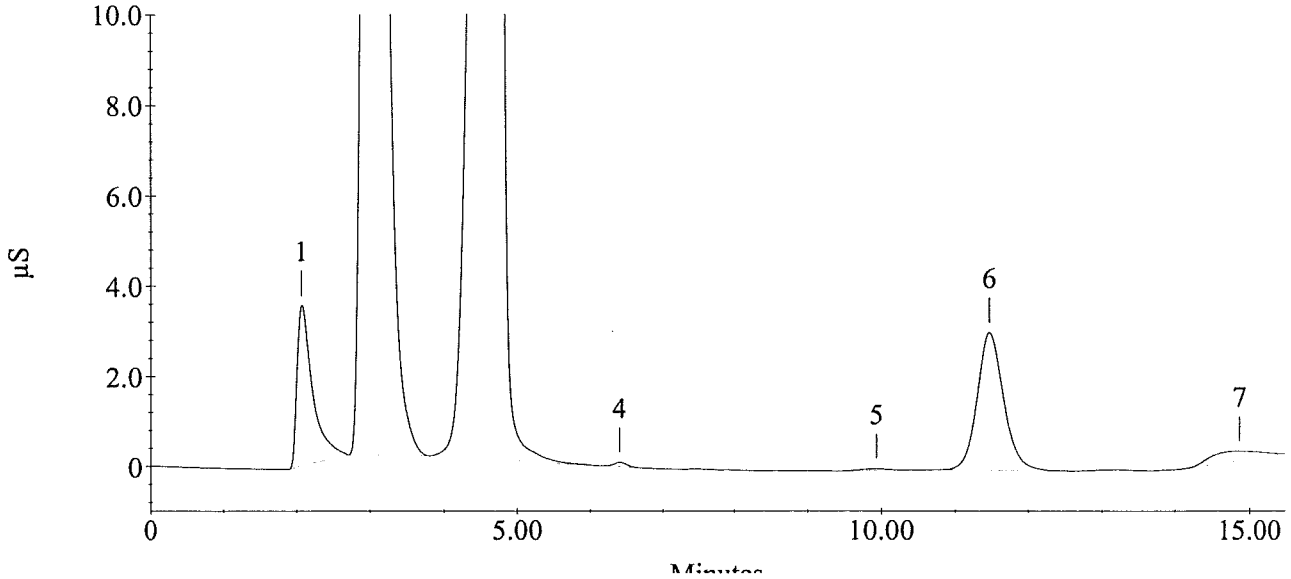

Sample Name : JZ32 E2
Method File Name : c:\peaknet\method\std.met

Current Date : 10/6/06
Date Time Collected : 10/6/06 6:00:30 PM

Injection Number : 28
Dilution Factor : 2.00
column :

Calibration Date : 10/6/06 11:52:27 AM
Data File Name : ...\OCT0606DAP_028.DXD
Injection Volume : 1.00

Module ID : 34 07 2a
Schedule File Name : ...\oct0606dap.sch

Peak Information : All Peaks

Pk. Num	Ret Time	Component Name	conc. (ppm)	Height	Area	Bl. Code	%Delta
1	2.07	Unknown 1	0.00	35562	531679	1	
2	3.02	FLUORIDE	21.70	290384	6226114	1	-1.09
3	4.72	Unknown 2	0.00	2118405	25513679	1	
4	6.40	BROMIDE	0.17	1038	12662	1	1.59
5	9.85	PHOSPHATE-P	0.08	404	10074	1	1.23
6	11.45	SULFATE	7.68	36505	922240	1	0.44
		---total(s)---	29.62	2482298	33216449		

JZ32 E2

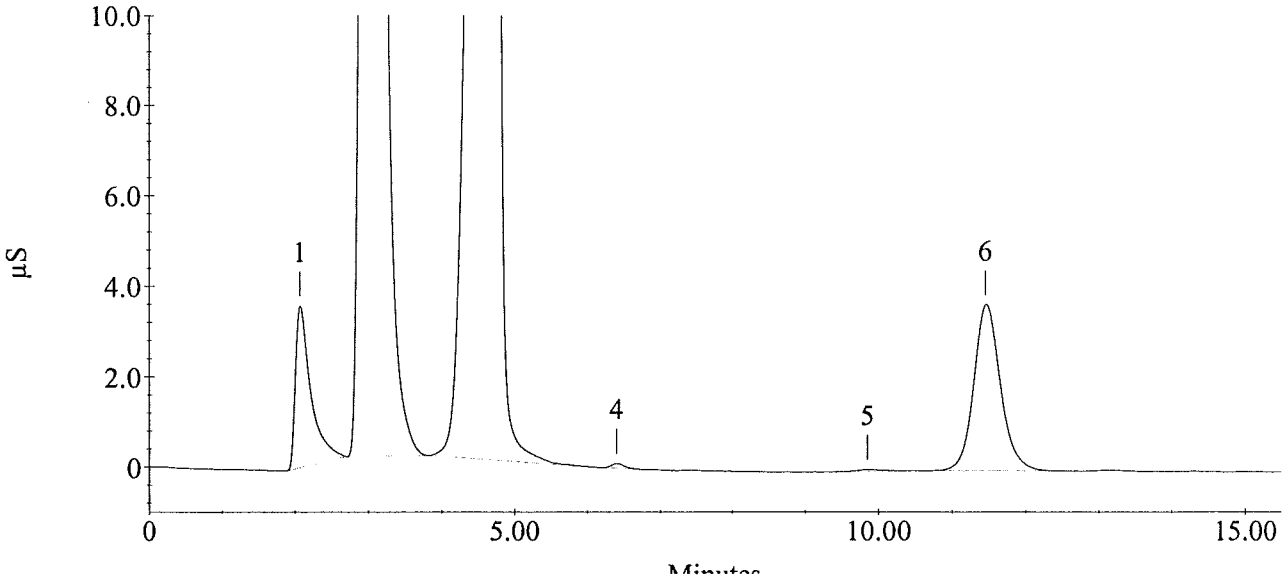

Sample Name : JZ32 F1
Method File Name : c:\peaknet\method\std.met

Current Date : 10/6/06
Date Time Collected : 10/6/06 6:18:15 PM

Injection Number : 29
Dilution Factor : 1.00
column :

Calibration Date : 10/6/06 11:52:27 AM
Data File Name : ...\OCT0606DAP_029.DXD
Injection Volume : 1.00

Module ID : 34 07 2a
Schedule File Name : ...\oct0606dap.sch

Peak Information : All Peaks

Pk. Num	Ret Time	Component Name	conc. (ppm)	Height	Area	Bl. Code	%Delta
1	3.40	Unknown 1	0.00	397	12868	1	
2	4.23	CHLORIDE	0.05	753	17712	1	-0.39
3	7.23	NITRATE-N	0.04	1958	37794	1	0.05
		---total(s)---	0.09	3107	68374		

JZ32 F1

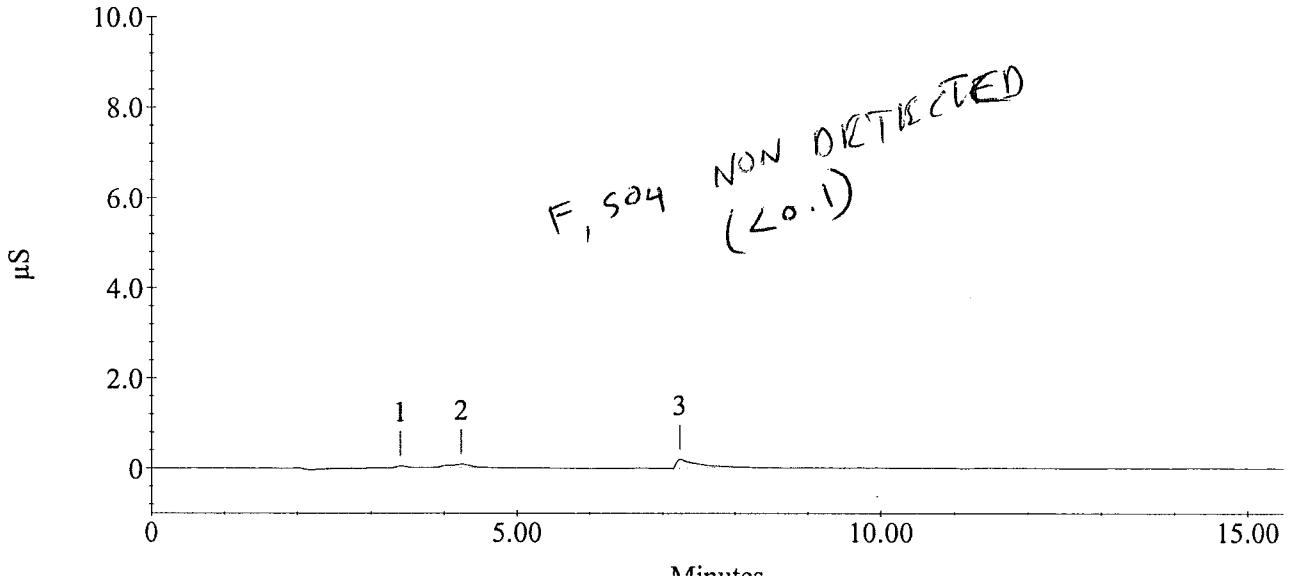

Sample Name : CCV
Method File Name : c:\peaknet\method\std.met

Current Date : 10/6/06
Date Time Collected : 10/6/06 6:36:01 PM

Injection Number : 30
Dilution Factor : 1.00
column :

Calibration Date : 10/6/06 11:52:27 AM
Data File Name : ...\OCT0606DAP_030.DXD
Injection Volume : 1.00

Module ID : 34 07 2a
Schedule File Name : ...\oct0606dap.sch

Peak Information : All Peaks

Pk. Num	Ret Time	Component Name	conc. (ppm)	Height	Area	Bl. Code	%Delta
1	2.08	Unknown 1	0.00	2477	34244	1	
2	3.03	FLUORIDE	2.86	158151	1640044	1	-0.55
3	4.25	CHLORIDE	2.86	98198	1058543	1	0.00
4	5.05	NITRITE-N	2.89	189753	2429947	1	-0.39
5	6.28	BROMIDE	2.91	29939	421382	1	-0.26
6	7.25	NITRATE-N	2.85	166067	2785478	1	0.28
7	9.73	PHOSPHATE-P	2.74	27989	734351	1	0.03
8	11.38	SULFATE	2.92	27671	701998	1	-0.15
		---total(s)---					
			20.03	700245	9805986		

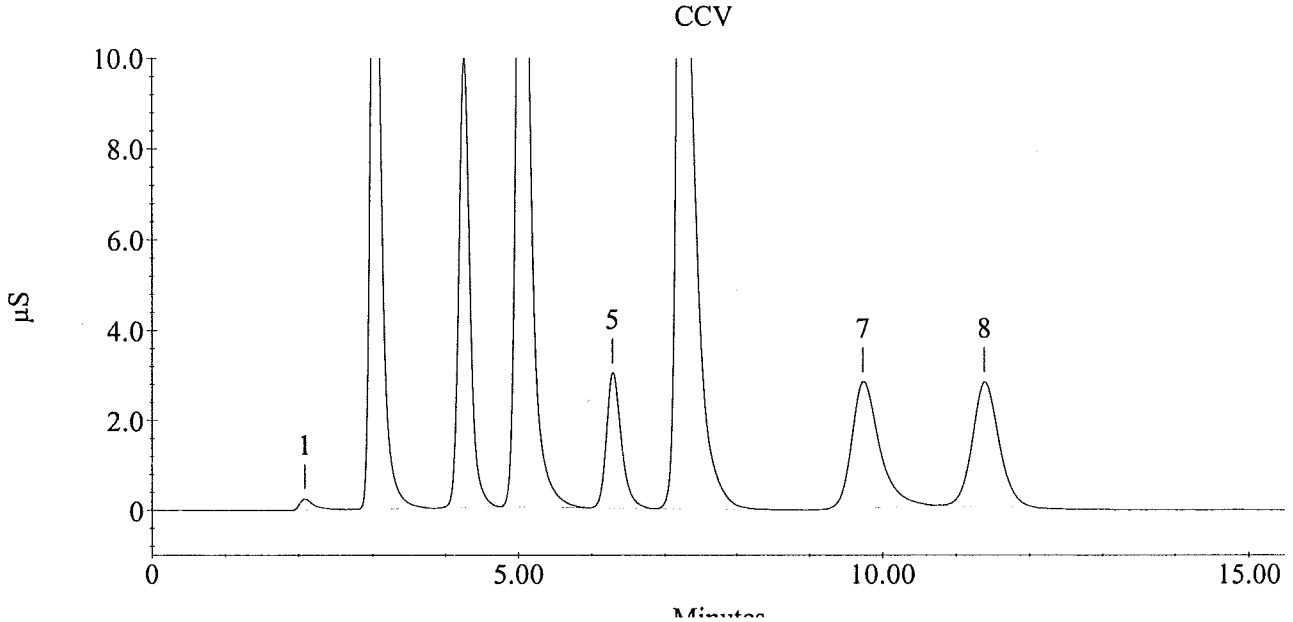

Sample Name : CCB
Method File Name : c:\peaknet\method\std.met

Current Date : 10/6/06
Date Time Collected : 10/6/06 6:53:47 PM

Injection Number : 31
Dilution Factor : 1.00
column :

Calibration Date : 10/6/06 11:52:27 AM
Data File Name : ...\OCT0606DAP_031.DXD
Injection Volume : 1.00

Module ID : 34 07 2a
Schedule File Name : ...\oct0606dap.sch

Peak Information : All Peaks

Pk. Num	Ret Time	Component Name	conc. (ppm)	Height	Area	Bl. Code	%Delta
1	2.03	Unknown 1	0.00	304	2451	1	
2	3.00	FLUORIDE	0.01	91	5274	1	-1.64
3	4.25	CHLORIDE	0.07	1289	26538	1	0.00
		---total(s)---	0.08	1683	34263		

CCB

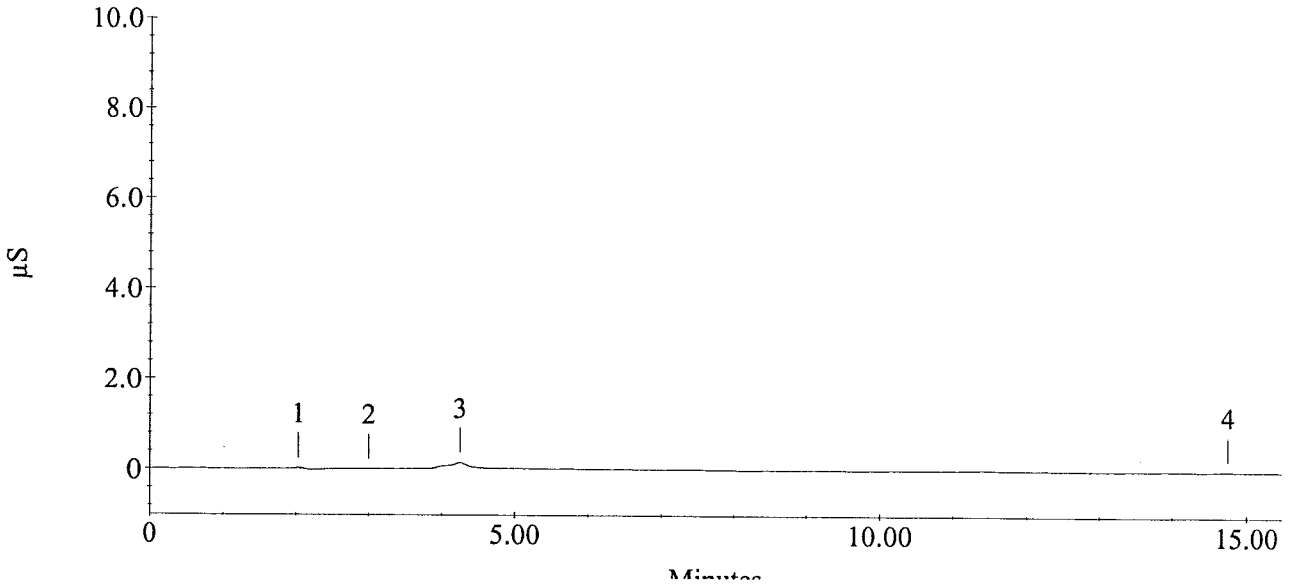

Geotech Analysis

prepared
for

ANCHOR ENVIRONMENTAL

Project: Chinook

ARI JOB NO: JZ32

prepared
by

Analytical Resources, Inc.

ANALYTICAL RESOURCES INCORPORATED

Anchor Environmental
Chinook 060354-01
Fluid Density

Sample ID	Temperature (°C)	Density (g/ml)
PZ5-100206	22.5	1.0162
PZ45-100206	22.5	1.0162
G1D-100206	22.5	1.0014
G3S-100206	22.5	1.0017
G43S-100206	22.5	1.0017

Density measured in a calibrated 500 ml flask at the indicated temperature.

JZ32

DATE: 10-5-06

CLIENT: ANCHOR ENVIRONMENTAL

JOB: JZ32

ANALYTICAL RESOURCES INCORPORATED

Sample #	Temp °C	Flask #	Flask Wt. (g)	Flask Vol (mL)	Flask + Sample (g)
A	22.5	8	170.88	499.16	678.11
B	22.5	9	170.93	499.24	678.26
C	22.5	11	163.93	499.27	663.90
D	22.5	12	166.25	499.31	666.41
E	22.5	14	165.17	499.32	665.35

HW

Analytical Resources, Incorporated
Analytical Chemists and Consultants

October 12, 2006

Kristin Gaines
Anchor Environmental
6650 SW Redwood Lane, #110
Portland, OR 97224

RE: Client Project: Chinook
ARI Job No. JZ82

Dear Kristin:

Please find enclosed the original chain of custody documentation and the final data package for samples from the project referenced above.

Problems associated with these analyses are discussed in the Case Narrative.

An electronic copy of this package will remain on file with ARI. Should you have any questions or problems, please feel free to contact me at your convenience.

Sincerely,

ANALYTICAL RESOURCES, INC.

Susan Dunnihoo
Client Services Manager
sue@arilabs.com
206/695-6207

Enclosures

cc: eFile JZ82

SD/sdrd

Chain of Custody
Documentation

prepared
for

ANCHOR ENVIRONMENTAL

Project: Chinook

ARI JOB NO: JZ82

prepared
by

Analytical Resources, Inc.

Chain of Custody Record & Laboratory Analysis Request

ARI Assigned Number: JZ782	Turn-around Requested:
ARI Client Company: ANCHOR ENV.	Phone: 360-768-2509
Client Contact: KRISTEN GAINES	
Client Project Name: CHINOOK	
Client Project #: 060354-01	Samplers: RP

Page: 1	of 1
Date: 10/04/06	Ice Present? Y
No. of Coolers: 1	Cooler Temps: 4.6

Analytical Resources, Incorporated
Analytical Chemists and Consultants
4611 South 134th Place, Suite 100
Tukwila, WA 98168
206-695-6200 206-695-6201 (fax)

Sample ID	Date	Time	Matrix	No. Containers	Analysis Requested: Cl, SO4 as S Fluride	Alkalinity	Phosphate as P	Density	Title 22 Metals	Fe, Mn, Al Ca, Mg, Na K, Silica			Notes/Comments
W1-100406	10/04/06	10:50	H_2O	5	X	X	X	X	X	X			
W6-100406	↓	10:05	↓	↓	↓	↓	↓	↓	↓	↓			
W7-100406	↓	10:30	↓	↓	↓	↓	↓	↓	↓	↓			

Comments/Special Instructions	Relinquished by: (Signature)	Received by: (Signature)	Relinquished by: (Signature)	Received by: (Signature)
	Printed Name: ROSS PICKERING	Printed Name: BRIAN KEGEL	Printed Name:	Printed Name:
	Company: ANCHOR	Company: ARI	Company:	Company:
	Date & Time: 10/04/06 14:30	Date & Time: 10/4/06 1430	Date & Time:	Date & Time:

2000

Limits of Liability: *ARI will perform all requested services in accordance with appropriate methodology following ARI Standard Operating Procedures and the ARI Quality Assurance Program. This program meets standards for the industry. The total liability of ARI, its officers, agents, employees, or successors, arising out of or in connection with the requested services, shall not exceed the Invoiced amount for said services. The acceptance by the client of a proposal for services by ARI release ARI from any liability in excess thereof, not withstanding any provision to the contrary in any contract, purchase order or co-signed agreement between ARI and the Client.*

Sample Retention Policy: All samples submitted to ARI will be appropriately discarded no sooner than 90 days after receipt or 60 days after submission of hardcopy data, whichever is longer, unless alternate retention schedules have been established by work-order or contract.

Cooler Receipt Form

ANALYTICAL RESOURCES INCORPORATED

ARI Client: Anchor — Project Name: Chinook

COC NO.: — — Delivered By: Hand

Tracking NO.: — — Date: 10/4/06

ARI Job No.: 5Z82 — Lims NO.: 06-18789 - 06-18794

Preliminary Examination Phase:

1. Were intact, properly signed and dated custody seals attached To the outside of the cooler? ..... YES (NO)
2. Were custody papers included with the cooler ..... (YES) NO
3. Were custody papers properly filled out (ink, signed etc.)? ..... (YES) NO
4. Complete custody forms and attach all shipping documents ..... (OK) NA

Cooler Accepted BY: [signature] Date: 10/4/06 Time: 1430

Log-IN Phase:

5. Was a temperature blank include in the cooler? ..... YES (NO)
6. Record Cooler Temperature ..... 4.6 °C
7. What kind of packing material was used? ..... —
8. Was sufficient ice used (if appropriate)? ..... (YES) NO
9. Were all bottles sealed in separate plastic bags? ..... YES (NO)
10. Did all bottles arrive in good condition (unbroken)? ..... (YES) NO
11. Were all bottle labels complete and legible? ..... (YES) NO
12. Did all bottle labels and tags agree with custody papers? ..... (YES) NO
13. Were all bottles used correct for the requested analyses? ..... (YES) NO
14. Do any of the analyses (bottles) require preservative? (If so, Preservation checklist must be attached) ..... (YES) NO
15. Were all VOA vials free of air bubbles? ..... YES NO
16. Was sufficient amount of sample sent in each bottle? ..... (YES) NO
17. Notify Project Manager of any discrepancies or concerns ..... (OK) NA

Cooler Opened By: [signature] Date: 10/4/06 Time 1430

Explain any discrepancies or negative responses:

Case Narrative

prepared
for

ANCHOR ENVIRONMENTAL

Project: Chinook

ARI JOB NO: JZ82

prepared
by

Analytical Resources, Inc.

Case Narrative

Client: Anchor Environmental
Project: Chinook
Matrix: Water
ARI Job Nos. JZ82

Sample receipt

Three water samples were received on October 4, 2006 under ARI Job JZ82. Samples were well-iced and the cooler temperature measured by IR thermometer following ARI SOP was 4.6° C. Samples were received in good condition with no discrepancies in paperwork.

All samples passed preservation check at receipt.

ARI was informed verbally that all water samples received from the Chinook site have been field filtered.

Dissolved Metals

As Silica will mineralize under the digestion procedure used for environmental samples, analysis of the Silica was performed on sample that was acidified only (Prep Method 6010B). The samples were also digested under prep method 3010A and analyzed for the remaining target elements.

The method blanks were clean at the reporting limit.

LCS recoveries were within ARI and method limits.

Duplicate RPDs were within ARI and method limits.

Matrix spike recoveries were within limits.

There were no incidents of note.

General Chemistry Parameters

Alkalinity

Samples were prepared and analyzed within the required holding time of 14 days.

The replicate analysis has RPDs within limits.

There were no incidents of note.

Total Phosphorous

Samples were prepared and analyzed within the required holding time of 28 days.

The method blank was clean.

Standard reference recovery was within limits.

The replicate analysis has RPDs within limits.

The matrix spike had recoveries within limits.

There were no incidents of note.

Ion Chromatography – Fluoride, Chloride, Sulfate

Samples were prepared and analyzed within the required holding time of 28 days.

The method blanks were clean.

Standard reference recoveries were within limits.

The replicate had RPDs within limits and the matrix spike had recoveries within limits.

There were no incidents of note.

Geotechnical Parameters

A lab specific Case Narrative follows.

Analytical Resources, Incorporated
Analytical Chemists and Consultants

Client: Anchor Environmental	Project No.: JZ82
Client Project: Chinook 060354-01	

Case Narrative

1. Three samples were submitted for fluid density on October 4, 2006.
2. The samples were measured in calibrated 500 mL flasks at the given temperature and calculated for density.
3. The data is provided in a summary table.
4. There were no other noted anomalies in the samples or methods on this project.

Approved by: Taylor McKenzie Date: 10-9-06
Title: Lead Technician

4611 South 134th Place, Suite 100 • Tukwila WA 98168 • **206-695-6200** • **206-695-6201** fax

Data Reporting Qualifiers

Effective 12/28/04

Inorganic Data

U Indicates that the target analyte was not detected at the reported concentration

* Duplicate RPD is not within established control limits

B Reported value is less than the CRDL but ≥ the Reporting Limit

N Matrix Spike recovery not within established control limits

NA Not Applicable, analyte not spiked

H The natural concentration of the spiked element is so much greater than the concentration spiked that an accurate determination of spike recovery is not possible

L Analyte concentration is ≤5 times the Reporting Limit and the replicate control limit defaults to ±1 RL instead of the normal 20% RPD

Organic Data

U Indicates that the target analyte was not detected at the reported concentration

* Flagged value is not within established control limits

B Analyte detected in an associated Method Blank at a concentration greater than one-half of ARI's Reporting Limit or 5% of the regulatory limit or 5% of the analyte concentration in the sample.

J Estimated concentration when the value is less than ARI's established reporting limits

D The spiked compound was not detected due to sample extract dilution

NR Spiked compound recovery is not reported due to chromatographic interference

E Estimated concentration calculated for an analyte response above the valid instrument calibration range. A dilution is required to obtain an accurate quantification of the analyte.

S Indicates an analyte response that has saturated the detector. The calculated concentration is not valid; a dilution is required to obtain valid quantification of the analyte

NA The flagged analyte was not analyzed for

NS The flagged analyte was not spiked into the sample

M Estimated value for an analyte detected and confirmed by an analyst but with low spectral match parameters. This flag is used only for GC-MS analyses

N The analysis indicates the presence of an analyte for which there is presumptive evidence to make a "tentative identification"

Y The analyte is not detected at or above the reported concentration. The reporting limit is raised due to chromatographic interference. The Y flag is equivalent to the U flag with a raised reporting limit.

C The analyte was positively identified on only one of two chromatographic columns. Chromatographic interference prevented a positive identification on the second column

P The analyte was detected on both chromatographic columns but the quantified values differ by ≥40% RPD with no obvious chromatographic interference

Geotechnical Data

A The total of all fines fractions. This flag is used to report total fines when only sieve analysis is requested and balances total grain size with sample weight.

F Samples were frozen prior to particle size determination

SM Sample matrix was not appropriate for the requested analysis. This normally refers to samples contaminated with an organic product that interferes with the sieving process and/or moisture content, porosity and saturation calculations

SS Sample did not contain the proportion of "fines" required to perform the pipette portion of the grain size analysis

W Weight of sample in some pipette aliquots was below the level required for accurate weighting

Data Summary Package

prepared
for

ANCHOR ENVIRONMENTAL

Project: Chinook

ARI JOB NO: JZ82

prepared
by

Analytical Resources, Inc.

METALS

ANALYTICAL RESOURCES INCORPORATED

INORGANICS ANALYSIS DATA SHEET
DISSOLVED METALS
Page 1 of 1

Sample ID: W1-100406
SAMPLE

Lab Sample ID: JZ82A
LIMS ID: 06-18789
Matrix: Water
Data Release Authorized:
Reported: 10/11/06

QC Report No: JZ82-Anchor Environmental
Project: CHINOOK
060354-01
Date Sampled: 10/04/06
Date Received: 10/04/06

Prep Meth	Prep Date	Analysis Method	Analysis Date	CAS Number	Analyte	RL	mg/L	Q
3010A	10/09/06	6010B	10/09/06	7429-90-5	Aluminum	0.05	0.05	U
3010A	10/09/06	6010B	10/09/06	**7440-70-2**	**Calcium**	0.05	**15.9**	
3010A	10/09/06	6010B	10/09/06	**7439-89-6**	**Iron**	0.05	**4.57**	
3010A	10/09/06	6010B	10/09/06	**7439-95-4**	**Magnesium**	0.05	**7.57**	
3010A	10/09/06	6010B	10/09/06	**7439-96-5**	**Manganese**	0.001	**0.859**	
3010A	10/09/06	6010B	10/09/06	**7440-09-7**	**Potassium**	0.5	**1.9**	
3010A	10/09/06	6010B	10/09/06	**7440-23-5**	**Sodium**	0.5	**12.1**	

U-Analyte undetected at given RL
RL-Reporting Limit

ANALYTICAL RESOURCES INCORPORATED

INORGANICS ANALYSIS DATA SHEET
DISSOLVED METALS
Page 1 of 1

Sample ID: W1-100406
DUPLICATE

Lab Sample ID: JZ82A
LIMS ID: 06-18789
Matrix: Water
Data Release Authorized:
Reported: 10/11/06

QC Report No: JZ82-Anchor Environmental
Project: CHINOOK
060354-01
Date Sampled: 10/04/06
Date Received: 10/04/06

MATRIX DUPLICATE QUALITY CONTROL REPORT

Analyte	Analysis Method	Sample	Duplicate	RPD	Control Limit	Q
Aluminum	6010B	0.05 U	0.05 U	0.0%	+/- 0.05	L
Calcium	6010B	15.9	17.3	8.4%	+/- 20%	
Iron	6010B	4.57	5.06	10.2%	+/- 20%	
Magnesium	6010B	7.57	8.27	8.8%	+/- 20%	
Manganese	6010B	0.859	0.948	9.9%	+/- 20%	
Potassium	6010B	1.9	2.0	5.1%	+/- 0.5	L
Sodium	6010B	12.1	12.8	5.6%	+/- 20%	

Reported in mg/L

*-Control Limit Not Met
L-RPD Invalid, Limit = Detection Limit

ANALYTICAL RESOURCES INCORPORATED

INORGANICS ANALYSIS DATA SHEET
DISSOLVED METALS
Page 1 of 1

Sample ID: W1-100406
MATRIX SPIKE

Lab Sample ID: JZ82A
LIMS ID: 06-18789
Matrix: Water
Data Release Authorized:
Reported: 10/11/06

QC Report No: JZ82-Anchor Environmental
Project: CHINOOK
060354-01
Date Sampled: 10/04/06
Date Received: 10/04/06

MATRIX SPIKE QUALITY CONTROL REPORT

Analyte	Analysis Method	Sample	Spike	Spike Added	% Recovery	Q
Aluminum	6010B	0.05 U	2.02	2.00	101%	
Calcium	6010B	15.9	26.4	10.0	105%	
Iron	6010B	4.57	6.88	2.00	116%	
Magnesium	6010B	7.57	17.6	10.0	100%	
Manganese	6010B	0.859	1.38	0.500	104%	
Potassium	6010B	1.9	12.4	10.0	105%	
Sodium	6010B	12.1	22.2	10.0	101%	

Reported in mg/L

N-Control Limit Not Met
H-% Recovery Not Applicable, Sample Concentration Too High
NA-Not Applicable, Analyte Not Spiked

Percent Recovery Limits: 75-125%

ANALYTICAL RESOURCES INCORPORATED

INORGANICS ANALYSIS DATA SHEET
DISSOLVED METALS

Sample ID: W6-100406
SAMPLE

Lab Sample ID: JZ82B
LIMS ID: 06-18790
Matrix: Water
Data Release Authorized:
Reported: 10/11/06

QC Report No: JZ82-Anchor Environmental
Project: CHINOOK
060354-01
Date Sampled: 10/04/06
Date Received: 10/04/06

Prep Meth	Prep Date	Analysis Method	Analysis Date	CAS Number	Analyte	RL	mg/L	Q
3010A	10/09/06	6010B	10/09/06	7429-90-5	Aluminum	0.05	0.05	U
3010A	10/09/06	6010B	10/09/06	**7440-70-2**	**Calcium**	0.05	**24.2**	
3010A	10/09/06	6010B	10/09/06	**7439-89-6**	**Iron**	0.05	**0.05**	
3010A	10/09/06	6010B	10/09/06	**7439-95-4**	**Magnesium**	0.05	**8.87**	
3010A	10/09/06	6010B	10/09/06	**7439-96-5**	**Manganese**	0.001	**0.486**	
3010A	10/09/06	6010B	10/09/06	**7440-09-7**	**Potassium**	0.5	**1.7**	
3010A	10/09/06	6010B	10/09/06	**7440-23-5**	**Sodium**	0.5	**13.2**	

U-Analyte undetected at given RL
RL-Reporting Limit

ANALYTICAL RESOURCES INCORPORATED

INORGANICS ANALYSIS DATA SHEET
DISSOLVED METALS

Sample ID: W7-100406
SAMPLE

Lab Sample ID: JZ82C
LIMS ID: 06-18791
Matrix: Water
Data Release Authorized:
Reported: 10/11/06

QC Report No: JZ82-Anchor Environmental
Project: CHINOOK
060354-01
Date Sampled: 10/04/06
Date Received: 10/04/06

Prep Meth	Prep Date	Analysis Method	Analysis Date	CAS Number	Analyte	RL	mg/L	Q
3010A	10/09/06	6010B	10/09/06	7429-90-5	Aluminum	0.05	0.05	U
3010A	10/09/06	6010B	10/09/06	**7440-70-2**	**Calcium**	0.05	**16.7**	
3010A	10/09/06	6010B	10/09/06	**7439-89-6**	**Iron**	0.05	**6.46**	
3010A	10/09/06	6010B	10/09/06	**7439-95-4**	**Magnesium**	0.05	**8.03**	
3010A	10/09/06	6010B	10/09/06	**7439-96-5**	**Manganese**	0.001	**0.917**	
3010A	10/09/06	6010B	10/09/06	**7440-09-7**	**Potassium**	0.5	**2.0**	
3010A	10/09/06	6010B	10/09/06	**7440-23-5**	**Sodium**	0.5	**12.5**	

U-Analyte undetected at given RL
RL-Reporting Limit

ANALYTICAL RESOURCES INCORPORATED

INORGANICS ANALYSIS DATA SHEET
DISSOLVED METALS
Page 1 of 1

Sample ID: W1-100406
SAMPLE

Lab Sample ID: JZ82D
LIMS ID: 06-18792
Matrix: Water
Data Release Authorized:
Reported: 10/11/06

QC Report No: JZ82-Anchor Environmental
Project: CHINOOK
060354-01
Date Sampled: 10/04/06
Date Received: 10/04/06

Prep Meth	Prep Date	Analysis Method	Analysis Date	CAS Number	Analyte	RL	mg/L	Q
6010B	10/09/06	6010B	10/10/06	**7440-21-3**	**Silicon**	0.3	**23.3**	

U-Analyte undetected at given RL
RL-Reporting Limit

ANALYTICAL RESOURCES INCORPORATED

INORGANICS ANALYSIS DATA SHEET
DISSOLVED METALS
Page 1 of 1

Sample ID: W1-100406
DUPLICATE

Lab Sample ID: JZ82D
LIMS ID: 06-18792
Matrix: Water
Data Release Authorized:
Reported: 10/11/06

QC Report No: JZ82-Anchor Environmental
Project: CHINOOK
060354-01
Date Sampled: 10/04/06
Date Received: 10/04/06

MATRIX DUPLICATE QUALITY CONTROL REPORT

Analyte	Analysis Method	Sample	Duplicate	RPD	Control Limit	Q
Silicon	6010B	23.3	28.4	19.7%	+/- 20%	

Reported in mg/L

*-Control Limit Not Met
L-RPD Invalid, Limit = Detection Limit

ANALYTICAL RESOURCES INCORPORATED

INORGANICS ANALYSIS DATA SHEET
DISSOLVED METALS
Page 1 of 1

Sample ID: W1-100406
MATRIX SPIKE

Lab Sample ID: JZ82D
LIMS ID: 06-18792
Matrix: Water
Data Release Authorized:
Reported: 10/11/06

QC Report No: JZ82-Anchor Environmental
Project: CHINOOK
060354-01
Date Sampled: 10/04/06
Date Received: 10/04/06

MATRIX SPIKE QUALITY CONTROL REPORT

Analyte	Analysis Method	Sample	Spike	Spike Added	% Recovery	Q
Silicon	6010B	23.3	70.7	50.0	94.8%	

Reported in mg/L

N-Control Limit Not Met
H-% Recovery Not Applicable, Sample Concentration Too High
NA-Not Applicable, Analyte Not Spiked

Percent Recovery Limits: 75-125%

ANALYTICAL RESOURCES INCORPORATED

INORGANICS ANALYSIS DATA SHEET
DISSOLVED METALS

Sample ID: W6-100406
SAMPLE

Lab Sample ID: JZ82E
LIMS ID: 06-18793
Matrix: Water
Data Release Authorized:
Reported: 10/11/06

QC Report No: JZ82-Anchor Environmental
Project: CHINOOK
060354-01
Date Sampled: 10/04/06
Date Received: 10/04/06

Prep Meth	Prep Date	Analysis Method	Analysis Date	CAS Number	Analyte	RL	mg/L	Q
6010B	10/09/06	6010B	10/10/06	**7440-21-3**	**Silicon**	0.3	**20.0**	

U-Analyte undetected at given RL
RL-Reporting Limit

ANALYTICAL RESOURCES INCORPORATED

INORGANICS ANALYSIS DATA SHEET
DISSOLVED METALS
Page 1 of 1

Sample ID: W7-100406
SAMPLE

Lab Sample ID: JZ82F
LIMS ID: 06-18794
Matrix: Water
Data Release Authorized:
Reported: 10/11/06

QC Report No: JZ82-Anchor Environmental
Project: CHINOOK
060354-01
Date Sampled: 10/04/06
Date Received: 10/04/06

Prep Meth	Prep Date	Analysis Method	Analysis Date	CAS Number	Analyte	RL	mg/L	Q
6010B	10/09/06	6010B	10/10/06	**7440-21-3**	**Silicon**	0.3	**22.4**	

U-Analyte undetected at given RL
RL-Reporting Limit

ANALYTICAL RESOURCES INCORPORATED

INORGANICS ANALYSIS DATA SHEET
DISSOLVED METALS
Page 1 of 1

Sample ID: METHOD BLANK

Lab Sample ID: JZ82MB
LIMS ID: 06-18790
Matrix: Water
Data Release Authorized:
Reported: 10/11/06

QC Report No: JZ82-Anchor Environmental
Project: CHINOOK
060354-01
Date Sampled: NA
Date Received: NA

Prep Meth	Prep Date	Analysis Method	Analysis Date	CAS Number	Analyte	RL	mg/L	Q
3010A	10/09/06	6010B	10/09/06	7429-90-5	Aluminum	0.05	0.05	U
3010A	10/09/06	6010B	10/09/06	7440-70-2	Calcium	0.05	0.05	U
3010A	10/09/06	6010B	10/09/06	7439-89-6	Iron	0.05	0.05	U
3010A	10/09/06	6010B	10/09/06	7439-95-4	Magnesium	0.05	0.05	U
3010A	10/09/06	6010B	10/09/06	7439-96-5	Manganese	0.001	0.001	U
3010A	10/09/06	6010B	10/09/06	7440-09-7	Potassium	0.5	0.5	U
3010A	10/09/06	6010B	10/09/06	7440-23-5	Sodium	0.5	0.5	U

U-Analyte undetected at given RL
RL-Reporting Limit

ANALYTICAL RESOURCES INCORPORATED

INORGANICS ANALYSIS DATA SHEET
DISSOLVED METALS **Sample ID: LAB CONTROL**

Lab Sample ID: JZ82LCS
LIMS ID: 06-18790
Matrix: Water
Data Release Authorized:
Reported: 10/11/06

QC Report No: JZ82-Anchor Environmental
Project: CHINOOK
060354-01
Date Sampled: NA
Date Received: NA

BLANK SPIKE QUALITY CONTROL REPORT

Analyte	Analysis Method	Spike Found	Spike Added	% Recovery	Q
Aluminum	6010B	1.97	2.00	98.5%	
Calcium	6010B	9.98	10.0	99.8%	
Iron	6010B	2.11	2.00	106%	
Magnesium	6010B	9.77	10.0	97.7%	
Manganese	6010B	0.503	0.500	101%	
Potassium	6010B	10.3	10.0	103%	
Sodium	6010B	9.9	10.0	99.0%	

Reported in mg/L

N-Control limit not met
Control Limits: 80-120%

ANALYTICAL RESOURCES INCORPORATED

INORGANICS ANALYSIS DATA SHEET
DISSOLVED METALS **Sample ID: METHOD BLANK**

Lab Sample ID: JZ82MB
LIMS ID: 06-18793
Matrix: Water
Data Release Authorized:
Reported: 10/11/06

QC Report No: JZ82-Anchor Environmental
Project: CHINOOK
060354-01
Date Sampled: NA
Date Received: NA

Prep Meth	Prep Date	Analysis Method	Analysis Date	CAS Number	Analyte	RL	mg/L	Q
6010B	10/09/06	6010B	10/10/06	7440-21-3	Silicon	0.06	0.06	U

U-Analyte undetected at given RL
RL-Reporting Limit

ANALYTICAL RESOURCES INCORPORATED

INORGANICS ANALYSIS DATA SHEET
DISSOLVED METALS
Page 1 of 1

Sample ID: LAB CONTROL

Lab Sample ID: JZ82LCS
LIMS ID: 06-18793
Matrix: Water
Data Release Authorized:
Reported: 10/11/06

QC Report No: JZ82-Anchor Environmental
Project: CHINOOK
060354-01
Date Sampled: NA
Date Received: NA

BLANK SPIKE QUALITY CONTROL REPORT

Analyte	Analysis Method	Spike Found	Spike Added	% Recovery	Q
Silicon	6010B	10.4	10.0	104%	

Reported in mg/L

N-Control limit not met
Control Limits: 80-120%

GENERAL CHEMISTRY

SAMPLE RESULTS-CONVENTIONALS
JZ82-Anchor Environmental

ANALYTICAL RESOURCES INCORPORATED

Matrix: Water
Data Release Authorized:
Reported: 10/11/06

Project: CHINOOK
Event: 060354-01
Date Sampled: 10/04/06
Date Received: 10/04/06

Client ID: W1-100406
ARI ID: 06-18789 JZ82A

Analyte	Date Batch	Method	Units	RL	Sample
Alkalinity	10/09/06 100906#1	SM 2320	mg/L CaCO3	1.0	94.1
Chloride	10/09/06 100906#1	EPA 300.0	mg/L	0.2	8.7
Fluoride	10/09/06 100906#1	EPA 300.0	mg/L	0.1	0.2
Total Phosphorus	10/09/06 100906#1	EPA 365.2	mg-P/L	0.016	< 0.016 U
Sulfate	10/09/06 100906#1	EPA 300.0	mg/L	0.1	4.6

RL Analytical reporting limit
U Undetected at reported detection limit

SAMPLE RESULTS-CONVENTIONALS
JZ82-Anchor Environmental

ANALYTICAL RESOURCES INCORPORATED

Matrix: Water
Data Release Authorized:
Reported: 10/11/06

Project: CHINOOK
Event: 060354-01
Date Sampled: 10/04/06
Date Received: 10/04/06

Client ID: W6-100406
ARI ID: 06-18790 JZ82B

Analyte	Date Batch	Method	Units	RL	Sample
Alkalinity	10/09/06 100906#1	SM 2320	mg/L CaCO3	1.0	117
Chloride	10/09/06 100906#1	EPA 300.0	mg/L	1.0	14.4
Fluoride	10/09/06 100906#1	EPA 300.0	mg/L	0.1	0.2
Total Phosphorus	10/09/06 100906#1	EPA 365.2	mg-P/L	0.016	0.016
Sulfate	10/09/06 100906#1	EPA 300.0	mg/L	0.1	1.4

RL Analytical reporting limit
U Undetected at reported detection limit

SAMPLE RESULTS-CONVENTIONALS
JZ82-Anchor Environmental

ANALYTICAL RESOURCES INCORPORATED

Matrix: Water
Data Release Authorized:
Reported: 10/11/06

Project: CHINOOK
Event: 060354-01
Date Sampled: 10/04/06
Date Received: 10/04/06

Client ID: W7-100406
ARI ID: 06-18791 JZ82C

Analyte	Date Batch	Method	Units	RL	Sample
Alkalinity	10/09/06 100906#1	SM 2320	mg/L CaCO3	1.0	96.3
Chloride	10/09/06 100906#1	EPA 300.0	mg/L	0.2	8.6
Fluoride	10/09/06 100906#1	EPA 300.0	mg/L	0.1	0.1
Total Phosphorus	10/09/06 100906#1	EPA 365.2	mg-P/L	0.016	< 0.016 U
Sulfate	10/09/06 100906#1	EPA 300.0	mg/L	0.1	4.4

RL Analytical reporting limit
U Undetected at reported detection limit

METHOD BLANK RESULTS-CONVENTIONALS
JZ82-Anchor Environmental

ANALYTICAL RESOURCES INCORPORATED

Matrix: Water
Data Release Authorized:
Reported: 10/11/06

Project: CHINOOK
Event: 060354-01
Date Sampled: NA
Date Received: NA

Analyte	Method	Date	Units	Blank
Chloride	EPA 300.0	10/09/06	mg/L	< 0.1 U
Fluoride	EPA 300.0	10/09/06	mg/L	< 0.1 U
Total Phosphorus	EPA 365.2	10/09/06	mg-P/L	< 0.008 U
Sulfate	EPA 300.0	10/09/06	mg/L	< 0.1 U

STANDARD REFERENCE RESULTS-CONVENTIONALS
JZ82-Anchor Environmental

ANALYTICAL RESOURCES INCORPORATED

Matrix: Water
Data Release Authorized:
Reported: 10/11/06

Project: CHINOOK
Event: 060354-01
Date Sampled: NA
Date Received: NA

Analyte/SRM ID	Method	Date	Units	SRM	True Value	Recovery
Alkalinity ERA #P114506	SM 2320	10/09/06	mg/L CaCO3	110	110	100.0%
Chloride ERA #36065	EPA 300.0	10/09/06	mg/L	2.8	3.0	93.3%
Fluoride ERA #	EPA 300.0	10/09/06	mg/L	2.8	3.0	93.3%
Total Phosphorus ERA #35064	EPA 365.2	10/09/06	mg-P/L	3.88	4.00	97.0%
Sulfate ERA #05094	EPA 300.0	10/09/06	mg/L	2.9	3.0	96.7%

REPLICATE RESULTS-CONVENTIONALS
JZ82-Anchor Environmental

ANALYTICAL RESOURCES INCORPORATED

Matrix: Water
Data Release Authorized:
Reported: 10/11/06

Project: CHINOOK
Event: 060354-01
Date Sampled: 10/04/06
Date Received: 10/04/06

Analyte	Method	Date	Units	Sample	Replicate(s)	RPD/RSD
ARI ID: JZ82A Client ID: W1-100406						
Alkalinity	SM 2320	10/09/06	mg/L CaCO3	94.1	95.0	1.0%
Chloride	EPA 300.0	10/09/06	mg/L	8.7	8.5	2.3%
Fluoride	EPA 300.0	10/09/06	mg/L	0.2	0.2	0.0%
Total Phosphorus	EPA 365.2	10/09/06	mg-P/L	< 0.016	< 0.016	NA
Sulfate	EPA 300.0	10/09/06	mg/L	4.6	4.6	0.0%

MS/MSD RESULTS-CONVENTIONALS
JZ82-Anchor Environmental

ANALYTICAL RESOURCES INCORPORATED

Matrix: Water
Data Release Authorized:
Reported: 10/11/06

Project: CHINOOK
Event: 060354-01
Date Sampled: 10/04/06
Date Received: 10/04/06

Analyte	Method	Date	Units	Sample	Spike	Spike Added	Recovery
ARI ID: JZ82A Client ID: W1-100406							
Chloride	EPA 300.0	10/09/06	mg/L	8.7	18.0	10.0	93.0%
Fluoride	EPA 300.0	10/09/06	mg/L	0.2	2.0	2.0	90.0%
Total Phosphorus	EPA 365.2	10/09/06	mg-P/L	< 0.016	0.414	0.400	103.5%
Sulfate	EPA 300.0	10/09/06	mg/L	4.6	8.5	4.0	97.5%

GEOTECH

ANALYTICAL RESOURCES INCORPORATED

Anchor Environmental
Chinook 060354-01
Fluid Density

Sample ID	Temperature (°C)	Density (g/ml)
W1-100406	23	1.0000
W6-100406	23	0.9999
W7-100406	23	0.9997

Density measured in a calibrated 500 ml flask at the indicated temperature.

JZ82

Laboratory Data Package

prepared
for

ANCHOR ENVIRONMENTAL

Project: Chinook

ARI JOB NO: JZ82

prepared
by

Analytical Resources, Inc.

Metals Analysis
QC Summary Data

prepared
for

ANCHOR ENVIRONMENTAL

Project: Chinook

ARI JOB NO: JZ82

prepared
by

Analytical Resources, Inc.

Cover Page

INORGANIC ANALYSIS DATA PACKAGE

ANALYTICAL RESOURCES INCORPORATED

CLIENT: Anchor Environmental

PROJECT: CHINOOK

SDG: JZ82

CLIENT ID	ARI ID	ARI LIMS ID	REPREP
W1-100406	JZ82A	06-18789	
W1-100406D	JZ82ADUP	06-18789	
W1-100406S	JZ82ASPK	06-18789	
W6-100406	JZ82B	06-18790	
PBW	JZ82MB1	06-18790	
LCSW	JZ82MB1SPK	06-18790	
W7-100406	JZ82C	06-18791	
W1-100406	JZ82D	06-18792	
W1-100406D	JZ82DDUP	06-18792	
W1-100406S	JZ82DSPK	06-18792	
W6-100406	JZ82E	06-18793	
PBW	JZ82MB2	06-18793	
LCSW	JZ82MB2SPK	06-18793	
W7-100406	JZ82F	06-18794	

Were ICP interelement corrections applied ?	Yes/No	YES
Were ICP background corrections applied ?	Yes/No	YES
If yes - were raw data generated before application of background corrections ?	Yes/No	NO

Comments: _____

THIS DATA PACKAGE HAS BEEN REVIEWED AND AUTHORIZED FOR RELEASE BY:

Signature: _____ Name: Jay Kuhn

Date: 10/12/06 Title: Inorganics Lab Manager

ANALYTICAL RESOURCES INCORPORATED

INORGANICS ANALYSIS DATA SHEET
DISSOLVED METALS
Page 1 of 1

Sample ID: W1-100406
DUPLICATE

Lab Sample ID: JZ82A
LIMS ID: 06-18789
Matrix: Water
Data Release Authorized:
Reported: 10/11/06

QC Report No: JZ82-Anchor Environmental
Project: CHINOOK
060354-01
Date Sampled: 10/04/06
Date Received: 10/04/06

MATRIX DUPLICATE QUALITY CONTROL REPORT

Analyte	Analysis Method	Sample	Duplicate	RPD	Control Limit	Q
Aluminum	6010B	0.05 U	0.05 U	0.0%	+/- 0.05	L
Calcium	6010B	15.9	17.3	8.4%	+/- 20%	
Iron	6010B	4.57	5.06	10.2%	+/- 20%	
Magnesium	6010B	7.57	8.27	8.8%	+/- 20%	
Manganese	6010B	0.859	0.948	9.9%	+/- 20%	
Potassium	6010B	1.9	2.0	5.1%	+/- 0.5	L
Sodium	6010B	12.1	12.8	5.6%	+/- 20%	

Reported in mg/L

*-Control Limit Not Met
L-RPD Invalid, Limit = Detection Limit

ANALYTICAL RESOURCES INCORPORATED

INORGANICS ANALYSIS DATA SHEET
DISSOLVED METALS
Page 1 of 1

Sample ID: W1-100406
MATRIX SPIKE

Lab Sample ID: JZ82A
LIMS ID: 06-18789
Matrix: Water
Data Release Authorized:
Reported: 10/11/06

QC Report No: JZ82-Anchor Environmental
Project: CHINOOK
060354-01
Date Sampled: 10/04/06
Date Received: 10/04/06

MATRIX SPIKE QUALITY CONTROL REPORT

Analyte	Analysis Method	Sample	Spike	Spike Added	% Recovery	Q
Aluminum	6010B	0.05 U	2.02	2.00	101%	
Calcium	6010B	15.9	26.4	10.0	105%	
Iron	6010B	4.57	6.88	2.00	116%	
Magnesium	6010B	7.57	17.6	10.0	100%	
Manganese	6010B	0.859	1.38	0.500	104%	
Potassium	6010B	1.9	12.4	10.0	105%	
Sodium	6010B	12.1	22.2	10.0	101%	

Reported in mg/L

N-Control Limit Not Met
H-% Recovery Not Applicable, Sample Concentration Too High
NA-Not Applicable, Analyte Not Spiked

Percent Recovery Limits: 75-125%

ANALYTICAL RESOURCES INCORPORATED

INORGANICS ANALYSIS DATA SHEET
DISSOLVED METALS
Page 1 of 1

Sample ID: W1-100406
DUPLICATE

Lab Sample ID: JZ82D
LIMS ID: 06-18792
Matrix: Water
Data Release Authorized:
Reported: 10/11/06

QC Report No: JZ82-Anchor Environmental
Project: CHINOOK
060354-01
Date Sampled: 10/04/06
Date Received: 10/04/06

MATRIX DUPLICATE QUALITY CONTROL REPORT

Analyte	Analysis Method	Sample	Duplicate	RPD	Control Limit	Q
Silicon	6010B	23.3	28.4	19.7%	+/- 20%	

Reported in mg/L

*-Control Limit Not Met
L-RPD Invalid, Limit = Detection Limit

ANALYTICAL RESOURCES INCORPORATED

INORGANICS ANALYSIS DATA SHEET
DISSOLVED METALS
Page 1 of 1

Sample ID: W1-100406
MATRIX SPIKE

Lab Sample ID: JZ82D
LIMS ID: 06-18792
Matrix: Water
Data Release Authorized:
Reported: 10/11/06

QC Report No: JZ82-Anchor Environmental
Project: CHINOOK
060354-01
Date Sampled: 10/04/06
Date Received: 10/04/06

MATRIX SPIKE QUALITY CONTROL REPORT

Analyte	Analysis Method	Sample	Spike	Spike Added	% Recovery	Q
Silicon	6010B	23.3	70.7	50.0	94.8%	

Reported in mg/L

N-Control Limit Not Met
H-% Recovery Not Applicable, Sample Concentration Too High
NA-Not Applicable, Analyte Not Spiked

Percent Recovery Limits: 75-125%

ANALYTICAL RESOURCES INCORPORATED

INORGANICS ANALYSIS DATA SHEET
DISSOLVED METALS **Sample ID: METHOD BLANK**

Lab Sample ID: JZ82MB
LIMS ID: 06-18790
Matrix: Water
Data Release Authorized:
Reported: 10/11/06

QC Report No: JZ82-Anchor Environmental
Project: CHINOOK
060354-01
Date Sampled: NA
Date Received: NA

Prep Meth	Prep Date	Analysis Method	Analysis Date	CAS Number	Analyte	RL	mg/L	Q
3010A	10/09/06	6010B	10/09/06	7429-90-5	Aluminum	0.05	0.05	U
3010A	10/09/06	6010B	10/09/06	7440-70-2	Calcium	0.05	0.05	U
3010A	10/09/06	6010B	10/09/06	7439-89-6	Iron	0.05	0.05	U
3010A	10/09/06	6010B	10/09/06	7439-95-4	Magnesium	0.05	0.05	U
3010A	10/09/06	6010B	10/09/06	7439-96-5	Manganese	0.001	0.001	U
3010A	10/09/06	6010B	10/09/06	7440-09-7	Potassium	0.5	0.5	U
3010A	10/09/06	6010B	10/09/06	7440-23-5	Sodium	0.5	0.5	U

U-Analyte undetected at given RL
RL-Reporting Limit

ANALYTICAL RESOURCES INCORPORATED

INORGANICS ANALYSIS DATA SHEET
DISSOLVED METALS **Sample ID: LAB CONTROL**

Lab Sample ID: JZ82LCS
LIMS ID: 06-18790
Matrix: Water
Data Release Authorized:
Reported: 10/11/06

QC Report No: JZ82-Anchor Environmental
Project: CHINOOK
060354-01
Date Sampled: NA
Date Received: NA

BLANK SPIKE QUALITY CONTROL REPORT

Analyte	Analysis Method	Spike Found	Spike Added	% Recovery	Q
Aluminum	6010B	1.97	2.00	98.5%	
Calcium	6010B	9.98	10.0	99.8%	
Iron	6010B	2.11	2.00	106%	
Magnesium	6010B	9.77	10.0	97.7%	
Manganese	6010B	0.503	0.500	101%	
Potassium	6010B	10.3	10.0	103%	
Sodium	6010B	9.9	10.0	99.0%	

Reported in mg/L

N-Control limit not met
Control Limits: 80-120%

ANALYTICAL RESOURCES INCORPORATED

INORGANICS ANALYSIS DATA SHEET
DISSOLVED METALS **Sample ID: METHOD BLANK**

Lab Sample ID: JZ82MB
LIMS ID: 06-18793
Matrix: Water
Data Release Authorized:
Reported: 10/11/06

QC Report No: JZ82-Anchor Environmental
Project: CHINOOK
060354-01
Date Sampled: NA
Date Received: NA

Prep Meth	Prep Date	Analysis Method	Analysis Date	CAS Number	Analyte	RL	mg/L	Q
6010B	10/09/06	6010B	10/10/06	7440-21-3	Silicon	0.06	0.06	U

U-Analyte undetected at given RL
RL-Reporting Limit

ANALYTICAL RESOURCES INCORPORATED

INORGANICS ANALYSIS DATA SHEET
DISSOLVED METALS
Page 1 of 1

Sample ID: LAB CONTROL

Lab Sample ID: JZ82LCS
LIMS ID: 06-18793
Matrix: Water
Data Release Authorized:
Reported: 10/11/06

QC Report No: JZ82-Anchor Environmental
Project: CHINOOK
060354-01
Date Sampled: NA
Date Received: NA

BLANK SPIKE QUALITY CONTROL REPORT

Analyte	Analysis Method	Spike Found	Spike Added	% Recovery	Q
Silicon	6010B	10.4	10.0	104%	

Reported in mg/L

N-Control limit not met
Control Limits: 80-120%

Calibration Verification

ANALYTICAL RESOURCES INCORPORATED

CLIENT: Anchor Environmental

PROJECT: CHINOOK

SDG: JZ82

UNITS:ug/L

ANALYTE	EL	M	RUN	ICVTV	ICV	%R	CCVTV	CCV1	%R	CCV2	%R	CCV3	%R	CCV4	%R	CCV5	%R
Aluminum	AL	ICP	IP100921	2000.0	1925.42	96.3	2000.0	1920.87	96.0	1931.06	96.6	1957.47	97.9	1903.71	95.2	1932.67	96.6
Calcium	CA	ICP	IP100921	2000.0	2005.37	100.3	2000.0	1993.69	99.7	2027.98	101.4	2061.15	103.1	1995.08	99.8	2024.82	101.2
Iron	FE	ICP	IP100921	2000.0	2044.11	102.2	2000.0	2074.33	103.7	2069.38	103.5	2139.84	107.0	2053.52	102.7	2116.78	105.8
Magnesium	MG	ICP	IP100921	2000.0	1980.32	99.0	2000.0	1978.66	98.9	1986.29	99.3	2017.45	100.9	1949.51	97.5	1985.92	99.3
Manganese	MN	ICP	IP100921	1000.0	975.39	97.5	1000.0	975.95	97.6	992.09	99.2	1017.61	101.8	976.32	97.6	1005.18	100.5
Potassium	K	ICP	IP100921	20000.0	19725.48	98.6	20000.0	19479.61	97.4	19701.92	98.5	19905.36	99.5	19582.96	97.9	19659.61	98.3
Sodium	NA	ICP	IP100921	50000.0	49986.27	100.0	50000.0	50566.74	101.1	50228.52	100.5	51017.79	102.0	49577.41	99.2	49580.12	99.2

0047

Control Limits: Mercury 80-120; Other Metals 90-110

Calibration Verification

ANALYTICAL RESOURCES INCORPORATED

CLIENT: Anchor Environmental

PROJECT: CHINOOK

SDG: JZ82

UNITS:ug/L

ANALYTE	EL	M	RUN	CCVTV	CCV6	%R	CCV7	%R	CCV8	%R	CCV9	%R	CCV10	%R	CCV11	%R
Aluminum	AL	ICP	IP100921	2000.0	1925.24	96.3	1915.28	95.8	1931.76	96.6	1944.44	97.2	1937.62	96.9	1951.65	97.6
Calcium	CA	ICP	IP100921	2000.0	1995.06	99.8	1999.71	100.0	1999.01	100.0	2027.91	101.4	1979.78	99.0	1981.81	99.1
Iron	FE	ICP	IP100921	2000.0	2090.84	104.5	2041.74	102.1	2101.21	105.1	2128.58	106.4	2083.22	104.2	2068.25	103.4
Magnesium	MG	ICP	IP100921	2000.0	1965.62	98.3	1945.44	97.3	1958.82	97.9	1986.62	99.3	1935.79	96.8	1924.07	96.2
Manganese	MN	ICP	IP100921	1000.0	981.63	98.2	969.15	96.9	988.63	98.9	1015.34	101.5	987.40	98.7	981.91	98.2
Potassium	K	ICP	IP100921	20000.0	19681.30	98.4	20086.13	100.4	19845.32	99.2	20006.48	100.0	20280.81	101.4	20874.40	104.4
Sodium	NA	ICP	IP100921	50000.0	49963.44	99.9	50762.30	101.5	49566.96	99.1	48827.77	97.7	49646.60	99.3	49651.65	99.3

0048

Control Limits: Mercury 80-120; Other Metals 90-110

Calibration Verification

ANALYTICAL RESOURCES INCORPORATED

CLIENT: Anchor Environmental

PROJECT: CHINOOK

SDG: JZ82

UNITS:ug/L

ANALYTE	EL	M	RUN	ICVTV	ICV	%R	CCVTV	CCV1	%R	CCV2	%R	CCV3	%R	CCV4	%R	CCV5	%R
Silicon	SI	ICP	IP101021	2000.0	2017.73	100.9	2000.0	2026.66	101.3	2027.23	101.4	2061.42	103.1	2039.08	102.0		

0049

Control Limits: Mercury 80-120; Other Metals 90-110

CRDL Standard

ANALYTICAL RESOURCES INCORPORATED

CLIENT: Anchor Environmental

PROJECT: CHINOOK

SDG: JZ82

UNITS:ug/L

ANALYTE	EL	M	RUN	CRA/I TV	CR-1	%R	CR-2	%R	CR-3	%R	CR-4	%R	CR-5	%R	CR-6	%R
Aluminum	AL	ICP	IP100921	50.0	53.22	106.4	58.14	116.3								
Calcium	CA	ICP	IP100921	50.0	56.01	112.0	56.51	113.0								
Iron	FE	ICP	IP100921	50.0	54.24	108.5	64.37	128.7								
Magnesium	MG	ICP	IP100921	50.0	54.26	108.5	59.64	119.3								
Manganese	MN	ICP	IP100921	1.0	1.47	147.0	1.74	174.0								
Potassium	K	ICP	IP100921	500.0	546.33	109.3	527.10	105.4								
Sodium	NA	ICP	IP100921	500.0	538.65	107.7	532.90	106.6								
Silicon	SI	ICP	IP101021	60.0	88.88	148.1										

0050

Control Limits: no control limits have been established by the EPA at this time.

Calibration Blanks

ANALYTICAL RESOURCES INCORPORATED

CLIENT: Anchor Environmental

PROJECT: CHINOOK

SDG: JZ82

UNITS:ug/L

ANALYTE	EL	METH	RUN	CRDL	IDL	ICB	C	CCB1	C	CCB2	C	CCB3	C	CCB4	C	CCB5	C
Aluminum	AL	ICP	IP100921	200.0	50.0	50.0	U	50.0	U	50.0	U	50.0	U	50.0	U	50.0	U
Calcium	CA	ICP	IP100921	5000.0	50.0	50.0	U	50.0	U	50.0	U	50.0	U	50.0	U	50.0	U
Iron	FE	ICP	IP100921	100.0	50.0	50.0	U	50.0	U	50.0	U	50.0	U	50.0	U	50.0	U
Magnesium	MG	ICP	IP100921	5000.0	50.0	50.0	U	50.0	U	50.0	U	50.0	U	50.0	U	50.0	U
Manganese	MN	ICP	IP100921	15.0	1.0	1.0	U	1.0	U	1.0	U	1.0	U	1.0	U	1.0	U
Potassium	K	ICP	IP100921	5000.0	500.0	500.0	U	500.0	U	500.0	U	500.0	U	500.0	U	500.0	U
Sodium	NA	ICP	IP100921	5000.0	500.0	500.0	U	500.0	U	500.0	U	500.0	U	500.0	U	500.0	U

Calibration Blanks

ANALYTICAL RESOURCES INCORPORATED

CLIENT: Anchor Environmental

PROJECT: CHINOOK

SDG: JZ82

UNITS:ug/L

ANALYTE	EL	METH	RUN	CRDL	IDL	CCB6	C	CCB7	C	CCB8	C	CCB9	C	CCB10	C	CCB11	C
Aluminum	AL	ICP	IP100921	200.0	50.0	50.0	U	50.0	U	50.0	U	50.0	U	50.0	U	50.0	U
Calcium	CA	ICP	IP100921	5000.0	50.0	50.0	U	50.0	U	50.0	U	50.0	U	50.0	U	50.0	U
Iron	FE	ICP	IP100921	100.0	50.0	50.0	U	50.0	U	50.0	U	50.0	U	50.0	U	50.0	U
Magnesium	MG	ICP	IP100921	5000.0	50.0	50.0	U	50.0	U	50.0	U	50.0	U	50.0	U	50.0	U
Manganese	MN	ICP	IP100921	15.0	1.0	1.0	U	1.0	U	1.0	U	1.0	U	1.0	U	1.0	U
Potassium	K	ICP	IP100921	5000.0	500.0	500.0	U	500.0	U	500.0	U	500.0	U	500.0	U	500.0	U
Sodium	NA	ICP	IP100921	5000.0	500.0	500.0	U	500.0	U	500.0	U	500.0	U	500.0	U	500.0	U

Calibration Blanks

ANALYTICAL RESOURCES INCORPORATED

CLIENT: Anchor Environmental

PROJECT: CHINOOK

SDG: JZ82

UNITS:ug/L

ANALYTE	EL	METH	RUN	CRDL	IDL	ICB	C	CCB1	C	CCB2	C	CCB3	C	CCB4	C	CCB5	C
Silicon	SI	ICP	IP101021	60.0	60.0	60.0	U	60.0	U	60.0	U	60.0	U	60.0	U		

ICP Interference Check Sample

ANALYTICAL RESOURCES INCORPORATED

CLIENT: Anchor Environmental

PROJECT: CHINOOK

SDG: JZ82

ICS SOURCE: I.V.

RUNID: IP100921

INSTRUMENT ID: OPTIMA ICP 1

UNITS: ug/L

ANALYTE	ICSA TV	ICSAB TV	ICSA1	ICSAB1	%R	ICSA2	ICSAB2	%R	ICSA3	ICSAB3	%R
Aluminum	200000	200000	199108.7	200328.9	**100.2**	198353.0	200161.5	**100.1**			
Antimony		1000	1.8	1123.2	**112.3**	6.3	1119.9	**112.0**			
Arsenic		1000	11.5	1025.2	**102.5**	4.9	1029.1	**102.9**			
Barium		1000	0.9	1014.3	**101.4**	0.3	1017.0	**101.7**			
Beryllium		1000	0.0	1052.2	**105.2**	-0.1	1054.1	**105.4**			
Boron			-4.8	-4.1		-2.4	-3.8				
Cadmium		1000	1.1	1028.0	**102.8**	0.8	1028.0	**102.8**			
Calcium	100000	100000	99009.6	100136.9	**100.1**	98831.2	99913.6	**99.9**			
Chromium		1000	6.3	1005.8	**100.6**	5.9	1010.3	**101.0**			
Cobalt		1000	-0.5	945.9	**94.6**	-0.9	942.9	**94.3**			
Copper		1000	4.1	1114.0	**111.4**	5.1	1112.3	**111.2**			
Iron	200000	200000	207036.6	210031.5	**105.0**	209291.7	211152.6	**105.6**			
Lead		1000	21.8	1004.4	**100.4**	22.2	1007.3	**100.7**			
Magnesium	100000	100000	100021.1	100319.4	**100.3**	100113.5	99804.0	**99.8**			
Manganese		1000	-0.6	1030.7	**103.1**	-0.1	1029.6	**103.0**			
Molybdenum			2.2	1.8		2.7	2.2				
Nickel		1000	-3.3	1001.0	**100.1**	-2.0	1001.1	**100.1**			
Potassium			-16.3	-9.7		-46.0	-50.6				
Selenium		1000	-45.5	978.7	**97.9**	-41.6	973.2	**97.3**			
Silicon			18.9	17.6		20.2	22.6				
Silver		1000	0.5	1053.4	**105.3**	0.7	1049.5	**105.0**			
Sodium			28.7	22.6		20.2	14.2				
Strontium			1.3	1.6		1.2	1.6				
Thallium		1000	-33.9	917.3	**91.7**	-33.8	909.4	**90.9**			
Tin			-18.2	-17.0		-17.7	-16.4				
Titanium			5.9	6.5		6.5	6.5				
Vanadium		1000	3.2	1025.6	**102.6**	3.2	1022.5	**102.3**			
Zinc		1000	-10.2	997.4	**99.7**	-11.0	996.8	**99.7**			

0054

ICP Interference Check Sample

ANALYTICAL RESOURCES INCORPORATED

CLIENT: Anchor Environmental

PROJECT: CHINOOK

SDG: JZ82

ICS SOURCE: I.V.

RUNID: IP101021

INSTRUMENT ID: OPTIMA ICP 1

UNITS: ug/L

ANALYTE	ICSA TV	ICSAB TV	ICSA1	ICSAB1	%R	ICSA2	ICSAB2	%R	ICSA3	ICSAB3	%R
Aluminum	200000	200000	198475.5	199491.4	**99.7**						
Antimony		1000	8.7	1069.5	**107.0**						
Arsenic		1000	6.7	1042.3	**104.2**						
Barium		1000	0.5	979.5	**98.0**						
Beryllium		1000	0.0	1018.6	**101.9**						
Boron			-7.5	-5.4							
Cadmium		1000	1.0	1041.4	**104.1**						
Calcium	100000	100000	97107.1	97527.2	**97.5**						
Chromium		1000	7.2	979.8	**98.0**						
Cobalt		1000	-0.7	977.7	**97.8**						
Copper		1000	3.8	1102.7	**110.3**						
Iron	200000	200000	199133.0	198944.0	**99.5**						
Lead		1000	24.8	1005.8	**100.6**						
Magnesium	100000	100000	99609.7	98603.7	**98.6**						
Manganese		1000	-0.6	983.8	**98.4**						
Molybdenum			2.2	2.1							
Nickel		1000	-4.5	962.7	**96.3**						
Potassium			-38.7	-13.2							
Selenium		1000	-54.7	975.2	**97.5**						
Silicon			19.3	16.4							
Silver		1000	-0.8	1049.3	**104.9**						
Sodium			21.4	3.5							
Strontium			1.3	1.5							
Thallium		1000	-30.7	916.3	**91.6**						
Tin			-20.1	-18.2							
Titanium			5.4	5.6							
Vanadium		1000	3.4	1027.4	**102.7**						
Zinc		1000	-11.0	936.7	**93.7**						

0055

IDLs and ICP Linear Ranges

ANALYTICAL RESOURCES INCORPORATED

CLIENT: Anchor Environmental

PROJECT: CHINOOK

SDG: JZ82 UNITS: ug/L

ANALYTE	EL	METH	INSTRUMENT	WAVELENTH (nm)	GFA BACK-GROUND	CLP CRDL	RL	RL DATE	ICP LINEAR RANGE (ug/L)	ICP LR DATE
Aluminum	AL	ICP	OPTIMA ICP 1	308.22		200	50.0	6/1/2006	250000.0	6/19/1906
Calcium	CA	ICP	OPTIMA ICP 1	317.93		5000	50.0	6/1/2006	500000.0	6/19/1906
Iron	FE	ICP	OPTIMA ICP 1	273.96		100	50.0	6/1/2006	250000.0	6/19/1906
Magnesium	MG	ICP	OPTIMA ICP 1	279.08		5000	50.0	6/1/2006	500000.0	6/19/1906
Manganese	MN	ICP	OPTIMA ICP 1	257.61		15	1.0	6/1/2006	30000.0	6/19/1906
Potassium	K	ICP	OPTIMA ICP 1	766.49		5000	500.0	6/1/2006	500000.0	6/19/1906
Silicon	SI	ICP	OPTIMA ICP 1	288.16		60	60.0	6/1/2006	0.0	6/19/1906
Sodium	NA	ICP	OPTIMA ICP 1	589.59		5000	500.0	6/1/2006	5000000.0	6/19/1906

ICP Interelement Correction Factors

ANALYTICAL RESOURCES INCORPORATED

CLIENT: Anchor Environmental

PROJECT: CHINOOK

IEC DATE: 9/25/2006

SDG: JZ82

INSTRUMENT ID: OPTIMA ICP 1

ANALYTE	WAVELENGTH	AL	AS	BA	BE	CA	CD	CO	CR	CU	FE
Aluminum	308.22	0.0000000	0.0000000	0.0000000	0.0000000	0.0000000	0.0000000	0.0000000	0.0000000	0.0000000	0.0000000
Antimony	206.84	0.0000000	0.0000000	0.0000000	0.0000000	0.0000000	0.0000000	0.0000000	16.2100000	0.0000000	0.1030460
Arsenic	188.98	0.0938183	0.0000000	0.1533550	0.0000000	0.0419242	0.0000000	0.0000000	0.3754730	0.3209290	0.0000000
Barium	233.53	0.0000000	0.0000000	0.0000000	0.0000000	-0.0072722	0.0000000	-0.2555740	0.0000000	0.0000000	0.0702811
Beryllium	313.04	0.0000000	0.0000000	0.0000000	0.0000000	0.0000000	0.0000000	0.0000000	0.0000000	0.0000000	0.0000000
Cadmium	228.80	0.0000000	1.3822800	0.0463102	0.0000000	0.0000000	0.0000000	0.1963220	0.0000000	0.0000000	0.0000000
Calcium	317.93	0.0000000	0.0000000	0.0000000	0.0000000	0.0000000	0.0000000	0.0000000	0.0000000	0.0000000	0.0000000
Chromium	267.72	0.0000000	0.0000000	0.0000000	0.0000000	-0.0105992	0.0000000	0.0000000	0.0000000	0.0000000	-0.0669465
Cobalt	228.62	-0.0147446	0.0000000	0.2412880	0.0000000	0.0000000	0.0000000	0.0000000	0.0000000	0.0000000	0.0172470
Copper	324.75	0.0000000	0.0000000	0.0000000	0.0000000	0.0000000	0.0000000	-0.2000560	-0.0393520	0.0000000	-0.0995853
Iron	273.96	0.0000000	0.0000000	0.0000000	0.0000000	0.0000000	0.0000000	0.0000000	0.7498730	0.0000000	0.0000000
Lead	220.35	-0.1775400	0.0000000	0.0000000	0.0000000	0.0000000	0.0000000	-0.1485420	-1.6563300	0.6048040	0.0000000
Magnesium	279.08	0.0000000	0.0000000	0.0000000	0.0000000	0.0000000	0.0000000	-1.3145300	-0.8640350	0.0000000	0.7014660
Manganese	257.61	0.0089125	0.0000000	0.0000000	0.0000000	0.0079583	0.0000000	0.0000000	0.0000000	0.0000000	0.0000000
Molybdenum	202.03	0.0000000	0.0000000	0.0000000	0.0000000	0.0000000	0.0000000	0.0000000	0.0000000	0.0000000	0.0000000
Nickel	231.60	0.0000000	0.0000000	0.0000000	0.0000000	0.0000000	0.0000000	0.0000000	0.0000000	0.0000000	0.0000000
Potassium	766.49	0.0000000	0.0000000	0.0000000	0.0000000	0.0000000	0.0000000	0.0000000	0.0000000	0.0000000	0.0000000
Selenium	196.03	0.0000000	0.0000000	0.0000000	0.0000000	0.0000000	0.0000000	0.0000000	0.0000000	0.0000000	-0.1191740
Silicon	288.16	0.0000000	0.0000000	0.0000000	0.0000000	0.0000000	0.0000000	0.0000000	-2.0980400	0.0000000	0.0000000
Silver	328.07	0.0000000	0.0000000	0.0000000	0.0000000	0.0000000	0.0000000	0.0000000	0.0000000	0.0000000	-0.0477086
Sodium	589.59	0.0000000	0.0000000	0.0000000	0.0000000	10.1700000	0.0000000	0.0000000	0.0000000	0.0000000	0.0000000
Thallium	190.80	0.0000000	0.0000000	0.0000000	0.0000000	0.0000000	0.0000000	3.5279800	0.3870280	0.0000000	0.0000000
Tin	189.93	0.0000000	0.0000000	0.0000000	0.0000000	-0.0723848	0.0000000	0.0000000	0.0000000	0.0000000	0.0000000
Titanium	334.90	0.0000000	0.0000000	0.0000000	0.0000000	0.0000000	0.0000000	0.0000000	0.2123760	0.0000000	0.0000000
Vanadium	292.40	0.0000000	0.0000000	0.0000000	0.0000000	0.0000000	0.0000000	0.0000000	-7.0582400	0.0000000	0.0000000
Zinc	206.20	0.0000000	0.0000000	0.0000000	0.0000000	-0.0229685	0.3119720	0.0000000	0.3266740	0.0000000	0.0286342

0057

ICP Interelement Correction Factors

ANALYTICAL RESOURCES INCORPORATED

CLIENT: Anchor Environmental

PROJECT: CHINOOK

IEC DATE: 9/25/2006

SDG: JZ82

INSTRUMENT ID: OPTIMA ICP 1

ANALYTE	WAVELENGTH	MG	MN	MO	NI	PB	SB	TI	TL	V	ZN
Aluminum	308.22	0.0000000	0.0000000	19.6878000	0.0000000	0.0000000	0.0000000	0.7151350	0.0000000	16.7609000	0.000000C
Antimony	206.84	0.0000000	0.0000000	0.0000000	-0.3295220	0.0000000	0.0000000	-0.8642410	0.0000000	-3.4575900	0.000000C
Arsenic	188.98	0.0000000	0.0000000	0.9150530	0.0000000	0.0000000	0.0000000	2.5519000	0.0000000	0.0000000	0.149276C
Barium	233.53	0.0085043	0.0000000	0.0000000	0.1240640	0.0000000	0.0000000	0.0000000	0.0000000	0.4604860	0.000000C
Beryllium	313.04	0.0000000	0.0000000	0.0000000	0.0000000	0.0000000	0.0000000	0.0000000	0.0000000	1.5675800	0.000000C
Cadmium	228.80	0.0000000	0.0000000	0.0000000	-0.2000800	0.0000000	0.0000000	0.0000000	0.0000000	0.0000000	0.000000C
Calcium	317.93	0.0000000	0.0000000	0.0000000	0.0000000	0.0000000	0.0000000	0.0000000	0.0000000	0.0000000	0.000000C
Chromium	267.72	0.2307900	0.5096240	0.1429920	0.0000000	0.0000000	0.0000000	0.0965822	0.0000000	0.1796520	0.000000C
Cobalt	228.62	0.0000000	0.0000000	-0.3795350	0.0320069	0.0000000	0.0000000	1.7290300	0.0000000	0.0000000	0.000000C
Copper	324.75	0.0065528	0.0000000	0.7344770	0.0000000	0.0000000	0.0000000	0.2196270	0.0000000	0.0000000	0.000000C
Iron	273.96	0.0000000	0.0000000	0.0000000	0.0000000	0.0000000	0.0000000	0.0000000	0.0000000	1.7593200	0.000000C
Lead	220.35	0.0000000	0.0000000	-0.3190660	-0.1742160	0.0000000	0.0000000	0.0000000	0.0000000	0.0000000	0.000000C
Magnesium	279.08	0.0000000	0.0000000	-3.2635900	0.0000000	0.0000000	0.0000000	0.0000000	0.0000000	0.0000000	0.000000C
Manganese	257.61	0.0163744	0.0000000	0.0000000	0.0000000	-0.2391890	0.0000000	0.0000000	0.0000000	0.0000000	0.000000C
Molybdenum	202.03	0.0214192	0.0000000	0.0000000	0.0000000	0.0000000	0.0000000	0.0000000	0.0000000	0.0000000	0.000000C
Nickel	231.60	0.0000000	0.0000000	0.0000000	0.0000000	0.0000000	-0.5765410	0.0000000	0.0000000	0.0000000	0.000000C
Potassium	766.49	0.0000000	0.0000000	0.0000000	0.0000000	0.0000000	0.0000000	0.0000000	0.0000000	0.0000000	0.000000C
Selenium	196.03	0.0000000	1.1348600	0.0000000	0.0000000	0.0000000	0.0000000	0.0000000	0.0000000	0.0000000	0.000000C
Silicon	288.16	0.0000000	0.0000000	0.0000000	0.0000000	0.0000000	0.0000000	0.0000000	0.0000000	0.0000000	0.000000C
Silver	328.07	0.0000000	0.1621690	0.1065380	0.0000000	0.0000000	0.0000000	0.0000000	0.0000000	-0.3119270	0.000000C
Sodium	589.59	0.0000000	0.0000000	0.0000000	0.0000000	0.0000000	0.0000000	250.8830000	0.0000000	0.0000000	252.099000C
Thallium	190.80	0.0000000	0.0000000	-3.5954300	0.0000000	0.0000000	0.0000000	0.8751120	0.0000000	2.2588300	0.000000C
Tin	189.93	0.0000000	0.0000000	0.0000000	0.0000000	-0.0530103	-1.8271700	0.1974990	0.0000000	0.0000000	0.000000C
Titanium	334.90	0.0000000	0.0000000	1.0370700	0.0000000	0.0000000	0.0000000	0.0000000	0.0000000	0.0000000	0.000000C
Vanadium	292.40	0.0000000	-0.1494890	-0.7380980	0.0000000	0.0000000	0.0000000	0.4684280	0.0000000	0.0000000	0.000000C
Zinc	206.20	0.0000000	0.0000000	0.3271770	0.0000000	-0.0935990	0.0000000	0.0000000	0.0000000	0.0000000	0.000000C

0058

Preparation Log

ANALYTICAL RESOURCES INCORPORATED

CLIENT: Anchor Environmental

PROJECT: CHINOOK

SDG: JZ82

ANALYSIS METHOD: ICP

ARI PREP CODE: TWC

PREPDATE: 10/9/2006

CLIENT ID	ARI ID	MASS (g)	INITIAL VOLUME (mL)	FINAL VOLUME (mL)
W1-100406	JZ82A	0.000	25.0	25.0
W1-100406D	JZ82ADUP	0.000	25.0	25.0
W1-100406S	JZ82ASPK	0.000	25.0	25.0
W6-100406	JZ82B	0.000	25.0	25.0
W7-100406	JZ82C	0.000	25.0	25.0
PBW	JZ82MB1	0.000	25.0	25.0
LCSW	JZ82MB1SPK	0.000	25.0	25.0

Preparation Log

ANALYTICAL RESOURCES INCORPORATED

CLIENT: Anchor Environmental

PROJECT: CHINOOK

SDG: JZ82

ANALYSIS METHOD: ICP

ARI PREP CODE: WMN

PREPDATE: 10/9/2006

CLIENT ID	ARI ID	MASS (g)	INITIAL VOLUME (mL)	FINAL VOLUME (mL)
W1-100406	JZ82D	0.000	50.0	50.0
W1-100406D	JZ82DDUP	0.000	50.0	50.0
W1-100406S	JZ82DSPK	0.000	50.0	50.0
W6-100406	JZ82E	0.000	50.0	50.0
W7-100406	JZ82F	0.000	50.0	50.0
PBW	JZ82MB2	0.000	50.0	50.0
LCSW	JZ82MB2SPK	0.000	50.0	50.0

Analysis Run Log

ANALYTICAL RESOURCES INCORPORATED

CLIENT: Anchor Environmental

PROJECT: CHINOOK | INSTRUMENT ID: OPTIMA ICP 1 | START DATE: 10/9/2006

SDG: JZ82 | RUNID: IP100921 | METHOD: ICP | END DATE: 10/9/2006

CLIENT ID	ARI ID	DIL.	TIME	%R	AG	AL	AS	B	BA	BE	CA	CD	CO	CR	CU	FE	HG	K	MG	MN	MO	NA	NI	PB	SB	SE	SI	SN	TI	TL	U	V	ZN
S0	S0	1.00	10445			X					X					X		X	X	X		X											
S0	S0	1.00	10504			X					X					X		X	X	X		X											
S2	S2	1.00	10571																	X													
S3	S3	1.00	11013																														
S4	S4	1.00	11070																														
S5	S5	1.00	11113			X					X					X		X	X			X											
ZZZZZZ	JY22MB1	1.00	11345																														
ZZZZZZ	JX35MB2	1.00	11411																														
ICV	ICV	1.00	11510			X					X					X		X	X	X		X											
ICB	ICB	1.00	11574			X					X					X		X	X	X		X											
ZZZZZZ	ZZZZZZ	1.00	12040																														
ZZZZZZ	ZZZZZZ	1.00	12102																														
ZZZZZZ	ZZZZZZ	1.00	12170																														
CCV	CCV1	1.00	12233			X					X					X		X	X	X		X											
CCB	CCB1	1.00	12301			X					X					X		X	X	X		X											
S0	S0	1.00	12354			X					X					X		X	X	X		X											
CCV	CCV2	1.00	12403			X					X					X		X	X	X		X											
CCB	CCB2	1.00	12471			X					X					X		X	X	X		X											
CRI	CRII	1.00	12533			X					X					X		X	X	X		X											
ICSA	ICSAI	1.00	12595			X					X					X		X	X	X		X											
ICSAB	ICSABI	1.00	13063			X					X					X		X	X	X		X											
CCV	CCV3	1.00	13130			X					X					X		X	X	X		X											
CCB	CCB3	1.00	13194			X					X					X		X	X	X		X											
ZZZZZZ	JY22MB1	1.00	13243																														
ZZZZZZ	JZ61MB	2.00	13305																														
ZZZZZZ	JZ32MB1	1.00	13372																														
ZZZZZZ	JY22B	1.00	13434																														
ZZZZZZ	JY22C	1.00	13502																														
ZZZZZZ	JY22A-L	5.00	13570																														
ZZZZZZ	JY22A	1.00	14032																														
ZZZZZZ	JY22ADUP	1.00	14100																														
ZZZZZZ	JY22ASPK	1.00	14164																														
ZZZZZZ	JY22MB1SPK	1.00	14232																														
CCV	CCV4	1.00	14300			X					X					X		X	X	X		X											
CCB	CCB4	1.00	14364			X					X					X		X	X	X		X											

FORM XIV

Analysis Run Log

ANALYTICAL RESOURCES INCORPORATED

CLIENT: Anchor Environmental

PROJECT: CHINOOK | INSTRUMENT ID: OPTIMA ICP 1 | START DATE: 10/9/2006

SDG: JZ82 | RUNID: IP100921 | METHOD: ICP | END DATE: 10/9/2006

CLIENT ID	ARI ID	DIL.	TIME	%R	AG	AL	AS	B	BA	BE	CA	CD	CO	CR	CU	FE	HG	K	MG	MN	MO	NA	NI	PB	SB	SE	SI	SN	TI	TL	U	V	ZN
ZZZZZZ	DICHECK	1.00	14430																														
ZZZZZZ	JY32MB1	1.00	14492																														
ZZZZZZ	JY32A-L	5.00	14555																														
ZZZZZZ	JY32A	1.00	15021																														
ZZZZZZ	JY32ADUP	1.00	15085																														
ZZZZZZ	JY32ASPK	1.00	15153																														
ZZZZZZ	QC21	1.00	15222																														
ZZZZZZ	QC7M	1.00	15290																														
ZZZZZZ	JZ23J	5.00	15353																														
ZZZZZZ	JY32MB1SPK	1.00	15415																														
CCV	CCV5	1.00	15483			X					X					X		X	X	X		X										
CCB	CCB5	1.00	15551			X					X					X		X	X	X		X										
CRI	CRIF	1.00	16013			X					X					X		X	X	X		X										
ICSA	ICSAF	1.00	16075			X					X					X		X	X	X		X										
ICSAB	ICSABF	1.00	16142			X					X					X		X	X	X		X										
CCV	CCV6	1.00	16204			X					X					X		X	X	X		X										
CCB	CCB6	1.00	16272			X					X					X		X	X	X		X										
S0	S0	1.00	16324			X					X					X		X	X	X		X										
CCV	CCV7	1.00	16374			X					X					X		X	X	X		X										
CCB	CCB7	1.00	16442			X					X					X		X	X	X		X										
ZZZZZZ	JZ32MB2	1.00	16504																														
W6-100406	JZ82E	5.00	16570																														
ZZZZZZ	JZ32H	5.00	17032																														
ZZZZZZ	JZ32I	5.00	17102																														
ZZZZZZ	JZ32J	5.00	17165																														
ZZZZZZ	JZ32K	5.00	17233																														
ZZZZZZ	JZ32GDUP	5.00	17302																														
ZZZZZZ	JZ32G	5.00	17371																														
ZZZZZZ	JZ32GSPK	5.00	17433																														
ZZZZZZ	JZ32MB2SPK	1.00	17500																														
CCV	CCV8	1.00	17562			X					X					X		X	X	X		X										
CCB	CCB8	1.00	18030			X					X					X		X	X	X		X										
ZZZZZZ	JZ61MB	2.00	18092																														
PBW	JZ82MB2	1.00	18155																														
W7-100406	JZ82F	5.00	18221																														

FORM XIV

Analysis Run Log

ANALYTICAL RESOURCES INCORPORATED

CLIENT: Anchor Environmental

PROJECT: CHINOOK | INSTRUMENT ID: OPTIMA ICP 1 | START DATE: 10/9/2006

SDG: JZ82 | RUNID: IP100921 | METHOD: ICP | END DATE: 10/9/2006

CLIENT ID	ARI ID	DIL.	TIME	%R	AG	AL	AS	B	BA	BE	CA	CD	CO	CR	CU	FE	HG	K	MG	MN	MO	NA	NI	PB	SB	SE	SI	SN	TI	TL	U	V	ZN
W1-100406D	JZ82DDUP	5.00	18284																														
W1-100406	JZ82D	5.00	18350																														
W1-100406S	JZ82DSPK	5.00	18413																														
ZZZZZZ	JZ61A	2.00	18475																														
ZZZZZZ	JZ61B	2.00	18541																														
ZZZZZZ	JZ61REF	2.00	19004																														
LCSW	JZ82MB2SPK	1.00	19071																														
CCV	CCV9	1.00	19133			X					X					X		X	X	X		X										
CCB	CCB9	1.00	19201			X					X					X		X	X	X		X										
ZZZZZZ	JZ32B	2.00	19263																														
ZZZZZZ	JZ32C	1.00	19325																														
ZZZZZZ	JZ32D	1.00	19394																														
ZZZZZZ	JZ32ADUP	2.00	19462																														
ZZZZZZ	JZ32A	2.00	19525																														
ZZZZZZ	JZ32ASPK	2.00	19591																														
ZZZZZZ	JZ61C	2.00	20055																														
ZZZZZZ	JZ61D	2.00	20122																														
ZZZZZZ	JZ61E	2.00	20185																														
ZZZZZZ	JZ32MB1SPK	1.00	20251																														
CCV	CCV10	1.00	20315			X					X					X		X	X	X		X										
CCB	CCB10	1.00	20383			X					X					X		X	X	X		X										
PBW	JZ82MB1	1.00	20445			X					X					X		X	X	X		X										
ZZZZZZ	JZ32E	1.00	20512																														
W6-100406	JZ82B	1.00	20580			X					X					X		X	X	X		X										
W7-100406	JZ82C	1.00	21043			X					X					X		X	X	X		X										
W1-100406D	JZ82ADUP	1.00	21105			X					X					X		X	X	X		X										
W1-100406	JZ82A	1.00	21172			X					X					X		X	X	X		X										
W1-100406S	JZ82ASPK	1.00	21234			X					X					X		X	X	X		X										
ZZZZZZ	JY18M	2.00	21302																														
ZZZZZZ	JY18N	2.00	21365																														
LCSW	JZ82MB1SPK	1.00	21433			X					X					X		X	X	X		X										
CCV	CCV11	1.00	21501			X					X					X		X	X	X		X										
CCB	CCB11	1.00	21565			X					X					X		X	X	X		X										

Analysis Run Log

ANALYTICAL RESOURCES INCORPORATED

CLIENT: Anchor Environmental

PROJECT: CHINOOK | INSTRUMENT ID: OPTIMA ICP 1 | START DATE: 10/10/2006

SDG: JZ82 | RUNID: IP101021 | METHOD: ICP | END DATE: 10/10/2006

CLIENT ID	ARI ID	DIL.	TIME	%R	AG	AL	AS	B	BA	BE	CA	CD	CO	CR	CU	FE	HG	K	MG	MN	MO	NA	NI	PB	SB	SE	SI	SN	TI	TL	U	V	ZN
S0	S0	1.00	10405																								X						
S2	S2	1.00	10472																														
S3	S3	1.00	10514																														
S4	S4	1.00	10581																								X						
S5	S5	1.00	11024																														
ZZZZZZ	ZZZZZZ	1.00	11210																														
ZZZZZZ	ZZZZZZ	1.00	11273																														
S0	S0	1.00	11325																								X						
ICV	ICV	1.00	11393																								X						
ICB	ICB	1.00	11460																								X						
CRI	CRII	1.00	11522																								X						
ICSA	ICSAI	1.00	11584																								X						
ICSAB	ICSABI	1.00	12052																								X						
CCV	CCV1	1.00	12114																								X						
CCB	CCB1	1.00	12182																								X						
ZZZZZZ	JZ50MB	1.00	12235																														
ZZZZZZ	JY54MB	1.00	12301																														
ZZZZZZ	JX35MB2	1.00	12363																														
ZZZZZZ	JX35F	1.00	12425																														
ZZZZZZ	JZ50A	1.00	12492																														
ZZZZZZ	JZ32H	10.00	12554																														
ZZZZZZ	JZ32I	5.00	13022																														
ZZZZZZ	JZ32J	5.00	13090																														
ZZZZZZ	JY18X	2.00	13154																														
ZZZZZZ	JZ50MBSPK	1.00	13222																														
ZZZZZZ	ZZZZZZ	1.00	13290																														
ZZZZZZ	ZZZZZZ	1.00	13352																														
CCV	CCV2	1.00	13415																								X						
CCB	CCB2	1.00	13481																								X						
ZZZZZZ	JZ32MB2	1.00	13543																														
PBW	JZ82MB2	1.00	14005																								X						
W6-100406	JZ82E	5.00	14072																								X						
W7-100406	JZ82F	5.00	14134																								X						
ZZZZZZ	JZ32K	5.00	14201																														
ZZZZZZ	JZ32GDUP	10.00	14265																														

FORM XIV

Analysis Run Log

ANALYTICAL RESOURCES INCORPORATED

CLIENT: Anchor Environmental

PROJECT: CHINOOK | INSTRUMENT ID: OPTIMA ICP 1 | START DATE: 10/10/2006

SDG: JZ82 | RUNID: IP101021 | METHOD: ICP | END DATE: 10/10/2006

CLIENT ID	ARI ID	DIL.	TIME	%R	AG	AL	AS	B	BA	BE	CA	CD	CO	CR	CU	FE	HG	K	MG	MN	MO	NA	NI	PB	SB	SE	SI	SN	TI	TL	U	V	ZN
ZZZZZZ	JZ32G	10.00	14333																														
ZZZZZZ	JZ32GSPK	10.00	14402																														
ZZZZZZ	JZ32MB2SPK	1.00	14470																														
LCSW	JZ82MB2SPK	1.00	14532																								X						
CCV	CCV3	1.00	14595																								X						
CCB	CCB3	1.00	15061																								X						
ZZZZZZ	JZ50MB	1.00	15111																														
ZZZZZZ	JZ32B	2.00	15173																														
ZZZZZZ	JZ32ADUP	2.00	15240																														
ZZZZZZ	JZ83K	5.00	15302																														
W1-100406D	JZ82DDUP	5.00	15364																								X						
W1-100406	JZ82D	5.00	15431																								X						
W1-100406S	JZ82DSPK	5.00	15493																								X						
ZZZZZZ	JY18HDUP	2.00	15555																														
ZZZZZZ	JY18H	2.00	16024																														
ZZZZZZ	JY18HSPK	2.00	16092																														
CCV	CCV4	1.00	16155																								X						
CCB	CCB4	1.00	16221																								X						

0065

Metals Analysis
Sample Data

prepared
for

ANCHOR ENVIRONMENTAL

Project: Chinook

ARI JOB NO: JZ82

prepared
by

Analytical Resources, Inc.

ANALYTICAL RESOURCES INCORPORATED

INORGANICS ANALYSIS DATA SHEET
DISSOLVED METALS
Page 1 of 1

Sample ID: W1-100406
SAMPLE

Lab Sample ID: JZ82A
LIMS ID: 06-18789
Matrix: Water
Data Release Authorized:
Reported: 10/11/06

QC Report No: JZ82-Anchor Environmental
Project: CHINOOK
060354-01
Date Sampled: 10/04/06
Date Received: 10/04/06

Prep Meth	Prep Date	Analysis Method	Analysis Date	CAS Number	Analyte	RL	mg/L	Q
3010A	10/09/06	6010B	10/09/06	7429-90-5	Aluminum	0.05	0.05	U
3010A	10/09/06	6010B	10/09/06	**7440-70-2**	**Calcium**	0.05	**15.9**	
3010A	10/09/06	6010B	10/09/06	**7439-89-6**	**Iron**	0.05	**4.57**	
3010A	10/09/06	6010B	10/09/06	**7439-95-4**	**Magnesium**	0.05	**7.57**	
3010A	10/09/06	6010B	10/09/06	**7439-96-5**	**Manganese**	0.001	**0.859**	
3010A	10/09/06	6010B	10/09/06	**7440-09-7**	**Potassium**	0.5	**1.9**	
3010A	10/09/06	6010B	10/09/06	**7440-23-5**	**Sodium**	0.5	**12.1**	

U-Analyte undetected at given RL
RL-Reporting Limit

ANALYTICAL RESOURCES INCORPORATED

INORGANICS ANALYSIS DATA SHEET
DISSOLVED METALS
Page 1 of 1

Sample ID: W6-100406
SAMPLE

Lab Sample ID: JZ82B
LIMS ID: 06-18790
Matrix: Water
Data Release Authorized:
Reported: 10/11/06

QC Report No: JZ82-Anchor Environmental
Project: CHINOOK
060354-01
Date Sampled: 10/04/06
Date Received: 10/04/06

Prep Meth	Prep Date	Analysis Method	Analysis Date	CAS Number	Analyte	RL	mg/L	Q
3010A	10/09/06	6010B	10/09/06	7429-90-5	Aluminum	0.05	0.05	U
3010A	10/09/06	6010B	10/09/06	**7440-70-2**	**Calcium**	0.05	**24.2**	
3010A	10/09/06	6010B	10/09/06	**7439-89-6**	**Iron**	0.05	**0.05**	
3010A	10/09/06	6010B	10/09/06	**7439-95-4**	**Magnesium**	0.05	**8.87**	
3010A	10/09/06	6010B	10/09/06	**7439-96-5**	**Manganese**	0.001	**0.486**	
3010A	10/09/06	6010B	10/09/06	**7440-09-7**	**Potassium**	0.5	**1.7**	
3010A	10/09/06	6010B	10/09/06	**7440-23-5**	**Sodium**	0.5	**13.2**	

U-Analyte undetected at given RL
RL-Reporting Limit

ANALYTICAL RESOURCES INCORPORATED

INORGANICS ANALYSIS DATA SHEET
DISSOLVED METALS

Sample ID: W7-100406
SAMPLE

Lab Sample ID: JZ82C
LIMS ID: 06-18791
Matrix: Water
Data Release Authorized:
Reported: 10/11/06

QC Report No: JZ82-Anchor Environmental
Project: CHINOOK
060354-01
Date Sampled: 10/04/06
Date Received: 10/04/06

Prep Meth	Prep Date	Analysis Method	Analysis Date	CAS Number	Analyte	RL	mg/L	Q
3010A	10/09/06	6010B	10/09/06	7429-90-5	Aluminum	0.05	0.05	U
3010A	10/09/06	6010B	10/09/06	**7440-70-2**	**Calcium**	0.05	**16.7**	
3010A	10/09/06	6010B	10/09/06	**7439-89-6**	**Iron**	0.05	**6.46**	
3010A	10/09/06	6010B	10/09/06	**7439-95-4**	**Magnesium**	0.05	**8.03**	
3010A	10/09/06	6010B	10/09/06	**7439-96-5**	**Manganese**	0.001	**0.917**	
3010A	10/09/06	6010B	10/09/06	**7440-09-7**	**Potassium**	0.5	**2.0**	
3010A	10/09/06	6010B	10/09/06	**7440-23-5**	**Sodium**	0.5	**12.5**	

U-Analyte undetected at given RL
RL-Reporting Limit

ANALYTICAL RESOURCES INCORPORATED

INORGANICS ANALYSIS DATA SHEET
DISSOLVED METALS
Page 1 of 1

Sample ID: W1-100406
SAMPLE

Lab Sample ID: JZ82D
LIMS ID: 06-18792
Matrix: Water
Data Release Authorized:
Reported: 10/11/06

QC Report No: JZ82-Anchor Environmental
Project: CHINOOK
060354-01
Date Sampled: 10/04/06
Date Received: 10/04/06

Prep Meth	Prep Date	Analysis Method	Analysis Date	CAS Number	Analyte	RL	mg/L	Q
6010B	10/09/06	6010B	10/10/06	**7440-21-3**	**Silicon**	0.3	**23.3**	

U-Analyte undetected at given RL
RL-Reporting Limit

ANALYTICAL RESOURCES INCORPORATED

INORGANICS ANALYSIS DATA SHEET
DISSOLVED METALS
Page 1 of 1

Sample ID: W6-100406
SAMPLE

Lab Sample ID: JZ82E
LIMS ID: 06-18793
Matrix: Water
Data Release Authorized:
Reported: 10/11/06

QC Report No: JZ82-Anchor Environmental
Project: CHINOOK
060354-01
Date Sampled: 10/04/06
Date Received: 10/04/06

Prep Meth	Prep Date	Analysis Method	Analysis Date	CAS Number	Analyte	RL	mg/L	Q
6010B	10/09/06	6010B	10/10/06	**7440-21-3**	**Silicon**	0.3	**20.0**	

U-Analyte undetected at given RL
RL-Reporting Limit

ANALYTICAL RESOURCES INCORPORATED

INORGANICS ANALYSIS DATA SHEET
DISSOLVED METALS
Page 1 of 1

Sample ID: W7-100406
SAMPLE

Lab Sample ID: JZ82F
LIMS ID: 06-18794
Matrix: Water
Data Release Authorized:
Reported: 10/11/06

QC Report No: JZ82-Anchor Environmental
Project: CHINOOK
060354-01
Date Sampled: 10/04/06
Date Received: 10/04/06

Prep Meth	Prep Date	Analysis Method	Analysis Date	CAS Number	Analyte	RL	mg/L	Q
6010B	10/09/06	6010B	10/10/06	**7440-21-3**	**Silicon**	0.3	**22.4**	

U-Analyte undetected at given RL
RL-Reporting Limit

Metals Analysis
Instrument Raw Data

prepared
for

ANCHOR ENVIRONMENTAL

Project: Chinook

ARI JOB NO: JZ82

prepared
by

Analytical Resources, Inc.

OPTIMA ICP SAMPLE RUN LOG

IEC Date: 9.25.06 Analysis Date: 10.9.06 Analyst: RW

LR Date: 6.19.06 Page: 1 of 7

All corrections made by analyst unless otherwise noted. 10.9.06 RW

Edit Label	Delete Data	ARI Sample ID	Prep. Code	Dilution	Comments
		Std 1 / Std 1			New Sc 2309-15 2309-11
		2			2310-1
		3			-2
		4			-3
		5			-4
✓		JY22 MB1	TWC		rerun
✓		JX35 MB2	↓		↓
		ICV			
		ICB			
label		~~CRI~~ 222222			
		~~ICSA~~			Cu 1005
↓		~~ICSAB~~ ↓			
		CCV1			
		CCB1			Cu high
		std 1			
		CCV2			~~Sb high~~
		CCB2			
		CCI			
		ICS1			Cu 1004
		ICSAB			
		CCV3			Sb high
		CCB3			
		JY22 MB1	TWC		Zn .006 - NR
		JZ61 MB	SWC	2	Zn .009 A.N.

OPTIMA ICP SAMPLE RUN LOG

IEC Date: — Analysis Date: 10.9.06 Analyst: BW

LR Date: — Page: 2 of 7

All corrections made by analyst unless otherwise noted. 10.9.06 BW

Edit Label	Delete Data	ARI Sample ID	Prep. Code	Dilution	Comments
		J232MB1	TWC		
		J422B			
		C			
		A-L		5 ✓	serial dilution
		A			
		Adup		✓	
		Asph		✓	Ca STL
		MB1Sph		✓	
		CCV4			Stb 110.2
		CCB4			
		DI check			
		J432 MB1	TWC		
		A-L		5 ✓	serial dilution
		A			
		Adup		✓	
		Asph		✓	Ca STL
		QC2I		✓	
		QC7H		✓	
		J223J	SWC	5	
		J432 MB1sph	TWC	✓	
		CCV5			Stb high
		CCB5			
		CR1			~~CU .100~~
		ICSA			Cu .005

OPTIMA ICP SAMPLE RUN LOG

IEC Date: — **Analysis Date:** 10.9.06 **Analyst:** RLW

LR Date: — **Page:** 3 **of** 7

All corrections made by analyst unless otherwise noted. 10.10.06 RLW

Edit Label	Delete Data	ARI Sample ID	Prep. Code	Dilution	Comments
		ICSAB			
		CCV6			
		CCB6			
		Std 1			
		CCV7			
		CCB7			
	✓	JZ32 MB2	WMN		CV/CBout
		JZ82 F		5	
		JZ32 H			
		I			
		J			
		~~H~~ K			
		Gdup			
		G			
	✓	Gsph			0.08 Si1000/8ml ~~not spiked rerun~~ ~~0.08 ml ICP sph / 8ml~~
	✓	MB2sph			" "
		CCV8			Sb Si high
		CCB8			B Si high
	✓	JZ61 MB	SWC	2	Zn.01 confirms prev.
	✓	JZ82 MB2	WMN		CV/CBout
		F		5	
		Ddup			
		D			
		Dsph			0.08 Si1000 / 8ml

OPTIMA ICP SAMPLE RUN LOG

IEC Date: — Analysis Date: 10.9.06 Analyst: BW

LR Date: — Page: 4 of 7

All corrections made by analyst unless otherwise noted. BW 10.10.06

Edit Label	Delete Data	ARI Sample ID	Prep. Code	Dilution	Comments
		J261 A	SWC	2	
		B	↓	↓	
		Ref	↓	↓ ✓	
	✓	J282 MB2spk	LCMW		0.08 Si1000/8ml CV/CBout
		CCV9			
		CCB9			
	✓	J232 B	TWC	2	Mn noisy - rerun
		C			
		D			
	✓	Adup		25	Mn noisy - rerun
		A		↓	
		Aspk	↓	↓ ✓	Fe Na STL
		J261 C	SWC	2	
		D	↓	↓	
		E	↓	↓	
		J232 MB1spk	TWC	✓	
		CCV10			
		CCB10			B high
		J282 MB1	TWC		
		J232 E			
		J282 B			
		C			
		Adup		✓	
		A	↓		

OPTIMA ICP SAMPLE RUN LOG

IEC Date: — Analysis Date: 10.9.06 Analyst: RU

LR Date: — Page: 5 of 7

All corrections made by analyst unless otherwise noted.

Edit Label	Delete Data	ARI Sample ID	Prep. Code	Dilution	Comments
		J280 1sph	TWC	✓	
		J418 M	SWC	2	
		↓ N	↓	↓	
SPK		J482 MBlsph	TWC	✓	
		CCV 11			
		CCB 11			send package
		~~J418 MB~~	~~SWC~~	~~2~~	
label		air			missed tube
		J423B	SWC	2	
		↓ C			
		↓ U			
		↓ V			
	✓	J418 Hdup			Cu 54% rem
	✓	↓ H			↓
	✓	↓ Hspk			
		↓ MBspk	↓	↓ ✓	
		CCV			Sn low
		CCB			
	✓	J452 MB	TWC		Zn .015 rem
		↓ A	↓		
		J423Z	SWC	2	
		↓ AA	↓	↓	
		↓ AC			
		↓ AD	↓	↓	

10/12/06

Nebulizer Parameters: Hg_ReAlign

Analyte	Back Pressure	Flow
All	178.0 kPa	0.50 L/min

==========

10/9/2006 10:16:53 AM Hg ReAlign... Actual peak offset (nm): -0.002
Drift (nm): 0.001 Slit adjustment: 3

==========

==========

Align View XY Axial for analyte Mn 257.610

X-position	Y-position	Intensity
-2.0	15.0	184637.2
-1.6	15.0	314665.1
-1.2	15.0	420552.8
-0.8	15.0	460119.2
-0.4	15.0	462659.2
0.0	15.0	440142.5
0.4	15.0	407024.1
0.8	15.0	360434.4
1.2	15.0	289087.0
1.6	15.0	227187.1
2.0	15.0	171071.3
-0.4	10.0	1220.2
-0.4	10.5	8482.9
-0.4	11.0	17295.6
-0.4	11.5	29782.2
-0.4	12.0	46515.9
-0.4	12.5	97597.2
-0.4	13.0	134649.3
-0.4	13.5	187192.6
-0.4	14.0	240008.7
-0.4	14.5	321662.6
-0.4	15.0	322525.0
-0.4	15.5	301603.2
-0.4	16.0	267260.3
-0.4	16.5	174576.1
-0.4	17.0	126011.9
-0.4	17.5	90664.4
-0.4	18.0	61776.4
-0.4	18.5	39652.1
-0.4	19.0	11313.0
-0.4	19.5	4689.8
-0.4	20.0	2729.8
-1.2	15.0	210850.0
-0.8	15.0	267148.9
-0.4	15.0	307970.2
0.0	15.0	346677.9
0.4	15.0	345425.0
0.0	13.0	163291.9
0.0	13.5	210865.7
0.0	14.0	263331.2
0.0	14.5	342641.2
0.0	15.0	344195.5
0.0	15.5	327162.2
0.0	16.0	288846.0
0.0	16.5	180377.0
0.0	17.0	133778.7

10/9/2006 10:20:08 AM aligned for analyte Mn 257.610
X viewing position set to 0.0 mm having Peak intensity 344195.5 for Axial viewing
Y viewing position set to 15.0 mm having Peak intensity 344195.5 for Axial viewing

==========

==========

Align View X Radial for analyte Mn 257.610

X-position	Y-position	Intensity
-7.0	15.0	4803.2
-6.5	15.0	5189.3
-6.0	15.0	5715.0
-5.5	15.0	6641.0
-5.0	15.0	9089.6
-4.5	15.0	14686.6

-4.0	15.0	25445.8
-3.5	15.0	38671.3
-3.0	15.0	50520.3
-2.5	15.0	63585.1
-2.0	15.0	94490.2
-1.5	15.0	146219.4
-1.0	15.0	172208.9
-0.5	15.0	175559.8
0.0	15.0	175447.2
0.5	15.0	165309.3
1.0	15.0	142252.0
1.5	15.0	96277.8
2.0	15.0	43853.3
2.5	15.0	23733.0
3.0	15.0	26250.6
3.5	15.0	18581.7
4.0	15.0	12145.3
4.5	15.0	7907.0
5.0	15.0	6345.0
5.5	15.0	5847.0
6.0	15.0	5320.9
6.5	15.0	5100.6
7.0	15.0	4474.4

10/9/2006 10:23:07 AM aligned for analyte Mn 257.610
X viewing position set to -0.5 mm having Peak intensity 175559.8 for Radial viewing

Align View X Radial for analyte Mn 257.610

X-position	Y-position	Intensity
-7.0	15.0	3739.4
-6.5	15.0	4791.9
-6.0	15.0	5280.2
-5.5	15.0	5988.1
-5.0	15.0	6812.8
-4.5	15.0	8990.5
-4.0	15.0	14868.6
-3.5	15.0	25688.1
-3.0	15.0	37964.4
-2.5	15.0	51497.3
-2.0	15.0	65938.5
-1.5	15.0	96891.5
-1.0	15.0	154771.4
-0.5	15.0	168678.7
0.0	15.0	172795.0
0.5	15.0	176739.9
1.0	15.0	165354.9
1.5	15.0	144308.8
2.0	15.0	97337.2
2.5	15.0	45405.9
3.0	15.0	23231.9
3.5	15.0	26517.1
4.0	15.0	18321.8
4.5	15.0	12076.0
5.0	15.0	7860.9
5.5	15.0	6357.3
6.0	15.0	5912.2
6.5	15.0	5611.5
7.0	15.0	5210.2

10/9/2006 10:25:40 AM aligned for analyte Mn 257.610
X viewing position set to 0.5 mm having Peak intensity 176739.9 for Radial viewing

Nebulizer Parameters: Hg_ReAlign

Analyte	**Back Pressure**	**Flow**
All	178.0 kPa	0.50 L/min

10/9/2006 10:43:33 AM Hg ReAlign... Actual peak offset (nm): -0.001
Drift (nm): 0.000 Slit adjustment: 3

Analysis Begun

Start Time: 10/9/2006 10:44:50 AM
Plasma On Time: 10/9/2006 9:28:29 AM
Logged In Analyst: metals
Technique: ICP Continuous
Spectrometer Model: Optima 4300 DV, S/N 077N0060101Autosampler Model: AS-93plus

Sample Information File: C:\pe\Administrator\Sample Information\CRISET.sif
Batch ID:
Results Data Set: PE061009
Results Library: C:\pe\Administrator\Results\Results.mdb

Method Loaded
Method Name: ARIIEC5
Method Last Saved: 9/25/2006 11:38:10 AM
IEC File: IEC28mina.iec
MSF File:
Method Description: 12Axial Elements

Analyte	Calibration Equation	Processing	View	Internal Standard	IEC
Ag 328.068	Lin Thru 0	Peak Area	Axial	ScA 357.253	Yes
Al 308.215	Lin Thru 0	Peak Area	Radial	ScR 361.383	Yes
As 188.979	Lin Thru 0	Peak Area	Axial	ScA 357.253	Yes
B 249.677	Lin Thru 0	Peak Area	Radial	ScR 361.383	Yes
Ba 233.527	Lin Thru 0	Peak Area	Radial	ScR 361.383	Yes
Be 313.042	Lin Thru 0	Peak Area	Radial	ScR 361.383	Yes
Ca 317.933	Lin Thru 0	Peak Area	Radial	ScR 361.383	No
Cd 228.802	Lin Thru 0	Peak Area	Axial	ScA 357.253	Yes
Co 228.616	Lin Thru 0	Peak Area	Axial	ScA 357.253	Yes
Cr 267.716	Lin Thru 0	Peak Area	Radial	ScR 361.383	Yes
Cu 324.752	Lin Thru 0	Peak Area	Axial	ScA 357.253	Yes
Fe 273.955	Lin Thru 0	Peak Area	Radial	ScR 361.383	Yes
K 766.490	Lin Thru 0	Peak Area	Radial	ScR 361.383	No
Mg 279.077	Lin Thru 0	Peak Area	Radial	ScR 361.383	Yes
Mn 257.610	Lin Thru 0	Peak Area	Radial	ScR 361.383	Yes
Mo 202.031	Lin Thru 0	Peak Area	Axial	ScA 357.253	Yes
Na 589.592	Lin Thru 0	Peak Area	Radial	ScR 361.383	No
Na 330.237	Lin Thru 0	Peak Area	Radial	ScR 361.383	Yes
Ni 231.604	Lin Thru 0	Peak Area	Radial	ScR 361.383	Yes
Pb 220.353	Lin Thru 0	Peak Area	Axial	ScA 357.253	Yes
Sb 206.836	Lin Thru 0	Peak Area	Axial	ScA 357.253	Yes
Se 196.026	Lin Thru 0	Peak Area	Axial	ScA 357.253	Yes
Si 288.158	Lin Thru 0	Peak Area	Radial	ScR 361.383	Yes
Sn 189.927	Lin Thru 0	Peak Area	Axial	ScA 357.253	Yes
Sr 421.552	Lin Thru 0	Peak Area	Radial	ScR 361.383	No
Ti 334.903	Lin Thru 0	Peak Area	Radial	ScR 361.383	Yes
Tl 190.801	Lin Thru 0	Peak Area	Axial	ScA 357.253	Yes
V 292.402	Lin Thru 0	Peak Area	Axial	ScA 357.253	Yes
Zn 206.200	Lin Thru 0	Peak Area	Radial	ScR 361.383	Yes
ScA 357.253	Lin, Calc Int	Peak Area	Axial	n/a	n/a
ScR 361.383	Lin, Calc Int	Peak Area	Radial	n/a	n/a

Sequence No.: 1
Autosampler Location: 1
Sample ID: Calib Blank 1
Date Collected: 10/9/2006 10:44:51 AM
Analyst:
Data Type: Original
Initial Sample Wt:
Initial Sample Vol:
Dilution:
Sample Prep Vol:

Nebulizer Parameters: Calib Blank 1

Analyte	Back Pressure	Flow
All	178.0 kPa	0.50 L/min

Mean Data: Calib Blank 1

Analyte	Mean Corrected Intensity	Std.Dev.	RSD	Conc.	Calib Units
ScA 357.253	1066485.1	8295.50	0.78%	100.0	%
ScR 361.383	109346.3	648.48	0.59%	100.0	%
Ag 328.068†	12.9	21.76	169.33%	[0.00]	mg/L
Al 308.215†	-73.2	6.20	8.48%	[0.00]	mg/L

New SC 2309-15

As 188.979†	11.5	1.19	10.33%	[0.00]	mg/L
B 249.677†	7.1	1.79	25.16%	[0.00]	mg/L
Ba 233.527†	10.4	1.31	12.58%	[0.00]	mg/L
Be 313.042†	847.0	19.50	2.30%	[0.00]	mg/L
Ca 317.933†	46.5	8.99	19.33%	[0.00]	mg/L
Cd 228.802†	71.1	1.93	2.71%	[0.00]	mg/L
Co 228.616†	28.2	8.59	30.49%	[0.00]	mg/L
Cr 267.716†	-22.6	1.65	7.31%	[0.00]	mg/L
Cu 324.752†	2719.9	12.21	0.45%	[0.00]	mg/L
Fe 273.955†	-11.6	0.88	7.65%	[0.00]	mg/L
K 766.490†	1229.7	47.57	3.87%	[0.00]	mg/L
Mg 279.077†	-206.2	8.73	4.23%	[0.00]	mg/L
Mn 257.610†	40.1	1.09	2.73%	[0.00]	mg/L
Mo 202.031†	-3.9	1.88	48.58%	[0.00]	mg/L
Na 589.592†	-56.3	18.67	33.19%	[0.00]	mg/L
Na 330.237†	-106.3	5.76	5.42%	[0.00]	mg/L
Ni 231.604†	-12.2	3.42	28.07%	[0.00]	mg/L
Pb 220.353†	100.9	3.06	3.03%	[0.00]	mg/L
Sb 206.836†	9.3	1.51	16.23%	[0.00]	mg/L
Se 196.026†	-35.2	3.17	9.00%	[0.00]	mg/L
Si 288.158†	20.9	2.63	12.59%	[0.00]	mg/L
Sn 189.927†	-0.4	1.52	388.51%	[0.00]	mg/L
Sr 421.552†	178.4	38.60	21.63%	[0.00]	mg/L
Ti 334.903†	-169.9	17.46	10.28%	[0.00]	mg/L
Tl 190.801†	-9.5	1.97	20.65%	[0.00]	mg/L
V 292.402†	48.3	17.13	35.48%	[0.00]	mg/L
Zn 206.200†	-2.4	0.87	35.67%	[0.00]	mg/L

==========

Analysis Begun

Start Time: 10/9/2006 10:50:49 AM Plasma On Time: 10/9/2006 9:28:29 AM
Logged In Analyst: metals Technique: ICP Continuous
Spectrometer Model: Optima 4300 DV, S/N 077N0060101Autosampler Model: AS-93plus

Sample Information File: C:\pe\Administrator\Sample Information\CRISET.sif
Batch ID:
Results Data Set: PE061009
Results Library: C:\pe\Administrator\Results\Results.mdb

==========

Sequence No.: 1 Autosampler Location: 1
Sample ID: Calib Blank 1 Date Collected: 10/9/2006 10:50:49 AM
Analyst: Data Type: Original
Initial Sample Wt: Initial Sample Vol:
Dilution: Sample Prep Vol:

Nebulizer Parameters: Calib Blank 1

Analyte	Back Pressure	Flow
All	179.0 kPa	0.50 L/min

Mean Data: Calib Blank 1

Analyte	Mean Corrected Intensity	Std.Dev.	RSD	Conc.	Calib Units
ScA 357.253	1071337.8	7327.76	0.68%	100.0	%
ScR 361.383	127423.2	308.66	0.24%	100.0	%
Ag 328.068†	91.7	14.81	16.14%	[0.00]	mg/L
Al 308.215†	-72.2	7.13	9.88%	[0.00]	mg/L
As 188.979†	10.5	2.89	27.60%	[0.00]	mg/L
B 249.677†	3.6	0.74	20.76%	[0.00]	mg/L
Ba 233.527†	10.0	1.71	17.05%	[0.00]	mg/L
Be 313.042†	785.0	0.67	0.09%	[0.00]	mg/L
Ca 317.933†	47.6	22.44	47.17%	[0.00]	mg/L
Cd 228.802†	73.0	1.41	1.94%	[0.00]	mg/L
Co 228.616†	24.9	6.57	26.38%	[0.00]	mg/L
Cr 267.716†	-16.6	1.78	10.71%	[0.00]	mg/L
Cu 324.752†	2706.6	31.00	1.15%	[0.00]	mg/L
Fe 273.955†	-12.3	1.80	14.63%	[0.00]	mg/L
K 766.490†	1287.5	2.89	0.22%	[0.00]	mg/L
Mg 279.077†	-190.9	1.85	0.97%	[0.00]	mg/L
Mn 257.610†	42.5	0.90	2.13%	[0.00]	mg/L
Mo 202.031†	-3.7	1.02	27.41%	[0.00]	mg/L
Na 589.592†	-58.1	17.13	29.51%	[0.00]	mg/L
Na 330.237†	-112.9	11.13	9.87%	[0.00]	mg/L
Ni 231.604†	-7.0	1.68	24.10%	[0.00]	mg/L
Pb 220.353†	101.6	1.35	1.33%	[0.00]	mg/L
Sb 206.836†	11.0	1.35	12.37%	[0.00]	mg/L
Se 196.026†	-36.7	5.82	15.87%	[0.00]	mg/L
Si 288.158†	22.7	1.23	5.41%	[0.00]	mg/L
Sn 189.927†	3.0	1.55	52.15%	[0.00]	mg/L
Sr 421.552†	133.4	17.55	13.16%	[0.00]	mg/L
Ti 334.903†	-173.7	18.57	10.69%	[0.00]	mg/L
Tl 190.801†	-8.2	1.08	13.08%	[0.00]	mg/L
V 292.402†	27.7	26.57	95.86%	[0.00]	mg/L
Zn 206.200†	-2.5	1.21	48.00%	[0.00]	mg/L

Sequence No.: 2
Sample ID: STD2
Analyst:
Initial Sample Wt:
Dilution:

Autosampler Location: 2
Date Collected: 10/9/2006 10:57:11 AM
Data Type: Original
Initial Sample Vol:
Sample Prep Vol:

Nebulizer Parameters: STD2

Analyte	Back Pressure	Flow
All	179.0 kPa	0.50 L/min

Mean Data: STD2

Analyte	Mean Corrected Intensity	Std.Dev.	RSD	Conc.	Calib Units
ScA 357.253	1059357.5	2462.05	0.23%	98.88	%
ScR 361.383	125971.7	202.09	0.16%	98.86	%
Ba 233.527†	16759.7	221.10	1.32%	[10]	mg/L
Cd 228.802†	225097.3	432.01	0.19%	[10]	mg/L
Co 228.616†	236373.9	841.82	0.36%	[10]	mg/L
Cr 267.716†	47820.3	532.02	1.11%	[10]	mg/L
Cu 324.752†	2191923.9	2992.11	0.14%	[10]	mg/L
Mn 257.610†	154072.0	934.18	0.61%	[10]	mg/L
V 292.402†	2019139.3	4804.02	0.24%	[10]	mg/L

Sequence No.: 3
Sample ID: STD3
Analyst:
Initial Sample Wt:
Dilution:

Autosampler Location: 3
Date Collected: 10/9/2006 11:01:34 AM
Data Type: Original
Initial Sample Vol:
Sample Prep Vol:

Nebulizer Parameters: STD3

Analyte	Back Pressure	Flow
All	179.0 kPa	0.50 L/min

Mean Data: STD3

Analyte	Mean Corrected Intensity	Std.Dev.	RSD	Conc.	Calib Units
ScA 357.253	1049875.0	6370.68	0.61%	98.00	%
ScR 361.383	127082.2	551.08	0.43%	99.73	%
Ag 328.068†	242950.6	570.30	0.23%	[1.0]	mg/L
As 188.979†	5695.4	33.69	0.59%	[10]	mg/L
B 249.677†	21420.6	112.46	0.53%	[10]	mg/L
Be 313.042†	2163313.3	772.19	0.04%	[5.0]	mg/L
Na 589.592†	251119.5	1018.19	0.41%	[50]	mg/L
Ni 231.604†	10182.6	46.28	0.45%	[10]	mg/L
Pb 220.353†	52312.6	157.39	0.30%	[10]	mg/L
Se 196.026†	7981.3	63.09	0.79%	[10]	mg/L
Sr 421.552†	3008494.2	4752.14	0.16%	[5]	mg/L
Tl 190.801†	7019.7	37.90	0.54%	[10]	mg/L
Zn 206.200†	3600.5	14.91	0.41%	[10]	mg/L

Sequence No.: 4
Sample ID: STD4
Analyst:
Initial Sample Wt:
Dilution:

Autosampler Location: 4
Date Collected: 10/9/2006 11:07:03 AM
Data Type: Original
Initial Sample Vol:
Sample Prep Vol:

Nebulizer Parameters: STD4

Analyte	Back Pressure	Flow
All	179.0 kPa	0.50 L/min

Mean Data: STD4

Analyte	Mean Corrected Intensity	Std.Dev.	RSD	Conc.	Calib Units
ScA 357.253	1069610.4	4657.74	0.44%	99.84	%
ScR 361.383	127581.2	719.89	0.56%	100.1	%
Mo 202.031†	71872.6	357.63	0.50%	[10]	mg/L
Sb 206.836†	7571.3	23.29	0.31%	[10]	mg/L
Si 288.158†	9628.9	30.06	0.31%	[10]	mg/L
Sn 189.927†	25000.9	38.01	0.15%	[10]	mg/L
Ti 334.903†	192275.1	621.71	0.32%	[10]	mg/L

Sequence No.: 5
Sample ID: STD5
Analyst:
Initial Sample Wt:
Dilution:

Autosampler Location: 5
Date Collected: 10/9/2006 11:11:39 AM
Data Type: Original
Initial Sample Vol:
Sample Prep Vol:

Nebulizer Parameters: STD5

Analyte	Back Pressure	Flow
All	179.0 kPa	0.50 L/min

Mean Data: STD5

Analyte	Mean Corrected Intensity	Std.Dev.	RSD	Conc.	Calib Units
ScA 357.253	1034076.1	454.54	0.04%	96.52	%
ScR 361.383	125390.7	470.42	0.38%	98.40	%
Al 308.215†	31481.1	151.08	0.48%	[30]	mg/L
Ca 317.933†	370755.5	1310.55	0.35%	[30]	mg/L
Fe 273.955†	57525.5	453.41	0.79%	[100]	mg/L
K 766.490†	124013.5	1022.84	0.82%	[100]	mg/L
Mg 279.077†	25116.0	157.46	0.63%	[30]	mg/L
Na 330.237†	2585.2	29.08	1.12%	[100]	mg/L

Calibration Summary

Analyte	Stds.	Equation	Intercept	Slope	Curvature	Corr. Coef.	Reslope
Ag 328.068	1	Lin Thru 0	0.0	243000	0.00000	1.000000	
Al 308.215	1	Lin Thru 0	0.0	1049	0.00000	1.000000	
As 188.979	1	Lin Thru 0	0.0	569.5	0.00000	1.000000	
B 249.677	1	Lin Thru 0	0.0	2142	0.00000	1.000000	
Ba 233.527	1	Lin Thru 0	0.0	1676	0.00000	1.000000	
Be 313.042	1	Lin Thru 0	0.0	432700	0.00000	1.000000	
Ca 317.933	1	Lin Thru 0	0.0	12360	0.00000	1.000000	
Cd 228.802	1	Lin Thru 0	0.0	22510	0.00000	1.000000	
Co 228.616	1	Lin Thru 0	0.0	23640	0.00000	1.000000	
Cr 267.716	1	Lin Thru 0	0.0	4782	0.00000	1.000000	
Cu 324.752	1	Lin Thru 0	0.0	219200	0.00000	1.000000	
Fe 273.955	1	Lin Thru 0	0.0	575.3	0.00000	1.000000	
K 766.490	1	Lin Thru 0	0.0	1240	0.00000	1.000000	
Mg 279.077	1	Lin Thru 0	0.0	837.2	0.00000	1.000000	
Mn 257.610	1	Lin Thru 0	0.0	15410	0.00000	1.000000	
Mo 202.031	1	Lin Thru 0	0.0	7187	0.00000	1.000000	
Na 589.592	1	Lin Thru 0	0.0	5022	0.00000	1.000000	
Na 330.237	1	Lin Thru 0	0.0	25.85	0.00000	1.000000	
Ni 231.604	1	Lin Thru 0	0.0	1018	0.00000	1.000000	
Pb 220.353	1	Lin Thru 0	0.0	5231	0.00000	1.000000	
Sb 206.836	1	Lin Thru 0	0.0	757.1	0.00000	1.000000	
Se 196.026	1	Lin Thru 0	0.0	798.1	0.00000	1.000000	
Si 288.158	1	Lin Thru 0	0.0	962.9	0.00000	1.000000	
Sn 189.927	1	Lin Thru 0	0.0	2500	0.00000	1.000000	
Sr 421.552	1	Lin Thru 0	0.0	601700	0.00000	1.000000	
Ti 334.903	1	Lin Thru 0	0.0	19230	0.00000	1.000000	
Tl 190.801	1	Lin Thru 0	0.0	702.0	0.00000	1.000000	
V 292.402	1	Lin Thru 0	0.0	201900	0.00000	1.000000	
Zn 206.200	1	Lin Thru 0	0.0	360.1	0.00000	1.000000	

Analysis Begun

Start Time: 10/9/2006 11:34:50 AM
Logged In Analyst: metals
Spectrometer Model: Optima 4300 DV, S/N 077N0060101
Plasma On Time: 10/9/2006 9:28:29 AM
Technique: ICP Continuous
Autosampler Model: AS-93plus

Sample Information File: C:\pe\Administrator\Sample Information\1009A.sif
Batch ID:
Results Data Set: PE061009
Results Library: C:\pe\Administrator\Results\Results.mdb

Sequence No.: 1
Sample ID: JY22 MB1 TWC
Analyst: BLW
Initial Sample Wt:
Dilution: 1X
Autosampler Location: 21
Date Collected: 10/9/2006 11:34:50 AM
Data Type: Original
Initial Sample Vol:
Sample Prep Vol:

Nebulizer Parameters: JY22 MB1 TWC

Analyte	Back Pressure	Flow
All	179.0 kPa	0.50 L/min

Mean Data: JY22 MB1 TWC

Analyte	Mean Corrected Intensity	Calib Conc.	Calib Units	Calib Std.Dev.	Sample Conc.	Sample Units	Sample Std.Dev.	RSD
ScA 357.253	1063819.4	99.30	%	0.760				0.77%
ScR 361.383	127472.6	100.0	%	0.71				0.71%
Ag 328.068†	-8.2	-0.00003	mg/L	0.000260	-0.00003	mg/L	0.000260	781.23%
Al 308.215†	0.0	0.00001	mg/L	0.003780	0.00001	mg/L	0.003780	>999.9%
As 188.979†	3.3	0.00580	mg/L	0.001527	0.00580	mg/L	0.001527	26.32%
B 249.677†	9.6	0.00447	mg/L	0.002300	0.00447	mg/L	0.002300	51.45%
Ba 233.527†	-0.3	-0.00017	mg/L	0.000771	-0.00017	mg/L	0.000771	446.65%
Be 313.042†	-7.2	-0.00002	mg/L	0.000033	-0.00002	mg/L	0.000033	195.44%
Ca 317.933†	177.2	0.01434	mg/L	0.001084	0.01434	mg/L	0.001084	7.56%
Cd 228.802†	-1.1	-0.00006	mg/L	0.000109	-0.00006	mg/L	0.000109	193.98%
Co 228.616†	5.5	0.00023	mg/L	0.000257	0.00023	mg/L	0.000257	110.24%
Cr 267.716†	2.9	0.00061	mg/L	0.000697	0.00061	mg/L	0.000697	113.75%
Cu 324.752†	351.1	0.00160	mg/L	0.000104	0.00160	mg/L	0.000104	6.50%
Fe 273.955†	5.0	0.00870	mg/L	0.002107	0.00870	mg/L	0.002107	24.22%
K 766.490†	39.2	0.03159	mg/L	0.014336	0.03159	mg/L	0.014336	45.38%
Mg 279.077†	-0.8	-0.00102	mg/L	0.003845	-0.00102	mg/L	0.003845	378.56%
Mn 257.610†	-4.0	-0.00026	mg/L	0.000082	-0.00026	mg/L	0.000082	31.16%
Mo 202.031†	2.2	0.00031	mg/L	0.000319	0.00031	mg/L	0.000319	103.61%
Na 589.592†	5.2	0.00103	mg/L	0.000592	0.00103	mg/L	0.000592	57.45%
Na 330.237†	1.9	0.06942	mg/L	0.485247	0.06942	mg/L	0.485247	699.02%
Ni 231.604†	-1.6	-0.00159	mg/L	0.002721	-0.00159	mg/L	0.002721	171.21%
Pb 220.353†	-0.6	-0.00011	mg/L	0.000730	-0.00011	mg/L	0.000730	654.96%
Sb 206.836†	1.1	0.00139	mg/L	0.001810	0.00139	mg/L	0.001810	130.14%
Se 196.026†	-2.2	-0.00270	mg/L	0.008929	-0.00270	mg/L	0.008929	330.64%
Si 288.158†	12.5	0.01299	mg/L	0.004801	0.01299	mg/L	0.004801	36.97%
Sn 189.927†	2.0	0.00080	mg/L	0.001432	0.00080	mg/L	0.001432	179.36%
Sr 421.552†	48.6	0.00008	mg/L	0.000024	0.00008	mg/L	0.000024	30.27%
Ti 334.903†	13.4	0.00070	mg/L	0.000403	0.00070	mg/L	0.000403	57.59%
Tl 190.801†	0.7	0.00103	mg/L	0.002682	0.00103	mg/L	0.002682	260.88%
V 292.402†	35.5	0.00018	mg/L	0.000188	0.00018	mg/L	0.000188	104.28%
Zn 206.200†	3.2	0.00892	mg/L	0.000971	0.00892	mg/L	0.000971	10.88%

Sequence No.: 2
Sample ID: JX35 MB2 TWC
Analyst: BLW
Initial Sample Wt:
Dilution: 1X

Autosampler Location: 22
Date Collected: 10/9/2006 11:41:12 AM
Data Type: Original
Initial Sample Vol:
Sample Prep Vol:

Nebulizer Parameters: JX35 MB2 TWC

Analyte	Back Pressure	Flow
All	179.0 kPa	0.50 L/min

Mean Data: JX35 MB2 TWC

Analyte	Mean Corrected Intensity	Calib Conc.	Calib Units	Calib Std.Dev.	Sample Conc.	Sample Units	Sample Std.Dev.	RSD
ScA 357.253	1089935.3	101.7	%	0.10				0.10%
ScR 361.383	131078.0	102.9	%	1.02				0.99%
Ag 328.068†	-14.3	-0.00006	mg/L	0.000096	-0.00006	mg/L	0.000096	164.06%
Al 308.215†	4.0	0.00385	mg/L	0.006742	0.00385	mg/L	0.006742	175.29%
As 188.979†	1.2	0.00219	mg/L	0.000283	0.00219	mg/L	0.000283	12.92%
B 249.677†	8.1	0.00377	mg/L	0.001841	0.00377	mg/L	0.001841	48.78%
Ba 233.527†	0.2	0.00014	mg/L	0.000848	0.00014	mg/L	0.000848	598.84%
Be 313.042†	10.9	0.00003	mg/L	0.000038	0.00003	mg/L	0.000038	150.90%
Ca 317.933†	190.7	0.01543	mg/L	0.000591	0.01543	mg/L	0.000591	3.83%
Cd 228.802†	0.3	0.00001	mg/L	0.000071	0.00001	mg/L	0.000071	640.93%
Co 228.616†	6.7	0.00028	mg/L	0.000120	0.00028	mg/L	0.000120	42.44%
Cr 267.716†	4.4	0.00092	mg/L	0.000588	0.00092	mg/L	0.000588	64.01%
Cu 324.752†	179.2	0.00082	mg/L	0.000090	0.00082	mg/L	0.000090	11.04%
Fe 273.955†	7.0	0.01218	mg/L	0.001282	0.01218	mg/L	0.001282	10.53%
K 766.490†	-21.5	-0.01737	mg/L	0.028799	-0.01737	mg/L	0.028799	165.79%
Mg 279.077†	-1.7	-0.00198	mg/L	0.006603	-0.00198	mg/L	0.006603	333.12%
Mn 257.610†	-3.0	-0.00019	mg/L	0.000212	-0.00019	mg/L	0.000212	109.46%
Mo 202.031†	0.7	0.00010	mg/L	0.000243	0.00010	mg/L	0.000243	252.27%
Na 589.592†	33.6	0.00668	mg/L	0.003480	0.00668	mg/L	0.003480	52.06%
Na 330.237†	-3.4	-0.1340	mg/L	0.19336	-0.1340	mg/L	0.19336	144.24%
Ni 231.604†	0.1	0.00010	mg/L	0.002761	0.00010	mg/L	0.002761	>999.9%
Pb 220.353†	-1.2	-0.00022	mg/L	0.000731	-0.00022	mg/L	0.000731	329.41%
Sb 206.836†	-0.2	-0.00020	mg/L	0.001970	-0.00020	mg/L	0.001970	>999.9%
Se 196.026†	4.0	0.00502	mg/L	0.006060	0.00502	mg/L	0.006060	120.69%
Si 288.158†	12.9	0.01337	mg/L	0.003337	0.01337	mg/L	0.003337	24.95%
Sn 189.927†	5.6	0.00226	mg/L	0.000913	0.00226	mg/L	0.000913	40.46%
Sr 421.552†	60.1	0.00010	mg/L	0.000018	0.00010	mg/L	0.000018	18.24%
Ti 334.903†	3.2	0.00017	mg/L	0.000728	0.00017	mg/L	0.000728	440.70%
Tl 190.801†	0.3	0.00039	mg/L	0.001984	0.00039	mg/L	0.001984	514.34%
V 292.402†	-6.3	-0.00002	mg/L	0.000027	-0.00002	mg/L	0.000027	109.33%
Zn 206.200†	4.4	0.01221	mg/L	0.002940	0.01221	mg/L	0.002940	24.07%

==========

Analysis Begun

Start Time: 10/9/2006 11:51:05 AM
Plasma On Time: 10/9/2006 9:28:29 AM
Logged In Analyst: metals
Technique: ICP Continuous
Spectrometer Model: Optima 4300 DV, S/N 077N0060101Autosampler Model: AS-93plus

Sample Information File: C:\pe\Administrator\Sample Information\CRISET.sif
Batch ID:
Results Data Set: PE061009
Results Library: C:\pe\Administrator\Results\Results.mdb

==========

Sequence No.: 1
Autosampler Location: 7
Sample ID: CV
Date Collected: 10/9/2006 11:51:05 AM
Analyst:
Data Type: Original
Initial Sample Wt:
Initial Sample Vol:
Dilution: 1X
Sample Prep Vol:

Nebulizer Parameters: CV

Analyte	Back Pressure	Flow
All	179.0 kPa	0.50 L/min

Mean Data: CV

Analyte	Mean Corrected Intensity	Calib Conc.	Calib Units	Std.Dev.	Sample Conc.	Sample Units	Std.Dev.	RSD
ScA 357.253	1052105.3	98.20	%	0.444				0.45%
ScR 361.383	130601.3	102.5	%	0.87				0.85%
Ag 328.068†	234461.0	0.9652	mg/L	0.00502	0.9652	mg/L	0.00502	0.52%
Al 308.215†	2058.8	1.925	mg/L	0.0133	1.925	mg/L	0.0133	0.69%
As 188.979†	1131.2	1.981	mg/L	0.0097	1.981	mg/L	0.0097	0.49%
B 249.677†	2051.9	0.9613	mg/L	0.00627	0.9613	mg/L	0.00627	0.65%
Ba 233.527†	1646.8	0.9821	mg/L	0.00468	0.9821	mg/L	0.00468	0.48%
Be 313.042†	427835.7	0.9873	mg/L	0.00403	0.9873	mg/L	0.00403	0.41%
Ca 317.933†	24783.4	2.005	mg/L	0.0191	2.005	mg/L	0.0191	0.95%
Cd 228.802†	22874.8	1.013	mg/L	0.0060	1.013	mg/L	0.0060	0.59%
Co 228.616†	22983.6	0.9707	mg/L	0.00583	0.9707	mg/L	0.00583	0.60%
Cr 267.716†	4606.6	0.9621	mg/L	0.00553	0.9621	mg/L	0.00553	0.57%
Cu 324.752†	229726.6	1.048	mg/L	0.0061	1.048	mg/L	0.0061	0.58%
Fe 273.955†	1177.3	2.044	mg/L	0.0119	2.044	mg/L	0.0119	0.58%
K 766.490†	24462.3	19.73	mg/L	0.289	19.73	mg/L	0.289	1.47%
Mg 279.077†	1654.7	1.980	mg/L	0.0187	1.980	mg/L	0.0187	0.94%
Mn 257.610†	15021.7	0.9754	mg/L	0.00799	0.9754	mg/L	0.00799	0.82%
Mo 202.031†	7131.5	0.9922	mg/L	0.00415	0.9922	mg/L	0.00415	0.42%
Na 589.592†	251050.6	49.99	mg/L	0.198	49.99	mg/L	0.198	0.40%
Na 330.237†	1298.8	50.21	mg/L	0.396	50.21	mg/L	0.396	0.79%
Ni 231.604†	1015.2	0.9983	mg/L	0.00863	0.9983	mg/L	0.00863	0.86%
Pb 220.353†	10349.7	1.980	mg/L	0.0179	1.980	mg/L	0.0179	0.90%
Sb 206.836†	1661.7	2.195	mg/L	0.0116	2.195	mg/L	0.0116	0.53%
Se 196.026†	1582.7	1.982	mg/L	0.0057	1.982	mg/L	0.0057	0.29%
Si 288.158†	2026.7	2.107	mg/L	0.0209	2.107	mg/L	0.0209	0.99%
Sn 189.927†	2332.9	0.9372	mg/L	0.00407	0.9372	mg/L	0.00407	0.43%
Sr 421.552†	591124.9	0.9824	mg/L	0.00470	0.9824	mg/L	0.00470	0.48%
Ti 334.903†	19077.7	0.9910	mg/L	0.00886	0.9910	mg/L	0.00886	0.89%
Tl 190.801†	1362.3	1.937	mg/L	0.0161	1.937	mg/L	0.0161	0.83%
V 292.402†	196283.6	0.9793	mg/L	0.00521	0.9793	mg/L	0.00521	0.53%
Zn 206.200†	372.2	1.033	mg/L	0.0102	1.033	mg/L	0.0102	0.99%

Sequence No.: 2
Sample ID: CB
Analyst:
Initial Sample Wt:
Dilution: 1X

Autosampler Location: 1
Date Collected: 10/9/2006 11:57:42 AM
Data Type: Original
Initial Sample Vol:
Sample Prep Vol:

Nebulizer Parameters: CB

Analyte	Back Pressure	Flow
All	180.0 kPa	0.50 L/min

Mean Data: CB

Analyte	Mean Corrected Intensity	Calib Conc.	Calib Units	Calib Std.Dev.	Sample Conc.	Sample Units	Sample Std.Dev.	RSD
ScA 357.253	1061263.4	99.06	%	0.468				0.47%
ScR 361.383	130312.4	102.3	%	0.23				0.23%
Ag 328.068†	1.6	0.00001	mg/L	0.000116	0.00001	mg/L	0.000116	>999.9%
Al 308.215†	-5.1	-0.00486	mg/L	0.002002	-0.00486	mg/L	0.002002	41.20%
As 188.979†	3.5	0.00610	mg/L	0.003020	0.00610	mg/L	0.003020	49.47%
B 249.677†	10.1	0.00470	mg/L	0.002396	0.00470	mg/L	0.002396	51.02%
Ba 233.527†	-0.1	-0.00003	mg/L	0.001774	-0.00003	mg/L	0.001774	>999.9%
Be 313.042†	24.1	0.00006	mg/L	0.000044	0.00006	mg/L	0.000044	79.82%
Ca 317.933†	13.7	0.00111	mg/L	0.001351	0.00111	mg/L	0.001351	121.77%
Cd 228.802†	0.4	0.00001	mg/L	0.000057	0.00001	mg/L	0.000057	786.80%
Co 228.616†	7.0	0.00029	mg/L	0.000103	0.00029	mg/L	0.000103	35.00%
Cr 267.716†	1.8	0.00039	mg/L	0.000569	0.00039	mg/L	0.000569	146.25%
Cu 324.752†	340.2	0.00155	mg/L	0.000042	0.00155	mg/L	0.000042	2.68%
Fe 273.955†	3.8	0.00666	mg/L	0.003668	0.00666	mg/L	0.003668	55.05%
K 766.490†	29.2	0.02351	mg/L	0.024676	0.02351	mg/L	0.024676	104.95%
Mg 279.077†	-8.9	-0.01061	mg/L	0.003884	-0.01061	mg/L	0.003884	36.60%
Mn 257.610†	-0.1	-0.00001	mg/L	0.000220	-0.00001	mg/L	0.000220	>999.9%
Mo 202.031†	2.8	0.00039	mg/L	0.000110	0.00039	mg/L	0.000110	28.08%
Na 589.592†	67.9	0.01351	mg/L	0.001084	0.01351	mg/L	0.001084	8.02%
Na 330.237†	2.1	0.07892	mg/L	0.270177	0.07892	mg/L	0.270177	342.36%
Ni 231.604†	-2.3	-0.00223	mg/L	0.001453	-0.00223	mg/L	0.001453	65.28%
Pb 220.353†	3.4	0.00065	mg/L	0.000427	0.00065	mg/L	0.000427	65.72%
Sb 206.836†	-0.3	-0.00038	mg/L	0.001852	-0.00038	mg/L	0.001852	486.17%
Se 196.026†	1.6	0.00203	mg/L	0.002101	0.00203	mg/L	0.002101	103.55%
Si 288.158†	2.7	0.00277	mg/L	0.002688	0.00277	mg/L	0.002688	96.88%
Sn 189.927†	7.1	0.00285	mg/L	0.000877	0.00285	mg/L	0.000877	30.78%
Sr 421.552†	2.8	0.00000	mg/L	0.000046	0.00000	mg/L	0.000046	979.20%
Ti 334.903†	1.1	0.00006	mg/L	0.000617	0.00006	mg/L	0.000617	>999.9%
Tl 190.801†	-0.6	-0.00090	mg/L	0.002260	-0.00090	mg/L	0.002260	251.20%
V 292.402†	12.3	0.00006	mg/L	0.000201	0.00006	mg/L	0.000201	315.13%
Zn 206.200†	1.6	0.00456	mg/L	0.002362	0.00456	mg/L	0.002362	51.76%

Sequence No.: 3
Sample ID: CRI
Analyst:
Initial Sample Wt:
Dilution: 1X

Autosampler Location: 8
Date Collected: 10/9/2006 12:04:04 PM
Data Type: Original
Initial Sample Vol:
Sample Prep Vol:

Nebulizer Parameters: CRI

Analyte	Back Pressure	Flow
All	180.0 kPa	0.50 L/min

Mean Data: CRI

Analyte	Mean Corrected Intensity	Conc.	Calib Units	Std.Dev.	Conc.	Sample Units	Std.Dev.	RSD
ScA 357.253	1058028.3	98.76	%	0.499				0.51%
ScR 361.383	129203.3	101.4	%	0.38				0.38%
Ag 328.068†	673.8	0.00278	mg/L	0.000173	0.00278	mg/L	0.000173	6.24%
Al 308.215†	50.5	0.04800	mg/L	0.001321	0.04800	mg/L	0.001321	2.75%
As 188.979†	32.5	0.05700	mg/L	0.004782	0.05700	mg/L	0.004782	8.39%
B 249.677†	51.7	0.02417	mg/L	0.001287	0.02417	mg/L	0.001287	5.32%
Ba 233.527†	5.1	0.00303	mg/L	0.000265	0.00303	mg/L	0.000265	8.73%
Be 313.042†	484.3	0.00111	mg/L	0.000039	0.00111	mg/L	0.000039	3.54%
Ca 317.933†	662.3	0.05359	mg/L	0.001275	0.05359	mg/L	0.001275	2.38%
Cd 228.802†	50.1	0.00215	mg/L	0.000070	0.00215	mg/L	0.000070	3.27%
Co 228.616†	77.9	0.00329	mg/L	0.000037	0.00329	mg/L	0.000037	1.14%
Cr 267.716†	22.5	0.00469	mg/L	0.000296	0.00469	mg/L	0.000296	6.31%
Cu 324.752†	793.6	0.00362	mg/L	0.000261	0.00362	mg/L	0.000261	7.20%
Fe 273.955†	39.3	0.06823	mg/L	0.001749	0.06823	mg/L	0.001749	2.56%
K 766.490†	632.6	0.5101	mg/L	0.01422	0.5101	mg/L	0.01422	2.79%
Mg 279.077†	38.5	0.04593	mg/L	0.007255	0.04593	mg/L	0.007255	15.79%
Mn 257.610†	13.5	0.00088	mg/L	0.000044	0.00088	mg/L	0.000044	4.98%
Mo 202.031†	39.8	0.00553	mg/L	0.000225	0.00553	mg/L	0.000225	4.07%
Na 589.592†	2684.8	0.5346	mg/L	0.00574	0.5346	mg/L	0.00574	1.07%
Na 330.237†	19.6	0.7556	mg/L	0.02119	0.7556	mg/L	0.02119	2.80%
Ni 231.604†	10.3	0.01013	mg/L	0.001359	0.01013	mg/L	0.001359	13.41%
Pb 220.353†	105.6	0.02020	mg/L	0.000224	0.02020	mg/L	0.000224	1.11%
Sb 206.836†	43.8	0.05792	mg/L	0.003872	0.05792	mg/L	0.003872	6.69%
Se 196.026†	43.4	0.05443	mg/L	0.007763	0.05443	mg/L	0.007763	14.26%
Si 288.158†	85.1	0.08844	mg/L	0.004529	0.08844	mg/L	0.004529	5.12%
Sn 189.927†	26.4	0.01066	mg/L	0.000277	0.01066	mg/L	0.000277	2.60%
Sr 421.552†	669.5	0.00111	mg/L	0.000054	0.00111	mg/L	0.000054	4.88%
Ti 334.903†	93.5	0.00486	mg/L	0.000245	0.00486	mg/L	0.000245	5.05%
Tl 190.801†	35.8	0.05100	mg/L	0.002558	0.05100	mg/L	0.002558	5.02%
V 292.402†	640.0	0.00320	mg/L	0.000220	0.00320	mg/L	0.000220	6.85%
Zn 206.200†	3.5	0.00983	mg/L	0.001121	0.00983	mg/L	0.001121	11.40%

Sequence No.: 4
Sample ID: ~~ICSA~~ 222222
Analyst:
Initial Sample Wt: 10.9
Dilution: 1X

Autosampler Location: 9
Date Collected: 10/9/2006 12:10:26 PM
Data Type: Original
Initial Sample Vol:
Sample Prep Vol:

Nebulizer Parameters: ICSA

Analyte	Back Pressure	Flow
All	180.0 kPa	0.50 L/min

Mean Data: ICSA

Analyte	Mean Corrected Intensity	Calib Conc.	Calib Units	Std.Dev.	Sample Conc.	Sample Units	Std.Dev.	RSD
ScA 357.253	1006328.4	93.93	%	0.662				0.71%
ScR 361.383	128847.3	101.1	%	0.38				0.38%
Ag 328.068†	-2221.9	0.00046	mg/L	0.000038	0.00046	mg/L	0.000038	8.43%
Al 308.215†	207189.2	197.4	mg/L	0.66	197.4	mg/L	0.66	0.33%
As 188.979†	22.5	0.01677	mg/L	0.004669	0.01677	mg/L	0.004669	27.85%
B 249.677†	-1.5	-0.00065	mg/L	0.001710	-0.00065	mg/L	0.001710	262.44%
Ba 233.527†	22.6	-0.00080	mg/L	0.002704	-0.00080	mg/L	0.002704	337.84%
Be 313.042†	45.2	0.00010	mg/L	0.000014	0.00010	mg/L	0.000014	13.63%
Ca 317.933†	1212214.5	98.09	mg/L	0.253	98.09	mg/L	0.253	0.26%
Cd 228.802†	26.1	0.00111	mg/L	0.000148	0.00111	mg/L	0.000148	13.35%
Co 228.616†	5.4	-0.00034	mg/L	0.000244	-0.00034	mg/L	0.000244	70.93%
Cr 267.716†	72.8	0.00671	mg/L	0.000536	0.00671	mg/L	0.000536	7.99%
Cu 324.752†	-3087.5	0.00530	mg/L	0.000085	0.00530	mg/L	0.000085	1.61%
Fe 273.955†	115771.7	201.3	mg/L	0.16	201.3	mg/L	0.16	0.08%
K 766.490†	-19.1	-0.01542	mg/L	0.032974	-0.01542	mg/L	0.032974	213.83%
Mg 279.077†	83550.7	99.66	mg/L	0.443	99.66	mg/L	0.443	0.44%
Mn 257.610†	47.0	-0.00113	mg/L	0.000205	-0.00113	mg/L	0.000205	18.11%
Mo 202.031†	31.2	0.00221	mg/L	0.000226	0.00221	mg/L	0.000226	10.24%
Na 589.592†	147.1	0.02929	mg/L	0.007272	0.02929	mg/L	0.007272	24.83%
Na 330.237†	30.1	0.1704	mg/L	0.41100	0.1704	mg/L	0.41100	241.14%
Ni 231.604†	-4.6	-0.00448	mg/L	0.002124	-0.00448	mg/L	0.002124	47.41%
Pb 220.353†	-69.3	0.02184	mg/L	0.001293	0.02184	mg/L	0.001293	5.92%
Sb 206.836†	22.7	0.00866	mg/L	0.004410	0.00866	mg/L	0.004410	50.93%
Se 196.026†	-64.8	-0.05724	mg/L	0.009691	-0.05724	mg/L	0.009691	16.93%
Si 288.158†	17.6	0.01833	mg/L	0.005671	0.01833	mg/L	0.005671	30.95%
Sn 189.927†	-65.3	-0.01896	mg/L	0.001465	-0.01896	mg/L	0.001465	7.73%
Sr 421.552†	783.0	0.00130	mg/L	0.000014	0.00130	mg/L	0.000014	1.09%
Ti 334.903†	107.8	0.00560	mg/L	0.000191	0.00560	mg/L	0.000191	3.41%
Tl 190.801†	-29.7	-0.04237	mg/L	0.008308	-0.04237	mg/L	0.008308	19.61%
V 292.402†	609.4	0.00313	mg/L	0.000047	0.00313	mg/L	0.000047	1.51%
Zn 206.200†	-1.7	-0.00819	mg/L	0.007570	-0.00819	mg/L	0.007570	92.40%

Sequence No.: 5
Sample ID: ICSAB
Analyst:
Initial Sample Wt:
Dilution: 1X

Autosampler Location: 10
Date Collected: 10/9/2006 12:17:05 PM
Data Type: Original
Initial Sample Vol:
Sample Prep Vol:

Nebulizer Parameters: ICSAB

Analyte	Back Pressure	Flow
All	180.0 kPa	0.50 L/min

Mean Data: ICSAB

Analyte	Mean Corrected Intensity	Calib Conc.	Calib Units	Calib Std.Dev.	Sample Conc.	Sample Units	Sample Std.Dev.	RSD
ScA 357.253	1012005.2	94.46	%	0.339				0.36%
ScR 361.383	129029.9	101.3	%	0.63				0.62%
Ag 328.068†	254207.9	1.056	mg/L	0.0022	1.056	mg/L	0.0022	0.21%
Al 308.215†	209830.1	199.9	mg/L	0.24	199.9	mg/L	0.24	0.12%
As 188.979†	611.6	1.050	mg/L	0.0022	1.050	mg/L	0.0022	0.21%
B 249.677†	-3.8	0.00016	mg/L	0.001445	0.00016	mg/L	0.001445	896.02%
Ba 233.527†	1731.5	1.018	mg/L	0.0050	1.018	mg/L	0.0050	0.49%
Be 313.042†	453202.9	1.046	mg/L	0.0014	1.046	mg/L	0.0014	0.13%
Ca 317.933†	1228967.2	99.44	mg/L	0.174	99.44	mg/L	0.174	0.18%
Cd 228.802†	23397.3	1.038	mg/L	0.0011	1.038	mg/L	0.0011	0.11%
Co 228.616†	22699.1	0.9594	mg/L	0.00064	0.9594	mg/L	0.00064	0.07%
Cr 267.716†	4858.8	1.007	mg/L	0.0026	1.007	mg/L	0.0026	0.26%
Cu 324.752†	240165.1	1.116	mg/L	0.0016	1.116	mg/L	0.0016	0.15%
Fe 273.955†	119196.2	207.2	mg/L	1.06	207.2	mg/L	1.06	0.51%
K 766.490†	-28.0	-0.02256	mg/L	0.013492	-0.02256	mg/L	0.013492	59.82%
Mg 279.077†	84836.0	101.2	mg/L	0.36	101.2	mg/L	0.36	0.36%
Mn 257.610†	15883.1	1.027	mg/L	0.0025	1.027	mg/L	0.0025	0.24%
Mo 202.031†	35.1	0.00271	mg/L	0.000316	0.00271	mg/L	0.000316	11.65%
Na 589.592†	110.8	0.02207	mg/L	0.003946	0.02207	mg/L	0.003946	17.88%
Na 330.237†	36.5	0.1510	mg/L	0.20003	0.1510	mg/L	0.20003	132.50%
Ni 231.604†	1021.2	1.004	mg/L	0.0033	1.004	mg/L	0.0033	0.33%
Pb 220.353†	5067.5	1.006	mg/L	0.0042	1.006	mg/L	0.0042	0.41%
Sb 206.836†	869.7	1.114	mg/L	0.0083	1.114	mg/L	0.0083	0.74%
Se 196.026†	770.9	0.9894	mg/L	0.00764	0.9894	mg/L	0.00764	0.77%
Si 288.158†	18.4	0.02119	mg/L	0.004959	0.02119	mg/L	0.004959	23.40%
Sn 189.927†	-69.2	-0.01833	mg/L	0.002012	-0.01833	mg/L	0.002012	10.98%
Sr 421.552†	997.9	0.00166	mg/L	0.000008	0.00166	mg/L	0.000008	0.46%
Ti 334.903†	102.0	0.00509	mg/L	0.000255	0.00509	mg/L	0.000255	5.02%
Tl 190.801†	650.7	0.9209	mg/L	0.00844	0.9209	mg/L	0.00844	0.92%
V 292.402†	206088.5	1.028	mg/L	0.0018	1.028	mg/L	0.0018	0.18%
Zn 206.200†	359.9	0.9954	mg/L	0.00371	0.9954	mg/L	0.00371	0.37%

Sequence No.: 6
Sample ID: CV
Analyst:
Initial Sample Wt:
Dilution: 1X

Autosampler Location: 7
Date Collected: 10/9/2006 12:23:31 PM
Data Type: Original
Initial Sample Vol:
Sample Prep Vol:

Nebulizer Parameters: CV

Analyte	Back Pressure	Flow
All	180.0 kPa	0.50 L/min

Mean Data: CV

Analyte	Mean Corrected Intensity	Calib Conc.	Calib Units	Calib Std.Dev.	Sample Conc.	Sample Units	Sample Std.Dev.	RSD
ScA 357.253	1049119.4	97.93	%	0.825				0.84%
ScR 361.383	131410.2	103.1	%	0.42				0.41%
Ag 328.068†	234922.8	0.9671	mg/L	0.01076	0.9671	mg/L	0.01076	1.11%
Al 308.215†	2054.0	1.921	mg/L	0.0022	1.921	mg/L	0.0022	0.12%
As 188.979†	1131.7	1.982	mg/L	0.0124	1.982	mg/L	0.0124	0.63%
B 249.677†	2057.1	0.9637	mg/L	0.00531	0.9637	mg/L	0.00531	0.55%
Ba 233.527†	1649.2	0.9836	mg/L	0.00231	0.9836	mg/L	0.00231	0.24%
Be 313.042†	431182.6	0.9951	mg/L	0.00391	0.9951	mg/L	0.00391	0.39%
Ca 317.933†	24639.0	1.994	mg/L	0.0083	1.994	mg/L	0.0083	0.42%
Cd 228.802†	22866.6	1.013	mg/L	0.0100	1.013	mg/L	0.0100	0.99%
Co 228.616†	23049.2	0.9735	mg/L	0.00623	0.9735	mg/L	0.00623	0.64%
Cr 267.716†	4608.7	0.9625	mg/L	0.00016	0.9625	mg/L	0.00016	0.02%
Cu 324.752†	230467.0	1.051	mg/L	0.0125	1.051	mg/L	0.0125	1.19%
Fe 273.955†	1194.7	2.074	mg/L	0.0072	2.074	mg/L	0.0072	0.35%
K 766.490†	24157.4	19.48	mg/L	0.117	19.48	mg/L	0.117	0.60%
Mg 279.077†	1653.3	1.979	mg/L	0.0068	1.979	mg/L	0.0068	0.34%
Mn 257.610†	15030.5	0.9760	mg/L	0.00395	0.9760	mg/L	0.00395	0.40%
Mo 202.031†	7119.2	0.9905	mg/L	0.00502	0.9905	mg/L	0.00502	0.51%
Na 589.592†	255577.2	50.89	mg/L	0.481	50.89	mg/L	0.481	0.94%
Na 330.237†	1308.1	50.57	mg/L	0.140	50.57	mg/L	0.140	0.28%
Ni 231.604†	1017.0	1.000	mg/L	0.0030	1.000	mg/L	0.0030	0.30%
Pb 220.353†	10308.9	1.973	mg/L	0.0248	1.973	mg/L	0.0248	1.26%
Sb 206.836†	1659.2	2.191	mg/L	0.0110	2.191	mg/L	0.0110	0.50%
Se 196.026†	1577.2	1.975	mg/L	0.0100	1.975	mg/L	0.0100	0.50%
Si 288.158†	2019.0	2.099	mg/L	0.0097	2.099	mg/L	0.0097	0.46%
Sn 189.927†	2321.9	0.9328	mg/L	0.00557	0.9328	mg/L	0.00557	0.60%
Sr 421.552†	593580.0	0.9865	mg/L	0.00083	0.9865	mg/L	0.00083	0.08%
Ti 334.903†	19010.8	0.9875	mg/L	0.00301	0.9875	mg/L	0.00301	0.30%
Tl 190.801†	1361.2	1.936	mg/L	0.0153	1.936	mg/L	0.0153	0.79%
V 292.402†	196191.6	0.9789	mg/L	0.01132	0.9789	mg/L	0.01132	1.16%
Zn 206.200†	373.7	1.037	mg/L	0.0026	1.037	mg/L	0.0026	0.25%

Sequence No.: 7
Sample ID: CB \
Analyst:
Initial Sample Wt:
Dilution: 1X

Autosampler Location: 1
Date Collected: 10/9/2006 12:30:11 PM
Data Type: Original
Initial Sample Vol:
Sample Prep Vol:

Nebulizer Parameters: CB

Analyte	Back Pressure	Flow
All	181.0 kPa	0.50 L/min

Mean Data: CB

Analyte	Mean Corrected Intensity	Calib Conc.	Calib Units	Calib Std.Dev.	Sample Conc.	Sample Units	Sample Std.Dev.	RSD
ScA 357.253	1064979.2	99.41	%	0.993				1.00%
ScR 361.383	130557.9	102.5	%	0.65				0.64%
Ag 328.068†	-36.9	-0.00015	mg/L	0.000179	-0.00015	mg/L	0.000179	118.45%
Al 308.215†	-3.8	-0.00368	mg/L	0.004443	-0.00368	mg/L	0.004443	120.89%
As 188.979†	3.2	0.00561	mg/L	0.003116	0.00561	mg/L	0.003116	55.58%
B 249.677†	17.0	0.00795	mg/L	0.002851	0.00795	mg/L	0.002851	35.85%
Ba 233.527†	-0.7	-0.00039	mg/L	0.000917	-0.00039	mg/L	0.000917	234.93%
Be 313.042†	23.9	0.00006	mg/L	0.000044	0.00006	mg/L	0.000044	80.83%
Ca 317.933†	9.4	0.00076	mg/L	0.002350	0.00076	mg/L	0.002350	310.26%
Cd 228.802†	0.4	0.00001	mg/L	0.000023	0.00001	mg/L	0.000023	251.53%
Co 228.616†	2.5	0.00010	mg/L	0.000146	0.00010	mg/L	0.000146	140.47%
Cr 267.716†	3.3	0.00070	mg/L	0.000455	0.00070	mg/L	0.000455	64.92%
Cu 324.752†	473.3	0.00216	mg/L	0.000051	0.00216	mg/L	0.000051	2.38%
Fe 273.955†	8.2	0.01428	mg/L	0.001660	0.01428	mg/L	0.001660	11.62%
K 766.490†	-24.2	-0.01954	mg/L	0.018623	-0.01954	mg/L	0.018623	95.33%
Mg 279.077†	-2.8	-0.00338	mg/L	0.000656	-0.00338	mg/L	0.000656	19.42%
Mn 257.610†	-6.8	-0.00044	mg/L	0.000210	-0.00044	mg/L	0.000210	47.46%
Mo 202.031†	2.5	0.00034	mg/L	0.000214	0.00034	mg/L	0.000214	62.60%
Na 589.592†	66.0	0.01314	mg/L	0.001899	0.01314	mg/L	0.001899	14.45%
Na 330.237†	15.1	0.5840	mg/L	0.24695	0.5840	mg/L	0.24695	42.28%
Ni 231.604†	-3.0	-0.00294	mg/L	0.001336	-0.00294	mg/L	0.001336	45.46%
Pb 220.353†	0.9	0.00016	mg/L	0.000651	0.00016	mg/L	0.000651	399.19%
Sb 206.836†	-2.1	-0.00275	mg/L	0.002512	-0.00275	mg/L	0.002512	91.26%
Se 196.026†	3.6	0.00457	mg/L	0.006530	0.00457	mg/L	0.006530	143.03%
Si 288.158†	2.7	0.00285	mg/L	0.002690	0.00285	mg/L	0.002690	94.27%
Sn 189.927†	7.4	0.00295	mg/L	0.001046	0.00295	mg/L	0.001046	35.42%
Sr 421.552†	24.6	0.00004	mg/L	0.000012	0.00004	mg/L	0.000012	30.19%
Ti 334.903†	10.9	0.00057	mg/L	0.000172	0.00057	mg/L	0.000172	30.49%
Tl 190.801†	0.1	0.00011	mg/L	0.000717	0.00011	mg/L	0.000717	679.40%
V 292.402†	14.7	0.00008	mg/L	0.000057	0.00008	mg/L	0.000057	73.59%
Zn 206.200†	1.4	0.00392	mg/L	0.001951	0.00392	mg/L	0.001951	49.71%

Analysis Begun

Start Time: 10/9/2006 12:35:48 PM
Plasma On Time: 10/9/2006 9:28:29 AM
Logged In Analyst: metals
Technique: ICP Continuous
Spectrometer Model: Optima 4300 DV, S/N 077N0060101
Autosampler Model: AS-93plus

Sample Information File: C:\pe\Administrator\Sample Information\CRISET.sif
Batch ID:
Results Data Set: PE061009
Results Library: C:\pe\Administrator\Results\Results.mdb

Sequence No.: 8
Autosampler Location:
Sample ID: Calib Blank 1
Date Collected: 10/9/2006 12:35:48 PM
Analyst:
Data Type: Original
Initial Sample Wt:
Initial Sample Vol:
Dilution:
Sample Prep Vol:

Nebulizer Parameters: Calib Blank 1

Analyte	Back Pressure	Flow
All	181.0 kPa	0.50 L/min

Mean Data: Calib Blank 1

Analyte	Mean Corrected Intensity	Std.Dev.	RSD	Calib Conc.	Calib Units
ScA 357.253	1061757.6	3571.97	0.34%	99.11	%
ScR 361.383	130232.9	409.91	0.31%	102.2	%
Ag 328.068†	56.0	24.11	43.08%	[0.00]	mg/L
Al 308.215†	-76.6	3.20	4.17%	[0.00]	mg/L
As 188.979†	16.4	2.20	13.41%	[0.00]	mg/L
B 249.677†	10.5	2.75	26.12%	[0.00]	mg/L
Ba 233.527†	10.1	1.62	16.00%	[0.00]	mg/L
Be 313.042†	818.9	21.18	2.59%	[0.00]	mg/L
Ca 317.933†	39.7	18.21	45.86%	[0.00]	mg/L
Cd 228.802†	73.0	1.19	1.63%	[0.00]	mg/L
Co 228.616†	30.5	5.06	16.61%	[0.00]	mg/L
Cr 267.716†	-11.4	1.95	17.11%	[0.00]	mg/L
Cu 324.752†	3098.4	41.13	1.33%	[0.00]	mg/L
Fe 273.955†	-2.8	1.49	52.32%	[0.00]	mg/L
K 766.490†	1284.2	7.87	0.61%	[0.00]	mg/L
Mg 279.077†	-195.2	6.57	3.36%	[0.00]	mg/L
Mn 257.610†	31.4	2.86	9.11%	[0.00]	mg/L
Mo 202.031†	-1.5	1.14	74.24%	[0.00]	mg/L
Na 589.592†	-44.8	9.09	20.29%	[0.00]	mg/L
Na 330.237†	-99.4	6.13	6.17%	[0.00]	mg/L
Ni 231.604†	-7.4	2.82	37.97%	[0.00]	mg/L
Pb 220.353†	102.3	3.45	3.37%	[0.00]	mg/L
Sb 206.836†	10.4	0.83	8.02%	[0.00]	mg/L
Se 196.026†	-37.3	4.49	12.04%	[0.00]	mg/L
Si 288.158†	23.9	3.33	13.93%	[0.00]	mg/L
Sn 189.927†	5.3	2.86	53.53%	[0.00]	mg/L
Sr 421.552†	149.8	35.92	23.98%	[0.00]	mg/L
Ti 334.903†	-193.1	14.96	7.75%	[0.00]	mg/L
Tl 190.801†	-7.4	1.10	14.90%	[0.00]	mg/L
V 292.402†	45.3	35.23	77.77%	[0.00]	mg/L
Zn 206.200†	-1.5	0.48	32.04%	[0.00]	mg/L

Analysis Begun

Start Time: 10/9/2006 12:40:33 PM
Plasma On Time: 10/9/2006 9:28:29 AM
Logged In Analyst: metals
Technique: ICP Continuous
Spectrometer Model: Optima 4300 DV, S/N 077N0060101
Autosampler Model: AS-93plus

Sample Information File: C:\pe\Administrator\Sample Information\CRISET.sif
Batch ID:
Results Data Set: PE061009
Results Library: C:\pe\Administrator\Results\Results.mdb

Sequence No.: 1
Autosampler Location: 7
Sample ID: CV 3
Date Collected: 10/9/2006 12:40:33 PM
Analyst:
Data Type: Original
Initial Sample Wt:
Initial Sample Vol:
Dilution: 1X
Sample Prep Vol:

Nebulizer Parameters: CV

Analyte	Back Pressure	Flow
All	181.0 kPa	0.50 L/min

Mean Data: CV

Analyte	Mean Corrected Intensity	Calib Conc.	Calib Units	Std.Dev.	Sample Conc.	Sample Units	Std.Dev.	RSD
ScA 357.253	1052798.7	98.27	%	0.827				0.84%
ScR 361.383	130935.1	102.8	%	0.55				0.54%
Ag 328.068†	234483.0	0.9653	mg/L	0.01233	0.9653	mg/L	0.01233	1.28%
Al 308.215†	2064.7	1.931	mg/L	0.0118	1.931	mg/L	0.0118	0.61%
As 188.979†	1115.8	1.954	mg/L	0.0120	1.954	mg/L	0.0120	0.61%
B 249.677†	2053.6	0.9621	mg/L	0.00406	0.9621	mg/L	0.00406	0.42%
Ba 233.527†	1656.5	0.9879	mg/L	0.00522	0.9879	mg/L	0.00522	0.53%
Be 313.042†	431268.6	0.9953	mg/L	0.00353	0.9953	mg/L	0.00353	0.35%
Ca 317.933†	25062.8	2.028	mg/L	0.0147	2.028	mg/L	0.0147	0.73%
Cd 228.802†	22781.5	1.009	mg/L	0.0162	1.009	mg/L	0.0162	1.61%
Co 228.616†	22858.9	0.9654	mg/L	0.01411	0.9654	mg/L	0.01411	1.46%
Cr 267.716†	4630.7	0.9671	mg/L	0.00369	0.9671	mg/L	0.00369	0.38%
Cu 324.752†	229697.1	1.047	mg/L	0.0137	1.047	mg/L	0.0137	1.31%
Fe 273.955†	1191.8	2.069	mg/L	0.0029	2.069	mg/L	0.0029	0.14%
K 766.490†	24433.1	19.70	mg/L	0.090	19.70	mg/L	0.090	0.46%
Mg 279.077†	1659.7	1.986	mg/L	0.0017	1.986	mg/L	0.0017	0.08%
Mn 257.610†	15279.1	0.9921	mg/L	0.00565	0.9921	mg/L	0.00565	0.57%
Mo 202.031†	7109.5	0.9891	mg/L	0.01081	0.9891	mg/L	0.01081	1.09%
Na 589.592†	254310.7	50.64	mg/L	0.259	50.64	mg/L	0.259	0.51%
Na 330.237†	1299.3	50.23	mg/L	0.288	50.23	mg/L	0.288	0.57%
Ni 231.604†	1022.5	1.005	mg/L	0.0034	1.005	mg/L	0.0034	0.34%
Pb 220.353†	10332.8	1.977	mg/L	0.0211	1.977	mg/L	0.0211	1.07%
Sb 206.836†	1670.6	2.206	mg/L	0.0214	2.206	mg/L	0.0214	0.97%
Se 196.026†	1579.1	1.978	mg/L	0.0222	1.978	mg/L	0.0222	1.12%
Si 288.158†	2018.2	2.098	mg/L	0.0048	2.098	mg/L	0.0048	0.23%
Sn 189.927†	2320.0	0.9321	mg/L	0.00870	0.9321	mg/L	0.00870	0.93%
Sr 421.552†	593689.1	0.9867	mg/L	0.00390	0.9867	mg/L	0.00390	0.40%
Ti 334.903†	19323.4	1.004	mg/L	0.0061	1.004	mg/L	0.0061	0.61%
Tl 190.801†	1357.6	1.931	mg/L	0.0171	1.931	mg/L	0.0171	0.89%
V 292.402†	195871.9	0.9773	mg/L	0.01243	0.9773	mg/L	0.01243	1.27%
Zn 206.200†	375.0	1.041	mg/L	0.0104	1.041	mg/L	0.0104	1.00%

Sequence No.: 2
Sample ID: CB 2
Analyst:
Initial Sample Wt:
Dilution: 1X

Autosampler Location: 1
Date Collected: 10/9/2006 12:47:13 PM
Data Type: Original
Initial Sample Vol:
Sample Prep Vol:

Nebulizer Parameters: CB

Analyte	Back Pressure	Flow
All	181.0 kPa	0.50 L/min

Mean Data: CB

Analyte	Mean Corrected Intensity	Calib Conc.	Calib Units	Calib Std.Dev.	Sample Conc.	Sample Units	Sample Std.Dev.	RSD
ScA 357.253	1057721.2	98.73	%	0.341				0.35%
ScR 361.383	130006.0	102.0	%	0.18				0.18%
Ag 328.068†	-19.9	-0.00008	mg/L	0.000057	-0.00008	mg/L	0.000057	69.38%
Al 308.215†	8.4	0.00798	mg/L	0.005212	0.00798	mg/L	0.005212	65.29%
As 188.979†	-2.1	-0.00362	mg/L	0.001474	-0.00362	mg/L	0.001474	40.74%
B 249.677†	6.5	0.00302	mg/L	0.000690	0.00302	mg/L	0.000690	22.83%
Ba 233.527†	-2.0	-0.00120	mg/L	0.001254	-0.00120	mg/L	0.001254	104.39%
Be 313.042†	4.8	0.00001	mg/L	0.000033	0.00001	mg/L	0.000033	296.44%
Ca 317.933†	-13.5	-0.00109	mg/L	0.002211	-0.00109	mg/L	0.002211	202.20%
Cd 228.802†	-1.4	-0.00006	mg/L	0.000204	-0.00006	mg/L	0.000204	350.79%
Co 228.616†	2.3	0.00010	mg/L	0.000147	0.00010	mg/L	0.000147	150.05%
Cr 267.716†	-3.8	-0.00080	mg/L	0.000542	-0.00080	mg/L	0.000542	67.83%
Cu 324.752†	-3.1	-0.00001	mg/L	0.000169	-0.00001	mg/L	0.000169	>999.9%
Fe 273.955†	-0.9	-0.00156	mg/L	0.000739	-0.00156	mg/L	0.000739	47.50%
K 766.490†	41.2	0.03322	mg/L	0.041672	0.03322	mg/L	0.041672	125.44%
Mg 279.077†	2.4	0.00287	mg/L	0.003448	0.00287	mg/L	0.003448	120.34%
Mn 257.610†	3.2	0.00021	mg/L	0.000103	0.00021	mg/L	0.000103	50.19%
Mo 202.031†	0.2	0.00003	mg/L	0.000233	0.00003	mg/L	0.000233	717.42%
Na 589.592†	104.6	0.02082	mg/L	0.001590	0.02082	mg/L	0.001590	7.64%
Na 330.237†	-6.7	-0.2584	mg/L	0.23021	-0.2584	mg/L	0.23021	89.08%
Ni 231.604†	-3.4	-0.00334	mg/L	0.002670	-0.00334	mg/L	0.002670	79.91%
Pb 220.353†	0.1	0.00001	mg/L	0.000569	0.00001	mg/L	0.000569	>999.9%
Sb 206.836†	1.1	0.00146	mg/L	0.001315	0.00146	mg/L	0.001315	90.03%
Se 196.026†	4.7	0.00594	mg/L	0.005298	0.00594	mg/L	0.005298	89.22%
Si 288.158†	2.1	0.00215	mg/L	0.001925	0.00215	mg/L	0.001925	89.44%
Sn 189.927†	2.7	0.00110	mg/L	0.000510	0.00110	mg/L	0.000510	46.51%
Sr 421.552†	7.6	0.00001	mg/L	0.000010	0.00001	mg/L	0.000010	78.09%
Ti 334.903†	15.3	0.00080	mg/L	0.000530	0.00080	mg/L	0.000530	66.59%
Tl 190.801†	-0.6	-0.00089	mg/L	0.002751	-0.00089	mg/L	0.002751	309.17%
V 292.402†	-3.1	-0.00002	mg/L	0.000052	-0.00002	mg/L	0.000052	243.89%
Zn 206.200†	-0.4	-0.00103	mg/L	0.003727	-0.00103	mg/L	0.003727	360.21%

Sequence No.: 3
Sample ID: CRI
Analyst:
Initial Sample Wt:
Dilution: 1X

Autosampler Location: 8
Date Collected: 10/9/2006 12:53:36 PM
Data Type: Original
Initial Sample Vol:
Sample Prep Vol:

Nebulizer Parameters: CRI

Analyte	Back Pressure	Flow
All	181.0 kPa	0.50 L/min

Mean Data: CRI

Analyte	Mean Corrected Intensity	Calib Conc.	Calib Units	Calib Std.Dev.	Sample Conc.	Sample Units	Sample Std.Dev.	RSD
ScA 357.253	1058863.1	98.84	%	1.382				1.40%
ScR 361.383	128198.6	100.6	%	0.58				0.58%
Ag 328.068†	699.7	0.00288	mg/L	0.000071	0.00288	mg/L	0.000071	2.47%
Al 308.215†	56.0	0.05322	mg/L	0.002192	0.05322	mg/L	0.002192	4.12%
As 188.979†	28.1	0.04928	mg/L	0.004683	0.04928	mg/L	0.004683	9.50%
B 249.677†	45.6	0.02131	mg/L	0.001194	0.02131	mg/L	0.001194	5.60%
Ba 233.527†	4.5	0.00270	mg/L	0.001378	0.00270	mg/L	0.001378	50.97%
Be 313.042†	458.9	0.00106	mg/L	0.000035	0.00106	mg/L	0.000035	3.32%
Ca 317.933†	692.2	0.05601	mg/L	0.002203	0.05601	mg/L	0.002203	3.93%
Cd 228.802†	45.7	0.00196	mg/L	0.000039	0.00196	mg/L	0.000039	2.00%
Co 228.616†	76.6	0.00323	mg/L	0.000218	0.00323	mg/L	0.000218	6.76%
Cr 267.716†	17.9	0.00373	mg/L	0.000733	0.00373	mg/L	0.000733	19.62%
Cu 324.752†	396.6	0.00181	mg/L	0.000358	0.00181	mg/L	0.000358	19.76%
Fe 273.955†	31.2	0.05424	mg/L	0.002140	0.05424	mg/L	0.002140	3.94%
K 766.490†	677.5	0.5463	mg/L	0.02175	0.5463	mg/L	0.02175	3.98%
Mg 279.077†	45.4	0.05426	mg/L	0.003154	0.05426	mg/L	0.003154	5.81%
Mn 257.610†	22.7	0.00147	mg/L	0.000209	0.00147	mg/L	0.000209	14.14%
Mo 202.031†	38.0	0.00529	mg/L	0.000100	0.00529	mg/L	0.000100	1.89%
Na 589.592†	2705.3	0.5387	mg/L	0.00504	0.5387	mg/L	0.00504	0.94%
Na 330.237†	9.7	0.3740	mg/L	0.39427	0.3740	mg/L	0.39427	105.41%
Ni 231.604†	10.2	0.01007	mg/L	0.000760	0.01007	mg/L	0.000760	7.55%
Pb 220.353†	104.6	0.02002	mg/L	0.000090	0.02002	mg/L	0.000090	0.45%
Sb 206.836†	44.6	0.05902	mg/L	0.004188	0.05902	mg/L	0.004188	7.10%
Se 196.026†	45.2	0.05669	mg/L	0.006197	0.05669	mg/L	0.006197	10.93%
Si 288.158†	83.3	0.08655	mg/L	0.003971	0.08655	mg/L	0.003971	4.59%
Sn 189.927†	25.8	0.01042	mg/L	0.001480	0.01042	mg/L	0.001480	14.20%
Sr 421.552†	670.6	0.00111	mg/L	0.000067	0.00111	mg/L	0.000067	6.02%
Ti 334.903†	115.1	0.00598	mg/L	0.000492	0.00598	mg/L	0.000492	8.22%
Tl 190.801†	34.4	0.04899	mg/L	0.002372	0.04899	mg/L	0.002372	4.84%
V 292.402†	612.5	0.00306	mg/L	0.000106	0.00306	mg/L	0.000106	3.46%
Zn 206.200†	3.8	0.01053	mg/L	0.003925	0.01053	mg/L	0.003925	37.28%

Sequence No.: 4
Sample ID: ICSA
Analyst:
Initial Sample Wt:
Dilution: 1X

Autosampler Location: 9
Date Collected: 10/9/2006 12:59:57 PM
Data Type: Original
Initial Sample Vol:
Sample Prep Vol:

Nebulizer Parameters: ICSA

Analyte	Back Pressure	Flow
All	181.0 kPa	0.50 L/min

Mean Data: ICSA

Analyte	Mean Corrected Intensity	Calib Conc.	Calib Units	Calib Std.Dev.	Sample Conc.	Sample Units	Sample Std.Dev.	RSD
ScA 357.253	1007458.2	94.04	%	0.362				0.38%
ScR 361.383	127190.9	99.82	%	0.795				0.80%
Ag 328.068†	-2290.0	0.00045	mg/L	0.000128	0.00045	mg/L	0.000128	28.38%
Al 308.215†	208939.0	199.1	mg/L	0.25	199.1	mg/L	0.25	0.13%
As 188.979†	19.6	0.01150	mg/L	0.003121	0.01150	mg/L	0.003121	27.13%
B 249.677†	-10.4	-0.00479	mg/L	0.000389	-0.00479	mg/L	0.000389	8.12%
Ba 233.527†	26.2	0.00092	mg/L	0.000587	0.00092	mg/L	0.000587	63.72%
Be 313.042†	1.4	0.00000	mg/L	0.000023	0.00000	mg/L	0.000023	>999.9%
Ca 317.933†	1223612.0	99.01	mg/L	0.073	99.01	mg/L	0.073	0.07%
Cd 228.802†	25.3	0.00108	mg/L	0.000232	0.00108	mg/L	0.000232	21.59%
Co 228.616†	2.8	-0.00053	mg/L	0.000479	-0.00053	mg/L	0.000479	90.68%
Cr 267.716†	69.4	0.00631	mg/L	0.000564	0.00631	mg/L	0.000564	8.94%
Cu 324.752†	-3483.7	0.00406	mg/L	0.000143	0.00406	mg/L	0.000143	3.51%
Fe 273.955†	119098.8	207.0	mg/L	0.11	207.0	mg/L	0.11	0.05%
K 766.490†	-20.3	-0.01634	mg/L	0.020847	-0.01634	mg/L	0.020847	127.57%
Mg 279.077†	83859.3	100.0	mg/L	0.03	100.0	mg/L	0.03	0.03%
Mn 257.610†	55.3	-0.00062	mg/L	0.000126	-0.00062	mg/L	0.000126	20.45%
Mo 202.031†	31.1	0.00218	mg/L	0.000403	0.00218	mg/L	0.000403	18.53%
Na 589.592†	144.4	0.02875	mg/L	0.001834	0.02875	mg/L	0.001834	6.38%
Na 330.237†	19.4	-0.2543	mg/L	0.16274	-0.2543	mg/L	0.16274	64.00%
Ni 231.604†	-3.4	-0.00328	mg/L	0.002343	-0.00328	mg/L	0.002343	71.37%
Pb 220.353†	-70.8	0.02185	mg/L	0.000878	0.02185	mg/L	0.000878	4.02%
Sb 206.836†	17.9	0.00184	mg/L	0.003251	0.00184	mg/L	0.003251	176.61%
Se 196.026†	-56.0	-0.04555	mg/L	0.008082	-0.04555	mg/L	0.008082	17.74%
Si 288.158†	18.2	0.01890	mg/L	0.003650	0.01890	mg/L	0.003650	19.31%
Sn 189.927†	-63.5	-0.01821	mg/L	0.002203	-0.01821	mg/L	0.002203	12.10%
Sr 421.552†	759.1	0.00126	mg/L	0.000037	0.00126	mg/L	0.000037	2.92%
Ti 334.903†	113.6	0.00590	mg/L	0.000571	0.00590	mg/L	0.000571	9.67%
Tl 190.801†	-23.8	-0.03393	mg/L	0.008524	-0.03393	mg/L	0.008524	25.12%
V 292.402†	620.6	0.00318	mg/L	0.000031	0.00318	mg/L	0.000031	0.97%
Zn 206.200†	-2.3	-0.01017	mg/L	0.001708	-0.01017	mg/L	0.001708	16.80%

Sequence No.: 5
Sample ID: ICSAB
Analyst:
Initial Sample Wt:
Dilution: 1X

Autosampler Location: 10
Date Collected: 10/9/2006 1:06:36 PM
Data Type: Original
Initial Sample Vol:
Sample Prep Vol:

Nebulizer Parameters: ICSAB

Analyte	Back Pressure	Flow
All	181.0 kPa	0.50 L/min

Mean Data: ICSAB

Analyte	Mean Corrected Intensity	Calib Conc.	Calib Units	Calib Std.Dev.	Sample Conc.	Sample Units	Sample Std.Dev.	RSD
ScA 357.253	1015274.2	94.77	%	0.207				0.22%
ScR 361.383	129045.6	101.3	%	0.42				0.41%
Ag 328.068†	253450.7	1.053	mg/L	0.0022	1.053	mg/L	0.0022	0.21%
Al 308.215†	210237.3	200.3	mg/L	1.18	200.3	mg/L	1.18	0.59%
As 188.979†	597.6	1.025	mg/L	0.0063	1.025	mg/L	0.0063	0.62%
B 249.677†	-13.0	-0.00412	mg/L	0.001301	-0.00412	mg/L	0.001301	31.55%
Ba 233.527†	1725.5	1.014	mg/L	0.0054	1.014	mg/L	0.0054	0.54%
Be 313.042†	455933.0	1.052	mg/L	0.0075	1.052	mg/L	0.0075	0.71%
Ca 317.933†	1237543.7	100.1	mg/L	0.72	100.1	mg/L	0.72	0.72%
Cd 228.802†	23173.2	1.028	mg/L	0.0008	1.028	mg/L	0.0008	0.08%
Co 228.616†	22381.3	0.9459	mg/L	0.00079	0.9459	mg/L	0.00079	0.08%
Cr 267.716†	4852.0	1.006	mg/L	0.0036	1.006	mg/L	0.0036	0.36%
Cu 324.752†	239684.0	1.114	mg/L	0.0026	1.114	mg/L	0.0026	0.23%
Fe 273.955†	120823.1	210.0	mg/L	1.58	210.0	mg/L	1.58	0.75%
K 766.490†	-12.1	-0.00974	mg/L	0.027129	-0.00974	mg/L	0.027129	278.40%
Mg 279.077†	84109.1	100.3	mg/L	0.55	100.3	mg/L	0.55	0.55%
Mn 257.610†	15942.5	1.031	mg/L	0.0035	1.031	mg/L	0.0035	0.34%
Mo 202.031†	28.6	0.00183	mg/L	0.000222	0.00183	mg/L	0.000222	12.13%
Na 589.592†	113.4	0.02258	mg/L	0.005599	0.02258	mg/L	0.005599	24.80%
Na 330.237†	25.2	-0.2929	mg/L	0.18636	-0.2929	mg/L	0.18636	63.63%
Ni 231.604†	1018.6	1.001	mg/L	0.0059	1.001	mg/L	0.0059	0.59%
Pb 220.353†	5061.1	1.004	mg/L	0.0009	1.004	mg/L	0.0009	0.09%
Sb 206.836†	876.6	1.123	mg/L	0.0038	1.123	mg/L	0.0038	0.34%
Se 196.026†	762.1	0.9787	mg/L	0.00809	0.9787	mg/L	0.00809	0.83%
Si 288.158†	14.9	0.01762	mg/L	0.003519	0.01762	mg/L	0.003519	19.97%
Sn 189.927†	-66.0	-0.01698	mg/L	0.000553	-0.01698	mg/L	0.000553	3.25%
Sr 421.552†	966.1	0.00161	mg/L	0.000089	0.00161	mg/L	0.000089	5.57%
Ti 334.903†	128.8	0.00648	mg/L	0.000375	0.00648	mg/L	0.000375	5.79%
Tl 190.801†	648.2	0.9173	mg/L	0.00632	0.9173	mg/L	0.00632	0.69%
V 292.402†	205604.4	1.026	mg/L	0.0028	1.026	mg/L	0.0028	0.27%
Zn 206.200†	360.7	0.9974	mg/L	0.00855	0.9974	mg/L	0.00855	0.86%

Sequence No.: 6
Sample ID: CV
Analyst:
Initial Sample Wt:
Dilution: 1X

Autosampler Location: 7
Date Collected: 10/9/2006 1:13:02 PM
Data Type: Original
Initial Sample Vol:
Sample Prep Vol:

Nebulizer Parameters: CV

Analyte	Back Pressure	Flow
All	181.0 kPa	0.50 L/min

Mean Data: CV

Analyte	Mean Corrected Intensity	Calib Conc.	Calib Units	Calib Std.Dev.	Sample Conc.	Sample Units	Sample Std.Dev.	RSD
ScA 357.253	1049097.1	97.92	%	0.340				0.35%
ScR 361.383	130477.8	102.4	%	0.96				0.94%
Ag 328.068†	235851.1	0.9709	mg/L	0.00239	0.9709	mg/L	0.00239	0.25%
Al 308.215†	2092.7	1.957	mg/L	0.0149	1.957	mg/L	0.0149	0.76%
As 188.979†	1121.8	1.965	mg/L	0.0076	1.965	mg/L	0.0076	0.39%
B 249.677†	2098.8	0.9833	mg/L	0.00587	0.9833	mg/L	0.00587	0.60%
Ba 233.527†	1701.1	1.015	mg/L	0.0067	1.015	mg/L	0.0067	0.66%
Be 313.042†	435445.3	1.005	mg/L	0.0016	1.005	mg/L	0.0016	0.16%
Ca 317.933†	25472.7	2.061	mg/L	0.0172	2.061	mg/L	0.0172	0.83%
Cd 228.802†	22947.2	1.017	mg/L	0.0040	1.017	mg/L	0.0040	0.39%
Co 228.616†	22948.1	0.9692	mg/L	0.00732	0.9692	mg/L	0.00732	0.75%
Cr 267.716†	4729.6	0.9878	mg/L	0.00546	0.9878	mg/L	0.00546	0.55%
Cu 324.752†	231615.2	1.056	mg/L	0.0032	1.056	mg/L	0.0032	0.30%
Fe 273.955†	1232.4	2.140	mg/L	0.0125	2.140	mg/L	0.0125	0.58%
K 766.490†	24685.3	19.91	mg/L	0.266	19.91	mg/L	0.266	1.33%
Mg 279.077†	1685.8	2.017	mg/L	0.0038	2.017	mg/L	0.0038	0.19%
Mn 257.610†	15672.1	1.018	mg/L	0.0094	1.018	mg/L	0.0094	0.92%
Mo 202.031†	7176.8	0.9985	mg/L	0.00179	0.9985	mg/L	0.00179	0.18%
Na 589.592†	255027.8	50.78	mg/L	0.361	50.78	mg/L	0.361	0.71%
Na 330.237†	1319.9	51.02	mg/L	0.202	51.02	mg/L	0.202	0.39%
Ni 231.604†	1046.9	1.029	mg/L	0.0090	1.029	mg/L	0.0090	0.87%
Pb 220.353†	10485.7	2.006	mg/L	0.0020	2.006	mg/L	0.0020	0.10%
Sb 206.836†	1686.0	2.226	mg/L	0.0044	2.226	mg/L	0.0044	0.20%
Se 196.026†	1582.3	1.982	mg/L	0.0070	1.982	mg/L	0.0070	0.36%
Si 288.158†	2061.7	2.143	mg/L	0.0106	2.143	mg/L	0.0106	0.49%
Sn 189.927†	2324.5	0.9339	mg/L	0.00377	0.9339	mg/L	0.00377	0.40%
Sr 421.552†	594834.6	0.9886	mg/L	0.00257	0.9886	mg/L	0.00257	0.26%
Ti 334.903†	19581.7	1.017	mg/L	0.0107	1.017	mg/L	0.0107	1.05%
Tl 190.801†	1368.6	1.946	mg/L	0.0084	1.946	mg/L	0.0084	0.43%
V 292.402†	197299.8	0.9845	mg/L	0.00354	0.9845	mg/L	0.00354	0.36%
Zn 206.200†	389.6	1.081	mg/L	0.0088	1.081	mg/L	0.0088	0.81%

Sequence No.: 7
Sample ID: CB
Analyst:
Initial Sample Wt:
Dilution: 1X

Autosampler Location: 1
Date Collected: 10/9/2006 1:19:40 PM
Data Type: Original
Initial Sample Vol:
Sample Prep Vol:

Nebulizer Parameters: CB

Analyte	Back Pressure	Flow
All	181.0 kPa	0.50 L/min

Mean Data: CB

Analyte	Mean Corrected Intensity	Calib Conc.	Calib Units	Calib Std.Dev.	Sample Conc.	Sample Units	Sample Std.Dev.	RSD
ScA 357.253	1061184.9	99.05	%	0.940				0.95%
ScR 361.383	129716.6	101.8	%	0.34				0.34%
Ag 328.068†	31.6	0.00013	mg/L	0.000211	0.00013	mg/L	0.000211	161.94%
Al 308.215†	8.0	0.00764	mg/L	0.005400	0.00764	mg/L	0.005400	70.71%
As 188.979†	-5.7	-0.00995	mg/L	0.003053	-0.00995	mg/L	0.003053	30.67%
B 249.677†	10.0	0.00466	mg/L	0.000815	0.00466	mg/L	0.000815	17.49%
Ba 233.527†	1.8	0.00110	mg/L	0.000957	0.00110	mg/L	0.000957	87.30%
Be 313.042†	10.7	0.00002	mg/L	0.000032	0.00002	mg/L	0.000032	130.67%
Ca 317.933†	32.5	0.00263	mg/L	0.000811	0.00263	mg/L	0.000811	30.86%
Cd 228.802†	-2.4	-0.00009	mg/L	0.000107	-0.00009	mg/L	0.000107	114.96%
Co 228.616†	-0.7	-0.00003	mg/L	0.000156	-0.00003	mg/L	0.000156	498.71%
Cr 267.716†	-1.9	-0.00040	mg/L	0.000058	-0.00040	mg/L	0.000058	14.69%
Cu 324.752†	51.8	0.00024	mg/L	0.000048	0.00024	mg/L	0.000048	20.33%
Fe 273.955†	2.2	0.00388	mg/L	0.002123	0.00388	mg/L	0.002123	54.76%
K 766.490†	4.5	0.00362	mg/L	0.028637	0.00362	mg/L	0.028637	790.57%
Mg 279.077†	2.4	0.00282	mg/L	0.002971	0.00282	mg/L	0.002971	105.54%
Mn 257.610†	1.8	0.00012	mg/L	0.000039	0.00012	mg/L	0.000039	33.56%
Mo 202.031†	2.6	0.00036	mg/L	0.000134	0.00036	mg/L	0.000134	37.59%
Na 589.592†	53.8	0.01072	mg/L	0.005053	0.01072	mg/L	0.005053	47.14%
Na 330.237†	-7.0	-0.2717	mg/L	0.26064	-0.2717	mg/L	0.26064	95.92%
Ni 231.604†	-0.2	-0.00015	mg/L	0.000773	-0.00015	mg/L	0.000773	504.22%
Pb 220.353†	0.8	0.00016	mg/L	0.000422	0.00016	mg/L	0.000422	269.60%
Sb 206.836†	0.5	0.00065	mg/L	0.001361	0.00065	mg/L	0.001361	208.65%
Se 196.026†	7.0	0.00875	mg/L	0.007655	0.00875	mg/L	0.007655	87.48%
Si 288.158†	-1.3	-0.00139	mg/L	0.002411	-0.00139	mg/L	0.002411	173.00%
Sn 189.927†	3.9	0.00156	mg/L	0.000509	0.00156	mg/L	0.000509	32.61%
Sr 421.552†	-4.9	-0.00001	mg/L	0.000033	-0.00001	mg/L	0.000033	399.81%
Ti 334.903†	24.6	0.00128	mg/L	0.000894	0.00128	mg/L	0.000894	69.85%
Tl 190.801†	0.6	0.00091	mg/L	0.003925	0.00091	mg/L	0.003925	432.84%
V 292.402†	-18.6	-0.00010	mg/L	0.000039	-0.00010	mg/L	0.000039	40.56%
Zn 206.200†	0.5	0.00129	mg/L	0.001895	0.00129	mg/L	0.001895	147.40%

==========

Analysis Begun

Start Time: 10/9/2006 1:24:34 PM **Plasma On Time: 10/9/2006 9:28:29 AM**
Logged In Analyst: metals **Technique: ICP Continuous**
Spectrometer Model: Optima 4300 DV, S/N 077N0060101Autosampler Model: AS-93plus

Sample Information File: C:\pe\Administrator\Sample Information\1009A.sif
Batch ID:
Results Data Set: PE061009
Results Library: C:\pe\Administrator\Results\Results.mdb

==========

Sequence No.: 1 **Autosampler Location: 21**
Sample ID: JY22 MB1 TWC **Date Collected: 10/9/2006 1:24:34 PM**
Analyst: BLW **Data Type: Original**
Initial Sample Wt: **Initial Sample Vol:**
Dilution: 1X **Sample Prep Vol:**

Nebulizer Parameters: JY22 MB1 TWC

Analyte	Back Pressure	Flow
All	181.0 kPa	0.50 L/min

Mean Data: JY22 MB1 TWC

Analyte	Mean Corrected Intensity	Calib Conc.	Calib Units	Calib Std.Dev.	Sample Conc.	Sample Units	Sample Std.Dev.	RSD
ScA 357.253	1070786.2	99.95	%	0.388				0.39%
ScR 361.383	129091.3	101.3	%	0.95				0.94%
Ag 328.068†	-33.9	-0.00014	mg/L	0.000167	-0.00014	mg/L	0.000167	119.68%
Al 308.215†	10.8	0.01030	mg/L	0.003615	0.01030	mg/L	0.003615	35.10%
As 188.979†	-0.7	-0.00130	mg/L	0.006241	-0.00130	mg/L	0.006241	481.74%
B 249.677†	2.5	0.00117	mg/L	0.001599	0.00117	mg/L	0.001599	137.13%
Ba 233.527†	-3.1	-0.00185	mg/L	0.001378	-0.00185	mg/L	0.001378	74.43%
Be 313.042†	-14.2	-0.00003	mg/L	0.000039	-0.00003	mg/L	0.000039	119.00%
Ca 317.933†	190.0	0.01538	mg/L	0.000693	0.01538	mg/L	0.000693	4.51%
Cd 228.802†	-4.3	-0.00019	mg/L	0.000108	-0.00019	mg/L	0.000108	56.69%
Co 228.616†	-0.5	-0.00002	mg/L	0.000141	-0.00002	mg/L	0.000141	571.93%
Cr 267.716†	-3.7	-0.00077	mg/L	0.000416	-0.00077	mg/L	0.000416	53.95%
Cu 324.752†	-27.3	-0.00012	mg/L	0.000067	-0.00012	mg/L	0.000067	53.89%
Fe 273.955†	3.2	0.00550	mg/L	0.002858	0.00550	mg/L	0.002858	51.93%
K 766.490†	-10.1	-0.00816	mg/L	0.004129	-0.00816	mg/L	0.004129	50.60%
Mg 279.077†	6.1	0.00733	mg/L	0.004158	0.00733	mg/L	0.004158	56.77%
Mn 257.610†	3.3	0.00021	mg/L	0.000224	0.00021	mg/L	0.000224	105.16%
Mo 202.031†	-1.5	-0.00020	mg/L	0.000231	-0.00020	mg/L	0.000231	113.85%
Na 589.592†	25.2	0.00501	mg/L	0.006349	0.00501	mg/L	0.006349	126.74%
Na 330.237†	-15.1	-0.5838	mg/L	0.28145	-0.5838	mg/L	0.28145	48.21%
Ni 231.604†	1.2	0.00119	mg/L	0.002224	0.00119	mg/L	0.002224	186.91%
Pb 220.353†	-0.1	-0.00001	mg/L	0.000340	-0.00001	mg/L	0.000340	>999.9%
Sb 206.836†	1.1	0.00155	mg/L	0.003022	0.00155	mg/L	0.003022	195.25%
Se 196.026†	2.1	0.00267	mg/L	0.007165	0.00267	mg/L	0.007165	268.64%
Si 288.158†	16.9	0.01760	mg/L	0.006583	0.01760	mg/L	0.006583	37.40%
Sn 189.927†	4.8	0.00191	mg/L	0.000755	0.00191	mg/L	0.000755	39.58%
Sr 421.552†	26.1	0.00004	mg/L	0.000035	0.00004	mg/L	0.000035	80.39%
Ti 334.903†	26.7	0.00139	mg/L	0.000750	0.00139	mg/L	0.000750	53.93%
Tl 190.801†	-0.8	-0.00109	mg/L	0.000545	-0.00109	mg/L	0.000545	49.82%
V 292.402†	1.7	0.00000	mg/L	0.000206	0.00000	mg/L	0.000206	>999.9%
Zn 206.200†	2.3	0.00633	mg/L	0.002139	0.00633	mg/L	0.002139	33.82%

Sequence No.: 2
Sample ID: JZ61 MB SWC
Analyst: BLW
Initial Sample Wt:
Dilution: 2X

Autosampler Location: 22
Date Collected: 10/9/2006 1:30:57 PM
Data Type: Original
Initial Sample Vol:
Sample Prep Vol:

Nebulizer Parameters: JZ61 MB SWC

Analyte	Back Pressure	Flow
All	181.0 kPa	0.50 L/min

Mean Data: JZ61 MB SWC

Analyte	Mean Corrected Intensity	Calib Conc.	Calib Units	Std.Dev.	Sample Conc.	Sample Units	Std.Dev.	RSD
ScA 357.253	1086683.7	101.4	%	0.39				0.38%
ScR 361.383	133069.7	104.4	%	0.91				0.87%
Ag 328.068†	2.9	0.00001	mg/L	0.000251	0.00002	mg/L	0.000502	>999.9%
Al 308.215†	41.1	0.03916	mg/L	0.001162	0.07831	mg/L	0.002325	2.97%
As 188.979†	-2.8	-0.00489	mg/L	0.003997	-0.00978	mg/L	0.007994	81.77%
B 249.677†	2.8	0.00130	mg/L	0.000620	0.00260	mg/L	0.001241	47.80%
Ba 233.527†	-2.4	-0.00142	mg/L	0.001120	-0.00285	mg/L	0.002239	78.62%
Be 313.042†	-33.1	-0.00008	mg/L	0.000051	-0.00015	mg/L	0.000102	66.99%
Ca 317.933†	929.7	0.07522	mg/L	0.001093	0.1504	mg/L	0.00219	1.45%
Cd 228.802†	-3.3	-0.00014	mg/L	0.000137	-0.00028	mg/L	0.000275	97.07%
Co 228.616†	6.0	0.00025	mg/L	0.000192	0.00050	mg/L	0.000385	77.38%
Cr 267.716†	-6.4	-0.00134	mg/L	0.000963	-0.00268	mg/L	0.001927	71.80%
Cu 324.752†	-43.6	-0.00020	mg/L	0.000006	-0.00040	mg/L	0.000012	3.01%
Fe 273.955†	3.3	0.00573	mg/L	0.002988	0.01146	mg/L	0.005977	52.17%
K 766.490†	-11.2	-0.00907	mg/L	0.016232	-0.01814	mg/L	0.032464	178.98%
Mg 279.077†	10.9	0.01301	mg/L	0.007465	0.02603	mg/L	0.014931	57.37%
Mn 257.610†	-1.6	-0.00011	mg/L	0.000156	-0.00021	mg/L	0.000312	146.77%
Mo 202.031†	0.8	0.00011	mg/L	0.000115	0.00022	mg/L	0.000229	106.45%
Na 589.592†	34.0	0.00677	mg/L	0.002274	0.01354	mg/L	0.004549	33.59%
Na 330.237†	-4.5	-0.1766	mg/L	0.56070	-0.3532	mg/L	1.12139	317.48%
Ni 231.604†	-1.1	-0.00109	mg/L	0.002650	-0.00219	mg/L	0.005300	242.30%
Pb 220.353†	-0.6	-0.00012	mg/L	0.000387	-0.00023	mg/L	0.000775	333.10%
Sb 206.836†	-0.4	-0.00043	mg/L	0.001426	-0.00086	mg/L	0.002852	330.36%
Se 196.026†	2.3	0.00291	mg/L	0.002931	0.00583	mg/L	0.005863	100.58%
Si 288.158†	1.6	0.00166	mg/L	0.003983	0.00333	mg/L	0.007966	239.21%
Sn 189.927†	2.4	0.00096	mg/L	0.000110	0.00192	mg/L	0.000221	11.53%
Sr 421.552†	140.9	0.00023	mg/L	0.000037	0.00047	mg/L	0.000075	15.92%
Ti 334.903†	72.6	0.00378	mg/L	0.001289	0.00755	mg/L	0.002578	34.14%
Tl 190.801†	2.3	0.00328	mg/L	0.002739	0.00656	mg/L	0.005478	83.50%
V 292.402†	-7.9	-0.00005	mg/L	0.000056	-0.00010	mg/L	0.000112	111.47%
Zn 206.200†	3.4	0.00935	mg/L	0.002433	0.01871	mg/L	0.004866	26.01%

Sequence No.: 3
Sample ID: JZ32 MB1 TWC
Analyst: BLW
Initial Sample Wt:
Dilution: 1X

Autosampler Location: 23
Date Collected: 10/9/2006 1:37:20 PM
Data Type: Original
Initial Sample Vol:
Sample Prep Vol:

Nebulizer Parameters: JZ32 MB1 TWC

Analyte	Back Pressure	Flow
All	181.0 kPa	0.50 L/min

Mean Data: JZ32 MB1 TWC

Analyte	Mean Corrected Intensity	Calib Conc.	Calib Units	Calib Std.Dev.	Sample Conc.	Sample Units	Sample Std.Dev.	RSD
ScA 357.253	1079890.5	100.8	%	0.24				0.24%
ScR 361.383	131924.1	103.5	%	0.18				0.17%
Ag 328.068†	-10.1	-0.00004	mg/L	0.000053	-0.00004	mg/L	0.000053	127.94%
Al 308.215†	9.5	0.00904	mg/L	0.006450	0.00904	mg/L	0.006450	71.33%
As 188.979†	-2.3	-0.00402	mg/L	0.002229	-0.00402	mg/L	0.002229	55.40%
B 249.677†	2.1	0.00096	mg/L	0.001745	0.00096	mg/L	0.001745	182.07%
Ba 233.527†	-2.4	-0.00143	mg/L	0.000285	-0.00143	mg/L	0.000285	19.93%
Be 313.042†	-10.1	-0.00002	mg/L	0.000008	-0.00002	mg/L	0.000008	32.88%
Ca 317.933†	158.0	0.01279	mg/L	0.001362	0.01279	mg/L	0.001362	10.65%
Cd 228.802†	-2.5	-0.00011	mg/L	0.000030	-0.00011	mg/L	0.000030	28.16%
Co 228.616†	-3.4	-0.00015	mg/L	0.000070	-0.00015	mg/L	0.000070	47.64%
Cr 267.716†	-5.7	-0.00120	mg/L	0.000800	-0.00120	mg/L	0.000800	66.82%
Cu 324.752†	-176.3	-0.00080	mg/L	0.000166	-0.00080	mg/L	0.000166	20.58%
Fe 273.955†	0.6	0.00113	mg/L	0.000766	0.00113	mg/L	0.000766	67.79%
K 766.490†	4.0	0.00322	mg/L	0.018017	0.00322	mg/L	0.018017	560.15%
Mg 279.077†	-1.1	-0.00132	mg/L	0.000621	-0.00132	mg/L	0.000621	46.90%
Mn 257.610†	-0.3	-0.00002	mg/L	0.000111	-0.00002	mg/L	0.000111	595.09%
Mo 202.031†	-1.2	-0.00017	mg/L	0.000288	-0.00017	mg/L	0.000288	166.06%
Na 589.592†	27.3	0.00543	mg/L	0.004358	0.00543	mg/L	0.004358	80.30%
Na 330.237†	-7.0	-0.2735	mg/L	0.21240	-0.2735	mg/L	0.21240	77.66%
Ni 231.604†	-1.3	-0.00132	mg/L	0.002358	-0.00132	mg/L	0.002358	178.80%
Pb 220.353†	-3.6	-0.00068	mg/L	0.000788	-0.00068	mg/L	0.000788	115.36%
Sb 206.836†	1.9	0.00254	mg/L	0.001638	0.00254	mg/L	0.001638	64.60%
Se 196.026†	5.8	0.00728	mg/L	0.000538	0.00728	mg/L	0.000538	7.39%
Si 288.158†	21.0	0.02181	mg/L	0.003070	0.02181	mg/L	0.003070	14.07%
Sn 189.927†	2.0	0.00079	mg/L	0.000314	0.00079	mg/L	0.000314	39.60%
Sr 421.552†	11.8	0.00002	mg/L	0.000036	0.00002	mg/L	0.000036	182.60%
Ti 334.903†	22.8	0.00118	mg/L	0.001351	0.00118	mg/L	0.001351	114.06%
Tl 190.801†	-2.7	-0.00386	mg/L	0.002367	-0.00386	mg/L	0.002367	61.36%
V 292.402†	-10.0	-0.00006	mg/L	0.000132	-0.00006	mg/L	0.000132	224.30%
Zn 206.200†	1.9	0.00525	mg/L	0.004587	0.00525	mg/L	0.004587	87.39%

Sequence No.: 4
Sample ID: JY22 B TWC
Analyst: BLW
Initial Sample Wt:
Dilution: 1X

Autosampler Location: 24
Date Collected: 10/9/2006 1:43:43 PM
Data Type: Original
Initial Sample Vol:
Sample Prep Vol:

Nebulizer Parameters: JY22 B TWC

Analyte	Back Pressure	Flow
All	181.0 kPa	0.50 L/min

Mean Data: JY22 B TWC

Analyte	Mean Corrected Intensity	Calib Conc.	Calib Units	Calib Std.Dev.	Sample Conc.	Sample Units	Sample Std.Dev.	RSD
ScA 357.253	1046120.5	97.65	%	0.752				0.77%
ScR 361.383	130293.8	102.3	%	0.54				0.53%
Ag 328.068†	-118.7	-0.00025	mg/L	0.000127	-0.00025	mg/L	0.000127	50.49%
Al 308.215†	13.2	0.01187	mg/L	0.005669	0.01187	mg/L	0.005669	47.77%
As 188.979†	15.4	0.02359	mg/L	0.002733	0.02359	mg/L	0.002733	11.58%
B 249.677†	200.3	0.09361	mg/L	0.000647	0.09361	mg/L	0.000647	0.69%
Ba 233.527†	602.5	0.3595	mg/L	0.00272	0.3595	mg/L	0.00272	0.76%
Be 313.042†	-36.3	-0.00008	mg/L	0.000102	-0.00008	mg/L	0.000102	120.68%
Ca 317.933†	1008871.3	81.63	mg/L	0.370	81.63	mg/L	0.370	0.45%
Cd 228.802†	-0.9	-0.00009	mg/L	0.000145	-0.00009	mg/L	0.000145	153.81%
Co 228.616†	4.6	0.00002	mg/L	0.000241	0.00002	mg/L	0.000241	>999.9%
Cr 267.716†	22.2	0.00101	mg/L	0.000534	0.00101	mg/L	0.000534	52.88%
Cu 324.752†	-43.5	0.00016	mg/L	0.000103	0.00016	mg/L	0.000103	64.86%
Fe 273.955†	3014.8	5.241	mg/L	0.0384	5.241	mg/L	0.0384	0.73%
K 766.490†	637.1	0.5137	mg/L	0.03763	0.5137	mg/L	0.03763	7.32%
Mg 279.077†	17471.1	20.86	mg/L	0.096	20.86	mg/L	0.096	0.46%
Mn 257.610†	787.7	0.05013	mg/L	0.000324	0.05013	mg/L	0.000324	0.65%
Mo 202.031†	270.1	0.03714	mg/L	0.000125	0.03714	mg/L	0.000125	0.34%
Na 589.592†	58946.1	11.74	mg/L	0.098	11.74	mg/L	0.098	0.83%
Na 330.237†	323.7	11.69	mg/L	0.201	11.69	mg/L	0.201	1.72%
Ni 231.604†	-1.3	-0.00131	mg/L	0.002499	-0.00131	mg/L	0.002499	190.19%
Pb 220.353†	8.0	0.00155	mg/L	0.001163	0.00155	mg/L	0.001163	75.10%
Sb 206.836†	6.9	0.00821	mg/L	0.003408	0.00821	mg/L	0.003408	41.53%
Se 196.026†	-13.6	-0.01645	mg/L	0.004829	-0.01645	mg/L	0.004829	29.35%
Si 288.158†	9016.7	9.364	mg/L	0.0401	9.364	mg/L	0.0401	0.43%
Sn 189.927†	-58.7	-0.01757	mg/L	0.002683	-0.01757	mg/L	0.002683	15.27%
Sr 421.552†	77899.8	0.1295	mg/L	0.00068	0.1295	mg/L	0.00068	0.52%
Ti 334.903†	74.5	0.00383	mg/L	0.000724	0.00383	mg/L	0.000724	18.89%
Tl 190.801†	-8.4	-0.01191	mg/L	0.002680	-0.01191	mg/L	0.002680	22.51%
V 292.402†	45.2	0.00029	mg/L	0.000210	0.00029	mg/L	0.000210	72.49%
Zn 206.200†	-0.4	0.00074	mg/L	0.006728	0.00074	mg/L	0.006728	910.75%

Sequence No.: 5
Sample ID: JY22 C TWC
Analyst: BLW
Initial Sample Wt:
Dilution: 1X

Autosampler Location: 25
Date Collected: 10/9/2006 1:50:22 PM
Data Type: Original
Initial Sample Vol:
Sample Prep Vol:

Nebulizer Parameters: JY22 C TWC

Analyte	Back Pressure	Flow
All	181.0 kPa	0.50 L/min

Mean Data: JY22 C TWC

Analyte	Mean Corrected Intensity	Calib Conc.	Calib Units	Std.Dev.	Sample Conc.	Sample Units	Std.Dev.	RSD
ScA 357.253	1064458.4	99.36	%	0.258				0.26%
ScR 361.383	131051.6	102.8	%	0.68				0.66%
Ag 328.068†	-79.5	-0.00008	mg/L	0.000185	-0.00008	mg/L	0.000185	221.22%
Al 308.215†	15.4	0.01398	mg/L	0.009331	0.01398	mg/L	0.009331	66.75%
As 188.979†	13.8	0.02067	mg/L	0.006094	0.02067	mg/L	0.006094	29.48%
B 249.677†	203.5	0.09509	mg/L	0.000440	0.09509	mg/L	0.000440	0.46%
Ba 233.527†	620.7	0.3704	mg/L	0.00269	0.3704	mg/L	0.00269	0.73%
Be 313.042†	-37.9	-0.00009	mg/L	0.000019	-0.00009	mg/L	0.000019	21.19%
Ca 317.933†	1023882.4	82.85	mg/L	1.426	82.85	mg/L	1.426	1.72%
Cd 228.802†	-0.5	-0.00007	mg/L	0.000035	-0.00007	mg/L	0.000035	47.68%
Co 228.616†	5.4	0.00005	mg/L	0.000116	0.00005	mg/L	0.000116	218.85%
Cr 267.716†	23.2	0.00112	mg/L	0.000682	0.00112	mg/L	0.000682	61.03%
Cu 324.752†	-160.4	-0.00037	mg/L	0.000067	-0.00037	mg/L	0.000067	18.21%
Fe 273.955†	3090.7	5.373	mg/L	0.0456	5.373	mg/L	0.0456	0.85%
K 766.490†	633.3	0.5107	mg/L	0.00549	0.5107	mg/L	0.00549	1.08%
Mg 279.077†	17923.4	21.41	mg/L	0.081	21.41	mg/L	0.081	0.38%
Mn 257.610†	814.1	0.05183	mg/L	0.000564	0.05183	mg/L	0.000564	1.09%
Mo 202.031†	268.3	0.03686	mg/L	0.000542	0.03686	mg/L	0.000542	1.47%
Na 589.592†	59599.2	11.87	mg/L	0.155	11.87	mg/L	0.155	1.31%
Na 330.237†	312.1	11.23	mg/L	0.185	11.23	mg/L	0.185	1.65%
Ni 231.604†	1.5	0.00144	mg/L	0.000967	0.00144	mg/L	0.000967	67.20%
Pb 220.353†	9.9	0.00192	mg/L	0.000733	0.00192	mg/L	0.000733	38.09%
Sb 206.836†	4.8	0.00548	mg/L	0.003246	0.00548	mg/L	0.003246	59.23%
Se 196.026†	-7.9	-0.00930	mg/L	0.004939	-0.00930	mg/L	0.004939	53.13%
Si 288.158†	9087.7	9.438	mg/L	0.0513	9.438	mg/L	0.0513	0.54%
Sn 189.927†	-59.9	-0.01797	mg/L	0.000837	-0.01797	mg/L	0.000837	4.66%
Sr 421.552†	78663.3	0.1307	mg/L	0.00203	0.1307	mg/L	0.00203	1.55%
Ti 334.903†	79.6	0.00410	mg/L	0.000270	0.00410	mg/L	0.000270	6.59%
Tl 190.801†	-9.1	-0.01283	mg/L	0.003551	-0.01283	mg/L	0.003551	27.67%
V 292.402†	40.1	0.00027	mg/L	0.000203	0.00027	mg/L	0.000203	76.20%
Zn 206.200†	0.4	0.00273	mg/L	0.004320	0.00273	mg/L	0.004320	157.97%

Sequence No.: 6
Sample ID: JY22 A-L TWC
Analyst: BLW
Initial Sample Wt:
Dilution: 5X serial dilution

Autosampler Location: 26
Date Collected: 10/9/2006 1:57:01 PM
Data Type: Original
Initial Sample Vol:
Sample Prep Vol:

Nebulizer Parameters: JY22 A-L TWC

Analyte	Back Pressure	Flow
All	181.0 kPa	0.50 L/min

Mean Data: JY22 A-L TWC

Analyte	Mean Corrected Intensity	Calib Conc.	Calib Units	Calib Std.Dev.	Sample Conc.	Sample Units	Sample Std.Dev.	RSD
ScA 357.253	1067588.2	99.65	%	0.445				0.45%
ScR 361.383	129169.0	101.4	%	0.88				0.87%
Ag 328.068†	-10.6	-0.00008	mg/L	0.000137	-0.00038	mg/L	0.000685	179.70%
Al 308.215†	19.6	0.01865	mg/L	0.003776	0.09327	mg/L	0.018881	20.24%
As 188.979†	-1.5	-0.00359	mg/L	0.003008	-0.01794	mg/L	0.015042	83.86%
B 249.677†	12.6	0.00587	mg/L	0.001519	0.02937	mg/L	0.007594	25.86%
Ba 233.527†	40.5	0.02428	mg/L	0.000808	0.1214	mg/L	0.00404	3.33%
Be 313.042†	-40.2	-0.00009	mg/L	0.000006	-0.00047	mg/L	0.000032	6.95%
Ca 317.933†	268724.0	21.74	mg/L	0.076	108.7	mg/L	0.38	0.35%
Cd 228.802†	-1.1	-0.00005	mg/L	0.000026	-0.00023	mg/L	0.000131	57.26%
Co 228.616†	4.8	0.00019	mg/L	0.000180	0.00097	mg/L	0.000902	93.03%
Cr 267.716†	6.6	0.00017	mg/L	0.000592	0.00087	mg/L	0.002959	341.63%
Cu 324.752†	-121.5	-0.00058	mg/L	0.000173	-0.00290	mg/L	0.000864	29.75%
Fe 273.955†	74.7	0.1299	mg/L	0.00166	0.6496	mg/L	0.00831	1.28%
K 766.490†	203.2	0.1638	mg/L	0.02899	0.8192	mg/L	0.14494	17.69%
Mg 279.077†	4773.8	5.702	mg/L	0.0139	28.51	mg/L	0.070	0.24%
Mn 257.610†	3682.2	0.2387	mg/L	0.00159	1.194	mg/L	0.0080	0.67%
Mo 202.031†	17.6	0.00232	mg/L	0.000093	0.01162	mg/L	0.000467	4.02%
Na 589.592†	3428.4	0.6826	mg/L	0.00233	3.413	mg/L	0.0116	0.34%
Na 330.237†	9.6	0.1527	mg/L	0.35497	0.7633	mg/L	1.77484	232.52%
Ni 231.604†	-0.3	-0.00032	mg/L	0.000776	-0.00162	mg/L	0.003880	239.95%
Pb 220.353†	1.6	0.00031	mg/L	0.000595	0.00156	mg/L	0.002975	190.79%
Sb 206.836†	2.1	0.00270	mg/L	0.000561	0.01349	mg/L	0.002807	20.80%
Se 196.026†	-3.6	-0.00474	mg/L	0.009950	-0.02368	mg/L	0.049748	210.08%
Si 288.158†	1728.8	1.795	mg/L	0.0190	8.977	mg/L	0.0952	1.06%
Sn 189.927†	-22.2	-0.00732	mg/L	0.000933	-0.03660	mg/L	0.004667	12.75%
Sr 421.552†	16646.7	0.02767	mg/L	0.000094	0.1383	mg/L	0.00047	0.34%
Ti 334.903†	44.5	0.00231	mg/L	0.000620	0.01156	mg/L	0.003099	26.80%
Tl 190.801†	-2.8	-0.00404	mg/L	0.004547	-0.02018	mg/L	0.022735	112.64%
V 292.402†	20.0	0.00015	mg/L	0.000209	0.00073	mg/L	0.001044	143.59%
Zn 206.200†	-0.7	-0.00139	mg/L	0.002549	-0.00694	mg/L	0.012747	183.78%

Sequence No.: 7
Sample ID: JY22 A TWC
Analyst: BLW
Initial Sample Wt:
Dilution: 1X

Autosampler Location: 27
Date Collected: 10/9/2006 2:03:24 PM
Data Type: Original
Initial Sample Vol:
Sample Prep Vol:

Nebulizer Parameters: JY22 A TWC

Analyte	Back Pressure	Flow
All	181.0 kPa	0.50 L/min

Mean Data: JY22 A TWC

Analyte	Mean Corrected Intensity	Calib Conc.	Calib Units	Calib Std.Dev.	Sample Conc.	Sample Units	Sample Std.Dev.	RSD
ScA 357.253	1059521.4	98.90	%	0.824				0.83%
ScR 361.383	130246.9	102.2	%	0.90				0.88%
Ag 328.068†	11.0	-0.00012	mg/L	0.000176	-0.00012	mg/L	0.000176	150.49%
Al 308.215†	69.0	0.06551	mg/L	0.005290	0.06551	mg/L	0.005290	8.07%
As 188.979†	6.8	0.00745	mg/L	0.005942	0.00745	mg/L	0.005942	79.73%
B 249.677†	77.5	0.03624	mg/L	0.000716	0.03624	mg/L	0.000716	1.98%
Ba 233.527†	199.0	0.1192	mg/L	0.00199	0.1192	mg/L	0.00199	1.67%
Be 313.042†	-41.9	-0.00010	mg/L	0.000040	-0.00010	mg/L	0.000040	41.52%
Ca 317.933†	1329395.3	107.6	mg/L	1.29	107.6	mg/L	1.29	1.20%
Cd 228.802†	-5.8	-0.00028	mg/L	0.000165	-0.00028	mg/L	0.000165	58.73%
Co 228.616†	38.7	0.00159	mg/L	0.000327	0.00159	mg/L	0.000327	20.50%
Cr 267.716†	40.7	0.00267	mg/L	0.000688	0.00267	mg/L	0.000688	25.75%
Cu 324.752†	-21.8	-0.00023	mg/L	0.000154	-0.00023	mg/L	0.000154	67.75%
Fe 273.955†	361.4	0.6282	mg/L	0.00936	0.6282	mg/L	0.00936	1.49%
K 766.490†	976.8	0.7876	mg/L	0.02295	0.7876	mg/L	0.02295	2.91%
Mg 279.077†	23270.0	27.79	mg/L	0.138	27.79	mg/L	0.138	0.50%
Mn 257.610†	18142.6	1.176	mg/L	0.0084	1.176	mg/L	0.0084	0.72%
Mo 202.031†	73.8	0.00967	mg/L	0.000338	0.00967	mg/L	0.000338	3.50%
Na 589.592†	17391.3	3.463	mg/L	0.0313	3.463	mg/L	0.0313	0.90%
Na 330.237†	111.0	3.202	mg/L	0.4702	3.202	mg/L	0.4702	14.69%
Ni 231.604†	0.8	0.00083	mg/L	0.002494	0.00083	mg/L	0.002494	299.80%
Pb 220.353†	9.1	0.00177	mg/L	0.000602	0.00177	mg/L	0.000602	34.07%
Sb 206.836†	8.1	0.01015	mg/L	0.001950	0.01015	mg/L	0.001950	19.22%
Se 196.026†	-9.4	-0.01309	mg/L	0.008029	-0.01309	mg/L	0.008029	61.34%
Si 288.158†	8746.7	9.084	mg/L	0.0817	9.084	mg/L	0.0817	0.90%
Sn 189.927†	-65.8	-0.01851	mg/L	0.000708	-0.01851	mg/L	0.000708	3.83%
Sr 421.552†	82667.2	0.1374	mg/L	0.00145	0.1374	mg/L	0.00145	1.05%
Ti 334.903†	109.0	0.00565	mg/L	0.000128	0.00565	mg/L	0.000128	2.26%
Tl 190.801†	-5.0	-0.00708	mg/L	0.004885	-0.00708	mg/L	0.004885	68.98%
V 292.402†	42.5	0.00045	mg/L	0.000092	0.00045	mg/L	0.000092	20.40%
Zn 206.200†	-0.4	0.00135	mg/L	0.001955	0.00135	mg/L	0.001955	144.71%

Sequence No.: 8
Sample ID: JY22 ADUP TWC
Analyst: BLW
Initial Sample Wt:
Dilution: 1X

Autosampler Location: 28
Date Collected: 10/9/2006 2:10:03 PM
Data Type: Original
Initial Sample Vol:
Sample Prep Vol:

Nebulizer Parameters: JY22 ADUP TWC

Analyte	Back Pressure	Flow
All	181.0 kPa	0.50 L/min

Mean Data: JY22 ADUP TWC

Analyte	Mean Corrected Intensity	Calib Conc.	Calib Units	Calib Std.Dev.	Sample Conc.	Sample Units	Sample Std.Dev.	RSD
ScA 357.253	1059459.8	98.89	%	0.660				0.67%
ScR 361.383	131449.9	103.2	%	0.46				0.44%
Ag 328.068†	-62.1	-0.00041	mg/L	0.000184	-0.00041	mg/L	0.000184	45.03%
Al 308.215†	74.5	0.07083	mg/L	0.003870	0.07083	mg/L	0.003870	5.46%
As 188.979†	5.4	0.00505	mg/L	0.004551	0.00505	mg/L	0.004551	90.11%
B 249.677†	69.8	0.03264	mg/L	0.000345	0.03264	mg/L	0.000345	1.06%
Ba 233.527†	188.8	0.1131	mg/L	0.00165	0.1131	mg/L	0.00165	1.46%
Be 313.042†	-47.0	-0.00011	mg/L	0.000065	-0.00011	mg/L	0.000065	59.92%
Ca 317.933†	1278028.1	103.4	mg/L	0.42	103.4	mg/L	0.42	0.41%
Cd 228.802†	-1.1	-0.00007	mg/L	0.000100	-0.00007	mg/L	0.000100	145.65%
Co 228.616†	31.7	0.00130	mg/L	0.000348	0.00130	mg/L	0.000348	26.78%
Cr 267.716†	37.5	0.00230	mg/L	0.000313	0.00230	mg/L	0.000313	13.58%
Cu 324.752†	-32.0	-0.00027	mg/L	0.000218	-0.00027	mg/L	0.000218	81.27%
Fe 273.955†	341.1	0.5930	mg/L	0.00450	0.5930	mg/L	0.00450	0.76%
K 766.490†	927.0	0.7475	mg/L	0.04011	0.7475	mg/L	0.04011	5.37%
Mg 279.077†	22131.0	26.43	mg/L	0.247	26.43	mg/L	0.247	0.93%
Mn 257.610†	17168.8	1.113	mg/L	0.0105	1.113	mg/L	0.0105	0.94%
Mo 202.031†	74.5	0.00979	mg/L	0.000211	0.00979	mg/L	0.000211	2.16%
Na 589.592†	16820.9	3.349	mg/L	0.0058	3.349	mg/L	0.0058	0.17%
Na 330.237†	107.1	3.092	mg/L	0.1256	3.092	mg/L	0.1256	4.06%
Ni 231.604†	0.5	0.00049	mg/L	0.001861	0.00049	mg/L	0.001861	381.09%
Pb 220.353†	4.8	0.00095	mg/L	0.001073	0.00095	mg/L	0.001073	113.20%
Sb 206.836†	6.3	0.00781	mg/L	0.002054	0.00781	mg/L	0.002054	26.30%
Se 196.026†	-12.8	-0.01729	mg/L	0.004174	-0.01729	mg/L	0.004174	24.15%
Si 288.158†	5294.6	5.499	mg/L	0.0404	5.499	mg/L	0.0404	0.73%
Sn 189.927†	-61.6	-0.01714	mg/L	0.001977	-0.01714	mg/L	0.001977	11.53%
Sr 421.552†	79835.2	0.1327	mg/L	0.00059	0.1327	mg/L	0.00059	0.44%
Ti 334.903†	110.9	0.00575	mg/L	0.000729	0.00575	mg/L	0.000729	12.67%
Tl 190.801†	-8.8	-0.01254	mg/L	0.002633	-0.01254	mg/L	0.002633	21.00%
V 292.402†	39.1	0.00042	mg/L	0.000090	0.00042	mg/L	0.000090	21.44%
Zn 206.200†	-1.3	-0.00133	mg/L	0.006486	-0.00133	mg/L	0.006486	487.25%

Sequence No.: 9
Sample ID: JY22 ASPK TWC
Analyst: BLW
Initial Sample Wt:
Dilution: 1X

Autosampler Location: 29
Date Collected: 10/9/2006 2:16:42 PM
Data Type: Original
Initial Sample Vol:
Sample Prep Vol:

Nebulizer Parameters: JY22 ASPK TWC

Analyte	Back Pressure	Flow
All	181.0 kPa	0.50 L/min

Mean Data: JY22 ASPK TWC

Analyte	Mean Corrected Intensity	Calib Conc.	Calib Units	Calib Std.Dev.	Sample Conc.	Sample Units	Sample Std.Dev.	RSD
ScA 357.253	1059415.0	98.89	%	1.423				1.44%
ScR 361.383	133519.4	104.8	%	0.53				0.50%
Ag 328.068†	121622.1	0.5006	mg/L	0.00563	0.5006	mg/L	0.00563	1.12%
Al 308.215†	2167.9	2.057	mg/L	0.0159	2.057	mg/L	0.0159	0.77%
As 188.979†	1198.2	2.098	mg/L	0.0350	2.098	mg/L	0.0350	1.67%
B 249.677†	74.7	0.03588	mg/L	0.000597	0.03588	mg/L	0.000597	1.66%
Ba 233.527†	3575.3	2.133	mg/L	0.0173	2.133	mg/L	0.0173	0.81%
Be 313.042†	227627.5	0.5253	mg/L	0.00150	0.5253	mg/L	0.00150	0.29%
Ca 317.933†	1420517.3	114.9	mg/L STC	0.32	114.9	mg/L	0.32	0.28%
Cd 228.802†	11635.2	0.5139	mg/L	0.00672	0.5139	mg/L	0.00672	1.31%
Co 228.616†	11336.3	0.4790	mg/L	0.00582	0.4790	mg/L	0.00582	1.21%
Cr 267.716†	2459.8	0.5063	mg/L	0.00254	0.5063	mg/L	0.00254	0.50%
Cu 324.752†	108355.4	0.4945	mg/L	0.00594	0.4945	mg/L	0.00594	1.20%
Fe 273.955†	1586.8	2.757	mg/L	0.0202	2.757	mg/L	0.0202	0.73%
K 766.490†	13636.6	11.00	mg/L	0.063	11.00	mg/L	0.063	0.57%
Mg 279.077†	31021.5	37.05	mg/L	0.399	37.05	mg/L	0.399	1.08%
Mn 257.610†	25583.2	1.659	mg/L	0.0136	1.659	mg/L	0.0136	0.82%
Mo 202.031†	77.5	0.00999	mg/L	0.000650	0.00999	mg/L	0.000650	6.51%
Na 589.592†	69100.6	13.76	mg/L	0.080	13.76	mg/L	0.080	0.58%
Na 330.237†	382.5	13.50	mg/L	0.192	13.50	mg/L	0.192	1.42%
Ni 231.604†	506.7	0.4976	mg/L	0.00652	0.4976	mg/L	0.00652	1.31%
Pb 220.353†	10509.3	2.010	mg/L	0.0149	2.010	mg/L	0.0149	0.74%
Sb 206.836†	10.8	0.00720	mg/L	0.003417	0.00720	mg/L	0.003417	47.46%
Se 196.026†	1674.7	2.097	mg/L	0.0334	2.097	mg/L	0.0334	1.59%
Si 288.158†	7205.7	7.484	mg/L	0.0671	7.484	mg/L	0.0671	0.90%
Sn 189.927†	-70.1	-0.01959	mg/L	0.001487	-0.01959	mg/L	0.001487	7.59%
Sr 421.552†	386888.9	0.6430	mg/L	0.00274	0.6430	mg/L	0.00274	0.43%
Ti 334.903†	112.1	0.00571	mg/L	0.000317	0.00571	mg/L	0.000317	5.55%
Tl 190.801†	1325.5	1.885	mg/L	0.0272	1.885	mg/L	0.0272	1.44%
V 292.402†	103239.4	0.5152	mg/L	0.00548	0.5152	mg/L	0.00548	1.06%
Zn 206.200†	181.0	0.5051	mg/L	0.00392	0.5051	mg/L	0.00392	0.78%

Sequence No.: 10
Sample ID: JY22 MB1SPK TWC
Analyst: BLW
Initial Sample Wt:
Dilution: 1X

Autosampler Location: 30
Date Collected: 10/9/2006 2:23:22 PM
Data Type: Original
Initial Sample Vol:
Sample Prep Vol:

Nebulizer Parameters: JY22 MB1SPK TWC

Analyte	Back Pressure	Flow
All	181.0 kPa	0.50 L/min

Mean Data: JY22 MB1SPK TWC

Analyte	Mean Corrected Intensity	Calib Conc.	Calib Units	Calib Std.Dev.	Sample Conc.	Sample Units	Sample Std.Dev.	RSD
ScA 357.253	1081246.0	100.9	%	0.70				0.69%
ScR 361.383	134509.2	105.6	%	0.61				0.58%
Ag 328.068†	119421.0	0.4917	mg/L	0.00287	0.4917	mg/L	0.00287	0.58%
Al 308.215†	2131.7	2.023	mg/L	0.0359	2.023	mg/L	0.0359	1.78%
As 188.979†	1150.6	2.019	mg/L	0.0303	2.019	mg/L	0.0303	1.50%
B 249.677†	-8.2	-0.00281	mg/L	0.001114	-0.00281	mg/L	0.001114	39.65%
Ba 233.527†	3461.7	2.065	mg/L	0.0171	2.065	mg/L	0.0171	0.83%
Be 313.042†	228848.8	0.5281	mg/L	0.00184	0.5281	mg/L	0.00184	0.35%
Ca 317.933†	128901.8	10.43	mg/L	0.040	10.43	mg/L	0.040	0.39%
Cd 228.802†	11533.4	0.5095	mg/L	0.00306	0.5095	mg/L	0.00306	0.60%
Co 228.616†	11608.5	0.4906	mg/L	0.00296	0.4906	mg/L	0.00296	0.60%
Cr 267.716†	2511.1	0.5226	mg/L	0.00878	0.5226	mg/L	0.00878	1.68%
Cu 324.752†	111658.9	0.5097	mg/L	0.00330	0.5097	mg/L	0.00330	0.65%
Fe 273.955†	1272.3	2.210	mg/L	0.0235	2.210	mg/L	0.0235	1.06%
K 766.490†	12579.8	10.14	mg/L	0.116	10.14	mg/L	0.116	1.14%
Mg 279.077†	8657.4	10.34	mg/L	0.161	10.34	mg/L	0.161	1.56%
Mn 257.610†	8113.2	0.5268	mg/L	0.00772	0.5268	mg/L	0.00772	1.46%
Mo 202.031†	12.7	0.00155	mg/L	0.000431	0.00155	mg/L	0.000431	27.81%
Na 589.592†	51569.3	10.27	mg/L	0.037	10.27	mg/L	0.037	0.37%
Na 330.237†	269.3	10.18	mg/L	0.039	10.18	mg/L	0.039	0.38%
Ni 231.604†	531.6	0.5220	mg/L	0.00627	0.5220	mg/L	0.00627	1.20%
Pb 220.353†	10548.9	2.018	mg/L	0.0110	2.018	mg/L	0.0110	0.55%
Sb 206.836†	3.7	-0.00205	mg/L	0.001070	-0.00205	mg/L	0.001070	52.22%
Se 196.026†	1632.7	2.045	mg/L	0.0177	2.045	mg/L	0.0177	0.87%
Si 288.158†	17.7	0.01953	mg/L	0.003783	0.01953	mg/L	0.003783	19.37%
Sn 189.927†	-14.3	-0.00487	mg/L	0.001086	-0.00487	mg/L	0.001086	22.31%
Sr 421.552†	306104.7	0.5087	mg/L	0.00144	0.5087	mg/L	0.00144	0.28%
Ti 334.903†	36.3	0.00177	mg/L	0.001094	0.00177	mg/L	0.001094	61.76%
Tl 190.801†	1364.9	1.941	mg/L	0.0170	1.941	mg/L	0.0170	0.88%
V 292.402†	101414.7	0.5061	mg/L	0.00375	0.5061	mg/L	0.00375	0.74%
Zn 206.200†	196.0	0.5444	mg/L	0.01119	0.5444	mg/L	0.01119	2.06%

Sequence No.: 11
Sample ID: CV
Analyst: BLW
Initial Sample Wt:
Dilution: 1X

Autosampler Location: 7
Date Collected: 10/9/2006 2:30:02 PM
Data Type: Original
Initial Sample Vol:
Sample Prep Vol:

Nebulizer Parameters: CV

Analyte	Back Pressure	Flow
All	181.0 kPa	0.50 L/min

Mean Data: CV

Analyte	Mean Corrected Intensity	Calib Conc.	Calib Units	Calib Std.Dev.	Sample Conc.	Sample Units	Sample Std.Dev.	RSD
ScA 357.253	1062105.6	99.14	%	0.233				0.24%
ScR 361.383	133083.1	104.4	%	2.26				2.17%
Ag 328.068†	233514.8	0.9613	mg/L	0.00819	0.9613	mg/L	0.00819	0.85%
Al 308.215†	2035.9	1.904	mg/L	0.0379	1.904	mg/L	0.0379	1.99%
As 188.979†	1114.0	1.951	mg/L	0.0127	1.951	mg/L	0.0127	0.65%
B 249.677†	2014.6	0.9439	mg/L	0.02236	0.9439	mg/L	0.02236	2.37%
Ba 233.527†	1625.2	0.9692	mg/L	0.02074	0.9692	mg/L	0.02074	2.14%
Be 313.042†	424573.0	0.9798	mg/L	0.02154	0.9798	mg/L	0.02154	2.20%
Ca 317.933†	24656.2	1.995	mg/L	0.0478	1.995	mg/L	0.0478	2.40%
Cd 228.802†	22709.0	1.006	mg/L	0.0079	1.006	mg/L	0.0079	0.78%
Co 228.616†	22669.3	0.9574	mg/L	0.00880	0.9574	mg/L	0.00880	0.92%
Cr 267.716†	4564.0	0.9532	mg/L	0.02061	0.9532	mg/L	0.02061	2.16%
Cu 324.752†	229489.2	1.046	mg/L	0.0084	1.046	mg/L	0.0084	0.80%
Fe 273.955†	1182.7	2.054	mg/L	0.0468	2.054	mg/L	0.0468	2.28%
K 766.490†	24285.5	19.58	mg/L	0.447	19.58	mg/L	0.447	2.28%
Mg 279.077†	1628.9	1.950	mg/L	0.0409	1.950	mg/L	0.0409	2.10%
Mn 257.610†	15036.1	0.9763	mg/L	0.02418	0.9763	mg/L	0.02418	2.48%
Mo 202.031†	7125.6	0.9914	mg/L	0.00147	0.9914	mg/L	0.00147	0.15%
Na 589.592†	251479.9	50.07	mg/L	1.137	50.07	mg/L	1.137	2.27%
Na 330.237†	1282.5	49.58	mg/L	0.891	49.58	mg/L	0.891	1.80%
Ni 231.604†	1000.7	0.9840	mg/L	0.01788	0.9840	mg/L	0.01788	1.82%
Pb 220.353†	10368.7	1.984	mg/L	0.0200	1.984	mg/L	0.0200	1.01%
Sb 206.836†	1669.1	2.204	mg/L	0.0079	2.204	mg/L	0.0079	0.36%
Se 196.026†	1565.1	1.960	mg/L	0.0083	1.960	mg/L	0.0083	0.43%
Si 288.158†	2012.7	2.092	mg/L	0.0465	2.092	mg/L	0.0465	2.22%
Sn 189.927†	2321.6	0.9327	mg/L	0.00421	0.9327	mg/L	0.00421	0.45%
Sr 421.552†	585954.2	0.9738	mg/L	0.02137	0.9738	mg/L	0.02137	2.19%
Ti 334.903†	18999.8	0.9869	mg/L	0.02174	0.9869	mg/L	0.02174	2.20%
Tl 190.801†	1363.0	1.938	mg/L	0.0084	1.938	mg/L	0.0084	0.44%
V 292.402†	195341.4	0.9746	mg/L	0.00878	0.9746	mg/L	0.00878	0.90%
Zn 206.200†	369.6	1.026	mg/L	0.0218	1.026	mg/L	0.0218	2.12%

Sequence No.: 12
Sample ID: CB 4
Analyst: BLW
Initial Sample Wt:
Dilution: 1X

Autosampler Location: 1
Date Collected: 10/9/2006 2:36:41 PM
Data Type: Original
Initial Sample Vol:
Sample Prep Vol:

Nebulizer Parameters: CB

Analyte	Back Pressure	Flow
All	181.0 kPa	0.50 L/min

Mean Data: CB

Analyte	Mean Corrected Intensity	Calib Conc.	Calib Units	Calib Std.Dev.	Sample Conc.	Sample Units	Sample Std.Dev.	RSD
ScA 357.253	1063652.0	99.28	%	0.470				0.47%
ScR 361.383	130841.3	102.7	%	1.05				1.03%
Ag 328.068†	7.9	0.00003	mg/L	0.000146	0.00003	mg/L	0.000146	449.21%
Al 308.215†	-1.5	-0.00144	mg/L	0.008520	-0.00144	mg/L	0.008520	590.09%
As 188.979†	-1.7	-0.00305	mg/L	0.001428	-0.00305	mg/L	0.001428	46.83%
B 249.677†	6.9	0.00323	mg/L	0.002145	0.00323	mg/L	0.002145	66.32%
Ba 233.527†	-0.5	-0.00030	mg/L	0.000629	-0.00030	mg/L	0.000629	207.17%
Be 313.042†	-27.6	-0.00006	mg/L	0.000051	-0.00006	mg/L	0.000051	79.13%
Ca 317.933†	0.8	0.00006	mg/L	0.000458	0.00006	mg/L	0.000458	713.21%
Cd 228.802†	-2.0	-0.00008	mg/L	0.000093	-0.00008	mg/L	0.000093	112.68%
Co 228.616†	2.5	0.00010	mg/L	0.000255	0.00010	mg/L	0.000255	247.22%
Cr 267.716†	-2.7	-0.00056	mg/L	0.000587	-0.00056	mg/L	0.000587	105.61%
Cu 324.752†	149.8	0.00068	mg/L	0.000300	0.00068	mg/L	0.000300	43.82%
Fe 273.955†	2.9	0.00501	mg/L	0.000343	0.00501	mg/L	0.000343	6.85%
K 766.490†	-1.5	-0.00117	mg/L	0.011521	-0.00117	mg/L	0.011521	980.84%
Mg 279.077†	4.0	0.00481	mg/L	0.011891	0.00481	mg/L	0.011891	246.97%
Mn 257.610†	10.9	0.00071	mg/L	0.000124	0.00071	mg/L	0.000124	17.47%
Mo 202.031†	0.0	0.00000	mg/L	0.000119	0.00000	mg/L	0.000119	>999.9%
Na 589.592†	54.3	0.01081	mg/L	0.003001	0.01081	mg/L	0.003001	27.75%
Na 330.237†	-9.0	-0.3490	mg/L	0.37536	-0.3490	mg/L	0.37536	107.54%
Ni 231.604†	0.7	0.00069	mg/L	0.002480	0.00069	mg/L	0.002480	358.96%
Pb 220.353†	2.4	0.00045	mg/L	0.000528	0.00045	mg/L	0.000528	117.84%
Sb 206.836†	1.3	0.00174	mg/L	0.003087	0.00174	mg/L	0.003087	177.30%
Se 196.026†	7.8	0.00977	mg/L	0.002057	0.00977	mg/L	0.002057	21.06%
Si 288.158†	6.3	0.00655	mg/L	0.002325	0.00655	mg/L	0.002325	35.50%
Sn 189.927†	5.4	0.00216	mg/L	0.000407	0.00216	mg/L	0.000407	18.89%
Sr 421.552†	30.8	0.00005	mg/L	0.000037	0.00005	mg/L	0.000037	71.51%
Ti 334.903†	24.5	0.00128	mg/L	0.001248	0.00128	mg/L	0.001248	97.71%
Tl 190.801†	5.4	0.00767	mg/L	0.007324	0.00767	mg/L	0.007324	95.47%
V 292.402†	4.0	0.00002	mg/L	0.000130	0.00002	mg/L	0.000130	842.07%
Zn 206.200†	1.4	0.00394	mg/L	0.003808	0.00394	mg/L	0.003808	96.59%

Sequence No.: 13
Sample ID: DI CHECK
Analyst: BLW
Initial Sample Wt:
Dilution: 1X

Autosampler Location: 31
Date Collected: 10/9/2006 2:43:03 PM
Data Type: Original
Initial Sample Vol:
Sample Prep Vol:

Nebulizer Parameters: DI CHECK

Analyte	Back Pressure	Flow
All	181.0 kPa	0.50 L/min

Mean Data: DI CHECK

Analyte	Mean Corrected Intensity	Calib Conc.	Calib Units	Calib Std.Dev.	Sample Conc.	Sample Units	Sample Std.Dev.	RSD
ScA 357.253	1091372.5	101.9	%	0.68				0.67%
ScR 361.383	133301.2	104.6	%	0.36				0.34%
Ag 328.068†	-23.4	-0.00010	mg/L	0.000087	-0.00010	mg/L	0.000087	89.60%
Al 308.215†	7.6	0.00723	mg/L	0.003602	0.00723	mg/L	0.003602	49.86%
As 188.979†	-2.4	-0.00421	mg/L	0.002433	-0.00421	mg/L	0.002433	57.82%
B 249.677†	-3.2	-0.00148	mg/L	0.001442	-0.00148	mg/L	0.001442	97.38%
Ba 233.527†	0.8	0.00051	mg/L	0.001169	0.00051	mg/L	0.001169	231.38%
Be 313.042†	-38.3	-0.00009	mg/L	0.000034	-0.00009	mg/L	0.000034	38.08%
Ca 317.933†	0.9	0.00008	mg/L	0.001618	0.00008	mg/L	0.001618	>999.9%
Cd 228.802†	-2.5	-0.00010	mg/L	0.000081	-0.00010	mg/L	0.000081	78.90%
Co 228.616†	-1.5	-0.00006	mg/L	0.000248	-0.00006	mg/L	0.000248	385.23%
Cr 267.716†	-2.2	-0.00046	mg/L	0.000840	-0.00046	mg/L	0.000840	183.06%
Cu 324.752†	-408.6	-0.00187	mg/L	0.000232	-0.00187	mg/L	0.000232	12.43%
Fe 273.955†	-7.4	-0.01291	mg/L	0.001715	-0.01291	mg/L	0.001715	13.29%
K 766.490†	-24.9	-0.02011	mg/L	0.015982	-0.02011	mg/L	0.015982	79.47%
Mg 279.077†	7.9	0.00943	mg/L	0.004192	0.00943	mg/L	0.004192	44.45%
Mn 257.610†	-4.6	-0.00030	mg/L	0.000067	-0.00030	mg/L	0.000067	22.55%
Mo 202.031†	-0.9	-0.00012	mg/L	0.000135	-0.00012	mg/L	0.000135	108.58%
Na 589.592†	-51.8	-0.01031	mg/L	0.007283	-0.01031	mg/L	0.007283	70.61%
Na 330.237†	-17.3	-0.6712	mg/L	0.07639	-0.6712	mg/L	0.07639	11.38%
Ni 231.604†	0.5	0.00053	mg/L	0.002889	0.00053	mg/L	0.002889	547.65%
Pb 220.353†	-8.9	-0.00170	mg/L	0.001146	-0.00170	mg/L	0.001146	67.26%
Sb 206.836†	3.3	0.00449	mg/L	0.003619	0.00449	mg/L	0.003619	80.66%
Se 196.026†	3.1	0.00386	mg/L	0.006877	0.00386	mg/L	0.006877	178.22%
Si 288.158†	3.5	0.00361	mg/L	0.008013	0.00361	mg/L	0.008013	221.74%
Sn 189.927†	36.5	0.01460	mg/L	0.001370	0.01460	mg/L	0.001370	9.39%
Sr 421.552†	15.8	0.00003	mg/L	0.000141	0.00003	mg/L	0.000141	537.22%
Ti 334.903†	25.6	0.00133	mg/L	0.000610	0.00133	mg/L	0.000610	45.90%
Tl 190.801†	0.5	0.00067	mg/L	0.003169	0.00067	mg/L	0.003169	475.50%
V 292.402†	-13.5	-0.00007	mg/L	0.000119	-0.00007	mg/L	0.000119	168.43%
Zn 206.200†	1.8	0.00492	mg/L	0.001521	0.00492	mg/L	0.001521	30.89%

Sequence No.: 14
Sample ID: JY32 MB1 TWC
Analyst: BLW
Initial Sample Wt:
Dilution: 1X

Autosampler Location: 32
Date Collected: 10/9/2006 2:49:27 PM
Data Type: Original
Initial Sample Vol:
Sample Prep Vol:

Nebulizer Parameters: JY32 MB1 TWC

Analyte	Back Pressure	Flow
All	181.0 kPa	0.50 L/min

Mean Data: JY32 MB1 TWC

Analyte	Mean Corrected Intensity	Calib Conc.	Calib Units	Std.Dev.	Sample Conc.	Sample Units	Std.Dev.	RSD
ScA 357.253	1070773.4	99.95	%	0.405				0.41%
ScR 361.383	128822.9	101.1	%	0.74				0.73%
Ag 328.068†	1.9	0.00001	mg/L	0.000268	0.00001	mg/L	0.000268	>999.9%
Al 308.215†	13.4	0.01275	mg/L	0.003398	0.01275	mg/L	0.003398	26.66%
As 188.979†	-2.3	-0.00403	mg/L	0.006345	-0.00403	mg/L	0.006345	157.49%
B 249.677†	3.2	0.00148	mg/L	0.000949	0.00148	mg/L	0.000949	63.96%
Ba 233.527†	-0.1	-0.00007	mg/L	0.000449	-0.00007	mg/L	0.000449	620.04%
Be 313.042†	-45.7	-0.00011	mg/L	0.000030	-0.00011	mg/L	0.000030	28.10%
Ca 317.933†	268.3	0.02171	mg/L	0.002041	0.02171	mg/L	0.002041	9.40%
Cd 228.802†	0.2	0.00001	mg/L	0.000113	0.00001	mg/L	0.000113	834.79%
Co 228.616†	4.1	0.00017	mg/L	0.000171	0.00017	mg/L	0.000171	99.36%
Cr 267.716†	-0.5	-0.00010	mg/L	0.000222	-0.00010	mg/L	0.000222	217.60%
Cu 324.752†	-14.9	-0.00007	mg/L	0.000111	-0.00007	mg/L	0.000111	165.15%
Fe 273.955†	5.7	0.00992	mg/L	0.002209	0.00992	mg/L	0.002209	22.26%
K 766.490†	10.7	0.00861	mg/L	0.014377	0.00861	mg/L	0.014377	167.04%
Mg 279.077†	0.7	0.00084	mg/L	0.008705	0.00084	mg/L	0.008705	>999.9%
Mn 257.610†	9.2	0.00060	mg/L	0.000116	0.00060	mg/L	0.000116	19.30%
Mo 202.031†	0.1	0.00002	mg/L	0.000277	0.00002	mg/L	0.000277	>999.9%
Na 589.592†	22.2	0.00442	mg/L	0.007996	0.00442	mg/L	0.007996	180.74%
Na 330.237†	-7.3	-0.2855	mg/L	0.76511	-0.2855	mg/L	0.76511	268.02%
Ni 231.604†	-1.3	-0.00126	mg/L	0.002428	-0.00126	mg/L	0.002428	192.75%
Pb 220.353†	1.5	0.00029	mg/L	0.000249	0.00029	mg/L	0.000249	86.62%
Sb 206.836†	0.2	0.00029	mg/L	0.003613	0.00029	mg/L	0.003613	>999.9%
Se 196.026†	5.6	0.00705	mg/L	0.007170	0.00705	mg/L	0.007170	101.65%
Si 288.158†	19.3	0.02000	mg/L	0.005662	0.02000	mg/L	0.005662	28.31%
Sn 189.927†	3.0	0.00118	mg/L	0.001285	0.00118	mg/L	0.001285	108.64%
Sr 421.552†	33.3	0.00006	mg/L	0.000033	0.00006	mg/L	0.000033	59.39%
Ti 334.903†	15.8	0.00082	mg/L	0.000064	0.00082	mg/L	0.000064	7.87%
Tl 190.801†	-1.0	-0.00140	mg/L	0.005404	-0.00140	mg/L	0.005404	387.13%
V 292.402†	19.3	0.00009	mg/L	0.000088	0.00009	mg/L	0.000088	93.06%
Zn 206.200†	3.7	0.01037	mg/L	0.003360	0.01037	mg/L	0.003360	32.40%

Sequence No.: 15
Sample ID: JY32 A-L TWC
Analyst: BLW
Initial Sample Wt:
Dilution: 5X serial dilution

Autosampler Location: 33
Date Collected: 10/9/2006 2:55:52 PM
Data Type: Original
Initial Sample Vol:
Sample Prep Vol:

Nebulizer Parameters: JY32 A-L TWC

Analyte	Back Pressure	Flow
All	181.0 kPa	0.50 L/min

Mean Data: JY32 A-L TWC

Analyte	Mean Corrected Intensity	Calib Conc.	Calib Units	Calib Std.Dev.	Sample Conc.	Sample Units	Sample Std.Dev.	RSD
ScA 357.253	1061111.0	99.05	%	0.339				0.34%
ScR 361.383	130117.3	102.1	%	0.70				0.69%
Ag 328.068†	-40.9	-0.00018	mg/L	0.000129	-0.00089	mg/L	0.000643	72.25%
Al 308.215†	14.6	0.01381	mg/L	0.001030	0.06905	mg/L	0.005149	7.46%
As 188.979†	-1.0	-0.00247	mg/L	0.004918	-0.01234	mg/L	0.024591	199.24%
B 249.677†	19.8	0.00927	mg/L	0.002106	0.04637	mg/L	0.010532	22.71%
Ba 233.527†	25.7	0.01539	mg/L	0.000975	0.07694	mg/L	0.004875	6.34%
Be 313.042†	-23.1	-0.00005	mg/L	0.000006	-0.00027	mg/L	0.000028	10.54%
Ca 317.933†	201127.5	16.27	mg/L	0.031	81.37	mg/L	0.154	0.19%
Cd 228.802†	-0.7	-0.00003	mg/L	0.000154	-0.00016	mg/L	0.000769	491.16%
Co 228.616†	2.4	0.00009	mg/L	0.000268	0.00047	mg/L	0.001342	285.06%
Cr 267.716†	0.4	-0.00066	mg/L	0.000580	-0.00331	mg/L	0.002899	87.49%
Cu 324.752†	-2.6	-0.00003	mg/L	0.000196	-0.00015	mg/L	0.000979	637.63%
Fe 273.955†	59.2	0.1030	mg/L	0.00035	0.5149	mg/L	0.00177	0.34%
K 766.490†	196.9	0.1587	mg/L	0.02373	0.7937	mg/L	0.11867	14.95%
Mg 279.077†	3178.1	3.796	mg/L	0.0110	18.98	mg/L	0.055	0.29%
Mn 257.610†	1339.4	0.08674	mg/L	0.000836	0.4337	mg/L	0.00418	0.96%
Mo 202.031†	38.3	0.00524	mg/L	0.000113	0.02620	mg/L	0.000565	2.16%
Na 589.592†	3842.6	0.7651	mg/L	0.00870	3.825	mg/L	0.0435	1.14%
Na 330.237†	21.2	0.6560	mg/L	0.08434	3.280	mg/L	0.4217	12.86%
Ni 231.604†	-1.6	-0.00160	mg/L	0.001004	-0.00800	mg/L	0.005022	62.74%
Pb 220.353†	3.2	0.00062	mg/L	0.000885	0.00308	mg/L	0.004425	143.44%
Sb 206.836†	1.0	0.00117	mg/L	0.000668	0.00586	mg/L	0.003342	57.04%
Se 196.026†	-3.9	-0.00498	mg/L	0.002526	-0.02491	mg/L	0.012632	50.70%
Si 288.158†	1253.8	1.302	mg/L	0.0109	6.511	mg/L	0.0543	0.83%
Sn 189.927†	-16.5	-0.00541	mg/L	0.001481	-0.02704	mg/L	0.007405	27.39%
Sr 421.552†	11000.2	0.01828	mg/L	0.000077	0.09141	mg/L	0.000386	0.42%
Ti 334.903†	40.0	0.00207	mg/L	0.001016	0.01037	mg/L	0.005078	48.99%
Tl 190.801†	-4.1	-0.00580	mg/L	0.000543	-0.02899	mg/L	0.002713	9.36%
V 292.402†	15.2	0.00009	mg/L	0.000107	0.00046	mg/L	0.000537	116.89%
Zn 206.200†	0.2	0.00093	mg/L	0.000320	0.00466	mg/L	0.001601	34.37%

Sequence No.: 16
Sample ID: JY32 A TWC
Analyst: BLW
Initial Sample Wt:
Dilution: 1X

Autosampler Location: 34
Date Collected: 10/9/2006 3:02:16 PM
Data Type: Original
Initial Sample Vol:
Sample Prep Vol:

Nebulizer Parameters: JY32 A TWC

Analyte	Back Pressure	Flow
All	181.0 kPa	0.50 L/min

Mean Data: JY32 A TWC

Analyte	Mean Corrected Intensity	Calib Conc.	Calib Units	Calib Std.Dev.	Sample Conc.	Sample Units	Sample Std.Dev.	RSD
ScA 357.253	1060877.6	99.02	%	0.465				0.47%
ScR 361.383	130542.7	102.4	%	0.63				0.62%
Ag 328.068†	-50.7	-0.00026	mg/L	0.000181	-0.00026	mg/L	0.000181	70.86%
Al 308.215†	35.7	0.03358	mg/L	0.009373	0.03358	mg/L	0.009373	27.91%
As 188.979†	2.7	0.00132	mg/L	0.002890	0.00132	mg/L	0.002890	218.91%
B 249.677†	108.7	0.05080	mg/L	0.001406	0.05080	mg/L	0.001406	2.77%
Ba 233.527†	130.7	0.07837	mg/L	0.000773	0.07837	mg/L	0.000773	0.99%
Be 313.042†	-53.9	-0.00013	mg/L	0.000039	-0.00013	mg/L	0.000039	30.82%
Ca 317.933†	977125.2	79.06	mg/L	0.191	79.06	mg/L	0.191	0.24%
Cd 228.802†	-1.8	-0.00009	mg/L	0.000140	-0.00009	mg/L	0.000140	155.41%
Co 228.616†	6.3	0.00024	mg/L	0.000141	0.00024	mg/L	0.000141	58.64%
Cr 267.716†	21.0	0.00087	mg/L	0.000578	0.00087	mg/L	0.000578	66.16%
Cu 324.752†	87.5	0.00031	mg/L	0.000052	0.00031	mg/L	0.000052	16.81%
Fe 273.955†	280.4	0.4875	mg/L	0.00549	0.4875	mg/L	0.00549	1.13%
K 766.490†	901.9	0.7272	mg/L	0.01446	0.7272	mg/L	0.01446	1.99%
Mg 279.077†	15096.2	18.03	mg/L	0.213	18.03	mg/L	0.213	1.18%
Mn 257.610†	6466.3	0.4188	mg/L	0.00330	0.4188	mg/L	0.00330	0.79%
Mo 202.031†	164.9	0.02255	mg/L	0.000462	0.02255	mg/L	0.000462	2.05%
Na 589.592†	19598.0	3.902	mg/L	0.0158	3.902	mg/L	0.0158	0.40%
Na 330.237†	125.6	4.057	mg/L	0.4273	4.057	mg/L	0.4273	10.53%
Ni 231.604†	-0.2	-0.00019	mg/L	0.003024	-0.00019	mg/L	0.003024	>999.9%
Pb 220.353†	7.6	0.00147	mg/L	0.000795	0.00147	mg/L	0.000795	54.05%
Sb 206.836†	6.3	0.00789	mg/L	0.000950	0.00789	mg/L	0.000950	12.05%
Se 196.026†	-6.5	-0.00861	mg/L	0.008891	-0.00861	mg/L	0.008891	103.32%
Si 288.158†	6335.6	6.580	mg/L	0.0798	6.580	mg/L	0.0798	1.21%
Sn 189.927†	-54.8	-0.01619	mg/L	0.002492	-0.01619	mg/L	0.002492	15.39%
Sr 421.552†	54329.5	0.09029	mg/L	0.000095	0.09029	mg/L	0.000095	0.11%
Ti 334.903†	85.7	0.00443	mg/L	0.000664	0.00443	mg/L	0.000664	14.98%
Tl 190.801†	-7.0	-0.00989	mg/L	0.004133	-0.00989	mg/L	0.004133	41.76%
V 292.402†	54.6	0.00038	mg/L	0.000076	0.00038	mg/L	0.000076	20.03%
Zn 206.200†	0.4	0.00297	mg/L	0.003486	0.00297	mg/L	0.003486	117.17%

Sequence No.: 17
Sample ID: JY32 ADUP TWC
Analyst: BLW
Initial Sample Wt:
Dilution: 1X

Autosampler Location: 35
Date Collected: 10/9/2006 3:08:57 PM
Data Type: Original
Initial Sample Vol:
Sample Prep Vol:

Nebulizer Parameters: JY32 ADUP TWC

Analyte	Back Pressure	Flow
All	182.0 kPa	0.50 L/min

Mean Data: JY32 ADUP TWC

Analyte	Mean Corrected Intensity	Calib Conc.	Calib Units	Calib Std.Dev.	Sample Conc.	Sample Units	Sample Std.Dev.	RSD
ScA 357.253	1056509.6	98.62	%	0.678				0.69%
ScR 361.383	133406.1	104.7	%	0.67				0.64%
Ag 328.068†	111.9	0.00041	mg/L	0.000190	0.00041	mg/L	0.000190	46.04%
Al 308.215†	36.2	0.03405	mg/L	0.006696	0.03405	mg/L	0.006696	19.67%
As 188.979†	6.0	0.00721	mg/L	0.003132	0.00721	mg/L	0.003132	43.44%
B 249.677†	109.3	0.05111	mg/L	0.001213	0.05111	mg/L	0.001213	2.37%
Ba 233.527†	133.1	0.07980	mg/L	0.000427	0.07980	mg/L	0.000427	0.54%
Be 313.042†	-60.7	-0.00014	mg/L	0.000058	-0.00014	mg/L	0.000058	41.23%
Ca 317.933†	970368.9	78.52	mg/L	0.194	78.52	mg/L	0.194	0.25%
Cd 228.802†	-3.1	-0.00015	mg/L	0.000092	-0.00015	mg/L	0.000092	59.89%
Co 228.616†	1.6	0.00004	mg/L	0.000192	0.00004	mg/L	0.000192	472.24%
Cr 267.716†	24.0	0.00150	mg/L	0.000200	0.00150	mg/L	0.000200	13.39%
Cu 324.752†	8.0	-0.00005	mg/L	0.000021	-0.00005	mg/L	0.000021	40.78%
Fe 273.955†	283.1	0.4921	mg/L	0.00022	0.4921	mg/L	0.00022	0.05%
K 766.490†	810.1	0.6532	mg/L	0.01560	0.6532	mg/L	0.01560	2.39%
Mg 279.077†	15095.6	18.03	mg/L	0.265	18.03	mg/L	0.265	1.47%
Mn 257.610†	6543.4	0.4238	mg/L	0.00386	0.4238	mg/L	0.00386	0.91%
Mo 202.031†	164.4	0.02249	mg/L	0.000371	0.02249	mg/L	0.000371	1.65%
Na 589.592†	18790.2	3.741	mg/L	0.0038	3.741	mg/L	0.0038	0.10%
Na 330.237†	115.6	3.673	mg/L	0.2575	3.673	mg/L	0.2575	7.01%
Ni 231.604†	1.9	0.00190	mg/L	0.002321	0.00190	mg/L	0.002321	122.09%
Pb 220.353†	7.9	0.00154	mg/L	0.001027	0.00154	mg/L	0.001027	66.67%
Sb 206.836†	7.2	0.00909	mg/L	0.003569	0.00909	mg/L	0.003569	39.25%
Se 196.026†	-4.4	-0.00599	mg/L	0.003781	-0.00599	mg/L	0.003781	63.12%
Si 288.158†	6604.0	6.859	mg/L	0.0728	6.859	mg/L	0.0728	1.06%
Sn 189.927†	-54.5	-0.01608	mg/L	0.001421	-0.01608	mg/L	0.001421	8.84%
Sr 421.552†	53153.7	0.08834	mg/L	0.000227	0.08834	mg/L	0.000227	0.26%
Ti 334.903†	100.0	0.00518	mg/L	0.000835	0.00518	mg/L	0.000835	16.13%
Tl 190.801†	-4.9	-0.00696	mg/L	0.003838	-0.00696	mg/L	0.003838	55.15%
V 292.402†	25.3	0.00024	mg/L	0.000214	0.00024	mg/L	0.000214	89.84%
Zn 206.200†	2.6	0.00899	mg/L	0.004330	0.00899	mg/L	0.004330	48.17%

Sequence No.: 18
Sample ID: JY32 ASPK TWC
Analyst: BLW
Initial Sample Wt:
Dilution: 1X

Autosampler Location: 36
Date Collected: 10/9/2006 3:15:38 PM
Data Type: Original
Initial Sample Vol:
Sample Prep Vol:

Nebulizer Parameters: JY32 ASPK TWC

Analyte	Back Pressure	Flow
All	181.0 kPa	0.50 L/min

Mean Data: JY32 ASPK TWC

Analyte	Mean Corrected Intensity	Calib Conc.	Calib Units	Std.Dev.	Sample Conc.	Sample Units	Std.Dev.	RSD
ScA 357.253	1059963.2	98.94	%	0.697				0.70%
ScR 361.383	131137.0	102.9	%	0.96				0.93%
Ag 328.068†	119908.1	0.4937	mg/L	0.00390	0.4937	mg/L	0.00390	0.79%
Al 308.215†	2143.5	2.034	mg/L	0.0232	2.034	mg/L	0.0232	1.14%
As 188.979†	1180.0	2.067	mg/L	0.0060	2.067	mg/L	0.0060	0.29%
B 249.677†	110.3	0.05255	mg/L	0.002070	0.05255	mg/L	0.002070	3.94%
Ba 233.527†	3505.3	2.092	mg/L	0.0301	2.092	mg/L	0.0301	1.44%
Be 313.042†	228591.4	0.5275	mg/L	0.00187	0.5275	mg/L	0.00187	0.35%
Ca 317.933†	1107370.1	89.60	mg/L STL	0.407	89.60	mg/L	0.407	0.45%
Cd 228.802†	11398.2	0.5034	mg/L	0.00370	0.5034	mg/L	0.00370	0.73%
Co 228.616†	11127.4	0.4702	mg/L	0.00194	0.4702	mg/L	0.00194	0.41%
Cr 267.716†	2451.4	0.5066	mg/L	0.00559	0.5066	mg/L	0.00559	1.10%
Cu 324.752†	107852.1	0.4922	mg/L	0.00420	0.4922	mg/L	0.00420	0.85%
Fe 273.955†	1521.5	2.644	mg/L	0.0390	2.644	mg/L	0.0390	1.48%
K 766.490†	13783.9	11.11	mg/L	0.070	11.11	mg/L	0.070	0.63%
Mg 279.077†	23763.1	28.38	mg/L	0.233	28.38	mg/L	0.233	0.82%
Mn 257.610†	14507.5	0.9409	mg/L	0.00809	0.9409	mg/L	0.00809	0.86%
Mo 202.031†	173.7	0.02356	mg/L	0.000071	0.02356	mg/L	0.000071	0.30%
Na 589.592†	71947.1	14.33	mg/L	0.067	14.33	mg/L	0.067	0.47%
Na 330.237†	390.0	14.05	mg/L	0.263	14.05	mg/L	0.263	1.87%
Ni 231.604†	508.0	0.4989	mg/L	0.00742	0.4989	mg/L	0.00742	1.49%
Pb 220.353†	10450.4	1.999	mg/L	0.0213	1.999	mg/L	0.0213	1.07%
Sb 206.836†	11.1	0.00775	mg/L	0.002859	0.00775	mg/L	0.002859	36.89%
Se 196.026†	1636.7	2.050	mg/L	0.0153	2.050	mg/L	0.0153	0.75%
Si 288.158†	5915.8	6.145	mg/L	0.0901	6.145	mg/L	0.0901	1.47%
Sn 189.927†	-58.8	-0.01690	mg/L	0.000499	-0.01690	mg/L	0.000499	2.95%
Sr 421.552†	363786.5	0.6046	mg/L	0.00155	0.6046	mg/L	0.00155	0.26%
Ti 334.903†	91.6	0.00463	mg/L	0.000641	0.00463	mg/L	0.000641	13.83%
Tl 190.801†	1319.3	1.877	mg/L	0.0101	1.877	mg/L	0.0101	0.54%
V 292.402†	102213.3	0.5100	mg/L	0.00457	0.5100	mg/L	0.00457	0.90%
Zn 206.200†	181.8	0.5067	mg/L	0.00534	0.5067	mg/L	0.00534	1.05%

Sequence No.: 19
Sample ID: QC21
Analyst: BLW
Initial Sample Wt:
Dilution: 1X

Autosampler Location: 37
Date Collected: 10/9/2006 3:22:23 PM
Data Type: Original
Initial Sample Vol:
Sample Prep Vol:

Nebulizer Parameters: QC21

Analyte	Back Pressure	Flow
All	182.0 kPa	0.50 L/min

Mean Data: QC21

Analyte	Mean Corrected Intensity	Calib Conc.	Calib Units	Calib Std.Dev.	Sample Conc.	Sample Units	Sample Std.Dev.	RSD
ScA 357.253	1078564.6	100.7	%	1.53				1.52%
ScR 361.383	131658.7	103.3	%	1.79				1.73%
Ag 328.068†	-44.2	-0.00001	mg/L	0.000163	-0.00001	mg/L	0.000163	>999.9%
Al 308.215†	84.8	0.00551	mg/L	0.002436	0.00551	mg/L	0.002436	44.22%
As 188.979†	1124.3	1.965	mg/L	0.0322	1.965	mg/L	0.0322	1.64%
B 249.677†	-14.9	0.00030	mg/L	0.001020	0.00030	mg/L	0.001020	341.12%
Ba 233.527†	1.2	-0.00009	mg/L	0.000667	-0.00009	mg/L	0.000667	706.08%
Be 313.042†	883502.1	2.039	mg/L	0.0255	2.039	mg/L	0.0255	1.25%
Ca 317.933†	25675.2	2.078	mg/L	0.0404	2.078	mg/L	0.0404	1.95%
Cd 228.802†	45026.7	1.998	mg/L	0.0436	1.998	mg/L	0.0436	2.18%
Co 228.616†	46700.4	1.973	mg/L	0.0427	1.973	mg/L	0.0427	2.16%
Cr 267.716†	9785.8	2.044	mg/L	0.0392	2.044	mg/L	0.0392	1.92%
Cu 324.752†	450288.4	2.053	mg/L	0.0311	2.053	mg/L	0.0311	1.52%
Fe 273.955†	1219.2	2.114	mg/L	0.0372	2.114	mg/L	0.0372	1.76%
K 766.490†	-62.4	-0.05034	mg/L	0.030390	-0.05034	mg/L	0.030390	60.37%
Mg 279.077†	1722.6	2.067	mg/L	0.0332	2.067	mg/L	0.0332	1.61%
Mn 257.610†	32159.8	2.088	mg/L	0.0394	2.088	mg/L	0.0394	1.89%
Mo 202.031†	14676.3	2.042	mg/L	0.0420	2.042	mg/L	0.0420	2.06%
Na 589.592†	77.0	0.01533	mg/L	0.001339	0.01533	mg/L	0.001339	8.74%
Na 330.237†	-20.3	-0.8095	mg/L	0.20477	-0.8095	mg/L	0.20477	25.30%
Ni 231.604†	2109.0	2.072	mg/L	0.0364	2.072	mg/L	0.0364	1.76%
Pb 220.353†	10575.3	2.025	mg/L	0.0442	2.025	mg/L	0.0442	2.18%
Sb 206.836†	1682.0	2.197	mg/L	0.0207	2.197	mg/L	0.0207	0.94%
Se 196.026†	1595.3	1.997	mg/L	0.0207	1.997	mg/L	0.0207	1.04%
Si 288.158†	56.2	0.06263	mg/L	0.004001	0.06263	mg/L	0.004001	6.39%
Sn 189.927†	-16.7	-0.00276	mg/L	0.001042	-0.00276	mg/L	0.001042	37.82%
Sr 421.552†	1206823.4	2.006	mg/L	0.0284	2.006	mg/L	0.0284	1.42%
Ti 334.903†	39336.5	2.043	mg/L	0.0375	2.043	mg/L	0.0375	1.84%
Tl 190.801†	1456.7	2.068	mg/L	0.0289	2.068	mg/L	0.0289	1.40%
V 292.402†	405183.3	2.022	mg/L	0.0305	2.022	mg/L	0.0305	1.51%
Zn 206.200†	738.5	2.049	mg/L	0.0401	2.049	mg/L	0.0401	1.96%

Sequence No.: 20
Sample ID: QC7M
Analyst: BLW
Initial Sample Wt:
Dilution: 1X

Autosampler Location: 38
Date Collected: 10/9/2006 3:29:06 PM
Data Type: Original
Initial Sample Vol:
Sample Prep Vol:

Nebulizer Parameters: QC7M

Analyte	Back Pressure	Flow
All	181.0 kPa	0.50 L/min

Mean Data: QC7M

Analyte	Mean Corrected Intensity	Calib Conc.	Calib Units	Calib Std.Dev.	Sample Conc.	Sample Units	Sample Std.Dev.	RSD
ScA 357.253	1074955.7	100.3	%	0.18				0.18%
ScR 361.383	130998.4	102.8	%	0.52				0.51%
Ag 328.068†	237369.6	0.9770	mg/L ✓	0.00080	0.9770	mg/L	0.00080	0.08%
Al 308.215†	2099.6	2.001	mg/L ✓	0.0173	2.001	mg/L	0.0173	0.86%
As 188.979†	-0.7	-0.00175	mg/L	0.000125	-0.00175	mg/L	0.000125	7.14%
B 249.677†	4379.6	2.045	mg/L ✓	0.0156	2.045	mg/L	0.0156	0.76%
Ba 233.527†	3271.1	1.952	mg/L ✓	0.0139	1.952	mg/L	0.0139	0.71%
Be 313.042†	-8.9	-0.00002	mg/L	0.000016	-0.00002	mg/L	0.000016	78.13%
Ca 317.933†	49.3	0.00399	mg/L	0.000510	0.00399	mg/L	0.000510	12.77%
Cd 228.802†	-1.1	-0.00014	mg/L	0.000068	-0.00014	mg/L	0.000068	49.05%
Co 228.616†	11.4	0.00004	mg/L	0.000090	0.00004	mg/L	0.000090	232.34%
Cr 267.716†	1.8	0.00037	mg/L	0.000353	0.00037	mg/L	0.000353	94.30%
Cu 324.752†	708.4	0.00323	mg/L	0.000302	0.00323	mg/L	0.000302	9.36%
Fe 273.955†	3.3	0.00574	mg/L	0.002695	0.00574	mg/L	0.002695	46.94%
K 766.490†	25320.1	20.42	mg/L ✓	0.154	20.42	mg/L	0.154	0.75%
Mg 279.077†	3.9	0.00466	mg/L	0.004339	0.00466	mg/L	0.004339	93.18%
Mn 257.610†	13.8	0.00088	mg/L	0.000104	0.00088	mg/L	0.000104	11.85%
Mo 202.031†	3.4	0.00047	mg/L	0.000244	0.00047	mg/L	0.000244	52.00%
Na 589.592†	10455.1	2.082	mg/L ✓	0.0207	2.082	mg/L	0.0207	1.00%
Na 330.237†	57.9	2.238	mg/L	0.3425	2.238	mg/L	0.3425	15.31%
Ni 231.604†	-1.1	-0.00107	mg/L	0.000915	-0.00107	mg/L	0.000915	85.41%
Pb 220.353†	1.1	0.00057	mg/L	0.000522	0.00057	mg/L	0.000522	91.48%
Sb 206.836†	1.6	0.00212	mg/L	0.002644	0.00212	mg/L	0.002644	124.74%
Se 196.026†	1.0	0.00119	mg/L	0.003628	0.00119	mg/L	0.003628	303.61%
Si 288.158†	2105.7	2.187	mg/L ✓	0.0111	2.187	mg/L	0.0111	0.51%
Sn 189.927†	0.7	0.00029	mg/L	0.001496	0.00029	mg/L	0.001496	511.36%
Sr 421.552†	27.0	0.00004	mg/L	0.000033	0.00004	mg/L	0.000033	74.58%
Ti 334.903†	21.2	0.00110	mg/L	0.000384	0.00110	mg/L	0.000384	34.90%
Tl 190.801†	4.1	0.00585	mg/L	0.001692	0.00585	mg/L	0.001692	28.92%
V 292.402†	13.7	0.00007	mg/L	0.000036	0.00007	mg/L	0.000036	50.69%
Zn 206.200†	3.1	0.00873	mg/L	0.002410	0.00873	mg/L	0.002410	27.62%

Sequence No.: 21
Sample ID: JZ23 J SWC
Analyst: BLW
Initial Sample Wt:
Dilution: 5X

Autosampler Location: 39
Date Collected: 10/9/2006 3:35:30 PM
Data Type: Original
Initial Sample Vol:
Sample Prep Vol:

Nebulizer Parameters: JZ23 J SWC

Analyte	Back Pressure	Flow
All	181.0 kPa	0.50 L/min

Mean Data: JZ23 J SWC

Analyte	Mean Corrected Intensity	Calib Conc.	Calib Units	Calib Std.Dev.	Sample Conc.	Sample Units	Sample Std.Dev.	RSD
ScA 357.253	1079528.4	100.8	%	0.24				0.24%
ScR 361.383	132699.1	104.1	%	0.14				0.14%
Ag 328.068†	-1346.0	0.00102	mg/L	0.000021	0.00512	mg/L	0.000103	2.00%
Al 308.215†	85115.7	81.10	mg/L	0.099	405.5	mg/L	0.49	0.12%
As 188.979†	230.0	0.3865	mg/L	0.00989	1.933	mg/L	0.0494	2.56%
B 249.677†	109.9	0.05051	mg/L	0.003927	0.2526	mg/L	0.01964	7.77%
Ba 233.527†	333.1	0.1883	mg/L	0.00151	0.9417	mg/L	0.00757	0.80%
Be 313.042†	638.4	0.00107	mg/L	0.000046	0.00536	mg/L	0.000231	4.32%
Ca 317.933†	584849.9	47.32	mg/L	0.104	236.6	mg/L	0.52	0.22%
Cd 228.802†	70.9	0.00259	mg/L	0.000075	0.01296	mg/L	0.000377	2.91%
Co 228.616†	1194.7	0.04407	mg/L	0.000213	0.2203	mg/L	0.00106	0.48%
Cr 267.716†	439.0	0.09193	mg/L	0.000323	0.4596	mg/L	0.00161	0.35%
Cu 324.752†	45432.1	0.2210	mg/L	0.00073	1.105	mg/L	0.0036	0.33%
Fe 273.955†	84580.4	147.0	mg/L	0.79	735.2	mg/L	3.94	0.54%
K 766.490†	9279.2	7.482	mg/L	0.0125	37.41	mg/L	0.063	0.17%
Mg 279.077†	29799.9	35.49	mg/L	0.074	177.5	mg/L	0.37	0.21%
Mn 257.610†	50332.5	3.265	mg/L	0.0099	16.33	mg/L	0.050	0.30%
Mo 202.031†	57.4	0.00723	mg/L	0.000308	0.03615	mg/L	0.001542	4.26%
Na 589.592†	19915.5	3.965	mg/L	0.0206	19.83	mg/L	0.103	0.52%
Na 330.237†	91.0	3.593	mg/L	0.2150	17.97	mg/L	1.075	5.98%
Ni 231.604†	86.2	0.08462	mg/L	0.003453	0.4231	mg/L	0.01726	4.08%
Pb 220.353†	716.4	0.1514	mg/L	0.00080	0.7570	mg/L	0.00401	0.53%
Sb 206.836†	16.3	0.00817	mg/L	0.001718	0.04084	mg/L	0.008590	21.03%
Se 196.026†	-32.3	-0.02660	mg/L	0.007378	-0.1330	mg/L	0.03689	27.73%
Si 288.158†	1984.9	2.062	mg/L	0.0069	10.31	mg/L	0.034	0.33%
Sn 189.927†	-35.4	-0.01127	mg/L	0.001015	-0.05635	mg/L	0.005077	9.01%
Sr 421.552†	176181.9	0.2928	mg/L	0.00060	1.464	mg/L	0.0030	0.21%
Ti 334.903†	56585.9	2.943	mg/L	0.0044	14.71	mg/L	0.022	0.15%
Tl 190.801†	-13.8	-0.02303	mg/L	0.007192	-0.1152	mg/L	0.03596	31.23%
V 292.402†	52045.9	0.2575	mg/L	0.00098	1.288	mg/L	0.0049	0.38%
Zn 206.200†	262.1	0.7248	mg/L	0.00591	3.624	mg/L	0.0296	0.82%

Sequence No.: 22
Sample ID: JY32 MB1SPK TWC
Analyst: BLW
Initial Sample Wt:
Dilution: 1X

Autosampler Location: 40
Date Collected: 10/9/2006 3:41:55 PM
Data Type: Original
Initial Sample Vol:
Sample Prep Vol:

Nebulizer Parameters: JY32 MB1SPK TWC

Analyte	Back Pressure	Flow
All	182.0 kPa	0.50 L/min

Mean Data: JY32 MB1SPK TWC

Analyte	Mean Corrected Intensity	Calib Conc.	Calib Units	Calib Std.Dev.	Sample Conc.	Sample Units	Sample Std.Dev.	RSD
ScA 357.253	1076349.7	100.5	%	0.19				0.19%
ScR 361.383	132862.5	104.3	%	1.59				1.52%
Ag 328.068†	119718.6	0.4929	mg/L	0.00202	0.4929	mg/L	0.00202	0.41%
Al 308.215†	2104.9	1.997	mg/L	0.0282	1.997	mg/L	0.0282	1.41%
As 188.979†	1154.5	2.026	mg/L	0.0073	2.026	mg/L	0.0073	0.36%
B 249.677†	4.9	0.00324	mg/L	0.000268	0.00324	mg/L	0.000268	8.26%
Ba 233.527†	3388.5	2.021	mg/L	0.0325	2.021	mg/L	0.0325	1.61%
Be 313.042†	227945.8	0.5261	mg/L	0.00036	0.5261	mg/L	0.00036	0.07%
Ca 317.933†	125941.4	10.19	mg/L	0.150	10.19	mg/L	0.150	1.48%
Cd 228.802†	11516.2	0.5087	mg/L	0.00187	0.5087	mg/L	0.00187	0.37%
Co 228.616†	11618.5	0.4910	mg/L	0.00164	0.4910	mg/L	0.00164	0.33%
Cr 267.716†	2442.5	0.5083	mg/L	0.00728	0.5083	mg/L	0.00728	1.43%
Cu 324.752†	112737.1	0.5146	mg/L	0.00237	0.5146	mg/L	0.00237	0.46%
Fe 273.955†	1268.5	2.204	mg/L	0.0351	2.204	mg/L	0.0351	1.59%
K 766.490†	12684.2	10.23	mg/L	0.176	10.23	mg/L	0.176	1.72%
Mg 279.077†	8522.1	10.18	mg/L	0.161	10.18	mg/L	0.161	1.58%
Mn 257.610†	7951.3	0.5163	mg/L	0.00808	0.5163	mg/L	0.00808	1.56%
Mo 202.031†	14.4	0.00179	mg/L	0.000128	0.00179	mg/L	0.000128	7.19%
Na 589.592†	51737.0	10.30	mg/L	0.029	10.30	mg/L	0.029	0.28%
Na 330.237†	269.3	10.18	mg/L	0.249	10.18	mg/L	0.249	2.44%
Ni 231.604†	521.6	0.5122	mg/L	0.01075	0.5122	mg/L	0.01075	2.10%
Pb 220.353†	10681.6	2.043	mg/L	0.0063	2.043	mg/L	0.0063	0.31%
Sb 206.836†	6.3	0.00170	mg/L	0.003251	0.00170	mg/L	0.003251	191.23%
Se 196.026†	1627.9	2.039	mg/L	0.0078	2.039	mg/L	0.0078	0.38%
Si 288.158†	20.6	0.02248	mg/L	0.001389	0.02248	mg/L	0.001389	6.18%
Sn 189.927†	-12.7	-0.00422	mg/L	0.001846	-0.00422	mg/L	0.001846	43.79%
Sr 421.552†	308802.7	0.5132	mg/L	0.00115	0.5132	mg/L	0.00115	0.22%
Ti 334.903†	44.0	0.00218	mg/L	0.000214	0.00218	mg/L	0.000214	9.83%
Tl 190.801†	1386.0	1.971	mg/L	0.0148	1.971	mg/L	0.0148	0.75%
V 292.402†	102276.7	0.5102	mg/L	0.00153	0.5102	mg/L	0.00153	0.30%
Zn 206.200†	189.9	0.5275	mg/L	0.00992	0.5275	mg/L	0.00992	1.88%

Sequence No.: 23
Sample ID: CV
Analyst: BLW
Initial Sample Wt:
Dilution: 1X

Autosampler Location: 7
Date Collected: 10/9/2006 3:48:35 PM
Data Type: Original
Initial Sample Vol:
Sample Prep Vol:

Nebulizer Parameters: CV

Analyte	Back Pressure	Flow
All	181.0 kPa	0.50 L/min

Mean Data: CV

Analyte	Mean Corrected Intensity	Calib Conc.	Calib Units	Calib Std.Dev.	Sample Conc.	Sample Units	Sample Std.Dev.	RSD
ScA 357.253	1058210.5	98.77	%	0.435				0.44%
ScR 361.383	133385.4	104.7	%	1.21				1.15%
Ag 328.068†	234834.5	0.9667	mg/L	0.00121	0.9667	mg/L	0.00121	0.13%
Al 308.215†	2066.5	1.933	mg/L	0.0194	1.933	mg/L	0.0194	1.00%
As 188.979†	1114.2	1.951	mg/L	0.0152	1.951	mg/L	0.0152	0.78%
B 249.677†	2075.8	0.9725	mg/L	0.01226	0.9725	mg/L	0.01226	1.26%
Ba 233.527†	1683.5	1.004	mg/L	0.0115	1.004	mg/L	0.0115	1.15%
Be 313.042†	434970.0	1.004	mg/L	0.0027	1.004	mg/L	0.0027	0.27%
Ca 317.933†	25023.8	2.025	mg/L	0.0153	2.025	mg/L	0.0153	0.75%
Cd 228.802†	22785.5	1.010	mg/L	0.0028	1.010	mg/L	0.0028	0.28%
Co 228.616†	22644.4	0.9564	mg/L	0.00302	0.9564	mg/L	0.00302	0.32%
Cr 267.716†	4665.3	0.9744	mg/L	0.01105	0.9744	mg/L	0.01105	1.13%
Cu 324.752†	231222.8	1.054	mg/L	0.0020	1.054	mg/L	0.0020	0.19%
Fe 273.955†	1219.1	2.117	mg/L	0.0238	2.117	mg/L	0.0238	1.13%
K 766.490†	24380.6	19.66	mg/L	0.239	19.66	mg/L	0.239	1.21%
Mg 279.077†	1659.4	1.986	mg/L	0.0204	1.986	mg/L	0.0204	1.03%
Mn 257.610†	15480.7	1.005	mg/L	0.0069	1.005	mg/L	0.0069	0.69%
Mo 202.031†	7149.0	0.9946	mg/L	0.00887	0.9946	mg/L	0.00887	0.89%
Na 589.592†	249010.7	49.58	mg/L	0.105	49.58	mg/L	0.105	0.21%
Na 330.237†	1299.1	50.21	mg/L	0.639	50.21	mg/L	0.639	1.27%
Ni 231.604†	1033.4	1.016	mg/L	0.0117	1.016	mg/L	0.0117	1.15%
Pb 220.353†	10380.4	1.986	mg/L	0.0167	1.986	mg/L	0.0167	0.84%
Sb 206.836†	1682.4	2.222	mg/L	0.0156	2.222	mg/L	0.0156	0.70%
Se 196.026†	1566.7	1.962	mg/L	0.0087	1.962	mg/L	0.0087	0.44%
Si 288.158†	2040.0	2.121	mg/L	0.0220	2.121	mg/L	0.0220	1.04%
Sn 189.927†	2318.8	0.9316	mg/L	0.00530	0.9316	mg/L	0.00530	0.57%
Sr 421.552†	589857.1	0.9803	mg/L	0.00432	0.9803	mg/L	0.00432	0.44%
Ti 334.903†	19271.8	1.001	mg/L	0.0098	1.001	mg/L	0.0098	0.98%
Tl 190.801†	1361.4	1.936	mg/L	0.0107	1.936	mg/L	0.0107	0.55%
V 292.402†	196118.0	0.9786	mg/L	0.00150	0.9786	mg/L	0.00150	0.15%
Zn 206.200†	386.1	1.071	mg/L	0.0167	1.071	mg/L	0.0167	1.55%

Sequence No.: 24
Sample ID: CB
Analyst: BLW
Initial Sample Wt:
Dilution: 1X

Autosampler Location: 1
Date Collected: 10/9/2006 3:55:15 PM
Data Type: Original
Initial Sample Vol:
Sample Prep Vol:

Nebulizer Parameters: CB

Analyte	Back Pressure	Flow
All	181.0 kPa	0.50 L/min

Mean Data: CB

Analyte	Mean Corrected Intensity	Calib Conc.	Calib Units	Calib Std.Dev.	Sample Conc.	Sample Units	Sample Std.Dev.	RSD
ScA 357.253	1075279.7	100.4	%	0.56				0.56%
ScR 361.383	130649.1	102.5	%	0.19				0.19%
Ag 328.068†	17.8	0.00007	mg/L	0.000144	0.00007	mg/L	0.000144	196.16%
Al 308.215†	4.8	0.00453	mg/L	0.009527	0.00453	mg/L	0.009527	210.09%
As 188.979†	-2.4	-0.00427	mg/L	0.001025	-0.00427	mg/L	0.001025	24.01%
B 249.677†	7.2	0.00334	mg/L	0.000977	0.00334	mg/L	0.000977	29.30%
Ba 233.527†	0.2	0.00014	mg/L	0.000536	0.00014	mg/L	0.000536	387.19%
Be 313.042†	-17.6	-0.00004	mg/L	0.000038	-0.00004	mg/L	0.000038	92.18%
Ca 317.933†	23.3	0.00188	mg/L	0.002005	0.00188	mg/L	0.002005	106.56%
Cd 228.802†	-1.4	-0.00006	mg/L	0.000086	-0.00006	mg/L	0.000086	150.57%
Co 228.616†	-3.8	-0.00016	mg/L	0.000368	-0.00016	mg/L	0.000368	223.36%
Cr 267.716†	-3.8	-0.00079	mg/L	0.000496	-0.00079	mg/L	0.000496	62.89%
Cu 324.752†	231.4	0.00106	mg/L	0.000069	0.00106	mg/L	0.000069	6.58%
Fe 273.955†	2.6	0.00452	mg/L	0.004070	0.00452	mg/L	0.004070	90.02%
K 766.490†	-33.2	-0.02675	mg/L	0.036158	-0.02675	mg/L	0.036158	135.16%
Mg 279.077†	-2.4	-0.00283	mg/L	0.002133	-0.00283	mg/L	0.002133	75.25%
Mn 257.610†	11.7	0.00076	mg/L	0.000199	0.00076	mg/L	0.000199	26.23%
Mo 202.031†	-0.4	-0.00006	mg/L	0.000137	-0.00006	mg/L	0.000137	234.42%
Na 589.592†	22.9	0.00456	mg/L	0.006361	0.00456	mg/L	0.006361	139.61%
Na 330.237†	-11.5	-0.4466	mg/L	0.49512	-0.4466	mg/L	0.49512	110.86%
Ni 231.604†	2.0	0.00194	mg/L	0.002152	0.00194	mg/L	0.002152	111.18%
Pb 220.353†	4.6	0.00089	mg/L	0.000608	0.00089	mg/L	0.000608	68.47%
Sb 206.836†	0.6	0.00086	mg/L	0.001202	0.00086	mg/L	0.001202	139.79%
Se 196.026†	4.2	0.00525	mg/L	0.001772	0.00525	mg/L	0.001772	33.72%
Si 288.158†	3.2	0.00329	mg/L	0.006117	0.00329	mg/L	0.006117	186.18%
Sn 189.927†	3.7	0.00149	mg/L	0.000637	0.00149	mg/L	0.000637	42.86%
Sr 421.552†	2.4	0.00000	mg/L	0.000084	0.00000	mg/L	0.000084	>999.9%
Ti 334.903†	24.8	0.00129	mg/L	0.000543	0.00129	mg/L	0.000543	42.10%
Tl 190.801†	1.2	0.00178	mg/L	0.003946	0.00178	mg/L	0.003946	222.20%
V 292.402†	8.6	0.00004	mg/L	0.000110	0.00004	mg/L	0.000110	300.88%
Zn 206.200†	0.8	0.00211	mg/L	0.001646	0.00211	mg/L	0.001646	78.07%

Sequence No.: 25
Sample ID: CRI
Analyst: BLW
Initial Sample Wt:
Dilution: 1X

Autosampler Location: 8
Date Collected: 10/9/2006 4:01:37 PM
Data Type: Original
Initial Sample Vol:
Sample Prep Vol:

Nebulizer Parameters: CRI

Analyte	Back Pressure	Flow
All	182.0 kPa	0.50 L/min

Mean Data: CRI

Analyte	Mean Corrected Intensity	Calib Conc.	Calib Units	Calib Std.Dev.	Sample Conc.	Sample Units	Sample Std.Dev.	RSD
ScA 357.253	1058450.8	98.80	%	0.295				0.30%
ScR 361.383	127216.6	99.84	%	0.279				0.28%
Ag 328.068†	735.4	0.00303	mg/L	0.000083	0.00303	mg/L	0.000083	2.75%
Al 308.215†	61.2	0.05814	mg/L	0.006211	0.05814	mg/L	0.006211	10.68%
As 188.979†	28.6	0.05017	mg/L	0.004483	0.05017	mg/L	0.004483	8.94%
B 249.677†	46.3	0.02164	mg/L	0.000744	0.02164	mg/L	0.000744	3.44%
Ba 233.527†	3.9	0.00233	mg/L	0.001533	0.00233	mg/L	0.001533	65.78%
Be 313.042†	431.1	0.00099	mg/L	0.000052	0.00099	mg/L	0.000052	5.20%
Ca 317.933†	698.3	0.05651	mg/L	0.001755	0.05651	mg/L	0.001755	3.11%
Cd 228.802†	46.3	0.00199	mg/L	0.000069	0.00199	mg/L	0.000069	3.47%
Co 228.616†	73.3	0.00309	mg/L	0.000260	0.00309	mg/L	0.000260	8.43%
Cr 267.716†	21.3	0.00444	mg/L	0.000634	0.00444	mg/L	0.000634	14.30%
Cu 324.752†	652.6	0.00298	mg/L	0.000233	0.00298	mg/L	0.000233	7.82%
Fe 273.955†	37.0	0.06437	mg/L	0.001288	0.06437	mg/L	0.001288	2.00%
K 766.490†	653.7	0.5271	mg/L	0.01819	0.5271	mg/L	0.01819	3.45%
Mg 279.077†	49.9	0.05964	mg/L	0.005020	0.05964	mg/L	0.005020	8.42%
Mn 257.610†	26.8	0.00174	mg/L	0.000167	0.00174	mg/L	0.000167	9.58%
Mo 202.031†	37.4	0.00520	mg/L	0.000094	0.00520	mg/L	0.000094	1.81%
Na 589.592†	2676.4	0.5329	mg/L	0.00605	0.5329	mg/L	0.00605	1.13%
Na 330.237†	4.3	0.1666	mg/L	0.50519	0.1666	mg/L	0.50519	303.16%
Ni 231.604†	10.3	0.01015	mg/L	0.001302	0.01015	mg/L	0.001302	12.82%
Pb 220.353†	111.1	0.02126	mg/L	0.000467	0.02126	mg/L	0.000467	2.20%
Sb 206.836†	45.5	0.06021	mg/L	0.001518	0.06021	mg/L	0.001518	2.52%
Se 196.026†	45.9	0.05757	mg/L	0.005830	0.05757	mg/L	0.005830	10.13%
Si 288.158†	92.6	0.09617	mg/L	0.008985	0.09617	mg/L	0.008985	9.34%
Sn 189.927†	26.5	0.01069	mg/L	0.000740	0.01069	mg/L	0.000740	6.92%
Sr 421.552†	665.8	0.00111	mg/L	0.000013	0.00111	mg/L	0.000013	1.13%
Ti 334.903†	131.5	0.00683	mg/L	0.000344	0.00683	mg/L	0.000344	5.04%
Tl 190.801†	35.8	0.05101	mg/L	0.001335	0.05101	mg/L	0.001335	2.62%
V 292.402†	613.5	0.00307	mg/L	0.000013	0.00307	mg/L	0.000013	0.41%
Zn 206.200†	3.5	0.00963	mg/L	0.001170	0.00963	mg/L	0.001170	12.16%

Sequence No.: 26
Sample ID: ICSA
Analyst: BLW
Initial Sample Wt:
Dilution: 1X

Autosampler Location: 9
Date Collected: 10/9/2006 4:07:59 PM
Data Type: Original
Initial Sample Vol:
Sample Prep Vol:

Nebulizer Parameters: ICSA

Analyte	Back Pressure	Flow
All	181.0 kPa	0.50 L/min

Mean Data: ICSA

Analyte	Mean Corrected Intensity	Calib Conc.	Calib Units	Calib Std.Dev.	Sample Conc.	Sample Units	Sample Std.Dev.	RSD
ScA 357.253	1028063.9	95.96	%	0.170				0.18%
ScR 361.383	130645.9	102.5	%	0.81				0.79%
Ag 328.068†	-2248.5	0.00073	mg/L	0.000110	0.00073	mg/L	0.000110	15.13%
Al 308.215†	208145.9	198.4	mg/L	0.27	198.4	mg/L	0.27	0.14%
As 188.979†	15.7	0.00486	mg/L	0.008412	0.00486	mg/L	0.008412	172.93%
B 249.677†	-5.3	-0.00244	mg/L	0.002763	-0.00244	mg/L	0.002763	113.21%
Ba 233.527†	25.5	0.00035	mg/L	0.001058	0.00035	mg/L	0.001058	304.67%
Be 313.042†	-33.5	-0.00008	mg/L	0.000040	-0.00008	mg/L	0.000040	48.21%
Ca 317.933†	1221407.1	98.83	mg/L	0.169	98.83	mg/L	0.169	0.17%
Cd 228.802†	18.2	0.00077	mg/L	0.000239	0.00077	mg/L	0.000239	31.08%
Co 228.616†	-4.2	-0.00088	mg/L	0.000204	-0.00088	mg/L	0.000204	23.31%
Cr 267.716†	67.1	0.00595	mg/L	0.000890	0.00595	mg/L	0.000890	14.96%
Cu 324.752†	-3304.3	0.00511	mg/L	0.000010	0.00511	mg/L	0.000010	0.20%
Fe 273.955†	120396.1	209.3	mg/L	0.98	209.3	mg/L	0.98	0.47%
K 766.490†	-57.1	-0.04603	mg/L	0.015439	-0.04603	mg/L	0.015439	33.54%
Mg 279.077†	83938.0	100.1	mg/L	0.10	100.1	mg/L	0.10	0.10%
Mn 257.610†	62.9	-0.00011	mg/L	0.000553	-0.00011	mg/L	0.000553	481.68%
Mo 202.031†	35.1	0.00273	mg/L	0.000666	0.00273	mg/L	0.000666	24.36%
Na 589.592†	101.3	0.02018	mg/L	0.004657	0.02018	mg/L	0.004657	23.08%
Na 330.237†	12.7	-0.5123	mg/L	0.38045	-0.5123	mg/L	0.38045	74.26%
Ni 231.604†	-2.1	-0.00200	mg/L	0.002051	-0.00200	mg/L	0.002051	102.32%
Pb 220.353†	-68.1	0.02223	mg/L	0.000997	0.02223	mg/L	0.000997	4.49%
Sb 206.836†	21.5	0.00626	mg/L	0.002058	0.00626	mg/L	0.002058	32.87%
Se 196.026†	-53.1	-0.04162	mg/L	0.006561	-0.04162	mg/L	0.006561	15.76%
Si 288.158†	19.4	0.02018	mg/L	0.006223	0.02018	mg/L	0.006223	30.84%
Sn 189.927†	-62.4	-0.01775	mg/L	0.001005	-0.01775	mg/L	0.001005	5.66%
Sr 421.552†	742.3	0.00123	mg/L	0.000048	0.00123	mg/L	0.000048	3.89%
Ti 334.903†	125.0	0.00649	mg/L	0.000828	0.00649	mg/L	0.000828	12.75%
Tl 190.801†	-23.7	-0.03381	mg/L	0.004420	-0.03381	mg/L	0.004420	13.07%
V 292.402†	618.9	0.00317	mg/L	0.000048	0.00317	mg/L	0.000048	1.53%
Zn 206.200†	-2.6	-0.01100	mg/L	0.001960	-0.01100	mg/L	0.001960	17.81%

Sequence No.: 27
Sample ID: ICSAB
Analyst: BLW
Initial Sample Wt:
Dilution: 1X

Autosampler Location: 10
Date Collected: 10/9/2006 4:14:23 PM
Data Type: Original
Initial Sample Vol:
Sample Prep Vol:

Nebulizer Parameters: ICSAB

Analyte	Back Pressure	Flow
All	182.0 kPa	0.50 L/min

Mean Data: ICSAB

Analyte	Mean Corrected Intensity	Calib Conc.	Calib Units	Calib Std.Dev.	Sample Conc.	Sample Units	Sample Std.Dev.	RSD
ScA 357.253	1024542.4	95.63	%	0.682				0.71%
ScR 361.383	130117.2	102.1	%	0.72				0.71%
Ag 328.068†	252502.3	1.050	mg/L	0.0030	1.050	mg/L	0.0030	0.28%
Al 308.215†	210061.5	200.2	mg/L	0.45	200.2	mg/L	0.45	0.23%
As 188.979†	599.8	1.029	mg/L	0.0110	1.029	mg/L	0.0110	1.07%
B 249.677†	-12.4	-0.00383	mg/L	0.001988	-0.00383	mg/L	0.001988	51.85%
Ba 233.527†	1730.1	1.017	mg/L	0.0029	1.017	mg/L	0.0029	0.28%
Be 313.042†	456748.6	1.054	mg/L	0.0035	1.054	mg/L	0.0035	0.33%
Ca 317.933†	1234783.7	99.91	mg/L	0.385	99.91	mg/L	0.385	0.39%
Cd 228.802†	23174.4	1.028	mg/L	0.0080	1.028	mg/L	0.0080	0.78%
Co 228.616†	22310.5	0.9429	mg/L	0.00727	0.9429	mg/L	0.00727	0.77%
Cr 267.716†	4872.2	1.010	mg/L	0.0043	1.010	mg/L	0.0043	0.42%
Cu 324.752†	239299.2	1.112	mg/L	0.0034	1.112	mg/L	0.0034	0.31%
Fe 273.955†	121468.1	211.2	mg/L	1.72	211.2	mg/L	1.72	0.81%
K 766.490†	-62.7	-0.05056	mg/L	0.042281	-0.05056	mg/L	0.042281	83.62%
Mg 279.077†	83678.2	99.80	mg/L	1.260	99.80	mg/L	1.260	1.26%
Mn 257.610†	15923.9	1.030	mg/L	0.0090	1.030	mg/L	0.0090	0.87%
Mo 202.031†	31.1	0.00218	mg/L	0.000403	0.00218	mg/L	0.000403	18.47%
Na 589.592†	71.3	0.01419	mg/L	0.004040	0.01419	mg/L	0.004040	28.46%
Na 330.237†	26.3	-0.2475	mg/L	0.08734	-0.2475	mg/L	0.08734	35.28%
Ni 231.604†	1018.7	1.001	mg/L	0.0083	1.001	mg/L	0.0083	0.82%
Pb 220.353†	5076.3	1.007	mg/L	0.0083	1.007	mg/L	0.0083	0.83%
Sb 206.836†	874.2	1.120	mg/L	0.0145	1.120	mg/L	0.0145	1.30%
Se 196.026†	757.6	0.9732	mg/L	0.00585	0.9732	mg/L	0.00585	0.60%
Si 288.158†	19.7	0.02265	mg/L	0.000326	0.02265	mg/L	0.000326	1.44%
Sn 189.927†	-64.4	-0.01637	mg/L	0.002505	-0.01637	mg/L	0.002505	15.31%
Sr 421.552†	951.2	0.00158	mg/L	0.000081	0.00158	mg/L	0.000081	5.12%
Ti 334.903†	129.6	0.00652	mg/L	0.000708	0.00652	mg/L	0.000708	10.86%
Tl 190.801†	642.6	0.9094	mg/L	0.00491	0.9094	mg/L	0.00491	0.54%
V 292.402†	204965.6	1.022	mg/L	0.0025	1.022	mg/L	0.0025	0.24%
Zn 206.200†	360.4	0.9968	mg/L	0.00900	0.9968	mg/L	0.00900	0.90%

Sequence No.: 28
Sample ID: CV
Analyst: BLW
Initial Sample Wt:
Dilution: 1X

Autosampler Location: 7
Date Collected: 10/9/2006 4:20:49 PM
Data Type: Original
Initial Sample Vol:
Sample Prep Vol:

Nebulizer Parameters: CV

Analyte	Back Pressure	Flow
All	181.0 kPa	0.50 L/min

Mean Data: CV

Analyte	Mean Corrected Intensity	Calib Conc.	Calib Units	Std.Dev.	Sample Conc.	Sample Units	Std.Dev.	RSD
ScA 357.253	1063121.1	99.23	%	0.220				0.22%
ScR 361.383	131464.2	103.2	%	0.45				0.43%
Ag 328.068†	233081.5	0.9595	mg/L	0.00233	0.9595	mg/L	0.00233	0.24%
Al 308.215†	2058.4	1.925	mg/L	0.0181	1.925	mg/L	0.0181	0.94%
As 188.979†	1105.8	1.937	mg/L	0.0056	1.937	mg/L	0.0056	0.29%
B 249.677†	2036.7	0.9543	mg/L	0.00431	0.9543	mg/L	0.00431	0.45%
Ba 233.527†	1639.0	0.9775	mg/L	0.00694	0.9775	mg/L	0.00694	0.71%
Be 313.042†	430628.0	0.9938	mg/L	0.00274	0.9938	mg/L	0.00274	0.28%
Ca 317.933†	24655.9	1.995	mg/L	0.0093	1.995	mg/L	0.0093	0.47%
Cd 228.802†	22546.1	0.9989	mg/L	0.00315	0.9989	mg/L	0.00315	0.32%
Co 228.616†	22469.3	0.9490	mg/L	0.00200	0.9490	mg/L	0.00200	0.21%
Cr 267.716†	4598.0	0.9603	mg/L	0.00673	0.9603	mg/L	0.00673	0.70%
Cu 324.752†	228929.9	1.044	mg/L	0.0036	1.044	mg/L	0.0036	0.34%
Fe 273.955†	1204.2	2.091	mg/L	0.0118	2.091	mg/L	0.0118	0.57%
K 766.490†	24407.5	19.68	mg/L	0.098	19.68	mg/L	0.098	0.50%
Mg 279.077†	1642.4	1.966	mg/L	0.0223	1.966	mg/L	0.0223	1.13%
Mn 257.610†	15117.9	0.9816	mg/L	0.00425	0.9816	mg/L	0.00425	0.43%
Mo 202.031†	7110.0	0.9892	mg/L	0.00437	0.9892	mg/L	0.00437	0.44%
Na 589.592†	250935.9	49.96	mg/L	0.390	49.96	mg/L	0.390	0.78%
Na 330.237†	1301.2	50.30	mg/L	0.480	50.30	mg/L	0.480	0.95%
Ni 231.604†	1009.7	0.9929	mg/L	0.00822	0.9929	mg/L	0.00822	0.83%
Pb 220.353†	10336.6	1.978	mg/L	0.0074	1.978	mg/L	0.0074	0.38%
Sb 206.836†	1667.0	2.201	mg/L✓	0.0178	2.201	mg/L	0.0178	0.81%
Se 196.026†	1553.7	1.946	mg/L	0.0172	1.946	mg/L	0.0172	0.89%
Si 288.158†	2022.4	2.102	mg/L	0.0147	2.102	mg/L	0.0147	0.70%
Sn 189.927†	2297.4	0.9230	mg/L	0.00161	0.9230	mg/L	0.00161	0.17%
Sr 421.552†	592443.9	0.9846	mg/L	0.00313	0.9846	mg/L	0.00313	0.32%
Ti 334.903†	19067.8	0.9905	mg/L	0.00408	0.9905	mg/L	0.00408	0.41%
Tl 190.801†	1347.7	1.917	mg/L	0.0033	1.917	mg/L	0.0033	0.17%
V 292.402†	194697.8	0.9715	mg/L	0.00336	0.9715	mg/L	0.00336	0.35%
Zn 206.200†	372.3	1.033	mg/L	0.0009	1.033	mg/L	0.0009	0.09%

Sequence No.: 29
Sample ID: CB
Analyst: BLW
Initial Sample Wt:
Dilution: 1X

Autosampler Location: 1
Date Collected: 10/9/2006 4:27:29 PM
Data Type: Original
Initial Sample Vol:
Sample Prep Vol:

Nebulizer Parameters: CB

Analyte	Back Pressure	Flow
All	181.0 kPa	0.50 L/min

Mean Data: CB

Analyte	Mean Corrected Intensity	Calib Conc.	Calib Units	Calib Std.Dev.	Sample Conc.	Sample Units	Sample Std.Dev.	RSD
ScA 357.253	1059490.3	98.89	%	0.398				0.40%
ScR 361.383	130310.1	102.3	%	0.68				0.67%
Ag 328.068†	-14.0	-0.00006	mg/L	0.000240	-0.00006	mg/L	0.000240	417.65%
Al 308.215†	2.6	0.00250	mg/L	0.005545	0.00250	mg/L	0.005545	221.39%
As 188.979†	-3.2	-0.00568	mg/L	0.003685	-0.00568	mg/L	0.003685	64.84%
B 249.677†	6.9	0.00321	mg/L	0.001560	0.00321	mg/L	0.001560	48.56%
Ba 233.527†	-1.0	-0.00062	mg/L	0.000921	-0.00062	mg/L	0.000921	148.51%
Be 313.042†	-13.8	-0.00003	mg/L	0.000005	-0.00003	mg/L	0.000005	15.22%
Ca 317.933†	24.1	0.00195	mg/L	0.001160	0.00195	mg/L	0.001160	59.48%
Cd 228.802†	-0.3	0.00000	mg/L	0.000144	0.00000	mg/L	0.000144	>999.9%
Co 228.616†	-0.4	-0.00002	mg/L	0.000216	-0.00002	mg/L	0.000216	>999.9%
Cr 267.716†	0.6	0.00013	mg/L	0.000367	0.00013	mg/L	0.000367	284.23%
Cu 324.752†	337.4	0.00154	mg/L	0.000099	0.00154	mg/L	0.000099	6.41%
Fe 273.955†	5.5	0.00963	mg/L	0.003999	0.00963	mg/L	0.003999	41.51%
K 766.490†	23.6	0.01903	mg/L	0.023086	0.01903	mg/L	0.023086	121.30%
Mg 279.077†	0.3	0.00033	mg/L	0.010488	0.00033	mg/L	0.010488	>999.9%
Mn 257.610†	5.7	0.00037	mg/L	0.000146	0.00037	mg/L	0.000146	39.20%
Mo 202.031†	1.0	0.00014	mg/L	0.000243	0.00014	mg/L	0.000243	179.53%
Na 589.592†	46.7	0.00929	mg/L	0.001875	0.00929	mg/L	0.001875	20.18%
Na 330.237†	-13.4	-0.5213	mg/L	0.43175	-0.5213	mg/L	0.43175	82.82%
Ni 231.604†	-2.2	-0.00218	mg/L	0.002587	-0.00218	mg/L	0.002587	118.57%
Pb 220.353†	1.4	0.00026	mg/L	0.001154	0.00026	mg/L	0.001154	446.09%
Sb 206.836†	-0.5	-0.00064	mg/L	0.000774	-0.00064	mg/L	0.000774	120.87%
Se 196.026†	1.3	0.00165	mg/L	0.005386	0.00165	mg/L	0.005386	326.81%
Si 288.158†	1.4	0.00148	mg/L	0.004863	0.00148	mg/L	0.004863	328.05%
Sn 189.927†	4.5	0.00180	mg/L	0.000484	0.00180	mg/L	0.000484	26.93%
Sr 421.552†	5.9	0.00001	mg/L	0.000018	0.00001	mg/L	0.000018	179.70%
Ti 334.903†	18.1	0.00094	mg/L	0.000158	0.00094	mg/L	0.000158	16.75%
Tl 190.801†	-1.5	-0.00217	mg/L	0.003753	-0.00217	mg/L	0.003753	173.24%
V 292.402†	20.8	0.00010	mg/L	0.000110	0.00010	mg/L	0.000110	106.61%
Zn 206.200†	2.0	0.00564	mg/L	0.006086	0.00564	mg/L	0.006086	107.97%

==========

Analysis Begun

Start Time: 10/9/2006 4:32:46 PM Plasma On Time: 10/9/2006 9:28:29 AM
Logged In Analyst: metals Technique: ICP Continuous
Spectrometer Model: Optima 4300 DV, S/N 077N0060101Autosampler Model: AS-93plus

Sample Information File: C:\pe\Administrator\Sample Information\1009B.sif
Batch ID:
Results Data Set: PE061009
Results Library: C:\pe\Administrator\Results\Results.mdb

==========

Sequence No.: 30 Autosampler Location:
Sample ID: Calib Blank 1 Date Collected: 10/9/2006 4:32:46 PM
Analyst: Data Type: Original
Initial Sample Wt: Initial Sample Vol:
Dilution: Sample Prep Vol:

Nebulizer Parameters: Calib Blank 1

Analyte	Back Pressure	Flow
All	182.0 kPa	0.50 L/min

Mean Data: Calib Blank 1

Analyte	Mean Corrected Intensity	Std.Dev.	RSD	Conc.	Calib Units
ScA 357.253	1060872.1	7673.81	0.72%	99.02	%
ScR 361.383	128825.5	170.74	0.13%	101.1	%
Ag 328.068†	53.3	11.37	21.35%	[0.00]	mg/L
Al 308.215†	-70.5	8.49	12.04%	[0.00]	mg/L
As 188.979†	14.0	1.89	13.53%	[0.00]	mg/L
B 249.677†	11.0	5.96	54.07%	[0.00]	mg/L
Ba 233.527†	8.9	1.02	11.42%	[0.00]	mg/L
Be 313.042†	776.0	11.01	1.42%	[0.00]	mg/L
Ca 317.933†	41.8	9.63	23.03%	[0.00]	mg/L
Cd 228.802†	71.2	1.71	2.41%	[0.00]	mg/L
Co 228.616†	32.3	1.43	4.42%	[0.00]	mg/L
Cr 267.716†	-14.4	3.24	22.41%	[0.00]	mg/L
Cu 324.752†	3266.9	64.40	1.97%	[0.00]	mg/L
Fe 273.955†	-0.8	1.77	216.59%	[0.00]	mg/L
K 766.490†	1282.7	40.41	3.15%	[0.00]	mg/L
Mg 279.077†	-196.3	6.07	3.09%	[0.00]	mg/L
Mn 257.610†	33.2	4.52	13.59%	[0.00]	mg/L
Mo 202.031†	-0.7	2.47	379.93%	[0.00]	mg/L
Na 589.592†	-65.9	9.43	14.31%	[0.00]	mg/L
Na 330.237†	-115.9	2.55	2.20%	[0.00]	mg/L
Ni 231.604†	-6.1	0.70	11.42%	[0.00]	mg/L
Pb 220.353†	103.5	4.75	4.59%	[0.00]	mg/L
Sb 206.836†	10.5	1.70	16.14%	[0.00]	mg/L
Se 196.026†	-32.6	4.09	12.54%	[0.00]	mg/L
Si 288.158†	26.4	4.80	18.18%	[0.00]	mg/L
Sn 189.927†	4.7	2.90	62.25%	[0.00]	mg/L
Sr 421.552†	166.3	33.65	20.24%	[0.00]	mg/L
Ti 334.903†	-171.9	28.27	16.45%	[0.00]	mg/L
Tl 190.801†	-6.9	2.96	42.77%	[0.00]	mg/L
V 292.402†	56.6	63.76	112.62%	[0.00]	mg/L
Zn 206.200†	-1.6	3.22	204.78%	[0.00]	mg/L

Analysis Begun

Start Time: 10/9/2006 4:37:40 PM
Logged In Analyst: metals
Spectrometer Model: Optima 4300 DV, S/N 077N0060101
Plasma On Time: 10/9/2006 9:28:29 AM
Technique: ICP Continuous
Autosampler Model: AS-93plus

Sample Information File: C:\pe\Administrator\Sample Information\1009B.sif
Batch ID:
Results Data Set: PE061009
Results Library: C:\pe\Administrator\Results\Results.mdb

Sequence No.: 1
Sample ID: CV 7
Analyst: BLW
Initial Sample Wt:
Dilution: 1X
Autosampler Location: 7
Date Collected: 10/9/2006 4:37:40 PM
Data Type: Original
Initial Sample Vol:
Sample Prep Vol:

Nebulizer Parameters: CV

Analyte	Back Pressure	Flow
All	181.0 kPa	0.50 L/min

Mean Data: CV

Analyte	Mean Corrected Intensity	Calib Conc.	Calib Units	Std.Dev.	Sample Conc.	Sample Units	Std.Dev.	RSD
ScA 357.253	1057777.7	98.73	%	0.069				0.07%
ScR 361.383	129018.1	101.3	%	0.20				0.19%
Ag 328.068†	234006.2	0.9633	mg/L	0.00288	0.9633	mg/L	0.00288	0.30%
Al 308.215†	2048.0	1.915	mg/L	0.0116	1.915	mg/L	0.0116	0.60%
As 188.979†	1103.7	1.933	mg/L	0.0094	1.933	mg/L	0.0094	0.49%
B 249.677†	2013.7	0.9435	mg/L	0.00236	0.9435	mg/L	0.00236	0.25%
Ba 233.527†	1598.7	0.9534	mg/L	0.00278	0.9534	mg/L	0.00278	0.29%
Be 313.042†	424879.2	0.9805	mg/L	0.00224	0.9805	mg/L	0.00224	0.23%
Ca 317.933†	24713.4	2.000	mg/L	0.0059	2.000	mg/L	0.0059	0.30%
Cd 228.802†	22647.7	1.003	mg/L	0.0014	1.003	mg/L	0.0014	0.14%
Co 228.616†	22564.5	0.9530	mg/L	0.00415	0.9530	mg/L	0.00415	0.44%
Cr 267.716†	4543.0	0.9488	mg/L	0.00320	0.9488	mg/L	0.00320	0.34%
Cu 324.752†	229556.5	1.047	mg/L	0.0031	1.047	mg/L	0.0031	0.29%
Fe 273.955†	1175.9	2.042	mg/L	0.0044	2.042	mg/L	0.0044	0.22%
K 766.490†	24909.5	20.09	mg/L	0.158	20.09	mg/L	0.158	0.79%
Mg 279.077†	1625.5	1.945	mg/L	0.0174	1.945	mg/L	0.0174	0.89%
Mn 257.610†	14925.6	0.9691	mg/L	0.00334	0.9691	mg/L	0.00334	0.34%
Mo 202.031†	7104.5	0.9884	mg/L	0.00425	0.9884	mg/L	0.00425	0.43%
Na 589.592†	253597.4	50.49	mg/L	0.216	50.49	mg/L	0.216	0.43%
Na 330.237†	1312.9	50.76	mg/L	0.423	50.76	mg/L	0.423	0.83%
Ni 231.604†	983.3	0.9670	mg/L	0.00748	0.9670	mg/L	0.00748	0.77%
Pb 220.353†	10368.9	1.984	mg/L	0.0102	1.984	mg/L	0.0102	0.52%
Sb 206.836†	1668.0	2.203	mg/L	0.0091	2.203	mg/L	0.0091	0.41%
Se 196.026†	1546.7	1.937	mg/L	0.0093	1.937	mg/L	0.0093	0.48%
Si 288.158†	2001.4	2.081	mg/L	0.0088	2.081	mg/L	0.0088	0.42%
Sn 189.927†	2302.1	0.9249	mg/L	0.00241	0.9249	mg/L	0.00241	0.26%
Sr 421.552†	594384.8	0.9878	mg/L	0.00136	0.9878	mg/L	0.00136	0.14%
Ti 334.903†	19120.9	0.9932	mg/L	0.00317	0.9932	mg/L	0.00317	0.32%
Tl 190.801†	1347.4	1.916	mg/L	0.0097	1.916	mg/L	0.0097	0.51%
V 292.402†	195395.8	0.9748	mg/L	0.00296	0.9748	mg/L	0.00296	0.30%
Zn 206.200†	358.3	0.9945	mg/L	0.00744	0.9945	mg/L	0.00744	0.75%

Sequence No.: 2
Sample ID: CB 1
Analyst: BLW
Initial Sample Wt:
Dilution: 1X

Autosampler Location: 1
Date Collected: 10/9/2006 4:44:20 PM
Data Type: Original
Initial Sample Vol:
Sample Prep Vol:

Nebulizer Parameters: CB

Analyte	Back Pressure	Flow
All	181.0 kPa	0.50 L/min

Mean Data: CB

Analyte	Mean Corrected Intensity	Calib Conc.	Calib Units	Calib Std.Dev.	Sample Conc.	Sample Units	Sample Std.Dev.	RSD
ScA 357.253	1064409.5	99.35	%	0.392				0.39%
ScR 361.383	128093.3	100.5	%	0.38				0.38%
Ag 328.068†	-19.5	-0.00008	mg/L	0.000214	-0.00008	mg/L	0.000214	265.63%
Al 308.215†	-4.1	-0.00388	mg/L	0.012064	-0.00388	mg/L	0.012064	310.80%
As 188.979†	1.6	0.00286	mg/L	0.001724	0.00286	mg/L	0.001724	60.35%
B 249.677†	7.7	0.00360	mg/L	0.002859	0.00360	mg/L	0.002859	79.48%
Ba 233.527†	-0.0	0.00000	mg/L	0.001633	0.00000	mg/L	0.001633	>999.9%
Be 313.042†	23.9	0.00006	mg/L	0.000018	0.00006	mg/L	0.000018	31.75%
Ca 317.933†	18.5	0.00149	mg/L	0.000943	0.00149	mg/L	0.000943	63.14%
Cd 228.802†	-0.4	-0.00002	mg/L	0.000066	-0.00002	mg/L	0.000066	294.63%
Co 228.616†	-0.3	-0.00001	mg/L	0.000240	-0.00001	mg/L	0.000240	>999.9%
Cr 267.716†	-2.4	-0.00050	mg/L	0.000532	-0.00050	mg/L	0.000532	107.52%
Cu 324.752†	-39.4	-0.00018	mg/L	0.000162	-0.00018	mg/L	0.000162	90.17%
Fe 273.955†	-1.0	-0.00167	mg/L	0.000841	-0.00167	mg/L	0.000841	50.29%
K 766.490†	44.4	0.03582	mg/L	0.024654	0.03582	mg/L	0.024654	68.82%
Mg 279.077†	3.9	0.00470	mg/L	0.005691	0.00470	mg/L	0.005691	121.02%
Mn 257.610†	6.3	0.00041	mg/L	0.000290	0.00041	mg/L	0.000290	71.03%
Mo 202.031†	1.1	0.00015	mg/L	0.000110	0.00015	mg/L	0.000110	73.27%
Na 589.592†	53.9	0.01073	mg/L	0.003080	0.01073	mg/L	0.003080	28.69%
Na 330.237†	10.1	0.3897	mg/L	0.02523	0.3897	mg/L	0.02523	6.47%
Ni 231.604†	-2.0	-0.00199	mg/L	0.001773	-0.00199	mg/L	0.001773	89.03%
Pb 220.353†	-1.5	-0.00029	mg/L	0.000578	-0.00029	mg/L	0.000578	198.00%
Sb 206.836†	2.4	0.00319	mg/L	0.002925	0.00319	mg/L	0.002925	91.77%
Se 196.026†	1.5	0.00184	mg/L	0.004465	0.00184	mg/L	0.004465	242.58%
Si 288.158†	-1.3	-0.00132	mg/L	0.003268	-0.00132	mg/L	0.003268	247.24%
Sn 189.927†	7.2	0.00290	mg/L	0.000703	0.00290	mg/L	0.000703	24.24%
Sr 421.552†	3.2	0.00001	mg/L	0.000020	0.00001	mg/L	0.000020	383.83%
Ti 334.903†	-17.0	-0.00088	mg/L	0.000632	-0.00088	mg/L	0.000632	71.48%
Tl 190.801†	-0.2	-0.00024	mg/L	0.003781	-0.00024	mg/L	0.003781	>999.9%
V 292.402†	-3.5	-0.00002	mg/L	0.000149	-0.00002	mg/L	0.000149	730.34%
Zn 206.200†	2.1	0.00590	mg/L	0.003033	0.00590	mg/L	0.003033	51.43%

Sequence No.: 3
Sample ID: JZ32 MB2 WMN
Analyst: BLW
Initial Sample Wt:
Dilution: 1X

Autosampler Location: 41
Date Collected: 10/9/2006 4:50:42 PM
Data Type: Original
Initial Sample Vol:
Sample Prep Vol:

Nebulizer Parameters: JZ32 MB2 WMN

Analyte	Back Pressure	Flow
All	181.0 kPa	0.50 L/min

DL

Mean Data: JZ32 MB2 WMN

Analyte	Mean Corrected Intensity	Calib Conc.	Calib Units	Calib Std.Dev.	Sample Conc.	Sample Units	Sample Std.Dev.	RSD
ScA 357.253	1079517.5	100.8	%	0.79				0.79%
ScR 361.383	132290.0	103.8	%	0.35				0.34%
Ag 328.068†	3.0	0.00001	mg/L	0.000199	0.00001	mg/L	0.000199	>999.9%
Al 308.215†	2.8	0.00263	mg/L	0.000669	0.00263	mg/L	0.000669	25.43%
As 188.979†	-0.2	-0.00037	mg/L	0.001968	-0.00037	mg/L	0.001968	532.61%
B 249.677†	0.7	0.00033	mg/L	0.001365	0.00033	mg/L	0.001365	417.26%
Ba 233.527†	0.1	0.00006	mg/L	0.000185	0.00006	mg/L	0.000185	329.59%
Be 313.042†	9.4	0.00002	mg/L	0.000030	0.00002	mg/L	0.000030	136.08%
Ca 317.933†	19.6	0.00159	mg/L	0.001932	0.00159	mg/L	0.001932	121.61%
Cd 228.802†	-0.3	-0.00001	mg/L	0.000102	-0.00001	mg/L	0.000102	684.02%
Co 228.616†	-4.8	-0.00020	mg/L	0.000129	-0.00020	mg/L	0.000129	63.88%
Cr 267.716†	2.1	0.00043	mg/L	0.001003	0.00043	mg/L	0.001003	231.33%
Cu 324.752†	-422.9	-0.00193	mg/L	0.000072	-0.00193	mg/L	0.000072	3.72%
Fe 273.955†	-9.5	-0.01652	mg/L	0.000491	-0.01652	mg/L	0.000491	2.97%
K 766.490†	-17.5	-0.01410	mg/L	0.017747	-0.01410	mg/L	0.017747	125.89%
Mg 279.077†	5.0	0.00604	mg/L	0.002474	0.00604	mg/L	0.002474	40.94%
Mn 257.610†	-8.5	-0.00055	mg/L	0.000185	-0.00055	mg/L	0.000185	33.62%
Mo 202.031†	-1.4	-0.00019	mg/L	0.000213	-0.00019	mg/L	0.000213	110.95%
Na 589.592†	-12.8	-0.00255	mg/L	0.002191	-0.00255	mg/L	0.002191	86.10%
Na 330.237†	-1.8	-0.06765	mg/L	0.510038	-0.06765	mg/L	0.510038	753.97%
Ni 231.604†	-0.8	-0.00079	mg/L	0.001143	-0.00079	mg/L	0.001143	144.55%
Pb 220.353†	-7.9	-0.00151	mg/L	0.000623	-0.00151	mg/L	0.000623	41.22%
Sb 206.836†	-0.6	-0.00077	mg/L	0.001617	-0.00077	mg/L	0.001617	209.54%
Se 196.026†	-0.2	-0.00020	mg/L	0.004755	-0.00020	mg/L	0.004755	>999.9%
Si 288.158†	-21.4	-0.02218	mg/L	0.002585	-0.02218	mg/L	0.002585	11.66%
Sn 189.927†	9.5	0.00380	mg/L	0.000914	0.00380	mg/L	0.000914	24.06%
Sr 421.552†	-30.7	-0.00005	mg/L	0.000056	-0.00005	mg/L	0.000056	109.52%
Ti 334.903†	-2.1	-0.00011	mg/L	0.000894	-0.00011	mg/L	0.000894	800.43%
Tl 190.801†	1.5	0.00218	mg/L	0.000644	0.00218	mg/L	0.000644	29.53%
V 292.402†	-26.3	-0.00013	mg/L	0.000061	-0.00013	mg/L	0.000061	48.33%
Zn 206.200†	-0.6	-0.00155	mg/L	0.001920	-0.00155	mg/L	0.001920	124.21%

Sequence No.: 4
Sample ID: JZ82 E WMN
Analyst: BLW
Initial Sample Wt:
Dilution: 5X

Autosampler Location: 42
Date Collected: 10/9/2006 4:57:05 PM
Data Type: Original
Initial Sample Vol:
Sample Prep Vol:

Nebulizer Parameters: JZ82 E WMN

Analyte	Back Pressure	Flow
All	181.0 kPa	0.50 L/min

DL

Mean Data: JZ82 E WMN

Analyte	Mean Corrected Intensity	Calib Conc.	Calib Units	Calib Std.Dev.	Sample Conc.	Sample Units	Sample Std.Dev.	RSD
ScA 357.253	1081045.9	100.9	%	0.19				0.18%
ScR 361.383	129209.2	101.4	%	0.61				0.60%
Ag 328.068†	-36.3	-0.00017	mg/L	0.000096	-0.00083	mg/L	0.000481	58.17%
Al 308.215†	3.0	0.00281	mg/L	0.006374	0.01404	mg/L	0.031868	227.00%
As 188.979†	-0.7	-0.00149	mg/L	0.007027	-0.00745	mg/L	0.035134	471.76%
B 249.677†	8.2	0.00382	mg/L	0.001789	0.01908	mg/L	0.008944	46.87%
Ba 233.527†	6.5	0.00389	mg/L	0.001145	0.01945	mg/L	0.005727	29.44%
Be 313.042†	-5.8	-0.00001	mg/L	0.000050	-0.00007	mg/L	0.000252	363.55%
Ca 317.933†	62937.3	5.093	mg/L	0.1779	25.46	mg/L	0.890	3.49%
Cd 228.802†	-6.0	-0.00027	mg/L	0.000074	-0.00133	mg/L	0.000368	27.59%
Co 228.616†	4.4	0.00019	mg/L	0.000102	0.00093	mg/L	0.000511	54.97%
Cr 267.716†	4.4	0.00050	mg/L	0.000600	0.00250	mg/L	0.003002	119.95%
Cu 324.752†	-293.3	-0.00135	mg/L	0.000222	-0.00675	mg/L	0.001110	16.44%
Fe 273.955†	4.2	0.00731	mg/L	0.002742	0.03657	mg/L	0.013712	37.50%
K 766.490†	392.2	0.3162	mg/L	0.04603	1.581	mg/L	0.2301	14.55%
Mg 279.077†	1539.8	1.839	mg/L	0.0640	9.196	mg/L	0.3200	3.48%
Mn 257.610†	1558.4	0.1011	mg/L	0.00355	0.5054	mg/L	0.01774	3.51%
Mo 202.031†	4.0	0.00052	mg/L	0.000142	0.00259	mg/L	0.000711	27.41%
Na 589.592†	13242.5	2.637	mg/L	0.0906	13.18	mg/L	0.453	3.44%
Na 330.237†	87.8	3.343	mg/L	0.1599	16.72	mg/L	0.799	4.78%
Ni 231.604†	-1.0	-0.00096	mg/L	0.001619	-0.00482	mg/L	0.008094	167.92%
Pb 220.353†	-5.2	-0.00098	mg/L	0.000385	-0.00492	mg/L	0.001924	39.11%
Sb 206.836†	2.0	0.00254	mg/L	0.001974	0.01269	mg/L	0.009871	77.78%
Se 196.026†	0.3	0.00020	mg/L	0.003336	0.00101	mg/L	0.016678	>999.9%
Si 288.158†	3876.4	4.026	mg/L	0.1404	20.13	mg/L	0.702	3.49%
Sn 189.927†	-8.0	-0.00282	mg/L	0.001517	-0.01411	mg/L	0.007583	53.74%
Sr 421.552†	14273.6	0.02372	mg/L	0.000815	0.1186	mg/L	0.00408	3.44%
Ti 334.903†	5.1	0.00026	mg/L	0.000498	0.00132	mg/L	0.002492	189.35%
Tl 190.801†	-2.2	-0.00314	mg/L	0.001460	-0.01568	mg/L	0.007301	46.55%
V 292.402†	58.6	0.00031	mg/L	0.000111	0.00156	mg/L	0.000555	35.56%
Zn 206.200†	0.5	0.00157	mg/L	0.004103	0.00786	mg/L	0.020513	260.83%

Sequence No.: 5
Sample ID: JZ32 H WMN
Analyst: BLW
Initial Sample Wt:
Dilution: 5X

Autosampler Location: 43
Date Collected: 10/9/2006 5:03:28 PM
Data Type: Original
Initial Sample Vol:
Sample Prep Vol:

Nebulizer Parameters: JZ32 H WMN

Analyte	Back Pressure	Flow
All	181.0 kPa	0.50 L/min

DL

Mean Data: JZ32 H WMN

Analyte	Mean Corrected Intensity	Calib Conc.	Calib Units	Calib Std.Dev.	Sample Conc.	Sample Units	Sample Std.Dev.	RSD
ScA 357.253	960635.9	89.67	%	0.426				0.48%
ScR 361.383	125690.3	98.64	%	0.470				0.48%
Ag 328.068†	-194.9	0.00025	mg/L	0.000222	0.00126	mg/L	0.001109	87.88%
Al 308.215†	22.8	0.01997	mg/L	0.002237	0.09983	mg/L	0.011185	11.20%
As 188.979†	19.4	0.03389	mg/L	0.002119	0.1695	mg/L	0.01060	6.25%
B 249.677†	607.6	0.2837	mg/L	0.00317	1.419	mg/L	0.0158	1.12%
Ba 233.527†	14.7	0.00723	mg/L	0.000256	0.03615	mg/L	0.001280	3.54%
Be 313.042†	177.7	0.00036	mg/L	0.000075	0.00182	mg/L	0.000377	20.73%
Ca 317.933†	1332.0	0.1078	mg/L	0.00148	0.5389	mg/L	0.00738	1.37%
Cd 228.802†	5.3	0.00018	mg/L	0.000105	0.00090	mg/L	0.000523	58.04%
Co 228.616†	866.7	0.03619	mg/L	0.000265	0.1810	mg/L	0.00132	0.73%
Cr 267.716†	35.0	0.00876	mg/L	0.001531	0.04379	mg/L	0.007657	17.49%
Cu 324.752†	300.2	0.00351	mg/L	0.000256	0.01756	mg/L	0.001282	7.30%
Fe 273.955†	12689.5	22.06	mg/L	0.160	110.3	mg/L	0.80	0.73%
K 766.490†	3259.7	2.628	mg/L	0.0197	13.14	mg/L	0.098	0.75%
Mg 279.077†	48.1	0.04221	mg/L	0.002942	0.2110	mg/L	0.01471	6.97%
Mn 257.610†	33.5	0.00217	mg/L	0.000097	0.01087	mg/L	0.000485	4.47%
Mo 202.031†	453.7	0.06313	mg/L	0.000031	0.3157	mg/L	0.00015	0.05%
Na 589.592†	6447123.7	1284	mg/L	10.9	6418	mg/L	54.6	0.85%
Na 330.237†	34641.1	1340	mg/L	5.2	6700	mg/L	26.0	0.39%
Ni 231.604†	-0.7	-0.00067	mg/L	0.000833	-0.00333	mg/L	0.004164	124.98%
Pb 220.353†	20.8	0.00402	mg/L	0.001062	0.02010	mg/L	0.005310	26.42%
Sb 206.836†	3.0	0.00169	mg/L	0.006135	0.00843	mg/L	0.030673	363.85%
Se 196.026†	4.5	0.00821	mg/L	0.006998	0.04106	mg/L	0.034988	85.21%
Si 288.158†	17926.8	18.62	mg/L	0.412	93.09	mg/L	2.061	2.21%
Sn 189.927†	-4.4	-0.00177	mg/L	0.001249	-0.00885	mg/L	0.006247	70.61%
Sr 421.552†	2535.9	0.00421	mg/L	0.000028	0.02107	mg/L	0.000138	0.65%
Ti 334.903†	1315.8	0.06837	mg/L	0.000921	0.3418	mg/L	0.00460	1.35%
Tl 190.801†	1.7	0.00236	mg/L	0.001319	0.01182	mg/L	0.006595	55.81%
V 292.402†	5982.3	0.02969	mg/L	0.000408	0.1485	mg/L	0.00204	1.37%
Zn 206.200†	1.0	0.00218	mg/L	0.001020	0.01088	mg/L	0.005098	46.87%

Sequence No.: 6
Sample ID: JZ32 I WMN
Analyst: BLW
Initial Sample Wt:
Dilution: 5X

Autosampler Location: 44
Date Collected: 10/9/2006 5:10:20 PM
Data Type: Original
Initial Sample Vol:
Sample Prep Vol:

Nebulizer Parameters: JZ32 I WMN

Analyte	Back Pressure	Flow
All	182.0 kPa	0.50 L/min

Mean Data: JZ32 I WMN

Analyte	Mean Corrected Intensity	Calib Conc.	Calib Units	Calib Std.Dev.	Sample Conc.	Sample Units	Sample Std.Dev.	RSD
ScA 357.253	1037516.2	96.84	%	1.100				1.14%
ScR 361.383	125543.7	98.52	%	0.618				0.63%
Ag 328.068†	-386.4	0.00017	mg/L	0.000127	0.00087	mg/L	0.000636	73.25%
Al 308.215†	96.6	0.09200	mg/L	0.005528	0.4600	mg/L	0.02764	6.01%
As 188.979†	3.2	0.00433	mg/L	0.001513	0.02167	mg/L	0.007565	34.91%
B 249.677†	40.8	0.01901	mg/L	0.000500	0.09507	mg/L	0.002502	2.63%
Ba 233.527†	40.0	0.02107	mg/L	0.001669	0.1053	mg/L	0.00835	7.92%
Be 313.042†	21.9	0.00005	mg/L	0.000045	0.00024	mg/L	0.000226	92.98%
Ca 317.933†	372071.7	30.11	mg/L	0.194	150.5	mg/L	0.97	0.64%
Cd 228.802†	2.8	0.00011	mg/L	0.000117	0.00055	mg/L	0.000584	105.91%
Co 228.616†	547.7	0.02246	mg/L	0.000016	0.1123	mg/L	0.00008	0.07%
Cr 267.716†	12.3	0.00139	mg/L	0.000886	0.00695	mg/L	0.004430	63.76%
Cu 324.752†	-508.8	0.00168	mg/L	0.000134	0.00839	mg/L	0.000669	7.97%
Fe 273.955†	23685.3	41.17	mg/L	0.399	205.9	mg/L	2.00	0.97%
K 766.490†	1722.3	1.389	mg/L	0.0253	6.944	mg/L	0.1264	1.82%
Mg 279.077†	13128.5	15.65	mg/L	0.202	78.26	mg/L	1.009	1.29%
Mn 257.610†	19029.9	1.235	mg/L	0.0127	6.173	mg/L	0.0633	1.03%
Mo 202.031†	20.7	0.00255	mg/L	0.000572	0.01274	mg/L	0.002860	22.45%
Na 589.592†	176383.6	35.12	mg/L	0.153	175.6	mg/L	0.77	0.44%
Na 330.237†	943.6	36.19	mg/L	0.188	181.0	mg/L	0.94	0.52%
Ni 231.604†	-1.2	-0.00117	mg/L	0.001201	-0.00585	mg/L	0.006004	102.66%
Pb 220.353†	13.7	0.00264	mg/L	0.001019	0.01320	mg/L	0.005093	38.60%
Sb 206.836†	5.3	0.00251	mg/L	0.002608	0.01257	mg/L	0.013040	103.75%
Se 196.026†	-8.8	-0.00755	mg/L	0.004039	-0.03773	mg/L	0.020195	53.53%
Si 288.158†	7928.2	8.234	mg/L	0.1783	41.17	mg/L	0.891	2.17%
Sn 189.927†	-34.6	-0.01163	mg/L	0.002202	-0.05814	mg/L	0.011008	18.93%
Sr 421.552†	101501.8	0.1687	mg/L	0.00098	0.8435	mg/L	0.00492	0.58%
Ti 334.903†	16.7	0.00087	mg/L	0.001193	0.00433	mg/L	0.005965	137.68%
Tl 190.801†	-7.7	-0.01108	mg/L	0.004701	-0.05541	mg/L	0.023503	42.41%
V 292.402†	274.2	0.00156	mg/L	0.000221	0.00781	mg/L	0.001104	14.13%
Zn 206.200†	1.0	0.00229	mg/L	0.002522	0.01146	mg/L	0.012608	110.03%

Sequence No.: 7
Sample ID: JZ32 J WMN
Analyst: BLW
Initial Sample Wt:
Dilution: 5X

Autosampler Location: 45
Date Collected: 10/9/2006 5:16:59 PM
Data Type: Original
Initial Sample Vol:
Sample Prep Vol:

Nebulizer Parameters: JZ32 J WMN

Analyte	Back Pressure	Flow
All	182.0 kPa	0.50 L/min

DR

Mean Data: JZ32 J WMN

Analyte	Mean Corrected Intensity	Calib Conc.	Calib Units	Calib Std.Dev.	Sample Conc.	Sample Units	Sample Std.Dev.	RSD
ScA 357.253	1022722.5	95.46	%	1.199				1.26%
ScR 361.383	127158.7	99.79	%	0.594				0.59%
Ag 328.068†	-83.0	-0.00015	mg/L	0.000132	-0.00073	mg/L	0.000660	90.42%
Al 308.215†	18.7	0.01777	mg/L	0.003050	0.08883	mg/L	0.015249	17.17%
As 188.979†	4.8	0.00799	mg/L	0.004477	0.03995	mg/L	0.022384	56.03%
B 249.677†	37.6	0.01755	mg/L	0.001425	0.08773	mg/L	0.007127	8.12%
Ba 233.527†	19.6	0.01131	mg/L	0.000417	0.05653	mg/L	0.002087	3.69%
Be 313.042†	20.8	0.00004	mg/L	0.000036	0.00022	mg/L	0.000182	82.62%
Ca 317.933†	119689.1	9.685	mg/L	0.1383	48.42	mg/L	0.692	1.43%
Cd 228.802†	-1.1	-0.00006	mg/L	0.000132	-0.00032	mg/L	0.000662	209.61%
Co 228.616†	19.0	0.00069	mg/L	0.000062	0.00347	mg/L	0.000310	8.92%
Cr 267.716†	9.4	0.00086	mg/L	0.000567	0.00432	mg/L	0.002837	65.61%
Cu 324.752†	-46.5	0.00035	mg/L	0.000207	0.00173	mg/L	0.001034	59.77%
Fe 273.955†	3451.4	6.000	mg/L	0.0546	30.00	mg/L	0.273	0.91%
K 766.490†	879.3	0.7090	mg/L	0.04347	3.545	mg/L	0.2174	6.13%
Mg 279.077†	4804.3	5.734	mg/L	0.0812	28.67	mg/L	0.406	1.42%
Mn 257.610†	8684.3	0.5635	mg/L	0.00649	2.817	mg/L	0.0324	1.15%
Mo 202.031†	14.4	0.00188	mg/L	0.000215	0.00941	mg/L	0.001075	11.43%
Na 589.592†	463426.7	92.27	mg/L	0.973	461.4	mg/L	4.87	1.05%
Na 330.237†	2430.9	93.93	mg/L	1.066	469.7	mg/L	5.33	1.13%
Ni 231.604†	-2.4	-0.00235	mg/L	0.001632	-0.01177	mg/L	0.008161	69.34%
Pb 220.353†	5.4	0.00104	mg/L	0.000271	0.00522	mg/L	0.001355	25.95%
Sb 206.836†	2.1	0.00207	mg/L	0.001010	0.01035	mg/L	0.005052	48.84%
Se 196.026†	2.8	0.00363	mg/L	0.006305	0.01813	mg/L	0.031523	173.90%
Si 288.158†	5382.2	5.590	mg/L	0.0861	27.95	mg/L	0.430	1.54%
Sn 189.927†	-13.3	-0.00462	mg/L	0.002661	-0.02308	mg/L	0.013307	57.65%
Sr 421.552†	42849.4	0.07121	mg/L	0.000895	0.3561	mg/L	0.00447	1.26%
Ti 334.903†	29.8	0.00155	mg/L	0.000668	0.00774	mg/L	0.003340	43.16%
Tl 190.801†	-4.2	-0.00596	mg/L	0.002027	-0.02982	mg/L	0.010137	33.99%
V 292.402†	531.8	0.00273	mg/L	0.000214	0.01366	mg/L	0.001070	7.83%
Zn 206.200†	0.6	0.00164	mg/L	0.001177	0.00821	mg/L	0.005884	71.64%

Sequence No.: 8
Sample ID: JZ32 K WMN
Analyst: BLW
Initial Sample Wt:
Dilution: 5X

Autosampler Location: 46
Date Collected: 10/9/2006 5:23:39 PM
Data Type: Original
Initial Sample Vol:
Sample Prep Vol:

Nebulizer Parameters: JZ32 K WMN

Analyte	Back Pressure	Flow
All	179.0 kPa	0.50 L/min

DR

Mean Data: JZ32 K WMN

Analyte	Mean Corrected Intensity	Calib Conc.	Calib Units	Calib Std.Dev.	Sample Conc.	Sample Units	Sample Std.Dev.	RSD
ScA 357.253	1013436.3	94.60	%	0.214				0.23%
ScR 361.383	124668.2	97.84	%	0.419				0.43%
Ag 328.068†	-103.4	-0.00024	mg/L	0.000195	-0.00120	mg/L	0.000976	81.41%
Al 308.215†	13.7	0.01293	mg/L	0.006837	0.06467	mg/L	0.034184	52.86%
As 188.979†	5.4	0.00905	mg/L	0.002475	0.04523	mg/L	0.012376	27.36%
B 249.677†	35.6	0.01662	mg/L	0.000420	0.08310	mg/L	0.002098	2.52%
Ba 233.527†	18.5	0.01063	mg/L	0.002590	0.05315	mg/L	0.012948	24.36%
Be 313.042†	29.9	0.00006	mg/L	0.000013	0.00032	mg/L	0.000066	20.49%
Ca 317.933†	120075.8	9.716	mg/L	0.0435	48.58	mg/L	0.218	0.45%
Cd 228.802†	0.6	0.00001	mg/L	0.000128	0.00005	mg/L	0.000640	>999.9%
Co 228.616†	18.9	0.00070	mg/L	0.000271	0.00349	mg/L	0.001354	38.82%
Cr 267.716†	6.4	0.00023	mg/L	0.000396	0.00113	mg/L	0.001978	174.34%
Cu 324.752†	-109.5	0.00003	mg/L	0.000063	0.00017	mg/L	0.000317	181.08%
Fe 273.955†	3310.7	5.755	mg/L	0.0319	28.78	mg/L	0.159	0.55%
K 766.490†	959.5	0.7737	mg/L	0.04168	3.869	mg/L	0.2084	5.39%
Mg 279.077†	4756.0	5.677	mg/L	0.0014	28.38	mg/L	0.007	0.02%
Mn 257.610†	8483.9	0.5505	mg/L	0.00219	2.752	mg/L	0.0110	0.40%
Mo 202.031†	13.3	0.00172	mg/L	0.000222	0.00861	mg/L	0.001111	12.89%
Na 589.592†	467194.6	93.02	mg/L	0.219	465.1	mg/L	1.09	0.24%
Na 330.237†	2442.6	94.39	mg/L	0.541	471.9	mg/L	2.70	0.57%
Ni 231.604†	-2.9	-0.00283	mg/L	0.002698	-0.01414	mg/L	0.013488	95.38%
Pb 220.353†	1.2	0.00024	mg/L	0.000493	0.00119	mg/L	0.002464	207.31%
Sb 206.836†	1.9	0.00181	mg/L	0.000615	0.00906	mg/L	0.003077	33.96%
Se 196.026†	0.2	0.00026	mg/L	0.003170	0.00129	mg/L	0.015849	>999.9%
Si 288.158†	5364.2	5.571	mg/L	0.0294	27.85	mg/L	0.147	0.53%
Sn 189.927†	-13.5	-0.00469	mg/L	0.000697	-0.02343	mg/L	0.003487	14.88%
Sr 421.552†	43161.9	0.07173	mg/L	0.000251	0.3587	mg/L	0.00125	0.35%
Ti 334.903†	31.9	0.00166	mg/L	0.001066	0.00828	mg/L	0.005330	64.34%
Tl 190.801†	-0.5	-0.00073	mg/L	0.000840	-0.00364	mg/L	0.004200	115.35%
V 292.402†	572.9	0.00293	mg/L	0.000116	0.01465	mg/L	0.000578	3.95%
Zn 206.200†	-0.6	-0.00172	mg/L	0.001723	-0.00859	mg/L	0.008614	100.25%

Sequence No.: 9
Sample ID: JZ32 GDUP WMN
Analyst: BLW
Initial Sample Wt:
Dilution: 5X

Autosampler Location: 47
Date Collected: 10/9/2006 5:30:20 PM
Data Type: Original
Initial Sample Vol:
Sample Prep Vol:

Nebulizer Parameters: JZ32 GDUP WMN

Analyte	Back Pressure	Flow
All	179.0 kPa	0.50 L/min

Mean Data: JZ32 GDUP WMN

Analyte	Mean Corrected Intensity	Calib Conc.	Calib Units	Calib Std.Dev.	Sample Conc.	Sample Units	Sample Std.Dev.	RSD
ScA 357.253	923258.7	86.18	%	0.581				0.67%
ScR 361.383	120026.8	94.20	%	0.879				0.93%
Ag 328.068†	-254.8	-0.00001	mg/L	0.000141	-0.00005	mg/L	0.000707	>999.9%
Al 308.215†	17.9	0.01517	mg/L	0.003829	0.07585	mg/L	0.019143	25.24%
As 188.979†	19.9	0.03464	mg/L	0.003917	0.1732	mg/L	0.01958	11.31%
B 249.677†	628.6	0.2935	mg/L	0.00951	1.468	mg/L	0.0476	3.24%
Ba 233.527†	15.3	0.00758	mg/L	0.000737	0.03790	mg/L	0.003686	9.72%
Be 313.042†	170.0	0.00035	mg/L	0.000057	0.00174	mg/L	0.000283	16.27%
Ca 317.933†	1372.8	0.1111	mg/L	0.00200	0.5554	mg/L	0.01000	1.80%
Cd 228.802†	6.4	0.00023	mg/L	0.000064	0.00113	mg/L	0.000322	28.42%
Co 228.616†	870.0	0.03634	mg/L	0.000807	0.1817	mg/L	0.00404	2.22%
Cr 267.716†	29.2	0.00752	mg/L	0.000750	0.03761	mg/L	0.003751	9.97%
Cu 324.752†	50.5	0.00234	mg/L	0.000083	0.01170	mg/L	0.000413	3.53%
Fe 273.955†	12514.3	21.75	mg/L	0.189	108.8	mg/L	0.95	0.87%
K 766.490†	3358.0	2.708	mg/L	0.0097	13.54	mg/L	0.049	0.36%
Mg 279.077†	48.5	0.04290	mg/L	0.005872	0.2145	mg/L	0.02936	13.69%
Mn 257.610†	44.0	0.00285	mg/L	0.000189	0.01427	mg/L	0.000943	6.61%
Mo 202.031†	479.1	0.06665	mg/L	0.001052	0.3333	mg/L	0.00526	1.58%
Na 589.592†	6454861.9	1285	mg/L	8.7	6426	mg/L	43.3	0.67%
Na 330.237†	35040.6	1355	mg/L	4.8	6777	mg/L	23.8	0.35%
Ni 231.604†	-2.4	-0.00237	mg/L	0.002988	-0.01186	mg/L	0.014941	125.96%
Pb 220.353†	12.0	0.00234	mg/L	0.000197	0.01170	mg/L	0.000987	8.43%
Sb 206.836†	5.5	0.00501	mg/L	0.004250	0.02505	mg/L	0.021252	84.83%
Se 196.026†	0.5	0.00316	mg/L	0.002436	0.01581	mg/L	0.012180	77.02%
Si 288.158†	14690.5	15.26	mg/L	1.214	76.28	mg/L	6.072	7.96%
Sn 189.927†	-3.7	-0.00146	mg/L	0.001779	-0.00728	mg/L	0.008894	122.11%
Sr 421.552†	2586.6	0.00430	mg/L	0.000045	0.02149	mg/L	0.000227	1.06%
Ti 334.903†	1246.4	0.06476	mg/L	0.001199	0.3238	mg/L	0.00600	1.85%
Tl 190.801†	-1.1	-0.00164	mg/L	0.004064	-0.00821	mg/L	0.020318	247.52%
V 292.402†	5862.4	0.02910	mg/L	0.000474	0.1455	mg/L	0.00237	1.63%
Zn 206.200†	0.1	-0.00031	mg/L	0.003017	-0.00156	mg/L	0.015084	968.10%

Sequence No.: 10
Sample ID: JZ32 G WMN
Analyst: BLW
Initial Sample Wt:
Dilution: 5X

Autosampler Location: 48
Date Collected: 10/9/2006 5:37:13 PM
Data Type: Original
Initial Sample Vol:
Sample Prep Vol:

Nebulizer Parameters: JZ32 G WMN

Analyte	Back Pressure	Flow
All	176.0 kPa	0.50 L/min

Mean Data: JZ32 G WMN

Analyte	Mean Corrected Intensity	Calib Conc.	Calib Units	Calib Std.Dev.	Sample Conc.	Sample Units	Sample Std.Dev.	RSD
ScA 357.253	961964.4	89.79	%	0.669				0.74%
ScR 361.383	124376.8	97.61	%	0.469				0.48%
Ag 328.068†	-248.1	0.00007	mg/L	0.000293	0.00033	mg/L	0.001465	444.20%
Al 308.215†	18.5	0.01566	mg/L	0.002466	0.07832	mg/L	0.012332	15.75%
As 188.979†	19.2	0.03353	mg/L	0.003133	0.1677	mg/L	0.01567	9.34%
B 249.677†	712.8	0.3329	mg/L	0.00955	1.664	mg/L	0.0478	2.87%
Ba 233.527†	16.2	0.00807	mg/L	0.001572	0.04037	mg/L	0.007859	19.47%
Be 313.042†	176.5	0.00035	mg/L	0.000027	0.00176	mg/L	0.000136	7.72%
Ca 317.933†	1203.0	0.09734	mg/L	0.000588	0.4867	mg/L	0.00294	0.60%
Cd 228.802†	8.7	0.00033	mg/L	0.000068	0.00166	mg/L	0.000340	20.53%
Co 228.616†	891.9	0.03725	mg/L	0.000147	0.1862	mg/L	0.00073	0.39%
Cr 267.716†	31.1	0.00800	mg/L	0.000966	0.03998	mg/L	0.004828	12.08%
Cu 324.752†	-128.5	0.00162	mg/L	0.000144	0.00809	mg/L	0.000722	8.92%
Fe 273.955†	13069.9	22.72	mg/L	0.071	113.6	mg/L	0.35	0.31%
K 766.490†	3394.0	2.737	mg/L	0.0442	13.68	mg/L	0.221	1.61%
Mg 279.077†	41.3	0.03368	mg/L	0.010284	0.1684	mg/L	0.05142	30.54%
Mn 257.610†	31.6	0.00205	mg/L	0.000122	0.01026	mg/L	0.000610	5.95%
Mo 202.031†	496.2	0.06904	mg/L	0.000562	0.3452	mg/L	0.00281	0.81%
Na 589.592†	Saturated2							
Na 330.237†	35497.8	1373	mg/L	3.6	6866	mg/L	17.8	0.26%
Ni 231.604†	-0.8	-0.00079	mg/L	0.001332	-0.00394	mg/L	0.006662	169.02%
Pb 220.353†	13.3	0.00259	mg/L	0.000897	0.01296	mg/L	0.004485	34.61%
Sb 206.836†	2.6	0.00116	mg/L	0.000350	0.00580	mg/L	0.001751	30.21%
Se 196.026†	1.2	0.00421	mg/L	0.003948	0.02103	mg/L	0.019742	93.88%
Si 288.158†	15806.0	16.42	mg/L	0.895	82.08	mg/L	4.474	5.45%
Sn 189.927†	1.0	0.00041	mg/L	0.001446	0.00203	mg/L	0.007230	356.71%
Sr 421.552†	2546.2	0.00423	mg/L	0.000055	0.02116	mg/L	0.000275	1.30%
Ti 334.903†	1280.4	0.06652	mg/L	0.001063	0.3326	mg/L	0.00532	1.60%
Tl 190.801†	-0.1	-0.00015	mg/L	0.001399	-0.00077	mg/L	0.006996	909.55%
V 292.402†	7110.9	0.03528	mg/L	0.000162	0.1764	mg/L	0.00081	0.46%
Zn 206.200†	-0.4	-0.00190	mg/L	0.002526	-0.00949	mg/L	0.012630	133.15%

Sequence No.: 11
Sample ID: JZ32 GSPK WMN
Analyst: BLW
Initial Sample Wt:
Dilution: 5X

Autosampler Location: 49
Date Collected: 10/9/2006 5:43:38 PM
Data Type: Original
Initial Sample Vol:
Sample Prep Vol:

Nebulizer Parameters: JZ32 GSPK WMN

Analyte	Back Pressure	Flow
All	176.0 kPa	0.50 L/min

Mean Data: JZ32 GSPK WMN

Analyte	Mean Corrected Intensity	Calib Conc.	Calib Units	Std.Dev.	Sample Conc.	Sample Units	Std.Dev.	RSD
ScA 357.253	957686.9	89.39	%	0.193				0.22%
ScR 361.383	123787.6	97.15	%	0.513				0.53%
Ag 328.068†	-243.0	0.00006	mg/L	0.000205	0.00030	mg/L	0.001023	340.43%
Al 308.215†	24.9	0.02173	mg/L	0.003734	0.1086	mg/L	0.01867	17.19%
As 188.979†	20.8	0.03631	mg/L	0.003459	0.1815	mg/L	0.01730	9.53%
B 249.677†	748.8	0.3497	mg/L	0.01222	1.748	mg/L	0.0611	3.49%
Ba 233.527†	13.6	0.00656	mg/L	0.000478	0.03279	mg/L	0.002392	7.29%
Be 313.042†	149.6	0.00028	mg/L	0.000008	0.00142	mg/L	0.000041	2.89%
Ca 317.933†	1189.1	0.09622	mg/L	0.002450	0.4811	mg/L	0.01225	2.55%
Cd 228.802†	4.6	0.00015	mg/L	0.000109	0.00074	mg/L	0.000547	74.38%
Co 228.616†	876.2	0.03660	mg/L	0.000388	0.1830	mg/L	0.00194	1.06%
Cr 267.716†	30.6	0.00786	mg/L	0.000637	0.03928	mg/L	0.003183	8.11%
Cu 324.752†	-203.3	0.00122	mg/L	0.000152	0.00609	mg/L	0.000762	12.50%
Fe 273.955†	12725.1	22.12	mg/L	0.065	110.6	mg/L	0.33	0.30%
K 766.490†	3366.0	2.714	mg/L	0.0237	13.57	mg/L	0.119	0.87%
Mg 279.077†	41.8	0.03464	mg/L	0.010444	0.1732	mg/L	0.05222	30.15%
Mn 257.610†	30.9	0.00201	mg/L	0.000107	0.01003	mg/L	0.000534	5.33%
Mo 202.031†	485.6	0.06757	mg/L	0.000227	0.3378	mg/L	0.00113	0.34%
Na 589.592†	Saturated2							
Na 330.237†	35160.0	1360	mg/L	1.3	6800	mg/L	6.6	0.10%
Ni 231.604†	-1.0	-0.00101	mg/L	0.000803	-0.00504	mg/L	0.004014	79.64%
Pb 220.353†	11.3	0.00220	mg/L	0.000418	0.01099	mg/L	0.002090	19.02%
Sb 206.836†	4.0	0.00303	mg/L	0.003017	0.01515	mg/L	0.015084	99.59%
Se 196.026†	4.1	0.00776	mg/L	0.007641	0.03880	mg/L	0.038206	98.47%
Si 288.158†	25232.7	26.21	mg/L	0.702	131.0	mg/L	3.51	2.68%
Sn 189.927†	-2.3	-0.00093	mg/L	0.000855	-0.00467	mg/L	0.004274	91.63%
Sr 421.552†	2491.3	0.00414	mg/L	0.000044	0.02070	mg/L	0.000220	1.06%
Ti 334.903†	1277.9	0.06639	mg/L	0.001201	0.3319	mg/L	0.00600	1.81%
Tl 190.801†	-2.4	-0.00343	mg/L	0.001539	-0.01714	mg/L	0.007697	44.92%
V 292.402†	8020.8	0.03979	mg/L	0.000829	0.1989	mg/L	0.00415	2.08%
Zn 206.200†	0.1	-0.00040	mg/L	0.002656	-0.00200	mg/L	0.013282	664.96%

Sequence No.: 12
Sample ID: JZ32 MB2SPK WMN
Analyst: BLW
Initial Sample Wt:
Dilution: 1X

Autosampler Location: 50
Date Collected: 10/9/2006 5:50:03 PM
Data Type: Original
Initial Sample Vol:
Sample Prep Vol:

Nebulizer Parameters: JZ32 MB2SPK WMN

Analyte	Back Pressure	Flow
All	177.0 kPa	0.50 L/min

Mean Data: JZ32 MB2SPK WMN

Analyte	Mean Corrected Intensity	Calib Conc.	Calib Units	Calib Std.Dev.	Sample Conc.	Sample Units	Sample Std.Dev.	RSD
ScA 357.253	1074260.3	100.3	%	0.46				0.46%
ScR 361.383	130727.2	102.6	%	0.47				0.46%
Ag 328.068†	40.7	0.00017	mg/L	0.000148	0.00017	mg/L	0.000148	88.34%
Al 308.215†	2.5	0.00242	mg/L	0.001042	0.00242	mg/L	0.001042	43.08%
As 188.979†	-0.0	-0.00001	mg/L	0.002350	-0.00001	mg/L	0.002350	>999.9%
B 249.677†	79.5	0.03713	mg/L	0.004458	0.03713	mg/L	0.004458	12.01%
Ba 233.527†	-0.9	-0.00054	mg/L	0.000466	-0.00054	mg/L	0.000466	85.42%
Be 313.042†	0.1	0.00000	mg/L	0.000045	0.00000	mg/L	0.000045	>999.9%
Ca 317.933†	16.3	0.00132	mg/L	0.000652	0.00132	mg/L	0.000652	49.57%
Cd 228.802†	-2.2	-0.00010	mg/L	0.000062	-0.00010	mg/L	0.000062	62.16%
Co 228.616†	4.4	0.00019	mg/L	0.000206	0.00019	mg/L	0.000206	110.54%
Cr 267.716†	-1.0	-0.00021	mg/L	0.000607	-0.00021	mg/L	0.000607	292.39%
Cu 324.752†	-552.0	-0.00252	mg/L	0.000147	-0.00252	mg/L	0.000147	5.84%
Fe 273.955†	-2.7	-0.00476	mg/L	0.001261	-0.00476	mg/L	0.001261	26.48%
K 766.490†	-11.2	-0.00899	mg/L	0.022547	-0.00899	mg/L	0.022547	250.70%
Mg 279.077†	7.3	0.00875	mg/L	0.002064	0.00875	mg/L	0.002064	23.57%
Mn 257.610†	-3.8	-0.00025	mg/L	0.000221	-0.00025	mg/L	0.000221	88.88%
Mo 202.031†	-1.0	-0.00014	mg/L	0.000452	-0.00014	mg/L	0.000452	312.50%
Na 589.592†	2809.4	0.5594	mg/L	0.04704	0.5594	mg/L	0.04704	8.41%
Na 330.237†	14.7	0.5665	mg/L	0.14323	0.5665	mg/L	0.14323	25.28%
Ni 231.604†	-3.4	-0.00331	mg/L	0.002316	-0.00331	mg/L	0.002316	69.88%
Pb 220.353†	-11.3	-0.00217	mg/L	0.000524	-0.00217	mg/L	0.000524	24.18%
Sb 206.836†	4.1	0.00552	mg/L	0.004743	0.00552	mg/L	0.004743	85.85%
Se 196.026†	1.7	0.00219	mg/L	0.002854	0.00219	mg/L	0.002854	130.35%
Si 288.158†	10915.9	11.34	mg/L	0.183	11.34	mg/L	0.183	1.61%
Sn 189.927†	13.1	0.00523	mg/L	0.000456	0.00523	mg/L	0.000456	8.71%
Sr 421.552†	-42.1	-0.00007	mg/L	0.000021	-0.00007	mg/L	0.000021	30.69%
Ti 334.903†	3.2	0.00017	mg/L	0.001506	0.00017	mg/L	0.001506	898.17%
Tl 190.801†	-0.8	-0.00109	mg/L	0.002801	-0.00109	mg/L	0.002801	256.78%
V 292.402†	-16.0	-0.00008	mg/L	0.000056	-0.00008	mg/L	0.000056	69.46%
Zn 206.200†	1.5	0.00417	mg/L	0.001695	0.00417	mg/L	0.001695	40.65%

Sequence No.: 13
Sample ID: CV
Analyst: BLW
Initial Sample Wt:
Dilution: 1X

Autosampler Location: 7
Date Collected: 10/9/2006 5:56:28 PM
Data Type: Original
Initial Sample Vol:
Sample Prep Vol:

Nebulizer Parameters: CV

Analyte	Back Pressure	Flow
All	177.0 kPa	0.50 L/min

Mean Data: CV

Analyte	Mean Corrected Intensity	Calib Conc.	Calib Units	Calib Std.Dev.	Sample Conc.	Sample Units	Sample Std.Dev.	RSD
ScA 357.253	1020232.5	95.23	%	0.648				0.68%
ScR 361.383	127654.7	100.2	%	0.45				0.45%
Ag 328.068†	235390.4	0.9690	mg/L	0.01321	0.9690	mg/L	0.01321	1.36%
Al 308.215†	2065.6	1.932	mg/L	0.0057	1.932	mg/L	0.0057	0.29%
As 188.979†	1108.0	1.941	mg/L	0.0169	1.941	mg/L	0.0169	0.87%
B 249.677†	2133.9	0.9997	mg/L	0.00626	0.9997	mg/L	0.00626	0.63%
Ba 233.527†	1659.6	0.9897	mg/L	0.00608	0.9897	mg/L	0.00608	0.61%
Be 313.042†	432942.5	0.9991	mg/L	0.00405	0.9991	mg/L	0.00405	0.41%
Ca 317.933†	24704.8	1.999	mg/L	0.0244	1.999	mg/L	0.0244	1.22%
Cd 228.802†	22751.2	1.008	mg/L	0.0159	1.008	mg/L	0.0159	1.57%
Co 228.616†	22509.3	0.9507	mg/L	0.01379	0.9507	mg/L	0.01379	1.45%
Cr 267.716†	4616.8	0.9642	mg/L	0.00615	0.9642	mg/L	0.00615	0.64%
Cu 324.752†	231400.2	1.055	mg/L	0.0143	1.055	mg/L	0.0143	1.36%
Fe 273.955†	1210.1	2.101	mg/L	0.0120	2.101	mg/L	0.0120	0.57%
K 766.490†	24610.9	19.85	mg/L	0.273	19.85	mg/L	0.273	1.37%
Mg 279.077†	1636.7	1.959	mg/L	0.0139	1.959	mg/L	0.0139	0.71%
Mn 257.610†	15225.7	0.9886	mg/L	0.01206	0.9886	mg/L	0.01206	1.22%
Mo 202.031†	7177.3	0.9986	mg/L	0.01039	0.9986	mg/L	0.01039	1.04%
Na 589.592†	248944.6	49.57	mg/L	0.117	49.57	mg/L	0.117	0.24%
Na 330.237†	1325.8	51.25	mg/L	0.273	51.25	mg/L	0.273	0.53%
Ni 231.604†	1009.8	0.9930	mg/L	0.00994	0.9930	mg/L	0.00994	1.00%
Pb 220.353†	10355.3	1.981	mg/L	0.0360	1.981	mg/L	0.0360	1.82%
Sb 206.836†	1686.2	2.227	mg/L	0.0156	2.227	mg/L	0.0156	0.70%
Se 196.026†	1539.1	1.927	mg/L	0.0134	1.927	mg/L	0.0134	0.70%
Si 288.158†	2497.6	2.596	mg/L	0.0532	2.596	mg/L	0.0532	2.05%
Sn 189.927†	2340.8	0.9404	mg/L	0.00937	0.9404	mg/L	0.00937	1.00%
Sr 421.552†	593164.6	0.9858	mg/L	0.00289	0.9858	mg/L	0.00289	0.29%
Ti 334.903†	19175.5	0.9961	mg/L	0.01270	0.9961	mg/L	0.01270	1.27%
Tl 190.801†	1350.8	1.921	mg/L	0.0187	1.921	mg/L	0.0187	0.97%
V 292.402†	195935.1	0.9776	mg/L	0.01526	0.9776	mg/L	0.01526	1.56%
Zn 206.200†	374.6	1.039	mg/L	0.0054	1.039	mg/L	0.0054	0.52%

Sequence No.: 14
Sample ID: CB
Analyst: BLW
Initial Sample Wt:
Dilution: 1X

Autosampler Location: 1
Date Collected: 10/9/2006 6:03:08 PM
Data Type: Original
Initial Sample Vol:
Sample Prep Vol:

Nebulizer Parameters: CB

Analyte	Back Pressure	Flow
All	176.0 kPa	0.50 L/min

Mean Data: CB

Analyte	Mean Corrected Intensity	Calib Conc.	Calib Units	Calib Std.Dev.	Sample Conc.	Sample Units	Sample Std.Dev.	RSD
ScA 357.253	1031995.7	96.33	%	0.470				0.49%
ScR 361.383	122408.3	96.06	%	0.740				0.77%
Ag 328.068†	27.0	0.00011	mg/L	0.000065	0.00011	mg/L	0.000065	58.84%
Al 308.215†	-1.7	-0.00168	mg/L	0.006747	-0.00168	mg/L	0.006747	401.79%
As 188.979†	-0.9	-0.00153	mg/L	0.003651	-0.00153	mg/L	0.003651	238.95%
B 249.677†	49.9	0.02331	mg/L	0.001737	0.02331	mg/L	0.001737	7.45%
Ba 233.527†	-1.4	-0.00081	mg/L	0.000605	-0.00081	mg/L	0.000605	75.06%
Be 313.042†	26.8	0.00006	mg/L	0.000027	0.00006	mg/L	0.000027	43.46%
Ca 317.933†	41.1	0.00333	mg/L	0.001441	0.00333	mg/L	0.001441	43.34%
Cd 228.802†	-0.1	0.00000	mg/L	0.000010	0.00000	mg/L	0.000010	243.31%
Co 228.616†	1.3	0.00005	mg/L	0.000225	0.00005	mg/L	0.000225	416.48%
Cr 267.716†	-0.7	-0.00015	mg/L	0.000751	-0.00015	mg/L	0.000751	506.80%
Cu 324.752†	-255.1	-0.00116	mg/L	0.000172	-0.00116	mg/L	0.000172	14.74%
Fe 273.955†	-2.2	-0.00388	mg/L	0.004796	-0.00388	mg/L	0.004796	123.76%
K 766.490†	94.3	0.07601	mg/L	0.019694	0.07601	mg/L	0.019694	25.91%
Mg 279.077†	0.4	0.00047	mg/L	0.004399	0.00047	mg/L	0.004399	935.23%
Mn 257.610†	6.0	0.00039	mg/L	0.000151	0.00039	mg/L	0.000151	38.69%
Mo 202.031†	4.0	0.00055	mg/L	0.000051	0.00055	mg/L	0.000051	9.33%
Na 589.592†	770.7	0.1535	mg/L	0.00474	0.1535	mg/L	0.00474	3.09%
Na 330.237†	14.6	0.5627	mg/L	0.50509	0.5627	mg/L	0.50509	89.76%
Ni 231.604†	-2.7	-0.00267	mg/L	0.002449	-0.00267	mg/L	0.002449	91.58%
Pb 220.353†	0.4	0.00007	mg/L	0.000265	0.00007	mg/L	0.000265	394.87%
Sb 206.836†	0.7	0.00101	mg/L	0.000393	0.00101	mg/L	0.000393	38.95%
Se 196.026†	0.8	0.00096	mg/L	0.005978	0.00096	mg/L	0.005978	622.95%
Si 288.158†	81.9	0.08509	mg/L	0.006270	0.08509	mg/L	0.006270	7.37%
Sn 189.927†	5.0	0.00200	mg/L	0.002690	0.00200	mg/L	0.002690	134.67%
Sr 421.552†	19.1	0.00003	mg/L	0.000044	0.00003	mg/L	0.000044	140.04%
Ti 334.903†	-2.8	-0.00015	mg/L	0.000892	-0.00015	mg/L	0.000892	610.50%
Tl 190.801†	1.3	0.00191	mg/L	0.005047	0.00191	mg/L	0.005047	263.98%
V 292.402†	22.6	0.00011	mg/L	0.000052	0.00011	mg/L	0.000052	46.30%
Zn 206.200†	0.2	0.00053	mg/L	0.001218	0.00053	mg/L	0.001218	230.85%

Sequence No.: 15
Sample ID: JZ61 MB SWC
Analyst: BLW
Initial Sample Wt:
Dilution: 2X

Autosampler Location: 51
Date Collected: 10/9/2006 6:09:29 PM
Data Type: Original
Initial Sample Vol:
Sample Prep Vol:

Nebulizer Parameters: JZ61 MB SWC

Analyte	Back Pressure	Flow
All	176.0 kPa	0.50 L/min

DCL

Mean Data: JZ61 MB SWC

Analyte	Mean Corrected Intensity	Calib Conc.	Calib Units	Std.Dev.	Sample Conc.	Sample Units	Std.Dev.	RSD
ScA 357.253	1062451.9	99.17	%	0.330				0.33%
ScR 361.383	127511.9	100.1	%	0.53				0.53%
Ag 328.068†	3.4	0.00001	mg/L	0.000226	0.00003	mg/L	0.000452	>999.9%
Al 308.215†	34.8	0.03315	mg/L	0.001971	0.06631	mg/L	0.003942	5.94%
As 188.979†	1.7	0.00289	mg/L	0.003180	0.00577	mg/L	0.006360	110.22%
B 249.677†	36.6	0.01707	mg/L	0.002922	0.03413	mg/L	0.005843	17.12%
Ba 233.527†	-0.6	-0.00036	mg/L	0.001537	-0.00072	mg/L	0.003073	427.40%
Be 313.042†	3.2	0.00001	mg/L	0.000075	0.00001	mg/L	0.000150	>999.9%
Ca 317.933†	947.5	0.07667	mg/L	0.002130	0.1533	mg/L	0.00426	2.78%
Cd 228.802†	-0.7	-0.00003	mg/L	0.000072	-0.00007	mg/L	0.000145	211.44%
Co 228.616†	0.1	0.00000	mg/L	0.000116	0.00001	mg/L	0.000233	>999.9%
Cr 267.716†	-1.8	-0.00039	mg/L	0.001412	-0.00077	mg/L	0.002824	365.75%
Cu 324.752†	-331.1	-0.00151	mg/L	0.000049	-0.00302	mg/L	0.000099	3.27%
Fe 273.955†	2.3	0.00392	mg/L	0.001334	0.00784	mg/L	0.002668	34.04%
K 766.490†	22.2	0.01792	mg/L	0.013957	0.03583	mg/L	0.027915	77.90%
Mg 279.077†	12.1	0.01449	mg/L	0.008528	0.02899	mg/L	0.017057	58.84%
Mn 257.610†	5.4	0.00035	mg/L	0.000145	0.00070	mg/L	0.000290	41.26%
Mo 202.031†	0.5	0.00007	mg/L	0.000351	0.00014	mg/L	0.000702	485.07%
Na 589.592†	568.3	0.1131	mg/L	0.00137	0.2263	mg/L	0.00275	1.21%
Na 330.237†	3.8	0.1421	mg/L	0.16221	0.2842	mg/L	0.32441	114.16%
Ni 231.604†	-0.3	-0.00026	mg/L	0.000882	-0.00052	mg/L	0.001765	339.89%
Pb 220.353†	-5.2	-0.00100	mg/L	0.000514	-0.00199	mg/L	0.001029	51.57%
Sb 206.836†	-1.1	-0.00148	mg/L	0.001308	-0.00295	mg/L	0.002615	88.51%
Se 196.026†	-0.7	-0.00090	mg/L	0.003649	-0.00179	mg/L	0.007298	406.88%
Si 288.158†	33.0	0.03428	mg/L	0.002483	0.06856	mg/L	0.004967	7.24%
Sn 189.927†	2.7	0.00107	mg/L	0.000817	0.00214	mg/L	0.001635	76.33%
Sr 421.552†	148.4	0.00025	mg/L	0.000020	0.00049	mg/L	0.000039	8.01%
Ti 334.903†	41.1	0.00214	mg/L	0.000186	0.00427	mg/L	0.000371	8.69%
Tl 190.801†	-0.6	-0.00088	mg/L	0.003131	-0.00175	mg/L	0.006263	357.56%
V 292.402†	17.5	0.00008	mg/L	0.000150	0.00017	mg/L	0.000299	180.00%
Zn 206.200†	4.2	0.01181	mg/L	0.004345	0.02361	mg/L	0.008690	36.81%

Sequence No.: 16
Sample ID: JZ82 MB2 WMN
Analyst: BLW
Initial Sample Wt:
Dilution: 1X

Autosampler Location: 52
Date Collected: 10/9/2006 6:15:53 PM
Data Type: Original
Initial Sample Vol:
Sample Prep Vol:

Nebulizer Parameters: JZ82 MB2 WMN

Analyte	Back Pressure	Flow
All	176.0 kPa	0.50 L/min

DCL

Mean Data: JZ82 MB2 WMN

Analyte	Mean Corrected Intensity	Calib Conc.	Calib Units	Calib Std.Dev.	Sample Conc.	Sample Units	Sample Std.Dev.	RSD
ScA 357.253	1067421.5	99.63	%	0.753				0.76%
ScR 361.383	128414.4	100.8	%	0.66				0.66%
Ag 328.068†	-49.8	-0.00021	mg/L	0.000192	-0.00021	mg/L	0.000192	93.34%
Al 308.215†	1.1	0.00105	mg/L	0.001974	0.00105	mg/L	0.001974	187.32%
As 188.979†	-1.4	-0.00248	mg/L	0.005440	-0.00248	mg/L	0.005440	219.78%
B 249.677†	4.7	0.00220	mg/L	0.000842	0.00220	mg/L	0.000842	38.31%
Ba 233.527†	0.4	0.00026	mg/L	0.001525	0.00026	mg/L	0.001525	588.99%
Be 313.042†	21.9	0.00005	mg/L	0.000016	0.00005	mg/L	0.000016	31.64%
Ca 317.933†	21.6	0.00175	mg/L	0.000580	0.00175	mg/L	0.000580	33.20%
Cd 228.802†	2.2	0.00010	mg/L	0.000124	0.00010	mg/L	0.000124	123.34%
Co 228.616†	1.6	0.00007	mg/L	0.000145	0.00007	mg/L	0.000145	213.57%
Cr 267.716†	-1.2	-0.00026	mg/L	0.000374	-0.00026	mg/L	0.000374	145.20%
Cu 324.752†	-567.3	-0.00259	mg/L	0.000048	-0.00259	mg/L	0.000048	1.86%
Fe 273.955†	-8.1	-0.01409	mg/L	0.005356	-0.01409	mg/L	0.005356	38.00%
K 766.490†	-28.5	-0.02296	mg/L	0.014145	-0.02296	mg/L	0.014145	61.60%
Mg 279.077†	7.3	0.00877	mg/L	0.004693	0.00877	mg/L	0.004693	53.49%
Mn 257.610†	-7.0	-0.00045	mg/L	0.000027	-0.00045	mg/L	0.000027	5.90%
Mo 202.031†	-1.8	-0.00024	mg/L	0.000157	-0.00024	mg/L	0.000157	64.44%
Na 589.592†	222.4	0.04429	mg/L	0.002190	0.04429	mg/L	0.002190	4.94%
Na 330.237†	4.4	0.1698	mg/L	0.54769	0.1698	mg/L	0.54769	322.62%
Ni 231.604†	0.8	0.00075	mg/L	0.003330	0.00075	mg/L	0.003330	442.01%
Pb 220.353†	-6.8	-0.00130	mg/L	0.000893	-0.00130	mg/L	0.000893	68.67%
Sb 206.836†	1.6	0.00221	mg/L	0.001621	0.00221	mg/L	0.001621	73.36%
Se 196.026†	1.3	0.00158	mg/L	0.003544	0.00158	mg/L	0.003544	224.12%
Si 288.158†	-4.5	-0.00465	mg/L	0.005071	-0.00465	mg/L	0.005071	109.14%
Sn 189.927†	7.7	0.00308	mg/L	0.001289	0.00308	mg/L	0.001289	41.89%
Sr 421.552†	-13.5	-0.00002	mg/L	0.000046	-0.00002	mg/L	0.000046	206.45%
Ti 334.903†	-11.5	-0.00060	mg/L	0.000482	-0.00060	mg/L	0.000482	80.85%
Tl 190.801†	-2.3	-0.00332	mg/L	0.000903	-0.00332	mg/L	0.000903	27.17%
V 292.402†	19.4	0.00009	mg/L	0.000119	0.00009	mg/L	0.000119	126.52%
Zn 206.200†	1.2	0.00346	mg/L	0.001500	0.00346	mg/L	0.001500	43.32%

Sequence No.: 17
Sample ID: JZ82 F WMN
Analyst: BLW
Initial Sample Wt:
Dilution: 5X

Autosampler Location: 53
Date Collected: 10/9/2006 6:22:17 PM
Data Type: Original
Initial Sample Vol:
Sample Prep Vol:

Nebulizer Parameters: JZ82 F WMN

Analyte	Back Pressure	Flow
All	177.0 kPa	0.50 L/min

DLL

Mean Data: JZ82 F WMN

Analyte	Mean Corrected Intensity	Calib Conc.	Calib Units	Std.Dev.	Sample Conc.	Sample Units	Std.Dev.	RSD
ScA 357.253	1039666.5	97.04	%	0.467				0.48%
ScR 361.383	125392.4	98.41	%	0.781				0.79%
Ag 328.068†	-29.6	-0.00009	mg/L	0.000209	-0.00045	mg/L	0.001045	233.25%
Al 308.215†	5.4	0.00517	mg/L	0.005112	0.02587	mg/L	0.025560	98.78%
As 188.979†	-1.5	-0.00277	mg/L	0.002465	-0.01383	mg/L	0.012326	89.12%
B 249.677†	25.4	0.01188	mg/L	0.001814	0.05942	mg/L	0.009070	15.26%
Ba 233.527†	5.5	0.00319	mg/L	0.000545	0.01593	mg/L	0.002725	17.10%
Be 313.042†	-7.5	-0.00002	mg/L	0.000001	-0.00009	mg/L	0.000003	2.94%
Ca 317.933†	43202.2	3.496	mg/L	0.0128	17.48	mg/L	0.064	0.37%
Cd 228.802†	-3.2	-0.00014	mg/L	0.000051	-0.00069	mg/L	0.000257	37.29%
Co 228.616†	1.5	0.00004	mg/L	0.000173	0.00019	mg/L	0.000865	447.82%
Cr 267.716†	3.4	0.00035	mg/L	0.000322	0.00175	mg/L	0.001608	91.71%
Cu 324.752†	-444.0	-0.00191	mg/L	0.000142	-0.00953	mg/L	0.000712	7.48%
Fe 273.955†	759.6	1.321	mg/L	0.0094	6.603	mg/L	0.0471	0.71%
K 766.490†	529.8	0.4272	mg/L	0.03686	2.136	mg/L	0.1843	8.63%
Mg 279.077†	1405.2	1.677	mg/L	0.0077	8.387	mg/L	0.0385	0.46%
Mn 257.610†	2936.7	0.1905	mg/L	0.00071	0.9527	mg/L	0.00355	0.37%
Mo 202.031†	5.2	0.00068	mg/L	0.000284	0.00342	mg/L	0.001418	41.42%
Na 589.592†	13063.5	2.601	mg/L	0.0158	13.01	mg/L	0.079	0.61%
Na 330.237†	80.8	3.088	mg/L	0.2466	15.44	mg/L	1.233	7.99%
Ni 231.604†	-2.2	-0.00216	mg/L	0.002970	-0.01081	mg/L	0.014848	137.37%
Pb 220.353†	-3.3	-0.00062	mg/L	0.000406	-0.00311	mg/L	0.002031	65.35%
Sb 206.836†	-1.2	-0.00179	mg/L	0.001857	-0.00897	mg/L	0.009283	103.50%
Se 196.026†	-3.0	-0.00388	mg/L	0.005153	-0.01939	mg/L	0.025767	132.89%
Si 288.158†	4503.0	4.677	mg/L	0.0381	23.38	mg/L	0.191	0.82%
Sn 189.927†	-4.5	-0.00155	mg/L	0.002300	-0.00774	mg/L	0.011499	148.51%
Sr 421.552†	9763.1	0.01623	mg/L	0.000034	0.08113	mg/L	0.000168	0.21%
Ti 334.903†	-0.3	-0.00002	mg/L	0.000218	-0.00008	mg/L	0.001090	>999.9%
Tl 190.801†	-2.0	-0.00280	mg/L	0.003022	-0.01398	mg/L	0.015108	108.10%
V 292.402†	32.1	0.00019	mg/L	0.000206	0.00096	mg/L	0.001029	106.79%
Zn 206.200†	0.9	0.00262	mg/L	0.003136	0.01308	mg/L	0.015682	119.89%

Sequence No.: 18
Sample ID: JZ82 DDUP WMN
Analyst: BLW
Initial Sample Wt:
Dilution: 5X

Autosampler Location: 54
Date Collected: 10/9/2006 6:28:41 PM
Data Type: Original
Initial Sample Vol:
Sample Prep Vol:

Nebulizer Parameters: JZ82 DDUP WMN

Analyte	Back Pressure	Flow
All	176.0 kPa	0.50 L/min

JZ2

Mean Data: JZ82 DDUP WMN

Analyte	Mean Corrected Intensity	Calib Conc.	Calib Units	Std.Dev.	Sample Conc.	Sample Units	Std.Dev.	RSD
ScA 357.253	1031441.8	96.28	%	0.716				0.74%
ScR 361.383	124651.2	97.82	%	0.807				0.82%
Ag 328.068†	-51.1	-0.00019	mg/L	0.000014	-0.00097	mg/L	0.000071	7.27%
Al 308.215†	-2.5	-0.00240	mg/L	0.002188	-0.01198	mg/L	0.010942	91.36%
As 188.979†	0.8	0.00123	mg/L	0.005300	0.00616	mg/L	0.026498	430.18%
B 249.677†	24.3	0.01133	mg/L	0.002557	0.05667	mg/L	0.012786	22.56%
Ba 233.527†	2.0	0.00116	mg/L	0.001093	0.00579	mg/L	0.005466	94.41%
Be 313.042†	5.7	0.00001	mg/L	0.000062	0.00007	mg/L	0.000311	468.91%
Ca 317.933†	42968.1	3.477	mg/L	0.0042	17.38	mg/L	0.021	0.12%
Cd 228.802†	-1.8	-0.00008	mg/L	0.000107	-0.00040	mg/L	0.000536	132.77%
Co 228.616†	3.3	0.00012	mg/L	0.000154	0.00062	mg/L	0.000771	124.56%
Cr 267.716†	3.5	0.00036	mg/L	0.000847	0.00181	mg/L	0.004237	234.48%
Cu 324.752†	-450.2	-0.00197	mg/L	0.000192	-0.00985	mg/L	0.000958	9.73%
Fe 273.955†	552.0	0.9595	mg/L	0.00975	4.798	mg/L	0.0488	1.02%
K 766.490†	518.9	0.4184	mg/L	0.01164	2.092	mg/L	0.0582	2.78%
Mg 279.077†	1363.6	1.628	mg/L	0.0070	8.140	mg/L	0.0351	0.43%
Mn 257.610†	2849.8	0.1849	mg/L	0.00021	0.9246	mg/L	0.00106	0.11%
Mo 202.031†	4.3	0.00056	mg/L	0.000085	0.00280	mg/L	0.000423	15.12%
Na 589.592†	13056.6	2.600	mg/L	0.0110	13.00	mg/L	0.055	0.42%
Na 330.237†	74.9	2.861	mg/L	0.3254	14.30	mg/L	1.627	11.37%
Ni 231.604†	-2.4	-0.00240	mg/L	0.003265	-0.01201	mg/L	0.016325	135.88%
Pb 220.353†	-6.9	-0.00133	mg/L	0.000576	-0.00663	mg/L	0.002879	43.45%
Sb 206.836†	1.1	0.00128	mg/L	0.002330	0.00638	mg/L	0.011650	182.56%
Se 196.026†	-2.3	-0.00293	mg/L	0.002405	-0.01466	mg/L	0.012027	82.04%
Si 288.158†	4370.1	4.539	mg/L	0.0094	22.69	mg/L	0.047	0.21%
Sn 189.927†	-2.0	-0.00056	mg/L	0.001576	-0.00282	mg/L	0.007880	279.40%
Sr 421.552†	9725.1	0.01616	mg/L	0.000039	0.08081	mg/L	0.000196	0.24%
Ti 334.903†	2.4	0.00012	mg/L	0.000976	0.00061	mg/L	0.004878	799.16%
Tl 190.801†	-2.0	-0.00284	mg/L	0.001378	-0.01421	mg/L	0.006889	48.48%
V 292.402†	1.3	0.00004	mg/L	0.000232	0.00020	mg/L	0.001161	586.57%
Zn 206.200†	-0.0	0.00002	mg/L	0.001298	0.00010	mg/L	0.006492	>999.9%

Sequence No.: 19
Sample ID: JZ82 D WMN
Analyst: BLW
Initial Sample Wt:
Dilution: 5X

Autosampler Location: 55
Date Collected: 10/9/2006 6:35:06 PM
Data Type: Original
Initial Sample Vol:
Sample Prep Vol:

Nebulizer Parameters: JZ82 D WMN

Analyte	Back Pressure	Flow
All	176.0 kPa	0.50 L/min

Mean Data: JZ82 D WMN

Analyte	Mean Corrected Intensity	Calib Conc.	Calib Units	Std.Dev.	Sample Conc.	Sample Units	Std.Dev.	RSD
ScA 357.253	1049247.3	97.94	%	0.797				0.81%
ScR 361.383	127600.4	100.1	%	0.31				0.31%
Ag 328.068†	-16.9	-0.00005	mg/L	0.000113	-0.00027	mg/L	0.000567	212.67%
Al 308.215†	0.9	0.00081	mg/L	0.007556	0.00403	mg/L	0.037779	936.99%
As 188.979†	1.3	0.00210	mg/L	0.004576	0.01052	mg/L	0.022881	217.48%
B 249.677†	21.9	0.01021	mg/L	0.002175	0.05103	mg/L	0.010873	21.31%
Ba 233.527†	4.0	0.00235	mg/L	0.001596	0.01177	mg/L	0.007982	67.82%
Be 313.042†	6.2	0.00001	mg/L	0.000007	0.00007	mg/L	0.000037	52.16%
Ca 317.933†	41644.5	3.370	mg/L	0.1436	16.85	mg/L	0.718	4.26%
Cd 228.802†	-2.4	-0.00011	mg/L	0.000112	-0.00055	mg/L	0.000562	101.68%
Co 228.616†	0.8	0.00002	mg/L	0.000244	0.00008	mg/L	0.001218	>999.9%
Cr 267.716†	0.6	-0.00024	mg/L	0.001212	-0.00121	mg/L	0.006058	500.26%
Cu 324.752†	-354.9	-0.00153	mg/L	0.000274	-0.00767	mg/L	0.001369	17.85%
Fe 273.955†	557.7	0.9695	mg/L	0.04093	4.848	mg/L	0.2047	4.22%
K 766.490†	486.3	0.3922	mg/L	0.01271	1.961	mg/L	0.0635	3.24%
Mg 279.077†	1368.0	1.633	mg/L	0.0778	8.167	mg/L	0.3889	4.76%
Mn 257.610†	2838.5	0.1842	mg/L	0.00914	0.9209	mg/L	0.04570	4.96%
Mo 202.031†	3.8	0.00050	mg/L	0.000385	0.00250	mg/L	0.001925	77.04%
Na 589.592†	12425.5	2.474	mg/L	0.0969	12.37	mg/L	0.485	3.92%
Na 330.237†	76.2	2.913	mg/L	0.3111	14.56	mg/L	1.555	10.68%
Ni 231.604†	-2.8	-0.00277	mg/L	0.003902	-0.01384	mg/L	0.019511	140.93%
Pb 220.353†	-5.5	-0.00106	mg/L	0.001087	-0.00529	mg/L	0.005434	102.78%
Sb 206.836†	0.8	0.00098	mg/L	0.001576	0.00489	mg/L	0.007880	161.06%
Se 196.026†	-1.6	-0.00206	mg/L	0.002182	-0.01029	mg/L	0.010909	106.03%
Si 288.158†	4259.8	4.424	mg/L	0.1960	22.12	mg/L	0.980	4.43%
Sn 189.927†	-4.0	-0.00135	mg/L	0.000881	-0.00676	mg/L	0.004403	65.15%
Sr 421.552†	9286.1	0.01543	mg/L	0.000607	0.07717	mg/L	0.003033	3.93%
Ti 334.903†	-0.1	-0.00001	mg/L	0.000055	-0.00004	mg/L	0.000274	696.48%
Tl 190.801†	-3.1	-0.00448	mg/L	0.002068	-0.02238	mg/L	0.010338	46.20%
V 292.402†	-1.5	0.00002	mg/L	0.000203	0.00011	mg/L	0.001017	946.95%
Zn 206.200†	1.8	0.00497	mg/L	0.004107	0.02484	mg/L	0.020535	82.68%

Sequence No.: 20
Sample ID: JZ82 DSPK WMN
Analyst: BLW
Initial Sample Wt:
Dilution: 5X

Autosampler Location: 56
Date Collected: 10/9/2006 6:41:30 PM
Data Type: Original
Initial Sample Vol:
Sample Prep Vol:

Nebulizer Parameters: JZ82 DSPK WMN

Analyte	Back Pressure	Flow
All	176.0 kPa	0.50 L/min

DE

Mean Data: JZ82 DSPK WMN

Analyte	Mean Corrected Intensity	Calib Conc.	Calib Units	Calib Std.Dev.	Sample Conc.	Sample Units	Sample Std.Dev.	RSD
ScA 357.253	1049208.0	97.93	%	0.160				0.16%
ScR 361.383	124081.8	97.38	%	1.280				1.31%
Ag 328.068†	-28.6	-0.00010	mg/L	0.000150	-0.00051	mg/L	0.000752	147.36%
Al 308.215†	2.3	0.00215	mg/L	0.006000	0.01075	mg/L	0.030000	279.02%
As 188.979†	0.9	0.00137	mg/L	0.002633	0.00684	mg/L	0.013163	192.57%
B 249.677†	26.8	0.01253	mg/L	0.000738	0.06265	mg/L	0.003691	5.89%
Ba 233.527†	5.1	0.00297	mg/L	0.001003	0.01486	mg/L	0.005014	33.74%
Be 313.042†	-1.9	0.00000	mg/L	0.000055	-0.00002	mg/L	0.000274	>999.9%
Ca 317.933†	39638.0	3.207	mg/L	0.3556	16.04	mg/L	1.778	11.09%
Cd 228.802†	-4.5	-0.00020	mg/L	0.000059	-0.00101	mg/L	0.000293	28.85%
Co 228.616†	0.3	0.00000	mg/L	0.000101	-0.00002	mg/L	0.000504	>999.9%
Cr 267.716†	3.1	0.00030	mg/L	0.000883	0.00151	mg/L	0.004417	292.42%
Cu 324.752†	-500.1	-0.00220	mg/L	0.000104	-0.01100	mg/L	0.000521	4.74%
Fe 273.955†	528.0	0.9178	mg/L	0.09997	4.589	mg/L	0.4999	10.89%
K 766.490†	513.2	0.4138	mg/L	0.03692	2.069	mg/L	0.1846	8.92%
Mg 279.077†	1300.1	1.552	mg/L	0.1625	7.761	mg/L	0.8125	10.47%
Mn 257.610†	2680.9	0.1739	mg/L	0.01863	0.8697	mg/L	0.09314	10.71%
Mo 202.031†	1.4	0.00016	mg/L	0.000105	0.00081	mg/L	0.000524	65.00%
Na 589.592†	12301.3	2.449	mg/L	0.2534	12.25	mg/L	1.267	10.34%
Na 330.237†	73.1	2.792	mg/L	0.2437	13.96	mg/L	1.218	8.73%
Ni 231.604†	-2.1	-0.00211	mg/L	0.001103	-0.01055	mg/L	0.005516	52.27%
Pb 220.353†	-8.4	-0.00160	mg/L	0.000543	-0.00798	mg/L	0.002713	33.99%
Sb 206.836†	-0.2	-0.00036	mg/L	0.001462	-0.00181	mg/L	0.007310	403.42%
Se 196.026†	2.1	0.00249	mg/L	0.005620	0.01246	mg/L	0.028101	225.54%
Si 288.158†	14078.6	14.62	mg/L	0.630	73.11	mg/L	3.150	4.31%
Sn 189.927†	-3.9	-0.00134	mg/L	0.000595	-0.00670	mg/L	0.002977	44.46%
Sr 421.552†	9048.3	0.01504	mg/L	0.001659	0.07519	mg/L	0.008295	11.03%
Ti 334.903†	-2.8	-0.00015	mg/L	0.000710	-0.00073	mg/L	0.003552	484.55%
Tl 190.801†	-3.8	-0.00540	mg/L	0.001070	-0.02699	mg/L	0.005350	19.82%
V 292.402†	-0.7	0.00003	mg/L	0.000246	0.00014	mg/L	0.001229	897.68%
Zn 206.200†	2.4	0.00661	mg/L	0.000801	0.03307	mg/L	0.004004	12.11%

Sequence No.: 21
Sample ID: JZ61 A SWC
Analyst: BLW
Initial Sample Wt:
Dilution: 2X

Autosampler Location: 57
Date Collected: 10/9/2006 6:47:53 PM
Data Type: Original
Initial Sample Vol:
Sample Prep Vol:

Nebulizer Parameters: JZ61 A SWC

Analyte	Back Pressure	Flow
All	176.0 kPa	0.50 L/min

Mean Data: JZ61 A SWC

Analyte	Mean Corrected Intensity	Calib Conc.	Calib Units	Calib Std.Dev.	Sample Conc.	Sample Units	Sample Std.Dev.	RSD
ScA 357.253	1054826.7	98.46	%	0.844				0.86%
ScR 361.383	130685.9	102.6	%	0.27				0.27%
Ag 328.068†	-2075.4	0.00028	mg/L	0.000162	0.00057	mg/L	0.000325	57.06%
Al 308.215†	128345.7	122.3	mg/L	0.04	244.6	mg/L	0.08	0.03%
As 188.979†	54.9	0.06641	mg/L	0.007216	0.1328	mg/L	0.01443	10.87%
B 249.677†	54.7	0.02407	mg/L	0.001753	0.04814	mg/L	0.003506	7.28%
Ba 233.527†	430.3	0.2429	mg/L	0.00178	0.4857	mg/L	0.00356	0.73%
Be 313.042†	1170.4	0.00210	mg/L	0.000043	0.00420	mg/L	0.000085	2.02%
Ca 317.933†	488226.8	39.51	mg/L	0.098	79.01	mg/L	0.195	0.25%
Cd 228.802†	35.0	0.00145	mg/L	0.000086	0.00290	mg/L	0.000172	5.94%
Co 228.616†	1810.6	0.06413	mg/L	0.000898	0.1283	mg/L	0.00180	1.40%
Cr 267.716†	1247.2	0.2566	mg/L	0.00107	0.5131	mg/L	0.00215	0.42%
Cu 324.752†	92089.4	0.4373	mg/L	0.00644	0.8746	mg/L	0.01288	1.47%
Fe 273.955†	109511.0	190.4	mg/L	0.51	380.7	mg/L	1.01	0.27%
K 766.490†	9629.8	7.765	mg/L	0.0204	15.53	mg/L	0.041	0.26%
Mg 279.077†	56385.7	67.22	mg/L	0.072	134.4	mg/L	0.14	0.11%
Mn 257.610†	35602.2	2.308	mg/L	0.0039	4.616	mg/L	0.0077	0.17%
Mo 202.031†	38.6	0.00392	mg/L	0.000306	0.00784	mg/L	0.000613	7.81%
Na 589.592†	14755.4	2.938	mg/L	0.0102	5.876	mg/L	0.0204	0.35%
Na 330.237†	63.7	3.015	mg/L	0.0256	6.030	mg/L	0.0512	0.85%
Ni 231.604†	276.0	0.2710	mg/L	0.00332	0.5421	mg/L	0.00664	1.23%
Pb 220.353†	165.1	0.05351	mg/L	0.000314	0.1070	mg/L	0.00063	0.59%
Sb 206.836†	13.9	0.00134	mg/L	0.002255	0.00269	mg/L	0.004509	167.80%
Se 196.026†	-47.2	-0.03903	mg/L	0.007640	-0.07805	mg/L	0.015279	19.57%
Si 288.158†	1697.7	1.764	mg/L	0.0216	3.527	mg/L	0.0431	1.22%
Sn 189.927†	-23.2	-0.00763	mg/L	0.001558	-0.01526	mg/L	0.003116	20.43%
Sr 421.552†	113167.7	0.1881	mg/L	0.00024	0.3762	mg/L	0.00049	0.13%
Ti 334.903†	121452.6	6.317	mg/L	0.0082	12.63	mg/L	0.016	0.13%
Tl 190.801†	-16.1	-0.02972	mg/L	0.004529	-0.05943	mg/L	0.009058	15.24%
V 292.402†	77668.9	0.3839	mg/L	0.00615	0.7678	mg/L	0.01229	1.60%
Zn 206.200†	904.2	2.507	mg/L	0.0038	5.013	mg/L	0.0076	0.15%

Sequence No.: 22
Sample ID: JZ61 B SWC
Analyst: BLW
Initial Sample Wt:
Dilution: 2X

Autosampler Location: 58
Date Collected: 10/9/2006 6:54:18 PM
Data Type: Original
Initial Sample Vol:
Sample Prep Vol:

Nebulizer Parameters: JZ61 B SWC

Analyte	Back Pressure	Flow
All	176.0 kPa	0.50 L/min

Mean Data: JZ61 B SWC

Analyte	Mean Corrected Intensity	Calib Conc.	Calib Units	Calib Std.Dev.	Sample Conc.	Sample Units	Sample Std.Dev.	RSD
ScA 357.253	1045686.2	97.61	%	0.258				0.26%
ScR 361.383	131345.7	103.1	%	1.07				1.04%
Ag 328.068†	-1901.7	0.00039	mg/L	0.000018	0.00079	mg/L	0.000037	4.71%
Al 308.215†	119175.2	113.6	mg/L	0.57	227.1	mg/L	1.15	0.50%
As 188.979†	51.8	0.06275	mg/L	0.006667	0.1255	mg/L	0.01333	10.63%
B 249.677†	55.0	0.02437	mg/L	0.000613	0.04874	mg/L	0.001227	2.52%
Ba 233.527†	405.5	0.2290	mg/L	0.00223	0.4580	mg/L	0.00447	0.97%
Be 313.042†	1011.2	0.00178	mg/L	0.000038	0.00356	mg/L	0.000075	2.11%
Ca 317.933†	444605.6	35.98	mg/L	0.062	71.95	mg/L	0.123	0.17%
Cd 228.802†	31.9	0.00132	mg/L	0.000142	0.00264	mg/L	0.000283	10.72%
Co 228.616†	1708.9	0.06045	mg/L	0.000301	0.1209	mg/L	0.00060	0.50%
Cr 267.716†	1282.2	0.2634	mg/L	0.00265	0.5268	mg/L	0.00530	1.01%
Cu 324.752†	265275.5	1.226	mg/L	0.0080	2.452	mg/L	0.0161	0.65%
Fe 273.955†	102166.5	177.6	mg/L	0.31	355.2	mg/L	0.62	0.17%
K 766.490†	8709.5	7.023	mg/L	0.0533	14.05	mg/L	0.107	0.76%
Mg 279.077†	55216.3	65.83	mg/L	0.096	131.7	mg/L	0.19	0.15%
Mn 257.610†	34470.3	2.235	mg/L	0.0084	4.470	mg/L	0.0167	0.37%
Mo 202.031†	40.2	0.00418	mg/L	0.000624	0.00836	mg/L	0.001248	14.92%
Na 589.592†	13515.3	2.691	mg/L	0.0287	5.382	mg/L	0.0575	1.07%
Na 330.237†	54.0	3.036	mg/L	0.1141	6.072	mg/L	0.2283	3.76%
Ni 231.604†	276.0	0.2710	mg/L	0.00181	0.5420	mg/L	0.00362	0.67%
Pb 220.353†	305.0	0.07824	mg/L	0.000114	0.1565	mg/L	0.00023	0.15%
Sb 206.836†	14.8	0.00330	mg/L	0.004024	0.00660	mg/L	0.008048	121.96%
Se 196.026†	-41.9	-0.03389	mg/L	0.003606	-0.06777	mg/L	0.007213	10.64%
Si 288.158†	1756.2	1.824	mg/L	0.0104	3.649	mg/L	0.0209	0.57%
Sn 189.927†	-20.3	-0.00667	mg/L	0.002383	-0.01333	mg/L	0.004765	35.74%
Sr 421.552†	92334.7	0.1535	mg/L	0.00076	0.3069	mg/L	0.00152	0.50%
Ti 334.903†	115570.3	6.011	mg/L	0.0271	12.02	mg/L	0.054	0.45%
Tl 190.801†	-13.5	-0.02563	mg/L	0.003367	-0.05126	mg/L	0.006734	13.14%
V 292.402†	71478.2	0.3534	mg/L	0.00298	0.7068	mg/L	0.00597	0.84%
Zn 206.200†	279.9	0.7729	mg/L	0.01159	1.546	mg/L	0.0232	1.50%

Sequence No.: 23
Sample ID: JZ61 REF SWC
Analyst: BLW
Initial Sample Wt:
Dilution: 2X

Autosampler Location: 59
Date Collected: 10/9/2006 7:00:43 PM
Data Type: Original
Initial Sample Vol:
Sample Prep Vol:

Nebulizer Parameters: JZ61 REF SWC

Analyte	Back Pressure	Flow
All	177.0 kPa	0.50 L/min

Mean Data: JZ61 REF SWC

Analyte	Mean Corrected Intensity	Calib Conc.	Calib Units	Std.Dev.	Sample Conc.	Sample Units	Std.Dev.	RSD
ScA 357.253	1045223.6	97.56	%	0.355				0.36%
ScR 361.383	129522.1	101.6	%	0.20				0.20%
Ag 328.068†	254825.0	1.055	mg/L	0.0048	2.109	mg/L	0.0095	0.45%
Al 308.215†	91515.8	87.18	mg/L	0.213	174.4	mg/L	0.43	0.24%
As 188.979†	551.7	0.9490	mg/L	0.00094	1.898	mg/L	0.0019	0.10%
B 249.677†	1363.4	0.6369	mg/L	0.00210	1.274	mg/L	0.0042	0.33%
Ba 233.527†	2620.3	1.554	mg/L	0.0067	3.108	mg/L	0.0135	0.43%
Be 313.042†	220846.7	0.5086	mg/L	0.00036	1.017	mg/L	0.0007	0.07%
Ca 317.933†	475530.4	38.48	mg/L	0.023	76.96	mg/L	0.045	0.06%
Cd 228.802†	12550.9	0.5561	mg/L	0.00366	1.112	mg/L	0.0073	0.66%
Co 228.616†	17357.8	0.7274	mg/L	0.00367	1.455	mg/L	0.0073	0.50%
Cr 267.716†	3220.1	0.6730	mg/L	0.00157	1.346	mg/L	0.0031	0.23%
Cu 324.752†	191373.5	0.8852	mg/L	0.00339	1.770	mg/L	0.0068	0.38%
Fe 273.955†	75260.6	130.8	mg/L	0.34	261.7	mg/L	0.67	0.26%
K 766.490†	29647.9	23.91	mg/L	0.086	47.81	mg/L	0.173	0.36%
Mg 279.077†	23746.0	28.27	mg/L	0.031	56.55	mg/L	0.063	0.11%
Mn 257.610†	73195.4	4.749	mg/L	0.0102	9.499	mg/L	0.0204	0.21%
Mo 202.031†	1608.9	0.2232	mg/L	0.00033	0.4465	mg/L	0.00065	0.15%
Na 589.592†	12092.5	2.408	mg/L	0.0133	4.815	mg/L	0.0265	0.55%
Na 330.237†	66.3	2.383	mg/L	0.1859	4.766	mg/L	0.3719	7.80%
Ni 231.604†	537.3	0.5280	mg/L	0.00278	1.056	mg/L	0.0056	0.53%
Pb 220.353†	6098.9	1.182	mg/L	0.0033	2.364	mg/L	0.0067	0.28%
Sb 206.836†	396.3	0.5166	mg/L	0.00590	1.033	mg/L	0.0118	1.14%
Se 196.026†	792.6	1.003	mg/L	0.0085	2.007	mg/L	0.0169	0.84%
Si 288.158†	5727.4	5.949	mg/L	0.0412	11.90	mg/L	0.082	0.69%
Sn 189.927†	2221.4	0.8917	mg/L	0.00353	1.783	mg/L	0.0071	0.40%
Sr 421.552†	320876.9	0.5333	mg/L	0.00071	1.067	mg/L	0.0014	0.13%
Ti 334.903†	63362.7	3.295	mg/L	0.0054	6.590	mg/L	0.0107	0.16%
Tl 190.801†	1223.4	1.735	mg/L	0.0071	3.471	mg/L	0.0142	0.41%
V 292.402†	230822.4	1.147	mg/L	0.0055	2.295	mg/L	0.0110	0.48%
Zn 206.200†	882.7	2.448	mg/L	0.0118	4.897	mg/L	0.0236	0.48%

Sequence No.: 24
Sample ID: JZ82 MB2SPK WMN
Analyst: BLW
Initial Sample Wt:
Dilution: 1X

Autosampler Location: 60
Date Collected: 10/9/2006 7:07:10 PM
Data Type: Original
Initial Sample Vol:
Sample Prep Vol:

Nebulizer Parameters: JZ82 MB2SPK WMN

Analyte	Back Pressure	Flow
All	176.0 kPa	0.50 L/min

Mean Data: JZ82 MB2SPK WMN

Analyte	Mean Corrected Intensity	Calib Conc.	Calib Units	Calib Std.Dev.	Sample Conc.	Sample Units	Sample Std.Dev.	RSD
ScA 357.253	1071231.7	99.99	%	0.123				0.12%
ScR 361.383	128668.8	101.0	%	0.72				0.71%
Ag 328.068†	-37.6	-0.00016	mg/L	0.000194	-0.00016	mg/L	0.000194	125.03%
Al 308.215†	15.0	0.01430	mg/L	0.003236	0.01430	mg/L	0.003236	22.63%
As 188.979†	-0.8	-0.00142	mg/L	0.002239	-0.00142	mg/L	0.002239	157.74%
B 249.677†	6.8	0.00316	mg/L	0.001337	0.00316	mg/L	0.001337	42.25%
Ba 233.527†	-2.7	-0.00160	mg/L	0.001993	-0.00160	mg/L	0.001993	124.85%
Be 313.042†	-19.5	-0.00005	mg/L	0.000061	-0.00005	mg/L	0.000061	135.21%
Ca 317.933†	37.9	0.00306	mg/L	0.001385	0.00306	mg/L	0.001385	45.23%
Cd 228.802†	-4.9	-0.00021	mg/L	0.000090	-0.00021	mg/L	0.000090	42.03%
Co 228.616†	1.3	0.00005	mg/L	0.000274	0.00005	mg/L	0.000274	511.55%
Cr 267.716†	-4.4	-0.00093	mg/L	0.000568	-0.00093	mg/L	0.000568	61.16%
Cu 324.752†	-286.8	-0.00131	mg/L	0.000204	-0.00131	mg/L	0.000204	15.59%
Fe 273.955†	-7.4	-0.01291	mg/L	0.005936	-0.01291	mg/L	0.005936	45.97%
K 766.490†	-16.6	-0.01338	mg/L	0.013672	-0.01338	mg/L	0.013672	102.15%
Mg 279.077†	14.2	0.01694	mg/L	0.013993	0.01694	mg/L	0.013993	82.61%
Mn 257.610†	0.7	0.00005	mg/L	0.000106	0.00005	mg/L	0.000106	223.20%
Mo 202.031†	0.0	0.00000	mg/L	0.000207	0.00000	mg/L	0.000207	>999.9%
Na 589.592†	58.7	0.01169	mg/L	0.004277	0.01169	mg/L	0.004277	36.58%
Na 330.237†	11.7	0.4510	mg/L	0.44545	0.4510	mg/L	0.44545	98.78%
Ni 231.604†	-0.9	-0.00092	mg/L	0.001387	-0.00092	mg/L	0.001387	151.27%
Pb 220.353†	-11.9	-0.00227	mg/L	0.000455	-0.00227	mg/L	0.000455	20.08%
Sb 206.836†	1.8	0.00241	mg/L	0.002167	0.00241	mg/L	0.002167	89.89%
Se 196.026†	0.7	0.00092	mg/L	0.005778	0.00092	mg/L	0.005778	625.97%
Si 288.158†	9865.8	10.25	mg/L	0.033	10.25	mg/L	0.033	0.33%
Sn 189.927†	4.7	0.00190	mg/L	0.000726	0.00190	mg/L	0.000726	38.29%
Sr 421.552†	-69.4	-0.00012	mg/L	0.000014	-0.00012	mg/L	0.000014	12.41%
Ti 334.903†	29.4	0.00153	mg/L	0.000295	0.00153	mg/L	0.000295	19.24%
Tl 190.801†	-0.1	-0.00016	mg/L	0.002613	-0.00016	mg/L	0.002613	>999.9%
V 292.402†	-3.1	-0.00002	mg/L	0.000092	-0.00002	mg/L	0.000092	405.26%
Zn 206.200†	1.0	0.00290	mg/L	0.005550	0.00290	mg/L	0.005550	191.64%

Sequence No.: 25
Sample ID: CV 9
Analyst: BLW
Initial Sample Wt:
Dilution: 1X

Autosampler Location: 7
Date Collected: 10/9/2006 7:13:34 PM
Data Type: Original
Initial Sample Vol:
Sample Prep Vol:

Nebulizer Parameters: CV

Analyte	Back Pressure	Flow
All	176.0 kPa	0.50 L/min

Mean Data: CV

Analyte	Mean Corrected Intensity	Calib Conc.	Calib Units	Std.Dev.	Sample Conc.	Sample Units	Std.Dev.	RSD
ScA 357.253	1013432.2	94.60	%	0.304				0.32%
ScR 361.383	126829.6	99.53	%	0.383				0.39%
Ag 328.068†	235287.7	0.9686	mg/L	0.00048	0.9686	mg/L	0.00048	0.05%
Al 308.215†	2078.5	1.944	mg/L	0.0059	1.944	mg/L	0.0059	0.30%
As 188.979†	1094.1	1.916	mg/L	0.0061	1.916	mg/L	0.0061	0.32%
B 249.677†	2112.4	0.9896	mg/L	0.00332	0.9896	mg/L	0.00332	0.34%
Ba 233.527†	1696.1	1.012	mg/L	0.0043	1.012	mg/L	0.0043	0.42%
Be 313.042†	431442.8	0.9957	mg/L	0.00338	0.9957	mg/L	0.00338	0.34%
Ca 317.933†	25062.0	2.028	mg/L	0.0059	2.028	mg/L	0.0059	0.29%
Cd 228.802†	22632.5	1.003	mg/L	0.0020	1.003	mg/L	0.0020	0.20%
Co 228.616†	22399.0	0.9459	mg/L	0.00191	0.9459	mg/L	0.00191	0.20%
Cr 267.716†	4663.2	0.9739	mg/L	0.00568	0.9739	mg/L	0.00568	0.58%
Cu 324.752†	231816.3	1.057	mg/L	0.0013	1.057	mg/L	0.0013	0.12%
Fe 273.955†	1225.9	2.129	mg/L	0.0175	2.129	mg/L	0.0175	0.82%
K 766.490†	24810.7	20.01	mg/L	0.040	20.01	mg/L	0.040	0.20%
Mg 279.077†	1660.0	1.987	mg/L	0.0030	1.987	mg/L	0.0030	0.15%
Mn 257.610†	15637.3	1.015	mg/L	0.0029	1.015	mg/L	0.0029	0.28%
Mo 202.031†	7065.0	0.9829	mg/L	0.00615	0.9829	mg/L	0.00615	0.63%
Na 589.592†	245232.1	48.83	mg/L	0.357	48.83	mg/L	0.357	0.73%
Na 330.237†	1330.4	51.43	mg/L	0.211	51.43	mg/L	0.211	0.41%
Ni 231.604†	1030.6	1.013	mg/L	0.0054	1.013	mg/L	0.0054	0.54%
Pb 220.353†	10245.6	1.960	mg/L	0.0028	1.960	mg/L	0.0028	0.14%
Sb 206.836†	1667.4	2.202	mg/L ✓	0.0030	2.202	mg/L	0.0030	0.14%
Se 196.026†	1530.4	1.917	mg/L	0.0053	1.917	mg/L	0.0053	0.28%
Si 288.158†	2056.8	2.138	mg/L ✓	0.0077	2.138	mg/L	0.0077	0.36%
Sn 189.927†	2296.5	0.9226	mg/L	0.00052	0.9226	mg/L	0.00052	0.06%
Sr 421.552†	589518.6	0.9798	mg/L	0.00089	0.9798	mg/L	0.00089	0.09%
Ti 334.903†	19487.8	1.012	mg/L	0.0022	1.012	mg/L	0.0022	0.22%
Tl 190.801†	1340.2	1.906	mg/L	0.0065	1.906	mg/L	0.0065	0.34%
V 292.402†	195402.2	0.9750	mg/L	0.00040	0.9750	mg/L	0.00040	0.04%
Zn 206.200†	385.5	1.070	mg/L	0.0111	1.070	mg/L	0.0111	1.04%

Sequence No.: 26
Sample ID: CB
Analyst: BLW
Initial Sample Wt:
Dilution: 1X

Autosampler Location: 1
Date Collected: 10/9/2006 7:20:12 PM
Data Type: Original
Initial Sample Vol:
Sample Prep Vol:

Nebulizer Parameters: CB

Analyte	Back Pressure	Flow
All	176.0 kPa	0.50 L/min

Mean Data: CB

Analyte	Mean Corrected Intensity	Calib Conc.	Calib Units	Calib Std.Dev.	Sample Conc.	Sample Units	Sample Std.Dev.	RSD
ScA 357.253	1029456.9	96.09	%	0.529				0.55%
ScR 361.383	125611.2	98.58	%	0.393				0.40%
Ag 328.068†	-32.5	-0.00013	mg/L	0.000146	-0.00013	mg/L	0.000146	109.20%
Al 308.215†	-0.0	-0.00001	mg/L	0.002670	-0.00001	mg/L	0.002670	>999.9%
As 188.979†	-2.0	-0.00350	mg/L	0.001901	-0.00350	mg/L	0.001901	54.24%
B 249.677†	16.3	0.00761	mg/L	0.001811	0.00761	mg/L	0.001811	23.81%
Ba 233.527†	0.3	0.00021	mg/L	0.000432	0.00021	mg/L	0.000432	207.90%
Be 313.042†	3.1	0.00001	mg/L	0.000061	0.00001	mg/L	0.000061	842.99%
Ca 317.933†	9.5	0.00077	mg/L	0.000510	0.00077	mg/L	0.000510	65.97%
Cd 228.802†	1.9	0.00009	mg/L	0.000081	0.00009	mg/L	0.000081	92.72%
Co 228.616†	0.3	0.00001	mg/L	0.000045	0.00001	mg/L	0.000045	381.04%
Cr 267.716†	-3.6	-0.00076	mg/L	0.000522	-0.00076	mg/L	0.000522	68.79%
Cu 324.752†	29.7	0.00014	mg/L	0.000043	0.00014	mg/L	0.000043	32.16%
Fe 273.955†	1.2	0.00207	mg/L	0.002865	0.00207	mg/L	0.002865	138.25%
K 766.490†	48.4	0.03904	mg/L	0.028519	0.03904	mg/L	0.028519	73.05%
Mg 279.077†	5.2	0.00624	mg/L	0.006892	0.00624	mg/L	0.006892	110.40%
Mn 257.610†	7.3	0.00047	mg/L	0.000251	0.00047	mg/L	0.000251	52.84%
Mo 202.031†	4.1	0.00057	mg/L	0.000345	0.00057	mg/L	0.000345	60.60%
Na 589.592†	213.9	0.04259	mg/L	0.002798	0.04259	mg/L	0.002798	6.57%
Na 330.237†	8.5	0.3287	mg/L	0.22218	0.3287	mg/L	0.22218	67.60%
Ni 231.604†	-3.2	-0.00310	mg/L	0.001839	-0.00310	mg/L	0.001839	59.36%
Pb 220.353†	-3.9	-0.00075	mg/L	0.000657	-0.00075	mg/L	0.000657	87.65%
Sb 206.836†	0.5	0.00076	mg/L	0.003237	0.00076	mg/L	0.003237	423.56%
Se 196.026†	1.5	0.00192	mg/L	0.003064	0.00192	mg/L	0.003064	159.35%
Si 288.158†	6.2	0.00641	mg/L	0.004769	0.00641	mg/L	0.004769	74.40%
Sn 189.927†	5.8	0.00231	mg/L	0.001223	0.00231	mg/L	0.001223	52.97%
Sr 421.552†	15.8	0.00003	mg/L	0.000037	0.00003	mg/L	0.000037	140.43%
Ti 334.903†	-1.9	-0.00010	mg/L	0.000463	-0.00010	mg/L	0.000463	476.52%
Tl 190.801†	-1.1	-0.00156	mg/L	0.002928	-0.00156	mg/L	0.002928	187.51%
V 292.402†	-1.7	-0.00001	mg/L	0.000117	-0.00001	mg/L	0.000117	882.97%
Zn 206.200†	0.5	0.00143	mg/L	0.000452	0.00143	mg/L	0.000452	31.54%

Sequence No.: 27
Sample ID: JZ32 B TWC
Analyst: BLW
Initial Sample Wt:
Dilution: 2X

Autosampler Location: 61
Date Collected: 10/9/2006 7:26:34 PM
Data Type: Original
Initial Sample Vol:
Sample Prep Vol:

Nebulizer Parameters: JZ32 B TWC

Analyte	Back Pressure	Flow
All	176.0 kPa	0.50 L/min

rerun

Mean Data: JZ32 B TWC

Analyte	Mean Corrected Intensity	Calib Conc.	Calib Units	Std.Dev.	Sample Conc.	Sample Units	Std.Dev.	RSD
ScA 357.253	889505.9	83.03	%	0.306				0.37%
ScR 361.383	116953.9	91.78	%	0.026				0.03%
Ag 328.068†	-647.0	0.00017	mg/L	0.000167	0.00033	mg/L	0.000333	99.79%
Al 308.215†	78.9	0.05577	mg/L	0.007853	0.1115	mg/L	0.01571	14.08%
As 188.979†	53.1	0.09249	mg/L	0.003911	0.1850	mg/L	0.00782	4.23%
B 249.677†	1458.1	0.6811	mg/L	0.00739	1.362	mg/L	0.0148	1.08%
Ba 233.527†	38.3	0.01864	mg/L	0.001307	0.03729	mg/L	0.002614	7.01%
Be 313.042†	1122.2	0.00116	mg/L	0.000051	0.00233	mg/L	0.000102	4.40%
Ca 317.933†	3218.0	0.2604	mg/L	0.00150	0.5208	mg/L	0.00300	0.58%
Cd 228.802†	15.2	0.00054	mg/L	0.000104	0.00107	mg/L	0.000208	19.43%
Co 228.616†	2138.0	0.08929	mg/L	0.000376	0.1786	mg/L	0.00075	0.42%
Cr 267.716†	219.3	0.04923	mg/L	0.000585	0.09845	mg/L	0.001171	1.19%
Cu 324.752†	677.0	0.00828	mg/L	0.000306	0.01657	mg/L	0.000613	3.70%
Fe 273.955†	30987.8	53.87	mg/L	0.281	107.7	mg/L	0.56	0.52%
K 766.490†	8672.1	6.993	mg/L	0.0126	13.99	mg/L	0.025	0.18%
Mg 279.077†	110.2	0.09467	mg/L	0.006931	0.1893	mg/L	0.01386	7.32%
Mn 257.610†	253.5	0.01645	mg/L	0.000799	0.03290	mg/L	0.001599	4.86%
Mo 202.031†	1471.0	0.2047	mg/L	0.00105	0.4093	mg/L	0.00210	0.51%
Na 589.592†	Saturated2							
Na 330.237†	85715.7	3316	mg/L	3.4	6631	mg/L	6.9	0.10%
Ni 231.604†	34.0	0.03342	mg/L	0.003404	0.06684	mg/L	0.006808	10.18%
Pb 220.353†	19.0	0.00380	mg/L	0.001468	0.00759	mg/L	0.002937	38.68%
Sb 206.836†	5.0	0.00361	mg/L	0.002166	0.00722	mg/L	0.004333	60.04%
Se 196.026†	-4.8	0.00034	mg/L	0.004650	0.00069	mg/L	0.009300	>999.9%
Si 288.158†	12888.5	13.39	mg/L	1.035	26.77	mg/L	2.070	7.73%
Sn 189.927†	1.4	0.00057	mg/L	0.001063	0.00114	mg/L	0.002127	186.28%
Sr 421.552†	6484.3	0.01078	mg/L	0.000109	0.02155	mg/L	0.000219	1.01%
Ti 334.903†	3343.9	0.1737	mg/L	0.00090	0.3474	mg/L	0.00181	0.52%
Tl 190.801†	-2.3	-0.00505	mg/L	0.002021	-0.01011	mg/L	0.004042	39.99%
V 292.402†	184244.6	0.9129	mg/L	0.00273	1.826	mg/L	0.0055	0.30%
Zn 206.200†	3.4	0.00787	mg/L	0.002042	0.01573	mg/L	0.004084	25.96%

Sequence No.: 28
Sample ID: JZ32 C TWC
Analyst: BLW
Initial Sample Wt:
Dilution: 1X

Autosampler Location: 62
Date Collected: 10/9/2006 7:32:57 PM
Data Type: Original
Initial Sample Vol:
Sample Prep Vol:

Nebulizer Parameters: JZ32 C TWC

Analyte	Back Pressure	Flow
All	176.0 kPa	0.50 L/min

Mean Data: JZ32 C TWC

Analyte	Mean Corrected Intensity	Calib Conc.	Calib Units	Std.Dev.	Sample Conc.	Sample Units	Std.Dev.	RSD
ScA 357.253	991007.2	92.50	%	0.717				0.78%
ScR 361.383	125978.6	98.87	%	0.848				0.86%
Ag 328.068†	-2075.9	0.00018	mg/L	0.000219	0.00018	mg/L	0.000219	124.35%
Al 308.215†	522.1	0.4972	mg/L	0.00565	0.4972	mg/L	0.00565	1.14%
As 188.979†	14.7	0.01947	mg/L	0.008365	0.01947	mg/L	0.008365	42.97%
B 249.677†	199.7	0.09311	mg/L	0.004334	0.09311	mg/L	0.004334	4.65%
Ba 233.527†	197.8	0.1042	mg/L	0.00056	0.1042	mg/L	0.00056	0.54%
Be 313.042†	144.0	0.00032	mg/L	0.000021	0.00032	mg/L	0.000021	6.65%
Ca 317.933†	1832717.1	148.3	mg/L	0.88	148.3	mg/L	0.88	0.59%
Cd 228.802†	17.9	0.00073	mg/L	0.000331	0.00073	mg/L	0.000331	45.30%
Co 228.616†	2624.0	0.1075	mg/L	0.00143	0.1075	mg/L	0.00143	1.33%
Cr 267.716†	43.9	0.00362	mg/L	0.000391	0.00362	mg/L	0.000391	10.81%
Cu 324.752†	-3477.2	0.00389	mg/L	0.000252	0.00389	mg/L	0.000252	6.46%
Fe 273.955†	116936.2	203.3	mg/L	1.31	203.3	mg/L	1.31	0.65%
K 766.490†	8285.0	6.681	mg/L	0.0933	6.681	mg/L	0.0933	1.40%
Mg 279.077†	64051.0	76.36	mg/L	0.673	76.36	mg/L	0.673	0.88%
Mn 257.610†	93028.5	6.036	mg/L	0.0611	6.036	mg/L	0.0611	1.01%
Mo 202.031†	54.6	0.00596	mg/L	0.000270	0.00596	mg/L	0.000270	4.54%
Na 589.592†	795403.0	158.4	mg/L	1.60	158.4	mg/L	1.60	1.01%
Na 330.237†	4217.1	161.6	mg/L	1.31	161.6	mg/L	1.31	0.81%
Ni 231.604†	-0.6	-0.00055	mg/L	0.002962	-0.00055	mg/L	0.002962	537.50%
Pb 220.353†	63.9	0.01235	mg/L	0.000714	0.01235	mg/L	0.000714	5.78%
Sb 206.836†	16.7	0.00067	mg/L	0.005035	0.00067	mg/L	0.005035	752.57%
Se 196.026†	-50.2	-0.04553	mg/L	0.005092	-0.04553	mg/L	0.005092	11.18%
Si 288.158†	7577.3	7.869	mg/L	0.3300	7.869	mg/L	0.3300	4.19%
Sn 189.927†	-66.4	-0.01580	mg/L	0.002853	-0.01580	mg/L	0.002853	18.06%
Sr 421.552†	505372.3	0.8399	mg/L	0.00609	0.8399	mg/L	0.00609	0.73%
Ti 334.903†	111.9	0.00581	mg/L	0.000312	0.00581	mg/L	0.000312	5.36%
Tl 190.801†	-20.7	-0.02988	mg/L	0.002772	-0.02988	mg/L	0.002772	9.27%
V 292.402†	1412.1	0.00796	mg/L	0.000116	0.00796	mg/L	0.000116	1.46%
Zn 206.200†	9.4	0.02361	mg/L	0.001815	0.02361	mg/L	0.001815	7.69%

Sequence No.: 29
Sample ID: JZ32 D TWC
Analyst: BLW
Initial Sample Wt:
Dilution: 1X

Autosampler Location: 63
Date Collected: 10/9/2006 7:39:41 PM
Data Type: Original
Initial Sample Vol:
Sample Prep Vol:

Nebulizer Parameters: JZ32 D TWC

Analyte	Back Pressure	Flow
All	176.0 kPa	0.50 L/min

Mean Data: JZ32 D TWC

Analyte	Mean Corrected Intensity	Calib Conc.	Calib Units	Std.Dev.	Sample Conc.	Sample Units	Std.Dev.	RSD
ScA 357.253	987268.1	92.15	%	0.240				0.26%
ScR 361.383	125945.7	98.84	%	1.697				1.72%
Ag 328.068†	-247.4	-0.00011	mg/L	0.000070	-0.00011	mg/L	0.000070	65.10%
Al 308.215†	93.4	0.08860	mg/L	0.006140	0.08860	mg/L	0.006140	6.93%
As 188.979†	15.6	0.02540	mg/L	0.005686	0.02540	mg/L	0.005686	22.39%
B 249.677†	197.9	0.09244	mg/L	0.001380	0.09244	mg/L	0.001380	1.49%
Ba 233.527†	94.1	0.05431	mg/L	0.001436	0.05431	mg/L	0.001436	2.64%
Be 313.042†	133.3	0.00029	mg/L	0.000019	0.00029	mg/L	0.000019	6.69%
Ca 317.933†	571307.5	46.23	mg/L	0.530	46.23	mg/L	0.530	1.15%
Cd 228.802†	3.5	0.00011	mg/L	0.000246	0.00011	mg/L	0.000246	220.01%
Co 228.616†	97.2	0.00361	mg/L	0.000097	0.00361	mg/L	0.000097	2.69%
Cr 267.716†	46.3	0.00452	mg/L	0.000235	0.00452	mg/L	0.000235	5.20%
Cu 324.752†	-433.2	0.00063	mg/L	0.000102	0.00063	mg/L	0.000102	16.25%
Fe 273.955†	16096.9	27.98	mg/L	0.518	27.98	mg/L	0.518	1.85%
K 766.490†	4346.4	3.505	mg/L	0.1065	3.505	mg/L	0.1065	3.04%
Mg 279.077†	22390.6	26.72	mg/L	0.490	26.72	mg/L	0.490	1.83%
Mn 257.610†	40581.5	2.633	mg/L	0.0503	2.633	mg/L	0.0503	1.91%
Mo 202.031†	70.4	0.00922	mg/L	0.000332	0.00922	mg/L	0.000332	3.60%
Na 589.592†	2119669.5	422.0	mg/L	4.56	422.0	mg/L	4.56	1.08%
Na 330.237†	11336.9	438.1	mg/L	7.65	438.1	mg/L	7.65	1.75%
Ni 231.604†	-1.6	-0.00153	mg/L	0.000873	-0.00153	mg/L	0.000873	57.20%
Pb 220.353†	9.7	0.00189	mg/L	0.000742	0.00189	mg/L	0.000742	39.26%
Sb 206.836†	4.9	0.00332	mg/L	0.002762	0.00332	mg/L	0.002762	83.07%
Se 196.026†	-14.7	-0.01804	mg/L	0.004923	-0.01804	mg/L	0.004923	27.29%
Si 288.158†	19373.3	20.12	mg/L	0.389	20.12	mg/L	0.389	1.93%
Sn 189.927†	-41.8	-0.01337	mg/L	0.000838	-0.01337	mg/L	0.000838	6.26%
Sr 421.552†	205761.1	0.3420	mg/L	0.00420	0.3420	mg/L	0.00420	1.23%
Ti 334.903†	126.2	0.00655	mg/L	0.000947	0.00655	mg/L	0.000947	14.45%
Tl 190.801†	-6.5	-0.00929	mg/L	0.008557	-0.00929	mg/L	0.008557	92.12%
V 292.402†	2591.1	0.01330	mg/L	0.000231	0.01330	mg/L	0.000231	1.73%
Zn 206.200†	4.3	0.01206	mg/L	0.003207	0.01206	mg/L	0.003207	26.59%

Sequence No.: 30
Sample ID: JZ32 ADUP TWC
Analyst: BLW
Initial Sample Wt:
Dilution: 2X

Autosampler Location: 64
Date Collected: 10/9/2006 7:46:27 PM
Data Type: Original
Initial Sample Vol:
Sample Prep Vol:

Nebulizer Parameters: JZ32 ADUP TWC

Analyte	Back Pressure	Flow
All	176.0 kPa	0.50 L/min

Mean Data: JZ32 ADUP TWC

Analyte	Mean Corrected Intensity	Calib Conc.	Calib Units	Calib Std.Dev.	Sample Conc.	Sample Units	Sample Std.Dev.	RSD
ScA 357.253	860358.2	80.31	%	0.457				0.57%
ScR 361.383	115071.5	90.31	%	0.530				0.59%
Ag 328.068†	-626.0	0.00035	mg/L	0.000144	0.00070	mg/L	0.000289	41.49%
Al 308.215†	71.6	0.04948	mg/L	0.007363	0.09896	mg/L	0.014726	14.88%
As 188.979†	55.7	0.09708	mg/L	0.004508	0.1942	mg/L	0.00902	4.64%
B 249.677†	1708.5	0.7980	mg/L	0.02201	1.596	mg/L	0.0440	2.76%
Ba 233.527†	39.4	0.01916	mg/L	0.001256	0.03832	mg/L	0.002512	6.55%
Be 313.042†	1130.1	0.00124	mg/L	0.000014	0.00249	mg/L	0.000028	1.13%
Ca 317.933†	3174.7	0.2569	mg/L	0.00211	0.5138	mg/L	0.00421	0.82%
Cd 228.802†	15.5	0.00054	mg/L	0.000044	0.00108	mg/L	0.000089	8.22%
Co 228.616†	1969.5	0.08212	mg/L	0.000568	0.1642	mg/L	0.00114	0.69%
Cr 267.716†	212.0	0.04786	mg/L	0.000538	0.09571	mg/L	0.001077	1.12%
Cu 324.752†	-73.5	0.00508	mg/L	0.000169	0.01016	mg/L	0.000338	3.33%
Fe 273.955†	32278.3	56.11	mg/L	0.538	112.2	mg/L	1.08	0.96%
K 766.490†	9480.9	7.645	mg/L	0.0632	15.29	mg/L	0.126	0.83%
Mg 279.077†	106.2	0.08828	mg/L	0.006621	0.1766	mg/L	0.01324	7.50%
Mn 257.610†	257.0	0.01668	mg/L	0.000708	0.03335	mg/L	0.001415	4.24%
Mo 202.031†	1467.7	0.2042	mg/L	0.00219	0.4084	mg/L	0.00438	1.07%
Na 589.592†	Saturated2							
Na 330.237†	91832.9	3552	mg/L	25.7	7105	mg/L	51.4	0.72%
Ni 231.604†	22.4	0.02200	mg/L	0.001514	0.04400	mg/L	0.003029	6.88%
Pb 220.353†	22.6	0.00449	mg/L	0.001026	0.00898	mg/L	0.002053	22.86%
Sb 206.836†	9.4	0.00914	mg/L	0.002152	0.01828	mg/L	0.004303	23.54%
Se 196.026†	-0.6	0.00588	mg/L	0.001579	0.01177	mg/L	0.003158	26.84%
Si 288.158†	22435.3	23.30	mg/L	1.076	46.60	mg/L	2.151	4.62%
Sn 189.927†	-1.0	-0.00037	mg/L	0.001458	-0.00075	mg/L	0.002916	388.81%
Sr 421.552†	6776.4	0.01126	mg/L	0.000070	0.02252	mg/L	0.000140	0.62%
Ti 334.903†	3467.7	0.1801	mg/L	0.00181	0.3603	mg/L	0.00361	1.00%
Tl 190.801†	0.4	-0.00110	mg/L	0.004191	-0.00220	mg/L	0.008381	381.58%
V 292.402†	176273.6	0.8734	mg/L	0.00739	1.747	mg/L	0.0148	0.85%
Zn 206.200†	1.6	0.00285	mg/L	0.003180	0.00570	mg/L	0.006361	111.50%

Sequence No.: 31
Sample ID: JZ32 A TWC
Analyst: BLW
Initial Sample Wt:
Dilution: 2X

Autosampler Location: 65
Date Collected: 10/9/2006 7:52:53 PM
Data Type: Original
Initial Sample Vol:
Sample Prep Vol:

Nebulizer Parameters: JZ32 A TWC

Analyte	Back Pressure	Flow
All	178.0 kPa	0.50 L/min

Mean Data: JZ32 A TWC

Analyte	Mean Corrected Intensity	Calib Conc.	Calib Units	Calib Std.Dev.	Sample Conc.	Sample Units	Sample Std.Dev.	RSD
ScA 357.253	874443.1	81.62	%	0.445				0.55%
ScR 361.383	116359.5	91.32	%	0.515				0.56%
Ag 328.068†	-608.8	0.00007	mg/L	0.000090	0.00015	mg/L	0.000180	121.61%
Al 308.215†	58.4	0.04059	mg/L	0.005438	0.08119	mg/L	0.010876	13.40%
As 188.979†	48.2	0.08399	mg/L	0.003654	0.1680	mg/L	0.00731	4.35%
B 249.677†	1798.8	0.8401	mg/L	0.00620	1.680	mg/L	0.0124	0.74%
Ba 233.527†	39.6	0.01979	mg/L	0.002246	0.03959	mg/L	0.004492	11.35%
Be 313.042†	903.8	0.00102	mg/L	0.000078	0.00204	mg/L	0.000155	7.60%
Ca 317.933†	2921.1	0.2364	mg/L	0.00244	0.4727	mg/L	0.00489	1.03%
Cd 228.802†	18.4	0.00069	mg/L	0.000029	0.00137	mg/L	0.000059	4.28%
Co 228.616†	1551.8	0.06457	mg/L	0.000667	0.1291	mg/L	0.00133	1.03%
Cr 267.716†	157.0	0.03599	mg/L	0.000528	0.07199	mg/L	0.001055	1.47%
Cu 324.752†	-531.0	0.00241	mg/L	0.000150	0.00482	mg/L	0.000300	6.23%
Fe 273.955†	28798.2	50.06	mg/L	0.111	100.1	mg/L	0.22	0.22%
K 766.490†	8825.5	7.117	mg/L	0.0277	14.23	mg/L	0.055	0.39%
Mg 279.077†	99.6	0.08457	mg/L	0.007743	0.1691	mg/L	0.01549	9.16%
Mn 257.610†	186.4	0.01209	mg/L	0.000135	0.02418	mg/L	0.000269	1.11%
Mo 202.031†	1288.7	0.1793	mg/L	0.00145	0.3586	mg/L	0.00290	0.81%
Na 589.592†	Saturated2							
Na 330.237†	85798.4	3319	mg/L	5.9	6638	mg/L	11.8	0.18%
Ni 231.604†	6.9	0.00678	mg/L	0.004666	0.01357	mg/L	0.009333	68.78%
Pb 220.353†	20.6	0.00406	mg/L	0.001095	0.00813	mg/L	0.002191	26.95%
Sb 206.836†	7.7	0.00696	mg/L	0.003479	0.01393	mg/L	0.006959	49.95%
Se 196.026†	-7.0	-0.00278	mg/L	0.006657	-0.00555	mg/L	0.013314	239.73%
Si 288.158†	14067.8	14.61	mg/L	0.261	29.22	mg/L	0.523	1.79%
Sn 189.927†	-3.4	-0.00137	mg/L	0.000580	-0.00273	mg/L	0.001161	42.47%
Sr 421.552†	6294.7	0.01046	mg/L	0.000169	0.02092	mg/L	0.000338	1.62%
Ti 334.903†	3124.2	0.1623	mg/L	0.00054	0.3246	mg/L	0.00107	0.33%
Tl 190.801†	0.8	-0.00011	mg/L	0.002564	-0.00022	mg/L	0.005128	>999.9%
V 292.402†	137575.8	0.6816	mg/L	0.00510	1.363	mg/L	0.0102	0.75%
Zn 206.200†	2.8	0.00616	mg/L	0.002528	0.01232	mg/L	0.005056	41.04%

Sequence No.: 32
Sample ID: JZ32 ASPK TWC
Analyst: BLW
Initial Sample Wt:
Dilution: 2X

Autosampler Location: 66
Date Collected: 10/9/2006 7:59:18 PM
Data Type: Original
Initial Sample Vol:
Sample Prep Vol:

Nebulizer Parameters: JZ32 ASPK TWC

Analyte	Back Pressure	Flow
All	178.0 kPa	0.50 L/min

Mean Data: JZ32 ASPK TWC

Analyte	Mean Corrected Intensity	Calib Conc.	Calib Units	Calib Std.Dev.	Sample Conc.	Sample Units	Sample Std.Dev.	RSD
ScA 357.253	871206.4	81.32	%	0.558				0.69%
ScR 361.383	115823.3	90.90	%	0.126				0.14%
Ag 328.068†	62054.2	0.2582	mg/L	0.00164	0.5165	mg/L	0.00327	0.63%
Al 308.215†	1113.9	1.038	mg/L	0.0043	2.076	mg/L	0.0085	0.41%
As 188.979†	662.6	1.162	mg/L	0.0073	2.324	mg/L	0.0146	0.63%
B 249.677†	1701.3	0.7950	mg/L	0.02486	1.590	mg/L	0.0497	3.13%
Ba 233.527†	1677.8	0.9969	mg/L	0.00714	1.994	mg/L	0.0143	0.72%
Be 313.042†	103252.9	0.2368	mg/L	0.00143	0.4737	mg/L	0.00287	0.61%
Ca 317.933†	63620.2	5.148	mg/L	0.0298	10.30	mg/L	0.060	0.58%
Cd 228.802†	6048.1	0.2670	mg/L	0.00135	0.5341	mg/L	0.00269	0.50%
Co 228.616†	7438.1	0.3133	mg/L	0.00170	0.6266	mg/L	0.00340	0.54%
Cr 267.716†	1362.6	0.2870	mg/L	0.00215	0.5741	mg/L	0.00429	0.75%
Cu 324.752†	60258.9	0.2800	mg/L	0.00197	0.5601	mg/L	0.00395	0.70%
Fe 273.955†	30409.7	52.86	mg/L STL	0.322	105.7	mg/L	0.64	0.61%
K 766.490†	15481.7	12.48	mg/L	0.044	24.97	mg/L	0.087	0.35%
Mg 279.077†	4087.3	4.846	mg/L	0.0251	9.693	mg/L	0.0502	0.52%
Mn 257.610†	4075.4	0.2646	mg/L	0.00043	0.5292	mg/L	0.00086	0.16%
Mo 202.031†	1443.1	0.2007	mg/L	0.00049	0.4014	mg/L	0.00098	0.25%
Na 589.592†	Saturated2							
Na 330.237†	83562.2	3232	mg/L STL	9.2	6465	mg/L	18.4	0.28%
Ni 231.604†	274.7	0.2698	mg/L	0.00113	0.5396	mg/L	0.00226	0.42%
Pb 220.353†	5049.6	0.9659	mg/L	0.00752	1.932	mg/L	0.0150	0.78%
Sb 206.836†	9.2	0.00628	mg/L	0.000334	0.01256	mg/L	0.000668	5.32%
Se 196.026†	789.7	0.9954	mg/L	0.00189	1.991	mg/L	0.0038	0.19%
Si 288.158†	16768.9	17.42	mg/L	1.033	34.83	mg/L	2.066	5.93%
Sn 189.927†	-16.3	-0.00610	mg/L	0.000700	-0.01220	mg/L	0.001400	11.47%
Sr 421.552†	159940.2	0.2658	mg/L	0.00077	0.5316	mg/L	0.00155	0.29%
Ti 334.903†	3187.6	0.1655	mg/L	0.00129	0.3310	mg/L	0.00258	0.78%
Tl 190.801†	591.0	0.8386	mg/L	0.00282	1.677	mg/L	0.0056	0.34%
V 292.402†	233418.7	1.158	mg/L	0.0031	2.316	mg/L	0.0061	0.26%
Zn 206.200†	94.5	0.2609	mg/L	0.00672	0.5218	mg/L	0.01343	2.57%

Sequence No.: 33
Sample ID: JZ61 C SWC
Analyst: BLW
Initial Sample Wt:
Dilution: 2X

Autosampler Location: 67
Date Collected: 10/9/2006 8:05:58 PM
Data Type: Original
Initial Sample Vol:
Sample Prep Vol:

Nebulizer Parameters: JZ61 C SWC

Analyte	Back Pressure	Flow
All	177.0 kPa	0.50 L/min

Mean Data: JZ61 C SWC

Analyte	Mean Corrected Intensity	Calib Conc.	Calib Units	Std.Dev.	Sample Conc.	Sample Units	Std.Dev.	RSD
ScA 357.253	1030912.8	96.23	%	0.142				0.15%
ScR 361.383	128305.2	100.7	%	0.30				0.30%
Ag 328.068†	-1936.5	0.00015	mg/L	0.000173	0.00029	mg/L	0.000345	118.04%
Al 308.215†	122588.6	116.8	mg/L	0.20	233.6	mg/L	0.40	0.17%
As 188.979†	53.2	0.06480	mg/L	0.003275	0.1296	mg/L	0.00655	5.05%
B 249.677†	445.3	0.2065	mg/L	0.01661	0.4130	mg/L	0.03321	8.04%
Ba 233.527†	396.5	0.2237	mg/L	0.00118	0.4474	mg/L	0.00237	0.53%
Be 313.042†	1134.5	0.00206	mg/L	0.000069	0.00413	mg/L	0.000137	3.33%
Ca 317.933†	453279.3	36.68	mg/L	0.121	73.35	mg/L	0.241	0.33%
Cd 228.802†	56.4	0.00241	mg/L	0.000118	0.00482	mg/L	0.000237	4.92%
Co 228.616†	1953.4	0.07061	mg/L	0.000259	0.1412	mg/L	0.00052	0.37%
Cr 267.716†	1217.7	0.2503	mg/L	0.00150	0.5005	mg/L	0.00299	0.60%
Cu 324.752†	92156.1	0.4362	mg/L	0.00188	0.8725	mg/L	0.00376	0.43%
Fe 273.955†	101451.4	176.4	mg/L	0.81	352.7	mg/L	1.61	0.46%
K 766.490†	9375.9	7.560	mg/L	0.0494	15.12	mg/L	0.099	0.65%
Mg 279.077†	53129.4	63.34	mg/L	0.065	126.7	mg/L	0.13	0.10%
Mn 257.610†	38683.2	2.508	mg/L	0.0050	5.017	mg/L	0.0101	0.20%
Mo 202.031†	57.4	0.00663	mg/L	0.000331	0.01326	mg/L	0.000663	5.00%
Na 589.592†	23771.1	4.733	mg/L	0.2392	9.466	mg/L	0.4783	5.05%
Na 330.237†	87.2	4.346	mg/L	0.1528	8.691	mg/L	0.3056	3.52%
Ni 231.604†	290.0	0.2849	mg/L	0.00157	0.5697	mg/L	0.00314	0.55%
Pb 220.353†	161.4	0.05182	mg/L	0.000593	0.1036	mg/L	0.00119	1.14%
Sb 206.836†	13.4	0.00195	mg/L	0.002521	0.00390	mg/L	0.005042	129.33%
Se 196.026†	-39.8	-0.03173	mg/L	0.006333	-0.06346	mg/L	0.012665	19.96%
Si 288.158†	4960.2	5.152	mg/L	0.3012	10.30	mg/L	0.602	5.85%
Sn 189.927†	-26.0	-0.00891	mg/L	0.001772	-0.01783	mg/L	0.003543	19.87%
Sr 421.552†	92271.9	0.1534	mg/L	0.00034	0.3067	mg/L	0.00068	0.22%
Ti 334.903†	118404.6	6.158	mg/L	0.0118	12.32	mg/L	0.024	0.19%
Tl 190.801†	-18.8	-0.03340	mg/L	0.007081	-0.06680	mg/L	0.014161	21.20%
V 292.402†	71969.3	0.3557	mg/L	0.00171	0.7115	mg/L	0.00342	0.48%
Zn 206.200†	286.1	0.7903	mg/L	0.00349	1.581	mg/L	0.0070	0.44%

Sequence No.: 34
Sample ID: JZ61 D SWC
Analyst: BLW
Initial Sample Wt:
Dilution: 2X

Autosampler Location: 68
Date Collected: 10/9/2006 8:12:24 PM
Data Type: Original
Initial Sample Vol:
Sample Prep Vol:

Nebulizer Parameters: JZ61 D SWC

Analyte	Back Pressure	Flow
All	177.0 kPa	0.50 L/min

Mean Data: JZ61 D SWC

Analyte	Mean Corrected Intensity	Calib Conc.	Calib Units	Calib Std.Dev.	Sample Conc.	Sample Units	Sample Std.Dev.	RSD
ScA 357.253	1039413.5	97.02	%	0.193				0.20%
ScR 361.383	128524.4	100.9	%	0.29				0.29%
Ag 328.068†	-1858.0	0.00037	mg/L	0.000190	0.00074	mg/L	0.000380	51.53%
Al 308.215†	119926.7	114.3	mg/L	0.28	228.5	mg/L	0.56	0.24%
As 188.979†	46.9	0.05414	mg/L	0.003227	0.1083	mg/L	0.00645	5.96%
B 249.677†	258.8	0.1195	mg/L	0.00519	0.2390	mg/L	0.01038	4.34%
Ba 233.527†	401.9	0.2272	mg/L	0.00078	0.4544	mg/L	0.00156	0.34%
Be 313.042†	1064.0	0.00191	mg/L	0.000017	0.00382	mg/L	0.000035	0.91%
Ca 317.933†	459678.8	37.20	mg/L	0.079	74.39	mg/L	0.158	0.21%
Cd 228.802†	30.5	0.00127	mg/L	0.000044	0.00253	mg/L	0.000089	3.50%
Co 228.616†	1694.1	0.05970	mg/L	0.000680	0.1194	mg/L	0.00136	1.14%
Cr 267.716†	1320.6	0.2724	mg/L	0.00117	0.5447	mg/L	0.00233	0.43%
Cu 324.752†	58153.5	0.2808	mg/L	0.00114	0.5616	mg/L	0.00227	0.40%
Fe 273.955†	99551.7	173.1	mg/L	0.68	346.1	mg/L	1.35	0.39%
K 766.490†	9513.4	7.671	mg/L	0.0896	15.34	mg/L	0.179	1.17%
Mg 279.077†	50879.1	60.65	mg/L	0.113	121.3	mg/L	0.23	0.19%
Mn 257.610†	33125.5	2.148	mg/L	0.0091	4.295	mg/L	0.0182	0.42%
Mo 202.031†	39.0	0.00412	mg/L	0.000280	0.00824	mg/L	0.000561	6.80%
Na 589.592†	16715.8	3.328	mg/L	0.0142	6.656	mg/L	0.0285	0.43%
Na 330.237†	62.6	3.473	mg/L	0.2429	6.945	mg/L	0.4858	6.99%
Ni 231.604†	253.1	0.2486	mg/L	0.00416	0.4972	mg/L	0.00833	1.67%
Pb 220.353†	201.3	0.05911	mg/L	0.000514	0.1182	mg/L	0.00103	0.87%
Sb 206.836†	15.3	0.00436	mg/L	0.003069	0.00872	mg/L	0.006137	70.37%
Se 196.026†	-43.1	-0.03576	mg/L	0.002112	-0.07152	mg/L	0.004225	5.91%
Si 288.158†	3448.4	3.582	mg/L	0.1137	7.164	mg/L	0.2275	3.18%
Sn 189.927†	-27.3	-0.00942	mg/L	0.000783	-0.01883	mg/L	0.001566	8.32%
Sr 421.552†	105302.1	0.1750	mg/L	0.00067	0.3500	mg/L	0.00133	0.38%
Ti 334.903†	117993.6	6.137	mg/L	0.0212	12.27	mg/L	0.042	0.35%
Tl 190.801†	-12.9	-0.02485	mg/L	0.001025	-0.04971	mg/L	0.002050	4.12%
V 292.402†	70862.6	0.3504	mg/L	0.00223	0.7007	mg/L	0.00446	0.64%
Zn 206.200†	155.4	0.4274	mg/L	0.00578	0.8547	mg/L	0.01157	1.35%

Sequence No.: 35
Sample ID: JZ61 E SWC
Analyst: BLW
Initial Sample Wt:
Dilution: 2X

Autosampler Location: 69
Date Collected: 10/9/2006 8:18:50 PM
Data Type: Original
Initial Sample Vol:
Sample Prep Vol:

Nebulizer Parameters: JZ61 E SWC

Analyte	Back Pressure	Flow
All	177.0 kPa	0.50 L/min

Mean Data: JZ61 E SWC

Analyte	Mean Corrected Intensity	Calib Conc.	Calib Units	Calib Std.Dev.	Sample Conc.	Sample Units	Sample Std.Dev.	RSD
ScA 357.253	1040850.9	97.15	%	0.595				0.61%
ScR 361.383	126302.2	99.12	%	0.294				0.30%
Ag 328.068†	-1713.2	0.00026	mg/L	0.000106	0.00051	mg/L	0.000213	41.69%
Al 308.215†	106071.6	101.1	mg/L	0.29	202.1	mg/L	0.58	0.28%
As 188.979†	40.7	0.04709	mg/L	0.003620	0.09419	mg/L	0.007240	7.69%
B 249.677†	190.6	0.08786	mg/L	0.002363	0.1757	mg/L	0.00473	2.69%
Ba 233.527†	366.4	0.2071	mg/L	0.00086	0.4142	mg/L	0.00172	0.42%
Be 313.042†	923.2	0.00166	mg/L	0.000020	0.00332	mg/L	0.000040	1.19%
Ca 317.933†	395447.1	32.00	mg/L	0.012	64.00	mg/L	0.024	0.04%
Cd 228.802†	140.2	0.00615	mg/L	0.000123	0.01230	mg/L	0.000245	2.00%
Co 228.616†	1784.6	0.06539	mg/L	0.000219	0.1308	mg/L	0.00044	0.33%
Cr 267.716†	1094.3	0.2252	mg/L	0.00095	0.4504	mg/L	0.00190	0.42%
Cu 324.752†	173389.0	0.8054	mg/L	0.00581	1.611	mg/L	0.0116	0.72%
Fe 273.955†	91324.7	158.8	mg/L	0.47	317.5	mg/L	0.95	0.30%
K 766.490†	7894.2	6.366	mg/L	0.0243	12.73	mg/L	0.049	0.38%
Mg 279.077†	46802.8	55.79	mg/L	0.081	111.6	mg/L	0.16	0.15%
Mn 257.610†	34310.0	2.225	mg/L	0.0035	4.450	mg/L	0.0071	0.16%
Mo 202.031†	40.0	0.00437	mg/L	0.000615	0.00874	mg/L	0.001229	14.06%
Na 589.592†	13710.3	2.730	mg/L	0.0192	5.460	mg/L	0.0383	0.70%
Na 330.237†	56.2	2.724	mg/L	0.0684	5.449	mg/L	0.1368	2.51%
Ni 231.604†	237.6	0.2333	mg/L	0.00171	0.4667	mg/L	0.00342	0.73%
Pb 220.353†	248.0	0.06530	mg/L	0.000834	0.1306	mg/L	0.00167	1.28%
Sb 206.836†	12.4	0.00180	mg/L	0.002884	0.00361	mg/L	0.005767	159.82%
Se 196.026†	-39.6	-0.03328	mg/L	0.010600	-0.06657	mg/L	0.021201	31.85%
Si 288.158†	2755.5	2.862	mg/L	0.0464	5.724	mg/L	0.0929	1.62%
Sn 189.927†	-13.5	-0.00405	mg/L	0.001635	-0.00810	mg/L	0.003270	40.35%
Sr 421.552†	97830.6	0.1626	mg/L	0.00041	0.3252	mg/L	0.00081	0.25%
Ti 334.903†	97932.9	5.093	mg/L	0.0093	10.19	mg/L	0.019	0.18%
Tl 190.801†	-10.1	-0.01981	mg/L	0.003263	-0.03962	mg/L	0.006525	16.47%
V 292.402†	61275.3	0.3030	mg/L	0.00177	0.6061	mg/L	0.00354	0.58%
Zn 206.200†	575.8	1.595	mg/L	0.0107	3.190	mg/L	0.0214	0.67%

Sequence No.: 36
Sample ID: JZ32 MB1SPK TWC
Analyst: BLW
Initial Sample Wt:
Dilution: 1X

Autosampler Location: 70
Date Collected: 10/9/2006 8:25:15 PM
Data Type: Original
Initial Sample Vol:
Sample Prep Vol:

Nebulizer Parameters: JZ32 MB1SPK TWC

Analyte	Back Pressure	Flow
All	176.0 kPa	0.50 L/min

Mean Data: JZ32 MB1SPK TWC

Analyte	Mean Corrected Intensity	Calib Conc.	Calib Units	Calib Std.Dev.	Sample Conc.	Sample Units	Sample Std.Dev.	RSD
ScA 357.253	1021863.6	95.38	%	0.057				0.06%
ScR 361.383	123418.2	96.86	%	0.257				0.26%
Ag 328.068†	119274.2	0.4911	mg/L	0.00139	0.4911	mg/L	0.00139	0.28%
Al 308.215†	2138.6	2.030	mg/L	0.0194	2.030	mg/L	0.0194	0.96%
As 188.979†	1112.5	1.952	mg/L	0.0110	1.952	mg/L	0.0110	0.57%
B 249.677†	111.2	0.05286	mg/L	0.001066	0.05286	mg/L	0.001066	2.02%
Ba 233.527†	3304.9	1.972	mg/L	0.0105	1.972	mg/L	0.0105	0.53%
Be 313.042†	221228.6	0.5105	mg/L	0.00119	0.5105	mg/L	0.00119	0.23%
Ca 317.933†	125373.6	10.14	mg/L	0.028	10.14	mg/L	0.028	0.27%
Cd 228.802†	11396.7	0.5035	mg/L	0.00206	0.5035	mg/L	0.00206	0.41%
Co 228.616†	11300.7	0.4776	mg/L	0.00199	0.4776	mg/L	0.00199	0.42%
Cr 267.716†	2390.9	0.4976	mg/L	0.00370	0.4976	mg/L	0.00370	0.74%
Cu 324.752†	112734.8	0.5146	mg/L	0.00162	0.5146	mg/L	0.00162	0.32%
Fe 273.955†	1234.8	2.145	mg/L	0.0151	2.145	mg/L	0.0151	0.70%
K 766.490†	13143.7	10.60	mg/L	0.019	10.60	mg/L	0.019	0.18%
Mg 279.077†	8332.9	9.953	mg/L	0.0416	9.953	mg/L	0.0416	0.42%
Mn 257.610†	7814.7	0.5074	mg/L	0.00256	0.5074	mg/L	0.00256	0.50%
Mo 202.031†	12.2	0.00148	mg/L	0.000287	0.00148	mg/L	0.000287	19.40%
Na 589.592†	52926.0	10.54	mg/L	0.116	10.54	mg/L	0.116	1.10%
Na 330.237†	293.3	11.12	mg/L	0.426	11.12	mg/L	0.426	3.83%
Ni 231.604†	498.3	0.4893	mg/L	0.00123	0.4893	mg/L	0.00123	0.25%
Pb 220.353†	10436.0	1.996	mg/L	0.0060	1.996	mg/L	0.0060	0.30%
Sb 206.836†	5.6	0.00091	mg/L	0.004302	0.00091	mg/L	0.004302	474.09%
Se 196.026†	1553.3	1.946	mg/L	0.0075	1.946	mg/L	0.0075	0.38%
Si 288.158†	237.9	0.2481	mg/L	0.02040	0.2481	mg/L	0.02040	8.22%
Sn 189.927†	-13.8	-0.00466	mg/L	0.002154	-0.00466	mg/L	0.002154	46.25%
Sr 421.552†	308512.9	0.5127	mg/L	0.00171	0.5127	mg/L	0.00171	0.33%
Ti 334.903†	15.7	0.00071	mg/L	0.000781	0.00071	mg/L	0.000781	110.60%
Tl 190.801†	1362.5	1.938	mg/L	0.0068	1.938	mg/L	0.0068	0.35%
V 292.402†	101056.3	0.5041	mg/L	0.00173	0.5041	mg/L	0.00173	0.34%
Zn 206.200†	181.9	0.5053	mg/L	0.00593	0.5053	mg/L	0.00593	1.17%

Sequence No.: 37
Sample ID: CV 10
Analyst: BLW
Initial Sample Wt:
Dilution: 1X

Autosampler Location: 7
Date Collected: 10/9/2006 8:31:55 PM
Data Type: Original
Initial Sample Vol:
Sample Prep Vol:

Nebulizer Parameters: CV

Analyte	Back Pressure	Flow
All	177.0 kPa	0.50 L/min

Mean Data: CV

Analyte	Mean Corrected Intensity	Calib Conc.	Calib Units	Calib Std.Dev.	Sample Conc.	Sample Units	Sample Std.Dev.	RSD
ScA 357.253	1004995.3	93.81	%	0.449				0.48%
ScR 361.383	123064.9	96.58	%	1.505				1.56%
Ag 328.068†	233324.6	0.9605	mg/L	0.00700	0.9605	mg/L	0.00700	0.73%
Al 308.215†	2071.1	1.938	mg/L	0.0269	1.938	mg/L	0.0269	1.39%
As 188.979†	1080.0	1.891	mg/L	0.0066	1.891	mg/L	0.0066	0.35%
B 249.677†	2136.6	1.001	mg/L	0.0153	1.001	mg/L	0.0153	1.53%
Ba 233.527†	1635.8	0.9756	mg/L	0.01382	0.9756	mg/L	0.01382	1.42%
Be 313.042†	424695.0	0.9801	mg/L	0.00418	0.9801	mg/L	0.00418	0.43%
Ca 317.933†	24467.2	1.980	mg/L	0.0215	1.980	mg/L	0.0215	1.09%
Cd 228.802†	22468.4	0.9955	mg/L	0.00883	0.9955	mg/L	0.00883	0.89%
Co 228.616†	22093.3	0.9330	mg/L	0.00789	0.9330	mg/L	0.00789	0.85%
Cr 267.716†	4559.0	0.9522	mg/L	0.01428	0.9522	mg/L	0.01428	1.50%
Cu 324.752†	229658.0	1.047	mg/L	0.0082	1.047	mg/L	0.0082	0.78%
Fe 273.955†	1199.8	2.083	mg/L	0.0297	2.083	mg/L	0.0297	1.42%
K 766.490†	25151.0	20.28	mg/L	0.177	20.28	mg/L	0.177	0.87%
Mg 279.077†	1617.5	1.936	mg/L	0.0238	1.936	mg/L	0.0238	1.23%
Mn 257.610†	15206.9	0.9874	mg/L	0.00947	0.9874	mg/L	0.00947	0.96%
Mo 202.031†	7042.4	0.9798	mg/L	0.00102	0.9798	mg/L	0.00102	0.10%
Na 589.592†	249344.6	49.65	mg/L	0.468	49.65	mg/L	0.468	0.94%
Na 330.237†	1328.2	51.35	mg/L	0.598	51.35	mg/L	0.598	1.16%
Ni 231.604†	998.2	0.9815	mg/L	0.01536	0.9815	mg/L	0.01536	1.56%
Pb 220.353†	10145.9	1.941	mg/L	0.0179	1.941	mg/L	0.0179	0.92%
Sb 206.836†	1662.1	2.195	mg/L	0.0119	2.195	mg/L	0.0119	0.54%
Se 196.026†	1508.7	1.889	mg/L	0.0087	1.889	mg/L	0.0087	0.46%
Si 288.158†	2084.1	2.166	mg/L	0.0238	2.166	mg/L	0.0238	1.10%
Sn 189.927†	2255.5	0.9062	mg/L	0.00266	0.9062	mg/L	0.00266	0.29%
Sr 421.552†	593504.6	0.9864	mg/L	0.00649	0.9864	mg/L	0.00649	0.66%
Ti 334.903†	19204.3	0.9976	mg/L	0.01197	0.9976	mg/L	0.01197	1.20%
Tl 190.801†	1335.4	1.899	mg/L	0.0047	1.899	mg/L	0.0047	0.25%
V 292.402†	193478.4	0.9654	mg/L	0.00679	0.9654	mg/L	0.00679	0.70%
Zn 206.200†	367.7	1.020	mg/L	0.0132	1.020	mg/L	0.0132	1.29%

Sequence No.: 38
Sample ID: CB 10
Analyst: BLW
Initial Sample Wt:
Dilution: 1X

Autosampler Location: 1
Date Collected: 10/9/2006 8:38:34 PM
Data Type: Original
Initial Sample Vol:
Sample Prep Vol:

Nebulizer Parameters: CB

Analyte	Back Pressure	Flow
All	176.0 kPa	0.50 L/min

Mean Data: CB

Analyte	Mean Corrected Intensity	Calib Conc.	Calib Units	Calib Std.Dev.	Sample Conc.	Sample Units	Sample Std.Dev.	RSD
ScA 357.253	1023508.5	95.54	%	0.142				0.15%
ScR 361.383	123099.8	96.61	%	0.547				0.57%
Ag 328.068†	11.0	0.00005	mg/L	0.000126	0.00005	mg/L	0.000126	277.69%
Al 308.215†	-5.7	-0.00539	mg/L	0.005110	-0.00539	mg/L	0.005110	94.80%
As 188.979†	1.6	0.00282	mg/L	0.002529	0.00282	mg/L	0.002529	89.64%
B 249.677†	74.2	0.03463	mg/L	0.001610	0.03463	mg/L	0.001610	4.65%
Ba 233.527†	-0.1	-0.00009	mg/L	0.001348	-0.00009	mg/L	0.001348	>999.9%
Be 313.042†	-3.2	-0.00001	mg/L	0.000054	-0.00001	mg/L	0.000054	701.56%
Ca 317.933†	29.9	0.00242	mg/L	0.001498	0.00242	mg/L	0.001498	61.98%
Cd 228.802†	-0.7	-0.00003	mg/L	0.000042	-0.00003	mg/L	0.000042	121.73%
Co 228.616†	2.9	0.00013	mg/L	0.000133	0.00013	mg/L	0.000133	105.68%
Cr 267.716†	-3.2	-0.00068	mg/L	0.001502	-0.00068	mg/L	0.001502	221.51%
Cu 324.752†	85.8	0.00039	mg/L	0.000199	0.00039	mg/L	0.000199	50.76%
Fe 273.955†	0.0	0.00008	mg/L	0.003030	0.00008	mg/L	0.003030	>999.9%
K 766.490†	52.7	0.04248	mg/L	0.026021	0.04248	mg/L	0.026021	61.25%
Mg 279.077†	4.8	0.00569	mg/L	0.012318	0.00569	mg/L	0.012318	216.57%
Mn 257.610†	3.5	0.00023	mg/L	0.000078	0.00023	mg/L	0.000078	34.70%
Mo 202.031†	-0.3	-0.00004	mg/L	0.000526	-0.00004	mg/L	0.000526	>999.9%
Na 589.592†	988.3	0.1968	mg/L	0.01056	0.1968	mg/L	0.01056	5.37%
Na 330.237†	20.2	0.7827	mg/L	0.52679	0.7827	mg/L	0.52679	67.30%
Ni 231.604†	-2.6	-0.00257	mg/L	0.004486	-0.00257	mg/L	0.004486	174.66%
Pb 220.353†	-6.1	-0.00116	mg/L	0.000383	-0.00116	mg/L	0.000383	32.87%
Sb 206.836†	0.2	0.00033	mg/L	0.000852	0.00033	mg/L	0.000852	257.99%
Se 196.026†	-1.0	-0.00131	mg/L	0.003414	-0.00131	mg/L	0.003414	260.99%
Si 288.158†	34.7	0.03604	mg/L	0.005560	0.03604	mg/L	0.005560	15.43%
Sn 189.927†	6.8	0.00272	mg/L	0.000460	0.00272	mg/L	0.000460	16.90%
Sr 421.552†	-1.1	0.00000	mg/L	0.000077	0.00000	mg/L	0.000077	>999.9%
Ti 334.903†	-18.5	-0.00096	mg/L	0.000995	-0.00096	mg/L	0.000995	103.26%
Tl 190.801†	-1.5	-0.00217	mg/L	0.001793	-0.00217	mg/L	0.001793	82.74%
V 292.402†	24.1	0.00011	mg/L	0.000052	0.00011	mg/L	0.000052	45.70%
Zn 206.200†	0.0	0.00001	mg/L	0.001610	0.00001	mg/L	0.001610	>999.9%

Sequence No.: 39
Sample ID: JZ82 MB1 TWC
Analyst: BLW
Initial Sample Wt:
Dilution: 1X

Autosampler Location: 71
Date Collected: 10/9/2006 8:44:56 PM
Data Type: Original
Initial Sample Vol:
Sample Prep Vol:

Nebulizer Parameters: JZ82 MB1 TWC

Analyte	Back Pressure	Flow
All	176.0 kPa	0.50 L/min

Mean Data: JZ82 MB1 TWC

Analyte	Mean Corrected Intensity	Calib Conc.	Calib Units	Calib Std.Dev.	Sample Conc.	Sample Units	Sample Std.Dev.	RSD
ScA 357.253	1020312.9	95.24	%	1.168				1.23%
ScR 361.383	121033.2	94.99	%	0.848				0.89%
Ag 328.068†	-6.7	-0.00003	mg/L	0.000236	-0.00003	mg/L	0.000236	856.68%
Al 308.215†	1.8	0.00168	mg/L	0.006289	0.00168	mg/L	0.006289	374.45%
As 188.979†	0.3	0.00057	mg/L	0.005566	0.00057	mg/L	0.005566	980.26%
B 249.677†	62.3	0.02910	mg/L	0.002409	0.02910	mg/L	0.002409	8.28%
Ba 233.527†	0.1	0.00004	mg/L	0.000958	0.00004	mg/L	0.000958	>999.9%
Be 313.042†	0.1	0.00000	mg/L	0.000081	0.00000	mg/L	0.000081	>999.9%
Ca 317.933†	176.5	0.01428	mg/L	0.000937	0.01428	mg/L	0.000937	6.56%
Cd 228.802†	0.8	0.00003	mg/L	0.000105	0.00003	mg/L	0.000105	316.16%
Co 228.616†	-0.5	-0.00002	mg/L	0.000233	-0.00002	mg/L	0.000233	>999.9%
Cr 267.716†	-0.9	-0.00019	mg/L	0.001820	-0.00019	mg/L	0.001820	934.70%
Cu 324.752†	-125.1	-0.00057	mg/L	0.000161	-0.00057	mg/L	0.000161	28.20%
Fe 273.955†	0.8	0.00133	mg/L	0.004416	0.00133	mg/L	0.004416	333.27%
K 766.490†	62.9	0.05071	mg/L	0.017821	0.05071	mg/L	0.017821	35.14%
Mg 279.077†	2.4	0.00287	mg/L	0.005091	0.00287	mg/L	0.005091	177.22%
Mn 257.610†	1.8	0.00011	mg/L	0.000106	0.00011	mg/L	0.000106	93.67%
Mo 202.031†	0.8	0.00011	mg/L	0.000125	0.00011	mg/L	0.000125	111.70%
Na 589.592†	715.2	0.1424	mg/L	0.00481	0.1424	mg/L	0.00481	3.38%
Na 330.237†	8.9	0.3426	mg/L	0.29127	0.3426	mg/L	0.29127	85.03%
Ni 231.604†	-3.0	-0.00290	mg/L	0.002616	-0.00290	mg/L	0.002616	90.09%
Pb 220.353†	-4.5	-0.00086	mg/L	0.000334	-0.00086	mg/L	0.000334	38.79%
Sb 206.836†	-0.0	-0.00002	mg/L	0.002577	-0.00002	mg/L	0.002577	>999.9%
Se 196.026†	3.7	0.00466	mg/L	0.001918	0.00466	mg/L	0.001918	41.16%
Si 288.158†	32.1	0.03330	mg/L	0.000401	0.03330	mg/L	0.000401	1.20%
Sn 189.927†	2.3	0.00091	mg/L	0.000254	0.00091	mg/L	0.000254	27.76%
Sr 421.552†	-36.6	-0.00006	mg/L	0.000071	-0.00006	mg/L	0.000071	116.64%
Ti 334.903†	6.9	0.00036	mg/L	0.001117	0.00036	mg/L	0.001117	312.70%
Tl 190.801†	-3.1	-0.00442	mg/L	0.001331	-0.00442	mg/L	0.001331	30.09%
V 292.402†	-14.7	-0.00007	mg/L	0.000224	-0.00007	mg/L	0.000224	301.60%
Zn 206.200†	1.2	0.00328	mg/L	0.001604	0.00328	mg/L	0.001604	48.84%

Sequence No.: 40
Sample ID: JZ32 E TWC
Analyst: BLW
Initial Sample Wt:
Dilution: 1X

Autosampler Location: 72
Date Collected: 10/9/2006 8:51:20 PM
Data Type: Original
Initial Sample Vol:
Sample Prep Vol:

Nebulizer Parameters: JZ32 E TWC

Analyte	Back Pressure	Flow
All	176.0 kPa	0.50 L/min

Mean Data: JZ32 E TWC

Analyte	Mean Corrected Intensity	Calib Conc.	Calib Units	Calib Std.Dev.	Sample Conc.	Sample Units	Sample Std.Dev.	RSD
ScA 357.253	967647.4	90.32	%	0.078				0.09%
ScR 361.383	121683.2	95.50	%	0.433				0.45%
Ag 328.068†	-213.6	0.00003	mg/L	0.000230	0.00003	mg/L	0.000230	851.89%
Al 308.215†	100.6	0.09544	mg/L	0.002534	0.09544	mg/L	0.002534	2.65%
As 188.979†	17.1	0.02797	mg/L	0.006863	0.02797	mg/L	0.006863	24.54%
B 249.677†	211.3	0.09870	mg/L	0.001441	0.09870	mg/L	0.001441	1.46%
Ba 233.527†	96.4	0.05564	mg/L	0.001155	0.05564	mg/L	0.001155	2.08%
Be 313.042†	179.3	0.00039	mg/L	0.000059	0.00039	mg/L	0.000059	14.92%
Ca 317.933†	582550.7	47.14	mg/L	0.063	47.14	mg/L	0.063	0.13%
Cd 228.802†	1.2	0.00001	mg/L	0.000195	0.00001	mg/L	0.000195	>999.9%
Co 228.616†	96.6	0.00358	mg/L	0.000170	0.00358	mg/L	0.000170	4.75%
Cr 267.716†	44.9	0.00415	mg/L	0.000662	0.00415	mg/L	0.000662	15.94%
Cu 324.752†	-315.0	0.00117	mg/L	0.000032	0.00117	mg/L	0.000032	2.73%
Fe 273.955†	16114.4	28.01	mg/L	0.285	28.01	mg/L	0.285	1.02%
K 766.490†	4713.5	3.801	mg/L	0.0298	3.801	mg/L	0.0298	0.79%
Mg 279.077†	22694.0	27.09	mg/L	0.209	27.09	mg/L	0.209	0.77%
Mn 257.610†	41178.2	2.672	mg/L	0.0228	2.672	mg/L	0.0228	0.85%
Mo 202.031†	70.5	0.00923	mg/L	0.000592	0.00923	mg/L	0.000592	6.41%
Na 589.592†	2210761.5	440.2	mg/L	3.42	440.2	mg/L	3.42	0.78%
Na 330.237†	11740.5	453.7	mg/L	2.57	453.7	mg/L	2.57	0.57%
Ni 231.604†	-3.4	-0.00329	mg/L	0.002555	-0.00329	mg/L	0.002555	77.75%
Pb 220.353†	11.7	0.00228	mg/L	0.000386	0.00228	mg/L	0.000386	16.93%
Sb 206.836†	7.3	0.00641	mg/L	0.005513	0.00641	mg/L	0.005513	86.06%
Se 196.026†	-17.1	-0.02113	mg/L	0.007595	-0.02113	mg/L	0.007595	35.95%
Si 288.158†	21862.4	22.70	mg/L	0.115	22.70	mg/L	0.115	0.51%
Sn 189.927†	-43.6	-0.01400	mg/L	0.000385	-0.01400	mg/L	0.000385	2.75%
Sr 421.552†	212724.8	0.3535	mg/L	0.00045	0.3535	mg/L	0.00045	0.13%
Ti 334.903†	157.1	0.00816	mg/L	0.000307	0.00816	mg/L	0.000307	3.76%
Tl 190.801†	-5.0	-0.00709	mg/L	0.005682	-0.00709	mg/L	0.005682	80.17%
V 292.402†	2718.0	0.01393	mg/L	0.000203	0.01393	mg/L	0.000203	1.46%
Zn 206.200†	2.6	0.00758	mg/L	0.003182	0.00758	mg/L	0.003182	41.98%

Sequence No.: 41
Sample ID: JZ82 B TWC
Analyst: BLW
Initial Sample Wt:
Dilution: 1X

Autosampler Location: 73
Date Collected: 10/9/2006 8:58:08 PM
Data Type: Original
Initial Sample Vol:
Sample Prep Vol:

Nebulizer Parameters: JZ82 B TWC

Analyte	Back Pressure	Flow
All	177.0 kPa	0.50 L/min

Mean Data: JZ82 B TWC

Analyte	Mean Corrected Intensity	Calib Conc.	Calib Units	Calib Std.Dev.	Sample Conc.	Sample Units	Sample Std.Dev.	RSD
ScA 357.253	1022868.9	95.48	%	0.403				0.42%
ScR 361.383	121393.3	95.27	%	0.233				0.24%
Ag 328.068†	-33.4	-0.00021	mg/L	0.000132	-0.00021	mg/L	0.000132	61.61%
Al 308.215†	15.1	0.01431	mg/L	0.004034	0.01431	mg/L	0.004034	28.19%
As 188.979†	1.3	0.00132	mg/L	0.006047	0.00132	mg/L	0.006047	458.36%
B 249.677†	84.2	0.03933	mg/L	0.000817	0.03933	mg/L	0.000817	2.08%
Ba 233.527†	32.6	0.01953	mg/L	0.001157	0.01953	mg/L	0.001157	5.93%
Be 313.042†	-0.0	0.00000	mg/L	0.000013	0.00000	mg/L	0.000013	>999.9%
Ca 317.933†	299425.8	24.23	mg/L	0.099	24.23	mg/L	0.099	0.41%
Cd 228.802†	-6.8	-0.00031	mg/L	0.000056	-0.00031	mg/L	0.000056	18.01%
Co 228.616†	5.9	0.00024	mg/L	0.000052	0.00024	mg/L	0.000052	21.33%
Cr 267.716†	14.3	0.00096	mg/L	0.000737	0.00096	mg/L	0.000737	77.08%
Cu 324.752†	-226.4	-0.00109	mg/L	0.000119	-0.00109	mg/L	0.000119	10.95%
Fe 273.955†	29.7	0.05158	mg/L	0.002818	0.05158	mg/L	0.002818	5.46%
K 766.490†	2085.8	1.682	mg/L	0.0127	1.682	mg/L	0.0127	0.76%
Mg 279.077†	7424.9	8.869	mg/L	0.0015	8.869	mg/L	0.0015	0.02%
Mn 257.610†	7491.7	0.4859	mg/L	0.00325	0.4859	mg/L	0.00325	0.67%
Mo 202.031†	18.8	0.00243	mg/L	0.000241	0.00243	mg/L	0.000241	9.91%
Na 589.592†	66154.0	13.17	mg/L	0.139	13.17	mg/L	0.139	1.06%
Na 330.237†	359.8	13.67	mg/L	0.160	13.67	mg/L	0.160	1.17%
Ni 231.604†	-3.8	-0.00375	mg/L	0.001029	-0.00375	mg/L	0.001029	27.42%
Pb 220.353†	-5.3	-0.00100	mg/L	0.000461	-0.00100	mg/L	0.000461	46.14%
Sb 206.836†	3.8	0.00488	mg/L	0.000318	0.00488	mg/L	0.000318	6.50%
Se 196.026†	-7.0	-0.00929	mg/L	0.001503	-0.00929	mg/L	0.001503	16.18%
Si 288.158†	16705.9	17.35	mg/L	0.587	17.35	mg/L	0.587	3.38%
Sn 189.927†	-27.4	-0.00919	mg/L	0.002016	-0.00919	mg/L	0.002016	21.93%
Sr 421.552†	70723.9	0.1175	mg/L	0.00019	0.1175	mg/L	0.00019	0.16%
Ti 334.903†	16.6	0.00086	mg/L	0.001022	0.00086	mg/L	0.001022	118.77%
Tl 190.801†	-3.3	-0.00473	mg/L	0.005147	-0.00473	mg/L	0.005147	108.72%
V 292.402†	114.1	0.00066	mg/L	0.000188	0.00066	mg/L	0.000188	28.44%
Zn 206.200†	2.2	0.00663	mg/L	0.004555	0.00663	mg/L	0.004555	68.73%

Sequence No.: 42
Sample ID: JZ82 C TWC
Analyst: BLW
Initial Sample Wt:
Dilution: 1X

Autosampler Location: 74
Date Collected: 10/9/2006 9:04:33 PM
Data Type: Original
Initial Sample Vol:
Sample Prep Vol:

Nebulizer Parameters: JZ82 C TWC

Analyte	Back Pressure	Flow
All	175.0 kPa	0.50 L/min

Mean Data: JZ82 C TWC

Analyte	Mean Corrected Intensity	Calib Conc.	Calib Units	Calib Std.Dev.	Sample Conc.	Sample Units	Sample Std.Dev.	RSD
ScA 357.253	1019857.3	95.19	%	0.107				0.11%
ScR 361.383	123570.1	96.98	%	0.929				0.96%
Ag 328.068†	-110.2	-0.00029	mg/L	0.000261	-0.00029	mg/L	0.000261	88.60%
Al 308.215†	3.6	0.00337	mg/L	0.005123	0.00337	mg/L	0.005123	151.89%
As 188.979†	-1.0	-0.00244	mg/L	0.001608	-0.00244	mg/L	0.001608	65.89%
B 249.677†	95.0	0.04437	mg/L	0.001498	0.04437	mg/L	0.001498	3.38%
Ba 233.527†	19.5	0.01123	mg/L	0.000683	0.01123	mg/L	0.000683	6.08%
Be 313.042†	-7.9	-0.00002	mg/L	0.000040	-0.00002	mg/L	0.000040	210.31%
Ca 317.933†	205835.7	16.66	mg/L	0.023	16.66	mg/L	0.023	0.14%
Cd 228.802†	-4.2	-0.00019	mg/L	0.000168	-0.00019	mg/L	0.000168	90.44%
Co 228.616†	14.1	0.00048	mg/L	0.000167	0.00048	mg/L	0.000167	34.82%
Cr 267.716†	11.4	0.00067	mg/L	0.000734	0.00067	mg/L	0.000734	110.13%
Cu 324.752†	-326.9	-0.00090	mg/L	0.000121	-0.00090	mg/L	0.000121	13.44%
Fe 273.955†	3717.1	6.462	mg/L	0.0302	6.462	mg/L	0.0302	0.47%
K 766.490†	2430.1	1.960	mg/L	0.0115	1.960	mg/L	0.0115	0.59%
Mg 279.077†	6728.2	8.032	mg/L	0.0059	8.032	mg/L	0.0059	0.07%
Mn 257.610†	14136.0	0.9172	mg/L	0.00237	0.9172	mg/L	0.00237	0.26%
Mo 202.031†	17.1	0.00221	mg/L	0.000379	0.00221	mg/L	0.000379	17.16%
Na 589.592†	62670.7	12.48	mg/L	0.056	12.48	mg/L	0.056	0.45%
Na 330.237†	363.0	13.87	mg/L	0.230	13.87	mg/L	0.230	1.66%
Ni 231.604†	-2.7	-0.00262	mg/L	0.001493	-0.00262	mg/L	0.001493	57.02%
Pb 220.353†	-6.9	-0.00132	mg/L	0.000371	-0.00132	mg/L	0.000371	28.20%
Sb 206.836†	1.3	0.00093	mg/L	0.001172	0.00093	mg/L	0.001172	125.40%
Se 196.026†	-6.0	-0.00776	mg/L	0.007773	-0.00776	mg/L	0.007773	100.12%
Si 288.158†	21079.2	21.89	mg/L	0.076	21.89	mg/L	0.076	0.35%
Sn 189.927†	-24.0	-0.00837	mg/L	0.000918	-0.00837	mg/L	0.000918	10.96%
Sr 421.552†	47963.4	0.07971	mg/L	0.000198	0.07971	mg/L	0.000198	0.25%
Ti 334.903†	18.4	0.00096	mg/L	0.000302	0.00096	mg/L	0.000302	31.61%
Tl 190.801†	-3.1	-0.00446	mg/L	0.001569	-0.00446	mg/L	0.001569	35.18%
V 292.402†	78.3	0.00054	mg/L	0.000057	0.00054	mg/L	0.000057	10.43%
Zn 206.200†	4.2	0.01187	mg/L	0.004981	0.01187	mg/L	0.004981	41.97%

Sequence No.: 43
Sample ID: JZ82 ADUP TWC
Analyst: BLW
Initial Sample Wt:
Dilution: 1X

Autosampler Location: 75
Date Collected: 10/9/2006 9:10:59 PM
Data Type: Original
Initial Sample Vol:
Sample Prep Vol:

Nebulizer Parameters: JZ82 ADUP TWC

Analyte	Back Pressure	Flow
All	176.0 kPa	0.50 L/min

Mean Data: JZ82 ADUP TWC

Analyte	Mean Corrected Intensity	Calib Conc.	Calib Units	Calib Std.Dev.	Sample Conc.	Sample Units	Sample Std.Dev.	RSD
ScA 357.253	1019488.3	95.16	%	0.310				0.33%
ScR 361.383	124535.7	97.73	%	1.608				1.64%
Ag 328.068†	-46.4	-0.00010	mg/L	0.000094	-0.00010	mg/L	0.000094	91.01%
Al 308.215†	1.7	0.00158	mg/L	0.005725	0.00158	mg/L	0.005725	362.31%
As 188.979†	-1.2	-0.00291	mg/L	0.003590	-0.00291	mg/L	0.003590	123.52%
B 249.677†	101.8	0.04755	mg/L	0.001544	0.04755	mg/L	0.001544	3.25%
Ba 233.527†	18.9	0.01097	mg/L	0.001552	0.01097	mg/L	0.001552	14.15%
Be 313.042†	-30.1	-0.00007	mg/L	0.000014	-0.00007	mg/L	0.000014	19.67%
Ca 317.933†	213417.9	17.27	mg/L	0.121	17.27	mg/L	0.121	0.70%
Cd 228.802†	-7.6	-0.00033	mg/L	0.000062	-0.00033	mg/L	0.000062	18.74%
Co 228.616†	8.1	0.00025	mg/L	0.000166	0.00025	mg/L	0.000166	65.57%
Cr 267.716†	12.1	0.00066	mg/L	0.000837	0.00066	mg/L	0.000837	126.38%
Cu 324.752†	-377.0	-0.00127	mg/L	0.000169	-0.00127	mg/L	0.000169	13.27%
Fe 273.955†	2911.1	5.060	mg/L	0.0371	5.060	mg/L	0.0371	0.73%
K 766.490†	2516.6	2.029	mg/L	0.0503	2.029	mg/L	0.0503	2.48%
Mg 279.077†	6930.1	8.274	mg/L	0.0399	8.274	mg/L	0.0399	0.48%
Mn 257.610†	14612.2	0.9481	mg/L	0.00625	0.9481	mg/L	0.00625	0.66%
Mo 202.031†	15.9	0.00203	mg/L	0.000458	0.00203	mg/L	0.000458	22.57%
Na 589.592†	64415.9	12.83	mg/L	0.160	12.83	mg/L	0.160	1.25%
Na 330.237†	353.6	13.50	mg/L	0.556	13.50	mg/L	0.556	4.12%
Ni 231.604†	-1.6	-0.00159	mg/L	0.001876	-0.00159	mg/L	0.001876	117.98%
Pb 220.353†	-5.0	-0.00096	mg/L	0.000798	-0.00096	mg/L	0.000798	83.47%
Sb 206.836†	3.1	0.00351	mg/L	0.001129	0.00351	mg/L	0.001129	32.16%
Se 196.026†	-11.4	-0.01470	mg/L	0.004478	-0.01470	mg/L	0.004478	30.46%
Si 288.158†	21540.8	22.37	mg/L	0.209	22.37	mg/L	0.209	0.93%
Sn 189.927†	-17.2	-0.00564	mg/L	0.001225	-0.00564	mg/L	0.001225	21.72%
Sr 421.552†	49186.2	0.08175	mg/L	0.000609	0.08175	mg/L	0.000609	0.74%
Ti 334.903†	12.2	0.00063	mg/L	0.001404	0.00063	mg/L	0.001404	221.36%
Tl 190.801†	-2.8	-0.00394	mg/L	0.003366	-0.00394	mg/L	0.003366	85.44%
V 292.402†	11.3	0.00022	mg/L	0.000040	0.00022	mg/L	0.000040	18.31%
Zn 206.200†	2.7	0.00763	mg/L	0.005062	0.00763	mg/L	0.005062	66.38%

Sequence No.: 44
Sample ID: JZ82 A TWC
Analyst: BLW
Initial Sample Wt:
Dilution: 1X

Autosampler Location: 76
Date Collected: 10/9/2006 9:17:23 PM
Data Type: Original
Initial Sample Vol:
Sample Prep Vol:

Nebulizer Parameters: JZ82 A TWC

Analyte	Back Pressure	Flow
All	177.0 kPa	0.50 L/min

Mean Data: JZ82 A TWC

Analyte	Mean Corrected Intensity	Calib Conc.	Calib Units	Calib Std.Dev.	Sample Conc.	Sample Units	Sample Std.Dev.	RSD
ScA 357.253	1010656.6	94.34	%	0.666				0.71%
ScR 361.383	121412.4	95.28	%	0.292				0.31%
Ag 328.068†	-53.6	-0.00014	mg/L	0.000131	-0.00014	mg/L	0.000131	91.66%
Al 308.215†	11.3	0.01073	mg/L	0.007348	0.01073	mg/L	0.007348	68.50%
As 188.979†	-0.7	-0.00190	mg/L	0.004955	-0.00190	mg/L	0.004955	260.37%
B 249.677†	85.7	0.04000	mg/L	0.000767	0.04000	mg/L	0.000767	1.92%
Ba 233.527†	19.5	0.01139	mg/L	0.001427	0.01139	mg/L	0.001427	12.53%
Be 313.042†	1.8	0.00000	mg/L	0.000060	0.00000	mg/L	0.000060	>999.9%
Ca 317.933†	196787.6	15.92	mg/L	0.047	15.92	mg/L	0.047	0.29%
Cd 228.802†	-5.4	-0.00024	mg/L	0.000164	-0.00024	mg/L	0.000164	68.26%
Co 228.616†	4.5	0.00011	mg/L	0.000175	0.00011	mg/L	0.000175	160.41%
Cr 267.716†	6.9	-0.00027	mg/L	0.000700	-0.00027	mg/L	0.000700	262.29%
Cu 324.752†	-404.5	-0.00144	mg/L	0.000185	-0.00144	mg/L	0.000185	12.87%
Fe 273.955†	2628.6	4.569	mg/L	0.0227	4.569	mg/L	0.0227	0.50%
K 766.490†	2387.1	1.925	mg/L	0.0230	1.925	mg/L	0.0230	1.20%
Mg 279.077†	6340.5	7.570	mg/L	0.0153	7.570	mg/L	0.0153	0.20%
Mn 257.610†	13241.4	0.8592	mg/L	0.00397	0.8592	mg/L	0.00397	0.46%
Mo 202.031†	14.8	0.00190	mg/L	0.000135	0.00190	mg/L	0.000135	7.12%
Na 589.592†	60792.5	12.10	mg/L	0.111	12.10	mg/L	0.111	0.91%
Na 330.237†	341.8	13.06	mg/L	0.253	13.06	mg/L	0.253	1.94%
Ni 231.604†	-0.7	-0.00072	mg/L	0.001990	-0.00072	mg/L	0.001990	275.88%
Pb 220.353†	-6.3	-0.00120	mg/L	0.000877	-0.00120	mg/L	0.000877	73.01%
Sb 206.836†	3.3	0.00381	mg/L	0.002228	0.00381	mg/L	0.002228	58.42%
Se 196.026†	-6.5	-0.00859	mg/L	0.003255	-0.00859	mg/L	0.003255	37.88%
Si 288.158†	19778.5	20.54	mg/L	0.065	20.54	mg/L	0.065	0.32%
Sn 189.927†	-20.5	-0.00705	mg/L	0.000576	-0.00705	mg/L	0.000576	8.18%
Sr 421.552†	45994.0	0.07644	mg/L	0.000243	0.07644	mg/L	0.000243	0.32%
Ti 334.903†	-6.4	-0.00033	mg/L	0.000250	-0.00033	mg/L	0.000250	74.97%
Tl 190.801†	-2.1	-0.00305	mg/L	0.001844	-0.00305	mg/L	0.001844	60.55%
V 292.402†	-19.6	0.00004	mg/L	0.000100	0.00004	mg/L	0.000100	230.09%
Zn 206.200†	5.4	0.01534	mg/L	0.005219	0.01534	mg/L	0.005219	34.01%

Sequence No.: 45
Sample ID: JZ82 ASPK TWC
Analyst: BLW
Initial Sample Wt:
Dilution: 1X

Autosampler Location: 77
Date Collected: 10/9/2006 9:23:47 PM
Data Type: Original
Initial Sample Vol:
Sample Prep Vol:

Nebulizer Parameters: JZ82 ASPK TWC

Analyte	Back Pressure	Flow
All	177.0 kPa	0.50 L/min

Mean Data: JZ82 ASPK TWC

Analyte	Mean Corrected Intensity	Calib Conc.	Calib Units	Calib Std.Dev.	Sample Conc.	Sample Units	Sample Std.Dev.	RSD
ScA 357.253	1006681.3	93.96	%	0.607				0.65%
ScR 361.383	121893.6	95.66	%	1.069				1.12%
Ag 328.068†	117441.2	0.4837	mg/L	0.00417	0.4837	mg/L	0.00417	0.86%
Al 308.215†	2126.0	2.018	mg/L	0.0167	2.018	mg/L	0.0167	0.83%
As 188.979†	1099.4	1.928	mg/L	0.0214	1.928	mg/L	0.0214	1.11%
B 249.677†	81.3	0.03891	mg/L	0.002733	0.03891	mg/L	0.002733	7.02%
Ba 233.527†	3337.2	1.991	mg/L	0.0254	1.991	mg/L	0.0254	1.28%
Be 313.042†	219480.1	0.5065	mg/L	0.00202	0.5065	mg/L	0.00202	0.40%
Ca 317.933†	326378.8	26.41	mg/L	0.121	26.41	mg/L	0.121	0.46%
Cd 228.802†	11186.2	0.4942	mg/L	0.00545	0.4942	mg/L	0.00545	1.10%
Co 228.616†	10985.1	0.4641	mg/L	0.00561	0.4641	mg/L	0.00561	1.21%
Cr 267.716†	2380.8	0.4937	mg/L	0.00596	0.4937	mg/L	0.00596	1.21%
Cu 324.752†	111194.2	0.5080	mg/L	0.00428	0.5080	mg/L	0.00428	0.84%
Fe 273.955†	3957.4	6.878	mg/L	0.0730	6.878	mg/L	0.0730	1.06%
K 766.490†	15380.1	12.40	mg/L	0.137	12.40	mg/L	0.137	1.10%
Mg 279.077†	14763.2	17.63	mg/L	0.183	17.63	mg/L	0.183	1.04%
Mn 257.610†	21326.2	1.384	mg/L	0.0130	1.384	mg/L	0.0130	0.94%
Mo 202.031†	27.1	0.00339	mg/L	0.000057	0.00339	mg/L	0.000057	1.67%
Na 589.592†	111281.5	22.16	mg/L	0.071	22.16	mg/L	0.071	0.32%
Na 330.237†	616.4	23.45	mg/L	0.367	23.45	mg/L	0.367	1.56%
Ni 231.604†	493.5	0.4846	mg/L	0.00419	0.4846	mg/L	0.00419	0.86%
Pb 220.353†	10117.9	1.935	mg/L	0.0255	1.935	mg/L	0.0255	1.32%
Sb 206.836†	6.1	0.00094	mg/L	0.001467	0.00094	mg/L	0.001467	156.82%
Se 196.026†	1520.0	1.904	mg/L	0.0086	1.904	mg/L	0.0086	0.45%
Si 288.158†	20499.1	21.29	mg/L	0.199	21.29	mg/L	0.199	0.94%
Sn 189.927†	-29.4	-0.00973	mg/L	0.000777	-0.00973	mg/L	0.000777	7.99%
Sr 421.552†	352481.7	0.5858	mg/L	0.00128	0.5858	mg/L	0.00128	0.22%
Ti 334.903†	6.4	0.00022	mg/L	0.000625	0.00022	mg/L	0.000625	279.15%
Tl 190.801†	1319.3	1.877	mg/L	0.0182	1.877	mg/L	0.0182	0.97%
V 292.402†	99343.4	0.4957	mg/L	0.00468	0.4957	mg/L	0.00468	0.94%
Zn 206.200†	181.2	0.5036	mg/L	0.00521	0.5036	mg/L	0.00521	1.03%

Sequence No.: 46
Sample ID: JY18 M SWC
Analyst: BLW
Initial Sample Wt:
Dilution: 2X

Autosampler Location: 78
Date Collected: 10/9/2006 9:30:28 PM
Data Type: Original
Initial Sample Vol:
Sample Prep Vol:

Nebulizer Parameters: JY18 M SWC

Analyte	Back Pressure	Flow
All	176.0 kPa	0.50 L/min

Mean Data: JY18 M SWC

Analyte	Mean Corrected Intensity	Calib Conc.	Calib Units	Std.Dev.	Sample Conc.	Sample Units	Std.Dev.	RSD
ScA 357.253	1032874.7	96.41	%	0.328				0.34%
ScR 361.383	126577.7	99.34	%	1.317				1.33%
Ag 328.068†	-1104.8	0.00023	mg/L	0.000099	0.00046	mg/L	0.000198	43.44%
Al 308.215†	69588.2	66.31	mg/L	0.540	132.6	mg/L	1.08	0.82%
As 188.979†	32.2	0.03446	mg/L	0.000832	0.06892	mg/L	0.001664	2.41%
B 249.677†	166.5	0.07638	mg/L	0.000151	0.1528	mg/L	0.00030	0.20%
Ba 233.527†	278.8	0.1592	mg/L	0.00050	0.3184	mg/L	0.00099	0.31%
Be 313.042†	661.3	0.00117	mg/L	0.000018	0.00234	mg/L	0.000036	1.54%
Ca 317.933†	889291.1	71.96	mg/L	0.483	143.9	mg/L	0.97	0.67%
Cd 228.802†	28.9	0.00121	mg/L	0.000047	0.00242	mg/L	0.000095	3.91%
Co 228.616†	955.6	0.03101	mg/L	0.000353	0.06202	mg/L	0.000707	1.14%
Cr 267.716†	628.7	0.1292	mg/L	0.00286	0.2583	mg/L	0.00572	2.21%
Cu 324.752†	10129.0	0.05514	mg/L	0.000226	0.1103	mg/L	0.00045	0.41%
Fe 273.955†	59250.5	103.0	mg/L	0.49	206.0	mg/L	0.97	0.47%
K 766.490†	10900.6	8.790	mg/L	0.0828	17.58	mg/L	0.166	0.94%
Mg 279.077†	31843.8	37.96	mg/L	0.350	75.93	mg/L	0.700	0.92%
Mn 257.610†	19834.6	1.286	mg/L	0.0108	2.571	mg/L	0.0217	0.84%
Mo 202.031†	40.6	0.00484	mg/L	0.000184	0.00968	mg/L	0.000368	3.81%
Na 589.592†	159019.6	31.66	mg/L	0.417	63.32	mg/L	0.834	1.32%
Na 330.237†	836.3	32.80	mg/L	0.151	65.60	mg/L	0.301	0.46%
Ni 231.604†	119.1	0.1170	mg/L	0.00379	0.2340	mg/L	0.00758	3.24%
Pb 220.353†	80.9	0.02746	mg/L	0.000404	0.05492	mg/L	0.000807	1.47%
Sb 206.836†	9.6	0.00478	mg/L	0.001762	0.00955	mg/L	0.003524	36.88%
Se 196.026†	-30.2	-0.02699	mg/L	0.001978	-0.05398	mg/L	0.003957	7.33%
Si 288.158†	2694.8	2.799	mg/L	0.0182	5.598	mg/L	0.0365	0.65%
Sn 189.927†	-54.3	-0.01745	mg/L	0.000902	-0.03490	mg/L	0.001804	5.17%
Sr 421.552†	290220.1	0.4823	mg/L	0.00428	0.9647	mg/L	0.00857	0.89%
Ti 334.903†	95365.0	4.960	mg/L	0.0379	9.920	mg/L	0.0758	0.76%
Tl 190.801†	-5.7	-0.01317	mg/L	0.003111	-0.02634	mg/L	0.006222	23.63%
V 292.402†	46109.7	0.2272	mg/L	0.00053	0.4543	mg/L	0.00106	0.23%
Zn 206.200†	84.8	0.2342	mg/L	0.00460	0.4685	mg/L	0.00919	1.96%

Sequence No.: 47
Sample ID: JY18 N SWC
Analyst: BLW
Initial Sample Wt:
Dilution: 2X

Autosampler Location: 79
Date Collected: 10/9/2006 9:36:54 PM
Data Type: Original
Initial Sample Vol:
Sample Prep Vol:

Nebulizer Parameters: JY18 N SWC

Analyte	Back Pressure	Flow
All	177.0 kPa	0.50 L/min

Mean Data: JY18 N SWC

Analyte	Mean Corrected Intensity	Calib Conc.	Calib Units	Std.Dev.	Sample Conc.	Sample Units	Std.Dev.	RSD
ScA 357.253	1022605.3	95.45	%	0.986				1.03%
ScR 361.383	125092.3	98.17	%	0.828				0.84%
Ag 328.068†	-1029.0	0.00010	mg/L	0.000342	0.00020	mg/L	0.000684	338.54%
Al 308.215†	62413.1	59.47	mg/L	0.464	118.9	mg/L	0.93	0.78%
As 188.979†	30.2	0.03198	mg/L	0.002125	0.06395	mg/L	0.004250	6.65%
B 249.677†	151.0	0.06924	mg/L	0.002351	0.1385	mg/L	0.00470	3.39%
Ba 233.527†	232.3	0.1323	mg/L	0.00145	0.2646	mg/L	0.00290	1.10%
Be 313.042†	598.2	0.00105	mg/L	0.000037	0.00210	mg/L	0.000075	3.55%
Ca 317.933†	1119473.3	90.58	mg/L	0.180	181.2	mg/L	0.36	0.20%
Cd 228.802†	25.5	0.00107	mg/L	0.000054	0.00213	mg/L	0.000108	5.05%
Co 228.616†	882.0	0.02873	mg/L	0.000098	0.05746	mg/L	0.000197	0.34%
Cr 267.716†	566.8	0.1168	mg/L	0.00126	0.2337	mg/L	0.00252	1.08%
Cu 324.752†	9731.3	0.05250	mg/L	0.000795	0.1050	mg/L	0.00159	1.51%
Fe 273.955†	53806.7	93.53	mg/L	0.330	187.1	mg/L	0.66	0.35%
K 766.490†	10158.9	8.192	mg/L	0.0390	16.38	mg/L	0.078	0.48%
Mg 279.077†	28444.8	33.91	mg/L	0.188	67.82	mg/L	0.376	0.55%
Mn 257.610†	18143.4	1.176	mg/L	0.0080	2.352	mg/L	0.0159	0.68%
Mo 202.031†	43.2	0.00528	mg/L	0.000734	0.01056	mg/L	0.001469	13.91%
Na 589.592†	143121.3	28.50	mg/L	0.237	56.99	mg/L	0.474	0.83%
Na 330.237†	758.3	29.49	mg/L	0.422	58.98	mg/L	0.844	1.43%
Ni 231.604†	103.0	0.1012	mg/L	0.00270	0.2024	mg/L	0.00540	2.67%
Pb 220.353†	76.5	0.02538	mg/L	0.001629	0.05077	mg/L	0.003257	6.42%
Sb 206.836†	9.7	0.00560	mg/L	0.001001	0.01119	mg/L	0.002002	17.89%
Se 196.026†	-24.7	-0.02110	mg/L	0.015862	-0.04219	mg/L	0.031723	75.18%
Si 288.158†	1904.9	1.979	mg/L	0.0215	3.957	mg/L	0.0430	1.09%
Sn 189.927†	-58.1	-0.01755	mg/L	0.000205	-0.03511	mg/L	0.000409	1.17%
Sr 421.552†	295320.4	0.4908	mg/L	0.00163	0.9816	mg/L	0.00326	0.33%
Ti 334.903†	86890.5	4.519	mg/L	0.0096	9.038	mg/L	0.0192	0.21%
Tl 190.801†	-10.2	-0.01914	mg/L	0.004004	-0.03829	mg/L	0.008009	20.92%
V 292.402†	42571.2	0.2097	mg/L	0.00265	0.4195	mg/L	0.00531	1.27%
Zn 206.200†	75.5	0.2091	mg/L	0.00454	0.4181	mg/L	0.00908	2.17%

Sequence No.: 48
Sample ID: JZ82 MB1SP TWC
Analyst: BLW
Initial Sample Wt:
Dilution: 1X

Autosampler Location: 80
Date Collected: 10/9/2006 9:43:36 PM
Data Type: Original
Initial Sample Vol:
Sample Prep Vol:

Nebulizer Parameters: JZ82 MB1SP TWC

Analyte	Back Pressure	Flow
All	177.0 kPa	0.50 L/min

Mean Data: JZ82 MB1SP TWC

Analyte	Mean Corrected Intensity	Calib Conc.	Calib Units	Std.Dev.	Sample Conc.	Sample Units	Std.Dev.	RSD
ScA 357.253	1012339.3	94.49	%	0.928				0.98%
ScR 361.383	123524.5	96.94	%	0.832				0.86%
Ag 328.068†	116655.0	0.4803	mg/L	0.00666	0.4803	mg/L	0.00666	1.39%
Al 308.215†	2077.8	1.972	mg/L	0.0119	1.972	mg/L	0.0119	0.60%
As 188.979†	1085.9	1.905	mg/L	0.0133	1.905	mg/L	0.0133	0.70%
B 249.677†	15.1	0.00797	mg/L	0.001504	0.00797	mg/L	0.001504	18.87%
Ba 233.527†	3257.9	1.944	mg/L	0.0169	1.944	mg/L	0.0169	0.87%
Be 313.042†	218932.7	0.5052	mg/L	0.00147	0.5052	mg/L	0.00147	0.29%
Ca 317.933†	123376.9	9.983	mg/L	0.0357	9.983	mg/L	0.0357	0.36%
Cd 228.802†	11090.6	0.4900	mg/L	0.00747	0.4900	mg/L	0.00747	1.52%
Co 228.616†	11014.9	0.4655	mg/L	0.00676	0.4655	mg/L	0.00676	1.45%
Cr 267.716†	2342.4	0.4875	mg/L	0.00398	0.4875	mg/L	0.00398	0.82%
Cu 324.752†	109972.4	0.5020	mg/L	0.00693	0.5020	mg/L	0.00693	1.38%
Fe 273.955†	1214.0	2.109	mg/L	0.0124	2.109	mg/L	0.0124	0.59%
K 766.490†	12832.4	10.35	mg/L	0.089	10.35	mg/L	0.089	0.86%
Mg 279.077†	8181.9	9.772	mg/L	0.1103	9.772	mg/L	0.1103	1.13%
Mn 257.610†	7749.8	0.5032	mg/L	0.00671	0.5032	mg/L	0.00671	1.33%
Mo 202.031†	11.2	0.00135	mg/L	0.000142	0.00135	mg/L	0.000142	10.54%
Na 589.592†	49919.3	9.939	mg/L	0.0899	9.939	mg/L	0.0899	0.90%
Na 330.237†	275.9	10.45	mg/L	0.240	10.45	mg/L	0.240	2.30%
Ni 231.604†	491.9	0.4831	mg/L	0.00242	0.4831	mg/L	0.00242	0.50%
Pb 220.353†	10152.4	1.942	mg/L	0.0243	1.942	mg/L	0.0243	1.25%
Sb 206.836†	5.8	0.00127	mg/L	0.003987	0.00127	mg/L	0.003987	313.52%
Se 196.026†	1510.9	1.893	mg/L	0.0092	1.893	mg/L	0.0092	0.49%
Si 288.158†	23.8	0.02576	mg/L	0.003667	0.02576	mg/L	0.003667	14.23%
Sn 189.927†	-13.1	-0.00439	mg/L	0.001360	-0.00439	mg/L	0.001360	30.98%
Sr 421.552†	302696.6	0.5031	mg/L	0.00229	0.5031	mg/L	0.00229	0.45%
Ti 334.903†	21.6	0.00102	mg/L	0.000751	0.00102	mg/L	0.000751	73.66%
Tl 190.801†	1329.2	1.891	mg/L	0.0042	1.891	mg/L	0.0042	0.22%
V 292.402†	98751.1	0.4926	mg/L	0.00725	0.4926	mg/L	0.00725	1.47%
Zn 206.200†	177.1	0.4918	mg/L	0.00365	0.4918	mg/L	0.00365	0.74%

Sequence No.: 49
Sample ID: CV 11
Analyst: BLW
Initial Sample Wt:
Dilution: 1X

Autosampler Location: 7
Date Collected: 10/9/2006 9:50:18 PM
Data Type: Original
Initial Sample Vol:
Sample Prep Vol:

Nebulizer Parameters: CV

Analyte	Back Pressure	Flow
All	176.0 kPa	0.50 L/min

Mean Data: CV

Analyte	Mean Corrected Intensity	Calib Conc.	Calib Units	Std.Dev.	Sample Conc.	Sample Units	Std.Dev.	RSD
ScA 357.253	1001953.0	93.52	%	0.104				0.11%
ScR 361.383	120449.5	94.53	%	0.022				0.02%
Ag 328.068†	233598.8	0.9616	mg/L	0.00313	0.9616	mg/L	0.00313	0.33%
Al 308.215†	2085.9	1.952	mg/L	0.0073	1.952	mg/L	0.0073	0.38%
As 188.979†	1079.2	1.890	mg/L	0.0027	1.890	mg/L	0.0027	0.15%
B 249.677†	2068.5	0.9691	mg/L	0.00514	0.9691	mg/L	0.00514	0.53%
Ba 233.527†	1620.3	0.9663	mg/L	0.00397	0.9663	mg/L	0.00397	0.41%
Be 313.042†	420393.1	0.9701	mg/L	0.00604	0.9701	mg/L	0.00604	0.62%
Ca 317.933†	24492.3	1.982	mg/L	0.0046	1.982	mg/L	0.0046	0.23%
Cd 228.802†	22362.8	0.9908	mg/L	0.00368	0.9908	mg/L	0.00368	0.37%
Co 228.616†	21950.9	0.9270	mg/L	0.00468	0.9270	mg/L	0.00468	0.50%
Cr 267.716†	4539.4	0.9481	mg/L	0.00131	0.9481	mg/L	0.00131	0.14%
Cu 324.752†	229981.9	1.049	mg/L	0.0035	1.049	mg/L	0.0035	0.33%
Fe 273.955†	1191.1	2.068	mg/L	0.0049	2.068	mg/L	0.0049	0.24%
K 766.490†	25887.1	20.87	mg/L	0.069	20.87	mg/L	0.069	0.33%
Mg 279.077†	1607.7	1.924	mg/L	0.0090	1.924	mg/L	0.0090	0.47%
Mn 257.610†	15122.4	0.9819	mg/L	0.00079	0.9819	mg/L	0.00079	0.08%
Mo 202.031†	7059.4	0.9822	mg/L	0.00531	0.9822	mg/L	0.00531	0.54%
Na 589.592†	249370.0	49.65	mg/L	0.399	49.65	mg/L	0.399	0.80%
Na 330.237†	1341.4	51.87	mg/L	0.235	51.87	mg/L	0.235	0.45%
Ni 231.604†	985.6	0.9692	mg/L	0.00571	0.9692	mg/L	0.00571	0.59%
Pb 220.353†	10110.2	1.935	mg/L	0.0129	1.935	mg/L	0.0129	0.67%
Sb 206.836†	1663.1	2.196	mg/L	0.0127	2.196	mg/L	0.0127	0.58%
Se 196.026†	1505.6	1.886	mg/L	0.0078	1.886	mg/L	0.0078	0.41%
Si 288.158†	2050.0	2.131	mg/L	0.0055	2.131	mg/L	0.0055	0.26%
Sn 189.927†	2249.1	0.9037	mg/L	0.00196	0.9037	mg/L	0.00196	0.22%
Sr 421.552†	596563.6	0.9915	mg/L	0.00684	0.9915	mg/L	0.00684	0.69%
Ti 334.903†	19301.9	1.003	mg/L	0.0013	1.003	mg/L	0.0013	0.13%
Tl 190.801†	1333.4	1.896	mg/L	0.0065	1.896	mg/L	0.0065	0.34%
V 292.402†	193398.5	0.9649	mg/L	0.00328	0.9649	mg/L	0.00328	0.34%
Zn 206.200†	359.3	0.9972	mg/L	0.00370	0.9972	mg/L	0.00370	0.37%

Sequence No.: 50
Sample ID: CB \\
Analyst: BLW
Initial Sample Wt:
Dilution: 1X

Autosampler Location: 1
Date Collected: 10/9/2006 9:56:57 PM
Data Type: Original
Initial Sample Vol:
Sample Prep Vol:

Nebulizer Parameters: CB

Analyte	Back Pressure	Flow
All	177.0 kPa	0.50 L/min

Mean Data: CB

Analyte	Mean Corrected Intensity	Calib Conc.	Calib Units	Calib Std.Dev.	Sample Conc.	Sample Units	Sample Std.Dev.	RSD
ScA 357.253	1011318.3	94.40	%	0.520				0.55%
ScR 361.383	121210.3	95.12	%	1.248				1.31%
Ag 328.068†	-38.5	-0.00016	mg/L	0.000051	-0.00016	mg/L	0.000051	32.01%
Al 308.215†	0.6	0.00058	mg/L	0.005852	0.00058	mg/L	0.005852	>999.9%
As 188.979†	0.2	0.00042	mg/L	0.000842	0.00042	mg/L	0.000842	199.72%
B 249.677†	28.8	0.01346	mg/L	0.001279	0.01346	mg/L	0.001279	9.50%
Ba 233.527†	2.3	0.00139	mg/L	0.000182	0.00139	mg/L	0.000182	13.10%
Be 313.042†	0.9	0.00000	mg/L	0.000047	0.00000	mg/L	0.000047	>999.9%
Ca 317.933†	33.6	0.00271	mg/L	0.001903	0.00271	mg/L	0.001903	70.10%
Cd 228.802†	-2.4	-0.00011	mg/L	0.000050	-0.00011	mg/L	0.000050	45.62%
Co 228.616†	-4.7	-0.00020	mg/L	0.000161	-0.00020	mg/L	0.000161	81.20%
Cr 267.716†	-2.0	-0.00042	mg/L	0.000662	-0.00042	mg/L	0.000662	158.45%
Cu 324.752†	-210.8	-0.00096	mg/L	0.000216	-0.00096	mg/L	0.000216	22.49%
Fe 273.955†	-2.7	-0.00466	mg/L	0.001600	-0.00466	mg/L	0.001600	34.31%
K 766.490†	84.9	0.06844	mg/L	0.040129	0.06844	mg/L	0.040129	58.64%
Mg 279.077†	-4.1	-0.00494	mg/L	0.007078	-0.00494	mg/L	0.007078	143.22%
Mn 257.610†	1.5	0.00010	mg/L	0.000133	0.00010	mg/L	0.000133	134.82%
Mo 202.031†	2.1	0.00029	mg/L	0.000357	0.00029	mg/L	0.000357	124.77%
Na 589.592†	481.2	0.09582	mg/L	0.005404	0.09582	mg/L	0.005404	5.64%
Na 330.237†	9.0	0.3464	mg/L	0.22731	0.3464	mg/L	0.22731	65.62%
Ni 231.604†	-6.5	-0.00642	mg/L	0.002056	-0.00642	mg/L	0.002056	32.00%
Pb 220.353†	-5.2	-0.00100	mg/L	0.000484	-0.00100	mg/L	0.000484	48.35%
Sb 206.836†	0.3	0.00049	mg/L	0.000370	0.00049	mg/L	0.000370	75.38%
Se 196.026†	-1.5	-0.00189	mg/L	0.003886	-0.00189	mg/L	0.003886	205.54%
Si 288.158†	5.0	0.00515	mg/L	0.002922	0.00515	mg/L	0.002922	56.69%
Sn 189.927†	6.1	0.00246	mg/L	0.000745	0.00246	mg/L	0.000745	30.30%
Sr 421.552†	34.5	0.00006	mg/L	0.000071	0.00006	mg/L	0.000071	124.43%
Ti 334.903†	12.8	0.00066	mg/L	0.000634	0.00066	mg/L	0.000634	95.52%
Tl 190.801†	1.0	0.00143	mg/L	0.001478	0.00143	mg/L	0.001478	103.26%
V 292.402†	-0.9	-0.00001	mg/L	0.000066	-0.00001	mg/L	0.000066	876.30%
Zn 206.200†	1.4	0.00392	mg/L	0.003237	0.00392	mg/L	0.003237	82.67%

end package

OPTIMA ICP SAMPLE RUN LOG

IEC Date: 9.25.06 Analysis Date: 10.10.06 Analyst: BW

LR Date: 6.19.06 Page: 1 of 7

All corrections made by analyst unless otherwise noted.

Edit Label	Delete Data	ARI Sample ID	Prep. Code	Dilution	Comments
		Std 1			2310-9
		2			-1
		3			-2
		4			-3
		5			-4
label		zzzzzz			
↓		↓			Cu high
		std 1			
		ICV			2308-1
		ICB			
		CRI			
		ICSA			Sn -.02
		ICSAB			
		CCV1			
		CCB1			
		J250MB	TWC		Zn .014 C1F
		J454MB			Zn .009 C4F
		J435MB2			
		↓ F			
		J250A	↓		
	✓	J232H	WMN	10	rerun
	↓	↓ I	↓	5	↓
	↓	↓ J	↓	↓	↓
		J418X	SWC	2	

OPTIMA ICP SAMPLE RUN LOG

IEC Date: ~~_____~~ Analysis Date: 10/10/06 Analyst: RJ

LR Date: ~~_____~~ Page: 2 of 7

All corrections made by analyst unless otherwise noted. 10/10/06 RJ

Edit Label	Delete Data	ARI Sample ID	Prep. Code	Dilution	Comments
		JZ50 MBsph	TWC	✓	
label		~~CCV2~~ zzzzzz			
↓		~~CCB2~~ ↓			air bubble? noisy
		CCV2			
		CCB2			
		JZ32 MB2	WHN		
		JZ82 MB2			
		↓ E		5	
		↓ F			
	✓	JZ32 K			noisy - perm
	✓	↓ Gdup			↓
	✓	↓ G			↓
		↓ Gsph		↓	0.08 Si 1000 / 8 ml
		↓ MB2sph			" "
		JZ82 MB2sph	↓	✓	" "
		CCV3			
		CCB3			
	✓	JZ50 MB	TWC		Zn, Cl confirms prev.
		JZ32 B 2	↓	2	
		↓ Adup	↓	↓ ✓	
	✓	JZ83 K	WHN	5	noisy - perm
		JZ82 Ddup		✓	
		↓ D			
		↓ Dsph	↓	↓ ✓	0.08 Si 1000 / 8 ml

OPTIMA ICP SAMPLE RUN LOG

IEC Date: — Analysis Date: 10.10.06 Analyst: BW

LR Date: — Page: 3 of 7

All corrections made by analyst unless otherwise noted.

Edit Label	Delete Data	ARI Sample ID	Prep. Code	Dilution	Comments
		J418 Hdup	SuC	2	Cu 56% CIF
		H	↓	↓	
		Hspk	↓	↓	
		CCV4			
		CCB4			B high
		~~J283 MB2~~	~~WMN~~		
		L	↓	5	
		M	↓	↓	
		N	↓	↓	
		O	↓	↓	
		P	↓	↓	
		Jdup	↓	↓	
		J	↓	↓	
		Jspk	↓	↓	0.08ml Si1000 / 8ml
		MB2spk	↓		" "
		CCV5			
		CCB5			
✓		J232 G	WMN	10	noisy
↓		Gdup	↓	↓	↓
		H	↓	↓	
		I	↓	5	
		J	↓	↓	
		K	↓	↓	10/12/06
		J283 1dup	TwC	✓	

ANALYTICAL RESOURCES INCORPORATED

Metals Data Review Checklist

Method: ICP ICP-MS GFA CVA **Analysis Date:** 10.10.06

	Analyst BWO 10/11	Peer AA 10/11	Comment
Logbook:			
Analyst, Date, Method info	✓	✓	
Sample ID's	✓	✓	
Standard/QC solution ID's recorded	✓	✓	
Prep codes	✓	✓	
Dilution factors	✓	✓	
Crossouts/Corrections/Deletions	✓	✓	
Calibration:			
Blank & Standard intensities	✓	✓	
Standard deviations	✓	✓	
Curve fit	✓	✓	
Calibration Verification:			
ICV/CCV	✓	✓	
ICB/CCB	✓	✓	see log
Samples:			
RSD's & SD's	✓	✓	see log
Internal Standards	✓	✓	
Carry-over	✓	✓	
Method QC:			
CRI/CRA	✓	✓	
ICSA/ICSAB	✓	✓	see log
Post Spikes/Serial Dilutions	—	—	
Analytic Spikes	—	—	
Matrix QC:			
SRM/LCS	✓	✓	
Matrix Spikes	✓	✓	J414
Matrix Duplicates	✓	✓	J418
Method Blanks	✓	✓	J283 J425 J250
Data Distribution:			J454
Requested elements/isotope identified	✓	✓	
Correct samples identified for distribution	✓	✓	
Raw data match distributed data	✓	✓	
Data filename correct	✓	✓	
Necessary Analysts Notes and CAF's	✓	✓	J414 J418 J283 J425 J250 J454

Nebulizer Parameters: Hg_ReAlign

Analyte	Back Pressure	Flow
All	175.0 kPa	0.50 L/min

==========

10/10/2006 10:39:45 AM Hg ReAlign... Actual peak offset (nm): -0.001
Drift (nm): -0.000 Slit adjustment: 0

==========

==========

Analysis Begun

Start Time: 10/10/2006 10:40:59 AM **Plasma On Time: 10/10/2006 9:52:51 AM**
Logged In Analyst: metals **Technique: ICP Continuous**
Spectrometer Model: Optima 4300 DV, S/N 077N0060101Autosampler Model: AS-93plus

Sample Information File: C:\pe\Administrator\Sample Information\CRISET.sif
Batch ID:
Results Data Set: PE061010
Results Library: C:\pe\Administrator\Results\Results.mdb

==========

Method Loaded
Method Name: ARIIEC5 **Method Last Saved: 9/25/2006 11:38:10 AM**
IEC File: IEC28mina.iec **MSF File:**
Method Description: 12Axial Elements

Analyte	Calibration Equation	Processing	View	Internal Standard	IEC
Ag 328.068	Lin Thru 0	Peak Area	Axial	ScA 357.253	Yes
Al 308.215	Lin Thru 0	Peak Area	Radial	ScR 361.383	Yes
As 188.979	Lin Thru 0	Peak Area	Axial	ScA 357.253	Yes
B 249.677	Lin Thru 0	Peak Area	Radial	ScR 361.383	Yes
Ba 233.527	Lin Thru 0	Peak Area	Radial	ScR 361.383	Yes
Be 313.042	Lin Thru 0	Peak Area	Radial	ScR 361.383	Yes
Ca 317.933	Lin Thru 0	Peak Area	Radial	ScR 361.383	No
Cd 228.802	Lin Thru 0	Peak Area	Axial	ScA 357.253	Yes
Co 228.616	Lin Thru 0	Peak Area	Axial	ScA 357.253	Yes
Cr 267.716	Lin Thru 0	Peak Area	Radial	ScR 361.383	Yes
Cu 324.752	Lin Thru 0	Peak Area	Axial	ScA 357.253	Yes
Fe 273.955	Lin Thru 0	Peak Area	Radial	ScR 361.383	Yes
K 766.490	Lin Thru 0	Peak Area	Radial	ScR 361.383	No
Mg 279.077	Lin Thru 0	Peak Area	Radial	ScR 361.383	Yes
Mn 257.610	Lin Thru 0	Peak Area	Radial	ScR 361.383	Yes
Mo 202.031	Lin Thru 0	Peak Area	Axial	ScA 357.253	Yes
Na 589.592	Lin Thru 0	Peak Area	Radial	ScR 361.383	No
Na 330.237	Lin Thru 0	Peak Area	Radial	ScR 361.383	Yes
Ni 231.604	Lin Thru 0	Peak Area	Radial	ScR 361.383	Yes
Pb 220.353	Lin Thru 0	Peak Area	Axial	ScA 357.253	Yes
Sb 206.836	Lin Thru 0	Peak Area	Axial	ScA 357.253	Yes
Se 196.026	Lin Thru 0	Peak Area	Axial	ScA 357.253	Yes
Si 288.158	Lin Thru 0	Peak Area	Radial	ScR 361.383	Yes
Sn 189.927	Lin Thru 0	Peak Area	Axial	ScA 357.253	Yes
Sr 421.552	Lin Thru 0	Peak Area	Radial	ScR 361.383	No
Ti 334.903	Lin Thru 0	Peak Area	Radial	ScR 361.383	Yes
Tl 190.801	Lin Thru 0	Peak Area	Axial	ScA 357.253	Yes
V 292.402	Lin Thru 0	Peak Area	Axial	ScA 357.253	Yes
Zn 206.200	Lin Thru 0	Peak Area	Radial	ScR 361.383	Yes
ScA 357.253	Lin, Calc Int	Peak Area	Axial	n/a	n/a
ScR 361.383	Lin, Calc Int	Peak Area	Radial	n/a	n/a

==========

Sequence No.: 1 **Autosampler Location: 1**
Sample ID: Calib Blank 1 **Date Collected: 10/10/2006 10:40:59 AM**
Analyst: **Data Type: Original**
Initial Sample Wt: **Initial Sample Vol:**
Dilution: **Sample Prep Vol:**

Nebulizer Parameters: Calib Blank 1

Analyte	Back Pressure	Flow
All	175.0 kPa	0.50 L/min

Mean Data: Calib Blank 1

Analyte	Mean Corrected Intensity	Std.Dev.	RSD	Conc.	Calib Units
ScA 357.253	970617.7	4029.14	0.42%	100.0	%
ScR 361.383	110218.6	1212.67	1.10%	100.0	%
Ag 328.068†	7.7	21.26	274.42%	[0.00]	mg/L
Al 308.215†	-61.3	4.23	6.91%	[0.00]	mg/L
As 188.979†	8.6	2.46	28.72%	[0.00]	mg/L
B 249.677†	6.1	2.59	42.60%	[0.00]	mg/L
Ba 233.527†	9.5	0.20	2.13%	[0.00]	mg/L
Be 313.042†	689.1	15.53	2.25%	[0.00]	mg/L
Ca 317.933†	56.7	15.93	28.09%	[0.00]	mg/L
Cd 228.802†	58.3	1.93	3.32%	[0.00]	mg/L
Co 228.616†	29.9	7.87	26.30%	[0.00]	mg/L
Cr 267.716†	-23.9	3.07	12.84%	[0.00]	mg/L
Cu 324.752†	2428.7	3.45	0.14%	[0.00]	mg/L
Fe 273.955†	-7.4	2.25	30.51%	[0.00]	mg/L
K 766.490†	1219.6	42.96	3.52%	[0.00]	mg/L
Mg 279.077†	-173.6	10.15	5.85%	[0.00]	mg/L
Mn 257.610†	24.9	1.13	4.53%	[0.00]	mg/L
Mo 202.031†	-4.0	2.95	74.41%	[0.00]	mg/L
Na 589.592†	5.4	7.40	136.01%	[0.00]	mg/L
Na 330.237†	-92.4	7.57	8.19%	[0.00]	mg/L
Ni 231.604†	-10.5	2.03	19.31%	[0.00]	mg/L
Pb 220.353†	91.0	0.59	0.65%	[0.00]	mg/L
Sb 206.836†	10.5	1.07	10.24%	[0.00]	mg/L
Se 196.026†	-36.0	1.35	3.76%	[0.00]	mg/L
Si 288.158†	20.6	3.13	15.17%	[0.00]	mg/L
Sn 189.927†	3.4	3.36	99.15%	[0.00]	mg/L
Sr 421.552†	179.1	52.00	29.04%	[0.00]	mg/L
Ti 334.903†	-158.5	15.36	9.69%	[0.00]	mg/L
Tl 190.801†	-8.5	1.29	15.20%	[0.00]	mg/L
V 292.402†	69.9	25.16	36.01%	[0.00]	mg/L
Zn 206.200†	-1.2	1.06	86.17%	[0.00]	mg/L

Sequence No.: 2
Sample ID: STD2
Analyst:
Initial Sample Wt:
Dilution:

Autosampler Location: 2
Date Collected: 10/10/2006 10:47:22 AM
Data Type: Original
Initial Sample Vol:
Sample Prep Vol:

Nebulizer Parameters: STD2

Analyte	Back Pressure	Flow
All	175.0 kPa	0.50 L/min

Mean Data: STD2

Analyte	Mean Corrected Intensity	Std.Dev.	RSD	Conc.	Calib Units
ScA 357.253	973345.9	2853.57	0.29%	100.3	%
ScR 361.383	110185.7	172.73	0.16%	99.97	%
Ba 233.527†	14681.4	49.87	0.34%	[10]	mg/L
Cd 228.802†	198913.8	520.52	0.26%	[10]	mg/L
Co 228.616†	199680.5	761.83	0.38%	[10]	mg/L
Cr 267.716†	41880.8	144.04	0.34%	[10]	mg/L
Cu 324.752†	2020486.6	6575.44	0.33%	[10]	mg/L
Mn 257.610†	137856.7	444.80	0.32%	[10]	mg/L
V 292.402†	1799281.0	6443.71	0.36%	[10]	mg/L

Sequence No.: 3
Sample ID: STD3
Analyst:
Initial Sample Wt:
Dilution:

Autosampler Location: 3
Date Collected: 10/10/2006 10:51:45 AM
Data Type: Original
Initial Sample Vol:
Sample Prep Vol:

Nebulizer Parameters: STD3

Analyte	Back Pressure	Flow
All	175.0 kPa	0.50 L/min

Mean Data: STD3

Analyte	Mean Corrected Intensity	Std.Dev.	RSD	Conc.	Calib Units
ScA 357.253	967636.9	3815.52	0.39%	99.69	%
ScR 361.383	111901.1	545.48	0.49%	101.5	%
Ag 328.068†	219348.1	172.05	0.08%	[1.0]	mg/L
As 188.979†	4886.5	24.45	0.50%	[10]	mg/L
B 249.677†	19063.9	86.50	0.45%	[10]	mg/L
Be 313.042†	1884536.4	7927.43	0.42%	[5.0]	mg/L
Na 589.592†	206438.0	1289.35	0.62%	[50]	mg/L
Ni 231.604†	8831.2	33.72	0.38%	[10]	mg/L
Pb 220.353†	46658.8	55.31	0.12%	[10]	mg/L
Se 196.026†	6813.7	37.37	0.55%	[10]	mg/L
Sr 421.552†	2678124.0	5348.06	0.20%	[5]	mg/L
Tl 190.801†	6171.9	36.20	0.59%	[10]	mg/L
Zn 206.200†	3146.9	17.92	0.57%	[10]	mg/L

Sequence No.: 4
Sample ID: STD4
Analyst:
Initial Sample Wt:
Dilution:

Autosampler Location: 4
Date Collected: 10/10/2006 10:58:11 AM
Data Type: Original
Initial Sample Vol:
Sample Prep Vol:

Nebulizer Parameters: STD4

Analyte	Back Pressure	Flow
All	175.0 kPa	0.50 L/min

Mean Data: STD4

Analyte	Mean Corrected Intensity	Std.Dev.	RSD	Conc.	Calib Units
ScA 357.253	977140.9	3434.04	0.35%	100.7	%
ScR 361.383	115716.1	698.99	0.60%	105.0	%
Mo 202.031†	65944.2	610.58	0.93%	[10]	mg/L
Sb 206.836†	7128.5	46.08	0.65%	[10]	mg/L
Si 288.158†	8887.3	26.45	0.30%	[10]	mg/L
Sn 189.927†	21834.4	181.93	0.83%	[10]	mg/L
Ti 334.903†	171545.0	712.01	0.42%	[10]	mg/L

Sequence No.: 5
Sample ID: STD5
Analyst:
Initial Sample Wt:
Dilution:

Autosampler Location: 5
Date Collected: 10/10/2006 11:02:47 AM
Data Type: Original
Initial Sample Vol:
Sample Prep Vol:

Nebulizer Parameters: STD5

Analyte	Back Pressure	Flow
All	175.0 kPa	0.50 L/min

Mean Data: STD5

Analyte	Mean Corrected Intensity	Std.Dev.	RSD	Conc.	Calib Units
ScA 357.253	953233.2	2561.27	0.27%	98.21	%
ScR 361.383	112666.2	693.23	0.62%	102.2	%
Al 308.215†	27792.3	280.74	1.01%	[30]	mg/L
Ca 317.933†	321603.3	1351.20	0.42%	[30]	mg/L
Fe 273.955†	53057.7	406.34	0.77%	[100]	mg/L
K 766.490†	115929.1	1224.75	1.06%	[100]	mg/L
Mg 279.077†	21109.6	222.05	1.05%	[30]	mg/L
Na 330.237†	2293.6	13.90	0.61%	[100]	mg/L

Calibration Summary

Analyte	Stds.	Equation	Intercept	Slope	Curvature	Corr. Coef.	Reslope
Ag 328.068	1	Lin Thru 0	0.0	219300	0.00000	1.000000	
Al 308.215	1	Lin Thru 0	0.0	926.4	0.00000	1.000000	
As 188.979	1	Lin Thru 0	0.0	488.6	0.00000	1.000000	
B 249.677	1	Lin Thru 0	0.0	1906	0.00000	1.000000	
Ba 233.527	1	Lin Thru 0	0.0	1468	0.00000	1.000000	
Be 313.042	1	Lin Thru 0	0.0	376900	0.00000	1.000000	
Ca 317.933	1	Lin Thru 0	0.0	10720	0.00000	1.000000	
Cd 228.802	1	Lin Thru 0	0.0	19890	0.00000	1.000000	
Co 228.616	1	Lin Thru 0	0.0	19970	0.00000	1.000000	
Cr 267.716	1	Lin Thru 0	0.0	4188	0.00000	1.000000	
Cu 324.752	1	Lin Thru 0	0.0	202000	0.00000	1.000000	
Fe 273.955	1	Lin Thru 0	0.0	530.6	0.00000	1.000000	
K 766.490	1	Lin Thru 0	0.0	1159	0.00000	1.000000	
Mg 279.077	1	Lin Thru 0	0.0	703.7	0.00000	1.000000	
Mn 257.610	1	Lin Thru 0	0.0	13790	0.00000	1.000000	
Mo 202.031	1	Lin Thru 0	0.0	6594	0.00000	1.000000	
Na 589.592	1	Lin Thru 0	0.0	4129	0.00000	1.000000	
Na 330.237	1	Lin Thru 0	0.0	22.94	0.00000	1.000000	
Ni 231.604	1	Lin Thru 0	0.0	883.1	0.00000	1.000000	
Pb 220.353	1	Lin Thru 0	0.0	4666	0.00000	1.000000	
Sb 206.836	1	Lin Thru 0	0.0	712.8	0.00000	1.000000	
Se 196.026	1	Lin Thru 0	0.0	681.4	0.00000	1.000000	
Si 288.158	1	Lin Thru 0	0.0	888.7	0.00000	1.000000	
Sn 189.927	1	Lin Thru 0	0.0	2183	0.00000	1.000000	
Sr 421.552	1	Lin Thru 0	0.0	535600	0.00000	1.000000	
Ti 334.903	1	Lin Thru 0	0.0	17150	0.00000	1.000000	
Tl 190.801	1	Lin Thru 0	0.0	617.2	0.00000	1.000000	
V 292.402	1	Lin Thru 0	0.0	179900	0.00000	1.000000	
Zn 206.200	1	Lin Thru 0	0.0	314.7	0.00000	1.000000	

==========

Analysis Begun

Start Time: 10/10/2006 11:21:01 AM
Logged In Analyst: metals
Spectrometer Model: Optima 4300 DV, S/N 077N0060101
Plasma On Time: 10/10/2006 9:52:51 AM
Technique: ICP Continuous
Autosampler Model: AS-93plus

Sample Information File: C:\pe\Administrator\Sample Information\CRISET.sif
Batch ID:
Results Data Set: PE061010
Results Library: C:\pe\Administrator\Results\Results.mdb

==========

Sequence No.: 1
Sample ID: ~~CV~~ ZZZZZZ
Analyst:
Initial Sample Wt: BD 10.10
Dilution: 1X
Autosampler Location: 7
Date Collected: 10/10/2006 11:21:01 AM
Data Type: Original
Initial Sample Vol:
Sample Prep Vol:

Nebulizer Parameters: CV

Analyte	Back Pressure	Flow
All	176.0 kPa	0.50 L/min

Mean Data: CV

Analyte	Mean Corrected Intensity	Calib Conc.	Calib Units	Calib Std.Dev.	Sample Conc.	Sample Units	Sample Std.Dev.	RSD
ScA 357.253	968389.6	99.77	%	0.308				0.31%
ScR 361.383	113676.0	103.1	%	0.31				0.30%
Ag 328.068†	213567.2	0.9738	mg/L	0.00346	0.9738	mg/L	0.00346	0.36%
Al 308.215†	1829.4	1.938	mg/L	0.0119	1.938	mg/L	0.0119	0.61%
As 188.979†	969.4	1.979	mg/L	0.0050	1.979	mg/L	0.0050	0.25%
B 249.677†	1813.2	0.9545	mg/L	0.00697	0.9545	mg/L	0.00697	0.73%
Ba 233.527†	1416.1	0.9641	mg/L	0.00603	0.9641	mg/L	0.00603	0.63%
Be 313.042†	365764.5	0.9689	mg/L	0.00292	0.9689	mg/L	0.00292	0.30%
Ca 317.933†	21184.4	1.976	mg/L	0.0152	1.976	mg/L	0.0152	0.77%
Cd 228.802†	20247.4	1.015	mg/L	0.0048	1.015	mg/L	0.0048	0.47%
Co 228.616†	19603.9	0.9802	mg/L	0.00515	0.9802	mg/L	0.00515	0.53%
Cr 267.716†	3974.0	0.9477	mg/L	0.00719	0.9477	mg/L	0.00719	0.76%
Cu 324.752†	212001.5	1.049	mg/L	0.0037	1.049	mg/L	0.0037	0.35%
Fe 273.955†	1057.3	1.990	mg/L	0.0190	1.990	mg/L	0.0190	0.95%
K 766.490†	23021.0	19.86	mg/L	0.189	19.86	mg/L	0.189	0.95%
Mg 279.077†	1382.6	1.969	mg/L	0.0140	1.969	mg/L	0.0140	0.71%
Mn 257.610†	13268.4	0.9629	mg/L	0.00990	0.9629	mg/L	0.00990	1.03%
Mo 202.031†	6455.3	0.9789	mg/L	0.00366	0.9789	mg/L	0.00366	0.37%
Na 589.592†	210847.5	51.07	mg/L	0.611	51.07	mg/L	0.611	1.20%
Na 330.237†	1166.0	50.82	mg/L	0.120	50.82	mg/L	0.120	0.24%
Ni 231.604†	864.3	0.9799	mg/L	0.00215	0.9799	mg/L	0.00215	0.22%
Pb 220.353†	9218.3	1.978	mg/L	0.0116	1.978	mg/L	0.0116	0.59%
Sb 206.836†	1526.3	2.141	mg/L	0.0082	2.141	mg/L	0.0082	0.38%
Se 196.026†	1351.9	1.983	mg/L	0.0030	1.983	mg/L	0.0030	0.15%
Si 288.158†	1784.7	2.010	mg/L	0.0094	2.010	mg/L	0.0094	0.47%
Sn 189.927†	2031.3	0.9343	mg/L	0.00372	0.9343	mg/L	0.00372	0.40%
Sr 421.552†	524301.9	0.9789	mg/L	0.00390	0.9789	mg/L	0.00390	0.40%
Ti 334.903†	16951.2	0.9869	mg/L	0.00822	0.9869	mg/L	0.00822	0.83%
Tl 190.801†	1206.9	1.952	mg/L	0.0026	1.952	mg/L	0.0026	0.13%
V 292.402†	175850.2	0.9844	mg/L	0.00387	0.9844	mg/L	0.00387	0.39%
Zn 206.200†	308.6	0.9799	mg/L	0.01105	0.9799	mg/L	0.01105	1.13%

Sequence No.: 2
Sample ID: ~~CB~~ 222222
Analyst: RW 10.10
Initial Sample Wt:
Dilution: 1X

Autosampler Location: 1
Date Collected: 10/10/2006 11:27:39 AM
Data Type: Original
Initial Sample Vol:
Sample Prep Vol:

Nebulizer Parameters: CB

Analyte	Back Pressure	Flow
All	176.0 kPa	0.50 L/min

Mean Data: CB

Analyte	Mean Corrected Intensity	Calib Conc.	Calib Units	Calib Std.Dev.	Sample Conc.	Sample Units	Sample Std.Dev.	RSD
ScA 357.253	973268.8	100.3	%	0.37				0.37%
ScR 361.383	111859.9	101.5	%	0.70				0.69%
Ag 328.068†	16.4	0.00008	mg/L	0.000161	0.00008	mg/L	0.000161	214.60%
Al 308.215†	-0.4	-0.00046	mg/L	0.007347	-0.00046	mg/L	0.007347	>999.9%
As 188.979†	4.4	0.00900	mg/L	0.006146	0.00900	mg/L	0.006146	68.31%
B 249.677†	19.3	0.01015	mg/L	0.001346	0.01015	mg/L	0.001346	13.25%
Ba 233.527†	-0.6	-0.00040	mg/L	0.000092	-0.00040	mg/L	0.000092	22.98%
Be 313.042†	11.8	0.00003	mg/L	0.000025	0.00003	mg/L	0.000025	81.41%
Ca 317.933†	-11.1	-0.00104	mg/L	0.001633	-0.00104	mg/L	0.001633	157.13%
Cd 228.802†	3.5	0.00016	mg/L	0.000062	0.00016	mg/L	0.000062	38.14%
Co 228.616†	-4.3	-0.00022	mg/L	0.000219	-0.00022	mg/L	0.000219	100.42%
Cr 267.716†	6.9	0.00164	mg/L	0.000520	0.00164	mg/L	0.000520	31.67%
Cu 324.752†	468.9	0.00232	mg/L	0.000139	0.00232	mg/L	0.000139	6.00%
Fe 273.955†	1.5	0.00287	mg/L	0.004060	0.00287	mg/L	0.004060	141.72%
K 766.490†	21.8	0.01881	mg/L	0.035410	0.01881	mg/L	0.035410	188.21%
Mg 279.077†	1.7	0.00237	mg/L	0.008010	0.00237	mg/L	0.008010	337.57%
Mn 257.610†	4.6	0.00033	mg/L	0.000300	0.00033	mg/L	0.000300	90.46%
Mo 202.031†	3.8	0.00058	mg/L	0.000194	0.00058	mg/L	0.000194	33.40%
Na 589.592†	231.8	0.05613	mg/L	0.003449	0.05613	mg/L	0.003449	6.14%
Na 330.237†	-2.9	-0.1269	mg/L	0.39021	-0.1269	mg/L	0.39021	307.51%
Ni 231.604†	3.3	0.00368	mg/L	0.000623	0.00368	mg/L	0.000623	16.93%
Pb 220.353†	-1.8	-0.00039	mg/L	0.000225	-0.00039	mg/L	0.000225	57.92%
Sb 206.836†	-2.1	-0.00293	mg/L	0.003110	-0.00293	mg/L	0.003110	106.05%
Se 196.026†	2.8	0.00416	mg/L	0.004641	0.00416	mg/L	0.004641	111.64%
Si 288.158†	0.9	0.00101	mg/L	0.000486	0.00101	mg/L	0.000486	48.17%
Sn 189.927†	3.7	0.00170	mg/L	0.001171	0.00170	mg/L	0.001171	68.75%
Sr 421.552†	-47.0	-0.00009	mg/L	0.000037	-0.00009	mg/L	0.000037	42.51%
Ti 334.903†	15.5	0.00090	mg/L	0.000354	0.00090	mg/L	0.000354	39.16%
Tl 190.801†	0.4	0.00071	mg/L	0.002511	0.00071	mg/L	0.002511	355.99%
V 292.402†	4.0	0.00003	mg/L	0.000143	0.00003	mg/L	0.000143	423.68%
Zn 206.200†	0.7	0.00210	mg/L	0.002447	0.00210	mg/L	0.002447	116.41%

==========

Analysis Begun

Start Time: 10/10/2006 11:32:54 AM
Logged In Analyst: metals
Spectrometer Model: Optima 4300 DV, S/N 077N0060101
Plasma On Time: 10/10/2006 9:52:51 AM
Technique: ICP Continuous
Autosampler Model: AS-93plus

Sample Information File: C:\pe\Administrator\Sample Information\1010A.sif
Batch ID:
Results Data Set: PE061010
Results Library: C:\pe\Administrator\Results\Results.mdb

==========

Sequence No.: 8
Sample ID: Calib Blank 1
Analyst:
Initial Sample Wt:
Dilution:
Autosampler Location:
Date Collected: 10/10/2006 11:32:54 AM
Data Type: Original
Initial Sample Vol:
Sample Prep Vol:

Nebulizer Parameters: Calib Blank 1

Analyte	Back Pressure	Flow
All	176.0 kPa	0.50 L/min

Mean Data: Calib Blank 1

Analyte	Mean Corrected Intensity	Std.Dev.	RSD	Conc.	Calib Units
ScA 357.253	974844.2	4106.88	0.42%	100.4	%
ScR 361.383	112407.3	536.00	0.48%	102.0	%
Ag 328.068†	14.1	15.60	110.67%	[0.00]	mg/L
Al 308.215†	-59.1	5.66	9.58%	[0.00]	mg/L
As 188.979†	11.6	0.89	7.62%	[0.00]	mg/L
B 249.677†	16.8	4.17	24.81%	[0.00]	mg/L
Ba 233.527†	7.1	1.64	23.00%	[0.00]	mg/L
Be 313.042†	687.6	11.26	1.64%	[0.00]	mg/L
Ca 317.933†	39.5	11.11	28.13%	[0.00]	mg/L
Cd 228.802†	62.3	0.90	1.45%	[0.00]	mg/L
Co 228.616†	28.8	6.01	20.84%	[0.00]	mg/L
Cr 267.716†	-15.1	2.81	18.66%	[0.00]	mg/L
Cu 324.752†	2822.6	11.84	0.42%	[0.00]	mg/L
Fe 273.955†	-6.0	0.10	1.70%	[0.00]	mg/L
K 766.490†	1213.0	20.88	1.72%	[0.00]	mg/L
Mg 279.077†	-175.4	5.69	3.24%	[0.00]	mg/L
Mn 257.610†	28.5	2.81	9.88%	[0.00]	mg/L
Mo 202.031†	0.7	2.67	396.74%	[0.00]	mg/L
Na 589.592†	85.2	21.85	25.65%	[0.00]	mg/L
Na 330.237†	-97.2	4.07	4.19%	[0.00]	mg/L
Ni 231.604†	-6.9	1.82	26.49%	[0.00]	mg/L
Pb 220.353†	86.6	0.54	0.62%	[0.00]	mg/L
Sb 206.836†	11.3	1.88	16.61%	[0.00]	mg/L
Se 196.026†	-28.8	3.13	10.85%	[0.00]	mg/L
Si 288.158†	20.6	3.99	19.42%	[0.00]	mg/L
Sn 189.927†	5.4	1.70	31.67%	[0.00]	mg/L
Sr 421.552†	150.5	15.21	10.10%	[0.00]	mg/L
Ti 334.903†	-155.9	17.53	11.25%	[0.00]	mg/L
Tl 190.801†	-8.2	0.84	10.32%	[0.00]	mg/L
V 292.402†	52.6	13.08	24.87%	[0.00]	mg/L
Zn 206.200†	-0.3	0.79	258.40%	[0.00]	mg/L

Analysis Begun

Start Time: 10/10/2006 11:39:38 AM
Logged In Analyst: metals
Spectrometer Model: Optima 4300 DV, S/N 077N0060101
Plasma On Time: 10/10/2006 9:52:51 AM
Technique: ICP Continuous
Autosampler Model: AS-93plus

Sample Information File: C:\pe\Administrator\Sample Information\CRISET.sif
Batch ID:
Results Data Set: PE061010
Results Library: C:\pe\Administrator\Results\Results.mdb

Sequence No.: 1
Sample ID: CV
Analyst:
Initial Sample Wt:
Dilution: 1X
Autosampler Location: 7
Date Collected: 10/10/2006 11:39:38 AM
Data Type: Original
Initial Sample Vol:
Sample Prep Vol:

Nebulizer Parameters: CV

Analyte	Back Pressure	Flow
All	176.0 kPa	0.50 L/min

Mean Data: CV

Analyte	Mean Corrected Intensity	Calib Conc.	Calib Units	Std.Dev.	Sample Conc.	Sample Units	Std.Dev.	RSD
ScA 357.253	971390.8	100.1	%	0.10				0.10%
ScR 361.383	115588.6	104.9	%	0.56				0.53%
Ag 328.068†	215890.0	0.9844	mg/L	0.00059	0.9844	mg/L	0.00059	0.06%
Al 308.215†	1820.9	1.929	mg/L	0.0055	1.929	mg/L	0.0055	0.28%
As 188.979†	963.7	1.967	mg/L	0.0150	1.967	mg/L	0.0150	0.76%
B 249.677†	1814.7	0.9552	mg/L	0.00692	0.9552	mg/L	0.00692	0.72%
Ba 233.527†	1446.5	0.9848	mg/L	0.00226	0.9848	mg/L	0.00226	0.23%
Be 313.042†	371235.3	0.9834	mg/L	0.00148	0.9834	mg/L	0.00148	0.15%
Ca 317.933†	21383.2	1.995	mg/L	0.0153	1.995	mg/L	0.0153	0.76%
Cd 228.802†	20361.9	1.021	mg/L	0.0012	1.021	mg/L	0.0012	0.12%
Co 228.616†	19698.3	0.9849	mg/L	0.00295	0.9849	mg/L	0.00295	0.30%
Cr 267.716†	4002.8	0.9545	mg/L	0.00267	0.9545	mg/L	0.00267	0.28%
Cu 324.752†	213833.7	1.058	mg/L	0.0014	1.058	mg/L	0.0014	0.13%
Fe 273.955†	1074.5	2.023	mg/L	0.0153	2.023	mg/L	0.0153	0.76%
K 766.490†	22741.7	19.62	mg/L	0.250	19.62	mg/L	0.250	1.27%
Mg 279.077†	1390.4	1.980	mg/L	0.0067	1.980	mg/L	0.0067	0.34%
Mn 257.610†	13518.5	0.9810	mg/L	0.01095	0.9810	mg/L	0.01095	1.12%
Mo 202.031†	6442.1	0.9769	mg/L	0.00744	0.9769	mg/L	0.00744	0.76%
Na 589.592†	211526.6	51.23	mg/L	0.312	51.23	mg/L	0.312	0.61%
Na 330.237†	1167.6	50.88	mg/L	0.396	50.88	mg/L	0.396	0.78%
Ni 231.604†	871.9	0.9885	mg/L	0.00430	0.9885	mg/L	0.00430	0.43%
Pb 220.353†	9290.1	1.993	mg/L	0.0011	1.993	mg/L	0.0011	0.06%
Sb 206.836†	1527.5	2.143	mg/L	0.0120	2.143	mg/L	0.0120	0.56%
Se 196.026†	1343.7	1.971	mg/L	0.0012	1.971	mg/L	0.0012	0.06%
Si 288.158†	1791.4	2.018	mg/L	0.0100	2.018	mg/L	0.0100	0.50%
Sn 189.927†	2026.8	0.9322	mg/L	0.00592	0.9322	mg/L	0.00592	0.64%
Sr 421.552†	524868.1	0.9799	mg/L	0.00247	0.9799	mg/L	0.00247	0.25%
Ti 334.903†	17008.8	0.9903	mg/L	0.01020	0.9903	mg/L	0.01020	1.03%
Tl 190.801†	1203.2	1.946	mg/L	0.0116	1.946	mg/L	0.0116	0.60%
V 292.402†	178016.2	0.9965	mg/L	0.00062	0.9965	mg/L	0.00062	0.06%
Zn 206.200†	317.8	1.009	mg/L	0.0031	1.009	mg/L	0.0031	0.30%

Sequence No.: 2
Sample ID: CB
Analyst:
Initial Sample Wt:
Dilution: 1X

Autosampler Location: 1
Date Collected: 10/10/2006 11:46:01 AM
Data Type: Original
Initial Sample Vol:
Sample Prep Vol:

Nebulizer Parameters: CB

Analyte	Back Pressure	Flow
All	176.0 kPa	0.50 L/min

Mean Data: CB

Analyte	Mean Corrected Intensity	Calib Conc.	Calib Units	Std.Dev.	Sample Conc.	Sample Units	Std.Dev.	RSD
ScA 357.253	979455.6	100.9	%	0.40				0.40%
ScR 361.383	112307.9	101.9	%	0.57				0.56%
Ag 328.068†	12.2	0.00006	mg/L	0.000081	0.00006	mg/L	0.000081	145.19%
Al 308.215†	-6.1	-0.00659	mg/L	0.001363	-0.00659	mg/L	0.001363	20.66%
As 188.979†	1.4	0.00294	mg/L	0.003804	0.00294	mg/L	0.003804	129.52%
B 249.677†	4.5	0.00237	mg/L	0.003165	0.00237	mg/L	0.003165	133.58%
Ba 233.527†	2.8	0.00194	mg/L	0.000517	0.00194	mg/L	0.000517	26.66%
Be 313.042†	-12.4	-0.00003	mg/L	0.000025	-0.00003	mg/L	0.000025	75.43%
Ca 317.933†	1.1	0.00010	mg/L	0.001884	0.00010	mg/L	0.001884	>999.9%
Cd 228.802†	1.0	0.00005	mg/L	0.000080	0.00005	mg/L	0.000080	177.38%
Co 228.616†	-2.5	-0.00013	mg/L	0.000321	-0.00013	mg/L	0.000321	253.52%
Cr 267.716†	-0.1	-0.00003	mg/L	0.000861	-0.00003	mg/L	0.000861	>999.9%
Cu 324.752†	-0.3	0.00000	mg/L	0.000058	0.00000	mg/L	0.000058	>999.9%
Fe 273.955†	0.2	0.00039	mg/L	0.000915	0.00039	mg/L	0.000915	232.10%
K 766.490†	22.7	0.01961	mg/L	0.013058	0.01961	mg/L	0.013058	66.58%
Mg 279.077†	4.7	0.00666	mg/L	0.004218	0.00666	mg/L	0.004218	63.34%
Mn 257.610†	1.6	0.00011	mg/L	0.000084	0.00011	mg/L	0.000084	73.18%
Mo 202.031†	1.2	0.00018	mg/L	0.000291	0.00018	mg/L	0.000291	161.81%
Na 589.592†	130.1	0.03152	mg/L	0.008510	0.03152	mg/L	0.008510	27.00%
Na 330.237†	-1.5	-0.06497	mg/L	0.317798	-0.06497	mg/L	0.317798	489.14%
Ni 231.604†	-2.7	-0.00305	mg/L	0.003122	-0.00305	mg/L	0.003122	102.40%
Pb 220.353†	1.8	0.00039	mg/L	0.000451	0.00039	mg/L	0.000451	114.90%
Sb 206.836†	-1.0	-0.00145	mg/L	0.000831	-0.00145	mg/L	0.000831	57.23%
Se 196.026†	-3.0	-0.00435	mg/L	0.006239	-0.00435	mg/L	0.006239	143.39%
Si 288.158†	0.0	0.00004	mg/L	0.008314	0.00004	mg/L	0.008314	>999.9%
Sn 189.927†	3.5	0.00161	mg/L	0.000349	0.00161	mg/L	0.000349	21.71%
Sr 421.552†	-0.1	0.00000	mg/L	0.000087	0.00000	mg/L	0.000087	>999.9%
Ti 334.903†	-4.8	-0.00028	mg/L	0.002049	-0.00028	mg/L	0.002049	727.27%
Tl 190.801†	2.0	0.00325	mg/L	0.003690	0.00325	mg/L	0.003690	113.71%
V 292.402†	-9.3	-0.00005	mg/L	0.000247	-0.00005	mg/L	0.000247	477.92%
Zn 206.200†	-1.0	-0.00318	mg/L	0.003452	-0.00318	mg/L	0.003452	108.49%

Sequence No.: 3
Sample ID: CRI
Analyst:
Initial Sample Wt:
Dilution: 1X

Autosampler Location: 8
Date Collected: 10/10/2006 11:52:22 AM
Data Type: Original
Initial Sample Vol:
Sample Prep Vol:

Nebulizer Parameters: CRI

Analyte	Back Pressure	Flow
All	176.0 kPa	0.50 L/min

Mean Data: CRI

Analyte	Mean Corrected Intensity	Calib Conc.	Calib Units	Std.Dev.	Sample Conc.	Sample Units	Std.Dev.	RSD
ScA 357.253	982959.0	101.3	%	0.31				0.31%
ScR 361.383	112263.6	101.9	%	1.00				0.98%
Ag 328.068†	641.1	0.00293	mg/L	0.000109	0.00293	mg/L	0.000109	3.72%
Al 308.215†	50.3	0.05412	mg/L	0.009356	0.05412	mg/L	0.009356	17.29%
As 188.979†	27.0	0.05514	mg/L	0.001506	0.05514	mg/L	0.001506	2.73%
B 249.677†	37.0	0.01942	mg/L	0.001268	0.01942	mg/L	0.001268	6.53%
Ba 233.527†	4.5	0.00309	mg/L	0.001277	0.00309	mg/L	0.001277	41.31%
Be 313.042†	414.9	0.00110	mg/L	0.000037	0.00110	mg/L	0.000037	3.37%
Ca 317.933†	568.8	0.05306	mg/L	0.000077	0.05306	mg/L	0.000077	0.14%
Cd 228.802†	39.0	0.00188	mg/L	0.000079	0.00188	mg/L	0.000079	4.18%
Co 228.616†	59.9	0.00299	mg/L	0.000287	0.00299	mg/L	0.000287	9.59%
Cr 267.716†	21.1	0.00502	mg/L	0.000699	0.00502	mg/L	0.000699	13.92%
Cu 324.752†	281.5	0.00139	mg/L	0.000126	0.00139	mg/L	0.000126	9.07%
Fe 273.955†	29.4	0.05538	mg/L	0.003333	0.05538	mg/L	0.003333	6.02%
K 766.490†	590.3	0.5092	mg/L	0.02241	0.5092	mg/L	0.02241	4.40%
Mg 279.077†	35.4	0.05034	mg/L	0.003781	0.05034	mg/L	0.003781	7.51%
Mn 257.610†	14.6	0.00106	mg/L	0.000014	0.00106	mg/L	0.000014	1.30%
Mo 202.031†	31.6	0.00479	mg/L	0.000243	0.00479	mg/L	0.000243	5.07%
Na 589.592†	2242.4	0.5431	mg/L	0.00491	0.5431	mg/L	0.00491	0.90%
Na 330.237†	15.8	0.6864	mg/L	0.22942	0.6864	mg/L	0.22942	33.42%
Ni 231.604†	8.6	0.00976	mg/L	0.000158	0.00976	mg/L	0.000158	1.62%
Pb 220.353†	93.8	0.02012	mg/L	0.000249	0.02012	mg/L	0.000249	1.24%
Sb 206.836†	39.5	0.05542	mg/L	0.003095	0.05542	mg/L	0.003095	5.58%
Se 196.026†	30.1	0.04416	mg/L	0.004737	0.04416	mg/L	0.004737	10.73%
Si 288.158†	79.0	0.08888	mg/L	0.003068	0.08888	mg/L	0.003068	3.45%
Sn 189.927†	25.4	0.01172	mg/L	0.000522	0.01172	mg/L	0.000522	4.45%
Sr 421.552†	567.0	0.00106	mg/L	0.000036	0.00106	mg/L	0.000036	3.36%
Ti 334.903†	80.4	0.00468	mg/L	0.000604	0.00468	mg/L	0.000604	12.89%
Tl 190.801†	31.6	0.05121	mg/L	0.002822	0.05121	mg/L	0.002822	5.51%
V 292.402†	546.2	0.00307	mg/L	0.000261	0.00307	mg/L	0.000261	8.50%
Zn 206.200†	2.7	0.00854	mg/L	0.002351	0.00854	mg/L	0.002351	27.53%

Sequence No.: 4
Sample ID: ICSA
Analyst:
Initial Sample Wt:
Dilution: 1X

Autosampler Location: 9
Date Collected: 10/10/2006 11:58:43 AM
Data Type: Original
Initial Sample Vol:
Sample Prep Vol:

Nebulizer Parameters: ICSA

Analyte	Back Pressure	Flow
All	176.0 kPa	0.50 L/min

Mean Data: ICSA

Analyte	Mean Corrected Intensity	Calib Conc.	Calib Units	Calib Std.Dev.	Sample Conc.	Sample Units	Sample Std.Dev.	RSD
ScA 357.253	938843.9	96.73	%	0.364				0.38%
ScR 361.383	113471.5	103.0	%	0.71				0.69%
Ag 328.068†	-2251.6	-0.00076	mg/L	0.000329	-0.00076	mg/L	0.000329	43.06%
Al 308.215†	183870.0	198.5	mg/L	0.27	198.5	mg/L	0.27	0.14%
As 188.979†	14.4	0.00667	mg/L	0.002400	0.00667	mg/L	0.002400	35.95%
B 249.677†	-14.4	-0.00749	mg/L	0.001831	-0.00749	mg/L	0.001831	24.44%
Ba 233.527†	21.5	0.00051	mg/L	0.000730	0.00051	mg/L	0.000730	143.64%
Be 313.042†	12.6	0.00003	mg/L	0.000025	0.00003	mg/L	0.000025	88.29%
Ca 317.933†	1040998.4	97.11	mg/L	0.091	97.11	mg/L	0.091	0.09%
Cd 228.802†	19.7	0.00095	mg/L	0.000181	0.00095	mg/L	0.000181	19.09%
Co 228.616†	-3.9	-0.00072	mg/L	0.000473	-0.00072	mg/L	0.000473	66.06%
Cr 267.716†	66.6	0.00724	mg/L	0.001097	0.00724	mg/L	0.001097	15.16%
Cu 324.752†	-3102.8	0.00382	mg/L	0.000090	0.00382	mg/L	0.000090	2.37%
Fe 273.955†	105655.4	199.1	mg/L	0.43	199.1	mg/L	0.43	0.22%
K 766.490†	-44.9	-0.03870	mg/L	0.003891	-0.03870	mg/L	0.003891	10.05%
Mg 279.077†	70188.8	99.61	mg/L	0.111	99.61	mg/L	0.111	0.11%
Mn 257.610†	49.5	-0.00059	mg/L	0.000371	-0.00059	mg/L	0.000371	63.19%
Mo 202.031†	28.6	0.00219	mg/L	0.000407	0.00219	mg/L	0.000407	18.55%
Na 589.592†	88.4	0.02141	mg/L	0.001533	0.02141	mg/L	0.001533	7.16%
Na 330.237†	29.4	0.2992	mg/L	0.35840	0.2992	mg/L	0.35840	119.77%
Ni 231.604†	-4.0	-0.00449	mg/L	0.003675	-0.00449	mg/L	0.003675	81.80%
Pb 220.353†	-48.6	0.02485	mg/L	0.000487	0.02485	mg/L	0.000487	1.96%
Sb 206.836†	21.2	0.00866	mg/L	0.001919	0.00866	mg/L	0.001919	22.14%
Se 196.026†	-53.4	-0.05465	mg/L	0.020510	-0.05465	mg/L	0.020510	37.53%
Si 288.158†	17.1	0.01927	mg/L	0.001163	0.01927	mg/L	0.001163	6.04%
Sn 189.927†	-59.4	-0.02010	mg/L	0.001247	-0.02010	mg/L	0.001247	6.20%
Sr 421.552†	670.0	0.00125	mg/L	0.000056	0.00125	mg/L	0.000056	4.48%
Ti 334.903†	92.9	0.00541	mg/L	0.000855	0.00541	mg/L	0.000855	15.81%
Tl 190.801†	-19.0	-0.03072	mg/L	0.007019	-0.03072	mg/L	0.007019	22.85%
V 292.402†	587.8	0.00338	mg/L	0.000223	0.00338	mg/L	0.000223	6.61%
Zn 206.200†	-2.4	-0.01099	mg/L	0.003840	-0.01099	mg/L	0.003840	34.94%

Sequence No.: 5
Sample ID: ICSAB
Analyst:
Initial Sample Wt:
Dilution: 1X

Autosampler Location: 10
Date Collected: 10/10/2006 12:05:22 PM
Data Type: Original
Initial Sample Vol:
Sample Prep Vol:

Nebulizer Parameters: ICSAB

Analyte	Back Pressure	Flow
All	176.0 kPa	0.50 L/min

Mean Data: ICSAB

Analyte	Mean Corrected Intensity	Calib Conc.	Calib Units	Std.Dev.	Sample Conc.	Sample Units	Std.Dev.	RSD
ScA 357.253	945097.8	97.37	%	0.220				0.23%
ScR 361.383	112543.1	102.1	%	0.36				0.36%
Ag 328.068†	228043.7	1.049	mg/L	0.0004	1.049	mg/L	0.0004	0.04%
Al 308.215†	184826.9	199.5	mg/L	0.57	199.5	mg/L	0.57	0.29%
As 188.979†	521.0	1.042	mg/L	0.0169	1.042	mg/L	0.0169	1.62%
B 249.677†	-13.7	-0.00536	mg/L	0.001375	-0.00536	mg/L	0.001375	25.65%
Ba 233.527†	1459.2	0.9795	mg/L	0.00545	0.9795	mg/L	0.00545	0.56%
Be 313.042†	384520.6	1.019	mg/L	0.0020	1.019	mg/L	0.0020	0.20%
Ca 317.933†	1045502.2	97.53	mg/L	0.183	97.53	mg/L	0.183	0.19%
Cd 228.802†	20746.0	1.041	mg/L	0.0012	1.041	mg/L	0.0012	0.12%
Co 228.616†	19537.7	0.9777	mg/L	0.00120	0.9777	mg/L	0.00120	0.12%
Cr 267.716†	4141.8	0.9798	mg/L	0.00407	0.9798	mg/L	0.00407	0.42%
Cu 324.752†	218872.5	1.103	mg/L	0.0010	1.103	mg/L	0.0010	0.09%
Fe 273.955†	105556.5	198.9	mg/L	0.74	198.9	mg/L	0.74	0.37%
K 766.490†	-15.3	-0.01318	mg/L	0.016855	-0.01318	mg/L	0.016855	127.93%
Mg 279.077†	69479.4	98.60	mg/L	0.537	98.60	mg/L	0.537	0.54%
Mn 257.610†	13616.4	0.9838	mg/L	0.00384	0.9838	mg/L	0.00384	0.39%
Mo 202.031†	27.6	0.00207	mg/L	0.000457	0.00207	mg/L	0.000457	22.12%
Na 589.592†	14.5	0.00352	mg/L	0.002890	0.00352	mg/L	0.002890	82.11%
Na 330.237†	33.0	0.2126	mg/L	0.16146	0.2126	mg/L	0.16146	75.94%
Ni 231.604†	849.6	0.9627	mg/L	0.00912	0.9627	mg/L	0.00912	0.95%
Pb 220.353†	4521.4	1.006	mg/L	0.0062	1.006	mg/L	0.0062	0.62%
Sb 206.836†	785.9	1.069	mg/L	0.0044	1.069	mg/L	0.0044	0.41%
Se 196.026†	649.0	0.9752	mg/L	0.00906	0.9752	mg/L	0.00906	0.93%
Si 288.158†	12.7	0.01639	mg/L	0.002845	0.01639	mg/L	0.002845	17.35%
Sn 189.927†	-59.7	-0.01821	mg/L	0.001417	-0.01821	mg/L	0.001417	7.78%
Sr 421.552†	827.1	0.00154	mg/L	0.000074	0.00154	mg/L	0.000074	4.78%
Ti 334.903†	99.9	0.00561	mg/L	0.000178	0.00561	mg/L	0.000178	3.17%
Tl 190.801†	569.3	0.9163	mg/L	0.01177	0.9163	mg/L	0.01177	1.28%
V 292.402†	183569.1	1.027	mg/L	0.0007	1.027	mg/L	0.0007	0.07%
Zn 206.200†	296.0	0.9367	mg/L	0.00480	0.9367	mg/L	0.00480	0.51%

Sequence No.: 6
Sample ID: CV
Analyst:
Initial Sample Wt:
Dilution: 1X

Autosampler Location: 7
Date Collected: 10/10/2006 12:11:46 PM
Data Type: Original
Initial Sample Vol:
Sample Prep Vol:

Nebulizer Parameters: CV

Analyte	Back Pressure	Flow
All	176.0 kPa	0.50 L/min

Mean Data: CV

Analyte	Mean Corrected Intensity	Calib Conc.	Calib Units	Calib Std.Dev.	Sample Conc.	Sample Units	Sample Std.Dev.	RSD
ScA 357.253	968016.0	99.73	%	0.061				0.06%
ScR 361.383	113972.7	103.4	%	0.49				0.48%
Ag 328.068†	214180.9	0.9766	mg/L	0.00313	0.9766	mg/L	0.00313	0.32%
Al 308.215†	1840.6	1.950	mg/L	0.0137	1.950	mg/L	0.0137	0.70%
As 188.979†	978.1	1.997	mg/L	0.0020	1.997	mg/L	0.0020	0.10%
B 249.677†	1801.9	0.9485	mg/L	0.00860	0.9485	mg/L	0.00860	0.91%
Ba 233.527†	1428.6	0.9726	mg/L	0.00774	0.9726	mg/L	0.00774	0.80%
Be 313.042†	369938.2	0.9800	mg/L	0.00208	0.9800	mg/L	0.00208	0.21%
Ca 317.933†	21654.9	2.020	mg/L	0.0055	2.020	mg/L	0.0055	0.27%
Cd 228.802†	20410.2	1.023	mg/L	0.0075	1.023	mg/L	0.0075	0.74%
Co 228.616†	19855.4	0.9927	mg/L	0.00754	0.9927	mg/L	0.00754	0.76%
Cr 267.716†	4014.3	0.9573	mg/L	0.00653	0.9573	mg/L	0.00653	0.68%
Cu 324.752†	212214.9	1.050	mg/L	0.0036	1.050	mg/L	0.0036	0.34%
Fe 273.955†	1074.2	2.022	mg/L	0.0120	2.022	mg/L	0.0120	0.59%
K 766.490†	23262.4	20.07	mg/L	0.047	20.07	mg/L	0.047	0.23%
Mg 279.077†	1393.8	1.985	mg/L	0.0087	1.985	mg/L	0.0087	0.44%
Mn 257.610†	13471.8	0.9776	mg/L	0.00436	0.9776	mg/L	0.00436	0.45%
Mo 202.031†	6459.1	0.9794	mg/L	0.00277	0.9794	mg/L	0.00277	0.28%
Na 589.592†	217356.5	52.64	mg/L	0.654	52.64	mg/L	0.654	1.24%
Na 330.237†	1173.3	51.13	mg/L	0.198	51.13	mg/L	0.198	0.39%
Ni 231.604†	865.4	0.9811	mg/L	0.00902	0.9811	mg/L	0.00902	0.92%
Pb 220.353†	9316.1	1.999	mg/L	0.0066	1.999	mg/L	0.0066	0.33%
Sb 206.836†	1535.7	2.154	mg/L	0.0057	2.154	mg/L	0.0057	0.27%
Se 196.026†	1361.4	1.997	mg/L	0.0047	1.997	mg/L	0.0047	0.24%
Si 288.158†	1799.4	2.027	mg/L	0.0042	2.027	mg/L	0.0042	0.20%
Sn 189.927†	2050.2	0.9430	mg/L	0.00260	0.9430	mg/L	0.00260	0.28%
Sr 421.552†	528627.0	0.9869	mg/L	0.00304	0.9869	mg/L	0.00304	0.31%
Ti 334.903†	17163.9	0.9993	mg/L	0.00314	0.9993	mg/L	0.00314	0.31%
Tl 190.801†	1215.1	1.965	mg/L	0.0078	1.965	mg/L	0.0078	0.40%
V 292.402†	176977.0	0.9908	mg/L	0.00372	0.9908	mg/L	0.00372	0.38%
Zn 206.200†	313.4	0.9951	mg/L	0.00500	0.9951	mg/L	0.00500	0.50%

Sequence No.: 7
Sample ID: CB
Analyst:
Initial Sample Wt:
Dilution: 1X

Autosampler Location: 1
Date Collected: 10/10/2006 12:18:24 PM
Data Type: Original
Initial Sample Vol:
Sample Prep Vol:

Nebulizer Parameters: CB

Analyte	Back Pressure	Flow
All	177.0 kPa	0.50 L/min

Mean Data: CB

Analyte	Mean Corrected Intensity	Calib Conc.	Calib Units	Calib Std.Dev.	Sample Conc.	Sample Units	Sample Std.Dev.	RSD
ScA 357.253	984705.6	101.5	%	0.49				0.48%
ScR 361.383	113522.3	103.0	%	0.75				0.72%
Ag 328.068†	44.4	0.00020	mg/L	0.000157	0.00020	mg/L	0.000157	77.55%
Al 308.215†	-4.0	-0.00430	mg/L	0.005952	-0.00430	mg/L	0.005952	138.36%
As 188.979†	1.8	0.00378	mg/L	0.001350	0.00378	mg/L	0.001350	35.73%
B 249.677†	6.7	0.00353	mg/L	0.001500	0.00353	mg/L	0.001500	42.46%
Ba 233.527†	-0.0	0.00000	mg/L	0.000559	0.00000	mg/L	0.000559	>999.9%
Be 313.042†	23.0	0.00006	mg/L	0.000035	0.00006	mg/L	0.000035	57.75%
Ca 317.933†	3.2	0.00030	mg/L	0.000496	0.00030	mg/L	0.000496	164.71%
Cd 228.802†	-3.1	-0.00016	mg/L	0.000056	-0.00016	mg/L	0.000056	34.68%
Co 228.616†	-0.8	-0.00004	mg/L	0.000351	-0.00004	mg/L	0.000351	851.73%
Cr 267.716†	2.8	0.00066	mg/L	0.000913	0.00066	mg/L	0.000913	138.96%
Cu 324.752†	147.3	0.00073	mg/L	0.000059	0.00073	mg/L	0.000059	8.02%
Fe 273.955†	3.7	0.00699	mg/L	0.003370	0.00699	mg/L	0.003370	48.25%
K 766.490†	24.2	0.02085	mg/L	0.019146	0.02085	mg/L	0.019146	91.82%
Mg 279.077†	1.5	0.00220	mg/L	0.010283	0.00220	mg/L	0.010283	468.07%
Mn 257.610†	1.0	0.00007	mg/L	0.000160	0.00007	mg/L	0.000160	230.81%
Mo 202.031†	-0.6	-0.00010	mg/L	0.000130	-0.00010	mg/L	0.000130	134.37%
Na 589.592†	104.6	0.02532	mg/L	0.003147	0.02532	mg/L	0.003147	12.43%
Na 330.237†	-2.9	-0.1264	mg/L	0.29227	-0.1264	mg/L	0.29227	231.29%
Ni 231.604†	-1.7	-0.00191	mg/L	0.002945	-0.00191	mg/L	0.002945	154.46%
Pb 220.353†	0.9	0.00020	mg/L	0.000792	0.00020	mg/L	0.000792	403.32%
Sb 206.836†	-1.2	-0.00163	mg/L	0.001666	-0.00163	mg/L	0.001666	102.02%
Se 196.026†	-4.8	-0.00708	mg/L	0.004029	-0.00708	mg/L	0.004029	56.92%
Si 288.158†	0.8	0.00091	mg/L	0.006448	0.00091	mg/L	0.006448	708.03%
Sn 189.927†	2.3	0.00103	mg/L	0.000642	0.00103	mg/L	0.000642	62.15%
Sr 421.552†	5.2	0.00001	mg/L	0.000014	0.00001	mg/L	0.000014	140.71%
Ti 334.903†	-0.6	-0.00004	mg/L	0.000779	-0.00004	mg/L	0.000779	>999.9%
Tl 190.801†	2.8	0.00446	mg/L	0.001653	0.00446	mg/L	0.001653	37.05%
V 292.402†	7.6	0.00005	mg/L	0.000278	0.00005	mg/L	0.000278	589.22%
Zn 206.200†	-0.1	-0.00039	mg/L	0.000884	-0.00039	mg/L	0.000884	226.33%

==========

Analysis Begun

Start Time: 10/10/2006 12:23:50 PM
Plasma On Time: 10/10/2006 9:52:51 AM
Logged In Analyst: metals
Technique: ICP Continuous
Spectrometer Model: Optima 4300 DV, S/N 077N0060101Autosampler Model: AS-93plus

Sample Information File: C:\pe\Administrator\Sample Information\1010A.sif
Batch ID:
Results Data Set: PE061010
Results Library: C:\pe\Administrator\Results\Results.mdb

==========

Sequence No.: 1
Autosampler Location: 21
Sample ID: JZ50 MB TWC
Date Collected: 10/10/2006 12:23:50 PM
Analyst: BLW
Data Type: Original
Initial Sample Wt:
Initial Sample Vol:
Dilution: 1X
Sample Prep Vol:

Nebulizer Parameters: JZ50 MB TWC

Analyte	Back Pressure	Flow
All	176.0 kPa	0.50 L/min

Mean Data: JZ50 MB TWC

Analyte	Mean Corrected Intensity	Calib Conc.	Calib Units	Std.Dev.	Sample Conc.	Sample Units	Std.Dev.	RSD
ScA 357.253	984237.4	101.4	%	0.51				0.51%
ScR 361.383	112675.4	102.2	%	0.41				0.40%
Ag 328.068†	12.7	0.00006	mg/L	0.000223	0.00006	mg/L	0.000223	377.16%
Al 308.215†	4.7	0.00510	mg/L	0.006352	0.00510	mg/L	0.006352	124.52%
As 188.979†	0.8	0.00160	mg/L	0.004086	0.00160	mg/L	0.004086	254.59%
B 249.677†	-2.6	-0.00137	mg/L	0.000855	-0.00137	mg/L	0.000855	62.56%
Ba 233.527†	-1.7	-0.00113	mg/L	0.000889	-0.00113	mg/L	0.000889	78.70%
Be 313.042†	11.4	0.00003	mg/L	0.000064	0.00003	mg/L	0.000064	212.90%
Ca 317.933†	346.8	0.03235	mg/L	0.001918	0.03235	mg/L	0.001918	5.93%
Cd 228.802†	-1.8	-0.00009	mg/L	0.000052	-0.00009	mg/L	0.000052	55.02%
Co 228.616†	-2.6	-0.00013	mg/L	0.000248	-0.00013	mg/L	0.000248	192.04%
Cr 267.716†	-2.8	-0.00066	mg/L	0.001118	-0.00066	mg/L	0.001118	168.43%
Cu 324.752†	29.1	0.00015	mg/L	0.000193	0.00015	mg/L	0.000193	132.05%
Fe 273.955†	12.6	0.02380	mg/L	0.002390	0.02380	mg/L	0.002390	10.04%
K 766.490†	7.2	0.00623	mg/L	0.022005	0.00623	mg/L	0.022005	352.99%
Mg 279.077†	2.3	0.00324	mg/L	0.005685	0.00324	mg/L	0.005685	175.25%
Mn 257.610†	6.3	0.00046	mg/L	0.000143	0.00046	mg/L	0.000143	31.39%
Mo 202.031†	-0.4	-0.00006	mg/L	0.000389	-0.00006	mg/L	0.000389	668.21%
Na 589.592†	26.7	0.00647	mg/L	0.005191	0.00647	mg/L	0.005191	80.21%
Na 330.237†	-0.9	-0.04205	mg/L	0.112547	-0.04205	mg/L	0.112547	267.64%
Ni 231.604†	-1.2	-0.00133	mg/L	0.002623	-0.00133	mg/L	0.002623	196.50%
Pb 220.353†	1.3	0.00027	mg/L	0.000724	0.00027	mg/L	0.000724	268.56%
Sb 206.836†	0.4	0.00053	mg/L	0.001957	0.00053	mg/L	0.001957	372.52%
Se 196.026†	-5.4	-0.00792	mg/L	0.004759	-0.00792	mg/L	0.004759	60.06%
Si 288.158†	18.1	0.02038	mg/L	0.008055	0.02038	mg/L	0.008055	39.53%
Sn 189.927†	0.1	0.00003	mg/L	0.000596	0.00003	mg/L	0.000596	>999.9%
Sr 421.552†	16.2	0.00003	mg/L	0.000045	0.00003	mg/L	0.000045	149.38%
Ti 334.903†	-6.9	-0.00040	mg/L	0.001807	-0.00040	mg/L	0.001807	450.28%
Tl 190.801†	-0.2	-0.00039	mg/L	0.002925	-0.00039	mg/L	0.002925	756.73%
V 292.402†	24.3	0.00013	mg/L	0.000064	0.00013	mg/L	0.000064	49.21%
Zn 206.200†	4.5	0.01443	mg/L	0.004305	0.01443	mg/L	0.004305	29.83%

Sequence No.: 2
Sample ID: JY54 MB TWC
Analyst: BLW
Initial Sample Wt:
Dilution: 1X

Autosampler Location: 22
Date Collected: 10/10/2006 12:30:13 PM
Data Type: Original
Initial Sample Vol:
Sample Prep Vol:

Nebulizer Parameters: JY54 MB TWC

Analyte	Back Pressure	Flow
All	177.0 kPa	0.50 L/min

Mean Data: JY54 MB TWC

Analyte	Mean Corrected Intensity	Calib Conc.	Calib Units	Calib Std.Dev.	Sample Conc.	Sample Units	Sample Std.Dev.	RSD
ScA 357.253	993115.0	102.3	%	0.06				0.05%
ScR 361.383	112693.9	102.2	%	0.75				0.73%
Ag 328.068†	-9.0	-0.00004	mg/L	0.000164	-0.00004	mg/L	0.000164	398.54%
Al 308.215†	0.9	0.00096	mg/L	0.006474	0.00096	mg/L	0.006474	674.68%
As 188.979†	-0.2	-0.00036	mg/L	0.001645	-0.00036	mg/L	0.001645	453.72%
B 249.677†	-2.5	-0.00132	mg/L	0.000700	-0.00132	mg/L	0.000700	52.90%
Ba 233.527†	1.5	0.00100	mg/L	0.001642	0.00100	mg/L	0.001642	164.76%
Be 313.042†	-2.6	-0.00001	mg/L	0.000058	-0.00001	mg/L	0.000058	833.14%
Ca 317.933†	129.9	0.01212	mg/L	0.001291	0.01212	mg/L	0.001291	10.65%
Cd 228.802†	-3.5	-0.00018	mg/L	0.000030	-0.00018	mg/L	0.000030	16.96%
Co 228.616†	0.8	0.00004	mg/L	0.000184	0.00004	mg/L	0.000184	466.54%
Cr 267.716†	-3.2	-0.00075	mg/L	0.000937	-0.00075	mg/L	0.000937	124.35%
Cu 324.752†	-109.9	-0.00054	mg/L	0.000121	-0.00054	mg/L	0.000121	22.32%
Fe 273.955†	2.5	0.00480	mg/L	0.003317	0.00480	mg/L	0.003317	69.03%
K 766.490†	11.8	0.01019	mg/L	0.043746	0.01019	mg/L	0.043746	429.27%
Mg 279.077†	3.3	0.00465	mg/L	0.005761	0.00465	mg/L	0.005761	123.92%
Mn 257.610†	1.2	0.00008	mg/L	0.000266	0.00008	mg/L	0.000266	316.12%
Mo 202.031†	-1.5	-0.00023	mg/L	0.000480	-0.00023	mg/L	0.000480	206.38%
Na 589.592†	-14.5	-0.00350	mg/L	0.004322	-0.00350	mg/L	0.004322	123.46%
Na 330.237†	3.1	0.1321	mg/L	0.18925	0.1321	mg/L	0.18925	143.24%
Ni 231.604†	-0.4	-0.00043	mg/L	0.003567	-0.00043	mg/L	0.003567	828.19%
Pb 220.353†	0.0	0.00001	mg/L	0.000758	0.00001	mg/L	0.000758	>999.9%
Sb 206.836†	-0.3	-0.00045	mg/L	0.001557	-0.00045	mg/L	0.001557	344.84%
Se 196.026†	1.2	0.00174	mg/L	0.006108	0.00174	mg/L	0.006108	350.48%
Si 288.158†	14.5	0.01626	mg/L	0.004020	0.01626	mg/L	0.004020	24.72%
Sn 189.927†	0.4	0.00018	mg/L	0.001356	0.00018	mg/L	0.001356	768.46%
Sr 421.552†	-26.6	-0.00005	mg/L	0.000094	-0.00005	mg/L	0.000094	188.10%
Ti 334.903†	5.8	0.00034	mg/L	0.000322	0.00034	mg/L	0.000322	95.83%
Tl 190.801†	0.8	0.00122	mg/L	0.004332	0.00122	mg/L	0.004332	355.72%
V 292.402†	-9.0	-0.00006	mg/L	0.000120	-0.00006	mg/L	0.000120	215.45%
Zn 206.200†	3.0	0.00941	mg/L	0.001510	0.00941	mg/L	0.001510	16.04%

Sequence No.: 3
Sample ID: JX35 MB2 TWC
Analyst: BLW
Initial Sample Wt:
Dilution: 1X

Autosampler Location: 23
Date Collected: 10/10/2006 12:36:35 PM
Data Type: Original
Initial Sample Vol:
Sample Prep Vol:

Nebulizer Parameters: JX35 MB2 TWC

Analyte	Back Pressure	Flow
All	178.0 kPa	0.50 L/min

Mean Data: JX35 MB2 TWC

Analyte	Mean Corrected Intensity	Calib Conc.	Calib Units	Std.Dev.	Sample Conc.	Sample Units	Std.Dev.	RSD
ScA 357.253	991457.7	102.1	%	0.05				0.05%
ScR 361.383	114079.3	103.5	%	1.13				1.09%
Ag 328.068†	14.3	0.00007	mg/L	0.000043	0.00007	mg/L	0.000043	65.58%
Al 308.215†	10.3	0.01117	mg/L	0.006504	0.01117	mg/L	0.006504	58.23%
As 188.979†	0.3	0.00063	mg/L	0.003470	0.00063	mg/L	0.003470	552.01%
B 249.677†	-7.3	-0.00385	mg/L	0.002514	-0.00385	mg/L	0.002514	65.27%
Ba 233.527†	0.0	0.00002	mg/L	0.000837	0.00002	mg/L	0.000837	>999.9%
Be 313.042†	11.5	0.00003	mg/L	0.000033	0.00003	mg/L	0.000033	108.15%
Ca 317.933†	184.6	0.01722	mg/L	0.000816	0.01722	mg/L	0.000816	4.74%
Cd 228.802†	-0.8	-0.00004	mg/L	0.000116	-0.00004	mg/L	0.000116	269.97%
Co 228.616†	0.3	0.00002	mg/L	0.000205	0.00002	mg/L	0.000205	>999.9%
Cr 267.716†	0.8	0.00019	mg/L	0.000946	0.00019	mg/L	0.000946	503.60%
Cu 324.752†	-168.6	-0.00083	mg/L	0.000097	-0.00083	mg/L	0.000097	11.69%
Fe 273.955†	4.6	0.00858	mg/L	0.001265	0.00858	mg/L	0.001265	14.74%
K 766.490†	-8.5	-0.00737	mg/L	0.023789	-0.00737	mg/L	0.023789	322.99%
Mg 279.077†	5.6	0.00799	mg/L	0.005118	0.00799	mg/L	0.005118	64.07%
Mn 257.610†	1.3	0.00010	mg/L	0.000063	0.00010	mg/L	0.000063	65.52%
Mo 202.031†	0.5	0.00007	mg/L	0.000149	0.00007	mg/L	0.000149	208.78%
Na 589.592†	-31.5	-0.00762	mg/L	0.003674	-0.00762	mg/L	0.003674	48.22%
Na 330.237†	5.6	0.2421	mg/L	0.47207	0.2421	mg/L	0.47207	195.03%
Ni 231.604†	1.7	0.00198	mg/L	0.001235	0.00198	mg/L	0.001235	62.44%
Pb 220.353†	1.5	0.00032	mg/L	0.000437	0.00032	mg/L	0.000437	134.97%
Sb 206.836†	-0.3	-0.00048	mg/L	0.000816	-0.00048	mg/L	0.000816	168.57%
Se 196.026†	0.3	0.00051	mg/L	0.004884	0.00051	mg/L	0.004884	956.48%
Si 288.158†	17.4	0.01960	mg/L	0.003988	0.01960	mg/L	0.003988	20.35%
Sn 189.927†	0.3	0.00015	mg/L	0.000800	0.00015	mg/L	0.000800	538.17%
Sr 421.552†	10.0	0.00002	mg/L	0.000025	0.00002	mg/L	0.000025	136.25%
Ti 334.903†	-7.0	-0.00041	mg/L	0.000675	-0.00041	mg/L	0.000675	166.28%
Tl 190.801†	2.7	0.00430	mg/L	0.002781	0.00430	mg/L	0.002781	64.64%
V 292.402†	-5.5	-0.00003	mg/L	0.000070	-0.00003	mg/L	0.000070	243.48%
Zn 206.200†	-0.2	-0.00056	mg/L	0.003936	-0.00056	mg/L	0.003936	701.70%

Sequence No.: 4
Sample ID: JX35 F TWC
Analyst: BLW
Initial Sample Wt:
Dilution: 1X

Autosampler Location: 24
Date Collected: 10/10/2006 12:42:58 PM
Data Type: Original
Initial Sample Vol:
Sample Prep Vol:

Nebulizer Parameters: JX35 F TWC

Analyte	Back Pressure	Flow
All	177.0 kPa	0.50 L/min

Mean Data: JX35 F TWC

Analyte	Mean Corrected Intensity	Calib Conc.	Calib Units	Std.Dev.	Sample Conc.	Sample Units	Std.Dev.	RSD
ScA 357.253	983703.5	101.3	%	0.17				0.17%
ScR 361.383	114523.4	103.9	%	1.01				0.97%
Ag 328.068†	-36.3	-0.00015	mg/L	0.000039	-0.00015	mg/L	0.000039	25.33%
Al 308.215†	20.3	0.02131	mg/L	0.011366	0.02131	mg/L	0.011366	53.35%
As 188.979†	4.8	0.00888	mg/L	0.000857	0.00888	mg/L	0.000857	9.64%
B 249.677†	16.6	0.00874	mg/L	0.001082	0.00874	mg/L	0.001082	12.37%
Ba 233.527†	5.3	0.00371	mg/L	0.002065	0.00371	mg/L	0.002065	55.69%
Be 313.042†	31.3	0.00003	mg/L	0.000030	0.00003	mg/L	0.000030	97.12%
Ca 317.933†	229518.9	21.41	mg/L	0.083	21.41	mg/L	0.083	0.39%
Cd 228.802†	-4.8	-0.00025	mg/L	0.000130	-0.00025	mg/L	0.000130	51.71%
Co 228.616†	0.3	0.00001	mg/L	0.000277	0.00001	mg/L	0.000277	>999.9%
Cr 267.716†	36.4	0.00692	mg/L	0.000917	0.00692	mg/L	0.000917	13.25%
Cu 324.752†	-40.3	-0.00026	mg/L	0.000118	-0.00026	mg/L	0.000118	46.09%
Fe 273.955†	9.5	0.01784	mg/L	0.000915	0.01784	mg/L	0.000915	5.13%
K 766.490†	3304.1	2.850	mg/L	0.0236	2.850	mg/L	0.0236	0.83%
Mg 279.077†	6097.1	8.665	mg/L	0.0506	8.665	mg/L	0.0506	0.58%
Mn 257.610†	14.5	0.00074	mg/L	0.000213	0.00074	mg/L	0.000213	28.85%
Mo 202.031†	19.6	0.00279	mg/L	0.000306	0.00279	mg/L	0.000306	10.96%
Na 589.592†	84272.7	20.41	mg/L	0.031	20.41	mg/L	0.031	0.15%
Na 330.237†	461.9	19.92	mg/L	0.684	19.92	mg/L	0.684	3.43%
Ni 231.604†	5.3	0.00600	mg/L	0.001764	0.00600	mg/L	0.001764	29.39%
Pb 220.353†	5.5	0.00119	mg/L	0.000374	0.00119	mg/L	0.000374	31.47%
Sb 206.836†	1.4	0.00180	mg/L	0.004220	0.00180	mg/L	0.004220	233.95%
Se 196.026†	-0.7	-0.00106	mg/L	0.005533	-0.00106	mg/L	0.005533	521.35%
Si 288.158†	4434.8	4.990	mg/L	0.0118	4.990	mg/L	0.0118	0.24%
Sn 189.927†	-25.0	-0.00991	mg/L	0.001255	-0.00991	mg/L	0.001255	12.66%
Sr 421.552†	77129.7	0.1440	mg/L	0.00061	0.1440	mg/L	0.00061	0.42%
Ti 334.903†	16.8	0.00098	mg/L	0.000555	0.00098	mg/L	0.000555	56.94%
Tl 190.801†	-1.1	-0.00185	mg/L	0.003963	-0.00185	mg/L	0.003963	213.99%
V 292.402†	6010.9	0.03347	mg/L	0.000062	0.03347	mg/L	0.000062	0.19%
Zn 206.200†	0.6	0.00228	mg/L	0.006537	0.00228	mg/L	0.006537	287.01%

Sequence No.: 5
Sample ID: JZ50 A TWC
Analyst: BLW
Initial Sample Wt:
Dilution: 1X

Autosampler Location: 25
Date Collected: 10/10/2006 12:49:20 PM
Data Type: Original
Initial Sample Vol:
Sample Prep Vol:

Nebulizer Parameters: JZ50 A TWC

Analyte	Back Pressure	Flow
All	177.0 kPa	0.50 L/min

Mean Data: JZ50 A TWC

Analyte	Mean Corrected Intensity	Calib Conc.	Calib Units	Calib Std.Dev.	Sample Conc.	Sample Units	Sample Std.Dev.	RSD
ScA 357.253	994325.6	102.4	%	0.91				0.89%
ScR 361.383	116121.0	105.4	%	0.82				0.78%
Ag 328.068†	-42.7	-0.00005	mg/L	0.000148	-0.00005	mg/L	0.000148	285.91%
Al 308.215†	40.6	0.04381	mg/L	0.003426	0.04381	mg/L	0.003426	7.82%
As 188.979†	-0.3	-0.00160	mg/L	0.006335	-0.00160	mg/L	0.006335	394.92%
B 249.677†	2130.6	1.118	mg/L	0.0144	1.118	mg/L	0.0144	1.29%
Ba 233.527†	47.2	0.03183	mg/L	0.000589	0.03183	mg/L	0.000589	1.85%
Be 313.042†	-1.5	-0.00001	mg/L	0.000054	-0.00001	mg/L	0.000054	>999.9%
Ca 317.933†	235748.8	21.99	mg/L	0.230	21.99	mg/L	0.230	1.05%
Cd 228.802†	-5.5	-0.00028	mg/L	0.000104	-0.00028	mg/L	0.000104	37.37%
Co 228.616†	105.4	0.00517	mg/L	0.000332	0.00517	mg/L	0.000332	6.42%
Cr 267.716†	10.4	0.00072	mg/L	0.000583	0.00072	mg/L	0.000583	81.07%
Cu 324.752†	126.9	0.00112	mg/L	0.000238	0.00112	mg/L	0.000238	21.26%
Fe 273.955†	2921.5	5.506	mg/L	0.0293	5.506	mg/L	0.0293	0.53%
K 766.490†	8212.8	7.084	mg/L	0.0981	7.084	mg/L	0.0981	1.38%
Mg 279.077†	6031.0	8.567	mg/L	0.0673	8.567	mg/L	0.0673	0.79%
Mn 257.610†	10185.7	0.7385	mg/L	0.00594	0.7385	mg/L	0.00594	0.80%
Mo 202.031†	12.8	0.00176	mg/L	0.000223	0.00176	mg/L	0.000223	12.71%
Na 589.592†	36012.1	8.722	mg/L	0.1565	8.722	mg/L	0.1565	1.79%
Na 330.237†	205.9	8.752	mg/L	0.1424	8.752	mg/L	0.1424	1.63%
Ni 231.604†	0.8	0.00088	mg/L	0.004737	0.00088	mg/L	0.004737	538.94%
Pb 220.353†	1.0	0.00023	mg/L	0.000236	0.00023	mg/L	0.000236	103.13%
Sb 206.836†	2.4	0.00270	mg/L	0.000918	0.00270	mg/L	0.000918	33.94%
Se 196.026†	-8.1	-0.01210	mg/L	0.001895	-0.01210	mg/L	0.001895	15.66%
Si 288.158†	28870.1	32.48	mg/L	0.928	32.48	mg/L	0.928	2.86%
Sn 189.927†	-20.2	-0.00764	mg/L	0.001011	-0.00764	mg/L	0.001011	13.24%
Sr 421.552†	66267.3	0.1237	mg/L	0.00124	0.1237	mg/L	0.00124	1.00%
Ti 334.903†	52.8	0.00308	mg/L	0.000193	0.00308	mg/L	0.000193	6.26%
Tl 190.801†	-4.1	-0.00671	mg/L	0.005430	-0.00671	mg/L	0.005430	80.91%
V 292.402†	134.4	0.00087	mg/L	0.000055	0.00087	mg/L	0.000055	6.33%
Zn 206.200†	3.9	0.01289	mg/L	0.005873	0.01289	mg/L	0.005873	45.55%

Sequence No.: 6
Sample ID: JZ32 H WMN
Analyst: BLW
Initial Sample Wt:
Dilution: 10X

Autosampler Location: 26
Date Collected: 10/10/2006 12:55:44 PM
Data Type: Original
Initial Sample Vol:
Sample Prep Vol:

Nebulizer Parameters: JZ32 H WMN

Analyte	Back Pressure	Flow
All	177.0 kPa	0.50 L/min

Mean Data: JZ32 H WMN

Analyte	Mean Corrected Intensity	Calib Conc.	Calib Units	Std.Dev.	Sample Conc.	Sample Units	Std.Dev.	RSD
ScA 357.253	942266.8	97.08	%	0.569				0.59%
ScR 361.383	112106.6	101.7	%	0.54				0.53%
Ag 328.068†	-115.5	-0.00004	mg/L	0.000266	-0.00038	mg/L	0.002661	705.57%
Al 308.215†	5.6	0.00530	mg/L	0.004856	0.05296	mg/L	0.048562	91.69%
As 188.979†	10.7	0.02180	mg/L	0.003608	0.2180	mg/L	0.03608	16.55%
B 249.677†	259.8	0.1363	mg/L	0.00059	1.363	mg/L	0.0059	0.43%
Ba 233.527†	8.6	0.00515	mg/L	0.000591	0.05150	mg/L	0.005908	11.47%
Be 313.042†	68.6	0.00017	mg/L	0.000095	0.00167	mg/L	0.000949	56.87%
Ca 317.933†	546.4	0.05097	mg/L	0.003026	0.5097	mg/L	0.03026	5.94%
Cd 228.802†	0.3	-0.00002	mg/L	0.000133	-0.00019	mg/L	0.001329	706.32%
Co 228.616†	380.3	0.01882	mg/L	0.000137	0.1882	mg/L	0.00137	0.73%
Cr 267.716†	17.8	0.00493	mg/L	0.000978	0.04931	mg/L	0.009779	19.83%
Cu 324.752†	-39.5	0.00080	mg/L	0.000113	0.00800	mg/L	0.001134	14.18%
Fe 273.955†	5438.3	10.25	mg/L	0.036	102.5	mg/L	0.36	0.35%
K 766.490†	1556.0	1.342	mg/L	0.0387	13.42	mg/L	0.387	2.88%
Mg 279.077†	16.5	0.01645	mg/L	0.007219	0.1645	mg/L	0.07219	43.90%
Mn 257.610†	7.2	0.00052	mg/L	0.000184	0.00523	mg/L	0.001841	35.18%
Mo 202.031†	198.6	0.03012	mg/L	0.000236	0.3012	mg/L	0.00236	0.79%
Na 589.592†	2851999.3	690.8	mg/L	5.57	6908	mg/L	55.7	0.81%
Na 330.237†	15348.3	669.2	mg/L	2.39	6692	mg/L	23.9	0.36%
Ni 231.604†	-2.3	-0.00263	mg/L	0.004839	-0.02632	mg/L	0.048391	183.85%
Pb 220.353†	9.3	0.00202	mg/L	0.000365	0.02019	mg/L	0.003654	18.10%
Sb 206.836†	2.4	0.00229	mg/L	0.003882	0.02290	mg/L	0.038823	169.50%
Se 196.026†	-0.2	0.00093	mg/L	0.004686	0.00930	mg/L	0.046864	503.79%
Si 288.158†	6015.8	6.769	mg/L	0.2289	67.69	mg/L	2.289	3.38%
Sn 189.927†	-3.5	-0.00158	mg/L	0.001884	-0.01584	mg/L	0.018844	118.97%
Sr 421.552†	1117.4	0.00209	mg/L	0.000061	0.02086	mg/L	0.000610	2.93%
Ti 334.903†	570.8	0.03324	mg/L	0.000128	0.3324	mg/L	0.00128	0.38%
Tl 190.801†	1.1	0.00182	mg/L	0.004240	0.01822	mg/L	0.042403	232.73%
V 292.402†	1739.3	0.00970	mg/L	0.000232	0.09703	mg/L	0.002324	2.39%
Zn 206.200†	-0.4	-0.00162	mg/L	0.005204	-0.01621	mg/L	0.052040	321.00%

Sequence No.: 7
Sample ID: JZ32 I WMN
Analyst: BLW
Initial Sample Wt:
Dilution: 5X

Autosampler Location: 27
Date Collected: 10/10/2006 1:02:27 PM
Data Type: Original
Initial Sample Vol:
Sample Prep Vol:

Nebulizer Parameters: JZ32 I WMN

Analyte	Back Pressure	Flow
All	177.0 kPa	0.50 L/min

Mean Data: JZ32 I WMN

Analyte	Mean Corrected Intensity	Calib Conc.	Calib Units	Std.Dev.	Sample Conc.	Sample Units	Std.Dev.	RSD
ScA 357.253	984253.9	101.4	%	0.85				0.84%
ScR 361.383	115252.7	104.6	%	0.34				0.32%
Ag 328.068†	-447.9	-0.00028	mg/L	0.000124	-0.00140	mg/L	0.000621	44.27%
Al 308.215†	89.8	0.09683	mg/L	0.005527	0.4841	mg/L	0.02764	5.71%
As 188.979†	4.2	0.00737	mg/L	0.005587	0.03686	mg/L	0.027936	75.80%
B 249.677†	25.1	0.01312	mg/L	0.000972	0.06561	mg/L	0.004860	7.41%
Ba 233.527†	35.8	0.02160	mg/L	0.001618	0.1080	mg/L	0.00809	7.49%
Be 313.042†	24.6	0.00006	mg/L	0.000038	0.00032	mg/L	0.000192	60.90%
Ca 317.933†	334757.3	31.23	mg/L	0.141	156.1	mg/L	0.71	0.45%
Cd 228.802†	-1.9	-0.00011	mg/L	0.000078	-0.00057	mg/L	0.000388	67.54%
Co 228.616†	495.0	0.02407	mg/L	0.000100	0.1204	mg/L	0.00050	0.42%
Cr 267.716†	10.6	0.00121	mg/L	0.000226	0.00605	mg/L	0.001129	18.65%
Cu 324.752†	-714.3	0.00046	mg/L	0.000095	0.00232	mg/L	0.000477	20.57%
Fe 273.955†	21857.9	41.20	mg/L	0.671	206.0	mg/L	3.36	1.63%
K 766.490†	1540.1	1.328	mg/L	0.0225	6.642	mg/L	0.1125	1.69%
Mg 279.077†	11459.4	16.26	mg/L	0.200	81.28	mg/L	1.000	1.23%
Mn 257.610†	17338.4	1.257	mg/L	0.0156	6.286	mg/L	0.0778	1.24%
Mo 202.031†	15.1	0.00194	mg/L	0.000205	0.00968	mg/L	0.001025	10.59%
Na 589.592†	144622.9	35.03	mg/L	0.274	175.1	mg/L	1.37	0.78%
Na 330.237†	783.8	33.86	mg/L	0.405	169.3	mg/L	2.03	1.20%
Ni 231.604†	-0.2	-0.00021	mg/L	0.002164	-0.00105	mg/L	0.010821	>999.9%
Pb 220.353†	12.8	0.00278	mg/L	0.000651	0.01389	mg/L	0.003255	23.44%
Sb 206.836†	4.3	0.00162	mg/L	0.003005	0.00810	mg/L	0.015024	185.47%
Se 196.026†	-10.6	-0.01209	mg/L	0.011000	-0.06044	mg/L	0.055002	91.01%
Si 288.158†	6860.7	7.720	mg/L	0.0622	38.60	mg/L	0.311	0.81%
Sn 189.927†	-36.0	-0.01420	mg/L	0.000632	-0.07101	mg/L	0.003161	4.45%
Sr 421.552†	92520.5	0.1727	mg/L	0.00074	0.8637	mg/L	0.00368	0.43%
Ti 334.903†	15.5	0.00090	mg/L	0.001036	0.00450	mg/L	0.005181	115.06%
Tl 190.801†	-5.2	-0.00855	mg/L	0.002867	-0.04275	mg/L	0.014335	33.53%
V 292.402†	267.5	0.00169	mg/L	0.000127	0.00847	mg/L	0.000637	7.52%
Zn 206.200†	0.0	-0.00044	mg/L	0.002795	-0.00221	mg/L	0.013973	633.18%

Sequence No.: 8
Sample ID: JZ32 J WMN
Analyst: BLW
Initial Sample Wt:
Dilution: 5X

Autosampler Location: 28
Date Collected: 10/10/2006 1:09:05 PM
Data Type: Original
Initial Sample Vol:
Sample Prep Vol:

Nebulizer Parameters: JZ32 J WMN

Analyte	Back Pressure	Flow
All	178.0 kPa	0.50 L/min

DKL

Mean Data: JZ32 J WMN

Analyte	Mean Corrected Intensity	Calib Conc.	Calib Units	Std.Dev.	Sample Conc.	Sample Units	Std.Dev.	RSD
ScA 357.253	970359.4	99.97	%	0.113				0.11%
ScR 361.383	114224.6	103.6	%	0.61				0.59%
Ag 328.068†	-67.5	-0.00012	mg/L	0.000254	-0.00059	mg/L	0.001271	214.08%
Al 308.215†	17.2	0.01851	mg/L	0.005459	0.09254	mg/L	0.027293	29.49%
As 188.979†	2.1	0.00388	mg/L	0.007199	0.01938	mg/L	0.035994	185.74%
B 249.677†	30.6	0.01607	mg/L	0.001315	0.08035	mg/L	0.006577	8.19%
Ba 233.527†	18.7	0.01237	mg/L	0.000854	0.06183	mg/L	0.004272	6.91%
Be 313.042†	47.3	0.00012	mg/L	0.000023	0.00061	mg/L	0.000116	19.07%
Ca 317.933†	107140.5	9.994	mg/L	0.0132	49.97	mg/L	0.066	0.13%
Cd 228.802†	0.6	0.00002	mg/L	0.000038	0.00012	mg/L	0.000189	158.21%
Co 228.616†	20.8	0.00094	mg/L	0.000210	0.00468	mg/L	0.001052	22.51%
Cr 267.716†	8.1	0.00080	mg/L	0.000790	0.00399	mg/L	0.003949	98.99%
Cu 324.752†	-208.6	-0.00049	mg/L	0.000079	-0.00245	mg/L	0.000394	16.12%
Fe 273.955†	3103.8	5.850	mg/L	0.0305	29.25	mg/L	0.153	0.52%
K 766.490†	842.0	0.7263	mg/L	0.01705	3.632	mg/L	0.0853	2.35%
Mg 279.077†	4086.4	5.803	mg/L	0.0037	29.02	mg/L	0.019	0.06%
Mn 257.610†	7709.0	0.5590	mg/L	0.00094	2.795	mg/L	0.0047	0.17%
Mo 202.031†	11.0	0.00155	mg/L	0.000308	0.00773	mg/L	0.001542	19.94%
Na 589.592†	410480.6	99.42	mg/L	0.460	497.1	mg/L	2.30	0.46%
Na 330.237†	2172.9	94.63	mg/L	0.441	473.2	mg/L	2.20	0.47%
Ni 231.604†	0.9	0.00101	mg/L	0.001869	0.00507	mg/L	0.009345	184.20%
Pb 220.353†	2.4	0.00053	mg/L	0.000969	0.00265	mg/L	0.004846	182.57%
Sb 206.836†	2.1	0.00230	mg/L	0.003514	0.01150	mg/L	0.017570	152.77%
Se 196.026†	-2.3	-0.00326	mg/L	0.005368	-0.01631	mg/L	0.026839	164.53%
Si 288.158†	4788.6	5.388	mg/L	0.0282	26.94	mg/L	0.141	0.52%
Sn 189.927†	-16.2	-0.00671	mg/L	0.002121	-0.03355	mg/L	0.010604	31.61%
Sr 421.552†	39206.2	0.07320	mg/L	0.000003	0.3660	mg/L	0.00001	0.00%
Ti 334.903†	19.2	0.00112	mg/L	0.001448	0.00559	mg/L	0.007239	129.58%
Tl 190.801†	1.8	0.00294	mg/L	0.000587	0.01471	mg/L	0.002937	19.97%
V 292.402†	463.7	0.00268	mg/L	0.000150	0.01338	mg/L	0.000751	5.61%
Zn 206.200†	-0.1	-0.00035	mg/L	0.005052	-0.00177	mg/L	0.025262	>999.9%

Sequence No.: 9
Sample ID: JY18 X SWC
Analyst: BLW
Initial Sample Wt:
Dilution: 2X

Autosampler Location: 29
Date Collected: 10/10/2006 1:15:44 PM
Data Type: Original
Initial Sample Vol:
Sample Prep Vol:

Nebulizer Parameters: JY18 X SWC

Analyte	Back Pressure	Flow
All	178.0 kPa	0.50 L/min

Mean Data: JY18 X SWC

Analyte	Mean Corrected Intensity	Calib Conc.	Calib Units	Std.Dev.	Sample Conc.	Sample Units	Std.Dev.	RSD
ScA 357.253	994396.6	102.4	%	0.48				0.46%
ScR 361.383	118642.7	107.6	%	0.46				0.43%
Ag 328.068†	-1177.8	-0.00046	mg/L	0.000211	-0.00092	mg/L	0.000422	46.15%
Al 308.215†	64546.4	69.67	mg/L	0.028	139.3	mg/L	0.06	0.04%
As 188.979†	31.6	0.04156	mg/L	0.004778	0.08312	mg/L	0.009556	11.50%
B 249.677†	138.4	0.07130	mg/L	0.000750	0.1426	mg/L	0.00150	1.05%
Ba 233.527†	352.6	0.2329	mg/L	0.00317	0.4658	mg/L	0.00634	1.36%
Be 313.042†	647.4	0.00133	mg/L	0.000023	0.00266	mg/L	0.000047	1.75%
Ca 317.933†	908575.7	84.75	mg/L	0.144	169.5	mg/L	0.29	0.17%
Cd 228.802†	23.5	0.00110	mg/L	0.000075	0.00220	mg/L	0.000151	6.86%
Co 228.616†	874.0	0.03420	mg/L	0.000212	0.06841	mg/L	0.000425	0.62%
Cr 267.716†	648.6	0.1528	mg/L	0.00188	0.3056	mg/L	0.00375	1.23%
Cu 324.752†	13276.1	0.07490	mg/L	0.000399	0.1498	mg/L	0.00080	0.53%
Fe 273.955†	56133.2	105.8	mg/L	0.27	211.6	mg/L	0.53	0.25%
K 766.490†	10479.2	9.039	mg/L	0.0868	18.08	mg/L	0.174	0.96%
Mg 279.077†	26927.5	38.19	mg/L	0.422	76.39	mg/L	0.844	1.11%
Mn 257.610†	17970.4	1.302	mg/L	0.0084	2.603	mg/L	0.0169	0.65%
Mo 202.031†	39.7	0.00519	mg/L	0.000477	0.01039	mg/L	0.000953	9.18%
Na 589.592†	137059.6	33.20	mg/L	0.190	66.39	mg/L	0.379	0.57%
Na 330.237†	729.7	32.15	mg/L	0.361	64.30	mg/L	0.723	1.12%
Ni 231.604†	104.5	0.1184	mg/L	0.00520	0.2367	mg/L	0.01041	4.40%
Pb 220.353†	292.9	0.07540	mg/L	0.000818	0.1508	mg/L	0.00164	1.08%
Sb 206.836†	9.8	0.00529	mg/L	0.001190	0.01058	mg/L	0.002381	22.51%
Se 196.026†	-27.9	-0.02985	mg/L	0.010317	-0.05969	mg/L	0.020634	34.57%
Si 288.158†	3156.7	3.552	mg/L	0.0467	7.105	mg/L	0.0933	1.31%
Sn 189.927†	-52.6	-0.01892	mg/L	0.000374	-0.03784	mg/L	0.000747	1.97%
Sr 421.552†	259566.4	0.4846	mg/L	0.00069	0.9692	mg/L	0.00139	0.14%
Ti 334.903†	86405.8	5.037	mg/L	0.0042	10.07	mg/L	0.008	0.08%
Tl 190.801†	-5.7	-0.01442	mg/L	0.003870	-0.02885	mg/L	0.007740	26.83%
V 292.402†	44312.0	0.2452	mg/L	0.00122	0.4904	mg/L	0.00244	0.50%
Zn 206.200†	82.8	0.2619	mg/L	0.00455	0.5237	mg/L	0.00910	1.74%

Sequence No.: 10
Sample ID: JZ50 MBSPK TWC
Analyst: BLW
Initial Sample Wt:
Dilution: 1X

Autosampler Location: 30
Date Collected: 10/10/2006 1:22:23 PM
Data Type: Original
Initial Sample Vol:
Sample Prep Vol:

Nebulizer Parameters: JZ50 MBSPK TWC

Analyte	Back Pressure	Flow
All	178.0 kPa	0.50 L/min

Mean Data: JZ50 MBSPK TWC

Analyte	Mean Corrected Intensity	Calib Conc.	Calib Units	Std.Dev.	Sample Conc.	Sample Units	Std.Dev.	RSD
ScA 357.253	985005.5	101.5	%	0.68				0.67%
ScR 361.383	116420.4	105.6	%	0.36				0.34%
Ag 328.068†	107187.7	0.4888	mg/L	0.00212	0.4888	mg/L	0.00212	0.43%
Al 308.215†	1870.6	2.011	mg/L	0.0222	2.011	mg/L	0.0222	1.10%
As 188.979†	990.5	2.026	mg/L	0.0186	2.026	mg/L	0.0186	0.92%
B 249.677†	-6.2	-0.00232	mg/L	0.001657	-0.00232	mg/L	0.001657	71.57%
Ba 233.527†	2994.6	2.039	mg/L	0.0094	2.039	mg/L	0.0094	0.46%
Be 313.042†	195656.6	0.5183	mg/L	0.00247	0.5183	mg/L	0.00247	0.48%
Ca 317.933†	110907.0	10.35	mg/L	0.051	10.35	mg/L	0.051	0.49%
Cd 228.802†	10089.1	0.5043	mg/L	0.00270	0.5043	mg/L	0.00270	0.53%
Co 228.616†	9881.8	0.4944	mg/L	0.00417	0.4944	mg/L	0.00417	0.84%
Cr 267.716†	2144.3	0.5095	mg/L	0.00373	0.5095	mg/L	0.00373	0.73%
Cu 324.752†	102044.3	0.5053	mg/L	0.00197	0.5053	mg/L	0.00197	0.39%
Fe 273.955†	1146.6	2.160	mg/L	0.0134	2.160	mg/L	0.0134	0.62%
K 766.490†	11650.9	10.05	mg/L	0.090	10.05	mg/L	0.090	0.89%
Mg 279.077†	7223.6	10.27	mg/L	0.108	10.27	mg/L	0.108	1.05%
Mn 257.610†	7116.7	0.5165	mg/L	0.00479	0.5165	mg/L	0.00479	0.93%
Mo 202.031†	11.1	0.00147	mg/L	0.000544	0.00147	mg/L	0.000544	37.08%
Na 589.592†	45227.4	10.95	mg/L	0.067	10.95	mg/L	0.067	0.61%
Na 330.237†	248.2	10.58	mg/L	0.461	10.58	mg/L	0.461	4.35%
Ni 231.604†	452.8	0.5128	mg/L	0.00078	0.5128	mg/L	0.00078	0.15%
Pb 220.353†	9457.2	2.028	mg/L	0.0187	2.028	mg/L	0.0187	0.92%
Sb 206.836†	2.4	-0.00329	mg/L	0.001703	-0.00329	mg/L	0.001703	51.73%
Se 196.026†	1382.9	2.029	mg/L	0.0090	2.029	mg/L	0.0090	0.44%
Si 288.158†	23.6	0.02766	mg/L	0.002222	0.02766	mg/L	0.002222	8.03%
Sn 189.927†	-12.5	-0.00487	mg/L	0.000530	-0.00487	mg/L	0.000530	10.87%
Sr 421.552†	271934.0	0.5077	mg/L	0.00237	0.5077	mg/L	0.00237	0.47%
Ti 334.903†	10.2	0.00048	mg/L	0.001101	0.00048	mg/L	0.001101	228.24%
Tl 190.801†	1221.4	1.976	mg/L	0.0115	1.976	mg/L	0.0115	0.58%
V 292.402†	90801.9	0.5083	mg/L	0.00186	0.5083	mg/L	0.00186	0.37%
Zn 206.200†	168.4	0.5353	mg/L	0.00539	0.5353	mg/L	0.00539	1.01%

Sequence No.: 11
Sample ID: ~~cv~~ 222222
Analyst: BLW
Initial Sample Wt:
Dilution: 1X

Autosampler Location: 7
Date Collected: 10/10/2006 1:29:02 PM
Data Type: Original
Initial Sample Vol:
Sample Prep Vol:

Nebulizer Parameters: CV

Analyte	Back Pressure	Flow
All	178.0 kPa	0.50 L/min

Mean Data: CV

Analyte	Mean Corrected Intensity	Calib Conc.	Calib Units	Std.Dev.	Sample Conc.	Sample Units	Std.Dev.	RSD
ScA 357.253	976641.2	100.6	%	0.24				0.23%
ScR 361.383	114150.5	103.6	%	0.31				0.30%
Ag 328.068†	214548.4	0.9783	mg/L	0.00126	0.9783	mg/L	0.00126	0.13%
Al 308.215†	1826.0	1.935	mg/L	0.0140	1.935	mg/L	0.0140	0.72%
As 188.979†	967.5	1.975	mg/L	0.0174	1.975	mg/L	0.0174	0.88%
B 249.677†	1798.1	0.9465	mg/L	0.00699	0.9465	mg/L	0.00699	0.74%
Ba 233.527†	1429.2	0.9730	mg/L	0.00520	0.9730	mg/L	0.00520	0.53%
Be 313.042†	371670.0	0.9846	mg/L	0.00420	0.9846	mg/L	0.00420	0.43%
Ca 317.933†	21805.0	2.034	mg/L	0.0091	2.034	mg/L	0.0091	0.45%
Cd 228.802†	20103.5	1.008	mg/L	0.0013	1.008	mg/L	0.0013	0.13%
Co 228.616†	19481.8	0.9740	mg/L	0.00170	0.9740	mg/L	0.00170	0.17%
Cr 267.716†	4016.3	0.9578	mg/L	0.00684	0.9578	mg/L	0.00684	0.71%
Cu 324.752†	212965.5	1.054	mg/L	0.0007	1.054	mg/L	0.0007	0.07%
Fe 273.955†	1083.2	2.039	mg/L	0.0162	2.039	mg/L	0.0162	0.79%
K 766.490†	23335.4	20.13	mg/L	0.034	20.13	mg/L	0.034	0.17%
Mg 279.077†	1380.9	1.966	mg/L	0.0122	1.966	mg/L	0.0122	0.62%
Mn 257.610†	13610.5	0.9877	mg/L	0.00287	0.9877	mg/L	0.00287	0.29%
Mo 202.031†	6421.5	0.9737	mg/L	0.00070	0.9737	mg/L	0.00070	0.07%
Na 589.592†	223239.2	54.07	mg/L	0.274	54.07	mg/L	0.274	0.51%
Na 330.237†	1164.7	50.76	mg/L	0.627	50.76	mg/L	0.627	1.24%
Ni 231.604†	869.3	0.9855	mg/L	0.01014	0.9855	mg/L	0.01014	1.03%
Pb 220.353†	9369.1	2.010	mg/L	0.0071	2.010	mg/L	0.0071	0.35%
Sb 206.836†	1529.2	2.145	mg/L	0.0019	2.145	mg/L	0.0019	0.09%
Se 196.026†	1345.2	1.973	mg/L	0.0086	1.973	mg/L	0.0086	0.43%
Si 288.158†	1802.8	2.030	mg/L	0.0097	2.030	mg/L	0.0097	0.48%
Sn 189.927†	2035.7	0.9363	mg/L	0.00180	0.9363	mg/L	0.00180	0.19%
Sr 421.552†	532752.6	0.9946	mg/L	0.00411	0.9946	mg/L	0.00411	0.41%
Ti 334.903†	17280.2	1.006	mg/L	0.0032	1.006	mg/L	0.0032	0.32%
Tl 190.801†	1203.9	1.947	mg/L	0.0050	1.947	mg/L	0.0050	0.26%
V 292.402†	177079.9	0.9913	mg/L	0.00133	0.9913	mg/L	0.00133	0.13%
Zn 206.200†	316.3	1.004	mg/L	0.0114	1.004	mg/L	0.0114	1.13%

Sequence No.: 12
Sample ID: ~~CB~~ ZZZZZZ
Analyst: BLW
Initial Sample Wt:
Dilution: 1X

BW 10.10

Autosampler Location: 1
Date Collected: 10/10/2006 1:35:25 PM
Data Type: Original
Initial Sample Vol:
Sample Prep Vol:

Nebulizer Parameters: CB

Analyte	Back Pressure	Flow
All	178.0 kPa	0.50 L/min

Mean Data: CB

Analyte	Mean Corrected Intensity	Calib Conc.	Calib Units	Std.Dev.	Sample Conc.	Sample Units	Std.Dev.	RSD
ScA 357.253	1093511.5	112.7	%	20.65				18.33%
Saturated within auto integration window (code 4)								
ScR 361.383	112139.7	101.7	%	1.19				1.17%
Ag 328.068†	37.7	0.00017	mg/L	0.000231	0.00017	mg/L	0.000231	134.56%
Al 308.215†	2.3	0.00254	mg/L	0.001238	0.00254	mg/L	0.001238	48.83%
As 188.979†	21.7	0.04444	mg/L	0.074630	0.04444	mg/L	0.074630	167.95%
B 249.677†	6.3	0.00328	mg/L	0.000325	0.00328	mg/L	0.000325	9.92%
Ba 233.527†	2.0	0.00136	mg/L	0.000261	0.00136	mg/L	0.000261	19.24%
Be 313.042†	18.1	0.00005	mg/L	0.000041	0.00005	mg/L	0.000041	85.55%
Ca 317.933†	8.5	0.00080	mg/L	0.000336	0.00080	mg/L	0.000336	42.18%
Cd 228.802†	-0.5	-0.00009	mg/L	0.000912	-0.00009	mg/L	0.000912	>999.9%
Co 228.616†	9.1	0.00046	mg/L	0.001247	0.00046	mg/L	0.001247	272.12%
Cr 267.716†	0.9	0.00021	mg/L	0.000513	0.00021	mg/L	0.000513	247.30%
Cu 324.752†	-210.4	-0.00104	mg/L	0.001393	-0.00104	mg/L	0.001393	133.83%
Fe 273.955†	1.3	0.00242	mg/L	0.000849	0.00242	mg/L	0.000849	35.06%
K 766.490†	14.9	0.01285	mg/L	0.020962	0.01285	mg/L	0.020962	163.14%
Mg 279.077†	-0.4	-0.00056	mg/L	0.006213	-0.00056	mg/L	0.006213	>999.9%
Mn 257.610†	2.9	0.00021	mg/L	0.000204	0.00021	mg/L	0.000204	95.82%
Mo 202.031†	-1.9	-0.00030	mg/L	0.000416	-0.00030	mg/L	0.000416	140.89%
Na 589.592†	319.4	0.07736	mg/L	0.002343	0.07736	mg/L	0.002343	3.03%
Na 330.237†	3.6	0.1573	mg/L	0.25140	0.1573	mg/L	0.25140	159.79%
Ni 231.604†	-2.1	-0.00233	mg/L	0.001296	-0.00233	mg/L	0.001296	55.62%
Pb 220.353†	17.9	0.00384	mg/L	0.009680	0.00384	mg/L	0.009680	251.95%
Sb 206.836†	0.9	0.00131	mg/L	0.008462	0.00131	mg/L	0.008462	648.25%
Se 196.026†	-6.2	-0.00909	mg/L	0.013955	-0.00909	mg/L	0.013955	153.55%
Si 288.158†	5.6	0.00634	mg/L	0.004073	0.00634	mg/L	0.004073	64.23%
Sn 189.927†	5.0	0.00231	mg/L	0.001504	0.00231	mg/L	0.001504	65.06%
Sr 421.552†	-12.9	-0.00002	mg/L	0.000058	-0.00002	mg/L	0.000058	242.02%
Ti 334.903†	-5.7	-0.00033	mg/L	0.000434	-0.00033	mg/L	0.000434	130.25%
Tl 190.801†	1.3	0.00213	mg/L	0.006666	0.00213	mg/L	0.006666	312.89%
V 292.402†	4.2	0.00002	mg/L	0.000060	0.00002	mg/L	0.000060	240.90%
Zn 206.200†	0.0	0.00014	mg/L	0.003515	0.00014	mg/L	0.003515	>999.9%

User canceled analysis.

==========

Analysis Begun

Start Time: 10/10/2006 1:41:51 PM **Plasma On Time: 10/10/2006 9:52:51 AM**
Logged In Analyst: metals **Technique: ICP Continuous**
Spectrometer Model: Optima 4300 DV, S/N 077N0060101Autosampler Model: AS-93plus

Sample Information File: C:\pe\Administrator\Sample Information\1010A.sif
Batch ID:
Results Data Set: PE061010
Results Library: C:\pe\Administrator\Results\Results.mdb

==========

Sequence No.: 11 **Autosampler Location: 7**
Sample ID: CV 2 **Date Collected: 10/10/2006 1:41:51 PM**
Analyst: BLW **Data Type: Original**
Initial Sample Wt: **Initial Sample Vol:**
Dilution: 1X **Sample Prep Vol:**

Nebulizer Parameters: CV

Analyte	Back Pressure	Flow
All	178.0 kPa	0.50 L/min

Mean Data: CV

Analyte	Mean Corrected Intensity	Calib Conc.	Calib Units	Std.Dev.	Sample Conc.	Sample Units	Std.Dev.	RSD
ScA 357.253	971906.0	100.1	%	0.49				0.49%
ScR 361.383	113795.4	103.2	%	0.48				0.46%
Ag 328.068†	214889.1	0.9798	mg/L	0.00356	0.9798	mg/L	0.00356	0.36%
Al 308.215†	1830.5	1.939	mg/L	0.0107	1.939	mg/L	0.0107	0.55%
As 188.979†	970.3	1.981	mg/L	0.0130	1.981	mg/L	0.0130	0.66%
B 249.677†	1806.3	0.9509	mg/L	0.00395	0.9509	mg/L	0.00395	0.42%
Ba 233.527†	1428.1	0.9723	mg/L	0.00874	0.9723	mg/L	0.00874	0.90%
Be 313.042†	372588.6	0.9870	mg/L	0.00202	0.9870	mg/L	0.00202	0.20%
Ca 317.933†	21388.3	1.995	mg/L	0.0136	1.995	mg/L	0.0136	0.68%
Cd 228.802†	20098.7	1.008	mg/L	0.0056	1.008	mg/L	0.0056	0.55%
Co 228.616†	19485.8	0.9742	mg/L	0.00517	0.9742	mg/L	0.00517	0.53%
Cr 267.716†	4018.6	0.9583	mg/L	0.00391	0.9583	mg/L	0.00391	0.41%
Cu 324.752†	213105.0	1.054	mg/L	0.0028	1.054	mg/L	0.0028	0.27%
Fe 273.955†	1082.7	2.038	mg/L	0.0096	2.038	mg/L	0.0096	0.47%
K 766.490†	23143.3	19.96	mg/L	0.120	19.96	mg/L	0.120	0.60%
Mg 279.077†	1381.3	1.967	mg/L	0.0109	1.967	mg/L	0.0109	0.56%
Mn 257.610†	13403.7	0.9727	mg/L	0.00528	0.9727	mg/L	0.00528	0.54%
Mo 202.031†	6447.3	0.9776	mg/L	0.00558	0.9776	mg/L	0.00558	0.57%
Na 589.592†	221432.2	53.63	mg/L	0.278	53.63	mg/L	0.278	0.52%
Na 330.237†	1168.9	50.94	mg/L	0.349	50.94	mg/L	0.349	0.69%
Ni 231.604†	866.3	0.9822	mg/L	0.00447	0.9822	mg/L	0.00447	0.46%
Pb 220.353†	9329.4	2.001	mg/L	0.0058	2.001	mg/L	0.0058	0.29%
Sb 206.836†	1536.2	2.155	mg/L	0.0125	2.155	mg/L	0.0125	0.58%
Se 196.026†	1347.6	1.977	mg/L	0.0079	1.977	mg/L	0.0079	0.40%
Si 288.158†	1799.9	2.027	mg/L	0.0113	2.027	mg/L	0.0113	0.56%
Sn 189.927†	2042.5	0.9394	mg/L	0.00451	0.9394	mg/L	0.00451	0.48%
Sr 421.552†	533402.6	0.9959	mg/L	0.00221	0.9959	mg/L	0.00221	0.22%
Ti 334.903†	17036.7	0.9919	mg/L	0.00674	0.9919	mg/L	0.00674	0.68%
Tl 190.801†	1204.5	1.948	mg/L	0.0116	1.948	mg/L	0.0116	0.60%
V 292.402†	177290.4	0.9925	mg/L	0.00298	0.9925	mg/L	0.00298	0.30%
Zn 206.200†	316.7	1.006	mg/L	0.0123	1.006	mg/L	0.0123	1.23%

Sequence No.: 12
Sample ID: CB 2
Analyst: BLW
Initial Sample Wt:
Dilution: 1X

Autosampler Location: 1
Date Collected: 10/10/2006 1:48:14 PM
Data Type: Original
Initial Sample Vol:
Sample Prep Vol:

Nebulizer Parameters: CB

Analyte	Back Pressure	Flow
All	178.0 kPa	0.50 L/min

Mean Data: CB

Analyte	Mean Corrected Intensity	Calib Conc.	Calib Units	Std.Dev.	Sample Conc.	Sample Units	Std.Dev.	RSD
ScA 357.253	980326.3	101.0	%	0.10				0.10%
ScR 361.383	113537.0	103.0	%	1.16				1.12%
Ag 328.068†	2.8	0.00001	mg/L	0.000136	0.00001	mg/L	0.000136	>999.9%
Al 308.215†	-5.1	-0.00556	mg/L	0.002826	-0.00556	mg/L	0.002826	50.83%
As 188.979†	2.8	0.00581	mg/L	0.000593	0.00581	mg/L	0.000593	10.20%
B 249.677†	7.2	0.00380	mg/L	0.003461	0.00380	mg/L	0.003461	91.16%
Ba 233.527†	1.5	0.00100	mg/L	0.000871	0.00100	mg/L	0.000871	87.04%
Be 313.042†	26.4	0.00007	mg/L	0.000011	0.00007	mg/L	0.000011	16.04%
Ca 317.933†	9.9	0.00092	mg/L	0.001557	0.00092	mg/L	0.001557	168.99%
Cd 228.802†	-3.1	-0.00016	mg/L	0.000107	-0.00016	mg/L	0.000107	65.61%
Co 228.616†	3.3	0.00017	mg/L	0.000067	0.00017	mg/L	0.000067	40.59%
Cr 267.716†	1.8	0.00044	mg/L	0.000571	0.00044	mg/L	0.000571	129.73%
Cu 324.752†	-123.1	-0.00061	mg/L	0.000185	-0.00061	mg/L	0.000185	30.44%
Fe 273.955†	0.5	0.00087	mg/L	0.001403	0.00087	mg/L	0.001403	161.00%
K 766.490†	24.6	0.02120	mg/L	0.058840	0.02120	mg/L	0.058840	277.56%
Mg 279.077†	-4.1	-0.00585	mg/L	0.013492	-0.00585	mg/L	0.013492	230.76%
Mn 257.610†	1.7	0.00012	mg/L	0.000052	0.00012	mg/L	0.000052	41.66%
Mo 202.031†	1.3	0.00019	mg/L	0.000411	0.00019	mg/L	0.000411	216.29%
Na 589.592†	212.1	0.05137	mg/L	0.004769	0.05137	mg/L	0.004769	9.28%
Na 330.237†	-9.8	-0.4291	mg/L	0.18711	-0.4291	mg/L	0.18711	43.61%
Ni 231.604†	1.0	0.00118	mg/L	0.004068	0.00118	mg/L	0.004068	344.61%
Pb 220.353†	2.2	0.00047	mg/L	0.000625	0.00047	mg/L	0.000625	131.61%
Sb 206.836†	0.8	0.00113	mg/L	0.002456	0.00113	mg/L	0.002456	218.22%
Se 196.026†	-3.7	-0.00543	mg/L	0.004260	-0.00543	mg/L	0.004260	78.47%
Si 288.158†	7.9	0.00894	mg/L	0.002350	0.00894	mg/L	0.002350	26.28%
Sn 189.927†	4.9	0.00224	mg/L	0.000567	0.00224	mg/L	0.000567	25.31%
Sr 421.552†	9.5	0.00002	mg/L	0.000030	0.00002	mg/L	0.000030	169.36%
Ti 334.903†	-3.8	-0.00022	mg/L	0.000564	-0.00022	mg/L	0.000564	255.64%
Tl 190.801†	0.1	0.00013	mg/L	0.003265	0.00013	mg/L	0.003265	>999.9%
V 292.402†	-6.4	-0.00003	mg/L	0.000068	-0.00003	mg/L	0.000068	212.19%
Zn 206.200†	-0.3	-0.00098	mg/L	0.007796	-0.00098	mg/L	0.007796	798.78%

Sequence No.: 13
Sample ID: JZ32 MB2 WMN
Analyst: BLW
Initial Sample Wt:
Dilution: 1X

Autosampler Location: 31
Date Collected: 10/10/2006 1:54:36 PM
Data Type: Original
Initial Sample Vol:
Sample Prep Vol:

Nebulizer Parameters: JZ32 MB2 WMN

Analyte	Back Pressure	Flow
All	178.0 kPa	0.50 L/min

Mean Data: JZ32 MB2 WMN

Analyte	Mean Corrected Intensity	Calib Conc.	Calib Units	Calib Std.Dev.	Sample Conc.	Sample Units	Sample Std.Dev.	RSD
ScA 357.253	1024650.0	105.6	%	0.35				0.33%
ScR 361.383	116819.0	106.0	%	0.35				0.33%
Ag 328.068†	16.3	0.00007	mg/L	0.000249	0.00007	mg/L	0.000249	336.25%
Al 308.215†	5.4	0.00582	mg/L	0.001251	0.00582	mg/L	0.001251	21.48%
As 188.979†	1.0	0.00201	mg/L	0.001240	0.00201	mg/L	0.001240	61.76%
B 249.677†	-6.7	-0.00352	mg/L	0.000887	-0.00352	mg/L	0.000887	25.21%
Ba 233.527†	2.1	0.00145	mg/L	0.001464	0.00145	mg/L	0.001464	100.98%
Be 313.042†	10.9	0.00003	mg/L	0.000016	0.00003	mg/L	0.000016	57.16%
Ca 317.933†	42.8	0.00399	mg/L	0.001872	0.00399	mg/L	0.001872	46.90%
Cd 228.802†	-5.6	-0.00029	mg/L	0.000145	-0.00029	mg/L	0.000145	50.53%
Co 228.616†	-0.9	-0.00004	mg/L	0.000273	-0.00004	mg/L	0.000273	625.67%
Cr 267.716†	2.8	0.00066	mg/L	0.000632	0.00066	mg/L	0.000632	95.41%
Cu 324.752†	-381.7	-0.00189	mg/L	0.000050	-0.00189	mg/L	0.000050	2.63%
Fe 273.955†	-1.9	-0.00353	mg/L	0.000614	-0.00353	mg/L	0.000614	17.37%
K 766.490†	-17.4	-0.01504	mg/L	0.043639	-0.01504	mg/L	0.043639	290.16%
Mg 279.077†	6.9	0.00983	mg/L	0.004962	0.00983	mg/L	0.004962	50.49%
Mn 257.610†	-3.6	-0.00026	mg/L	0.000109	-0.00026	mg/L	0.000109	42.16%
Mo 202.031†	-1.6	-0.00024	mg/L	0.000286	-0.00024	mg/L	0.000286	121.45%
Na 589.592†	5.2	0.00125	mg/L	0.005205	0.00125	mg/L	0.005205	415.15%
Na 330.237†	-6.8	-0.2958	mg/L	0.26140	-0.2958	mg/L	0.26140	88.36%
Ni 231.604†	-0.9	-0.00104	mg/L	0.001501	-0.00104	mg/L	0.001501	144.79%
Pb 220.353†	-5.3	-0.00114	mg/L	0.000811	-0.00114	mg/L	0.000811	71.03%
Sb 206.836†	-2.6	-0.00360	mg/L	0.001154	-0.00360	mg/L	0.001154	32.08%
Se 196.026†	-1.3	-0.00188	mg/L	0.004749	-0.00188	mg/L	0.004749	252.56%
Si 288.158†	-12.1	-0.01363	mg/L	0.003438	-0.01363	mg/L	0.003438	25.22%
Sn 189.927†	3.8	0.00173	mg/L	0.000582	0.00173	mg/L	0.000582	33.67%
Sr 421.552†	-14.8	-0.00003	mg/L	0.000044	-0.00003	mg/L	0.000044	157.24%
Ti 334.903†	6.7	0.00039	mg/L	0.001222	0.00039	mg/L	0.001222	312.62%
Tl 190.801†	2.1	0.00343	mg/L	0.001370	0.00343	mg/L	0.001370	39.98%
V 292.402†	-1.8	-0.00001	mg/L	0.000169	-0.00001	mg/L	0.000169	>999.9%
Zn 206.200†	-1.3	-0.00413	mg/L	0.001353	-0.00413	mg/L	0.001353	32.74%

Sequence No.: 14
Sample ID: JZ82 MB2 WMN
Analyst: BLW
Initial Sample Wt:
Dilution: 1X

Autosampler Location: 32
Date Collected: 10/10/2006 2:00:59 PM
Data Type: Original
Initial Sample Vol:
Sample Prep Vol:

Nebulizer Parameters: JZ82 MB2 WMN

Analyte	Back Pressure	Flow
All	178.0 kPa	0.50 L/min

Mean Data: JZ82 MB2 WMN

Analyte	Mean Corrected Intensity	Calib Conc.	Calib Units	Calib Std.Dev.	Sample Conc.	Sample Units	Sample Std.Dev.	RSD
ScA 357.253	1004698.1	103.5	%	0.12				0.12%
ScR 361.383	114544.6	103.9	%	0.89				0.86%
Ag 328.068†	16.9	0.00008	mg/L	0.000055	0.00008	mg/L	0.000055	70.99%
Al 308.215†	4.3	0.00462	mg/L	0.004976	0.00462	mg/L	0.004976	107.66%
As 188.979†	1.0	0.00204	mg/L	0.001539	0.00204	mg/L	0.001539	75.30%
B 249.677†	-11.1	-0.00584	mg/L	0.000552	-0.00584	mg/L	0.000552	9.45%
Ba 233.527†	1.7	0.00119	mg/L	0.001474	0.00119	mg/L	0.001474	124.04%
Be 313.042†	13.9	0.00004	mg/L	0.000027	0.00004	mg/L	0.000027	72.65%
Ca 317.933†	9.1	0.00085	mg/L	0.000576	0.00085	mg/L	0.000576	68.09%
Cd 228.802†	-4.9	-0.00025	mg/L	0.000051	-0.00025	mg/L	0.000051	20.43%
Co 228.616†	7.6	0.00038	mg/L	0.000103	0.00038	mg/L	0.000103	26.87%
Cr 267.716†	2.4	0.00056	mg/L	0.000919	0.00056	mg/L	0.000919	163.85%
Cu 324.752†	-374.0	-0.00185	mg/L	0.000137	-0.00185	mg/L	0.000137	7.38%
Fe 273.955†	-2.0	-0.00378	mg/L	0.001830	-0.00378	mg/L	0.001830	48.45%
K 766.490†	-10.9	-0.00936	mg/L	0.030397	-0.00936	mg/L	0.030397	324.68%
Mg 279.077†	3.2	0.00455	mg/L	0.003488	0.00455	mg/L	0.003488	76.63%
Mn 257.610†	-5.7	-0.00042	mg/L	0.000135	-0.00042	mg/L	0.000135	32.55%
Mo 202.031†	-1.4	-0.00022	mg/L	0.000076	-0.00022	mg/L	0.000076	35.17%
Na 589.592†	-41.3	-0.01000	mg/L	0.006506	-0.01000	mg/L	0.006506	65.07%
Na 330.237†	-4.6	-0.1996	mg/L	0.25668	-0.1996	mg/L	0.25668	128.62%
Ni 231.604†	-0.2	-0.00019	mg/L	0.002242	-0.00019	mg/L	0.002242	>999.9%
Pb 220.353†	-3.9	-0.00084	mg/L	0.000483	-0.00084	mg/L	0.000483	57.72%
Sb 206.836†	-1.1	-0.00159	mg/L	0.001704	-0.00159	mg/L	0.001704	106.93%
Se 196.026†	0.9	0.00130	mg/L	0.003228	0.00130	mg/L	0.003228	248.50%
Si 288.158†	-14.4	-0.01624	mg/L	0.002123	-0.01624	mg/L	0.002123	13.07%
Sn 189.927†	-0.5	-0.00025	mg/L	0.001619	-0.00025	mg/L	0.001619	650.90%
Sr 421.552†	-16.5	-0.00003	mg/L	0.000046	-0.00003	mg/L	0.000046	150.96%
Ti 334.903†	-6.6	-0.00038	mg/L	0.000541	-0.00038	mg/L	0.000541	141.56%
Tl 190.801†	0.4	0.00070	mg/L	0.000751	0.00070	mg/L	0.000751	108.05%
V 292.402†	7.0	0.00004	mg/L	0.000080	0.00004	mg/L	0.000080	186.25%
Zn 206.200†	-0.6	-0.00189	mg/L	0.003442	-0.00189	mg/L	0.003442	182.17%

Sequence No.: 15
Sample ID: JZ82 E WMN
Analyst: BLW
Initial Sample Wt:
Dilution: 5X

Autosampler Location: 33
Date Collected: 10/10/2006 2:07:24 PM
Data Type: Original
Initial Sample Vol:
Sample Prep Vol:

Nebulizer Parameters: JZ82 E WMN

Analyte	Back Pressure	Flow
All	178.0 kPa	0.50 L/min

Mean Data: JZ82 E WMN

Analyte	Mean Corrected Intensity	Calib Conc.	Calib Units	Calib Std.Dev.	Sample Conc.	Sample Units	Sample Std.Dev.	RSD
ScA 357.253	988561.2	101.8	%	0.14				0.13%
ScR 361.383	114284.6	103.7	%	0.28				0.27%
Ag 328.068†	19.1	0.00007	mg/L	0.000097	0.00036	mg/L	0.000484	135.56%
Al 308.215†	9.5	0.01029	mg/L	0.001998	0.05145	mg/L	0.009989	19.42%
As 188.979†	1.0	0.00181	mg/L	0.006287	0.00906	mg/L	0.031435	346.97%
B 249.677†	1.9	0.00099	mg/L	0.001624	0.00494	mg/L	0.008122	164.49%
Ba 233.527†	5.9	0.00406	mg/L	0.000829	0.02029	mg/L	0.004147	20.43%
Be 313.042†	-4.5	-0.00001	mg/L	0.000049	-0.00006	mg/L	0.000243	407.46%
Ca 317.933†	56770.8	5.296	mg/L	0.0426	26.48	mg/L	0.213	0.81%
Cd 228.802†	-4.3	-0.00022	mg/L	0.000117	-0.00110	mg/L	0.000587	53.56%
Co 228.616†	5.1	0.00025	mg/L	0.000086	0.00125	mg/L	0.000428	34.23%
Cr 267.716†	0.6	-0.00029	mg/L	0.001772	-0.00144	mg/L	0.008859	613.24%
Cu 324.752†	-268.3	-0.00134	mg/L	0.000109	-0.00670	mg/L	0.000543	8.11%
Fe 273.955†	7.4	0.01388	mg/L	0.002243	0.06938	mg/L	0.011217	16.17%
K 766.490†	419.6	0.3619	mg/L	0.02105	1.810	mg/L	0.1052	5.82%
Mg 279.077†	1343.3	1.909	mg/L	0.0085	9.545	mg/L	0.0425	0.45%
Mn 257.610†	1397.7	0.1013	mg/L	0.00019	0.5066	mg/L	0.00093	0.18%
Mo 202.031†	1.9	0.00025	mg/L	0.000659	0.00125	mg/L	0.003293	264.10%
Na 589.592†	12048.9	2.918	mg/L	0.0182	14.59	mg/L	0.091	0.62%
Na 330.237†	68.0	2.912	mg/L	0.4865	14.56	mg/L	2.432	16.70%
Ni 231.604†	0.1	0.00009	mg/L	0.002222	0.00045	mg/L	0.011112	>999.9%
Pb 220.353†	0.9	0.00019	mg/L	0.000867	0.00093	mg/L	0.004334	466.08%
Sb 206.836†	-0.4	-0.00053	mg/L	0.001907	-0.00265	mg/L	0.009536	360.40%
Se 196.026†	-2.9	-0.00434	mg/L	0.003299	-0.02168	mg/L	0.016493	76.08%
Si 288.158†	3557.0	4.002	mg/L	0.0224	20.01	mg/L	0.112	0.56%
Sn 189.927†	-5.8	-0.00230	mg/L	0.000864	-0.01149	mg/L	0.004322	37.63%
Sr 421.552†	13260.4	0.02476	mg/L	0.000156	0.1238	mg/L	0.00078	0.63%
Ti 334.903†	30.7	0.00179	mg/L	0.002420	0.00893	mg/L	0.012098	135.42%
Tl 190.801†	-1.0	-0.00157	mg/L	0.001073	-0.00785	mg/L	0.005363	68.31%
V 292.402†	8.7	0.00006	mg/L	0.000276	0.00032	mg/L	0.001378	432.71%
Zn 206.200†	-1.8	-0.00566	mg/L	0.003953	-0.02828	mg/L	0.019766	69.88%

Sequence No.: 16
Sample ID: JZ82 F WMN
Analyst: BLW
Initial Sample Wt:
Dilution: 5X

Autosampler Location: 34
Date Collected: 10/10/2006 2:13:48 PM
Data Type: Original
Initial Sample Vol:
Sample Prep Vol:

Nebulizer Parameters: JZ82 F WMN

Analyte	Back Pressure	Flow
All	178.0 kPa	0.50 L/min

Mean Data: JZ82 F WMN

Analyte	Mean Corrected Intensity	Calib Conc.	Calib Units	Calib Std.Dev.	Sample Conc.	Sample Units	Sample Std.Dev.	RSD
ScA 357.253	988478.6	101.8	%	0.51				0.50%
ScR 361.383	115932.6	105.2	%	0.21				0.20%
Ag 328.068†	-30.9	-0.00011	mg/L	0.000224	-0.00055	mg/L	0.001119	205.04%
Al 308.215†	5.1	0.00552	mg/L	0.003240	0.02760	mg/L	0.016198	58.68%
As 188.979†	1.9	0.00366	mg/L	0.004218	0.01829	mg/L	0.021091	115.29%
B 249.677†	5.0	0.00265	mg/L	0.000981	0.01325	mg/L	0.004904	37.02%
Ba 233.527†	3.5	0.00231	mg/L	0.001017	0.01155	mg/L	0.005086	44.02%
Be 313.042†	4.8	0.00001	mg/L	0.000033	0.00006	mg/L	0.000164	254.67%
Ca 317.933†	37897.5	3.535	mg/L	0.0813	17.68	mg/L	0.407	2.30%
Cd 228.802†	-2.6	-0.00014	mg/L	0.000079	-0.00069	mg/L	0.000393	57.35%
Co 228.616†	6.0	0.00028	mg/L	0.000219	0.00140	mg/L	0.001094	78.29%
Cr 267.716†	1.1	-0.00010	mg/L	0.000162	-0.00051	mg/L	0.000812	158.83%
Cu 324.752†	-307.3	-0.00140	mg/L	0.000100	-0.00701	mg/L	0.000500	7.14%
Fe 273.955†	695.0	1.310	mg/L	0.0279	6.550	mg/L	0.1393	2.13%
K 766.490†	433.6	0.3740	mg/L	0.03944	1.870	mg/L	0.1972	10.54%
Mg 279.077†	1198.0	1.702	mg/L	0.0360	8.508	mg/L	0.1799	2.11%
Mn 257.610†	2614.2	0.1896	mg/L	0.00367	0.9479	mg/L	0.01833	1.93%
Mo 202.031†	2.3	0.00031	mg/L	0.000329	0.00156	mg/L	0.001645	105.44%
Na 589.592†	11143.9	2.699	mg/L	0.0669	13.50	mg/L	0.335	2.48%
Na 330.237†	67.8	2.922	mg/L	0.1960	14.61	mg/L	0.980	6.71%
Ni 231.604†	-2.1	-0.00237	mg/L	0.000913	-0.01184	mg/L	0.004567	38.59%
Pb 220.353†	-1.4	-0.00029	mg/L	0.000428	-0.00144	mg/L	0.002139	148.77%
Sb 206.836†	0.1	0.00000	mg/L	0.002098	0.00000	mg/L	0.010490	>999.9%
Se 196.026†	-2.8	-0.00411	mg/L	0.008286	-0.02057	mg/L	0.041429	201.38%
Si 288.158†	3983.7	4.482	mg/L	0.1059	22.41	mg/L	0.530	2.36%
Sn 189.927†	-0.4	0.00008	mg/L	0.001338	0.00042	mg/L	0.006688	>999.9%
Sr 421.552†	8708.9	0.01626	mg/L	0.000336	0.08130	mg/L	0.001678	2.06%
Ti 334.903†	-6.6	-0.00039	mg/L	0.001016	-0.00193	mg/L	0.005078	262.86%
Tl 190.801†	1.2	0.00189	mg/L	0.000893	0.00947	mg/L	0.004465	47.17%
V 292.402†	-19.4	-0.00008	mg/L	0.000160	-0.00039	mg/L	0.000799	206.50%
Zn 206.200†	-0.3	-0.00107	mg/L	0.007162	-0.00533	mg/L	0.035812	672.14%

Sequence No.: 17
Sample ID: JZ32 K WMN
Analyst: BLW
Initial Sample Wt:
Dilution: 5X

Autosampler Location: 35
Date Collected: 10/10/2006 2:20:13 PM
Data Type: Original
Initial Sample Vol:
Sample Prep Vol:

Nebulizer Parameters: JZ32 K WMN

Analyte	Back Pressure	Flow
All	178.0 kPa	0.50 L/min

rcm

Mean Data: JZ32 K WMN

Analyte	Mean Corrected Intensity	Calib Conc.	Calib Units	Std.Dev.	Sample Conc.	Sample Units	Std.Dev.	RSD
ScA 357.253	968132.5	99.74	%	0.096				0.10%
ScR 361.383	115009.9	104.3	%	0.73				0.70%
Ag 328.068†	-60.2	-0.00010	mg/L	0.000218	-0.00049	mg/L	0.001091	224.95%
Al 308.215†	21.1	0.02266	mg/L	0.005518	0.1133	mg/L	0.02759	24.35%
As 188.979†	2.5	0.00478	mg/L	0.001780	0.02389	mg/L	0.008901	37.26%
B 249.677†	18.2	0.00958	mg/L	0.001871	0.04789	mg/L	0.009355	19.53%
Ba 233.527†	17.9	0.01183	mg/L	0.001364	0.05915	mg/L	0.006819	11.53%
Be 313.042†	21.1	0.00005	mg/L	0.000024	0.00026	mg/L	0.000118	45.71%
Ca 317.933†	102136.8	9.528	mg/L	0.2741	47.64	mg/L	1.371	2.88%
Cd 228.802†	-4.0	-0.00021	mg/L	0.000034	-0.00104	mg/L	0.000168	16.13%
Co 228.616†	20.5	0.00093	mg/L	0.000433	0.00464	mg/L	0.002165	46.70%
Cr 267.716†	8.7	0.00097	mg/L	0.000383	0.00485	mg/L	0.001916	39.47%
Cu 324.752†	-281.4	-0.00088	mg/L	0.000142	-0.00440	mg/L	0.000710	16.13%
Fe 273.955†	2935.8	5.533	mg/L	0.2063	27.67	mg/L	1.031	3.73%
K 766.490†	841.0	0.7254	mg/L	0.03866	3.627	mg/L	0.1933	5.33%
Mg 279.077†	3967.1	5.634	mg/L	0.2197	28.17	mg/L	1.098	3.90%
Mn 257.610†	7400.7	0.5367	mg/L	0.02055	2.683	mg/L	0.1027	3.83%
Mo 202.031†	12.1	0.00171	mg/L	0.000104	0.00855	mg/L	0.000521	6.10%
Na 589.592†	397531.5	96.28	mg/L	2.942	481.4	mg/L	14.71	3.06%
Na 330.237†	2121.1	92.38	mg/L	2.996	461.9	mg/L	14.98	3.24%
Ni 231.604†	-1.7	-0.00188	mg/L	0.001361	-0.00940	mg/L	0.006807	72.43%
Pb 220.353†	3.6	0.00078	mg/L	0.000779	0.00392	mg/L	0.003896	99.27%
Sb 206.836†	1.2	0.00102	mg/L	0.003924	0.00511	mg/L	0.019620	383.80%
Se 196.026†	-6.2	-0.00904	mg/L	0.004111	-0.04521	mg/L	0.020557	45.47%
Si 288.158†	4591.7	5.167	mg/L	0.2050	25.83	mg/L	1.025	3.97%
Sn 189.927†	-10.9	-0.00430	mg/L	0.000934	-0.02150	mg/L	0.004670	21.72%
Sr 421.552†	37580.7	0.07016	mg/L	0.002228	0.3508	mg/L	0.01114	3.18%
Ti 334.903†	29.2	0.00170	mg/L	0.000584	0.00851	mg/L	0.002922	34.35%
Tl 190.801†	-0.1	-0.00012	mg/L	0.001128	-0.00062	mg/L	0.005641	912.16%
V 292.402†	508.1	0.00292	mg/L	0.000178	0.01460	mg/L	0.000892	6.11%
Zn 206.200†	-1.4	-0.00447	mg/L	0.007230	-0.02233	mg/L	0.036150	161.92%

Sequence No.: 18
Sample ID: JZ32 GDUP WMN
Analyst: BLW
Initial Sample Wt:
Dilution: 10X

Autosampler Location: 36
Date Collected: 10/10/2006 2:26:53 PM
Data Type: Original
Initial Sample Vol:
Sample Prep Vol:

Nebulizer Parameters: JZ32 GDUP WMN

Analyte	Back Pressure	Flow
All	178.0 kPa	0.50 L/min

rem

Mean Data: JZ32 GDUP WMN

Analyte	Mean Corrected Intensity	Calib Conc.	Calib Units	Std.Dev.	Sample Conc.	Sample Units	Std.Dev.	RSD
ScA 357.253	919013.2	94.68	%	0.328				0.35%
ScR 361.383	110736.1	100.5	%	0.41				0.41%
Ag 328.068†	-130.1	-0.00008	mg/L	0.000071	-0.00085	mg/L	0.000708	83.44%
Al 308.215†	5.6	0.00522	mg/L	0.001932	0.05224	mg/L	0.019322	36.99%
As 188.979†	14.3	0.02915	mg/L	0.000920	0.2915	mg/L	0.00920	3.15%
B 249.677†	255.6	0.1341	mg/L	0.00088	1.341	mg/L	0.0088	0.66%
Ba 233.527†	9.6	0.00577	mg/L	0.000234	0.05767	mg/L	0.002336	4.05%
Be 313.042†	68.3	0.00016	mg/L	0.000022	0.00163	mg/L	0.000216	13.24%
Ca 317.933†	517.6	0.04829	mg/L	0.000636	0.4829	mg/L	0.00636	1.32%
Cd 228.802†	-0.4	-0.00006	mg/L	0.000120	-0.00063	mg/L	0.001201	190.47%
Co 228.616†	387.9	0.01919	mg/L	0.000239	0.1919	mg/L	0.00239	1.24%
Cr 267.716†	12.1	0.00359	mg/L	0.001402	0.03587	mg/L	0.014024	39.10%
Cu 324.752†	-114.0	0.00047	mg/L	0.000344	0.00469	mg/L	0.003436	73.24%
Fe 273.955†	5653.5	10.66	mg/L	0.046	106.6	mg/L	0.46	0.43%
K 766.490†	1599.2	1.379	mg/L	0.0332	13.79	mg/L	0.332	2.41%
Mg 279.077†	19.0	0.01961	mg/L	0.002685	0.1961	mg/L	0.02685	13.69%
Mn 257.610†	8.7	0.00063	mg/L	0.000133	0.00632	mg/L	0.001332	21.06%
Mo 202.031†	219.9	0.03334	mg/L	0.000576	0.3334	mg/L	0.00576	1.73%
Na 589.592†	2930978.9	709.9	mg/L	6.87	7099	mg/L	68.7	0.97%
Na 330.237†	15876.1	692.2	mg/L	3.37	6922	mg/L	33.7	0.49%
Ni 231.604†	1.2	0.00138	mg/L	0.002041	0.01375	mg/L	0.020408	148.38%
Pb 220.353†	5.8	0.00127	mg/L	0.000252	0.01267	mg/L	0.002517	19.87%
Sb 206.836†	1.2	0.00060	mg/L	0.002696	0.00604	mg/L	0.026961	446.56%
Se 196.026†	4.8	0.00833	mg/L	0.001078	0.08333	mg/L	0.010775	12.93%
Si 288.158†	4799.8	5.401	mg/L	0.2434	54.01	mg/L	2.434	4.51%
Sn 189.927†	-1.6	-0.00073	mg/L	0.001870	-0.00727	mg/L	0.018699	257.20%
Sr 421.552†	1100.5	0.00205	mg/L	0.000020	0.02055	mg/L	0.000195	0.95%
Ti 334.903†	567.7	0.03306	mg/L	0.000930	0.3306	mg/L	0.00930	2.81%
Tl 190.801†	1.7	0.00269	mg/L	0.002755	0.02694	mg/L	0.027546	102.26%
V 292.402†	2047.6	0.01141	mg/L	0.000092	0.1141	mg/L	0.00092	0.81%
Zn 206.200†	-0.4	-0.00151	mg/L	0.003721	-0.01509	mg/L	0.037206	246.59%

Sequence No.: 19
Sample ID: JZ32 G WMN
Analyst: BLW
Initial Sample Wt:
Dilution: 10X

Autosampler Location: 37
Date Collected: 10/10/2006 2:33:37 PM
Data Type: Original
Initial Sample Vol:
Sample Prep Vol:

Nebulizer Parameters: JZ32 G WMN

Analyte	Back Pressure	Flow
All	178.0 kPa	0.50 L/min

Mean Data: JZ32 G WMN

Analyte	Mean Corrected Intensity	Calib Conc.	Calib Units	Std.Dev.	Sample Conc.	Sample Units	Std.Dev.	RSD
ScA 357.253	924111.9	95.21	%	0.726				0.76%
ScR 361.383	112104.9	101.7	%	0.61				0.60%
Ag 328.068†	-127.9	-0.00007	mg/L	0.000128	-0.00066	mg/L	0.001280	194.81%
Al 308.215†	9.2	0.00899	mg/L	0.003664	0.08990	mg/L	0.036637	40.75%
As 188.979†	11.1	0.02266	mg/L	0.001024	0.2266	mg/L	0.01024	4.52%
B 249.677†	277.4	0.1455	mg/L	0.00281	1.455	mg/L	0.0281	1.93%
Ba 233.527†	8.4	0.00497	mg/L	0.000426	0.04967	mg/L	0.004256	8.57%
Be 313.042†	98.5	0.00024	mg/L	0.000039	0.00241	mg/L	0.000389	16.12%
Ca 317.933†	534.6	0.04987	mg/L	0.000843	0.4987	mg/L	0.00843	1.69%
Cd 228.802†	2.1	0.00007	mg/L	0.000070	0.00069	mg/L	0.000703	101.40%
Co 228.616†	397.3	0.01966	mg/L	0.000239	0.1966	mg/L	0.00239	1.22%
Cr 267.716†	6.7	0.00230	mg/L	0.001180	0.02304	mg/L	0.011798	51.21%
Cu 324.752†	-181.0	0.00016	mg/L	0.000179	0.00155	mg/L	0.001790	115.16%
Fe 273.955†	5747.1	10.83	mg/L	0.062	108.3	mg/L	0.62	0.58%
K 766.490†	1509.4	1.302	mg/L	0.0199	13.02	mg/L	0.199	1.52%
Mg 279.077†	13.8	0.01210	mg/L	0.013483	0.1210	mg/L	0.13483	111.47%
Mn 257.610†	10.9	0.00079	mg/L	0.000221	0.00787	mg/L	0.002212	28.10%
Mo 202.031†	218.1	0.03307	mg/L	0.000551	0.3307	mg/L	0.00551	1.67%
Na 589.592†	2936706.8	711.3	mg/L	5.98	7113	mg/L	59.8	0.84%
Na 330.237†	15904.5	693.4	mg/L	1.10	6934	mg/L	11.0	0.16%
Ni 231.604†	1.2	0.00131	mg/L	0.001651	0.01315	mg/L	0.016513	125.58%
Pb 220.353†	8.7	0.00188	mg/L	0.000660	0.01879	mg/L	0.006601	35.12%
Sb 206.836†	0.9	0.00021	mg/L	0.001883	0.00206	mg/L	0.018831	912.16%
Se 196.026†	0.7	0.00227	mg/L	0.003368	0.02265	mg/L	0.033677	148.67%
Si 288.158†	5171.7	5.819	mg/L	0.2933	58.19	mg/L	2.933	5.04%
Sn 189.927†	-1.3	-0.00058	mg/L	0.002269	-0.00582	mg/L	0.022694	390.01%
Sr 421.552†	1115.1	0.00208	mg/L	0.000055	0.02082	mg/L	0.000547	2.63%
Ti 334.903†	564.4	0.03286	mg/L	0.000937	0.3286	mg/L	0.00937	2.85%
Tl 190.801†	0.9	0.00144	mg/L	0.001516	0.01442	mg/L	0.015156	105.12%
V 292.402†	2331.1	0.01298	mg/L	0.000232	0.1298	mg/L	0.00232	1.79%
Zn 206.200†	-0.6	-0.00208	mg/L	0.002957	-0.02080	mg/L	0.029574	142.20%

Sequence No.: 20
Sample ID: JZ32 GSPK WMN
Analyst: BLW
Initial Sample Wt:
Dilution: 10X

Autosampler Location: 38
Date Collected: 10/10/2006 2:40:21 PM
Data Type: Original
Initial Sample Vol:
Sample Prep Vol:

Nebulizer Parameters: JZ32 GSPK WMN

Analyte	Back Pressure	Flow
All	178.0 kPa	0.50 L/min

Mean Data: JZ32 GSPK WMN

Analyte	Mean Corrected Intensity	Calib Conc.	Calib Units	Std.Dev.	Sample Conc.	Sample Units	Std.Dev.	RSD
ScA 357.253	917833.5	94.56	%	0.430				0.46%
ScR 361.383	110265.8	100.0	%	0.39				0.39%
Ag 328.068†	-92.7	0.00009	mg/L	0.000043	0.00090	mg/L	0.000435	48.52%
Al 308.215†	7.7	0.00744	mg/L	0.009423	0.07437	mg/L	0.094231	126.71%
As 188.979†	9.9	0.02011	mg/L	0.002526	0.2011	mg/L	0.02526	12.56%
B 249.677†	296.2	0.1554	mg/L	0.00250	1.554	mg/L	0.0250	1.61%
Ba 233.527†	7.5	0.00438	mg/L	0.000924	0.04385	mg/L	0.009240	21.07%
Be 313.042†	79.7	0.00019	mg/L	0.000013	0.00192	mg/L	0.000131	6.86%
Ca 317.933†	508.0	0.04739	mg/L	0.001305	0.4739	mg/L	0.01305	2.75%
Cd 228.802†	1.3	0.00004	mg/L	0.000061	0.00035	mg/L	0.000606	171.13%
Co 228.616†	396.6	0.01963	mg/L	0.000142	0.1963	mg/L	0.00142	0.72%
Cr 267.716†	11.8	0.00351	mg/L	0.000682	0.03514	mg/L	0.006824	19.42%
Cu 324.752†	-153.0	0.00028	mg/L	0.000083	0.00284	mg/L	0.000832	29.33%
Fe 273.955†	5694.2	10.73	mg/L	0.026	107.3	mg/L	0.26	0.24%
K 766.490†	1556.1	1.342	mg/L	0.0275	13.42	mg/L	0.275	2.05%
Mg 279.077†	16.7	0.01637	mg/L	0.010291	0.1637	mg/L	0.10291	62.86%
Mn 257.610†	8.5	0.00061	mg/L	0.000139	0.00613	mg/L	0.001391	22.71%
Mo 202.031†	218.1	0.03307	mg/L	0.000302	0.3307	mg/L	0.00302	0.91%
Na 589.592†	2998702.5	726.3	mg/L	1.39	7263	mg/L	13.9	0.19%
Na 330.237†	16015.2	698.2	mg/L	1.72	6982	mg/L	17.2	0.25%
Ni 231.604†	-1.1	-0.00123	mg/L	0.005343	-0.01226	mg/L	0.053426	435.78%
Pb 220.353†	6.8	0.00148	mg/L	0.001254	0.01480	mg/L	0.012535	84.69%
Sb 206.836†	-0.1	-0.00117	mg/L	0.001107	-0.01169	mg/L	0.011068	94.65%
Se 196.026†	0.2	0.00158	mg/L	0.003721	0.01578	mg/L	0.037212	235.87%
Si 288.158†	13768.3	15.49	mg/L	0.462	154.9	mg/L	4.62	2.98%
Sn 189.927†	-2.4	-0.00111	mg/L	0.001236	-0.01107	mg/L	0.012357	111.63%
Sr 421.552†	1163.7	0.00217	mg/L	0.000032	0.02173	mg/L	0.000321	1.48%
Ti 334.903†	569.6	0.03317	mg/L	0.000164	0.3317	mg/L	0.00164	0.49%
Tl 190.801†	-1.2	-0.00193	mg/L	0.004462	-0.01927	mg/L	0.044623	231.55%
V 292.402†	2263.4	0.01261	mg/L	0.000312	0.1261	mg/L	0.00312	2.47%
Zn 206.200†	-0.7	-0.00261	mg/L	0.002454	-0.02607	mg/L	0.024543	94.13%

Sequence No.: 21
Sample ID: JZ32 MB2SPK WMN
Analyst: BLW
Initial Sample Wt:
Dilution: 1X

Autosampler Location: 39
Date Collected: 10/10/2006 2:47:05 PM
Data Type: Original
Initial Sample Vol:
Sample Prep Vol:

Nebulizer Parameters: JZ32 MB2SPK WMN

Analyte	Back Pressure	Flow
All	177.0 kPa	0.50 L/min

Mean Data: JZ32 MB2SPK WMN

Analyte	Mean Corrected Intensity	Calib Conc.	Calib Units	Calib Std.Dev.	Sample Conc.	Sample Units	Sample Std.Dev.	RSD
ScA 357.253	1004929.7	103.5	%	0.05				0.04%
ScR 361.383	113196.9	102.7	%	0.29				0.28%
Ag 328.068†	0.4	0.00000	mg/L	0.000122	0.00000	mg/L	0.000122	>999.9%
Al 308.215†	2.3	0.00247	mg/L	0.010129	0.00247	mg/L	0.010129	410.16%
As 188.979†	-1.0	-0.00214	mg/L	0.004950	-0.00214	mg/L	0.004950	231.17%
B 249.677†	19.2	0.01008	mg/L	0.002155	0.01008	mg/L	0.002155	21.39%
Ba 233.527†	1.3	0.00090	mg/L	0.001823	0.00090	mg/L	0.001823	202.74%
Be 313.042†	8.1	0.00002	mg/L	0.000053	0.00002	mg/L	0.000053	250.70%
Ca 317.933†	107.7	0.01004	mg/L	0.002024	0.01004	mg/L	0.002024	20.15%
Cd 228.802†	-3.9	-0.00019	mg/L	0.000118	-0.00019	mg/L	0.000118	60.81%
Co 228.616†	1.3	0.00006	mg/L	0.000177	0.00006	mg/L	0.000177	272.40%
Cr 267.716†	-2.7	-0.00064	mg/L	0.001106	-0.00064	mg/L	0.001106	172.00%
Cu 324.752†	-376.0	-0.00186	mg/L	0.000239	-0.00186	mg/L	0.000239	12.82%
Fe 273.955†	1.1	0.00202	mg/L	0.000382	0.00202	mg/L	0.000382	18.86%
K 766.490†	9.8	0.00849	mg/L	0.014558	0.00849	mg/L	0.014558	171.56%
Mg 279.077†	5.3	0.00758	mg/L	0.006846	0.00758	mg/L	0.006846	90.32%
Mn 257.610†	-3.9	-0.00029	mg/L	0.000103	-0.00029	mg/L	0.000103	35.84%
Mo 202.031†	-1.8	-0.00028	mg/L	0.000213	-0.00028	mg/L	0.000213	76.81%
Na 589.592†	1296.7	0.3141	mg/L	0.01666	0.3141	mg/L	0.01666	5.31%
Na 330.237†	1.8	0.07830	mg/L	0.327543	0.07830	mg/L	0.327543	418.30%
Ni 231.604†	1.5	0.00171	mg/L	0.002107	0.00171	mg/L	0.002107	123.45%
Pb 220.353†	-7.6	-0.00163	mg/L	0.001191	-0.00163	mg/L	0.001191	73.19%
Sb 206.836†	0.2	0.00024	mg/L	0.001054	0.00024	mg/L	0.001054	431.44%
Se 196.026†	0.6	0.00083	mg/L	0.009555	0.00083	mg/L	0.009555	>999.9%
Si 288.158†	9173.4	10.32	mg/L	0.047	10.32	mg/L	0.047	0.45%
Sn 189.927†	4.0	0.00183	mg/L	0.000742	0.00183	mg/L	0.000742	40.65%
Sr 421.552†	-15.3	-0.00003	mg/L	0.000023	-0.00003	mg/L	0.000023	81.94%
Ti 334.903†	12.9	0.00075	mg/L	0.000266	0.00075	mg/L	0.000266	35.24%
Tl 190.801†	1.0	0.00169	mg/L	0.002195	0.00169	mg/L	0.002195	130.24%
V 292.402†	16.3	0.00009	mg/L	0.000098	0.00009	mg/L	0.000098	114.33%
Zn 206.200†	-0.1	-0.00034	mg/L	0.002061	-0.00034	mg/L	0.002061	609.95%

Sequence No.: 22
Sample ID: JZ82 MB2SPK WMN
Analyst: BLW
Initial Sample Wt:
Dilution: 1X

Autosampler Location: 40
Date Collected: 10/10/2006 2:53:28 PM
Data Type: Original
Initial Sample Vol:
Sample Prep Vol:

Nebulizer Parameters: JZ82 MB2SPK WMN

Analyte	Back Pressure	Flow
All	178.0 kPa	0.50 L/min

Mean Data: JZ82 MB2SPK WMN

Analyte	Mean Corrected Intensity	Calib Conc.	Calib Units	Calib Std.Dev.	Sample Conc.	Sample Units	Sample Std.Dev.	RSD
ScA 357.253	996232.1	102.6	%	0.61				0.60%
ScR 361.383	114595.1	104.0	%	0.63				0.61%
Ag 328.068†	-41.7	-0.00019	mg/L	0.000099	-0.00019	mg/L	0.000099	51.95%
Al 308.215†	10.0	0.01081	mg/L	0.011244	0.01081	mg/L	0.011244	104.00%
As 188.979†	-1.1	-0.00222	mg/L	0.001739	-0.00222	mg/L	0.001739	78.20%
B 249.677†	6.8	0.00355	mg/L	0.001803	0.00355	mg/L	0.001803	50.86%
Ba 233.527†	0.5	0.00032	mg/L	0.001451	0.00032	mg/L	0.001451	458.67%
Be 313.042†	7.7	0.00002	mg/L	0.000064	0.00002	mg/L	0.000064	314.54%
Ca 317.933†	4.3	0.00040	mg/L	0.001581	0.00040	mg/L	0.001581	394.35%
Cd 228.802†	-4.0	-0.00020	mg/L	0.000106	-0.00020	mg/L	0.000106	53.36%
Co 228.616†	1.2	0.00006	mg/L	0.000169	0.00006	mg/L	0.000169	279.35%
Cr 267.716†	-1.0	-0.00024	mg/L	0.000504	-0.00024	mg/L	0.000504	207.36%
Cu 324.752†	-357.4	-0.00177	mg/L	0.000205	-0.00177	mg/L	0.000205	11.60%
Fe 273.955†	-1.6	-0.00295	mg/L	0.002652	-0.00295	mg/L	0.002652	89.84%
K 766.490†	-17.1	-0.01477	mg/L	0.024349	-0.01477	mg/L	0.024349	164.87%
Mg 279.077†	2.9	0.00411	mg/L	0.004611	0.00411	mg/L	0.004611	112.20%
Mn 257.610†	-4.0	-0.00029	mg/L	0.000071	-0.00029	mg/L	0.000071	24.69%
Mo 202.031†	-3.0	-0.00045	mg/L	0.000177	-0.00045	mg/L	0.000177	39.13%
Na 589.592†	525.6	0.1273	mg/L	0.00128	0.1273	mg/L	0.00128	1.01%
Na 330.237†	2.0	0.08583	mg/L	0.542647	0.08583	mg/L	0.542647	632.23%
Ni 231.604†	-1.7	-0.00188	mg/L	0.002024	-0.00188	mg/L	0.002024	107.82%
Pb 220.353†	0.7	0.00015	mg/L	0.000813	0.00015	mg/L	0.000813	531.30%
Sb 206.836†	0.2	0.00030	mg/L	0.001871	0.00030	mg/L	0.001871	628.32%
Se 196.026†	1.5	0.00214	mg/L	0.010654	0.00214	mg/L	0.010654	498.22%
Si 288.158†	9211.4	10.36	mg/L	0.014	10.36	mg/L	0.014	0.13%
Sn 189.927†	5.2	0.00238	mg/L	0.001225	0.00238	mg/L	0.001225	51.54%
Sr 421.552†	8.3	0.00002	mg/L	0.000016	0.00002	mg/L	0.000016	106.27%
Ti 334.903†	14.1	0.00082	mg/L	0.000598	0.00082	mg/L	0.000598	72.74%
Tl 190.801†	3.2	0.00514	mg/L	0.004462	0.00514	mg/L	0.004462	86.85%
V 292.402†	-9.7	-0.00006	mg/L	0.000037	-0.00006	mg/L	0.000037	65.46%
Zn 206.200†	-0.3	-0.00089	mg/L	0.004582	-0.00089	mg/L	0.004582	515.54%

Sequence No.: 23
Sample ID: CV 3
Analyst: BLW
Initial Sample Wt:
Dilution: 1X

Autosampler Location: 7
Date Collected: 10/10/2006 2:59:51 PM
Data Type: Original
Initial Sample Vol:
Sample Prep Vol:

Nebulizer Parameters: CV

Analyte	Back Pressure	Flow
All	177.0 kPa	0.50 L/min

Mean Data: CV

Analyte	Mean Corrected Intensity	Calib Conc.	Calib Units	Std.Dev.	Sample Conc.	Sample Units	Std.Dev.	RSD
ScA 357.253	960036.9	98.91	%	0.430				0.44%
ScR 361.383	114159.1	103.6	%	2.07				1.99%
Ag 328.068†	215379.1	0.9820	mg/L	0.00061	0.9820	mg/L	0.00061	0.06%
Al 308.215†	1825.1	1.934	mg/L	0.0264	1.934	mg/L	0.0264	1.36%
As 188.979†	966.6	1.973	mg/L	0.0245	1.973	mg/L	0.0245	1.24%
B 249.677†	1819.8	0.9579	mg/L	0.01778	0.9579	mg/L	0.01778	1.86%
Ba 233.527†	1438.5	0.9793	mg/L	0.01708	0.9793	mg/L	0.01708	1.74%
Be 313.042†	371221.2	0.9834	mg/L	0.00936	0.9834	mg/L	0.00936	0.95%
Ca 317.933†	21403.4	1.997	mg/L	0.0399	1.997	mg/L	0.0399	2.00%
Cd 228.802†	20215.1	1.014	mg/L	0.0021	1.014	mg/L	0.0021	0.21%
Co 228.616†	19574.9	0.9787	mg/L	0.00196	0.9787	mg/L	0.00196	0.20%
Cr 267.716†	4028.0	0.9606	mg/L	0.01913	0.9606	mg/L	0.01913	1.99%
Cu 324.752†	213284.9	1.055	mg/L	0.0007	1.055	mg/L	0.0007	0.06%
Fe 273.955†	1082.5	2.038	mg/L	0.0268	2.038	mg/L	0.0268	1.31%
K 766.490†	22822.4	19.69	mg/L	0.509	19.69	mg/L	0.509	2.58%
Mg 279.077†	1390.3	1.980	mg/L	0.0460	1.980	mg/L	0.0460	2.32%
Mn 257.610†	13414.9	0.9735	mg/L	0.02000	0.9735	mg/L	0.02000	2.05%
Mo 202.031†	6414.7	0.9727	mg/L	0.00807	0.9727	mg/L	0.00807	0.83%
Na 589.592†	219721.6	53.22	mg/L	0.982	53.22	mg/L	0.982	1.85%
Na 330.237†	1170.3	51.00	mg/L	0.924	51.00	mg/L	0.924	1.81%
Ni 231.604†	871.3	0.9879	mg/L	0.01647	0.9879	mg/L	0.01647	1.67%
Pb 220.353†	9362.7	2.009	mg/L	0.0076	2.009	mg/L	0.0076	0.38%
Sb 206.836†	1526.4	2.141	mg/L	0.0232	2.141	mg/L	0.0232	1.08%
Se 196.026†	1344.2	1.972	mg/L	0.0210	1.972	mg/L	0.0210	1.07%
Si 288.158†	1830.3	2.061	mg/L	0.0402	2.061	mg/L	0.0402	1.95%
Sn 189.927†	2052.1	0.9438	mg/L	0.01078	0.9438	mg/L	0.01078	1.14%
Sr 421.552†	527518.1	0.9849	mg/L	0.01281	0.9849	mg/L	0.01281	1.30%
Ti 334.903†	16987.5	0.9890	mg/L	0.02045	0.9890	mg/L	0.02045	2.07%
Tl 190.801†	1203.7	1.947	mg/L	0.0156	1.947	mg/L	0.0156	0.80%
V 292.402†	177883.5	0.9958	mg/L	0.00064	0.9958	mg/L	0.00064	0.06%
Zn 206.200†	317.4	1.008	mg/L	0.0247	1.008	mg/L	0.0247	2.45%

Sequence No.: 24
Sample ID: CB 3
Analyst: BLW
Initial Sample Wt:
Dilution: 1X

Autosampler Location: 1
Date Collected: 10/10/2006 3:06:16 PM
Data Type: Original
Initial Sample Vol:
Sample Prep Vol:

Nebulizer Parameters: CB

Analyte	Back Pressure	Flow
All	178.0 kPa	0.50 L/min

Mean Data: CB

Analyte	Mean Corrected Intensity	Calib Conc.	Calib Units	Std.Dev.	Sample Conc.	Sample Units	Std.Dev.	RSD
ScA 357.253	977327.9	100.7	%	1.04				1.03%
ScR 361.383	112250.5	101.8	%	0.41				0.40%
Ag 328.068†	-1.2	-0.00001	mg/L	0.000018	-0.00001	mg/L	0.000018	329.06%
Al 308.215†	-4.6	-0.00497	mg/L	0.005324	-0.00497	mg/L	0.005324	107.03%
As 188.979†	0.8	0.00174	mg/L	0.007777	0.00174	mg/L	0.007777	448.00%
B 249.677†	15.0	0.00787	mg/L	0.001197	0.00787	mg/L	0.001197	15.20%
Ba 233.527†	4.1	0.00277	mg/L	0.000179	0.00277	mg/L	0.000179	6.47%
Be 313.042†	28.2	0.00007	mg/L	0.000013	0.00007	mg/L	0.000013	17.43%
Ca 317.933†	-5.2	-0.00049	mg/L	0.001066	-0.00049	mg/L	0.001066	219.01%
Cd 228.802†	-3.9	-0.00020	mg/L	0.000108	-0.00020	mg/L	0.000108	53.78%
Co 228.616†	3.7	0.00018	mg/L	0.000172	0.00018	mg/L	0.000172	93.03%
Cr 267.716†	3.5	0.00085	mg/L	0.000984	0.00085	mg/L	0.000984	116.46%
Cu 324.752†	-217.9	-0.00108	mg/L	0.000278	-0.00108	mg/L	0.000278	25.81%
Fe 273.955†	1.4	0.00257	mg/L	0.002377	0.00257	mg/L	0.002377	92.59%
K 766.490†	59.5	0.05130	mg/L	0.042107	0.05130	mg/L	0.042107	82.08%
Mg 279.077†	3.7	0.00525	mg/L	0.006502	0.00525	mg/L	0.006502	123.75%
Mn 257.610†	-0.2	-0.00002	mg/L	0.000099	-0.00002	mg/L	0.000099	621.84%
Mo 202.031†	0.5	0.00007	mg/L	0.000082	0.00007	mg/L	0.000082	119.87%
Na 589.592†	581.4	0.1408	mg/L	0.00697	0.1408	mg/L	0.00697	4.95%
Na 330.237†	1.4	0.06188	mg/L	0.061402	0.06188	mg/L	0.061402	99.23%
Ni 231.604†	0.3	0.00034	mg/L	0.003262	0.00034	mg/L	0.003262	959.07%
Pb 220.353†	-0.9	-0.00019	mg/L	0.000453	-0.00019	mg/L	0.000453	237.14%
Sb 206.836†	-1.3	-0.00185	mg/L	0.002241	-0.00185	mg/L	0.002241	121.12%
Se 196.026†	-3.5	-0.00515	mg/L	0.006461	-0.00515	mg/L	0.006461	125.48%
Si 288.158†	11.9	0.01342	mg/L	0.006723	0.01342	mg/L	0.006723	50.08%
Sn 189.927†	1.0	0.00045	mg/L	0.000733	0.00045	mg/L	0.000733	162.72%
Sr 421.552†	-25.7	-0.00005	mg/L	0.000053	-0.00005	mg/L	0.000053	109.77%
Ti 334.903†	-11.1	-0.00065	mg/L	0.000320	-0.00065	mg/L	0.000320	49.54%
Tl 190.801†	2.1	0.00341	mg/L	0.004037	0.00341	mg/L	0.004037	118.30%
V 292.402†	-6.9	-0.00003	mg/L	0.000143	-0.00003	mg/L	0.000143	443.30%
Zn 206.200†	-0.7	-0.00233	mg/L	0.001652	-0.00233	mg/L	0.001652	70.77%

Analysis Begun

Start Time: 10/10/2006 3:11:15 PM
Logged In Analyst: metals
Spectrometer Model: Optima 4300 DV, S/N 077N0060101
Plasma On Time: 10/10/2006 9:52:51 AM
Technique: ICP Continuous
Autosampler Model: AS-93plus

Sample Information File: C:\pe\Administrator\Sample Information\1010B.sif
Batch ID:
Results Data Set: PE061010
Results Library: C:\pe\Administrator\Results\Results.mdb

Sequence No.: 1
Sample ID: JZ50 MB TWC
Analyst: BLW
Initial Sample Wt:
Dilution: 1X
Autosampler Location: 41
Date Collected: 10/10/2006 3:11:15 PM
Data Type: Original
Initial Sample Vol:
Sample Prep Vol:

Nebulizer Parameters: JZ50 MB TWC

Analyte	Back Pressure	Flow
All	178.0 kPa	0.50 L/min

DLL

Mean Data: JZ50 MB TWC

Analyte	Mean Corrected Intensity	Calib Conc.	Calib Units	Std.Dev.	Sample Conc.	Sample Units	Std.Dev.	RSD
ScA 357.253	984890.9	101.5	%	0.86				0.85%
ScR 361.383	111434.4	101.1	%	0.64				0.63%
Ag 328.068†	4.6	0.00002	mg/L	0.000104	0.00002	mg/L	0.000104	478.97%
Al 308.215†	19.7	0.02128	mg/L	0.006883	0.02128	mg/L	0.006883	32.35%
As 188.979†	0.1	0.00017	mg/L	0.003272	0.00017	mg/L	0.003272	>999.9%
B 249.677†	7.4	0.00386	mg/L	0.000351	0.00386	mg/L	0.000351	9.08%
Ba 233.527†	1.6	0.00109	mg/L	0.000835	0.00109	mg/L	0.000835	76.45%
Be 313.042†	13.1	0.00003	mg/L	0.000034	0.00003	mg/L	0.000034	97.10%
Ca 317.933†	301.6	0.02813	mg/L	0.001944	0.02813	mg/L	0.001944	6.91%
Cd 228.802†	-2.2	-0.00011	mg/L	0.000049	-0.00011	mg/L	0.000049	44.25%
Co 228.616†	2.3	0.00011	mg/L	0.000243	0.00011	mg/L	0.000243	212.72%
Cr 267.716†	-1.8	-0.00043	mg/L	0.000123	-0.00043	mg/L	0.000123	28.89%
Cu 324.752†	-258.7	-0.00128	mg/L	0.000168	-0.00128	mg/L	0.000168	13.15%
Fe 273.955†	11.0	0.02073	mg/L	0.003264	0.02073	mg/L	0.003264	15.75%
K 766.490†	27.0	0.02329	mg/L	0.020225	0.02329	mg/L	0.020225	86.85%
Mg 279.077†	2.9	0.00407	mg/L	0.010030	0.00407	mg/L	0.010030	246.36%
Mn 257.610†	3.2	0.00023	mg/L	0.000134	0.00023	mg/L	0.000134	58.40%
Mo 202.031†	-0.6	-0.00009	mg/L	0.000312	-0.00009	mg/L	0.000312	352.78%
Na 589.592†	360.8	0.08738	mg/L	0.005046	0.08738	mg/L	0.005046	5.78%
Na 330.237†	12.8	0.5534	mg/L	0.18536	0.5534	mg/L	0.18536	33.50%
Ni 231.604†	0.1	0.00007	mg/L	0.003711	0.00007	mg/L	0.003711	>999.9%
Pb 220.353†	-1.5	-0.00031	mg/L	0.000681	-0.00031	mg/L	0.000681	217.50%
Sb 206.836†	-0.4	-0.00049	mg/L	0.001925	-0.00049	mg/L	0.001925	394.64%
Se 196.026†	-0.3	-0.00037	mg/L	0.005401	-0.00037	mg/L	0.005401	>999.9%
Si 288.158†	22.2	0.02495	mg/L	0.001636	0.02495	mg/L	0.001636	6.56%
Sn 189.927†	1.5	0.00069	mg/L	0.002093	0.00069	mg/L	0.002093	303.07%
Sr 421.552†	43.3	0.00008	mg/L	0.000096	0.00008	mg/L	0.000096	118.66%
Ti 334.903†	12.5	0.00073	mg/L	0.000482	0.00073	mg/L	0.000482	66.11%
Tl 190.801†	1.8	0.00287	mg/L	0.000953	0.00287	mg/L	0.000953	33.25%
V 292.402†	-0.7	-0.00001	mg/L	0.000167	-0.00001	mg/L	0.000167	>999.9%
Zn 206.200†	3.7	0.01161	mg/L	0.007825	0.01161	mg/L	0.007825	67.40%

Sequence No.: 2
Sample ID: JZ32 B TWC
Analyst: BLW
Initial Sample Wt:
Dilution: 2X

Autosampler Location: 42
Date Collected: 10/10/2006 3:17:37 PM
Data Type: Original
Initial Sample Vol:
Sample Prep Vol:

Nebulizer Parameters: JZ32 B TWC

Analyte	Back Pressure	Flow
All	178.0 kPa	0.50 L/min

Mean Data: JZ32 B TWC

Analyte	Mean Corrected Intensity	Calib Conc.	Calib Units	Std.Dev.	Sample Conc.	Sample Units	Std.Dev.	RSD
ScA 357.253	827892.7	85.30	%	0.941				1.10%
ScR 361.383	105399.4	95.63	%	0.736				0.77%
Ag 328.068†	-612.8	0.00008	mg/L	0.000087	0.00017	mg/L	0.000173	103.73%
Al 308.215†	68.9	0.05450	mg/L	0.001430	0.1090	mg/L	0.00286	2.62%
As 188.979†	45.5	0.09234	mg/L	0.003786	0.1847	mg/L	0.00757	4.10%
B 249.677†	1324.6	0.6952	mg/L	0.01086	1.390	mg/L	0.0217	1.56%
Ba 233.527†	38.0	0.02163	mg/L	0.002384	0.04326	mg/L	0.004768	11.02%
Be 313.042†	1066.2	0.00136	mg/L	0.000056	0.00272	mg/L	0.000112	4.12%
Ca 317.933†	2844.6	0.2654	mg/L	0.00304	0.5307	mg/L	0.00608	1.14%
Cd 228.802†	15.4	0.00063	mg/L	0.000074	0.00127	mg/L	0.000148	11.64%
Co 228.616†	1912.2	0.09459	mg/L	0.001509	0.1892	mg/L	0.00302	1.59%
Cr 267.716†	196.8	0.05040	mg/L	0.000258	0.1008	mg/L	0.00052	0.51%
Cu 324.752†	569.9	0.00810	mg/L	0.000157	0.01619	mg/L	0.000314	1.94%
Fe 273.955†	29020.2	54.69	mg/L	0.371	109.4	mg/L	0.74	0.68%
K 766.490†	8107.1	6.993	mg/L	0.0797	13.99	mg/L	0.159	1.14%
Mg 279.077†	93.1	0.09484	mg/L	0.005266	0.1897	mg/L	0.01053	5.55%
Mn 257.610†	224.8	0.01630	mg/L	0.000035	0.03261	mg/L	0.000071	0.22%
Mo 202.031†	1363.8	0.2068	mg/L	0.00298	0.4136	mg/L	0.00597	1.44%
Na 589.592†	Saturated2							
Na 330.237†	78054.4	3403	mg/L	7.8	6806	mg/L	15.6	0.23%
Ni 231.604†	30.2	0.03419	mg/L	0.001044	0.06838	mg/L	0.002087	3.05%
Pb 220.353†	27.6	0.00609	mg/L	0.000603	0.01218	mg/L	0.001205	9.90%
Sb 206.836†	4.6	0.00348	mg/L	0.001140	0.00696	mg/L	0.002279	32.74%
Se 196.026†	-3.1	0.00191	mg/L	0.006883	0.00382	mg/L	0.013765	360.03%
Si 288.158†	10596.7	11.92	mg/L	0.895	23.85	mg/L	1.790	7.51%
Sn 189.927†	-2.4	-0.00109	mg/L	0.002017	-0.00217	mg/L	0.004033	185.59%
Sr 421.552†	5833.4	0.01089	mg/L	0.000031	0.02178	mg/L	0.000061	0.28%
Ti 334.903†	2997.3	0.1745	mg/L	0.00136	0.3490	mg/L	0.00271	0.78%
Tl 190.801†	2.2	0.00165	mg/L	0.004501	0.00330	mg/L	0.009002	273.15%
V 292.402†	168614.1	0.9375	mg/L	0.00669	1.875	mg/L	0.0134	0.71%
Zn 206.200†	0.7	0.00070	mg/L	0.005401	0.00140	mg/L	0.010801	771.19%

Sequence No.: 3
Sample ID: JZ32 ADUP TWC
Analyst: BLW
Initial Sample Wt:
Dilution: 2X

Autosampler Location: 43
Date Collected: 10/10/2006 3:24:00 PM
Data Type: Original
Initial Sample Vol:
Sample Prep Vol:

Nebulizer Parameters: JZ32 ADUP TWC

Analyte	Back Pressure	Flow
All	180.0 kPa	0.50 L/min

Mean Data: JZ32 ADUP TWC

Analyte	Mean Corrected Intensity	Calib Conc.	Calib Units	Std.Dev.	Sample Conc.	Sample Units	Std.Dev.	RSD
ScA 357.253	824690.3	84.97	%	0.941				1.11%
ScR 361.383	107702.2	97.72	%	0.376				0.39%
Ag 328.068†	-646.8	-0.00008	mg/L	0.000104	-0.00016	mg/L	0.000208	131.31%
Al 308.215†	61.1	0.04685	mg/L	0.010865	0.09370	mg/L	0.021731	23.19%
As 188.979†	45.2	0.09192	mg/L	0.002809	0.1838	mg/L	0.00562	3.06%
B 249.677†	1596.9	0.8380	mg/L	0.04128	1.676	mg/L	0.0826	4.93%
Ba 233.527†	36.2	0.02039	mg/L	0.002052	0.04078	mg/L	0.004104	10.06%
Be 313.042†	1047.5	0.00138	mg/L	0.000073	0.00277	mg/L	0.000145	5.24%
Ca 317.933†	2695.3	0.2514	mg/L	0.00094	0.5029	mg/L	0.00188	0.37%
Cd 228.802†	14.8	0.00060	mg/L	0.000173	0.00120	mg/L	0.000345	28.73%
Co 228.616†	1731.0	0.08551	mg/L	0.000584	0.1710	mg/L	0.00117	0.68%
Cr 267.716†	184.1	0.04739	mg/L	0.000239	0.09477	mg/L	0.000479	0.51%
Cu 324.752†	-91.1	0.00484	mg/L	0.000171	0.00968	mg/L	0.000342	3.53%
Fe 273.955†	29091.8	54.83	mg/L	0.109	109.7	mg/L	0.22	0.20%
K 766.490†	8541.3	7.368	mg/L	0.0923	14.74	mg/L	0.185	1.25%
Mg 279.077†	91.9	0.09298	mg/L	0.008915	0.1860	mg/L	0.01783	9.59%
Mn 257.610†	216.8	0.01572	mg/L	0.000174	0.03145	mg/L	0.000348	1.10%
Mo 202.031†	1336.9	0.2027	mg/L	0.00097	0.4055	mg/L	0.00194	0.48%
Na 589.592†	Saturated2							
Na 330.237†	80866.9	3526	mg/L	9.2	7051	mg/L	18.3	0.26%
Ni 231.604†	19.1	0.02162	mg/L	0.006961	0.04323	mg/L	0.013923	32.21%
Pb 220.353†	19.8	0.00441	mg/L	0.000701	0.00882	mg/L	0.001402	15.90%
Sb 206.836†	5.0	0.00391	mg/L	0.004274	0.00783	mg/L	0.008548	109.21%
Se 196.026†	-7.6	-0.00460	mg/L	0.006534	-0.00921	mg/L	0.013068	141.92%
Si 288.158†	17802.3	20.03	mg/L	1.279	40.06	mg/L	2.558	6.38%
Sn 189.927†	-5.7	-0.00261	mg/L	0.002656	-0.00522	mg/L	0.005311	101.66%
Sr 421.552†	5927.3	0.01107	mg/L	0.000042	0.02213	mg/L	0.000084	0.38%
Ti 334.903†	3045.4	0.1773	mg/L	0.00045	0.3546	mg/L	0.00089	0.25%
Tl 190.801†	-0.0	-0.00184	mg/L	0.001935	-0.00368	mg/L	0.003870	105.15%
V 292.402†	160297.9	0.8913	mg/L	0.01331	1.783	mg/L	0.0266	1.49%
Zn 206.200†	0.9	0.00114	mg/L	0.003952	0.00227	mg/L	0.007904	347.74%

Sequence No.: 4
Sample ID: JZ83 K WMN
Analyst: BLW
Initial Sample Wt:
Dilution: 5X

Autosampler Location: 44
Date Collected: 10/10/2006 3:30:23 PM
Data Type: Original
Initial Sample Vol:
Sample Prep Vol:

Nebulizer Parameters: JZ83 K WMN

Analyte	Back Pressure	Flow
All	179.0 kPa	0.50 L/min

rerun

Mean Data: JZ83 K WMN

Analyte	Mean Corrected Intensity	Calib Conc.	Calib Units	Std.Dev.	Sample Conc.	Sample Units	Std.Dev.	RSD
ScA 357.253	983494.3	101.3	%	0.54				0.53%
ScR 361.383	112778.3	102.3	%	0.74				0.72%
Ag 328.068†	-1.9	-0.00001	mg/L	0.000105	-0.00004	mg/L	0.000527	>999.9%
Al 308.215†	5.4	0.00576	mg/L	0.003767	0.02882	mg/L	0.018836	65.35%
As 188.979†	-0.3	-0.00081	mg/L	0.004660	-0.00407	mg/L	0.023299	572.12%
B 249.677†	482.3	0.2530	mg/L	0.01602	1.265	mg/L	0.0801	6.33%
Ba 233.527†	7.2	0.00489	mg/L	0.000711	0.02447	mg/L	0.003555	14.53%
Be 313.042†	14.2	0.00004	mg/L	0.000042	0.00018	mg/L	0.000209	113.24%
Ca 317.933†	32341.7	3.017	mg/L	0.0464	15.08	mg/L	0.232	1.54%
Cd 228.802†	-4.3	-0.00021	mg/L	0.000156	-0.00107	mg/L	0.000778	72.45%
Co 228.616†	1.6	0.00008	mg/L	0.000057	0.00039	mg/L	0.000285	73.58%
Cr 267.716†	3.1	0.00058	mg/L	0.000495	0.00290	mg/L	0.002474	85.20%
Cu 324.752†	-176.1	-0.00087	mg/L	0.000083	-0.00437	mg/L	0.000415	9.50%
Fe 273.955†	14.9	0.02816	mg/L	0.003369	0.1408	mg/L	0.01684	11.96%
K 766.490†	357.8	0.3087	mg/L	0.03277	1.543	mg/L	0.1638	10.62%
Mg 279.077†	589.6	0.8379	mg/L	0.02273	4.190	mg/L	0.1136	2.71%
Mn 257.610†	11.7	0.00081	mg/L	0.000255	0.00405	mg/L	0.001273	31.40%
Mo 202.031†	1.9	0.00027	mg/L	0.000137	0.00136	mg/L	0.000684	50.17%
Na 589.592†	24239.0	5.871	mg/L	0.2025	29.35	mg/L	1.012	3.45%
Na 330.237†	110.5	4.787	mg/L	0.3388	23.94	mg/L	1.694	7.08%
Ni 231.604†	1.8	0.00202	mg/L	0.000945	0.01008	mg/L	0.004725	46.87%
Pb 220.353†	-2.5	-0.00053	mg/L	0.001127	-0.00264	mg/L	0.005635	213.80%
Sb 206.836†	-1.2	-0.00166	mg/L	0.002041	-0.00829	mg/L	0.010203	123.09%
Se 196.026†	-1.7	-0.00251	mg/L	0.007720	-0.01253	mg/L	0.038599	308.06%
Si 288.158†	4628.6	5.208	mg/L	0.3292	26.04	mg/L	1.646	6.32%
Sn 189.927†	-3.2	-0.00126	mg/L	0.000282	-0.00632	mg/L	0.001412	22.36%
Sr 421.552†	9058.7	0.01691	mg/L	0.000246	0.08456	mg/L	0.001231	1.46%
Ti 334.903†	-4.3	-0.00025	mg/L	0.001631	-0.00126	mg/L	0.008154	645.05%
Tl 190.801†	-0.3	-0.00052	mg/L	0.001164	-0.00258	mg/L	0.005821	225.35%
V 292.402†	76.3	0.00043	mg/L	0.000069	0.00215	mg/L	0.000346	16.09%
Zn 206.200†	-0.4	-0.00107	mg/L	0.003365	-0.00537	mg/L	0.016826	313.44%

Sequence No.: 5
Sample ID: JZ82 DDUP WMN
Analyst: BLW
Initial Sample Wt:
Dilution: 5X

Autosampler Location: 45
Date Collected: 10/10/2006 3:36:48 PM
Data Type: Original
Initial Sample Vol:
Sample Prep Vol:

Nebulizer Parameters: JZ82 DDUP WMN

Analyte	Back Pressure	Flow
All	178.0 kPa	0.50 L/min

Mean Data: JZ82 DDUP WMN

Analyte	Mean Corrected Intensity	Calib Conc.	Calib Units	Calib Std.Dev.	Sample Conc.	Sample Units	Sample Std.Dev.	RSD
ScA 357.253	980410.2	101.0	%	0.50				0.49%
ScR 361.383	113916.1	103.4	%	1.02				0.99%
Ag 328.068†	-39.1	-0.00016	mg/L	0.000112	-0.00081	mg/L	0.000558	69.14%
Al 308.215†	2.3	0.00247	mg/L	0.007824	0.01235	mg/L	0.039121	316.81%
As 188.979†	-0.3	-0.00066	mg/L	0.001984	-0.00328	mg/L	0.009922	302.27%
B 249.677†	285.1	0.1495	mg/L	0.00387	0.7477	mg/L	0.01934	2.59%
Ba 233.527†	4.7	0.00314	mg/L	0.000907	0.01570	mg/L	0.004533	28.87%
Be 313.042†	-2.3	-0.00001	mg/L	0.000047	-0.00003	mg/L	0.000235	777.45%
Ca 317.933†	36793.6	3.432	mg/L	0.0832	17.16	mg/L	0.416	2.42%
Cd 228.802†	-3.0	-0.00015	mg/L	0.000152	-0.00075	mg/L	0.000762	101.03%
Co 228.616†	4.4	0.00020	mg/L	0.000441	0.00102	mg/L	0.002206	215.31%
Cr 267.716†	3.3	0.00043	mg/L	0.000022	0.00214	mg/L	0.000112	5.22%
Cu 324.752†	-295.2	-0.00138	mg/L	0.000043	-0.00688	mg/L	0.000213	3.10%
Fe 273.955†	509.6	0.9604	mg/L	0.02364	4.802	mg/L	0.1182	2.46%
K 766.490†	447.1	0.3856	mg/L	0.00812	1.928	mg/L	0.0406	2.11%
Mg 279.077†	1148.3	1.631	mg/L	0.0436	8.156	mg/L	0.2180	2.67%
Mn 257.610†	2488.1	0.1804	mg/L	0.00515	0.9022	mg/L	0.02576	2.86%
Mo 202.031†	4.1	0.00058	mg/L	0.000128	0.00290	mg/L	0.000640	22.09%
Na 589.592†	17536.6	4.247	mg/L	0.0238	21.24	mg/L	0.119	0.56%
Na 330.237†	86.3	3.730	mg/L	0.2363	18.65	mg/L	1.181	6.33%
Ni 231.604†	-1.2	-0.00130	mg/L	0.003260	-0.00652	mg/L	0.016301	249.92%
Pb 220.353†	-0.2	-0.00003	mg/L	0.000476	-0.00017	mg/L	0.002380	>999.9%
Sb 206.836†	-0.2	-0.00038	mg/L	0.002503	-0.00191	mg/L	0.012513	655.50%
Se 196.026†	-4.3	-0.00634	mg/L	0.007572	-0.03170	mg/L	0.037862	119.43%
Si 288.158†	5056.2	5.689	mg/L	0.0355	28.45	mg/L	0.177	0.62%
Sn 189.927†	-2.9	-0.00110	mg/L	0.000681	-0.00551	mg/L	0.003405	61.76%
Sr 421.552†	8516.0	0.01590	mg/L	0.000318	0.07950	mg/L	0.001591	2.00%
Ti 334.903†	-9.0	-0.00053	mg/L	0.001101	-0.00263	mg/L	0.005505	209.55%
Tl 190.801†	1.7	0.00275	mg/L	0.001127	0.01373	mg/L	0.005637	41.05%
V 292.402†	-2.0	0.00002	mg/L	0.000082	0.00011	mg/L	0.000412	369.98%
Zn 206.200†	-1.2	-0.00366	mg/L	0.004169	-0.01830	mg/L	0.020844	113.88%

Sequence No.: 6
Sample ID: JZ82 D WMN
Analyst: BLW
Initial Sample Wt:
Dilution: 5X

Autosampler Location: 46
Date Collected: 10/10/2006 3:43:12 PM
Data Type: Original
Initial Sample Vol:
Sample Prep Vol:

Nebulizer Parameters: JZ82 D WMN

Analyte	Back Pressure	Flow
All	178.0 kPa	0.50 L/min

Mean Data: JZ82 D WMN

Analyte	Mean Corrected Intensity	Calib Conc.	Calib Units	Calib Std.Dev.	Sample Conc.	Sample Units	Sample Std.Dev.	RSD
ScA 357.253	996554.2	102.7	%	0.64				0.62%
ScR 361.383	114480.9	103.9	%	0.81				0.78%
Ag 328.068†	-21.8	-0.00008	mg/L	0.000118	-0.00041	mg/L	0.000590	142.22%
Al 308.215†	-5.0	-0.00536	mg/L	0.007114	-0.02680	mg/L	0.035569	132.71%
As 188.979†	-1.2	-0.00262	mg/L	0.000972	-0.01312	mg/L	0.004862	37.06%
B 249.677†	174.0	0.09126	mg/L	0.005591	0.4563	mg/L	0.02796	6.13%
Ba 233.527†	3.2	0.00211	mg/L	0.000470	0.01054	mg/L	0.002352	22.32%
Be 313.042†	22.5	0.00006	mg/L	0.000052	0.00030	mg/L	0.000258	86.55%
Ca 317.933†	36216.7	3.378	mg/L	0.0723	16.89	mg/L	0.362	2.14%
Cd 228.802†	-3.5	-0.00017	mg/L	0.000164	-0.00087	mg/L	0.000820	94.07%
Co 228.616†	5.2	0.00025	mg/L	0.000264	0.00123	mg/L	0.001321	107.72%
Cr 267.716†	3.0	0.00035	mg/L	0.000515	0.00177	mg/L	0.002574	145.59%
Cu 324.752†	-259.2	-0.00120	mg/L	0.000191	-0.00599	mg/L	0.000955	15.93%
Fe 273.955†	504.6	0.9510	mg/L	0.02393	4.755	mg/L	0.1197	2.52%
K 766.490†	445.4	0.3842	mg/L	0.02195	1.921	mg/L	0.1098	5.71%
Mg 279.077†	1143.7	1.625	mg/L	0.0534	8.124	mg/L	0.2672	3.29%
Mn 257.610†	2468.7	0.1790	mg/L	0.00567	0.8951	mg/L	0.02836	3.17%
Mo 202.031†	0.1	-0.00002	mg/L	0.000244	-0.00009	mg/L	0.001220	>999.9%
Na 589.592†	13931.7	3.374	mg/L	0.0420	16.87	mg/L	0.210	1.24%
Na 330.237†	76.9	3.319	mg/L	0.2305	16.60	mg/L	1.153	6.94%
Ni 231.604†	-3.0	-0.00345	mg/L	0.001972	-0.01725	mg/L	0.009860	57.16%
Pb 220.353†	2.8	0.00061	mg/L	0.000818	0.00304	mg/L	0.004092	134.76%
Sb 206.836†	-1.4	-0.00213	mg/L	0.000857	-0.01066	mg/L	0.004284	40.20%
Se 196.026†	-6.3	-0.00931	mg/L	0.004207	-0.04657	mg/L	0.021035	45.17%
Si 288.158†	4142.2	4.661	mg/L	0.0514	23.30	mg/L	0.257	1.10%
Sn 189.927†	-3.6	-0.00141	mg/L	0.001380	-0.00705	mg/L	0.006901	97.85%
Sr 421.552†	8339.5	0.01557	mg/L	0.000362	0.07785	mg/L	0.001809	2.32%
Ti 334.903†	-2.3	-0.00013	mg/L	0.000423	-0.00066	mg/L	0.002114	318.95%
Tl 190.801†	-0.1	-0.00021	mg/L	0.003592	-0.00106	mg/L	0.017961	>999.9%
V 292.402†	0.7	0.00004	mg/L	0.000139	0.00018	mg/L	0.000695	388.81%
Zn 206.200†	-0.5	-0.00160	mg/L	0.005083	-0.00801	mg/L	0.025415	317.35%

Sequence No.: 7
Sample ID: JZ82 DSPK WMN
Analyst: BLW
Initial Sample Wt:
Dilution: 5X

Autosampler Location: 47
Date Collected: 10/10/2006 3:49:35 PM
Data Type: Original
Initial Sample Vol:
Sample Prep Vol:

Nebulizer Parameters: JZ82 DSPK WMN

Analyte	Back Pressure	Flow
All	178.0 kPa	0.50 L/min

Mean Data: JZ82 DSPK WMN

Analyte	Mean Corrected Intensity	Calib Conc.	Calib Units	Std.Dev.	Sample Conc.	Sample Units	Std.Dev.	RSD
ScA 357.253	989664.6	102.0	%	0.44				0.43%
ScR 361.383	113594.3	103.1	%	0.92				0.90%
Ag 328.068†	1.4	0.00002	mg/L	0.000070	0.00011	mg/L	0.000348	316.27%
Al 308.215†	-2.4	-0.00260	mg/L	0.004822	-0.01299	mg/L	0.024110	185.53%
As 188.979†	-0.5	-0.00127	mg/L	0.005720	-0.00633	mg/L	0.028602	451.85%
B 249.677†	125.4	0.06579	mg/L	0.002571	0.3289	mg/L	0.01285	3.91%
Ba 233.527†	3.3	0.00217	mg/L	0.001811	0.01086	mg/L	0.009053	83.38%
Be 313.042†	6.5	0.00002	mg/L	0.000028	0.00009	mg/L	0.000138	159.91%
Ca 317.933†	35685.3	3.329	mg/L	0.0901	16.64	mg/L	0.451	2.71%
Cd 228.802†	-6.7	-0.00033	mg/L	0.000138	-0.00167	mg/L	0.000690	41.40%
Co 228.616†	7.7	0.00037	mg/L	0.000438	0.00183	mg/L	0.002189	119.61%
Cr 267.716†	3.1	0.00038	mg/L	0.000261	0.00188	mg/L	0.001303	69.41%
Cu 324.752†	-337.1	-0.00159	mg/L	0.000252	-0.00794	mg/L	0.001261	15.89%
Fe 273.955†	490.7	0.9249	mg/L	0.02326	4.624	mg/L	0.1163	2.51%
K 766.490†	458.3	0.3953	mg/L	0.01276	1.977	mg/L	0.0638	3.23%
Mg 279.077†	1125.5	1.599	mg/L	0.0414	7.994	mg/L	0.2069	2.59%
Mn 257.610†	2400.7	0.1741	mg/L	0.00341	0.8705	mg/L	0.01707	1.96%
Mo 202.031†	1.7	0.00022	mg/L	0.000067	0.00108	mg/L	0.000335	30.93%
Na 589.592†	12702.5	3.077	mg/L	0.0562	15.38	mg/L	0.281	1.83%
Na 330.237†	68.5	2.953	mg/L	0.1492	14.77	mg/L	0.746	5.05%
Ni 231.604†	-0.3	-0.00036	mg/L	0.001041	-0.00179	mg/L	0.005203	291.28%
Pb 220.353†	-4.1	-0.00087	mg/L	0.000444	-0.00437	mg/L	0.002222	50.89%
Sb 206.836†	-1.0	-0.00153	mg/L	0.001953	-0.00766	mg/L	0.009764	127.51%
Se 196.026†	-5.4	-0.00797	mg/L	0.004149	-0.03984	mg/L	0.020746	52.07%
Si 288.158†	12565.6	14.14	mg/L	0.053	70.69	mg/L	0.266	0.38%
Sn 189.927†	-4.4	-0.00178	mg/L	0.000908	-0.00891	mg/L	0.004542	50.98%
Sr 421.552†	8317.4	0.01553	mg/L	0.000403	0.07764	mg/L	0.002013	2.59%
Ti 334.903†	13.5	0.00078	mg/L	0.000907	0.00392	mg/L	0.004535	115.58%
Tl 190.801†	-0.9	-0.00153	mg/L	0.003989	-0.00765	mg/L	0.019946	260.69%
V 292.402†	-5.3	0.00000	mg/L	0.000051	0.00001	mg/L	0.000257	>999.9%
Zn 206.200†	-0.7	-0.00208	mg/L	0.002087	-0.01041	mg/L	0.010436	100.27%

Sequence No.: 8
Sample ID: JY18 HDUP SWC
Analyst: BLW
Initial Sample Wt:
Dilution: 2X

Autosampler Location: 48
Date Collected: 10/10/2006 3:55:59 PM
Data Type: Original
Initial Sample Vol:
Sample Prep Vol:

Nebulizer Parameters: JY18 HDUP SWC

Analyte	Back Pressure	Flow
All	178.0 kPa	0.50 L/min

Mean Data: JY18 HDUP SWC

Analyte	Mean Corrected Intensity	Calib Conc.	Calib Units	Std.Dev.	Sample Conc.	Sample Units	Std.Dev.	RSD
ScA 357.253	987983.5	101.8	%	0.44				0.43%
ScR 361.383	118487.6	107.5	%	0.85				0.80%
Ag 328.068†	-1083.9	-0.00043	mg/L	0.000107	-0.00085	mg/L	0.000214	25.13%
Al 308.215†	59319.0	64.02	mg/L	0.249	128.0	mg/L	0.50	0.39%
As 188.979†	28.7	0.03665	mg/L	0.003532	0.07331	mg/L	0.007063	9.64%
B 249.677†	191.1	0.09902	mg/L	0.001126	0.1980	mg/L	0.00225	1.14%
Ba 233.527†	317.6	0.2098	mg/L	0.00045	0.4196	mg/L	0.00089	0.21%
Be 313.042†	616.2	0.00127	mg/L	0.000015	0.00255	mg/L	0.000030	1.17%
Ca 317.933†	1135605.3	105.9	mg/L	0.19	211.9	mg/L	0.38	0.18%
Cd 228.802†	23.7	0.00112	mg/L	0.000074	0.00223	mg/L	0.000148	6.65%
Co 228.616†	814.5	0.03224	mg/L	0.000484	0.06447	mg/L	0.000969	1.50%
Cr 267.716†	526.7	0.1234	mg/L	0.00057	0.2469	mg/L	0.00114	0.46%
Cu 324.752†	10286.1	0.05936	mg/L	0.000184	0.1187	mg/L	0.00037	0.31%
Fe 273.955†	51596.4	97.25	mg/L	0.405	194.5	mg/L	0.81	0.42%
K 766.490†	10328.7	8.910	mg/L	0.0063	17.82	mg/L	0.013	0.07%
Mg 279.077†	27049.7	38.37	mg/L	0.150	76.75	mg/L	0.300	0.39%
Mn 257.610†	16638.9	1.205	mg/L	0.0040	2.410	mg/L	0.0080	0.33%
Mo 202.031†	38.3	0.00498	mg/L	0.000138	0.00996	mg/L	0.000276	2.77%
Na 589.592†	168500.4	40.81	mg/L	0.236	81.62	mg/L	0.473	0.58%
Na 330.237†	890.2	38.80	mg/L	0.681	77.61	mg/L	1.362	1.75%
Ni 231.604†	96.2	0.1089	mg/L	0.00638	0.2178	mg/L	0.01276	5.86%
Pb 220.353†	75.5	0.02776	mg/L	0.001304	0.05552	mg/L	0.002608	4.70%
Sb 206.836†	11.4	0.00831	mg/L	0.003216	0.01662	mg/L	0.006432	38.70%
Se 196.026†	-28.2	-0.03113	mg/L	0.006962	-0.06226	mg/L	0.013924	22.36%
Si 288.158†	2101.0	2.364	mg/L	0.0118	4.729	mg/L	0.0236	0.50%
Sn 189.927†	-57.6	-0.01955	mg/L	0.001949	-0.03911	mg/L	0.003898	9.97%
Sr 421.552†	391493.0	0.7309	mg/L	0.00157	1.462	mg/L	0.0031	0.21%
Ti 334.903†	77065.8	4.492	mg/L	0.0075	8.985	mg/L	0.0149	0.17%
Tl 190.801†	-8.4	-0.01829	mg/L	0.005800	-0.03658	mg/L	0.011601	31.72%
V 292.402†	41518.7	0.2297	mg/L	0.00184	0.4594	mg/L	0.00369	0.80%
Zn 206.200†	72.0	0.2284	mg/L	0.00550	0.4567	mg/L	0.01100	2.41%

Sequence No.: 9
Sample ID: JY18 H SWC
Analyst: BLW
Initial Sample Wt:
Dilution: 2X

Autosampler Location: 49
Date Collected: 10/10/2006 4:02:41 PM
Data Type: Original
Initial Sample Vol:
Sample Prep Vol:

Nebulizer Parameters: JY18 H SWC

Analyte	Back Pressure	Flow
All	178.0 kPa	0.50 L/min

Mean Data: JY18 H SWC

Analyte	Mean Corrected Intensity	Calib Conc.	Calib Units	Calib Std.Dev.	Sample Conc.	Sample Units	Sample Std.Dev.	RSD
ScA 357.253	976689.2	100.6	%	0.50				0.50%
ScR 361.383	118678.9	107.7	%	0.27				0.25%
Ag 328.068†	-1195.4	-0.00069	mg/L	0.000083	-0.00139	mg/L	0.000166	11.97%
Al 308.215†	60945.3	65.78	mg/L	0.183	131.6	mg/L	0.37	0.28%
As 188.979†	31.3	0.03828	mg/L	0.002491	0.07655	mg/L	0.004983	6.51%
B 249.677†	187.5	0.09698	mg/L	0.000842	0.1940	mg/L	0.00168	0.87%
Ba 233.527†	268.3	0.1763	mg/L	0.00151	0.3526	mg/L	0.00303	0.86%
Be 313.042†	640.0	0.00132	mg/L	0.000045	0.00264	mg/L	0.000091	3.45%
Ca 317.933†	1739257.2	162.2	mg/L	0.23	324.5	mg/L	0.47	0.14%
Cd 228.802†	24.6	0.00115	mg/L	0.000213	0.00231	mg/L	0.000425	18.44%
Co 228.616†	834.9	0.03240	mg/L	0.000457	0.06479	mg/L	0.000915	1.41%
Cr 267.716†	549.7	0.1297	mg/L	0.00045	0.2594	mg/L	0.00090	0.35%
Cu 324.752†	19633.2	0.1060	mg/L	0.00083	0.2121	mg/L	0.00166	0.78%
Fe 273.955†	54409.8	102.5	mg/L	0.60	205.1	mg/L	1.21	0.59%
K 766.490†	10348.6	8.927	mg/L	0.0323	17.85	mg/L	0.065	0.36%
Mg 279.077†	27292.7	38.72	mg/L	0.042	77.43	mg/L	0.084	0.11%
Mn 257.610†	17872.7	1.294	mg/L	0.0057	2.588	mg/L	0.0113	0.44%
Mo 202.031†	41.1	0.00540	mg/L	0.000375	0.01080	mg/L	0.000749	6.94%
Na 589.592†	152023.0	36.82	mg/L	0.081	73.64	mg/L	0.163	0.22%
Na 330.237†	831.8	35.80	mg/L	0.164	71.60	mg/L	0.327	0.46%
Ni 231.604†	92.7	0.1050	mg/L	0.00043	0.2100	mg/L	0.00086	0.41%
Pb 220.353†	81.2	0.02927	mg/L	0.000687	0.05855	mg/L	0.001374	2.35%
Sb 206.836†	11.1	0.00767	mg/L	0.004450	0.01534	mg/L	0.008901	58.02%
Se 196.026†	-25.0	-0.02594	mg/L	0.006043	-0.05188	mg/L	0.012087	23.30%
Si 288.158†	2829.2	3.184	mg/L	0.0101	6.367	mg/L	0.0202	0.32%
Sn 189.927†	-72.1	-0.02223	mg/L	0.002158	-0.04446	mg/L	0.004315	9.71%
Sr 421.552†	688236.0	1.285	mg/L	0.0008	2.570	mg/L	0.0015	0.06%
Ti 334.903†	85067.1	4.959	mg/L	0.0028	9.918	mg/L	0.0055	0.06%
Tl 190.801†	-4.8	-0.01289	mg/L	0.005497	-0.02578	mg/L	0.010993	42.64%
V 292.402†	43591.3	0.2411	mg/L	0.00140	0.4821	mg/L	0.00281	0.58%
Zn 206.200†	73.7	0.2349	mg/L	0.00899	0.4698	mg/L	0.01798	3.83%

Sequence No.: 10
Sample ID: JY18 HSPK SWC
Analyst: BLW
Initial Sample Wt:
Dilution: 2X

Autosampler Location: 50
Date Collected: 10/10/2006 4:09:25 PM
Data Type: Original
Initial Sample Vol:
Sample Prep Vol:

Nebulizer Parameters: JY18 HSPK SWC

Analyte	Back Pressure	Flow
All	178.0 kPa	0.50 L/min

Mean Data: JY18 HSPK SWC

Analyte	Mean Corrected Intensity	Calib Conc.	Calib Units	Std.Dev.	Sample Conc.	Sample Units	Std.Dev.	RSD
ScA 357.253	973254.3	100.3	%	0.48				0.48%
ScR 361.383	115501.1	104.8	%	0.28				0.27%
Ag 328.068†	111359.2	0.5123	mg/L	0.00161	1.025	mg/L	0.0032	0.31%
Al 308.215†	61570.9	66.45	mg/L	0.481	132.9	mg/L	0.96	0.72%
As 188.979†	1034.0	2.088	mg/L	0.0203	4.176	mg/L	0.0407	0.97%
B 249.677†	163.4	0.08548	mg/L	0.001897	0.1710	mg/L	0.00379	2.22%
Ba 233.527†	3168.1	2.152	mg/L	0.0100	4.304	mg/L	0.0200	0.47%
Be 313.042†	195493.4	0.5175	mg/L	0.00066	1.035	mg/L	0.0013	0.13%
Ca 317.933†	2389037.8	222.9	mg/L	0.30	445.7	mg/L	0.60	0.13%
Cd 228.802†	10389.3	0.5193	mg/L	0.00314	1.039	mg/L	0.0063	0.60%
Co 228.616†	10390.0	0.5114	mg/L	0.00411	1.023	mg/L	0.0082	0.80%
Cr 267.716†	2621.7	0.6225	mg/L	0.00445	1.245	mg/L	0.0089	0.71%
Cu 324.752†	123737.1	0.6211	mg/L	0.00108	1.242	mg/L	0.0022	0.17%
Fe 273.955†	52369.9	98.70	mg/L	0.833	197.4	mg/L	1.67	0.84%
K 766.490†	22427.5	19.35	mg/L	0.083	38.69	mg/L	0.165	0.43%
Mg 279.077†	33628.6	47.72	mg/L	0.394	95.45	mg/L	0.787	0.83%
Mn 257.610†	23965.4	1.736	mg/L	0.0123	3.472	mg/L	0.0246	0.71%
Mo 202.031†	47.1	0.00611	mg/L	0.000353	0.01223	mg/L	0.000706	5.78%
Na 589.592†	204560.4	49.55	mg/L	0.171	99.09	mg/L	0.342	0.35%
Na 330.237†	1123.5	47.66	mg/L	0.467	95.32	mg/L	0.934	0.98%
Ni 231.604†	515.9	0.5842	mg/L	0.00031	1.168	mg/L	0.0006	0.05%
Pb 220.353†	9309.9	2.008	mg/L	0.0045	4.016	mg/L	0.0091	0.23%
Sb 206.836†	14.5	0.00613	mg/L	0.001488	0.01226	mg/L	0.002975	24.27%
Se 196.026†	1385.4	2.043	mg/L	0.0108	4.086	mg/L	0.0216	0.53%
Si 288.158†	2954.9	3.326	mg/L	0.0112	6.652	mg/L	0.0223	0.34%
Sn 189.927†	-75.3	-0.01907	mg/L	0.003707	-0.03814	mg/L	0.007414	19.44%
Sr 421.552†	1187176.4	2.216	mg/L	0.0050	4.433	mg/L	0.0101	0.23%
Ti 334.903†	76417.7	4.455	mg/L	0.0065	8.909	mg/L	0.0130	0.15%
Tl 190.801†	1138.4	1.837	mg/L	0.0116	3.674	mg/L	0.0231	0.63%
V 292.402†	132205.4	0.7374	mg/L	0.00205	1.475	mg/L	0.0041	0.28%
Zn 206.200†	218.9	0.6976	mg/L	0.00191	1.395	mg/L	0.0038	0.27%

Sequence No.: 11
Sample ID: CV 4
Analyst: BLW
Initial Sample Wt:
Dilution: 1X

Autosampler Location: 7
Date Collected: 10/10/2006 4:15:56 PM
Data Type: Original
Initial Sample Vol:
Sample Prep Vol:

Nebulizer Parameters: CV

Analyte	Back Pressure	Flow
All	178.0 kPa	0.50 L/min

Mean Data: CV

Analyte	Mean Corrected Intensity	Calib Conc.	Calib Units	Std.Dev.	Sample Conc.	Sample Units	Std.Dev.	RSD
ScA 357.253	969339.1	99.87	%	0.713				0.71%
ScR 361.383	114343.2	103.7	%	0.52				0.50%
Ag 328.068†	214701.0	0.9790	mg/L	0.00404	0.9790	mg/L	0.00404	0.41%
Al 308.215†	1848.9	1.960	mg/L	0.0081	1.960	mg/L	0.0081	0.41%
As 188.979†	967.9	1.976	mg/L	0.0123	1.976	mg/L	0.0123	0.62%
B 249.677†	1875.7	0.9873	mg/L	0.00517	0.9873	mg/L	0.00517	0.52%
Ba 233.527†	1463.1	0.9961	mg/L	0.00544	0.9961	mg/L	0.00544	0.55%
Be 313.042†	375538.8	0.9948	mg/L	0.01026	0.9948	mg/L	0.01026	1.03%
Ca 317.933†	21677.7	2.022	mg/L	0.0123	2.022	mg/L	0.0123	0.61%
Cd 228.802†	20148.5	1.010	mg/L	0.0045	1.010	mg/L	0.0045	0.45%
Co 228.616†	19519.5	0.9759	mg/L	0.00561	0.9759	mg/L	0.00561	0.57%
Cr 267.716†	4081.2	0.9733	mg/L	0.00574	0.9733	mg/L	0.00574	0.59%
Cu 324.752†	212918.3	1.053	mg/L	0.0049	1.053	mg/L	0.0049	0.46%
Fe 273.955†	1102.4	2.075	mg/L	0.0071	2.075	mg/L	0.0071	0.34%
K 766.490†	23093.6	19.92	mg/L	0.104	19.92	mg/L	0.104	0.52%
Mg 279.077†	1409.7	2.007	mg/L	0.0030	2.007	mg/L	0.0030	0.15%
Mn 257.610†	13682.5	0.9929	mg/L	0.00491	0.9929	mg/L	0.00491	0.49%
Mo 202.031†	6381.9	0.9677	mg/L	0.00356	0.9677	mg/L	0.00356	0.37%
Na 589.592†	221350.9	53.61	mg/L	0.313	53.61	mg/L	0.313	0.58%
Na 330.237†	1179.0	51.37	mg/L	0.233	51.37	mg/L	0.233	0.45%
Ni 231.604†	886.6	1.005	mg/L	0.0010	1.005	mg/L	0.0010	0.10%
Pb 220.353†	9303.3	1.996	mg/L	0.0079	1.996	mg/L	0.0079	0.39%
Sb 206.836†	1524.5	2.138	mg/L	0.0059	2.138	mg/L	0.0059	0.28%
Se 196.026†	1343.6	1.971	mg/L	0.0088	1.971	mg/L	0.0088	0.45%
Si 288.158†	1810.4	2.039	mg/L	0.0114	2.039	mg/L	0.0114	0.56%
Sn 189.927†	2010.3	0.9247	mg/L	0.00485	0.9247	mg/L	0.00485	0.52%
Sr 421.552†	531101.1	0.9916	mg/L	0.00862	0.9916	mg/L	0.00862	0.87%
Ti 334.903†	17191.3	1.001	mg/L	0.0056	1.001	mg/L	0.0056	0.56%
Tl 190.801†	1199.9	1.941	mg/L	0.0159	1.941	mg/L	0.0159	0.82%
V 292.402†	177050.3	0.9913	mg/L	0.00240	0.9913	mg/L	0.00240	0.24%
Zn 206.200†	325.3	1.033	mg/L	0.0101	1.033	mg/L	0.0101	0.98%

Sequence No.: 12
Sample ID: CB
Analyst: BLW
Initial Sample Wt:
Dilution: 1X

Autosampler Location: 1
Date Collected: 10/10/2006 4:22:19 PM
Data Type: Original
Initial Sample Vol:
Sample Prep Vol:

Nebulizer Parameters: CB

Analyte	Back Pressure	Flow
All	178.0 kPa	0.50 L/min

Mean Data: CB

Analyte	Mean Corrected Intensity	Calib Conc.	Calib Units	Std.Dev.	Sample Conc.	Sample Units	Std.Dev.	RSD
ScA 357.253	964837.9	99.40	%	0.690				0.69%
ScR 361.383	110848.1	100.6	%	0.68				0.67%
Ag 328.068†	11.6	0.00005	mg/L	0.000083	0.00005	mg/L	0.000083	155.81%
Al 308.215†	2.3	0.00254	mg/L	0.001066	0.00254	mg/L	0.001066	42.01%
As 188.979†	1.9	0.00393	mg/L	0.003944	0.00393	mg/L	0.003944	100.44%
B 249.677†	41.1	0.02158	mg/L	0.001362	0.02158	mg/L	0.001362	6.31%
Ba 233.527†	0.1	0.00005	mg/L	0.001382	0.00005	mg/L	0.001382	>999.9%
Be 313.042†	22.4	0.00006	mg/L	0.000016	0.00006	mg/L	0.000016	26.32%
Ca 317.933†	5.4	0.00050	mg/L	0.002029	0.00050	mg/L	0.002029	404.77%
Cd 228.802†	-3.2	-0.00017	mg/L	0.000048	-0.00017	mg/L	0.000048	28.69%
Co 228.616†	0.6	0.00003	mg/L	0.000404	0.00003	mg/L	0.000404	>999.9%
Cr 267.716†	-2.2	-0.00053	mg/L	0.000070	-0.00053	mg/L	0.000070	13.15%
Cu 324.752†	-49.2	-0.00024	mg/L	0.000292	-0.00024	mg/L	0.000292	120.41%
Fe 273.955†	4.0	0.00753	mg/L	0.000768	0.00753	mg/L	0.000768	10.19%
K 766.490†	70.4	0.06076	mg/L	0.004126	0.06076	mg/L	0.004126	6.79%
Mg 279.077†	-0.3	-0.00049	mg/L	0.005420	-0.00049	mg/L	0.005420	>999.9%
Mn 257.610†	1.4	0.00010	mg/L	0.000245	0.00010	mg/L	0.000245	238.92%
Mo 202.031†	-0.6	-0.00008	mg/L	0.000176	-0.00008	mg/L	0.000176	210.05%
Na 589.592†	697.2	0.1689	mg/L	0.01019	0.1689	mg/L	0.01019	6.03%
Na 330.237†	3.6	0.1595	mg/L	0.34122	0.1595	mg/L	0.34122	213.96%
Ni 231.604†	-1.6	-0.00176	mg/L	0.003210	-0.00176	mg/L	0.003210	182.35%
Pb 220.353†	-0.1	-0.00003	mg/L	0.001388	-0.00003	mg/L	0.001388	>999.9%
Sb 206.836†	0.3	0.00047	mg/L	0.003313	0.00047	mg/L	0.003313	702.74%
Se 196.026†	-6.4	-0.00943	mg/L	0.004726	-0.00943	mg/L	0.004726	50.14%
Si 288.158†	6.6	0.00746	mg/L	0.002307	0.00746	mg/L	0.002307	30.91%
Sn 189.927†	0.9	0.00042	mg/L	0.001118	0.00042	mg/L	0.001118	268.22%
Sr 421.552†	4.6	0.00001	mg/L	0.000008	0.00001	mg/L	0.000008	97.74%
Ti 334.903†	1.0	0.00006	mg/L	0.000262	0.00006	mg/L	0.000262	432.74%
Tl 190.801†	0.9	0.00138	mg/L	0.001313	0.00138	mg/L	0.001313	95.03%
V 292.402†	-12.4	-0.00007	mg/L	0.000165	-0.00007	mg/L	0.000165	228.24%
Zn 206.200†	-0.7	-0.00218	mg/L	0.001289	-0.00218	mg/L	0.001289	59.15%

Metals Prep Logs

prepared
for

ANCHOR ENVIRONMENTAL

Project: Chinook

ARI JOB NO: JZ82

prepared
by

Analytical Resources, Inc.

Analytical Resources, Incorporated
Analytical Chemists and Consultants

SPIKING LOG

Analyst: EJR

Date: 10-6-06

Final Volume 25.0

Final Volume (Hg): _____

Sample ID JZ82 aSPK, mBSPK

	Prepcode:	TWC		
	Spike Solution:	ICP Routine	ICP No GFA	GFA
	Standard No.:	261-1		
	Vol Added (mL):	0.25		
STOCK CONCENTRATION	Ag	50		2.0
	Al	200 ✓	200	
	As	200		10
	Ba	200	200	
	Be	50	50	
	Ca	1000 ✓	1000	
	Cd	50		2.0
	Co	50	50	
	Cr	50	50	
	Cu	50	50	
	Fe	200 ✓	200	
	K	1000 ✓	1000	
	Mg	1000 ✓	1000	
	Mn	50 ✓	50	
	Na	1000 ✓	1000	
	Ni	50	50	
	Pb	200		10
	Se	200		10
	Sr	50	50	
	Tl	200		10
	V	50	50	
	Zn	50	50	

	ICP-MS #1	ICP-MS #2	ICP-MS Minerals
Ag	25		
Al			500
As	25		
Ba	25		
Be	25		
Ca			500
Cd	25		
Co	25		
Cr	25		
Cu	25		
Fe			500
K			500
Mg			500
Mn	25		
Mo		25	
Na			500
Ni	25		
Pb	25		
Sb		25	
Se	80		
Th	25		
U	25		
V	25		
Zn	80		

Element	Prepcode	Analysis	Stock Conc.	Stock Added	Std No.
Hg		CVA	1.0		
Hg MBSPK		CVA	1.0		
Sb		ICP	2000		
Sb		GFA	100		
B		ICP	500		
Mo		ICP	500		
Si		ICP	10000		
Sn		ICP	500		
Ti		ICP	2000		

Additional Elements:

Element	Prepcode	Analysis	Stock Conc.	Stock Added	Std. No.

0244

Digestion Log

Analyst: ESR
Matrix: Water

Date: 10-9-06
Block Temp: —

ARI Sample ID	Btl #	pH<2	Prep Code: WMN Initial ~~Wt (g)~~ Vol (mL)	Prep Code: WMN Final Vol (mL)	Prep Code: Initial Wt (g) Vol (mL)	Prep Code: Final Vol (mL)	Comments
JZ82D	1	✓	—	—			
DDMP	1	✓	—	—			
DSPIC	1	✓	—	—			
E	1	✓	—	—			
F	1	✓	—	—			

ESR
10-9-06

Chemical/Reagent ID:

HNO_3: — HCl: — H_2O_2: —

Digestion Log

Analyst: EJR
Matrix: Water

Date: 10-9-06
Block Temp: 95°C

ARI Sample ID	Btl #	pH<2	Prep Code: TWC Initial ~~Wt (g)~~ Vol (mL)	Prep Code: TWC Final Vol (mL)	Prep Code: Initial Wt (g) Vol (mL)	Prep Code: Final Vol (mL)	Comments
J282a	S	✓	25.0	25.0			
apuP	S	✓	↑	↑			
aspIC	S	✓					
B	S	✓					
C	S	✓					
mB1	—	✓	↓	↓			
mBSPIC	—	✓	25.0	25.0			

EJR
10-9-06

Chemical/Reagent ID:
HNO_3: I2853 HCl: MP1048 H_2O_2: _____

General Chemistry Analysis
QC Summary Data

prepared
for

ANCHOR ENVIRONMENTAL

Project: Chinook

ARI JOB NO: JZ82

prepared
by

Analytical Resources, Inc.

METHOD BLANK RESULTS-CONVENTIONALS
JZ82-Anchor Environmental

ANALYTICAL RESOURCES INCORPORATED

Matrix: Water
Data Release Authorized:
Reported: 10/11/06

Project: CHINOOK
Event: 060354-01
Date Sampled: NA
Date Received: NA

Analyte	Method	Date	Units	Blank
Chloride	EPA 300.0	10/09/06	mg/L	< 0.1 U
Fluoride	EPA 300.0	10/09/06	mg/L	< 0.1 U
Total Phosphorus	EPA 365.2	10/09/06	mg-P/L	< 0.008 U
Sulfate	EPA 300.0	10/09/06	mg/L	< 0.1 U

STANDARD REFERENCE RESULTS-CONVENTIONALS
JZ82-Anchor Environmental

ANALYTICAL RESOURCES INCORPORATED

Matrix: Water
Data Release Authorized:
Reported: 10/11/06

Project: CHINOOK
Event: 060354-01
Date Sampled: NA
Date Received: NA

Analyte/SRM ID	Method	Date	Units	SRM	True Value	Recovery
Alkalinity ERA #P114506	SM 2320	10/09/06	mg/L CaCO3	110	110	100.0%
Chloride ERA #36065	EPA 300.0	10/09/06	mg/L	2.8	3.0	93.3%
Fluoride ERA #	EPA 300.0	10/09/06	mg/L	2.8	3.0	93.3%
Total Phosphorus ERA #35064	EPA 365.2	10/09/06	mg-P/L	3.88	4.00	97.0%
Sulfate ERA #05094	EPA 300.0	10/09/06	mg/L	2.9	3.0	96.7%

REPLICATE RESULTS-CONVENTIONALS
JZ82-Anchor Environmental

ANALYTICAL RESOURCES INCORPORATED

Matrix: Water
Data Release Authorized:
Reported: 10/11/06

Project: CHINOOK
Event: 060354-01
Date Sampled: 10/04/06
Date Received: 10/04/06

Analyte	Method	Date	Units	Sample	Replicate(s)	RPD/RSD
ARI ID: JZ82A Client ID: W1-100406						
Alkalinity	SM 2320	10/09/06	mg/L CaCO3	94.1	95.0	1.0%
Chloride	EPA 300.0	10/09/06	mg/L	8.7	8.5	2.3%
Fluoride	EPA 300.0	10/09/06	mg/L	0.2	0.2	0.0%
Total Phosphorus	EPA 365.2	10/09/06	mg-P/L	< 0.016	< 0.016	NA
Sulfate	EPA 300.0	10/09/06	mg/L	4.6	4.6	0.0%

MS/MSD RESULTS-CONVENTIONALS
JZ82-Anchor Environmental

ANALYTICAL RESOURCES INCORPORATED

Matrix: Water
Data Release Authorized:
Reported: 10/11/06

Project: CHINOOK
Event: 060354-01
Date Sampled: 10/04/06
Date Received: 10/04/06

Analyte	Method	Date	Units	Sample	Spike	Spike Added	Recovery
ARI ID: JZ82A Client ID: W1-100406							
Chloride	EPA 300.0	10/09/06	mg/L	8.7	18.0	10.0	93.0%
Fluoride	EPA 300.0	10/09/06	mg/L	0.2	2.0	2.0	90.0%
Total Phosphorus	EPA 365.2	10/09/06	mg-P/L	< 0.016	0.414	0.400	103.5%
Sulfate	EPA 300.0	10/09/06	mg/L	4.6	8.5	4.0	97.5%

General Chemistry Analysis
Sample Data

prepared
for

ANCHOR ENVIRONMENTAL

Project: Chinook

ARI JOB NO: JZ82

prepared
by

Analytical Resources, Inc.

SAMPLE RESULTS-CONVENTIONALS
JZ82-Anchor Environmental

ANALYTICAL RESOURCES INCORPORATED

Matrix: Water
Data Release Authorized:
Reported: 10/11/06

Project: CHINOOK
Event: 060354-01
Date Sampled: 10/04/06
Date Received: 10/04/06

Client ID: W1-100406
ARI ID: 06-18789 JZ82A

Analyte	Date Batch	Method	Units	RL	Sample
Alkalinity	10/09/06 100906#1	SM 2320	mg/L CaCO3	1.0	94.1
Chloride	10/09/06 100906#1	EPA 300.0	mg/L	0.2	8.7
Fluoride	10/09/06 100906#1	EPA 300.0	mg/L	0.1	0.2
Total Phosphorus	10/09/06 100906#1	EPA 365.2	mg-P/L	0.016	< 0.016 U
Sulfate	10/09/06 100906#1	EPA 300.0	mg/L	0.1	4.6

RL Analytical reporting limit
U Undetected at reported detection limit

SAMPLE RESULTS-CONVENTIONALS
JZ82-Anchor Environmental

ANALYTICAL RESOURCES INCORPORATED

Matrix: Water
Data Release Authorized:
Reported: 10/11/06

Project: CHINOOK
Event: 060354-01
Date Sampled: 10/04/06
Date Received: 10/04/06

Client ID: W6-100406
ARI ID: 06-18790 JZ82B

Analyte	Date Batch	Method	Units	RL	Sample
Alkalinity	10/09/06 100906#1	SM 2320	mg/L CaCO3	1.0	117
Chloride	10/09/06 100906#1	EPA 300.0	mg/L	1.0	14.4
Fluoride	10/09/06 100906#1	EPA 300.0	mg/L	0.1	0.2
Total Phosphorus	10/09/06 100906#1	EPA 365.2	mg-P/L	0.016	0.016
Sulfate	10/09/06 100906#1	EPA 300.0	mg/L	0.1	1.4

RL Analytical reporting limit
U Undetected at reported detection limit

SAMPLE RESULTS-CONVENTIONALS
JZ82-Anchor Environmental

ANALYTICAL RESOURCES INCORPORATED

Matrix: Water
Data Release Authorized:
Reported: 10/11/06

Project: CHINOOK
Event: 060354-01
Date Sampled: 10/04/06
Date Received: 10/04/06

Client ID: W7-100406
ARI ID: 06-18791 JZ82C

Analyte	Date Batch	Method	Units	RL	Sample
Alkalinity	10/09/06 100906#1	SM 2320	mg/L CaCO3	1.0	96.3
Chloride	10/09/06 100906#1	EPA 300.0	mg/L	0.2	8.6
Fluoride	10/09/06 100906#1	EPA 300.0	mg/L	0.1	0.1
Total Phosphorus	10/09/06 100906#1	EPA 365.2	mg-P/L	0.016	< 0.016 U
Sulfate	10/09/06 100906#1	EPA 300.0	mg/L	0.1	4.4

RL Analytical reporting limit
U Undetected at reported detection limit

General Chemistry Analysis
Instrument Raw Data

prepared
for

ANCHOR ENVIRONMENTAL

Project: Chinook

ARI JOB NO: JZ82

prepared
by

Analytical Resources, Inc.

JZ82

MJC 10/10/06

ALKALINITY BENCHSHEET

Date: 10/9/2006

Analyst: UW

pH meter verification — **LOW**

Buffer pH 7.00 Calibration OK

Measured pH 7.03

Standardization of acid titrant (Titration to pH 4.5)

grams Na2CO3 = 0.6262 to 250 ml DI

Normality Na2CO3 = 0.0473

Assumed Acid Normality = 0.02

Standardized Acid Normality= 0.020 ***OK!***

BLANK		STANDARD TITRATION		
BLANK	ml ACID	ml Na2CO3	ml ACID	N H2SO4
1	0.22	5	11.82	0.020
2	0.22	5	11.79	0.020
3	0.21	5	11.78	0.020
AVERAGE	0.22			0.020

Partitioning Calculations T=Total, P=Phenolphthalein			
Obs	*HCO3*	*CO3*	*OH*
P =0	T	0	0
P< 0.5T	T - 2P	2P	0
P= 0.5T	0	2P	0
P> 0.5T	0	2(T - P)	2P - T
P =T	0	0	T

Calibration Verification Standard *(Note: analyzed value will be corrected for blank titration)*

LCS Source (if used): *ERA P 129-506* *LCS =* **110.00** *mg/L CaCO3*

CVS Source (if used): *ARI # 0063-07*

CVS = Added **5** *ml Na2CO3 soln to DI and dilute to* **100** *ml.* *CVS =* **118** *mg/l CaCO3*

SAMPLE DATA

Alk (mg/L CaCO3 = [{mL acid X Nacid) X 50,000] / mL sample

low level = {{{(2 X mL4.5)-mL4.2] X Nacid) X 50,000} / mL sample

(shaded cells are calculated, make no entries)

Sample Number	Sample ID	Initial pH	Volume (ml)	TEMP (C)	ml H2SO4 pH=8.3	ml H2SO4 pH =4.5	ml H2SO4 pH=4.2	ALK (mg CaCO3/l) Phenolph	ALK (mg CaCO3/l) TOT HIGH	ALK (mg CaCO3/l) TOT LOW	Partitioning (mg/l CaCO3) HCO3	Partitioning (mg/l CaCO3) CO3	Partitioning (mg/l CaCO3) OH	(mg/l) FREE CO2
ICV		10.63	100	22.6	5.80	11.77	0.00	59.2	117.9		*99.8% OK!*			
ICB		5.53	100	22.7	0.00	0.22	0.47	0.0		-0.3	-0.3	0.0	0.0	-1.8
LCS		9.27	40	11.3	3.30	4.52	0.00	84.2	109.8		*99.8% OK!*			
JZ82 A1		6.68	100	19.9	0.00	9.22	0.00	0.0	94.1		94.1	0.0	0.0	39.3
JZ82 A1 dup		6.70	100	20.0	0.00	9.31	0.00	0.0	95.0		95.0	0.0	0.0	37.9
RPD =									*1.0%*		*1.0%*			*3.6%*
JZ82 B1		7.00	100	20.1	0.00	11.46	0.00	0.0	116.9		116.9	0.0	0.0	23.4
JZ82 C1		6.48	100	20.1	0.00	9.44	0.00	0.0	96.3		96.3	0.0	0.0	63.8
~~JZ83 A3~~		~~6.89~~	~~100~~	~~19.0~~	0.00	>30	0.00	~~0.0~~	~~########~~	~~#VALUE!~~	~~########~~	~~0.0~~	~~0.0~~	~~#VALUE!~~
JZ83 B3		7.41	100	18.9	0.00	5.45	0.00	0.0	55.6		55.6	0.0	0.0	4.3
JZ83 C3		6.65	100	18.9	0.00	10.09	0.00	0.0	102.9		102.9	0.0	0.0	46.1
JZ83 D3		6.76	100	19.2	0.00	10.28	0.00	0.0	104.9		104.9	0.0	0.0	36.5
JZ83 E3		6.74	100	19.7	0.00	10.00	0.00	0.0	102.0		102.0	0.0	0.0	37.1
CCV		10.62	100	22.6	5.82	11.78	0.00	59.4	118.0		*99.9% OK!*			0.0
JZ83 F3		6.80	100	20.0	0.00	10.21	0.00	0.0	104.2		104.2	0.0	0.0	33.0
JZ83 G3		6.82	100	20.6	0.00	10.30	0.00	0.0	105.1		105.1	0.0	0.0	31.8
JZ83 A3		6.91	50	18.3	0.00	26.58	0.00	0.0	542.4		542.4	0.0	0.0	133.5
CCV		10.66	100	21.8	5.83	11.76	0.00	59.5	117.8		*99.7% OK!*			0.0

0257

16:00

ALKALINITY BENCHSHEET

LOW

DATE: 10-9-06

ANALYST: LW

pH meter verification

Buffer pH: 7.00 must agree within 0 1 pH unit

Measured pH: 7.03

Standardization of acid titrant

(Titration to pH 4.5) 0.6262

grams Na2CO3 =	~~0.6266~~	to 250 ml DI	
NORMALITY Na2CO3 =	0.0473		
Assumed Acid Normality =	~~0.1~~ 0.02		
Standardized Acid Normality=			

BLANK		STANDARD TITRATION		
BLANK	ml ACID	ml Na2CO3	ml ACID	N H2SO4
1	0.22	5	11.82	
2	0.22	5	11.79	
3	0.21	5	11.78	
AVERAGE				

Partitioning Calculations

T=Total, P=Phenolphthalein

Obs	HCO3	CO3	OH
P =0	T	0	0
P< 0.5T	T - 2P	2P	0
P= 0.5T	0	2P	0
P> 0.5T	0	2(T - P)	2P - T
P =T	0	0	T

Calibration Verification Standard (Note: analyzed value will be corrected for blank titration)

LCS Source (if used): ERA P 129-506 LCS = 110 mg/L CaCO3

CVS Source (if used):

CVS = Added 5 ml Na2CO3 soln to DI and dilute to 100 ml CVS = 118 mg/l CaCO3

SAMPLE DATA

Alk (mg/L CaCO3 = [(mL acid X Nacid) X 50,000] / mL sample (shaded cells are calculated, make no entries)

low level = ((((2 X mL4 5)-mL4.2] X Nacid) X 50,000) / mL sample

Sample Number	Sample ID	Initial pH	Volume (ml)	TEMP (C)	ml H2SO4 pH=8.3	ml H2SO4 pH =4.5	ml H2SO4 pH=4 2	ALK (mg CaCO3/l) Phenolph	ALK (mg CaCO3/l) TOT HIGH	ALK (mg CaCO3/l) TOT LOW	Partitioning (mg/l CaCO3) HCO3	Partitioning (mg/l CaCO3) CO3	Partitioning (mg/l CaCO3) OH	Partitioning (mg/l) FREE CO2
ICV		10.63	100	22.6	5.80	11.77	0.00				0.0% Check for Error			
ICB		5.53	100	22.7	0.00	0.22	0.47							
LCS		9.27	40	11.3	3.30	4.52	0.00				#DIV/0!	#DIV/0!		
0282 A1		6.68	100	19.9	0.00	9.22								
A1 dup		6.70	"	20.0	"	9.31								
B1		7.00		20.1		11.46								
C1		6.48		20.1		9.44								
0283 A3		6.89		19.0		>30								
B3		7.41		18.9		5.45								
C3		6.65		18.9		10.09								
D3		6.76		19.2		10.28								
E3		6.74		19.7	"	10.00								
CCV		10.62		22.6	5.82	11.78					0.0% Check for Error			
F3		6.80		20.0	0.00	10.21								
G3		6.82	"	20.6	"	10.30								
A3		6.91	50	18.3	"	26.58								
CCV		10.66	100	21.8	~~5.85~~	11.76								
CCV											0.0% Check for Error			

10-9-06 EW

@ 5.87 LW 10-9-06

0258

4	0.249
5	0.003
6	0.003
7	0.132
8	0.004
9	0.003
10	0.174
11	0.010
12	0.004
13	0.000
14	0.154
15	0.004
16	0.005
17	0.003
18	0.004
19	0.000
20	0.153

10-9-06
S. CH.

TEST SETUP
GENESYS 10 v2.021 2G2G048006

Standard Curve	20:43 90ct06
Test Name	TOTAL PHO
Date Standards Measured	90ct06
Wavelength	880nm
Ref. Wavelength Correction	Off
Curve Fit	Linear
Number of Standards	7
Units	mg/L
ID# (0=OFF)	Off
Low/High Limits	0.000/0.800
Statistics	On
Auto Print	On

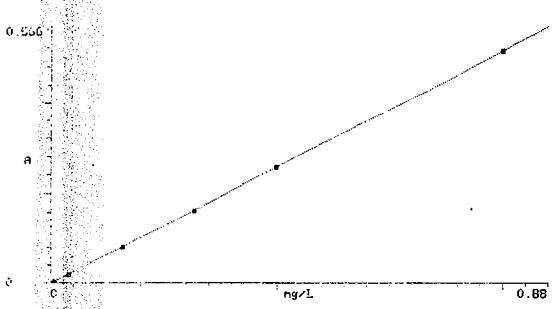

Curve Fit	Linear
Slope	0.645
Intercept	-0.00139
Std Dev	0.001
Corr Coeff	1.000

Conc. mg/L	Abs 880nm
0.000	0.000
0.008	0.004
0.032	0.019
0.128	0.080
0.256	0.163
0.400	0.257
0.800	0.515

TEST SETUP
GENESYS 10 v2.021 2G2G048006

Advanced A-%T-C	20:56 90ct06
Test Name	TOTAL PHOS[Saved]
Measurement Mode	Absorbance
Wavelength	880nm
Ref. Wavelength Correction	Off
Delay Time (min:sec)	0:05
ID# (0=OFF)	1
Low/High Limits	0.000/0.800
Statistics	Off
Auto Print	On

ID#	Abs 880nm
1	0.000
2	0.152
3	0.001

JZ82

LLW
10-10-06

PHOSPHORUS BENCHSHEET, Aqueous	Date	Digested: 10/9/2006	Analyzed: 10/9/2006
Total and Ortho P by EPA 376.2	Analyst	17:25 S. CH	19:45 S. CH
Describe digestion procedure if used:	11 N H2SO4 and Potassium Persulfate.		

Curve Standards

Prep date: 9/28/2006 Stock #: 0064-1

Weight KH2PO4: 0.2197 grams in 1000 ml

Conc = 50.00 mg/L P

Intermediate Std = 20 ml stk to 100 ml DI = ***10.00*** mg P/L

Calibration Curve std make-up volume (mL) = **250**

ml int Std to 250 ml	CONC (mg/l)	UNITS (ABS 880 nm 1cm cell)		AVG	mg/L
0.0	0.000	0.000		0.000	0.002
0.2	0.008	0.004		0.004	0.008
0.8	0.032	0.019		0.019	0.032
3.2	0.128	0.080		0.080	0.126
6.4	0.256	0.163		0.163	0.255
10.0	0.400	0.257		0.257	0.401
20.0	0.800	0.515		0.515	0.800

REGRESSION DATA
CONC = (ABS-intercept)/ slope

intercept = -0.0014
Slope = 0.6451
r = 1.0000

Comment: Calibration OK!

maxabs = 0.515

Source: ERA # 04105 Conc (mg/l) 1000

dilution = 0.06 ml to 250 ml DI = **0.240** mg/l

Digest Prep Standards Source: ERA # 35064.1 Conc (mg/l) 1000

dilution 1 = 0.200 ml to 50 ml DI = **4.000** mg/l

Sample Data

1. *For SRP, leave digest data blank!!*
2. *Spike with 10 mg/L Intermediate Standard* *enter dilution as final vol / sample vol*

SAMPLE ID	Tot P Digest mL sample	mL digest	Analysis Data Abs	Dilution	(mg/l)	TOT P (mg/l)	SRP (mg/l)	Notes
Calib Blank			0.000	1.0	0.002		< 0.008	OK
ICV			0.152	1.0	0.238		0.238	99.07%
Prep Blank	50	50	0.001	1.0	0.004	< 0.008		OK
Prep Std	50	50	0.249	10.0	0.388	3.881		97.04%
JZ82-A3	25	50	0.003	1.0	0.007	< 0.016		
JZ82-A3 dup	25	50	0.003	1.0	0.007	< 0.016		RPD na
JZ82-A3 ms	25	50	0.132	1.0	0.207	0.414		101.69%
Spike =	0.2	ml of	50	mg/L to	25	ml sample =	0.400	
JZ82-B3	25	50	0.004	1.0	0.008	0.017		
JZ82-C3	25	50	0.003	1.0	0.007	< 0.016		
JZ83-A3	25	50	0.174	1.0	0.272	0.544		
JZ83-B3	25	50	0.010	1.0	0.018	0.035		
JZ83-C3	25	50	0.004	1.0	0.008	0.017		
Calib Blank			0.000	1.0	0.002		< 0.008	
CCV			0.154	1.0	0.241		0.241	100.36%
JZ83-D3	25	50	0.004	1.0	0.008	0.017		
JZ83-E3	25	50	0.005	1.0	0.010	0.020		
JZ83-F3	25	50	0.003	1.0	0.007	< 0.016		
JZ83-G3	25	50	0.004	1.0	0.008	0.017		
Calib Blank			0.000	1.0	0.002		< 0.008	
CCV			0.153	1.0	0.239		0.239	99.72%

17:25 19:45

PHOSPHORUS BENCHSHEET, Aqueous Date Digested: 10-9-06 Analyzed: 10-9-06
Total and Ortho P by EPA 376.2 Analyst S. CH S. CH.

Describe digestion procedure if used: 11 N H2SO4 & Potassium Persulfate.

Curve Standards

Prep date: 9-28-06 Stock #: 0064-1
Weight KH2PO4: 0.2197 grams in 1000 ml
Conc = 50.00 mg/L P
Intermediate Std = 20 ml stk to 100 ml DI = ***10.00*** mg P/L

Calibration Curve std make-up volume (mL) = **250**

ml int Std to 250 ml	CONC (mg/l)	UNITS (ABS 880 nm 1cm cell)		AVG	mg/L
0.0	0.000	0.000			
0.2	0.008	0.004			
0.8	0.032	0.019			
3.2	0.128	0.080			
6.4	0.256	0.163			
10.0	0.400	0.257			
20.0	0.800	0.515			

REGRESSION DATA
CONC = (ABS-intercept)/ slope
intercept =
Slope =
r =
Comment:
maxabs = 0.000

Verification Standards Source: ERA # 04105 Conc (mg/l) 1000
dilution = 0.06 ml to 250 ml DI = ***0.240*** mg/l

Digest Prep Standards Source: ERA # 35064.1 Conc (mg/l) 1000
dilution 1 = ~~0.040~~ 0.2 ml to ~~40~~ 50 ml DI = ***1.000*** mg/l

Sample Data

1. *For SRP, leave digest data blank!!*
2. *Spike with 10 mg/L Intermediate Standard* *enter dilution as final vol / sample vol*

SAMPLE ID	Tot P Digest mL sample	mL digest	Abs	Dilution	(mg/l)	TOT P (mg/l)	SRP (mg/l)	Notes
Calib Blank			0.000	1.0				
ICV			0.152	1.0				
Prep Blank			0.001	1.0				
Prep Std			0.249	10 X 10 X				
ANCHOR JZ82-A			0.003	1.0				
dup			0.003	1.0				
AMS			0.132	1.0				0.2 ml Stock #0064-1
B			0.004	1.0				+a 25ml Sample
C			0.003	1.0				
ANCHOR JZ83-A			0.174	1.0				
B			0.010	1.0				
C			0.004	1.0				
Calib Blank			0.000	1.0				
CCV			0.154	1.0				
JZ83-D			0.004	1.0				
E			0.005	1.0				
F			0.003	1.0				
G			0.004	1.0				
				1.0				
				1.0				
				1.0				
				1.0				
				1.0				
				1.0				
Calib Blank			0.000	1.0				
CCV			0.153	1.0				

Need DW data

* 10-9-06 SCH

CW
10-10-06

analyst: DAP
date: 10/9/06
start time: 7:19
loop: 100µl

Analytical Resources Inc.
4611 134th Place S., Suite 100
Tukwila, WA 98168
206-695-6227

		dilution	fluoride	chloride	nitrite	bromide	nitrate	phosphate	sulfate
DL (ppm)		1	0.100	0.100	0.100	0.100	0.100	0.100	0.100
HiSTD		1	5.000	5.000	5.000	5.000	5.000	5.000	5.000
ICV,CCV (ppm)		1	3.000	3.000	3.000	3.000	3.000	3.000	3.000
ERA LOT#		1	07105	36065	17075	27025	06085	01024	20125
		dilution	fluoride	chloride	nitrite	bromide	nitrate	phosphate	sulfate
ICV		1	2.830	2.810	2.860	2.900	2.810	2.820	2.880
		%recovery	94%	94%	95%	97%	94%	94%	96.0%
ICB		1	<0.1	<0.1	<0.1	<0.1	<0.1	<0.1	<0.1
JZ82 A2		10	NR	NR	NR	NR	NR	NR	NR
JZ82 A2 dup		10	NR	NR	NR	NR	NR	NR	NR
JZ82 A2 ms		10	NR	NR	NR	NR	NR	NR	NR
Matrix Spike		*0.05 mL 200ppm intstock to*				*0.5*		*mLsample=*	*20.00*
JZ82 B2		10	NR	14.380	NR	NR	NR	NR	NR
JZ82 C2		10	NR	NR	NR	NR	NR	NR	NR
JZ83 A2		10	NR	NR	NR	NR	NR	NR	33.980
JZ83 B2		10	NR	NR	NR	NR	NR	NR	10.220
JZ83 C2		10	NR	8.800	NR	NR	NR	NR	NR
JZ83 D2		10	NR	9.310	NR	NR	NR	NR	NR
JZ83 E2		10	NR	9.450	NR	NR	NR	NR	NR
CCV		1	2.850	2.840	2.880	2.910	2.840	2.760	2.930
		%recovery	95%	95%	96%	97%	95%	92%	97.7%
CCB		1	<0.1	<0.1	<0.1	<0.1	<0.1	<0.1	<0.1
JZ83 F2		10	NR	9.470	NR	NR	NR	NR	NR
JZ83 G2		10	NR	9.520	NR	NR	NR	NR	NR
JZ83 H1		10	NR	NR	NR	NR	NR	NR	NR
JZ83 I1		10	NR	NR	NR	NR	NR	NR	NR
JZ83 A2		20	NR	61.670	NR	NR	NR	NR	NR
JZ82 A2 ms		5	NR	17.990	NR	NR	NR	NR	NR
Matrix Spike		*0.05 mL 200ppm intstock to*				*1.0*		*mLsample=*	*10.00*
				93%					
JZ82 A2		2	NR	8.660	NR	NR	NR	NR	NR
JZ82 A2 dup		2	NR	8.520	NR	NR	NR	NR	NR
JZ82 A2 ms		2	NR	NR	NR	NR	NR	NR	8.460
Matrix Spike		*0.05 mL 200ppm intstock to*				*2.5*		*mLsample=*	*4.00*
									96%
JZ82 C2		2	NR	8.570	NR	NR	NR	NR	NR
CCV		1	2.850	2.840	2.880	2.900	2.850	2.740	2.930
		%recovery	95%	95%	96%	97%	95%	91%	97.7%
CCB		1	<0.1	<0.1	<0.1	<0.1	<0.1	<0.1	<0.1

JZ83 A2		2	6.610	NR	NR	NR	NR	NR	NR
JZ83 C2		2	NR	NR	NR	NR	NR	NR	3.760
JZ83 D2		2	NR	NR	NR	NR	NR	NR	3.550
JZ83 E2		2	NR	NR	NR	NR	NR	NR	3.630
JZ82 A2		1	0.150	NR	NR	NR	NR	NR	4.640
JZ82 A2 dup		1	0.150	NR	NR	NR	NR	NR	4.650
JZ82 A2 ms		1	2.040	NR	NR	NR	NR	NR	NR
Matrix Spike		0.05 *mL 200ppm intstock to*				*5.0*		*mLsample=*	*2.00*
			95%						
JZ82 B2		1	0.150	NR	NR	NR	NR	NR	1.440
JZ82 C2		1	0.140	NR	NR	NR	NR	NR	4.400
JZ83 B2		1	0.090	4.400	NR	NR	NR	NR	NR
CCV		1	2.850	2.840	2.890	2.910	2.850	2.740	2.930
		%recovery	95%	95%	96%	97%	95%	91%	97.7%
CCB		1	<0.1	<0.1	<0.1	<0.1	<0.1	<0.1	<0.1
JZ83 F2		2	NR	NR	NR	NR	NR	NR	NR
JZ83 G2		2	NR	NR	NR	NR	NR	NR	NR
JZ83 F2		1	0.160	NR	NR	NR	NR	NR	3.740
JZ83 G2		1	0.170	NR	NR	NR	NR	NR	3.860
JZ83 H1		1	<0.1	<0.1	NR	NR	NR	NR	<0.1
JZ83 I1		1	<0.1	<0.1	NR	NR	NR	NR	<0.1
CCV		1	2.860	2.880	2.900	2.930	2.860	2.790	2.960
		%recovery	95%	96%	97%	98%	95%	93%	98.7%
CCB		1	<0.1	*0.12*	<0.1	<0.1	<0.1	<0.1	<0.1

IC Chloride EPA 300.0 No: 8276
Data Analyst: David A. Paschall Analyzed by: DAP
Comments: Date Analyzed: 10/ 9/06
Print Date: 10/10/06 15:35 Time Analyzed: 7:19

10/10/06

	ID	DF	Raw	Calc	Qual	RL	SPK	REC/RPD
1.	ICVR ERA #36065	1.0	2.81	2.8		0.1	3.0	93.33
2.	ICB	1.0	< 0.10	< 0.1	U	0.1		
3.	JZ82B	10.0	14.4	14.4		1.0		
4.	JZ83C	10.0	8.80	8.8		1.0		
5.	JZ83D	10.0	9.31	9.3		1.0		
6.	JZ83E	10.0	9.45	9.4		1.0		
7.	CCVR	1.0	2.84	2.8		0.1	3.0	93.33
8.	CCB	1.0	< 0.10	< 0.1	U	0.1		
9.	JZ83F	10.0	9.47	9.5		1.0		
10.	JZ83G	10.0	9.52	9.5		1.0		
11.	JZ83A	20.0	61.7	61.7		2.0		
12.	JZ82A MS	5.0	18.0	18.0		0.5	10.0	93.00
13.	JZ82A	2.0	8.66	8.7		0.2		
14.	JZ82A DUP	2.0	8.52	8.5		0.2		2.33
15.	JZ82C	2.0	8.57	8.6		0.2		
16.	CCVR	1.0	2.84	2.8		0.1	3.0	93.33
17.	CCB	1.0	< 0.10	< 0.1	U	0.1		
18.	JZ83B	1.0	4.40	4.4		0.1		
19.	CCVR	1.0	2.84	2.8		0.1	3.0	93.33
20.	CCB	1.0	< 0.10	< 0.1	U	0.1		
23.	CCVR	1.0	2.88	2.9		0.1	3.0	96.67
24.	CCB	1.0	0.12	0.1		0.1		

IC Sulfate EPA 300.0 No: 8277
Data Analyst: David A. Paschall Analyzed by: DAP
Comments: Date Analyzed: 10/ 9/06
Print Date: 10/10/06 15:36 Time Analyzed: 7:19

✓ BM 10/10/06

ID	DF	Raw	Calc	Qual	RL	SPK	REC/RPD
1. ICVR ERA #20125	1.0	2.88	2.9		0.1	3.0	96.67
2. ICB	1.0	< 0.10	< 0.1	U	0.1		
3. JZ83A	10.0	34.0	34.0		1.0		
4. JZ83B	10.0	10.2	10.2		1.0		
5. CCVR	1.0	2.93	2.9		0.1	3.0	96.67
6. CCB	1.0	< 0.10	< 0.1	U	0.1		
7. JZ82A MS	2.0	8.46	8.5		0.2	4.0	97.50
8. CCVR	1.0	2.93	2.9		0.1	3.0	96.67
9. CCB	1.0	< 0.10	< 0.1	U	0.1		
10. JZ83C	2.0	3.76	3.8		0.2		
11. JZ83D	2.0	3.55	3.6		0.2		
12. JZ83E	2.0	3.63	3.6		0.2		
13. JZ82A	1.0	4.64	4.6		0.1		
14. JZ82A DUP	1.0	4.65	4.6		0.1		0.00
15. JZ82B	1.0	1.44	1.4		0.1		
16. JZ82C	1.0	4.40	4.4		0.1		
17. CCVR	1.0	2.93	2.9		0.1	3.0	96.67
18. CCB	1.0	< 0.10	< 0.1	U	0.1		
19. JZ83F	1.0	3.74	3.7		0.1		
20. JZ83G	1.0	3.86	3.9		0.1		
23. CCVR	1.0	2.93	2.9		0.1	3.0	96.67
24. CCB	1.0	< 0.10	< 0.1	U	0.1		

IC Fluoride EPA 300.0 No: 8272
Data Analyst: David A. Paschall Analyzed by: DAP
Comments: Date Analyzed: 10/ 9/06
Print Date: 10/10/06 8:41 Time Analyzed: 7:19

✓ DAP 10/10/06

	ID	DF	Raw	Calc	Qual	RL	SPK	REC/RPD
1.	ICVR ERA #07105	1.0	2.85	2.8		0.1	3.0	93.33
2.	ICB	1.0	< 0.10	< 0.1	U	0.1		
3.	JZ83A	2.0	6.61	6.6		0.2		
4.	JZ82A	1.0	0.15	0.2		0.1		
5.	JZ82A DUP	1.0	0.15	0.2		0.1		0.00
6.	JZ82A MS	1.0	2.04	2.0		0.1	2.0	90.00
7.	JZ82B	1.0	0.15	0.2		0.1		
8.	JZ82C	1.0	0.14	0.1		0.1		
9.	JZ83B	1.0	0.09	< 0.1	U	0.1		
10.	CCVR	1.0	2.85	2.8		0.1	3.0	93.33
11.	CCB	1.0	< 0.10	< 0.1	U	0.1		
12.	JZ83F	1.0	0.16	0.2		0.1		
13.	JZ83G	1.0	0.17	0.2		0.1		
14.	JZ83H	1.0	< 0.10	< 0.1	U	0.1		
15.	JZ83I	1.0	< 0.10	< 0.1	U	0.1		
16.	CCVR	1.0	2.86	2.9		0.1	3.0	96.67
17.	CCB	1.0	< 0.10	< 0.1	U	0.1		

Schedule File: C:\PEAKNET\SCHEDULE\OCT0906dap.SCH

Line	Sample	Sample Type	Level	Method	Data File	Volume	Dilution	Weight	Int. Std.	Comment
1	ICV	Sample		std.met	oct0906dap_001.dxd	1	1	1	1	
2	ICB	Sample		std.met	oct0906dap_002.dxd	1	1	1	1	
3	JZ82 A2	Sample		std.met	oct0906dap_003.dxd	1	10	1	1	
4	JZ82 A2 DUP	Sample		std.met	oct0906dap_004.dxd	1	10	1	1	
5	JZ82 A2 MS	Sample		std.met	oct0906dap_005.dxd	1	10	1	1	
6	JZ82 B2	Sample		std.met	oct0906dap_006.dxd	1	10	1	1	
7	JZ82 C2	Sample		std.met	oct0906dap_007.dxd	1	10	1	1	
8	JZ83 A2	Sample		std.met	oct0906dap_008.dxd	1	10	1	1	
9	JZ83 B2	Sample		std.met	oct0906dap_009.dxd	1	10	1	1	
10	JZ83 C2	Sample		std.met	oct0906dap_010.dxd	1	10	1	1	
11	JZ83 D2	Sample		std.met	oct0906dap_011.dxd	1	10	1	1	
12	JZ83 E2	Sample		std.met	oct0906dap_012.dxd	1	10	1	1	
13	CCV	Sample		std.met	oct0906dap_013.dxd	1	1	1	1	
14	CCB	Sample		std.met	oct0906dap_014.dxd	1	1	1	1	
15	JZ83 F2	Sample		std.met	oct0906dap_015.dxd	1	10	1	1	
16	JZ83 G2	Sample		std.met	oct0906dap_016.dxd	1	10	1	1	
17	JZ83 H1	Sample		std.met	oct0906dap_017.dxd	1	10	1	1	
18	JZ83 I1	Sample		std.met	oct0906dap_018.dxd	1	10	1	1	
19	JZ83 A2	Sample		std.met	oct0906dap_019.dxd	1	20	1	1	
20	JZ82 A2 MS	Sample		std.met	oct0906dap_020.dxd	1	5	1	1	
21	JZ82 A2	Sample		std.met	oct0906dap_021.dxd	1	2	1	1	
22	JZ82 A2 DUP	Sample		std.met	oct0906dap	1	2	1	1	
23	JZ82 A2 MS	Sample		std.met	oct0906dap	1	2	1	1	
24	JZ82 C2	Sample		std.met	oct0906dap	1	2	1	1	
25	CCV	Sample		std.met	oct0906dap	1	1	1	1	
26	CCB	Sample		std.met	oct0906dap	1	1	1	1	
27	JZ83 A2	Sample		std.met	oct0906dap	1	2	1	1	
28	JZ83 C2	Sample		std.met	oct0906dap	1	2	1	1	
29	JZ83 D2	Sample		std.met	oct0906dap	1	2	1	1	
30	JZ83 E2	Sample		std.met	oct0906dap	1	2	1	1	
31	JZ82 A2	Sample		std.met	oct0906dap	1	1	1	1	
32	JZ82 A2 DUP	Sample		std.met	oct0906dap	1	1	1	1	
33	JZ82 A2 MS	Sample		std.met	oct0906dap	1	1	1	1	
34	JZ82 B2	Sample		std.met	oct0906dap	1	1	1	1	
35	JZ82 C2	Sample		std.met	oct0906dap	1	1	1	1	
36	JZ83 B2	Sample		std.met	oct0906dap	1	1	1	1	
37	CCV	Sample		std.met	oct0906dap	1	1	1	1	
38	CCB	Sample		std.met	oct0906dap	1	1	1	1	
39	JZ83 F2	Sample		std.met	oct0906dap	1	2	1	1	
40	JZ83 G2	Sample		std.met	oct0906dap	1	2	1	1	
41	JZ83 F2	Sample		std.met	oct0906dap	1	1	1	1	
42	JZ83 G2	Sample		std.met	oct0906dap	1	1	1	1	
43	JZ83 H1	Sample		std.met	oct0906dap	1	1	1	1	
44	JZ83 I1	Sample		std.met	oct0906dap	1	1	1	1	
45	CCV	Sample		std.met	oct0906dap	1	1	1	1	
46	CCB	Sample		std.met	oct0906dap	1	1	1	1	
47	STOP	Sample		stop.met	oct0906dap	1	1	1	1	

Default Method Path: C:\PEAKNET\METHOD
Default Data Path: C:\PEAKNET\DATA\OCT 2006
Comment:

Sample Name : ICV
Method File Name : c:\peaknet\method\std.met

Current Date : 10/9/06
Date Time Collected : 10/9/06 7:19:31 AM

Injection Number : 1
Dilution Factor : 1.00
column :

Calibration Date : 10/6/06 11:52:27 AM
Data File Name : ...\OCT0906DAP_001.DXD
Injection Volume : 1.00

Module ID : 34 07 2a
Schedule File Name : ...\oct0906dap.sch

Peak Information : All Peaks

Pk. Num	Ret Time	Component Name	conc. (ppm)	Height	Area	Bl. Code	%Delta
1	2.08	Unknown 1	0.00	2656	39519	1	
2	3.02	FLUORIDE	2.83	154451	1625208	1	-1.09
3	4.23	CHLORIDE	2.81	93641	1040689	1	-0.39
4	5.07	NITRITE-N	2.86	184105	2400838	1	-0.07
5	6.33	BROMIDE	2.90	28660	420921	1	0.53
6	7.32	NITRATE-N	2.81	158723	2746585	1	1.20
7	9.63	PHOSPHATE-P	2.82	29099	754222	1	-0.99
8	11.25	SULFATE	2.88	27201	692983	1	-1.32
		---total(s)---	19.91	678537	9720965		

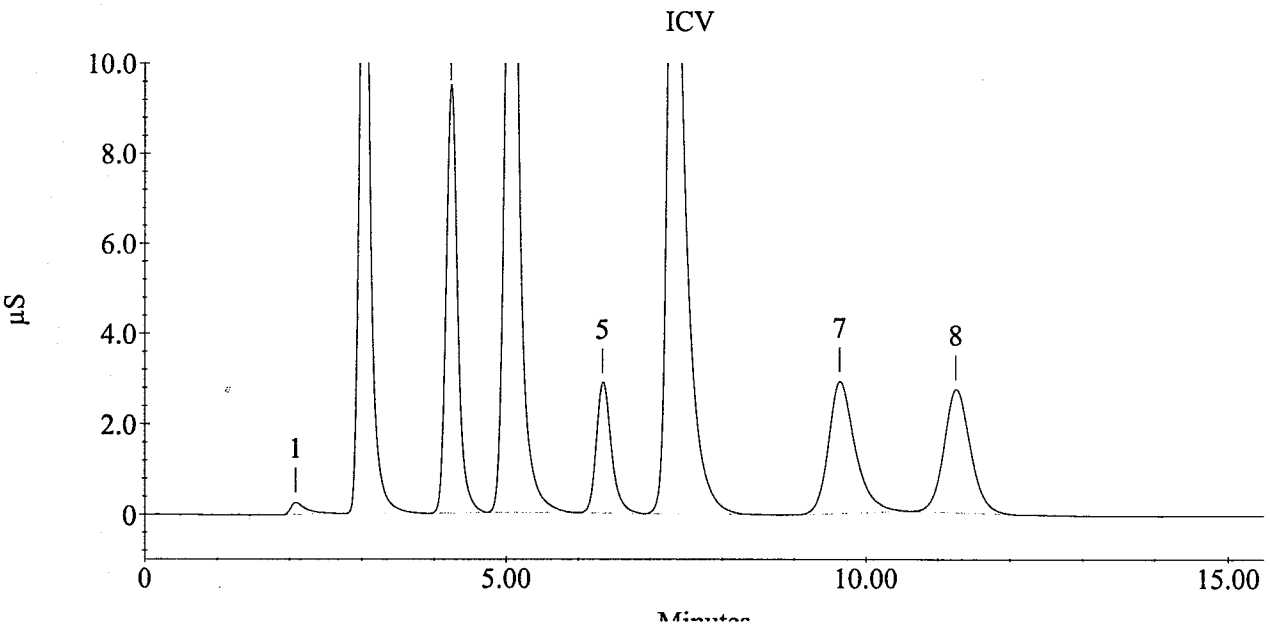

Sample Name : ICB
Method File Name : c:\peaknet\method\std.met

Current Date : 10/9/06
Date Time Collected : 10/9/06 7:37:17 AM

Injection Number : 2
Dilution Factor : 1.00
column :

Calibration Date : 10/6/06 11:52:27 AM
Data File Name : ...\OCT0906DAP_002.DXD
Injection Volume : 1.00

Module ID : 34 07 2a
Schedule File Name : ...\oct0906dap.sch

Peak Information : All Peaks

Pk. Num	Ret Time	Component Name	conc. (ppm)	Height	Area	Bl. Code	%Delta
1	3.02	FLUORIDE	0.03	194	15117	1	-1.09
2	4.23	CHLORIDE	0.02	337	5563	1	-0.39
3	4.78	Unknown 1	0.00	273	2449	1	
		---total(s)---	0.04	804	23129		

ICB

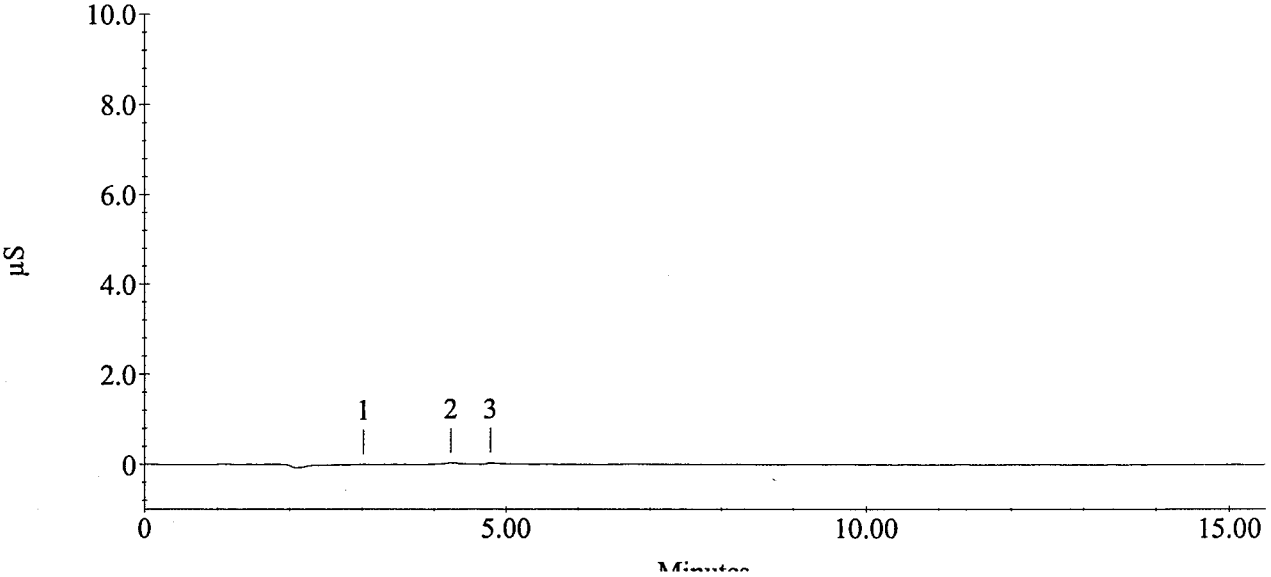

Sample Name : JZ82 A2
Method File Name : c:\peaknet\method\std.met

Current Date : 10/9/06
Date Time Collected : 10/9/06 7:55:02 AM

Injection Number : 3
Dilution Factor : 10.00
column :

Calibration Date : 10/6/06 11:52:27 AM
Data File Name : ...\OCT0906DAP_003.DXD
Injection Volume : 1.00

Module ID : 34 07 2a
Schedule File Name : ...\oct0906dap.sch

Peak Information : All Peaks

Pk. Num	Ret Time	Component Name	conc. (ppm)	Height	Area	Bl. Code	%Delta
1	2.57	Unknown 1	0.00	177	4075	1	
2	3.02	FLUORIDE	0.11	685	6541	1	-1.09
3	4.25	CHLORIDE	7.91	26257	292591	1	0.00
4	7.50	NITRATE-N	0.03	177	2823	1	3.73
5	11.30	SULFATE	4.26	4034	102300	1	-0.88
		---total(s)---	12.31	31329	408330		

JZ82 A2

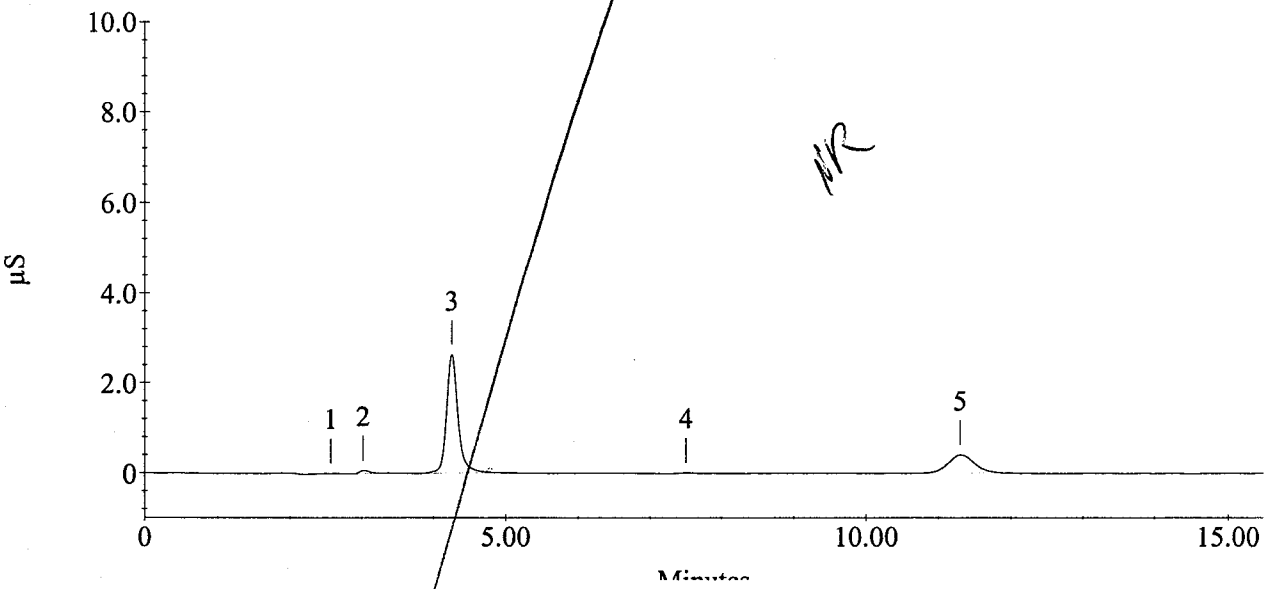

Sample Name : JZ82 A2 DUP
Method File Name : c:\peaknet\method\std.met

Current Date : 10/9/06
Date Time Collected : 10/9/06 8:12:47 AM

Injection Number : 4
Dilution Factor : 10.00
column :

Calibration Date : 10/6/06 11:52:27 AM
Data File Name : ...\OCT0906DAP_004.DXD
Injection Volume : 1.00

Module ID : 34 07 2a
Schedule File Name : ...\oct0906dap.sch

Peak Information : All Peaks

Pk. Num	Ret Time	Component Name	conc. (ppm)	Height	Area	Bl. Code	%Delta
1	2.07	Unknown 1	0.00	1096	13645	1	
2	3.02	FLUORIDE	0.13	733	7516	1	-1.09
3	4.23	CHLORIDE	7.55	24892	279392	1	-0.39
4	4.97	NITRITE-N	0.04	361	3707	1	-2.04
5	7.37	NITRATE-N	0.57	5258	55629	1	1.89
6	11.28	SULFATE	4.18	3866	100483	1	-1.02
		---total(s)---	12.47	36206	460372		

JZ82 A2 DUP

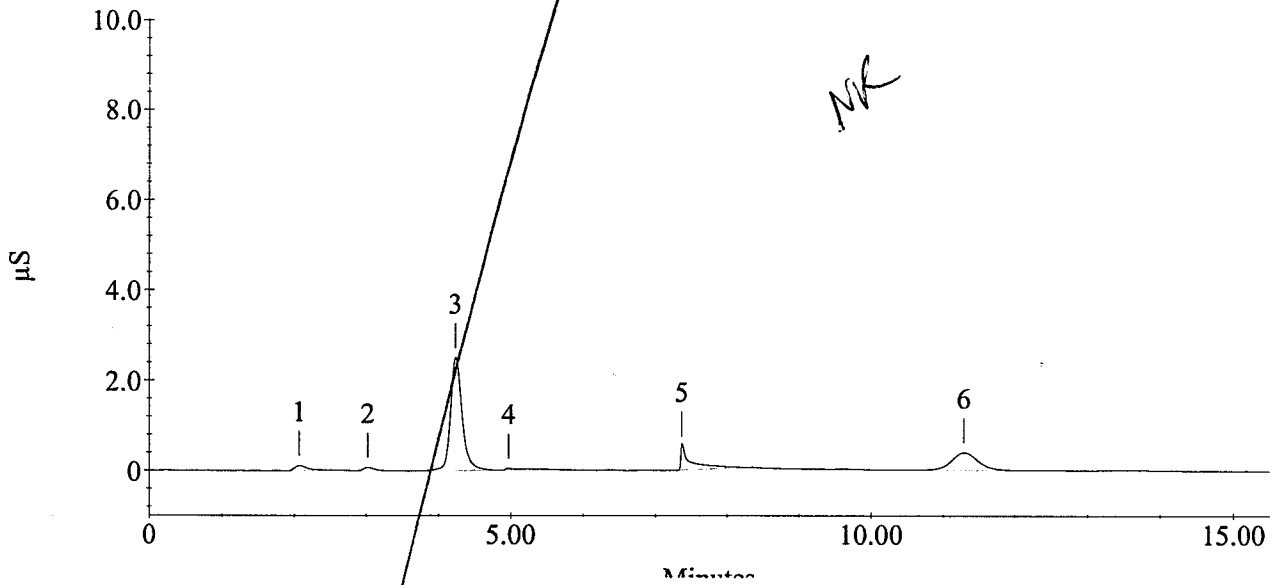

NK

Sample Name : JZ82 A2 MS
Method File Name : c:\peaknet\method\std.met

Current Date : 10/9/06
Date Time Collected : 10/9/06 8:30:34 AM

Injection Number : 5
Dilution Factor : 10.00
column :

Calibration Date : 10/6/06 11:52:27 AM
Data File Name : ...\OCT0906DAP_005.DXD
Injection Volume : 1.00

Module ID : 34 07 2a
Schedule File Name : ...\oct0906dap.sch

Peak Information : All Peaks

Pk. Num	Ret Time	Component Name	conc. (ppm)	Height	Area	Bl. Code	%Delta
1	2.07	Unknown 1	0.00	1009	10521	1	
2	3.02	FLUORIDE	18.81	105192	1079428	1	-1.09
3	4.25	CHLORIDE	26.65	93085	986340	1	0.00
4	5.05	NITRITE-N	18.49	122082	1553452	1	-0.39
5	6.32	BROMIDE	19.41	19563	281208	1	0.26
6	7.30	NITRATE-N	18.19	104052	1780244	1	0.97
7	9.67	PHOSPHATE-P	18.10	18068	484680	1	-0.65
8	11.28	SULFATE	23.53	22226	565468	1	-1.02
		---total(s)---	143.18	485277	6741342		

JZ82 A2 MS

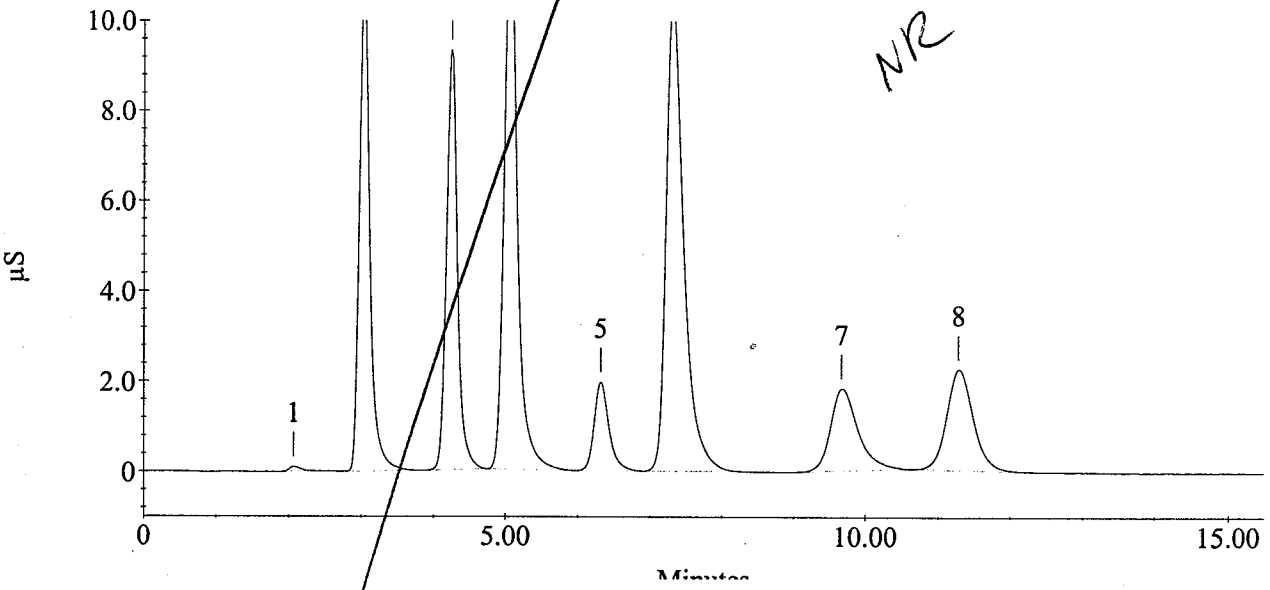

NR

Sample Name : JZ82 B2
Method File Name : c:\peaknet\method\std.met

Current Date : 10/9/06
Date Time Collected : 10/9/06 8:48:20 AM

Injection Number : 6
Dilution Factor : 10.00
column :

Calibration Date : 10/6/06 11:52:27 AM
Data File Name : ...\OCT0906DAP_006.DXD
Injection Volume : 1.00

Module ID : 34 07 2a
Schedule File Name : ...\oct0906dap.sch

Peak Information : All Peaks

Pk. Num	Ret Time	Component Name	conc. (ppm)	Height	Area	Bl. Code	%Delta
1	2.07	Unknown 1	0.00	845	8859	1	
2	3.02	FLUORIDE	0.15	768	8680	1	-1.09
3	4.23	CHLORIDE	14.38	48370	531969	1	-0.39
4	11.32	SULFATE	1.25	1259	29982	1	-0.73
		---total(s)---	15.77	51242	579489		

JZ82 B2

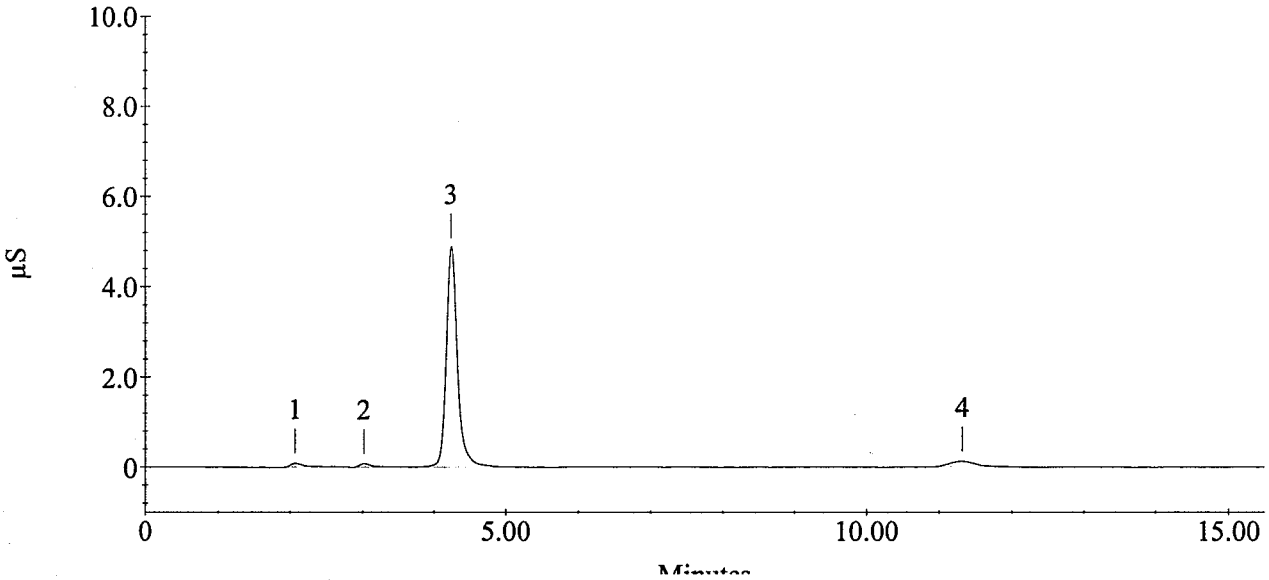

Sample Name : JZ82 C2
Method File Name : c:\peaknet\method\std.met

Current Date : 10/9/06
Date Time Collected : 10/9/06 9:06:06 AM

Injection Number : 7
Dilution Factor : 10.00
column :

Calibration Date : 10/6/06 11:52:27 AM
Data File Name : ...\OCT0906DAP_007.DXD
Injection Volume : 1.00

Module ID : 34 07 2a
Schedule File Name : ...\oct0906dap.sch

Peak Information : All Peaks

Pk. Num	Ret Time	Component Name	conc. (ppm)	Height	Area	Bl. Code	%Delta
1	2.05	Unknown 1	0.00	405	3489	1	
2	3.02	FLUORIDE	0.11	640	6083	1	-1.09
3	4.23	CHLORIDE	7.57	24962	280003	1	-0.39
4	11.30	SULFATE	4.12	3808	98967	1	-0.88
		---total(s)---	11.79	29815	388542		

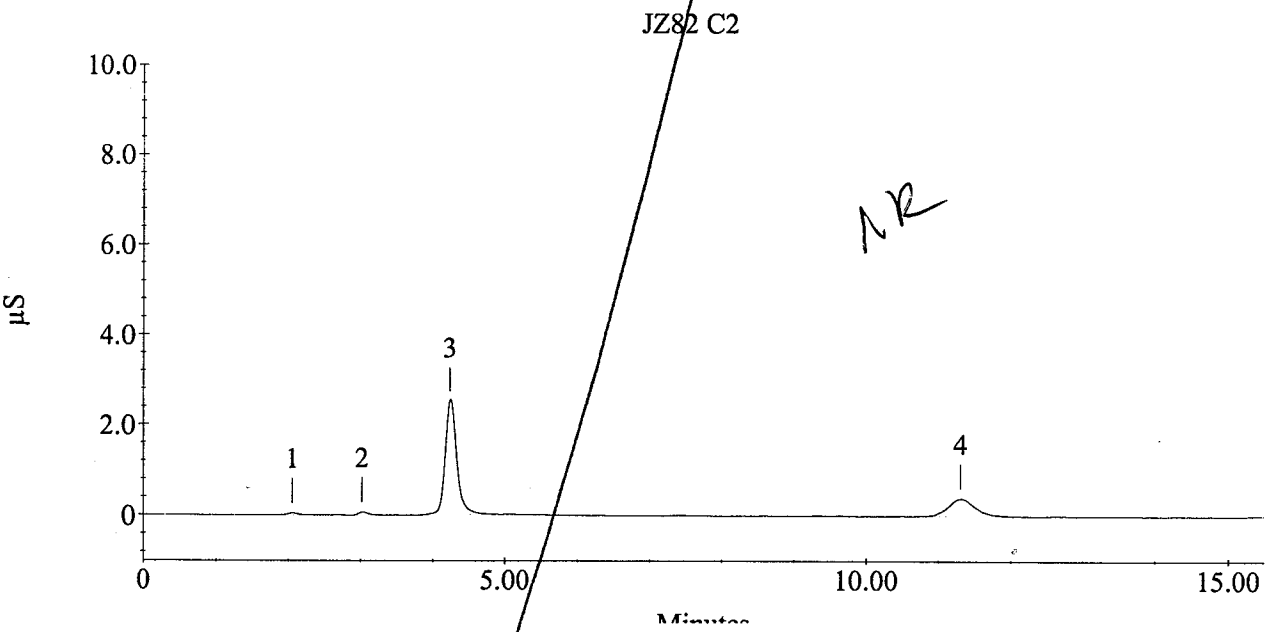

Sample Name : JZ83 A2
Method File Name : c:\peaknet\method\std.met

Current Date : 10/9/06
Date Time Collected : 10/9/06 9:23:53 AM

Injection Number : 8
Dilution Factor : 10.00
column :

Calibration Date : 10/6/06 11:52:27 AM
Data File Name : ...\OCT0906DAP_008.DXD
Injection Volume : 1.00

Module ID : 34 07 2a
Schedule File Name : ...\oct0906dap.sch

Peak Information : All Peaks

Pk. Num	Ret Time	Component Name	conc. (ppm)	Height	Area	Bl. Code	%Delta
1	2.07	Unknown 1	0.00	3705	54595	1	
2	3.02	FLUORIDE	6.03	31568	346064	1	-1.09
3	4.30	CHLORIDE	66.90	254126	2475687	1	1.18
4	11.30	SULFATE	33.98	31927	816628	1	-0.88
		---total(s)---	106.91	321327	3692974		

JZ83 A2

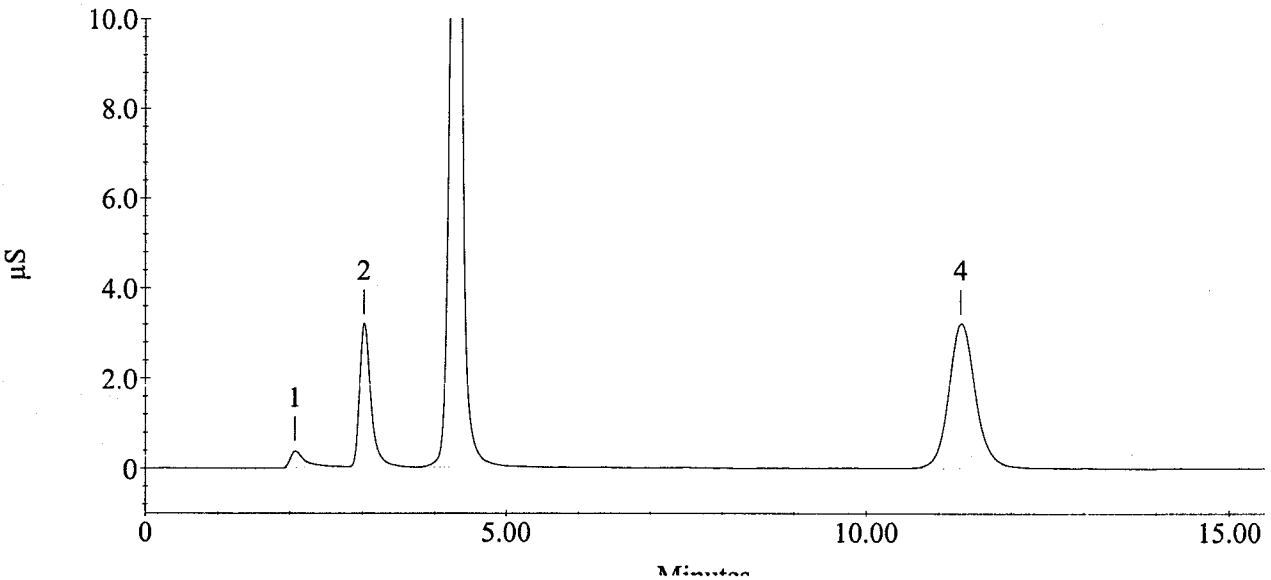

Sample Name : JZ83 B2
Method File Name : c:\peaknet\method\std.met

Current Date : 10/9/06
Date Time Collected : 10/9/06 9:41:39 AM

Injection Number : 9
Dilution Factor : 10.00
column :

Calibration Date : 10/6/06 11:52:27 AM
Data File Name : ...\OCT0906DAP_009.DXD
Injection Volume : 1.00

Module ID : 34 07 2a
Schedule File Name : ...\oct0906dap.sch

Peak Information : All Peaks

Pk. Num	Ret Time	Component Name	conc. (ppm)	Height	Area	Bl. Code	%Delta
1	3.03	FLUORIDE	0.07	424	4226	1	-0.55
2	4.23	CHLORIDE	3.97	12832	147033	1	-0.39
3	7.40	NITRATE-N	0.11	677	10964	1	2.35
4	11.32	SULFATE	10.22	9483	245711	1	-0.73
		---total(s)---	14.38	23417	407934		

JZ83 B2

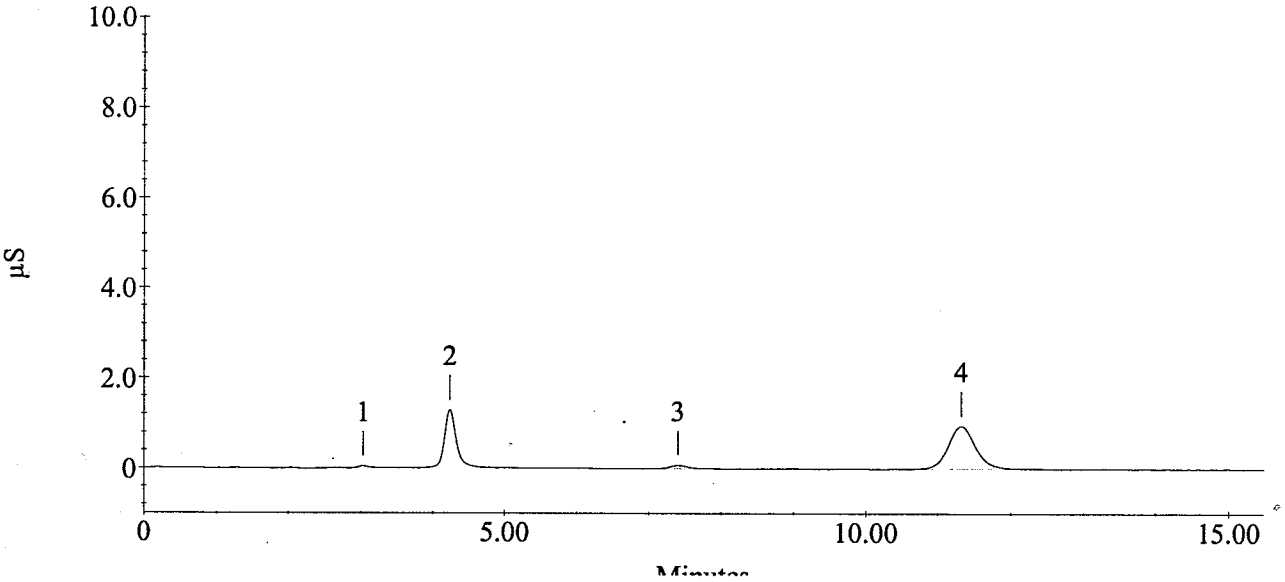

Sample Name : JZ83 C2
Method File Name : c:\peaknet\method\std.met

Current Date : 10/9/06
Date Time Collected : 10/9/06 9:59:24 AM

Injection Number : 10
Dilution Factor : 10.00
column :

Calibration Date : 10/6/06 11:52:27 AM
Data File Name : ...\OCT0906DAP_010.DXD
Injection Volume : 1.00

Module ID : 34 07 2a
Schedule File Name : ...\oct0906dap.sch

Peak Information : All Peaks

Pk. Num	Ret Time	Component Name	conc. (ppm)	Height	Area	Bl. Code	%Delta
1	2.05	Unknown 1	0.00	377	3212	1	
2	3.02	FLUORIDE	0.13	799	7732	1	-1.09
3	4.23	CHLORIDE	8.80	29538	325602	1	-0.39
4	7.42	NITRATE-N	0.01	128	1305	1	2.58
5	11.33	SULFATE	3.66	3355	87959	1	-0.58
		---total(s)---	12.61	34197	425811		

JZ83 C2

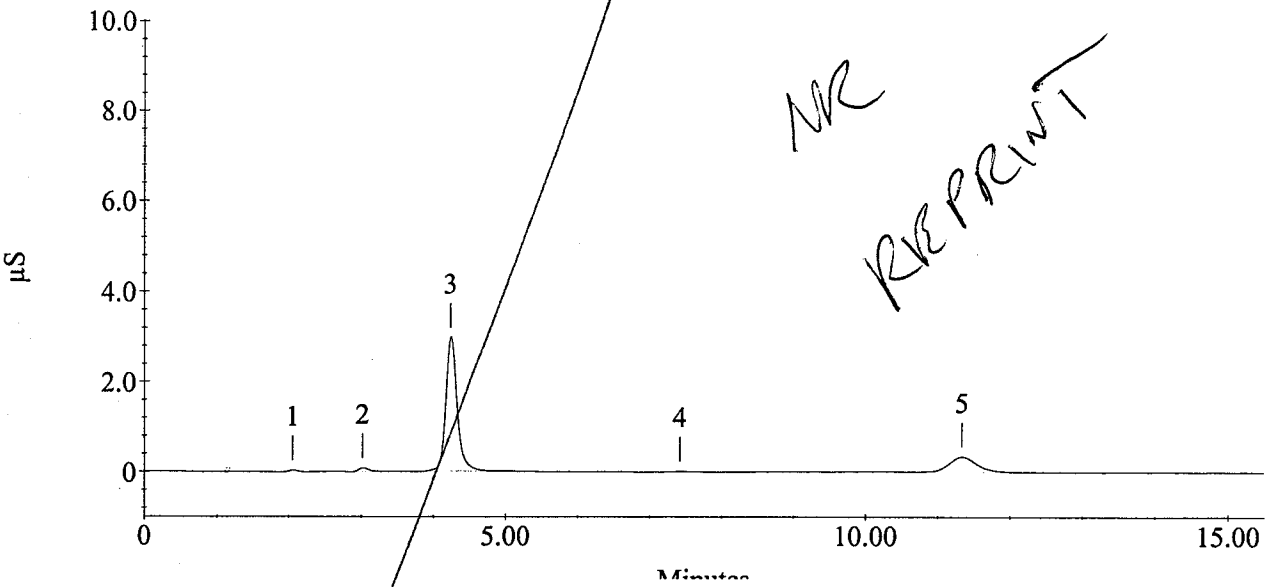

NR
REPRINT

Sample Name : JZ83 C2 Current Date : 10/10/06
Method File Name : C:\PEAKNET\METHOD\STD.met Date Time Collected : 10/9/06 9:59:24 AM

Injection Number : 10
Dilution Factor : 10.00
column :

Calibration Date : 10/6/06 11:52:27 AM
Data File Name : ...\OCT0906DAP_010.DXD
Injection Volume : 1.00

Module ID : 34 07 2a
Schedule File Name : ...\oct0906dap.sch

Peak Information : All Peaks

Pk. Num	Ret Time	Component Name	conc. (ppm)	Height	Area	Bl. Code	%Delta
1	2.05	Unknown 1	0.00	377	3212	1	
2	3.02	FLUORIDE	0.13	799	7732	1	-1.09
3	4.23	CHLORIDE	8.80	29538	325602	1	-0.39
4	7.42	NITRATE-N	0.01	128	1305	1	2.58
5	11.33	SULFATE	3.66	3355	87959	1	-0.58
		---total(s)---	12.61	34197	425811		

JZ83 C2

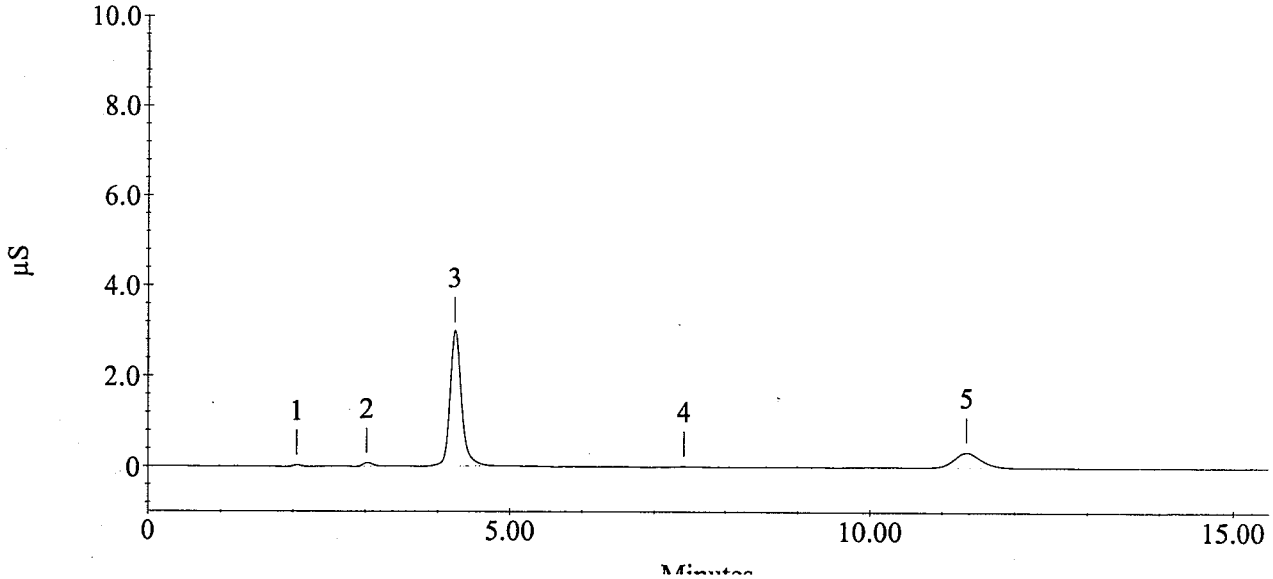

Sample Name : JZ83 D2
Method File Name : c:\peaknet\method\std.met

Current Date : 10/9/06
Date Time Collected : 10/9/06 10:17:11 AM

Injection Number : 11
Dilution Factor : 10.00
column :

Calibration Date : 10/6/06 11:52:27 AM
Data File Name : ...\OCT0906DAP_011.DXD
Injection Volume : 1.00

Module ID : 34 07 2a
Schedule File Name : ...\oct0906dap.sch

Peak Information : All Peaks

Pk. Num	Ret Time	Component Name	conc. (ppm)	Height	Area	Bl. Code	%Delta
1	2.03	Unknown 1	0.00	380	3175	1	
2	3.02	FLUORIDE	0.14	824	7910	1	-1.09
3	4.23	CHLORIDE	9.31	31648	344397	1	-0.39
4	7.37	NITRATE-N	0.09	521	8351	1	1.89
5	11.33	SULFATE	3.22	3126	77311	1	-0.58
		---total(s)---	12.75	36499	441143		

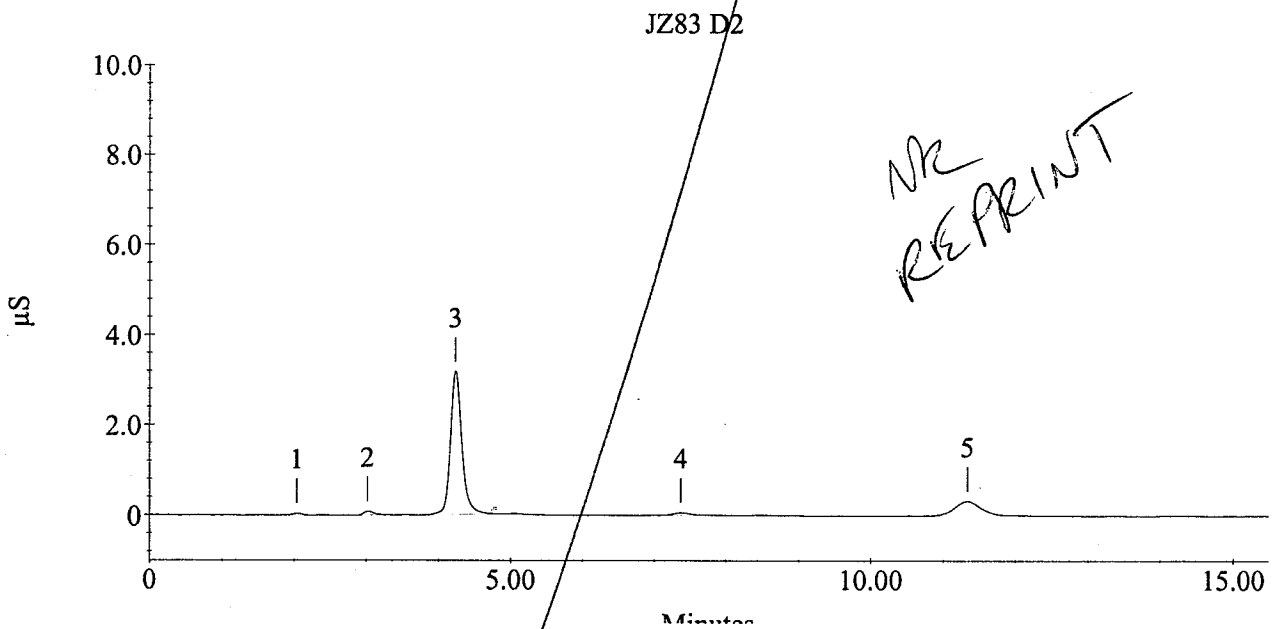

NR
REPRINT

Sample Name : JZ83 D2 Current Date : 10/10/06
Method File Name : C:\PEAKNET\METHOD\STD.met Date Time Collected : 10/9/06 10:17:11 AM

Injection Number : 11	Calibration Date : 10/6/06 11:52:27 AM	Module ID : 34 07 2a
Dilution Factor : 10.00	Data File Name : ...\OCT0906DAP_011.DXD	Schedule File Name : ...\oct0906dap.sch
column :	Injection Volume : 1.00	

Peak Information : All Peaks

Pk. Num	Ret Time	Component Name	conc. (ppm)	Height	Area	Bl. Code	%Delta
1	2.03	Unknown 1	0.00	380	3175	1	
2	3.02	FLUORIDE	0.14	824	7910	1	-1.09
3	4.23	CHLORIDE	9.31	31648	344397	1	-0.39
4	7.37	NITRATE-N	0.09	521	8351	1	1.89
5	11.33	SULFATE	3.22	3126	77311	1	-0.58
		---total(s)---	12.75	36499	441143		

JZ83 D2

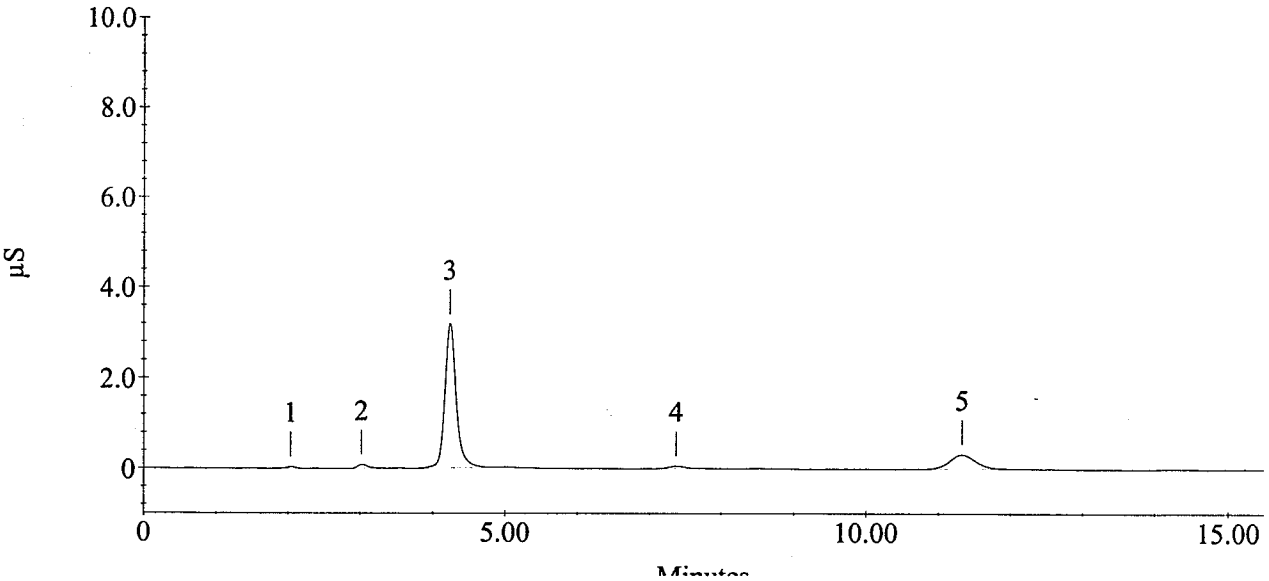

Sample Name : JZ83 E2
Method File Name : c:\peaknet\method\std.met

Current Date : 10/9/06
Date Time Collected : 10/9/06 10:34:58 AM

Injection Number : 12
Dilution Factor : 10.00
column :

Calibration Date : 10/6/06 11:52:27 AM
Data File Name : ...\OCT0906DAP_012.DXD
Injection Volume : 1.00

Module ID : 34 07 2a
Schedule File Name : ...\oct0906dap.sch

Peak Information : All Peaks

Pk. Num	Ret Time	Component Name	conc. (ppm)	Height	Area	Bl. Code	%Delta
1	2.05	Unknown 1	0.00	396	3499	1	
2	3.02	FLUORIDE	0.16	869	9162	1	-1.09
3	4.23	CHLORIDE	9.45	31985	349883	1	-0.39
4	7.37	NITRATE-N	0.09	625	9296	1	1.89
5	11.35	SULFATE	3.84	3463	92284	1	-0.44
		---total(s)---	13.55	37337	464123		

JZ83 E2

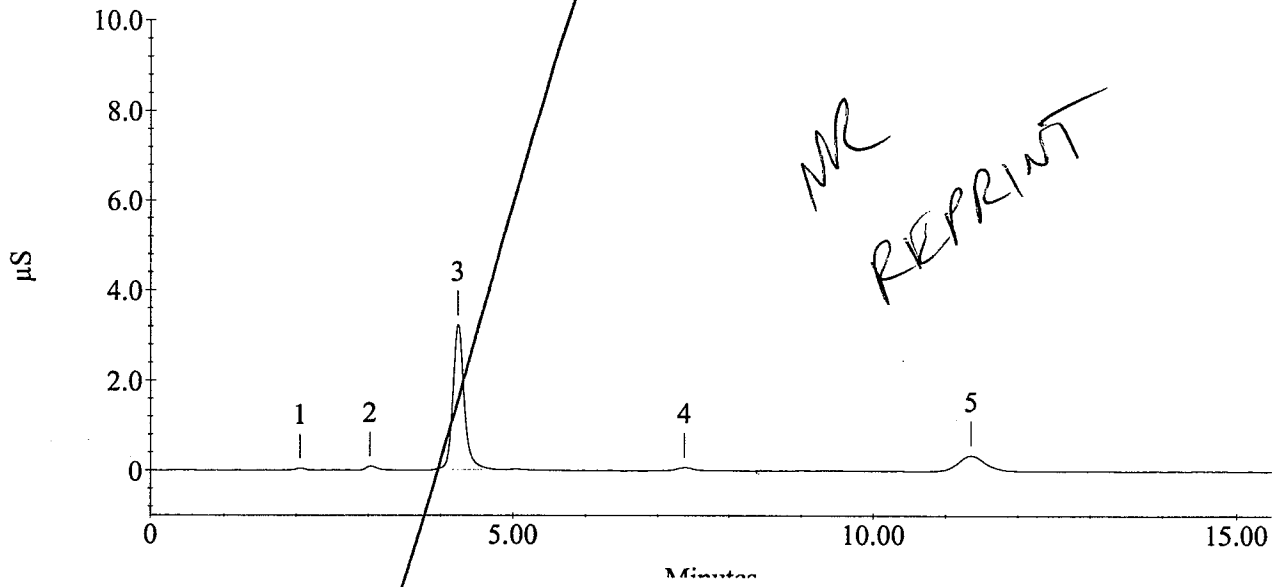

MR
REPRINT

Sample Name : JZ83 E2 Current Date : 10/10/06
Method File Name : C:\PEAKNET\METHOD\STD.met Date Time Collected : 10/9/06 10:34:58 AM

Injection Number : 12
Dilution Factor : 10.00
column :
Calibration Date : 10/6/06 11:52:27 AM
Data File Name : ...\OCT0906DAP_012.DXD
Injection Volume : 1.00
Module ID : 34 07 2a
Schedule File Name : ...\oct0906dap.sch

Peak Information : All Peaks

Pk. Num	Ret Time	Component Name	conc. (ppm)	Height	Area	Bl. Code	%Delta
1	2.05	Unknown 1	0.00	396	3499	1	
2	3.02	FLUORIDE	0.16	869	9162	1	-1.09
3	4.23	CHLORIDE	9.45	31985	349883	1	-0.39
4	7.37	NITRATE-N	0.09	625	9296	1	1.89
5	11.35	SULFATE	3.84	3463	92284	1	-0.44
		---total(s)---	13.55	37337	464123		

JZ83 E2

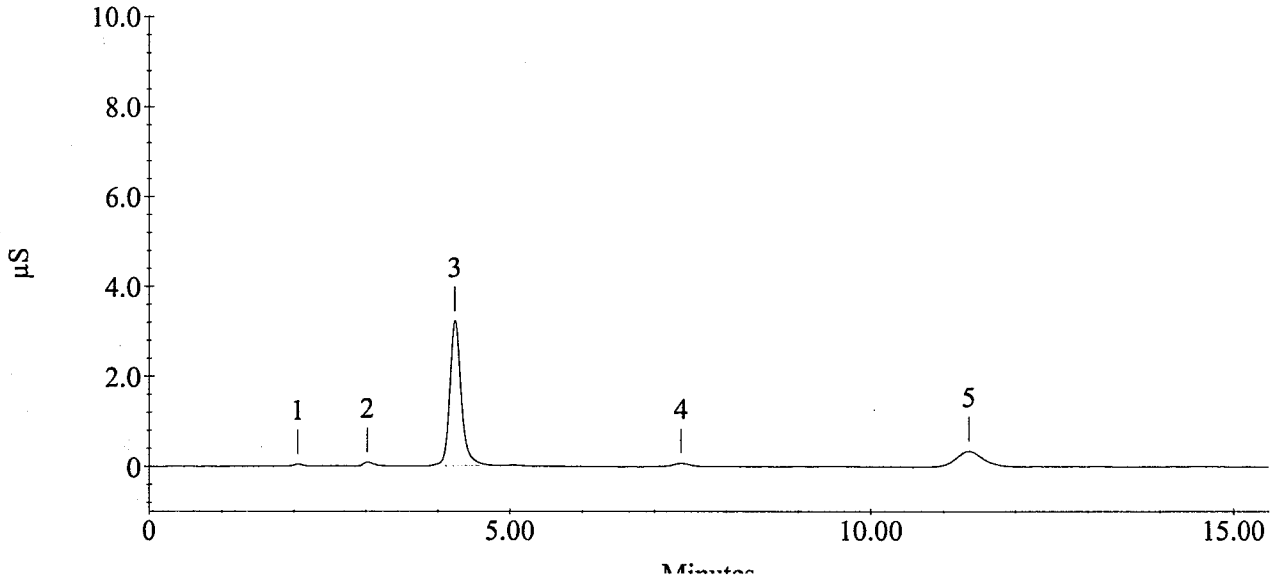

Sample Name : CCV
Method File Name : c:\peaknet\method\std.met

Current Date : 10/9/06
Date Time Collected : 10/9/06 10:52:43 AM

Injection Number : 13
Dilution Factor : 1.00
column :

Calibration Date : 10/6/06 11:52:27 AM
Data File Name : ...\OCT0906DAP_013.DXD
Injection Volume : 1.00

Module ID : 34 07 2a
Schedule File Name : ...\oct0906dap.sch

Peak Information : All Peaks

Pk. Num	Ret Time	Component Name	conc. (ppm)	Height	Area	Bl. Code	%Delta
1	2.08	Unknown 1	0.00	1892	25458	1	
2	3.03	FLUORIDE	2.85	162502	1635955	1	-0.55
3	4.23	CHLORIDE	2.84	98521	1050694	1	-0.39
4	5.03	NITRITE-N	2.88	191527	2421036	1	-0.72
5	6.25	BROMIDE	2.91	29951	421684	1	-0.79
6	7.20	NITRATE-N	2.84	165377	2780378	1	-0.41
7	9.68	PHOSPHATE-P	2.76	28249	739100	1	-0.48
8	11.32	SULFATE	2.93	27733	704696	1	-0.73
		---total(s)---					
			20.01	705752	9779002		

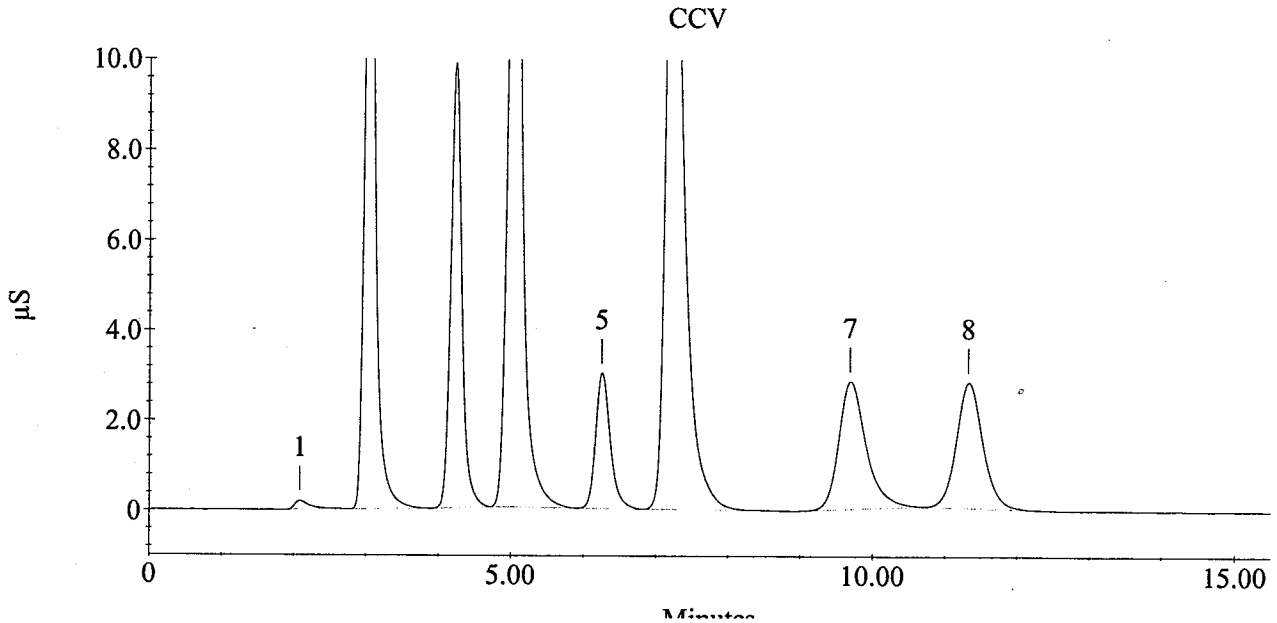

Sample Name : CCB
Method File Name : c:\peaknet\method\std.met

Current Date : 10/9/06
Date Time Collected : 10/9/06 11:10:30 AM

Injection Number : 14
Dilution Factor : 1.00
column :

Calibration Date : 10/6/06 11:52:27 AM
Data File Name : ...\OCT0906DAP_014.DXD
Injection Volume : 1.00

Module ID : 34 07 2a
Schedule File Name : ...\oct0906dap.sch

Peak Information : All Peaks

Pk. Num	Ret Time	Component Name	conc. (ppm)	Height	Area	Bl. Code	%Delta
1	3.15	FLUORIDE	0.03	177	18961	1	3.28
2	4.23	CHLORIDE	0.02	481	9223	1	-0.39
3	8.63	Unknown 1	0.00	102	1586	1	
4	9.72	PHOSPHATE-P	0.01	130	3280	1	-0.14
		---total(s)---	0.07	890	33050		

CCB

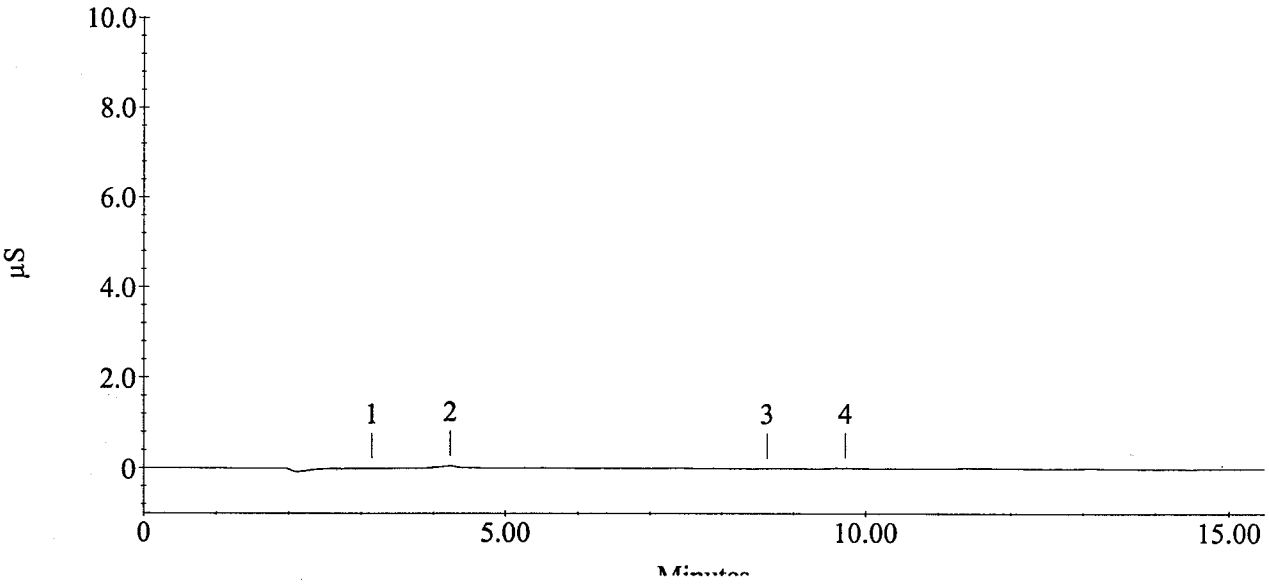

Sample Name : JZ83 F2
Method File Name : c:\peaknet\method\std.met

Current Date : 10/9/06
Date Time Collected : 10/9/06 11:28:15 AM

Injection Number : 15
Dilution Factor : 10.00
column :

Calibration Date : 10/6/06 11:52:27 AM
Data File Name : ...\OCT0906DAP_015.DXD
Injection Volume : 1.00

Module ID : 34 07 2a
Schedule File Name : ...\oct0906dap.sch

Peak Information : All Peaks

Pk. Num	Ret Time	Component Name	conc. (ppm)	Height	Area	Bl. Code	%Delta
1	2.05	Unknown 1	0.00	465	3997	1	
2	3.03	FLUORIDE	0.15	911	8561	1	-0.55
3	4.23	CHLORIDE	9.47	31769	350390	1	-0.39
4	7.38	NITRATE-N	0.02	125	1621	1	2.12
5	11.35	SULFATE	3.33	3239	80106	1	-0.44
		---total(s)---	12.97	36510	444675		

JZ83 F2

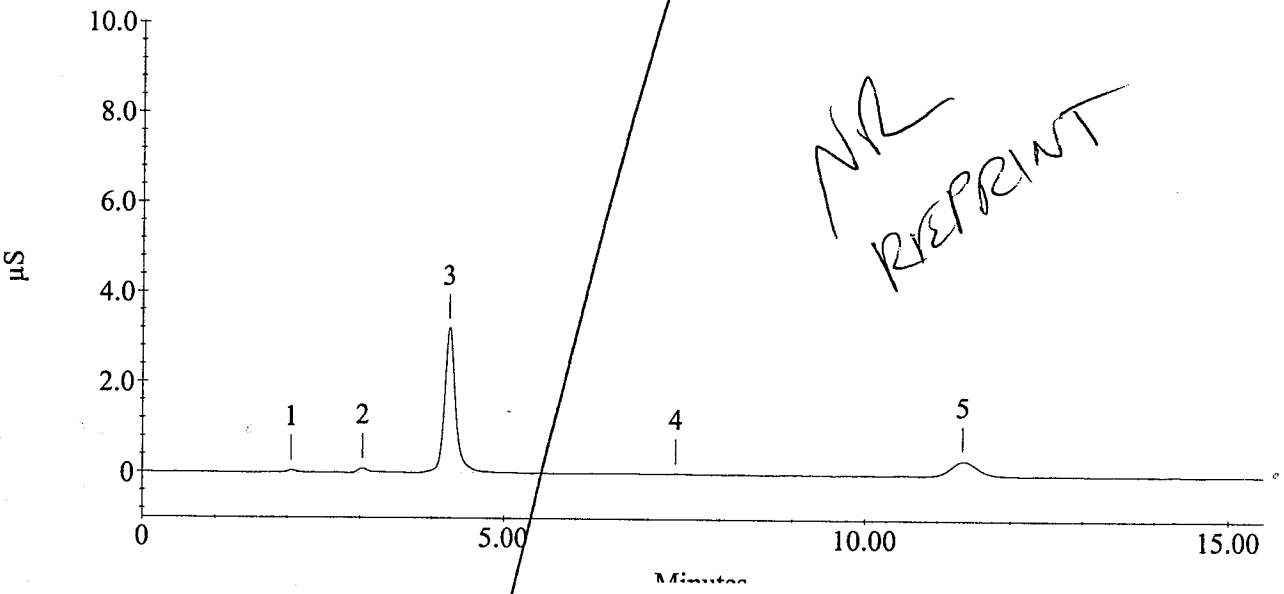

NR
REPRINT

Sample Name : JZ83 F2 Current Date : 10/10/06
Method File Name : C:\PEAKNET\METHOD\STD.met Date Time Collected : 10/9/06 11:28:15 AM

Injection Number : 15 Calibration Date : 10/6/06 11:52:27 AM Module ID : 34 07 2a
Dilution Factor : 10.00 Data File Name : ...\OCT0906DAP_015.DXD Schedule File Name : ...\oct0906dap.sch
column : Injection Volume : 1.00

Peak Information : All Peaks

Pk. Num	Ret Time	Component Name	conc. (ppm)	Height	Area	Bl. Code	%Delta
1	2.05	Unknown 1	0.00	465	3997	1	
2	3.03	FLUORIDE	0.15	911	8561	1	-0.55
3	4.23	CHLORIDE	9.47	31769	350390	1	-0.39
4	7.38	NITRATE-N	0.02	125	1621	1	2.12
5	11.35	SULFATE	3.33	3239	80106	1	-0.44
		---total(s)---	12.97	36510	444675		

JZ83 F2

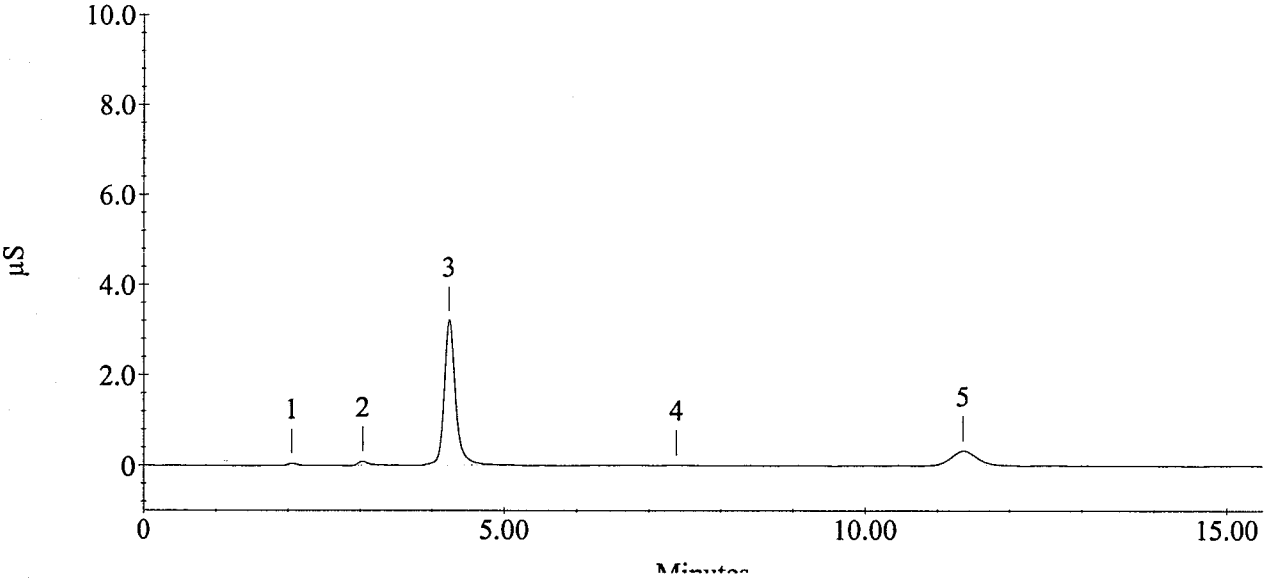

Sample Name : JZ83 G2
Method File Name : c:\peaknet\method\std.met

Current Date : 10/9/06
Date Time Collected : 10/9/06 11:46:00 AM

Injection Number : 16
Dilution Factor : 5.00 10X
column :

Calibration Date : 10/6/06 11:52:27 AM
Data File Name : ...\OCT0906DAP_016.DXD
Injection Volume : 1.00

Module ID : 34 07 2a
Schedule File Name : ...\oct0906dap.sch

Peak Information : All Peaks

Pk. Num	Ret Time	Component Name	conc. (ppm)	Height	Area	Bl. Code	%Delta
1	2.05	Unknown 1	0.00	515	4685	1	
2	3.03	FLUORIDE	0.08	928	9307	1	-0.55
3	4.23	CHLORIDE	4.76	31267	352396	1	-0.39
4	11.37	SULFATE	1.83	3427	87820	1	-0.29
		---total(s)---	6.67	36137	454208		

JZ83 G2

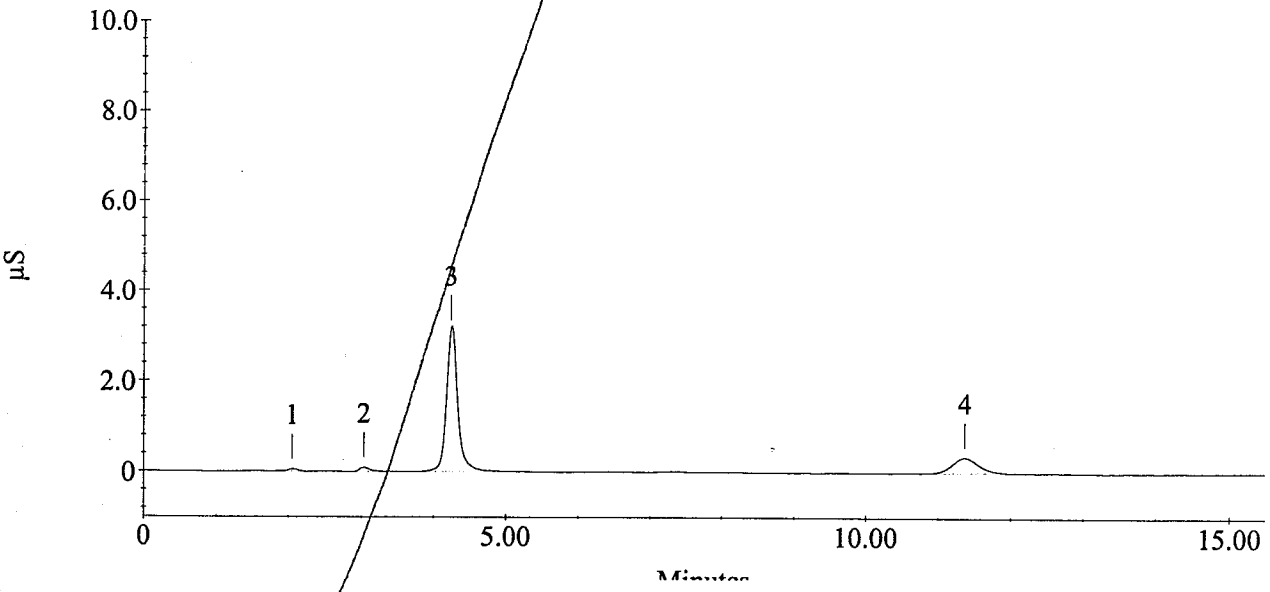

Sample Name : JZ83 G2 Current Date : 10/9/06

Method File Name : C:\PEAKNET\METHOD\STD.met Date Time Collected : 10/9/06 11:46:00 AM

Injection Number : 16 Calibration Date : 10/6/06 11:52:27 AM Module ID : 34 07 2a

Dilution Factor : 10.00 Data File Name : ...\OCT0906DAP_016.DXD Schedule File Name : ...\oct0906dap.sch

column : Injection Volume : 1.00

Peak Information : All Peaks

Pk. Num	Ret Time	Component Name	conc. (ppm)	Height	Area	Bl. Code	%Delta
1	2.05	Unknown 1	0.00	515	4685	1	
2	3.03	FLUORIDE	0.16	928	9307	1	-0.55
3	4.23	CHLORIDE	9.52	31267	352396	1	-0.39
4	11.37	SULFATE	3.65	3427	87820	1	-0.29
		---total(s)---	13.34	36137	454208		

JZ83 G2

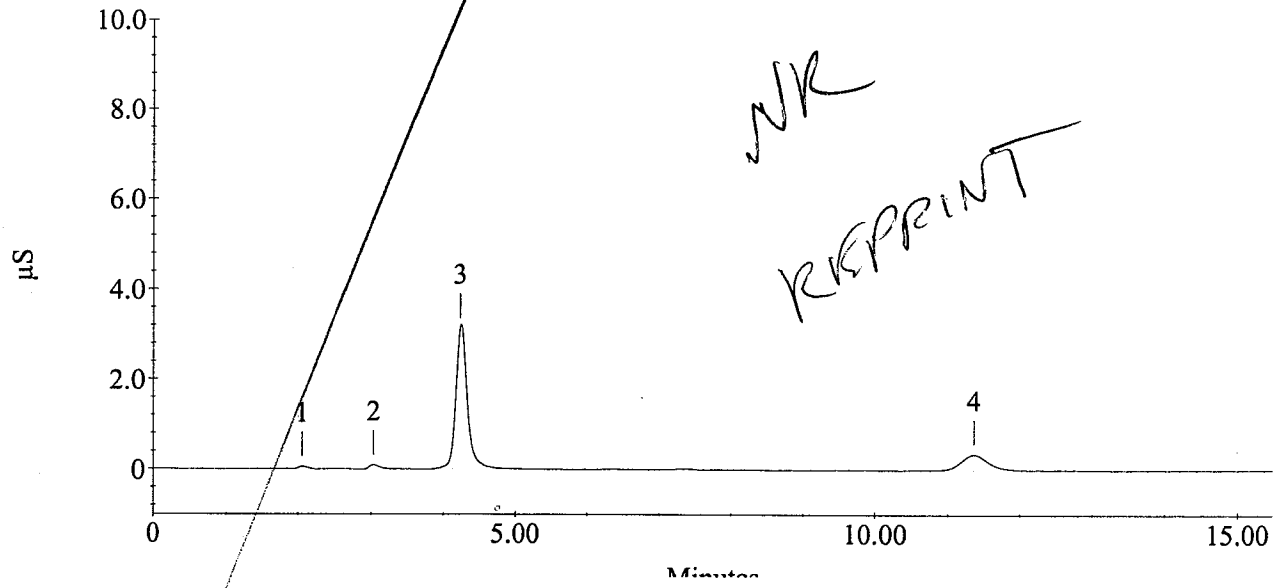

NR

REPRINT

Sample Name : JZ83 G2 Current Date : 10/10/06
Method File Name : C:\PEAKNET\METHOD\STD.met Date Time Collected : 10/9/06 11:46:00 AM

Injection Number : 16
Dilution Factor : 10.00
column :

Calibration Date : 10/6/06 11:52:27 AM
Data File Name : ...\OCT0906DAP_016.DXD
Injection Volume : 1.00

Module ID : 34 07 2a
Schedule File Name : ...\oct0906dap.sch

Peak Information : All Peaks

Pk. Num	Ret Time	Component Name	conc. (ppm)	Height	Area	Bl. Code	%Delta
1	2.05	Unknown 1	0.00	515	4685	1	
2	3.03	FLUORIDE	0.16	928	9307	1	-0.55
3	4.23	CHLORIDE	9.52	31267	352396	1	-0.39
4	11.37	SULFATE	3.65	3427	87820	1	-0.29
		---total(s)---	13.34	36137	454208		

JZ83 G2

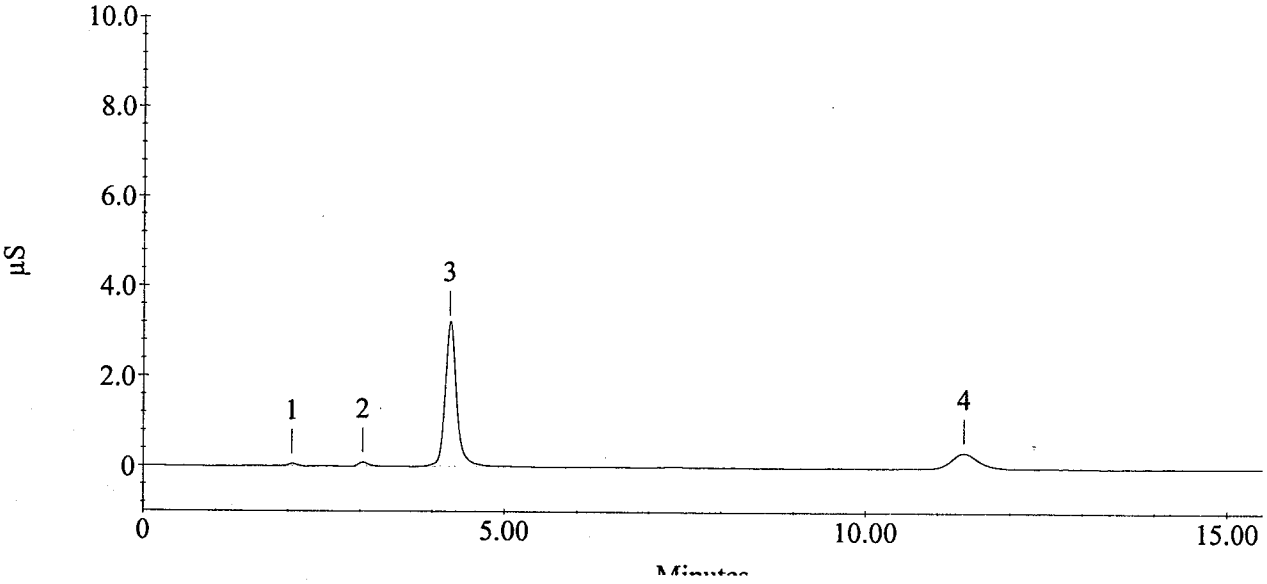

Sample Name : JZ83 H1
Method File Name : c:\peaknet\method\std.met

Current Date : 10/9/06
Date Time Collected : 10/9/06 12:03:46 PM

Injection Number : 17
Dilution Factor : 2.00
column :

Calibration Date : 10/6/06 11:52:27 AM
Data File Name : ...\OCT0906DAP_017.DXD
Injection Volume : 1.00

Module ID : 34 07 2a
Schedule File Name : ...\oct0906dap.sch

Peak Information : All Peaks

Pk. Num	Ret Time	Component Name	conc. (ppm)	Height	Area	Bl. Code	%Delta
1	2.62	Unknown 1	0.00	149	4026	1	
2	4.22	CHLORIDE	0.10	1450	18076	1	-0.78
3	7.35	NITRATE-N	0.01	312	4895	1	1.66
		---total(s)---	0.11	1912	26997		

JZ83 H1

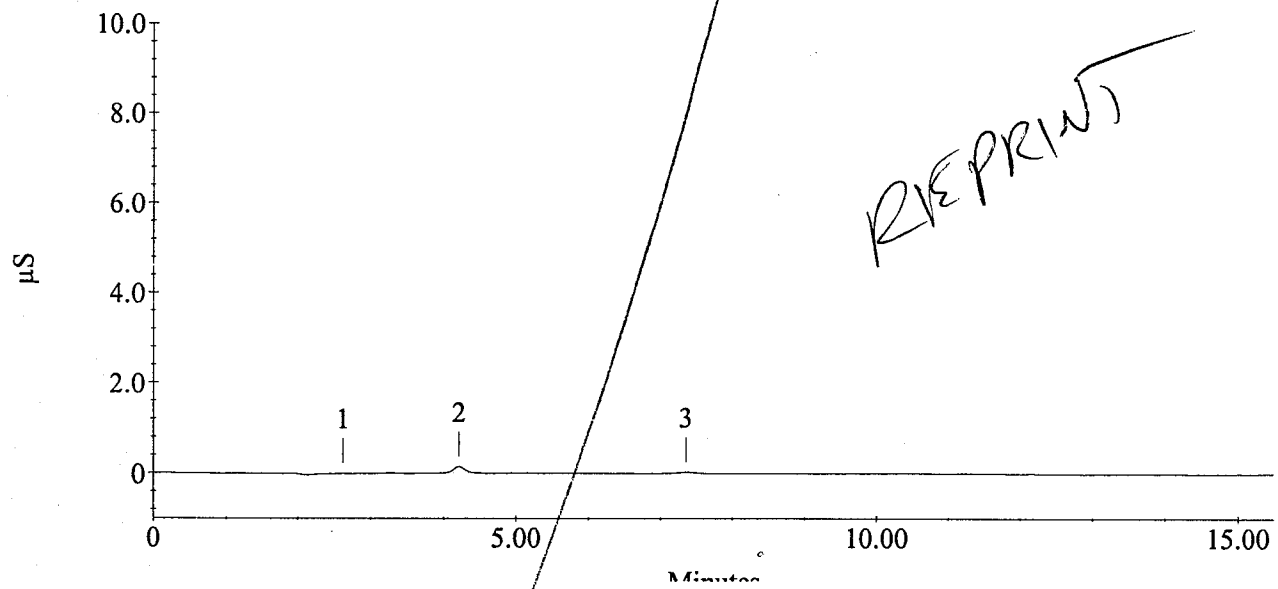

Sample Name : JZ83 H1 Current Date : 10/9/06

Method File Name : C:\PEAKNET\METHOD\STD.met Date Time Collected : 10/9/06 12:03:46 PM

Injection Number : 17	Calibration Date : 10/6/06 11:52:27 AM	Module ID : 34 07 2a
Dilution Factor : 10.00	Data File Name : ...\OCT0906DAP_017.DXD	Schedule File Name : ...\oct0906dap.sch
column :	Injection Volume : 1.00	

Peak Information : All Peaks

Pk. Num	Ret Time	Component Name	conc. (ppm)	Height	Area	Bl. Code	%Delta
1	2.62	Unknown 1	0.00	149	4026	1	
2	4.22	CHLORIDE	0.49	1450	18076	1	-0.78
3	7.35	NITRATE-N	0.05	312	4895	1	1.66
		---total(s)---	0.54	1912	26997		

JZ83 H1

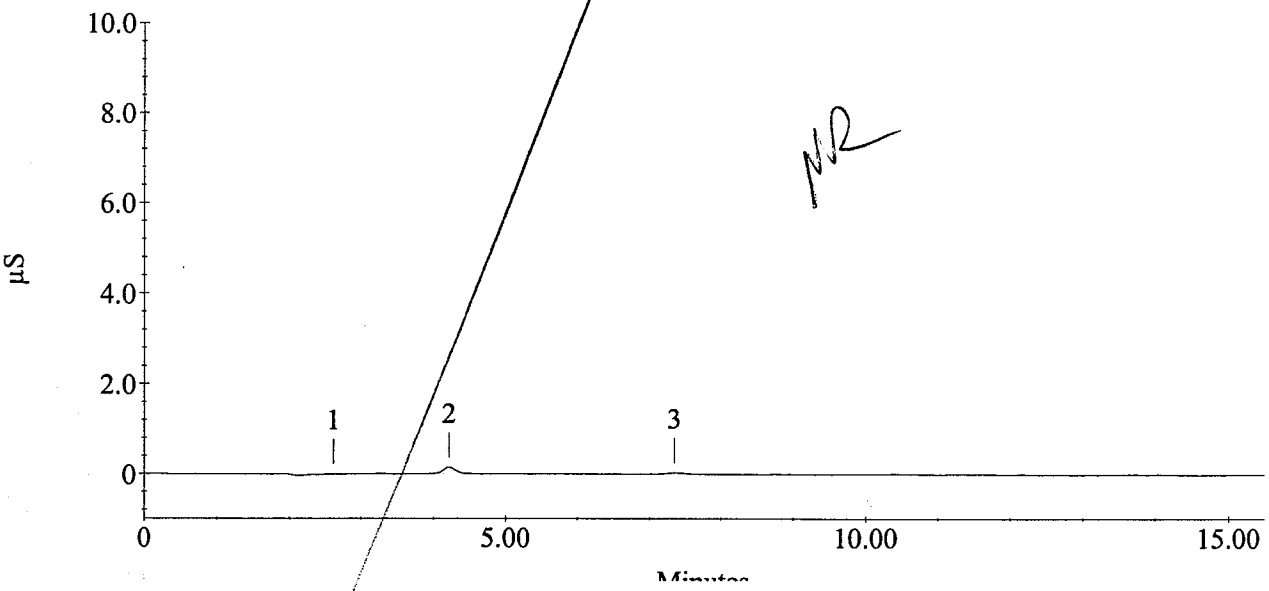

Sample Name : JZ83 I1
Method File Name : c:\peaknet\method\std.met

Current Date : 10/9/06
Date Time Collected : 10/9/06 12:21:32 PM

Injection Number : 18
Dilution Factor : 10.00
column :

Calibration Date : 10/6/06 11:52:27 AM
Data File Name : ...\OCT0906DAP_018.DXD
Injection Volume : 1.00

Module ID : 34 07 2a
Schedule File Name : ...\oct0906dap.sch

Peak Information : All Peaks

Pk. Num	Ret Time	Component Name	conc. (ppm)	Height	Area	Bl. Code	%Delta
1	3.02	FLUORIDE	0.13	158	7496	1	-1.09
2	4.22	CHLORIDE	0.28	743	10203	1	-0.78
3	4.78	Unknown 1	0.00	350	2833	1	
		---total(s)---	0.41	1251	20531		

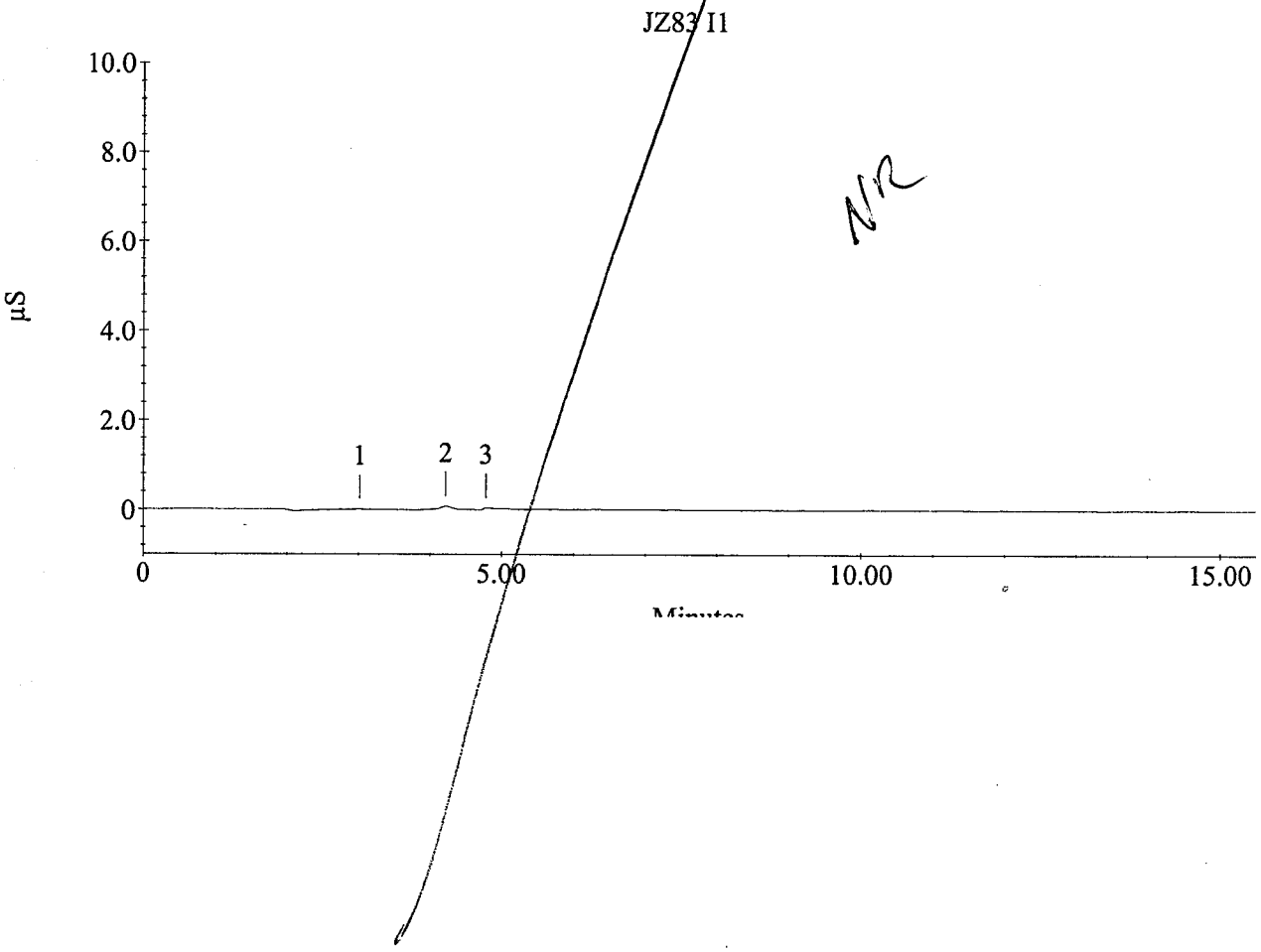

Sample Name : JZ83 A2
Method File Name : c:\peaknet\method\std.met

Current Date : 10/9/06
Date Time Collected : 10/9/06 12:39:18 PM

Injection Number : 19
Dilution Factor : 20.00
column :

Calibration Date : 10/6/06 11:52:27 AM
Data File Name : ...\OCT0906DAP_019.DXD
Injection Volume : 1.00

Module ID : 34 07 2a
Schedule File Name : ...\oct0906dap.sch

Peak Information : All Peaks

Pk. Num	Ret Time	Component Name	conc. (ppm)	Height	Area	Bl. Code	%Delta
1	2.07	Unknown 1	0.00	1602	19165	1	
2	3.03	FLUORIDE	5.89	16062	169044	1	-0.55
3	4.25	CHLORIDE	61.67	107832	1141114	1	0.00
4	11.35	SULFATE	33.14	15483	398211	1	-0.44
		---total(s)---	100.70	140979	1727534		

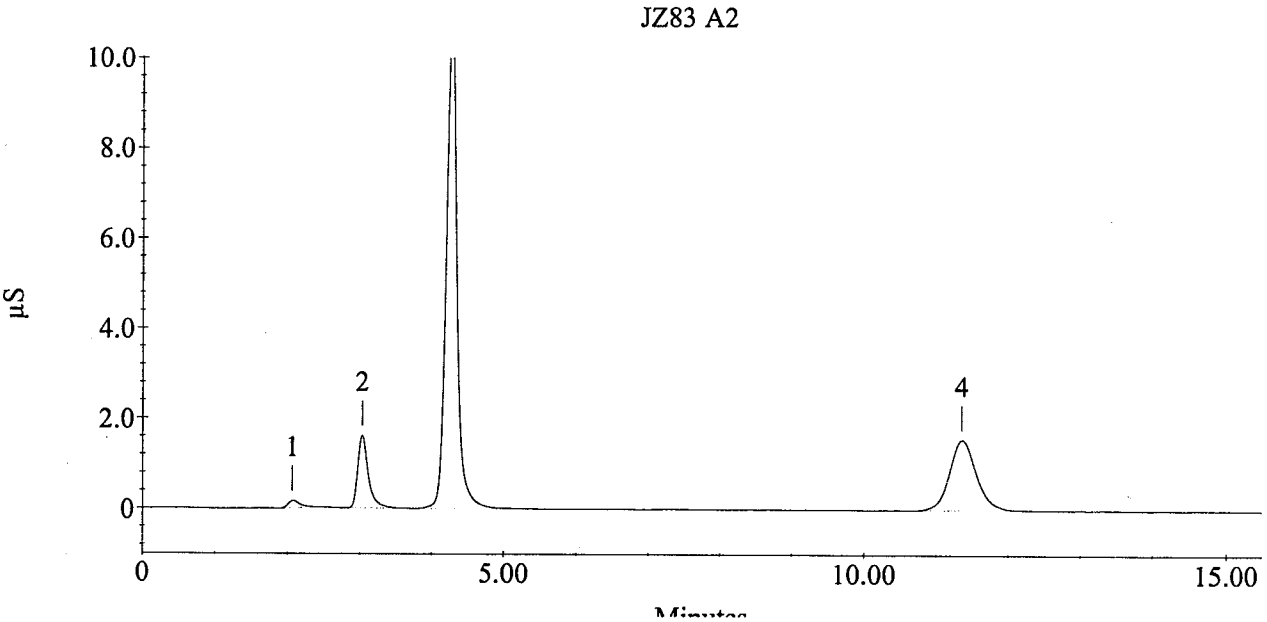

Sample Name : JZ82 A2 MS
Method File Name : c:\peaknet\method\std.met

Current Date : 10/9/06
Date Time Collected : 10/9/06 12:57:04 PM

Injection Number : 20
Dilution Factor : 5.00
column :

Calibration Date : 10/6/06 11:52:27 AM
Data File Name : ...\OCT0906DAP_020.DXD
Injection Volume : 1.00

Module ID : 34 07 2a
Schedule File Name : ...\oct0906dap.sch

Peak Information : All Peaks

Pk. Num	Ret Time	Component Name	conc. (ppm)	Height	Area	Bl. Code	%Delta
1	2.07	Unknown 1	0.00	2294	36504	1	
2	3.03	FLUORIDE	9.48	107104	1088181	1	-0.55
3	4.25	CHLORIDE	17.99	128208	1331773	1	0.00
4	5.03	NITRITE-N	9.22	125071	1549099	1	-0.72
5	6.25	BROMIDE	9.66	19860	279966	1	-0.79
6	7.22	NITRATE-N	9.14	106236	1788354	1	-0.18
7	9.72	PHOSPHATE-P	8.90	17539	476783	1	-0.14
8	11.35	SULFATE	14.18	26992	681400	1	-0.44
		---total(s)---	78.57	533304	7232059		

JZ82 A2 MS

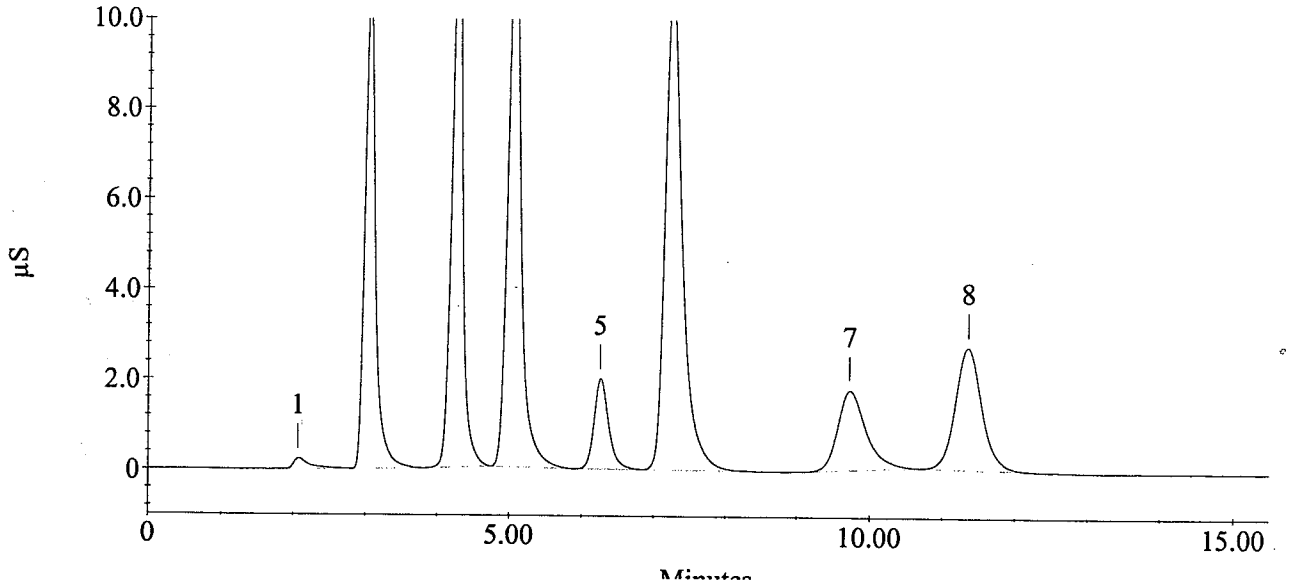

Sample Name : JZ82 A2
Method File Name : c:\peaknet\method\std.met

Current Date : 10/9/06
Date Time Collected : 10/9/06 1:14:51 PM

Injection Number : 21
Dilution Factor : 2.00
column :

Calibration Date : 10/6/06 11:52:27 AM
Data File Name : ...\OCT0906DAP_021.DXD
Injection Volume : 1.00

Module ID : 34 07 2a
Schedule File Name : ...\oct0906dap.sch

Peak Information : All Peaks

Pk. Num	Ret Time	Component Name	conc. (ppm)	Height	Area	Bl. Code	%Delta
1	2.07	Unknown 1	0.00	3197	57678	1	
2	3.03	FLUORIDE	0.15	3662	42529	1	-0.55
3	4.30	CHLORIDE	8.66	166663	1601711	1	1.18
4	6.30	BROMIDE	0.04	217	3055	1	0.00
5	7.35	NITRATE-N	0.02	536	8504	1	1.66
6	11.35	SULFATE	4.43	20856	532589	1	-0.44
		---total(s)---	13.30	195132	2246066		

JZ82 A2

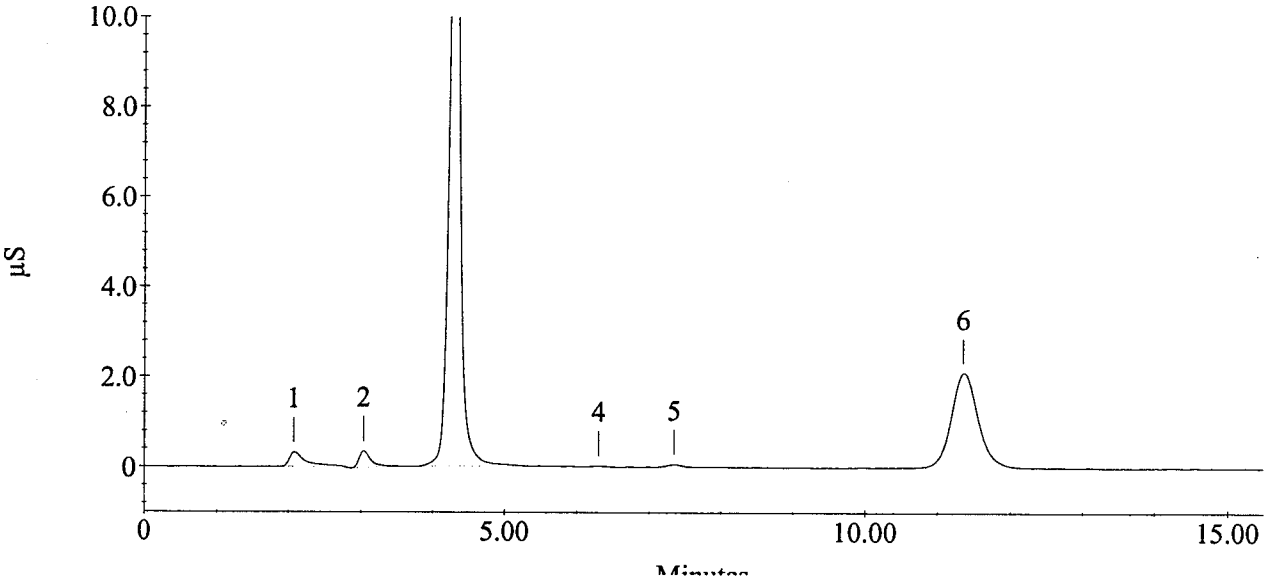

Sample Name : JZ82 A2 DUP
Method File Name : c:\peaknet\method\std.met

Current Date : 10/9/06
Date Time Collected : 10/9/06 1:32:37 PM

Injection Number : 22
Dilution Factor : 2.00
column :

Calibration Date : 10/6/06 11:52:27 AM
Data File Name : ...\OCT0906DAP_022.DXD
Injection Volume : 1.00

Module ID : 34 07 2a
Schedule File Name : ...\oct0906dap.sch

Peak Information : All Peaks

Pk. Num	Ret Time	Component Name	conc. (ppm)	Height	Area	Bl. Code	%Delta
1	2.07	Unknown 1	0.00	3287	61614	1	
2	3.03	FLUORIDE	0.15	3640	44225	1	-0.55
3	4.28	CHLORIDE	8.52	160229	1576100	1	0.78
4	6.27	BROMIDE	0.02	119	1202	1	-0.53
5	7.35	NITRATE-N	0.01	459	6699	1	1.66
6	11.37	SULFATE	4.44	20970	534010	1	-0.29
		---total(s)---	13.15	188704	2223850		

JZ82 A2 DUP

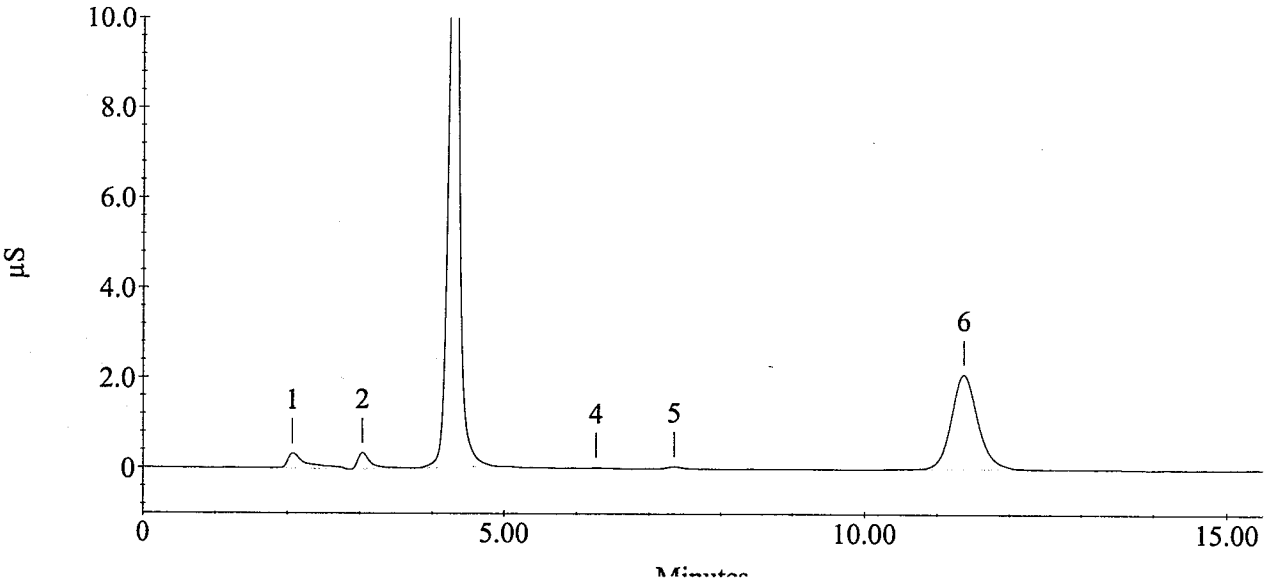

Sample Name : JZ82 A2 MS
Method File Name : c:\peaknet\method\std.met

Current Date : 10/9/06
Date Time Collected : 10/9/06 1:50:24 PM

Injection Number : 23
Dilution Factor : 2.00
column :

Calibration Date : 10/6/06 11:52:27 AM
Data File Name : ...\OCT0906DAP_023.DXD
Injection Volume : 1.00

Module ID : 34 07 2a
Schedule File Name : ...\oct0906dap.sch

Peak Information : All Peaks

Pk. Num	Ret Time	Component Name	conc. (ppm)	Height	Area	Bl. Code	%Delta
1	2.08	Unknown 1	0.00	4515	73655	1	
2	3.03	FLUORIDE	3.94	106170	1129386	1	-0.55
3	4.30	CHLORIDE	14.12	268326	2612364	1	1.18
4	5.05	NITRITE-N	3.73	131239	1565823	1	-0.39
5	6.27	BROMIDE	3.94	20726	285612	1	-0.53
6	7.23	NITRATE-N	3.75	111019	1833842	1	0.05
7	9.75	PHOSPHATE-P	3.43	16302	458626	1	0.21
8	11.37	SULFATE	8.46	40813	1016855	1	-0.29
		---total(s)---	41.36	699111	8976164		

JZ82 A2 MS

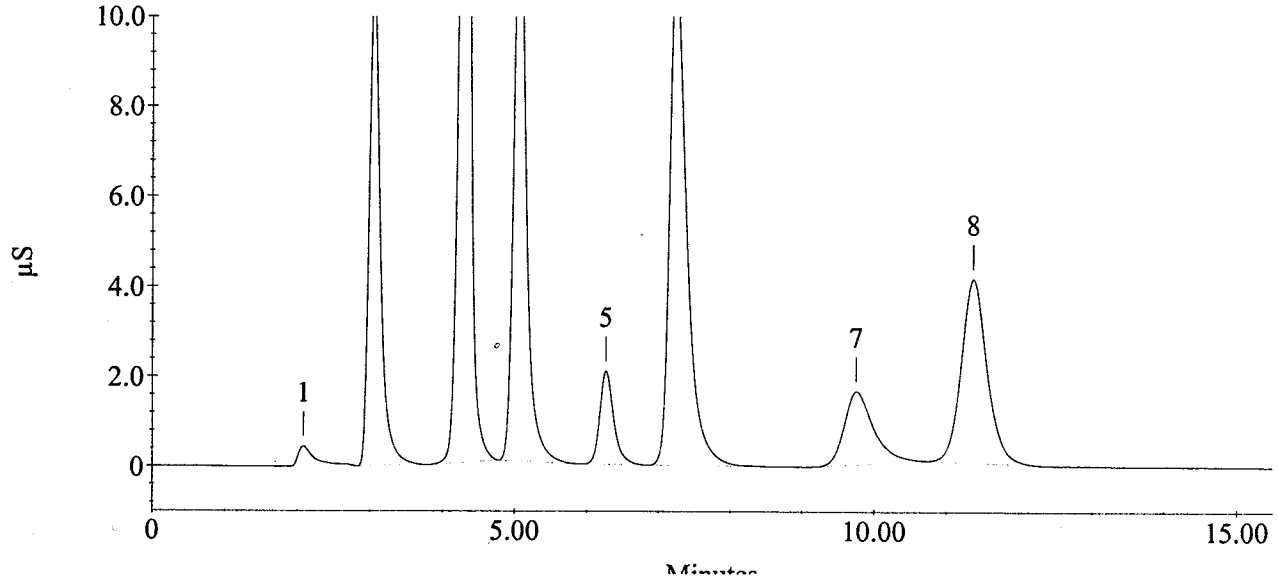

Sample Name : JZ82 C2
Method File Name : c:\peaknet\method\std.met

Current Date : 10/9/06
Date Time Collected : 10/9/06 2:08:11 PM

Injection Number : 24
Dilution Factor : 2.00
column :

Calibration Date : 10/6/06 11:52:27 AM
Data File Name : ...\OCT0906DAP_024.DXD
Injection Volume : 1.00

Module ID : 34 07 2a
Schedule File Name : ...\oct0906dap.sch

Peak Information : All Peaks

Pk. Num	Ret Time	Component Name	conc. (ppm)	Height	Area	Bl. Code	%Delta
1	2.07	Unknown 1	0.00	3198	59229	1	
2	3.03	FLUORIDE	0.11	3167	31429	1	-0.55
3	4.30	CHLORIDE	8.57	167370	1584918	1	1.18
4	7.35	NITRATE-N	0.02	552	8798	1	1.66
5	11.38	SULFATE	4.24	19910	509561	1	-0.15
		---total(s)---	12.93	194197	2193934		

JZ82 C2

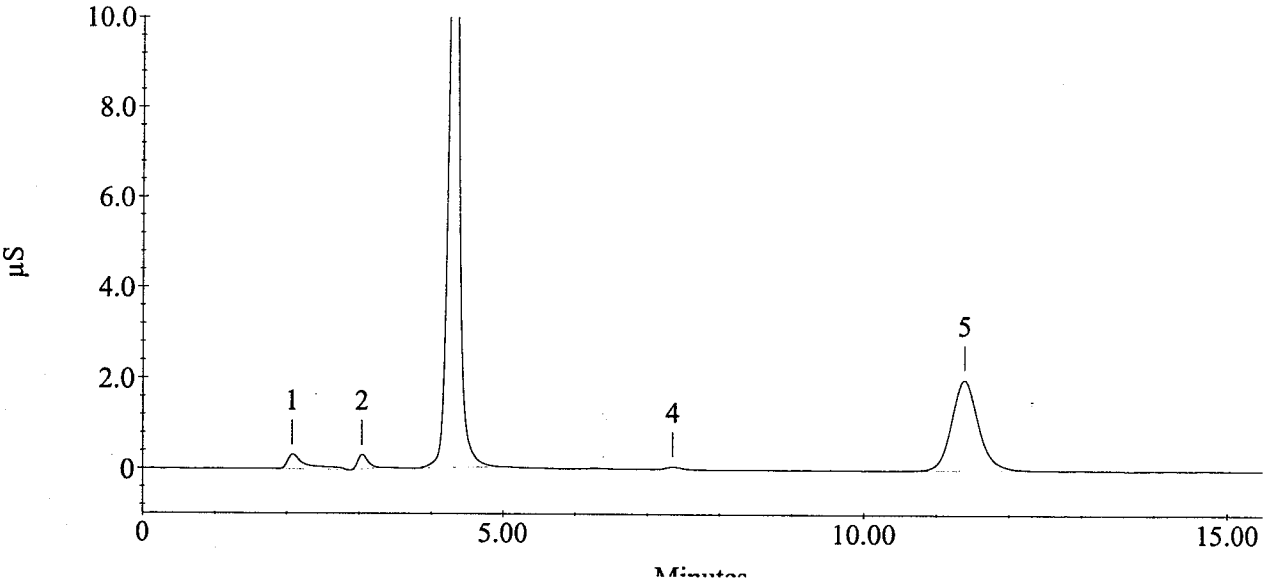

Sample Name : CCV
Method File Name : c:\peaknet\method\std.met

Current Date : 10/9/06
Date Time Collected : 10/9/06 2:25:56 PM

Injection Number : 25
Dilution Factor : 1.00
column :

Calibration Date : 10/6/06 11:52:27 AM
Data File Name : ...\OCT0906DAP_025.DXD
Injection Volume : 1.00

Module ID : 34 07 2a
Schedule File Name : ...\oct0906dap.sch

Peak Information : All Peaks

Pk. Num	Ret Time	Component Name	conc. (ppm)	Height	Area	Bl. Code	%Delta
1	2.08	Unknown 1	0.00	2000	26467	1	
2	3.03	FLUORIDE	2.85	162303	1637175	1	-0.55
3	4.23	CHLORIDE	2.84	98859	1050301	1	-0.39
4	5.03	NITRITE-N	2.88	192411	2421602	1	-0.72
5	6.23	BROMIDE	2.90	30112	420877	1	-1.06
6	7.18	NITRATE-N	2.85	167811	2786415	1	-0.65
7	9.72	PHOSPHATE-P	2.74	28037	734681	1	-0.14
8	11.35	SULFATE	2.93	27904	704867	1	-0.44
		---total(s)---	20.00	709437	9782385		

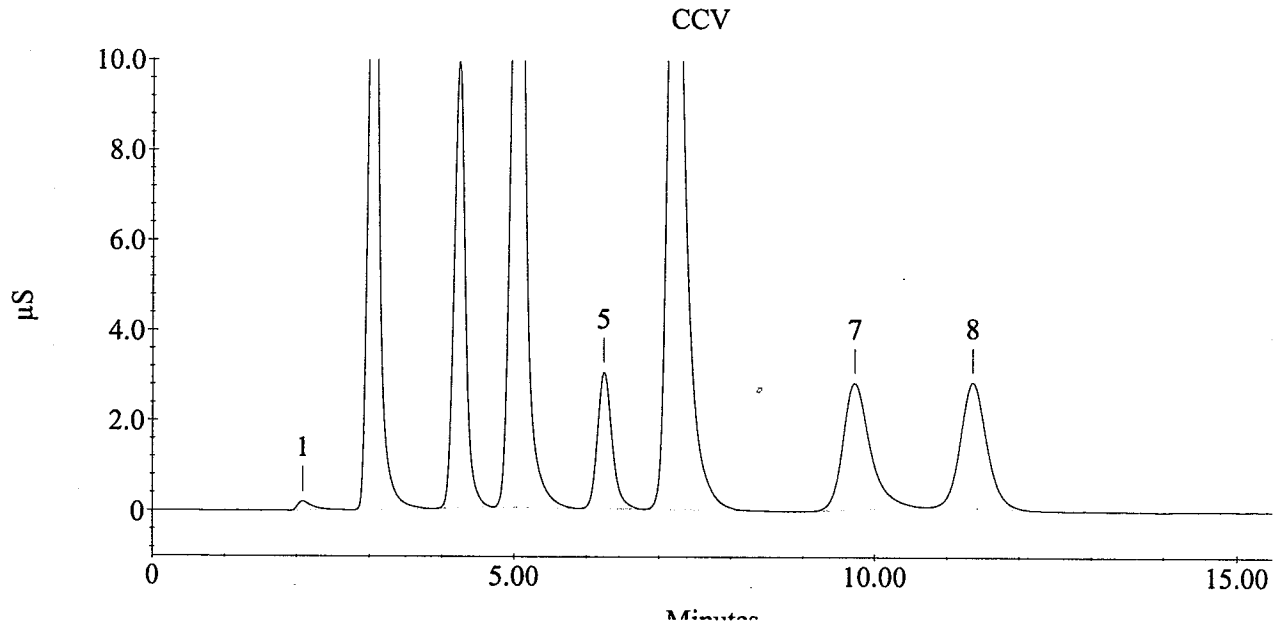

Sample Name : CCB
Method File Name : c:\peaknet\method\std.met

Current Date : 10/9/06
Date Time Collected : 10/9/06 2:43:43 PM

Injection Number : 26
Dilution Factor : 1.00
column :

Calibration Date : 10/6/06 11:52:27 AM
Data File Name : ...\OCT0906DAP_026.DXD
Injection Volume : 1.00

Module ID : 34 07 2a
Schedule File Name : ...\oct0906dap.sch

Peak Information : All Peaks

Pk. Num	Ret Time	Component Name	conc. (ppm)	Height	Area	Bl. Code	%Delta
1	3.00	FLUORIDE	0.01	108	3389	1	-1.64
2	4.22	CHLORIDE	0.03	424	9986	1	-0.78
		---total(s)---	0.03	533	13374		

CCB

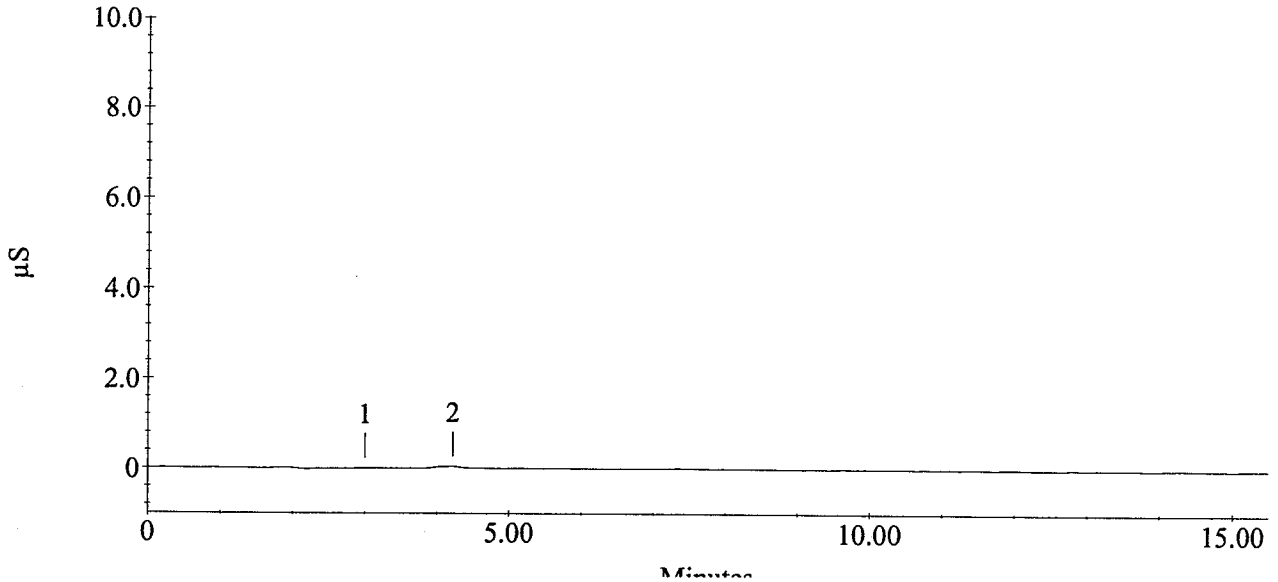

Sample Name : JZ83 A2
Method File Name : c:\peaknet\method\std.met

Current Date : 10/9/06
Date Time Collected : 10/9/06 3:01:28 PM

Injection Number : 27
Dilution Factor : 2.00
column :

Calibration Date : 10/6/06 11:52:27 AM
Data File Name : ...\OCT0906DAP_027.DXD
Injection Volume : 1.00

Module ID : 34 07 2a
Schedule File Name : ...\oct0906dap.sch

Peak Information : All Peaks

Pk. Num	Ret Time	Component Name	conc. (ppm)	Height	Area	Bl. Code	%Delta
1	2.07	Unknown 1	0.00	17951	280006	1	
2	3.03	FLUORIDE	6.61	120221	1897177	1	-0.55
3	4.58	Unknown 2	0.00	1465276	15374323	1	
4	6.35	BROMIDE	0.14	696	9850	1	0.79
5	7.38	NITRATE-N	0.00	154	1535	1	2.12
6	11.38	SULFATE	39.81	198315	4783106	1	-0.15
		---total(s)---	46.56	1802612	22345997		

JZ83 A2

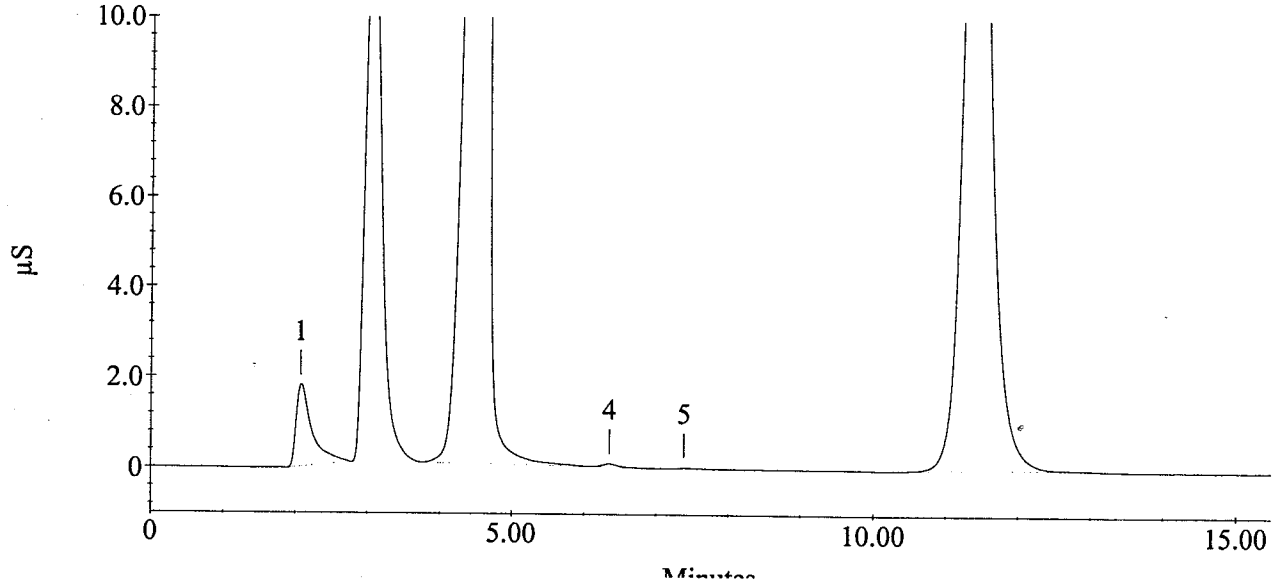

Sample Name : JZ83 C2
Method File Name : c:\peaknet\method\std.met

Current Date : 10/9/06
Date Time Collected : 10/9/06 3:19:14 PM

Injection Number : 28
Dilution Factor : 2.00
column :

Calibration Date : 10/6/06 11:52:27 AM
Data File Name : ...\OCT0906DAP_028.DXD
Injection Volume : 1.00

Module ID : 34 07 2a
Schedule File Name : ...\oct0906dap.sch

Peak Information : All Peaks

Pk. Num	Ret Time	Component Name	conc. (ppm)	Height	Area	Bl. Code	%Delta
1	2.07	Unknown 1	0.00	3379	63494	1	
2	3.03	FLUORIDE	0.13	3847	38334	1	-0.55
3	4.30	CHLORIDE	10.13	199401	1874943	1	1.18
4	6.28	BROMIDE	0.03	154	2031	1	-0.26
5	7.33	NITRATE-N	0.01	324	4542	1	1.43
6	11.38	SULFATE	3.76	17499	452180	1	-0.15
		---total(s)---	14.07	224604	2435524		

JZ83 C2

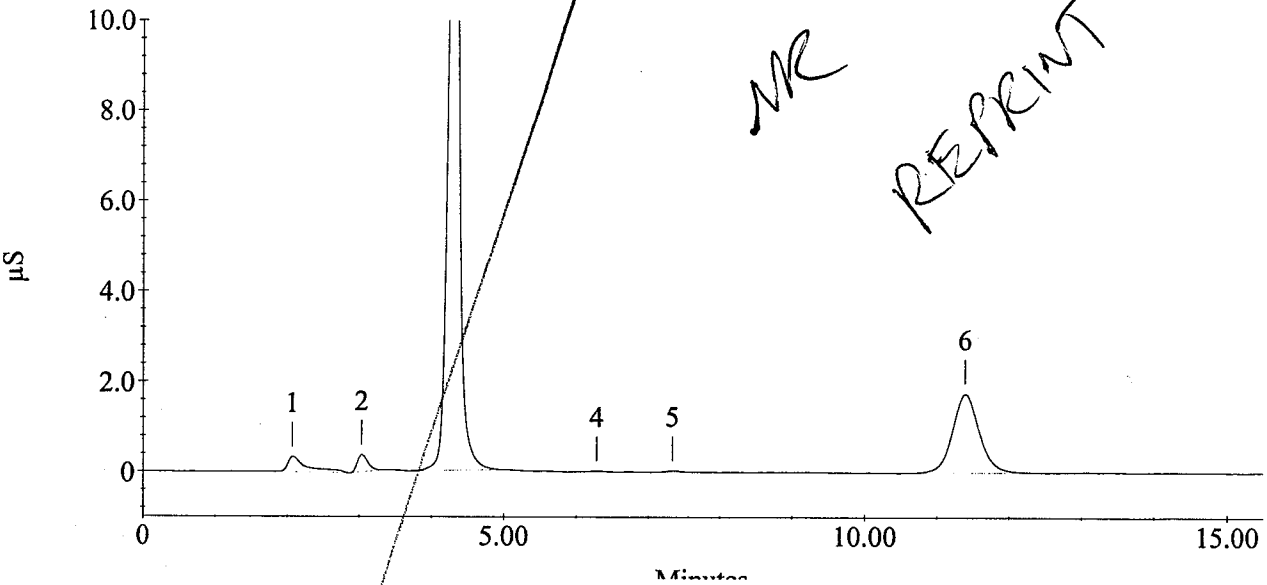

MR
REPRINT

Sample Name : JZ83 C2 Current Date : 10/10/06

Method File Name : C:\PEAKNET\METHOD\STD.met Date Time Collected : 10/9/06 3:19:14 PM

Injection Number : 28
Dilution Factor : 2.00
column :

Calibration Date : 10/6/06 11:52:27 AM
Data File Name : ...\OCT0906DAP_028.DXD
Injection Volume : 1.00

Module ID : 34 07 2a
Schedule File Name : ...\oct0906dap.sch

Peak Information : All Peaks

Pk. Num	Ret Time	Component Name	conc. (ppm)	Height	Area	Bl. Code	%Delta
1	2.07	Unknown 1	0.00	3379	63494	1	
2	3.03	FLUORIDE	0.13	3847	38334	1	-0.55
3	4.30	CHLORIDE	10.13	199401	1874943	1	1.18
4	6.28	BROMIDE	0.03	154	2031	1	-0.26
5	7.33	NITRATE-N	0.01	324	4542	1	1.43
6	11.38	SULFATE	3.76	17499	452180	1	-0.15
		---total(s)---	14.07	224604	2435524		

JZ83 C2

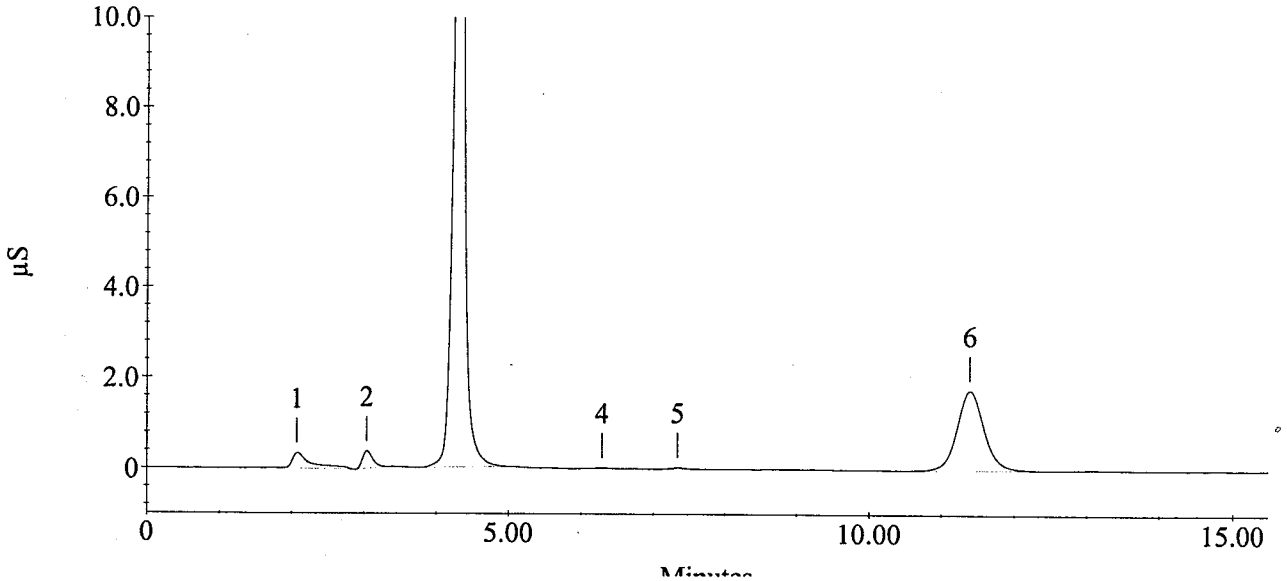

Sample Name : JZ83 D2
Method File Name : c:\peaknet\method\std.met

Current Date : 10/9/06
Date Time Collected : 10/9/06 3:37:01 PM

Injection Number : 29
Dilution Factor : 2.00
column :

Calibration Date : 10/6/06 11:52:27 AM
Data File Name : ...\OCT0906DAP_029.DXD
Injection Volume : 1.00

Module ID : 34 07 2a
Schedule File Name : ...\oct0906dap.sch

Peak Information : All Peaks

Pk. Num	Ret Time	Component Name	conc. (ppm)	Height	Area	Bl. Code	%Delta
1	2.07	Unknown 1	0.00	3366	61494	1	
2	3.03	FLUORIDE	0.16	4202	44775	1	-0.55
3	4.30	CHLORIDE	10.71	211434	1981166	1	1.18
4	5.03	NITRITE-N	0.02	560	6314	1	-0.72
5	6.27	BROMIDE	0.03	165	1878	1	-0.53
6	7.32	NITRATE-N	0.09	2533	43132	1	1.20
7	11.38	SULFATE	3.55	16649	426211	1	-0.15
		---total(s)---	14.54	238910	2564970		

JZ83 D2

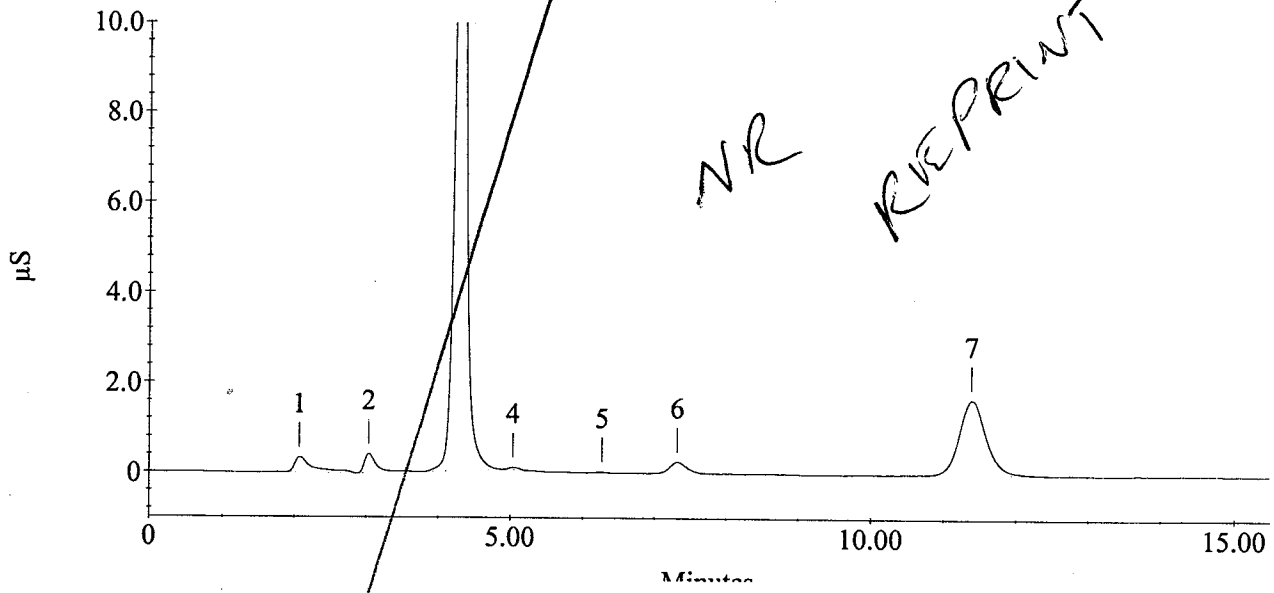

NR REPRINT

Sample Name : JZ83 D2 Current Date : 10/10/06
Method File Name : C:\PEAKNET\METHOD\STD.met Date Time Collected : 10/9/06 3:37:01 PM

Injection Number : 29
Dilution Factor : 2.00
column :

Calibration Date : 10/6/06 11:52:27 AM
Data File Name : ...\OCT0906DAP_029.DXD
Injection Volume : 1.00

Module ID : 34 07 2a
Schedule File Name : ...\oct0906dap.sch

Peak Information : All Peaks

Pk. Num	Ret Time	Component Name	conc. (ppm)	Height	Area	Bl. Code	%Delta
1	2.07	Unknown 1	0.00	3366	61494	1	
2	3.03	FLUORIDE	0.16	4202	44775	1	-0.55
3	4.30	CHLORIDE	10.71	211434	1981166	1	1.18
4	5.03	NITRITE-N	0.02	560	6314	1	-0.72
5	6.27	BROMIDE	0.03	165	1878	1	-0.53
6	7.32	NITRATE-N	0.09	2530	42900	1	1.20
7	11.38	SULFATE	3.55	16649	426211	1	-0.15
		---total(s)---	14.54	238906	2564739		

JZ83 D2

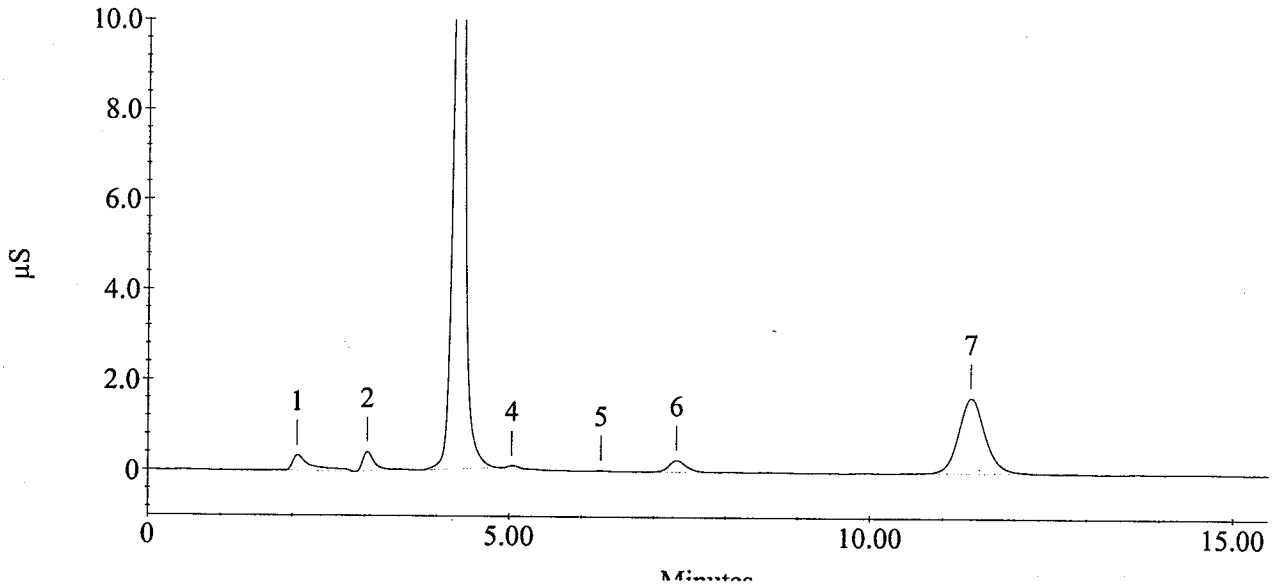

Sample Name : JZ83 E2
Method File Name : c:\peaknet\method\std.met

Current Date : 10/9/06
Date Time Collected : 10/9/06 3:54:47 PM

Injection Number : 30
Dilution Factor : 2.00
column :

Calibration Date : 10/6/06 11:52:27 AM
Data File Name : ...\OCT0906DAP_030.DXD
Injection Volume : 1.00

Module ID : 34 07 2a
Schedule File Name : ...\oct0906dap.sch

Peak Information : All Peaks

Pk. Num	Ret Time	Component Name	conc. (ppm)	Height	Area	Bl. Code	%Delta
1	1.25	Unknown 1	0.00	1148	7743	1	
2	2.07	Unknown 2	0.00	3295	60796	1	
3	3.03	FLUORIDE	0.15	4140	42448	1	-0.55
4	4.30	CHLORIDE	10.70	209530	1979274	1	1.18
5	5.05	NITRITE-N	0.02	714	7755	1	-0.39
6	6.28	BROMIDE	0.04	198	2625	1	-0.26
7	7.32	NITRATE-N	0.11	3095	52092	1	1.20
8	11.40	SULFATE	3.63	16948	435730	1	0.00
		---total(s)---	14.63	239068	2588464		

JZ83 E2

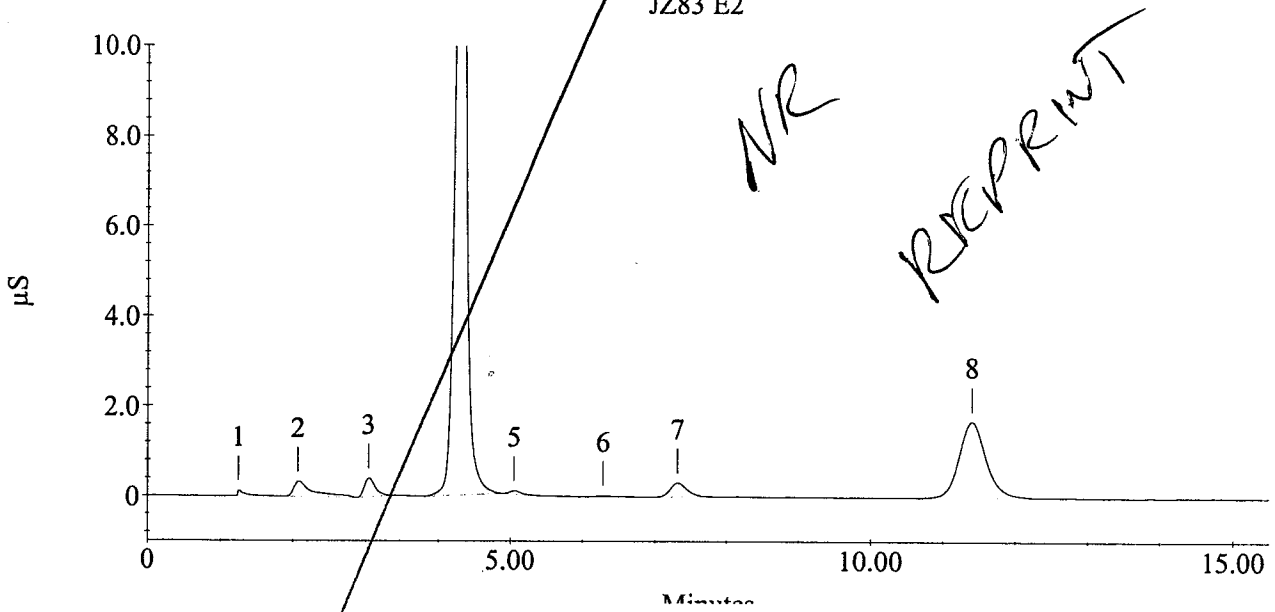

NR
REPRINT

Sample Name : JZ83 E2 Current Date : 10/10/06

Method File Name : C:\PEAKNET\METHOD\STD.met Date Time Collected : 10/9/06 3:54:47 PM

Injection Number : 30
Dilution Factor : 2.00
column :

Calibration Date : 10/6/06 11:52:27 AM
Data File Name : ...\OCT0906DAP_030.DXD
Injection Volume : 1.00

Module ID : 34 07 2a
Schedule File Name : ...\oct0906dap.sch

Peak Information : All Peaks

Pk. Num	Ret Time	Component Name	conc. (ppm)	Height	Area	Bl. Code	%Delta
1	1.25	Unknown 1	0.00	1148	7743	1	
2	2.07	Unknown 2	0.00	3295	60796	1	
3	3.03	FLUORIDE	0.15	4140	42448	1	-0.55
4	4.30	CHLORIDE	10.70	209530	1979274	1	1.18
5	5.05	NITRITE-N	0.02	714	7755	1	-0.39
6	6.28	BROMIDE	0.04	198	2625	1	-0.26
7	7.32	NITRATE-N	0.11	3095	52092	1	1.20
8	11.40	SULFATE	3.63	16948	435730	1	0.00
		---total(s)---	14.63	239068	2588464		

JZ83 E2

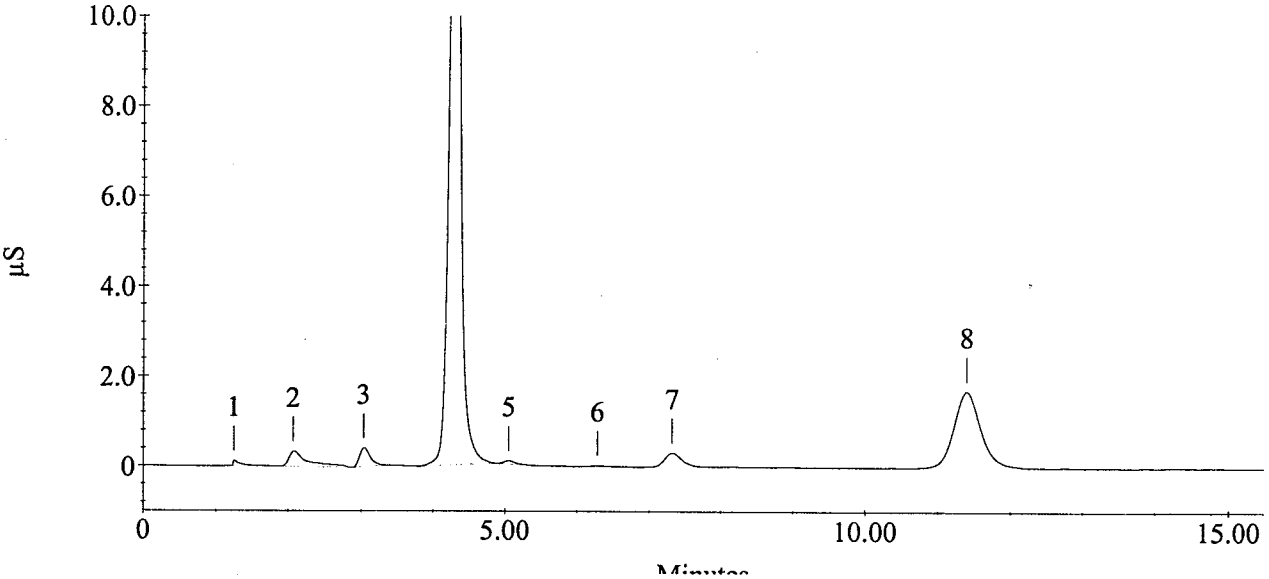

Sample Name : JZ82 A2
Method File Name : c:\peaknet\method\std.met

Current Date : 10/9/06
Date Time Collected : 10/9/06 4:12:34 PM

Injection Number : 31
Dilution Factor : 1.00
column :

Calibration Date : 10/6/06 11:52:27 AM
Data File Name : ...\OCT0906DAP_031.DXD
Injection Volume : 1.00

Module ID : 34 07 2a
Schedule File Name : ...\oct0906dap.sch

Peak Information : All Peaks

Pk. Num	Ret Time	Component Name	conc. (ppm)	Height	Area	Bl. Code	%Delta
1	2.07	Unknown 1	0.00	5976	111748	1	
2	3.03	FLUORIDE	0.15	6860	83992	1	-0.55
3	4.37	CHLORIDE	9.55	406821	3535389	1	2.75
4	6.27	BROMIDE	0.03	348	4879	1	-0.53
5	7.33	NITRATE-N	0.02	1035	16706	1	1.43
6	11.38	SULFATE	4.64	44230	1114883	1	-0.15
		---total(s)---	14.39	465271	4867597		

JZ82 A2

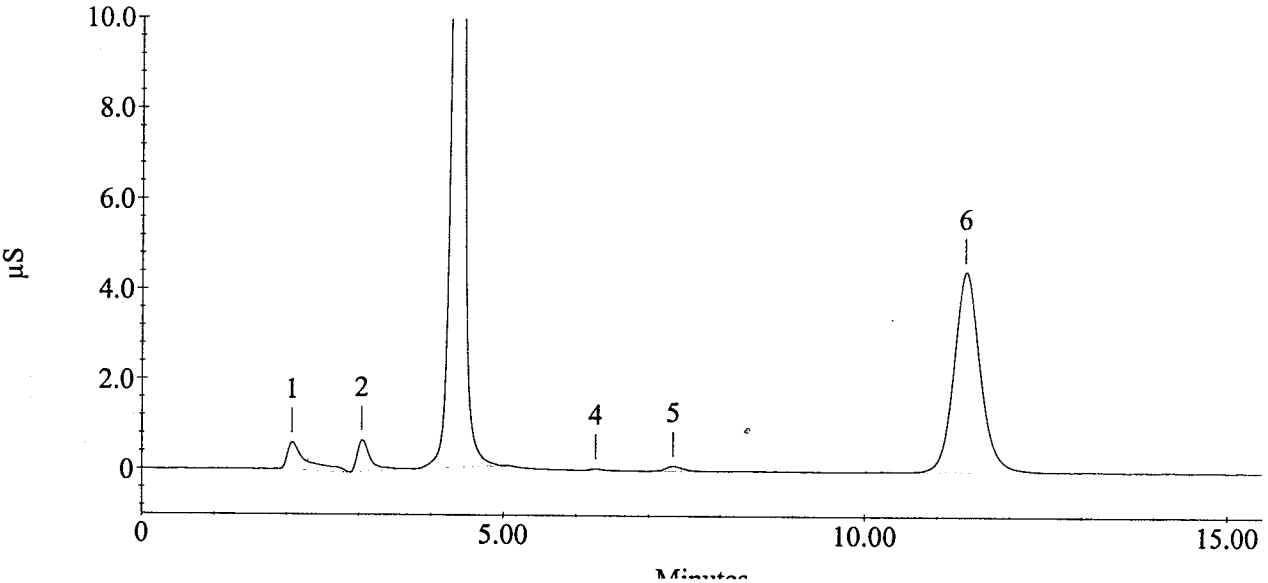

Sample Name : JZ82 A2 DUP
Method File Name : c:\peaknet\method\std.met

Current Date : 10/9/06
Date Time Collected : 10/9/06 4:30:19 PM

Injection Number : 32
Dilution Factor : 1.00
column :

Calibration Date : 10/6/06 11:52:27 AM
Data File Name : ...\OCT0906DAP_032.DXD
Injection Volume : 1.00

Module ID : 34 07 2a
Schedule File Name : ...\oct0906dap.sch

Peak Information : All Peaks

Pk. Num	Ret Time	Component Name	conc. (ppm)	Height	Area	Bl. Code	%Delta
1	2.07	Unknown 1	0.00	5870	111705	1	
2	3.03	FLUORIDE	0.15	6877	84004	1	-0.55
3	4.37	CHLORIDE	9.71	411526	3591650	1	2.75
4	6.27	BROMIDE	0.02	276	3471	1	-0.53
5	7.33	NITRATE-N	0.02	1011	17116	1	1.43
6	11.40	SULFATE	4.65	44447	1118254	1	0.00
		---total(s)---	14.55	470007	4926200		

JZ82 A2 DUP

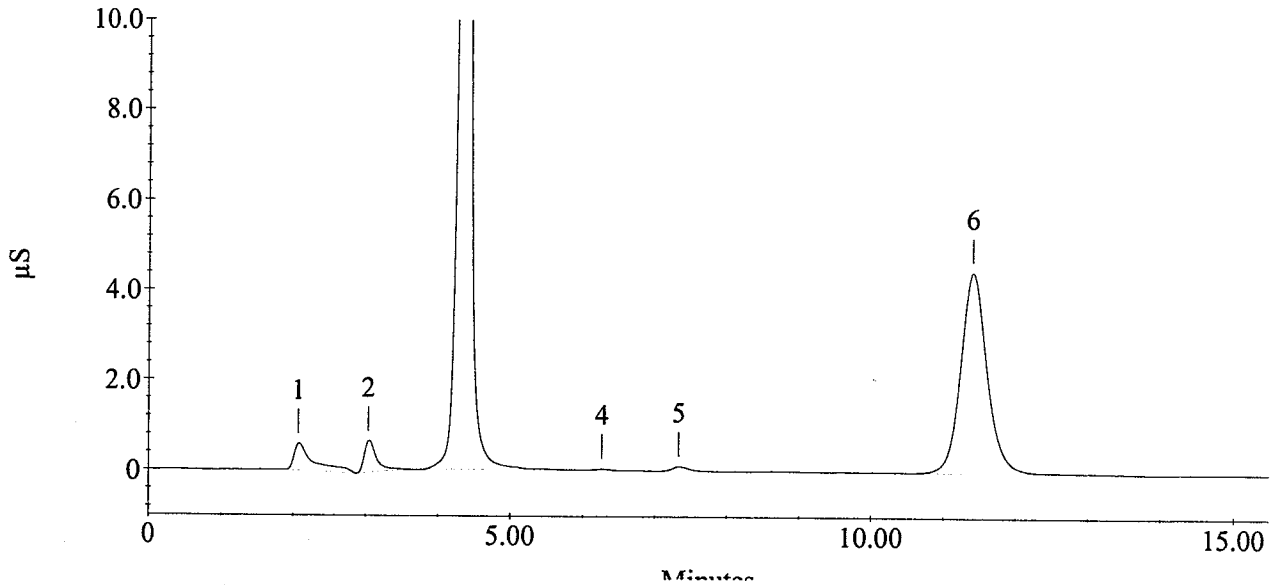

Sample Name : JZ82 A2 MS
Method File Name : c:\peaknet\method\std.met

Current Date : 10/9/06
Date Time Collected : 10/9/06 4:48:06 PM

Injection Number : 33
Dilution Factor : 1.00
column :

Calibration Date : 10/6/06 11:52:27 AM
Data File Name : ...\OCT0906DAP_033.DXD
Injection Volume : 1.00

Module ID : 34 07 2a
Schedule File Name : ...\oct0906dap.sch

Peak Information : All Peaks

Pk. Num	Ret Time	Component Name	conc. (ppm)	Height	Area	Bl. Code	%Delta
1	2.07	Unknown 1	0.00	7308	129203	1	
2	3.05	FLUORIDE	2.04	105148	1171158	1	0.00
3	4.37	CHLORIDE	11.97	489303	4429525	1	2.75
4	5.07	NITRITE-N	1.87	137014	1569849	1	-0.07
5	6.27	BROMIDE	1.99	21468	288269	1	-0.53
6	7.22	NITRATE-N	1.89	113043	1847338	1	-0.18
7	9.78	PHOSPHATE-P	1.54	14342	411658	1	0.55
8	11.38	SULFATE	6.70	65103	1609095	1	-0.15
		---total(s)---	27.99	952729	11456094		

JZ82 A2 MS

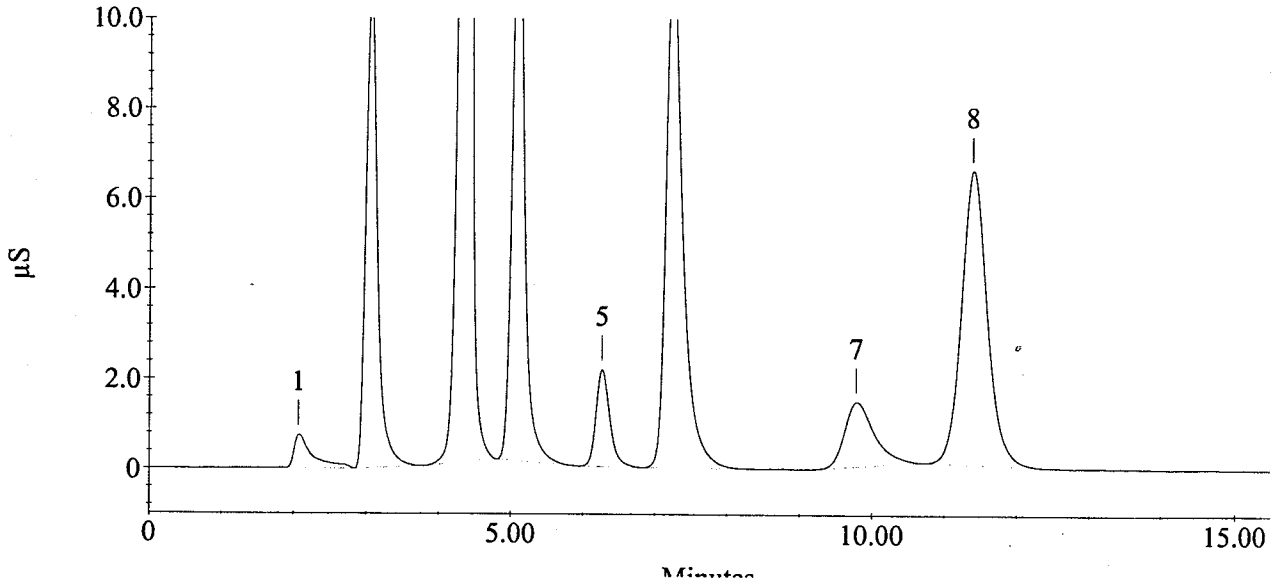

Sample Name : JZ82 B2
Method File Name : c:\peaknet\method\std.met

Current Date : 10/9/06
Date Time Collected : 10/9/06 5:05:52 PM

Injection Number : 34
Dilution Factor : 1.00
column :

Calibration Date : 10/6/06 11:52:27 AM
Data File Name : ...\OCT0906DAP_034.DXD
Injection Volume : 1.00

Module ID : 34 07 2a
Schedule File Name : ...\oct0906dap.sch

Peak Information : All Peaks

Pk. Num	Ret Time	Component Name	conc. (ppm)	Height	Area	Bl. Code	%Delta
1	1.28	Unknown 1	0.00	126	1722	1	
2	2.07	Unknown 2	0.00	5860	108536	1	
3	3.05	FLUORIDE	0.15	7133	87200	1	0.00
4	4.40	CHLORIDE	19.02	749684	7036852	1	3.53
5	6.28	BROMIDE	0.04	472	6282	1	-0.26
6	7.38	NITRATE-N	0.00	208	2403	1	2.12
7	11.40	SULFATE	1.44	13678	347244	1	0.00
		---total(s)---	20.66	777161	7590238		

JZ82 B2

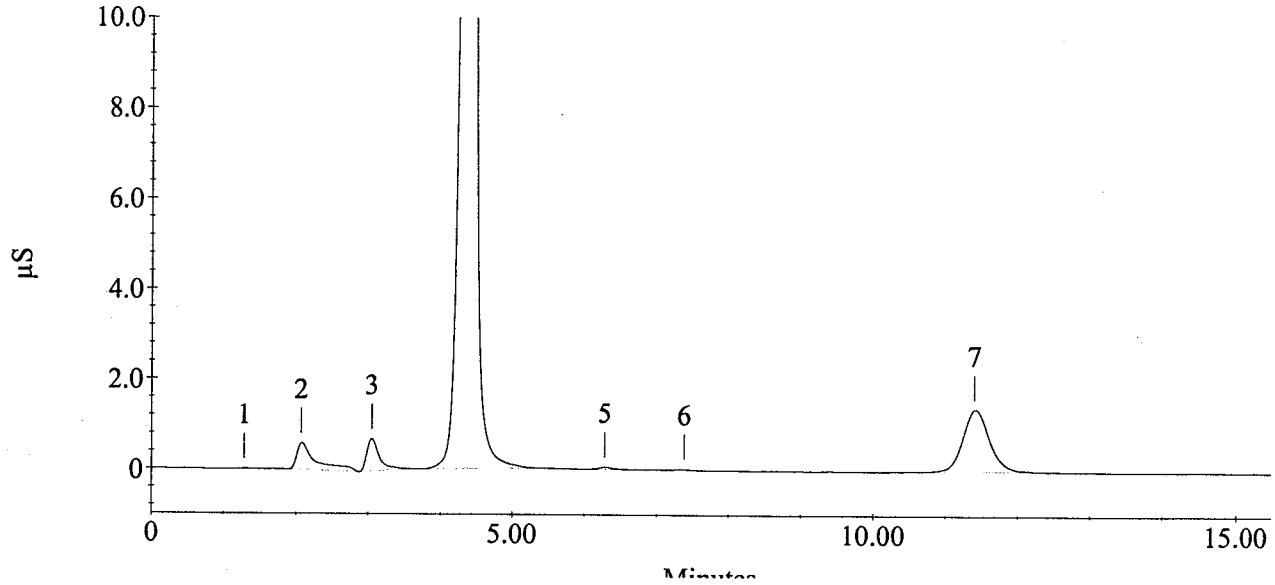

Sample Name : JZ82 C2
Method File Name : c:\peaknet\method\std.met

Current Date : 10/9/06
Date Time Collected : 10/9/06 5:23:37 PM

Injection Number : 35
Dilution Factor : 1.00
column :

Calibration Date : 10/6/06 11:52:27 AM
Data File Name : ...\OCT0906DAP_035.DXD
Injection Volume : 1.00

Module ID : 34 07 2a
Schedule File Name : ...\oct0906dap.sch

Peak Information : All Peaks

Pk. Num	Ret Time	Component Name	conc. (ppm)	Height	Area	Bl. Code	%Delta
1	2.07	Unknown 1	0.00	6099	114059	1	
2	3.05	FLUORIDE	0.14	6400	80378	1	0.00
3	4.38	CHLORIDE	9.64	411941	3566551	1	3.14
4	6.28	BROMIDE	0.03	360	4900	1	-0.26
5	7.35	NITRATE-N	0.02	1226	19065	1	1.66
6	11.40	SULFATE	4.40	41757	1057718	1	0.00
7	13.30	Unknown 2	0.00	109	1316	1	
		---total(s)---	14.23	467892	4843986		

JZ82 C2

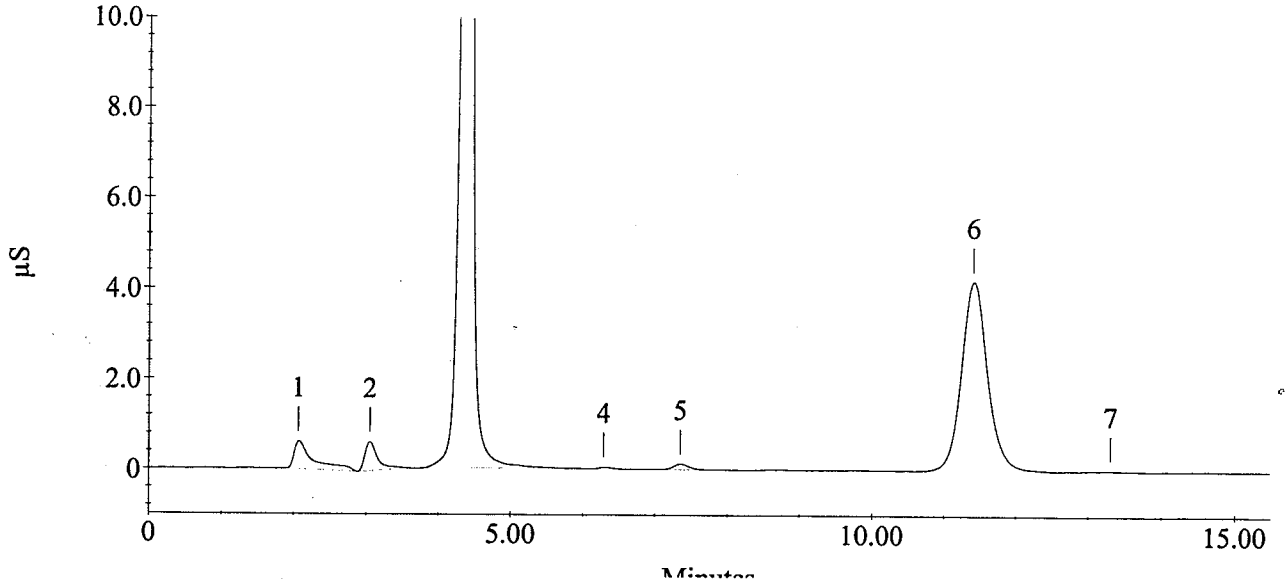

Sample Name : JZ83 B2
Method File Name : c:\peaknet\method\std.met

Current Date : 10/9/06
Date Time Collected : 10/9/06 5:41:24 PM

Injection Number : 36
Dilution Factor : 1.00
column :

Calibration Date : 10/6/06 11:52:27 AM
Data File Name : ...\OCT0906DAP_036.DXD
Injection Volume : 1.00

Module ID : 34 07 2a
Schedule File Name : ...\oct0906dap.sch

Peak Information : All Peaks

Pk. Num	Ret Time	Component Name	conc. (ppm)	Height	Area	Bl. Code	%Delta
1	2.08	Unknown 1	0.00	3105	49987	1	
2	3.03	FLUORIDE	0.09	4489	49344	1	-0.55
3	4.28	CHLORIDE	4.40	163385	1626724	1	0.78
4	6.27	BROMIDE	0.02	159	2317	1	-0.53
5	7.32	NITRATE-N	0.13	7464	129166	1	1.20
6	11.35	SULFATE	11.54	111781	2773509	1	-0.44
		---total(s)---	16.17	290382	4631048		

JZ83 B2

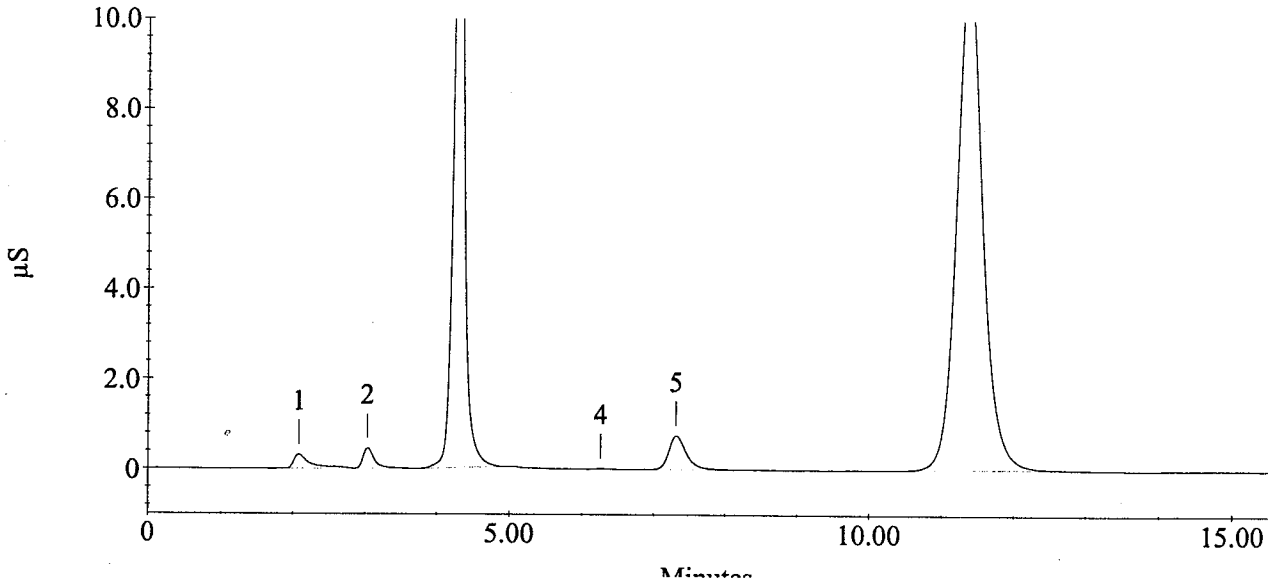

Sample Name : CCV
Method File Name : c:\peaknet\method\std.met

Current Date : 10/9/06
Date Time Collected : 10/9/06 5:59:10 PM

Injection Number : 37
Dilution Factor : 1.00
column :

Calibration Date : 10/6/06 11:52:27 AM
Data File Name : ...\OCT0906DAP_037.DXD
Injection Volume : 1.00

Module ID : 34 07 2a
Schedule File Name : ...\oct0906dap.sch

Peak Information : All Peaks

Pk. Num	Ret Time	Component Name	conc. (ppm)	Height	Area	Bl. Code	%Delta
1	2.08	Unknown 1	0.00	2049	26614	1	
2	3.03	FLUORIDE	2.85	161153	1635924	1	-0.55
3	4.23	CHLORIDE	2.84	98521	1052816	1	-0.39
4	5.03	NITRITE-N	2.89	192168	2425237	1	-0.72
5	6.25	BROMIDE	2.91	30164	421946	1	-0.79
6	7.20	NITRATE-N	2.85	167585	2786287	1	-0.41
7	9.72	PHOSPHATE-P	2.74	27902	732917	1	-0.14
8	11.35	SULFATE	2.93	27834	705008	1	-0.44
		---total(s)---	20.01	707377	9786750		

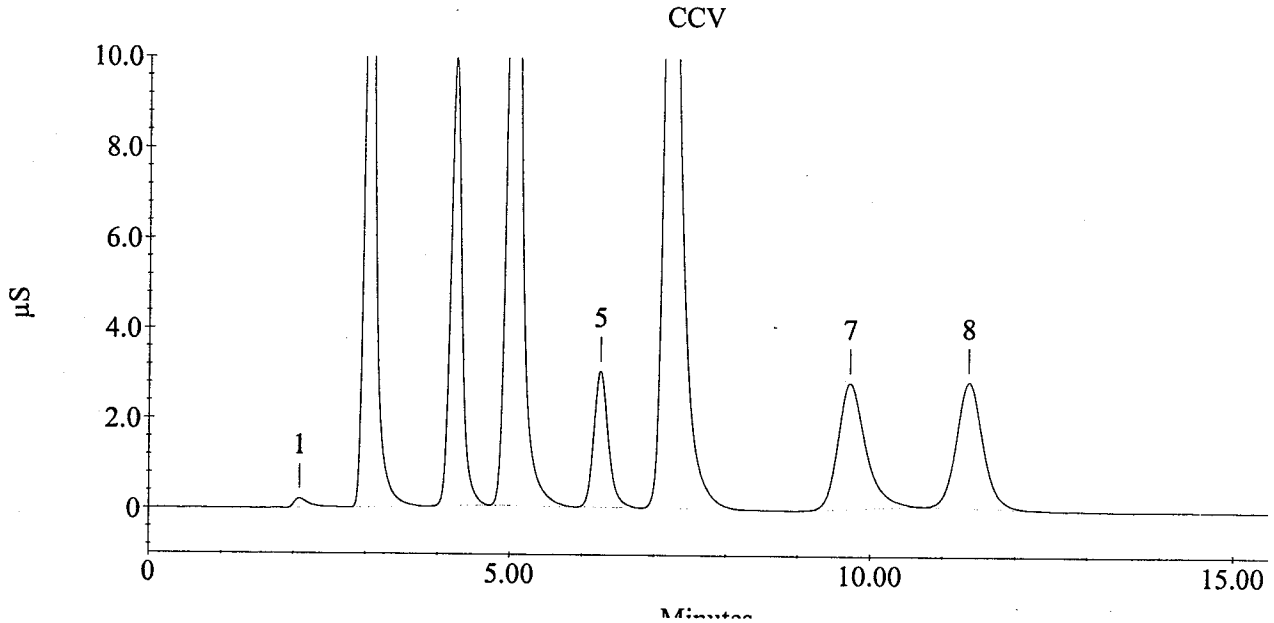

Sample Name : CCB
Method File Name : c:\peaknet\method\std.met

Current Date : 10/9/06
Date Time Collected : 10/9/06 6:16:57 PM

Injection Number : 38
Dilution Factor : 1.00
column :

Calibration Date : 10/6/06 11:52:27 AM
Data File Name : ...\OCT0906DAP_038.DXD
Injection Volume : 1.00

Module ID : 34 07 2a
Schedule File Name : ...\oct0906dap.sch

Peak Information : All Peaks

Pk. Num	Ret Time	Component Name	conc. (ppm)	Height	Area	Bl. Code	%Delta
1	4.23	CHLORIDE	0.04	706	14344	1	-0.39
		---total(s)---	0.04	706	14344		

CCB

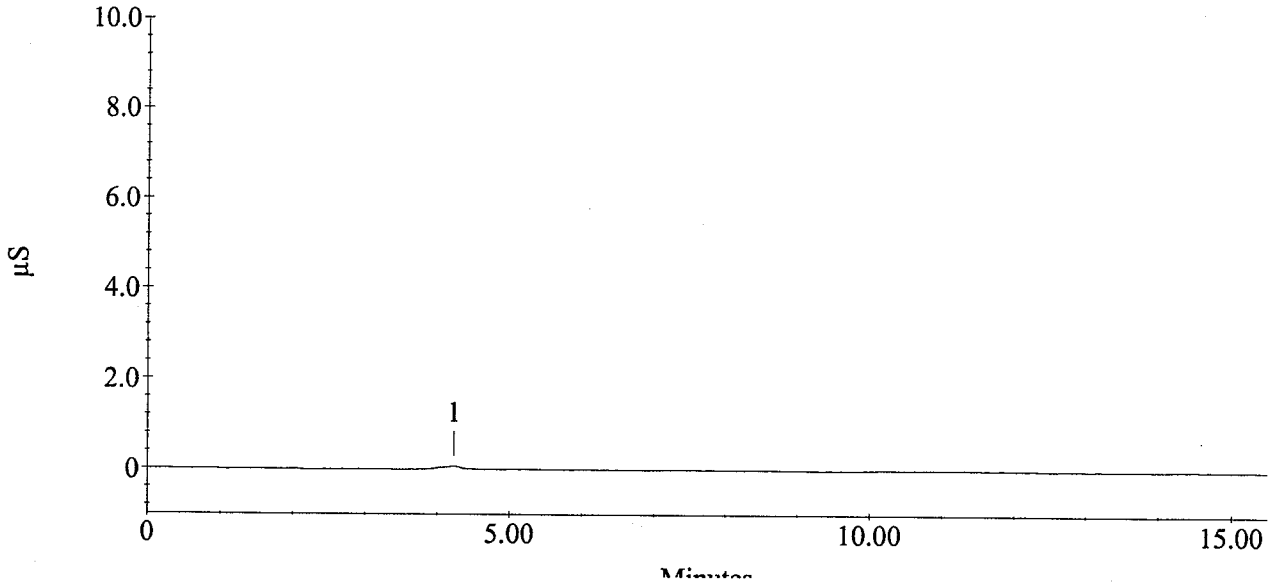

Sample Name : JZ83 F2
Method File Name : c:\peaknet\method\std.met

Current Date : 10/9/06
Date Time Collected : 10/9/06 6:34:42 PM

Injection Number : 39
Dilution Factor : 2.00
column :

Calibration Date : 10/6/06 11:52:27 AM
Data File Name : ...\OCT0906DAP_039.DXD
Injection Volume : 1.00

Module ID : 34 07 2a
Schedule File Name : ...\oct0906dap.sch

Peak Information : All Peaks

Pk. Num	Ret Time	Component Name	conc. (ppm)	Height	Area	Bl. Code	%Delta
1	2.07	Unknown 1	0.00	3190	59529	1	
2	3.03	FLUORIDE	0.17	4471	47722	1	-0.55
3	4.30	CHLORIDE	10.83	209654	2003824	1	1.18
4	7.37	NITRATE-N	0.02	458	8409	1	1.89
5	11.37	SULFATE	3.64	17041	437884	1	-0.29
		---total(s)---	14.66	234814	2557368		

JZ83 F2

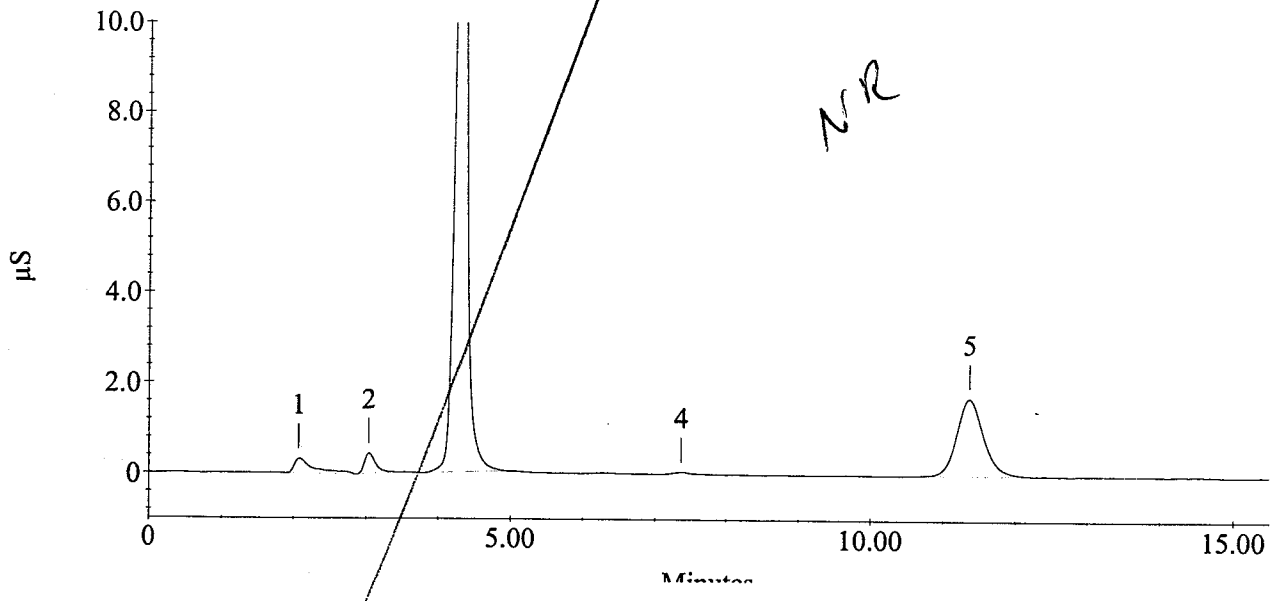

NR

Sample Name : JZ83 G2
Method File Name : c:\peaknet\method\std.met

Current Date : 10/9/06
Date Time Collected : 10/9/06 6:52:27 PM

Injection Number : 40
Dilution Factor : 2.00
column :

Calibration Date : 10/6/06 11:52:27 AM
Data File Name : ...\OCT0906DAP_040.DXD
Injection Volume : 1.00

Module ID : 34 07 2a
Schedule File Name : ...\oct0906dap.sch

Peak Information : All Peaks

Pk. Num	Ret Time	Component Name	conc. (ppm)	Height	Area	Bl. Code	%Delta
1	2.07	Unknown 1	0.00	3462	63001	1	
2	3.03	FLUORIDE	0.17	4622	47586	1	-0.55
3	4.30	CHLORIDE	10.66	205664	1971532	1	1.18
4	6.30	BROMIDE	0.04	202	2620	1	0.00
5	7.38	NITRATE-N	0.01	314	5126	1	2.12
6	11.35	SULFATE	3.76	17675	451991	1	-0.44
		---total(s)---	14.63	231939	2541856		

JZ83 G2

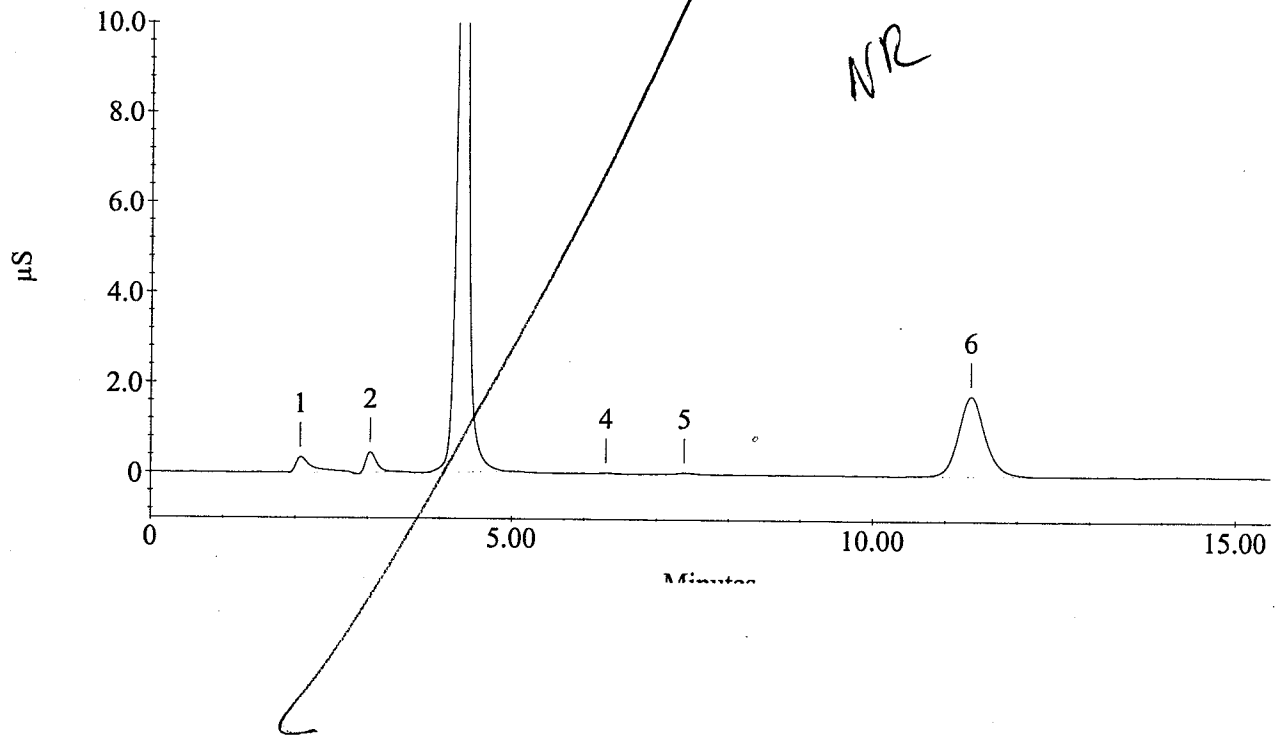

NR

Sample Name : JZ83 F2
Method File Name : c:\peaknet\method\std.met

Current Date : 10/9/06
Date Time Collected : 10/9/06 7:10:13 PM

Injection Number : 41
Dilution Factor : 1.00
column :

Calibration Date : 10/6/06 11:52:27 AM
Data File Name : ...\OCT0906DAP_041.DXD
Injection Volume : 1.00

Module ID : 34 07 2a
Schedule File Name : ...\oct0906dap.sch

Peak Information : All Peaks

Pk. Num	Ret Time	Component Name	conc. (ppm)	Height	Area	Bl. Code	%Delta
1	2.07	Unknown 1	0.00	6084	114641	1	
2	3.03	FLUORIDE	0.16	8613	94104	1	-0.55
3	4.37	CHLORIDE	11.86	495001	4389153	1	2.75
4	6.30	BROMIDE	0.03	329	4691	1	0.00
5	7.37	NITRATE-N	0.01	635	10071	1	1.89
6	11.35	SULFATE	3.74	35458	898637	1	-0.44
		---total(s)---	15.81	546119	5511297		

JZ83 F2

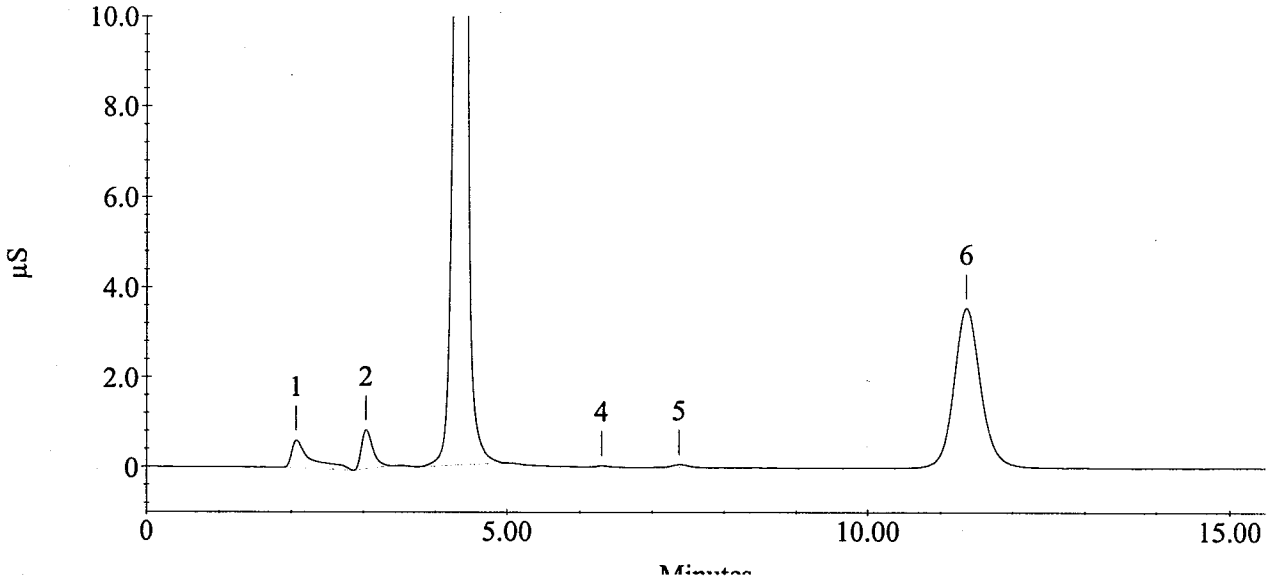

Sample Name : JZ83 G2
Method File Name : c:\peaknet\method\std.met

Current Date : 10/9/06
Date Time Collected : 10/9/06 7:28:00 PM

Injection Number : 42
Dilution Factor : 1.00
column :

Calibration Date : 10/6/06 11:52:27 AM
Data File Name : ...\OCT0906DAP_042.DXD
Injection Volume : 1.00

Module ID : 34 07 2a
Schedule File Name : ...\oct0906dap.sch

Peak Information : All Peaks

Pk. Num	Ret Time	Component Name	conc. (ppm)	Height	Area	Bl. Code	%Delta
1	2.07	Unknown 1	0.00	6017	113412	1	
2	3.03	FLUORIDE	0.17	8791	96248	1	-0.55
3	4.38	CHLORIDE	11.83	502871	4379289	1	3.14
4	6.32	BROMIDE	0.02	279	2807	1	0.26
5	7.40	NITRATE-N	0.01	617	9805	1	2.35
6	11.35	SULFATE	3.86	36755	928687	1	-0.44
		---total(s)---	15.90	555329	5530247		

JZ83 G2

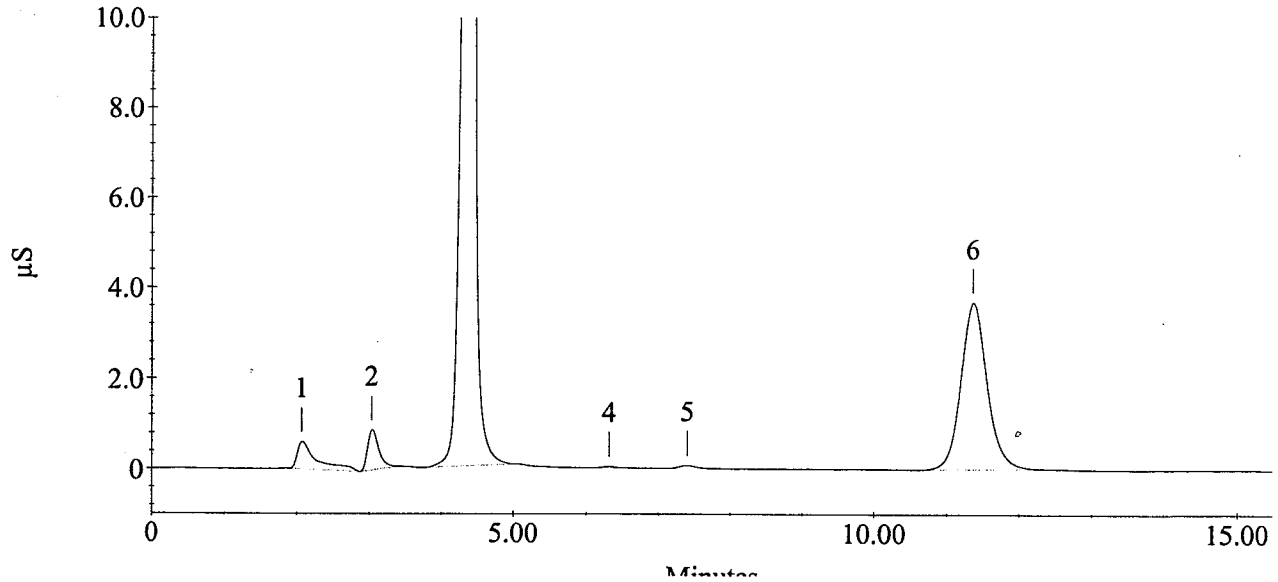

Sample Name : JZ83 H1
Method File Name : c:\peaknet\method\std.met

Current Date : 10/9/06
Date Time Collected : 10/9/06 7:45:46 PM

Injection Number : 43
Dilution Factor : 1.00
column :

Calibration Date : 10/6/06 11:52:27 AM
Data File Name : ...\OCT0906DAP_043.DXD
Injection Volume : 1.00

Module ID : 34 07 2a
Schedule File Name : ...\oct0906dap.sch

Peak Information : All Peaks

Pk. Num	Ret Time	Component Name	conc. (ppm)	Height	Area	Bl. Code	%Delta
1	2.58	Unknown 1	0.00	146	3446	1	
2	4.22	CHLORIDE	0.03	760	9858	1	-0.78
		---total(s)---	0.03	906	13305		

JZ83 H1

Cl, F, SO4 NON DETECT (<0.1)

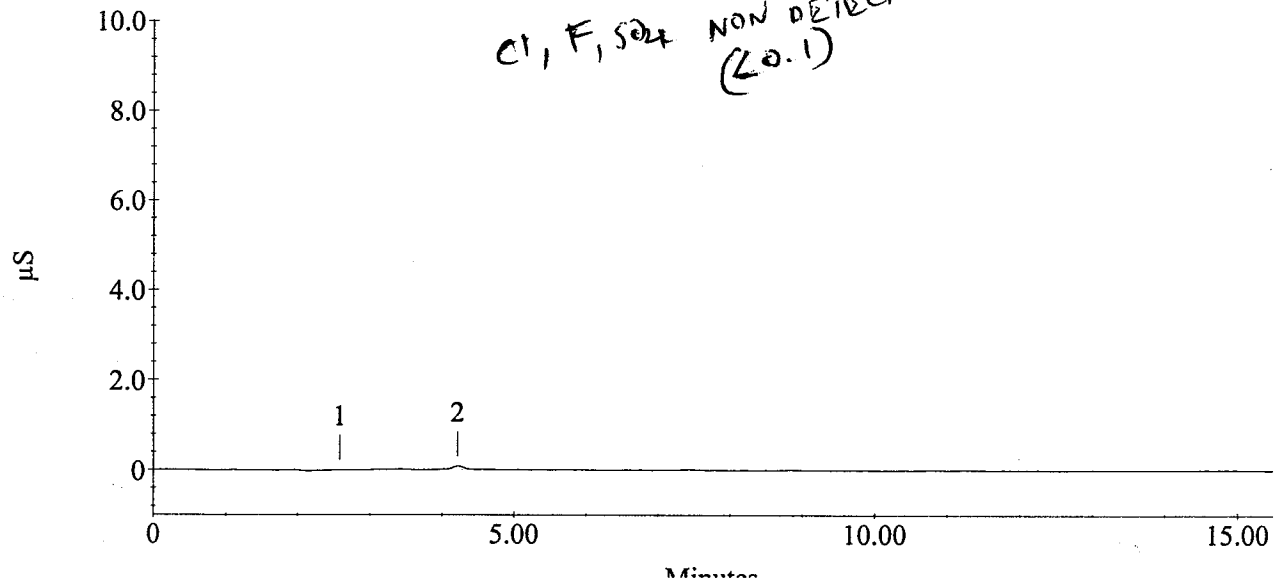

Sample Name : JZ83 I1
Method File Name : c:\peaknet\method\std.met

Current Date : 10/9/06
Date Time Collected : 10/9/06 8:03:32 PM

Injection Number : 44
Dilution Factor : 1.00
column :

Calibration Date : 10/6/06 11:52:27 AM
Data File Name : ...\OCT0906DAP_044.DXD
Injection Volume : 1.00

Module ID : 34 07 2a
Schedule File Name : ...\oct0906dap.sch

Peak Information : All Peaks

Pk. Num	Ret Time	Component Name	conc. (ppm)	Height	Area	Bl. Code	%Delta
1	2.03	Unknown 1	0.00	286	2705	1	
2	2.78	Unknown 2	0.00	87	3211	1	
3	4.23	CHLORIDE	0.04	963	16025	1	-0.39
4	7.35	NITRATE-N	0.00	175	2836	1	1.66
		---total(s)---	0.05	1512	24777		

JZ83 I1

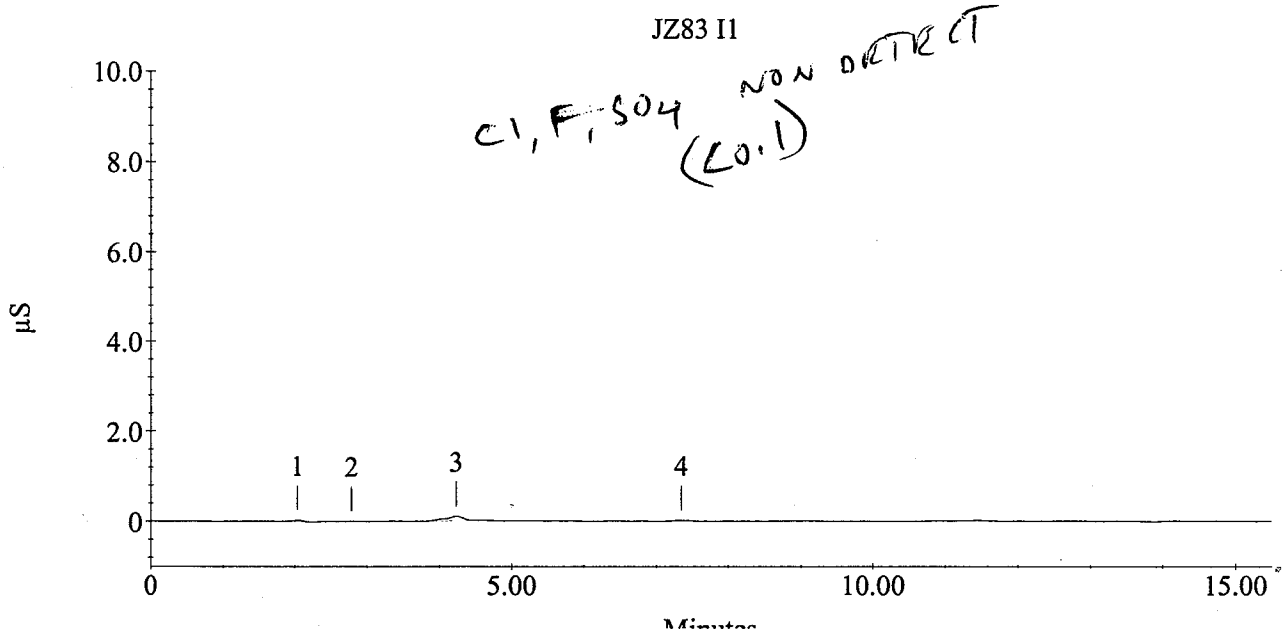

Sample Name : CCV
Method File Name : c:\peaknet\method\std.met

Current Date : 10/9/06
Date Time Collected : 10/9/06 8:21:17 PM

Injection Number : 45
Dilution Factor : 1.00
column :

Calibration Date : 10/6/06 11:52:27 AM
Data File Name : ...\OCT0906DAP_045.DXD
Injection Volume : 1.00

Module ID : 34 07 2a
Schedule File Name : ...\oct0906dap.sch

Peak Information : All Peaks

Pk. Num	Ret Time	Component Name	conc. (ppm)	Height	Area	Bl. Code	%Delta
1	2.07	Unknown 1	0.00	1838	23427	1	
2	3.03	FLUORIDE	2.86	159579	1643153	1	-0.55
3	4.25	CHLORIDE	2.88	100859	1066546	1	0.00
4	5.05	NITRITE-N	2.90	196857	2438115	1	-0.39
5	6.25	BROMIDE	2.93	30449	424707	1	-0.79
6	7.20	NITRATE-N	2.86	168641	2802604	1	-0.41
7	9.70	PHOSPHATE-P	2.79	28615	746462	1	-0.31
8	11.35	SULFATE	2.96	28152	711553	1	-0.44
		---total(s)---					
			20.19	714991	9856566		

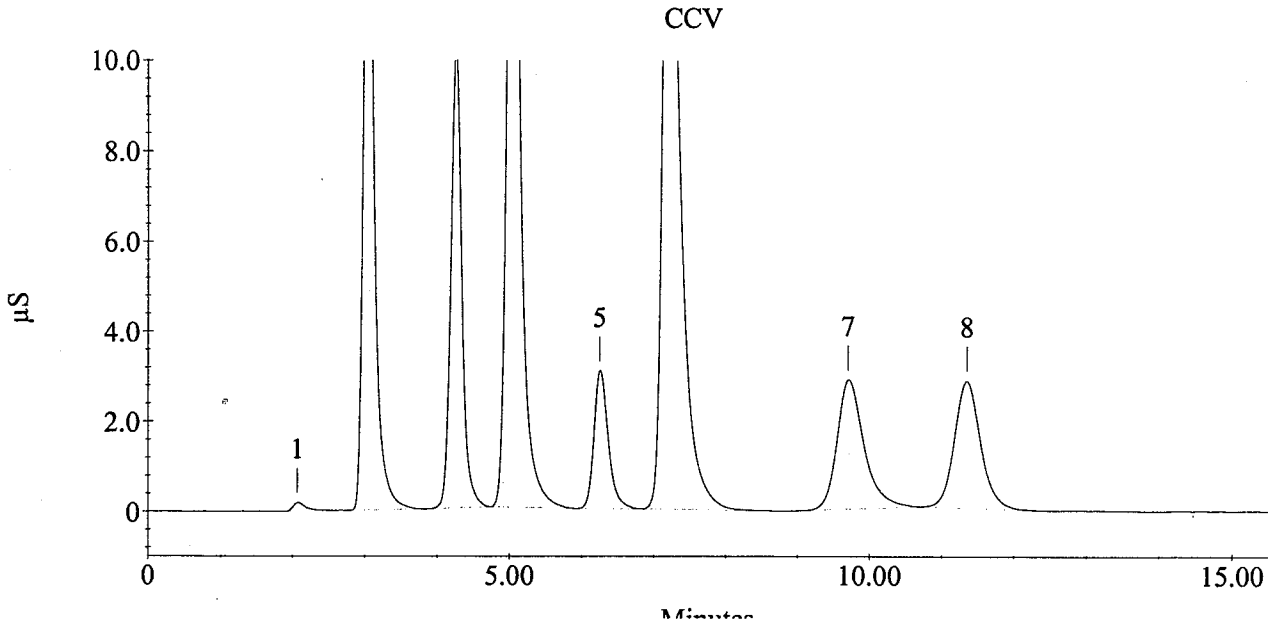

Sample Name : CCB
Method File Name : c:\peaknet\method\std.met

Current Date : 10/9/06
Date Time Collected : 10/9/06 8:39:04 PM

Injection Number : 46
Dilution Factor : 1.00
column :

Calibration Date : 10/6/06 11:52:27 AM
Data File Name : ...\OCT0906DAP_046.DXD
Injection Volume : 1.00

Module ID : 34 07 2a
Schedule File Name : ...\oct0906dap.sch

Peak Information : All Peaks

Pk. Num	Ret Time	Component Name	conc. (ppm)	Height	Area	Bl. Code	%Delta
1	4.08	CHLORIDE	0.12	881	45687	1	-3.92
		---total(s)---	0.12	881	45687		

CCB

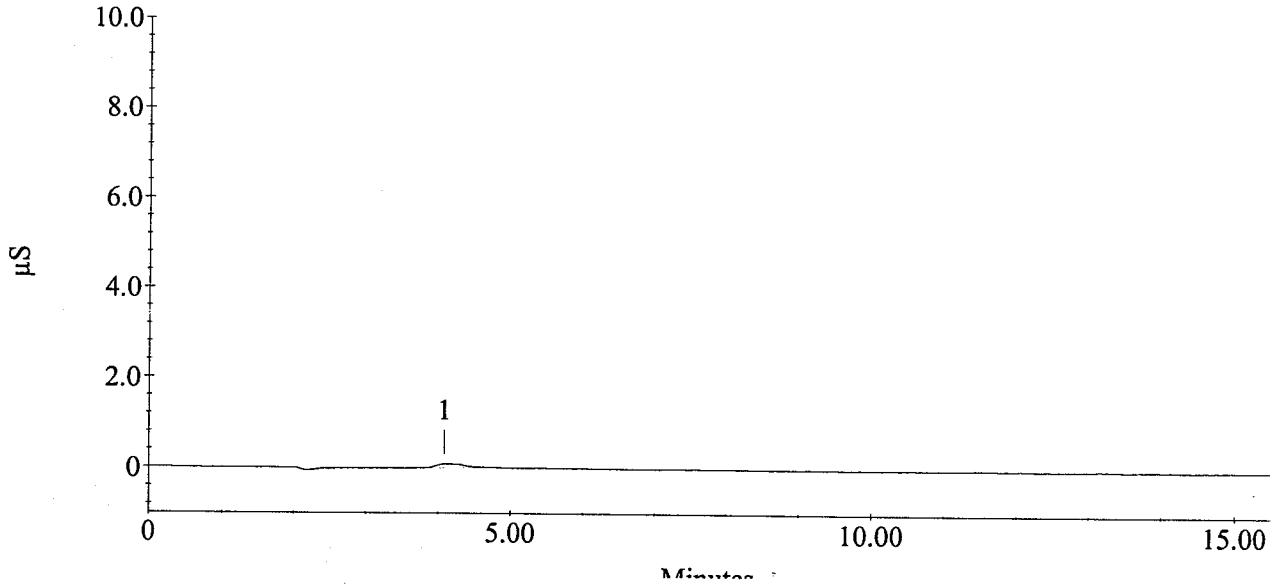

Geotech Analysis

prepared
for

ANCHOR ENVIRONMENTAL

Project: Chinook

ARI JOB NO: JZ82

prepared
by

Analytical Resources, Inc.

ANALYTICAL RESOURCES INCORPORATED

Anchor Environmental
Chinook 060354-01
Fluid Density

Sample ID	Temperature (°C)	Density (g/ml)
W1-100406	23	1.0000
W6-100406	23	0.9999
W7-100406	23	0.9997

Density measured in a calibrated 500 ml flask at the indicated temperature.

JZ82

LIENT: ANCHOR ENVIRONMENTAL
OB: JZ82
ITE: 10-9-02

ANALYTICAL RESOURCES INCORPORATED

AMPLE ID	TEMP °C	FLASK #	FLASK WT. (g)	FLASK VOL (mL)	FLASK + SAMPLE (g)
A	23	1 ~~180.30~~ (fm)	180.30	499.52	679.84
B	23	2	183.39	499.48	682.84
C	23	3	183.98	499.64	683.47

Analytical Resources, Incorporated
Analytical Chemists and Consultants

October 12, 2006

Kristin Gaines
Anchor Environmental
6650 SW Redwood Lane, #110
Portland, OR 97224

RE: Client Project: Chinook
ARI Job No. JZ83

Dear Kristin:

Please find enclosed the original chain of custody documentation and the final data package for samples from the project referenced above.

Problems associated with these analyses are discussed in the Case Narrative.

An electronic copy of this package will remain on file with ARI. Should you have any questions or problems, please feel free to contact me at your convenience.

Sincerely,

ANALYTICAL RESOURCES, INC.

Susan Dunnihoo
Client Services Manager
sue@arilabs.com
206/695-6207

Enclosures

cc: eFile JZ83

SD/sdrd

Chain of Custody
Documentation

prepared
for

ANCHOR ENVIRONMENTAL

Project: Chinook

ARI JOB NO: JZ83

prepared
by

Analytical Resources, Inc.

06-18795 to 06-18810

Chain of Custody Record & Laboratory Analysis Request

ARI Assigned Number: J283	Turn-around Requested:
ARI Client Company: ANCHOR ENV.	Phone: 360-798-2509
Client Contact: KRISTEN GAINES	
Client Project Name: CHINOOK	
Client Project #: 060354-01	Samplers: RP

Page: 1	of 1
Date: 10/3/06	Ice Present? Y
No. of Coolers: 2	Cooler Temps: 0.6, 0.8

Analytical Resources, Incorporated
Analytical Chemists and Consultants
4611 South 134th Place, Suite 100
Tukwila, WA 98168
206-695-6200 206-695-6201 (fax)

Sample ID	Date	Time	Matrix	No. Containers	Analysis Requested: Cl, SO4, S Flouride	Alkalinity	Phosphate as P	Density	Title 22 Metals	Fe, Mn, Al, Ca, Mg, Na, K, Silica			Notes/Comments
63D-100206	10/03/06 (RP)	16:45	H_2O	5	✓	✓	✓	✓	✓	✓			
W5-100306	10/03/06	10:41											
W3-100306		11:24											
W2-100306		12:00											
W42-100306		12:00		(RP) 5	✓ (RP)	✓	✓	✓	✓	✓			
W4A-100306		13:00											
W4B-100306		13:30											
FB1-100306		10:10		1	✓ (FI)								
FB2-100306		13:45		1	✓ (FI)								

Comments/Special Instructions	Relinquished by: (Signature)	Received by: (Signature)	Relinquished by: (Signature)	Received by: (Signature)
	Printed Name: ROSS PICKERING	Printed Name: BRIAN KEMP	Printed Name:	Printed Name:
	Company: ANCHOR PDX	Company: ARI	Company:	Company:
	Date & Time: 10/3/06 15:00	Date & Time: 10/4/06 0950	Date & Time:	Date & Time:

0002

Limits of Liability: *ARI will perform all requested services in accordance with appropriate methodology following ARI Standard Operating Procedures and the ARI Quality Assurance Program. This program meets standards for the industry. The total liability of ARI, its officers, agents, employees, or successors, arising out of or in connection with the requested services, shall not exceed the Invoiced amount for said services. The acceptance by the client of a proposal for services by ARI release ARI from any liability in excess thereof, not withstanding any provision to the contrary in any contract, purchase order or co-signed agreement between ARI and the Client.*

Sample Retention Policy: All samples submitted to ARI will be appropriately discarded no sooner than 90 days after receipt or 60 days after submission of hardcopy data, whichever is longer, unless alternate retention schedules have been established by work-order or contract.

Cooler Receipt Form

ANALYTICAL RESOURCES INCORPORATED

ARI Client: Anchor | Project Name: Chinook

COC NO.: — | Delivered By: Fed Ex

Tracking NO.: 8577 4089 1684/1700 | Date: 10/4/06

ARI Job No.: JZ83 | Lims NO.: 06-18795 to 06-18810

Preliminary Examination Phase:

1. Were intact, properly signed and dated custody seals attached
   To the outside of the cooler? ..... YES (NO)
2. Were custody papers included with the cooler ..... (YES) NO
3. Were custody papers properly filled out (ink, signed etc.)? ..... (YES) NO
4. Complete custody forms and attach all shipping documents ..... (OK) NA

Cooler Accepted BY: B-2 yl Date: 10/4/06 Time: 0950

Log-IN Phase:

5. Was a temperature blank include in the cooler? ..... YES NO
6. Record Cooler Temperature ..... 0.6, 0.8 °C
7. What kind of packing material was used? ..... BW
8. Was sufficient ice used (if appropriate)? ..... (YES) NO
9. Were all bottles sealed in separate plastic bags? ..... YES (NO)
10. Did all bottles arrive in good condition (unbroken)? ..... (YES) NO
11. Were all bottle labels complete and legible? ..... (YES) NO
12. Did all bottle labels and tags agree with custody papers? ..... YES (NO)
13. Were all bottles used correct for the requested analyses? ..... (YES) NO
14. Do any of the analyses (bottles) require preservative?
    (If so, Preservation checklist must be attached) ..... (YES) NO
15. Were all VOA vials free of air bubbles? ..... YES NA NO
16. Was sufficient amount of sample sent in each bottle? ..... (YES) NO
17. Notify Project Manager of any discrepancies or concerns ..... (OK) NA

Cooler Opened By: B-2 yl Date: 10/4/06 Time 0950

Explain any discrepancies or negative responses:

Sample 63D-100206 time sampled on bottle = 1655
" " " COC = 1645.
yl 10/06/06.

Case Narrative

prepared
for

ANCHOR ENVIRONMENTAL

Project: Chinook

ARI JOB NO: JZ83

prepared
by

Analytical Resources, Inc.

ANALYTICAL
RESOURCES
INCORPORATED

Case Narrative

Client: Anchor Environmental
Project: Chinook
Matrix: Water
ARI Job Nos. JZ83

Sample receipt

Nine water samples were received on October 4, 2006 under ARI Job JZ83. Samples were well-iced and the cooler temperatures measured by IR thermometer following ARI SOP were 0.6-0.8° C. Samples were received in good condition with no discrepancies in paperwork.

All samples passed preservation check at receipt.

ARI was informed verbally that all water samples received from the Chinook site have been field filtered.

Dissolved Metals

As Silica will mineralize under the digestion procedure used for environmental samples, analysis of the Silica was performed on sample that was acidified only (Prep Method 6010B). The samples were also digested under prep method 3010A and analyzed for the remaining target elements.

The method blanks were clean at the reporting limit with the exception of Iron just above the reporting limit in the digested sample. Site samples were either at concentrations far greater than the RL, or undetected, with the exception of sample W4B-100306. The client was consulted and agreed no further action was necessary.

LCS recoveries were within ARI and method limits.

Duplicate RPDs were within ARI and method limits.

Matrix spike recoveries were within limits.

There were no other incidents of note.

General Chemistry Parameters

Alkalinity

Samples were prepared and analyzed within the required holding time of 14 days.

The replicate analysis has RPDs within limits.

There were no incidents of note.

Total Phosphorous

Samples were prepared and analyzed within the required holding time of 28 days.

The method blank was clean.

Standard reference recovery was within limits.

The replicate analysis has RPDs within limits.

The matrix spike had recoveries within limits.

There were no incidents of note.

Ion Chromatography – Fluoride, Chloride, Sulfate

Samples were prepared and analyzed within the required holding time of 28 days.

The method blanks were clean.

Standard reference recoveries were within limits.

The replicate had RPDs within limits and the matrix spike had recoveries within limits.

One of the closing CCALs failed high for Chloride. Because all the samples in the bracket were undetected, no further analyses were performed.

There were no other incidents of note.

Geotechnical Parameters

A lab specific Case Narrative follows.

Analytical Resources, Incorporated
Analytical Chemists and Consultants

Client: Anchor Environmental	Project No.: JZ83
Client Project: Chinook 060354-01	

Case Narrative

1. Seven samples were submitted for fluid density on October 4, 2006.
2. The samples were measured in calibrated 500 mL flasks at the given temperature and calculated for density.
3. The data is provided in a summary table.
4. There were no other noted anomalies in the samples or methods on this project.

Approved by: Taylor McKenzie Date: 10-9-06
Title: Lead Technician

4611 South 134th Place, Suite 100 • Tukwila WA 98168 • **206-695-6200** • **206-695-6201** fax

Data Reporting Qualifiers

Effective 12/28/04

Inorganic Data

U Indicates that the target analyte was not detected at the reported concentration

* Duplicate RPD is not within established control limits

B Reported value is less than the CRDL but ≥ the Reporting Limit

N Matrix Spike recovery not within established control limits

NA Not Applicable, analyte not spiked

H The natural concentration of the spiked element is so much greater than the concentration spiked that an accurate determination of spike recovery is not possible

L Analyte concentration is ≤5 times the Reporting Limit and the replicate control limit defaults to ±1 RL instead of the normal 20% RPD

Organic Data

U Indicates that the target analyte was not detected at the reported concentration

* Flagged value is not within established control limits

B Analyte detected in an associated Method Blank at a concentration greater than one-half of ARI's Reporting Limit or 5% of the regulatory limit or 5% of the analyte concentration in the sample.

J Estimated concentration when the value is less than ARI's established reporting limits

D The spiked compound was not detected due to sample extract dilution

NR Spiked compound recovery is not reported due to chromatographic interference

E Estimated concentration calculated for an analyte response above the valid instrument calibration range. A dilution is required to obtain an accurate quantification of the analyte.

S Indicates an analyte response that has saturated the detector. The calculated concentration is not valid; a dilution is required to obtain valid quantification of the analyte

NA The flagged analyte was not analyzed for

NS The flagged analyte was not spiked into the sample

M Estimated value for an analyte detected and confirmed by an analyst but with low spectral match parameters. This flag is used only for GC-MS analyses

N The analysis indicates the presence of an analyte for which there is presumptive evidence to make a "tentative identification"

Y The analyte is not detected at or above the reported concentration. The reporting limit is raised due to chromatographic interference. The Y flag is equivalent to the U flag with a raised reporting limit.

C The analyte was positively identified on only one of two chromatographic columns. Chromatographic interference prevented a positive identification on the second column

P The analyte was detected on both chromatographic columns but the quantified values differ by ≥40% RPD with no obvious chromatographic interference

Geotechnical Data

A The total of all fines fractions. This flag is used to report total fines when only sieve analysis is requested and balances total grain size with sample weight.

F Samples were frozen prior to particle size determination

SM Sample matrix was not appropriate for the requested analysis. This normally refers to samples contaminated with an organic product that interferes with the sieving process and/or moisture content, porosity and saturation calculations

SS Sample did not contain the proportion of "fines" required to perform the pipette portion of the grain size analysis

W Weight of sample in some pipette aliquots was below the level required for accurate weighting

Data Summary Package

prepared
for

ANCHOR ENVIRONMENTAL

Project: Chinook

ARI JOB NO: JZ83

prepared
by

Analytical Resources, Inc.

METALS

ANALYTICAL RESOURCES INCORPORATED

INORGANICS ANALYSIS DATA SHEET
DISSOLVED METALS
Page 1 of 1

Sample ID: 63D-100206
SAMPLE

Lab Sample ID: JZ83A
LIMS ID: 06-18795
Matrix: Water
Data Release Authorized:
Reported: 10/12/06

QC Report No: JZ83-Anchor Environmental
Project: Chinook
060354-01
Date Sampled: 10/02/06
Date Received: 10/04/06

Prep Meth	Prep Date	Analysis Method	Analysis Date	CAS Number	Analyte	RL	mg/L	Q
3010A	10/10/06	6010B	10/10/06	7429-90-5	Aluminum	0.05	0.05	U
3010A	10/10/06	6010B	10/10/06	**7440-70-2**	**Calcium**	0.05	**54.7**	
3010A	10/10/06	6010B	10/10/06	**7439-89-6**	**Iron**	0.05	**25.4**	
3010A	10/10/06	6010B	10/10/06	**7439-95-4**	**Magnesium**	0.05	**33.0**	
3010A	10/10/06	6010B	10/10/06	**7439-96-5**	**Manganese**	0.001	**1.95**	
3010A	10/10/06	6010B	10/10/06	**7440-09-7**	**Potassium**	0.5	**5.2**	
3010A	10/10/06	6010B	10/10/06	**7440-23-5**	**Sodium**	0.5	**159**	

U-Analyte undetected at given RL
RL-Reporting Limit

ANALYTICAL RESOURCES INCORPORATED

INORGANICS ANALYSIS DATA SHEET
DISSOLVED METALS

Sample ID: W5-100306
SAMPLE

Lab Sample ID: JZ83B
LIMS ID: 06-18796
Matrix: Water
Data Release Authorized:
Reported: 10/12/06

QC Report No: JZ83-Anchor Environmental
Project: Chinook
060354-01
Date Sampled: 10/03/06
Date Received: 10/04/06

Prep Meth	Prep Date	Analysis Method	Analysis Date	CAS Number	Analyte	RL	mg/L	Q
3010A	10/10/06	6010B	10/10/06	7429-90-5	Aluminum	0.05	0.05	U
3010A	10/10/06	6010B	10/10/06	**7440-70-2**	**Calcium**	0.05	**14.9**	
3010A	10/10/06	6010B	10/10/06	7439-89-6	Iron	0.05	0.05	U
3010A	10/10/06	6010B	10/10/06	**7439-95-4**	**Magnesium**	0.05	**4.28**	
3010A	10/10/06	6010B	10/10/06	**7439-96-5**	**Manganese**	0.001	**0.004**	
3010A	10/10/06	6010B	10/10/06	**7440-09-7**	**Potassium**	0.5	**1.2**	
3010A	10/10/06	6010B	10/10/06	**7440-23-5**	**Sodium**	0.5	**7.4**	

U-Analyte undetected at given RL
RL-Reporting Limit

ANALYTICAL RESOURCES INCORPORATED

INORGANICS ANALYSIS DATA SHEET
DISSOLVED METALS

Sample ID: W3-100306
SAMPLE

Lab Sample ID: JZ83C
LIMS ID: 06-18797
Matrix: Water
Data Release Authorized:
Reported: 10/12/06

QC Report No: JZ83-Anchor Environmental
Project: Chinook
060354-01
Date Sampled: 10/03/06
Date Received: 10/04/06

Prep Meth	Prep Date	Analysis Method	Analysis Date	CAS Number	Analyte	RL	mg/L	Q
3010A	10/10/06	6010B	10/10/06	7429-90-5	Aluminum	0.05	0.05	U
3010A	10/10/06	6010B	10/10/06	**7440-70-2**	**Calcium**	0.05	**19.2**	
3010A	10/10/06	6010B	10/10/06	7439-89-6	Iron	0.05	0.05	U
3010A	10/10/06	6010B	10/10/06	**7439-95-4**	**Magnesium**	0.05	**8.92**	
3010A	10/10/06	6010B	10/10/06	**7439-96-5**	**Manganese**	0.001	**0.573**	
3010A	10/10/06	6010B	10/10/06	**7440-09-7**	**Potassium**	0.5	**2.2**	
3010A	10/10/06	6010B	10/10/06	**7440-23-5**	**Sodium**	0.5	**13.8**	

U-Analyte undetected at given RL
RL-Reporting Limit

ANALYTICAL RESOURCES INCORPORATED

INORGANICS ANALYSIS DATA SHEET
DISSOLVED METALS

Sample ID: W2-100306
SAMPLE

Lab Sample ID: JZ83D
LIMS ID: 06-18798
Matrix: Water
Data Release Authorized:
Reported: 10/12/06

QC Report No: JZ83-Anchor Environmental
Project: Chinook
060354-01
Date Sampled: 10/03/06
Date Received: 10/04/06

Prep Meth	Prep Date	Analysis Method	Analysis Date	CAS Number	Analyte	RL	mg/L	Q
3010A	10/10/06	6010B	10/10/06	7429-90-5	Aluminum	0.05	0.05	U
3010A	10/10/06	6010B	10/10/06	**7440-70-2**	**Calcium**	0.05	**18.7**	
3010A	10/10/06	6010B	10/10/06	7439-89-6	Iron	0.05	0.05	U
3010A	10/10/06	6010B	10/10/06	**7439-95-4**	**Magnesium**	0.05	**8.53**	
3010A	10/10/06	6010B	10/10/06	**7439-96-5**	**Manganese**	0.001	**0.228**	
3010A	10/10/06	6010B	10/10/06	**7440-09-7**	**Potassium**	0.5	**2.1**	
3010A	10/10/06	6010B	10/10/06	**7440-23-5**	**Sodium**	0.5	**13.2**	

U-Analyte undetected at given RL
RL-Reporting Limit

ANALYTICAL RESOURCES INCORPORATED

INORGANICS ANALYSIS DATA SHEET
DISSOLVED METALS
Page 1 of 1

Sample ID: W42-100306
SAMPLE

Lab Sample ID: JZ83E
LIMS ID: 06-18799
Matrix: Water
Data Release Authorized:
Reported: 10/12/06

QC Report No: JZ83-Anchor Environmental
Project: Chinook
060354-01
Date Sampled: 10/03/06
Date Received: 10/04/06

Prep Meth	Prep Date	Analysis Method	Analysis Date	CAS Number	Analyte	RL	mg/L	Q
3010A	10/10/06	6010B	10/10/06	7429-90-5	Aluminum	0.05	0.05	U
3010A	10/10/06	6010B	10/10/06	**7440-70-2**	**Calcium**	0.05	**18.9**	
3010A	10/10/06	6010B	10/10/06	7439-89-6	Iron	0.05	0.05	U
3010A	10/10/06	6010B	10/10/06	**7439-95-4**	**Magnesium**	0.05	**8.62**	
3010A	10/10/06	6010B	10/10/06	**7439-96-5**	**Manganese**	0.001	**0.206**	
3010A	10/10/06	6010B	10/10/06	**7440-09-7**	**Potassium**	0.5	**2.3**	
3010A	10/10/06	6010B	10/10/06	**7440-23-5**	**Sodium**	0.5	**13.7**	

U-Analyte undetected at given RL
RL-Reporting Limit

ANALYTICAL RESOURCES INCORPORATED

INORGANICS ANALYSIS DATA SHEET
DISSOLVED METALS

Sample ID: W4A-100306
SAMPLE

Lab Sample ID: JZ83F
LIMS ID: 06-18800
Matrix: Water
Data Release Authorized:
Reported: 10/12/06

QC Report No: JZ83-Anchor Environmental
Project: Chinook
060354-01
Date Sampled: 10/03/06
Date Received: 10/04/06

Prep Meth	Prep Date	Analysis Method	Analysis Date	CAS Number	Analyte	RL	mg/L	Q
3010A	10/10/06	6010B	10/10/06	7429-90-5	Aluminum	0.05	0.05	U
3010A	10/10/06	6010B	10/10/06	**7440-70-2**	**Calcium**	0.05	**19.5**	
3010A	10/10/06	6010B	10/10/06	7439-89-6	Iron	0.05	0.05	U
3010A	10/10/06	6010B	10/10/06	**7439-95-4**	**Magnesium**	0.05	**8.83**	
3010A	10/10/06	6010B	10/10/06	**7439-96-5**	**Manganese**	0.001	**0.471**	
3010A	10/10/06	6010B	10/10/06	**7440-09-7**	**Potassium**	0.5	**2.3**	
3010A	10/10/06	6010B	10/10/06	**7440-23-5**	**Sodium**	0.5	**14.5**	

U-Analyte undetected at given RL
RL-Reporting Limit

ANALYTICAL RESOURCES INCORPORATED

INORGANICS ANALYSIS DATA SHEET
DISSOLVED METALS
Page 1 of 1

Sample ID: W4B-100306
SAMPLE

Lab Sample ID: JZ83G
LIMS ID: 06-18801
Matrix: Water
Data Release Authorized:
Reported: 10/12/06

QC Report No: JZ83-Anchor Environmental
Project: Chinook
060354-01
Date Sampled: 10/03/06
Date Received: 10/04/06

Prep Meth	Prep Date	Analysis Method	Analysis Date	CAS Number	Analyte	RL	mg/L	Q
3010A	10/10/06	6010B	10/10/06	7429-90-5	Aluminum	0.05	0.05	U
3010A	10/10/06	6010B	10/10/06	**7440-70-2**	**Calcium**	0.05	**20.0**	
3010A	10/10/06	6010B	10/10/06	**7439-89-6**	**Iron**	0.05	**0.09**	
3010A	10/10/06	6010B	10/10/06	**7439-95-4**	**Magnesium**	0.05	**9.04**	
3010A	10/10/06	6010B	10/10/06	**7439-96-5**	**Manganese**	0.001	**0.498**	
3010A	10/10/06	6010B	10/10/06	**7440-09-7**	**Potassium**	0.5	**2.4**	
3010A	10/10/06	6010B	10/10/06	**7440-23-5**	**Sodium**	0.5	**14.9**	

U-Analyte undetected at given RL
RL-Reporting Limit

ANALYTICAL RESOURCES INCORPORATED

INORGANICS ANALYSIS DATA SHEET
DISSOLVED METALS
Page 1 of 1

Sample ID: 63D-100206
SAMPLE

Lab Sample ID: JZ83J
LIMS ID: 06-18804
Matrix: Water
Data Release Authorized:
Reported: 10/12/06

QC Report No: JZ83-Anchor Environmental
Project: Chinook
060354-01
Date Sampled: 10/02/06
Date Received: 10/04/06

Prep Meth	Prep Date	Analysis Method	Analysis Date	CAS Number	Analyte	RL	mg/L	Q
6010B	10/10/06	6010B	10/10/06	**7440-21-3**	**Silicon**	0.3	**26.4**	

U-Analyte undetected at given RL
RL-Reporting Limit

ANALYTICAL RESOURCES INCORPORATED

INORGANICS ANALYSIS DATA SHEET
DISSOLVED METALS
Page 1 of 1

Sample ID: W5-100306
SAMPLE

Lab Sample ID: JZ83K
LIMS ID: 06-18805
Matrix: Water
Data Release Authorized:
Reported: 10/12/06

QC Report No: JZ83-Anchor Environmental
Project: Chinook
060354-01
Date Sampled: 10/03/06
Date Received: 10/04/06

Prep Meth	Prep Date	Analysis Method	Analysis Date	CAS Number	Analyte	RL	mg/L	Q
6010B	10/10/06	6010B	10/10/06	**7440-21-3**	**Silicon**	0.3	**5.1**	

U-Analyte undetected at given RL
RL-Reporting Limit

ANALYTICAL RESOURCES INCORPORATED

INORGANICS ANALYSIS DATA SHEET
DISSOLVED METALS

Sample ID: W3-100306
SAMPLE

Lab Sample ID: JZ83L
LIMS ID: 06-18806
Matrix: Water
Data Release Authorized:
Reported: 10/12/06

QC Report No: JZ83-Anchor Environmental
Project: Chinook
060354-01
Date Sampled: 10/03/06
Date Received: 10/04/06

Prep Meth	Prep Date	Analysis Method	Analysis Date	CAS Number	Analyte	RL	mg/L	Q
6010B	10/10/06	6010B	10/10/06	**7440-21-3**	**Silicon**	0.3	**21.2**	

U-Analyte undetected at given RL
RL-Reporting Limit

ANALYTICAL RESOURCES INCORPORATED

INORGANICS ANALYSIS DATA SHEET
DISSOLVED METALS
Page 1 of 1

Sample ID: W2-100306
SAMPLE

Lab Sample ID: JZ83M
LIMS ID: 06-18807
Matrix: Water
Data Release Authorized:
Reported: 10/12/06

QC Report No: JZ83-Anchor Environmental
Project: Chinook
060354-01
Date Sampled: 10/03/06
Date Received: 10/04/06

Prep Meth	Prep Date	Analysis Method	Analysis Date	CAS Number	Analyte	RL	mg/L	Q
6010B	10/10/06	6010B	10/10/06	**7440-21-3**	**Silicon**	0.3	**20.6**	

U-Analyte undetected at given RL
RL-Reporting Limit

ANALYTICAL RESOURCES INCORPORATED

INORGANICS ANALYSIS DATA SHEET
DISSOLVED METALS
Page 1 of 1

Sample ID: W42-100306
SAMPLE

Lab Sample ID: JZ83N
LIMS ID: 06-18808
Matrix: Water
Data Release Authorized:
Reported: 10/12/06

QC Report No: JZ83-Anchor Environmental
Project: Chinook
060354-01
Date Sampled: 10/03/06
Date Received: 10/04/06

Prep Meth	Prep Date	Analysis Method	Analysis Date	CAS Number	Analyte	RL	mg/L	Q
6010B	10/10/06	6010B	10/10/06	**7440-21-3**	**Silicon**	0.3	**20.8**	

U-Analyte undetected at given RL
RL-Reporting Limit

ANALYTICAL RESOURCES INCORPORATED

INORGANICS ANALYSIS DATA SHEET
DISSOLVED METALS
Page 1 of 1

Sample ID: W4A-100306
SAMPLE

Lab Sample ID: JZ83O
LIMS ID: 06-18809
Matrix: Water
Data Release Authorized:
Reported: 10/12/06

QC Report No: JZ83-Anchor Environmental
Project: Chinook
060354-01
Date Sampled: 10/03/06
Date Received: 10/04/06

Prep Meth	Prep Date	Analysis Method	Analysis Date	CAS Number	Analyte	RL	mg/L	Q
6010B	10/10/06	6010B	10/10/06	**7440-21-3**	**Silicon**	0.3	**19.9**	

U-Analyte undetected at given RL
RL-Reporting Limit

ANALYTICAL RESOURCES INCORPORATED

INORGANICS ANALYSIS DATA SHEET
DISSOLVED METALS

Sample ID: W4B-100306
SAMPLE

Lab Sample ID: JZ83P
LIMS ID: 06-18810
Matrix: Water
Data Release Authorized:
Reported: 10/12/06

QC Report No: JZ83-Anchor Environmental
Project: Chinook
060354-01
Date Sampled: 10/03/06
Date Received: 10/04/06

Prep Meth	Prep Date	Analysis Method	Analysis Date	CAS Number	Analyte	RL	mg/L	Q
6010B	10/10/06	6010B	10/10/06	**7440-21-3**	**Silicon**	0.3	**20.9**	

U-Analyte undetected at given RL
RL-Reporting Limit

ANALYTICAL RESOURCES INCORPORATED

INORGANICS ANALYSIS DATA SHEET
DISSOLVED METALS

Sample ID: 63D-100206
MATRIX SPIKE

Lab Sample ID: JZ83A
LIMS ID: 06-18795
Matrix: Water
Data Release Authorized:
Reported: 10/12/06

QC Report No: JZ83-Anchor Environmental
Project: Chinook
060354-01
Date Sampled: 10/02/06
Date Received: 10/04/06

MATRIX SPIKE QUALITY CONTROL REPORT

Analyte	Analysis Method	Sample	Spike	Spike Added	% Recovery	Q
Aluminum	6010B	0.05 U	2.07	2.00	104%	
Calcium	6010B	54.7	67.3	10.0	126%	H
Iron	6010B	25.4	28.3	2.00	145%	H
Magnesium	6010B	33.0	44.1	10.0	111%	
Manganese	6010B	1.95	2.50	0.500	110%	
Potassium	6010B	5.2	16.0	10.0	108%	
Sodium	6010B	159	176	10.0	170%	H

Reported in mg/L

N-Control Limit Not Met
H-% Recovery Not Applicable, Sample Concentration Too High
NA-Not Applicable, Analyte Not Spiked

Percent Recovery Limits: 75-125%

ANALYTICAL RESOURCES INCORPORATED

INORGANICS ANALYSIS DATA SHEET
DISSOLVED METALS
Page 1 of 1

Sample ID: 63D-100206
MATRIX SPIKE

Lab Sample ID: JZ83J
LIMS ID: 06-18804
Matrix: Water
Data Release Authorized:
Reported: 10/12/06

QC Report No: JZ83-Anchor Environmental
Project: Chinook
060354-01
Date Sampled: 10/02/06
Date Received: 10/04/06

MATRIX SPIKE QUALITY CONTROL REPORT

Analyte	Analysis Method	Sample	Spike	Spike Added	% Recovery	Q
Silicon	6010B	26.4	75.7	50.0	98.6%	

Reported in mg/L

N-Control Limit Not Met
H-% Recovery Not Applicable, Sample Concentration Too High
NA-Not Applicable, Analyte Not Spiked

Percent Recovery Limits: 75-125%

ANALYTICAL RESOURCES INCORPORATED

INORGANICS ANALYSIS DATA SHEET
DISSOLVED METALS

Sample ID: 63D-100206
DUPLICATE

Lab Sample ID: JZ83A
LIMS ID: 06-18795
Matrix: Water
Data Release Authorized:
Reported: 10/12/06

QC Report No: JZ83-Anchor Environmental
Project: Chinook
060354-01
Date Sampled: 10/02/06
Date Received: 10/04/06

MATRIX DUPLICATE QUALITY CONTROL REPORT

Analyte	Analysis Method	Sample	Duplicate	RPD	Control Limit	Q
Aluminum	6010B	0.05 U	0.05 U	0.0%	+/- 0.05	L
Calcium	6010B	54.7	57.3	4.6%	+/- 20%	
Iron	6010B	25.4	26.8	5.4%	+/- 20%	
Magnesium	6010B	33.0	34.8	5.3%	+/- 20%	
Manganese	6010B	1.95	2.06	5.5%	+/- 20%	
Potassium	6010B	5.2	5.5	5.6%	+/- 20%	
Sodium	6010B	159	167	4.9%	+/- 20%	

Reported in mg/L

*-Control Limit Not Met
L-RPD Invalid, Limit = Detection Limit

ANALYTICAL RESOURCES INCORPORATED

INORGANICS ANALYSIS DATA SHEET
DISSOLVED METALS
Page 1 of 1

Sample ID: 63D-100206
DUPLICATE

Lab Sample ID: JZ83J
LIMS ID: 06-18804
Matrix: Water
Data Release Authorized:
Reported: 10/12/06

QC Report No: JZ83-Anchor Environmental
Project: Chinook
060354-01
Date Sampled: 10/02/06
Date Received: 10/04/06

MATRIX DUPLICATE QUALITY CONTROL REPORT

Analyte	Analysis Method	Sample	Duplicate	RPD	Control Limit	Q
Silicon	6010B	26.4	25.7	2.7%	+/- 20%	

Reported in mg/L

*-Control Limit Not Met
L-RPD Invalid, Limit = Detection Limit

ANALYTICAL RESOURCES INCORPORATED

INORGANICS ANALYSIS DATA SHEET
DISSOLVED METALS

Sample ID: LAB CONTROL

Lab Sample ID: JZ83LCS
LIMS ID: 06-18796
Matrix: Water
Data Release Authorized:
Reported: 10/12/06

QC Report No: JZ83-Anchor Environmental
Project: Chinook
060354-01
Date Sampled: NA
Date Received: NA

BLANK SPIKE QUALITY CONTROL REPORT

Analyte	Analysis Method	Spike Found	Spike Added	% Recovery	Q
Aluminum	6010B	2.06	2.00	103%	
Calcium	6010B	10.2	10.0	102%	
Iron	6010B	2.10	2.00	105%	
Magnesium	6010B	10.3	10.0	103%	
Manganese	6010B	0.510	0.500	102%	
Potassium	6010B	10.5	10.0	105%	
Sodium	6010B	11.2	10.0	112%	

Reported in mg/L

N-Control limit not met
Control Limits: 80-120%

ANALYTICAL RESOURCES INCORPORATED

INORGANICS ANALYSIS DATA SHEET
DISSOLVED METALS

Sample ID: LAB CONTROL

Lab Sample ID: JZ83LCS
LIMS ID: 06-18805
Matrix: Water
Data Release Authorized:
Reported: 10/12/06

QC Report No: JZ83-Anchor Environmental
Project: Chinook
060354-01
Date Sampled: NA
Date Received: NA

BLANK SPIKE QUALITY CONTROL REPORT

Analyte	Analysis Method	Spike Found	Spike Added	% Recovery	Q
Silicon	6010B	10.0	10.0	100%	

Reported in mg/L

N-Control limit not met
Control Limits: 80-120%

ANALYTICAL RESOURCES INCORPORATED

INORGANICS ANALYSIS DATA SHEET
DISSOLVED METALS

Sample ID: METHOD BLANK

Lab Sample ID: JZ83MB
LIMS ID: 06-18796
Matrix: Water
Data Release Authorized:
Reported: 10/12/06

QC Report No: JZ83-Anchor Environmental
Project: Chinook
060354-01
Date Sampled: NA
Date Received: NA

Prep Meth	Prep Date	Analysis Method	Analysis Date	CAS Number	Analyte	RL	mg/L	Q
3010A	10/10/06	6010B	10/10/06	7429-90-5	Aluminum	0.05	0.05	U
3010A	10/10/06	6010B	10/10/06	7440-70-2	Calcium	0.05	0.05	U
3010A	10/10/06	6010B	10/10/06	**7439-89-6**	**Iron**	0.05	**0.06**	
3010A	10/10/06	6010B	10/10/06	7439-95-4	Magnesium	0.05	0.05	U
3010A	10/10/06	6010B	10/10/06	7439-96-5	Manganese	0.001	0.001	U
3010A	10/10/06	6010B	10/10/06	7440-09-7	Potassium	0.5	0.5	U
3010A	10/10/06	6010B	10/10/06	7440-23-5	Sodium	0.5	0.5	U

U-Analyte undetected at given RL
RL-Reporting Limit

ANALYTICAL RESOURCES INCORPORATED

INORGANICS ANALYSIS DATA SHEET
DISSOLVED METALS
Page 1 of 1

Sample ID: METHOD BLANK

Lab Sample ID: JZ83MB
LIMS ID: 06-18805
Matrix: Water
Data Release Authorized:
Reported: 10/12/06

QC Report No: JZ83-Anchor Environmental
Project: Chinook
060354-01
Date Sampled: NA
Date Received: NA

Prep Meth	Prep Date	Analysis Method	Analysis Date	CAS Number	Analyte	RL	mg/L	Q
6010B	10/10/06	6010B	10/10/06	7440-21-3	Silicon	0.06	0.06	U

U-Analyte undetected at given RL
RL-Reporting Limit

GENERAL CHEMISTRY

SAMPLE RESULTS-CONVENTIONALS
JZ83-Anchor Environmental

ANALYTICAL RESOURCES INCORPORATED

Matrix: Water
Data Release Authorized:
Reported: 10/11/06

Project: Chinook
Event: 060354-01
Date Sampled: 10/02/06
Date Received: 10/04/06

Client ID: 63D-100206
ARI ID: 06-18795 JZ83A

Analyte	Date Batch	Method	Units	RL	Sample
Alkalinity	10/09/06 100906#1	SM 2320	mg/L CaCO3	1.0	542
Chloride	10/09/06 100906#1	EPA 300.0	mg/L	2.0	61.7
Fluoride	10/09/06 100906#1	EPA 300.0	mg/L	0.2	6.6
Total Phosphorus	10/09/06 100906#1	EPA 365.2	mg-P/L	0.016	0.544
Sulfate	10/09/06 100906#1	EPA 300.0	mg/L	1.0	34.0

RL Analytical reporting limit
U Undetected at reported detection limit

SAMPLE RESULTS-CONVENTIONALS
JZ83-Anchor Environmental

ANALYTICAL RESOURCES INCORPORATED

Matrix: Water
Data Release Authorized:
Reported: 10/11/06

Project: Chinook
Event: 060354-01
Date Sampled: 10/03/06
Date Received: 10/04/06

Client ID: W5-100306
ARI ID: 06-18796 JZ83B

Analyte	Date Batch	Method	Units	RL	Sample
Alkalinity	10/09/06 100906#1	SM 2320	mg/L CaCO3	1.0	55.6
Chloride	10/09/06 100906#1	EPA 300.0	mg/L	0.1	4.4
Fluoride	10/09/06 100906#1	EPA 300.0	mg/L	0.1	< 0.1 U
Total Phosphorus	10/09/06 100906#1	EPA 365.2	mg-P/L	0.016	0.036
Sulfate	10/09/06 100906#1	EPA 300.0	mg/L	1.0	10.2

RL Analytical reporting limit
U Undetected at reported detection limit

SAMPLE RESULTS-CONVENTIONALS
JZ83-Anchor Environmental

ANALYTICAL RESOURCES INCORPORATED

Matrix: Water
Data Release Authorized:
Reported: 10/11/06

Project: Chinook
Event: 060354-01
Date Sampled: 10/03/06
Date Received: 10/04/06

Client ID: W3-100306
ARI ID: 06-18797 JZ83C

Analyte	Date Batch	Method	Units	RL	Sample
Alkalinity	10/09/06 100906#1	SM 2320	mg/L CaCO3	1.0	103
Chloride	10/09/06 100906#1	EPA 300.0	mg/L	1.0	8.8
Fluoride	10/10/06 101006#1	EPA 300.0	mg/L	0.1	0.2
Total Phosphorus	10/09/06 100906#1	EPA 365.2	mg-P/L	0.016	0.016
Sulfate	10/09/06 100906#1	EPA 300.0	mg/L	0.2	3.8

RL Analytical reporting limit
U Undetected at reported detection limit

SAMPLE RESULTS-CONVENTIONALS
JZ83-Anchor Environmental

ANALYTICAL RESOURCES INCORPORATED

Matrix: Water
Data Release Authorized:
Reported: 10/11/06

Project: Chinook
Event: 060354-01
Date Sampled: 10/03/06
Date Received: 10/04/06

Client ID: W2-100306
ARI ID: 06-18798 JZ83D

Analyte	Date Batch	Method	Units	RL	Sample
Alkalinity	10/09/06 100906#1	SM 2320	mg/L CaCO3	1.0	105
Chloride	10/09/06 100906#1	EPA 300.0	mg/L	1.0	9.3
Fluoride	10/10/06 101006#1	EPA 300.0	mg/L	0.1	0.2
Total Phosphorus	10/09/06 100906#1	EPA 365.2	mg-P/L	0.016	0.016
Sulfate	10/09/06 100906#1	EPA 300.0	mg/L	0.2	3.6

RL Analytical reporting limit
U Undetected at reported detection limit

SAMPLE RESULTS-CONVENTIONALS
JZ83-Anchor Environmental

ANALYTICAL RESOURCES INCORPORATED

Matrix: Water
Data Release Authorized:
Reported: 10/11/06

Project: Chinook
Event: 060354-01
Date Sampled: 10/03/06
Date Received: 10/04/06

Client ID: W42-100306
ARI ID: 06-18799 JZ83E

Analyte	Date Batch	Method	Units	RL	Sample
Alkalinity	10/09/06 100906#1	SM 2320	mg/L CaCO3	1.0	102
Chloride	10/09/06 100906#1	EPA 300.0	mg/L	1.0	9.4
Fluoride	10/10/06 101006#1	EPA 300.0	mg/L	0.1	0.2
Total Phosphorus	10/09/06 100906#1	EPA 365.2	mg-P/L	0.016	0.020
Sulfate	10/09/06 100906#1	EPA 300.0	mg/L	0.2	3.6

RL Analytical reporting limit
U Undetected at reported detection limit

SAMPLE RESULTS-CONVENTIONALS
JZ83-Anchor Environmental

ANALYTICAL RESOURCES INCORPORATED

Matrix: Water
Data Release Authorized:
Reported: 10/11/06

Project: Chinook
Event: 060354-01
Date Sampled: 10/03/06
Date Received: 10/04/06

Client ID: W4A-100306
ARI ID: 06-18800 JZ83F

Analyte	Date Batch	Method	Units	RL	Sample
Alkalinity	10/09/06 100906#1	SM 2320	mg/L CaCO3	1.0	104
Chloride	10/09/06 100906#1	EPA 300.0	mg/L	1.0	9.5
Fluoride	10/09/06 100906#1	EPA 300.0	mg/L	0.1	0.2
Total Phosphorus	10/09/06 100906#1	EPA 365.2	mg-P/L	0.016	< 0.016 U
Sulfate	10/09/06 100906#1	EPA 300.0	mg/L	0.1	3.7

RL Analytical reporting limit
U Undetected at reported detection limit

SAMPLE RESULTS-CONVENTIONALS
JZ83-Anchor Environmental

ANALYTICAL RESOURCES INCORPORATED

Matrix: Water
Data Release Authorized:
Reported: 10/11/06

Project: Chinook
Event: 060354-01
Date Sampled: 10/03/06
Date Received: 10/04/06

Client ID: W4B-100306
ARI ID: 06-18801 JZ83G

Analyte	Date Batch	Method	Units	RL	Sample
Alkalinity	10/09/06 100906#1	SM 2320	mg/L CaCO3	1.0	105
Chloride	10/09/06 100906#1	EPA 300.0	mg/L	1.0	9.5
Fluoride	10/09/06 100906#1	EPA 300.0	mg/L	0.1	0.2
Total Phosphorus	10/09/06 100906#1	EPA 365.2	mg-P/L	0.016	0.016
Sulfate	10/09/06 100906#1	EPA 300.0	mg/L	0.1	3.9

RL Analytical reporting limit
U Undetected at reported detection limit

SAMPLE RESULTS-CONVENTIONALS
JZ83-Anchor Environmental

ANALYTICAL RESOURCES INCORPORATED

Matrix: Water
Data Release Authorized:
Reported: 10/11/06

Project: Chinook
Event: 060354-01
Date Sampled: 10/03/06
Date Received: 10/04/06

Client ID: FB1-100306
ARI ID: 06-18802 JZ83H

Analyte	Date Batch	Method	Units	RL	Sample
Fluoride	10/09/06 100906#1	EPA 300.0	mg/L	0.1	< 0.1 U

RL Analytical reporting limit
U Undetected at reported detection limit

SAMPLE RESULTS-CONVENTIONALS
JZ83-Anchor Environmental

ANALYTICAL RESOURCES INCORPORATED

Matrix: Water
Data Release Authorized:
Reported: 10/11/06

Project: Chinook
Event: 060354-01
Date Sampled: 10/03/06
Date Received: 10/04/06

Client ID: FB2-100306
ARI ID: 06-18803 JZ83I

Analyte	Date Batch	Method	Units	RL	Sample
Fluoride	10/09/06 100906#1	EPA 300.0	mg/L	0.1	< 0.1 U

RL Analytical reporting limit
U Undetected at reported detection limit

METHOD BLANK RESULTS-CONVENTIONALS
JZ83-Anchor Environmental

ANALYTICAL RESOURCES INCORPORATED

Matrix: Water
Data Release Authorized:
Reported: 10/11/06

Project: Chinook
Event: 060354-01
Date Sampled: NA
Date Received: NA

Analyte	Method	Date	Units	Blank
Chloride	EPA 300.0	10/09/06	mg/L	< 0.1 U
Fluoride	EPA 300.0	10/09/06	mg/L	< 0.1 U
		10/10/06		< 0.1 U
Total Phosphorus	EPA 365.2	10/09/06	mg-P/L	< 0.008 U
Sulfate	EPA 300.0	10/09/06	mg/L	< 0.1 U

STANDARD REFERENCE RESULTS-CONVENTIONALS
JZ83-Anchor Environmental

ANALYTICAL RESOURCES INCORPORATED

Matrix: Water
Data Release Authorized:
Reported: 10/11/06

Project: Chinook
Event: 060354-01
Date Sampled: NA
Date Received: NA

Analyte/SRM ID	Method	Date	Units	SRM	True Value	Recovery
Alkalinity ERA #P114506	SM 2320	10/09/06	mg/L CaCO3	110	110	100.0%
Chloride ERA #36065	EPA 300.0	10/09/06	mg/L	2.8	3.0	93.3%
Fluoride	EPA 300.0	10/09/06	mg/L	2.8	3.0	93.3%
ERA #		10/10/06		2.9	3.0	96.7%
Total Phosphorus ERA #35064	EPA 365.2	10/09/06	mg-P/L	3.88	4.00	97.0%
Sulfate ERA #05094	EPA 300.0	10/09/06	mg/L	2.9	3.0	96.7%

GEOTECH

ANALYTICAL RESOURCES INCORPORATED

Anchor Environmental
Chinook 060354-01
Fluid Density

Sample ID	Temperature (°C)	Density (g/ml)
63D-100206	23	1.0009
W5-100306	23	1.0001
W3-100306	23	1.0001
W2-100306	23	1.0002
W42-100306	23	1.0002
W4A-100306	23	1.0001
W4B-100306	23	1.0001

Density measured in a calibrated 500 ml flask at the indicated temperature.

JZ83

Laboratory Data Package

prepared
for

ANCHOR ENVIRONMENTAL

Project: Chinook

ARI JOB NO: JZ83

prepared
by

Analytical Resources, Inc.

Metals Analysis
QC Summary Data

prepared
for

ANCHOR ENVIRONMENTAL

Project: Chinook

ARI JOB NO: JZ83

prepared
by

Analytical Resources, Inc.

Cover Page

INORGANIC ANALYSIS DATA PACKAGE

ANALYTICAL RESOURCES INCORPORATED

CLIENT: Anchor Environmental

PROJECT: Chinook

SDG: JZ83

CLIENT ID	ARI ID	ARI LIMS ID	REPREP
63D-100206	JZ83A	06-18795	
63D-100206D	JZ83ADUP	06-18795	
63D-100206S	JZ83ASPK	06-18795	
W5-100306	JZ83B	06-18796	
PBW	JZ83MB1	06-18796	
LCSW	JZ83MB1SPK	06-18796	
W3-100306	JZ83C	06-18797	
W2-100306	JZ83D	06-18798	
W42-100306	JZ83E	06-18799	
W4A-100306	JZ83F	06-18800	
W4B-100306	JZ83G	06-18801	
63D-100206	JZ83J	06-18804	
63D-100206D	JZ83JDUP	06-18804	
63D-100206S	JZ83JSPK	06-18804	
W5-100306	JZ83K	06-18805	
PBW	JZ83MB2	06-18805	
LCSW	JZ83MB2SPK	06-18805	
W3-100306	JZ83L	06-18806	
W2-100306	JZ83M	06-18807	
W42-100306	JZ83N	06-18808	
W4A-100306	JZ83O	06-18809	

Were ICP interelement corrections applied ?	Yes/No	YES
Were ICP background corrections applied ?	Yes/No	YES
If yes - were raw data generated before application of background corrections ?	Yes/No	NO

Comments: _____

THIS DATA PACKAGE HAS BEEN REVIEWED AND AUTHORIZED FOR RELEASE BY:

Signature: Jay Kuhn Name: Jay Kuhn

Date: 10/12/06 Title: Inorganics Lab Manager

Cover Page

INORGANIC ANALYSIS DATA PACKAGE

ANALYTICAL RESOURCES INCORPORATED

CLIENT: Anchor Environmental

PROJECT: Chinook

SDG: JZ83

CLIENT ID	ARI ID	ARI LIMS ID	REPREP
W4B-100306	JZ83P	06-18810	

Were ICP interelement corrections applied ?	Yes/No	YES
Were ICP background corrections applied ?	Yes/No	YES
If yes - were raw data generated before application of background corrections ?	Yes/No	NO

Comments: _____

THIS DATA PACKAGE HAS BEEN REVIEWED AND AUTHORIZED FOR RELEASE BY:

Signature: Jay Kuhn Name: Jay Kuhn

Date: 10/17/06 Title: Inorganics Lab Manager

ANALYTICAL RESOURCES INCORPORATED

INORGANICS ANALYSIS DATA SHEET
DISSOLVED METALS
Page 1 of 1

Sample ID: 63D-100206
MATRIX SPIKE

Lab Sample ID: JZ83A
LIMS ID: 06-18795
Matrix: Water
Data Release Authorized:
Reported: 10/12/06

QC Report No: JZ83-Anchor Environmental
Project: Chinook
060354-01
Date Sampled: 10/02/06
Date Received: 10/04/06

MATRIX SPIKE QUALITY CONTROL REPORT

Analyte	Analysis Method	Sample	Spike	Spike Added	% Recovery	Q
Aluminum	6010B	0.05 U	2.07	2.00	104%	
Calcium	6010B	54.7	67.3	10.0	126%	H
Iron	6010B	25.4	28.3	2.00	145%	H
Magnesium	6010B	33.0	44.1	10.0	111%	
Manganese	6010B	1.95	2.50	0.500	110%	
Potassium	6010B	5.2	16.0	10.0	108%	
Sodium	6010B	159	176	10.0	170%	H

Reported in mg/L

N-Control Limit Not Met
H-% Recovery Not Applicable, Sample Concentration Too High
NA-Not Applicable, Analyte Not Spiked

Percent Recovery Limits: 75-125%

ANALYTICAL RESOURCES INCORPORATED

INORGANICS ANALYSIS DATA SHEET
DISSOLVED METALS

Sample ID: 63D-100206
MATRIX SPIKE

Lab Sample ID: JZ83J
LIMS ID: 06-18804
Matrix: Water
Data Release Authorized:
Reported: 10/12/06

QC Report No: JZ83-Anchor Environmental
Project: Chinook
060354-01
Date Sampled: 10/02/06
Date Received: 10/04/06

MATRIX SPIKE QUALITY CONTROL REPORT

Analyte	Analysis Method	Sample	Spike	Spike Added	% Recovery	Q
Silicon	6010B	26.4	75.7	50.0	98.6%	

Reported in mg/L

N-Control Limit Not Met
H-% Recovery Not Applicable, Sample Concentration Too High
NA-Not Applicable, Analyte Not Spiked

Percent Recovery Limits: 75-125%

ANALYTICAL RESOURCES INCORPORATED

INORGANICS ANALYSIS DATA SHEET
DISSOLVED METALS
Page 1 of 1

Sample ID: 63D-100206
DUPLICATE

Lab Sample ID: JZ83A
LIMS ID: 06-18795
Matrix: Water
Data Release Authorized:
Reported: 10/12/06

QC Report No: JZ83-Anchor Environmental
Project: Chinook
060354-01
Date Sampled: 10/02/06
Date Received: 10/04/06

MATRIX DUPLICATE QUALITY CONTROL REPORT

Analyte	Analysis Method	Sample	Duplicate	RPD	Control Limit	Q
Aluminum	6010B	0.05 U	0.05 U	0.0%	+/- 0.05	L
Calcium	6010B	54.7	57.3	4.6%	+/- 20%	
Iron	6010B	25.4	26.8	5.4%	+/- 20%	
Magnesium	6010B	33.0	34.8	5.3%	+/- 20%	
Manganese	6010B	1.95	2.06	5.5%	+/- 20%	
Potassium	6010B	5.2	5.5	5.6%	+/- 20%	
Sodium	6010B	159	167	4.9%	+/- 20%	

Reported in mg/L

*-Control Limit Not Met
L-RPD Invalid, Limit = Detection Limit

ANALYTICAL RESOURCES INCORPORATED

INORGANICS ANALYSIS DATA SHEET
DISSOLVED METALS
Page 1 of 1

Sample ID: 63D-100206
DUPLICATE

Lab Sample ID: JZ83J
LIMS ID: 06-18804
Matrix: Water
Data Release Authorized:
Reported: 10/12/06

QC Report No: JZ83-Anchor Environmental
Project: Chinook
060354-01
Date Sampled: 10/02/06
Date Received: 10/04/06

MATRIX DUPLICATE QUALITY CONTROL REPORT

Analyte	Analysis Method	Sample	Duplicate	RPD	Control Limit	Q
Silicon	6010B	26.4	25.7	2.7%	+/- 20%	

Reported in mg/L

*-Control Limit Not Met
L-RPD Invalid, Limit = Detection Limit

ANALYTICAL RESOURCES INCORPORATED

INORGANICS ANALYSIS DATA SHEET
DISSOLVED METALS
Page 1 of 1

Sample ID: LAB CONTROL

Lab Sample ID: JZ83LCS
LIMS ID: 06-18796
Matrix: Water
Data Release Authorized:
Reported: 10/12/06

QC Report No: JZ83-Anchor Environmental
Project: Chinook
060354-01
Date Sampled: NA
Date Received: NA

BLANK SPIKE QUALITY CONTROL REPORT

Analyte	Analysis Method	Spike Found	Spike Added	% Recovery	Q
Aluminum	6010B	2.06	2.00	103%	
Calcium	6010B	10.2	10.0	102%	
Iron	6010B	2.10	2.00	105%	
Magnesium	6010B	10.3	10.0	103%	
Manganese	6010B	0.510	0.500	102%	
Potassium	6010B	10.5	10.0	105%	
Sodium	6010B	11.2	10.0	112%	

Reported in mg/L

N-Control limit not met
Control Limits: 80-120%

ANALYTICAL RESOURCES INCORPORATED

INORGANICS ANALYSIS DATA SHEET
DISSOLVED METALS
Page 1 of 1

Sample ID: LAB CONTROL

Lab Sample ID: JZ83LCS
LIMS ID: 06-18805
Matrix: Water
Data Release Authorized:
Reported: 10/12/06

QC Report No: JZ83-Anchor Environmental
Project: Chinook
060354-01
Date Sampled: NA
Date Received: NA

BLANK SPIKE QUALITY CONTROL REPORT

Analyte	Analysis Method	Spike Found	Spike Added	% Recovery	Q
Silicon	6010B	10.0	10.0	100%	

Reported in mg/L

N-Control limit not met
Control Limits: 80-120%

ANALYTICAL RESOURCES INCORPORATED

INORGANICS ANALYSIS DATA SHEET
DISSOLVED METALS **Sample ID: METHOD BLANK**

Lab Sample ID: JZ83MB
LIMS ID: 06-18796
Matrix: Water
Data Release Authorized:
Reported: 10/12/06

QC Report No: JZ83-Anchor Environmental
Project: Chinook
060354-01
Date Sampled: NA
Date Received: NA

Prep Meth	Prep Date	Analysis Method	Analysis Date	CAS Number	Analyte	RL	mg/L	Q
3010A	10/10/06	6010B	10/10/06	7429-90-5	Aluminum	0.05	0.05	U
3010A	10/10/06	6010B	10/10/06	7440-70-2	Calcium	0.05	0.05	U
3010A	10/10/06	6010B	10/10/06	**7439-89-6**	**Iron**	0.05	**0.06**	
3010A	10/10/06	6010B	10/10/06	7439-95-4	Magnesium	0.05	0.05	U
3010A	10/10/06	6010B	10/10/06	7439-96-5	Manganese	0.001	0.001	U
3010A	10/10/06	6010B	10/10/06	7440-09-7	Potassium	0.5	0.5	U
3010A	10/10/06	6010B	10/10/06	7440-23-5	Sodium	0.5	0.5	U

U-Analyte undetected at given RL
RL-Reporting Limit

ANALYTICAL RESOURCES INCORPORATED

INORGANICS ANALYSIS DATA SHEET
DISSOLVED METALS
Page 1 of 1

Sample ID: METHOD BLANK

Lab Sample ID: JZ83MB
LIMS ID: 06-18805
Matrix: Water
Data Release Authorized:
Reported: 10/12/06

QC Report No: JZ83-Anchor Environmental
Project: Chinook
060354-01
Date Sampled: NA
Date Received: NA

Prep Meth	Prep Date	Analysis Method	Analysis Date	CAS Number	Analyte	RL	mg/L	Q
6010B	10/10/06	6010B	10/10/06	7440-21-3	Silicon	0.06	0.06	U

U-Analyte undetected at given RL
RL-Reporting Limit

Calibration Verification

ANALYTICAL RESOURCES INCORPORATED

CLIENT: Anchor Environmental

PROJECT: Chinook

SDG: JZ83

UNITS:ug/L

ANALYTE	EL	M	RUN	ICVTV	ICV	%R	CCVTV	CCV1	%R	CCV2	%R	CCV3	%R	CCV4	%R	CCV5	%R
Aluminum	AL	ICP	IP101021	2000.0	1929.05	96.5	2000.0	1950.28	97.5	1939.40	97.0	1933.68	96.7	1959.52	98.0	1958.52	97.9
Calcium	CA	ICP	IP101021	2000.0	1994.68	99.7	2000.0	2020.03	101.0	1995.16	99.8	1996.56	99.8	2022.15	101.1	1989.10	99.5
Iron	FE	ICP	IP101021	2000.0	2022.73	101.1	2000.0	2022.06	101.1	2038.24	101.9	2037.83	101.9	2075.32	103.8	2019.14	101.0
Magnesium	MG	ICP	IP101021	2000.0	1979.86	99.0	2000.0	1984.75	99.2	1966.90	98.3	1979.65	99.0	2007.24	100.4	1972.82	98.6
Manganese	MN	ICP	IP101021	1000.0	981.03	98.1	1000.0	977.65	97.8	972.70	97.3	973.52	97.4	992.93	99.3	964.15	96.4
Potassium	K	ICP	IP101021	20000.0	19616.87	98.1	20000.0	20066.10	100.3	19963.32	99.8	19686.55	98.4	19920.48	99.6	20115.98	100.6
Silicon	SI	ICP	IP101021	2000.0	2017.73	100.9	2000.0	2026.66	101.3	2027.23	101.4	2061.42	103.1	2039.08	102.0	2051.45	102.6
Sodium	NA	ICP	IP101021	50000.0	50881.49	101.8	50000.0	51134.43	102.3	50936.44	101.9	50996.88	102.0	51371.66	102.7	51558.36	103.1

0900

Control Limits: Mercury 80-120; Other Metals 90-110

Calibration Verification

ANALYTICAL RESOURCES INCORPORATED

CLIENT: Anchor Environmental

PROJECT: Chinook

SDG: JZ83

UNITS:ug/L

ANALYTE	EL	M	RUN	CCVTV	CCV6	%R	CCV7	%R	CCV8	%R	CCV9	%R	CCV10	%R	CCV11	%R
Aluminum	AL	ICP	IP101021	2000.0	1943.93	97.2	1946.64	97.3								
Calcium	CA	ICP	IP101021	2000.0	1970.11	98.5	1985.19	99.3								
Iron	FE	ICP	IP101021	2000.0	1994.00	99.7	2004.11	100.2								
Magnesium	MG	ICP	IP101021	2000.0	1955.91	97.8	1969.31	98.5								
Manganese	MN	ICP	IP101021	1000.0	955.59	95.6	967.39	96.7								
Potassium	K	ICP	IP101021	20000.0	20145.39	100.7	20187.27	100.9								
Silicon	SI	ICP	IP101021	2000.0	2058.44	102.9	2043.61	102.2								
Sodium	NA	ICP	IP101021	50000.0	51409.24	102.8	51272.26	102.5								

Control Limits: Mercury 80-120; Other Metals 90-110

CRDL Standard

ANALYTICAL RESOURCES INCORPORATED

CLIENT: Anchor Environmental

PROJECT: Chinook

SDG: JZ83

UNITS:ug/L

ANALYTE	EL	M	RUN	CRA/I TV	CR-1	%R	CR-2	%R	CR-3	%R	CR-4	%R	CR-5	%R	CR-6	%R
Aluminum	AL	ICP	IP101021	50.0	54.12	108.2										
Calcium	CA	ICP	IP101021	50.0	53.06	106.1										
Iron	FE	ICP	IP101021	50.0	55.38	110.8										
Magnesium	MG	ICP	IP101021	50.0	50.34	100.7										
Manganese	MN	ICP	IP101021	1.0	1.06	106.0										
Potassium	K	ICP	IP101021	500.0	509.19	101.8										
Silicon	SI	ICP	IP101021	60.0	88.88	148.1										
Sodium	NA	ICP	IP101021	500.0	543.11	108.6										

0062

Control Limits: no control limits have been established by the EPA at this time.

Calibration Blanks

ANALYTICAL RESOURCES INCORPORATED

CLIENT: Anchor Environmental

PROJECT: Chinook

SDG: JZ83

UNITS:ug/L

ANALYTE	EL	METH	RUN	CRDL	IDL	ICB	C	CCB1	C	CCB2	C	CCB3	C	CCB4	C	CCB5	C
Aluminum	AL	ICP	IP101021	200.0	50.0	50.0	U	50.0	U	50.0	U	50.0	U	50.0	U	50.0	U
Calcium	CA	ICP	IP101021	5000.0	50.0	50.0	U	50.0	U	50.0	U	50.0	U	50.0	U	50.0	U
Iron	FE	ICP	IP101021	100.0	50.0	50.0	U	50.0	U	50.0	U	50.0	U	50.0	U	50.0	U
Magnesium	MG	ICP	IP101021	5000.0	50.0	50.0	U	50.0	U	50.0	U	50.0	U	50.0	U	50.0	U
Manganese	MN	ICP	IP101021	15.0	1.0	1.0	U	1.0	U	1.0	U	1.0	U	1.0	U	1.0	U
Potassium	K	ICP	IP101021	5000.0	500.0	500.0	U	500.0	U	500.0	U	500.0	U	500.0	U	500.0	U
Silicon	SI	ICP	IP101021	60.0	60.0	60.0	U	60.0	U	60.0	U	60.0	U	60.0	U	60.0	U
Sodium	NA	ICP	IP101021	5000.0	500.0	500.0	U	500.0	U	500.0	U	500.0	U	500.0	U	500.0	U

Calibration Blanks

ANALYTICAL RESOURCES INCORPORATED

CLIENT: Anchor Environmental

PROJECT: Chinook

SDG: JZ83

UNITS:ug/L

ANALYTE	EL	METH	RUN	CRDL	IDL	CCB6	C	CCB7	C	CCB8	C	CCB9	C	CCB10	C	CCB11	C
Aluminum	AL	ICP	IP101021	200.0	50.0	50.0	U	50.0	U								
Calcium	CA	ICP	IP101021	5000.0	50.0	50.0	U	50.0	U								
Iron	FE	ICP	IP101021	100.0	50.0	50.0	U	50.0	U								
Magnesium	MG	ICP	IP101021	5000.0	50.0	50.0	U	50.0	U								
Manganese	MN	ICP	IP101021	15.0	1.0	1.0	U	1.0	U								
Potassium	K	ICP	IP101021	5000.0	500.0	500.0	U	500.0	U								
Silicon	SI	ICP	IP101021	60.0	60.0	60.0	U	60.0	U								
Sodium	NA	ICP	IP101021	5000.0	500.0	500.0	U	500.0	U								

ICP Interference Check Sample

ANALYTICAL RESOURCES INCORPORATED

CLIENT: Anchor Environmental

PROJECT: Chinook

SDG: JZ83

ICS SOURCE: I.V.

RUNID: IP101021

INSTRUMENT ID: OPTIMA ICP 1

UNITS: ug/L

ANALYTE	ICSA TV	ICSAB TV	ICSA1	ICSAB1	%R	ICSA2	ICSAB2	%R	ICSA3	ICSAB3	%R
Aluminum	200000	200000	198475.5	199491.4	99.7						
Antimony		1000	8.7	1069.5	107.0						
Arsenic		1000	6.7	1042.3	104.2						
Barium		1000	0.5	979.5	98.0						
Beryllium		1000	0.0	1018.6	101.9						
Boron			-7.5	-5.4							
Cadmium		1000	1.0	1041.4	104.1						
Calcium	100000	100000	97107.1	97527.2	97.5						
Chromium		1000	7.2	979.8	98.0						
Cobalt		1000	-0.7	977.7	97.8						
Copper		1000	3.8	1102.7	110.3						
Iron	200000	200000	199133.0	198944.0	99.5						
Lead		1000	24.8	1005.8	100.6						
Magnesium	100000	100000	99609.7	98603.7	98.6						
Manganese		1000	-0.6	983.8	98.4						
Molybdenum			2.2	2.1							
Nickel		1000	-4.5	962.7	96.3						
Potassium			-38.7	-13.2							
Selenium		1000	-54.7	975.2	97.5						
Silicon			19.3	16.4							
Silver		1000	-0.8	1049.3	104.9						
Sodium			21.4	3.5							
Strontium			1.3	1.5							
Thallium		1000	-30.7	916.3	91.6						
Tin			-20.1	-18.2							
Titanium			5.4	5.6							
Vanadium		1000	3.4	1027.4	102.7						
Zinc		1000	-11.0	936.7	93.7						

0065

IDLs and ICP Linear Ranges

ANALYTICAL RESOURCES INCORPORATED

CLIENT: Anchor Environmental

PROJECT: Chinook

SDG: JZ83

UNITS: ug/L

ANALYTE	EL	METH	INSTRUMENT	WAVELENTH (nm)	GFA BACK-GROUND	CLP CRDL	RL	RL DATE	ICP LINEAR RANGE (ug/L)	ICP LR DATE
Aluminum	AL	ICP	OPTIMA ICP 1	308.22		200	50.0	6/1/2006	250000.0	6/19/1906
Calcium	CA	ICP	OPTIMA ICP 1	317.93		5000	50.0	6/1/2006	500000.0	6/19/1906
Iron	FE	ICP	OPTIMA ICP 1	273.96		100	50.0	6/1/2006	250000.0	6/19/1906
Magnesium	MG	ICP	OPTIMA ICP 1	279.08		5000	50.0	6/1/2006	500000.0	6/19/1906
Manganese	MN	ICP	OPTIMA ICP 1	257.61		15	1.0	6/1/2006	30000.0	6/19/1906
Potassium	K	ICP	OPTIMA ICP 1	766.49		5000	500.0	6/1/2006	500000.0	6/19/1906
Silicon	SI	ICP	OPTIMA ICP 1	288.16		60	60.0	6/1/2006	0.0	6/19/1906
Sodium	NA	ICP	OPTIMA ICP 1	589.59		5000	500.0	6/1/2006	5000000.0	6/19/1906

ICP Interelement Correction Factors

ANALYTICAL RESOURCES INCORPORATED

CLIENT: Anchor Environmental

PROJECT: Chinook

IEC DATE: 9/25/2006

SDG: JZ83

INSTRUMENT ID: OPTIMA ICP 1

ANALYTE	WAVELENGTH	AL	AS	BA	BE	CA	CD	CO	CR	CU	FE
Aluminum	308.22	0.0000000	0.0000000	0.0000000	0.0000000	0.0000000	0.0000000	0.0000000	0.0000000	0.0000000	0.0000000
Antimony	206.84	0.0000000	0.0000000	0.0000000	0.0000000	0.0000000	0.0000000	0.0000000	16.2100000	0.0000000	0.1030460
Arsenic	188.98	0.0938183	0.0000000	0.1533550	0.0000000	0.0419242	0.0000000	0.0000000	0.3754730	0.3209290	0.0000000
Barium	233.53	0.0000000	0.0000000	0.0000000	0.0000000	-0.0072722	0.0000000	-0.2555740	0.0000000	0.0000000	0.0702811
Beryllium	313.04	0.0000000	0.0000000	0.0000000	0.0000000	0.0000000	0.0000000	0.0000000	0.0000000	0.0000000	0.0000000
Cadmium	228.80	0.0000000	1.3822800	0.0463102	0.0000000	0.0000000	0.0000000	0.1963220	0.0000000	0.0000000	0.0000000
Calcium	317.93	0.0000000	0.0000000	0.0000000	0.0000000	0.0000000	0.0000000	0.0000000	0.0000000	0.0000000	0.0000000
Chromium	267.72	0.0000000	0.0000000	0.0000000	0.0000000	-0.0105992	0.0000000	0.0000000	0.0000000	0.0000000	-0.0669465
Cobalt	228.62	-0.0147446	0.0000000	0.2412880	0.0000000	0.0000000	0.0000000	0.0000000	0.0000000	0.0000000	0.0172470
Copper	324.75	0.0000000	0.0000000	0.0000000	0.0000000	0.0000000	0.0000000	-0.2000560	-0.0393520	0.0000000	-0.0995853
Iron	273.96	0.0000000	0.0000000	0.0000000	0.0000000	0.0000000	0.0000000	0.0000000	0.7498730	0.0000000	0.0000000
Lead	220.35	-0.1775400	0.0000000	0.0000000	0.0000000	0.0000000	0.0000000	-0.1485420	-1.6563300	0.6048040	0.0000000
Magnesium	279.08	0.0000000	0.0000000	0.0000000	0.0000000	0.0000000	0.0000000	-1.3145300	-0.8640350	0.0000000	0.7014660
Manganese	257.61	0.0089125	0.0000000	0.0000000	0.0000000	0.0079583	0.0000000	0.0000000	0.0000000	0.0000000	0.0000000
Molybdenum	202.03	0.0000000	0.0000000	0.0000000	0.0000000	0.0000000	0.0000000	0.0000000	0.0000000	0.0000000	0.0000000
Nickel	231.60	0.0000000	0.0000000	0.0000000	0.0000000	0.0000000	0.0000000	0.0000000	0.0000000	0.0000000	0.0000000
Potassium	766.49	0.0000000	0.0000000	0.0000000	0.0000000	0.0000000	0.0000000	0.0000000	0.0000000	0.0000000	0.0000000
Selenium	196.03	0.0000000	0.0000000	0.0000000	0.0000000	0.0000000	0.0000000	0.0000000	0.0000000	0.0000000	-0.1191740
Silicon	288.16	0.0000000	0.0000000	0.0000000	0.0000000	0.0000000	0.0000000	0.0000000	-2.0980400	0.0000000	0.0000000
Silver	328.07	0.0000000	0.0000000	0.0000000	0.0000000	0.0000000	0.0000000	0.0000000	0.0000000	0.0000000	-0.0477086
Sodium	589.59	0.0000000	0.0000000	0.0000000	0.0000000	10.1700000	0.0000000	0.0000000	0.0000000	0.0000000	0.0000000
Thallium	190.80	0.0000000	0.0000000	0.0000000	0.0000000	0.0000000	0.0000000	3.5279800	0.3870280	0.0000000	0.0000000
Tin	189.93	0.0000000	0.0000000	0.0000000	0.0000000	-0.0723848	0.0000000	0.0000000	0.0000000	0.0000000	0.0000000
Titanium	334.90	0.0000000	0.0000000	0.0000000	0.0000000	0.0000000	0.0000000	0.0000000	0.2123760	0.0000000	0.0000000
Vanadium	292.40	0.0000000	0.0000000	0.0000000	0.0000000	0.0000000	0.0000000	0.0000000	-7.0582400	0.0000000	0.0000000
Zinc	206.20	0.0000000	0.0000000	0.0000000	0.0000000	-0.0229685	0.3119720	0.0000000	0.3266740	0.0000000	0.0286342

0067

ICP Interelement Correction Factors

ANALYTICAL RESOURCES INCORPORATED

CLIENT: Anchor Environmental

PROJECT: Chinook

IEC DATE: 9/25/2006

SDG: JZ83

INSTRUMENT ID: OPTIMA ICP 1

ANALYTE	WAVELENGTH	MG	MN	MO	NI	PB	SB	TI	TL	V	ZN
Aluminum	308.22	0.0000000	0.0000000	19.6878000	0.0000000	0.0000000	0.0000000	0.7151350	0.0000000	16.7609000	0.000000C
Antimony	206.84	0.0000000	0.0000000	0.0000000	-0.3295220	0.0000000	0.0000000	-0.8642410	0.0000000	-3.4575900	0.000000C
Arsenic	188.98	0.0000000	0.0000000	0.9150530	0.0000000	0.0000000	0.0000000	2.5519000	0.0000000	0.0000000	0.149276C
Barium	233.53	0.0085043	0.0000000	0.0000000	0.1240640	0.0000000	0.0000000	0.0000000	0.0000000	0.4604860	0.000000C
Beryllium	313.04	0.0000000	0.0000000	0.0000000	0.0000000	0.0000000	0.0000000	0.0000000	0.0000000	1.5675800	0.000000C
Cadmium	228.80	0.0000000	0.0000000	0.0000000	-0.2000800	0.0000000	0.0000000	0.0000000	0.0000000	0.0000000	0.000000C
Calcium	317.93	0.0000000	0.0000000	0.0000000	0.0000000	0.0000000	0.0000000	0.0000000	0.0000000	0.0000000	0.000000C
Chromium	267.72	0.2307900	0.5096240	0.1429920	0.0000000	0.0000000	0.0000000	0.0965822	0.0000000	0.1796520	0.000000C
Cobalt	228.62	0.0000000	0.0000000	-0.3795350	0.0320069	0.0000000	0.0000000	1.7290300	0.0000000	0.0000000	0.000000C
Copper	324.75	0.0065528	0.0000000	0.7344770	0.0000000	0.0000000	0.0000000	0.2196270	0.0000000	0.0000000	0.000000C
Iron	273.96	0.0000000	0.0000000	0.0000000	0.0000000	0.0000000	0.0000000	0.0000000	0.0000000	1.7593200	0.000000C
Lead	220.35	0.0000000	0.0000000	-0.3190660	-0.1742160	0.0000000	0.0000000	0.0000000	0.0000000	0.0000000	0.000000C
Magnesium	279.08	0.0000000	0.0000000	-3.2635900	0.0000000	0.0000000	0.0000000	0.0000000	0.0000000	0.0000000	0.000000C
Manganese	257.61	0.0163744	0.0000000	0.0000000	0.0000000	-0.2391890	0.0000000	0.0000000	0.0000000	0.0000000	0.000000C
Molybdenum	202.03	0.0214192	0.0000000	0.0000000	0.0000000	0.0000000	0.0000000	0.0000000	0.0000000	0.0000000	0.000000C
Nickel	231.60	0.0000000	0.0000000	0.0000000	0.0000000	0.0000000	-0.5765410	0.0000000	0.0000000	0.0000000	0.000000C
Potassium	766.49	0.0000000	0.0000000	0.0000000	0.0000000	0.0000000	0.0000000	0.0000000	0.0000000	0.0000000	0.000000C
Selenium	196.03	0.0000000	1.1348600	0.0000000	0.0000000	0.0000000	0.0000000	0.0000000	0.0000000	0.0000000	0.000000C
Silicon	288.16	0.0000000	0.0000000	0.0000000	0.0000000	0.0000000	0.0000000	0.0000000	0.0000000	0.0000000	0.000000C
Silver	328.07	0.0000000	0.1621690	0.1065380	0.0000000	0.0000000	0.0000000	0.0000000	0.0000000	-0.3119270	0.000000C
Sodium	589.59	0.0000000	0.0000000	0.0000000	0.0000000	0.0000000	0.0000000	250.8830000	0.0000000	0.0000000	252.099000C
Thallium	190.80	0.0000000	0.0000000	-3.5954300	0.0000000	0.0000000	0.0000000	0.8751120	0.0000000	2.2588300	0.000000C
Tin	189.93	0.0000000	0.0000000	0.0000000	0.0000000	-0.0530103	-1.8271700	0.1974990	0.0000000	0.0000000	0.000000C
Titanium	334.90	0.0000000	0.0000000	1.0370700	0.0000000	0.0000000	0.0000000	0.0000000	0.0000000	0.0000000	0.000000C
Vanadium	292.40	0.0000000	-0.1494890	-0.7380980	0.0000000	0.0000000	0.0000000	0.4684280	0.0000000	0.0000000	0.000000C
Zinc	206.20	0.0000000	0.0000000	0.3271770	0.0000000	-0.0935990	0.0000000	0.0000000	0.0000000	0.0000000	0.000000C

8900

Preparation Log

ANALYTICAL RESOURCES INCORPORATED

CLIENT: Anchor Environmental

PROJECT: Chinook

SDG: JZ83

ANALYSIS METHOD: ICP

ARI PREP CODE: TWC

PREPDATE: 10/10/2006

CLIENT ID	ARI ID	MASS (g)	INITIAL VOLUME (mL)	FINAL VOLUME (mL)
63D-100206	JZ83A	0.000	25.0	25.0
63D-100206D	JZ83ADUP	0.000	25.0	25.0
63D-100206S	JZ83ASPK	0.000	25.0	25.0
W5-100306	JZ83B	0.000	25.0	25.0
W3-100306	JZ83C	0.000	25.0	25.0
W2-100306	JZ83D	0.000	25.0	25.0
W42-100306	JZ83E	0.000	25.0	25.0
W4A-100306	JZ83F	0.000	25.0	25.0
W4B-100306	JZ83G	0.000	25.0	25.0
PBW	JZ83MB1	0.000	25.0	25.0
LCSW	JZ83MB1SPK	0.000	25.0	25.0

Preparation Log

ANALYTICAL RESOURCES INCORPORATED

CLIENT: Anchor Environmental

PROJECT: Chinook

SDG: JZ83

ANALYSIS METHOD: ICP

ARI PREP CODE: WMN

PREPDATE: 10/10/2006

CLIENT ID	ARI ID	MASS (g)	INITIAL VOLUME (mL)	FINAL VOLUME (mL)
63D-100206	JZ83J	0.000	50.0	50.0
63D-100206D	JZ83JDUP	0.000	50.0	50.0
63D-100206S	JZ83JSPK	0.000	50.0	50.0
W5-100306	JZ83K	0.000	50.0	50.0
W3-100306	JZ83L	0.000	50.0	50.0
W2-100306	JZ83M	0.000	50.0	50.0
PBW	JZ83MB2	0.000	50.0	50.0
LCSW	JZ83MB2SPK	0.000	50.0	50.0
W42-100306	JZ83N	0.000	50.0	50.0
W4A-100306	JZ83O	0.000	50.0	50.0
W4B-100306	JZ83P	0.000	50.0	50.0

Analysis Run Log

ANALYTICAL RESOURCES INCORPORATED

CLIENT: Anchor Environmental

PROJECT: Chinook | INSTRUMENT ID: OPTIMA ICP 1 | START DATE: 10/10/2006

SDG: JZ83 | RUNID: IP101021 | METHOD: ICP | END DATE: 10/10/2006

CLIENT ID	ARI ID	DIL.	TIME	%R	AG	AL	AS	B	BA	BE	CA	CD	CO	CR	CU	FE	HG	K	MG	MN	MO	NA	NI	PB	SB	SE	SI	SN	TI	TL	U	V	ZN
S0	S0	1.00	10405			X					X					X		X	X	X		X					X						
S2	S2	1.00	10472																	X												
S3	S3	1.00	10514																														
S4	S4	1.00	10581																								X						
S5	S5	1.00	11024			X					X					X		X	X			X											
ZZZZZZ	ZZZZZZ	1.00	11210																														
ZZZZZZ	ZZZZZZ	1.00	11273																														
S0	S0	1.00	11325			X					X					X		X	X	X		X					X						
ICV	ICV	1.00	11393			X					X					X		X	X	X		X					X						
ICB	ICB	1.00	11460			X					X					X		X	X	X		X					X						
CRI	CRII	1.00	11522			X					X					X		X	X	X		X					X						
ICSA	ICSAI	1.00	11584			X					X					X		X	X	X		X					X						
ICSAB	ICSABI	1.00	12052			X					X					X		X	X	X		X					X						
CCV	CCV1	1.00	12114			X					X					X		X	X	X		X					X						
CCB	CCB1	1.00	12182			X					X					X		X	X	X		X					X						
ZZZZZZ	JZ50MB	1.00	12235																														
ZZZZZZ	JY54MB	1.00	12301																														
ZZZZZZ	JX35MB2	1.00	12363																														
ZZZZZZ	JX35F	1.00	12425																														
ZZZZZZ	JZ50A	1.00	12492																														
ZZZZZZ	JZ32H	10.00	12554																														
ZZZZZZ	JZ32I	5.00	13022																														
ZZZZZZ	JZ32J	5.00	13090																														
ZZZZZZ	JY18X	2.00	13154																														
ZZZZZZ	JZ50MBSPK	1.00	13222																														
ZZZZZZ	ZZZZZZ	1.00	13290																														
ZZZZZZ	ZZZZZZ	1.00	13352																														
CCV	CCV2	1.00	13415			X					X					X		X	X	X		X					X						
CCB	CCB2	1.00	13481			X					X					X		X	X	X		X					X						
ZZZZZZ	JZ32MB2	1.00	13543																														
ZZZZZZ	JZ82MB2	1.00	14005																														
ZZZZZZ	JZ82E	5.00	14072																														
ZZZZZZ	JZ82F	5.00	14134																														
ZZZZZZ	JZ32K	5.00	14201																														
ZZZZZZ	JZ32GDUP	10.00	14265																														

FORM XIV

Analysis Run Log

ANALYTICAL RESOURCES INCORPORATED

CLIENT: Anchor Environmental

PROJECT: Chinook | INSTRUMENT ID: OPTIMA ICP 1 | START DATE: 10/10/2006

SDG: JZ83 | RUNID: IP101021 | METHOD: ICP | END DATE: 10/10/2006

CLIENT ID	ARI ID	DIL.	TIME	%R	AG	AL	AS	B	BA	BE	CA	CD	CO	CR	CU	FE	HG	K	MG	MN	MO	NA	NI	PB	SB	SE	SI	SN	TI	TL	U	V	ZN
ZZZZZZ	JZ32G	10.00	14333																														
ZZZZZZ	JZ32GSPK	10.00	14402																														
ZZZZZZ	JZ32MB2SPK	1.00	14470																														
ZZZZZZ	JZ82MB2SPK	1.00	14532																														
CCV	CCV3	1.00	14595			X					X					X		X	X	X		X					X						
CCB	CCB3	1.00	15061			X					X					X		X	X	X		X					X						
ZZZZZZ	JZ50MB	1.00	15111																														
ZZZZZZ	JZ32B	2.00	15173																														
ZZZZZZ	JZ32ADUP	2.00	15240																														
W5-100306	JZ83K	5.00	15302																														
ZZZZZZ	JZ82DDUP	5.00	15364																														
ZZZZZZ	JZ82D	5.00	15431																														
ZZZZZZ	JZ82DSPK	5.00	15493																														
ZZZZZZ	JY18HDUP	2.00	15555																														
ZZZZZZ	JY18H	2.00	16024																														
ZZZZZZ	JY18HSPK	2.00	16092																														
CCV	CCV4	1.00	16155			X					X					X		X	X	X		X					X						
CCB	CCB4	1.00	16221			X					X					X		X	X	X		X					X						
PBW	JZ83MB2	1.00	16284																								X						
W3-100306	JZ83L	5.00	16350																								X						
W2-100306	JZ83M	5.00	16413																								X						
W42-100306	JZ83N	5.00	16475																								X						
W4A-100306	JZ83O	5.00	16541																								X						
W4B-100306	JZ83P	5.00	17004																								X						
63D-100206D	JZ83JDUP	5.00	17070																								X						
63D-100206	JZ83J	5.00	17134																								X						
63D-100206S	JZ83JSPK	5.00	17202																								X						
LCSW	JZ83MB2SPK	1.00	17270																								X						
CCV	CCV5	1.00	17332			X					X					X		X	X	X		X					X						
CCB	CCB5	1.00	17395			X					X					X		X	X	X		X					X						
ZZZZZZ	JZ32G	10.00	17450																														
ZZZZZZ	JZ32GDUP	10.00	17514																														
ZZZZZZ	JZ32H	10.00	17583																														
ZZZZZZ	JZ32I	5.00	18051																														
ZZZZZZ	JZ32J	5.00	18115																														

FORM XIV

Analysis Run Log

ANALYTICAL RESOURCES INCORPORATED

CLIENT: Anchor Environmental

PROJECT: Chinook | INSTRUMENT ID: OPTIMA ICP 1 | START DATE: 10/10/2006

SDG: JZ83 | RUNID: IP101021 | METHOD: ICP | END DATE: 10/10/2006

CLIENT ID	ARI ID	DIL.	TIME	%R	AG	AL	AS	B	BA	BE	CA	CD	CO	CR	CU	FE	HG	K	MG	MN	MO	NA	NI	PB	SB	SE	SI	SN	TI	TL	U	V	ZN
ZZZZZZ	JZ32K	5.00	18183																														
63D-100206D	JZ83ADUP	1.00	18251			X					X					X		X	X	X		X											
63D-100206	JZ83A	1.00	18315			X					X					X		X	X	X		X											
63D-100206S	JZ83ASPK	1.00	18384			X					X					X		X	X	X		X											
LCSW	JZ83MB1SPK	1.00	18450			X					X					X		X	X	X		X											
CCV	CCV6	1.00	18514			X					X					X		X	X	X		X					X						
CCB	CCB6	1.00	18582			X					X					X		X	X	X		X					X						
PBW	JZ83MB1	1.00	19044			X					X					X		X	X	X		X											
W5-100306	JZ83B	1.00	19110			X					X					X		X	X	X		X											
W3-100306	JZ83C	1.00	19173			X					X					X		X	X	X		X											
W2-100306	JZ83D	1.00	19235			X					X					X		X	X	X		X											
W42-100306	JZ83E	1.00	19301			X					X					X		X	X	X		X											
W4A-100306	JZ83F	1.00	19364			X					X					X		X	X	X		X											
W4B-100306	JZ83G	1.00	19430			X					X					X		X	X	X		X											
W5-100306	JZ83K	5.00	19493																								X						
ZZZZZZ	JY25C	2.00	19555																														
ZZZZZZ	JY25MBSPK	2.00	20023																														
CCV	CCV7	1.00	20091			X					X					X		X	X	X		X					X						
CCB	CCB7	1.00	20155			X					X					X		X	X	X		X					X						

0073

Metals Analysis
Sample Data

prepared
for

ANCHOR ENVIRONMENTAL

Project: Chinook

ARI JOB NO: JZ83

prepared
by

Analytical Resources, Inc.

ANALYTICAL RESOURCES INCORPORATED

INORGANICS ANALYSIS DATA SHEET
DISSOLVED METALS
Page 1 of 1

Sample ID: 63D-100206
SAMPLE

Lab Sample ID: JZ83A
LIMS ID: 06-18795
Matrix: Water
Data Release Authorized:
Reported: 10/12/06

QC Report No: JZ83-Anchor Environmental
Project: Chinook
060354-01
Date Sampled: 10/02/06
Date Received: 10/04/06

Prep Meth	Prep Date	Analysis Method	Analysis Date	CAS Number	Analyte	RL	mg/L	Q
3010A	10/10/06	6010B	10/10/06	7429-90-5	Aluminum	0.05	0.05	U
3010A	10/10/06	6010B	10/10/06	**7440-70-2**	**Calcium**	0.05	**54.7**	
3010A	10/10/06	6010B	10/10/06	**7439-89-6**	**Iron**	0.05	**25.4**	
3010A	10/10/06	6010B	10/10/06	**7439-95-4**	**Magnesium**	0.05	**33.0**	
3010A	10/10/06	6010B	10/10/06	**7439-96-5**	**Manganese**	0.001	**1.95**	
3010A	10/10/06	6010B	10/10/06	**7440-09-7**	**Potassium**	0.5	**5.2**	
3010A	10/10/06	6010B	10/10/06	**7440-23-5**	**Sodium**	0.5	**159**	

U-Analyte undetected at given RL
RL-Reporting Limit

ANALYTICAL RESOURCES INCORPORATED

INORGANICS ANALYSIS DATA SHEET
DISSOLVED METALS

Sample ID: W5-100306
SAMPLE

Lab Sample ID: JZ83B
LIMS ID: 06-18796
Matrix: Water
Data Release Authorized:
Reported: 10/12/06

QC Report No: JZ83-Anchor Environmental
Project: Chinook
060354-01
Date Sampled: 10/03/06
Date Received: 10/04/06

Prep Meth	Prep Date	Analysis Method	Analysis Date	CAS Number	Analyte	RL	mg/L	Q
3010A	10/10/06	6010B	10/10/06	7429-90-5	Aluminum	0.05	0.05	U
3010A	10/10/06	6010B	10/10/06	**7440-70-2**	**Calcium**	0.05	**14.9**	
3010A	10/10/06	6010B	10/10/06	7439-89-6	Iron	0.05	0.05	U
3010A	10/10/06	6010B	10/10/06	**7439-95-4**	**Magnesium**	0.05	**4.28**	
3010A	10/10/06	6010B	10/10/06	**7439-96-5**	**Manganese**	0.001	**0.004**	
3010A	10/10/06	6010B	10/10/06	**7440-09-7**	**Potassium**	0.5	**1.2**	
3010A	10/10/06	6010B	10/10/06	**7440-23-5**	**Sodium**	0.5	**7.4**	

U-Analyte undetected at given RL
RL-Reporting Limit

ANALYTICAL RESOURCES INCORPORATED

INORGANICS ANALYSIS DATA SHEET
DISSOLVED METALS
Page 1 of 1

Sample ID: W3-100306
SAMPLE

Lab Sample ID: JZ83C
LIMS ID: 06-18797
Matrix: Water
Data Release Authorized:
Reported: 10/12/06

QC Report No: JZ83-Anchor Environmental
Project: Chinook
060354-01
Date Sampled: 10/03/06
Date Received: 10/04/06

Prep Meth	Prep Date	Analysis Method	Analysis Date	CAS Number	Analyte	RL	mg/L	Q
3010A	10/10/06	6010B	10/10/06	7429-90-5	Aluminum	0.05	0.05	U
3010A	10/10/06	6010B	10/10/06	**7440-70-2**	**Calcium**	0.05	**19.2**	
3010A	10/10/06	6010B	10/10/06	7439-89-6	Iron	0.05	0.05	U
3010A	10/10/06	6010B	10/10/06	**7439-95-4**	**Magnesium**	0.05	**8.92**	
3010A	10/10/06	6010B	10/10/06	**7439-96-5**	**Manganese**	0.001	**0.573**	
3010A	10/10/06	6010B	10/10/06	**7440-09-7**	**Potassium**	0.5	**2.2**	
3010A	10/10/06	6010B	10/10/06	**7440-23-5**	**Sodium**	0.5	**13.8**	

U-Analyte undetected at given RL
RL-Reporting Limit

ANALYTICAL RESOURCES INCORPORATED

INORGANICS ANALYSIS DATA SHEET
DISSOLVED METALS
Page 1 of 1

Sample ID: W2-100306
SAMPLE

Lab Sample ID: JZ83D
LIMS ID: 06-18798
Matrix: Water
Data Release Authorized:
Reported: 10/12/06

QC Report No: JZ83-Anchor Environmental
Project: Chinook
060354-01
Date Sampled: 10/03/06
Date Received: 10/04/06

Prep Meth	Prep Date	Analysis Method	Analysis Date	CAS Number	Analyte	RL	mg/L	Q
3010A	10/10/06	6010B	10/10/06	7429-90-5	Aluminum	0.05	0.05	U
3010A	10/10/06	6010B	10/10/06	**7440-70-2**	**Calcium**	0.05	**18.7**	
3010A	10/10/06	6010B	10/10/06	7439-89-6	Iron	0.05	0.05	U
3010A	10/10/06	6010B	10/10/06	**7439-95-4**	**Magnesium**	0.05	**8.53**	
3010A	10/10/06	6010B	10/10/06	**7439-96-5**	**Manganese**	0.001	**0.228**	
3010A	10/10/06	6010B	10/10/06	**7440-09-7**	**Potassium**	0.5	**2.1**	
3010A	10/10/06	6010B	10/10/06	**7440-23-5**	**Sodium**	0.5	**13.2**	

U-Analyte undetected at given RL
RL-Reporting Limit

ANALYTICAL RESOURCES INCORPORATED

INORGANICS ANALYSIS DATA SHEET
DISSOLVED METALS

Sample ID: W42-100306
SAMPLE

Lab Sample ID: JZ83E
LIMS ID: 06-18799
Matrix: Water
Data Release Authorized:
Reported: 10/12/06

QC Report No: JZ83-Anchor Environmental
Project: Chinook
060354-01
Date Sampled: 10/03/06
Date Received: 10/04/06

Prep Meth	Prep Date	Analysis Method	Analysis Date	CAS Number	Analyte	RL	mg/L	Q
3010A	10/10/06	6010B	10/10/06	7429-90-5	Aluminum	0.05	0.05	U
3010A	10/10/06	6010B	10/10/06	**7440-70-2**	**Calcium**	0.05	**18.9**	
3010A	10/10/06	6010B	10/10/06	7439-89-6	Iron	0.05	0.05	U
3010A	10/10/06	6010B	10/10/06	**7439-95-4**	**Magnesium**	0.05	**8.62**	
3010A	10/10/06	6010B	10/10/06	**7439-96-5**	**Manganese**	0.001	**0.206**	
3010A	10/10/06	6010B	10/10/06	**7440-09-7**	**Potassium**	0.5	**2.3**	
3010A	10/10/06	6010B	10/10/06	**7440-23-5**	**Sodium**	0.5	**13.7**	

U-Analyte undetected at given RL
RL-Reporting Limit

ANALYTICAL RESOURCES INCORPORATED

INORGANICS ANALYSIS DATA SHEET
DISSOLVED METALS
Page 1 of 1

Sample ID: W4A-100306
SAMPLE

Lab Sample ID: JZ83F
LIMS ID: 06-18800
Matrix: Water
Data Release Authorized:
Reported: 10/12/06

QC Report No: JZ83-Anchor Environmental
Project: Chinook
060354-01
Date Sampled: 10/03/06
Date Received: 10/04/06

Prep Meth	Prep Date	Analysis Method	Analysis Date	CAS Number	Analyte	RL	mg/L	Q
3010A	10/10/06	6010B	10/10/06	7429-90-5	Aluminum	0.05	0.05	U
3010A	10/10/06	6010B	10/10/06	**7440-70-2**	**Calcium**	0.05	**19.5**	
3010A	10/10/06	6010B	10/10/06	7439-89-6	Iron	0.05	0.05	U
3010A	10/10/06	6010B	10/10/06	**7439-95-4**	**Magnesium**	0.05	**8.83**	
3010A	10/10/06	6010B	10/10/06	**7439-96-5**	**Manganese**	0.001	**0.471**	
3010A	10/10/06	6010B	10/10/06	**7440-09-7**	**Potassium**	0.5	**2.3**	
3010A	10/10/06	6010B	10/10/06	**7440-23-5**	**Sodium**	0.5	**14.5**	

U-Analyte undetected at given RL
RL-Reporting Limit

ANALYTICAL RESOURCES INCORPORATED

INORGANICS ANALYSIS DATA SHEET
DISSOLVED METALS

Sample ID: W4B-100306
SAMPLE

Lab Sample ID: JZ83G
LIMS ID: 06-18801
Matrix: Water
Data Release Authorized:
Reported: 10/12/06

QC Report No: JZ83-Anchor Environmental
Project: Chinook
060354-01
Date Sampled: 10/03/06
Date Received: 10/04/06

Prep Meth	Prep Date	Analysis Method	Analysis Date	CAS Number	Analyte	RL	mg/L	Q
3010A	10/10/06	6010B	10/10/06	7429-90-5	Aluminum	0.05	0.05	U
3010A	10/10/06	6010B	10/10/06	**7440-70-2**	**Calcium**	0.05	**20.0**	
3010A	10/10/06	6010B	10/10/06	**7439-89-6**	**Iron**	0.05	**0.09**	
3010A	10/10/06	6010B	10/10/06	**7439-95-4**	**Magnesium**	0.05	**9.04**	
3010A	10/10/06	6010B	10/10/06	**7439-96-5**	**Manganese**	0.001	**0.498**	
3010A	10/10/06	6010B	10/10/06	**7440-09-7**	**Potassium**	0.5	**2.4**	
3010A	10/10/06	6010B	10/10/06	**7440-23-5**	**Sodium**	0.5	**14.9**	

U-Analyte undetected at given RL
RL-Reporting Limit

ANALYTICAL RESOURCES INCORPORATED

INORGANICS ANALYSIS DATA SHEET
DISSOLVED METALS
Page 1 of 1

Sample ID: 63D-100206
SAMPLE

Lab Sample ID: JZ83J
LIMS ID: 06-18804
Matrix: Water
Data Release Authorized:
Reported: 10/12/06

QC Report No: JZ83-Anchor Environmental
Project: Chinook
060354-01
Date Sampled: 10/02/06
Date Received: 10/04/06

Prep Meth	Prep Date	Analysis Method	Analysis Date	CAS Number	Analyte	RL	mg/L	Q
6010B	10/10/06	6010B	10/10/06	**7440-21-3**	**Silicon**	0.3	**26.4**	

U-Analyte undetected at given RL
RL-Reporting Limit

ANALYTICAL RESOURCES INCORPORATED

INORGANICS ANALYSIS DATA SHEET
DISSOLVED METALS
Page 1 of 1

Sample ID: W5-100306
SAMPLE

Lab Sample ID: JZ83K
LIMS ID: 06-18805
Matrix: Water
Data Release Authorized:
Reported: 10/12/06

QC Report No: JZ83-Anchor Environmental
Project: Chinook
060354-01
Date Sampled: 10/03/06
Date Received: 10/04/06

Prep Meth	Prep Date	Analysis Method	Analysis Date	CAS Number	Analyte	RL	mg/L	Q
6010B	10/10/06	6010B	10/10/06	**7440-21-3**	**Silicon**	0.3	**5.1**	

U-Analyte undetected at given RL
RL-Reporting Limit

ANALYTICAL RESOURCES INCORPORATED

INORGANICS ANALYSIS DATA SHEET
DISSOLVED METALS
Page 1 of 1

Sample ID: W3-100306
SAMPLE

Lab Sample ID: JZ83L
LIMS ID: 06-18806
Matrix: Water
Data Release Authorized:
Reported: 10/12/06

QC Report No: JZ83-Anchor Environmental
Project: Chinook
060354-01
Date Sampled: 10/03/06
Date Received: 10/04/06

Prep Meth	Prep Date	Analysis Method	Analysis Date	CAS Number	Analyte	RL	mg/L	Q
6010B	10/10/06	6010B	10/10/06	**7440-21-3**	**Silicon**	0.3	**21.2**	

U-Analyte undetected at given RL
RL-Reporting Limit

ANALYTICAL RESOURCES INCORPORATED

INORGANICS ANALYSIS DATA SHEET
DISSOLVED METALS
Page 1 of 1

Sample ID: W2-100306
SAMPLE

Lab Sample ID: JZ83M
LIMS ID: 06-18807
Matrix: Water
Data Release Authorized:
Reported: 10/12/06

QC Report No: JZ83-Anchor Environmental
Project: Chinook
060354-01
Date Sampled: 10/03/06
Date Received: 10/04/06

Prep Meth	Prep Date	Analysis Method	Analysis Date	CAS Number	Analyte	RL	mg/L	Q
6010B	10/10/06	6010B	10/10/06	**7440-21-3**	**Silicon**	0.3	**20.6**	

U-Analyte undetected at given RL
RL-Reporting Limit

ANALYTICAL RESOURCES INCORPORATED

INORGANICS ANALYSIS DATA SHEET
DISSOLVED METALS
Page 1 of 1

Sample ID: W42-100306
SAMPLE

Lab Sample ID: JZ83N
LIMS ID: 06-18808
Matrix: Water
Data Release Authorized:
Reported: 10/12/06

QC Report No: JZ83-Anchor Environmental
Project: Chinook
060354-01
Date Sampled: 10/03/06
Date Received: 10/04/06

Prep Meth	Prep Date	Analysis Method	Analysis Date	CAS Number	Analyte	RL	mg/L	Q
6010B	10/10/06	6010B	10/10/06	**7440-21-3**	**Silicon**	0.3	**20.8**	

U-Analyte undetected at given RL
RL-Reporting Limit

ANALYTICAL RESOURCES INCORPORATED

INORGANICS ANALYSIS DATA SHEET
DISSOLVED METALS
Page 1 of 1

Sample ID: W4A-100306
SAMPLE

Lab Sample ID: JZ83O
LIMS ID: 06-18809
Matrix: Water
Data Release Authorized:
Reported: 10/12/06

QC Report No: JZ83-Anchor Environmental
Project: Chinook
060354-01
Date Sampled: 10/03/06
Date Received: 10/04/06

Prep Meth	Prep Date	Analysis Method	Analysis Date	CAS Number	Analyte	RL	mg/L	Q
6010B	10/10/06	6010B	10/10/06	**7440-21-3**	**Silicon**	0.3	**19.9**	

U-Analyte undetected at given RL
RL-Reporting Limit

ANALYTICAL RESOURCES INCORPORATED

INORGANICS ANALYSIS DATA SHEET
DISSOLVED METALS
Page 1 of 1

Sample ID: W4B-100306
SAMPLE

Lab Sample ID: JZ83P
LIMS ID: 06-18810
Matrix: Water
Data Release Authorized:
Reported: 10/12/06

QC Report No: JZ83-Anchor Environmental
Project: Chinook
060354-01
Date Sampled: 10/03/06
Date Received: 10/04/06

Prep Meth	Prep Date	Analysis Method	Analysis Date	CAS Number	Analyte	RL	mg/L	Q
6010B	10/10/06	6010B	10/10/06	**7440-21-3**	**Silicon**	0.3	**20.9**	

U-Analyte undetected at given RL
RL-Reporting Limit

Metals Analysis
Instrument Raw Data

prepared
for

ANCHOR ENVIRONMENTAL

Project: Chinook

ARI JOB NO: JZ83

prepared
by

Analytical Resources, Inc.

OPTIMA ICP SAMPLE RUN LOG

IEC Date: 9.25.06 Analysis Date: 10.10.06 Analyst: BW

LR Date: 6.19.06 Page: 1 of 7

All corrections made by analyst unless otherwise noted.

Edit Label	Delete Data	ARI Sample ID	Prep. Code	Dilution	Comments
		Std 1			2310-9
		2			-1
		3			-2
		4			-3
		5			-4
label		zzzzzz			
↓		↓			Cu high
		std 1			
		ICV			2308-1
		ICB			
		CRI			
		ICSA			Sn -.02
		ICSAB			
		CCV1			
		CCB1			
		JZ50MB	TWC		Zn .014 C1F
		JY54MB	↓		Zn .009 C4F
		JX35MB2			
		↓ F			
		JZ50A	↓		
	✓	JZ32H	WMN	10	Term
	↓	↓ I	↓	5	↓
	↓	↓ J	↓	↓	
		JY18X	SWC	2	

OPTIMA ICP SAMPLE RUN LOG

IEC Date: — Analysis Date: 10/10/06 Analyst: BLW

LR Date: — Page: 2 of 7

All corrections made by analyst unless otherwise noted. 10/10/06 BLW

Edit Label	Delete Data	ARI Sample ID	Prep. Code	Dilution	Comments
		J250 MBsph	TWC	✓	
label		~~CCV2~~ ZZZZZZ			
↓		~~CCB2~~ ↓			air bubble? noisy
		CCV2			
		CCB2			
		J232 MB2	WMN		
		J282 MB2			
		↓ E		5	
		↓ F			
	✓	J232 K			noisy-rerun
	✓	Gdup			↓
	✓	G			↓
		Gsph		↓	0.08 Si 1000 / 8 ml
		↓ MB2sph		✓	" "
		J282 MB2sph	↓	✓	" "
		CCV3			
		CCB3			
	✓	J250 MB	TWC		Zn .01 confirms prev.
		J232 B ~~2~~	↓	2	
		↓ Adup	↓	↓ ✓	
	✓	J283 K	WMN	5	noisy-rerun
		J282 Ddup		✓	
		↓ D			
		↓ Dsph	↓	↓ ✓	0.08 Si 1000 / 8 ml

OPTIMA ICP SAMPLE RUN LOG

IEC Date: — Analysis Date: 10.10.06 Analyst: RW

LR Date: — Page: 3 of 7

All corrections made by analyst unless otherwise noted.

Edit Label	Delete Data	ARI Sample ID	Prep. Code	Dilution	Comments
		J418 Hdup	SuC	2	Cu 56% CIF
		H	↓	↓	
		Hspk	↓	↓	
		CCV4			
		CCB4			B high
		J283 MB2	WMN		
		L	↓	5	
		M		↓	
		N			
		O			
		P			
		Jdup			✓
		J			✓
		Jspk	↓	↓	✓ 0.08ml Si1000 / 8ml
		MB2spk	↓		✓ " "
		CCV5			
		CCB5			
	✓	J232 G	WMN	10	noisy
	↓	Gdup	↓	↓	↓
		H			
		I		5	
		J		↓	
		K	↓		✓
		J283 1dup	TuC		

OPTIMA ICP SAMPLE RUN LOG

IEC Date: — Analysis Date: 10.10.06 Analyst: BW

LR Date: — Page: 4 of 7

All corrections made by analyst unless otherwise noted. 10.11.06 BW

Edit Label	Delete Data	ARI Sample ID	Prep. Code	Dilution	Comments
		JZ83 A	TWC		
		↓ Asplk	↓	✓	CaFeNaSTL
		↓ MB1spk	↓	✓	
		CCV6			
		CCB6			
	~~X~~	JZ83 MB1	TWC		Fe .05% ~~FeNa~~ CAF
		B			
		C			
		D			
		E			
		F			
		G			
		K	WMN	5	
		JY25 C	SWC	2	
		↓ MB5spk	↓	↓	✓
		CCV7			
		CCB7			end package
		~~JY25 D~~	SWC	2	
		E			
		F			
		G			
		H			
		I			
		J			

BW 10/12/06

ANALYTICAL RESOURCES INCORPORATED

Metals Data Review Checklist

Method: ICP ICP-MS GFA CVA **Analysis Date:** 10.10.06

	Analyst BW 10.11	Peer AA 10/11	Comment
Logbook:			
Analyst, Date, Method info	✓	✓	
Sample ID's	✓	✓	
Standard/QC solution ID's recorded	✓	✓	
Prep codes	✓	✓	
Dilution factors	✓	✓	
Crossouts/Corrections/Deletions	✓	✓	
Calibration:			
Blank & Standard intensities	✓	✓	
Standard deviations	✓	✓	
Curve fit	✓	✓	
Calibration Verification:			
ICV/CCV	✓	✓	
ICB/CCB	✓	✓	see log
Samples:			
RSD's & SD's	✓	✓	see log
Internal Standards	✓	✓	
Carry-over	✓	✓	
Method QC:			
CRI/CRA	✓	✓	
ICSA/ICSAB	✓	✓	see log
Post Spikes/Serial Dilutions	—	—	
Analytic Spikes	—	—	
Matrix QC:			
SRM/LCS	✓	✓	
Matrix Spikes	✓	✓	JY14
Matrix Duplicates	✓	✓	JY18
Method Blanks	✓	✓	J283 JY25 JZ50
Data Distribution:			JY54
Requested elements/isotope identified	✓	✓	
Correct samples identified for distribution	✓	✓	
Raw data match distributed data	✓	✓	
Data filename correct	✓	✓	
Necessary Analysts Notes and CAF's	✓	✓	JY14 JY18 J283 JY25 JZ50 JY54

Nebulizer Parameters: Hg_ReAlign

Analyte	Back Pressure	Flow
All	175.0 kPa	0.50 L/min

==========

10/10/2006 10:39:45 AM Hg ReAlign... Actual peak offset (nm): -0.001
Drift (nm): -0.000 Slit adjustment: 0

==========

Analysis Begun

Start Time: 10/10/2006 10:40:59 AM **Plasma On Time: 10/10/2006 9:52:51 AM**
Logged In Analyst: metals **Technique: ICP Continuous**
Spectrometer Model: Optima 4300 DV, S/N 077N0060101Autosampler Model: AS-93plus

Sample Information File: C:\pe\Administrator\Sample Information\CRISET.sif
Batch ID:
Results Data Set: PE061010
Results Library: C:\pe\Administrator\Results\Results.mdb

==========

Method Loaded
Method Name: ARIIEC5 **Method Last Saved: 9/25/2006 11:38:10 AM**
IEC File: IEC28mina.iec **MSF File:**
Method Description: 12Axial Elements

Analyte	Calibration Equation	Processing	View	Internal Standard	IEC
Ag 328.068	Lin Thru 0	Peak Area	Axial	ScA 357.253	Yes
Al 308.215	Lin Thru 0	Peak Area	Radial	ScR 361.383	Yes
As 188.979	Lin Thru 0	Peak Area	Axial	ScA 357.253	Yes
B 249.677	Lin Thru 0	Peak Area	Radial	ScR 361.383	Yes
Ba 233.527	Lin Thru 0	Peak Area	Radial	ScR 361.383	Yes
Be 313.042	Lin Thru 0	Peak Area	Radial	ScR 361.383	Yes
Ca 317.933	Lin Thru 0	Peak Area	Radial	ScR 361.383	No
Cd 228.802	Lin Thru 0	Peak Area	Axial	ScA 357.253	Yes
Co 228.616	Lin Thru 0	Peak Area	Axial	ScA 357.253	Yes
Cr 267.716	Lin Thru 0	Peak Area	Radial	ScR 361.383	Yes
Cu 324.752	Lin Thru 0	Peak Area	Axial	ScA 357.253	Yes
Fe 273.955	Lin Thru 0	Peak Area	Radial	ScR 361.383	Yes
K 766.490	Lin Thru 0	Peak Area	Radial	ScR 361.383	No
Mg 279.077	Lin Thru 0	Peak Area	Radial	ScR 361.383	Yes
Mn 257.610	Lin Thru 0	Peak Area	Radial	ScR 361.383	Yes
Mo 202.031	Lin Thru 0	Peak Area	Axial	ScA 357.253	Yes
Na 589.592	Lin Thru 0	Peak Area	Radial	ScR 361.383	No
Na 330.237	Lin Thru 0	Peak Area	Radial	ScR 361.383	Yes
Ni 231.604	Lin Thru 0	Peak Area	Radial	ScR 361.383	Yes
Pb 220.353	Lin Thru 0	Peak Area	Axial	ScA 357.253	Yes
Sb 206.836	Lin Thru 0	Peak Area	Axial	ScA 357.253	Yes
Se 196.026	Lin Thru 0	Peak Area	Axial	ScA 357.253	Yes
Si 288.158	Lin Thru 0	Peak Area	Radial	ScR 361.383	Yes
Sn 189.927	Lin Thru 0	Peak Area	Axial	ScA 357.253	Yes
Sr 421.552	Lin Thru 0	Peak Area	Radial	ScR 361.383	No
Ti 334.903	Lin Thru 0	Peak Area	Radial	ScR 361.383	Yes
Tl 190.801	Lin Thru 0	Peak Area	Axial	ScA 357.253	Yes
V 292.402	Lin Thru 0	Peak Area	Axial	ScA 357.253	Yes
Zn 206.200	Lin Thru 0	Peak Area	Radial	ScR 361.383	Yes
ScA 357.253	Lin, Calc Int	Peak Area	Axial	n/a	n/a
ScR 361.383	Lin, Calc Int	Peak Area	Radial	n/a	n/a

==========

Sequence No.: 1 **Autosampler Location: 1**
Sample ID: Calib Blank 1 **Date Collected: 10/10/2006 10:40:59 AM**
Analyst: **Data Type: Original**
Initial Sample Wt: **Initial Sample Vol:**
Dilution: **Sample Prep Vol:**

Nebulizer Parameters: Calib Blank 1

Analyte	Back Pressure	Flow
All	175.0 kPa	0.50 L/min

Mean Data: Calib Blank 1

Analyte	Mean Corrected Intensity	Std.Dev.	RSD	Conc.	Calib Units
ScA 357.253	970617.7	4029.14	0.42%	100.0	%
ScR 361.383	110218.6	1212.67	1.10%	100.0	%
Ag 328.068†	7.7	21.26	274.42%	[0.00]	mg/L
Al 308.215†	-61.3	4.23	6.91%	[0.00]	mg/L
As 188.979†	8.6	2.46	28.72%	[0.00]	mg/L
B 249.677†	6.1	2.59	42.60%	[0.00]	mg/L
Ba 233.527†	9.5	0.20	2.13%	[0.00]	mg/L
Be 313.042†	689.1	15.53	2.25%	[0.00]	mg/L
Ca 317.933†	56.7	15.93	28.09%	[0.00]	mg/L
Cd 228.802†	58.3	1.93	3.32%	[0.00]	mg/L
Co 228.616†	29.9	7.87	26.30%	[0.00]	mg/L
Cr 267.716†	-23.9	3.07	12.84%	[0.00]	mg/L
Cu 324.752†	2428.7	3.45	0.14%	[0.00]	mg/L
Fe 273.955†	-7.4	2.25	30.51%	[0.00]	mg/L
K 766.490†	1219.6	42.96	3.52%	[0.00]	mg/L
Mg 279.077†	-173.6	10.15	5.85%	[0.00]	mg/L
Mn 257.610†	24.9	1.13	4.53%	[0.00]	mg/L
Mo 202.031†	-4.0	2.95	74.41%	[0.00]	mg/L
Na 589.592†	5.4	7.40	136.01%	[0.00]	mg/L
Na 330.237†	-92.4	7.57	8.19%	[0.00]	mg/L
Ni 231.604†	-10.5	2.03	19.31%	[0.00]	mg/L
Pb 220.353†	91.0	0.59	0.65%	[0.00]	mg/L
Sb 206.836†	10.5	1.07	10.24%	[0.00]	mg/L
Se 196.026†	-36.0	1.35	3.76%	[0.00]	mg/L
Si 288.158†	20.6	3.13	15.17%	[0.00]	mg/L
Sn 189.927†	3.4	3.36	99.15%	[0.00]	mg/L
Sr 421.552†	179.1	52.00	29.04%	[0.00]	mg/L
Ti 334.903†	-158.5	15.36	9.69%	[0.00]	mg/L
Tl 190.801†	-8.5	1.29	15.20%	[0.00]	mg/L
V 292.402†	69.9	25.16	36.01%	[0.00]	mg/L
Zn 206.200†	-1.2	1.06	86.17%	[0.00]	mg/L

Sequence No.: 2
Sample ID: STD2
Analyst:
Initial Sample Wt:
Dilution:

Autosampler Location: 2
Date Collected: 10/10/2006 10:47:22 AM
Data Type: Original
Initial Sample Vol:
Sample Prep Vol:

Nebulizer Parameters: STD2

Analyte	Back Pressure	Flow
All	175.0 kPa	0.50 L/min

Mean Data: STD2

Analyte	Mean Corrected Intensity	Std.Dev.	RSD	Conc.	Calib Units
ScA 357.253	973345.9	2853.57	0.29%	100.3	%
ScR 361.383	110185.7	172.73	0.16%	99.97	%
Ba 233.527†	14681.4	49.87	0.34%	[10]	mg/L
Cd 228.802†	198913.8	520.52	0.26%	[10]	mg/L
Co 228.616†	199680.5	761.83	0.38%	[10]	mg/L
Cr 267.716†	41880.8	144.04	0.34%	[10]	mg/L
Cu 324.752†	2020486.6	6575.44	0.33%	[10]	mg/L
Mn 257.610†	137856.7	444.80	0.32%	[10]	mg/L
V 292.402†	1799281.0	6443.71	0.36%	[10]	mg/L

Sequence No.: 3
Sample ID: STD3
Analyst:
Initial Sample Wt:
Dilution:

Autosampler Location: 3
Date Collected: 10/10/2006 10:51:45 AM
Data Type: Original
Initial Sample Vol:
Sample Prep Vol:

Nebulizer Parameters: STD3

Analyte	Back Pressure	Flow
All	175.0 kPa	0.50 L/min

Mean Data: STD3

Analyte	Mean Corrected Intensity	Std.Dev.	RSD	Conc.	Calib Units
ScA 357.253	967636.9	3815.52	0.39%	99.69	%
ScR 361.383	111901.1	545.48	0.49%	101.5	%
Ag 328.068†	219348.1	172.05	0.08%	[1.0]	mg/L
As 188.979†	4886.5	24.45	0.50%	[10]	mg/L
B 249.677†	19063.9	86.50	0.45%	[10]	mg/L
Be 313.042†	1884536.4	7927.43	0.42%	[5.0]	mg/L
Na 589.592†	206438.0	1289.35	0.62%	[50]	mg/L
Ni 231.604†	8831.2	33.72	0.38%	[10]	mg/L
Pb 220.353†	46658.8	55.31	0.12%	[10]	mg/L
Se 196.026†	6813.7	37.37	0.55%	[10]	mg/L
Sr 421.552†	2678124.0	5348.06	0.20%	[5]	mg/L
Tl 190.801†	6171.9	36.20	0.59%	[10]	mg/L
Zn 206.200†	3146.9	17.92	0.57%	[10]	mg/L

Sequence No.: 4
Sample ID: STD4
Analyst:
Initial Sample Wt:
Dilution:

Autosampler Location: 4
Date Collected: 10/10/2006 10:58:11 AM
Data Type: Original
Initial Sample Vol:
Sample Prep Vol:

Nebulizer Parameters: STD4

Analyte	Back Pressure	Flow
All	175.0 kPa	0.50 L/min

Mean Data: STD4

Analyte	Mean Corrected Intensity	Std.Dev.	RSD	Conc.	Calib Units
ScA 357.253	977140.9	3434.04	0.35%	100.7	%
ScR 361.383	115716.1	698.99	0.60%	105.0	%
Mo 202.031†	65944.2	610.58	0.93%	[10]	mg/L
Sb 206.836†	7128.5	46.08	0.65%	[10]	mg/L
Si 288.158†	8887.3	26.45	0.30%	[10]	mg/L
Sn 189.927†	21834.4	181.93	0.83%	[10]	mg/L
Ti 334.903†	171545.0	712.01	0.42%	[10]	mg/L

Sequence No.: 5
Sample ID: STD5
Analyst:
Initial Sample Wt:
Dilution:

Autosampler Location: 5
Date Collected: 10/10/2006 11:02:47 AM
Data Type: Original
Initial Sample Vol:
Sample Prep Vol:

Nebulizer Parameters: STD5

Analyte	Back Pressure	Flow
All	175.0 kPa	0.50 L/min

Mean Data: STD5

Analyte	Mean Corrected Intensity	Std.Dev.	RSD	Conc.	Calib Units
ScA 357.253	953233.2	2561.27	0.27%	98.21	%
ScR 361.383	112666.2	693.23	0.62%	102.2	%
Al 308.215†	27792.3	280.74	1.01%	[30]	mg/L
Ca 317.933†	321603.3	1351.20	0.42%	[30]	mg/L
Fe 273.955†	53057.7	406.34	0.77%	[100]	mg/L
K 766.490†	115929.1	1224.75	1.06%	[100]	mg/L
Mg 279.077†	21109.6	222.05	1.05%	[30]	mg/L
Na 330.237†	2293.6	13.90	0.61%	[100]	mg/L

Calibration Summary

Analyte	Stds.	Equation	Intercept	Slope	Curvature	Corr. Coef.	Reslope
Ag 328.068	1	Lin Thru 0	0.0	219300	0.00000	1.000000	
Al 308.215	1	Lin Thru 0	0.0	926.4	0.00000	1.000000	
As 188.979	1	Lin Thru 0	0.0	488.6	0.00000	1.000000	
B 249.677	1	Lin Thru 0	0.0	1906	0.00000	1.000000	
Ba 233.527	1	Lin Thru 0	0.0	1468	0.00000	1.000000	
Be 313.042	1	Lin Thru 0	0.0	376900	0.00000	1.000000	
Ca 317.933	1	Lin Thru 0	0.0	10720	0.00000	1.000000	
Cd 228.802	1	Lin Thru 0	0.0	19890	0.00000	1.000000	
Co 228.616	1	Lin Thru 0	0.0	19970	0.00000	1.000000	
Cr 267.716	1	Lin Thru 0	0.0	4188	0.00000	1.000000	
Cu 324.752	1	Lin Thru 0	0.0	202000	0.00000	1.000000	
Fe 273.955	1	Lin Thru 0	0.0	530.6	0.00000	1.000000	
K 766.490	1	Lin Thru 0	0.0	1159	0.00000	1.000000	
Mg 279.077	1	Lin Thru 0	0.0	703.7	0.00000	1.000000	
Mn 257.610	1	Lin Thru 0	0.0	13790	0.00000	1.000000	
Mo 202.031	1	Lin Thru 0	0.0	6594	0.00000	1.000000	
Na 589.592	1	Lin Thru 0	0.0	4129	0.00000	1.000000	
Na 330.237	1	Lin Thru 0	0.0	22.94	0.00000	1.000000	
Ni 231.604	1	Lin Thru 0	0.0	883.1	0.00000	1.000000	
Pb 220.353	1	Lin Thru 0	0.0	4666	0.00000	1.000000	
Sb 206.836	1	Lin Thru 0	0.0	712.8	0.00000	1.000000	
Se 196.026	1	Lin Thru 0	0.0	681.4	0.00000	1.000000	
Si 288.158	1	Lin Thru 0	0.0	888.7	0.00000	1.000000	
Sn 189.927	1	Lin Thru 0	0.0	2183	0.00000	1.000000	
Sr 421.552	1	Lin Thru 0	0.0	535600	0.00000	1.000000	
Ti 334.903	1	Lin Thru 0	0.0	17150	0.00000	1.000000	
Tl 190.801	1	Lin Thru 0	0.0	617.2	0.00000	1.000000	
V 292.402	1	Lin Thru 0	0.0	179900	0.00000	1.000000	
Zn 206.200	1	Lin Thru 0	0.0	314.7	0.00000	1.000000	

==========

Analysis Begun

Start Time: 10/10/2006 11:21:01 AM
Logged In Analyst: metals
Spectrometer Model: Optima 4300 DV, S/N 077N0060101
Plasma On Time: 10/10/2006 9:52:51 AM
Technique: ICP Continuous
Autosampler Model: AS-93plus

Sample Information File: C:\pe\Administrator\Sample Information\CRISET.sif
Batch ID:
Results Data Set: PE061010
Results Library: C:\pe\Administrator\Results\Results.mdb

==========

Sequence No.: 1
Sample ID: ~~CV~~ ZZZZZZ
Analyst:
Initial Sample Wt: 10.10
Dilution: 1X
Autosampler Location: 7
Date Collected: 10/10/2006 11:21:01 AM
Data Type: Original
Initial Sample Vol:
Sample Prep Vol:

Nebulizer Parameters: CV

Analyte	Back Pressure	Flow
All	176.0 kPa	0.50 L/min

Mean Data: CV

Analyte	Mean Corrected Intensity	Calib Conc.	Calib Units	Std.Dev.	Sample Conc.	Sample Units	Std.Dev.	RSD
ScA 357.253	968389.6	99.77	%	0.308				0.31%
ScR 361.383	113676.0	103.1	%	0.31				0.30%
Ag 328.068†	213567.2	0.9738	mg/L	0.00346	0.9738	mg/L	0.00346	0.36%
Al 308.215†	1829.4	1.938	mg/L	0.0119	1.938	mg/L	0.0119	0.61%
As 188.979†	969.4	1.979	mg/L	0.0050	1.979	mg/L	0.0050	0.25%
B 249.677†	1813.2	0.9545	mg/L	0.00697	0.9545	mg/L	0.00697	0.73%
Ba 233.527†	1416.1	0.9641	mg/L	0.00603	0.9641	mg/L	0.00603	0.63%
Be 313.042†	365764.5	0.9689	mg/L	0.00292	0.9689	mg/L	0.00292	0.30%
Ca 317.933†	21184.4	1.976	mg/L	0.0152	1.976	mg/L	0.0152	0.77%
Cd 228.802†	20247.4	1.015	mg/L	0.0048	1.015	mg/L	0.0048	0.47%
Co 228.616†	19603.9	0.9802	mg/L	0.00515	0.9802	mg/L	0.00515	0.53%
Cr 267.716†	3974.0	0.9477	mg/L	0.00719	0.9477	mg/L	0.00719	0.76%
Cu 324.752†	212001.5	1.049	mg/L	0.0037	1.049	mg/L	0.0037	0.35%
Fe 273.955†	1057.3	1.990	mg/L	0.0190	1.990	mg/L	0.0190	0.95%
K 766.490†	23021.0	19.86	mg/L	0.189	19.86	mg/L	0.189	0.95%
Mg 279.077†	1382.6	1.969	mg/L	0.0140	1.969	mg/L	0.0140	0.71%
Mn 257.610†	13268.4	0.9629	mg/L	0.00990	0.9629	mg/L	0.00990	1.03%
Mo 202.031†	6455.3	0.9789	mg/L	0.00366	0.9789	mg/L	0.00366	0.37%
Na 589.592†	210847.5	51.07	mg/L	0.611	51.07	mg/L	0.611	1.20%
Na 330.237†	1166.0	50.82	mg/L	0.120	50.82	mg/L	0.120	0.24%
Ni 231.604†	864.3	0.9799	mg/L	0.00215	0.9799	mg/L	0.00215	0.22%
Pb 220.353†	9218.3	1.978	mg/L	0.0116	1.978	mg/L	0.0116	0.59%
Sb 206.836†	1526.3	2.141	mg/L	0.0082	2.141	mg/L	0.0082	0.38%
Se 196.026†	1351.9	1.983	mg/L	0.0030	1.983	mg/L	0.0030	0.15%
Si 288.158†	1784.7	2.010	mg/L	0.0094	2.010	mg/L	0.0094	0.47%
Sn 189.927†	2031.3	0.9343	mg/L	0.00372	0.9343	mg/L	0.00372	0.40%
Sr 421.552†	524301.9	0.9789	mg/L	0.00390	0.9789	mg/L	0.00390	0.40%
Ti 334.903†	16951.2	0.9869	mg/L	0.00822	0.9869	mg/L	0.00822	0.83%
Tl 190.801†	1206.9	1.952	mg/L	0.0026	1.952	mg/L	0.0026	0.13%
V 292.402†	175850.2	0.9844	mg/L	0.00387	0.9844	mg/L	0.00387	0.39%
Zn 206.200†	308.6	0.9799	mg/L	0.01105	0.9799	mg/L	0.01105	1.13%

Sequence No.: 2
Sample ID: ~~CB~~ 2.2.2.2.2
Analyst:
Initial Sample Wt:
Dilution: 1X

10.10

Autosampler Location: 1
Date Collected: 10/10/2006 11:27:39 AM
Data Type: Original
Initial Sample Vol:
Sample Prep Vol:

Nebulizer Parameters: CB

Analyte	Back Pressure	Flow
All	176.0 kPa	0.50 L/min

Mean Data: CB

Analyte	Mean Corrected Intensity	Calib Conc.	Calib Units	Std.Dev.	Sample Conc.	Sample Units	Std.Dev.	RSD
ScA 357.253	973268.8	100.3	%	0.37				0.37%
ScR 361.383	111859.9	101.5	%	0.70				0.69%
Ag 328.068†	16.4	0.00008	mg/L	0.000161	0.00008	mg/L	0.000161	214.60%
Al 308.215†	-0.4	-0.00046	mg/L	0.007347	-0.00046	mg/L	0.007347	>999.9%
As 188.979†	4.4	0.00900	mg/L	0.006146	0.00900	mg/L	0.006146	68.31%
B 249.677†	19.3	0.01015	mg/L	0.001346	0.01015	mg/L	0.001346	13.25%
Ba 233.527†	-0.6	-0.00040	mg/L	0.000092	-0.00040	mg/L	0.000092	22.98%
Be 313.042†	11.8	0.00003	mg/L	0.000025	0.00003	mg/L	0.000025	81.41%
Ca 317.933†	-11.1	-0.00104	mg/L	0.001633	-0.00104	mg/L	0.001633	157.13%
Cd 228.802†	3.5	0.00016	mg/L	0.000062	0.00016	mg/L	0.000062	38.14%
Co 228.616†	-4.3	-0.00022	mg/L	0.000219	-0.00022	mg/L	0.000219	100.42%
Cr 267.716†	6.9	0.00164	mg/L	0.000520	0.00164	mg/L	0.000520	31.67%
Cu 324.752†	468.9	0.00232	mg/L	0.000139	0.00232	mg/L	0.000139	6.00%
Fe 273.955†	1.5	0.00287	mg/L	0.004060	0.00287	mg/L	0.004060	141.72%
K 766.490†	21.8	0.01881	mg/L	0.035410	0.01881	mg/L	0.035410	188.21%
Mg 279.077†	1.7	0.00237	mg/L	0.008010	0.00237	mg/L	0.008010	337.57%
Mn 257.610†	4.6	0.00033	mg/L	0.000300	0.00033	mg/L	0.000300	90.46%
Mo 202.031†	3.8	0.00058	mg/L	0.000194	0.00058	mg/L	0.000194	33.40%
Na 589.592†	231.8	0.05613	mg/L	0.003449	0.05613	mg/L	0.003449	6.14%
Na 330.237†	-2.9	-0.1269	mg/L	0.39021	-0.1269	mg/L	0.39021	307.51%
Ni 231.604†	3.3	0.00368	mg/L	0.000623	0.00368	mg/L	0.000623	16.93%
Pb 220.353†	-1.8	-0.00039	mg/L	0.000225	-0.00039	mg/L	0.000225	57.92%
Sb 206.836†	-2.1	-0.00293	mg/L	0.003110	-0.00293	mg/L	0.003110	106.05%
Se 196.026†	2.8	0.00416	mg/L	0.004641	0.00416	mg/L	0.004641	111.64%
Si 288.158†	0.9	0.00101	mg/L	0.000486	0.00101	mg/L	0.000486	48.17%
Sn 189.927†	3.7	0.00170	mg/L	0.001171	0.00170	mg/L	0.001171	68.75%
Sr 421.552†	-47.0	-0.00009	mg/L	0.000037	-0.00009	mg/L	0.000037	42.51%
Ti 334.903†	15.5	0.00090	mg/L	0.000354	0.00090	mg/L	0.000354	39.16%
Tl 190.801†	0.4	0.00071	mg/L	0.002511	0.00071	mg/L	0.002511	355.99%
V 292.402†	4.0	0.00003	mg/L	0.000143	0.00003	mg/L	0.000143	423.68%
Zn 206.200†	0.7	0.00210	mg/L	0.002447	0.00210	mg/L	0.002447	116.41%

Analysis Begun

Start Time: 10/10/2006 11:32:54 AM
Logged In Analyst: metals
Spectrometer Model: Optima 4300 DV, S/N 077N0060101
Plasma On Time: 10/10/2006 9:52:51 AM
Technique: ICP Continuous
Autosampler Model: AS-93plus

Sample Information File: C:\pe\Administrator\Sample Information\1010A.sif
Batch ID:
Results Data Set: PE061010
Results Library: C:\pe\Administrator\Results\Results.mdb

Sequence No.: 8
Sample ID: Calib Blank 1
Analyst:
Initial Sample Wt:
Dilution:
Autosampler Location:
Date Collected: 10/10/2006 11:32:54 AM
Data Type: Original
Initial Sample Vol:
Sample Prep Vol:

Nebulizer Parameters: Calib Blank 1

Analyte	Back Pressure	Flow
All	176.0 kPa	0.50 L/min

Mean Data: Calib Blank 1

Analyte	Mean Corrected Intensity	Std.Dev.	RSD	Conc.	Calib Units
ScA 357.253	974844.2	4106.88	0.42%	100.4	%
ScR 361.383	112407.3	536.00	0.48%	102.0	%
Ag 328.068†	14.1	15.60	110.67%	[0.00]	mg/L
Al 308.215†	-59.1	5.66	9.58%	[0.00]	mg/L
As 188.979†	11.6	0.89	7.62%	[0.00]	mg/L
B 249.677†	16.8	4.17	24.81%	[0.00]	mg/L
Ba 233.527†	7.1	1.64	23.00%	[0.00]	mg/L
Be 313.042†	687.6	11.26	1.64%	[0.00]	mg/L
Ca 317.933†	39.5	11.11	28.13%	[0.00]	mg/L
Cd 228.802†	62.3	0.90	1.45%	[0.00]	mg/L
Co 228.616†	28.8	6.01	20.84%	[0.00]	mg/L
Cr 267.716†	-15.1	2.81	18.66%	[0.00]	mg/L
Cu 324.752†	2822.6	11.84	0.42%	[0.00]	mg/L
Fe 273.955†	-6.0	0.10	1.70%	[0.00]	mg/L
K 766.490†	1213.0	20.88	1.72%	[0.00]	mg/L
Mg 279.077†	-175.4	5.69	3.24%	[0.00]	mg/L
Mn 257.610†	28.5	2.81	9.88%	[0.00]	mg/L
Mo 202.031†	0.7	2.67	396.74%	[0.00]	mg/L
Na 589.592†	85.2	21.85	25.65%	[0.00]	mg/L
Na 330.237†	-97.2	4.07	4.19%	[0.00]	mg/L
Ni 231.604†	-6.9	1.82	26.49%	[0.00]	mg/L
Pb 220.353†	86.6	0.54	0.62%	[0.00]	mg/L
Sb 206.836†	11.3	1.88	16.61%	[0.00]	mg/L
Se 196.026†	-28.8	3.13	10.85%	[0.00]	mg/L
Si 288.158†	20.6	3.99	19.42%	[0.00]	mg/L
Sn 189.927†	5.4	1.70	31.67%	[0.00]	mg/L
Sr 421.552†	150.5	15.21	10.10%	[0.00]	mg/L
Ti 334.903†	-155.9	17.53	11.25%	[0.00]	mg/L
Tl 190.801†	-8.2	0.84	10.32%	[0.00]	mg/L
V 292.402†	52.6	13.08	24.87%	[0.00]	mg/L
Zn 206.200†	-0.3	0.79	258.40%	[0.00]	mg/L

Analysis Begun

Start Time: 10/10/2006 11:39:38 AM
Logged In Analyst: metals
Spectrometer Model: Optima 4300 DV, S/N 077N0060101
Plasma On Time: 10/10/2006 9:52:51 AM
Technique: ICP Continuous
Autosampler Model: AS-93plus

Sample Information File: C:\pe\Administrator\Sample Information\CRISET.sif
Batch ID:
Results Data Set: PE061010
Results Library: C:\pe\Administrator\Results\Results.mdb

Sequence No.: 1
Sample ID: CV
Analyst:
Initial Sample Wt:
Dilution: 1X
Autosampler Location: 7
Date Collected: 10/10/2006 11:39:38 AM
Data Type: Original
Initial Sample Vol:
Sample Prep Vol:

Nebulizer Parameters: CV

Analyte	Back Pressure	Flow
All	176.0 kPa	0.50 L/min

Mean Data: CV

Analyte	Mean Corrected Intensity	Calib Conc.	Calib Units	Std.Dev.	Sample Conc.	Sample Units	Std.Dev.	RSD
ScA 357.253	971390.8	100.1	%	0.10				0.10%
ScR 361.383	115588.6	104.9	%	0.56				0.53%
Ag 328.068†	215890.0	0.9844	mg/L	0.00059	0.9844	mg/L	0.00059	0.06%
Al 308.215†	1820.9	1.929	mg/L	0.0055	1.929	mg/L	0.0055	0.28%
As 188.979†	963.7	1.967	mg/L	0.0150	1.967	mg/L	0.0150	0.76%
B 249.677†	1814.7	0.9552	mg/L	0.00692	0.9552	mg/L	0.00692	0.72%
Ba 233.527†	1446.5	0.9848	mg/L	0.00226	0.9848	mg/L	0.00226	0.23%
Be 313.042†	371235.3	0.9834	mg/L	0.00148	0.9834	mg/L	0.00148	0.15%
Ca 317.933†	21383.2	1.995	mg/L	0.0153	1.995	mg/L	0.0153	0.76%
Cd 228.802†	20361.9	1.021	mg/L	0.0012	1.021	mg/L	0.0012	0.12%
Co 228.616†	19698.3	0.9849	mg/L	0.00295	0.9849	mg/L	0.00295	0.30%
Cr 267.716†	4002.8	0.9545	mg/L	0.00267	0.9545	mg/L	0.00267	0.28%
Cu 324.752†	213833.7	1.058	mg/L	0.0014	1.058	mg/L	0.0014	0.13%
Fe 273.955†	1074.5	2.023	mg/L	0.0153	2.023	mg/L	0.0153	0.76%
K 766.490†	22741.7	19.62	mg/L	0.250	19.62	mg/L	0.250	1.27%
Mg 279.077†	1390.4	1.980	mg/L	0.0067	1.980	mg/L	0.0067	0.34%
Mn 257.610†	13518.5	0.9810	mg/L	0.01095	0.9810	mg/L	0.01095	1.12%
Mo 202.031†	6442.1	0.9769	mg/L	0.00744	0.9769	mg/L	0.00744	0.76%
Na 589.592†	211526.6	51.23	mg/L	0.312	51.23	mg/L	0.312	0.61%
Na 330.237†	1167.6	50.88	mg/L	0.396	50.88	mg/L	0.396	0.78%
Ni 231.604†	871.9	0.9885	mg/L	0.00430	0.9885	mg/L	0.00430	0.43%
Pb 220.353†	9290.1	1.993	mg/L	0.0011	1.993	mg/L	0.0011	0.06%
Sb 206.836†	1527.5	2.143	mg/L	0.0120	2.143	mg/L	0.0120	0.56%
Se 196.026†	1343.7	1.971	mg/L	0.0012	1.971	mg/L	0.0012	0.06%
Si 288.158†	1791.4	2.018	mg/L	0.0100	2.018	mg/L	0.0100	0.50%
Sn 189.927†	2026.8	0.9322	mg/L	0.00592	0.9322	mg/L	0.00592	0.64%
Sr 421.552†	524868.1	0.9799	mg/L	0.00247	0.9799	mg/L	0.00247	0.25%
Ti 334.903†	17008.8	0.9903	mg/L	0.01020	0.9903	mg/L	0.01020	1.03%
Tl 190.801†	1203.2	1.946	mg/L	0.0116	1.946	mg/L	0.0116	0.60%
V 292.402†	178016.2	0.9965	mg/L	0.00062	0.9965	mg/L	0.00062	0.06%
Zn 206.200†	317.8	1.009	mg/L	0.0031	1.009	mg/L	0.0031	0.30%

Sequence No.: 2
Sample ID: CB
Analyst:
Initial Sample Wt:
Dilution: 1X

Autosampler Location: 1
Date Collected: 10/10/2006 11:46:01 AM
Data Type: Original
Initial Sample Vol:
Sample Prep Vol:

Nebulizer Parameters: CB

Analyte	Back Pressure	Flow
All	176.0 kPa	0.50 L/min

Mean Data: CB

Analyte	Mean Corrected Intensity	Calib Conc.	Calib Units	Calib Std.Dev.	Sample Conc.	Sample Units	Sample Std.Dev.	RSD
ScA 357.253	979455.6	100.9	%	0.40				0.40%
ScR 361.383	112307.9	101.9	%	0.57				0.56%
Ag 328.068†	12.2	0.00006	mg/L	0.000081	0.00006	mg/L	0.000081	145.19%
Al 308.215†	-6.1	-0.00659	mg/L	0.001363	-0.00659	mg/L	0.001363	20.66%
As 188.979†	1.4	0.00294	mg/L	0.003804	0.00294	mg/L	0.003804	129.52%
B 249.677†	4.5	0.00237	mg/L	0.003165	0.00237	mg/L	0.003165	133.58%
Ba 233.527†	2.8	0.00194	mg/L	0.000517	0.00194	mg/L	0.000517	26.66%
Be 313.042†	-12.4	-0.00003	mg/L	0.000025	-0.00003	mg/L	0.000025	75.43%
Ca 317.933†	1.1	0.00010	mg/L	0.001884	0.00010	mg/L	0.001884	>999.9%
Cd 228.802†	1.0	0.00005	mg/L	0.000080	0.00005	mg/L	0.000080	177.38%
Co 228.616†	-2.5	-0.00013	mg/L	0.000321	-0.00013	mg/L	0.000321	253.52%
Cr 267.716†	-0.1	-0.00003	mg/L	0.000861	-0.00003	mg/L	0.000861	>999.9%
Cu 324.752†	-0.3	0.00000	mg/L	0.000058	0.00000	mg/L	0.000058	>999.9%
Fe 273.955†	0.2	0.00039	mg/L	0.000915	0.00039	mg/L	0.000915	232.10%
K 766.490†	22.7	0.01961	mg/L	0.013058	0.01961	mg/L	0.013058	66.58%
Mg 279.077†	4.7	0.00666	mg/L	0.004218	0.00666	mg/L	0.004218	63.34%
Mn 257.610†	1.6	0.00011	mg/L	0.000084	0.00011	mg/L	0.000084	73.18%
Mo 202.031†	1.2	0.00018	mg/L	0.000291	0.00018	mg/L	0.000291	161.81%
Na 589.592†	130.1	0.03152	mg/L	0.008510	0.03152	mg/L	0.008510	27.00%
Na 330.237†	-1.5	-0.06497	mg/L	0.317798	-0.06497	mg/L	0.317798	489.14%
Ni 231.604†	-2.7	-0.00305	mg/L	0.003122	-0.00305	mg/L	0.003122	102.40%
Pb 220.353†	1.8	0.00039	mg/L	0.000451	0.00039	mg/L	0.000451	114.90%
Sb 206.836†	-1.0	-0.00145	mg/L	0.000831	-0.00145	mg/L	0.000831	57.23%
Se 196.026†	-3.0	-0.00435	mg/L	0.006239	-0.00435	mg/L	0.006239	143.39%
Si 288.158†	0.0	0.00004	mg/L	0.008314	0.00004	mg/L	0.008314	>999.9%
Sn 189.927†	3.5	0.00161	mg/L	0.000349	0.00161	mg/L	0.000349	21.71%
Sr 421.552†	-0.1	0.00000	mg/L	0.000087	0.00000	mg/L	0.000087	>999.9%
Ti 334.903†	-4.8	-0.00028	mg/L	0.002049	-0.00028	mg/L	0.002049	727.27%
Tl 190.801†	2.0	0.00325	mg/L	0.003690	0.00325	mg/L	0.003690	113.71%
V 292.402†	-9.3	-0.00005	mg/L	0.000247	-0.00005	mg/L	0.000247	477.92%
Zn 206.200†	-1.0	-0.00318	mg/L	0.003452	-0.00318	mg/L	0.003452	108.49%

Sequence No.: 3
Sample ID: CRI
Analyst:
Initial Sample Wt:
Dilution: 1X

Autosampler Location: 8
Date Collected: 10/10/2006 11:52:22 AM
Data Type: Original
Initial Sample Vol:
Sample Prep Vol:

Nebulizer Parameters: CRI

Analyte	Back Pressure	Flow
All	176.0 kPa	0.50 L/min

Mean Data: CRI

Analyte	Mean Corrected Intensity	Calib Conc.	Calib Units	Calib Std.Dev.	Sample Conc.	Sample Units	Sample Std.Dev.	RSD
ScA 357.253	982959.0	101.3	%	0.31				0.31%
ScR 361.383	112263.6	101.9	%	1.00				0.98%
Ag 328.068†	641.1	0.00293	mg/L	0.000109	0.00293	mg/L	0.000109	3.72%
Al 308.215†	50.3	0.05412	mg/L	0.009356	0.05412	mg/L	0.009356	17.29%
As 188.979†	27.0	0.05514	mg/L	0.001506	0.05514	mg/L	0.001506	2.73%
B 249.677†	37.0	0.01942	mg/L	0.001268	0.01942	mg/L	0.001268	6.53%
Ba 233.527†	4.5	0.00309	mg/L	0.001277	0.00309	mg/L	0.001277	41.31%
Be 313.042†	414.9	0.00110	mg/L	0.000037	0.00110	mg/L	0.000037	3.37%
Ca 317.933†	568.8	0.05306	mg/L	0.000077	0.05306	mg/L	0.000077	0.14%
Cd 228.802†	39.0	0.00188	mg/L	0.000079	0.00188	mg/L	0.000079	4.18%
Co 228.616†	59.9	0.00299	mg/L	0.000287	0.00299	mg/L	0.000287	9.59%
Cr 267.716†	21.1	0.00502	mg/L	0.000699	0.00502	mg/L	0.000699	13.92%
Cu 324.752†	281.5	0.00139	mg/L	0.000126	0.00139	mg/L	0.000126	9.07%
Fe 273.955†	29.4	0.05538	mg/L	0.003333	0.05538	mg/L	0.003333	6.02%
K 766.490†	590.3	0.5092	mg/L	0.02241	0.5092	mg/L	0.02241	4.40%
Mg 279.077†	35.4	0.05034	mg/L	0.003781	0.05034	mg/L	0.003781	7.51%
Mn 257.610†	14.6	0.00106	mg/L	0.000014	0.00106	mg/L	0.000014	1.30%
Mo 202.031†	31.6	0.00479	mg/L	0.000243	0.00479	mg/L	0.000243	5.07%
Na 589.592†	2242.4	0.5431	mg/L	0.00491	0.5431	mg/L	0.00491	0.90%
Na 330.237†	15.8	0.6864	mg/L	0.22942	0.6864	mg/L	0.22942	33.42%
Ni 231.604†	8.6	0.00976	mg/L	0.000158	0.00976	mg/L	0.000158	1.62%
Pb 220.353†	93.8	0.02012	mg/L	0.000249	0.02012	mg/L	0.000249	1.24%
Sb 206.836†	39.5	0.05542	mg/L	0.003095	0.05542	mg/L	0.003095	5.58%
Se 196.026†	30.1	0.04416	mg/L	0.004737	0.04416	mg/L	0.004737	10.73%
Si 288.158†	79.0	0.08888	mg/L	0.003068	0.08888	mg/L	0.003068	3.45%
Sn 189.927†	25.4	0.01172	mg/L	0.000522	0.01172	mg/L	0.000522	4.45%
Sr 421.552†	567.0	0.00106	mg/L	0.000036	0.00106	mg/L	0.000036	3.36%
Ti 334.903†	80.4	0.00468	mg/L	0.000604	0.00468	mg/L	0.000604	12.89%
Tl 190.801†	31.6	0.05121	mg/L	0.002822	0.05121	mg/L	0.002822	5.51%
V 292.402†	546.2	0.00307	mg/L	0.000261	0.00307	mg/L	0.000261	8.50%
Zn 206.200†	2.7	0.00854	mg/L	0.002351	0.00854	mg/L	0.002351	27.53%

Sequence No.: 4
Sample ID: ICSA
Analyst:
Initial Sample Wt:
Dilution: 1X

Autosampler Location: 9
Date Collected: 10/10/2006 11:58:43 AM
Data Type: Original
Initial Sample Vol:
Sample Prep Vol:

Nebulizer Parameters: ICSA

Analyte	Back Pressure	Flow
All	176.0 kPa	0.50 L/min

Mean Data: ICSA

Analyte	Mean Corrected Intensity	Calib Conc.	Calib Units	Std.Dev.	Sample Conc.	Sample Units	Std.Dev.	RSD
ScA 357.253	938843.9	96.73	%	0.364				0.38%
ScR 361.383	113471.5	103.0	%	0.71				0.69%
Ag 328.068†	-2251.6	-0.00076	mg/L	0.000329	-0.00076	mg/L	0.000329	43.06%
Al 308.215†	183870.0	198.5	mg/L	0.27	198.5	mg/L	0.27	0.14%
As 188.979†	14.4	0.00667	mg/L	0.002400	0.00667	mg/L	0.002400	35.95%
B 249.677†	-14.4	-0.00749	mg/L	0.001831	-0.00749	mg/L	0.001831	24.44%
Ba 233.527†	21.5	0.00051	mg/L	0.000730	0.00051	mg/L	0.000730	143.64%
Be 313.042†	12.6	0.00003	mg/L	0.000025	0.00003	mg/L	0.000025	88.29%
Ca 317.933†	1040998.4	97.11	mg/L	0.091	97.11	mg/L	0.091	0.09%
Cd 228.802†	19.7	0.00095	mg/L	0.000181	0.00095	mg/L	0.000181	19.09%
Co 228.616†	-3.9	-0.00072	mg/L	0.000473	-0.00072	mg/L	0.000473	66.06%
Cr 267.716†	66.6	0.00724	mg/L	0.001097	0.00724	mg/L	0.001097	15.16%
Cu 324.752†	-3102.8	0.00382	mg/L	0.000090	0.00382	mg/L	0.000090	2.37%
Fe 273.955†	105655.4	199.1	mg/L	0.43	199.1	mg/L	0.43	0.22%
K 766.490†	-44.9	-0.03870	mg/L	0.003891	-0.03870	mg/L	0.003891	10.05%
Mg 279.077†	70188.8	99.61	mg/L	0.111	99.61	mg/L	0.111	0.11%
Mn 257.610†	49.5	-0.00059	mg/L	0.000371	-0.00059	mg/L	0.000371	63.19%
Mo 202.031†	28.6	0.00219	mg/L	0.000407	0.00219	mg/L	0.000407	18.55%
Na 589.592†	88.4	0.02141	mg/L	0.001533	0.02141	mg/L	0.001533	7.16%
Na 330.237†	29.4	0.2992	mg/L	0.35840	0.2992	mg/L	0.35840	119.77%
Ni 231.604†	-4.0	-0.00449	mg/L	0.003675	-0.00449	mg/L	0.003675	81.80%
Pb 220.353†	-48.6	0.02485	mg/L	0.000487	0.02485	mg/L	0.000487	1.96%
Sb 206.836†	21.2	0.00866	mg/L	0.001919	0.00866	mg/L	0.001919	22.14%
Se 196.026†	-53.4	-0.05465	mg/L	0.020510	-0.05465	mg/L	0.020510	37.53%
Si 288.158†	17.1	0.01927	mg/L	0.001163	0.01927	mg/L	0.001163	6.04%
Sn 189.927†	-59.4	-0.02010	mg/L	0.001247	-0.02010	mg/L	0.001247	6.20%
Sr 421.552†	670.0	0.00125	mg/L	0.000056	0.00125	mg/L	0.000056	4.48%
Ti 334.903†	92.9	0.00541	mg/L	0.000855	0.00541	mg/L	0.000855	15.81%
Tl 190.801†	-19.0	-0.03072	mg/L	0.007019	-0.03072	mg/L	0.007019	22.85%
V 292.402†	587.8	0.00338	mg/L	0.000223	0.00338	mg/L	0.000223	6.61%
Zn 206.200†	-2.4	-0.01099	mg/L	0.003840	-0.01099	mg/L	0.003840	34.94%

Sequence No.: 5
Sample ID: ICSAB
Analyst:
Initial Sample Wt:
Dilution: 1X

Autosampler Location: 10
Date Collected: 10/10/2006 12:05:22 PM
Data Type: Original
Initial Sample Vol:
Sample Prep Vol:

Nebulizer Parameters: ICSAB

Analyte	Back Pressure	Flow
All	176.0 kPa	0.50 L/min

Mean Data: ICSAB

Analyte	Mean Corrected Intensity	Calib Conc.	Calib Units	Std.Dev.	Sample Conc.	Sample Units	Std.Dev.	RSD
ScA 357.253	945097.8	97.37	%	0.220				0.23%
ScR 361.383	112543.1	102.1	%	0.36				0.36%
Ag 328.068†	228043.7	1.049	mg/L	0.0004	1.049	mg/L	0.0004	0.04%
Al 308.215†	184826.9	199.5	mg/L	0.57	199.5	mg/L	0.57	0.29%
As 188.979†	521.0	1.042	mg/L	0.0169	1.042	mg/L	0.0169	1.62%
B 249.677†	-13.7	-0.00536	mg/L	0.001375	-0.00536	mg/L	0.001375	25.65%
Ba 233.527†	1459.2	0.9795	mg/L	0.00545	0.9795	mg/L	0.00545	0.56%
Be 313.042†	384520.6	1.019	mg/L	0.0020	1.019	mg/L	0.0020	0.20%
Ca 317.933†	1045502.2	97.53	mg/L	0.183	97.53	mg/L	0.183	0.19%
Cd 228.802†	20746.0	1.041	mg/L	0.0012	1.041	mg/L	0.0012	0.12%
Co 228.616†	19537.7	0.9777	mg/L	0.00120	0.9777	mg/L	0.00120	0.12%
Cr 267.716†	4141.8	0.9798	mg/L	0.00407	0.9798	mg/L	0.00407	0.42%
Cu 324.752†	218872.5	1.103	mg/L	0.0010	1.103	mg/L	0.0010	0.09%
Fe 273.955†	105556.5	198.9	mg/L	0.74	198.9	mg/L	0.74	0.37%
K 766.490†	-15.3	-0.01318	mg/L	0.016855	-0.01318	mg/L	0.016855	127.93%
Mg 279.077†	69479.4	98.60	mg/L	0.537	98.60	mg/L	0.537	0.54%
Mn 257.610†	13616.4	0.9838	mg/L	0.00384	0.9838	mg/L	0.00384	0.39%
Mo 202.031†	27.6	0.00207	mg/L	0.000457	0.00207	mg/L	0.000457	22.12%
Na 589.592†	14.5	0.00352	mg/L	0.002890	0.00352	mg/L	0.002890	82.11%
Na 330.237†	33.0	0.2126	mg/L	0.16146	0.2126	mg/L	0.16146	75.94%
Ni 231.604†	849.6	0.9627	mg/L	0.00912	0.9627	mg/L	0.00912	0.95%
Pb 220.353†	4521.4	1.006	mg/L	0.0062	1.006	mg/L	0.0062	0.62%
Sb 206.836†	785.9	1.069	mg/L	0.0044	1.069	mg/L	0.0044	0.41%
Se 196.026†	649.0	0.9752	mg/L	0.00906	0.9752	mg/L	0.00906	0.93%
Si 288.158†	12.7	0.01639	mg/L	0.002845	0.01639	mg/L	0.002845	17.35%
Sn 189.927†	-59.7	-0.01821	mg/L	0.001417	-0.01821	mg/L	0.001417	7.78%
Sr 421.552†	827.1	0.00154	mg/L	0.000074	0.00154	mg/L	0.000074	4.78%
Ti 334.903†	99.9	0.00561	mg/L	0.000178	0.00561	mg/L	0.000178	3.17%
Tl 190.801†	569.3	0.9163	mg/L	0.01177	0.9163	mg/L	0.01177	1.28%
V 292.402†	183569.1	1.027	mg/L	0.0007	1.027	mg/L	0.0007	0.07%
Zn 206.200†	296.0	0.9367	mg/L	0.00480	0.9367	mg/L	0.00480	0.51%

Sequence No.: 6
Sample ID: CV
Analyst:
Initial Sample Wt:
Dilution: 1X

Autosampler Location: 7
Date Collected: 10/10/2006 12:11:46 PM
Data Type: Original
Initial Sample Vol:
Sample Prep Vol:

Nebulizer Parameters: CV

Analyte	Back Pressure	Flow
All	176.0 kPa	0.50 L/min

Mean Data: CV

Analyte	Mean Corrected Intensity	Calib Conc.	Calib Units	Std.Dev.	Sample Conc.	Sample Units	Std.Dev.	RSD
ScA 357.253	968016.0	99.73	%	0.061				0.06%
ScR 361.383	113972.7	103.4	%	0.49				0.48%
Ag 328.068†	214180.9	0.9766	mg/L	0.00313	0.9766	mg/L	0.00313	0.32%
Al 308.215†	1840.6	1.950	mg/L	0.0137	1.950	mg/L	0.0137	0.70%
As 188.979†	978.1	1.997	mg/L	0.0020	1.997	mg/L	0.0020	0.10%
B 249.677†	1801.9	0.9485	mg/L	0.00860	0.9485	mg/L	0.00860	0.91%
Ba 233.527†	1428.6	0.9726	mg/L	0.00774	0.9726	mg/L	0.00774	0.80%
Be 313.042†	369938.2	0.9800	mg/L	0.00208	0.9800	mg/L	0.00208	0.21%
Ca 317.933†	21654.9	2.020	mg/L	0.0055	2.020	mg/L	0.0055	0.27%
Cd 228.802†	20410.2	1.023	mg/L	0.0075	1.023	mg/L	0.0075	0.74%
Co 228.616†	19855.4	0.9927	mg/L	0.00754	0.9927	mg/L	0.00754	0.76%
Cr 267.716†	4014.3	0.9573	mg/L	0.00653	0.9573	mg/L	0.00653	0.68%
Cu 324.752†	212214.9	1.050	mg/L	0.0036	1.050	mg/L	0.0036	0.34%
Fe 273.955†	1074.2	2.022	mg/L	0.0120	2.022	mg/L	0.0120	0.59%
K 766.490†	23262.4	20.07	mg/L	0.047	20.07	mg/L	0.047	0.23%
Mg 279.077†	1393.8	1.985	mg/L	0.0087	1.985	mg/L	0.0087	0.44%
Mn 257.610†	13471.8	0.9776	mg/L	0.00436	0.9776	mg/L	0.00436	0.45%
Mo 202.031†	6459.1	0.9794	mg/L	0.00277	0.9794	mg/L	0.00277	0.28%
Na 589.592†	217356.5	52.64	mg/L	0.654	52.64	mg/L	0.654	1.24%
Na 330.237†	1173.3	51.13	mg/L	0.198	51.13	mg/L	0.198	0.39%
Ni 231.604†	865.4	0.9811	mg/L	0.00902	0.9811	mg/L	0.00902	0.92%
Pb 220.353†	9316.1	1.999	mg/L	0.0066	1.999	mg/L	0.0066	0.33%
Sb 206.836†	1535.7	2.154	mg/L	0.0057	2.154	mg/L	0.0057	0.27%
Se 196.026†	1361.4	1.997	mg/L	0.0047	1.997	mg/L	0.0047	0.24%
Si 288.158†	1799.4	2.027	mg/L	0.0042	2.027	mg/L	0.0042	0.20%
Sn 189.927†	2050.2	0.9430	mg/L	0.00260	0.9430	mg/L	0.00260	0.28%
Sr 421.552†	528627.0	0.9869	mg/L	0.00304	0.9869	mg/L	0.00304	0.31%
Ti 334.903†	17163.9	0.9993	mg/L	0.00314	0.9993	mg/L	0.00314	0.31%
Tl 190.801†	1215.1	1.965	mg/L	0.0078	1.965	mg/L	0.0078	0.40%
V 292.402†	176977.0	0.9908	mg/L	0.00372	0.9908	mg/L	0.00372	0.38%
Zn 206.200†	313.4	0.9951	mg/L	0.00500	0.9951	mg/L	0.00500	0.50%

Sequence No.: 7
Sample ID: CB
Analyst:
Initial Sample Wt:
Dilution: 1X

Autosampler Location: 1
Date Collected: 10/10/2006 12:18:24 PM
Data Type: Original
Initial Sample Vol:
Sample Prep Vol:

Nebulizer Parameters: CB

Analyte	Back Pressure	Flow
All	177.0 kPa	0.50 L/min

Mean Data: CB

Analyte	Mean Corrected Intensity	Calib Conc.	Calib Units	Calib Std.Dev.	Sample Conc.	Sample Units	Sample Std.Dev.	RSD
ScA 357.253	984705.6	101.5	%	0.49				0.48%
ScR 361.383	113522.3	103.0	%	0.75				0.72%
Ag 328.068†	44.4	0.00020	mg/L	0.000157	0.00020	mg/L	0.000157	77.55%
Al 308.215†	-4.0	-0.00430	mg/L	0.005952	-0.00430	mg/L	0.005952	138.36%
As 188.979†	1.8	0.00378	mg/L	0.001350	0.00378	mg/L	0.001350	35.73%
B 249.677†	6.7	0.00353	mg/L	0.001500	0.00353	mg/L	0.001500	42.46%
Ba 233.527†	-0.0	0.00000	mg/L	0.000559	0.00000	mg/L	0.000559	>999.9%
Be 313.042†	23.0	0.00006	mg/L	0.000035	0.00006	mg/L	0.000035	57.75%
Ca 317.933†	3.2	0.00030	mg/L	0.000496	0.00030	mg/L	0.000496	164.71%
Cd 228.802†	-3.1	-0.00016	mg/L	0.000056	-0.00016	mg/L	0.000056	34.68%
Co 228.616†	-0.8	-0.00004	mg/L	0.000351	-0.00004	mg/L	0.000351	851.73%
Cr 267.716†	2.8	0.00066	mg/L	0.000913	0.00066	mg/L	0.000913	138.96%
Cu 324.752†	147.3	0.00073	mg/L	0.000059	0.00073	mg/L	0.000059	8.02%
Fe 273.955†	3.7	0.00699	mg/L	0.003370	0.00699	mg/L	0.003370	48.25%
K 766.490†	24.2	0.02085	mg/L	0.019146	0.02085	mg/L	0.019146	91.82%
Mg 279.077†	1.5	0.00220	mg/L	0.010283	0.00220	mg/L	0.010283	468.07%
Mn 257.610†	1.0	0.00007	mg/L	0.000160	0.00007	mg/L	0.000160	230.81%
Mo 202.031†	-0.6	-0.00010	mg/L	0.000130	-0.00010	mg/L	0.000130	134.37%
Na 589.592†	104.6	0.02532	mg/L	0.003147	0.02532	mg/L	0.003147	12.43%
Na 330.237†	-2.9	-0.1264	mg/L	0.29227	-0.1264	mg/L	0.29227	231.29%
Ni 231.604†	-1.7	-0.00191	mg/L	0.002945	-0.00191	mg/L	0.002945	154.46%
Pb 220.353†	0.9	0.00020	mg/L	0.000792	0.00020	mg/L	0.000792	403.32%
Sb 206.836†	-1.2	-0.00163	mg/L	0.001666	-0.00163	mg/L	0.001666	102.02%
Se 196.026†	-4.8	-0.00708	mg/L	0.004029	-0.00708	mg/L	0.004029	56.92%
Si 288.158†	0.8	0.00091	mg/L	0.006448	0.00091	mg/L	0.006448	708.03%
Sn 189.927†	2.3	0.00103	mg/L	0.000642	0.00103	mg/L	0.000642	62.15%
Sr 421.552†	5.2	0.00001	mg/L	0.000014	0.00001	mg/L	0.000014	140.71%
Ti 334.903†	-0.6	-0.00004	mg/L	0.000779	-0.00004	mg/L	0.000779	>999.9%
Tl 190.801†	2.8	0.00446	mg/L	0.001653	0.00446	mg/L	0.001653	37.05%
V 292.402†	7.6	0.00005	mg/L	0.000278	0.00005	mg/L	0.000278	589.22%
Zn 206.200†	-0.1	-0.00039	mg/L	0.000884	-0.00039	mg/L	0.000884	226.33%

Analysis Begun

Start Time: 10/10/2006 12:23:50 PM
Plasma On Time: 10/10/2006 9:52:51 AM
Logged In Analyst: metals
Technique: ICP Continuous
Spectrometer Model: Optima 4300 DV, S/N 077N0060101Autosampler Model: AS-93plus

Sample Information File: C:\pe\Administrator\Sample Information\1010A.sif
Batch ID:
Results Data Set: PE061010
Results Library: C:\pe\Administrator\Results\Results.mdb

Sequence No.: 1
Autosampler Location: 21
Sample ID: JZ50 MB TWC
Date Collected: 10/10/2006 12:23:50 PM
Analyst: BLW
Data Type: Original
Initial Sample Wt:
Initial Sample Vol:
Dilution: 1X
Sample Prep Vol:

Nebulizer Parameters: JZ50 MB TWC

Analyte	Back Pressure	Flow
All	176.0 kPa	0.50 L/min

Mean Data: JZ50 MB TWC

Analyte	Mean Corrected Intensity	Calib Conc.	Calib Units	Std.Dev.	Sample Conc.	Sample Units	Std.Dev.	RSD
ScA 357.253	984237.4	101.4	%	0.51				0.51%
ScR 361.383	112675.4	102.2	%	0.41				0.40%
Ag 328.068†	12.7	0.00006	mg/L	0.000223	0.00006	mg/L	0.000223	377.16%
Al 308.215†	4.7	0.00510	mg/L	0.006352	0.00510	mg/L	0.006352	124.52%
As 188.979†	0.8	0.00160	mg/L	0.004086	0.00160	mg/L	0.004086	254.59%
B 249.677†	-2.6	-0.00137	mg/L	0.000855	-0.00137	mg/L	0.000855	62.56%
Ba 233.527†	-1.7	-0.00113	mg/L	0.000889	-0.00113	mg/L	0.000889	78.70%
Be 313.042†	11.4	0.00003	mg/L	0.000064	0.00003	mg/L	0.000064	212.90%
Ca 317.933†	346.8	0.03235	mg/L	0.001918	0.03235	mg/L	0.001918	5.93%
Cd 228.802†	-1.8	-0.00009	mg/L	0.000052	-0.00009	mg/L	0.000052	55.02%
Co 228.616†	-2.6	-0.00013	mg/L	0.000248	-0.00013	mg/L	0.000248	192.04%
Cr 267.716†	-2.8	-0.00066	mg/L	0.001118	-0.00066	mg/L	0.001118	168.43%
Cu 324.752†	29.1	0.00015	mg/L	0.000193	0.00015	mg/L	0.000193	132.05%
Fe 273.955†	12.6	0.02380	mg/L	0.002390	0.02380	mg/L	0.002390	10.04%
K 766.490†	7.2	0.00623	mg/L	0.022005	0.00623	mg/L	0.022005	352.99%
Mg 279.077†	2.3	0.00324	mg/L	0.005685	0.00324	mg/L	0.005685	175.25%
Mn 257.610†	6.3	0.00046	mg/L	0.000143	0.00046	mg/L	0.000143	31.39%
Mo 202.031†	-0.4	-0.00006	mg/L	0.000389	-0.00006	mg/L	0.000389	668.21%
Na 589.592†	26.7	0.00647	mg/L	0.005191	0.00647	mg/L	0.005191	80.21%
Na 330.237†	-0.9	-0.04205	mg/L	0.112547	-0.04205	mg/L	0.112547	267.64%
Ni 231.604†	-1.2	-0.00133	mg/L	0.002623	-0.00133	mg/L	0.002623	196.50%
Pb 220.353†	1.3	0.00027	mg/L	0.000724	0.00027	mg/L	0.000724	268.56%
Sb 206.836†	0.4	0.00053	mg/L	0.001957	0.00053	mg/L	0.001957	372.52%
Se 196.026†	-5.4	-0.00792	mg/L	0.004759	-0.00792	mg/L	0.004759	60.06%
Si 288.158†	18.1	0.02038	mg/L	0.008055	0.02038	mg/L	0.008055	39.53%
Sn 189.927†	0.1	0.00003	mg/L	0.000596	0.00003	mg/L	0.000596	>999.9%
Sr 421.552†	16.2	0.00003	mg/L	0.000045	0.00003	mg/L	0.000045	149.38%
Ti 334.903†	-6.9	-0.00040	mg/L	0.001807	-0.00040	mg/L	0.001807	450.28%
Tl 190.801†	-0.2	-0.00039	mg/L	0.002925	-0.00039	mg/L	0.002925	756.73%
V 292.402†	24.3	0.00013	mg/L	0.000064	0.00013	mg/L	0.000064	49.21%
Zn 206.200†	4.5	0.01443	mg/L	0.004305	0.01443	mg/L	0.004305	29.83%

Sequence No.: 2
Sample ID: JY54 MB TWC
Analyst: BLW
Initial Sample Wt:
Dilution: 1X

Autosampler Location: 22
Date Collected: 10/10/2006 12:30:13 PM
Data Type: Original
Initial Sample Vol:
Sample Prep Vol:

Nebulizer Parameters: JY54 MB TWC

Analyte	Back Pressure	Flow
All	177.0 kPa	0.50 L/min

Mean Data: JY54 MB TWC

Analyte	Mean Corrected Intensity	Conc.	Calib Units	Std.Dev.	Conc.	Sample Units	Std.Dev.	RSD
ScA 357.253	993115.0	102.3	%	0.06				0.05%
ScR 361.383	112693.9	102.2	%	0.75				0.73%
Ag 328.068†	-9.0	-0.00004	mg/L	0.000164	-0.00004	mg/L	0.000164	398.54%
Al 308.215†	0.9	0.00096	mg/L	0.006474	0.00096	mg/L	0.006474	674.68%
As 188.979†	-0.2	-0.00036	mg/L	0.001645	-0.00036	mg/L	0.001645	453.72%
B 249.677†	-2.5	-0.00132	mg/L	0.000700	-0.00132	mg/L	0.000700	52.90%
Ba 233.527†	1.5	0.00100	mg/L	0.001642	0.00100	mg/L	0.001642	164.76%
Be 313.042†	-2.6	-0.00001	mg/L	0.000058	-0.00001	mg/L	0.000058	833.14%
Ca 317.933†	129.9	0.01212	mg/L	0.001291	0.01212	mg/L	0.001291	10.65%
Cd 228.802†	-3.5	-0.00018	mg/L	0.000030	-0.00018	mg/L	0.000030	16.96%
Co 228.616†	0.8	0.00004	mg/L	0.000184	0.00004	mg/L	0.000184	466.54%
Cr 267.716†	-3.2	-0.00075	mg/L	0.000937	-0.00075	mg/L	0.000937	124.35%
Cu 324.752†	-109.9	-0.00054	mg/L	0.000121	-0.00054	mg/L	0.000121	22.32%
Fe 273.955†	2.5	0.00480	mg/L	0.003317	0.00480	mg/L	0.003317	69.03%
K 766.490†	11.8	0.01019	mg/L	0.043746	0.01019	mg/L	0.043746	429.27%
Mg 279.077†	3.3	0.00465	mg/L	0.005761	0.00465	mg/L	0.005761	123.92%
Mn 257.610†	1.2	0.00008	mg/L	0.000266	0.00008	mg/L	0.000266	316.12%
Mo 202.031†	-1.5	-0.00023	mg/L	0.000480	-0.00023	mg/L	0.000480	206.38%
Na 589.592†	-14.5	-0.00350	mg/L	0.004322	-0.00350	mg/L	0.004322	123.46%
Na 330.237†	3.1	0.1321	mg/L	0.18925	0.1321	mg/L	0.18925	143.24%
Ni 231.604†	-0.4	-0.00043	mg/L	0.003567	-0.00043	mg/L	0.003567	828.19%
Pb 220.353†	0.0	0.00001	mg/L	0.000758	0.00001	mg/L	0.000758	>999.9%
Sb 206.836†	-0.3	-0.00045	mg/L	0.001557	-0.00045	mg/L	0.001557	344.84%
Se 196.026†	1.2	0.00174	mg/L	0.006108	0.00174	mg/L	0.006108	350.48%
Si 288.158†	14.5	0.01626	mg/L	0.004020	0.01626	mg/L	0.004020	24.72%
Sn 189.927†	0.4	0.00018	mg/L	0.001356	0.00018	mg/L	0.001356	768.46%
Sr 421.552†	-26.6	-0.00005	mg/L	0.000094	-0.00005	mg/L	0.000094	188.10%
Ti 334.903†	5.8	0.00034	mg/L	0.000322	0.00034	mg/L	0.000322	95.83%
Tl 190.801†	0.8	0.00122	mg/L	0.004332	0.00122	mg/L	0.004332	355.72%
V 292.402†	-9.0	-0.00006	mg/L	0.000120	-0.00006	mg/L	0.000120	215.45%
Zn 206.200†	3.0	0.00941	mg/L	0.001510	0.00941	mg/L	0.001510	16.04%

Sequence No.: 3
Sample ID: JX35 MB2 TWC
Analyst: BLW
Initial Sample Wt:
Dilution: 1X

Autosampler Location: 23
Date Collected: 10/10/2006 12:36:35 PM
Data Type: Original
Initial Sample Vol:
Sample Prep Vol:

Nebulizer Parameters: JX35 MB2 TWC

Analyte	Back Pressure	Flow
All	178.0 kPa	0.50 L/min

Mean Data: JX35 MB2 TWC

Analyte	Mean Corrected Intensity	Calib Conc.	Calib Units	Std.Dev.	Sample Conc.	Sample Units	Std.Dev.	RSD
ScA 357.253	991457.7	102.1	%	0.05				0.05%
ScR 361.383	114079.3	103.5	%	1.13				1.09%
Ag 328.068†	14.3	0.00007	mg/L	0.000043	0.00007	mg/L	0.000043	65.58%
Al 308.215†	10.3	0.01117	mg/L	0.006504	0.01117	mg/L	0.006504	58.23%
As 188.979†	0.3	0.00063	mg/L	0.003470	0.00063	mg/L	0.003470	552.01%
B 249.677†	-7.3	-0.00385	mg/L	0.002514	-0.00385	mg/L	0.002514	65.27%
Ba 233.527†	0.0	0.00002	mg/L	0.000837	0.00002	mg/L	0.000837	>999.9%
Be 313.042†	11.5	0.00003	mg/L	0.000033	0.00003	mg/L	0.000033	108.15%
Ca 317.933†	184.6	0.01722	mg/L	0.000816	0.01722	mg/L	0.000816	4.74%
Cd 228.802†	-0.8	-0.00004	mg/L	0.000116	-0.00004	mg/L	0.000116	269.97%
Co 228.616†	0.3	0.00002	mg/L	0.000205	0.00002	mg/L	0.000205	>999.9%
Cr 267.716†	0.8	0.00019	mg/L	0.000946	0.00019	mg/L	0.000946	503.60%
Cu 324.752†	-168.6	-0.00083	mg/L	0.000097	-0.00083	mg/L	0.000097	11.69%
Fe 273.955†	4.6	0.00858	mg/L	0.001265	0.00858	mg/L	0.001265	14.74%
K 766.490†	-8.5	-0.00737	mg/L	0.023789	-0.00737	mg/L	0.023789	322.99%
Mg 279.077†	5.6	0.00799	mg/L	0.005118	0.00799	mg/L	0.005118	64.07%
Mn 257.610†	1.3	0.00010	mg/L	0.000063	0.00010	mg/L	0.000063	65.52%
Mo 202.031†	0.5	0.00007	mg/L	0.000149	0.00007	mg/L	0.000149	208.78%
Na 589.592†	-31.5	-0.00762	mg/L	0.003674	-0.00762	mg/L	0.003674	48.22%
Na 330.237†	5.6	0.2421	mg/L	0.47207	0.2421	mg/L	0.47207	195.03%
Ni 231.604†	1.7	0.00198	mg/L	0.001235	0.00198	mg/L	0.001235	62.44%
Pb 220.353†	1.5	0.00032	mg/L	0.000437	0.00032	mg/L	0.000437	134.97%
Sb 206.836†	-0.3	-0.00048	mg/L	0.000816	-0.00048	mg/L	0.000816	168.57%
Se 196.026†	0.3	0.00051	mg/L	0.004884	0.00051	mg/L	0.004884	956.48%
Si 288.158†	17.4	0.01960	mg/L	0.003988	0.01960	mg/L	0.003988	20.35%
Sn 189.927†	0.3	0.00015	mg/L	0.000800	0.00015	mg/L	0.000800	538.17%
Sr 421.552†	10.0	0.00002	mg/L	0.000025	0.00002	mg/L	0.000025	136.25%
Ti 334.903†	-7.0	-0.00041	mg/L	0.000675	-0.00041	mg/L	0.000675	166.28%
Tl 190.801†	2.7	0.00430	mg/L	0.002781	0.00430	mg/L	0.002781	64.64%
V 292.402†	-5.5	-0.00003	mg/L	0.000070	-0.00003	mg/L	0.000070	243.48%
Zn 206.200†	-0.2	-0.00056	mg/L	0.003936	-0.00056	mg/L	0.003936	701.70%

Sequence No.: 4
Sample ID: JX35 F TWC
Analyst: BLW
Initial Sample Wt:
Dilution: 1X

Autosampler Location: 24
Date Collected: 10/10/2006 12:42:58 PM
Data Type: Original
Initial Sample Vol:
Sample Prep Vol:

Nebulizer Parameters: JX35 F TWC

Analyte	Back Pressure	Flow
All	177.0 kPa	0.50 L/min

Mean Data: JX35 F TWC

Analyte	Mean Corrected Intensity	Calib Conc.	Calib Units	Std.Dev.	Sample Conc.	Sample Units	Std.Dev.	RSD
ScA 357.253	983703.5	101.3	%	0.17				0.17%
ScR 361.383	114523.4	103.9	%	1.01				0.97%
Ag 328.068†	-36.3	-0.00015	mg/L	0.000039	-0.00015	mg/L	0.000039	25.33%
Al 308.215†	20.3	0.02131	mg/L	0.011366	0.02131	mg/L	0.011366	53.35%
As 188.979†	4.8	0.00888	mg/L	0.000857	0.00888	mg/L	0.000857	9.64%
B 249.677†	16.6	0.00874	mg/L	0.001082	0.00874	mg/L	0.001082	12.37%
Ba 233.527†	5.3	0.00371	mg/L	0.002065	0.00371	mg/L	0.002065	55.69%
Be 313.042†	31.3	0.00003	mg/L	0.000030	0.00003	mg/L	0.000030	97.12%
Ca 317.933†	229518.9	21.41	mg/L	0.083	21.41	mg/L	0.083	0.39%
Cd 228.802†	-4.8	-0.00025	mg/L	0.000130	-0.00025	mg/L	0.000130	51.71%
Co 228.616†	0.3	0.00001	mg/L	0.000277	0.00001	mg/L	0.000277	>999.9%
Cr 267.716†	36.4	0.00692	mg/L	0.000917	0.00692	mg/L	0.000917	13.25%
Cu 324.752†	-40.3	-0.00026	mg/L	0.000118	-0.00026	mg/L	0.000118	46.09%
Fe 273.955†	9.5	0.01784	mg/L	0.000915	0.01784	mg/L	0.000915	5.13%
K 766.490†	3304.1	2.850	mg/L	0.0236	2.850	mg/L	0.0236	0.83%
Mg 279.077†	6097.1	8.665	mg/L	0.0506	8.665	mg/L	0.0506	0.58%
Mn 257.610†	14.5	0.00074	mg/L	0.000213	0.00074	mg/L	0.000213	28.85%
Mo 202.031†	19.6	0.00279	mg/L	0.000306	0.00279	mg/L	0.000306	10.96%
Na 589.592†	84272.7	20.41	mg/L	0.031	20.41	mg/L	0.031	0.15%
Na 330.237†	461.9	19.92	mg/L	0.684	19.92	mg/L	0.684	3.43%
Ni 231.604†	5.3	0.00600	mg/L	0.001764	0.00600	mg/L	0.001764	29.39%
Pb 220.353†	5.5	0.00119	mg/L	0.000374	0.00119	mg/L	0.000374	31.47%
Sb 206.836†	1.4	0.00180	mg/L	0.004220	0.00180	mg/L	0.004220	233.95%
Se 196.026†	-0.7	-0.00106	mg/L	0.005533	-0.00106	mg/L	0.005533	521.35%
Si 288.158†	4434.8	4.990	mg/L	0.0118	4.990	mg/L	0.0118	0.24%
Sn 189.927†	-25.0	-0.00991	mg/L	0.001255	-0.00991	mg/L	0.001255	12.66%
Sr 421.552†	77129.7	0.1440	mg/L	0.00061	0.1440	mg/L	0.00061	0.42%
Ti 334.903†	16.8	0.00098	mg/L	0.000555	0.00098	mg/L	0.000555	56.94%
Tl 190.801†	-1.1	-0.00185	mg/L	0.003963	-0.00185	mg/L	0.003963	213.99%
V 292.402†	6010.9	0.03347	mg/L	0.000062	0.03347	mg/L	0.000062	0.19%
Zn 206.200†	0.6	0.00228	mg/L	0.006537	0.00228	mg/L	0.006537	287.01%

Sequence No.: 5
Sample ID: JZ50 A TWC
Analyst: BLW
Initial Sample Wt:
Dilution: 1X

Autosampler Location: 25
Date Collected: 10/10/2006 12:49:20 PM
Data Type: Original
Initial Sample Vol:
Sample Prep Vol:

Nebulizer Parameters: JZ50 A TWC

Analyte	Back Pressure	Flow
All	177.0 kPa	0.50 L/min

Mean Data: JZ50 A TWC

Analyte	Mean Corrected Intensity	Calib Conc.	Calib Units	Std.Dev.	Sample Conc.	Sample Units	Std.Dev.	RSD
ScA 357.253	994325.6	102.4	%	0.91				0.89%
ScR 361.383	116121.0	105.4	%	0.82				0.78%
Ag 328.068†	-42.7	-0.00005	mg/L	0.000148	-0.00005	mg/L	0.000148	285.91%
Al 308.215†	40.6	0.04381	mg/L	0.003426	0.04381	mg/L	0.003426	7.82%
As 188.979†	-0.3	-0.00160	mg/L	0.006335	-0.00160	mg/L	0.006335	394.92%
B 249.677†	2130.6	1.118	mg/L	0.0144	1.118	mg/L	0.0144	1.29%
Ba 233.527†	47.2	0.03183	mg/L	0.000589	0.03183	mg/L	0.000589	1.85%
Be 313.042†	-1.5	-0.00001	mg/L	0.000054	-0.00001	mg/L	0.000054	>999.9%
Ca 317.933†	235748.8	21.99	mg/L	0.230	21.99	mg/L	0.230	1.05%
Cd 228.802†	-5.5	-0.00028	mg/L	0.000104	-0.00028	mg/L	0.000104	37.37%
Co 228.616†	105.4	0.00517	mg/L	0.000332	0.00517	mg/L	0.000332	6.42%
Cr 267.716†	10.4	0.00072	mg/L	0.000583	0.00072	mg/L	0.000583	81.07%
Cu 324.752†	126.9	0.00112	mg/L	0.000238	0.00112	mg/L	0.000238	21.26%
Fe 273.955†	2921.5	5.506	mg/L	0.0293	5.506	mg/L	0.0293	0.53%
K 766.490†	8212.8	7.084	mg/L	0.0981	7.084	mg/L	0.0981	1.38%
Mg 279.077†	6031.0	8.567	mg/L	0.0673	8.567	mg/L	0.0673	0.79%
Mn 257.610†	10185.7	0.7385	mg/L	0.00594	0.7385	mg/L	0.00594	0.80%
Mo 202.031†	12.8	0.00176	mg/L	0.000223	0.00176	mg/L	0.000223	12.71%
Na 589.592†	36012.1	8.722	mg/L	0.1565	8.722	mg/L	0.1565	1.79%
Na 330.237†	205.9	8.752	mg/L	0.1424	8.752	mg/L	0.1424	1.63%
Ni 231.604†	0.8	0.00088	mg/L	0.004737	0.00088	mg/L	0.004737	538.94%
Pb 220.353†	1.0	0.00023	mg/L	0.000236	0.00023	mg/L	0.000236	103.13%
Sb 206.836†	2.4	0.00270	mg/L	0.000918	0.00270	mg/L	0.000918	33.94%
Se 196.026†	-8.1	-0.01210	mg/L	0.001895	-0.01210	mg/L	0.001895	15.66%
Si 288.158†	28870.1	32.48	mg/L	0.928	32.48	mg/L	0.928	2.86%
Sn 189.927†	-20.2	-0.00764	mg/L	0.001011	-0.00764	mg/L	0.001011	13.24%
Sr 421.552†	66267.3	0.1237	mg/L	0.00124	0.1237	mg/L	0.00124	1.00%
Ti 334.903†	52.8	0.00308	mg/L	0.000193	0.00308	mg/L	0.000193	6.26%
Tl 190.801†	-4.1	-0.00671	mg/L	0.005430	-0.00671	mg/L	0.005430	80.91%
V 292.402†	134.4	0.00087	mg/L	0.000055	0.00087	mg/L	0.000055	6.33%
Zn 206.200†	3.9	0.01289	mg/L	0.005873	0.01289	mg/L	0.005873	45.55%

Sequence No.: 6
Sample ID: JZ32 H WMN
Analyst: BLW
Initial Sample Wt:
Dilution: 10X

Autosampler Location: 26
Date Collected: 10/10/2006 12:55:44 PM
Data Type: Original
Initial Sample Vol:
Sample Prep Vol:

Nebulizer Parameters: JZ32 H WMN

Analyte	Back Pressure	Flow
All	177.0 kPa	0.50 L/min

Mean Data: JZ32 H WMN

Analyte	Mean Corrected Intensity	Calib Conc.	Calib Units	Calib Std.Dev.	Sample Conc.	Sample Units	Sample Std.Dev.	RSD
ScA 357.253	942266.8	97.08	%	0.569				0.59%
ScR 361.383	112106.6	101.7	%	0.54				0.53%
Ag 328.068†	-115.5	-0.00004	mg/L	0.000266	-0.00038	mg/L	0.002661	705.57%
Al 308.215†	5.6	0.00530	mg/L	0.004856	0.05296	mg/L	0.048562	91.69%
As 188.979†	10.7	0.02180	mg/L	0.003608	0.2180	mg/L	0.03608	16.55%
B 249.677†	259.8	0.1363	mg/L	0.00059	1.363	mg/L	0.0059	0.43%
Ba 233.527†	8.6	0.00515	mg/L	0.000591	0.05150	mg/L	0.005908	11.47%
Be 313.042†	68.6	0.00017	mg/L	0.000095	0.00167	mg/L	0.000949	56.87%
Ca 317.933†	546.4	0.05097	mg/L	0.003026	0.5097	mg/L	0.03026	5.94%
Cd 228.802†	0.3	-0.00002	mg/L	0.000133	-0.00019	mg/L	0.001329	706.32%
Co 228.616†	380.3	0.01882	mg/L	0.000137	0.1882	mg/L	0.00137	0.73%
Cr 267.716†	17.8	0.00493	mg/L	0.000978	0.04931	mg/L	0.009779	19.83%
Cu 324.752†	-39.5	0.00080	mg/L	0.000113	0.00800	mg/L	0.001134	14.18%
Fe 273.955†	5438.3	10.25	mg/L	0.036	102.5	mg/L	0.36	0.35%
K 766.490†	1556.0	1.342	mg/L	0.0387	13.42	mg/L	0.387	2.88%
Mg 279.077†	16.5	0.01645	mg/L	0.007219	0.1645	mg/L	0.07219	43.90%
Mn 257.610†	7.2	0.00052	mg/L	0.000184	0.00523	mg/L	0.001841	35.18%
Mo 202.031†	198.6	0.03012	mg/L	0.000236	0.3012	mg/L	0.00236	0.79%
Na 589.592†	2851999.3	690.8	mg/L	5.57	6908	mg/L	55.7	0.81%
Na 330.237†	15348.3	669.2	mg/L	2.39	6692	mg/L	23.9	0.36%
Ni 231.604†	-2.3	-0.00263	mg/L	0.004839	-0.02632	mg/L	0.048391	183.85%
Pb 220.353†	9.3	0.00202	mg/L	0.000365	0.02019	mg/L	0.003654	18.10%
Sb 206.836†	2.4	0.00229	mg/L	0.003882	0.02290	mg/L	0.038823	169.50%
Se 196.026†	-0.2	0.00093	mg/L	0.004686	0.00930	mg/L	0.046864	503.79%
Si 288.158†	6015.8	6.769	mg/L	0.2289	67.69	mg/L	2.289	3.38%
Sn 189.927†	-3.5	-0.00158	mg/L	0.001884	-0.01584	mg/L	0.018844	118.97%
Sr 421.552†	1117.4	0.00209	mg/L	0.000061	0.02086	mg/L	0.000610	2.93%
Ti 334.903†	570.8	0.03324	mg/L	0.000128	0.3324	mg/L	0.00128	0.38%
Tl 190.801†	1.1	0.00182	mg/L	0.004240	0.01822	mg/L	0.042403	232.73%
V 292.402†	1739.3	0.00970	mg/L	0.000232	0.09703	mg/L	0.002324	2.39%
Zn 206.200†	-0.4	-0.00162	mg/L	0.005204	-0.01621	mg/L	0.052040	321.00%

Sequence No.: 7
Sample ID: JZ32 I WMN
Analyst: BLW
Initial Sample Wt:
Dilution: 5X

Autosampler Location: 27
Date Collected: 10/10/2006 1:02:27 PM
Data Type: Original
Initial Sample Vol:
Sample Prep Vol:

Nebulizer Parameters: JZ32 I WMN

Analyte	Back Pressure	Flow
All	177.0 kPa	0.50 L/min

DEL

Mean Data: JZ32 I WMN

Analyte	Mean Corrected Intensity	Calib Conc.	Calib Units	Calib Std.Dev.	Sample Conc.	Sample Units	Sample Std.Dev.	RSD
ScA 357.253	984253.9	101.4	%	0.85				0.84%
ScR 361.383	115252.7	104.6	%	0.34				0.32%
Ag 328.068†	-447.9	-0.00028	mg/L	0.000124	-0.00140	mg/L	0.000621	44.27%
Al 308.215†	89.8	0.09683	mg/L	0.005527	0.4841	mg/L	0.02764	5.71%
As 188.979†	4.2	0.00737	mg/L	0.005587	0.03686	mg/L	0.027936	75.80%
B 249.677†	25.1	0.01312	mg/L	0.000972	0.06561	mg/L	0.004860	7.41%
Ba 233.527†	35.8	0.02160	mg/L	0.001618	0.1080	mg/L	0.00809	7.49%
Be 313.042†	24.6	0.00006	mg/L	0.000038	0.00032	mg/L	0.000192	60.90%
Ca 317.933†	334757.3	31.23	mg/L	0.141	156.1	mg/L	0.71	0.45%
Cd 228.802†	-1.9	-0.00011	mg/L	0.000078	-0.00057	mg/L	0.000388	67.54%
Co 228.616†	495.0	0.02407	mg/L	0.000100	0.1204	mg/L	0.00050	0.42%
Cr 267.716†	10.6	0.00121	mg/L	0.000226	0.00605	mg/L	0.001129	18.65%
Cu 324.752†	-714.3	0.00046	mg/L	0.000095	0.00232	mg/L	0.000477	20.57%
Fe 273.955†	21857.9	41.20	mg/L	0.671	206.0	mg/L	3.36	1.63%
K 766.490†	1540.1	1.328	mg/L	0.0225	6.642	mg/L	0.1125	1.69%
Mg 279.077†	11459.4	16.26	mg/L	0.200	81.28	mg/L	1.000	1.23%
Mn 257.610†	17338.4	1.257	mg/L	0.0156	6.286	mg/L	0.0778	1.24%
Mo 202.031†	15.1	0.00194	mg/L	0.000205	0.00968	mg/L	0.001025	10.59%
Na 589.592†	144622.9	35.03	mg/L	0.274	175.1	mg/L	1.37	0.78%
Na 330.237†	783.8	33.86	mg/L	0.405	169.3	mg/L	2.03	1.20%
Ni 231.604†	-0.2	-0.00021	mg/L	0.002164	-0.00105	mg/L	0.010821	>999.9%
Pb 220.353†	12.8	0.00278	mg/L	0.000651	0.01389	mg/L	0.003255	23.44%
Sb 206.836†	4.3	0.00162	mg/L	0.003005	0.00810	mg/L	0.015024	185.47%
Se 196.026†	-10.6	-0.01209	mg/L	0.011000	-0.06044	mg/L	0.055002	91.01%
Si 288.158†	6860.7	7.720	mg/L	0.0622	38.60	mg/L	0.311	0.81%
Sn 189.927†	-36.0	-0.01420	mg/L	0.000632	-0.07101	mg/L	0.003161	4.45%
Sr 421.552†	92520.5	0.1727	mg/L	0.00074	0.8637	mg/L	0.00368	0.43%
Ti 334.903†	15.5	0.00090	mg/L	0.001036	0.00450	mg/L	0.005181	115.06%
Tl 190.801†	-5.2	-0.00855	mg/L	0.002867	-0.04275	mg/L	0.014335	33.53%
V 292.402†	267.5	0.00169	mg/L	0.000127	0.00847	mg/L	0.000637	7.52%
Zn 206.200†	0.0	-0.00044	mg/L	0.002795	-0.00221	mg/L	0.013973	633.18%

Sequence No.: 8
Sample ID: JZ32 J WMN
Analyst: BLW
Initial Sample Wt:
Dilution: 5X

Autosampler Location: 28
Date Collected: 10/10/2006 1:09:05 PM
Data Type: Original
Initial Sample Vol:
Sample Prep Vol:

Nebulizer Parameters: JZ32 J WMN

Analyte	Back Pressure	Flow
All	178.0 kPa	0.50 L/min

DL

Mean Data: JZ32 J WMN

Analyte	Mean Corrected Intensity	Calib Conc.	Calib Units	Calib Std.Dev.	Sample Conc.	Sample Units	Sample Std.Dev.	RSD
ScA 357.253	970359.4	99.97	%	0.113				0.11%
ScR 361.383	114224.6	103.6	%	0.61				0.59%
Ag 328.068†	-67.5	-0.00012	mg/L	0.000254	-0.00059	mg/L	0.001271	214.08%
Al 308.215†	17.2	0.01851	mg/L	0.005459	0.09254	mg/L	0.027293	29.49%
As 188.979†	2.1	0.00388	mg/L	0.007199	0.01938	mg/L	0.035994	185.74%
B 249.677†	30.6	0.01607	mg/L	0.001315	0.08035	mg/L	0.006577	8.19%
Ba 233.527†	18.7	0.01237	mg/L	0.000854	0.06183	mg/L	0.004272	6.91%
Be 313.042†	47.3	0.00012	mg/L	0.000023	0.00061	mg/L	0.000116	19.07%
Ca 317.933†	107140.5	9.994	mg/L	0.0132	49.97	mg/L	0.066	0.13%
Cd 228.802†	0.6	0.00002	mg/L	0.000038	0.00012	mg/L	0.000189	158.21%
Co 228.616†	20.8	0.00094	mg/L	0.000210	0.00468	mg/L	0.001052	22.51%
Cr 267.716†	8.1	0.00080	mg/L	0.000790	0.00399	mg/L	0.003949	98.99%
Cu 324.752†	-208.6	-0.00049	mg/L	0.000079	-0.00245	mg/L	0.000394	16.12%
Fe 273.955†	3103.8	5.850	mg/L	0.0305	29.25	mg/L	0.153	0.52%
K 766.490†	842.0	0.7263	mg/L	0.01705	3.632	mg/L	0.0853	2.35%
Mg 279.077†	4086.4	5.803	mg/L	0.0037	29.02	mg/L	0.019	0.06%
Mn 257.610†	7709.0	0.5590	mg/L	0.00094	2.795	mg/L	0.0047	0.17%
Mo 202.031†	11.0	0.00155	mg/L	0.000308	0.00773	mg/L	0.001542	19.94%
Na 589.592†	410480.6	99.42	mg/L	0.460	497.1	mg/L	2.30	0.46%
Na 330.237†	2172.9	94.63	mg/L	0.441	473.2	mg/L	2.20	0.47%
Ni 231.604†	0.9	0.00101	mg/L	0.001869	0.00507	mg/L	0.009345	184.20%
Pb 220.353†	2.4	0.00053	mg/L	0.000969	0.00265	mg/L	0.004846	182.57%
Sb 206.836†	2.1	0.00230	mg/L	0.003514	0.01150	mg/L	0.017570	152.77%
Se 196.026†	-2.3	-0.00326	mg/L	0.005368	-0.01631	mg/L	0.026839	164.53%
Si 288.158†	4788.6	5.388	mg/L	0.0282	26.94	mg/L	0.141	0.52%
Sn 189.927†	-16.2	-0.00671	mg/L	0.002121	-0.03355	mg/L	0.010604	31.61%
Sr 421.552†	39206.2	0.07320	mg/L	0.000003	0.3660	mg/L	0.00001	0.00%
Ti 334.903†	19.2	0.00112	mg/L	0.001448	0.00559	mg/L	0.007239	129.58%
Tl 190.801†	1.8	0.00294	mg/L	0.000587	0.01471	mg/L	0.002937	19.97%
V 292.402†	463.7	0.00268	mg/L	0.000150	0.01338	mg/L	0.000751	5.61%
Zn 206.200†	-0.1	-0.00035	mg/L	0.005052	-0.00177	mg/L	0.025262	>999.9%

Sequence No.: 9
Sample ID: JY18 X SWC
Analyst: BLW
Initial Sample Wt:
Dilution: 2X

Autosampler Location: 29
Date Collected: 10/10/2006 1:15:44 PM
Data Type: Original
Initial Sample Vol:
Sample Prep Vol:

Nebulizer Parameters: JY18 X SWC

Analyte	Back Pressure	Flow
All	178.0 kPa	0.50 L/min

Mean Data: JY18 X SWC

Analyte	Mean Corrected Intensity	Calib Conc.	Calib Units	Std.Dev.	Sample Conc.	Sample Units	Std.Dev.	RSD
ScA 357.253	994396.6	102.4	%	0.48				0.46%
ScR 361.383	118642.7	107.6	%	0.46				0.43%
Ag 328.068†	-1177.8	-0.00046	mg/L	0.000211	-0.00092	mg/L	0.000422	46.15%
Al 308.215†	64546.4	69.67	mg/L	0.028	139.3	mg/L	0.06	0.04%
As 188.979†	31.6	0.04156	mg/L	0.004778	0.08312	mg/L	0.009556	11.50%
B 249.677†	138.4	0.07130	mg/L	0.000750	0.1426	mg/L	0.00150	1.05%
Ba 233.527†	352.6	0.2329	mg/L	0.00317	0.4658	mg/L	0.00634	1.36%
Be 313.042†	647.4	0.00133	mg/L	0.000023	0.00266	mg/L	0.000047	1.75%
Ca 317.933†	908575.7	84.75	mg/L	0.144	169.5	mg/L	0.29	0.17%
Cd 228.802†	23.5	0.00110	mg/L	0.000075	0.00220	mg/L	0.000151	6.86%
Co 228.616†	874.0	0.03420	mg/L	0.000212	0.06841	mg/L	0.000425	0.62%
Cr 267.716†	648.6	0.1528	mg/L	0.00188	0.3056	mg/L	0.00375	1.23%
Cu 324.752†	13276.1	0.07490	mg/L	0.000399	0.1498	mg/L	0.00080	0.53%
Fe 273.955†	56133.2	105.8	mg/L	0.27	211.6	mg/L	0.53	0.25%
K 766.490†	10479.2	9.039	mg/L	0.0868	18.08	mg/L	0.174	0.96%
Mg 279.077†	26927.5	38.19	mg/L	0.422	76.39	mg/L	0.844	1.11%
Mn 257.610†	17970.4	1.302	mg/L	0.0084	2.603	mg/L	0.0169	0.65%
Mo 202.031†	39.7	0.00519	mg/L	0.000477	0.01039	mg/L	0.000953	9.18%
Na 589.592†	137059.6	33.20	mg/L	0.190	66.39	mg/L	0.379	0.57%
Na 330.237†	729.7	32.15	mg/L	0.361	64.30	mg/L	0.723	1.12%
Ni 231.604†	104.5	0.1184	mg/L	0.00520	0.2367	mg/L	0.01041	4.40%
Pb 220.353†	292.9	0.07540	mg/L	0.000818	0.1508	mg/L	0.00164	1.08%
Sb 206.836†	9.8	0.00529	mg/L	0.001190	0.01058	mg/L	0.002381	22.51%
Se 196.026†	-27.9	-0.02985	mg/L	0.010317	-0.05969	mg/L	0.020634	34.57%
Si 288.158†	3156.7	3.552	mg/L	0.0467	7.105	mg/L	0.0933	1.31%
Sn 189.927†	-52.6	-0.01892	mg/L	0.000374	-0.03784	mg/L	0.000747	1.97%
Sr 421.552†	259566.4	0.4846	mg/L	0.00069	0.9692	mg/L	0.00139	0.14%
Ti 334.903†	86405.8	5.037	mg/L	0.0042	10.07	mg/L	0.008	0.08%
Tl 190.801†	-5.7	-0.01442	mg/L	0.003870	-0.02885	mg/L	0.007740	26.83%
V 292.402†	44312.0	0.2452	mg/L	0.00122	0.4904	mg/L	0.00244	0.50%
Zn 206.200†	82.8	0.2619	mg/L	0.00455	0.5237	mg/L	0.00910	1.74%

Sequence No.: 10
Sample ID: JZ50 MBSPK TWC
Analyst: BLW
Initial Sample Wt:
Dilution: 1X

Autosampler Location: 30
Date Collected: 10/10/2006 1:22:23 PM
Data Type: Original
Initial Sample Vol:
Sample Prep Vol:

Nebulizer Parameters: JZ50 MBSPK TWC

Analyte	Back Pressure	Flow
All	178.0 kPa	0.50 L/min

Mean Data: JZ50 MBSPK TWC

Analyte	Mean Corrected Intensity	Calib Conc.	Calib Units	Calib Std.Dev.	Sample Conc.	Sample Units	Sample Std.Dev.	RSD
ScA 357.253	985005.5	101.5	%	0.68				0.67%
ScR 361.383	116420.4	105.6	%	0.36				0.34%
Ag 328.068†	107187.7	0.4888	mg/L	0.00212	0.4888	mg/L	0.00212	0.43%
Al 308.215†	1870.6	2.011	mg/L	0.0222	2.011	mg/L	0.0222	1.10%
As 188.979†	990.5	2.026	mg/L	0.0186	2.026	mg/L	0.0186	0.92%
B 249.677†	-6.2	-0.00232	mg/L	0.001657	-0.00232	mg/L	0.001657	71.57%
Ba 233.527†	2994.6	2.039	mg/L	0.0094	2.039	mg/L	0.0094	0.46%
Be 313.042†	195656.6	0.5183	mg/L	0.00247	0.5183	mg/L	0.00247	0.48%
Ca 317.933†	110907.0	10.35	mg/L	0.051	10.35	mg/L	0.051	0.49%
Cd 228.802†	10089.1	0.5043	mg/L	0.00270	0.5043	mg/L	0.00270	0.53%
Co 228.616†	9881.8	0.4944	mg/L	0.00417	0.4944	mg/L	0.00417	0.84%
Cr 267.716†	2144.3	0.5095	mg/L	0.00373	0.5095	mg/L	0.00373	0.73%
Cu 324.752†	102044.3	0.5053	mg/L	0.00197	0.5053	mg/L	0.00197	0.39%
Fe 273.955†	1146.6	2.160	mg/L	0.0134	2.160	mg/L	0.0134	0.62%
K 766.490†	11650.9	10.05	mg/L	0.090	10.05	mg/L	0.090	0.89%
Mg 279.077†	7223.6	10.27	mg/L	0.108	10.27	mg/L	0.108	1.05%
Mn 257.610†	7116.7	0.5165	mg/L	0.00479	0.5165	mg/L	0.00479	0.93%
Mo 202.031†	11.1	0.00147	mg/L	0.000544	0.00147	mg/L	0.000544	37.08%
Na 589.592†	45227.4	10.95	mg/L	0.067	10.95	mg/L	0.067	0.61%
Na 330.237†	248.2	10.58	mg/L	0.461	10.58	mg/L	0.461	4.35%
Ni 231.604†	452.8	0.5128	mg/L	0.00078	0.5128	mg/L	0.00078	0.15%
Pb 220.353†	9457.2	2.028	mg/L	0.0187	2.028	mg/L	0.0187	0.92%
Sb 206.836†	2.4	-0.00329	mg/L	0.001703	-0.00329	mg/L	0.001703	51.73%
Se 196.026†	1382.9	2.029	mg/L	0.0090	2.029	mg/L	0.0090	0.44%
Si 288.158†	23.6	0.02766	mg/L	0.002222	0.02766	mg/L	0.002222	8.03%
Sn 189.927†	-12.5	-0.00487	mg/L	0.000530	-0.00487	mg/L	0.000530	10.87%
Sr 421.552†	271934.0	0.5077	mg/L	0.00237	0.5077	mg/L	0.00237	0.47%
Ti 334.903†	10.2	0.00048	mg/L	0.001101	0.00048	mg/L	0.001101	228.24%
Tl 190.801†	1221.4	1.976	mg/L	0.0115	1.976	mg/L	0.0115	0.58%
V 292.402†	90801.9	0.5083	mg/L	0.00186	0.5083	mg/L	0.00186	0.37%
Zn 206.200†	168.4	0.5353	mg/L	0.00539	0.5353	mg/L	0.00539	1.01%

Sequence No.: 11
Sample ID: ~~cv~~ ZZZZZZ
Analyst: BLW
Initial Sample Wt: BW 10.10
Dilution: 1X

Autosampler Location: 7
Date Collected: 10/10/2006 1:29:02 PM
Data Type: Original
Initial Sample Vol:
Sample Prep Vol:

Nebulizer Parameters: CV

Analyte	Back Pressure	Flow
All	178.0 kPa	0.50 L/min

Mean Data: CV

Analyte	Mean Corrected Intensity	Calib Conc.	Calib Units	Calib Std.Dev.	Sample Conc.	Sample Units	Sample Std.Dev.	RSD
ScA 357.253	976641.2	100.6	%	0.24				0.23%
ScR 361.383	114150.5	103.6	%	0.31				0.30%
Ag 328.068†	214548.4	0.9783	mg/L	0.00126	0.9783	mg/L	0.00126	0.13%
Al 308.215†	1826.0	1.935	mg/L	0.0140	1.935	mg/L	0.0140	0.72%
As 188.979†	967.5	1.975	mg/L	0.0174	1.975	mg/L	0.0174	0.88%
B 249.677†	1798.1	0.9465	mg/L	0.00699	0.9465	mg/L	0.00699	0.74%
Ba 233.527†	1429.2	0.9730	mg/L	0.00520	0.9730	mg/L	0.00520	0.53%
Be 313.042†	371670.0	0.9846	mg/L	0.00420	0.9846	mg/L	0.00420	0.43%
Ca 317.933†	21805.0	2.034	mg/L	0.0091	2.034	mg/L	0.0091	0.45%
Cd 228.802†	20103.5	1.008	mg/L	0.0013	1.008	mg/L	0.0013	0.13%
Co 228.616†	19481.8	0.9740	mg/L	0.00170	0.9740	mg/L	0.00170	0.17%
Cr 267.716†	4016.3	0.9578	mg/L	0.00684	0.9578	mg/L	0.00684	0.71%
Cu 324.752†	212965.5	1.054	mg/L	0.0007	1.054	mg/L	0.0007	0.07%
Fe 273.955†	1083.2	2.039	mg/L	0.0162	2.039	mg/L	0.0162	0.79%
K 766.490†	23335.4	20.13	mg/L	0.034	20.13	mg/L	0.034	0.17%
Mg 279.077†	1380.9	1.966	mg/L	0.0122	1.966	mg/L	0.0122	0.62%
Mn 257.610†	13610.5	0.9877	mg/L	0.00287	0.9877	mg/L	0.00287	0.29%
Mo 202.031†	6421.5	0.9737	mg/L	0.00070	0.9737	mg/L	0.00070	0.07%
Na 589.592†	223239.2	54.07	mg/L	0.274	54.07	mg/L	0.274	0.51%
Na 330.237†	1164.7	50.76	mg/L	0.627	50.76	mg/L	0.627	1.24%
Ni 231.604†	869.3	0.9855	mg/L	0.01014	0.9855	mg/L	0.01014	1.03%
Pb 220.353†	9369.1	2.010	mg/L	0.0071	2.010	mg/L	0.0071	0.35%
Sb 206.836†	1529.2	2.145	mg/L	0.0019	2.145	mg/L	0.0019	0.09%
Se 196.026†	1345.2	1.973	mg/L	0.0086	1.973	mg/L	0.0086	0.43%
Si 288.158†	1802.8	2.030	mg/L	0.0097	2.030	mg/L	0.0097	0.48%
Sn 189.927†	2035.7	0.9363	mg/L	0.00180	0.9363	mg/L	0.00180	0.19%
Sr 421.552†	532752.6	0.9946	mg/L	0.00411	0.9946	mg/L	0.00411	0.41%
Ti 334.903†	17280.2	1.006	mg/L	0.0032	1.006	mg/L	0.0032	0.32%
Tl 190.801†	1203.9	1.947	mg/L	0.0050	1.947	mg/L	0.0050	0.26%
V 292.402†	177079.9	0.9913	mg/L	0.00133	0.9913	mg/L	0.00133	0.13%
Zn 206.200†	316.3	1.004	mg/L	0.0114	1.004	mg/L	0.0114	1.13%

Sequence No.: 12
Sample ID: ~~CB~~ 222222
Analyst: BLW
Initial Sample Wt: BW 10:10
Dilution: 1X

Autosampler Location: 1
Date Collected: 10/10/2006 1:35:25 PM
Data Type: Original
Initial Sample Vol:
Sample Prep Vol:

Nebulizer Parameters: CB

Analyte	Back Pressure	Flow
All	178.0 kPa	0.50 L/min

Mean Data: CB

Analyte	Mean Corrected Intensity	Calib Conc.	Calib Units	Calib Std.Dev.	Sample Conc.	Sample Units	Sample Std.Dev.	Sample RSD
ScA 357.253	1093511.5	112.7	%	20.65				18.33%
Saturated within auto integration window (code 4)								
ScR 361.383	112139.7	101.7	%	1.19				1.17%
Ag 328.068†	37.7	0.00017	mg/L	0.000231	0.00017	mg/L	0.000231	134.56%
Al 308.215†	2.3	0.00254	mg/L	0.001238	0.00254	mg/L	0.001238	48.83%
As 188.979†	21.7	0.04444	mg/L	0.074630	0.04444	mg/L	0.074630	167.95%
B 249.677†	6.3	0.00328	mg/L	0.000325	0.00328	mg/L	0.000325	9.92%
Ba 233.527†	2.0	0.00136	mg/L	0.000261	0.00136	mg/L	0.000261	19.24%
Be 313.042†	18.1	0.00005	mg/L	0.000041	0.00005	mg/L	0.000041	85.55%
Ca 317.933†	8.5	0.00080	mg/L	0.000336	0.00080	mg/L	0.000336	42.18%
Cd 228.802†	-0.5	-0.00009	mg/L	0.000912	-0.00009	mg/L	0.000912	>999.9%
Co 228.616†	9.1	0.00046	mg/L	0.001247	0.00046	mg/L	0.001247	272.12%
Cr 267.716†	0.9	0.00021	mg/L	0.000513	0.00021	mg/L	0.000513	247.30%
Cu 324.752†	-210.4	-0.00104	mg/L	0.001393	-0.00104	mg/L	0.001393	133.83%
Fe 273.955†	1.3	0.00242	mg/L	0.000849	0.00242	mg/L	0.000849	35.06%
K 766.490†	14.9	0.01285	mg/L	0.020962	0.01285	mg/L	0.020962	163.14%
Mg 279.077†	-0.4	-0.00056	mg/L	0.006213	-0.00056	mg/L	0.006213	>999.9%
Mn 257.610†	2.9	0.00021	mg/L	0.000204	0.00021	mg/L	0.000204	95.82%
Mo 202.031†	-1.9	-0.00030	mg/L	0.000416	-0.00030	mg/L	0.000416	140.89%
Na 589.592†	319.4	0.07736	mg/L	0.002343	0.07736	mg/L	0.002343	3.03%
Na 330.237†	3.6	0.1573	mg/L	0.25140	0.1573	mg/L	0.25140	159.79%
Ni 231.604†	-2.1	-0.00233	mg/L	0.001296	-0.00233	mg/L	0.001296	55.62%
Pb 220.353†	17.9	0.00384	mg/L	0.009680	0.00384	mg/L	0.009680	251.95%
Sb 206.836†	0.9	0.00131	mg/L	0.008462	0.00131	mg/L	0.008462	648.25%
Se 196.026†	-6.2	-0.00909	mg/L	0.013955	-0.00909	mg/L	0.013955	153.55%
Si 288.158†	5.6	0.00634	mg/L	0.004073	0.00634	mg/L	0.004073	64.23%
Sn 189.927†	5.0	0.00231	mg/L	0.001504	0.00231	mg/L	0.001504	65.06%
Sr 421.552†	-12.9	-0.00002	mg/L	0.000058	-0.00002	mg/L	0.000058	242.02%
Ti 334.903†	-5.7	-0.00033	mg/L	0.000434	-0.00033	mg/L	0.000434	130.25%
Tl 190.801†	1.3	0.00213	mg/L	0.006666	0.00213	mg/L	0.006666	312.89%
V 292.402†	4.2	0.00002	mg/L	0.000060	0.00002	mg/L	0.000060	240.90%
Zn 206.200†	0.0	0.00014	mg/L	0.003515	0.00014	mg/L	0.003515	>999.9%

User canceled analysis.

==========

Analysis Begun

Start Time: 10/10/2006 1:41:51 PM **Plasma On Time: 10/10/2006 9:52:51 AM**
Logged In Analyst: metals **Technique: ICP Continuous**
Spectrometer Model: Optima 4300 DV, S/N 077N0060101 **Autosampler Model: AS-93plus**

Sample Information File: C:\pe\Administrator\Sample Information\1010A.sif
Batch ID:
Results Data Set: PE061010
Results Library: C:\pe\Administrator\Results\Results.mdb

==========

Sequence No.: 11 **Autosampler Location: 7**
Sample ID: CV 2 **Date Collected: 10/10/2006 1:41:51 PM**
Analyst: BLW **Data Type: Original**
Initial Sample Wt: **Initial Sample Vol:**
Dilution: 1X **Sample Prep Vol:**

Nebulizer Parameters: CV

Analyte	Back Pressure	Flow
All	178.0 kPa	0.50 L/min

Mean Data: CV

Analyte	Mean Corrected Intensity	Calib Conc.	Calib Units	Calib Std.Dev.	Sample Conc.	Sample Units	Sample Std.Dev.	RSD
ScA 357.253	971906.0	100.1	%	0.49				0.49%
ScR 361.383	113795.4	103.2	%	0.48				0.46%
Ag 328.068†	214889.1	0.9798	mg/L	0.00356	0.9798	mg/L	0.00356	0.36%
Al 308.215†	1830.5	1.939	mg/L	0.0107	1.939	mg/L	0.0107	0.55%
As 188.979†	970.3	1.981	mg/L	0.0130	1.981	mg/L	0.0130	0.66%
B 249.677†	1806.3	0.9509	mg/L	0.00395	0.9509	mg/L	0.00395	0.42%
Ba 233.527†	1428.1	0.9723	mg/L	0.00874	0.9723	mg/L	0.00874	0.90%
Be 313.042†	372588.6	0.9870	mg/L	0.00202	0.9870	mg/L	0.00202	0.20%
Ca 317.933†	21388.3	1.995	mg/L	0.0136	1.995	mg/L	0.0136	0.68%
Cd 228.802†	20098.7	1.008	mg/L	0.0056	1.008	mg/L	0.0056	0.55%
Co 228.616†	19485.8	0.9742	mg/L	0.00517	0.9742	mg/L	0.00517	0.53%
Cr 267.716†	4018.6	0.9583	mg/L	0.00391	0.9583	mg/L	0.00391	0.41%
Cu 324.752†	213105.0	1.054	mg/L	0.0028	1.054	mg/L	0.0028	0.27%
Fe 273.955†	1082.7	2.038	mg/L	0.0096	2.038	mg/L	0.0096	0.47%
K 766.490†	23143.3	19.96	mg/L	0.120	19.96	mg/L	0.120	0.60%
Mg 279.077†	1381.3	1.967	mg/L	0.0109	1.967	mg/L	0.0109	0.56%
Mn 257.610†	13403.7	0.9727	mg/L	0.00528	0.9727	mg/L	0.00528	0.54%
Mo 202.031†	6447.3	0.9776	mg/L	0.00558	0.9776	mg/L	0.00558	0.57%
Na 589.592†	221432.2	53.63	mg/L	0.278	53.63	mg/L	0.278	0.52%
Na 330.237†	1168.9	50.94	mg/L	0.349	50.94	mg/L	0.349	0.69%
Ni 231.604†	866.3	0.9822	mg/L	0.00447	0.9822	mg/L	0.00447	0.46%
Pb 220.353†	9329.4	2.001	mg/L	0.0058	2.001	mg/L	0.0058	0.29%
Sb 206.836†	1536.2	2.155	mg/L	0.0125	2.155	mg/L	0.0125	0.58%
Se 196.026†	1347.6	1.977	mg/L	0.0079	1.977	mg/L	0.0079	0.40%
Si 288.158†	1799.9	2.027	mg/L	0.0113	2.027	mg/L	0.0113	0.56%
Sn 189.927†	2042.5	0.9394	mg/L	0.00451	0.9394	mg/L	0.00451	0.48%
Sr 421.552†	533402.6	0.9959	mg/L	0.00221	0.9959	mg/L	0.00221	0.22%
Ti 334.903†	17036.7	0.9919	mg/L	0.00674	0.9919	mg/L	0.00674	0.68%
Tl 190.801†	1204.5	1.948	mg/L	0.0116	1.948	mg/L	0.0116	0.60%
V 292.402†	177290.4	0.9925	mg/L	0.00298	0.9925	mg/L	0.00298	0.30%
Zn 206.200†	316.7	1.006	mg/L	0.0123	1.006	mg/L	0.0123	1.23%

Sequence No.: 12
Sample ID: CB 2
Analyst: BLW
Initial Sample Wt:
Dilution: 1X

Autosampler Location: 1
Date Collected: 10/10/2006 1:48:14 PM
Data Type: Original
Initial Sample Vol:
Sample Prep Vol:

Nebulizer Parameters: CB

Analyte	Back Pressure	Flow
All	178.0 kPa	0.50 L/min

Mean Data: CB

Analyte	Mean Corrected Intensity	Conc.	Calib Units	Std.Dev.	Conc.	Sample Units	Std.Dev.	RSD
ScA 357.253	980326.3	101.0	%	0.10				0.10%
ScR 361.383	113537.0	103.0	%	1.16				1.12%
Ag 328.068†	2.8	0.00001	mg/L	0.000136	0.00001	mg/L	0.000136	>999.9%
Al 308.215†	-5.1	-0.00556	mg/L	0.002826	-0.00556	mg/L	0.002826	50.83%
As 188.979†	2.8	0.00581	mg/L	0.000593	0.00581	mg/L	0.000593	10.20%
B 249.677†	7.2	0.00380	mg/L	0.003461	0.00380	mg/L	0.003461	91.16%
Ba 233.527†	1.5	0.00100	mg/L	0.000871	0.00100	mg/L	0.000871	87.04%
Be 313.042†	26.4	0.00007	mg/L	0.000011	0.00007	mg/L	0.000011	16.04%
Ca 317.933†	9.9	0.00092	mg/L	0.001557	0.00092	mg/L	0.001557	168.99%
Cd 228.802†	-3.1	-0.00016	mg/L	0.000107	-0.00016	mg/L	0.000107	65.61%
Co 228.616†	3.3	0.00017	mg/L	0.000067	0.00017	mg/L	0.000067	40.59%
Cr 267.716†	1.8	0.00044	mg/L	0.000571	0.00044	mg/L	0.000571	129.73%
Cu 324.752†	-123.1	-0.00061	mg/L	0.000185	-0.00061	mg/L	0.000185	30.44%
Fe 273.955†	0.5	0.00087	mg/L	0.001403	0.00087	mg/L	0.001403	161.00%
K 766.490†	24.6	0.02120	mg/L	0.058840	0.02120	mg/L	0.058840	277.56%
Mg 279.077†	-4.1	-0.00585	mg/L	0.013492	-0.00585	mg/L	0.013492	230.76%
Mn 257.610†	1.7	0.00012	mg/L	0.000052	0.00012	mg/L	0.000052	41.66%
Mo 202.031†	1.3	0.00019	mg/L	0.000411	0.00019	mg/L	0.000411	216.29%
Na 589.592†	212.1	0.05137	mg/L	0.004769	0.05137	mg/L	0.004769	9.28%
Na 330.237†	-9.8	-0.4291	mg/L	0.18711	-0.4291	mg/L	0.18711	43.61%
Ni 231.604†	1.0	0.00118	mg/L	0.004068	0.00118	mg/L	0.004068	344.61%
Pb 220.353†	2.2	0.00047	mg/L	0.000625	0.00047	mg/L	0.000625	131.61%
Sb 206.836†	0.8	0.00113	mg/L	0.002456	0.00113	mg/L	0.002456	218.22%
Se 196.026†	-3.7	-0.00543	mg/L	0.004260	-0.00543	mg/L	0.004260	78.47%
Si 288.158†	7.9	0.00894	mg/L	0.002350	0.00894	mg/L	0.002350	26.28%
Sn 189.927†	4.9	0.00224	mg/L	0.000567	0.00224	mg/L	0.000567	25.31%
Sr 421.552†	9.5	0.00002	mg/L	0.000030	0.00002	mg/L	0.000030	169.36%
Ti 334.903†	-3.8	-0.00022	mg/L	0.000564	-0.00022	mg/L	0.000564	255.64%
Tl 190.801†	0.1	0.00013	mg/L	0.003265	0.00013	mg/L	0.003265	>999.9%
V 292.402†	-6.4	-0.00003	mg/L	0.000068	-0.00003	mg/L	0.000068	212.19%
Zn 206.200†	-0.3	-0.00098	mg/L	0.007796	-0.00098	mg/L	0.007796	798.78%

Sequence No.: 13
Sample ID: JZ32 MB2 WMN
Analyst: BLW
Initial Sample Wt:
Dilution: 1X

Autosampler Location: 31
Date Collected: 10/10/2006 1:54:36 PM
Data Type: Original
Initial Sample Vol:
Sample Prep Vol:

Nebulizer Parameters: JZ32 MB2 WMN

Analyte	Back Pressure	Flow
All	178.0 kPa	0.50 L/min

Mean Data: JZ32 MB2 WMN

Analyte	Mean Corrected Intensity	Calib Conc.	Calib Units	Calib Std.Dev.	Sample Conc.	Sample Units	Sample Std.Dev.	RSD
ScA 357.253	1024650.0	105.6	%	0.35				0.33%
ScR 361.383	116819.0	106.0	%	0.35				0.33%
Ag 328.068†	16.3	0.00007	mg/L	0.000249	0.00007	mg/L	0.000249	336.25%
Al 308.215†	5.4	0.00582	mg/L	0.001251	0.00582	mg/L	0.001251	21.48%
As 188.979†	1.0	0.00201	mg/L	0.001240	0.00201	mg/L	0.001240	61.76%
B 249.677†	-6.7	-0.00352	mg/L	0.000887	-0.00352	mg/L	0.000887	25.21%
Ba 233.527†	2.1	0.00145	mg/L	0.001464	0.00145	mg/L	0.001464	100.98%
Be 313.042†	10.9	0.00003	mg/L	0.000016	0.00003	mg/L	0.000016	57.16%
Ca 317.933†	42.8	0.00399	mg/L	0.001872	0.00399	mg/L	0.001872	46.90%
Cd 228.802†	-5.6	-0.00029	mg/L	0.000145	-0.00029	mg/L	0.000145	50.53%
Co 228.616†	-0.9	-0.00004	mg/L	0.000273	-0.00004	mg/L	0.000273	625.67%
Cr 267.716†	2.8	0.00066	mg/L	0.000632	0.00066	mg/L	0.000632	95.41%
Cu 324.752†	-381.7	-0.00189	mg/L	0.000050	-0.00189	mg/L	0.000050	2.63%
Fe 273.955†	-1.9	-0.00353	mg/L	0.000614	-0.00353	mg/L	0.000614	17.37%
K 766.490†	-17.4	-0.01504	mg/L	0.043639	-0.01504	mg/L	0.043639	290.16%
Mg 279.077†	6.9	0.00983	mg/L	0.004962	0.00983	mg/L	0.004962	50.49%
Mn 257.610†	-3.6	-0.00026	mg/L	0.000109	-0.00026	mg/L	0.000109	42.16%
Mo 202.031†	-1.6	-0.00024	mg/L	0.000286	-0.00024	mg/L	0.000286	121.45%
Na 589.592†	5.2	0.00125	mg/L	0.005205	0.00125	mg/L	0.005205	415.15%
Na 330.237†	-6.8	-0.2958	mg/L	0.26140	-0.2958	mg/L	0.26140	88.36%
Ni 231.604†	-0.9	-0.00104	mg/L	0.001501	-0.00104	mg/L	0.001501	144.79%
Pb 220.353†	-5.3	-0.00114	mg/L	0.000811	-0.00114	mg/L	0.000811	71.03%
Sb 206.836†	-2.6	-0.00360	mg/L	0.001154	-0.00360	mg/L	0.001154	32.08%
Se 196.026†	-1.3	-0.00188	mg/L	0.004749	-0.00188	mg/L	0.004749	252.56%
Si 288.158†	-12.1	-0.01363	mg/L	0.003438	-0.01363	mg/L	0.003438	25.22%
Sn 189.927†	3.8	0.00173	mg/L	0.000582	0.00173	mg/L	0.000582	33.67%
Sr 421.552†	-14.8	-0.00003	mg/L	0.000044	-0.00003	mg/L	0.000044	157.24%
Ti 334.903†	6.7	0.00039	mg/L	0.001222	0.00039	mg/L	0.001222	312.62%
Tl 190.801†	2.1	0.00343	mg/L	0.001370	0.00343	mg/L	0.001370	39.98%
V 292.402†	-1.8	-0.00001	mg/L	0.000169	-0.00001	mg/L	0.000169	>999.9%
Zn 206.200†	-1.3	-0.00413	mg/L	0.001353	-0.00413	mg/L	0.001353	32.74%

Sequence No.: 14
Sample ID: JZ82 MB2 WMN
Analyst: BLW
Initial Sample Wt:
Dilution: 1X

Autosampler Location: 32
Date Collected: 10/10/2006 2:00:59 PM
Data Type: Original
Initial Sample Vol:
Sample Prep Vol:

Nebulizer Parameters: JZ82 MB2 WMN

Analyte	Back Pressure	Flow
All	178.0 kPa	0.50 L/min

Mean Data: JZ82 MB2 WMN

Analyte	Mean Corrected Intensity	Calib Conc.	Calib Units	Calib Std.Dev.	Sample Conc.	Sample Units	Sample Std.Dev.	RSD
ScA 357.253	1004698.1	103.5	%	0.12				0.12%
ScR 361.383	114544.6	103.9	%	0.89				0.86%
Ag 328.068†	16.9	0.00008	mg/L	0.000055	0.00008	mg/L	0.000055	70.99%
Al 308.215†	4.3	0.00462	mg/L	0.004976	0.00462	mg/L	0.004976	107.66%
As 188.979†	1.0	0.00204	mg/L	0.001539	0.00204	mg/L	0.001539	75.30%
B 249.677†	-11.1	-0.00584	mg/L	0.000552	-0.00584	mg/L	0.000552	9.45%
Ba 233.527†	1.7	0.00119	mg/L	0.001474	0.00119	mg/L	0.001474	124.04%
Be 313.042†	13.9	0.00004	mg/L	0.000027	0.00004	mg/L	0.000027	72.65%
Ca 317.933†	9.1	0.00085	mg/L	0.000576	0.00085	mg/L	0.000576	68.09%
Cd 228.802†	-4.9	-0.00025	mg/L	0.000051	-0.00025	mg/L	0.000051	20.43%
Co 228.616†	7.6	0.00038	mg/L	0.000103	0.00038	mg/L	0.000103	26.87%
Cr 267.716†	2.4	0.00056	mg/L	0.000919	0.00056	mg/L	0.000919	163.85%
Cu 324.752†	-374.0	-0.00185	mg/L	0.000137	-0.00185	mg/L	0.000137	7.38%
Fe 273.955†	-2.0	-0.00378	mg/L	0.001830	-0.00378	mg/L	0.001830	48.45%
K 766.490†	-10.9	-0.00936	mg/L	0.030397	-0.00936	mg/L	0.030397	324.68%
Mg 279.077†	3.2	0.00455	mg/L	0.003488	0.00455	mg/L	0.003488	76.63%
Mn 257.610†	-5.7	-0.00042	mg/L	0.000135	-0.00042	mg/L	0.000135	32.55%
Mo 202.031†	-1.4	-0.00022	mg/L	0.000076	-0.00022	mg/L	0.000076	35.17%
Na 589.592†	-41.3	-0.01000	mg/L	0.006506	-0.01000	mg/L	0.006506	65.07%
Na 330.237†	-4.6	-0.1996	mg/L	0.25668	-0.1996	mg/L	0.25668	128.62%
Ni 231.604†	-0.2	-0.00019	mg/L	0.002242	-0.00019	mg/L	0.002242	>999.9%
Pb 220.353†	-3.9	-0.00084	mg/L	0.000483	-0.00084	mg/L	0.000483	57.72%
Sb 206.836†	-1.1	-0.00159	mg/L	0.001704	-0.00159	mg/L	0.001704	106.93%
Se 196.026†	0.9	0.00130	mg/L	0.003228	0.00130	mg/L	0.003228	248.50%
Si 288.158†	-14.4	-0.01624	mg/L	0.002123	-0.01624	mg/L	0.002123	13.07%
Sn 189.927†	-0.5	-0.00025	mg/L	0.001619	-0.00025	mg/L	0.001619	650.90%
Sr 421.552†	-16.5	-0.00003	mg/L	0.000046	-0.00003	mg/L	0.000046	150.96%
Ti 334.903†	-6.6	-0.00038	mg/L	0.000541	-0.00038	mg/L	0.000541	141.56%
Tl 190.801†	0.4	0.00070	mg/L	0.000751	0.00070	mg/L	0.000751	108.05%
V 292.402†	7.0	0.00004	mg/L	0.000080	0.00004	mg/L	0.000080	186.25%
Zn 206.200†	-0.6	-0.00189	mg/L	0.003442	-0.00189	mg/L	0.003442	182.17%

Sequence No.: 15
Sample ID: JZ82 E WMN
Analyst: BLW
Initial Sample Wt:
Dilution: 5X

Autosampler Location: 33
Date Collected: 10/10/2006 2:07:24 PM
Data Type: Original
Initial Sample Vol:
Sample Prep Vol:

Nebulizer Parameters: JZ82 E WMN

Analyte	Back Pressure	Flow
All	178.0 kPa	0.50 L/min

Mean Data: JZ82 E WMN

Analyte	Mean Corrected Intensity	Calib Conc.	Calib Units	Calib Std.Dev.	Sample Conc.	Sample Units	Sample Std.Dev.	RSD
ScA 357.253	988561.2	101.8	%	0.14				0.13%
ScR 361.383	114284.6	103.7	%	0.28				0.27%
Ag 328.068†	19.1	0.00007	mg/L	0.000097	0.00036	mg/L	0.000484	135.56%
Al 308.215†	9.5	0.01029	mg/L	0.001998	0.05145	mg/L	0.009989	19.42%
As 188.979†	1.0	0.00181	mg/L	0.006287	0.00906	mg/L	0.031435	346.97%
B 249.677†	1.9	0.00099	mg/L	0.001624	0.00494	mg/L	0.008122	164.49%
Ba 233.527†	5.9	0.00406	mg/L	0.000829	0.02029	mg/L	0.004147	20.43%
Be 313.042†	-4.5	-0.00001	mg/L	0.000049	-0.00006	mg/L	0.000243	407.46%
Ca 317.933†	56770.8	5.296	mg/L	0.0426	26.48	mg/L	0.213	0.81%
Cd 228.802†	-4.3	-0.00022	mg/L	0.000117	-0.00110	mg/L	0.000587	53.56%
Co 228.616†	5.1	0.00025	mg/L	0.000086	0.00125	mg/L	0.000428	34.23%
Cr 267.716†	0.6	-0.00029	mg/L	0.001772	-0.00144	mg/L	0.008859	613.24%
Cu 324.752†	-268.3	-0.00134	mg/L	0.000109	-0.00670	mg/L	0.000543	8.11%
Fe 273.955†	7.4	0.01388	mg/L	0.002243	0.06938	mg/L	0.011217	16.17%
K 766.490†	419.6	0.3619	mg/L	0.02105	1.810	mg/L	0.1052	5.82%
Mg 279.077†	1343.3	1.909	mg/L	0.0085	9.545	mg/L	0.0425	0.45%
Mn 257.610†	1397.7	0.1013	mg/L	0.00019	0.5066	mg/L	0.00093	0.18%
Mo 202.031†	1.9	0.00025	mg/L	0.000659	0.00125	mg/L	0.003293	264.10%
Na 589.592†	12048.9	2.918	mg/L	0.0182	14.59	mg/L	0.091	0.62%
Na 330.237†	68.0	2.912	mg/L	0.4865	14.56	mg/L	2.432	16.70%
Ni 231.604†	0.1	0.00009	mg/L	0.002222	0.00045	mg/L	0.011112	>999.9%
Pb 220.353†	0.9	0.00019	mg/L	0.000867	0.00093	mg/L	0.004334	466.08%
Sb 206.836†	-0.4	-0.00053	mg/L	0.001907	-0.00265	mg/L	0.009536	360.40%
Se 196.026†	-2.9	-0.00434	mg/L	0.003299	-0.02168	mg/L	0.016493	76.08%
Si 288.158†	3557.0	4.002	mg/L	0.0224	20.01	mg/L	0.112	0.56%
Sn 189.927†	-5.8	-0.00230	mg/L	0.000864	-0.01149	mg/L	0.004322	37.63%
Sr 421.552†	13260.4	0.02476	mg/L	0.000156	0.1238	mg/L	0.00078	0.63%
Ti 334.903†	30.7	0.00179	mg/L	0.002420	0.00893	mg/L	0.012098	135.42%
Tl 190.801†	-1.0	-0.00157	mg/L	0.001073	-0.00785	mg/L	0.005363	68.31%
V 292.402†	8.7	0.00006	mg/L	0.000276	0.00032	mg/L	0.001378	432.71%
Zn 206.200†	-1.8	-0.00566	mg/L	0.003953	-0.02828	mg/L	0.019766	69.88%

Sequence No.: 16
Sample ID: JZ82 F WMN
Analyst: BLW
Initial Sample Wt:
Dilution: 5X

Autosampler Location: 34
Date Collected: 10/10/2006 2:13:48 PM
Data Type: Original
Initial Sample Vol:
Sample Prep Vol:

Nebulizer Parameters: JZ82 F WMN

Analyte	Back Pressure	Flow
All	178.0 kPa	0.50 L/min

Mean Data: JZ82 F WMN

Analyte	Mean Corrected Intensity	Calib Conc.	Calib Units	Calib Std.Dev.	Sample Conc.	Sample Units	Sample Std.Dev.	RSD
ScA 357.253	988478.6	101.8	%	0.51				0.50%
ScR 361.383	115932.6	105.2	%	0.21				0.20%
Ag 328.068†	-30.9	-0.00011	mg/L	0.000224	-0.00055	mg/L	0.001119	205.04%
Al 308.215†	5.1	0.00552	mg/L	0.003240	0.02760	mg/L	0.016198	58.68%
As 188.979†	1.9	0.00366	mg/L	0.004218	0.01829	mg/L	0.021091	115.29%
B 249.677†	5.0	0.00265	mg/L	0.000981	0.01325	mg/L	0.004904	37.02%
Ba 233.527†	3.5	0.00231	mg/L	0.001017	0.01155	mg/L	0.005086	44.02%
Be 313.042†	4.8	0.00001	mg/L	0.000033	0.00006	mg/L	0.000164	254.67%
Ca 317.933†	37897.5	3.535	mg/L	0.0813	17.68	mg/L	0.407	2.30%
Cd 228.802†	-2.6	-0.00014	mg/L	0.000079	-0.00069	mg/L	0.000393	57.35%
Co 228.616†	6.0	0.00028	mg/L	0.000219	0.00140	mg/L	0.001094	78.29%
Cr 267.716†	1.1	-0.00010	mg/L	0.000162	-0.00051	mg/L	0.000812	158.83%
Cu 324.752†	-307.3	-0.00140	mg/L	0.000100	-0.00701	mg/L	0.000500	7.14%
Fe 273.955†	695.0	1.310	mg/L	0.0279	6.550	mg/L	0.1393	2.13%
K 766.490†	433.6	0.3740	mg/L	0.03944	1.870	mg/L	0.1972	10.54%
Mg 279.077†	1198.0	1.702	mg/L	0.0360	8.508	mg/L	0.1799	2.11%
Mn 257.610†	2614.2	0.1896	mg/L	0.00367	0.9479	mg/L	0.01833	1.93%
Mo 202.031†	2.3	0.00031	mg/L	0.000329	0.00156	mg/L	0.001645	105.44%
Na 589.592†	11143.9	2.699	mg/L	0.0669	13.50	mg/L	0.335	2.48%
Na 330.237†	67.8	2.922	mg/L	0.1960	14.61	mg/L	0.980	6.71%
Ni 231.604†	-2.1	-0.00237	mg/L	0.000913	-0.01184	mg/L	0.004567	38.59%
Pb 220.353†	-1.4	-0.00029	mg/L	0.000428	-0.00144	mg/L	0.002139	148.77%
Sb 206.836†	0.1	0.00000	mg/L	0.002098	0.00000	mg/L	0.010490	>999.9%
Se 196.026†	-2.8	-0.00411	mg/L	0.008286	-0.02057	mg/L	0.041429	201.38%
Si 288.158†	3983.7	4.482	mg/L	0.1059	22.41	mg/L	0.530	2.36%
Sn 189.927†	-0.4	0.00008	mg/L	0.001338	0.00042	mg/L	0.006688	>999.9%
Sr 421.552†	8709.9	0.01626	mg/L	0.000336	0.08130	mg/L	0.001678	2.06%
Ti 334.903†	-6.6	-0.00039	mg/L	0.001016	-0.00193	mg/L	0.005078	262.86%
Tl 190.801†	1.2	0.00189	mg/L	0.000893	0.00947	mg/L	0.004465	47.17%
V 292.402†	-19.4	-0.00008	mg/L	0.000160	-0.00039	mg/L	0.000799	206.50%
Zn 206.200†	-0.3	-0.00107	mg/L	0.007162	-0.00533	mg/L	0.035812	672.14%

Sequence No.: 17
Sample ID: JZ32 K WMN
Analyst: BLW
Initial Sample Wt:
Dilution: 5X

Autosampler Location: 35
Date Collected: 10/10/2006 2:20:13 PM
Data Type: Original
Initial Sample Vol:
Sample Prep Vol:

Nebulizer Parameters: JZ32 K WMN

Analyte	Back Pressure	Flow
All	178.0 kPa	0.50 L/min

rem

Mean Data: JZ32 K WMN

Analyte	Mean Corrected Intensity	Calib Conc.	Calib Units	Calib Std.Dev.	Sample Conc.	Sample Units	Sample Std.Dev.	RSD
ScA 357.253	968132.5	99.74	%	0.096				0.10%
ScR 361.383	115009.9	104.3	%	0.73				0.70%
Ag 328.068†	-60.2	-0.00010	mg/L	0.000218	-0.00049	mg/L	0.001091	224.95%
Al 308.215†	21.1	0.02266	mg/L	0.005518	0.1133	mg/L	0.02759	24.35%
As 188.979†	2.5	0.00478	mg/L	0.001780	0.02389	mg/L	0.008901	37.26%
B 249.677†	18.2	0.00958	mg/L	0.001871	0.04789	mg/L	0.009355	19.53%
Ba 233.527†	17.9	0.01183	mg/L	0.001364	0.05915	mg/L	0.006819	11.53%
Be 313.042†	21.1	0.00005	mg/L	0.000024	0.00026	mg/L	0.000118	45.71%
Ca 317.933†	102136.8	9.528	mg/L	0.2741	47.64	mg/L	1.371	2.88%
Cd 228.802†	-4.0	-0.00021	mg/L	0.000034	-0.00104	mg/L	0.000168	16.13%
Co 228.616†	20.5	0.00093	mg/L	0.000433	0.00464	mg/L	0.002165	46.70%
Cr 267.716†	8.7	0.00097	mg/L	0.000383	0.00485	mg/L	0.001916	39.47%
Cu 324.752†	-281.4	-0.00088	mg/L	0.000142	-0.00440	mg/L	0.000710	16.13%
Fe 273.955†	2935.8	5.533	mg/L	0.2063	27.67	mg/L	1.031	3.73%
K 766.490†	841.0	0.7254	mg/L	0.03866	3.627	mg/L	0.1933	5.33%
Mg 279.077†	3967.1	5.634	mg/L	0.2197	28.17	mg/L	1.098	3.90%
Mn 257.610†	7400.7	0.5367	mg/L	0.02055	2.683	mg/L	0.1027	3.83%
Mo 202.031†	12.1	0.00171	mg/L	0.000104	0.00855	mg/L	0.000521	6.10%
Na 589.592†	397531.5	96.28	mg/L	2.942	481.4	mg/L	14.71	3.06%
Na 330.237†	2121.1	92.38	mg/L	2.996	461.9	mg/L	14.98	3.24%
Ni 231.604†	-1.7	-0.00188	mg/L	0.001361	-0.00940	mg/L	0.006807	72.43%
Pb 220.353†	3.6	0.00078	mg/L	0.000779	0.00392	mg/L	0.003896	99.27%
Sb 206.836†	1.2	0.00102	mg/L	0.003924	0.00511	mg/L	0.019620	383.80%
Se 196.026†	-6.2	-0.00904	mg/L	0.004111	-0.04521	mg/L	0.020557	45.47%
Si 288.158†	4591.7	5.167	mg/L	0.2050	25.83	mg/L	1.025	3.97%
Sn 189.927†	-10.9	-0.00430	mg/L	0.000934	-0.02150	mg/L	0.004670	21.72%
Sr 421.552†	37580.7	0.07016	mg/L	0.002228	0.3508	mg/L	0.01114	3.18%
Ti 334.903†	29.2	0.00170	mg/L	0.000584	0.00851	mg/L	0.002922	34.35%
Tl 190.801†	-0.1	-0.00012	mg/L	0.001128	-0.00062	mg/L	0.005641	912.16%
V 292.402†	508.1	0.00292	mg/L	0.000178	0.01460	mg/L	0.000892	6.11%
Zn 206.200†	-1.4	-0.00447	mg/L	0.007230	-0.02233	mg/L	0.036150	161.92%

Sequence No.: 18
Sample ID: JZ32 GDUP WMN
Analyst: BLW
Initial Sample Wt:
Dilution: 10X

Autosampler Location: 36
Date Collected: 10/10/2006 2:26:53 PM
Data Type: Original
Initial Sample Vol:
Sample Prep Vol:

Nebulizer Parameters: JZ32 GDUP WMN

Analyte	Back Pressure	Flow
All	178.0 kPa	0.50 L/min

rem

Mean Data: JZ32 GDUP WMN

Analyte	Mean Corrected Intensity	Calib Conc.	Calib Units	Std.Dev.	Sample Conc.	Sample Units	Std.Dev.	RSD
ScA 357.253	919013.2	94.68	%	0.328				0.35%
ScR 361.383	110736.1	100.5	%	0.41				0.41%
Ag 328.068†	-130.1	-0.00008	mg/L	0.000071	-0.00085	mg/L	0.000708	83.44%
Al 308.215†	5.6	0.00522	mg/L	0.001932	0.05224	mg/L	0.019322	36.99%
As 188.979†	14.3	0.02915	mg/L	0.000920	0.2915	mg/L	0.00920	3.15%
B 249.677†	255.6	0.1341	mg/L	0.00088	1.341	mg/L	0.0088	0.66%
Ba 233.527†	9.6	0.00577	mg/L	0.000234	0.05767	mg/L	0.002336	4.05%
Be 313.042†	68.3	0.00016	mg/L	0.000022	0.00163	mg/L	0.000216	13.24%
Ca 317.933†	517.6	0.04829	mg/L	0.000636	0.4829	mg/L	0.00636	1.32%
Cd 228.802†	-0.4	-0.00006	mg/L	0.000120	-0.00063	mg/L	0.001201	190.47%
Co 228.616†	387.9	0.01919	mg/L	0.000239	0.1919	mg/L	0.00239	1.24%
Cr 267.716†	12.1	0.00359	mg/L	0.001402	0.03587	mg/L	0.014024	39.10%
Cu 324.752†	-114.0	0.00047	mg/L	0.000344	0.00469	mg/L	0.003436	73.24%
Fe 273.955†	5653.5	10.66	mg/L	0.046	106.6	mg/L	0.46	0.43%
K 766.490†	1599.2	1.379	mg/L	0.0332	13.79	mg/L	0.332	2.41%
Mg 279.077†	19.0	0.01961	mg/L	0.002685	0.1961	mg/L	0.02685	13.69%
Mn 257.610†	8.7	0.00063	mg/L	0.000133	0.00632	mg/L	0.001332	21.06%
Mo 202.031†	219.9	0.03334	mg/L	0.000576	0.3334	mg/L	0.00576	1.73%
Na 589.592†	2930978.9	709.9	mg/L	6.87	7099	mg/L	68.7	0.97%
Na 330.237†	15876.1	692.2	mg/L	3.37	6922	mg/L	33.7	0.49%
Ni 231.604†	1.2	0.00138	mg/L	0.002041	0.01375	mg/L	0.020408	148.38%
Pb 220.353†	5.8	0.00127	mg/L	0.000252	0.01267	mg/L	0.002517	19.87%
Sb 206.836†	1.2	0.00060	mg/L	0.002696	0.00604	mg/L	0.026961	446.56%
Se 196.026†	4.8	0.00833	mg/L	0.001078	0.08333	mg/L	0.010775	12.93%
Si 288.158†	4799.8	5.401	mg/L	0.2434	54.01	mg/L	2.434	4.51%
Sn 189.927†	-1.6	-0.00073	mg/L	0.001870	-0.00727	mg/L	0.018699	257.20%
Sr 421.552†	1100.5	0.00205	mg/L	0.000020	0.02055	mg/L	0.000195	0.95%
Ti 334.903†	567.7	0.03306	mg/L	0.000930	0.3306	mg/L	0.00930	2.81%
Tl 190.801†	1.7	0.00269	mg/L	0.002755	0.02694	mg/L	0.027546	102.26%
V 292.402†	2047.6	0.01141	mg/L	0.000092	0.1141	mg/L	0.00092	0.81%
Zn 206.200†	-0.4	-0.00151	mg/L	0.003721	-0.01509	mg/L	0.037206	246.59%

Sequence No.: 19
Sample ID: JZ32 G WMN
Analyst: BLW
Initial Sample Wt:
Dilution: 10X

Autosampler Location: 37
Date Collected: 10/10/2006 2:33:37 PM
Data Type: Original
Initial Sample Vol:
Sample Prep Vol:

Nebulizer Parameters: JZ32 G WMN

Analyte	Back Pressure	Flow
All	178.0 kPa	0.50 L/min

Mean Data: JZ32 G WMN

Analyte	Mean Corrected Intensity	Calib Conc.	Calib Units	Std.Dev.	Sample Conc.	Sample Units	Std.Dev.	RSD
ScA 357.253	924111.9	95.21	%	0.726				0.76%
ScR 361.383	112104.9	101.7	%	0.61				0.60%
Ag 328.068†	-127.9	-0.00007	mg/L	0.000128	-0.00066	mg/L	0.001280	194.81%
Al 308.215†	9.2	0.00899	mg/L	0.003664	0.08990	mg/L	0.036637	40.75%
As 188.979†	11.1	0.02266	mg/L	0.001024	0.2266	mg/L	0.01024	4.52%
B 249.677†	277.4	0.1455	mg/L	0.00281	1.455	mg/L	0.0281	1.93%
Ba 233.527†	8.4	0.00497	mg/L	0.000426	0.04967	mg/L	0.004256	8.57%
Be 313.042†	98.5	0.00024	mg/L	0.000039	0.00241	mg/L	0.000389	16.12%
Ca 317.933†	534.6	0.04987	mg/L	0.000843	0.4987	mg/L	0.00843	1.69%
Cd 228.802†	2.1	0.00007	mg/L	0.000070	0.00069	mg/L	0.000703	101.40%
Co 228.616†	397.3	0.01966	mg/L	0.000239	0.1966	mg/L	0.00239	1.22%
Cr 267.716†	6.7	0.00230	mg/L	0.001180	0.02304	mg/L	0.011798	51.21%
Cu 324.752†	-181.0	0.00016	mg/L	0.000179	0.00155	mg/L	0.001790	115.16%
Fe 273.955†	5747.1	10.83	mg/L	0.062	108.3	mg/L	0.62	0.58%
K 766.490†	1509.4	1.302	mg/L	0.0199	13.02	mg/L	0.199	1.52%
Mg 279.077†	13.8	0.01210	mg/L	0.013483	0.1210	mg/L	0.13483	111.47%
Mn 257.610†	10.9	0.00079	mg/L	0.000221	0.00787	mg/L	0.002212	28.10%
Mo 202.031†	218.1	0.03307	mg/L	0.000551	0.3307	mg/L	0.00551	1.67%
Na 589.592†	2936706.8	711.3	mg/L	5.98	7113	mg/L	59.8	0.84%
Na 330.237†	15904.5	693.4	mg/L	1.10	6934	mg/L	11.0	0.16%
Ni 231.604†	1.2	0.00131	mg/L	0.001651	0.01315	mg/L	0.016513	125.58%
Pb 220.353†	8.7	0.00188	mg/L	0.000660	0.01879	mg/L	0.006601	35.12%
Sb 206.836†	0.9	0.00021	mg/L	0.001883	0.00206	mg/L	0.018831	912.16%
Se 196.026†	0.7	0.00227	mg/L	0.003368	0.02265	mg/L	0.033677	148.67%
Si 288.158†	5171.7	5.819	mg/L	0.2933	58.19	mg/L	2.933	5.04%
Sn 189.927†	-1.3	-0.00058	mg/L	0.002269	-0.00582	mg/L	0.022694	390.01%
Sr 421.552†	1115.1	0.00208	mg/L	0.000055	0.02082	mg/L	0.000547	2.63%
Ti 334.903†	564.4	0.03286	mg/L	0.000937	0.3286	mg/L	0.00937	2.85%
Tl 190.801†	0.9	0.00144	mg/L	0.001516	0.01442	mg/L	0.015156	105.12%
V 292.402†	2331.1	0.01298	mg/L	0.000232	0.1298	mg/L	0.00232	1.79%
Zn 206.200†	-0.6	-0.00208	mg/L	0.002957	-0.02080	mg/L	0.029574	142.20%

Sequence No.: 20
Sample ID: JZ32 GSPK WMN
Analyst: BLW
Initial Sample Wt:
Dilution: 10X

Autosampler Location: 38
Date Collected: 10/10/2006 2:40:21 PM
Data Type: Original
Initial Sample Vol:
Sample Prep Vol:

Nebulizer Parameters: JZ32 GSPK WMN

Analyte	Back Pressure	Flow
All	178.0 kPa	0.50 L/min

Mean Data: JZ32 GSPK WMN

Analyte	Mean Corrected Intensity	Calib Conc.	Calib Units	Std.Dev.	Sample Conc.	Sample Units	Std.Dev.	RSD
ScA 357.253	917833.5	94.56	%	0.430				0.46%
ScR 361.383	110265.8	100.0	%	0.39				0.39%
Ag 328.068†	-92.7	0.00009	mg/L	0.000043	0.00090	mg/L	0.000435	48.52%
Al 308.215†	7.7	0.00744	mg/L	0.009423	0.07437	mg/L	0.094231	126.71%
As 188.979†	9.9	0.02011	mg/L	0.002526	0.2011	mg/L	0.02526	12.56%
B 249.677†	296.2	0.1554	mg/L	0.00250	1.554	mg/L	0.0250	1.61%
Ba 233.527†	7.5	0.00438	mg/L	0.000924	0.04385	mg/L	0.009240	21.07%
Be 313.042†	79.7	0.00019	mg/L	0.000013	0.00192	mg/L	0.000131	6.86%
Ca 317.933†	508.0	0.04739	mg/L	0.001305	0.4739	mg/L	0.01305	2.75%
Cd 228.802†	1.3	0.00004	mg/L	0.000061	0.00035	mg/L	0.000606	171.13%
Co 228.616†	396.6	0.01963	mg/L	0.000142	0.1963	mg/L	0.00142	0.72%
Cr 267.716†	11.8	0.00351	mg/L	0.000682	0.03514	mg/L	0.006824	19.42%
Cu 324.752†	-153.0	0.00028	mg/L	0.000083	0.00284	mg/L	0.000832	29.33%
Fe 273.955†	5694.2	10.73	mg/L	0.026	107.3	mg/L	0.26	0.24%
K 766.490†	1556.1	1.342	mg/L	0.0275	13.42	mg/L	0.275	2.05%
Mg 279.077†	16.7	0.01637	mg/L	0.010291	0.1637	mg/L	0.10291	62.86%
Mn 257.610†	8.5	0.00061	mg/L	0.000139	0.00613	mg/L	0.001391	22.71%
Mo 202.031†	218.1	0.03307	mg/L	0.000302	0.3307	mg/L	0.00302	0.91%
Na 589.592†	2998702.5	726.3	mg/L	1.39	7263	mg/L	13.9	0.19%
Na 330.237†	16015.2	698.2	mg/L	1.72	6982	mg/L	17.2	0.25%
Ni 231.604†	-1.1	-0.00123	mg/L	0.005343	-0.01226	mg/L	0.053426	435.78%
Pb 220.353†	6.8	0.00148	mg/L	0.001254	0.01480	mg/L	0.012535	84.69%
Sb 206.836†	-0.1	-0.00117	mg/L	0.001107	-0.01169	mg/L	0.011068	94.65%
Se 196.026†	0.2	0.00158	mg/L	0.003721	0.01578	mg/L	0.037212	235.87%
Si 288.158†	13768.3	15.49	mg/L	0.462	154.9	mg/L	4.62	2.98%
Sn 189.927†	-2.4	-0.00111	mg/L	0.001236	-0.01107	mg/L	0.012357	111.63%
Sr 421.552†	1163.7	0.00217	mg/L	0.000032	0.02173	mg/L	0.000321	1.48%
Ti 334.903†	569.6	0.03317	mg/L	0.000164	0.3317	mg/L	0.00164	0.49%
Tl 190.801†	-1.2	-0.00193	mg/L	0.004462	-0.01927	mg/L	0.044623	231.55%
V 292.402†	2263.4	0.01261	mg/L	0.000312	0.1261	mg/L	0.00312	2.47%
Zn 206.200†	-0.7	-0.00261	mg/L	0.002454	-0.02607	mg/L	0.024543	94.13%

Sequence No.: 21
Sample ID: JZ32 MB2SPK WMN
Analyst: BLW
Initial Sample Wt:
Dilution: 1X

Autosampler Location: 39
Date Collected: 10/10/2006 2:47:05 PM
Data Type: Original
Initial Sample Vol:
Sample Prep Vol:

Nebulizer Parameters: JZ32 MB2SPK WMN

Analyte	Back Pressure	Flow
All	177.0 kPa	0.50 L/min

Mean Data: JZ32 MB2SPK WMN

Analyte	Mean Corrected Intensity	Calib Conc.	Calib Units	Calib Std.Dev.	Sample Conc.	Sample Units	Sample Std.Dev.	RSD
ScA 357.253	1004929.7	103.5	%	0.05				0.04%
ScR 361.383	113196.9	102.7	%	0.29				0.28%
Ag 328.068†	0.4	0.00000	mg/L	0.000122	0.00000	mg/L	0.000122	>999.9%
Al 308.215†	2.3	0.00247	mg/L	0.010129	0.00247	mg/L	0.010129	410.16%
As 188.979†	-1.0	-0.00214	mg/L	0.004950	-0.00214	mg/L	0.004950	231.17%
B 249.677†	19.2	0.01008	mg/L	0.002155	0.01008	mg/L	0.002155	21.39%
Ba 233.527†	1.3	0.00090	mg/L	0.001823	0.00090	mg/L	0.001823	202.74%
Be 313.042†	8.1	0.00002	mg/L	0.000053	0.00002	mg/L	0.000053	250.70%
Ca 317.933†	107.7	0.01004	mg/L	0.002024	0.01004	mg/L	0.002024	20.15%
Cd 228.802†	-3.9	-0.00019	mg/L	0.000118	-0.00019	mg/L	0.000118	60.81%
Co 228.616†	1.3	0.00006	mg/L	0.000177	0.00006	mg/L	0.000177	272.40%
Cr 267.716†	-2.7	-0.00064	mg/L	0.001106	-0.00064	mg/L	0.001106	172.00%
Cu 324.752†	-376.0	-0.00186	mg/L	0.000239	-0.00186	mg/L	0.000239	12.82%
Fe 273.955†	1.1	0.00202	mg/L	0.000382	0.00202	mg/L	0.000382	18.86%
K 766.490†	9.8	0.00849	mg/L	0.014558	0.00849	mg/L	0.014558	171.56%
Mg 279.077†	5.3	0.00758	mg/L	0.006846	0.00758	mg/L	0.006846	90.32%
Mn 257.610†	-3.9	-0.00029	mg/L	0.000103	-0.00029	mg/L	0.000103	35.84%
Mo 202.031†	-1.8	-0.00028	mg/L	0.000213	-0.00028	mg/L	0.000213	76.81%
Na 589.592†	1296.7	0.3141	mg/L	0.01666	0.3141	mg/L	0.01666	5.31%
Na 330.237†	1.8	0.07830	mg/L	0.327543	0.07830	mg/L	0.327543	418.30%
Ni 231.604†	1.5	0.00171	mg/L	0.002107	0.00171	mg/L	0.002107	123.45%
Pb 220.353†	-7.6	-0.00163	mg/L	0.001191	-0.00163	mg/L	0.001191	73.19%
Sb 206.836†	0.2	0.00024	mg/L	0.001054	0.00024	mg/L	0.001054	431.44%
Se 196.026†	0.6	0.00083	mg/L	0.009555	0.00083	mg/L	0.009555	>999.9%
Si 288.158†	9173.4	10.32	mg/L	0.047	10.32	mg/L	0.047	0.45%
Sn 189.927†	4.0	0.00183	mg/L	0.000742	0.00183	mg/L	0.000742	40.65%
Sr 421.552†	-15.3	-0.00003	mg/L	0.000023	-0.00003	mg/L	0.000023	81.94%
Ti 334.903†	12.9	0.00075	mg/L	0.000266	0.00075	mg/L	0.000266	35.24%
Tl 190.801†	1.0	0.00169	mg/L	0.002195	0.00169	mg/L	0.002195	130.24%
V 292.402†	16.3	0.00009	mg/L	0.000098	0.00009	mg/L	0.000098	114.33%
Zn 206.200†	-0.1	-0.00034	mg/L	0.002061	-0.00034	mg/L	0.002061	609.95%

Sequence No.: 22
Sample ID: JZ82 MB2SPK WMN
Analyst: BLW
Initial Sample Wt:
Dilution: 1X

Autosampler Location: 40
Date Collected: 10/10/2006 2:53:28 PM
Data Type: Original
Initial Sample Vol:
Sample Prep Vol:

Nebulizer Parameters: JZ82 MB2SPK WMN

Analyte	Back Pressure	Flow
All	178.0 kPa	0.50 L/min

Mean Data: JZ82 MB2SPK WMN

Analyte	Mean Corrected Intensity	Conc.	Calib Units	Std.Dev.	Conc.	Sample Units	Std.Dev.	RSD
ScA 357.253	996232.1	102.6	%	0.61				0.60%
ScR 361.383	114595.1	104.0	%	0.63				0.61%
Ag 328.068†	-41.7	-0.00019	mg/L	0.000099	-0.00019	mg/L	0.000099	51.95%
Al 308.215†	10.0	0.01081	mg/L	0.011244	0.01081	mg/L	0.011244	104.00%
As 188.979†	-1.1	-0.00222	mg/L	0.001739	-0.00222	mg/L	0.001739	78.20%
B 249.677†	6.8	0.00355	mg/L	0.001803	0.00355	mg/L	0.001803	50.86%
Ba 233.527†	0.5	0.00032	mg/L	0.001451	0.00032	mg/L	0.001451	458.67%
Be 313.042†	7.7	0.00002	mg/L	0.000064	0.00002	mg/L	0.000064	314.54%
Ca 317.933†	4.3	0.00040	mg/L	0.001581	0.00040	mg/L	0.001581	394.35%
Cd 228.802†	-4.0	-0.00020	mg/L	0.000106	-0.00020	mg/L	0.000106	53.36%
Co 228.616†	1.2	0.00006	mg/L	0.000169	0.00006	mg/L	0.000169	279.35%
Cr 267.716†	-1.0	-0.00024	mg/L	0.000504	-0.00024	mg/L	0.000504	207.36%
Cu 324.752†	-357.4	-0.00177	mg/L	0.000205	-0.00177	mg/L	0.000205	11.60%
Fe 273.955†	-1.6	-0.00295	mg/L	0.002652	-0.00295	mg/L	0.002652	89.84%
K 766.490†	-17.1	-0.01477	mg/L	0.024349	-0.01477	mg/L	0.024349	164.87%
Mg 279.077†	2.9	0.00411	mg/L	0.004611	0.00411	mg/L	0.004611	112.20%
Mn 257.610†	-4.0	-0.00029	mg/L	0.000071	-0.00029	mg/L	0.000071	24.69%
Mo 202.031†	-3.0	-0.00045	mg/L	0.000177	-0.00045	mg/L	0.000177	39.13%
Na 589.592†	525.6	0.1273	mg/L	0.00128	0.1273	mg/L	0.00128	1.01%
Na 330.237†	2.0	0.08583	mg/L	0.542647	0.08583	mg/L	0.542647	632.23%
Ni 231.604†	-1.7	-0.00188	mg/L	0.002024	-0.00188	mg/L	0.002024	107.82%
Pb 220.353†	0.7	0.00015	mg/L	0.000813	0.00015	mg/L	0.000813	531.30%
Sb 206.836†	0.2	0.00030	mg/L	0.001871	0.00030	mg/L	0.001871	628.32%
Se 196.026†	1.5	0.00214	mg/L	0.010654	0.00214	mg/L	0.010654	498.22%
Si 288.158†	9211.4	10.36	mg/L	0.014	10.36	mg/L	0.014	0.13%
Sn 189.927†	5.2	0.00238	mg/L	0.001225	0.00238	mg/L	0.001225	51.54%
Sr 421.552†	8.3	0.00002	mg/L	0.000016	0.00002	mg/L	0.000016	106.27%
Ti 334.903†	14.1	0.00082	mg/L	0.000598	0.00082	mg/L	0.000598	72.74%
Tl 190.801†	3.2	0.00514	mg/L	0.004462	0.00514	mg/L	0.004462	86.85%
V 292.402†	-9.7	-0.00006	mg/L	0.000037	-0.00006	mg/L	0.000037	65.46%
Zn 206.200†	-0.3	-0.00089	mg/L	0.004582	-0.00089	mg/L	0.004582	515.54%

Sequence No.: 23
Sample ID: CV 3
Analyst: BLW
Initial Sample Wt:
Dilution: 1X

Autosampler Location: 7
Date Collected: 10/10/2006 2:59:51 PM
Data Type: Original
Initial Sample Vol:
Sample Prep Vol:

Nebulizer Parameters: CV

Analyte	Back Pressure	Flow
All	177.0 kPa	0.50 L/min

Mean Data: CV

Analyte	Mean Corrected Intensity	Calib Conc.	Calib Units	Std.Dev.	Sample Conc.	Sample Units	Std.Dev.	RSD
ScA 357.253	960036.9	98.91	%	0.430				0.44%
ScR 361.383	114159.1	103.6	%	2.07				1.99%
Ag 328.068†	215379.1	0.9820	mg/L	0.00061	0.9820	mg/L	0.00061	0.06%
Al 308.215†	1825.1	1.934	mg/L	0.0264	1.934	mg/L	0.0264	1.36%
As 188.979†	966.6	1.973	mg/L	0.0245	1.973	mg/L	0.0245	1.24%
B 249.677†	1819.8	0.9579	mg/L	0.01778	0.9579	mg/L	0.01778	1.86%
Ba 233.527†	1438.5	0.9793	mg/L	0.01708	0.9793	mg/L	0.01708	1.74%
Be 313.042†	371221.2	0.9834	mg/L	0.00936	0.9834	mg/L	0.00936	0.95%
Ca 317.933†	21403.4	1.997	mg/L	0.0399	1.997	mg/L	0.0399	2.00%
Cd 228.802†	20215.1	1.014	mg/L	0.0021	1.014	mg/L	0.0021	0.21%
Co 228.616†	19574.9	0.9787	mg/L	0.00196	0.9787	mg/L	0.00196	0.20%
Cr 267.716†	4028.0	0.9606	mg/L	0.01913	0.9606	mg/L	0.01913	1.99%
Cu 324.752†	213284.9	1.055	mg/L	0.0007	1.055	mg/L	0.0007	0.06%
Fe 273.955†	1082.5	2.038	mg/L	0.0268	2.038	mg/L	0.0268	1.31%
K 766.490†	22822.4	19.69	mg/L	0.509	19.69	mg/L	0.509	2.58%
Mg 279.077†	1390.3	1.980	mg/L	0.0460	1.980	mg/L	0.0460	2.32%
Mn 257.610†	13414.9	0.9735	mg/L	0.02000	0.9735	mg/L	0.02000	2.05%
Mo 202.031†	6414.7	0.9727	mg/L	0.00807	0.9727	mg/L	0.00807	0.83%
Na 589.592†	219721.6	53.22	mg/L	0.982	53.22	mg/L	0.982	1.85%
Na 330.237†	1170.3	51.00	mg/L	0.924	51.00	mg/L	0.924	1.81%
Ni 231.604†	871.3	0.9879	mg/L	0.01647	0.9879	mg/L	0.01647	1.67%
Pb 220.353†	9362.7	2.009	mg/L	0.0076	2.009	mg/L	0.0076	0.38%
Sb 206.836†	1526.4	2.141	mg/L	0.0232	2.141	mg/L	0.0232	1.08%
Se 196.026†	1344.2	1.972	mg/L	0.0210	1.972	mg/L	0.0210	1.07%
Si 288.158†	1830.3	2.061	mg/L	0.0402	2.061	mg/L	0.0402	1.95%
Sn 189.927†	2052.1	0.9438	mg/L	0.01078	0.9438	mg/L	0.01078	1.14%
Sr 421.552†	527518.1	0.9849	mg/L	0.01281	0.9849	mg/L	0.01281	1.30%
Ti 334.903†	16987.5	0.9890	mg/L	0.02045	0.9890	mg/L	0.02045	2.07%
Tl 190.801†	1203.7	1.947	mg/L	0.0156	1.947	mg/L	0.0156	0.80%
V 292.402†	177883.5	0.9958	mg/L	0.00064	0.9958	mg/L	0.00064	0.06%
Zn 206.200†	317.4	1.008	mg/L	0.0247	1.008	mg/L	0.0247	2.45%

Sequence No.: 24
Sample ID: CB 3
Analyst: BLW
Initial Sample Wt:
Dilution: 1X

Autosampler Location: 1
Date Collected: 10/10/2006 3:06:16 PM
Data Type: Original
Initial Sample Vol:
Sample Prep Vol:

Nebulizer Parameters: CB

Analyte	Back Pressure	Flow
All	178.0 kPa	0.50 L/min

Mean Data: CB

Analyte	Mean Corrected Intensity	Calib Conc.	Calib Units	Calib Std.Dev.	Sample Conc.	Sample Units	Sample Std.Dev.	RSD
ScA 357.253	977327.9	100.7	%	1.04				1.03%
ScR 361.383	112250.5	101.8	%	0.41				0.40%
Ag 328.068†	-1.2	-0.00001	mg/L	0.000018	-0.00001	mg/L	0.000018	329.06%
Al 308.215†	-4.6	-0.00497	mg/L	0.005324	-0.00497	mg/L	0.005324	107.03%
As 188.979†	0.8	0.00174	mg/L	0.007777	0.00174	mg/L	0.007777	448.00%
B 249.677†	15.0	0.00787	mg/L	0.001197	0.00787	mg/L	0.001197	15.20%
Ba 233.527†	4.1	0.00277	mg/L	0.000179	0.00277	mg/L	0.000179	6.47%
Be 313.042†	28.2	0.00007	mg/L	0.000013	0.00007	mg/L	0.000013	17.43%
Ca 317.933†	-5.2	-0.00049	mg/L	0.001066	-0.00049	mg/L	0.001066	219.01%
Cd 228.802†	-3.9	-0.00020	mg/L	0.000108	-0.00020	mg/L	0.000108	53.78%
Co 228.616†	3.7	0.00018	mg/L	0.000172	0.00018	mg/L	0.000172	93.03%
Cr 267.716†	3.5	0.00085	mg/L	0.000984	0.00085	mg/L	0.000984	116.46%
Cu 324.752†	-217.9	-0.00108	mg/L	0.000278	-0.00108	mg/L	0.000278	25.81%
Fe 273.955†	1.4	0.00257	mg/L	0.002377	0.00257	mg/L	0.002377	92.59%
K 766.490†	59.5	0.05130	mg/L	0.042107	0.05130	mg/L	0.042107	82.08%
Mg 279.077†	3.7	0.00525	mg/L	0.006502	0.00525	mg/L	0.006502	123.75%
Mn 257.610†	-0.2	-0.00002	mg/L	0.000099	-0.00002	mg/L	0.000099	621.84%
Mo 202.031†	0.5	0.00007	mg/L	0.000082	0.00007	mg/L	0.000082	119.87%
Na 589.592†	581.4	0.1408	mg/L	0.00697	0.1408	mg/L	0.00697	4.95%
Na 330.237†	1.4	0.06188	mg/L	0.061402	0.06188	mg/L	0.061402	99.23%
Ni 231.604†	0.3	0.00034	mg/L	0.003262	0.00034	mg/L	0.003262	959.07%
Pb 220.353†	-0.9	-0.00019	mg/L	0.000453	-0.00019	mg/L	0.000453	237.14%
Sb 206.836†	-1.3	-0.00185	mg/L	0.002241	-0.00185	mg/L	0.002241	121.12%
Se 196.026†	-3.5	-0.00515	mg/L	0.006461	-0.00515	mg/L	0.006461	125.48%
Si 288.158†	11.9	0.01342	mg/L	0.006723	0.01342	mg/L	0.006723	50.08%
Sn 189.927†	1.0	0.00045	mg/L	0.000733	0.00045	mg/L	0.000733	162.72%
Sr 421.552†	-25.7	-0.00005	mg/L	0.000053	-0.00005	mg/L	0.000053	109.77%
Ti 334.903†	-11.1	-0.00065	mg/L	0.000320	-0.00065	mg/L	0.000320	49.54%
Tl 190.801†	2.1	0.00341	mg/L	0.004037	0.00341	mg/L	0.004037	118.30%
V 292.402†	-6.9	-0.00003	mg/L	0.000143	-0.00003	mg/L	0.000143	443.30%
Zn 206.200†	-0.7	-0.00233	mg/L	0.001652	-0.00233	mg/L	0.001652	70.77%

Analysis Begun

Start Time: 10/10/2006 3:11:15 PM
Logged In Analyst: metals
Spectrometer Model: Optima 4300 DV, S/N 077N0060101
Plasma On Time: 10/10/2006 9:52:51 AM
Technique: ICP Continuous
Autosampler Model: AS-93plus

Sample Information File: C:\pe\Administrator\Sample Information\1010B.sif
Batch ID:
Results Data Set: PE061010
Results Library: C:\pe\Administrator\Results\Results.mdb

Sequence No.: 1
Sample ID: JZ50 MB TWC
Analyst: BLW
Initial Sample Wt:
Dilution: 1X
Autosampler Location: 41
Date Collected: 10/10/2006 3:11:15 PM
Data Type: Original
Initial Sample Vol:
Sample Prep Vol:

Nebulizer Parameters: JZ50 MB TWC

Analyte	Back Pressure	Flow
All	178.0 kPa	0.50 L/min

DLL

Mean Data: JZ50 MB TWC

Analyte	Mean Corrected Intensity	Calib Conc.	Calib Units	Std.Dev.	Sample Conc.	Sample Units	Std.Dev.	RSD
ScA 357.253	984890.9	101.5	%	0.86				0.85%
ScR 361.383	111434.4	101.1	%	0.64				0.63%
Ag 328.068†	4.6	0.00002	mg/L	0.000104	0.00002	mg/L	0.000104	478.97%
Al 308.215†	19.7	0.02128	mg/L	0.006883	0.02128	mg/L	0.006883	32.35%
As 188.979†	0.1	0.00017	mg/L	0.003272	0.00017	mg/L	0.003272	>999.9%
B 249.677†	7.4	0.00386	mg/L	0.000351	0.00386	mg/L	0.000351	9.08%
Ba 233.527†	1.6	0.00109	mg/L	0.000835	0.00109	mg/L	0.000835	76.45%
Be 313.042†	13.1	0.00003	mg/L	0.000034	0.00003	mg/L	0.000034	97.10%
Ca 317.933†	301.6	0.02813	mg/L	0.001944	0.02813	mg/L	0.001944	6.91%
Cd 228.802†	-2.2	-0.00011	mg/L	0.000049	-0.00011	mg/L	0.000049	44.25%
Co 228.616†	2.3	0.00011	mg/L	0.000243	0.00011	mg/L	0.000243	212.72%
Cr 267.716†	-1.8	-0.00043	mg/L	0.000123	-0.00043	mg/L	0.000123	28.89%
Cu 324.752†	-258.7	-0.00128	mg/L	0.000168	-0.00128	mg/L	0.000168	13.15%
Fe 273.955†	11.0	0.02073	mg/L	0.003264	0.02073	mg/L	0.003264	15.75%
K 766.490†	27.0	0.02329	mg/L	0.020225	0.02329	mg/L	0.020225	86.85%
Mg 279.077†	2.9	0.00407	mg/L	0.010030	0.00407	mg/L	0.010030	246.36%
Mn 257.610†	3.2	0.00023	mg/L	0.000134	0.00023	mg/L	0.000134	58.40%
Mo 202.031†	-0.6	-0.00009	mg/L	0.000312	-0.00009	mg/L	0.000312	352.78%
Na 589.592†	360.8	0.08738	mg/L	0.005046	0.08738	mg/L	0.005046	5.78%
Na 330.237†	12.8	0.5534	mg/L	0.18536	0.5534	mg/L	0.18536	33.50%
Ni 231.604†	0.1	0.00007	mg/L	0.003711	0.00007	mg/L	0.003711	>999.9%
Pb 220.353†	-1.5	-0.00031	mg/L	0.000681	-0.00031	mg/L	0.000681	217.50%
Sb 206.836†	-0.4	-0.00049	mg/L	0.001925	-0.00049	mg/L	0.001925	394.64%
Se 196.026†	-0.3	-0.00037	mg/L	0.005401	-0.00037	mg/L	0.005401	>999.9%
Si 288.158†	22.2	0.02495	mg/L	0.001636	0.02495	mg/L	0.001636	6.56%
Sn 189.927†	1.5	0.00069	mg/L	0.002093	0.00069	mg/L	0.002093	303.07%
Sr 421.552†	43.3	0.00008	mg/L	0.000096	0.00008	mg/L	0.000096	118.66%
Ti 334.903†	12.5	0.00073	mg/L	0.000482	0.00073	mg/L	0.000482	66.11%
Tl 190.801†	1.8	0.00287	mg/L	0.000953	0.00287	mg/L	0.000953	33.25%
V 292.402†	-0.7	-0.00001	mg/L	0.000167	-0.00001	mg/L	0.000167	>999.9%
Zn 206.200†	3.7	0.01161	mg/L	0.007825	0.01161	mg/L	0.007825	67.40%

Sequence No.: 2
Sample ID: JZ32 B TWC
Analyst: BLW
Initial Sample Wt:
Dilution: 2X

Autosampler Location: 42
Date Collected: 10/10/2006 3:17:37 PM
Data Type: Original
Initial Sample Vol:
Sample Prep Vol:

Nebulizer Parameters: JZ32 B TWC

Analyte	Back Pressure	Flow
All	178.0 kPa	0.50 L/min

Mean Data: JZ32 B TWC

Analyte	Mean Corrected Intensity	Calib Conc.	Calib Units	Calib Std.Dev.	Sample Conc.	Sample Units	Sample Std.Dev.	RSD
ScA 357.253	827892.7	85.30	%	0.941				1.10%
ScR 361.383	105399.4	95.63	%	0.736				0.77%
Ag 328.068†	-612.8	0.00008	mg/L	0.000087	0.00017	mg/L	0.000173	103.73%
Al 308.215†	68.9	0.05450	mg/L	0.001430	0.1090	mg/L	0.00286	2.62%
As 188.979†	45.5	0.09234	mg/L	0.003786	0.1847	mg/L	0.00757	4.10%
B 249.677†	1324.6	0.6952	mg/L	0.01086	1.390	mg/L	0.0217	1.56%
Ba 233.527†	38.0	0.02163	mg/L	0.002384	0.04326	mg/L	0.004768	11.02%
Be 313.042†	1066.2	0.00136	mg/L	0.000056	0.00272	mg/L	0.000112	4.12%
Ca 317.933†	2844.6	0.2654	mg/L	0.00304	0.5307	mg/L	0.00608	1.14%
Cd 228.802†	15.4	0.00063	mg/L	0.000074	0.00127	mg/L	0.000148	11.64%
Co 228.616†	1912.2	0.09459	mg/L	0.001509	0.1892	mg/L	0.00302	1.59%
Cr 267.716†	196.8	0.05040	mg/L	0.000258	0.1008	mg/L	0.00052	0.51%
Cu 324.752†	569.9	0.00810	mg/L	0.000157	0.01619	mg/L	0.000314	1.94%
Fe 273.955†	29020.2	54.69	mg/L	0.371	109.4	mg/L	0.74	0.68%
K 766.490†	8107.1	6.993	mg/L	0.0797	13.99	mg/L	0.159	1.14%
Mg 279.077†	93.1	0.09484	mg/L	0.005266	0.1897	mg/L	0.01053	5.55%
Mn 257.610†	224.8	0.01630	mg/L	0.000035	0.03261	mg/L	0.000071	0.22%
Mo 202.031†	1363.8	0.2068	mg/L	0.00298	0.4136	mg/L	0.00597	1.44%
Na 589.592†	Saturated2							
Na 330.237†	78054.4	3403	mg/L	7.8	6806	mg/L	15.6	0.23%
Ni 231.604†	30.2	0.03419	mg/L	0.001044	0.06838	mg/L	0.002087	3.05%
Pb 220.353†	27.6	0.00609	mg/L	0.000603	0.01218	mg/L	0.001205	9.90%
Sb 206.836†	4.6	0.00348	mg/L	0.001140	0.00696	mg/L	0.002279	32.74%
Se 196.026†	-3.1	0.00191	mg/L	0.006883	0.00382	mg/L	0.013765	360.03%
Si 288.158†	10596.7	11.92	mg/L	0.895	23.85	mg/L	1.790	7.51%
Sn 189.927†	-2.4	-0.00109	mg/L	0.002017	-0.00217	mg/L	0.004033	185.59%
Sr 421.552†	5833.4	0.01089	mg/L	0.000031	0.02178	mg/L	0.000061	0.28%
Ti 334.903†	2997.3	0.1745	mg/L	0.00136	0.3490	mg/L	0.00271	0.78%
Tl 190.801†	2.2	0.00165	mg/L	0.004501	0.00330	mg/L	0.009002	273.15%
V 292.402†	168614.1	0.9375	mg/L	0.00669	1.875	mg/L	0.0134	0.71%
Zn 206.200†	0.7	0.00070	mg/L	0.005401	0.00140	mg/L	0.010801	771.19%

Sequence No.: 3
Sample ID: JZ32 ADUP TWC
Analyst: BLW
Initial Sample Wt:
Dilution: 2X

Autosampler Location: 43
Date Collected: 10/10/2006 3:24:00 PM
Data Type: Original
Initial Sample Vol:
Sample Prep Vol:

Nebulizer Parameters: JZ32 ADUP TWC

Analyte	Back Pressure	Flow
All	180.0 kPa	0.50 L/min

Mean Data: JZ32 ADUP TWC

Analyte	Mean Corrected Intensity	Calib Conc.	Calib Units	Std.Dev.	Sample Conc.	Sample Units	Std.Dev.	RSD
ScA 357.253	824690.3	84.97	%	0.941				1.11%
ScR 361.383	107702.2	97.72	%	0.376				0.39%
Ag 328.068†	-646.8	-0.00008	mg/L	0.000104	-0.00016	mg/L	0.000208	131.31%
Al 308.215†	61.1	0.04685	mg/L ✓	0.010865	0.09370	mg/L	0.021731	23.19%
As 188.979†	45.2	0.09192	mg/L	0.002809	0.1838	mg/L	0.00562	3.06%
B 249.677†	1596.9	0.8380	mg/L	0.04128	1.676	mg/L	0.0826	4.93%
Ba 233.527†	36.2	0.02039	mg/L	0.002052	0.04078	mg/L	0.004104	10.06%
Be 313.042†	1047.5	0.00138	mg/L	0.000073	0.00277	mg/L	0.000145	5.24%
Ca 317.933†	2695.3	0.2514	mg/L ✓	0.00094	0.5029	mg/L	0.00188	0.37%
Cd 228.802†	14.8	0.00060	mg/L	0.000173	0.00120	mg/L	0.000345	28.73%
Co 228.616†	1731.0	0.08551	mg/L	0.000584	0.1710	mg/L	0.00117	0.68%
Cr 267.716†	184.1	0.04739	mg/L	0.000239	0.09477	mg/L	0.000479	0.51%
Cu 324.752†	-91.1	0.00484	mg/L	0.000171	0.00968	mg/L	0.000342	3.53%
Fe 273.955†	29091.8	54.83	mg/L ✓	0.109	109.7	mg/L	0.22	0.20%
K 766.490†	8541.3	7.368	mg/L ✓	0.0923	14.74	mg/L	0.185	1.25%
Mg 279.077†	91.9	0.09298	mg/L ✓	0.008915	0.1860	mg/L	0.01783	9.59%
Mn 257.610†	216.8	0.01572	mg/L ✓	0.000174	0.03145	mg/L	0.000348	1.10%
Mo 202.031†	1336.9	0.2027	mg/L	0.00097	0.4055	mg/L	0.00194	0.48%
Na 589.592†	Saturated2							
Na 330.237†	80866.9	3526	mg/L ✓	9.2	7051	mg/L	18.3	0.26%
Ni 231.604†	19.1	0.02162	mg/L	0.006961	0.04323	mg/L	0.013923	32.21%
Pb 220.353†	19.8	0.00441	mg/L	0.000701	0.00882	mg/L	0.001402	15.90%
Sb 206.836†	5.0	0.00391	mg/L	0.004274	0.00783	mg/L	0.008548	109.21%
Se 196.026†	-7.6	-0.00460	mg/L	0.006534	-0.00921	mg/L	0.013068	141.92%
Si 288.158†	17802.3	20.03	mg/L	1.279	40.06	mg/L	2.558	6.38%
Sn 189.927†	-5.7	-0.00261	mg/L	0.002656	-0.00522	mg/L	0.005311	101.66%
Sr 421.552†	5927.3	0.01107	mg/L	0.000042	0.02213	mg/L	0.000084	0.38%
Ti 334.903†	3045.4	0.1773	mg/L	0.00045	0.3546	mg/L	0.00089	0.25%
Tl 190.801†	-0.0	-0.00184	mg/L	0.001935	-0.00368	mg/L	0.003870	105.15%
V 292.402†	160297.9	0.8913	mg/L	0.01331	1.783	mg/L	0.0266	1.49%
Zn 206.200†	0.9	0.00114	mg/L	0.003952	0.00227	mg/L	0.007904	347.74%

Sequence No.: 4
Sample ID: JZ83 K WMN
Analyst: BLW
Initial Sample Wt:
Dilution: 5X

Autosampler Location: 44
Date Collected: 10/10/2006 3:30:23 PM
Data Type: Original
Initial Sample Vol:
Sample Prep Vol:

Nebulizer Parameters: JZ83 K WMN

Analyte	Back Pressure	Flow
All	179.0 kPa	0.50 L/min

rerun

Mean Data: JZ83 K WMN

Analyte	Mean Corrected Intensity	Calib Conc.	Calib Units	Std.Dev.	Sample Conc.	Sample Units	Std.Dev.	RSD
ScA 357.253	983494.3	101.3	%	0.54				0.53%
ScR 361.383	112778.3	102.3	%	0.74				0.72%
Ag 328.068†	-1.9	-0.00001	mg/L	0.000105	-0.00004	mg/L	0.000527	>999.9%
Al 308.215†	5.4	0.00576	mg/L	0.003767	0.02882	mg/L	0.018836	65.35%
As 188.979†	-0.3	-0.00081	mg/L	0.004660	-0.00407	mg/L	0.023299	572.12%
B 249.677†	482.3	0.2530	mg/L	0.01602	1.265	mg/L	0.0801	6.33%
Ba 233.527†	7.2	0.00489	mg/L	0.000711	0.02447	mg/L	0.003555	14.53%
Be 313.042†	14.2	0.00004	mg/L	0.000042	0.00018	mg/L	0.000209	113.24%
Ca 317.933†	32341.7	3.017	mg/L	0.0464	15.08	mg/L	0.232	1.54%
Cd 228.802†	-4.3	-0.00021	mg/L	0.000156	-0.00107	mg/L	0.000778	72.45%
Co 228.616†	1.6	0.00008	mg/L	0.000057	0.00039	mg/L	0.000285	73.58%
Cr 267.716†	3.1	0.00058	mg/L	0.000495	0.00290	mg/L	0.002474	85.20%
Cu 324.752†	-176.1	-0.00087	mg/L	0.000083	-0.00437	mg/L	0.000415	9.50%
Fe 273.955†	14.9	0.02816	mg/L	0.003369	0.1408	mg/L	0.01684	11.96%
K 766.490†	357.8	0.3087	mg/L	0.03277	1.543	mg/L	0.1638	10.62%
Mg 279.077†	589.6	0.8379	mg/L	0.02273	4.190	mg/L	0.1136	2.71%
Mn 257.610†	11.7	0.00081	mg/L	0.000255	0.00405	mg/L	0.001273	31.40%
Mo 202.031†	1.9	0.00027	mg/L	0.000137	0.00136	mg/L	0.000684	50.17%
Na 589.592†	24239.0	5.871	mg/L	0.2025	29.35	mg/L	1.012	3.45%
Na 330.237†	110.5	4.787	mg/L	0.3388	23.94	mg/L	1.694	7.08%
Ni 231.604†	1.8	0.00202	mg/L	0.000945	0.01008	mg/L	0.004725	46.87%
Pb 220.353†	-2.5	-0.00053	mg/L	0.001127	-0.00264	mg/L	0.005635	213.80%
Sb 206.836†	-1.2	-0.00166	mg/L	0.002041	-0.00829	mg/L	0.010203	123.09%
Se 196.026†	-1.7	-0.00251	mg/L	0.007720	-0.01253	mg/L	0.038599	308.06%
Si 288.158†	4628.6	5.208	mg/L	0.3292	26.04	mg/L	1.646	6.32%
Sn 189.927†	-3.2	-0.00126	mg/L	0.000282	-0.00632	mg/L	0.001412	22.36%
Sr 421.552†	9058.7	0.01691	mg/L	0.000246	0.08456	mg/L	0.001231	1.46%
Ti 334.903†	-4.3	-0.00025	mg/L	0.001631	-0.00126	mg/L	0.008154	645.05%
Tl 190.801†	-0.3	-0.00052	mg/L	0.001164	-0.00258	mg/L	0.005821	225.35%
V 292.402†	76.3	0.00043	mg/L	0.000069	0.00215	mg/L	0.000346	16.09%
Zn 206.200†	-0.4	-0.00107	mg/L	0.003365	-0.00537	mg/L	0.016826	313.44%

Sequence No.: 5
Sample ID: JZ82 DDUP WMN
Analyst: BLW
Initial Sample Wt:
Dilution: 5X

Autosampler Location: 45
Date Collected: 10/10/2006 3:36:48 PM
Data Type: Original
Initial Sample Vol:
Sample Prep Vol:

Nebulizer Parameters: JZ82 DDUP WMN

Analyte	Back Pressure	Flow
All	178.0 kPa	0.50 L/min

Mean Data: JZ82 DDUP WMN

Analyte	Mean Corrected Intensity	Calib Conc.	Calib Units	Calib Std.Dev.	Sample Conc.	Sample Units	Sample Std.Dev.	RSD
ScA 357.253	980410.2	101.0	%	0.50				0.49%
ScR 361.383	113916.1	103.4	%	1.02				0.99%
Ag 328.068†	-39.1	-0.00016	mg/L	0.000112	-0.00081	mg/L	0.000558	69.14%
Al 308.215†	2.3	0.00247	mg/L	0.007824	0.01235	mg/L	0.039121	316.81%
As 188.979†	-0.3	-0.00066	mg/L	0.001984	-0.00328	mg/L	0.009922	302.27%
B 249.677†	285.1	0.1495	mg/L	0.00387	0.7477	mg/L	0.01934	2.59%
Ba 233.527†	4.7	0.00314	mg/L	0.000907	0.01570	mg/L	0.004533	28.87%
Be 313.042†	-2.3	-0.00001	mg/L	0.000047	-0.00003	mg/L	0.000235	777.45%
Ca 317.933†	36793.6	3.432	mg/L	0.0832	17.16	mg/L	0.416	2.42%
Cd 228.802†	-3.0	-0.00015	mg/L	0.000152	-0.00075	mg/L	0.000762	101.03%
Co 228.616†	4.4	0.00020	mg/L	0.000441	0.00102	mg/L	0.002206	215.31%
Cr 267.716†	3.3	0.00043	mg/L	0.000022	0.00214	mg/L	0.000112	5.22%
Cu 324.752†	-295.2	-0.00138	mg/L	0.000043	-0.00688	mg/L	0.000213	3.10%
Fe 273.955†	509.6	0.9604	mg/L	0.02364	4.802	mg/L	0.1182	2.46%
K 766.490†	447.1	0.3856	mg/L	0.00812	1.928	mg/L	0.0406	2.11%
Mg 279.077†	1148.3	1.631	mg/L	0.0436	8.156	mg/L	0.2180	2.67%
Mn 257.610†	2488.1	0.1804	mg/L	0.00515	0.9022	mg/L	0.02576	2.86%
Mo 202.031†	4.1	0.00058	mg/L	0.000128	0.00290	mg/L	0.000640	22.09%
Na 589.592†	17536.6	4.247	mg/L	0.0238	21.24	mg/L	0.119	0.56%
Na 330.237†	86.3	3.730	mg/L	0.2363	18.65	mg/L	1.181	6.33%
Ni 231.604†	-1.2	-0.00130	mg/L	0.003260	-0.00652	mg/L	0.016301	249.92%
Pb 220.353†	-0.2	-0.00003	mg/L	0.000476	-0.00017	mg/L	0.002380	>999.9%
Sb 206.836†	-0.2	-0.00038	mg/L	0.002503	-0.00191	mg/L	0.012513	655.50%
Se 196.026†	-4.3	-0.00634	mg/L	0.007572	-0.03170	mg/L	0.037862	119.43%
Si 288.158†	5056.2	5.689	mg/L	0.0355	28.45	mg/L	0.177	0.62%
Sn 189.927†	-2.9	-0.00110	mg/L	0.000681	-0.00551	mg/L	0.003405	61.76%
Sr 421.552†	8516.0	0.01590	mg/L	0.000318	0.07950	mg/L	0.001591	2.00%
Ti 334.903†	-9.0	-0.00053	mg/L	0.001101	-0.00263	mg/L	0.005505	209.55%
Tl 190.801†	1.7	0.00275	mg/L	0.001127	0.01373	mg/L	0.005637	41.05%
V 292.402†	-2.0	0.00002	mg/L	0.000082	0.00011	mg/L	0.000412	369.98%
Zn 206.200†	-1.2	-0.00366	mg/L	0.004169	-0.01830	mg/L	0.020844	113.88%

Sequence No.: 6
Sample ID: JZ82 D WMN
Analyst: BLW
Initial Sample Wt:
Dilution: 5X

Autosampler Location: 46
Date Collected: 10/10/2006 3:43:12 PM
Data Type: Original
Initial Sample Vol:
Sample Prep Vol:

Nebulizer Parameters: JZ82 D WMN

Analyte	Back Pressure	Flow
All	178.0 kPa	0.50 L/min

Mean Data: JZ82 D WMN

Analyte	Mean Corrected Intensity	Calib Conc.	Calib Units	Calib Std.Dev.	Sample Conc.	Sample Units	Sample Std.Dev.	RSD
ScA 357.253	996554.2	102.7	%	0.64				0.62%
ScR 361.383	114480.9	103.9	%	0.81				0.78%
Ag 328.068†	-21.8	-0.00008	mg/L	0.000118	-0.00041	mg/L	0.000590	142.22%
Al 308.215†	-5.0	-0.00536	mg/L	0.007114	-0.02680	mg/L	0.035569	132.71%
As 188.979†	-1.2	-0.00262	mg/L	0.000972	-0.01312	mg/L	0.004862	37.06%
B 249.677†	174.0	0.09126	mg/L	0.005591	0.4563	mg/L	0.02796	6.13%
Ba 233.527†	3.2	0.00211	mg/L	0.000470	0.01054	mg/L	0.002352	22.32%
Be 313.042†	22.5	0.00006	mg/L	0.000052	0.00030	mg/L	0.000258	86.55%
Ca 317.933†	36216.7	3.378	mg/L	0.0723	16.89	mg/L	0.362	2.14%
Cd 228.802†	-3.5	-0.00017	mg/L	0.000164	-0.00087	mg/L	0.000820	94.07%
Co 228.616†	5.2	0.00025	mg/L	0.000264	0.00123	mg/L	0.001321	107.72%
Cr 267.716†	3.0	0.00035	mg/L	0.000515	0.00177	mg/L	0.002574	145.59%
Cu 324.752†	-259.2	-0.00120	mg/L	0.000191	-0.00599	mg/L	0.000955	15.93%
Fe 273.955†	504.6	0.9510	mg/L	0.02393	4.755	mg/L	0.1197	2.52%
K 766.490†	445.4	0.3842	mg/L	0.02195	1.921	mg/L	0.1098	5.71%
Mg 279.077†	1143.7	1.625	mg/L	0.0534	8.124	mg/L	0.2672	3.29%
Mn 257.610†	2468.7	0.1790	mg/L	0.00567	0.8951	mg/L	0.02836	3.17%
Mo 202.031†	0.1	-0.00002	mg/L	0.000244	-0.00009	mg/L	0.001220	>999.9%
Na 589.592†	13931.7	3.374	mg/L	0.0420	16.87	mg/L	0.210	1.24%
Na 330.237†	76.9	3.319	mg/L	0.2305	16.60	mg/L	1.153	6.94%
Ni 231.604†	-3.0	-0.00345	mg/L	0.001972	-0.01725	mg/L	0.009860	57.16%
Pb 220.353†	2.8	0.00061	mg/L	0.000818	0.00304	mg/L	0.004092	134.76%
Sb 206.836†	-1.4	-0.00213	mg/L	0.000857	-0.01066	mg/L	0.004284	40.20%
Se 196.026†	-6.3	-0.00931	mg/L	0.004207	-0.04657	mg/L	0.021035	45.17%
Si 288.158†	4142.2	4.661	mg/L	0.0514	23.30	mg/L	0.257	1.10%
Sn 189.927†	-3.6	-0.00141	mg/L	0.001380	-0.00705	mg/L	0.006901	97.85%
Sr 421.552†	8339.5	0.01557	mg/L	0.000362	0.07785	mg/L	0.001809	2.32%
Ti 334.903†	-2.3	-0.00013	mg/L	0.000423	-0.00066	mg/L	0.002114	318.95%
Tl 190.801†	-0.1	-0.00021	mg/L	0.003592	-0.00106	mg/L	0.017961	>999.9%
V 292.402†	0.7	0.00004	mg/L	0.000139	0.00018	mg/L	0.000695	388.81%
Zn 206.200†	-0.5	-0.00160	mg/L	0.005083	-0.00801	mg/L	0.025415	317.35%

Sequence No.: 7
Sample ID: JZ82 DSPK WMN
Analyst: BLW
Initial Sample Wt:
Dilution: 5X

Autosampler Location: 47
Date Collected: 10/10/2006 3:49:35 PM
Data Type: Original
Initial Sample Vol:
Sample Prep Vol:

Nebulizer Parameters: JZ82 DSPK WMN

Analyte	Back Pressure	Flow
All	178.0 kPa	0.50 L/min

Mean Data: JZ82 DSPK WMN

Analyte	Mean Corrected Intensity	Calib Conc.	Calib Units	Calib Std.Dev.	Sample Conc.	Sample Units	Sample Std.Dev.	RSD
ScA 357.253	989664.6	102.0	%	0.44				0.43%
ScR 361.383	113594.3	103.1	%	0.92				0.90%
Ag 328.068†	1.4	0.00002	mg/L	0.000070	0.00011	mg/L	0.000348	316.27%
Al 308.215†	-2.4	-0.00260	mg/L	0.004822	-0.01299	mg/L	0.024110	185.53%
As 188.979†	-0.5	-0.00127	mg/L	0.005720	-0.00633	mg/L	0.028602	451.85%
B 249.677†	125.4	0.06579	mg/L	0.002571	0.3289	mg/L	0.01285	3.91%
Ba 233.527†	3.3	0.00217	mg/L	0.001811	0.01086	mg/L	0.009053	83.38%
Be 313.042†	6.5	0.00002	mg/L	0.000028	0.00009	mg/L	0.000138	159.91%
Ca 317.933†	35685.3	3.329	mg/L	0.0901	16.64	mg/L	0.451	2.71%
Cd 228.802†	-6.7	-0.00033	mg/L	0.000138	-0.00167	mg/L	0.000690	41.40%
Co 228.616†	7.7	0.00037	mg/L	0.000438	0.00183	mg/L	0.002189	119.61%
Cr 267.716†	3.1	0.00038	mg/L	0.000261	0.00188	mg/L	0.001303	69.41%
Cu 324.752†	-337.1	-0.00159	mg/L	0.000252	-0.00794	mg/L	0.001261	15.89%
Fe 273.955†	490.7	0.9249	mg/L	0.02326	4.624	mg/L	0.1163	2.51%
K 766.490†	458.3	0.3953	mg/L	0.01276	1.977	mg/L	0.0638	3.23%
Mg 279.077†	1125.5	1.599	mg/L	0.0414	7.994	mg/L	0.2069	2.59%
Mn 257.610†	2400.7	0.1741	mg/L	0.00341	0.8705	mg/L	0.01707	1.96%
Mo 202.031†	1.7	0.00022	mg/L	0.000067	0.00108	mg/L	0.000335	30.93%
Na 589.592†	12702.5	3.077	mg/L	0.0562	15.38	mg/L	0.281	1.83%
Na 330.237†	68.5	2.953	mg/L	0.1492	14.77	mg/L	0.746	5.05%
Ni 231.604†	-0.3	-0.00036	mg/L	0.001041	-0.00179	mg/L	0.005203	291.28%
Pb 220.353†	-4.1	-0.00087	mg/L	0.000444	-0.00437	mg/L	0.002222	50.89%
Sb 206.836†	-1.0	-0.00153	mg/L	0.001953	-0.00766	mg/L	0.009764	127.51%
Se 196.026†	-5.4	-0.00797	mg/L	0.004149	-0.03984	mg/L	0.020746	52.07%
Si 288.158†	12565.6	14.14	mg/L	0.053	70.69	mg/L	0.266	0.38%
Sn 189.927†	-4.4	-0.00178	mg/L	0.000908	-0.00891	mg/L	0.004542	50.98%
Sr 421.552†	8317.4	0.01553	mg/L	0.000403	0.07764	mg/L	0.002013	2.59%
Ti 334.903†	13.5	0.00078	mg/L	0.000907	0.00392	mg/L	0.004535	115.58%
Tl 190.801†	-0.9	-0.00153	mg/L	0.003989	-0.00765	mg/L	0.019946	260.69%
V 292.402†	-5.3	0.00000	mg/L	0.000051	0.00001	mg/L	0.000257	>999.9%
Zn 206.200†	-0.7	-0.00208	mg/L	0.002087	-0.01041	mg/L	0.010436	100.27%

Sequence No.: 8
Sample ID: JY18 HDUP SWC
Analyst: BLW
Initial Sample Wt:
Dilution: 2X

Autosampler Location: 48
Date Collected: 10/10/2006 3:55:59 PM
Data Type: Original
Initial Sample Vol:
Sample Prep Vol:

Nebulizer Parameters: JY18 HDUP SWC

Analyte	Back Pressure	Flow
All	178.0 kPa	0.50 L/min

Mean Data: JY18 HDUP SWC

Analyte	Mean Corrected Intensity	Calib Conc.	Calib Units	Std.Dev.	Sample Conc.	Sample Units	Std.Dev.	RSD
ScA 357.253	987983.5	101.8	%	0.44				0.43%
ScR 361.383	118487.6	107.5	%	0.85				0.80%
Ag 328.068†	-1083.9	-0.00043	mg/L	0.000107	-0.00085	mg/L	0.000214	25.13%
Al 308.215†	59319.0	64.02	mg/L	0.249	128.0	mg/L	0.50	0.39%
As 188.979†	28.7	0.03665	mg/L	0.003532	0.07331	mg/L	0.007063	9.64%
B 249.677†	191.1	0.09902	mg/L	0.001126	0.1980	mg/L	0.00225	1.14%
Ba 233.527†	317.6	0.2098	mg/L	0.00045	0.4196	mg/L	0.00089	0.21%
Be 313.042†	616.2	0.00127	mg/L	0.000015	0.00255	mg/L	0.000030	1.17%
Ca 317.933†	1135605.3	105.9	mg/L	0.19	211.9	mg/L	0.38	0.18%
Cd 228.802†	23.7	0.00112	mg/L	0.000074	0.00223	mg/L	0.000148	6.65%
Co 228.616†	814.5	0.03224	mg/L	0.000484	0.06447	mg/L	0.000969	1.50%
Cr 267.716†	526.7	0.1234	mg/L	0.00057	0.2469	mg/L	0.00114	0.46%
Cu 324.752†	10286.1	0.05936	mg/L	0.000184	0.1187	mg/L	0.00037	0.31%
Fe 273.955†	51596.4	97.25	mg/L	0.405	194.5	mg/L	0.81	0.42%
K 766.490†	10328.7	8.910	mg/L	0.0063	17.82	mg/L	0.013	0.07%
Mg 279.077†	27049.7	38.37	mg/L	0.150	76.75	mg/L	0.300	0.39%
Mn 257.610†	16638.9	1.205	mg/L	0.0040	2.410	mg/L	0.0080	0.33%
Mo 202.031†	38.3	0.00498	mg/L	0.000138	0.00996	mg/L	0.000276	2.77%
Na 589.592†	168500.4	40.81	mg/L	0.236	81.62	mg/L	0.473	0.58%
Na 330.237†	890.2	38.80	mg/L	0.681	77.61	mg/L	1.362	1.75%
Ni 231.604†	96.2	0.1089	mg/L	0.00638	0.2178	mg/L	0.01276	5.86%
Pb 220.353†	75.5	0.02776	mg/L	0.001304	0.05552	mg/L	0.002608	4.70%
Sb 206.836†	11.4	0.00831	mg/L	0.003216	0.01662	mg/L	0.006432	38.70%
Se 196.026†	-28.2	-0.03113	mg/L	0.006962	-0.06226	mg/L	0.013924	22.36%
Si 288.158†	2101.0	2.364	mg/L	0.0118	4.729	mg/L	0.0236	0.50%
Sn 189.927†	-57.6	-0.01955	mg/L	0.001949	-0.03911	mg/L	0.003898	9.97%
Sr 421.552†	391493.0	0.7309	mg/L	0.00157	1.462	mg/L	0.0031	0.21%
Ti 334.903†	77065.8	4.492	mg/L	0.0075	8.985	mg/L	0.0149	0.17%
Tl 190.801†	-8.4	-0.01829	mg/L	0.005800	-0.03658	mg/L	0.011601	31.72%
V 292.402†	41518.7	0.2297	mg/L	0.00184	0.4594	mg/L	0.00369	0.80%
Zn 206.200†	72.0	0.2284	mg/L	0.00550	0.4567	mg/L	0.01100	2.41%

Sequence No.: 9
Sample ID: JY18 H SWC
Analyst: BLW
Initial Sample Wt:
Dilution: 2X

Autosampler Location: 49
Date Collected: 10/10/2006 4:02:41 PM
Data Type: Original
Initial Sample Vol:
Sample Prep Vol:

Nebulizer Parameters: JY18 H SWC

Analyte	Back Pressure	Flow
All	178.0 kPa	0.50 L/min

Mean Data: JY18 H SWC

Analyte	Mean Corrected Intensity	Calib Conc.	Calib Units	Calib Std.Dev.	Sample Conc.	Sample Units	Sample Std.Dev.	RSD
ScA 357.253	976689.2	100.6	%	0.50				0.50%
ScR 361.383	118678.9	107.7	%	0.27				0.25%
Ag 328.068†	-1195.4	-0.00069	mg/L	0.000083	-0.00139	mg/L	0.000166	11.97%
Al 308.215†	60945.3	65.78	mg/L	0.183	131.6	mg/L	0.37	0.28%
As 188.979†	31.3	0.03828	mg/L	0.002491	0.07655	mg/L	0.004983	6.51%
B 249.677†	187.5	0.09698	mg/L	0.000842	0.1940	mg/L	0.00168	0.87%
Ba 233.527†	268.3	0.1763	mg/L	0.00151	0.3526	mg/L	0.00303	0.86%
Be 313.042†	640.0	0.00132	mg/L	0.000045	0.00264	mg/L	0.000091	3.45%
Ca 317.933†	1739257.2	162.2	mg/L	0.23	324.5	mg/L	0.47	0.14%
Cd 228.802†	24.6	0.00115	mg/L	0.000213	0.00231	mg/L	0.000425	18.44%
Co 228.616†	834.9	0.03240	mg/L	0.000457	0.06479	mg/L	0.000915	1.41%
Cr 267.716†	549.7	0.1297	mg/L	0.00045	0.2594	mg/L	0.00090	0.35%
Cu 324.752†	19633.2	0.1060	mg/L	0.00083	0.2121	mg/L	0.00166	0.78%
Fe 273.955†	54409.8	102.5	mg/L	0.60	205.1	mg/L	1.21	0.59%
K 766.490†	10348.6	8.927	mg/L	0.0323	17.85	mg/L	0.065	0.36%
Mg 279.077†	27292.7	38.72	mg/L	0.042	77.43	mg/L	0.084	0.11%
Mn 257.610†	17872.7	1.294	mg/L	0.0057	2.588	mg/L	0.0113	0.44%
Mo 202.031†	41.1	0.00540	mg/L	0.000375	0.01080	mg/L	0.000749	6.94%
Na 589.592†	152023.0	36.82	mg/L	0.081	73.64	mg/L	0.163	0.22%
Na 330.237†	831.8	35.80	mg/L	0.164	71.60	mg/L	0.327	0.46%
Ni 231.604†	92.7	0.1050	mg/L	0.00043	0.2100	mg/L	0.00086	0.41%
Pb 220.353†	81.2	0.02927	mg/L	0.000687	0.05855	mg/L	0.001374	2.35%
Sb 206.836†	11.1	0.00767	mg/L	0.004450	0.01534	mg/L	0.008901	58.02%
Se 196.026†	-25.0	-0.02594	mg/L	0.006043	-0.05188	mg/L	0.012087	23.30%
Si 288.158†	2829.2	3.184	mg/L	0.0101	6.367	mg/L	0.0202	0.32%
Sn 189.927†	-72.1	-0.02223	mg/L	0.002158	-0.04446	mg/L	0.004315	9.71%
Sr 421.552†	688236.0	1.285	mg/L	0.0008	2.570	mg/L	0.0015	0.06%
Ti 334.903†	85067.1	4.959	mg/L	0.0028	9.918	mg/L	0.0055	0.06%
Tl 190.801†	-4.8	-0.01289	mg/L	0.005497	-0.02578	mg/L	0.010993	42.64%
V 292.402†	43591.3	0.2411	mg/L	0.00140	0.4821	mg/L	0.00281	0.58%
Zn 206.200†	73.7	0.2349	mg/L	0.00899	0.4698	mg/L	0.01798	3.83%

Sequence No.: 10
Sample ID: JY18 HSPK SWC
Analyst: BLW
Initial Sample Wt:
Dilution: 2X

Autosampler Location: 50
Date Collected: 10/10/2006 4:09:25 PM
Data Type: Original
Initial Sample Vol:
Sample Prep Vol:

Nebulizer Parameters: JY18 HSPK SWC

Analyte	Back Pressure	Flow
All	178.0 kPa	0.50 L/min

Mean Data: JY18 HSPK SWC

Analyte	Mean Corrected Intensity	Calib Conc.	Calib Units	Calib Std.Dev.	Sample Conc.	Sample Units	Sample Std.Dev.	RSD
ScA 357.253	973254.3	100.3	%	0.48				0.48%
ScR 361.383	115501.1	104.8	%	0.28				0.27%
Ag 328.068†	111359.2	0.5123	mg/L	0.00161	1.025	mg/L	0.0032	0.31%
Al 308.215†	61570.9	66.45	mg/L	0.481	132.9	mg/L	0.96	0.72%
As 188.979†	1034.0	2.088	mg/L	0.0203	4.176	mg/L	0.0407	0.97%
B 249.677†	163.4	0.08548	mg/L	0.001897	0.1710	mg/L	0.00379	2.22%
Ba 233.527†	3168.1	2.152	mg/L	0.0100	4.304	mg/L	0.0200	0.47%
Be 313.042†	195493.4	0.5175	mg/L	0.00066	1.035	mg/L	0.0013	0.13%
Ca 317.933†	2389037.8	222.9	mg/L	0.30	445.7	mg/L	0.60	0.13%
Cd 228.802†	10389.3	0.5193	mg/L	0.00314	1.039	mg/L	0.0063	0.60%
Co 228.616†	10390.0	0.5114	mg/L	0.00411	1.023	mg/L	0.0082	0.80%
Cr 267.716†	2621.7	0.6225	mg/L	0.00445	1.245	mg/L	0.0089	0.71%
Cu 324.752†	123737.1	0.6211	mg/L	0.00108	1.242	mg/L	0.0022	0.17%
Fe 273.955†	52369.9	98.70	mg/L	0.833	197.4	mg/L	1.67	0.84%
K 766.490†	22427.5	19.35	mg/L	0.083	38.69	mg/L	0.165	0.43%
Mg 279.077†	33628.6	47.72	mg/L	0.394	95.45	mg/L	0.787	0.83%
Mn 257.610†	23965.4	1.736	mg/L	0.0123	3.472	mg/L	0.0246	0.71%
Mo 202.031†	47.1	0.00611	mg/L	0.000353	0.01223	mg/L	0.000706	5.78%
Na 589.592†	204560.4	49.55	mg/L	0.171	99.09	mg/L	0.342	0.35%
Na 330.237†	1123.5	47.66	mg/L	0.467	95.32	mg/L	0.934	0.98%
Ni 231.604†	515.9	0.5842	mg/L	0.00031	1.168	mg/L	0.0006	0.05%
Pb 220.353†	9309.9	2.008	mg/L	0.0045	4.016	mg/L	0.0091	0.23%
Sb 206.836†	14.5	0.00613	mg/L	0.001488	0.01226	mg/L	0.002975	24.27%
Se 196.026†	1385.4	2.043	mg/L	0.0108	4.086	mg/L	0.0216	0.53%
Si 288.158†	2954.9	3.326	mg/L	0.0112	6.652	mg/L	0.0223	0.34%
Sn 189.927†	-75.3	-0.01907	mg/L	0.003707	-0.03814	mg/L	0.007414	19.44%
Sr 421.552†	1187176.4	2.216	mg/L	0.0050	4.433	mg/L	0.0101	0.23%
Ti 334.903†	76417.7	4.455	mg/L	0.0065	8.909	mg/L	0.0130	0.15%
Tl 190.801†	1138.4	1.837	mg/L	0.0116	3.674	mg/L	0.0231	0.63%
V 292.402†	132205.4	0.7374	mg/L	0.00205	1.475	mg/L	0.0041	0.28%
Zn 206.200†	218.9	0.6976	mg/L	0.00191	1.395	mg/L	0.0038	0.27%

Sequence No.: 11
Sample ID: CV 4
Analyst: BLW
Initial Sample Wt:
Dilution: 1X

Autosampler Location: 7
Date Collected: 10/10/2006 4:15:56 PM
Data Type: Original
Initial Sample Vol:
Sample Prep Vol:

Nebulizer Parameters: CV

Analyte	Back Pressure	Flow
All	178.0 kPa	0.50 L/min

Mean Data: CV

Analyte	Mean Corrected Intensity	Calib Conc.	Calib Units	Calib Std.Dev.	Sample Conc.	Sample Units	Sample Std.Dev.	RSD
ScA 357.253	969339.1	99.87	%	0.713				0.71%
ScR 361.383	114343.2	103.7	%	0.52				0.50%
Ag 328.068†	214701.0	0.9790	mg/L	0.00404	0.9790	mg/L	0.00404	0.41%
Al 308.215†	1848.9	1.960	mg/L	0.0081	1.960	mg/L	0.0081	0.41%
As 188.979†	967.9	1.976	mg/L	0.0123	1.976	mg/L	0.0123	0.62%
B 249.677†	1875.7	0.9873	mg/L	0.00517	0.9873	mg/L	0.00517	0.52%
Ba 233.527†	1463.1	0.9961	mg/L	0.00544	0.9961	mg/L	0.00544	0.55%
Be 313.042†	375538.8	0.9948	mg/L	0.01026	0.9948	mg/L	0.01026	1.03%
Ca 317.933†	21677.7	2.022	mg/L	0.0123	2.022	mg/L	0.0123	0.61%
Cd 228.802†	20148.5	1.010	mg/L	0.0045	1.010	mg/L	0.0045	0.45%
Co 228.616†	19519.5	0.9759	mg/L	0.00561	0.9759	mg/L	0.00561	0.57%
Cr 267.716†	4081.2	0.9733	mg/L	0.00574	0.9733	mg/L	0.00574	0.59%
Cu 324.752†	212918.3	1.053	mg/L	0.0049	1.053	mg/L	0.0049	0.46%
Fe 273.955†	1102.4	2.075	mg/L	0.0071	2.075	mg/L	0.0071	0.34%
K 766.490†	23093.6	19.92	mg/L	0.104	19.92	mg/L	0.104	0.52%
Mg 279.077†	1409.7	2.007	mg/L	0.0030	2.007	mg/L	0.0030	0.15%
Mn 257.610†	13682.5	0.9929	mg/L	0.00491	0.9929	mg/L	0.00491	0.49%
Mo 202.031†	6381.9	0.9677	mg/L	0.00356	0.9677	mg/L	0.00356	0.37%
Na 589.592†	221350.9	53.61	mg/L	0.313	53.61	mg/L	0.313	0.58%
Na 330.237†	1179.0	51.37	mg/L	0.233	51.37	mg/L	0.233	0.45%
Ni 231.604†	886.6	1.005	mg/L	0.0010	1.005	mg/L	0.0010	0.10%
Pb 220.353†	9303.3	1.996	mg/L	0.0079	1.996	mg/L	0.0079	0.39%
Sb 206.836†	1524.5	2.138	mg/L	0.0059	2.138	mg/L	0.0059	0.28%
Se 196.026†	1343.6	1.971	mg/L	0.0088	1.971	mg/L	0.0088	0.45%
Si 288.158†	1810.4	2.039	mg/L	0.0114	2.039	mg/L	0.0114	0.56%
Sn 189.927†	2010.3	0.9247	mg/L	0.00485	0.9247	mg/L	0.00485	0.52%
Sr 421.552†	531101.1	0.9916	mg/L	0.00862	0.9916	mg/L	0.00862	0.87%
Ti 334.903†	17191.3	1.001	mg/L	0.0056	1.001	mg/L	0.0056	0.56%
Tl 190.801†	1199.9	1.941	mg/L	0.0159	1.941	mg/L	0.0159	0.82%
V 292.402†	177050.3	0.9913	mg/L	0.00240	0.9913	mg/L	0.00240	0.24%
Zn 206.200†	325.3	1.033	mg/L	0.0101	1.033	mg/L	0.0101	0.98%

Sequence No.: 12
Sample ID: CB
Analyst: BLW
Initial Sample Wt:
Dilution: 1X

Autosampler Location: 1
Date Collected: 10/10/2006 4:22:19 PM
Data Type: Original
Initial Sample Vol:
Sample Prep Vol:

Nebulizer Parameters: CB

Analyte	Back Pressure	Flow
All	178.0 kPa	0.50 L/min

Mean Data: CB

Analyte	Mean Corrected Intensity	Calib Conc.	Calib Units	Calib Std.Dev.	Sample Conc.	Sample Units	Sample Std.Dev.	RSD
ScA 357.253	964837.9	99.40	%	0.690				0.69%
ScR 361.383	110848.1	100.6	%	0.68				0.67%
Ag 328.068†	11.6	0.00005	mg/L	0.000083	0.00005	mg/L	0.000083	155.81%
Al 308.215†	2.3	0.00254	mg/L	0.001066	0.00254	mg/L	0.001066	42.01%
As 188.979†	1.9	0.00393	mg/L	0.003944	0.00393	mg/L	0.003944	100.44%
B 249.677†	41.1	0.02158	mg/L	0.001362	0.02158	mg/L	0.001362	6.31%
Ba 233.527†	0.1	0.00005	mg/L	0.001382	0.00005	mg/L	0.001382	>999.9%
Be 313.042†	22.4	0.00006	mg/L	0.000016	0.00006	mg/L	0.000016	26.32%
Ca 317.933†	5.4	0.00050	mg/L	0.002029	0.00050	mg/L	0.002029	404.77%
Cd 228.802†	-3.2	-0.00017	mg/L	0.000048	-0.00017	mg/L	0.000048	28.69%
Co 228.616†	0.6	0.00003	mg/L	0.000404	0.00003	mg/L	0.000404	>999.9%
Cr 267.716†	-2.2	-0.00053	mg/L	0.000070	-0.00053	mg/L	0.000070	13.15%
Cu 324.752†	-49.2	-0.00024	mg/L	0.000292	-0.00024	mg/L	0.000292	120.41%
Fe 273.955†	4.0	0.00753	mg/L	0.000768	0.00753	mg/L	0.000768	10.19%
K 766.490†	70.4	0.06076	mg/L	0.004126	0.06076	mg/L	0.004126	6.79%
Mg 279.077†	-0.3	-0.00049	mg/L	0.005420	-0.00049	mg/L	0.005420	>999.9%
Mn 257.610†	1.4	0.00010	mg/L	0.000245	0.00010	mg/L	0.000245	238.92%
Mo 202.031†	-0.6	-0.00008	mg/L	0.000176	-0.00008	mg/L	0.000176	210.05%
Na 589.592†	697.2	0.1689	mg/L	0.01019	0.1689	mg/L	0.01019	6.03%
Na 330.237†	3.6	0.1595	mg/L	0.34122	0.1595	mg/L	0.34122	213.96%
Ni 231.604†	-1.6	-0.00176	mg/L	0.003210	-0.00176	mg/L	0.003210	182.35%
Pb 220.353†	-0.1	-0.00003	mg/L	0.001388	-0.00003	mg/L	0.001388	>999.9%
Sb 206.836†	0.3	0.00047	mg/L	0.003313	0.00047	mg/L	0.003313	702.74%
Se 196.026†	-6.4	-0.00943	mg/L	0.004726	-0.00943	mg/L	0.004726	50.14%
Si 288.158†	6.6	0.00746	mg/L	0.002307	0.00746	mg/L	0.002307	30.91%
Sn 189.927†	0.9	0.00042	mg/L	0.001118	0.00042	mg/L	0.001118	268.22%
Sr 421.552†	4.6	0.00001	mg/L	0.000008	0.00001	mg/L	0.000008	97.74%
Ti 334.903†	1.0	0.00006	mg/L	0.000262	0.00006	mg/L	0.000262	432.74%
Tl 190.801†	0.9	0.00138	mg/L	0.001313	0.00138	mg/L	0.001313	95.03%
V 292.402†	-12.4	-0.00007	mg/L	0.000165	-0.00007	mg/L	0.000165	228.24%
Zn 206.200†	-0.7	-0.00218	mg/L	0.001289	-0.00218	mg/L	0.001289	59.15%

Sequence No.: 13
Sample ID: JZ83 MB2 WMN
Analyst: BLW
Initial Sample Wt:
Dilution: 1X

Autosampler Location: 51
Date Collected: 10/10/2006 4:28:41 PM
Data Type: Original
Initial Sample Vol:
Sample Prep Vol:

Nebulizer Parameters: JZ83 MB2 WMN

Analyte	Back Pressure	Flow
All	178.0 kPa	0.50 L/min

Mean Data: JZ83 MB2 WMN

Analyte	Mean Corrected Intensity	Calib Conc.	Calib Units	Calib Std.Dev.	Sample Conc.	Sample Units	Sample Std.Dev.	RSD
ScA 357.253	992643.5	102.3	%	0.47				0.46%
ScR 361.383	115622.7	104.9	%	1.05				1.00%
Ag 328.068†	-31.9	-0.00015	mg/L	0.000053	-0.00015	mg/L	0.000053	36.45%
Al 308.215†	0.2	0.00026	mg/L	0.010524	0.00026	mg/L	0.010524	>999.9%
As 188.979†	0.8	0.00171	mg/L	0.003204	0.00171	mg/L	0.003204	187.19%
B 249.677†	9.3	0.00490	mg/L	0.000824	0.00490	mg/L	0.000824	16.82%
Ba 233.527†	1.3	0.00088	mg/L	0.000915	0.00088	mg/L	0.000915	103.69%
Be 313.042†	26.9	0.00007	mg/L	0.000073	0.00007	mg/L	0.000073	102.14%
Ca 317.933†	58.6	0.00547	mg/L	0.000995	0.00547	mg/L	0.000995	18.19%
Cd 228.802†	-2.8	-0.00015	mg/L	0.000173	-0.00015	mg/L	0.000173	118.80%
Co 228.616†	2.3	0.00012	mg/L	0.000254	0.00012	mg/L	0.000254	219.74%
Cr 267.716†	0.8	0.00018	mg/L	0.000689	0.00018	mg/L	0.000689	373.96%
Cu 324.752†	-283.2	-0.00140	mg/L	0.000087	-0.00140	mg/L	0.000087	6.19%
Fe 273.955†	1.5	0.00291	mg/L	0.000370	0.00291	mg/L	0.000370	12.72%
K 766.490†	-50.0	-0.04312	mg/L	0.011360	-0.04312	mg/L	0.011360	26.35%
Mg 279.077†	3.2	0.00459	mg/L	0.004381	0.00459	mg/L	0.004381	95.54%
Mn 257.610†	-3.5	-0.00025	mg/L	0.000197	-0.00025	mg/L	0.000197	78.49%
Mo 202.031†	-3.5	-0.00053	mg/L	0.000141	-0.00053	mg/L	0.000141	26.63%
Na 589.592†	306.9	0.07434	mg/L	0.006268	0.07434	mg/L	0.006268	8.43%
Na 330.237†	-9.1	-0.3984	mg/L	0.33745	-0.3984	mg/L	0.33745	84.71%
Ni 231.604†	-2.4	-0.00270	mg/L	0.000526	-0.00270	mg/L	0.000526	19.52%
Pb 220.353†	-1.7	-0.00036	mg/L	0.001154	-0.00036	mg/L	0.001154	323.98%
Sb 206.836†	-1.5	-0.00214	mg/L	0.001282	-0.00214	mg/L	0.001282	59.99%
Se 196.026†	-2.3	-0.00345	mg/L	0.004913	-0.00345	mg/L	0.004913	142.49%
Si 288.158†	-9.8	-0.01100	mg/L	0.004852	-0.01100	mg/L	0.004852	44.12%
Sn 189.927†	1.5	0.00070	mg/L	0.001148	0.00070	mg/L	0.001148	164.52%
Sr 421.552†	-0.4	0.00000	mg/L	0.000067	0.00000	mg/L	0.000067	>999.9%
Ti 334.903†	-10.3	-0.00060	mg/L	0.000911	-0.00060	mg/L	0.000911	151.15%
Tl 190.801†	1.3	0.00209	mg/L	0.002011	0.00209	mg/L	0.002011	96.40%
V 292.402†	-0.1	0.00000	mg/L	0.000165	0.00000	mg/L	0.000165	>999.9%
Zn 206.200†	-0.5	-0.00169	mg/L	0.005975	-0.00169	mg/L	0.005975	354.05%

Sequence No.: 14
Sample ID: JZ83 L WMN
Analyst: BLW
Initial Sample Wt:
Dilution: 5X

Autosampler Location: 52
Date Collected: 10/10/2006 4:35:06 PM
Data Type: Original
Initial Sample Vol:
Sample Prep Vol:

Nebulizer Parameters: JZ83 L WMN

Analyte	Back Pressure	Flow
All	178.0 kPa	0.50 L/min

Mean Data: JZ83 L WMN

Analyte	Mean Corrected Intensity	Calib Conc.	Calib Units	Std.Dev.	Sample Conc.	Sample Units	Std.Dev.	RSD
ScA 357.253	971249.6	100.1	%	0.47				0.47%
ScR 361.383	112909.0	102.4	%	0.82				0.80%
Ag 328.068†	-21.8	-0.00012	mg/L	0.000220	-0.00059	mg/L	0.001100	187.26%
Al 308.215†	6.3	0.00685	mg/L	0.003501	0.03425	mg/L	0.017506	51.12%
As 188.979†	0.5	0.00080	mg/L	0.002116	0.00400	mg/L	0.010579	264.40%
B 249.677†	31.1	0.01633	mg/L	0.002262	0.08164	mg/L	0.011311	13.85%
Ba 233.527†	4.4	0.00303	mg/L	0.000663	0.01515	mg/L	0.003313	21.87%
Be 313.042†	16.8	0.00004	mg/L	0.000064	0.00022	mg/L	0.000319	142.53%
Ca 317.933†	42509.6	3.965	mg/L	0.0152	19.83	mg/L	0.076	0.38%
Cd 228.802†	-3.5	-0.00018	mg/L	0.000119	-0.00088	mg/L	0.000595	67.49%
Co 228.616†	2.9	0.00014	mg/L	0.000118	0.00072	mg/L	0.000589	81.54%
Cr 267.716†	2.5	0.00016	mg/L	0.000328	0.00082	mg/L	0.001641	199.59%
Cu 324.752†	-165.4	-0.00083	mg/L	0.000149	-0.00415	mg/L	0.000743	17.92%
Fe 273.955†	5.2	0.00975	mg/L	0.001416	0.04876	mg/L	0.007080	14.52%
K 766.490†	520.6	0.4491	mg/L	0.02648	2.246	mg/L	0.1324	5.90%
Mg 279.077†	1258.3	1.788	mg/L	0.0223	8.942	mg/L	0.1114	1.25%
Mn 257.610†	1567.3	0.1136	mg/L	0.00120	0.5682	mg/L	0.00601	1.06%
Mo 202.031†	1.4	0.00018	mg/L	0.000244	0.00090	mg/L	0.001219	135.10%
Na 589.592†	12167.7	2.947	mg/L	0.0191	14.74	mg/L	0.096	0.65%
Na 330.237†	68.4	2.942	mg/L	0.2260	14.71	mg/L	1.130	7.68%
Ni 231.604†	0.7	0.00080	mg/L	0.003176	0.00398	mg/L	0.015878	399.20%
Pb 220.353†	0.4	0.00010	mg/L	0.000546	0.00049	mg/L	0.002730	553.22%
Sb 206.836†	0.1	0.00007	mg/L	0.001556	0.00036	mg/L	0.007781	>999.9%
Se 196.026†	-0.7	-0.00116	mg/L	0.001342	-0.00580	mg/L	0.006709	115.63%
Si 288.158†	3763.1	4.234	mg/L	0.0070	21.17	mg/L	0.035	0.17%
Sn 189.927†	-8.2	-0.00346	mg/L	0.000848	-0.01729	mg/L	0.004238	24.52%
Sr 421.552†	9415.4	0.01758	mg/L	0.000110	0.08789	mg/L	0.000551	0.63%
Ti 334.903†	-10.1	-0.00059	mg/L	0.000226	-0.00294	mg/L	0.001130	38.39%
Tl 190.801†	0.8	0.00126	mg/L	0.004950	0.00629	mg/L	0.024751	393.25%
V 292.402†	-8.5	-0.00003	mg/L	0.000131	-0.00013	mg/L	0.000655	509.27%
Zn 206.200†	0.3	0.00094	mg/L	0.001106	0.00470	mg/L	0.005531	117.59%

Sequence No.: 15
Sample ID: JZ83 M WMN
Analyst: BLW
Initial Sample Wt:
Dilution: 5X

Autosampler Location: 53
Date Collected: 10/10/2006 4:41:30 PM
Data Type: Original
Initial Sample Vol:
Sample Prep Vol:

Nebulizer Parameters: JZ83 M WMN

Analyte	Back Pressure	Flow
All	178.0 kPa	0.50 L/min

Mean Data: JZ83 M WMN

Analyte	Mean Corrected Intensity	Calib Conc.	Calib Units	Std.Dev.	Sample Conc.	Sample Units	Std.Dev.	RSD
ScA 357.253	966058.4	99.53	%	0.195				0.20%
ScR 361.383	112202.2	101.8	%	0.55				0.54%
Ag 328.068†	4.2	0.00001	mg/L	0.000112	0.00006	mg/L	0.000559	936.38%
Al 308.215†	-1.9	-0.00203	mg/L	0.002421	-0.01017	mg/L	0.012104	119.06%
As 188.979†	-0.9	-0.00211	mg/L	0.005316	-0.01053	mg/L	0.026581	252.33%
B 249.677†	24.8	0.01304	mg/L	0.002275	0.06520	mg/L	0.011377	17.45%
Ba 233.527†	3.1	0.00210	mg/L	0.001507	0.01050	mg/L	0.007536	71.76%
Be 313.042†	4.8	0.00001	mg/L	0.000018	0.00006	mg/L	0.000088	139.63%
Ca 317.933†	43140.8	4.024	mg/L	0.0221	20.12	mg/L	0.111	0.55%
Cd 228.802†	-4.8	-0.00024	mg/L	0.000094	-0.00120	mg/L	0.000470	39.32%
Co 228.616†	2.0	0.00010	mg/L	0.000583	0.00050	mg/L	0.002915	582.76%
Cr 267.716†	5.9	0.00103	mg/L	0.000899	0.00513	mg/L	0.004496	87.66%
Cu 324.752†	-248.7	-0.00124	mg/L	0.000093	-0.00621	mg/L	0.000467	7.52%
Fe 273.955†	3.0	0.00565	mg/L	0.004024	0.02825	mg/L	0.020121	71.21%
K 766.490†	561.8	0.4846	mg/L	0.02717	2.423	mg/L	0.1358	5.61%
Mg 279.077†	1248.6	1.774	mg/L	0.0099	8.872	mg/L	0.0493	0.56%
Mn 257.610†	648.9	0.04701	mg/L	0.000342	0.2350	mg/L	0.00171	0.73%
Mo 202.031†	1.4	0.00017	mg/L	0.000028	0.00085	mg/L	0.000140	16.54%
Na 589.592†	12168.0	2.947	mg/L	0.0303	14.74	mg/L	0.152	1.03%
Na 330.237†	71.5	3.075	mg/L	0.1803	15.38	mg/L	0.901	5.86%
Ni 231.604†	0.7	0.00081	mg/L	0.002539	0.00403	mg/L	0.012693	315.19%
Pb 220.353†	1.2	0.00026	mg/L	0.000647	0.00128	mg/L	0.003235	252.48%
Sb 206.836†	-2.0	-0.00291	mg/L	0.004051	-0.01453	mg/L	0.020254	139.43%
Se 196.026†	-1.8	-0.00271	mg/L	0.000770	-0.01355	mg/L	0.003852	28.44%
Si 288.158†	3657.2	4.115	mg/L	0.0250	20.58	mg/L	0.125	0.61%
Sn 189.927†	-4.7	-0.00189	mg/L	0.000854	-0.00944	mg/L	0.004268	45.19%
Sr 421.552†	9564.0	0.01786	mg/L	0.000118	0.08928	mg/L	0.000591	0.66%
Ti 334.903†	4.6	0.00027	mg/L	0.001581	0.00133	mg/L	0.007907	593.77%
Tl 190.801†	0.8	0.00135	mg/L	0.001608	0.00676	mg/L	0.008041	118.88%
V 292.402†	11.2	0.00008	mg/L	0.000069	0.00040	mg/L	0.000345	86.68%
Zn 206.200†	-0.6	-0.00184	mg/L	0.005435	-0.00918	mg/L	0.027173	296.16%

Sequence No.: 16
Sample ID: JZ83 N WMN
Analyst: BLW
Initial Sample Wt:
Dilution: 5X

Autosampler Location: 54
Date Collected: 10/10/2006 4:47:53 PM
Data Type: Original
Initial Sample Vol:
Sample Prep Vol:

Nebulizer Parameters: JZ83 N WMN

Analyte	Back Pressure	Flow
All	178.0 kPa	0.50 L/min

Mean Data: JZ83 N WMN

Analyte	Mean Corrected Intensity	Calib Conc.	Calib Units	Std.Dev.	Sample Conc.	Sample Units	Std.Dev.	RSD
ScA 357.253	971597.4	100.1	%	0.61				0.61%
ScR 361.383	112070.7	101.7	%	0.42				0.41%
Ag 328.068†	-52.6	-0.00025	mg/L	0.000228	-0.00123	mg/L	0.001141	92.68%
Al 308.215†	-0.2	-0.00025	mg/L	0.006331	-0.00126	mg/L	0.031655	>999.9%
As 188.979†	0.4	0.00071	mg/L	0.004268	0.00356	mg/L	0.021342	599.68%
B 249.677†	23.4	0.01225	mg/L	0.001800	0.06126	mg/L	0.009001	14.69%
Ba 233.527†	3.7	0.00251	mg/L	0.001980	0.01253	mg/L	0.009898	79.01%
Be 313.042†	18.2	0.00005	mg/L	0.000033	0.00024	mg/L	0.000166	68.79%
Ca 317.933†	43536.8	4.061	mg/L	0.0101	20.31	mg/L	0.050	0.25%
Cd 228.802†	-5.0	-0.00025	mg/L	0.000099	-0.00127	mg/L	0.000497	39.05%
Co 228.616†	7.3	0.00036	mg/L	0.000268	0.00182	mg/L	0.001340	73.53%
Cr 267.716†	0.2	-0.00035	mg/L	0.000600	-0.00176	mg/L	0.003001	170.09%
Cu 324.752†	-227.8	-0.00114	mg/L	0.000165	-0.00569	mg/L	0.000827	14.54%
Fe 273.955†	5.9	0.01117	mg/L	0.002318	0.05584	mg/L	0.011592	20.76%
K 766.490†	578.6	0.4991	mg/L	0.02878	2.496	mg/L	0.1439	5.77%
Mg 279.077†	1279.9	1.819	mg/L	0.0115	9.095	mg/L	0.0574	0.63%
Mn 257.610†	600.1	0.04347	mg/L	0.000529	0.2173	mg/L	0.00264	1.22%
Mo 202.031†	-0.2	-0.00007	mg/L	0.000464	-0.00033	mg/L	0.002321	700.78%
Na 589.592†	12106.7	2.932	mg/L	0.0128	14.66	mg/L	0.064	0.44%
Na 330.237†	58.0	2.489	mg/L	0.0861	12.44	mg/L	0.431	3.46%
Ni 231.604†	0.4	0.00048	mg/L	0.001370	0.00242	mg/L	0.006848	283.41%
Pb 220.353†	1.7	0.00037	mg/L	0.000830	0.00183	mg/L	0.004152	227.27%
Sb 206.836†	-0.4	-0.00055	mg/L	0.001758	-0.00274	mg/L	0.008792	320.88%
Se 196.026†	-5.0	-0.00732	mg/L	0.006311	-0.03658	mg/L	0.031553	86.26%
Si 288.158†	3698.5	4.162	mg/L	0.0268	20.81	mg/L	0.134	0.64%
Sn 189.927†	-5.5	-0.00223	mg/L	0.001204	-0.01114	mg/L	0.006022	54.04%
Sr 421.552†	9538.8	0.01781	mg/L	0.000055	0.08904	mg/L	0.000277	0.31%
Ti 334.903†	5.5	0.00032	mg/L	0.000524	0.00159	mg/L	0.002620	164.89%
Tl 190.801†	-0.9	-0.00138	mg/L	0.000566	-0.00689	mg/L	0.002831	41.06%
V 292.402†	-3.6	-0.00001	mg/L	0.000027	-0.00007	mg/L	0.000137	209.19%
Zn 206.200†	-0.5	-0.00157	mg/L	0.003730	-0.00784	mg/L	0.018649	237.80%

Sequence No.: 17
Sample ID: JZ83 O WMN
Analyst: BLW
Initial Sample Wt:
Dilution: 5X

Autosampler Location: 55
Date Collected: 10/10/2006 4:54:17 PM
Data Type: Original
Initial Sample Vol:
Sample Prep Vol:

Nebulizer Parameters: JZ83 O WMN

Analyte	Back Pressure	Flow
All	178.0 kPa	0.50 L/min

Mean Data: JZ83 O WMN

Analyte	Mean Corrected Intensity	Calib Conc.	Calib Units	Std.Dev.	Sample Conc.	Sample Units	Std.Dev.	RSD
ScA 357.253	973725.9	100.3	%	0.47				0.47%
ScR 361.383	113690.6	103.2	%	0.39				0.38%
Ag 328.068†	-23.5	-0.00012	mg/L	0.000092	-0.00061	mg/L	0.000459	75.04%
Al 308.215†	-0.7	-0.00072	mg/L	0.005112	-0.00362	mg/L	0.025562	706.28%
As 188.979†	0.9	0.00162	mg/L	0.000486	0.00810	mg/L	0.002432	30.02%
B 249.677†	23.3	0.01223	mg/L	0.001887	0.06117	mg/L	0.009434	15.42%
Ba 233.527†	3.6	0.00244	mg/L	0.001728	0.01220	mg/L	0.008640	70.82%
Be 313.042†	2.4	0.00001	mg/L	0.000046	0.00003	mg/L	0.000232	753.57%
Ca 317.933†	41454.3	3.867	mg/L	0.2628	19.33	mg/L	1.314	6.80%
Cd 228.802†	-2.9	-0.00015	mg/L	0.000237	-0.00074	mg/L	0.001183	159.63%
Co 228.616†	2.4	0.00012	mg/L	0.000212	0.00059	mg/L	0.001061	178.63%
Cr 267.716†	5.0	0.00077	mg/L	0.000330	0.00386	mg/L	0.001651	42.81%
Cu 324.752†	-301.5	-0.00150	mg/L	0.000191	-0.00752	mg/L	0.000957	12.74%
Fe 273.955†	2.4	0.00460	mg/L	0.003358	0.02300	mg/L	0.016790	73.01%
K 766.490†	501.5	0.4326	mg/L	0.06623	2.163	mg/L	0.3312	15.31%
Mg 279.077†	1239.0	1.761	mg/L	0.1284	8.804	mg/L	0.6418	7.29%
Mn 257.610†	1310.1	0.09497	mg/L	0.006478	0.4749	mg/L	0.03239	6.82%
Mo 202.031†	1.8	0.00023	mg/L	0.000094	0.00116	mg/L	0.000470	40.65%
Na 589.592†	11713.6	2.837	mg/L	0.2026	14.19	mg/L	1.013	7.14%
Na 330.237†	59.1	2.536	mg/L	0.2406	12.68	mg/L	1.203	9.49%
Ni 231.604†	0.9	0.00097	mg/L	0.002556	0.00487	mg/L	0.012782	262.38%
Pb 220.353†	-3.5	-0.00075	mg/L	0.000501	-0.00373	mg/L	0.002504	67.12%
Sb 206.836†	-0.2	-0.00031	mg/L	0.002797	-0.00153	mg/L	0.013986	913.76%
Se 196.026†	-1.0	-0.00157	mg/L	0.002611	-0.00784	mg/L	0.013054	166.48%
Si 288.158†	3533.0	3.975	mg/L	0.2750	19.88	mg/L	1.375	6.92%
Sn 189.927†	-4.5	-0.00177	mg/L	0.001060	-0.00883	mg/L	0.005302	60.07%
Sr 421.552†	9062.6	0.01692	mg/L	0.001217	0.08460	mg/L	0.006083	7.19%
Ti 334.903†	-6.7	-0.00039	mg/L	0.001018	-0.00195	mg/L	0.005090	260.92%
Tl 190.801†	0.2	0.00037	mg/L	0.008142	0.00184	mg/L	0.040708	>999.9%
V 292.402†	19.2	0.00013	mg/L	0.000074	0.00065	mg/L	0.000368	56.74%
Zn 206.200†	-0.7	-0.00208	mg/L	0.005253	-0.01041	mg/L	0.026266	252.41%

Sequence No.: 18
Sample ID: JZ83 P WMN
Analyst: BLW
Initial Sample Wt:
Dilution: 5X

Autosampler Location: 56
Date Collected: 10/10/2006 5:00:41 PM
Data Type: Original
Initial Sample Vol:
Sample Prep Vol:

Nebulizer Parameters: JZ83 P WMN

Analyte	Back Pressure	Flow
All	178.0 kPa	0.50 L/min

Mean Data: JZ83 P WMN

Analyte	Mean Corrected Intensity	Calib Conc.	Calib Units	Calib Std.Dev.	Sample Conc.	Sample Units	Sample Std.Dev.	RSD
ScA 357.253	968156.0	99.75	%	0.708				0.71%
ScR 361.383	113136.3	102.6	%	0.54				0.53%
Ag 328.068†	-44.6	-0.00022	mg/L	0.000032	-0.00109	mg/L	0.000162	14.79%
Al 308.215†	5.8	0.00627	mg/L	0.001372	0.03133	mg/L	0.006862	21.90%
As 188.979†	1.5	0.00294	mg/L	0.002998	0.01468	mg/L	0.014990	102.11%
B 249.677†	18.7	0.00981	mg/L	0.000899	0.04904	mg/L	0.004495	9.17%
Ba 233.527†	2.7	0.00184	mg/L	0.002665	0.00920	mg/L	0.013324	144.89%
Be 313.042†	3.1	0.00001	mg/L	0.000024	0.00004	mg/L	0.000118	299.85%
Ca 317.933†	43582.6	4.065	mg/L	0.0169	20.33	mg/L	0.085	0.42%
Cd 228.802†	-6.4	-0.00033	mg/L	0.000075	-0.00164	mg/L	0.000377	22.97%
Co 228.616†	4.9	0.00024	mg/L	0.000207	0.00121	mg/L	0.001037	85.98%
Cr 267.716†	0.9	-0.00020	mg/L	0.000570	-0.00101	mg/L	0.002852	282.29%
Cu 324.752†	-295.2	-0.00147	mg/L	0.000162	-0.00736	mg/L	0.000810	11.00%
Fe 273.955†	6.9	0.01298	mg/L	0.000649	0.06488	mg/L	0.003244	5.00%
K 766.490†	533.5	0.4602	mg/L	0.03311	2.301	mg/L	0.1656	7.20%
Mg 279.077†	1263.4	1.795	mg/L	0.0226	8.977	mg/L	0.1129	1.26%
Mn 257.610†	1360.1	0.09860	mg/L	0.000835	0.4930	mg/L	0.00418	0.85%
Mo 202.031†	3.1	0.00043	mg/L	0.000089	0.00213	mg/L	0.000444	20.85%
Na 589.592†	12507.9	3.029	mg/L	0.0137	15.15	mg/L	0.068	0.45%
Na 330.237†	66.5	2.860	mg/L	0.2702	14.30	mg/L	1.351	9.45%
Ni 231.604†	-1.0	-0.00118	mg/L	0.002091	-0.00592	mg/L	0.010453	176.56%
Pb 220.353†	-3.0	-0.00064	mg/L	0.000351	-0.00320	mg/L	0.001756	54.82%
Sb 206.836†	0.4	0.00048	mg/L	0.000359	0.00241	mg/L	0.001796	74.45%
Se 196.026†	-2.4	-0.00357	mg/L	0.004598	-0.01783	mg/L	0.022991	128.91%
Si 288.158†	3719.5	4.185	mg/L	0.0219	20.93	mg/L	0.109	0.52%
Sn 189.927†	-3.3	-0.00120	mg/L	0.000465	-0.00599	mg/L	0.002324	38.78%
Sr 421.552†	9621.1	0.01796	mg/L	0.000068	0.08981	mg/L	0.000339	0.38%
Ti 334.903†	25.2	0.00147	mg/L	0.000773	0.00733	mg/L	0.003865	52.74%
Tl 190.801†	-0.8	-0.00131	mg/L	0.005008	-0.00653	mg/L	0.025040	383.40%
V 292.402†	29.6	0.00018	mg/L	0.000028	0.00090	mg/L	0.000138	15.31%
Zn 206.200†	-0.0	-0.00005	mg/L	0.002057	-0.00026	mg/L	0.010286	>999.9%

Sequence No.: 19
Sample ID: JZ83 JDUP WMN
Analyst: BLW
Initial Sample Wt:
Dilution: 5X

Autosampler Location: 57
Date Collected: 10/10/2006 5:07:08 PM
Data Type: Original
Initial Sample Vol:
Sample Prep Vol:

Nebulizer Parameters: JZ83 JDUP WMN

Analyte	Back Pressure	Flow
All	178.0 kPa	0.50 L/min

Mean Data: JZ83 JDUP WMN

Analyte	Mean Corrected Intensity	Calib Conc.	Calib Units	Std.Dev.	Sample Conc.	Sample Units	Std.Dev.	RSD
ScA 357.253	961533.6	99.06	%	0.259				0.26%
ScR 361.383	112602.6	102.2	%	0.44				0.43%
Ag 328.068†	-44.0	-0.00001	mg/L	0.000098	-0.00006	mg/L	0.000489	867.52%
Al 308.215†	7.6	0.00815	mg/L	0.004001	0.04073	mg/L	0.020006	49.12%
As 188.979†	1.3	0.00217	mg/L	0.001446	0.01087	mg/L	0.007232	66.52%
B 249.677†	81.2	0.04260	mg/L	0.000606	0.2130	mg/L	0.00303	1.42%
Ba 233.527†	20.9	0.01386	mg/L	0.001438	0.06929	mg/L	0.007191	10.38%
Be 313.042†	18.3	0.00005	mg/L	0.000051	0.00024	mg/L	0.000253	106.01%
Ca 317.933†	123549.7	11.53	mg/L	0.292	57.63	mg/L	1.460	2.53%
Cd 228.802†	-4.5	-0.00023	mg/L	0.000063	-0.00114	mg/L	0.000313	27.51%
Co 228.616†	3.3	0.00007	mg/L	0.000211	0.00035	mg/L	0.001055	300.25%
Cr 267.716†	7.6	0.00048	mg/L	0.000331	0.00238	mg/L	0.001654	69.58%
Cu 324.752†	-337.8	-0.00118	mg/L	0.000034	-0.00592	mg/L	0.000172	2.90%
Fe 273.955†	2852.7	5.377	mg/L	0.1692	26.88	mg/L	0.846	3.15%
K 766.490†	1270.5	1.096	mg/L	0.0517	5.480	mg/L	0.2584	4.72%
Mg 279.077†	4922.5	6.992	mg/L	0.1951	34.96	mg/L	0.976	2.79%
Mn 257.610†	5691.3	0.4126	mg/L	0.01171	2.063	mg/L	0.0586	2.84%
Mo 202.031†	10.8	0.00149	mg/L	0.000565	0.00746	mg/L	0.002826	37.88%
Na 589.592†	143540.1	34.77	mg/L	0.964	173.8	mg/L	4.82	2.77%
Na 330.237†	767.2	33.33	mg/L	0.733	166.7	mg/L	3.67	2.20%
Ni 231.604†	1.7	0.00191	mg/L	0.004767	0.00954	mg/L	0.023835	249.85%
Pb 220.353†	-0.8	-0.00017	mg/L	0.000302	-0.00084	mg/L	0.001510	179.20%
Sb 206.836†	-1.6	-0.00293	mg/L	0.001879	-0.01465	mg/L	0.009394	64.13%
Se 196.026†	-3.4	-0.00482	mg/L	0.004858	-0.02408	mg/L	0.024292	100.90%
Si 288.158†	4576.2	5.149	mg/L	0.1522	25.75	mg/L	0.761	2.96%
Sn 189.927†	-18.1	-0.00745	mg/L	0.001920	-0.03725	mg/L	0.009600	25.77%
Sr 421.552†	34256.2	0.06396	mg/L	0.001794	0.3198	mg/L	0.00897	2.81%
Ti 334.903†	9.7	0.00056	mg/L	0.001053	0.00281	mg/L	0.005263	187.54%
Tl 190.801†	0.7	0.00115	mg/L	0.001632	0.00576	mg/L	0.008161	141.59%
V 292.402†	95.2	0.00060	mg/L	0.000137	0.00302	mg/L	0.000684	22.64%
Zn 206.200†	-0.7	-0.00227	mg/L	0.002760	-0.01135	mg/L	0.013798	121.54%

Sequence No.: 20
Sample ID: JZ83 J WMN
Analyst: BLW
Initial Sample Wt:
Dilution: 5X

Autosampler Location: 58
Date Collected: 10/10/2006 5:13:46 PM
Data Type: Original
Initial Sample Vol:
Sample Prep Vol:

Nebulizer Parameters: JZ83 J WMN

Analyte	Back Pressure	Flow
All	178.0 kPa	0.50 L/min

Mean Data: JZ83 J WMN

Analyte	Mean Corrected Intensity	Calib Conc.	Calib Units	Calib Std.Dev.	Sample Conc.	Sample Units	Sample Std.Dev.	RSD
ScA 357.253	954580.7	98.35	%	0.416				0.42%
ScR 361.383	110433.6	100.2	%	0.72				0.72%
Ag 328.068†	-102.8	-0.00027	mg/L	0.000152	-0.00137	mg/L	0.000762	55.49%
Al 308.215†	3.1	0.00325	mg/L	0.004995	0.01627	mg/L	0.024975	153.45%
As 188.979†	0.4	0.00032	mg/L	0.007117	0.00161	mg/L	0.035586	>999.9%
B 249.677†	80.2	0.04207	mg/L	0.001752	0.2103	mg/L	0.00876	4.16%
Ba 233.527†	20.8	0.01382	mg/L	0.000822	0.06909	mg/L	0.004110	5.95%
Be 313.042†	-6.8	-0.00002	mg/L	0.000043	-0.00009	mg/L	0.000213	228.70%
Ca 317.933†	125850.4	11.74	mg/L	0.070	58.70	mg/L	0.349	0.60%
Cd 228.802†	-4.0	-0.00021	mg/L	0.000110	-0.00103	mg/L	0.000552	53.84%
Co 228.616†	14.8	0.00064	mg/L	0.000316	0.00321	mg/L	0.001580	49.27%
Cr 267.716†	6.5	0.00017	mg/L	0.000652	0.00083	mg/L	0.003261	392.96%
Cu 324.752†	-345.3	-0.00121	mg/L	0.000250	-0.00604	mg/L	0.001252	20.71%
Fe 273.955†	2921.0	5.505	mg/L	0.0417	27.53	mg/L	0.208	0.76%
K 766.490†	1286.3	1.110	mg/L	0.0481	5.548	mg/L	0.2404	4.33%
Mg 279.077†	5045.5	7.167	mg/L	0.0745	35.83	mg/L	0.372	1.04%
Mn 257.610†	5821.7	0.4221	mg/L	0.00422	2.110	mg/L	0.0211	1.00%
Mo 202.031†	10.4	0.00143	mg/L	0.000519	0.00713	mg/L	0.002596	36.41%
Na 589.592†	146488.3	35.48	mg/L	0.328	177.4	mg/L	1.64	0.93%
Na 330.237†	799.2	34.72	mg/L	0.679	173.6	mg/L	3.40	1.96%
Ni 231.604†	1.2	0.00133	mg/L	0.002269	0.00666	mg/L	0.011344	170.23%
Pb 220.353†	3.4	0.00074	mg/L	0.000203	0.00372	mg/L	0.001016	27.31%
Sb 206.836†	0.9	0.00060	mg/L	0.003188	0.00300	mg/L	0.015941	531.56%
Se 196.026†	-6.8	-0.00975	mg/L	0.004887	-0.04875	mg/L	0.024433	50.12%
Si 288.158†	4688.3	5.275	mg/L	0.0385	26.38	mg/L	0.193	0.73%
Sn 189.927†	-17.5	-0.00716	mg/L	0.001987	-0.03580	mg/L	0.009933	27.75%
Sr 421.552†	35071.8	0.06548	mg/L	0.000526	0.3274	mg/L	0.00263	0.80%
Ti 334.903†	3.1	0.00018	mg/L	0.000854	0.00089	mg/L	0.004270	479.16%
Tl 190.801†	1.1	0.00180	mg/L	0.000933	0.00898	mg/L	0.004667	51.97%
V 292.402†	68.5	0.00046	mg/L	0.000173	0.00228	mg/L	0.000867	38.04%
Zn 206.200†	-0.8	-0.00248	mg/L	0.005942	-0.01238	mg/L	0.029712	239.94%

Sequence No.: 21
Sample ID: JZ83 JSPK WMN
Analyst: BLW
Initial Sample Wt:
Dilution: 5X

Autosampler Location: 59
Date Collected: 10/10/2006 5:20:25 PM
Data Type: Original
Initial Sample Vol:
Sample Prep Vol:

Nebulizer Parameters: JZ83 JSPK WMN

Analyte	Back Pressure	Flow
All	178.0 kPa	0.50 L/min

Mean Data: JZ83 JSPK WMN

Analyte	Mean Corrected Intensity	Calib Conc.	Calib Units	Calib Std.Dev.	Sample Conc.	Sample Units	Sample Std.Dev.	RSD
ScA 357.253	961580.0	99.07	%	0.360				0.36%
ScR 361.383	112502.6	102.1	%	0.47				0.46%
Ag 328.068†	-73.9	-0.00014	mg/L	0.000332	-0.00071	mg/L	0.001660	233.39%
Al 308.215†	5.1	0.00542	mg/L	0.004065	0.02710	mg/L	0.020324	75.00%
As 188.979†	1.8	0.00325	mg/L	0.006058	0.01625	mg/L	0.030291	186.37%
B 249.677†	84.2	0.04417	mg/L	0.001592	0.2209	mg/L	0.00796	3.60%
Ba 233.527†	20.0	0.01326	mg/L	0.001248	0.06632	mg/L	0.006240	9.41%
Be 313.042†	12.6	0.00003	mg/L	0.000065	0.00016	mg/L	0.000323	197.50%
Ca 317.933†	125031.7	11.66	mg/L	0.030	58.32	mg/L	0.148	0.25%
Cd 228.802†	-5.3	-0.00027	mg/L	0.000066	-0.00137	mg/L	0.000328	23.90%
Co 228.616†	11.9	0.00050	mg/L	0.000265	0.00249	mg/L	0.001323	53.18%
Cr 267.716†	8.2	0.00058	mg/L	0.000454	0.00290	mg/L	0.002270	78.19%
Cu 324.752†	-353.7	-0.00125	mg/L	0.000043	-0.00624	mg/L	0.000213	3.41%
Fe 273.955†	2926.2	5.515	mg/L	0.0173	27.58	mg/L	0.087	0.31%
K 766.490†	1302.3	1.123	mg/L	0.0277	5.617	mg/L	0.1386	2.47%
Mg 279.077†	5018.8	7.129	mg/L	0.0262	35.64	mg/L	0.131	0.37%
Mn 257.610†	5832.8	0.4229	mg/L	0.00091	2.114	mg/L	0.0045	0.21%
Mo 202.031†	9.8	0.00134	mg/L	0.000449	0.00670	mg/L	0.002247	33.52%
Na 589.592†	143267.9	34.70	mg/L	0.247	173.5	mg/L	1.23	0.71%
Na 330.237†	779.7	33.88	mg/L	0.178	169.4	mg/L	0.89	0.52%
Ni 231.604†	0.3	0.00038	mg/L	0.003476	0.00190	mg/L	0.017381	915.57%
Pb 220.353†	3.6	0.00077	mg/L	0.000327	0.00385	mg/L	0.001635	42.50%
Sb 206.836†	1.8	0.00178	mg/L	0.004105	0.00892	mg/L	0.020525	230.07%
Se 196.026†	-2.9	-0.00406	mg/L	0.000944	-0.02032	mg/L	0.004720	23.23%
Si 288.158†	13455.8	15.14	mg/L	0.045	75.70	mg/L	0.223	0.30%
Sn 189.927†	-18.6	-0.00767	mg/L	0.001007	-0.03833	mg/L	0.005035	13.14%
Sr 421.552†	34503.5	0.06442	mg/L	0.000242	0.3221	mg/L	0.00121	0.38%
Ti 334.903†	16.1	0.00094	mg/L	0.000694	0.00468	mg/L	0.003471	74.13%
Tl 190.801†	-1.4	-0.00229	mg/L	0.005382	-0.01143	mg/L	0.026908	235.46%
V 292.402†	75.7	0.00050	mg/L	0.000193	0.00249	mg/L	0.000963	38.65%
Zn 206.200†	-1.2	-0.00379	mg/L	0.000710	-0.01894	mg/L	0.003551	18.75%

Sequence No.: 22
Sample ID: JZ83 MB2SPK WMN
Analyst: BLW
Initial Sample Wt:
Dilution: 1X

Autosampler Location: 60
Date Collected: 10/10/2006 5:27:03 PM
Data Type: Original
Initial Sample Vol:
Sample Prep Vol:

Nebulizer Parameters: JZ83 MB2SPK WMN

Analyte	Back Pressure	Flow
All	177.0 kPa	0.50 L/min

Mean Data: JZ83 MB2SPK WMN

Analyte	Mean Corrected Intensity	Calib Conc.	Calib Units	Calib Std.Dev.	Sample Conc.	Sample Units	Sample Std.Dev.	RSD
ScA 357.253	987265.1	101.7	%	0.39				0.38%
ScR 361.383	114254.9	103.7	%	0.71				0.68%
Ag 328.068†	-1.2	-0.00001	mg/L	0.000142	-0.00001	mg/L	0.000142	>999.9%
Al 308.215†	5.2	0.00566	mg/L	0.001995	0.00566	mg/L	0.001995	35.23%
As 188.979†	0.3	0.00071	mg/L	0.003459	0.00071	mg/L	0.003459	487.76%
B 249.677†	5.0	0.00265	mg/L	0.001553	0.00265	mg/L	0.001553	58.72%
Ba 233.527†	-2.1	-0.00146	mg/L	0.000811	-0.00146	mg/L	0.000811	55.54%
Be 313.042†	18.4	0.00005	mg/L	0.000042	0.00005	mg/L	0.000042	85.05%
Ca 317.933†	25.0	0.00233	mg/L	0.001339	0.00233	mg/L	0.001339	57.42%
Cd 228.802†	-6.5	-0.00033	mg/L	0.000043	-0.00033	mg/L	0.000043	13.04%
Co 228.616†	-2.1	-0.00011	mg/L	0.000224	-0.00011	mg/L	0.000224	210.50%
Cr 267.716†	1.5	0.00035	mg/L	0.000140	0.00035	mg/L	0.000140	40.55%
Cu 324.752†	-385.1	-0.00191	mg/L	0.000123	-0.00191	mg/L	0.000123	6.47%
Fe 273.955†	-2.0	-0.00383	mg/L	0.001492	-0.00383	mg/L	0.001492	38.93%
K 766.490†	-0.8	-0.00069	mg/L	0.025073	-0.00069	mg/L	0.025073	>999.9%
Mg 279.077†	5.8	0.00830	mg/L	0.005579	0.00830	mg/L	0.005579	67.19%
Mn 257.610†	-4.5	-0.00033	mg/L	0.000170	-0.00033	mg/L	0.000170	51.98%
Mo 202.031†	-2.8	-0.00042	mg/L	0.000107	-0.00042	mg/L	0.000107	25.18%
Na 589.592†	160.9	0.03897	mg/L	0.006665	0.03897	mg/L	0.006665	17.11%
Na 330.237†	-5.5	-0.2422	mg/L	0.58155	-0.2422	mg/L	0.58155	240.13%
Ni 231.604†	1.0	0.00117	mg/L	0.002859	0.00117	mg/L	0.002859	244.10%
Pb 220.353†	-5.9	-0.00127	mg/L	0.000170	-0.00127	mg/L	0.000170	13.38%
Sb 206.836†	-0.1	-0.00008	mg/L	0.002130	-0.00008	mg/L	0.002130	>999.9%
Se 196.026†	0.7	0.00109	mg/L	0.001284	0.00109	mg/L	0.001284	117.58%
Si 288.158†	8917.1	10.03	mg/L	0.052	10.03	mg/L	0.052	0.52%
Sn 189.927†	4.5	0.00207	mg/L	0.000578	0.00207	mg/L	0.000578	27.95%
Sr 421.552†	-1.8	0.00000	mg/L	0.000016	0.00000	mg/L	0.000016	479.22%
Ti 334.903†	9.9	0.00057	mg/L	0.000409	0.00057	mg/L	0.000409	71.17%
Tl 190.801†	0.6	0.00099	mg/L	0.001822	0.00099	mg/L	0.001822	184.89%
V 292.402†	5.7	0.00003	mg/L	0.000176	0.00003	mg/L	0.000176	526.51%
Zn 206.200†	0.7	0.00232	mg/L	0.003886	0.00232	mg/L	0.003886	167.84%

Sequence No.: 23
Sample ID: CV 5
Analyst: BLW
Initial Sample Wt:
Dilution: 1X

Autosampler Location: 7
Date Collected: 10/10/2006 5:33:28 PM
Data Type: Original
Initial Sample Vol:
Sample Prep Vol:

Nebulizer Parameters: CV

Analyte	Back Pressure	Flow
All	178.0 kPa	0.50 L/min

Mean Data: CV

Analyte	Mean Corrected Intensity	Calib Conc.	Calib Units	Std.Dev.	Sample Conc.	Sample Units	Std.Dev.	RSD
ScA 357.253	950503.2	97.93	%	0.254				0.26%
ScR 361.383	111157.6	100.9	%	0.38				0.38%
Ag 328.068†	216342.8	0.9864	mg/L	0.00134	0.9864	mg/L	0.00134	0.14%
Al 308.215†	1848.3	1.959	mg/L	0.0099	1.959	mg/L	0.0099	0.51%
As 188.979†	969.6	1.980	mg/L	0.0189	1.980	mg/L	0.0189	0.96%
B 249.677†	1822.1	0.9591	mg/L	0.00383	0.9591	mg/L	0.00383	0.40%
Ba 233.527†	1412.3	0.9615	mg/L	0.00479	0.9615	mg/L	0.00479	0.50%
Be 313.042†	368365.1	0.9758	mg/L	0.00181	0.9758	mg/L	0.00181	0.19%
Ca 317.933†	21323.3	1.989	mg/L	0.0064	1.989	mg/L	0.0064	0.32%
Cd 228.802†	20289.7	1.017	mg/L	0.0025	1.017	mg/L	0.0025	0.25%
Co 228.616†	19718.2	0.9859	mg/L	0.00333	0.9859	mg/L	0.00333	0.34%
Cr 267.716†	3999.7	0.9538	mg/L	0.00381	0.9538	mg/L	0.00381	0.40%
Cu 324.752†	214147.8	1.059	mg/L	0.0011	1.059	mg/L	0.0011	0.10%
Fe 273.955†	1072.6	2.019	mg/L	0.0067	2.019	mg/L	0.0067	0.33%
K 766.490†	23320.3	20.12	mg/L	0.081	20.12	mg/L	0.081	0.40%
Mg 279.077†	1385.4	1.973	mg/L	0.0127	1.973	mg/L	0.0127	0.64%
Mn 257.610†	13285.8	0.9641	mg/L	0.00231	0.9641	mg/L	0.00231	0.24%
Mo 202.031†	6448.6	0.9778	mg/L	0.00638	0.9778	mg/L	0.00638	0.65%
Na 589.592†	219573.0	53.18	mg/L	0.192	53.18	mg/L	0.192	0.36%
Na 330.237†	1183.0	51.56	mg/L	0.267	51.56	mg/L	0.267	0.52%
Ni 231.604†	859.2	0.9741	mg/L	0.00233	0.9741	mg/L	0.00233	0.24%
Pb 220.353†	9269.4	1.989	mg/L	0.0079	1.989	mg/L	0.0079	0.40%
Sb 206.836†	1535.7	2.154	mg/L	0.0207	2.154	mg/L	0.0207	0.96%
Se 196.026†	1351.6	1.983	mg/L	0.0179	1.983	mg/L	0.0179	0.90%
Si 288.158†	1821.4	2.051	mg/L	0.0053	2.051	mg/L	0.0053	0.26%
Sn 189.927†	2065.6	0.9500	mg/L	0.00842	0.9500	mg/L	0.00842	0.89%
Sr 421.552†	530723.1	0.9908	mg/L	0.00092	0.9908	mg/L	0.00092	0.09%
Ti 334.903†	17029.8	0.9915	mg/L	0.00551	0.9915	mg/L	0.00551	0.56%
Tl 190.801†	1208.1	1.954	mg/L	0.0168	1.954	mg/L	0.0168	0.86%
V 292.402†	178072.7	0.9968	mg/L	0.00066	0.9968	mg/L	0.00066	0.07%
Zn 206.200†	307.8	0.9773	mg/L	0.00646	0.9773	mg/L	0.00646	0.66%

Sequence No.: 24
Sample ID: CB 5
Analyst: BLW
Initial Sample Wt:
Dilution: 1X

Autosampler Location: 1
Date Collected: 10/10/2006 5:39:53 PM
Data Type: Original
Initial Sample Vol:
Sample Prep Vol:

Nebulizer Parameters: CB

Analyte	Back Pressure	Flow
All	178.0 kPa	0.50 L/min

Mean Data: CB

Analyte	Mean Corrected Intensity	Calib Conc.	Calib Units	Std.Dev.	Sample Conc.	Sample Units	Std.Dev.	RSD
ScA 357.253	961762.5	99.09	%	0.381				0.38%
ScR 361.383	109248.1	99.12	%	0.385				0.39%
Ag 328.068†	15.1	0.00007	mg/L	0.000074	0.00007	mg/L	0.000074	108.08%
Al 308.215†	2.7	0.00288	mg/L	0.003897	0.00288	mg/L	0.003897	135.54%
As 188.979†	0.5	0.00111	mg/L	0.000987	0.00111	mg/L	0.000987	89.03%
B 249.677†	24.0	0.01261	mg/L	0.002178	0.01261	mg/L	0.002178	17.27%
Ba 233.527†	-0.7	-0.00048	mg/L	0.001584	-0.00048	mg/L	0.001584	329.16%
Be 313.042†	19.0	0.00005	mg/L	0.000040	0.00005	mg/L	0.000040	78.75%
Ca 317.933†	15.8	0.00147	mg/L	0.001330	0.00147	mg/L	0.001330	90.46%
Cd 228.802†	-3.8	-0.00019	mg/L	0.000026	-0.00019	mg/L	0.000026	13.23%
Co 228.616†	4.6	0.00023	mg/L	0.000236	0.00023	mg/L	0.000236	103.17%
Cr 267.716†	1.9	0.00046	mg/L	0.000148	0.00046	mg/L	0.000148	31.93%
Cu 324.752†	-250.6	-0.00124	mg/L	0.000244	-0.00124	mg/L	0.000244	19.65%
Fe 273.955†	1.4	0.00261	mg/L	0.001634	0.00261	mg/L	0.001634	62.63%
K 766.490†	42.6	0.03673	mg/L	0.018407	0.03673	mg/L	0.018407	50.11%
Mg 279.077†	-4.6	-0.00648	mg/L	0.009578	-0.00648	mg/L	0.009578	147.71%
Mn 257.610†	0.7	0.00005	mg/L	0.000247	0.00005	mg/L	0.000247	517.58%
Mo 202.031†	1.9	0.00029	mg/L	0.000061	0.00029	mg/L	0.000061	21.29%
Na 589.592†	364.4	0.08825	mg/L	0.006642	0.08825	mg/L	0.006642	7.53%
Na 330.237†	-1.4	-0.05813	mg/L	0.217283	-0.05813	mg/L	0.217283	373.78%
Ni 231.604†	1.5	0.00169	mg/L	0.002047	0.00169	mg/L	0.002047	121.42%
Pb 220.353†	-3.1	-0.00066	mg/L	0.000321	-0.00066	mg/L	0.000321	48.69%
Sb 206.836†	-0.8	-0.00107	mg/L	0.001016	-0.00107	mg/L	0.001016	94.95%
Se 196.026†	-1.2	-0.00178	mg/L	0.004185	-0.00178	mg/L	0.004185	235.05%
Si 288.158†	7.3	0.00820	mg/L	0.008759	0.00820	mg/L	0.008759	106.76%
Sn 189.927†	0.8	0.00039	mg/L	0.001061	0.00039	mg/L	0.001061	274.42%
Sr 421.552†	-17.8	-0.00003	mg/L	0.000076	-0.00003	mg/L	0.000076	226.79%
Ti 334.903†	12.1	0.00070	mg/L	0.001289	0.00070	mg/L	0.001289	183.47%
Tl 190.801†	1.8	0.00295	mg/L	0.003427	0.00295	mg/L	0.003427	116.35%
V 292.402†	-2.4	-0.00001	mg/L	0.000034	-0.00001	mg/L	0.000034	342.11%
Zn 206.200†	-0.8	-0.00247	mg/L	0.005627	-0.00247	mg/L	0.005627	228.21%

Analysis Begun

Start Time: 10/10/2006 5:45:03 PM
Plasma On Time: 10/10/2006 9:52:51 AM
Logged In Analyst: metals
Technique: ICP Continuous
Spectrometer Model: Optima 4300 DV, S/N 077N0060101Autosampler Model: AS-93plus

Sample Information File: C:\pe\Administrator\Sample Information\1010C.sif
Batch ID:
Results Data Set: PE061010
Results Library: C:\pe\Administrator\Results\Results.mdb

Sequence No.: 1
Autosampler Location: 61
Sample ID: JZ32 G WMN
Date Collected: 10/10/2006 5:45:03 PM
Analyst: BLW
Data Type: Original
Initial Sample Wt:
Initial Sample Vol:
Dilution: 10X
Sample Prep Vol:

Nebulizer Parameters: JZ32 G WMN

Analyte	Back Pressure	Flow
All	177.0 kPa	0.50 L/min

rerun

Mean Data: JZ32 G WMN

Analyte	Mean Corrected Intensity	Calib Conc.	Calib Units	Std.Dev.	Sample Conc.	Sample Units	Std.Dev.	RSD
ScA 357.253	905780.5	93.32	%	0.556				0.60%
ScR 361.383	109917.1	99.73	%	0.650				0.65%
Ag 328.068†	-135.4	-0.00011	mg/L	0.000034	-0.00111	mg/L	0.000338	30.38%
Al 308.215†	5.9	0.00543	mg/L	0.006995	0.05426	mg/L	0.069952	128.91%
As 188.979†	10.7	0.02187	mg/L	0.004409	0.2187	mg/L	0.04409	20.16%
B 249.677†	283.7	0.1488	mg/L	0.00128	1.488	mg/L	0.0128	0.86%
Ba 233.527†	7.9	0.00466	mg/L	0.000319	0.04665	mg/L	0.003194	6.85%
Be 313.042†	87.9	0.00021	mg/L	0.000071	0.00214	mg/L	0.000711	33.31%
Ca 317.933†	503.5	0.04697	mg/L	0.000558	0.4697	mg/L	0.00558	1.19%
Cd 228.802†	-2.3	-0.00015	mg/L	0.000135	-0.00151	mg/L	0.001346	88.91%
Co 228.616†	390.9	0.01935	mg/L	0.000167	0.1935	mg/L	0.00167	0.86%
Cr 267.716†	14.3	0.00411	mg/L	0.001170	0.04106	mg/L	0.011701	28.50%
Cu 324.752†	-176.8	0.00015	mg/L	0.000145	0.00153	mg/L	0.001452	95.14%
Fe 273.955†	5621.5	10.60	mg/L	0.037	106.0	mg/L	0.37	0.35%
K 766.490†	1593.2	1.374	mg/L	0.0234	13.74	mg/L	0.234	1.70%
Mg 279.077†	16.7	0.01646	mg/L	0.011396	0.1646	mg/L	0.11396	69.24%
Mn 257.610†	8.0	0.00058	mg/L	0.000188	0.00579	mg/L	0.001885	32.55%
Mo 202.031†	219.8	0.03333	mg/L	0.000391	0.3333	mg/L	0.00391	1.17%
Na 589.592†	2882077.6	698.0	mg/L	4.86	6980	mg/L	48.6	0.70%
Na 330.237†	15753.0	686.8	mg/L	1.97	6868	mg/L	19.7	0.29%
Ni 231.604†	-2.3	-0.00262	mg/L	0.001211	-0.02623	mg/L	0.012110	46.18%
Pb 220.353†	7.8	0.00170	mg/L	0.000365	0.01697	mg/L	0.003653	21.52%
Sb 206.836†	0.9	0.00018	mg/L	0.001216	0.00180	mg/L	0.012157	676.74%
Se 196.026†	2.8	0.00536	mg/L	0.003713	0.05362	mg/L	0.037133	69.25%
Si 288.158†	4561.7	5.133	mg/L	0.3134	51.33	mg/L	3.134	6.11%
Sn 189.927†	-2.2	-0.00099	mg/L	0.001175	-0.00985	mg/L	0.011748	119.24%
Sr 421.552†	1085.7	0.00203	mg/L	0.000036	0.02027	mg/L	0.000356	1.76%
Ti 334.903†	549.9	0.03202	mg/L	0.001352	0.3202	mg/L	0.01352	4.22%
Tl 190.801†	1.3	0.00218	mg/L	0.001087	0.02176	mg/L	0.010874	49.96%
V 292.402†	2246.7	0.01252	mg/L	0.000074	0.1252	mg/L	0.00074	0.59%
Zn 206.200†	-0.2	-0.00104	mg/L	0.004734	-0.01037	mg/L	0.047341	456.71%

Sequence No.: 2
Sample ID: JZ32 GDUP WMN
Analyst: BLW
Initial Sample Wt:
Dilution: 10X

Autosampler Location: 62
Date Collected: 10/10/2006 5:51:47 PM
Data Type: Original
Initial Sample Vol:
Sample Prep Vol:

Nebulizer Parameters: JZ32 GDUP WMN

Analyte	Back Pressure	Flow
All	178.0 kPa	0.50 L/min

rerun

Mean Data: JZ32 GDUP WMN

Analyte	Mean Corrected Intensity	Calib Conc.	Calib Units	Std.Dev.	Sample Conc.	Sample Units	Std.Dev.	RSD
ScA 357.253	905479.3	93.29	%	0.211				0.23%
ScR 361.383	110950.7	100.7	%	0.58				0.58%
Ag 328.068†	-123.2	-0.00005	mg/L	0.000148	-0.00046	mg/L	0.001480	322.52%
Al 308.215†	0.7	-0.00013	mg/L	0.004170	-0.00129	mg/L	0.041700	>999.9%
As 188.979†	10.7	0.02187	mg/L	0.002282	0.2187	mg/L	0.02282	10.44%
B 249.677†	303.5	0.1592	mg/L	0.00533	1.592	mg/L	0.0533	3.35%
Ba 233.527†	7.3	0.00418	mg/L	0.000711	0.04180	mg/L	0.007106	17.00%
Be 313.042†	85.0	0.00021	mg/L	0.000044	0.00205	mg/L	0.000445	21.67%
Ca 317.933†	516.8	0.04821	mg/L	0.001501	0.4821	mg/L	0.01501	3.11%
Cd 228.802†	1.1	0.00002	mg/L	0.000015	0.00022	mg/L	0.000154	69.48%
Co 228.616†	388.1	0.01921	mg/L	0.000433	0.1921	mg/L	0.00433	2.26%
Cr 267.716†	14.5	0.00417	mg/L	0.000577	0.04170	mg/L	0.005767	13.83%
Cu 324.752†	-185.6	0.00013	mg/L	0.000236	0.00129	mg/L	0.002356	182.20%
Fe 273.955†	5731.6	10.80	mg/L	0.056	108.0	mg/L	0.56	0.51%
K 766.490†	1506.2	1.299	mg/L	0.0165	12.99	mg/L	0.165	1.27%
Mg 279.077†	12.5	0.01031	mg/L	0.001622	0.1031	mg/L	0.01622	15.73%
Mn 257.610†	8.1	0.00058	mg/L	0.000210	0.00585	mg/L	0.002099	35.89%
Mo 202.031†	219.5	0.03329	mg/L	0.000520	0.3329	mg/L	0.00520	1.56%
Na 589.592†	2881249.0	697.8	mg/L	4.62	6978	mg/L	46.2	0.66%
Na 330.237†	15928.3	694.5	mg/L	0.94	6945	mg/L	9.4	0.14%
Ni 231.604†	-1.1	-0.00128	mg/L	0.002038	-0.01277	mg/L	0.020383	159.64%
Pb 220.353†	7.9	0.00172	mg/L	0.001213	0.01723	mg/L	0.012125	70.37%
Sb 206.836†	1.1	0.00042	mg/L	0.001142	0.00420	mg/L	0.011422	271.68%
Se 196.026†	-2.8	-0.00287	mg/L	0.004938	-0.02873	mg/L	0.049381	171.90%
Si 288.158†	5024.7	5.654	mg/L	0.3179	56.54	mg/L	3.179	5.62%
Sn 189.927†	-1.9	-0.00087	mg/L	0.001038	-0.00866	mg/L	0.010384	119.88%
Sr 421.552†	1115.1	0.00208	mg/L	0.000054	0.02082	mg/L	0.000542	2.61%
Ti 334.903†	553.7	0.03224	mg/L	0.001717	0.3224	mg/L	0.01717	5.33%
Tl 190.801†	-1.6	-0.00264	mg/L	0.003098	-0.02645	mg/L	0.030977	117.12%
V 292.402†	2325.7	0.01296	mg/L	0.000113	0.1296	mg/L	0.00113	0.87%
Zn 206.200†	-0.9	-0.00315	mg/L	0.003306	-0.03154	mg/L	0.033063	104.84%

Sequence No.: 3
Sample ID: JZ32 H WMN
Analyst: BLW
Initial Sample Wt:
Dilution: 10X

Autosampler Location: 63
Date Collected: 10/10/2006 5:58:32 PM
Data Type: Original
Initial Sample Vol:
Sample Prep Vol:

Nebulizer Parameters: JZ32 H WMN

Analyte	Back Pressure	Flow
All	178.0 kPa	0.50 L/min

rerun

Mean Data: JZ32 H WMN

Analyte	Mean Corrected Intensity	Calib Conc.	Calib Units	Std.Dev.	Sample Conc.	Sample Units	Std.Dev.	RSD
ScA 357.253	903804.9	93.12	%	0.738				0.79%
ScR 361.383	108850.7	98.76	%	0.628				0.64%
Ag 328.068†	-124.0	-0.00007	mg/L	0.000213	-0.00072	mg/L	0.002134	297.80%
Al 308.215†	9.6	0.00959	mg/L	0.004169	0.09587	mg/L	0.041693	43.49%
As 188.979†	9.0	0.01839	mg/L	0.001392	0.1839	mg/L	0.01392	7.57%
B 249.677†	315.5	0.1655	mg/L	0.00183	1.655	mg/L	0.0183	1.11%
Ba 233.527†	6.0	0.00337	mg/L	0.000603	0.03371	mg/L	0.006032	17.89%
Be 313.042†	72.2	0.00018	mg/L	0.000020	0.00177	mg/L	0.000197	11.14%
Ca 317.933†	558.4	0.05209	mg/L	0.002156	0.5209	mg/L	0.02156	4.14%
Cd 228.802†	4.8	0.00021	mg/L	0.000121	0.00213	mg/L	0.001206	56.54%
Co 228.616†	381.1	0.01886	mg/L	0.000268	0.1886	mg/L	0.00268	1.42%
Cr 267.716†	15.8	0.00444	mg/L	0.000919	0.04442	mg/L	0.009189	20.69%
Cu 324.752†	-188.7	0.00007	mg/L	0.000292	0.00071	mg/L	0.002919	410.86%
Fe 273.955†	5491.3	10.35	mg/L	0.044	103.5	mg/L	0.44	0.43%
K 766.490†	1515.4	1.307	mg/L	0.0312	13.07	mg/L	0.312	2.38%
Mg 279.077†	11.6	0.00934	mg/L	0.007944	0.09344	mg/L	0.079436	85.01%
Mn 257.610†	4.2	0.00030	mg/L	0.000172	0.00304	mg/L	0.001717	56.45%
Mo 202.031†	200.1	0.03035	mg/L	0.000059	0.3035	mg/L	0.00059	0.19%
Na 589.592†	2877015.1	696.8	mg/L	5.18	6968	mg/L	51.8	0.74%
Na 330.237†	15613.4	680.7	mg/L	0.65	6807	mg/L	6.5	0.09%
Ni 231.604†	-3.0	-0.00339	mg/L	0.002627	-0.03391	mg/L	0.026275	77.49%
Pb 220.353†	7.5	0.00163	mg/L	0.001211	0.01635	mg/L	0.012109	74.08%
Sb 206.836†	-0.1	-0.00120	mg/L	0.001590	-0.01201	mg/L	0.015898	132.34%
Se 196.026†	-0.6	0.00042	mg/L	0.002524	0.00417	mg/L	0.025237	605.44%
Si 288.158†	4866.7	5.476	mg/L	0.3050	54.76	mg/L	3.050	5.57%
Sn 189.927†	-2.6	-0.00121	mg/L	0.000681	-0.01214	mg/L	0.006810	56.08%
Sr 421.552†	1157.0	0.00216	mg/L	0.000016	0.02160	mg/L	0.000155	0.72%
Ti 334.903†	561.4	0.03270	mg/L	0.000266	0.3270	mg/L	0.00266	0.81%
Tl 190.801†	2.0	0.00327	mg/L	0.002834	0.03265	mg/L	0.028336	86.78%
V 292.402†	1725.6	0.00962	mg/L	0.000197	0.09624	mg/L	0.001971	2.05%
Zn 206.200†	-0.7	-0.00267	mg/L	0.004198	-0.02668	mg/L	0.041982	157.36%

Sequence No.: 4
Sample ID: JZ32 I WMN
Analyst: BLW
Initial Sample Wt:
Dilution: 5X

Autosampler Location: 64
Date Collected: 10/10/2006 6:05:17 PM
Data Type: Original
Initial Sample Vol:
Sample Prep Vol:

Nebulizer Parameters: JZ32 I WMN

Analyte	Back Pressure	Flow
All	177.0 kPa	0.50 L/min

Mean Data: JZ32 I WMN

Analyte	Mean Corrected Intensity	Calib Conc.	Calib Units	Std.Dev.	Sample Conc.	Sample Units	Std.Dev.	RSD
ScA 357.253	960799.8	98.99	%	0.551				0.56%
ScR 361.383	113407.6	102.9	%	0.71				0.69%
Ag 328.068†	-396.4	-0.00005	mg/L	0.000098	-0.00027	mg/L	0.000492	183.09%
Al 308.215†	88.3	0.09525	mg/L	0.003139	0.4762	mg/L	0.01569	3.30%
As 188.979†	4.8	0.00850	mg/L	0.002583	0.04252	mg/L	0.012917	30.38%
B 249.677†	72.7	0.03810	mg/L	0.001580	0.1905	mg/L	0.00790	4.15%
Ba 233.527†	36.4	0.02199	mg/L	0.001694	0.1100	mg/L	0.00847	7.70%
Be 313.042†	25.5	0.00007	mg/L	0.000062	0.00033	mg/L	0.000309	94.63%
Ca 317.933†	329095.3	30.70	mg/L	0.138	153.5	mg/L	0.69	0.45%
Cd 228.802†	-0.0	-0.00002	mg/L	0.000109	-0.00011	mg/L	0.000545	515.25%
Co 228.616†	490.3	0.02384	mg/L	0.000208	0.1192	mg/L	0.00104	0.87%
Cr 267.716†	8.4	0.00069	mg/L	0.000523	0.00344	mg/L	0.002615	76.11%
Cu 324.752†	-890.5	-0.00043	mg/L	0.000104	-0.00213	mg/L	0.000521	24.42%
Fe 273.955†	21761.4	41.01	mg/L	0.146	205.1	mg/L	0.73	0.36%
K 766.490†	1535.9	1.325	mg/L	0.0453	6.624	mg/L	0.2267	3.42%
Mg 279.077†	11417.1	16.20	mg/L	0.050	80.98	mg/L	0.248	0.31%
Mn 257.610†	17285.6	1.253	mg/L	0.0053	6.267	mg/L	0.0263	0.42%
Mo 202.031†	17.1	0.00224	mg/L	0.001092	0.01121	mg/L	0.005460	48.70%
Na 589.592†	142822.8	34.59	mg/L	0.150	173.0	mg/L	0.75	0.43%
Na 330.237†	783.3	33.84	mg/L	0.136	169.2	mg/L	0.68	0.40%
Ni 231.604†	-1.8	-0.00206	mg/L	0.001681	-0.01028	mg/L	0.008403	81.74%
Pb 220.353†	14.1	0.00304	mg/L	0.000291	0.01521	mg/L	0.001453	9.55%
Sb 206.836†	2.7	-0.00062	mg/L	0.000696	-0.00308	mg/L	0.003479	112.83%
Se 196.026†	-9.0	-0.00977	mg/L	0.011895	-0.04886	mg/L	0.059477	121.74%
Si 288.158†	6954.6	7.825	mg/L	0.0775	39.13	mg/L	0.387	0.99%
Sn 189.927†	-31.4	-0.01216	mg/L	0.004323	-0.06081	mg/L	0.021617	35.55%
Sr 421.552†	91669.4	0.1711	mg/L	0.00079	0.8557	mg/L	0.00397	0.46%
Ti 334.903†	25.9	0.00151	mg/L	0.000762	0.00753	mg/L	0.003810	50.62%
Tl 190.801†	-6.3	-0.01033	mg/L	0.006609	-0.05164	mg/L	0.033044	63.99%
V 292.402†	278.5	0.00175	mg/L	0.000174	0.00875	mg/L	0.000872	9.97%
Zn 206.200†	-0.2	-0.00114	mg/L	0.001311	-0.00569	mg/L	0.006556	115.20%

Sequence No.: 5
Sample ID: JZ32 J WMN
Analyst: BLW
Initial Sample Wt:
Dilution: 5X

Autosampler Location: 65
Date Collected: 10/10/2006 6:11:56 PM
Data Type: Original
Initial Sample Vol:
Sample Prep Vol:

Nebulizer Parameters: JZ32 J WMN

Analyte	Back Pressure	Flow
All	178.0 kPa	0.50 L/min

Mean Data: JZ32 J WMN

Analyte	Mean Corrected Intensity	Calib Conc.	Calib Units	Std.Dev.	Sample Conc.	Sample Units	Std.Dev.	RSD
ScA 357.253	944689.3	97.33	%	0.307				0.32%
ScR 361.383	113009.3	102.5	%	1.09				1.06%
Ag 328.068†	-114.9	-0.00033	mg/L	0.000355	-0.00167	mg/L	0.001774	106.49%
Al 308.215†	17.1	0.01842	mg/L	0.006603	0.09209	mg/L	0.033015	35.85%
As 188.979†	5.3	0.01033	mg/L	0.004807	0.05166	mg/L	0.024037	46.53%
B 249.677†	63.4	0.03325	mg/L	0.001250	0.1662	mg/L	0.00625	3.76%
Ba 233.527†	19.2	0.01269	mg/L	0.001738	0.06343	mg/L	0.008690	13.70%
Be 313.042†	41.8	0.00011	mg/L	0.000018	0.00053	mg/L	0.000092	17.32%
Ca 317.933†	106105.4	9.898	mg/L	0.0260	49.49	mg/L	0.130	0.26%
Cd 228.802†	-0.3	-0.00003	mg/L	0.000109	-0.00015	mg/L	0.000545	358.55%
Co 228.616†	18.3	0.00081	mg/L	0.000342	0.00406	mg/L	0.001710	42.13%
Cr 267.716†	9.8	0.00118	mg/L	0.000417	0.00592	mg/L	0.002087	35.23%
Cu 324.752†	-301.8	-0.00094	mg/L	0.000142	-0.00472	mg/L	0.000711	15.05%
Fe 273.955†	3136.0	5.911	mg/L	0.0923	29.55	mg/L	0.462	1.56%
K 766.490†	844.9	0.7288	mg/L	0.03159	3.644	mg/L	0.1580	4.33%
Mg 279.077†	4130.8	5.866	mg/L	0.0261	29.33	mg/L	0.130	0.44%
Mn 257.610†	7813.5	0.5666	mg/L	0.00576	2.833	mg/L	0.0288	1.02%
Mo 202.031†	12.0	0.00169	mg/L	0.000321	0.00846	mg/L	0.001607	19.00%
Na 589.592†	399899.1	96.86	mg/L	1.179	484.3	mg/L	5.89	1.22%
Na 330.237†	2201.4	95.88	mg/L	0.952	479.4	mg/L	4.76	0.99%
Ni 231.604†	-0.3	-0.00032	mg/L	0.002573	-0.00160	mg/L	0.012865	805.75%
Pb 220.353†	2.3	0.00050	mg/L	0.000306	0.00249	mg/L	0.001528	61.31%
Sb 206.836†	2.3	0.00259	mg/L	0.002794	0.01294	mg/L	0.013972	107.96%
Se 196.026†	-4.3	-0.00619	mg/L	0.004398	-0.03097	mg/L	0.021992	71.01%
Si 288.158†	4846.3	5.453	mg/L	0.0433	27.27	mg/L	0.217	0.79%
Sn 189.927†	-12.3	-0.00492	mg/L	0.000770	-0.02458	mg/L	0.003851	15.66%
Sr 421.552†	38793.1	0.07243	mg/L	0.000365	0.3621	mg/L	0.00183	0.50%
Ti 334.903†	23.1	0.00134	mg/L	0.000759	0.00672	mg/L	0.003794	56.44%
Tl 190.801†	1.5	0.00241	mg/L	0.003728	0.01207	mg/L	0.018641	154.40%
V 292.402†	504.3	0.00290	mg/L	0.000125	0.01452	mg/L	0.000623	4.29%
Zn 206.200†	-1.5	-0.00460	mg/L	0.002784	-0.02301	mg/L	0.013920	60.51%

Sequence No.: 6
Sample ID: JZ32 K WMN
Analyst: BLW
Initial Sample Wt:
Dilution: 5X

Autosampler Location: 66
Date Collected: 10/10/2006 6:18:36 PM
Data Type: Original
Initial Sample Vol:
Sample Prep Vol:

Nebulizer Parameters: JZ32 K WMN

Analyte	Back Pressure	Flow
All	177.0 kPa	0.50 L/min

Mean Data: JZ32 K WMN

Analyte	Mean Corrected Intensity	Calib Conc.	Calib Units	Std.Dev.	Sample Conc.	Sample Units	Std.Dev.	RSD
ScA 357.253	943021.5	97.16	%	0.451				0.46%
ScR 361.383	112071.9	101.7	%	1.08				1.06%
Ag 328.068†	-75.7	-0.00017	mg/L	0.000124	-0.00084	mg/L	0.000621	74.13%
Al 308.215†	17.0	0.01827	mg/L	0.005666	0.09136	mg/L	0.028332	31.01%
As 188.979†	1.4	0.00245	mg/L	0.004293	0.01224	mg/L	0.021467	175.43%
B 249.677†	53.2	0.02789	mg/L	0.001348	0.1395	mg/L	0.00674	4.83%
Ba 233.527†	18.3	0.01207	mg/L	0.000608	0.06037	mg/L	0.003038	5.03%
Be 313.042†	8.4	0.00002	mg/L	0.000011	0.00009	mg/L	0.000056	63.21%
Ca 317.933†	104351.2	9.734	mg/L	0.0251	48.67	mg/L	0.125	0.26%
Cd 228.802†	-2.8	-0.00015	mg/L	0.000135	-0.00074	mg/L	0.000676	91.64%
Co 228.616†	25.2	0.00116	mg/L	0.000365	0.00581	mg/L	0.001826	31.41%
Cr 267.716†	8.7	0.00095	mg/L	0.000624	0.00474	mg/L	0.003119	65.83%
Cu 324.752†	-351.2	-0.00122	mg/L	0.000164	-0.00612	mg/L	0.000820	13.40%
Fe 273.955†	2945.1	5.551	mg/L	0.0762	27.75	mg/L	0.381	1.37%
K 766.490†	850.7	0.7338	mg/L	0.03512	3.669	mg/L	0.1756	4.79%
Mg 279.077†	4028.5	5.721	mg/L	0.0757	28.61	mg/L	0.378	1.32%
Mn 257.610†	7451.8	0.5404	mg/L	0.00760	2.702	mg/L	0.0380	1.41%
Mo 202.031†	12.2	0.00173	mg/L	0.000470	0.00864	mg/L	0.002352	27.24%
Na 589.592†	405043.1	98.10	mg/L	0.115	490.5	mg/L	0.58	0.12%
Na 330.237†	2168.4	94.44	mg/L	0.699	472.2	mg/L	3.50	0.74%
Ni 231.604†	0.5	0.00057	mg/L	0.000840	0.00283	mg/L	0.004199	148.62%
Pb 220.353†	-0.7	-0.00015	mg/L	0.000838	-0.00073	mg/L	0.004190	570.59%
Sb 206.836†	0.2	-0.00043	mg/L	0.001554	-0.00215	mg/L	0.007768	361.05%
Se 196.026†	-4.8	-0.00706	mg/L	0.004598	-0.03529	mg/L	0.022989	65.15%
Si 288.158†	4721.7	5.313	mg/L	0.0603	26.56	mg/L	0.301	1.13%
Sn 189.927†	-15.1	-0.00620	mg/L	0.001428	-0.03100	mg/L	0.007140	23.03%
Sr 421.552†	38652.5	0.07216	mg/L	0.000039	0.3608	mg/L	0.00020	0.05%
Ti 334.903†	37.7	0.00219	mg/L	0.001135	0.01096	mg/L	0.005676	51.76%
Tl 190.801†	0.5	0.00086	mg/L	0.005132	0.00428	mg/L	0.025661	600.02%
V 292.402†	502.7	0.00289	mg/L	0.000054	0.01445	mg/L	0.000271	1.88%
Zn 206.200†	-1.5	-0.00461	mg/L	0.004084	-0.02305	mg/L	0.020421	88.61%

Sequence No.: 7
Sample ID: JZ83 ADUP TWC
Analyst: BLW
Initial Sample Wt:
Dilution: 1X

Autosampler Location: 67
Date Collected: 10/10/2006 6:25:16 PM
Data Type: Original
Initial Sample Vol:
Sample Prep Vol:

Nebulizer Parameters: JZ83 ADUP TWC

Analyte	Back Pressure	Flow
All	177.0 kPa	0.50 L/min

Mean Data: JZ83 ADUP TWC

Analyte	Mean Corrected Intensity	Calib Conc.	Calib Units	Calib Std.Dev.	Sample Conc.	Sample Units	Sample Std.Dev.	RSD
ScA 357.253	914867.5	94.26	%	0.838				0.89%
ScR 361.383	109957.4	99.76	%	0.535				0.54%
Ag 328.068†	-270.9	-0.00029	mg/L	0.000175	-0.00029	mg/L	0.000175	59.99%
Al 308.215†	21.2	0.02269	mg/L	0.004204	0.02269	mg/L	0.004204	18.53%
As 188.979†	2.3	0.00219	mg/L	0.003452	0.00219	mg/L	0.003452	157.61%
B 249.677†	376.0	0.1973	mg/L	0.00181	0.1973	mg/L	0.00181	0.92%
Ba 233.527†	94.9	0.06290	mg/L	0.000588	0.06290	mg/L	0.000588	0.94%
Be 313.042†	36.1	0.00009	mg/L	0.000055	0.00009	mg/L	0.000055	59.79%
Ca 317.933†	614160.6	57.29	mg/L	0.144	57.29	mg/L	0.144	0.25%
Cd 228.802†	-4.6	-0.00024	mg/L	0.000144	-0.00024	mg/L	0.000144	60.00%
Co 228.616†	62.2	0.00263	mg/L	0.000346	0.00263	mg/L	0.000346	13.15%
Cr 267.716†	42.4	0.00344	mg/L	0.000376	0.00344	mg/L	0.000376	10.94%
Cu 324.752†	-507.1	-0.00008	mg/L	0.000138	-0.00008	mg/L	0.000138	179.30%
Fe 273.955†	14202.8	26.77	mg/L	0.080	26.77	mg/L	0.080	0.30%
K 766.490†	6364.0	5.490	mg/L	0.0899	5.490	mg/L	0.0899	1.64%
Mg 279.077†	24491.2	34.79	mg/L	0.174	34.79	mg/L	0.174	0.50%
Mn 257.610†	28382.0	2.058	mg/L	0.0097	2.058	mg/L	0.0097	0.47%
Mo 202.031†	49.4	0.00674	mg/L	0.000078	0.00674	mg/L	0.000078	1.16%
Na 589.592†	703203.1	170.3	mg/L	1.13	170.3	mg/L	1.13	0.66%
Na 330.237†	3842.6	166.9	mg/L	0.89	166.9	mg/L	0.89	0.53%
Ni 231.604†	-1.2	-0.00136	mg/L	0.004597	-0.00136	mg/L	0.004597	337.06%
Pb 220.353†	14.4	0.00310	mg/L	0.000556	0.00310	mg/L	0.000556	17.94%
Sb 206.836†	4.2	0.00273	mg/L	0.001251	0.00273	mg/L	0.001251	45.89%
Se 196.026†	-15.2	-0.02149	mg/L	0.009660	-0.02149	mg/L	0.009660	44.95%
Si 288.158†	19770.5	22.25	mg/L	0.314	22.25	mg/L	0.314	1.41%
Sn 189.927†	-46.9	-0.01731	mg/L	0.000482	-0.01731	mg/L	0.000482	2.78%
Sr 421.552†	172450.3	0.3220	mg/L	0.00063	0.3220	mg/L	0.00063	0.20%
Ti 334.903†	60.2	0.00350	mg/L	0.000825	0.00350	mg/L	0.000825	23.57%
Tl 190.801†	-2.0	-0.00317	mg/L	0.001798	-0.00317	mg/L	0.001798	56.66%
V 292.402†	391.3	0.00256	mg/L	0.000080	0.00256	mg/L	0.000080	3.11%
Zn 206.200†	-0.1	0.00007	mg/L	0.000855	0.00007	mg/L	0.000855	>999.9%

Sequence No.: 8
Sample ID: JZ83 A TWC
Analyst: BLW
Initial Sample Wt:
Dilution: 1X

Autosampler Location: 68
Date Collected: 10/10/2006 6:31:58 PM
Data Type: Original
Initial Sample Vol:
Sample Prep Vol:

Nebulizer Parameters: JZ83 A TWC

Analyte	Back Pressure	Flow
All	178.0 kPa	0.50 L/min

Mean Data: JZ83 A TWC

Analyte	Mean Corrected Intensity	Conc.	Calib Units	Std.Dev.	Conc.	Sample Units	Std.Dev.	RSD
ScA 357.253	927887.6	95.60	%	0.782				0.82%
ScR 361.383	111286.0	101.0	%	0.70				0.69%
Ag 328.068†	-233.5	-0.00017	mg/L	0.000173	-0.00017	mg/L	0.000173	101.32%
Al 308.215†	21.8	0.02340	mg/L	0.006332	0.02340	mg/L	0.006332	27.06%
As 188.979†	4.9	0.00770	mg/L	0.009220	0.00770	mg/L	0.009220	119.72%
B 249.677†	358.5	0.1881	mg/L	0.00157	0.1881	mg/L	0.00157	0.83%
Ba 233.527†	91.0	0.06033	mg/L	0.001892	0.06033	mg/L	0.001892	3.14%
Be 313.042†	29.0	0.00007	mg/L	0.000057	0.00007	mg/L	0.000057	78.01%
Ca 317.933†	586798.1	54.74	mg/L	0.194	54.74	mg/L	0.194	0.35%
Cd 228.802†	-1.4	-0.00009	mg/L	0.000180	-0.00009	mg/L	0.000180	205.57%
Co 228.616†	57.3	0.00241	mg/L	0.000038	0.00241	mg/L	0.000038	1.56%
Cr 267.716†	39.2	0.00303	mg/L	0.000822	0.00303	mg/L	0.000822	27.12%
Cu 324.752†	-534.6	-0.00034	mg/L	0.000251	-0.00034	mg/L	0.000251	73.37%
Fe 273.955†	13454.2	25.36	mg/L	0.185	25.36	mg/L	0.185	0.73%
K 766.490†	5978.0	5.157	mg/L	0.0380	5.157	mg/L	0.0380	0.74%
Mg 279.077†	23234.9	33.00	mg/L	0.110	33.00	mg/L	0.110	0.33%
Mn 257.610†	26888.9	1.950	mg/L	0.0122	1.950	mg/L	0.0122	0.63%
Mo 202.031†	47.3	0.00647	mg/L	0.000203	0.00647	mg/L	0.000203	3.13%
Na 589.592†	668938.7	162.0	mg/L	0.83	162.0	mg/L	0.83	0.51%
Na 330.237†	3649.4	158.6	mg/L	1.14	158.6	mg/L	1.14	0.72%
Ni 231.604†	-0.1	-0.00011	mg/L	0.002242	-0.00011	mg/L	0.002242	>999.9%
Pb 220.353†	13.1	0.00283	mg/L	0.000615	0.00283	mg/L	0.000615	21.75%
Sb 206.836†	4.5	0.00330	mg/L	0.000843	0.00330	mg/L	0.000843	25.59%
Se 196.026†	-14.1	-0.01988	mg/L	0.004433	-0.01988	mg/L	0.004433	22.30%
Si 288.158†	20054.3	22.57	mg/L	0.334	22.57	mg/L	0.334	1.48%
Sn 189.927†	-43.6	-0.01599	mg/L	0.000306	-0.01599	mg/L	0.000306	1.91%
Sr 421.552†	164341.3	0.3068	mg/L	0.00086	0.3068	mg/L	0.00086	0.28%
Ti 334.903†	53.3	0.00310	mg/L	0.000374	0.00310	mg/L	0.000374	12.05%
Tl 190.801†	-3.0	-0.00481	mg/L	0.002536	-0.00481	mg/L	0.002536	52.67%
V 292.402†	400.4	0.00259	mg/L	0.000169	0.00259	mg/L	0.000169	6.53%
Zn 206.200†	1.0	0.00376	mg/L	0.006688	0.00376	mg/L	0.006688	177.73%

Sequence No.: 9
Sample ID: JZ83 ASPK TWC
Analyst: BLW
Initial Sample Wt:
Dilution: 1X

Autosampler Location: 69
Date Collected: 10/10/2006 6:38:40 PM
Data Type: Original
Initial Sample Vol:
Sample Prep Vol:

Nebulizer Parameters: JZ83 ASPK TWC

Analyte	Back Pressure	Flow
All	177.0 kPa	0.50 L/min

Mean Data: JZ83 ASPK TWC

Analyte	Mean Corrected Intensity	Calib Conc.	Calib Units	Std.Dev.	Sample Conc.	Sample Units	Std.Dev.	RSD
ScA 357.253	925943.3	95.40	%	0.614				0.64%
ScR 361.383	110611.1	100.4	%	0.43				0.43%
Ag 328.068†	110643.1	0.5055	mg/L	0.00213	0.5055	mg/L	0.00213	0.42%
Al 308.215†	1929.1	2.074	mg/L	0.0248	2.074	mg/L	0.0248	1.20%
As 188.979†	1028.5	2.101	mg/L	0.0168	2.101	mg/L	0.0168	0.80%
B 249.677†	366.3	0.1931	mg/L	0.00068	0.1931	mg/L	0.00068	0.35%
Ba 233.527†	2949.1	2.007	mg/L	0.0067	2.007	mg/L	0.0067	0.33%
Be 313.042†	193368.6	0.5122	mg/L	0.00078	0.5122	mg/L	0.00078	0.15%
Ca 317.933†	721463.3	67.30	mg/L STL	0.121	67.30	mg/L	0.121	0.18%
Cd 228.802†	10307.5	0.5152	mg/L	0.00142	0.5152	mg/L	0.00142	0.28%
Co 228.616†	9682.6	0.4839	mg/L	0.00486	0.4839	mg/L	0.00486	1.00%
Cr 267.716†	2116.8	0.4965	mg/L	0.00173	0.4965	mg/L	0.00173	0.35%
Cu 324.752†	108520.6	0.5397	mg/L	0.00254	0.5397	mg/L	0.00254	0.47%
Fe 273.955†	15017.6	28.30	mg/L STL	0.006	28.30	mg/L	0.006	0.02%
K 766.490†	18512.0	15.97	mg/L	0.043	15.97	mg/L	0.043	0.27%
Mg 279.077†	31074.0	44.14	mg/L	0.193	44.14	mg/L	0.193	0.44%
Mn 257.610†	34480.4	2.500	mg/L	0.0041	2.500	mg/L	0.0041	0.17%
Mo 202.031†	51.8	0.00691	mg/L	0.000560	0.00691	mg/L	0.000560	8.11%
Na 589.592†	748981.3	181.4	mg/L	1.17	181.4	mg/L	1.17	0.64%
Na 330.237†	4058.9	176.2	mg/L STL	0.89	176.2	mg/L	0.89	0.50%
Ni 231.604†	429.0	0.4858	mg/L	0.00060	0.4858	mg/L	0.00060	0.12%
Pb 220.353†	9177.3	1.968	mg/L	0.0038	1.968	mg/L	0.0038	0.19%
Sb 206.836†	9.2	0.00340	mg/L	0.002995	0.00340	mg/L	0.002995	88.17%
Se 196.026†	1399.1	2.054	mg/L	0.0263	2.054	mg/L	0.0263	1.28%
Si 288.158†	22232.0	25.02	mg/L	0.151	25.02	mg/L	0.151	0.60%
Sn 189.927†	-53.9	-0.01969	mg/L	0.001322	-0.01969	mg/L	0.001322	6.71%
Sr 421.552†	449065.8	0.8384	mg/L	0.00150	0.8384	mg/L	0.00150	0.18%
Ti 334.903†	82.3	0.00468	mg/L	0.001371	0.00468	mg/L	0.001371	29.29%
Tl 190.801†	1156.7	1.871	mg/L	0.0125	1.871	mg/L	0.0125	0.67%
V 292.402†	93409.6	0.5231	mg/L	0.00230	0.5231	mg/L	0.00230	0.44%
Zn 206.200†	150.3	0.4783	mg/L	0.00111	0.4783	mg/L	0.00111	0.23%

Sequence No.: 10
Sample ID: JZ83 MB1SPK TWC
Analyst: BLW
Initial Sample Wt:
Dilution: 1X

Autosampler Location: 70
Date Collected: 10/10/2006 6:45:08 PM
Data Type: Original
Initial Sample Vol:
Sample Prep Vol:

Nebulizer Parameters: JZ83 MB1SPK TWC

Analyte	Back Pressure	Flow
All	177.0 kPa	0.50 L/min

Mean Data: JZ83 MB1SPK TWC

Analyte	Mean Corrected Intensity	Calib Conc.	Calib Units	Std.Dev.	Sample Conc.	Sample Units	Std.Dev.	RSD
ScA 357.253	949581.1	97.83	%	0.755				0.77%
ScR 361.383	111187.3	100.9	%	0.45				0.44%
Ag 328.068†	109233.7	0.4982	mg/L	0.00409	0.4982	mg/L	0.00409	0.82%
Al 308.215†	1915.1	2.059	mg/L	0.0326	2.059	mg/L	0.0326	1.58%
As 188.979†	996.5	2.038	mg/L	0.0184	2.038	mg/L	0.0184	0.90%
B 249.677†	13.7	0.00813	mg/L	0.001484	0.00813	mg/L	0.001484	18.25%
Ba 233.527†	2909.2	1.981	mg/L	0.0047	1.981	mg/L	0.0047	0.24%
Be 313.042†	195103.2	0.5168	mg/L	0.00422	0.5168	mg/L	0.00422	0.82%
Ca 317.933†	109696.0	10.23	mg/L	0.081	10.23	mg/L	0.081	0.79%
Cd 228.802†	10309.1	0.5154	mg/L	0.00380	0.5154	mg/L	0.00380	0.74%
Co 228.616†	9962.6	0.4984	mg/L	0.00485	0.4984	mg/L	0.00485	0.97%
Cr 267.716†	2121.1	0.5040	mg/L	0.00271	0.5040	mg/L	0.00271	0.54%
Cu 324.752†	105945.2	0.5246	mg/L	0.00403	0.5246	mg/L	0.00403	0.77%
Fe 273.955†	1116.3	2.103	mg/L	0.0089	2.103	mg/L	0.0089	0.42%
K 766.490†	12161.7	10.49	mg/L	0.042	10.49	mg/L	0.042	0.40%
Mg 279.077†	7227.9	10.27	mg/L	0.031	10.27	mg/L	0.031	0.30%
Mn 257.610†	7021.2	0.5095	mg/L	0.00188	0.5095	mg/L	0.00188	0.37%
Mo 202.031†	12.5	0.00168	mg/L	0.000275	0.00168	mg/L	0.000275	16.40%
Na 589.592†	46095.5	11.16	mg/L	0.049	11.16	mg/L	0.049	0.44%
Na 330.237†	257.5	11.00	mg/L	0.082	11.00	mg/L	0.082	0.75%
Ni 231.604†	438.1	0.4961	mg/L	0.00491	0.4961	mg/L	0.00491	0.99%
Pb 220.353†	9453.7	2.027	mg/L	0.0238	2.027	mg/L	0.0238	1.17%
Sb 206.836†	4.4	-0.00035	mg/L	0.000466	-0.00035	mg/L	0.000466	131.61%
Se 196.026†	1380.2	2.025	mg/L	0.0170	2.025	mg/L	0.0170	0.84%
Si 288.158†	58.0	0.06632	mg/L	0.002143	0.06632	mg/L	0.002143	3.23%
Sn 189.927†	-12.1	-0.00468	mg/L	0.001452	-0.00468	mg/L	0.001452	31.03%
Sr 421.552†	275822.7	0.5150	mg/L	0.00227	0.5150	mg/L	0.00227	0.44%
Ti 334.903†	25.9	0.00140	mg/L	0.000716	0.00140	mg/L	0.000716	51.15%
Tl 190.801†	1237.6	2.002	mg/L	0.0151	2.002	mg/L	0.0151	0.75%
V 292.402†	91993.0	0.5149	mg/L	0.00450	0.5149	mg/L	0.00450	0.87%
Zn 206.200†	157.3	0.4999	mg/L	0.00310	0.4999	mg/L	0.00310	0.62%

Sequence No.: 11
Sample ID: CV
Analyst: BLW
Initial Sample Wt:
Dilution: 1X

Autosampler Location: 7
Date Collected: 10/10/2006 6:51:47 PM
Data Type: Original
Initial Sample Vol:
Sample Prep Vol:

Nebulizer Parameters: CV

Analyte	Back Pressure	Flow
All	178.0 kPa	0.50 L/min

Mean Data: CV

Analyte	Mean Corrected Intensity	Calib Conc.	Calib Units	Std.Dev.	Sample Conc.	Sample Units	Std.Dev.	RSD
ScA 357.253	955262.4	98.42	%	0.741				0.75%
ScR 361.383	112377.5	102.0	%	0.37				0.36%
Ag 328.068†	216088.7	0.9853	mg/L	0.00430	0.9853	mg/L	0.00430	0.44%
Al 308.215†	1834.8	1.944	mg/L	0.0098	1.944	mg/L	0.0098	0.50%
As 188.979†	967.3	1.975	mg/L	0.0079	1.975	mg/L	0.0079	0.40%
B 249.677†	1804.8	0.9500	mg/L	0.00350	0.9500	mg/L	0.00350	0.37%
Ba 233.527†	1405.8	0.9571	mg/L	0.00280	0.9571	mg/L	0.00280	0.29%
Be 313.042†	365533.8	0.9683	mg/L	0.00127	0.9683	mg/L	0.00127	0.13%
Ca 317.933†	21119.8	1.970	mg/L	0.0116	1.970	mg/L	0.0116	0.59%
Cd 228.802†	20180.4	1.012	mg/L	0.0079	1.012	mg/L	0.0079	0.78%
Co 228.616†	19549.4	0.9774	mg/L	0.00956	0.9774	mg/L	0.00956	0.98%
Cr 267.716†	3966.0	0.9458	mg/L	0.00368	0.9458	mg/L	0.00368	0.39%
Cu 324.752†	214251.9	1.060	mg/L	0.0055	1.060	mg/L	0.0055	0.52%
Fe 273.955†	1059.3	1.994	mg/L	0.0124	1.994	mg/L	0.0124	0.62%
K 766.490†	23354.4	20.15	mg/L	0.211	20.15	mg/L	0.211	1.05%
Mg 279.077†	1373.5	1.956	mg/L	0.0061	1.956	mg/L	0.0061	0.31%
Mn 257.610†	13167.9	0.9556	mg/L	0.00497	0.9556	mg/L	0.00497	0.52%
Mo 202.031†	6470.2	0.9811	mg/L	0.01429	0.9811	mg/L	0.01429	1.46%
Na 589.592†	218380.4	52.89	mg/L	0.477	52.89	mg/L	0.477	0.90%
Na 330.237†	1179.6	51.41	mg/L	0.374	51.41	mg/L	0.374	0.73%
Ni 231.604†	855.2	0.9697	mg/L	0.00221	0.9697	mg/L	0.00221	0.23%
Pb 220.353†	9162.4	1.966	mg/L	0.0271	1.966	mg/L	0.0271	1.38%
Sb 206.836†	1516.6	2.128	mg/L	0.0129	2.128	mg/L	0.0129	0.61%
Se 196.026†	1339.0	1.964	mg/L	0.0136	1.964	mg/L	0.0136	0.69%
Si 288.158†	1827.6	2.058	mg/L	0.0067	2.058	mg/L	0.0067	0.32%
Sn 189.927†	2046.2	0.9411	mg/L	0.00843	0.9411	mg/L	0.00843	0.90%
Sr 421.552†	528292.3	0.9863	mg/L	0.00193	0.9863	mg/L	0.00193	0.20%
Ti 334.903†	16929.3	0.9857	mg/L	0.00592	0.9857	mg/L	0.00592	0.60%
Tl 190.801†	1204.0	1.947	mg/L	0.0115	1.947	mg/L	0.0115	0.59%
V 292.402†	177700.8	0.9947	mg/L	0.00371	0.9947	mg/L	0.00371	0.37%
Zn 206.200†	306.4	0.9730	mg/L	0.01249	0.9730	mg/L	0.01249	1.28%

Sequence No.: 12
Sample ID: CB 6
Analyst: BLW
Initial Sample Wt:
Dilution: 1X

Autosampler Location: 1
Date Collected: 10/10/2006 6:58:25 PM
Data Type: Original
Initial Sample Vol:
Sample Prep Vol:

Nebulizer Parameters: CB

Analyte	Back Pressure	Flow
All	177.0 kPa	0.50 L/min

Mean Data: CB

Analyte	Mean Corrected Intensity	Calib Conc.	Calib Units	Calib Std.Dev.	Sample Conc.	Sample Units	Sample Std.Dev.	RSD
ScA 357.253	963244.0	99.24	%	0.285				0.29%
ScR 361.383	110613.5	100.4	%	0.65				0.64%
Ag 328.068†	-13.1	-0.00006	mg/L	0.000094	-0.00006	mg/L	0.000094	157.50%
Al 308.215†	-4.2	-0.00457	mg/L	0.013293	-0.00457	mg/L	0.013293	290.74%
As 188.979†	1.7	0.00340	mg/L	0.001588	0.00340	mg/L	0.001588	46.71%
B 249.677†	16.2	0.00848	mg/L	0.001764	0.00848	mg/L	0.001764	20.81%
Ba 233.527†	1.8	0.00124	mg/L	0.001043	0.00124	mg/L	0.001043	84.20%
Be 313.042†	34.3	0.00009	mg/L	0.000044	0.00009	mg/L	0.000044	48.61%
Ca 317.933†	19.1	0.00178	mg/L	0.001319	0.00178	mg/L	0.001319	73.95%
Cd 228.802†	-1.5	-0.00008	mg/L	0.000065	-0.00008	mg/L	0.000065	81.13%
Co 228.616†	3.5	0.00017	mg/L	0.000302	0.00017	mg/L	0.000302	173.44%
Cr 267.716†	3.4	0.00082	mg/L	0.001320	0.00082	mg/L	0.001320	160.32%
Cu 324.752†	-204.8	-0.00101	mg/L	0.000340	-0.00101	mg/L	0.000340	33.53%
Fe 273.955†	1.1	0.00210	mg/L	0.001095	0.00210	mg/L	0.001095	52.03%
K 766.490†	4.4	0.00381	mg/L	0.012216	0.00381	mg/L	0.012216	320.48%
Mg 279.077†	-0.2	-0.00029	mg/L	0.004417	-0.00029	mg/L	0.004417	>999.9%
Mn 257.610†	2.6	0.00019	mg/L	0.000182	0.00019	mg/L	0.000182	96.77%
Mo 202.031†	1.9	0.00028	mg/L	0.000123	0.00028	mg/L	0.000123	43.79%
Na 589.592†	561.5	0.1360	mg/L	0.00960	0.1360	mg/L	0.00960	7.06%
Na 330.237†	2.2	0.09615	mg/L	0.612285	0.09615	mg/L	0.612285	636.79%
Ni 231.604†	-3.4	-0.00389	mg/L	0.001276	-0.00389	mg/L	0.001276	32.84%
Pb 220.353†	-0.9	-0.00019	mg/L	0.000230	-0.00019	mg/L	0.000230	123.82%
Sb 206.836†	-1.2	-0.00175	mg/L	0.001752	-0.00175	mg/L	0.001752	100.16%
Se 196.026†	-2.3	-0.00335	mg/L	0.002348	-0.00335	mg/L	0.002348	70.13%
Si 288.158†	12.5	0.01405	mg/L	0.002657	0.01405	mg/L	0.002657	18.92%
Sn 189.927†	-1.0	-0.00045	mg/L	0.001011	-0.00045	mg/L	0.001011	224.46%
Sr 421.552†	29.0	0.00005	mg/L	0.000018	0.00005	mg/L	0.000018	33.07%
Ti 334.903†	0.1	0.00001	mg/L	0.000536	0.00001	mg/L	0.000536	>999.9%
Tl 190.801†	1.5	0.00247	mg/L	0.004561	0.00247	mg/L	0.004561	184.47%
V 292.402†	-4.7	-0.00002	mg/L	0.000057	-0.00002	mg/L	0.000057	279.37%
Zn 206.200†	0.1	0.00031	mg/L	0.003323	0.00031	mg/L	0.003323	>999.9%

Sequence No.: 13
Sample ID: JZ83 MB1 TWC
Analyst: BLW
Initial Sample Wt:
Dilution: 1X

Autosampler Location: 71
Date Collected: 10/10/2006 7:04:46 PM
Data Type: Original
Initial Sample Vol:
Sample Prep Vol:

Nebulizer Parameters: JZ83 MB1 TWC

Analyte	Back Pressure	Flow
All	178.0 kPa	0.50 L/min

10/11

Mean Data: JZ83 MB1 TWC

Analyte	Mean Corrected Intensity	Calib Conc.	Calib Units	Std.Dev.	Sample Conc.	Sample Units	Std.Dev.	RSD
ScA 357.253	950550.1	97.93	%	0.302				0.31%
ScR 361.383	110128.4	99.92	%	0.461				0.46%
Ag 328.068†	13.8	0.00007	mg/L	0.000208	0.00007	mg/L	0.000208	316.55%
Al 308.215†	-1.4	-0.00146	mg/L	0.003080	-0.00146	mg/L	0.003080	210.59%
As 188.979†	2.7	0.00554	mg/L	0.003363	0.00554	mg/L	0.003363	60.67%
B 249.677†	16.2	0.00851	mg/L	0.002635	0.00851	mg/L	0.002635	30.95%
Ba 233.527†	0.3	0.00022	mg/L	0.001080	0.00022	mg/L	0.001080	486.30%
Be 313.042†	-1.5	0.00000	mg/L	0.000061	0.00000	mg/L	0.000061	>999.9%
Ca 317.933†	161.8	0.01509	mg/L	0.001602	0.01509	mg/L	0.001602	10.62%
Cd 228.802†	-3.4	-0.00018	mg/L	0.000099	-0.00018	mg/L	0.000099	55.22%
Co 228.616†	2.6	0.00013	mg/L	0.000249	0.00013	mg/L	0.000249	191.28%
Cr 267.716†	-1.2	-0.00029	mg/L	0.000828	-0.00029	mg/L	0.000828	283.89%
Cu 324.752†	-245.3	-0.00121	mg/L	0.000222	-0.00121	mg/L	0.000222	18.34%
Fe 273.955†	29.6	0.05570	mg/L	0.003609	0.05570	mg/L	0.003609	6.48%
K 766.490†	51.3	0.04421	mg/L	0.007845	0.04421	mg/L	0.007845	17.74%
Mg 279.077†	-0.5	-0.00078	mg/L	0.008400	-0.00078	mg/L	0.008400	>999.9%
Mn 257.610†	8.4	0.00061	mg/L	0.000201	0.00061	mg/L	0.000201	32.91%
Mo 202.031†	-2.4	-0.00037	mg/L	0.000235	-0.00037	mg/L	0.000235	63.92%
Na 589.592†	485.3	0.1175	mg/L	0.00518	0.1175	mg/L	0.00518	4.41%
Na 330.237†	1.6	0.06734	mg/L	0.118769	0.06734	mg/L	0.118769	176.38%
Ni 231.604†	-2.3	-0.00258	mg/L	0.002763	-0.00258	mg/L	0.002763	107.15%
Pb 220.353†	2.7	0.00058	mg/L	0.000118	0.00058	mg/L	0.000118	20.45%
Sb 206.836†	-1.9	-0.00269	mg/L	0.002308	-0.00269	mg/L	0.002308	85.92%
Se 196.026†	-3.1	-0.00457	mg/L	0.006456	-0.00457	mg/L	0.006456	141.14%
Si 288.158†	33.8	0.03805	mg/L	0.004216	0.03805	mg/L	0.004216	11.08%
Sn 189.927†	0.7	0.00030	mg/L	0.001229	0.00030	mg/L	0.001229	408.28%
Sr 421.552†	28.3	0.00005	mg/L	0.000072	0.00005	mg/L	0.000072	135.62%
Ti 334.903†	5.8	0.00034	mg/L	0.000581	0.00034	mg/L	0.000581	171.83%
Tl 190.801†	-1.8	-0.00293	mg/L	0.005332	-0.00293	mg/L	0.005332	181.96%
V 292.402†	3.6	0.00002	mg/L	0.000076	0.00002	mg/L	0.000076	433.48%
Zn 206.200†	1.3	0.00418	mg/L	0.001295	0.00418	mg/L	0.001295	30.96%

Sequence No.: 14
Sample ID: JZ83 B TWC
Analyst: BLW
Initial Sample Wt:
Dilution: 1X

Autosampler Location: 72
Date Collected: 10/10/2006 7:11:09 PM
Data Type: Original
Initial Sample Vol:
Sample Prep Vol:

Nebulizer Parameters: JZ83 B TWC

Analyte	Back Pressure	Flow
All	178.0 kPa	0.50 L/min

Mean Data: JZ83 B TWC

Analyte	Mean Corrected Intensity	Calib Conc.	Calib Units	Std.Dev.	Sample Conc.	Sample Units	Std.Dev.	RSD
ScA 357.253	949136.6	97.79	%	0.655				0.67%
ScR 361.383	110419.9	100.2	%	0.60				0.60%
Ag 328.068†	-4.7	-0.00002	mg/L	0.000126	-0.00002	mg/L	0.000126	610.20%
Al 308.215†	5.7	0.00607	mg/L	0.004941	0.00607	mg/L	0.004941	81.42%
As 188.979†	1.5	0.00235	mg/L	0.011423	0.00235	mg/L	0.011423	485.63%
B 249.677†	31.0	0.01629	mg/L	0.001087	0.01629	mg/L	0.001087	6.67%
Ba 233.527†	30.7	0.02097	mg/L	0.000751	0.02097	mg/L	0.000751	3.58%
Be 313.042†	22.9	0.00006	mg/L	0.000027	0.00006	mg/L	0.000027	46.03%
Ca 317.933†	160120.6	14.94	mg/L	0.088	14.94	mg/L	0.088	0.59%
Cd 228.802†	-1.4	-0.00007	mg/L	0.000108	-0.00007	mg/L	0.000108	146.74%
Co 228.616†	4.7	0.00023	mg/L	0.000222	0.00023	mg/L	0.000222	98.01%
Cr 267.716†	9.0	0.00132	mg/L	0.000565	0.00132	mg/L	0.000565	42.89%
Cu 324.752†	-57.4	-0.00031	mg/L	0.000099	-0.00031	mg/L	0.000099	31.87%
Fe 273.955†	13.4	0.02516	mg/L	0.001674	0.02516	mg/L	0.001674	6.65%
K 766.490†	1357.4	1.171	mg/L	0.0418	1.171	mg/L	0.0418	3.57%
Mg 279.077†	3012.7	4.281	mg/L	0.0084	4.281	mg/L	0.0084	0.20%
Mn 257.610†	63.1	0.00439	mg/L	0.000101	0.00439	mg/L	0.000101	2.30%
Mo 202.031†	13.3	0.00193	mg/L	0.000314	0.00193	mg/L	0.000314	16.28%
Na 589.592†	30456.9	7.377	mg/L	0.0126	7.377	mg/L	0.0126	0.17%
Na 330.237†	176.2	7.529	mg/L	0.6285	7.529	mg/L	0.6285	8.35%
Ni 231.604†	-0.2	-0.00022	mg/L	0.002670	-0.00022	mg/L	0.002670	>999.9%
Pb 220.353†	2.5	0.00055	mg/L	0.000932	0.00055	mg/L	0.000932	170.94%
Sb 206.836†	1.6	0.00217	mg/L	0.003312	0.00217	mg/L	0.003312	152.50%
Se 196.026†	-8.6	-0.01263	mg/L	0.007192	-0.01263	mg/L	0.007192	56.94%
Si 288.158†	4360.3	4.906	mg/L	0.0234	4.906	mg/L	0.0234	0.48%
Sn 189.927†	-13.3	-0.00499	mg/L	0.001282	-0.00499	mg/L	0.001282	25.69%
Sr 421.552†	45767.6	0.08545	mg/L	0.000408	0.08545	mg/L	0.000408	0.48%
Ti 334.903†	18.2	0.00106	mg/L	0.001283	0.00106	mg/L	0.001283	120.99%
Tl 190.801†	-3.3	-0.00537	mg/L	0.003843	-0.00537	mg/L	0.003843	71.57%
V 292.402†	375.6	0.00210	mg/L	0.000239	0.00210	mg/L	0.000239	11.34%
Zn 206.200†	0.7	0.00251	mg/L	0.007749	0.00251	mg/L	0.007749	308.88%

Sequence No.: 15
Sample ID: JZ83 C TWC
Analyst: BLW
Initial Sample Wt:
Dilution: 1X

Autosampler Location: 73
Date Collected: 10/10/2006 7:17:32 PM
Data Type: Original
Initial Sample Vol:
Sample Prep Vol:

Nebulizer Parameters: JZ83 C TWC

Analyte	Back Pressure	Flow
All	178.0 kPa	0.50 L/min

Mean Data: JZ83 C TWC

Analyte	Mean Corrected Intensity	Calib Conc.	Calib Units	Std.Dev.	Sample Conc.	Sample Units	Std.Dev.	RSD
ScA 357.253	957033.0	98.60	%	0.796				0.81%
ScR 361.383	111321.6	101.0	%	0.44				0.44%
Ag 328.068†	-4.9	-0.00011	mg/L	0.000222	-0.00011	mg/L	0.000222	193.82%
Al 308.215†	5.0	0.00540	mg/L	0.004273	0.00540	mg/L	0.004273	79.20%
As 188.979†	0.3	-0.00028	mg/L	0.003543	-0.00028	mg/L	0.003543	>999.9%
B 249.677†	66.9	0.03510	mg/L	0.001701	0.03510	mg/L	0.001701	4.85%
Ba 233.527†	16.7	0.01140	mg/L	0.000885	0.01140	mg/L	0.000885	7.76%
Be 313.042†	17.3	0.00005	mg/L	0.000052	0.00005	mg/L	0.000052	112.70%
Ca 317.933†	205454.7	19.17	mg/L	0.071	19.17	mg/L	0.071	0.37%
Cd 228.802†	-6.5	-0.00033	mg/L	0.000082	-0.00033	mg/L	0.000082	25.03%
Co 228.616†	4.5	0.00022	mg/L	0.000142	0.00022	mg/L	0.000142	65.45%
Cr 267.716†	11.2	0.00052	mg/L	0.000993	0.00052	mg/L	0.000993	191.48%
Cu 324.752†	-201.3	-0.00105	mg/L	0.000091	-0.00105	mg/L	0.000091	8.66%
Fe 273.955†	15.5	0.02914	mg/L	0.002266	0.02914	mg/L	0.002266	7.78%
K 766.490†	2560.9	2.209	mg/L	0.0204	2.209	mg/L	0.0204	0.93%
Mg 279.077†	6273.2	8.915	mg/L	0.0402	8.915	mg/L	0.0402	0.45%
Mn 257.610†	7902.7	0.5730	mg/L	0.00176	0.5730	mg/L	0.00176	0.31%
Mo 202.031†	17.0	0.00239	mg/L	0.000543	0.00239	mg/L	0.000543	22.73%
Na 589.592†	57021.7	13.81	mg/L	0.031	13.81	mg/L	0.031	0.23%
Na 330.237†	329.3	14.16	mg/L	0.562	14.16	mg/L	0.562	3.97%
Ni 231.604†	-1.3	-0.00149	mg/L	0.002679	-0.00149	mg/L	0.002679	179.20%
Pb 220.353†	1.0	0.00022	mg/L	0.000552	0.00022	mg/L	0.000552	254.29%
Sb 206.836†	0.6	0.00073	mg/L	0.001689	0.00073	mg/L	0.001689	230.57%
Se 196.026†	-8.9	-0.01372	mg/L	0.007476	-0.01372	mg/L	0.007476	54.50%
Si 288.158†	17851.1	20.09	mg/L	0.237	20.09	mg/L	0.237	1.18%
Sn 189.927†	-20.4	-0.00793	mg/L	0.000840	-0.00793	mg/L	0.000840	10.59%
Sr 421.552†	46660.7	0.08711	mg/L	0.000072	0.08711	mg/L	0.000072	0.08%
Ti 334.903†	31.4	0.00183	mg/L	0.000214	0.00183	mg/L	0.000214	11.70%
Tl 190.801†	0.1	0.00010	mg/L	0.005781	0.00010	mg/L	0.005781	>999.9%
V 292.402†	5.0	0.00013	mg/L	0.000165	0.00013	mg/L	0.000165	123.27%
Zn 206.200†	3.4	0.01117	mg/L	0.002696	0.01117	mg/L	0.002696	24.12%

Sequence No.: 16
Sample ID: JZ83 D TWC
Analyst: BLW
Initial Sample Wt:
Dilution: 1X

Autosampler Location: 74
Date Collected: 10/10/2006 7:23:55 PM
Data Type: Original
Initial Sample Vol:
Sample Prep Vol:

Nebulizer Parameters: JZ83 D TWC

Analyte	Back Pressure	Flow
All	178.0 kPa	0.50 L/min

Mean Data: JZ83 D TWC

Analyte	Mean Corrected Intensity	Calib Conc.	Calib Units	Std.Dev.	Sample Conc.	Sample Units	Std.Dev.	RSD
ScA 357.253	964848.8	99.41	%	0.299				0.30%
ScR 361.383	113651.9	103.1	%	1.11				1.08%
Ag 328.068†	21.0	0.00006	mg/L	0.000119	0.00006	mg/L	0.000119	198.09%
Al 308.215†	8.2	0.00877	mg/L	0.003132	0.00877	mg/L	0.003132	35.72%
As 188.979†	2.6	0.00446	mg/L	0.002979	0.00446	mg/L	0.002979	66.74%
B 249.677†	60.4	0.03172	mg/L	0.001427	0.03172	mg/L	0.001427	4.50%
Ba 233.527†	15.8	0.01083	mg/L	0.000375	0.01083	mg/L	0.000375	3.46%
Be 313.042†	-27.8	-0.00007	mg/L	0.000023	-0.00007	mg/L	0.000023	31.35%
Ca 317.933†	199935.9	18.65	mg/L	0.106	18.65	mg/L	0.106	0.57%
Cd 228.802†	-3.4	-0.00018	mg/L	0.000077	-0.00018	mg/L	0.000077	42.40%
Co 228.616†	7.7	0.00038	mg/L	0.000274	0.00038	mg/L	0.000274	71.52%
Cr 267.716†	13.6	0.00135	mg/L	0.000955	0.00135	mg/L	0.000955	70.61%
Cu 324.752†	-302.2	-0.00155	mg/L	0.000079	-0.00155	mg/L	0.000079	5.10%
Fe 273.955†	14.4	0.02706	mg/L	0.002866	0.02706	mg/L	0.002866	10.59%
K 766.490†	2462.5	2.124	mg/L	0.0400	2.124	mg/L	0.0400	1.89%
Mg 279.077†	6001.4	8.529	mg/L	0.0285	8.529	mg/L	0.0285	0.33%
Mn 257.610†	3151.8	0.2283	mg/L	0.00138	0.2283	mg/L	0.00138	0.61%
Mo 202.031†	16.2	0.00228	mg/L	0.000326	0.00228	mg/L	0.000326	14.32%
Na 589.592†	54592.0	13.22	mg/L	0.070	13.22	mg/L	0.070	0.53%
Na 330.237†	308.8	13.27	mg/L	0.551	13.27	mg/L	0.551	4.15%
Ni 231.604†	-3.2	-0.00365	mg/L	0.002879	-0.00365	mg/L	0.002879	78.82%
Pb 220.353†	-2.3	-0.00049	mg/L	0.000618	-0.00049	mg/L	0.000618	125.27%
Sb 206.836†	0.7	0.00085	mg/L	0.000813	0.00085	mg/L	0.000813	95.66%
Se 196.026†	-11.0	-0.01647	mg/L	0.008136	-0.01647	mg/L	0.008136	49.40%
Si 288.158†	17156.1	19.30	mg/L	0.088	19.30	mg/L	0.088	0.45%
Sn 189.927†	-18.0	-0.00689	mg/L	0.001873	-0.00689	mg/L	0.001873	27.17%
Sr 421.552†	44641.8	0.08335	mg/L	0.000453	0.08335	mg/L	0.000453	0.54%
Ti 334.903†	26.1	0.00152	mg/L	0.001194	0.00152	mg/L	0.001194	78.58%
Tl 190.801†	0.9	0.00151	mg/L	0.003451	0.00151	mg/L	0.003451	228.08%
V 292.402†	22.2	0.00018	mg/L	0.000145	0.00018	mg/L	0.000145	79.85%
Zn 206.200†	3.2	0.01054	mg/L	0.004832	0.01054	mg/L	0.004832	45.86%

Sequence No.: 17
Sample ID: JZ83 E TWC
Analyst: BLW
Initial Sample Wt:
Dilution: 1X

Autosampler Location: 75
Date Collected: 10/10/2006 7:30:18 PM
Data Type: Original
Initial Sample Vol:
Sample Prep Vol:

Nebulizer Parameters: JZ83 E TWC

Analyte	Back Pressure	Flow
All	177.0 kPa	0.50 L/min

Mean Data: JZ83 E TWC

Analyte	Mean Corrected Intensity	Calib Conc.	Calib Units	Std.Dev.	Sample Conc.	Sample Units	Std.Dev.	RSD
ScA 357.253	946810.6	97.55	%	0.363				0.37%
ScR 361.383	110229.0	100.0	%	0.30				0.30%
Ag 328.068†	-2.3	-0.00004	mg/L	0.000116	-0.00004	mg/L	0.000116	279.54%
Al 308.215†	6.7	0.00718	mg/L	0.007540	0.00718	mg/L	0.007540	104.97%
As 188.979†	-1.5	-0.00397	mg/L	0.002524	-0.00397	mg/L	0.002524	63.64%
B 249.677†	61.6	0.03231	mg/L	0.000983	0.03231	mg/L	0.000983	3.04%
Ba 233.527†	14.3	0.00979	mg/L	0.000500	0.00979	mg/L	0.000500	5.10%
Be 313.042†	9.0	0.00002	mg/L	0.000023	0.00002	mg/L	0.000023	102.17%
Ca 317.933†	202849.1	18.92	mg/L	0.062	18.92	mg/L	0.062	0.33%
Cd 228.802†	-5.0	-0.00025	mg/L	0.000094	-0.00025	mg/L	0.000094	38.45%
Co 228.616†	8.8	0.00043	mg/L	0.000269	0.00043	mg/L	0.000269	62.09%
Cr 267.716†	14.6	0.00159	mg/L	0.000594	0.00159	mg/L	0.000594	37.42%
Cu 324.752†	-225.4	-0.00117	mg/L	0.000256	-0.00117	mg/L	0.000256	21.91%
Fe 273.955†	26.5	0.04995	mg/L	0.002058	0.04995	mg/L	0.002058	4.12%
K 766.490†	2658.6	2.293	mg/L	0.0156	2.293	mg/L	0.0156	0.68%
Mg 279.077†	6062.7	8.616	mg/L	0.0541	8.616	mg/L	0.0541	0.63%
Mn 257.610†	2839.5	0.2057	mg/L	0.00077	0.2057	mg/L	0.00077	0.38%
Mo 202.031†	16.8	0.00236	mg/L	0.000105	0.00236	mg/L	0.000105	4.44%
Na 589.592†	56650.6	13.72	mg/L	0.081	13.72	mg/L	0.081	0.59%
Na 330.237†	325.6	14.00	mg/L	0.150	14.00	mg/L	0.150	1.07%
Ni 231.604†	0.6	0.00068	mg/L	0.000968	0.00068	mg/L	0.000968	142.08%
Pb 220.353†	1.2	0.00026	mg/L	0.000491	0.00026	mg/L	0.000491	190.65%
Sb 206.836†	2.5	0.00335	mg/L	0.003481	0.00335	mg/L	0.003481	103.85%
Se 196.026†	-5.2	-0.00784	mg/L	0.003824	-0.00784	mg/L	0.003824	48.78%
Si 288.158†	17561.9	19.76	mg/L	0.036	19.76	mg/L	0.036	0.18%
Sn 189.927†	-20.9	-0.00821	mg/L	0.001188	-0.00821	mg/L	0.001188	14.47%
Sr 421.552†	45866.0	0.08563	mg/L	0.000202	0.08563	mg/L	0.000202	0.24%
Ti 334.903†	37.6	0.00219	mg/L	0.000579	0.00219	mg/L	0.000579	26.43%
Tl 190.801†	-2.8	-0.00455	mg/L	0.002635	-0.00455	mg/L	0.002635	57.93%
V 292.402†	124.4	0.00075	mg/L	0.000072	0.00075	mg/L	0.000072	9.60%
Zn 206.200†	0.7	0.00278	mg/L	0.002313	0.00278	mg/L	0.002313	83.06%

Sequence No.: 18
Sample ID: JZ83 F TWC
Analyst: BLW
Initial Sample Wt:
Dilution: 1X

Autosampler Location: 76
Date Collected: 10/10/2006 7:36:42 PM
Data Type: Original
Initial Sample Vol:
Sample Prep Vol:

Nebulizer Parameters: JZ83 F TWC

Analyte	Back Pressure	Flow
All	178.0 kPa	0.50 L/min

Mean Data: JZ83 F TWC

Analyte	Mean Corrected Intensity	Calib Conc.	Calib Units	Std.Dev.	Sample Conc.	Sample Units	Std.Dev.	RSD
ScA 357.253	959014.4	98.80	%	0.410				0.42%
ScR 361.383	112209.9	101.8	%	0.32				0.31%
Ag 328.068†	-31.5	-0.00022	mg/L	0.000090	-0.00022	mg/L	0.000090	40.91%
Al 308.215†	11.6	0.01250	mg/L	0.010394	0.01250	mg/L	0.010394	83.14%
As 188.979†	1.3	0.00185	mg/L	0.004917	0.00185	mg/L	0.004917	265.53%
B 249.677†	56.8	0.02979	mg/L	0.001961	0.02979	mg/L	0.001961	6.58%
Ba 233.527†	14.9	0.01018	mg/L	0.000695	0.01018	mg/L	0.000695	6.82%
Be 313.042†	-4.2	-0.00001	mg/L	0.000019	-0.00001	mg/L	0.000019	152.20%
Ca 317.933†	209311.8	19.53	mg/L	0.028	19.53	mg/L	0.028	0.14%
Cd 228.802†	-6.7	-0.00034	mg/L	0.000124	-0.00034	mg/L	0.000124	36.49%
Co 228.616†	9.1	0.00045	mg/L	0.000208	0.00045	mg/L	0.000208	46.13%
Cr 267.716†	14.1	0.00130	mg/L	0.000574	0.00130	mg/L	0.000574	44.30%
Cu 324.752†	-270.9	-0.00140	mg/L	0.000046	-0.00140	mg/L	0.000046	3.32%
Fe 273.955†	11.6	0.02192	mg/L	0.002602	0.02192	mg/L	0.002602	11.87%
K 766.490†	2658.0	2.293	mg/L	0.0592	2.293	mg/L	0.0592	2.58%
Mg 279.077†	6210.2	8.826	mg/L	0.0108	8.826	mg/L	0.0108	0.12%
Mn 257.610†	6496.5	0.4710	mg/L	0.00075	0.4710	mg/L	0.00075	0.16%
Mo 202.031†	16.2	0.00227	mg/L	0.000271	0.00227	mg/L	0.000271	11.91%
Na 589.592†	59757.1	14.47	mg/L	0.093	14.47	mg/L	0.093	0.64%
Na 330.237†	336.1	14.45	mg/L	0.251	14.45	mg/L	0.251	1.73%
Ni 231.604†	0.5	0.00060	mg/L	0.002757	0.00060	mg/L	0.002757	459.96%
Pb 220.353†	-1.8	-0.00039	mg/L	0.000463	-0.00039	mg/L	0.000463	119.83%
Sb 206.836†	2.3	0.00299	mg/L	0.003212	0.00299	mg/L	0.003212	107.35%
Se 196.026†	-3.8	-0.00612	mg/L	0.010737	-0.00612	mg/L	0.010737	175.42%
Si 288.158†	17433.8	19.62	mg/L	0.010	19.62	mg/L	0.010	0.05%
Sn 189.927†	-22.7	-0.00899	mg/L	0.001307	-0.00899	mg/L	0.001307	14.53%
Sr 421.552†	47164.8	0.08806	mg/L	0.000062	0.08806	mg/L	0.000062	0.07%
Ti 334.903†	33.0	0.00192	mg/L	0.000283	0.00192	mg/L	0.000283	14.77%
Tl 190.801†	0.5	0.00089	mg/L	0.003330	0.00089	mg/L	0.003330	373.60%
V 292.402†	160.2	0.00099	mg/L	0.000109	0.00099	mg/L	0.000109	11.10%
Zn 206.200†	0.3	0.00134	mg/L	0.003505	0.00134	mg/L	0.003505	260.91%

Sequence No.: 19
Sample ID: JZ83 G TWC
Analyst: BLW
Initial Sample Wt:
Dilution: 1X

Autosampler Location: 77
Date Collected: 10/10/2006 7:43:05 PM
Data Type: Original
Initial Sample Vol:
Sample Prep Vol:

Nebulizer Parameters: JZ83 G TWC

Analyte	Back Pressure	Flow
All	177.0 kPa	0.50 L/min

Mean Data: JZ83 G TWC

Analyte	Mean Corrected Intensity	Calib Conc.	Calib Units	Std.Dev.	Sample Conc.	Sample Units	Std.Dev.	RSD
ScA 357.253	959369.8	98.84	%	0.343				0.35%
ScR 361.383	111157.2	100.9	%	0.16				0.16%
Ag 328.068†	-11.8	-0.00013	mg/L	0.000163	-0.00013	mg/L	0.000163	124.92%
Al 308.215†	30.5	0.03289	mg/L	0.008483	0.03289	mg/L	0.008483	25.79%
As 188.979†	0.2	-0.00052	mg/L	0.006961	-0.00052	mg/L	0.006961	>999.9%
B 249.677†	60.1	0.03152	mg/L	0.002128	0.03152	mg/L	0.002128	6.75%
Ba 233.527†	18.2	0.01248	mg/L	0.001291	0.01248	mg/L	0.001291	10.34%
Be 313.042†	-20.2	-0.00006	mg/L	0.000039	-0.00006	mg/L	0.000039	70.83%
Ca 317.933†	214073.0	19.97	mg/L	0.057	19.97	mg/L	0.057	0.28%
Cd 228.802†	-2.0	-0.00010	mg/L	0.000146	-0.00010	mg/L	0.000146	146.85%
Co 228.616†	11.1	0.00055	mg/L	0.000119	0.00055	mg/L	0.000119	21.78%
Cr 267.716†	11.6	0.00065	mg/L	0.000839	0.00065	mg/L	0.000839	128.43%
Cu 324.752†	-228.1	-0.00118	mg/L	0.000253	-0.00118	mg/L	0.000253	21.47%
Fe 273.955†	49.8	0.09390	mg/L	0.006075	0.09390	mg/L	0.006075	6.47%
K 766.490†	2729.4	2.354	mg/L	0.0337	2.354	mg/L	0.0337	1.43%
Mg 279.077†	6360.3	9.039	mg/L	0.0107	9.039	mg/L	0.0107	0.12%
Mn 257.610†	6864.7	0.4977	mg/L	0.00252	0.4977	mg/L	0.00252	0.51%
Mo 202.031†	15.7	0.00218	mg/L	0.000441	0.00218	mg/L	0.000441	20.18%
Na 589.592†	61430.8	14.88	mg/L	0.008	14.88	mg/L	0.008	0.05%
Na 330.237†	352.4	15.16	mg/L	0.364	15.16	mg/L	0.364	2.40%
Ni 231.604†	-0.5	-0.00060	mg/L	0.003994	-0.00060	mg/L	0.003994	665.68%
Pb 220.353†	-1.2	-0.00024	mg/L	0.000590	-0.00024	mg/L	0.000590	243.61%
Sb 206.836†	2.2	0.00291	mg/L	0.001866	0.00291	mg/L	0.001866	64.17%
Se 196.026†	-5.7	-0.00886	mg/L	0.004857	-0.00886	mg/L	0.004857	54.81%
Si 288.158†	18455.9	20.77	mg/L	0.075	20.77	mg/L	0.075	0.36%
Sn 189.927†	-23.5	-0.00933	mg/L	0.000291	-0.00933	mg/L	0.000291	3.12%
Sr 421.552†	48319.0	0.09021	mg/L	0.000188	0.09021	mg/L	0.000188	0.21%
Ti 334.903†	27.2	0.00158	mg/L	0.000372	0.00158	mg/L	0.000372	23.54%
Tl 190.801†	0.9	0.00147	mg/L	0.004302	0.00147	mg/L	0.004302	292.83%
V 292.402†	165.7	0.00102	mg/L	0.000162	0.00102	mg/L	0.000162	15.91%
Zn 206.200†	1.5	0.00530	mg/L	0.004191	0.00530	mg/L	0.004191	79.10%

Sequence No.: 20
Sample ID: JZ83 K WMN
Analyst: BLW
Initial Sample Wt:
Dilution: 5X

Autosampler Location: 78
Date Collected: 10/10/2006 7:49:30 PM
Data Type: Original
Initial Sample Vol:
Sample Prep Vol:

Nebulizer Parameters: JZ83 K WMN

Analyte	Back Pressure	Flow
All	178.0 kPa	0.50 L/min

Mean Data: JZ83 K WMN

Analyte	Mean Corrected Intensity	Calib Conc.	Calib Units	Std.Dev.	Sample Conc.	Sample Units	Std.Dev.	RSD
ScA 357.253	997453.7	102.8	%	0.51				0.50%
ScR 361.383	113424.7	102.9	%	0.21				0.21%
Ag 328.068†	-57.1	-0.00026	mg/L	0.000132	-0.00130	mg/L	0.000661	50.81%
Al 308.215†	4.9	0.00522	mg/L	0.004594	0.02612	mg/L	0.022971	87.93%
As 188.979†	1.3	0.00261	mg/L	0.003531	0.01304	mg/L	0.017656	135.39%
B 249.677†	1.0	0.00052	mg/L	0.002615	0.00259	mg/L	0.013073	505.59%
Ba 233.527†	7.5	0.00511	mg/L	0.000218	0.02553	mg/L	0.001090	4.27%
Be 313.042†	-23.1	-0.00006	mg/L	0.000011	-0.00031	mg/L	0.000053	16.98%
Ca 317.933†	32552.7	3.037	mg/L	0.0004	15.18	mg/L	0.002	0.01%
Cd 228.802†	-4.7	-0.00024	mg/L	0.000164	-0.00120	mg/L	0.000820	68.25%
Co 228.616†	-0.4	-0.00002	mg/L	0.000228	-0.00011	mg/L	0.001140	>999.9%
Cr 267.716†	1.4	0.00017	mg/L	0.000595	0.00085	mg/L	0.002975	351.30%
Cu 324.752†	-400.8	-0.00199	mg/L	0.000190	-0.00995	mg/L	0.000951	9.56%
Fe 273.955†	1.1	0.00216	mg/L	0.002961	0.01078	mg/L	0.014805	137.32%
K 766.490†	252.2	0.2176	mg/L	0.00619	1.088	mg/L	0.0309	2.84%
Mg 279.077†	605.1	0.8599	mg/L	0.00318	4.299	mg/L	0.0159	0.37%
Mn 257.610†	10.3	0.00071	mg/L	0.000148	0.00356	mg/L	0.000742	20.86%
Mo 202.031†	1.9	0.00027	mg/L	0.000136	0.00133	mg/L	0.000680	51.08%
Na 589.592†	6108.5	1.480	mg/L	0.0046	7.398	mg/L	0.0232	0.31%
Na 330.237†	40.1	1.717	mg/L	0.7777	8.585	mg/L	3.8885	45.29%
Ni 231.604†	1.1	0.00121	mg/L	0.000939	0.00606	mg/L	0.004693	77.45%
Pb 220.353†	-3.2	-0.00067	mg/L	0.000366	-0.00337	mg/L	0.001829	54.29%
Sb 206.836†	-1.1	-0.00155	mg/L	0.001101	-0.00777	mg/L	0.005503	70.80%
Se 196.026†	-6.5	-0.00951	mg/L	0.006385	-0.04753	mg/L	0.031926	67.17%
Si 288.158†	907.5	1.021	mg/L	0.0061	5.106	mg/L	0.0303	0.59%
Sn 189.927†	-6.6	-0.00282	mg/L	0.000458	-0.01409	mg/L	0.002291	16.26%
Sr 421.552†	9116.5	0.01702	mg/L	0.000023	0.08510	mg/L	0.000114	0.13%
Ti 334.903†	3.8	0.00022	mg/L	0.000538	0.00111	mg/L	0.002689	242.29%
Tl 190.801†	2.1	0.00338	mg/L	0.004073	0.01692	mg/L	0.020366	120.35%
V 292.402†	63.5	0.00036	mg/L	0.000067	0.00178	mg/L	0.000333	18.75%
Zn 206.200†	-1.7	-0.00549	mg/L	0.002747	-0.02744	mg/L	0.013734	50.05%

Sequence No.: 21
Sample ID: JY25 C SWC
Analyst: BLW
Initial Sample Wt:
Dilution: 2X

Autosampler Location: 79
Date Collected: 10/10/2006 7:55:53 PM
Data Type: Original
Initial Sample Vol:
Sample Prep Vol:

Nebulizer Parameters: JY25 C SWC

Analyte	Back Pressure	Flow
All	178.0 kPa	0.50 L/min

Mean Data: JY25 C SWC

Analyte	Mean Corrected Intensity	Calib Conc.	Calib Units	Calib Std.Dev.	Sample Conc.	Sample Units	Sample Std.Dev.	RSD
ScA 357.253	990546.9	102.1	%	0.21				0.20%
ScR 361.383	118211.1	107.3	%	1.25				1.17%
Ag 328.068†	-1956.0	-0.00034	mg/L	0.000203	-0.00069	mg/L	0.000407	59.11%
Al 308.215†	108230.2	116.8	mg/L	0.68	233.6	mg/L	1.35	0.58%
As 188.979†	54.8	0.07723	mg/L	0.002544	0.1545	mg/L	0.00509	3.29%
B 249.677†	220.0	0.1130	mg/L	0.00389	0.2260	mg/L	0.00778	3.44%
Ba 233.527†	644.9	0.4261	mg/L	0.00526	0.8521	mg/L	0.01052	1.23%
Be 313.042†	1629.4	0.00386	mg/L	0.000074	0.00772	mg/L	0.000147	1.91%
Ca 317.933†	513698.8	47.92	mg/L	0.205	95.84	mg/L	0.410	0.43%
Cd 228.802†	119.3	0.00583	mg/L	0.000050	0.01167	mg/L	0.000100	0.86%
Co 228.616†	1269.4	0.04759	mg/L	0.000155	0.09519	mg/L	0.000309	0.32%
Cr 267.716†	763.8	0.1802	mg/L	0.00105	0.3604	mg/L	0.00210	0.58%
Cu 324.752†	134617.6	0.6824	mg/L	0.00359	1.365	mg/L	0.0072	0.53%
Fe 273.955†	97430.4	183.6	mg/L	1.46	367.3	mg/L	2.92	0.80%
K 766.490†	39602.0	34.16	mg/L	0.332	68.32	mg/L	0.664	0.97%
Mg 279.077†	40410.4	57.30	mg/L	0.300	114.6	mg/L	0.60	0.52%
Mn 257.610†	23734.9	1.719	mg/L	0.0136	3.439	mg/L	0.0272	0.79%
Mo 202.031†	61.9	0.00816	mg/L	0.000200	0.01632	mg/L	0.000400	2.45%
Na 589.592†	292337.7	70.81	mg/L	0.641	141.6	mg/L	1.28	0.91%
Na 330.237†	1576.6	69.85	mg/L	0.887	139.7	mg/L	1.77	1.27%
Ni 231.604†	102.4	0.1160	mg/L	0.00333	0.2320	mg/L	0.00666	2.87%
Pb 220.353†	1640.7	0.3723	mg/L	0.00071	0.7446	mg/L	0.00141	0.19%
Sb 206.836†	8.8	-0.00127	mg/L	0.001189	-0.00254	mg/L	0.002378	93.66%
Se 196.026†	-35.2	-0.03169	mg/L	0.007209	-0.06338	mg/L	0.014417	22.75%
Si 288.158†	4584.3	5.159	mg/L	0.0517	10.32	mg/L	0.103	1.00%
Sn 189.927†	-9.9	-0.00267	mg/L	0.001590	-0.00534	mg/L	0.003181	59.54%
Sr 421.552†	194190.6	0.3625	mg/L	0.00118	0.7251	mg/L	0.00236	0.32%
Ti 334.903†	143149.0	8.345	mg/L	0.0388	16.69	mg/L	0.078	0.46%
Tl 190.801†	-10.6	-0.02546	mg/L	0.001361	-0.05091	mg/L	0.002722	5.35%
V 292.402†	53289.8	0.2938	mg/L	0.00188	0.5876	mg/L	0.00377	0.64%
Zn 206.200†	613.4	1.945	mg/L	0.0109	3.890	mg/L	0.0219	0.56%

Sequence No.: 22
Sample ID: JY25 MBSPK SWC
Analyst: BLW
Initial Sample Wt:
Dilution: 2X

Autosampler Location: 80
Date Collected: 10/10/2006 8:02:35 PM
Data Type: Original
Initial Sample Vol:
Sample Prep Vol:

Nebulizer Parameters: JY25 MBSPK SWC

Analyte	Back Pressure	Flow
All	177.0 kPa	0.50 L/min

Mean Data: JY25 MBSPK SWC

Analyte	Mean Corrected Intensity	Calib Conc.	Calib Units	Calib Std.Dev.	Sample Conc.	Sample Units	Sample Std.Dev.	RSD
ScA 357.253	980861.9	101.1	%	0.51				0.51%
ScR 361.383	114814.9	104.2	%	0.13				0.13%
Ag 328.068†	-61.2	-0.00011	mg/L	0.000100	-0.00021	mg/L	0.000200	94.21%
Al 308.215†	1923.6	2.068	mg/L	0.0081	4.136	mg/L	0.0162	0.39%
As 188.979†	-1.3	-0.00399	mg/L	0.001002	-0.00797	mg/L	0.002003	25.13%
B 249.677†	-0.4	0.00068	mg/L	0.002457	0.00136	mg/L	0.004913	362.34%
Ba 233.527†	2874.8	1.958	mg/L	0.0028	3.916	mg/L	0.0055	0.14%
Be 313.042†	190926.5	0.5058	mg/L	0.00184	1.012	mg/L	0.0037	0.36%
Ca 317.933†	109198.7	10.19	mg/L	0.041	20.37	mg/L	0.083	0.41%
Cd 228.802†	-1.7	-0.00017	mg/L	0.000037	-0.00034	mg/L	0.000074	22.00%
Co 228.616†	9713.0	0.4859	mg/L	0.00675	0.9719	mg/L	0.01351	1.39%
Cr 267.716†	2072.2	0.4924	mg/L	0.00109	0.9847	mg/L	0.00219	0.22%
Cu 324.752†	100809.6	0.4992	mg/L	0.00436	0.9984	mg/L	0.00872	0.87%
Fe 273.955†	1102.0	2.076	mg/L	0.0084	4.152	mg/L	0.0168	0.41%
K 766.490†	11978.0	10.33	mg/L	0.037	20.66	mg/L	0.075	0.36%
Mg 279.077†	7144.3	10.15	mg/L	0.039	20.31	mg/L	0.077	0.38%
Mn 257.610†	6853.5	0.4969	mg/L	0.00240	0.9938	mg/L	0.00480	0.48%
Mo 202.031†	9.8	0.00127	mg/L	0.000177	0.00254	mg/L	0.000355	13.97%
Na 589.592†	43640.6	10.57	mg/L	0.046	21.14	mg/L	0.092	0.43%
Na 330.237†	249.7	10.66	mg/L	0.614	21.32	mg/L	1.228	5.76%
Ni 231.604†	432.0	0.4891	mg/L	0.00112	0.9782	mg/L	0.00224	0.23%
Pb 220.353†	-2.4	0.00054	mg/L	0.000715	0.00108	mg/L	0.001430	132.79%
Sb 206.836†	2.7	-0.00263	mg/L	0.001179	-0.00526	mg/L	0.002358	44.82%
Se 196.026†	-6.0	-0.00910	mg/L	0.009212	-0.01820	mg/L	0.018425	101.23%
Si 288.158†	12.1	0.01470	mg/L	0.004621	0.02939	mg/L	0.009243	31.44%
Sn 189.927†	-15.0	-0.00613	mg/L	0.001032	-0.01226	mg/L	0.002065	16.84%
Sr 421.552†	266472.3	0.4975	mg/L	0.00110	0.9950	mg/L	0.00221	0.22%
Ti 334.903†	39.1	0.00217	mg/L	0.000859	0.00434	mg/L	0.001718	39.58%
Tl 190.801†	2.4	0.00081	mg/L	0.002322	0.00162	mg/L	0.004644	287.32%
V 292.402†	89061.8	0.4986	mg/L	0.00486	0.9971	mg/L	0.00971	0.97%
Zn 206.200†	152.8	0.4855	mg/L	0.00853	0.9710	mg/L	0.01706	1.76%

Sequence No.: 23
Sample ID: CV 7
Analyst: BLW
Initial Sample Wt:
Dilution: 1X

Autosampler Location: 7
Date Collected: 10/10/2006 8:09:16 PM
Data Type: Original
Initial Sample Vol:
Sample Prep Vol:

Nebulizer Parameters: CV

Analyte	Back Pressure	Flow
All	178.0 kPa	0.50 L/min

Mean Data: CV

Analyte	Mean Corrected Intensity	Calib Conc.	Calib Units	Std.Dev.	Sample Conc.	Sample Units	Std.Dev.	RSD
ScA 357.253	969212.9	99.86	%	0.525				0.53%
ScR 361.383	113651.4	103.1	%	0.68				0.66%
Ag 328.068†	217141.9	0.9901	mg/L	0.00020	0.9901	mg/L	0.00020	0.02%
Al 308.215†	1837.5	1.947	mg/L	0.0079	1.947	mg/L	0.0079	0.41%
As 188.979†	956.8	1.953	mg/L	0.0053	1.953	mg/L	0.0053	0.27%
B 249.677†	1807.1	0.9512	mg/L	0.00704	0.9512	mg/L	0.00704	0.74%
Ba 233.527†	1408.8	0.9591	mg/L	0.00381	0.9591	mg/L	0.00381	0.40%
Be 313.042†	367913.2	0.9746	mg/L	0.00476	0.9746	mg/L	0.00476	0.49%
Ca 317.933†	21281.4	1.985	mg/L	0.0132	1.985	mg/L	0.0132	0.66%
Cd 228.802†	20298.2	1.018	mg/L	0.0087	1.018	mg/L	0.0087	0.85%
Co 228.616†	19636.4	0.9818	mg/L	0.01232	0.9818	mg/L	0.01232	1.25%
Cr 267.716†	3983.3	0.9499	mg/L	0.00319	0.9499	mg/L	0.00319	0.34%
Cu 324.752†	215767.9	1.067	mg/L	0.0008	1.067	mg/L	0.0008	0.08%
Fe 273.955†	1064.6	2.004	mg/L	0.0032	2.004	mg/L	0.0032	0.16%
K 766.490†	23402.9	20.19	mg/L	0.122	20.19	mg/L	0.122	0.61%
Mg 279.077†	1382.9	1.969	mg/L	0.0084	1.969	mg/L	0.0084	0.43%
Mn 257.610†	13330.5	0.9674	mg/L	0.00465	0.9674	mg/L	0.00465	0.48%
Mo 202.031†	6536.7	0.9912	mg/L	0.00652	0.9912	mg/L	0.00652	0.66%
Na 589.592†	214446.3	51.94	mg/L	0.270	51.94	mg/L	0.270	0.52%
Na 330.237†	1176.4	51.27	mg/L	0.139	51.27	mg/L	0.139	0.27%
Ni 231.604†	857.6	0.9723	mg/L	0.00375	0.9723	mg/L	0.00375	0.39%
Pb 220.353†	9250.3	1.984	mg/L	0.0131	1.984	mg/L	0.0131	0.66%
Sb 206.836†	1523.3	2.137	mg/L	0.0081	2.137	mg/L	0.0081	0.38%
Se 196.026†	1332.5	1.955	mg/L	0.0064	1.955	mg/L	0.0064	0.33%
Si 288.158†	1814.4	2.044	mg/L	0.0057	2.044	mg/L	0.0057	0.28%
Sn 189.927†	2020.8	0.9295	mg/L	0.00333	0.9295	mg/L	0.00333	0.36%
Sr 421.552†	527954.2	0.9857	mg/L	0.00565	0.9857	mg/L	0.00565	0.57%
Ti 334.903†	17042.8	0.9923	mg/L	0.00577	0.9923	mg/L	0.00577	0.58%
Tl 190.801†	1197.4	1.937	mg/L	0.0058	1.937	mg/L	0.0058	0.30%
V 292.402†	178535.9	0.9994	mg/L	0.00082	0.9994	mg/L	0.00082	0.08%
Zn 206.200†	307.7	0.9771	mg/L	0.00273	0.9771	mg/L	0.00273	0.28%

Sequence No.: 24
Sample ID: CB 7
Analyst: BLW
Initial Sample Wt:
Dilution: 1X

Autosampler Location: 1
Date Collected: 10/10/2006 8:15:56 PM
Data Type: Original
Initial Sample Vol:
Sample Prep Vol:

Nebulizer Parameters: CB

Analyte	Back Pressure	Flow
All	178.0 kPa	0.50 L/min

Mean Data: CB

Analyte	Mean Corrected Intensity	Conc.	Calib Units	Std.Dev.	Conc.	Sample Units	Std.Dev.	RSD
ScA 357.253	980311.2	101.0	%	0.81				0.81%
ScR 361.383	112591.9	102.2	%	0.16				0.16%
Ag 328.068†	7.1	0.00003	mg/L	0.000167	0.00003	mg/L	0.000167	515.47%
Al 308.215†	-2.3	-0.00254	mg/L	0.002148	-0.00254	mg/L	0.002148	84.58%
As 188.979†	0.7	0.00149	mg/L	0.004992	0.00149	mg/L	0.004992	335.76%
B 249.677†	10.4	0.00544	mg/L	0.001654	0.00544	mg/L	0.001654	30.38%
Ba 233.527†	1.2	0.00084	mg/L	0.001752	0.00084	mg/L	0.001752	209.00%
Be 313.042†	2.4	0.00001	mg/L	0.000026	0.00001	mg/L	0.000026	394.21%
Ca 317.933†	20.8	0.00194	mg/L	0.000686	0.00194	mg/L	0.000686	35.36%
Cd 228.802†	-3.9	-0.00020	mg/L	0.000147	-0.00020	mg/L	0.000147	74.60%
Co 228.616†	-4.4	-0.00022	mg/L	0.000193	-0.00022	mg/L	0.000193	88.05%
Cr 267.716†	0.9	0.00020	mg/L	0.000642	0.00020	mg/L	0.000642	316.37%
Cu 324.752†	-89.3	-0.00044	mg/L	0.000163	-0.00044	mg/L	0.000163	36.77%
Fe 273.955†	1.2	0.00217	mg/L	0.002344	0.00217	mg/L	0.002344	107.89%
K 766.490†	-4.4	-0.00376	mg/L	0.018243	-0.00376	mg/L	0.018243	485.02%
Mg 279.077†	4.7	0.00663	mg/L	0.006914	0.00663	mg/L	0.006914	104.34%
Mn 257.610†	-1.9	-0.00014	mg/L	0.000052	-0.00014	mg/L	0.000052	37.63%
Mo 202.031†	1.7	0.00025	mg/L	0.000062	0.00025	mg/L	0.000062	24.45%
Na 589.592†	306.5	0.07423	mg/L	0.007168	0.07423	mg/L	0.007168	9.66%
Na 330.237†	0.0	0.00175	mg/L	0.228228	0.00175	mg/L	0.228228	>999.9%
Ni 231.604†	0.6	0.00071	mg/L	0.000692	0.00071	mg/L	0.000692	97.83%
Pb 220.353†	-3.3	-0.00071	mg/L	0.000267	-0.00071	mg/L	0.000267	37.77%
Sb 206.836†	-1.7	-0.00234	mg/L	0.000301	-0.00234	mg/L	0.000301	12.84%
Se 196.026†	-1.6	-0.00235	mg/L	0.004428	-0.00235	mg/L	0.004428	188.81%
Si 288.158†	9.4	0.01052	mg/L	0.001923	0.01052	mg/L	0.001923	18.28%
Sn 189.927†	3.6	0.00166	mg/L	0.000420	0.00166	mg/L	0.000420	25.26%
Sr 421.552†	4.5	0.00001	mg/L	0.000030	0.00001	mg/L	0.000030	354.31%
Ti 334.903†	8.6	0.00050	mg/L	0.000540	0.00050	mg/L	0.000540	107.72%
Tl 190.801†	0.9	0.00151	mg/L	0.005170	0.00151	mg/L	0.005170	341.87%
V 292.402†	-7.6	-0.00004	mg/L	0.000125	-0.00004	mg/L	0.000125	305.17%
Zn 206.200†	-1.2	-0.00390	mg/L	0.002963	-0.00390	mg/L	0.002963	75.95%

end package

Metals Prep Logs

prepared
for

ANCHOR ENVIRONMENTAL

Project: Chinook

ARI JOB NO: JZ83

prepared
by

Analytical Resources, Inc.

Analytical Resources, Incorporated
Analytical Chemists and Consultants

SPIKING LOG

Analyst: ESR

Date: 10-10-06

Final Volume 25.0

Final Volume (Hg):

Sample ID J283 MBSPK

		Prepcode:	TWC		
		Spike Solution:	ICP Routine	ICP No GFA	GFA
		Standard No.:	2261-1		
		Vol Added (mL):	0.25		
STOCK CONCENTRATION	Ag		50		2.0
	Al		200 ✓	200	
	As		200		10
	Ba		200	200	
	Be		50	50	
	Ca		1000 ✓	1000	
	Cd		50		2.0
	Co		50	50	
	Cr		50	50	
	Cu		50	50	
	Fe		200 ✓	200	
	K		1000 ✓	1000	
	Mg		1000 ✓	1000	
	Mn		50 ✓	50	
	Na		1000 ✓	1000	
	Ni		50	50	
	Pb		200		10
	Se		200		10
	Sr		50	50	
	Tl		200		10
	V		50	50	
	Zn		50	50	

	ICP-MS #1	ICP-MS #2	ICP-MS Minerals
Ag	25		
Al			500
As	25		
Ba	25		
Be	25		
Ca			500
Cd	25		
Co	25		
Cr	25		
Cu	25		
Fe			500
K			500
Mg			500
Mn	25		
Mo		25	
Na			500
Ni	25		
Pb	25		
Sb		25	
Se	80		
Th	25		
U	25		
V	25		
Zn	80		

Element	Prepcode	Analysis	Stock Conc.	Stock Added	Std No.
Hg		CVA	1.0		
Hg MBSPK		CVA	1.0		
Sb		ICP	2000		
Sb		GFA	100		
B		ICP	500		
Mo		ICP	500		
Si		ICP	10000		
Sn		ICP	500		
Ti		ICP	2000		

Additional Elements:

Element	Prepcode	Analysis	Stock Conc.	Stock Added	Std. No.

0186

Digestion Log

Analyst: EJR

Matrix: Water

Date: 10-10-06

Block Temp: _____

ARI Sample ID	Btl #	pH<2	Prep Code: WMN Initial ~~Wt (g)~~ Vol (mL)	Prep Code: WMN Final Vol (mL)	Prep Code: Initial Wt (g) Vol (mL)	Prep Code: Final Vol (mL)	Comments
JZ83J	1	✓	—	—			
JDHP	1	✓	—	—			
JBPK	1	✓	—	—			
K	1	✓	—	—			
L	1	✓	—	—			
M	1	✓	—	—			
N	1	✓	—	—			
O	1	✓	—	—			
P	1	✓	—	—			

EJR 10-10-06

Chemical/Reagent ID: _____

HNO_3: _____ HCl: _____ H_2O_2: _____

Digestion Log

Analyst: ESR
Matrix: Water

Date: 10-10-06
Block Temp: 95°C

ARI Sample ID	Btl #	pH<2	Prep Code: TWC Initial ~~Wt (g)~~ Vol (mL)	Prep Code: TWC Final Vol (mL)	Prep Code: Initial Wt (g) Vol (mL)	Prep Code: Final Vol (mL)	Comments
J283 a	S	✓	25.0	25.0			
aDUP	S	✓	↑	↑			
aSPK	S	✓					
B	S	✓					
C	S	✓					
D	S	✓					
E	S	✓					
F	S	✓					
G	S	✓					
mB1	—	✓	↓	↓			
mBSPK	—	✓	25.0	25.0			
					EJR 10-10-06		

Chemical/Reagent ID:
HNO_3: 12853 HCl: MP1054 H_2O_2: _____

General Chemistry Analysis
QC Summary Data

prepared
for

ANCHOR ENVIRONMENTAL

Project: Chinook

ARI JOB NO: JZ83

prepared
by

Analytical Resources, Inc.

METHOD BLANK RESULTS-CONVENTIONALS
JZ83-Anchor Environmental

ANALYTICAL RESOURCES INCORPORATED

Matrix: Water
Data Release Authorized:
Reported: 10/11/06

Project: Chinook
Event: 060354-01
Date Sampled: NA
Date Received: NA

Analyte	Method	Date	Units	Blank
Chloride	EPA 300.0	10/09/06	mg/L	< 0.1 U
Fluoride	EPA 300.0	10/09/06	mg/L	< 0.1 U
		10/10/06		< 0.1 U
Total Phosphorus	EPA 365.2	10/09/06	mg-P/L	< 0.008 U
Sulfate	EPA 300.0	10/09/06	mg/L	< 0.1 U

STANDARD REFERENCE RESULTS-CONVENTIONALS
JZ83-Anchor Environmental

ANALYTICAL RESOURCES INCORPORATED

Matrix: Water
Data Release Authorized:
Reported: 10/11/06

Project: Chinook
Event: 060354-01
Date Sampled: NA
Date Received: NA

Analyte/SRM ID	Method	Date	Units	SRM	True Value	Recovery
Alkalinity ERA #P114506	SM 2320	10/09/06	mg/L CaCO3	110	110	100.0%
Chloride ERA #36065	EPA 300.0	10/09/06	mg/L	2.8	3.0	93.3%
Fluoride	EPA 300.0	10/09/06	mg/L	2.8	3.0	93.3%
ERA #		10/10/06		2.9	3.0	96.7%
Total Phosphorus ERA #35064	EPA 365.2	10/09/06	mg-P/L	3.88	4.00	97.0%
Sulfate ERA #05094	EPA 300.0	10/09/06	mg/L	2.9	3.0	96.7%

General Chemistry Analysis
Sample Data

prepared
for

ANCHOR ENVIRONMENTAL

Project: Chinook

ARI JOB NO: JZ83

prepared
by

Analytical Resources, Inc.

SAMPLE RESULTS-CONVENTIONALS
JZ83-Anchor Environmental

ANALYTICAL RESOURCES INCORPORATED

Matrix: Water
Data Release Authorized:
Reported: 10/11/06

Project: Chinook
Event: 060354-01
Date Sampled: 10/02/06
Date Received: 10/04/06

Client ID: 63D-100206
ARI ID: 06-18795 JZ83A

Analyte	Date Batch	Method	Units	RL	Sample
Alkalinity	10/09/06 100906#1	SM 2320	mg/L CaCO3	1.0	542
Chloride	10/09/06 100906#1	EPA 300.0	mg/L	2.0	61.7
Fluoride	10/09/06 100906#1	EPA 300.0	mg/L	0.2	6.6
Total Phosphorus	10/09/06 100906#1	EPA 365.2	mg-P/L	0.016	0.544
Sulfate	10/09/06 100906#1	EPA 300.0	mg/L	1.0	34.0

RL Analytical reporting limit
U Undetected at reported detection limit

SAMPLE RESULTS-CONVENTIONALS
JZ83-Anchor Environmental

ANALYTICAL RESOURCES INCORPORATED

Matrix: Water
Data Release Authorized:
Reported: 10/11/06

Project: Chinook
Event: 060354-01
Date Sampled: 10/03/06
Date Received: 10/04/06

Client ID: W5-100306
ARI ID: 06-18796 JZ83B

Analyte	Date Batch	Method	Units	RL	Sample
Alkalinity	10/09/06 100906#1	SM 2320	mg/L CaCO3	1.0	55.6
Chloride	10/09/06 100906#1	EPA 300.0	mg/L	0.1	4.4
Fluoride	10/09/06 100906#1	EPA 300.0	mg/L	0.1	< 0.1 U
Total Phosphorus	10/09/06 100906#1	EPA 365.2	mg-P/L	0.016	0.036
Sulfate	10/09/06 100906#1	EPA 300.0	mg/L	1.0	10.2

RL Analytical reporting limit
U Undetected at reported detection limit

SAMPLE RESULTS-CONVENTIONALS
JZ83-Anchor Environmental

ANALYTICAL RESOURCES INCORPORATED

Matrix: Water
Data Release Authorized:
Reported: 10/11/06

Project: Chinook
Event: 060354-01
Date Sampled: 10/03/06
Date Received: 10/04/06

Client ID: W3-100306
ARI ID: 06-18797 JZ83C

Analyte	Date Batch	Method	Units	RL	Sample
Alkalinity	10/09/06 100906#1	SM 2320	mg/L CaCO3	1.0	103
Chloride	10/09/06 100906#1	EPA 300.0	mg/L	1.0	8.8
Fluoride	10/10/06 101006#1	EPA 300.0	mg/L	0.1	0.2
Total Phosphorus	10/09/06 100906#1	EPA 365.2	mg-P/L	0.016	0.016
Sulfate	10/09/06 100906#1	EPA 300.0	mg/L	0.2	3.8

RL Analytical reporting limit
U Undetected at reported detection limit

SAMPLE RESULTS-CONVENTIONALS
JZ83-Anchor Environmental

ANALYTICAL RESOURCES INCORPORATED

Matrix: Water
Data Release Authorized:
Reported: 10/11/06

Project: Chinook
Event: 060354-01
Date Sampled: 10/03/06
Date Received: 10/04/06

Client ID: W2-100306
ARI ID: 06-18798 JZ83D

Analyte	Date Batch	Method	Units	RL	Sample
Alkalinity	10/09/06 100906#1	SM 2320	mg/L CaCO3	1.0	105
Chloride	10/09/06 100906#1	EPA 300.0	mg/L	1.0	9.3
Fluoride	10/10/06 101006#1	EPA 300.0	mg/L	0.1	0.2
Total Phosphorus	10/09/06 100906#1	EPA 365.2	mg-P/L	0.016	0.016
Sulfate	10/09/06 100906#1	EPA 300.0	mg/L	0.2	3.6

RL Analytical reporting limit
U Undetected at reported detection limit

SAMPLE RESULTS-CONVENTIONALS
JZ83-Anchor Environmental

ANALYTICAL RESOURCES INCORPORATED

Matrix: Water
Data Release Authorized:
Reported: 10/11/06

Project: Chinook
Event: 060354-01
Date Sampled: 10/03/06
Date Received: 10/04/06

Client ID: W42-100306
ARI ID: 06-18799 JZ83E

Analyte	Date Batch	Method	Units	RL	Sample
Alkalinity	10/09/06 100906#1	SM 2320	mg/L CaCO3	1.0	102
Chloride	10/09/06 100906#1	EPA 300.0	mg/L	1.0	9.4
Fluoride	10/10/06 101006#1	EPA 300.0	mg/L	0.1	0.2
Total Phosphorus	10/09/06 100906#1	EPA 365.2	mg-P/L	0.016	0.020
Sulfate	10/09/06 100906#1	EPA 300.0	mg/L	0.2	3.6

RL Analytical reporting limit
U Undetected at reported detection limit

SAMPLE RESULTS-CONVENTIONALS
JZ83-Anchor Environmental

ANALYTICAL RESOURCES INCORPORATED

Matrix: Water
Data Release Authorized:
Reported: 10/11/06

Project: Chinook
Event: 060354-01
Date Sampled: 10/03/06
Date Received: 10/04/06

Client ID: W4A-100306
ARI ID: 06-18800 JZ83F

Analyte	Date Batch	Method	Units	RL	Sample
Alkalinity	10/09/06 100906#1	SM 2320	mg/L CaCO3	1.0	104
Chloride	10/09/06 100906#1	EPA 300.0	mg/L	1.0	9.5
Fluoride	10/09/06 100906#1	EPA 300.0	mg/L	0.1	0.2
Total Phosphorus	10/09/06 100906#1	EPA 365.2	mg-P/L	0.016	< 0.016 U
Sulfate	10/09/06 100906#1	EPA 300.0	mg/L	0.1	3.7

RL Analytical reporting limit
U Undetected at reported detection limit

SAMPLE RESULTS-CONVENTIONALS
JZ83-Anchor Environmental

ANALYTICAL RESOURCES INCORPORATED

Matrix: Water
Data Release Authorized:
Reported: 10/11/06

Project: Chinook
Event: 060354-01
Date Sampled: 10/03/06
Date Received: 10/04/06

Client ID: W4B-100306
ARI ID: 06-18801 JZ83G

Analyte	Date Batch	Method	Units	RL	Sample
Alkalinity	10/09/06 100906#1	SM 2320	mg/L CaCO3	1.0	105
Chloride	10/09/06 100906#1	EPA 300.0	mg/L	1.0	9.5
Fluoride	10/09/06 100906#1	EPA 300.0	mg/L	0.1	0.2
Total Phosphorus	10/09/06 100906#1	EPA 365.2	mg-P/L	0.016	0.016
Sulfate	10/09/06 100906#1	EPA 300.0	mg/L	0.1	3.9

RL Analytical reporting limit
U Undetected at reported detection limit

SAMPLE RESULTS-CONVENTIONALS
JZ83-Anchor Environmental

ANALYTICAL RESOURCES INCORPORATED

Matrix: Water
Data Release Authorized:
Reported: 10/11/06

Project: Chinook
Event: 060354-01
Date Sampled: 10/03/06
Date Received: 10/04/06

Client ID: FB1-100306
ARI ID: 06-18802 JZ83H

Analyte	Date Batch	Method	Units	RL	Sample
Fluoride	10/09/06 100906#1	EPA 300.0	mg/L	0.1	< 0.1 U

RL Analytical reporting limit
U Undetected at reported detection limit

SAMPLE RESULTS-CONVENTIONALS
JZ83-Anchor Environmental

ANALYTICAL RESOURCES INCORPORATED

Matrix: Water
Data Release Authorized:
Reported: 10/11/06

Project: Chinook
Event: 060354-01
Date Sampled: 10/03/06
Date Received: 10/04/06

Client ID: FB2-100306
ARI ID: 06-18803 JZ83I

Analyte	Date Batch	Method	Units	RL	Sample
Fluoride	10/09/06 100906#1	EPA 300.0	mg/L	0.1	< 0.1 U

RL Analytical reporting limit
U Undetected at reported detection limit

General Chemistry Analysis
Instrument Raw Data

prepared
for

ANCHOR ENVIRONMENTAL

Project: Chinook

ARI JOB NO: JZ83

prepared
by

Analytical Resources, Inc.

JZ83

10/10/06

0203

ALKALINITY BENCHSHEET

LOW

Date: 10/9/2006

Analyst: UW

pH meter verification

Buffer pH 7.00 Calibration OK

Measured pH 7.03

Standardization of acid titrant (Titration to pH 4.5)

grams Na2CO3 = 0.6262 to 250 ml DI

Normality Na2CO3 = 0.0473

Assumed Acid Normality = 0.02

Standardized Acid Normality= 0.020 **OK!**

BLANK	ml ACID
1	0.22
2	0.22
3	0.21
AVERAGE	0.22

STANDARD TITRATION		
ml Na2CO3	ml ACID	N H2SO4
5	11.82	0.020
5	11.79	0.020
5	11.78	0.020
		0.020

Partitioning Calculations (T=Total, P=Phenolphthalein)			
Obs	HCO3	CO3	OH
P =0	T	0	0
P< 0.5T	T - 2P	2P	0
P= 0.5T	0	2P	0
P> 0.5T	0	2(T - P)	2P - T
P =T	0	0	T

Calibration Verification Standard *(Note: analyzed value will be corrected for blank titration)*

LCS Source (if used): ERA P 129-506 — *LCS =* **110.00** *mg/L CaCO3*

CVS Source (if used): ARI # 0063-07

CVS = Added **5** *ml Na2CO3 soln to DI and dilute to* **100** *ml.* — *CVS =* **118** *mg/l CaCO3*

SAMPLE DATA

Alk (mg/L CaCO3 = [{mL acid X Nacid) X 50,000] / mL sample

low level = {{{(2 X mL4.5)-mL4.2] X Nacid) X 50,000} / mL sample

(shaded cells are calculated, make no entries)

Sample Number	Sample ID	Initial pH	Volume (ml)	TEMP (C)	ml H2SO4 pH=8.3	ml H2SO4 pH =4.5	ml H2SO4 pH=4.2	ALK (mg CaCO3/l) Phenolph	ALK (mg CaCO3/l) TOT HIGH	ALK (mg CaCO3/l) TOT LOW	Partitioning (mg/l CaCO3) HCO3	Partitioning (mg/l CaCO3) CO3	Partitioning (mg/l CaCO3) OH	(mg/l) FREE CO2
ICV		10.63	100	22.6	5.80	11.77	0.00	59.2	117.9		*99.8% OK!*			
ICB		5.53	100	22.7	0.00	0.22	0.47	0.0		-0.3	-0.3	0.0	0.0	-1.8
LCS		9.27	40	11.3	3.30	4.52	0.00	84.2	109.8		*99.8% OK!*			
JZ82 A1		6.68	100	19.9	0.00	9.22	0.00	0.0	94.1		94.1	0.0	0.0	39.3
JZ82 A1 dup		6.70	100	20.0	0.00	9.31	0.00	0.0	95.0		95.0	0.0	0.0	37.9
RPD =									*1.0%*		*1.0%*			*3.6%*
JZ82 B1		7.00	100	20.1	0.00	11.46	0.00	0.0	116.9		116.9	0.0	0.0	23.4
JZ82 C1		6.48	100	20.1	0.00	9.44	0.00	0.0	96.3		96.3	0.0	0.0	63.8
~~JZ83 A3~~		~~6.89~~	~~100~~	~~19.0~~	0.00	>30	0.00	~~0.0~~	~~#######~~	~~#VALUE!~~	~~#######~~	~~0.0~~	~~0.0~~	~~#VALUE!~~
JZ83 B3		7.41	100	18.9	0.00	5.45	0.00	0.0	55.6		55.6	0.0	0.0	4.3
JZ83 C3		6.65	100	18.9	0.00	10.09	0.00	0.0	102.9		102.9	0.0	0.0	46.1
JZ83 D3		6.76	100	19.2	0.00	10.28	0.00	0.0	104.9		104.9	0.0	0.0	36.5
JZ83 E3		6.74	100	19.7	0.00	10.00	0.00	0.0	102.0		102.0	0.0	0.0	37.1
CCV		10.62	100	22.6	5.82	11.78	0.00	59.4	118.0		*99.9% OK!*			0.0
JZ83 F3		6.80	100	20.0	0.00	10.21	0.00	0.0	104.2		104.2	0.0	0.0	33.0
JZ83 G3		6.82	100	20.6	0.00	10.30	0.00	0.0	105.1		105.1	0.0	0.0	31.8
JZ83 A3		6.91	50	18.3	0.00	26.58	0.00	0.0	542.4		542.4	0.0	0.0	133.5
CCV		10.66	100	21.8	5.83	11.76	0.00	59.5	117.8		*99.7% OK!*			0.0

16:00

ALKALINITY BENCHSHEET

LOW

DATE: 10-9-06
ANALYST: LW

pH meter verification

Buffer pH: 7.00 must agree within 0.1 pH unit
Measured pH: 7.03

Standardization of acid titrant

(Titration to pH 4.5) 0.6262

grams Na2CO3 = ~~0.6260~~ to 250 ml DI
NORMALITY Na2CO3 = 0.0473
Assumed Acid Normality = ~~0.1~~ 0.02
Standardized Acid Normality =

BLANK		STANDARD TITRATION		
BLANK	ml ACID	ml Na2CO3	ml ACID	N H2SO4
1	0.22	5	11.82	
2	0.22	5	11.79	
3	0.21	5	11.78	
AVERAGE				

Partitioning Calculations
T=Total, P=Phenolphthalein

Obs	HCO3	CO3	OH
P=0	T	0	0
P< 0.5T	T - 2P	2P	0
P= 0.5T	0	2P	0
P> 0.5T	0	2(T - P)	2P - T
P=T	0	0	T

Calibration Verification Standard (Note: analyzed value will be corrected for blank titration)

LCS Source (if used): ERA P 129-506
CVS Source (if used):
CVS = Added 5 ml Na2CO3 soln to DI and dilute to 100 ml

LCS = 110 mg/L CaCO3
CVS = 118 mg/l CaCO3

SAMPLE DATA

Alk (mg/L CaCO3 = [(mL acid X Nacid) X 50,000] / mL sample (shaded cells are calculated, make no entries)
low level = ((((2 X mL4.5)-mL4.2] X Nacid) X 50,000) / mL sample

Sample Number	Sample ID	Initial pH	Volume (ml)	TEMP (C)	ml H2SO4 pH=8.3	ml H2SO4 pH=4.5	ml H2SO4 pH=4.2	ALK (mg CaCO3/l) Phenolph	ALK (mg CaCO3/l) TOT HIGH	ALK (mg CaCO3/l) TOT LOW	Partitioning (mg/l CaCO3) HCO3	Partitioning (mg/l CaCO3) CO3	Partitioning (mg/l CaCO3) OH	Partitioning (mg/l) FREE CO2
ICV		10.63	100	22.6	5.80	11.77	0.00				0.0% Check for Error			
ICB		5.53	100	22.7	0.00	0.22	0.47							
LCS		9.27	40	11.3	3.30	4.52	0.00				#DIV/0!	#DIV/0!		
J2 82 A1		6.68	100	19.9	0.00	9.22								
A1 dup		6.70	"	20.0	"	9.31								
B1		7.00		20.1		11.46								
C1		6.48		20.1		9.44								
J2 83 A3		6.89		19.0		>30								
B3		7.41		18.9		5.45								
C3		6.65		18.9		10.09								
D3		6.76		19.2		10.28								
E3		6.74		19.7		10.00								
CCV		10.62		22.6	5.82	11.78					0.0% Check for Error			
F3		6.80		20.0	0.00	10.21								
G3		6.82		20.6	"	10.30								
A3		6.91	50	18.3		26.58								
CCV		10.66	100	21.8	~~5.85~~	11.76								
10-9-06 LW														
CCV											0.0% Check for Error			

@ 5.87 LW 10-9-06

0204

4	0.249
5	0.003
6	0.003
7	0.132
8	0.004
9	0.003
10	0.174
11	0.010
12	0.004
13	0.000
14	0.154
15	0.004
16	0.005
17	0.003
18	0.004
19	0.000
20	0.153

10-9-06
S. CH.

TEST SETUP
GENESYS 10 v2.021 2G2G048006

Standard Curve	20:43 90ct06
Test Name	TOTAL PHO
Date Standards Measured	90ct06
Wavelength	880nm
Ref. Wavelength Correction	Off
Curve Fit	Linear
Number of Standards	7
Units	mg/L
ID# (0=OFF)	Off
Low/High Limits	0.000/0.800
Statistics	On
Auto Print	On

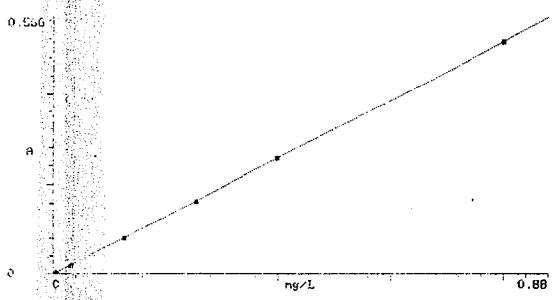

Curve Fit	Linear
Slope	0.645
Intercept	-0.00139
Std Dev	0.001
Corr Coeff	1.000

Conc. mg/L	Abs 880nm
0.000	0.000
0.008	0.004
0.032	0.019
0.128	0.080
0.256	0.163
0.400	0.257
0.800	0.515

TEST SETUP
GENESYS 10 v2.021 2G2G048006

Advanced A-%T-C	20:56 90ct06
Test Name	TOTAL PHOS[Saved]
Measurement Mode	Absorbance
Wavelength	880nm
Ref. Wavelength Correction	Off
Delay Time (min:sec)	0:05
ID# (0=OFF)	1
Low/High Limits	0.000/0.800
Statistics	Off
Auto Print	On

ID#	Abs 880nm
1	0.000
2	0.152
3	0.001

JZ83

LW
10-10-06

PHOSPHORUS BENCHSHEET, Aqueous	Date	Digested: 10/9/2006	Analyzed: 10/9/2006
Total and Ortho P by EPA 376.2	Analyst	17:25 S. CH	19:45 S. CH
Describe digestion procedure if used:	11 N H2SO4 and Potassium Persulfate.		

Curve Standards

Prep date: 9/28/2006 Stock #: 0064-1

Weight KH2PO4: 0.2197 grams in 1000 ml

Conc = 50.00 mg/L P

Intermediate Std = 20 ml stk to 100 ml DI = ***10.00*** mg P/L

Calibration Curve *std make-up volume (mL) =* **250**

ml int Std to 250 ml	CONC (mg/l)	UNITS (ABS 880 nm 1cm cell)		AVG	mg/L
0.0	0.000	0.000		0.000	0.002
0.2	0.008	0.004		0.004	0.008
0.8	0.032	0.019		0.019	0.032
3.2	0.128	0.080		0.080	0.126
6.4	0.256	0.163		0.163	0.255
10.0	0.400	0.257		0.257	0.401
20.0	0.800	0.515		0.515	0.800

REGRESSION DATA

CONC = (ABS-intercept)/ slope

intercept = -0.0014

Slope = 0.6451

r = 1.0000

Comment: *Calibration OK!*

maxabs = *0.515*

Source: *ERA # 04105* *Conc (mg/l)* 1000

dilution = 0.06 *ml to* 250 *ml DI =* ***0.240*** ***mg/l***

Digest Prep Standards *Source:* *ERA # 35064.1* *Conc (mg/l)* 1000

dilution 1 = 0.200 *ml to* 50 *ml DI =* ***4.000*** ***mg/l***

Sample Data

1. *For SRP, leave digest data blank!!*
2. *Spike with 10 mg/L Intermediate Standard* *enter dilution as final vol / sample vol*

SAMPLE ID	Tot P Digest mL sample	mL digest	Analysis Data Abs	Dilution	(mg/l)	TOT P (mg/l)	SRP (mg/l)	Notes
Calib Blank			0.000	1.0	0.002		< 0.008	*OK*
ICV			0.152	1.0	0.238		0.238	*99.07%*
Prep Blank	50	50	0.001	1.0	0.004	< 0.008		*OK*
Prep Std	50	50	0.249	10.0	0.388	3.881		*97.04%*
JZ82-A3	25	50	0.003	1.0	0.007	< 0.016		
JZ82-A3 dup	25	50	0.003	1.0	0.007	< 0.016		*RPD na*
JZ82-A3 ms	25	50	0.132	1.0	0.207	0.414		*101.69%*
Spike =	0.2	*ml of*	50	*mg/L to*	25	*ml sample =*	0.400	
JZ82-B3	25	50	0.004	1.0	0.008	0.017		
JZ82-C3	25	50	0.003	1.0	0.007	< 0.016		
JZ83-A3	25	50	0.174	1.0	0.272	0.544		
JZ83-B3	25	50	0.010	1.0	0.018	0.035		
JZ83-C3	25	50	0.004	1.0	0.008	0.017		
Calib Blank			0.000	1.0	0.002		< 0.008	
CCV			0.154	1.0	0.241		0.241	*100.36%*
JZ83-D3	25	50	0.004	1.0	0.008	0.017		
JZ83-E3	25	50	0.005	1.0	0.010	0.020		
JZ83-F3	25	50	0.003	1.0	0.007	< 0.016		
JZ83-G3	25	50	0.004	1.0	0.008	0.017		
Calib Blank			0.000	1.0	0.002		< 0.008	
CCV			0.153	1.0	0.239		0.239	*99.72%*

17:25 19:45

PHOSPHORUS BENCHSHEET, Aqueous | Date | Digested: 10-9-06 | Analyzed: 10-9-06
Total and Ortho P by EPA 376.2 | Analyst | S. CH | S. CH.

Describe digestion procedure if used: 11 N H2SO4 & Potassium Persulfate.

Curve Standards

Prep date: 9-28-06 *Stock #:* 0064-1
Weight KH2PO4: 0.2197 *grams in* 1000 *ml*
Conc = 50.00 *mg/L P*
Intermediate Std = 20 *ml stk to* 100 *ml DI =* ***10.00*** ***mg P/L***

Calibration Curve *std make-up volume (mL) =* **250**

ml int Std to 250 ml	CONC (mg/l)	UNITS (ABS 880 nm 1cm cell)		AVG	mg/L
0.0	0.000	0.000			
0.2	0.008	0.004			
0.8	0.032	0.019			
3.2	0.128	0.080			
6.4	0.256	0.163			
10.0	0.400	0.257			
20.0	0.800	0.515			

REGRESSION DATA
CONC = (ABS-intercept)/ slope
intercept =
Slope =
r =
Comment:
maxabs = 0.000

Verification Standards *Source:* *ERA #* 04105 *Conc (mg/l)* 1000
dilution = 0.06 *ml to* 250 *ml DI =* ***0.240*** ***mg/l***

Digest Prep Standards *Source:* *ERA #* 35064.1 *Conc (mg/l)* 1000
dilution 1 = ~~* 0.040~~ 0.2 *ml to* ~~* 40~~ 50 *ml DI =* ***1.000*** ***mg/l***

Sample Data

1. *For SRP, leave digest data blank!!*
2. *Spike with 10 mg/L Intermediate Standard* *enter dilution as final vol / sample vol*

SAMPLE ID	Tot P Digest mL sample	mL digest	Analysis Data Abs	Dilution	(mg/l)	TOT P (mg/l)	SRP (mg/l)	Notes
Calib Blank			0.000	1.0				
ICV			0.152	1.0				
Prep Blank			0.001	1.0				
Prep Std			0.249	~~10~~ 1.0 *				
ANCHOR J282-A 3			0.003	1.0				
Dup 3			0.003	1.0				
AMS 3			0.132	1.0				0.2 ml Stock #0064-1
3 3			0.004	1.0				+0.25ml Sample
Need ↓ C 3 new data			0.003	1.0				
ANCHOR J283-A			0.174	1.0				
each QC ↓ B			0.010	1.0				
↓ C			0.004	1.0				
Calib Blank			0.000	1.0				
CCV			0.154	1.0				
J283-D			0.004	1.0				
E			0.005	1.0				
F			0.003	1.0				
↓ G			0.004	1.0				
				1.0				
				1.0				
				1.0				
				1.0				
				1.0				
				1.0				
Calib Blank			0.000	1.0				
CCV			0.153	1.0				

* 10-9-06 SCH

llw
10-10a

analyst: DAP
date: 10/10/06
start time: 9:57
loop: 100µl

Analytical Resources Inc.
4611 134th Place S., Suite 100
Tukwila, WA 98168
206-695-6227

		dilution	fluoride	chloride	nitrite	bromide	nitrate	phosphate	sulfate
DL (ppm)		1	0.100	0.100	0.100	0.100	0.100	0.100	0.100
HiSTD		1	5.000	5.000	5.000	5.000	5.000	5.000	5.000
ICV,CCV (ppm)		1	3.000	3.000	3.000	3.000	3.000	3.000	3.000
ERA LOT#		1	07105	36065	17075	27025	06085	01024	20125
		dilution	fluoride	chloride	nitrite	bromide	nitrate	phosphate	sulfate
ICV		1	2.880	2.850	2.890	2.910	2.870	2.840	2.920
		%recovery	96%	95%	96%	97%	96%	95%	97.3%
ICB		1	<0.1	<0.1	<0.1	<0.1	<0.1	<0.1	<0.1
JZ83 C2		1	0.170	NR	NR	NR	NR	NR	NR
JZ83 D2		1	0.150	NR	NR	NR	NR	NR	NR
JZ83 E2		1	0.160	NR	NR	NR	NR	NR	NR
CCV		1	2.870	2.870	2.900	2.940	2.880	2.770	2.970
		%recovery	96%	96%	97%	98%	96%	92%	99.0%
CCB		1	<0.1	<0.1	<0.1	<0.1	<0.1	<0.1	<0.1

IC Fluoride EPA 300.0 No: 8676
Data Analyst: David A. Paschall Analyzed by: DAP
Comments: Date Analyzed: 10/10/06
Print Date: 10/10/06 14:42 Time Analyzed: 9:57

10/10/06

ID	DF	Raw	Calc	Qual	RL	SPK	REC/RPD
1. ICVR ERA #07105	1.0	2.88	2.9		0.1	3.0	96.67
2. ICB	1.0	< 0.10	< 0.1	U	0.1		
3. JZ83C	1.0	0.17	0.2		0.1		
4. JZ83D	1.0	0.15	0.2		0.1		
5. JZ83E	1.0	0.16	0.2		0.1		
6. CCVR	1.0	2.87	2.9		0.1	3.0	96.67
7. CCB	1.0	< 0.10	< 0.1	U	0.1		

Schedule File: C:\PEAKNET\SCHEDULE\OCT1006dap.SCH

Line	Sample	Sample Type	Level	Method	Data File	Volume	Dilution	Weight	Int. Std.	Comment
1	CAL 1	Calibration	1	std.met	oct1006dap	1	1	1	1	
2	CAL 2	Calibration	2	std.met	oct1006dap	1	1	1	1	
3	CAL 3	Calibration	3	std.met	oct1006dap	1	1	1	1	
4	CAL 4	Calibration	4	std.met	oct1006dap	1	1	1	1	
5	CAL 5	Calibration	5	std.met	oct1006dap	1	1	1	1	
6	CAL 6	Calibration	6	std.met	oct1006dap	1	1	1	1	
7	ICV	Sample		std.met	oct1006dap	1	1	1	1	
8	ICB	Sample		std.met	oct1006dap	1	1	1	1	
9	JZ83 C2	Sample		std.met	oct1006dap	1	1	1	1	
10	JZ83 D2	Sample		std.met	oct1006dap	1	1	1	1	
11	JZ83 E2	Sample		std.met	oct1006dap	1	1	1	1	
12	CCV	Sample		std.met	oct1006dap	1	1	1	1	
13	CCB	Sample		std.met	oct1006dap	1	1	1	1	
14	STOP	Sample		stop.met	oct1006dap	1	1	1	1	

Default Method Path: C:\PEAKNET\METHOD
Default Data Path: C:\PEAKNET\DATA\OCT 2006
Comment:

Method:C:\PEAKNET\METHOD\STD.MET Updated:10/10/06 11:42:03 AM Total:7

1. Component:FLUORIDE
Standard:External Fit Type:Linear
Origin:Force Calibration:Area
r^2=0.998075
Amt=1.748e-006*Resp+0

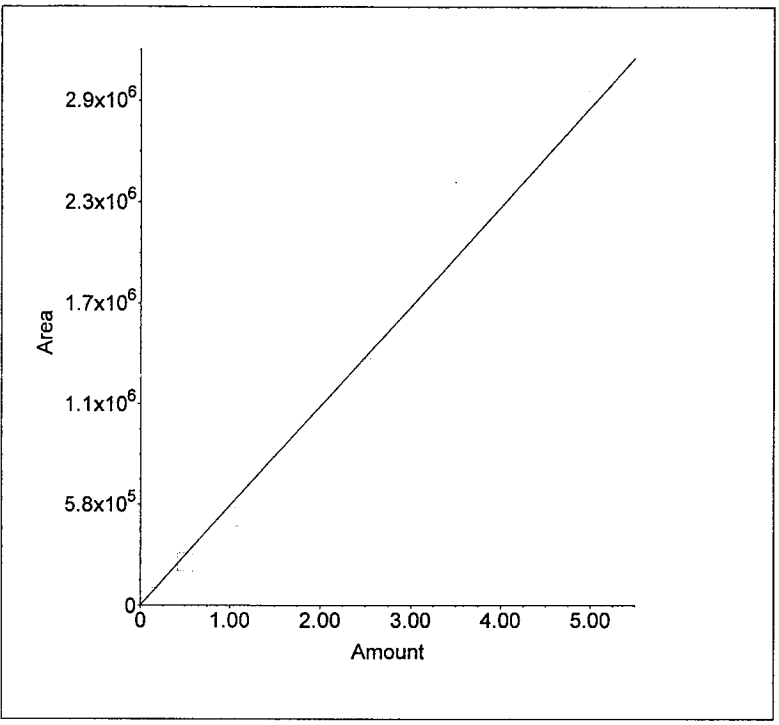

2. Component:CHLORIDE
Standard:External Fit Type:Linear
Origin:Force Calibration:Area
r^2=0.998083
Amt=2.729e-006*Resp+0

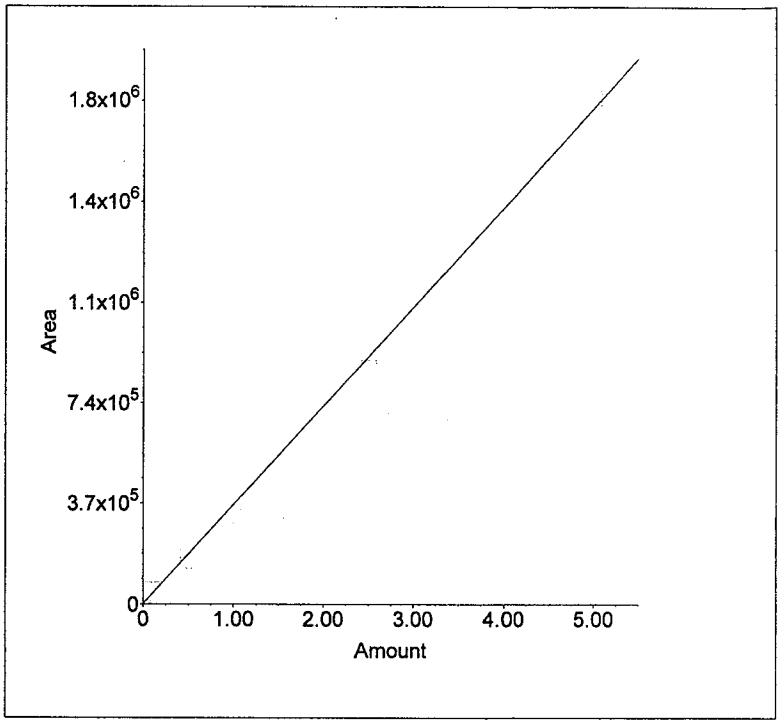

3. Component:NITRITE-N
Standard:External Fit Type:Linear
Origin:Force Calibration:Area
r^2=0.998065
Amt=1.198e-006*Resp+0

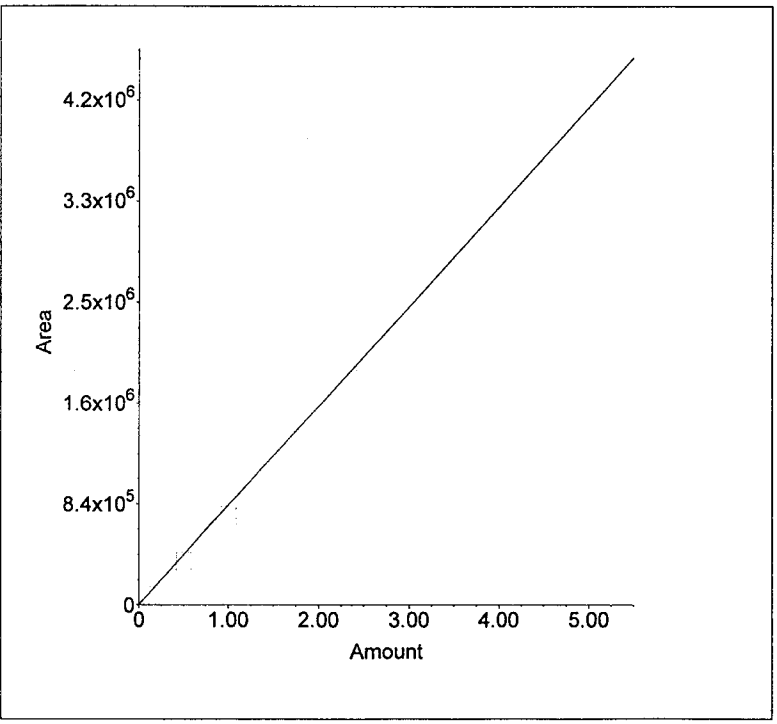

4. Component:BROMIDE
Standard:External Fit Type:Linear
Origin:Force Calibration:Area
r^2=0.999345
Amt=6.979e-006*Resp+0

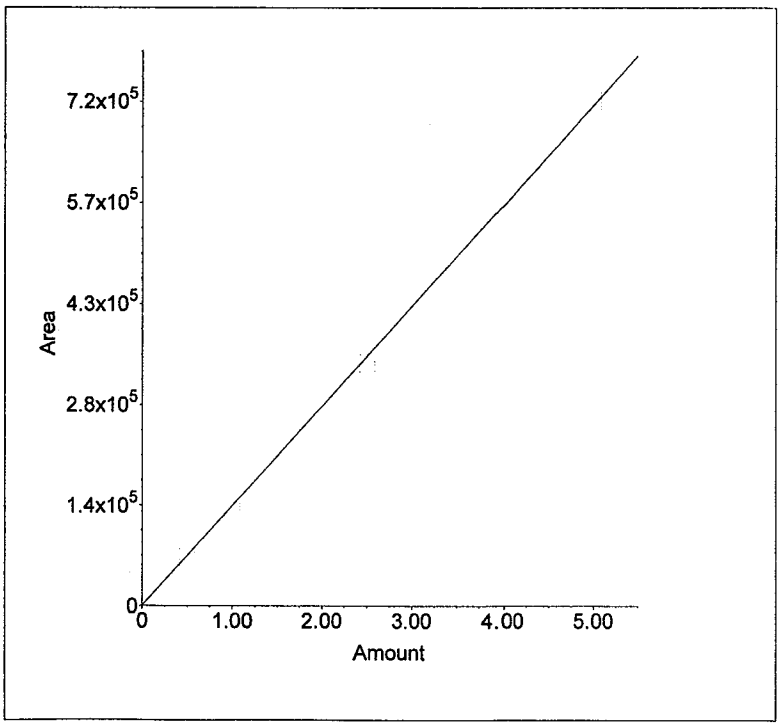

5. Component:NITRATE-N
Standard:External Fit Type:Linear
Origin:Force Calibration:Area
r^2=0.995997
Amt=1.029e-006*Resp+0

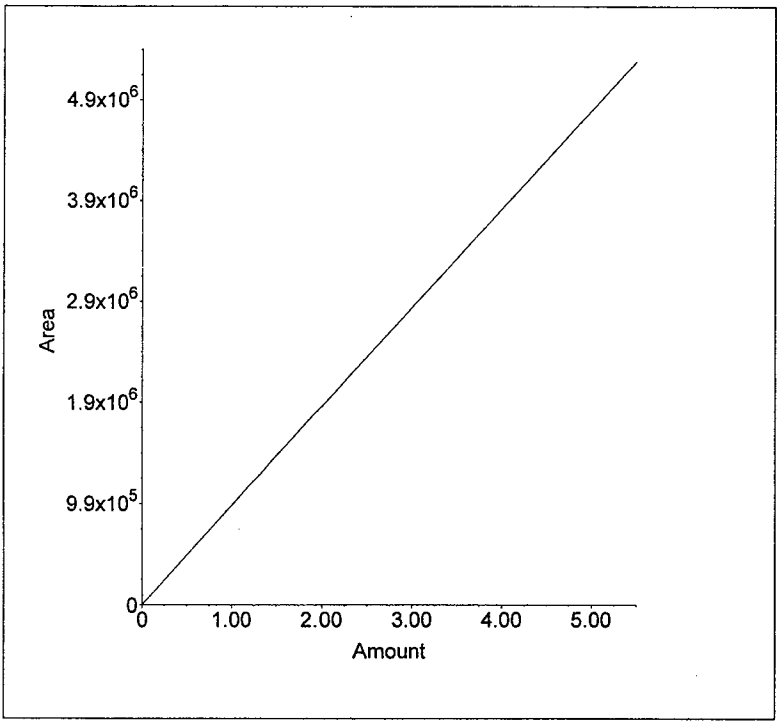

6. Component:PHOSPHATE-P
Standard:External Fit Type:Linear
Origin:Force Calibration:Area
r^2=0.995820
Amt=3.752e-006*Resp+0

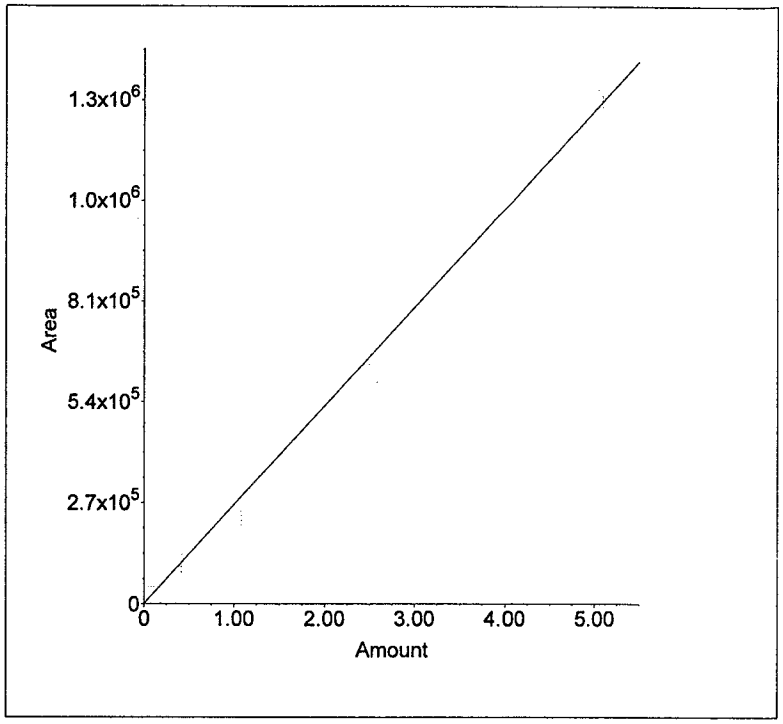

7. Component:SULFATE
Standard:External Fit Type:Linear
Origin:Force Calibration:Area
r^2=0.999318
Amt=4.171e-006*Resp+0

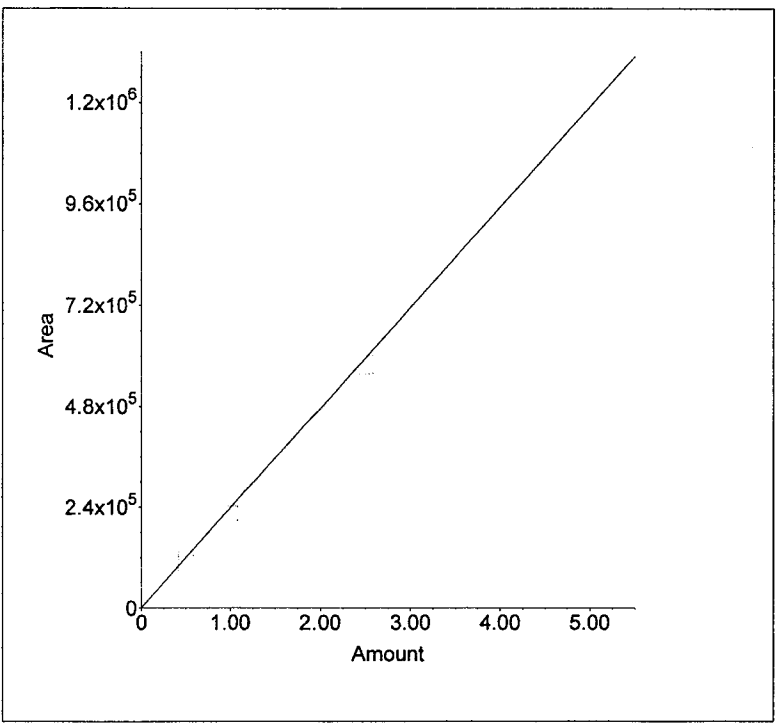

0213

Calibration Update Report

Sample Name : CAL 1
Method File Name : c:\peaknet\method\std.met

Current Date : 10/10/06
Date Time Collected : 10/10/06 9:57:39 AM

Injection Number : 1
Dilution Factor : 1.00
column :

Calibration Date : 10/10/06 10:13:13 AM
Data File Name : ...\OCT1006DAP_001.DXD
Injection Volume : 1.00

Module ID : 34 07 2a
Schedule File Name : ...\oct1006dap.sch

Peak Information : All Peaks

Peak Number	Component Time	Component Name	conc. (ppm)	Cal Response Previous	Cal Response Measured	Cal Response New
1		Unknown 1	0.00			
2	4.22	CHLORIDE	0.00	2531	2802	2802
3		Unknown 2	0.00			

CAL 1

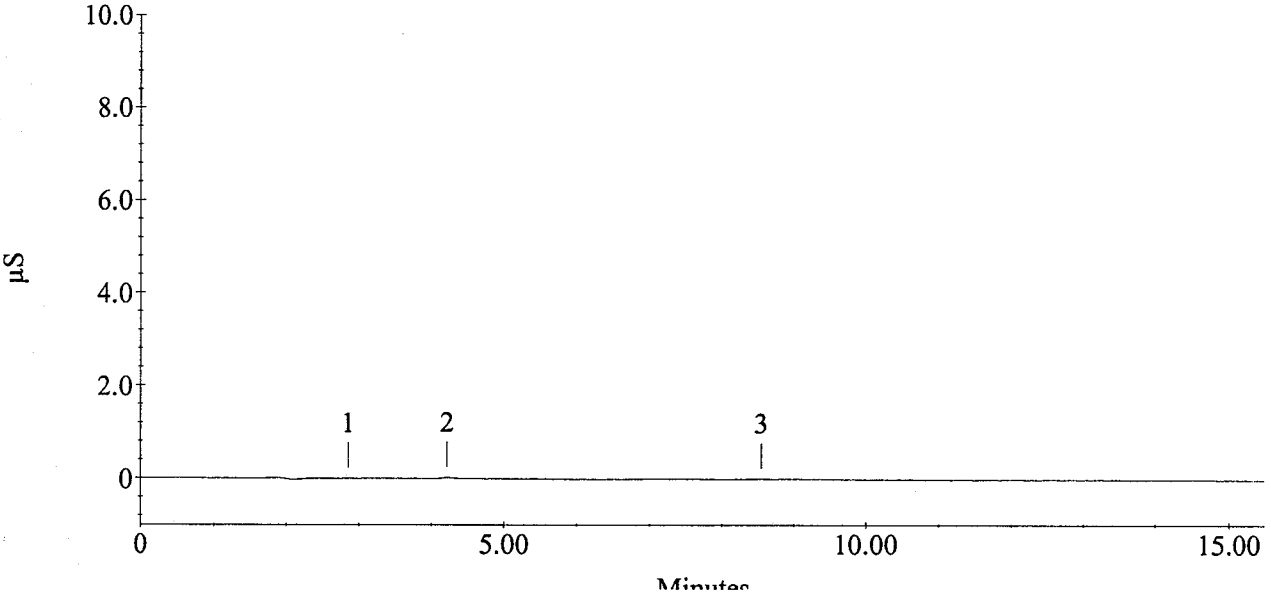

Calibration Update Report

Sample Name : CAL 2
Method File Name : c:\peaknet\method\std.met

Current Date : 10/10/06
Date Time Collected : 10/10/06 10:15:28 AM

Injection Number : 2
Dilution Factor : 1.00
column :

Calibration Date : 10/10/06 10:30:58 AM
Data File Name : ...\OCT1006DAP_002.DXD
Injection Volume : 1.00

Module ID : 34 07 2a
Schedule File Name : ...\oct1006dap.sch

Peak Information : All Peaks

Peak Number	Component Time	Component Name	conc. (ppm)	Cal Response Previous	Cal Response Measured	Cal Response New
1	3.02	FLUORIDE	0.10	55787	47118	47118
2	4.22	CHLORIDE	0.10	46381	45301	45301
3	5.03	NITRITE-N	0.10	71817	71130	71130
4	6.32	BROMIDE	0.10	12806	12824	12824
5	7.40	NITRATE-N	0.10	94498	75060	75060
6	9.68	PHOSPHATE-P	0.10	15001	19928	19928
7	11.30	SULFATE	0.10	14548	21232	21232

CAL 2

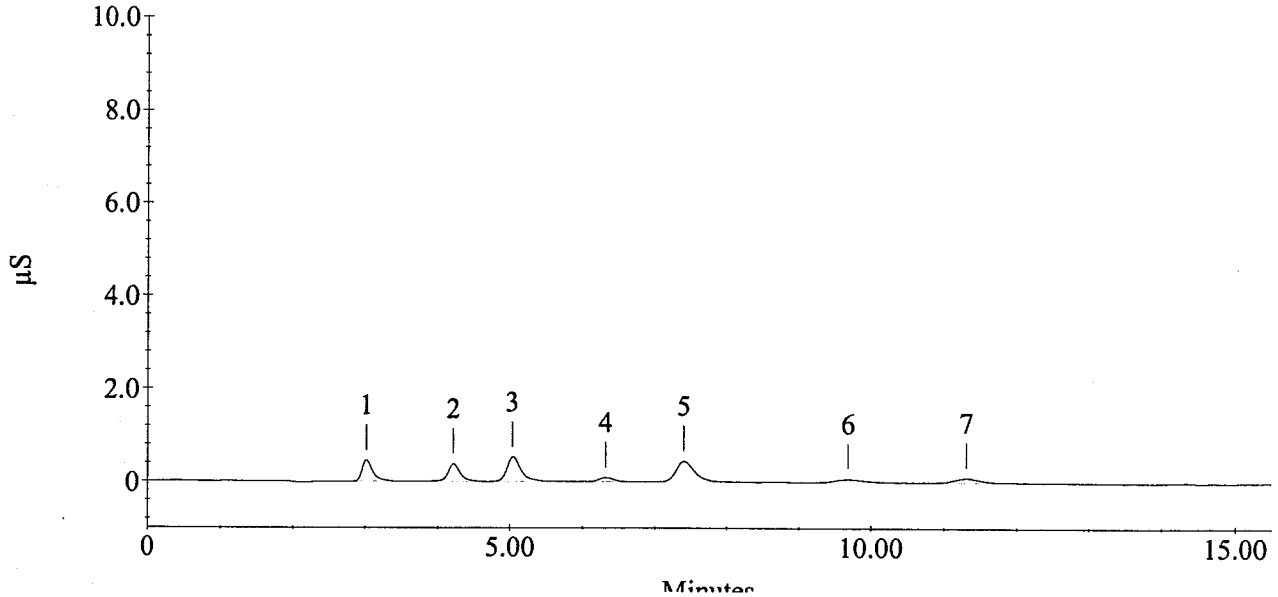

Calibration Update Report

Sample Name : CAL 3
Method File Name : c:\peaknet\method\std.met

Current Date : 10/10/06
Date Time Collected : 10/10/06 10:33:14 AM

Injection Number : 3
Dilution Factor : 1.00
column :

Calibration Date : 10/10/06 10:48:44 AM
Data File Name : ...\OCT1006DAP_003.DXD
Injection Volume : 1.00

Module ID : 34 07 2a
Schedule File Name : ...\oct1006dap.sch

Peak Information : All Peaks

Peak Number	Component Time	Component Name	conc. (ppm)	Cal Response Previous	Cal Response Measured	Cal Response New
1		Unknown 1	0.00			
2	3.02	FLUORIDE	0.50	246975	247824	247824
3	4.23	CHLORIDE	0.50	166918	166704	166704
4	5.05	NITRITE-N	0.50	360519	360228	360228
5	6.32	BROMIDE	0.50	70546	68414	68414
6	7.35	NITRATE-N	0.50	403170	404702	404702
7	9.68	PHOSPHATE-P	0.50	107741	107419	107419
8	11.32	SULFATE	0.50	109392	111735	111735

CAL 3

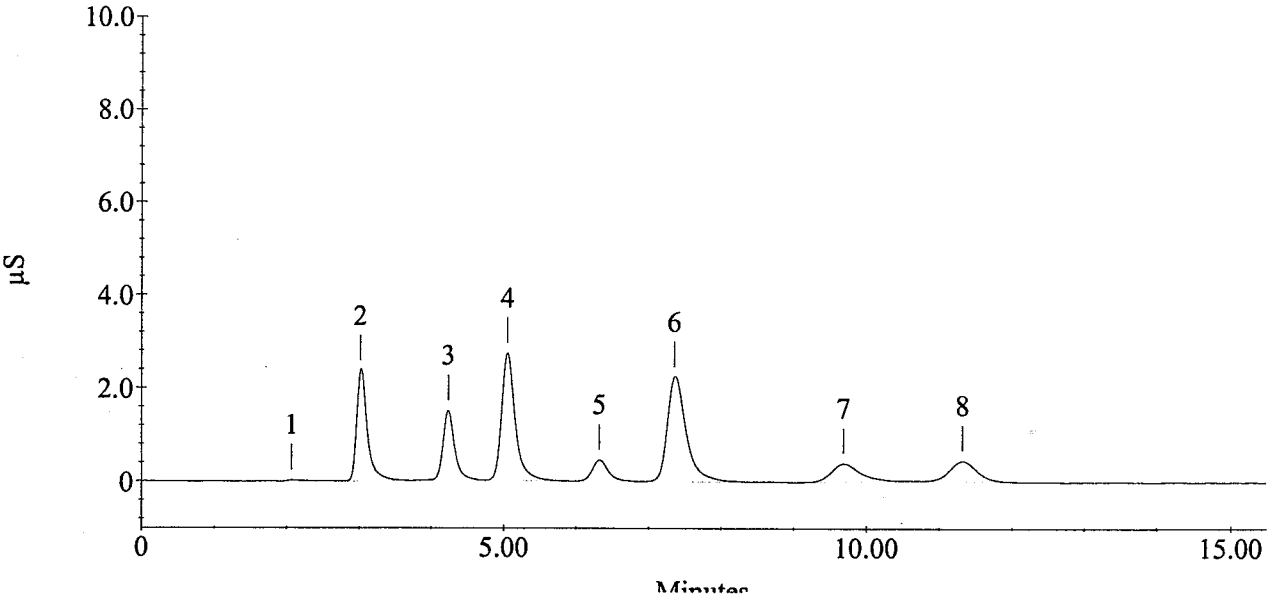

Calibration Update Report

Sample Name : CAL 4
Method File Name : c:\peaknet\method\std.met

Current Date : 10/10/06
Date Time Collected : 10/10/06 10:51:01 AM

Injection Number : 4
Dilution Factor : 1.00
column :

Calibration Date : 10/10/06 11:06:31 AM
Data File Name : ...\OCT1006DAP_004.DXD
Injection Volume : 1.00

Module ID : 34 07 2a
Schedule File Name : ...\oct1006dap.sch

Peak Information : All Peaks

Peak Number	Component Time	Component Name	conc. (ppm)	Cal Response Previous	Cal Response Measured	Cal Response New
1		Unknown 1	0.00			
2	3.02	FLUORIDE	1.00	514859	507959	507959
3	4.22	CHLORIDE	1.00	331432	330891	330891
4	5.03	NITRITE-N	1.00	751103	747716	747716
5	6.30	BROMIDE	1.00	138523	135252	135252
6	7.32	NITRATE-N	1.00	828908	830902	830902
7	9.67	PHOSPHATE-P	1.00	229197	224355	224355
8	11.32	SULFATE	1.00	229006	222211	222211

CAL 4

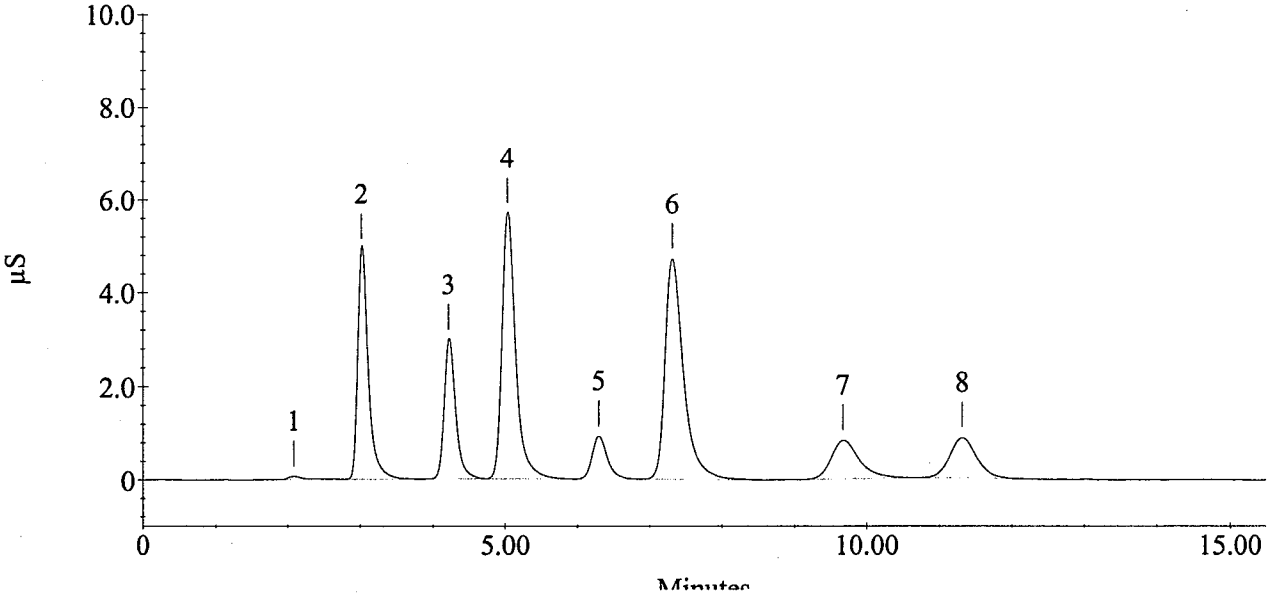

Calibration Update Report

Sample Name : CAL 5
Method File Name : c:\peaknet\method\std.met

Current Date : 10/10/06
Date Time Collected : 10/10/06 11:08:47 AM

Injection Number : 5
Dilution Factor : 1.00
column :

Calibration Date : 10/10/06 11:24:17 AM
Data File Name : ...\OCT1006DAP_005.DXD
Injection Volume : 1.00

Module ID : 34 07 2a
Schedule File Name : ...\oct1006dap.sch

Peak Information : All Peaks

Peak Number	Component Time	Component Name	conc. (ppm)	Cal Response Previous	Cal Response Measured	Cal Response New
1		Unknown 1	0.00			
2	3.02	FLUORIDE	2.50	1377531	1368784	1368784
3	4.22	CHLORIDE	2.50	878868	868042	868042
4	5.03	NITRITE-N	2.50	2008298	1989092	1989092
5	6.27	BROMIDE	2.50	352781	347398	347398
6	7.25	NITRATE-N	2.50	2266585	2251447	2251447
7	9.65	PHOSPHATE-P	2.50	623051	620034	620034
8	11.30	SULFATE	2.50	586435	584366	584366

CAL 5

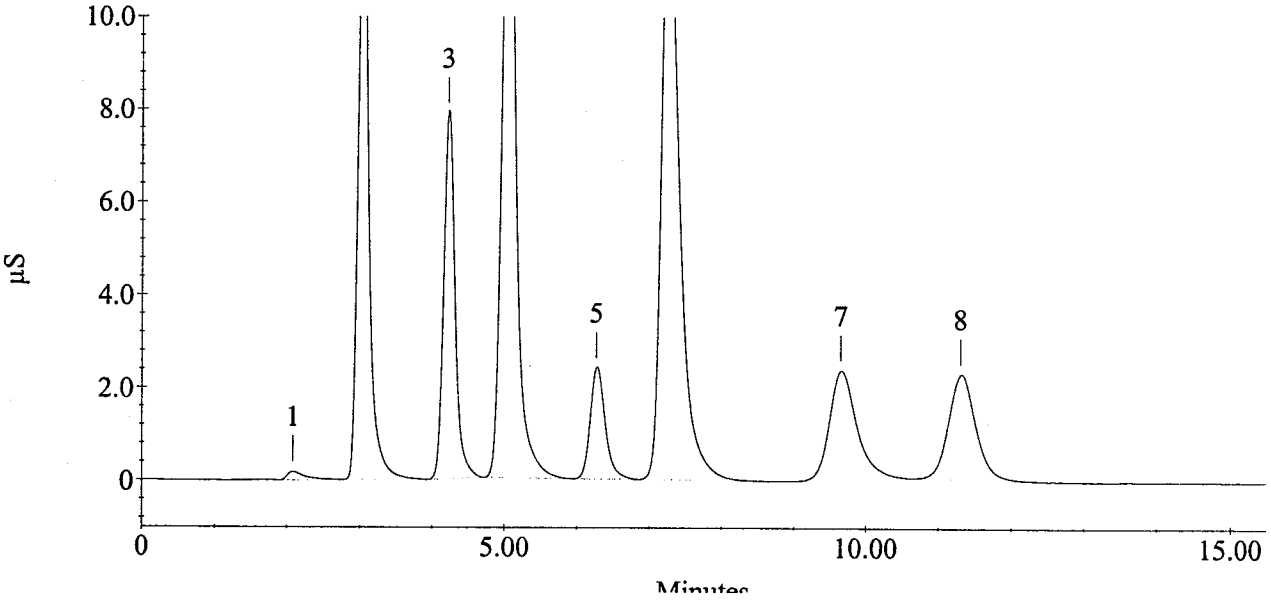

Calibration Update Report

Sample Name : CAL 6
Method File Name : c:\peaknet\method\std.met

Current Date : 10/10/06
Date Time Collected : 10/10/06 11:26:33 AM

Injection Number : 6
Dilution Factor : 1.00
column :

Calibration Date : 10/10/06 11:42:03 AM
Data File Name : ...\OCT1006DAP_006.DXD
Injection Volume : 1.00

Module ID : 34 07 2a
Schedule File Name : ...\oct1006dap.sch

Peak Information : All Peaks

Peak Number	Component Time	Component Name	conc. (ppm)	Cal Response Previous	Cal Response Measured	Cal Response New
1		Unknown 1	0.00			
2	3.05	FLUORIDE	5.00	2910654	2903531	2903531
3	4.23	CHLORIDE	5.00	1880140	1862002	1862002
4	5.05	NITRITE-N	5.00	4264834	4242058	4242058
5	6.27	BROMIDE	5.00	730556	723394	723394
6	7.20	NITRATE-N	5.00	5007751	4968944	4968944
7	9.67	PHOSPHATE-P	5.00	1368524	1362770	1362770
8	11.33	SULFATE	5.00	1211706	1209917	1209917

CAL 6

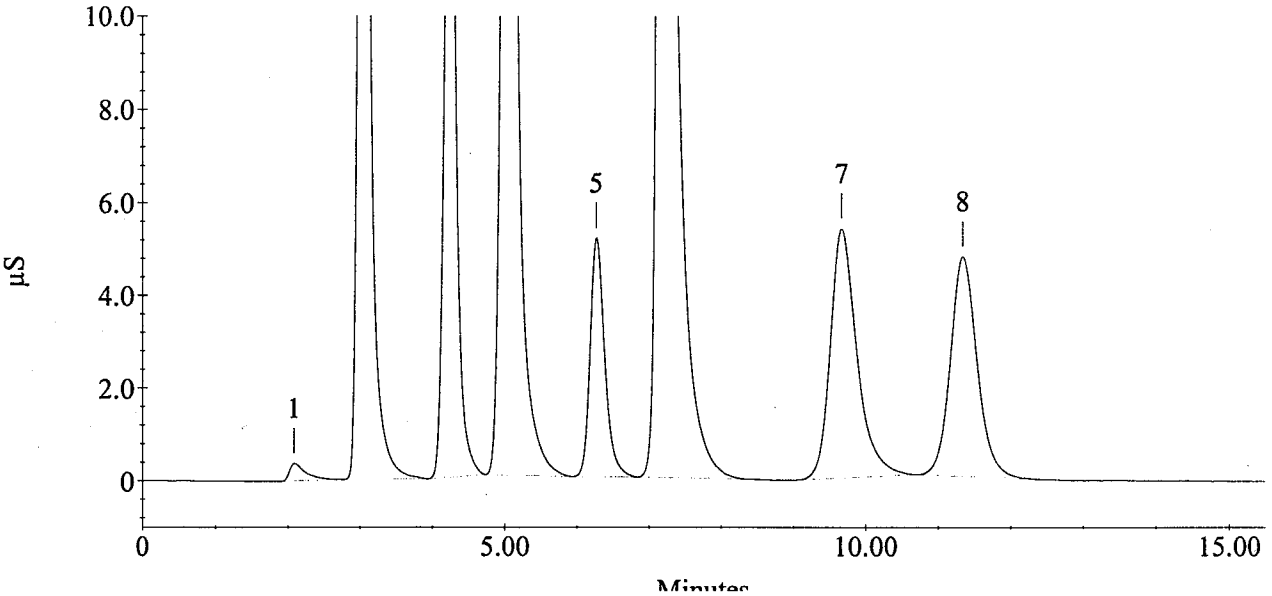

Sample Name : ICV
Method File Name : c:\peaknet\method\std.met

Current Date : 10/10/06
Date Time Collected : 10/10/06 11:44:19 AM

Injection Number : 7
Dilution Factor : 1.00
column :

Calibration Date : 10/10/06 11:42:03 AM
Data File Name : ...\OCT1006DAP_007.DXD
Injection Volume : 1.00

Module ID : 34 07 2a
Schedule File Name : ...\oct1006dap.sch

Peak Information : All Peaks

Pk. Num	Ret Time	Component Name	conc. (ppm)	Height	Area	Bl. Code	%Delta
1	2.08	Unknown 1	0.00	1998	30760	1	
2	3.03	FLUORIDE	2.88	158149	1645672	1	-0.55
3	4.23	CHLORIDE	2.85	95127	1046082	1	0.00
4	5.05	NITRITE-N	2.89	187484	2416898	1	0.00
5	6.27	BROMIDE	2.91	29390	417648	1	0.00
6	7.22	NITRATE-N	2.87	162523	2788695	1	0.23
7	9.68	PHOSPHATE-P	2.84	28863	756905	1	0.17
8	11.35	SULFATE	2.92	27354	701196	1	0.15
		---total(s)---					
			20.18	690888	9803855		

ICV

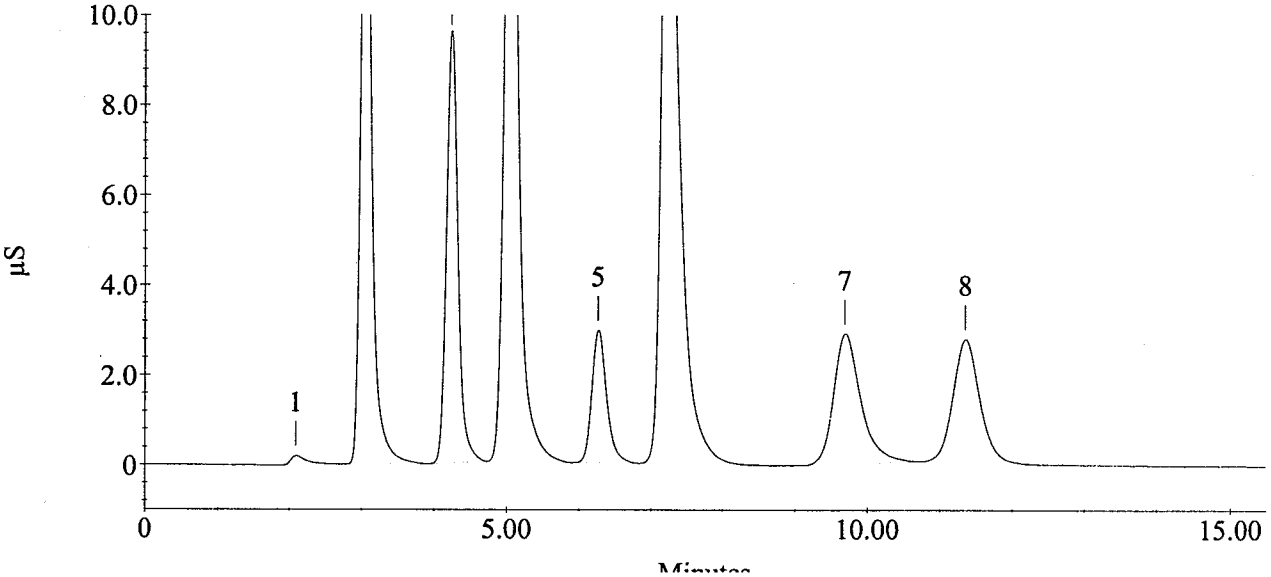

0220

Sample Name : ICB
Method File Name : c:\peaknet\method\std.met

Current Date : 10/10/06
Date Time Collected : 10/10/06 12:02:06 PM

Injection Number : 8
Dilution Factor : 1.00
column :

Calibration Date : 10/10/06 11:42:03 AM
Data File Name : ...\OCT1006DAP_008.DXD
Injection Volume : 1.00

Module ID : 34 07 2a
Schedule File Name : ...\oct1006dap.sch

Peak Information : All Peaks

Pk. Num	Ret Time	Component Name	conc. (ppm)	Height	Area	Bl. Code	%Delta
1	3.32	Unknown 1	0.00	85	8372	1	
2	4.20	CHLORIDE	0.01	304	4098	1	-0.79
		---total(s)---	0.01	390	12471		

ICB

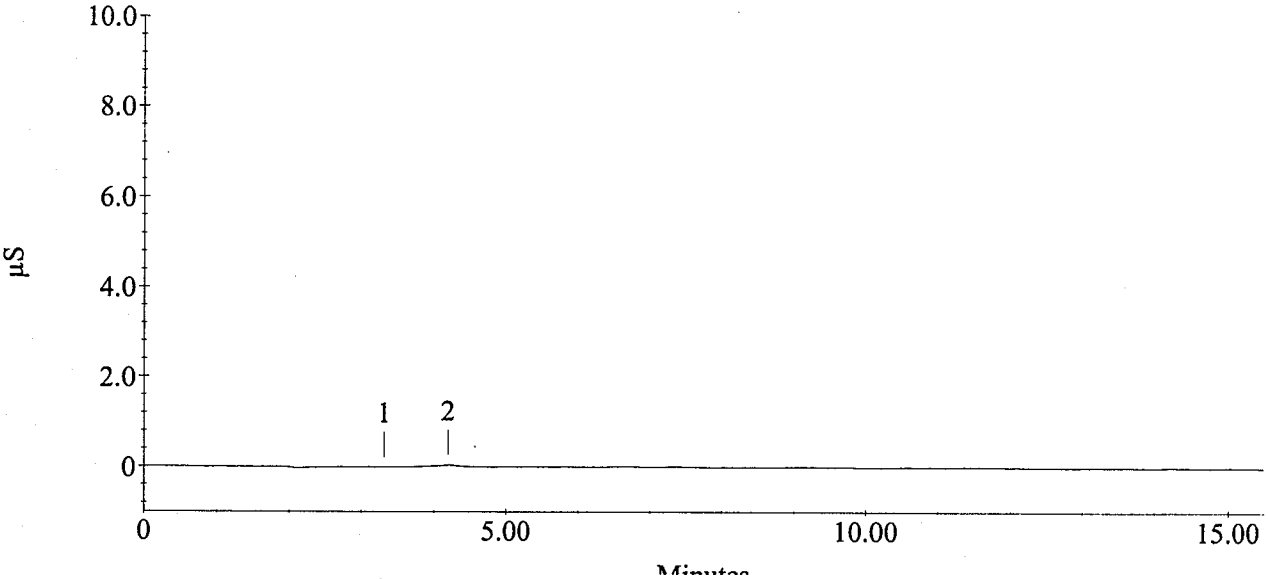

0221

Sample Name : JZ83 C2
Method File Name : c:\peaknet\method\std.met

Current Date : 10/10/06
Date Time Collected : 10/10/06 12:19:51 PM

Injection Number : 9
Dilution Factor : 1.00
column :

Calibration Date : 10/10/06 11:42:03 AM
Data File Name : ...\OCT1006DAP_009.DXD
Injection Volume : 1.00

Module ID : 34 07 2a
Schedule File Name : ...\oct1006dap.sch

Peak Information : All Peaks

Pk. Num	Ret Time	Component Name	conc. (ppm)	Height	Area	Bl. Code	%Delta
1	2.07	Unknown 1	0.00	6236	120928	1	
2	3.03	FLUORIDE	0.17	7564	98642	1	-0.55
3	4.37	CHLORIDE	11.35	451503	4158916	1	3.15
4	6.30	BROMIDE	0.03	375	4821	1	0.53
5	7.38	NITRATE-N	0.01	712	11327	1	2.55
6	11.37	SULFATE	3.81	35315	912251	1	0.29
		---total(s)---	15.37	501706	5306884		

JZ83 C2

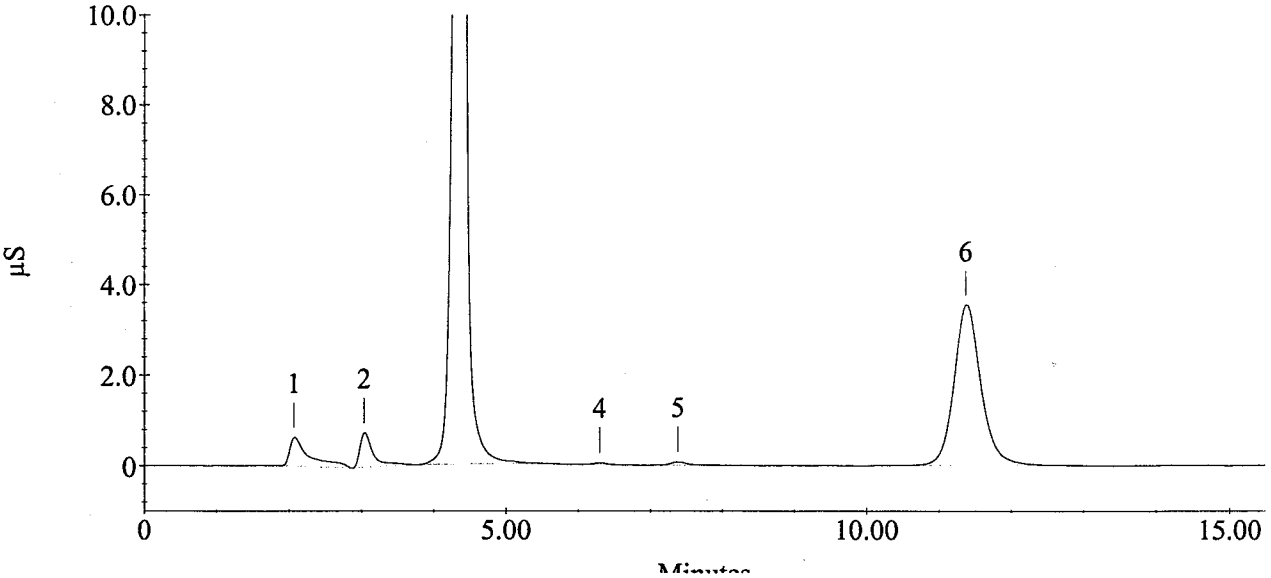

0222

Sample Name : JZ83 D2
Method File Name : c:\peaknet\method\std.met

Current Date : 10/10/06
Date Time Collected : 10/10/06 12:37:37 PM

Injection Number : 10
Dilution Factor : 1.00
column :

Calibration Date : 10/10/06 11:42:03 AM
Data File Name : ...\OCT1006DAP_010.DXD
Injection Volume : 1.00

Module ID : 34 07 2a
Schedule File Name : ...\oct1006dap.sch

Peak Information : All Peaks

Pk. Num	Ret Time	Component Name	conc. (ppm)	Height	Area	Bl. Code	%Delta
1	2.07	Unknown 1	0.00	6078	120278	1	
2	3.03	FLUORIDE	0.15	7862	88015	1	-0.55
3	4.38	CHLORIDE	11.92	493066	4368901	1	3.54
4	5.08	NITRITE-N	0.01	1134	6404	1	0.66
5	6.32	BROMIDE	0.03	329	4175	1	0.80
6	7.37	NITRATE-N	0.09	4906	84362	1	2.31
7	11.38	SULFATE	3.60	33847	863475	1	0.44
		---total(s)---	15.80	547222	5535610		

JZ83 D2

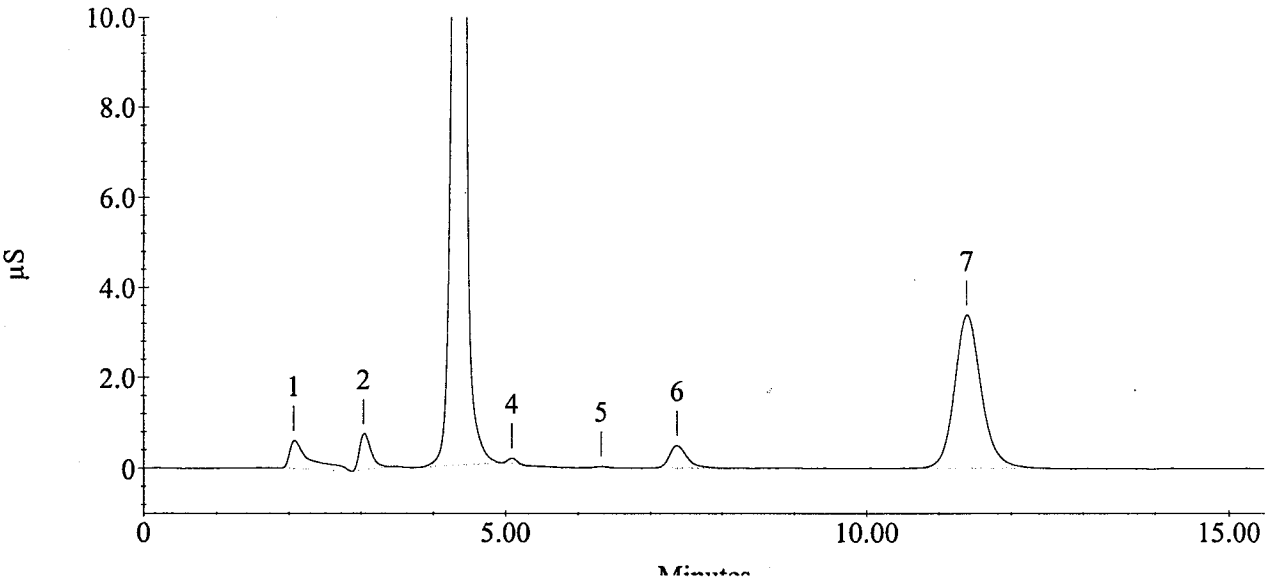

Sample Name : JZ83 E2
Method File Name : c:\peaknet\method\std.met

Current Date : 10/10/06
Date Time Collected : 10/10/06 12:55:23 PM

Injection Number : 11
Dilution Factor : 1.00
column :

Calibration Date : 10/10/06 11:42:03 AM
Data File Name : ...\OCT1006DAP_011.DXD
Injection Volume : 1.00

Module ID : 34 07 2a
Schedule File Name : ...\oct1006dap.sch

Peak Information : All Peaks

Pk. Num	Ret Time	Component Name	conc. (ppm)	Height	Area	Bl. Code	%Delta
1	2.07	Unknown 1	0.00	6063	118042	1	
2	3.03	FLUORIDE	0.16	7963	89747	1	-0.55
3	4.37	CHLORIDE	11.91	484579	4365618	1	3.15
4	5.07	NITRITE-N	0.01	1242	10808	1	0.33
5	6.30	BROMIDE	0.03	387	4917	1	0.53
6	7.35	NITRATE-N	0.10	6026	101072	1	2.08
7	11.38	SULFATE	3.67	34404	878784	1	0.44
		---total(s)---	15.89	540663	5568988		

JZ83 E2

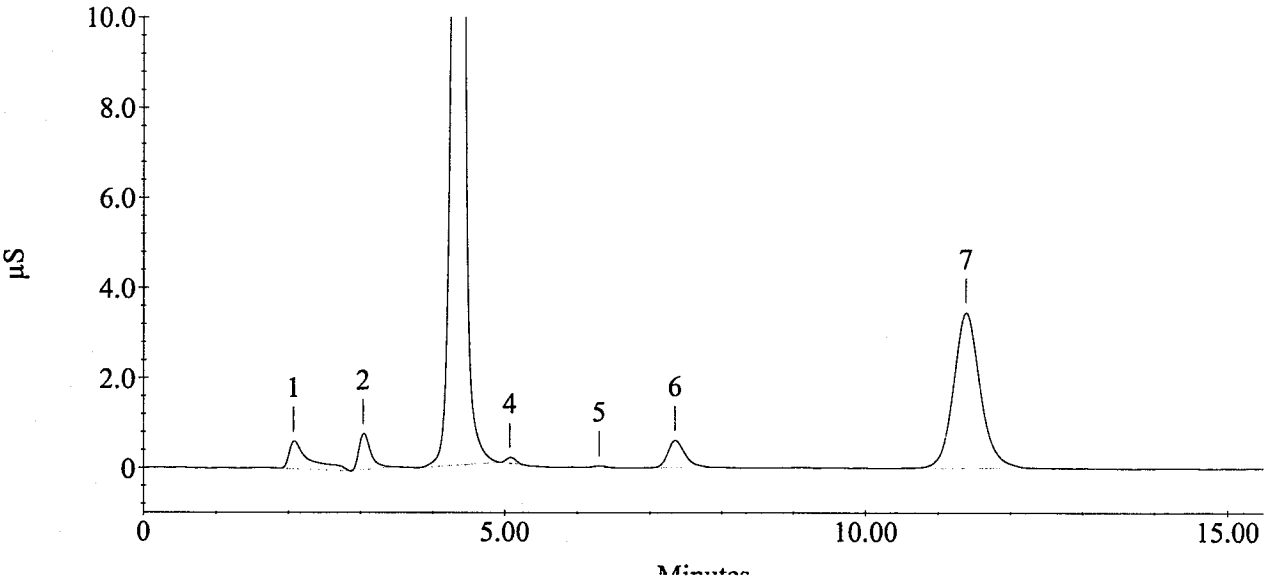

0224

Sample Name : CCV
Method File Name : c:\peaknet\method\std.met

Current Date : 10/10/06
Date Time Collected : 10/10/06 1:13:14 PM

Injection Number : 12
Dilution Factor : 1.00
column :

Calibration Date : 10/10/06 11:42:03 AM
Data File Name : ...\OCT1006DAP_012.DXD
Injection Volume : 1.00

Module ID : 34 07 2a
Schedule File Name : ...\oct1006dap.sch

Peak Information : All Peaks

Pk. Num	Ret Time	Component Name	conc. (ppm)	Height	Area	Bl. Code	%Delta
1	2.08	Unknown 1	0.00	1935	27693	1	
2	3.03	FLUORIDE	2.87	159094	1642117	1	-0.55
3	4.23	CHLORIDE	2.87	96341	1052092	1	0.00
4	5.03	NITRITE-N	2.90	186235	2420366	1	-0.33
5	6.25	BROMIDE	2.94	29176	421300	1	-0.27
6	7.22	NITRATE-N	2.88	164901	2794937	1	0.23
7	9.70	PHOSPHATE-P	2.77	27852	738838	1	0.34
8	11.37	SULFATE	2.97	27501	710966	1	0.29
		---total(s)---	20.20	693035	9808309		

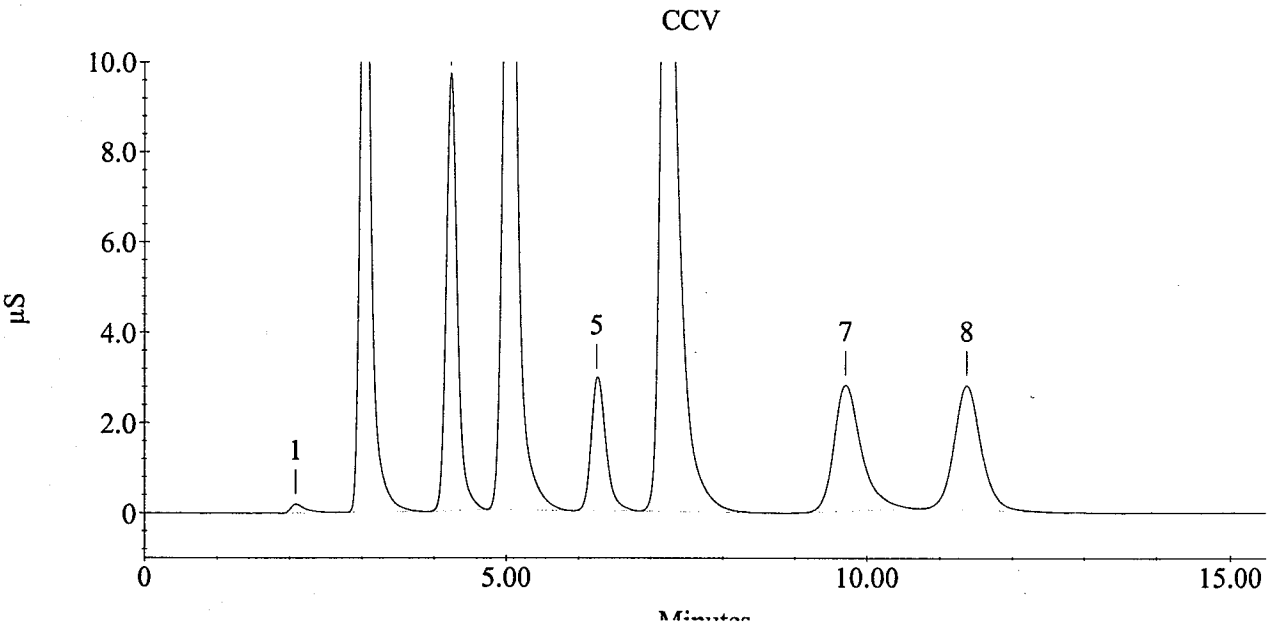

0225

Sample Name : CCB
Method File Name : c:\peaknet\method\std.met

Current Date : 10/10/06
Date Time Collected : 10/10/06 1:31:01 PM

Injection Number : 13
Dilution Factor : 1.00
column :

Calibration Date : 10/10/06 11:42:03 AM
Data File Name : ...\OCT1006DAP_013.DXD
Injection Volume : 1.00

Module ID : 34 07 2a
Schedule File Name : ...\oct1006dap.sch

Peak Information : All Peaks

Pk. Num	Ret Time	Component Name	conc. (ppm)	Height	Area	Bl. Code	%Delta
1	2.72	Unknown 1	0.00	114	4675	1	
2	4.22	CHLORIDE	0.03	656	9647	1	-0.39
3	7.38	NITRATE-N	0.00	214	3839	1	2.55
		---total(s)---	0.03	984	18160		

CCB

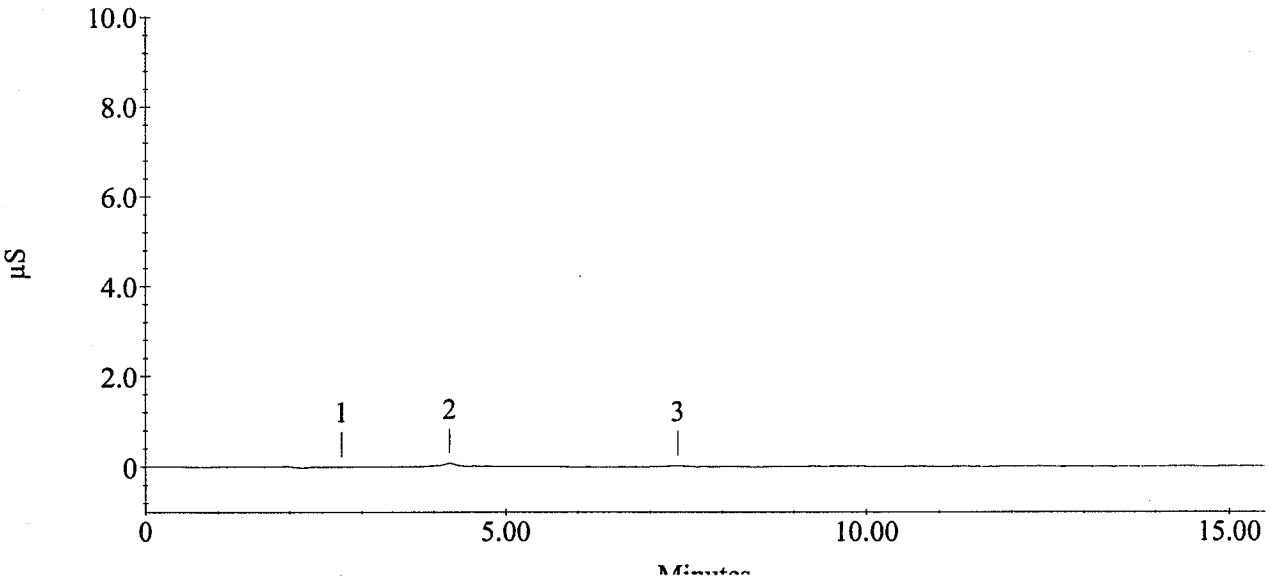

CW
10-10-06

analyst: DAP
date: 10/9/06
start time: 7:19
loop: 100µl

Analytical Resources Inc.
4611 134th Place S., Suite 100
Tukwila, WA 98168
206-695-6227

		dilution	fluoride	chloride	nitrite	bromide	nitrate	phosphate	sulfate
DL (ppm)		1	0.100	0.100	0.100	0.100	0.100	0.100	0.100
HiSTD		1	5.000	5.000	5.000	5.000	5.000	5.000	5.000
ICV,CCV (ppm)		1	3.000	3.000	3.000	3.000	3.000	3.000	3.000
ERA LOT#		1	07105	36065	17075	27025	06085	01024	20125
		dilution	fluoride	chloride	nitrite	bromide	nitrate	phosphate	sulfate
ICV		1	2.830	2.810	2.860	2.900	2.810	2.820	2.880
		%recovery	94%	94%	95%	97%	94%	94%	96.0%
ICB		1	<0.1	<0.1	<0.1	<0.1	<0.1	<0.1	<0.1
JZ82 A2		10	NR	NR	NR	NR	NR	NR	NR
JZ82 A2 dup		10	NR	NR	NR	NR	NR	NR	NR
JZ82 A2 ms		10	NR	NR	NR	NR	NR	NR	NR
Matrix Spike		*0.05 mL 200ppm intstock to*				*0.5*		*mLsample=*	*20.00*
JZ82 B2		10	NR	14.380	NR	NR	NR	NR	NR
JZ82 C2		10	NR	NR	NR	NR	NR	NR	NR
JZ83 A2		10	NR	NR	NR	NR	NR	NR	33.980
JZ83 B2		10	NR	NR	NR	NR	NR	NR	10.220
JZ83 C2		10	NR	8.800	NR	NR	NR	NR	NR
JZ83 D2		10	NR	9.310	NR	NR	NR	NR	NR
JZ83 E2		10	NR	9.450	NR	NR	NR	NR	NR
CCV		1	2.850	2.840	2.880	2.910	2.840	2.760	2.930
		%recovery	95%	95%	96%	97%	95%	92%	97.7%
CCB		1	<0.1	<0.1	<0.1	<0.1	<0.1	<0.1	<0.1
JZ83 F2		10	NR	9.470	NR	NR	NR	NR	NR
JZ83 G2		10	NR	9.520	NR	NR	NR	NR	NR
JZ83 H1		10	NR	NR	NR	NR	NR	NR	NR
JZ83 I1		10	NR	NR	NR	NR	NR	NR	NR
JZ83 A2		20	NR	61.670	NR	NR	NR	NR	NR
JZ82 A2 ms		5	NR	17.990	NR	NR	NR	NR	NR
Matrix Spike		*0.05 mL 200ppm intstock to*				*1.0*		*mLsample=*	*10.00*
				93%					
JZ82 A2		2	NR	8.660	NR	NR	NR	NR	NR
JZ82 A2 dup		2	NR	8.520	NR	NR	NR	NR	NR
JZ82 A2 ms		2	NR	NR	NR	NR	NR	NR	8.460
Matrix Spike		*0.05 mL 200ppm intstock to*				*2.5*		*mLsample=*	*4.00*
									96%
JZ82 C2		2	NR	8.570	NR	NR	NR	NR	NR
CCV		1	2.850	2.840	2.880	2.900	2.850	2.740	2.930
		%recovery	95%	95%	96%	97%	95%	91%	97.7%
CCB		1	<0.1	<0.1	<0.1	<0.1	<0.1	<0.1	<0.1

JZ83 A2		2	6.610	NR	NR	NR	NR	NR	NR
JZ83 C2		2	NR	NR	NR	NR	NR	NR	3.760
JZ83 D2		2	NR	NR	NR	NR	NR	NR	3.550
JZ83 E2		2	NR	NR	NR	NR	NR	NR	3.630
JZ82 A2		1	0.150	NR	NR	NR	NR	NR	4.640
JZ82 A2 dup		1	0.150	NR	NR	NR	NR	NR	4.650
JZ82 A2 ms		1	2.040	NR	NR	NR	NR	NR	NR
Matrix Spike		0.05 *mL 200ppm intstock to*				*5.0*		*mLsample=*	*2.00*
			95%						
JZ82 B2		1	0.150	NR	NR	NR	NR	NR	1.440
JZ82 C2		1	0.140	NR	NR	NR	NR	NR	4.400
JZ83 B2		1	0.090	4.400	NR	NR	NR	NR	NR
CCV		1	2.850	2.840	2.890	2.910	2.850	2.740	2.930
		%recovery	95%	95%	96%	97%	95%	91%	97.7%
CCB		1	<0.1	<0.1	<0.1	<0.1	<0.1	<0.1	<0.1
JZ83 F2		2	NR	NR	NR	NR	NR	NR	NR
JZ83 G2		2	NR	NR	NR	NR	NR	NR	NR
JZ83 F2		1	0.160	NR	NR	NR	NR	NR	3.740
JZ83 G2		1	0.170	NR	NR	NR	NR	NR	3.860
JZ83 H1		1	<0.1	<0.1	NR	NR	NR	NR	<0.1
JZ83 I1		1	<0.1	<0.1	NR	NR	NR	NR	<0.1
CCV		1	2.860	2.880	2.900	2.930	2.860	2.790	2.960
		%recovery	95%	96%	97%	98%	95%	93%	98.7%
CCB		1	<0.1	*0.12*	<0.1	<0.1	<0.1	<0.1	<0.1

IC Chloride EPA 300.0
Data Analyst: David A. Paschall
Comments:
Print Date: 10/10/06 15:35

No: 8276
Analyzed by: DAP
Date Analyzed: 10/ 9/06
Time Analyzed: 7:19

10/10/06

	ID	DF	Raw	Calc	Qual	RL	SPK	REC/RPD
1.	ICVR ERA #36065	1.0	2.81	2.8		0.1	3.0	93.33
2.	ICB	1.0	< 0.10	< 0.1	U	0.1		
3.	JZ82B	10.0	14.4	14.4		1.0		
4.	JZ83C	10.0	8.80	8.8		1.0		
5.	JZ83D	10.0	9.31	9.3		1.0		
6.	JZ83E	10.0	9.45	9.4		1.0		
7.	CCVR	1.0	2.84	2.8		0.1	3.0	93.33
8.	CCB	1.0	< 0.10	< 0.1	U	0.1		
9.	JZ83F	10.0	9.47	9.5		1.0		
10.	JZ83G	10.0	9.52	9.5		1.0		
11.	JZ83A	20.0	61.7	61.7		2.0		
12.	JZ82A MS	5.0	18.0	18.0		0.5	10.0	93.00
13.	JZ82A	2.0	8.66	8.7		0.2		
14.	JZ82A DUP	2.0	8.52	8.5		0.2		2.33
15.	JZ82C	2.0	8.57	8.6		0.2		
16.	CCVR	1.0	2.84	2.8		0.1	3.0	93.33
17.	CCB	1.0	< 0.10	< 0.1	U	0.1		
18.	JZ83B	1.0	4.40	4.4		0.1		
19.	CCVR	1.0	2.84	2.8		0.1	3.0	93.33
20.	CCB	1.0	< 0.10	< 0.1	U	0.1		
23.	CCVR	1.0	2.88	2.9		0.1	3.0	96.67
24.	CCB	1.0	0.12	0.1		0.1		

IC Sulfate EPA 300.0 No: 8277
Data Analyst: David A. Paschall Analyzed by: DAP
Comments: Date Analyzed: 10/ 9/06
Print Date: 10/10/06 15:36 Time Analyzed: 7:19

✓ BM 10/10/06

	ID	DF	Raw	Calc	Qual	RL	SPK	REC/RPD
1.	ICVR ERA #20125	1.0	2.88	2.9		0.1	3.0	96.67
2.	ICB	1.0	< 0.10	< 0.1	U	0.1		
3.	JZ83A	10.0	34.0	34.0		1.0		
4.	JZ83B	10.0	10.2	10.2		1.0		
5.	CCVR	1.0	2.93	2.9		0.1	3.0	96.67
6.	CCB	1.0	< 0.10	< 0.1	U	0.1		
7.	JZ82A MS	2.0	8.46	8.5		0.2	4.0	97.50
8.	CCVR	1.0	2.93	2.9		0.1	3.0	96.67
9.	CCB	1.0	< 0.10	< 0.1	U	0.1		
10.	JZ83C	2.0	3.76	3.8		0.2		
11.	JZ83D	2.0	3.55	3.6		0.2		
12.	JZ83E	2.0	3.63	3.6		0.2		
13.	JZ82A	1.0	4.64	4.6		0.1		
14.	JZ82A DUP	1.0	4.65	4.6		0.1		0.00
15.	JZ82B	1.0	1.44	1.4		0.1		
16.	JZ82C	1.0	4.40	4.4		0.1		
17.	CCVR	1.0	2.93	2.9		0.1	3.0	96.67
18.	CCB	1.0	< 0.10	< 0.1	U	0.1		
19.	JZ83F	1.0	3.74	3.7		0.1		
20.	JZ83G	1.0	3.86	3.9		0.1		
23.	CCVR	1.0	2.93	2.9		0.1	3.0	96.67
24.	CCB	1.0	< 0.10	< 0.1	U	0.1		

IC Fluoride EPA 300.0 No: 8272
Data Analyst: David A. Paschall Analyzed by: DAP
Comments: Date Analyzed: 10/ 9/06
Print Date: 10/10/06 8:41 Time Analyzed: 7:19

✓ DAP 10/10/06

	ID	DF	Raw	Calc	Qual	RL	SPK	REC/RPD
1.	ICVR ERA #07105	1.0	2.85	2.8		0.1	3.0	93.33
2.	ICB	1.0	< 0.10	< 0.1	U	0.1		
3.	JZ83A	2.0	6.61	6.6		0.2		
4.	JZ82A	1.0	0.15	0.2		0.1		
5.	JZ82A DUP	1.0	0.15	0.2		0.1		0.00
6.	JZ82A MS	1.0	2.04	2.0		0.1	2.0	90.00
7.	JZ82B	1.0	0.15	0.2		0.1		
8.	JZ82C	1.0	0.14	0.1		0.1		
9.	JZ83B	1.0	0.09	< 0.1	U	0.1		
10.	CCVR	1.0	2.85	2.8		0.1	3.0	93.33
11.	CCB	1.0	< 0.10	< 0.1	U	0.1		
12.	JZ83F	1.0	0.16	0.2		0.1		
13.	JZ83G	1.0	0.17	0.2		0.1		
14.	JZ83H	1.0	< 0.10	< 0.1	U	0.1		
15.	JZ83I	1.0	< 0.10	< 0.1	U	0.1		
16.	CCVR	1.0	2.86	2.9		0.1	3.0	96.67
17.	CCB	1.0	< 0.10	< 0.1	U	0.1		

Schedule File: C:\PEAKNET\SCHEDULE\OCT0906dap.SCH

Line	Sample	Sample Type	Level	Method	Data File	Volume	Dilution	Weight	Int. Std.	Comment
1	ICV	Sample		std.met	oct0906dap_001.dxd	1	1	1	1	
2	ICB	Sample		std.met	oct0906dap_002.dxd	1	1	1	1	
3	JZ82 A2	Sample		std.met	oct0906dap_003.dxd	1	10	1	1	
4	JZ82 A2 DUP	Sample		std.met	oct0906dap_004.dxd	1	10	1	1	
5	JZ82 A2 MS	Sample		std.met	oct0906dap_005.dxd	1	10	1	1	
6	JZ82 B2	Sample		std.met	oct0906dap_006.dxd	1	10	1	1	
7	JZ82 C2	Sample		std.met	oct0906dap_007.dxd	1	10	1	1	
8	JZ83 A2	Sample		std.met	oct0906dap_008.dxd	1	10	1	1	
9	JZ83 B2	Sample		std.met	oct0906dap_009.dxd	1	10	1	1	
10	JZ83 C2	Sample		std.met	oct0906dap_010.dxd	1	10	1	1	
11	JZ83 D2	Sample		std.met	oct0906dap_011.dxd	1	10	1	1	
12	JZ83 E2	Sample		std.met	oct0906dap_012.dxd	1	10	1	1	
13	CCV	Sample		std.met	oct0906dap_013.dxd	1	1	1	1	
14	CCB	Sample		std.met	oct0906dap_014.dxd	1	1	1	1	
15	JZ83 F2	Sample		std.met	oct0906dap_015.dxd	1	10	1	1	
16	JZ83 G2	Sample		std.met	oct0906dap_016.dxd	1	10	1	1	
17	JZ83 H1	Sample		std.met	oct0906dap_017.dxd	1	10	1	1	
18	JZ83 I1	Sample		std.met	oct0906dap_018.dxd	1	10	1	1	
19	JZ83 A2	Sample		std.met	oct0906dap_019.dxd	1	20	1	1	
20	JZ82 A2 MS	Sample		std.met	oct0906dap_020.dxd	1	5	1	1	
21	JZ82 A2	Sample		std.met	oct0906dap_021.dxd	1	2	1	1	
22	JZ82 A2 DUP	Sample		std.met	oct0906dap	1	2	1	1	
23	JZ82 A2 MS	Sample		std.met	oct0906dap	1	2	1	1	
24	JZ82 C2	Sample		std.met	oct0906dap	1	2	1	1	
25	CCV	Sample		std.met	oct0906dap	1	1	1	1	
26	CCB	Sample		std.met	oct0906dap	1	1	1	1	
27	JZ83 A2	Sample		std.met	oct0906dap	1	2	1	1	
28	JZ83 C2	Sample		std.met	oct0906dap	1	2	1	1	
29	JZ83 D2	Sample		std.met	oct0906dap	1	2	1	1	
30	JZ83 E2	Sample		std.met	oct0906dap	1	2	1	1	
31	JZ82 A2	Sample		std.met	oct0906dap	1	1	1	1	
32	JZ82 A2 DUP	Sample		std.met	oct0906dap	1	1	1	1	
33	JZ82 A2 MS	Sample		std.met	oct0906dap	1	1	1	1	
34	JZ82 B2	Sample		std.met	oct0906dap	1	1	1	1	
35	JZ82 C2	Sample		std.met	oct0906dap	1	1	1	1	
36	JZ83 B2	Sample		std.met	oct0906dap	1	1	1	1	
37	CCV	Sample		std.met	oct0906dap	1	1	1	1	
38	CCB	Sample		std.met	oct0906dap	1	1	1	1	
39	JZ83 F2	Sample		std.met	oct0906dap	1	2	1	1	
40	JZ83 G2	Sample		std.met	oct0906dap	1	2	1	1	
41	JZ83 F2	Sample		std.met	oct0906dap	1	1	1	1	
42	JZ83 G2	Sample		std.met	oct0906dap	1	1	1	1	
43	JZ83 H1	Sample		std.met	oct0906dap	1	1	1	1	
44	JZ83 I1	Sample		std.met	oct0906dap	1	1	1	1	
45	CCV	Sample		std.met	oct0906dap	1	1	1	1	
46	CCB	Sample		std.met	oct0906dap	1	1	1	1	
47	STOP	Sample		stop.met	oct0906dap	1	1	1	1	

Default Method Path: C:\PEAKNET\METHOD
Default Data Path: C:\PEAKNET\DATA\OCT 2006
Comment:

Sample Name : ICV
Method File Name : c:\peaknet\method\std.met

Current Date : 10/9/06
Date Time Collected : 10/9/06 7:19:31 AM

Injection Number : 1
Dilution Factor : 1.00
column :

Calibration Date : 10/6/06 11:52:27 AM
Data File Name : ...\OCT0906DAP_001.DXD
Injection Volume : 1.00

Module ID : 34 07 2a
Schedule File Name : ...\oct0906dap.sch

Peak Information : All Peaks

Pk. Num	Ret Time	Component Name	conc. (ppm)	Height	Area	Bl. Code	%Delta
1	2.08	Unknown 1	0.00	2656	39519	1	
2	3.02	FLUORIDE	2.83	154451	1625208	1	-1.09
3	4.23	CHLORIDE	2.81	93641	1040689	1	-0.39
4	5.07	NITRITE-N	2.86	184105	2400838	1	-0.07
5	6.33	BROMIDE	2.90	28660	420921	1	0.53
6	7.32	NITRATE-N	2.81	158723	2746585	1	1.20
7	9.63	PHOSPHATE-P	2.82	29099	754222	1	-0.99
8	11.25	SULFATE	2.88	27201	692983	1	-1.32
		---total(s)---		678537	9720965		

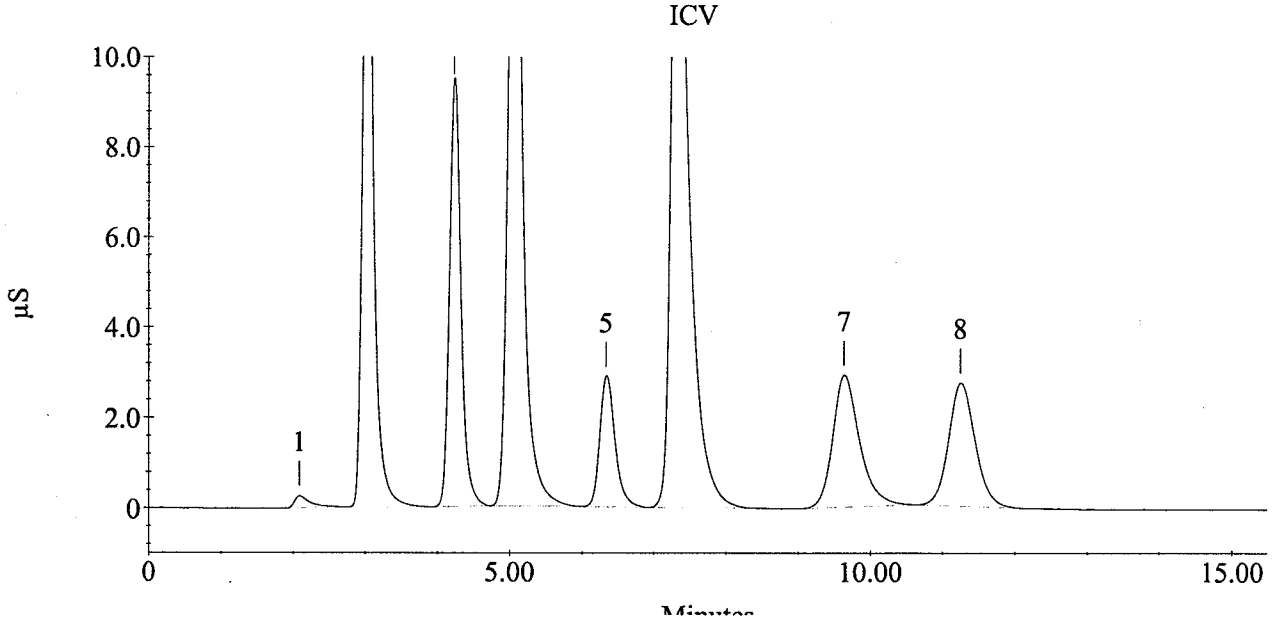

Sample Name : ICB
Method File Name : c:\peaknet\method\std.met

Current Date : 10/9/06
Date Time Collected : 10/9/06 7:37:17 AM

Injection Number : 2
Dilution Factor : 1.00
column :

Calibration Date : 10/6/06 11:52:27 AM
Data File Name : ...\OCT0906DAP_002.DXD
Injection Volume : 1.00

Module ID : 34 07 2a
Schedule File Name : ...\oct0906dap.sch

Peak Information : All Peaks

Pk. Num	Ret Time	Component Name	conc. (ppm)	Height	Area	Bl. Code	%Delta
1	3.02	FLUORIDE	0.03	194	15117	1	-1.09
2	4.23	CHLORIDE	0.02	337	5563	1	-0.39
3	4.78	Unknown 1	0.00	273	2449	1	
		---total(s)---	0.04	804	23129		

ICB

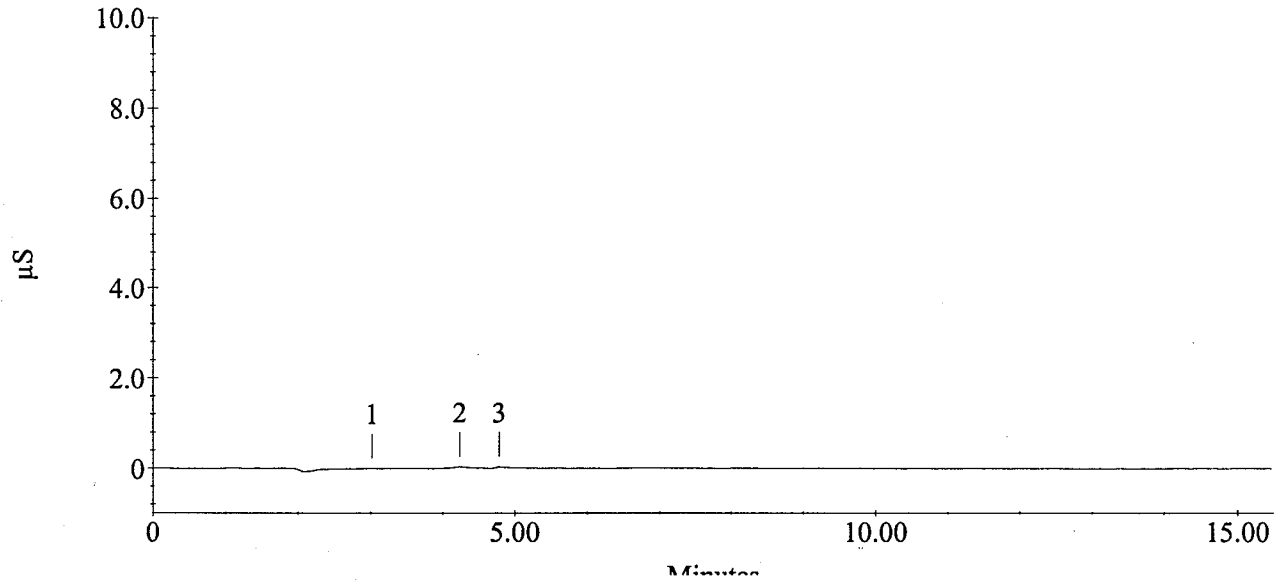

Sample Name : JZ82 A2
Method File Name : c:\peaknet\method\std.met

Current Date : 10/9/06
Date Time Collected : 10/9/06 7:55:02 AM

Injection Number : 3
Dilution Factor : 10.00
column :

Calibration Date : 10/6/06 11:52:27 AM
Data File Name : ...\OCT0906DAP_003.DXD
Injection Volume : 1.00

Module ID : 34 07 2a
Schedule File Name : ...\oct0906dap.sch

Peak Information : All Peaks

Pk. Num	Ret Time	Component Name	conc. (ppm)	Height	Area	Bl. Code	%Delta
1	2.57	Unknown 1	0.00	177	4075	1	
2	3.02	FLUORIDE	0.11	685	6541	1	-1.09
3	4.25	CHLORIDE	7.91	26257	292591	1	0.00
4	7.50	NITRATE-N	0.03	177	2823	1	3.73
5	11.30	SULFATE	4.26	4034	102300	1	-0.88
		---total(s)---	12.31	31329	408330		

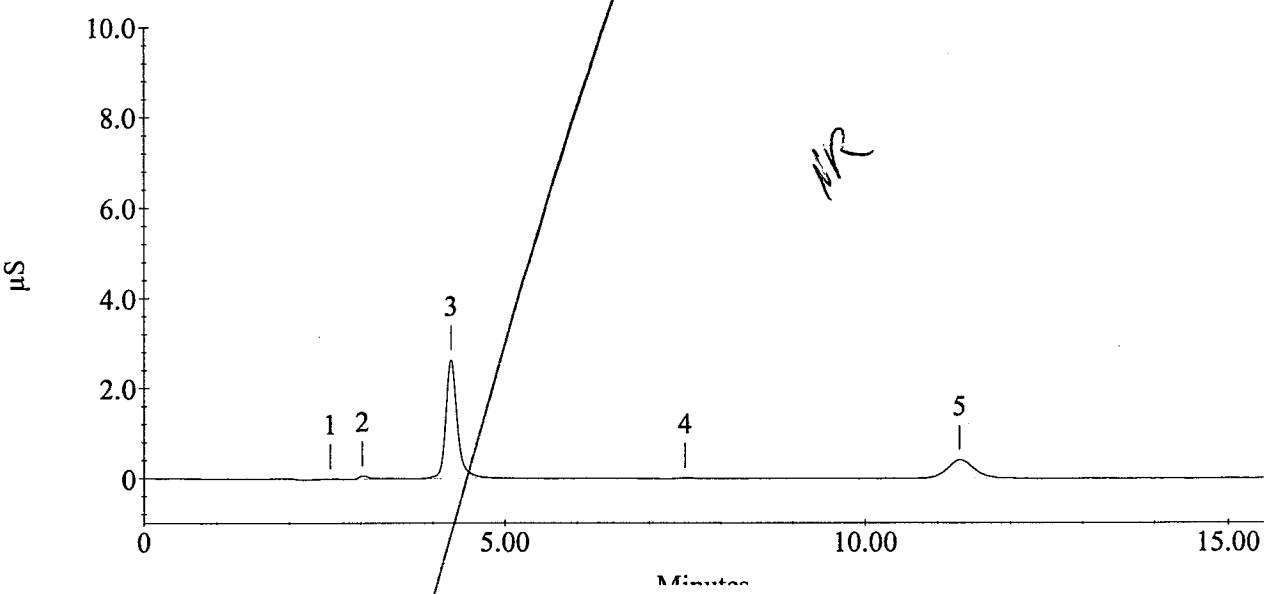

Sample Name : JZ82 A2 DUP
Method File Name : c:\peaknet\method\std.met

Current Date : 10/9/06
Date Time Collected : 10/9/06 8:12:47 AM

Injection Number : 4
Dilution Factor : 10.00
column :

Calibration Date : 10/6/06 11:52:27 AM
Data File Name : ...\OCT0906DAP_004.DXD
Injection Volume : 1.00

Module ID : 34 07 2a
Schedule File Name : ...\oct0906dap.sch

Peak Information : All Peaks

Pk. Num	Ret Time	Component Name	conc. (ppm)	Height	Area	Bl. Code	%Delta
1	2.07	Unknown 1	0.00	1096	13645	1	
2	3.02	FLUORIDE	0.13	733	7516	1	-1.09
3	4.23	CHLORIDE	7.55	24892	279392	1	-0.39
4	4.97	NITRITE-N	0.04	361	3707	1	-2.04
5	7.37	NITRATE-N	0.57	5258	55629	1	1.89
6	11.28	SULFATE	4.18	3866	100483	1	-1.02
		---total(s)---	12.47	36206	460372		

JZ82 A2 DUP

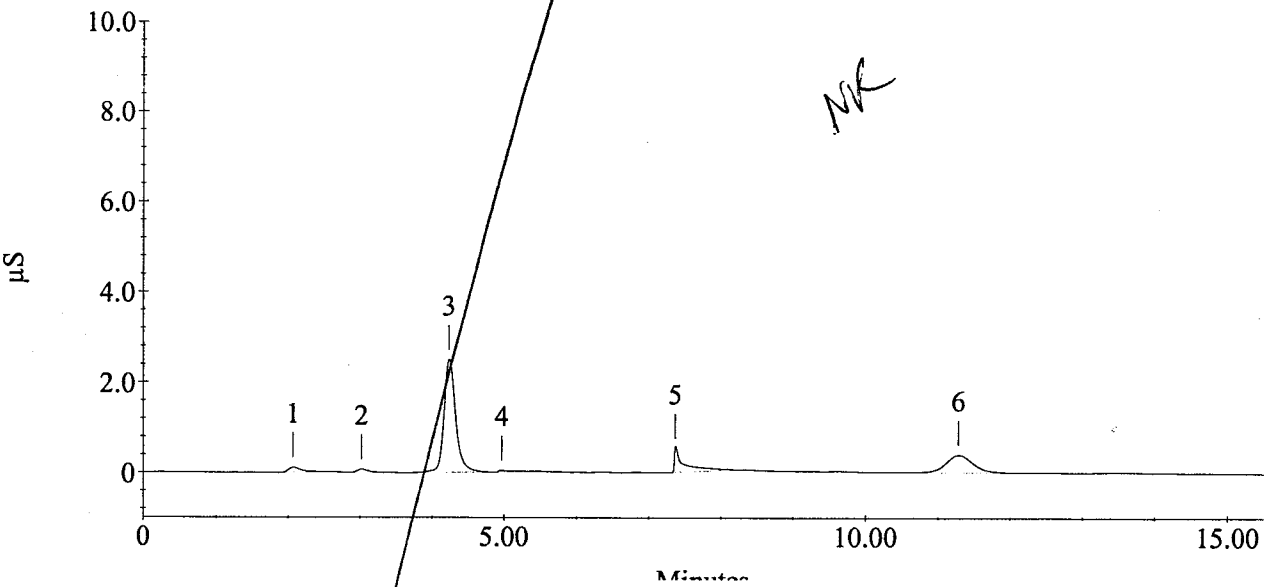

NK

Sample Name : JZ82 A2 MS
Method File Name : c:\peaknet\method\std.met

Current Date : 10/9/06
Date Time Collected : 10/9/06 8:30:34 AM

Injection Number : 5
Dilution Factor : 10.00
column :

Calibration Date : 10/6/06 11:52:27 AM
Data File Name : ...\OCT0906DAP_005.DXD
Injection Volume : 1.00

Module ID : 34 07 2a
Schedule File Name : ...\oct0906dap.sch

Peak Information : All Peaks

Pk. Num	Ret Time	Component Name	conc. (ppm)	Height	Area	Bl. Code	%Delta
1	2.07	Unknown 1	0.00	1009	10521	1	
2	3.02	FLUORIDE	18.81	105192	1079428	1	-1.09
3	4.25	CHLORIDE	26.65	93085	986340	1	0.00
4	5.05	NITRITE-N	18.49	122082	1553452	1	-0.39
5	6.32	BROMIDE	19.41	19563	281208	1	0.26
6	7.30	NITRATE-N	18.19	104052	1780244	1	0.97
7	9.67	PHOSPHATE-P	18.10	18068	484680	1	-0.65
8	11.28	SULFATE	23.53	22226	565468	1	-1.02
		---total(s)---	143.18	485277	6741342		

JZ82 A2 MS

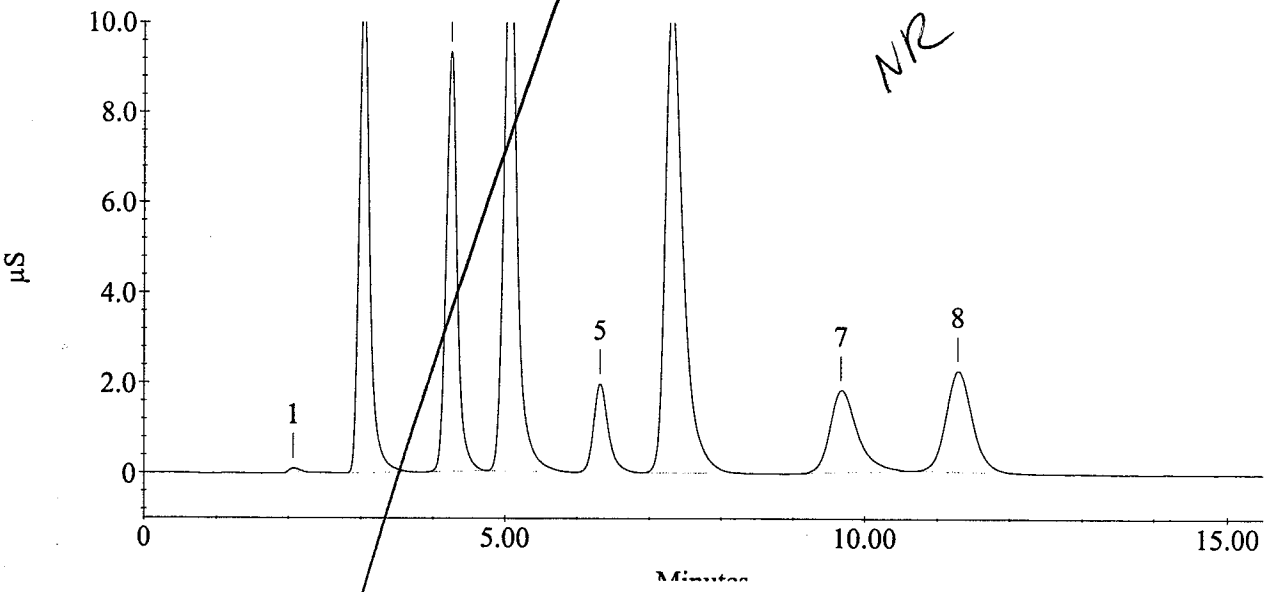

NR

Sample Name : JZ82 B2
Method File Name : c:\peaknet\method\std.met

Current Date : 10/9/06
Date Time Collected : 10/9/06 8:48:20 AM

Injection Number : 6
Dilution Factor : 10.00
column :

Calibration Date : 10/6/06 11:52:27 AM
Data File Name : ...\OCT0906DAP_006.DXD
Injection Volume : 1.00

Module ID : 34 07 2a
Schedule File Name : ...\oct0906dap.sch

Peak Information : All Peaks

Pk. Num	Ret Time	Component Name	conc. (ppm)	Height	Area	Bl. Code	%Delta
1	2.07	Unknown 1	0.00	845	8859	1	
2	3.02	FLUORIDE	0.15	768	8680	1	-1.09
3	4.23	CHLORIDE	14.38	48370	531969	1	-0.39
4	11.32	SULFATE	1.25	1259	29982	1	-0.73
		---total(s)---	15.77	51242	579489		

JZ82 B2

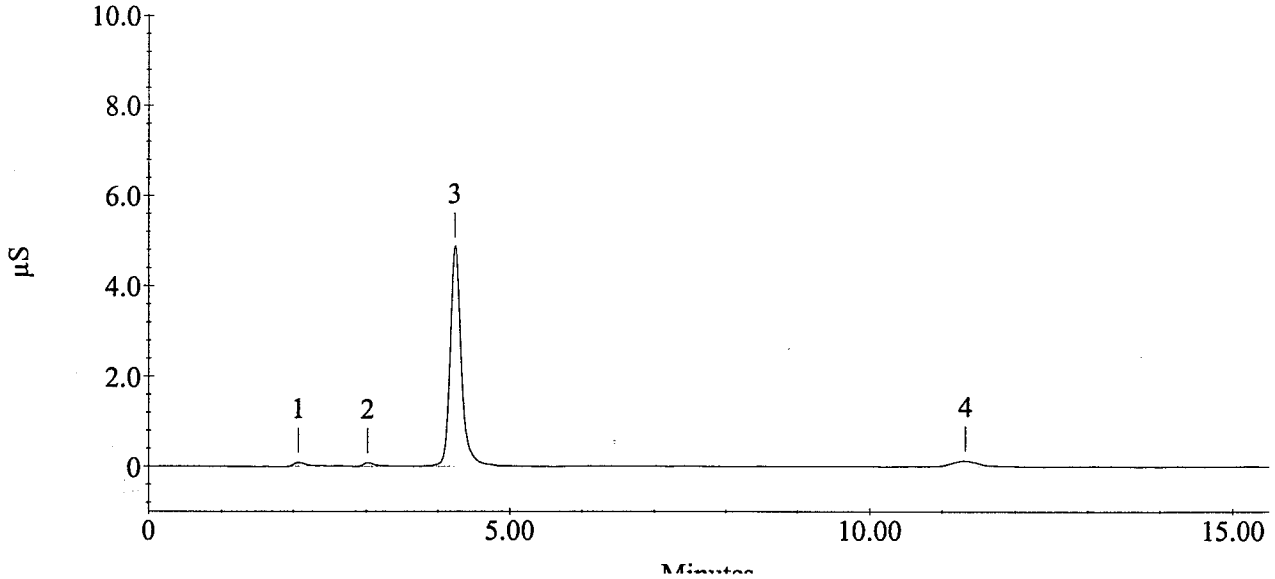

Sample Name : JZ82 C2
Method File Name : c:\peaknet\method\std.met

Current Date : 10/9/06
Date Time Collected : 10/9/06 9:06:06 AM

Injection Number : 7
Dilution Factor : 10.00
column :

Calibration Date : 10/6/06 11:52:27 AM
Data File Name : ...\OCT0906DAP_007.DXD
Injection Volume : 1.00

Module ID : 34 07 2a
Schedule File Name : ...\oct0906dap.sch

Peak Information : All Peaks

Pk. Num	Ret Time	Component Name	conc. (ppm)	Height	Area	Bl. Code	%Delta
1	2.05	Unknown 1	0.00	405	3489	1	
2	3.02	FLUORIDE	0.11	640	6083	1	-1.09
3	4.23	CHLORIDE	7.57	24962	280003	1	-0.39
4	11.30	SULFATE	4.12	3808	98967	1	-0.88
		---total(s)---	11.79	29815	388542		

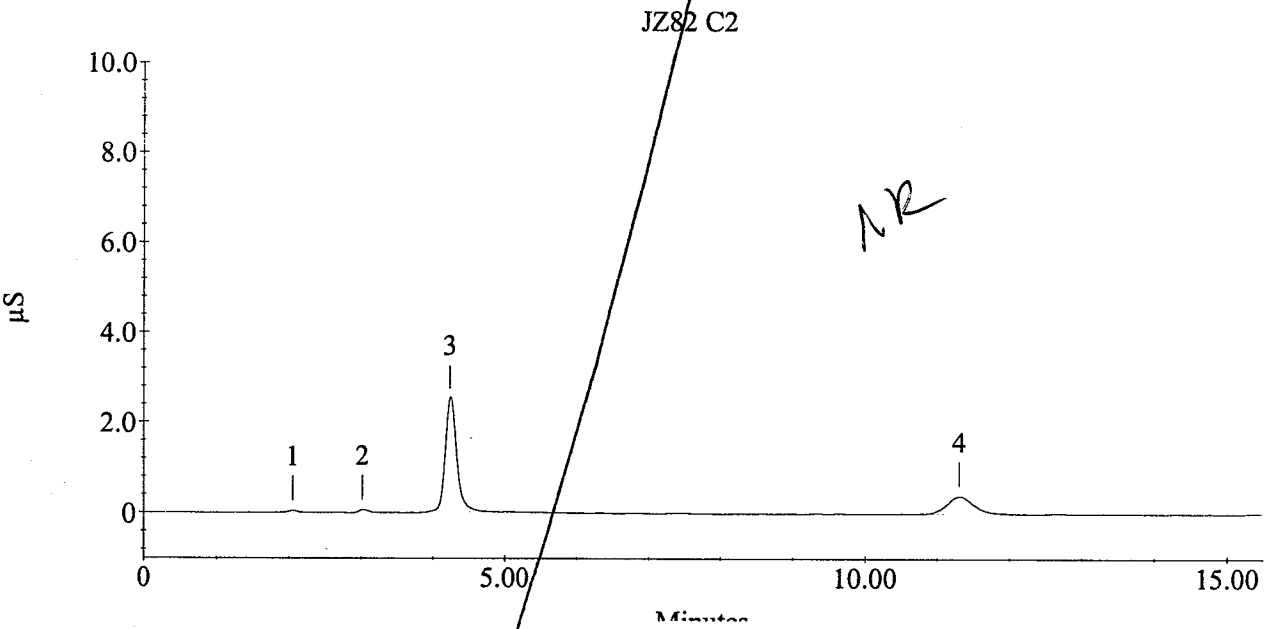

Sample Name : JZ83 A2
Method File Name : c:\peaknet\method\std.met

Current Date : 10/9/06
Date Time Collected : 10/9/06 9:23:53 AM

Injection Number : 8
Dilution Factor : 10.00
column :

Calibration Date : 10/6/06 11:52:27 AM
Data File Name : ...\OCT0906DAP_008.DXD
Injection Volume : 1.00

Module ID : 34 07 2a
Schedule File Name : ...\oct0906dap.sch

Peak Information : All Peaks

Pk. Num	Ret Time	Component Name	conc. (ppm)	Height	Area	Bl. Code	%Delta
1	2.07	Unknown 1	0.00	3705	54595	1	
2	3.02	FLUORIDE	6.03	31568	346064	1	-1.09
3	4.30	CHLORIDE	66.90	254126	2475687	1	1.18
4	11.30	SULFATE	33.98	31927	816628	1	-0.88
		---total(s)---	106.91	321327	3692974		

JZ83 A2

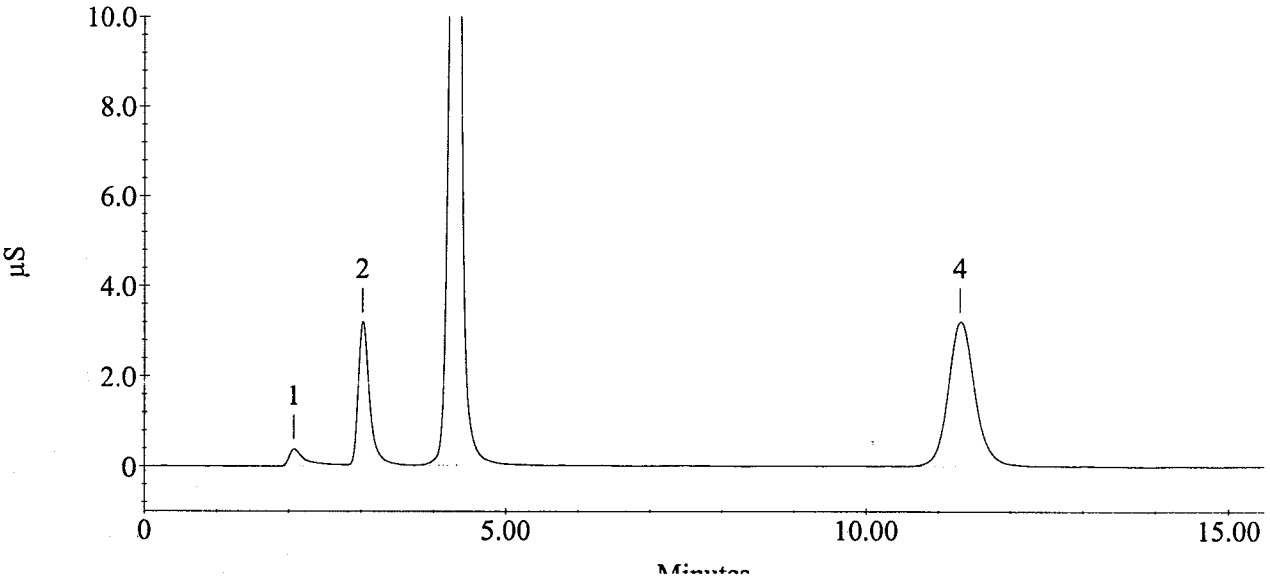

Sample Name : JZ83 B2
Method File Name : c:\peaknet\method\std.met

Current Date : 10/9/06
Date Time Collected : 10/9/06 9:41:39 AM

Injection Number : 9
Dilution Factor : 10.00
column :

Calibration Date : 10/6/06 11:52:27 AM
Data File Name : ...\OCT0906DAP_009.DXD
Injection Volume : 1.00

Module ID : 34 07 2a
Schedule File Name : ...\oct0906dap.sch

Peak Information : All Peaks

Pk. Num	Ret Time	Component Name	conc. (ppm)	Height	Area	Bl. Code	%Delta
1	3.03	FLUORIDE	0.07	424	4226	1	-0.55
2	4.23	CHLORIDE	3.97	12832	147033	1	-0.39
3	7.40	NITRATE-N	0.11	677	10964	1	2.35
4	11.32	SULFATE	10.22	9483	245711	1	-0.73
		---total(s)---	14.38	23417	407934		

JZ83 B2

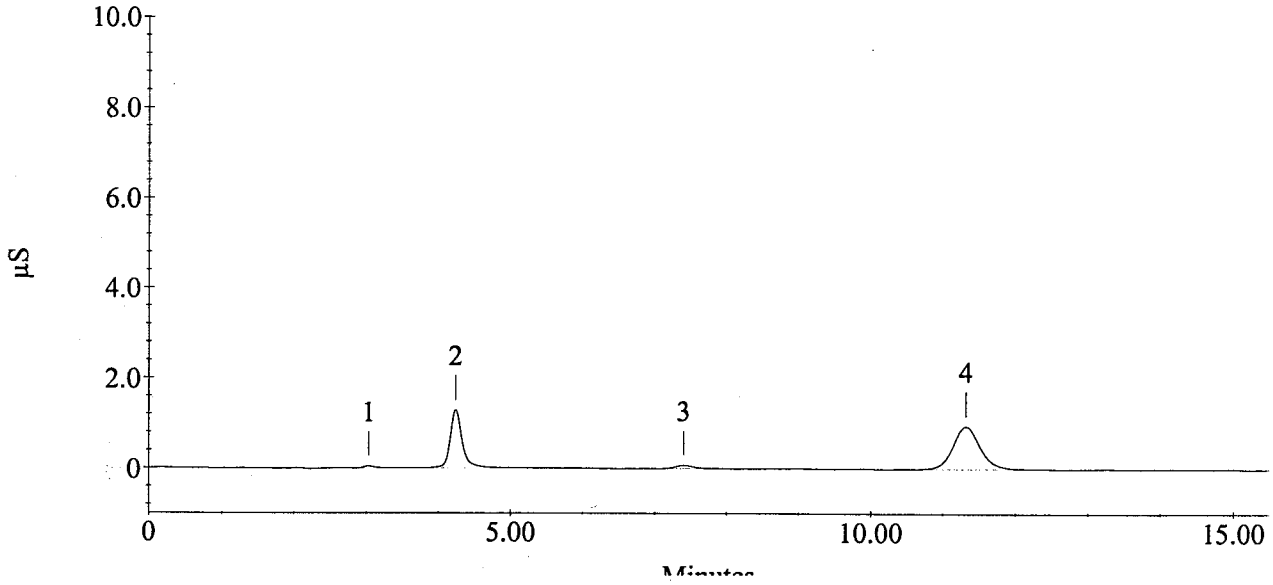

Sample Name : JZ83 C2
Method File Name : c:\peaknet\method\std.met

Current Date : 10/9/06
Date Time Collected : 10/9/06 9:59:24 AM

Injection Number : 10
Dilution Factor : 10.00
column :

Calibration Date : 10/6/06 11:52:27 AM
Data File Name : ...\OCT0906DAP_010.DXD
Injection Volume : 1.00

Module ID : 34 07 2a
Schedule File Name : ...\oct0906dap.sch

Peak Information : All Peaks

Pk. Num	Ret Time	Component Name	conc. (ppm)	Height	Area	Bl. Code	%Delta
1	2.05	Unknown 1	0.00	377	3212	1	
2	3.02	FLUORIDE	0.13	799	7732	1	-1.09
3	4.23	CHLORIDE	8.80	29538	325602	1	-0.39
4	7.42	NITRATE-N	0.01	128	1305	1	2.58
5	11.33	SULFATE	3.66	3355	87959	1	-0.58
		---total(s)---	12.61	34197	425811		

JZ83 C2

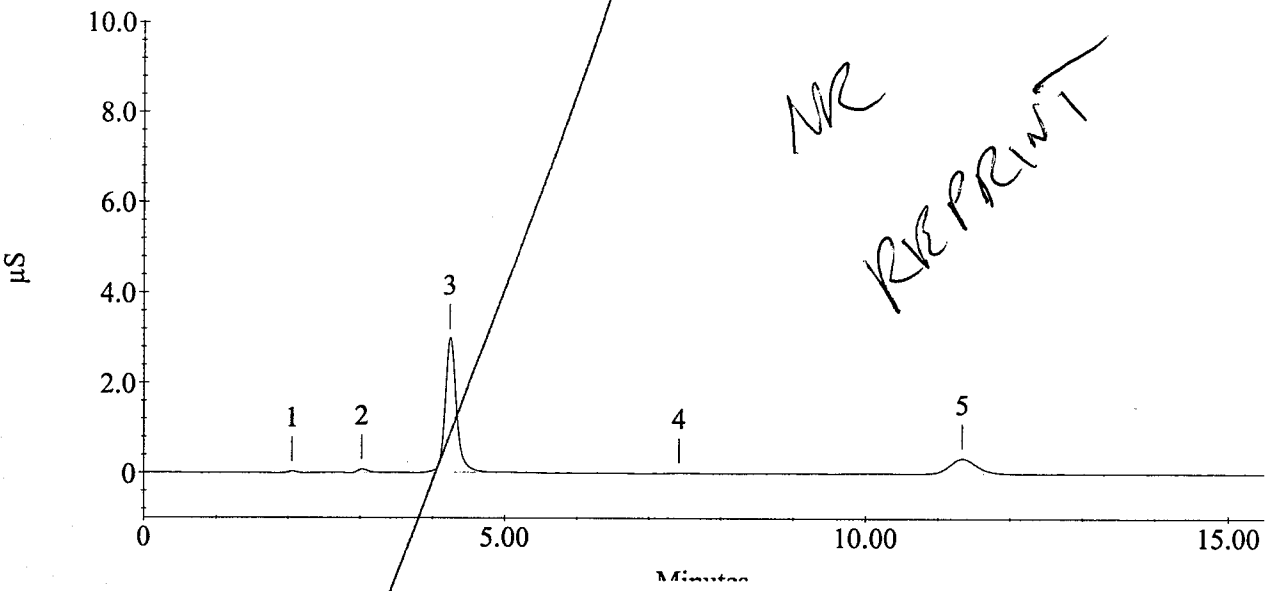

NR
REPRINT

Sample Name : JZ83 C2 Current Date : 10/10/06
Method File Name : C:\PEAKNET\METHOD\STD.met Date Time Collected : 10/9/06 9:59:24 AM

Injection Number : 10
Dilution Factor : 10.00
column :

Calibration Date : 10/6/06 11:52:27 AM
Data File Name : ...\OCT0906DAP_010.DXD
Injection Volume : 1.00

Module ID : 34 07 2a
Schedule File Name : ...\oct0906dap.sch

Peak Information : All Peaks

Pk. Num	Ret Time	Component Name	conc. (ppm)	Height	Area	Bl. Code	%Delta
1	2.05	Unknown 1	0.00	377	3212	1	
2	3.02	FLUORIDE	0.13	799	7732	1	-1.09
3	4.23	CHLORIDE	8.80	29538	325602	1	-0.39
4	7.42	NITRATE-N	0.01	128	1305	1	2.58
5	11.33	SULFATE	3.66	3355	87959	1	-0.58
		---total(s)---	12.61	34197	425811		

JZ83 C2

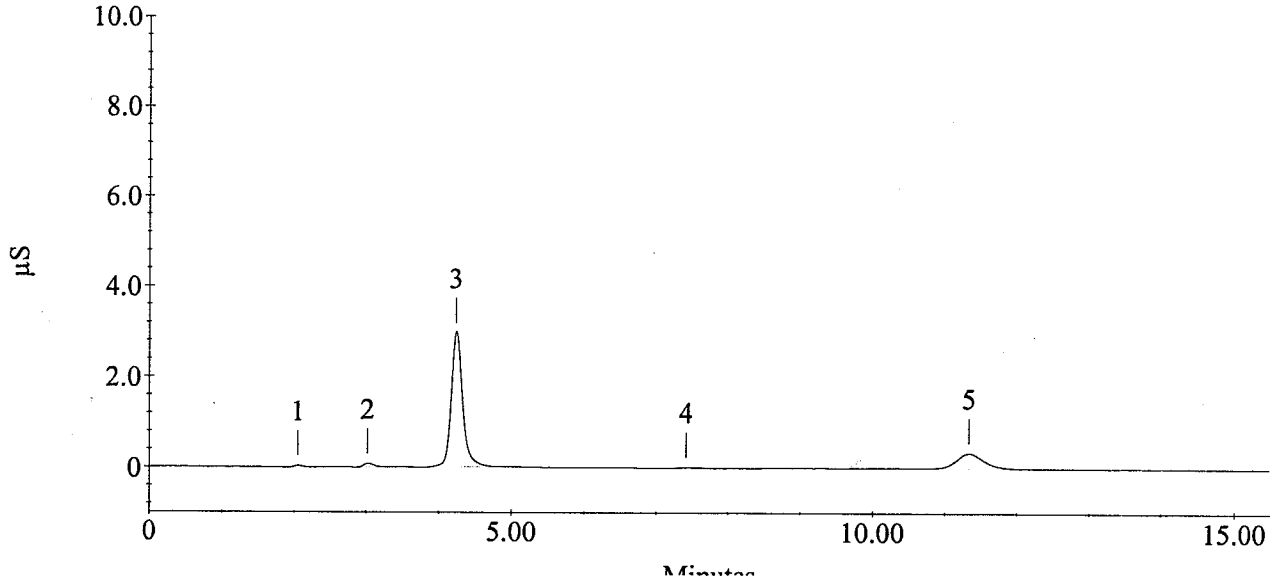

Sample Name : JZ83 D2
Method File Name : c:\peaknet\method\std.met

Current Date : 10/9/06
Date Time Collected : 10/9/06 10:17:11 AM

Injection Number : 11
Dilution Factor : 10.00
column :

Calibration Date : 10/6/06 11:52:27 AM
Data File Name : ...\OCT0906DAP_011.DXD
Injection Volume : 1.00

Module ID : 34 07 2a
Schedule File Name : ...\oct0906dap.sch

Peak Information : All Peaks

Pk. Num	Ret Time	Component Name	conc. (ppm)	Height	Area	Bl. Code	%Delta
1	2.03	Unknown 1	0.00	380	3175	1	
2	3.02	FLUORIDE	0.14	824	7910	1	-1.09
3	4.23	CHLORIDE	9.31	31648	344397	1	-0.39
4	7.37	NITRATE-N	0.09	521	8351	1	1.89
5	11.33	SULFATE	3.22	3126	77311	1	-0.58
		---total(s)---	12.75	36499	441143		

JZ83 D2

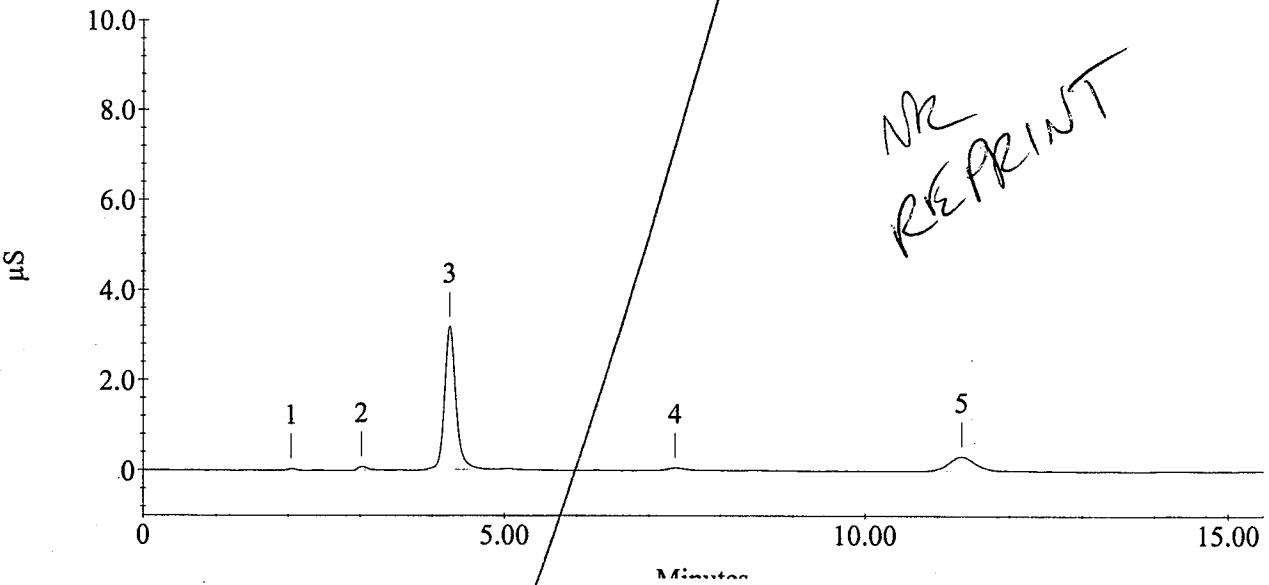

NR
REPRINT

Sample Name : JZ83 D2 Current Date : 10/10/06
Method File Name : C:\PEAKNET\METHOD\STD.met Date Time Collected : 10/9/06 10:17:11 AM

Injection Number : 11
Dilution Factor : 10.00
column :

Calibration Date : 10/6/06 11:52:27 AM
Data File Name : ...\OCT0906DAP_011.DXD
Injection Volume : 1.00

Module ID : 34 07 2a
Schedule File Name : ...\oct0906dap.sch

Peak Information : All Peaks

Pk. Num	Ret Time	Component Name	conc. (ppm)	Height	Area	Bl. Code	%Delta
1	2.03	Unknown 1	0.00	380	3175	1	
2	3.02	FLUORIDE	0.14	824	7910	1	-1.09
3	4.23	CHLORIDE	9.31	31648	344397	1	-0.39
4	7.37	NITRATE-N	0.09	521	8351	1	1.89
5	11.33	SULFATE	3.22	3126	77311	1	-0.58
		---total(s)---	12.75	36499	441143		

JZ83 D2

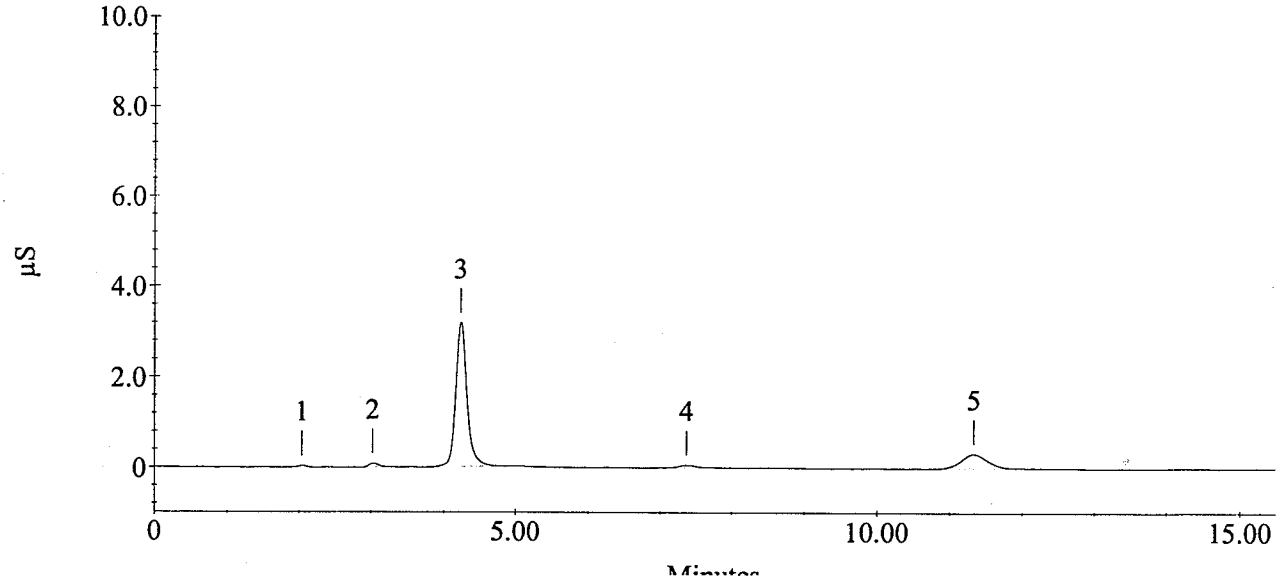

Sample Name : JZ83 E2
Method File Name : c:\peaknet\method\std.met

Current Date : 10/9/06
Date Time Collected : 10/9/06 10:34:58 AM

Injection Number : 12
Dilution Factor : 10.00
column :

Calibration Date : 10/6/06 11:52:27 AM
Data File Name : ...\OCT0906DAP_012.DXD
Injection Volume : 1.00

Module ID : 34 07 2a
Schedule File Name : ...\oct0906dap.sch

Peak Information : All Peaks

Pk. Num	Ret Time	Component Name	conc. (ppm)	Height	Area	Bl. Code	%Delta
1	2.05	Unknown 1	0.00	396	3499	1	
2	3.02	FLUORIDE	0.16	869	9162	1	-1.09
3	4.23	CHLORIDE	9.45	31985	349883	1	-0.39
4	7.37	NITRATE-N	0.09	625	9296	1	1.89
5	11.35	SULFATE	3.84	3463	92284	1	-0.44
		---total(s)---	13.55	37337	464123		

JZ83 E2

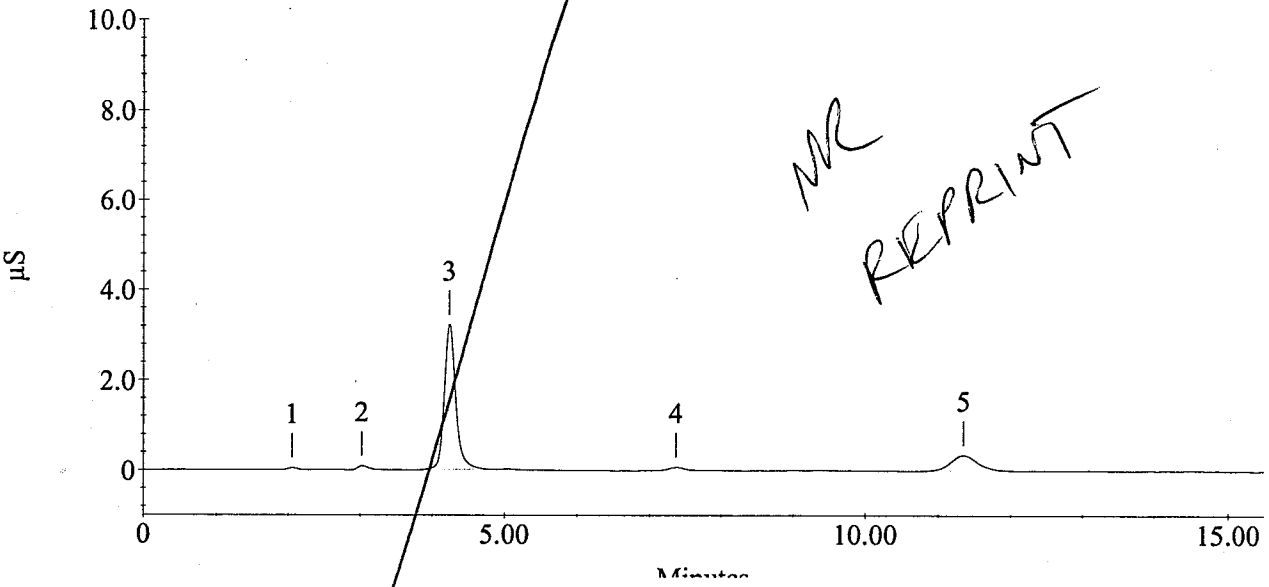

MR
REPRINT

Sample Name : JZ83 E2 Current Date : 10/10/06
Method File Name : C:\PEAKNET\METHOD\STD.met Date Time Collected : 10/9/06 10:34:58 AM

Injection Number : 12
Dilution Factor : 10.00
column :
Calibration Date : 10/6/06 11:52:27 AM
Data File Name : ...\OCT0906DAP_012.DXD
Injection Volume : 1.00
Module ID : 34 07 2a
Schedule File Name : ...\oct0906dap.sch

Peak Information : All Peaks

Pk. Num	Ret Time	Component Name	conc. (ppm)	Height	Area	Bl. Code	%Delta
1	2.05	Unknown 1	0.00	396	3499	1	
2	3.02	FLUORIDE	0.16	869	9162	1	-1.09
3	4.23	CHLORIDE	9.45	31985	349883	1	-0.39
4	7.37	NITRATE-N	0.09	625	9296	1	1.89
5	11.35	SULFATE	3.84	3463	92284	1	-0.44
		---total(s)---	13.55	37337	464123		

JZ83 E2

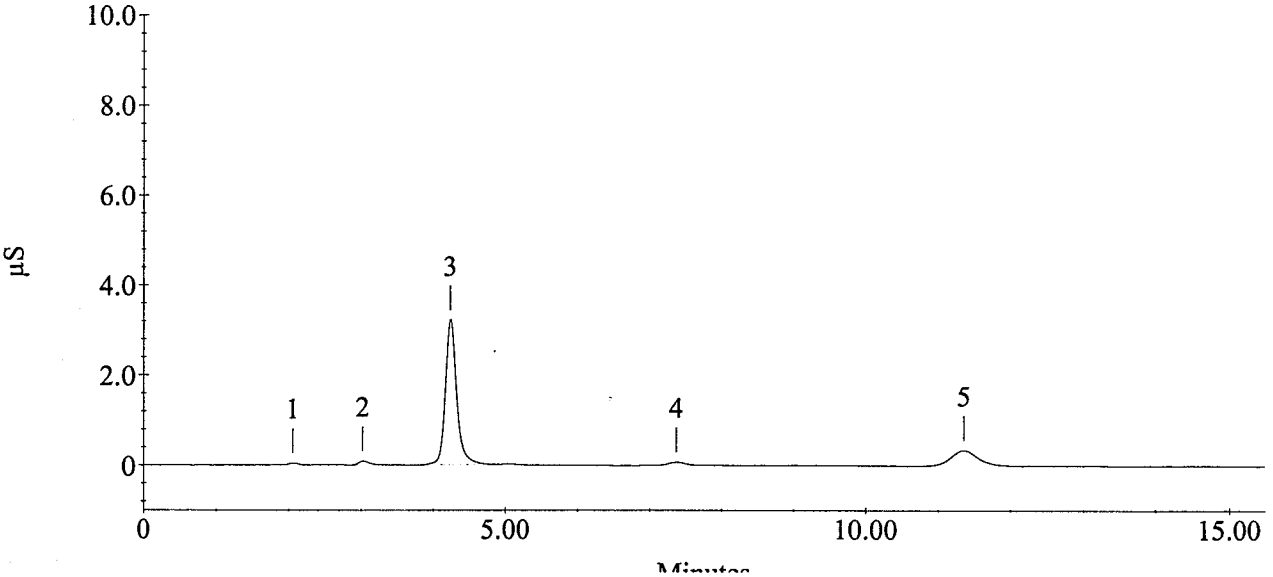

Sample Name : CCV
Method File Name : c:\peaknet\method\std.met

Current Date : 10/9/06
Date Time Collected : 10/9/06 10:52:43 AM

Injection Number : 13
Dilution Factor : 1.00
column :

Calibration Date : 10/6/06 11:52:27 AM
Data File Name : ...\OCT0906DAP_013.DXD
Injection Volume : 1.00

Module ID : 34 07 2a
Schedule File Name : ...\oct0906dap.sch

Peak Information : All Peaks

Pk. Num	Ret Time	Component Name	conc. (ppm)	Height	Area	Bl. Code	%Delta
1	2.08	Unknown 1	0.00	1892	25458	1	
2	3.03	FLUORIDE	2.85	162502	1635955	1	-0.55
3	4.23	CHLORIDE	2.84	98521	1050694	1	-0.39
4	5.03	NITRITE-N	2.88	191527	2421036	1	-0.72
5	6.25	BROMIDE	2.91	29951	421684	1	-0.79
6	7.20	NITRATE-N	2.84	165377	2780378	1	-0.41
7	9.68	PHOSPHATE-P	2.76	28249	739100	1	-0.48
8	11.32	SULFATE	2.93	27733	704696	1	-0.73
		---total(s)---					
			20.01	705752	9779002		

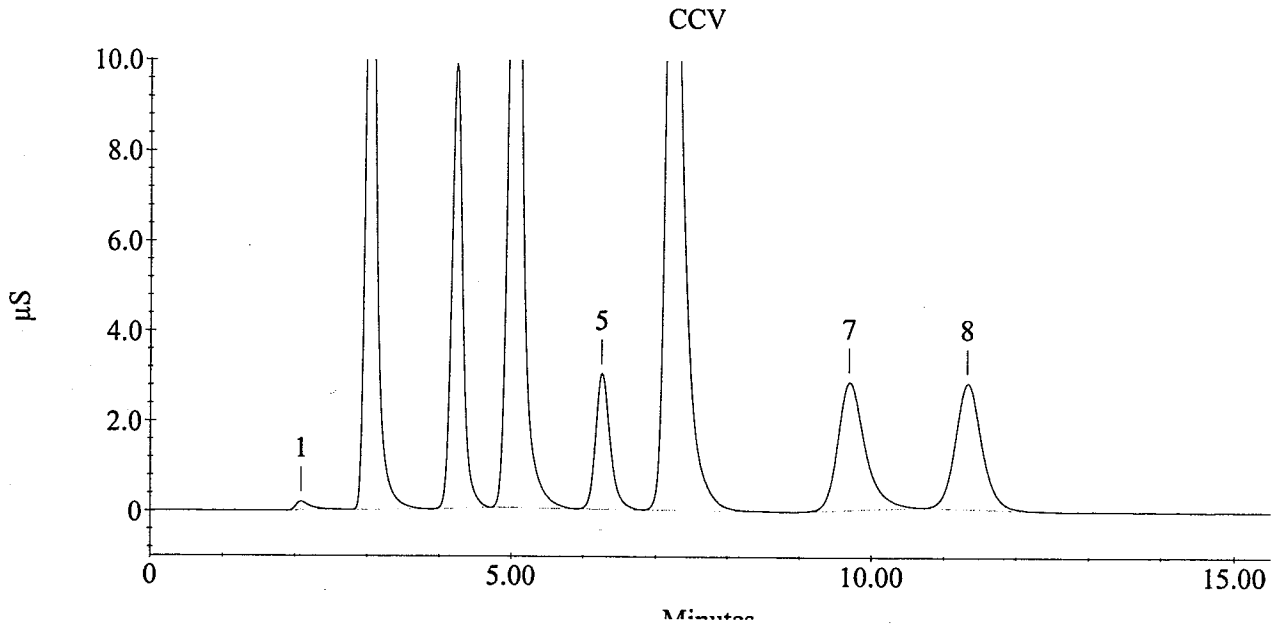

Sample Name : CCB
Method File Name : c:\peaknet\method\std.met

Current Date : 10/9/06
Date Time Collected : 10/9/06 11:10:30 AM

Injection Number : 14
Dilution Factor : 1.00
column :

Calibration Date : 10/6/06 11:52:27 AM
Data File Name : ...\OCT0906DAP_014.DXD
Injection Volume : 1.00

Module ID : 34 07 2a
Schedule File Name : ...\oct0906dap.sch

Peak Information : All Peaks

Pk. Num	Ret Time	Component Name	conc. (ppm)	Height	Area	Bl. Code	%Delta
1	3.15	FLUORIDE	0.03	177	18961	1	3.28
2	4.23	CHLORIDE	0.02	481	9223	1	-0.39
3	8.63	Unknown 1	0.00	102	1586	1	
4	9.72	PHOSPHATE-P	0.01	130	3280	1	-0.14
		---total(s)---	0.07	890	33050		

CCB

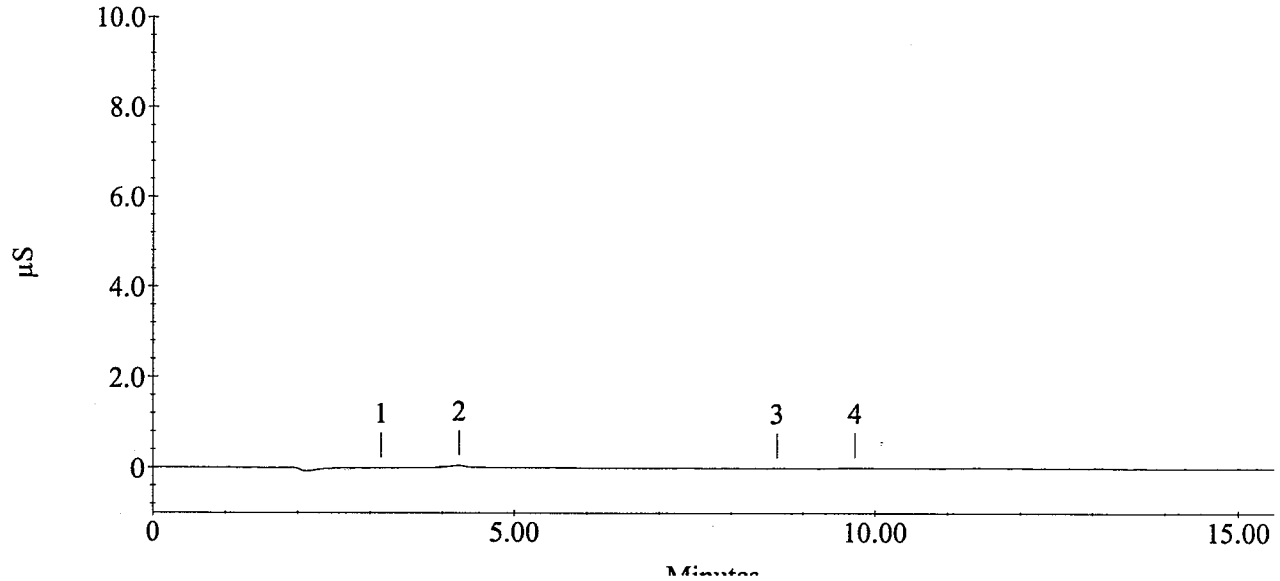

Sample Name : JZ83 F2
Method File Name : c:\peaknet\method\std.met

Current Date : 10/9/06
Date Time Collected : 10/9/06 11:28:15 AM

Injection Number : 15
Dilution Factor : 10.00
column :

Calibration Date : 10/6/06 11:52:27 AM
Data File Name : ...\OCT0906DAP_015.DXD
Injection Volume : 1.00

Module ID : 34 07 2a
Schedule File Name : ...\oct0906dap.sch

Peak Information : All Peaks

Pk. Num	Ret Time	Component Name	conc. (ppm)	Height	Area	Bl. Code	%Delta
1	2.05	Unknown 1	0.00	465	3997	1	
2	3.03	FLUORIDE	0.15	911	8561	1	-0.55
3	4.23	CHLORIDE	9.47	31769	350390	1	-0.39
4	7.38	NITRATE-N	0.02	125	1621	1	2.12
5	11.35	SULFATE	3.33	3239	80106	1	-0.44
		---total(s)---	12.97	36510	444675		

JZ83 F2

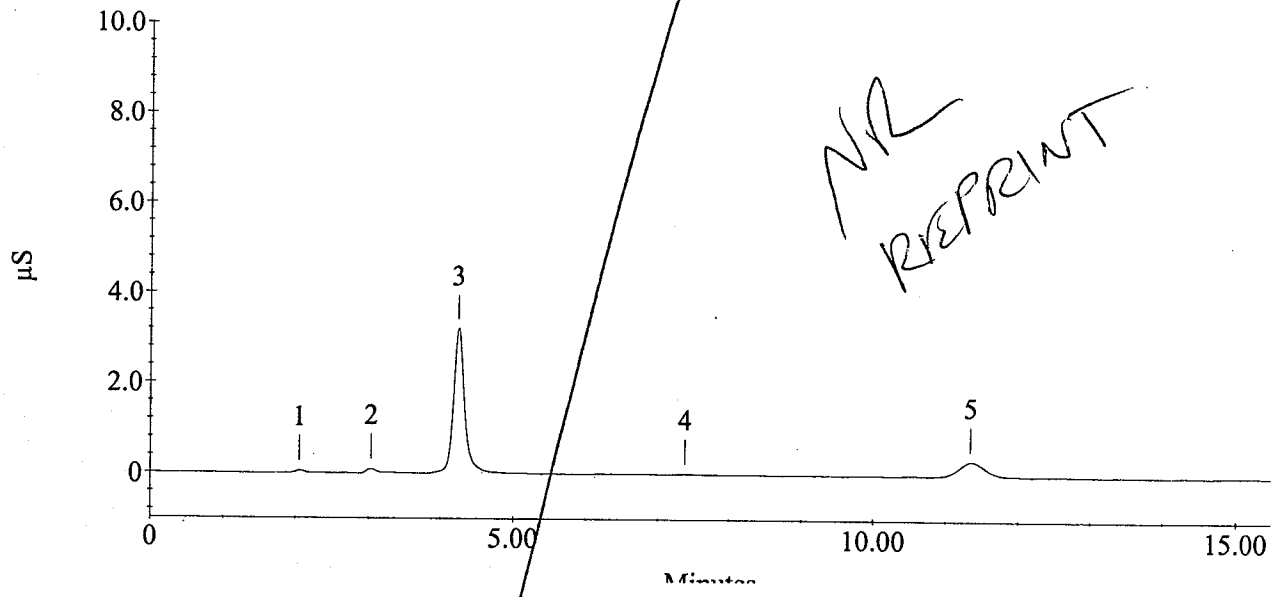

NR
REPRINT

0250

Sample Name : JZ83 F2 Current Date : 10/10/06
Method File Name : C:\PEAKNET\METHOD\STD.met Date Time Collected : 10/9/06 11:28:15 AM

Injection Number : 15 Calibration Date : 10/6/06 11:52:27 AM Module ID : 34 07 2a
Dilution Factor : 10.00 Data File Name : ...\OCT0906DAP_015.DXD Schedule File Name : ...\oct0906dap.sch
column : Injection Volume : 1.00

Peak Information : All Peaks

Pk. Num	Ret Time	Component Name	conc. (ppm)	Height	Area	Bl. Code	%Delta
1	2.05	Unknown 1	0.00	465	3997	1	
2	3.03	FLUORIDE	0.15	911	8561	1	-0.55
3	4.23	CHLORIDE	9.47	31769	350390	1	-0.39
4	7.38	NITRATE-N	0.02	125	1621	1	2.12
5	11.35	SULFATE	3.33	3239	80106	1	-0.44
		---total(s)---	12.97	36510	444675		

JZ83 F2

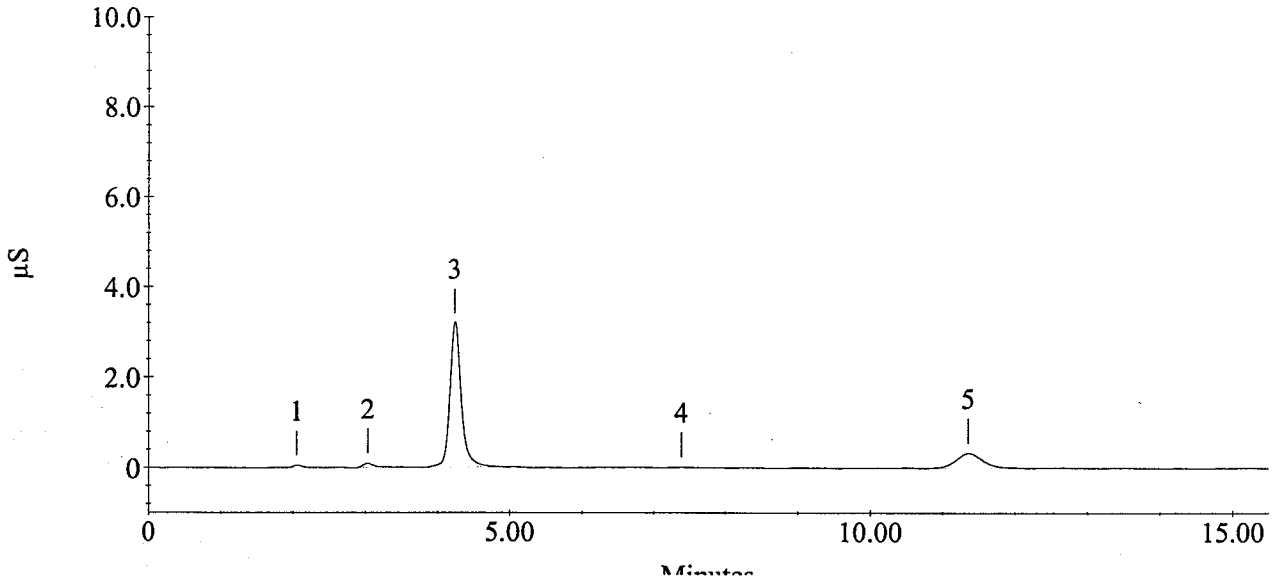

Sample Name : JZ83 G2
Method File Name : c:\peaknet\method\std.met

Current Date : 10/9/06
Date Time Collected : 10/9/06 11:46:00 AM

Injection Number : 16
Dilution Factor : 5.00 10X
column :

Calibration Date : 10/6/06 11:52:27 AM
Data File Name : ...\OCT0906DAP_016.DXD
Injection Volume : 1.00

Module ID : 34 07 2a
Schedule File Name : ...\oct0906dap.sch

Peak Information : All Peaks

Pk. Num	Ret Time	Component Name	conc. (ppm)	Height	Area	Bl. Code	%Delta
1	2.05	Unknown 1	0.00	515	4685	1	
2	3.03	FLUORIDE	0.08	928	9307	1	-0.55
3	4.23	CHLORIDE	4.76	31267	352396	1	-0.39
4	11.37	SULFATE	1.83	3427	87820	1	-0.29
		---total(s)---	6.67	36137	454208		

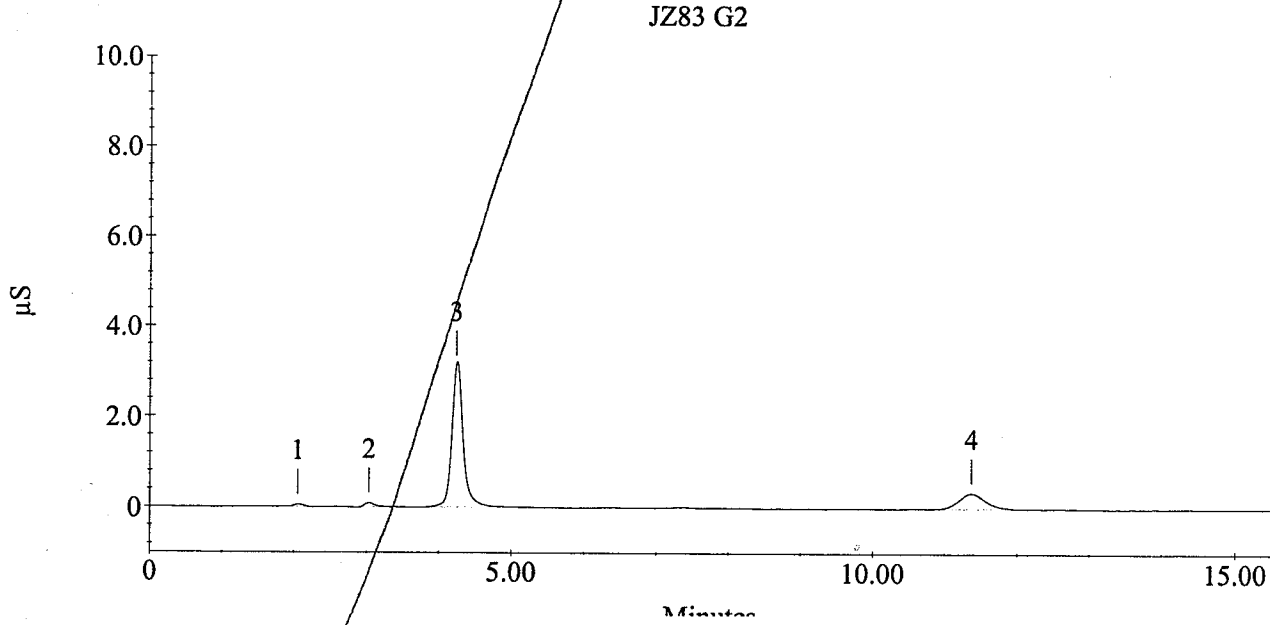

Sample Name : JZ83 G2 Current Date : 10/9/06

Method File Name : C:\PEAKNET\METHOD\STD.met Date Time Collected : 10/9/06 11:46:00 AM

Injection Number : 16
Dilution Factor : 10.00
column :

Calibration Date : 10/6/06 11:52:27 AM
Data File Name : ...\OCT0906DAP_016.DXD
Injection Volume : 1.00

Module ID : 34 07 2a
Schedule File Name : ...\oct0906dap.sch

Peak Information : All Peaks

Pk. Num	Ret Time	Component Name	conc. (ppm)	Height	Area	Bl. Code	%Delta
1	2.05	Unknown 1	0.00	515	4685	1	
2	3.03	FLUORIDE	0.16	928	9307	1	-0.55
3	4.23	CHLORIDE	9.52	31267	352396	1	-0.39
4	11.37	SULFATE	3.65	3427	87820	1	-0.29
		---total(s)---	13.34	36137	454208		

JZ83 G2

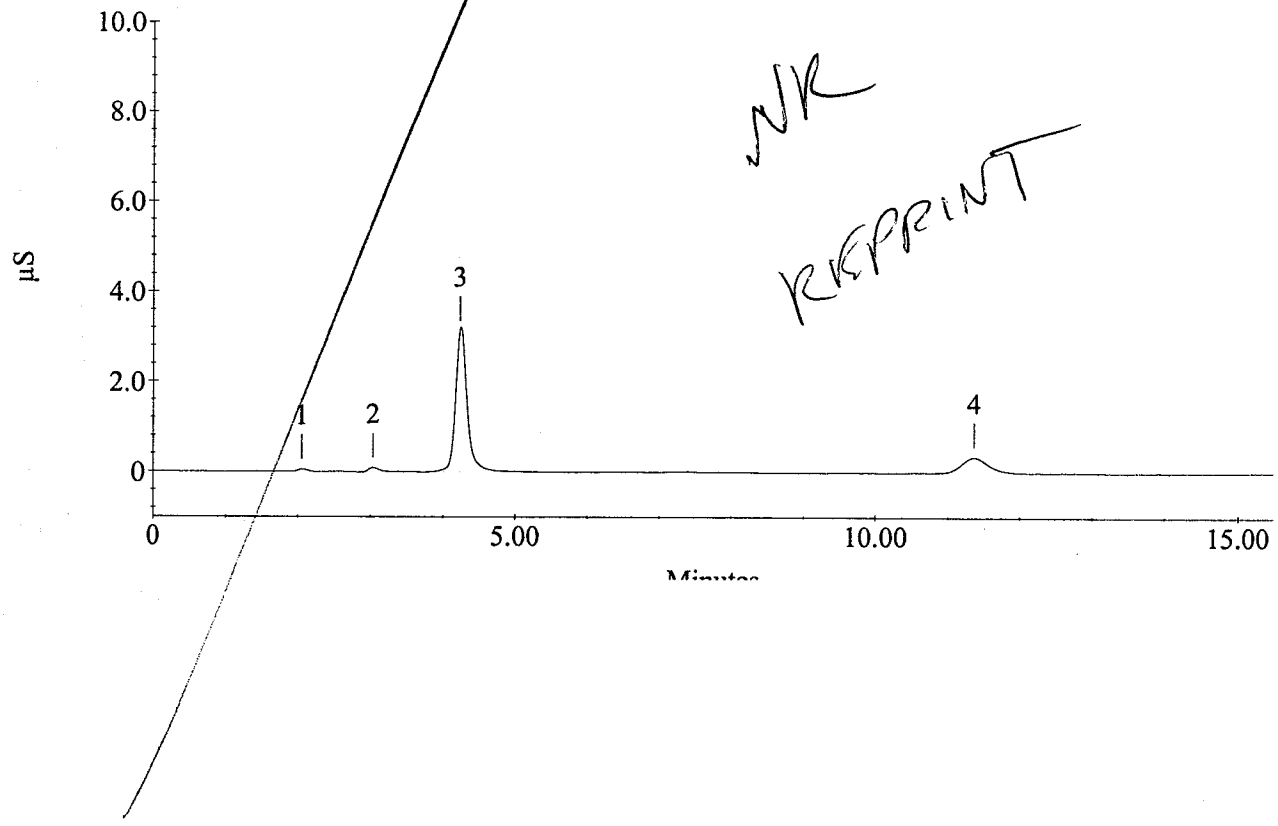

NR
REPRINT

Sample Name : JZ83 G2 Current Date : 10/10/06

Method File Name : C:\PEAKNET\METHOD\STD.met Date Time Collected : 10/9/06 11:46:00 AM

Injection Number : 16
Dilution Factor : 10.00
column :

Calibration Date : 10/6/06 11:52:27 AM
Data File Name : ...\OCT0906DAP_016.DXD
Injection Volume : 1.00

Module ID : 34 07 2a
Schedule File Name : ...\oct0906dap.sch

Peak Information : All Peaks

Pk. Num	Ret Time	Component Name	conc. (ppm)	Height	Area	Bl. Code	%Delta
1	2.05	Unknown 1	0.00	515	4685	1	
2	3.03	FLUORIDE	0.16	928	9307	1	-0.55
3	4.23	CHLORIDE	9.52	31267	352396	1	-0.39
4	11.37	SULFATE	3.65	3427	87820	1	-0.29
		---total(s)---	13.34	36137	454208		

JZ83 G2

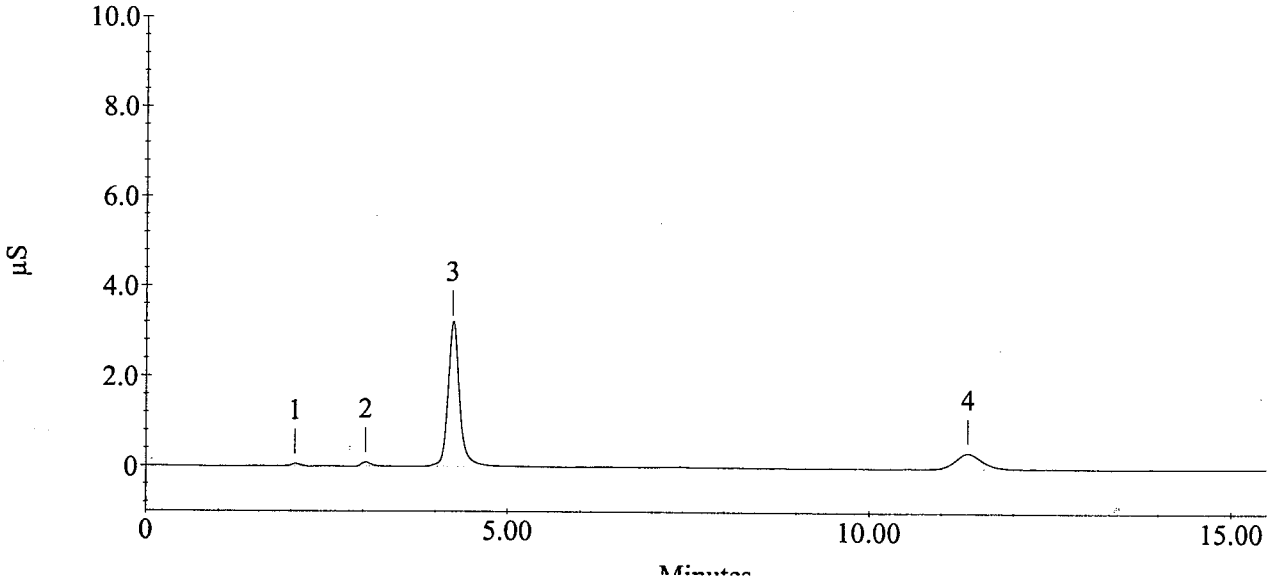

Sample Name : JZ83 H1
Method File Name : c:\peaknet\method\std.met

Current Date : 10/9/06
Date Time Collected : 10/9/06 12:03:46 PM

Injection Number : 17
Dilution Factor : 2.00
column :

Calibration Date : 10/6/06 11:52:27 AM
Data File Name : ...\OCT0906DAP_017.DXD
Injection Volume : 1.00

Module ID : 34 07 2a
Schedule File Name : ...\oct0906dap.sch

Peak Information : All Peaks

Pk. Num	Ret Time	Component Name	conc. (ppm)	Height	Area	Bl. Code	%Delta
1	2.62	Unknown 1	0.00	149	4026	1	
2	4.22	CHLORIDE	0.10	1450	18076	1	-0.78
3	7.35	NITRATE-N	0.01	312	4895	1	1.66
		---total(s)---	0.11	1912	26997		

JZ83 H1

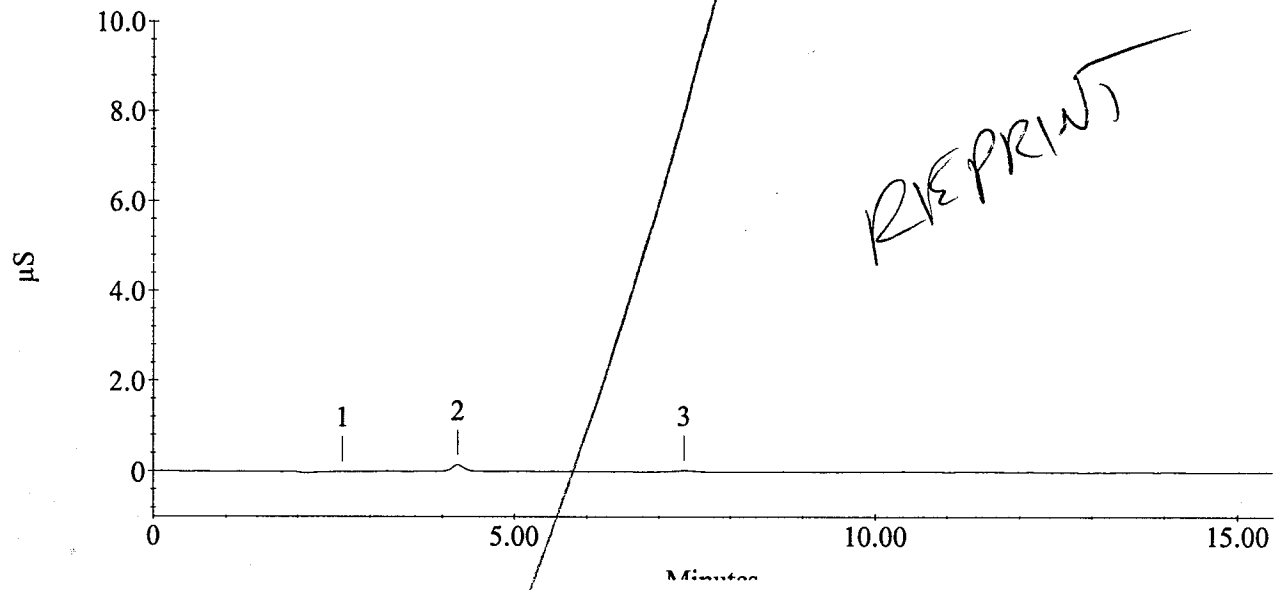

Sample Name : JZ83 H1 Current Date : 10/9/06

Method File Name : C:\PEAKNET\METHOD\STD.met Date Time Collected : 10/9/06 12:03:46 PM

Injection Number : 17	Calibration Date : 10/6/06 11:52:27 AM	Module ID : 34 07 2a
Dilution Factor : 10.00	Data File Name : ...\OCT0906DAP_017.DXD	Schedule File Name : ...\oct0906dap.sch
column :	Injection Volume : 1.00	

Peak Information : All Peaks

Pk. Num	Ret Time	Component Name	conc. (ppm)	Height	Area	Bl. Code	%Delta
1	2.62	Unknown 1	0.00	149	4026	1	
2	4.22	CHLORIDE	0.49	1450	18076	1	-0.78
3	7.35	NITRATE-N	0.05	312	4895	1	1.66
		---total(s)---	0.54	1912	26997		

JZ83 H1

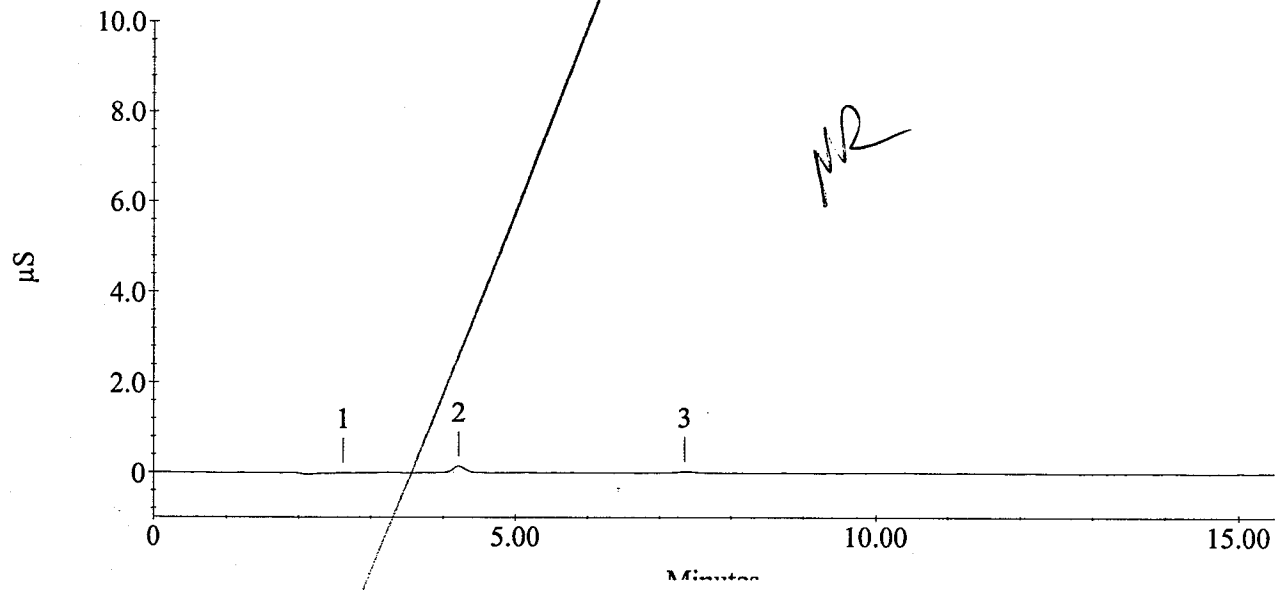

NR

Sample Name : JZ83 I1
Method File Name : c:\peaknet\method\std.met

Current Date : 10/9/06
Date Time Collected : 10/9/06 12:21:32 PM

Injection Number : 18
Dilution Factor : 10.00
column :

Calibration Date : 10/6/06 11:52:27 AM
Data File Name : ...\OCT0906DAP_018.DXD
Injection Volume : 1.00

Module ID : 34 07 2a
Schedule File Name : ...\oct0906dap.sch

Peak Information : All Peaks

Pk. Num	Ret Time	Component Name	conc. (ppm)	Height	Area	Bl. Code	%Delta
1	3.02	FLUORIDE	0.13	158	7496	1	-1.09
2	4.22	CHLORIDE	0.28	743	10203	1	-0.78
3	4.78	Unknown 1	0.00	350	2833	1	
		---total(s)---	0.41	1251	20531		

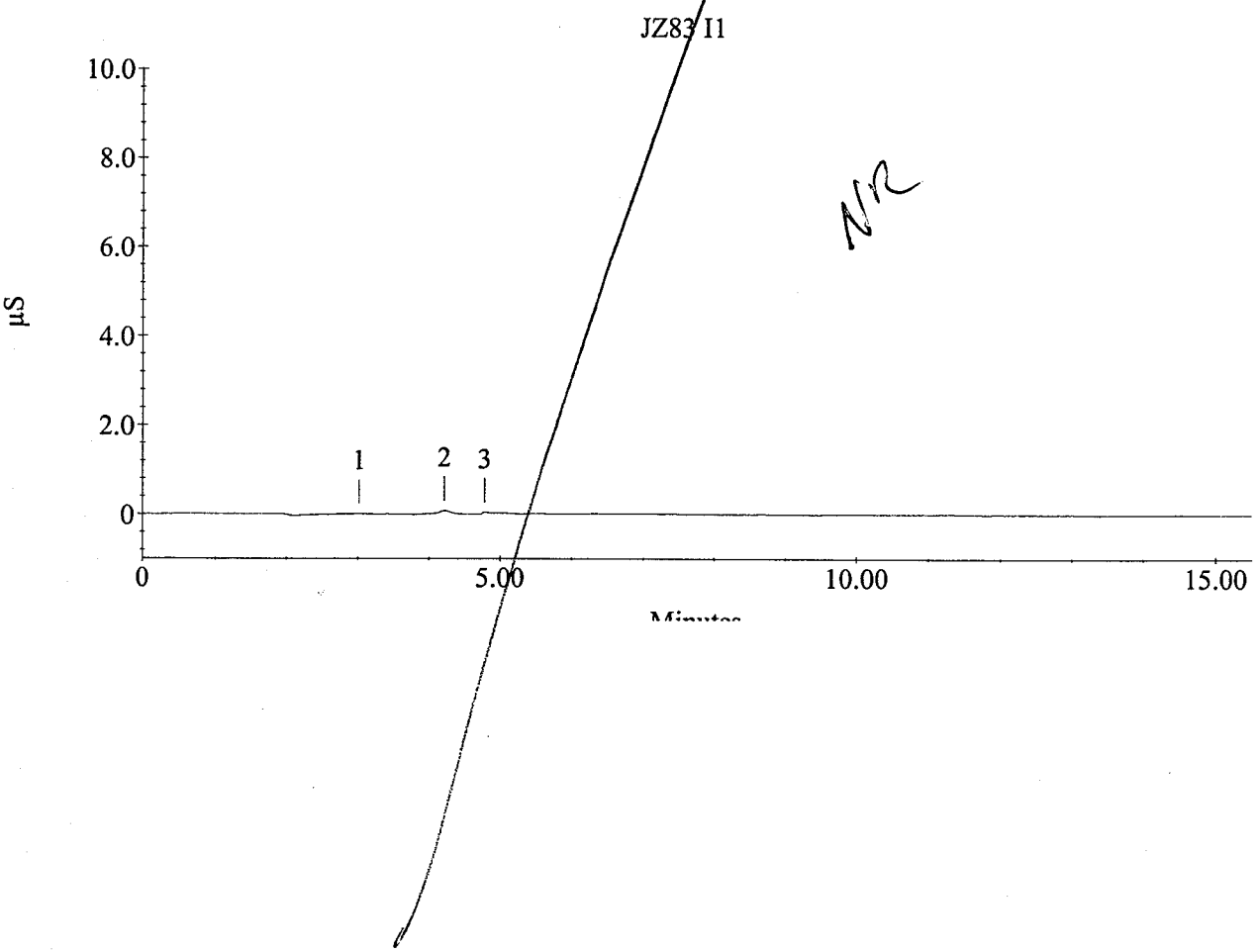

Sample Name : JZ83 A2
Method File Name : c:\peaknet\method\std.met

Current Date : 10/9/06
Date Time Collected : 10/9/06 12:39:18 PM

Injection Number : 19
Dilution Factor : 20.00
column :

Calibration Date : 10/6/06 11:52:27 AM
Data File Name : ...\OCT0906DAP_019.DXD
Injection Volume : 1.00

Module ID : 34 07 2a
Schedule File Name : ...\oct0906dap.sch

Peak Information : All Peaks

Pk. Num	Ret Time	Component Name	conc. (ppm)	Height	Area	Bl. Code	%Delta
1	2.07	Unknown 1	0.00	1602	19165	1	
2	3.03	FLUORIDE	5.89	16062	169044	1	-0.55
3	4.25	CHLORIDE	61.67	107832	1141114	1	0.00
4	11.35	SULFATE	33.14	15483	398211	1	-0.44
		---total(s)---	100.70	140979	1727534		

JZ83 A2

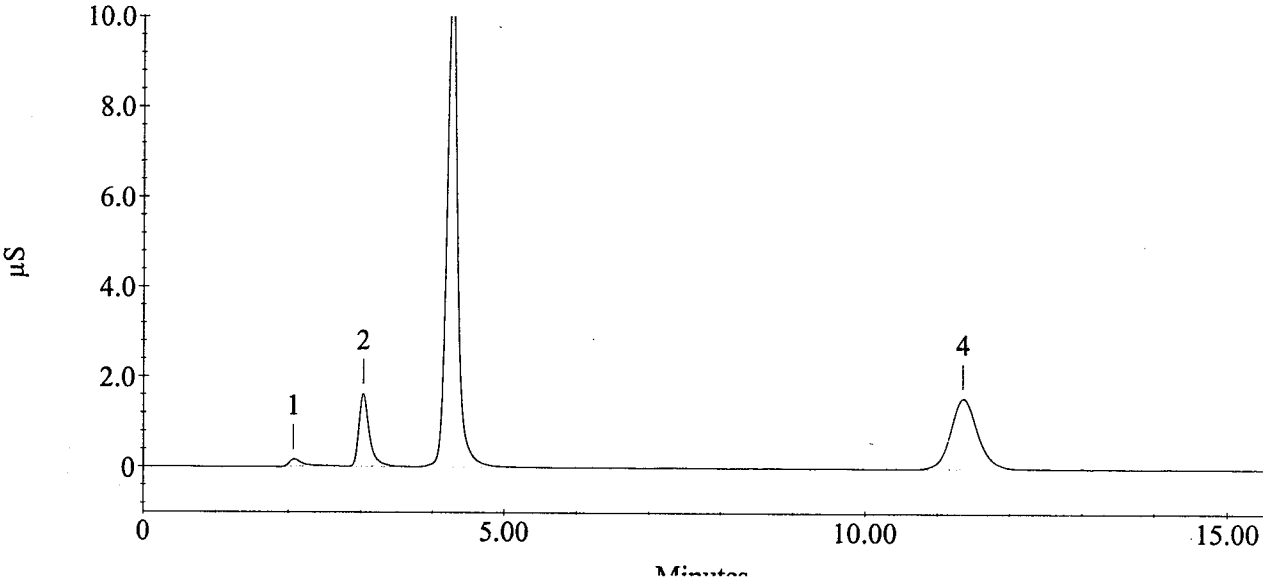

Sample Name : JZ82 A2 MS
Method File Name : c:\peaknet\method\std.met

Current Date : 10/9/06
Date Time Collected : 10/9/06 12:57:04 PM

Injection Number : 20
Dilution Factor : 5.00
column :

Calibration Date : 10/6/06 11:52:27 AM
Data File Name : ...\OCT0906DAP_020.DXD
Injection Volume : 1.00

Module ID : 34 07 2a
Schedule File Name : ...\oct0906dap.sch

Peak Information : All Peaks

Pk. Num	Ret Time	Component Name	conc. (ppm)	Height	Area	Bl. Code	%Delta
1	2.07	Unknown 1	0.00	2294	36504	1	
2	3.03	FLUORIDE	9.48	107104	1088181	1	-0.55
3	4.25	CHLORIDE	17.99	128208	1331773	1	0.00
4	5.03	NITRITE-N	9.22	125071	1549099	1	-0.72
5	6.25	BROMIDE	9.66	19860	279966	1	-0.79
6	7.22	NITRATE-N	9.14	106236	1788354	1	-0.18
7	9.72	PHOSPHATE-P	8.90	17539	476783	1	-0.14
8	11.35	SULFATE	14.18	26992	681400	1	-0.44
		---total(s)---	78.57	533304	7232059		

JZ82 A2 MS

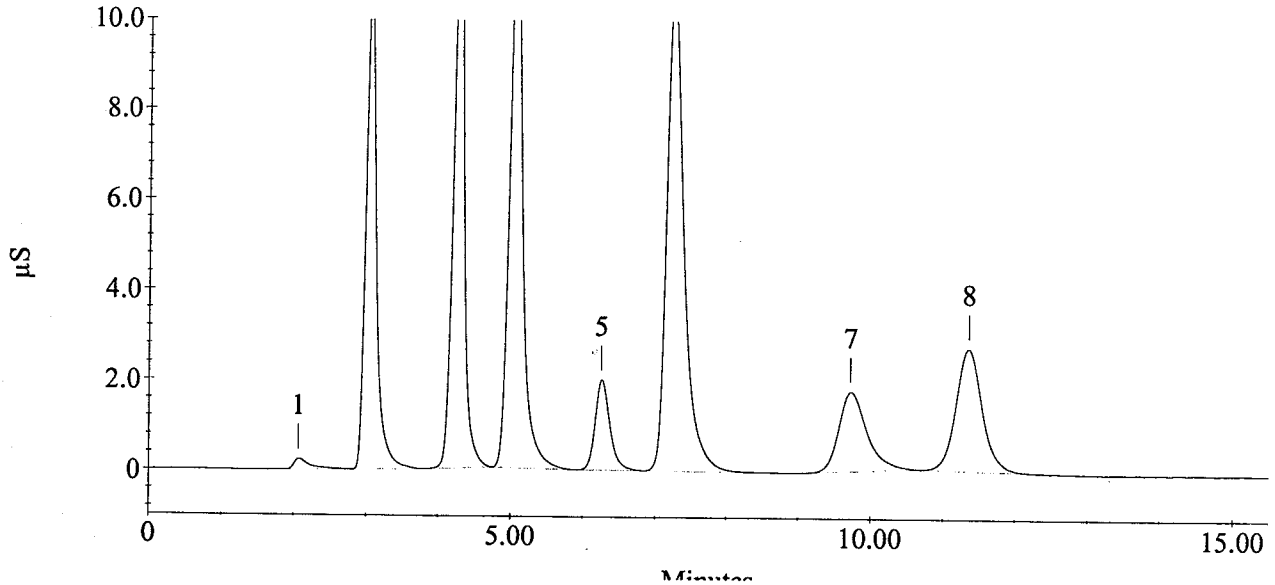

Sample Name : JZ82 A2
Method File Name : c:\peaknet\method\std.met

Current Date : 10/9/06
Date Time Collected : 10/9/06 1:14:51 PM

Injection Number : 21
Dilution Factor : 2.00
column :

Calibration Date : 10/6/06 11:52:27 AM
Data File Name : ...\OCT0906DAP_021.DXD
Injection Volume : 1.00

Module ID : 34 07 2a
Schedule File Name : ...\oct0906dap.sch

Peak Information : All Peaks

Pk. Num	Ret Time	Component Name	conc. (ppm)	Height	Area	Bl. Code	%Delta
1	2.07	Unknown 1	0.00	3197	57678	1	
2	3.03	FLUORIDE	0.15	3662	42529	1	-0.55
3	4.30	CHLORIDE	8.66	166663	1601711	1	1.18
4	6.30	BROMIDE	0.04	217	3055	1	0.00
5	7.35	NITRATE-N	0.02	536	8504	1	1.66
6	11.35	SULFATE	4.43	20856	532589	1	-0.44
		---total(s)---	13.30	195132	2246066		

JZ82 A2

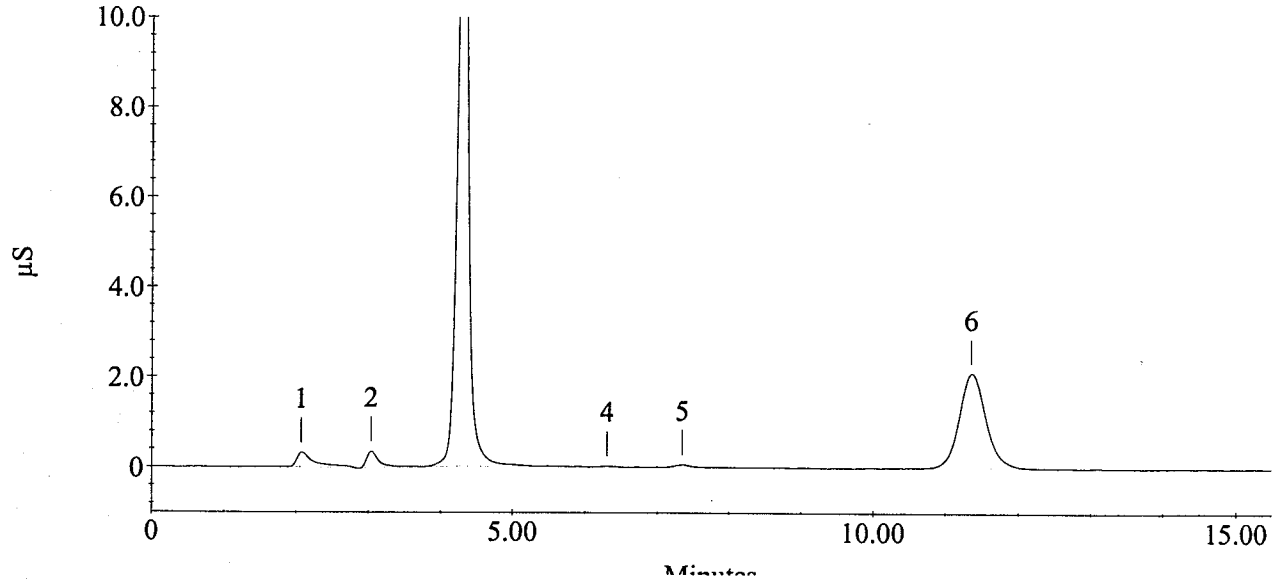

Sample Name : JZ82 A2 DUP
Method File Name : c:\peaknet\method\std.met

Current Date : 10/9/06
Date Time Collected : 10/9/06 1:32:37 PM

Injection Number : 22
Dilution Factor : 2.00
column :

Calibration Date : 10/6/06 11:52:27 AM
Data File Name : ...\OCT0906DAP_022.DXD
Injection Volume : 1.00

Module ID : 34 07 2a
Schedule File Name : ...\oct0906dap.sch

Peak Information : All Peaks

Pk. Num	Ret Time	Component Name	conc. (ppm)	Height	Area	Bl. Code	%Delta
1	2.07	Unknown 1	0.00	3287	61614	1	
2	3.03	FLUORIDE	0.15	3640	44225	1	-0.55
3	4.28	CHLORIDE	8.52	160229	1576100	1	0.78
4	6.27	BROMIDE	0.02	119	1202	1	-0.53
5	7.35	NITRATE-N	0.01	459	6699	1	1.66
6	11.37	SULFATE	4.44	20970	534010	1	-0.29
		---total(s)---	13.15	188704	2223850		

JZ82 A2 DUP

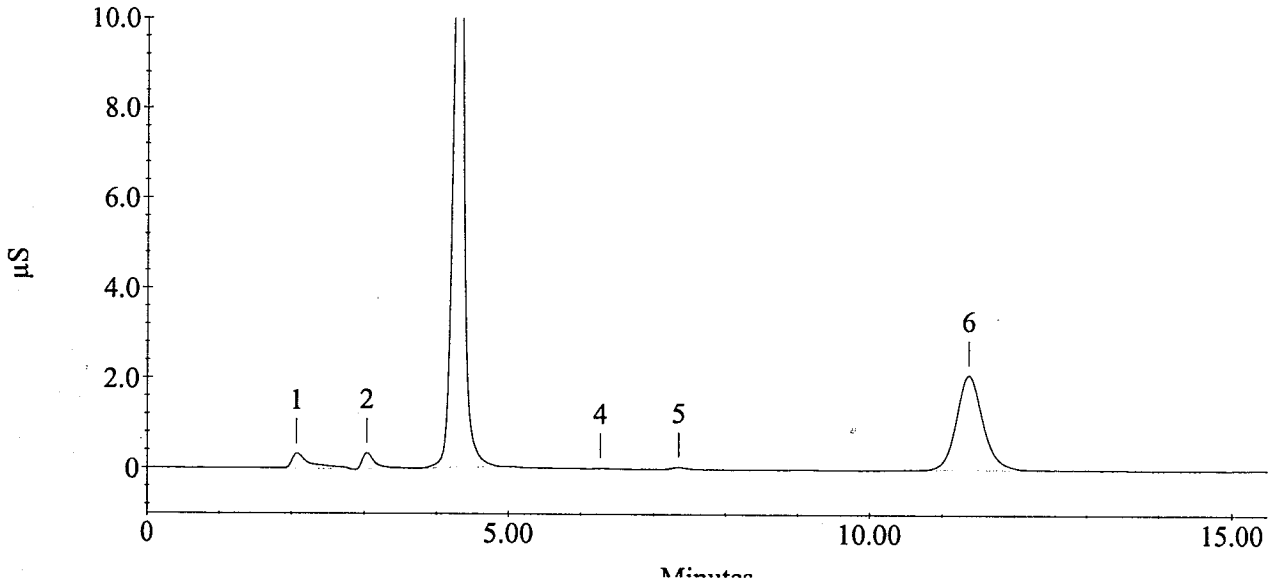

Sample Name : JZ82 A2 MS
Method File Name : c:\peaknet\method\std.met

Current Date : 10/9/06
Date Time Collected : 10/9/06 1:50:24 PM

Injection Number : 23
Dilution Factor : 2.00
column :

Calibration Date : 10/6/06 11:52:27 AM
Data File Name : ...\OCT0906DAP_023.DXD
Injection Volume : 1.00

Module ID : 34 07 2a
Schedule File Name : ...\oct0906dap.sch

Peak Information : All Peaks

Pk. Num	Ret Time	Component Name	conc. (ppm)	Height	Area	Bl. Code	%Delta
1	2.08	Unknown 1	0.00	4515	73655	1	
2	3.03	FLUORIDE	3.94	106170	1129386	1	-0.55
3	4.30	CHLORIDE	14.12	268326	2612364	1	1.18
4	5.05	NITRITE-N	3.73	131239	1565823	1	-0.39
5	6.27	BROMIDE	3.94	20726	285612	1	-0.53
6	7.23	NITRATE-N	3.75	111019	1833842	1	0.05
7	9.75	PHOSPHATE-P	3.43	16302	458626	1	0.21
8	11.37	SULFATE	8.46	40813	1016855	1	-0.29
		---total(s)---	41.36	699111	8976164		

JZ82 A2 MS

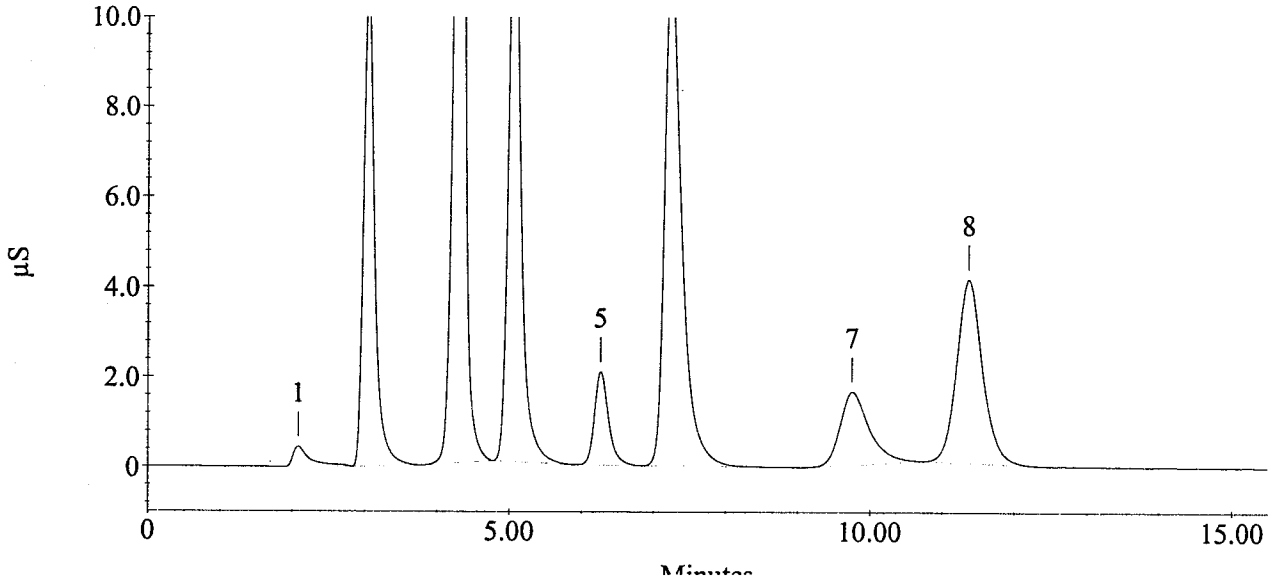

Sample Name : JZ82 C2
Method File Name : c:\peaknet\method\std.met

Current Date : 10/9/06
Date Time Collected : 10/9/06 2:08:11 PM

Injection Number : 24
Dilution Factor : 2.00
column :

Calibration Date : 10/6/06 11:52:27 AM
Data File Name : ...\OCT0906DAP_024.DXD
Injection Volume : 1.00

Module ID : 34 07 2a
Schedule File Name : ...\oct0906dap.sch

Peak Information : All Peaks

Pk. Num	Ret Time	Component Name	conc. (ppm)	Height	Area	Bl. Code	%Delta
1	2.07	Unknown 1	0.00	3198	59229	1	
2	3.03	FLUORIDE	0.11	3167	31429	1	-0.55
3	4.30	CHLORIDE	8.57	167370	1584918	1	1.18
4	7.35	NITRATE-N	0.02	552	8798	1	1.66
5	11.38	SULFATE	4.24	19910	509561	1	-0.15
		---total(s)---	12.93	194197	2193934		

JZ82 C2

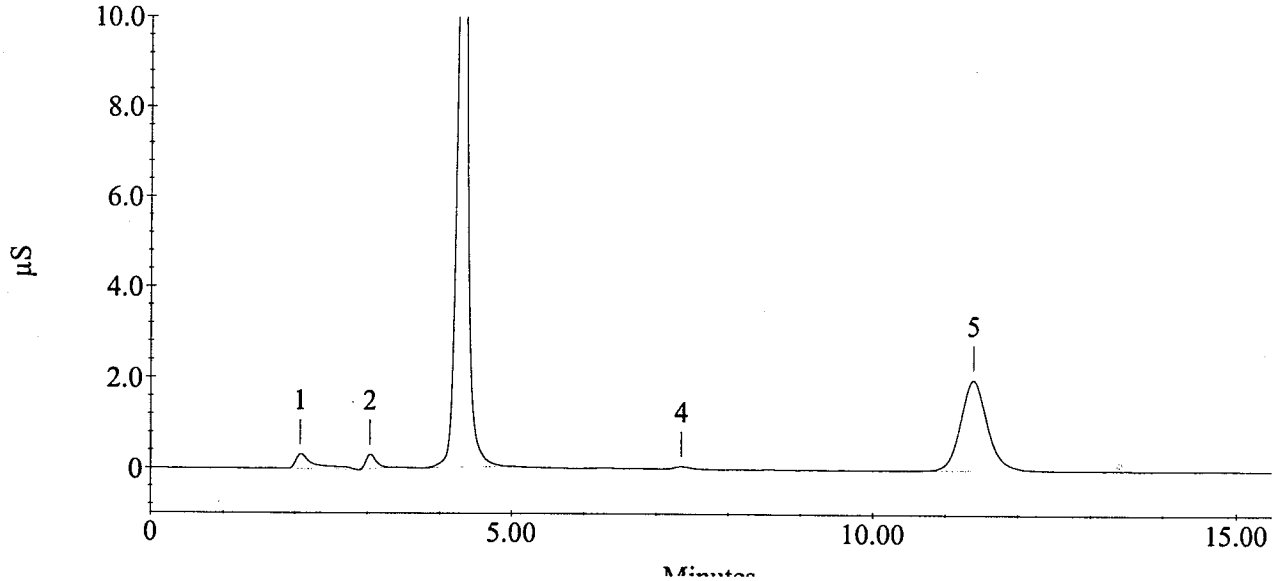

Sample Name : CCV
Method File Name : c:\peaknet\method\std.met

Current Date : 10/9/06
Date Time Collected : 10/9/06 2:25:56 PM

Injection Number : 25
Dilution Factor : 1.00
column :

Calibration Date : 10/6/06 11:52:27 AM
Data File Name : ...\OCT0906DAP_025.DXD
Injection Volume : 1.00

Module ID : 34 07 2a
Schedule File Name : ...\oct0906dap.sch

Peak Information : All Peaks

Pk. Num	Ret Time	Component Name	conc. (ppm)	Height	Area	Bl. Code	%Delta
1	2.08	Unknown 1	0.00	2000	26467	1	
2	3.03	FLUORIDE	2.85	162303	1637175	1	-0.55
3	4.23	CHLORIDE	2.84	98859	1050301	1	-0.39
4	5.03	NITRITE-N	2.88	192411	2421602	1	-0.72
5	6.23	BROMIDE	2.90	30112	420877	1	-1.06
6	7.18	NITRATE-N	2.85	167811	2786415	1	-0.65
7	9.72	PHOSPHATE-P	2.74	28037	734681	1	-0.14
8	11.35	SULFATE	2.93	27904	704867	1	-0.44
		---total(s)---	20.00	709437	9782385		

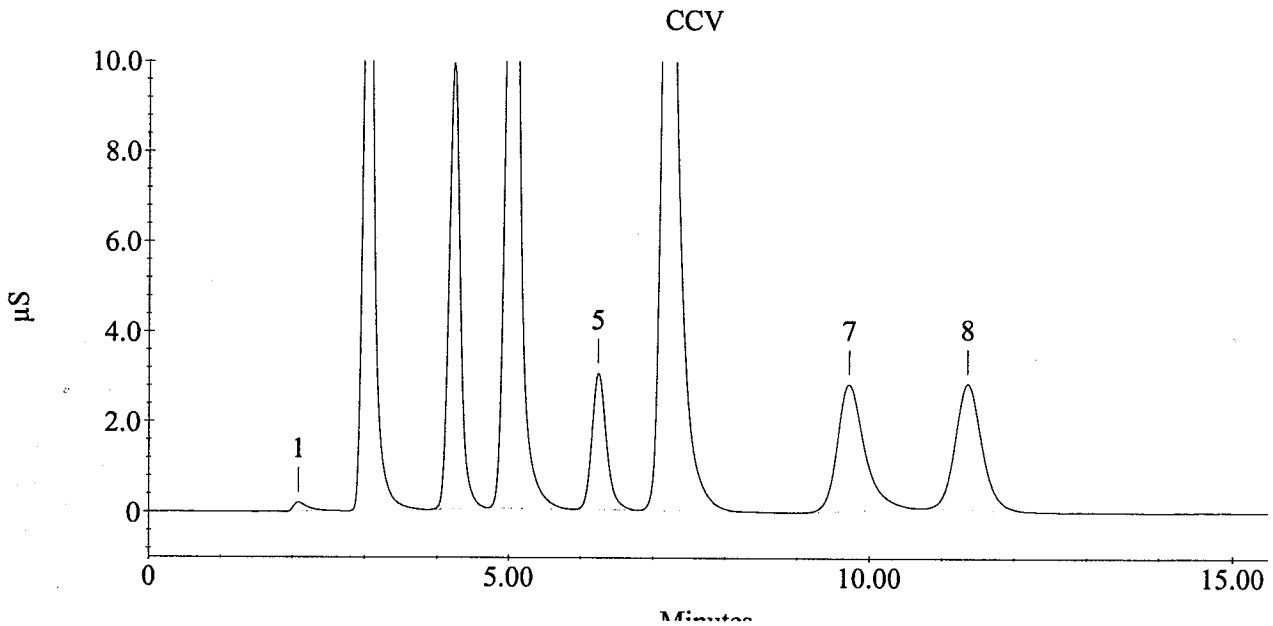

Sample Name : CCB
Method File Name : c:\peaknet\method\std.met

Current Date : 10/9/06
Date Time Collected : 10/9/06 2:43:43 PM

Injection Number : 26
Dilution Factor : 1.00
column :

Calibration Date : 10/6/06 11:52:27 AM
Data File Name : ...\OCT0906DAP_026.DXD
Injection Volume : 1.00

Module ID : 34 07 2a
Schedule File Name : ...\oct0906dap.sch

Peak Information : All Peaks

Pk. Num	Ret Time	Component Name	conc. (ppm)	Height	Area	Bl. Code	%Delta
1	3.00	FLUORIDE	0.01	108	3389	1	-1.64
2	4.22	CHLORIDE	0.03	424	9986	1	-0.78
		---total(s)---	0.03	533	13374		

CCB

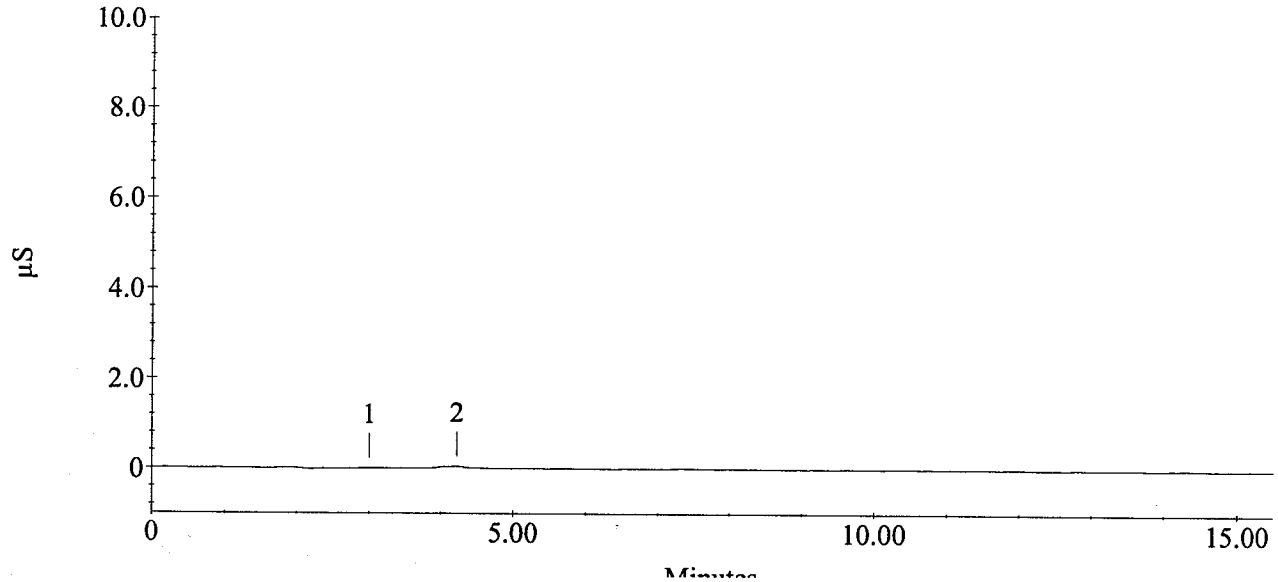

Sample Name : JZ83 A2
Method File Name : c:\peaknet\method\std.met

Current Date : 10/9/06
Date Time Collected : 10/9/06 3:01:28 PM

Injection Number : 27
Dilution Factor : 2.00
column :

Calibration Date : 10/6/06 11:52:27 AM
Data File Name : ...\OCT0906DAP_027.DXD
Injection Volume : 1.00

Module ID : 34 07 2a
Schedule File Name : ...\oct0906dap.sch

Peak Information : All Peaks

Pk. Num	Ret Time	Component Name	conc. (ppm)	Height	Area	Bl. Code	%Delta
1	2.07	Unknown 1	0.00	17951	280006	1	
2	3.03	FLUORIDE	6.61	120221	1897177	1	-0.55
3	4.58	Unknown 2	0.00	1465276	15374323	1	
4	6.35	BROMIDE	0.14	696	9850	1	0.79
5	7.38	NITRATE-N	0.00	154	1535	1	2.12
6	11.38	SULFATE	39.81	198315	4783106	1	-0.15
		---total(s)---	46.56	1802612	22345997		

JZ83 A2

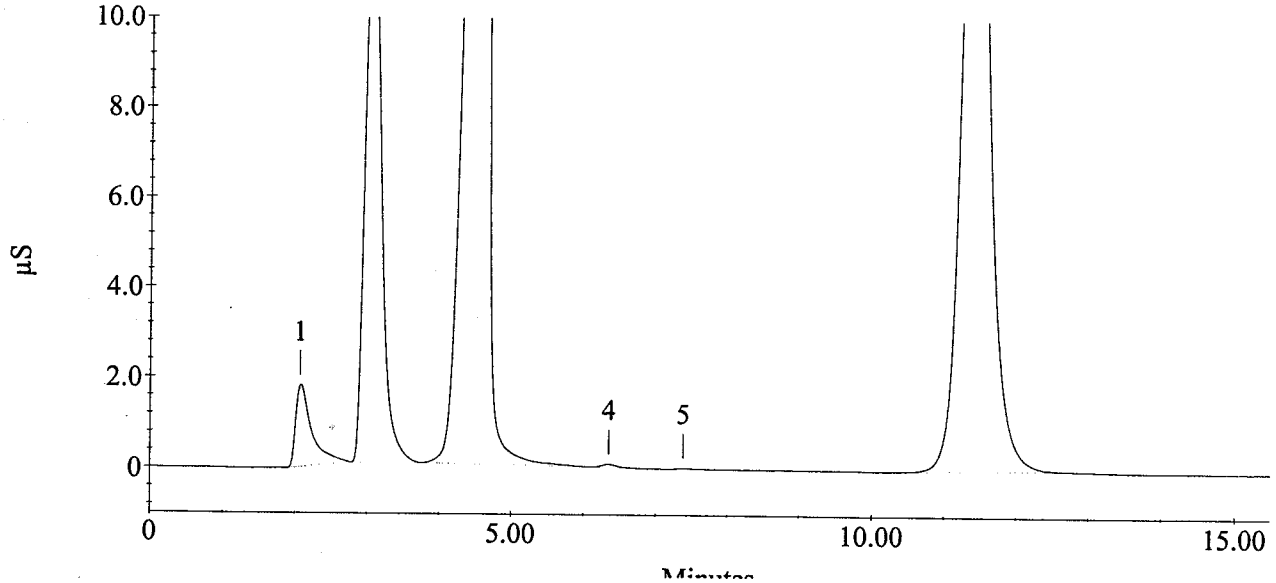

Sample Name : JZ83 C2
Method File Name : c:\peaknet\method\std.met

Current Date : 10/9/06
Date Time Collected : 10/9/06 3:19:14 PM

Injection Number : 28
Dilution Factor : 2.00
column :

Calibration Date : 10/6/06 11:52:27 AM
Data File Name : ...\OCT0906DAP_028.DXD
Injection Volume : 1.00

Module ID : 34 07 2a
Schedule File Name : ...\oct0906dap.sch

Peak Information : All Peaks

Pk. Num	Ret Time	Component Name	conc. (ppm)	Height	Area	Bl. Code	%Delta
1	2.07	Unknown 1	0.00	3379	63494	1	
2	3.03	FLUORIDE	0.13	3847	38334	1	-0.55
3	4.30	CHLORIDE	10.13	199401	1874943	1	1.18
4	6.28	BROMIDE	0.03	154	2031	1	-0.26
5	7.33	NITRATE-N	0.01	324	4542	1	1.43
6	11.38	SULFATE	3.76	17499	452180	1	-0.15
		---total(s)---	14.07	224604	2435524		

JZ83 C2

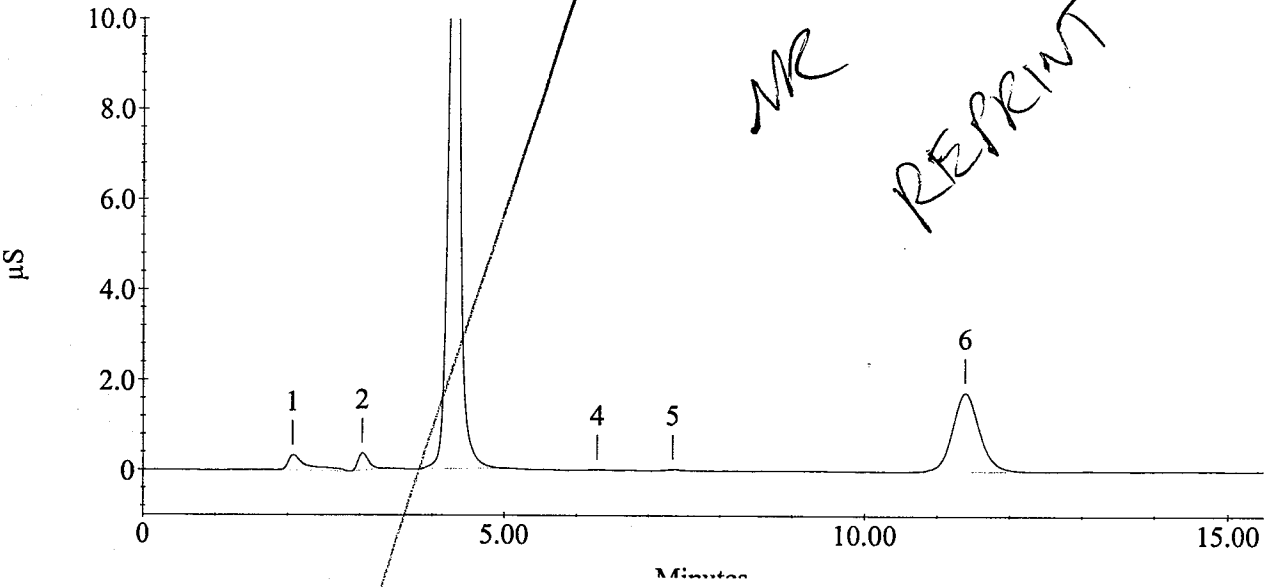

MR
REPRINT

Sample Name : JZ83 C2 Current Date : 10/10/06
Method File Name : C:\PEAKNET\METHOD\STD.met Date Time Collected : 10/9/06 3:19:14 PM

Injection Number : 28
Dilution Factor : 2.00
column :

Calibration Date : 10/6/06 11:52:27 AM
Data File Name : ...\OCT0906DAP_028.DXD
Injection Volume : 1.00

Module ID : 34 07 2a
Schedule File Name : ...\oct0906dap.sch

Peak Information : All Peaks

Pk. Num	Ret Time	Component Name	conc. (ppm)	Height	Area	Bl. Code	%Delta
1	2.07	Unknown 1	0.00	3379	63494	1	
2	3.03	FLUORIDE	0.13	3847	38334	1	-0.55
3	4.30	CHLORIDE	10.13	199401	1874943	1	1.18
4	6.28	BROMIDE	0.03	154	2031	1	-0.26
5	7.33	NITRATE-N	0.01	324	4542	1	1.43
6	11.38	SULFATE	3.76	17499	452180	1	-0.15
		---total(s)---	14.07	224604	2435524		

JZ83 C2

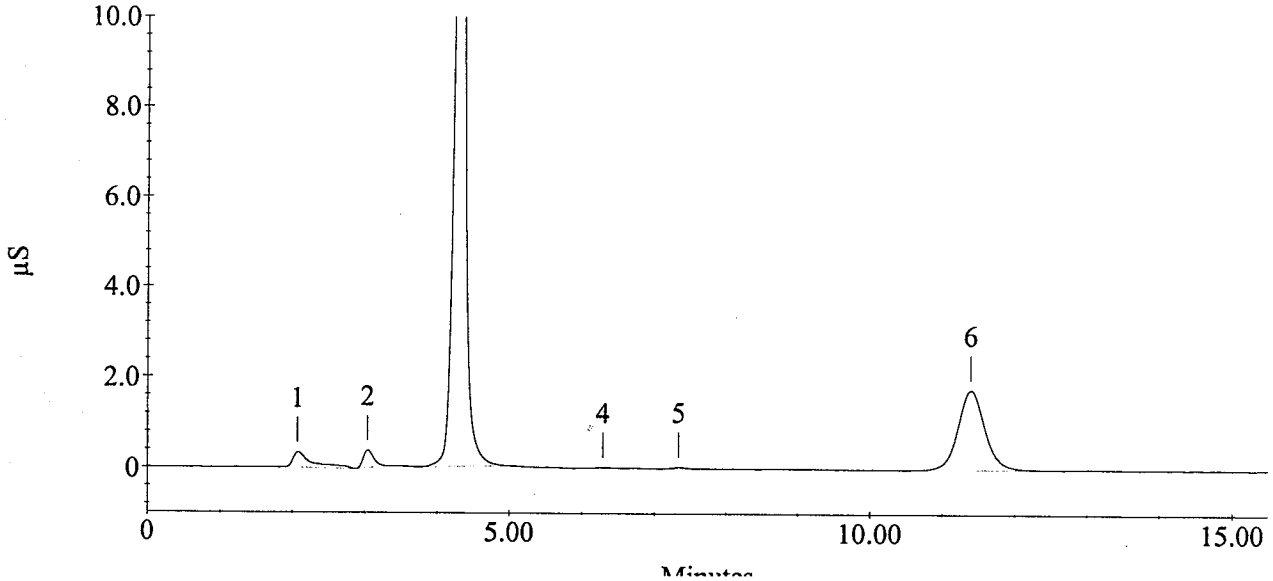

Sample Name : JZ83 D2
Method File Name : c:\peaknet\method\std.met

Current Date : 10/9/06
Date Time Collected : 10/9/06 3:37:01 PM

Injection Number : 29
Dilution Factor : 2.00
column :

Calibration Date : 10/6/06 11:52:27 AM
Data File Name : ...\OCT0906DAP_029.DXD
Injection Volume : 1.00

Module ID : 34 07 2a
Schedule File Name : ...\oct0906dap.sch

Peak Information : All Peaks

Pk. Num	Ret Time	Component Name	conc. (ppm)	Height	Area	Bl. Code	%Delta
1	2.07	Unknown 1	0.00	3366	61494	1	
2	3.03	FLUORIDE	0.16	4202	44775	1	-0.55
3	4.30	CHLORIDE	10.71	211434	1981166	1	1.18
4	5.03	NITRITE-N	0.02	560	6314	1	-0.72
5	6.27	BROMIDE	0.03	165	1878	1	-0.53
6	7.32	NITRATE-N	0.09	2533	43132	1	1.20
7	11.38	SULFATE	3.55	16649	426211	1	-0.15
		---total(s)---	14.54	238910	2564970		

JZ83 D2

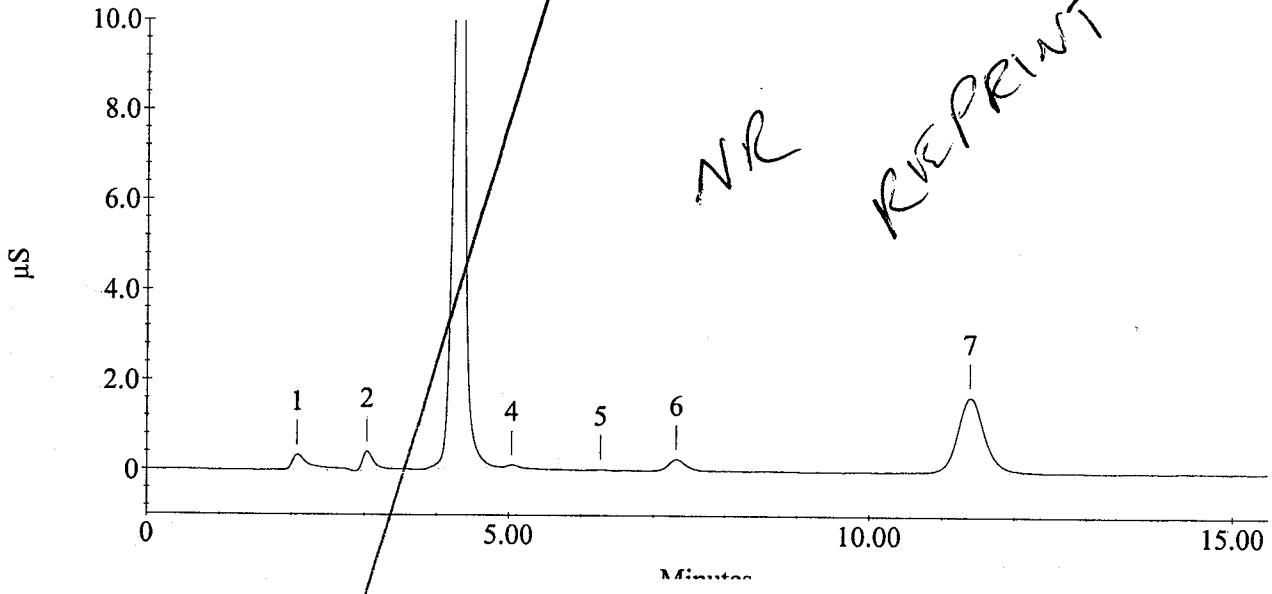

NR REPRINT

Sample Name : JZ83 D2 Current Date : 10/10/06

Method File Name : C:\PEAKNET\METHOD\STD.met Date Time Collected : 10/9/06 3:37:01 PM

Injection Number : 29
Dilution Factor : 2.00
column :

Calibration Date : 10/6/06 11:52:27 AM
Data File Name : ...\OCT0906DAP_029.DXD
Injection Volume : 1.00

Module ID : 34 07 2a
Schedule File Name : ...\oct0906dap.sch

Peak Information : All Peaks

Pk. Num	Ret Time	Component Name	conc. (ppm)	Height	Area	Bl. Code	%Delta
1	2.07	Unknown 1	0.00	3366	61494	1	
2	3.03	FLUORIDE	0.16	4202	44775	1	-0.55
3	4.30	CHLORIDE	10.71	211434	1981166	1	1.18
4	5.03	NITRITE-N	0.02	560	6314	1	-0.72
5	6.27	BROMIDE	0.03	165	1878	1	-0.53
6	7.32	NITRATE-N	0.09	2530	42900	1	1.20
7	11.38	SULFATE	3.55	16649	426211	1	-0.15
		---total(s)---	14.54	238906	2564739		

JZ83 D2

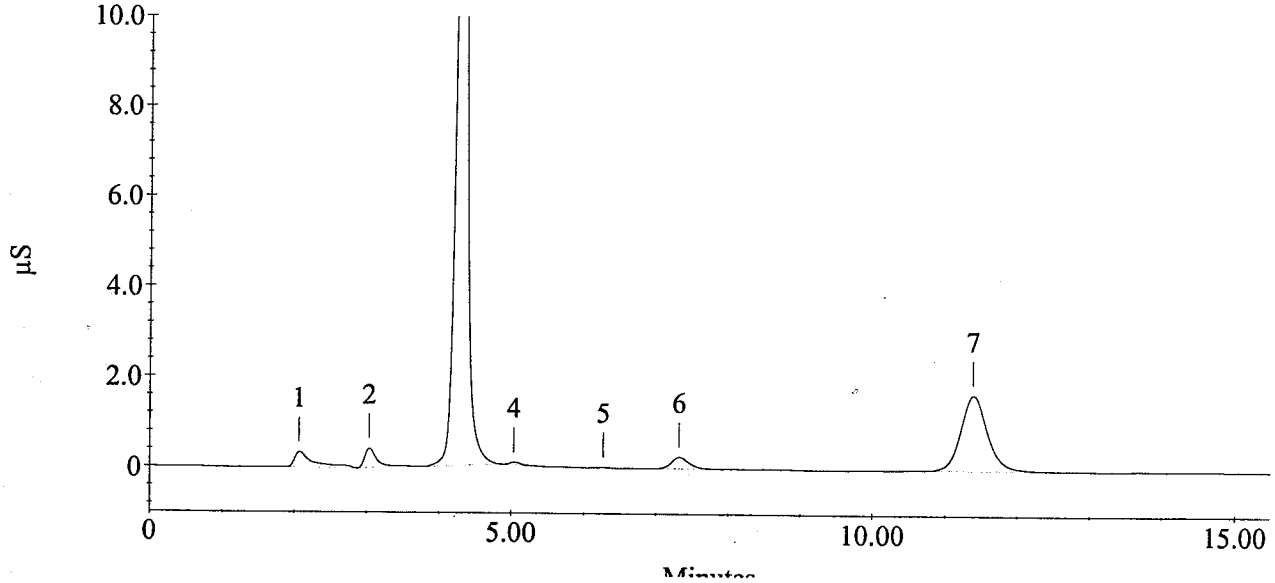

Sample Name : JZ83 E2
Method File Name : c:\peaknet\method\std.met

Current Date : 10/9/06
Date Time Collected : 10/9/06 3:54:47 PM

Injection Number : 30
Dilution Factor : 2.00
column :

Calibration Date : 10/6/06 11:52:27 AM
Data File Name : ...\OCT0906DAP_030.DXD
Injection Volume : 1.00

Module ID : 34 07 2a
Schedule File Name : ...\oct0906dap.sch

Peak Information : All Peaks

Pk. Num	Ret Time	Component Name	conc. (ppm)	Height	Area	Bl. Code	%Delta
1	1.25	Unknown 1	0.00	1148	7743	1	
2	2.07	Unknown 2	0.00	3295	60796	1	
3	3.03	FLUORIDE	0.15	4140	42448	1	-0.55
4	4.30	CHLORIDE	10.70	209530	1979274	1	1.18
5	5.05	NITRITE-N	0.02	714	7755	1	-0.39
6	6.28	BROMIDE	0.04	198	2625	1	-0.26
7	7.32	NITRATE-N	0.11	3095	52092	1	1.20
8	11.40	SULFATE	3.63	16948	435730	1	0.00
		---total(s)---	14.63	239068	2588464		

JZ83 E2

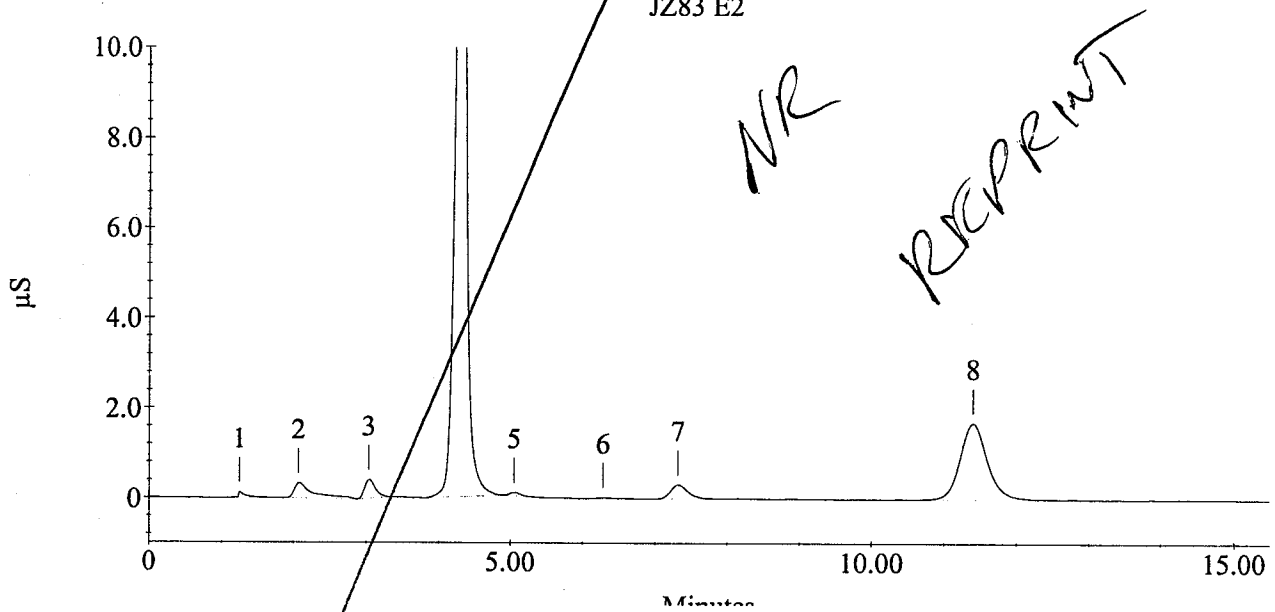

NR
REPRINT

Sample Name : JZ83 E2 Current Date : 10/10/06

Method File Name : C:\PEAKNET\METHOD\STD.met Date Time Collected : 10/9/06 3:54:47 PM

Injection Number : 30
Dilution Factor : 2.00
column :

Calibration Date : 10/6/06 11:52:27 AM
Data File Name : ...\OCT0906DAP_030.DXD
Injection Volume : 1.00

Module ID : 34 07 2a
Schedule File Name : ...\oct0906dap.sch

Peak Information : All Peaks

Pk. Num	Ret Time	Component Name	conc. (ppm)	Height	Area	Bl. Code	%Delta
1	1.25	Unknown 1	0.00	1148	7743	1	
2	2.07	Unknown 2	0.00	3295	60796	1	
3	3.03	FLUORIDE	0.15	4140	42448	1	-0.55
4	4.30	CHLORIDE	10.70	209530	1979274	1	1.18
5	5.05	NITRITE-N	0.02	714	7755	1	-0.39
6	6.28	BROMIDE	0.04	198	2625	1	-0.26
7	7.32	NITRATE-N	0.11	3095	52092	1	1.20
8	11.40	SULFATE	3.63	16948	435730	1	0.00
		---total(s)---	14.63	239068	2588464		

JZ83 E2

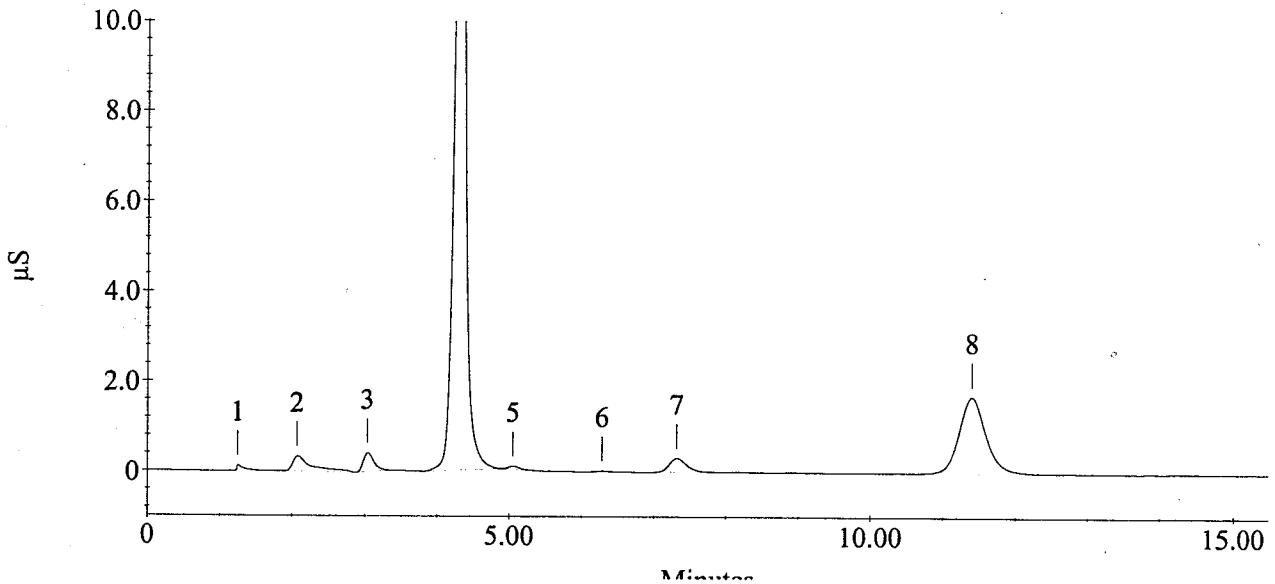

Sample Name : JZ82 A2
Method File Name : c:\peaknet\method\std.met

Current Date : 10/9/06
Date Time Collected : 10/9/06 4:12:34 PM

Injection Number : 31
Dilution Factor : 1.00
column :

Calibration Date : 10/6/06 11:52:27 AM
Data File Name : ...\OCT0906DAP_031.DXD
Injection Volume : 1.00

Module ID : 34 07 2a
Schedule File Name : ...\oct0906dap.sch

Peak Information : All Peaks

Pk. Num	Ret Time	Component Name	conc. (ppm)	Height	Area	Bl. Code	%Delta
1	2.07	Unknown 1	0.00	5976	111748	1	
2	3.03	FLUORIDE	0.15	6860	83992	1	-0.55
3	4.37	CHLORIDE	9.55	406821	3535389	1	2.75
4	6.27	BROMIDE	0.03	348	4879	1	-0.53
5	7.33	NITRATE-N	0.02	1035	16706	1	1.43
6	11.38	SULFATE	4.64	44230	1114883	1	-0.15
		---total(s)---	14.39	465271	4867597		

JZ82 A2

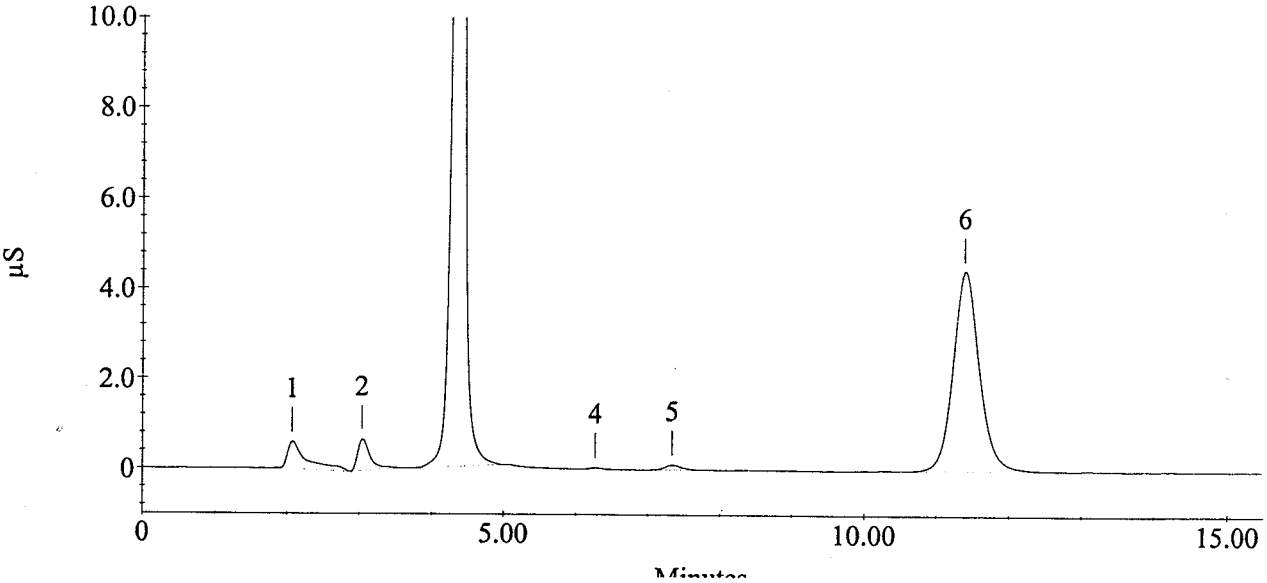

Sample Name : JZ82 A2 DUP
Method File Name : c:\peaknet\method\std.met

Current Date : 10/9/06
Date Time Collected : 10/9/06 4:30:19 PM

Injection Number : 32
Dilution Factor : 1.00
column :

Calibration Date : 10/6/06 11:52:27 AM
Data File Name : ...\OCT0906DAP_032.DXD
Injection Volume : 1.00

Module ID : 34 07 2a
Schedule File Name : ...\oct0906dap.sch

Peak Information : All Peaks

Pk. Num	Ret Time	Component Name	conc. (ppm)	Height	Area	Bl. Code	%Delta
1	2.07	Unknown 1	0.00	5870	111705	1	
2	3.03	FLUORIDE	0.15	6877	84004	1	-0.55
3	4.37	CHLORIDE	9.71	411526	3591650	1	2.75
4	6.27	BROMIDE	0.02	276	3471	1	-0.53
5	7.33	NITRATE-N	0.02	1011	17116	1	1.43
6	11.40	SULFATE	4.65	44447	1118254	1	0.00
		---total(s)---	14.55	470007	4926200		

JZ82 A2 DUP

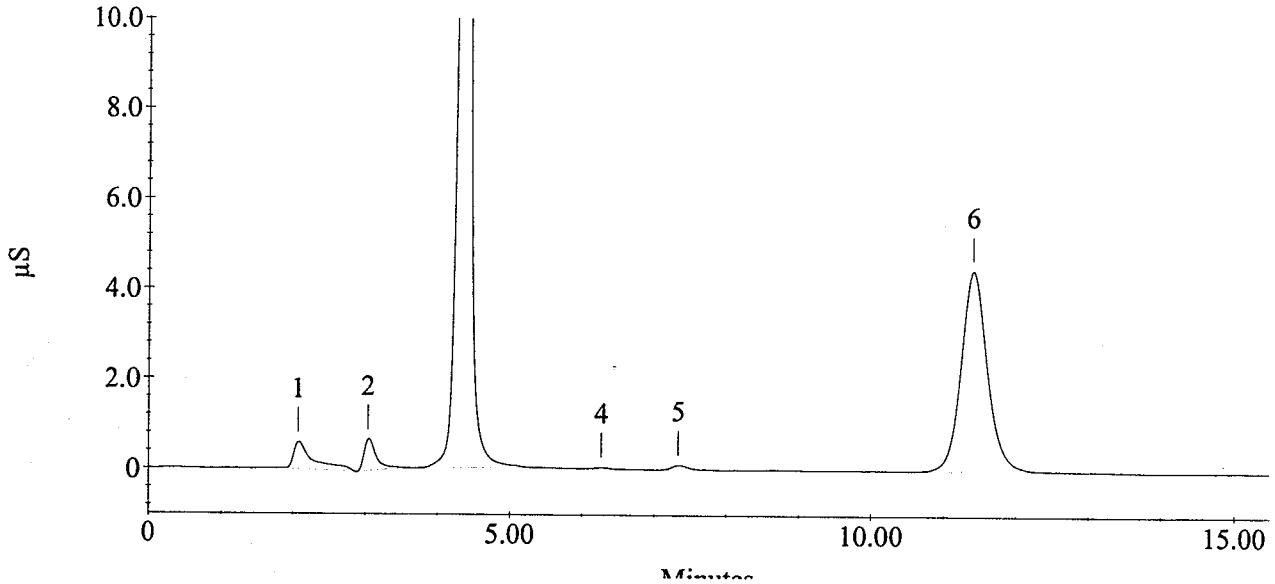

Sample Name : JZ82 A2 MS
Method File Name : c:\peaknet\method\std.met

Current Date : 10/9/06
Date Time Collected : 10/9/06 4:48:06 PM

Injection Number : 33
Dilution Factor : 1.00
column :

Calibration Date : 10/6/06 11:52:27 AM
Data File Name : ...\OCT0906DAP_033.DXD
Injection Volume : 1.00

Module ID : 34 07 2a
Schedule File Name : ...\oct0906dap.sch

Peak Information : All Peaks

Pk. Num	Ret Time	Component Name	conc. (ppm)	Height	Area	Bl. Code	%Delta
1	2.07	Unknown 1	0.00	7308	129203	1	
2	3.05	FLUORIDE	2.04	105148	1171158	1	0.00
3	4.37	CHLORIDE	11.97	489303	4429525	1	2.75
4	5.07	NITRITE-N	1.87	137014	1569849	1	-0.07
5	6.27	BROMIDE	1.99	21468	288269	1	-0.53
6	7.22	NITRATE-N	1.89	113043	1847338	1	-0.18
7	9.78	PHOSPHATE-P	1.54	14342	411658	1	0.55
8	11.38	SULFATE	6.70	65103	1609095	1	-0.15
		---total(s)---	27.99	952729	11456094		

JZ82 A2 MS

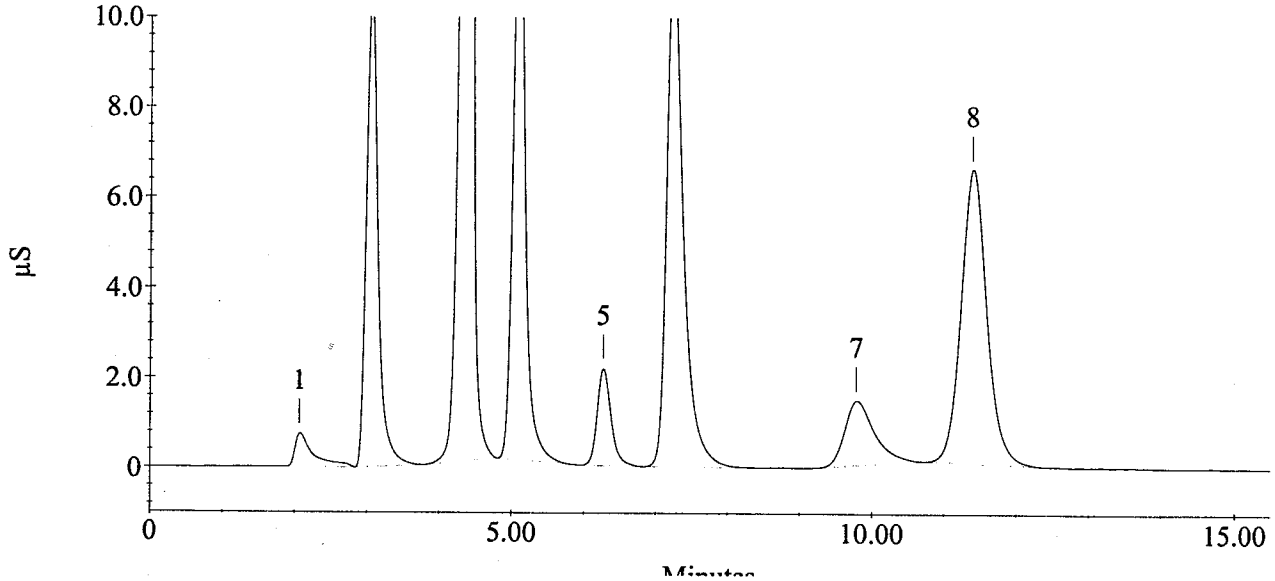

Sample Name : JZ82 B2
Method File Name : c:\peaknet\method\std.met

Current Date : 10/9/06
Date Time Collected : 10/9/06 5:05:52 PM

Injection Number : 34
Dilution Factor : 1.00
column :

Calibration Date : 10/6/06 11:52:27 AM
Data File Name : ...\OCT0906DAP_034.DXD
Injection Volume : 1.00

Module ID : 34 07 2a
Schedule File Name : ...\oct0906dap.sch

Peak Information : All Peaks

Pk. Num	Ret Time	Component Name	conc. (ppm)	Height	Area	Bl. Code	%Delta
1	1.28	Unknown 1	0.00	126	1722	1	
2	2.07	Unknown 2	0.00	5860	108536	1	
3	3.05	FLUORIDE	0.15	7133	87200	1	0.00
4	4.40	CHLORIDE	19.02	749684	7036852	1	3.53
5	6.28	BROMIDE	0.04	472	6282	1	-0.26
6	7.38	NITRATE-N	0.00	208	2403	1	2.12
7	11.40	SULFATE	1.44	13678	347244	1	0.00
		---total(s)---	20.66	777161	7590238		

JZ82 B2

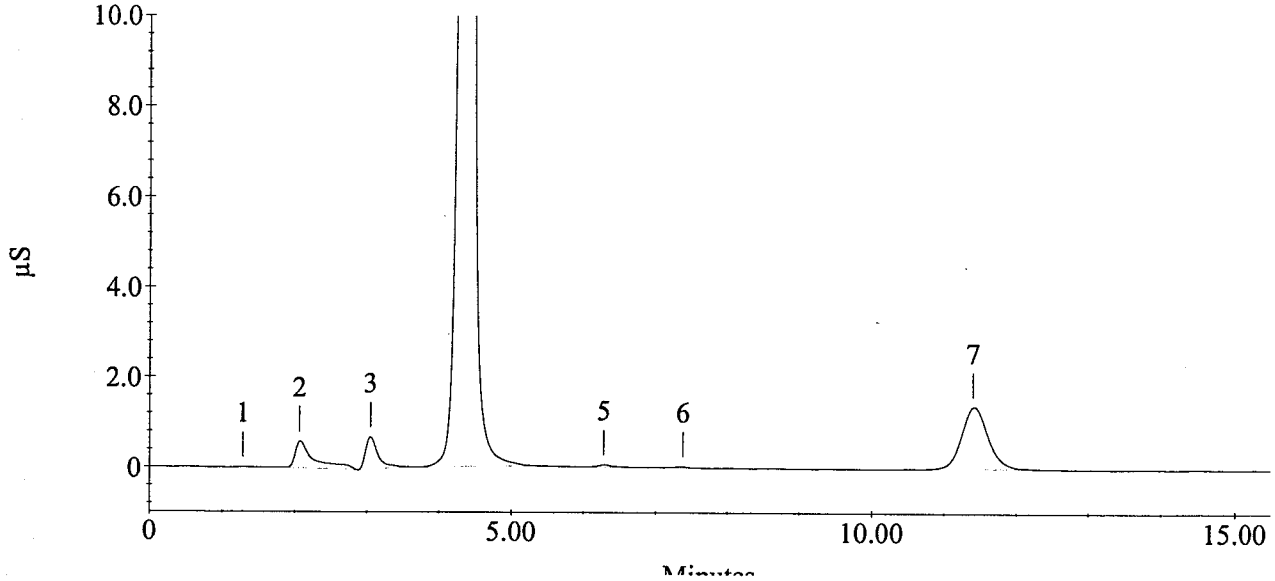

Sample Name : JZ82 C2
Method File Name : c:\peaknet\method\std.met

Current Date : 10/9/06
Date Time Collected : 10/9/06 5:23:37 PM

Injection Number : 35
Dilution Factor : 1.00
column :

Calibration Date : 10/6/06 11:52:27 AM
Data File Name : ...\OCT0906DAP_035.DXD
Injection Volume : 1.00

Module ID : 34 07 2a
Schedule File Name : ...\oct0906dap.sch

Peak Information : All Peaks

Pk. Num	Ret Time	Component Name	conc. (ppm)	Height	Area	Bl. Code	%Delta
1	2.07	Unknown 1	0.00	6099	114059	1	
2	3.05	FLUORIDE	0.14	6400	80378	1	0.00
3	4.38	CHLORIDE	9.64	411941	3566551	1	3.14
4	6.28	BROMIDE	0.03	360	4900	1	-0.26
5	7.35	NITRATE-N	0.02	1226	19065	1	1.66
6	11.40	SULFATE	4.40	41757	1057718	1	0.00
7	13.30	Unknown 2	0.00	109	1316	1	
		---total(s)---	14.23	467892	4843986		

JZ82 C2

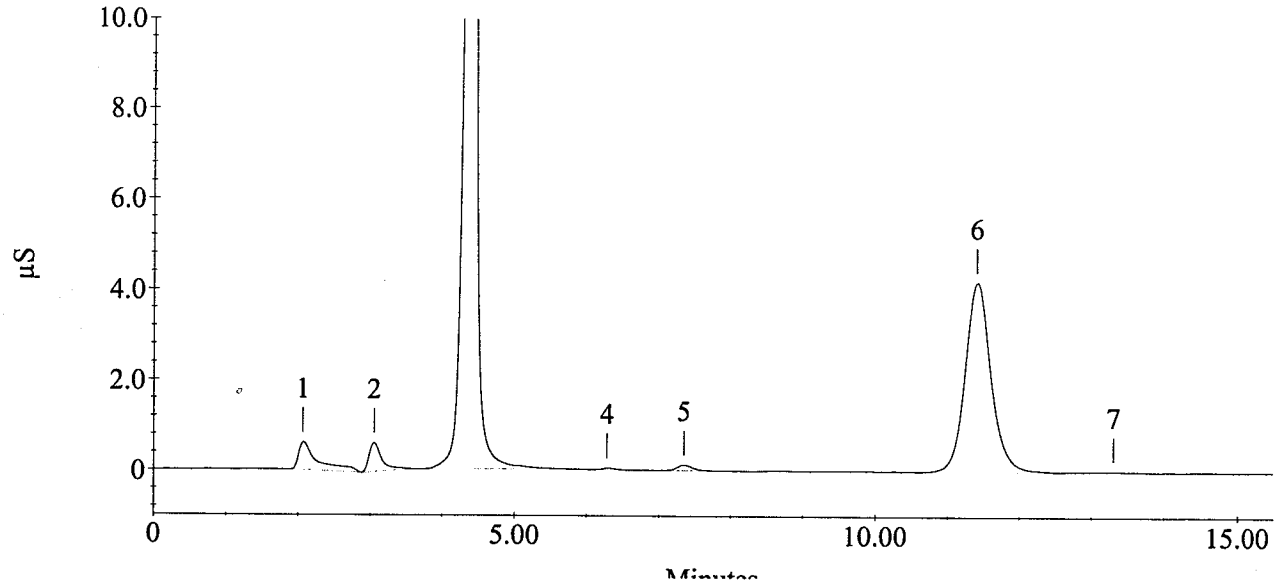

Sample Name : JZ83 B2
Method File Name : c:\peaknet\method\std.met

Current Date : 10/9/06
Date Time Collected : 10/9/06 5:41:24 PM

Injection Number : 36
Dilution Factor : 1.00
column :

Calibration Date : 10/6/06 11:52:27 AM
Data File Name : ...\OCT0906DAP_036.DXD
Injection Volume : 1.00

Module ID : 34 07 2a
Schedule File Name : ...\oct0906dap.sch

Peak Information : All Peaks

Pk. Num	Ret Time	Component Name	conc. (ppm)	Height	Area	Bl. Code	%Delta
1	2.08	Unknown 1	0.00	3105	49987	1	
2	3.03	FLUORIDE	0.09	4489	49344	1	-0.55
3	4.28	CHLORIDE	4.40	163385	1626724	1	0.78
4	6.27	BROMIDE	0.02	159	2317	1	-0.53
5	7.32	NITRATE-N	0.13	7464	129166	1	1.20
6	11.35	SULFATE	11.54	111781	2773509	1	-0.44
		---total(s)---	16.17	290382	4631048		

JZ83 B2

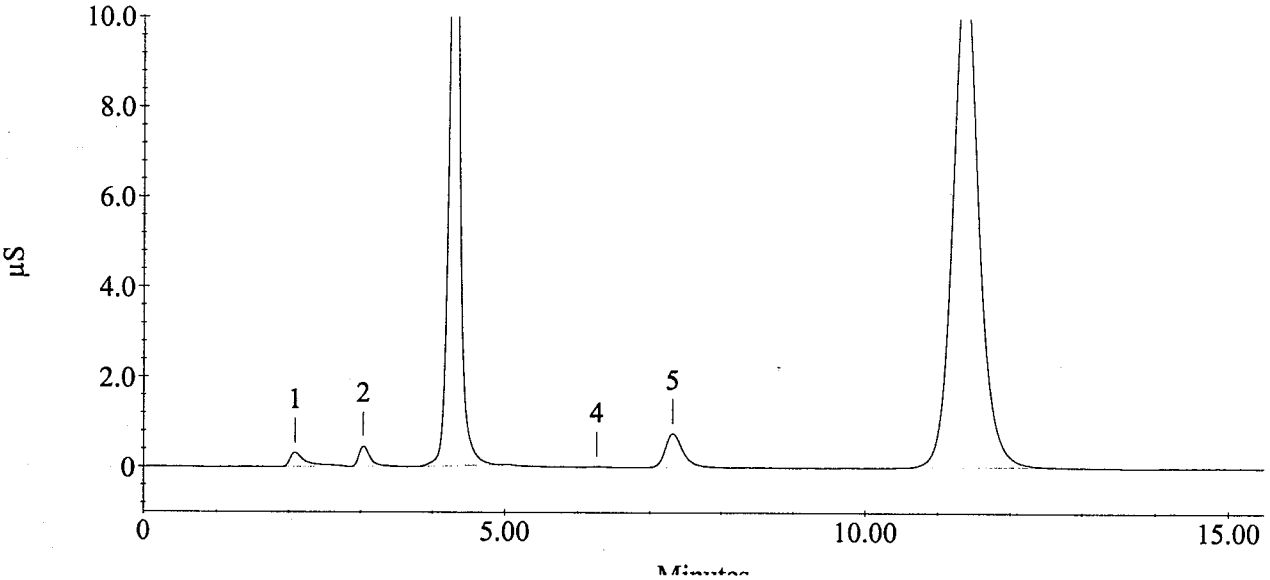

Sample Name : CCV
Method File Name : c:\peaknet\method\std.met

Current Date : 10/9/06
Date Time Collected : 10/9/06 5:59:10 PM

Injection Number : 37
Dilution Factor : 1.00
column :

Calibration Date : 10/6/06 11:52:27 AM
Data File Name : ...\OCT0906DAP_037.DXD
Injection Volume : 1.00

Module ID : 34 07 2a
Schedule File Name : ...\oct0906dap.sch

Peak Information : All Peaks

Pk. Num	Ret Time	Component Name	conc. (ppm)	Height	Area	Bl. Code	%Delta
1	2.08	Unknown 1	0.00	2049	26614	1	
2	3.03	FLUORIDE	2.85	161153	1635924	1	-0.55
3	4.23	CHLORIDE	2.84	98521	1052816	1	-0.39
4	5.03	NITRITE-N	2.89	192168	2425237	1	-0.72
5	6.25	BROMIDE	2.91	30164	421946	1	-0.79
6	7.20	NITRATE-N	2.85	167585	2786287	1	-0.41
7	9.72	PHOSPHATE-P	2.74	27902	732917	1	-0.14
8	11.35	SULFATE	2.93	27834	705008	1	-0.44
		---total(s)---	20.01	707377	9786750		

CCV

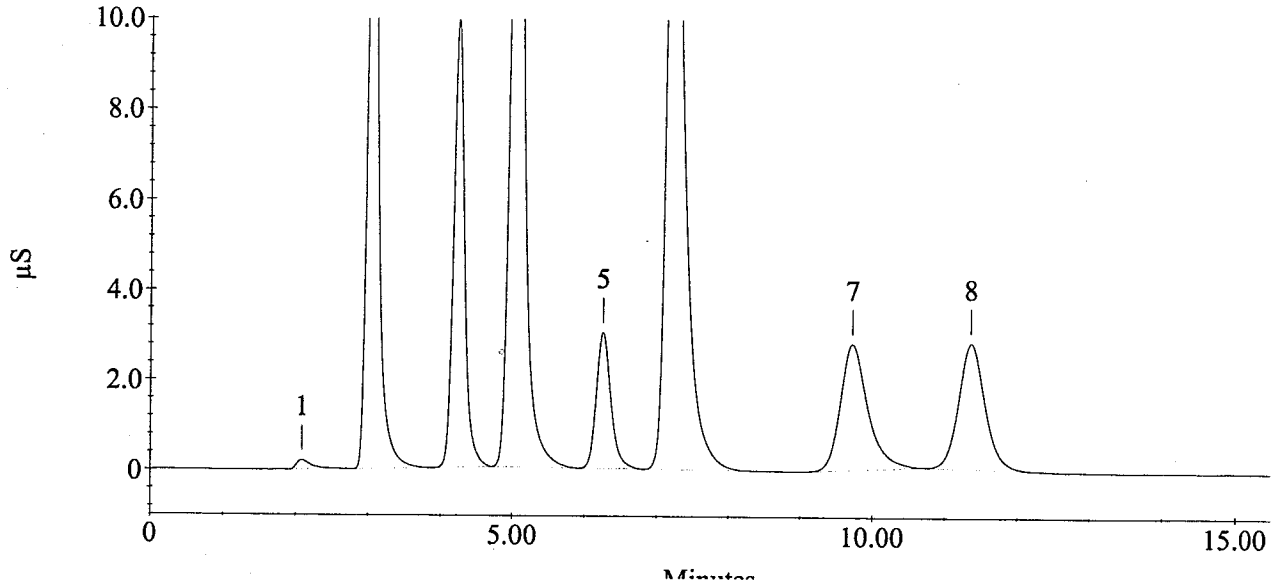

Sample Name : CCB
Method File Name : c:\peaknet\method\std.met

Current Date : 10/9/06
Date Time Collected : 10/9/06 6:16:57 PM

Injection Number : 38
Dilution Factor : 1.00
column :

Calibration Date : 10/6/06 11:52:27 AM
Data File Name : ...\OCT0906DAP_038.DXD
Injection Volume : 1.00

Module ID : 34 07 2a
Schedule File Name : ...\oct0906dap.sch

Peak Information : All Peaks

Pk. Num	Ret Time	Component Name	conc. (ppm)	Height	Area	Bl. Code	%Delta
1	4.23	CHLORIDE	0.04	706	14344	1	-0.39
		---total(s)---					
			0.04	706	14344		

CCB

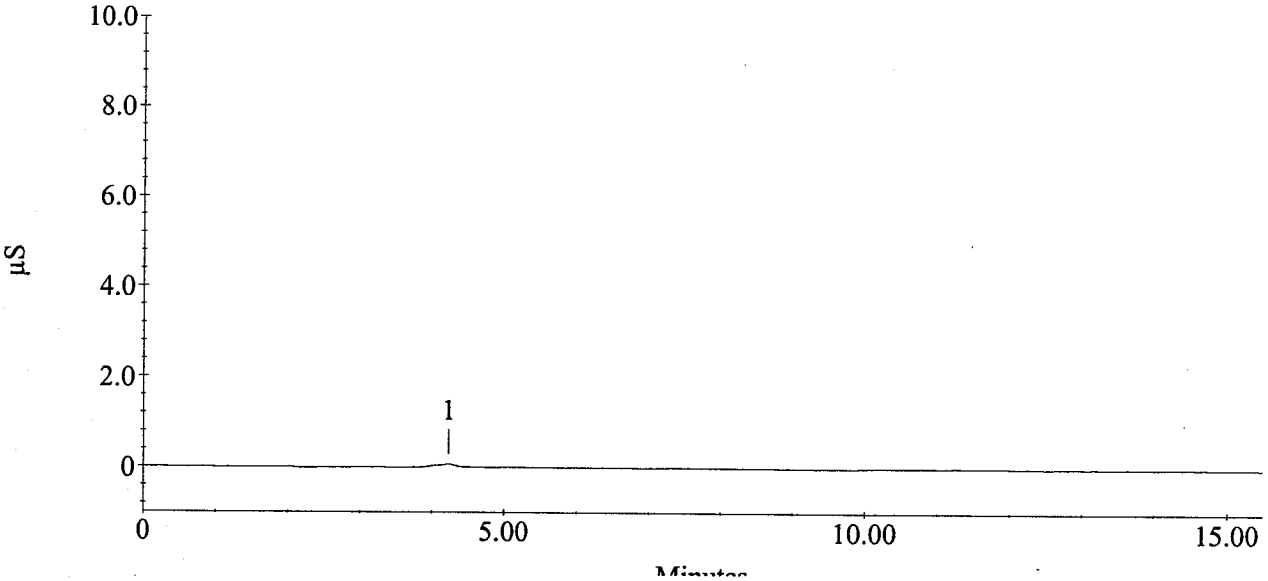

Sample Name : JZ83 F2
Method File Name : c:\peaknet\method\std.met

Current Date : 10/9/06
Date Time Collected : 10/9/06 6:34:42 PM

Injection Number : 39
Dilution Factor : 2.00
column :

Calibration Date : 10/6/06 11:52:27 AM
Data File Name : ...\OCT0906DAP_039.DXD
Injection Volume : 1.00

Module ID : 34 07 2a
Schedule File Name : ...\oct0906dap.sch

Peak Information : All Peaks

Pk. Num	Ret Time	Component Name	conc. (ppm)	Height	Area	Bl. Code	%Delta
1	2.07	Unknown 1	0.00	3190	59529	1	
2	3.03	FLUORIDE	0.17	4471	47722	1	-0.55
3	4.30	CHLORIDE	10.83	209654	2003824	1	1.18
4	7.37	NITRATE-N	0.02	458	8409	1	1.89
5	11.37	SULFATE	3.64	17041	437884	1	-0.29
		---total(s)---	14.66	234814	2557368		

JZ83 F2

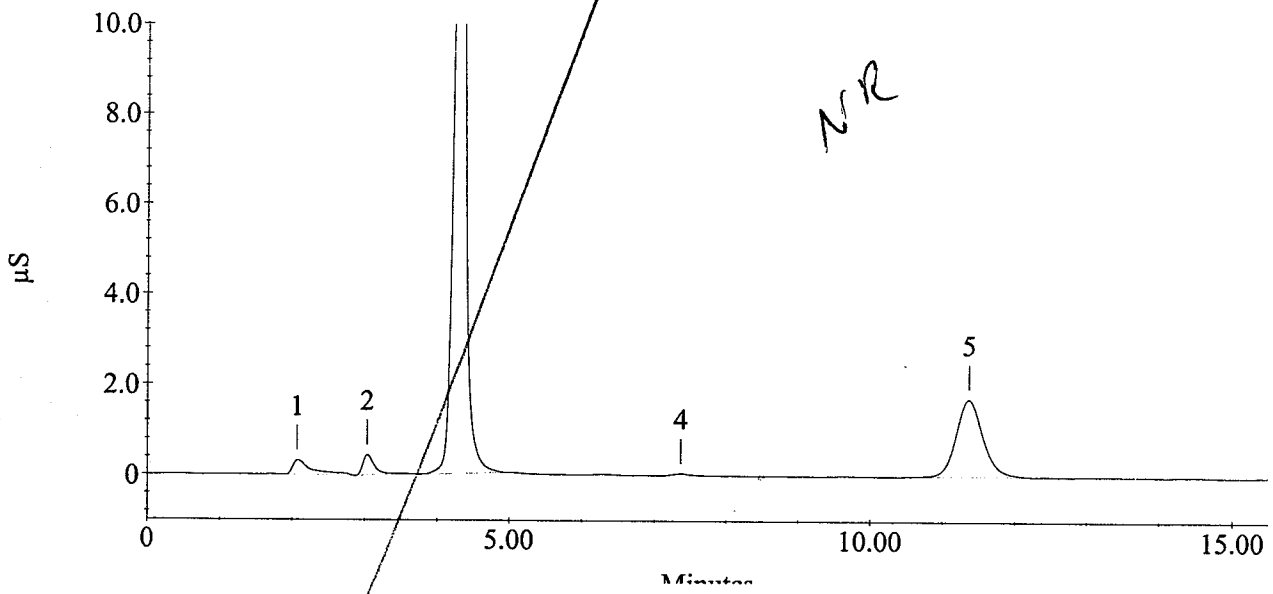

NR

Sample Name : JZ83 G2
Method File Name : c:\peaknet\method\std.met

Current Date : 10/9/06
Date Time Collected : 10/9/06 6:52:27 PM

Injection Number : 40
Dilution Factor : 2.00
column :

Calibration Date : 10/6/06 11:52:27 AM
Data File Name : ...\OCT0906DAP_040.DXD
Injection Volume : 1.00

Module ID : 34 07 2a
Schedule File Name : ...\oct0906dap.sch

Peak Information : All Peaks

Pk. Num	Ret Time	Component Name	conc. (ppm)	Height	Area	Bl. Code	%Delta
1	2.07	Unknown 1	0.00	3462	63001	1	
2	3.03	FLUORIDE	0.17	4622	47586	1	-0.55
3	4.30	CHLORIDE	10.66	205664	1971532	1	1.18
4	6.30	BROMIDE	0.04	202	2620	1	0.00
5	7.38	NITRATE-N	0.01	314	5126	1	2.12
6	11.35	SULFATE	3.76	17675	451991	1	-0.44
		---total(s)---	14.63	231939	2541856		

JZ83 G2

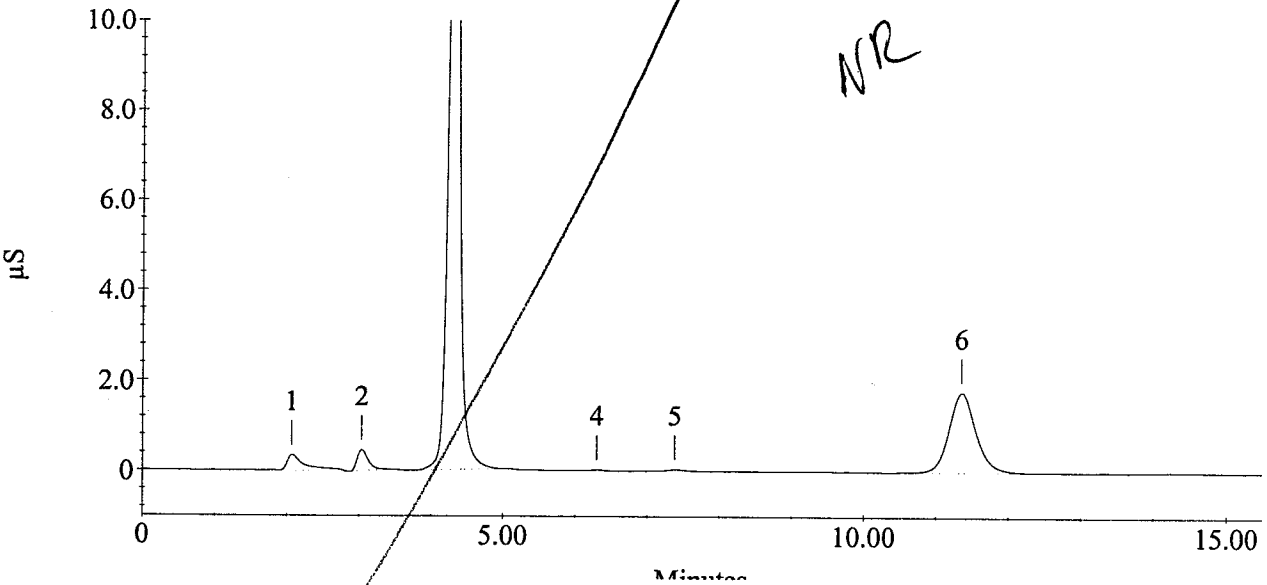

NR

Sample Name : JZ83 F2
Method File Name : c:\peaknet\method\std.met

Current Date : 10/9/06
Date Time Collected : 10/9/06 7:10:13 PM

Injection Number : 41
Dilution Factor : 1.00
column :

Calibration Date : 10/6/06 11:52:27 AM
Data File Name : ...\OCT0906DAP_041.DXD
Injection Volume : 1.00

Module ID : 34 07 2a
Schedule File Name : ...\oct0906dap.sch

Peak Information : All Peaks

Pk. Num	Ret Time	Component Name	conc. (ppm)	Height	Area	Bl. Code	%Delta
1	2.07	Unknown 1	0.00	6084	114641	1	
2	3.03	FLUORIDE	0.16	8613	94104	1	-0.55
3	4.37	CHLORIDE	11.86	495001	4389153	1	2.75
4	6.30	BROMIDE	0.03	329	4691	1	0.00
5	7.37	NITRATE-N	0.01	635	10071	1	1.89
6	11.35	SULFATE	3.74	35458	898637	1	-0.44
		---total(s)---	15.81	546119	5511297		

JZ83 F2

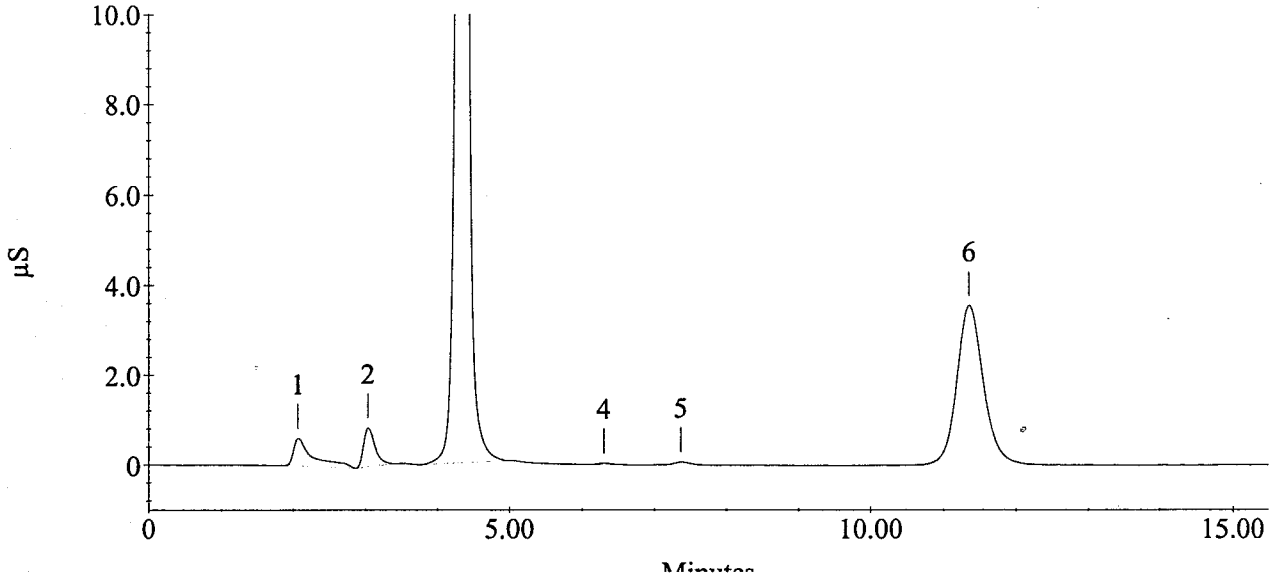

Sample Name : JZ83 G2
Method File Name : c:\peaknet\method\std.met

Current Date : 10/9/06
Date Time Collected : 10/9/06 7:28:00 PM

Injection Number : 42
Dilution Factor : 1.00
column :

Calibration Date : 10/6/06 11:52:27 AM
Data File Name : ...\OCT0906DAP_042.DXD
Injection Volume : 1.00

Module ID : 34 07 2a
Schedule File Name : ...\oct0906dap.sch

Peak Information : All Peaks

Pk. Num	Ret Time	Component Name	conc. (ppm)	Height	Area	Bl. Code	%Delta
1	2.07	Unknown 1	0.00	6017	113412	1	
2	3.03	FLUORIDE	0.17	8791	96248	1	-0.55
3	4.38	CHLORIDE	11.83	502871	4379289	1	3.14
4	6.32	BROMIDE	0.02	279	2807	1	0.26
5	7.40	NITRATE-N	0.01	617	9805	1	2.35
6	11.35	SULFATE	3.86	36755	928687	1	-0.44
		---total(s)---	15.90	555329	5530247		

JZ83 G2

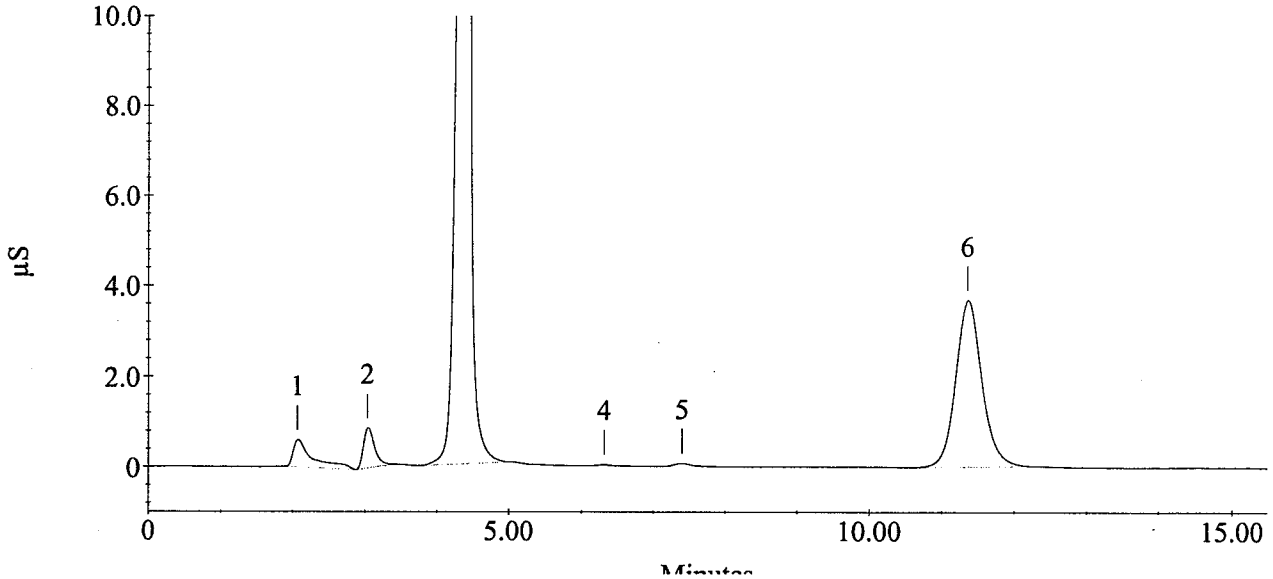

Sample Name : JZ83 H1
Method File Name : c:\peaknet\method\std.met

Current Date : 10/9/06
Date Time Collected : 10/9/06 7:45:46 PM

Injection Number : 43
Dilution Factor : 1.00
column :

Calibration Date : 10/6/06 11:52:27 AM
Data File Name : ...\OCT0906DAP_043.DXD
Injection Volume : 1.00

Module ID : 34 07 2a
Schedule File Name : ...\oct0906dap.sch

Peak Information : All Peaks

Pk. Num	Ret Time	Component Name	conc. (ppm)	Height	Area	Bl. Code	%Delta
1	2.58	Unknown 1	0.00	146	3446	1	
2	4.22	CHLORIDE	0.03	760	9858	1	-0.78
		---total(s)---	0.03	906	13305		

JZ83 H1

Cl, F, SO4 NON DETECT (<0.1)

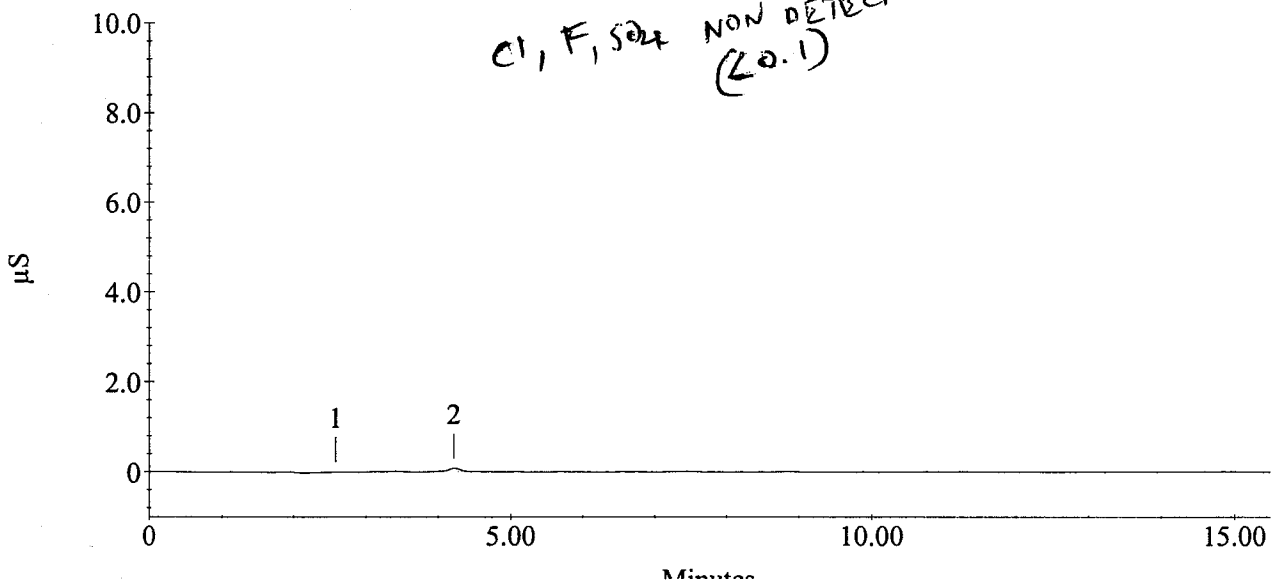

Sample Name : JZ83 I1
Method File Name : c:\peaknet\method\std.met

Current Date : 10/9/06
Date Time Collected : 10/9/06 8:03:32 PM

Injection Number : 44
Dilution Factor : 1.00
column :

Calibration Date : 10/6/06 11:52:27 AM
Data File Name : ...\OCT0906DAP_044.DXD
Injection Volume : 1.00

Module ID : 34 07 2a
Schedule File Name : ...\oct0906dap.sch

Peak Information : All Peaks

Pk. Num	Ret Time	Component Name	conc. (ppm)	Height	Area	Bl. Code	%Delta
1	2.03	Unknown 1	0.00	286	2705	1	
2	2.78	Unknown 2	0.00	87	3211	1	
3	4.23	CHLORIDE	0.04	963	16025	1	-0.39
4	7.35	NITRATE-N	0.00	175	2836	1	1.66
		---total(s)---	0.05	1512	24777		

JZ83 I1

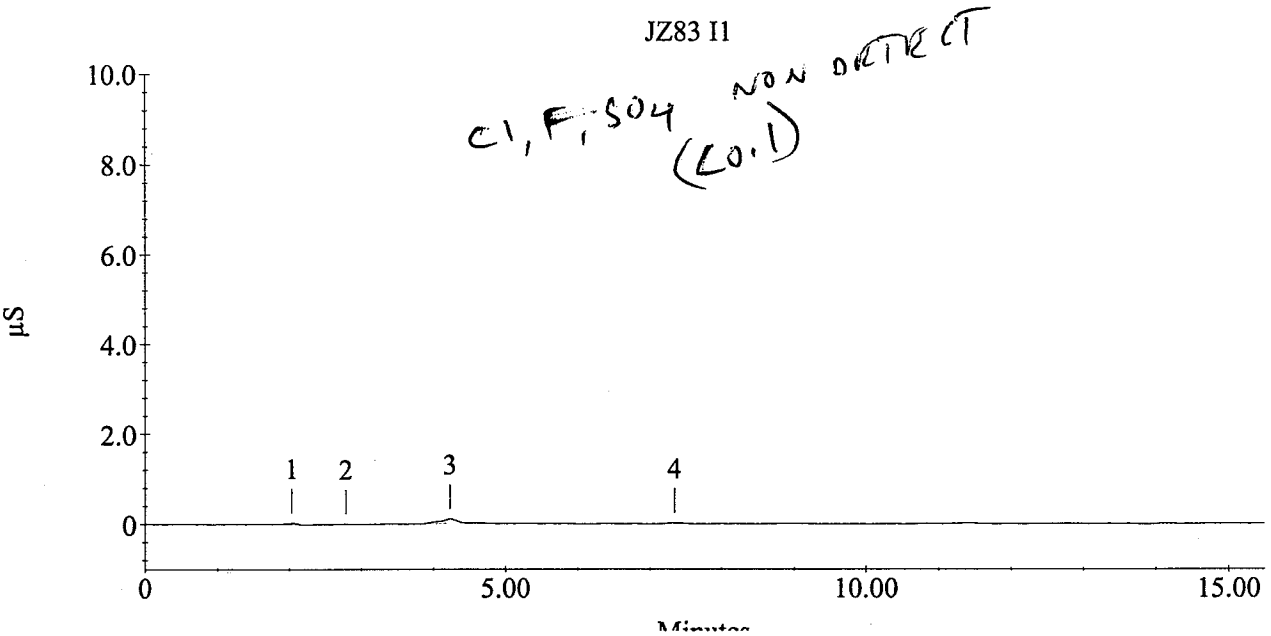

Sample Name : CCV
Method File Name : c:\peaknet\method\std.met

Current Date : 10/9/06
Date Time Collected : 10/9/06 8:21:17 PM

Injection Number : 45
Dilution Factor : 1.00
column :

Calibration Date : 10/6/06 11:52:27 AM
Data File Name : ...\OCT0906DAP_045.DXD
Injection Volume : 1.00

Module ID : 34 07 2a
Schedule File Name : ...\oct0906dap.sch

Peak Information : All Peaks

Pk. Num	Ret Time	Component Name	conc. (ppm)	Height	Area	Bl. Code	%Delta
1	2.07	Unknown 1	0.00	1838	23427	1	
2	3.03	FLUORIDE	2.86	159579	1643153	1	-0.55
3	4.25	CHLORIDE	2.88	100859	1066546	1	0.00
4	5.05	NITRITE-N	2.90	196857	2438115	1	-0.39
5	6.25	BROMIDE	2.93	30449	424707	1	-0.79
6	7.20	NITRATE-N	2.86	168641	2802604	1	-0.41
7	9.70	PHOSPHATE-P	2.79	28615	746462	1	-0.31
8	11.35	SULFATE	2.96	28152	711553	1	-0.44
		---total(s)---					
			20.19	714991	9856566		

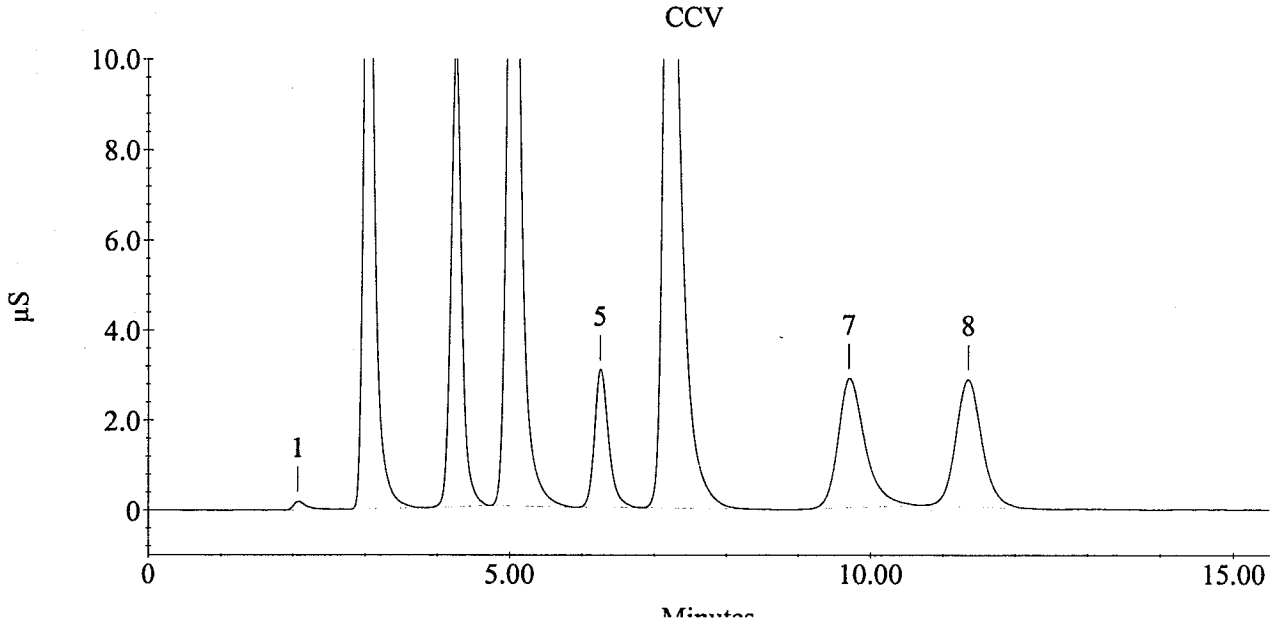

Sample Name : CCB
Method File Name : c:\peaknet\method\std.met

Current Date : 10/9/06
Date Time Collected : 10/9/06 8:39:04 PM

Injection Number : 46
Dilution Factor : 1.00
column :

Calibration Date : 10/6/06 11:52:27 AM
Data File Name : ...\OCT0906DAP_046.DXD
Injection Volume : 1.00

Module ID : 34 07 2a
Schedule File Name : ...\oct0906dap.sch

Peak Information : All Peaks

Pk. Num	Ret Time	Component Name	conc. (ppm)	Height	Area	Bl. Code	%Delta
1	4.08	CHLORIDE	0.12	881	45687	1	-3.92
		---total(s)---					
			0.12	881	45687		

CCB

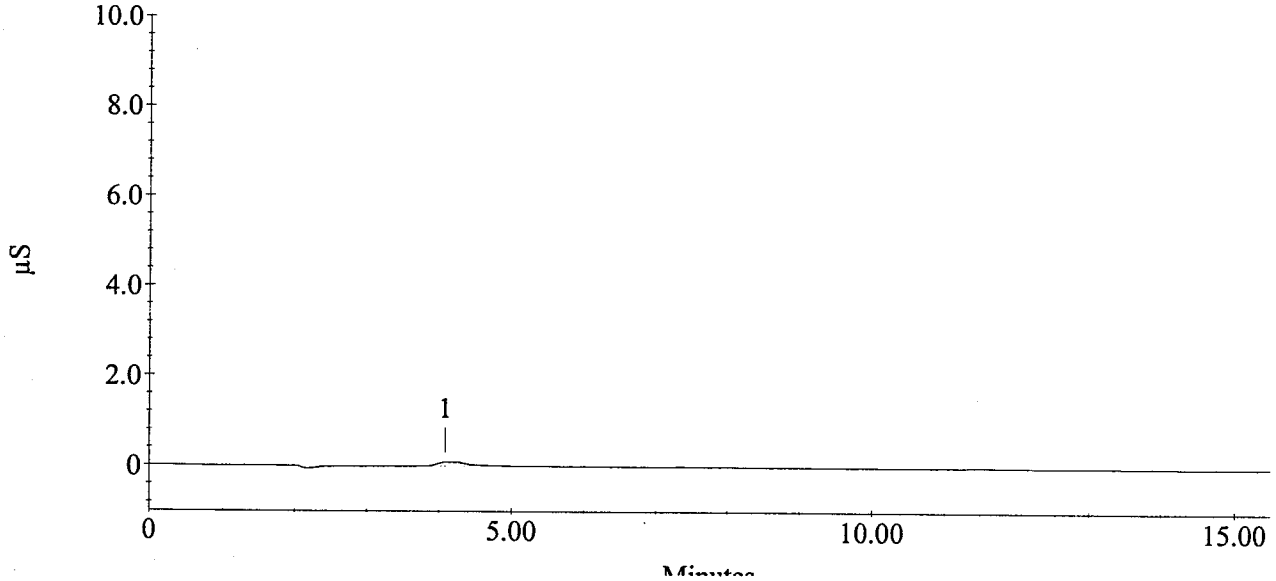

ANALYTICAL
RESOURCES
INCORPORATED

CORRECTIVE ACTIONS - Inorganic Analyses

Criteria Flagged

ARI Project No.: JZ83 Client Name: ANCHOR

Date of Out-of-Control Event: 10/9/06 Method/Element: IC. Cl

Unacceptable Blank	✓	Prep Code:
Unacceptable Duplicate		
Unacceptable Spike		Other:
Unacceptable Reference		

Details of Problem/Recommended Corrective Action:

CLOSING CALIBRATION FAILED FOR Cl. AFFECTED SAMPLES HAD NO INDICATION OF CONTAMINATION SINCE THEY WERE NON DETECT.

Samples Affected: JZ83 H1, I1

Corrective Action Taken: NO REANALYSIS

Analyst: M Supervisor: LW

Date: 10/10/06 Date: 10-10-06

5049F

Rev. 6
10/28/02
0289

Geotech Analysis

prepared
for

ANCHOR ENVIRONMENTAL

Project: Chinook

ARI JOB NO: JZ83

prepared
by

Analytical Resources, Inc.

ANALYTICAL RESOURCES INCORPORATED

Anchor Environmental
Chinook 060354-01
Fluid Density

Sample ID	Temperature (°C)	Density (g/ml)
63D-100206	23	1.0009
W5-100306	23	1.0001
W3-100306	23	1.0001
W2-100306	23	1.0002
W42-100306	23	1.0002
W4A-100306	23	1.0001
W4B-100306	23	1.0001

Density measured in a calibrated 500 ml flask at the indicated temperature.

JZ83

CLIENT: ANCHOR ENVIRONMENTAL
JOB: JZ83
DATE: 10-9-06

ANALYTICAL RESOURCES INCORPORATED

Sample ID	Temp °C	Flask #	Flask Wt. (g)	Flask Vol (mL)	Flask + Sample (g)
A	23	1	180.30	499.52	680.25
B	23	2	183.39	499.48	682.92
C	23	3	183.98	499.64	683.68
D	23	4	184.85	499.87	684.82
E	23	5	187.64	499.42	687.17
F	23	6	181.80	499.52	681.38
G	23	7	167.65	499.19	666.90

Analytical Resources, Incorporated
Analytical Chemists and Consultants

November 8, 2006

RECEIVED
NOV 10 2006
BY:

Kristin Gaines
Anchor Environmental
6650 SW Redwood Lane, #110
Portland, OR 97224

RE: Client Project: Chinook Ventures 060354-01
ARI Job No. JZ95

Dear Kristin:

Please find enclosed the original chain of custody documentation and the final data package for samples from the project referenced above.

Problems associated with these analyses are discussed in the Case Narrative.

An electronic copy of this package will remain on file with ARI. Should you have any questions or problems, please feel free to contact me at your convenience.

Sincerely,

ANALYTICAL RESOURCES, INC.

Susan Dunnihoo
Client Services Manager
sue@arilabs.com
206/695-6207

Enclosures

cc: eFile JZ95

SD/eb

Case Narrative

prepared
for

ANCHOR ENVIRONMENTAL

Project: CHINOOK VENTURES 060354-01

ARI JOB NOS: JZ95

prepared
by

Analytical Resources, Inc.

ANALYTICAL
RESOURCES
INCORPORATED

Case Narrative

Client: Anchor Environmental
Project: Chinook Ventures 060354-01
Matrix: Soil
ARI Job Nos. JZ95

Sample receipt

Three water samples were received on October 5, 2006 under ARI Job JZ95. Samples were well-iced, and the cooler temperature measured by IR thermometer following ARI SOP was 3.2° C. Samples were received in good condition with no discrepancies in paperwork.

General Chemistry Parameters

Total Cyanide

Samples were prepared and analyzed within the required holding time of 14 days.

The method blank was clean.

The replicate analysis has RPDs within limits.

Standard reference recovery was within limits.

The matrix spike had recoveries within limits.

There were no incidents of note.

Weak Acid Dissociable Cyanide

Samples were prepared and analyzed within the required holding time of 14 days.

The method blank was clean.

The replicate analysis has RPDs within limits.

Standard reference recovery was within limits.

The matrix spike had recoveries within limits.

There were no incidents of note.

Geotechnical Parameters

A lab specific Case Narrative follows.

Analytical Resources, Incorporated
Analytical Chemists and Consultants

Client: Anchor Environmental	ARI Project No.: JZ95
Client Project No.: Chinook Ventures 060354-01	

Case Narrative

1. Three samples were submitted for grain size distribution according to ASTM D421/D422.
2. A standard "milkshake" mixer was used to disperse the samples.
3. An assumed specific gravity of 2.65 was used in the calculations.
4. There were no further anomalies in the samples or test method.
5. The data is provided in summary tables and plots.

Approved by: Taylor McKenzie Date: 10/24/04
Title: Lead Technician

4611 South 134th Place, Suite 100 • Tukwila WA 98168 • **206-695-6200** • **206-695-6201** fax

Chain of Custody
Documentation

prepared
for

ANCHOR ENVIRONMENTAL

Project: CHINOOK VENTURES 060354-01

ARI JOB NOS: JZ95

prepared
by

Analytical Resources, Inc.

Chain of Custody Record & Laboratory Analysis Request

ARI Assigned Number: J295	Turn-around Requested:	Page: 1 of 1	
ARI Client Company: Anchor Environmental	Phone: 206.287.9130	Date: 10/5/06	Ice Present?
Client Contact: Sue Snyder		No. of Coolers:	Cooler Temps: 3.2
Client Project Name: Chinook Ventures			
Client Project #: 060354-01	Samplers: Desrosiers		

Analytical Resources, Incorporated
Analytical Chemists and Consultants
4611 South 134th Place, Suite 100
Tukwila, WA 98168
206-695-6200 206-695-6201 (fax)

Sample ID	Date	Time	Matrix	No. Containers	Bellack Fluoride	CN - total + WAD							Notes/Comments
LY1-SO	10/4/06	12:00	SOIL	2	X	X							
LY2-SO	↓	12:15	↓	2	X	X							
LY3-SO	↓	13:30	↓	2	X	X							

Comments/Special Instructions	Relinquished by:	Received by:	Relinquished by:	Received by:
- methods per SAP	(Signature) [signature]	(Signature) [signature]	(Signature)	(Signature)
	Printed Name: REBECCA DESROSIERS	Printed Name: Emily Odachowski	Printed Name:	Printed Name:
	Company: Anchor Env.	Company: ARI	Company:	Company:
	Date & Time: 10/5/06 12:30 Pm	Date & Time: 10/5/06 1230	Date & Time:	Date & Time:

Limits of Liability: *ARI will perform all requested services in accordance with appropriate methodology following ARI Standard Operating Procedures and the ARI Quality Assurance Program. This program meets standards for the industry. The total liability of ARI, its officers, agents, employees, or successors, arising out of or in connection with the requested services, shall not exceed the Invoiced amount for said services. The acceptance by the client of a proposal for services by ARI release ARI from any liability in excess thereof, not withstanding any provision to the contrary in any contract, purchase order or co-signed agreement between ARI and the Client.*

Sample Retention Policy: All samples submitted to ARI will be appropriately discarded no sooner than 90 days after receipt or 60 days after submission of hardcopy data, whichever is longer, unless alternate retention schedules have been established by work-order or contract.

Cooler Receipt Form

ANALYTICAL RESOURCES INCORPORATED

ARI Client: ANCHOR ENVIRONMENTAL Project Name: Chinook Ventures

COC NO.: — Delivered By: EO

Tracking NO.: — Date: 10/5/06

ARI Job No.: JZ95 Lims NO.: 06-18844 /46

Preliminary Examination Phase:

1. Were intact, properly signed and dated custody seals attached
   To the outside of the cooler? ..... YES (NO)
2. Were custody papers included with the cooler ..... (YES) NO
3. Were custody papers properly filled out (ink, signed etc.)? ..... (YES) NO
4. Complete custody forms and attach all shipping documents ..... (OK) NA

Cooler Accepted BY: EO Date: 10/5/06 Time: 1230

Log-IN Phase:

5. Was a temperature blank include in the cooler? ..... YES (NO)
6. Record Cooler Temperature ..... 3.2 °C
7. What kind of packing material was used? ..... ICE BLO
8. Was sufficient ice used (if appropriate)? ..... (YES) NO
9. Were all bottles sealed in separate plastic bags? ..... YES (NO)
10. Did all bottles arrive in good condition (unbroken)? ..... (YES) NO
11. Were all bottle labels complete and legible? ..... (YES) NO
12. Did all bottle labels and tags agree with custody papers? ..... (YES) NO
13. Were all bottles used correct for the requested analyses? ..... (YES) NO
14. Do any of the analyses (bottles) require preservative?
    (If so, Preservation checklist must be attached) ..... YES (NO)
15. Were all VOA vials free of air bubbles? ..... ~~YES~~ N/A ~~NO~~
16. Was sufficient amount of sample sent in each bottle? ..... (YES) NO
17. Notify Project Manager of any discrepancies or concerns ..... (OK) NA

Cooler Opened By: EO Date: 10/5/06 Time 1230

Explain any discrepancies or negative responses:

CHAIN OF CUSTODY/LABORATORY ANALYSIS REQUEST FORM

Columbia Analytical Services INC.
An Employee-Owned Company

1317 South 13th Ave. • Kelso, WA 98626 • (360) 577-7222 • (800) 695-7222 x 07 • FAX (360) 636-1068

DATE_____ PAGE _____ OF_____

PROJECT NAME_____ #_____

PROJECT MANAGER Sue Dunnihoo

COMPANY/ADDRESS ARI

PHONE:_____ FAX:_____

SAMPLERS SIGNATURE_____

SAMPLE I.D.	DATE	TIME	LAB I.D.	SAMPLE MATRIX	NUMBER OF CONTAINERS	ANALYSIS REQUESTED	REMARKS
LY1-S0	10/4			Soil	1		
LY2-S0	10/4			Soil	1		
LY3-S0	10/4			Soil	1		

RELINQUISHED BY:

Signature

Printed Name A Poynter

Firm CAS

Date/Time 10/16/06 1300

RECEIVED BY:

Signature

Printed Name

Firm

Date/Time

TURNAROUND REQUIREMENTS

____ 24 hr ____ 48 hr. ____ 5 day

____ Standard (10-15 working days)

____ Provide Verbal Preliminary Results

____ Provide FAX preliminary Results

Requested Report Date _____

REPORT REQUIREMENTS

____ I. Routine Report

____ II. Report (includes DUP.MS. MSD, as required, may be charged as samples)

____ III. Data Validation Report (includes All Raw Data)

____ IV. CLP Deliverable Report

INVOICE INFORMATION:

P.O.# _____

Bill To _____

SAMPLE RECEIPT:

Shipping VIA: _____

Shipping #: _____

Condition: _____

Lab No: K0608716

RELINQUISHED BY:

Signature

Printed Name

Firm

Date/Time

RECEIVED BY:

Signature

Printed Name

Firm

Date/Time

SPECIAL INSTRUCTIONS/COMMENTS:

Sample Letter for Sue Dunnihoo

8000

DISTRIBUTION: WHITE - return to originator; YELLOW - lab; PINK - retained by originator

LABCOC 11/01

Data Summary Package

prepared
for

ANCHOR ENVIRONMENTAL

Project: CHINOOK VENTURES 060354-01

ARI JOB NOS: JZ95

prepared
by

Analytical Resources, Inc.

Data Reporting Qualifiers

Effective 12/28/04

Inorganic Data

U Indicates that the target analyte was not detected at the reported concentration

* Duplicate RPD is not within established control limits

B Reported value is less than the CRDL but ≥ the Reporting Limit

N Matrix Spike recovery not within established control limits

NA Not Applicable, analyte not spiked

H The natural concentration of the spiked element is so much greater than the concentration spiked that an accurate determination of spike recovery is not possible

L Analyte concentration is ≤5 times the Reporting Limit and the replicate control limit defaults to ±1 RL instead of the normal 20% RPD

Organic Data

U Indicates that the target analyte was not detected at the reported concentration

* Flagged value is not within established control limits

B Analyte detected in an associated Method Blank at a concentration greater than one-half of ARI's Reporting Limit or 5% of the regulatory limit or 5% of the analyte concentration in the sample.

J Estimated concentration when the value is less than ARI's established reporting limits

D The spiked compound was not detected due to sample extract dilution

NR Spiked compound recovery is not reported due to chromatographic interference

E Estimated concentration calculated for an analyte response above the valid instrument calibration range. A dilution is required to obtain an accurate quantification of the analyte.

S Indicates an analyte response that has saturated the detector. The calculated concentration is not valid; a dilution is required to obtain valid quantification of the analyte

NA The flagged analyte was not analyzed for

NS The flagged analyte was not spiked into the sample

M Estimated value for an analyte detected and confirmed by an analyst but with low spectral match parameters. This flag is used only for GC-MS analyses

N The analysis indicates the presence of an analyte for which there is presumptive evidence to make a "tentative identification"

Y The analyte is not detected at or above the reported concentration. The reporting limit is raised due to chromatographic interference. The Y flag is equivalent to the U flag with a raised reporting limit.

C The analyte was positively identified on only one of two chromatographic columns. Chromatographic interference prevented a positive identification on the second column

P The analyte was detected on both chromatographic columns but the quantified values differ by ≥40% RPD with no obvious chromatographic interference

Geotechnical Data

A The total of all fines fractions. This flag is used to report total fines when only sieve analysis is requested and balances total grain size with sample weight.

F Samples were frozen prior to particle size determination

SM Sample matrix was not appropriate for the requested analysis. This normally refers to samples contaminated with an organic product that interferes with the sieving process and/or moisture content, porosity and saturation calculations

SS Sample did not contain the proportion of "fines" required to perform the pipette portion of the grain size analysis

W Weight of sample in some pipette aliquots was below the level required for accurate weighting

GENERAL CHEMISTRY

SAMPLE RESULTS-CONVENTIONALS
JZ95-Anchor Environmental

ANALYTICAL RESOURCES INCORPORATED

Matrix: Soil
Data Release Authorized:
Reported: 10/13/06

Project: Chinook Ventures
Event: 060354-01
Date Sampled: 10/04/06
Date Received: 10/05/06

Client ID: LY1-SO
ARI ID: 06-18844 JZ95A

Analyte	Date	Method	Units	RL	Sample
Total Solids	10/09/06 100906#1	EPA 160.3	Percent	0.01	85.60
Total Cyanide	10/11/06 101106#1	EPA 335.2	mg/kg	0.097	1.4
Weak Acid Dissoc. Cyanide	10/11/06 101106#1	SM4500CN-I	mg/kg	0.097	0.27

RL Analytical reporting limit
U Undetected at reported detection limit

SAMPLE RESULTS-CONVENTIONALS
JZ95-Anchor Environmental

ANALYTICAL RESOURCES INCORPORATED

Matrix: Soil
Data Release Authorized:
Reported: 10/13/06

Project: Chinook Ventures
Event: 060354-01
Date Sampled: 10/04/06
Date Received: 10/05/06

Client ID: LY2-SO
ARI ID: 06-18845 JZ95B

Analyte	Date	Method	Units	RL	Sample
Total Solids	10/09/06 100906#1	EPA 160.3	Percent	0.01	83.40
Total Cyanide	10/11/06 101106#1	EPA 335.2	mg/kg	0.10	1.2
Weak Acid Dissoc. Cyanide	10/11/06 101106#1	SM4500CN-I	mg/kg	0.10	0.34

RL Analytical reporting limit
U Undetected at reported detection limit

SAMPLE RESULTS-CONVENTIONALS
JZ95-Anchor Environmental

ANALYTICAL RESOURCES INCORPORATED

Matrix: Soil
Data Release Authorized:
Reported: 10/13/06

Project: Chinook Ventures
Event: 060354-01
Date Sampled: 10/04/06
Date Received: 10/05/06

Client ID: LY3-SO
ARI ID: 06-18846 JZ95C

Analyte	Date	Method	Units	RL	Sample
Total Solids	10/09/06 100906#1	EPA 160.3	Percent	0.01	83.00
Total Cyanide	10/11/06 101106#1	EPA 335.2	mg/kg	0.10	0.34
Weak Acid Dissoc. Cyanide	10/11/06 101106#1	SM4500CN-I	mg/kg	0.10	< 0.10 U

RL Analytical reporting limit
U Undetected at reported detection limit

METHOD BLANK RESULTS-CONVENTIONALS
JZ95-Anchor Environmental

ANALYTICAL RESOURCES INCORPORATED

Matrix: Soil
Data Release Authorized:
Reported: 10/13/06

Project: Chinook Ventures
Event: 060354-01
Date Sampled: NA
Date Received: NA

Analyte	Date	Units	Blank
Total Solids	10/09/06	Percent	< 0.01 U
	10/09/06		< 0.01 U
Total Cyanide	10/11/06	mg/kg	< 0.083 U
Weak Acid Dissoc. Cyanide	10/11/06	mg/kg	< 0.083 U

MS/MSD RESULTS-CONVENTIONALS
JZ95-Anchor Environmental

ANALYTICAL RESOURCES INCORPORATED

Matrix: Soil
Data Release Authorized:
Reported: 10/13/06

Project: Chinook Ventures
Event: 060354-01
Date Sampled: 10/04/06
Date Received: 10/05/06

Analyte	Date	Units	Sample	Spike	Spike Added	Recovery
ARI ID: JZ95A Client ID: LY1-SO						
Total Cyanide	10/11/06	mg/kg	1.4	5.2	3.8	100.0%
Weak Acid Dissoc. Cyanide	10/11/06	mg/kg	0.27	3.7	3.8	90.3%

REPLICATE RESULTS-CONVENTIONALS
JZ95-Anchor Environmental

ANALYTICAL RESOURCES INCORPORATED

Matrix: Soil
Data Release Authorized:
Reported: 10/13/06

Project: Chinook Ventures
Event: 060354-01
Date Sampled: 10/04/06
Date Received: 10/05/06

Analyte	Date	Units	Sample	Replicate(s)	RPD/RSD
ARI ID: JZ95A Client ID: LY1-SO					
Total Solids	10/09/06	Percent	85.60	85.30 84.80	0.5%
Total Cyanide	10/11/06	mg/kg	1.4	1.5	6.9%
Weak Acid Dissoc. Cyanide	10/11/06	mg/kg	0.27	0.27	0.0%

STANDARD REFERENCE RESULTS-CONVENTIONALS
JZ95-Anchor Environmental

ANALYTICAL RESOURCES INCORPORATED

Matrix: Soil
Data Release Authorized:
Reported: 10/13/06

Project: Chinook Ventures
Event: 060354-01
Date Sampled: NA
Date Received: NA

Analyte/SRM ID	Date	Units	SRM	True Value	Recovery
Total Cyanide EPA #03026	10/11/06	mg/kg	5.8	5.6	103.6%
Weak Acid Dissoc. Cyanide EPA #03026	10/11/06	mg/kg	3.4	3.4	100.0%

GEOTECH

ANALYTICAL RESOURCES INCORPORATED

Anchor Environmental
Chinook Ventures 060354-01

Percent Finer (Passing) Than the Indicated Size

Sieve Size (microns)	2"	1"	3/4"	1/2"	3/8"	#4 (4750)	#10 (2000)	#20 (850)	#40 (425)	#60 (250)	#100 (150)	#200 (75)	32	22	13	9	7	3.2	1.3
LY1-SO	100.0	100.0	100.0	90.7	83.6	75.8	71.6	67.5	57.7	36.0	20.7	13.9	8.8	7.6	6.9	6.3	5.0	3.8	2.8
LY2-SO	100.0	100.0	95.1	90.1	84.4	74.3	67.0	58.9	41.3	23.5	15.7	11.7	9.3	8.7	6.7	5.8	5.0	3.5	2.9
LY3-SO	100.0	100.0	100.0	100.0	100.0	100.0	99.9	99.5	78.8	30.5	7.5	3.7	3.5	2.6	2.2	2.2	2.2	1.7	1.7

Testing performed according to ASTM D421/D422

JZ95

ANALYTICAL RESOURCES INCORPORATED

Anchor Environmental
Chinook Ventures 060354-01

Percent Retained in Each Size Fraction

Description	% Gravel	% Coarse Sand	% Medium Sand	% Fine Sand	% Very Coarse Silt	% Coarse Silt	% Medium Silt	% Fine Silt	% Fine Silt	% Very Fine Silt	% Clay
Particle Size (microns)	> 4750	4750-2000	2000-425	425-75	75-32	32-22	22-13	13-9	9-7	7-3.2	<3.2
LY1-SO	24.2	4.2	13.9	43.7	5.1	1.3	0.6	0.6	1.3	1.3	3.8
LY2-SO	25.7	7.2	25.7	29.6	2.4	0.6	2.0	0.9	0.9	1.5	3.5
LY3-SO	0.0	0.1	21.1	75.2	0.2	0.9	0.4	0.0	0.0	0.4	1.7

JZ95

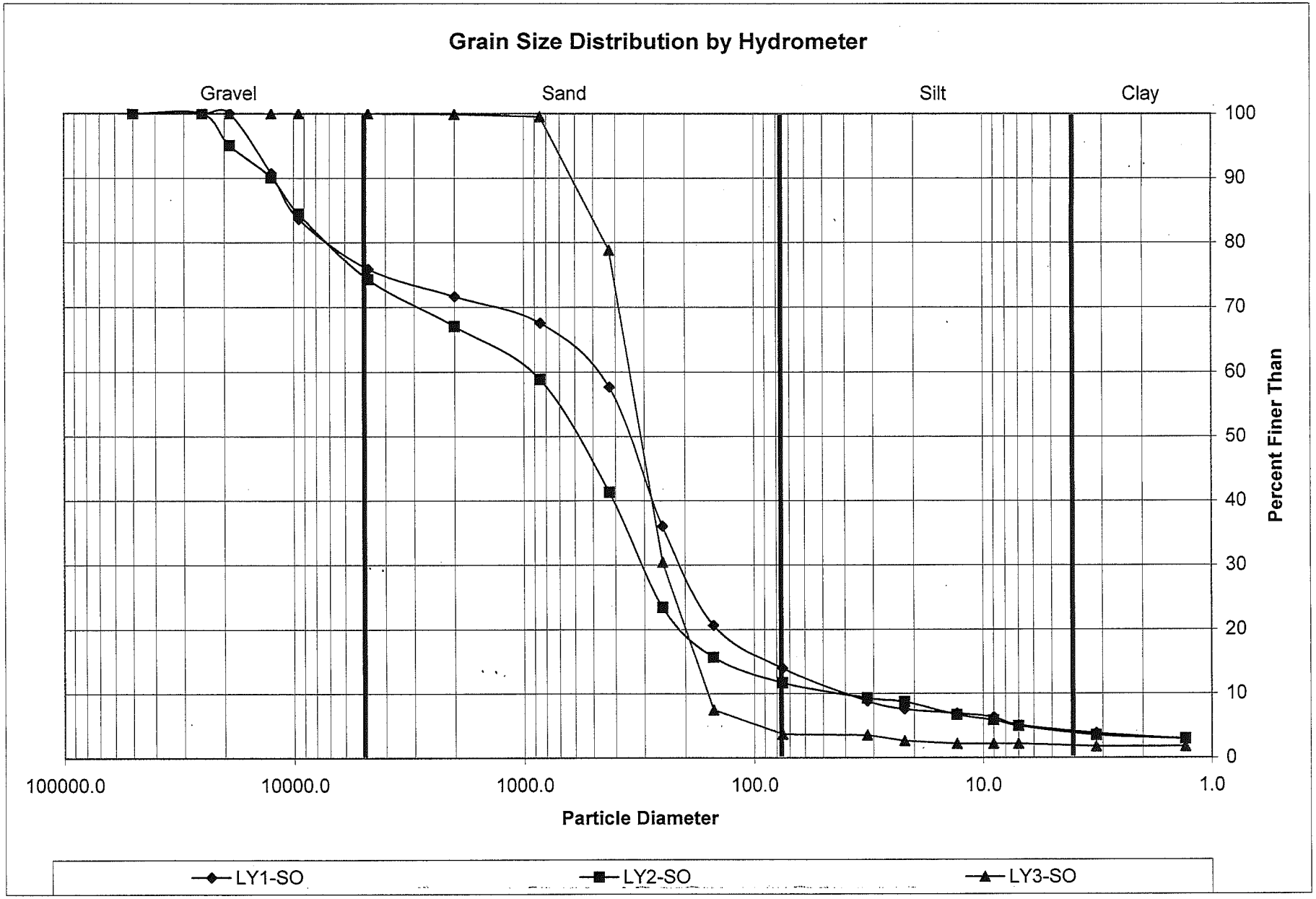
Grain Size Distribution by Hydrometer
Gravel
Sand
Silt
Clay
100
90
80
70
60
50
40
30
20
10
0
Percent Finer Than
100000.0
10000.0
1000.0
100.0
10.0
1.0
Particle Diameter
LY1-SO
LY2-SO
LY3-SO

Laboratory Data Package

prepared
for

ANCHOR ENVIRONMENTAL

Project: CHINOOK VENTURES 060354-01

ARI JOB NOS: JZ95

prepared
by

Analytical Resources, Inc.

General Chemistry Analysis
QC Summary Data

prepared
for

ANCHOR ENVIRONMENTAL

Project: CHINOOK VENTURES 060354-01

ARI JOB NOS: JZ95

prepared
by

Analytical Resources, Inc.

MS/MSD RESULTS-CONVENTIONALS
JZ95-Anchor Environmental

ANALYTICAL RESOURCES INCORPORATED

Matrix: Soil
Data Release Authorized:
Reported: 10/13/06

Project: Chinook Ventures
Event: 060354-01
Date Sampled: 10/04/06
Date Received: 10/05/06

Analyte	Date	Units	Sample	Spike	Spike Added	Recovery
ARI ID: JZ95A Client ID: LY1-SO						
Total Cyanide	10/11/06	mg/kg	1.4	5.2	3.8	100.0%
Weak Acid Dissoc. Cyanide	10/11/06	mg/kg	0.27	3.7	3.8	90.3%

REPLICATE RESULTS-CONVENTIONALS
JZ95-Anchor Environmental

ANALYTICAL RESOURCES INCORPORATED

Matrix: Soil
Data Release Authorized:
Reported: 10/13/06

Project: Chinook Ventures
Event: 060354-01
Date Sampled: 10/04/06
Date Received: 10/05/06

Analyte	Date	Units	Sample	Replicate(s)	RPD/RSD
ARI ID: JZ95A Client ID: LY1-SO					
Total Solids	10/09/06	Percent	85.60	85.30 84.80	0.5%
Total Cyanide	10/11/06	mg/kg	1.4	1.5	6.9%
Weak Acid Dissoc. Cyanide	10/11/06	mg/kg	0.27	0.27	0.0%

STANDARD REFERENCE RESULTS-CONVENTIONALS
JZ95-Anchor Environmental

ANALYTICAL RESOURCES INCORPORATED

Matrix: Soil
Data Release Authorized:
Reported: 10/13/06

Project: Chinook Ventures
Event: 060354-01
Date Sampled: NA
Date Received: NA

Analyte/SRM ID	Date	Units	SRM	True Value	Recovery
Total Cyanide EPA #03026	10/11/06	mg/kg	5.8	5.6	103.6%
Weak Acid Dissoc. Cyanide EPA #03026	10/11/06	mg/kg	3.4	3.4	100.0%

General Chemistry Analysis
Sample Data

prepared
for

ANCHOR ENVIRONMENTAL

Project: CHINOOK VENTURES 060354-01

ARI JOB NOS: JZ95

prepared
by

Analytical Resources, Inc.

SAMPLE RESULTS-CONVENTIONALS
JZ95-Anchor Environmental

ANALYTICAL RESOURCES INCORPORATED

Matrix: Soil
Data Release Authorized:
Reported: 10/13/06

Project: Chinook Ventures
Event: 060354-01
Date Sampled: 10/04/06
Date Received: 10/05/06

Client ID: LY1-SO
ARI ID: 06-18844 JZ95A

Analyte	Date	Method	Units	RL	Sample
Total Solids	10/09/06 100906#1	EPA 160.3	Percent	0.01	85.60
Total Cyanide	10/11/06 101106#1	EPA 335.2	mg/kg	0.097	1.4
Weak Acid Dissoc. Cyanide	10/11/06 101106#1	SM4500CN-I	mg/kg	0.097	0.27

RL Analytical reporting limit
U Undetected at reported detection limit

SAMPLE RESULTS-CONVENTIONALS
JZ95-Anchor Environmental

ANALYTICAL RESOURCES INCORPORATED

Matrix: Soil
Data Release Authorized:
Reported: 10/13/06

Project: Chinook Ventures
Event: 060354-01
Date Sampled: 10/04/06
Date Received: 10/05/06

Client ID: LY2-SO
ARI ID: 06-18845 JZ95B

Analyte	Date	Method	Units	RL	Sample
Total Solids	10/09/06 100906#1	EPA 160.3	Percent	0.01	83.40
Total Cyanide	10/11/06 101106#1	EPA 335.2	mg/kg	0.10	1.2
Weak Acid Dissoc. Cyanide	10/11/06 101106#1	SM4500CN-I	mg/kg	0.10	0.34

RL Analytical reporting limit
U Undetected at reported detection limit

SAMPLE RESULTS-CONVENTIONALS
JZ95-Anchor Environmental

ANALYTICAL RESOURCES INCORPORATED

Matrix: Soil
Data Release Authorized:
Reported: 10/13/06

Project: Chinook Ventures
Event: 060354-01
Date Sampled: 10/04/06
Date Received: 10/05/06

Client ID: LY3-SO
ARI ID: 06-18846 JZ95C

Analyte	Date	Method	Units	RL	Sample
Total Solids	10/09/06 100906#1	EPA 160.3	Percent	0.01	83.00
Total Cyanide	10/11/06 101106#1	EPA 335.2	mg/kg	0.10	0.34
Weak Acid Dissoc. Cyanide	10/11/06 101106#1	SM4500CN-I	mg/kg	0.10	< 0.10 U

RL Analytical reporting limit
U Undetected at reported detection limit

METHOD BLANK RESULTS-CONVENTIONALS
JZ95-Anchor Environmental

ANALYTICAL RESOURCES INCORPORATED

Matrix: Soil
Data Release Authorized:
Reported: 10/13/06

Project: Chinook Ventures
Event: 060354-01
Date Sampled: NA
Date Received: NA

Analyte	Date	Units	Blank
Total Solids	10/09/06	Percent	< 0.01 U
	10/09/06		< 0.01 U
Total Cyanide	10/11/06	mg/kg	< 0.083 U
Weak Acid Dissoc. Cyanide	10/11/06	mg/kg	< 0.083 U

General Chemistry Analysis
Instrument Raw Data

prepared
for

ANCHOR ENVIRONMENTAL

Project: CHINOOK VENTURES 060354-01

ARI JOB NOS: JZ95

prepared
by

Analytical Resources, Inc.

TOTAL SOLIDS/VOLATILE SOLIDS (TS / TVS) BENCHSHEET

DATE: 10/9/2006

SOLIDS *(dry at 104 (12-24 hr) then combust at 550 (30 min))*

ANALYST: KE (C)

Batch drying time			*TS (%) calculated as:*	*TVS (mg/kg dry wt) calculated as:*
record times as mm/dd/yy hh:mm			*Final dry wt (g) = (Dry Wt - Tare Wt)*	*Final ash wt (g) = (min ash wt - tare wt)*
10/9/2006 19:04	time in oven	KE	*TS = (Final Dry Wt)/ (grams Sample-Tare)*	*TVS (mg/kg) = [(Dry wt-Ash wt)/ (dry weight)] *1,000,000*
10/10/2006 12:52	time out	KE		*if ash wt > dry wt, "Chk for Err"*
elapsed hrs =	17.8			*if dry wt-ash wt < 0.001 g, "< (1/dry wt)*1,000,000*

SAMPLE ID	DISH #	SAMPLE (grams)	TARE WT (grams)	DRY WT 104C (grams) 1			dry Wt (g)	TS (%)	ASH WT 550C (grams) 1	2	3	Ash Wt (g)	TVS (mg/kg)	TVS (%)
Cal Date -->		10/9/2006	10/9/2006	10/10/2006					10/10/2006	10/10/2006				
Time & Initials -->		17:48 KE	12:54 KE	13:08 KE					14:10 KE	15:28 KE				
Cal Wt (g)	10.0000	9.9999	9.9999	9.9998					9.9998	9.9999				
record weights to 4 places		*Cal OK!*	*Cal OK!*	*Cal OK!*					*Cal OK!*	*Cal OK!*				
Blank			1.0566	1.0565			0.00		1.0566	1.0567	OK	0.00		
JZ97 A1		6.2101	1.0495	2.6116			1.56	**30.3%**	2.0813	2.0796	OK	1.03	**340,567**	34.06%
JZ97 B1		6.7623	1.0419	5.4707			4.43	**77.4%**	5.3998	5.3967	OK	4.35	**16,709**	1.67%
JZ97 B1 dup		6.6620	0.9997	5.3044			4.30	**76.0%**	5.2331	5.2294	OK	4.23	**17,423**	1.74%
							RPD =	1.82%				RPD =	4.18%	
JZ97 B1 trp		6.4192	1.0270	5.0704			4.04	**75.0%**	4.9880	4.9824	OK	3.96	**21,764**	2.18%
							RSD =	1.60%				RSD =	14.68%	
JZ97 C1		6.3003	1.0137	2.3938			1.38	**26.1%**	1.9699	1.9670	OK	0.95	**309,253**	30.93%
JZ97 D1		6.8909	1.0238	3.3046			2.28	**38.9%**	2.1686	2.1588	OK	1.14	**502,368**	50.24%
JZ97 E1		6.2516	1.0088	4.8824			3.87	**73.9%**	4.7911	4.7878	OK	3.78	**24,422**	2.44%
JZ97 F1		6.2669	1.0423	4.7342			3.69	**70.7%**	4.6532	4.6512	OK	3.61	**22,482**	2.25%
JZ97 G1		6.3734	1.0477	3.5746			2.53	**47.4%**	3.3431	3.3419	OK	2.29	**92,089**	9.21%
JZ97 H1		6.2064	1.0338	4.7615			3.73	**72.1%**	4.6562	4.6524	OK	3.62	**29,267**	2.93%
JZ97 I 1		6.3452	1.0212	4.7079			3.69	**69.2%**	4.5693	4.5683	OK	3.55	**37,866**	3.79%
JZ95 A1		6.7896	0.9948	5.9526			4.96	**85.6%**						
JZ95 A1 dup		6.9169	1.0262	6.0499			5.02	**85.3%**						
							RPD =	0.32%				RPD =	NA	
JZ95 A1 trp		6.7425	1.0547	5.8778			4.82	**84.8%**						
							RSD =	0.45%				RSD =	NA	
JZ95 B1		6.7783	1.0310	5.8248			4.79	**83.4%**						
JZ85 C1		6.3673	1.0258	5.4592			4.43	**83.0%**						
JZ66 A1		6.7789	1.0200	3.4739			2.45	**42.6%**						
JZ66 A1 dup		6.7763	1.0522	3.4677			2.42	**42.2%**						

0035

TOTAL SOLIDS/VOLATILE SOLIDS (TS / TVS) BENCHSHEET

DATE: 10/9/2006

SOLIDS *(dry at 104 (12-24 hr) then combust at 550 (30 min))*

ANALYST: KE (C)

Batch drying time			*TS (%) calculated as:*	*TVS (mg/kg dry wt) calculated as:*
record times as mm/dd/yy hh:mm			*Final dry wt (g) = (Dry Wt - Tare Wt)*	*Final ash wt (g) = (min ash wt - tare wt)*
10/9/2006 19:04	time in oven	KE	*TS = (Final Dry Wt)/ (grams Sample-Tare)*	*TVS (mg/kg) = [(Dry wt-Ash wt)/ (dry weight)] *1,000,000*
10/10/2006 12:52	time out	KE		*if ash wt > dry wt, "Chk for Err"*
elapsed hrs =	17.8			*if dry wt-ash wt < 0.001 g, "< (1/dry wt)*1,000,000*

SAMPLE ID	DISH #	SAMPLE (grams)	TARE WT (grams)	DRY WT 104C (grams) 1			dry Wt (g)	TS (%)	ASH WT 550C (grams) 1	2	3	Ash Wt (g)	TVS (mg/kg)	(%)
							RPD =	0.97%				RPD =	NA	
JZ66 A1 trp		6.6926	1.0239	3.4190			2.40	**42.3%**						
							RSD =	0.53%				RSD =	NA	
JZ66 B1		6.4552	1.0525	3.1742			2.12	**39.3%**						
JZ66 C1		6.5500	1.0111	3.6450			2.63	**47.6%**						
JZ89 A1		6.6550	1.0344	5.0906			4.06	**72.2%**						
JZ89 A1 dup		6.7067	1.0144	5.1020			4.09	**71.8%**						
							RPD =	0.50%				RPD =	NA	
JZ89 A1 trp		6.6048	1.0097	5.0335			4.02	**71.9%**						
							RSD =	0.25%				RSD =	NA	
JZ89 B1		6.6478	1.0298	5.4959			4.47	**79.5%**						
JZ88 C1		6.8264	1.0342	5.1707			4.14	**71.4%**						
JZ74 A1		6.6452	1.0093	1.5670			0.56	**9.9%**						
JZ74 A1 dup		6.7261	1.0080	1.5741			0.57	**9.9%**						
							RPD =	0.05%				RPD =	NA	
JZ74 A1 trp		6.7267	0.9979	1.5633			0.57	**9.9%**						
							RSD =	0.17%				RSD =	NA	
JZ74 B1		6.5656	1.0114	2.7372			1.73	**31.1%**						
JZ74 C1		6.3970	1.0090	1.5163			0.51	**9.4%**						
JZ74 D1		6.3175	1.0188	1.4202			0.40	**7.6%**						
JZ74 E1		6.3730	0.9911	1.3930			0.40	**7.5%**						
JZ81 B1		6.8209	1.0210	6.2090			5.19	**89.4%**						
JZ81 B1 dup		6.4310	1.0207	5.8276			4.81	**88.8%**						
							RPD =	0.68%				RPD =	NA	
JZ81 B1 trp		6.2805	1.0233	5.5258			4.50	**85.6%**						
							RSD =	2.32%				RSD =	NA	
JZ81 F1		6.2329	1.0138	5.5882			4.57	**87.6%**						

0036

TOTAL SOLIDS/VOLATILE SOLIDS (TS / TVS) BENCHSHEET

DATE: 10/9/2006

SOLIDS *(dry at 104 (12-24 hr) then combust at 550 (30 min))*

ANALYST: KE (C)

Batch drying time			*TS (%) calculated as:*	*TVS (mg/kg dry wt) calculated as:*
record times as mm/dd/yy hh:mm			*Final dry wt (g) = (Dry Wt - Tare Wt)*	*Final ash wt (g) = (min ash wt - tare wt)*
10/9/2006 19:04	time in oven	KE	*TS = (Final Dry Wt)/ (grams Sample-Tare)*	*TVS (mg/kg) = [(Dry wt-Ash wt)/ (dry weight)] *1,000,000*
10/10/2006 12:52	time out	KE		*if ash wt > dry wt, "Chk for Err"*
elapsed hrs =	17.8			*if dry wt-ash wt < 0.001 g, "< (1/dry wt)*1,000,000*

SAMPLE ID	DISH #	SAMPLE (grams)	TARE WT (grams)	DRY WT 104C (grams) 1			dry Wt (g)	**TS (%)**	ASH WT 550C (grams) 1	2	3	Ash Wt (g)	**TVS (mg/kg)**	**(%)**
JZ81 L1		6.8057	1.0325	6.1511			5.12	**88.7%**						
Blank			1.0182	1.0180			0.00							

0037

TOTAL SOLIDS/VOLATILE SOLIDS (TS / TVS) BENCHSHEET

DATE: 10-9-06

SOLIDS *(dry at 104 (12-24 hr) then combust at 550 (30 min))*

ANALYST: (W) (C)

Batch drying time

record times as mm/dd/yy hh:mm

10-9-06 (W) time in oven 14:04

10-10-06 (W) time out 12:52

elapsed hrs = 0.0 < 12 hr

TS (%) calculated as:

Final dry wt (g) = (Dry Wt - Tare Wt)

TS = (Final Dry Wt)/ (grams Sample-Tare)

TVS (mg/kg dry wt) calculated as:

Final ash wt (g) = (min ash wt - tare wt)

*TVS (mg/kg) = [(Dry wt-Ash wt)/ (dry weight)] *1,000,000*

if ash wt > dry wt, "Chk for Err"

*if dry wt-ash wt < 0.001 g, "< (1/dry wt)*1,000,000*

SAMPLE ID	DISH #	SAMPLE (grams)	TARE WT (grams)	DRY WT 104C (grams) 1			dry Wt (g)	TS (%)	ASH WT 550C (grams) 1	2	3	Ash Wt (g)	TVS (mg/kg)	(%)
Cal Date -->		10-4-06	10-4-06	10-10-06					10-10-06	10-10-06				
Time & Initials -->		17.48 (W)	12:54 (W)	13:08 (W)					14:10 (W)	15:28 (C)				
Cal Wt (g) 10.0000		9.9999	9.9999	9.9998					4.9998	9.9999				
record weights to 4 places		6.2101 (C)												
Blank	1	6.2101 (C)	1.0566	1.0565					1.0566	1.0567				
JZ97 A1	2	6.2101	1.0495	2.6116					2.0813	2.0796				
B1	3	6.7623	1.0419	5.4707					5.3998	5.3967				
dB1	4	6.6662 (C)	1.0.9997	5.3044					5.2331	5.2294				
dB1	5	6.4192	1.0270	5.0704				4.9880	4.9880 (C)	4.9824				
C1	6	6.3003	1.0137	2.3938					1.9699	1.9670				
D1	7	6.8909	1.0238	3.3046					2.1686	2.1588				
E1	8	6.2516	1.0088	4.9824				4.7911	4.6532	4.7878				
F1	9	6.2669	1.0423	4.7342					4.6532	4.6575	4.6512			
G1	10	6.3734	1.0477	3.5746				3.3431	3.2931 (C)	3.3318	3.3419			
H1	11	6.2064	1.0338	4.7615					4.6562	3.3415 (C)	4.6524			
I1	12	6.3452	1.0212	4.7079					4.5693	4.5683				
JZ95 A1	13	6.7896	0.9948	5.9526										
dA1	14	6.9169	1.0262	6.0499										
dA1	15	6.7425	1.0547	5.8778										
B1	16	6.7783	1.0310	5.8248										
C1	17	6.3673	1.0258	5.4592										
JZ66 A1	18	6.7786	1.0200	3.4739										
dA1	19	6.7763	1.0522	3.4677										
dA1	20	6.6826	1.0239	3.4190										
B1	21	6.4552	1.0525	3.1742										
C1	22	6.5500	1.0111	3.6450										
JZ89 A	23	6.6550	1.0344	5.0906										

0038

TOTAL SOLIDS/VOLATILE SOLIDS (TS / TVS) BENCHSHEET

DATE: 10-9-06

SOLIDS *(dry at 104 (12-24 hr) then combust at 550 (30 min))*

ANALYST: (W) (I)

Batch drying time	TS (%) calculated as:	TVS (mg/kg dry wt) calculated as:
record times as mm/dd/yy hh:mm	Final dry wt (g) = (Dry Wt - Tare Wt)	Final ash wt (g) = (min ash wt - tare wt)
10-9-06 (W) time in oven 1404	TS = (Final Dry Wt)/ (grams Sample-Tare)	TVS (mg/kg) = [(Dry wt-Ash wt)/ (dry weight)] *1,000,000
10-10-06 (I) time out 12:52		if ash wt > dry wt, "Chk for Err"
elapsed hrs = 0.0 < 12 hr		if dry wt-ash wt < 0.001 g, "< (1/dry wt)*1,000,000

SAMPLE ID	DISH #	SAMPLE (grams)	TARE WT (grams)	DRY WT 104C (grams) 1			dry Wt (g)	TS (%)	ASH WT 550C (grams) 1	2	3	Ash Wt (g)	TVS (mg/kg)	(%)
Cal Date -->		10-9-06	10-9-06	10-10-06										
Time & Initials -->		12:48 (W)	12:54 (W)	13:08 (N)										
Cal Wt (g) 10.0000		9.9999	9.9999	9.9972										
record weights to 4 places														
J289 ~~Blank~~ pPA'	24	6.7067	1.0144	5.1020										
pPA'	25	6.6048	1.0097	5.0335										
B'	26	6.6478	1.0298	5.4959										
C'	27	6.8264	1.0342	5.1707										
J294 A1	28	6.6452	1.0093	1.5670										
pA1	29	6.7261	1.0080	1.5741										
iA1	30	6.7267	0.9979	1.5633										
B1	31	6.5486	1.0114	2.7372										
C1	32	6.3970	1.0090	1.5163										
D1	33	6.3175	1.0188	1.4202										
E1	34	6.3730	0.9911	1.3930										
J281 B'	35	6.8209	1.0210	6.2090										
pB'	36	6.4310	1.0207	5.8276										
iB'	37	6.2805	1.0233	5.5258										
F1	38	6.2329	1.0138	5.5882										
L1	39	6.8057	1.0325	6.1511										
Blank	40	Ø	1.0182	1.0180										
				10-9-06 (W)										

0039

MW
10-17-06

CYANIDE BENCHSHEET (Solid samples) — DATE: 10/11/2006 12:00
SPECTROPHOTOMETRIC (EPA 335.2, SW846 9014, SM 4500-Cyanide D&E) — ANALYST: DAP

Reagents	ID	Normality		ID
Silver nitrate	054730-24	**0.0141**	*Pyridine Barbituric Acid*	5380 C
NaOH	5026C	**0.250**	*PO4 Buffer*	5416C
Rhodanine Indicator	5827C			
Chloramine T	5421C			

CYANIDE STANDARDS

Primary calibration and matrix spike standardization

Stock Curve Std Titration	mL AgNO3 TITRANT				**CRV Source:**	ARI 0064-5	
	BLANK	0.03	0.03	0.03	Titration Date:	10/11/2006	*OK*
mL Crv Source =	1.00	1.40	1.36	1.34	*mg/L (stkstd) =*	**981**	*within range*

Intermediate Curve Std — 1 *mL stkstd to* 100 *mL final vol =* **9.81** *mg/L(intstd)*

Second Source Calibration Verification and LCS Standardization

Stock CVS/LCS Std Titration	mL AgNO3 TITRANT				**CVS/LCS Source:**	SPEX 33-6AS	
	BLANK	0.03	0.03	0.03	Titration Date:	10/11/2006	*OK*
mL LCS source =	1.00	1.42	1.41	1.42	*mg/L (lcsstk) =*	**1017**	*within range*

Intermediate CVS/LCS Std — 1.0 *ml lcsstk to* 100 *mL final vol =* **10.2** *mg/L (intcvs)*

QC Standards

CVS =	1.0	*ml intcvs to*	100	*mL =*	**0.102**	*mg/L (cvs)*	
Dist Crv lo =	0.05	*mL intstd to*	100	*mL =*	***0.005***	*mg/L (distlo)*	
Dist Crv hi =	2.00	*mL intstd to*	100	*mL =*	***0.196***	*mg/L (disthi)*	
LCSS WAD =	1.0	*ml intcvs to*	3.0021	*gram =*		**3.39**	*mg/kg (LCSS)*
LCSS =	EPA #0996			*gram =*		**5.60**	*mg/kg (LCSS)*

STANDARD CURVE DATA — *Prepared standard volume =* **100** *mL*

mL INTERMEDIATE	CONC (mg/L)	ABS @ 578		AVG	*Regressed mg/L*
0.0	0.000	0.000		0.000	*0.000*
0.05	0.005	0.010		0.010	*0.005*
0.1	0.010	0.020		0.020	*0.010*
0.5	0.049	0.096		0.096	*0.048*
1.0	0.098	0.195		0.195	*0.098*
2.0	0.196	0.388		0.388	*0.196*

Regresssion Data
CONC = (ABS-intercept)/ slope
intercept = 0.0001
slope = 1.9782
r = 1.0000
Comment: Calibration OK!

Sample Data

SAMPLE ID	% Solids	grams	mL	Spectrophotometric Data Abs	Dilution	mg/L	CN ppm	NOTES	
ICB	na	na	na	0.000	1	0.000	**< 0.005**	*Blank OK*	
ICV	na	na	na	0.198	1	0.100	**0.1**	*98.3%*	
Prep Blank WAD	100.00%	na	50.00	0.001	1	0.000	**< 0.005**	*Blank OK*	
~~**LCSS WAD**~~	~~100.00%~~	~~3.0021~~	~~50.00~~	~~0.403~~	~~1~~	~~0.204~~	~~3.4~~	~~*100%*~~	
Distilled Lo WAD		na	50.00	0.012	1	0.006	**0.006**	*120%*	
Distilled Hi WAD		na	50.00	0.181	2	0.091	**0.183**	*93.3%*	
JZ95 A1 WAD	85.60%	3.0038	50.00	0.027	1	0.014	**0.3**		
JZ95 A1 WAD dup	85.60%	3.0031	50.00	0.028	1	0.014	**0.3**	*RPD =*	*3.77%*
JZ95 A1 WAD ms	85.60%	3.0022	50.00	0.373	1	0.188	**3.7**	*% Rec =*	*89.33%*
spike =		1.00	*mL of*	*intstd*	9.81	*mg CN/L=*	*3.8*	*mg/kg*	
JZ95 B1 WAD	83.40%	3.0038	50.00	0.033	1	0.017	**0.3**		
JZ95 C1 WAD	83.00%	3.0022	50.00	0.006	1	0.003	**< 0.098**		
CCB	na	na	na	0.001	1	0.000	**< 0.005**	*Blank OK*	
CCV	na	na	na	0.197	1	0.100	**0.1**	*98.3%*	
LCSS WAD	100.00%	3.0021	50.00	0.199	2	0.101	**3.4**	*98.9%*	
Prep Blank	100.00%	na	50.00	0.001	1	0.000	**< 0.005**	*Blank OK*	
~~**LCSS**~~	~~100.00%~~	~~3.0016~~	~~50.00~~	~~0.736~~	~~1~~	~~0.372~~	**6.2**	~~*110.7%*~~	
Distilled Lo		na	50.00	0.012	1	0.006	**0.006**	*120%*	
Distilled Hi		na	50.00	0.184	2	0.093	**0.186**	*94.8%*	
JZ95 A1	85.60%	3.0014	50.00	0.142	1	0.072	**1.4**		
JZ95 A1 dup	85.60%	3.0041	50.00	0.149	1	0.075	**1.5**	*RPD =*	*4.20%*
JZ95 A1 ms	85.60%	3.0005	50.00	0.263	2	0.133	**5.2**	*% Rec =*	*98.71%*
spike =		1.00	*mL of*	*intstd*	9.81	*mg CN/L=*	*3.8*	*mg/kg*	
JZ95 B1	83.40%	3.0036	50.00	0.122	1	0.062	**1.2**		
JZ95 C1	83.00%	3.0020	50.00	0.033	1	0.017	**0.3**		
CCB	na	na	na	0.000	1	0.000	**< 0.005**	*Blank OK*	
CCV	na	na	na	0.193	1	0.097	**0.097**	*95.3%*	
JZ89 A1	72.20%	3.0010	50.00	0.010	1	0.005	**0.1**		
JZ89 A1 dup	72.20%	3.0037	50.00	0.009	1	0.004	**< 0.113**	*RPD =*	*NA*
JZ89 A1 ms	72.20%	3.0035	50.00	0.309	1	0.156	**3.6**	*% Rec =*	*77.15%*
spike =		1.00	*mL of*	*intstd*	9.81	*mg CN/L=*	*4.5*	*mg/kg*	
JZ89 B1	79.50%	3.0038	50.00	0.004	1	0.002	**< 0.103**		
JZ89 C1	71.40%	3.0034	50.00	0.003	1	0.001	**< 0.114**		
JZ93 A1	80.80%	3.0021	50.00	0.007	1	0.003	**< 0.101**		
LCSS	100.00%	3.0016	50.00	0.139	5	0.070	**5.9**	*104.5%*	
CCB	na	na	na	0.000	1	0.000	**< 0.005**	*Blank OK*	
CCV	na	na	na	0.190	1	0.096	**0.096**	*94.4%*	

CYANIDE BENCHSHEET (Solid samples) — DATE: 10/11/06
SPECTROPHOTOMETRIC (EPA 335.2, SW846 9014, SM 4500-Cyanide D&E) — ANALYST: MW

Reagents

	ID	Normality		ID
Silver nitrate	054730-24	0.0141	Pyridine Barbituric Acid	5380C
NaOH	5026C	0.250	PO4 Buffer	5416C
Rhodanine Indicator	5827C			
Chloramine T	5421C			

CYANIDE STANDARDS

Primary calibration and matrix spike standardization

Stock Curve Std Titration		mL AgNO3 TITRANT		
	BLANK	0 ~~0.03~~ 0.03	0.03	0.03
mL Crv Source =	1.00	1.40	1.36	1.34

CRV Source: ARI 0064-5
Titration Date: 10/11/06
mg/L (stkstd) =

Intermediate Curve Std — 1 mL stkstd to 100 mL final vol = mg/L (Intstd)

Second Source Calibration Verification and LCS Standardization

Stock CVS/LCS Std Titration		mL AgNO3 TITRANT		
	BLANK	0.03	0.03	0.03
mL LCS source =	1.00	1.42	1.41	1.42

CVS/LCS Source: SPEX 33-6AS
Titration Date: 10/11/06
mg/L (lcsstk) =

Intermediate CVS/LCS Std — 1.0 ml lcsstk to 100 mL final vol = mg/L (intcvs)

QC Standards

CVS =	1.0	ml intcvs to	100	mL =	mg/L (cvs)
Dist Crv lo =	0.05	mL intstd to	100	mL =	mg/L (distlo)
Dist Crv hi =	2.00	mL intstd to	100	mL =	mg/L (disthi)
LCSS =	0.75	ml intcvs to		gram =	mg/kg (LCSS)

STANDARD CURVE DATA — Prepared standard volume = 100 mL

mL INTERMEDIATE	CONC (mg/L)	ABS @ 578		AVG	Regressed mg/L
0.0	0.000	0.000			
0.05	0.000	0.010			
0.1	0.000	0.020			
0.5	0.000	0.096			
1.0	0.000	0.195			
2.0	0.000	0.388			

Regresssion Data
CONC = (ABS-intercept)/ slope
intercept =
slope =
r =
Comment:

Sample Data

SAMPLE ID	% Solids	grams	mL	Spectrophotometric Data Abs	Dilution	mg/L	CN ppm	NOTES
ICB				0.000	1			
ICV				0.198	↓			
PB - WAD	AQ 100%	5.0m	50	0.001				
LCS-S WAD	~~3.0021~~	3.0021	↓	0.403				
0.005 DIST-WAD	AQ	50m		0.012	2			
0.2 DIST-WAD	↓	↓		0.181	1			
J3295A1-WAD	85.6	3.0038		0.027	↓			
ALOP-WAD	↓	3.0031		0.028				
AIMS-WAD	↓	3.0022		0.373				
BI - WAD	83.4	3.0038		0.033				
CI - WAD	83.0	3.0022	↓	0.006				
CCB				0.001				
CCV	100%			0.197	2			
LCS-S - WAD	~~3.0021~~	3.0021	50	0.199	↓			
PB - TOT	AQ	50m		0.001	1			
LCS-S - TOT	100%	3.0016		0.736				
0.005 DIST-TOT	AQ	50m		0.012	2			
0.2 DIST-TOT	↓	↓		0.194	1			
J3295A1 - TOT	85.6	3.0014		0.142	↓			
ALOP - TOT	↓	3.0041		0.149	2x			
AIMS - TOT	↓	3.0005		0.263	1			
BI - TOT	83.4	3.0036		0.122				
CI - TOT	83.0	3.0020	↓	0.033				
CCB				0.006				
CCV				0.193	↓			
J3289A1 - TOT	72.2	3.0010	50	0.010				

MW 10/12/06

CYANIDE BENCHSHEET (Solid samples) DATE: 10/11/06
SPECTROPHOTOMETRIC (EPA 335.2, SW846 9014, SM 4500-Cyanide D&E) ANALYST: [illegible]

Reagents	ID	Normality		ID
Silver nitrate		0.0141	Pyridine Barbituric Acid	
NaOH		0.250	PO4 Buffer	
Rhodanine Indicator				
Chloramine T				

CONT.

CYANIDE STANDARDS

Primary calibration and matrix spike standardization

Stock Curve Std Titration	mL AgNO3 TITRANT			CRV Source:
	BLANK			Titration Date:
mL Crv Source =	1.00			mg/L (stkstd) =

Intermediate Curve Std 1 mL stkstd to 100 mL final vol = mg/L(Intstd)

Second Source Calibration Verification and LCS Standardization

Stock CVS/LCS Std Titration	mL AgNO3 TITRANT			CVS/LCS Source:
	BLANK			Titration Date:
mL LCS source =	1.00			mg/L (lcsstk) =

Intermediate CVS/LCS Std 1.0 ml lcsstk to 100 mL final vol = mg/L (intcvs)

QC Standards

CVS =	1.0	ml intcvs to	100	mL =	mg/L (cvs)
Dist Crv lo =	0.05	mL intstd to	100	mL =	mg/L (distlo)
Dist Crv hi =	2.00	mL intstd to	100	mL =	mg/L (disthi)
LCSS =	0.75	ml intcvs to		gram =	mg/kg (LCSS)

STANDARD CURVE DATA Prepared standard volume = 100 mL

mL INTERMEDIATE	CONC (mg/L)	ABS @ 578		AVG	Regressed mg/L	Regresssion Data CONC = (ABS-intercept)/ slope
0.0	0.000					intercept =
0.05	0.000					slope =
0.1	0.000					r =
0.5	0.000					
1.0	0.000					Comment:
2.0	0.000					

Sample Data

SAMPLE ID	% Solids	grams	mL	Spectrophotometric Data Abs	Dilution	mg/L	CN ppm	NOTES
J7289A1 DUP	72.2	3.0037	50	0.009	1			
A1MS	↓	3.0035	↑	0.309	↑			
B1	79.5	3.0038		0.004				
C1	71.4	3.0034		0.003				
J7293A1	80.8	3.0021		0.007	↓			
LCS-S-TOT	100%	3.0016	↓	0.139	5			
CCB				0.000	1			
CCV				0.190	↓			

10/12/06

Cyanide Distillation Log

Distillation Date 10/11/06

Analyst(s) M

Sample ID ARI # Client #	Sample Matrix	Sample Pre-testing result pH	Chlorine	Sulfide	Distillation TOT or WAD Time	Sample (mL) or (grams)	Final Vol (ml NaOH)	Spikes & Standards mL added	Std Conc. (mg/L)	NOTES: *indicate any pre-treatment to remove interferences and/or problems with distillation*
PB	W	>12	N/A	N/A	WAD	50mL	50mL			
LCS-S	S					3.0021		1.0mL	10.0ppm	SPEX 33-6AS w/ OTTAWA SAND
0.005DIST	W					50mL				
0.2DIST										
JZ95A1	S		—	—		3.0036				
A1DUP			—	—		3.0031				
A1MS			—	—		3.0022		1.0mL	10.0ppm	ARI 0064-5
B1			—	—		3.0033				
C1			—	—		3.0022				
PB	W		N/A	N/A	TOT	50mL				
LCS-W								0.75mL	10.0ppm	ARI 0064-5
0.005DIST										
0.2DIST.										
JZ94A1			—	—						
A1DUP			—	—						
A1MS			—	—				0.75mL	10.0ppm	ARI 0064-5
JKA23A2			—	—						
A2DUP			—	—						
A2MS			—	—				0.75mL	10.0ppm	① ~~LCS~~
LCS-S	S		N/A	N/A		3.0016		① ~~1~~		LCS-CN (0996) LCS 091
JZ95A1			—	—		3.0014				
A1DUP			—	—		3.0041				

① M, 10/11/06

ARI 6023 CN Distillation Log
Revised: 2/16/98

1057

6023CNdist1.xls
Date Printed: 1/26/2006

0043

Cyanide Distillation Log

Distillation Date: 10/11/06

Analyst(s): M

Sample ID: ARI # / Client #	Sample Matrix	Sample Pre-testing result: pH	Chlorine	Sulfide	Distillation: TOT or WAD Time	Sample (mL) or (grams)	Final Vol (ml NaOH)	Spikes & Standards: mL added	Std Conc. (mg/L)	NOTES: *indicate any pre-treatment to remove interferences and/or problems with distillation*
JZ95A1 MD	S	>12	—	—	TOT	3.0035	50m	1.0m	10.0ppm	ARI 0064-5
BJ	"	"	—	—	"	3.0036	"			
C1	"		—	—		3.0020				
JZ87A1	W		—	—		50m				
JZ88A1	"	↓	—	—		"				
JZ99A1		8	—	—						
JZ77E6		10	—	—						
" E6m		"	—	—						
↓ E6m	↓	↓	—	—		↓		0.75m	10.0ppm	ARI 0064-5
JZ89A1	S	>12	—	—		3.0010				
" A1MD	"	"	—	—		3.0037				
" A1MS			—	—		3.0035		1.0m	10.0ppm	ARI 0064-5
" B1			—	—		3.0038				
↓ C1	↓		—	—		3.0034				
JZ93A1	"	↓	—	—	↓	3.0021	↓			

10/11/06

TEST SETUP
GENESYS 10 v2.021 2G2G048006

Standard Curve	12:58 12Oct06
Test Name	CYANIDE[Saved]
Date Standards Measured	12Oct06
Wavelength	578nm
Ref. Wavelength Correction	Off
Curve Fit	Linear
Number of Standards	6
Units	mg/L
ID# (0=OFF)	Off
Low/High Limits	0.000/0.200
Statistics	Off
Auto Print	On

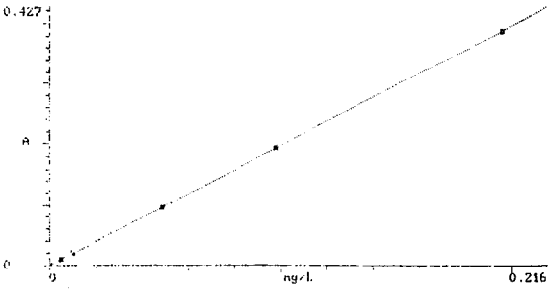

Curve Fit	Linear
Slope	1.98
Intercept	-1.7E-05
Std Dev	0.001
Corr Coeff	1.000

Conc. mg/L	Abs 578nm
0.000	0.000
0.005	0.010
0.010	0.020
0.049	0.096
0.098	0.195
0.196	0.388

TEST SETUP
GENESYS 10 v2.021 2G2G048006

Advanced A-%T-C	13:03 12Oct06
Test Name	CYANIDE[Saved]
Measurement Mode	Absorbance
Wavelength	578nm
Ref. Wavelength Correction	Off
Delay Time (min:sec)	0:05
ID# (0=OFF)	1
Low/High Limits	0.000/0.200
Statistics	Off
Auto Print	On

ID#	Abs 578nm
1	0.000
2	0.198
3	0.001
4	0.403

4	0.403	
5	0.012	
6	0.181	WAD
7	0.027	
8	0.028	W 10/12/06
9	0.373	
10	0.033	
11	0.006	
12	0.001	
13	0.197	
14	0.199	WAD
15	0.001	
16	0.736	
17	0.012	
18	0.184	
19	0.142	

18	0.184
19	0.142
20	0.149
21	0.263
22	0.122
23	0.033
24	0.000
25	0.193
26	0.010
27	0.009
28	0.309
29	0.004
30	0.003
31	0.007
32	0.139
33	0.000
34	0.190

WAD CN SM4500CN-I
Data Analyst: David A. Paschall
Comments:
Print Date: 10/13/06 10:35

No: 9729
Analyzed by: DAP
Date Analyzed: 10/11/06
Time Analyzed: 12:00

v 10/13/06

ID	SA/FV (g&mL)	DF	Ext (mg/L)	Calc (mg/kg)	Q	RL	SPK	REC/RPD
1. ICB		1.0	0.000	< 0.005		0.005		
2. ICVR SPEX 33-6AS		1.0	0.100	0.10		0.005	0.10	100.00
3. PREP BLANK	1.000 50.	1.0	0.000	< 0.25		0.250		
4. JZ95A TS: 0.856	3.004 50.	1.0	0.014	0.27		0.097		
5. JZ95A DUP	3.003 50.	1.0	0.014	0.27		0.097		0.00
6. JZ95A MS SP: 3.80	3.002 50.	1.0	0.188	3.7		0.097	3.8	90.26
7. JZ95B TS: 0.834	3.004 50.	1.0	0.017	0.34		0.100		
8. JZ95C TS: 0.830	3.002 50.	1.0	0.003	< 0.10		0.100		
9. CCB		1.0	0.000	< 0.005		0.005		
10. CCVR		1.0	0.100	0.10		0.005	0.10	100.00
11. PREP STD	3.002 50.	2.0	0.101	3.4		0.167	3.4	100.00
12. CCB		1.0	0.000	< 0.005		0.005		
13. CCVR		1.0	0.097	0.097		0.005	0.10	97.00

SP-Spike Conc. In Soil (mg/kg)

Total CN EPA 335.2 No: 9828
Data Analyst: David A. Paschall Analyzed by: DAP
Comments: Date Analyzed: 10/11/06
Print Date: 10/13/06 10:31 Time Analyzed: 12:00

10/13/06

ID	SA/FV (g&mL)	DF	Ext (mg/L)	Calc (mg/kg)	Q	RL	SPK	REC/RPD
1. ICB		1.0	0.000	< 0.005	U	0.005		
2. ICVR SPEX 33-6AS		1.0	0.100	0.10		0.005	0.10	98.04
3. PREP BLANK	5.00 50.	1.0	0.000	< 0.050	U	0.050		
4. LOW		1.0	0.006	0.006		0.005	0.005	120.00
5. HIGH		1.0	0.186	0.19		0.005	0.20	96.94
6. JZ95A TS: 0.856	3.00 50.	1.0	0.072	1.4		0.097		
7. JZ95A DUP	3.00 50.	1.0	0.075	1.5		0.097		6.90
8. JZ95A MS	3.00 50.	2.0	0.133	5.2		0.195	3.8	100.00
9. JZ95B TS: 0.834	3.00 50.	1.0	0.062	1.2		0.100		
10. JZ95C TS: 0.830	3.00 50.	1.0	0.017	0.34		0.100		
11. CCB		1.0	0.000	< 0.005	U	0.005		
12. CCVR		1.0	0.097	0.097		0.005	0.10	95.10
13. JZ89A TS: 0.722	3.00 50.	1.0	0.005	0.12		0.115		
14. JZ89A DUP	5.00 50.	1.0	0.004	< 0.069	U	0.069		
15. JZ89A MS	3.00 50.	1.0	0.156	3.6		0.115	4.5	77.33
16. JZ89B TS: 0.795	3.00 50.	1.0	0.002	< 0.10	U	0.105		
17. JZ89C TS: 0.714	3.00 50.	1.0	0.001	< 0.12	U	0.117		
18. JZ93A TS: 0.808	3.00 50.	1.0	0.003	< 0.10	U	0.103		

Total CN EPA 335.2 No: 9828
Data Analyst: David A. Paschall Analyzed by: DAP
Comments: Date Analyzed: 10/11/06
Print Date: 10/13/06 10:31 Time Analyzed: 12:00

ID	SA/FV (g&mL)	DF	Ext (mg/L)	Calc (mg/kg)	Q	RL	SPK	REC/RPD
19. PREP STD	3.00 50.	5.0	0.070	5.8		0.417	5.6	103.57
20. CCB		1.0	0.000	< 0.005	U	0.005		
21. CCVR		1.0	0.096	0.096		0.005	0.10	94.12

Geotech Analysis

prepared
for

ANCHOR ENVIRONMENTAL

Project: CHINOOK VENTURES 060354-01

ARI JOB NOS: JZ95

prepared
by

Analytical Resources, Inc.

ANALYTICAL RESOURCES INCORPORATED

Anchor Environmental
Chinook Ventures 060354-01

Percent Finer (Passing) Than the Indicated Size

Sieve Size (microns)	2"	1"	3/4"	1/2"	3/8"	#4 (4750)	#10 (2000)	#20 (850)	#40 (425)	#60 (250)	#100 (150)	#200 (75)	32	22	13	9	7	3.2	1.3
LY1-SO	100.0	100.0	100.0	90.7	83.6	75.8	71.6	67.5	57.7	36.0	20.7	13.9	8.8	7.6	6.9	6.3	5.0	3.8	2.8
LY2-SO	100.0	100.0	95.1	90.1	84.4	74.3	67.0	58.9	41.3	23.5	15.7	11.7	9.3	8.7	6.7	5.8	5.0	3.5	2.9
LY3-SO	100.0	100.0	100.0	100.0	100.0	100.0	99.9	99.5	78.8	30.5	7.5	3.7	3.5	2.6	2.2	2.2	2.2	1.7	1.7

Testing performed according to ASTM D421/D422

JZ95

0052

ANALYTICAL RESOURCES INCORPORATED

Anchor Environmental
Chinook Ventures 060354-01

Percent Retained in Each Size Fraction

Description	% Gravel	% Coarse Sand	% Medium Sand	% Fine Sand	% Very Coarse Silt	% Coarse Silt	% Medium Silt	% Fine Silt	% Fine Silt	% Very Fine Silt	% Clay
Particle Size (microns)	> 4750	4750-2000	2000-425	425-75	75-32	32-22	22-13	13-9	9-7	7-3.2	<3.2
LY1-SO	24.2	4.2	13.9	43.7	5.1	1.3	0.6	0.6	1.3	1.3	3.8
LY2-SO	25.7	7.2	25.7	29.6	2.4	0.6	2.0	0.9	0.9	1.5	3.5
LY3-SO	0.0	0.1	21.1	75.2	0.2	0.9	0.4	0.0	0.0	0.4	1.7

JZ95

ANALYTICAL RESOURCES INCORPORATED

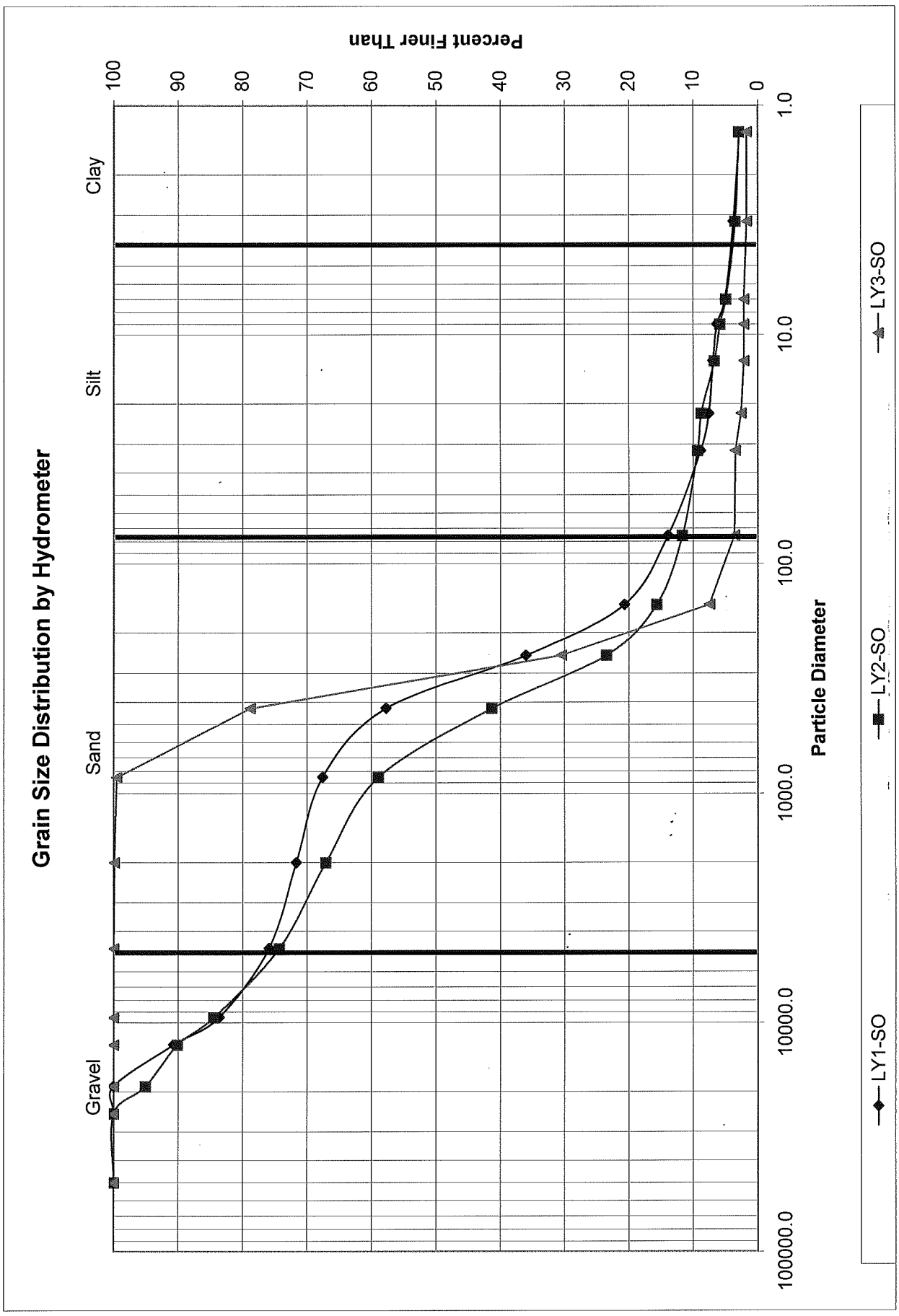

Hydrometer Analysis - ASTM D-422

ARI Job No.: JZ95 ARI Sample No.: ~~LY1-50~~ A
Client Sample Number: LY1-50
Description:
Method of size reduction: Quartering [ ] Sample Splitter [ ] Whole Sample [ ]

Moisture Content	
Tare Number	A
Tare Weight	1.44
Wet Soil + Tare (g)	29.45
Dry Soil + Tare (g)	29.10

Tare Number	A
Tare Weight (g)	10.33
Weight Total Sample (g) (Air-dried, not sieved)	260.66
Weight Hydro Test Sample (g)	115.09
Tare + Oven Dry Plus #10 (g)	81.59
Tare + Oven Dry After # 200 Wash (g) (Plus #10 Included)	174.27

Date Set Up 10/19/06
Technician: gs
Hydro Beaker: AF
Hydro #: 199344
Calgon Batch #: 145

Place	10/20/2006 TIME	Δ Time	Test Cylinder	Calgon Blank	Temp (°C)	
	9:35:00	START				
	9:36:00	1	25	5	23	T
	9:37:00	2	19	5	23	T
	9:40:00	5	17	5	23	T
	9:50:00	15	16	5	23	T
	10:05:00	30	15	5	23	
	10:35:00	60	13	5	23	
	13:45:00	250	11	5	23	
	9:35:00	1440	9.5	5	23	
	9:35:00					

Sieve Analysis
Date Sieved: 10/23/06 Technician: gs Sieve Set # 3

Sieve Size	Cumulative Weight
Empty Tare	10.36
2"	
1"	
3/4	
1/2	33.45
3/8	50.99
#4	70.32
#10	80.77
#20	87.26
#40	102.90
#60	137.27
#100	161.65
#200	172.30
Pan	174.33

Hydrometer Analysis - ASTM D-422

ARI Job No.: J795 ARI Sample No.: B
Client Sample Number: LYZ-50
Description: Sand, Gravel, rocks
Method of size reduction: Quartering [ ] Sample Splitter [ ] Whole Sample [ ]

Moisture Content	
Tare Number	B
Tare Weight	1.45
Wet Soil + Tare (g)	27.20
Dry Soil + Tare (g)	26.88

Tare Number	B
Tare Weight (g)	10.48
Weight Total Sample (g) (Air-dried, not sieved)	299.17
Weight Hydro Test Sample (g)	116.56
Tare + Oven Dry Plus #10 (g)	106.10
Tare + Oven Dry After # 200 Wash (g) (Plus #10 Included)	201.15

Date Set Up 10/19/06
Technician: JS
Hydro Beaker: AB
Hydro #: 199344
Calgon Batch #: 145

Place

10/20/2006 TIME	Δ Time	Test Cylinder	Calgon Blank	Temp (°C)	
9:42:00	START				
9:43:00	1	23	5	23	T
9:44:00	2	21	5	23	T
9:47:00	5	20	5	23	T
9:57:00	15	16.5	5	23	T
10:12:00	30	15	5	23	
10:42:00	60	13.5	5	23	
13:52:00	250	11	5	23	
9:42:00	1440	10	5	23	
9:42:00					

Sieve Analysis
Date Sieved: 10/23/06 Technician: JS Sieve Set # 4

Sieve Size	Cumulative Weight
Empty Tare	10.53
2"	
1"	
3/4	24.67
1/2	38.94
3/8	55.06
#4	84.20
#10	104.88
#20	118.91
#40	149.06
#60	179.70
#100	193.10
#200	199.91
Pan	201.26

Hydrometer Analysis - ASTM D-422

ARI Job No.: JZ95 ARI Sample No.: C
Client Sample Number: 1436 - SO
Description:
Method of size reduction: Quartering [ ] Sample Splitter [ ] Whole Sample [ ]

Moisture Content	
Tare Number	C
Tare Weight	1.44
Wet Soil + Tare (g)	20.46
Dry Soil + Tare (g)	20.30

Tare Number	C
Tare Weight (g)	10.41
Weight Total Sample (g) (Air-dried, not sieved)	145.56
Weight Hydro Test Sample (g)	115.74
Tare + Oven Dry Plus #10 (g)	10.61
Tare + Oven Dry After # 200 Wash (g) (Plus #10 Included)	121.47

Date Set Up 10/19/06
Technician: gb
Hydro Beaker: C
Hydro #: 199344
Calgon Batch #: 145

Place

10/20/2006 TIME	Δ Time	Test Cylinder	Calgon Blank	Temp (°C)	
9:49:00	START				
9:50:00	1	10	5	23	T
9:51:00	2	9	5	23	T
9:54:00	5	8	5	23	T
10:04:00	15	7.5	5	23	T
10:19:00	30	7.5	5	23	T
10:49:00	60	7.5	5	23	
13:59:00	250	7	5	23	
9:49:00	1440	7	5	23	
9:49:00					

Sieve Analysis
Date Sieved: 10/23/06 Technician: gb Sieve Set # 3

Sieve Size	Cumulative Weight
Empty Tare	10.443 (TYL)
2"	
1"	
3/4	
1/2	
3/8	
#4	10.43
#10	10.58
#20	11.00
#40	34.78
#60	90.32
#100	116.78
#200	121.14
Pan	121.52

1317 South 13th Avenue P.O. Box 479 Kelso, Washington 98626 (360) 577-7222 (360) 636-1068 fax

Columbia Analytical Services INC.
An Employee - Owned Company

RECEIVED
OCT 23 2006
BY:

October 19, 2006 Service Request No: K0608631

James Keithly
Anchor Environmental
1423 3rd Ave., Suite 300
Seattle, WA 98101

RE: Chinook

Dear James:

Enclosed are the results of the rush sample(s) submitted to our laboratory on October 06, 2006. For your reference, these analyses have been assigned our service request number K0608631.

All analyses were performed according to our laboratory's quality assurance program. The test results meet requirements of the NELAC standards. Exceptions are noted in the case narrative report where applicable. All results are intended to be considered in their entirety, and Columbia Analytical Services, Inc. (CAS) is not responsible for use of less than the complete report. Results apply only to the items submitted to the laboratory for analysis and individual items (samples) analyzed, as listed in the report.

Please call if you have any questions. My extension is 3291. You may also contact me via Email at EWallace@kelso.caslab.com.

Respectfully submitted,

Columbia Analytical Services, Inc.

Ed Wallace

Ed Wallace
Project Chemist

EW/afs

Acronyms

ASTM	American Society for Testing and Materials
A2LA	American Association for Laboratory Accreditation
CARB	California Air Resources Board
CAS Number	Chemical Abstract Service registry Number
CFC	Chlorofluorocarbon
CFU	Colony-Forming Unit
DEC	Department of Environmental Conservation
DEQ	Department of Environmental Quality
DHS	Department of Health Services
DOE	Department of Ecology
DOH	Department of Health
EPA	U. S. Environmental Protection Agency
ELAP	Environmental Laboratory Accreditation Program
GC	Gas Chromatography
GC/MS	Gas Chromatography/Mass Spectrometry
LUFT	Leaking Underground Fuel Tank
M	Modified
MCL	Maximum Contaminant Level is the highest permissible concentration of a substance allowed in drinking water as established by the USEPA.
MDL	Method Detection Limit
MPN	Most Probable Number
MRL	Method Reporting Limit
NA	Not Applicable
NC	Not Calculated
NCASI	National Council of the Paper Industry for Air and Stream Improvement
ND	Not Detected
NIOSH	National Institute for Occupational Safety and Health
PQL	Practical Quantitation Limit
RCRA	Resource Conservation and Recovery Act
SIM	Selected Ion Monitoring
TPH	Total Petroleum Hydrocarbons
tr	Trace level is the concentration of an analyte that is less than the PQL but greater than or equal to the MDL.

Inorganic Data Qualifiers

*	The result is an outlier. See case narrative.
#	The control limit criteria is not applicable. See case narrative.
B	The analyte was found in the associated method blank at a level that is significant relative to the sample result.
E	The result is an estimate amount because the value exceeded the instrument calibration range.
J	The result is an estimated concentration that is less than the MRL but greater than or equal to the MDL.
U	The compound was analyzed for, but was not detected ("Non-detect") at or above the MRL/MDL.
i	The MRL/MDL has been elevated due to a matrix interference.
X	See case narrative.

Metals Data Qualifiers

#	The control limit criteria is not applicable. See case narrative.
B	The result is an estimated concentration that is less than the MRL but greater than or equal to the MDL.
E	The percent difference for the serial dilution was greater than 10%, indicating a possible matrix interference in the sample.
M	The duplicate injection precision was not met.
N	The Matrix Spike sample recovery is not within control limits. See case narrative.
S	The reported value was determined by the Method of Standard Additions (MSA).
U	The compound was analyzed for, but was not detected ("Non-detect") at or above the MRL/MDL.
W	The post-digestion spike for furnace AA analysis is out of control limits, while sample absorbance is less than 50% of spike absorbance.
i	The MRL/MDL has been elevated due to a matrix interference.
X	See case narrative.
*	The duplicate analysis not within control limits. See case narrative.
+	The correlation coefficient for the MSA is less than 0.995.

Organic Data Qualifiers

*	The result is an outlier. See case narrative.
#	The control limit criteria is not applicable. See case narrative.
A	A tentatively identified compound, a suspected aldol-condensation product.
B	The analyte was found in the associated method blank at a level that is significant relative to the sample result.
C	The analyte was qualitatively confirmed using GC/MS techniques, pattern recognition, or by comparing to historical data.
D	The reported result is from a dilution.
E	The result is an estimate amount because the value exceeded the instrument calibration range.
J	The result is an estimated concentration that is less than the MRL but greater than or equal to the MDL.
N	The result is presumptive. The analyte was tentatively identified, but a confirmation analysis was not performed.
P	The GC or HPLC confirmation criteria was exceeded. The relative percent difference is greater than 40% between the two analytical results (25% for CLP Pesticides).
U	The compound was analyzed for, but was not detected ("Non-detect") at or above the MRL/MDL.
i	The MRL/MDL has been elevated due to a chromatographic interference.
X	See case narrative.

Additional Petroleum Hydrocarbon Specific Qualifiers

F	The chromatographic fingerprint of the sample matches the elution pattern of the calibration standard.
L	The chromatographic fingerprint of the sample resembles a petroleum product, but the elution pattern indicates the presence of a greater amount of lighter molecular weight constituents than the calibration standard.
H	The chromatographic fingerprint of the sample resembles a petroleum product, but the elution pattern indicates the presence of a greater amount of heavier molecular weight constituents than the calibration standard.
O	The chromatographic fingerprint of the sample resembles an oil, but does not match the calibration standard.
Y	The chromatographic fingerprint of the sample resembles a petroleum product eluting in approximately the correct carbon range, but the elution pattern does not match the calibration standard.
Z	The chromatographic fingerprint does not resemble a petroleum product.

Case Narrative

COLUMBIA ANALYTICAL SERVICES, INC.

Client:	Anchor Environmental	**Service Request No.:**	K0608631
Project:	Chinook	**Date Received:**	10/06/06
Sample Matrix:	Soil		

CASE NARRATIVE

All analyses were performed consistent with the quality assurance program of Columbia Analytical Services, Inc. (CAS). This report contains analytical results for samples designated for Tier III validation deliverables including summary forms and all of the associated raw data for each of the analyses. When appropriate to the method, method blank results have been reported with each analytical test.

Sample Receipt

Three soil samples were received for analysis at Columbia Analytical Services on 10/06/06. The samples were received in good condition and consistent with the accompanying chain of custody form. The samples were stored in a refrigerator at 4°C upon receipt at the laboratory.

General Chemistry Parameters

Fluoride, Bellack by EPA 340.2:
The matrix spike recoveries of fluoride for sample S1-B-092806 were outside control criteria because of matrix interference. Recovery in the Laboratory Control Sample (LCS) was acceptable, which indicates the analytical batch was in control No further corrective action was possible.

Approved by EMW **Date** 10/19/06

Chain of Custody Documentation

SUBCONTRACTOR ANALYSIS REQUEST
CUSTODY TRANSFER 10/05/06

ANALYTICAL RESOURCES INCORPORATED

ARI Project: JY78

Laboratory: Columbia Analytical Services Inc.
Lab Contact: Ed Wallace
Lab Address: 1317 South 13th Street
Kelso, WA 98626
Phone: 360-577-7222
Fax: 360-636-1068

ARI Client: Anchor Environmental
Project ID: Chinook
ARI PM: Sue Dunnihoo
Phone: 206-695-6207
Fax: 206-695-6201

K0608631
SueDo

Analytical Protocol: In-house
Special Instructions:

Requested Turn Around: **10/06/06**
Fax Results (Y/N): **Yes**

Limits of Liability. *Subcontractor is expected to perform all requested services in accordance with appropriate methodology following Standard Operating Procedures that meet standards for the industry. The total liability of ARI, its officers, agents, employees, or sucessors, arising out of or in connection with the requested services, shall not exceed the negotiated amount for said services. The agreement by the Subcontractor to perform services requested by ARI releases ARI from any liability in excess thereof, not withstanding any provision to the contrary in any contract, purchase order or co-signed agreement between ARI and the Subcontractor.*

ARI ID	Client ID/ Add'l ID	Sampled	Matrix	Bottles	Analyses
06-18114-JY78H	S1-B-092806	09/28/06	Soil	1	Bellock Fluoride
Special Instructions: None					
06-18115-JY78I	S41-092806	09/28/06	Soil	1	Bellock Fluoride
Special Instructions: None					
06-18116-JY78J	S1-A-092806	09/28/06	Soil	1	Bellock Fluoride
Special Instructions: None					

Carrier	UPS	Airbill	1Z 832 695 03 4420 6883	Date	10/5/06
Relinquished by		Company	ARI	Date	10/5/06	Time	1520
Received by		Company	CAS	Date	10/6/06	Time	1000

Columbia Analytical Services Inc.
Cooler Receipt and Preservation Form

PC ED

Project/Client ARI Service Request K06 8631

Cooler received on 10/6/06 and opened on 10/6/06 by [signature]

UPS

1.	Were custody seals on outside of coolers?				Y (N)
	If yes, how many and where?				
2.	Were custody seals intact?				Y N
3.	Were signature and date present on the custody seals?				Y N
4.	Is the shipper's airbill available and filed? If no, record airbill number: 1Z 832695 03 4720 6883				Y (N)
5.	COC#				
	Temperature of cooler(s) upon receipt: (°C)	0.9			
	Temperature Blank: (°C)	N/P			
	Were samples hand delivered on the same day as collection?				Y N
6.	Were custody papers properly filled out (ink, signed, etc.)?				(Y) N
7.	Type of packing material present: ICE				
8.	**Did all bottles arrive in good condition (unbroken)?**				(Y) N
9.	Were all bottle labels complete (i.e analysis, preservation, etc.)?				(Y) N
10.	Did all bottle labels and tags agree with custody papers?				(Y) N
11.	**Were the correct types of bottles used for the tests indicated?**				(Y) N
12.	Were all of the preserved bottles received at the lab with the appropriate pH?				Y N
13.	Were VOA vials checked for absence of air bubbles, and if present, noted below?				Y N
14.	Were the 1631 Mercury bottles checked for absence of air bubbles, and if present, noted below?				Y N
15.	Did the bottles originate from CAS/K or a branch laboratory?				Y (N)
16.	**Are CWA Microbiology samples received with >1/2 the 24hr. hold time remaining from collection?**				Y N
17.	Was C12/Res negative?				Y N

Explain any discrepancies: _____

RESOLUTION: _____

Samples that required preservation or received out of temperature:

Sample ID	Reagent	Volume	Lot Number	Bottle Type	Rec'd out of Temperature	Initials

General Chemistry Parameters

COLUMBIA ANALYTICAL SERVICES, INC.

Analytical Results

Client: Analytical Resources, Incorporated
Project: Chinook
Sample Matrix: Soil

Service Request: K0608631

Total Solids

Prep Method: NONE
Analysis Method: 160.3M
Test Notes:

Units: PERCENT
Basis: Wet

Sample Name	Lab Code	Date Collected	Date Received	Date Analyzed	Result	Result Notes
S1-B-092806	K0608631-001	09/28/2006	10/06/2006	10/06/2006	56.8	
S41-092806	K0608631-002	09/28/2006	10/06/2006	10/06/2006	56.5	
S1-A-092806	K0608631-003	09/28/2006	10/06/2006	10/06/2006	56.3	

00010

COLUMBIA ANALYTICAL SERVICES, INC.

QA/QC Report

Client:	Analytical Resources, Incorporated	**Service Request:**	K0608631
Project:	Chinook	**Date Collected:**	09/28/2006
Sample Matrix:	Soil	**Date Received:**	10/06/2006
		Date Analyzed:	10/06/2006

Duplicate Sample Summary

Total Solids

Prep Method:	NONE	**Units:**	PERCENT
Analysis Method:	160.3M	**Basis:**	Wet
Test Notes:			

Sample Name	Lab Code	Sample Result	Duplicate Sample Result	Average	Relative Percent Difference	Result Notes
S1-B-092806	K0608631-001	56.8	54.9	55.9	3	

00011

COLUMBIA ANALYTICAL SERVICES, INC.

QA/QC Report

Client:	Analytical Resources, Incorporated	**Service Request:**	K0608631
Project:	Chinook	**Date Collected:**	09/28/2006
Sample Matrix:	Soil	**Date Received:**	10/06/2006
		Date Analyzed:	10/06/2006

Duplicate Sample Summary
Total Solids

Prep Method:	NONE	**Units:**	PERCENT
Analysis Method:	160.3M	**Basis:**	Wet
Test Notes:			

Sample Name	Lab Code	Sample Result	Duplicate Sample Result	Average	Relative Percent Difference	Result Notes
S1-A-092806	K0608631-003	56.3	56.4	56.4	<1	

00012

COLUMBIA ANALYTICAL SERVICES, INC.

Run 67225

EPA Method 160.3 - Total Solids

Group ID:	KWG0616863			**Reviewed By:**	
Analyst:	JSanders				
Date Acquired:	10/06/2006 14:38	**Oven TempStart:**	103 DEG C	**Date Reviewed:**	10/9/06
Date Completed:	10/09/2006 15:52	**Oven TempEnd:**	103 DEG C		

#	Lab Code	Client ID	Matrix	Tare	Tare+Wet	Tare+Dry	% Solids	QC Ref Sample	Comments
1	K0608478-001	Dry Creek	RESIDUE	11.73g	46.80g	33.25g	61.4		As Received
2	K0608478-002	3rd Quarter Hog Fuel	RESIDUE	11.97g	44.40g	30.98g	58.6		As Received
3	K0608551-001	Sludge/Hog-ID:092906SH	SOIL	12.01g	76.00g	40.78g	45.0		As Received
4	K0608551-002	Sludge-ID:092906S	SOIL	11.99g	68.22g	33.38g	38.0		As Received
5	K0608551-003	Biomass-ID:092906H	SOIL	11.94g	60.16g	40.60g	59.4		As Received
6	K0608582-001	Hog Fuel--Rhoads Trucking	SOLID FUEL	11.80g	33.39g	27.97g	74.9		As Received
7	K0608582-002	OCC Rejects	SOLID FUEL	12.04g	78.88g	43.24g	46.7		As Received
8	K0608582-003	Sludge Press at OCC Sample	SOLID FUEL	12.28g	58.27g	35.95g	51.5		As Received
9	K0608582-004	Sidehill Screen Bunker	SOLID FUEL	11.90g	56.28g	19.52g	17.2		As Received
10	K0608631-001	S1-B-092806	SOIL	1.27g	9.35g	5.86g	56.8		
11	K0608631-002	S41-092806	SOIL	1.26g	9.84g	6.11g	56.5		
12	K0608631-003	S1-A-092806	SOIL	1.27g	9.28g	5.78g	56.3		
13	KWG0616863-1	Duplicate Client Sample	SOIL	1.27g	9.01g	5.52g	54.9	K0608631-001	
14	KWG0616863-2	Duplicate Client Sample	SOIL	1.26g	10.15g	6.27g	56.4	K0608631-003	

00013

COLUMBIA ANALYTICAL SERVICES, INC.

Analytical Report

Client : Anchor Environmental
Project Name : Chinook
Project Number : NA
Sample Matrix : SOIL

Service Request : K0608631
Date Collected : 09/28/06
Date Received : 10/06/06

Fluoride, Bellack

Prep Method : 340.1
Analysis Method : 340.2
Test Notes :

Units : mg/Kg (ppm)
Basis : Dry

Sample Name	Lab Code	MRL	MDL	Dilution Factor	Date Prepared	Date Analyzed	Result	Result Notes
S1-B-092806	K0608631-001	67	14	1	10/09/06	10/13/06	99	
S41-092806	K0608631-002	67	14	1	10/09/06	10/13/06	118	
S1-A-092806	K0608631-003	67	14	1	10/09/06	10/13/06	171	
Method Blank	K0608631-MB	67	14	1	10/09/06	10/13/06	ND	

COLUMBIA ANALYTICAL SERVICES, INC.

QA/QC Report

Client : Anchor Environmental
Project Name : Chinook
Project Number : NA
Sample Matrix : SOIL

Service Request : K0608631
Date Collected : 09/28/06
Date Received : 10/06/06
Date Prepared : 10/09/06
Date Analyzed : 10/13/06

Duplicate Summary
Inorganic Parameters

Sample Name : S1-B-092806
Lab Code : K0608631-001DUP
Test Notes :

Units : mg/Kg (ppm)
Basis : Dry

Analyte	Prep Method	Analysis Method	MRL	Sample Result	Duplicate Sample Result	Average	Relative Percent Difference	Result Notes
Fluoride, Bellack	340.1	340.2	67	99	119	109	18	

00015

Report By:Agreer

COLUMBIA ANALYTICAL SERVICES, INC.

QA/QC Report

Client : Anchor Environmental
Project Name : Chinook
Project Number : NA
Sample Matrix : SOIL

Service Request : K0608631
Date Collected : 09/28/06
Date Received : 10/06/06
Date Prepared : 10/09/06
Date Analyzed : 10/13/06

Matrix Spike/Duplicate Matrix Spike Summary

Sample Name : S1-B-092806
Lab Code : K0608631-001MS K0608631-001DMS
Test Notes :

Units : mg/Kg (ppm)
Basis : Dry

Analyte	Prep Method	Analysis Method	MRL	Spike Level MS	Spike Level DMS	Sample Result	Spike Result MS	Spike Result DMS	Spike Recovery MS	Spike Recovery DMS	CAS Acceptance Limits	Relative Percent Difference	Result Notes
Fluoride, Bellack	340.1	340.2	67	348	352	99	168	207	20	31	75-125	42	*

00016

Report By:Agreer

COLUMBIA ANALYTICAL SERVICES, INC.

QA/QC Report

Client :	Anchor Environmental	**Service Request :**	K0608631
Project Name :	Chinook	**Date Collected :**	NA
Project Number :	NA	**Date Received :**	NA
Sample Matrix :	SOIL	**Date Prepared :**	10/09/06
		Date Analyzed :	10/13/06

Laboratory Control Sample Summary
Inorganic Parameters

Sample Name :	Laboratory Control Sample	Units :	mg/Kg (ppm)
Lab Code :	K0608631-LCS	Basis :	Dry

Test Notes :

Analyte	Prep Method	Analysis Method	True Value	Result	Percent Recovery	CAS Percent Recovery Acceptance Limits	Result Notes
Fluoride, Bellack	340.1	340.2	17.5	15.9	91	85-115	

00017

Report By:Agreer

COLUMBIA ANALYTICAL SERVICES, INC.

QA/QC Report

Client : Anchor Environmental
Project : Chinook

Service Request : K0608631
Date Collected : NA
Date Received : NA

Fluoride, Bellack
EPA Method 340.2
Units: mg/L (ppm)

CONTINUING CALIBRATION VERIFICATION (CCV)

	Date Analyzed	True Value	Measured Value	Percent Recovery
CCV1 Result	10/13/06	5.0	4.8	96
CCV2 Result	10/13/06	5.0	5.2	104
CCV3 Result	10/13/06	5.0	4.9	98

CONTINUING CALIBRATION BLANK (CCB)

	Date Analyzed	MRL	Blank Value
CCB1 Result	10/13/06	0.2	0.07 J
CCB2 Result	10/13/06	0.2	0.10 J
CCB3 Result	10/13/06	0.2	0.09 J

67830

COLUMBIA ANALYTICAL SERVICES, INC.

Work Order #.: _____ Method: _____

Analysis: _____

Date Prepared	Sample Name / Lab Code	Initial Wt./Vol. (g) or (ml)	Final Volume (ml)	mg/L (in solution)	mg/L - mg/kg As Rec'd	% Solids	mg/kg Dry Wt.
10-9-06	MB	200 ml	191	0.177	41.0		
	LCS	192	176	17.3	15.9		
	K8631-1	5.017 g.	194	1.46	56.5	56.8	99.4
	-1d	5.004	196	1.72	67.4		119
	-1MS	5.066	192	2.52	95.5		168
	-1MSd	5.008	200	2.95	118		207
	-2	5.018	188	1.78	64.7	56.5	118
	-3	5.052	192	2.53	96.2	56.3	171

MS= K8631-1MS = 1.0 ml x 1,000 ppm / 5.066 g. = 197 / 568 = 348

MSD= X = 109 RPD = 18 % REC = (20) NR

K8631-1MSD = 1.0 ml x 1,000 ppm / 5.008 g. = 200 / 568 = 352

% REC = (31) NR

X=

RPD=

STD ID # = LCS APG # 4423 Lot # 42475 ID # F/2-83-H T.V. = 17.5 % REC = 91

Comments: ICV TV = 4 mg/L ID # F/2-75-A % REC = 96

Prepared By: A Cheatham	Date Prepared: 10-9-06 1055
Analyzed By: A Cheatham	Date Analyzed: 10-13-06 0815
Reviewed By:	Date Reviewed: 10/13/06

00019

COLUMBIA ANALYTICAL SERVICES, INC.

67830

Work Order #.: _____ Method: _____

Analysis: _____

Date Prepared	Sample Name / Lab Code	Initial Wt./Vol. (g) or (ml)	Final Volume (ml)	mg/L (in solution)	mg/L - mg/kg As Rec'd	% Solids	mg/kg Dry Wt.
10 12-06	MB	200 ml	187	0.235	<1.0		
	LCS		187	17.2	16.1		
	K8773-1		193	16.3	15.7		
	-1d		186	14.1	13.1		
	-1ms	100 ml	70	33.4	23.4		
	-1msd		92	30.1	27.7		

MS=

MSD= K8773-1ms = 1.0 ml x 1,000 ppm / 100 ml = 10 ✓

X = 14.4 RPD = 18 % REC = 77 ✓

X= K8773-1msd = 1.0 ml x 1,000 ppm / 100 ml = 10 ✓

RPD= % REC = 120

STD ID # =

Comments: LCS APG# 4423 Lot# 42475 ID# F/2-83-H TV = 17.5 % REC = 92

ICV TV = 4 mg/L ID# F/2-75-A % REC = 96

Prepared By: A Chesteen	Date Prepared: 10-12-06 1140
Analyzed By: A Chesteen	Date Analyzed: 10-13-06 0815
Reviewed By:	Date Reviewed: 10/13/06

00020

67830

COLUMBIA ANALYTICAL SERVICES, INC.

Service Request #: _____ Method: EPA 340.2 ISE

Analysis For: Fluoride

Sample Number	Dilution	Measured Conc. (mg/L)	Final Conc. (mg/L)	Comments
ICV	20/20	3.83	3.8	
ICB		0.108	<0.2	
0.2 STD		0.219	0.2	
CCV		4.76	4.8	
CCB		0.0663	<0.2	
MB		0.177	<1.0	
LCS		17.3	17.3 ✓	
K8631-1		1.46	1.5	
-1d		1.72	1.7	
-1ms		2.52	2.5	
-1msd		2.95	3.0	
-2		1.78	1.8	
-3		2.53	2.5	
MB		0.235	<1.0	
LCS		17.2	17	
CCB		0.0980	<0.2	
CCV		5.18	5.2	
K8773-1		16.3	16.3	

Calibration Info. 1 STD 1.0 mg/L 2 STD 5.0 mg/L 3 STD 10.0 mg/L 4 STD 50 mg/L 5 STD 100 mg/L

1-100ppm Slope : -54.53, -55.40 EF% 92.2, 93.8

LCS APG: 4423 Lot # 42475 ID #: F/2-83-H T.V. = 17.5 ✓ % Recovery:

CCV: T.V.=5ppm ID #: F/2-53-J % Recovery: 96, 104, 98

ICV: T.V.=4 mg/L ID# F/2-75-A %Recovery: 96

Analyzed By: A Chentsova	Date: 10-13-06 0815
Reviewed By:	Date: 10/13/06

COLUMBIA ANALYTICAL SERVICES, INC.

67830

Service Request #: _____ Method: EPA 340.2 ISE

Analysis For: Fluoride

Sample Number	Dilution	Measured Conc. (mg/L)	Final Conc. (mg/L)	Comments
K8773-1d	20/20	14.1	14.1	
-1ms		33.4	33.4	
-1msd		30.1	30.1	
-1		7.54	7.5	
-1d		7.20	7.2	
-1ms		28.6	28.6	
LCS		17.2	17.2	
0.2 std		0.206	0.2	
CCV-3		4.92	4.9	
CCB-3		0.089Z	<0.2	

Comments:

K8773-1MS = 0.5 ml x 1,000 ppm / 20 = 25

X = 7.4 RPD = 4 %REC = 84

Analyzed By: A Weatherly	Date: 10-13-06 0815
Reviewed By:	Date:

FLUORIDE.BCH

00022

1317 South 13th Avenue P.O. Box 479 Kelso, Washington 98626 (360) 577-7222 (360) 636-1068 fax

Columbia Analytical Services INC.
An Employee - Owned Company

RECEIVED
OCT 23 2006
BY:

October 19, 2006 Service Request No: K0608716

Susan Snyder
Anchor Environmental
1423 3rd Ave., Suite 300
Seattle, WA 98101

RE: Chinook Ventures

Dear Susan:

Enclosed are the results of the sample(s) submitted to our laboratory on October 10, 2006. For your reference, these analyses have been assigned our service request number K0608716.

All analyses were performed according to our laboratory's quality assurance program. The test results meet requirements of the NELAC standards. Exceptions are noted in the case narrative report where applicable. All results are intended to be considered in their entirety, and Columbia Analytical Services, Inc. (CAS) is not responsible for use of less than the complete report. Results apply only to the items submitted to the laboratory for analysis and individual items (samples) analyzed, as listed in the report.

Please call if you have any questions. My extension is 3358. You may also contact me via Email at LHuckestein@kelso.caslab.com.

Respectfully submitted,

Columbia Analytical Services, Inc.

for Lynda Huckestein

Lynda Huckestein
Client Services Manager

LH/lmb

Acronyms

ASTM	American Society for Testing and Materials
A2LA	American Association for Laboratory Accreditation
CARB	California Air Resources Board
CAS Number	Chemical Abstract Service registry Number
CFC	Chlorofluorocarbon
CFU	Colony-Forming Unit
DEC	Department of Environmental Conservation
DEQ	Department of Environmental Quality
DHS	Department of Health Services
DOE	Department of Ecology
DOH	Department of Health
EPA	U. S. Environmental Protection Agency
ELAP	Environmental Laboratory Accreditation Program
GC	Gas Chromatography
GC/MS	Gas Chromatography/Mass Spectrometry
LUFT	Leaking Underground Fuel Tank
M	Modified
MCL	Maximum Contaminant Level is the highest permissible concentration of a substance allowed in drinking water as established by the USEPA.
MDL	Method Detection Limit
MPN	Most Probable Number
MRL	Method Reporting Limit
NA	Not Applicable
NC	Not Calculated
NCASI	National Council of the Paper Industry for Air and Stream Improvement
ND	Not Detected
NIOSH	National Institute for Occupational Safety and Health
PQL	Practical Quantitation Limit
RCRA	Resource Conservation and Recovery Act
SIM	Selected Ion Monitoring
TPH	Total Petroleum Hydrocarbons
tr	Trace level is the concentration of an analyte that is less than the PQL but greater than or equal to the MDL.

Inorganic Data Qualifiers

*	The result is an outlier. See case narrative.
#	The control limit criteria is not applicable. See case narrative.
B	The analyte was found in the associated method blank at a level that is significant relative to the sample result.
E	The result is an estimate amount because the value exceeded the instrument calibration range.
J	The result is an estimated concentration that is less than the MRL but greater than or equal to the MDL.
U	The compound was analyzed for, but was not detected ("Non-detect") at or above the MRL/MDL.
i	The MRL/MDL has been elevated due to a matrix interference.
X	See case narrative.

Metals Data Qualifiers

#	The control limit criteria is not applicable. See case narrative.
B	The result is an estimated concentration that is less than the MRL but greater than or equal to the MDL.
E	The percent difference for the serial dilution was greater than 10%, indicating a possible matrix interference in the sample.
M	The duplicate injection precision was not met.
N	The Matrix Spike sample recovery is not within control limits. See case narrative.
S	The reported value was determined by the Method of Standard Additions (MSA).
U	The compound was analyzed for, but was not detected ("Non-detect") at or above the MRL/MDL.
W	The post-digestion spike for furnace AA analysis is out of control limits, while sample absorbance is less than 50% of spike absorbance.
i	The MRL/MDL has been elevated due to a matrix interference.
X	See case narrative.
*	The duplicate analysis not within control limits. See case narrative.
+	The correlation coefficient for the MSA is less than 0.995.

Organic Data Qualifiers

*	The result is an outlier. See case narrative.
#	The control limit criteria is not applicable. See case narrative.
A	A tentatively identified compound, a suspected aldol-condensation product.
B	The analyte was found in the associated method blank at a level that is significant relative to the sample result.
C	The analyte was qualitatively confirmed using GC/MS techniques, pattern recognition, or by comparing to historical data.
D	The reported result is from a dilution.
E	The result is an estimate amount because the value exceeded the instrument calibration range.
J	The result is an estimated concentration that is less than the MRL but greater than or equal to the MDL.
N	The result is presumptive. The analyte was tentatively identified, but a confirmation analysis was not performed.
P	The GC or HPLC confirmation criteria was exceeded. The relative percent difference is greater than 40% between the two analytical results (25% for CLP Pesticides).
U	The compound was analyzed for, but was not detected ("Non-detect") at or above the MRL/MDL.
i	The MRL/MDL has been elevated due to a chromatographic interference.
X	See case narrative.

Additional Petroleum Hydrocarbon Specific Qualifiers

F	The chromatographic fingerprint of the sample matches the elution pattern of the calibration standard.
L	The chromatographic fingerprint of the sample resembles a petroleum product, but the elution pattern indicates the presence of a greater amount of lighter molecular weight constituents than the calibration standard.
H	The chromatographic fingerprint of the sample resembles a petroleum product, but the elution pattern indicates the presence of a greater amount of heavier molecular weight constituents than the calibration standard.
O	The chromatographic fingerprint of the sample resembles an oil, but does not match the calibration standard.
Y	The chromatographic fingerprint of the sample resembles a petroleum product eluting in approximately the correct carbon range, but the elution pattern does not match the calibration standard.
Z	The chromatographic fingerprint does not resemble a petroleum product.

Case Narrative

COLUMBIA ANALYTICAL SERVICES, INC.

Client:	Anchor Environmental	**Service Request No.:**	K0608716
Project:	Chinook Ventures	**Date Received:**	10/10/2006
Sample Matrix:	Soil		

CASE NARRATIVE

All analyses were performed consistent with the quality assurance program of Columbia Analytical Services, Inc. (CAS). This report contains analytical results for samples designated for Tier III validation deliverables including summary forms and all of the associated raw data for each of the analyses. When appropriate to the method, method blank results have been reported with each analytical test.

Sample Receipt

Three soil samples were received for analysis at Columbia Analytical Services on 10/10/2006. The samples were received in good condition and consistent with the accompanying chain of custody form. The samples were stored in a refrigerator at 4°C upon receipt at the laboratory.

General Chemistry Parameters

Fluoride, Bellack by EPA 340.2:
The control criteria for matrix spike recoveries of Bellack fluoride for sample LY3-SO are not applicable. The analyte concentration in the sample was significantly higher than the added spike concentration, preventing accurate evaluation of the spike recovery.

No other anomalies associated with the analysis of these samples were observed.

Approved by LV **Date** 10.19.06

Chain of Custody Documentation

SUBCONTRACTOR ANALYSIS REQUEST
CUSTODY TRANSFER 10/07/06

ANALYTICAL RESOURCES INCORPORATED

ARI Project: JZ95

Laboratory: Columbia Analytical Services Inc.
Lab Contact: ~~Ed Wallace~~ LINDA HUCKSTEIN
Lab Address: 1317 South 13th Street
Kelso, WA 98626
Phone: 360-577-7222
Fax: 360-636-1068

ARI Client: Anchor Environmental
Project ID: Chinook Ventures
ARI PM: Susan Dunnihoo
Phone: 206-695-6207
Fax: 206-695-6201

Analytical Protocol: In-house
Special Instructions:

Requested Turn Around: ~~10/13/06~~
Fax Results (Y/N): **Yes**

Limits of Liability. *Subcontractor is expected to perform all requested services in accordance with appropriate methodology following Standard Operating Procedures that meet standards for the industry. The total liability of ARI, its officers, agents, employees, or sucessors, arising out of or in connection with the requested services, shall not exceed the negotiated amount for said services. The agreement by the Subcontractor to perform services requested by ARI releases ARI from any liability in excess thereof, not withstanding any provision to the contrary in any contract, purchase order or co-signed agreement between ARI and the Subcontractor.*

ARI ID	Client ID/ Add'l ID	Sampled	Matrix	Bottles	Analyses
06-18844-JZ95A	LY1-SO	10/04/06	Soil	1	Belleck Fluoride
Special Instructions: Bill directly to Anchor - S.Snyder					
06-18845-JZ95B	LY2-SO	10/04/06	Soil	1	Belleck Fluoride
Special Instructions: Bill directly to Anchor - S.Snyder					
06-18846-JZ95C	LY3-SO	10/04/06	Soil	1	Belleck Fluoride
Special Instructions: Bill directly to Anchor - S.Snyder					

Carrier UPS	Airbill 1Z 832 695 03 4426 0921		Date 10/9/06
Relinquished by	Company ARI	Date 10/9/06	Time 1600
Received by	Company UPS	Date 10/10/06	Time 1520

Columbia Analytical Services Inc.
Cooler Receipt and Preservation Form

PC Lynda

Project/Client ARI Service Request K06 8716

Cooler received on 10/10/06 and opened on 10/10/06 by [signature]

1. Were custody seals on outside of coolers? Y N
   If yes, how many and where? —
2. Were custody seals intact? Y N
3. Were signature and date present on the custody seals? Y N
4. Is the shipper's airbill available and filed? If no, record airbill number: 1Z8326950344260921 Y N
5. COC#

Temperature of cooler(s) upon receipt: (°C)	3.9			
Temperature Blank: (°C)	N/P			

Were samples hand delivered on the same day as collection? ~~Y N~~

6. Were custody papers properly filled out (ink, signed, etc.)? Y N
7. Type of packing material present Bubble
8. **Did all bottles arrive in good condition (unbroken)?** Y N
9. Were all bottle labels complete (i.e analysis, preservation, etc.)? Y N
10. Did all bottle labels and tags agree with custody papers? Y N
11. **Were the correct types of bottles used for the tests indicated?** Y N
12. Were all of the preserved bottles received at the lab with the appropriate pH? Y N
13. Were VOA vials checked for absence of air bubbles, and if present, noted below? Y N
14. Were the 1631 Mercury bottles checked for absence of air bubbles, and if present, noted below? Y N
15. Did the bottles originate from CAS/K or a branch laboratory? Y N
16. **Are CWA Microbiology samples received with >1/2 the 24hr. hold time remaining from collection?** ~~Y N~~
17. Was C12/Res negative? Y N

Explain any discrepancies:

RESOLUTION:

Samples that required preservation or received out of temperature:

Sample ID	Reagent	Volume	Lot Number	Bottle Type	Rec'd out of Temperature	Initials

Total Solids

COLUMBIA ANALYTICAL SERVICES, INC.

Analytical Results

Client: Anchor Environmental
Project: Chinook Ventures
Sample Matrix: Soil

Service Request: K0608716

Total Solids

Prep Method: NONE
Analysis Method: 160.3M
Test Notes:

Units: PERCENT
Basis: Wet

Sample Name	Lab Code	Date Collected	Date Received	Date Analyzed	Result	Result Notes
LY1-SO	K0608716-001	10/04/2006	10/10/2006	10/11/2006	84.6	
LY2-SO	K0608716-002	10/04/2006	10/10/2006	10/11/2006	90.8	
LY3-SO	K0608716-003	10/04/2006	10/10/2006	10/11/2006	81.2	

00010

COLUMBIA ANALYTICAL SERVICES, INC.

QA/QC Report

Client:	Anchor Environmental	**Service Request:**	K0608716
Project:	Chinook Ventures	**Date Collected:**	10/04/2006
Sample Matrix:	Sediment	**Date Received:**	10/10/2006
		Date Analyzed:	10/11/2006

Duplicate Sample Summary
Total Solids

Prep Method:	NONE	**Units:**	PERCENT
Analysis Method:	160.3M	**Basis:**	Wet
Test Notes:			

Sample Name	Lab Code	Sample Result	Duplicate Sample Result	Average	Relative Percent Difference	Result Notes
LY3-SO	K0608716-003	81.2	82.5	81.9	2	

00011

COLUMBIA ANALYTICAL SERVICES, INC.

67654

EPA Method 160.3 - Total Solids

2012

Group ID:	KWG0617122		
Analyst:	JSanders	**Reviewed By:**	
Date Acquired:	10/11/2006 13:35	**Oven TempStart:**	103 DEG C
Date Completed:	10/12/2006 08:31	**Oven TempEnd:**	103 DEG C
		Date Reviewed:	10/12/06

#	Lab Code	Client ID	Matrix	Tare	Tare+Wet	Tare+Dry	% Solids	QC Ref Sample	Comments
1	K0608632-001	EI172	SOIL	1.32g	13.86g	12.53g	89.4		
2	K0608632-002	EI174	SOIL	1.32g	13.96g	11.09g	77.3		
3	K0608632-004	EI176	SOIL	1.31g	10.70g	8.23g	73.7		
4	K0608636-001	DP-1	SOIL	1.32g	7.64g	7.56g	98.7		
5	K0608696-001	OCC Decker Stock	MISC. SOLID	11.89g	160.61g	56.54g	30.0		
6	K0608698-002	GS-09-S(9-11)	SEDIMENT	1.31g	24.48g	20.04g	80.8		
7	K0608698-003	GS-09-S(23-27)	SEDIMENT	1.31g	20.26g	15.76g	76.3		
8	K0608716-001	LY1-SO	SOIL	1.30g	15.57g	13.37g	84.6		
9	K0608716-002	LY2-SO	SOIL	1.32g	16.66g	15.25g	90.8		
10	K0608716-003	LY3-SO	SOIL	1.30g	16.05g	13.28g	81.2		
11	K0608721-001	TWMS1	SOLID FUEL	11.76g	49.63g	46.61g	92.0		As Received
12	K0608721-002	TWEGD1	SOLID FUEL	12.08g	70.59g	67.42g	94.6		As Received
13	K0608721-003	TWMIX1	SOLID FUEL	11.89g	52.15g	49.69g	93.9		As Received
14	K0608730-001	PB084-1SC002-N	SEDIMENT	1.33g	16.86g	3.26g	12.4		
15	K0608730-002	PB094-1SC002-N	SEDIMENT	1.31g	18.26g	16.12g	87.4		
16	KWG0617122-1	Duplicate Client Sample	SEDIMENT	1.31g	20.18g	3.61g	12.2	K0608730-001	
17	KWG0617122-2	Duplicate Client Sample	SEDIMENT	1.30g	17.69g	14.82g	82.5	K0608716-003	

General Chemistry Parameters

COLUMBIA ANALYTICAL SERVICES, INC.

Analytical Report

Client : Anchor Environmental
Project Name : Chinook Ventures
Project Number : NA
Sample Matrix : SOIL

Service Request : K0608716
Date Collected : 10/04/06
Date Received : 10/10/06

Fluoride, Bellack

Prep Method : 340.1
Analysis Method : 340.2
Test Notes :

Units : mg/Kg (ppm)
Basis : Dry

Sample Name	Lab Code	MRL	MDL	Dilution Factor	Date Prepared	Date Analyzed	Result	Result Notes
LY1-SO	K0608716-001	46	9.2	1	10/17/06	10/17/06	523	
LY2-SO	K0608716-002	46	9.2	1	10/17/06	10/17/06	1310	
LY3-SO	K0608716-003	46	9.2	1	10/17/06	10/17/06	396	
Method Blank	K0608716-MB	46	9.2	1	10/17/06	10/17/06	ND	

Report By:Agreer

COLUMBIA ANALYTICAL SERVICES, INC.

QA/QC Report

Client : Anchor Environmental
Project Name : Chinook Ventures
Project Number : NA
Sample Matrix : SOIL

Service Request : K0608716
Date Collected : 10/04/06
Date Received : 10/10/06
Date Prepared : 10/17/06
Date Analyzed : 10/17/06

Duplicate Summary
Inorganic Parameters

Sample Name : LY3-SO
Lab Code : K0608716-003DUP
Test Notes :

Units : mg/Kg (ppm)
Basis : Dry

Analyte	Prep Method	Analysis Method	MRL	Sample Result	Duplicate Sample Result	Average	Relative Percent Difference	Result Notes
Fluoride, Bellack	340.1	340.2	46	396	390	393	2	

00015

Report By: Agreer

COLUMBIA ANALYTICAL SERVICES, INC.

QA/QC Report

Client : Anchor Environmental
Project Name : Chinook Ventures
Project Number : NA
Sample Matrix : SOIL

Service Request : K0608716
Date Collected : 10/04/06
Date Received : 10/10/06
Date Prepared : 10/17/06
Date Analyzed : 10/17/06

Matrix Spike/Duplicate Matrix Spike Summary

Sample Name : LY3-SO
Lab Code : K0608716-003MS K0608716-003DMS
Test Notes :

Units : mg/Kg (ppm)
Basis : Dry

Analyte	Prep Method	Analysis Method	MRL	Spike Level MS	Spike Level DMS	Sample Result	Spike Result MS	Spike Result DMS	Spike Recovery MS	Spike Recovery DMS	CAS Acceptance Limits	Relative Percent Difference	Result Notes
Fluoride, Bellack	340.1	340.2	46	246	245	396	553	603	64	84	75-125	27	*

00016

Report By:Agreer

COLUMBIA ANALYTICAL SERVICES, INC.

QA/QC Report

Client :	Anchor Environmental	**Service Request :**	K0608716
Project Name :	Chinook Ventures	**Date Collected :**	NA
Project Number :	NA	**Date Received :**	NA
Sample Matrix :	SOIL	**Date Prepared :**	10/17/06
		Date Analyzed :	10/17/06

Laboratory Control Sample Summary
Inorganic Parameters

Sample Name :	Laboratory Control Sample	Units :	mg/Kg (ppm)
Lab Code :	K0608716-LCS	Basis :	Dry
Test Notes :			

Analyte	Prep Method	Analysis Method	True Value	Result	Percent Recovery	CAS Percent Recovery Acceptance Limits	Result Notes
Fluoride, Bellack	340.1	340.2	17.5	15.7	90	85-115	

Report By: Agreer

COLUMBIA ANALYTICAL SERVICES, INC.

QA/QC Report

Client : Anchor Environmental
Project : Chinook Ventures

Service Request : K0608716
Date Collected : NA
Date Received : NA

Fluoride, Bellack
EPA Method 340.2
Units: mg/L (ppm)

CONTINUING CALIBRATION VERIFICATION (CCV)

	Date Analyzed	True Value	Measured Value	Percent Recovery
CCV1 Result	10/17/06	5.0	4.7	94
CCV2 Result	10/17/06	5.0	4.7	94
CCV3 Result	10/17/06	5.0	4.8	96
CCV4 Result	10/17/06	5.0	4.8	96

CONTINUING CALIBRATION BLANK (CCB)

	Date Analyzed	MRL	Blank Value
CCB1 Result	10/17/06	0.2	0.10 J
CCB2 Result	10/17/06	0.2	0.08 J
CCB3 Result	10/17/06	0.2	0.10 J
CCB4 Result	10/17/06	0.2	0.07 J

Work Request # Original (K8936) K8716

Tier: III IIA

Date Analyzed: 10-17-04

Analyst: A Cheatley

Analysis: ISE F 340.2 + 340.2 Bellack

DATA QUALITY REPORT
INORGANICS

Explain any "no" responses to questions below, and any corrective actions in the comments section below.

1.		Is the method name and number correct and appropriate?	(yes)/no/NA
2.		Holding times met for all analyses and for all samples?	(yes)/no/NA
3.		Are calculations correct?	(yes)/no/NA
4.		Is the reporting basis correct? (Dry Weight)	(yes)/no/NA
5.		All quality control criteria met?	yes/(no)/NA
	a.	Is the calibration curve correlation coefficient ≥ 0.995?	yes/no/NA
	b.	MBs, CCVs, CCBs, LCSs, Dups, and Spikes, analyzed at proper frequency?	(yes)/no/NA
	c.	Are ICVs, CCVs, and CCBs all within acceptance limits?	(yes)/no/NA
	d.	Are results for methods blanks all ND?	(yes)/no/NA
	e.	Are all QC samples within acceptance criteria? (LCS % rec, MS/DMS % rec, DUP or MS/DMS RPDs, etc.)	yes/(no)/NA
	f.	Are all exceptions explained?	(yes)/no/NA
6.		Are all service requests that apply attached?	(yes)/no/NA
7.		Are all samples labelled correctly?	(yes)/no/NA
8.		Have all instructions on the service request been followed? (e.g. Special MRLs, QC on a specific sample)	(yes)/no/NA
9.		Are detection limits and units reported correctly?	(yes)/no/NA
10.		Are proper Analysis/Extraction stickers included on report?	(yes)/no/NA
11.		Is the unused space on the benchsheet crossed out?	(yes)/no/NA
12.		Was analysis turned in by the due date? (n-2) (If not record SR#)	(yes)/no/NA

COMMENTS:

Ref K8716- 3ms/3msd both failed 3msd passed (NA) Sample conc. > spike level
suspect matrix interference
10/18/06

Final Approved by: [signature] Date: 10/18/06

DQREPORT

68115

COLUMBIA ANALYTICAL SERVICES, INC.

Service Request #: _____ Method: EPA 340.2 ISE

Analysis For: Fluoride

Sample Number	Dilution	Measured Conc. (mg/L)	Final Conc. (mg/L)	Comments
ICV	20/20	3.64	3.6	
ICB		0.112	<0.2 ①	
0.2 STD		0.211	0.2	
CCV		4.67	4.7	
CCB		0.101	<0.2	
MB		0.0887	<0.2	
LCS		15.9	15.9	
K8936-1		4.37	4.4	
-2		3.32	3.3	
-2d		3.32	3.3	
-2ms		25.9	25.9	
-3		3.95	4.0	
-4		5.55	5.6	
-5		5.27	5.3	
-6		4.15	4.2	
CCB		0.0833	<0.2	
CCV		4.72	4.7	
-7		0.138	0.1 <0.2	J

Calibration Info. 1 STD 1.0 mg/L 2 STD 5.0 mg/L 3 STD 10.0 mg/L 4 STD 50 mg/L 5 STD 100 mg/L

1-100ppm Slope: -54.55, -55.05 EF% 92.2, 93.1

LCS APG: 4423 Lot # 42475 ID #: F/2-83-H T.V. = 17.5 % Recovery: 91 ①

CCV: T.V.=5ppm ID #: F/2-53-J % Recovery: ~~93~~, 94, 96, ~~95~~ 96

ICV: T.V.=4 mg/L ID# F/2-75-A %Recovery: ~~91~~ 90

① R 10/18/06

K8936-2ms = 0.5 mL x 1,000 ppm/20 = 25

X = 3.3 RPD = <1 ✓ %Rec = 90 ✓

Analyzed By: A Chentley	Date: 10-17-06 0915
Reviewed By:	Date: 10/18/06

① kz 10-17-06

00020

FLUORIDE.BCH

68115

COLUMBIA ANALYTICAL SERVICES, INC.

Service Request #: _____ Method: EPA 340.2 ISE

Analysis For: Fluoride

Sample Number	Dilution	Measured Conc. (mg/L)	Final Conc. (mg/L)	Comments
K8934-8	20/20	0.0977	0.1 <0.2	J
-9	↓	0.0945	0.1 <0.2	J
-10	5/20	2.91	11.6	
-11	↓	2.82	11.3	
-12	↓	2.84	11.4	
-13	20/20	0.0581	0.1 <0.2	J
-14	↓	0.0495	0.0 <0.2	J
MB		0.392	<1.0	
LCS		14.5	14.5	
CCV-3		4.79	4.8	
CCB-3		0.102	<0.2	
K8716-1		11.7	11.7	
-2		31.9	31.9	
-3		8.65	8.7	
-3d		8.26	8.3	
-3ms		11.7	11.7	
-3msd		12.7	12.7	
-3mst		10.4	10.4	
0.2 std		0.195	0.2	
CCV-4		4.76	4.8	
CCB-4	↓	0.0661	<0.2	

Comments:

Analyzed By: A Cheatham	Date: 10-17-06 0915
Reviewed By:	Date: 10/18/06

00021

FLUORIDE.BCH

COLUMBIA ANALYTICAL SERVICES, INC.

68115

Work Order #.: _____ Method: _____

Analysis: _____

Date Prepared	Sample Name / Lab Code	Initial Wt./Vol. (g) or (ml)	Final Volume (ml)	mg/L (in solution)	mg/L - mg/kg As Rec'd	% Solids	mg/kg Dry Wt.
10-17-06	MB	200 ml	194	0.392	<1.0		
	LCS	↓	190	16.5	15.7		
	KB716-1	5.046	191	① 11.7	442.8656361	84.6	523
	-2	5.024	188	31.9	1193.710191	90.8	1310
	-3	5.005 g.	186	8.65	321.4585415	81.2	396
	-3d	5.039	193	8.26	316.368327	↓	390
	-3ms	5.000	192	11.7	449.28		553
	-3msd	5.032	194	12.7	489.6263911	↓	603
↓	-3mst	5.068	196	10.4	402.2099448	81.2	495

MS=

MSD= KB716-3ms = 1.0ml x 1,000ppm / 5.000g. = 200/.812 = 246
X = 393 RPD = 2 %REC = 64 NR

X= KB716-3msd = 1.0ml x 1,000ppm / 5.032g. = 199/.812 = 245
%REC = 84

RPD= KB716-3mst = 1.0ml x 1,000ppm / 5.068g. = 197/.812 = 243
%REC = 41 NR

STD ID # =

Comments:

LCS APG #542 Lot # 42475 ID # F/2-83-H TV = 17.5 %REC = 90 ✓
ICV TV = 4 mg/L ID # F/2-75-A %REC = 91

Prepared By: A Chentlier	Date Prepared: 10-17-06
Analyzed By: A Chentlier	Date Analyzed: 10-17-06
Reviewed By:	Date Reviewed: 10/19/06

00022

① AC 10-17-06

Columbia Analytical Services Inc.

Service Request #: K8936 Method: M26M

Analysis For: F-ISE Matrix: water

	Total Vol. (mls)
K8936-1	52
-2	63
-3	56
-4	52
-5	51
-6	56
-7	29
-8	20
-9	26
-10	5
-11	7
-12	10
-13	72
-14	78

Comments:

Analyzed By: A Cheatheem	Date: 10-17-06 0850
Reviewed By: JR	Date: 10/18/06

00023

Genbench1

1317 South 13th Avenue P.O. Box 479 Kelso, Washington 98626 (360) 577-7222 (360) 636-1068 fax

Columbia Analytical Services INC.
An Employee - Owned Company

March 14, 2007 Analytical Report for Service Request No: K0701562

Rebecca Desrosiers
Anchor Environmental
1423 3rd Ave., Suite 300
Seattle, WA 98101

RE: Chinook Ventures/060345-01 T10

Dear Rebecca:

Enclosed are the results of the sample(s) submitted to our laboratory on February 27, 2007. For your reference, these analyses have been assigned our service request number K0701562.

All analyses were performed according to our laboratory's quality assurance program. The test results meet requirements of the NELAC standards. Exceptions are noted in the case narrative report where applicable. All results are intended to be considered in their entirety, and Columbia Analytical Services, Inc. (CAS) is not responsible for use of less than the complete report. Results apply only to the items submitted to the laboratory for analysis and individual items (samples) analyzed, as listed in the report.

Please call if you have any questions. My extension is 3358. You may also contact me via Email at LHuckestein@kelso.caslab.com.

Respectfully submitted,

Columbia Analytical Services, Inc.

Lynda Huckestein
Client Services Manager

LH/lmb

NELAP Accredited ACIL Seal of Excellence Award 100% Recycled

Acronyms

ASTM	American Society for Testing and Materials
A2LA	American Association for Laboratory Accreditation
CARB	California Air Resources Board
CAS Number	Chemical Abstract Service registry Number
CFC	Chlorofluorocarbon
CFU	Colony-Forming Unit
DEC	Department of Environmental Conservation
DEQ	Department of Environmental Quality
DHS	Department of Health Services
DOE	Department of Ecology
DOH	Department of Health
EPA	U. S. Environmental Protection Agency
ELAP	Environmental Laboratory Accreditation Program
GC	Gas Chromatography
GC/MS	Gas Chromatography/Mass Spectrometry
LUFT	Leaking Underground Fuel Tank
M	Modified
MCL	Maximum Contaminant Level is the highest permissible concentration of a substance allowed in drinking water as established by the USEPA.
MDL	Method Detection Limit
MPN	Most Probable Number
MRL	Method Reporting Limit
NA	Not Applicable
NC	Not Calculated
NCASI	National Council of the Paper Industry for Air and Stream Improvement
ND	Not Detected
NIOSH	National Institute for Occupational Safety and Health
PQL	Practical Quantitation Limit
RCRA	Resource Conservation and Recovery Act
SIM	Selected Ion Monitoring
TPH	Total Petroleum Hydrocarbons
tr	Trace level is the concentration of an analyte that is less than the PQL but greater than or equal to the MDL.

Inorganic Data Qualifiers

*	The result is an outlier. See case narrative.
#	The control limit criteria is not applicable. See case narrative.
B	The analyte was found in the associated method blank at a level that is significant relative to the sample result.
E	The result is an estimate amount because the value exceeded the instrument calibration range.
J	The result is an estimated concentration that is less than the MRL but greater than or equal to the MDL.
U	The compound was analyzed for, but was not detected ("Non-detect") at or above the MRL/MDL.
i	The MRL/MDL has been elevated due to a matrix interference.
X	See case narrative.

Metals Data Qualifiers

#	The control limit criteria is not applicable. See case narrative.
B	The result is an estimated concentration that is less than the MRL but greater than or equal to the MDL.
E	The percent difference for the serial dilution was greater than 10%, indicating a possible matrix interference in the sample.
M	The duplicate injection precision was not met.
N	The Matrix Spike sample recovery is not within control limits. See case narrative.
S	The reported value was determined by the Method of Standard Additions (MSA).
U	The compound was analyzed for, but was not detected ("Non-detect") at or above the MRL/MDL.
W	The post-digestion spike for furnace AA analysis is out of control limits, while sample absorbance is less than 50% of spike absorbance.
i	The MRL/MDL has been elevated due to a matrix interference.
X	See case narrative.
*	The duplicate analysis not within control limits. See case narrative.
+	The correlation coefficient for the MSA is less than 0.995.

Organic Data Qualifiers

*	The result is an outlier. See case narrative.
#	The control limit criteria is not applicable. See case narrative.
A	A tentatively identified compound, a suspected aldol-condensation product.
B	The analyte was found in the associated method blank at a level that is significant relative to the sample result.
C	The analyte was qualitatively confirmed using GC/MS techniques, pattern recognition, or by comparing to historical data.
D	The reported result is from a dilution.
E	The result is an estimate amount because the value exceeded the instrument calibration range.
J	The result is an estimated concentration that is less than the MRL but greater than or equal to the MDL.
N	The result is presumptive. The analyte was tentatively identified, but a confirmation analysis was not performed.
P	The GC or HPLC confirmation criteria was exceeded. The relative percent difference is greater than 40% between the two analytical results (25% for CLP Pesticides).
U	The compound was analyzed for, but was not detected ("Non-detect") at or above the MRL/MDL.
i	The MRL/MDL has been elevated due to a chromatographic interference.
X	See case narrative.

Additional Petroleum Hydrocarbon Specific Qualifiers

F	The chromatographic fingerprint of the sample matches the elution pattern of the calibration standard.
L	The chromatographic fingerprint of the sample resembles a petroleum product, but the elution pattern indicates the presence of a greater amount of lighter molecular weight constituents than the calibration standard.
H	The chromatographic fingerprint of the sample resembles a petroleum product, but the elution pattern indicates the presence of a greater amount of heavier molecular weight constituents than the calibration standard.
O	The chromatographic fingerprint of the sample resembles an oil, but does not match the calibration standard.
Y	The chromatographic fingerprint of the sample resembles a petroleum product eluting in approximately the correct carbon range, but the elution pattern does not match the calibration standard.
Z	The chromatographic fingerprint does not resemble a petroleum product.

Columbia Analytical Services, Inc.
Kelso, WA
State Certifications, Accreditations, and Licenses

Program	Number
Alaska DEC UST	UST-040
Arizona DHS	AZ0339
Arkansas - DEQ	88-0637
California DHS	2286
Colorado DPHE	-
Florida DOH	E87412
Hawaii DOH	-
Idaho DHW	-
Indiana DOH	C-WA-01
Louisiana DEQ	3016
Louisiana DHH	LA050010
Maine DHS	WA0035
Michigan DEQ	9949
Minnesota DOH	053-999-368
Montana DPHHS	CERT0047
Nevada DEP	WA35
New Jersey DEP	WA005
New Mexico ED	-
North Carolina DWQ	605
Oklahoma DEQ	9801
Oregon - DHS	WA200001
South Carolina DHEC	61002
Utah DOH	COLU
Washington DOE	C1203
Wisconsin DNR	998386840
Wyoming (EPA Region 8)	-

Case Narrative

COLUMBIA ANALYTICAL SERVICES, INC.

Client:	Anchor Environmental	**Service Request No.:**	K0701562
Project:	Chinook Ventures	**Date Received:**	2/27/2007
Sample Matrix:	Soil		

CASE NARRATIVE

All analyses were performed consistent with the quality assurance program of Columbia Analytical Services, Inc. (CAS). This report contains analytical results for samples designated for Tier III validation deliverables including summary forms and all of the associated raw data for each of the analyses. When appropriate to the method, method blank results have been reported with each analytical test.

Sample Receipt

Three soil samples were received for analysis at Columbia Analytical Services on 2/27/2007. The samples were received in good condition and consistent with the accompanying chain of custody form. The samples were stored in a refrigerator at 4°C upon receipt at the laboratory.

General Chemistry Parameters

Total Fluoride by EPA 340.2 Modified
The control criteria for matrix spike recoveries of the Batch QC sample are not applicable. The analyte concentration in the sample was significantly higher than the added spike concentration, preventing accurate evaluation of the spike recovery.

No other anomalies associated with the analysis of these samples were observed.

Approved by _____ **Date** 3/15/07

Chain of Custody Documentation

Chain of Custody Record & Laboratory Analysis Request

Page 1 of 1 Turnaround Requested: standard

Anchor Contact: Rebecca Desrosiers
(rdesrosiers@anchorenv.com)

ANCHOR ENVIRONMENTAL, L.L.C.
1423 Third Ave, Suite 300
Seattle, WA 98101
Ph: (206) 287-9130 Fax: (206) 287-9131

Lab Contact: Lynda Huckstein	Proj. Name: Chinook Ventures	Analyses Requested										Notes/ Comments:
Lab: CAS Analytical	Proj. Number: 060345-01 T10	Fluoride w/ Bullock Distillation	SPLP (F w/ BD on leach)									Wait for instruction from Lynda.
Address: 1317 South 13th Ave.	Sampler: Desrosiers											
Kelso, WA 98626												
Phone: 360.577.7222	Shipping Method: courier											
Fax:	AirBill:											

Sample ID	Sample Date	Sample Time	Sample Martix	# Containers										
S2-A-022707	2/22		SOIL	1	X									
S3-A-022707	↓		↓	1	X									
SPLP4-WM-022707	↓		↓	2	X	X								

Relinquished: (Signature)	Relinquished: (Signature)	Relinquished: (Signature)	Special Instructions/Notes
Printed Name: TOM DICKEY	Printed Name:	Printed Name:	Work requested through AEI; additional samples will also be sent from Chem in Corvallis.
Company: ANCHOR ENV.	Company:	Company:	
Date/Time: 2/27/07 4:40pm	Date/Time:	Date/Time:	
Received By: Elissa Erickson	Received By:	Received By:	
Printed Name: ELISSA ERICKSON	Printed Name:	Printed Name:	
Company: CAS	Company:	Company:	# of Coolers: 1 / Cooler Temp(s):
Date/Time: 2-27-07 4:40pm	Date/Time: 2/27/07 1650	Date/Time:	COC Seals Intact? / Bottles Intact?

Columbia Analytical Services Inc.
Cooler Receipt and Preservation Form

PC LA

Project/Client Anchor Service Request K07 01562

Cooler received on 2/27/07 and opened on 2/27/07 by [illegible]

1. Were custody seals on outside of coolers? Y N
   If yes, how many and where? _____
2. Were custody seals intact? Y N
3. Were signature and date present on the custody seals? Y N
4. Is the shipper's airbill available and filed? If no, record airbill number: _____ Y N
5. COC#

Temperature of cooler(s) upon receipt: (°C)	1.4			
Temperature Blank: (°C)				

Were samples hand delivered on the same day as collection? Y N

6. Were custody papers properly filled out (ink, signed, etc.)? Y N
7. Type of packing material present ice
8. **Did all bottles arrive in good condition (unbroken)?** Y N
9. Were all bottle labels complete (i.e analysis, preservation, etc.)? Y N
10. Did all bottle labels and tags agree with custody papers? Y N
11. **Were the correct types of bottles used for the tests indicated?** Y N
12. Were all of the preserved bottles received at the lab with the appropriate pH? Y N
13. Were VOA vials checked for absence of air bubbles, and if present, noted below? Y N
14. Were the 1631 Mercury bottles checked for absence of air bubbles, and if present, noted below? Y N
15. Did the bottles originate from CAS/K or a branch laboratory? Y N
16. **Are CWA Microbiology samples received with >1/2 the 24hr. hold time remaining from collection?** Y N
17. Was C12/Res negative? Y N

Explain any discrepancies: _____

RESOLUTION: _____

Samples that required preservation or received out of temperature:

Sample ID	Reagent	Volume	Lot Number	Bottle Type	Rec'd out of Temperature	Initials

Total Solids

Analytical Results

Client: Anchor Environmental
Project: Chinook Ventures/060345-01 T10
Sample Matrix: Soil

Service Request: K0701562

Total Solids

Prep Method: NONE
Analysis Method: 160.3M
Test Notes:

Units: PERCENT
Basis: Wet

Sample Name	Lab Code	Date Collected	Date Received	Date Analyzed	Result	Result Notes
S2-A-022707	K0701562-001	02/22/2007	02/27/2007	03/01/2007	75.4	
S3-A-022707	K0701562-002	02/22/2007	02/27/2007	03/01/2007	77.6	
SPLP4-WM-022707	K0701562-003	02/22/2007	02/27/2007	03/01/2007	60.2	

00011

Client:	Anchor Environmental	**Service Request:**	K0701562
Project:	Chinook Ventures/060345-01 T10	**Date Collected:**	02/22/2007
Sample Matrix:	Soil	**Date Received:**	02/27/2007
		Date Analyzed:	03/01/2007

Duplicate Sample Summary
Total Solids

Prep Method:	NONE	**Units:**	PERCENT
Analysis Method:	160.3M	**Basis:**	Wet
Test Notes:			

Sample Name	Lab Code	Sample Result	Duplicate Sample Result	Average	Relative Percent Difference	Result Notes
S2-A-022707	K0701562-001	75.4	74.4	74.9	1	

00012

COLUMBIA ANALYTICAL SERVICES, INC.

Run # 79248

EPA Method 160.3 - Total Solids

0013

Group ID:	KWG0703138				
Analyst:	CLeaf			**Reviewed By:**	
Date Acquired:	03/01/2007 16:40	**Oven TempStart:**	104 DEG C	**Date Reviewed:**	3/2/07
Date Completed:	03/02/2007 16:37	**Oven TempEnd:**	104 DEG C		

#	Lab Code	Client ID	Matrix	Tare	Tare+Wet	Tare+Dry	% Solids	QC Ref Sample	Comments
1	K0701562-001	S2-A-022707	SOIL	1.27g	11.34g	8.86g	75.4		
2	K0701562-002	S3-A-022707	SOIL	1.27g	13.62g	10.85g	77.6		
3	K0701562-003	SPLP4-WM-022707	SOIL	1.27g	13.41g	8.58g	60.2		
4	K0701567-001	Drying Bed #6	SOIL	1.28g	5.25g	2.00g	18.1		
5	K0701592-001	PC-1	SOIL	1.27g	10.10g	4.12g	32.3		
6	K0701593-001	SCH-1	SOIL	1.28g	10.96g	4.10g	29.1		
7	KWG0703138-1	Duplicate Client Sample	SOIL	1.28g	12.09g	9.32g	74.4	K0701562-001	

General Chemistry Parameters

COLUMBIA ANALYTICAL SERVICES, INC.

Analytical Report

Client : Anchor Environmental
Project Name : Chinook Ventures
Project Number : 060345-01 T10
Sample Matrix : Soil

Service Request : K0701562
Date Collected : 02/22/07
Date Received : 02/27/07

Fluoride, SPLP Extraction

Analysis Method : 340.2 Modified
Test Notes :

Units : mg/L
Basis : NA

Sample Name	Lab Code	MRL	Dilution Factor	Date Analyzed	Result	Result Notes
SPLP4-WM-022707	K0701562-003	1.0	1	03/08/07	18.0	
Method Blank	K0701562-MB	1.0	1	03/08/07	ND	

M Modified

00015

Report By: CSKILLERN

COLUMBIA ANALYTICAL SERVICES, INC.

Analytical Report

Client : Anchor Environmental
Project Name : Chinook Ventures
Project Number : 060345-01 T10
Sample Matrix : Soil

Service Request : K0701562
Date Collected : 02/22/07
Date Received : 02/27/07

Fluoride, Total

Prep Method : METHOD
Analysis Method : 340.2 Modified
Test Notes :

Units : mg/Kg
Basis : Dry

Sample Name	Lab Code	MRL	MDL	Dilution Factor	Date Prepared	Date Analyzed	Result	Result Notes
S2-A-022707	K0701562-001	1.3	0.5	1	3/8/07	03/08/07	436	
S3-A-022707	K0701562-002	1.3	0.5	1	3/8/07	03/08/07	412	
SPLP4-WM-022707	K0701562-003	26	10	20	3/8/07	03/08/07	29500	
Method Blank	K0701562-MB	1.3	0.5	1	3/8/07	03/08/07	ND	

Report By: MLEACH

COLUMBIA ANALYTICAL SERVICES, INC.

QA/QC Report

Client : Anchor Environmental
Project Name : Chinook Ventures
Project Number : 060345-01 T10
Sample Matrix : Soil

Service Request : K0701562
Date Collected : NA
Date Received : NA
Date Prepared : 03/08/07
Date Analyzed : 03/08/07

Duplicate Summary
Inorganic Parameters

Sample Name : Batch QC
Lab Code : K0701509-005DUP
Test Notes :

Units : mg/Kg
Basis : Dry

Analyte	Prep Method	Analysis Method	MRL	Sample Result	Duplicate Sample Result	Average	Relative Percent Difference	Result Notes
Fluoride, Total	METHOD	340.2 Modified	1.3	356	348	352	2	

Report By: MLEACH

COLUMBIA ANALYTICAL SERVICES, INC.

QA/QC Report

Client : Anchor Environmental
Project Name : Chinook Ventures
Project Number : 060345-01 T10
Sample Matrix : Soil

Service Request : K0701562
Date Collected : NA
Date Received : NA
Date Prepared : 03/08/07
Date Analyzed : 03/08/07

Matrix Spike/Duplicate Matrix Spike Summary

Sample Name : Batch QC
Lab Code : K0701509-005MS K0701509-005DMS
Test Notes :

Units : mg/Kg
Basis : Dry

Analyte	Prep Method	Analysis Method	MRL	Spike Level MS	Spike Level DMS	Sample Result	Spike Result MS	Spike Result DMS	Spike Recovery MS	Spike Recovery DMS	CAS Acceptance Limits	Relative Percent Difference	Result Notes
Fluoride, Total	METHOD	340.2 Modified	1.3	239	240	356	477	465	51	45	75-125	3	*

Report By: MLEACH

COLUMBIA ANALYTICAL SERVICES, INC.

QA/QC Report

Client :	Anchor Environmental	**Service Request :**	K0701562
Project Name :	Chinook Ventures	**Date Collected :**	NA
Project Number :	060345-01 T10	**Date Received :**	NA
Sample Matrix :	Soil	**Date Prepared :**	03/08/07
		Date Analyzed :	03/08/07

Laboratory Control Sample Summary
Inorganic Parameters

Sample Name :	Lab Control Sample	Units :	mg/Kg
Lab Code :	K0701562-LCS	Basis :	Dry
Test Notes :			

Analyte	Prep Method	Analysis Method	True Value	Result	Percent Recovery	CAS Percent Recovery Acceptance Limits	Result Notes
Fluoride, Total	METHOD	340.2 Modified	17.5	16.0	91	90-110	

Report By: MLEACH

COLUMBIA ANALYTICAL SERVICES, INC.

QA/QC Report

Client : Anchor Environmental
Project : Chinook Ventures

Service Request : K0701562
Date Collected : NA
Date Received : NA

Fluoride, Total
EPA 340.2 Modified
Units: mg/L

CONTINUING CALIBRATION VERIFICATION (CCV)

	Date Analyzed	True Value	Measured Value	Percent Recovery
CCV1 Result	3/8/07	5.0	5.1	102
CCV2 Result	3/8/07	5.0	5.3	106
CCV3 Result	3/8/07	5.0	5.3	106
CCV4 Result	3/8/07	5.0	5.3	106

CONTINUING CALIBRATION BLANK (CCB)

	Date Analyzed	MRL	Blank Value
CCB1 Result	3/8/07	1.3	ND
CCB2 Result	3/8/07	1.3	ND
CCB3 Result	3/8/07	1.3	ND
CCB4 Result	3/8/07	1.3	ND

Work Request # Original (K1850) K1702 K1509 ESL K1850 K1562 SPLP Bellach

Tier: I II II I III metals

Date Analyzed: 3807

Analyst: A Chumney

Analysis: E 1SE 340.2 + Batch 340.2M

DATA QUALITY REPORT
INORGANICS

Explain any "no" responses to questions below, and any corrective actions in the comments section below.

1.	Is the method name and number correct and appropriate?	yes/no/NA
2.	Holding times met for all analyses and for all samples?	yes/no/NA
3.	Are calculations correct?	yes/no/NA
4.	Is the reporting basis correct? (Dry Weight)	yes/no/NA
5.	All quality control criteria met?	yes/no/NA
a.	Is the calibration curve correlation coefficient ≥ 0.995?	yes/no/NA
b.	MBs, CCVs, CCBs, LCSs, Dups, and Spikes, analyzed at proper frequency?	yes/no/NA
c.	Are ICVs, CCVs, and CCBs all within acceptance limits?	yes/no/NA
d.	Are results for methods blanks all ND?	yes/no/NA
e.	Are all QC samples within acceptance criteria? (LCS % rec, MS/DMS % rec, DUP or MS/DMS RPDs, etc.)	yes/no/NA
f.	Are all exceptions explained?	yes/no/NA
6.	Are all service requests that apply attached?	yes/no/NA
7.	Are all samples labelled correctly?	yes/no/NA
8.	Have all instructions on the service request been followed? (e.g. Special MRLs, QC on a specific sample)	yes/no/NA
9.	Are detection limits and units reported correctly?	yes/no/NA
10.	Are proper Analysis/Extraction stickers included on report?	yes/no/NA
11.	Is the unused space on the benchsheet crossed out?	yes/no/NA
12.	Was analysis turned in by the due date? (n-2) (If not record SR#)	yes/no/NA

COMMENTS:

5e)
K1509-5ms/5msd Both spks failed Sample concentration 7 spk concent.

Final Approved by: [signature] Date: 3/9/07

DQREPORT

COLUMBIA ANALYTICAL SERVICES, INC. 79764

Service Request #: _____ Method: EPA 340.2 ISE

Analysis For: Fluoride

Sample Number	Dilution	Measured Conc. (mg/L)	Final Conc. (mg/L)	Comments
0.2 STD	20/20	0.214	0.2	
CCV		5.10	5.1	
CCB		0.139	<0.2	
MB		0.126	<0.2	
LCS		18.1	18.1	
K1850-1		6.20	6.2	
-1d		6.23	6.2	
-1mS		33.1	33.1	
K1702-1		3.67	3.67	
blank SPLP 1562		0.0778	<0.2 ND	
SPLP 1562-3		18.0	18.0	
MB		0.260	<1.0	
LCS		16.3	16.3	
CCB		0.108	<0.2	
CCV		5.28	5.3	
K1509-5		7.46	7.5	
-5d		7.64	7.6	
-5mS		10.7	10.7	

Calibration Info. 1 STD 1.0 mg/L 2 STD 10.0 mg/L 3 STD 100 mg/L

100ppm Slope: -57.15, -58.56 EF% 96.6, 99.0

CS APG: 4423 Lot # 42475 ID #: F/2-83-I T.V. = 17.5 % Recovery:

CV: T.V.=5ppm ID #: F/2-53-L % Recovery:

K1850-1MS = 0.5 ml x 1,000 ppm/20 = 25

X = 6.2 RPD = <1 %REC = 108

Analyzed By: A Chadney Date: 3-9-07 1115

Reviewed By: [illegible] Date: 3/9/07

COLUMBIA ANALYTICAL SERVICES, INC.

Service Request #: _____ Method: EPA 340.2 ISE

Analysis For: Fluoride

Sample Number	Dilution	Measured Conc. (mg/L)	Final Conc. (mg/L)	Comments
K1509-5msd	20/20	10.3	10.3	
-6		6.81	6.8	
-7		16.2	16.2	
-8		6.14	6.1	
-9		4.19	4.2	
K1850-1		10.4	10.4	
-1d		10.9	10.9	
CCV-3		5.25	5.3	
CCB-3		0.120	<0.2	
-1ms		18.4	18.4	
-1msd		22.6	22.6	
K1562-1		8.63	8.6	
-2	↓	8.96	① ~~8~~ 9.0	
-3	1/20 dil	23.6	472	
0.2 std	20/20	0.212	0.2	
CCV-4	↓	5.26	5.3	
CCB-4	↓	0.111	<0.2	

Comments:

Analyzed By: A Chastney Date: 3-9-07 1115

Reviewed By: [illegible] Date: 3/9/07

① tc 3-9-07

FLUORIDE.BCH

K1509, K1562 - 79763

COLUMBIA ANALYTICAL SERVICES, INC.

Bellack K1850 - 79824

Work Order #.: _____ Method: _____

Analysis: _____

Date Prepared	Sample Name / Lab Code	Initial Wt./Vol. (g) or (ml)	Final Volume (ml)	mg/L (in solution)	mg/L - mg/kg As Rec'd	% Solids	mg/kg Dry Wt.
3-8-07	MB	200 ml	182	0.260	<1.0		
	LCS	↓	196	16.3	16.0		
	K1509-5	5.003g.	198	7.46	295.23885	83.0	356
	-5d	5.024g.	190	7.64	288.93312	83.0	348
	-5ms	5.053g.	187	10.7	395.98258	83.0	477
	-5msd	5.018g.	188	10.3	385.89079	83.0	465
	-6	5.002g.	194	6.81	264.12235	89.5	295 ~~100~~ ①
	-7	5.062g.	192	16.2	614.46068	83.6	735
	-8	5.007g.	192	6.14	235.44637	82.6	285
	-9	5.037g.	187	4.19	155.55489	84.9	183
	K1850-1	200 ml	196	10.4	10.2		
	-1d	↓	195	10.9	10.6		
	-1ms	100 ml	96	18.4	17.7		
	-1msd	↓	93	22.6	20.7		
	K1562-1	5.092g.	194	① ~~472~~ 8.63	328.79418	75.4	436
	-2	5.043g.	180	8.96	319.80963	77.6	412
	-3	5.022g.	189	472	17763.44	60.2	29500

MS=

MSD= K1509-5ms = 1.0ml x 1,000ppm / 5.053g. = 198/.830 = 239

x = 352 RPD = 2 %REC 51 NR

X= K1509-5msd = 1.0ml x 1,000ppm / 5.018g. = 199/.830 = 240

RPD= %REC = 45 NR

K1850-1ms = 1.0ml x 1,000 ppm / 100 ml = 10

STD ID # = X = 10.4 RPD = 4 %REC = 75

Comments: K1850-1msd = 1.0ml x 1,000ppm / 100 ml = 10

%REC = 105

LCS APG Lot# 42475 ID# AN1-18-X TV = 17.5 mg/L %REC = 91

Prepared By: A Cheatley	Date Prepared: 3-8-07 0900
Analyzed By: A Cheatley	Date Analyzed: 3-9-07
Reviewed By: [signature]	Date Reviewed: 3/9/07

① As 3-8-07 K1509-5ms/5msd Both spks failed Sample Comment

00024

Metals

TCLP Extraction Worksheet

00026

Service Request Number(s) :

*lims # 45881

Method : 1311 1312 Wet Ext. SPLP

Sample Number	Sample Description (Solid, Liquid, Multiphasic)	Partical Size < 1cm ?	Solution Determination Weight (g)	Initial pH	Aliquot of 1N HCl (mL)	Final pH	Solution To Be Used	Extraction Weight (g)	Extraction Solution Volume (mL)	Post-Extraction pH
PBC							#2west		2000	
K1562-3	solid	yes					↓	100	↓	4.98
										RU

pH Meter Calibrated at pH4 & pH7 Today? Yes / No

Extraction Solution Prep date: 3-7-07 SPLP1-52-AB

Extraction Solution pH: 4.95

Extraction Started Time: 5:20 pm Date: 3-7-07

Extraction Finished Time: 10:00 Am Date: 3-8-07

Tumbler Rotational Speed: #4; 29.7 Rpm

Room Temperature at the Beginning of Extraction: 23.0 °C

Analyst: [signature] Date: 3-7-07 Reviewer: [signature] Date: 03/9/07

r:\icp\misc\digforms\TCLP

1317 South 13th Avenue P.O. Box 479 Kelso, Washington 98626 (360) 577-7222 (360) 636-1068 fax

Columbia Analytical Services INC.
An Employee - Owned Company

March 28, 2007 Analytical Report for Service Request No: K0701936

Susan Snyder
Anchor Environmental
1423 3rd Ave., Suite 300
Seattle, WA 98101

RE: Chinook Ventures/060354-01 T10

Dear Susan:

Enclosed are the results of the sample(s) submitted to our laboratory on March 09, 2007. For your reference, these analyses have been assigned our service request number K0701936.

All analyses were performed according to our laboratory's quality assurance program. The test results meet requirements of the NELAC standards. Exceptions are noted in the case narrative report where applicable. All results are intended to be considered in their entirety, and Columbia Analytical Services, Inc. (CAS) is not responsible for use of less than the complete report. Results apply only to the items submitted to the laboratory for analysis and individual items (samples) analyzed, as listed in the report.

Please call if you have any questions. My extension is 3358. You may also contact me via Email at LHuckestein@kelso.caslab.com.

Respectfully submitted,

Columbia Analytical Services, Inc.

Lynda Huckestein
Client Services Manager

LH/lmb

Acronyms

ASTM	American Society for Testing and Materials
A2LA	American Association for Laboratory Accreditation
CARB	California Air Resources Board
CAS Number	Chemical Abstract Service registry Number
CFC	Chlorofluorocarbon
CFU	Colony-Forming Unit
DEC	Department of Environmental Conservation
DEQ	Department of Environmental Quality
DHS	Department of Health Services
DOE	Department of Ecology
DOH	Department of Health
EPA	U. S. Environmental Protection Agency
ELAP	Environmental Laboratory Accreditation Program
GC	Gas Chromatography
GC/MS	Gas Chromatography/Mass Spectrometry
LUFT	Leaking Underground Fuel Tank
M	Modified
MCL	Maximum Contaminant Level is the highest permissible concentration of a substance allowed in drinking water as established by the USEPA.
MDL	Method Detection Limit
MPN	Most Probable Number
MRL	Method Reporting Limit
NA	Not Applicable
NC	Not Calculated
NCASI	National Council of the Paper Industry for Air and Stream Improvement
ND	Not Detected
NIOSH	National Institute for Occupational Safety and Health
PQL	Practical Quantitation Limit
RCRA	Resource Conservation and Recovery Act
SIM	Selected Ion Monitoring
TPH	Total Petroleum Hydrocarbons
tr	Trace level is the concentration of an analyte that is less than the PQL but greater than or equal to the MDL.

Inorganic Data Qualifiers

*	The result is an outlier. See case narrative.
#	The control limit criteria is not applicable. See case narrative.
B	The analyte was found in the associated method blank at a level that is significant relative to the sample result.
E	The result is an estimate amount because the value exceeded the instrument calibration range.
J	The result is an estimated concentration that is less than the MRL but greater than or equal to the MDL.
U	The compound was analyzed for, but was not detected ("Non-detect") at or above the MRL/MDL.
i	The MRL/MDL has been elevated due to a matrix interference.
X	See case narrative.

Metals Data Qualifiers

#	The control limit criteria is not applicable. See case narrative.
B	The result is an estimated concentration that is less than the MRL but greater than or equal to the MDL.
E	The percent difference for the serial dilution was greater than 10%, indicating a possible matrix interference in the sample.
M	The duplicate injection precision was not met.
N	The Matrix Spike sample recovery is not within control limits. See case narrative.
S	The reported value was determined by the Method of Standard Additions (MSA).
U	The compound was analyzed for, but was not detected ("Non-detect") at or above the MRL/MDL.
W	The post-digestion spike for furnace AA analysis is out of control limits, while sample absorbance is less than 50% of spike absorbance.
i	The MRL/MDL has been elevated due to a matrix interference.
X	See case narrative.
*	The duplicate analysis not within control limits. See case narrative.
+	The correlation coefficient for the MSA is less than 0.995.

Organic Data Qualifiers

*	The result is an outlier. See case narrative.
#	The control limit criteria is not applicable. See case narrative.
A	A tentatively identified compound, a suspected aldol-condensation product.
B	The analyte was found in the associated method blank at a level that is significant relative to the sample result.
C	The analyte was qualitatively confirmed using GC/MS techniques, pattern recognition, or by comparing to historical data.
D	The reported result is from a dilution.
E	The result is an estimate amount because the value exceeded the instrument calibration range.
J	The result is an estimated concentration that is less than the MRL but greater than or equal to the MDL.
N	The result is presumptive. The analyte was tentatively identified, but a confirmation analysis was not performed.
P	The GC or HPLC confirmation criteria was exceeded. The relative percent difference is greater than 40% between the two analytical results (25% for CLP Pesticides).
U	The compound was analyzed for, but was not detected ("Non-detect") at or above the MRL/MDL.
i	The MRL/MDL has been elevated due to a chromatographic interference.
X	See case narrative.

Additional Petroleum Hydrocarbon Specific Qualifiers

F	The chromatographic fingerprint of the sample matches the elution pattern of the calibration standard.
L	The chromatographic fingerprint of the sample resembles a petroleum product, but the elution pattern indicates the presence of a greater amount of lighter molecular weight constituents than the calibration standard.
H	The chromatographic fingerprint of the sample resembles a petroleum product, but the elution pattern indicates the presence of a greater amount of heavier molecular weight constituents than the calibration standard.
O	The chromatographic fingerprint of the sample resembles an oil, but does not match the calibration standard.
Y	The chromatographic fingerprint of the sample resembles a petroleum product eluting in approximately the correct carbon range, but the elution pattern does not match the calibration standard.
Z	The chromatographic fingerprint does not resemble a petroleum product.

Columbia Analytical Services, Inc.
Kelso, WA
State Certifications, Accreditations, and Licenses

Program	Number
Alaska DEC UST	UST-040
Arizona DHS	AZ0339
Arkansas - DEQ	88-0637
California DHS	2286
Colorado DPHE	-
Florida DOH	E87412
Hawaii DOH	-
Idaho DHW	-
Indiana DOH	C-WA-01
Louisiana DEQ	3016
Louisiana DHH	LA050010
Maine DHS	WA0035
Michigan DEQ	9949
Minnesota DOH	053-999-368
Montana DPHHS	CERT0047
Nevada DEP	WA35
New Jersey DEP	WA005
New Mexico ED	-
North Carolina DWQ	605
Oklahoma DEQ	9801
Oregon - DHS	WA200001
South Carolina DHEC	61002
Utah DOH	COLU
Washington DOE	C1203
Wisconsin DNR	998386840
Wyoming (EPA Region 8)	-

Case Narrative

COLUMBIA ANALYTICAL SERVICES, INC.

Client:	Anchor Environmental	**Service Request No.:**	K0701936
Project:	Chinook Ventures	**Date Received:**	3/9/2007
Sample Matrix:	Water		

CASE NARRATIVE

All analyses were performed consistent with the quality assurance program of Columbia Analytical Services, Inc. (CAS). This report contains analytical results for samples designated for Tier III validation deliverables including summary forms and all of the associated raw data for each of the analyses. When appropriate to the method, method blank results have been reported with each analytical test.

Sample Receipt

Four samples were received for analysis at Columbia Analytical Services on 3/9/2007. The samples were received in good condition and consistent with the accompanying chain of custody form. The samples were stored in a refrigerator at 4°C upon receipt at the laboratory.

General Chemistry Parameters

No anomalies associated with the analysis of these samples were observed.

Approved by _____ **Date** 3/29/07

Chain of Custody Documentation

G13776

Chain of Custody Record & Laboratory Analysis Request

Page 1 of 1

Turnaround Requested: standard

Anchor Contact: Rebecca Desrosiers
(rdesrosiers@anchorenv.com)

ANCHOR ENVIRONMENTAL, L.L.C.
1423 Third Ave, Suite 300
Seattle, WA 98101
Ph: (206) 287-9130 Fax: (206) 287-9131

Lab Contact: Kathy McKinley	Proj. Name: Chinook Ventures
Lab: CH2M Hill - ASL	Proj. Number: 060354-01 TTD
Address: 2300 NW Walnut Blvd	Sampler: Desrosiers
Corvallis, OR 97330	
Phone: 541.768.3144	Shipping Method: Fed Ex - overnight
Fax: 541.766.2852	AirBill:

Sample ID	Sample Date	Sample Time	Sample Martix	# Containers	SPLP (CN on leach*)	Total CN	Fluoride w/ Bullock Distillation							Notes/ Comments:
SPLP1-S-022707	2/22		SOIL	1	X	X	X						-	1	* CN - total, WAD, free by microdiffusion - see F instruct below
SPLP2-S-022707	↓		↓	↓	X	X	X						-	2	
SPLP3-S-022707	↓		↓	↓	X	X	X						-	3	

K0701936

* RECEIVED SPLP BLK 3/7/07 AR 3/9/07

Relinquished: (Signature)	Relinquished: (Signature)	Relinquished: (Signature)	Special Instructions/Notes
Printed Name: Rebecca Desrosiers	Printed Name: Daisy Hubbard	Printed Name:	Send leach samples to CAS (Lynda Huckstein) for Fluoride analysis
Company: Anchor	Company: CH2M HILL - ASL	Company:	
Date/Time: 2/28/07 13:10	Date/Time: 3-8-07 1405	Date/Time:	
Received By: Daisy Hubbard	Received By:	Received By:	
Printed Name: Daisy Hubbard	Printed Name:	Printed Name:	
Company: CH2M HILL - ASL	Company: CAS	Company:	# of Coolers: 1 / Cooler Temp(s):
Date/Time: 3-1-07 10:40	Date/Time: 3/9/07 1015	Date/Time:	COC Seals Intact? / Bottles Intact? 0008

PC LH

Columbia Analytical Services, Inc.
Cooler Receipt and Preservation Form

Client / Project: ANCHOR Service Request K07 01936

Received: 3/9/07 Opened: 3/9/07 By: [illegible]

1. Samples were received via? *US Mail* *Fed Ex* *UPS* *DHL* *Courier* *Hand Delivered*
2. Samples were received in: (circle) *Cooler* *Box* *Envelope* *Other* _____ *NA*
3. Were custody seals on coolers? NA Y N If yes, how many and where? _____
   If present, were custody seals intact? Y N If present, were they signed and dated? Y N
4. Is shipper's air-bill filed? If not, record air-bill number: 659506360210 NA Y N
5. **Temperature of cooler(s) upon receipt (°C):** _____
   Temperature Blank (°C): 0.4
6. If applicable, list Chain of Custody Numbers: N/A
7. Were custody papers properly filled out (ink, signed, etc.)? NA Y N
8. Packing material used. *Inserts* *Bubble Wrap* *Gel Packs* *Wet Ice* *Sleeves* *Other* _____
9. **Did all bottles arrive in good condition (unbroken)?** *Indicate in the table below.* Y N
10. Were all bottle labels complete (i.e analysis, preservation, etc.)? Y N
11. Did all bottle labels and tags agree with custody papers? *Indicate in the table below* Y N
12. **Were the correct types of bottles used for the tests indicated?** Y N
13. Were all of the preserved bottles received at the lab with the appropriate pH? *Indicate in the table below* NA Y N
14. Were VOA vials and 1631 Mercury bottles checked for absence of air bubbles? *Indicate in the table below.* NA Y N
15. **Are CWA Microbiology samples received with >1/2 the 24hr. hold time remaining from collection?** NA Y N
16. Was C12/Res negative? NA Y N

Sample ID on Bottle	Sample ID on COC	Sample ID on Bottle	Sample ID on COC

Sample ID	Bottle Count	Bottle Type	Out of Temp	Head-space	Broken	pH	Reagent	Volume added	Reagent Lot Number	Initials

Additional Notes, Discrepancies, & Resolutions: Received blank not on COC.
Analyze blank per Rebecca Dennis 3/12/07 [illegible]

General Chemistry Parameters

COLUMBIA ANALYTICAL SERVICES, INC.

Analytical Report

Client : Anchor Environmental
Project Name : Chinook Ventures
Project Number : 060354-01 T10
Sample Matrix : Water

Service Request : K0701936
Date Collected : 02/22/07
Date Received : 03/09/07

Fluoride, Bellack

Analysis Method : 340.2 Modified
Test Notes :

Units : mg/L
Basis : NA

Sample Name	Lab Code	MRL	MDL	Dilution Factor	Date Analyzed	Result	Result Notes
SPLP1-S-022707	K0701936-001	1.0	0.2	1	03/19/07	12.7	
SPLP2-S-022707	K0701936-002	1.0	0.2	1	03/19/07	11.3	
SPLP3-S-022707	K0701936-003	1.0	0.2	1	03/19/07	9.1	
SPLP BLK	K0701936-004	1.0	0.2	1	03/19/07	0.4	
Method Blank	K0701936-MB	1.0	0.2	1	03/19/07	ND	

Report By: CSKILLERN

COLUMBIA ANALYTICAL SERVICES, INC.

QA/QC Report

Client : Anchor Environmental
Project Name : Chinook Ventures
Project Number : 060354-01 T10
Sample Matrix : Water

Service Request : K0701936
Date Collected : NA
Date Received : NA
Date Prepared : 03/16/07
Date Analyzed : 03/19/07

Duplicate Summary
Inorganic Parameters

Sample Name : Batch QC
Lab Code : K0702072-001DUP
Test Notes :

Units : mg/L
Basis : NA

Analyte	Analysis Method	MRL	Sample Result	Duplicate Sample Result	Average	Relative Percent Difference	Result Notes
Fluoride, Bellack	340.2 Modified	1.0	ND	ND	ND	-	

00012

Report By: CSKILLERN

COLUMBIA ANALYTICAL SERVICES, INC.

QA/QC Report

Client : Anchor Environmental
Project Name : Chinook Ventures
Project Number : 060354-01 T10
Sample Matrix : Water

Service Request : K0701936
Date Collected : NA
Date Received : NA
Date Prepared : 03/16/07
Date Analyzed : 03/19/07

Matrix Spike Summary
Inorganic Parameters

Sample Name : Batch QC
Lab Code : K0702072-001MS
Test Notes :

Units : mg/L
Basis : NA

Analyte	Analysis Method	MRL	Spike Level	Sample Result	Spiked Sample Result	Percent Recovery	CAS Percent Recovery Acceptance Limits	Result Notes
Fluoride, Bellack	340.2 Modified	1.0	50	ND	49.2	98	80-120	

Report By: CSKILLERN

COLUMBIA ANALYTICAL SERVICES, INC.

QA/QC Report

Client :	Anchor Environmental	**Service Request :**	K0701936
Project Name :	Chinook Ventures	**Date Collected :**	NA
Project Number :	060354-01 T10	**Date Received :**	NA
Sample Matrix :	Water	**Date Prepared :**	03/16/07
		Date Analyzed :	03/19/07

Laboratory Control Sample Summary
Inorganic Parameters

Sample Name :	Lab Control Sample	Units :	mg/L
Lab Code :	K0701936-LCS	Basis :	NA
Test Notes :			

Analyte	Prep Method	Analysis Method	True Value	Result	Percent Recovery	CAS Percent Recovery Acceptance Limits	Result Notes
Fluoride, Bellack	Method	340.2 Modified	17.5	16.9	97	85-115	

Report By: CSKILLERN

COLUMBIA ANALYTICAL SERVICES, INC.

QA/QC Report

Client : Anchor Environmental
Project : Chinook Ventures

Service Request : K0701936
Date Collected : NA
Date Received : NA

Fluoride, Bellack
EPA 340.2 Modified
Units: mg/L

CONTINUING CALIBRATION VERIFICATION (CCV)

	Date Analyzed	True Value	Measured Value	Percent Recovery
CCV1 Result	NA	5.0	4.9	98
CCV2 Result	NA	5.0	4.8	96
CCV3 Result	NA	5.0	4.8	96

CONTINUING CALIBRATION BLANK (CCB)

	Date Analyzed	MRL	Blank Value
CCB1 Result	NA	1.0	ND
CCB2 Result	NA	1.0	ND
CCB3 Result	NA	1.0	ND

Work Request # Original (K2072) K1936

Tier: I III

Date Analyzed: 3-16-07 + 3-19-07

Analyst: A Chudley

Analysis: F 340.2 + 340.2 M

DATA QUALITY REPORT
INORGANICS

Explain any "no" responses to questions below, and any corrective actions in the comments section below.

1.		Is the method name and number correct and appropriate?	yes/no/NA
2.		Holding times met for all analyses and for all samples?	yes/no/NA
3.		Are calculations correct?	yes/no/NA
4.		Is the reporting basis correct? (Dry Weight)	yes/no/NA
5.		All quality control criteria met?	yes/no/NA
	a.	Is the calibration curve correlation coefficient ≥ 0.995?	yes/no/NA
	b.	MBs, CCVs, CCBs, LCSs, Dups, and Spikes, analyzed at proper frequency?	yes/no/NA
	c.	Are ICVs, CCVs, and CCBs all within acceptance limits?	yes/no/NA
	d.	Are results for methods blanks all ND?	yes/no/NA
	e.	Are all QC samples within acceptance criteria? (LCS % rec, MS/DMS % rec, DUP or MS/DMS RPDs, etc.)	yes/no/NA
	f.	Are all exceptions explained?	yes/no/NA
6.		Are all service requests that apply attached?	yes/no/NA
7.		Are all samples labelled correctly?	yes/no/NA
8.		Have all instructions on the service request been followed? (e.g. Special MRLs, QC on a specific sample)	yes/no/NA
9.		Are detection limits and units reported correctly?	yes/no/NA
10.		Are proper Analysis/Extraction stickers included on report?	yes/no/NA
11.		Is the unused space on the benchsheet crossed out?	yes/no/NA
12.		Was analysis turned in by the due date? (n-2) (If not record SR#)	yes/no/NA

COMMENTS:

Final Approved by: [signature] Date: 3/20/07

COLUMBIA ANALYTICAL SERVICES, INC.

8034 3

Service Request #: _____ Method: EPA 340.2 ISE

Analysis For: Fluoride

Sample Number	Dilution	Measured Conc. (mg/L)	Final Conc. (mg/L)	Comments
0.2 STD	20/20	0.241	0.2	
CCV		4.87	4.9	
CCB		0.118	<0.2	
MB		0.112	<0.2	
LCS		17.5	17.5	
K2072-1		0.0947	0.095 ND	
-1d		0.0882	0.088 ND	
-1ms		49.2	49.2	
MB		0.234	<1.0	Bellacks
LCS		17.3	17.3	
LCS		18.4	18.4	
K1936-1		14.1	14.1	
-2		12.0	12.0	
CCB		0.118	<0.2	
CCV		4.83	4.8	
-3		9.40	9.4	
-4		0.425	0.4	
0.2 std		0.239	0.2	

Calibration Info. 1 STD 1.0 mg/L 2 STD 10.0 mg/L 3 STD 100 mg/L

100ppm Slope : -56.76, -58.74 EF% 95.9, 99.3

CS APG: 42475 Lot # 4423 ID #: F/2-83-I T.V. = 17.5 % Recovery: 100

CV: T.V.=5ppm ID #: F/2-53-L % Recovery: 98, 96, 94

K2072-1ms = 1.0 mL x 1,000 ppm/20 = 50

X = ND RPD = NA %REC = 98

Analyzed By: A Cheatley Date: 3-19-07 1050

Reviewed By: [signature] Date: 3/20/07

FLUORIDE.BCH

COLUMBIA ANALYTICAL SERVICES, INC.

Service Request #: _____ Method: EPA 340.2 ISE

Analysis For: Fluoride

Sample Number	Dilution	Measured Conc. (mg/L)	Final Conc. (mg/L)	Comments
CCV-3	20/20	4.77	4.8	
CCB-3	↓	0.111	<0.2	

Comments:

Analyzed By: A Cheatley Date: 3-19-07 1050

Reviewed By: Date: 3/20/07

COLUMBIA ANALYTICAL SERVICES, INC.

80343

Work Order #.: K1936 Method: Bellack 340.2

Analysis: Fluoride

Date Prepared	Sample Name / Lab Code	Initial Wt./Vol. (g) or (ml)	Final Volume (ml)	mg/L (in solution)	mg/L - mg/kg As Rec'd	% Solids	mg/kg Dry Wt.
3-16-07	MB	200 mL	200	0.234	0.1.0		
	LCS		195	17.3	16.9		
	LCS		181	18.4	14.7		
	K1936-1		180	14.1	12.7		
	-2		188	12.0	11.3		
	-3		193	9.40	9.1		
	-4		184	0.425	0.4		

MS= K1936- Limited Sample Vol. Ran two LCS for QC.

MSD=

X=

RPD=

STD ID # =

Comments: LCS-APG542 lot# 42475 10#AN 1-18-X TV= 17.5 mg/L %REC= 96.95

Prepared By: A Chatterjee		Date Prepared: 3-16-07	1045
Analyzed By: A Chatterjee		Date Analyzed: 3-19-07	1050
Reviewed By:	DL	Date Reviewed:	3/20/07

1317 South 13th Avenue P.O. Box 479 Kelso, Washington 98626 (360) 577-7222 (360) 636-1068 fax

Columbia Analytical Services INC.
An Employee - Owned Company

April 13, 2007 Analytical Report for Service Request No: K0702944

Rebecca Desrosiers
Anchor Environmental
1423 3rd Ave., Suite 300
Seattle, WA 98101

RE: Chinook Ventures/060354-01 T10

Dear Rebecca:

Enclosed are the results of the rush sample(s) submitted to our laboratory on March 09, 2007. For your reference, these analyses have been assigned our service request number K0702944.

All analyses were performed according to our laboratory's quality assurance program. Where applicable, the methods cited conform to the Methods Update Rule (effective 4/11/2007), which relates to the use of analytical methods for the drinking water and waste water programs. The test results meet requirements of the NELAC standards. Exceptions are noted in the case narrative report where applicable. All results are intended to be considered in their entirety, and Columbia Analytical Services, Inc. (CAS) is not responsible for use of less than the complete report. Results apply only to the items submitted to the laboratory for analysis and individual items (samples) analyzed, as listed in the report.

Please call if you have any questions. My extension is 3358. You may also contact me via Email at LHuckestein@kelso.caslab.com.

Respectfully submitted,

Columbia Analytical Services, Inc.

Lynda Huckestein
Client Services Manager

LH/afs

Acronyms

ASTM	American Society for Testing and Materials
A2LA	American Association for Laboratory Accreditation
CARB	California Air Resources Board
CAS Number	Chemical Abstract Service registry Number
CFC	Chlorofluorocarbon
CFU	Colony-Forming Unit
DEC	Department of Environmental Conservation
DEQ	Department of Environmental Quality
DHS	Department of Health Services
DOE	Department of Ecology
DOH	Department of Health
EPA	U. S. Environmental Protection Agency
ELAP	Environmental Laboratory Accreditation Program
GC	Gas Chromatography
GC/MS	Gas Chromatography/Mass Spectrometry
LUFT	Leaking Underground Fuel Tank
M	Modified
MCL	Maximum Contaminant Level is the highest permissible concentration of a substance allowed in drinking water as established by the USEPA.
MDL	Method Detection Limit
MPN	Most Probable Number
MRL	Method Reporting Limit
NA	Not Applicable
NC	Not Calculated
NCASI	National Council of the Paper Industry for Air and Stream Improvement
ND	Not Detected
NIOSH	National Institute for Occupational Safety and Health
PQL	Practical Quantitation Limit
RCRA	Resource Conservation and Recovery Act
SIM	Selected Ion Monitoring
TPH	Total Petroleum Hydrocarbons
tr	Trace level is the concentration of an analyte that is less than the PQL but greater than or equal to the MDL.

Inorganic Data Qualifiers

*	The result is an outlier. See case narrative.
#	The control limit criteria is not applicable. See case narrative.
B	The analyte was found in the associated method blank at a level that is significant relative to the sample result.
E	The result is an estimate amount because the value exceeded the instrument calibration range.
J	The result is an estimated concentration that is less than the MRL but greater than or equal to the MDL.
U	The compound was analyzed for, but was not detected ("Non-detect") at or above the MRL/MDL.
i	The MRL/MDL has been elevated due to a matrix interference.
X	See case narrative.

Metals Data Qualifiers

#	The control limit criteria is not applicable. See case narrative.
B	The result is an estimated concentration that is less than the MRL but greater than or equal to the MDL.
E	The percent difference for the serial dilution was greater than 10%, indicating a possible matrix interference in the sample.
M	The duplicate injection precision was not met.
N	The Matrix Spike sample recovery is not within control limits. See case narrative.
S	The reported value was determined by the Method of Standard Additions (MSA).
U	The compound was analyzed for, but was not detected ("Non-detect") at or above the MRL/MDL.
W	The post-digestion spike for furnace AA analysis is out of control limits, while sample absorbance is less than 50% of spike absorbance.
i	The MRL/MDL has been elevated due to a matrix interference.
X	See case narrative.
*	The duplicate analysis not within control limits. See case narrative.
+	The correlation coefficient for the MSA is less than 0.995.

Organic Data Qualifiers

*	The result is an outlier. See case narrative.
#	The control limit criteria is not applicable. See case narrative.
A	A tentatively identified compound, a suspected aldol-condensation product.
B	The analyte was found in the associated method blank at a level that is significant relative to the sample result.
C	The analyte was qualitatively confirmed using GC/MS techniques, pattern recognition, or by comparing to historical data.
D	The reported result is from a dilution.
E	The result is an estimate amount because the value exceeded the instrument calibration range.
J	The result is an estimated concentration that is less than the MRL but greater than or equal to the MDL.
N	The result is presumptive. The analyte was tentatively identified, but a confirmation analysis was not performed.
P	The GC or HPLC confirmation criteria was exceeded. The relative percent difference is greater than 40% between the two analytical results (25% for CLP Pesticides).
U	The compound was analyzed for, but was not detected ("Non-detect") at or above the MRL/MDL.
i	The MRL/MDL has been elevated due to a chromatographic interference.
X	See case narrative.

Additional Petroleum Hydrocarbon Specific Qualifiers

F	The chromatographic fingerprint of the sample matches the elution pattern of the calibration standard.
L	The chromatographic fingerprint of the sample resembles a petroleum product, but the elution pattern indicates the presence of a greater amount of lighter molecular weight constituents than the calibration standard.
H	The chromatographic fingerprint of the sample resembles a petroleum product, but the elution pattern indicates the presence of a greater amount of heavier molecular weight constituents than the calibration standard.
O	The chromatographic fingerprint of the sample resembles an oil, but does not match the calibration standard.
Y	The chromatographic fingerprint of the sample resembles a petroleum product eluting in approximately the correct carbon range, but the elution pattern does not match the calibration standard.
Z	The chromatographic fingerprint does not resemble a petroleum product.

Columbia Analytical Services, Inc.
Kelso, WA
State Certifications, Accreditations, and Licenses

Program	Number
Alaska DEC UST	UST-040
Arizona DHS	AZ0339
Arkansas - DEQ	88-0637
California DHS	2286
Colorado DPHE	-
Florida DOH	E87412
Hawaii DOH	-
Idaho DHW	-
Indiana DOH	C-WA-01
Louisiana DEQ	3016
Louisiana DHH	LA050010
Maine DHS	WA0035
Michigan DEQ	9949
Minnesota DOH	053-999-368
Montana DPHHS	CERT0047
Nevada DEP	WA35
New Jersey DEP	WA005
New Mexico ED	-
North Carolina DWQ	605
Oklahoma DEQ	9801
Oregon - DHS	WA200001
South Carolina DHEC	61002
Utah DOH	COLU
Washington DOE	C1203
Wisconsin DNR	998386840
Wyoming (EPA Region 8)	-

COLUMBIA ANALYTICAL SERVICES, INC.

Analytical Report

Client : Anchor Environmental
Project Name : Chinook Ventures
Project Number : 060354-01 T10
Sample Matrix : Water

Service Request : K0702944
Date Collected : 02/22/07
Date Received : 03/09/07

pH

Analysis Method : 150.1
Test Notes :

Units : pH Units
Basis : NA

Sample Name	Lab Code	MRL	Dilution Factor	Date/Time Analyzed	Result	Result Notes
SPLP1-S-022707	K0702944-001	-	1	04/11/07 13:25	7.90	
SPLP2-S-022707	K0702944-002	-	1	04/11/07 13:30	7.82	
SPLP3-S-022707	K0702944-003	-	1	04/11/07 13:31	7.65	
SPLP BLK	K0702944-004	-	1	04/11/07 13:33	7.48	

Report By:CSKILLERN

COLUMBIA ANALYTICAL SERVICES, INC.

QA/QC Report

Client : Anchor Environmental
Project Name : Chinook Ventures
Project Number : 060354-01 T10
Sample Matrix : Water

Service Request : K0702944
Date Collected : 2/22/2007
Date Received : 3/9/2007
Date Prepared : NA
Date Analyzed : 04/11/07

Duplicate Summary
Inorganic Parameters

Sample Name : SPLP BLK
Lab Code : K0702944-004DUP
Test Notes :

Units : pH Units
Basis : NA

Analyte	Analysis Method	MRL	Sample Result	Duplicate Sample Result	Average	Relative Percent Difference	Result Notes
pH	150.1	-	7.48	7.48	7.48	<1	

Report By: CSKILLERN

COLUMBIA ANALYTICAL SERVICES, INC.

QA/QC Report

Client :	Anchor Environmental	**Service Request :**	K0702944
Project Name :	Chinook Ventures	**Date Collected :**	NA
Project Number :	060354-01 T10	**Date Received :**	NA
Sample Matrix :	Water	**Date Prepared :**	NA
		Date Analyzed :	04/11/07

Laboratory Control Sample Summary
Inorganic Parameters

Sample Name :	Laboratory Control Sample	Units :	pH Units
Lab Code :	K0702944-LCS	Basis :	NA

Test Notes :

Analyte	Prep Method	Analysis Method	True Value	Result	Percent Recovery	CAS Percent Recovery Acceptance Limits	Result Notes
pH	NONE	150.1	7.01	7.01	100	85-115	

Report By: CSKILLERN

COLUMBIA ANALYTICAL SERVICES, INC. ~~K841154 812165~~ 821165

Service Request: ~~K2953~~ K2947 K2944 K2954 K2983

Method: 150.1 / 9040B

Sample #	pH	Time Analyzed	Temp, C
pH 12.45 Buffer			
pH 10.00 Buffer	10.00 (4/10)	1759	26
pH 7.00 Buffer	7.00 (4/10)	1758	26
pH 4.00 Buffer	4.02 (4/10)	1758	26
pH 1.00	1.00 (4/10)	1807	26
Buffer Check	4.00	1316	26
LCS	7.01	1318	26
K2953-1	6.94	1320	26
↓ -1d	6.97	1321	25
K2947-1	7.23	1323	25
K2944-1	7.90	1325	25
-1d	7.85	1329	26
-2	~~7.85~~ 7.82	1330	26
-2d	7.84	1330	26
-3	7.65	1331	26
-3d	7.66	1331	26
Buffer ✓	4.01	1332	24
K2944-4	7.48	1333	26
-4d	~~7.48~~ 7.48	1333	26
K2954-1	5.95	1334	26
-2	6.72	1337	26
-3	4.57	1337	26

Sample #	pH	Time Analyzed	Temp, C
K2954-4	6.65	1339	26
-5	7.09	1342	26
-6	6.76	1343	26
-7	6.96	1344	26
-8	7.56	1345	26
Buffer ✓	4.00	1346	26
K2954-9	7.49	1347	26
↓ -10	7.49	1347	26
K2983-1	7.13	1543	26
Buffer ✓	4.01	1544	26

LCS = APG 4063 Lot# 45451 **ID#** = Cond/1-54-J **T.V.** = 7.01 **% REC** = 100

pH 4.00 buffer Cond/1-75- F pH 7.00 buffer Cond/1-77- +1 pH 10.00 buffer Cond/1-79- F

ph 1.00 buffer Cond/1-73- _____ pH 12.45 buffer Cond/1-81- _____

K2953-1+1D $\bar{x}$ = 6.96 RPD = <1

K2944-4+4D $\bar{x}$ = 7.48 RPD = <1

DSP 4/11/07

Analyzed by: SP	Date: ~~4/10/07~~ 4/11/07
Reviewed by: [illegible]	Date: 4/12/07

Analytical Resources, Incorporated
Analytical Chemists and Consultants

November 9, 2006

Kristin Gaines
Anchor Environmental
6650 SW Redwood Lane, #110
Portland, OR 97224

RE: Client Project: Chinook Ventures 060354-01
ARI Job No. KB65

Dear Kristin:

Please find enclosed the original chain of custody documentation and the final data package for samples from the project referenced above.

Problems associated with these analyses are discussed in the Case Narrative.

An electronic copy of this package will remain on file with ARI. Should you have any questions or problems, please feel free to contact me at your convenience.

Sincerely,

ANALYTICAL RESOURCES, INC.

Susan Dunnihoo
Client Services Manager
sue@arilabs.com
206/695-6207

Enclosures

cc: eFile KB65

SD/eb

Case Narrative

prepared
for

ANCHOR ENVIRONMENTAL

Project: Chinook, 060354-01

ARI JOB NO: KB65

prepared
by

Analytical Resources, Inc.

Case Narrative

Client: Anchor Environmental
Project: Chinook Ventures 060354-01
Matrix: Water
ARI Job Nos. KB65

Sample receipt

Eighteen water samples were received on October 19, 2006 under ARI Job KB65. Samples were well-iced, and the cooler temperature measured by IR thermometer following ARI SOP was 3.2° C. Samples were received in good condition with no discrepancies in paperwork.

General Chemistry Parameters

Total Cyanide

Samples were prepared and analyzed within the required holding time of 14 days.

The method blank was clean.

The replicate analysis has RPDs within limits.

Standard reference recovery was within limits.

The matrix spike had recoveries within limits.

There were no incidents of note.

Weak Acid Dissociable Cyanide

Samples were prepared and analyzed within the required holding time of 14 days.

The method blank was clean.

The replicate analysis has RPDs within limits.

Standard reference recovery was within limits.

The matrix spike had recoveries within limits.

There were no incidents of note.

IC Fluoride

Samples were prepared on 10/23/06, and analyzed on 10/24/006 - within the required holding time of 14 days.

The method blank was clean.

The replicate analysis has RPDs within limits.

Standard reference recovery was within limits.

The matrix spike had recoveries within limits.

There were no incidents of note.

Chain of Custody
Documentation

prepared
for

ANCHOR ENVIRONMENTAL

Project: Chinook, 060354-01

ARI JOB NO: KB65

prepared
by

Analytical Resources, Inc.

KB665

Chain of Custody Record & Laboratory Analysis Request

ARI Assigned Number: KB665	Turn-around Requested:
ARI Client Company: ANCHOR ENVIRONMENTAL	Phone: 206-719-1344
Client Contact: TOM DICKEY	
Client Project Name: CHINOOK VENTURES	
Client Project #: 060354-01	Samplers: TOM DICKEY

Page: 1 of 2	
Date: 10/18/06	Ice Present? YES
No. of Coolers: 1	Cooler Temps: 3.2

Analytical Resources, Incorporated
Analytical Chemists and Consultants
4611 South 134th Place, Suite 100
Tukwila, WA 98168
206-695-6200 206-695-6201 (fax)

Sample ID	Date	Time	Matrix	No. Containers	Analysis Requested: TOTAL FLUORIDE	Notes/Comments
LY1-PW-101006	10/10/06	12:35pm	WATER	1	X	
LY2-PW-101006	10/10/06	12:45pm	WATER	1	X	
LY3-PW-101006	10/10/06	1:00pm	WATER	1	X	
LY1-PW-101106	10/11/06	12:42pm	WATER	1	X	
LY2-PW-101106	10/11/06	12:35pm	WATER	1	X	
LY3-PW-101106	10/11/06	12:25pm	WATER	1	X	
LY1-PW-101606	10/16/06	12:10pm	WATER	1	X	
LY2-PW-101606	10/16/06	12:20pm	WATER	1	X	
LY3-PW-101606	10/16/06	12:30pm	WATER	1	X	

Comments/Special Instructions

	Relinquished by: (Signature)	Received by: (Signature)	Relinquished by: (Signature)	Received by: (Signature)
Printed Name:	TOM DICKEY	BRIAN KEATE		
Company:	ANCHOR ENVIRONMENTAL	ARI		
Date & Time:	10/18/06 1:00pm	10/19/06 1040		

0005

Limits of Liability: *ARI will perform all requested services in accordance with appropriate methodology following ARI Standard Operating Procedures and the ARI Quality Assurance Program. This program meets standards for the industry. The total liability of ARI, its officers, agents, employees, or successors, arising out of or in connection with the requested services, shall not exceed the Invoiced amount for said services. The acceptance by the client of a proposal for services by ARI release ARI from any liability in excess thereof, not withstanding any provision to the contrary in any contract, purchase order or co-signed agreement between ARI and the Client.*

Sample Retention Policy: All samples submitted to ARI will be appropriately discarded no sooner than 90 days after receipt or 60 days after submission of hardcopy data, whichever is longer, unless alternate retention schedules have been established by work-order or contract.

Chain of Custody Record & Laboratory Analysis Request

ARI Assigned Number: KB65	Turn-around Requested:	Page: 2 of 2	
ARI Client Company: ANCHOR ENVIRONMENTAL	Phone: 206-719-1342	Date: 10/18/06	Ice Present? YES
Client Contact: TOM DICKEY		No. of Coolers: 1	Cooler Temps: 3.2
Client Project Name: CHINOOK VENTURES			
Client Project #: 060354-01	Samplers: TOM DICKEY		

Analytical Resources, Incorporated
Analytical Chemists and Consultants
4611 South 134th Place, Suite 100
Tukwila, WA 98168
206-695-6200 206-695-6201 (fax)

Sample ID	Date	Time	Matrix	No. Containers	Analysis Requested: TOTAL & WAD CYANIDE	Notes/Comments
LY1-PW-101306	10/13/06	2:20pm	WATER	1	X	
LY2-PW-101306	10/13/06	2:32pm	WATER	1	X	
LY3-PW-101306	10/13/06	2:46pm	WATER	1	X	
LY1-PW-101506	10/15/06	11:44am	WATER	1	X	
LY2-PW-101506	10/15/06	11:50am	WATER	1	X	
LY3-PW-101506	10/15/06	11:30am	WATER	1	X	
LY1-PW-101806	10/18/06	10:33am	WATER	1	X	
LY2-PW-101806	10/18/06	10:41am	WATER	1	X	
LY3-PW-101806	10/18/06	10:52am	WATER	1	X	

Comments/Special Instructions	Relinquished by: (Signature)	Received by: (Signature)	Relinquished by: (Signature)	Received by: (Signature)
	Printed Name: TOM DICKEY	Printed Name: BRIAN LEGER	Printed Name:	Printed Name:
	Company: ANCHOR ENV.	Company: ARI	Company:	Company:
	Date & Time: 10/18/06 1:00pm	Date & Time: 10/19/06 1040	Date & Time:	Date & Time:

9000

Limits of Liability: *ARI will perform all requested services in accordance with appropriate methodology following ARI Standard Operating Procedures and the ARI Quality Assurance Program. This program meets standards for the industry. The total liability of ARI, its officers, agents, employees, or successors, arising out of or in connection with the requested services, shall not exceed the Invoiced amount for said services. The acceptance by the client of a proposal for services by ARI release ARI from any liability in excess thereof, not withstanding any provision to the contrary in any contract, purchase order or co-signed agreement between ARI and the Client.*

Sample Retention Policy: All samples submitted to ARI will be appropriately discarded no sooner than 90 days after receipt or 60 days after submission of hardcopy data, whichever is longer, unless alternate retention schedules have been established by work-order or contract.

Cooler Receipt Form

ANALYTICAL RESOURCES INCORPORATED

ARI Client: ANCHOR Project Name: CHINOOK VENTURES

COC NO.: — Delivered By: FED EX

Tracking NO.: — Date: 10/19/06

ARI Job No.: LKB65 Lims NO.: 06-2010623

Preliminary Examination Phase:

1. Were intact, properly signed and dated custody seals attached To the outside of the cooler?	YES	(NO)
2. Were custody papers included with the cooler	(YES)	NO
3. Were custody papers properly filled out (ink, signed etc.)?	(YES)	NO
4. Complete custody forms and attach all shipping documents	OK	(NA)

Cooler Accepted BY: BK Date: 10/19/06 Time: 1040

Log-IN Phase:

5. Was a temperature blank include in the cooler?	YES	NO
6. Record Cooler Temperature	3.2 °C	
7. What kind of packing material was used?	ICE	
8. Was sufficient ice used (if appropriate)?	(YES)	NO
9. Were all bottles sealed in separate plastic bags?	YES	(NO)
10. Did all bottles arrive in good condition (unbroken)?	(YES)	NO
11. Were all bottle labels complete and legible?	(YES)	NO
12. Did all bottle labels and tags agree with custody papers?	(YES)	NO
13. Were all bottles used correct for the requested analyses?	(YES)	NO
14. Do any of the analyses (bottles) require preservative? (If so, Preservation checklist must be attached)	(YES)	NO
15. Were all VOA vials free of air bubbles?	YES	NO
16. Was sufficient amount of sample sent in each bottle?	(YES)	NO
17. Notify Project Manager of any discrepancies or concerns	(OK)	NA

Cooler Opened By: _____ Date: 10/19/06 Time 1040

Explain any discrepancies or negative responses:

Data Summary Package

prepared
for

ANCHOR ENVIRONMENTAL

Project: Chinook, 060354-01

ARI JOB NO: KB65

prepared
by

Analytical Resources, Inc.

Data Reporting Qualifiers

Effective 12/28/04

Inorganic Data

U	Indicates that the target analyte was not detected at the reported concentration
*	Duplicate RPD is not within established control limits
B	Reported value is less than the CRDL but ≥ the Reporting Limit
N	Matrix Spike recovery not within established control limits
NA	Not Applicable, analyte not spiked
H	The natural concentration of the spiked element is so much greater than the concentration spiked that an accurate determination of spike recovery is not possible
L	Analyte concentration is ≤5 times the Reporting Limit and the replicate control limit defaults to ±1 RL instead of the normal 20% RPD

Organic Data

U	Indicates that the target analyte was not detected at the reported concentration
*	Flagged value is not within established control limits
B	Analyte detected in an associated Method Blank at a concentration greater than one-half of ARI's Reporting Limit or 5% of the regulatory limit or 5% of the analyte concentration in the sample.
J	Estimated concentration when the value is less than ARI's established reporting limits
D	The spiked compound was not detected due to sample extract dilution
NR	Spiked compound recovery is not reported due to chromatographic interference
E	Estimated concentration calculated for an analyte response above the valid instrument calibration range. A dilution is required to obtain an accurate quantification of the analyte.
S	Indicates an analyte response that has saturated the detector. The calculated concentration is not valid; a dilution is required to obtain valid quantification of the analyte
NA	The flagged analyte was not analyzed for

NS	The flagged analyte was not spiked into the sample
M	Estimated value for an analyte detected and confirmed by an analyst but with low spectral match parameters. This flag is used only for GC-MS analyses
N	The analysis indicates the presence of an analyte for which there is presumptive evidence to make a "tentative identification"
Y	The analyte is not detected at or above the reported concentration. The reporting limit is raised due to chromatographic interference. The Y flag is equivalent to the U flag with a raised reporting limit.
C	The analyte was positively identified on only one of two chromatographic columns. Chromatographic interference prevented a positive identification on the second column
P	The analyte was detected on both chromatographic columns but the quantified values differ by ≥40% RPD with no obvious chromatographic interference

Geotechnical Data

A	The total of all fines fractions. This flag is used to report total fines when only sieve analysis is requested and balances total grain size with sample weight.
F	Samples were frozen prior to particle size determination
SM	Sample matrix was not appropriate for the requested analysis. This normally refers to samples contaminated with an organic product that interferes with the sieving process and/or moisture content, porosity and saturation calculations
SS	Sample did not contain the proportion of "fines" required to perform the pipette portion of the grain size analysis
W	Weight of sample in some pipette aliquots was below the level required for accurate weighting

GENERAL CHEMISTRY

SAMPLE RESULTS-CONVENTIONALS
KB65-Anchor Environmental

ANALYTICAL RESOURCES INCORPORATED

Matrix: Water
Data Release Authorized:
Reported: 10/30/06

Project: CHINOOK VENTURES
Event: 060354-01
Date Sampled: 10/10/06
Date Received: 10/19/06

Client ID: LY1-PW-101006
ARI ID: 06-20106 KB65A

Analyte	Date Batch	Method	Units	RL	Sample
Fluoride	10/24/06 102406#1	EPA 300.0	mg/L	1.0	34.1

RL Analytical reporting limit
U Undetected at reported detection limit

SAMPLE RESULTS-CONVENTIONALS
KB65-Anchor Environmental

ANALYTICAL RESOURCES INCORPORATED

Matrix: Water
Data Release Authorized:
Reported: 10/30/06

Project: CHINOOK VENTURES
Event: 060354-01
Date Sampled: 10/10/06
Date Received: 10/19/06

Client ID: LY2-PW-101006
ARI ID: 06-20107 KB65B

Analyte	Date Batch	Method	Units	RL	Sample
Fluoride	10/24/06 102406#1	EPA 300.0	mg/L	2.0	58.6

RL Analytical reporting limit
U Undetected at reported detection limit

SAMPLE RESULTS-CONVENTIONALS
KB65-Anchor Environmental

ANALYTICAL RESOURCES INCORPORATED

Matrix: Water
Data Release Authorized:
Reported: 10/30/06

Project: CHINOOK VENTURES
Event: 060354-01
Date Sampled: 10/10/06
Date Received: 10/19/06

Client ID: LY3-PW-101006
ARI ID: 06-20108 KB65C

Analyte	Date Batch	Method	Units	RL	Sample
Fluoride	10/24/06 102406#1	EPA 300.0	mg/L	5.0	124

RL Analytical reporting limit
U Undetected at reported detection limit

SAMPLE RESULTS-CONVENTIONALS
KB65-Anchor Environmental

ANALYTICAL RESOURCES INCORPORATED

Matrix: Water
Data Release Authorized:
Reported: 10/30/06

Project: CHINOOK VENTURES
Event: 060354-01
Date Sampled: 10/11/06
Date Received: 10/19/06

Client ID: LY1-PW-101106
ARI ID: 06-20109 KB65D

Analyte	Date Batch	Method	Units	RL	Sample
Fluoride	10/24/06 102406#1	EPA 300.0	mg/L	1.0	34.1

RL Analytical reporting limit
U Undetected at reported detection limit

SAMPLE RESULTS-CONVENTIONALS
KB65-Anchor Environmental

ANALYTICAL RESOURCES INCORPORATED

Matrix: Water
Data Release Authorized:
Reported: 10/30/06

Project: CHINOOK VENTURES
Event: 060354-01
Date Sampled: 10/11/06
Date Received: 10/19/06

Client ID: LY2-PW-101106
ARI ID: 06-20110 KB65E

Analyte	Date Batch	Method	Units	RL	Sample
Fluoride	10/24/06 102406#1	EPA 300.0	mg/L	2.0	60.9

RL Analytical reporting limit
U Undetected at reported detection limit

SAMPLE RESULTS-CONVENTIONALS
KB65-Anchor Environmental

ANALYTICAL RESOURCES INCORPORATED

Matrix: Water
Data Release Authorized:
Reported: 10/30/06

Project: CHINOOK VENTURES
Event: 060354-01
Date Sampled: 10/11/06
Date Received: 10/19/06

Client ID: LY3-PW-101106
ARI ID: 06-20111 KB65F

Analyte	Date Batch	Method	Units	RL	Sample
Fluoride	10/24/06 102406#1	EPA 300.0	mg/L	5.0	127

RL Analytical reporting limit
U Undetected at reported detection limit

SAMPLE RESULTS-CONVENTIONALS
KB65-Anchor Environmental

ANALYTICAL RESOURCES INCORPORATED

Matrix: Water
Data Release Authorized:
Reported: 10/30/06

Project: CHINOOK VENTURES
Event: 060354-01
Date Sampled: 10/16/06
Date Received: 10/19/06

Client ID: LY1-PW-101606
ARI ID: 06-20112 KB65G

Analyte	Date Batch	Method	Units	RL	Sample
Fluoride	10/24/06 102406#1	EPA 300.0	mg/L	1.0	35.6

RL Analytical reporting limit
U Undetected at reported detection limit

SAMPLE RESULTS-CONVENTIONALS
KB65-Anchor Environmental

ANALYTICAL RESOURCES INCORPORATED

Matrix: Water
Data Release Authorized:
Reported: 10/30/06

Project: CHINOOK VENTURES
Event: 060354-01
Date Sampled: 10/16/06
Date Received: 10/19/06

Client ID: LY2-PW-101606
ARI ID: 06-20113 KB65H

Analyte	Date Batch	Method	Units	RL	Sample
Fluoride	10/24/06 102406#1	EPA 300.0	mg/L	2.0	59.0

RL Analytical reporting limit
U Undetected at reported detection limit

SAMPLE RESULTS-CONVENTIONALS
KB65-Anchor Environmental

ANALYTICAL RESOURCES INCORPORATED

Matrix: Water
Data Release Authorized:
Reported: 10/30/06

Project: CHINOOK VENTURES
Event: 060354-01
Date Sampled: 10/16/06
Date Received: 10/19/06

Client ID: LY3-PW-101606
ARI ID: 06-20114 KB65I

Analyte	Date Batch	Method	Units	RL	Sample
Fluoride	10/24/06 102406#1	EPA 300.0	mg/L	5.0	136

RL Analytical reporting limit
U Undetected at reported detection limit

SAMPLE RESULTS-CONVENTIONALS
KB65-Anchor Environmental

ANALYTICAL RESOURCES INCORPORATED

Matrix: Water
Data Release Authorized:
Reported: 10/30/06

Project: CHINOOK VENTURES
Event: 060354-01
Date Sampled: 10/13/06
Date Received: 10/19/06

Client ID: LY1-PW-101306
ARI ID: 06-20115 KB65J

Analyte	Date Batch	Method	Units	RL	Sample
Total Cyanide	10/23/06 102306#1	EPA 335.4	mg/L	0.005	0.146
Weak Acid Dissoc. Cyanide	10/23/06 102306#1	SM4500CN-I	mg/L	0.005	0.035

RL Analytical reporting limit
U Undetected at reported detection limit

SAMPLE RESULTS-CONVENTIONALS
KB65-Anchor Environmental

ANALYTICAL RESOURCES INCORPORATED

Matrix: Water
Data Release Authorized:
Reported: 10/30/06

Project: CHINOOK VENTURES
Event: 060354-01
Date Sampled: 10/13/06
Date Received: 10/19/06

Client ID: LY2-PW-101306
ARI ID: 06-20116 KB65K

Analyte	Date Batch	Method	Units	RL	Sample
Total Cyanide	10/23/06 102306#1	EPA 335.4	mg/L	0.025	0.775
Weak Acid Dissoc. Cyanide	10/23/06 102306#1	SM4500CN-I	mg/L	0.005	0.195

RL Analytical reporting limit
U Undetected at reported detection limit

SAMPLE RESULTS-CONVENTIONALS
KB65-Anchor Environmental

ANALYTICAL RESOURCES INCORPORATED

Matrix: Water
Data Release Authorized:
Reported: 10/30/06

Project: CHINOOK VENTURES
Event: 060354-01
Date Sampled: 10/13/06
Date Received: 10/19/06

Client ID: LY3-PW-101306
ARI ID: 06-20117 KB65L

Analyte	Date Batch	Method	Units	RL	Sample
Total Cyanide	10/23/06 102306#1	EPA 335.4	mg/L	0.005	0.086
Weak Acid Dissoc. Cyanide	10/23/06 102306#1	SM4500CN-I	mg/L	0.005	0.018

RL Analytical reporting limit
U Undetected at reported detection limit

SAMPLE RESULTS-CONVENTIONALS
KB65-Anchor Environmental

ANALYTICAL RESOURCES INCORPORATED

Matrix: Water
Data Release Authorized:
Reported: 10/30/06

Project: CHINOOK VENTURES
Event: 060354-01
Date Sampled: 10/15/06
Date Received: 10/19/06

Client ID: LY1-PW-101506
ARI ID: 06-20118 KB65M

Analyte	Date Batch	Method	Units	RL	Sample
Total Cyanide	10/23/06 102306#1	EPA 335.4	mg/L	0.005	0.165
Weak Acid Dissoc. Cyanide	10/23/06 102306#1	SM4500CN-I	mg/L	0.005	0.035

RL Analytical reporting limit
U Undetected at reported detection limit

SAMPLE RESULTS-CONVENTIONALS
KB65-Anchor Environmental

ANALYTICAL RESOURCES INCORPORATED

Matrix: Water
Data Release Authorized:
Reported: 10/30/06

Project: CHINOOK VENTURES
Event: 060354-01
Date Sampled: 10/15/06
Date Received: 10/19/06

Client ID: LY2-PW-101506
ARI ID: 06-20119 KB65N

Analyte	Date Batch	Method	Units	RL	Sample
Total Cyanide	10/23/06 102306#1	EPA 335.4	mg/L	0.025	0.925
Weak Acid Dissoc. Cyanide	10/23/06 102306#1	SM4500CN-I	mg/L	0.005	0.240

RL Analytical reporting limit
U Undetected at reported detection limit

SAMPLE RESULTS-CONVENTIONALS
KB65-Anchor Environmental

ANALYTICAL RESOURCES INCORPORATED

Matrix: Water
Data Release Authorized:
Reported: 10/30/06

Project: CHINOOK VENTURES
Event: 060354-01
Date Sampled: 10/15/06
Date Received: 10/19/06

Client ID: LY3-PW-101506
ARI ID: 06-20120 KB650

Analyte	Date Batch	Method	Units	RL	Sample
Total Cyanide	10/23/06 102306#1	EPA 335.4	mg/L	0.005	0.092
Weak Acid Dissoc. Cyanide	10/23/06 102306#1	SM4500CN-I	mg/L	0.005	0.015

RL Analytical reporting limit
U Undetected at reported detection limit

SAMPLE RESULTS-CONVENTIONALS
KB65-Anchor Environmental

ANALYTICAL RESOURCES INCORPORATED

Matrix: Water
Data Release Authorized:
Reported: 10/30/06

Project: CHINOOK VENTURES
Event: 060354-01
Date Sampled: 10/18/06
Date Received: 10/19/06

Client ID: LY1-PW-101806
ARI ID: 06-20121 KB65P

Analyte	Date Batch	Method	Units	RL	Sample
Total Cyanide	10/23/06 102306#1	EPA 335.4	mg/L	0.005	0.188
Weak Acid Dissoc. Cyanide	10/23/06 102306#1	SM4500CN-I	mg/L	0.005	0.052

RL Analytical reporting limit
U Undetected at reported detection limit

SAMPLE RESULTS-CONVENTIONALS
KB65-Anchor Environmental

ANALYTICAL RESOURCES INCORPORATED

Matrix: Water
Data Release Authorized:
Reported: 10/30/06

Project: CHINOOK VENTURES
Event: 060354-01
Date Sampled: 10/18/06
Date Received: 10/19/06

Client ID: LY2-PW-101806
ARI ID: 06-20122 KB65Q

Analyte	Date Batch	Method	Units	RL	Sample
Total Cyanide	10/23/06 102306#1	EPA 335.4	mg/L	0.025	0.905
Weak Acid Dissoc. Cyanide	10/23/06 102306#1	SM4500CN-I	mg/L	0.005	0.308

RL Analytical reporting limit
U Undetected at reported detection limit

SAMPLE RESULTS-CONVENTIONALS
KB65-Anchor Environmental

ANALYTICAL RESOURCES INCORPORATED

Matrix: Water
Data Release Authorized:
Reported: 10/30/06

Project: CHINOOK VENTURES
Event: 060354-01
Date Sampled: 10/18/06
Date Received: 10/19/06

Client ID: LY3-PW-101806
ARI ID: 06-20123 KB65R

Analyte	Date Batch	Method	Units	RL	Sample
Total Cyanide	10/23/06 102306#1	EPA 335.4	mg/L	0.005	0.075
Weak Acid Dissoc. Cyanide	10/23/06 102306#1	SM4500CN-I	mg/L	0.005	0.018

RL Analytical reporting limit
U Undetected at reported detection limit

METHOD BLANK RESULTS-CONVENTIONALS
KB65-Anchor Environmental

ANALYTICAL RESOURCES INCORPORATED

Matrix: Water
Data Release Authorized:
Reported: 10/30/06

Project: CHINOOK VENTURES
Event: 060354-01
Date Sampled: NA
Date Received: NA

Analyte	Method	Date	Units	Blank
Fluoride	EPA 300.0	10/24/06	mg/L	< 0.1 U
Total Cyanide	EPA 335.4	10/23/06	mg/L	< 0.005 U
Weak Acid Dissoc. Cyanide	SM4500CN-I	10/23/06	mg/L	< 0.005 U

MS/MSD RESULTS-CONVENTIONALS
KB65-Anchor Environmental

ANALYTICAL RESOURCES INCORPORATED

Matrix: Water
Data Release Authorized:
Reported: 10/30/06

Project: CHINOOK VENTURES
Event: 060354-01
Date Sampled: 10/10/06
Date Received: 10/19/06

Analyte	Method	Date	Units	Sample	Spike	Spike Added	Recovery
ARI ID: KB65A Client ID: LY1-PW-101006							
Fluoride	EPA 300.0	10/24/06	mg/L	34.1	72.8	40.0	96.8%
ARI ID: KB65J Client ID: LY1-PW-101306							
Total Cyanide	EPA 335.4	10/23/06	mg/L	0.146	0.270	0.141	87.9%
Weak Acid Dissoc. Cyanid	SM4500CN-I	10/23/06	mg/L	0.035	0.146	0.141	78.7%

REPLICATE RESULTS-CONVENTIONALS
KB65-Anchor Environmental

ANALYTICAL RESOURCES INCORPORATED

Matrix: Water
Data Release Authorized:
Reported: 10/30/06

Project: CHINOOK VENTURES
Event: 060354-01
Date Sampled: 10/10/06
Date Received: 10/19/06

Analyte	Method	Date	Units	Sample	Replicate(s)	RPD/RSD
ARI ID: KB65A Client ID: LY1-PW-101006						
Fluoride	EPA 300.0	10/24/06	mg/L	34.1	33.7	1.2%
ARI ID: KB65J Client ID: LY1-PW-101306						
Total Cyanide	EPA 335.4	10/23/06	mg/L	0.146	0.137	6.4%
Weak Acid Dissoc. Cyani	SM4500CN-I	10/23/06	mg/L	0.035	0.041	15.8%

STANDARD REFERENCE RESULTS-CONVENTIONALS
KB65-Anchor Environmental

ANALYTICAL RESOURCES INCORPORATED

Matrix: Water
Data Release Authorized:
Reported: 10/30/06

Project: CHINOOK VENTURES
Event: 060354-01
Date Sampled: NA
Date Received: NA

Analyte/SRM ID	Method	Date	Units	SRM	True Value	Recovery
Fluoride ERA #	EPA 300.0	10/24/06	mg/L	2.9	3.0	96.7%
Total Cyanide SPEX #33-6AS	EPA 335.4	10/23/06	mg/L	0.144	0.151	95.4%
Weak Acid Dissoc. Cyanide SPEX #33-6AS	SM4500CN-I	10/23/06	mg/L	0.115	0.151	76.2%

Laboratory Data Package

prepared
for

ANCHOR ENVIRONMENTAL

Project: Chinook, 060354-01

ARI JOB NO: KB65

prepared
by

Analytical Resources, Inc.

General Chemistry Analysis
QC Summary Data

prepared
for

ANCHOR ENVIRONMENTAL

Project: Chinook, 060354-01

ARI JOB NO: KB65

prepared
by

Analytical Resources, Inc.

MS/MSD RESULTS-CONVENTIONALS
KB65-Anchor Environmental

ANALYTICAL RESOURCES INCORPORATED

Matrix: Water
Data Release Authorized:
Reported: 10/30/06

Project: CHINOOK VENTURES
Event: 060354-01
Date Sampled: 10/10/06
Date Received: 10/19/06

Analyte	Method	Date	Units	Sample	Spike	Spike Added	Recovery
ARI ID: KB65A Client ID: LY1-PW-101006							
Fluoride	EPA 300.0	10/24/06	mg/L	34.1	72.8	40.0	96.8%
ARI ID: KB65J Client ID: LY1-PW-101306							
Total Cyanide	EPA 335.4	10/23/06	mg/L	0.146	0.270	0.141	87.9%
Weak Acid Dissoc. Cyanid	SM4500CN-I	10/23/06	mg/L	0.035	0.146	0.141	78.7%

REPLICATE RESULTS-CONVENTIONALS
KB65-Anchor Environmental

ANALYTICAL RESOURCES INCORPORATED

Matrix: Water
Data Release Authorized:
Reported: 10/30/06

Project: CHINOOK VENTURES
Event: 060354-01
Date Sampled: 10/10/06
Date Received: 10/19/06

Analyte	Method	Date	Units	Sample	Replicate(s)	RPD/RSD
ARI ID: KB65A Client ID: LY1-PW-101006						
Fluoride	EPA 300.0	10/24/06	mg/L	34.1	33.7	1.2%
ARI ID: KB65J Client ID: LY1-PW-101306						
Total Cyanide	EPA 335.4	10/23/06	mg/L	0.146	0.137	6.4%
Weak Acid Dissoc. Cyani	SM4500CN-I	10/23/06	mg/L	0.035	0.041	15.8%

STANDARD REFERENCE RESULTS-CONVENTIONALS
KB65-Anchor Environmental

ANALYTICAL RESOURCES INCORPORATED

Matrix: Water
Data Release Authorized:
Reported: 10/30/06

Project: CHINOOK VENTURES
Event: 060354-01
Date Sampled: NA
Date Received: NA

Analyte/SRM ID	Method	Date	Units	SRM	True Value	Recovery
Fluoride ERA #	EPA 300.0	10/24/06	mg/L	2.9	3.0	96.7%
Total Cyanide SPEX #33-6AS	EPA 335.4	10/23/06	mg/L	0.144	0.151	95.4%
Weak Acid Dissoc. Cyanide SPEX #33-6AS	SM4500CN-I	10/23/06	mg/L	0.115	0.151	76.2%

General Chemistry Analysis
Sample Data

prepared
for

ANCHOR ENVIRONMENTAL

Project: Chinook, 060354-01

ARI JOB NO: KB65

prepared
by

Analytical Resources, Inc.

SAMPLE RESULTS-CONVENTIONALS
KB65-Anchor Environmental

ANALYTICAL RESOURCES INCORPORATED

Matrix: Water
Data Release Authorized:
Reported: 10/30/06

Project: CHINOOK VENTURES
Event: 060354-01
Date Sampled: 10/10/06
Date Received: 10/19/06

Client ID: LY1-PW-101006
ARI ID: 06-20106 KB65A

Analyte	Date Batch	Method	Units	RL	Sample
Fluoride	10/24/06 102406#1	EPA 300.0	mg/L	1.0	34.1

RL Analytical reporting limit
U Undetected at reported detection limit

SAMPLE RESULTS-CONVENTIONALS
KB65-Anchor Environmental

ANALYTICAL RESOURCES INCORPORATED

Matrix: Water
Data Release Authorized:
Reported: 10/30/06

Project: CHINOOK VENTURES
Event: 060354-01
Date Sampled: 10/10/06
Date Received: 10/19/06

Client ID: LY2-PW-101006
ARI ID: 06-20107 KB65B

Analyte	Date Batch	Method	Units	RL	Sample
Fluoride	10/24/06 102406#1	EPA 300.0	mg/L	2.0	58.6

RL Analytical reporting limit
U Undetected at reported detection limit

SAMPLE RESULTS-CONVENTIONALS
KB65-Anchor Environmental

ANALYTICAL RESOURCES INCORPORATED

Matrix: Water
Data Release Authorized:
Reported: 10/30/06

Project: CHINOOK VENTURES
Event: 060354-01
Date Sampled: 10/10/06
Date Received: 10/19/06

Client ID: LY3-PW-101006
ARI ID: 06-20108 KB65C

Analyte	Date Batch	Method	Units	RL	Sample
Fluoride	10/24/06 102406#1	EPA 300.0	mg/L	5.0	124

RL Analytical reporting limit
U Undetected at reported detection limit

SAMPLE RESULTS-CONVENTIONALS
KB65-Anchor Environmental

ANALYTICAL RESOURCES INCORPORATED

Matrix: Water
Data Release Authorized:
Reported: 10/30/06

Project: CHINOOK VENTURES
Event: 060354-01
Date Sampled: 10/11/06
Date Received: 10/19/06

Client ID: LY1-PW-101106
ARI ID: 06-20109 KB65D

Analyte	Date Batch	Method	Units	RL	Sample
Fluoride	10/24/06 102406#1	EPA 300.0	mg/L	1.0	34.1

RL Analytical reporting limit
U Undetected at reported detection limit

SAMPLE RESULTS-CONVENTIONALS
KB65-Anchor Environmental

ANALYTICAL RESOURCES INCORPORATED

Matrix: Water
Data Release Authorized:
Reported: 10/30/06

Project: CHINOOK VENTURES
Event: 060354-01
Date Sampled: 10/11/06
Date Received: 10/19/06

Client ID: LY2-PW-101106
ARI ID: 06-20110 KB65E

Analyte	Date Batch	Method	Units	RL	Sample
Fluoride	10/24/06 102406#1	EPA 300.0	mg/L	2.0	60.9

RL Analytical reporting limit
U Undetected at reported detection limit

SAMPLE RESULTS-CONVENTIONALS
KB65-Anchor Environmental

ANALYTICAL RESOURCES INCORPORATED

Matrix: Water
Data Release Authorized:
Reported: 10/30/06

Project: CHINOOK VENTURES
Event: 060354-01
Date Sampled: 10/11/06
Date Received: 10/19/06

Client ID: LY3-PW-101106
ARI ID: 06-20111 KB65F

Analyte	Date Batch	Method	Units	RL	Sample
Fluoride	10/24/06 102406#1	EPA 300.0	mg/L	5.0	127

RL Analytical reporting limit
U Undetected at reported detection limit

SAMPLE RESULTS-CONVENTIONALS
KB65-Anchor Environmental

ANALYTICAL RESOURCES INCORPORATED

Matrix: Water
Data Release Authorized:
Reported: 10/30/06

Project: CHINOOK VENTURES
Event: 060354-01
Date Sampled: 10/16/06
Date Received: 10/19/06

Client ID: LY1-PW-101606
ARI ID: 06-20112 KB65G

Analyte	Date Batch	Method	Units	RL	Sample
Fluoride	10/24/06 102406#1	EPA 300.0	mg/L	1.0	35.6

RL Analytical reporting limit
U Undetected at reported detection limit

SAMPLE RESULTS-CONVENTIONALS
KB65-Anchor Environmental

ANALYTICAL RESOURCES INCORPORATED

Matrix: Water
Data Release Authorized:
Reported: 10/30/06

Project: CHINOOK VENTURES
Event: 060354-01
Date Sampled: 10/16/06
Date Received: 10/19/06

Client ID: LY2-PW-101606
ARI ID: 06-20113 KB65H

Analyte	Date Batch	Method	Units	RL	Sample
Fluoride	10/24/06 102406#1	EPA 300.0	mg/L	2.0	59.0

RL Analytical reporting limit
U Undetected at reported detection limit

SAMPLE RESULTS-CONVENTIONALS
KB65-Anchor Environmental

ANALYTICAL RESOURCES INCORPORATED

Matrix: Water
Data Release Authorized:
Reported: 10/30/06

Project: CHINOOK VENTURES
Event: 060354-01
Date Sampled: 10/16/06
Date Received: 10/19/06

Client ID: LY3-PW-101606
ARI ID: 06-20114 KB65I

Analyte	Date Batch	Method	Units	RL	Sample
Fluoride	10/24/06 102406#1	EPA 300.0	mg/L	5.0	136

RL Analytical reporting limit
U Undetected at reported detection limit

SAMPLE RESULTS-CONVENTIONALS
KB65-Anchor Environmental

ANALYTICAL RESOURCES INCORPORATED

Matrix: Water
Data Release Authorized:
Reported: 10/30/06

Project: CHINOOK VENTURES
Event: 060354-01
Date Sampled: 10/13/06
Date Received: 10/19/06

Client ID: LY1-PW-101306
ARI ID: 06-20115 KB65J

Analyte	Date Batch	Method	Units	RL	Sample
Total Cyanide	10/23/06 102306#1	EPA 335.4	mg/L	0.005	0.146
Weak Acid Dissoc. Cyanide	10/23/06 102306#1	SM4500CN-I	mg/L	0.005	0.035

RL Analytical reporting limit
U Undetected at reported detection limit

SAMPLE RESULTS-CONVENTIONALS
KB65-Anchor Environmental

ANALYTICAL RESOURCES INCORPORATED

Matrix: Water
Data Release Authorized:
Reported: 10/30/06

Project: CHINOOK VENTURES
Event: 060354-01
Date Sampled: 10/13/06
Date Received: 10/19/06

Client ID: LY2-PW-101306
ARI ID: 06-20116 KB65K

Analyte	Date Batch	Method	Units	RL	Sample
Total Cyanide	10/23/06 102306#1	EPA 335.4	mg/L	0.025	0.775
Weak Acid Dissoc. Cyanide	10/23/06 102306#1	SM4500CN-I	mg/L	0.005	0.195

RL Analytical reporting limit
U Undetected at reported detection limit

SAMPLE RESULTS-CONVENTIONALS
KB65-Anchor Environmental

ANALYTICAL RESOURCES INCORPORATED

Matrix: Water
Data Release Authorized:
Reported: 10/30/06

Project: CHINOOK VENTURES
Event: 060354-01
Date Sampled: 10/13/06
Date Received: 10/19/06

Client ID: LY3-PW-101306
ARI ID: 06-20117 KB65L

Analyte	Date Batch	Method	Units	RL	Sample
Total Cyanide	10/23/06 102306#1	EPA 335.4	mg/L	0.005	0.086
Weak Acid Dissoc. Cyanide	10/23/06 102306#1	SM4500CN-I	mg/L	0.005	0.018

RL Analytical reporting limit
U Undetected at reported detection limit

SAMPLE RESULTS-CONVENTIONALS
KB65-Anchor Environmental

ANALYTICAL RESOURCES INCORPORATED

Matrix: Water
Data Release Authorized:
Reported: 10/30/06

Project: CHINOOK VENTURES
Event: 060354-01
Date Sampled: 10/15/06
Date Received: 10/19/06

Client ID: LY1-PW-101506
ARI ID: 06-20118 KB65M

Analyte	Date Batch	Method	Units	RL	Sample
Total Cyanide	10/23/06 102306#1	EPA 335.4	mg/L	0.005	0.165
Weak Acid Dissoc. Cyanide	10/23/06 102306#1	SM4500CN-I	mg/L	0.005	0.035

RL Analytical reporting limit
U Undetected at reported detection limit

SAMPLE RESULTS-CONVENTIONALS
KB65-Anchor Environmental

ANALYTICAL RESOURCES INCORPORATED

Matrix: Water
Data Release Authorized:
Reported: 10/30/06

Project: CHINOOK VENTURES
Event: 060354-01
Date Sampled: 10/15/06
Date Received: 10/19/06

Client ID: LY2-PW-101506
ARI ID: 06-20119 KB65N

Analyte	Date Batch	Method	Units	RL	Sample
Total Cyanide	10/23/06 102306#1	EPA 335.4	mg/L	0.025	0.925
Weak Acid Dissoc. Cyanide	10/23/06 102306#1	SM4500CN-I	mg/L	0.005	0.240

RL Analytical reporting limit
U Undetected at reported detection limit

SAMPLE RESULTS-CONVENTIONALS
KB65-Anchor Environmental

ANALYTICAL RESOURCES INCORPORATED

Matrix: Water
Data Release Authorized:
Reported: 10/30/06

Project: CHINOOK VENTURES
Event: 060354-01
Date Sampled: 10/15/06
Date Received: 10/19/06

Client ID: LY3-PW-101506
ARI ID: 06-20120 KB650

Analyte	Date Batch	Method	Units	RL	Sample
Total Cyanide	10/23/06 102306#1	EPA 335.4	mg/L	0.005	0.092
Weak Acid Dissoc. Cyanide	10/23/06 102306#1	SM4500CN-I	mg/L	0.005	0.015

RL Analytical reporting limit
U Undetected at reported detection limit

SAMPLE RESULTS-CONVENTIONALS
KB65-Anchor Environmental

ANALYTICAL RESOURCES INCORPORATED

Matrix: Water
Data Release Authorized:
Reported: 10/30/06

Project: CHINOOK VENTURES
Event: 060354-01
Date Sampled: 10/18/06
Date Received: 10/19/06

Client ID: LY1-PW-101806
ARI ID: 06-20121 KB65P

Analyte	Date Batch	Method	Units	RL	Sample
Total Cyanide	10/23/06 102306#1	EPA 335.4	mg/L	0.005	0.188
Weak Acid Dissoc. Cyanide	10/23/06 102306#1	SM4500CN-I	mg/L	0.005	0.052

RL Analytical reporting limit
U Undetected at reported detection limit

SAMPLE RESULTS-CONVENTIONALS
KB65-Anchor Environmental

ANALYTICAL RESOURCES INCORPORATED

Matrix: Water
Data Release Authorized:
Reported: 10/30/06

Project: CHINOOK VENTURES
Event: 060354-01
Date Sampled: 10/18/06
Date Received: 10/19/06

Client ID: LY2-PW-101806
ARI ID: 06-20122 KB65Q

Analyte	Date Batch	Method	Units	RL	Sample
Total Cyanide	10/23/06 102306#1	EPA 335.4	mg/L	0.025	0.905
Weak Acid Dissoc. Cyanide	10/23/06 102306#1	SM4500CN-I	mg/L	0.005	0.308

RL Analytical reporting limit
U Undetected at reported detection limit

SAMPLE RESULTS-CONVENTIONALS
KB65-Anchor Environmental

ANALYTICAL RESOURCES INCORPORATED

Matrix: Water
Data Release Authorized:
Reported: 10/30/06

Project: CHINOOK VENTURES
Event: 060354-01
Date Sampled: 10/18/06
Date Received: 10/19/06

Client ID: LY3-PW-101806
ARI ID: 06-20123 KB65R

Analyte	Date Batch	Method	Units	RL	Sample
Total Cyanide	10/23/06 102306#1	EPA 335.4	mg/L	0.005	0.075
Weak Acid Dissoc. Cyanide	10/23/06 102306#1	SM4500CN-I	mg/L	0.005	0.018

RL Analytical reporting limit
U Undetected at reported detection limit

METHOD BLANK RESULTS-CONVENTIONALS
KB65-Anchor Environmental

ANALYTICAL RESOURCES INCORPORATED

Matrix: Water
Data Release Authorized:
Reported: 10/30/06

Project: CHINOOK VENTURES
Event: 060354-01
Date Sampled: NA
Date Received: NA

Analyte	Method	Date	Units	Blank
Fluoride	EPA 300.0	10/24/06	mg/L	< 0.1 U
Total Cyanide	EPA 335.4	10/23/06	mg/L	< 0.005 U
Weak Acid Dissoc. Cyanide	SM4500CN-I	10/23/06	mg/L	< 0.005 U

General Chemistry Analysis
Instrument Raw Data

prepared
for

ANCHOR ENVIRONMENTAL

Project: Chinook, 060354-01

ARI JOB NO: KB65

prepared
by

Analytical Resources, Inc.

KB65

10-25-06

analyst: DAP
date: 10/24/06
start time: 10:59
loop: 100µl

Analytical Resources Inc.
4611 134th Place S., Suite 100
Tukwila, WA 98168
206-695-6227

		dilution	fluoride	chloride	nitrite	bromide	nitrate	phosphate	sulfate
DL (ppm)		1	0.100	0.100	0.100	0.100	0.100	0.100	0.100
HiSTD		1	5.000	5.000	5.000	5.000	5.000	5.000	5.000
ICV,CCV (ppm)		1	3.000	3.000	3.000	3.000	3.000	3.000	3.000
ERA LOT#		1	07105	36065	17075	27025	06085	01024	1-4SO4-2
		dilution	fluoride	chloride	nitrite	bromide	nitrate	phosphate	sulfate
ICV		1	2.860	2.790	2.880	2.910	2.860	2.900	2.950
		%recovery	95%	93%	96%	97%	95%	97%	98.3%
ICB		1	<0.1	<0.1	<0.1	<0.1	<0.1	<0.1	<0.1
KB88 B1		10	NR	NR	NR	NR	NR	NR	NR
KB88 E1		10	NR	NR	NR	NR	NR	NR	NR
KB88 F1		10	NR	NR	NR	NR	NR	NR	NR
KB78 D8		10	NR	NR	NR	NR	21.240	NR	21.420
KB78 A20 ms		2	NR	NR	NR	NR	8.150	NR	NR
Matrix Spike		0.05 *mL 200ppm intstock to*				*2.50*		*mLsample=*	*4.00*
							100%		
KB78 A20		1	NR	NR	NR	NR	4.160	NR	NR
KB78 A20 dup		1	NR	NR	NR	NR	4.150	NR	NR
KB88 B1		5	NR	NR	NR	NR	7.160	NR	21.010
KB88 C1		5	NR	NR	NR	NR	NR	NR	11.690
KB88 C1		2	NR	4.800	NR	NR	NR	NR	NR
CCV		1	2.860	2.820	2.890	2.910	2.860	2.880	2.990
		%recovery	95%	94%	96%	97%	95%	96%	99.7%
CCB		1	<0.1	<0.1	<0.1	<0.1	<0.1	<0.1	<0.1
KB65 C1		50	124.240	NR	NR	NR	NR	NR	NR
KB65 F1		50	127.050	NR	NR	NR	NR	NR	NR
KB65 I1		50 ~~20~~ ⑤	136.370	NR	NR	NR	NR	NR	NR
KB65 B1		20	58.560	NR	NR	NR	NR	NR	NR
KB65 E1		20	60.880	NR	NR	NR	NR	NR	NR
KB65 H1		20	59.030	NR	NR	NR	NR	NR	NR
KB65 A1 ms		20	72.820	NR	NR	NR	NR	NR	NR
Matrix Spike		0.05 *mL 200ppm intstock to*				*0.25*		*mLsample=*	*40.00*
			97%						
KB65 A1		10	34.080	NR	NR	NR	NR	NR	NR
KB65 A1 dup		10	33.690	NR	NR	NR	NR	NR	NR
KB65 D1		10	34.080	NR	NR	NR	NR	NR	NR
CCV		1	2.860	2.820	2.880	2.920	2.860	2.890	2.990
		%recovery	95%	94%	96%	97%	95%	96%	99.7%
CCB		1	<0.1	<0.1	<0.1	<0.1	<0.1	<0.1	<0.1
KB78 A20 ms		100	NR	244.150	NR	NR	NR	NR	NR
Matrix Spike		0.05 *mL 200ppm intstock to*				*0.05*		*mLsample=*	*200.00*
				92%					
KB78 A20		50	NR	60.820	NR	NR	NR	NR	NR
KB78 A20 dup		50	NR	61.020	NR	NR	NR	NR	NR
KB78 E8		20	NR	46.430	NR	NR	NR	NR	NR
KB78 A20 ms		20	NR	NR	NR	NR	NR	NR	59.200
Matrix Spike		0.05 *mL 200ppm intstock to*				*0.25*		*mLsample=*	*40.00*
									95%
KB78 A20		10	NR	NR	NR	NR	NR	NR	21.250
KB78 A20 dup		10	NR	NR	NR	NR	NR	NR	20.980

dm 10/25/06

KB65 G1		10	35.580	NR	NR	NR	NR	NR	NR
KB88 D1		10	NR	25.920	NR	NR	NR	NR	NR
KB88 D1		5	NR	NR	NR	NR	NR	NR	17.270
CCV		1	2.820	2.790	2.850	2.870	2.810	2.860	2.970
		%recovery	94%	93%	95%	96%	94%	95%	99.0%
CCB		1	<0.1	<0.1	<0.1	<0.1	<0.1	<0.1	<0.1
KB78 B8		5	NR	NR	NR	NR	NR	NR	11.940
KB78 C8		5	NR	NR	NR	NR	NR	NR	10.680
KB78 E8		5	NR	NR	NR	NR	NR	NR	13.390
KB88 E1		5	NR	NR	NR	NR	NR	NR	15.960
KB88 F1		5	NR	NR	NR	NR	NR	NR	16.510
KB88 E1		2	NR	NR	NR	NR	5.310	NR	NR
KB88 F1		2	NR	NR	NR	NR	5.300	NR	NR
KC12 B10		1	0.110	NR	<0.1	NR	0.000	0.420	1.790
KC12 B10 dup		1	0.110	NR	<0.1	NR	0.000	0.420	1.770
KC12 B10 ms		1	1.780	NR	1.790	NR	1.830	2.070	3.750
Matrix Spike		0.05 *mL 200ppm intstock to*				*5.0*		*mLsample=*	*2.00*
			84%		90%		92%	83%	98%
CCV		1	2.820	2.790	2.870	2.870	2.800	2.840	2.910
		%recovery	94%	93%	96%	96%	93%	95%	97.0%
CCB		1	<0.1	<0.1	<0.1	<0.1	<0.1	<0.1	<0.1

Schedule File: C:\PEAKNET\SCHEDULE\OCT2406dap.SCH

Line	Sample	Sample Type	Level	Method	Data File	Volume	Dilution	Weight
1	CAL 1	Calibration St	1	std.met	oct2406dap_a001.dxd	1	1	1
2	CAL 2	Calibration St	2	std.met	oct2406dap_a002.dxd	1	1	1
3	CAL 3	Calibration St	3	std.met	oct2406dap_a003.dxd	1	1	1
4	CAL 4	Calibration St	4	std.met	oct2406dap_a004.dxd	1	1	1
5	CAL 5	Calibration St	5	std.met	oct2406dap_a005.dxd	1	1	1
6	CAL 6	Calibration St	6	std.met	oct2406dap_a006.dxd	1	1	1
7	ICV	Sample		std.met	oct2406dap_007.dxd	1	1	1
8	ICB	Sample		std.met	oct2406dap_008.dxd	1	1	1
9	KB88 B1	Sample		std.met	oct2406dap_009.dxd	1	10	1
10	KB88 E1	Sample		std.met	oct2406dap_010.dxd	1	10	1
11	KB88 F1	Sample		std.met	oct2406dap_011.dxd	1	10	1
12	KB78 D8	Sample		std.met	oct2406dap_012.dxd	1	10	1
13	KB78 A20 MS	Sample		std.met	oct2406dap_013.dxd	1	2	1
14	KB78 A20	Sample		std.met	oct2406dap_014.dxd	1	1	1
15	KB78 A20 DUP	Sample		std.met	oct2406dap_015.dxd	1	1	1
16	KB88 B1	Sample		std.met	oct2406dap_016.dxd	1	5	1
17	KB88 C1	Sample		std.met	oct2406dap_017.dxd	1	5	1
18	KB88 C1	Sample		std.met	oct2406dap_018.dxd	1	2	1
19	CCV	Sample		std.met	oct2406dap_019.dxd	1	1	1
20	CCB	Sample		std.met	oct2406dap_020.dxd	1	1	1
21	KB65 C1	Sample		std.met	oct2406dap_021.dxd	1	50	1
22	KB65 F1	Sample		std.met	oct2406dap_022.dxd	1	50	1
23	KB65 I1	Sample		std.met	oct2406dap_023.dxd	1	50	1
24	KB65 B1	Sample		std.met	oct2406dap_024.dxd	1	20	1
25	KB65 E1	Sample		std.met	oct2406dap_025.dxd	1	20	1
26	KB65 H1	Sample		std.met	oct2406dap_026.dxd	1	20	1
27	KB65 A1 MS	Sample		std.met	oct2406dap_027.dxd	1	20	1
28	KB65 A1	Sample		std.met	oct2406dap_028.dxd	1	10	1
29	KB65 A1 DUP	Sample		std.met	oct2406dap_029.dxd	1	10	1
30	KB65 D1	Sample		std.met	oct2406dap_030.dxd	1	10	1
31	CCV	Sample		std.met	oct2406dap_031.dxd	1	1	1
32	CCB	Sample		std.met	oct2406dap_032.dxd	1	1	1
33	KB78 A20 MS	Sample		std.met	oct2406dap_033.dxd	1	100	1
34	KB78 A20	Sample		std.met	oct2406dap_034.dxd	1	50	1
35	KB78 A20 DUP	Sample		std.met	oct2406dap_035.dxd	1	50	1
36	KB78 E8	Sample		std.met	oct2406dap_036.dxd	1	20	1
37	KB78 A20 MS	Sample		std.met	oct2406dap_037.dxd	1	20	1
38	KB78 A20	Sample		std.met	oct2406dap_038.dxd	1	10	1
39	KB78 A20 DUP	Sample		std.met	oct2406dap_039.dxd	1	10	1
40	KB65 G1	Sample		std.met	oct2406dap_040.dxd	1	10	1
41	KB88 D1	Sample		std.met	oct2406dap_041.dxd	1	10	1
42	KB88 D1	Sample		std.met	oct2406dap_042.dxd	1	5	1
43	CCV	Sample		std.met	oct2406dap_043.dxd	1	1	1
44	CCB	Sample		std.met	oct2406dap_044.dxd	1	1	1
45	KB78 B8	Sample		std.met	oct2406dap_045.dxd	1	5	1
46	KB78 C8	Sample		std.met	oct2406dap_046.dxd	1	5	1
47	KB78 E8	Sample		std.met	oct2406dap_047.dxd	1	5	1
48	KB88 E1	Sample		std.met	oct2406dap_048.dxd	1	5	1
49	KB88 F1	Sample		std.met	oct2406dap_049.dxd	1	5	1
50	KB88 E1	Sample		std.met	oct2406dap_050.dxd	1	2	1
51	KB88 F1	Sample		std.met	oct2406dap_051.dxd	1	2	1
52	KC12 B10	Sample		std.met	oct2406dap_052.dxd	1	1	1
53	KC12 B10 DUP	Sample		std.met	oct2406dap_053.dxd	1	1	1
54	KC12 B10 MS	Sample		std.met	oct2406dap_054.dxd	1	1	1
55	CCV	Sample		std.met	oct2406dap_055.dxd	1	1	1
56	CCB	Sample		std.met	oct2406dap_056.dxd	1	1	1
57	STOP	Sample		stop.met	oct2406dap	1	1	1

Method:C:\PEAKNET\METHOD\STD.MET Updated:10/24/06 12:44:20 PM Total:7

1. Component:FLUORIDE
Standard:External Fit Type:Linear
Origin:Force Calibration:Area
r^2=0.998498
Amt=1.73e-006*Resp+0

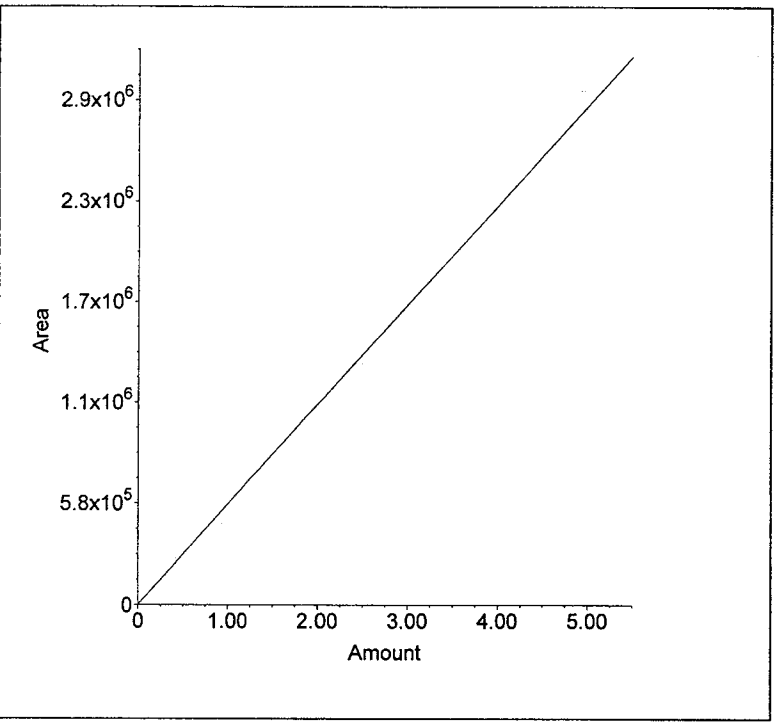

2. Component:CHLORIDE
Standard:External Fit Type:Linear
Origin:Force Calibration:Area
r^2=0.998181
Amt=2.606e-006*Resp+0

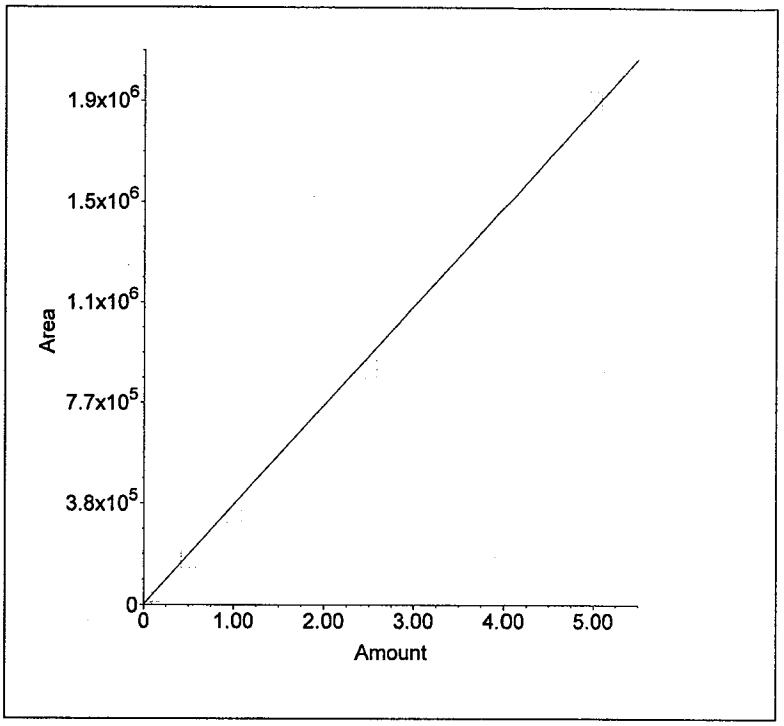

3. Component:NITRITE-N
Standard:External Fit Type:Linear
Origin:Force Calibration:Area
r^2=0.998199
Amt=1.175e-006*Resp+0

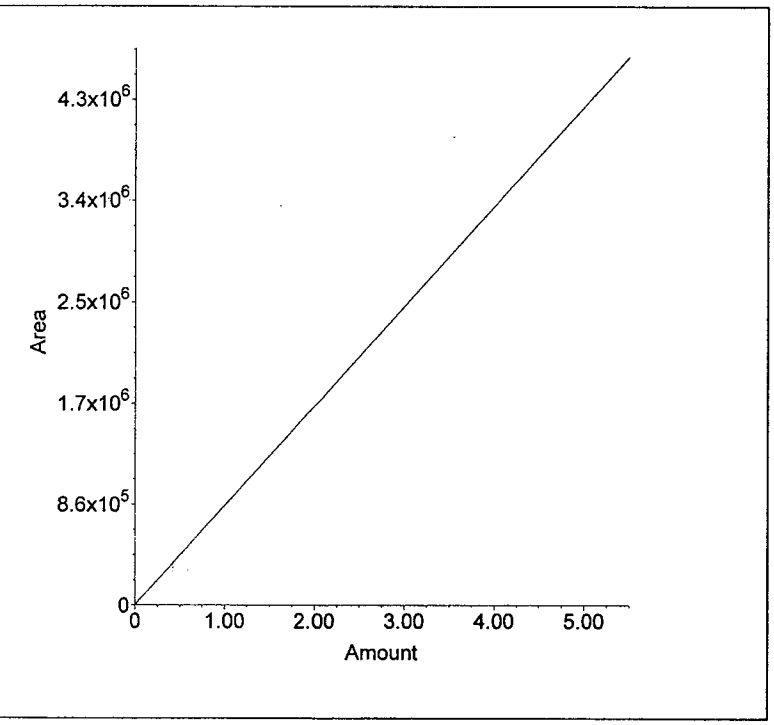

4. Component:BROMIDE
Standard:External Fit Type:Linear
Origin:Force Calibration:Area
r^2=0.999323
Amt=6.741e-006*Resp+0

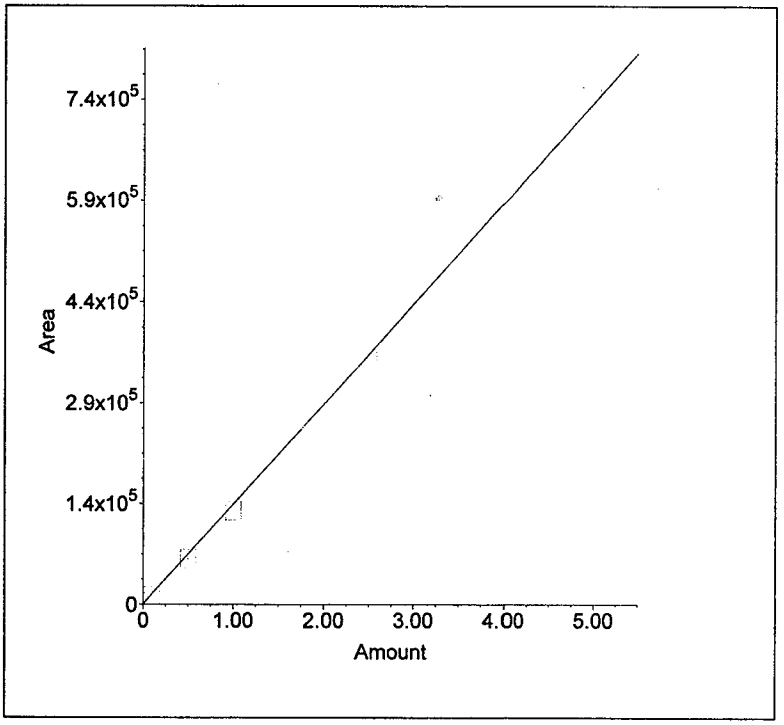

5. Component:NITRATE-N
Standard:External Fit Type:Linear
Origin:Force Calibration:Area
r^2=0.995702
Amt=1.009e-006*Resp+0

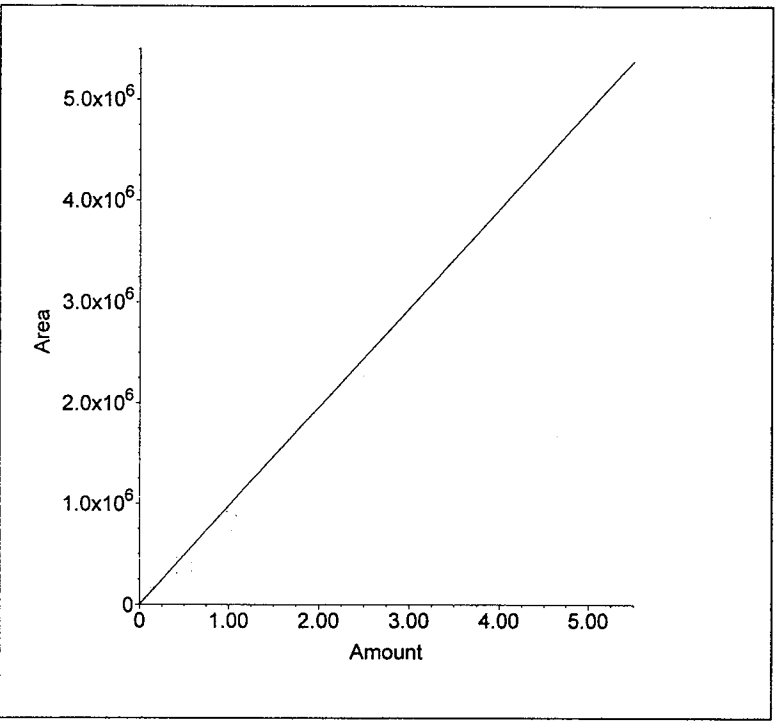

6. Component:PHOSPHATE-P
Standard:External Fit Type:Linear
Origin:Force Calibration:Area
r^2=0.997606
Amt=3.19e-006*Resp+0

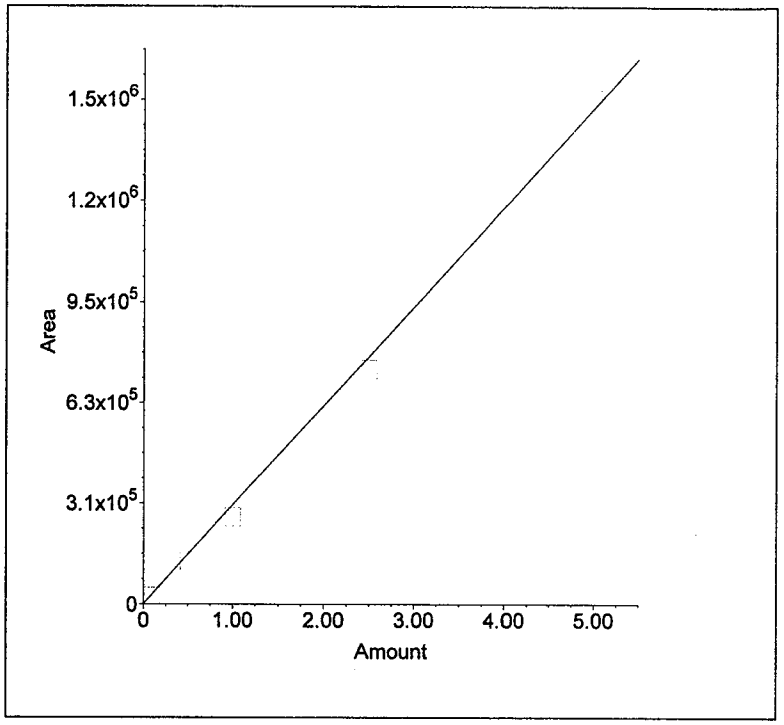

7. Component:SULFATE
Standard:External Fit Type:Linear
Origin:Force Calibration:Area
r^2=0.999649
Amt=4.059e-006*Resp+0

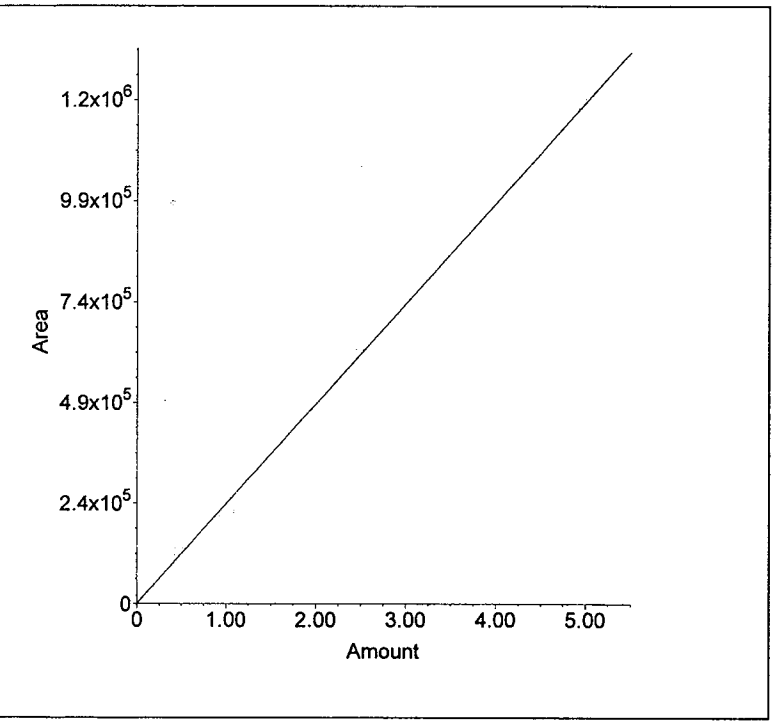

Calibration Update Report

Sample Name : CAL 1
Method File Name : c:\peaknet\method\std.met

Current Date : 10/24/06
Date Time Collected : 10/24/06 10:59:46 AM

Injection Number : 1
Dilution Factor : 1.00
column :

Calibration Date : 10/24/06 11:15:20 AM
Data File Name : ...\OCT2406DAP_A001.DXD
Injection Volume : 1.00

Module ID : 34 07 2a
Schedule File Name : ...\oct2406dap.sch

Peak Information : All Peaks

Peak Number	Component Time	Component Name	conc. (ppm)	Cal Response Previous	Cal Response Measured	Cal Response New
1		Unknown 1	0.00			
2	4.40	CHLORIDE	0.00	829681	17396	17396

CAL 1

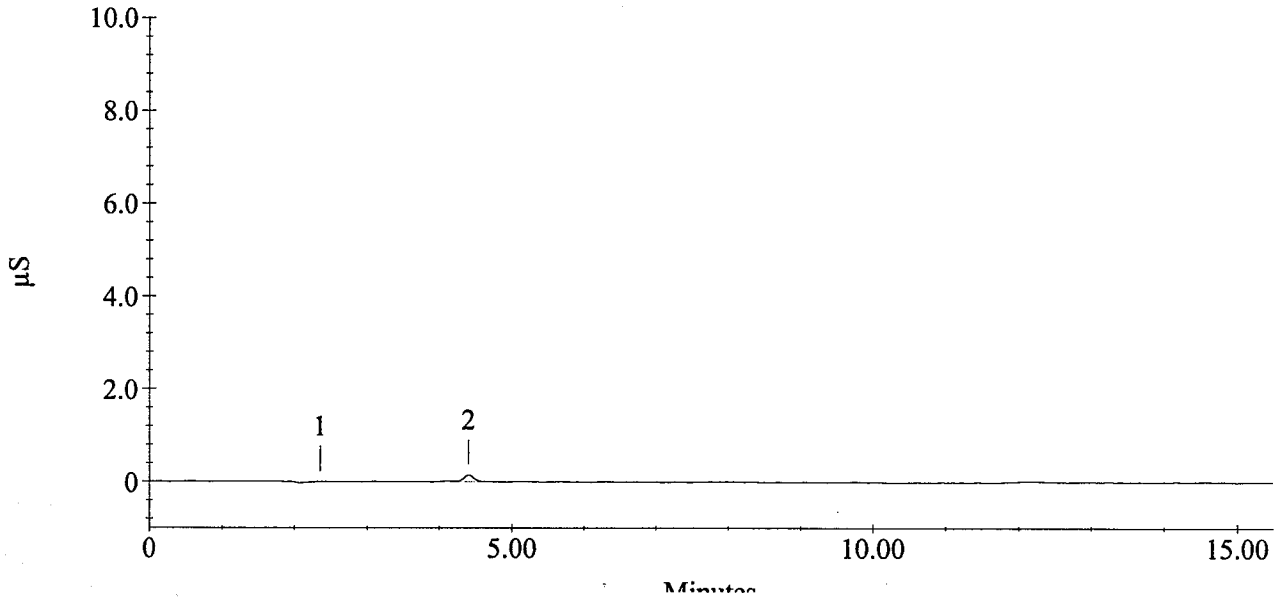

Calibration Update Report

Sample Name : CAL 2
Method File Name : c:\peaknet\method\std.met

Current Date : 10/24/06
Date Time Collected : 10/24/06 11:17:33 AM

Injection Number : 2
Dilution Factor : 1.00
column :

Calibration Date : 10/24/06 11:33:03 AM
Data File Name : ...\OCT2406DAP_A002.DXD
Injection Volume : 1.00

Module ID : 34 07 2a
Schedule File Name : ...\oct2406dap.sch

Peak Information : All Peaks

Peak Number	Component Time	Component Name	conc. (ppm)	Cal Response Previous	Cal Response Measured	Cal Response New
1	3.10	FLUORIDE	0.10	470579	48723	48723
2	4.38	CHLORIDE	0.10	40809	46231	46231
3	5.28	NITRITE-N	0.10	74313	66621	66621
4	6.67	BROMIDE	0.10	12229	12483	12483
5	7.87	NITRATE-N	0.10	79897	78524	78524
6	10.28	PHOSPHATE-P	0.10	23745	23087	23087
7	12.13	SULFATE	0.10	23339	28745	28745

CAL 2

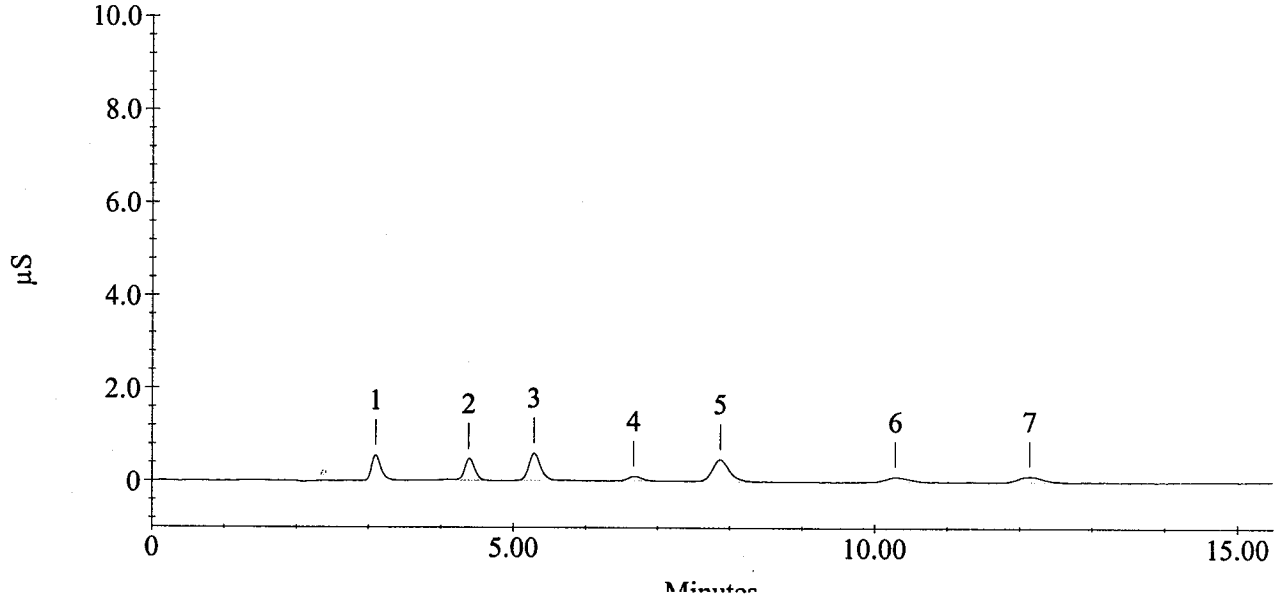

Calibration Update Report

Sample Name : CAL 3
Method File Name : c:\peaknet\method\std.met

Current Date : 10/24/06
Date Time Collected : 10/24/06 11:35:17 AM

Injection Number : 3
Dilution Factor : 1.00
column :

Calibration Date : 10/24/06 11:50:52 AM
Data File Name : ...\OCT2406DAP_A003.DXD
Injection Volume : 1.00

Module ID : 34 07 2a
Schedule File Name : ...\oct2406dap.sch

Peak Information : All Peaks

Peak Number	Component Time	Component Name	conc. (ppm)	Cal Response Previous	Cal Response Measured	Cal Response New
1		Unknown 1	0.00			
2	3.08	FLUORIDE	0.50	721007	252049	252049
3	4.38	CHLORIDE	0.50	175063	176607	176607
4	5.27	NITRITE-N	0.50	383239	362191	362191
5	6.65	BROMIDE	0.50	74096	67296	67296
6	7.78	NITRATE-N	0.50	425858	399530	399530
7	10.30	PHOSPHATE-P	0.50	146825	135142	135142
8	12.13	SULFATE	0.50	121073	113526	113526

CAL 3

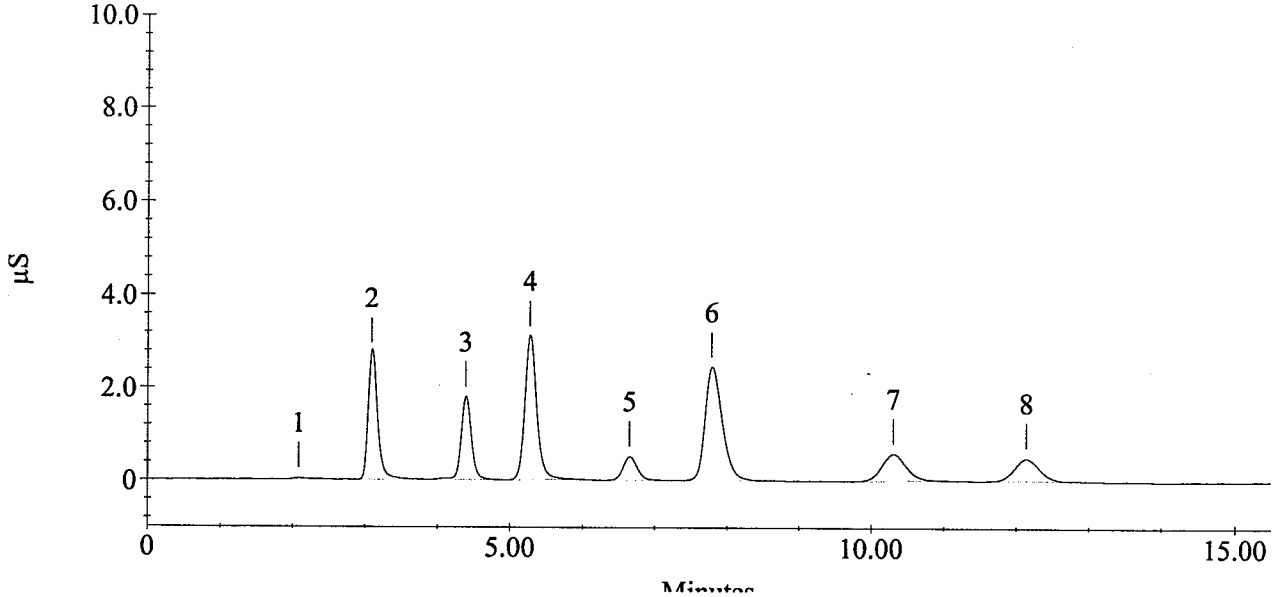

Calibration Update Report

Sample Name : CAL 4
Method File Name : c:\peaknet\method\std.met

Current Date : 10/24/06
Date Time Collected : 10/24/06 11:53:05 AM

Injection Number : 4
Dilution Factor : 1.00
column :

Calibration Date : 10/24/06 12:08:41 PM
Data File Name : ...\OCT2406DAP_A004.DXD
Injection Volume : 1.00

Module ID : 34 07 2a
Schedule File Name : ...\oct2406dap.sch

Peak Information : All Peaks

Peak Number	Component Time	Component Name	conc. (ppm)	Cal Response Previous	Cal Response Measured	Cal Response New
1		Unknown 1	0.00			
2	3.10	FLUORIDE	1.00	1056214	520240	520240
3	4.40	CHLORIDE	1.00	363653	351570	351570
4	5.28	NITRITE-N	1.00	807423	758779	758779
5	6.65	BROMIDE	1.00	147917	138707	138707
6	7.75	NITRATE-N	1.00	893966	836516	836516
7	10.32	PHOSPHATE-P	1.00	304806	274978	274978
8	12.17	SULFATE	1.00	244328	239144	239144

CAL 4

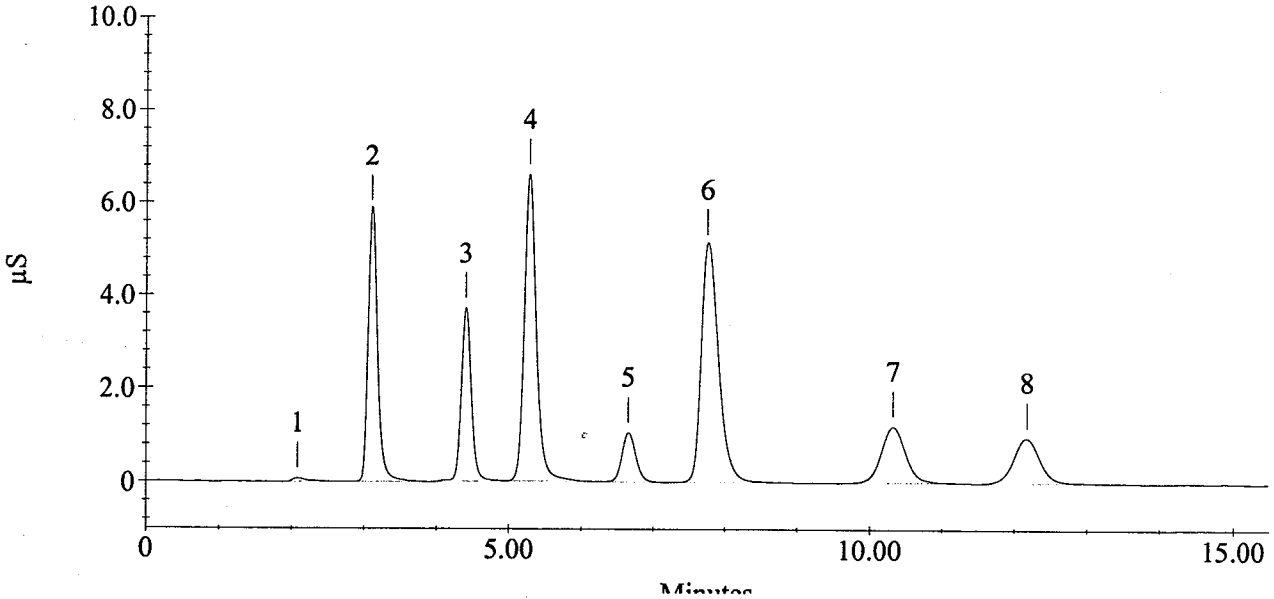

Calibration Update Report

Sample Name : CAL 5
Method File Name : c:\peaknet\method\std.met

Current Date : 10/24/06
Date Time Collected : 10/24/06 12:10:55 PM

Injection Number : 5
Dilution Factor : 1.00
column :

Calibration Date : 10/24/06 12:26:30 PM
Data File Name : ...\OCT2406DAP_A005.DXD
Injection Volume : 1.00

Module ID : 34 07 2a
Schedule File Name : ...\oct2406dap.sch

Peak Information : All Peaks

Peak Number	Component Time	Component Name	conc. (ppm)	Cal Response Previous	Cal Response Measured	Cal Response New
1		Unknown 1	0.00			
2	3.10	FLUORIDE	2.50	1946081	1393002	1393002
3	4.40	CHLORIDE	2.50	961636	909551	909551
4	5.28	NITRITE-N	2.50	2173177	2039739	2039739
5	6.63	BROMIDE	2.50	381664	361982	361982
6	7.68	NITRATE-N	2.50	2442256	2297177	2297177
7	10.30	PHOSPHATE-P	2.50	796315	743501	743501
8	12.15	SULFATE	2.50	635660	603181	603181

CAL 5

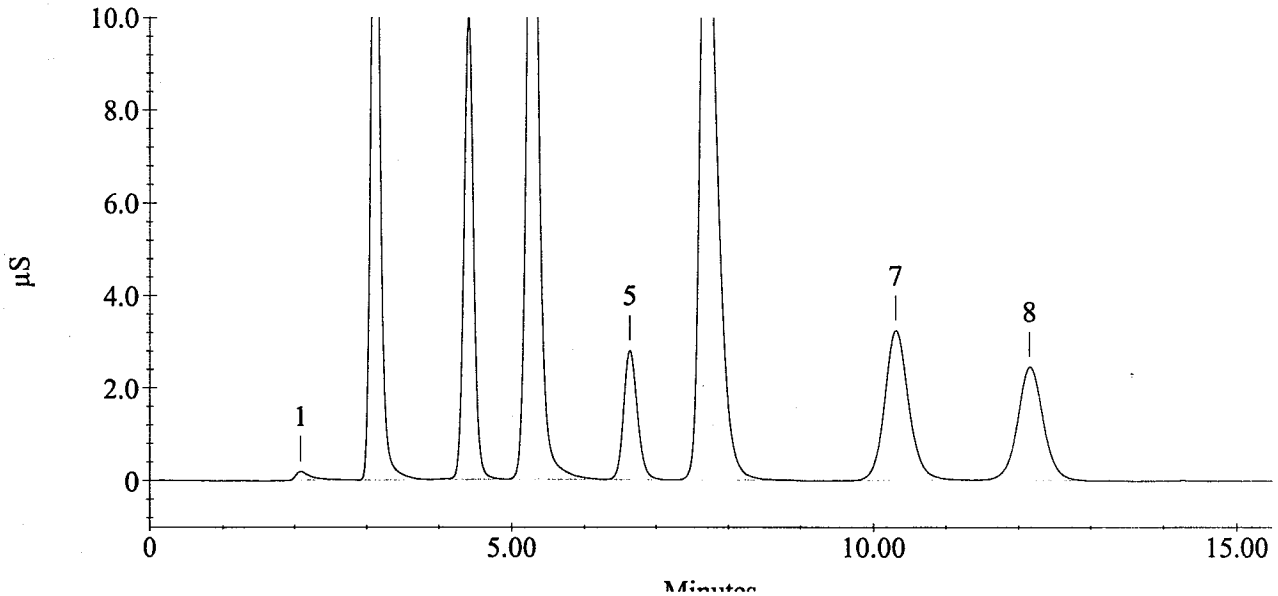

Calibration Update Report

Sample Name : CAL 6
Method File Name : c:\peaknet\method\std.met

Current Date : 10/24/06
Date Time Collected : 10/24/06 12:28:43 PM

Injection Number : 6
Dilution Factor : 1.00
column :

Calibration Date : 10/24/06 12:44:20 PM
Data File Name : ...\OCT2406DAP_A006.DXD
Injection Volume : 1.00

Module ID : 34 07 2a
Schedule File Name : ...\oct2406dap.sch

Peak Information : All Peaks

Peak Number	Component Time	Component Name	conc. (ppm)	Cal Response Previous	Cal Response Measured	Cal Response New
1		Unknown 1	0.00			
2	3.12	FLUORIDE	5.00	3495190	2927685	2927685
3	4.40	CHLORIDE	5.00	1990213	1948675	1948675
4	5.28	NITRITE-N	5.00	4243674	4317057	4317057
5	6.60	BROMIDE	5.00	718211	748481	748481
6	7.60	NITRATE-N	5.00	4972764	5068827	5068827
7	10.27	PHOSPHATE-P	5.00	1339411	1594887	1594887
8	12.13	SULFATE	5.00	1208674	1240381	1240381

CAL 6

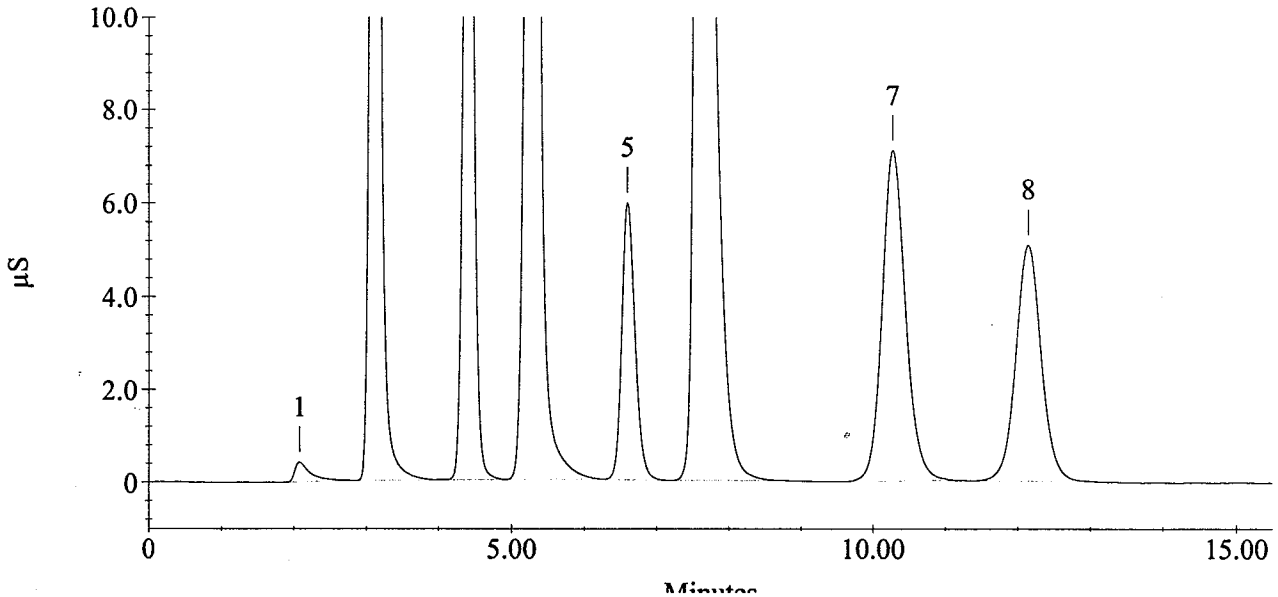

Sample Name : ICV
Method File Name : c:\peaknet\method\std.met

Current Date : 10/24/06
Date Time Collected : 10/24/06 12:46:33 PM

Injection Number : 7
Dilution Factor : 1.00
column :

Calibration Date : 10/24/06 12:44:20 PM
Data File Name : ...\OCT2406DAP_007.DXD
Injection Volume : 1.00

Module ID : 34 07 2a
Schedule File Name : ...\oct2406dap.sch

Peak Information : All Peaks

Pk. Num	Ret Time	Component Name	conc. (ppm)	Height	Area	Bl. Code	%Delta
1	2.07	Unknown 1	0.00	2276	30373	1	
2	3.10	FLUORIDE	2.86	186160	1654221	1	-0.53
3	4.38	CHLORIDE	2.79	116405	1072419	1	-0.38
4	5.27	NITRITE-N	2.88	214823	2449682	1	-0.32
5	6.60	BROMIDE	2.91	33731	431325	1	0.00
6	7.63	NITRATE-N	2.86	176963	2828866	1	0.44
7	10.28	PHOSPHATE-P	2.90	39628	910168	1	0.16
8	12.13	SULFATE	2.95	29709	727667	1	0.00
9	14.73	Unknown 2	0.00	115	1103	1	
		---total(s)---					
			20.16	799810	10105823		

ICV

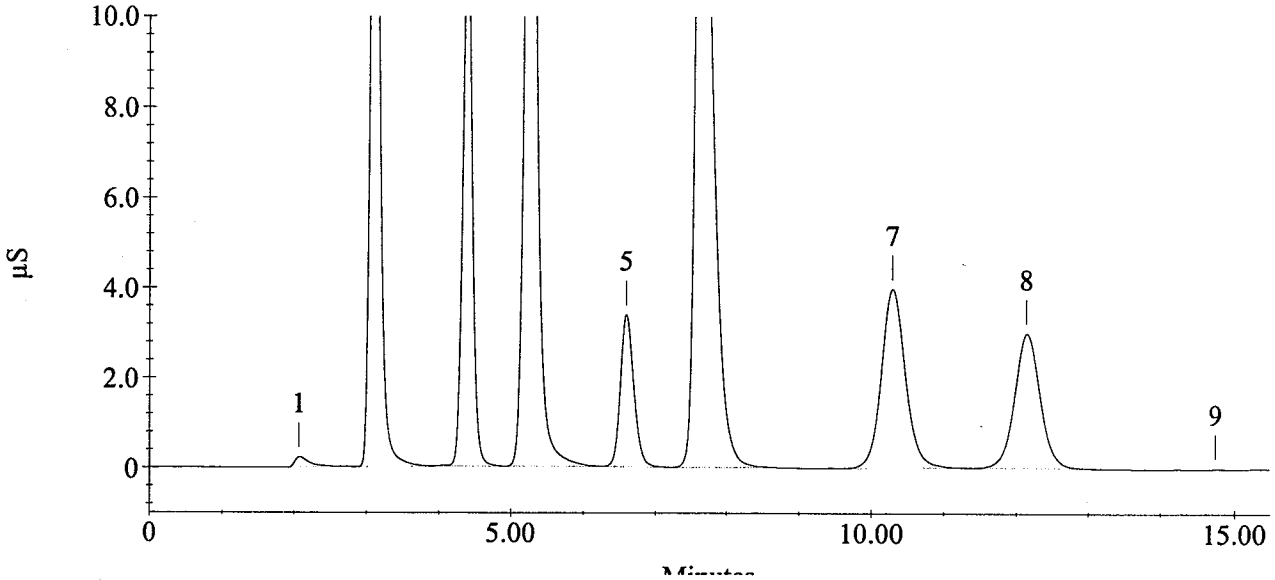

Sample Name : ICB
Method File Name : c:\peaknet\method\std.met

Current Date : 10/24/06
Date Time Collected : 10/24/06 1:04:17 PM

Injection Number : 8
Dilution Factor : 1.00
column :

Calibration Date : 10/24/06 12:44:20 PM
Data File Name : ...\OCT2406DAP_008.DXD
Injection Volume : 1.00

Module ID : 34 07 2a
Schedule File Name : ...\oct2406dap.sch

Peak Information : All Peaks

Pk. Num	Ret Time	Component Name	conc. (ppm)	Height	Area	Bl. Code	%Delta
1	2.52	Unknown 1	0.00	235	6039	1	
2	3.12	FLUORIDE	0.00	145	1876	1	0.00
3	4.38	CHLORIDE	0.03	738	11288	1	-0.38
4	5.30	NITRITE-N	0.00	145	1182	1	0.32
5	7.88	NITRATE-N	0.00	142	2263	1	3.73
6	12.18	SULFATE	0.02	177	3736	1	0.41
7	14.58	Unknown 2	0.00	444	7725	1	
		---total(s)---	0.05	2027	34109		

ICB

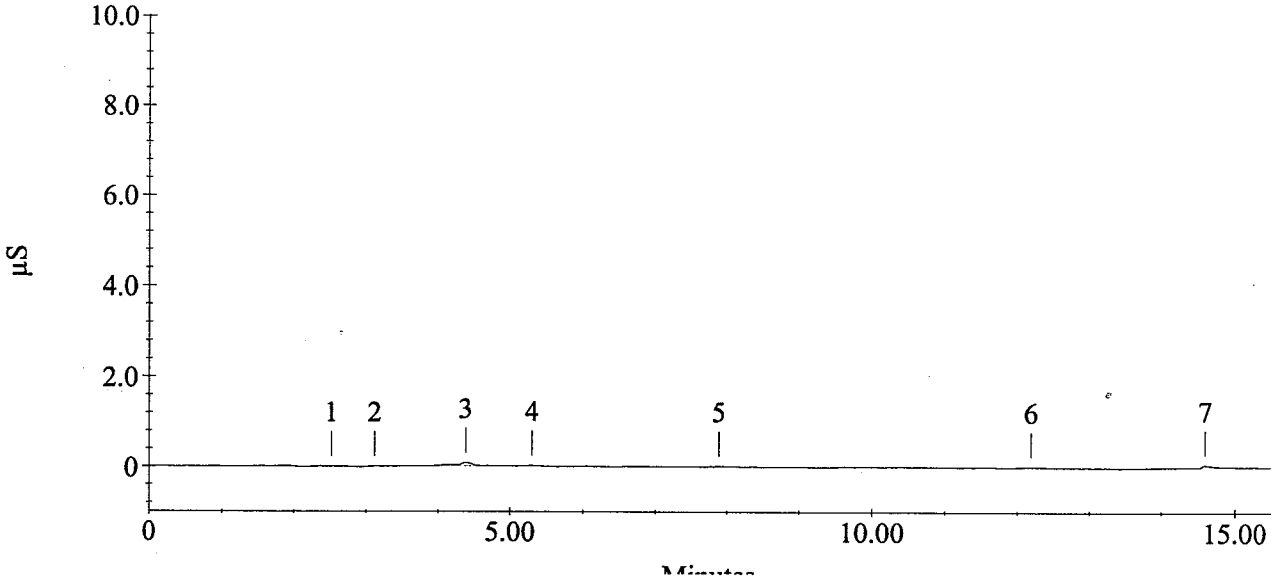

Sample Name : KB88 B1
Method File Name : c:\peaknet\method\std.met

Current Date : 10/24/06
Date Time Collected : 10/24/06 1:22:01 PM

Injection Number : 9
Dilution Factor : 10.00
column :

Calibration Date : 10/24/06 12:44:20 PM
Data File Name : ...\OCT2406DAP_009.DXD
Injection Volume : 1.00

Module ID : 34 07 2a
Schedule File Name : ...\oct2406dap.sch

Peak Information : All Peaks

Pk. Num	Ret Time	Component Name	conc. (ppm)	Height	Area	Bl. Code	%Delta
1	2.07	Unknown 1	0.00	705	7282	1	
2	3.10	FLUORIDE	0.17	959	9951	1	-0.53
3	4.38	CHLORIDE	3.55	13627	136198	1	-0.38
4	7.72	NITRATE-N	6.91	42116	684681	1	1.54
5	12.17	SULFATE	20.46	20256	504081	1	0.27
		---total(s)---	31.09	77663	1342192		

KB88 B1

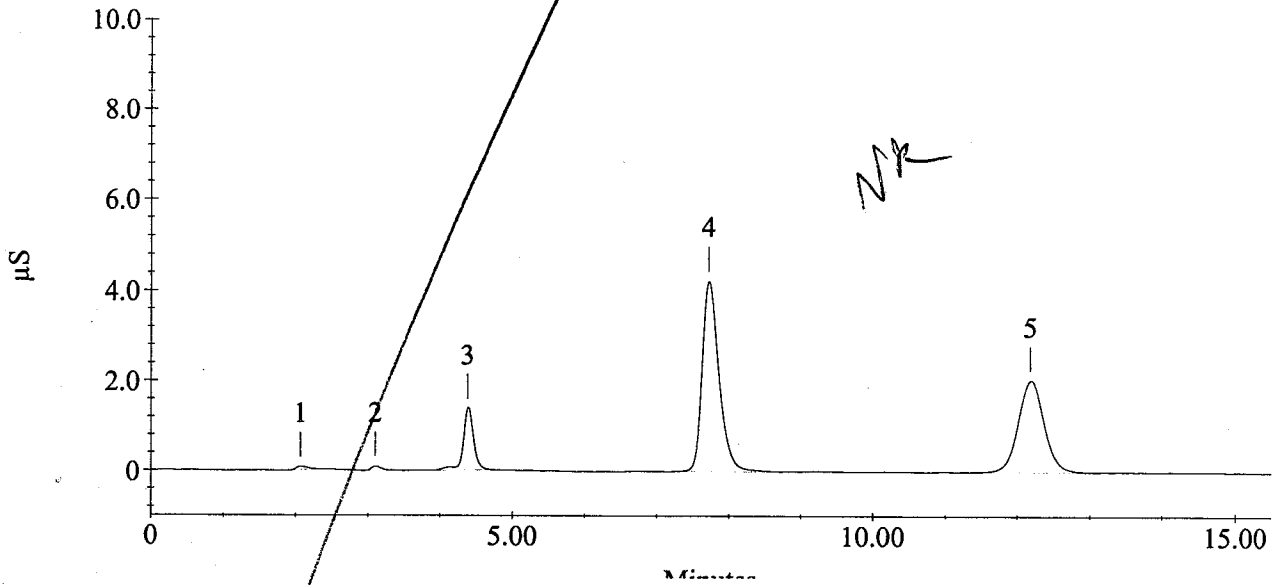

Sample Name : KB88 E1
Method File Name : c:\peaknet\method\std.met

Current Date : 10/24/06
Date Time Collected : 10/24/06 1:39:44 PM

Injection Number : 10
Dilution Factor : 10.00
column :

Calibration Date : 10/24/06 12:44:20 PM
Data File Name : ...\OCT2406DAP_010.DXD
Injection Volume : 1.00

Module ID : 34 07 2a
Schedule File Name : ...\oct2406dap.sch

Peak Information : All Peaks

Pk. Num	Ret Time	Component Name	conc. (ppm)	Height	Area	Bl. Code	%Delta
1	2.08	Unknown 1	0.00	366	3367	1	
2	3.10	FLUORIDE	0.16	983	9044	1	-0.53
3	4.40	CHLORIDE	3.54	14180	135917	1	0.00
4	7.75	NITRATE-N	4.65	28229	460490	1	1.97
5	12.18	SULFATE	16.45	16271	405385	1	0.41
		---total(s)---	24.80	60029	1014203		

KB88 E1

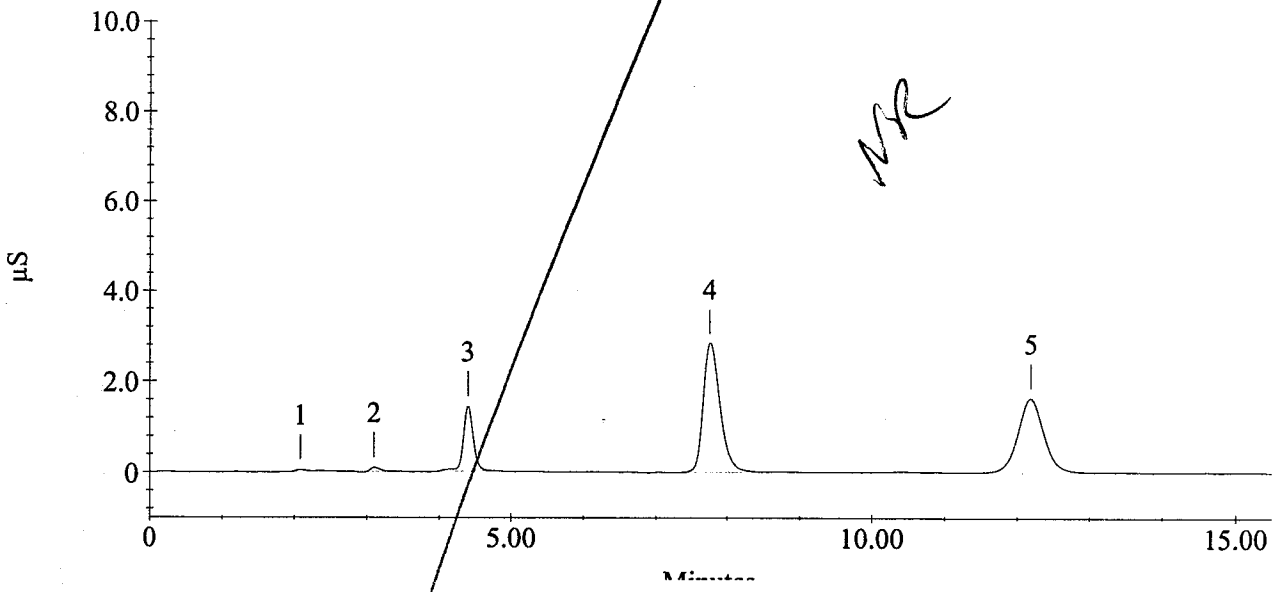

Sample Name : KB88 F1
Method File Name : c:\peaknet\method\std.met

Current Date : 10/24/06
Date Time Collected : 10/24/06 1:57:33 PM

Injection Number : 11
Dilution Factor : 10.00
column :

Calibration Date : 10/24/06 12:44:20 PM
Data File Name : ...\OCT2406DAP_011.DXD
Injection Volume : 1.00

Module ID : 34 07 2a
Schedule File Name : ...\oct2406dap.sch

Peak Information : All Peaks

Pk. Num	Ret Time	Component Name	conc. (ppm)	Height	Area	Bl. Code	%Delta
1	2.08	Unknown 1	0.00	393	3849	1	
2	3.10	FLUORIDE	0.16	996	9404	1	-0.53
3	4.40	CHLORIDE	3.63	14232	139371	1	0.00
4	7.75	NITRATE-N	4.64	28127	459242	1	1.97
5	12.17	SULFATE	16.30	16211	401631	1	0.27
		---total(s)---	24.73	59960	1013496		

KB88 F1

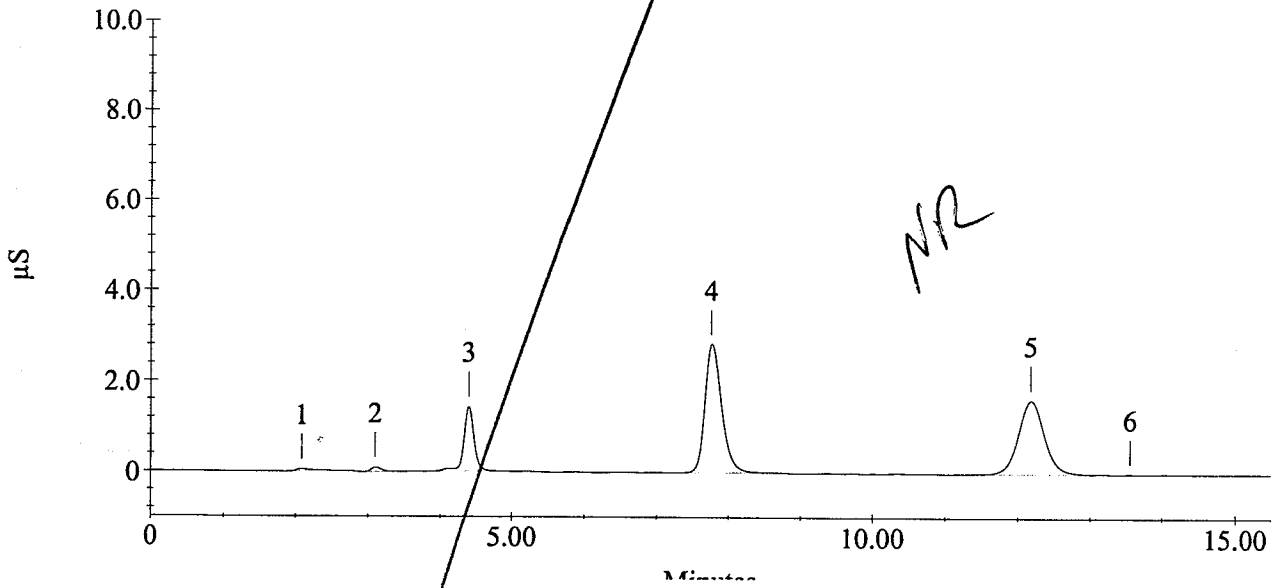

NR

Sample Name : KB78 D8
Method File Name : c:\peaknet\method\std.met

Current Date : 10/24/06
Date Time Collected : 10/24/06 2:15:16 PM

Injection Number : 12
Dilution Factor : 10.00
column :

Calibration Date : 10/24/06 12:44:20 PM
Data File Name : ...\OCT2406DAP_012.DXD
Injection Volume : 1.00

Module ID : 34 07 2a
Schedule File Name : ...\oct2406dap.sch

Peak Information : All Peaks

Pk. Num	Ret Time	Component Name	conc. (ppm)	Height	Area	Bl. Code	%Delta
1	2.07	Unknown 1	0.00	557	7245	1	
2	3.10	FLUORIDE	0.14	850	8314	1	-0.53
3	4.38	CHLORIDE	1.83	6624	70145	1	-0.38
4	7.67	NITRATE-N	21.24	130490	2104380	1	0.88
5	12.17	SULFATE	21.42	21235	527658	1	0.27
		---total(s)---	44.63	159756	2717741		

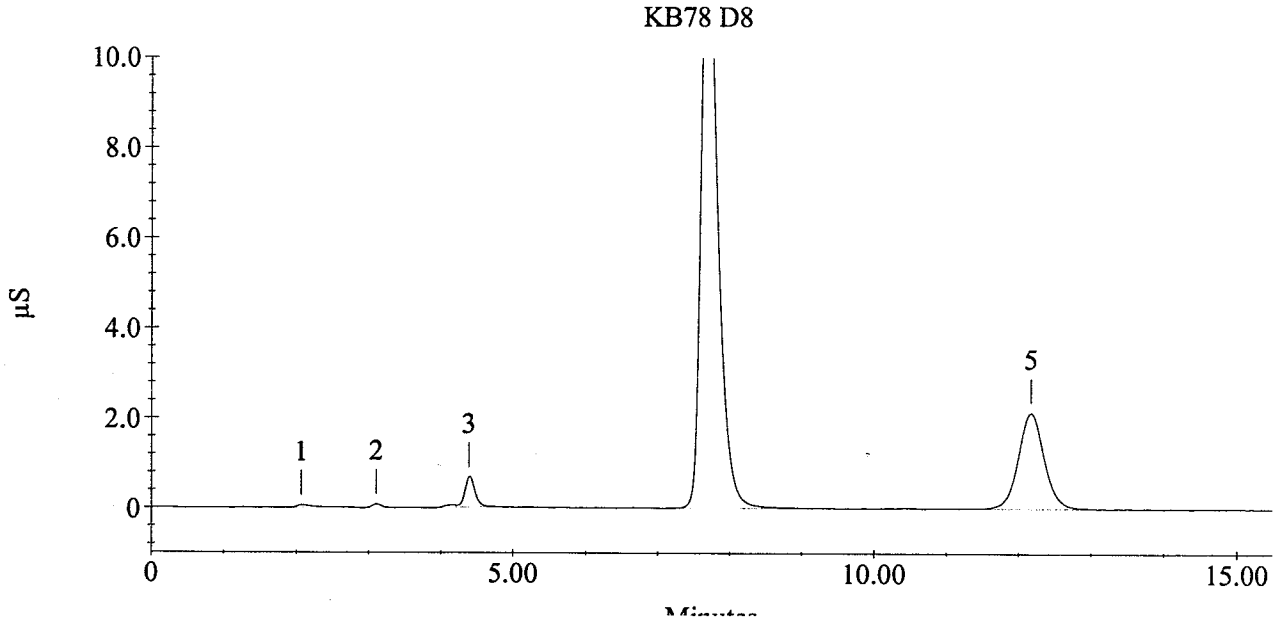

Sample Name : KB78 A20 MS
Method File Name : c:\peaknet\method\std.met

Current Date : 10/24/06
Date Time Collected : 10/24/06 2:33:05 PM

Injection Number : 13
Dilution Factor : 2.00
column :

Calibration Date : 10/24/06 12:44:20 PM
Data File Name : ...\OCT2406DAP_013.DXD
Injection Volume : 1.00

Module ID : 34 07 2a
Schedule File Name : ...\oct2406dap.sch

Peak Information : All Peaks

Pk. Num	Ret Time	Component Name	conc. (ppm)	Height	Area	Bl. Code	%Delta
1	2.08	Unknown 1	0.00	8958	175832	1	
2	3.12	FLUORIDE	3.84	100296	1109721	1	0.00
3	4.60	Unknown 2	0.00	1642194	18080214	1	
4	5.30	NITRITE-N	3.59	146558	1528620	1	0.32
5	6.65	BROMIDE	4.17	25004	309577	1	0.76
6	7.65	NITRATE-N	8.15	254794	4037862	1	0.66
7	10.38	PHOSPHATE-P	2.93	11278	459653	1	1.14
8	12.15	SULFATE	28.21	147342	3475524	1	0.14
		---total(s)---	50.90	2336425	29177003		

KB78 A20 MS

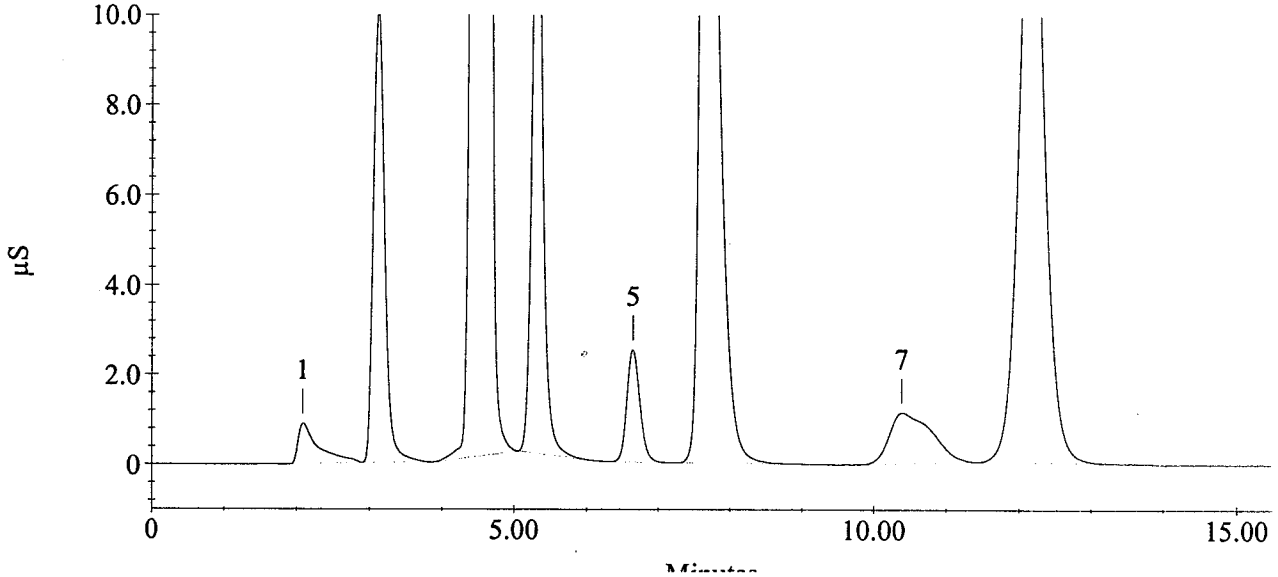

Sample Name : KB78 A20
Method File Name : c:\peaknet\method\std.met

Current Date : 10/24/06
Date Time Collected : 10/24/06 2:50:48 PM

Injection Number : 14
Dilution Factor : 1.00
column :

Calibration Date : 10/24/06 12:44:20 PM
Data File Name : ...\OCT2406DAP_014.DXD
Injection Volume : 1.00

Module ID : 34 07 2a
Schedule File Name : ...\oct2406dap.sch

Peak Information : All Peaks

Pk. Num	Ret Time	Component Name	conc. (ppm)	Height	Area	Bl. Code	%Delta
1	2.08	Unknown 1	0.00	8869	191448	1	
2	3.12	FLUORIDE	0.13	5208	73159	1	0.00
3	4.78	Unknown 2	0.00	2526012	35947785	1	
4	6.68	BROMIDE	0.33	4042	49502	1	1.26
5	7.67	NITRATE-N	4.16	266902	4122425	1	0.88
6	10.35	PHOSPHATE-P	0.02	313	7133	1	0.81
7	12.13	SULFATE	25.81	273926	6360013	1	0.00
		---total(s)---	30.46	3085271	46751464		

KB78 A20

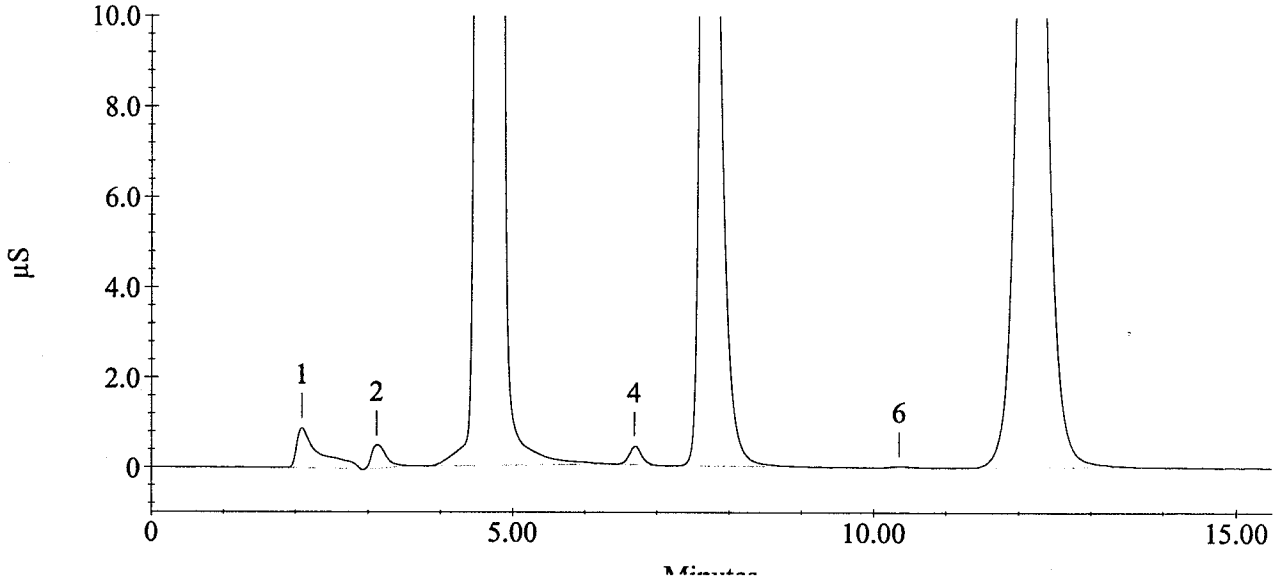

Sample Name : KB78 A20 DUP
Method File Name : c:\peaknet\method\std.met

Current Date : 10/24/06
Date Time Collected : 10/24/06 3:08:32 PM

Injection Number : 15
Dilution Factor : 1.00
column :

Calibration Date : 10/24/06 12:44:20 PM
Data File Name : ...\OCT2406DAP_015.DXD
Injection Volume : 1.00

Module ID : 34 07 2a
Schedule File Name : ...\oct2406dap.sch

Peak Information : All Peaks

Pk. Num	Ret Time	Component Name	conc. (ppm)	Height	Area	Bl. Code	%Delta
1	2.08	Unknown 1	0.00	9121	194816	1	
2	3.12	FLUORIDE	0.13	5356	74259	1	0.00
3	4.78	Unknown 2	0.00	2548044	35872161	1	
4	6.70	BROMIDE	0.33	4093	49375	1	1.52
5	7.67	NITRATE-N	4.15	264498	4107427	1	0.88
6	12.13	SULFATE	25.69	272840	6330194	1	0.00
		---total(s)---	30.30	3103953	46628232		

KB78 A20 DUP

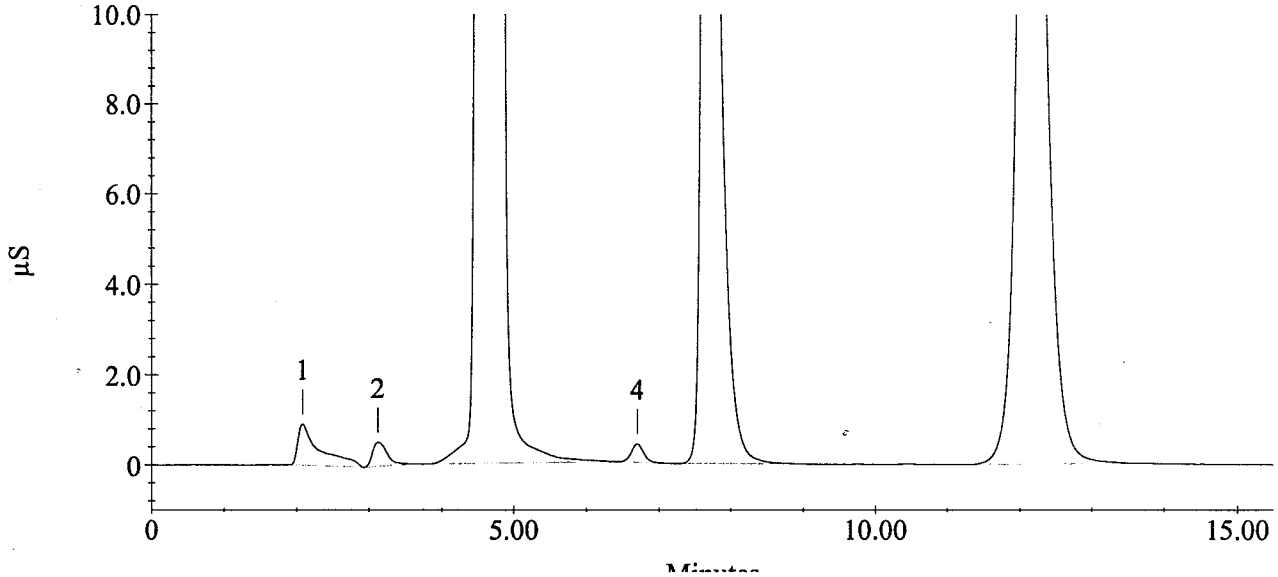

Sample Name : KB88 B1
Method File Name : c:\peaknet\method\std.met

Current Date : 10/24/06
Date Time Collected : 10/24/06 3:26:22 PM

Injection Number : 16
Dilution Factor : 5.00
column :

Calibration Date : 10/24/06 12:44:20 PM
Data File Name : ...\OCT2406DAP_016.DXD
Injection Volume : 1.00

Module ID : 34 07 2a
Schedule File Name : ...\oct2406dap.sch

Peak Information : All Peaks

Pk. Num	Ret Time	Component Name	conc. (ppm)	Height	Area	Bl. Code	%Delta
1	2.08	Unknown 1	0.00	1539	35336	1	
2	3.10	FLUORIDE	0.13	1732	15354	1	-0.53
3	4.42	CHLORIDE	3.48	28592	267088	1	0.38
4	7.73	NITRATE-N	7.16	88568	1419242	1	1.75
5	10.43	PHOSPHATE-P	0.07	169	4339	1	1.62
6	12.17	SULFATE	21.01	42244	1035559	1	0.27
		---total(s)---	31.86	162845	2776918		

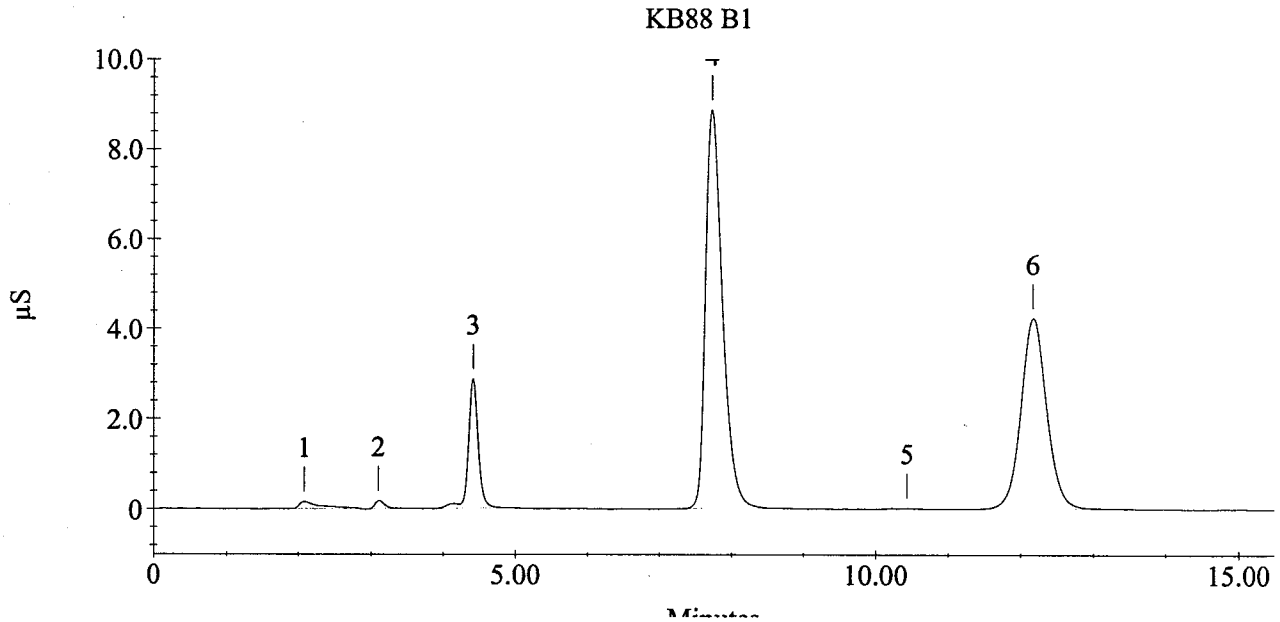

Sample Name : KB88 C1
Method File Name : c:\peaknet\method\std.met

Current Date : 10/24/06
Date Time Collected : 10/24/06 3:44:10 PM

Injection Number : 17
Dilution Factor : 5.00
column :

Calibration Date : 10/24/06 12:44:20 PM
Data File Name : ...\OCT2406DAP_017.DXD
Injection Volume : 1.00

Module ID : 34 07 2a
Schedule File Name : ...\oct2406dap.sch

Peak Information : All Peaks

Pk. Num	Ret Time	Component Name	conc. (ppm)	Height	Area	Bl. Code	%Delta
1	2.08	Unknown 1	0.00	1307	18643	1	
2	3.10	FLUORIDE	0.38	4757	44276	1	-0.53
3	4.40	CHLORIDE	4.56	37715	349953	1	0.00
4	7.83	NITRATE-N	0.21	2428	40729	1	3.07
5	12.15	SULFATE	11.69	23189	575897	1	0.14
		---total(s)---	16.84	69396	1029498		

KB88 C1

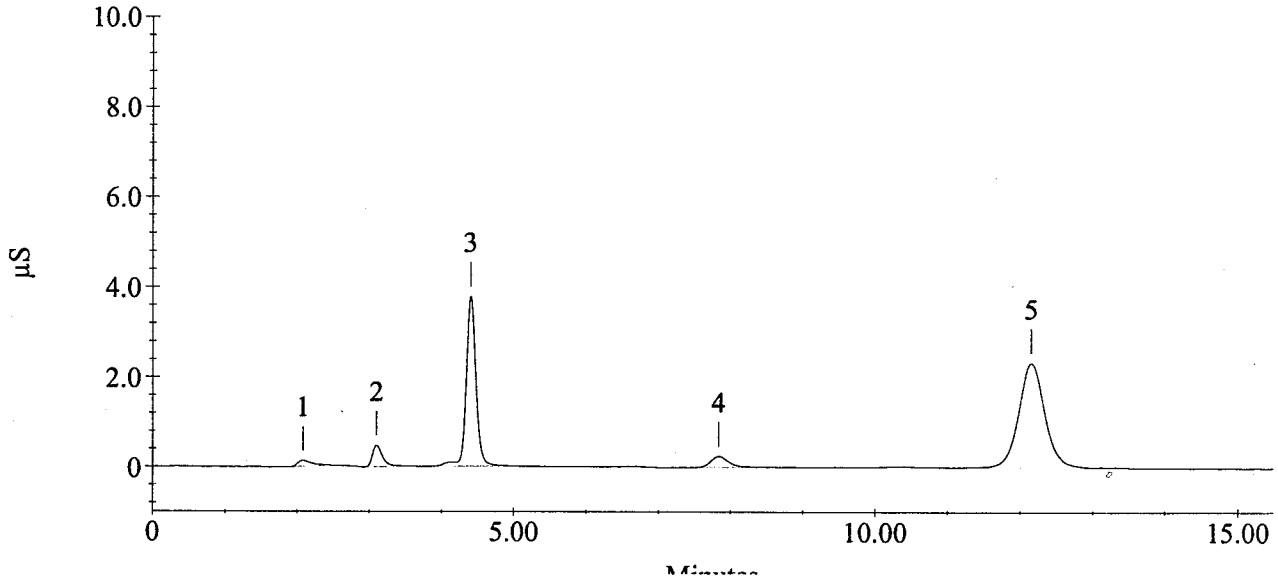

Sample Name : KB88 C1
Method File Name : c:\peaknet\method\std.met

Current Date : 10/24/06
Date Time Collected : 10/24/06 4:01:54 PM

Injection Number : 18
Dilution Factor : 2.00
column :

Calibration Date : 10/24/06 12:44:20 PM
Data File Name : ...\OCT2406DAP_018.DXD
Injection Volume : 1.00

Module ID : 34 07 2a
Schedule File Name : ...\oct2406dap.sch

Peak Information : All Peaks

Pk. Num	Ret Time	Component Name	conc. (ppm)	Height	Area	Bl. Code	%Delta
1	2.08	Unknown 1	0.00	3168	74221	1	
2	3.10	FLUORIDE	0.39	11662	113266	1	-0.53
3	4.42	CHLORIDE	4.80	107820	920864	1	0.38
4	6.65	BROMIDE	0.03	191	2546	1	0.76
5	7.82	NITRATE-N	0.21	6276	105874	1	2.85
6	10.37	PHOSPHATE-P	0.04	363	6584	1	0.97
7	12.17	SULFATE	12.21	61706	1503810	1	0.27
		---total(s)---	17.69	191187	2727165		

KB88 C1

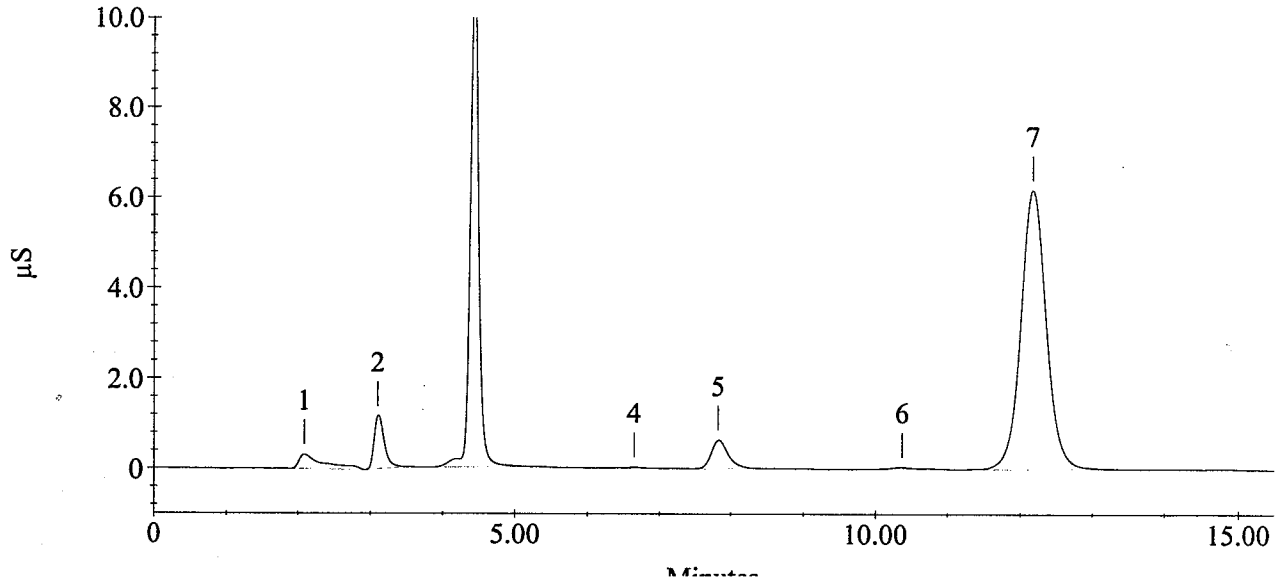

Sample Name : CCV
Method File Name : c:\peaknet\method\std.met

Current Date : 10/24/06
Date Time Collected : 10/24/06 4:19:38 PM

Injection Number : 19
Dilution Factor : 1.00
column :

Calibration Date : 10/24/06 12:44:20 PM
Data File Name : ...\OCT2406DAP_019.DXD
Injection Volume : 1.00

Module ID : 34 07 2a
Schedule File Name : ...\oct2406dap.sch

Peak Information : All Peaks

Pk. Num	Ret Time	Component Name	conc. (ppm)	Height	Area	Bl. Code	%Delta
1	2.07	Unknown 1	0.00	2426	35455	1	
2	3.10	FLUORIDE	2.86	183388	1653484	1	-0.53
3	4.40	CHLORIDE	2.82	122386	1082687	1	0.00
4	5.27	NITRITE-N	2.89	215462	2456732	1	-0.32
5	6.60	BROMIDE	2.91	33837	431823	1	0.00
6	7.63	NITRATE-N	2.86	177031	2838460	1	0.44
7	10.28	PHOSPHATE-P	2.88	39290	903977	1	0.16
8	12.15	SULFATE	2.99	29871	736478	1	0.14
		---total(s)---	20.22	803692	10139096		

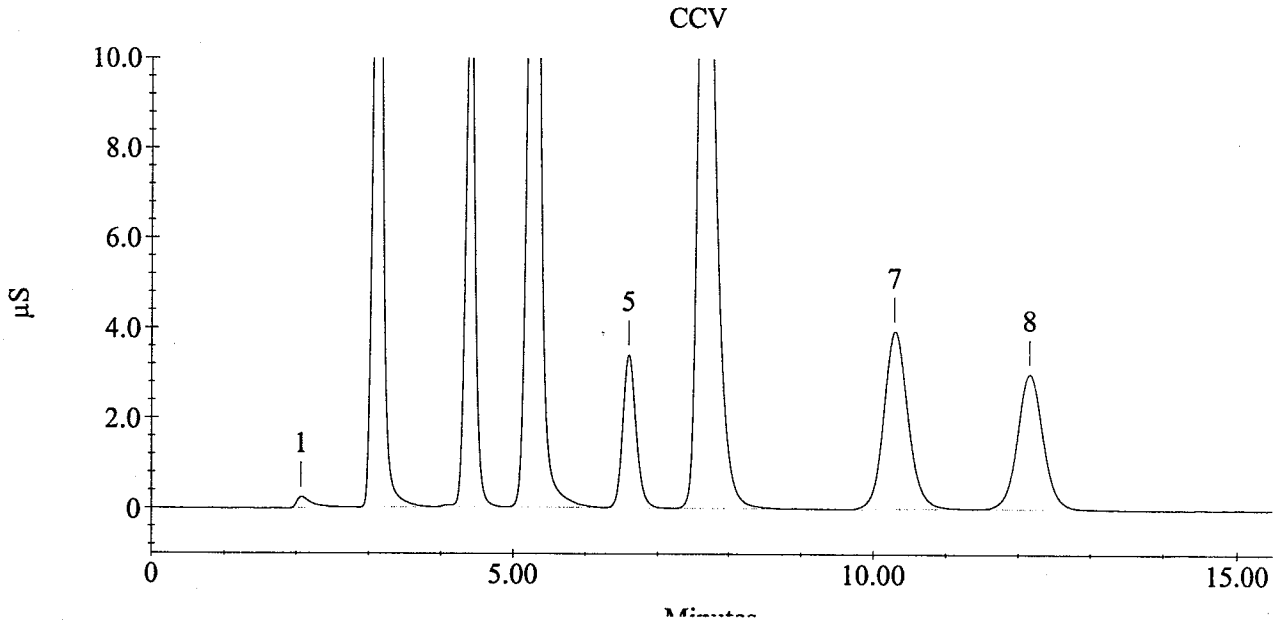

Sample Name : CCB
Method File Name : c:\peaknet\method\std.met

Current Date : 10/24/06
Date Time Collected : 10/24/06 4:37:27 PM

Injection Number : 20
Dilution Factor : 1.00
column :

Calibration Date : 10/24/06 12:44:20 PM
Data File Name : ...\OCT2406DAP_020.DXD
Injection Volume : 1.00

Module ID : 34 07 2a
Schedule File Name : ...\oct2406dap.sch

Peak Information : All Peaks

Pk. Num	Ret Time	Component Name	conc. (ppm)	Height	Area	Bl. Code	%Delta
1	4.13	Unknown 1	0.00	287	3285	1	
2	4.38	CHLORIDE	0.02	806	6842	1	-0.38
3	7.95	NITRATE-N	0.00	118	1651	1	4.61
		---total(s)---	0.02	1211	11777		

CCB

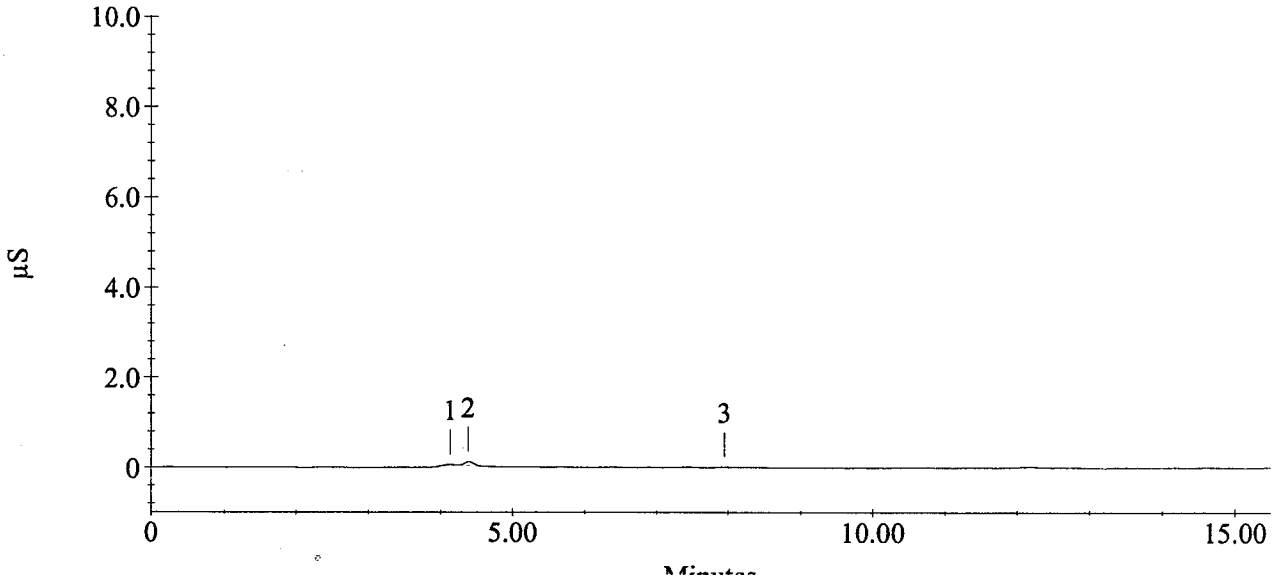

Sample Name : KB65 C1
Method File Name : c:\peaknet\method\std.met

Current Date : 10/24/06
Date Time Collected : 10/24/06 4:55:16 PM

Injection Number : 21
Dilution Factor : 50.00
column :

Calibration Date : 10/24/06 12:44:20 PM
Data File Name : ...\OCT2406DAP_021.DXD
Injection Volume : 1.00

Module ID : 34 07 2a
Schedule File Name : ...\oct2406dap.sch

Peak Information : All Peaks

Pk. Num	Ret Time	Component Name	conc. (ppm)	Height	Area	Bl. Code	%Delta
1	2.08	Unknown 1	0.00	2514	40359	1	
2	3.12	FLUORIDE	124.24	159532	1436033	1	0.00
3	4.40	CHLORIDE	18.25	13543	140079	1	0.00
4	7.83	NITRATE-N	0.47	596	9283	1	3.07
5	10.32	PHOSPHATE-P	2.17	610	13622	1	0.49
6	12.17	SULFATE	157.21	31514	774701	1	0.27
		---total(s)---	302.34	208309	2414076		

KB65 C1

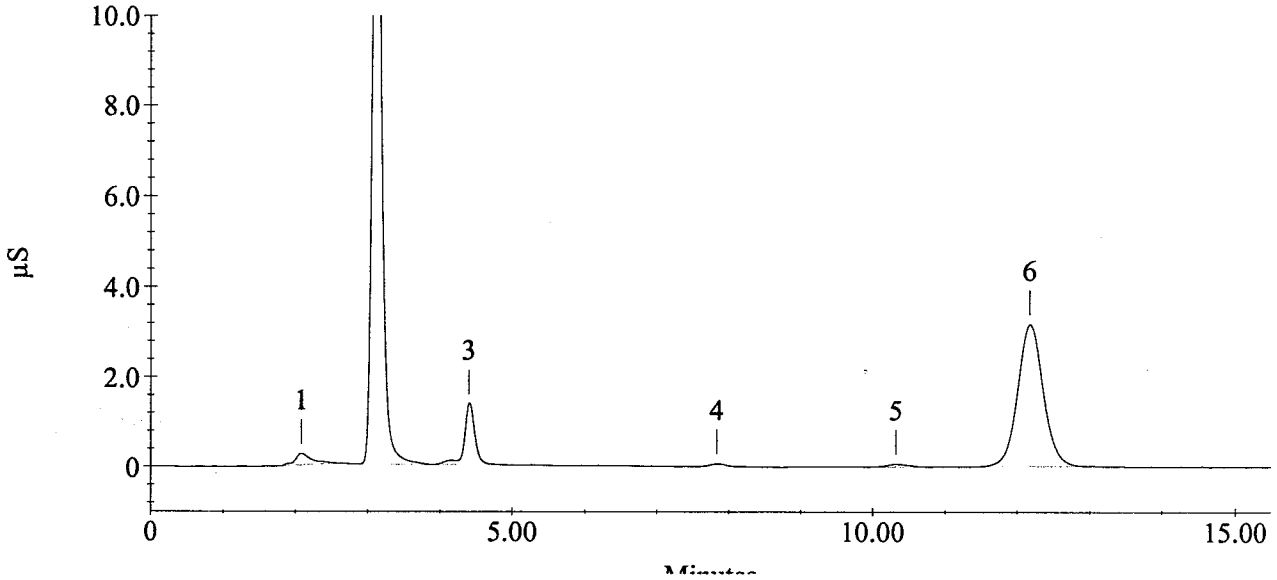

Sample Name : KB65 F1
Method File Name : c:\peaknet\method\std.met

Current Date : 10/24/06
Date Time Collected : 10/24/06 5:12:59 PM

Injection Number : 22
Dilution Factor : 50.00
column :

Calibration Date : 10/24/06 12:44:20 PM
Data File Name : ...\OCT2406DAP_022.DXD
Injection Volume : 1.00

Module ID : 34 07 2a
Schedule File Name : ...\oct2406dap.sch

Peak Information : All Peaks

Pk. Num	Ret Time	Component Name	conc. (ppm)	Height	Area	Bl. Code	%Delta
1	2.07	Unknown 1	0.00	2237	34211	1	
2	3.10	FLUORIDE	127.05	160712	1468456	1	-0.53
3	4.15	Unknown 2	0.00	368	3467	1	
4	4.40	CHLORIDE	12.15	11342	93259	1	0.00
5	5.28	NITRITE-N	0.16	236	2746	1	0.00
6	6.68	BROMIDE	0.64	113	1900	1	1.26
7	7.85	NITRATE-N	0.20	295	3947	1	3.29
8	10.33	PHOSPHATE-P	2.01	575	12590	1	0.65
9	12.13	SULFATE	244.09	49175	1202846	1	0.00
		---total(s)---	386.30	225053	2823423		

KB65 F1

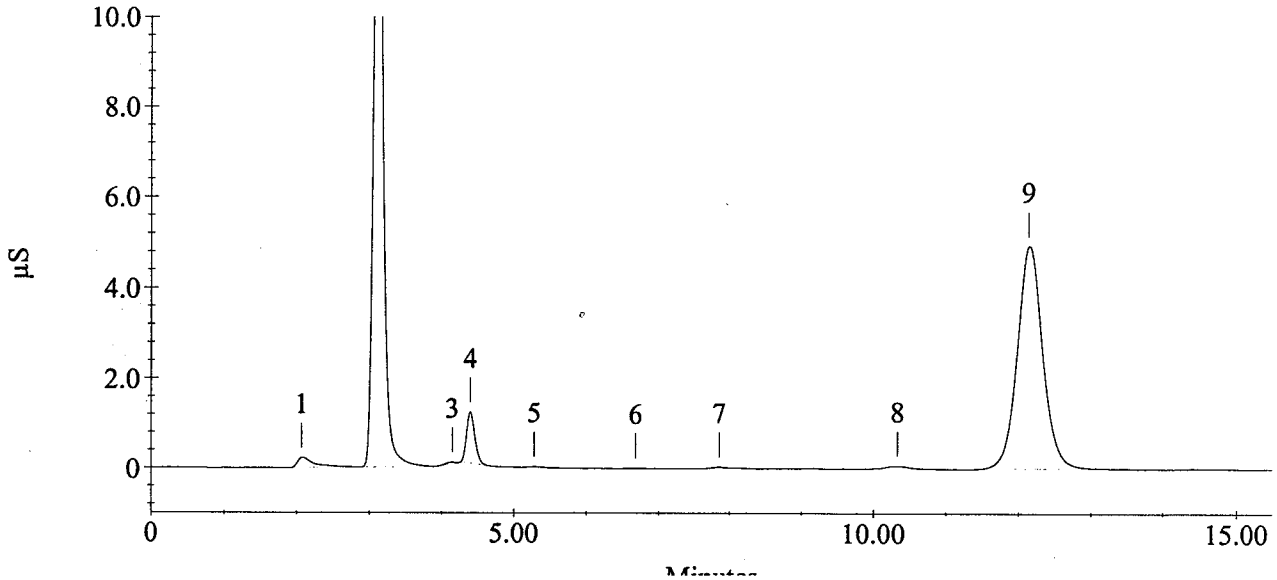

Sample Name : KB65 I1
Method File Name : c:\peaknet\method\std.met

Current Date : 10/24/06
Date Time Collected : 10/24/06 5:30:48 PM

Injection Number : 23
Dilution Factor : 50.00
column :

Calibration Date : 10/24/06 12:44:20 PM
Data File Name : ...\OCT2406DAP_023.DXD
Injection Volume : 1.00

Module ID : 34 07 2a
Schedule File Name : ...\oct2406dap.sch

Peak Information : All Peaks

Pk. Num	Ret Time	Component Name	conc. (ppm)	Height	Area	Bl. Code	%Delta
1	2.07	Unknown 1	0.00	2109	34770	1	
2	3.10	FLUORIDE	136.37	171876	1576286	1	-0.53
3	4.40	CHLORIDE	15.19	11177	116580	1	0.00
4	6.63	BROMIDE	0.39	110	1162	1	0.51
5	10.35	PHOSPHATE-P	2.40	710	15021	1	0.81
6	12.15	SULFATE	162.23	32469	799465	1	0.14
		---total(s)---	316.59	218450	2543283		

KB65 I1

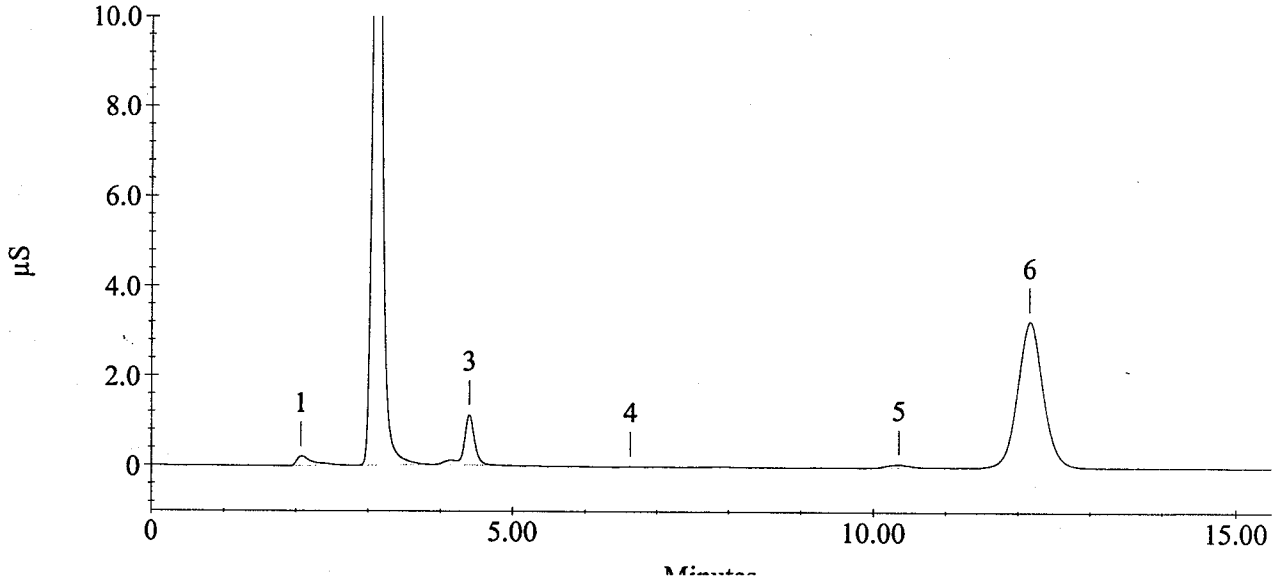

Sample Name : KB65 B1
Method File Name : c:\peaknet\method\std.met

Current Date : 10/24/06
Date Time Collected : 10/24/06 5:48:37 PM

Injection Number : 24
Dilution Factor : 20.00
column :

Calibration Date : 10/24/06 12:44:20 PM
Data File Name : ...\OCT2406DAP_024.DXD
Injection Volume : 1.00

Module ID : 34 07 2a
Schedule File Name : ...\oct2406dap.sch

Peak Information : All Peaks

Pk. Num	Ret Time	Component Name	conc. (ppm)	Height	Area	Bl. Code	%Delta
1	2.08	Unknown 1	0.00	5617	91179	1	
2	3.12	FLUORIDE	58.56	176677	1692283	1	0.00
3	4.42	CHLORIDE	18.23	38817	349730	1	0.38
4	7.78	NITRATE-N	5.02	15109	248651	1	2.41
5	10.38	PHOSPHATE-P	0.21	178	3307	1	1.14
6	12.10	SULFATE	360.37	186040	4439612	1	-0.27
		---total(s)---	442.39	422437	6824762		

KB65 B1

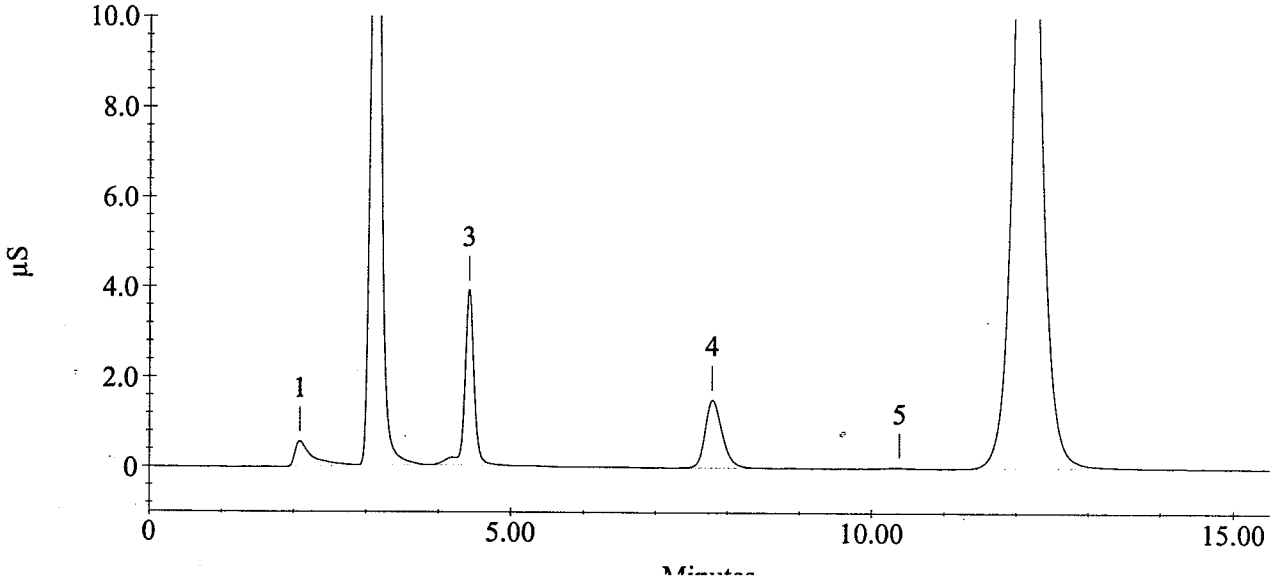

Sample Name : KB65 E1
Method File Name : c:\peaknet\method\std.met

Current Date : 10/24/06
Date Time Collected : 10/24/06 6:06:28 PM

Injection Number : 25
Dilution Factor : 20.00
column :

Calibration Date : 10/24/06 12:44:20 PM
Data File Name : ...\OCT2406DAP_025.DXD
Injection Volume : 1.00

Module ID : 34 07 2a
Schedule File Name : ...\oct2406dap.sch

Peak Information : All Peaks

Pk. Num	Ret Time	Component Name	conc. (ppm)	Height	Area	Bl. Code	%Delta
1	2.07	Unknown 1	0.00	5541	89547	1	
2	3.10	FLUORIDE	60.88	179692	1759223	1	-0.53
3	4.42	CHLORIDE	17.76	37721	340734	1	0.38
4	7.78	NITRATE-N	4.92	15119	243717	1	2.41
5	10.28	PHOSPHATE-P	0.23	196	3640	1	0.16
6	12.10	SULFATE	372.17	192823	4584979	1	-0.27
		---total(s)---	455.96	431092	7021841		

KB65 E1

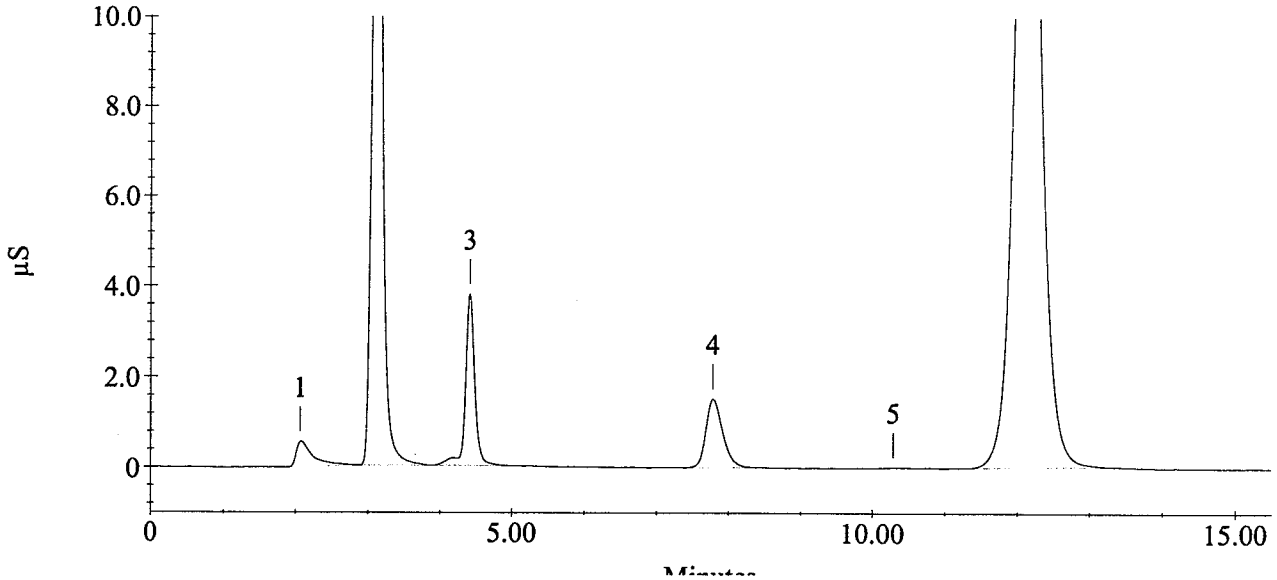

Sample Name : KB65 H1
Method File Name : c:\peaknet\method\std.met

Current Date : 10/24/06
Date Time Collected : 10/24/06 6:24:17 PM

Injection Number : 26
Dilution Factor : 20.00
column :

Calibration Date : 10/24/06 12:44:20 PM
Data File Name : ...\OCT2406DAP_026.DXD
Injection Volume : 1.00

Module ID : 34 07 2a
Schedule File Name : ...\oct2406dap.sch

Peak Information : All Peaks

Pk. Num	Ret Time	Component Name	conc. (ppm)	Height	Area	Bl. Code	%Delta
1	2.07	Unknown 1	0.00	5954	96320	1	
2	3.10	FLUORIDE	59.03	175350	1705873	1	-0.53
3	4.40	CHLORIDE	19.44	40197	372984	1	0.00
4	5.88	Unknown 2	0.00	561	4658	1	
5	6.12	Unknown 3	0.00	378	4759	1	
6	7.77	NITRATE-N	5.82	17776	288451	1	2.19
7	12.07	SULFATE	605.25	314062	7456480	1	-0.55
		---total(s)---	689.55	554279	9929524		

KB65 H1

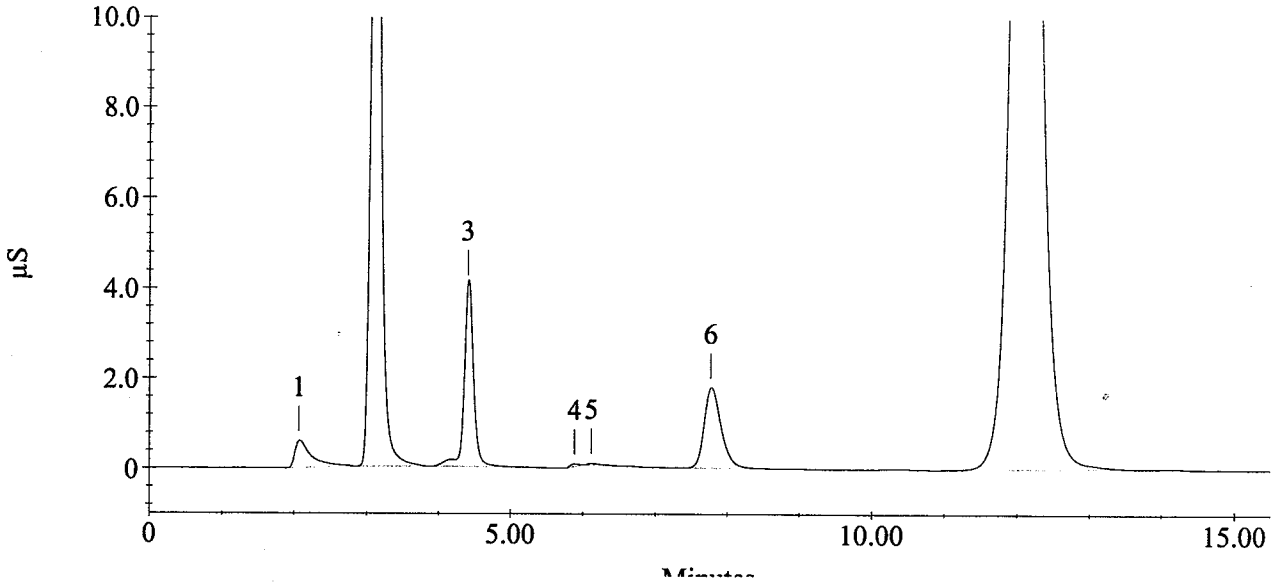

Sample Name : KB65 A1 MS
Method File Name : c:\peaknet\method\std.met

Current Date : 10/24/06
Date Time Collected : 10/24/06 6:42:00 PM

Injection Number : 27
Dilution Factor : 20.00
column :

Calibration Date : 10/24/06 12:44:20 PM
Data File Name : ...\OCT2406DAP_027.DXD
Injection Volume : 1.00

Module ID : 34 07 2a
Schedule File Name : ...\oct2406dap.sch

Peak Information : All Peaks

Pk. Num	Ret Time	Component Name	conc. (ppm)	Height	Area	Bl. Code	%Delta
1	2.07	Unknown 1	0.00	5109	84470	1	
2	3.10	FLUORIDE	72.82	215281	2104357	1	-0.53
3	4.42	CHLORIDE	51.78	121820	993448	1	0.38
4	5.27	NITRITE-N	36.38	138384	1547643	1	-0.32
5	6.62	BROMIDE	38.25	22053	283722	1	0.25
6	7.67	NITRATE-N	36.91	113849	1828481	1	0.88
7	10.28	PHOSPHATE-P	38.04	25291	596262	1	0.16
8	12.10	SULFATE	249.17	128089	3069655	1	-0.27
		---total(s)---	523.35	769877	10508037		

KB65 A1 MS

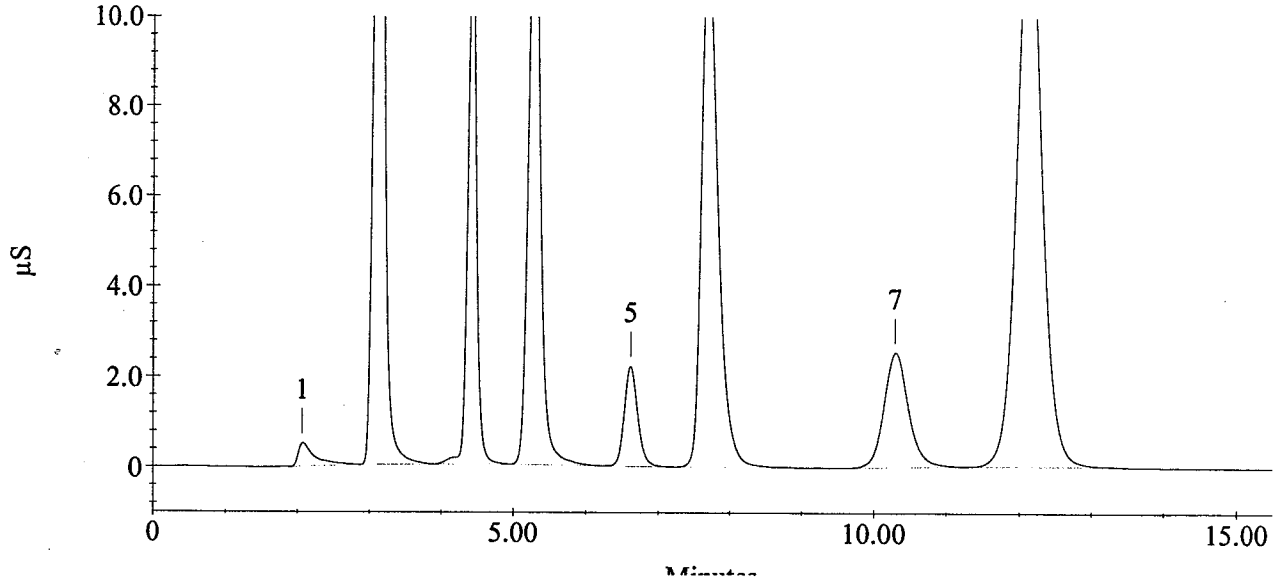

Sample Name : KB65 A1
Method File Name : c:\peaknet\method\std.met

Current Date : 10/24/06
Date Time Collected : 10/24/06 6:59:50 PM

Injection Number : 28
Dilution Factor : 10.00
column :

Calibration Date : 10/24/06 12:44:20 PM
Data File Name : ...\OCT2406DAP_028.DXD
Injection Volume : 1.00

Module ID : 34 07 2a
Schedule File Name : ...\oct2406dap.sch

Peak Information : All Peaks

Pk. Num	Ret Time	Component Name	conc. (ppm)	Height	Area	Bl. Code	%Delta
1	2.08	Unknown 1	0.00	7367	123361	1	
2	3.12	FLUORIDE	34.08	191661	1969702	1	0.00
3	4.43	CHLORIDE	13.95	65711	535400	1	0.76
4	5.30	NITRITE-N	0.02	222	1891	1	0.32
5	6.67	BROMIDE	0.30	284	4503	1	1.01
6	7.83	NITRATE-N	0.39	2493	38909	1	3.07
7	11.00	Unknown 2	0.00	99	1067	1	
8	12.10	SULFATE	224.03	233931	5519952	1	-0.27
		---total(s)---	272.78	501766	8194784		

KB65 A1

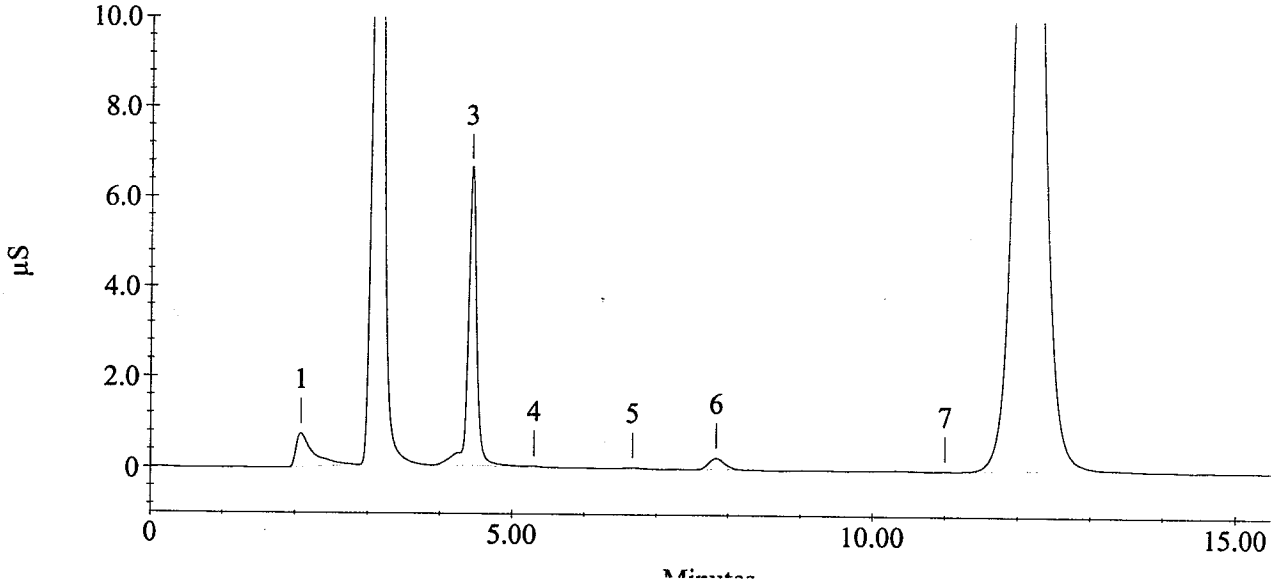

Sample Name : KB65 A1 DUP
Method File Name : c:\peaknet\method\std.met

Current Date : 10/24/06
Date Time Collected : 10/24/06 7:17:39 PM

Injection Number : 29
Dilution Factor : 10.00
column :

Calibration Date : 10/24/06 12:44:20 PM
Data File Name : ...\OCT2406DAP_029.DXD
Injection Volume : 1.00

Module ID : 34 07 2a
Schedule File Name : ...\oct2406dap.sch

Peak Information : All Peaks

Pk. Num	Ret Time	Component Name	conc. (ppm)	Height	Area	Bl. Code	%Delta
1	2.07	Unknown 1	0.00	7335	122141	1	
2	3.10	FLUORIDE	33.69	186025	1947113	1	-0.53
3	4.43	CHLORIDE	13.69	65233	525137	1	0.76
4	7.83	NITRATE-N	0.38	2440	37949	1	3.07
5	10.35	PHOSPHATE-P	0.10	165	3034	1	0.81
6	12.08	SULFATE	221.55	229757	5458805	1	-0.41
		---total(s)---	269.40	490955	8094179		

KB65 A1 DUP

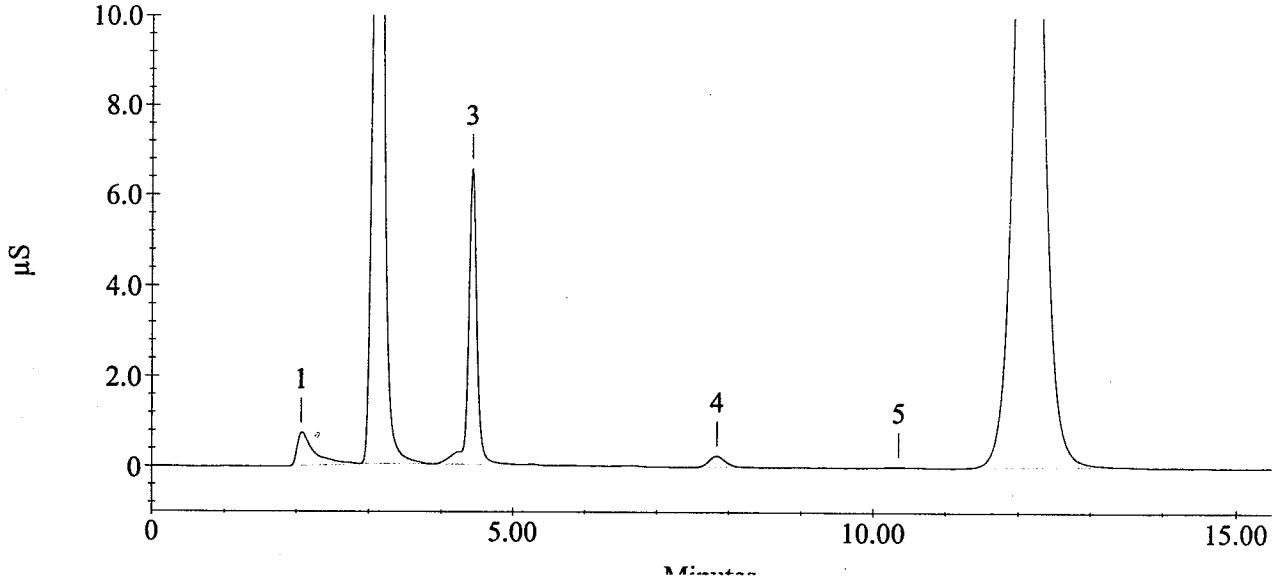

Sample Name : KB65 D1
Method File Name : c:\peaknet\method\std.met

Current Date : 10/24/06
Date Time Collected : 10/24/06 7:35:22 PM

Injection Number : 30
Dilution Factor : 10.00
column :

Calibration Date : 10/24/06 12:44:20 PM
Data File Name : ...\OCT2406DAP_030.DXD
Injection Volume : 1.00

Module ID : 34 07 2a
Schedule File Name : ...\oct2406dap.sch

Peak Information : All Peaks

Pk. Num	Ret Time	Component Name	conc. (ppm)	Height	Area	Bl. Code	%Delta
1	2.07	Unknown 1	0.00	7656	129599	1	
2	3.10	FLUORIDE	34.08	187499	1969336	1	-0.53
3	4.43	CHLORIDE	11.42	52285	438034	1	0.76
4	6.68	BROMIDE	0.23	239	3473	1	1.26
5	7.83	NITRATE-N	0.32	1986	31410	1	3.07
6	12.08	SULFATE	280.77	292149	6917987	1	-0.41
		---total(s)---	326.81	541813	9489840		

KB65 D1

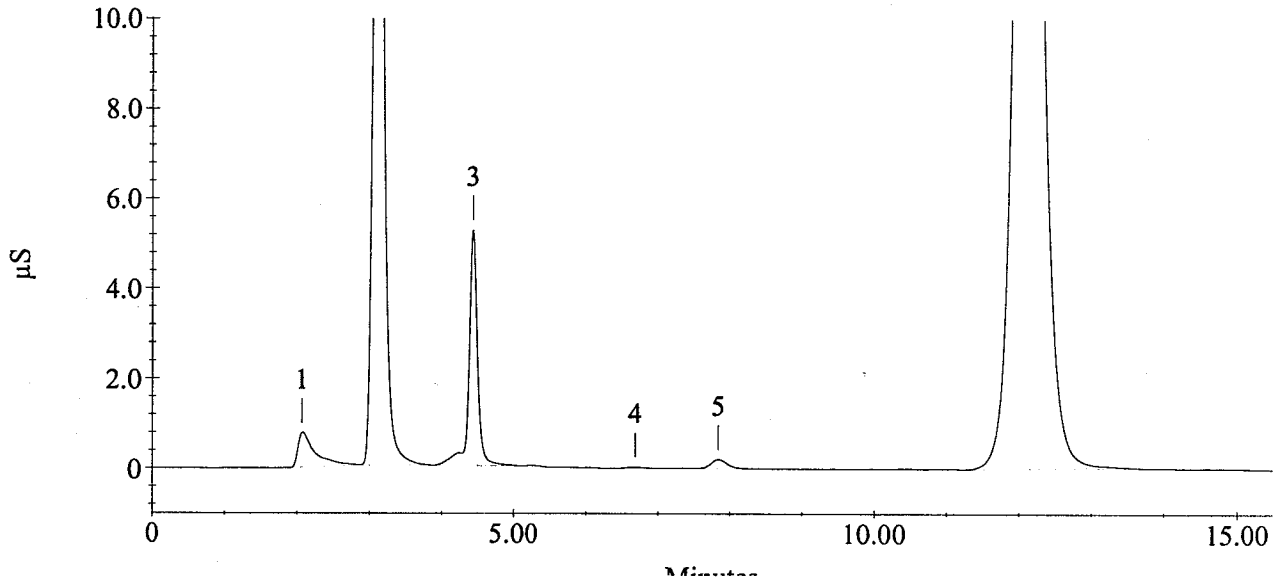

Sample Name : CCV
Method File Name : c:\peaknet\method\std.met

Current Date : 10/24/06
Date Time Collected : 10/24/06 7:53:11 PM

Injection Number : 31
Dilution Factor : 1.00
column :

Calibration Date : 10/24/06 12:44:20 PM
Data File Name : ...\OCT2406DAP_031.DXD
Injection Volume : 1.00

Module ID : 34 07 2a
Schedule File Name : ...\oct2406dap.sch

Peak Information : All Peaks

Pk. Num	Ret Time	Component Name	conc. (ppm)	Height	Area	Bl. Code	%Delta
1	2.08	Unknown 1	0.00	2037	26953	1	
2	3.12	FLUORIDE	2.86	187039	1652884	1	0.00
3	4.40	CHLORIDE	2.82	121411	1082869	1	0.00
4	5.27	NITRITE-N	2.88	211889	2449569	1	-0.32
5	6.60	BROMIDE	2.92	33412	433669	1	0.00
6	7.65	NITRATE-N	2.86	178071	2832778	1	0.66
7	10.30	PHOSPHATE-P	2.89	39412	905802	1	0.32
8	12.15	SULFATE	2.99	30010	736588	1	0.14
9	15.22	Unknown 2	0.00	101	1034	1	
		---total(s)---		803381	10122147		

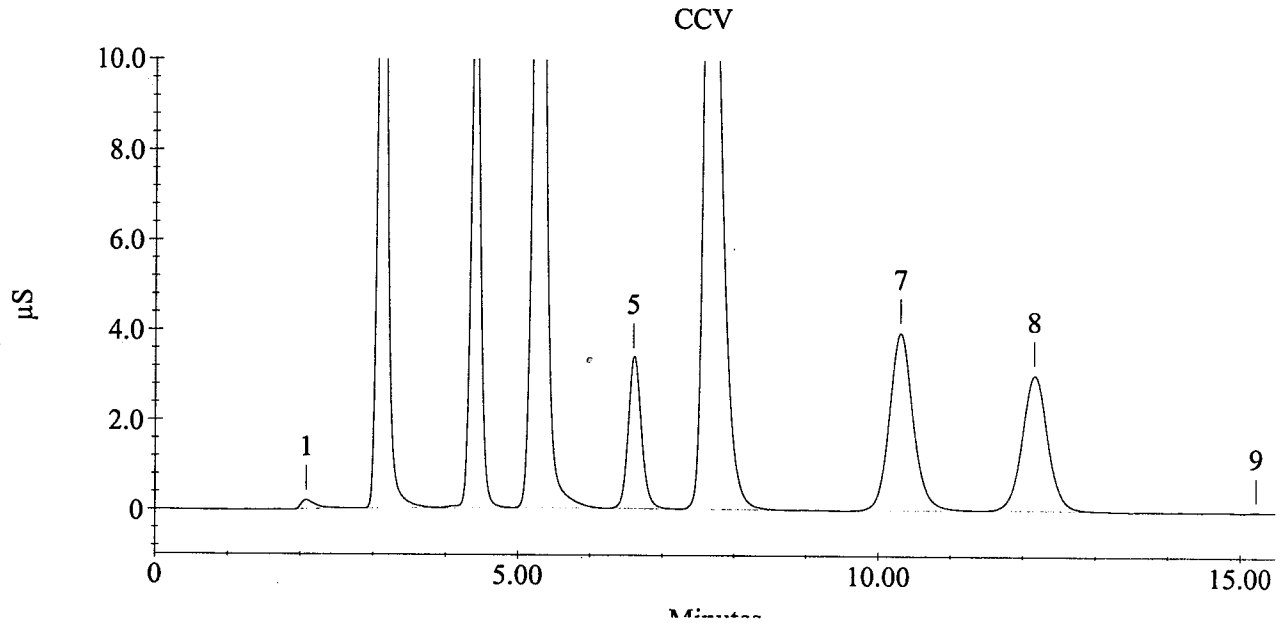

Sample Name : CCB
Method File Name : c:\peaknet\method\std.met

Current Date : 10/24/06
Date Time Collected : 10/24/06 8:11:00 PM

Injection Number : 32
Dilution Factor : 1.00
column :

Calibration Date : 10/24/06 12:44:20 PM
Data File Name : ...\OCT2406DAP_032.DXD
Injection Volume : 1.00

Module ID : 34 07 2a
Schedule File Name : ...\oct2406dap.sch

Peak Information : All Peaks

Pk. Num	Ret Time	Component Name	conc. (ppm)	Height	Area	Bl. Code	%Delta
1	2.73	Unknown 1	0.00	130	5774	1	
2	4.10	Unknown 2	0.00	320	3286	1	
3	4.38	CHLORIDE	0.01	544	4207	1	-0.38
4	12.18	SULFATE	0.02	299	4854	1	0.41
		---total(s)---	0.03	1293	18121		

CCB

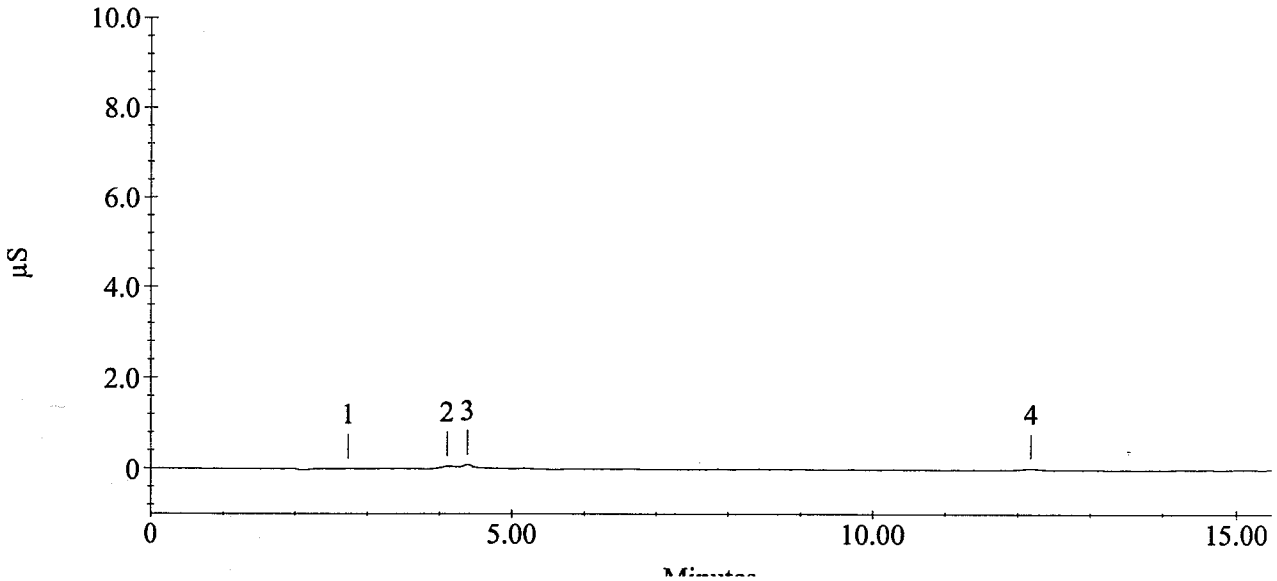

Sample Name : KB78 A20 MS
Method File Name : c:\peaknet\method\std.met

Current Date : 10/24/06
Date Time Collected : 10/24/06 8:28:49 PM

Injection Number : 33
Dilution Factor : 100.00
column :

Calibration Date : 10/24/06 12:44:20 PM
Data File Name : ...\OCT2406DAP_033.DXD
Injection Volume : 1.00

Module ID : 34 07 2a
Schedule File Name : ...\oct2406dap.sch

Peak Information : All Peaks

Pk. Num	Ret Time	Component Name	conc. (ppm)	Height	Area	Bl. Code	%Delta
1	2.08	Unknown 1	0.00	769	8181	1	
2	3.10	FLUORIDE	183.10	117987	1058188	1	-0.53
3	4.40	CHLORIDE	244.15	103510	936839	1	0.00
4	5.27	NITRITE-N	178.05	132047	1514870	1	-0.32
5	6.62	BROMIDE	184.56	21346	273795	1	0.25
6	7.68	NITRATE-N	181.55	113078	1798826	1	1.10
7	10.32	PHOSPHATE-P	182.91	24554	573440	1	0.49
8	12.17	SULFATE	207.15	20720	510411	1	0.27
		---total(s)---	1361.47	534010	6674549		

KB78 A20 MS

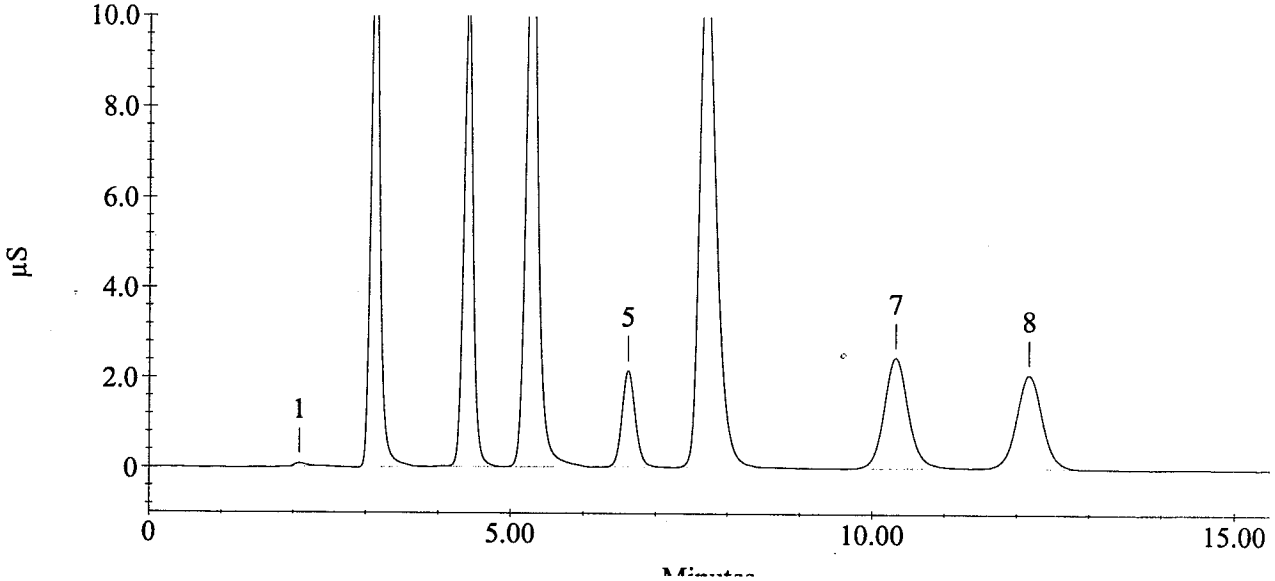

Sample Name : KB78 A20
Method File Name : c:\peaknet\method\std.met

Current Date : 10/24/06
Date Time Collected : 10/24/06 8:46:33 PM

Injection Number : 34
Dilution Factor : 50.00
column :

Calibration Date : 10/24/06 12:44:20 PM
Data File Name : ...\OCT2406DAP_034.DXD
Injection Volume : 1.00

Module ID : 34 07 2a
Schedule File Name : ...\oct2406dap.sch

Peak Information : All Peaks

Pk. Num	Ret Time	Component Name	conc. (ppm)	Height	Area	Bl. Code	%Delta
1	2.42	Unknown 1	0.00	242	4573	1	
2	3.10	FLUORIDE	0.14	191	1571	1	-0.53
3	4.38	CHLORIDE	60.82	49697	466761	1	-0.38
4	7.80	NITRATE-N	3.09	3830	61299	1	2.63
5	12.15	SULFATE	19.83	4032	97714	1	0.14
		---total(s)---	83.88	57992	631920		

KB78 A20

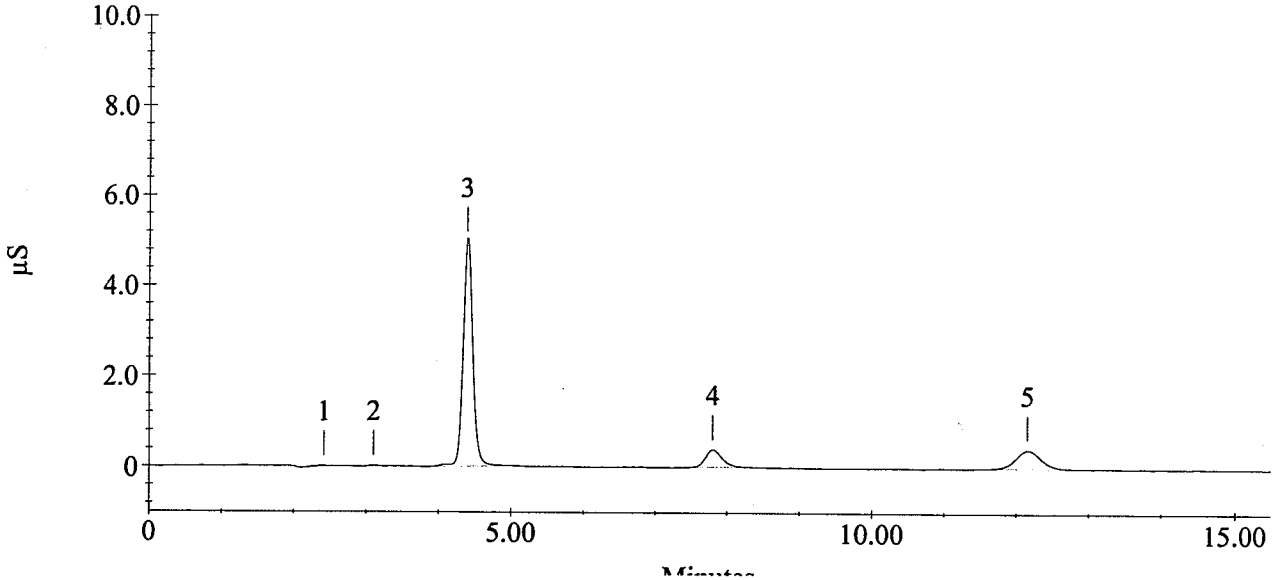

Sample Name : KB78 A20 DUP
Method File Name : c:\peaknet\method\std.met

Current Date : 10/24/06
Date Time Collected : 10/24/06 9:04:22 PM

Injection Number : 35
Dilution Factor : 50.00
column :

Calibration Date : 10/24/06 12:44:20 PM
Data File Name : ...\OCT2406DAP_035.DXD
Injection Volume : 1.00

Module ID : 34 07 2a
Schedule File Name : ...\oct2406dap.sch

Peak Information : All Peaks

Pk. Num	Ret Time	Component Name	conc. (ppm)	Height	Area	Bl. Code	%Delta
1	3.10	FLUORIDE	1.16	216	13412	1	-0.53
2	4.38	CHLORIDE	61.02	49193	468277	1	-0.38
3	7.80	NITRATE-N	3.14	3828	62172	1	2.63
4	12.17	SULFATE	20.82	4030	102611	1	0.27
		---total(s)---					
			86.14	57267	646473		

KB78 A20 DUP

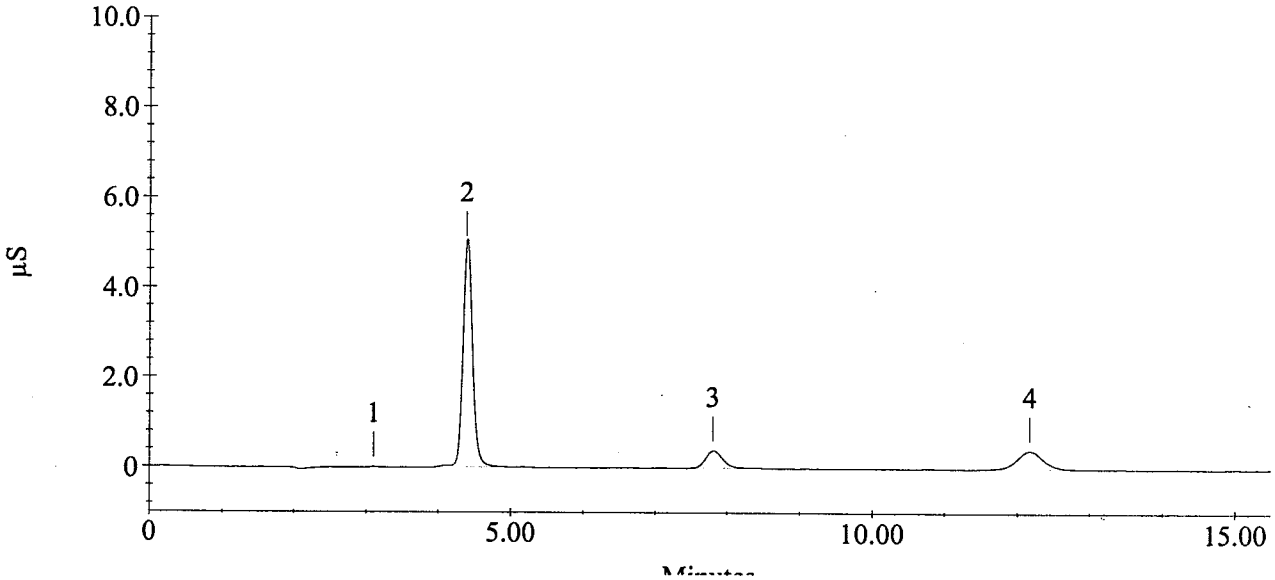

Sample Name : KB78 E8
Method File Name : c:\peaknet\method\std.met

Current Date : 10/24/06
Date Time Collected : 10/24/06 9:22:06 PM

Injection Number : 36
Dilution Factor : 20.00
column :

Calibration Date : 10/24/06 12:44:20 PM
Data File Name : ...\OCT2406DAP_036.DXD
Injection Volume : 1.00

Module ID : 34 07 2a
Schedule File Name : ...\oct2406dap.sch

Peak Information : All Peaks

Pk. Num	Ret Time	Component Name	conc. (ppm)	Height	Area	Bl. Code	%Delta
1	2.07	Unknown 1	0.00	272	2632	1	
2	3.10	FLUORIDE	0.15	469	4390	1	-0.53
3	4.40	CHLORIDE	46.43	98390	890853	1	0.00
4	6.65	BROMIDE	0.28	177	2104	1	0.76
5	7.78	NITRATE-N	3.46	10634	171489	1	2.41
6	12.17	SULFATE	13.94	6589	171733	1	0.27
		---total(s)---	64.27	116531	1243201		

KB78 E8

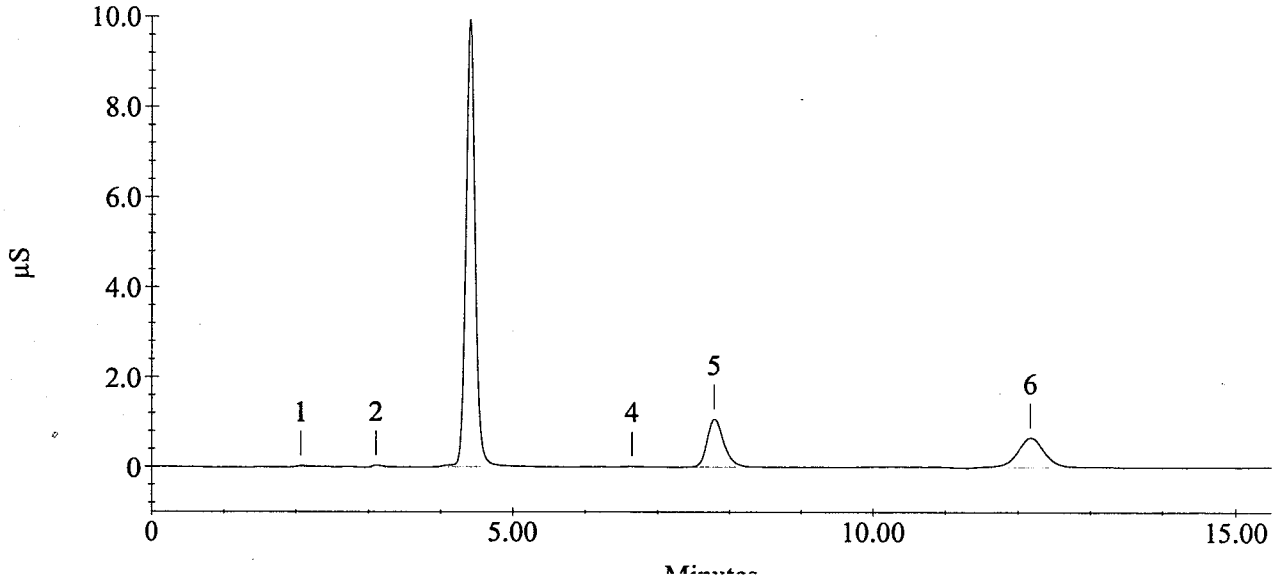

Sample Name : KB78 A20 MS
Method File Name : c:\peaknet\method\std.met

Current Date : 10/24/06
Date Time Collected : 10/24/06 9:39:50 PM

Injection Number : 37
Dilution Factor : 20.00
column :

Calibration Date : 10/24/06 12:44:20 PM
Data File Name : ...\OCT2406DAP_037.DXD
Injection Volume : 1.00

Module ID : 34 07 2a
Schedule File Name : ...\oct2406dap.sch

Peak Information : All Peaks

Pk. Num	Ret Time	Component Name	conc. (ppm)	Height	Area	Bl. Code	%Delta
1	2.07	Unknown 1	0.00	1444	18072	1	
2	3.10	FLUORIDE	37.19	119437	1074534	1	-0.53
3	4.42	CHLORIDE	108.37	240533	2079263	1	0.38
4	5.27	NITRITE-N	35.94	135505	1528820	1	-0.32
5	6.60	BROMIDE	37.96	21489	281581	1	0.00
6	7.67	NITRATE-N	40.32	124627	1997441	1	0.88
7	10.30	PHOSPHATE-P	37.72	25000	591223	1	0.32
8	12.15	SULFATE	59.20	29664	729286	1	0.14
		---total(s)---	356.69	697698	8300218		

KB78 A20 MS

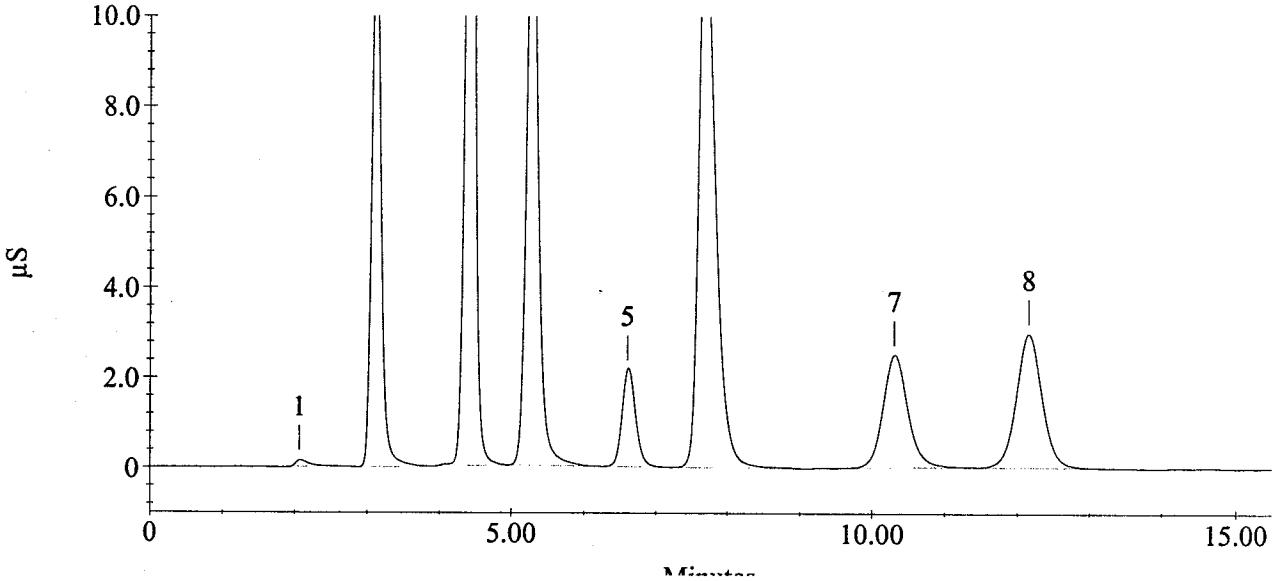

Sample Name : KB78 A20
Method File Name : c:\peaknet\method\std.met

Current Date : 10/24/06
Date Time Collected : 10/24/06 9:57:33 PM

Injection Number : 38
Dilution Factor : 10.00
column :

Calibration Date : 10/24/06 12:44:20 PM
Data File Name : ...\OCT2406DAP_038.DXD
Injection Volume : 1.00

Module ID : 34 07 2a
Schedule File Name : ...\oct2406dap.sch

Peak Information : All Peaks

Pk. Num	Ret Time	Component Name	conc. (ppm)	Height	Area	Bl. Code	%Delta
1	2.08	Unknown 1	0.00	787	13476	1	
2	3.10	FLUORIDE	0.12	813	7172	1	-0.53
3	4.43	CHLORIDE	72.88	330449	2796394	1	0.76
4	6.63	BROMIDE	0.26	326	3788	1	0.51
5	7.77	NITRATE-N	3.29	20236	326115	1	2.19
6	12.17	SULFATE	21.25	21207	523695	1	0.27
		---total(s)---	97.80	373820	3670642		

KB78 A20

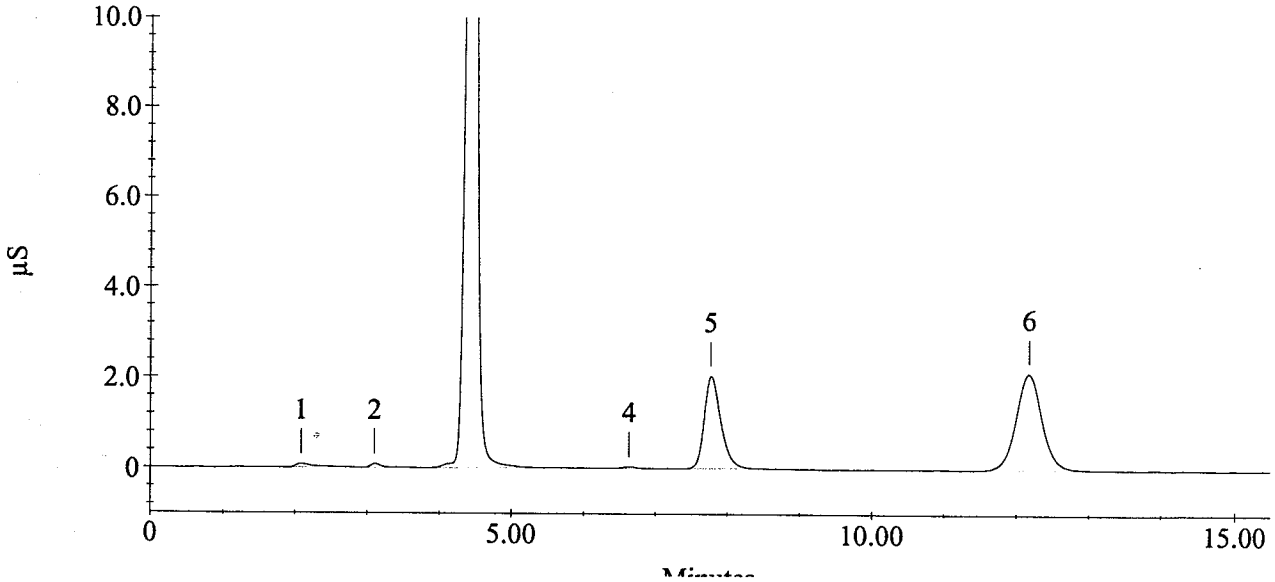

Sample Name : KB78 A20 DUP
Method File Name : c:\peaknet\method\std.met

Current Date : 10/24/06
Date Time Collected : 10/24/06 10:15:22 PM

Injection Number : 39
Dilution Factor : 10.00
column :

Calibration Date : 10/24/06 12:44:20 PM
Data File Name : ...\OCT2406DAP_039.DXD
Injection Volume : 1.00

Module ID : 34 07 2a
Schedule File Name : ...\oct2406dap.sch

Peak Information : All Peaks

Pk. Num	Ret Time	Component Name	conc. (ppm)	Height	Area	Bl. Code	%Delta
1	1.80	Unknown 1	0.00	408	2638	2	
2	2.07	Unknown 2	0.00	630	6717	2	
3	3.10	FLUORIDE	0.12	767	7109	1	-0.53
4	4.42	CHLORIDE	72.86	322326	2795910	1	0.38
5	6.65	BROMIDE	0.27	349	4009	1	0.76
6	7.77	NITRATE-N	3.38	20392	334804	1	2.19
7	12.15	SULFATE	20.98	21040	517000	1	0.14
		---total(s)---	97.62	365912	3668186		

KB78 A20 DUP

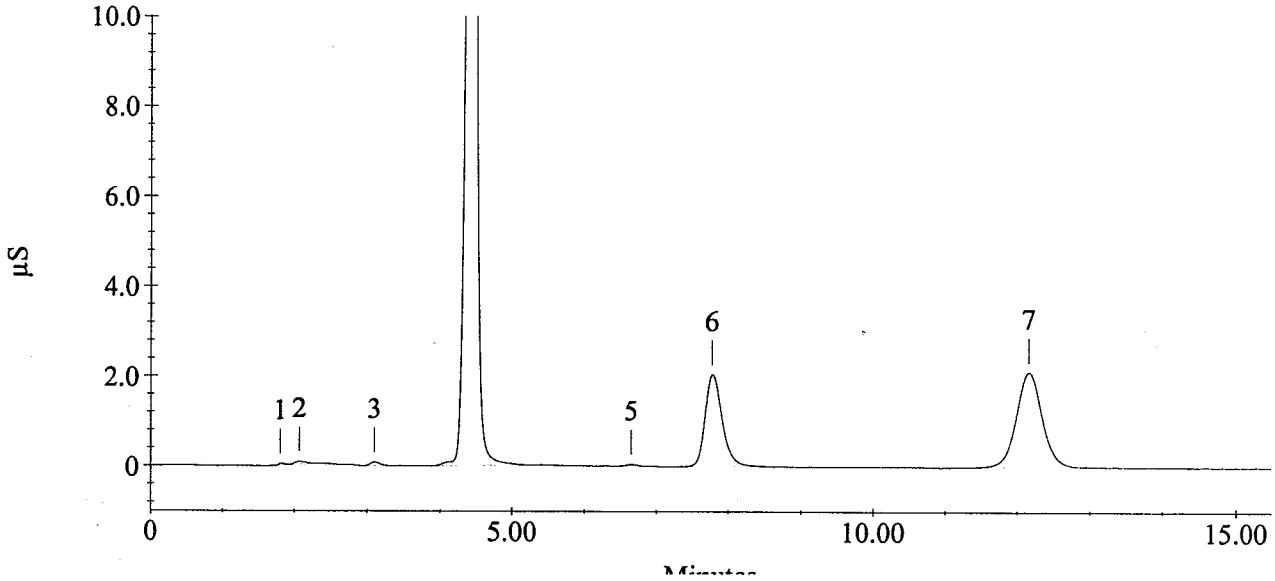

Sample Name : KB65 G1
Method File Name : c:\peaknet\method\std.met

Current Date : 10/24/06
Date Time Collected : 10/24/06 10:33:11 PM

Injection Number : 40
Dilution Factor : 10.00
column :

Calibration Date : 10/24/06 12:44:20 PM
Data File Name : ...\OCT2406DAP_040.DXD
Injection Volume : 1.00

Module ID : 34 07 2a
Schedule File Name : ...\oct2406dap.sch

Peak Information : All Peaks

Pk. Num	Ret Time	Component Name	conc. (ppm)	Height	Area	Bl. Code	%Delta
1	2.08	Unknown 1	0.00	7234	120992	1	
2	3.12	FLUORIDE	35.58	202520	2056205	1	0.00
3	4.43	CHLORIDE	7.34	30597	281463	1	0.76
4	6.72	BROMIDE	0.15	150	2241	1	1.77
5	7.85	NITRATE-N	0.35	2031	34191	1	3.29
6	12.07	SULFATE	274.88	284636	6772927	1	-0.55
		---total(s)---	318.29	527166	9268018		

KB65 G1

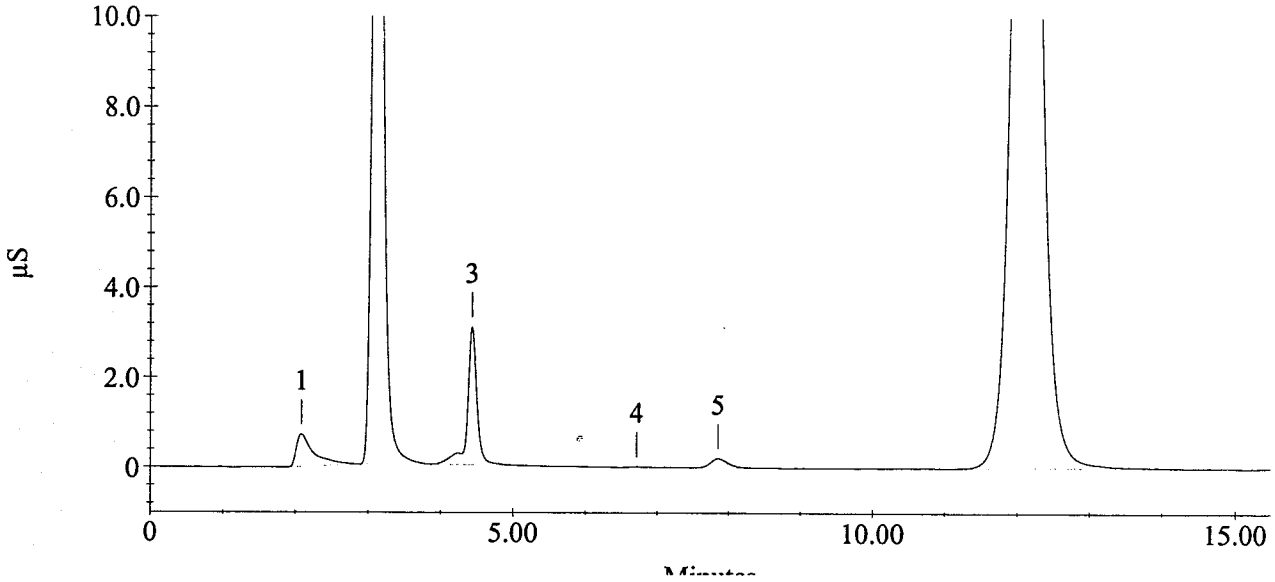

Sample Name : KB88 D1
Method File Name : c:\peaknet\method\std.met

Current Date : 10/24/06
Date Time Collected : 10/24/06 10:51:01 PM

Injection Number : 41
Dilution Factor : 10.00
column :

Calibration Date : 10/24/06 12:44:20 PM
Data File Name : ...\OCT2406DAP_041.DXD
Injection Volume : 1.00

Module ID : 34 07 2a
Schedule File Name : ...\oct2406dap.sch

Peak Information : All Peaks

Pk. Num	Ret Time	Component Name	conc. (ppm)	Height	Area	Bl. Code	%Delta
1	2.07	Unknown 1	0.00	330	3406	1	
2	3.10	FLUORIDE	0.09	592	5138	1	-0.53
3	4.40	CHLORIDE	25.92	113330	994748	1	0.00
4	6.65	BROMIDE	0.11	191	1693	1	0.76
5	7.78	NITRATE-N	2.35	14172	233145	1	2.41
6	12.13	SULFATE	16.82	16785	414425	1	0.00
		---total(s)---	45.30	145399	1652554		

KB88 D1

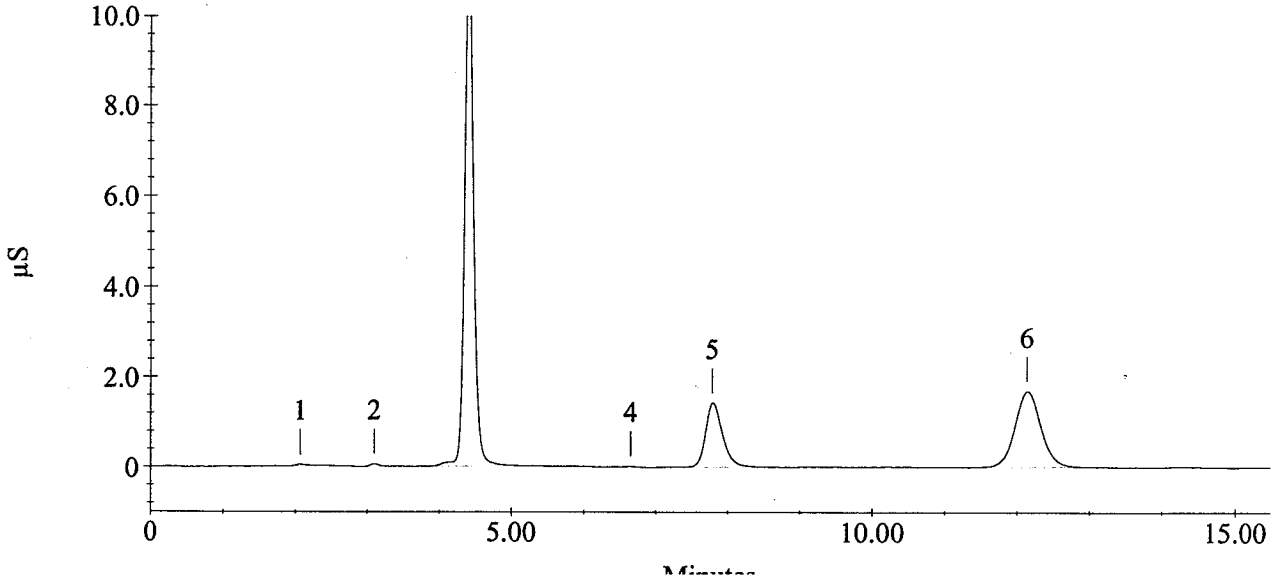

Sample Name : KB88 D1
Method File Name : c:\peaknet\method\std.met

Current Date : 10/24/06
Date Time Collected : 10/24/06 11:08:45 PM

Injection Number : 42
Dilution Factor : 5.00
column :

Calibration Date : 10/24/06 12:44:20 PM
Data File Name : ...\OCT2406DAP_042.DXD
Injection Volume : 1.00

Module ID : 34 07 2a
Schedule File Name : ...\oct2406dap.sch

Peak Information : All Peaks

Pk. Num	Ret Time	Component Name	conc. (ppm)	Height	Area	Bl. Code	%Delta
1	2.08	Unknown 1	0.00	997	11150	1	
2	3.10	FLUORIDE	0.09	1186	10948	1	-0.53
3	4.43	CHLORIDE	28.46	267729	2183860	1	0.76
4	6.63	BROMIDE	0.10	250	3008	1	0.51
5	7.77	NITRATE-N	2.41	29250	477216	1	2.19
6	12.15	SULFATE	17.27	34854	850912	1	0.14
		---total(s)---	48.33	334267	3537093		

KB88 D1

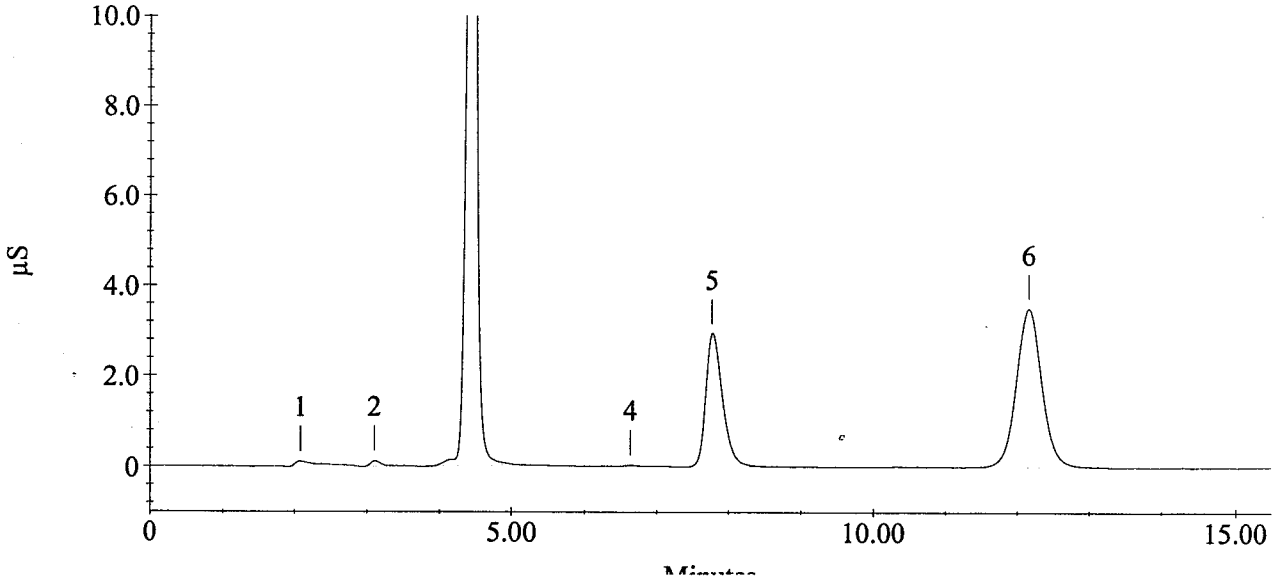

Sample Name : CCV
Method File Name : c:\peaknet\method\std.met

Current Date : 10/24/06
Date Time Collected : 10/24/06 11:26:29 PM

Injection Number : 43
Dilution Factor : 1.00
column :

Calibration Date : 10/24/06 12:44:20 PM
Data File Name : ...\OCT2406DAP_043.DXD
Injection Volume : 1.00

Module ID : 34 07 2a
Schedule File Name : ...\oct2406dap.sch

Peak Information : All Peaks

Pk. Num	Ret Time	Component Name	conc. (ppm)	Height	Area	Bl. Code	%Delta
2	2.08	Unknown 1	0.00	1815	30074	1	
3	3.12	FLUORIDE	2.82	185013	1631526	1	0.00
4	4.40	CHLORIDE	2.79	117799	1069031	1	0.00
5	5.28	NITRITE-N	2.85	213100	2422415	1	0.00
6	6.62	BROMIDE	2.87	32907	425706	1	0.25
7	7.67	NITRATE-N	2.81	173989	2780122	1	0.88
8	10.28	PHOSPHATE-P	2.86	38773	896353	1	0.16
9	12.13	SULFATE	2.97	29484	731807	1	0.00
		---total(s)---		792879	9987033		

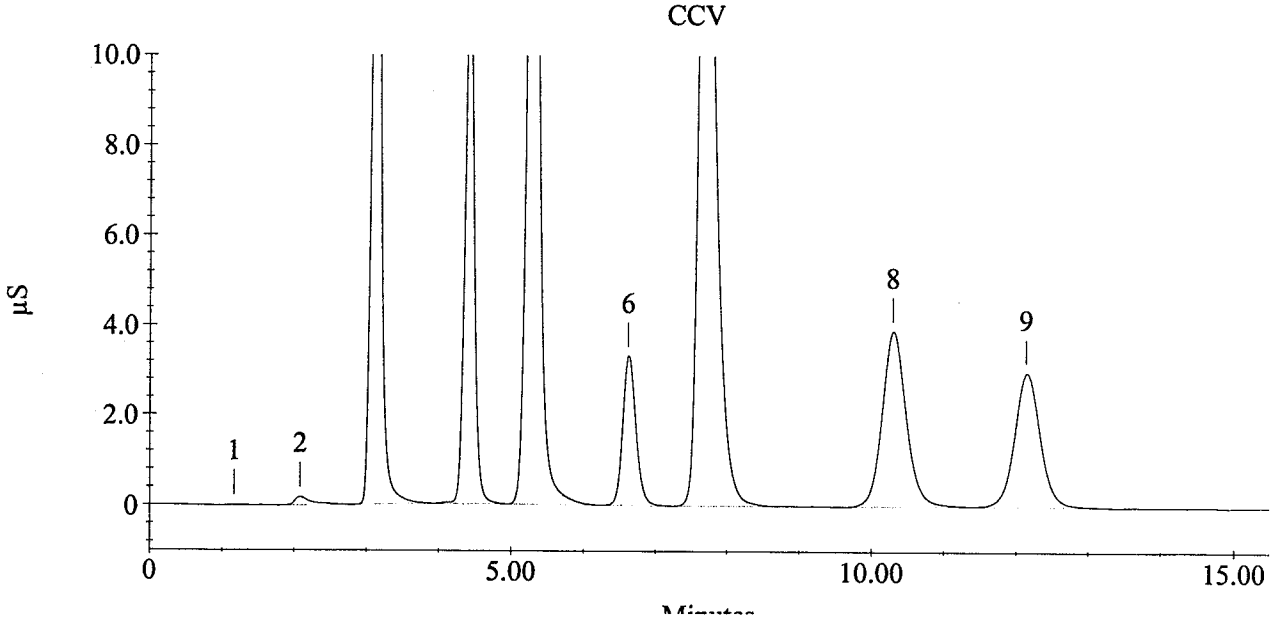

Sample Name : CCB
Method File Name : c:\peaknet\method\std.met

Current Date : 10/24/06
Date Time Collected : 10/24/06 11:44:12 PM

Injection Number : 44
Dilution Factor : 1.00
column :

Calibration Date : 10/24/06 12:44:20 PM
Data File Name : ...\OCT2406DAP_044.DXD
Injection Volume : 1.00

Module ID : 34 07 2a
Schedule File Name : ...\oct2406dap.sch

Peak Information : All Peaks

Pk. Num	Ret Time	Component Name	conc. (ppm)	Height	Area	Bl. Code	%Delta
1	2.57	Unknown 1	0.00	370	13997	1	
2	4.10	Unknown 2	0.00	273	2898	1	
3	4.38	CHLORIDE	0.01	379	3036	1	-0.38
		---total(s)---	0.01	1022	19931		

CCB

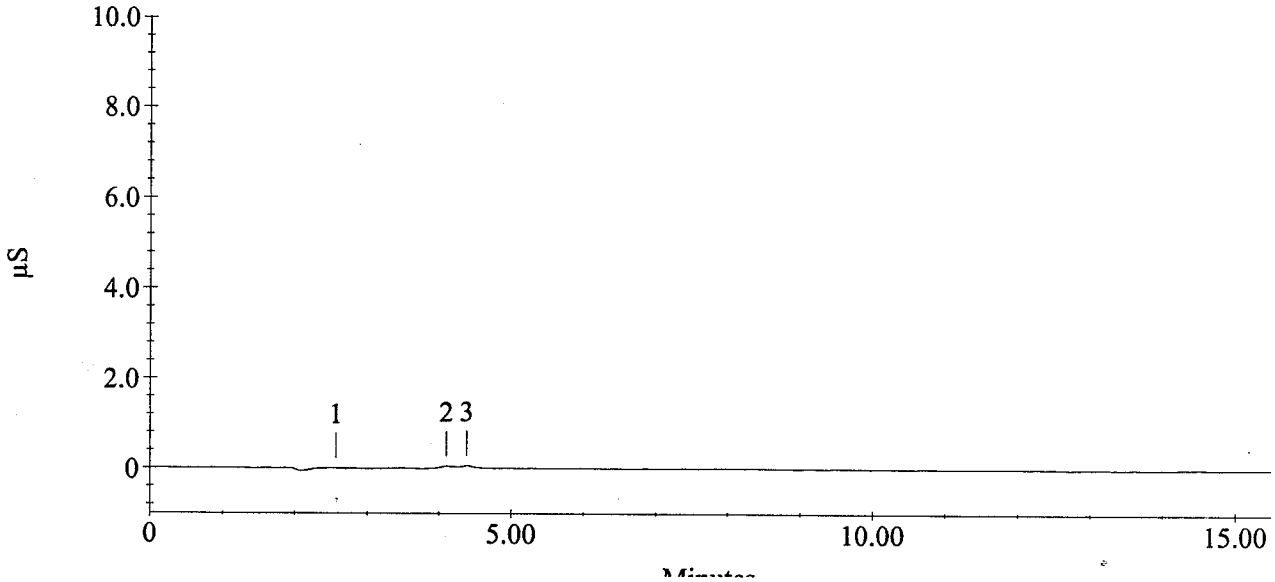

Sample Name : KB78 B8
Method File Name : c:\peaknet\method\std.met

Current Date : 10/25/06
Date Time Collected : 10/25/06 12:02:00 AM

Injection Number : 45
Dilution Factor : 5.00
column :

Calibration Date : 10/24/06 12:44:20 PM
Data File Name : ...\OCT2406DAP_045.DXD
Injection Volume : 1.00

Module ID : 34 07 2a
Schedule File Name : ...\oct2406dap.sch

Peak Information : All Peaks

Pk. Num	Ret Time	Component Name	conc. (ppm)	Height	Area	Bl. Code	%Delta
1	2.08	Unknown 1	0.00	779	7850	1	
2	3.10	FLUORIDE	0.11	1463	13027	1	-0.53
3	4.15	Unknown 2	0.00	460	4561	1	
4	4.40	CHLORIDE	1.00	9340	76681	1	0.00
5	7.75	NITRATE-N	3.75	46519	742368	1	1.97
6	9.42	Unknown 3	0.00	96	1308	1	
7	12.15	SULFATE	11.94	23754	588287	1	0.14
		---total(s)---	16.80	82411	1434082		

KB78 B8

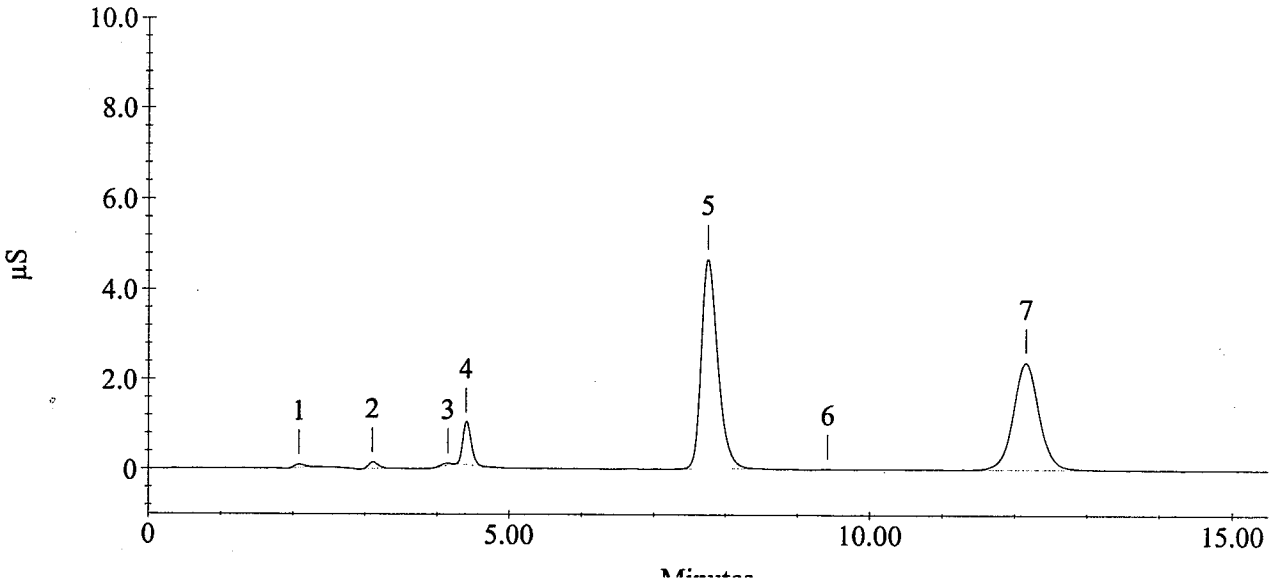

Sample Name : KB78 C8
Method File Name : c:\peaknet\method\std.met

Current Date : 10/25/06
Date Time Collected : 10/25/06 12:19:45 AM

Injection Number : 46
Dilution Factor : 5.00
column :

Calibration Date : 10/24/06 12:44:20 PM
Data File Name : ...\OCT2406DAP_046.DXD
Injection Volume : 1.00

Module ID : 34 07 2a
Schedule File Name : ...\oct2406dap.sch

Peak Information : All Peaks

Pk. Num	Ret Time	Component Name	conc. (ppm)	Height	Area	Bl. Code	%Delta
1	2.08	Unknown 1	0.00	1539	27136	1	
2	3.10	FLUORIDE	0.07	760	7979	1	-0.53
3	4.17	Unknown 2	0.00	592	5205	1	
4	4.42	CHLORIDE	2.32	22476	177808	1	0.38
5	7.77	NITRATE-N	2.06	25042	407780	1	2.19
6	12.15	SULFATE	10.68	21266	526132	1	0.14
		---total(s)---	15.12	71675	1152039		

KB78 C8

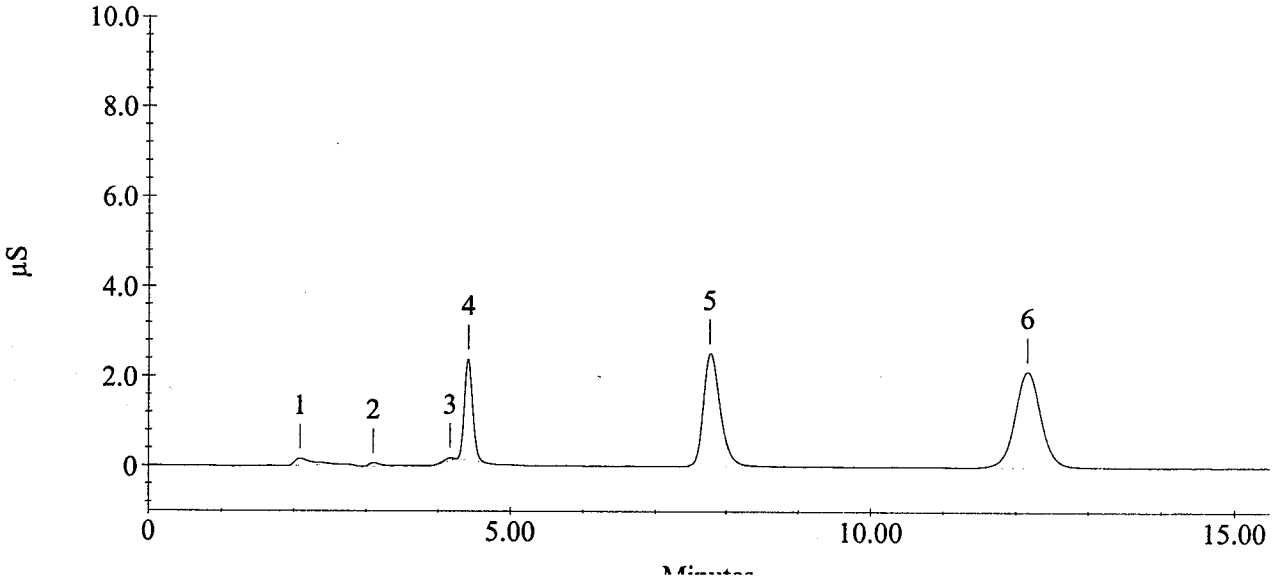

Sample Name : KB78 E8
Method File Name : c:\peaknet\method\std.met

Current Date : 10/25/06
Date Time Collected : 10/25/06 12:37:28 AM

Injection Number : 47
Dilution Factor : 5.00
column :

Calibration Date : 10/24/06 12:44:20 PM
Data File Name : ...\OCT2406DAP_047.DXD
Injection Volume : 1.00

Module ID : 34 07 2a
Schedule File Name : ...\oct2406dap.sch

Peak Information : All Peaks

Pk. Num	Ret Time	Component Name	conc. (ppm)	Height	Area	Bl. Code	%Delta
1	2.07	Unknown 1	0.00	1577	38701	1	
2	3.10	FLUORIDE	0.16	1840	18398	1	-0.53
3	4.45	CHLORIDE	57.25	526013	4393714	1	1.14
4	6.65	BROMIDE	0.26	566	7679	1	0.76
5	7.73	NITRATE-N	3.74	46006	741245	1	1.75
6	12.15	SULFATE	13.39	26882	659821	1	0.14
		---total(s)---	74.80	602882	5859558		

KB78 E8

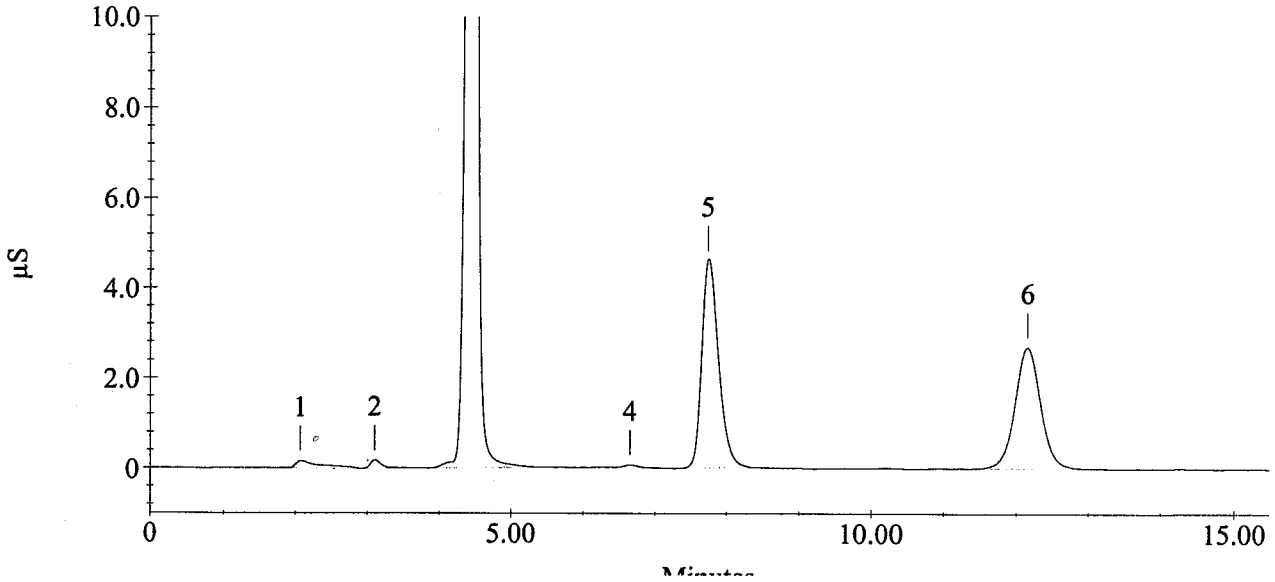

Sample Name : KB88 E1
Method File Name : c:\peaknet\method\std.met

Current Date : 10/25/06
Date Time Collected : 10/25/06 12:55:17 AM

Injection Number : 48
Dilution Factor : 5.00
column :

Calibration Date : 10/24/06 12:44:20 PM
Data File Name : ...\OCT2406DAP_048.DXD
Injection Volume : 1.00

Module ID : 34 07 2a
Schedule File Name : ...\oct2406dap.sch

Peak Information : All Peaks

Pk. Num	Ret Time	Component Name	conc. (ppm)	Height	Area	Bl. Code	%Delta
1	2.07	Unknown 1	0.00	6523	112145	1	
2	3.10	FLUORIDE	0.16	1864	18470	1	-0.53
3	4.38	CHLORIDE	3.34	25719	256225	1	-0.38
4	7.72	~~NITRATE-N~~	~~4.63~~ NR in solution	55905	918236	1	1.54
5	10.28	PHOSPHATE-P	0.07	200	4120	1	0.16
6	12.12	SULFATE	15.96	31534	786492	1	-0.14
		---total(s)---	24.16	121745	2095688		

KB88 E1

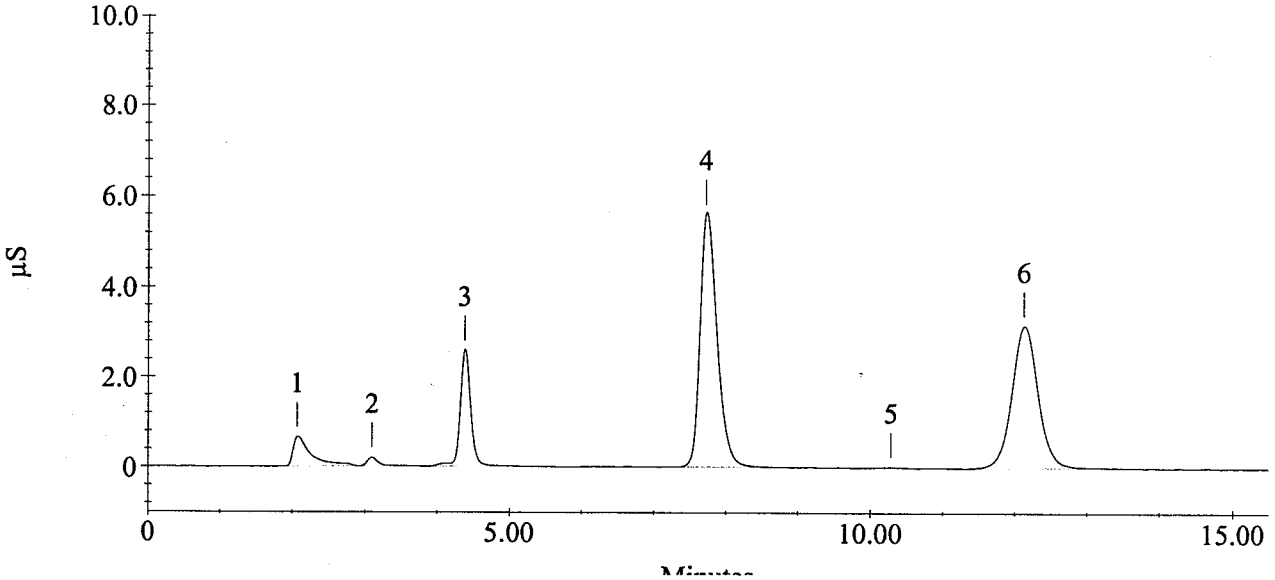

Sample Name : KB88 F1
Method File Name : c:\peaknet\method\std.met

Current Date : 10/25/06
Date Time Collected : 10/25/06 1:13:01 AM

Injection Number : 49
Dilution Factor : 5.00
column :

Calibration Date : 10/24/06 12:44:20 PM
Data File Name : ...\OCT2406DAP_049.DXD
Injection Volume : 1.00

Module ID : 34 07 2a
Schedule File Name : ...\oct2406dap.sch

Peak Information : All Peaks

Pk. Num	Ret Time	Component Name	conc. (ppm)	Height	Area	Bl. Code	%Delta
1	2.07	Unknown 1	0.00	485	4898	1	
2	3.10	FLUORIDE	0.16	2007	18699	1	-0.53
3	4.40	CHLORIDE	3.60	29372	276087	1	0.00
4	7.73	~~NITRATE-N~~	~~4.81~~	59425	952664	1	1.75
5	12.13	SULFATE	16.51	33333	813731	1	0.00
		---total(s)---	25.08	124622	2066079		

KB88 F1

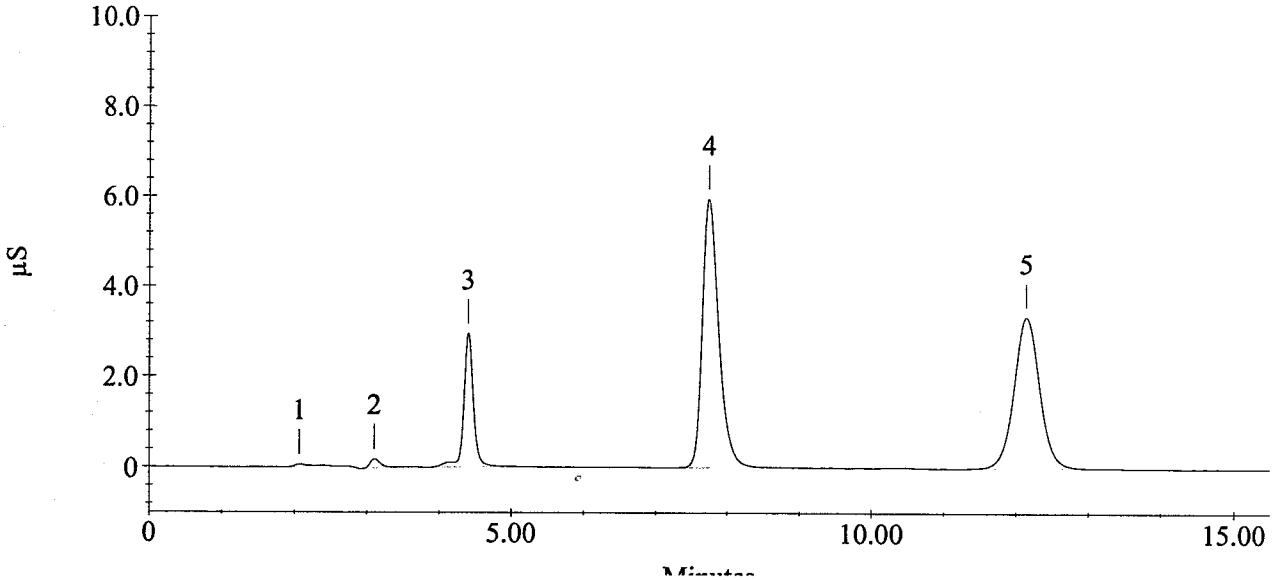

Sample Name : KB88 E1
Method File Name : c:\peaknet\method\std.met

Current Date : 10/25/06
Date Time Collected : 10/25/06 1:30:50 AM

Injection Number : 50
Dilution Factor : 2.00
column :

Calibration Date : 10/24/06 12:44:20 PM
Data File Name : ...\OCT2406DAP_050.DXD
Injection Volume : 1.00

Module ID : 34 07 2a
Schedule File Name : ...\oct2406dap.sch

Peak Information : All Peaks

Pk. Num	Ret Time	Component Name	conc. (ppm)	Height	Area	Bl. Code	%Delta
1	2.08	Unknown 1	0.00	2155	60939	1	
2	3.10	FLUORIDE	0.17	4919	48417	1	-0.53
3	4.42	CHLORIDE	3.67	82310	703373	1	0.38
4	6.67	BROMIDE	0.03	198	2192	1	1.01
5	7.68	NITRATE-N	5.31	165278	2632197	1	1.10
6	10.33	PHOSPHATE-P	0.05	457	8608	1	0.65
7	12.12	SULFATE	17.72	90132	2182657	1	-0.14
		---total(s)---	26.95	345449	5638383		

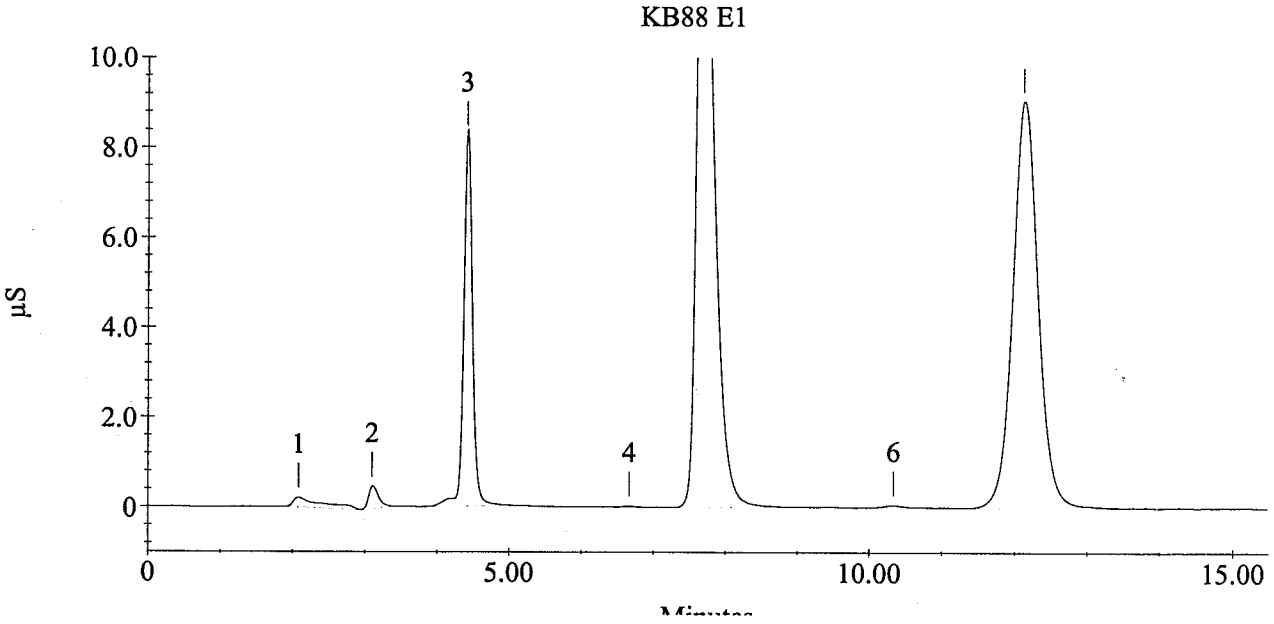

Sample Name : KB88 F1
Method File Name : c:\peaknet\method\std.met

Current Date : 10/25/06
Date Time Collected : 10/25/06 1:48:34 AM

Injection Number : 51
Dilution Factor : 2.00
column :

Calibration Date : 10/24/06 12:44:20 PM
Data File Name : ...\OCT2406DAP_051.DXD
Injection Volume : 1.00

Module ID : 34 07 2a
Schedule File Name : ...\oct2406dap.sch

Peak Information : All Peaks

Pk. Num	Ret Time	Component Name	conc. (ppm)	Height	Area	Bl. Code	%Delta
1	2.07	Unknown 1	0.00	1747	19365	1	
2	3.10	FLUORIDE	0.18	5122	51622	1	-0.53
3	4.42	CHLORIDE	3.69	83850	707411	1	0.38
4	6.65	BROMIDE	0.02	147	1306	1	0.76
5	7.67	NITRATE-N	5.30	164913	2624613	1	0.88
6	10.33	PHOSPHATE-P	0.05	410	7412	1	0.65
7	12.12	SULFATE	17.54	90274	2161020	1	-0.14
		---total(s)---	26.77	346464	5572750		

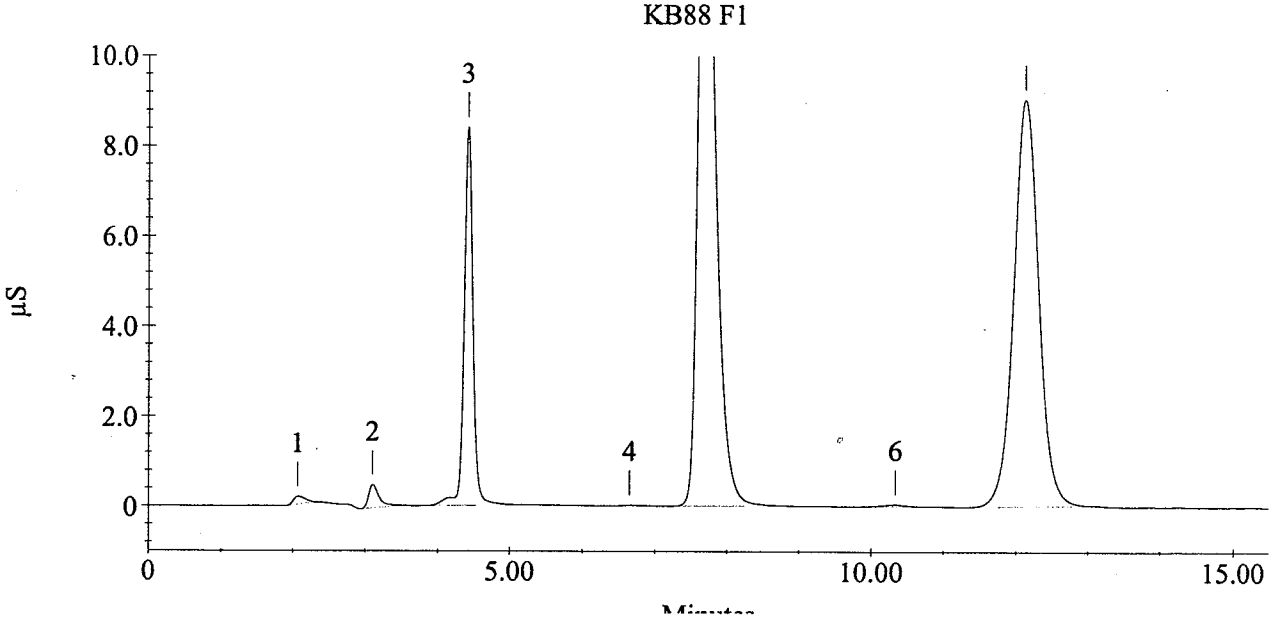

Sample Name : KC12 B10
Method File Name : c:\peaknet\method\std.met

Current Date : 10/25/06
Date Time Collected : 10/25/06 2:06:19 AM

Injection Number : 52
Dilution Factor : 1.00
column :

Calibration Date : 10/24/06 12:44:20 PM
Data File Name : ...\OCT2406DAP_052.DXD
Injection Volume : 1.00

Module ID : 34 07 2a
Schedule File Name : ...\oct2406dap.sch

Peak Information : All Peaks

Pk. Num	Ret Time	Component Name	conc. (ppm)	Height	Area	Bl. Code	%Delta
1	2.07	Unknown 1	0.00	6658	206565	1	
2	3.13	FLUORIDE	0.11	6225	63287	1	0.53
3	3.57	Unknown 2	0.00	11678	203652	1	
4	4.65	Unknown 3	0.00	230088	1484674	1	
5	6.12	Unknown 4	0.00	1146	18205	1	
6	6.72	BROMIDE	0.05	585	7274	1	1.77
7	7.95	NITRATE-N	0.00	293	4100	1	4.61
8	10.35	PHOSPHATE-P	0.42	5528	130210	1	0.81
9	12.20	SULFATE	1.79	18332	441515	1	0.55
		---total(s)---	2.37	280533	2559483		

KC12 B10

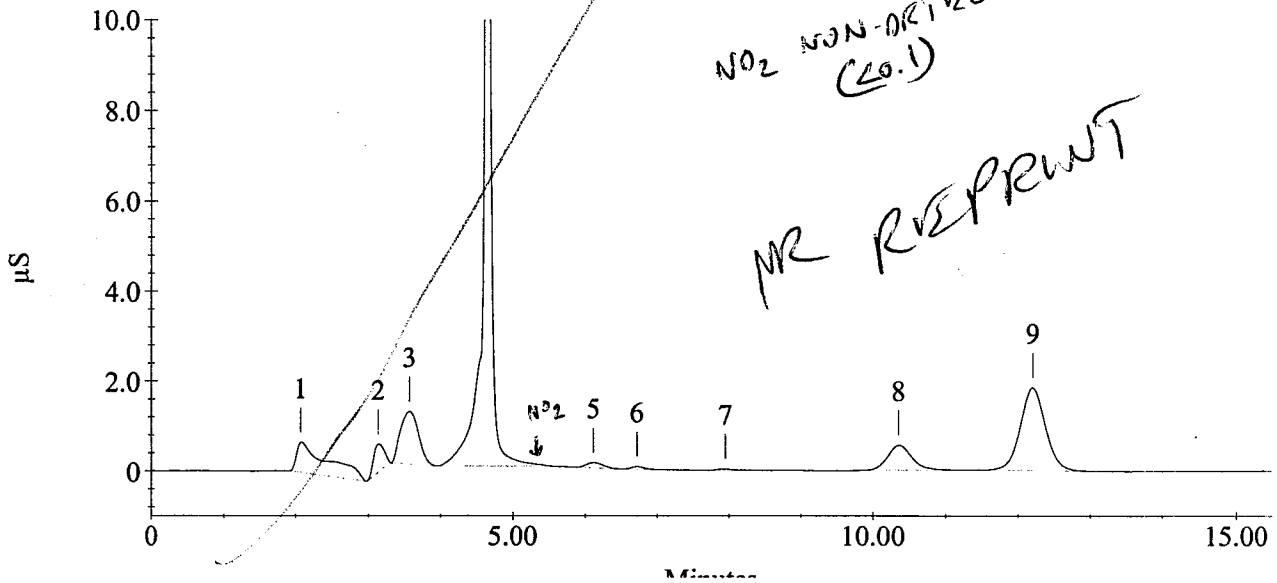

NO2 NON-DETECT (<0.1)

MR REPRINT

Sample Name : KC12 B10
Method File Name : c:\peaknet\method\std.met

Current Date : 10/25/06
Date Time Collected : 10/25/06 2:06:19 AM

Injection Number : 52
Dilution Factor : 1.00
column :

Calibration Date : 10/24/06 12:44:20 PM
Data File Name : ...\OCT2406DAP_052.DXD
Injection Volume : 1.00

Module ID : 34 07 2a
Schedule File Name : ...\oct2406dap.sch

Peak Information : All Peaks

Pk. Num	Ret Time	Component Name	conc. (ppm)	Height	Area	Bl. Code	%Delta
1	2.07	Unknown 1	0.00	6658	206565	1	
2	3.13	FLUORIDE	0.11	6225	63287	1	0.53
3	3.57	Unknown 2	0.00	11678	203652	1	
4	4.65	~~CHLORIDE~~	~~3.87~~ NR 10/25/06	230088	1484674	1	4.03
5	6.12	Unknown 3	0.00	1146	18205	1	
6	6.72	BROMIDE	0.05	585	7274	1	1.77
7	7.95	NITRATE-N	0.00	293	4100	1	4.61
8	10.35	PHOSPHATE-P	0.42	5528	130210	1	0.81
9	12.20	SULFATE	1.79	18332	441515	1	0.55
		---total(s)---	6.24	280533	2559483		

KC12 B10

NO_2 NON-DIRECT (<0.1)

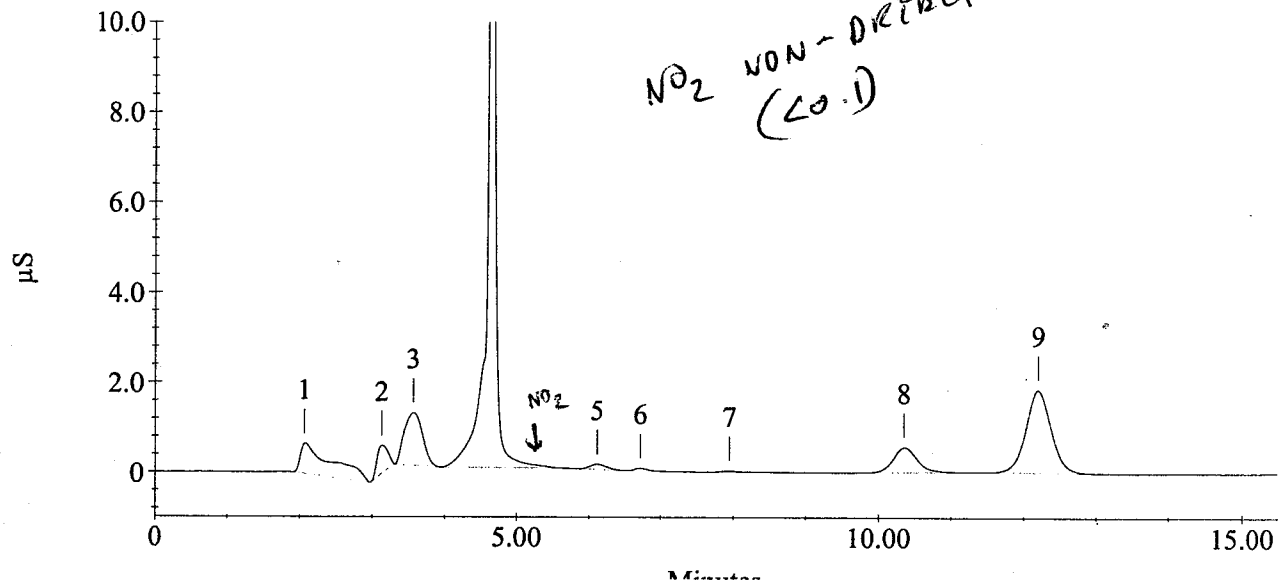

Sample Name : KC12 B10 DUP
Method File Name : c:\peaknet\method\std.met

Current Date : 10/25/06
Date Time Collected : 10/25/06 2:24:07 AM

Injection Number : 53
Dilution Factor : 1.00
column :

Calibration Date : 10/24/06 12:44:20 PM
Data File Name : ...\OCT2406DAP_053.DXD
Injection Volume : 1.00

Module ID : 34 07 2a
Schedule File Name : ...\oct2406dap.sch

Peak Information : All Peaks

Pk. Num	Ret Time	Component Name	conc. (ppm)	Height	Area	Bl. Code	%Delta
1	2.07	Unknown 1	0.00	6534	206716	1	
2	3.13	FLUORIDE	0.11	6349	66017	1	0.53
3	3.57	Unknown 2	0.00	10553	182089	1	
4	4.65	Unknown 3	0.00	228524	1467506	1	
5	6.10	Unknown 4	0.00	1120	17866	1	
6	6.70	BROMIDE	0.04	551	6312	1	1.52
7	7.90	NITRATE-N	0.00	279	4416	1	3.95
8	10.35	PHOSPHATE-P	0.42	5546	130431	1	0.81
9	12.20	SULFATE	1.77	18155	435954	1	0.55
---total(s)---							
	2.35			277610	2517307		

NR
REPRINT

KC12 B10 DUP

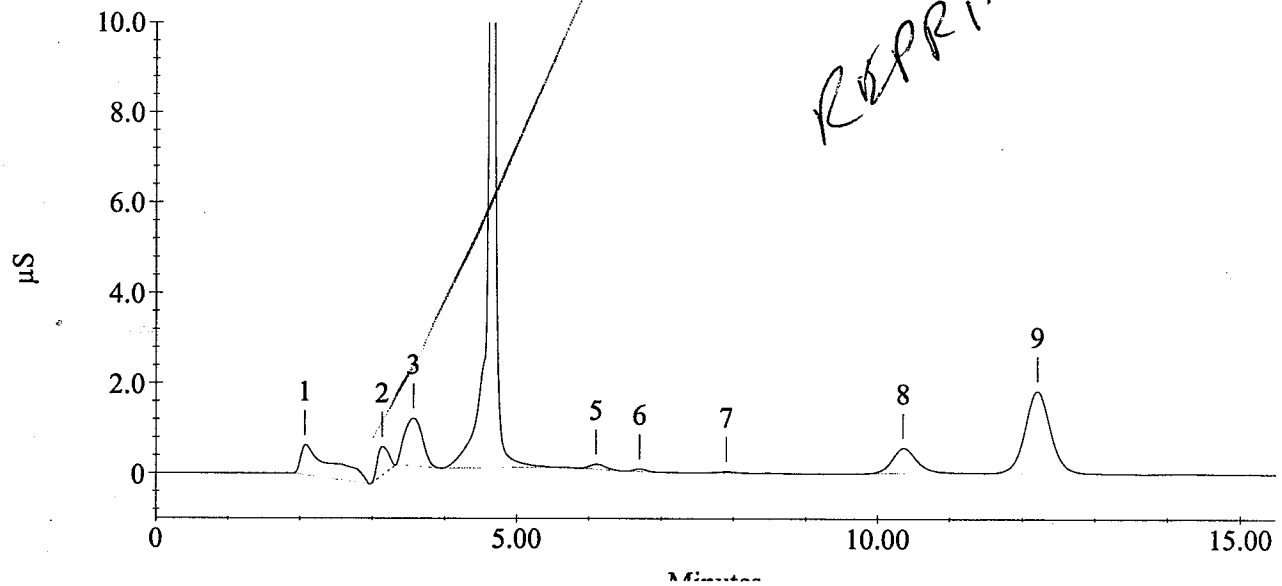

Sample Name : KC12 B10 DUP
Method File Name : c:\peaknet\method\std.met

Current Date : 10/25/06
Date Time Collected : 10/25/06 2:24:07 AM

Injection Number : 53
Dilution Factor : 1.00
column :

Calibration Date : 10/24/06 12:44:20 PM
Data File Name : ...\OCT2406DAP_053.DXD
Injection Volume : 1.00

Module ID : 34 07 2a
Schedule File Name : ...\oct2406dap.sch

Peak Information : All Peaks

Pk. Num	Ret Time	Component Name	conc. (ppm)	Height	Area	Bl. Code	%Delta
1	2.07	Unknown 1	0.00	6534	206716	1	
2	3.13	FLUORIDE	0.11	6349	66017	1	0.53
3	3.57	Unknown 2	0.00	10553	182089	1	
4	4.65	CHLORIDE	3.82	228524	1467506	1	4.03
5	6.10	Unknown 3	0.00	1120	17866	1	
6	6.70	BROMIDE	0.04	551	6312	1	1.52
7	7.90	NITRATE-N	0.00	279	4416	1	3.95
8	10.35	PHOSPHATE-P	0.42	5546	130431	1	0.81
9	12.20	SULFATE	1.77	18155	435954	1	0.55
		---total(s)---		277610	2517307		

KC12 B10 DUP

NO_2 NOT DETECT (<0.1)

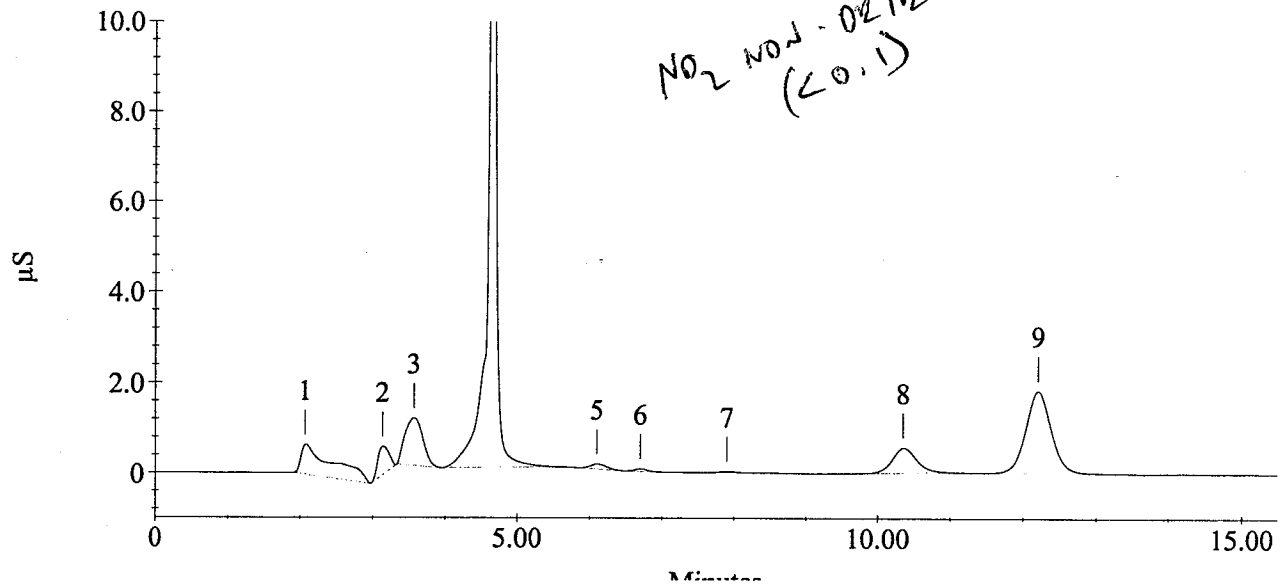

Sample Name : KC12 B10 MS
Method File Name : c:\peaknet\method\std.met

Current Date : 10/25/06
Date Time Collected : 10/25/06 2:41:55 AM

Injection Number : 54
Dilution Factor : 1.00
column :

Calibration Date : 10/24/06 12:44:20 PM
Data File Name : ...\OCT2406DAP_054.DXD
Injection Volume : 1.00

Module ID : 34 07 2a
Schedule File Name : ...\oct2406dap.sch

Peak Information : All Peaks

Pk. Num	Ret Time	Component Name	conc. (ppm)	Height	Area	Bl. Code	%Delta
1	2.07	Unknown 1	0.00	8007	222478	1	
2	3.13	FLUORIDE	1.78	93113	1030299	1	0.53
3	3.55	Unknown 2	0.00	4128	58129	1	
4	4.65	Unknown 3	0.00	392093	2309525	1	
5	5.35	NITRITE-N	1.79	156951	1519425	1	1.26
6	6.07	Unknown 4	0.00	618	8679	1	
7	6.67	BROMIDE	1.92	23701	285282	1	1.01
8	7.73	NITRATE-N	1.83	119603	1808337	1	1.75
9	10.33	PHOSPHATE-P	2.07	28727	650467	1	0.65
10	12.18	SULFATE	3.75	38669	922971	1	0.41
		---total(s)---		865610	8815593		

KC12 B10 MS

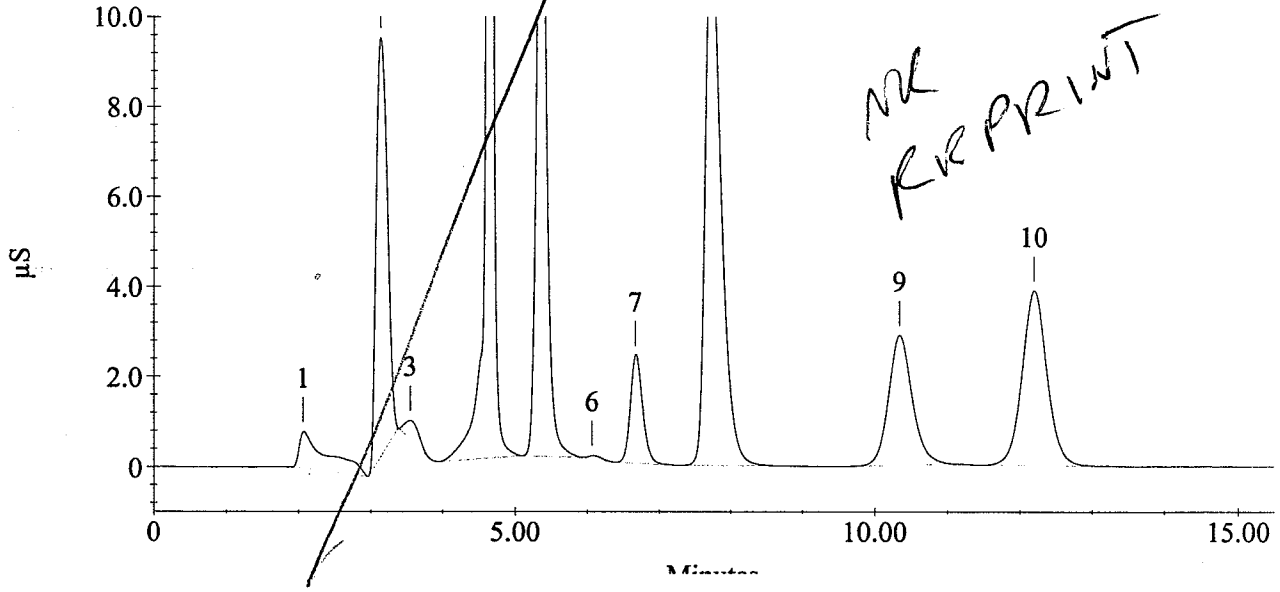

NK
REPRINT

Sample Name : KC12 B10 MS
Method File Name : c:\peaknet\method\std.met

Current Date : 10/25/06
Date Time Collected : 10/25/06 2:41:55 AM

Injection Number : 54
Dilution Factor : 1.00
column :

Calibration Date : 10/24/06 12:44:20 PM
Data File Name : ...\OCT2406DAP_054.DXD
Injection Volume : 1.00

Module ID : 34 07 2a
Schedule File Name : ...\oct2406dap.sch

Peak Information : All Peaks

Pk. Num	Ret Time	Component Name	conc. (ppm)	Height	Area	Bl. Code	%Delta
1	2.07	Unknown 1	0.00	8007	222478	1	
2	3.13	FLUORIDE	1.78	93113	1030299	1	0.53
3	3.55	Unknown 2	0.00	4128	58129	1	
4	4.65	CHLORIDE	6.02	392093	2309525	1	4.03
5	5.35	NITRITE-N	1.79	156951	1519425	1	1.26
6	6.07	Unknown 3	0.00	618	8679	1	
7	6.67	BROMIDE	1.92	23701	285282	1	1.01
8	7.73	NITRATE-N	1.83	119603	1808337	1	1.75
9	10.33	PHOSPHATE-P	2.07	28727	650467	1	0.65
10	12.18	SULFATE	3.75	38669	922971	1	0.41
		---total(s)---					
				19.16	865610	8815593	

KC12 B10 MS

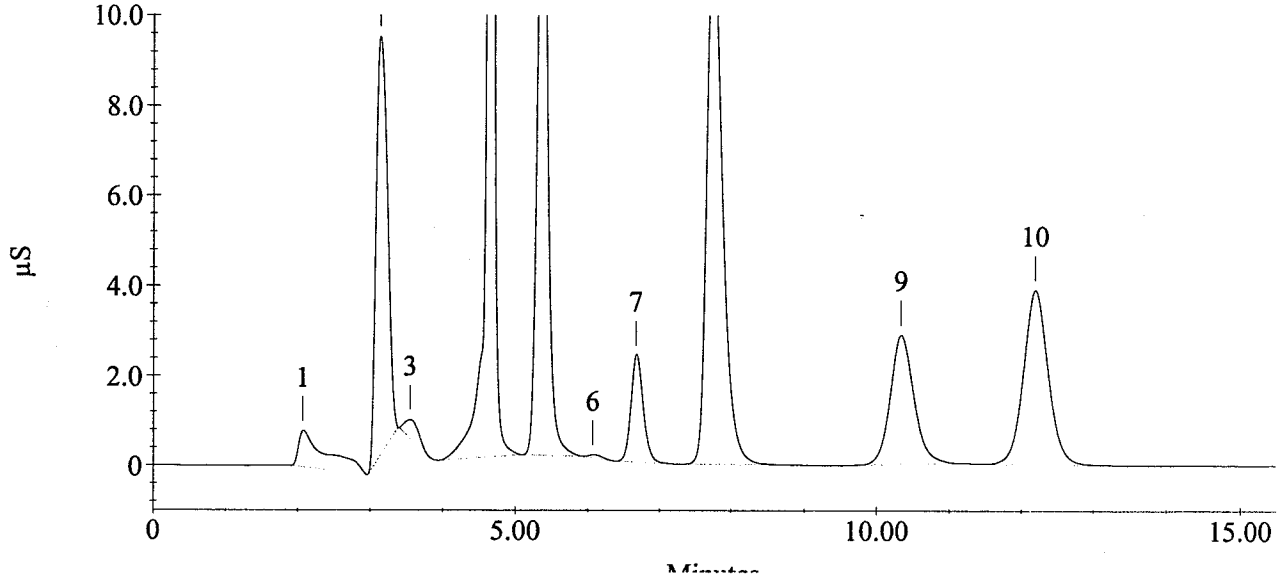

Sample Name : CCV
Method File Name : c:\peaknet\method\std.met

Current Date : 10/25/06
Date Time Collected : 10/25/06 2:59:45 AM

Injection Number : 55
Dilution Factor : 1.00
column :

Calibration Date : 10/24/06 12:44:20 PM
Data File Name : ...\OCT2406DAP_055.DXD
Injection Volume : 1.00

Module ID : 34 07 2a
Schedule File Name : ...\oct2406dap.sch

Peak Information : All Peaks

Pk. Num	Ret Time	Component Name	conc. (ppm)	Height	Area	Bl. Code	%Delta
1	2.07	Unknown 1	0.00	1866	25700	1	
2	3.12	FLUORIDE	2.82	183519	1628683	1	0.00
3	4.40	CHLORIDE	2.79	119349	1069778	1	0.00
4	5.28	NITRITE-N	2.87	214848	2439333	1	0.00
5	6.62	BROMIDE	2.87	33208	425105	1	0.25
6	7.67	NITRATE-N	2.80	174705	2769480	1	0.88
7	10.28	PHOSPHATE-P	2.84	38924	891015	1	0.16
8	12.13	SULFATE	2.91	29344	717095	1	0.00
		---total(s)---		19.89	795762	9966189	

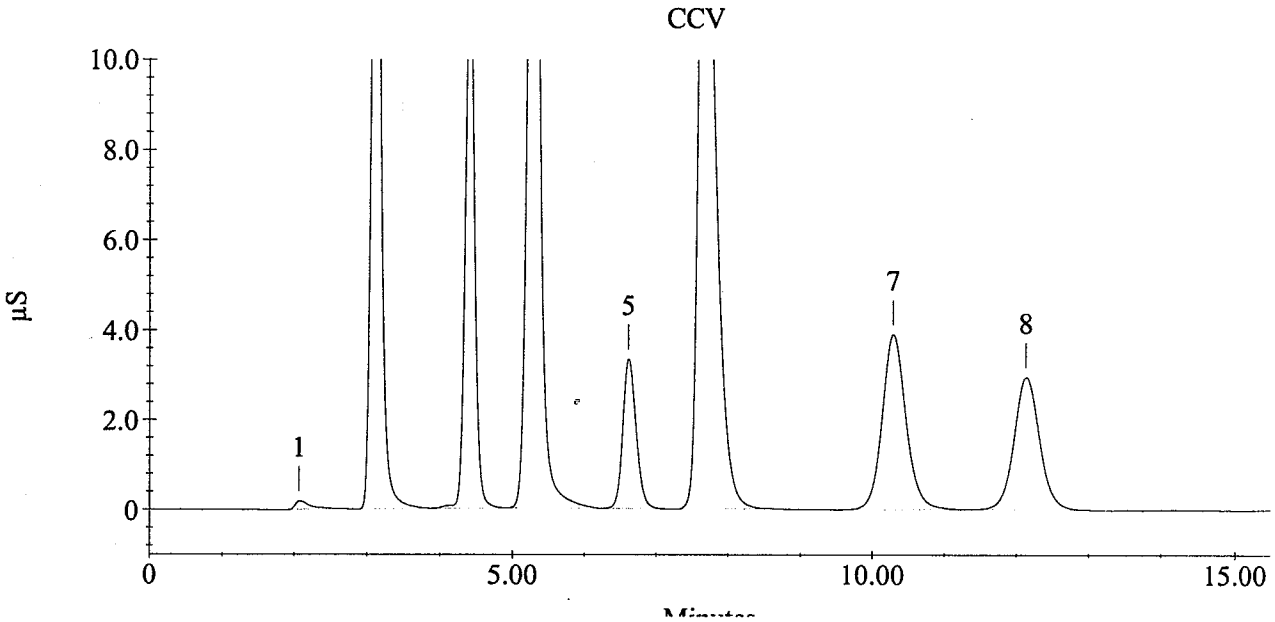

Sample Name : CCB
Method File Name : c:\peaknet\method\std.met

Current Date : 10/25/06
Date Time Collected : 10/25/06 3:17:34 AM

Injection Number : 56
Dilution Factor : 1.00
column :

Calibration Date : 10/24/06 12:44:20 PM
Data File Name : ...\OCT2406DAP_056.DXD
Injection Volume : 1.00

Module ID : 34 07 2a
Schedule File Name : ...\oct2406dap.sch

Peak Information : All Peaks

Pk. Num	Ret Time	Component Name	conc. (ppm)	Height	Area	Bl. Code	%Delta
1	2.72	Unknown 1	0.00	211	10873	1	
2	4.13	Unknown 2	0.00	352	1162	1	
3	4.38	CHLORIDE	0.01	463	3667	1	-0.38
		---total(s)---	0.01	1026	15702		

CCB

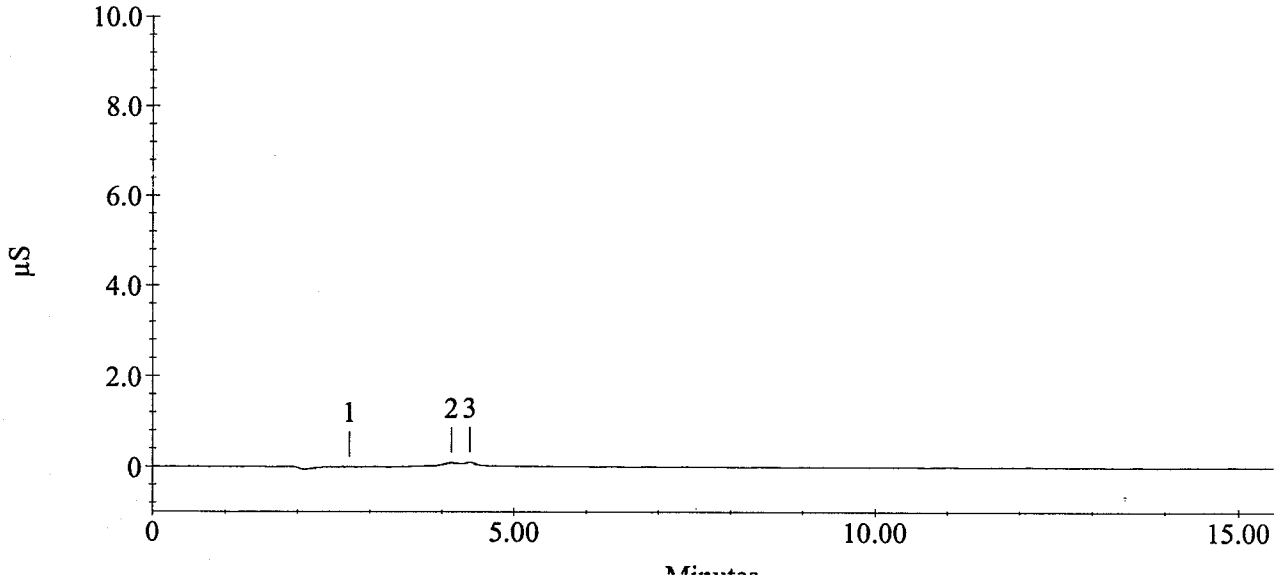

IC Fluoride EPA 300.0 No: 3028
Data Analyst: David A. Paschall Analyzed by: DAP
Comments: Date Analyzed: 10/24/06
Print Date: 10/25/06 13:22 Time Analyzed: 10:59

10/26/06

	ID	DF	Raw	Calc	Qual	RL	SPK	REC/RPD
1.	ICVR ERA# 07105	1.0	2.86	2.9		0.1	3.0	96.67
2.	ICB	1.0	< 0.10	< 0.1	U	0.1		
3.	KB65C	50.0	124.	124.		5.0		
4.	KB65F	50.0	127.	127.		5.0		
5.	KB65I	50.0	136.	136.		5.0		
6.	KB65B	20.0	58.6	58.6		2.0		
7.	KB65E	20.0	60.9	60.9		2.0		
8.	KB65H	20.0	59.0	59.0		2.0		
9.	KB65A MS	20.0	72.8	72.8		2.0	40.0	96.75
10.	KB65A	10.0	34.1	34.1		1.0		
11.	KB65A DUP	10.0	33.7	33.7		1.0		1.18
12.	KB65D	10.0	34.1	34.1		1.0		
13.	CCVR	1.0	2.86	2.9		0.1	3.0	96.67
14.	CCB	1.0	< 0.10	< 0.1	U	0.1		
15.	KB65G	10.0	35.6	35.6		1.0		
16.	CCVR	1.0	2.82	2.8		0.1	3.0	93.33
17.	CCB	1.0	< 0.10	< 0.1	U	0.1		
18.	KC12B	1.0	0.11	0.1		0.1		
19.	KC12B DUP	1.0	0.11	0.1		0.1		0.00
20.	KC12B MS	1.0	1.78	1.8		0.1	2.0	85.00
21.	CCVR	1.0	2.82	2.8		0.1	3.0	93.33
22.	CCB	1.0	< 0.10	< 0.1	U	0.1		

IC Chloride EPA 300.0 No: 3029
Data Analyst: David A. Paschall Analyzed by: DAP
Comments: Date Analyzed: 10/24/06
Print Date: 10/25/06 13:17 Time Analyzed: 10:59

10/24/06

	ID	DF	Raw	Calc	Qual	RL	SPK	REC/RPD
1.	ICVR ERA #36065	1.0	2.79	2.8		0.1	3.0	93.33
2.	ICB	1.0	< 0.10	< 0.1	U	0.1		
3.	KB88C	2.0	4.80	4.8		0.2		
4.	CCVR	1.0	2.82	2.8		0.1	3.0	93.33
5.	CCB	1.0	< 0.10	< 0.1	U	0.1		
6.	CCVR	1.0	2.82	2.8		0.1	3.0	93.33
7.	CCB	1.0	< 0.10	< 0.1	U	0.1		
8.	KB78A MS	100.	244.	244.		10.0	200.	91.60
9.	KB78A	50.0	60.8	60.8		5.0		
10.	KB78A DUP	50.0	61.0	61.0		5.0		0.33
11.	KB78E	20.0	46.4	46.4		2.0		
12.	KB88D	10.0	25.9	25.9		1.0		
13.	CCVR	1.0	2.79	2.8		0.1	3.0	93.33
14.	CCB	1.0	< 0.10	< 0.1	U	0.1		

IC Nitrite EPA 300.0 No: 3031
Data Analyst: David A. Paschall Analyzed by: DAP
Comments: Date Analyzed: 10/24/06
Print Date: 10/25/06 13:23 Time Analyzed: 10:59

10/26/06

ID	DF	Raw	Calc	Qual	RL	SPK	REC/RPD
1. ICVR ERA #17075	1.0	2.85	2.8		0.1	3.0	93.33
2. ICB	1.0	< 0.10	< 0.1	U	0.1		
3. KC12B	1.0	< 0.10	< 0.1	U	0.1		
4. KC12B DUP	1.0	< 0.10	< 0.1	U	0.1		
5. KC12B MS	1.0	1.79	1.8		0.1	2.0	90.00
6. CCVR	1.0	2.87	2.9		0.1	3.0	96.67
7. CCB	1.0	< 0.10	< 0.1	U	0.1		

IC Nitrate EPA 300.0 No: 3030
Data Analyst: David A. Paschall Analyzed by: DAP
Comments: Date Analyzed: 10/24/06
Print Date: 10/25/06 13:20 Time Analyzed: 10:59

✓ Procedure

	ID	DF	Raw	Calc	Qual	RL	SPK	REC/RPD
1.	ICVR ERA #06085	1.0	2.86	2.9		0.1	3.0	96.67
2.	ICB	1.0	< 0.10	< 0.1	U	0.1		
3.	KB78D	10.0	21.2	21.2		1.0		
4.	KB78A MS	2.0	8.15	8.2		0.2	4.0	100.00
5.	KB78A	1.0	4.16	4.2		0.1		
6.	KB78A DUP	1.0	4.15	4.2		0.1		0.00
7.	KB88B	5.0	7.16	7.2		0.5		
8.	CCVR	1.0	2.86	2.9		0.1	3.0	96.67
9.	CCB	1.0	< 0.10	< 0.1	U	0.1		
10.	CCVR	1.0	2.81	2.8		0.1	3.0	93.33
11.	CCB	1.0	< 0.10	< 0.1	U	0.1		
12.	KB88E	2.0	5.31	5.3		0.2		
13.	KB88F	2.0	5.30	5.3		0.2		
14.	KC12B	1.0	0.00	< 0.1	U	0.1		
15.	KC12B DUP	1.0	0.00	< 0.1	U	0.1		
16.	KC12B MS	1.0	1.83	1.8		0.1	2.0	90.00
17.	CCVR	1.0	2.80	2.8		0.1	3.0	93.33
18.	CCB	1.0	< 0.10	< 0.1	U	0.1		

IC o-Phosphorous EPA 300.0 No: 3032
Data Analyst: David A. Paschall Analyzed by: DAP
Comments: Date Analyzed: 10/24/06
Print Date: 10/25/06 13:24 Time Analyzed: 10:59

✓ DE 10/26/06

ID	DF	Raw	Calc	Qual	RL	SPK	REC/RPD
1. ICVR ERA #01024	1.0	2.86	2.9		0.1	3.0	96.67
2. ICB	1.0	< 0.10	< 0.1	U	0.1		
3. KC12B	1.0	0.42	0.4		0.1		
4. KC12B DUP	1.0	0.42	0.4		0.1		0.00
5. KC12B MS	1.0	2.07	2.1		0.1	2.0	85.00
6. CCVR	1.0	2.84	2.8		0.1	3.0	93.33
7. CCB	1.0	< 0.10	< 0.1	U	0.1		

IC Sulfate EPA 300.0 No: 3033
Data Analyst: David A. Paschall Analyzed by: DAP
Comments: Date Analyzed: 10/24/06
Print Date: 10/25/06 13:28 Time Analyzed: 10:59

10/24/06

	ID	DF	Raw	Calc	Qual	RL	SPK	REC/RPD
1.	ICVR SPEX 1-4S04-2	1.0	2.95	3.0		0.1	3.0	100.00
2.	ICB	1.0	< 0.10	< 0.1	U	0.1		
3.	KB78D	10.0	21.4	21.4		1.0		
4.	KB88B	5.0	21.0	21.0		0.5		
5.	KB88C	5.0	11.7	11.7		0.5		
6.	CCVR	1.0	2.99	3.0		0.1	3.0	100.00
7.	CCB	1.0	< 0.10	< 0.1	U	0.1		
8.	CCVR	1.0	2.99	3.0		0.1	3.0	100.00
9.	CCB	1.0	< 0.10	< 0.1	U	0.1		
10.	KB78A MS	20.0	59.2	59.2		2.0	40.0	95.00
11.	KB78A	10.0	21.2	21.2		1.0		
12.	KB78A DUP	10.0	21.0	21.0		1.0		0.95
13.	KB88D	5.0	17.3	17.3		0.5		
14.	CCVR	1.0	2.97	3.0		0.1	3.0	100.00
15.	CCB	1.0	< 0.10	< 0.1	U	0.1		
16.	KB78B	5.0	11.9	11.9		0.5		
17.	KB78C	5.0	10.7	10.7		0.5		
18.	KB78E	5.0	13.4	13.4		0.5		
19.	KB88E	5.0	16.0	16.0		0.5		
20.	KB88F	5.0	16.5	16.5		0.5		
21.	KC12B	1.0	1.79	1.8		0.1		
22.	KC12B DUP	1.0	1.77	1.8		0.1		0.00
23.	KC12B MS	1.0	3.75	3.8		0.1	2.0	100.00
24.	CCVR	1.0	2.91	2.9		0.1	3.0	96.67
25.	CCB	1.0	< 0.10	< 0.1	U	0.1		

LW
10-27-06

CYANIDE BENCHSHEET (Aqueous samples)

DATE: 10/24/06 12:48

SPECTROPHOTOMETRIC (EPA 335.2, SW846 9014, SM 4500-Cyanide D&E)

ANALYST: CLH / MAP

Reagents & Equipment	Reagent ID	Normality		Reagent ID
Silver nitrate	I2712	**0.0141**	*Pyridine Barbituric Acid*	5436C
NaOH		**0.250**	*PO4 Buffer*	5416C
Rhodanine Indicator	4827C			Equipment ID
Chloramine T	5454C		*Buret*	CLASS A
			Spectrophotometer	

CYANIDE STANDARDS

Primary calibration and matrix spike standardization

Stock Curve Standard		ml AgNO3 TITRANT			**Curve Source:**	0064-5	
	BLANK	0.01	0.01		Titration Date:	10/24/2006	*OK*
ml Crv source =	1.00	1.30	1.32	1.31	***mg/L (Stkstd) =***	**954**	*within range*
Intermediate Curve Std		*mL stock =*	1	*mL final vol =*	100	***intstd (mg/L) =***	***9.54***

Second Source calibration verification and LCS standardization

Stock CVS/LCS Standard		mL AgNO3 TITRANT			**CVS/LCS Source:**	SPEX 33-6AS	
	BLANK	0.01	0.01		Titration Date:	10/24/2006	*OK*
ml LCS source=	1.00	1.37	1.39	1.38	***mg/L (lcsstk) =***	**1005**	*within range*
Intermediate CVS/LCS Std		*mL stock =*	1	*mL final vol =*	100	***intcvs (mg/L) =***	***10.05***

QC Standards

CVS =	1.00	*mL init. to*	100	*mL =*	***0.101***	***mg/L CN***
Dist Crv lo =	0.05	*mL init. to*	50	*mL =*	***0.010***	***mg/L CN***
Dist Crv hi =	2.00	*mL init. to*	50	*mL =*	***0.382***	***mg/L CN***
Dist LCS =	0.75	*mL init. to*	50	*mL =*	***0.151***	***mg/L CN***

STANDARD CURVE DATA *prepared standard volume =* **50** *mL*

ml INTERMEDIATE	CONC (mg/l)	ABS @ 578		AVG	*Regressed mg/L*	**Regresssion Data** *CONC = (ABS-intercept)/ slope*	
0.0	0.000	0.001		0.001	*0.000*	*intercept =*	0.0004
0.025	0.005	0.012		0.012	*E 0.005*	*slope =*	2.1890
0.05	0.010	0.022		0.022	*0.010*	*r =*	1.0000
0.10	0.019	0.041		0.041	*0.019*		
1.00	0.191	0.415		0.415	*0.189*	*Comment:*	*Calibration OK!*
2.00	0.382	0.837		0.837	*0.382*		

Sample Data

SAMPLE ID	Distillation		Spectrophotometer data			CONC	NOTES
	mL sample	mL NaOH	Abs	Dilution	mg/L	(mg/L)	
ICB	na		0.001	1	0.000	< 0.005	*Blank OK*
ICV	na		0.229	1	0.104	0.104	*103.9%*
KB65 J1TOT	50.00	50.00	0.320	1	0.146	0.146	
KB65 J1TOT dup	50.00	50.00	0.301	1	0.137	0.137	RPD= 6.13
KB65 J1TOT ms	50.00	50.00	0.592	1	0.270	0.270	%Rec= 88.13
mg/L spike =	0.75	*ml of*	intstd	9.54mg/L CN to	50	*mL sample =*	*0.141*
~~KB65 K TOT~~	~~50.00~~	~~50.00~~	~~0.934~~	~~2~~	~~0.427~~	~~0.853~~	~~offscale dilute~~
KB65 L TOT	50.00	50.00	0.189	1	0.086	0.086	
KB65 M TOT	50.00	50.00	0.362	1	0.165	0.165	
~~KB65N1 TOT~~	~~50.00~~	~~50.00~~	~~0.910~~	~~2~~	~~0.416~~	~~0.831~~	~~offscale dilute~~
KB65O1 TOT	50.00	50.00	0.202	1	0.092	0.092	
KB65P1 TOT	50.00	50.00	0.412	1	0.188	0.188	
~~KB65Q1 TOT~~	~~50.00~~	~~50.00~~	~~1.028~~	~~2~~	~~0.469~~	~~0.939~~	~~offscale dilute~~
CCB	na		0.002	1	0.001	< 0.005	*Blank OK*
CCV	na		0.204	1	0.093	0.093	*92.5%*
KB65R1 TOT	50.00	50.00	0.164	1	0.075	0.075	
KB86B1	50.00	50.00	0.003	1	0.001	< 0.005	
KB86B1 dup	50.00	50.00	0.004	1	0.002	< 0.005	RPD NA
KB86B1 ms	50.00	50.00	0.314	1	0.143	0.143	%Rec= 101.62
mg/L spike =	0.75	*ml of*	intstd	9.54mg/L CN to	50	*mL sample =*	*0.141*
KB86D1	50.00	50.00	0.004	1	0.002	< 0.005	
KB65 K TOT	50.00	50.00	0.339	5	0.155	0.773	
KB65N1 TOT	50.00	50.00	0.405	5	0.185	0.924	
KB65Q1 TOT	50.00	50.00	0.396	5	0.181	0.904	

Sample Data

SAMPLE ID	Distillation		Spectrophotometer data			CONC	NOTES
	mL sample	mL NaOH	Abs	Dilution	mg/L	(mg/L)	
CCB	na		0.001	1	0.000	< 0.005	*Blank OK*
CCV	na		0.203	1	0.093	0.093	*92.1%*

CYANIDE BENCHSHEET (Aqueous samples) DATE: 10-25-06

SPECTROPHOTOMETRIC (EPA 335.2, SW846 9014, SM 4500-Cyanide D&E) ANALYST: CM

Reagents

	ID	Normality		ID
Silver nitrate	I 2712	0.0141	*Pyridine Barbituric Acid*	S436C
NaOH		0.250	*PO4 Buffer*	S416C
Rhodanine Indicator	4827C			
Chloramine T	S454C			

CYANIDE STANDARDS

Primary calibration and matrix spike standardization

Stock Curve Standard		ml AgNO3 TITRANT			**Curve Source:** 0064-5
	BLANK	0.01	0.01		Titration Date: 10-24-06
ml Crv source =	1.0	1.30	1.32	1.31	*mg/L (Stkstd)* =
Intermediate Curve Std		*mL stock* =	1	*mL final vol* = 100	*Intstd (mg/L)* =

Second Source calibration verification and LCS standardization

Stock CVS/LCS Standard		mL AgNO3 TITRANT			**CVS/LCS Source:** SPEX33-6AS
	BLANK	0.01	.01		Titration Date: 10-24-06
ml LCS source=	1.0	1.27	1.29	1.38	*mg/L (lcsstk)* =
Intermediate CVS/LCS Std		*mL stock* =	1	*mL final vol* = 100	*Intcvs (mg/L)* =

QC Standards

CVS =	1.00	*mL init. to*	100	*mL* =	*mg/L CN*
Dist Crv lo =	0.05	*mL init. to*	100	*mL* =	*mg/L CN*
Dist Crv hi =	2.00	*mL init. to*	100	*mL* =	*mg/L CN*
Dist LCS =	0.75	*mL init. to*	50	*mL* =	*mg/L CN*

STANDARD CURVE DATA *prepared standard volume* = 100 *mL*

ml INTERMEDIATE	CONC (mg/l)	ABS @ 578		AVG	*Regressed mg/L*	**Regresssion Data** *CONC = (ABS-intercept)/ slope*
0.0		0.001				*intercept* =
0.05		0.012				*slope* =
0.1		0.022				*r* =
0.5		0.041				
1.0		0.415				*Comment:*
2.0		0.837				

Sample Data

SAMPLE ID	Distillation mL sample	Distillation mL NaOH	Spectrophotometer data Abs	Dilution	mg/L	CONC (mg/L)	NOTES
CB			0.001				
ICV			0.229				
KB65 J1			0.320				
Dup			0.301				
D5			0.592				
K1			0.539	2.0			
L1			0.189				
M1			0.362				
N1			0.910	2.0			
O1			0.202				
P1			0.412				
Q1			0.028	2.0			
CCB			0.002				
CCV			0.204				
KB65 K1			0.169				
KB86 B1			0.003				
Dup			0.004				
M5			0.314				
D1			0.009				
KB65 K1			0.339	5.0			
N1			0.405	5.0			
Q1			0.396	5.0			
CCB			0.001				
CCV			0.205				
	CM						

10-25-06

Test Name	CYANIDE[Saved]
Date Standards Measured	24Oct06
Wavelength	578nm
Ref. Wavelength Correction	Off
Curve Fit	Linear
Number of Standards	6
Units	mg/L
ID# (0=OFF)	Off
Low/High Limits	0.000/0.200
Statistics	Off
Auto Print	On

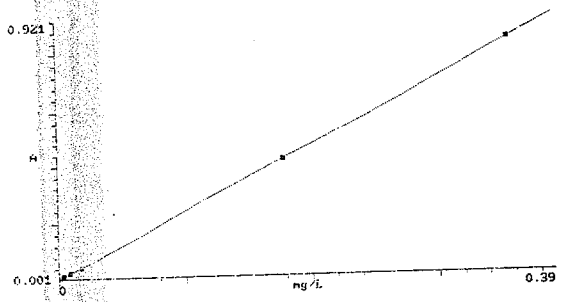

Curve Fit	Linear
Slope	2.35
Intercept	0.000309
Std Dev	0.003
Corr Coeff	1.000

Conc. mg/L	Abs 578nm
0.000	0.001
0.004	0.012
0.009	0.022
0.018	0.041
0.178	0.415
0.355	0.837

10-25-06

Abs 578nm	Result mg/L
0.001	0.000
0.229	0.097
0.320	0.136

0.301	0.128	
0.592	0.252	High
0.934	0.397	High
0.189	0.080	
0.362	0.154	
0.910	0.387	High
0.202	0.086	
0.412	0.175	
1.028	0.437	High
0.002	0.001	
0.204	0.087	



0.164	0.070
0.003	0.001
0.004	0.002
0.314	0.133
0.004	0.002
0.339	0.144
0.405	0.172
0.396	0.168
0.001	0.000
0.203	0.086
0.320	0.136

CW
10-27-06

CYANIDE BENCHSHEET (Aqueous samples)

DATE: 10/24/06 12:48

SPECTROPHOTOMETRIC (EPA 335.2, SW846 9014, SM 4500-Cyanide D&E)

ANALYST: CLH / MAP

Reagents & Equipment	Reagent ID	Normality		Reagent ID
Silver nitrate	I2712	**0.0141**	*Pyridine Barbituric Acid*	5436C
NaOH		**0.250**	*PO4 Buffer*	5416C
Rhodanine Indicator	4827C			Equipment ID
Chloramine T	5454C		*Buret*	CLASS A
			Spectrophotometer	

CYANIDE STANDARDS

Primary calibration and matrix spike standardization

Stock Curve Standard		ml AgNO3 TITRANT			**Curve Source:**	0064-5	
	BLANK	0.01	0.01		Titration Date:	10/24/2006	*OK*
ml Crv source =	1.00	1.30	1.32	1.31	***mg/L (Stkstd) =***	**954**	*within range*
Intermediate Curve Std		*mL stock =*	1	*mL final vol =*	100	***intstd (mg/L) =***	***9.54***

Second Source calibration verification and LCS standardization

Stock CVS/LCS Standard		mL AgNO3 TITRANT			**CVS/LCS Source:**	SPEX 33-6AS	
	BLANK	0.01	0.01		Titration Date:	10/24/2006	*OK*
ml LCS source=	1.00	1.37	1.39	1.38	***mg/L (lcsstk) =***	**1005**	*within range*
Intermediate CVS/LCS Std		*mL stock =*	1	*mL final vol =*	100	***intcvs (mg/L) =***	***10.05***

QC Standards

CVS =	1.00	*mL init. to*	100	*mL =*	***0.101***	***mg/L CN***
Dist Crv lo =	0.05	*mL init. to*	50	*mL =*	***0.010***	***mg/L CN***
Dist Crv hi =	2.00	*mL init. to*	50	*mL =*	***0.382***	***mg/L CN***
Dist LCS =	0.75	*mL init. to*	50	*mL =*	***0.151***	***mg/L CN***

STANDARD CURVE DATA

prepared standard volume = **50** *mL*

ml INTERMEDIATE	CONC (mg/l)	ABS @ 578		AVG	*Regressed mg/L*	**Regresssion Data** *CONC = (ABS-intercept)/ slope*	
0.0	0.000	0.001		0.001	*0.000*	*intercept =*	0.0004
0.025	0.005	0.012		0.012	*E 0.005*	*slope =*	2.1890
0.05	0.010	0.022		0.022	*0.010*	*r =*	1.0000
0.10	0.019	0.041		0.041	*0.019*		
1.00	0.191	0.415		0.415	*0.189*	*Comment:*	*Calibration OK!*
2.00	0.382	0.837		0.837	*0.382*		

Sample Data

SAMPLE ID	Distillation		Spectrophotometer data			CONC	NOTES
	mL sample	mL NaOH	Abs	Dilution	mg/L	(mg/L)	
ICB	na		0.003	1	0.001	< 0.005	*Blank OK*
ICV	na		0.218	1	0.099	0.099	*98.9%*
Prep Blank	50.00	50.00	0.002	1	0.001	< 0.005	*Blk OK*
WAD LCS	50.00	50.00	0.253	1	0.115	0.115	*76.5%*
WAD Dist lo	50.00	50.00	0.018	1	0.008	0.008	*Err @84.4%*
WAD Dist Hi	50.00	50.00	0.371	2	0.169	0.339	*88.8%*
KB65 J1WAD	50.00	50.00	0.078	1	0.035	0.035	
KB65 J1WAD dup	50.00	50.00	0.090	1	0.041	0.041	RPD= 14.35
KB65 J1WAD ms	50.00	50.00	0.319	1	0.146	0.146	%Rec= 78.08
mg/L spike =	0.75	*ml of*	intstd	9.54mg/L CN to	50	*mL sample =*	*0.141*
KB65 K WAD	50.00	50.00	0.427	1	0.195	0.195	
KB65 L WAD	50.00	50.00	0.040	1	0.018	0.018	
KB65 M WAD	50.00	50.00	0.078	1	0.035	0.035	
CCB	na		0.001	1	0.000	< 0.005	*Blank OK*
~~CCV~~	~~na~~		~~0.142~~	~~1~~	~~0.065~~	~~0.065~~	~~*err @64.4%*~~
~~CCV@ 0.141~~	~~na~~		~~0.328~~	~~1~~	~~0.150~~	~~0.150~~	~~*106.2%*~~
CCV	na		0.215	1	0.098	0.098	*97.5%*
KB65N1 WAD	50.00	50.00	0.525	1	0.240	0.240	
KB65O1 WAD	50.00	50.00	0.033	1	0.015	0.015	
KB65P1 WAD	50.00	50.00	0.114	1	0.052	0.052	
KB65Q1 WAD	50.00	50.00	0.674	1	0.308	0.308	
KB65R1 WAD	50.00	50.00	0.040	1	0.018	0.018	
Prep Blank TOT	50.00	50.00	0.002	1	0.001	< 0.005	*Blk OK*
TOT LCS	50.00	50.00	0.316	1	0.144	0.144	*95.6%*

Sample Data

SAMPLE ID	Distillation		Spectrophotometer data			CONC	NOTES
	mL sample	mL NaOH	Abs	Dilution	mg/L	(mg/L)	
TOT Dist lo	50.00	50.00	0.018	1	0.008	0.008	*Err @84.4%*
TOT Dist Hi	50.00	50.00	0.383	2	0.175	0.350	*91.6%*
~~KB65K1 TOT~~	~~50.00~~	~~50.00~~	~~1.825~~	~~2~~	~~0.834~~	~~1.667~~	~~*offscale dilute*~~
CCB	na		0.001	1	0.000	< 0.005	*Blank OK*
CCV	na		0.219	1	0.100	0.100	*99.4%*

TEST SETUP
GENESYS 10 v2.021 2G2G048006

Standard Curve	11:34 25Oct06
Test Name	CYANIDE[Saved]
Date Standards Measured	24Oct06
Wavelength	578nm
Ref. Wavelength Correction	Off
Curve Fit	Linear
Number of Standards	6
Units	mg/L
ID# (0=OFF)	Off
Low/High Limits	0.000/0.200
Statistics	Off
Auto Print	On

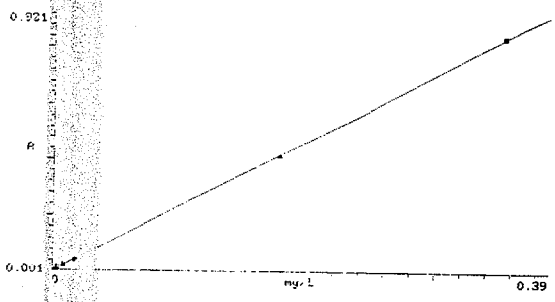

Curve Fit	Linear
Slope	2.35
Intercept	0.000309
Std Dev	0.003
Corr Coeff	1.000

Conc. mg/L	Abs 578nm
0.000	0.001
0.004	0.012
0.009	0.022
0.018	0.041
0.178	0.415
0.355	0.837

10-25-06

TEST SETUP
GENESYS 10 v2.021 2G2G048006

Standard Curve 12:09 25Oct06

0.019 0.008

TEST SETUP
GENESYS 10 v2.021 2G2G048006

	13:14 24Oct06
Standard Curve	CYANIDE
Test Name	24Oct06
Date Standards Measured	578nm
Wavelength	Off
Ref. Wavelength Correction	Linear
Curve Fit	6
Number of Standards	mg/L
Units	Off
ID# (0=OFF)	0.000/0.200
Low/High Limits	Off
Statistics	On
Auto Print	

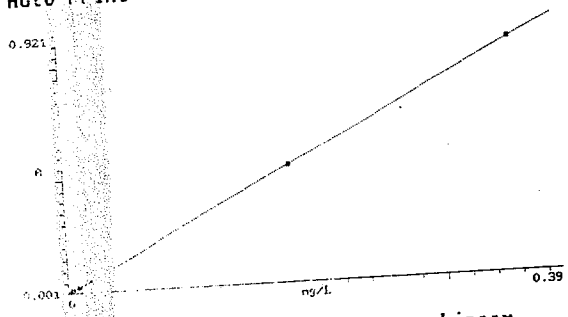

Curve Fit	Linear
Slope	2.35
Intercept	0.000309
Std Dev	0.003
Corr Coeff	1.000

Conc. mg/L	Abs 578nm
0.000	0.001
0.004	0.012
0.009	0.022
0.018	0.041
0.178	0.415
0.355	0.837

TEST SETUP
GENESYS 10 v2.021 2G2G048006

	13:18 24Oct06
Standard Curve	CYANIDE[Saved]
Test Name	

Date Standards Measured	24Oct06
Wavelength	578nm
Ref. Wavelength Correction	Off
Curve Fit	Linear
Number of Standards	6
Units	mg/L
ID# (0=OFF)	Off
Low/High Limits	0.000/0.200
Statistics	Off
Auto Print	On

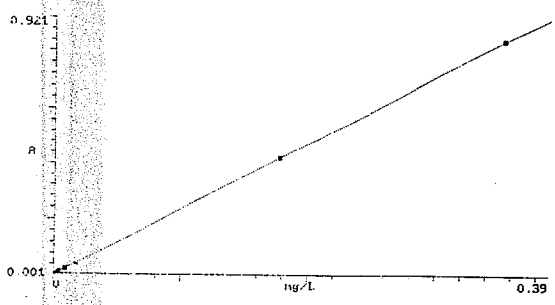

Curve Fit	Linear
Slope	2.35
Intercept	0.000309
Std Dev	0.003
Corr Coeff	1.000

Conc. mg/L	Abs 578nm
0.000	0.001
0.004	0.012
0.009	0.022
0.018	0.041
0.178	0.415
0.355	0.837

Abs 578nm	Result mg/L
0.003	0.001
0.218	0.093
0.002	0.001
0.253	0.107

10-24-06
27
10-24-06

0.018	0.008
0.371	0.158
0.078	0.033
0.090	0.038
0.319	0.136
0.427	0.181
0.040	0.017
0.078	0.033
0.001	0.000
0.142	0.060
0.328	0.139
0.215	0.091


0.525
0.223 High
0.033
0.014
0.114
0.048
0.674
0.287 High
0.040
0.017
0.002
0.001
0.316
0.134
0.018
0.008
0.383
0.163
1.825
0.776 High
0.001
0.000
0.219
0.093

Cyanide Distillation Log

Distillation Date 10-23-06

Analyst(s) [illegible]

Sample ID ARI # Client #	Sample Matrix	Sample Pre-testing result pH	Chlorine	Sulfide	Distillation TOT or WAD Time	Sample (mL) or (grams)	Final Vol (ml NaOH)	Spikes & Standards mL added	Std Conc. (mg/L)	NOTES: *indicate any pre-treatment to remove interferences and/or problems with distillation*
Blank	W	2.12			WAD	50ml	50ml			
LCS								0.75	20ppm	
Low				NA				0.05	~~20~~ 10 ppm	
High				NA				2.0	~~2~~ 10ppm	
KB65J1			—	—						
Dup			—	—						
MS			—	—				0.75	10ppm	
K1			—	—						
L1			—	—						
M1			—	—						
N1			—	—						
O1			—	—						
P1			—	—						
Q1			—	—						
R1			—	—						
Blank					TOT					
LCS								0.75	10ppm	Broke Tube In Sample Redistill'l
LOW								0.05		
High								2.0ml	10ppm	
KB65J1			—	—						
Dup			—	—						
MS			—	—				0.75	10ppm	

ARI 6023 CN Distillation Log
Revised: 2/16/98

1961

6023CNdist1.xls
Date Printed: 1/26/2006

0143

Cyanide Distillation Log

Distillation Date 10-23-06 Cont

Analyst(s)

Sample ID ARI # / Client #	Sample ID Sample Matrix	Sample Pre-testing result pH	Chlorine	Sulfide	Distillation TOT or WAD Time	Sample (mL) or (grams)	Final Vol (ml NaOH)	Spikes & Standards mL added	Std Conc. (mg/L)	NOTES: *indicate any pre-treatment to remove interferences and/or problems with distillation*
KI	W	>12	–	–	TOT	50 ml	50ml			
LI			–	–						
MI			–	–						
NI			–	–						
OI			–	–						
PI			–	–						
QI			–	–						
RI			–	–						
LCS			NA	NA				0.75	ppm	
KB86BI				–						
Dup			–	–						
MS			–	–				0.75	10ppm	
KB86DI			–	–						

10-23-06

Data File: /chem3/nt1.i/20061107.b/kc54b.d

Date : 07-NOV-2006 16:33

Client ID: G2S-PW-102406

Instrument: nt1.i

Sample Info: KC54B

Volume Injected (uL): 1.0

Operator: VTS

Column phase: ZB-5

Column diameter: 0.25

24 Chrysene

Concentration: 0.2210 ug/L

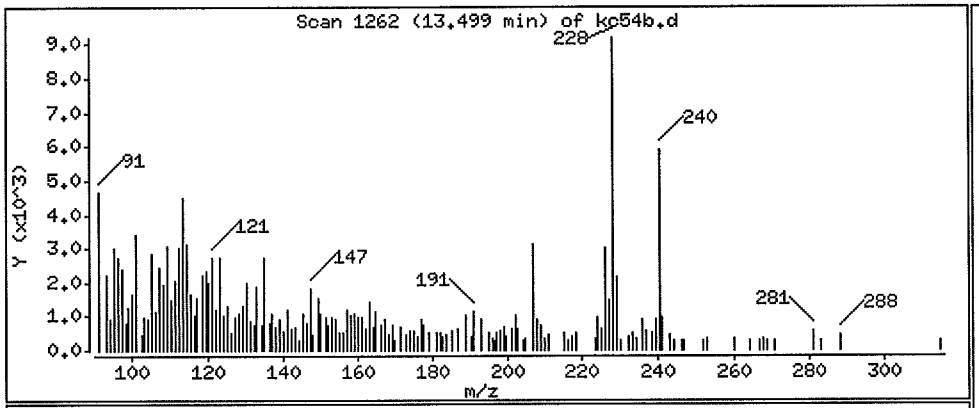

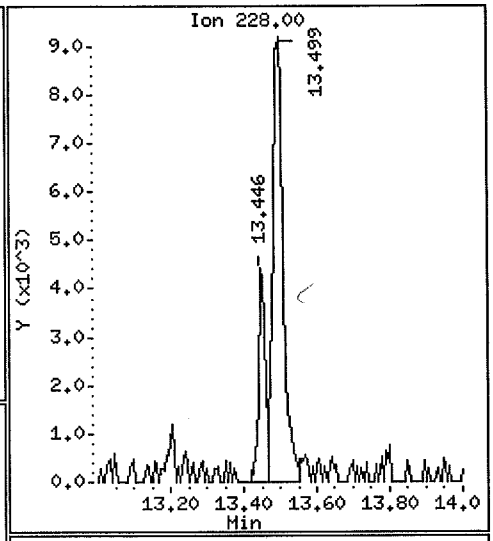

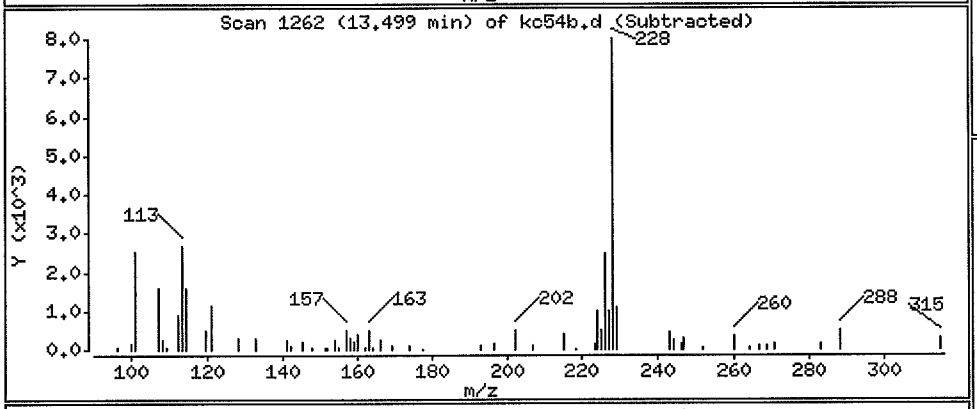

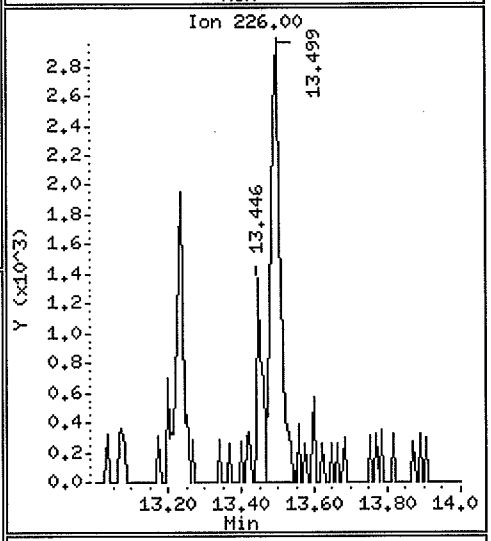

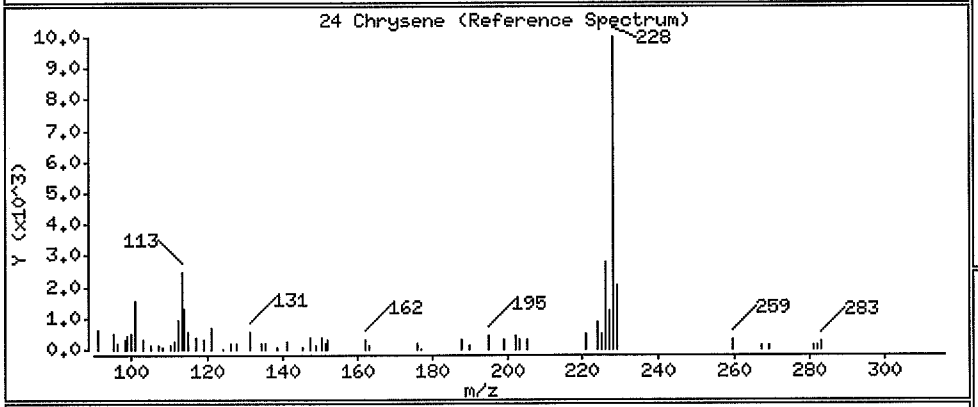

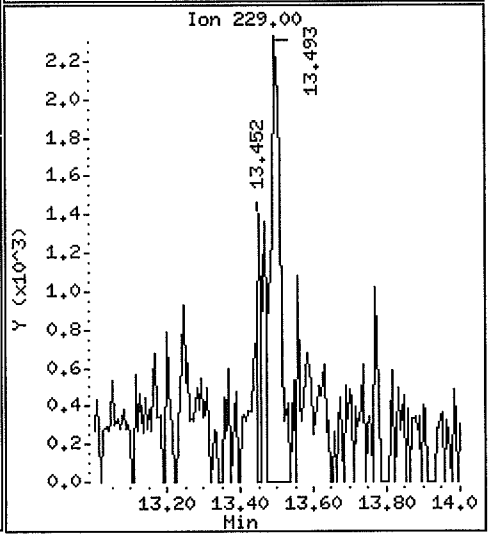

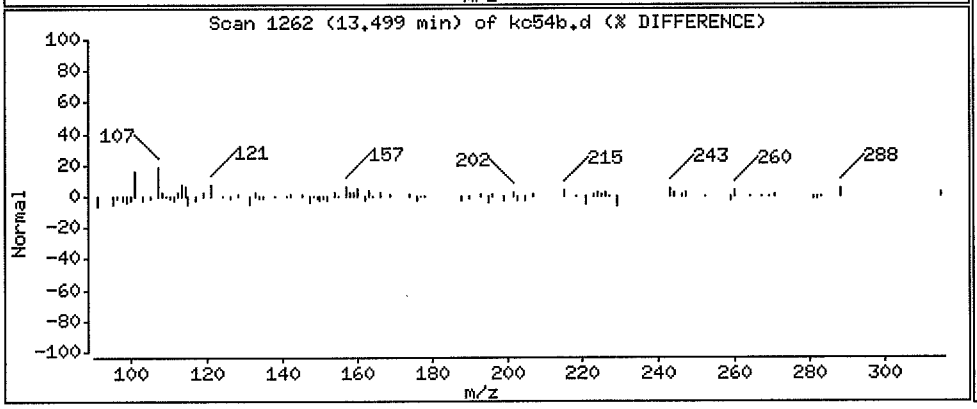

Data File: /chem3/nt1.i/20061107.b/kc54b.d

Date : 07-NOV-2006 16:33

Client ID: G2S-PW-102406

Instrument: nt1.i

Sample Info: KC54B

Volume Injected (uL): 1.0

Operator: VTS

Column phase: ZB-5

Column diameter: 0.25

28 Benzo(b)fluoranthene

Concentration: 0.1277 ug/L

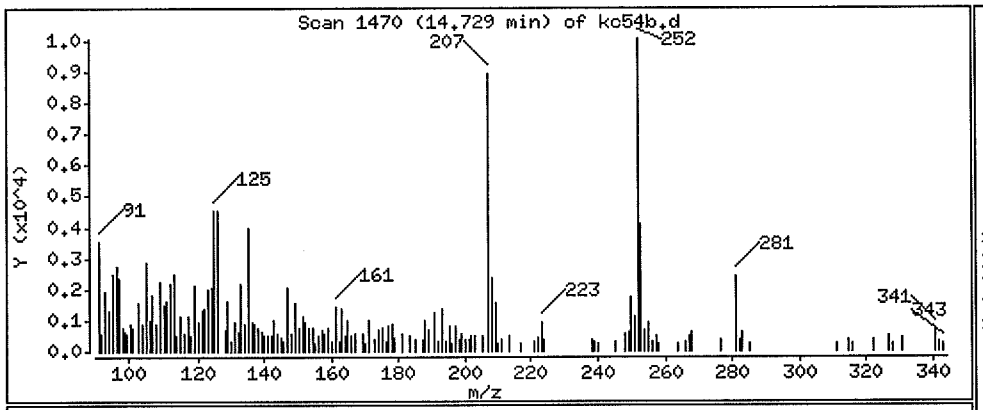

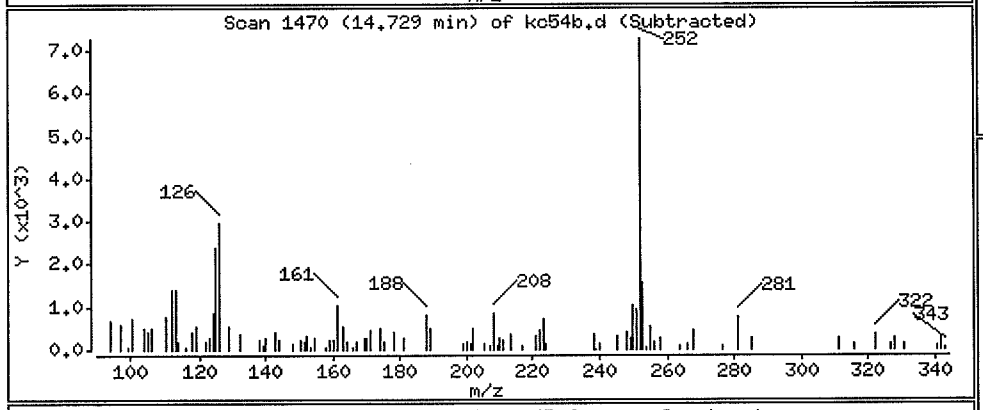

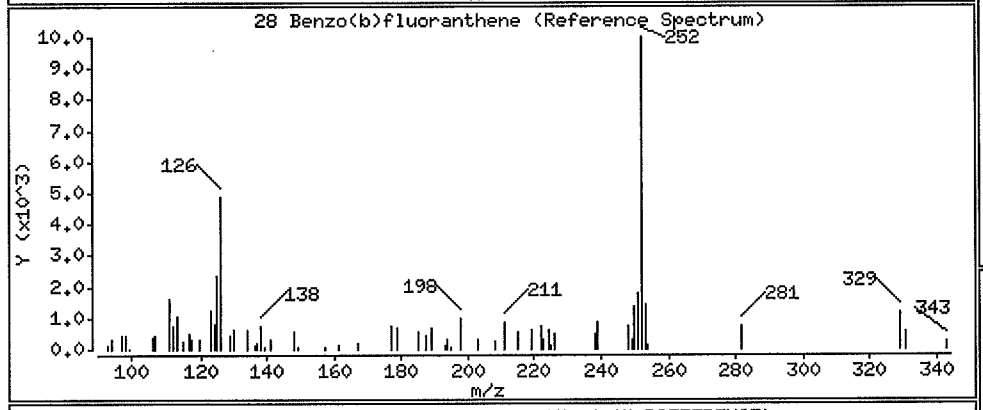

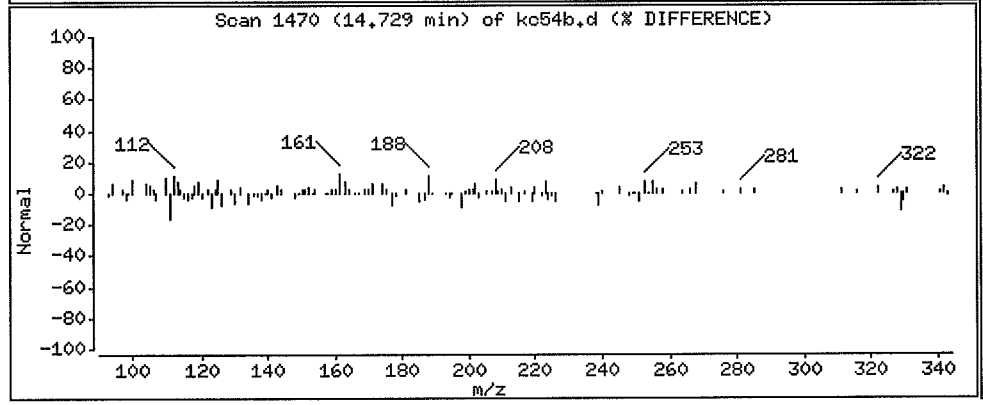

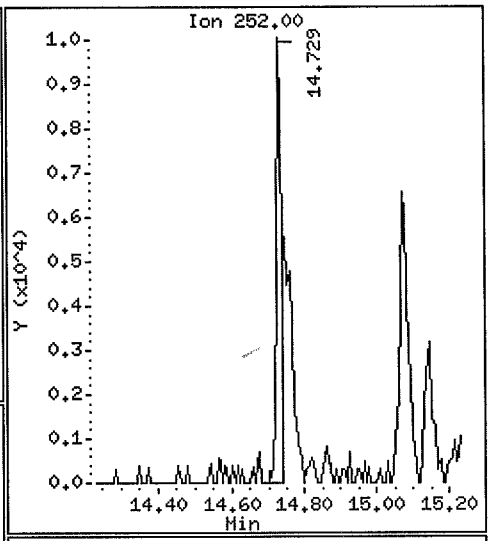

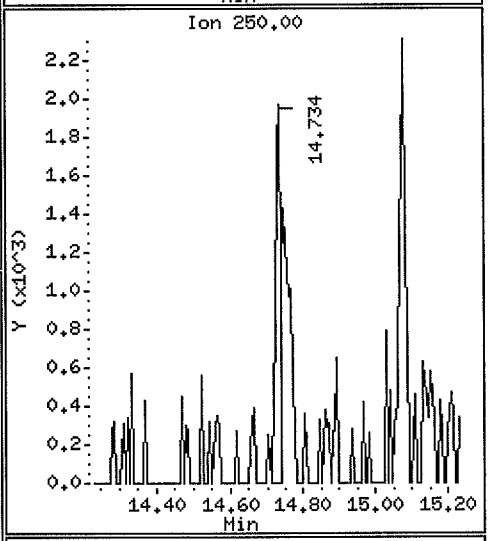

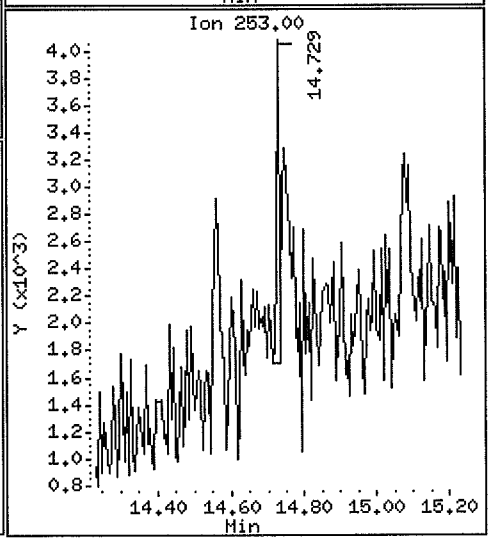

Analytical Resources, Incorporated
Analytical Chemists and Consultants

November 10, 2006

Kristin Gaines
Anchor Environmental
6650 SW Redwood Lane, #110
Portland, OR 97224

RE: Client Project: Chinook Ventures 060354-01
ARI Job No. KC54

Dear Kristin:

Please find enclosed the original chain of custody documentation and the final data package for samples from the project referenced above.

Problems associated with these analyses are discussed in the Case Narrative.

An electronic copy of this package will remain on file with ARI. Should you have any questions or problems, please feel free to contact me at your convenience.

Sincerely,

ANALYTICAL RESOURCES, INC.

Susan Dunnihoo
Client Services Manager
sue@arilabs.com
206/695-6207

Enclosures

cc: eFile KC54

SD/eb

Case Narrative

prepared
for

ANCHOR ENVIRONMENTAL

Project: Chinook, 060354-01

ARI JOB NO: KC54

prepared
by

Analytical Resources, Inc.

Case Narrative

Anchor Environmental
Chinook Ventures 060354-01
ARI Job: KC54
November 14, 2006

Sample Receipt Information:

Analytical Resources, Inc. accepted eight water samples on 10/26/06. The cooler temperature at the time of receipt was recorded at 8.0°C, above the recommended range of 2.0-6.0°C, but were well iced. Samples **G3S-PW-102406** and **G6S-PW-102406** both arrived with both jars broken during transit. Analysis was not possible for these two samples. Sample **G5S-PW-102406** arrived with one of two jars broken. Analysis was performed. The COC requested analysis by 8310, a test not performed at ARI, but analyses had been scheduled for analysis by SIM.

PNA Analysis by Selected Ion Monitoring (GC/MS 8270):

Initial calibration (s): All analytes were within method acceptance criteria.

Continuing calibration (s): All analytes of interest were within method acceptance criteria for the associated list.

Method Blank (s): All method blanks were free of contamination.

Surrogate(s): All surrogate recoveries were within control limits.

Samples: There were no anomalies encountered with this analysis.

Matrix spike(s): Additional volume was not received for project-specific QC.

LCS/LCSD (s): All percent recoveries and RPDs were in control.

Chain of Custody
Documentation

prepared
for

ANCHOR ENVIRONMENTAL

Project: Chinook, 060354-01

ARI JOB NO: KC54

prepared
by

Analytical Resources, Inc.

Chain of Custody Record & Laboratory Analysis Request

ARI Assigned Number: KC54	Turn-around Requested:	Page: 1 of 1	
ARI Client Company: ANCHOR ENVIRONMENTAL	Phone: 206-719-1344	Date: 10/25/06	Ice Present? YES
Client Contact: TOM DICKEY		No. of Coolers: 1	Cooler Temps: 8.0°
Client Project Name: CHINOOK VENTURES			
Client Project #: 060354-01	Samplers: J. OBIE STRICKLER		

Analytical Resources, Incorporated
Analytical Chemists and Consultants
4611 South 134th Place, Suite 100
Tukwila, WA 98168
206-695-6200 206-695-6201 (fax)

Sample ID	Date	Time	Matrix	No. Containers	Analysis Requested: PAH's 8310	Notes/Comments
G1S-PW-102406	10/24/06	1030	W	2	✓	
G2S-PW-102406	10/24/06	0915	W	2	✓	
G10S-PW-102406	10/24/06	0945	W	2	✓	
G6S-PW-102406	10/24/06	1330	W	2	✓	
G3S-PW-102406	10/24/06	1145	W	2	✓	
PZ7-PW-102406	10/24/06	1430	W	2	✓	
G5S-PW-102406	10/24/06	1600	W	2	✓	
G4S-PW-102406	10/24/06	1745	W	2	✓	

Comments/Special Instructions	Relinquished by: (Signature)	Received by: (Signature)	Relinquished by: (Signature)	Received by: (Signature)
AIR BILL # 8549 5393 4665	J. Obie Strickler	Bob Congleton		
	Printed Name: J. OBIE STRICKLER	Printed Name: BOB CONGLETON	Printed Name:	Printed Name:
	Company: ENS	Company: ARI	Company:	Company:
	Date & Time: 10/25/06 1030	Date & Time: 10/26/06 1030	Date & Time:	Date & Time:

0004

Limits of Liability: *ARI will perform all requested services in accordance with appropriate methodology following ARI Standard Operating Procedures and the ARI Quality Assurance Program. This program meets standards for the industry. The total liability of ARI, its officers, agents, employees, or successors, arising out of or in connection with the requested services, shall not exceed the Invoiced amount for said services. The acceptance by the client of a proposal for services by ARI release ARI from any liability in excess thereof, not withstanding any provision to the contrary in any contract, purchase order or co-signed agreement between ARI and the Client.*

Sample Retention Policy: All samples submitted to ARI will be appropriately discarded no sooner than 90 days after receipt or 60 days after submission of hardcopy data, whichever is longer, unless alternate retention schedules have been established by work-order or contract.

Cooler Receipt Form

ANALYTICAL RESOURCES INCORPORATED

ARI Client: ANCHOR Project Name: CHINOOK VEN.

COC NO.: — Delivered By: FED EX

Tracking NO.: — Date: 10/26/06

ARI Job No.: KO54 Lims NO.: 06-20960 to 06-20965

Preliminary Examination Phase:

1. Were intact, properly signed and dated custody seals attached To the outside of the cooler?	YES	(NO)
2. Were custody papers included with the cooler	(YES)	NO
3. Were custody papers properly filled out (ink, signed etc.)?	(YES)	NO
4. Complete custody forms and attach all shipping documents	OK	(NA)

Cooler Accepted BY: Bob Conglose Date: 10/26/06 Time: 1030

Log-IN Phase:

5. Was a temperature blank include in the cooler?	YES	(NO)
6. Record Cooler Temperature	8.0°	°C
7. What kind of packing material was used?	Bw/ICE	
8. Was sufficient ice used (if appropriate)?	YES	(NO)
9. Were all bottles sealed in separate plastic bags?	YES	(NO)
10. Did all bottles arrive in good condition (unbroken)?	YES	(NO)
11. Were all bottle labels complete and legible?	YES	NO
12. Did all bottle labels and tags agree with custody papers?	YES	NO
13. Were all bottles used correct for the requested analyses?	(YES)	NO
14. Do any of the analyses (bottles) require preservative? (If so, Preservation checklist must be attached)	YES	(NO)
15. Were all VOA vials free of air bubbles?	YES N/A	NO
16. Was sufficient amount of sample sent in each bottle?	(YES)	NO
17. Notify Project Manager of any discrepancies or concerns	(OK)	NA

Cooler Opened By: BL Date: 10/26/06 Time 1030

Explain any discrepancies or negative responses:

G65 } both a/q broken on arrival
G35 }

G55 lag broken on arrival

Data Summary Package

prepared
for

ANCHOR ENVIRONMENTAL

Project: Chinook, 060354-01

ARI JOB NO: KC54

prepared
by

Analytical Resources, Inc.

Data Reporting Qualifiers

Effective 12/28/04

Inorganic Data

U	Indicates that the target analyte was not detected at the reported concentration
*	Duplicate RPD is not within established control limits
B	Reported value is less than the CRDL but ≥ the Reporting Limit
N	Matrix Spike recovery not within established control limits
NA	Not Applicable, analyte not spiked
H	The natural concentration of the spiked element is so much greater than the concentration spiked that an accurate determination of spike recovery is not possible
L	Analyte concentration is ≤5 times the Reporting Limit and the replicate control limit defaults to ±1 RL instead of the normal 20% RPD

Organic Data

U	Indicates that the target analyte was not detected at the reported concentration
*	Flagged value is not within established control limits
B	Analyte detected in an associated Method Blank at a concentration greater than one-half of ARI's Reporting Limit or 5% of the regulatory limit or 5% of the analyte concentration in the sample.
J	Estimated concentration when the value is less than ARI's established reporting limits
D	The spiked compound was not detected due to sample extract dilution
NR	Spiked compound recovery is not reported due to chromatographic interference
E	Estimated concentration calculated for an analyte response above the valid instrument calibration range. A dilution is required to obtain an accurate quantification of the analyte.
S	Indicates an analyte response that has saturated the detector. The calculated concentration is not valid; a dilution is required to obtain valid quantification of the analyte
NA	The flagged analyte was not analyzed for

NS The flagged analyte was not spiked into the sample

M Estimated value for an analyte detected and confirmed by an analyst but with low spectral match parameters. This flag is used only for GC-MS analyses

N The analysis indicates the presence of an analyte for which there is presumptive evidence to make a "tentative identification"

Y The analyte is not detected at or above the reported concentration. The reporting limit is raised due to chromatographic interference. The Y flag is equivalent to the U flag with a raised reporting limit.

C The analyte was positively identified on only one of two chromatographic columns. Chromatographic interference prevented a positive identification on the second column

P The analyte was detected on both chromatographic columns but the quantified values differ by ≥40% RPD with no obvious chromatographic interference

Geotechnical Data

A The total of all fines fractions. This flag is used to report total fines when only sieve analysis is requested and balances total grain size with sample weight.

F Samples were frozen prior to particle size determination

SM Sample matrix was not appropriate for the requested analysis. This normally refers to samples contaminated with an organic product that interferes with the sieving process and/or moisture content, porosity and saturation calculations

SS Sample did not contain the proportion of "fines" required to perform the pipette portion of the grain size analysis

W Weight of sample in some pipette aliquots was below the level required for accurate weighting

SIM PNA

ANALYTICAL RESOURCES INCORPORATED

ORGANICS ANALYSIS DATA SHEET
PNAs by SW8270D-SIM GC/MS

Sample ID: G1S-PW-102406
SAMPLE

Lab Sample ID: KC54A
LIMS ID: 06-20960
Matrix: Water
Data Release Authorized:
Reported: 11/09/06

QC Report No: KC54-Anchor Environmental
Project: CHINOOK VENTURES
Event: 060354-01
Date Sampled: 10/24/06
Date Received: 10/26/06

Date Extracted: 10/31/06
Date Analyzed: 11/07/06 16:09
Instrument/Analyst: NT1/VTS

Sample Amount: 500 mL
Final Extract Volume: 0.5 mL
Dilution Factor: 1.00

CAS Number	Analyte	RL	Result
91-20-3	Naphthalene	0.10	< 0.10 U
91-57-6	2-Methylnaphthalene	0.10	< 0.10 U
208-96-8	Acenaphthylene	0.10	< 0.10 U
83-32-9	Acenaphthene	0.10	< 0.10 U
86-73-7	Fluorene	0.10	< 0.10 U
85-01-8	Phenanthrene	0.10	< 0.10 U
120-12-7	Anthracene	0.10	< 0.10 U
206-44-0	**Fluoranthene**	**0.10**	**0.14**
129-00-0	**Pyrene**	**0.10**	**0.70**
56-55-3	Benzo(a)anthracene	0.10	< 0.10 U
218-01-9	**Chrysene**	**0.10**	**0.16**
205-99-2	**Benzo(b)fluoranthene**	**0.10**	**0.17**
207-08-9	**Benzo(k)fluoranthene**	**0.10**	**0.15**
50-32-8	**Benzo(a)pyrene**	**0.10**	**0.10**
193-39-5	**Indeno(1,2,3-cd)pyrene**	**0.10**	**0.10 J**
53-70-3	Dibenz(a,h)anthracene	0.10	< 0.10 U
191-24-2	**Benzo(g,h,i)perylene**	**0.10**	**0.18**
132-64-9	Dibenzofuran	0.10	< 0.10 U

Reported in µg/L (ppb)

SIM Semivolatile Surrogate Recovery

d10-2-Methylnaphthalene	84.7%
d14-Dibenzo(a,h)anthracen	93.3%

ANALYTICAL RESOURCES INCORPORATED

ORGANICS ANALYSIS DATA SHEET
PNAs by SW8270D-SIM GC/MS

Sample ID: G2S-PW-102406
SAMPLE

Lab Sample ID: KC54B
LIMS ID: 06-20961
Matrix: Water
Data Release Authorized:
Reported: 11/09/06

QC Report No: KC54-Anchor Environmental
Project: CHINOOK VENTURES
Event: 060354-01
Date Sampled: 10/24/06
Date Received: 10/26/06

Date Extracted: 10/31/06
Date Analyzed: 11/07/06 16:33
Instrument/Analyst: NT1/VTS

Sample Amount: 500 mL
Final Extract Volume: 0.5 mL
Dilution Factor: 1.00

CAS Number	Analyte	RL	Result	
91-20-3	Naphthalene	0.10	0.15	
91-57-6	2-Methylnaphthalene	0.10	0.05	J
208-96-8	Acenaphthylene	0.10	< 0.10	U
83-32-9	Acenaphthene	0.10	0.29	
86-73-7	Fluorene	0.10	0.14	
85-01-8	Phenanthrene	0.10	0.49	
120-12-7	Anthracene	0.10	0.09	J
206-44-0	Fluoranthene	0.10	0.64	
129-00-0	Pyrene	0.10	0.40	
56-55-3	Benzo(a)anthracene	0.10	0.07	J
218-01-9	Chrysene	0.10	0.22	
205-99-2	Benzo(b)fluoranthene	0.10	0.13	
207-08-9	Benzo(k)fluoranthene	0.10	0.12	
50-32-8	Benzo(a)pyrene	0.10	0.07	J
193-39-5	Indeno(1,2,3-cd)pyrene	0.10	< 0.10	U
53-70-3	Dibenz(a,h)anthracene	0.10	< 0.10	U
191-24-2	Benzo(g,h,i)perylene	0.10	0.07	J
132-64-9	Dibenzofuran	0.10	0.10	

Reported in µg/L (ppb)

SIM Semivolatile Surrogate Recovery

d10-2-Methylnaphthalene	78.7%
d14-Dibenzo(a,h)anthracen	74.7%

ANALYTICAL RESOURCES INCORPORATED

ORGANICS ANALYSIS DATA SHEET
PNAs by SW8270D-SIM GC/MS

Sample ID: G10S-PW-102406
SAMPLE

Lab Sample ID: KC54C
LIMS ID: 06-20962
Matrix: Water
Data Release Authorized:
Reported: 11/09/06

QC Report No: KC54-Anchor Environmental
Project: CHINOOK VENTURES
Event: 060354-01
Date Sampled: 10/24/06
Date Received: 10/26/06

Date Extracted: 10/31/06
Date Analyzed: 11/07/06 16:58
Instrument/Analyst: NT1/VTS

Sample Amount: 500 mL
Final Extract Volume: 0.5 mL
Dilution Factor: 1.00

CAS Number	Analyte	RL	Result	
91-20-3	Naphthalene	0.10	0.23	
91-57-6	2-Methylnaphthalene	0.10	0.07	J
208-96-8	Acenaphthylene	0.10	< 0.10	U
83-32-9	Acenaphthene	0.10	0.48	
86-73-7	Fluorene	0.10	0.22	
85-01-8	Phenanthrene	0.10	0.73	
120-12-7	Anthracene	0.10	0.11	
206-44-0	Fluoranthene	0.10	0.77	
129-00-0	Pyrene	0.10	0.49	
56-55-3	Benzo(a)anthracene	0.10	0.07	J
218-01-9	Chrysene	0.10	0.26	
205-99-2	Benzo(b)fluoranthene	0.10	0.19	
207-08-9	Benzo(k)fluoranthene	0.10	0.11	
50-32-8	Benzo(a)pyrene	0.10	0.07	J
193-39-5	Indeno(1,2,3-cd)pyrene	0.10	0.05	J
53-70-3	Dibenz(a,h)anthracene	0.10	< 0.10	U
191-24-2	Benzo(g,h,i)perylene	0.10	0.09	J
132-64-9	Dibenzofuran	0.10	0.17	

Reported in µg/L (ppb)

SIM Semivolatile Surrogate Recovery

d10-2-Methylnaphthalene	80.3%
d14-Dibenzo(a,h)anthracen	84.7%

ANALYTICAL RESOURCES INCORPORATED

ORGANICS ANALYSIS DATA SHEET
PNAs by SW8270D-SIM GC/MS
Page 1 of 1

Sample ID: PZ7-PW-102406
SAMPLE

Lab Sample ID: KC54D
LIMS ID: 06-20963
Matrix: Water
Data Release Authorized:
Reported: 11/09/06

QC Report No: KC54-Anchor Environmental
Project: CHINOOK VENTURES
Event: 060354-01
Date Sampled: 10/24/06
Date Received: 10/26/06

Date Extracted: 10/31/06
Date Analyzed: 11/07/06 17:23
Instrument/Analyst: NT1/VTS

Sample Amount: 500 mL
Final Extract Volume: 0.5 mL
Dilution Factor: 1.00

CAS Number	Analyte	RL	Result
91-20-3	**Naphthalene**	**0.10**	**0.08 J**
91-57-6	2-Methylnaphthalene	0.10	< 0.10 U
208-96-8	Acenaphthylene	0.10	< 0.10 U
83-32-9	**Acenaphthene**	**0.10**	**0.05 J**
86-73-7	**Fluorene**	**0.10**	**0.05 J**
85-01-8	**Phenanthrene**	**0.10**	**0.07 J**
120-12-7	Anthracene	0.10	< 0.10 U
206-44-0	Fluoranthene	0.10	< 0.10 U
129-00-0	Pyrene	0.10	< 0.10 U
56-55-3	Benzo(a)anthracene	0.10	< 0.10 U
218-01-9	Chrysene	0.10	< 0.10 U
205-99-2	Benzo(b)fluoranthene	0.10	< 0.10 U
207-08-9	Benzo(k)fluoranthene	0.10	< 0.10 U
50-32-8	Benzo(a)pyrene	0.10	< 0.10 U
193-39-5	Indeno(1,2,3-cd)pyrene	0.10	< 0.10 U
53-70-3	Dibenz(a,h)anthracene	0.10	< 0.10 U
191-24-2	Benzo(g,h,i)perylene	0.10	< 0.10 U
132-64-9	Dibenzofuran	0.10	< 0.10 U

Reported in µg/L (ppb)

SIM Semivolatile Surrogate Recovery

d10-2-Methylnaphthalene	77.0%
d14-Dibenzo(a,h)anthracen	53.0%

ANALYTICAL RESOURCES INCORPORATED

ORGANICS ANALYSIS DATA SHEET
PNAs by SW8270D-SIM GC/MS
Page 1 of 1

Sample ID: G5S-PW-102406
SAMPLE

Lab Sample ID: KC54E
LIMS ID: 06-20964
Matrix: Water
Data Release Authorized:
Reported: 11/09/06

QC Report No: KC54-Anchor Environmental
Project: CHINOOK VENTURES
Event: 060354-01
Date Sampled: 10/24/06
Date Received: 10/26/06

Date Extracted: 10/31/06
Date Analyzed: 11/07/06 17:47
Instrument/Analyst: NT1/VTS

Sample Amount: 500 mL
Final Extract Volume: 0.5 mL
Dilution Factor: 1.00

CAS Number	Analyte	RL	Result
91-20-3	Naphthalene	0.10	< 0.10 U
91-57-6	2-Methylnaphthalene	0.10	< 0.10 U
208-96-8	Acenaphthylene	0.10	< 0.10 U
83-32-9	Acenaphthene	0.10	< 0.10 U
86-73-7	Fluorene	0.10	< 0.10 U
85-01-8	Phenanthrene	0.10	< 0.10 U
120-12-7	Anthracene	0.10	< 0.10 U
206-44-0	Fluoranthene	0.10	< 0.10 U
129-00-0	Pyrene	0.10	< 0.10 U
56-55-3	Benzo(a)anthracene	0.10	< 0.10 U
218-01-9	Chrysene	0.10	< 0.10 U
205-99-2	Benzo(b)fluoranthene	0.10	< 0.10 U
207-08-9	Benzo(k)fluoranthene	0.10	< 0.10 U
50-32-8	Benzo(a)pyrene	0.10	< 0.10 U
193-39-5	Indeno(1,2,3-cd)pyrene	0.10	< 0.10 U
53-70-3	Dibenz(a,h)anthracene	0.10	< 0.10 U
191-24-2	Benzo(g,h,i)perylene	0.10	< 0.10 U
132-64-9	Dibenzofuran	0.10	< 0.10 U

Reported in µg/L (ppb)

SIM Semivolatile Surrogate Recovery

d10-2-Methylnaphthalene	84.0%
d14-Dibenzo(a,h)anthracen	97.3%

ANALYTICAL RESOURCES INCORPORATED

ORGANICS ANALYSIS DATA SHEET
PNAs by SW8270D-SIM GC/MS

Sample ID: G4S-PW-102406
SAMPLE

Lab Sample ID: KC54F
LIMS ID: 06-20965
Matrix: Water
Data Release Authorized:
Reported: 11/09/06

QC Report No: KC54-Anchor Environmental
Project: CHINOOK VENTURES
Event: 060354-01
Date Sampled: 10/24/06
Date Received: 10/26/06

Date Extracted: 10/31/06
Date Analyzed: 11/07/06 18:12
Instrument/Analyst: NT1/VTS

Sample Amount: 500 mL
Final Extract Volume: 0.5 mL
Dilution Factor: 1.00

CAS Number	Analyte	RL	Result
91-20-3	Naphthalene	0.10	< 0.10 U
91-57-6	2-Methylnaphthalene	0.10	< 0.10 U
208-96-8	Acenaphthylene	0.10	< 0.10 U
83-32-9	Acenaphthene	0.10	< 0.10 U
86-73-7	Fluorene	0.10	< 0.10 U
85-01-8	Phenanthrene	0.10	< 0.10 U
120-12-7	Anthracene	0.10	< 0.10 U
206-44-0	Fluoranthene	0.10	< 0.10 U
129-00-0	Pyrene	0.10	< 0.10 U
56-55-3	Benzo(a)anthracene	0.10	< 0.10 U
218-01-9	Chrysene	0.10	< 0.10 U
205-99-2	Benzo(b)fluoranthene	0.10	< 0.10 U
207-08-9	Benzo(k)fluoranthene	0.10	< 0.10 U
50-32-8	Benzo(a)pyrene	0.10	< 0.10 U
193-39-5	Indeno(1,2,3-cd)pyrene	0.10	< 0.10 U
53-70-3	Dibenz(a,h)anthracene	0.10	< 0.10 U
191-24-2	Benzo(g,h,i)perylene	0.10	< 0.10 U
132-64-9	Dibenzofuran	0.10	< 0.10 U

Reported in µg/L (ppb)

SIM Semivolatile Surrogate Recovery

d10-2-Methylnaphthalene	82.7%
d14-Dibenzo(a,h)anthracen	61.3%

ANALYTICAL RESOURCES INCORPORATED

SIM SW8270 SURROGATE RECOVERY SUMMARY

Matrix: Water

QC Report No: KC54-Anchor Environmental
Project: CHINOOK VENTURES
060354-01

Client ID	MNP	DBA	TOT OUT
MB-103106	80.7%	94.7%	0
LCS-103106	82.3%	97.3%	0
LCSD-103106	82.3%	98.7%	0
G1S-PW-102406	84.7%	93.3%	0
G2S-PW-102406	78.7%	74.7%	0
G10S-PW-102406	80.3%	84.7%	0
PZ7-PW-102406	77.0%	53.0%	0
G5S-PW-102406	84.0%	97.3%	0
G4S-PW-102406	82.7%	61.3%	0

	LCS/MB LIMITS	QC LIMITS
(MNP) = d10-2-Methylnaphthalene	(51-111)	(48-114)
(DBA) = d14-Dibenzo(a,h)anthracene	(41-136)	(10-137)

Prep Method: SW3520C
Log Number Range: 06-20960 to 06-20965

ANALYTICAL RESOURCES INCORPORATED

ORGANICS ANALYSIS DATA SHEET
PNAs by SW8270D-SIM GC/MS
Page 1 of 1

Sample ID: LCS-103106
LAB CONTROL SAMPLE

Lab Sample ID: LCS-103106
LIMS ID: 06-20960
Matrix: Water
Data Release Authorized:
Reported: 11/09/06

QC Report No: KC54-Anchor Environmental
Project: CHINOOK VENTURES
Event: 060354-01
Date Sampled: NA
Date Received: NA

Date Extracted LCS/LCSD: 10/31/06

Date Analyzed LCS: 11/07/06 15:19
LCSD: 11/07/06 15:44
Instrument/Analyst LCS: NT1/VTS
LCSD: NT1/VTS

Sample Amount LCS: 500 mL
LCSD: 500 mL
Final Extract Volume LCS: 0.50 mL
LCSD: 0.50 mL
Dilution Factor LCS: 1.00
LCSD: 1.00

Analyte	LCS	Spike Added-LCS	LCS Recovery	LCSD	Spike Added-LCSD	LCSD Recovery	RPD
Naphthalene	2.56	3.00	85.3%	2.74	3.00	91.3%	6.8%
Acenaphthylene	2.64	3.00	88.0%	2.90	3.00	96.7%	9.4%
Acenaphthene	2.72	3.00	90.7%	2.97	3.00	99.0%	8.8%
Fluorene	2.80	3.00	93.3%	3.01	3.00	100%	7.2%
Phenanthrene	2.85	3.00	95.0%	3.02	3.00	101%	5.8%
Anthracene	2.73	3.00	91.0%	2.80	3.00	93.3%	2.5%
Fluoranthene	2.80	3.00	93.3%	2.93	3.00	97.7%	4.5%
Pyrene	2.78	3.00	92.7%	3.18	3.00	106%	13.4%
Benzo(a)anthracene	2.52	3.00	84.0%	2.84	3.00	94.7%	11.9%
Chrysene	2.76	3.00	92.0%	3.11	3.00	104%	11.9%
Benzo(b)fluoranthene	2.56	3.00	85.3%	2.83	3.00	94.3%	10.0%
Benzo(k)fluoranthene	3.12	3.00	104%	3.40	3.00	113%	8.6%
Benzo(a)pyrene	2.42	3.00	80.7%	2.93	3.00	97.7%	19.1%
Indeno(1,2,3-cd)pyrene	2.60	3.00	86.7%	2.98	3.00	99.3%	13.6%
Dibenz(a,h)anthracene	2.76	3.00	92.0%	2.99	3.00	99.7%	8.0%
Benzo(g,h,i)perylene	2.74	3.00	91.3%	3.04	3.00	101%	10.4%
Dibenzofuran	2.48	3.00	82.7%	2.70	3.00	90.0%	8.5%

Reported in µg/L (ppb)

RPD calculated using sample concentrations per SW846.

SIM Semivolatile Surrogate Recovery

	LCS	LCSD
d10-2-Methylnaphthalene	82.3%	82.3%
d14-Dibenzo(a,h)anthracen	97.3%	98.7%

4B
SEMIVOLATILE METHOD BLANK SUMMARY

BLANK NO.

KC54MBW1

Lab Name: ANALYTICAL RESOURCES, INC
Client: ANCHOR

ARI Job No: KC54
Project: CHINOOK VENTURES

Lab File ID: KC54MB
Date Extracted: 10/31/06

Instrument ID: NT1
Date Analyzed: 11/07/06

Matrix: LIQUID
Time Analyzed: 1455

THIS METHOD BLANK APPLIES TO THE FOLLOWING SAMPLES, MS and MSD:

	CLIENT SAMPLE NO.	LAB SAMPLE ID	LAB FILE ID	DATE ANALYZED
01	KC54LCSW1	KC54LCSW1	KC54SB	11/07/06
02	KC54LCSDW1	KC54LCSDW1	KC54SBD	11/07/06
03	G1S-PW-102406	KC54A	KC54A	11/07/06
04	G2S-PW-102406	KC54B	KC54B	11/07/06
05	G10S-PW-102406	KC54C	KC54C	11/07/06
06	PZ7-PW-102406	KC54D	KC54D	11/07/06
07	G5S-PW-102406	KC54E	KC54E	11/07/06
08	G4S-PW-102406	KC54F	KC54F	11/07/06
09				
10				
11				
12				
13				
14				
15				
16				
17				
18				
19				
20				
21				
22				
23				
24				
25				
26				
27				
28				
29				
30				

COMMENTS:

FORM IV SV

ANALYTICAL RESOURCES INCORPORATED

ORGANICS ANALYSIS DATA SHEET
PNAs by SW8270D-SIM GC/MS

Sample ID: MB-103106
METHOD BLANK

Lab Sample ID: MB-103106
LIMS ID: 06-20960
Matrix: Water
Data Release Authorized:
Reported: 11/09/06

QC Report No: KC54-Anchor Environmental
Project: CHINOOK VENTURES
Event: 060354-01
Date Sampled: NA
Date Received: NA

Date Extracted: 10/31/06
Date Analyzed: 11/07/06 14:55
Instrument/Analyst: NT1/VTS

Sample Amount: 500 mL
Final Extract Volume: 0.5 mL
Dilution Factor: 1.00

CAS Number	Analyte	RL	Result
91-20-3	Naphthalene	0.10	< 0.10 U
91-57-6	2-Methylnaphthalene	0.10	< 0.10 U
208-96-8	Acenaphthylene	0.10	< 0.10 U
83-32-9	Acenaphthene	0.10	< 0.10 U
86-73-7	Fluorene	0.10	< 0.10 U
85-01-8	Phenanthrene	0.10	< 0.10 U
120-12-7	Anthracene	0.10	< 0.10 U
206-44-0	Fluoranthene	0.10	< 0.10 U
129-00-0	Pyrene	0.10	< 0.10 U
56-55-3	Benzo(a)anthracene	0.10	< 0.10 U
218-01-9	Chrysene	0.10	< 0.10 U
205-99-2	Benzo(b)fluoranthene	0.10	< 0.10 U
207-08-9	Benzo(k)fluoranthene	0.10	< 0.10 U
50-32-8	Benzo(a)pyrene	0.10	< 0.10 U
193-39-5	Indeno(1,2,3-cd)pyrene	0.10	< 0.10 U
53-70-3	Dibenz(a,h)anthracene	0.10	< 0.10 U
191-24-2	Benzo(g,h,i)perylene	0.10	< 0.10 U
132-64-9	Dibenzofuran	0.10	< 0.10 U

Reported in µg/L (ppb)

SIM Semivolatile Surrogate Recovery

d10-2-Methylnaphthalene	80.7%
d14-Dibenzo(a,h)anthracen	94.7%

Laboratory Data Package

prepared
for

ANCHOR ENVIRONMENTAL

Project: Chinook, 060354-01

ARI JOB NO: KC54

prepared
by

Analytical Resources, Inc.

SIM PNA Analysis
QC Summary Data

prepared
for

ANCHOR ENVIRONMENTAL

Project: Chinook, 060354-01

ARI JOB NO: KC54

prepared
by

Analytical Resources, Inc.

ANALYTICAL RESOURCES INCORPORATED

SIM SW8270 SURROGATE RECOVERY SUMMARY

Matrix: Water

QC Report No: KC54-Anchor Environmental
Project: CHINOOK VENTURES
060354-01

Client ID	MNP	DBA	TOT OUT
MB-103106	80.7%	94.7%	0
LCS-103106	82.3%	97.3%	0
LCSD-103106	82.3%	98.7%	0
G1S-PW-102406	84.7%	93.3%	0
G2S-PW-102406	78.7%	74.7%	0
G10S-PW-102406	80.3%	84.7%	0
PZ7-PW-102406	77.0%	53.0%	0
G5S-PW-102406	84.0%	97.3%	0
G4S-PW-102406	82.7%	61.3%	0

	LCS/MB LIMITS	QC LIMITS
(MNP) = d10-2-Methylnaphthalene	(51-111)	(48-114)
(DBA) = d14-Dibenzo(a,h)anthracene	(41-136)	(10-137)

Prep Method: SW3520C
Log Number Range: 06-20960 to 06-20965

ANALYTICAL RESOURCES INCORPORATED

ORGANICS ANALYSIS DATA SHEET
PNAs by SW8270D-SIM GC/MS
Page 1 of 1

Sample ID: LCS-103106
LAB CONTROL SAMPLE

Lab Sample ID: LCS-103106
LIMS ID: 06-20960
Matrix: Water
Data Release Authorized:
Reported: 11/09/06

QC Report No: KC54-Anchor Environmental
Project: CHINOOK VENTURES
Event: 060354-01
Date Sampled: NA
Date Received: NA

Date Extracted LCS/LCSD: 10/31/06

Date Analyzed LCS: 11/07/06 15:19
LCSD: 11/07/06 15:44
Instrument/Analyst LCS: NT1/VTS
LCSD: NT1/VTS

Sample Amount LCS: 500 mL
LCSD: 500 mL
Final Extract Volume LCS: 0.50 mL
LCSD: 0.50 mL
Dilution Factor LCS: 1.00
LCSD: 1.00

Analyte	LCS	Spike Added-LCS	LCS Recovery	LCSD	Spike Added-LCSD	LCSD Recovery	RPD
Naphthalene	2.56	3.00	85.3%	2.74	3.00	91.3%	6.8%
Acenaphthylene	2.64	3.00	88.0%	2.90	3.00	96.7%	9.4%
Acenaphthene	2.72	3.00	90.7%	2.97	3.00	99.0%	8.8%
Fluorene	2.80	3.00	93.3%	3.01	3.00	100%	7.2%
Phenanthrene	2.85	3.00	95.0%	3.02	3.00	101%	5.8%
Anthracene	2.73	3.00	91.0%	2.80	3.00	93.3%	2.5%
Fluoranthene	2.80	3.00	93.3%	2.93	3.00	97.7%	4.5%
Pyrene	2.78	3.00	92.7%	3.18	3.00	106%	13.4%
Benzo(a)anthracene	2.52	3.00	84.0%	2.84	3.00	94.7%	11.9%
Chrysene	2.76	3.00	92.0%	3.11	3.00	104%	11.9%
Benzo(b)fluoranthene	2.56	3.00	85.3%	2.83	3.00	94.3%	10.0%
Benzo(k)fluoranthene	3.12	3.00	104%	3.40	3.00	113%	8.6%
Benzo(a)pyrene	2.42	3.00	80.7%	2.93	3.00	97.7%	19.1%
Indeno(1,2,3-cd)pyrene	2.60	3.00	86.7%	2.98	3.00	99.3%	13.6%
Dibenz(a,h)anthracene	2.76	3.00	92.0%	2.99	3.00	99.7%	8.0%
Benzo(g,h,i)perylene	2.74	3.00	91.3%	3.04	3.00	101%	10.4%
Dibenzofuran	2.48	3.00	82.7%	2.70	3.00	90.0%	8.5%

Reported in µg/L (ppb)

RPD calculated using sample concentrations per SW846.

SIM Semivolatile Surrogate Recovery

	LCS	LCSD
d10-2-Methylnaphthalene	82.3%	82.3%
d14-Dibenzo(a,h)anthracen	97.3%	98.7%

4B
SEMIVOLATILE METHOD BLANK SUMMARY

BLANK NO.

KC54MBW1

Lab Name: ANALYTICAL RESOURCES, INC
Client: ANCHOR

ARI Job No: KC54
Project: CHINOOK VENTURES

Lab File ID: KC54MB
Date Extracted: 10/31/06

Instrument ID: NT1
Date Analyzed: 11/07/06

Matrix: LIQUID
Time Analyzed: 1455

THIS METHOD BLANK APPLIES TO THE FOLLOWING SAMPLES, MS and MSD:

	CLIENT SAMPLE NO.	LAB SAMPLE ID	LAB FILE ID	DATE ANALYZED
01	KC54LCSW1	KC54LCSW1	KC54SB	11/07/06
02	KC54LCSDW1	KC54LCSDW1	KC54SBD	11/07/06
03	G1S-PW-102406	KC54A	KC54A	11/07/06
04	G2S-PW-102406	KC54B	KC54B	11/07/06
05	G10S-PW-102406	KC54C	KC54C	11/07/06
06	PZ7-PW-102406	KC54D	KC54D	11/07/06
07	G5S-PW-102406	KC54E	KC54E	11/07/06
08	G4S-PW-102406	KC54F	KC54F	11/07/06
09				
10				
11				
12				
13				
14				
15				
16				
17				
18				
19				
20				
21				
22				
23				
24				
25				
26				
27				
28				
29				
30				

COMMENTS:

FORM IV SV

5B

SEMIVOLATILE ORGANIC INSTRUMENT PERFORMANCE CHECK
DECAFLUOROTRIPHENYLPHOSPHINE (DFTPP)

Lab Name: ANALYTICAL RESOURCES, INC Client: ANCHOR

Instrument ID: NT1 Project: CHINOOK VENTURES

DFTPP Injection Date: 09/04/06 DFTPP Injection Time: 1115

m/e	ION ABUNDANCE CRITERIA	% RELATIVE ABUNDANCE
51	30.0 - 80.0% of mass 198	36.6
68	Less than 2.0% of mass 69	0.0 (0.0)1
69	Mass 69 relative abundance	44.2
70	Less than 2.0% of mass 69	0.3 (0.6)1
127	25.0 - 75.0% of mass 198	59.1
197	Less than 1.0% of mass 198	0.0
198	Base Peak, 100% relative abundance	100.0
199	5.0 to 9.0% of mass 198	6.1
275	10.0 - 30.0% of mass 198	16.9
365	Greater than 0.75% of mass 198	1.51
441	Present, but less than mass 443	10.2
442	40.0 - 110.0% of mass 198	58.9
443	15.0 - 24.0% of mass 442	11.2 (19.0)2

1-Value is % mass 69 2-Value is % mass 442

THIS CHECK APPLIES TO THE FOLLOWING SAMPLES, MS, MSD, BLANKS, AND STANDARDS:

	CLIENT SAMPLE NO.	LAB SAMPLE ID	LAB FILE ID	DATE ANALYZED	TIME ANALYZED
01		IC0904A	IC0904A	09/04/06	1135
02		IC0904B	IC0904B	09/04/06	1159
03		IC0904C	IC0904C	09/04/06	1224
04		IC0904D	IC0904D	09/04/06	1249
05		IC0904E	IC0904E	09/04/06	1313
06		IC0904F	IC0904F	09/04/06	1338
07					
08					
09					
10					
11					
12					
13					
14					
15					
16					
17					
18					
19					
20					
21					
22					

FORM V SV

5B

SEMIVOLATILE ORGANIC INSTRUMENT PERFORMANCE CHECK
DECAFLUOROTRIPHENYLPHOSPHINE (DFTPP)

Lab Name: ANALYTICAL RESOURCES, INC Client: ANCHOR

Instrument ID: NT1 Project: CHINOOK VENTURES

DFTPP Injection Date: 11/07/06 DFTPP Injection Time: 1047

m/e	ION ABUNDANCE CRITERIA	% RELATIVE ABUNDANCE
51	30.0 - 80.0% of mass 198	62.5
68	Less than 2.0% of mass 69	0.2 (0.2)1
69	Mass 69 relative abundance	74.2
70	Less than 2.0% of mass 69	0.2 (0.3)1
127	25.0 - 75.0% of mass 198	74.8
197	Less than 1.0% of mass 198	0.0
198	Base Peak, 100% relative abundance	100.0
199	5.0 to 9.0% of mass 198	6.1
275	10.0 - 30.0% of mass 198	17.3
365	Greater than 0.75% of mass 198	1.58
441	Present, but less than mass 443	5.1
442	40.0 - 110.0% of mass 198	51.8
443	15.0 - 24.0% of mass 442	9.4 (18.2)2

1-Value is % mass 69 2-Value is % mass 442

THIS CHECK APPLIES TO THE FOLLOWING SAMPLES, MS, MSD, BLANKS, AND STANDARDS:

	CLIENT SAMPLE NO.	LAB SAMPLE ID	LAB FILE ID	DATE ANALYZED	TIME ANALYZED
01		CC1107	CC1107	11/07/06	1102
02	KC54MBW1	KC54MBW1	KC54MB	11/07/06	1455
03	KC54LCSW1	KC54LCSW1	KC54SB	11/07/06	1519
04	KC54LCSDW1	KC54LCSDW1	KC54SBD	11/07/06	1544
05	G1S-PW-102406	KC54A	KC54A	11/07/06	1609
06	G2S-PW-102406	KC54B	KC54B	11/07/06	1633
07	G10S-PW-102406	KC54C	KC54C	11/07/06	1658
08	PZ7-PW-102406	KC54D	KC54D	11/07/06	1723
09	G5S-PW-102406	KC54E	KC54E	11/07/06	1747
10	G4S-PW-102406	KC54F	KC54F	11/07/06	1812
11					
12					
13					
14					
15					
16					
17					
18					
19					
20					
21					
22					

8B
SEMIVOLATILE INTERNAL STANDARD AREA AND RT SUMMARY

Lab Name: ANALYTICAL RESOURCES, INC Client: ANCHOR

ARI Job No: KC54 Project: CHINOOK VENTURES

Cont. Calib. ID: CC1107 Date Analyzed: 11/07/06

Instrument ID: NT1 Time Analyzed: 1102

		IS1(NPT) AREA #	RT #	IS2(ANT) AREA #	RT #	IS3(PHN) AREA #	RT #
	12 HOUR STD	315704	6.37	150524	8.39	202072	10.18
	UPPER LIMIT	631408	6.87	301048	8.89	404144	10.68
	LOWER LIMIT	157852	5.87	75262	7.89	101036	9.68
	CLIENT SAMP. NO.						
01	KC54MBW1	341574	6.37	159561	8.39	205862	10.18
02	KC54LCSW1	340651	6.37	159889	8.39	204659	10.18
03	KC54LCSDW1	353781	6.37	164359	8.39	219065	10.18
04	G1S-PW-10240	344319	6.37	160959	8.39	210900	10.18
05	G2S-PW-10240	367914	6.37	178477	8.39	231558	10.18
06	G10S-PW-1024	363495	6.37	173520	8.39	227662	10.18
07	PZ7-PW-10240	366740	6.37	171029	8.39	224730	10.18
08	G5S-PW-10240	379540	6.37	177592	8.39	222079	10.18
09	G4S-PW-10240	374747	6.37	174562	8.39	224672	10.18
10							
11							
12							
13							
14							
15							
16							
17							
18							
19							
20							
21							
22							

IS1 (NPT) = Naphthalene-d8
IS2 (ANT) = Acenaphthene-d10
IS3 (PHN) = Phenanthrene-d10

AREA UPPER LIMIT = +100% of internal standard area
AREA LOWER LIMIT = - 50% of internal standard area
RT UPPER LIMIT = + 0.50 minutes of internal standard RT
RT LOWER LIMIT = - 0.50 minutes of internal standard RT

Column used to flag internal standard area values with an asterisk.
* Values outside of QC limits.

FORM VIII SV-1

8C
SEMIVOLATILE INTERNAL STANDARD AREA AND RT SUMMARY

Lab Name: ANALYTICAL RESOURCES, INC Client: ANCHOR

ARI Job No: KC54 Project: CHINOOK VENTURES

Cont. Calib. ID: CC1107 Date Analyzed: 11/07/06

Instrument ID: NT1 Time Analyzed: 1102

		IS4(CRY) AREA	#	RT	#	IS5(PRY) AREA	#	RT	#	AREA	#	RT	#
	12 HOUR STD	139479		13.47		140334		15.21					
	UPPER LIMIT	278958		13.97		280668		15.71					
	LOWER LIMIT	69740		12.97		70167		14.71					
	CLIENT SAMP. NO.												
01	KC54MBW1	136175		13.47		132858		15.21					
02	KC54LCSW1	143542		13.47		137486		15.21					
03	KC54LCSDW1	143566		13.47		141398		15.21					
04	G1S-PW-10240	145383		13.47		133038		15.21					
05	G2S-PW-10240	154756		13.47		145555		15.21					
06	G10S-PW-1024	153201		13.47		148072		15.21					
07	PZ7-PW-10240	155168		13.47		153363		15.21					
08	G5S-PW-10240	146664		13.47		145370		15.20					
09	G4S-PW-10240	152296		13.47		149492		15.21					
10													
11													
12													
13													
14													
15													
16													
17													
18													
19													
20													
21													
22													

IS4 (CRY) = Chrysene-d12
IS5 (PRY) = Perylene-d12

AREA UPPER LIMIT = +100% of internal standard area
AREA LOWER LIMIT = - 50% of internal standard area
RT UPPER LIMIT = + 0.50 minutes of internal standard RT
RT LOWER LIMIT = - 0.50 minutes of internal standard RT

Column used to flag internal standard area values with an asterisk.
* Values outside of QC limits.

SIM PNA Analysis
Sample Data

prepared
for

ANCHOR ENVIRONMENTAL

Project: Chinook, 060354-01

ARI JOB NO: KC54

prepared
by

Analytical Resources, Inc.

ANALYTICAL RESOURCES INCORPORATED

ORGANICS ANALYSIS DATA SHEET
PNAs by SW8270D-SIM GC/MS

Sample ID: G1S-PW-102406
SAMPLE

Lab Sample ID: KC54A
LIMS ID: 06-20960
Matrix: Water
Data Release Authorized:
Reported: 11/09/06

QC Report No: KC54-Anchor Environmental
Project: CHINOOK VENTURES
Event: 060354-01
Date Sampled: 10/24/06
Date Received: 10/26/06

Date Extracted: 10/31/06
Date Analyzed: 11/07/06 16:09
Instrument/Analyst: NT1/VTS

Sample Amount: 500 mL
Final Extract Volume: 0.5 mL
Dilution Factor: 1.00

CAS Number	Analyte	RL	Result
91-20-3	Naphthalene	0.10	< 0.10 U
91-57-6	2-Methylnaphthalene	0.10	< 0.10 U
208-96-8	Acenaphthylene	0.10	< 0.10 U
83-32-9	Acenaphthene	0.10	< 0.10 U
86-73-7	Fluorene	0.10	< 0.10 U
85-01-8	Phenanthrene	0.10	< 0.10 U
120-12-7	Anthracene	0.10	< 0.10 U
206-44-0	**Fluoranthene**	**0.10**	**0.14**
129-00-0	**Pyrene**	**0.10**	**0.70**
56-55-3	Benzo(a)anthracene	0.10	< 0.10 U
218-01-9	**Chrysene**	**0.10**	**0.16**
205-99-2	**Benzo(b)fluoranthene**	**0.10**	**0.17**
207-08-9	**Benzo(k)fluoranthene**	**0.10**	**0.15**
50-32-8	**Benzo(a)pyrene**	**0.10**	**0.10**
193-39-5	**Indeno(1,2,3-cd)pyrene**	**0.10**	**0.10 J**
53-70-3	Dibenz(a,h)anthracene	0.10	< 0.10 U
191-24-2	**Benzo(g,h,i)perylene**	**0.10**	**0.18**
132-64-9	Dibenzofuran	0.10	< 0.10 U

Reported in µg/L (ppb)

SIM Semivolatile Surrogate Recovery

d10-2-Methylnaphthalene	84.7%
d14-Dibenzo(a,h)anthracen	93.3%

Analytical Resources, Inc.

Polynuclear Aromatic Hydrocarbons/Phthalates by Selected Ion Monitoring

Data file : /chem3/nt1.i/20061107.b/kc54a.d
Lab Smp Id: KC54A Client Smp ID: G1S-PW-102406
Inj Date : 07-NOV-2006 16:09
Operator : VTS Inst ID: nt1.i
Smp Info : KC54A
Misc Info : 06-20960
Comment : 1ul Injection
Method : /chem3/nt1.i/20061107.b/simpna.m
Meth Date : 09-Nov-2006 08:35 van Quant Type: ISTD
Cal Date : 04-SEP-2006 13:38 Cal File: ic0904f.d
Als bottle: 7
Dil Factor: 1.00000
Integrator: HP RTE Compound Sublist: pna1mn.sub
Target Version: 3.50
Processing Host: cserv3

Concentration Formula: Amt * DF * Vt / Vo * CpndVariable

Name	Value	Description
DF	1.00000	Dilution Factor
Vt	500.00000	Final Extract Volume (uL)
Vo	500.00000	Sample Volume extracted (L)

Cpnd Variable Local Compound Variable

	Compounds	QUANT SIG MASS	RT	EXP RT	REL RT	RESPONSE	CONCENTRATIONS ON-COLUMN (ug/mL)	FINAL (ug/L)
*	1 Naphthalene-d8	136	6.371	6.370	(1.000)	344319	2.00000	
	2 Naphthalene	128	Compound Not Detected.					
$	3 2-Methylnaphthalene-d10	152	7.110	7.115	(1.116)	216509	2.53584	2.536
	4 2-Methylnaphthalene	142	Compound Not Detected.					
	5 1-Methylnaphthalene	142	Compound Not Detected.					
	7 Acenaphthylene	152	Compound Not Detected.					
*	8 Acenaphthene-d10	164	8.387	8.392	(1.000)	160959	2.00000	
	9 Acenaphthene	153	Compound Not Detected.					
	10 Dibenzofuran	168	Compound Not Detected.					
	11 Fluorene	166	Compound Not Detected.					
*	15 Phenanthrene-d10	188	10.183	10.182	(1.000)	210900	2.00000	
	16 Phenanthrene	178	Compound Not Detected.					
	17 Anthracene	178	Compound Not Detected.					
	19 Fluoranthene	202	11.690	11.689	(1.148)	13416	0.13748	0.1375
	20 Pyrene	202	11.974	11.973	(0.889)	72141	0.70505	0.7050
	22 Benzo(a)anthracene	228	Compound Not Detected.					

Compounds	QUANT SIG MASS	RT	EXP RT	REL RT	RESPONSE	CONCENTRATIONS ON-COLUMN (ug/mL)	CONCENTRATIONS FINAL (ug/L)
* 23 Chrysene-d12	240	13.469	13.474	(1.000)	145383	2.00000	
24 Chrysene	228	13.505	13.504	(1.003)	12853	0.15692	0.1569(M)
28 Benzo(b)fluoranthene	252	14.728	14.733	(0.969)	12903	0.17127	0.1713(M)
29 Benzo(k)fluoranthene	252	14.746	14.757	(0.970)	12032	0.15292	0.1529(M)
30 Benzo(a)pyrene	252	15.136	15.141	(0.995)	6813	0.10026	0.1003
* 31 Perylene-d12	264	15.207	15.212	(1.000)	133038	2.00000	
33 Indeno(1,2,3-cd)pyrene	276	16.814	16.813	(1.106)	6932	0.09503	0.09503(M) J
$ 32 Dibenz(a,h)anthrancene-d14	292	16.744	16.754	(1.101)	122136	2.80152	2.802
34 Dibenz(a,h)anthracene	278	Compound Not Detected.					
35 Benzo(g,h,i)perylene	276	17.270	17.280	(1.136)	11717	0.18175	0.1818(M)

QC Flag Legend

M - Compound response manually integrated.

VTS
11-9-2006

Analytical Resources, Inc.

INTERNAL STANDARD COMPOUNDS
AREA AND RT SUMMARY

Instrument ID: nt1.i
Lab File ID: kc54a.d
Lab Smp Id: KC54A
Analysis Type: SV
Quant Type: ISTD
Operator: VTS
Method File: /chem3/nt1.i/20061107.b/simpna.m
Misc Info: 06-20960

Calibration Date: 07-NOV-2006
Calibration Time: 11:02
Client Smp ID: G1S-PW-102406
Level: LOW
Sample Type: Water

COMPOUND	STANDARD	AREA LIMIT LOWER	AREA LIMIT UPPER	SAMPLE	%DIFF
1 Naphthalene-d8	315704	157852	631408	344319	9.06
8 Acenaphthene-d10	150524	75262	301048	160959	6.93
15 Phenanthrene-d10	202072	101036	404144	210900	4.37
23 Chrysene-d12	139479	69740	278958	145383	4.23
31 Perylene-d12	140334	70167	280668	133038	-5.20

COMPOUND	STANDARD	RT LIMIT LOWER	RT LIMIT UPPER	SAMPLE	%DIFF
1 Naphthalene-d8	6.37	5.87	6.87	6.37	0.02
8 Acenaphthene-d10	8.39	7.89	8.89	8.39	-0.06
15 Phenanthrene-d10	10.18	9.68	10.68	10.18	0.01
23 Chrysene-d12	13.47	12.97	13.97	13.47	-0.04
31 Perylene-d12	15.21	14.71	15.71	15.21	-0.03

AREA UPPER LIMIT = +100% of internal standard area.
AREA LOWER LIMIT = - 50% of internal standard area.
RT UPPER LIMIT = + 0.50 minutes of internal standard RT.
RT LOWER LIMIT = - 0.50 minutes of internal standard RT.

Analytical Resources, Inc.

RECOVERY REPORT

Client Name: Anchor
Sample Matrix: LIQUID
Lab Smp Id: KC54A
Level: LOW
Data Type: MS DATA
SpikeList File: pnalcss.spk
Sublist File: pna1mn.sub
Method File: /chem3/nt1.i/20061107.b/simpna.m
Misc Info: 06-20960

Client SDG: KC54
Fraction: SV
Client Smp ID: G1S-PW-102406
Operator: VTS
SampleType: SAMPLE
Quant Type: ISTD

SURROGATE COMPOUND	CONC ADDED ug/L	CONC RECOVERED ug/L	% RECOVERED	LIMITS
$ 3 2-Methylnaphthalen	3.000	2.536	84.53	48-114
$ 32 Dibenz(a,h)anthran	3.000	2.802	93.38	10-137

Data File: /chem3/nt1.i/20061107.b/kc54a.d
Date : 07-NOV-2006 16:09
Client ID: C1S-PW-102406
Sample Info: KC54A
Volume Injected (uL): 1.0
Column phase: ZB-5

Instrument: nt1.i
Operator: VTS
Column diameter: 0.25

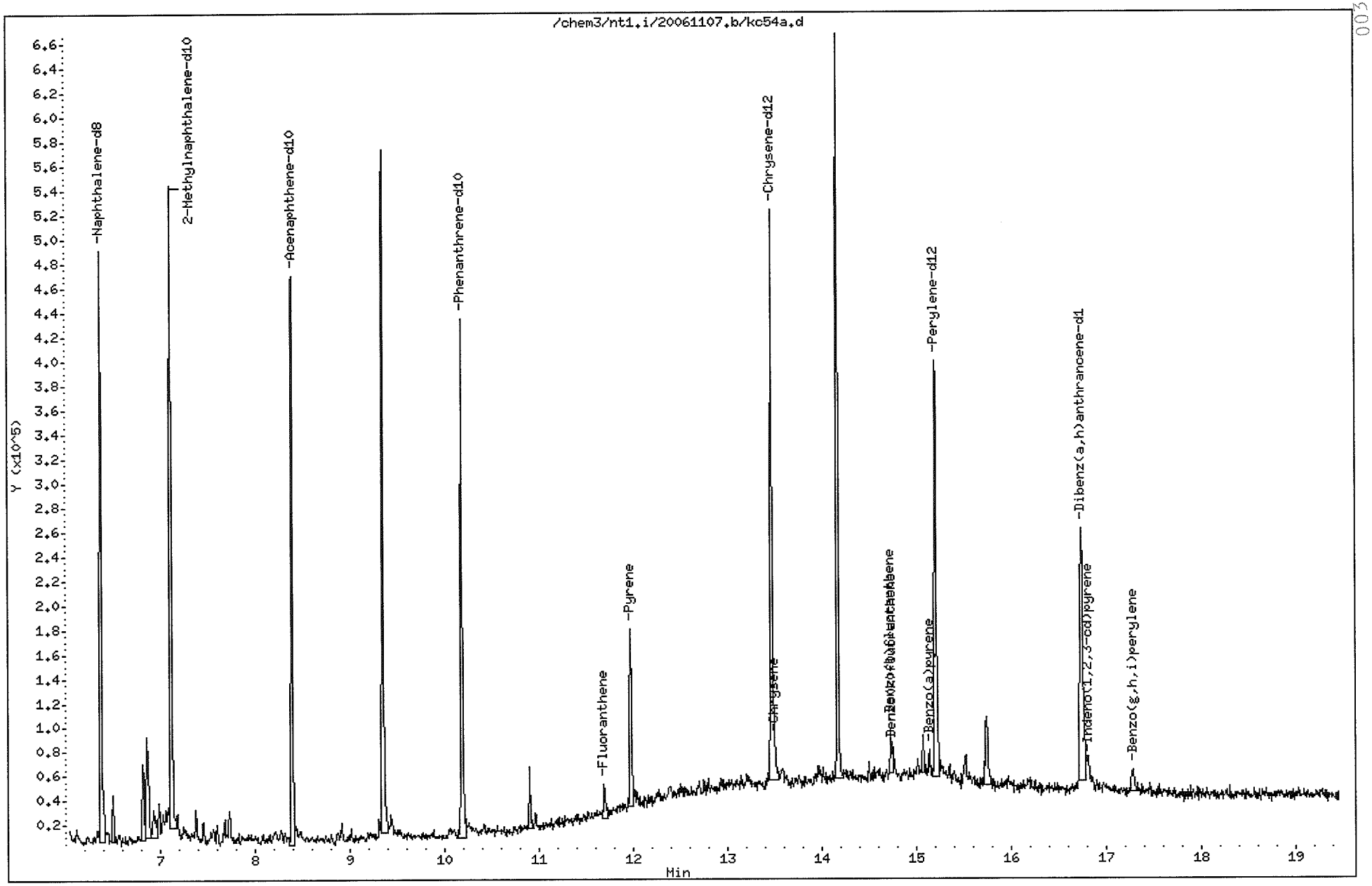

0035

Data File: /chem3/nt1.i/20061107.b/kc54a.d

Date : 07-NOV-2006 16:09

Client ID: G1S-PW-102406

Instrument: nt1.i

Sample Info: KC54A

Volume Injected (uL): 1.0

Operator: VTS

Column phase: ZB-5

Column diameter: 0.25

19 Fluoranthene

Concentration: 0.1375 ug/L

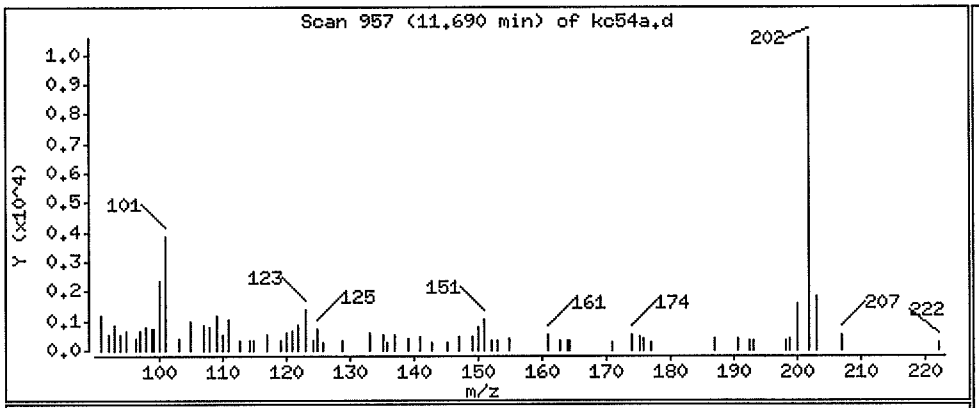

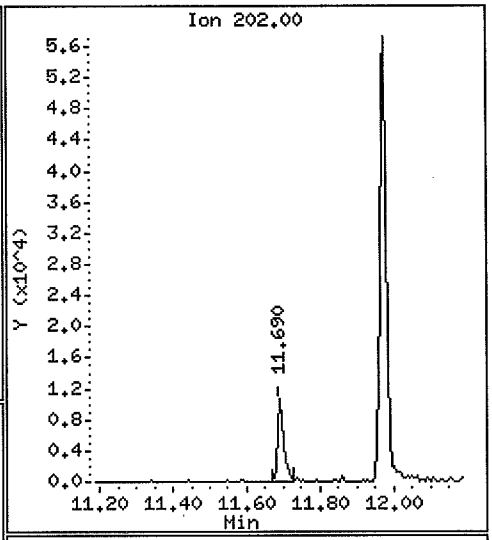

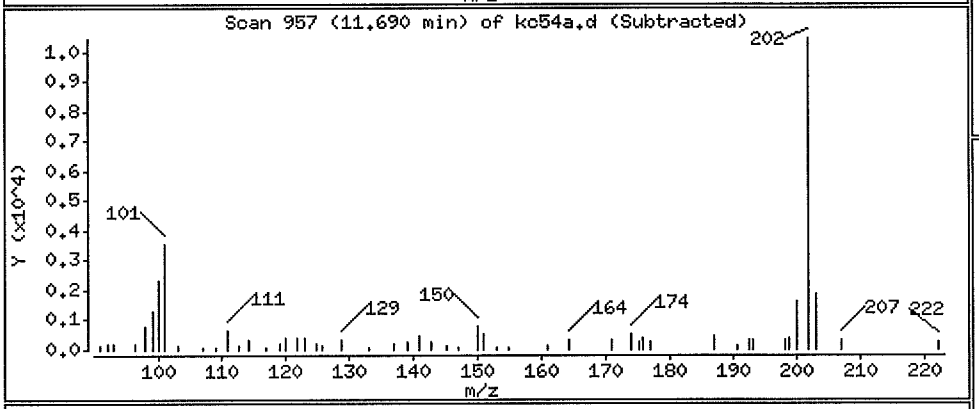

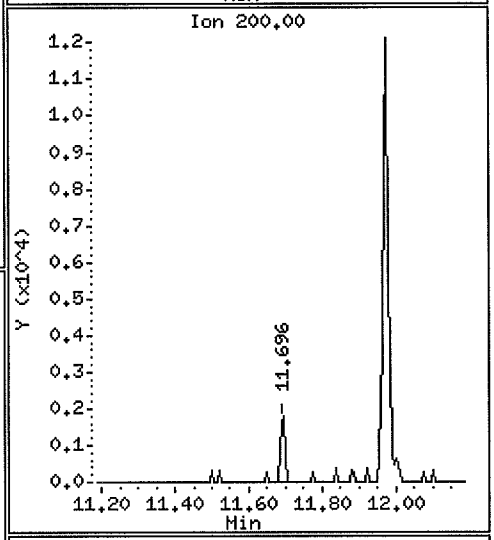

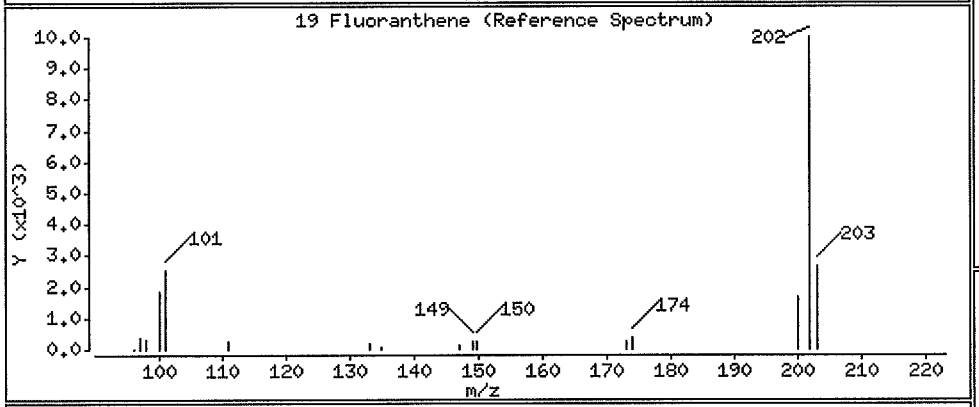

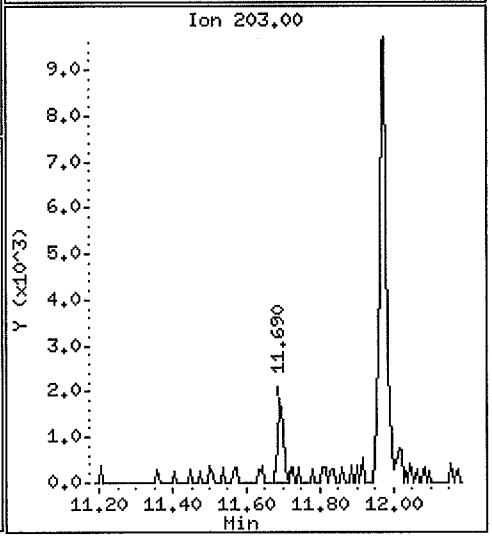

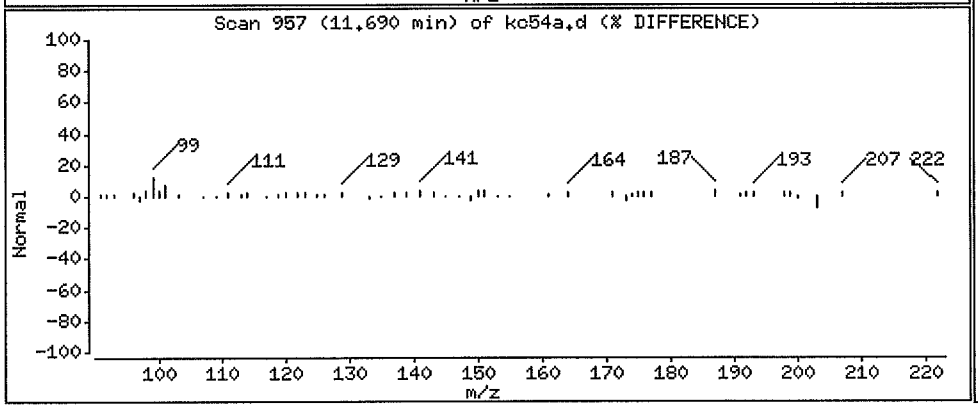

Data File: /chem3/nt1.i/20061107.b/kc54a.d

Date : 07-NOV-2006 16:09

Client ID: G1S-PW-102406

Instrument: nt1.i

Sample Info: KC54A

Volume Injected (uL): 1.0

Operator: VTS

Column phase: ZB-5

Column diameter: 0.25

20 Pyrene

Concentration: 0.7050 ug/L

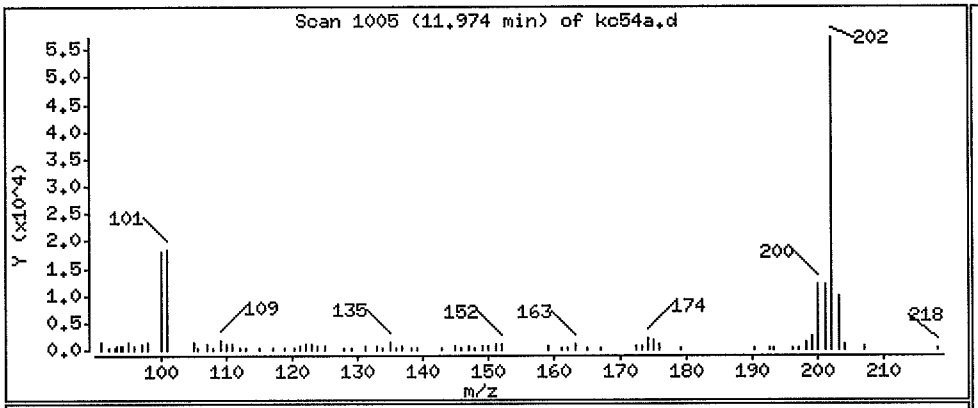

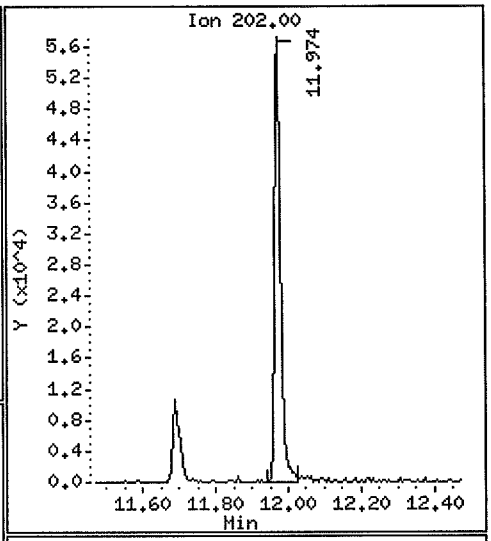

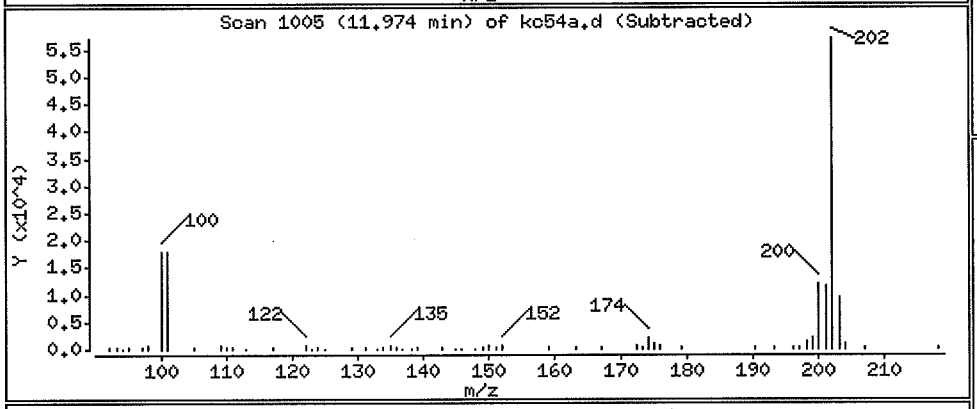

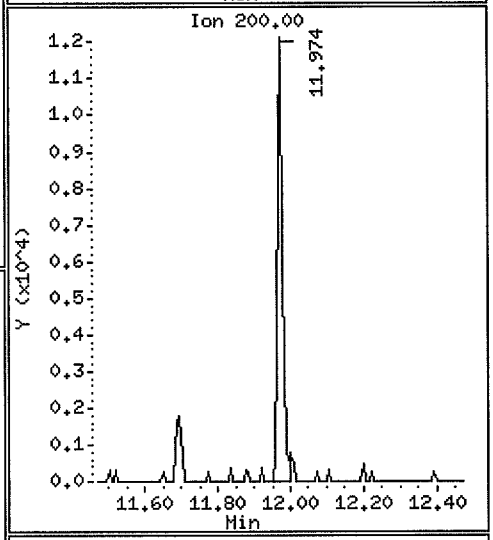

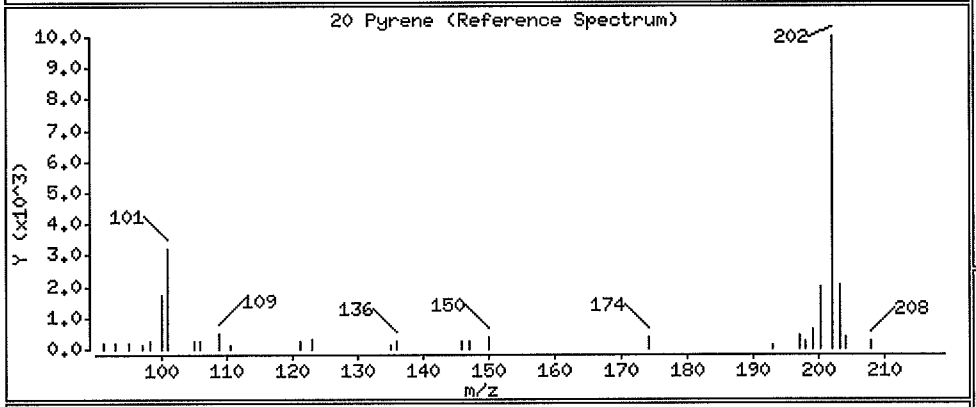

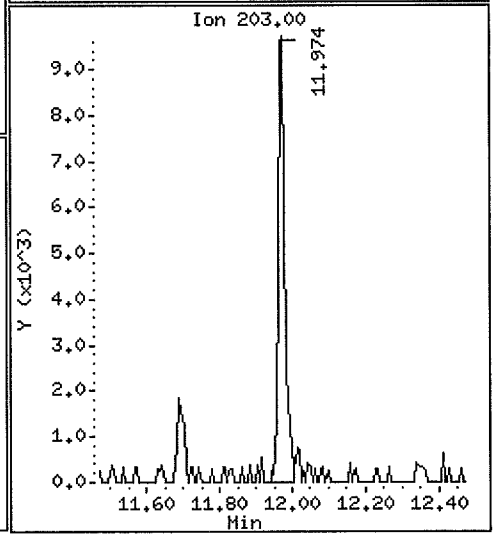

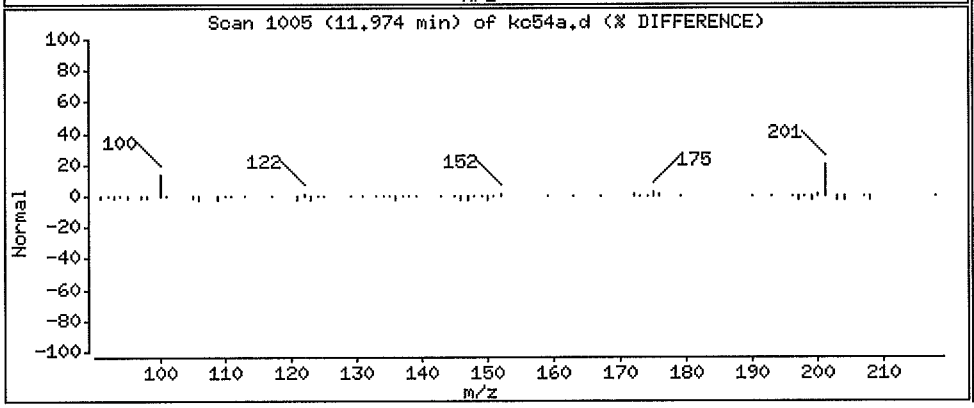

Data File: /chem3/nt1.i/20061107.b/kc54a.d

Date : 07-NOV-2006 16:09

Client ID: G1S-PW-102406

Instrument: nt1.i

Sample Info: KC54A

Volume Injected (uL): 1.0

Operator: VTS

Column phase: ZB-5

Column diameter: 0.25

24 Chrysene

Concentration: 0.1569 ug/L

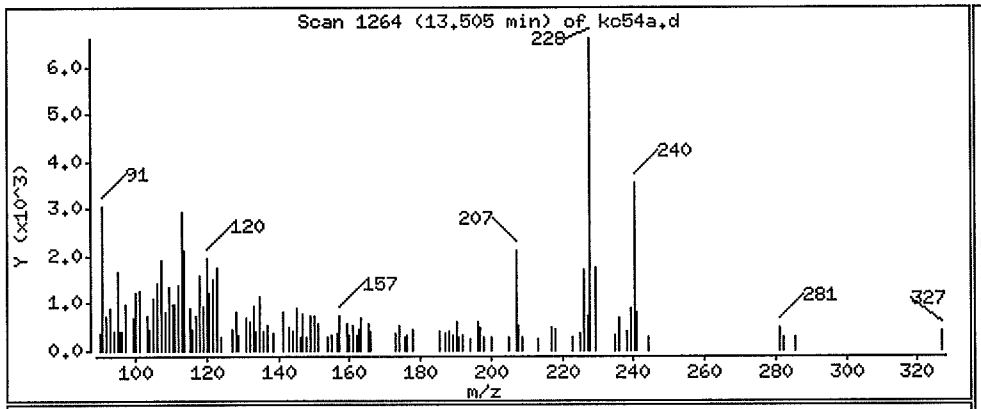

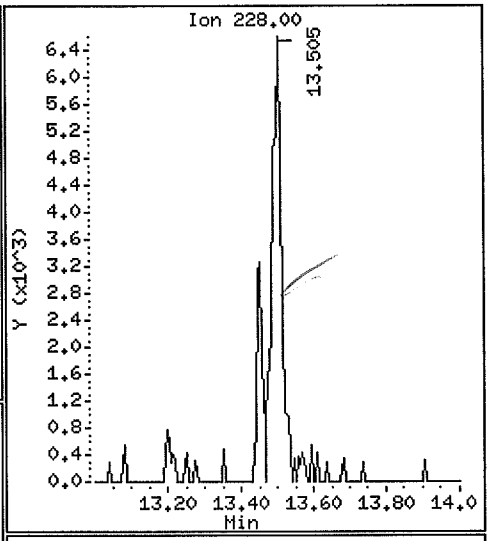

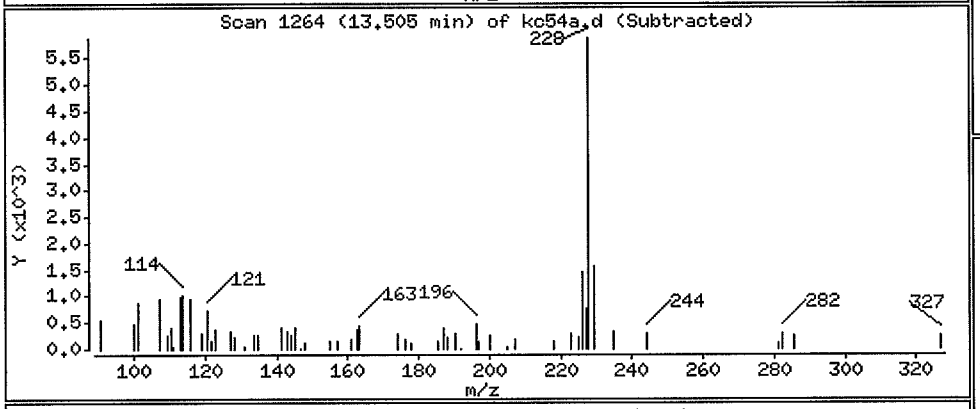

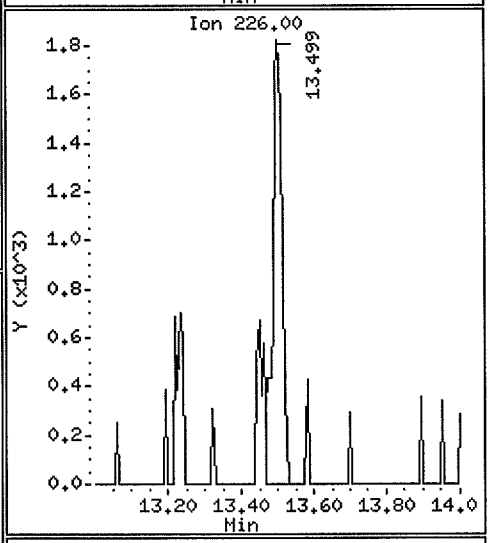

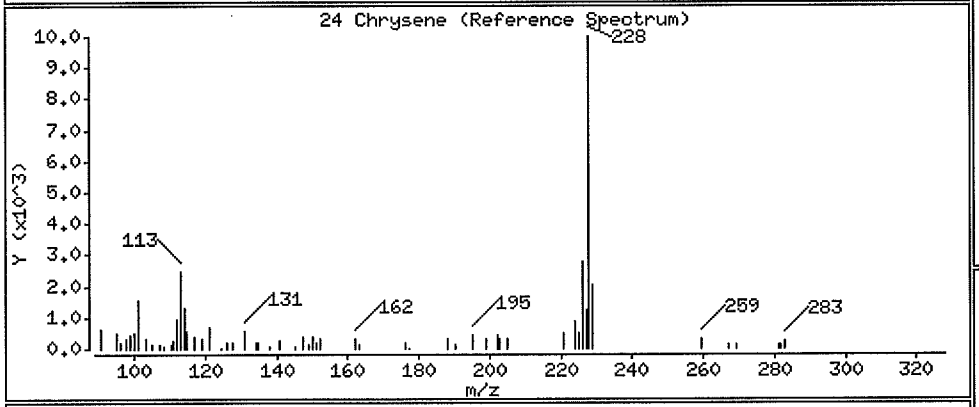

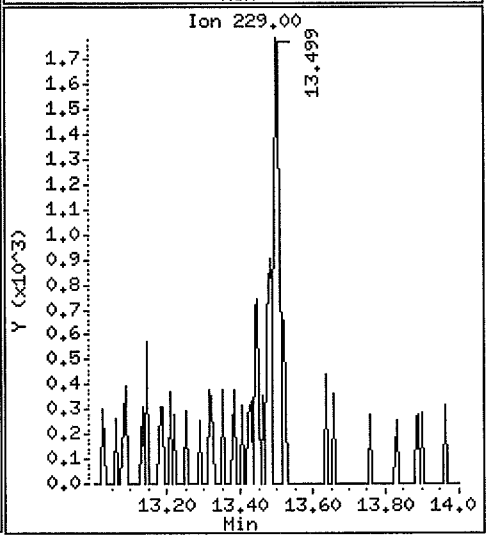

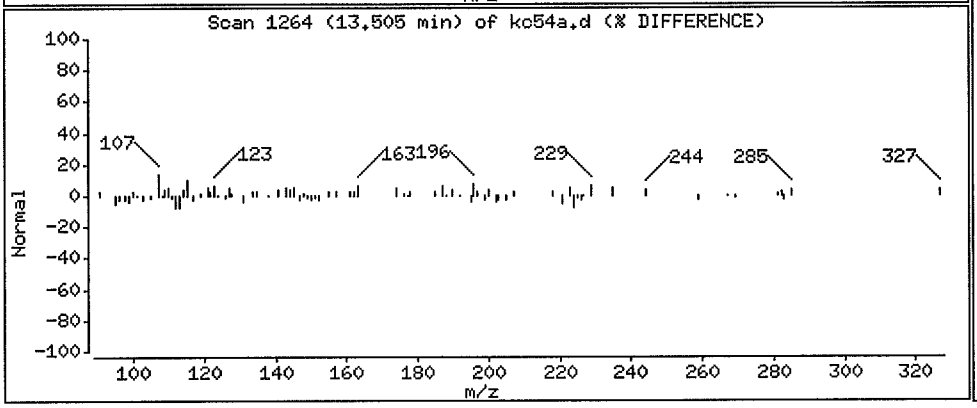

Data File: /chem3/nt1.i/20061107.b/kc54a.d

Date : 07-NOV-2006 16:09

Client ID: G1S-PW-102406

Instrument: nt1.i

Sample Info: KC54A

Volume Injected (uL): 1.0

Operator: VTS

Column phase: ZB-5

Column diameter: 0.25

28 Benzo(b)fluoranthene

Concentration: 0.1713 ug/L

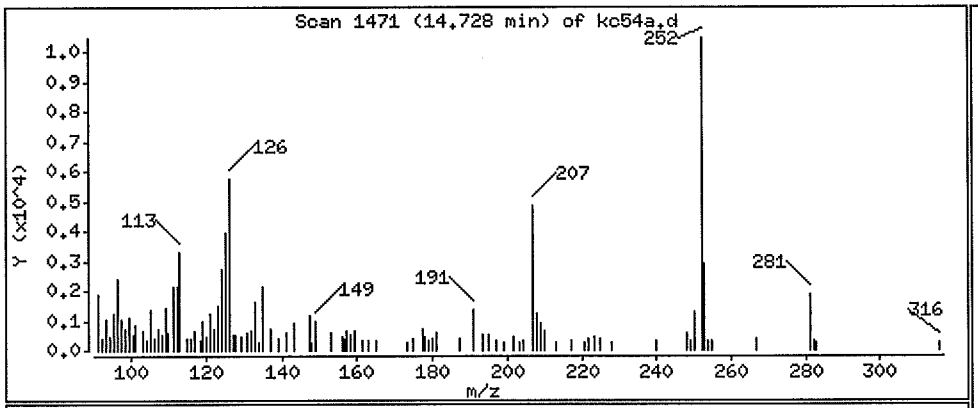

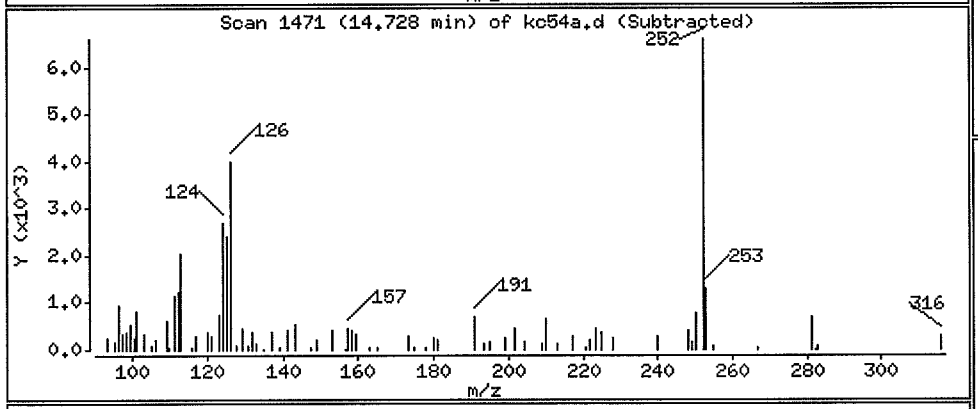

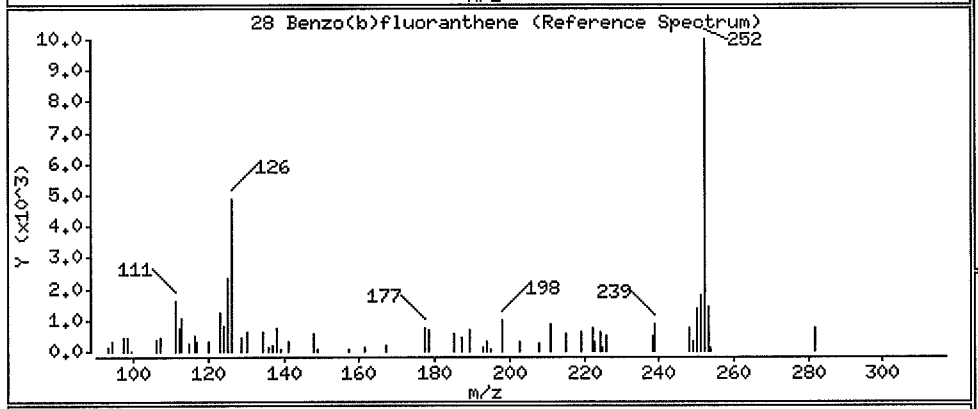

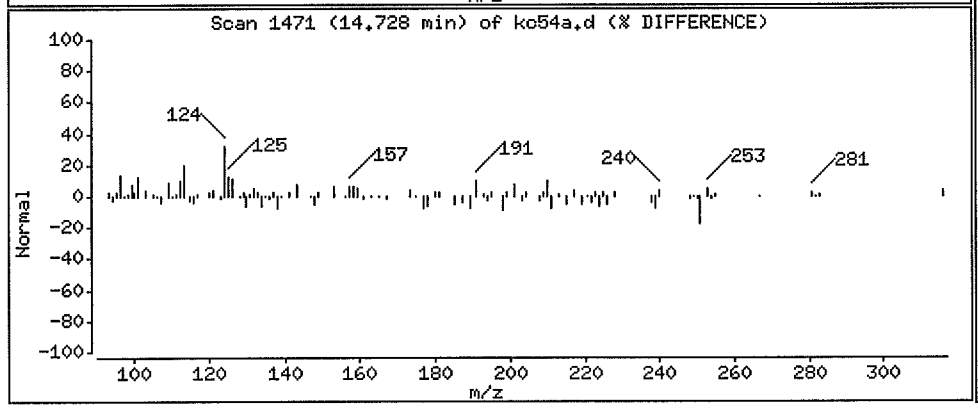

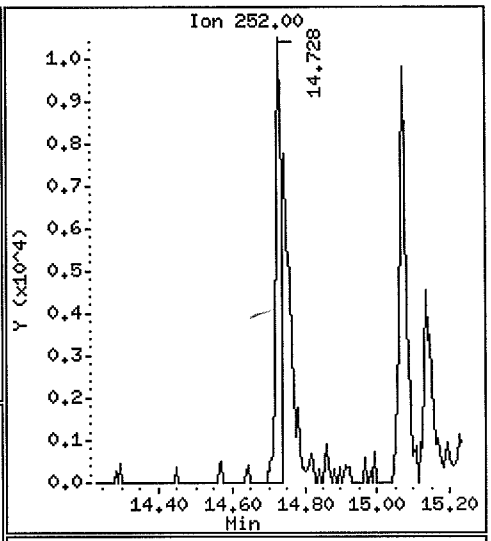

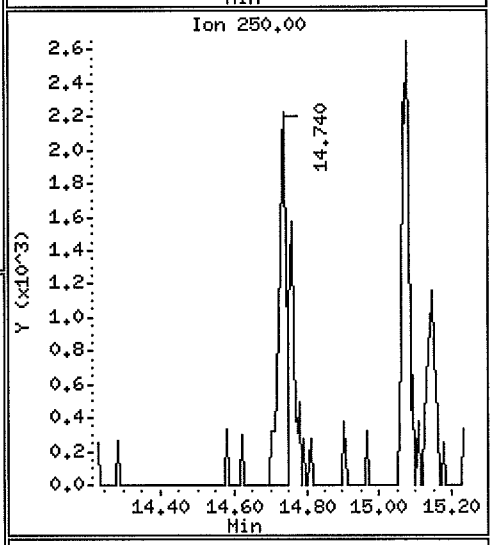

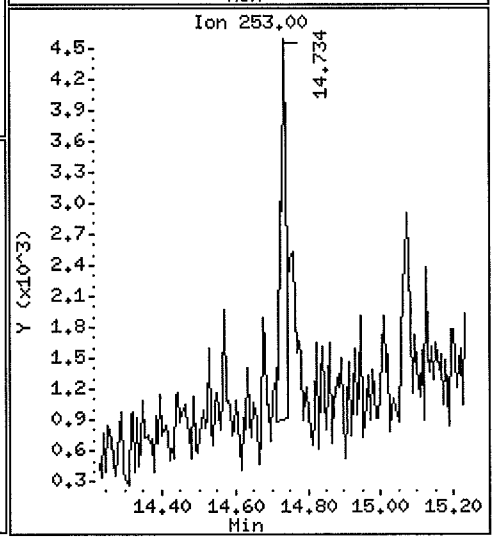

Data File: /chem3/nt1.i/20061107.b/kc54a.d

Date : 07-NOV-2006 16:09

Client ID: G1S-PW-102406

Instrument: nt1.i

Sample Info: KC54A

Volume Injected (uL): 1.0

Operator: VTS

Column phase: ZB-5

Column diameter: 0.25

29 Benzo(k)fluoranthene

Concentration: 0.1529 ug/L

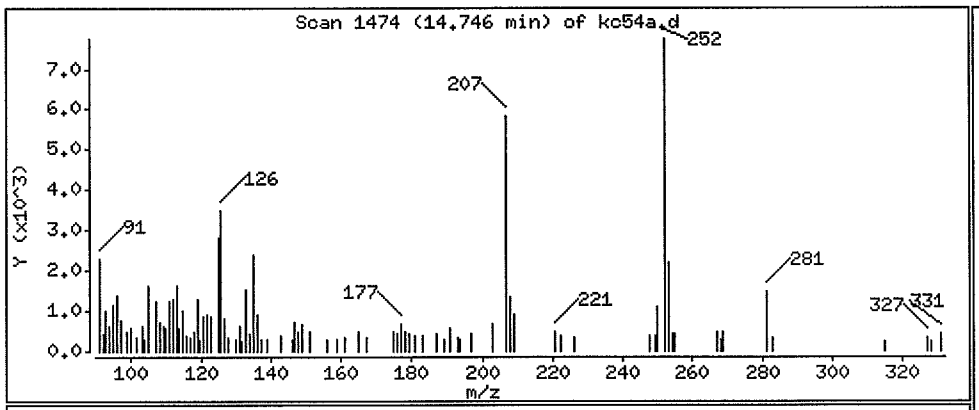

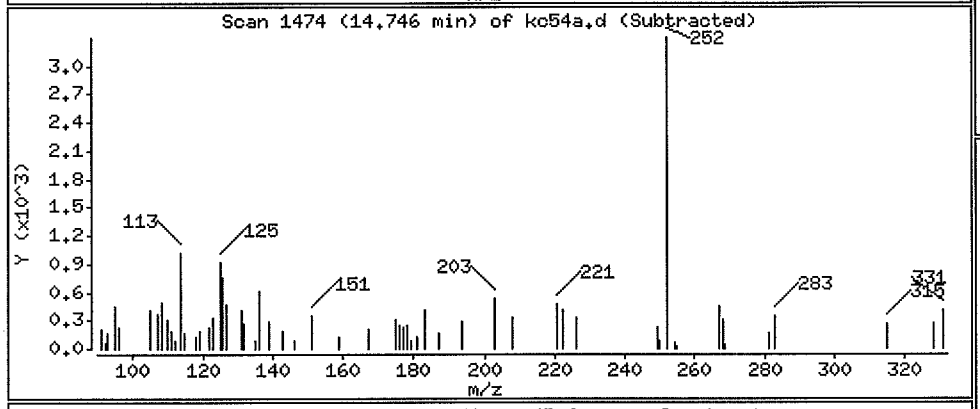

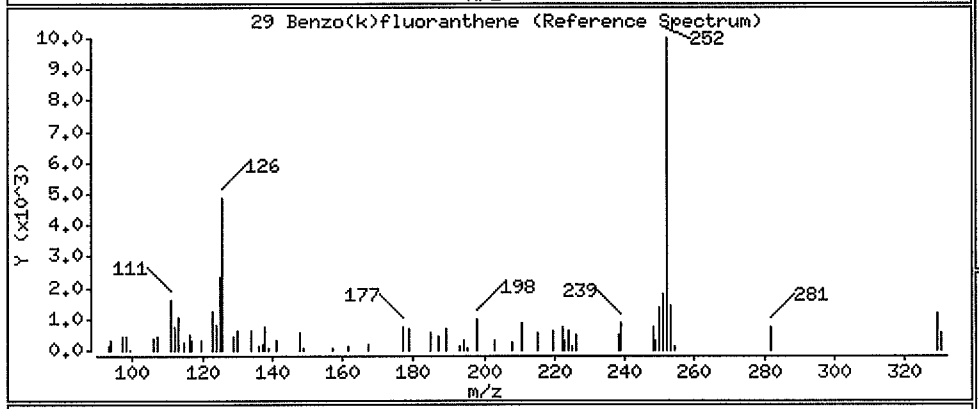

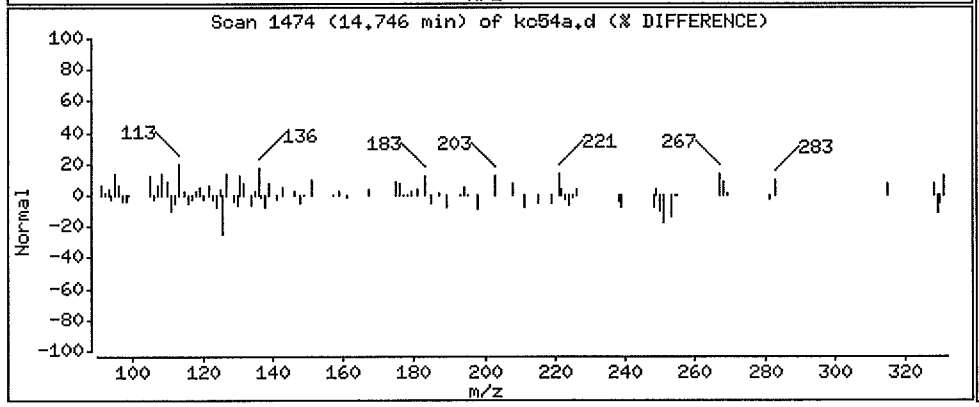

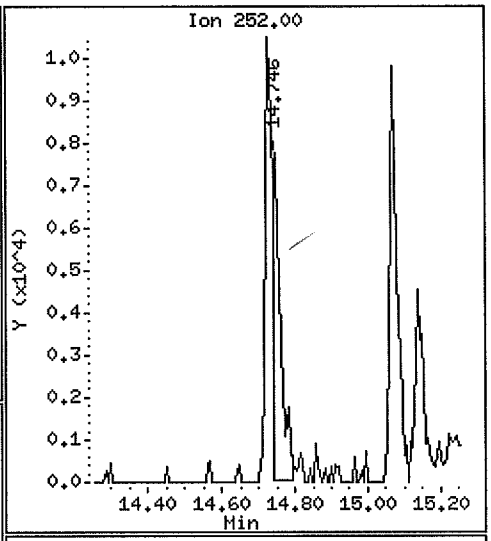

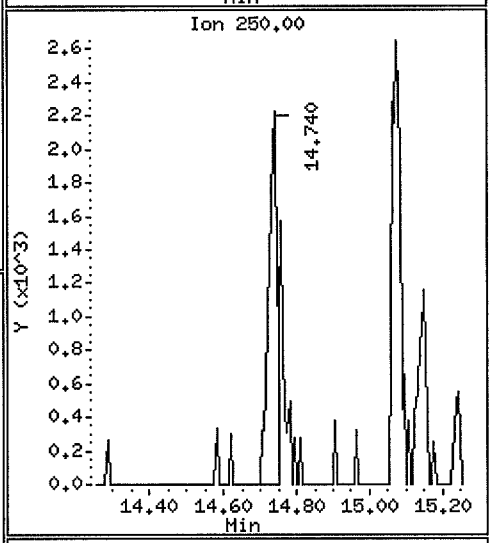

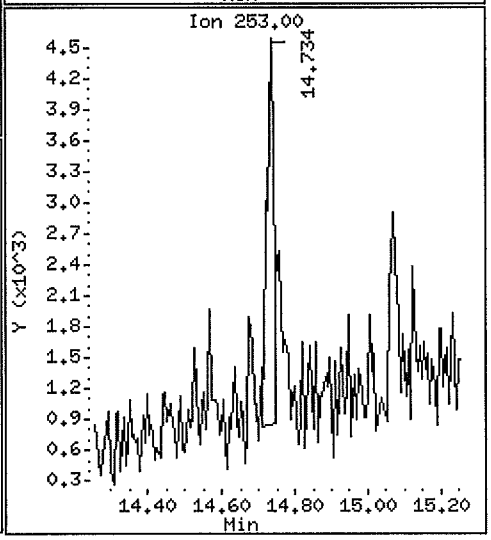

Data File: /chem3/nt1.i/20061107.b/kc54a.d

Date : 07-NOV-2006 16:09

Client ID: G1S-PW-102406

Instrument: nt1.i

Sample Info: KC54A

Volume Injected (uL): 1.0

Operator: VTS

Column phase: ZB-5

Column diameter: 0.25

30 Benzo(a)pyrene

Concentration: 0.1003 ug/L

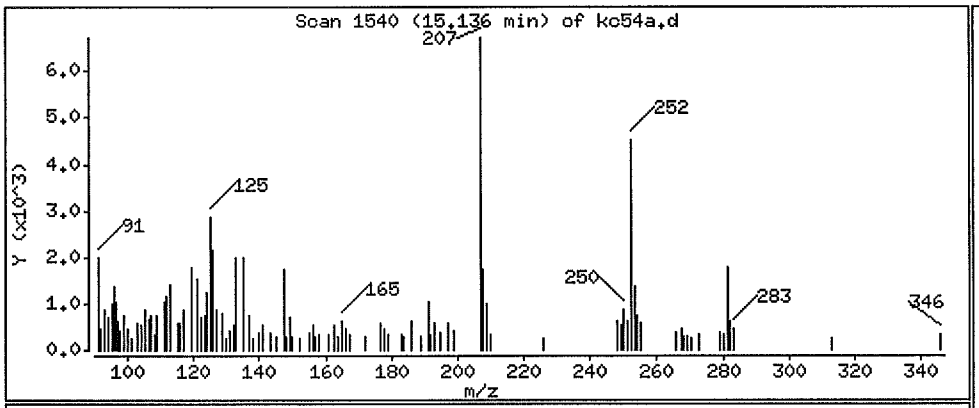

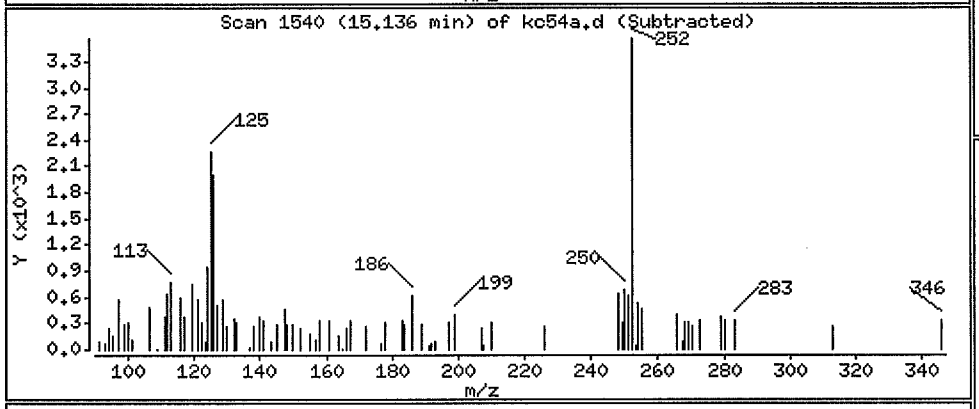

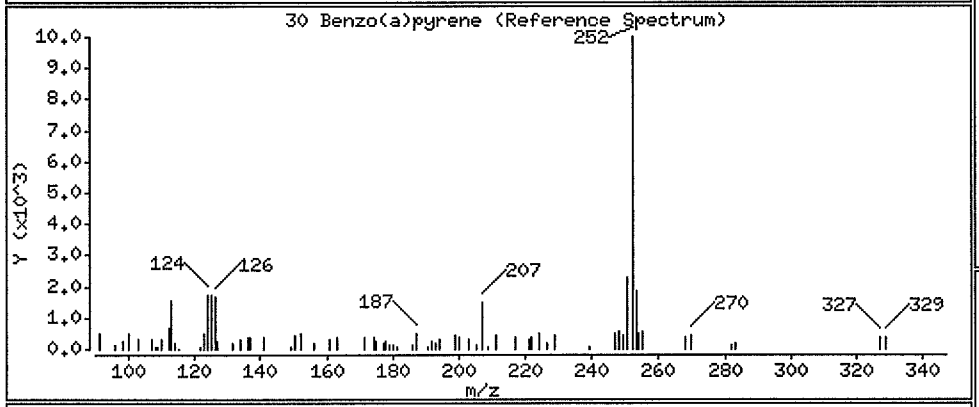

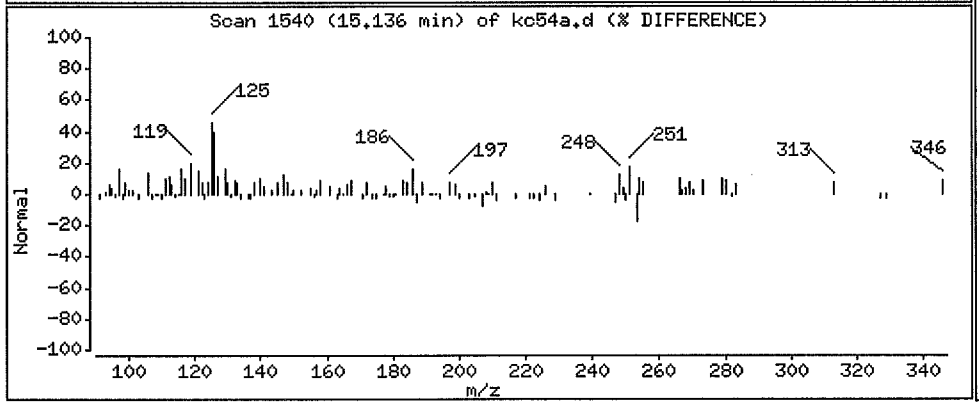

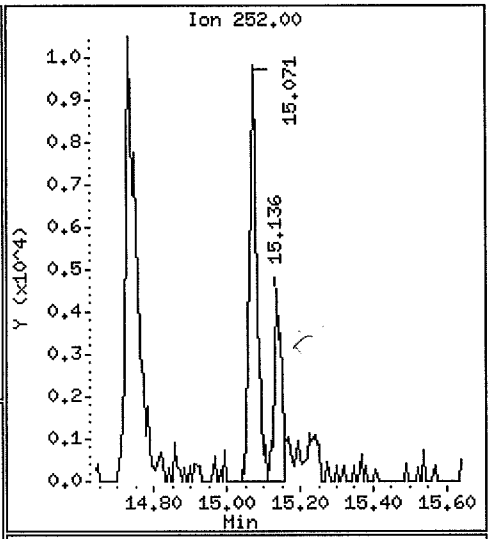

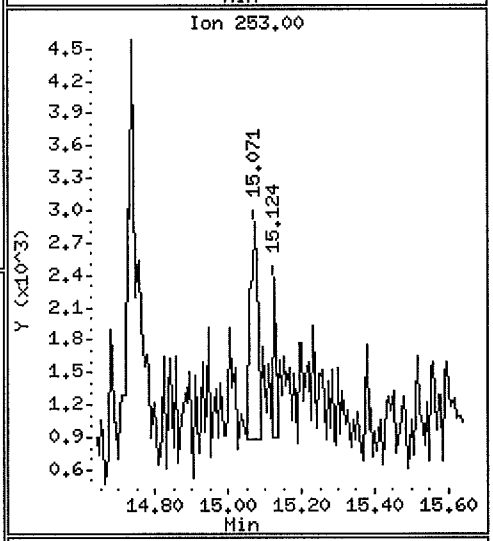

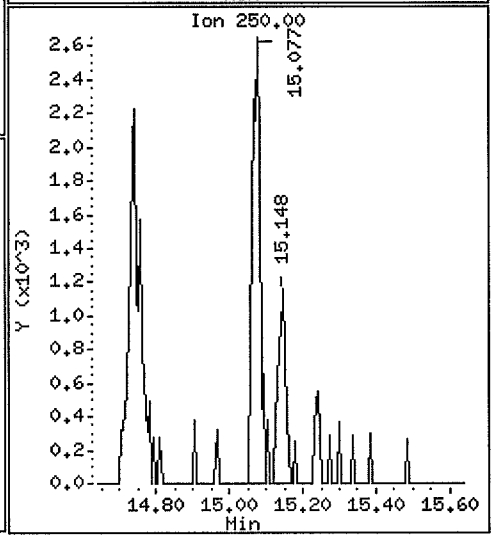

Data File: /chem3/nt1.i/20061107.b/kc54a.d

Date : 07-NOV-2006 16:09

Client ID: G1S-PW-102406

Instrument: nt1.i

Sample Info: KC54A

Volume Injected (uL): 1.0

Operator: VTS

Column phase: ZB-5

Column diameter: 0.25

33 Indeno(1,2,3-cd)pyrene

Concentration: 0.09503 ug/L

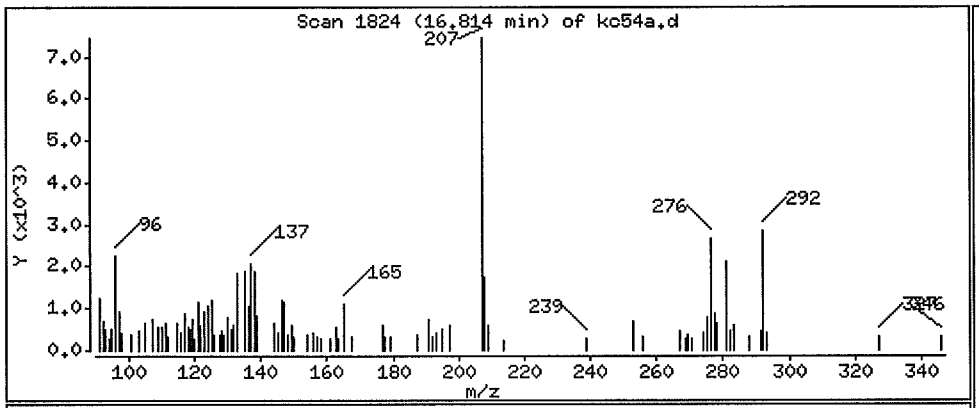

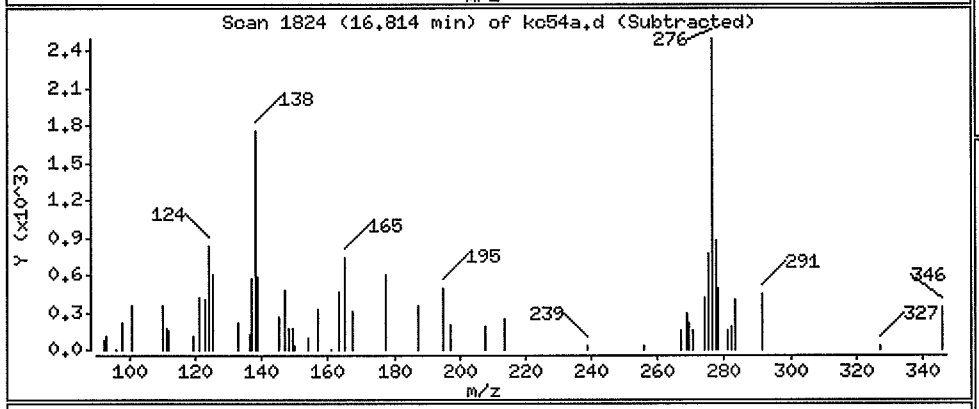

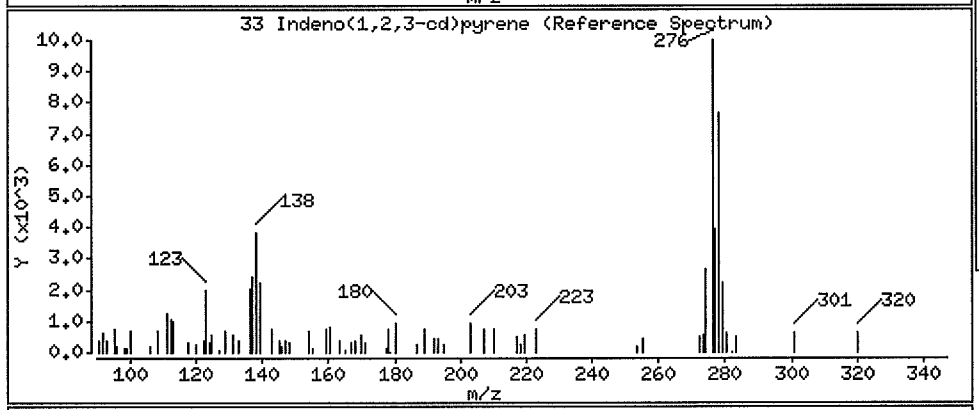

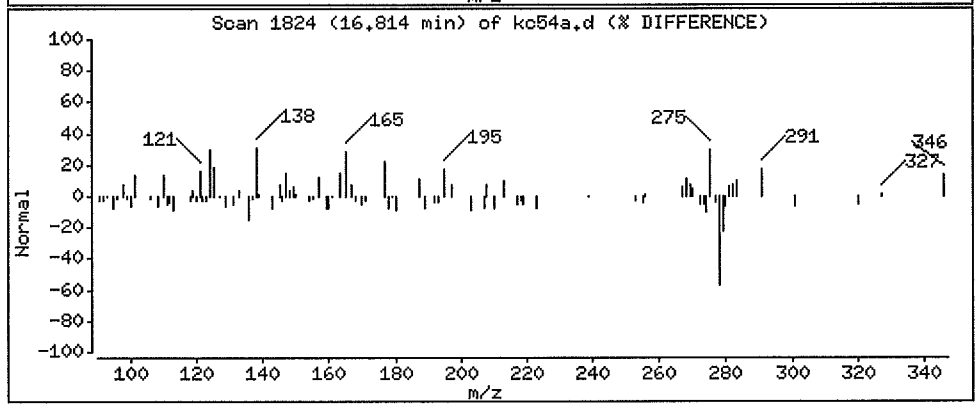

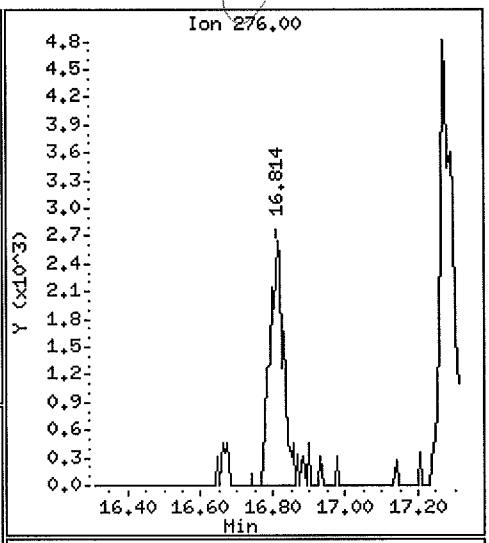

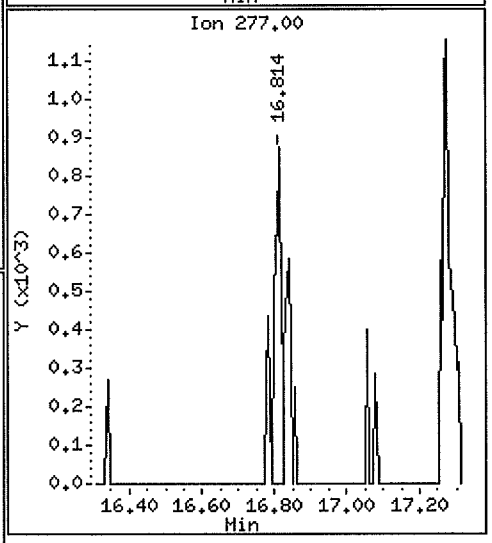

Data File: /chem3/nt1.i/20061107.b/kc54a.d

Date : 07-NOV-2006 16:09

Client ID: G1S-PW-102406

Instrument: nt1.i

Sample Info: KC54A

Volume Injected (uL): 1.0

Operator: VTS

Column phase: ZB-5

Column diameter: 0.25

35 Benzo(g,h,i)perylene

Concentration: 0.1818 ug/L

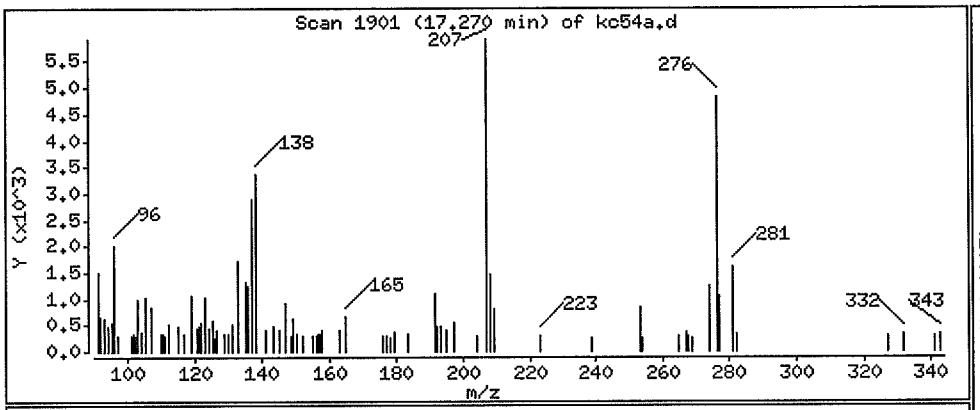

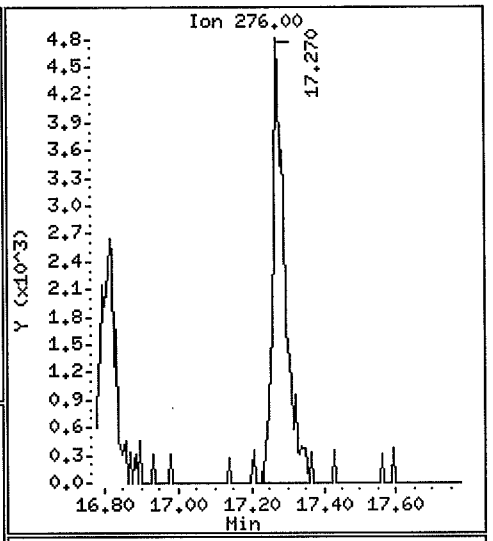

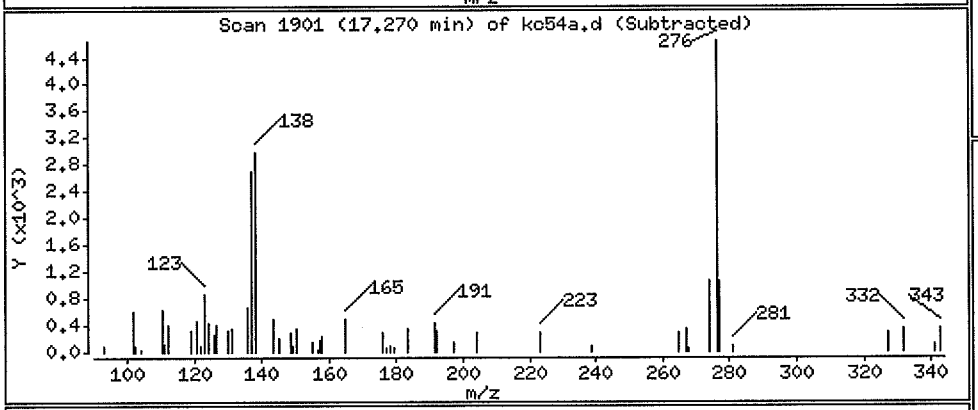

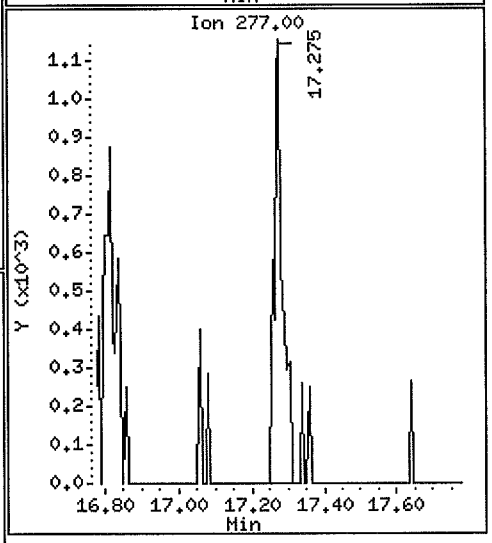

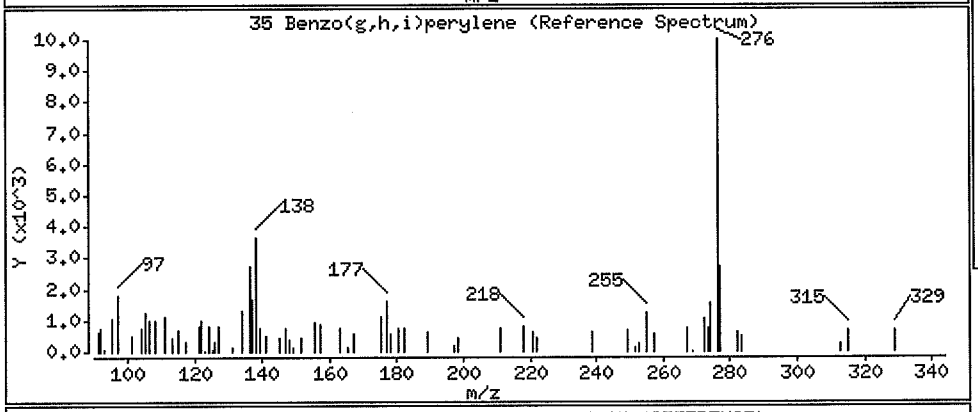

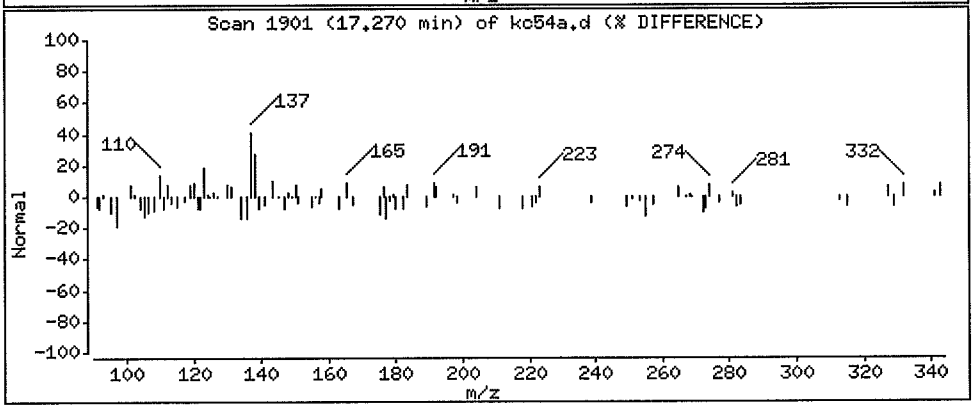

ANALYTICAL RESOURCES INCORPORATED

ORGANICS ANALYSIS DATA SHEET
PNAs by SW8270D-SIM GC/MS

Sample ID: G2S-PW-102406
SAMPLE

Lab Sample ID: KC54B
LIMS ID: 06-20961
Matrix: Water
Data Release Authorized:
Reported: 11/09/06

QC Report No: KC54-Anchor Environmental
Project: CHINOOK VENTURES
Event: 060354-01
Date Sampled: 10/24/06
Date Received: 10/26/06

Date Extracted: 10/31/06
Date Analyzed: 11/07/06 16:33
Instrument/Analyst: NT1/VTS

Sample Amount: 500 mL
Final Extract Volume: 0.5 mL
Dilution Factor: 1.00

CAS Number	Analyte	RL	Result	
91-20-3	Naphthalene	0.10	0.15	
91-57-6	2-Methylnaphthalene	0.10	0.05	J
208-96-8	Acenaphthylene	0.10	< 0.10	U
83-32-9	Acenaphthene	0.10	0.29	
86-73-7	Fluorene	0.10	0.14	
85-01-8	Phenanthrene	0.10	0.49	
120-12-7	Anthracene	0.10	0.09	J
206-44-0	Fluoranthene	0.10	0.64	
129-00-0	Pyrene	0.10	0.40	
56-55-3	Benzo(a)anthracene	0.10	0.07	J
218-01-9	Chrysene	0.10	0.22	
205-99-2	Benzo(b)fluoranthene	0.10	0.13	
207-08-9	Benzo(k)fluoranthene	0.10	0.12	
50-32-8	Benzo(a)pyrene	0.10	0.07	J
193-39-5	Indeno(1,2,3-cd)pyrene	0.10	< 0.10	U
53-70-3	Dibenz(a,h)anthracene	0.10	< 0.10	U
191-24-2	Benzo(g,h,i)perylene	0.10	0.07	J
132-64-9	Dibenzofuran	0.10	0.10	

Reported in µg/L (ppb)

SIM Semivolatile Surrogate Recovery

d10-2-Methylnaphthalene	78.7%
d14-Dibenzo(a,h)anthracen	74.7%

Analytical Resources, Inc.

Polynuclear Aromatic Hydrocarbons/Phthalates by Selected Ion Monitoring

Data file : /chem3/nt1.i/20061107.b/kc54b.d
Lab Smp Id: KC54B Client Smp ID: G2S-PW-102406
Inj Date : 07-NOV-2006 16:33
Operator : VTS Inst ID: nt1.i
Smp Info : KC54B
Misc Info : 06-20961
Comment : 1ul Injection
Method : /chem3/nt1.i/20061107.b/simpna.m
Meth Date : 09-Nov-2006 08:35 van Quant Type: ISTD
Cal Date : 04-SEP-2006 13:38 Cal File: ic0904f.d
Als bottle: 8
Dil Factor: 1.00000
Integrator: HP RTE Compound Sublist: pna1mn.sub
Target Version: 3.50
Processing Host: cserv3

Concentration Formula: Amt * DF * Vt / Vo * CpndVariable

Name	Value	Description
DF	1.00000	Dilution Factor
Vt	500.00000	Final Extract Volume (uL)
Vo	500.00000	Sample Volume extracted (L)

Cpnd Variable Local Compound Variable

	Compounds	QUANT SIG MASS	RT	EXP RT	REL RT	RESPONSE	CONCENTRATIONS ON-COLUMN (ug/mL)	FINAL (ug/L)	
*	1 Naphthalene-d8	136	6.372	6.370	(1.000)	367914	2.00000		
	2 Naphthalene	128	6.389	6.394	(1.003)	26221	0.14834	0.1483	
$	3 2-Methylnaphthalene-d10	152	7.110	7.115	(1.116)	215328	2.36026	2.360	
	4 2-Methylnaphthalene	142	7.152	7.150	(1.122)	5022	0.05346	0.05346	J
	5 1-Methylnaphthalene	142	Compound Not Detected.						
	7 Acenaphthylene	152	Compound Not Detected.						
*	8 Acenaphthene-d10	164	8.387	8.392	(1.000)	178477	2.00000		
	9 Acenaphthene	153	8.428	8.433	(1.005)	25829	0.29166	0.2917	
	10 Dibenzofuran	168	8.617	8.622	(1.027)	13163	0.10458	0.1046	
	11 Fluorene	166	9.037	9.036	(1.077)	13869	0.14434	0.1443	
*	15 Phenanthrene-d10	188	10.178	10.182	(1.000)	231558	2.00000		
	16 Phenanthrene	178	10.213	10.212	(1.003)	61095	0.48674	0.4867	
	17 Anthracene	178	10.272	10.271	(1.009)	11673	0.09221	0.09221	J
	19 Fluoranthene	202	11.691	11.689	(1.149)	68348	0.63793	0.6379	
	20 Pyrene	202	11.974	11.973	(0.889)	43989	0.40387	0.4039	

Compounds	QUANT SIG MASS	RT	EXP RT	REL RT	RESPONSE	CONCENTRATIONS ON-COLUMN (ug/mL)	CONCENTRATIONS FINAL (ug/L)
22 Benzo(a)anthracene	228	13.446	13.451	(0.998)	6414	0.06913	0.06913 J
* 23 Chrysene-d12	240	13.470	13.474	(1.000)	154756	2.00000	
24 Chrysene	228	13.499	13.504	(1.002)	19264	0.22095	0.2210
28 Benzo(b)fluoranthene	252	14.729	14.733	(0.969)	10524	0.12768	0.1277
29 Benzo(k)fluoranthene	252	14.746	14.757	(0.970)	9930	0.11535	0.1154 (M)
30 Benzo(a)pyrene	252	15.148	15.141	(0.996)	4904	0.06596	0.06596 J
* 31 Perylene-d12	264	15.207	15.212	(1.000)	145555	2.00000	
33 Indeno(1,2,3-cd)pyrene	276	Compound Not Detected.					
$ 32 Dibenz(a,h)anthrancene-d14	292	16.744	16.754	(1.101)	106780	2.23867	2.239
34 Dibenz(a,h)anthracene	278	Compound Not Detected.					
35 Benzo(g,h,i)perylene	276	17.288	17.280	(1.137)	4937	0.07001	0.07001 (M) J

QC Flag Legend

M - Compound response manually integrated.

VTS
11.9.2006

Analytical Resources, Inc.

INTERNAL STANDARD COMPOUNDS
AREA AND RT SUMMARY

Instrument ID: nt1.i
Lab File ID: kc54b.d
Lab Smp Id: KC54B
Analysis Type: SV
Quant Type: ISTD
Operator: VTS
Method File: /chem3/nt1.i/20061107.b/simpna.m
Misc Info: 06-20961

Calibration Date: 07-NOV-2006
Calibration Time: 11:02
Client Smp ID: G2S-PW-102406
Level: LOW
Sample Type: Water

COMPOUND	STANDARD	AREA LIMIT LOWER	AREA LIMIT UPPER	SAMPLE	%DIFF
1 Naphthalene-d8	315704	157852	631408	367914	16.54
8 Acenaphthene-d10	150524	75262	301048	178477	18.57
15 Phenanthrene-d10	202072	101036	404144	231558	14.59
23 Chrysene-d12	139479	69740	278958	154756	10.95
31 Perylene-d12	140334	70167	280668	145555	3.72

COMPOUND	STANDARD	RT LIMIT LOWER	RT LIMIT UPPER	SAMPLE	%DIFF
1 Naphthalene-d8	6.37	5.87	6.87	6.37	0.02
8 Acenaphthene-d10	8.39	7.89	8.89	8.39	-0.05
15 Phenanthrene-d10	10.18	9.68	10.68	10.18	-0.04
23 Chrysene-d12	13.47	12.97	13.97	13.47	-0.03
31 Perylene-d12	15.21	14.71	15.71	15.21	-0.03

AREA UPPER LIMIT = +100% of internal standard area.
AREA LOWER LIMIT = - 50% of internal standard area.
RT UPPER LIMIT = + 0.50 minutes of internal standard RT.
RT LOWER LIMIT = - 0.50 minutes of internal standard RT.

Analytical Resources, Inc.

RECOVERY REPORT

Client Name: Anchor
Sample Matrix: LIQUID
Lab Smp Id: KC54B
Level: LOW
Data Type: MS DATA
SpikeList File: pnalcss.spk
Sublist File: pna1mn.sub
Method File: /chem3/nt1.i/20061107.b/simpna.m
Misc Info: 06-20961

Client SDG: KC54
Fraction: SV
Client Smp ID: G2S-PW-102406
Operator: VTS
SampleType: SAMPLE
Quant Type: ISTD

SURROGATE COMPOUND	CONC ADDED ug/L	CONC RECOVERED ug/L	% RECOVERED	LIMITS
$ 3 2-Methylnaphthalen	3.000	2.360	78.68	48-114
$ 32 Dibenz(a,h)anthran	3.000	2.239	74.62	10-137

Data File: /chem3/nt1.i/20061107.b/kc54b.d
Date : 07-NOV-2006 16:33
Client ID: G2S-PW-102406
Sample Info: KC54B
Volume Injected (uL): 1.0
Column phase: ZB-5

Instrument: nt1.i
Operator: VTS
Column diameter: 0.25

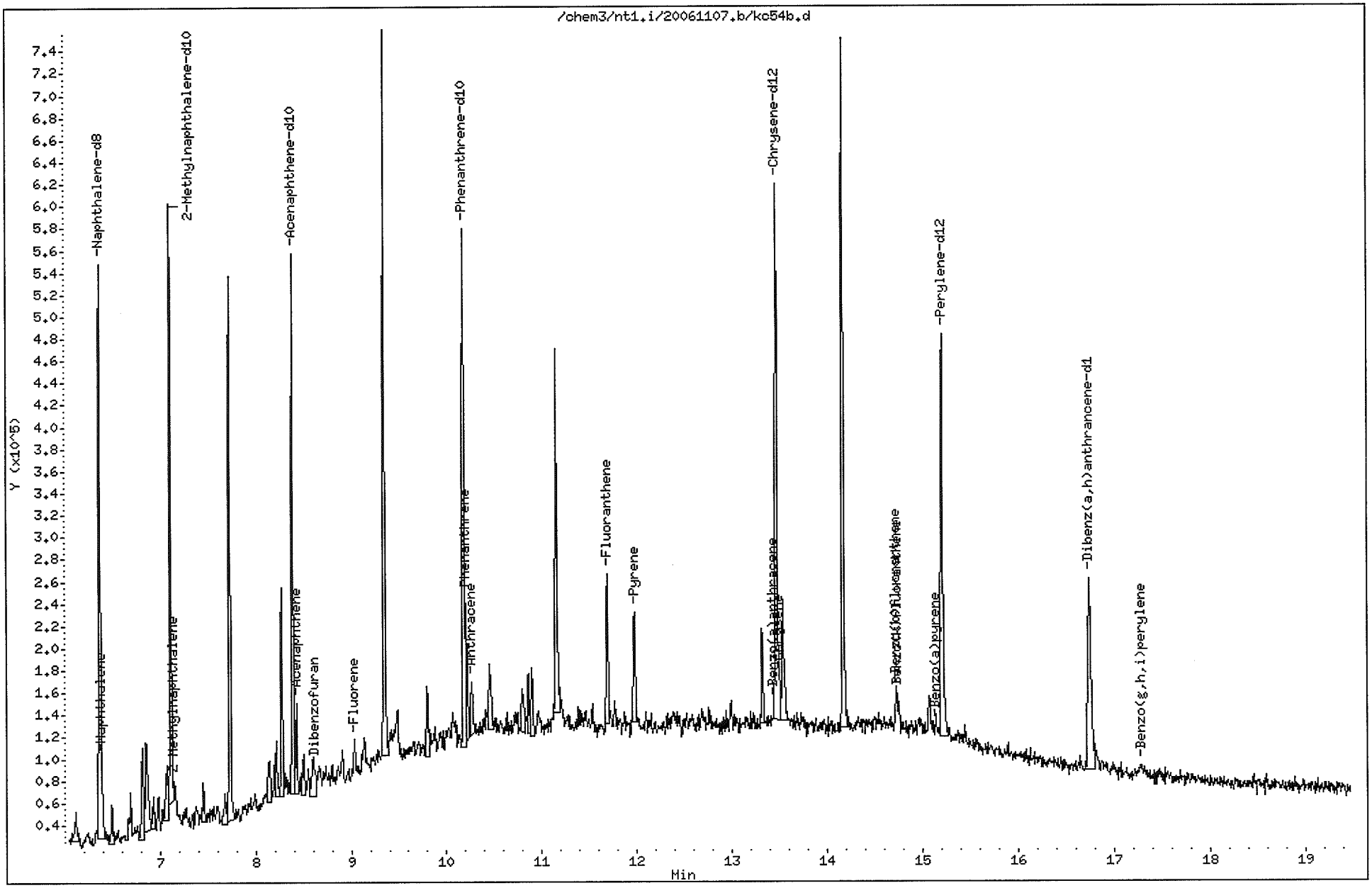

0040

Data File: /chem3/nt1.i/20061107.b/kc54b.d

Date : 07-NOV-2006 16:33

Client ID: G2S-PW-102406

Instrument: nt1.i

Sample Info: KC54B

Volume Injected (uL): 1.0

Operator: VTS

Column phase: ZB-5

Column diameter: 0.25

2 Naphthalene

Concentration: 0.1483 ug/L

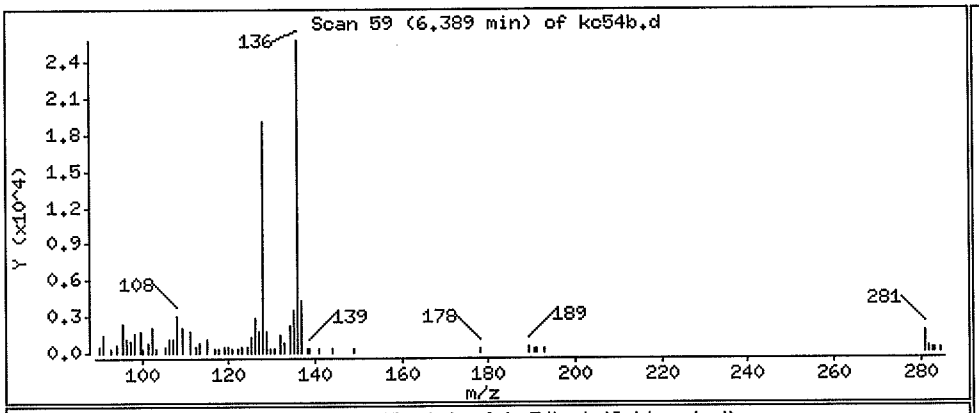

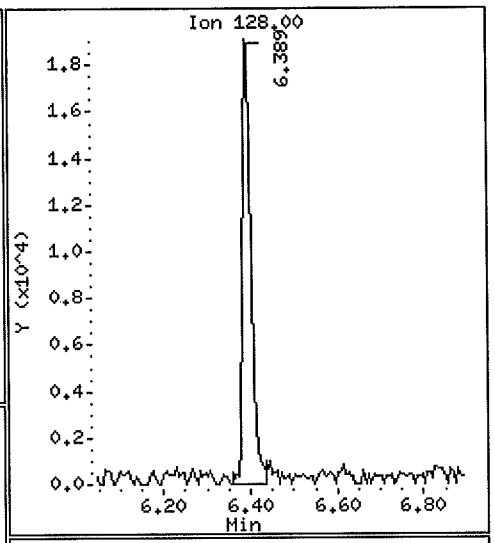

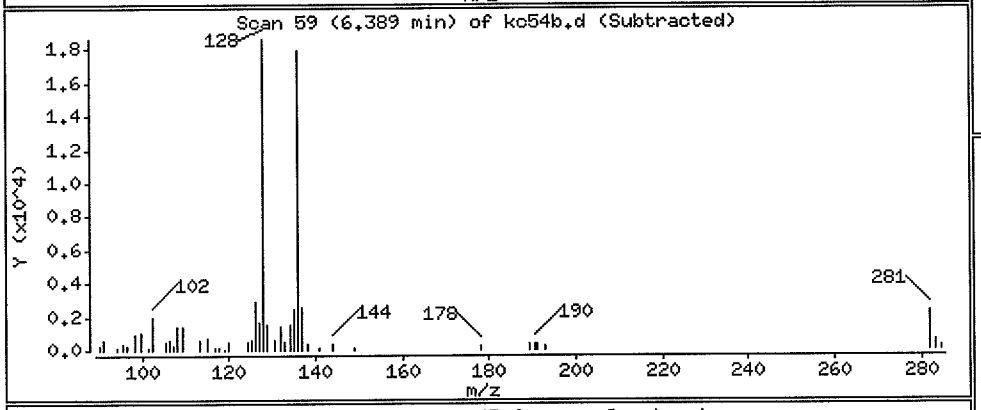

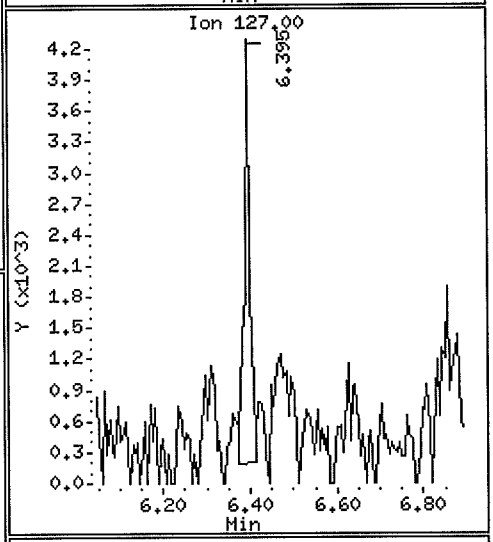

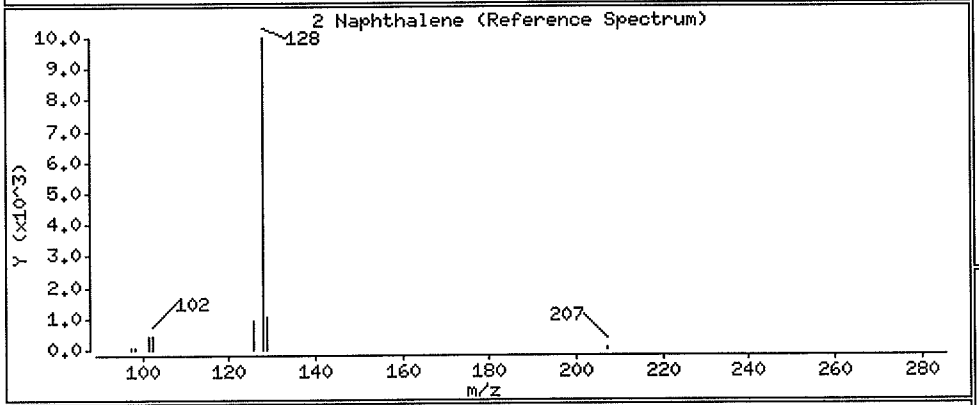

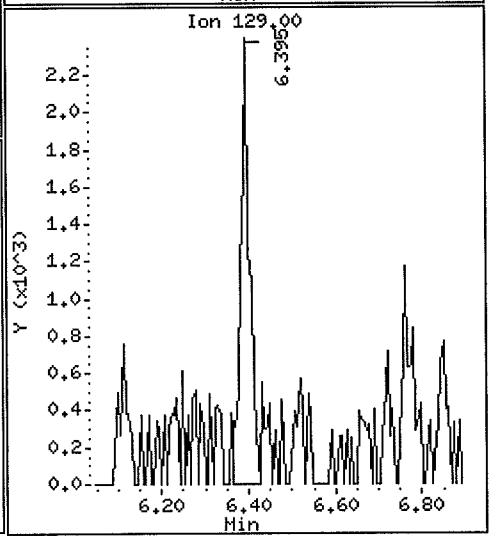

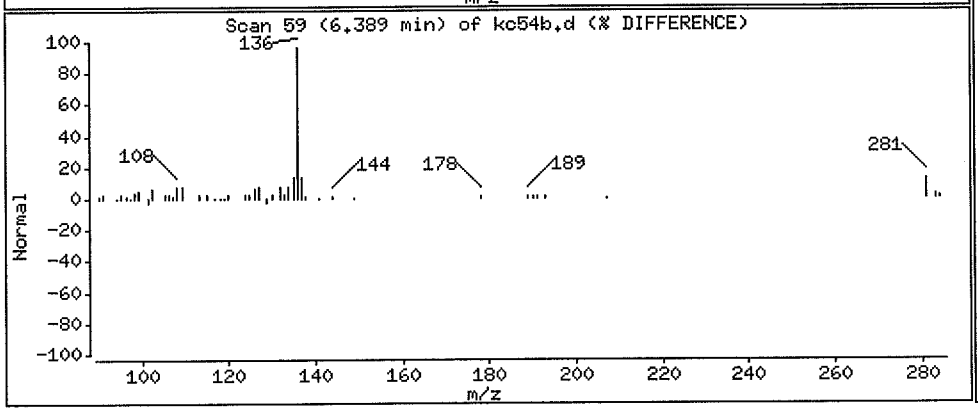

Data File: /chem3/nt1.i/20061107.b/kc54b.d

Date : 07-NOV-2006 16:33

Client ID: G2S-PW-102406

Instrument: nt1.i

Sample Info: KC54B

Volume Injected (uL): 1.0

Operator: VTS

Column phase: ZB-5

Column diameter: 0.25

4 2-Methylnaphthalene

Concentration: 0.05346 ug/L

JCH

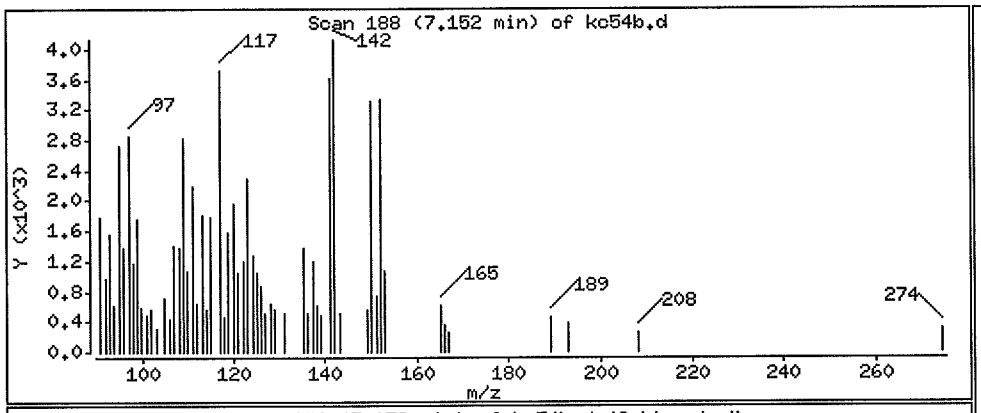

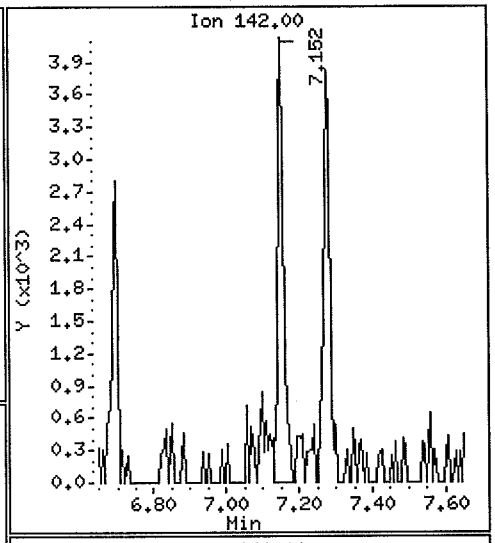

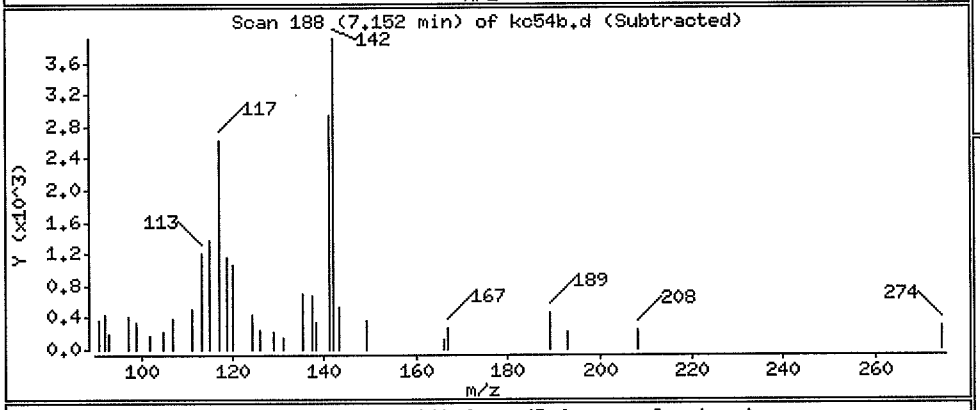

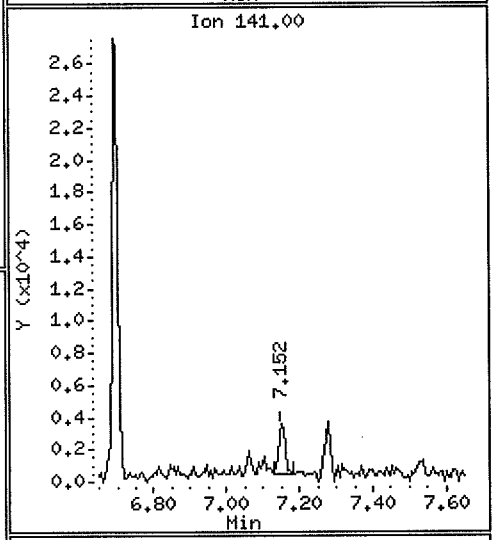

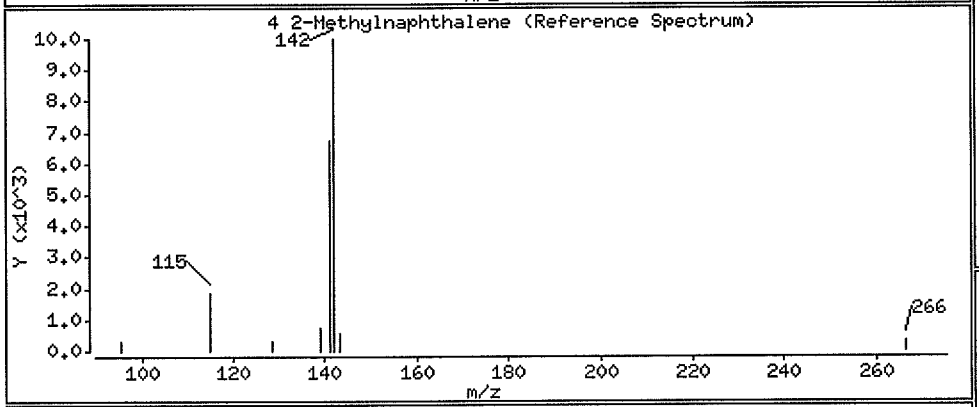

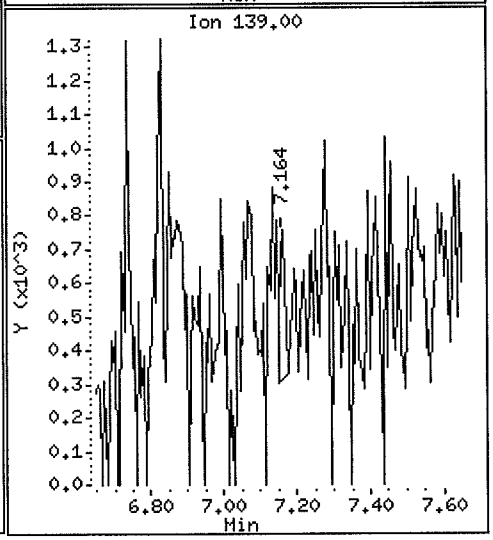

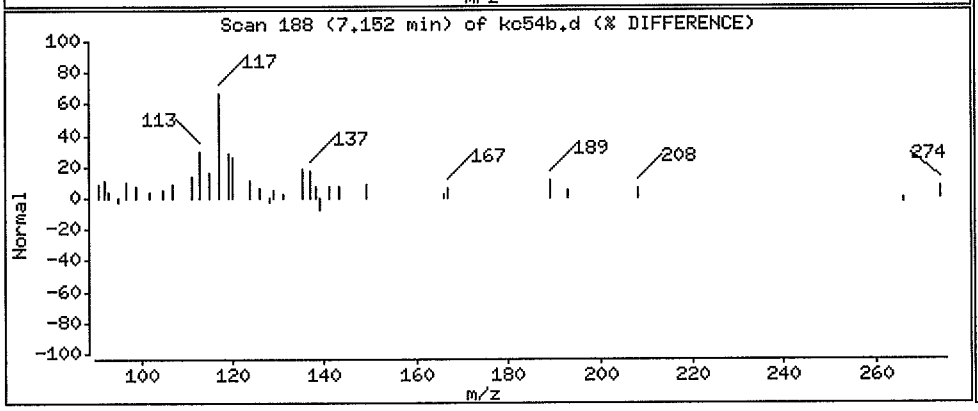

Data File: /chem3/nt1.i/20061107.b/kc54b.d

Date : 07-NOV-2006 16:33

Client ID: G2S-PW-102406

Instrument: nt1.i

Sample Info: KC54B

Volume Injected (uL): 1.0

Operator: VTS

Column phase: ZB-5

Column diameter: 0.25

9 Acenaphthene

Concentration: 0.2917 ug/L

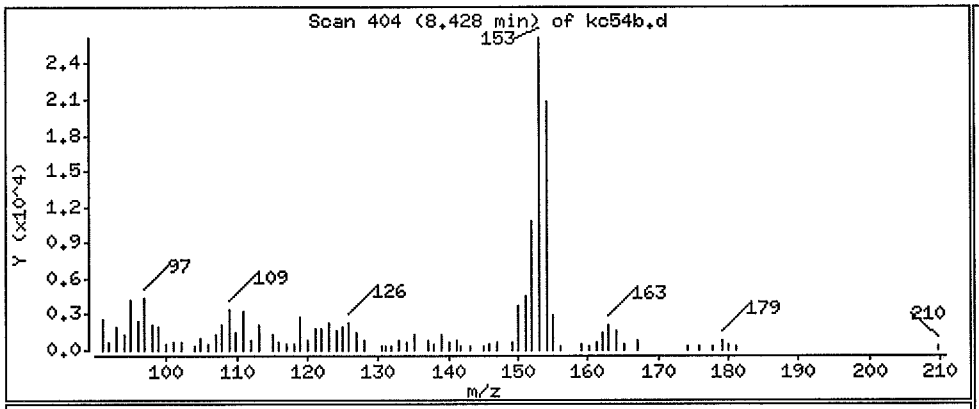

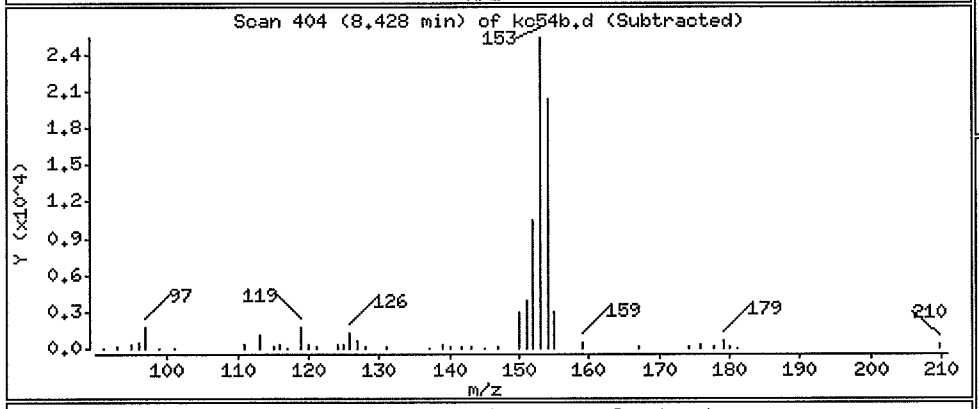

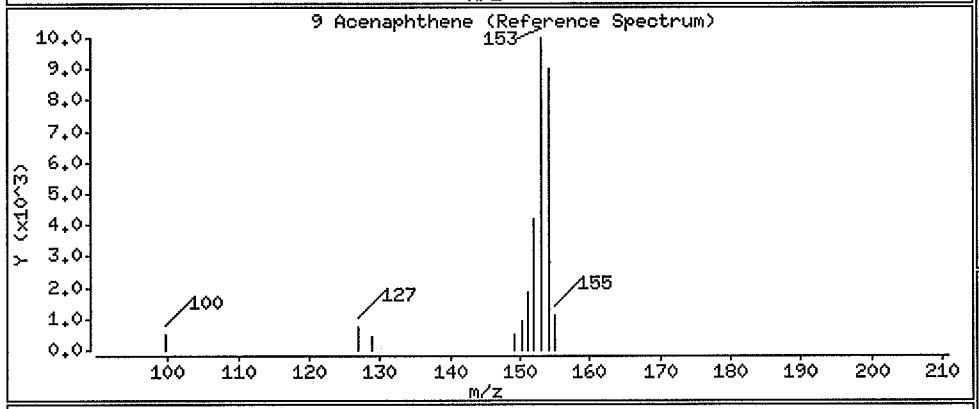

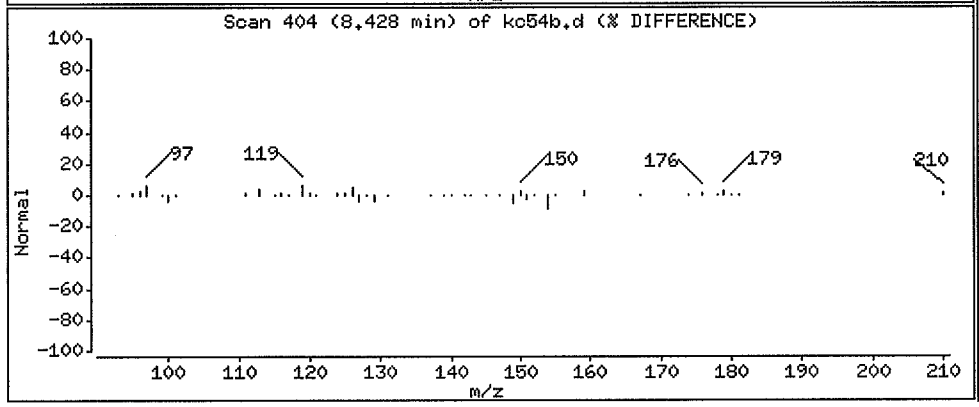

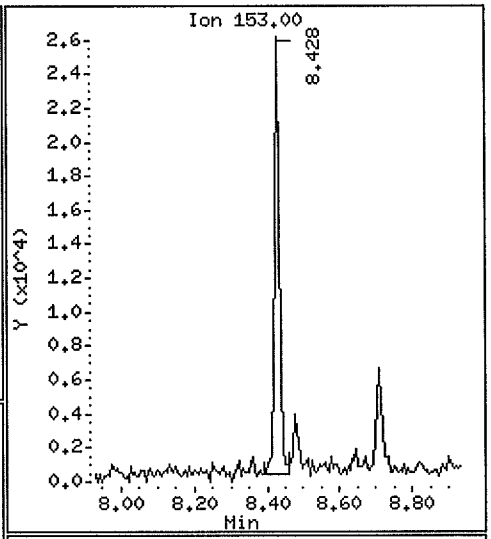

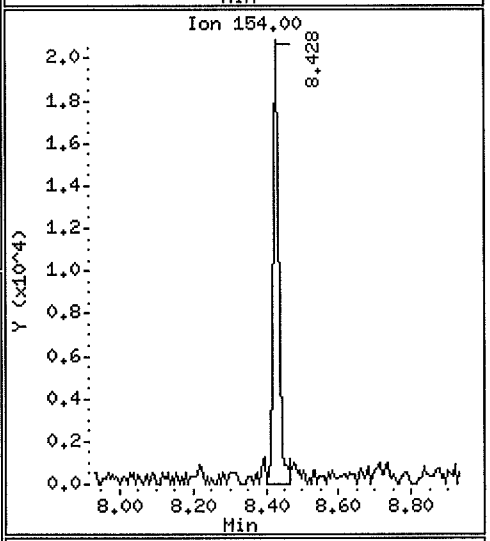

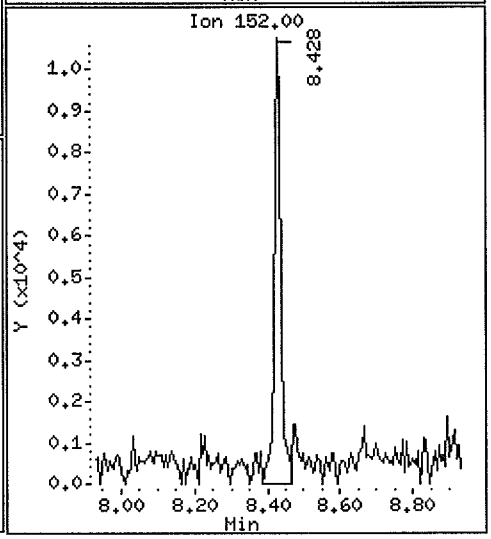

Data File: /chem3/nt1.i/20061107.b/kc54b.d

Date : 07-NOV-2006 16:33

Client ID: G2S-PW-102406

Instrument: nt1.i

Sample Info: KC54B

Volume Injected (uL): 1.0

Operator: VTS

Column phase: ZB-5

Column diameter: 0.25

10 Dibenzofuran

Concentration: 0.1046 ug/L

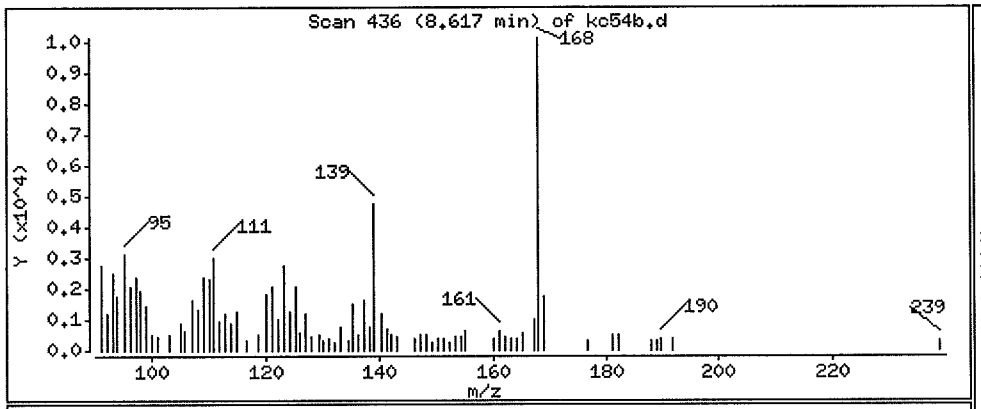

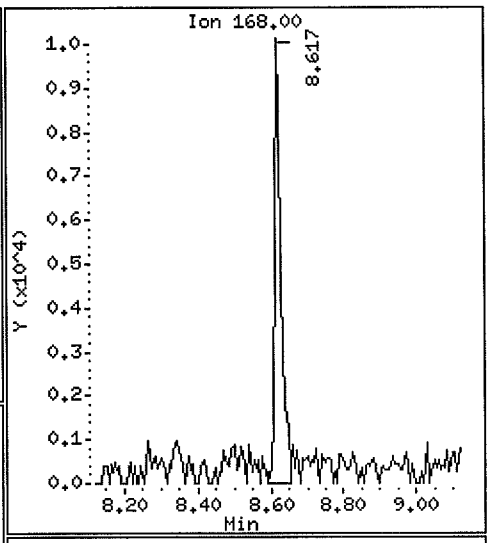

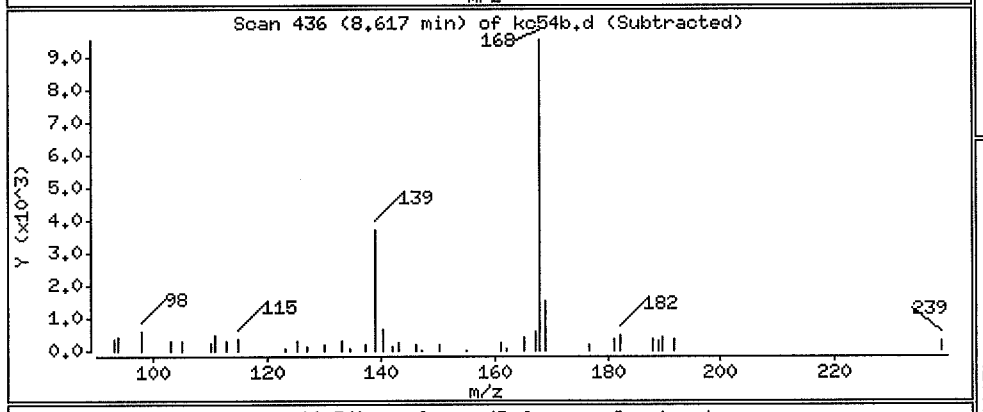

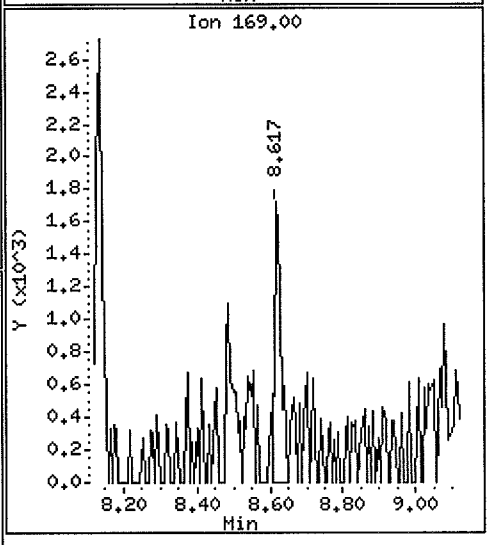

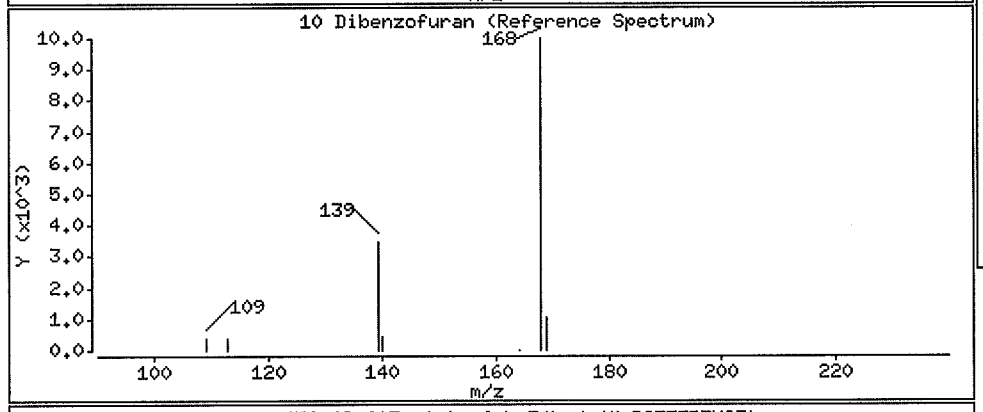

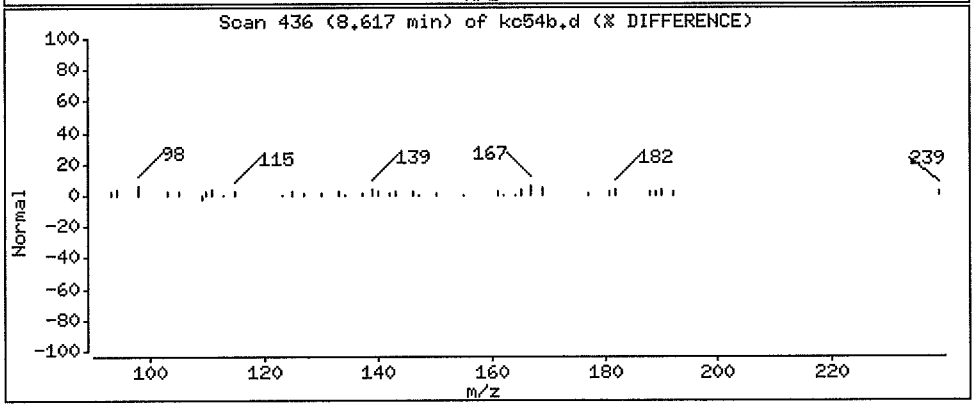

Data File: /chem3/nt1.i/20061107.b/kc54b.d

Date : 07-NOV-2006 16:33

Client ID: G2S-PW-102406 Instrument: nt1.i

Sample Info: KC54B

Volume Injected (uL): 1.0 Operator: VTS

Column phase: ZB-5 Column diameter: 0.25

11 Fluorene Concentration: 0.1443 ug/L

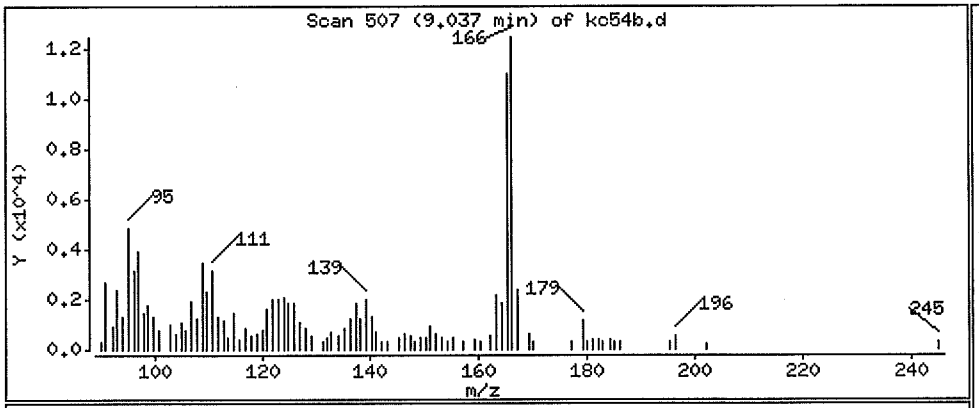

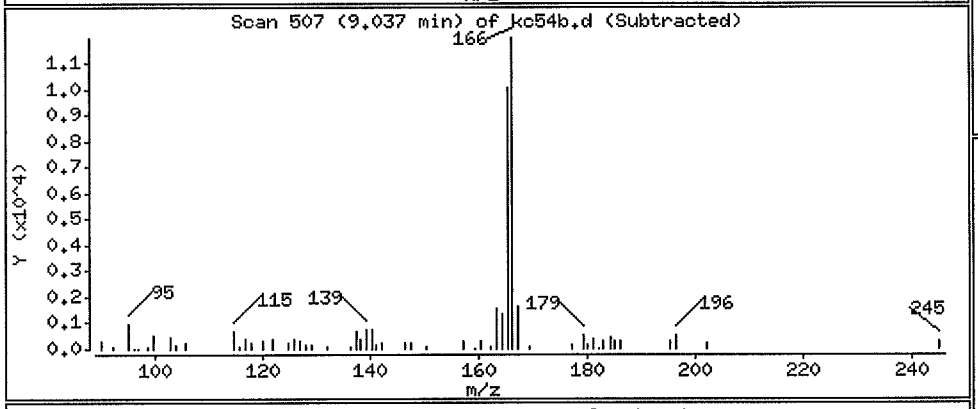

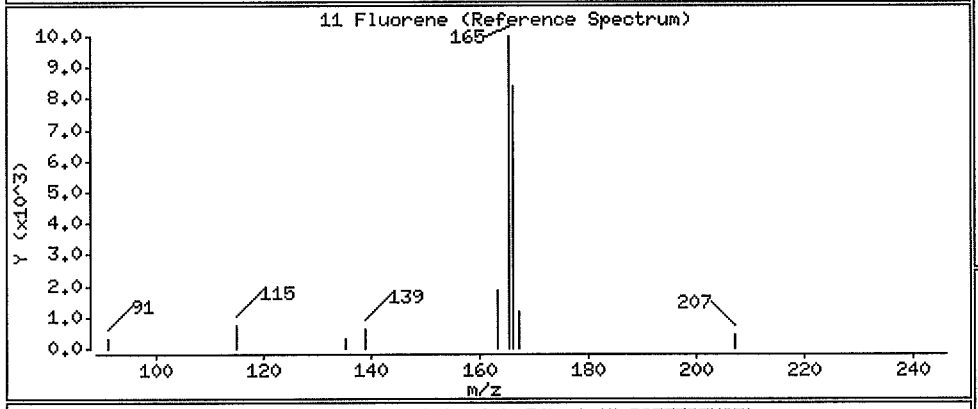

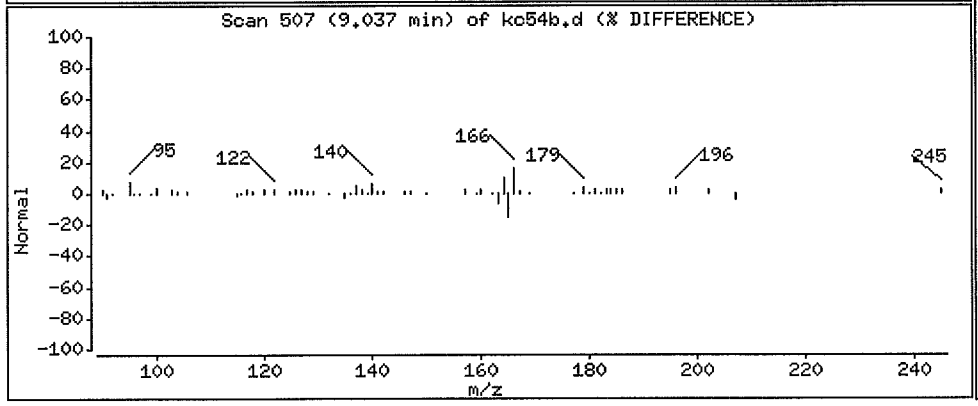

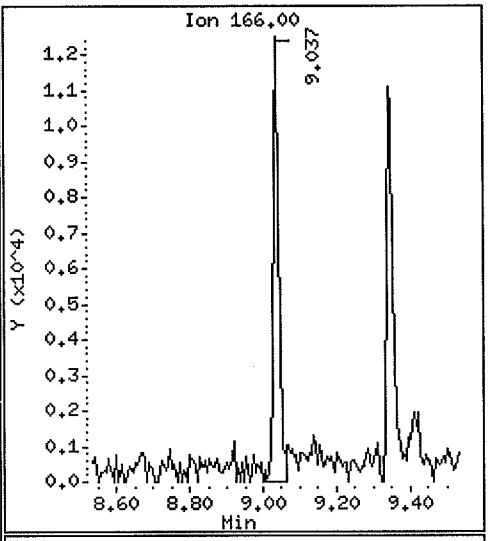

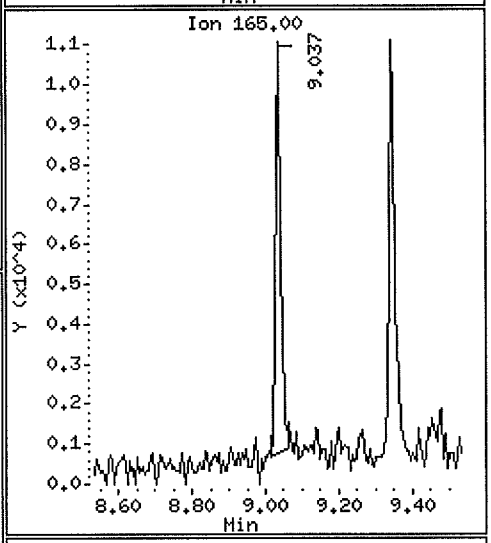

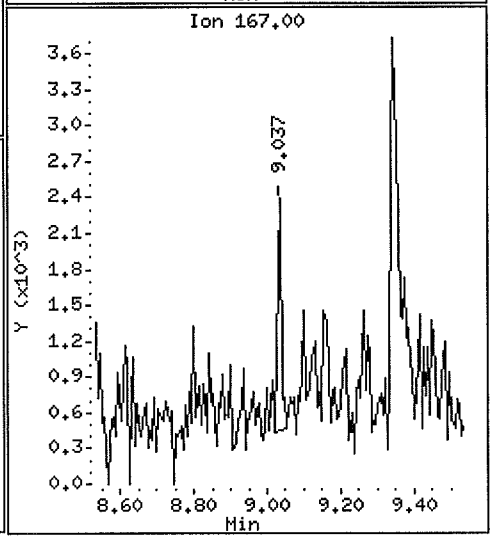

Data File: /chem3/nt1.i/20061107.b/kc54b.d

Date : 07-NOV-2006 16:33

Client ID: G2S-PW-102406 Instrument: nt1.i

Sample Info: KC54B

Volume Injected (uL): 1.0 Operator: VTS

Column phase: ZB-5 Column diameter: 0.25

16 Phenanthrene Concentration: 0.4867 ug/L

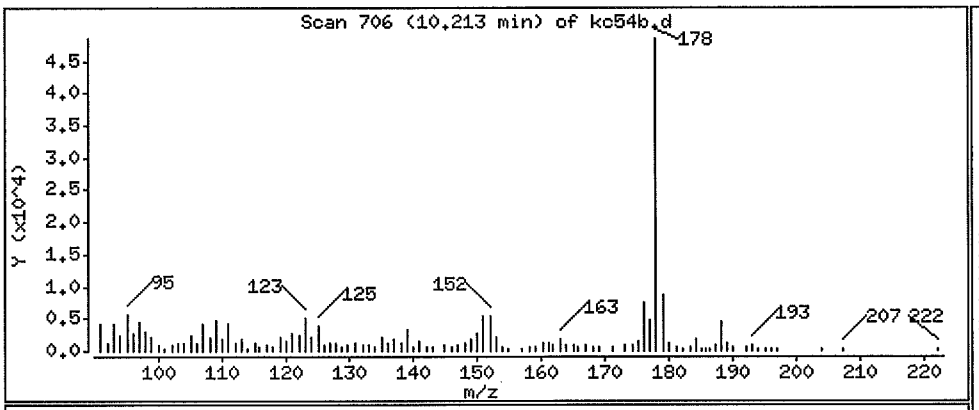

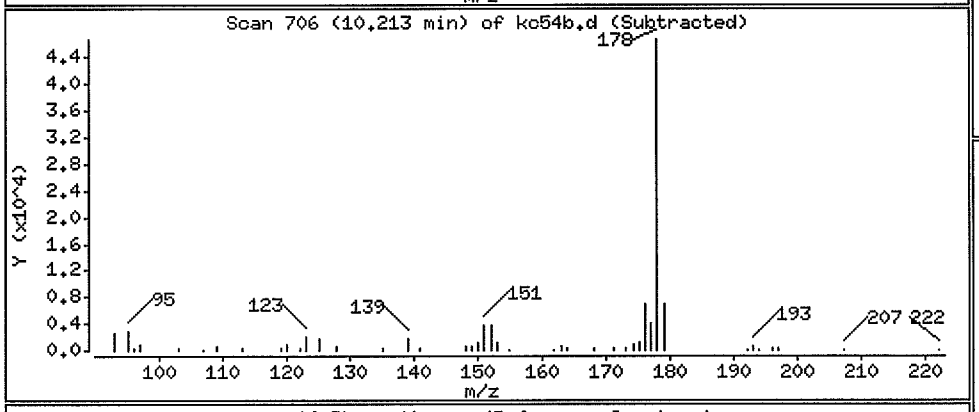

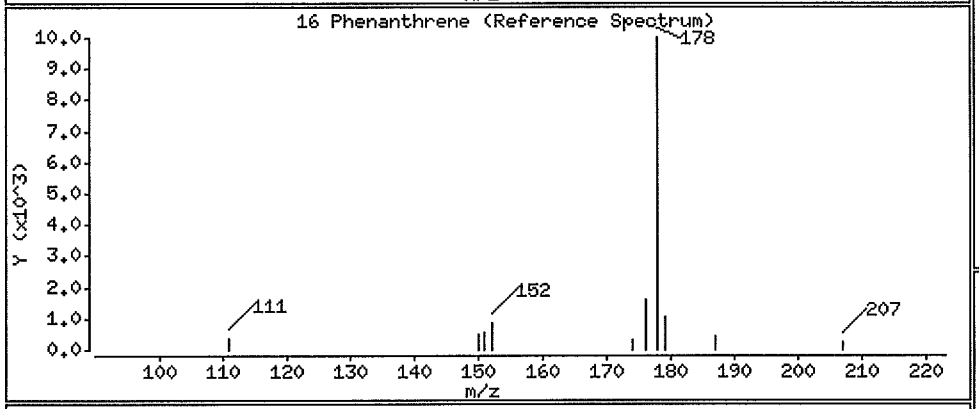

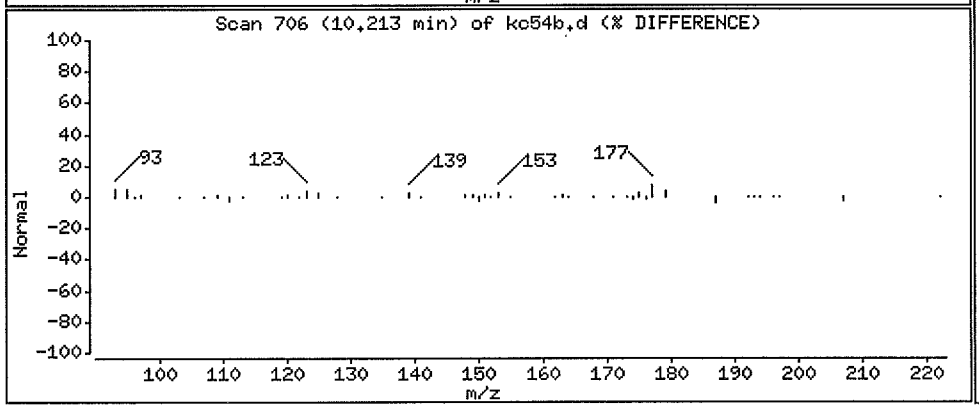

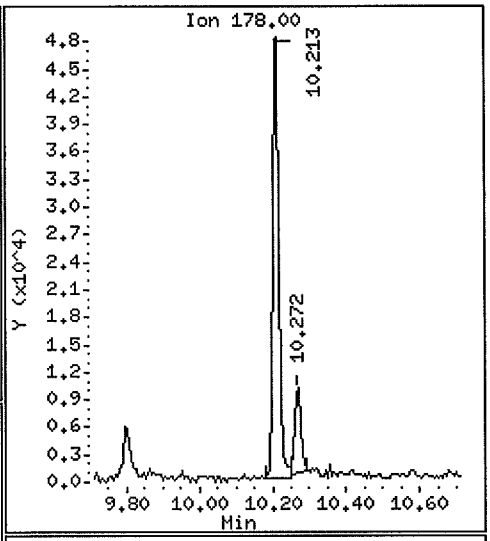

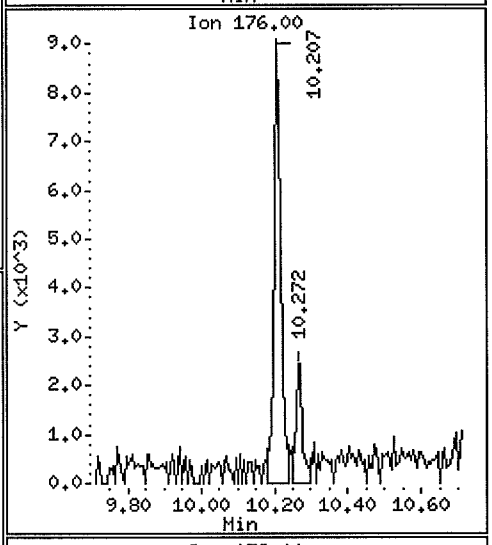

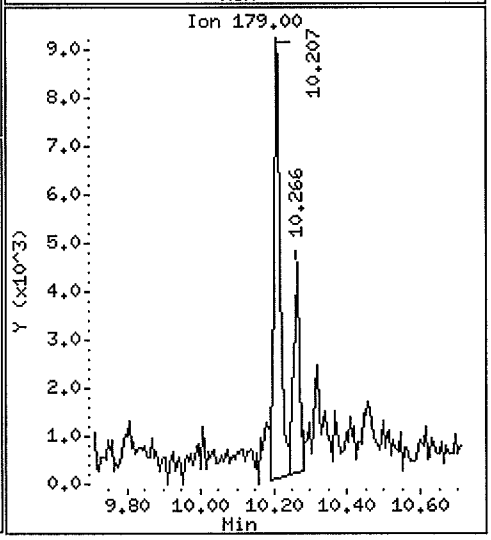

Data File: /chem3/nt1.i/20061107.b/kc54b.d

Date : 07-NOV-2006 16:33

Client ID: G2S-PW-102406

Instrument: nt1.i

Sample Info: KC54B

Volume Injected (uL): 1.0

Operator: VTS

Column phase: ZB-5

Column diameter: 0.25

17 Anthracene

Concentration: 0.09221 ug/L

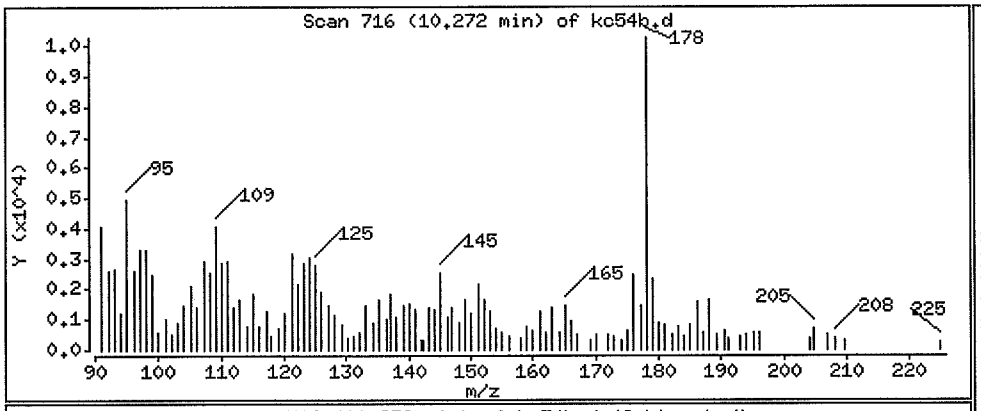

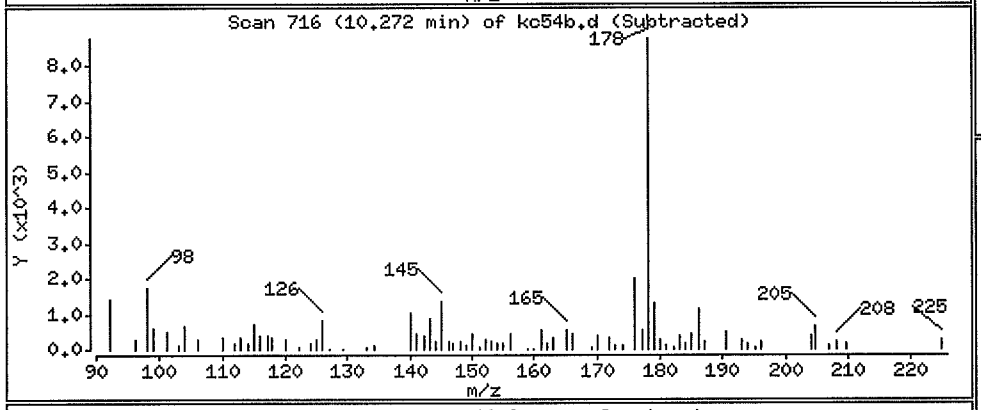

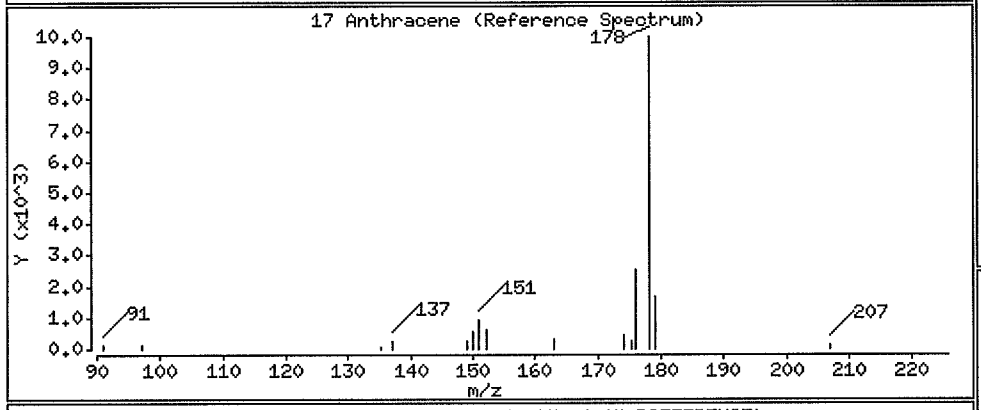

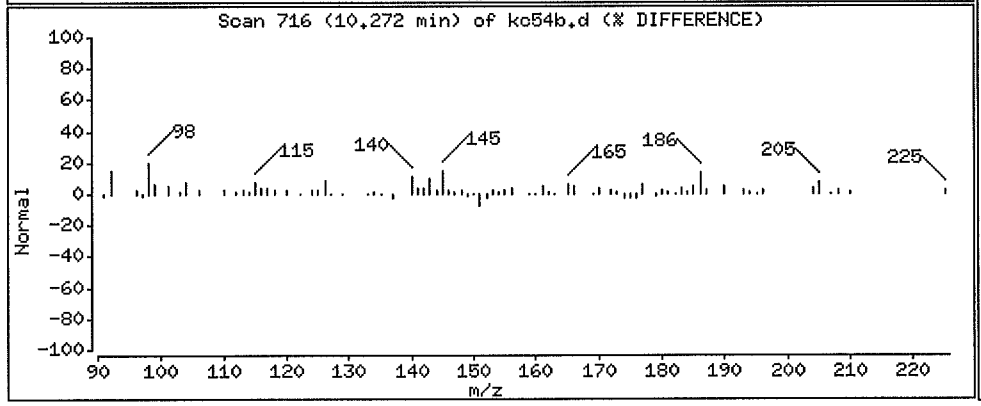

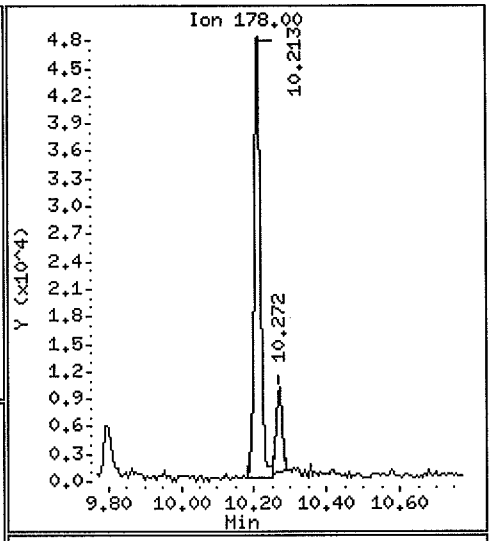

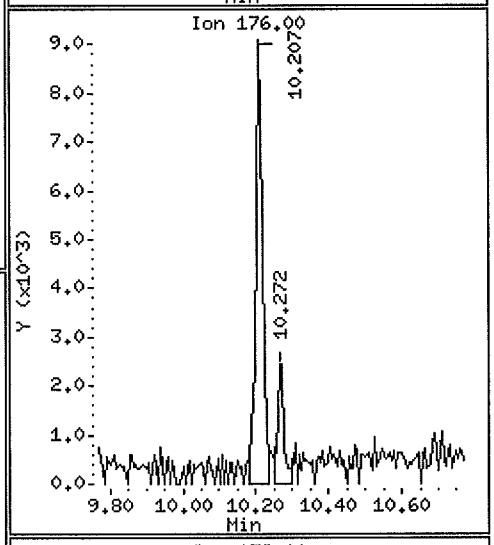

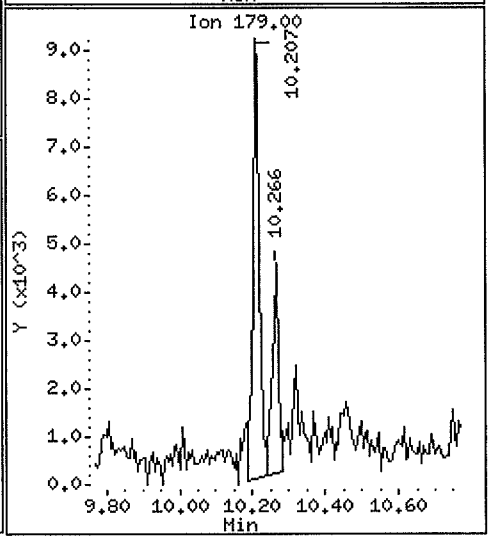

Data File: /chem3/nt1.i/20061107.b/kc54b.d

Date : 07-NOV-2006 16:33

Client ID: G2S-PW-102406

Instrument: nt1.i

Sample Info: KC54B

Volume Injected (uL): 1.0

Operator: VTS

Column phase: ZB-5

Column diameter: 0.25

19 Fluoranthene

Concentration: 0.6379 ug/L

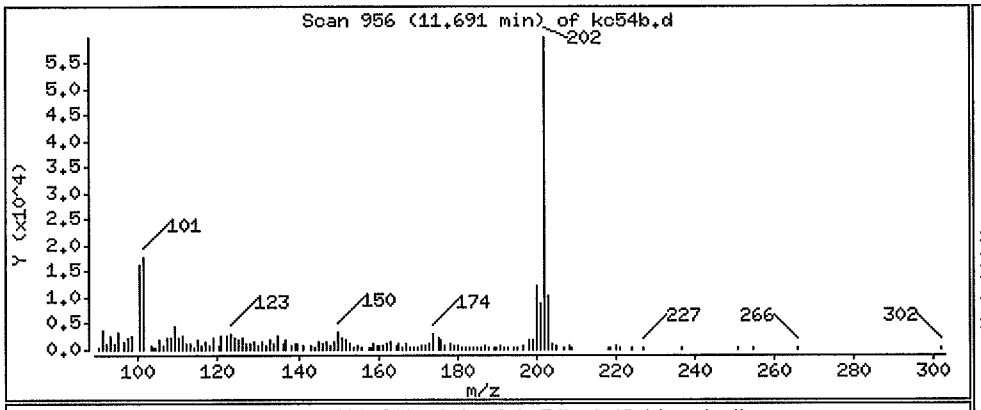

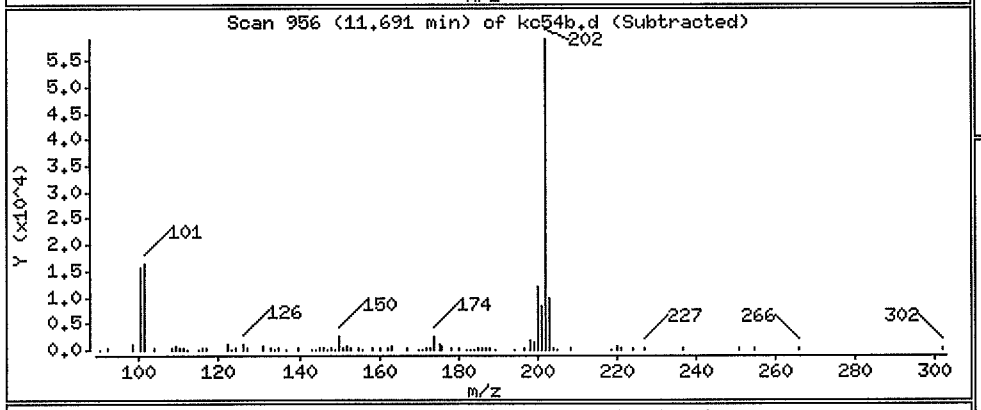

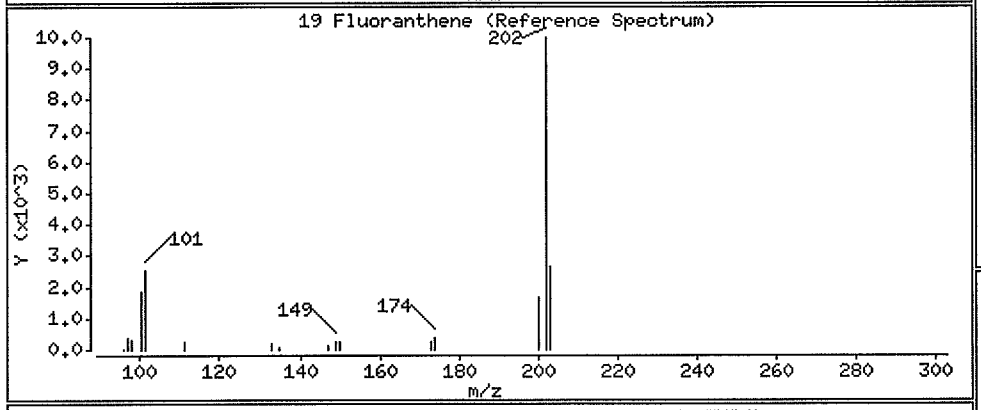

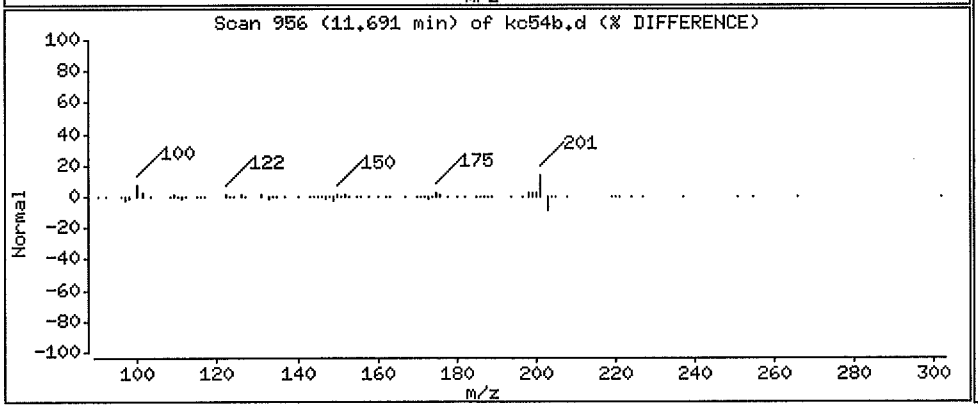

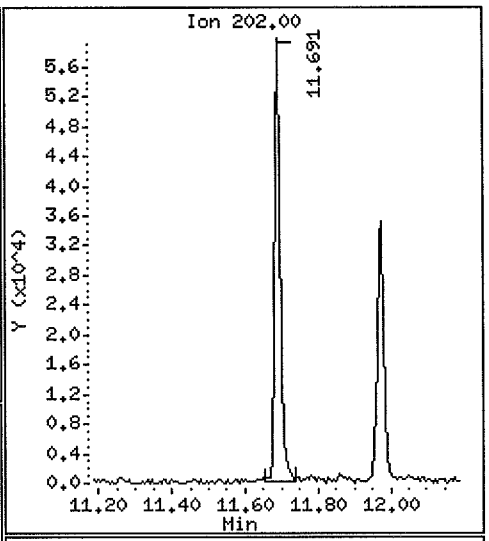

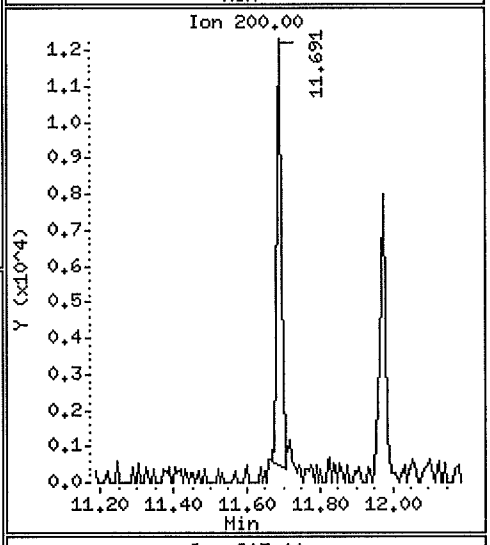

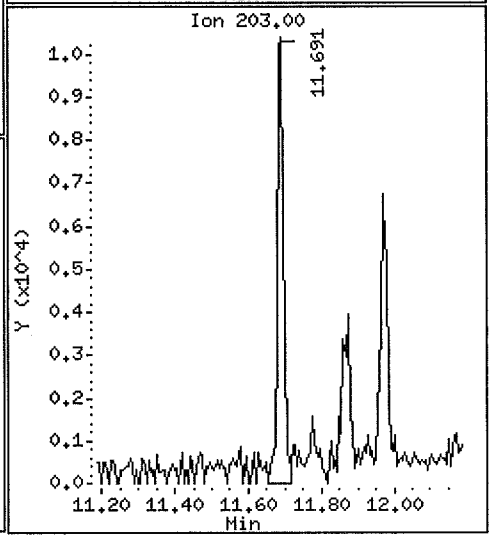

Data File: /chem3/nt1.i/20061107.b/kc54b.d

Date : 07-NOV-2006 16:33

Client ID: G2S-PW-102406

Instrument: nt1.i

Sample Info: KC54B

Volume Injected (uL): 1.0

Operator: VTS

Column phase: ZB-5

Column diameter: 0.25

20 Pyrene

Concentration: 0.4039 ug/L

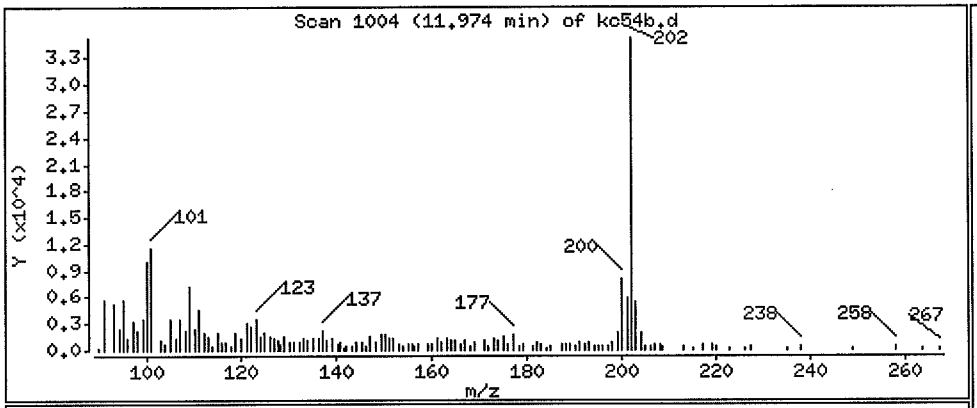

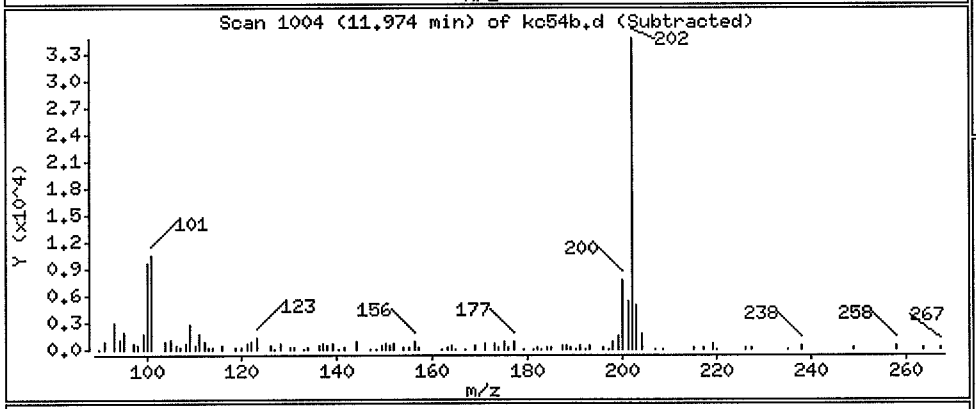

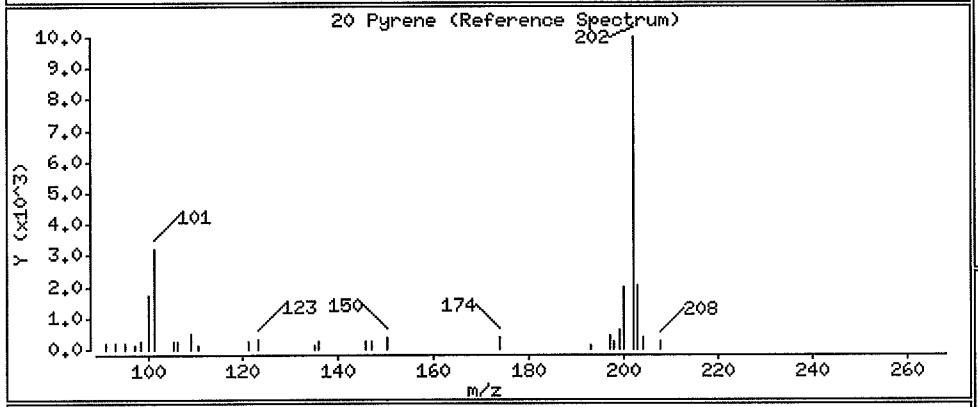

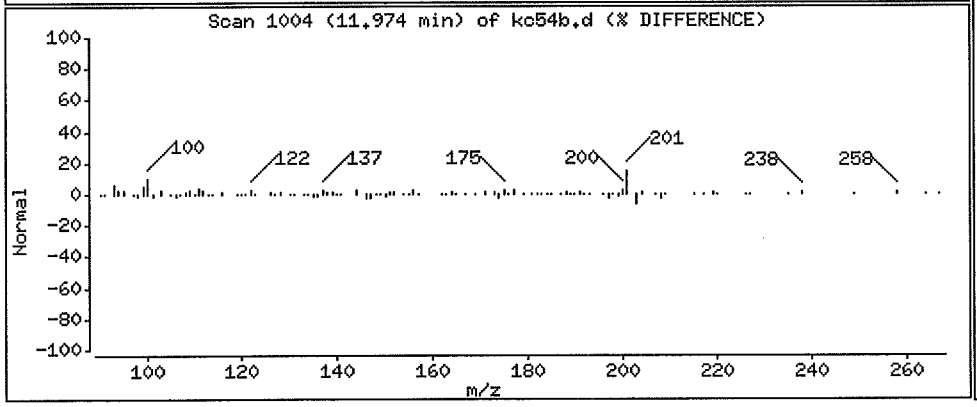

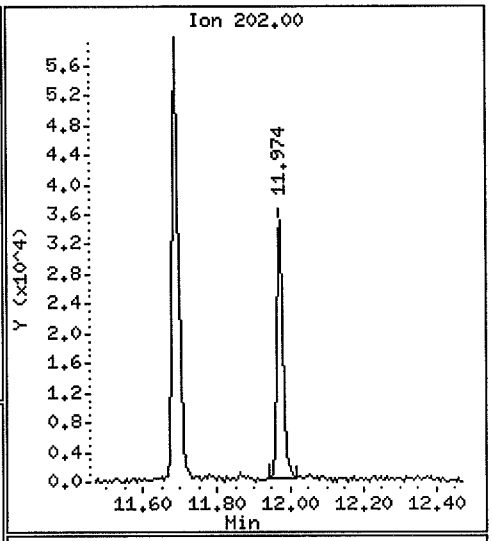

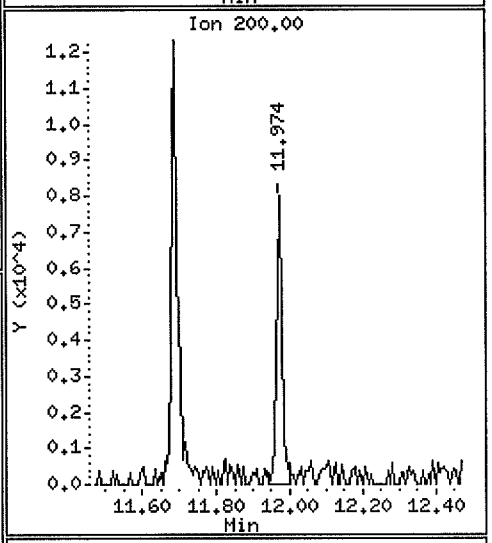

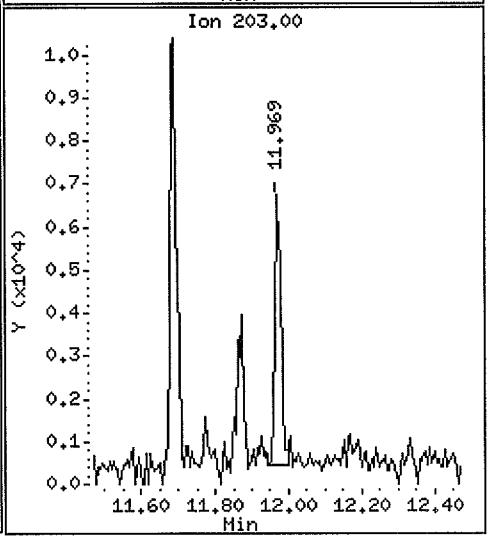

Data File: /chem3/nt1.i/20061107.b/kc54b.d

Date : 07-NOV-2006 16:33

Client ID: G2S-PW-102406

Instrument: nt1.i

Sample Info: KC54B

Volume Injected (uL): 1.0

Operator: VTS

Column phase: ZB-5

Column diameter: 0.25

22 Benzo(a)anthracene

Concentration: 0.06913 ug/L

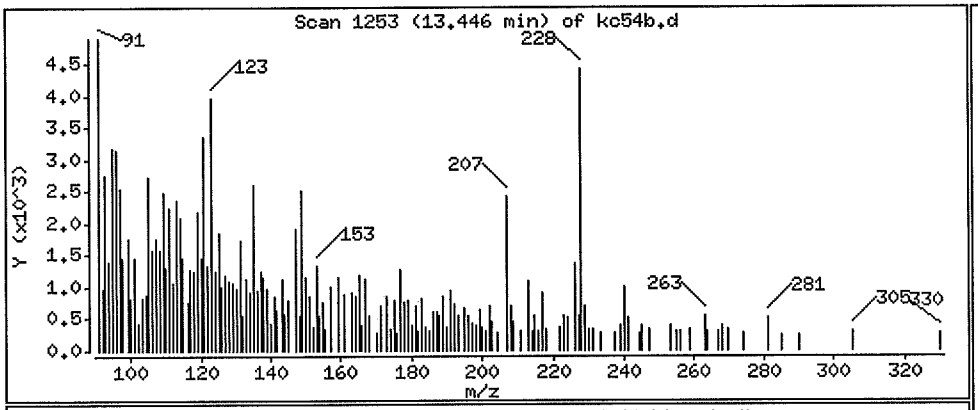

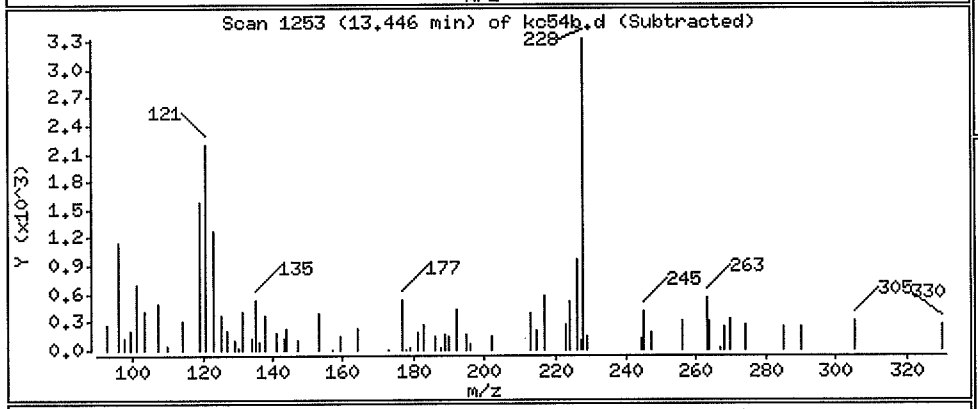

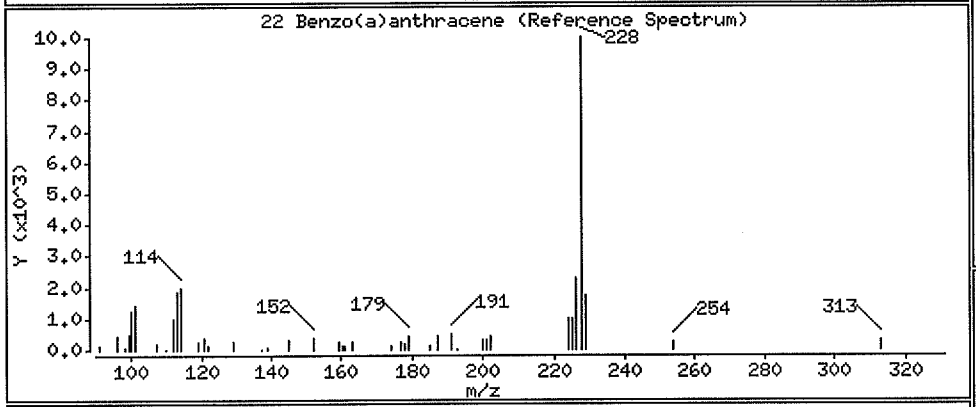

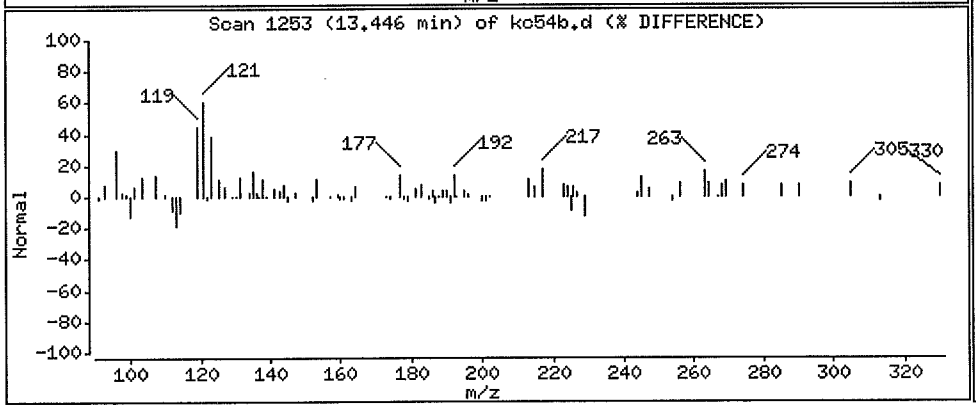

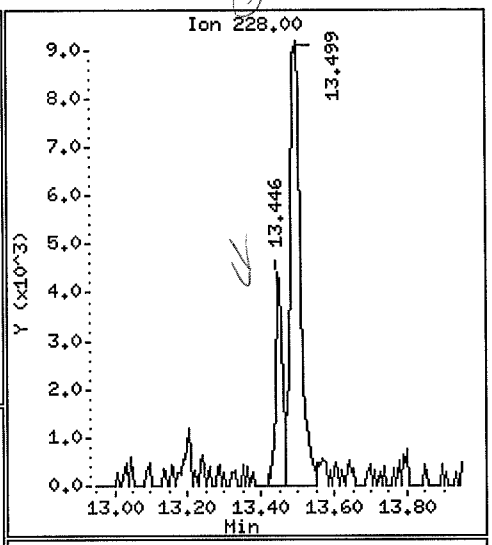

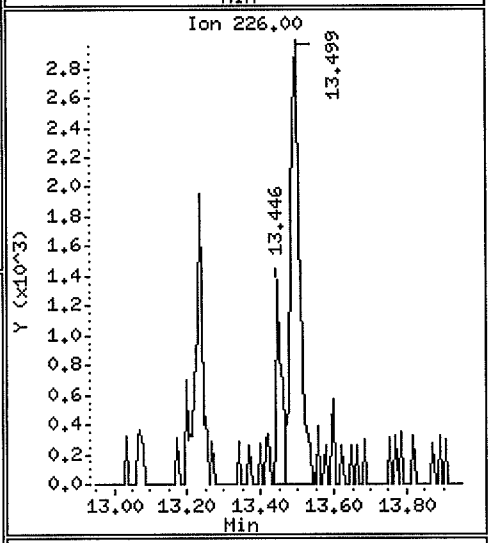

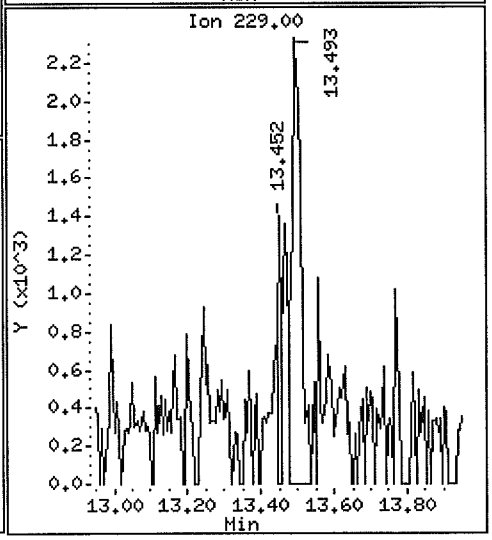

Data File: /chem3/nt1.i/20061107.b/kc54b.d

Date : 07-NOV-2006 16:33

Client ID: G2S-PW-102406

Instrument: nt1.i

Sample Info: KC54B

Volume Injected (uL): 1.0

Operator: VTS

Column phase: ZB-5

Column diameter: 0.25

29 Benzo(k)fluoranthene

Concentration: 0.1154 ug/L

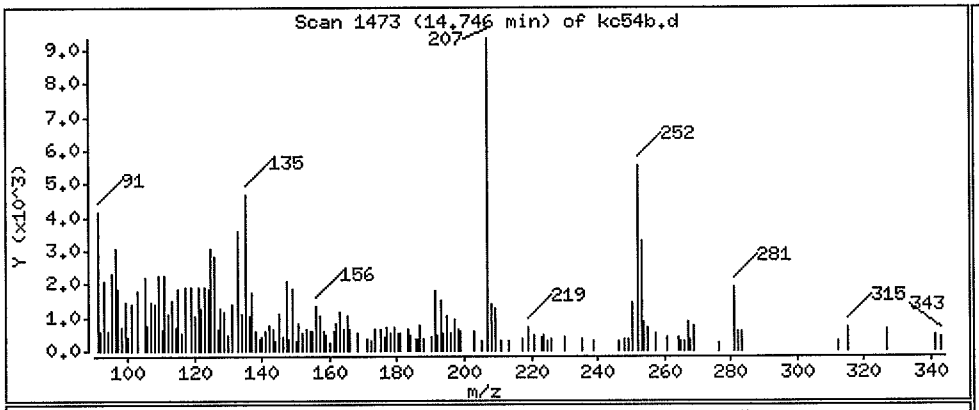

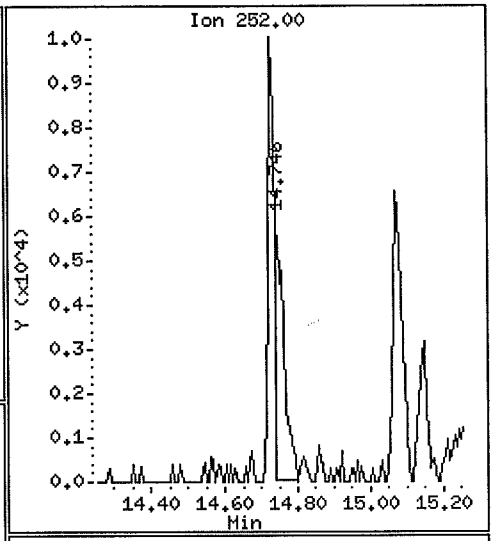

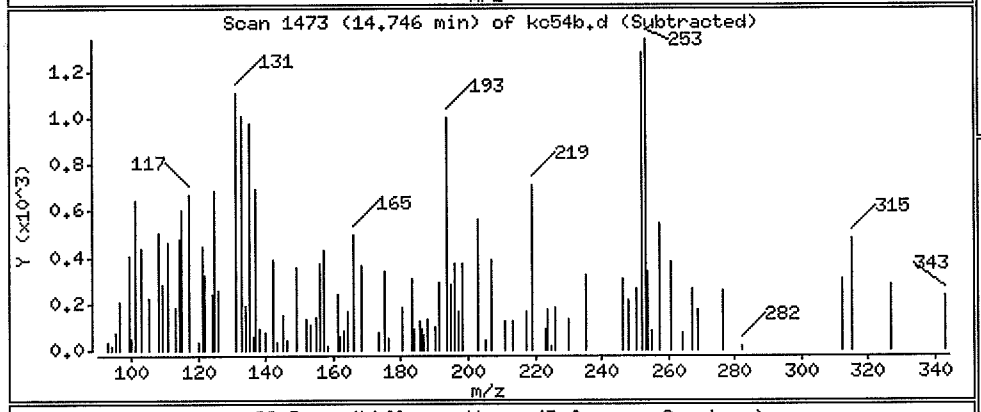

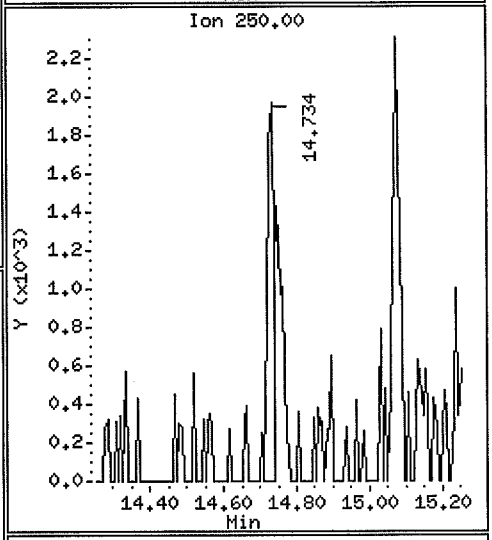

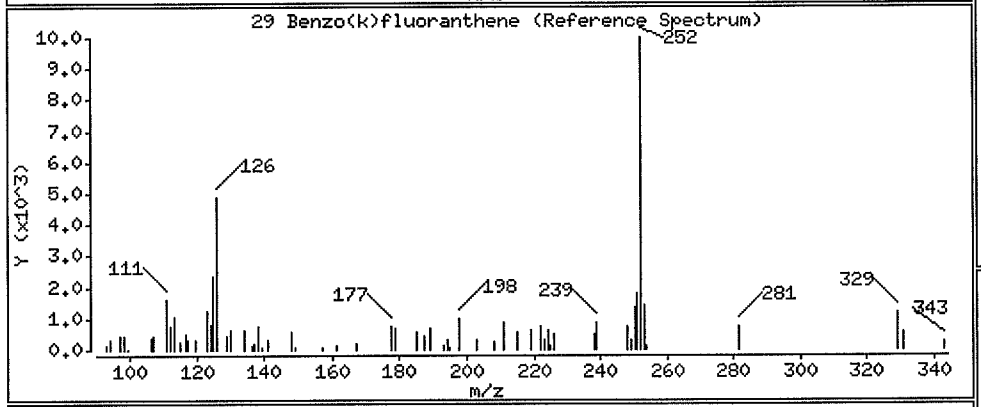

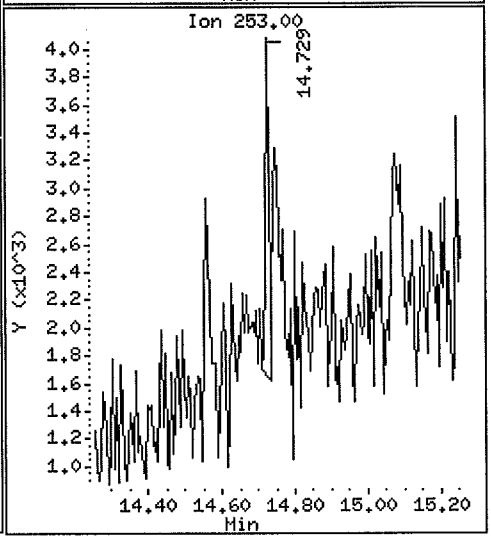

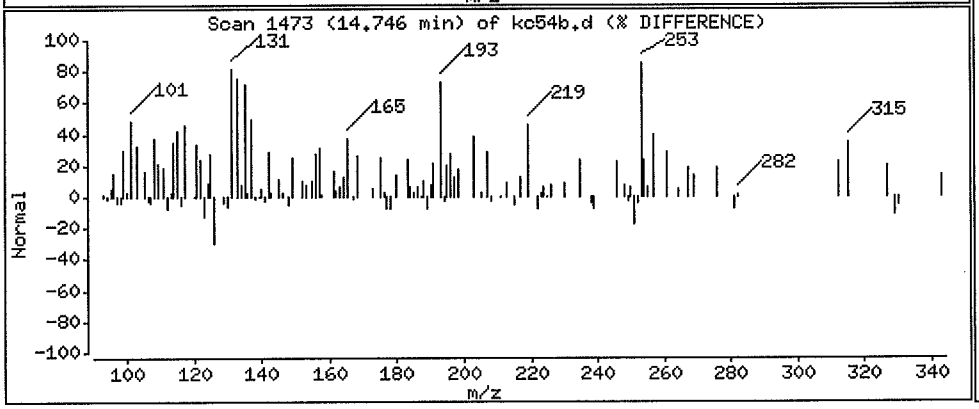

Data File: /chem3/nt1.i/20061107.b/kc54b.d

Date : 07-NOV-2006 16:33

Client ID: G2S-PW-102406

Instrument: nt1.i

Sample Info: KC54B

Volume Injected (uL): 1.0

Operator: VTS

Column phase: ZB-5

Column diameter: 0.25

30 Benzo(a)pyrene

Concentration: 0.06596 ug/L

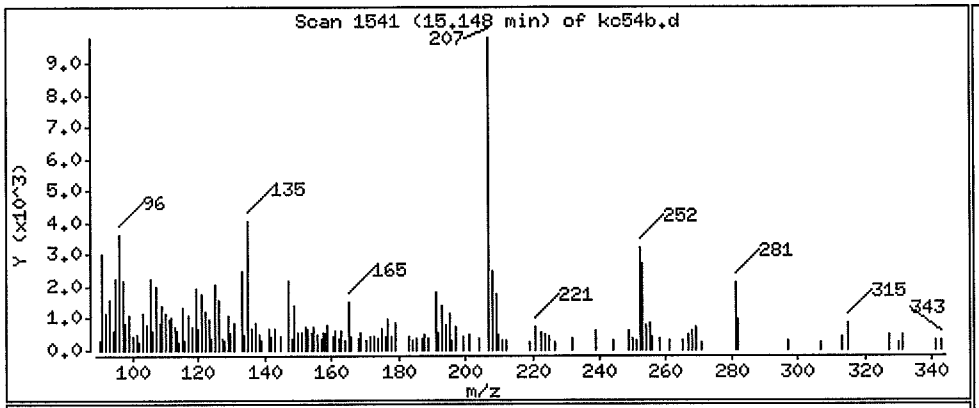

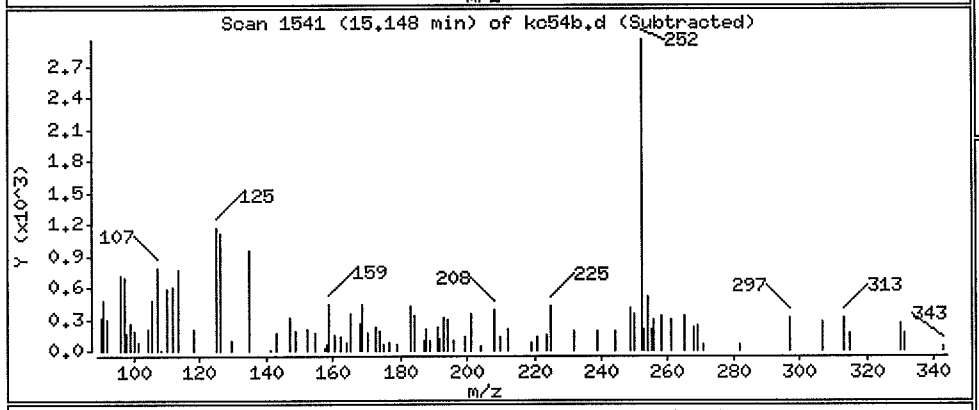

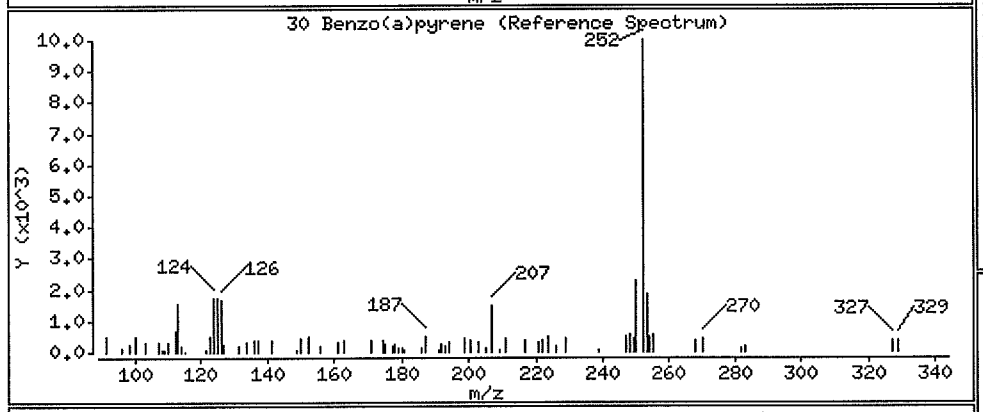

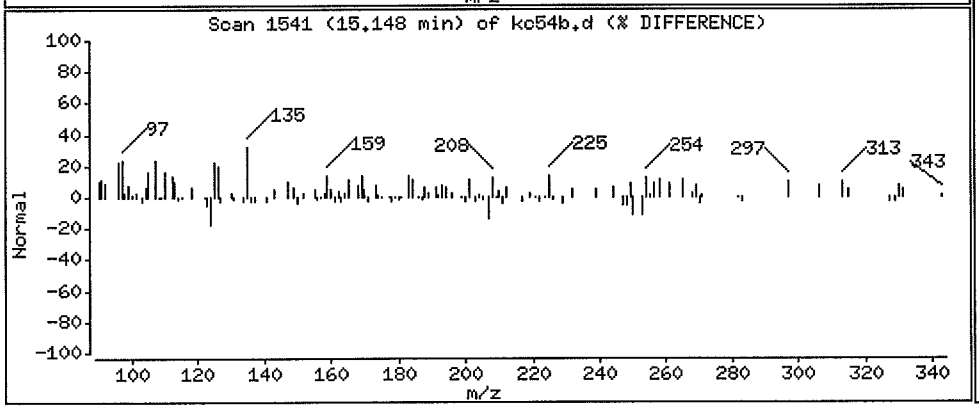

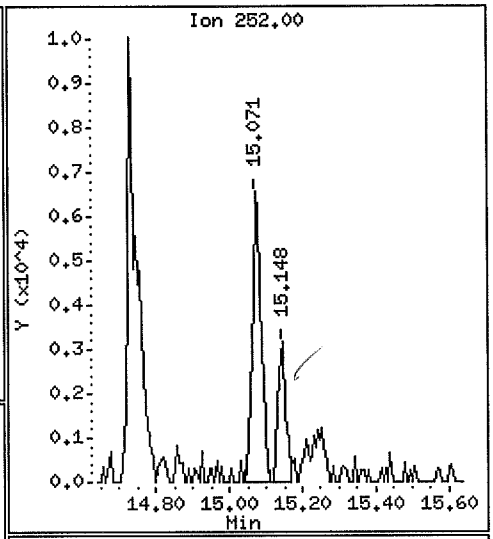

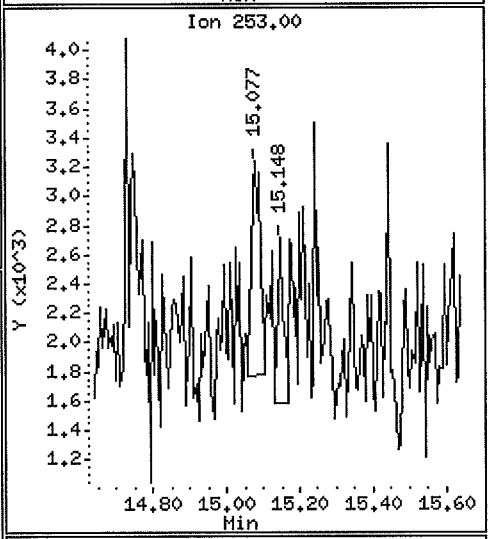

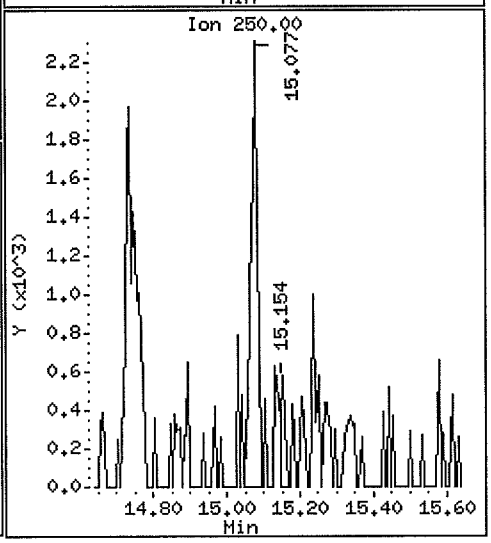

Data File: /chem3/nt1.i/20061107.b/kc54b.d

Date : 07-NOV-2006 16:33

Client ID: G2S-PW-102406

Instrument: nt1.i

Sample Info: KC54B

Volume Injected (uL): 1.0

Operator: VTS

Column phase: ZB-5

Column diameter: 0.25

35 Benzo(g,h,i)perylene

Concentration: 0.07001 ug/L

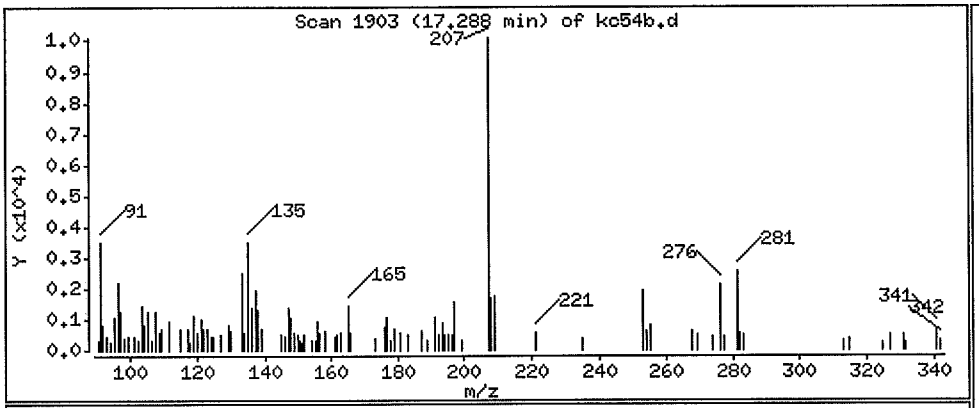

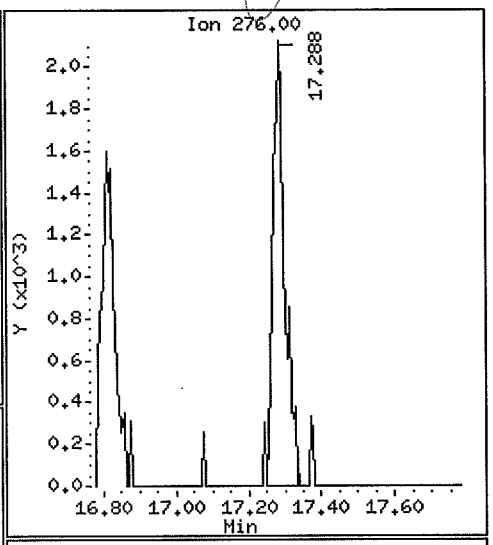

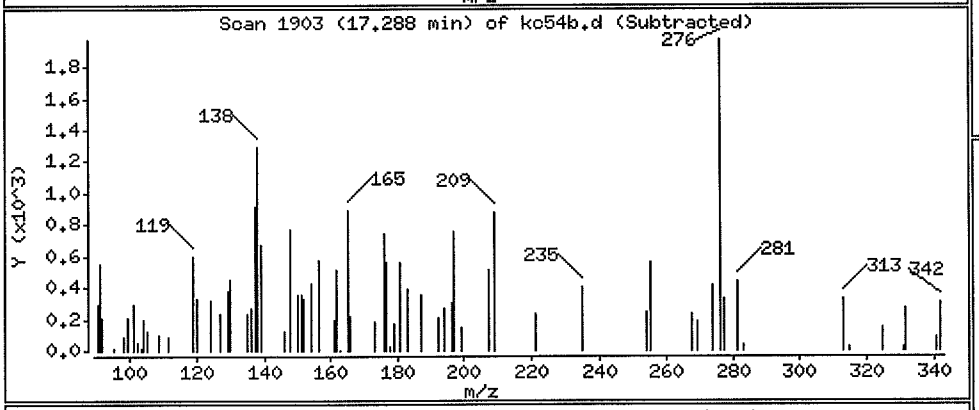

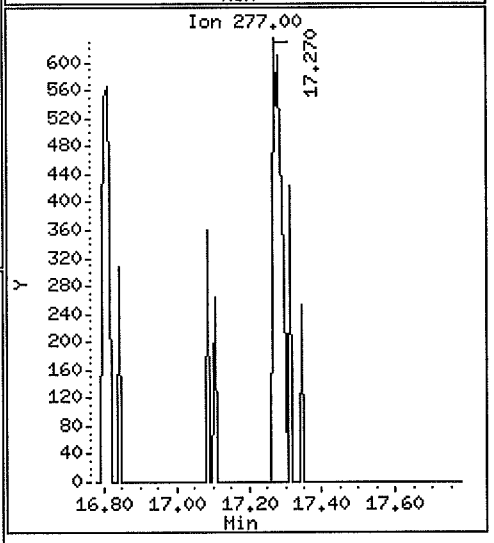

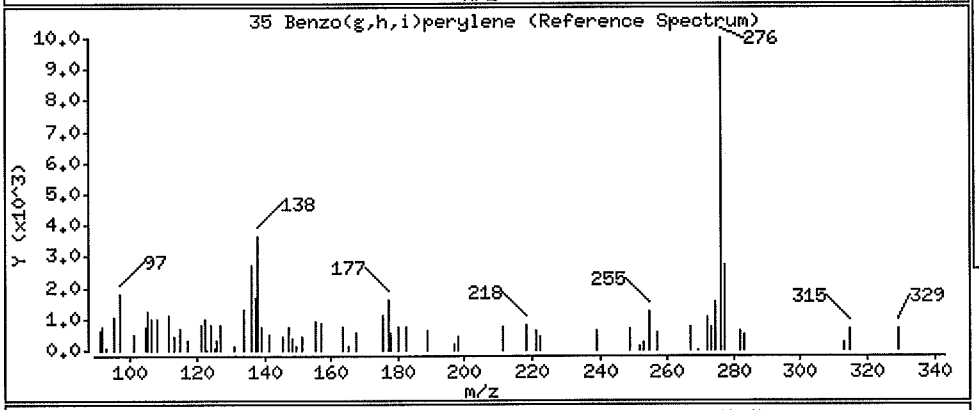

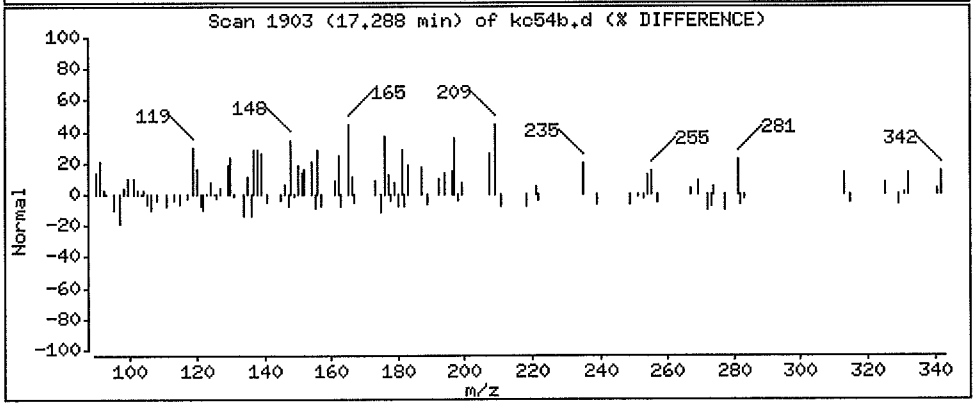

ANALYTICAL RESOURCES INCORPORATED

ORGANICS ANALYSIS DATA SHEET
PNAs by SW8270D-SIM GC/MS

Sample ID: G10S-PW-102406
SAMPLE

Lab Sample ID: KC54C
LIMS ID: 06-20962
Matrix: Water
Data Release Authorized:
Reported: 11/09/06

QC Report No: KC54-Anchor Environmental
Project: CHINOOK VENTURES
Event: 060354-01
Date Sampled: 10/24/06
Date Received: 10/26/06

Date Extracted: 10/31/06
Date Analyzed: 11/07/06 16:58
Instrument/Analyst: NT1/VTS

Sample Amount: 500 mL
Final Extract Volume: 0.5 mL
Dilution Factor: 1.00

CAS Number	Analyte	RL	Result	
91-20-3	Naphthalene	0.10	0.23	
91-57-6	2-Methylnaphthalene	0.10	0.07	J
208-96-8	Acenaphthylene	0.10	< 0.10	U
83-32-9	Acenaphthene	0.10	0.48	
86-73-7	Fluorene	0.10	0.22	
85-01-8	Phenanthrene	0.10	0.73	
120-12-7	Anthracene	0.10	0.11	
206-44-0	Fluoranthene	0.10	0.77	
129-00-0	Pyrene	0.10	0.49	
56-55-3	Benzo(a)anthracene	0.10	0.07	J
218-01-9	Chrysene	0.10	0.26	
205-99-2	Benzo(b)fluoranthene	0.10	0.19	
207-08-9	Benzo(k)fluoranthene	0.10	0.11	
50-32-8	Benzo(a)pyrene	0.10	0.07	J
193-39-5	Indeno(1,2,3-cd)pyrene	0.10	0.05	J
53-70-3	Dibenz(a,h)anthracene	0.10	< 0.10	U
191-24-2	Benzo(g,h,i)perylene	0.10	0.09	J
132-64-9	Dibenzofuran	0.10	0.17	

Reported in µg/L (ppb)

SIM Semivolatile Surrogate Recovery

d10-2-Methylnaphthalene	80.3%
d14-Dibenzo(a,h)anthracen	84.7%

Analytical Resources, Inc.

Polynuclear Aromatic Hydrocarbons/Phthalates by Selected Ion Monitoring

Data file : /chem3/nt1.i/20061107.b/kc54c.d
Lab Smp Id: KC54C Client Smp ID: G10S-PW-102406
Inj Date : 07-NOV-2006 16:58
Operator : VTS Inst ID: nt1.i
Smp Info : KC54C
Misc Info : 06-20962
Comment : 1ul Injection
Method : /chem3/nt1.i/20061107.b/simpna.m
Meth Date : 09-Nov-2006 08:35 van Quant Type: ISTD
Cal Date : 04-SEP-2006 13:38 Cal File: ic0904f.d
Als bottle: 9
Dil Factor: 1.00000
Integrator: HP RTE Compound Sublist: pna1mn.sub
Target Version: 3.50
Processing Host: cserv3

Concentration Formula: Amt * DF * Vt / Vo * CpndVariable

Name	Value	Description
DF	1.00000	Dilution Factor
Vt	500.00000	Final Extract Volume (uL)
Vo	500.00000	Sample Volume extracted (L)

Cpnd Variable Local Compound Variable

	Compounds	QUANT SIG MASS	RT	EXP RT	REL RT	RESPONSE	CONCENTRATIONS ON-COLUMN (ug/mL)	FINAL (ug/L)	
*	1 Naphthalene-d8	136	6.370	6.370	(1.000)	363495	2.00000		
	2 Naphthalene	128	6.394	6.394	(1.004)	40176	0.23005	0.2301	
$	3 2-Methylnaphthalene-d10	152	7.109	7.115	(1.116)	216982	2.40731	2.407	
	4 2-Methylnaphthalene	142	7.150	7.150	(1.122)	6861	0.07392	0.07392	J
	5 1-Methylnaphthalene	142	7.274	7.274	(1.142)	5608	0.05568	0.05568	J
	7 Acenaphthylene	152	Compound Not Detected.						
*	8 Acenaphthene-d10	164	8.392	8.392	(1.000)	173520	2.00000		
	9 Acenaphthene	153	8.427	8.433	(1.004)	41685	0.48415	0.4841	
	10 Dibenzofuran	168	8.622	8.622	(1.027)	20477	0.16734	0.1673	
	11 Fluorene	166	9.036	9.036	(1.077)	20962	0.22440	0.2244	
*	15 Phenanthrene-d10	188	10.182	10.182	(1.000)	227662	2.00000		
	16 Phenanthrene	178	10.206	10.212	(1.002)	90474	0.73313	0.7331	
	17 Anthracene	178	10.265	10.271	(1.008)	14254	0.11452	0.1145	
	19 Fluoranthene	202	11.689	11.689	(1.148)	80934	0.76832	0.7683	
	20 Pyrene	202	11.973	11.973	(0.889)	52411	0.48608	0.4861	

Compounds	QUANT SIG MASS	RT	EXP RT	REL RT	RESPONSE	CONCENTRATIONS ON-COLUMN (ug/mL)	FINAL (ug/L)
22 Benzo(a)anthracene	228	13.451	13.451	(0.999)	6809	0.07413	0.07413
* 23 Chrysene-d12	240	13.468	13.474	(1.000)	153201	2.00000	
24 Chrysene	228	13.498	13.504	(1.002)	22430	0.25988	0.2599(M)
28 Benzo(b)fluoranthene	252	14.733	14.733	(0.969)	16076	0.19172	0.1917
29 Benzo(k)fluoranthene	252	14.751	14.757	(0.970)	9454	0.10797	0.1080(M)
30 Benzo(a)pyrene	252	15.141	15.141	(0.996)	5231	0.06917	0.06917
* 31 Perylene-d12	264	15.206	15.212	(1.000)	148072	2.00000	
33 Indeno(1,2,3-cd)pyrene	276	16.802	16.813	(1.105)	4342	0.05348	0.05348
$ 32 Dibenz(a,h)anthrancene-d14	292	16.748	16.754	(1.101)	123419	2.54352	2.544
34 Dibenz(a,h)anthracene	278	Compound Not Detected.					
35 Benzo(g,h,i)perylene	276	17.280	17.280	(1.136)	6386	0.08901	0.08901(M)

QC Flag Legend

M - Compound response manually integrated.

VTS
11-9-2006

Analytical Resources, Inc.

INTERNAL STANDARD COMPOUNDS
AREA AND RT SUMMARY

Instrument ID: nt1.i
Lab File ID: kc54c.d
Lab Smp Id: KC54C
Analysis Type: SV
Quant Type: ISTD
Operator: VTS
Method File: /chem3/nt1.i/20061107.b/simpna.m
Misc Info: 06-20962

Calibration Date: 07-NOV-2006
Calibration Time: 11:02
Client Smp ID: G10S-PW-102406
Level: LOW
Sample Type: Water

COMPOUND	STANDARD	AREA LIMIT LOWER	AREA LIMIT UPPER	SAMPLE	%DIFF
1 Naphthalene-d8	315704	157852	631408	363495	15.14
8 Acenaphthene-d10	150524	75262	301048	173520	15.28
15 Phenanthrene-d10	202072	101036	404144	227662	12.66
23 Chrysene-d12	139479	69740	278958	153201	9.84
31 Perylene-d12	140334	70167	280668	148072	5.51

COMPOUND	STANDARD	RT LIMIT LOWER	RT LIMIT UPPER	SAMPLE	%DIFF
1 Naphthalene-d8	6.37	5.87	6.87	6.37	0.00
8 Acenaphthene-d10	8.39	7.89	8.89	8.39	0.00
15 Phenanthrene-d10	10.18	9.68	10.68	10.18	0.00
23 Chrysene-d12	13.47	12.97	13.97	13.47	-0.04
31 Perylene-d12	15.21	14.71	15.71	15.21	-0.04

AREA UPPER LIMIT = +100% of internal standard area.
AREA LOWER LIMIT = - 50% of internal standard area.
RT UPPER LIMIT = + 0.50 minutes of internal standard RT.
RT LOWER LIMIT = - 0.50 minutes of internal standard RT.

Analytical Resources, Inc.

RECOVERY REPORT

Client Name: Anchor
Sample Matrix: LIQUID
Lab Smp Id: KC54C
Level: LOW
Data Type: MS DATA
SpikeList File: pnalcss.spk
Sublist File: pna1mn.sub
Method File: /chem3/nt1.i/20061107.b/simpna.m
Misc Info: 06-20962

Client SDG: KC54
Fraction: SV
Client Smp ID: G10S-PW-102406
Operator: VTS
SampleType: SAMPLE
Quant Type: ISTD

SURROGATE COMPOUND	CONC ADDED ug/L	CONC RECOVERED ug/L	% RECOVERED	LIMITS
$ 3 2-Methylnaphthalen	3.000	2.407	80.24	48-114
$ 32 Dibenz(a,h)anthran	3.000	2.544	84.78	10-137

Data File: /chem3/nt1.i/20061107.b/kc54c.d
Date : 07-NOV-2006 16:58
Client ID: G10S-PW-102406
Sample Info: KC54C
Volume Injected (uL): 1.0
Column phase: ZB-5

Instrument: nt1.i
Operator: VTS
Column diameter: 0.25

0070

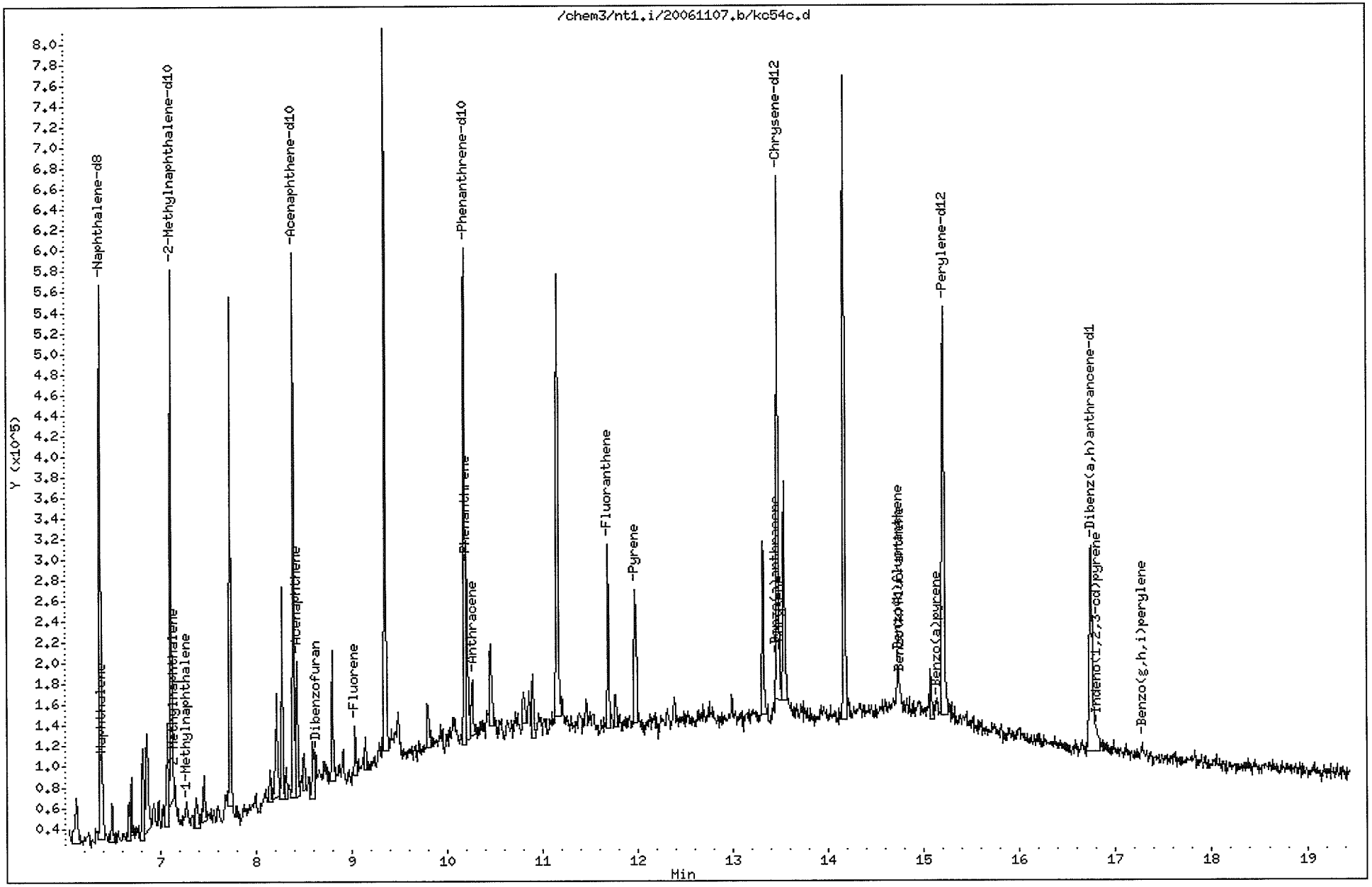

Data File: /chem3/nt1.i/20061107.b/kc54c.d

Date : 07-NOV-2006 16:58

Client ID: G10S-PW-102406

Instrument: nt1.i

Sample Info: KC54C

Volume Injected (uL): 1.0

Operator: VTS

Column phase: ZB-5

Column diameter: 0.25

2 Naphthalene

Concentration: 0.2301 ug/L

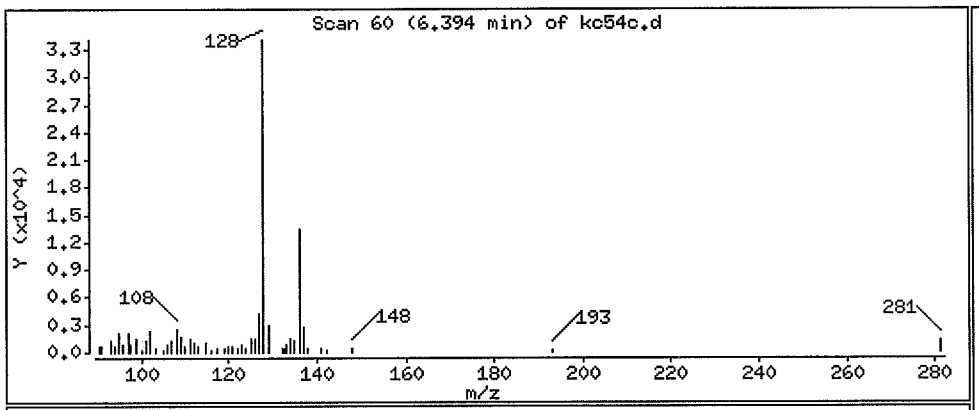

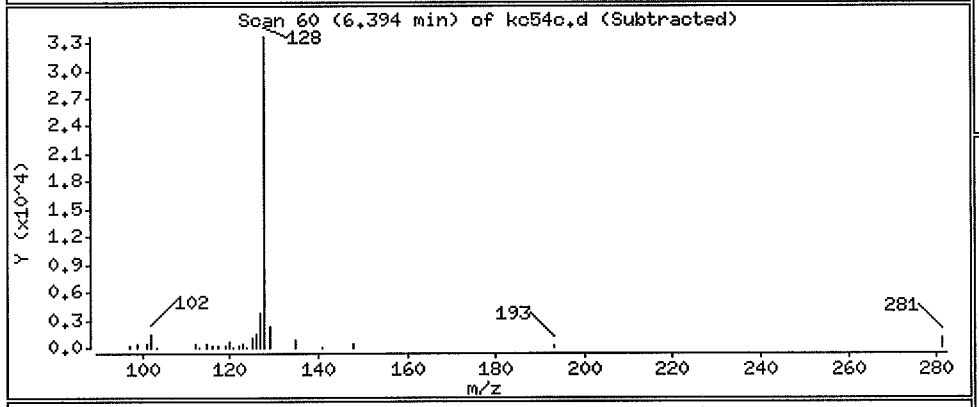

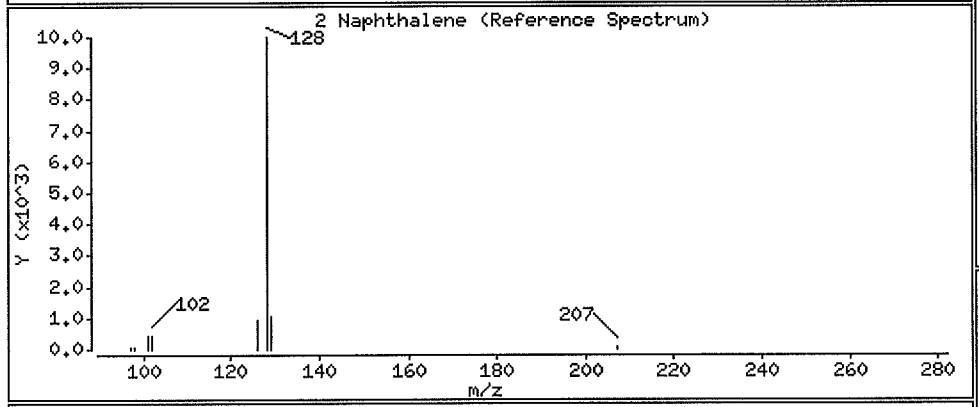

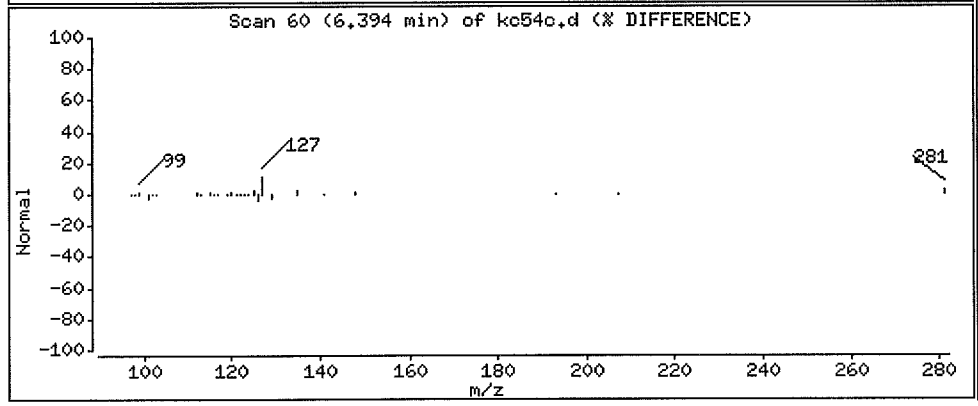

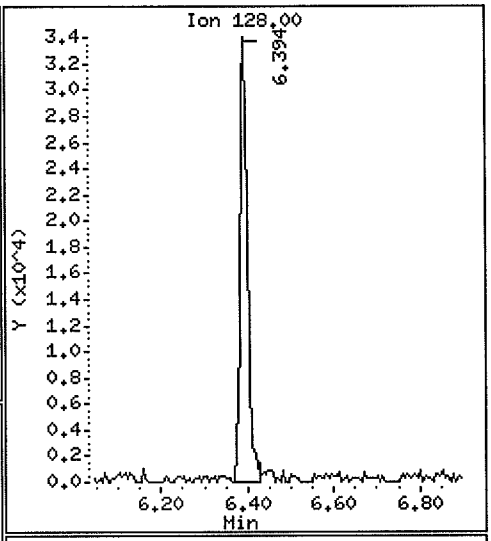

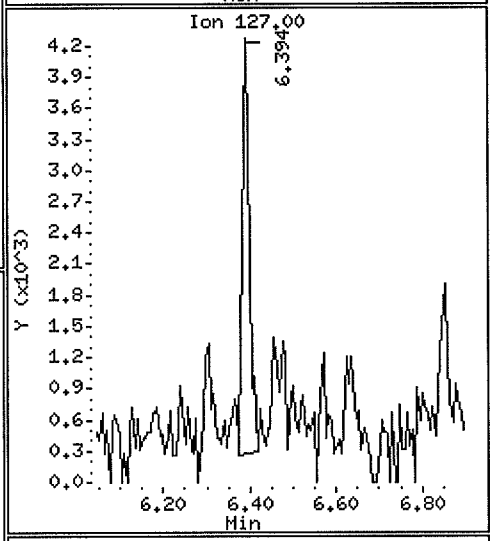

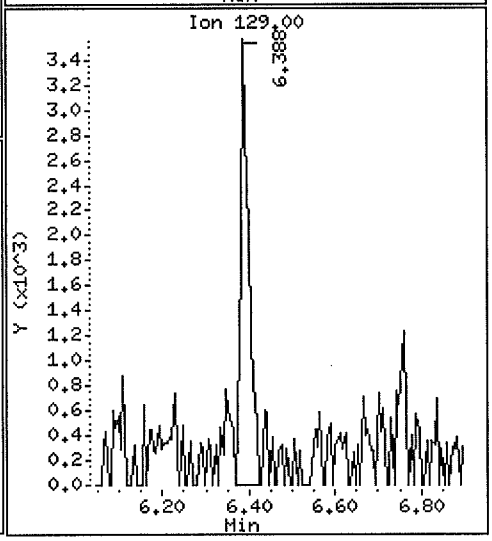

Data File: /chem3/nt1.i/20061107.b/kc54c.d

Date : 07-NOV-2006 16:58

Client ID: G10S-PW-102406

Instrument: nt1.i

Sample Info: KC54C

Volume Injected (uL): 1.0

Operator: VTS

Column phase: ZB-5

Column diameter: 0.25

4 2-Methylnaphthalene

Concentration: 0.07392 ug/L

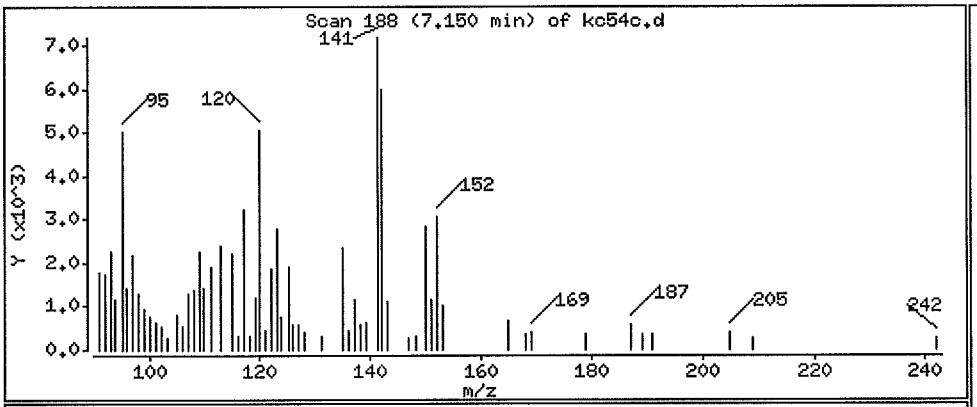

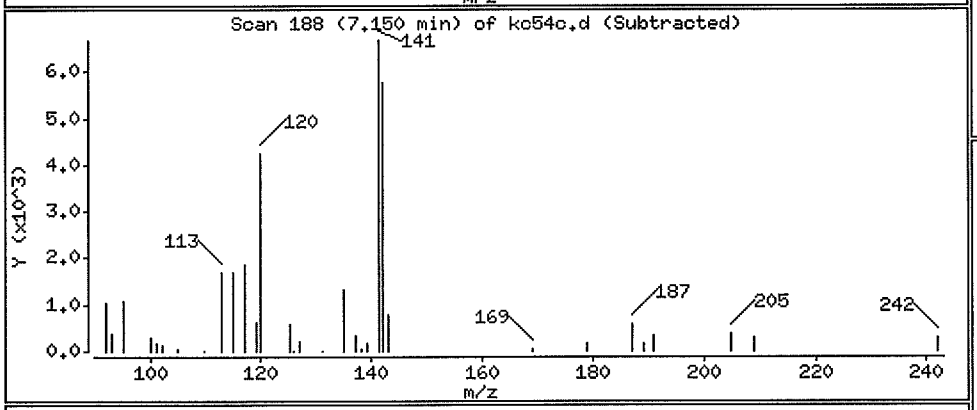

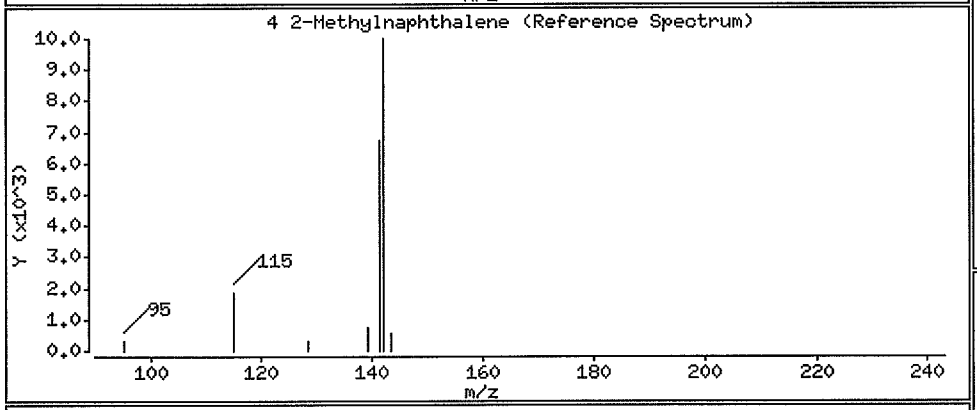

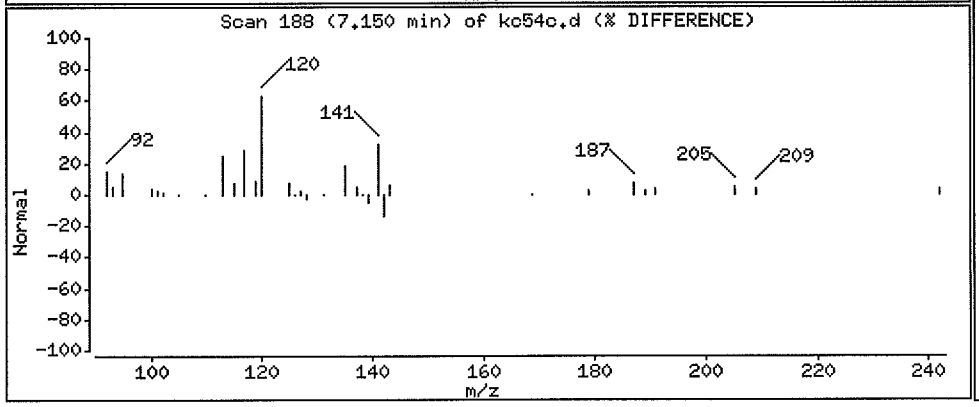

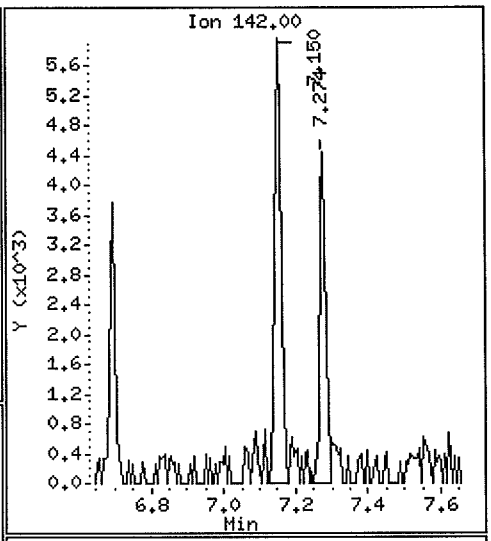

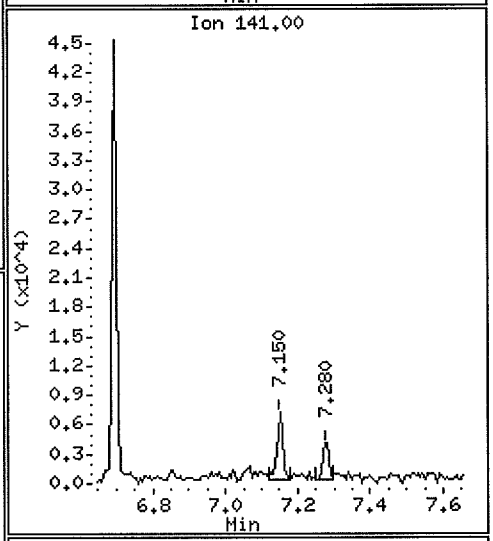

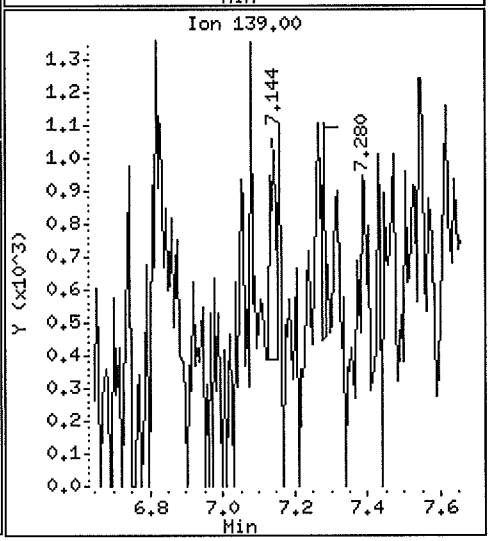

Data File: /chem3/nt1.i/20061107.b/kc54c.d

Date : 07-NOV-2006 16:58

Client ID: G10S-PW-102406 Instrument: nt1.i

Sample Info: KC54C

Volume Injected (uL): 1.0 Operator: VTS

Column phase: ZB-5 Column diameter: 0.25

9 Acenaphthene Concentration: 0.4841 ug/L

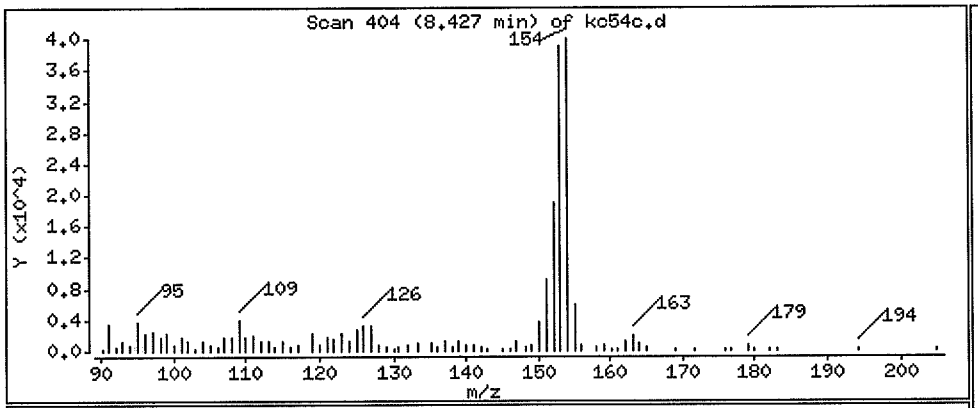

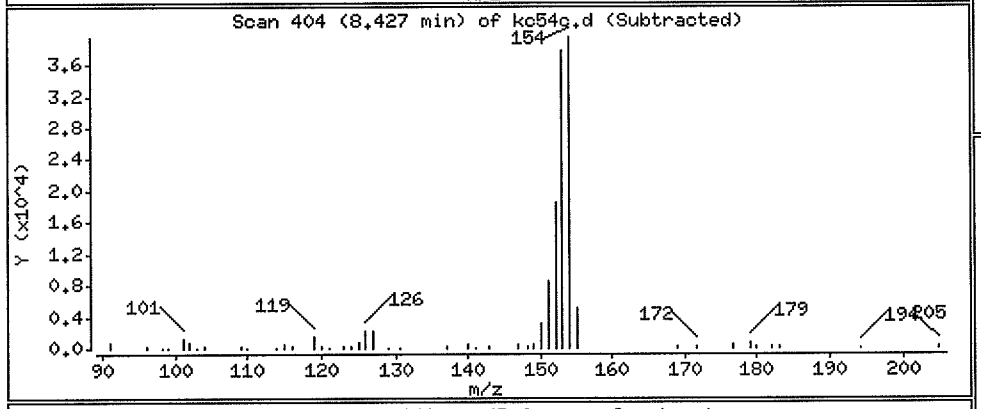

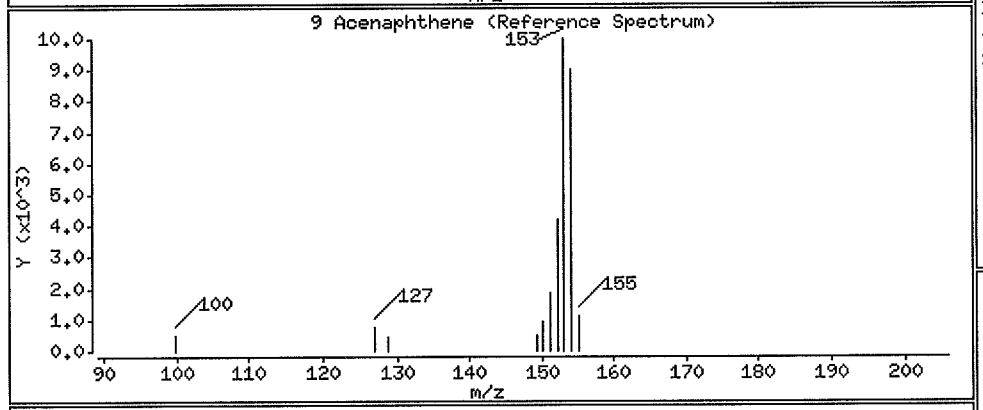

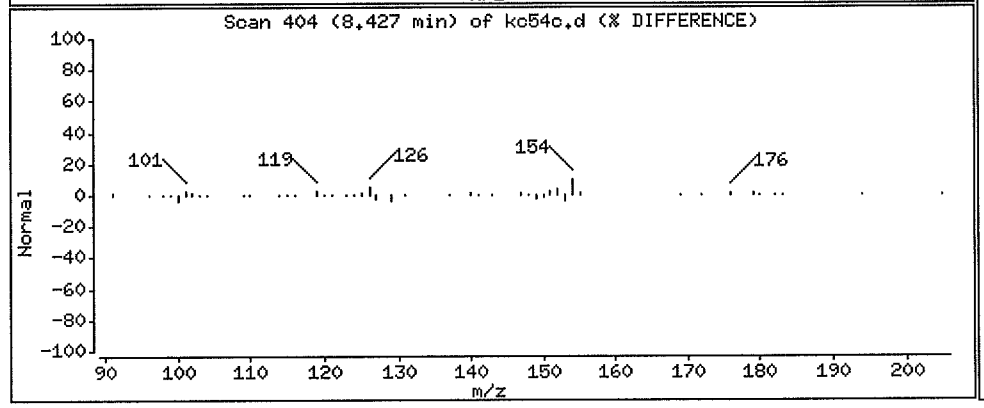

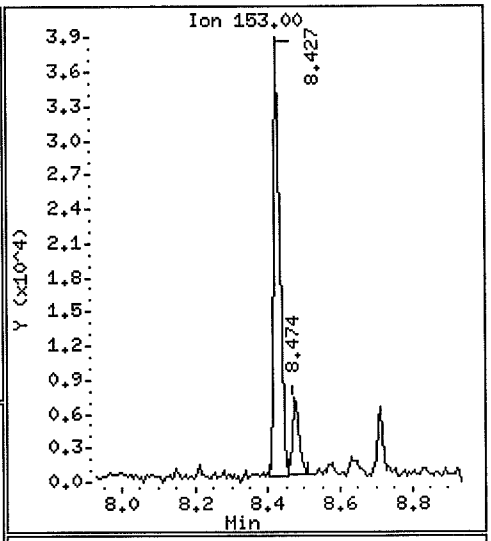

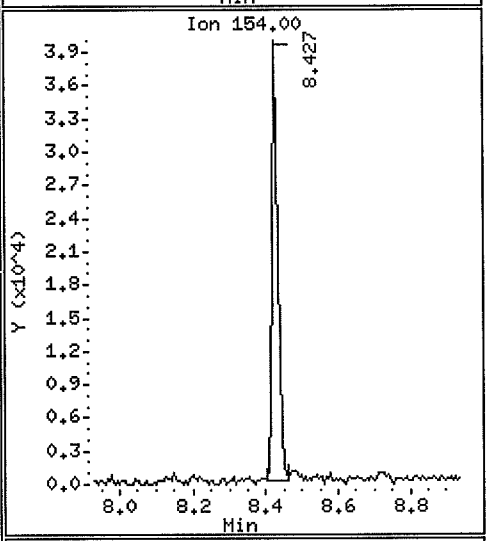

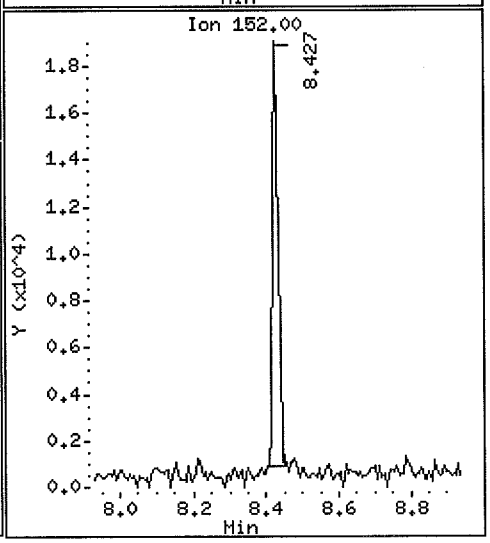

Data File: /chem3/nt1.i/20061107.b/kc54c.d

Date : 07-NOV-2006 16:58

Client ID: G10S-PW-102406

Instrument: nt1.i

Sample Info: KC54C

Volume Injected (uL): 1.0

Operator: VTS

Column phase: ZB-5

Column diameter: 0.25

10 Dibenzofuran

Concentration: 0.1673 ug/L

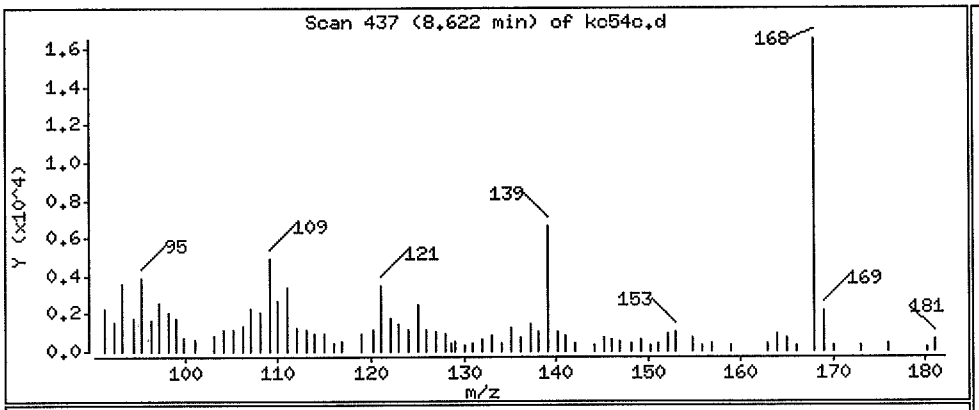

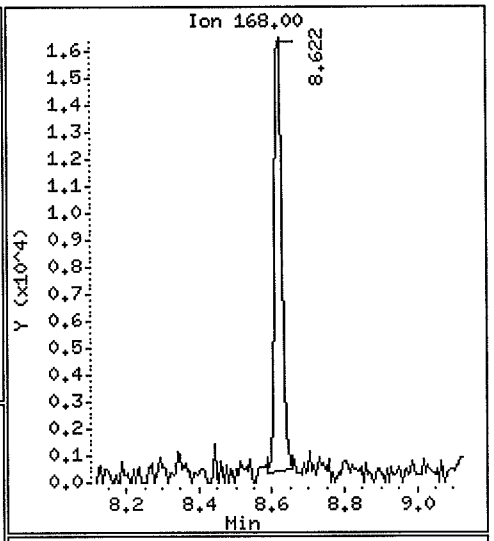

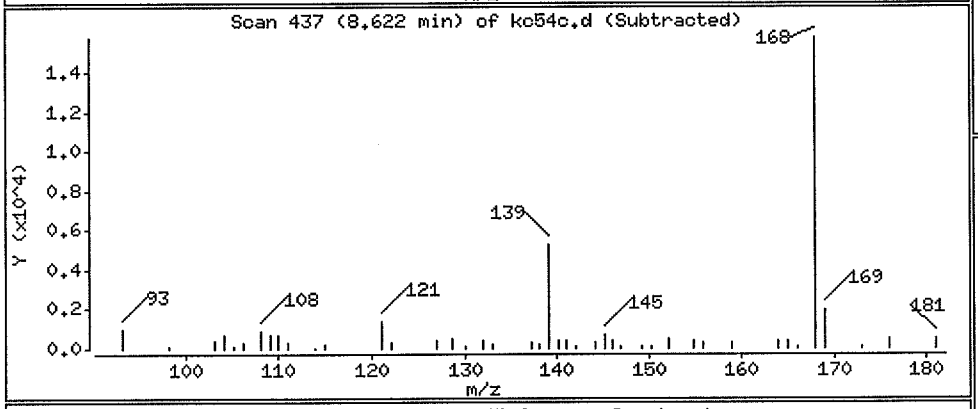

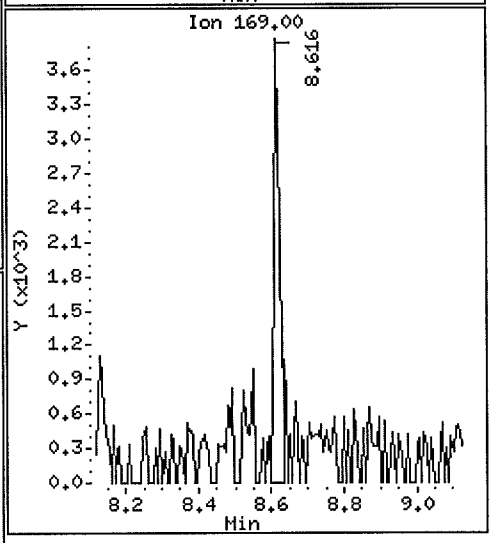

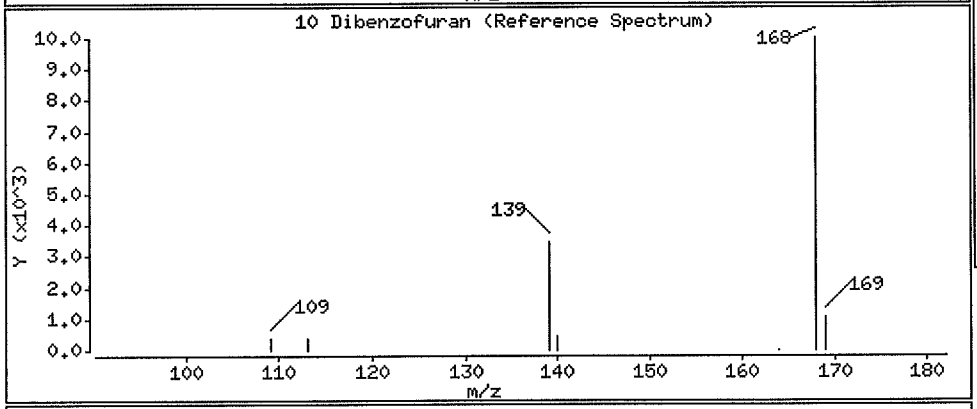

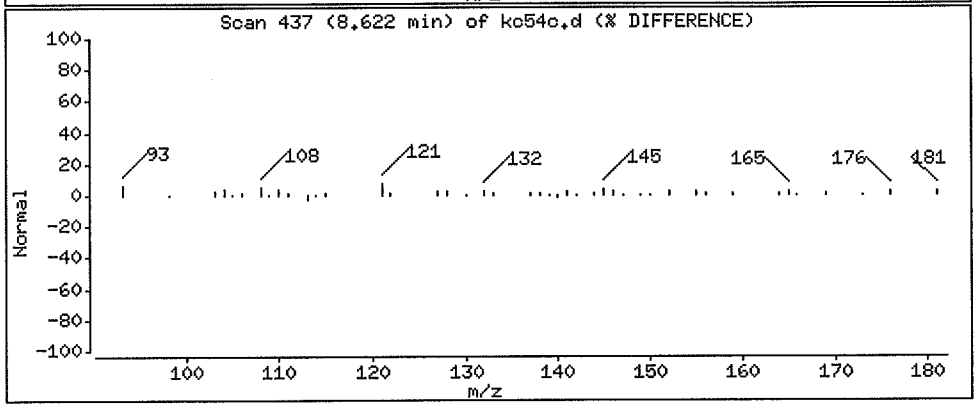

Data File: /chem3/nt1.i/20061107.b/kc54c.d

Date : 07-NOV-2006 16:58

Client ID: G10S-PW-102406

Instrument: nt1.i

Sample Info: KC54C

Volume Injected (uL): 1.0

Operator: VTS

Column phase: ZB-5

Column diameter: 0.25

11 Fluorene

Concentration: 0.2244 ug/L

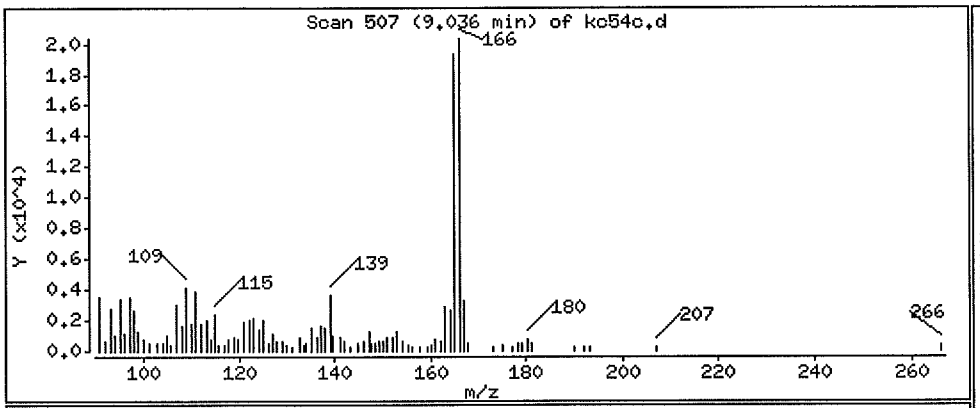

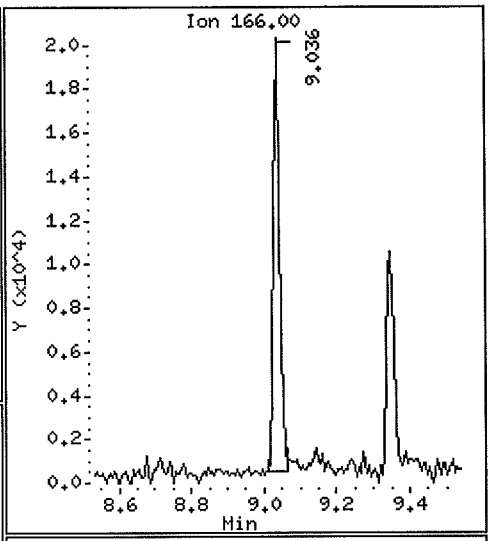

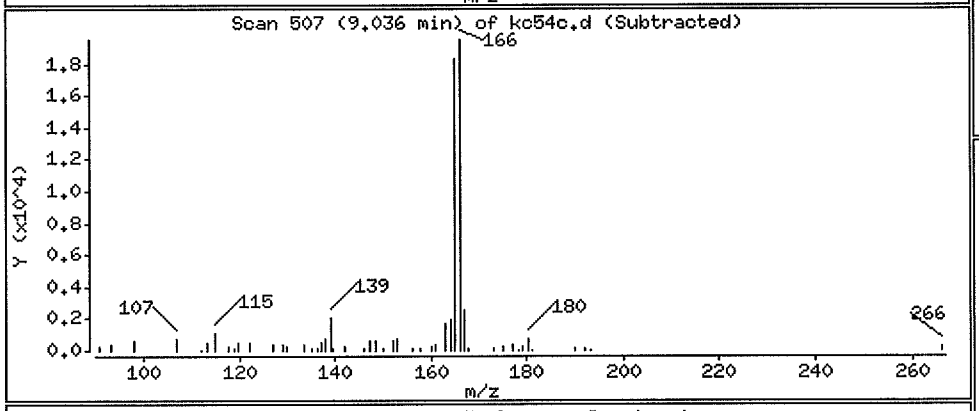

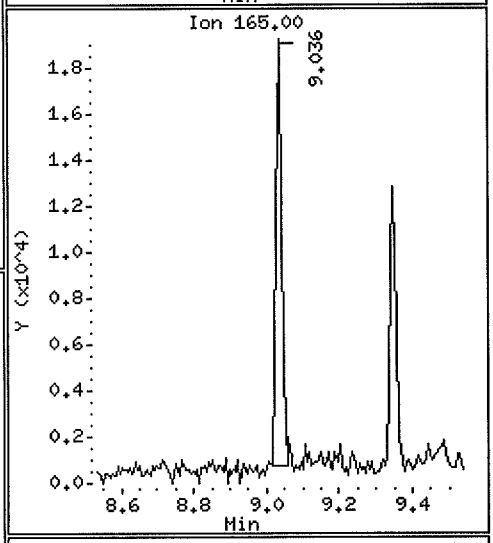

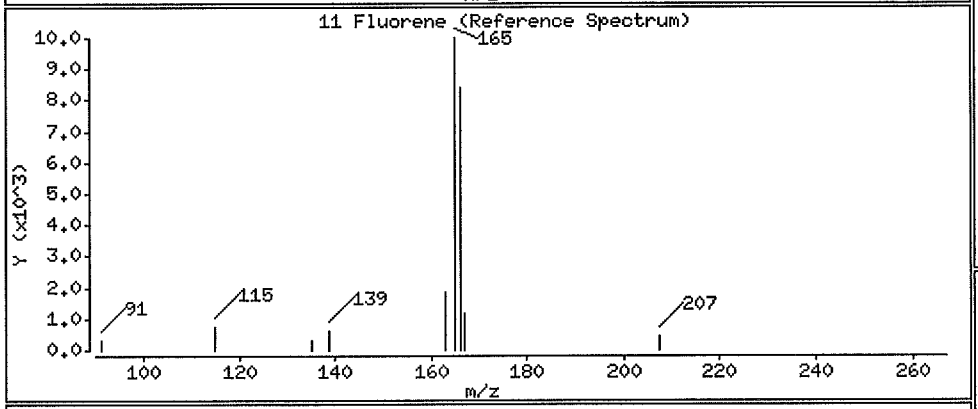

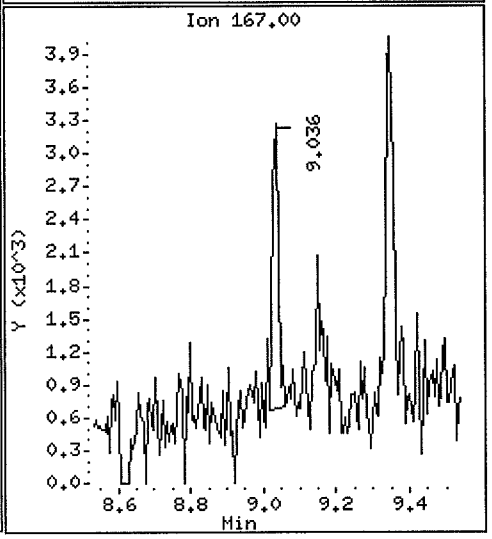

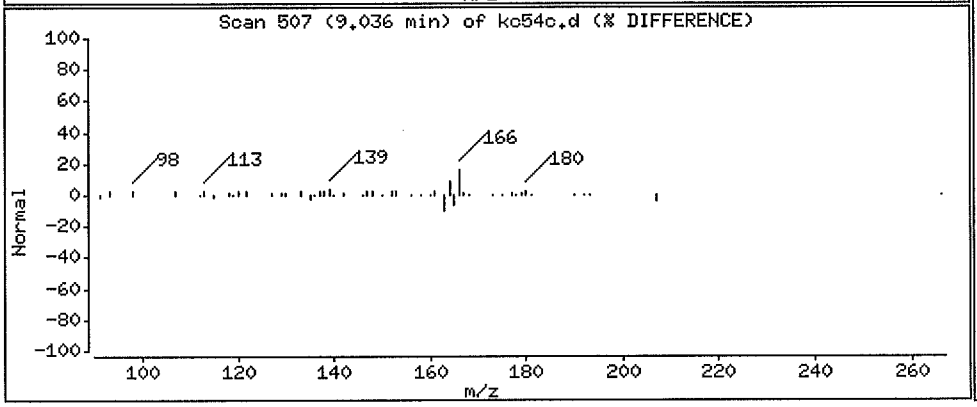

Data File: /chem3/nt1.i/20061107.b/kc54c.d

Date : 07-NOV-2006 16:58

Client ID: G10S-PW-102406

Instrument: nt1.i

Sample Info: KC54C

Volume Injected (uL): 1.0

Operator: VTS

Column phase: ZB-5

Column diameter: 0.25

16 Phenanthrene

Concentration: 0.7331 ug/L

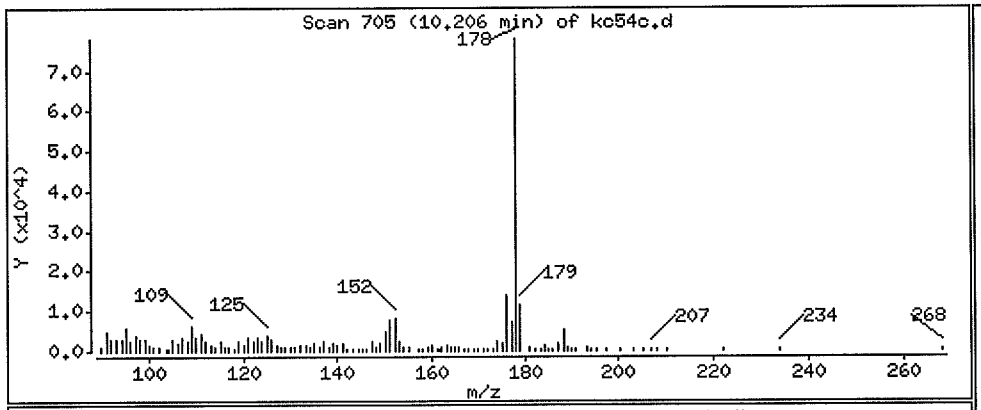

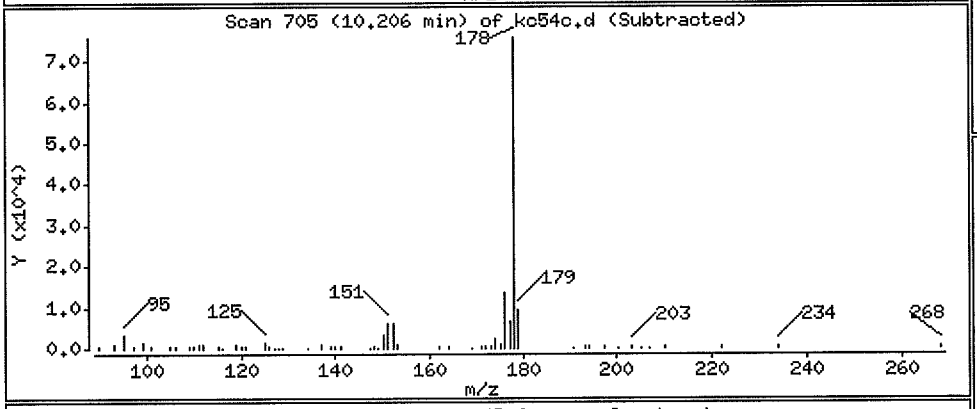

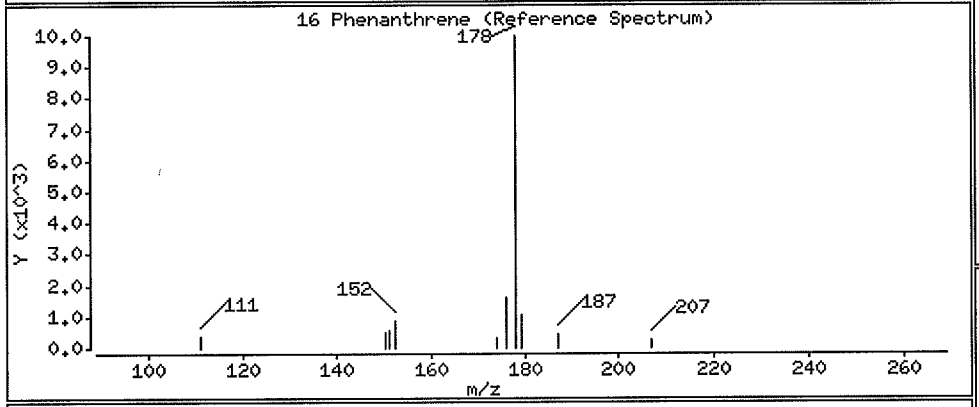

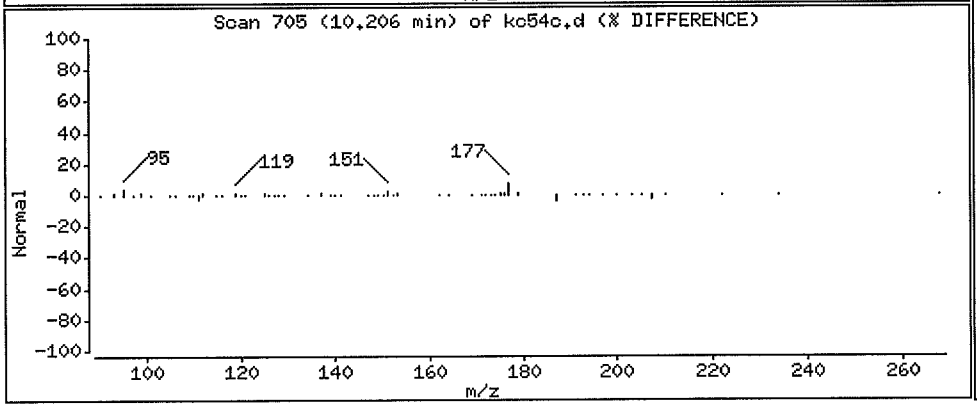

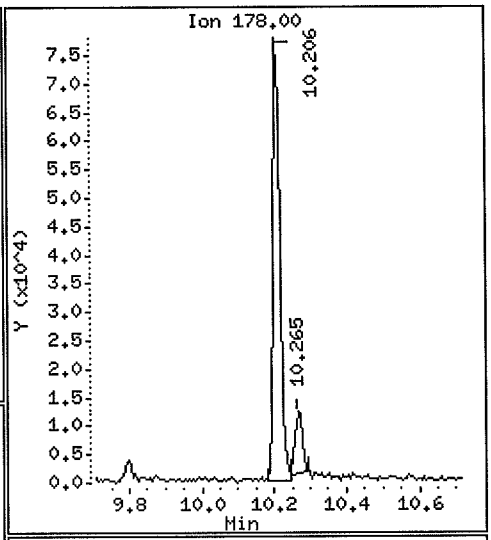

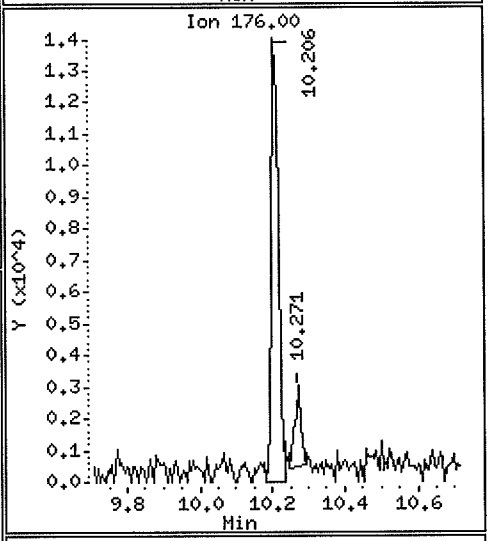

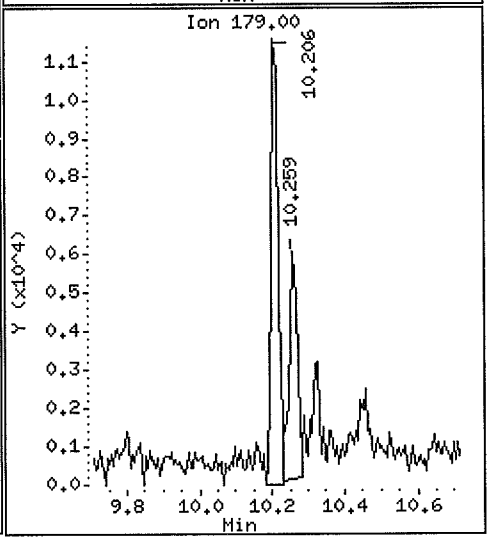

Data File: /chem3/nt1.i/20061107.b/kc54c.d

Date : 07-NOV-2006 16:58

Client ID: G10S-PW-102406

Instrument: nt1.i

Sample Info: KC54C

Volume Injected (uL): 1.0

Operator: VTS

Column phase: ZB-5

Column diameter: 0.25

17 Anthracene

Concentration: 0.1145 ug/L

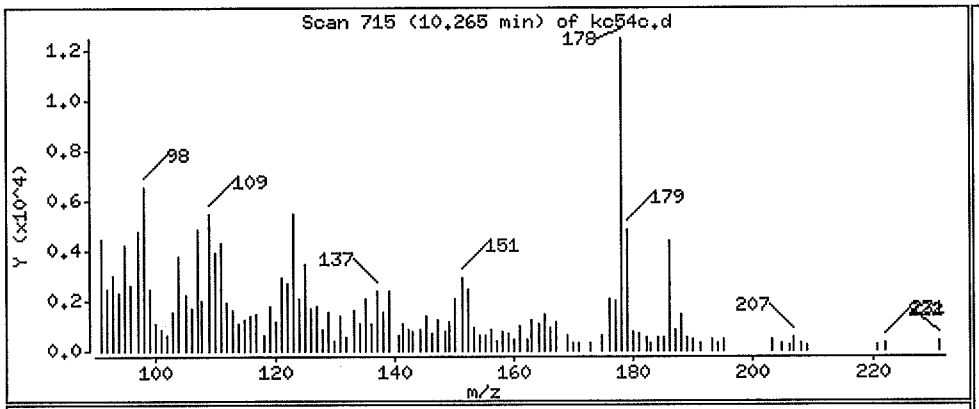

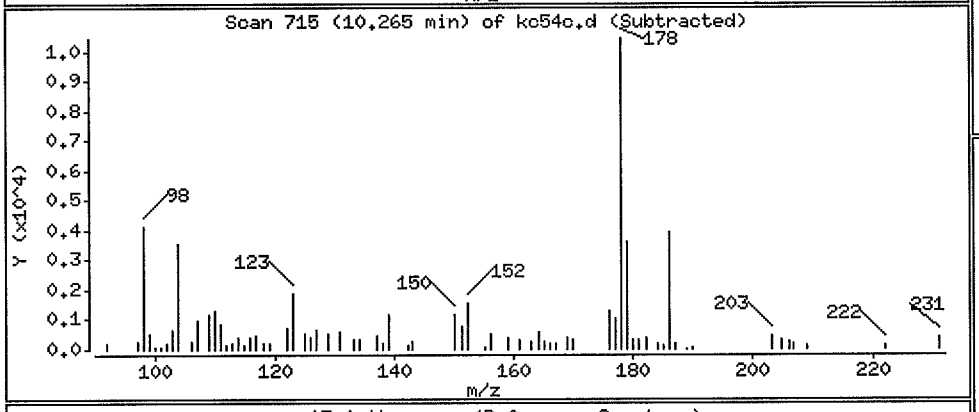

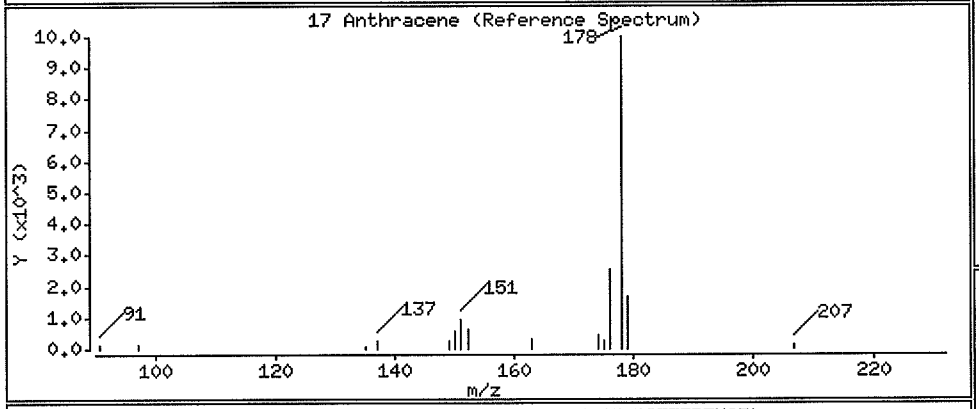

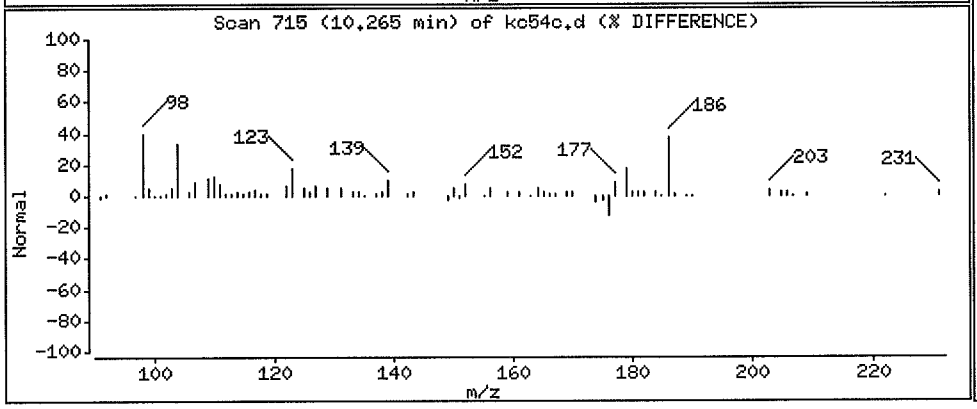

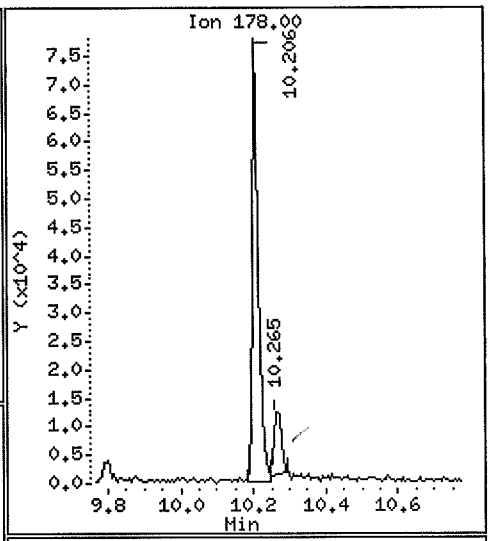

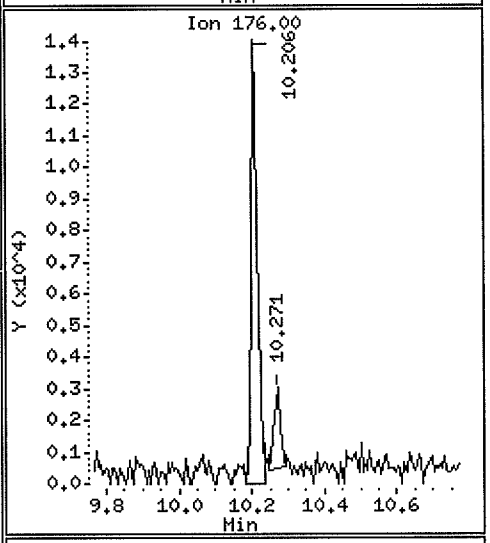

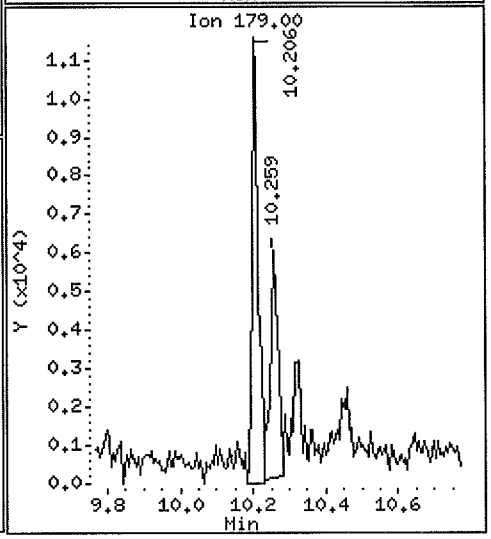

Data File: /chem3/nt1.i/20061107.b/kc54c.d

Date : 07-NOV-2006 16:58

Client ID: G10S-PW-102406

Instrument: nt1.i

Sample Info: KC54C

Volume Injected (uL): 1.0

Operator: VTS

Column phase: ZB-5

Column diameter: 0.25

19 Fluoranthene

Concentration: 0.7683 ug/L

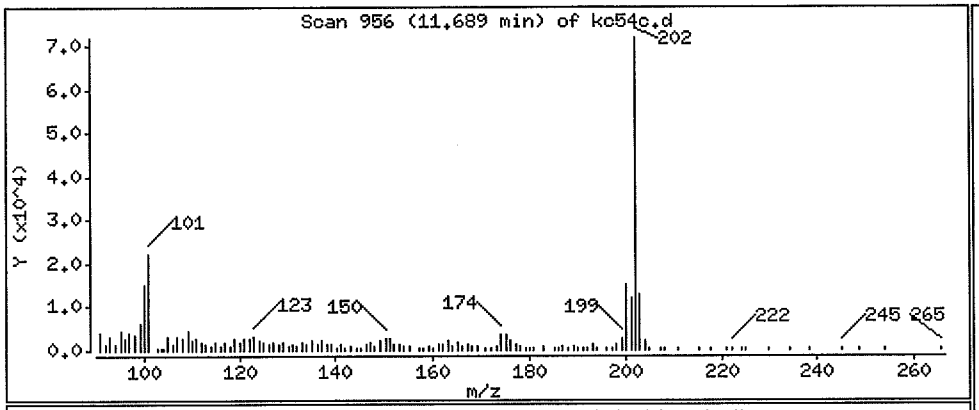

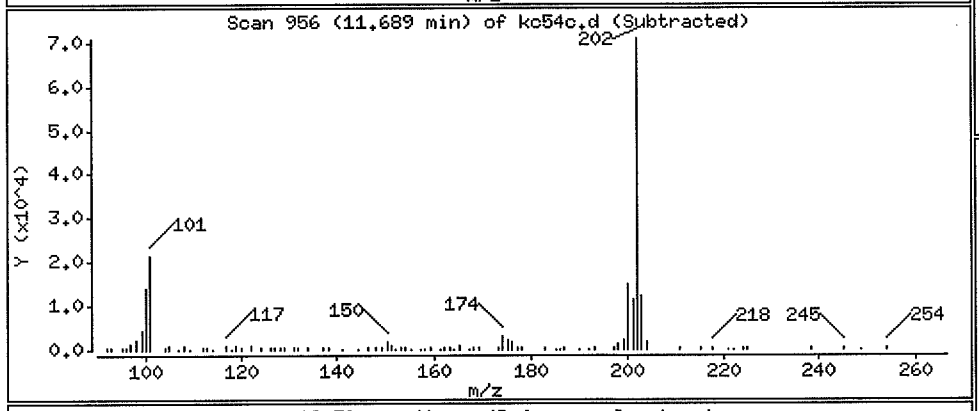

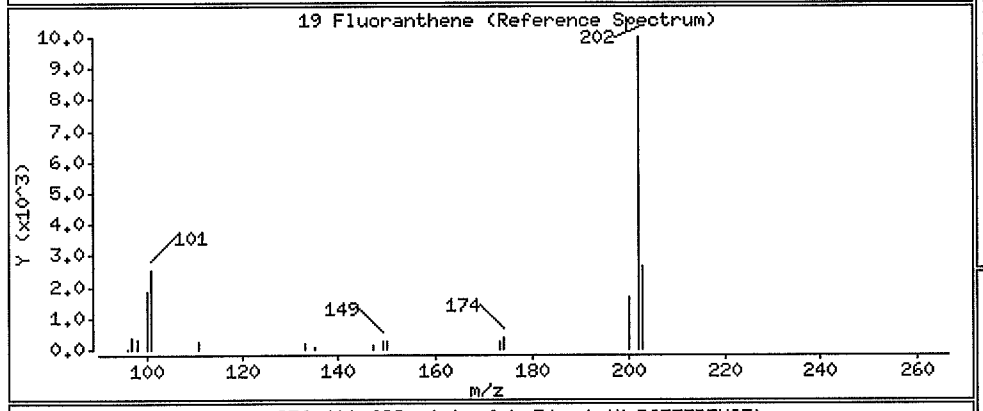

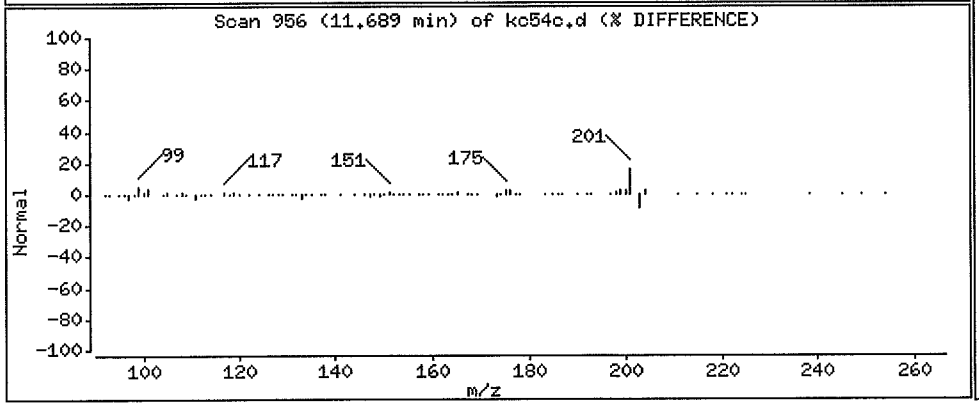

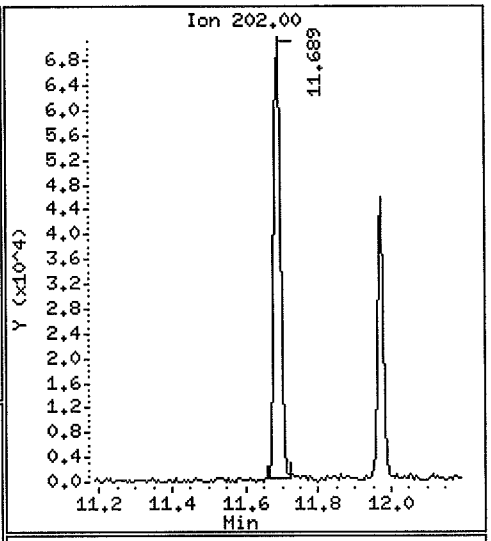

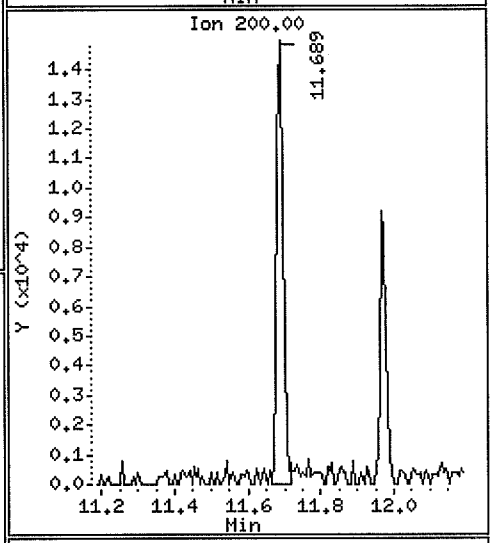

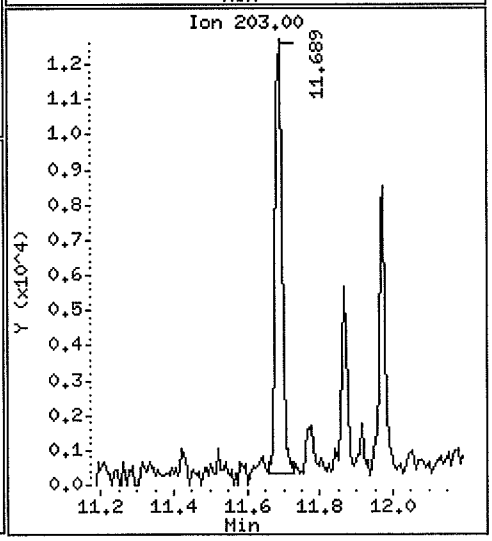

Data File: /chem3/nt1.i/20061107.b/kc54c.d

Date : 07-NOV-2006 16:58

Client ID: G10S-PW-102406

Instrument: nt1.i

Sample Info: KC54C

Volume Injected (uL): 1.0

Operator: VTS

Column phase: ZB-5

Column diameter: 0.25

20 Pyrene

Concentration: 0.4861 ug/L

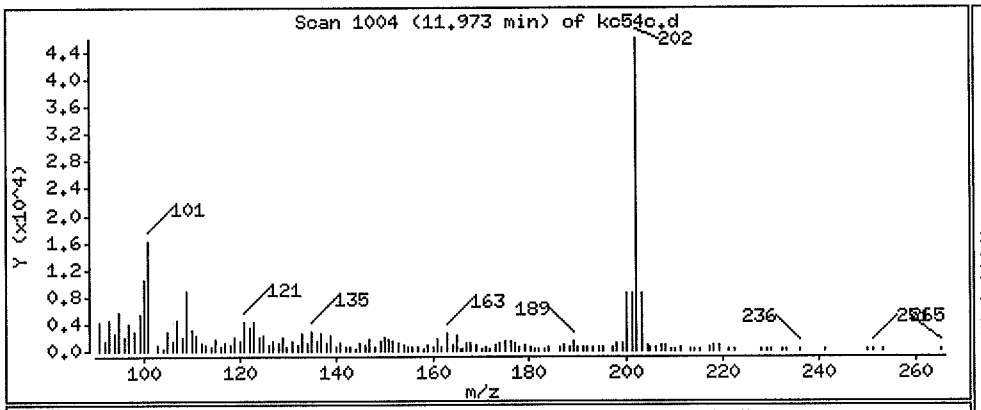

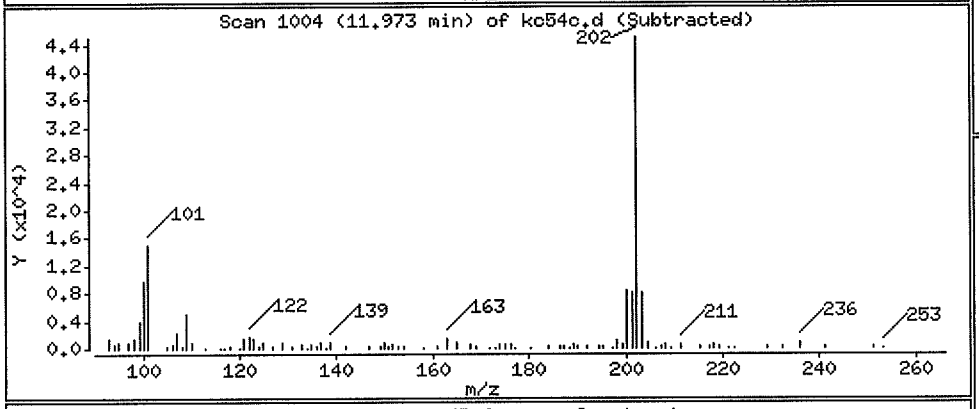

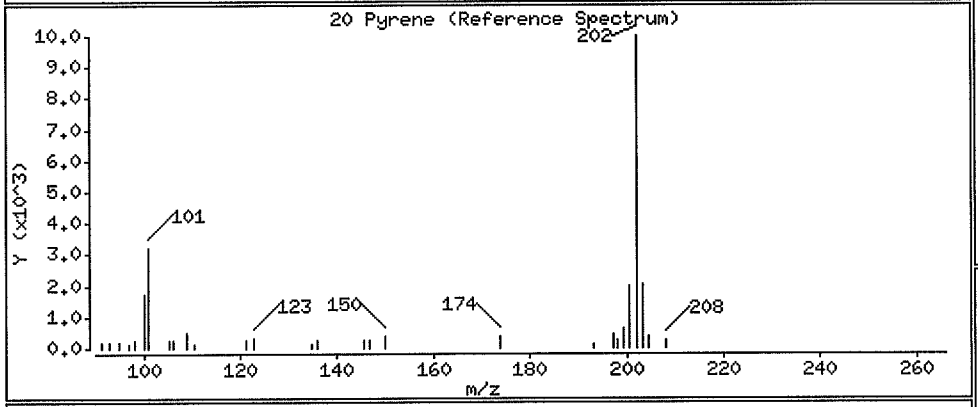

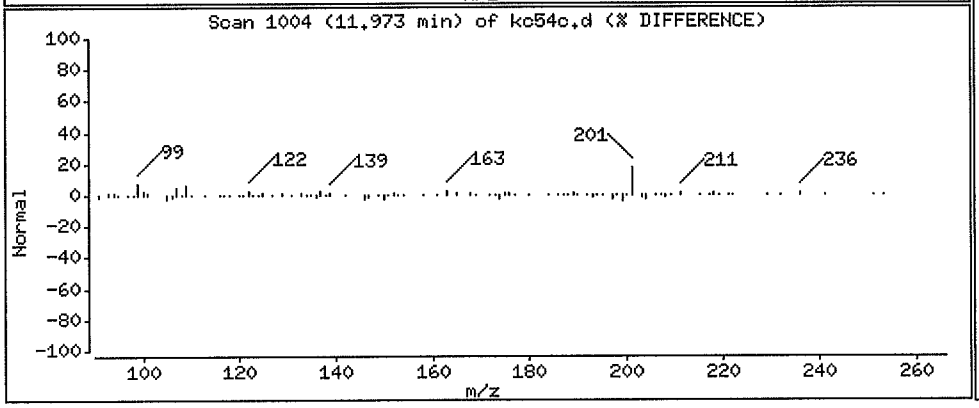

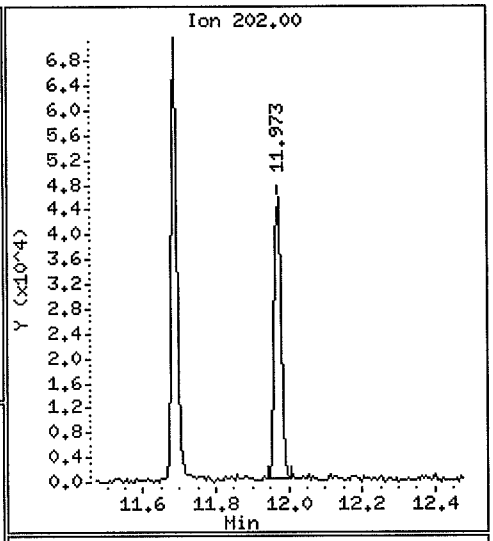

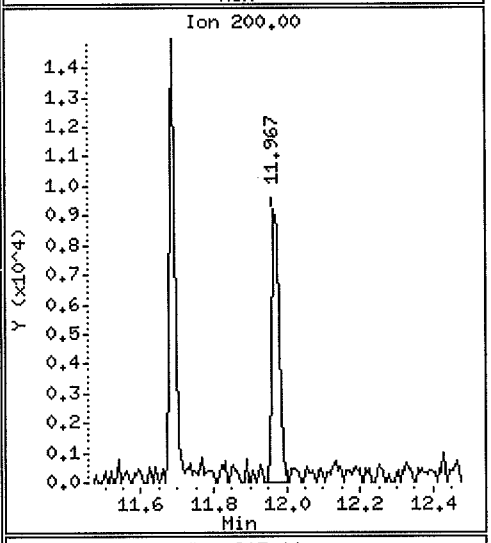

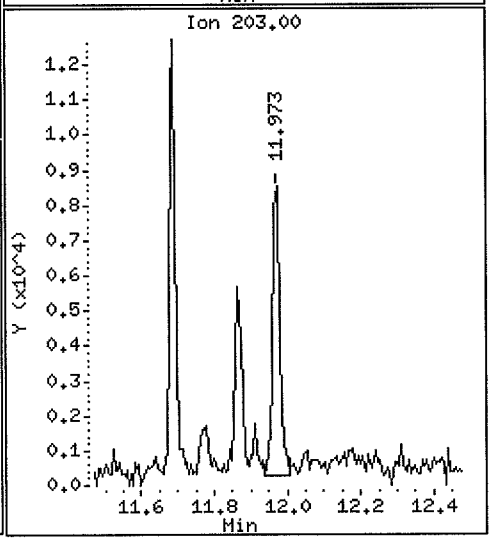

Data File: /chem3/nt1.i/20061107.b/kc54c.d

Date : 07-NOV-2006 16:58

Client ID: G10S-PW-102406

Instrument: nt1.i

Sample Info: KC54C

Volume Injected (uL): 1.0

Operator: VTS

Column phase: ZB-5

Column diameter: 0.25

22 Benzo(a)anthracene

Concentration: 0.07413 ug/L

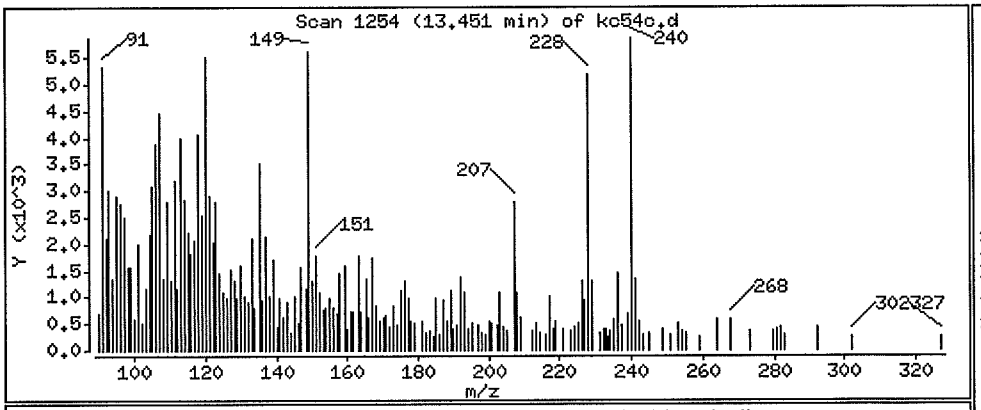

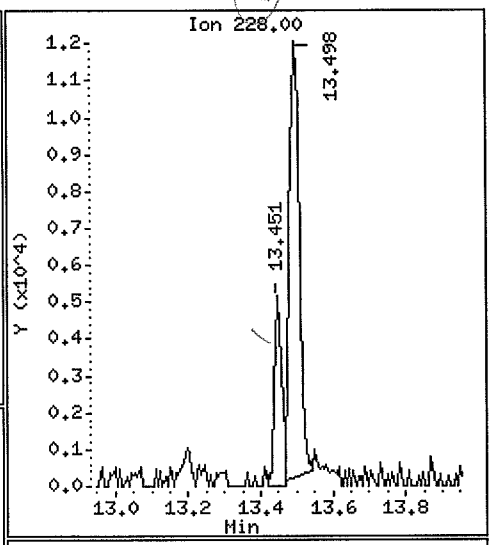

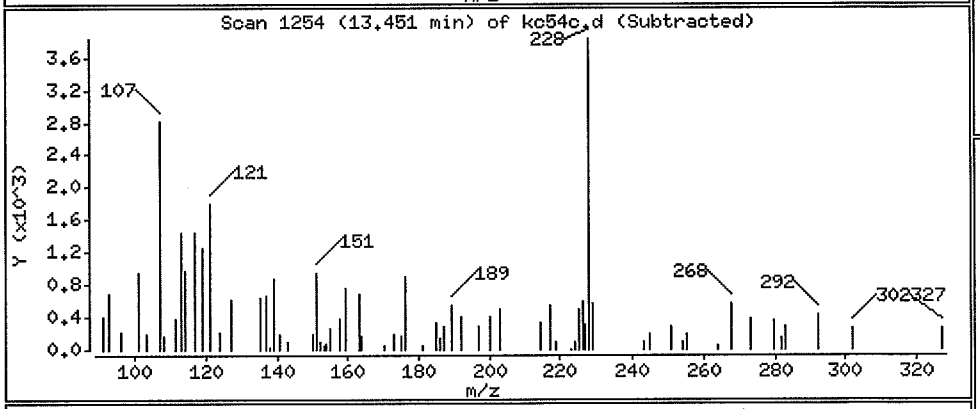

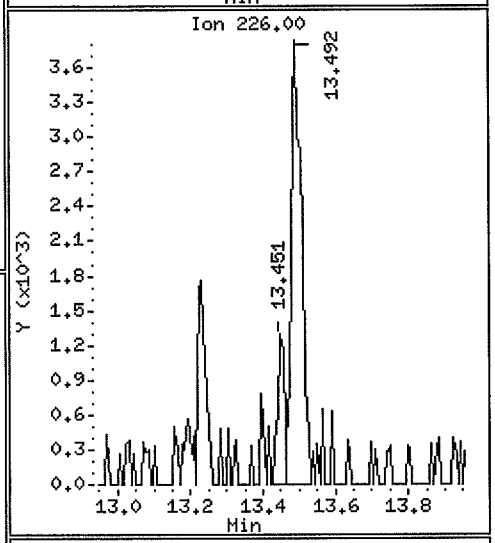

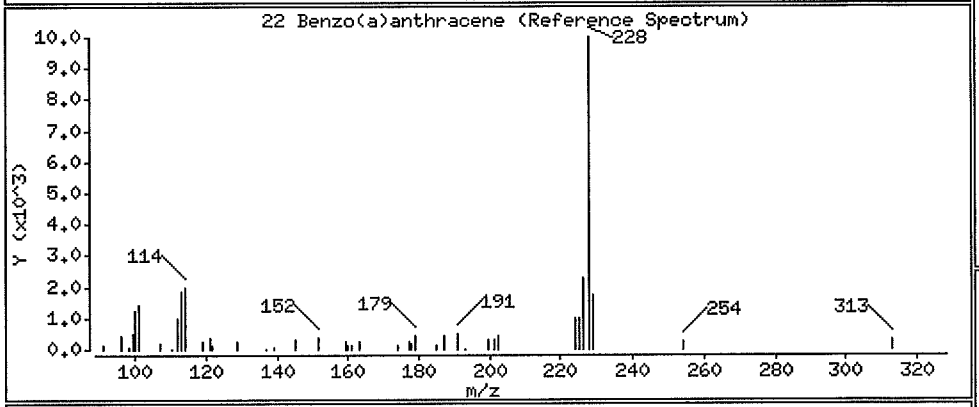

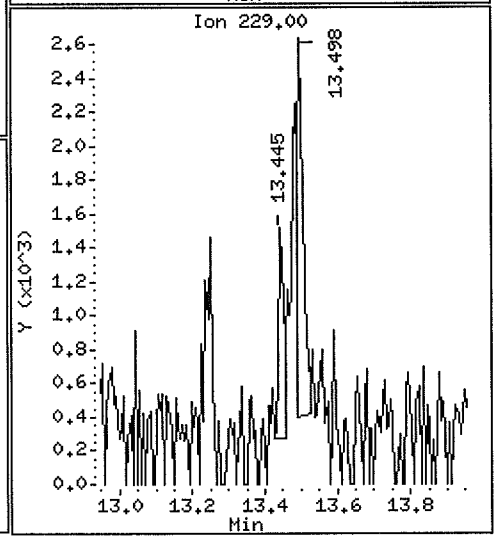

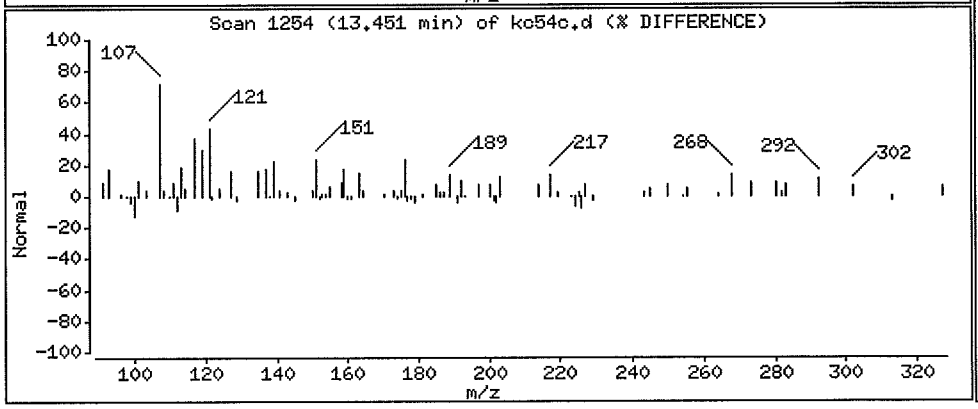

Data File: /chem3/nt1.i/20061107.b/kc54c.d

Date : 07-NOV-2006 16:58

Client ID: G10S-PW-102406

Instrument: nt1.i

Sample Info: KC54C

Volume Injected (uL): 1.0

Operator: VTS

Column phase: ZB-5

Column diameter: 0.25

24 Chrysene

Concentration: 0.2599 ug/L

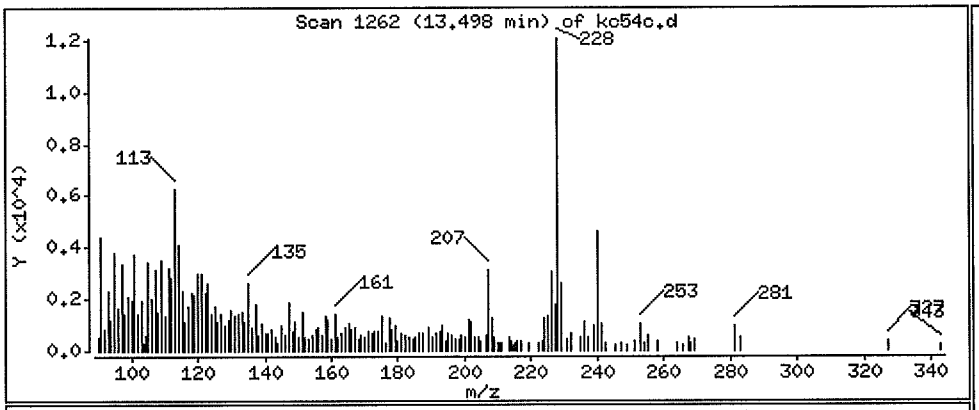

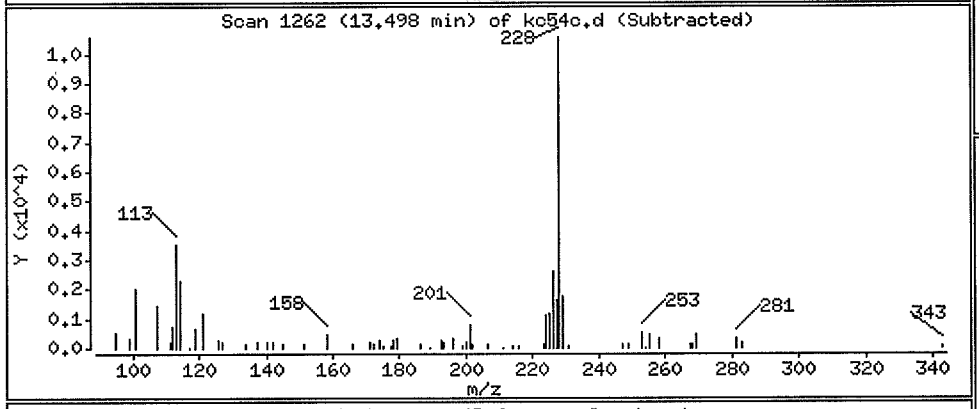

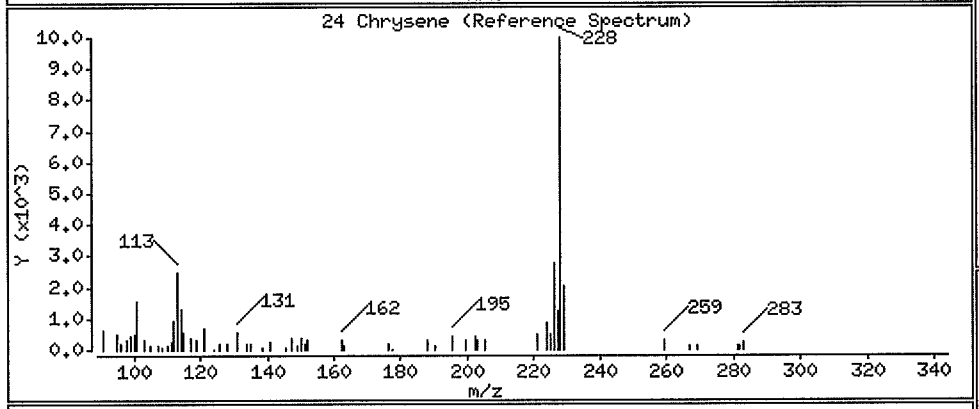

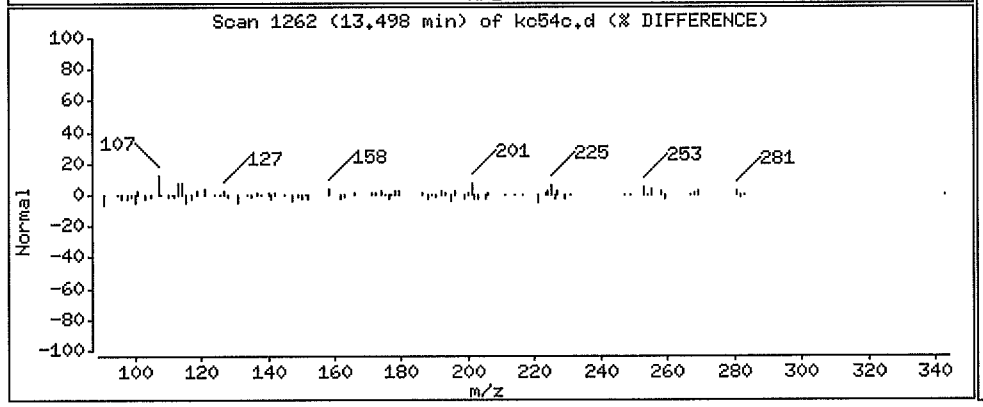

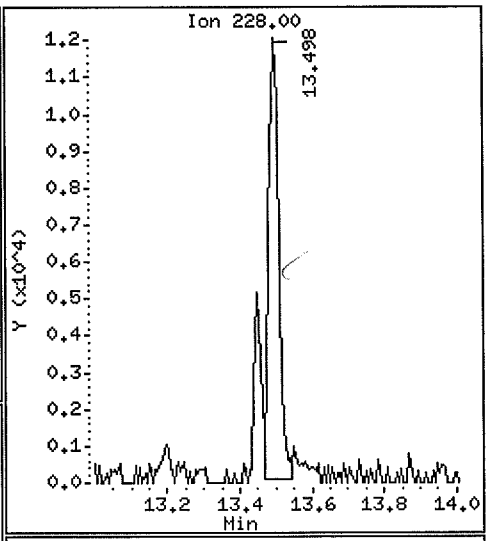

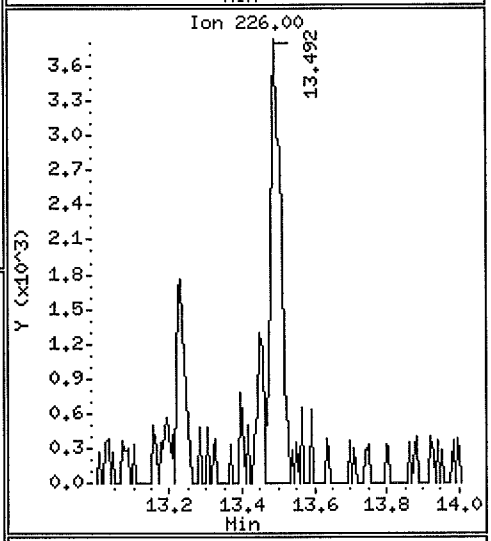

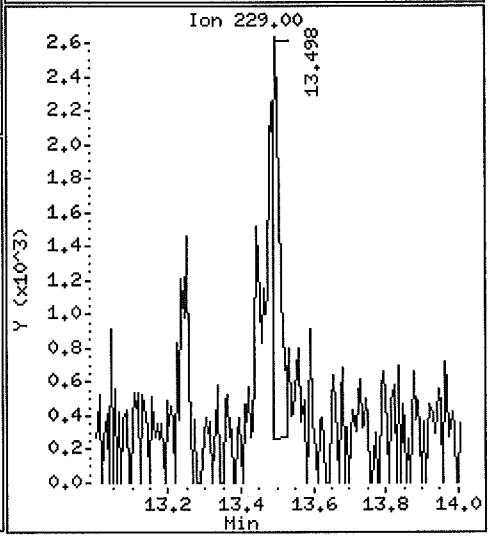

Data File: /chem3/nt1.i/20061107.b/kc54c.d

Date : 07-NOV-2006 16:58

Client ID: G10S-PW-102406

Instrument: nt1.i

Sample Info: KC54C

Volume Injected (uL): 1.0

Operator: VTS

Column phase: ZB-5

Column diameter: 0.25

28 Benzo(b)fluoranthene

Concentration: 0.1917 ug/L

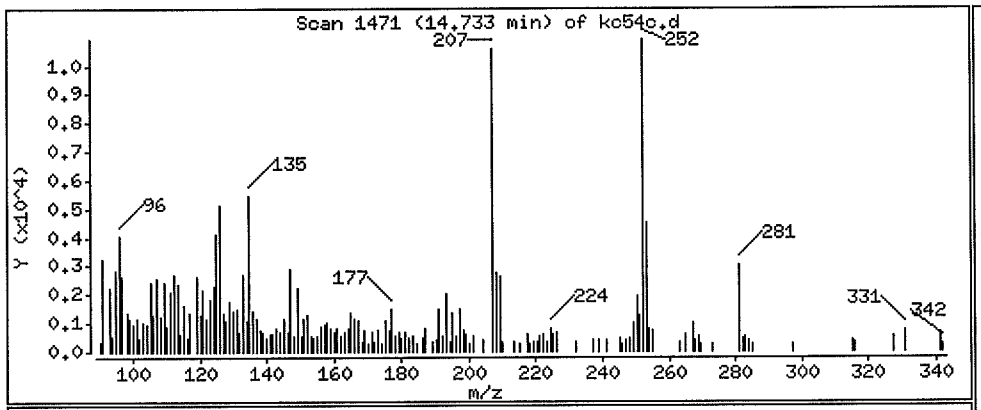

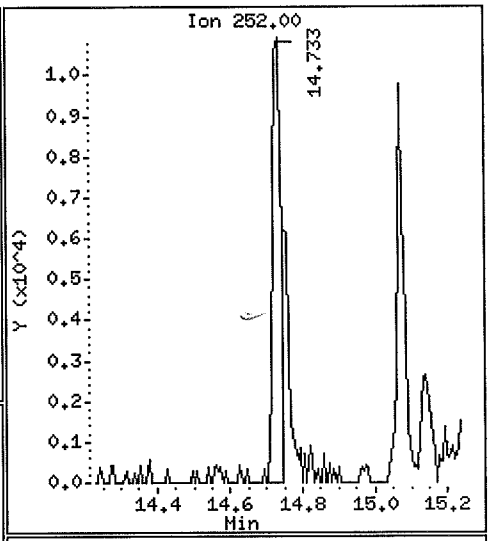

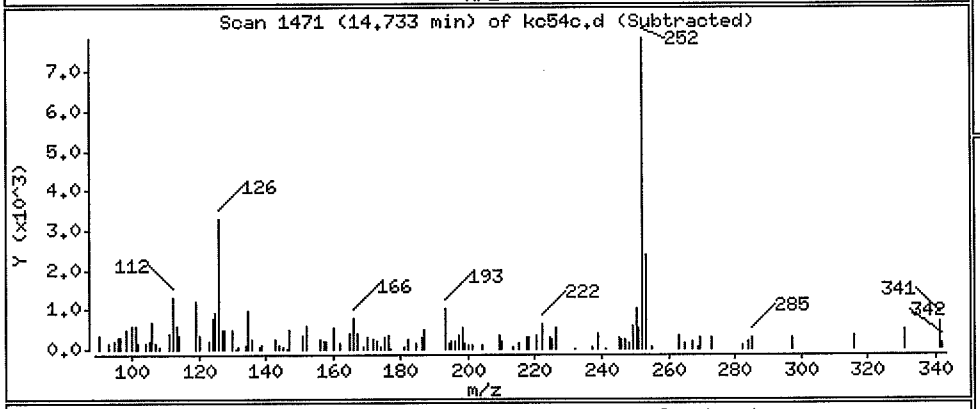

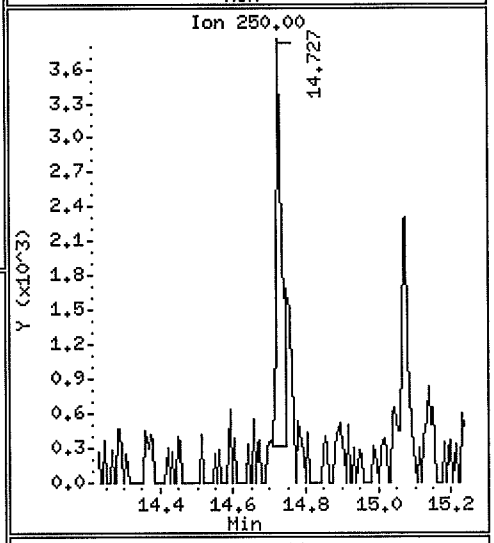

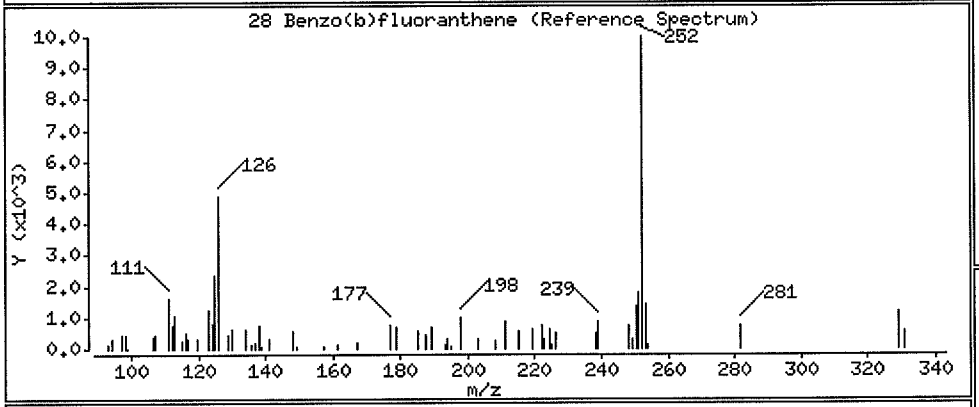

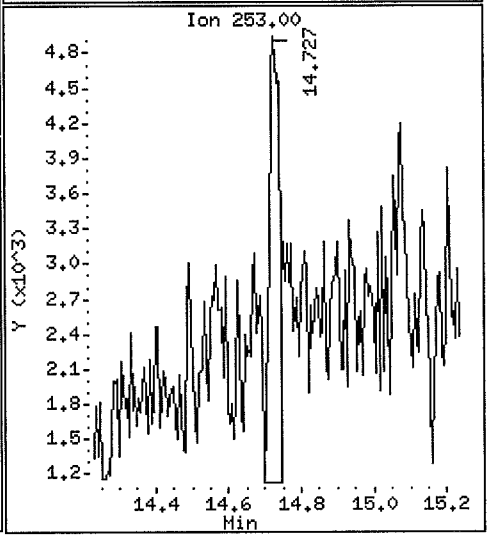

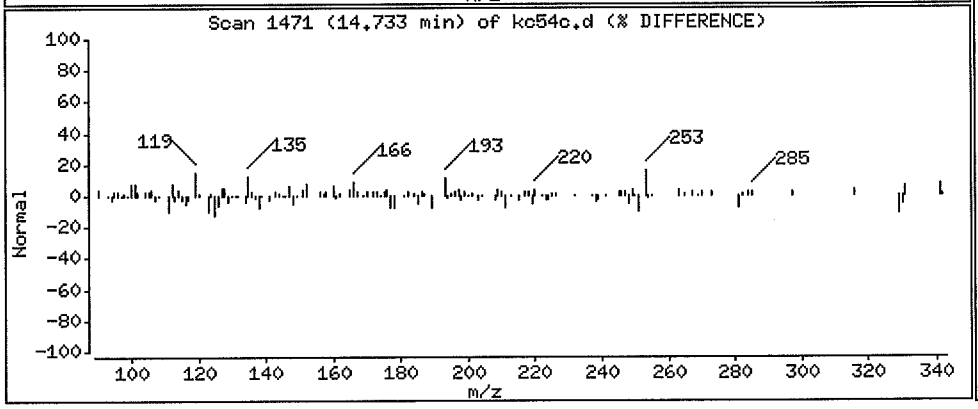

Data File: /chem3/nt1.i/20061107.b/kc54c.d

Date : 07-NOV-2006 16:58

Client ID: G10S-PW-102406

Instrument: nt1.i

Sample Info: KC54C

Volume Injected (uL): 1.0

Operator: VTS

Column phase: ZB-5

Column diameter: 0.25

29 Benzo(k)fluoranthene

Concentration: 0.1080 ug/L

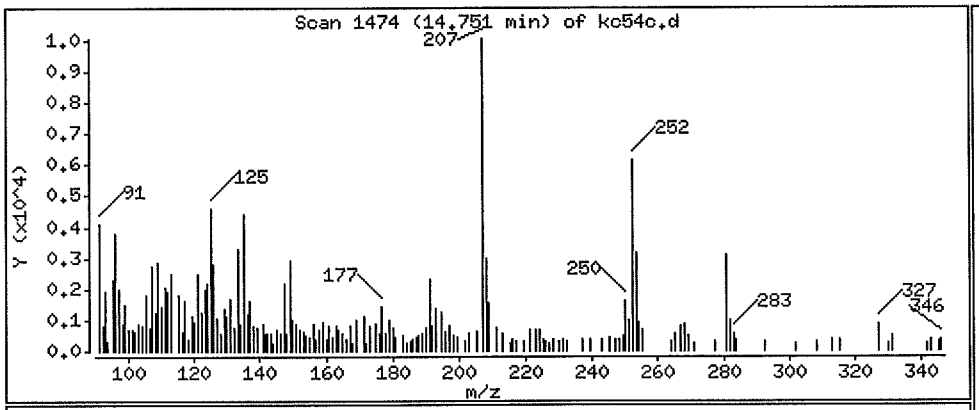

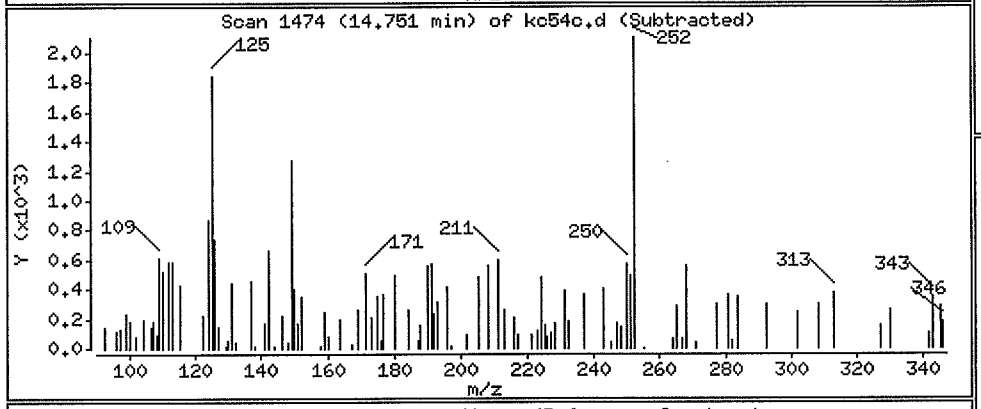

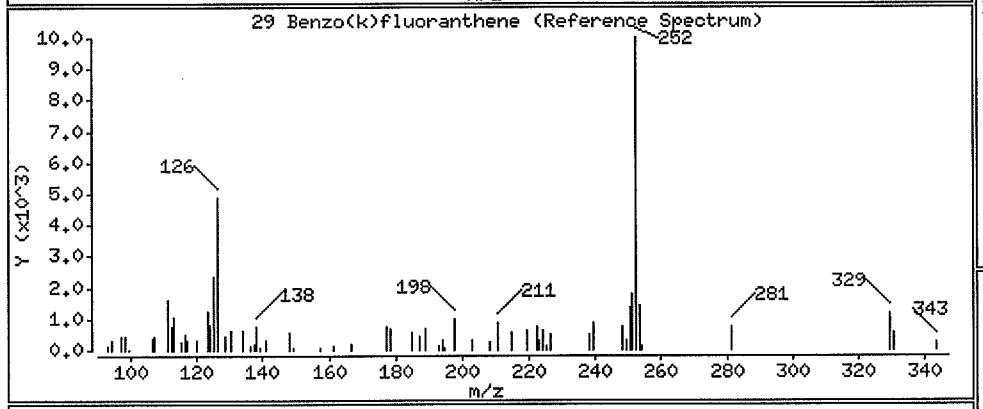

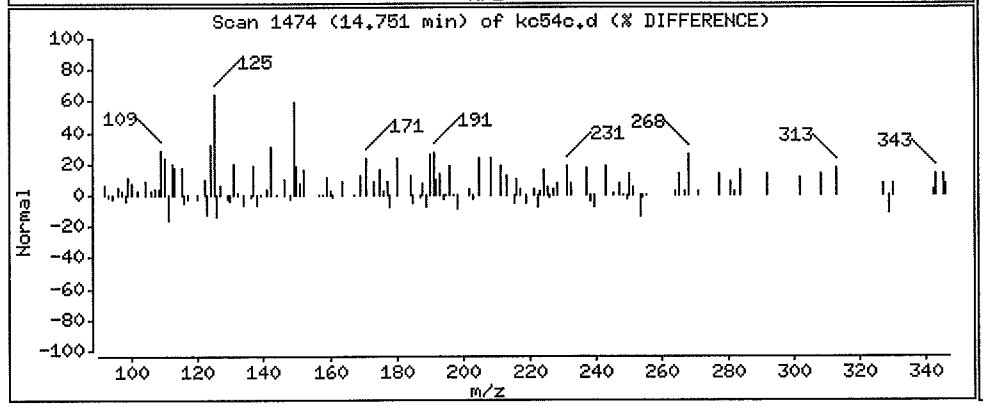

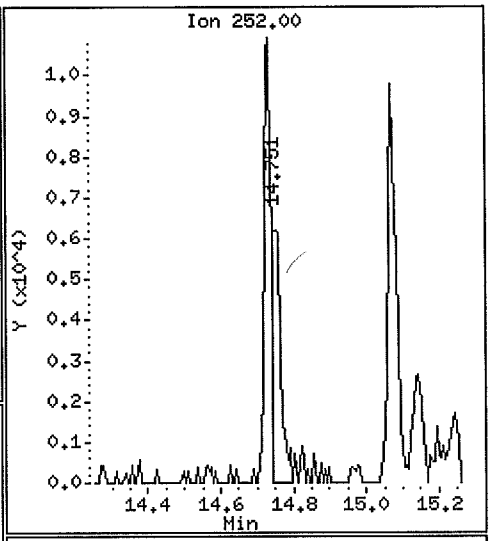

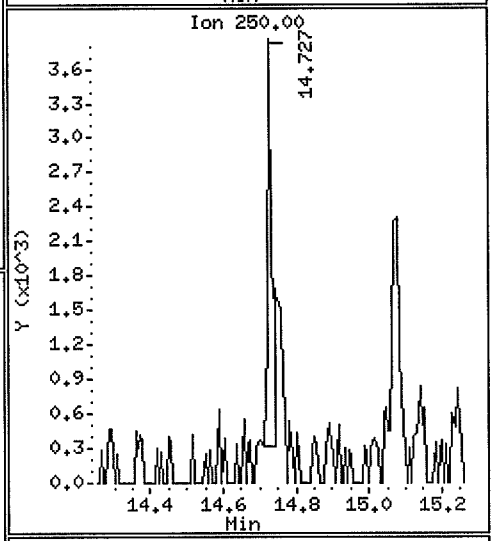

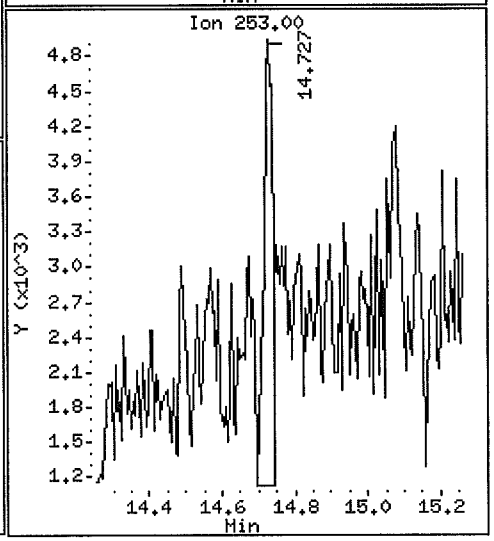

Data File: /chem3/nt1.i/20061107.b/kc54c.d

Date : 07-NOV-2006 16:58

Client ID: G10S-PW-102406

Instrument: nt1.i

Sample Info: KC54C

Volume Injected (uL): 1.0

Operator: VTS

Column phase: ZB-5

Column diameter: 0.25

30 Benzo(a)pyrene

Concentration: 0.06917 ug/L

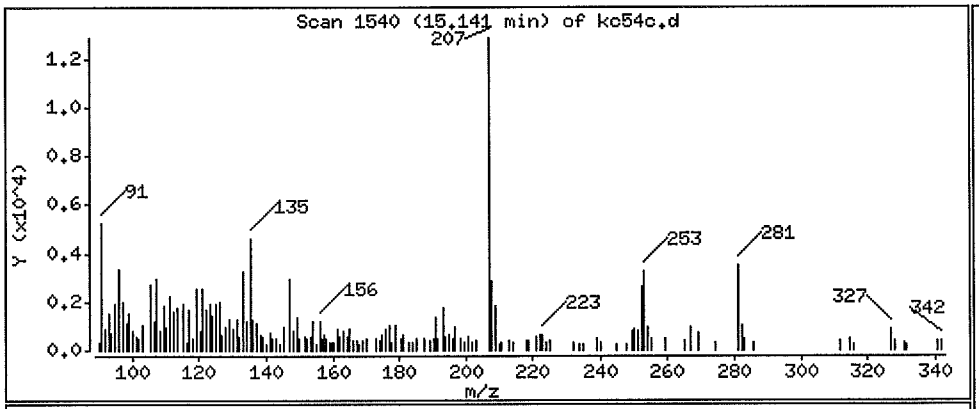

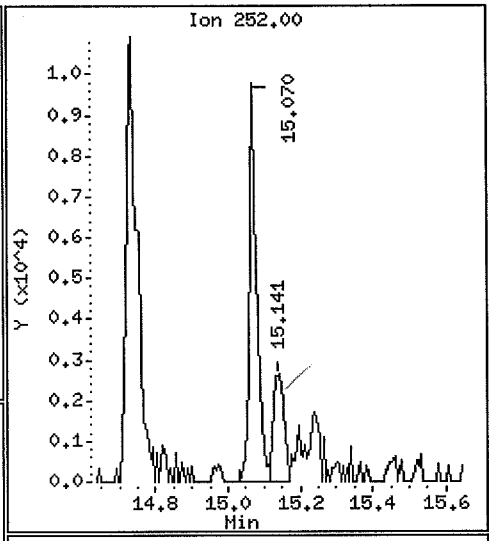

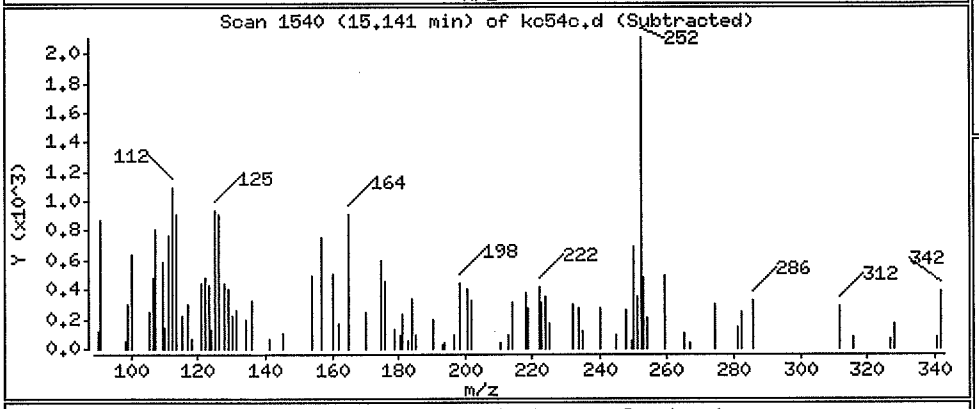

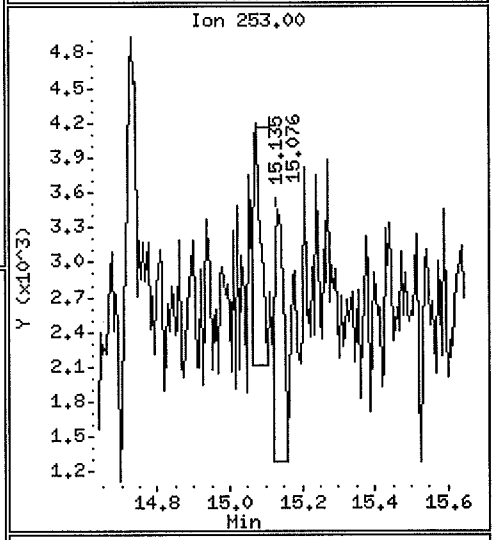

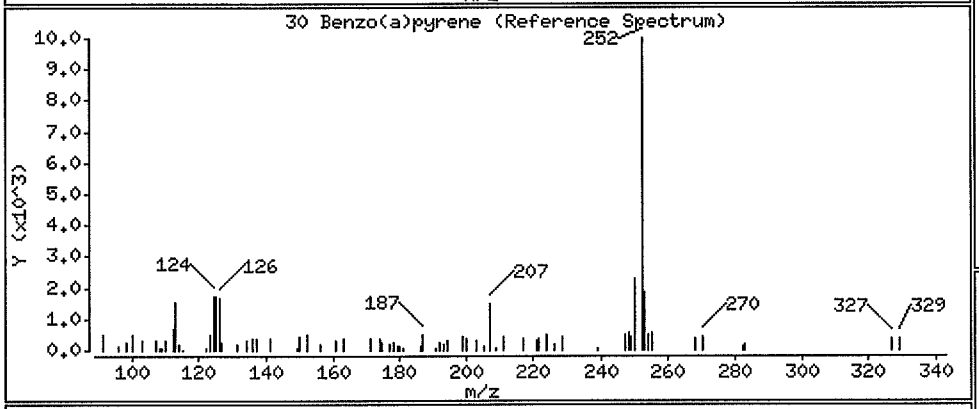

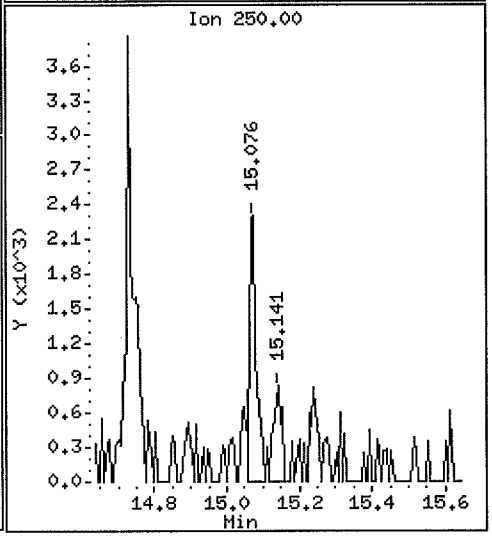

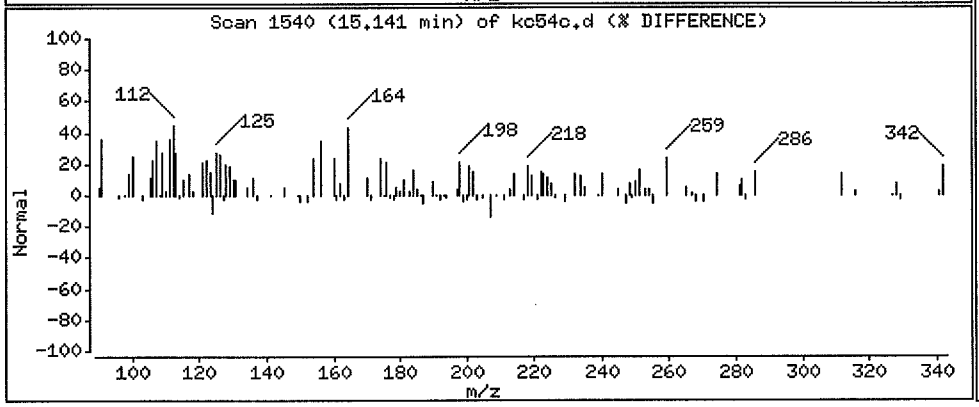

Data File: /chem3/nt1.i/20061107.b/kc54c.d

Date : 07-NOV-2006 16:58

Client ID: G10S-PW-102406

Instrument: nt1.i

Sample Info: KC54C

Volume Injected (uL): 1.0

Operator: VTS

Column phase: ZB-5

Column diameter: 0.25

33 Indeno(1,2,3-cd)pyrene

Concentration: 0.05348 ug/L

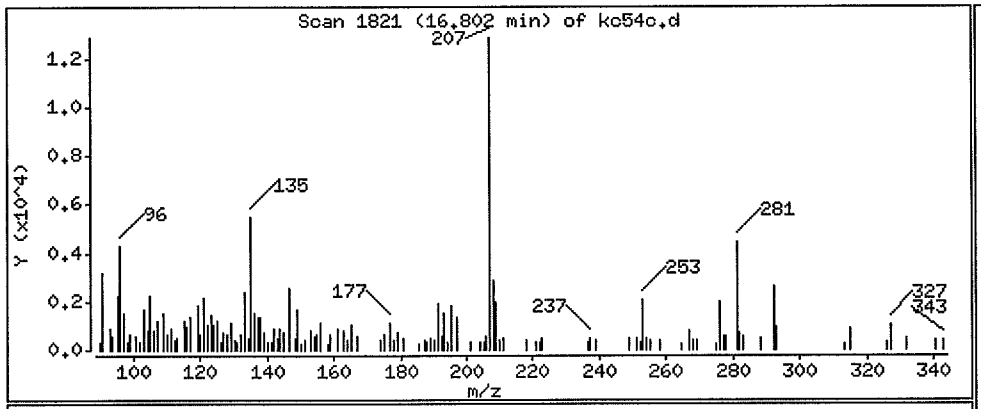

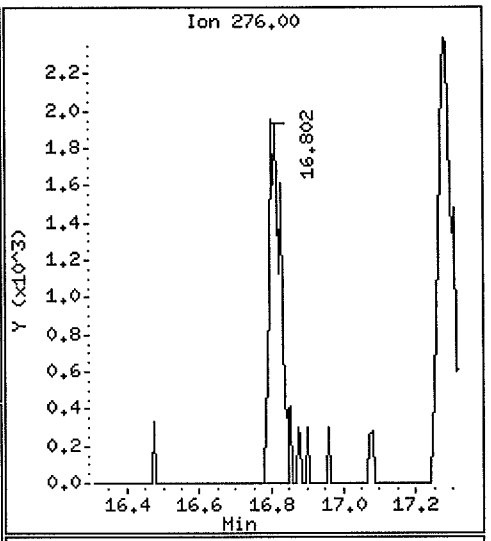

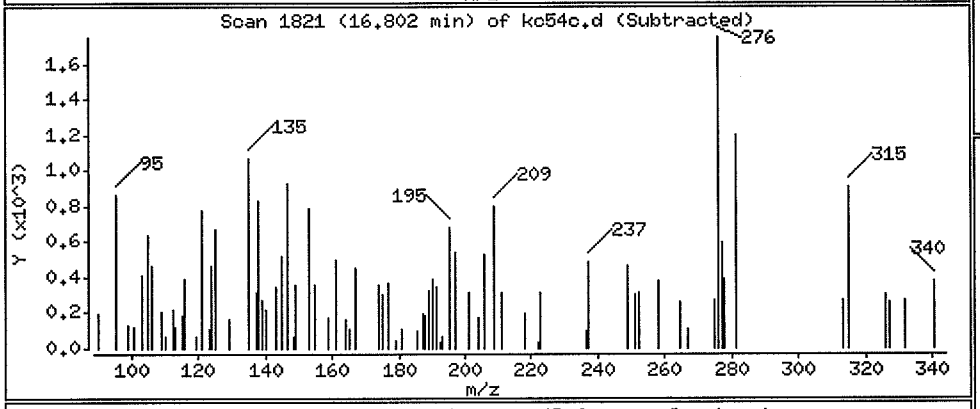

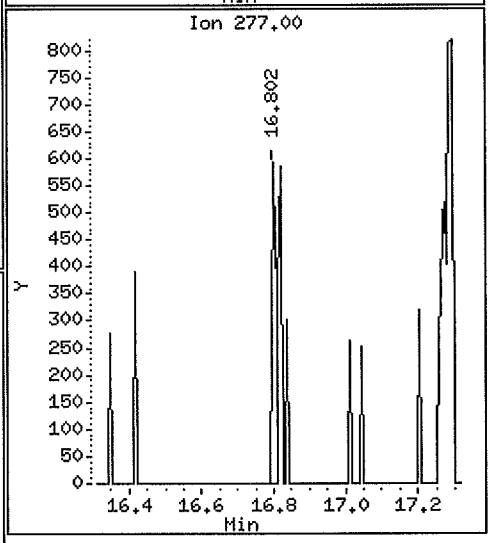

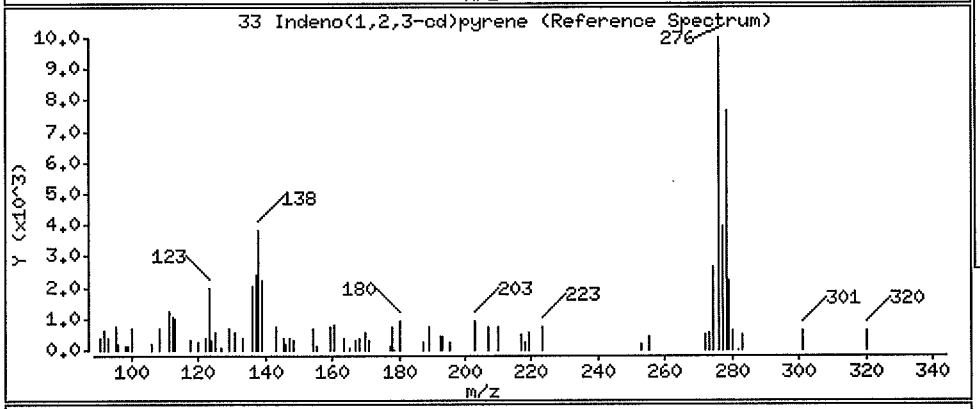

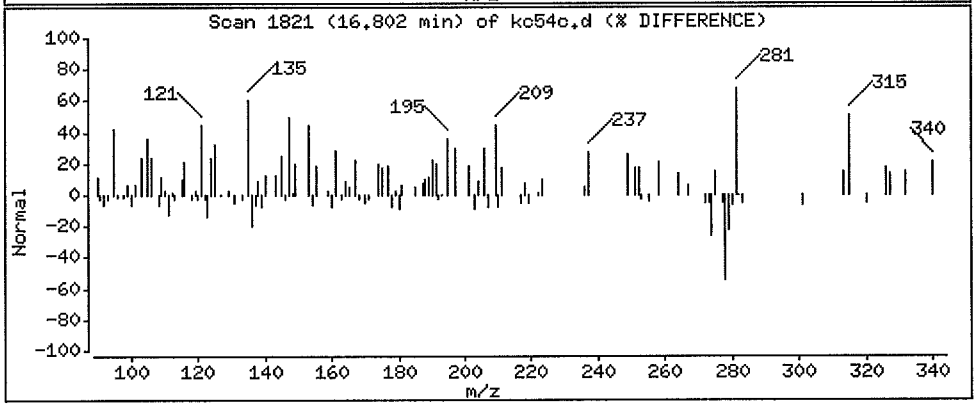

Data File: /chem3/nt1.i/20061107.b/kc54c.d

Date : 07-NOV-2006 16:58

Client ID: G10S-PW-102406

Instrument: nt1.i

Sample Info: KC54C

Volume Injected (uL): 1.0

Operator: VTS

Column phase: ZB-5

Column diameter: 0.25

35 Benzo(g,h,i)perylene

Concentration: 0.08901 ug/L

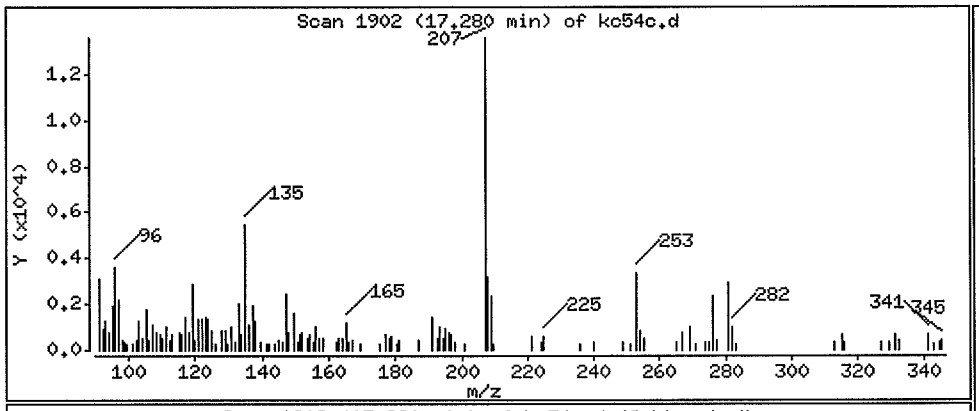

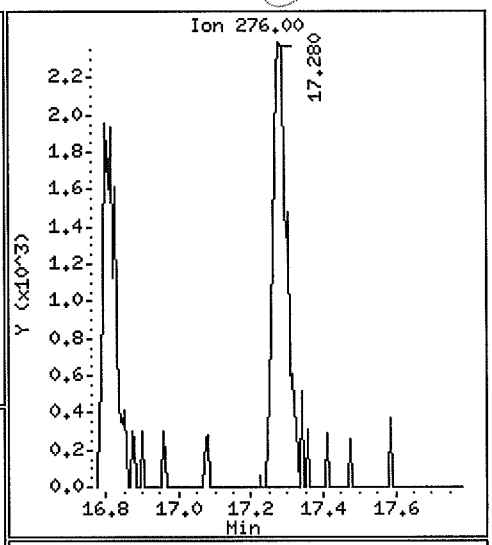

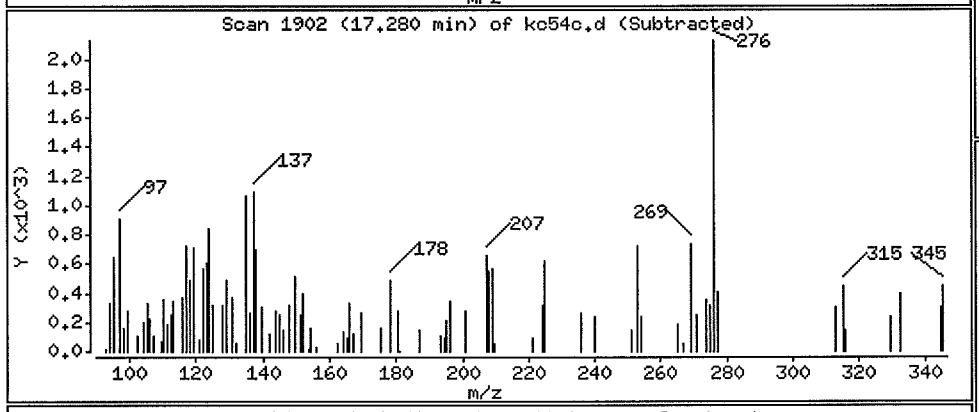

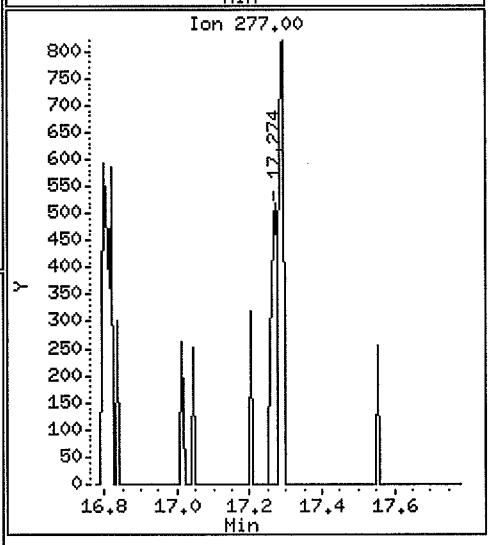

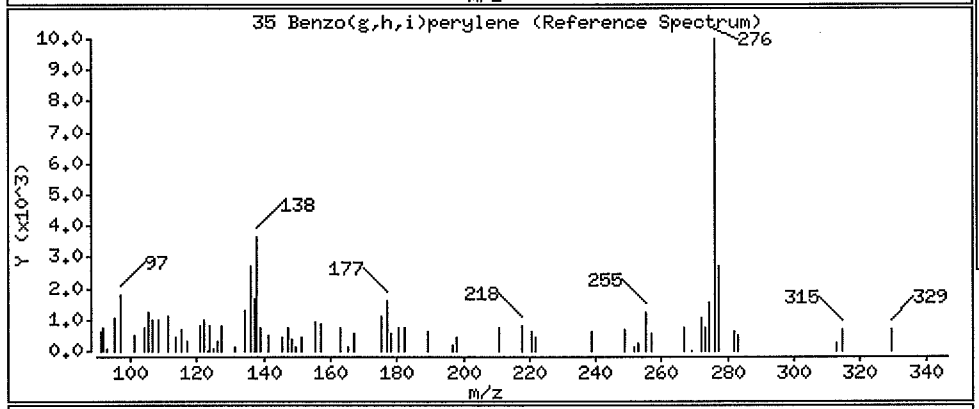

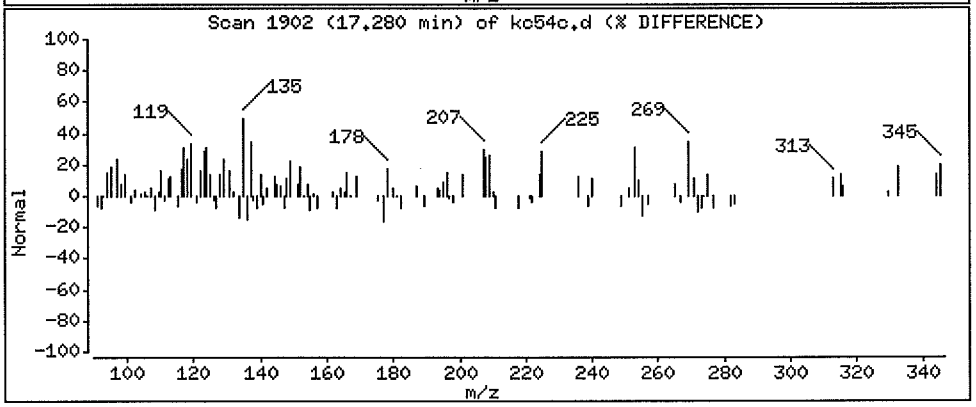

Data File: /chem3/nt1.i/20061107.b/kc54c.d

Date : 07-NOV-2006 16:58

Client ID: G10S-PW-102406

Instrument: nt1.i

Sample Info: KC54C

Volume Injected (uL): 1.0

Operator: VTS

Column phase: ZB-5

Column diameter: 0.25

NR cpm

5 1-Methylnaphthalene

Concentration: 0.05568 ug/L

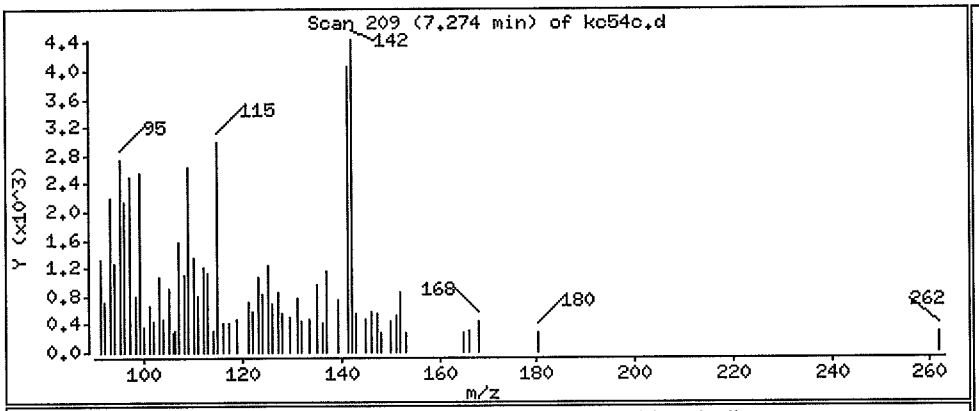

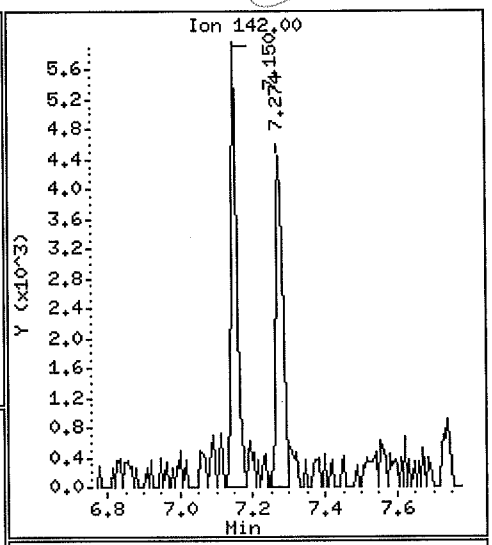

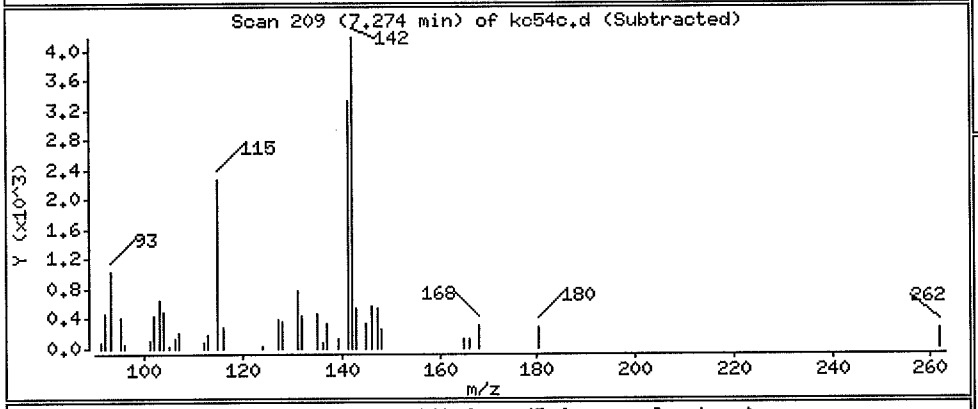

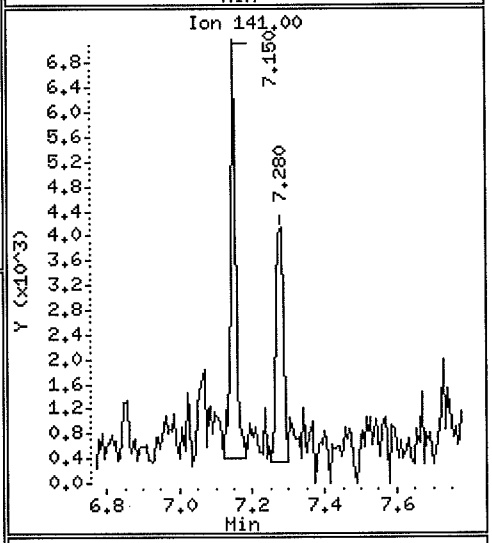

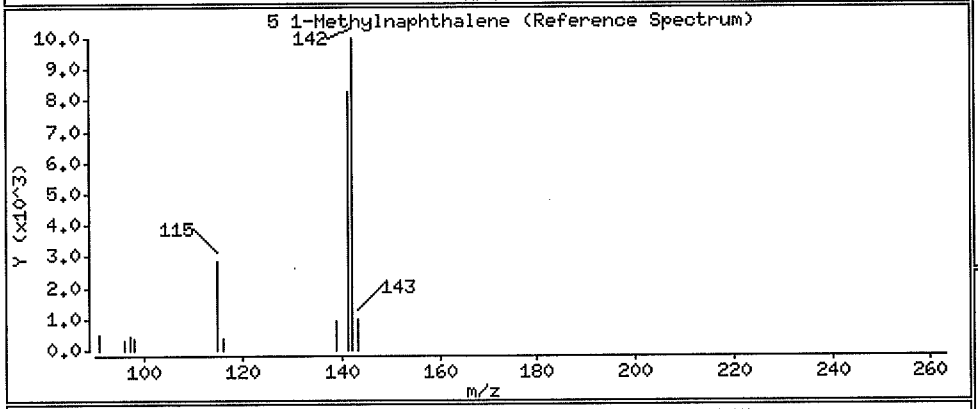

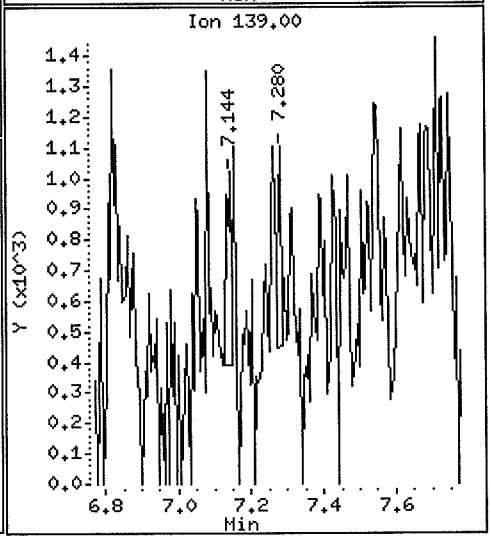

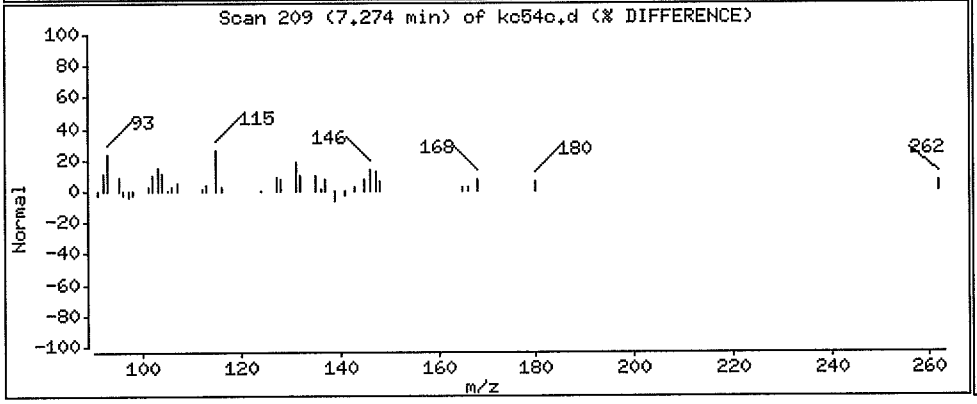

ANALYTICAL RESOURCES INCORPORATED

ORGANICS ANALYSIS DATA SHEET
PNAs by SW8270D-SIM GC/MS

Sample ID: PZ7-PW-102406
SAMPLE

Lab Sample ID: KC54D
LIMS ID: 06-20963
Matrix: Water
Data Release Authorized:
Reported: 11/09/06

QC Report No: KC54-Anchor Environmental
Project: CHINOOK VENTURES
Event: 060354-01
Date Sampled: 10/24/06
Date Received: 10/26/06

Date Extracted: 10/31/06
Date Analyzed: 11/07/06 17:23
Instrument/Analyst: NT1/VTS

Sample Amount: 500 mL
Final Extract Volume: 0.5 mL
Dilution Factor: 1.00

CAS Number	Analyte	RL	Result
91-20-3	**Naphthalene**	**0.10**	**0.08 J**
91-57-6	2-Methylnaphthalene	0.10	< 0.10 U
208-96-8	Acenaphthylene	0.10	< 0.10 U
83-32-9	**Acenaphthene**	**0.10**	**0.05 J**
86-73-7	**Fluorene**	**0.10**	**0.05 J**
85-01-8	**Phenanthrene**	**0.10**	**0.07 J**
120-12-7	Anthracene	0.10	< 0.10 U
206-44-0	Fluoranthene	0.10	< 0.10 U
129-00-0	Pyrene	0.10	< 0.10 U
56-55-3	Benzo(a)anthracene	0.10	< 0.10 U
218-01-9	Chrysene	0.10	< 0.10 U
205-99-2	Benzo(b)fluoranthene	0.10	< 0.10 U
207-08-9	Benzo(k)fluoranthene	0.10	< 0.10 U
50-32-8	Benzo(a)pyrene	0.10	< 0.10 U
193-39-5	Indeno(1,2,3-cd)pyrene	0.10	< 0.10 U
53-70-3	Dibenz(a,h)anthracene	0.10	< 0.10 U
191-24-2	Benzo(g,h,i)perylene	0.10	< 0.10 U
132-64-9	Dibenzofuran	0.10	< 0.10 U

Reported in µg/L (ppb)

SIM Semivolatile Surrogate Recovery

d10-2-Methylnaphthalene	77.0%
d14-Dibenzo(a,h)anthracen	53.0%

Analytical Resources, Inc.

Polynuclear Aromatic Hydrocarbons/Phthalates by Selected Ion Monitoring

Data file : /chem3/nt1.i/20061107.b/kc54d.d
Lab Smp Id: KC54D Client Smp ID: PZ7-PW-102406
Inj Date : 07-NOV-2006 17:23
Operator : VTS Inst ID: nt1.i
Smp Info : KC54D
Misc Info : 06-20963
Comment : 1ul Injection
Method : /chem3/nt1.i/20061107.b/simpna.m
Meth Date : 09-Nov-2006 08:35 van Quant Type: ISTD
Cal Date : 04-SEP-2006 13:38 Cal File: ic0904f.d
Als bottle: 10
Dil Factor: 1.00000
Integrator: HP RTE Compound Sublist: pnalmn.sub
Target Version: 3.50
Processing Host: cserv3

Concentration Formula: Amt * DF * Vt / Vo * CpndVariable

Name	Value	Description
DF	1.00000	Dilution Factor
Vt	500.00000	Final Extract Volume (uL)
Vo	500.00000	Sample Volume extracted (L)

Cpnd Variable Local Compound Variable

Compounds	QUANT SIG MASS	RT	EXP RT	REL RT	RESPONSE	CONCENTRATIONS ON-COLUMN (ug/mL)	FINAL (ug/L)
* 1 Naphthalene-d8	136	6.372	6.370	(1.000)	366740	2.00000	J
2 Naphthalene	128	6.395	6.394	(1.004)	13234	0.07511	0.07511
$ 3 2-Methylnaphthalene-d10	152	7.110	7.115	(1.116)	209932	2.30848	2.308
4 2-Methylnaphthalene	142	Compound Not Detected.					
5 1-Methylnaphthalene	142	7.276	7.274	(1.142)	6919	0.06809	0.06809 J
7 Acenaphthylene	152	Compound Not Detected.					
* 8 Acenaphthene-d10	164	8.387	8.392	(1.000)	171029	2.00000	J
9 Acenaphthene	153	8.428	8.433	(1.005)	4471	0.05268	0.05268 J
10 Dibenzofuran	168	Compound Not Detected.					
11 Fluorene	166	9.037	9.036	(1.077)	4994	0.05424	0.05424 J
* 15 Phenanthrene-d10	188	10.178	10.182	(1.000)	224730	2.00000	
16 Phenanthrene	178	10.207	10.212	(1.003)	8176	0.06712	0.06712 J
17 Anthracene	178	Compound Not Detected.					
19 Fluoranthene	202	Compound Not Detected.					
20 Pyrene	202	Compound Not Detected.					

	Compounds	QUANT SIG MASS	RT	EXP RT	REL RT	RESPONSE	CONCENTRATIONS ON-COLUMN (ug/mL)	CONCENTRATIONS FINAL (ug/L)
	22 Benzo(a)anthracene	228	Compound Not Detected.					
*	23 Chrysene-d12	240	13.470	13.474	(1.000)	155168	2.00000	
	24 Chrysene	228	Compound Not Detected.					
	28 Benzo(b)fluoranthene	252	Compound Not Detected.					
	29 Benzo(k)fluoranthene	252	Compound Not Detected.					
	30 Benzo(a)pyrene	252	Compound Not Detected.					
*	31 Perylene-d12	264	15.207	15.212	(1.000)	153363	2.00000	
	33 Indeno(1,2,3-cd)pyrene	276	Compound Not Detected.					
$	32 Dibenz(a,h)anthrancene-d14	292	16.744	16.754	(1.101)	79959	1.59101	1.591
	34 Dibenz(a,h)anthracene	278	Compound Not Detected.					
	35 Benzo(g,h,i)perylene	276	Compound Not Detected.					

VTS
11.9.2006

Analytical Resources, Inc.

INTERNAL STANDARD COMPOUNDS
AREA AND RT SUMMARY

Instrument ID: nt1.i
Lab File ID: kc54d.d
Lab Smp Id: KC54D
Analysis Type: SV
Quant Type: ISTD
Operator: VTS
Method File: /chem3/nt1.i/20061107.b/simpna.m
Misc Info: 06-20963

Calibration Date: 07-NOV-2006
Calibration Time: 11:02
Client Smp ID: PZ7-PW-102406
Level: LOW
Sample Type: Water

COMPOUND	STANDARD	AREA LIMIT LOWER	AREA LIMIT UPPER	SAMPLE	%DIFF
1 Naphthalene-d8	315704	157852	631408	366740	16.17
8 Acenaphthene-d10	150524	75262	301048	171029	13.62
15 Phenanthrene-d10	202072	101036	404144	224730	11.21
23 Chrysene-d12	139479	69740	278958	155168	11.25
31 Perylene-d12	140334	70167	280668	153363	9.28

COMPOUND	STANDARD	RT LIMIT LOWER	RT LIMIT UPPER	SAMPLE	%DIFF
1 Naphthalene-d8	6.37	5.87	6.87	6.37	0.02
8 Acenaphthene-d10	8.39	7.89	8.89	8.39	-0.05
15 Phenanthrene-d10	10.18	9.68	10.68	10.18	-0.04
23 Chrysene-d12	13.47	12.97	13.97	13.47	-0.03
31 Perylene-d12	15.21	14.71	15.71	15.21	-0.03

AREA UPPER LIMIT = +100% of internal standard area.
AREA LOWER LIMIT = - 50% of internal standard area.
RT UPPER LIMIT = + 0.50 minutes of internal standard RT.
RT LOWER LIMIT = - 0.50 minutes of internal standard RT.

Analytical Resources, Inc.

RECOVERY REPORT

Client Name: Anchor
Sample Matrix: LIQUID
Lab Smp Id: KC54D
Level: LOW
Data Type: MS DATA
SpikeList File: pnalcss.spk
Sublist File: pna1mn.sub
Method File: /chem3/nt1.i/20061107.b/simpna.m
Misc Info: 06-20963

Client SDG: KC54
Fraction: SV
Client Smp ID: PZ7-PW-102406
Operator: VTS
SampleType: SAMPLE
Quant Type: ISTD

SURROGATE COMPOUND	CONC ADDED ug/L	CONC RECOVERED ug/L	% RECOVERED	LIMITS
$ 3 2-Methylnaphthalen	3.000	2.308	76.95	48-114
$ 32 Dibenz(a,h)anthran	3.000	1.591	53.03	10-137

Data File: /chem3/nt1.i/20061107.b/kc54d.d
Date : 07-NOV-2006 17:23
Client ID: PZ7-PW-102406
Sample Info: KC54D
Volume Injected (uL): 1.0
Column phase: ZB-5

Instrument: nt1.i
Operator: VTS
Column diameter: 0.25

0093

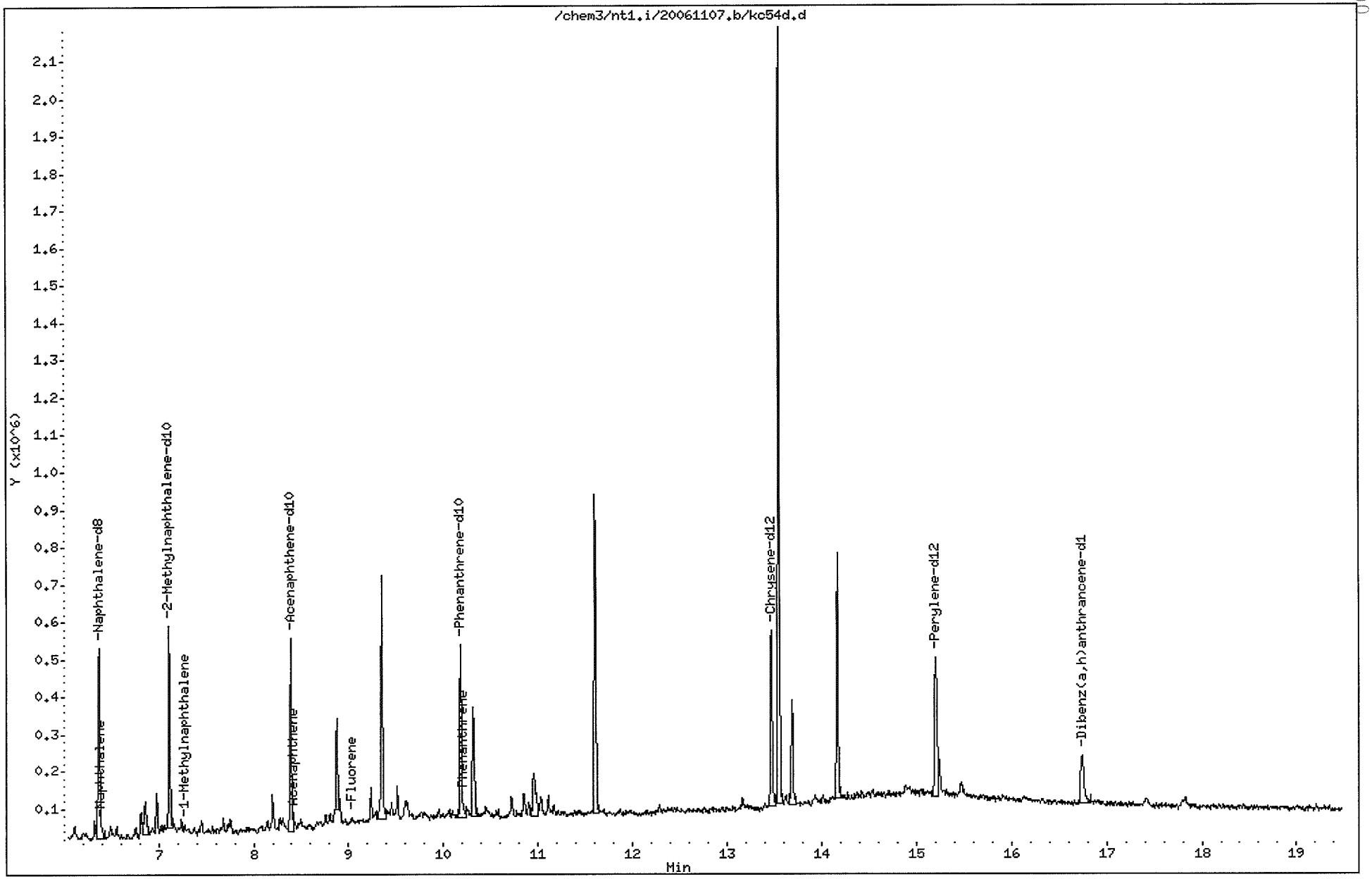

Data File: /chem3/nt1.i/20061107.b/kc54d.d

Date : 07-NOV-2006 17:23

Client ID: PZ7-PW-102406

Instrument: nt1.i

Sample Info: KC54D

Volume Injected (uL): 1.0

Operator: VTS

Column phase: ZB-5

Column diameter: 0.25

2 Naphthalene

Concentration: 0.07511 ug/L

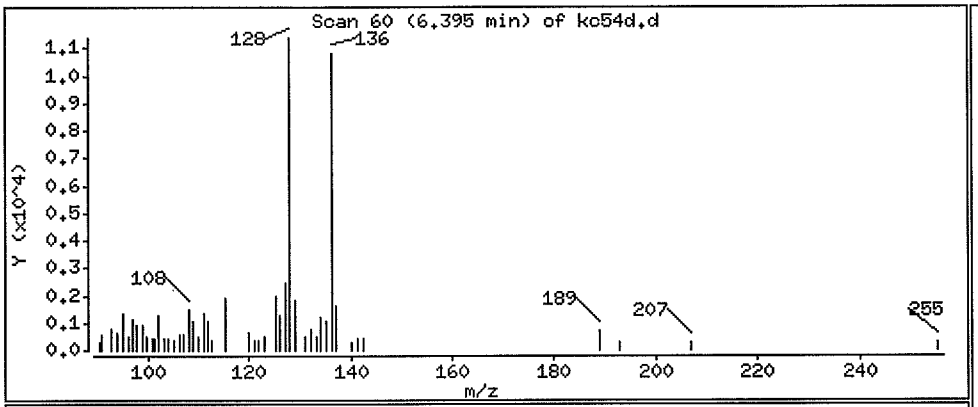

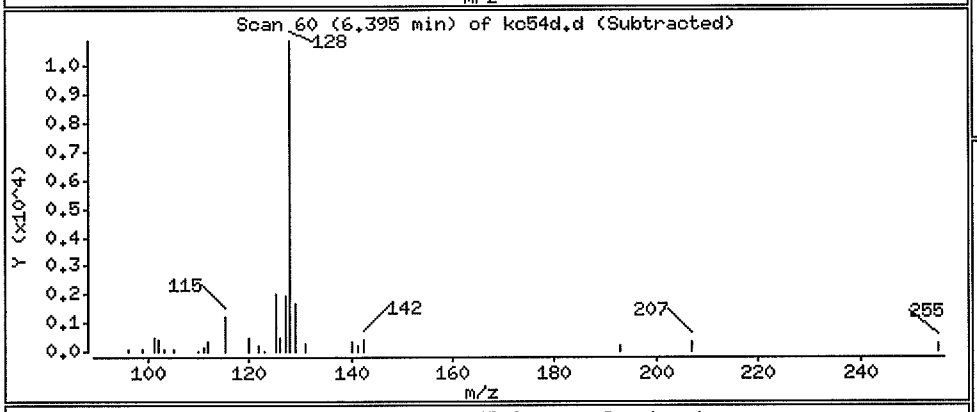

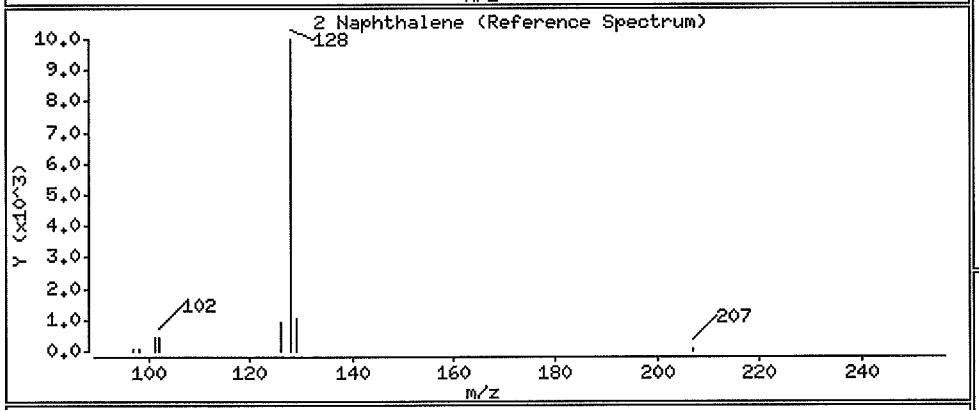

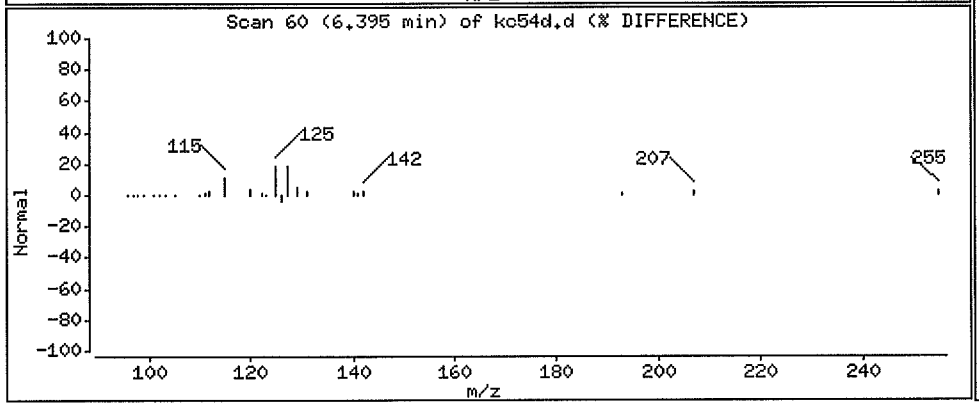

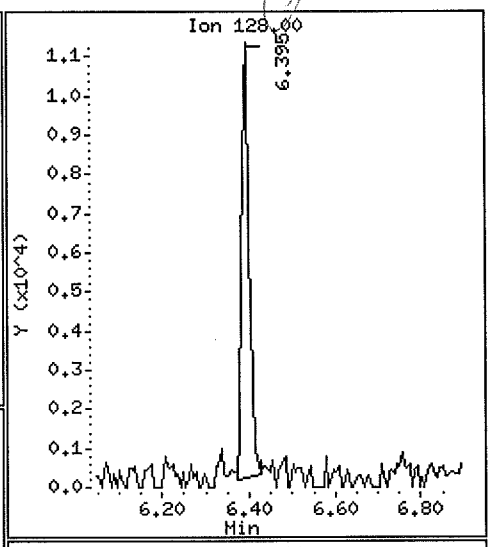

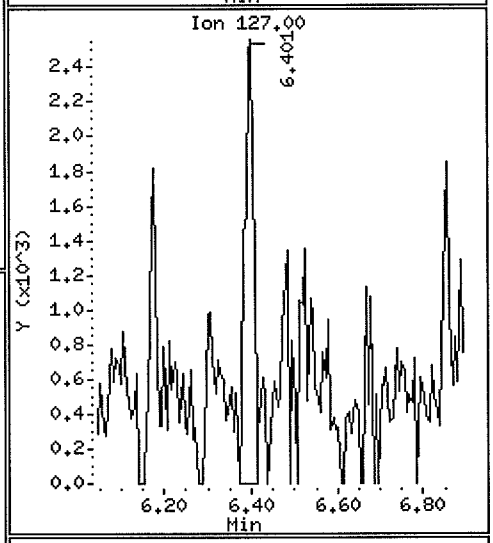

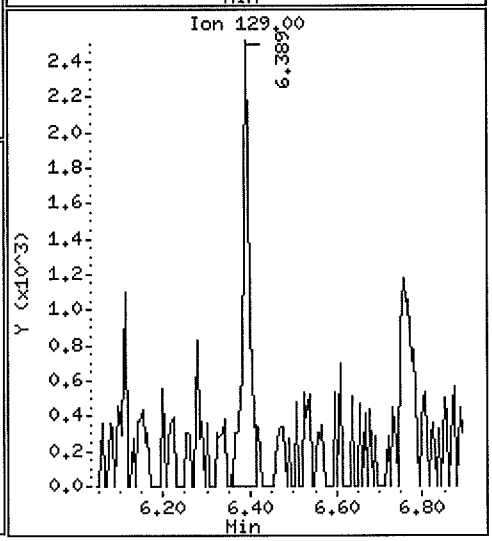

Data File: /chem3/nt1.i/20061107.b/kc54d.d

Date : 07-NOV-2006 17:23

Client ID: PZ7-PW-102406 Instrument: nt1.i

Sample Info: KC54D

Volume Injected (uL): 1.0 Operator: VTS

Column phase: ZB-5 Column diameter: 0.25

9 Acenaphthene Concentration: 0.05268 ug/L

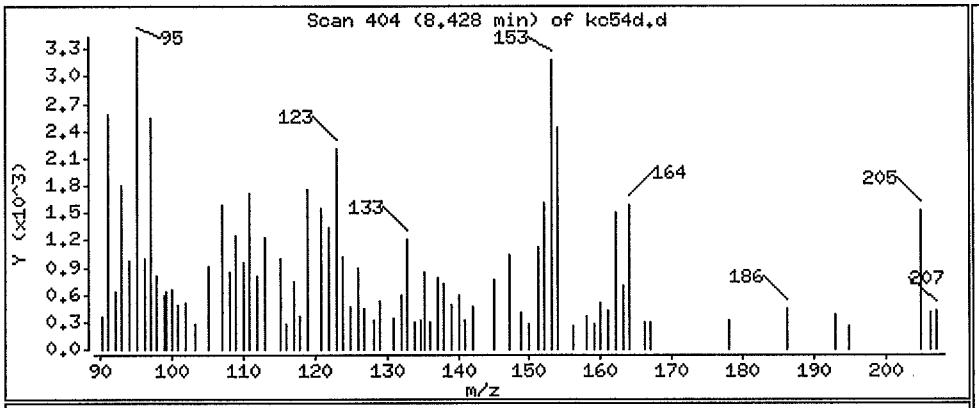

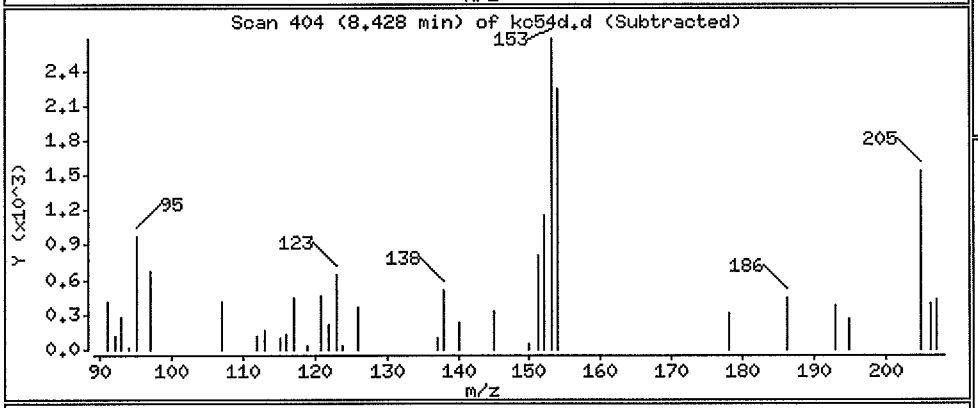

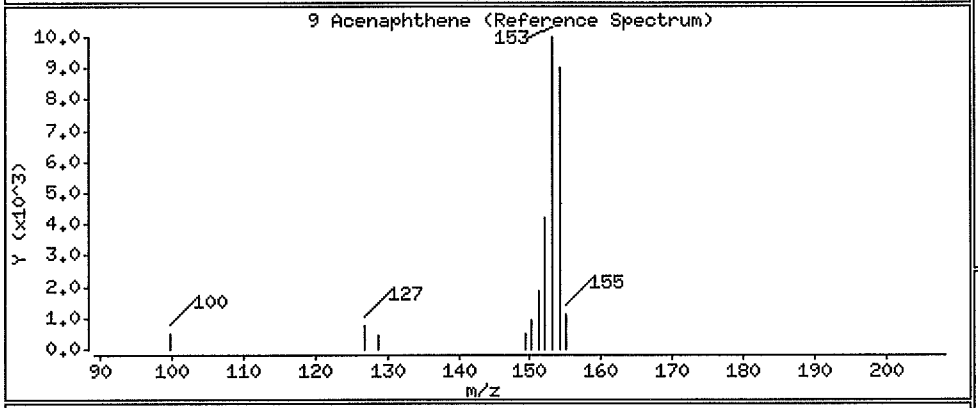

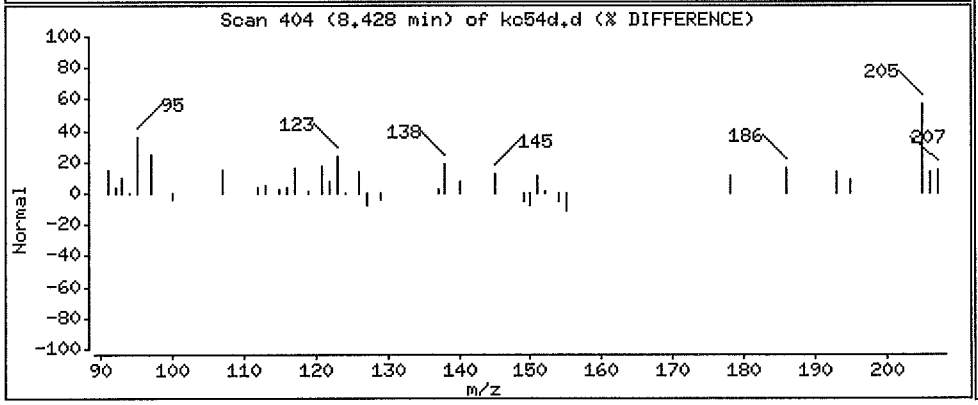

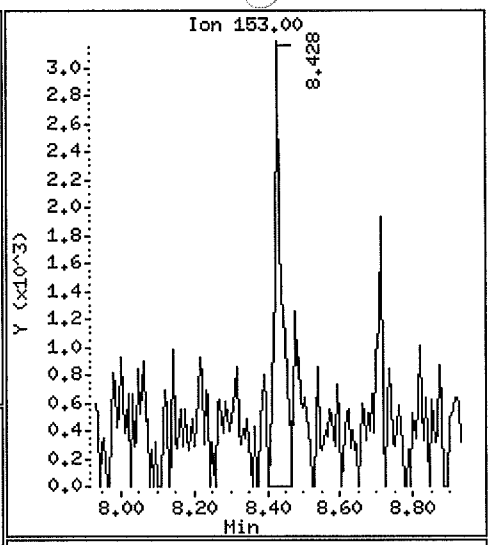

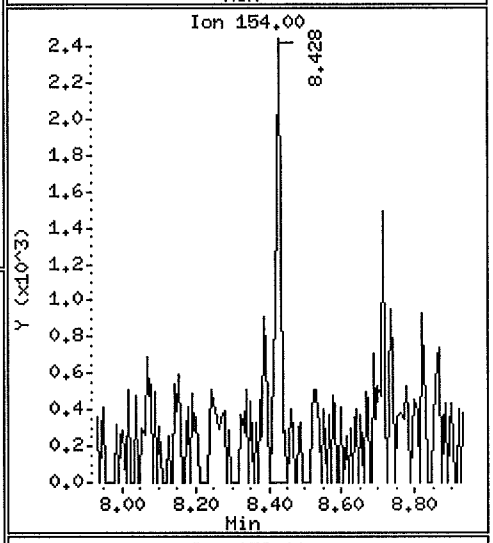

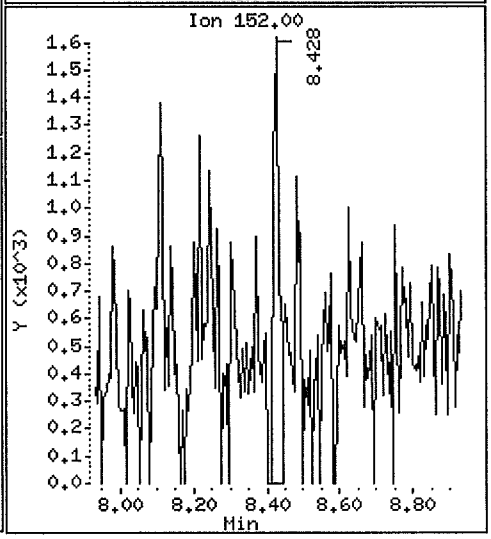

Data File: /chem3/nt1.i/20061107.b/kc54d.d

Date : 07-NOV-2006 17:23

Client ID: PZ7-PW-102406 Instrument: nt1.i

Sample Info: KC54D

Volume Injected (uL): 1.0 Operator: VTS

Column phase: ZB-5 Column diameter: 0.25

11 Fluorene Concentration: 0.05424 ug/L

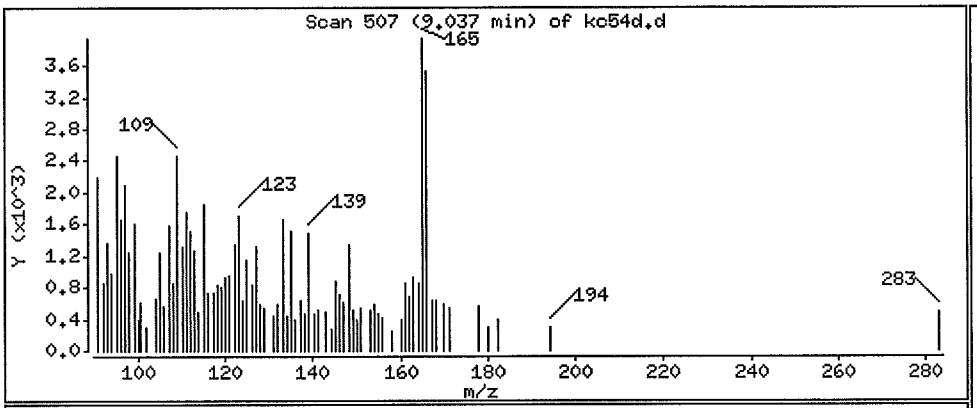

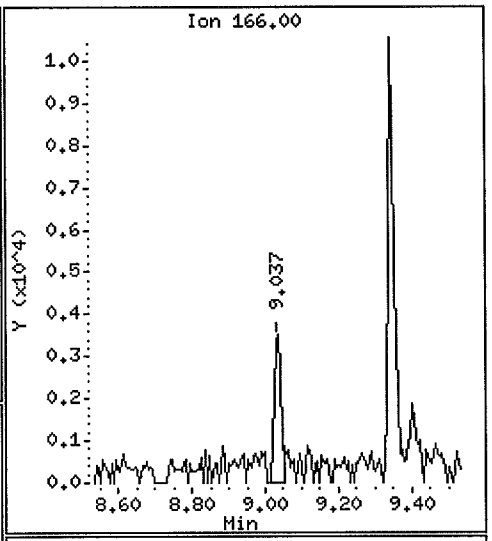

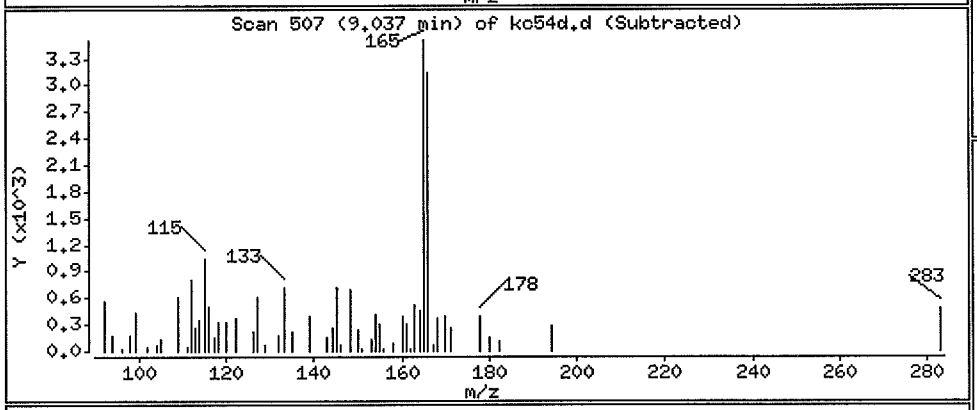

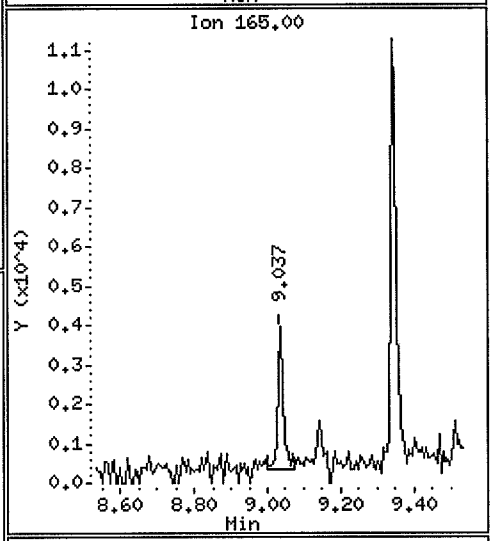

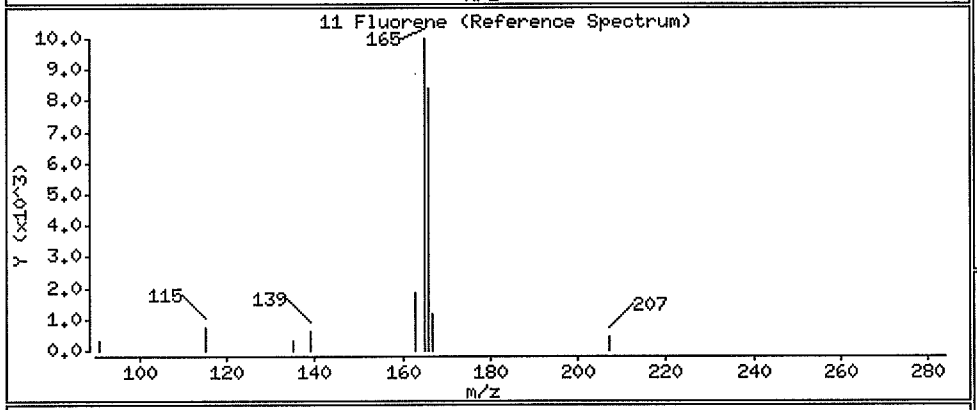

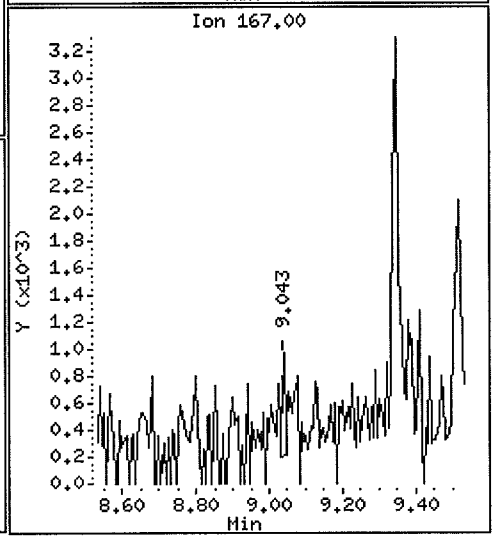

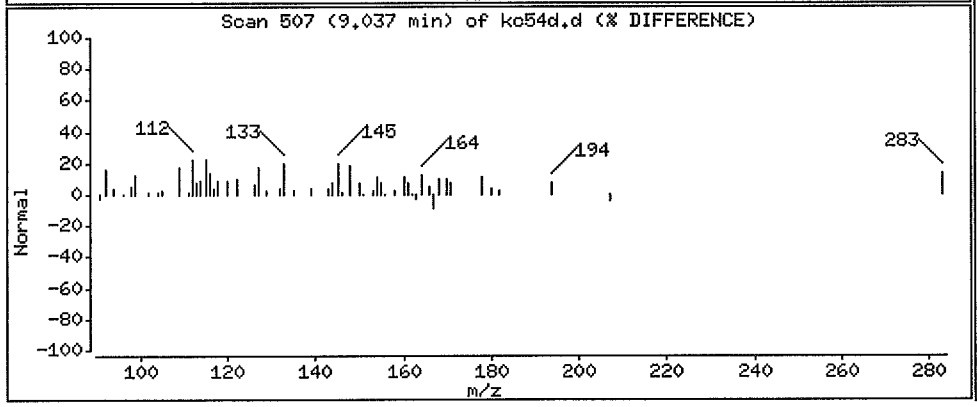

Data File: /chem3/nt1.i/20061107.b/kc54d.d

Date : 07-NOV-2006 17:23

Client ID: PZ7-PW-102406

Instrument: nt1.i

Sample Info: KC54D

Volume Injected (uL): 1.0

Operator: VTS

Column phase: ZB-5

Column diameter: 0.25

16 Phenanthrene

Concentration: 0.06712 ug/L

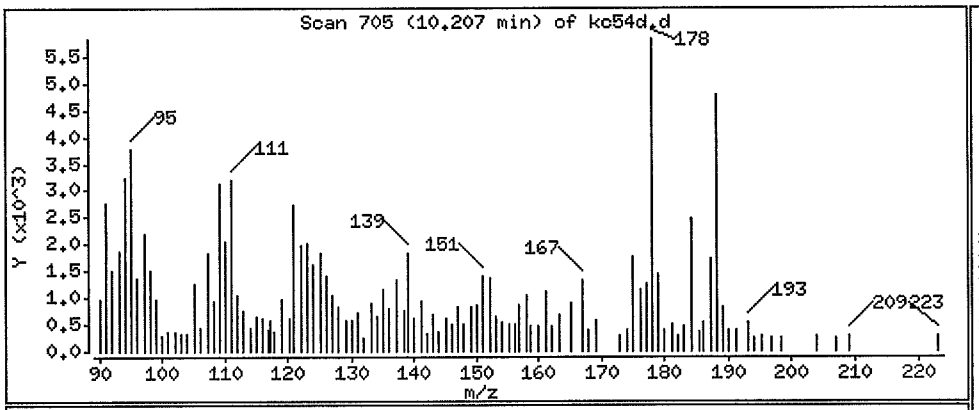

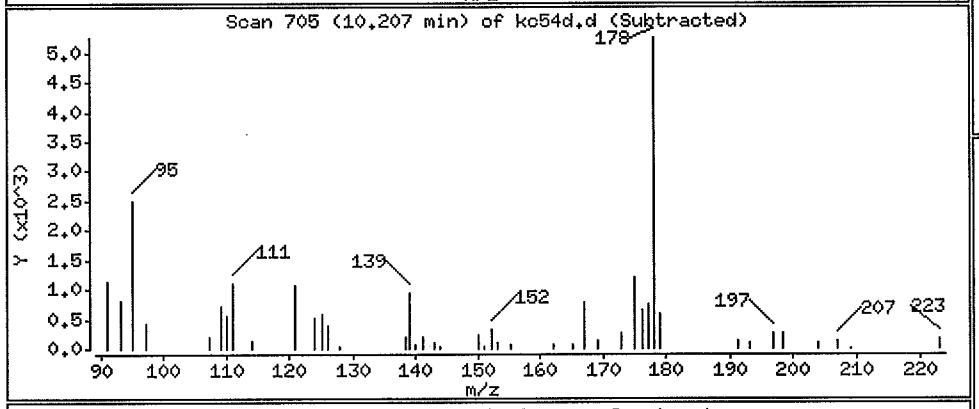

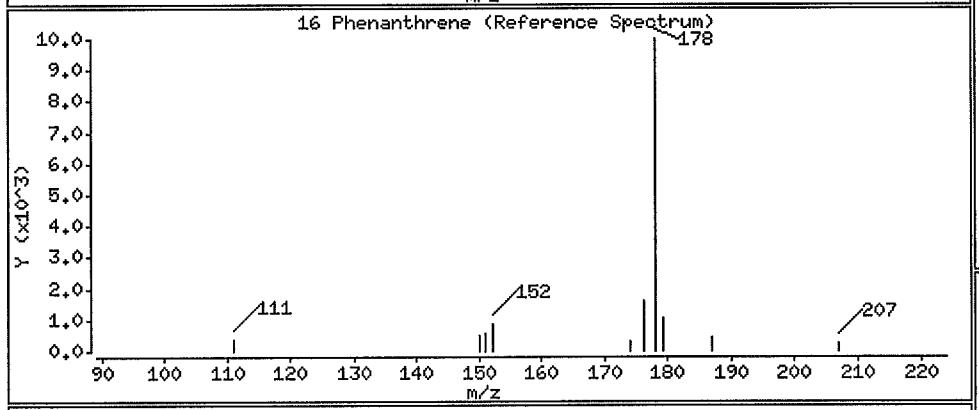

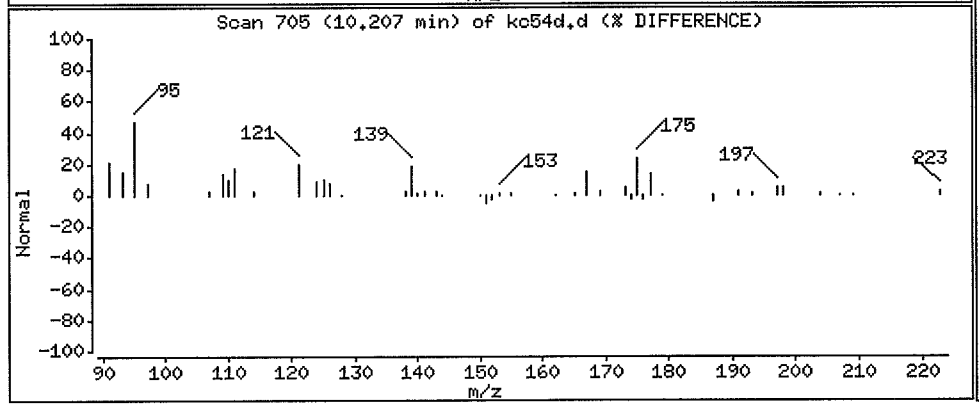

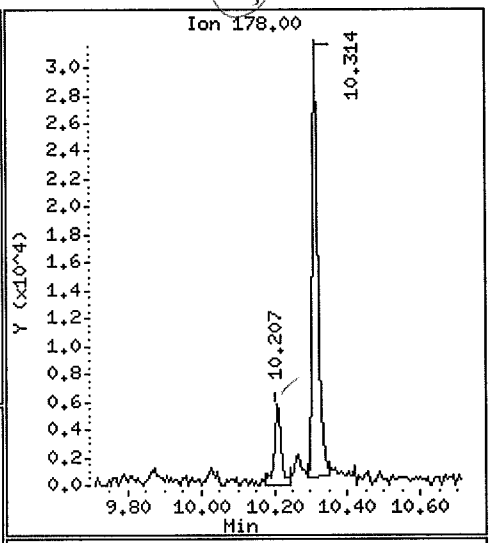

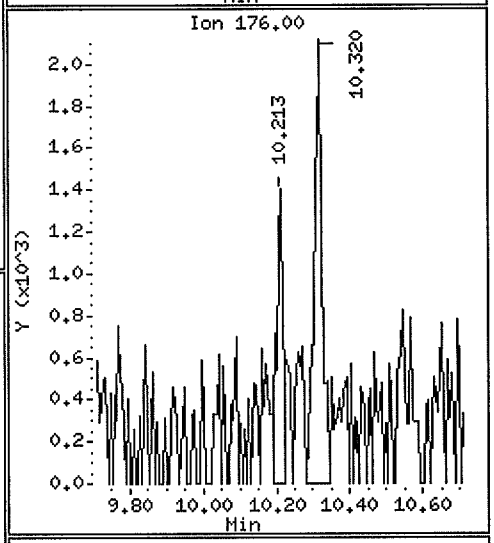

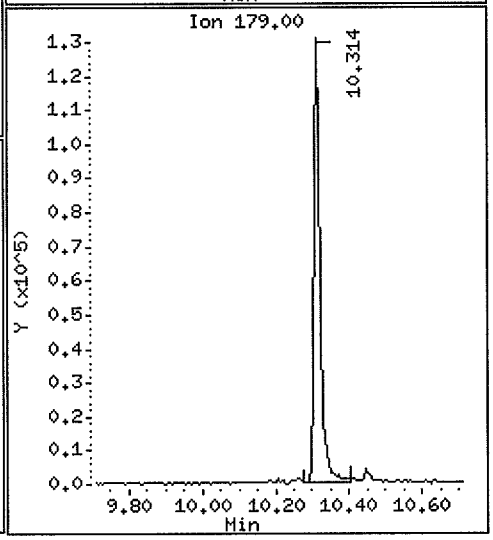

Data File: /chem3/nt1.i/20061107.b/kc54d.d

Date : 07-NOV-2006 17:23

Client ID: PZ7-PW-102406

Instrument: nt1.i

Sample Info: KC54D

Volume Injected (uL): 1.0

Operator: VTS

Column phase: ZB-5

Column diameter: 0.25

5 1-Methylnaphthalene

Concentration: 0.06809 ug/L

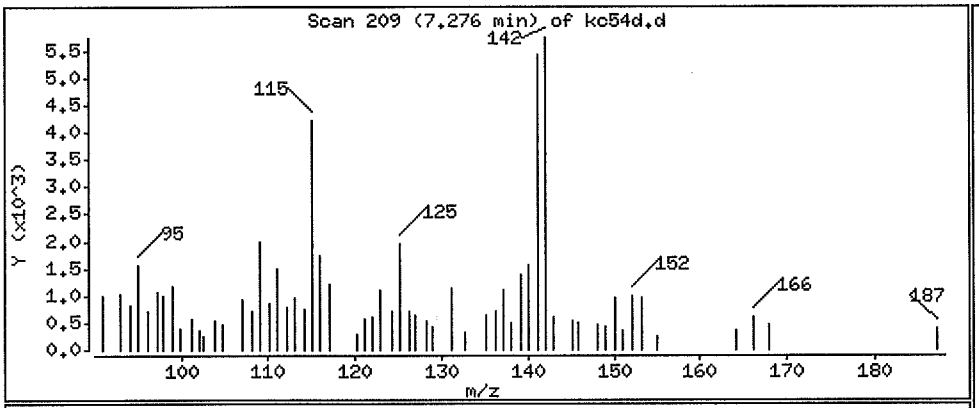

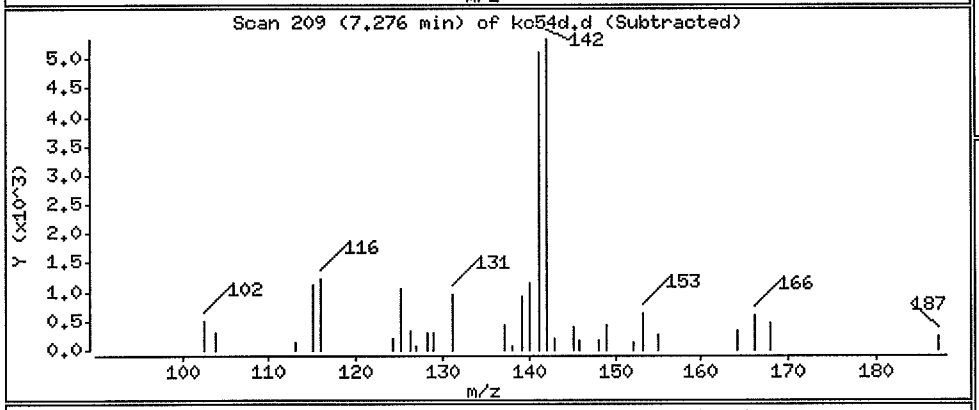

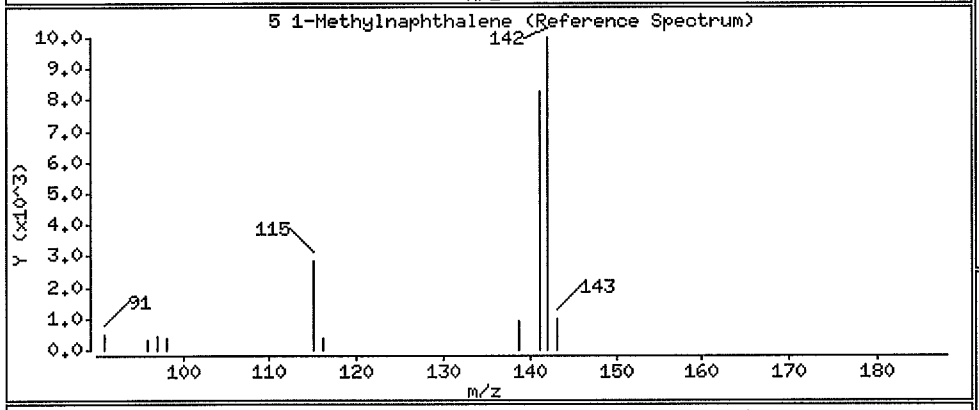

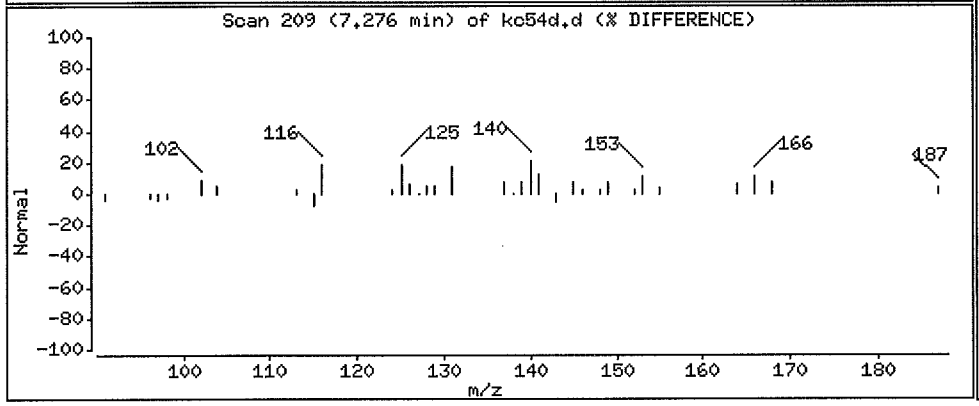

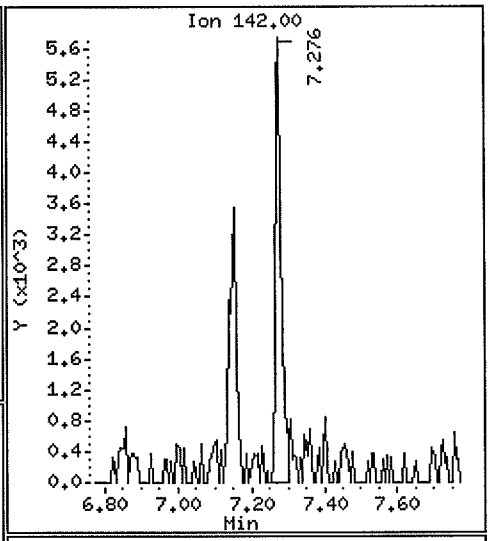

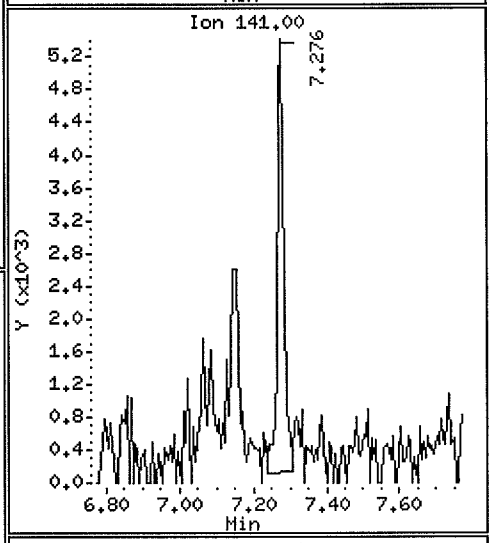

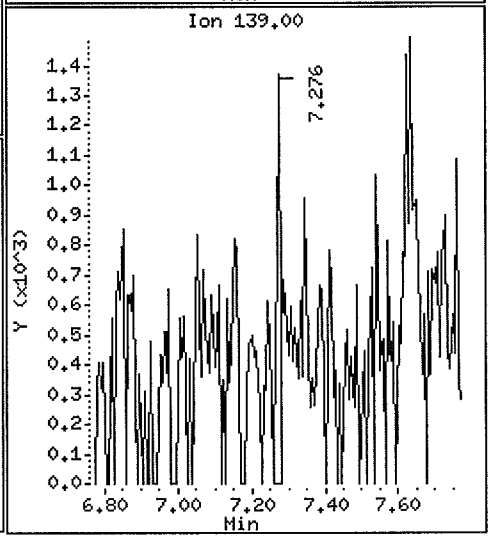

ANALYTICAL RESOURCES INCORPORATED

ORGANICS ANALYSIS DATA SHEET
PNAs by SW8270D-SIM GC/MS
Page 1 of 1

Sample ID: G5S-PW-102406
SAMPLE

Lab Sample ID: KC54E
LIMS ID: 06-20964
Matrix: Water
Data Release Authorized:
Reported: 11/09/06

QC Report No: KC54-Anchor Environmental
Project: CHINOOK VENTURES
Event: 060354-01
Date Sampled: 10/24/06
Date Received: 10/26/06

Date Extracted: 10/31/06
Date Analyzed: 11/07/06 17:47
Instrument/Analyst: NT1/VTS

Sample Amount: 500 mL
Final Extract Volume: 0.5 mL
Dilution Factor: 1.00

CAS Number	Analyte	RL	Result
91-20-3	Naphthalene	0.10	< 0.10 U
91-57-6	2-Methylnaphthalene	0.10	< 0.10 U
208-96-8	Acenaphthylene	0.10	< 0.10 U
83-32-9	Acenaphthene	0.10	< 0.10 U
86-73-7	Fluorene	0.10	< 0.10 U
85-01-8	Phenanthrene	0.10	< 0.10 U
120-12-7	Anthracene	0.10	< 0.10 U
206-44-0	Fluoranthene	0.10	< 0.10 U
129-00-0	Pyrene	0.10	< 0.10 U
56-55-3	Benzo(a)anthracene	0.10	< 0.10 U
218-01-9	Chrysene	0.10	< 0.10 U
205-99-2	Benzo(b)fluoranthene	0.10	< 0.10 U
207-08-9	Benzo(k)fluoranthene	0.10	< 0.10 U
50-32-8	Benzo(a)pyrene	0.10	< 0.10 U
193-39-5	Indeno(1,2,3-cd)pyrene	0.10	< 0.10 U
53-70-3	Dibenz(a,h)anthracene	0.10	< 0.10 U
191-24-2	Benzo(g,h,i)perylene	0.10	< 0.10 U
132-64-9	Dibenzofuran	0.10	< 0.10 U

Reported in µg/L (ppb)

SIM Semivolatile Surrogate Recovery

d10-2-Methylnaphthalene	84.0%
d14-Dibenzo(a,h)anthracen	97.3%

Analytical Resources, Inc.

Polynuclear Aromatic Hydrocarbons/Phthalates by Selected Ion Monitoring

Data file : /chem3/nt1.i/20061107.b/kc54e.d
Lab Smp Id: KC54E Client Smp ID: G5S-PW-102406
Inj Date : 07-NOV-2006 17:47
Operator : VTS Inst ID: nt1.i
Smp Info : KC54E
Misc Info : 06-20964
Comment : 1ul Injection
Method : /chem3/nt1.i/20061107.b/simpna.m
Meth Date : 09-Nov-2006 08:35 van Quant Type: ISTD
Cal Date : 04-SEP-2006 13:38 Cal File: ic0904f.d
Als bottle: 11
Dil Factor: 1.00000
Integrator: HP RTE Compound Sublist: pna1mn.sub
Target Version: 3.50
Processing Host: cserv3

Concentration Formula: Amt * DF * Vt / Vo * CpndVariable

Name	Value	Description
DF	1.00000	Dilution Factor
Vt	500.00000	Final Extract Volume (uL)
Vo	500.00000	Sample Volume extracted (L)

Cpnd Variable Local Compound Variable

	Compounds	QUANT SIG MASS	RT	EXP RT	REL RT	RESPONSE	CONCENTRATIONS ON-COLUMN (ug/mL)	FINAL (ug/L)
*	1 Naphthalene-d8	136	6.366	6.370	(1.000)	379540	2.00000	
	2 Naphthalene	128	Compound Not Detected.					
$	3 2-Methylnaphthalene-d10	152	7.111	7.115	(1.117)	237198	2.52035	2.520
	4 2-Methylnaphthalene	142	Compound Not Detected.					
	5 1-Methylnaphthalene	142	Compound Not Detected.					
	7 Acenaphthylene	152	Compound Not Detected.					
*	8 Acenaphthene-d10	164	8.387	8.392	(1.000)	177592	2.00000	
	9 Acenaphthene	153	Compound Not Detected.					
	10 Dibenzofuran	168	Compound Not Detected.					
	11 Fluorene	166	Compound Not Detected.					
*	15 Phenanthrene-d10	188	10.178	10.182	(1.000)	222079	2.00000	
	16 Phenanthrene	178	Compound Not Detected.					
	17 Anthracene	178	Compound Not Detected.					
	19 Fluoranthene	202	Compound Not Detected.					
	20 Pyrene	202	Compound Not Detected.					

	Compounds	QUANT SIG MASS	RT	EXP RT	REL RT	RESPONSE	CONCENTRATIONS ON-COLUMN (ug/mL)	FINAL (ug/L)
	22 Benzo(a)anthracene	228	Compound Not Detected.					
*	23 Chrysene-d12	240	13.470	13.474	(1.000)	146664	2.00000	
	24 Chrysene	228	Compound Not Detected.					
	28 Benzo(b)fluoranthene	252	Compound Not Detected.					
	29 Benzo(k)fluoranthene	252	Compound Not Detected.					
	30 Benzo(a)pyrene	252	Compound Not Detected.					
*	31 Perylene-d12	264	15.202	15.212	(1.000)	145370	2.00000	
	33 Indeno(1,2,3-cd)pyrene	276	Compound Not Detected.					
$	32 Dibenz(a,h)anthrancene-d14	292	16.738	16.754	(1.101)	138874	2.91523	2.915
	34 Dibenz(a,h)anthracene	278	Compound Not Detected.					
	35 Benzo(g,h,i)perylene	276	Compound Not Detected.					



Analytical Resources, Inc.

INTERNAL STANDARD COMPOUNDS
AREA AND RT SUMMARY

Instrument ID: nt1.i
Lab File ID: kc54e.d
Lab Smp Id: KC54E
Analysis Type: SV
Quant Type: ISTD
Operator: VTS
Method File: /chem3/nt1.i/20061107.b/simpna.m
Misc Info: 06-20964

Calibration Date: 07-NOV-2006
Calibration Time: 11:02
Client Smp ID: G5S-PW-102406
Level: LOW
Sample Type: Water

COMPOUND	STANDARD	AREA LIMIT LOWER	AREA LIMIT UPPER	SAMPLE	%DIFF
1 Naphthalene-d8	315704	157852	631408	379540	20.22
8 Acenaphthene-d10	150524	75262	301048	177592	17.98
15 Phenanthrene-d10	202072	101036	404144	222079	9.90
23 Chrysene-d12	139479	69740	278958	146664	5.15
31 Perylene-d12	140334	70167	280668	145370	3.59

COMPOUND	STANDARD	RT LIMIT LOWER	RT LIMIT UPPER	SAMPLE	%DIFF
1 Naphthalene-d8	6.37	5.87	6.87	6.37	-0.07
8 Acenaphthene-d10	8.39	7.89	8.89	8.39	-0.05
15 Phenanthrene-d10	10.18	9.68	10.68	10.18	-0.04
23 Chrysene-d12	13.47	12.97	13.97	13.47	-0.03
31 Perylene-d12	15.21	14.71	15.71	15.20	-0.07

AREA UPPER LIMIT = +100% of internal standard area.
AREA LOWER LIMIT = - 50% of internal standard area.
RT UPPER LIMIT = + 0.50 minutes of internal standard RT.
RT LOWER LIMIT = - 0.50 minutes of internal standard RT.

Analytical Resources, Inc.

RECOVERY REPORT

Client Name: Anchor
Sample Matrix: LIQUID
Lab Smp Id: KC54E
Level: LOW
Data Type: MS DATA
SpikeList File: pnalcss.spk
Sublist File: pna1mn.sub
Method File: /chem3/nt1.i/20061107.b/simpna.m
Misc Info: 06-20964

Client SDG: KC54
Fraction: SV
Client Smp ID: G5S-PW-102406
Operator: VTS
SampleType: SAMPLE
Quant Type: ISTD

SURROGATE COMPOUND	CONC ADDED ug/L	CONC RECOVERED ug/L	% RECOVERED	LIMITS
$ 3 2-Methylnaphthalen	3.000	2.520	84.01	48-114
$ 32 Dibenz(a,h)anthran	3.000	2.915	97.17	10-137

Data File: /chem3/nt1.i/20061107.b/kc54e.d
Date : 07-NOV-2006 17:47
Client ID: G5S-PW-102406
Sample Info: KC54E
Volume Injected (uL): 1.0
Column phase: ZB-5

Instrument: nt1.i

Operator: VTS
Column diameter: 0.25

0104

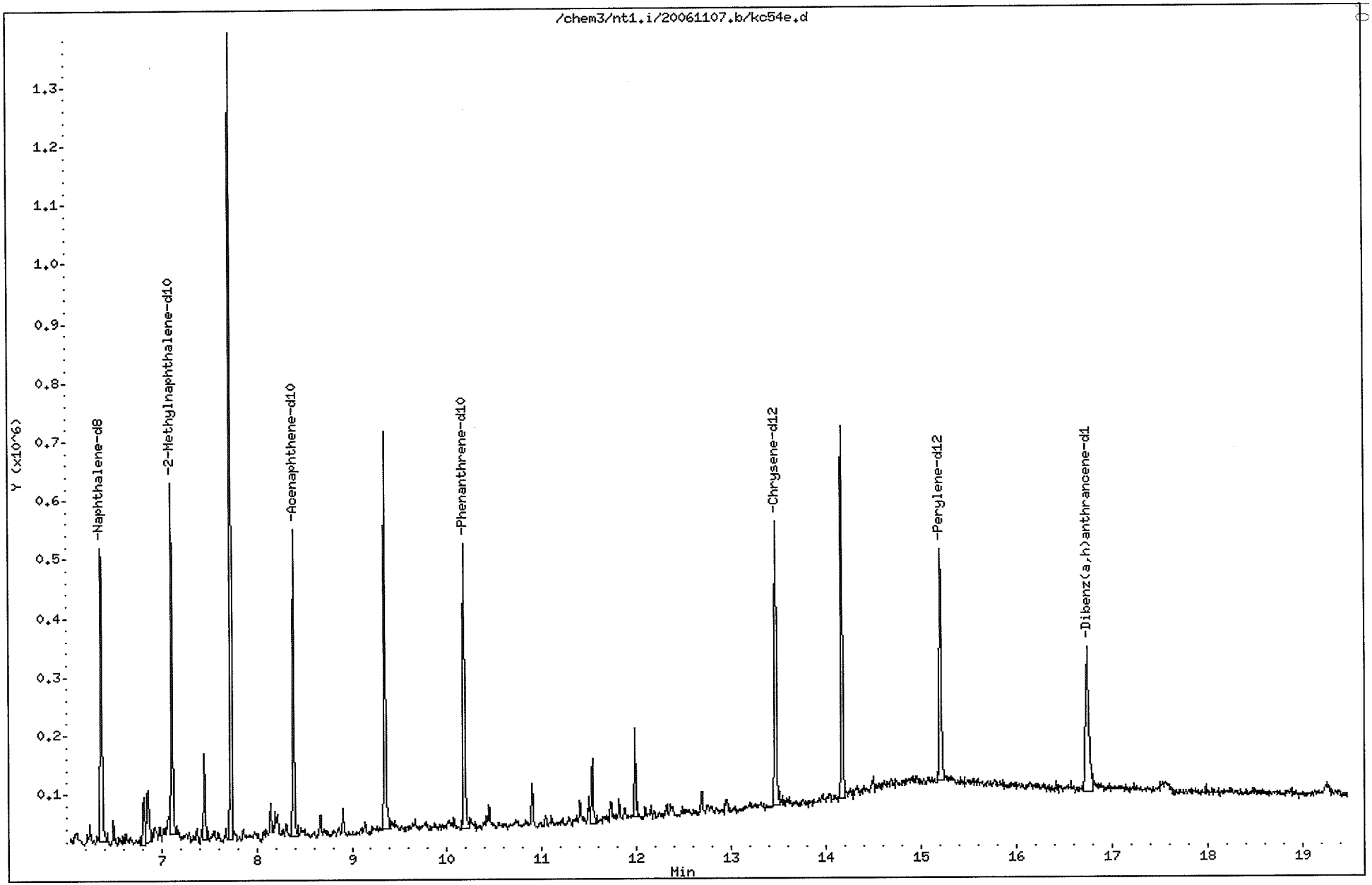

ANALYTICAL RESOURCES INCORPORATED

ORGANICS ANALYSIS DATA SHEET
PNAs by SW8270D-SIM GC/MS
Page 1 of 1

Sample ID: G4S-PW-102406
SAMPLE

Lab Sample ID: KC54F
LIMS ID: 06-20965
Matrix: Water
Data Release Authorized:
Reported: 11/09/06

QC Report No: KC54-Anchor Environmental
Project: CHINOOK VENTURES
Event: 060354-01
Date Sampled: 10/24/06
Date Received: 10/26/06

Date Extracted: 10/31/06
Date Analyzed: 11/07/06 18:12
Instrument/Analyst: NT1/VTS

Sample Amount: 500 mL
Final Extract Volume: 0.5 mL
Dilution Factor: 1.00

CAS Number	Analyte	RL	Result
91-20-3	Naphthalene	0.10	< 0.10 U
91-57-6	2-Methylnaphthalene	0.10	< 0.10 U
208-96-8	Acenaphthylene	0.10	< 0.10 U
83-32-9	Acenaphthene	0.10	< 0.10 U
86-73-7	Fluorene	0.10	< 0.10 U
85-01-8	Phenanthrene	0.10	< 0.10 U
120-12-7	Anthracene	0.10	< 0.10 U
206-44-0	Fluoranthene	0.10	< 0.10 U
129-00-0	Pyrene	0.10	< 0.10 U
56-55-3	Benzo(a)anthracene	0.10	< 0.10 U
218-01-9	Chrysene	0.10	< 0.10 U
205-99-2	Benzo(b)fluoranthene	0.10	< 0.10 U
207-08-9	Benzo(k)fluoranthene	0.10	< 0.10 U
50-32-8	Benzo(a)pyrene	0.10	< 0.10 U
193-39-5	Indeno(1,2,3-cd)pyrene	0.10	< 0.10 U
53-70-3	Dibenz(a,h)anthracene	0.10	< 0.10 U
191-24-2	Benzo(g,h,i)perylene	0.10	< 0.10 U
132-64-9	Dibenzofuran	0.10	< 0.10 U

Reported in µg/L (ppb)

SIM Semivolatile Surrogate Recovery

d10-2-Methylnaphthalene	82.7%
d14-Dibenzo(a,h)anthracen	61.3%

Analytical Resources, Inc.

Polynuclear Aromatic Hydrocarbons/Phthalates by Selected Ion Monitoring

Data file : /chem3/nt1.i/20061107.b/kc54f.d
Lab Smp Id: KC54F Client Smp ID: G4S-PW-102406
Inj Date : 07-NOV-2006 18:12
Operator : VTS Inst ID: nt1.i
Smp Info : KC54F
Misc Info : 06-20965
Comment : 1ul Injection
Method : /chem3/nt1.i/20061107.b/simpna.m
Meth Date : 09-Nov-2006 08:35 van Quant Type: ISTD
Cal Date : 04-SEP-2006 13:38 Cal File: ic0904f.d
Als bottle: 12
Dil Factor: 1.00000
Integrator: HP RTE Compound Sublist: pna1mn.sub
Target Version: 3.50
Processing Host: cserv3

Concentration Formula: Amt * DF * Vt / Vo * CpndVariable

Name	Value	Description
DF	1.00000	Dilution Factor
Vt	500.00000	Final Extract Volume (uL)
Vo	500.00000	Sample Volume extracted (L)

Cpnd Variable Local Compound Variable

Compounds	QUANT SIG MASS	RT	EXP RT	REL RT	RESPONSE	CONCENTRATIONS ON-COLUMN (ug/mL)	CONCENTRATIONS FINAL (ug/L)
* 1 Naphthalene-d8	136	6.366	6.370	(1.000)	374747	2.00000	
2 Naphthalene	128	Compound Not Detected.					
$ 3 2-Methylnaphthalene-d10	152	7.111	7.115	(1.117)	230480	2.48029	2.480
4 2-Methylnaphthalene	142	Compound Not Detected.					
5 1-Methylnaphthalene	142	Compound Not Detected.					
7 Acenaphthylene	152	Compound Not Detected.					
* 8 Acenaphthene-d10	164	8.387	8.392	(1.000)	174562	2.00000	
9 Acenaphthene	153	Compound Not Detected.					
10 Dibenzofuran	168	Compound Not Detected.					
11 Fluorene	166	Compound Not Detected.					
* 15 Phenanthrene-d10	188	10.178	10.182	(1.000)	224672	2.00000	
16 Phenanthrene	178	Compound Not Detected.					
17 Anthracene	178	Compound Not Detected.					
19 Fluoranthene	202	Compound Not Detected.					
20 Pyrene	202	Compound Not Detected.					

	Compounds	QUANT SIG MASS	RT	EXP RT	REL RT	RESPONSE	CONCENTRATIONS ON-COLUMN (ug/mL)	CONCENTRATIONS FINAL (ug/L)
	22 Benzo(a)anthracene	228	Compound Not Detected.					
*	23 Chrysene-d12	240	13.470	13.474	(1.000)	152296	2.00000	
	24 Chrysene	228	Compound Not Detected.					
	28 Benzo(b)fluoranthene	252	Compound Not Detected.					
	29 Benzo(k)fluoranthene	252	Compound Not Detected.					
	30 Benzo(a)pyrene	252	Compound Not Detected.					
*	31 Perylene-d12	264	15.208	15.212	(1.000)	149492	2.00000	
	33 Indeno(1,2,3-cd)pyrene	276	Compound Not Detected.					
$	32 Dibenz(a,h)anthrancene-d14	292	16.744	16.754	(1.101)	90204	1.84134	1.841
	34 Dibenz(a,h)anthracene	278	Compound Not Detected.					
	35 Benzo(g,h,i)perylene	276	Compound Not Detected.					

VJS
11-9-2006

Analytical Resources, Inc.

INTERNAL STANDARD COMPOUNDS
AREA AND RT SUMMARY

Instrument ID: nt1.i
Lab File ID: kc54f.d
Lab Smp Id: KC54F
Analysis Type: SV
Quant Type: ISTD
Operator: VTS
Method File: /chem3/nt1.i/20061107.b/simpna.m
Misc Info: 06-20965

Calibration Date: 07-NOV-2006
Calibration Time: 11:02
Client Smp ID: G4S-PW-102406
Level: LOW
Sample Type: Water

COMPOUND	STANDARD	AREA LIMIT LOWER	AREA LIMIT UPPER	SAMPLE	%DIFF
1 Naphthalene-d8	315704	157852	631408	374747	18.70
8 Acenaphthene-d10	150524	75262	301048	174562	15.97
15 Phenanthrene-d10	202072	101036	404144	224672	11.18
23 Chrysene-d12	139479	69740	278958	152296	9.19
31 Perylene-d12	140334	70167	280668	149492	6.53

COMPOUND	STANDARD	RT LIMIT LOWER	RT LIMIT UPPER	SAMPLE	%DIFF
1 Naphthalene-d8	6.37	5.87	6.87	6.37	-0.06
8 Acenaphthene-d10	8.39	7.89	8.89	8.39	-0.05
15 Phenanthrene-d10	10.18	9.68	10.68	10.18	-0.04
23 Chrysene-d12	13.47	12.97	13.97	13.47	-0.03
31 Perylene-d12	15.21	14.71	15.71	15.21	-0.03

AREA UPPER LIMIT = +100% of internal standard area.
AREA LOWER LIMIT = - 50% of internal standard area.
RT UPPER LIMIT = + 0.50 minutes of internal standard RT.
RT LOWER LIMIT = - 0.50 minutes of internal standard RT.

Analytical Resources, Inc.

RECOVERY REPORT

Client Name: Anchor
Sample Matrix: LIQUID
Lab Smp Id: KC54F
Level: LOW
Data Type: MS DATA
SpikeList File: pnalcss.spk
Sublist File: pna1mn.sub
Method File: /chem3/nt1.i/20061107.b/simpna.m
Misc Info: 06-20965

Client SDG: KC54
Fraction: SV
Client Smp ID: G4S-PW-102406
Operator: VTS
SampleType: SAMPLE
Quant Type: ISTD

SURROGATE COMPOUND	CONC ADDED ug/L	CONC RECOVERED ug/L	% RECOVERED	LIMITS
$ 3 2-Methylnaphthalen	3.000	2.480	82.68	48-114
$ 32 Dibenz(a,h)anthran	3.000	1.841	61.38	10-137

Data File: /chem3/nt1.i/20061107.b/kc54f.d
Date : 07-NOV-2006 18:12
Client ID: G4S-PW-102406
Sample Info: KC54F
Volume Injected (uL): 1.0
Column phase: ZB-5

Instrument: nt1.i
Operator: VTS
Column diameter: 0.25

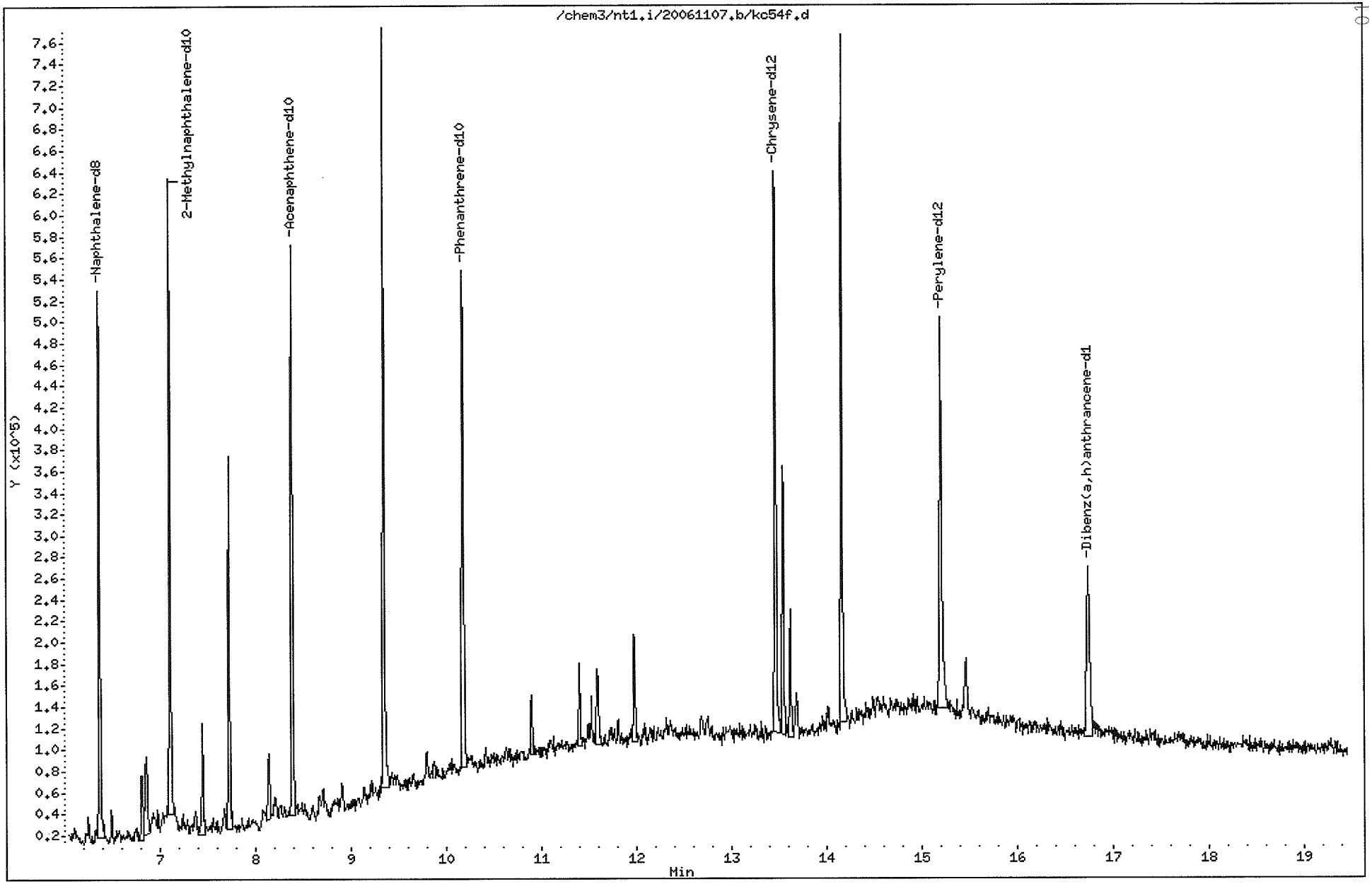

SIM PNA Analysis
Standards Data

prepared
for

ANCHOR ENVIRONMENTAL

Project: Chinook, 060354-01

ARI JOB NO: KC54

prepared
by

Analytical Resources, Inc.

6B

SEMIVOLATILE 8270-C INITIAL CALIBRATION DATA

Lab Name: ANALYTICAL RESOURCES, INC Client: ANCHOR

ARI Job No: KC54 Project: CHINOOK VENTURES

Instrument ID: NT1 Calibration Date: 09/04/06

LAB FILE ID: RRF0.1=IC0904C RRF0.5=IC0904E RRF1 =IC0904F
RRF2.5=IC0904A RRF5 =IC0904D RRF10 =IC0904B

COMPOUND	RRF 0.1	RRF 0.5	RRF 1	RRF 2.5	RRF 5	RRF 10	$\overline{RRF}$	%RSD /R^2	
Naphthalene	1.042	0.927	1.035	0.972	0.911	0.878	0.961	7.0	
2-Methylnaphthalene	0.488	0.491	0.544	0.548	0.491	0.503	0.511	5.5	
Acenaphthylene	1.651	1.627	1.718	1.722	1.594	1.546	1.643	4.2	
Acenaphthene	1.025	0.964	1.035	1.029	0.963	0.938	0.992	4.3	*
Dibenzofuran	1.428	1.423	1.485	1.425	1.355	1.346	1.410	3.7	
Fluorene	1.037	1.065	1.146	1.119	1.054	1.039	1.077	4.2	
Phenanthrene	1.165	1.066	1.124	1.091	1.013	1.046	1.084	5.1	
Anthracene	1.289	1.042	1.134	1.072	0.980	1.043	1.093	9.9	
Fluoranthene	0.938	0.895	1.008	0.958	0.867	0.885	0.925	5.7	*
Pyrene	1.504	1.401	1.462	1.400	1.338	1.341	1.408	4.7	
Benzo(a)anthracene	1.359	1.152	1.245	1.187	1.125	1.126	1.199	7.6	
Chrysene	1.200	1.083	1.156	1.139	1.082	1.100	1.127	4.2	
Benzo(b)fluoranthene	1.308	1.129	1.132	1.154	0.970	1.104	1.133	9.5	
Benzo(k)fluoranthene	1.179	1.010	1.289	1.234	1.224	1.160	1.183	8.1	
Benzo(a)pyrene	1.254	0.950	0.963	1.013	0.952	0.996	1.021	11.4	*
Indeno(1,2,3-cd)pyrene	1.170	0.986	1.125	1.111	1.064	1.123	1.096	5.8	
Dibenz(a,h)anthracene	0.886	0.791	0.918	0.915	0.888	0.935	0.889	5.8	
Benzo(g,h,i)perylene	1.054	0.870	1.001	0.967	0.925	0.998	0.969	6.7	
1-Methylnaphthalene	0.594	0.533	0.573	0.571	0.534	0.520	0.554	5.2	
2-Methylnaphthalene-d10	0.546	0.455	0.529	0.512	0.473	0.460	0.496	7.8	
Dibenz(a,h)anthrancene-d14	0.644	0.590	0.667	0.690	0.636	0.705	0.655	6.3	

* Compounds with maximum %RSD = 30%
~ Compounds with minimum average RRF = .05
<- Outside QC limits

FORM VI SV-1

Analytical Resources, Inc.

INITIAL CALIBRATION DATA

Start Cal Date : 04-SEP-2006 11:35
End Cal Date : 04-SEP-2006 13:38
Quant Method : ISTD
Origin : Disabled
Target Version : 3.50
Integrator : HP RTE
Method file : /chem3/nt1.i/20060904A.b/simpna.m
Cal Date : 05-Sep-2006 08:08 van
Curve Type : Average

Calibration File Names:
Level 1: /chem3/nt1.i/20060904A.b/ic0904c.d
Level 2: /chem3/nt1.i/20060904A.b/ic0904e.d
Level 3: /chem3/nt1.i/20060904A.b/ic0904f.d
Level 4: /chem3/nt1.i/20060904A.b/ic0904a.d
Level 5: /chem3/nt1.i/20060904A.b/ic0904d.d
Level 6: /chem3/nt1.i/20060904A.b/ic0904b.d

Compound	0.10000 Level 1	0.50000 Level 2	1.000 Level 3	2.500 Level 4	5.000 Level 5	10.000 Level 6	___ RRF	% RSD
53 Perylene	1.29554	0.95496	1.02665	1.08334	0.98324	1.02755	1.06188	11.541
52 Benzo(e)pyrene	1.27650	1.05483	1.16951	1.13511	1.07644	1.11570	1.13801	6.962
51 1-Methylphenanthrene	0.93977	0.93626	1.00327	0.94044	0.92201	0.92223	0.94400	3.199
50 2,3,5-Trimethylnaphthalene	0.77722	0.72635	0.76984	0.75585	0.69799	0.71316	0.74007	4.357
49 2,6-Dimethylnaphthalene	0.90026	0.90797	1.00828	0.96812	0.92628	0.91026	0.93686	4.547
48 Biphenyl	1.31991	1.16424	1.28895	1.25217	1.21437	1.20177	1.24024	4.672
2 Naphthalene	1.04200	0.92735	1.03531	0.97172	0.91123	0.87764	0.96088	7.021
4 2-Methylnaphthalene	0.48769	0.49064	0.54441	0.54761	0.49100	0.50280	0.51069	5.455
5 1-Methylnaphthalene	0.59354	0.53284	0.57335	0.57105	0.53382	0.52049	0.55418	5.234
6 Dimethylphthalate	+++++	+++++	+++++	+++++	+++++	+++++	+++++	+++++
7 Acenaphthylene	1.65100	1.62739	1.71810	1.72258	1.59408	1.54557	1.64312	4.231
9 Acenaphthene	1.02533	0.96459	1.03474	1.02936	0.96283	0.93751	0.99240	4.252
10 Dibenzofuran	1.42825	1.42316	1.48477	1.42519	1.35509	1.34584	1.41038	3.679
11 Fluorene	1.03730	1.06510	1.14592	1.11902	1.05416	1.03873	1.07671	4.199
12 Diethylphthalate	+++++	+++++	+++++	+++++	+++++	+++++	+++++	+++++
14 Pentachlorophenol(ester)	0.08150	0.07097	0.08174	0.07640	0.06863	0.06807	0.07455	8.341
16 Phenanthrene	1.16474	1.06605	1.12443	1.09074	1.01292	1.04592	1.08413	5.056
17 Anthracene	1.28883	1.04184	1.13452	1.07226	0.98024	1.04279	1.09341	9.880
18 Di-n-butylphthalate	+++++	+++++	+++++	+++++	+++++	+++++	+++++	+++++
19 Fluoranthene	0.93823	0.89504	1.00831	0.95824	0.86711	0.88544	0.92539	5.725
20 Pyrene	1.50359	1.40102	1.46225	1.40012	1.33763	1.34103	1.40761	4.672

Analytical Resources, Inc.

INITIAL CALIBRATION DATA

Start Cal Date : 04-SEP-2006 11:35
End Cal Date : 04-SEP-2006 13:38
Quant Method : ISTD
Origin : Disabled
Target Version : 3.50
Integrator : HP RTE
Method file : /chem3/nt1.i/20060904A.b/simpna.m
Cal Date : 05-Sep-2006 08:08 van
Curve Type : Average

Compound	0.10000 Level 1	0.50000 Level 2	1.000 Level 3	2.500 Level 4	5.000 Level 5	10.000 Level 6	___ RRF	% RSD
21 Butylbenzylphthalate	+++++	+++++	+++++	+++++	+++++	+++++	+++++	+++++
22 Benzo(a)anthracene	1.35926	1.15161	1.24533	1.18691	1.12549	1.12583	1.19907	7.550
24 Chrysene	1.20013	1.08336	1.15598	1.13912	1.08173	1.10028	1.12677	4.163
25 Bis-2-Ethylhexylphthalate	+++++	+++++	+++++	+++++	+++++	+++++	+++++	+++++
26 Di-n-octylphthalate	+++++	+++++	+++++	+++++	+++++	+++++	+++++	+++++
28 Benzo(b)fluoranthene	1.30752	1.12921	1.13165	1.15371	0.96956	1.10373	1.13256	9.548
29 Benzo(k)fluoranthene	1.17919	1.00990	1.28866	1.23441	1.22431	1.16057	1.18284	8.108
30 Benzo(a)pyrene	1.25418	0.95013	0.96328	1.01338	0.95226	0.99584	1.02151	11.428
33 Indeno(1,2,3-cd)pyrene	1.17059	0.98646	1.12479	1.11116	1.06361	1.12314	1.09663	5.826
34 Dibenz(a,h)anthracene	0.88586	0.79106	0.91806	0.91461	0.88800	0.93522	0.88880	5.790
35 Benzo(g,h,i)perylene	1.05391	0.87020	1.00117	0.96703	0.92496	0.99766	0.96916	6.651
$ 3 2-Methylnaphthalene-d10	0.54632	0.45482	0.52919	0.51213	0.47303	0.46011	0.49593	7.761
$ 13 2,4,6-Tribromophenol(ester)	0.05043	0.05472	0.06377	0.05891	0.05406	0.05516	0.05618	8.189
$ 32 Dibenz(a,h)anthrancene-d14	0.64413	0.58975	0.66722	0.68986	0.63654	0.70488	0.65540	6.316

Analytical Resources Inc.
ABN by sw846 8270C
DDT Breakdown Report

Data file: /chem3/nt1.i/20060904A.b/ddt.b/df0904a.d ARI ID: DF0904
Method: /chem3/nt1.i/20060904A.b/ddt.b/sw846ddt.m Misc:
Analysis Date: 04-SEP-2006 11:15 Instrument: nt1.i

COMPOUND	RT	AREA
Pentachlorophenol	6.776	396641
Benzidine	8.586	3379888
4,4'-DDE	8.852	4079
4,4'-DDD	9.272	59162
4,4'-DDT	9.650	916473

$$\text{DDT Percent Breakdown} = \frac{(\text{DDE Area} + \text{DDD Area}) * 100}{(\text{DDE Area} + \text{DDD Area} + \text{DDT Area})}$$

$$\text{DDT Percent Breakdown} = \frac{(\ 4079 + 59162) * 100}{(\ 4079 + 59162 + 916473)}$$

DDT Percent Breakdown = 6.5 %

Data File: /chem3/nt1.i/20060904A.b/ddt.b/df0904a.d
Injection Date: 04-SEP-2006 11:15
Instrument: nt1.i
Client Sample ID:

Compound: Pentachlorophenol
CAS Number: 87-86-5

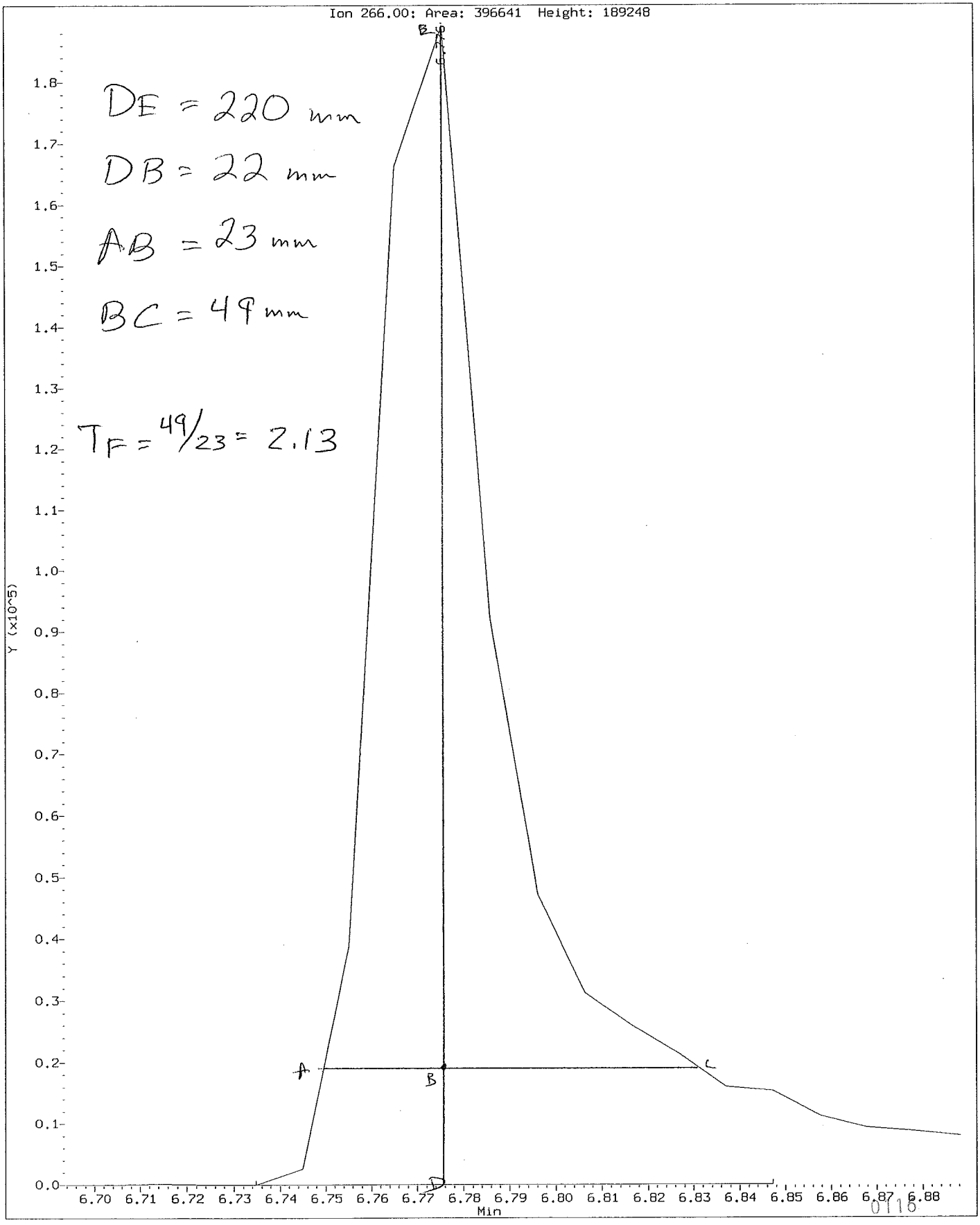

Data File: /chem3/nt1.i/20060904A.b/ddt.b/df0904a.d
Injection Date: 04-SEP-2006 11:15
Instrument: nt1.i
Client Sample ID:

Compound: Benzidine
CAS Number:

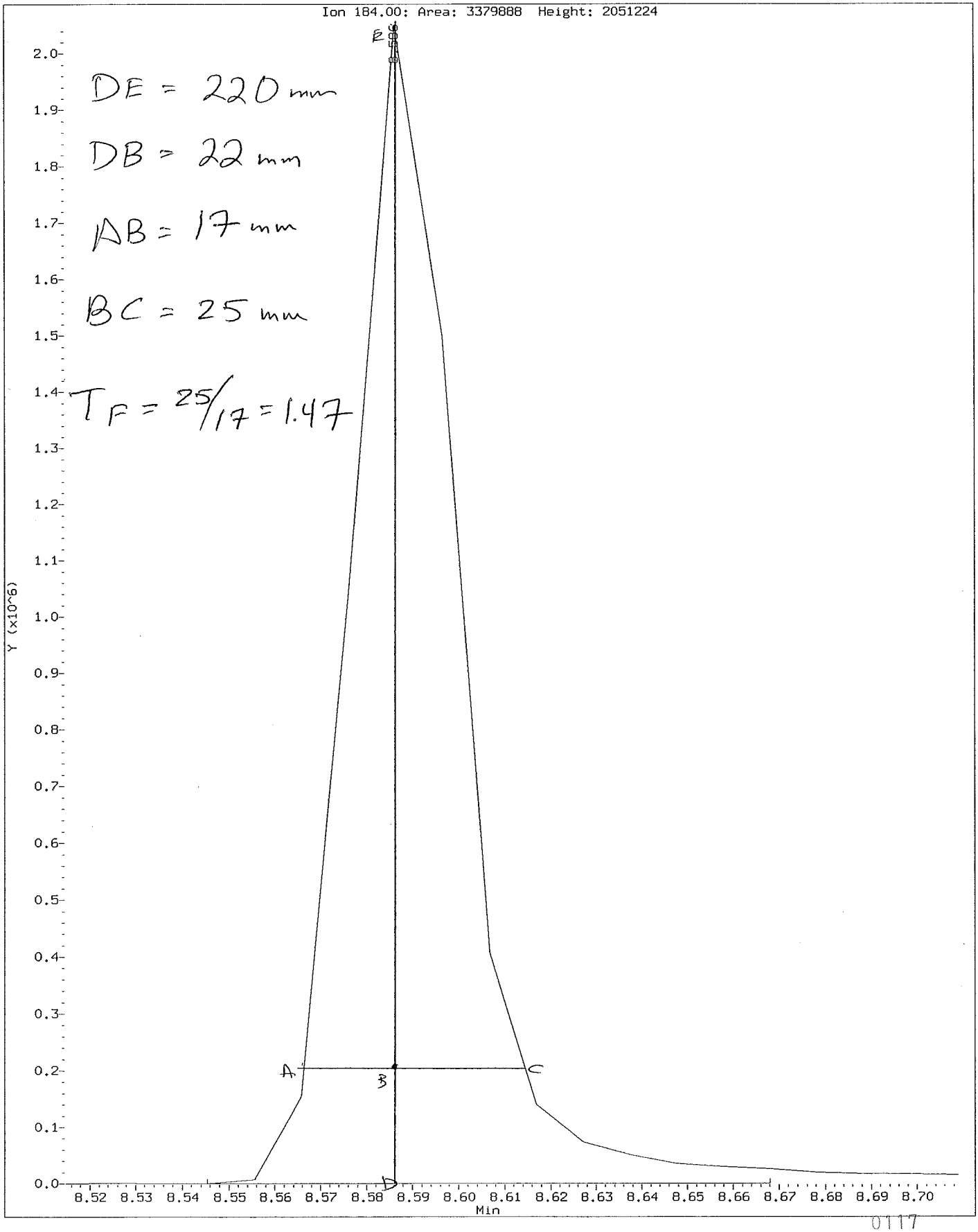

Analytical Resources, Inc.

Polynuclear Aromatic Hydrocarbons/Phthalates by Selected Ion Monitoring

Data file : /chem3/nt1.i/20060904A.b/ic0904a.d
Lab Smp Id: IC0904A
Inj Date : 04-SEP-2006 11:35
Operator : VTS Inst ID: nt1.i
Smp Info : IC0904A
Misc Info : SIM2.5
Comment : 1ul Injection
Method : /chem3/nt1.i/20060904A.b/simpna.m
Meth Date : 05-Sep-2006 08:12 van Quant Type: ISTD
Cal Date : 04-SEP-2006 11:35 Cal File: ic0904a.d
Als bottle: 1 Calibration Sample, Level: 4
Dil Factor: 1.00000
Integrator: HP RTE Compound Sublist: t4pcp.sub
Target Version: 3.50

	Compounds	QUANT SIG MASS	RT	EXP RT	REL RT	RESPONSE	AMOUNTS CAL-AMT (ug/mL)	AMOUNTS ON-COL (ug/mL)
*	1 Naphthalene-d8	136	6.832	6.826	(1.000)	452281	2.00000	
	2 Naphthalene	128	6.850	6.850	(1.003)	549365	2.50000	2.500
$	3 2-Methylnaphthalene-d10	152	7.582	7.583	(1.110)	289535	2.50000	2.500
	4 2-Methylnaphthalene	142	7.624	7.618	(1.116)	309590	2.50000	2.500
	5 1-Methylnaphthalene	142	7.754	7.748	(1.135)	322843	2.50000	2.500
	7 Acenaphthylene	152	8.711	8.706	(0.980)	484625	2.50000	2.500
*	8 Acenaphthene-d10	164	8.889	8.889	(1.000)	225070	2.00000	
	9 Acenaphthene	153	8.930	8.925	(1.005)	289598	2.50000	2.500
	10 Dibenzofuran	168	9.113	9.114	(1.025)	400958	2.50000	2.500
	11 Fluorene	166	9.539	9.539	(1.073)	314823	2.50000	2.500
$	13 2,4,6-Tribromophenol(ester)	344	9.728	9.722	(0.909)	110724	12.5000	12.50
	14 Pentachlorophenol(ester)	280	10.342	10.343	(0.967)	143605	12.5000	12.50
*	15 Phenanthrene-d10	188	10.697	10.698	(1.000)	300728	2.00000	
	16 Phenanthrene	178	10.727	10.727	(1.003)	410021	2.50000	2.500
	17 Anthracene	178	10.786	10.780	(1.008)	403072	2.50000	2.500
	19 Fluoranthene	202	12.216	12.216	(1.142)	360211	2.50000	2.500
	20 Pyrene	202	12.506	12.506	(0.893)	380914	2.50000	2.500
	22 Benzo(a)anthracene	228	13.983	13.984	(0.998)	322907	2.50000	2.500
*	23 Chrysene-d12	240	14.007	14.001	(1.000)	217646	2.00000	
	24 Chrysene	228	14.036	14.037	(1.002)	309906	2.50000	2.500
	28 Benzo(b)fluoranthene	252	15.360	15.355	(0.964)	318258	2.50000	2.500
	29 Benzo(k)fluoranthene	252	15.396	15.390	(0.967)	340521	2.50000	2.500
	30 Benzo(a)pyrene	252	15.845	15.845	(0.995)	279547	2.50000	2.500
*	31 Perylene-d12	264	15.928	15.928	(1.000)	220685	2.00000	
	33 Indeno(1,2,3-cd)pyrene	276	17.854	17.837	(1.121)	306521	2.50000	2.500
$	32 Dibenz(a,h)anthrancene-d14	292	17.777	17.766	(1.116)	190302	2.50000	2.500
	34 Dibenz(a,h)anthracene	278	17.842	17.831	(1.120)	252302	2.50000	2.500

Compounds	QUANT SIG MASS	RT	EXP RT	REL RT	RESPONSE	AMOUNTS CAL-AMT (ug/mL)	AMOUNTS ON-COL (ug/mL)
35 Benzo(g,h,i)perylene	276	18.422	18.410	(1.157)	266761	2.50000	2.500
48 Biphenyl	154	8.162	8.156	(0.918)	352282	2.50000	2.500
49 2,6-Dimethylnaphthalene	156	8.351	8.351	(0.939)	272368	2.50000	2.500
50 2,3,5-Trimethylnaphthalene	170	9.373	9.374	(1.055)	212649	2.50000	2.500
51 1-Methylphenanthrene	192	11.501	11.495	(0.821)	255855	2.50000	2.500
52 Benzo(e)pyrene	252	15.768	15.763	(0.990)	313126	2.50000	2.500
53 Perylene	252	15.969	15.963	(1.003)	298847	2.50000	2.500

VTS
9.5.2006

Analytical Resources, Inc.

INTERNAL STANDARD COMPOUNDS
AREA AND RT SUMMARY

Instrument ID: nt1.i
Lab File ID: ic0904a.d
Lab Smp Id: IC0904A
Analysis Type: SV
Quant Type: ISTD
Operator: VTS
Method File: /chem3/nt1.i/20060904A.b/simpna.m
Misc Info: SIM2.5

Calibration Date: 04-SEP-2006
Calibration Time: 11:35
Level:
Sample Type:

COMPOUND	STANDARD	AREA LIMIT LOWER	AREA LIMIT UPPER	SAMPLE	%DIFF
1 Naphthalene-d8	452281	226140	904562	452281	0.00
8 Acenaphthene-d10	225070	112535	450140	225070	0.00
15 Phenanthrene-d10	300728	150364	601456	300728	0.00
23 Chrysene-d12	217646	108823	435292	217646	0.00
31 Perylene-d12	220685	110342	441370	220685	0.00

COMPOUND	STANDARD	RT LIMIT LOWER	RT LIMIT UPPER	SAMPLE	%DIFF
1 Naphthalene-d8	6.83	6.33	7.33	6.83	0.00
8 Acenaphthene-d10	8.89	8.39	9.39	8.89	0.00
15 Phenanthrene-d10	10.70	10.20	11.20	10.70	0.00
23 Chrysene-d12	14.01	13.51	14.51	14.01	0.00
31 Perylene-d12	15.93	15.43	16.43	15.93	0.00

AREA UPPER LIMIT = +100% of internal standard area.
AREA LOWER LIMIT = - 50% of internal standard area.
RT UPPER LIMIT = + 0.50 minutes of internal standard RT.
RT LOWER LIMIT = - 0.50 minutes of internal standard RT.

Data File: /chem3/nt1.i/20060904A.b/ic0904a.d
Date : 04-SEP-2006 11:35
Client ID:
Sample Info: IC0904A

Instrument: nt1.i

Operator: VTS
Column diameter: 0.25

Column phase: ZB-5

0121

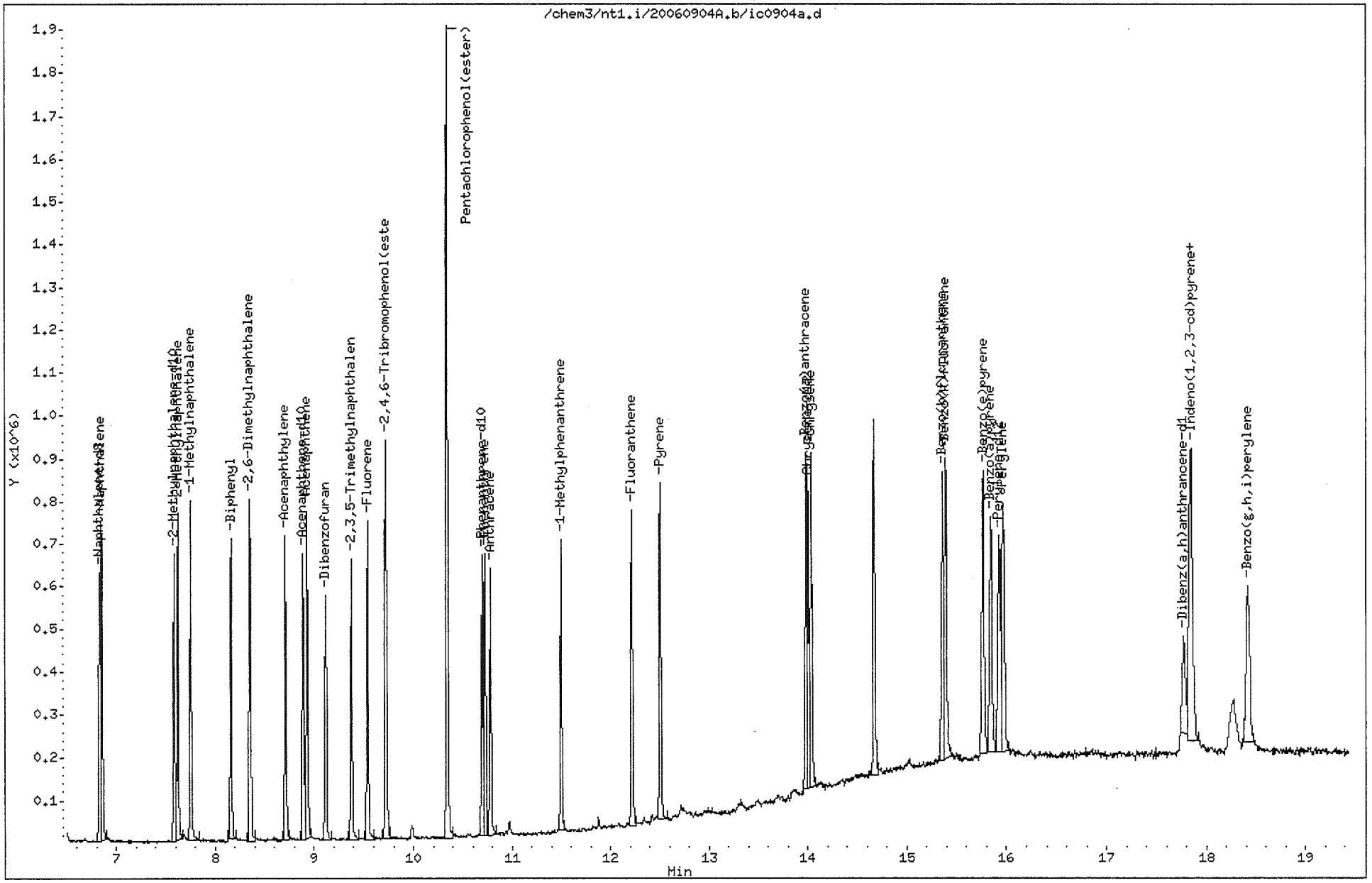

Analytical Resources, Inc.

Polynuclear Aromatic Hydrocarbons/Phthalates by Selected Ion Monitoring

Data file : /chem3/nt1.i/20060904A.b/ic0904b.d
Lab Smp Id: IC0904B
Inj Date : 04-SEP-2006 11:59
Operator : VTS Inst ID: nt1.i
Smp Info : IC0904B
Misc Info : SIM10
Comment : 1ul Injection
Method : /chem3/nt1.i/20060904A.b/simpna.m
Meth Date : 05-Sep-2006 08:12 van Quant Type: ISTD
Cal Date : 04-SEP-2006 11:59 Cal File: ic0904b.d
Als bottle: 2 Calibration Sample, Level: 6
Dil Factor: 1.00000
Integrator: HP RTE Compound Sublist: t4pcp.sub
Target Version: 3.50

	Compounds	QUANT SIG MASS	RT	EXP RT	REL RT	RESPONSE	AMOUNTS CAL-AMT (ug/mL)	AMOUNTS ON-COL (ug/mL)
*	1 Naphthalene-d8	136	6.829	6.826	(1.000)	488194	2.00000	
	2 Naphthalene	128	6.852	6.850	(1.003)	2142303	10.0000	9.491
$	3 2-Methylnaphthalene-d10	152	7.585	7.583	(1.111)	1123113	10.0000	9.465
	4 2-Methylnaphthalene	142	7.621	7.618	(1.116)	1227315	10.0000	9.573
	5 1-Methylnaphthalene	142	7.751	7.748	(1.135)	1270490	10.0000	9.537
	7 Acenaphthylene	152	8.708	8.706	(0.980)	1805554	10.0000	9.458
*	8 Acenaphthene-d10	164	8.886	8.889	(1.000)	233642	2.00000	
	9 Acenaphthene	153	8.927	8.925	(1.005)	1095213	10.0000	9.533
	10 Dibenzofuran	168	9.116	9.114	(1.026)	1572227	10.0000	9.714
	11 Fluorene	166	9.536	9.539	(1.073)	1213449	10.0000	9.628
$	13 2,4,6-Tribromophenol(ester)	344	9.731	9.722	(0.909)	413632	50.0000	48.36
	14 Pentachlorophenol(ester)	280	10.345	10.343	(0.967)	510416	50.0000	47.12
*	15 Phenanthrene-d10	188	10.700	10.698	(1.000)	299936	2.00000	
	16 Phenanthrene	178	10.729	10.727	(1.003)	1568546	10.0000	9.790
	17 Anthracene	178	10.783	10.780	(1.008)	1563845	10.0000	9.861
	19 Fluoranthene	202	12.219	12.216	(1.142)	1327878	10.0000	9.605
	20 Pyrene	202	12.508	12.506	(0.893)	1428026	10.0000	9.784
	22 Benzo(a)anthracene	228	13.986	13.984	(0.998)	1198872	10.0000	9.736
*	23 Chrysene-d12	240	14.010	14.001	(1.000)	212975	2.00000	
	24 Chrysene	228	14.039	14.037	(1.002)	1171663	10.0000	9.827
	28 Benzo(b)fluoranthene	252	15.363	15.355	(0.964)	1208834	10.0000	9.779
	29 Benzo(k)fluoranthene	252	15.398	15.390	(0.967)	1271088	10.0000	9.692
	30 Benzo(a)pyrene	252	15.848	15.845	(0.995)	1090670	10.0000	9.913
*	31 Perylene-d12	264	15.930	15.928	(1.000)	219046	2.00000	
	33 Indeno(1,2,3-cd)pyrene	276	17.869	17.837	(1.122)	1230096	10.0000	10.05
$	32 Dibenz(a,h)anthrancene-d14	292	17.780	17.766	(1.116)	772009	10.0000	10.11
	34 Dibenz(a,h)anthracene	278	17.857	17.831	(1.121)	1024285	10.0000	10.11

Compounds	QUANT SIG MASS	RT	EXP RT	REL RT	RESPONSE	AMOUNTS CAL-AMT (ug/mL)	AMOUNTS ON-COL (ug/mL)
35 Benzo(g,h,i)perylene	276	18.430	18.410	(1.157)	1092668	10.0000	10.16
48 Biphenyl	154	8.159	8.156	(0.918)	1403917	10.0000	9.795
49 2,6-Dimethylnaphthalene	156	8.354	8.351	(0.940)	1063378	10.0000	9.692
50 2,3,5-Trimethylnaphthalene	170	9.376	9.374	(1.055)	833126	10.0000	9.709
51 1-Methylphenanthrene	192	11.498	11.495	(0.821)	982064	10.0000	9.902
52 Benzo(e)pyrene	252	15.771	15.763	(0.990)	1221944	10.0000	9.914
53 Perylene	252	15.972	15.963	(1.003)	1125407	10.0000	9.736



Analytical Resources, Inc.

INTERNAL STANDARD COMPOUNDS
AREA AND RT SUMMARY

Instrument ID: nt1.i
Lab File ID: ic0904b.d
Lab Smp Id: IC0904B
Analysis Type: SV
Quant Type: ISTD
Operator: VTS
Method File: /chem3/nt1.i/20060904A.b/simpna.m
Misc Info: SIM10

Calibration Date: 04-SEP-2006
Calibration Time: 11:35
Level:
Sample Type:

COMPOUND	STANDARD	AREA LIMIT LOWER	AREA LIMIT UPPER	SAMPLE	%DIFF
1 Naphthalene-d8	452281	226140	904562	488194	7.94
8 Acenaphthene-d10	225070	112535	450140	233642	3.81
15 Phenanthrene-d10	300728	150364	601456	299936	-0.26
23 Chrysene-d12	217646	108823	435292	212975	-2.15
31 Perylene-d12	220685	110342	441370	219046	-0.74

COMPOUND	STANDARD	RT LIMIT LOWER	RT LIMIT UPPER	SAMPLE	%DIFF
1 Naphthalene-d8	6.83	6.33	7.33	6.83	-0.04
8 Acenaphthene-d10	8.89	8.39	9.39	8.89	-0.03
15 Phenanthrene-d10	10.70	10.20	11.20	10.70	0.03
23 Chrysene-d12	14.01	13.51	14.51	14.01	0.02
31 Perylene-d12	15.93	15.43	16.43	15.93	0.02

AREA UPPER LIMIT = +100% of internal standard area.
AREA LOWER LIMIT = - 50% of internal standard area.
RT UPPER LIMIT = + 0.50 minutes of internal standard RT.
RT LOWER LIMIT = - 0.50 minutes of internal standard RT.

Data File: /chem3/nt1.i/20060904A.b/ic0904b.d
Date : 04-SEP-2006 11:59
Client ID:
Sample Info: IC0904B

Instrument: nt1.i

Operator: VTS
Column diameter: 0.25

Column phase: ZB-5

0125

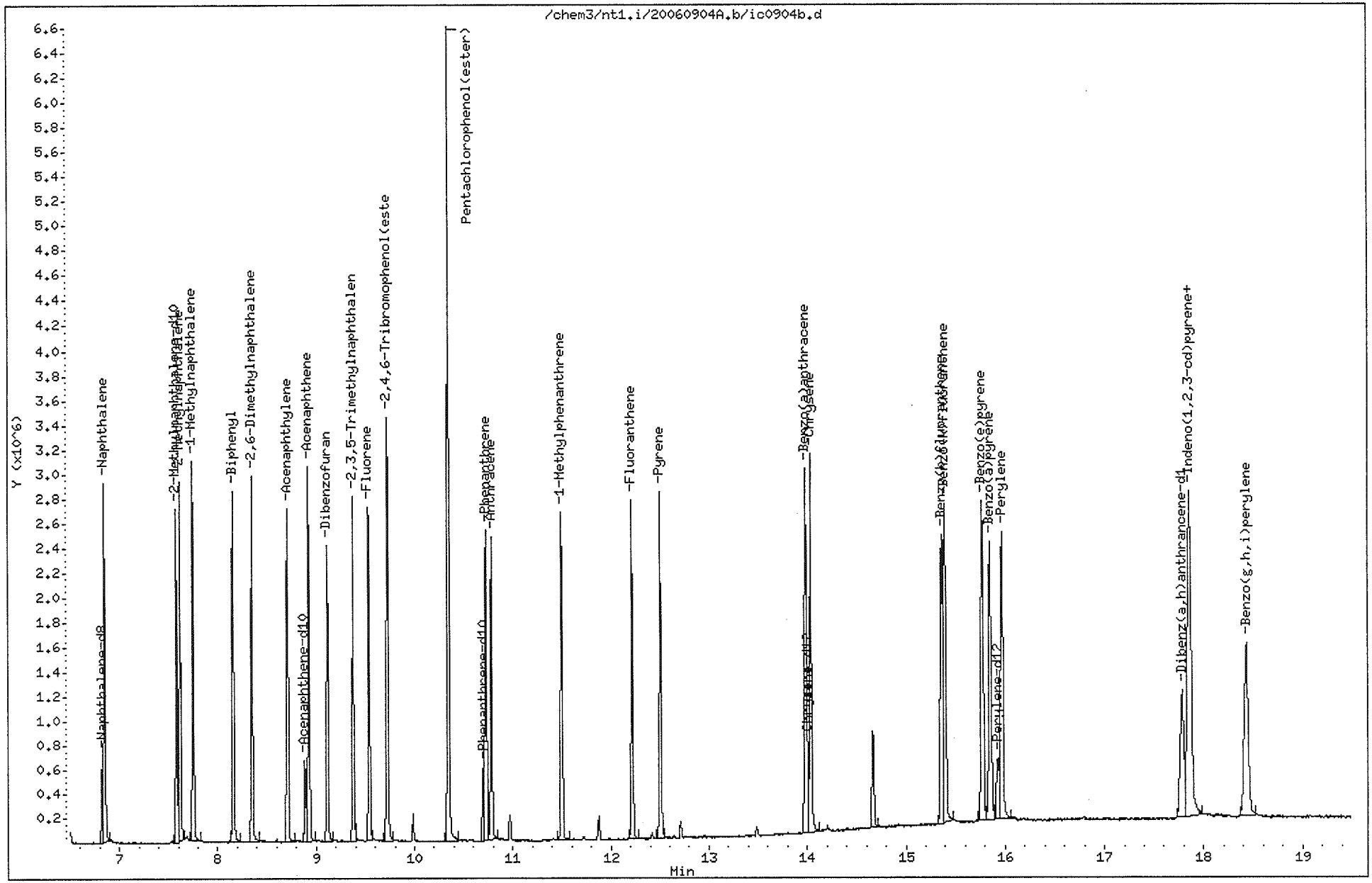

Analytical Resources, Inc.

Polynuclear Aromatic Hydrocarbons/Phthalates by Selected Ion Monitoring

Data file : /chem3/nt1.i/20060904A.b/ic0904c.d
Lab Smp Id: IC0904C
Inj Date : 04-SEP-2006 12:24
Operator : VTS Inst ID: nt1.i
Smp Info : IC0904C
Misc Info : SIM.1
Comment : 1ul Injection
Method : /chem3/nt1.i/20060904A.b/simpna.m
Meth Date : 05-Sep-2006 08:12 van Quant Type: ISTD
Cal Date : 04-SEP-2006 12:24 Cal File: ic0904c.d
Als bottle: 3 Calibration Sample, Level: 1
Dil Factor: 1.00000
Integrator: HP RTE Compound Sublist: t4pcp.sub
Target Version: 3.50

	Compounds	QUANT SIG MASS	RT	EXP RT	REL RT	RESPONSE	AMOUNTS CAL-AMT (ug/mL)	AMOUNTS ON-COL (ug/mL)
*	1 Naphthalene-d8	136	6.830	6.826	(1.000)	403205	2.00000	
	2 Naphthalene	128	6.847	6.850	(1.003)	21007	0.10000	0.1081
$	3 2-Methylnaphthalene-d10	152	7.586	7.583	(1.111)	11014	0.10000	0.1079
	4 2-Methylnaphthalene	142	7.622	7.618	(1.116)	9832	0.10000	0.09512
	5 1-Methylnaphthalene	142	7.752	7.748	(1.135)	11966	0.10000	0.1057
	7 Acenaphthylene	152	8.709	8.706	(0.980)	16276	0.10000	0.1007
*	8 Acenaphthene-d10	164	8.886	8.889	(1.000)	197165	2.00000	
	9 Acenaphthene	153	8.922	8.925	(1.004)	10108	0.10000	0.1028
	10 Dibenzofuran	168	9.117	9.114	(1.026)	14080	0.10000	0.1020
	11 Fluorene	166	9.542	9.539	(1.074)	10226	0.10000	0.09740
$	13 2,4,6-Tribromophenol(ester)	344	9.720	9.722	(0.909)	3168	0.50000	0.4598
	14 Pentachlorophenol(ester)	280	10.346	10.343	(0.967)	5120	0.50000	0.5410
*	15 Phenanthrene-d10	188	10.695	10.698	(1.000)	251283	2.00000	
	16 Phenanthrene	178	10.730	10.727	(1.003)	14634	0.10000	0.1058
	17 Anthracene	178	10.784	10.780	(1.008)	16193	0.10000	0.1136
	19 Fluoranthene	202	12.220	12.216	(1.143)	11788	0.10000	0.1012
	20 Pyrene	202	12.503	12.506	(0.893)	13710	0.10000	0.1063
	22 Benzo(a)anthracene	228	13.981	13.984	(0.998)	12394	0.10000	0.1111
*	23 Chrysene-d12	240	14.005	14.001	(1.000)	182364	2.00000	
	24 Chrysene	228	14.040	14.037	(1.003)	10943	0.10000	0.1047
	28 Benzo(b)fluoranthene	252	15.358	15.355	(0.964)	12013	0.10000	0.1100
	29 Benzo(k)fluoranthene	252	15.393	15.390	(0.967)	10834	0.10000	0.09898(M)
	30 Benzo(a)pyrene	252	15.848	15.845	(0.995)	11523	0.10000	0.1153
*	31 Perylene-d12	264	15.925	15.928	(1.000)	183753	2.00000	
	33 Indeno(1,2,3-cd)pyrene	276	17.840	17.837	(1.120)	10755	0.10000	0.1031(M)
$	32 Dibenz(a,h)anthrancene-d14	292	17.763	17.766	(1.115)	5918	0.10000	0.09478
	34 Dibenz(a,h)anthracene	278	17.840	17.831	(1.120)	8139	0.10000	0.09714(M)

Compounds	QUANT SIG MASS	RT	EXP RT	REL RT	RESPONSE	AMOUNTS CAL-AMT (ug/mL)	AMOUNTS ON-COL (ug/mL)
35 Benzo(g,h,i)perylene	276	18.402	18.410	(1.155)	9683	0.10000	0.1047(M)
48 Biphenyl	154	8.159	8.156	(0.918)	13012	0.10000	0.1049
49 2,6-Dimethylnaphthalene	156	8.349	8.351	(0.939)	8875	0.10000	0.09720
50 2,3,5-Trimethylnaphthalene	170	9.371	9.374	(1.055)	7662	0.10000	0.1038
51 1-Methylphenanthrene	192	11.499	11.495	(0.821)	8569	0.10000	0.1006
52 Benzo(e)pyrene	252	15.766	15.763	(0.990)	11728	0.10000	0.1086
53 Perylene	252	15.961	15.963	(1.002)	11903	0.10000	0.1141(M)

QC Flag Legend

M - Compound response manually integrated.

VT
9.5.2006

Analytical Resources, Inc.

INTERNAL STANDARD COMPOUNDS
AREA AND RT SUMMARY

Instrument ID: nt1.i
Lab File ID: ic0904c.d
Lab Smp Id: IC0904C
Analysis Type: SV
Quant Type: ISTD
Operator: VTS
Method File: /chem3/nt1.i/20060904A.b/simpna.m
Misc Info: SIM.1

Calibration Date: 04-SEP-2006
Calibration Time: 11:35
Level:
Sample Type:

COMPOUND	STANDARD	AREA LIMIT LOWER	AREA LIMIT UPPER	SAMPLE	%DIFF
1 Naphthalene-d8	452281	226140	904562	403205	-10.85
8 Acenaphthene-d10	225070	112535	450140	197165	-12.40
15 Phenanthrene-d10	300728	150364	601456	251283	-16.44
23 Chrysene-d12	217646	108823	435292	182364	-16.21
31 Perylene-d12	220685	110342	441370	183753	-16.74

COMPOUND	STANDARD	RT LIMIT LOWER	RT LIMIT UPPER	SAMPLE	%DIFF
1 Naphthalene-d8	6.83	6.33	7.33	6.83	-0.03
8 Acenaphthene-d10	8.89	8.39	9.39	8.89	-0.03
15 Phenanthrene-d10	10.70	10.20	11.20	10.69	-0.02
23 Chrysene-d12	14.01	13.51	14.51	14.00	-0.02
31 Perylene-d12	15.93	15.43	16.43	15.93	-0.01

AREA UPPER LIMIT = +100% of internal standard area.
AREA LOWER LIMIT = - 50% of internal standard area.
RT UPPER LIMIT = + 0.50 minutes of internal standard RT.
RT LOWER LIMIT = - 0.50 minutes of internal standard RT.

Data File: /chem3/nt1.i/20060904A.b/ic0904c.d
Injection Date: 04-SEP-2006 12:24
Instrument: nt1.i
Client Sample ID:

Compound: Benzo(k)fluoranthene
CAS Number:

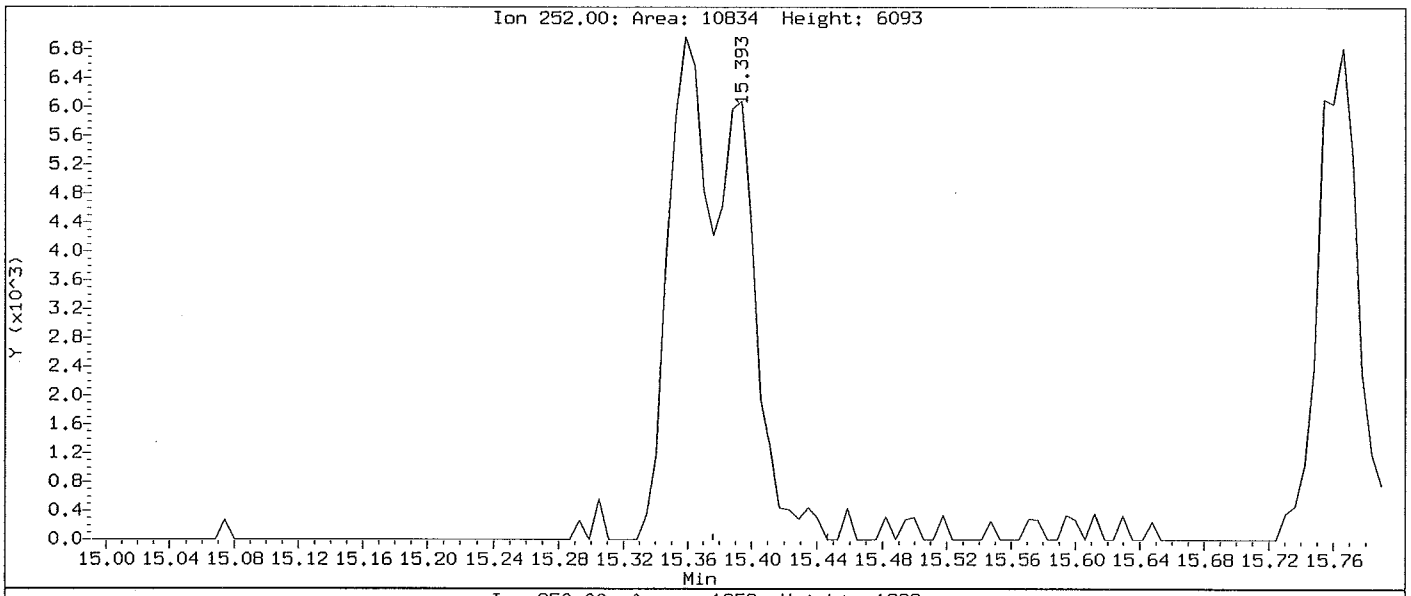

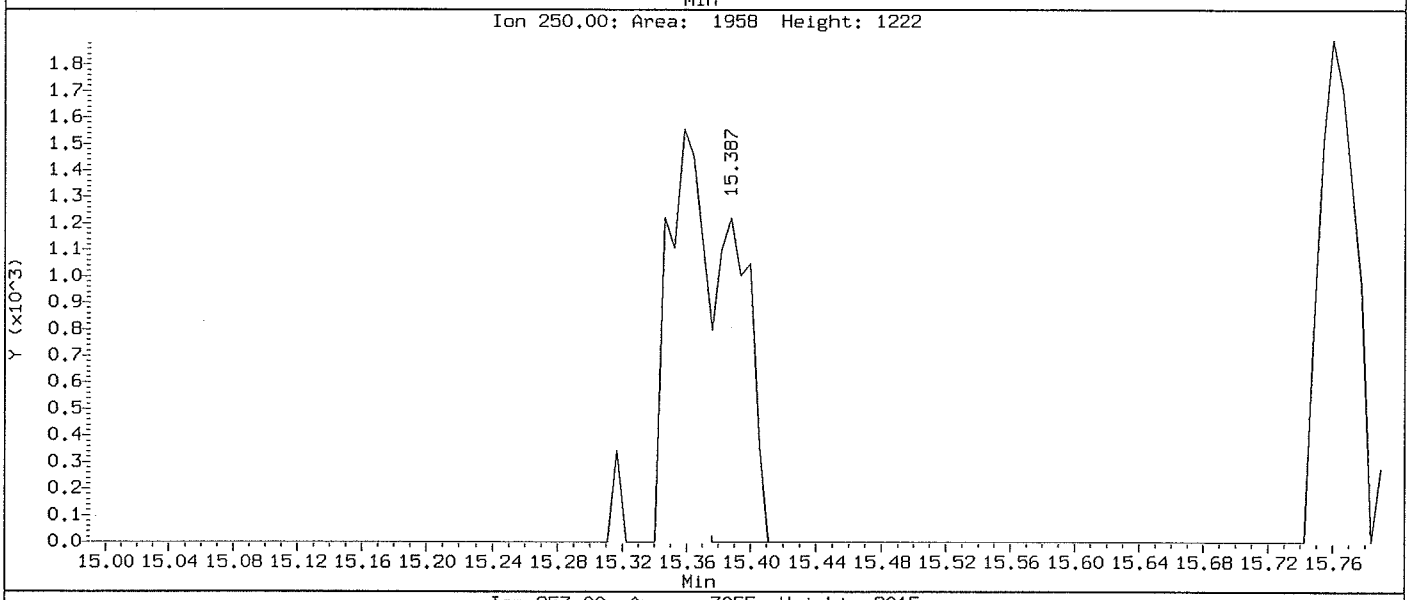

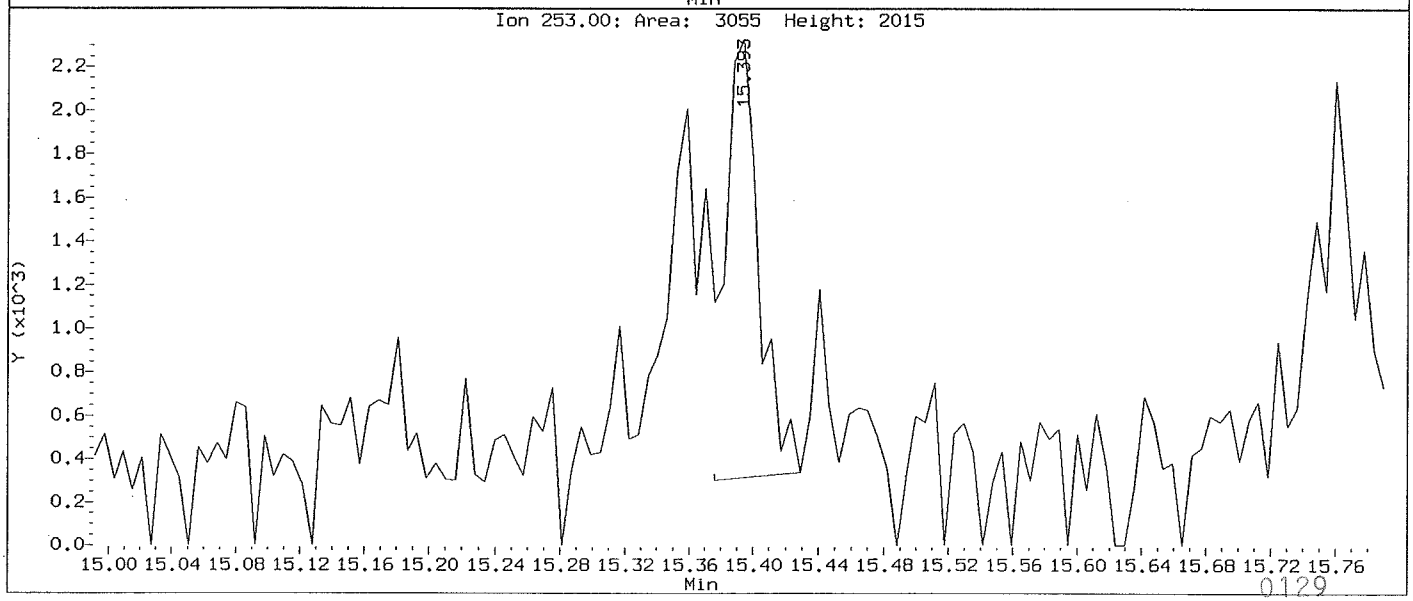

Data File: /chem3/nt1.i/20060904A.b/ic0904c.d
Injection Date: 04-SEP-2006 12:24
Instrument: nt1.i
Client Sample ID:

Compound: Indeno(1,2,3-cd)pyrene
CAS Number:

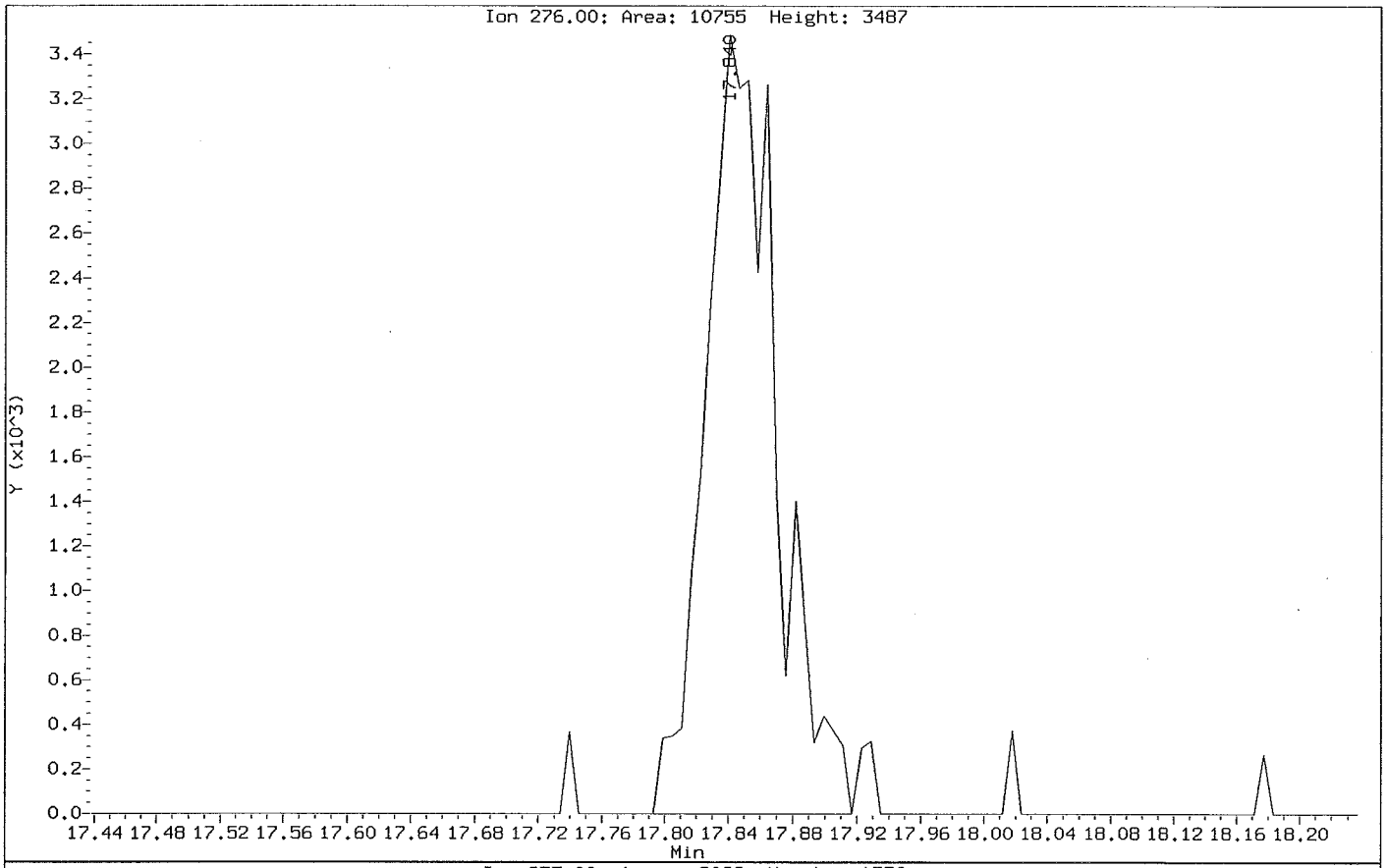

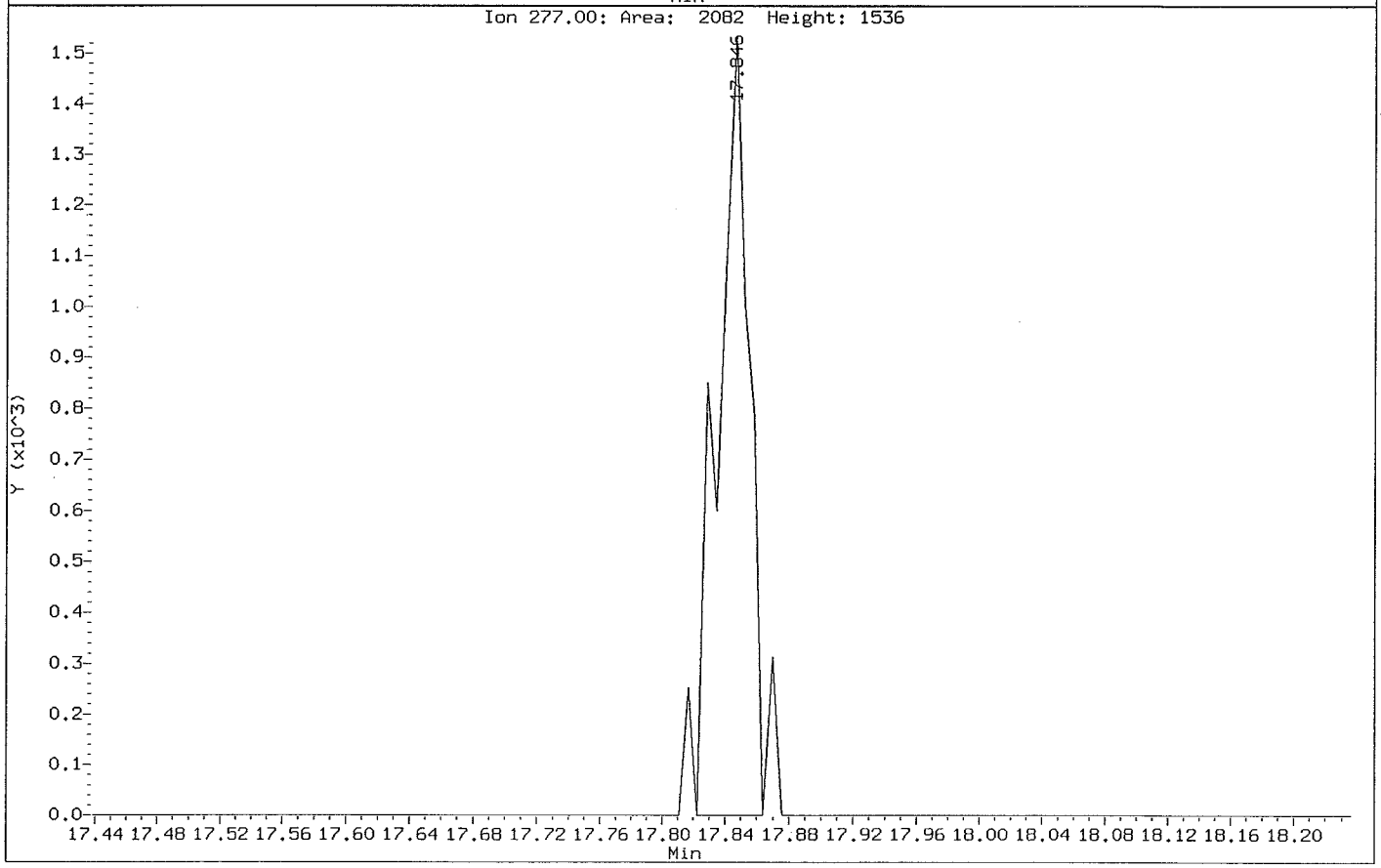

Data File: /chem3/nt1.i/20060904A.b/ic0904c.d
Injection Date: 04-SEP-2006 12:24
Instrument: nt1.i
Client Sample ID:

Compound: Dibenz(a,h)anthracene
CAS Number:

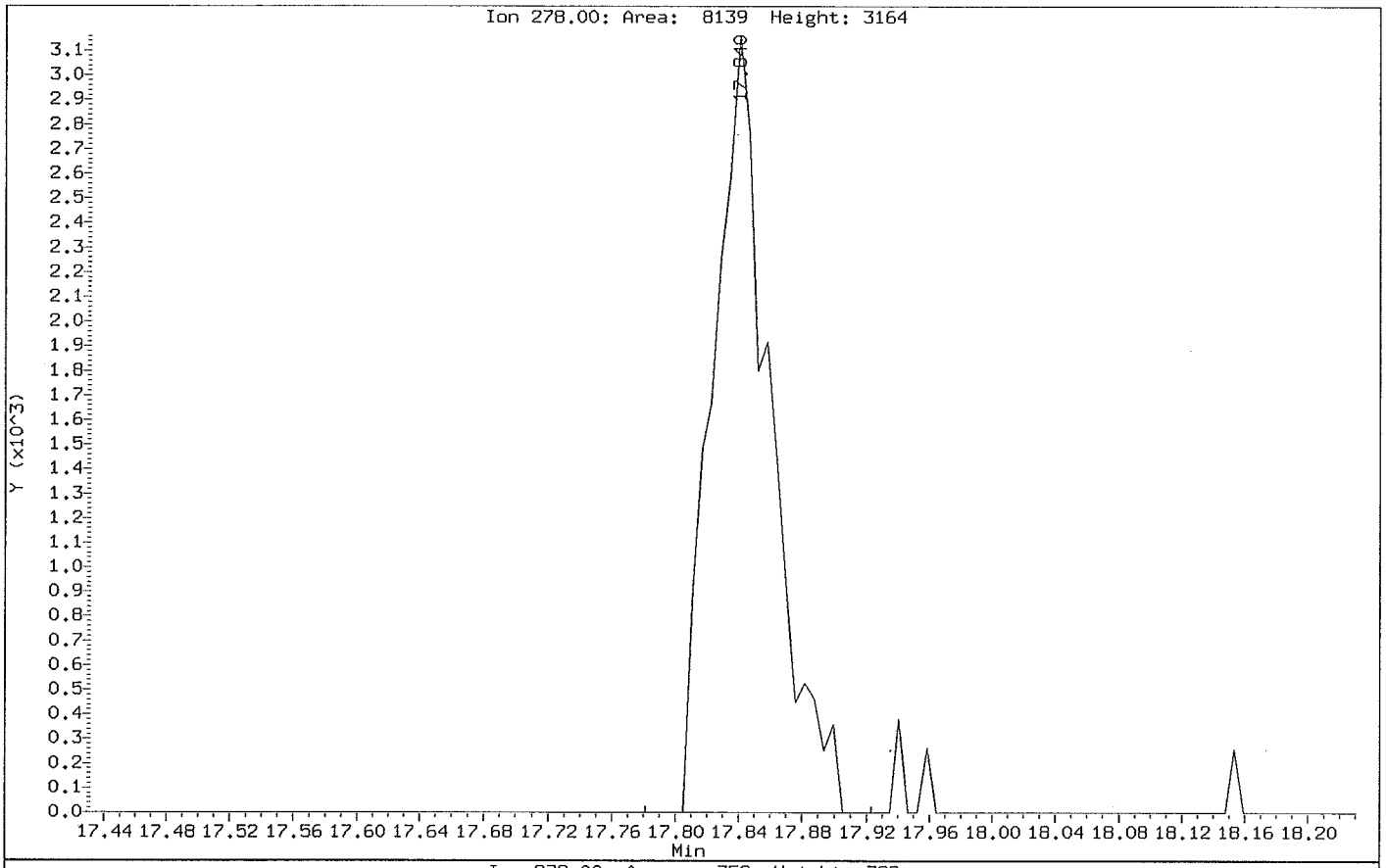

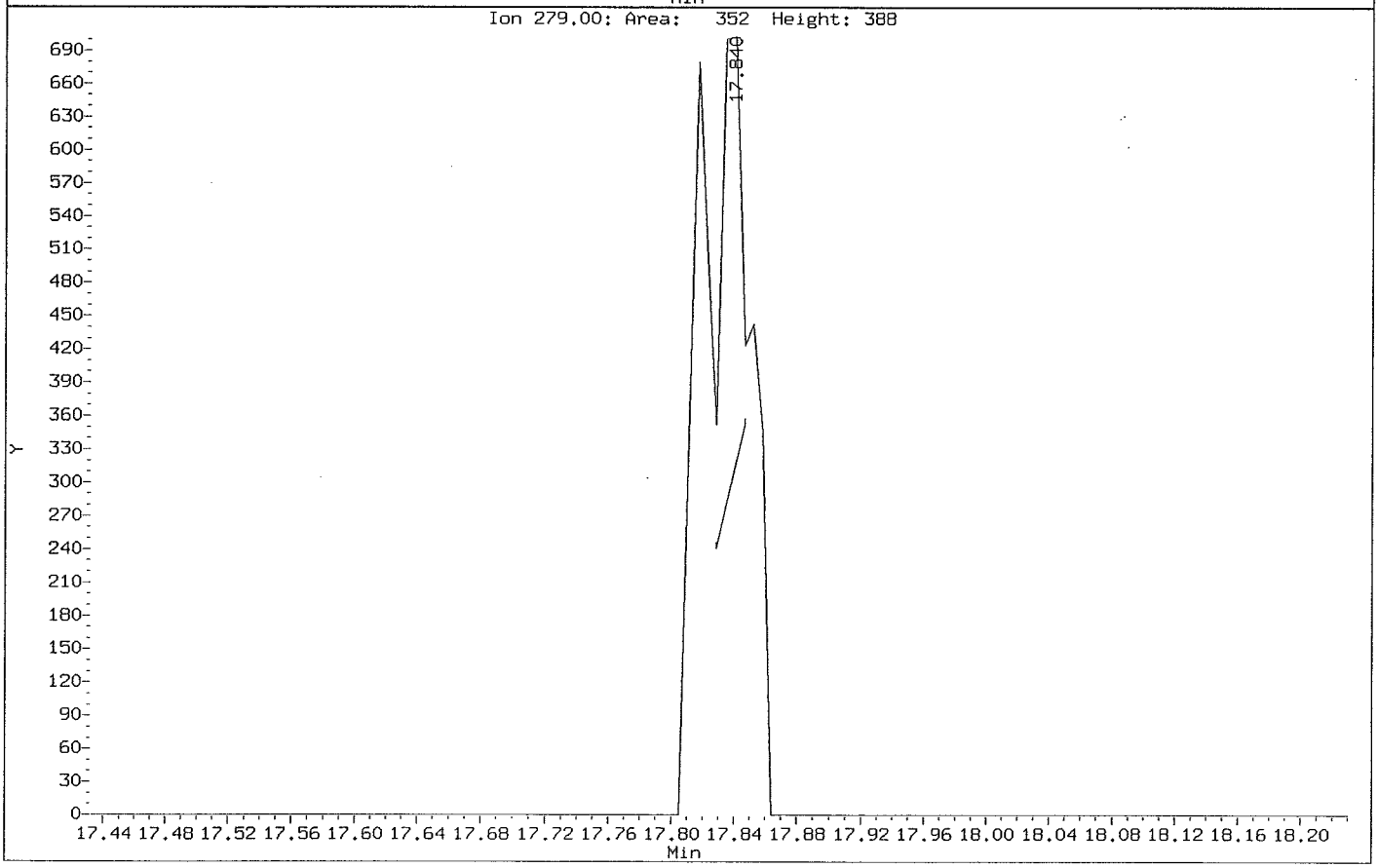

Data File: /chem3/nt1.i/20060904A.b/ic0904c.d
Injection Date: 04-SEP-2006 12:24
Instrument: nt1.i
Client Sample ID:

Compound: Benzo(g,h,i)perylene
CAS Number:

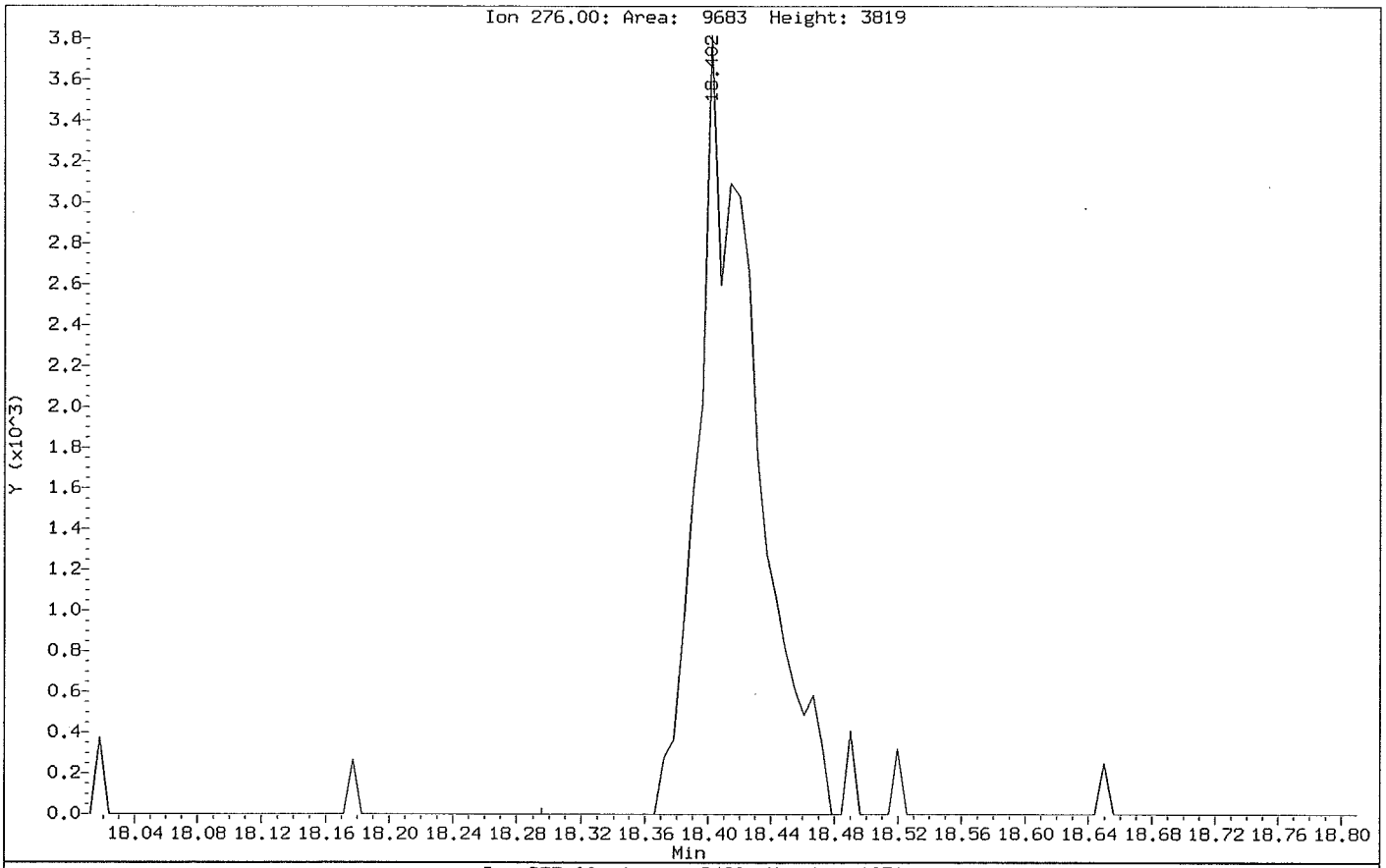

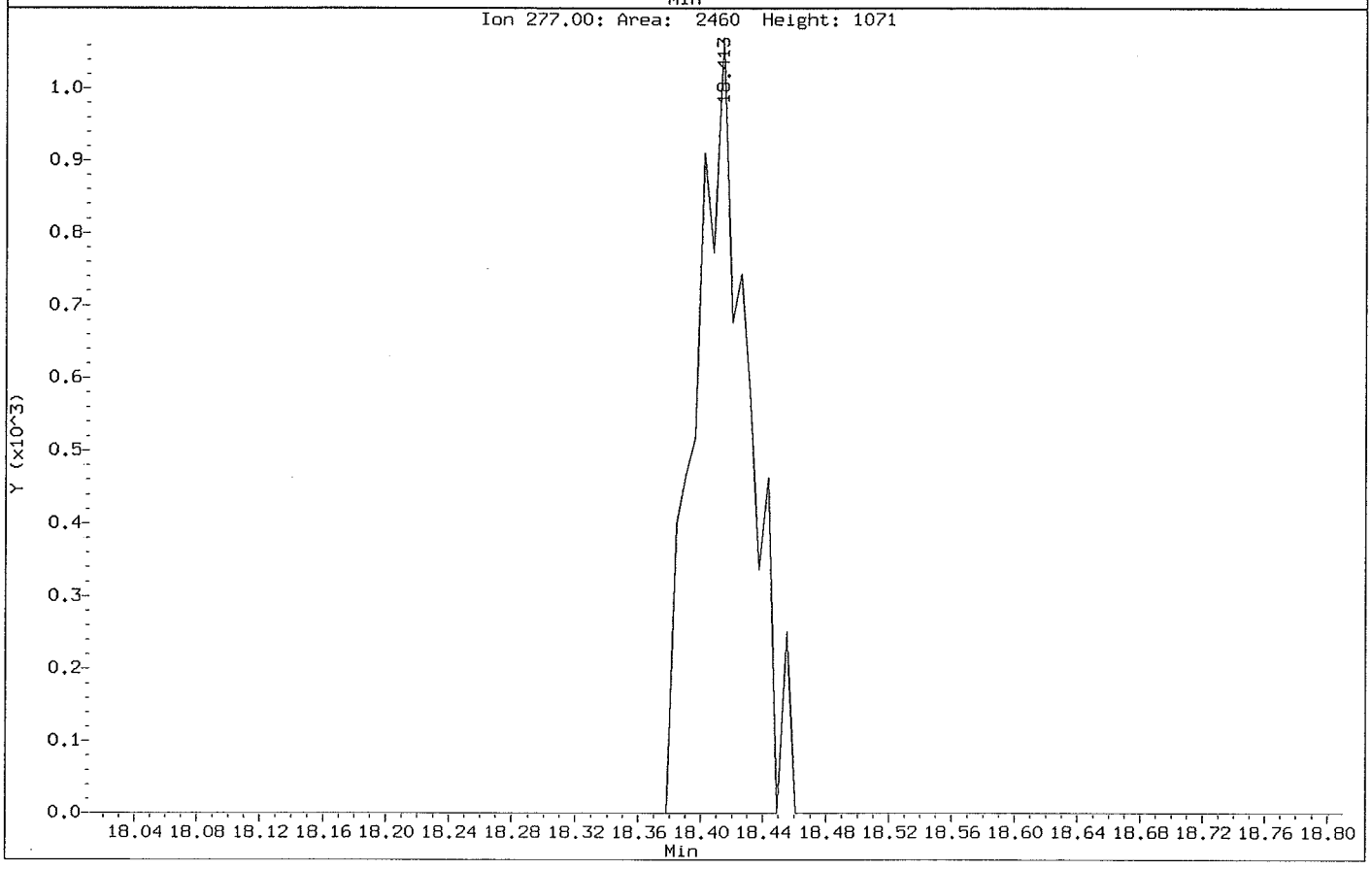

Data File: /chem3/nt1.i/20060904A.b/ic0904c.d
Injection Date: 04-SEP-2006 12:24
Instrument: nt1.i
Client Sample ID:

Compound: Perylene
CAS Number:

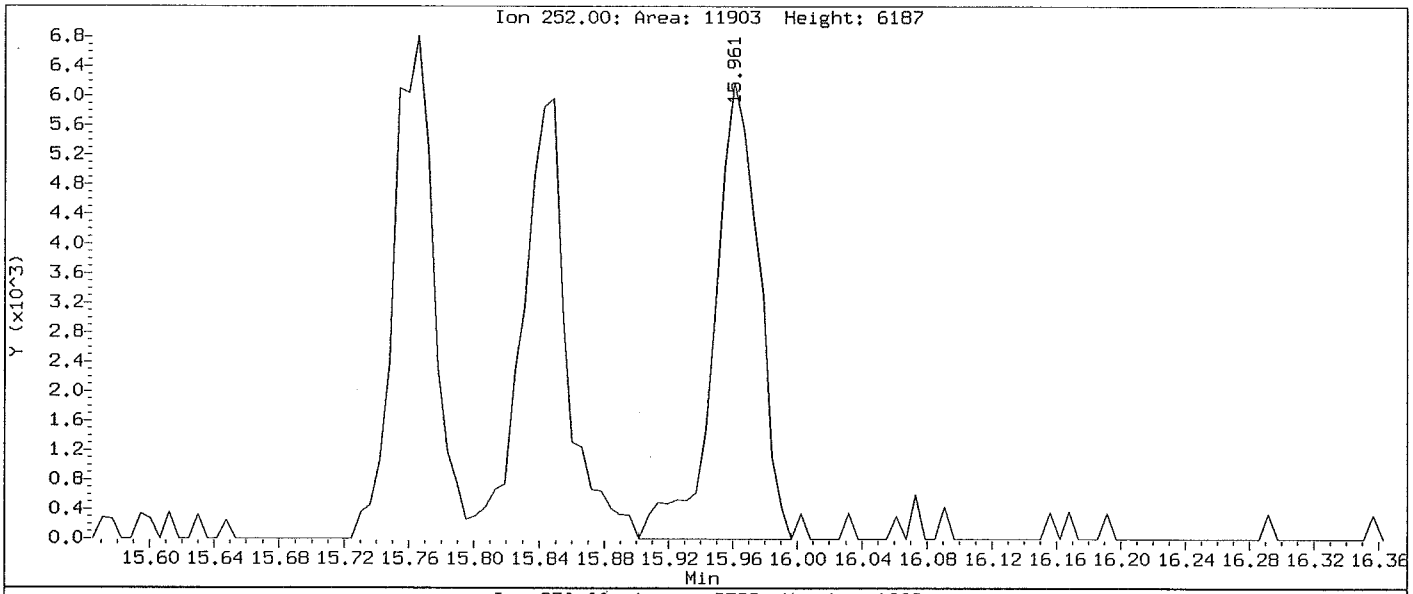

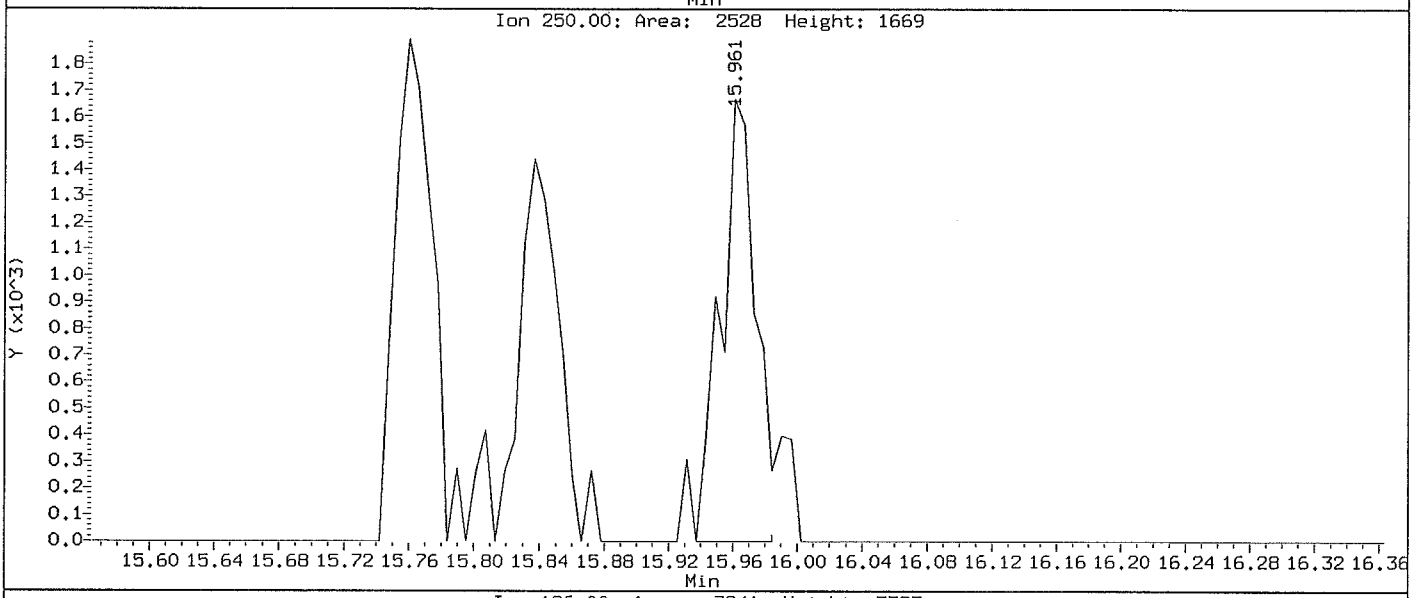

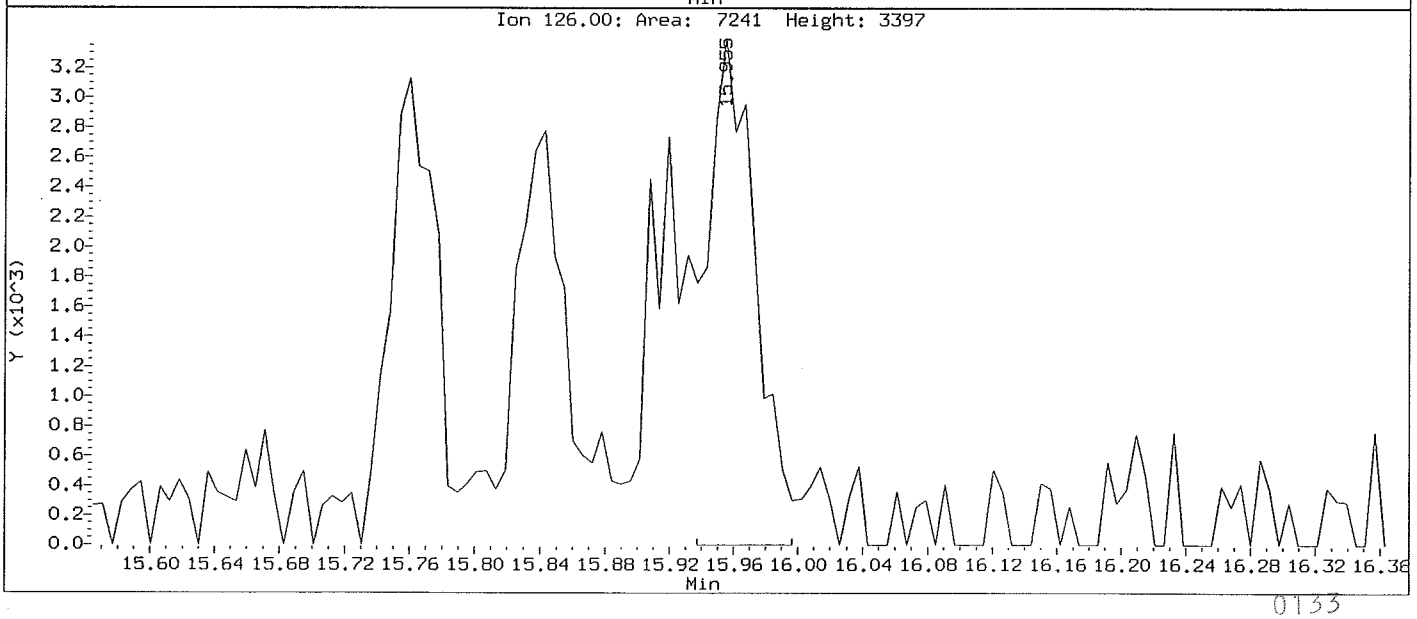

Data File: /chem3/nt1.i/20060904A.b/ic0904c.d
Date : 04-SEP-2006 12:24
Client ID:
Sample Info: IC0904C

Instrument: nt1.i
Operator: VTS
Column diameter: 0.25

Column phase: ZB-5

0134

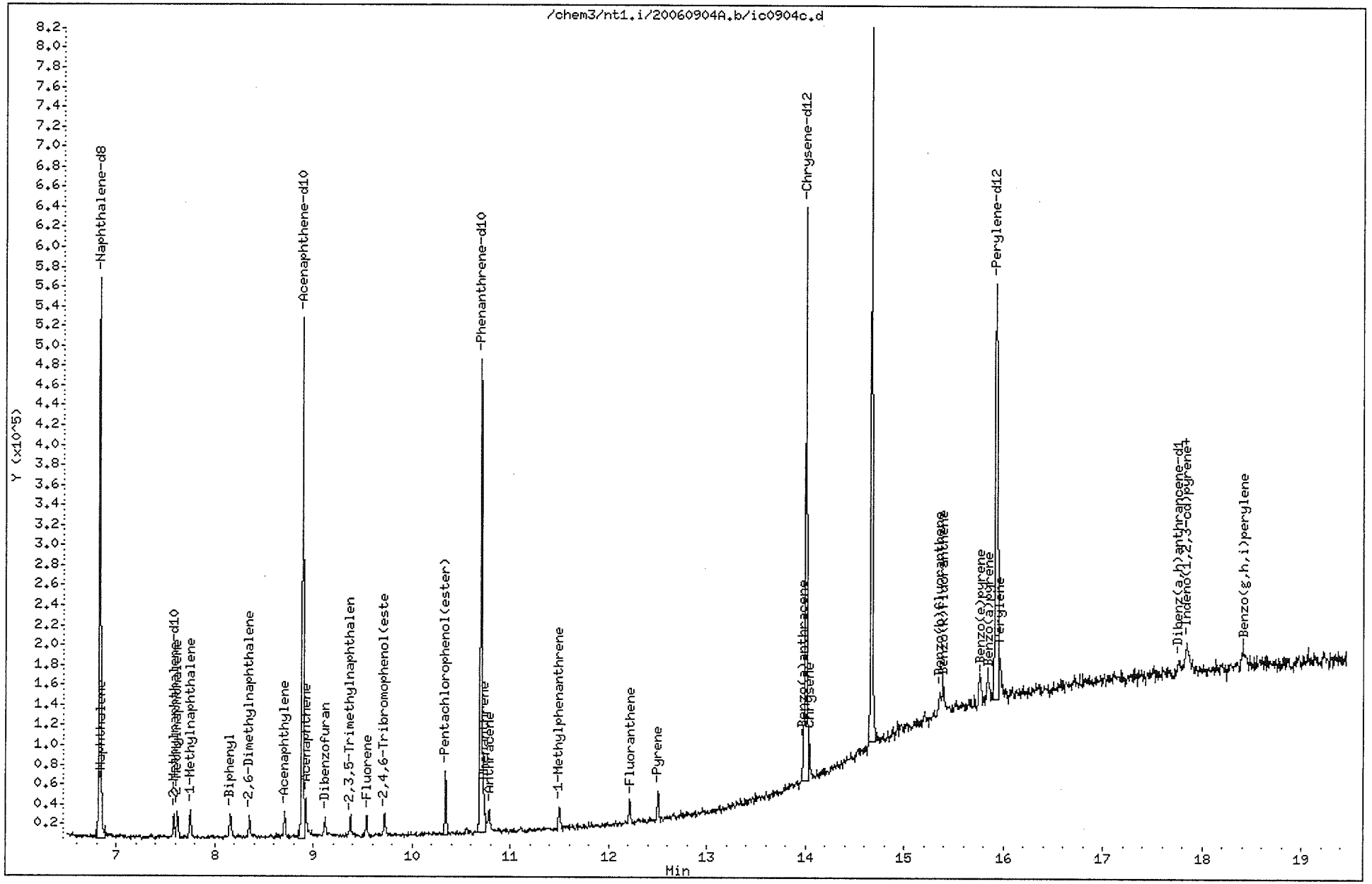

Analytical Resources, Inc.

Polynuclear Aromatic Hydrocarbons/Phthalates by Selected Ion Monitoring

Data file : /chem3/nt1.i/20060904A.b/ic0904d.d
Lab Smp Id: IC0904D
Inj Date : 04-SEP-2006 12:49
Operator : VTS Inst ID: nt1.i
Smp Info : IC0904D
Misc Info : SIM5
Comment : 1ul Injection
Method : /chem3/nt1.i/20060904A.b/simpna.m
Meth Date : 05-Sep-2006 08:12 van Quant Type: ISTD
Cal Date : 04-SEP-2006 12:49 Cal File: ic0904d.d
Als bottle: 4 Calibration Sample, Level: 5
Dil Factor: 1.00000
Integrator: HP RTE Compound Sublist: t4pcp.sub
Target Version: 3.50

	Compounds	QUANT SIG MASS	RT	EXP RT	REL RT	RESPONSE	AMOUNTS CAL-AMT (ug/mL)	AMOUNTS ON-COL (ug/mL)
*	1 Naphthalene-d8	136	6.826	6.826	(1.000)	409396	2.00000	
	2 Naphthalene	128	6.849	6.850	(1.003)	932637	5.00000	4.793
$	3 2-Methylnaphthalene-d10	152	7.582	7.583	(1.111)	484140	5.00000	4.750
	4 2-Methylnaphthalene	142	7.624	7.618	(1.117)	502538	5.00000	4.840
	5 1-Methylnaphthalene	142	7.754	7.748	(1.136)	546362	5.00000	4.812
	7 Acenaphthylene	152	8.711	8.706	(0.980)	781100	5.00000	4.895
*	8 Acenaphthene-d10	164	8.888	8.889	(1.000)	196000	2.00000	
	9 Acenaphthene	153	8.924	8.925	(1.004)	471787	5.00000	4.869
	10 Dibenzofuran	168	9.113	9.114	(1.025)	663993	5.00000	4.879
	11 Fluorene	166	9.538	9.539	(1.073)	516540	5.00000	4.962
$	13 2,4,6-Tribromophenol(ester)	344	9.722	9.722	(0.909)	175763	25.0000	24.73
	14 Pentachlorophenol(ester)	280	10.342	10.343	(0.967)	223140	25.0000	23.30
*	15 Phenanthrene-d10	188	10.697	10.698	(1.000)	260108	2.00000	
	16 Phenanthrene	178	10.726	10.727	(1.003)	658671	5.00000	4.696
	17 Anthracene	178	10.780	10.780	(1.008)	637423	5.00000	4.472
	19 Fluoranthene	202	12.216	12.216	(1.142)	563854	5.00000	4.753
	20 Pyrene	202	12.505	12.506	(0.893)	591772	5.00000	4.792
	22 Benzo(a)anthracene	228	13.983	13.984	(0.998)	497919	5.00000	4.692
*	23 Chrysene-d12	240	14.006	14.001	(1.000)	176961	2.00000	
	24 Chrysene	228	14.036	14.037	(1.002)	478561	5.00000	4.785
	28 Benzo(b)fluoranthene	252	15.360	15.355	(0.964)	441463	5.00000	4.276
	29 Benzo(k)fluoranthene	252	15.389	15.390	(0.966)	557454	5.00000	5.103
	30 Benzo(a)pyrene	252	15.844	15.845	(0.995)	433587	5.00000	4.518
*	31 Perylene-d12	264	15.927	15.928	(1.000)	182129	2.00000	
	33 Indeno(1,2,3-cd)pyrene	276	17.848	17.837	(1.121)	484285	5.00000	4.760
$	32 Dibenz(a,h)anthrancene-d14	292	17.777	17.766	(1.116)	289831	5.00000	4.758
	34 Dibenz(a,h)anthracene	278	17.842	17.831	(1.120)	404325	5.00000	4.901

Compounds	QUANT SIG MASS	RT	EXP RT	REL RT	RESPONSE	AMOUNTS CAL-AMT (ug/mL)	AMOUNTS ON-COL (ug/mL)
35 Benzo(g,h,i)perylene	276	18.415	18.410	(1.156)	421157	5.00000	4.691
48 Biphenyl	154	8.161	8.156	(0.918)	595043	5.00000	4.869
49 2,6-Dimethylnaphthalene	156	8.350	8.351	(0.939)	453879	5.00000	5.000
50 2,3,5-Trimethylnaphthalene	170	9.373	9.374	(1.055)	342017	5.00000	4.741
51 1-Methylphenanthrene	192	11.501	11.495	(0.821)	407901	5.00000	4.951
52 Benzo(e)pyrene	252	15.768	15.763	(0.990)	490126	5.00000	4.676
53 Perylene	252	15.969	15.963	(1.003)	447692	5.00000	4.480

VTS
9.5.2006

Analytical Resources, Inc.

INTERNAL STANDARD COMPOUNDS
AREA AND RT SUMMARY

Instrument ID: nt1.i
Lab File ID: ic0904d.d
Lab Smp Id: IC0904D
Analysis Type: SV
Quant Type: ISTD
Operator: VTS
Method File: /chem3/nt1.i/20060904A.b/simpna.m
Misc Info: SIM5

Calibration Date: 04-SEP-2006
Calibration Time: 11:35

Level:
Sample Type:

COMPOUND	STANDARD	AREA LIMIT LOWER	AREA LIMIT UPPER	SAMPLE	%DIFF
1 Naphthalene-d8	452281	226140	904562	409396	-9.48
8 Acenaphthene-d10	225070	112535	450140	196000	-12.92
15 Phenanthrene-d10	300728	150364	601456	260108	-13.51
23 Chrysene-d12	217646	108823	435292	176961	-18.69
31 Perylene-d12	220685	110342	441370	182129	-17.47

COMPOUND	STANDARD	RT LIMIT LOWER	RT LIMIT UPPER	SAMPLE	%DIFF
1 Naphthalene-d8	6.83	6.33	7.33	6.83	-0.09
8 Acenaphthene-d10	8.89	8.39	9.39	8.89	0.00
15 Phenanthrene-d10	10.70	10.20	11.20	10.70	0.00
23 Chrysene-d12	14.01	13.51	14.51	14.01	0.00
31 Perylene-d12	15.93	15.43	16.43	15.93	0.00

AREA UPPER LIMIT = +100% of internal standard area.
AREA LOWER LIMIT = - 50% of internal standard area.
RT UPPER LIMIT = + 0.50 minutes of internal standard RT.
RT LOWER LIMIT = - 0.50 minutes of internal standard RT.

Data File: /chem3/nt1.i/20060904A.b/ic0904d.d
Date : 04-SEP-2006 12:49
Client ID:
Sample Info: IC0904D

Instrument: nt1.i

Operator: VTS
Column diameter: 0.25

Column phase: ZB-5

0138

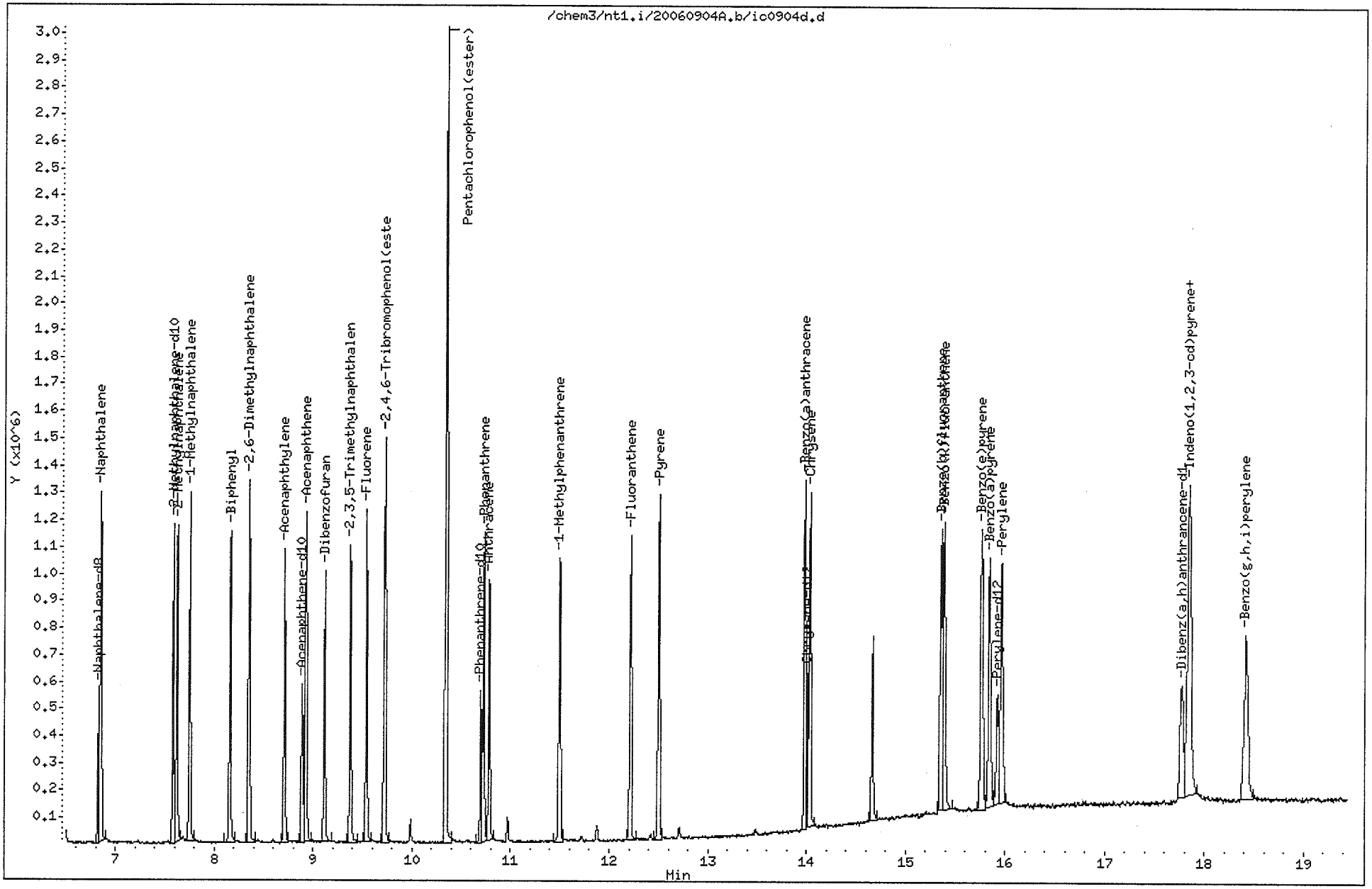

Analytical Resources, Inc.

Polynuclear Aromatic Hydrocarbons/Phthalates by Selected Ion Monitoring

Data file : /chem3/nt1.i/20060904A.b/ic0904e.d
Lab Smp Id: IC0904E
Inj Date : 04-SEP-2006 13:13
Operator : VTS Inst ID: nt1.i
Smp Info : IC0904E
Misc Info : SIM.5
Comment : 1ul Injection
Method : /chem3/nt1.i/20060904A.b/simpna.m
Meth Date : 05-Sep-2006 08:12 van Quant Type: ISTD
Cal Date : 04-SEP-2006 13:13 Cal File: ic0904e.d
Als bottle: 5 Calibration Sample, Level: 2
Dil Factor: 1.00000
Integrator: HP RTE Compound Sublist: t4pcp.sub
Target Version: 3.50

	Compounds	QUANT SIG MASS	RT	EXP RT	REL RT	RESPONSE	AMOUNTS CAL-AMT (ug/mL)	AMOUNTS ON-COL (ug/mL)
*	1 Naphthalene-d8	136	6.831	6.826	(1.000)	400769	2.00000	
	2 Naphthalene	128	6.849	6.850	(1.003)	92913	0.50000	0.4901
$	3 2-Methylnaphthalene-d10	152	7.582	7.583	(1.110)	45569	0.50000	0.4648
	4 2-Methylnaphthalene	142	7.623	7.618	(1.116)	49158	0.50000	0.4868
	5 1-Methylnaphthalene	142	7.753	7.748	(1.135)	53386	0.50000	0.4841
	7 Acenaphthylene	152	8.711	8.706	(0.980)	77053	0.50000	0.4998
*	8 Acenaphthene-d10	164	8.888	8.889	(1.000)	189390	2.00000	
	9 Acenaphthene	153	8.924	8.925	(1.004)	45671	0.50000	0.4902
	10 Dibenzofuran	168	9.119	9.114	(1.026)	67383	0.50000	0.5099
	11 Fluorene	166	9.538	9.539	(1.073)	50430	0.50000	0.5011
$	13 2,4,6-Tribromophenol(ester)	344	9.727	9.722	(0.909)	17451	2.50000	2.503
	14 Pentachlorophenol(ester)	280	10.342	10.343	(0.967)	22632	2.50000	2.427
*	15 Phenanthrene-d10	188	10.697	10.698	(1.000)	255121	2.00000	
	16 Phenanthrene	178	10.726	10.727	(1.003)	67993	0.50000	0.4953
	17 Anthracene	178	10.779	10.780	(1.008)	66449	0.50000	0.4800
	19 Fluoranthene	202	12.216	12.216	(1.142)	57086	0.50000	0.4924
	20 Pyrene	202	12.505	12.506	(0.893)	61875	0.50000	0.5016
	22 Benzo(a)anthracene	228	13.983	13.984	(0.998)	50860	0.50000	0.4839
*	23 Chrysene-d12	240	14.006	14.001	(1.000)	176657	2.00000	
	24 Chrysene	228	14.036	14.037	(1.002)	47846	0.50000	0.4832
	28 Benzo(b)fluoranthene	252	15.360	15.355	(0.964)	51196	0.50000	0.4984
	29 Benzo(k)fluoranthene	252	15.389	15.390	(0.966)	45787	0.50000	0.4347
	30 Benzo(a)pyrene	252	15.844	15.845	(0.995)	43077	0.50000	0.4598
*	31 Perylene-d12	264	15.927	15.928	(1.000)	181352	2.00000	
	33 Indeno(1,2,3-cd)pyrene	276	17.842	17.837	(1.120)	44724	0.50000	0.4521
$	32 Dibenz(a,h)anthrancene-d14	292	17.771	17.766	(1.116)	26738	0.50000	0.4515
	34 Dibenz(a,h)anthracene	278	17.830	17.831	(1.119)	35865	0.50000	0.4480

Compounds	QUANT SIG MASS	RT	EXP RT	REL RT	RESPONSE	AMOUNTS CAL-AMT (ug/mL)	AMOUNTS ON-COL (ug/mL)
35 Benzo(g,h,i)perylene	276	18.409	18.410	(1.156)	39453	0.50000	0.4519
48 Biphenyl	154	8.155	8.156	(0.918)	55124	0.50000	0.4731
49 2,6-Dimethylnaphthalene	156	8.350	8.351	(0.939)	42990	0.50000	0.4921
50 2,3,5-Trimethylnaphthalene	170	9.373	9.374	(1.055)	34391	0.50000	0.4947
51 1-Methylphenanthrene	192	11.500	11.495	(0.821)	41349	0.50000	0.5022
52 Benzo(e)pyrene	252	15.762	15.763	(0.990)	47824	0.50000	0.4660
53 Perylene	252	15.963	15.963	(1.002)	43296	0.50000	0.4467



Analytical Resources, Inc.

INTERNAL STANDARD COMPOUNDS
AREA AND RT SUMMARY

Instrument ID: nt1.i
Lab File ID: ic0904e.d
Lab Smp Id: IC0904E
Analysis Type: SV
Quant Type: ISTD
Operator: VTS
Method File: /chem3/nt1.i/20060904A.b/simpna.m
Misc Info: SIM.5

Calibration Date: 04-SEP-2006
Calibration Time: 11:35
Level:
Sample Type:

COMPOUND	STANDARD	AREA LIMIT LOWER	AREA LIMIT UPPER	SAMPLE	%DIFF
1 Naphthalene-d8	452281	226140	904562	400769	-11.39
8 Acenaphthene-d10	225070	112535	450140	189390	-15.85
15 Phenanthrene-d10	300728	150364	601456	255121	-15.17
23 Chrysene-d12	217646	108823	435292	176657	-18.83
31 Perylene-d12	220685	110342	441370	181352	-17.82

COMPOUND	STANDARD	RT LIMIT LOWER	RT LIMIT UPPER	SAMPLE	%DIFF
1 Naphthalene-d8	6.83	6.33	7.33	6.83	-0.01
8 Acenaphthene-d10	8.89	8.39	9.39	8.89	0.00
15 Phenanthrene-d10	10.70	10.20	11.20	10.70	0.00
23 Chrysene-d12	14.01	13.51	14.51	14.01	0.00
31 Perylene-d12	15.93	15.43	16.43	15.93	0.00

AREA UPPER LIMIT = +100% of internal standard area.
AREA LOWER LIMIT = - 50% of internal standard area.
RT UPPER LIMIT = + 0.50 minutes of internal standard RT.
RT LOWER LIMIT = - 0.50 minutes of internal standard RT.

Data File: /chem3/nt1.i/20060904A.b/ic0904e.d
Date : 04-SEP-2006 13:13
Client ID:
Sample Info: IC0904E

Instrument: nt1.i

Operator: VTS
Column diameter: 0.25

Column phase: ZB-5

0142

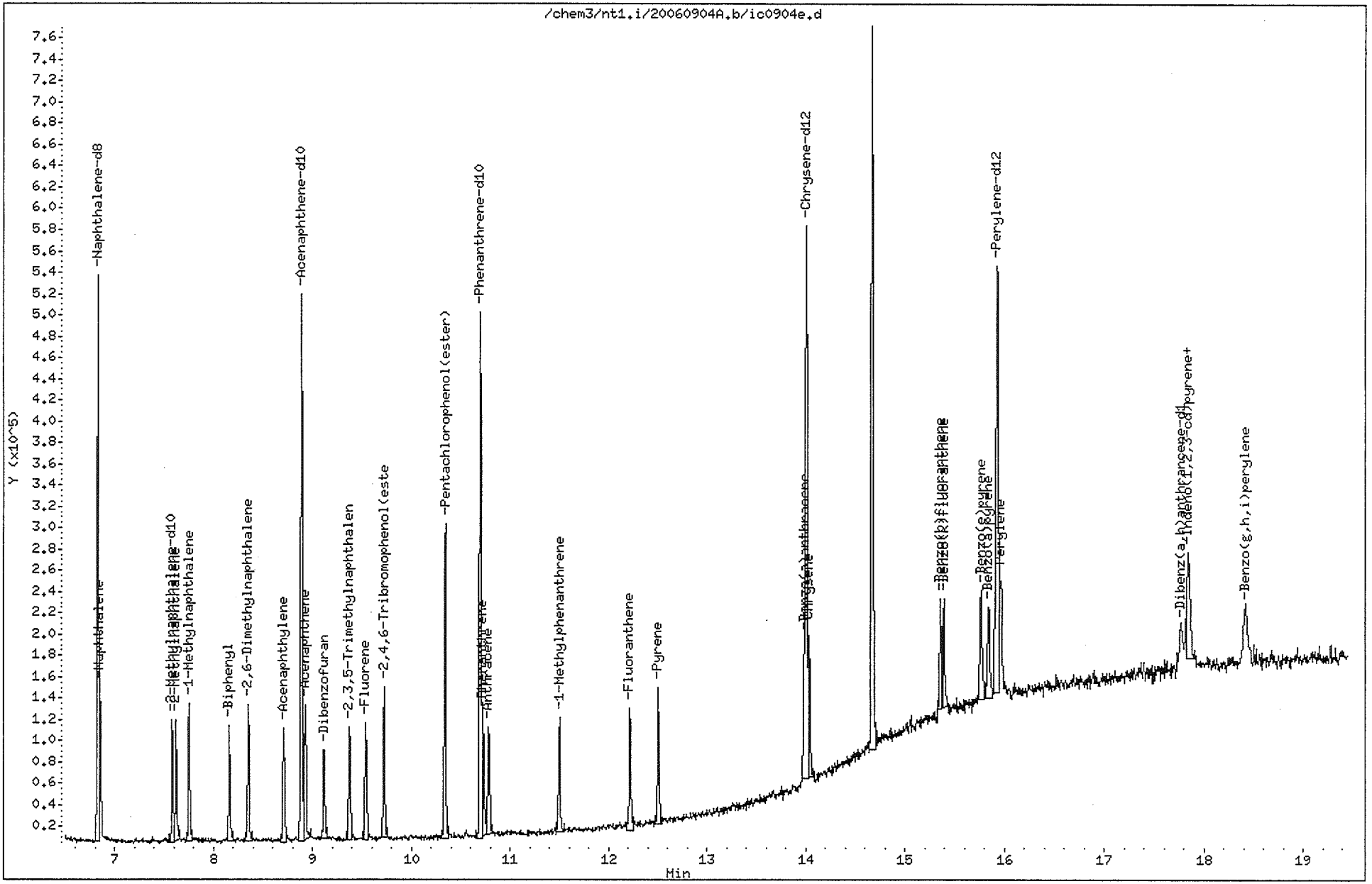

Analytical Resources, Inc.

Polynuclear Aromatic Hydrocarbons/Phthalates by Selected Ion Monitoring

Data file : /chem3/nt1.i/20060904A.b/ic0904f.d
Lab Smp Id: IC0904F
Inj Date : 04-SEP-2006 13:38
Operator : VTS Inst ID: nt1.i
Smp Info : IC0904F
Misc Info : SIM1
Comment : 1ul Injection
Method : /chem3/nt1.i/20060904A.b/simpna.m
Meth Date : 05-Sep-2006 08:12 van Quant Type: ISTD
Cal Date : 04-SEP-2006 13:38 Cal File: ic0904f.d
Als bottle: 6 Calibration Sample, Level: 3
Dil Factor: 1.00000
Integrator: HP RTE Compound Sublist: t4pcp.sub
Target Version: 3.50

	Compounds	QUANT SIG MASS	RT	EXP RT	REL RT	RESPONSE	AMOUNTS CAL-AMT (ug/mL)	AMOUNTS ON-COL (ug/mL)
*	1 Naphthalene-d8	136	6.826	6.826	(1.000)	391064	2.00000	
	2 Naphthalene	128	6.850	6.850	(1.003)	202437	1.00000	1.077
$	3 2-Methylnaphthalene-d10	152	7.583	7.583	(1.111)	103474	1.00000	1.067
	4 2-Methylnaphthalene	142	7.618	7.618	(1.116)	106450	1.00000	1.066
	5 1-Methylnaphthalene	142	7.748	7.748	(1.135)	112109	1.00000	1.035
	7 Acenaphthylene	152	8.706	8.706	(0.979)	162975	1.00000	1.046
*	8 Acenaphthene-d10	164	8.889	8.889	(1.000)	189715	2.00000	
	9 Acenaphthene	153	8.925	8.925	(1.004)	98153	1.00000	1.043
	10 Dibenzofuran	168	9.114	9.114	(1.025)	140842	1.00000	1.053
	11 Fluorene	166	9.539	9.539	(1.073)	108699	1.00000	1.064
$	13 2,4,6-Tribromophenol(ester)	344	9.722	9.722	(0.909)	38945	5.00000	5.676
	14 Pentachlorophenol(ester)	280	10.343	10.343	(0.967)	49918	5.00000	5.482
*	15 Phenanthrene-d10	188	10.698	10.698	(1.000)	244277	2.00000	
	16 Phenanthrene	178	10.727	10.727	(1.003)	137336	1.00000	1.037
	17 Anthracene	178	10.780	10.780	(1.008)	138569	1.00000	1.038
	19 Fluoranthene	202	12.216	12.216	(1.142)	123153	1.00000	1.090
	20 Pyrene	202	12.506	12.506	(0.893)	126600	1.00000	1.039
	22 Benzo(a)anthracene	228	13.984	13.984	(0.999)	107819	1.00000	1.039
*	23 Chrysene-d12	240	14.001	14.001	(1.000)	173158	2.00000	
	24 Chrysene	228	14.037	14.037	(1.003)	100084	1.00000	1.026
	28 Benzo(b)fluoranthene	252	15.355	15.355	(0.964)	99122	1.00000	0.9992
	29 Benzo(k)fluoranthene	252	15.390	15.390	(0.966)	112874	1.00000	1.089
	30 Benzo(a)pyrene	252	15.845	15.845	(0.995)	84374	1.00000	0.9430
*	31 Perylene-d12	264	15.928	15.928	(1.000)	175181	2.00000	
	33 Indeno(1,2,3-cd)pyrene	276	17.837	17.837	(1.120)	98521	1.00000	1.026
$	32 Dibenz(a,h)anthrancene-d14	292	17.766	17.766	(1.115)	58442	1.00000	1.018
	34 Dibenz(a,h)anthracene	278	17.831	17.831	(1.119)	80413	1.00000	1.033

Compounds	QUANT SIG MASS	RT	EXP RT	REL RT	RESPONSE	AMOUNTS CAL-AMT (ug/mL)	AMOUNTS ON-COL (ug/mL)
35 Benzo(g,h,i)perylene	276	18.410	18.410	(1.156)	87693	1.00000	1.033
48 Biphenyl	154	8.156	8.156	(0.918)	122267	1.00000	1.039
49 2,6-Dimethylnaphthalene	156	8.351	8.351	(0.939)	95643	1.00000	1.076
50 2,3,5-Trimethylnaphthalene	170	9.374	9.374	(1.055)	73025	1.00000	1.040
51 1-Methylphenanthrene	192	11.495	11.495	(0.821)	86862	1.00000	1.063
52 Benzo(e)pyrene	252	15.763	15.763	(0.990)	102438	1.00000	1.028
53 Perylene	252	15.963	15.963	(1.002)	89925	1.00000	0.9668



Analytical Resources, Inc.

INTERNAL STANDARD COMPOUNDS
AREA AND RT SUMMARY

Instrument ID: nt1.i
Lab File ID: ic0904f.d
Lab Smp Id: IC0904F
Analysis Type: SV
Quant Type: ISTD
Operator: VTS
Method File: /chem3/nt1.i/20060904A.b/simpna.m
Misc Info: SIM1

Calibration Date: 04-SEP-2006
Calibration Time: 11:35
Level:
Sample Type:

COMPOUND	STANDARD	AREA LIMIT LOWER	AREA LIMIT UPPER	SAMPLE	%DIFF
1 Naphthalene-d8	452281	226140	904562	391064	-13.54
8 Acenaphthene-d10	225070	112535	450140	189715	-15.71
15 Phenanthrene-d10	300728	150364	601456	244277	-18.77
23 Chrysene-d12	217646	108823	435292	173158	-20.44
31 Perylene-d12	220685	110342	441370	175181	-20.62

COMPOUND	STANDARD	RT LIMIT LOWER	RT LIMIT UPPER	SAMPLE	%DIFF
1 Naphthalene-d8	6.83	6.33	7.33	6.83	-0.08
8 Acenaphthene-d10	8.89	8.39	9.39	8.89	0.01
15 Phenanthrene-d10	10.70	10.20	11.20	10.70	0.00
23 Chrysene-d12	14.01	13.51	14.51	14.00	-0.04
31 Perylene-d12	15.93	15.43	16.43	15.93	0.00

AREA UPPER LIMIT = +100% of internal standard area.
AREA LOWER LIMIT = - 50% of internal standard area.
RT UPPER LIMIT = + 0.50 minutes of internal standard RT.
RT LOWER LIMIT = - 0.50 minutes of internal standard RT.

Data File: /chem3/nt1.i/20060904A.b/ic0904f.d
Date : 04-SEP-2006 13:38
Client ID:
Sample Info: IC0904F

Instrument: nt1.i

Operator: VTS
Column diameter: 0.25

Column phase: ZB-5

0146

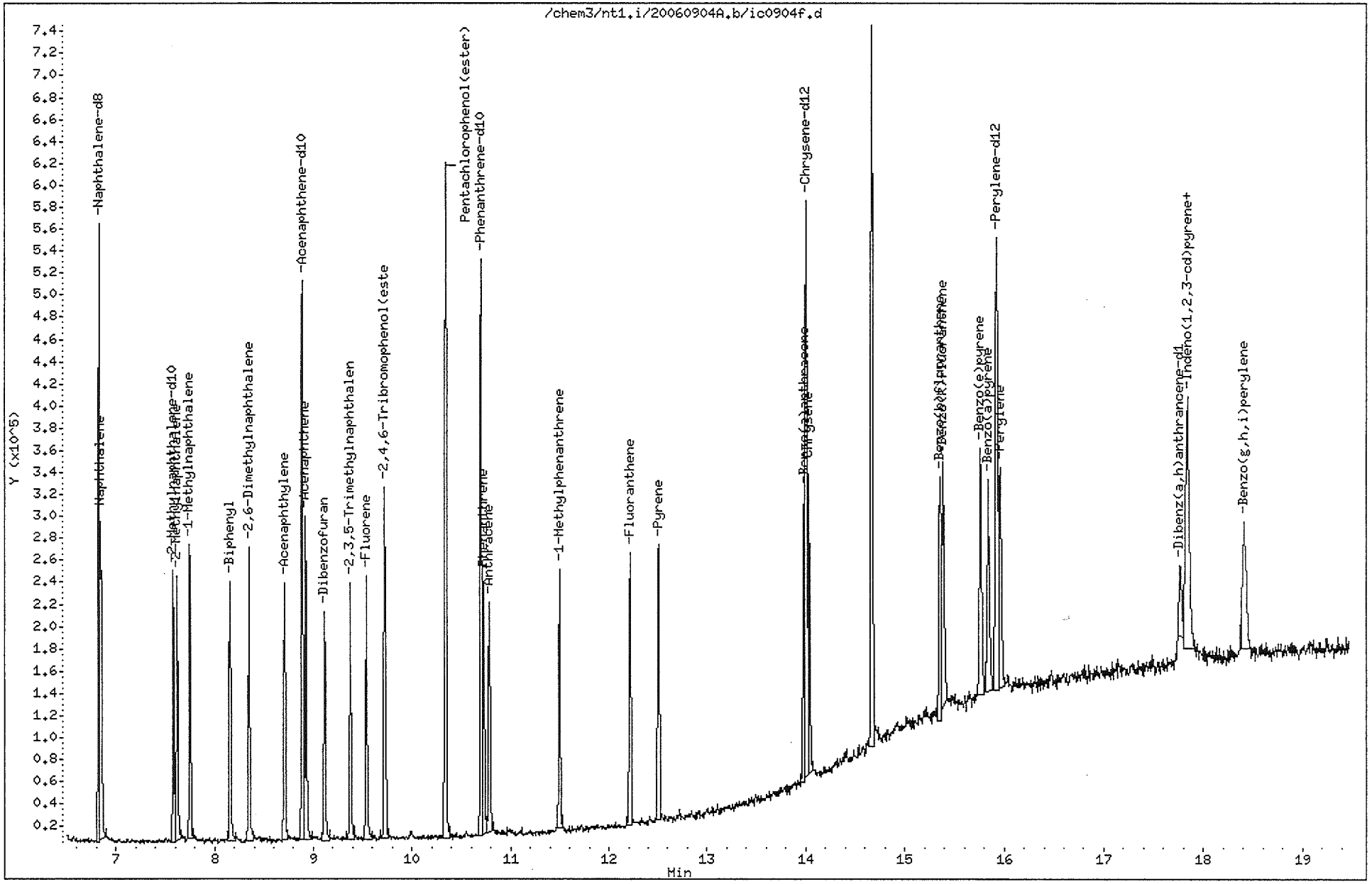

Analytical Resources, Inc.

Polynuclear Aromatic Hydrocarbons/Phthalates by Selected Ion Monitoring

Data file : /chem3/nt1.i/20060904A.b/icv0904.d
Lab Smp Id: ICV0904
Inj Date : 04-SEP-2006 14:03
Operator : VTS Inst ID: nt1.i
Smp Info : ICV0904
Misc Info : SIM2.5
Comment : 1ul Injection
Method : /chem3/nt1.i/20060904A.b/simpna.m
Meth Date : 05-Sep-2006 08:09 van Quant Type: ISTD
Cal Date : 04-SEP-2006 13:38 Cal File: ic0904f.d
Als bottle: 7
Dil Factor: 1.00000
Integrator: HP RTE Compound Sublist: pnalmn.sub
Target Version: 3.50
Processing Host: cserv3

	Compounds	QUANT SIG MASS	RT	EXP RT	REL RT	RESPONSE	CONCENTRATIONS ON-COLUMN (ug/mL)	CONCENTRATIONS FINAL (ug/mL)
*	1 Naphthalene-d8	136	6.825	6.826	(1.000)	390715	2.00000	
	2 Naphthalene	128	6.849	6.850	(1.003)	526638	2.80553	2.806
$	3 2-Methylnaphthalene-d10	152	7.582	7.583	(1.111)	275445	2.84303	2.843(R)
	4 2-Methylnaphthalene	142	7.623	7.618	(1.117)	296546	2.97237	2.972
	5 1-Methylnaphthalene	142	7.753	7.748	(1.136)	286097	2.64260	2.643
	7 Acenaphthylene	152	8.704	8.706	(0.979)	444172	2.89176	2.892
*	8 Acenaphthene-d10	164	8.888	8.889	(1.000)	186960	2.00000	
	9 Acenaphthene	153	8.923	8.925	(1.004)	251842	2.71472	2.715
	10 Dibenzofuran	168	9.112	9.114	(1.025)	361196	2.73960	2.740
	11 Fluorene	166	9.538	9.539	(1.073)	283375	2.81544	2.815
*	15 Phenanthrene-d10	188	10.696	10.698	(1.000)	244729	2.00000	
	16 Phenanthrene	178	10.726	10.727	(1.003)	363054	2.73674	2.737
	17 Anthracene	178	10.779	10.780	(1.008)	370180	2.76677	2.767
	19 Fluoranthene	202	12.215	12.216	(1.142)	312134	2.75651	2.757
	20 Pyrene	202	12.505	12.506	(0.893)	337802	2.72588	2.726
	22 Benzo(a)anthracene	228	13.982	13.984	(0.998)	294627	2.79095	2.791
*	23 Chrysene-d12	240	14.006	14.001	(1.000)	176078	2.00000	
	24 Chrysene	228	14.035	14.037	(1.002)	268192	2.70356	2.704
	28 Benzo(b)fluoranthene	252	15.359	15.355	(0.964)	267060	2.47341	2.473
	29 Benzo(k)fluoranthene	252	15.389	15.390	(0.966)	316265	2.80463	2.805
	30 Benzo(a)pyrene	252	15.844	15.845	(0.995)	253941	2.60759	2.608
*	31 Perylene-d12	264	15.927	15.928	(1.000)	190669	2.00000	
	33 Indeno(1,2,3-cd)pyrene	276	17.847	17.837	(1.121)	281635	2.69388	2.694
$	32 Dibenz(a,h)anthrancene-d14	292	17.771	17.766	(1.116)	130383	2.08673	2.087(R)
	34 Dibenz(a,h)anthracene	278	17.841	17.831	(1.120)	225670	2.66329	2.663
	35 Benzo(g,h,i)perylene	276	18.415	18.410	(1.156)	243888	2.63965	2.640

QC Flag Legend

R - Spike/Surrogate failed recovery limits.

VTS
9.5.2006

Analytical Resources, Inc.

INTERNAL STANDARD COMPOUNDS
AREA AND RT SUMMARY

Instrument ID: nt1.i
Lab File ID: icv0904.d
Lab Smp Id: ICV0904
Analysis Type: SV
Quant Type: ISTD
Operator: VTS
Method File: /chem3/nt1.i/20060904A.b/simpna.m
Misc Info: SIM2.5

Calibration Date: 04-SEP-2006
Calibration Time: 11:35
Level:
Sample Type:

COMPOUND	STANDARD	AREA LIMIT LOWER	AREA LIMIT UPPER	SAMPLE	%DIFF
1 Naphthalene-d8	452281	226140	904562	390715	-13.61
8 Acenaphthene-d10	225070	112535	450140	186960	-16.93
15 Phenanthrene-d10	300728	150364	601456	244729	-18.62
23 Chrysene-d12	217646	108823	435292	176078	-19.10
31 Perylene-d12	220685	110342	441370	190669	-13.60

COMPOUND	STANDARD	RT LIMIT LOWER	RT LIMIT UPPER	SAMPLE	%DIFF
1 Naphthalene-d8	6.83	6.33	7.33	6.83	-0.10
8 Acenaphthene-d10	8.89	8.39	9.39	8.89	-0.01
15 Phenanthrene-d10	10.70	10.20	11.20	10.70	-0.01
23 Chrysene-d12	14.01	13.51	14.51	14.01	-0.01
31 Perylene-d12	15.93	15.43	16.43	15.93	-0.01

AREA UPPER LIMIT = +100% of internal standard area.
AREA LOWER LIMIT = - 50% of internal standard area.
RT UPPER LIMIT = + 0.50 minutes of internal standard RT.
RT LOWER LIMIT = - 0.50 minutes of internal standard RT.

Data File: /chem3/nt1.i/20060904A.b/icv0904.d
Date : 04-SEP-2006 14:03
Client ID:
Sample Info: ICV0904

Instrument: nt1.i

Operator: VTS
Column diameter: 0.25

Column phase: ZB-5

0150

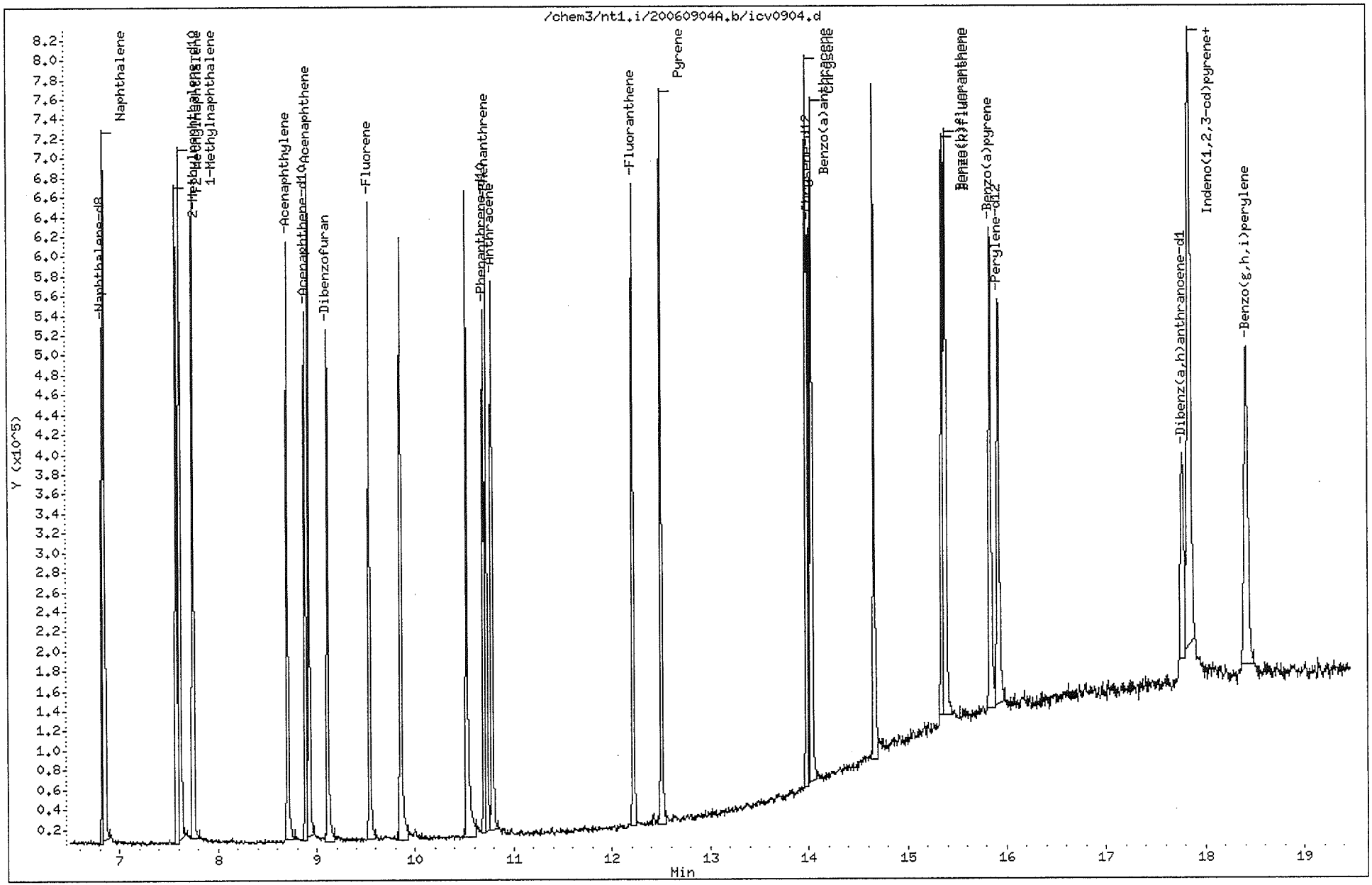

7B

SEMIVOLATILE 8270-C CONTINUING CALIBRATION CHECK

Lab Name: ANALYTICAL RESOURCES, INC Client: ANCHOR

ARI Job No: KC54 Project: CHINOOK VENTURES

Instrument ID: NT1 Cont. Calib. Date: 11/07/06

Init. Calib. Date: 09/04/06 Cont. Calib. Time: 1102

COMPOUND	$\overline{RRF}$	RRF2.5	MIN RRF	%D	MAX %D
Naphthalene	0.961	1.041	0.100	-8.3	
2-Methylnaphthalene	0.511	0.532	0.100	-4.1	
Acenaphthylene	1.643	1.644	0.100	-0.1	
Acenaphthene	0.992	1.003	0.100	-1.1	20.0
Dibenzofuran	1.410	1.376	0.100	2.4	
Fluorene	1.077	1.106	0.100	-2.7	
Phenanthrene	1.084	1.083	0.100	0.1	
Anthracene	1.093	1.105	0.100	-1.1	
Fluoranthene	0.925	0.905	0.100	2.2	20.0
Pyrene	1.408	1.423	0.100	-1.1	
Benzo(a)anthracene	1.199	1.126	0.100	6.1	
Chrysene	1.127	1.065	0.100	5.5	
Benzo(b)fluoranthene	1.133	1.022	0.100	9.8	
Benzo(k)fluoranthene	1.183	1.286	0.100	-8.7	
Benzo(a)pyrene	1.021	0.993	0.100	2.7	20.0
Indeno(1,2,3-cd)pyrene	1.096	1.008	0.100	8.0	
Dibenz(a,h)anthracene	0.889	0.836	0.100	6.0	
Benzo(g,h,i)perylene	0.969	0.877	0.100	9.5	
1-Methylnaphthalene	0.554	0.556	0.100	-0.4	
2-Methylnaphthalene-d10	0.496	0.484	0.100	2.4	
Dibenz(a,h)anthrancene-d14	0.655	0.613	0.100	6.4	

<- Outside QC limits

FORM VII SV-1

Analytical Resources, Inc.

Polynuclear Aromatic Hydrocarbons/Phthalates by Selected Ion Monitoring

Data file : /chem3/nt1.i/20061107.b/cc1107.d
Lab Smp Id: CC1107
Inj Date : 07-NOV-2006 11:02
Operator : VTS Inst ID: nt1.i
Smp Info : CC1107
Misc Info :
Comment : 1ul Injection
Method : /chem3/nt1.i/20061107.b/simpna.m
Meth Date : 07-Nov-2006 12:12 van Quant Type: ISTD
Cal Date : 04-SEP-2006 13:38 Cal File: ic0904f.d
Als bottle: 3 Continuing Calibration Sample
Dil Factor: 1.00000
Integrator: HP RTE Compound Sublist: pna1mn.sub
Target Version: 3.50

		Compounds	QUANT SIG MASS	RT	EXP RT	REL RT	RESPONSE	AMOUNTS CAL-AMT (ug/mL)	AMOUNTS ON-COL (ug/mL)
*	1	Naphthalene-d8	136	6.370	6.370	(1.000)	315704	2.00000	
	2	Naphthalene	128	6.394	6.394	(1.004)	410714	2.50000	2.708
$	3	2-Methylnaphthalene-d10	152	7.115	7.115	(1.117)	190995	2.50000	2.440
	4	2-Methylnaphthalene	142	7.150	7.150	(1.122)	209849	2.50000	2.603
	5	1-Methylnaphthalene	142	7.274	7.274	(1.142)	219284	2.50000	2.507
	7	Acenaphthylene	152	8.214	8.214	(0.979)	309297	2.50000	2.501
*	8	Acenaphthene-d10	164	8.392	8.392	(1.000)	150524	2.00000	
	9	Acenaphthene	153	8.433	8.433	(1.005)	188720	2.50000	2.527
	10	Dibenzofuran	168	8.622	8.622	(1.027)	258942	2.50000	2.439
	11	Fluorene	166	9.036	9.036	(1.077)	208086	2.50000	2.568
*	15	Phenanthrene-d10	188	10.182	10.182	(1.000)	202072	2.00000	
	16	Phenanthrene	178	10.212	10.212	(1.003)	273502	2.50000	2.497
	17	Anthracene	178	10.271	10.271	(1.009)	279202	2.50000	2.527
	19	Fluoranthene	202	11.689	11.689	(1.148)	228664	2.50000	2.446
	20	Pyrene	202	11.973	11.973	(0.889)	248061	2.50000	2.527
	22	Benzo(a)anthracene	228	13.451	13.451	(0.998)	196320	2.50000	2.348
*	23	Chrysene-d12	240	13.474	13.474	(1.000)	139479	2.00000	
	24	Chrysene	228	13.504	13.504	(1.002)	185669	2.50000	2.363
	28	Benzo(b)fluoranthene	252	14.733	14.733	(0.969)	179281	2.50000	2.256
	29	Benzo(k)fluoranthene	252	14.757	14.757	(0.970)	225571	2.50000	2.718(H)
	30	Benzo(a)pyrene	252	15.141	15.141	(0.995)	174255	2.50000	2.431
*	31	Perylene-d12	264	15.212	15.212	(1.000)	140334	2.00000	
	33	Indeno(1,2,3-cd)pyrene	276	16.813	16.813	(1.105)	176874	2.50000	2.299
$	32	Dibenz(a,h)anthrancene-d14	292	16.754	16.754	(1.101)	107537	2.50000	2.338
	34	Dibenz(a,h)anthracene	278	16.813	16.813	(1.105)	146601	2.50000	2.351
	35	Benzo(g,h,i)perylene	276	17.280	17.280	(1.136)	153848	2.50000	2.262

QC Flag Legend

H - Operator selected an alternate compound hit.

VTS
11-9-2006

Analytical Resources, Inc.

INTERNAL STANDARD COMPOUNDS
AREA AND RT SUMMARY

Instrument ID: nt1.i
Lab File ID: cc1107.d
Lab Smp Id: CC1107
Analysis Type: SV
Quant Type: ISTD
Operator: VTS
Method File: /chem3/nt1.i/20061107.b/simpna.m
Misc Info:

Calibration Date: 07-NOV-2006
Calibration Time: 11:02
Level:
Sample Type:

COMPOUND	STANDARD	AREA LIMIT LOWER	AREA LIMIT UPPER	SAMPLE	%DIFF
1 Naphthalene-d8	315704	157852	631408	315704	0.00
8 Acenaphthene-d10	150524	75262	301048	150524	0.00
15 Phenanthrene-d10	202072	101036	404144	202072	0.00
23 Chrysene-d12	139479	69740	278958	139479	0.00
31 Perylene-d12	140334	70167	280668	140334	0.00

COMPOUND	STANDARD	RT LIMIT LOWER	RT LIMIT UPPER	SAMPLE	%DIFF
1 Naphthalene-d8	6.37	5.87	6.87	6.37	0.00
8 Acenaphthene-d10	8.39	7.89	8.89	8.39	0.00
15 Phenanthrene-d10	10.18	9.68	10.68	10.18	0.00
23 Chrysene-d12	13.47	12.97	13.97	13.47	0.00
31 Perylene-d12	15.21	14.71	15.71	15.21	0.00

AREA UPPER LIMIT = +100% of internal standard area.
AREA LOWER LIMIT = - 50% of internal standard area.
RT UPPER LIMIT = + 0.50 minutes of internal standard RT.
RT LOWER LIMIT = - 0.50 minutes of internal standard RT.

Analytical Resources, Inc.

CONTINUING CALIBRATION COMPOUNDS

Instrument ID: nt1.i
Lab File ID: cc1107.d
Analysis Type:
Lab Sample ID: CC1107
Method: /chem3/nt1.i/20061107.b/simpna.m

Injection Date: 07-NOV-2006 11:02
Init. Cal. Date(s): 04-SEP-2006 04-SEP-2006
Init. Cal. Times: 11:35 13:38
Quant Type: ISTD

COMPOUND	RRF / AMOUNT	RF2	MIN RRF	%D / %DRIFT	MAX %D / %DRIFT	CURVE TYPE
2 Naphthalene	0.96088	1.04076	0.010	-8.31326	20.00000	Averaged
$ 3 2-Methylnaphthalene-d10	0.49593	0.48398	0.010	2.40930	20.00000	Averaged
4 2-Methylnaphthalene	0.51069	0.53176	0.010	-4.12572	20.00000	Averaged
5 1-Methylnaphthalene	0.55418	0.55567	0.010	-0.26853	20.00000	Averaged
7 Acenaphthylene	1.64312	1.64384	0.010	-0.04381	20.00000	Averaged
9 Acenaphthene	0.99240	1.00300	0.010	-1.06886	20.00000	Averaged
10 Dibenzofuran	1.41038	1.37622	0.010	2.42246	20.00000	Averaged
11 Fluorene	1.07671	1.10593	0.010	-2.71406	20.00000	Averaged
16 Phenanthrene	1.08413	1.08279	0.010	0.12395	20.00000	Averaged
17 Anthracene	1.09341	1.10536	0.010	-1.09231	20.00000	Averaged
19 Fluoranthene	0.92539	0.90528	0.010	2.17376	20.00000	Averaged
20 Pyrene	1.40761	1.42279	0.010	-1.07843	20.00000	Averaged
22 Benzo(a)anthracene	1.19907	1.12602	0.010	6.09236	20.00000	Averaged
24 Chrysene	1.12677	1.06493	0.010	5.48823	20.00000	Averaged
28 Benzo(b)fluoranthene	1.13256	1.02202	0.010	9.75995	20.00000	Averaged
29 Benzo(k)fluoranthene	1.18284	1.28591	0.010	-8.71374	20.00000	Averaged
30 Benzo(a)pyrene	1.02151	0.99337	0.010	2.75463	20.00000	Averaged
33 Indeno(1,2,3-cd)pyrene	1.09663	1.00830	0.010	8.05400	20.00000	Averaged
$ 32 Dibenz(a,h)anthrancene-d14	0.65540	0.61303	0.010	6.46344	20.00000	Averaged
34 Dibenz(a,h)anthracene	0.88880	0.83573	0.010	5.97162	20.00000	Averaged
35 Benzo(g,h,i)perylene	0.96916	0.87704	0.010	9.50486	20.00000	Averaged

Data File: /chem3/nt1.i/20061107.b/cc1107.d
Date : 07-NOV-2006 11:02
Client ID:
Sample Info: CC1107

Instrument: nt1.i

Operator: VTS
Column diameter: 0.25

Column phase: ZB-5

0156

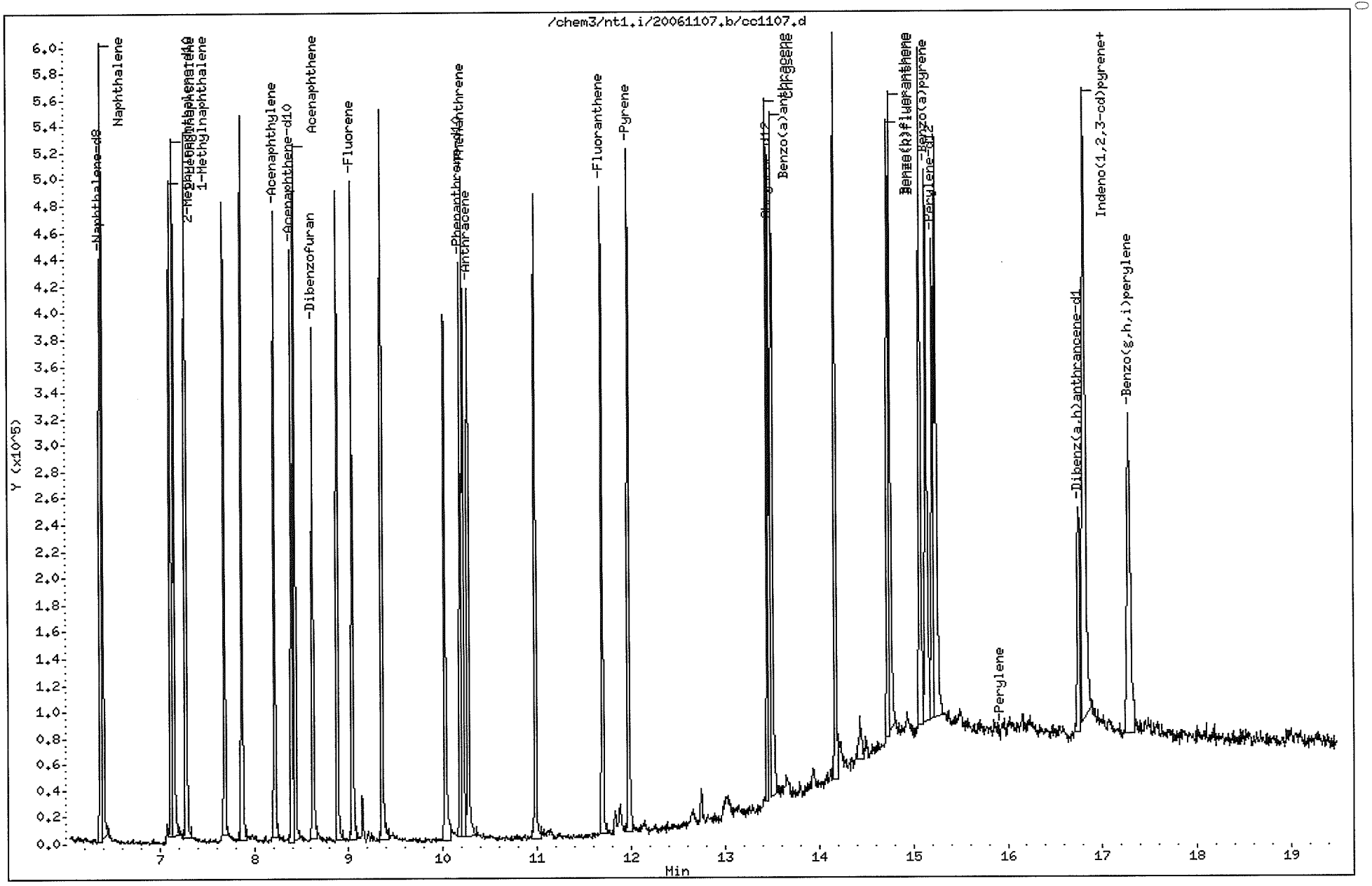

Data File: /chem3/nt1.i/20061107.b/ddt.b/df1107.d
Injection Date: 07-NOV-2006 10:47
Instrument: nt1.i
Client Sample ID:

Compound: Pentachlorophenol
CAS Number: 87-86-5

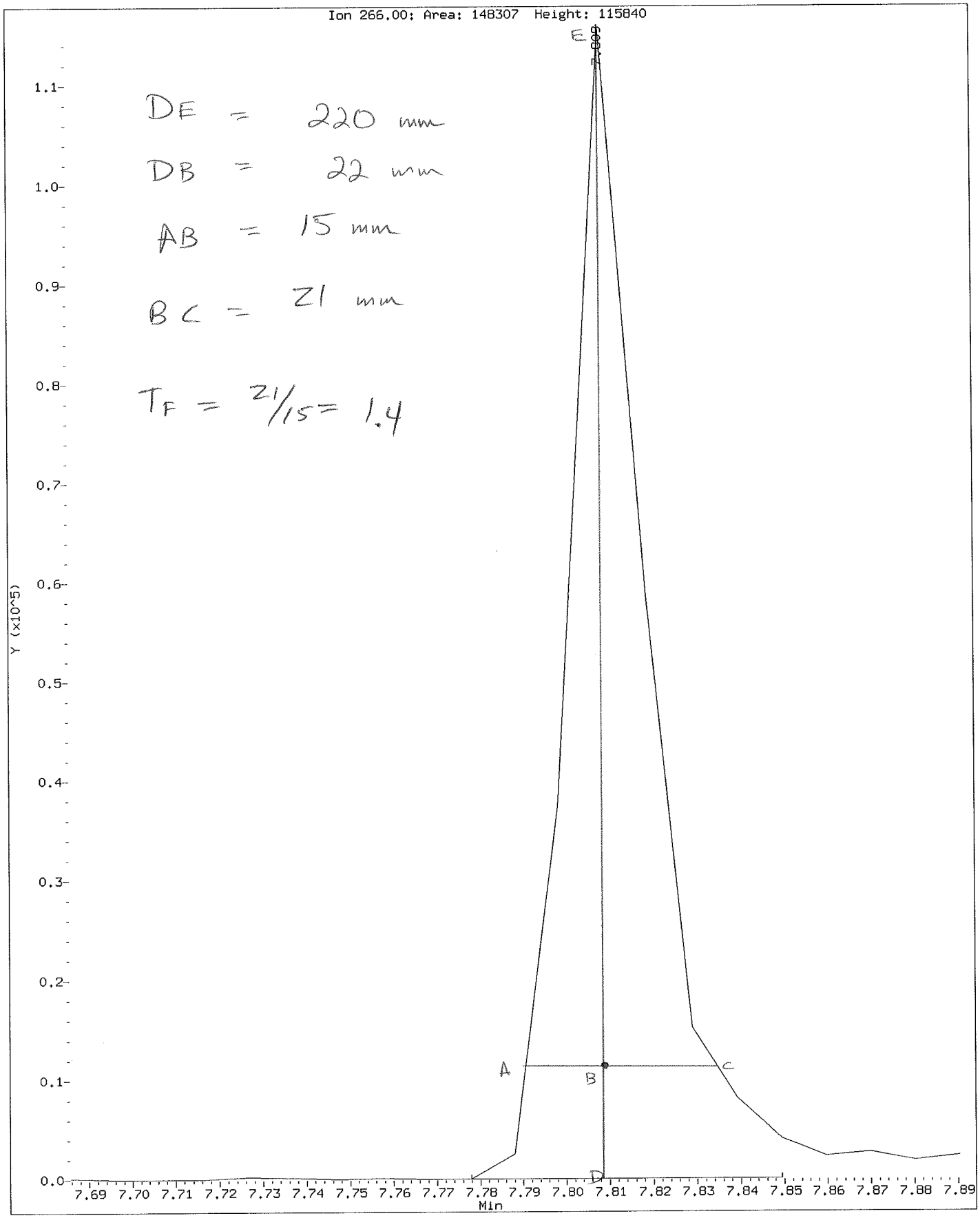

Data File: /chem3/nt1.i/20061107.b/ddt.b/df1107.d
Injection Date: 07-NOV-2006 10:47
Instrument: nt1.i
Client Sample ID:

Compound: Benzidine
CAS Number:

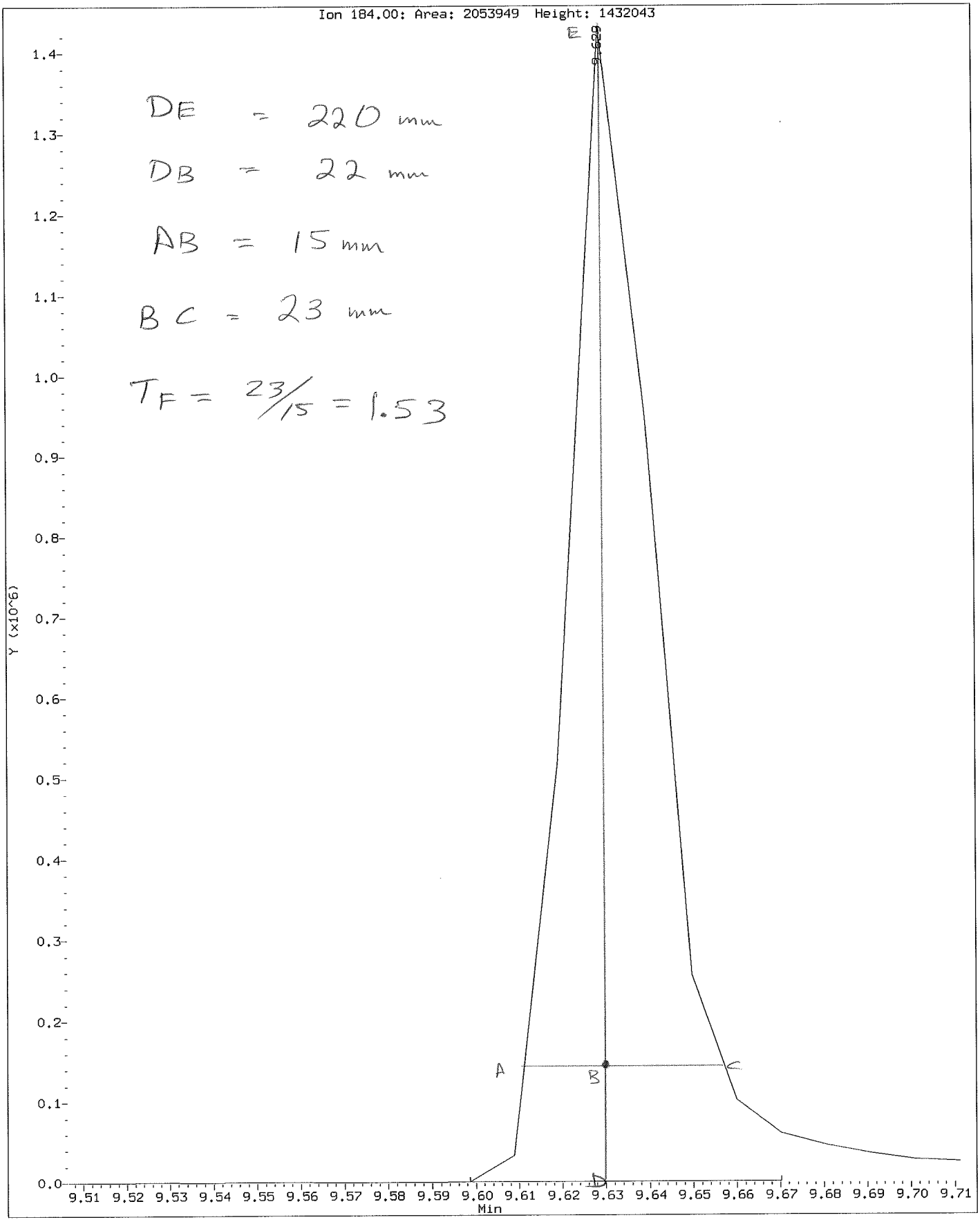

Analytical Resources Inc.
ABN by sw846 8270C
DDT Breakdown Report

Data file: /chem3/nt1.i/20061107.b/ddt.b/df1107.d
Method: /chem3/nt1.i/20061107.b/ddt.b/sw846ddt.m
Analysis Date: 07-NOV-2006 10:47

ARI ID: DF1107
Misc:
Instrument: nt1.i

COMPOUND	RT	AREA
Pentachlorophenol	7.809	148307
Benzidine	9.629	2053949
4,4'-DDE	9.906	3519
4,4'-DDD	10.325	28684
4,4'-DDT	10.693	708558

$$\text{DDT Percent Breakdown} = \frac{(\text{DDE Area} + \text{DDD Area}) * 100}{(\text{DDE Area} + \text{DDD Area} + \text{DDT Area})}$$

$$\text{DDT Percent Breakdown} = \frac{(\ 3519 + 28684) * 100}{(\ 3519 + 28684 + 708558)}$$

DDT Percent Breakdown = 4.3 %

SIM PNA Analysis
QC Raw Data

prepared
for

ANCHOR ENVIRONMENTAL

Project: Chinook, 060354-01

ARI JOB NO: KC54

prepared
by

Analytical Resources, Inc.

Data File: /chem3/nt1.i/20060904A.b/df0904a.d

Date : 04-SEP-2006 11:15

Client ID:

Instrument: nt1.i

Sample Info: DF0904

Operator: VTS

Column phase: ZB-5

Column diameter: 0.25

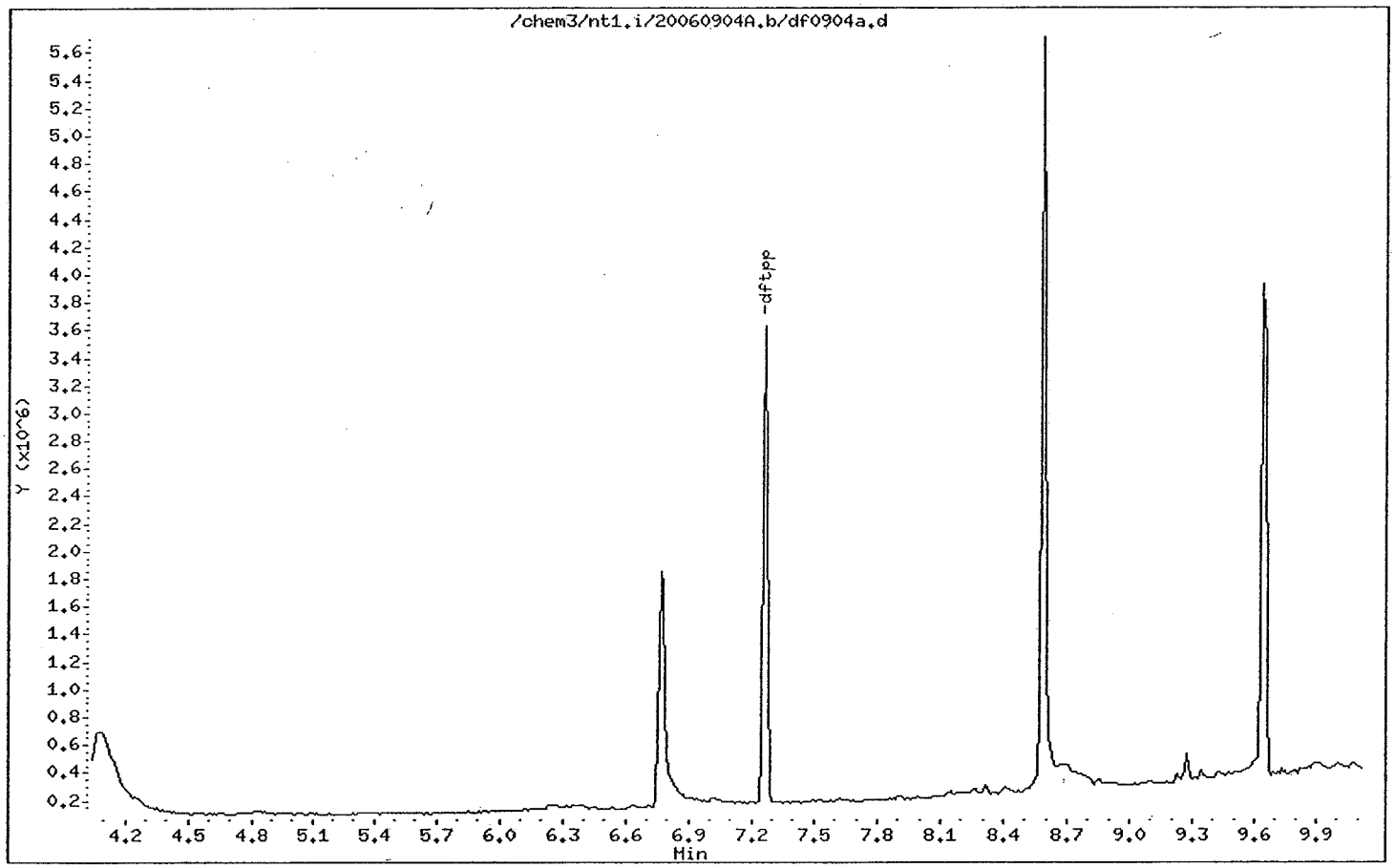

Data File: /chem3/nt1.i/20060904A.b/df0904a.d

Date : 04-SEP-2006 11:15

Client ID:

Instrument: nt1.i

Sample Info: DF0904

Operator: VTS

Column phase: ZB-5

Column diameter: 0.25

1 dftpp

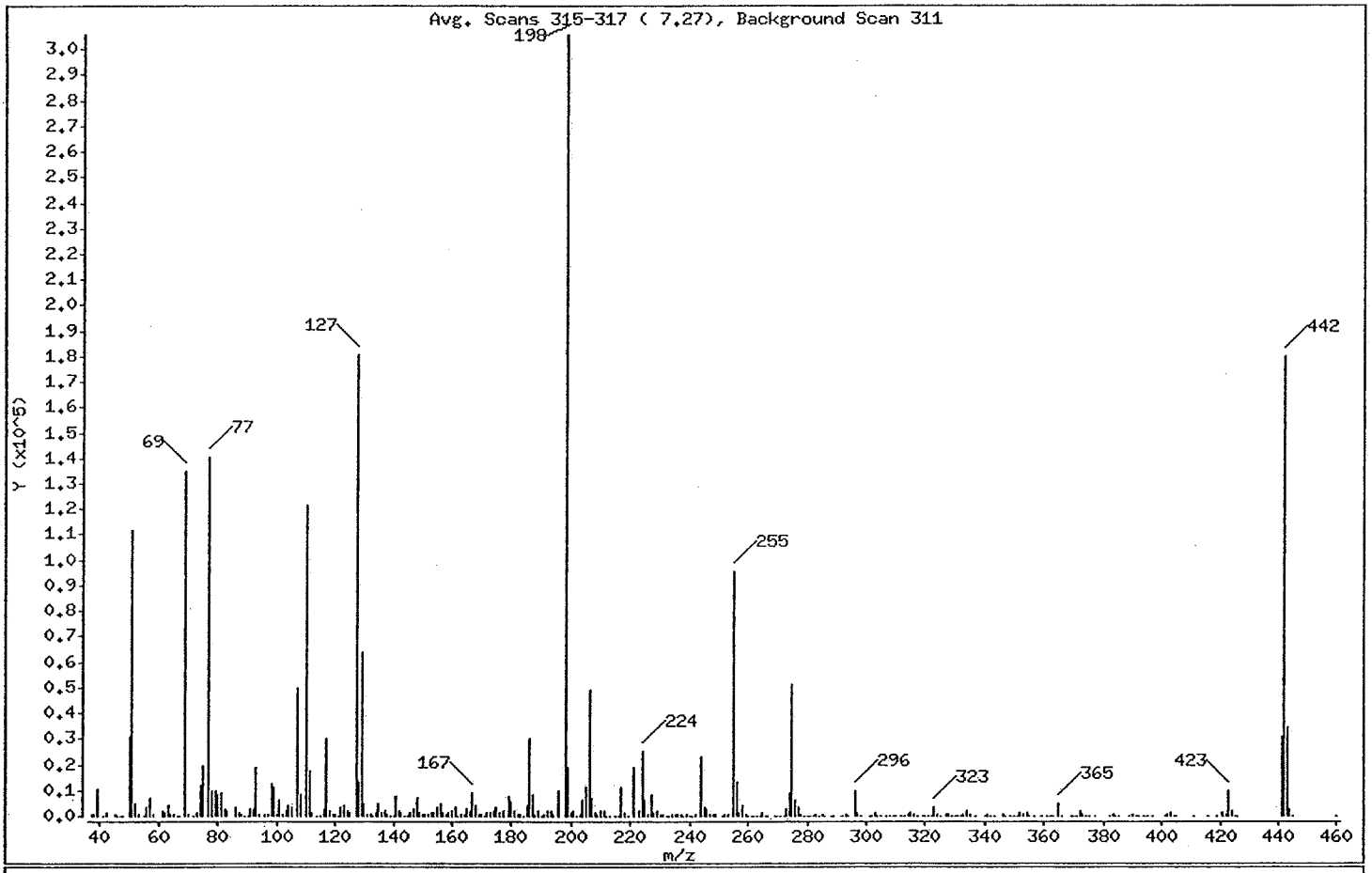

m/e	ION ABUNDANCE CRITERIA	% RELATIVE ABUNDANCE
198	Base Peak, 100% relative abundance	100.00
51	30.00 - 80.00% of mass 198	36.61
68	Less than 2.00% of mass 69	0.00 (0.00)
69	Mass 69 relative abundance	44.16
70	Less than 2.00% of mass 69	0.25 (0.57)
127	25.00 - 75.00% of mass 198	59.10
197	Less than 1.00% of mass 198	0.00
199	5.00 - 9.00% of mass 198	6.11
275	10.00 - 30.00% of mass 198	16.87
365	Greater than 0.75% of mass 198	1.51
441	Present, but less than mass 443	10.19
442	40.00 - 110.00% of mass 198	58.91
443	15.00 - 24.00% of mass 442	11.19 (19.00)

Data File: /chem3/nt1.i/20060904A.b/df0904a.d

Date : 04-SEP-2006 11:15

Client ID:

Instrument: nt1.i

Sample Info: DF0904

Operator: VTS

Column phase: ZB-5

Column diameter: 0.25

Data File: df0904a.d

Spectrum: Avg. Scans 315-317 (7.27), Background Scan 311

Location of Maximum: 198.00

Number of points: 322

m/z	Y	m/z	Y	m/z	Y	m/z	Y
37.00	799	135.00	4735	221.00	19288	315.00	1060
38.00	877	136.00	1657	223.00	2443	316.00	737
39.00	10693	137.00	2446	224.00	25560	317.00	112
41.00	61	138.00	353	225.00	6434	319.00	73
42.00	1582	139.00	197	226.00	609	320.00	46
45.00	534	140.00	134	227.00	8195	321.00	217
46.00	40	141.00	7488	228.00	1121	322.00	175
47.00	171	142.00	2376	229.00	2096	323.00	3853
48.00	50	143.00	1518	230.00	534	324.00	845
50.00	30816	144.00	325	231.00	917	325.00	121
51.00	111952	145.00	315	232.00	169	327.00	740
52.00	4985	146.00	1333	233.00	168	328.00	468
53.00	420	147.00	2734	234.00	661	329.00	49
55.00	153	148.00	6848	235.00	592	330.00	51
56.00	3658	149.00	1601	236.00	536	331.00	239
57.00	6695	150.00	782	237.00	434	332.00	161
58.00	620	151.00	932	238.00	72	333.00	405
61.00	1846	152.00	898	239.00	522	334.00	2459
62.00	1701	153.00	1702	240.00	291	335.00	518
63.00	3912	154.00	1424	241.00	343	337.00	57
64.00	890	155.00	3489	242.00	1028	340.00	92
65.00	846	156.00	4950	244.00	23376	341.00	516
66.00	278	157.00	1270	245.00	3686	342.00	85
67.00	264	158.00	744	246.00	2898	343.00	78
69.00	135040	159.00	1150	247.00	457	346.00	554
70.00	773	160.00	2247	248.00	363	347.00	181
72.00	324	161.00	3787	249.00	851	349.00	80
73.00	1441	162.00	331	251.00	311	350.00	70
74.00	11773	163.00	500	252.00	375	351.00	103
75.00	19568	164.00	737	253.00	422	352.00	1206
77.00	140416	165.00	2553	255.00	95512	353.00	770
78.00	9898	166.00	2278	256.00	13295	354.00	1116
79.00	10052	167.00	9347	257.00	1448	355.00	184
80.00	8184	168.00	4361	258.00	4451	357.00	69
81.00	9127	169.00	541	259.00	771	359.00	120

Date : 04-SEP-2006 11:15

Client ID:

Instrument: nt1.i

Sample Info: DF0904

Operator: VTS

Column phase: ZB-5

Column diameter: 0.25

Data File: df0904a.d

Spectrum: Avg. Scans 315-317 (7.27), Background Scan 311

Location of Maximum: 198.00

Number of points: 322

m/z	Y	m/z	Y	m/z	Y	m/z	Y
82.00	2558	170.00	981	260.00	64	361.00	56
83.00	2338	171.00	271	261.00	231	362.00	132
86.00	3226	172.00	1078	262.00	57	363.00	99
87.00	1422	173.00	1347	263.00	292	365.00	4629
88.00	483	174.00	2148	264.00	136	366.00	329
89.00	128	175.00	3524	265.00	1605	369.00	42
90.00	45	176.00	1602	266.00	140	370.00	252
91.00	2923	177.00	2141	267.00	11	371.00	174
92.00	2632	179.00	8081	269.00	108	372.00	2375
93.00	18976	180.00	5408	270.00	25	373.00	370
94.00	890	181.00	2238	271.00	165	374.00	58
96.00	967	182.00	792	272.00	49	375.00	151
97.00	809	183.00	424	273.00	3016	377.00	95
98.00	12669	184.00	104	274.00	8844	382.00	36
99.00	10943	185.00	4515	275.00	51584	383.00	737
100.00	911	186.00	30352	276.00	6583	384.00	227
101.00	6163	187.00	8441	277.00	3370	385.00	182
102.00	496	188.00	717	278.00	437	389.00	100
103.00	2257	189.00	2087	279.00	196	390.00	399
104.00	3963	190.00	311	280.00	95	391.00	151
105.00	3732	191.00	709	281.00	142	392.00	202
107.00	49672	192.00	2456	282.00	98	394.00	35
108.00	8234	193.00	2365	283.00	498	395.00	37
110.00	121592	194.00	420	284.00	290	397.00	75
111.00	17328	196.00	9834	285.00	560	401.00	210
112.00	1745	198.00	305728	286.00	72	402.00	997
114.00	174	199.00	18672	288.00	141	403.00	1304
115.00	227	200.00	1128	289.00	148	404.00	335
116.00	2566	201.00	2392	292.00	80	405.00	35
117.00	30320	202.00	218	293.00	911	411.00	37
118.00	1900	203.00	903	294.00	230	416.00	36
119.00	524	204.00	6644	296.00	9510	419.00	36
120.00	772	205.00	11064	297.00	1215	421.00	1223
121.00	306	206.00	49464	298.00	158	422.00	968
122.00	3572	207.00	7145	301.00	69	423.00	9509

Data File: /chem3/nt1.i/20060904A.b/df0904a.d

Date : 04-SEP-2006 11:15

Client ID:

Instrument: nt1.i

Sample Info: DF0904

Operator: VTS

Column phase: ZB-5

Column diameter: 0.25

Data File: df0904a.d
Spectrum: Avg. Scans 315-317 (7.27), Background Scan 311
Location of Maximum: 198.00
Number of points: 322

m/z	Y	m/z	Y	m/z	Y	m/z	Y
123.00	4029	208.00	1108	302.00	37	424.00	1881
124.00	1893	209.00	679	303.00	1081	425.00	200
125.00	1552	210.00	1920	304.00	236	426.00	88
127.00	180672	211.00	2440	305.00	48	441.00	31152
128.00	13145	212.00	287	307.00	113	442.00	180096
129.00	64016	213.00	300	308.00	116	443.00	34216
130.00	4915	215.00	297	309.00	193	444.00	2876
131.00	1022	216.00	172	310.00	199	445.00	215
132.00	986	217.00	11070	312.00	193	460.00	80
133.00	346	218.00	1576	313.00	55		
134.00	1458	219.00	179	314.00	442		

Data File: /chem3/nt1.i/20061107.b/df1107.d

Date : 07-NOV-2006 10:47

Client ID:

Instrument: nt1.i

Sample Info: DF1107

Operator: VTS

Column phase: ZB-5

Column diameter: 0.25

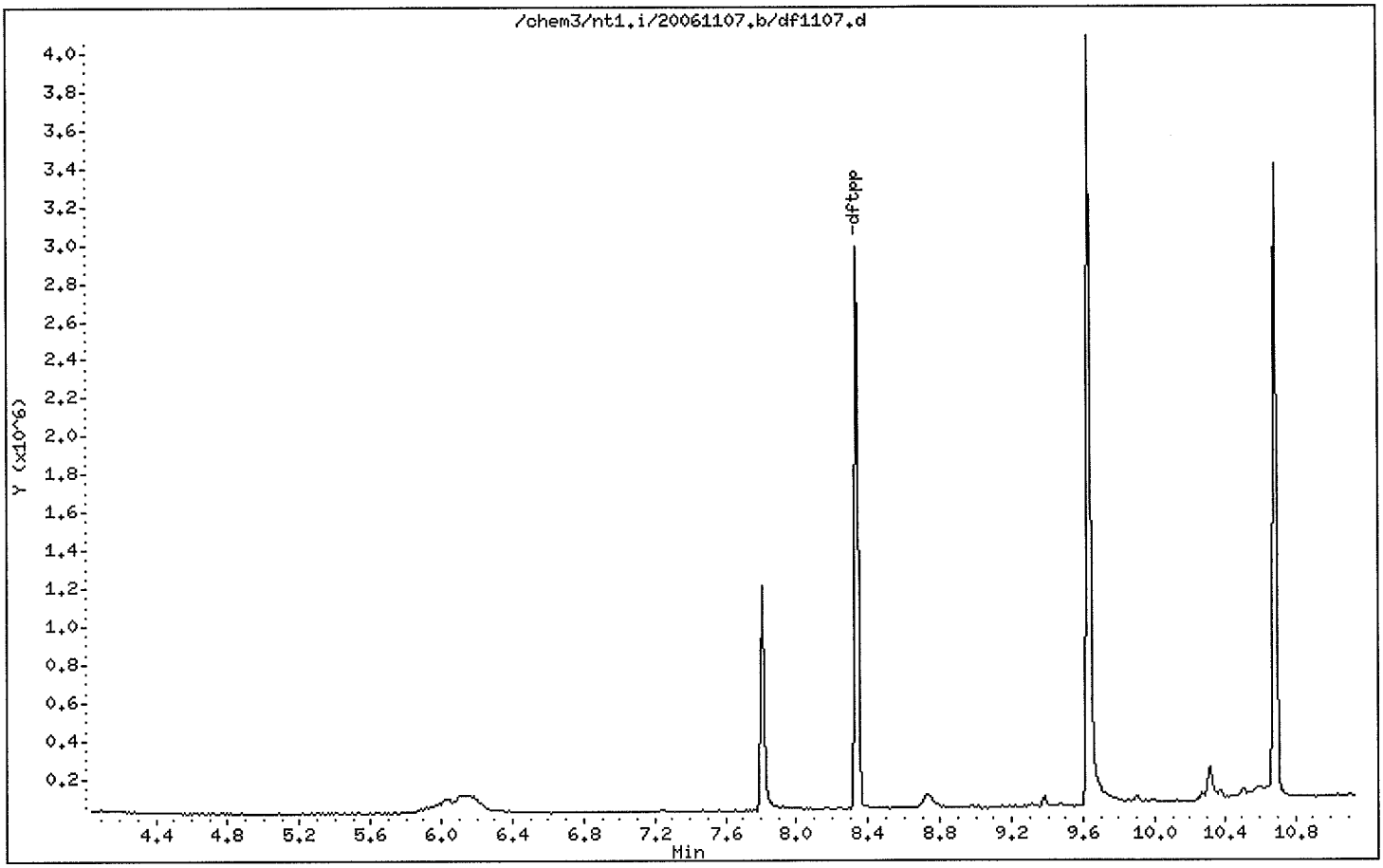

Data File: /chem3/nt1.i/20061107.b/df1107.d

Date : 07-NOV-2006 10:47

Client ID:

Instrument: nt1.i

Sample Info: DF1107

Operator: VTS

Column phase: ZB-5

Column diameter: 0.25

1 dftpp

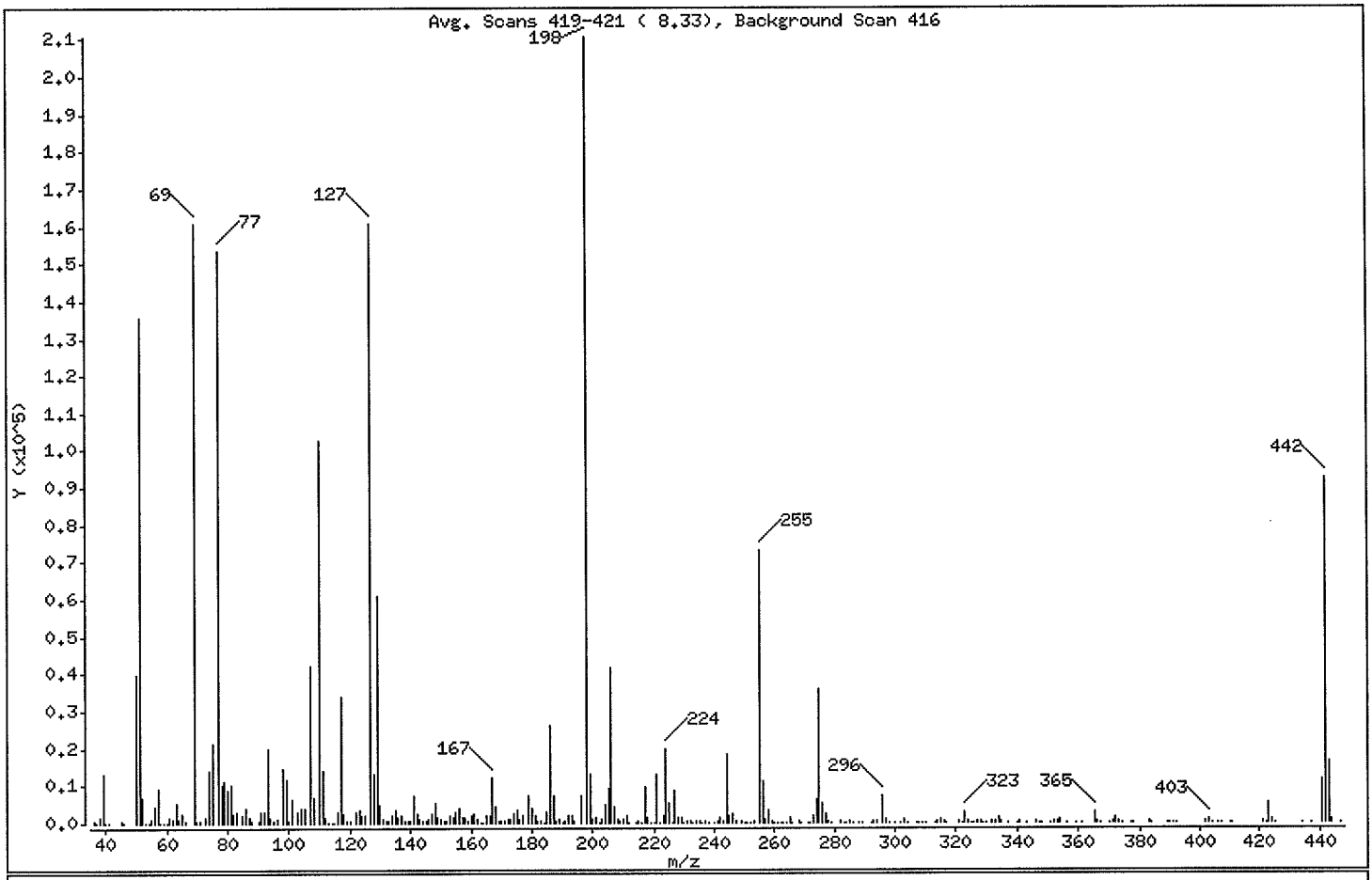

m/e	ION ABUNDANCE CRITERIA	% RELATIVE ABUNDANCE
198	Base Peak, 100% relative abundance	100.00
51	30.00 - 80.00% of mass 198	62.49
68	Less than 2.00% of mass 69	0.17 (0.22)
69	Mass 69 relative abundance	74.24
70	Less than 2.00% of mass 69	0.19 (0.26)
127	25.00 - 75.00% of mass 198	74.76
197	Less than 1.00% of mass 198	0.00
199	5.00 - 9.00% of mass 198	6.15
275	10.00 - 30.00% of mass 198	17.34
365	Greater than 0.75% of mass 198	1.58
441	Present, but less than mass 443	5.08
442	40.00 - 110.00% of mass 198	51.79
443	15.00 - 24.00% of mass 442	9.43 (18.20)

Data File: /chem3/nt1.i/20061107.b/df1107.d

Date : 07-NOV-2006 10:47

Client ID:

Instrument: nt1.i

Sample Info: DF1107

Operator: VTS

Column phase: ZB-5

Column diameter: 0.25

Data File: df1107.d
Spectrum: Avg. Scans 419-421 (8.33), Background Scan 416
Location of Maximum: 198.00
Number of points: 306

m/z	Y	m/z	Y	m/z	Y	m/z	Y
36.00	546	131.00	759	211.00	1857	302.00	210
37.00	191	132.00	412	212.00	42	303.00	918
38.00	1272	133.00	414	214.00	25	304.00	185
39.00	13194	134.00	1795	215.00	321	307.00	101
40.00	1	135.00	3623	216.00	41	308.00	96
41.00	154	136.00	1551	217.00	9675	309.00	125
45.00	431	137.00	1728	218.00	1274	310.00	129
46.00	148	138.00	593	219.00	113	313.00	198
50.00	39536	139.00	371	220.00	104	314.00	322
51.00	135360	140.00	614	221.00	12925	315.00	914
52.00	6559	141.00	7041	222.00	167	316.00	356
53.00	216	142.00	2219	223.00	2086	317.00	79
54.00	95	143.00	987	224.00	19784	321.00	260
55.00	1078	144.00	265	225.00	5257	322.00	33
56.00	4269	145.00	302	226.00	60	323.00	2875
57.00	9077	146.00	779	227.00	8608	324.00	272
58.00	202	147.00	2470	228.00	1506	325.00	116
59.00	61	148.00	5479	229.00	1260	326.00	33
60.00	240	149.00	1407	230.00	95	327.00	307
61.00	1689	150.00	728	231.00	574	328.00	250
62.00	803	151.00	617	232.00	398	329.00	34
63.00	5417	152.00	632	233.00	159	330.00	48
64.00	852	153.00	2006	234.00	481	332.00	262
65.00	2233	154.00	1245	235.00	541	333.00	265
66.00	347	155.00	3089	236.00	228	334.00	1356
69.00	160704	156.00	3825	237.00	547	335.00	384
70.00	470	157.00	1325	238.00	147	337.00	37
71.00	266	158.00	1312	240.00	230	340.00	68
73.00	1279	159.00	616	241.00	388	341.00	430
74.00	13891	160.00	1813	242.00	1541	343.00	38
75.00	21336	161.00	2311	243.00	531	346.00	656
77.00	153728	162.00	745	244.00	18192	347.00	96
78.00	10347	163.00	218	245.00	1843	348.00	39
79.00	10936	164.00	145	246.00	2638	351.00	76
80.00	8524	165.00	1828	247.00	576	352.00	594

Data File: /chem3/nt1.i/20061107.b/df1107.d

Date : 07-NOV-2006 10:47

Client ID:

Instrument: nt1.i

Sample Info: DF1107

Operator: VTS

Column phase: ZB-5

Column diameter: 0.25

Data File: df1107.d

Spectrum: Avg. Scans 419-421 (8.33), Background Scan 416

Location of Maximum: 198.00

Number of points: 306

m/z	Y	m/z	Y	m/z	Y	m/z	Y
81.00	10273	166.00	1696	249.00	447	353.00	339
82.00	2245	167.00	12235	250.00	79	354.00	930
83.00	3048	168.00	4151	251.00	35	356.00	102
85.00	1946	169.00	588	252.00	228	359.00	51
86.00	3709	170.00	661	253.00	625	361.00	34
87.00	1327	171.00	654	255.00	73224	365.00	2959
88.00	449	172.00	942	256.00	11251	366.00	401
90.00	329	173.00	950	257.00	964	367.00	45
91.00	2855	174.00	2198	258.00	3493	370.00	38
92.00	2862	175.00	3359	259.00	641	371.00	251
93.00	19624	176.00	1143	260.00	117	372.00	1262
94.00	1219	177.00	1775	261.00	207	373.00	316
95.00	445	179.00	7147	262.00	39	374.00	57
96.00	1015	180.00	4085	263.00	42	377.00	86
98.00	14447	181.00	2140	264.00	89	378.00	55
99.00	11725	182.00	615	265.00	1290	383.00	382
100.00	658	183.00	290	266.00	92	384.00	62
101.00	6272	184.00	127	268.00	256	389.00	59
103.00	2812	185.00	2681	269.00	66	390.00	116
104.00	4081	186.00	26368	271.00	160	391.00	218
105.00	3783	187.00	7257	272.00	192	392.00	170
107.00	42360	188.00	453	273.00	2085	402.00	650
108.00	6965	189.00	1051	274.00	6075	403.00	759
110.00	102520	190.00	223	275.00	35848	404.00	149
111.00	14251	191.00	292	276.00	5358	406.00	48
112.00	1437	192.00	2022	277.00	2255	407.00	98
113.00	192	193.00	1841	278.00	317	410.00	96
114.00	217	194.00	507	279.00	123	411.00	39
115.00	67	196.00	7152	282.00	251	421.00	550
116.00	2687	198.00	210624	283.00	87	422.00	56
117.00	33840	199.00	13137	284.00	147	423.00	5410
118.00	2214	200.00	1063	285.00	358	424.00	980
119.00	344	201.00	1310	286.00	110	425.00	66
120.00	592	202.00	103	288.00	115	434.00	53
122.00	2997	203.00	975	289.00	153	437.00	34

Data File: /chem3/nt1.i/20061107.b/df1107.d

Date : 07-NOV-2006 10:47

Client ID:

Instrument: nt1.i

Sample Info: DF1107

Operator: VTS

Column phase: ZB-5

Column diameter: 0.25

Data File: df1107.d
Spectrum: Avg. Scans 419-421 (8.33), Background Scan 416
Location of Maximum: 198.00
Number of points: 306

m/z	Y	m/z	Y	m/z	Y	m/z	Y
123.00	3401	204.00	4991	292.00	51	441.00	11400
124.00	2061	205.00	9207	293.00	478	442.00	92424
125.00	1700	206.00	41720	294.00	251	443.00	16640
127.00	160576	207.00	4145	296.00	7050	444.00	1059
128.00	13012	208.00	1182	297.00	825	447.00	38
129.00	61160	209.00	468	298.00	101		
130.00	4824	210.00	1078	300.00	34		

ANALYTICAL RESOURCES INCORPORATED

ORGANICS ANALYSIS DATA SHEET
PNAs by SW8270D-SIM GC/MS

Sample ID: MB-103106
METHOD BLANK

Lab Sample ID: MB-103106
LIMS ID: 06-20960
Matrix: Water
Data Release Authorized:
Reported: 11/09/06

QC Report No: KC54-Anchor Environmental
Project: CHINOOK VENTURES
Event: 060354-01
Date Sampled: NA
Date Received: NA

Date Extracted: 10/31/06
Date Analyzed: 11/07/06 14:55
Instrument/Analyst: NT1/VTS

Sample Amount: 500 mL
Final Extract Volume: 0.5 mL
Dilution Factor: 1.00

CAS Number	Analyte	RL	Result
91-20-3	Naphthalene	0.10	< 0.10 U
91-57-6	2-Methylnaphthalene	0.10	< 0.10 U
208-96-8	Acenaphthylene	0.10	< 0.10 U
83-32-9	Acenaphthene	0.10	< 0.10 U
86-73-7	Fluorene	0.10	< 0.10 U
85-01-8	Phenanthrene	0.10	< 0.10 U
120-12-7	Anthracene	0.10	< 0.10 U
206-44-0	Fluoranthene	0.10	< 0.10 U
129-00-0	Pyrene	0.10	< 0.10 U
56-55-3	Benzo(a)anthracene	0.10	< 0.10 U
218-01-9	Chrysene	0.10	< 0.10 U
205-99-2	Benzo(b)fluoranthene	0.10	< 0.10 U
207-08-9	Benzo(k)fluoranthene	0.10	< 0.10 U
50-32-8	Benzo(a)pyrene	0.10	< 0.10 U
193-39-5	Indeno(1,2,3-cd)pyrene	0.10	< 0.10 U
53-70-3	Dibenz(a,h)anthracene	0.10	< 0.10 U
191-24-2	Benzo(g,h,i)perylene	0.10	< 0.10 U
132-64-9	Dibenzofuran	0.10	< 0.10 U

Reported in µg/L (ppb)

SIM Semivolatile Surrogate Recovery	
d10-2-Methylnaphthalene	80.7%
d14-Dibenzo(a,h)anthracen	94.7%

Data File: /chem3/nt1.i/20061107.b/kc54mb.d
Report Date: 09-Nov-2006 08:38

Analytical Resources, Inc.

Polynuclear Aromatic Hydrocarbons/Phthalates by Selected Ion Monitoring

Data file : /chem3/nt1.i/20061107.b/kc54mb.d
Lab Smp Id: KC54MBW1 Client Smp ID: KC54MBW1
Inj Date : 07-NOV-2006 14:55
Operator : VTS Inst ID: nt1.i
Smp Info : KC54MBW1
Misc Info : 06-20960
Comment : 1ul Injection
Method : /chem3/nt1.i/20061107.b/simpna.m
Meth Date : 09-Nov-2006 08:35 van Quant Type: ISTD
Cal Date : 04-SEP-2006 13:38 Cal File: ic0904f.d
Als bottle: 4 QC Sample: BLANK
Dil Factor: 1.00000
Integrator: HP RTE Compound Sublist: pna1mn.sub
Target Version: 3.50
Processing Host: cserv3

Concentration Formula: Amt * DF * Vt / Vo * CpndVariable

Name	Value	Description
DF	1.00000	Dilution Factor
Vt	500.00000	Final Extract Volume (uL)
Vo	500.00000	Sample Volume extracted (L)

Cpnd Variable Local Compound Variable

	Compounds	QUANT SIG MASS	RT	EXP RT	REL RT	RESPONSE	CONCENTRATIONS ON-COLUMN (ug/mL)	CONCENTRATIONS FINAL (ug/L)
*	1 Naphthalene-d8	136	6.371	6.370	(1.000)	341574	2.00000	
	2 Naphthalene	128	Compound Not Detected.					
$	3 2-Methylnaphthalene-d10	152	7.110	7.115	(1.116)	204588	2.41547	2.415
	4 2-Methylnaphthalene	142	Compound Not Detected.					
	5 1-Methylnaphthalene	142	Compound Not Detected.					
	7 Acenaphthylene	152	Compound Not Detected.					
*	8 Acenaphthene-d10	164	8.392	8.392	(1.000)	159561	2.00000	
	9 Acenaphthene	153	Compound Not Detected.					
	10 Dibenzofuran	168	Compound Not Detected.					
	11 Fluorene	166	Compound Not Detected.					
*	15 Phenanthrene-d10	188	10.183	10.182	(1.000)	205862	2.00000	
	16 Phenanthrene	178	Compound Not Detected.					
	17 Anthracene	178	Compound Not Detected.					
	19 Fluoranthene	202	Compound Not Detected.					
	20 Pyrene	202	Compound Not Detected.					

	Compounds	QUANT SIG MASS	RT	EXP RT	REL RT	RESPONSE	CONCENTRATIONS ON-COLUMN (ug/mL)	CONCENTRATIONS FINAL (ug/L)
	22 Benzo(a)anthracene	228	Compound Not Detected.					
*	23 Chrysene-d12	240	13.469	13.474	(1.000)	136175	2.00000	
	24 Chrysene	228	Compound Not Detected.					
	28 Benzo(b)fluoranthene	252	Compound Not Detected.					
	29 Benzo(k)fluoranthene	252	Compound Not Detected.					
	30 Benzo(a)pyrene	252	Compound Not Detected.					
*	31 Perylene-d12	264	15.207	15.212	(1.000)	132858	2.00000	
	33 Indeno(1,2,3-cd)pyrene	276	Compound Not Detected.					
$	32 Dibenz(a,h)anthrancene-d14	292	16.749	16.754	(1.101)	123447	2.83543	2.835
	34 Dibenz(a,h)anthracene	278	Compound Not Detected.					
	35 Benzo(g,h,i)perylene	276	Compound Not Detected.					

VTS
11.9.2006

Data File: /chem3/nt1.i/20061107.b/kc54mb.d
Report Date: 09-Nov-2006 08:38

Analytical Resources, Inc.

INTERNAL STANDARD COMPOUNDS
AREA AND RT SUMMARY

Instrument ID: nt1.i
Lab File ID: kc54mb.d
Lab Smp Id: KC54MBW1
Analysis Type: SV
Quant Type: ISTD
Operator: VTS
Method File: /chem3/nt1.i/20061107.b/simpna.m
Misc Info: 06-20960

Calibration Date: 07-NOV-2006
Calibration Time: 11:02
Client Smp ID: KC54MBW1
Level: LOW
Sample Type: Liquid

COMPOUND	STANDARD	AREA LIMIT LOWER	AREA LIMIT UPPER	SAMPLE	%DIFF
1 Naphthalene-d8	315704	157852	631408	341574	8.19
8 Acenaphthene-d10	150524	75262	301048	159561	6.00
15 Phenanthrene-d10	202072	101036	404144	205862	1.88
23 Chrysene-d12	139479	69740	278958	136175	-2.37
31 Perylene-d12	140334	70167	280668	132858	-5.33

COMPOUND	STANDARD	RT LIMIT LOWER	RT LIMIT UPPER	SAMPLE	%DIFF
1 Naphthalene-d8	6.37	5.87	6.87	6.37	0.01
8 Acenaphthene-d10	8.39	7.89	8.89	8.39	0.01
15 Phenanthrene-d10	10.18	9.68	10.68	10.18	0.01
23 Chrysene-d12	13.47	12.97	13.97	13.47	-0.04
31 Perylene-d12	15.21	14.71	15.71	15.21	-0.03

AREA UPPER LIMIT = +100% of internal standard area.
AREA LOWER LIMIT = - 50% of internal standard area.
RT UPPER LIMIT = + 0.50 minutes of internal standard RT.
RT LOWER LIMIT = - 0.50 minutes of internal standard RT.

Data File: /chem3/nt1.i/20061107.b/kc54mb.d
Report Date: 09-Nov-2006 08:38

Analytical Resources, Inc.

RECOVERY REPORT

Client Name: Anchor
Sample Matrix: LIQUID
Lab Smp Id: KC54MBW1
Level: LOW
Data Type: MS DATA
SpikeList File: pnalcss.spk
Sublist File: pna1mn.sub
Method File: /chem3/nt1.i/20061107.b/simpna.m
Misc Info: 06-20960

Client SDG: KC54
Fraction: SV
Client Smp ID: KC54MBW1
Operator: VTS
SampleType: BLANK
Quant Type: ISTD

SURROGATE COMPOUND	CONC ADDED ug/L	CONC RECOVERED ug/L	% RECOVERED	LIMITS
$ 3 2-Methylnaphthalen	3.000	2.415	80.52	48-114
$ 32 Dibenz(a,h)anthran	3.000	2.835	94.51	10-137

Data File: /chem3/nt1.i/20061107.b/kc54mb.d
Date : 07-NOV-2006 14:55
Client ID: KC54MBW1
Sample Info: KC54MBW1
Volume Injected (uL): 1.0
Column phase: ZB-5

Instrument: nt1.i

Operator: VTS
Column diameter: 0.25

0176

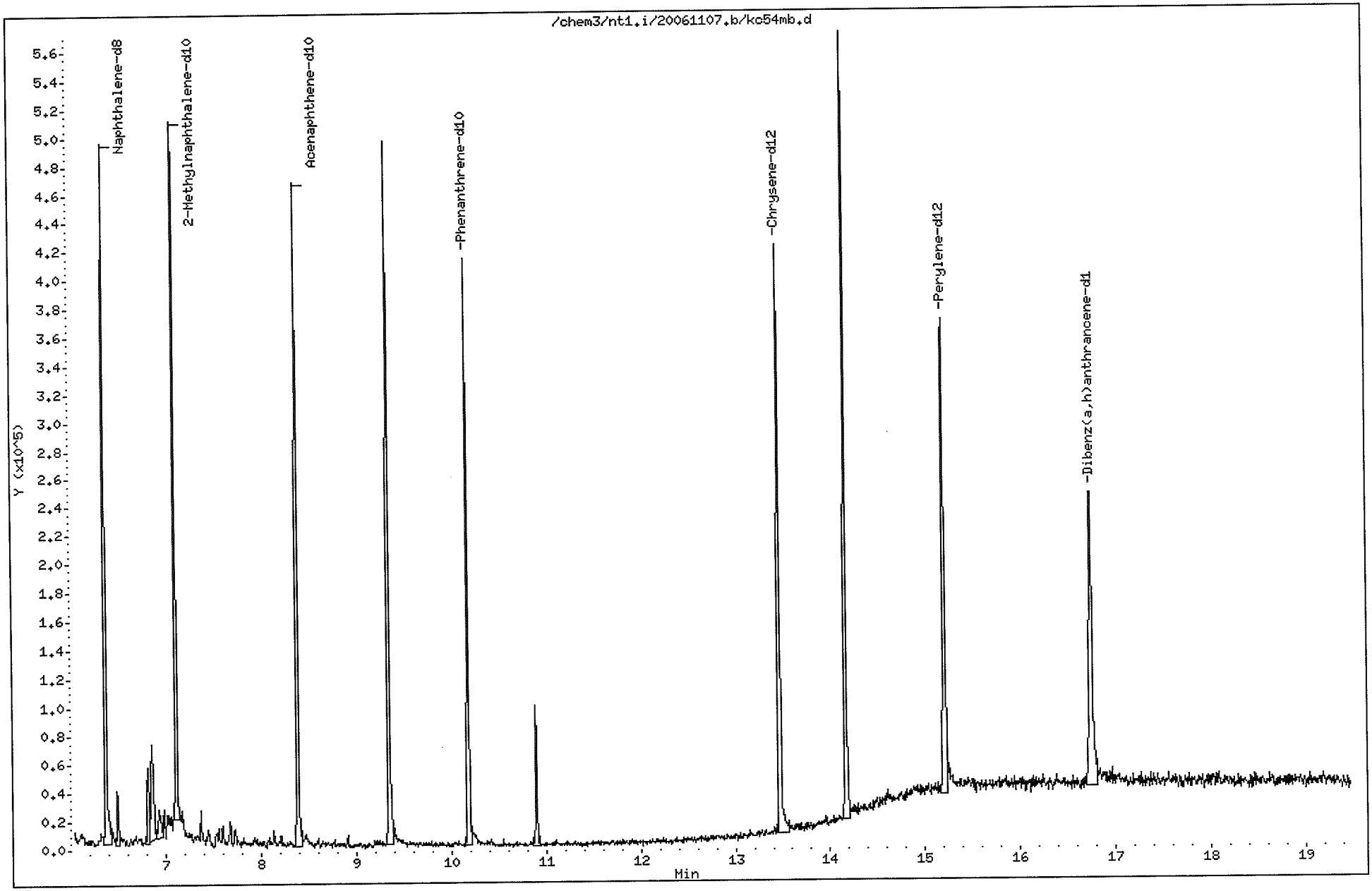

Analytical Resources, Inc.

Polynuclear Aromatic Hydrocarbons/Phthalates by Selected Ion Monitoring

Data file : /chem3/nt1.i/20061107.b/kc54sb.d
Lab Smp Id: KC54LCSW1 Client Smp ID: KC54LCSW1
Inj Date : 07-NOV-2006 15:19
Operator : VTS Inst ID: nt1.i
Smp Info : KC54LCSW1
Misc Info : 06-20960
Comment : 1ul Injection
Method : /chem3/nt1.i/20061107.b/simpna.m
Meth Date : 09-Nov-2006 08:35 van Quant Type: ISTD
Cal Date : 04-SEP-2006 13:38 Cal File: ic0904f.d
Als bottle: 5 QC Sample: LCS
Dil Factor: 1.00000
Integrator: HP RTE Compound Sublist: pna1mn.sub
Target Version: 3.50
Processing Host: cserv3

Concentration Formula: Amt * DF * Vt / Vo * CpndVariable

Name	Value	Description
DF	1.00000	Dilution Factor
Vt	500.00000	Final Extract Volume (uL)
Vo	500.00000	Sample Volume extracted (L)

Cpnd Variable Local Compound Variable

	Compounds	QUANT SIG MASS	RT	EXP RT	REL RT	RESPONSE	CONCENTRATIONS ON-COLUMN (ug/mL)	CONCENTRATIONS FINAL (ug/L)
*	1 Naphthalene-d8	136	6.371	6.370	(1.000)	340651	2.00000	
	2 Naphthalene	128	6.394	6.394	(1.004)	418699	2.55832	2.558
$	3 2-Methylnaphthalene-d10	152	7.110	7.115	(1.116)	208550	2.46892	2.469
	4 2-Methylnaphthalene	142	7.151	7.150	(1.122)	237628	2.73186	2.732
	5 1-Methylnaphthalene	142	7.275	7.274	(1.142)	228039	2.41589	2.416
	7 Acenaphthylene	152	8.215	8.214	(0.979)	347221	2.64331	2.643
*	8 Acenaphthene-d10	164	8.392	8.392	(1.000)	159889	2.00000	
	9 Acenaphthene	153	8.427	8.433	(1.004)	216096	2.72379	2.724
	10 Dibenzofuran	168	8.617	8.622	(1.027)	279703	2.48069	2.481
	11 Fluorene	166	9.036	9.036	(1.077)	240941	2.79914	2.799
*	15 Phenanthrene-d10	188	10.183	10.182	(1.000)	204659	2.00000	
	16 Phenanthrene	178	10.206	10.212	(1.002)	315766	2.84631	2.846
	17 Anthracene	178	10.266	10.271	(1.008)	305299	2.72860	2.729
	19 Fluoranthene	202	11.690	11.689	(1.148)	265012	2.79858	2.799
	20 Pyrene	202	11.974	11.973	(0.889)	280487	2.77640	2.776

	Compounds	QUANT SIG MASS	RT	EXP RT	REL RT	RESPONSE	CONCENTRATIONS ON-COLUMN (ug/mL)	CONCENTRATIONS FINAL (ug/L)
	22 Benzo(a)anthracene	228	13.451	13.451	(0.999)	217122	2.52296	2.523
*	23 Chrysene-d12	240	13.469	13.474	(1.000)	143542	2.00000	
	24 Chrysene	228	13.498	13.504	(1.002)	222858	2.75578	2.756
	28 Benzo(b)fluoranthene	252	14.728	14.733	(0.969)	199496	2.56238	2.562
	29 Benzo(k)fluoranthene	252	14.757	14.757	(0.970)	253646	3.11942	3.119
	30 Benzo(a)pyrene	252	15.135	15.141	(0.995)	169750	2.41734	2.417
*	31 Perylene-d12	264	15.206	15.212	(1.000)	137486	2.00000	
	33 Indeno(1,2,3-cd)pyrene	276	16.808	16.813	(1.105)	196093	2.60121	2.601
$	32 Dibenz(a,h)anthrancene-d14	292	16.743	16.754	(1.101)	131448	2.91757	2.918
	34 Dibenz(a,h)anthracene	278	16.796	16.813	(1.105)	168701	2.76111	2.761
	35 Benzo(g,h,i)perylene	276	17.275	17.280	(1.136)	182620	2.74111	2.741

VJS
11-9-2006

Data File: /chem3/nt1.i/20061107.b/kc54sb.d
Report Date: 09-Nov-2006 08:38

Analytical Resources, Inc.

INTERNAL STANDARD COMPOUNDS
AREA AND RT SUMMARY

Instrument ID: nt1.i
Lab File ID: kc54sb.d
Lab Smp Id: KC54LCSW1
Analysis Type: SV
Quant Type: ISTD
Operator: VTS
Method File: /chem3/nt1.i/20061107.b/simpna.m
Misc Info: 06-20960

Calibration Date: 07-NOV-2006
Calibration Time: 11:02
Client Smp ID: KC54LCSW1
Level: LOW
Sample Type: Liquid

COMPOUND	STANDARD	AREA LIMIT LOWER	AREA LIMIT UPPER	SAMPLE	%DIFF
1 Naphthalene-d8	315704	157852	631408	340651	7.90
8 Acenaphthene-d10	150524	75262	301048	159889	6.22
15 Phenanthrene-d10	202072	101036	404144	204659	1.28
23 Chrysene-d12	139479	69740	278958	143542	2.91
31 Perylene-d12	140334	70167	280668	137486	-2.03

COMPOUND	STANDARD	RT LIMIT LOWER	RT LIMIT UPPER	SAMPLE	%DIFF
1 Naphthalene-d8	6.37	5.87	6.87	6.37	0.01
8 Acenaphthene-d10	8.39	7.89	8.89	8.39	0.01
15 Phenanthrene-d10	10.18	9.68	10.68	10.18	0.00
23 Chrysene-d12	13.47	12.97	13.97	13.47	-0.04
31 Perylene-d12	15.21	14.71	15.71	15.21	-0.04

AREA UPPER LIMIT = +100% of internal standard area.
AREA LOWER LIMIT = - 50% of internal standard area.
RT UPPER LIMIT = + 0.50 minutes of internal standard RT.
RT LOWER LIMIT = - 0.50 minutes of internal standard RT.

Data File: /chem3/nt1.i/20061107.b/kc54sb.d
Report Date: 09-Nov-2006 08:38

Analytical Resources, Inc.

RECOVERY REPORT

Client Name: Anchor
Sample Matrix: LIQUID
Lab Smp Id: KC54LCSW1
Level: LOW
Data Type: MS DATA
SpikeList File: pnalcsw.spk
Sublist File: pna1mn.sub
Method File: /chem3/nt1.i/20061107.b/simpna.m
Misc Info: 06-20960

Client SDG: KC54
Fraction: SV
Client Smp ID: KC54LCSW1
Operator: VTS
SampleType: LCS
Quant Type: ISTD

SPIKE COMPOUND	CONC ADDED ug/L	CONC RECOVERED ug/L	% RECOVERED	LIMITS
16 Phenanthrene	3.000	2.846	94.88	53-119
24 Chrysene	3.000	2.756	91.86	53-122
29 Benzo(k)fluoranthe	3.000	3.119	103.98	35-109

SURROGATE COMPOUND	CONC ADDED ug/L	CONC RECOVERED ug/L	% RECOVERED	LIMITS
$ 3 2-Methylnaphthalen	3.000	2.469	82.30	48-114
$ 32 Dibenz(a,h)anthran	3.000	2.918	97.25	10-137

Data File: /chem3/nt1.i/20061107.b/kc54sb.d
Date : 07-NOV-2006 15:19
Client ID: KC54LCSW1
Sample Info: KC54LCSW1
Volume Injected (uL): 1.0
Column phase: ZB-5

Instrument: nt1.i

Operator: VTS
Column diameter: 0.25

0181

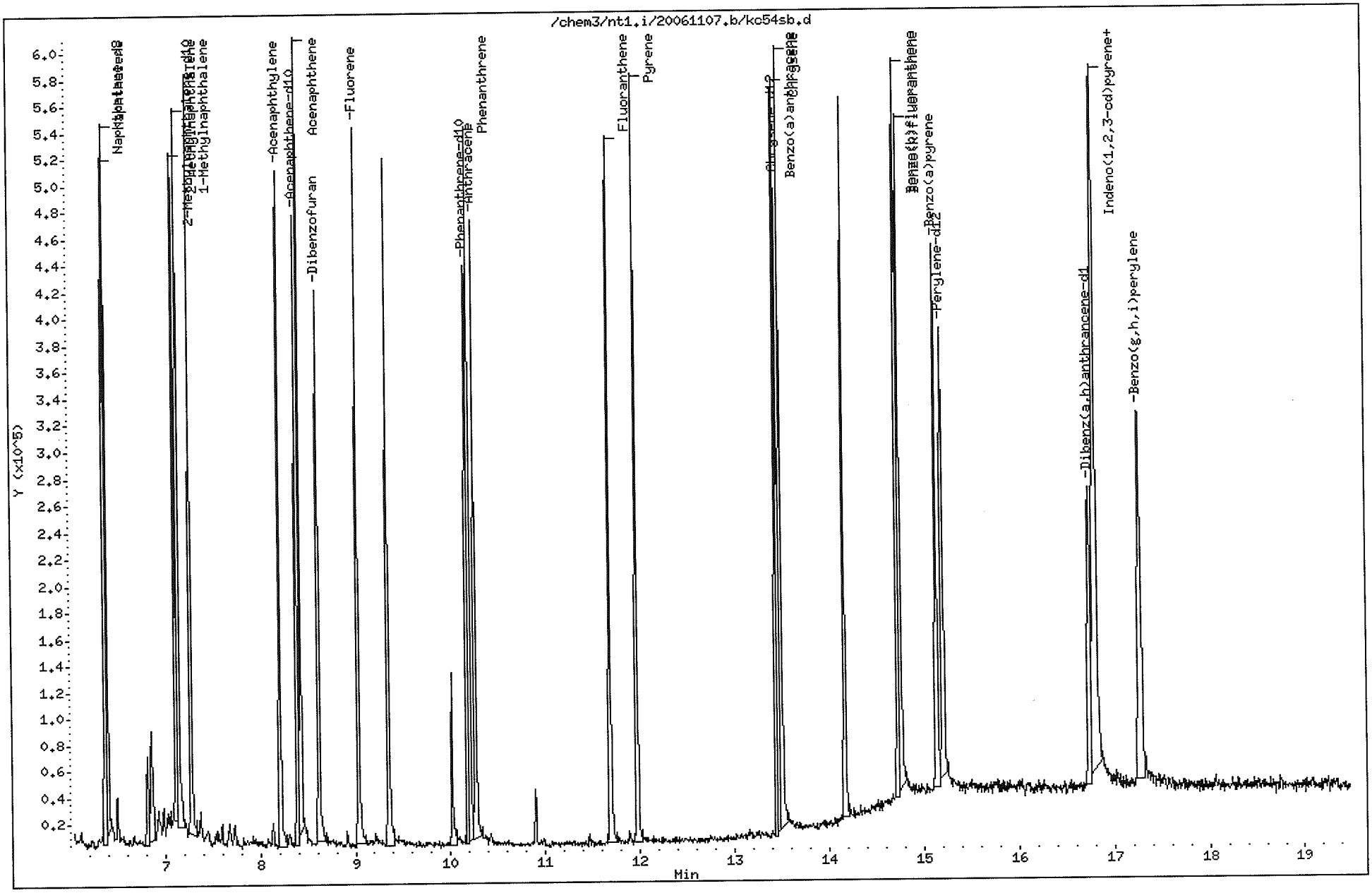

Analytical Resources, Inc.

Polynuclear Aromatic Hydrocarbons/Phthalates by Selected Ion Monitoring

Data file : /chem3/nt1.i/20061107.b/kc54sbd.d
Lab Smp Id: KC54LCSDW1 Client Smp ID: KC54LCSDW1
Inj Date : 07-NOV-2006 15:44
Operator : VTS Inst ID: nt1.i
Smp Info : KC54LCSDW1
Misc Info : 06-20960
Comment : 1ul Injection
Method : /chem3/nt1.i/20061107.b/simpna.m
Meth Date : 09-Nov-2006 08:35 van Quant Type: ISTD
Cal Date : 04-SEP-2006 13:38 Cal File: ic0904f.d
Als bottle: 6 QC Sample: LCSD
Dil Factor: 1.00000
Integrator: HP RTE Compound Sublist: pna1mn.sub
Target Version: 3.50
Processing Host: cserv3

Concentration Formula: Amt * DF * Vt / Vo * CpndVariable

Name	Value	Description
DF	1.00000	Dilution Factor
Vt	500.00000	Final Extract Volume (uL)
Vo	500.00000	Sample Volume extracted (L)

Cpnd Variable Local Compound Variable

	Compounds	QUANT SIG MASS	RT	EXP RT	REL RT	RESPONSE	CONCENTRATIONS ON-COLUMN (ug/mL)	CONCENTRATIONS FINAL (ug/L)
*	1 Naphthalene-d8	136	6.371	6.370	(1.000)	353781	2.00000	
	2 Naphthalene	128	6.389	6.394	(1.003)	465004	2.73580	2.736
$	3 2-Methylnaphthalene-d10	152	7.110	7.115	(1.116)	216968	2.47325	2.473
	4 2-Methylnaphthalene	142	7.151	7.150	(1.122)	263150	2.91300	2.913
	5 1-Methylnaphthalene	142	7.275	7.274	(1.142)	252100	2.57168	2.572
	7 Acenaphthylene	152	8.209	8.214	(0.978)	391995	2.90300	2.903
*	8 Acenaphthene-d10	164	8.392	8.392	(1.000)	164359	2.00000	
	9 Acenaphthene	153	8.428	8.433	(1.004)	242078	2.96829	2.968
	10 Dibenzofuran	168	8.617	8.622	(1.027)	313264	2.70278	2.703
	11 Fluorene	166	9.031	9.036	(1.076)	266124	3.00762	3.008
*	15 Phenanthrene-d10	188	10.183	10.182	(1.000)	219065	2.00000	
	16 Phenanthrene	178	10.207	10.212	(1.002)	358421	3.01834	3.018
	17 Anthracene	178	10.266	10.271	(1.008)	335392	2.80043	2.800
	19 Fluoranthene	202	11.690	11.689	(1.148)	297036	2.93049	2.930
	20 Pyrene	202	11.968	11.973	(0.889)	321442	3.18126	3.181

Data File: /chem3/nt1.i/20061107.b/kc54sbd.d
Report Date: 09-Nov-2006 08:39

	Compounds	QUANT SIG MASS	RT	EXP RT	REL RT	RESPONSE	CONCENTRATIONS ON-COLUMN (ug/mL)	CONCENTRATIONS FINAL (ug/L)
	22 Benzo(a)anthracene	228	13.452	13.451	(0.999)	244323	2.83856	2.839
*	23 Chrysene-d12	240	13.469	13.474	(1.000)	143566	2.00000	
	24 Chrysene	228	13.499	13.504	(1.002)	251263	3.10651	3.107
	28 Benzo(b)fluoranthene	252	14.728	14.733	(0.969)	226264	2.82579	2.826
	29 Benzo(k)fluoranthene	252	14.758	14.757	(0.970)	284172	3.39815	3.398(R)
	30 Benzo(a)pyrene	252	15.136	15.141	(0.995)	211507	2.92865	2.929
*	31 Perylene-d12	264	15.207	15.212	(1.000)	141398	2.00000	
	33 Indeno(1,2,3-cd)pyrene	276	16.808	16.813	(1.105)	230967	2.97905	2.979
$	32 Dibenz(a,h)anthrancene-d14	292	16.743	16.754	(1.101)	137355	2.96434	2.964
	34 Dibenz(a,h)anthracene	278	16.803	16.813	(1.105)	188027	2.99228	2.992
	35 Benzo(g,h,i)perylene	276	17.269	17.280	(1.136)	208540	3.04356	3.044

QC Flag Legend

R - Spike/Surrogate failed recovery limits.

UTS
11.9.2006

Data File: /chem3/nt1.i/20061107.b/kc54sbd.d
Report Date: 09-Nov-2006 08:39

Analytical Resources, Inc.

INTERNAL STANDARD COMPOUNDS
AREA AND RT SUMMARY

Instrument ID: nt1.i
Lab File ID: kc54sbd.d
Lab Smp Id: KC54LCSDW1
Analysis Type: SV
Quant Type: ISTD
Operator: VTS
Method File: /chem3/nt1.i/20061107.b/simpna.m
Misc Info: 06-20960

Calibration Date: 07-NOV-2006
Calibration Time: 11:02
Client Smp ID: KC54LCSDW1
Level: LOW
Sample Type: Liquid

COMPOUND	STANDARD	AREA LIMIT LOWER	AREA LIMIT UPPER	SAMPLE	%DIFF
1 Naphthalene-d8	315704	157852	631408	353781	12.06
8 Acenaphthene-d10	150524	75262	301048	164359	9.19
15 Phenanthrene-d10	202072	101036	404144	219065	8.41
23 Chrysene-d12	139479	69740	278958	143566	2.93
31 Perylene-d12	140334	70167	280668	141398	0.76

COMPOUND	STANDARD	RT LIMIT LOWER	RT LIMIT UPPER	SAMPLE	%DIFF
1 Naphthalene-d8	6.37	5.87	6.87	6.37	0.02
8 Acenaphthene-d10	8.39	7.89	8.89	8.39	0.01
15 Phenanthrene-d10	10.18	9.68	10.68	10.18	0.01
23 Chrysene-d12	13.47	12.97	13.97	13.47	-0.04
31 Perylene-d12	15.21	14.71	15.71	15.21	-0.03

AREA UPPER LIMIT = +100% of internal standard area.
AREA LOWER LIMIT = - 50% of internal standard area.
RT UPPER LIMIT = + 0.50 minutes of internal standard RT.
RT LOWER LIMIT = - 0.50 minutes of internal standard RT.

Data File: /chem3/nt1.i/20061107.b/kc54sbd.d
Report Date: 09-Nov-2006 08:39

Analytical Resources, Inc.

RECOVERY REPORT

Client Name: Anchor
Sample Matrix: LIQUID
Lab Smp Id: KC54LCSDW1
Level: LOW
Data Type: MS DATA
SpikeList File: pnalcsw.spk
Sublist File: pna1mn.sub
Method File: /chem3/nt1.i/20061107.b/simpna.m
Misc Info: 06-20960

Client SDG: KC54
Fraction: SV
Client Smp ID: KC54LCSDW1
Operator: VTS
SampleType: LCSD
Quant Type: ISTD

SPIKE COMPOUND	CONC ADDED ug/L	CONC RECOVERED ug/L	% RECOVERED	LIMITS
16 Phenanthrene	3.000	3.018	100.61	53-119
24 Chrysene	3.000	3.107	103.55	53-122
29 Benzo(k)fluoranthe	3.000	3.398	113.27* (23-121 ME)	35-109

SURROGATE COMPOUND	CONC ADDED ug/L	CONC RECOVERED ug/L	% RECOVERED	LIMITS
$ 3 2-Methylnaphthalen	3.000	2.473	82.44	48-114
$ 32 Dibenz(a,h)anthran	3.000	2.964	98.81	10-137

Data File: /chem3/nt1.i/20061107.b/kc54sbd.d
Date : 07-NOV-2006 15:44
Client ID: KC54LCSDW1
Sample Info: KC54LCSDW1
Volume Injected (uL): 1.0
Column phase: ZB-5

Instrument: nt1.i

Operator: VTS
Column diameter: 0.25

0186

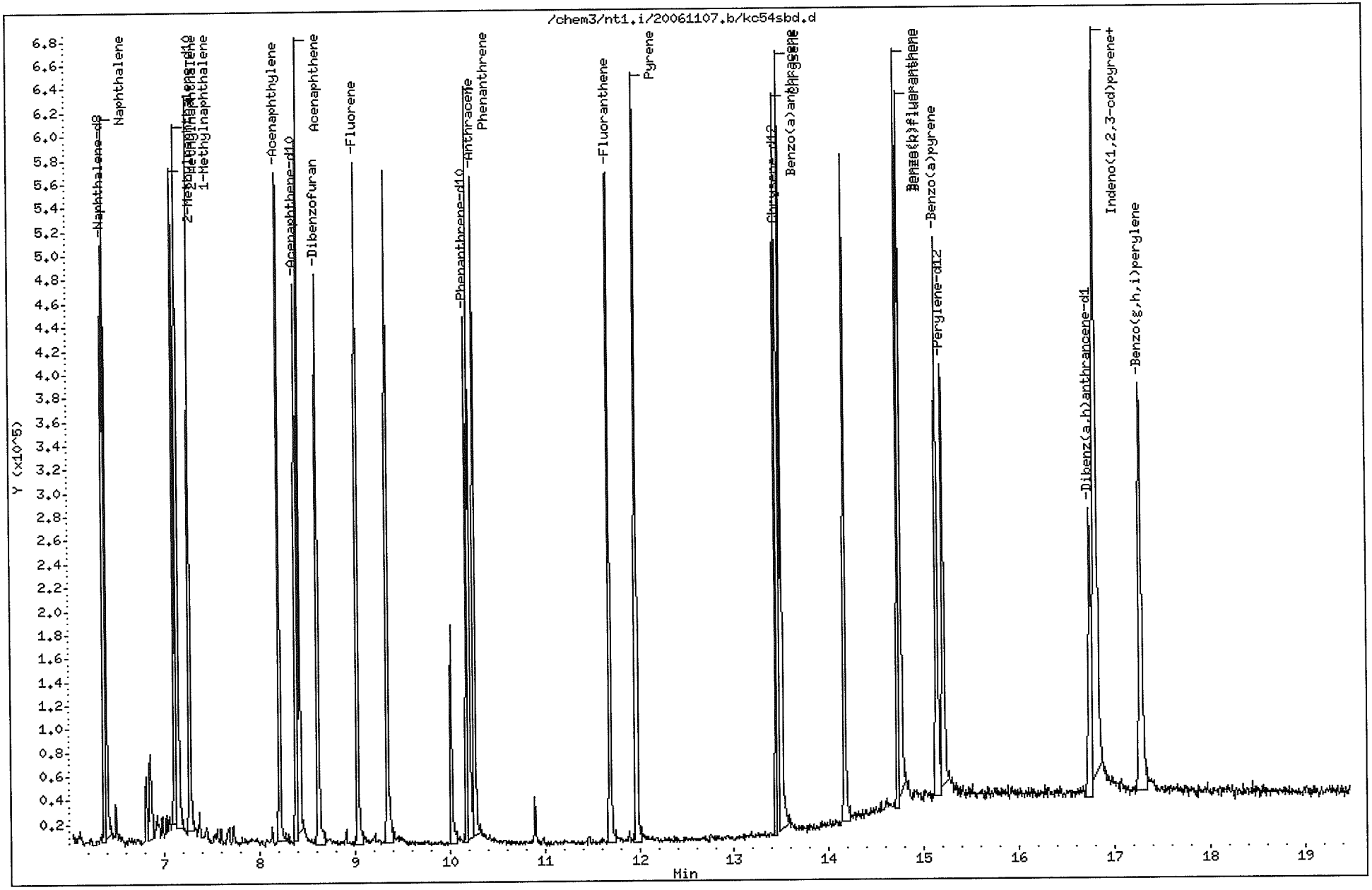

SIM PNA Analysis
Extraction Benchsheets and Run Logs

prepared
for

ANCHOR ENVIRONMENTAL

Project: Chinook, 060354-01

ARI JOB NO: KC54

prepared
by

Analytical Resources, Inc.

QA LIMs # _____
EXT LIMs # _____
Bid # SM1031A-01

(8270)PNA/SIM PNA - Water
In House X LVI _____
(3510C) Separatory Funnel _____ (3520C) Liquid/Liquid X
KD X Turbovap X

Client Name: Anchor Environmental

ARI Job No(s): KC54 (Opt)

Extraction Requirements (ARI Lab ID)	Client Sample ID	Volume Extracted	Alumina Aliquot	Final Effective Volume	Volume To Lab	Time Extracted 1345 Comments
MB: KC54MBW	10/31/06	500mL		0.5mL	0.5mL	
SB: SBW						
SBWd						
A	Checked					
B						
C.						
D	See Notes					
E	Checked					
F						
Date/Analyst:	10/31/06 WW			TAH 11.4.06 →		

11-6-2006

KDFES 11/3/06

Surrogate Amount: 50uL
Concentration: 30/150ug/mL
Added By: WW /Spk. Witness PC
ID: 1424-1

Spike Amount: 50uL
Concentration: 30/150ug/mL
Added By: WW /Spk. Witness PC
ID: 1393-03

(DCM) Solvent Lot ID: T3316
(2%) Alumina Lot ID: N/A
Na2So4 ID:
(Neutral glasswool) ID:

3008F

Liquid/Liquid
Time Start: 14:00
Time Stop ____

Revision 7
3/20/04

ANALYTICAL
RESOURCES
INCORPORATED

ANALYST NOTES - Organic Extractions

ARI Job No: KC 54 Client Name: Anchor Environmental

Parameter: SIM PNA L/L Client Project: Chinook Ventures

341 S SOP Number(s) [ ] No Anomalies

List problems, corrective actions, and any other pertinent information:

Sample D - ~~Mislabled as bad Client Id~~ WW 10/31/06 Wrong Client ID in lims, fixed and verified

Samples B, C, E Yellow in color

F Gray/Yellow in color

D Very dark Brown in color WW 10/31/06

Extraction

Analyst: _____ Date Extracted: _____

See Reverse Side for Additional Information

3056F

Rev. 5
2/15/01

Analytical Resources Inc.: Organics Instrument Log

NT-1 (Serial No.: Mass Spec = 3341A01294; Mass Spec GC = 3336A53338)

Date: 9.4.2006 Analysis: SimPNA Analyst: UTS

GC Program: SimPNA Column No: 97876 Column Type: ZB-5

Instrument Tune (.U or .CT.): 0824.U EM Voltage: 1706

Calibration File: df0904A Curve Date: 9.4.2006

IS/SS	Ical/Ccal	LCS/ICV
(1408-03)	(1409-01)(1416-02)	

INTERNAL STANDARD SUMMARY FOR DATABATCH - /chem3/nt1.i/20060904A.b

	Time	Filename	LabID	ClientId	DF									
1	1115	df0904a.d	DF0904		1	NO ISTDS FOUND								
2	1135	ic0904a.d	IC0904A		1	6.83	452281	8.89	225070	10.70	300728	14.01	217646	15.93	220685
3	1159	ic0904b.d	IC0904B		1	6.83	488194	8.89	233642	10.70	299936	14.01	212975	15.93	219046
4	1224	ic0904c.d	IC0904C		1	6.83	403205	8.89	197165	10.69	251283	14.00	182364	15.93	183753
5	1249	ic0904d.d	IC0904D		1	6.83	409396	8.89	196000	10.70	260108	14.01	176961	15.93	182129
6	1313	ic0904e.d	IC0904E		1	6.83	400769	8.89	189390	10.70	255121	14.01	176657	15.93	181352
7	1338	ic0904f.d	IC0904F		1	6.83	391064	8.89	189715	10.70	244277	14.00	173158	15.93	175181
8	1403	icv0904.d	ICV0904		1	6.83	390715	8.89	186960	10.70	244729	14.01	176078	15.93	190669
9	1428	jt97mb.d	JT97MBW1	JT97MBW1	1	6.83	427566	8.89	205869	10.70	268312	14.01	185665	15.93	193632
10	1452	jt97sb.d	JT97LCSW1	JT97LCSW1	1	6.83	413742	8.89	202873	10.70	261752	14.01	183369	15.93	183645
11	1517	jt97sbd.d	JT97LCSDW1	JT97LCSDW1	1	6.83	421362	8.89	208479	10.70	271430	14.01	190470	15.93	193427
12	1542	jt97b.d	JT97B2-66-PL2-009A-17-W		1	6.83	434963	8.89	212762	10.70	273451	14.01	193178	15.93	193133
13	1606	jt97c.d	JT97C2-66-PL3-009A-17-W		1	6.83	452579	8.89	219817	10.70	287342	14.00	207943	15.93	202110
14	1631	jt97f.d	JT97F2-66-PL2-607A-13-W		1	6.82	446834	8.89	235408	10.70	286931	14.01	215272	15.93	210771
15	1656	jt97i.d	JT97I2-66-PL2-013A-13-W		1	6.83	422337	8.89	206376	10.70	274826	14.00	191615	15.93	193943
16	1720	jt14mb.d	JT14MBS2	JT14MBS2	1	6.82	413998	8.89	193939	10.70	251893	14.01	188613	15.93	191885
17	1745	jt14sb.d	JT14LCSS2	JT14LCSS2	1	6.83	413510	8.89	202043	10.70	257931	14.01	187121	15.92	191066
18	1810	jt14sbd.d	JT14LCSDS2	JT14LCSDS2	1	6.82	403812	8.89	195272	10.70	254976	14.00	185483	15.92	188713
19	1834	jt14a.d	JT14A	2-66-DP-12-1S	1	6.83	415851	8.88	200546	10.69	262592	14.00	188374	15.92	193302
20	1859	jt14b.d	JT14B	2-66-DP-12-5S	1	6.82	414289	8.89	198755	10.70	267206	14.00	192032	15.92	192364
21	1924	jt14c.d	JT14C	2-66-DP-12-10S	1	6.83	415953	8.88	198700	10.70	254259	14.00	191386	15.92	192325
22	1948	jt14j.d	JT14J	2-66-DP-02-1S	1	6.82	415906	8.89	189947	10.70	256476	14.00	187981	15.92	190908
23	2013	jt14k.d	JT14K	2-66-DP-02-5S	1	6.82	418207	8.88	206015	10.70	264203	14.00	196988	15.92	203987
24	2038	jt14kms.d	JT14KMS	2-66-DP-02-5S MS1	1	6.83	415496	8.88	201070	10.69	255977	14.00	198860	15.92	202008
25	2102	jt14kmsd.d	JT14KMSD	2-66-DP-02-5S MSD1	1	6.82	423068	8.88	199243	10.70	258179	14.00	192569	15.92	201578

No Maintenance

Maintenance Verification (Identify ICal or CCal that demonstrates the instrument is in control): ic0904A

Every line must contain information or be lined out. Make all entries legible. Start a new page for each QC period.

UTS 9.5.2006

Analytical Resources, Incorporated
Analytical Chemists and Consultants

GC/MS SVOA Analyst Notes / Corrective Action Log

ARI Project ID: CURVE Client ID: _____

ARI SOP: **801S**(SIM-PNA) **802S**(BTS-HX) **803S**(BTS-PW) **804S**(8270D) **805S**(BTS-ET)

Parameter(s): Sim PNA/PCP w/ T4 Analytes

Instrument: NT-1 NT-2 NT-4 NT-6

Curve Date: 9.4.2006 Analysis Start Date: 9.4.2006

DFTPP Tune Meets Criteria?	YES / NO	Method Blank in Control?	YES / NO
DDT Breakdown <20%?	YES / NO / NA	LCS / LCSD Recovery in Control?	YES / NO
Peak Tailing Factor in Control?	YES / NO / NA	MS/MSD Recovery in Control?	YES / NO
ICal Meets RF & %RSD Criteria?	YES / NO	Surrogate Recovery in Control?	YES / NO
CCal Meets RF & %RSD Criteria?	YES / NO	Special Analysis Criteria Met?	YES / NO / NA
Internal Standard Meets Criteria?	YES / NO		

Detail problems, corrective actions and/or other pertinent information below (use reverse side when necessary):

All targets met 15% RSD

Additional Details on Reverse: Yes / No

Analyst Signature: _____ **Date:** 9.5.2006

Reviewer's Signature: _____ **Date:** 9/6/06

0191

Analytical Resources Inc.: Organics Instrument Log

NT-1 (Serial No.: Mass Spec = 3341A01294; Mass Spec GC = 3336A53338)

Date: 11.7.2006 Analysis: 5im pNA Analyst: VTS

GC Program: 5imPNA Column No: 97876 Column Type: ZB-5

Instrument Tune (.U or .CT.): 0824.U EM Voltage: 1800

Calibration File: DF1107 Curve Date: 9.4.2006

IS/SS	Ical/Ccal	LCS/ICV
(1408-03)	(1409-01) C1416-02)	

INTERNAL STANDARD SUMMARY FOR DATABATCH - /chem3/nt1.i/20061107.b

	Time	Filename	LabID	ClientId	DF									
1	1047	df1107.d	DF1107		1	|NO ISTDS FOUND||								
2	1102	cc1107.d	CC1107		1	| 6.37	315704||	8.39	150524||	10.18	202072||	13.47	139479||	15.21	140334|
3	1132	f545.d	F545		1	| 6.37	331607||	8.39	162955||	10.18	202766||	13.48	139367||	15.21	136401|
4	1157	kb52mb.d	KB52MBW1	KB52MBW1	1	| 6.37	344517||	8.39	156778||	10.18	197469||	13.47	130852||	15.21	132643|
5	1222	kb52sb.d	KB52LCSW1	KB52LCSW1	1	| 6.37	338878||	8.39	154397||	10.18	201710||	13.47	136951||	15.21	134138|
6	1246	kb52sbd.d	KB52LCSDW1	KB52LCSDW1	1	| 6.37	328094||	8.39	153087||	10.18	191807||	13.47	131802||	15.21	133148|
7	1311	kb52a.d	KB52A	PL2SC-WW-M-101806	1	| 6.37	322130||	8.39	156913||	10.18	193964||	13.47	132899||	15.21	126080|
8	1341	kb52b.d	KB52B	PL2SC-WW-S-101806	1	| 6.37	325866||	8.39	152368||	10.18	200097||	13.47	123567||	15.21	131606|
9	1406	kb52c.d	KB52C	PL2SC-WW-D-101806	1	| 6.37	343262||	8.39	158620||	10.18	200031||	13.47	131701||	15.21	134711|
10	1430	kb52d.d	KB52D	PL2SC-WW-G-101806	1	| 6.37	340474||	8.39	155978||	10.18	207000||	13.47	136189||	15.21	135601|
11	1455	kc54mb.d	KC54MBW1	KC54MBW1	1	| 6.37	341574||	8.39	159561||	10.18	205862||	13.47	136175||	15.21	132858|
12	1519	kc54sb.d	KC54LCSW1	KC54LCSW1	1	| 6.37	340651||	8.39	159889||	10.18	204659||	13.47	143542||	15.21	137486|
13	1544	kc54sbd.d	KC54LCSDW1	KC54LCSDW1	1	| 6.37	353781||	8.39	164359||	10.18	219065||	13.47	143566||	15.21	141398|
14	1609	kc54a.d	KC54A	G1S-PW-102406	1	| 6.37	344319||	8.39	160959||	10.18	210900||	13.47	145383||	15.21	133038|
15	1633	kc54b.d	KC54B	G2S-PW-102406	1	| 6.37	367914||	8.39	178477||	10.18	231558||	13.47	154756||	15.21	145555|
16	1658	kc54c.d	KC54C	G10S-PW-102406	1	| 6.37	363495||	8.39	173520||	10.18	227662||	13.47	153201||	15.21	148072|
17	1723	kc54d.d	KC54D	PZ7-PW-102406	1	| 6.37	366740||	8.39	171029||	10.18	224730||	13.47	155168||	15.21	153363|
18	1747	kc54e.d	KC54E	G5S-PW-102406	1	| 6.37	379540||	8.39	177592||	10.18	222079||	13.47	146664||	15.20	145370|
19	1812	kc54f.d	KC54F	G4S-PW-102406	1	| 6.37	374747||	8.39	174562||	10.18	224672||	13.47	152296||	15.21	149492|

Maintenance / Comments NONE

Maintenance Verification (Identify ICal or CCal that demonstrates the instrument is in control): CC1107

Every line must contain information or be lined out. Make all entries legible. Start a new page for each QC period.

11.9.06 VTS

Analytical Resources, Incorporated
Analytical Chemists and Consultants

GC/MS SVOA Analyst Notes / Corrective Action Log

ARI Project ID: KC54 Client ID: Anchor

ARI SOP: **801S**(SIM-PNA) ~~**802S**~~(BTS-HX) **803S**(BTS-PW) **804S**(8270D) **805S**(BTS-ET)

Parameter(s): Sim PNA's

Instrument: NT-1 NT-2 NT-4 NT-6

Curve Date: 9.4.2006 Analysis Start Date: 11.7.2006

DFTPP Tune Meets Criteria?	YES / NO	Method Blank in Control?	YES / NO
DDT Breakdown <20%?	YES / NO / NA	LCS / LCSD Recovery in Control?	YES / NO
Peak Tailing Factor in Control?	YES / NO / NA	~~MS/MSD Recovery in Control?~~	~~YES / NO~~
ICal Meets RF & %RSD Criteria?	YES / NO	Surrogate Recovery in Control?	YES / NO
CCal Meets RF & %RSD Criteria?	YES / NO	Special Analysis Criteria Met?	YES / NO / NA
Internal Standard Meets Criteria?	YES / NO		

Detail problems, corrective actions and/or other pertinent information below (use reverse side when necessary):

Includes forms, curve, Logbook pages.

Additional Details on Reverse: Yes / No

Analyst Signature: [signature] **Date:** 11.9.2006

Reviewer's Signature: [signature] **Date:** 11/9/06

0193

Analytical Resources, Incorporated
Analytical Chemists and Consultants

December 12, 2006

Kristin Gaines
Anchor Environmental
6650 SW Redwood Lane, #110
Portland, OR 97224

RE: Client Project: Chinook
ARI Job No. KG57

Dear Kristin:

Please find enclosed the original chain of custody documentation and the final data package for samples from the project referenced above.

Problems associated with these analyses are discussed in the Case Narrative.

An electronic copy of this package will remain on file with ARI. Should you have any questions or problems, please feel free to contact me at your convenience.

Sincerely,

ANALYTICAL RESOURCES, INC.

Susan Dunnihoo
Client Services Manager
sue@arilabs.com
206/695-6207

Enclosures

cc: eFile KG57

SD/sdrd

Chain of Custody
Documentation

prepared
for

ANCHOR ENVIRONMENTAL

Project: Chinook, 060354-01

ARI JOB NO: KG57

prepared
by

Analytical Resources, Inc.

Chain of Custody Record & Laboratory Analysis Request

ARI Assigned Number: KG57	Turn-around Requested:
ARI Client Company: ANCHOR ENV.	Phone: 206-287-9130
Client Contact: KRISTEN GAINES	
Client Project Name: CHINOOK	
Client Project #: 060354-01	Samplers: R.P. / T.D.

Page: 1	of 1
Date: 11/21/06	Ice Present? Y
No. of Coolers: 1	Cooler Temps: 6.0°

Analytical Resources, Incorporated
Analytical Chemists and Consultants
4611 South 134th Place, Suite 100
Tukwila, WA 98168
206-695-6200 206-695-6201 (fax)

Sample ID	Date	Time	Matrix	No. Containers	Analysis Requested: VOC	SVOC, PEST ULPAH	ULPCB	METALS	TOTAL CN				Notes/Comments
G2S-112106	11/21/06	11:00	H_2O	13	X	X	X	X	X				
RLSW2-112106	↓	12:00	↓	13	X	X	X	X	X				

Comments/Special Instructions	Relinquished by: (Signature)	Received by: (Signature)	Relinquished by: (Signature)	Received by: (Signature)
	Printed Name: Ross Pickering	Printed Name: Emily Odachowski	Printed Name:	Printed Name:
	Company: Anchor	Company: ARI	Company:	Company:
	Date & Time: 11/21/06 17:50	Date & Time: 11/21/06 1750	Date & Time:	Date & Time:

Limits of Liability: *ARI will perform all requested services in accordance with appropriate methodology following ARI Standard Operating Procedures and the ARI Quality Assurance Program. This program meets standards for the industry. The total liability of ARI, its officers, agents, employees, or successors, arising out of or in connection with the requested services, shall not exceed the Invoiced amount for said services. The acceptance by the client of a proposal for services by ARI release ARI from any liability in excess thereof, not withstanding any provision to the contrary in any contract, purchase order or co-signed agreement between ARI and the Client.*

Sample Retention Policy: All samples submitted to ARI will be appropriately discarded no sooner than 90 days after receipt or 60 days after submission of hardcopy data, whichever is longer, unless alternate retention schedules have been established by work-order or contract.

Cooler Receipt Form

ANALYTICAL RESOURCES INCORPORATED

ARI Client: ANCHOR Project Name: Chinook

COC NO.: _____ Delivered By: HAND

Tracking NO.: _____ Date: 11/21/06

ARI Job No.: KG57 Lims NO.: _____

Preliminary Examination Phase:

1. Were intact, properly signed and dated custody seals attached
   To the outside of the cooler? ..... YES (NO)
2. Were custody papers included with the cooler ..... (YES) NO
3. Were custody papers properly filled out (ink, signed etc.)? ..... (YES) NO
4. Complete custody forms and attach all shipping documents ..... (OK) NA

Cooler Accepted BY: EO Date: 11/21/06 Time: 1750

Log-IN Phase:

5. Was a temperature blank include in the cooler? ..... YES NO
6. Record Cooler Temperature..... 6 °C
7. What kind of packing material was used? ..... BLU
8. Was sufficient ice used (if appropriate)? ..... (YES) NO
9. Were all bottles sealed in separate plastic bags? ..... (YES) NO
10. Did all bottles arrive in good condition (unbroken)? ..... (YES) NO
11. Were all bottle labels complete and legible? ..... (YES) NO
12. Did all bottle labels and tags agree with custody papers? ..... (YES) NO
13. Were all bottles used correct for the requested analyses? ..... (YES) NO
14. Do any of the analyses (bottles) require preservative?
    (If so, Preservation checklist must be attached) ..... (YES) NO
15. Were all VOA vials free of air bubbles? ..... (YES) NO
16. Was sufficient amount of sample sent in each bottle? ..... (YES) NO
17. Notify Project Manager of any discrepancies or concerns..... (OK) NA

Cooler Opened By: EO Date: 11/21/06 Time 1750

Explain any discrepancies or negative responses:

– VIALS NOT PRESERVED –

Case Narrative

prepared
for

ANCHOR ENVIRONMENTAL

Project: Chinook, 060354-01

ARI JOB NO: KG57

prepared
by

Analytical Resources, Inc.

ANALYTICAL
RESOURCES
INCORPORATED

Case Narrative

Client: Anchor Environmental
Project: Chinook
Matrix: Water
ARI Job Nos. KG57

Sample receipt

Two water samples were received on November 21, 2006 under ARI Job KG57. Samples were well-iced and the cooler temperature measured by IR thermometer following ARI SOP was 6.0° C. Samples were received in good condition with no discrepancies in paperwork.

Volatiles by SW8260

Samples were analyzed within recommended holding times for unpreserved samples.

Initial and continuing calibrations were within method requirements with acceptable marginal exceedences for Acrolein at 26% and 1,2-Dibromo-3-chloropropane at 34%.

The method blank was clean at the reporting limit and Laboratory Control Sample recoveries and RPDs were within limits.

Surrogates recoveries were within ARI control limits with the exception of sample **RLSW2-112106**. The sample was reanalyzed with acceptable recoveries. Results from both analyses have been included here.

Internal standard areas were within method limits.

There were no other incidents of note.

Semivolatiles by SW8270

Samples were extracted and extracts analyzed within recommended holding times.

Initial and continuing calibrations were within method requirements.

The method blank was clean at the reporting limit and Laboratory Control Sample recoveries were within limits, with the exception of Benzoic Acid. As Benzoic Acid is known to be problematic, no corrective action was taken.

Surrogates recoveries were within limits.

Internal standard areas were within method limits.

There were no other incidents of note.

Low Level PAH by SW8270-SIM

Samples were extracted using methods modified for low level analysis and extracts analyzed within recommended holding times.

Initial and continuing calibrations were within method requirements.

The method blank was clean at the reporting limit. Laboratory Control Sample recoveries were within advisory limits, with the exception of Benzo(a)pyrene. As LCS control limits for this method are currently advisory, no further corrective action was taken.

Surrogates recoveries were within limits.

Internal standard areas were within method limits.

There were no other incidents of note.

Pesticides by 8081A

Samples were extracted and extracts analyzed using internal standard methods, within recommended holding times.

Initial and continuing calibrations were within method requirements.

The method blank was clean at the reporting limit and Laboratory Control Sample recoveries were within limits.

Surrogates recoveries were within limits.

Internal standard areas were within method limits.

There were no incidents of note.

Aroclor PCBs by 8082

Samples were extracted using modifications for low level analysis, and extracts analyzed using internal standard methods, within recommended holding times.

Initial and continuing calibrations were within method requirements.

The method blank was clean at the reporting limit and Laboratory Control Sample recoveries were within limits.

Surrogates recoveries were within limits.

Internal standard areas were within method limits.

The undetected result for **GS2-112106** was raised and "Y"-flagged due to interference.

There were no incidents of note.

Dissolved Metals

Samples were clear and did not precipitate upon acidification; therefore samples were run raw without digesting.

The method blank was clean at the reporting limit and LCS recoveries were within limits.

Duplicate RPDs were within limits and matrix spike recoveries were within limits.

There were no incidents of note.

General Chemistry Parameters

Cyanide/WAD Cyanide

Samples were prepared and analyzed within the recommended holding time.

The method blank was clean and SRM recoveries within limits.

The replicate had RPDs within limits and matrix spike recoveries were acceptable.

There were no incidents of note.

Data Reporting Qualifiers

Effective 12/28/04

Inorganic Data

U	Indicates that the target analyte was not detected at the reported concentration
*	Duplicate RPD is not within established control limits
B	Reported value is less than the CRDL but ≥ the Reporting Limit
N	Matrix Spike recovery not within established control limits
NA	Not Applicable, analyte not spiked
H	The natural concentration of the spiked element is so much greater than the concentration spiked that an accurate determination of spike recovery is not possible
L	Analyte concentration is ≤5 times the Reporting Limit and the replicate control limit defaults to ±1 RL instead of the normal 20% RPD

Organic Data

U	Indicates that the target analyte was not detected at the reported concentration
*	Flagged value is not within established control limits
B	Analyte detected in an associated Method Blank at a concentration greater than one-half of ARI's Reporting Limit or 5% of the regulatory limit or 5% of the analyte concentration in the sample.
J	Estimated concentration when the value is less than ARI's established reporting limits
D	The spiked compound was not detected due to sample extract dilution
NR	Spiked compound recovery is not reported due to chromatographic interference
E	Estimated concentration calculated for an analyte response above the valid instrument calibration range. A dilution is required to obtain an accurate quantification of the analyte.
S	Indicates an analyte response that has saturated the detector. The calculated concentration is not valid; a dilution is required to obtain valid quantification of the analyte
NA	The flagged analyte was not analyzed for

NS The flagged analyte was not spiked into the sample

M Estimated value for an analyte detected and confirmed by an analyst but with low spectral match parameters. This flag is used only for GC-MS analyses

N The analysis indicates the presence of an analyte for which there is presumptive evidence to make a "tentative identification"

Y The analyte is not detected at or above the reported concentration. The reporting limit is raised due to chromatographic interference. The Y flag is equivalent to the U flag with a raised reporting limit.

C The analyte was positively identified on only one of two chromatographic columns. Chromatographic interference prevented a positive identification on the second column

P The analyte was detected on both chromatographic columns but the quantified values differ by ≥40% RPD with no obvious chromatographic interference

Geotechnical Data

A The total of all fines fractions. This flag is used to report total fines when only sieve analysis is requested and balances total grain size with sample weight.

F Samples were frozen prior to particle size determination

SM Sample matrix was not appropriate for the requested analysis. This normally refers to samples contaminated with an organic product that interferes with the sieving process and/or moisture content, porosity and saturation calculations

SS Sample did not contain the proportion of "fines" required to perform the pipette portion of the grain size analysis

W Weight of sample in some pipette aliquots was below the level required for accurate weighting

Data Summary Package

prepared
for

ANCHOR ENVIRONMENTAL

Project: Chinook, 060354-01

ARI JOB NO: KG57

prepared
by

Analytical Resources, Inc.

VOLATILES

ANALYTICAL RESOURCES INCORPORATED

ORGANICS ANALYSIS DATA SHEET
Volatiles by Purge & Trap GC/MS-Method SW8260B **Sample ID: G2S-112106**
Page 1 of 2 **SAMPLE**

Lab Sample ID: KG57A
LIMS ID: 06-23749
Matrix: Water
Data Release Authorized:
Reported: 12/04/06

QC Report No: KG57-Anchor Environmental
Project: CHINOOK
060354-01
Date Sampled: 11/21/06
Date Received: 11/21/06

Instrument/Analyst: FINN3/PAB
Date Analyzed: 11/27/06 13:30

Sample Amount: 20.0 mL
Purge Volume: 20.0 mL

CAS Number	Analyte	RL	Result	Q
74-87-3	Chloromethane	0.2	< 0.2	U
74-83-9	Bromomethane	0.2	< 0.2	U
75-01-4	Vinyl Chloride	0.2	< 0.2	U
75-00-3	Chloroethane	0.2	< 0.2	U
75-09-2	Methylene Chloride	0.3	< 0.3	U
67-64-1	**Acetone**	**3.0**	**62**	
75-15-0	Carbon Disulfide	0.2	< 0.2	U
75-35-4	1,1-Dichloroethene	0.2	< 0.2	U
75-34-3	1,1-Dichloroethane	0.2	< 0.2	U
156-60-5	trans-1,2-Dichloroethene	0.2	< 0.2	U
156-59-2	cis-1,2-Dichloroethene	0.2	< 0.2	U
67-66-3	Chloroform	0.2	< 0.2	U
107-06-2	1,2-Dichloroethane	0.2	< 0.2	U
78-93-3	**2-Butanone**	**1.0**	**42**	
71-55-6	1,1,1-Trichloroethane	0.2	< 0.2	U
56-23-5	Carbon Tetrachloride	0.2	< 0.2	U
108-05-4	**Vinyl Acetate**	**0.2**	**1.7**	
75-27-4	Bromodichloromethane	0.2	< 0.2	U
78-87-5	1,2-Dichloropropane	0.2	< 0.2	U
10061-01-5	cis-1,3-Dichloropropene	0.2	< 0.2	U
79-01-6	Trichloroethene	0.2	< 0.2	U
124-48-1	Dibromochloromethane	0.2	< 0.2	U
79-00-5	1,1,2-Trichloroethane	0.2	< 0.2	U
71-43-2	Benzene	0.2	< 0.2	U
10061-02-6	trans-1,3-Dichloropropene	0.2	< 0.2	U
110-75-8	2-Chloroethylvinylether	0.5	< 0.5	U
75-25-2	Bromoform	0.2	< 0.2	U
108-10-1	4-Methyl-2-Pentanone (MIBK)	1.0	< 1.0	U
591-78-6	2-Hexanone	3.0	< 3.0	U
127-18-4	Tetrachloroethene	0.2	< 0.2	U
79-34-5	1,1,2,2-Tetrachloroethane	0.2	< 0.2	U
108-88-3	**Toluene**	**0.2**	**0.6**	
108-90-7	Chlorobenzene	0.2	< 0.2	U
100-41-4	Ethylbenzene	0.2	< 0.2	U
100-42-5	Styrene	0.2	< 0.2	U
75-69-4	Trichlorofluoromethane	0.2	< 0.2	U
76-13-1	1,1,2-Trichloro-1,2,2-trifluoroe	0.2	< 0.2	U
1330-20-7	m,p-Xylene	0.4	< 0.4	U
95-47-6	o-Xylene	0.2	< 0.2	U
95-50-1	1,2-Dichlorobenzene	0.2	< 0.2	U
541-73-1	1,3-Dichlorobenzene	0.2	< 0.2	U
106-46-7	1,4-Dichlorobenzene	0.2	< 0.2	U
107-02-8	Acrolein	5.0	< 5.0	U
74-88-4	Methyl Iodide	0.2	< 0.2	U
74-96-4	Bromoethane	0.2	< 0.2	U
107-13-1	Acrylonitrile	1.0	< 1.0	U
563-58-6	1,1-Dichloropropene	0.2	< 0.2	U
74-95-3	Dibromomethane	0.2	< 0.2	U
630-20-6	1,1,1,2-Tetrachloroethane	0.2	< 0.2	U
96-12-8	1,2-Dibromo-3-chloropropane	0.5	< 0.5	U
96-18-4	1,2,3-Trichloropropane	0.5	< 0.5	U

ANALYTICAL RESOURCES INCORPORATED

ORGANICS ANALYSIS DATA SHEET
Volatiles by Purge & Trap GC/MS-Method SW8260B **Sample ID: G2S-112106**
 SAMPLE

Lab Sample ID: KG57A
LIMS ID: 06-23749
Matrix: Water
Date Analyzed: 11/27/06 13:30

QC Report No: KG57-Anchor Environmental
Project: CHINOOK
060354-01

CAS Number	Analyte	RL	Result	Q
110-57-6	trans-1,4-Dichloro-2-butene	1.0	< 1.0	U
108-67-8	1,3,5-Trimethylbenzene	0.2	< 0.2	U
95-63-6	1,2,4-Trimethylbenzene	0.2	< 0.2	U
87-68-3	Hexachlorobutadiene	0.5	< 0.5	U
106-93-4	Ethylene Dibromide	0.2	< 0.2	U
74-97-5	Bromochloromethane	0.2	< 0.2	U
594-20-7	2,2-Dichloropropane	0.2	< 0.2	U
142-28-9	1,3-Dichloropropane	0.2	< 0.2	U
98-82-8	Isopropylbenzene	0.2	< 0.2	U
103-65-1	n-Propylbenzene	0.2	< 0.2	U
108-86-1	Bromobenzene	0.2	< 0.2	U
95-49-8	2-Chlorotoluene	0.2	< 0.2	U
106-43-4	4-Chlorotoluene	0.2	< 0.2	U
98-06-6	tert-Butylbenzene	0.2	< 0.2	U
135-98-8	sec-Butylbenzene	0.2	< 0.2	U
99-87-6	4-Isopropyltoluene	0.2	< 0.2	U
104-51-8	n-Butylbenzene	0.2	< 0.2	U
120-82-1	1,2,4-Trichlorobenzene	0.5	< 0.5	U
91-20-3	Naphthalene	0.5	< 0.5	U
87-61-6	1,2,3-Trichlorobenzene	0.5	< 0.5	U

Reported in µg/L (ppb)

Volatile Surrogate Recovery

d4-1,2-Dichloroethane	104%
d8-Toluene	110%
Bromofluorobenzene	95.8%
d4-1,2-Dichlorobenzene	120%

ANALYTICAL RESOURCES INCORPORATED

ORGANICS ANALYSIS DATA SHEET
Volatiles by Purge & Trap GC/MS-Method SW8260B **Sample ID: RLSW2-112106**
Page 1 of 2 **SAMPLE**

Lab Sample ID: KG57B
LIMS ID: 06-23750
Matrix: Water
Data Release Authorized:
Reported: 12/04/06

QC Report No: KG57-Anchor Environmental
Project: CHINOOK
060354-01
Date Sampled: 11/21/06
Date Received: 11/21/06

Instrument/Analyst: FINN3/PAB
Date Analyzed: 11/27/06 13:58

Sample Amount: 20.0 mL
Purge Volume: 20.0 mL

CAS Number	Analyte	RL	Result	Q
74-87-3	Chloromethane	0.2	< 0.2	U
74-83-9	Bromomethane	0.2	< 0.2	U
75-01-4	Vinyl Chloride	0.2	< 0.2	U
75-00-3	Chloroethane	0.2	< 0.2	U
75-09-2	Methylene Chloride	0.3	< 0.3	U
67-64-1	**Acetone**	**3.0**	**53**	
75-15-0	Carbon Disulfide	0.2	< 0.2	U
75-35-4	1,1-Dichloroethene	0.2	< 0.2	U
75-34-3	1,1-Dichloroethane	0.2	< 0.2	U
156-60-5	trans-1,2-Dichloroethene	0.2	< 0.2	U
156-59-2	cis-1,2-Dichloroethene	0.2	< 0.2	U
67-66-3	Chloroform	0.2	< 0.2	U
107-06-2	1,2-Dichloroethane	0.2	< 0.2	U
78-93-3	**2-Butanone**	**1.0**	**30**	
71-55-6	1,1,1-Trichloroethane	0.2	< 0.2	U
56-23-5	Carbon Tetrachloride	0.2	< 0.2	U
108-05-4	**Vinyl Acetate**	**0.2**	**1.6**	
75-27-4	Bromodichloromethane	0.2	< 0.2	U
78-87-5	1,2-Dichloropropane	0.2	< 0.2	U
10061-01-5	cis-1,3-Dichloropropene	0.2	< 0.2	U
79-01-6	Trichloroethene	0.2	< 0.2	U
124-48-1	Dibromochloromethane	0.2	< 0.2	U
79-00-5	1,1,2-Trichloroethane	0.2	< 0.2	U
71-43-2	Benzene	0.2	< 0.2	U
10061-02-6	trans-1,3-Dichloropropene	0.2	< 0.2	U
110-75-8	2-Chloroethylvinylether	0.5	< 0.5	U
75-25-2	Bromoform	0.2	< 0.2	U
108-10-1	4-Methyl-2-Pentanone (MIBK)	1.0	< 1.0	U
591-78-6	2-Hexanone	3.0	< 3.0	U
127-18-4	Tetrachloroethene	0.2	< 0.2	U
79-34-5	1,1,2,2-Tetrachloroethane	0.2	< 0.2	U
108-88-3	**Toluene**	**0.2**	**0.6**	
108-90-7	Chlorobenzene	0.2	< 0.2	U
100-41-4	Ethylbenzene	0.2	< 0.2	U
100-42-5	Styrene	0.2	< 0.2	U
75-69-4	Trichlorofluoromethane	0.2	< 0.2	U
76-13-1	1,1,2-Trichloro-1,2,2-trifluoroe	0.2	< 0.2	U
1330-20-7	m,p-Xylene	0.4	< 0.4	U
95-47-6	o-Xylene	0.2	< 0.2	U
95-50-1	1,2-Dichlorobenzene	0.2	< 0.2	U
541-73-1	1,3-Dichlorobenzene	0.2	< 0.2	U
106-46-7	1,4-Dichlorobenzene	0.2	< 0.2	U
107-02-8	Acrolein	5.0	< 5.0	U
74-88-4	Methyl Iodide	0.2	< 0.2	U
74-96-4	Bromoethane	0.2	< 0.2	U
107-13-1	Acrylonitrile	1.0	< 1.0	U
563-58-6	1,1-Dichloropropene	0.2	< 0.2	U
74-95-3	Dibromomethane	0.2	< 0.2	U
630-20-6	1,1,1,2-Tetrachloroethane	0.2	< 0.2	U
96-12-8	1,2-Dibromo-3-chloropropane	0.5	< 0.5	U
96-18-4	1,2,3-Trichloropropane	0.5	< 0.5	U

ANALYTICAL RESOURCES INCORPORATED

ORGANICS ANALYSIS DATA SHEET
Volatiles by Purge & Trap GC/MS-Method SW8260B **Sample ID: RLSW2-112106**
Page 2 of 2 **SAMPLE**

Lab Sample ID: KG57B
LIMS ID: 06-23750
Matrix: Water
Date Analyzed: 11/27/06 13:58

QC Report No: KG57-Anchor Environmental
Project: CHINOOK
060354-01

CAS Number	Analyte	RL	Result	Q
110-57-6	trans-1,4-Dichloro-2-butene	1.0	< 1.0	U
108-67-8	1,3,5-Trimethylbenzene	0.2	< 0.2	U
95-63-6	1,2,4-Trimethylbenzene	0.2	< 0.2	U
87-68-3	Hexachlorobutadiene	0.5	< 0.5	U
106-93-4	Ethylene Dibromide	0.2	< 0.2	U
74-97-5	Bromochloromethane	0.2	< 0.2	U
594-20-7	2,2-Dichloropropane	0.2	< 0.2	U
142-28-9	1,3-Dichloropropane	0.2	< 0.2	U
98-82-8	Isopropylbenzene	0.2	< 0.2	U
103-65-1	n-Propylbenzene	0.2	< 0.2	U
108-86-1	Bromobenzene	0.2	< 0.2	U
95-49-8	2-Chlorotoluene	0.2	< 0.2	U
106-43-4	4-Chlorotoluene	0.2	< 0.2	U
98-06-6	tert-Butylbenzene	0.2	< 0.2	U
135-98-8	sec-Butylbenzene	0.2	< 0.2	U
99-87-6	4-Isopropyltoluene	0.2	< 0.2	U
104-51-8	n-Butylbenzene	0.2	< 0.2	U
120-82-1	1,2,4-Trichlorobenzene	0.5	< 0.5	U
91-20-3	Naphthalene	0.5	< 0.5	U
87-61-6	1,2,3-Trichlorobenzene	0.5	< 0.5	U

Reported in µg/L (ppb)

Volatile Surrogate Recovery

d4-1,2-Dichloroethane	99.5%
d8-Toluene	106%
Bromofluorobenzene	92.2%
d4-1,2-Dichlorobenzene	126%

ANALYTICAL RESOURCES INCORPORATED

ORGANICS ANALYSIS DATA SHEET
Volatiles by Purge & Trap GC/MS-Method SW8260B **Sample ID: RLSW2-112106**
Page 1 of 2 **REANALYSIS**

Lab Sample ID: KG57B
LIMS ID: 06-23750
Matrix: Water
Data Release Authorized:
Reported: 12/04/06

QC Report No: KG57-Anchor Environmental
Project: CHINOOK
060354-01
Date Sampled: 11/21/06
Date Received: 11/21/06

Instrument/Analyst: FINN3/PAB
Date Analyzed: 11/27/06 15:45

Sample Amount: 20.0 mL
Purge Volume: 20.0 mL

CAS Number	Analyte	RL	Result	Q
74-87-3	Chloromethane	0.2	< 0.2	U
74-83-9	Bromomethane	0.2	< 0.2	U
75-01-4	Vinyl Chloride	0.2	< 0.2	U
75-00-3	Chloroethane	0.2	< 0.2	U
75-09-2	Methylene Chloride	0.3	< 0.3	U
67-64-1	**Acetone**	**3.0**	**54**	
75-15-0	Carbon Disulfide	0.2	< 0.2	U
75-35-4	1,1-Dichloroethene	0.2	< 0.2	U
75-34-3	1,1-Dichloroethane	0.2	< 0.2	U
156-60-5	trans-1,2-Dichloroethene	0.2	< 0.2	U
156-59-2	cis-1,2-Dichloroethene	0.2	< 0.2	U
67-66-3	Chloroform	0.2	< 0.2	U
107-06-2	1,2-Dichloroethane	0.2	< 0.2	U
78-93-3	**2-Butanone**	**1.0**	**39**	
71-55-6	1,1,1-Trichloroethane	0.2	< 0.2	U
56-23-5	Carbon Tetrachloride	0.2	< 0.2	U
108-05-4	**Vinyl Acetate**	**0.2**	**1.6**	
75-27-4	Bromodichloromethane	0.2	< 0.2	U
78-87-5	1,2-Dichloropropane	0.2	< 0.2	U
10061-01-5	cis-1,3-Dichloropropene	0.2	< 0.2	U
79-01-6	Trichloroethene	0.2	< 0.2	U
124-48-1	Dibromochloromethane	0.2	< 0.2	U
79-00-5	1,1,2-Trichloroethane	0.2	< 0.2	U
71-43-2	Benzene	0.2	< 0.2	U
10061-02-6	trans-1,3-Dichloropropene	0.2	< 0.2	U
110-75-8	2-Chloroethylvinylether	0.5	< 0.5	U
75-25-2	Bromoform	0.2	< 0.2	U
108-10-1	4-Methyl-2-Pentanone (MIBK)	1.0	< 1.0	U
591-78-6	2-Hexanone	3.0	< 3.0	U
127-18-4	Tetrachloroethene	0.2	< 0.2	U
79-34-5	1,1,2,2-Tetrachloroethane	0.2	< 0.2	U
108-88-3	**Toluene**	**0.2**	**0.6**	
108-90-7	Chlorobenzene	0.2	< 0.2	U
100-41-4	Ethylbenzene	0.2	< 0.2	U
100-42-5	Styrene	0.2	< 0.2	U
75-69-4	Trichlorofluoromethane	0.2	< 0.2	U
76-13-1	1,1,2-Trichloro-1,2,2-trifluoroe	0.2	< 0.2	U
1330-20-7	m,p-Xylene	0.4	< 0.4	U
95-47-6	o-Xylene	0.2	< 0.2	U
95-50-1	1,2-Dichlorobenzene	0.2	< 0.2	U
541-73-1	1,3-Dichlorobenzene	0.2	< 0.2	U
106-46-7	1,4-Dichlorobenzene	0.2	< 0.2	U
107-02-8	Acrolein	5.0	< 5.0	U
74-88-4	Methyl Iodide	0.2	< 0.2	U
74-96-4	Bromoethane	0.2	< 0.2	U
107-13-1	Acrylonitrile	1.0	< 1.0	U
563-58-6	1,1-Dichloropropene	0.2	< 0.2	U
74-95-3	Dibromomethane	0.2	< 0.2	U
630-20-6	1,1,1,2-Tetrachloroethane	0.2	< 0.2	U
96-12-8	1,2-Dibromo-3-chloropropane	0.5	< 0.5	U
96-18-4	1,2,3-Trichloropropane	0.5	< 0.5	U

ANALYTICAL RESOURCES INCORPORATED

ORGANICS ANALYSIS DATA SHEET
Volatiles by Purge & Trap GC/MS-Method SW8260B **Sample ID: RLSW2-112106**
Page 2 of 2 **REANALYSIS**

Lab Sample ID: KG57B QC Report No: KG57-Anchor Environmental
LIMS ID: 06-23750 Project: CHINOOK
Matrix: Water 060354-01
Date Analyzed: 11/27/06 15:45

CAS Number	Analyte	RL	Result	Q
110-57-6	trans-1,4-Dichloro-2-butene	1.0	< 1.0	U
108-67-8	1,3,5-Trimethylbenzene	0.2	< 0.2	U
95-63-6	1,2,4-Trimethylbenzene	0.2	< 0.2	U
87-68-3	Hexachlorobutadiene	0.5	< 0.5	U
106-93-4	Ethylene Dibromide	0.2	< 0.2	U
74-97-5	Bromochloromethane	0.2	< 0.2	U
594-20-7	2,2-Dichloropropane	0.2	< 0.2	U
142-28-9	1,3-Dichloropropane	0.2	< 0.2	U
98-82-8	Isopropylbenzene	0.2	< 0.2	U
103-65-1	n-Propylbenzene	0.2	< 0.2	U
108-86-1	Bromobenzene	0.2	< 0.2	U
95-49-8	2-Chlorotoluene	0.2	< 0.2	U
106-43-4	4-Chlorotoluene	0.2	< 0.2	U
98-06-6	tert-Butylbenzene	0.2	< 0.2	U
135-98-8	sec-Butylbenzene	0.2	< 0.2	U
99-87-6	4-Isopropyltoluene	0.2	< 0.2	U
104-51-8	n-Butylbenzene	0.2	< 0.2	U
120-82-1	1,2,4-Trichlorobenzene	0.5	< 0.5	U
91-20-3	Naphthalene	0.5	< 0.5	U
87-61-6	1,2,3-Trichlorobenzene	0.5	< 0.5	U

Reported in µg/L (ppb)

Volatile Surrogate Recovery

d4-1,2-Dichloroethane	98.2%
d8-Toluene	114%
Bromofluorobenzene	87.5%
d4-1,2-Dichlorobenzene	115%

ANALYTICAL RESOURCES INCORPORATED

VOA SURROGATE RECOVERY SUMMARY

Matrix: Water

QC Report No: KG57-Anchor Environmental
Project: CHINOOK
060354-01

ARI ID	Client ID	PV	DCE	TOL	BFB	DCB	TOT OUT
MB-112706	Method Blank	20	96.0%	106%	84.2%	108%	0
LCS-112706	Lab Control	20	107%	105%	99.8%	102%	0
LCSD-112706	Lab Control Dup	20	104%	101%	99.5%	110%	0
KG57A	G2S-112106	20	104%	110%	95.8%	120%	0
KG57B	RLSW2-112106	20	99.5%	106%	92.2%	126%*	1
KG57BRE	RLSW2-112106	20	98.2%	114%	87.5%	115%	0

	LCS/MB LIMITS		QC LIMITS	
SW8260B	5mL Purge	20mL Purge	5mL Purge	20mL Purge
(DCE) = d4-1,2-Dichloroethane	70-134	63-127	66-142	66-139
(TOL) = d8-Toluene	78-123	77-117	75-124	82-123
(BFB) = Bromofluorobenzene	78-121	68-116	75-121	71-113
(DCB) = d4-1,2-Dichlorobenzene	79-116	79-113	78-124	84-125

Prep Method: SW5030B
Log Number Range: 06-23749 to 06-23750

ANALYTICAL RESOURCES INCORPORATED

ORGANICS ANALYSIS DATA SHEET
Volatiles by Purge & Trap GC/MS-Method SW8260B **Sample ID: LCS-112706**
 LAB CONTROL SAMPLE

Lab Sample ID: LCS-112706
LIMS ID: 06-23749
Matrix: Water
Data Release Authorized:
Reported: 12/04/06

QC Report No: KG57-Anchor Environmental
Project: CHINOOK
060354-01
Date Sampled: NA
Date Received: NA

Instrument/Analyst LCS: FINN3/PAB
LCSD: FINN3/PAB
Date Analyzed LCS: 11/27/06 11:24
LCSD: 11/27/06 11:59

Sample Amount LCS: 20.0 mL
LCSD: 20.0 mL
Purge Volume LCS: 20.0 mL
LCSD: 20.0 mL

Analyte	LCS	Spike Added-LCS	LCS Recovery	LCSD	Spike Added-LCSD	LCSD Recovery	RPD
Chloromethane	3.2	4.0	80.0%	2.9	4.0	72.5%	9.8%
Bromomethane	4.0	4.0	100%	3.5	4.0	87.5%	13.3%
Vinyl Chloride	3.4	4.0	85.0%	3.1	4.0	77.5%	9.2%
Chloroethane	3.4	4.0	85.0%	3.0	4.0	75.0%	12.5%
Methylene Chloride	3.7	4.0	92.5%	3.5	4.0	87.5%	5.6%
Acetone	14.2	20.0	71.0%	15.7	20.0	78.5%	10.0%
Carbon Disulfide	3.8	4.0	95.0%	3.7	4.0	92.5%	2.7%
1,1-Dichloroethene	3.7	4.0	92.5%	3.5	4.0	87.5%	5.6%
1,1-Dichloroethane	3.8	4.0	95.0%	3.7	4.0	92.5%	2.7%
trans-1,2-Dichloroethene	4.0	4.0	100%	3.8	4.0	95.0%	5.1%
cis-1,2-Dichloroethene	3.6	4.0	90.0%	3.5	4.0	87.5%	2.8%
Chloroform	3.7	4.0	92.5%	3.7	4.0	92.5%	0.0%
1,2-Dichloroethane	4.4	4.0	110%	4.2	4.0	105%	4.7%
2-Butanone	16.2	20.0	81.0%	16.5	20.0	82.5%	1.8%
1,1,1-Trichloroethane	3.9	4.0	97.5%	3.8	4.0	95.0%	2.6%
Carbon Tetrachloride	4.1	4.0	102%	4.1	4.0	102%	0.0%
Vinyl Acetate	3.5	4.0	87.5%	3.4	4.0	85.0%	2.9%
Bromodichloromethane	4.0	4.0	100%	3.9	4.0	97.5%	2.5%
1,2-Dichloropropane	3.9	4.0	97.5%	4.0	4.0	100%	2.5%
cis-1,3-Dichloropropene	4.4	4.0	110%	4.1	4.0	102%	7.1%
Trichloroethene	4.1	4.0	102%	4.0	4.0	100%	2.5%
Dibromochloromethane	3.7	4.0	92.5%	4.1	4.0	102%	10.3%
1,1,2-Trichloroethane	4.1	4.0	102%	3.7	4.0	92.5%	10.3%
Benzene	4.2	4.0	105%	4.0	4.0	100%	4.9%
trans-1,3-Dichloropropene	4.2	4.0	105%	4.0	4.0	100%	4.9%
2-Chloroethylvinylether	3.7	4.0	92.5%	3.4	4.0	85.0%	8.5%
Bromoform	3.9	4.0	97.5%	3.6	4.0	90.0%	8.0%
4-Methyl-2-Pentanone (MIBK)	18.8	20.0	94.0%	17.8	20.0	89.0%	5.5%
2-Hexanone	19.0	20.0	95.0%	20.1	20.0	100%	5.6%
Tetrachloroethene	4.7	4.0	118%	4.9	4.0	122%	4.2%
1,1,2,2-Tetrachloroethane	3.6	4.0	90.0%	3.3	4.0	82.5%	8.7%
Toluene	4.3	4.0	108%	4.1	4.0	102%	4.8%
Chlorobenzene	4.1	4.0	102%	4.0	4.0	100%	2.5%
Ethylbenzene	4.2	4.0	105%	4.2	4.0	105%	0.0%
Styrene	4.3	4.0	108%	4.7	4.0	118%	8.9%
Trichlorofluoromethane	4.0	4.0	100%	3.8	4.0	95.0%	5.1%

ANALYTICAL RESOURCES INCORPORATED

ORGANICS ANALYSIS DATA SHEET
Volatiles by Purge & Trap GC/MS-Method SW8260B **Sample ID: LCS-112706**
 LAB CONTROL SAMPLE

Lab Sample ID: LCS-112706 QC Report No: KG57-Anchor Environmental
LIMS ID: 06-23749 Project: CHINOOK
Matrix: Water 060354-01

Analyte	LCS	Spike Added-LCS	LCS Recovery	LCSD	Spike Added-LCSD	LCSD Recovery	RPD
1,1,2-Trichloro-1,2,2-trifluoroetha	3.7	4.0	92.5%	3.6	4.0	90.0%	2.7%
m,p-Xylene	9.0	8.0	112%	9.2	8.0	115%	2.2%
o-Xylene	4.3	4.0	108%	4.4	4.0	110%	2.3%
1,2-Dichlorobenzene	4.2	4.0	105%	4.1	4.0	102%	2.4%
1,3-Dichlorobenzene	4.2	4.0	105%	4.2	4.0	105%	0.0%
1,4-Dichlorobenzene	4.2	4.0	105%	4.1	4.0	102%	2.4%
Acrolein	14.2	20.0	71.0%	13.6	20.0	68.0%	4.3%
Methyl Iodide	4.8	4.0	120%	4.5	4.0	112%	6.5%
Bromoethane	3.7	4.0	92.5%	3.7	4.0	92.5%	0.0%
Acrylonitrile	3.5	4.0	87.5%	3.3	4.0	82.5%	5.9%
1,1-Dichloropropene	3.9	4.0	97.5%	4.0	4.0	100%	2.5%
Dibromomethane	4.3	4.0	108%	4.1	4.0	102%	4.8%
1,1,1,2-Tetrachloroethane	4.0	4.0	100%	4.1	4.0	102%	2.5%
1,2-Dibromo-3-chloropropane	3.1	4.0	77.5%	2.9	4.0	72.5%	6.7%
1,2,3-Trichloropropane	4.0	4.0	100%	3.5	4.0	87.5%	13.3%
trans-1,4-Dichloro-2-butene	4.1	4.0	102%	3.9	4.0	97.5%	5.0%
1,3,5-Trimethylbenzene	4.1	4.0	102%	3.8	4.0	95.0%	7.6%
1,2,4-Trimethylbenzene	3.9	4.0	97.5%	3.8	4.0	95.0%	2.6%
Hexachlorobutadiene	4.6	4.0	115%	4.6	4.0	115%	0.0%
Ethylene Dibromide	4.2	4.0	105%	3.9	4.0	97.5%	7.4%
Bromochloromethane	3.7	4.0	92.5%	3.7	4.0	92.5%	0.0%
2,2-Dichloropropane	4.3	4.0	108%	4.2	4.0	105%	2.4%
1,3-Dichloropropane	3.9	4.0	97.5%	4.0	4.0	100%	2.5%
Isopropylbenzene	4.0	4.0	100%	3.6	4.0	90.0%	10.5%
n-Propylbenzene	4.4	4.0	110%	4.0	4.0	100%	9.5%
Bromobenzene	4.5	4.0	112%	4.0	4.0	100%	11.8%
2-Chlorotoluene	4.3	4.0	108%	3.9	4.0	97.5%	9.8%
4-Chlorotoluene	4.0	4.0	100%	3.7	4.0	92.5%	7.8%
tert-Butylbenzene	3.9	4.0	97.5%	3.8	4.0	95.0%	2.6%
sec-Butylbenzene	3.9	4.0	97.5%	4.0	4.0	100%	2.5%
4-Isopropyltoluene	4.0	4.0	100%	4.0	4.0	100%	0.0%
n-Butylbenzene	4.1	4.0	102%	4.0	4.0	100%	2.5%
1,2,4-Trichlorobenzene	4.3	4.0	108%	4.2	4.0	105%	2.4%
Naphthalene	3.6	4.0	90.0%	3.4	4.0	85.0%	5.7%
1,2,3-Trichlorobenzene	4.2	4.0	105%	4.2	4.0	105%	0.0%

Reported in µg/L (ppb)

RPD calculated using sample concentrations per SW846.

Volatile Surrogate Recovery

	LCS	LCSD
d4-1,2-Dichloroethane	107%	104%
d8-Toluene	105%	101%
Bromofluorobenzene	99.8%	99.5%
d4-1,2-Dichlorobenzene	102%	110%

4A
VOLATILE METHOD BLANK SUMMARY

EPA SAMPLE NO.

MB1127

Lab Name: ANALYTICAL RESOURCES, INC Contract: ANCHOR ENVIRONMENTAL

Lab Code: ARI Case No.: CHINOOK SDG No.: KG57

Lab File ID: MB1127 Lab Sample ID: MB1127

Date Analyzed: 11/27/06 Time Analyzed: 1226

GC Column: RTX502.2 ID: 0.18 (mm) Heated Purge: (Y/N) N

Instrument ID: FINN3

THIS METHOD BLANK APPLIES TO THE FOLLOWING SAMPLES, MS and MSD:

	EPA SAMPLE NO.	LAB SAMPLE ID	LAB FILE ID	TIME ANALYZED
01	LCS1127	LCS1127	LCS1127	1124
02	LCS1127	LCS1127	LCS1127A	1159
03	G2S-112106	KG57A	KG57A2	1330
04	RLSW2-112106	KG57B	KG57B2	1358
05	RLSW2-112106	KG57B	KG57B3	1545
06				
07				
08				
09				
10				
11				
12				
13				
14				
15				
16				
17				
18				
19				
20				
21				
22				
23				
24				
25				
26				
27				
28				
29				
30				

COMMENTS:

ANALYTICAL RESOURCES INCORPORATED

ORGANICS ANALYSIS DATA SHEET
Volatiles by Purge & Trap GC/MS-Method SW8260B **Sample ID: MB-112706**
 METHOD BLANK

Lab Sample ID: MB-112706 QC Report No: KG57-Anchor Environmental
LIMS ID: 06-23749 Project: CHINOOK
Matrix: Water 060354-01
Data Release Authorized: Date Sampled: NA
Reported: 12/04/06 Date Received: NA

Instrument/Analyst: FINN3/PAB Sample Amount: 20.0 mL
Date Analyzed: 11/27/06 12:26 Purge Volume: 20.0 mL

CAS Number	Analyte	RL	Result	Q
74-87-3	Chloromethane	0.2	< 0.2	U
74-83-9	Bromomethane	0.2	< 0.2	U
75-01-4	Vinyl Chloride	0.2	< 0.2	U
75-00-3	Chloroethane	0.2	< 0.2	U
75-09-2	Methylene Chloride	0.3	< 0.3	U
67-64-1	Acetone	3.0	< 3.0	U
75-15-0	Carbon Disulfide	0.2	< 0.2	U
75-35-4	1,1-Dichloroethene	0.2	< 0.2	U
75-34-3	1,1-Dichloroethane	0.2	< 0.2	U
156-60-5	trans-1,2-Dichloroethene	0.2	< 0.2	U
156-59-2	cis-1,2-Dichloroethene	0.2	< 0.2	U
67-66-3	Chloroform	0.2	< 0.2	U
107-06-2	1,2-Dichloroethane	0.2	< 0.2	U
78-93-3	2-Butanone	1.0	< 1.0	U
71-55-6	1,1,1-Trichloroethane	0.2	< 0.2	U
56-23-5	Carbon Tetrachloride	0.2	< 0.2	U
108-05-4	Vinyl Acetate	0.2	< 0.2	U
75-27-4	Bromodichloromethane	0.2	< 0.2	U
78-87-5	1,2-Dichloropropane	0.2	< 0.2	U
10061-01-5	cis-1,3-Dichloropropene	0.2	< 0.2	U
79-01-6	Trichloroethene	0.2	< 0.2	U
124-48-1	Dibromochloromethane	0.2	< 0.2	U
79-00-5	1,1,2-Trichloroethane	0.2	< 0.2	U
71-43-2	Benzene	0.2	< 0.2	U
10061-02-6	trans-1,3-Dichloropropene	0.2	< 0.2	U
110-75-8	2-Chloroethylvinylether	0.5	< 0.5	U
75-25-2	Bromoform	0.2	< 0.2	U
108-10-1	4-Methyl-2-Pentanone (MIBK)	1.0	< 1.0	U
591-78-6	2-Hexanone	3.0	< 3.0	U
127-18-4	Tetrachloroethene	0.2	< 0.2	U
79-34-5	1,1,2,2-Tetrachloroethane	0.2	< 0.2	U
108-88-3	Toluene	0.2	< 0.2	U
108-90-7	Chlorobenzene	0.2	< 0.2	U
100-41-4	Ethylbenzene	0.2	< 0.2	U
100-42-5	Styrene	0.2	< 0.2	U
75-69-4	Trichlorofluoromethane	0.2	< 0.2	U
76-13-1	1,1,2-Trichloro-1,2,2-trifluoroe	0.2	< 0.2	U
1330-20-7	m,p-Xylene	0.4	< 0.4	U
95-47-6	o-Xylene	0.2	< 0.2	U
95-50-1	1,2-Dichlorobenzene	0.2	< 0.2	U
541-73-1	1,3-Dichlorobenzene	0.2	< 0.2	U
106-46-7	1,4-Dichlorobenzene	0.2	< 0.2	U
107-02-8	Acrolein	5.0	< 5.0	U
74-88-4	Methyl Iodide	0.2	< 0.2	U
74-96-4	Bromoethane	0.2	< 0.2	U
107-13-1	Acrylonitrile	1.0	< 1.0	U
563-58-6	1,1-Dichloropropene	0.2	< 0.2	U
74-95-3	Dibromomethane	0.2	< 0.2	U
630-20-6	1,1,1,2-Tetrachloroethane	0.2	< 0.2	U
96-12-8	1,2-Dibromo-3-chloropropane	0.5	< 0.5	U
96-18-4	1,2,3-Trichloropropane	0.5	< 0.5	U

ANALYTICAL RESOURCES INCORPORATED

ORGANICS ANALYSIS DATA SHEET
Volatiles by Purge & Trap GC/MS-Method SW8260B **Sample ID: MB-112706**
 METHOD BLANK

Lab Sample ID: MB-112706 QC Report No: KG57-Anchor Environmental
LIMS ID: 06-23749 Project: CHINOOK
Matrix: Water 060354-01
Date Analyzed: 11/27/06 12:26

CAS Number	Analyte	RL	Result	Q
110-57-6	trans-1,4-Dichloro-2-butene	1.0	< 1.0	U
108-67-8	1,3,5-Trimethylbenzene	0.2	< 0.2	U
95-63-6	1,2,4-Trimethylbenzene	0.2	< 0.2	U
87-68-3	Hexachlorobutadiene	0.5	< 0.5	U
106-93-4	Ethylene Dibromide	0.2	< 0.2	U
74-97-5	Bromochloromethane	0.2	< 0.2	U
594-20-7	2,2-Dichloropropane	0.2	< 0.2	U
142-28-9	1,3-Dichloropropane	0.2	< 0.2	U
98-82-8	Isopropylbenzene	0.2	< 0.2	U
103-65-1	n-Propylbenzene	0.2	< 0.2	U
108-86-1	Bromobenzene	0.2	< 0.2	U
95-49-8	2-Chlorotoluene	0.2	< 0.2	U
106-43-4	4-Chlorotoluene	0.2	< 0.2	U
98-06-6	tert-Butylbenzene	0.2	< 0.2	U
135-98-8	sec-Butylbenzene	0.2	< 0.2	U
99-87-6	4-Isopropyltoluene	0.2	< 0.2	U
104-51-8	n-Butylbenzene	0.2	< 0.2	U
120-82-1	1,2,4-Trichlorobenzene	0.5	< 0.5	U
91-20-3	Naphthalene	0.5	< 0.5	U
87-61-6	1,2,3-Trichlorobenzene	0.5	< 0.5	U

Reported in µg/L (ppb)

Volatile Surrogate Recovery

d4-1,2-Dichloroethane	96.0%
d8-Toluene	106%
Bromofluorobenzene	84.2%
d4-1,2-Dichlorobenzene	108%

SEMIVOLATILES

ANALYTICAL RESOURCES INCORPORATED

ORGANICS ANALYSIS DATA SHEET
Semivolatiles by SW8270D GC/MS **Sample ID: G2S-112106**
Page 1 of 2 **SAMPLE**

Lab Sample ID: KG57A
LIMS ID: 06-23749
Matrix: Water
Data Release Authorized:
Reported: 12/04/06

QC Report No: KG57-Anchor Environmental
Project: CHINOOK
060354-01
Date Sampled: 11/21/06
Date Received: 11/21/06

Date Extracted: 11/24/06
Date Analyzed: 12/01/06 11:57
Instrument/Analyst: NT6/LJR

Sample Amount: 500 mL
Final Extract Volume: 0.50 mL
Dilution Factor: 1.00

CAS Number	Analyte	RL	Result
108-95-2	Phenol	1.0	< 1.0 U
111-44-4	Bis-(2-Chloroethyl) Ether	1.0	< 1.0 U
95-57-8	2-Chlorophenol	1.0	< 1.0 U
541-73-1	1,3-Dichlorobenzene	1.0	< 1.0 U
106-46-7	1,4-Dichlorobenzene	1.0	< 1.0 U
100-51-6	Benzyl Alcohol	5.0	< 5.0 U
95-50-1	1,2-Dichlorobenzene	1.0	< 1.0 U
95-48-7	2-Methylphenol	1.0	< 1.0 U
108-60-1	2,2'-Oxybis(1-Chloropropane)	1.0	< 1.0 U
106-44-5	**4-Methylphenol**	**1.0**	**4.0**
621-64-7	N-Nitroso-Di-N-Propylamine	5.0	< 5.0 U
67-72-1	Hexachloroethane	1.0	< 1.0 U
98-95-3	Nitrobenzene	1.0	< 1.0 U
78-59-1	Isophorone	1.0	< 1.0 U
88-75-5	2-Nitrophenol	5.0	< 5.0 U
105-67-9	2,4-Dimethylphenol	1.0	< 1.0 U
65-85-0	Benzoic Acid	10	< 10 U
111-91-1	bis(2-Chloroethoxy) Methane	1.0	< 1.0 U
120-83-2	2,4-Dichlorophenol	5.0	< 5.0 U
120-82-1	1,2,4-Trichlorobenzene	1.0	< 1.0 U
91-20-3	Naphthalene	1.0	< 1.0 U
106-47-8	4-Chloroaniline	5.0	< 5.0 U
87-68-3	Hexachlorobutadiene	1.0	< 1.0 U
59-50-7	4-Chloro-3-methylphenol	5.0	< 5.0 U
91-57-6	2-Methylnaphthalene	1.0	< 1.0 U
77-47-4	Hexachlorocyclopentadiene	5.0	< 5.0 U
88-06-2	2,4,6-Trichlorophenol	5.0	< 5.0 U
95-95-4	2,4,5-Trichlorophenol	5.0	< 5.0 U
91-58-7	2-Chloronaphthalene	1.0	< 1.0 U
88-74-4	2-Nitroaniline	5.0	< 5.0 U
131-11-3	Dimethylphthalate	1.0	< 1.0 U
208-96-8	Acenaphthylene	1.0	< 1.0 U
99-09-2	3-Nitroaniline	5.0	< 5.0 U
83-32-9	Acenaphthene	1.0	< 1.0 U
51-28-5	2,4-Dinitrophenol	10	< 10 U
100-02-7	4-Nitrophenol	5.0	< 5.0 U
132-64-9	Dibenzofuran	1.0	< 1.0 U
606-20-2	2,6-Dinitrotoluene	5.0	< 5.0 U
121-14-2	2,4-Dinitrotoluene	5.0	< 5.0 U
84-66-2	Diethylphthalate	1.0	< 1.0 U

ANALYTICAL RESOURCES INCORPORATED

ORGANICS ANALYSIS DATA SHEET
Semivolatiles by SW8270D GC/MS **Sample ID: G2S-112106**
Page 2 of 2 **SAMPLE**

Lab Sample ID: KG57A QC Report No: KG57-Anchor Environmental
LIMS ID: 06-23749 Project: CHINOOK
Matrix: Water 060354-01
Date Analyzed: 12/01/06 11:57

CAS Number	Analyte	RL	Result
7005-72-3	4-Chlorophenyl-phenylether	1.0	< 1.0 U
86-73-7	Fluorene	1.0	< 1.0 U
100-01-6	4-Nitroaniline	5.0	< 5.0 U
534-52-1	4,6-Dinitro-2-Methylphenol	10	< 10 U
86-30-6	N-Nitrosodiphenylamine	1.0	< 1.0 U
101-55-3	4-Bromophenyl-phenylether	1.0	< 1.0 U
118-74-1	Hexachlorobenzene	1.0	< 1.0 U
87-86-5	Pentachlorophenol	5.0	< 5.0 U
85-01-8	Phenanthrene	1.0	< 1.0 U
86-74-8	Carbazole	1.0	< 1.0 U
120-12-7	Anthracene	1.0	< 1.0 U
84-74-2	Di-n-Butylphthalate	1.0	< 1.0 U
206-44-0	Fluoranthene	1.0	< 1.0 U
129-00-0	Pyrene	1.0	< 1.0 U
85-68-7	Butylbenzylphthalate	1.0	< 1.0 U
91-94-1	3,3'-Dichlorobenzidine	5.0	< 5.0 U
56-55-3	Benzo(a)anthracene	1.0	< 1.0 U
117-81-7	bis(2-Ethylhexyl)phthalate	1.0	< 1.0 U
218-01-9	Chrysene	1.0	< 1.0 U
117-84-0	Di-n-Octyl phthalate	1.0	< 1.0 U
205-99-2	Benzo(b)fluoranthene	1.0	< 1.0 U
207-08-9	Benzo(k)fluoranthene	1.0	< 1.0 U
50-32-8	Benzo(a)pyrene	1.0	< 1.0 U
193-39-5	Indeno(1,2,3-cd)pyrene	1.0	< 1.0 U
53-70-3	Dibenz(a,h)anthracene	1.0	< 1.0 U
191-24-2	Benzo(g,h,i)perylene	1.0	< 1.0 U

Reported in µg/L (ppb)

Semivolatile Surrogate Recovery

d5-Nitrobenzene	81.6%	2-Fluorobiphenyl	82.0%
d14-p-Terphenyl	61.2%	d4-1,2-Dichlorobenzene	78.8%
d5-Phenol	72.0%	2-Fluorophenol	66.9%
2,4,6-Tribromophenol	91.2%	d4-2-Chlorophenol	77.6%

ANALYTICAL RESOURCES INCORPORATED

ORGANICS ANALYSIS DATA SHEET
Semivolatiles by SW8270D GC/MS

Sample ID: RLSW2-112106
SAMPLE

Lab Sample ID: KG57B
LIMS ID: 06-23750
Matrix: Water
Data Release Authorized:
Reported: 12/04/06

QC Report No: KG57-Anchor Environmental
Project: CHINOOK
060354-01
Date Sampled: 11/21/06
Date Received: 11/21/06

Date Extracted: 11/24/06
Date Analyzed: 12/01/06 12:29
Instrument/Analyst: NT6/LJR

Sample Amount: 500 mL
Final Extract Volume: 0.50 mL
Dilution Factor: 1.00

CAS Number	Analyte	RL	Result
108-95-2	Phenol	1.0	< 1.0 U
111-44-4	Bis-(2-Chloroethyl) Ether	1.0	< 1.0 U
95-57-8	2-Chlorophenol	1.0	< 1.0 U
541-73-1	1,3-Dichlorobenzene	1.0	< 1.0 U
106-46-7	1,4-Dichlorobenzene	1.0	< 1.0 U
100-51-6	Benzyl Alcohol	5.0	< 5.0 U
95-50-1	1,2-Dichlorobenzene	1.0	< 1.0 U
95-48-7	2-Methylphenol	1.0	< 1.0 U
108-60-1	2,2'-Oxybis(1-Chloropropane)	1.0	< 1.0 U
106-44-5	4-Methylphenol	1.0	< 1.0 U
621-64-7	N-Nitroso-Di-N-Propylamine	5.0	< 5.0 U
67-72-1	Hexachloroethane	1.0	< 1.0 U
98-95-3	Nitrobenzene	1.0	< 1.0 U
78-59-1	Isophorone	1.0	< 1.0 U
88-75-5	2-Nitrophenol	5.0	< 5.0 U
105-67-9	2,4-Dimethylphenol	1.0	< 1.0 U
65-85-0	Benzoic Acid	10	< 10 U
111-91-1	bis(2-Chloroethoxy) Methane	1.0	< 1.0 U
120-83-2	2,4-Dichlorophenol	5.0	< 5.0 U
120-82-1	1,2,4-Trichlorobenzene	1.0	< 1.0 U
91-20-3	Naphthalene	1.0	< 1.0 U
106-47-8	4-Chloroaniline	5.0	< 5.0 U
87-68-3	Hexachlorobutadiene	1.0	< 1.0 U
59-50-7	4-Chloro-3-methylphenol	5.0	< 5.0 U
91-57-6	2-Methylnaphthalene	1.0	< 1.0 U
77-47-4	Hexachlorocyclopentadiene	5.0	< 5.0 U
88-06-2	2,4,6-Trichlorophenol	5.0	< 5.0 U
95-95-4	2,4,5-Trichlorophenol	5.0	< 5.0 U
91-58-7	2-Chloronaphthalene	1.0	< 1.0 U
88-74-4	2-Nitroaniline	5.0	< 5.0 U
131-11-3	Dimethylphthalate	1.0	< 1.0 U
208-96-8	Acenaphthylene	1.0	< 1.0 U
99-09-2	3-Nitroaniline	5.0	< 5.0 U
83-32-9	Acenaphthene	1.0	< 1.0 U
51-28-5	2,4-Dinitrophenol	10	< 10 U
100-02-7	4-Nitrophenol	5.0	< 5.0 U
132-64-9	Dibenzofuran	1.0	< 1.0 U
606-20-2	2,6-Dinitrotoluene	5.0	< 5.0 U
121-14-2	2,4-Dinitrotoluene	5.0	< 5.0 U
84-66-2	Diethylphthalate	1.0	< 1.0 U

ANALYTICAL RESOURCES INCORPORATED

ORGANICS ANALYSIS DATA SHEET
Semivolatiles by SW8270D GC/MS **Sample ID: RLSW2-112106**
Page 2 of 2 **SAMPLE**

Lab Sample ID: KG57B QC Report No: KG57-Anchor Environmental
LIMS ID: 06-23750 Project: CHINOOK
Matrix: Water 060354-01
Date Analyzed: 12/01/06 12:29

CAS Number	Analyte	RL	Result
7005-72-3	4-Chlorophenyl-phenylether	1.0	< 1.0 U
86-73-7	Fluorene	1.0	< 1.0 U
100-01-6	4-Nitroaniline	5.0	< 5.0 U
534-52-1	4,6-Dinitro-2-Methylphenol	10	< 10 U
86-30-6	N-Nitrosodiphenylamine	1.0	< 1.0 U
101-55-3	4-Bromophenyl-phenylether	1.0	< 1.0 U
118-74-1	Hexachlorobenzene	1.0	< 1.0 U
87-86-5	Pentachlorophenol	5.0	< 5.0 U
85-01-8	Phenanthrene	1.0	< 1.0 U
86-74-8	Carbazole	1.0	< 1.0 U
120-12-7	Anthracene	1.0	< 1.0 U
84-74-2	Di-n-Butylphthalate	1.0	< 1.0 U
206-44-0	Fluoranthene	1.0	< 1.0 U
129-00-0	Pyrene	1.0	< 1.0 U
85-68-7	Butylbenzylphthalate	1.0	< 1.0 U
91-94-1	3,3'-Dichlorobenzidine	5.0	< 5.0 U
56-55-3	Benzo(a)anthracene	1.0	< 1.0 U
117-81-7	bis(2-Ethylhexyl)phthalate	1.0	< 1.0 U
218-01-9	Chrysene	1.0	< 1.0 U
117-84-0	Di-n-Octyl phthalate	1.0	< 1.0 U
205-99-2	Benzo(b)fluoranthene	1.0	< 1.0 U
207-08-9	Benzo(k)fluoranthene	1.0	< 1.0 U
50-32-8	Benzo(a)pyrene	1.0	< 1.0 U
193-39-5	Indeno(1,2,3-cd)pyrene	1.0	< 1.0 U
53-70-3	Dibenz(a,h)anthracene	1.0	< 1.0 U
191-24-2	Benzo(g,h,i)perylene	1.0	< 1.0 U

Reported in µg/L (ppb)

Semivolatile Surrogate Recovery

d5-Nitrobenzene	73.6%	2-Fluorobiphenyl	68.4%
d14-p-Terphenyl	76.8%	d4-1,2-Dichlorobenzene	69.2%
d5-Phenol	64.5%	2-Fluorophenol	64.0%
2,4,6-Tribromophenol	74.1%	d4-2-Chlorophenol	70.9%

ANALYTICAL RESOURCES INCORPORATED

SW8270 SEMIVOLATILES WATER SURROGATE RECOVERY SUMMARY

Matrix: Water

QC Report No: KG57-Anchor Environmental
Project: CHINOOK
060354-01

Client ID	NBZ	FBP	TPH	DCB	PHL	2FP	TBP	2CP	TOT OUT
MB-112406	87.6%	81.2%	91.2%	78.8%	82.4%	78.9%	93.3%	86.7%	0
LCS-112406	86.8%	89.2%	98.4%	79.2%	80.5%	77.6%	95.2%	83.2%	0
LCSD-112406	87.6%	89.2%	99.6%	77.6%	80.8%	77.6%	96.5%	83.7%	0
G2S-112106	81.6%	82.0%	61.2%	78.8%	72.0%	66.9%	91.2%	77.6%	0
RLSW2-112106	73.6%	68.4%	76.8%	69.2%	64.5%	64.0%	74.1%	70.9%	0

	LCS/MB LIMITS	QC LIMITS
(NBZ) = d5-Nitrobenzene	(53-112)	(51-103)
(FBP) = 2-Fluorobiphenyl	(52-99)	(39-95)
(TPH) = d14-p-Terphenyl	(55-116)	(28-114)
(DCB) = d4-1,2-Dichlorobenzene	(39-90)	(36-81)
(PHL) = d5-Phenol	(40-110)	(42-98)
(2FP) = 2-Fluorophenol	(27-131)	(27-113)
(TBP) = 2,4,6-Tribromophenol	(47-116)	(47-110)
(2CP) = d4-2-Chlorophenol	(51-110)	(47-102)

Prep Method: SW3520C
Log Number Range: 06-23749 to 06-23750

ANALYTICAL RESOURCES INCORPORATED

ORGANICS ANALYSIS DATA SHEET
Semivolatiles by SW8270D GC/MS

Sample ID: LCS-112406
LCS/LCSD

Lab Sample ID: LCS-112406
LIMS ID: 06-23749
Matrix: Water
Data Release Authorized:
Reported: 12/04/06

QC Report No: KG57-Anchor Environmental
Project: CHINOOK
060354-01
Date Sampled: 11/21/06
Date Received: 11/21/06

Date Extracted LCS/LCSD: 11/24/06

Sample Amount LCS: 500 mL
LCSD: 500 mL

Date Analyzed LCS: 12/01/06 10:52
LCSD: 12/01/06 11:24

Final Extract Volume LCS: 0.50 mL
LCSD: 0.50 mL

Instrument/Analyst LCS: NT6/LJR
LCSD: NT6/LJR

Dilution Factor LCS: 1.00
LCSD: 1.00

GPC Cleanup: NO

Analyte	LCS	Spike Added-LCS	LCS Recovery	LCSD	Spike Added-LCSD	LCSD Recovery	RPD
Phenol	19.0	25.0	76.0%	20.4	25.0	81.6%	7.1%
Bis-(2-Chloroethyl) Ether	20.4	25.0	81.6%	21.8	25.0	87.2%	6.6%
2-Chlorophenol	19.9	25.0	79.6%	21.6	25.0	86.4%	8.2%
1,3-Dichlorobenzene	15.6	25.0	62.4%	17.8	25.0	71.2%	13.2%
1,4-Dichlorobenzene	15.9	25.0	63.6%	17.8	25.0	71.2%	11.3%
Benzyl Alcohol	18.6	25.0	74.4%	19.9	25.0	79.6%	6.8%
1,2-Dichlorobenzene	16.4	25.0	65.6%	18.4	25.0	73.6%	11.5%
2-Methylphenol	20.1	25.0	80.4%	21.5	25.0	86.0%	6.7%
2,2'-Oxybis(1-Chloropropane)	20.7	25.0	82.8%	22.1	25.0	88.4%	6.5%
4-Methylphenol	39.3	50.0	78.6%	42.2	50.0	84.4%	7.1%
N-Nitroso-Di-N-Propylamine	20.1	25.0	80.4%	21.4	25.0	85.6%	6.3%
Hexachloroethane	14.7	25.0	58.8%	17.4	25.0	69.6%	16.8%
Nitrobenzene	20.2	25.0	80.8%	22.0	25.0	88.0%	8.5%
Isophorone	22.8	25.0	91.2%	24.1	25.0	96.4%	5.5%
2-Nitrophenol	21.1	25.0	84.4%	22.7	25.0	90.8%	7.3%
2,4-Dimethylphenol	16.0	25.0	64.0%	17.5	25.0	70.0%	9.0%
Benzoic Acid	4.4	25.0	17.6%	11.8	25.0	47.2%	91.7%
bis(2-Chloroethoxy) Methane	20.6	25.0	82.4%	21.9	25.0	87.6%	6.1%
2,4-Dichlorophenol	21.1	25.0	84.4%	22.6	25.0	90.4%	6.9%
1,2,4-Trichlorobenzene	17.8	25.0	71.2%	19.4	25.0	77.6%	8.6%
Naphthalene	18.8	25.0	75.2%	20.2	25.0	80.8%	7.2%
4-Chloroaniline	42.2	60.0	70.3%	42.5	60.0	70.8%	0.7%
Hexachlorobutadiene	16.1	25.0	64.4%	18.1	25.0	72.4%	11.7%
4-Chloro-3-methylphenol	22.0	25.0	88.0%	23.3	25.0	93.2%	5.7%
2-Methylnaphthalene	19.9	25.0	79.6%	21.3	25.0	85.2%	6.8%
Hexachlorocyclopentadiene	15.8	25.0	63.2%	18.0	25.0	72.0%	13.0%
2,4,6-Trichlorophenol	22.4	25.0	89.6%	24.4	25.0	97.6%	8.5%
2,4,5-Trichlorophenol	22.2	25.0	88.8%	24.1	25.0	96.4%	8.2%
2-Chloronaphthalene	21.2	25.0	84.8%	22.8	25.0	91.2%	7.3%
2-Nitroaniline	23.0	25.0	92.0%	25.1	25.0	100%	8.7%
Dimethylphthalate	22.0	25.0	88.0%	23.8	25.0	95.2%	7.9%
Acenaphthylene	22.1	25.0	88.4%	23.8	25.0	95.2%	7.4%
3-Nitroaniline	60.2	64.0	94.1%	64.8	64.0	101%	7.4%
Acenaphthene	21.2	25.0	84.8%	23.0	25.0	92.0%	8.1%
2,4-Dinitrophenol	18.8	25.0	75.2%	23.1	25.0	92.4%	20.5%
4-Nitrophenol	22.4	25.0	89.6%	24.7	25.0	98.8%	9.8%
Dibenzofuran	21.8	25.0	87.2%	23.4	25.0	93.6%	7.1%
2,6-Dinitrotoluene	23.7	25.0	94.8%	25.6	25.0	102%	7.7%
2,4-Dinitrotoluene	23.8	25.0	95.2%	25.9	25.0	104%	8.5%
Diethylphthalate	22.4	25.0	89.6%	23.9	25.0	95.6%	6.5%
4-Chlorophenyl-phenylether	21.6	25.0	86.4%	23.2	25.0	92.8%	7.1%
Fluorene	21.6	25.0	86.4%	23.1	25.0	92.4%	6.7%
4-Nitroaniline	21.1	25.0	84.4%	24.0	25.0	96.0%	12.9%
4,6-Dinitro-2-Methylphenol	19.3	25.0	77.2%	21.4	25.0	85.6%	10.3%
N-Nitrosodiphenylamine	32.4	25.0	130%	34.5	25.0	138%	6.3%

ANALYTICAL RESOURCES INCORPORATED

ORGANICS ANALYSIS DATA SHEET
Semivolatiles by SW8270D GC/MS

Sample ID: LCS-112406
LCS/LCSD

Lab Sample ID: LCS-112406
LIMS ID: 06-23749
Matrix: Water
Date Analyzed: 12/01/06 10:52

QC Report No: KG57-Anchor Environmental
Project: CHINOOK
060354-01

Analyte	LCS	Spike Added-LCS	LCS Recovery	LCSD	Spike Added-LCSD	LCSD Recovery	RPD
4-Bromophenyl-phenylether	20.7	25.0	82.8%	21.8	25.0	87.2%	5.2%
Hexachlorobenzene	21.0	25.0	84.0%	22.3	25.0	89.2%	6.0%
Pentachlorophenol	22.0	25.0	88.0%	23.9	25.0	95.6%	8.3%
Phenanthrene	20.7	25.0	82.8%	22.0	25.0	88.0%	6.1%
Carbazole	21.1	25.0	84.4%	22.2	25.0	88.8%	5.1%
Anthracene	21.3	25.0	85.2%	22.4	25.0	89.6%	5.0%
Di-n-Butylphthalate	22.2	25.0	88.8%	23.6	25.0	94.4%	6.1%
Fluoranthene	21.3	25.0	85.2%	22.2	25.0	88.8%	4.1%
Pyrene	23.5	25.0	94.0%	25.0	25.0	100%	6.2%
Butylbenzylphthalate	24.0	25.0	96.0%	25.5	25.0	102%	6.1%
3,3'-Dichlorobenzidine	58.7	64.0	91.7%	60.1	64.0	93.9%	2.4%
Benzo(a)anthracene	22.5	25.0	90.0%	23.4	25.0	93.6%	3.9%
bis(2-Ethylhexyl)phthalate	22.7	25.0	90.8%	24.4	25.0	97.6%	7.2%
Chrysene	22.9	25.0	91.6%	23.6	25.0	94.4%	3.0%
Di-n-Octyl phthalate	21.3	25.0	85.2%	22.5	25.0	90.0%	5.5%
Benzo(b)fluoranthene	19.9	25.0	79.6%	21.6	25.0	86.4%	8.2%
Benzo(k)fluoranthene	21.2	25.0	84.8%	21.6	25.0	86.4%	1.9%
Benzo(a)pyrene	22.5	25.0	90.0%	23.8	25.0	95.2%	5.6%
Indeno(1,2,3-cd)pyrene	21.1	25.0	84.4%	22.7	25.0	90.8%	7.3%
Dibenz(a,h)anthracene	21.7	25.0	86.8%	23.2	25.0	92.8%	6.7%
Benzo(g,h,i)perylene	21.1	25.0	84.4%	22.8	25.0	91.2%	7.7%

Semivolatile Surrogate Recovery

	LCS	LCSD
d5-Nitrobenzene	86.8%	87.6%
2-Fluorobiphenyl	89.2%	89.2%
d14-p-Terphenyl	98.4%	99.6%
d4-1,2-Dichlorobenzene	79.2%	77.6%
d5-Phenol	80.5%	80.8%
2-Fluorophenol	77.6%	77.6%
2,4,6-Tribromophenol	95.2%	96.5%
d4-2-Chlorophenol	83.2%	83.7%

Results reported in µg/L
RPD calculated using sample concentrations per SW846.

4B
SEMIVOLATILE METHOD BLANK SUMMARY

BLANK NO.

KG57MBW1

Lab Name: ANALYTICAL RESOURCES, INC Client: ANCHOR

ARI Job No: KG57 Project: CHINOOK

Lab File ID: KG57MB Date Extracted: 11/24/06

Instrument ID: NT6 Date Analyzed: 12/01/06

Matrix: LIQUID Time Analyzed: 1020

THIS METHOD BLANK APPLIES TO THE FOLLOWING SAMPLES, MS and MSD:

	CLIENT SAMPLE NO.	LAB SAMPLE ID	LAB FILE ID	DATE ANALYZED
01	KG57LCSW1	KG57LCSW1	KG57SB	12/01/06
02	KG57LCSDW1	KG57LCSDW1	KG57SBD	12/01/06
03	G2S-112106	KG57A	KG57A	12/01/06
04	RLSW2-112106	KG57B	KG57B	12/01/06
05				
06				
07				
08				
09				
10				
11				
12				
13				
14				
15				
16				
17				
18				
19				
20				
21				
22				
23				
24				
25				
26				
27				
28				
29				
30				

COMMENTS:

FORM IV SV

ANALYTICAL RESOURCES INCORPORATED

ORGANICS ANALYSIS DATA SHEET
Semivolatiles by SW8270D GC/MS

Sample ID: MB-112406
METHOD BLANK

Lab Sample ID: MB-112406
LIMS ID: 06-23749
Matrix: Water
Data Release Authorized:
Reported: 12/04/06

QC Report No: KG57-Anchor Environmental
Project: CHINOOK
060354-01
Date Sampled: NA
Date Received: NA

Date Extracted: 11/24/06
Date Analyzed: 12/01/06 10:20
Instrument/Analyst: NT6/LJR

Sample Amount: 500 mL
Final Extract Volume: 0.50 mL
Dilution Factor: 1.00

CAS Number	Analyte	RL	Result
108-95-2	Phenol	1.0	< 1.0 U
111-44-4	Bis-(2-Chloroethyl) Ether	1.0	< 1.0 U
95-57-8	2-Chlorophenol	1.0	< 1.0 U
541-73-1	1,3-Dichlorobenzene	1.0	< 1.0 U
106-46-7	1,4-Dichlorobenzene	1.0	< 1.0 U
100-51-6	Benzyl Alcohol	5.0	< 5.0 U
95-50-1	1,2-Dichlorobenzene	1.0	< 1.0 U
95-48-7	2-Methylphenol	1.0	< 1.0 U
108-60-1	2,2'-Oxybis(1-Chloropropane)	1.0	< 1.0 U
106-44-5	4-Methylphenol	1.0	< 1.0 U
621-64-7	N-Nitroso-Di-N-Propylamine	5.0	< 5.0 U
67-72-1	Hexachloroethane	1.0	< 1.0 U
98-95-3	Nitrobenzene	1.0	< 1.0 U
78-59-1	Isophorone	1.0	< 1.0 U
88-75-5	2-Nitrophenol	5.0	< 5.0 U
105-67-9	2,4-Dimethylphenol	1.0	< 1.0 U
65-85-0	Benzoic Acid	10	< 10 U
111-91-1	bis(2-Chloroethoxy) Methane	1.0	< 1.0 U
120-83-2	2,4-Dichlorophenol	5.0	< 5.0 U
120-82-1	1,2,4-Trichlorobenzene	1.0	< 1.0 U
91-20-3	Naphthalene	1.0	< 1.0 U
106-47-8	4-Chloroaniline	5.0	< 5.0 U
87-68-3	Hexachlorobutadiene	1.0	< 1.0 U
59-50-7	4-Chloro-3-methylphenol	5.0	< 5.0 U
91-57-6	2-Methylnaphthalene	1.0	< 1.0 U
77-47-4	Hexachlorocyclopentadiene	5.0	< 5.0 U
88-06-2	2,4,6-Trichlorophenol	5.0	< 5.0 U
95-95-4	2,4,5-Trichlorophenol	5.0	< 5.0 U
91-58-7	2-Chloronaphthalene	1.0	< 1.0 U
88-74-4	2-Nitroaniline	5.0	< 5.0 U
131-11-3	Dimethylphthalate	1.0	< 1.0 U
208-96-8	Acenaphthylene	1.0	< 1.0 U
99-09-2	3-Nitroaniline	5.0	< 5.0 U
83-32-9	Acenaphthene	1.0	< 1.0 U
51-28-5	2,4-Dinitrophenol	10	< 10 U
100-02-7	4-Nitrophenol	5.0	< 5.0 U
132-64-9	Dibenzofuran	1.0	< 1.0 U
606-20-2	2,6-Dinitrotoluene	5.0	< 5.0 U
121-14-2	2,4-Dinitrotoluene	5.0	< 5.0 U
84-66-2	Diethylphthalate	1.0	< 1.0 U

ANALYTICAL RESOURCES INCORPORATED

ORGANICS ANALYSIS DATA SHEET
Semivolatiles by SW8270D GC/MS

Sample ID: MB-112406
METHOD BLANK

Lab Sample ID: MB-112406
LIMS ID: 06-23749
Matrix: Water
Date Analyzed: 12/01/06 10:20

QC Report No: KG57-Anchor Environmental
Project: CHINOOK
060354-01

CAS Number	Analyte	RL	Result
7005-72-3	4-Chlorophenyl-phenylether	1.0	< 1.0 U
86-73-7	Fluorene	1.0	< 1.0 U
100-01-6	4-Nitroaniline	5.0	< 5.0 U
534-52-1	4,6-Dinitro-2-Methylphenol	10	< 10 U
86-30-6	N-Nitrosodiphenylamine	1.0	< 1.0 U
101-55-3	4-Bromophenyl-phenylether	1.0	< 1.0 U
118-74-1	Hexachlorobenzene	1.0	< 1.0 U
87-86-5	Pentachlorophenol	5.0	< 5.0 U
85-01-8	Phenanthrene	1.0	< 1.0 U
86-74-8	Carbazole	1.0	< 1.0 U
120-12-7	Anthracene	1.0	< 1.0 U
84-74-2	Di-n-Butylphthalate	1.0	< 1.0 U
206-44-0	Fluoranthene	1.0	< 1.0 U
129-00-0	Pyrene	1.0	< 1.0 U
85-68-7	Butylbenzylphthalate	1.0	< 1.0 U
91-94-1	3,3'-Dichlorobenzidine	5.0	< 5.0 U
56-55-3	Benzo(a)anthracene	1.0	< 1.0 U
117-81-7	bis(2-Ethylhexyl)phthalate	1.0	< 1.0 U
218-01-9	Chrysene	1.0	< 1.0 U
117-84-0	Di-n-Octyl phthalate	1.0	< 1.0 U
205-99-2	Benzo(b)fluoranthene	1.0	< 1.0 U
207-08-9	Benzo(k)fluoranthene	1.0	< 1.0 U
50-32-8	Benzo(a)pyrene	1.0	< 1.0 U
193-39-5	Indeno(1,2,3-cd)pyrene	1.0	< 1.0 U
53-70-3	Dibenz(a,h)anthracene	1.0	< 1.0 U
191-24-2	Benzo(g,h,i)perylene	1.0	< 1.0 U

Reported in µg/L (ppb)

Semivolatile Surrogate Recovery

d5-Nitrobenzene	87.6%	2-Fluorobiphenyl	81.2%
d14-p-Terphenyl	91.2%	d4-1,2-Dichlorobenzene	78.8%
d5-Phenol	82.4%	2-Fluorophenol	78.9%
2,4,6-Tribromophenol	93.3%	d4-2-Chlorophenol	86.7%

PNA

ANALYTICAL RESOURCES INCORPORATED

ORGANICS ANALYSIS DATA SHEET
PNAs by Low Level SW8270D-SIM GC/MS
Page 1 of 1

Sample ID: G2S-112106
SAMPLE

Lab Sample ID: KG57A
LIMS ID: 06-23749
Matrix: Water
Data Release Authorized:
Reported: 12/05/06

QC Report No: KG57-Anchor Environmental
Project: CHINOOK
Event: 060354-01
Date Sampled: 11/21/06
Date Received: 11/21/06

Date Extracted: 11/28/06
Date Analyzed: 12/02/06 19:30
Instrument/Analyst: NT1/VTS

Sample Amount: 500 mL
Final Extract Volume: 0.5 mL
Dilution Factor: 1.00

CAS Number	Analyte	RL	Result
91-20-3	Naphthalene	0.010	< 0.010 U
91-57-6	2-Methylnaphthalene	0.010	< 0.010 U
208-96-8	Acenaphthylene	0.010	< 0.010 U
83-32-9	Acenaphthene	0.010	< 0.010 U
86-73-7	Fluorene	0.010	< 0.010 U
85-01-8	Phenanthrene	0.010	< 0.010 U
120-12-7	Anthracene	0.010	< 0.010 U
206-44-0	Fluoranthene	0.010	< 0.010 U
129-00-0	Pyrene	0.010	< 0.010 U
56-55-3	Benzo(a)anthracene	0.010	< 0.010 U
218-01-9	**Chrysene**	**0.010**	**0.0060 J**
205-99-2	**Benzo(b)fluoranthene**	**0.010**	**0.0088 J**
207-08-9	**Benzo(k)fluoranthene**	**0.010**	**0.0088 J**
50-32-8	Benzo(a)pyrene	0.010	< 0.010 U
193-39-5	**Indeno(1,2,3-cd)pyrene**	**0.010**	**0.0068 J**
53-70-3	Dibenz(a,h)anthracene	0.010	< 0.010 U
191-24-2	**Benzo(g,h,i)perylene**	**0.010**	**0.0095 J**
132-64-9	Dibenzofuran	0.010	< 0.010 U

Reported in µg/L (ppb)

SIM Semivolatile Surrogate Recovery

d10-2-Methylnaphthalene	66.7%
d14-Dibenzo(a,h)anthracen	60.7%

0036

ANALYTICAL RESOURCES INCORPORATED

ORGANICS ANALYSIS DATA SHEET
PNAs by Low Level SW8270D-SIM GC/MS **Sample ID: RLSW2-112106**
Page 1 of 1 **SAMPLE**

Lab Sample ID: KG57B
LIMS ID: 06-23750
Matrix: Water
Data Release Authorized:
Reported: 12/05/06

QC Report No: KG57-Anchor Environmental
Project: CHINOOK
Event: 060354-01
Date Sampled: 11/21/06
Date Received: 11/21/06

Date Extracted: 11/28/06
Date Analyzed: 12/02/06 19:55
Instrument/Analyst: NT1/VTS

Sample Amount: 500 mL
Final Extract Volume: 0.5 mL
Dilution Factor: 1.00

CAS Number	Analyte	RL	Result
91-20-3	Naphthalene	0.010	< 0.010 U
91-57-6	2-Methylnaphthalene	0.010	< 0.010 U
208-96-8	Acenaphthylene	0.010	< 0.010 U
83-32-9	Acenaphthene	0.010	< 0.010 U
86-73-7	Fluorene	0.010	< 0.010 U
85-01-8	Phenanthrene	0.010	< 0.010 U
120-12-7	Anthracene	0.010	< 0.010 U
206-44-0	Fluoranthene	0.010	< 0.010 U
129-00-0	Pyrene	0.010	< 0.010 U
56-55-3	Benzo(a)anthracene	0.010	< 0.010 U
218-01-9	Chrysene	0.010	< 0.010 U
205-99-2	Benzo(b)fluoranthene	0.010	< 0.010 U
207-08-9	Benzo(k)fluoranthene	0.010	< 0.010 U
50-32-8	Benzo(a)pyrene	0.010	< 0.010 U
193-39-5	Indeno(1,2,3-cd)pyrene	0.010	< 0.010 U
53-70-3	Dibenz(a,h)anthracene	0.010	< 0.010 U
191-24-2	Benzo(g,h,i)perylene	0.010	< 0.010 U
132-64-9	Dibenzofuran	0.010	< 0.010 U

Reported in µg/L (ppb)

SIM Semivolatile Surrogate Recovery

d10-2-Methylnaphthalene	71.0%
d14-Dibenzo(a,h)anthracen	50.7%

ANALYTICAL RESOURCES INCORPORATED

SIM SW8270 SURROGATE RECOVERY SUMMARY

Matrix: Water

QC Report No: KG57-Anchor Environmental
Project: CHINOOK
060354-01

Client ID	MNP	DBA	TOT OUT
MB-112806	71.7%	66.0%	0
LCS-112806	69.7%	72.7%	0
LCSD-112806	78.7%	82.0%	0
G2S-112106	66.7%	60.7%	0
RLSW2-112106	71.0%	50.7%	0

	LCS/MB LIMITS	QC LIMITS
(MNP) = d10-2-Methylnaphthalene	(51-111)	(48-114)
(DBA) = d14-Dibenzo(a,h)anthracene	(41-136)	(10-137)

Prep Method: SW3520C
Log Number Range: 06-23749 to 06-23750

ANALYTICAL RESOURCES INCORPORATED

ORGANICS ANALYSIS DATA SHEET
PNAs by LVI SW8270D-SIM GC/MS
Page 1 of 1

Sample ID: LCS-112806
LAB CONTROL SAMPLE

Lab Sample ID: LCS-112806
LIMS ID: 06-23749
Matrix: Water
Data Release Authorized:
Reported: 12/05/06

QC Report No: KG57-Anchor Environmental
Project: CHINOOK
Event: 060354-01
Date Sampled: NA
Date Received: NA

Date Extracted LCS/LCSD: 11/28/06

Date Analyzed LCS: 12/02/06 18:39
LCSD: 12/02/06 19:05
Instrument/Analyst LCS: NT1/VTS
LCSD: NT1/VTS

Sample Amount LCS: 500 mL
LCSD: 500 mL
Final Extract Volume LCS: 0.50 mL
LCSD: 0.50 mL
Dilution Factor LCS: 1.00
LCSD: 1.00

Analyte	LCS	Spike Added-LCS	LCS Recovery	LCSD	Spike Added-LCSD	LCSD Recovery	RPD
Naphthalene	0.180	0.300	60.0%	0.208	0.300	69.3%	14.4%
Acenaphthylene	0.204	0.300	68.0%	0.235	0.300	78.3%	14.1%
Acenaphthene	0.224	0.300	74.7%	0.260	0.300	86.7%	14.9%
Fluorene	0.244	0.300	81.3%	0.302	0.300	101%	21.2%
Phenanthrene	0.224	0.300	74.7%	0.263	0.300	87.7%	16.0%
Anthracene	0.165	0.300	55.0%	0.168	0.300	56.0%	1.8%
Fluoranthene	0.246	0.300	82.0%	0.292	0.300	97.3%	17.1%
Pyrene	0.243	0.300	81.0%	0.285	0.300	95.0%	15.9%
Benzo(a)anthracene	0.194	0.300	64.7%	0.225	0.300	75.0%	14.8%
Chrysene	0.246	0.300	82.0%	0.290	0.300	96.7%	16.4%
Benzo(b)fluoranthene	0.217	0.300	72.3%	0.268	0.300	89.3%	21.0%
Benzo(k)fluoranthene	0.230	0.300	76.7%	0.262	0.300	87.3%	13.0%
Benzo(a)pyrene	0.0967	0.300	32.2%	0.0650	0.300	21.7%	39.2%
Indeno(1,2,3-cd)pyrene	0.204	0.300	68.0%	0.240	0.300	80.0%	16.2%
Dibenz(a,h)anthracene	0.203	0.300	67.7%	0.240	0.300	80.0%	16.7%
Benzo(g,h,i)perylene	0.208	0.300	69.3%	0.237	0.300	79.0%	13.0%
Dibenzofuran	0.192	0.300	64.0%	0.233	0.300	77.7%	19.3%

Reported in µg/L (ppb)

RPD calculated using sample concentrations per SW846.

SIM Semivolatile Surrogate Recovery

	LCS	LCSD
d10-2-Methylnaphthalene	69.7%	78.7%
d14-Dibenzo(a,h)anthracen	72.7%	82.0%

4B
SEMIVOLATILE METHOD BLANK SUMMARY

BLANK NO.

KG57MBW1

Lab Name: ANALYTICAL RESOURCES, INC Client: ANCHOR

ARI Job No: KG57 Project: CHINOOK

Lab File ID: KG57MB Date Extracted: 11/28/06

Instrument ID: NT1 Date Analyzed: 12/02/06

Matrix: LIQUID Time Analyzed: 1814

THIS METHOD BLANK APPLIES TO THE FOLLOWING SAMPLES, MS and MSD:

	CLIENT SAMPLE NO.	LAB SAMPLE ID	LAB FILE ID	DATE ANALYZED
01	KG57LCSW1	KG57LCSW1	KG57SB	12/02/06
02	KG57LCSDW1	KG57LCSDW1	KG57SBD	12/02/06
03	G2S-112106	KG57A	KG57A	12/02/06
04	RLSW2-112106	KG57B	KG57B	12/02/06
05				
06				
07				
08				
09				
10				
11				
12				
13				
14				
15				
16				
17				
18				
19				
20				
21				
22				
23				
24				
25				
26				
27				
28				
29				
30				

COMMENTS:

FORM IV SV

ANALYTICAL RESOURCES INCORPORATED

ORGANICS ANALYSIS DATA SHEET
PNAs by Low Level SW8270D-SIM GC/MS **Sample ID: MB-112806**
Page 1 of 1 **METHOD BLANK**

Lab Sample ID: MB-112806
LIMS ID: 06-23749
Matrix: Water
Data Release Authorized:
Reported: 12/05/06

QC Report No: KG57-Anchor Environmental
Project: CHINOOK
Event: 060354-01
Date Sampled: NA
Date Received: NA

Date Extracted: 11/28/06
Date Analyzed: 12/02/06 18:14
Instrument/Analyst: NT1/VTS

Sample Amount: 500 mL
Final Extract Volume: 0.5 mL
Dilution Factor: 1.00

CAS Number	Analyte	RL	Result
91-20-3	Naphthalene	0.010	< 0.010 U
91-57-6	2-Methylnaphthalene	0.010	< 0.010 U
208-96-8	Acenaphthylene	0.010	< 0.010 U
83-32-9	Acenaphthene	0.010	< 0.010 U
86-73-7	Fluorene	0.010	< 0.010 U
85-01-8	Phenanthrene	0.010	< 0.010 U
120-12-7	Anthracene	0.010	< 0.010 U
206-44-0	Fluoranthene	0.010	< 0.010 U
129-00-0	Pyrene	0.010	< 0.010 U
56-55-3	Benzo(a)anthracene	0.010	< 0.010 U
218-01-9	Chrysene	0.010	< 0.010 U
205-99-2	Benzo(b)fluoranthene	0.010	< 0.010 U
207-08-9	Benzo(k)fluoranthene	0.010	< 0.010 U
50-32-8	Benzo(a)pyrene	0.010	< 0.010 U
193-39-5	Indeno(1,2,3-cd)pyrene	0.010	< 0.010 U
53-70-3	Dibenz(a,h)anthracene	0.010	< 0.010 U
191-24-2	Benzo(g,h,i)perylene	0.010	< 0.010 U
132-64-9	Dibenzofuran	0.010	< 0.010 U

Reported in µg/L (ppb)

SIM Semivolatile Surrogate Recovery

d10-2-Methylnaphthalene	71.7%
d14-Dibenzo(a,h)anthracen	66.0%

PESTICIDE

ANALYTICAL RESOURCES INCORPORATED

ORGANICS ANALYSIS DATA SHEET
Pesticides by GC/ECD Method SW8081A **Sample ID: G2S-112106**
Page 1 of 1 **SAMPLE**

Lab Sample ID: KG57A
LIMS ID: 06-23749
Matrix: Water
Data Release Authorized:
Reported: 12/06/06

QC Report No: KG57-Anchor Environmental
Project: CHINOOK
060354-01
Date Sampled: 11/21/06
Date Received: 11/21/06

Date Extracted: 11/28/06
Date Analyzed: 12/04/06 19:43
Instrument/Analyst: ECD3/YZ
GPC Cleanup: No
Sulfur Cleanup: No

Sample Amount: 500 mL
Final Extract Volume: 5.0 mL
Dilution Factor: 1.00
pH: NA
Florisil Cleanup: No
Silica Gel: No

CAS Number	Analyte	RL	Result
319-84-6	alpha-BHC	0.050	< 0.050 U
319-85-7	beta-BHC	0.050	< 0.050 U
319-86-8	delta-BHC	0.050	< 0.050 U
58-89-9	gamma-BHC (Lindane)	0.050	< 0.050 U
76-44-8	Heptachlor	0.050	< 0.050 U
309-00-2	Aldrin	0.050	< 0.050 U
1024-57-3	Heptachlor Epoxide	0.050	< 0.050 U
959-98-8	Endosulfan I	0.050	< 0.050 U
60-57-1	Dieldrin	0.10	< 0.10 U
72-55-9	4,4'-DDE	0.10	< 0.10 U
72-20-8	Endrin	0.10	< 0.10 U
33213-65-9	Endosulfan II	0.10	< 0.10 U
72-54-8	4,4'-DDD	0.10	< 0.10 U
1031-07-8	Endosulfan Sulfate	0.10	< 0.10 U
50-29-3	4,4'-DDT	0.10	< 0.10 U
72-43-5	Methoxychlor	0.50	< 0.50 U
53494-70-5	Endrin Ketone	0.10	< 0.10 U
7421-93-4	Endrin Aldehyde	0.10	< 0.10 U
5103-74-2	gamma Chlordane	0.050	< 0.050 U
5103-71-9	alpha Chlordane	0.050	< 0.050 U
8001-35-2	Toxaphene	5.0	< 5.0 U

Reported in µg/L (ppb)

Pest/PCB Surrogate Recovery

Decachlorobiphenyl	91.2%
Tetrachlorometaxylene	76.2%

ANALYTICAL RESOURCES INCORPORATED

ORGANICS ANALYSIS DATA SHEET
Pesticides by GC/ECD Method SW8081A **Sample ID: RLSW2-112106**
Page 1 of 1 **SAMPLE**

Lab Sample ID: KG57B
LIMS ID: 06-23750
Matrix: Water
Data Release Authorized:
Reported: 12/06/06

QC Report No: KG57-Anchor Environmental
Project: CHINOOK
060354-01
Date Sampled: 11/21/06
Date Received: 11/21/06

Date Extracted: 11/28/06
Date Analyzed: 12/04/06 20:12
Instrument/Analyst: ECD3/YZ
GPC Cleanup: No
Sulfur Cleanup: No

Sample Amount: 500 mL
Final Extract Volume: 5.0 mL
Dilution Factor: 1.00
pH: NA
Florisil Cleanup: No
Silica Gel: No

CAS Number	Analyte	RL	Result
319-84-6	alpha-BHC	0.050	< 0.050 U
319-85-7	beta-BHC	0.050	< 0.050 U
319-86-8	delta-BHC	0.050	< 0.050 U
58-89-9	gamma-BHC (Lindane)	0.050	< 0.050 U
76-44-8	Heptachlor	0.050	< 0.050 U
309-00-2	Aldrin	0.050	< 0.050 U
1024-57-3	Heptachlor Epoxide	0.050	< 0.050 U
959-98-8	Endosulfan I	0.050	< 0.050 U
60-57-1	Dieldrin	0.10	< 0.10 U
72-55-9	4,4'-DDE	0.10	< 0.10 U
72-20-8	Endrin	0.10	< 0.10 U
33213-65-9	Endosulfan II	0.10	< 0.10 U
72-54-8	4,4'-DDD	0.10	< 0.10 U
1031-07-8	Endosulfan Sulfate	0.10	< 0.10 U
50-29-3	4,4'-DDT	0.10	< 0.10 U
72-43-5	Methoxychlor	0.50	< 0.50 U
53494-70-5	Endrin Ketone	0.10	< 0.10 U
7421-93-4	Endrin Aldehyde	0.10	< 0.10 U
5103-74-2	gamma Chlordane	0.050	< 0.050 U
5103-71-9	alpha Chlordane	0.050	< 0.050 U
8001-35-2	Toxaphene	5.0	< 5.0 U

Reported in µg/L (ppb)

Pest/PCB Surrogate Recovery

Decachlorobiphenyl	94.5%
Tetrachlorometaxylene	81.5%

ANALYTICAL RESOURCES INCORPORATED

SW8081/PESTICIDE WATER SURROGATE RECOVERY SUMMARY

Matrix: Water

QC Report No: KG57-Anchor Environmental
Project: CHINOOK
060354-01

Client ID	DCBP	TCMX	TOT OUT
MB-112806	88.2%	85.0%	0
LCS-112806	93.0%	83.0%	0
LCSD-112806	83.0%	83.0%	0
G2S-112106	91.2%	76.2%	0
RLSW2-112106	94.5%	81.5%	0

	LCS/MB LIMITS	QC LIMITS
(DCBP) = Decachlorobiphenyl	(43-121)	(12-142)
(TCMX) = Tetrachlorometaxylene	(50-96)	(40-107)

Prep Method: SW3510C
Log Number Range: 06-23749 to 06-23750

ANALYTICAL RESOURCES INCORPORATED

ORGANICS ANALYSIS DATA SHEET
Pesticides/PCB by GC/ECD Method SW8081A **Sample ID: LCS-112806**
Page 1 of 1 **LCS/LCSD**

Lab Sample ID: LCS-112806
LIMS ID: 06-23749
Matrix: Water
Data Release Authorized:
Reported: 12/06/06

QC Report No: KG57-Anchor Environmental
Project: CHINOOK
060354-01
Date Sampled: 11/21/06
Date Received: 11/21/06

Date Extracted LCS/LCSD: 11/28/06

Date Analyzed LCS: 12/04/06 18:46
LCSD: 12/04/06 19:15
Instrument/Analyst LCS: ECD3/YZ
LCSD: ECD3/YZ
GPC Cleanup: No
Florisil Cleanup: No

Sample Amount LCS: 500 mL
LCSD: 500 mL
Final Extract Volume LCS: 5.0 mL
LCSD: 5.0 mL
Dilution Factor LCS: 1.00
LCSD: 1.00
Sulfur Cleanup: No
Silica Gel: No

Analyte	LCS	Spike Added-LCS	LCS Recovery	LCSD	Spike Added-LCSD	LCSD Recovery	RPD
alpha-BHC	0.153	0.200	76.5%	0.153	0.200	76.5%	0.0%
beta-BHC	0.172	0.200	86.0%	0.172	0.200	86.0%	0.0%
delta-BHC	0.147	0.200	73.5%	0.148	0.200	74.0%	0.7%
gamma-BHC (Lindane)	0.166	0.200	83.0%	0.166	0.200	83.0%	0.0%
Heptachlor	0.188	0.200	94.0%	0.182	0.200	91.0%	3.2%
Aldrin	0.168	0.200	84.0%	0.166	0.200	83.0%	1.2%
Heptachlor Epoxide	0.171	0.200	85.5%	0.170	0.200	85.0%	0.6%
Endosulfan I	0.178	0.200	89.0%	0.171	0.200	85.5%	4.0%
Dieldrin	0.350	0.400	87.5%	0.347	0.400	86.8%	0.9%
4,4'-DDE	0.351	0.400	87.8%	0.356	0.400	89.0%	1.4%
Endrin	0.357	0.400	89.2%	0.349	0.400	87.2%	2.3%
Endosulfan II	0.366	0.400	91.5%	0.357	0.400	89.2%	2.5%
4,4'-DDD	0.357	0.400	89.2%	0.350	0.400	87.5%	2.0%
Endosulfan Sulfate	0.343	0.400	85.8%	0.333	0.400	83.2%	3.0%
4,4'-DDT	0.432	0.400	108%	0.422	0.400	106%	2.3%
Methoxychlor	1.75	2.00	87.5%	1.71	2.00	85.5%	2.3%
Endrin Ketone	0.370	0.400	92.5%	0.357	0.400	89.2%	3.6%
Endrin Aldehyde	0.321	0.400	80.2%	0.319	0.400	79.8%	0.6%
gamma Chlordane	0.171	0.200	85.5%	0.170	0.200	85.0%	0.6%
alpha Chlordane	0.178	0.200	89.0%	0.176	0.200	88.0%	1.1%

Pest/PCB Surrogate Recovery

	LCS	LCSD
Decachlorobiphenyl	93.0%	83.0%
Tetrachlorometaxylene	83.0%	83.0%

Results reported in µg/L (ppb)
RPD calculated using sample concentrations per SW846.

FORM 4
PESTICIDE METHOD BLANK SUMMARY

SAMPLE NO.

KG57MBW1

Lab Name: ANALYTICAL RESOURCES, INC Client: ANCHOR ENVIRONMENTAL

ARI Job No.: KG57 Project: CHINOOK

Lab Sample ID: KG57MBW1 Lab File ID: 1204-16R

Matrix (soil/water) LIQUID Extraction:(SepF/Cont/Sonc) SW3510C

Sulfur Cleanup (Y/N) Y Date Extracted: 11/28/06

Date Analyzed (1): 12/04/06 Date Analyzed (2): 12/04/06

Time Analyzed (1): 1818 Time Analyzed (2): 1818

Instrument ID (1): ECD3 Instrument ID (2): ECD3

GC Column (1): STX-CLP1 ID: 0.53(mm) GC Column (2): STX-CLP2 ID: 0.53(mm)

THIS METHOD BLANK APPLIES TO THE FOLLOWING SAMPLES, MS and MSD:

	EPA SAMPLE NO.	LAB SAMPLE ID	DATE ANALYZED 1	DATE ANALYZED 2
01	KG57LCSW1	KG57LCSW1	12/04/06	12/04/06
02	KG57LCSDW1	KG57LCSDW1	12/04/06	12/04/06
03	G2S-112106	KG57A	12/04/06	12/04/06
04	RLSW2-112106	KG57B	12/04/06	12/04/06

ANALYTICAL RESOURCES INCORPORATED

ORGANICS ANALYSIS DATA SHEET
Pesticides by GC/ECD Method SW8081A
Page 1 of 1

Sample ID: MB-112806
METHOD BLANK

Lab Sample ID: MB-112806
LIMS ID: 06-23749
Matrix: Water
Data Release Authorized:
Reported: 12/06/06

QC Report No: KG57-Anchor Environmental
Project: CHINOOK
060354-01
Date Sampled: NA
Date Received: NA

Date Extracted: 11/28/06
Date Analyzed: 12/04/06 18:18
Instrument/Analyst: ECD3/YZ
GPC Cleanup: No
Sulfur Cleanup: No

Sample Amount: 500 mL
Final Extract Volume: 5.0 mL
Dilution Factor: 1.00
pH: NA
Florisil Cleanup: No
Silica Gel: No

CAS Number	Analyte	RL	Result
319-84-6	alpha-BHC	0.050	< 0.050 U
319-85-7	beta-BHC	0.050	< 0.050 U
319-86-8	delta-BHC	0.050	< 0.050 U
58-89-9	gamma-BHC (Lindane)	0.050	< 0.050 U
76-44-8	Heptachlor	0.050	< 0.050 U
309-00-2	Aldrin	0.050	< 0.050 U
1024-57-3	Heptachlor Epoxide	0.050	< 0.050 U
959-98-8	Endosulfan I	0.050	< 0.050 U
60-57-1	Dieldrin	0.10	< 0.10 U
72-55-9	4,4'-DDE	0.10	< 0.10 U
72-20-8	Endrin	0.10	< 0.10 U
33213-65-9	Endosulfan II	0.10	< 0.10 U
72-54-8	4,4'-DDD	0.10	< 0.10 U
1031-07-8	Endosulfan Sulfate	0.10	< 0.10 U
50-29-3	4,4'-DDT	0.10	< 0.10 U
72-43-5	Methoxychlor	0.50	< 0.50 U
53494-70-5	Endrin Ketone	0.10	< 0.10 U
7421-93-4	Endrin Aldehyde	0.10	< 0.10 U
5103-74-2	gamma Chlordane	0.050	< 0.050 U
5103-71-9	alpha Chlordane	0.050	< 0.050 U
8001-35-2	Toxaphene	5.0	< 5.0 U

Reported in µg/L (ppb)

Pest/PCB Surrogate Recovery

Decachlorobiphenyl	88.2%
Tetrachlorometaxylene	85.0%

PCB

ANALYTICAL RESOURCES INCORPORATED

ORGANICS ANALYSIS DATA SHEET
PCB by GC/ECD Method SW8082 **Sample ID: G2S-112106**
Page 1 of 1 **SAMPLE**

Lab Sample ID: KG57A
LIMS ID: 06-23749
Matrix: Water
Data Release Authorized:
Reported: 12/08/06

QC Report No: KG57-Anchor Environmental
Project: CHINOOK
060354-01
Date Sampled: 11/21/06
Date Received: 11/21/06

Date Extracted: 11/28/06
Date Analyzed: 12/07/06 15:22
Instrument/Analyst: ECD5/PK
GPC Cleanup: No
Sulfur Cleanup: Yes

Sample Amount: 1000 mL
Final Extract Volume: 0.50 mL
Dilution Factor: 1.00
Silica Gel: No
Acid Cleanup: Yes

CAS Number	Analyte	RL	Result
12674-11-2	Aroclor 1016	0.010	< 0.010 U
53469-21-9	Aroclor 1242	0.010	< 0.010 U
12672-29-6	Aroclor 1248	0.010	< 0.010 U
11097-69-1	Aroclor 1254	0.010	< 0.010 U
11096-82-5	Aroclor 1260	0.010	< 0.010 U
11104-28-2	Aroclor 1221	0.015	< 0.015 Y
11141-16-5	Aroclor 1232	0.010	< 0.010 U

Reported in µg/L (ppb)

PCB Surrogate Recovery

Decachlorobiphenyl	82.2%
Tetrachlorometaxylene	68.0%

ANALYTICAL RESOURCES INCORPORATED

ORGANICS ANALYSIS DATA SHEET
PCB by GC/ECD Method SW8082
Page 1 of 1

Sample ID: RLSW2-112106
SAMPLE

Lab Sample ID: KG57B
LIMS ID: 06-23750
Matrix: Water
Data Release Authorized:
Reported: 12/08/06

QC Report No: KG57-Anchor Environmental
Project: CHINOOK
060354-01
Date Sampled: 11/21/06
Date Received: 11/21/06

Date Extracted: 11/28/06
Date Analyzed: 12/07/06 15:40
Instrument/Analyst: ECD5/PK
GPC Cleanup: No
Sulfur Cleanup: Yes

Sample Amount: 1000 mL
Final Extract Volume: 0.50 mL
Dilution Factor: 1.00
Silica Gel: No
Acid Cleanup: Yes

CAS Number	Analyte	RL	Result
12674-11-2	Aroclor 1016	0.010	< 0.010 U
53469-21-9	Aroclor 1242	0.010	< 0.010 U
12672-29-6	Aroclor 1248	0.010	< 0.010 U
11097-69-1	Aroclor 1254	0.010	< 0.010 U
11096-82-5	Aroclor 1260	0.010	< 0.010 U
11104-28-2	Aroclor 1221	0.010	< 0.010 U
11141-16-5	Aroclor 1232	0.010	< 0.010 U

Reported in µg/L (ppb)

PCB Surrogate Recovery

Decachlorobiphenyl	76.5%
Tetrachlorometaxylene	71.0%

ANALYTICAL RESOURCES INCORPORATED

SW8082/PCB WATER SURROGATE RECOVERY SUMMARY

Matrix: Water

QC Report No: KG57-Anchor Environmental
Project: CHINOOK
060354-01

Client ID	DCBP % REC	DCBP LCL-UCL	TCMX % REC	TCMX LCL-UCL	TOT OUT
MB-112806	82.0%	40-117	75.5%	28-96	0
LCS-112806	78.0%	40-117	68.2%	28-96	0
LCSD-112806	80.8%	40-117	71.5%	28-96	0
G2S-112106	82.2%	28-133	68.0%	25-101	0
RLSW2-112106	76.5%	28-133	71.0%	25-101	0

Prep Method: SW3510C
Log Number Range: 06-23749 to 06-23750

ANALYTICAL RESOURCES INCORPORATED

ORGANICS ANALYSIS DATA SHEET
PCB by GC/ECD Method SW8082 **Sample ID: LCS-112806**
Page 1 of 1 **LCS/LCSD**

Lab Sample ID: LCS-112806 QC Report No: KG57-Anchor Environmental
LIMS ID: 06-23749 Project: CHINOOK
Matrix: Water 060354-01
Data Release Authorized: Date Sampled: NA
Reported: 12/08/06 Date Received: NA

Date Extracted LCS/LCSD: 11/28/06 Sample Amount LCS: 1000 mL
LCSD: 1000 mL
Date Analyzed LCS: 12/07/06 14:45 Final Extract Volume LCS: 0.50 mL
LCSD: 12/07/06 15:03 LCSD: 0.50 mL
Instrument/Analyst LCS: ECD5/PK Dilution Factor LCS: 1.00
LCSD: ECD5/PK LCSD: 1.00
GPC Cleanup: No Silica Gel: No
Sulfur Cleanup: Yes Acid Cleanup: Yes

Analyte	LCS	Spike Added-LCS	LCS Recovery	LCSD	Spike Added-LCSD	LCSD Recovery	RPD
Aroclor 1016	0.039	0.050	78.0%	0.043	0.050	86.0%	9.8%
Aroclor 1260	0.050	0.050	100%	0.053	0.050	106%	5.8%

PCB Surrogate Recovery

	LCS	LCSD
Decachlorobiphenyl	78.0%	80.8%
Tetrachlorometaxylene	68.2%	71.5%

Results reported in µg/L
RPD calculated using sample concentrations per SW846.

4

PCB METHOD BLANK SUMMARY

BLANK NO.

KG57MBW1

Lab Name: ANALYTICAL RESOURCES, INC Client: ANCHOR

ARI Job No.: KG57 Project: CHINOOK

Lab Sample ID: KG57MBW1 Lab File ID: 1207B015

Date Extracted: 11/28/06 Matrix: LIQUID

Date Analyzed: 12/07/06 Instrument ID: ECD5

Time Analyzed: 1427 GC Columns: ZB5/ZB35

THIS METHOD BLANK APPLIES TO THE FOLLOWING SAMPLES, MS and MSD:

	CLIENT SAMPLE NO.	LAB SAMPLE ID	DATE ANALYZED
01	KG57LCSW1	KG57LCSW1	12/07/06
02	KG57LCSDW1	KG57LCSDW1	12/07/06
03	G2S-112106	KG57A	12/07/06
04	RLSW2-112106	KG57B	12/07/06

ALL RUNS ARE DUAL COLUMN

ANALYTICAL RESOURCES INCORPORATED

ORGANICS ANALYSIS DATA SHEET
PCB by GC/ECD Method SW8082
Page 1 of 1

Sample ID: MB-112806
METHOD BLANK

Lab Sample ID: MB-112806
LIMS ID: 06-23749
Matrix: Water
Data Release Authorized:
Reported: 12/08/06

QC Report No: KG57-Anchor Environmental
Project: CHINOOK
060354-01
Date Sampled: NA
Date Received: NA

Date Extracted: 11/28/06
Date Analyzed: 12/07/06 14:27
Instrument/Analyst: ECD5/PK
GPC Cleanup: No
Sulfur Cleanup: Yes

Sample Amount: 1000 mL
Final Extract Volume: 0.50 mL
Dilution Factor: 1.00
Silica Gel: No
Acid Cleanup: Yes

CAS Number	Analyte	RL	Result
12674-11-2	Aroclor 1016	0.010	< 0.010 U
53469-21-9	Aroclor 1242	0.010	< 0.010 U
12672-29-6	Aroclor 1248	0.010	< 0.010 U
11097-69-1	Aroclor 1254	0.010	< 0.010 U
11096-82-5	Aroclor 1260	0.010	< 0.010 U
11104-28-2	Aroclor 1221	0.010	< 0.010 U
11141-16-5	Aroclor 1232	0.010	< 0.010 U

Reported in µg/L (ppb)

PCB Surrogate Recovery	
Decachlorobiphenyl	82.0%
Tetrachlorometaxylene	75.5%

METALS

ANALYTICAL RESOURCES INCORPORATED

INORGANICS ANALYSIS DATA SHEET
DISSOLVED METALS
Page 1 of 1

Sample ID: G2S-112106
SAMPLE

Lab Sample ID: KG57A
LIMS ID: 06-23749
Matrix: Water
Data Release Authorized:
Reported: 12/11/06

QC Report No: KG57-Anchor Environmental
Project: CHINOOK
060354-01
Date Sampled: 11/21/06
Date Received: 11/21/06

Prep Meth	Prep Date	Analysis Method	Analysis Date	CAS Number	Analyte	RL	mg/L	Q
6010B	11/27/06	6010B	12/07/06	**7429-90-5**	**Aluminum**	0.05	**0.07**	
6010B	11/27/06	6010B	12/07/06	**7440-70-2**	**Calcium**	0.05	**95.5**	
6010B	11/27/06	6010B	12/07/06	**7439-89-6**	**Iron**	0.05	**17.7**	
6010B	11/27/06	6010B	12/07/06	**7439-95-4**	**Magnesium**	0.05	**62.3**	
6010B	11/27/06	6010B	12/07/06	**7439-96-5**	**Manganese**	0.001	**2.26**	
6010B	11/27/06	6010B	12/07/06	**7440-09-7**	**Potassium**	0.5	**8.8**	
6010B	11/27/06	6010B	12/07/06	**7440-21-3**	**Silicon**	0.06	**25.4**	
6010B	11/27/06	6010B	12/07/06	**7440-23-5**	**Sodium**	0.5	**812**	

U-Analyte undetected at given RL
RL-Reporting Limit

ANALYTICAL RESOURCES INCORPORATED

INORGANICS ANALYSIS DATA SHEET
DISSOLVED METALS
Page 1 of 1

Sample ID: G2S-112106
DUPLICATE

Lab Sample ID: KG57A
LIMS ID: 06-23749
Matrix: Water
Data Release Authorized:
Reported: 12/11/06

QC Report No: KG57-Anchor Environmental
Project: CHINOOK
060354-01
Date Sampled: 11/21/06
Date Received: 11/21/06

MATRIX DUPLICATE QUALITY CONTROL REPORT

Analyte	Analysis Method	Sample	Duplicate	RPD	Control Limit	Q
Aluminum	6010B	0.07	0.07	0.0%	+/- 0.05	L
Calcium	6010B	95.5	96.4	0.9%	+/- 20%	
Iron	6010B	17.7	18.0	1.7%	+/- 20%	
Magnesium	6010B	62.3	63.4	1.8%	+/- 20%	
Manganese	6010B	2.26	2.31	2.2%	+/- 20%	
Potassium	6010B	8.8	8.9	1.1%	+/- 20%	
Silicon	6010B	25.4	25.9	1.9%	+/- 20%	
Sodium	6010B	812	824	1.5%	+/- 20%	

Reported in mg/L

*-Control Limit Not Met
L-RPD Invalid, Limit = Detection Limit

ANALYTICAL RESOURCES INCORPORATED

INORGANICS ANALYSIS DATA SHEET
DISSOLVED METALS
Page 1 of 1

Sample ID: G2S-112106
MATRIX SPIKE

Lab Sample ID: KG57A
LIMS ID: 06-23749
Matrix: Water
Data Release Authorized:
Reported: 12/11/06

QC Report No: KG57-Anchor Environmental
Project: CHINOOK
060354-01
Date Sampled: 11/21/06
Date Received: 11/21/06

MATRIX SPIKE QUALITY CONTROL REPORT

Analyte	Analysis Method	Sample	Spike	Spike Added	% Recovery	Q
Aluminum	6010B	0.07	2.03	2.00	98.0%	
Calcium	6010B	95.5	102	10.0	65.0%	H
Iron	6010B	17.7	19.1	2.00	70.0%	H
Magnesium	6010B	62.3	70.3	10.0	80.0%	H
Manganese	6010B	2.26	2.66	0.500	80.0%	H
Potassium	6010B	8.8	18.8	10.0	100%	
Silicon	6010B	25.4	35.6	10.0	102%	
Sodium	6010B	812	797	10.0	-150%	H

Reported in mg/L

N-Control Limit Not Met
H-% Recovery Not Applicable, Sample Concentration Too High
NA-Not Applicable, Analyte Not Spiked

Percent Recovery Limits: 75-125%

ANALYTICAL RESOURCES INCORPORATED

INORGANICS ANALYSIS DATA SHEET
DISSOLVED METALS

Sample ID: RLSW2-112106
SAMPLE

Lab Sample ID: KG57B
LIMS ID: 06-23750
Matrix: Water
Data Release Authorized:
Reported: 12/11/06

QC Report No: KG57-Anchor Environmental
Project: CHINOOK
060354-01
Date Sampled: 11/21/06
Date Received: 11/21/06

Prep Meth	Prep Date	Analysis Method	Analysis Date	CAS Number	Analyte	RL	mg/L	Q
6010B	11/27/06	6010B	12/07/06	**7429-90-5**	**Aluminum**	0.05	**1.69**	
6010B	11/27/06	6010B	12/07/06	**7440-70-2**	**Calcium**	0.05	**11.0**	
6010B	11/27/06	6010B	12/07/06	**7439-89-6**	**Iron**	0.05	**0.15**	
6010B	11/27/06	6010B	12/07/06	**7439-95-4**	**Magnesium**	0.05	**4.97**	
6010B	11/27/06	6010B	12/07/06	**7439-96-5**	**Manganese**	0.001	**0.025**	
6010B	11/27/06	6010B	12/07/06	**7440-09-7**	**Potassium**	0.5	**2.0**	
6010B	11/27/06	6010B	12/07/06	**7440-21-3**	**Silicon**	0.06	**17.2**	
6010B	11/27/06	6010B	12/07/06	**7440-23-5**	**Sodium**	0.5	**386**	

U-Analyte undetected at given RL
RL-Reporting Limit

ANALYTICAL RESOURCES INCORPORATED

INORGANICS ANALYSIS DATA SHEET
DISSOLVED METALS

Sample ID: METHOD BLANK

Lab Sample ID: KG57MB
LIMS ID: 06-23750
Matrix: Water
Data Release Authorized:
Reported: 12/11/06

QC Report No: KG57-Anchor Environmental
Project: CHINOOK
060354-01
Date Sampled: NA
Date Received: NA

Prep Meth	Prep Date	Analysis Method	Analysis Date	CAS Number	Analyte	RL	mg/L	Q
6010B	11/27/06	6010B	12/07/06	7429-90-5	Aluminum	0.05	0.05	U
6010B	11/27/06	6010B	12/07/06	7440-70-2	Calcium	0.05	0.05	U
6010B	11/27/06	6010B	12/07/06	7439-89-6	Iron	0.05	0.05	U
6010B	11/27/06	6010B	12/07/06	7439-95-4	Magnesium	0.05	0.05	U
6010B	11/27/06	6010B	12/07/06	7439-96-5	Manganese	0.001	0.001	U
6010B	11/27/06	6010B	12/07/06	7440-09-7	Potassium	0.5	0.5	U
6010B	11/27/06	6010B	12/07/06	7440-21-3	Silicon	0.06	0.06	U
6010B	11/27/06	6010B	12/07/06	7440-23-5	Sodium	0.5	0.5	U

U-Analyte undetected at given RL
RL-Reporting Limit

ANALYTICAL RESOURCES INCORPORATED

INORGANICS ANALYSIS DATA SHEET
DISSOLVED METALS
Page 1 of 1

Sample ID: LAB CONTROL

Lab Sample ID: KG57LCS
LIMS ID: 06-23750
Matrix: Water
Data Release Authorized:
Reported: 12/11/06

QC Report No: KG57-Anchor Environmental
Project: CHINOOK
060354-01
Date Sampled: NA
Date Received: NA

BLANK SPIKE QUALITY CONTROL REPORT

Analyte	Analysis Method	Spike Found	Spike Added	% Recovery	Q
Aluminum	6010B	2.08	2.00	104%	
Calcium	6010B	10.2	10.0	102%	
Iron	6010B	2.09	2.00	104%	
Magnesium	6010B	10.5	10.0	105%	
Manganese	6010B	0.489	0.500	97.8%	
Potassium	6010B	10.9	10.0	109%	
Silicon	6010B	10.0	10.0	100%	
Sodium	6010B	10.8	10.0	108%	

Reported in mg/L

N-Control limit not met
Control Limits: 80-120%

GENERAL CHEMISTRY

SAMPLE RESULTS-CONVENTIONALS
KG57-Anchor Environmental

ANALYTICAL RESOURCES INCORPORATED

Matrix: Water
Data Release Authorized:
Reported: 12/07/06

Project: CHINOOK
Event: 060354-01
Date Sampled: 11/21/06
Date Received: 11/21/06

Client ID: G2S-112106
ARI ID: 06-23749 KG57A

Analyte	Date Batch	Method	Units	RL	Sample
Total Cyanide	11/27/06 112706#1	EPA 335.4	mg/L	0.025	0.370
Weak Acid Dissoc. Cyanide	12/01/06 120106#1	SM4500CN-I	mg/L	0.005	0.069

RL Analytical reporting limit
U Undetected at reported detection limit

SAMPLE RESULTS-CONVENTIONALS
KG57-Anchor Environmental

ANALYTICAL RESOURCES INCORPORATED

Matrix: Water
Data Release Authorized:
Reported: 12/07/06

Project: CHINOOK
Event: 060354-01
Date Sampled: 11/21/06
Date Received: 11/21/06

Client ID: RLSW2-112106
ARI ID: 06-23750 KG57B

Analyte	Date Batch	Method	Units	RL	Sample
Total Cyanide	11/27/06 112706#1	EPA 335.4	mg/L	0.005	0.072
Weak Acid Dissoc. Cyanide	12/01/06 120106#1	SM4500CN-I	mg/L	0.005	0.007

RL Analytical reporting limit
U Undetected at reported detection limit

METHOD BLANK RESULTS-CONVENTIONALS
KG57-Anchor Environmental

ANALYTICAL RESOURCES INCORPORATED

Matrix: Water
Data Release Authorized:
Reported: 12/07/06

Project: CHINOOK
Event: 060354-01
Date Sampled: NA
Date Received: NA

Analyte	Method	Date	Units	Blank
Total Cyanide	EPA 335.4	11/27/06	mg/L	< 0.005 U
Weak Acid Dissoc. Cyanide	SM4500CN-I	12/01/06	mg/L	< 0.005 U

STANDARD REFERENCE RESULTS-CONVENTIONALS
KG57-Anchor Environmental

ANALYTICAL RESOURCES INCORPORATED

Matrix: Water
Data Release Authorized:
Reported: 12/07/06

Project: CHINOOK
Event: 060354-01
Date Sampled: NA
Date Received: NA

Analyte/SRM ID	Method	Date	Units	SRM	True Value	Recovery
Total Cyanide SPEX #33-6AS	EPA 335.4	11/27/06	mg/L	0.146	0.154	94.8%
Weak Acid Dissoc. Cyanide SPEX #33-6AS	SM4500CN-I	12/01/06	mg/L	0.151	0.154	98.1%

REPLICATE RESULTS-CONVENTIONALS
KG57-Anchor Environmental

ANALYTICAL RESOURCES INCORPORATED

Matrix: Water
Data Release Authorized:
Reported: 12/07/06

Project: CHINOOK
Event: 060354-01
Date Sampled: 11/21/06
Date Received: 11/21/06

Analyte	Method	Date	Units	Sample	Replicate(s)	RPD/RSD
ARI ID: KG57A	**Client ID: G2S-112106**					
Total Cyanide	EPA 335.4	11/27/06	mg/L	0.370	0.370	0.0%

MS/MSD RESULTS-CONVENTIONALS
KG57-Anchor Environmental

ANALYTICAL RESOURCES INCORPORATED

Matrix: Water
Data Release Authorized:
Reported: 12/07/06

Project: CHINOOK
Event: 060354-01
Date Sampled: 11/21/06
Date Received: 11/21/06

Analyte	Method	Date	Units	Sample	Spike	Spike Added	Recovery
ARI ID: KG57A Client ID: G2S-112106							
Total Cyanide	EPA 335.4	11/27/06	mg/L	0.370	0.510	0.147	95.2%
Weak Acid Dissoc. Cyanid	SM4500CN-I	12/01/06	mg/L	0.069	0.246	0.147	120.4%

Laboratory Data Package

prepared
for

ANCHOR ENVIRONMENTAL

Project: Chinook, 060354-01

ARI JOB NO: KG57

prepared
by

Analytical Resources, Inc.

Volatiles Analysis
QC Summary Data

prepared
for

ANCHOR ENVIRONMENTAL

Project: Chinook, 060354-01

ARI JOB NO: KG57

prepared
by

Analytical Resources, Inc.

ANALYTICAL RESOURCES INCORPORATED

VOA SURROGATE RECOVERY SUMMARY

Matrix: Water

QC Report No: KG57-Anchor Environmental
Project: CHINOOK
060354-01

ARI ID	Client ID	PV	DCE	TOL	BFB	DCB	TOT OUT
MB-112706	Method Blank	20	96.0%	106%	84.2%	108%	0
LCS-112706	Lab Control	20	107%	105%	99.8%	102%	0
LCSD-112706	Lab Control Dup	20	104%	101%	99.5%	110%	0
KG57A	G2S-112106	20	104%	110%	95.8%	120%	0
KG57B	RLSW2-112106	20	99.5%	106%	92.2%	126%*	1
KG57BRE	RLSW2-112106	20	98.2%	114%	87.5%	115%	0

	LCS/MB LIMITS		QC LIMITS	
SW8260B	5mL Purge	20mL Purge	5mL Purge	20mL Purge
(DCE) = d4-1,2-Dichloroethane	70-134	63-127	66-142	66-139
(TOL) = d8-Toluene	78-123	77-117	75-124	82-123
(BFB) = Bromofluorobenzene	78-121	68-116	75-121	71-113
(DCB) = d4-1,2-Dichlorobenzene	79-116	79-113	78-124	84-125

Prep Method: SW5030B
Log Number Range: 06-23749 to 06-23750

ANALYTICAL RESOURCES INCORPORATED

ORGANICS ANALYSIS DATA SHEET
Volatiles by Purge & Trap GC/MS-Method SW8260B **Sample ID: LCS-112706**
 LAB CONTROL SAMPLE

Lab Sample ID: LCS-112706
LIMS ID: 06-23749
Matrix: Water
Data Release Authorized:
Reported: 12/04/06

QC Report No: KG57-Anchor Environmental
Project: CHINOOK
060354-01
Date Sampled: NA
Date Received: NA

Instrument/Analyst LCS: FINN3/PAB
LCSD: FINN3/PAB
Date Analyzed LCS: 11/27/06 11:24
LCSD: 11/27/06 11:59

Sample Amount LCS: 20.0 mL
LCSD: 20.0 mL
Purge Volume LCS: 20.0 mL
LCSD: 20.0 mL

Analyte	LCS	Spike Added-LCS	LCS Recovery	LCSD	Spike Added-LCSD	LCSD Recovery	RPD
Chloromethane	3.2	4.0	80.0%	2.9	4.0	72.5%	9.8%
Bromomethane	4.0	4.0	100%	3.5	4.0	87.5%	13.3%
Vinyl Chloride	3.4	4.0	85.0%	3.1	4.0	77.5%	9.2%
Chloroethane	3.4	4.0	85.0%	3.0	4.0	75.0%	12.5%
Methylene Chloride	3.7	4.0	92.5%	3.5	4.0	87.5%	5.6%
Acetone	14.2	20.0	71.0%	15.7	20.0	78.5%	10.0%
Carbon Disulfide	3.8	4.0	95.0%	3.7	4.0	92.5%	2.7%
1,1-Dichloroethene	3.7	4.0	92.5%	3.5	4.0	87.5%	5.6%
1,1-Dichloroethane	3.8	4.0	95.0%	3.7	4.0	92.5%	2.7%
trans-1,2-Dichloroethene	4.0	4.0	100%	3.8	4.0	95.0%	5.1%
cis-1,2-Dichloroethene	3.6	4.0	90.0%	3.5	4.0	87.5%	2.8%
Chloroform	3.7	4.0	92.5%	3.7	4.0	92.5%	0.0%
1,2-Dichloroethane	4.4	4.0	110%	4.2	4.0	105%	4.7%
2-Butanone	16.2	20.0	81.0%	16.5	20.0	82.5%	1.8%
1,1,1-Trichloroethane	3.9	4.0	97.5%	3.8	4.0	95.0%	2.6%
Carbon Tetrachloride	4.1	4.0	102%	4.1	4.0	102%	0.0%
Vinyl Acetate	3.5	4.0	87.5%	3.4	4.0	85.0%	2.9%
Bromodichloromethane	4.0	4.0	100%	3.9	4.0	97.5%	2.5%
1,2-Dichloropropane	3.9	4.0	97.5%	4.0	4.0	100%	2.5%
cis-1,3-Dichloropropene	4.4	4.0	110%	4.1	4.0	102%	7.1%
Trichloroethene	4.1	4.0	102%	4.0	4.0	100%	2.5%
Dibromochloromethane	3.7	4.0	92.5%	4.1	4.0	102%	10.3%
1,1,2-Trichloroethane	4.1	4.0	102%	3.7	4.0	92.5%	10.3%
Benzene	4.2	4.0	105%	4.0	4.0	100%	4.9%
trans-1,3-Dichloropropene	4.2	4.0	105%	4.0	4.0	100%	4.9%
2-Chloroethylvinylether	3.7	4.0	92.5%	3.4	4.0	85.0%	8.5%
Bromoform	3.9	4.0	97.5%	3.6	4.0	90.0%	8.0%
4-Methyl-2-Pentanone (MIBK)	18.8	20.0	94.0%	17.8	20.0	89.0%	5.5%
2-Hexanone	19.0	20.0	95.0%	20.1	20.0	100%	5.6%
Tetrachloroethene	4.7	4.0	118%	4.9	4.0	122%	4.2%
1,1,2,2-Tetrachloroethane	3.6	4.0	90.0%	3.3	4.0	82.5%	8.7%
Toluene	4.3	4.0	108%	4.1	4.0	102%	4.8%
Chlorobenzene	4.1	4.0	102%	4.0	4.0	100%	2.5%
Ethylbenzene	4.2	4.0	105%	4.2	4.0	105%	0.0%
Styrene	4.3	4.0	108%	4.7	4.0	118%	8.9%
Trichlorofluoromethane	4.0	4.0	100%	3.8	4.0	95.0%	5.1%

ANALYTICAL RESOURCES INCORPORATED

ORGANICS ANALYSIS DATA SHEET
Volatiles by Purge & Trap GC/MS-Method SW8260B **Sample ID: LCS-112706**
 LAB CONTROL SAMPLE

Lab Sample ID: LCS-112706 QC Report No: KG57-Anchor Environmental
LIMS ID: 06-23749 Project: CHINOOK
Matrix: Water 060354-01

Analyte	LCS	Spike Added-LCS	LCS Recovery	LCSD	Spike Added-LCSD	LCSD Recovery	RPD
1,1,2-Trichloro-1,2,2-trifluoroetha	3.7	4.0	92.5%	3.6	4.0	90.0%	2.7%
m,p-Xylene	9.0	8.0	112%	9.2	8.0	115%	2.2%
o-Xylene	4.3	4.0	108%	4.4	4.0	110%	2.3%
1,2-Dichlorobenzene	4.2	4.0	105%	4.1	4.0	102%	2.4%
1,3-Dichlorobenzene	4.2	4.0	105%	4.2	4.0	105%	0.0%
1,4-Dichlorobenzene	4.2	4.0	105%	4.1	4.0	102%	2.4%
Acrolein	14.2	20.0	71.0%	13.6	20.0	68.0%	4.3%
Methyl Iodide	4.8	4.0	120%	4.5	4.0	112%	6.5%
Bromoethane	3.7	4.0	92.5%	3.7	4.0	92.5%	0.0%
Acrylonitrile	3.5	4.0	87.5%	3.3	4.0	82.5%	5.9%
1,1-Dichloropropene	3.9	4.0	97.5%	4.0	4.0	100%	2.5%
Dibromomethane	4.3	4.0	108%	4.1	4.0	102%	4.8%
1,1,1,2-Tetrachloroethane	4.0	4.0	100%	4.1	4.0	102%	2.5%
1,2-Dibromo-3-chloropropane	3.1	4.0	77.5%	2.9	4.0	72.5%	6.7%
1,2,3-Trichloropropane	4.0	4.0	100%	3.5	4.0	87.5%	13.3%
trans-1,4-Dichloro-2-butene	4.1	4.0	102%	3.9	4.0	97.5%	5.0%
1,3,5-Trimethylbenzene	4.1	4.0	102%	3.8	4.0	95.0%	7.6%
1,2,4-Trimethylbenzene	3.9	4.0	97.5%	3.8	4.0	95.0%	2.6%
Hexachlorobutadiene	4.6	4.0	115%	4.6	4.0	115%	0.0%
Ethylene Dibromide	4.2	4.0	105%	3.9	4.0	97.5%	7.4%
Bromochloromethane	3.7	4.0	92.5%	3.7	4.0	92.5%	0.0%
2,2-Dichloropropane	4.3	4.0	108%	4.2	4.0	105%	2.4%
1,3-Dichloropropane	3.9	4.0	97.5%	4.0	4.0	100%	2.5%
Isopropylbenzene	4.0	4.0	100%	3.6	4.0	90.0%	10.5%
n-Propylbenzene	4.4	4.0	110%	4.0	4.0	100%	9.5%
Bromobenzene	4.5	4.0	112%	4.0	4.0	100%	11.8%
2-Chlorotoluene	4.3	4.0	108%	3.9	4.0	97.5%	9.8%
4-Chlorotoluene	4.0	4.0	100%	3.7	4.0	92.5%	7.8%
tert-Butylbenzene	3.9	4.0	97.5%	3.8	4.0	95.0%	2.6%
sec-Butylbenzene	3.9	4.0	97.5%	4.0	4.0	100%	2.5%
4-Isopropyltoluene	4.0	4.0	100%	4.0	4.0	100%	0.0%
n-Butylbenzene	4.1	4.0	102%	4.0	4.0	100%	2.5%
1,2,4-Trichlorobenzene	4.3	4.0	108%	4.2	4.0	105%	2.4%
Naphthalene	3.6	4.0	90.0%	3.4	4.0	85.0%	5.7%
1,2,3-Trichlorobenzene	4.2	4.0	105%	4.2	4.0	105%	0.0%

Reported in µg/L (ppb)

RPD calculated using sample concentrations per SW846.

Volatile Surrogate Recovery

	LCS	LCSD
d4-1,2-Dichloroethane	107%	104%
d8-Toluene	105%	101%
Bromofluorobenzene	99.8%	99.5%
d4-1,2-Dichlorobenzene	102%	110%

4A
VOLATILE METHOD BLANK SUMMARY

EPA SAMPLE NO.

MB1127

Lab Name: ANALYTICAL RESOURCES, INC Contract: ANCHOR ENVIRONMENTAL

Lab Code: ARI Case No.: CHINOOK SDG No.: KG57

Lab File ID: MB1127 Lab Sample ID: MB1127

Date Analyzed: 11/27/06 Time Analyzed: 1226

GC Column: RTX502.2 ID: 0.18 (mm) Heated Purge: (Y/N) N

Instrument ID: FINN3

THIS METHOD BLANK APPLIES TO THE FOLLOWING SAMPLES, MS and MSD:

	EPA SAMPLE NO.	LAB SAMPLE ID	LAB FILE ID	TIME ANALYZED
01	LCS1127	LCS1127	LCS1127	1124
02	LCS1127	LCS1127	LCS1127A	1159
03	G2S-112106	KG57A	KG57A2	1330
04	RLSW2-112106	KG57B	KG57B2	1358
05	RLSW2-112106	KG57B	KG57B3	1545
06				
07				
08				
09				
10				
11				
12				
13				
14				
15				
16				
17				
18				
19				
20				
21				
22				
23				
24				
25				
26				
27				
28				
29				
30				

COMMENTS:

5A
VOLATILE ORGANIC INSTRUMENT PERFORMANCE CHECK
BROMOFLUOROBENZENE (BFB)

Lab Name: ANALYTICAL RESQURCES, INC Contract: ANCHOR ENVIRONMENTAL

Lab Code: ARI Case No.: CHINOOK SDG No.: KG57

Lab File ID: BFB10241 BFB Injection Date: 10/24/06

Instrument ID: FINN3 BFB Injection Time: 0933

GC Column: RTX502.2 ID: 0.18 (mm) Heated Purge: (Y/N) N

m/e	ION ABUNDANCE CRITERIA	% RELATIVE ABUNDANCE
50	8.0 - 40.0% of mass 95	29.6
75	30.0 - 66.0% of mass 95	55.8
95	Base Peak, 100% relative abundance	100.0
96	5.0 - 9.0% of mass 95	6.8
173	Less than 2.0% of mass 174	0.3 (0.4)1
174	50.0 - 101.0% of mass 95	65.9
175	4.0 - 9.0% of mass 174	2.9 (4.4)1
176	93.0 - 101.0% of mass 174	64.7 (98.2)1
177	5.0 - 9.0% of mass 176	3.5 (5.3)2

1-Value is % mass 174 2-Value is % mass 176

THIS CHECK APPLIES TO THE FOLLOWING SAMPLES, MS, MSD, BLANKS, AND STANDARDS:

	EPA SAMPLE NO.	LAB SAMPLE ID	LAB FILE ID	DATE ANALYZED	TIME ANALYZED
01	VSTD002	IC1024	0021024	10/24/06	0953
02	VSTD005	IC1024	0051024	10/24/06	1056
03	VSTD040	IC1024	0401024	10/24/06	1150
04	VSTD080	IC1024	0801024	10/24/06	1302
05	VSTD120	IC1024	1201024	10/24/06	1322
06	VSTD160	IC1024	1601024	10/24/06	1348
07	VSTD010	IC1024	0101024	10/24/06	1505
08					
09					
10					
11					
12					
13					
14					
15					
16					
17					
18					
19					
20					
21					
22					

5A
VOLATILE ORGANIC INSTRUMENT PERFORMANCE CHECK
BROMOFLUOROBENZENE (BFB)

Lab Name: ANALYTICAL RESOURCES,. INC Contract: ANCHOR ENVIRONMENTAL ,

Lab Code: ARI Case No.: CHINOOK SDG No.: KG57

Lab File ID: BFB1127 BFB Injection Date: 11/27/06

Instrument ID: FINN3 BFB Injection Time: 0946

GC Column: RTX502.2 ID: 0.18 (mm) Heated Purge: (Y/N) N

m/e	ION ABUNDANCE CRITERIA	% RELATIVE ABUNDANCE
50	8.0 - 40.0% of mass 95	33.2
75	30.0 - 66.0% of mass 95	60.9
95	Base Peak, 100% relative abundance	100.0
96	5.0 - 9.0% of mass 95	6.9
173	Less than 2.0% of mass 174	0.2 (0.2)1
174	50.0 - 101.0% of mass 95	75.2
175	4.0 - 9.0% of mass 174	5.4 (7.2)1
176	93.0 - 101.0% of mass 174	72.3 (96.2)1
177	5.0 - 9.0% of mass 176	4.1 (5.6)2

1-Value is % mass 174 2-Value is % mass 176

THIS CHECK APPLIES TO THE FOLLOWING SAMPLES, MS, MSD, BLANKS, AND STANDARDS:

	EPA SAMPLE NO.	LAB SAMPLE ID	LAB FILE ID	DATE ANALYZED	TIME ANALYZED
01	VSTD040	CC1127	0401127A	11/27/06	1049
02	LCS1127	LCS1127	LCS1127	11/27/06	1124
03	LCS1127	LCS1127	LCS1127A	11/27/06	1159
04	MB1127	MB1127	MB1127	11/27/06	1226
05	G2S-112106	KG57A	KG57A2	11/27/06	1330
06	RLSW2-112106	KG57B	KG57B2	11/27/06	1358
07	RLSW2-112106	KG57B	KG57B3	11/27/06	1545
08					
09					
10					
11					
12					
13					
14					
15					
16					
17					
18					
19					
20					
21					
22					

8A
VOLATILE INTERNAL STANDARD AREA AND RT SUMMARY

Lab Name: ANALYTICAL RESOURCES, INC Contract: ANCHOR ENVIRONMENTAL

Lab Code: ARI Case No.: CHINOOK SDG No.: KG57

Lab File ID (Standard): 0401127A Date Analyzed: 11/27/06

Instrument ID: FINN3 Time Analyzed: 1049

GC Column: RTX502.2 ID: 0.18 (mm) Heated Purge: (Y/N) N

		IS1 AREA #	RT #	IS2(DFB) AREA #	RT #	IS3 AREA #	RT #
	12 HOUR STD	37805	4.62	56782	5.46	47354	8.30
	UPPER LIMIT	75610	5.12	113564	5.96	94708	8.80
	LOWER LIMIT	18902	4.12	28391	4.96	23677	7.80
	EPA SAMPLE NO.						
01	LCS1127	35994	4.60	52295	5.45	45392	8.29
02	LCS1127	37352	4.61	53726	5.45	42250	8.29
03	MB1127	36176	4.64	46371	5.49	41172	8.33
04	G2S-112106	37341	4.65	50300	5.49	38866	8.33
05	RLSW2-112106	36317	4.62	45509	5.46	38666	8.30
06	RLSW2-112106	36475	4.64	46359	5.48	41105	8.32
07							
08							
09							
10							
11							
12							
13							
14							
15							
16							
17							
18							
19							
20							
21							
22							

IS1 = Pentafluorobenzene
IS2 (DFB) = 1,4-Difluorobenzene
IS3 = d5-Chlorobenzene

AREA UPPER LIMIT = +100% of internal standard area
AREA LOWER LIMIT = - 50% of internal standard area
RT UPPER LIMIT = + 0.50 minutes of internal standard RT
RT LOWER LIMIT = - 0.50 minutes of internal standard RT

Column used to flag values outside QC limits with an asterisk.
* Values outside of QC limits.

8A
VOLATILE INTERNAL STANDARD AREA AND RT SUMMARY

Lab Name: ANALYTICAL RESOURCES, INC Contract: ANCHOR ENVIRONMENTAL

Lab Code: ARI Case No.: CHINOOK SDG No.: KG57

Lab File ID (Standard): 0401127A Date Analyzed: 11/27/06

Instrument ID: FINN3 Time Analyzed: 1049

GC Column: RTX502.2 ID: 0.18 (mm) Heated Purge: (Y/N) N

		IS4 AREA #	RT #	AREA #	RT #	AREA #	RT #
	12 HOUR STD	23710	10.87				
	UPPER LIMIT	47420	11.37				
	LOWER LIMIT	11855	10.37				
	EPA SAMPLE NO.						
01	LCS1127	21429	10.86				
02	LCS1127	22391	10.86				
03	MB1127	17930	10.90				
04	G2S-112106	19198	10.90				
05	RLSW2-112106	19248	10.88				
06	RLSW2-112106	17642	10.89				
07							
08							
09							
10							
11							
12							
13							
14							
15							
16							
17							
18							
19							
20							
21							
22							

IS4 = d4-1,4-Dichlorobenzene

AREA UPPER LIMIT = +100% of internal standard area
AREA LOWER LIMIT = - 50% of internal standard area
RT UPPER LIMIT = + 0.50 minutes of internal standard RT
RT LOWER LIMIT = - 0.50 minutes of internal standard RT

Column used to flag values outside QC limits with an asterisk.
* Values outside of QC limits.

Volatiles Analysis
Sample Data

prepared
for

ANCHOR ENVIRONMENTAL

Project: Chinook, 060354-01

ARI JOB NO: KG57

prepared
by

Analytical Resources, Inc.

ANALYTICAL RESOURCES INCORPORATED

ORGANICS ANALYSIS DATA SHEET
Volatiles by Purge & Trap GC/MS-Method SW8260B **Sample ID: G2S-112106**
 SAMPLE

Lab Sample ID: KG57A
LIMS ID: 06-23749
Matrix: Water
Data Release Authorized:
Reported: 12/04/06

QC Report No: KG57-Anchor Environmental
Project: CHINOOK
060354-01
Date Sampled: 11/21/06
Date Received: 11/21/06

Instrument/Analyst: FINN3/PAB
Date Analyzed: 11/27/06 13:30

Sample Amount: 20.0 mL
Purge Volume: 20.0 mL

CAS Number	Analyte	RL	Result	Q
74-87-3	Chloromethane	0.2	< 0.2	U
74-83-9	Bromomethane	0.2	< 0.2	U
75-01-4	Vinyl Chloride	0.2	< 0.2	U
75-00-3	Chloroethane	0.2	< 0.2	U
75-09-2	Methylene Chloride	0.3	< 0.3	U
67-64-1	**Acetone**	**3.0**	**62**	
75-15-0	Carbon Disulfide	0.2	< 0.2	U
75-35-4	1,1-Dichloroethene	0.2	< 0.2	U
75-34-3	1,1-Dichloroethane	0.2	< 0.2	U
156-60-5	trans-1,2-Dichloroethene	0.2	< 0.2	U
156-59-2	cis-1,2-Dichloroethene	0.2	< 0.2	U
67-66-3	Chloroform	0.2	< 0.2	U
107-06-2	1,2-Dichloroethane	0.2	< 0.2	U
78-93-3	**2-Butanone**	**1.0**	**42**	
71-55-6	1,1,1-Trichloroethane	0.2	< 0.2	U
56-23-5	Carbon Tetrachloride	0.2	< 0.2	U
108-05-4	**Vinyl Acetate**	**0.2**	**1.7**	
75-27-4	Bromodichloromethane	0.2	< 0.2	U
78-87-5	1,2-Dichloropropane	0.2	< 0.2	U
10061-01-5	cis-1,3-Dichloropropene	0.2	< 0.2	U
79-01-6	Trichloroethene	0.2	< 0.2	U
124-48-1	Dibromochloromethane	0.2	< 0.2	U
79-00-5	1,1,2-Trichloroethane	0.2	< 0.2	U
71-43-2	Benzene	0.2	< 0.2	U
10061-02-6	trans-1,3-Dichloropropene	0.2	< 0.2	U
110-75-8	2-Chloroethylvinylether	0.5	< 0.5	U
75-25-2	Bromoform	0.2	< 0.2	U
108-10-1	4-Methyl-2-Pentanone (MIBK)	1.0	< 1.0	U
591-78-6	2-Hexanone	3.0	< 3.0	U
127-18-4	Tetrachloroethene	0.2	< 0.2	U
79-34-5	1,1,2,2-Tetrachloroethane	0.2	< 0.2	U
108-88-3	**Toluene**	**0.2**	**0.6**	
108-90-7	Chlorobenzene	0.2	< 0.2	U
100-41-4	Ethylbenzene	0.2	< 0.2	U
100-42-5	Styrene	0.2	< 0.2	U
75-69-4	Trichlorofluoromethane	0.2	< 0.2	U
76-13-1	1,1,2-Trichloro-1,2,2-trifluoroe	0.2	< 0.2	U
1330-20-7	m,p-Xylene	0.4	< 0.4	U
95-47-6	o-Xylene	0.2	< 0.2	U
95-50-1	1,2-Dichlorobenzene	0.2	< 0.2	U
541-73-1	1,3-Dichlorobenzene	0.2	< 0.2	U
106-46-7	1,4-Dichlorobenzene	0.2	< 0.2	U
107-02-8	Acrolein	5.0	< 5.0	U
74-88-4	Methyl Iodide	0.2	< 0.2	U
74-96-4	Bromoethane	0.2	< 0.2	U
107-13-1	Acrylonitrile	1.0	< 1.0	U
563-58-6	1,1-Dichloropropene	0.2	< 0.2	U
74-95-3	Dibromomethane	0.2	< 0.2	U
630-20-6	1,1,1,2-Tetrachloroethane	0.2	< 0.2	U
96-12-8	1,2-Dibromo-3-chloropropane	0.5	< 0.5	U
96-18-4	1,2,3-Trichloropropane	0.5	< 0.5	U

ANALYTICAL RESOURCES INCORPORATED

ORGANICS ANALYSIS DATA SHEET
Volatiles by Purge & Trap GC/MS-Method SW8260B **Sample ID: G2S-112106**
Page 2 of 2 **SAMPLE**

Lab Sample ID: KG57A QC Report No: KG57-Anchor Environmental
LIMS ID: 06-23749 Project: CHINOOK
Matrix: Water 060354-01
Date Analyzed: 11/27/06 13:30

CAS Number	Analyte	RL	Result	Q
110-57-6	trans-1,4-Dichloro-2-butene	1.0	< 1.0	U
108-67-8	1,3,5-Trimethylbenzene	0.2	< 0.2	U
95-63-6	1,2,4-Trimethylbenzene	0.2	< 0.2	U
87-68-3	Hexachlorobutadiene	0.5	< 0.5	U
106-93-4	Ethylene Dibromide	0.2	< 0.2	U
74-97-5	Bromochloromethane	0.2	< 0.2	U
594-20-7	2,2-Dichloropropane	0.2	< 0.2	U
142-28-9	1,3-Dichloropropane	0.2	< 0.2	U
98-82-8	Isopropylbenzene	0.2	< 0.2	U
103-65-1	n-Propylbenzene	0.2	< 0.2	U
108-86-1	Bromobenzene	0.2	< 0.2	U
95-49-8	2-Chlorotoluene	0.2	< 0.2	U
106-43-4	4-Chlorotoluene	0.2	< 0.2	U
98-06-6	tert-Butylbenzene	0.2	< 0.2	U
135-98-8	sec-Butylbenzene	0.2	< 0.2	U
99-87-6	4-Isopropyltoluene	0.2	< 0.2	U
104-51-8	n-Butylbenzene	0.2	< 0.2	U
120-82-1	1,2,4-Trichlorobenzene	0.5	< 0.5	U
91-20-3	Naphthalene	0.5	< 0.5	U
87-61-6	1,2,3-Trichlorobenzene	0.5	< 0.5	U

Reported in µg/L (ppb)

Volatile Surrogate Recovery

d4-1,2-Dichloroethane	104%
d8-Toluene	110%
Bromofluorobenzene	95.8%
d4-1,2-Dichlorobenzene	120%

Analytical Resources, Inc.

Data file : /chem1/finn3.i/27NOV06.b/KG57A2.d
Lab Smp Id: KG57A Client Smp ID: G2S-112106
Inj Date : 27-NOV-2006 13:30
Operator : pb Inst ID: finn3.i
Smp Info : KG57A,20,20
Misc Info : 06-23749
Comment :
Method : /chem1/finn3.i/27NOV06.b/voa8260wb.m
Meth Date : 02-Dec-2006 10:56 pat Quant Type: ISTD
Cal Date : 24-OCT-2006 13:48 Cal File: 1601024.d
Als bottle: 1
Dil Factor: 1.00000
Integrator: HP RTE Compound Sublist: voa.sub
Target Version: 3.50
Processing Host: cserv3

Concentration Formula: Amt * DF * Pv / Sa * CpndVariable

Name	Value	Description
DF	1.00000	Dilution Factor
Pv	20.00000	Purge Volume (mL)
Sa	20.00000	Sample Amount (mL)

Cpnd Variable Local Compound Variable

Compounds	QUANT SIG MASS	RT	EXP RT	REL RT	RESPONSE	CONCENTRATIONS ON-COLUMN (ug/L)	FINAL (ug/L)
1 Dichlorodifluoromethane	85	Compound Not Detected.					
2 Chloromethane	50	Compound Not Detected.					
3 Vinyl Chloride	62	Compound Not Detected.					
4 Bromomethane	94	Compound Not Detected.					
5 Chloroethane	64	Compound Not Detected.					
6 Trichlorofluoromethane	101	Compound Not Detected.					
8 Acrolein	56	Compound Not Detected.					
9 112Trichloro122Trifluoroethane	101	Compound Not Detected.					
10 Acetone	43	3.188	3.168	(0.686)	75962	62.0566	62.057
11 1,1-Dichloroethene	96	Compound Not Detected.					
12 Bromoethane	108	Compound Not Detected.					
13 Iodomethane	142	Compound Not Detected.					
14 Methylene Chloride	84	Compound Not Detected.					
15 Acrylonitrile	53	Compound Not Detected.					
16 Methyl tert butyl ether	73	Compound Not Detected.					

	Compounds	QUANT SIG MASS	RT	EXP RT	REL RT	RESPONSE	CONCENTRATIONS ON-COLUMN (ug/L)	CONCENTRATIONS FINAL (ug/L)
	17 Carbon Disulfide	76	Compound Not Detected.					
	18 Trans-1,2-Dichloroethene	96	Compound Not Detected.					
	20 Vinyl Acetate	43	4.065	4.046	(0.874)	15540	1.66510	1.665
	21 1,1-Dichloroethane	63	Compound Not Detected.					
	22 2-Butanone	43	4.387	4.357	(0.943)	95111	42.3198	42.320
	23 2,2-Dichloropropane	77	Compound Not Detected.					
	24 Cis-1,2-Dichloroethene	96	Compound Not Detected.					
*	25 Pentafluorobenzene	168	4.650	4.621	(1.000)	37341	4.00000	
	26 Chloroform	83	Compound Not Detected.					
	27 Bromochloromethane	128	Compound Not Detected.					
$	28 Dibromofluoromethane	111	4.825	4.796	(1.038)	22918	3.58354	3.584
	29 1,1,1-Trichloroethane	97	Compound Not Detected.					
	30 1,1-Dichloropropene	75	Compound Not Detected.					
	31 Carbon Tetrachloride	117	Compound Not Detected.					
$	32 d4-1,2-Dichloroethane	65	5.215	5.186	(1.122)	30342	4.13934	4.139
	33 1,2-Dichloroethane	62	Compound Not Detected.					
	34 Benzene	78	Compound Not Detected.					
*	35 1,4-Difluorobenzene	114	5.488	5.459	(1.000)	50300	4.00000	
	36 Trichloroethene	95	Compound Not Detected.					
	37 1,2-Dichloropropane	63	Compound Not Detected.					
	38 Bromodichloromethane	83	Compound Not Detected.					
	39 Dibromomethane	93	Compound Not Detected.					
	40 2-Chloroethyl Vinyl Ether	63	Compound Not Detected.					
	41 4-Methyl-2-Pentanone	58	Compound Not Detected.					
	42 Cis 1,3-dichloropropene	75	Compound Not Detected.					
$	43 d8-Toluene	98	6.853	6.814	(1.249)	87734	4.38695	4.387
	44 Toluene	92	6.921	6.892	(1.261)	9328	0.61231	0.6123
	45 Trans 1,3-Dichloropropene	75	Compound Not Detected.					
	46 2-Hexanone	43	Compound Not Detected.					
	47 1,1,2-Trichloroethane	97	Compound Not Detected.					
	48 1,3-Dichloropropane	76	Compound Not Detected.					
	49 Tetrachloroethene	166	Compound Not Detected.					
	50 Chlorodibromomethane	129	Compound Not Detected.					
	51 1,2-Dibromoethane	107	Compound Not Detected.					
*	52 d5-Chlorobenzene	117	8.325	8.296	(1.000)	38866	4.00000	
	53 Chlorobenzene	112	Compound Not Detected.					
	54 Ethyl Benzene	91	Compound Not Detected.					
	55 1,1,1,2-Tetrachloroethane	131	Compound Not Detected.					
	56 m,p-xylene	106	Compound Not Detected.					
	58 o-Xylene	106	Compound Not Detected.					
	59 Styrene	104	Compound Not Detected.					
	60 Isopropyl Benzene	105	Compound Not Detected.					
	61 Bromoform	173	Compound Not Detected.					
	62 1,1,2,2-Tetrachloroethane	83	Compound Not Detected.					
$	63 4-Bromofluorobenzene	95	9.592	9.563	(1.152)	25013	3.82746	3.827
	64 1,2,3-Trichloropropane	110	Compound Not Detected.					
	65 Trans-1,4-Dichloro 2-Butene	53	Compound Not Detected.					

	Compounds	QUANT SIG MASS	RT	EXP RT	REL RT	RESPONSE	CONCENTRATIONS ON-COLUMN (ug/L)	FINAL (ug/L)
66	N-Propyl Benzene	91	Compound Not Detected.					
67	Bromobenzene	156	Compound Not Detected.					
68	1,3,5-Trimethyl Benzene	105	Compound Not Detected.					
69	2-Chloro Toluene	91	Compound Not Detected.					
70	4-Chloro Toluene	91	Compound Not Detected.					
71	T-Butyl Benzene	119	Compound Not Detected.					
72	1,2,4-Trimethylbenzene	105	Compound Not Detected.					
73	S-Butyl Benzene	105	Compound Not Detected.					
74	4-Isopropyl Toluene	119	Compound Not Detected.					
75	1,3-Dichlorobenzene	146	Compound Not Detected.					
* 76	d4-1,4-Dichlorobenzene	152	10.899	10.869	(1.000)	19198	4.00000	
77	1,4-Dichlorobenzene	146	Compound Not Detected.					
78	N-Butyl Benzene	91	Compound Not Detected.					
$ 79	d4-1,2-Dichlorobenzene	152	11.328	11.289	(1.039)	24385	4.81931	4.819(R)
80	1,2-Dichlorobenzene	146	Compound Not Detected.					
81	1,2-Dibromo 3-Chloropropane	75	Compound Not Detected.					
82	1,2,4-Trichlorobenzene	180	Compound Not Detected.					
83	Hexachloro 1,3-Butadiene	225	Compound Not Detected.					
84	Naphthalene	128	Compound Not Detected.					
85	1,2,3-Trichlorobenzene	180	Compound Not Detected.					

QC Flag Legend

R - Spike/Surrogate failed recovery limits.

Analytical Resources, Inc.

INTERNAL STANDARD COMPOUNDS
AREA AND RT SUMMARY

Instrument ID: finn3.i
Lab File ID: KG57A2.d
Lab Smp Id: KG57A
Analysis Type: VOA
Quant Type: ISTD
Operator: pb
Method File: /chem1/finn3.i/27NOV06.b/voa8260wb.m
Misc Info: 06-23749

Calibration Date: 27-NOV-2006
Calibration Time: 10:49
Client Smp ID: G2S-112106
Level: LOW
Sample Type: Water

		AREA LIMIT			
COMPOUND	STANDARD	LOWER	UPPER	SAMPLE	%DIFF
25 Pentafluorobenzen	37805	18902	75610	37341	-1.23
35 1,4-Difluorobenze	56782	28391	113564	50300	-11.42
52 d5-Chlorobenzene	47354	23677	94708	38866	-17.92
76 d4-1,4-Dichlorobe	23710	11855	47420	19198	-19.03

		RT LIMIT			
COMPOUND	STANDARD	LOWER	UPPER	SAMPLE	%DIFF
25 Pentafluorobenzen	4.62	4.12	5.12	4.65	0.63
35 1,4-Difluorobenze	5.46	4.96	5.96	5.49	0.54
52 d5-Chlorobenzene	8.30	7.80	8.80	8.33	0.35
76 d4-1,4-Dichlorobe	10.87	10.37	11.37	10.90	0.27

AREA UPPER LIMIT = +100% of internal standard area.
AREA LOWER LIMIT = - 50% of internal standard area.
RT UPPER LIMIT = + 0.50 minutes of internal standard RT.
RT LOWER LIMIT = - 0.50 minutes of internal standard RT.

Analytical Resources, Inc.

RECOVERY REPORT

Client Name: Anchor
Sample Matrix: LIQUID
Lab Smp Id: KG57A
Level: LOW
Data Type: MS DATA
SpikeList File: all.spk
Sublist File: voa.sub
Method File: /chem1/finn3.i/27NOV06.b/voa8260wb.m
Misc Info: 06-23749

Client SDG: KG57
Fraction: VOA
Client Smp ID: G2S-112106
Operator: pb
SampleType: SAMPLE
Quant Type: ISTD

SURROGATE COMPOUND	AMOUNT ADDED ug/L	AMOUNT RECOVERED ug/L	% RECOVERED	LIMITS
$ 28 Dibromofluorometha	4.000	3.584	89.59	72-114
$ 32 d4-1,2-Dichloroeth	4.000	4.139	103.48	66-127
$ 43 d8-Toluene	4.000	4.387	109.67	82-117
$ 63 4-Bromofluorobenze	4.000	3.827	95.69	71-113
$ 79 d4-1,2-Dichloroben	4.000	4.819	120.48*	84-113

Data File: /chem1/finn3.i/27NOV06.b/KG57A2.d
Date : 27-NOV-2006 13:30
Client ID: G2S-112106
Sample Info: KG57A,20,20

Instrument: finn3.i
Operator: pb
Column diameter: 0.18

Column phase: RTX502.2

8800

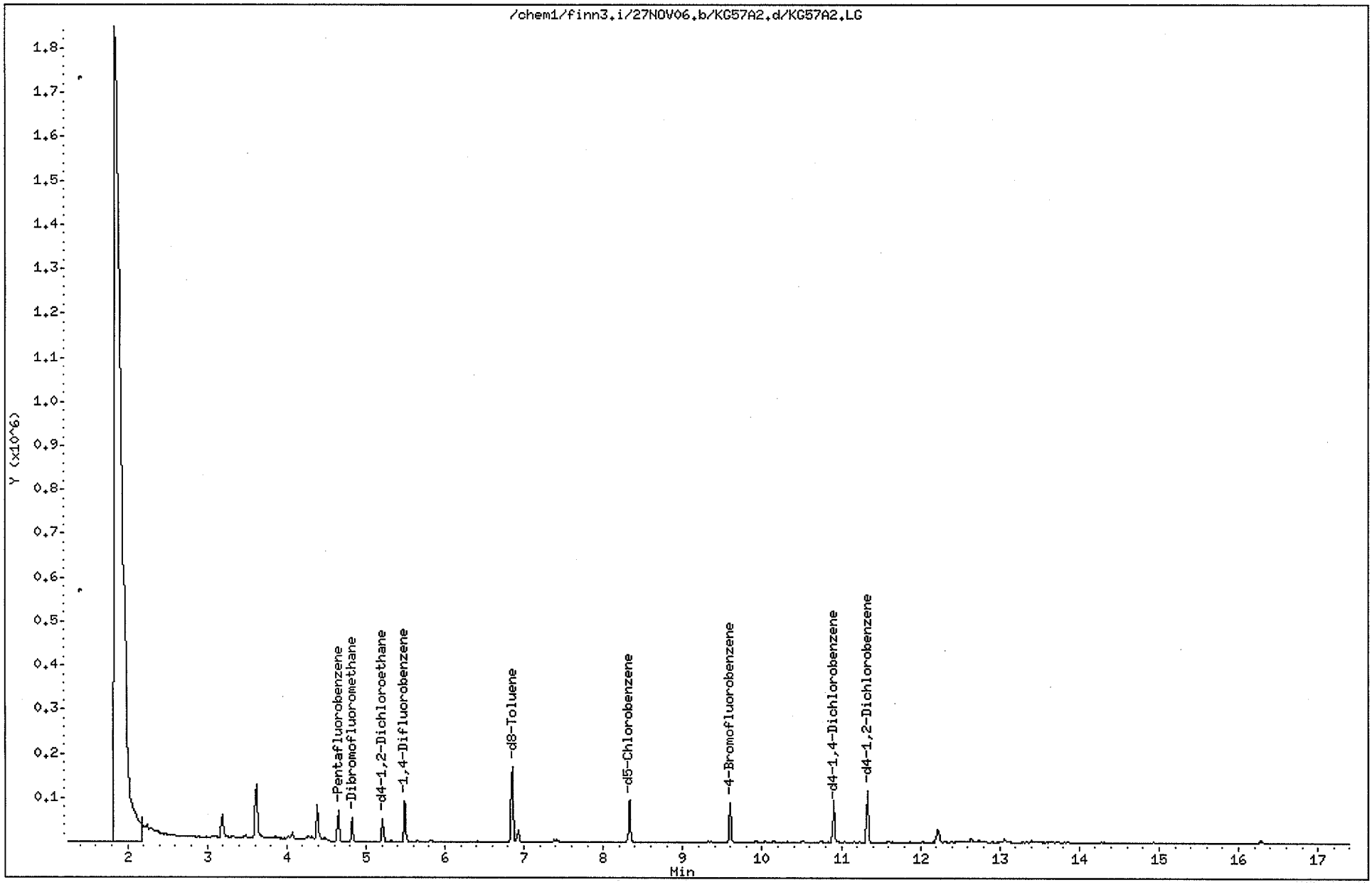

Data File: /chem1/finn3.i/27NOV06.b/KG57A2.d

Date : 27-NOV-2006 13:30

Client ID: G2S-112106

Instrument: finn3.i

Sample Info: KG57A,20,20

Operator: pb

Column phase: RTX502.2

Column diameter: 0.18

10 Acetone

Concentration: 62.057 ug/L

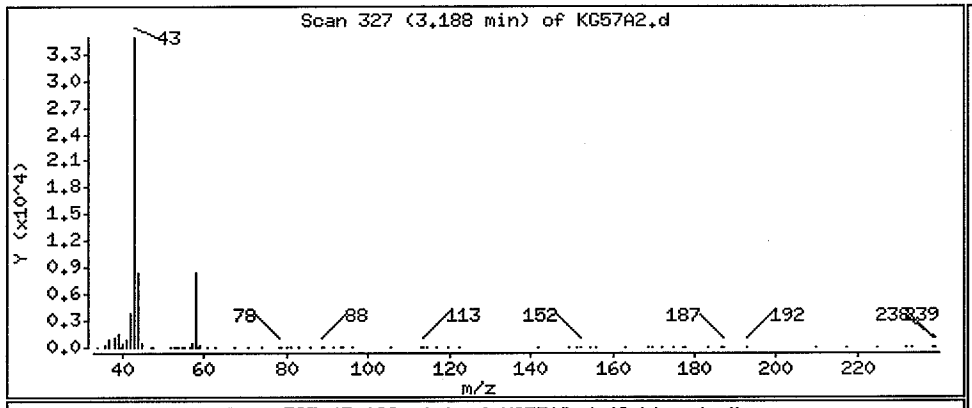

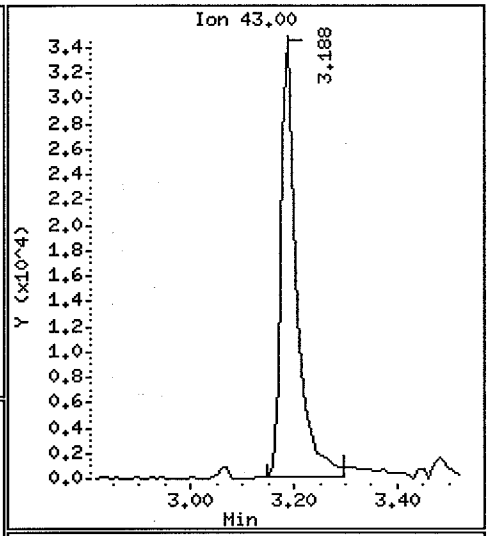

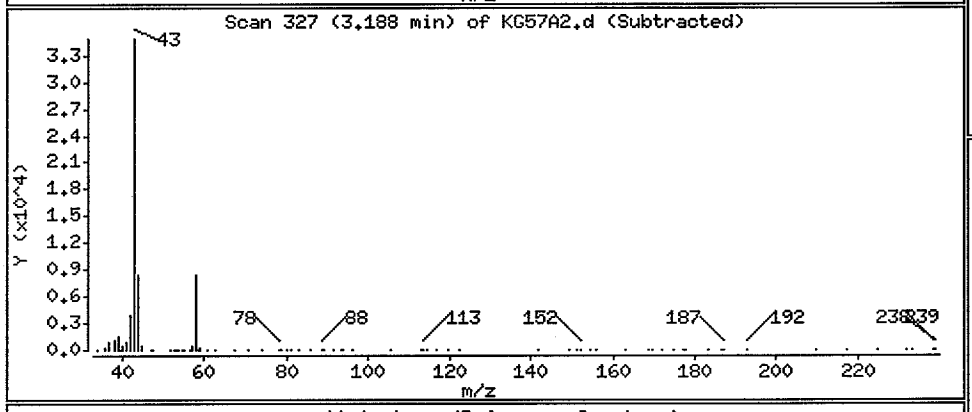

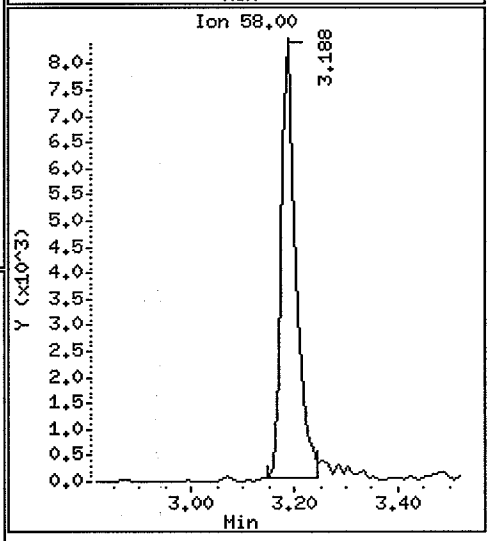

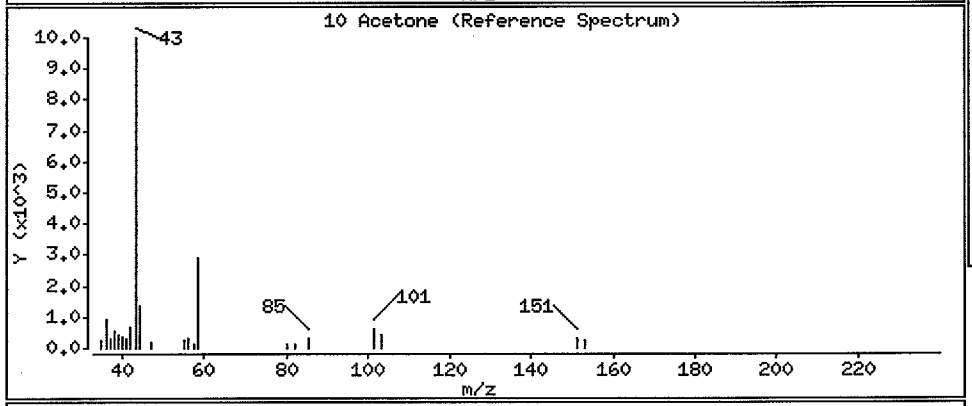

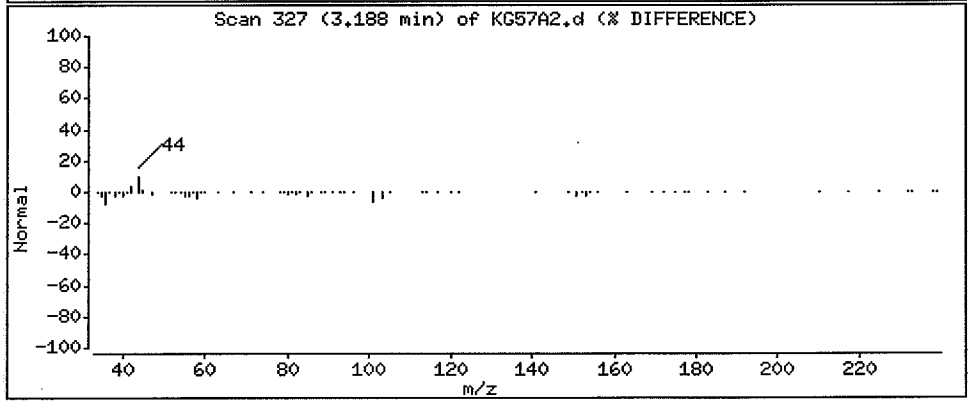

Data File: /chem1/finn3.i/27NOV06.b/KG57A2.d

Date : 27-NOV-2006 13:30

Client ID: G2S-112106

Instrument: finn3.i

Sample Info: KG57A,20,20

Operator: pb

Column phase: RTX502.2

Column diameter: 0.18

20 Vinyl Acetate

Concentration: 1.665 ug/L

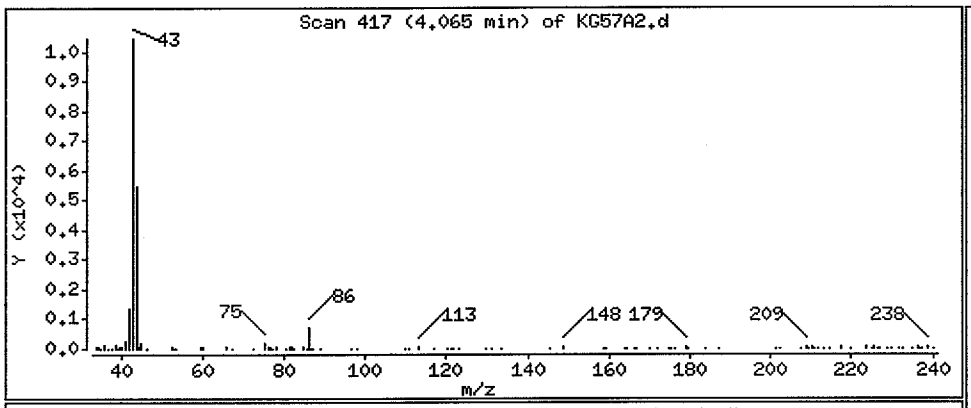

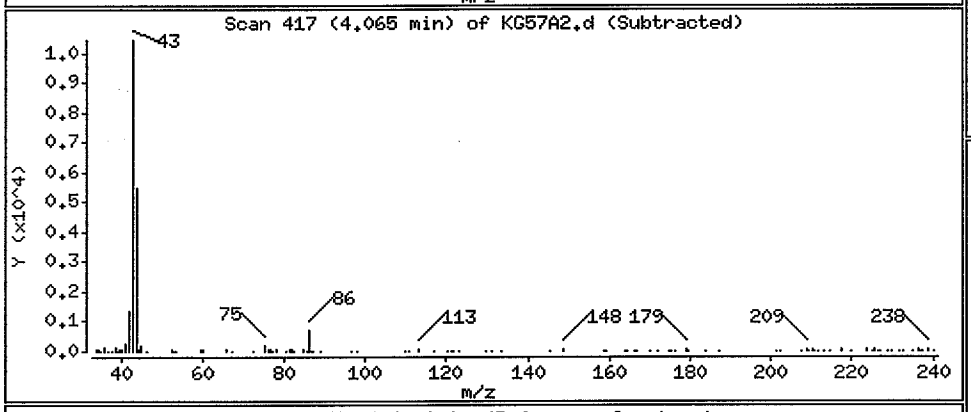

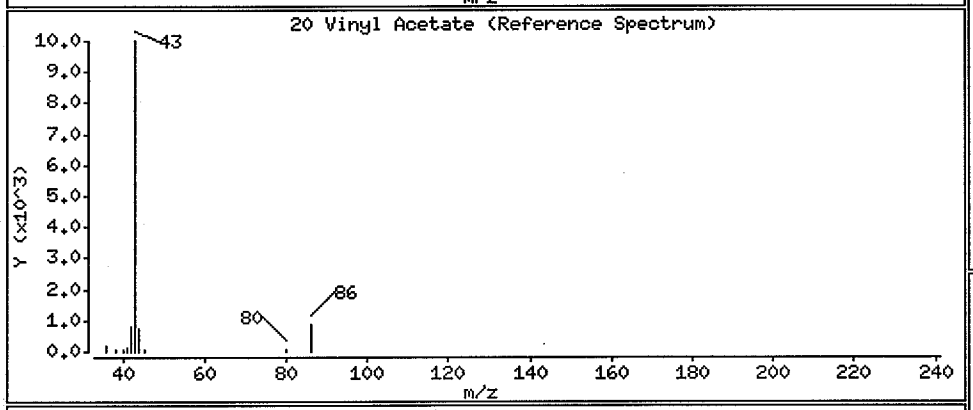

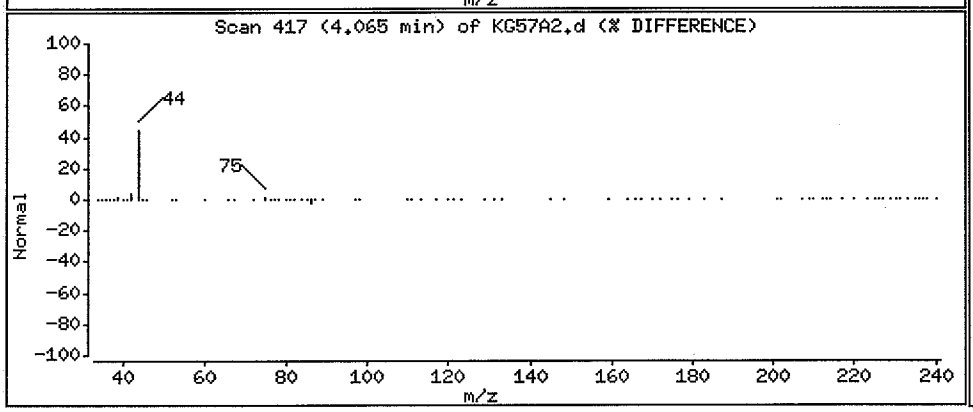

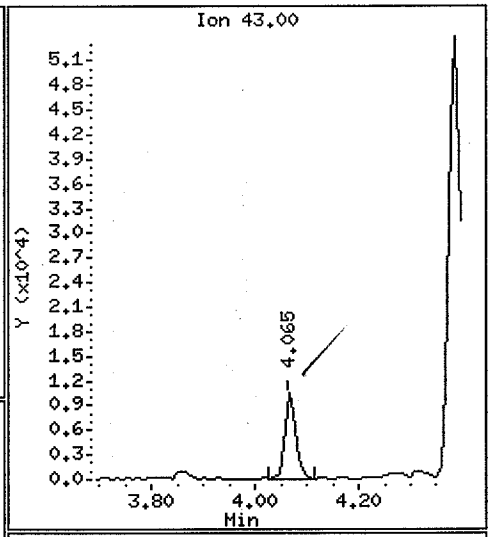

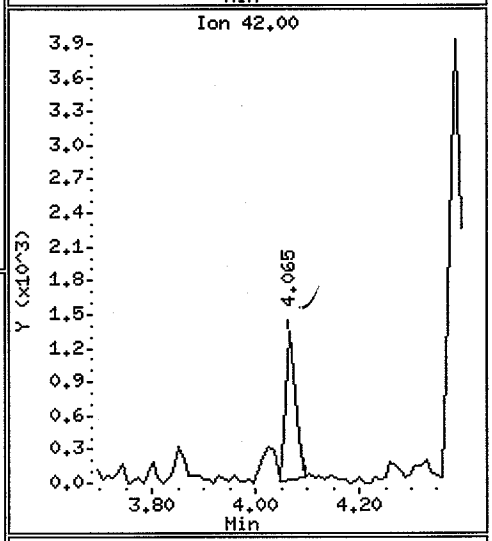

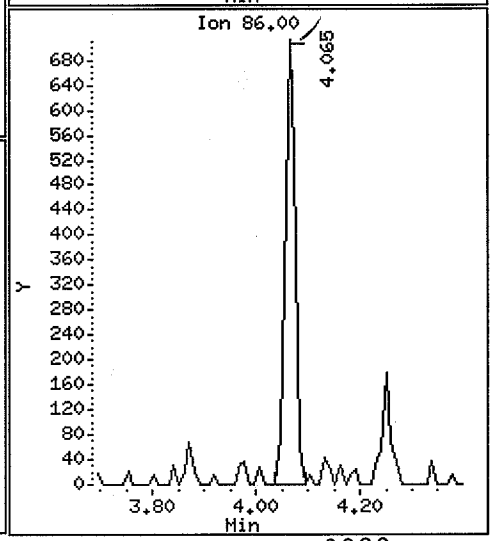

Data File: /chem1/finn3.i/27NOV06.b/KG57A2.d

Date : 27-NOV-2006 13:30

Client ID: G2S-112106

Instrument: finn3.i

Sample Info: KG57A,20,20

Operator: pb

Column phase: RTX502.2

Column diameter: 0.18

22 2-Butanone

Concentration: 42.320 ug/L

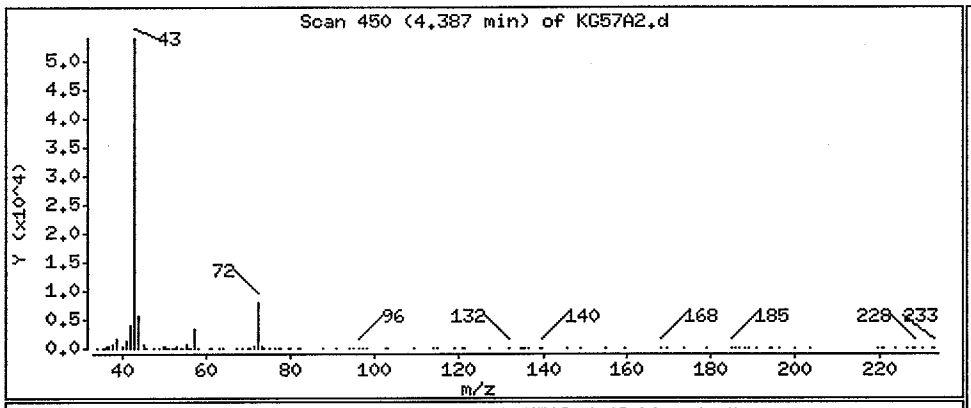

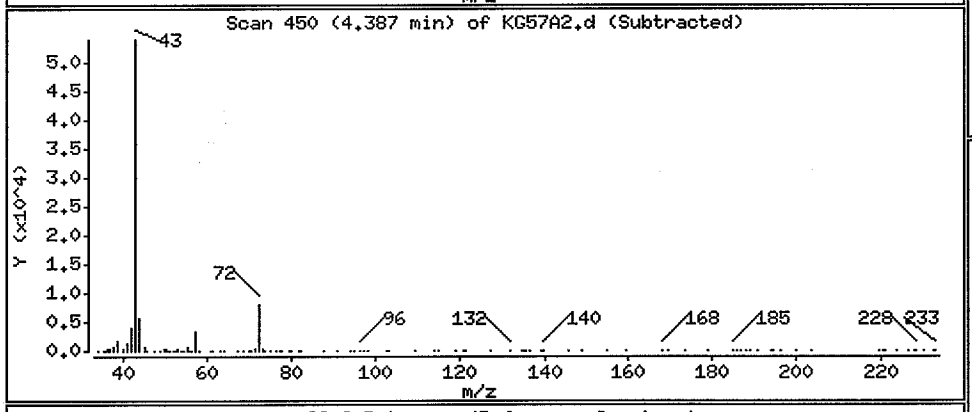

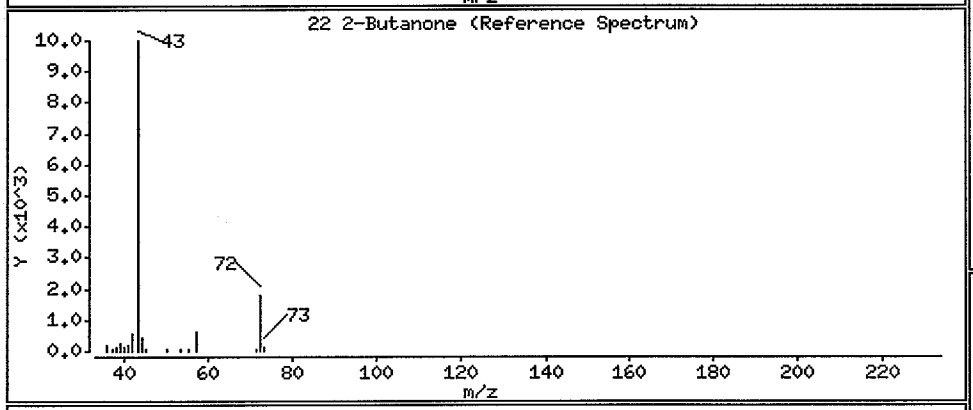

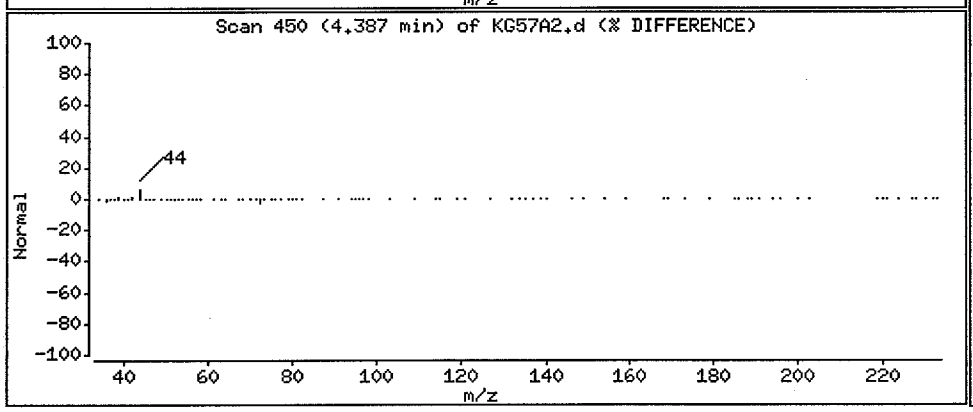

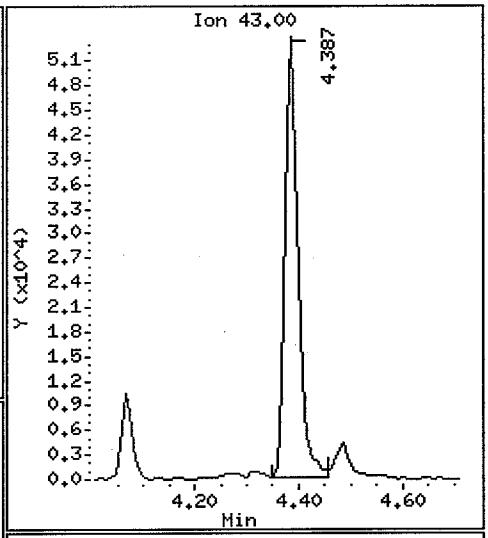

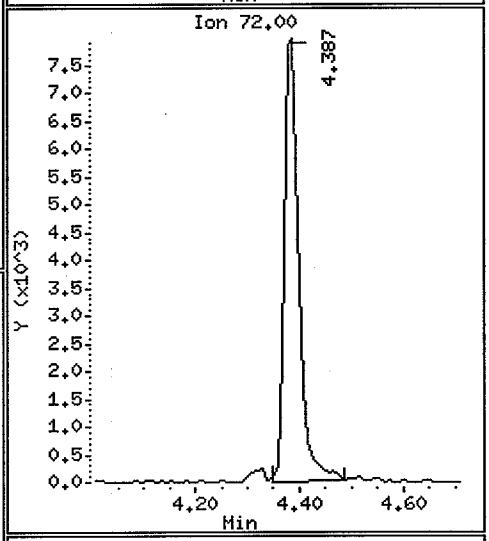

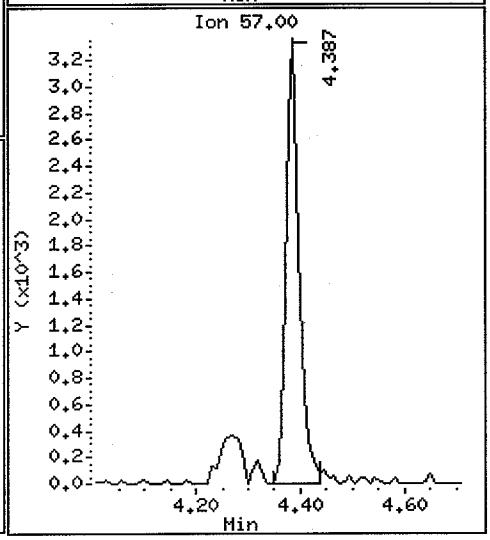

Data File: /chem1/finn3.i/27NOV06.b/KG57A2.d

Date : 27-NOV-2006 13:30

Client ID: G2S-112106

Instrument: finn3.i

Sample Info: KG57A,20,20

Operator: pb

Column phase: RTX502.2

Column diameter: 0.18

44 Toluene

Concentration: 0.6123 ug/L

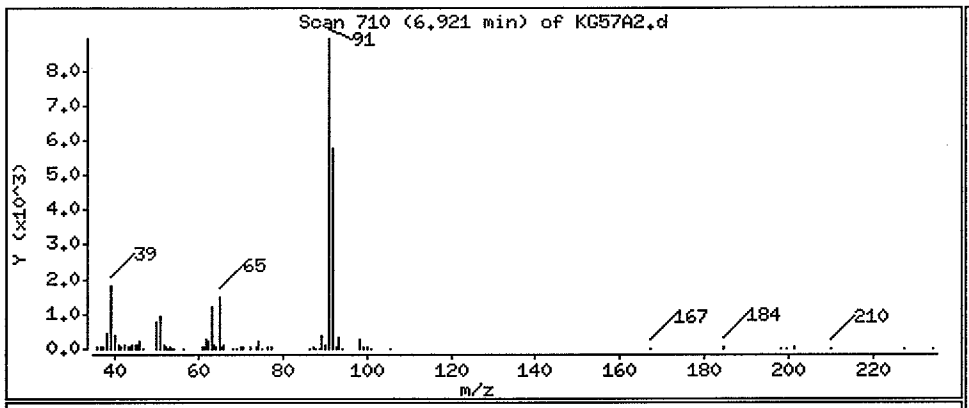

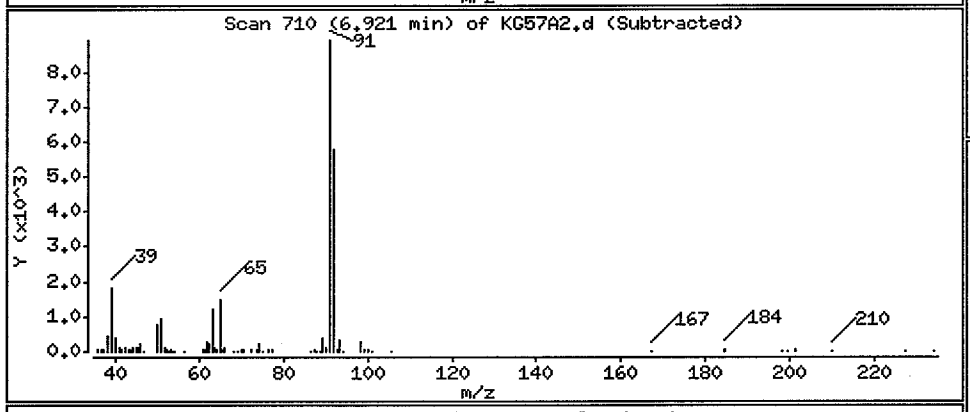

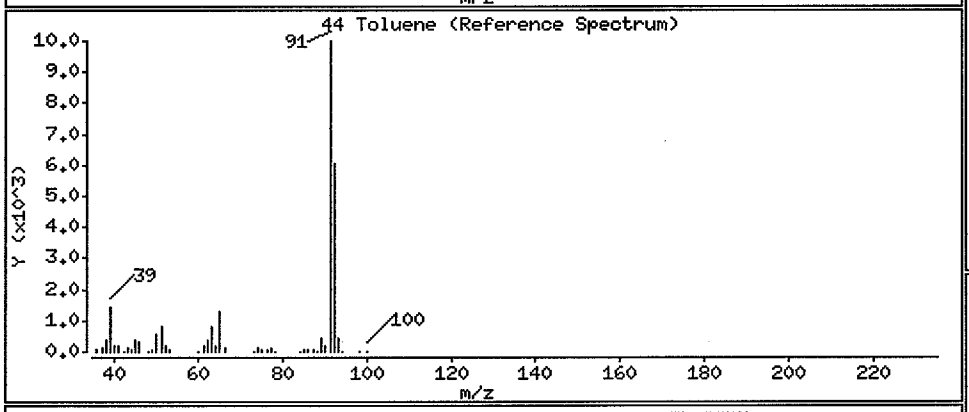

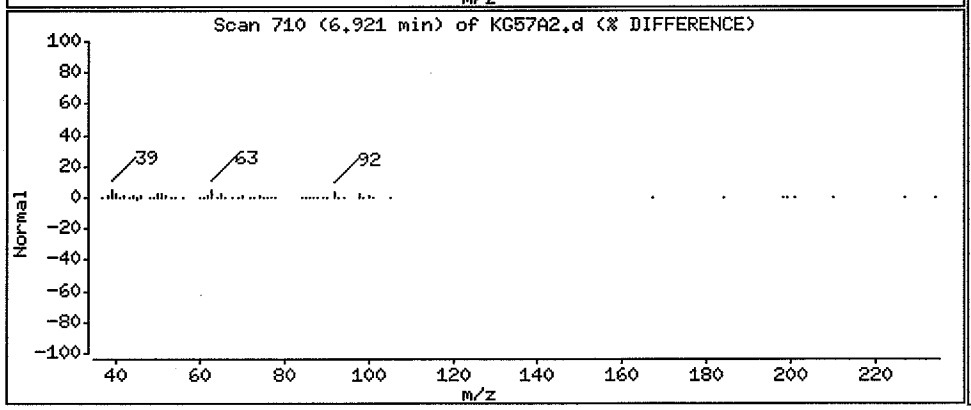

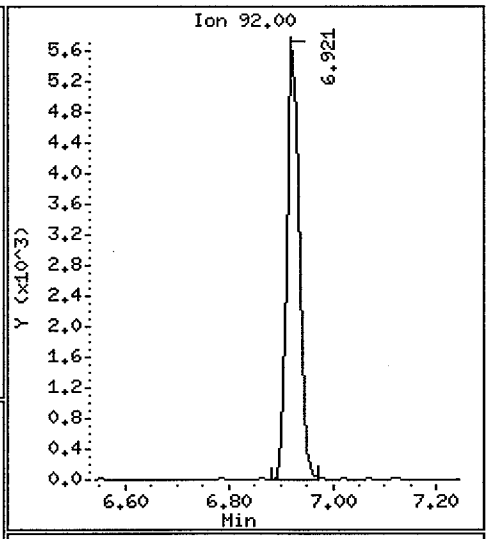

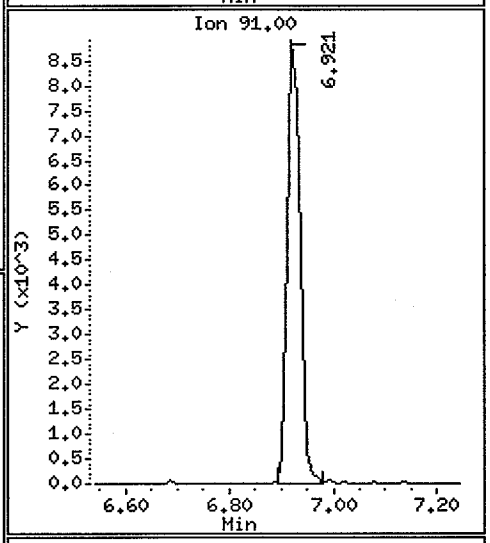

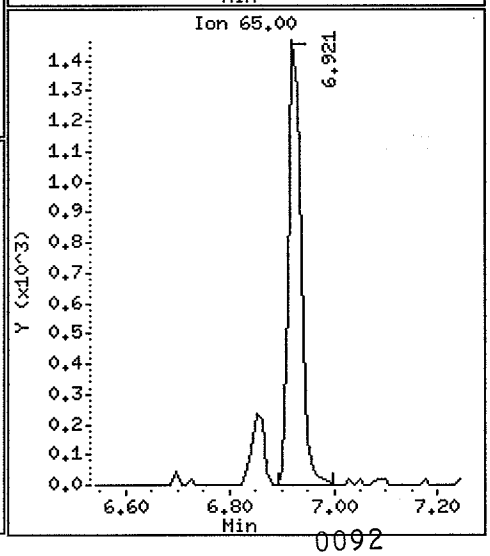

ANALYTICAL RESOURCES INCORPORATED

ORGANICS ANALYSIS DATA SHEET
Volatiles by Purge & Trap GC/MS-Method SW8260B **Sample ID: RLSW2-112106**
Page 1 of 2 **SAMPLE**

Lab Sample ID: KG57B
LIMS ID: 06-23750
Matrix: Water
Data Release Authorized:
Reported: 12/04/06

QC Report No: KG57-Anchor Environmental
Project: CHINOOK
060354-01
Date Sampled: 11/21/06
Date Received: 11/21/06

Instrument/Analyst: FINN3/PAB
Date Analyzed: 11/27/06 13:58

Sample Amount: 20.0 mL
Purge Volume: 20.0 mL

CAS Number	Analyte	RL	Result	Q
74-87-3	Chloromethane	0.2	< 0.2	U
74-83-9	Bromomethane	0.2	< 0.2	U
75-01-4	Vinyl Chloride	0.2	< 0.2	U
75-00-3	Chloroethane	0.2	< 0.2	U
75-09-2	Methylene Chloride	0.3	< 0.3	U
67-64-1	**Acetone**	**3.0**	**53**	
75-15-0	Carbon Disulfide	0.2	< 0.2	U
75-35-4	1,1-Dichloroethene	0.2	< 0.2	U
75-34-3	1,1-Dichloroethane	0.2	< 0.2	U
156-60-5	trans-1,2-Dichloroethene	0.2	< 0.2	U
156-59-2	cis-1,2-Dichloroethene	0.2	< 0.2	U
67-66-3	Chloroform	0.2	< 0.2	U
107-06-2	1,2-Dichloroethane	0.2	< 0.2	U
78-93-3	**2-Butanone**	**1.0**	**30**	
71-55-6	1,1,1-Trichloroethane	0.2	< 0.2	U
56-23-5	Carbon Tetrachloride	0.2	< 0.2	U
108-05-4	**Vinyl Acetate**	**0.2**	**1.6**	
75-27-4	Bromodichloromethane	0.2	< 0.2	U
78-87-5	1,2-Dichloropropane	0.2	< 0.2	U
10061-01-5	cis-1,3-Dichloropropene	0.2	< 0.2	U
79-01-6	Trichloroethene	0.2	< 0.2	U
124-48-1	Dibromochloromethane	0.2	< 0.2	U
79-00-5	1,1,2-Trichloroethane	0.2	< 0.2	U
71-43-2	Benzene	0.2	< 0.2	U
10061-02-6	trans-1,3-Dichloropropene	0.2	< 0.2	U
110-75-8	2-Chloroethylvinylether	0.5	< 0.5	U
75-25-2	Bromoform	0.2	< 0.2	U
108-10-1	4-Methyl-2-Pentanone (MIBK)	1.0	< 1.0	U
591-78-6	2-Hexanone	3.0	< 3.0	U
127-18-4	Tetrachloroethene	0.2	< 0.2	U
79-34-5	1,1,2,2-Tetrachloroethane	0.2	< 0.2	U
108-88-3	**Toluene**	**0.2**	**0.6**	
108-90-7	Chlorobenzene	0.2	< 0.2	U
100-41-4	Ethylbenzene	0.2	< 0.2	U
100-42-5	Styrene	0.2	< 0.2	U
75-69-4	Trichlorofluoromethane	0.2	< 0.2	U
76-13-1	1,1,2-Trichloro-1,2,2-trifluoroe	0.2	< 0.2	U
1330-20-7	m,p-Xylene	0.4	< 0.4	U
95-47-6	o-Xylene	0.2	< 0.2	U
95-50-1	1,2-Dichlorobenzene	0.2	< 0.2	U
541-73-1	1,3-Dichlorobenzene	0.2	< 0.2	U
106-46-7	1,4-Dichlorobenzene	0.2	< 0.2	U
107-02-8	Acrolein	5.0	< 5.0	U
74-88-4	Methyl Iodide	0.2	< 0.2	U
74-96-4	Bromoethane	0.2	< 0.2	U
107-13-1	Acrylonitrile	1.0	< 1.0	U
563-58-6	1,1-Dichloropropene	0.2	< 0.2	U
74-95-3	Dibromomethane	0.2	< 0.2	U
630-20-6	1,1,1,2-Tetrachloroethane	0.2	< 0.2	U
96-12-8	1,2-Dibromo-3-chloropropane	0.5	< 0.5	U
96-18-4	1,2,3-Trichloropropane	0.5	< 0.5	U

0093

ANALYTICAL RESOURCES INCORPORATED

ORGANICS ANALYSIS DATA SHEET
Volatiles by Purge & Trap GC/MS-Method SW8260B **Sample ID: RLSW2-112106**
Page 2 of 2 **SAMPLE**

Lab Sample ID: KG57B
LIMS ID: 06-23750
Matrix: Water
Date Analyzed: 11/27/06 13:58

QC Report No: KG57-Anchor Environmental
Project: CHINOOK
060354-01

CAS Number	Analyte	RL	Result	Q
110-57-6	trans-1,4-Dichloro-2-butene	1.0	< 1.0	U
108-67-8	1,3,5-Trimethylbenzene	0.2	< 0.2	U
95-63-6	1,2,4-Trimethylbenzene	0.2	< 0.2	U
87-68-3	Hexachlorobutadiene	0.5	< 0.5	U
106-93-4	Ethylene Dibromide	0.2	< 0.2	U
74-97-5	Bromochloromethane	0.2	< 0.2	U
594-20-7	2,2-Dichloropropane	0.2	< 0.2	U
142-28-9	1,3-Dichloropropane	0.2	< 0.2	U
98-82-8	Isopropylbenzene	0.2	< 0.2	U
103-65-1	n-Propylbenzene	0.2	< 0.2	U
108-86-1	Bromobenzene	0.2	< 0.2	U
95-49-8	2-Chlorotoluene	0.2	< 0.2	U
106-43-4	4-Chlorotoluene	0.2	< 0.2	U
98-06-6	tert-Butylbenzene	0.2	< 0.2	U
135-98-8	sec-Butylbenzene	0.2	< 0.2	U
99-87-6	4-Isopropyltoluene	0.2	< 0.2	U
104-51-8	n-Butylbenzene	0.2	< 0.2	U
120-82-1	1,2,4-Trichlorobenzene	0.5	< 0.5	U
91-20-3	Naphthalene	0.5	< 0.5	U
87-61-6	1,2,3-Trichlorobenzene	0.5	< 0.5	U

Reported in µg/L (ppb)

Volatile Surrogate Recovery

d4-1,2-Dichloroethane	99.5%
d8-Toluene	106%
Bromofluorobenzene	92.2%
d4-1,2-Dichlorobenzene	126%

Analytical Resources, Inc.

Data file : /chem1/finn3.i/27NOV06.b/KG57B2.d
Lab Smp Id: KG57B Client Smp ID: RLSW2-112106
Inj Date : 27-NOV-2006 13:58
Operator : pb Inst ID: finn3.i
Smp Info : KG57B,20,20
Misc Info : 06-23750
Comment :
Method : /chem1/finn3.i/27NOV06.b/voa8260wb.m
Meth Date : 02-Dec-2006 10:56 pat Quant Type: ISTD
Cal Date : 24-OCT-2006 13:48 Cal File: 1601024.d
Als bottle: 1
Dil Factor: 1.00000
Integrator: HP RTE Compound Sublist: voa.sub
Target Version: 3.50
Processing Host: cserv3

Concentration Formula: Amt * DF * Pv / Sa * CpndVariable

Name	Value	Description
DF	1.00000	Dilution Factor
Pv	20.00000	Purge Volume (mL)
Sa	20.00000	Sample Amount (mL)

Cpnd Variable Local Compound Variable

	Compounds	QUANT SIG MASS	RT	EXP RT	REL RT	RESPONSE	CONCENTRATIONS ON-COLUMN (ug/L)	CONCENTRATIONS FINAL (ug/L)
1	Dichlorodifluoromethane	85	Compound Not Detected.					
2	Chloromethane	50	Compound Not Detected.					
3	Vinyl Chloride	62	Compound Not Detected.					
4	Bromomethane	94	Compound Not Detected.					
5	Chloroethane	64	Compound Not Detected.					
6	Trichlorofluoromethane	101	Compound Not Detected.					
8	Acrolein	56	Compound Not Detected.					
9	112Trichloro122Trifluoroethane	101	Compound Not Detected.					
10	Acetone	43	3.158	3.168	(0.684)	62686	52.6548	52.655
11	1,1-Dichloroethene	96	Compound Not Detected.					
12	Bromoethane	108	Compound Not Detected.					
13	Iodomethane	142	Compound Not Detected.					
14	Methylene Chloride	84	3.578	3.587	(0.774)	1145	0.10815	0.1081
15	Acrylonitrile	53	Compound Not Detected.					
16	Methyl tert butyl ether	73	Compound Not Detected.					

	Compounds	QUANT SIG MASS	RT	EXP RT	REL RT	RESPONSE	CONCENTRATIONS ON-COLUMN (ug/L)	CONCENTRATIONS FINAL (ug/L)
17	Carbon Disulfide	76	Compound Not Detected.					
18	Trans-1,2-Dichloroethene	96	Compound Not Detected.					
20	Vinyl Acetate	43	4.036	4.046	(0.873)	14721	1.62182	1.622
21	1,1-Dichloroethane	63	Compound Not Detected.					
22	2-Butanone	43	4.357	4.357	(0.943)	66490	30.4190	30.419
23	2,2-Dichloropropane	77	Compound Not Detected.					
24	Cis-1,2-Dichloroethene	96	Compound Not Detected.					
* 25	Pentafluorobenzene	168	4.621	4.621	(1.000)	36317	4.00000	
26	Chloroform	83	Compound Not Detected.					
27	Bromochloromethane	128	Compound Not Detected.					
$ 28	Dibromofluoromethane	111	4.796	4.796	(1.038)	20810	3.34568	3.346
29	1,1,1-Trichloroethane	97	Compound Not Detected.					
30	1,1-Dichloropropene	75	Compound Not Detected.					
31	Carbon Tetrachloride	117	Compound Not Detected.					
$ 32	d4-1,2-Dichloroethane	65	5.186	5.186	(1.122)	28389	3.98211	3.982
33	1,2-Dichloroethane	62	Compound Not Detected.					
34	Benzene	78	Compound Not Detected.					
* 35	1,4-Difluorobenzene	114	5.459	5.459	(1.000)	45509	4.00000	
36	Trichloroethene	95	Compound Not Detected.					
37	1,2-Dichloropropane	63	Compound Not Detected.					
38	Bromodichloromethane	83	Compound Not Detected.					
39	Dibromomethane	93	Compound Not Detected.					
40	2-Chloroethyl Vinyl Ether	63	Compound Not Detected.					
41	4-Methyl-2-Pentanone	58	Compound Not Detected.					
42	Cis 1,3-dichloropropene	75	Compound Not Detected.					
$ 43	d8-Toluene	98	6.824	6.814	(1.250)	76834	4.24638	4.246
44	Toluene	92	6.892	6.892	(1.262)	7749	0.56221	0.5622
45	Trans 1,3-Dichloropropene	75	Compound Not Detected.					
46	2-Hexanone	43	Compound Not Detected.					
47	1,1,2-Trichloroethane	97	Compound Not Detected.					
48	1,3-Dichloropropane	76	Compound Not Detected.					
49	Tetrachloroethene	166	Compound Not Detected.					
50	Chlorodibromomethane	129	Compound Not Detected.					
51	1,2-Dibromoethane	107	Compound Not Detected.					
* 52	d5-Chlorobenzene	117	8.296	8.296	(1.000)	38666	4.00000	
53	Chlorobenzene	112	Compound Not Detected.					
54	Ethyl Benzene	91	Compound Not Detected.					
55	1,1,1,2-Tetrachloroethane	131	Compound Not Detected.					
56	m,p-xylene	106	Compound Not Detected.					
58	o-Xylene	106	Compound Not Detected.					
59	Styrene	104	Compound Not Detected.					
60	Isopropyl Benzene	105	Compound Not Detected.					
61	Bromoform	173	Compound Not Detected.					
62	1,1,2,2-Tetrachloroethane	83	Compound Not Detected.					
$ 63	4-Bromofluorobenzene	95	9.573	9.563	(1.154)	24020	3.69453	3.695
64	1,2,3-Trichloropropane	110	Compound Not Detected.					
65	Trans-1,4-Dichloro 2-Butene	53	Compound Not Detected.					

	Compounds	QUANT SIG MASS	RT	EXP RT	REL RT	RESPONSE	CONCENTRATIONS ON-COLUMN (ug/L)	FINAL (ug/L)
	66 N-Propyl Benzene	91	Compound Not Detected.					
	67 Bromobenzene	156	Compound Not Detected.					
	68 1,3,5-Trimethyl Benzene	105	Compound Not Detected.					
	69 2-Chloro Toluene	91	Compound Not Detected.					
	70 4-Chloro Toluene	91	Compound Not Detected.					
	71 T-Butyl Benzene	119	Compound Not Detected.					
	72 1,2,4-Trimethylbenzene	105	Compound Not Detected.					
	73 S-Butyl Benzene	105	Compound Not Detected.					
	74 4-Isopropyl Toluene	119	Compound Not Detected.					
	75 1,3-Dichlorobenzene	146	Compound Not Detected.					
*	76 d4-1,4-Dichlorobenzene	152	10.879	10.869	(1.000)	19248	4.00000	
	77 1,4-Dichlorobenzene	146	Compound Not Detected.					
	78 N-Butyl Benzene	91	Compound Not Detected.					
$	79 d4-1,2-Dichlorobenzene	152	11.298	11.289	(1.039)	25525	5.03151	5.032(QR)
	80 1,2-Dichlorobenzene	146	Compound Not Detected.					
	81 1,2-Dibromo 3-Chloropropane	75	Compound Not Detected.					
	82 1,2,4-Trichlorobenzene	180	Compound Not Detected.					
	83 Hexachloro 1,3-Butadiene	225	Compound Not Detected.					
	84 Naphthalene	128	Compound Not Detected.					
	85 1,2,3-Trichlorobenzene	180	Compound Not Detected.					

QC Flag Legend

Q - Qualifier signal failed the ratio test.
R - Spike/Surrogate failed recovery limits.

Analytical Resources, Inc.

INTERNAL STANDARD COMPOUNDS
AREA AND RT SUMMARY

Instrument ID: finn3.i
Lab File ID: KG57B2.d
Lab Smp Id: KG57B
Analysis Type: VOA
Quant Type: ISTD
Operator: pb
Method File: /chem1/finn3.i/27NOV06.b/voa8260wb.m
Misc Info: 06-23750

Calibration Date: 27-NOV-2006
Calibration Time: 10:49
Client Smp ID: RLSW2-112106
Level: LOW
Sample Type: Water

COMPOUND	STANDARD	AREA LIMIT LOWER	AREA LIMIT UPPER	SAMPLE	%DIFF
25 Pentafluorobenzen	37805	18902	75610	36317	-3.94
35 1,4-Difluorobenze	56782	28391	113564	45509	-19.85
52 d5-Chlorobenzene	47354	23677	94708	38666	-18.35
76 d4-1,4-Dichlorobe	23710	11855	47420	19248	-18.82

COMPOUND	STANDARD	RT LIMIT LOWER	RT LIMIT UPPER	SAMPLE	%DIFF
25 Pentafluorobenzen	4.62	4.12	5.12	4.62	0.00
35 1,4-Difluorobenze	5.46	4.96	5.96	5.46	0.00
52 d5-Chlorobenzene	8.30	7.80	8.80	8.30	0.00
76 d4-1,4-Dichlorobe	10.87	10.37	11.37	10.88	0.09

AREA UPPER LIMIT = +100% of internal standard area.
AREA LOWER LIMIT = - 50% of internal standard area.
RT UPPER LIMIT = + 0.50 minutes of internal standard RT.
RT LOWER LIMIT = - 0.50 minutes of internal standard RT.

Analytical Resources, Inc.

RECOVERY REPORT

Client Name: Anchor
Sample Matrix: LIQUID
Lab Smp Id: KG57B
Level: LOW
Data Type: MS DATA
SpikeList File: all.spk
Sublist File: voa.sub
Client SDG: KG57
Fraction: VOA
Client Smp ID: RLSW2-112106
Operator: pb
SampleType: SAMPLE
Quant Type: ISTD
Method File: /chem1/finn3.i/27NOV06.b/voa8260wb.m
Misc Info: 06-23750

SURROGATE COMPOUND	AMOUNT ADDED ug/L	AMOUNT RECOVERED ug/L	% RECOVERED	LIMITS
$ 28 Dibromofluorometha	4.000	3.346	83.64	72-114
$ 32 d4-1,2-Dichloroeth	4.000	3.982	99.55	66-127
$ 43 d8-Toluene	4.000	4.246	106.16	82-117
$ 63 4-Bromofluorobenze	4.000	3.695	92.36	71-113
$ 79 d4-1,2-Dichloroben	4.000	5.032	125.79*	84-113

Data File: /chem1/finn3.i/27NOV06.b/KG57B2.d
Date : 27-NOV-2006 13:58
Client ID: RLSW2-112106
Sample Info: KG57B,20,20

Instrument: finn3.i
Operator: pb
Column diameter: 0.18

Column phase: RTX502.2

0100

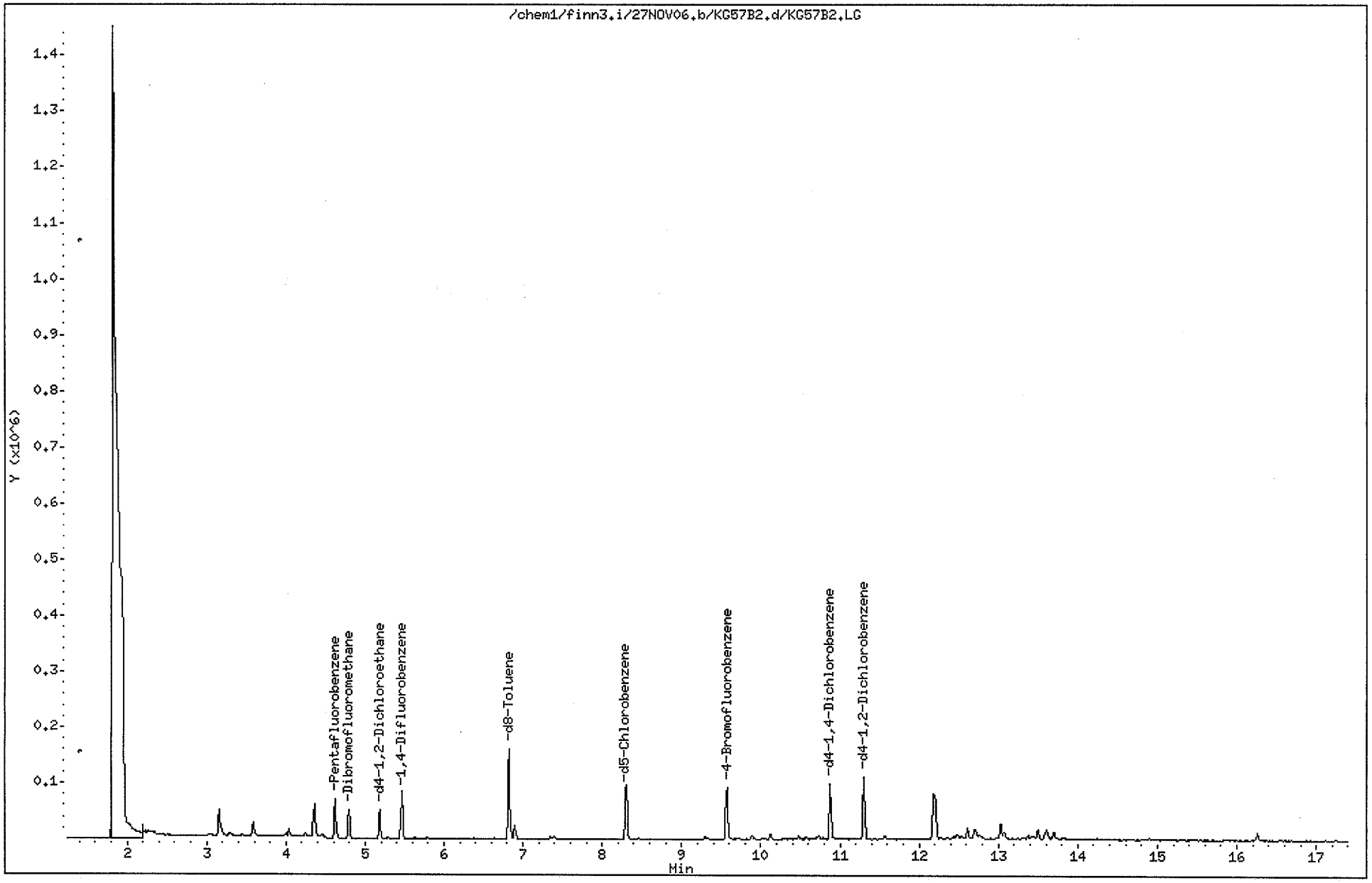

Data File: /chem1/finn3.i/27NOV06.b/KG57B2.d

Date : 27-NOV-2006 13:58

Client ID: RLSW2-112106

Instrument: finn3.i

Sample Info: KG57B,20,20

Operator: pb

Column phase: RTX502.2

Column diameter: 0.18

10 Acetone

Concentration: 52.655 ug/L

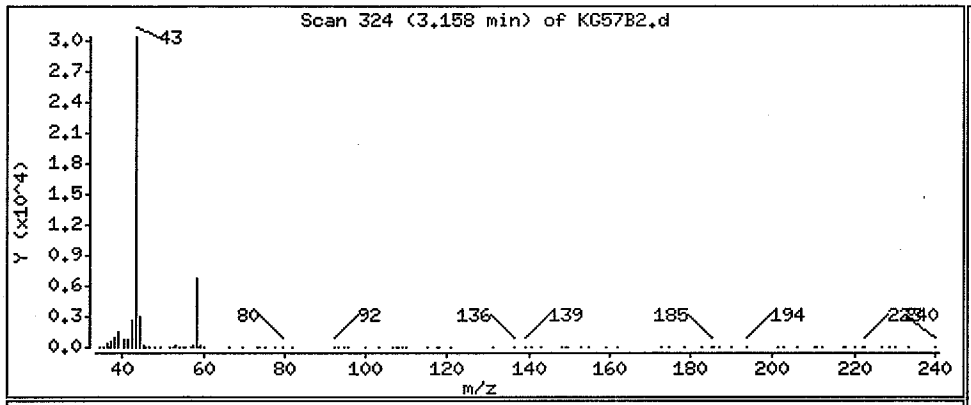

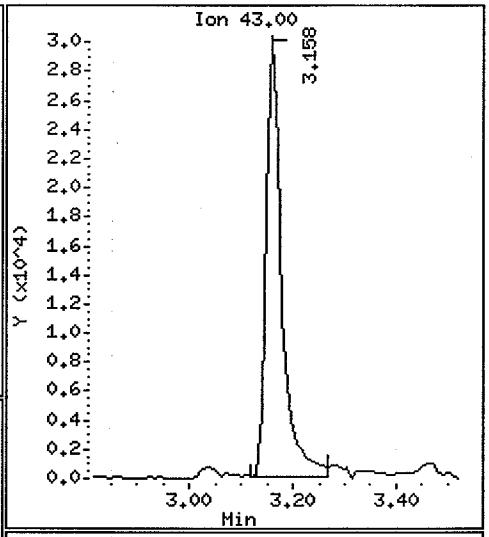

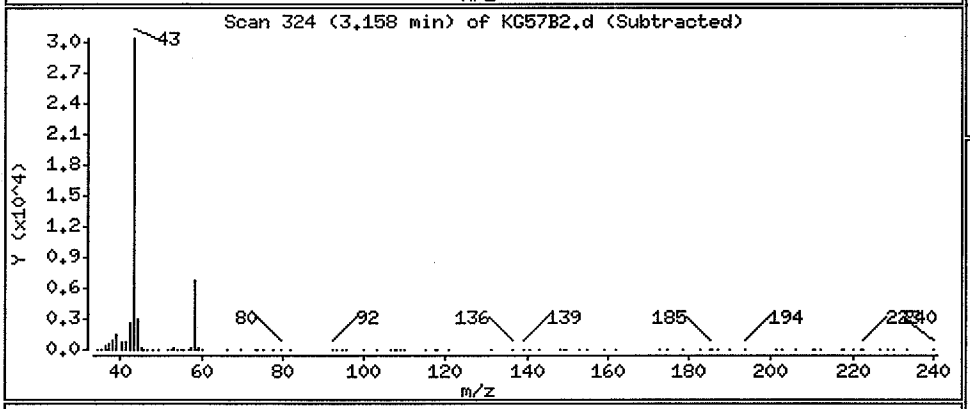

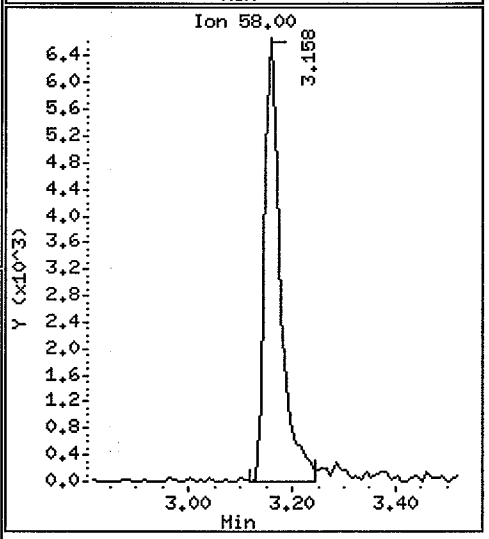

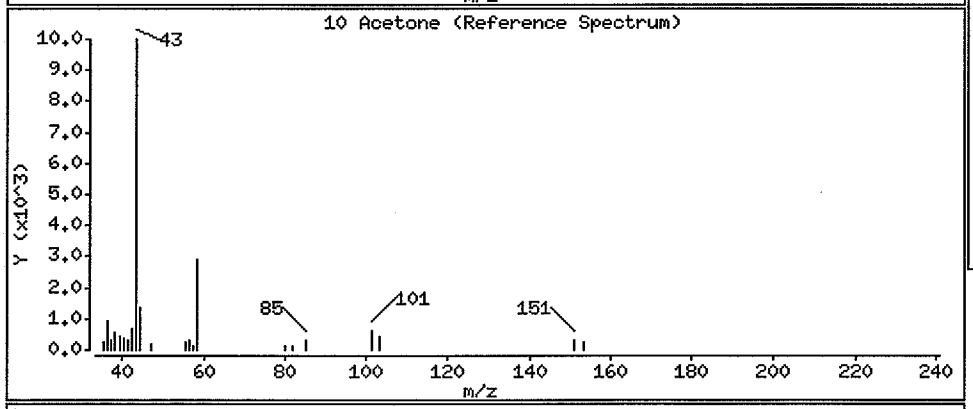

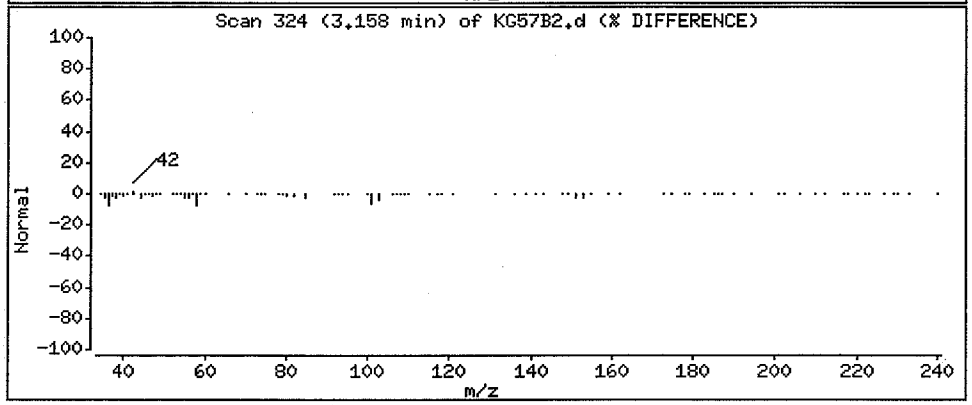

Data File: /chem1/finn3.i/27NOV06.b/KG57B2.d

Date : 27-NOV-2006 13:58

Client ID: RLSW2-112106

Instrument: finn3.i

Sample Info: KG57B,20,20

Operator: pb

Column phase: RTX502.2

Column diameter: 0.18

20 Vinyl Acetate

Concentration: 1.622 ug/L

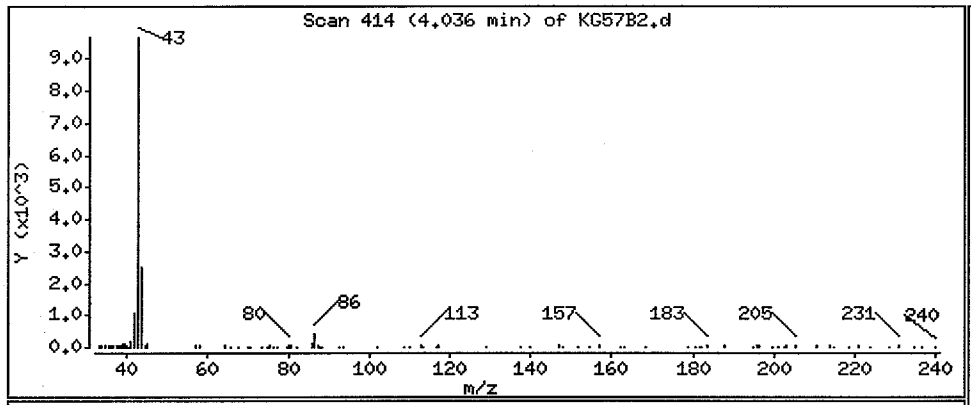

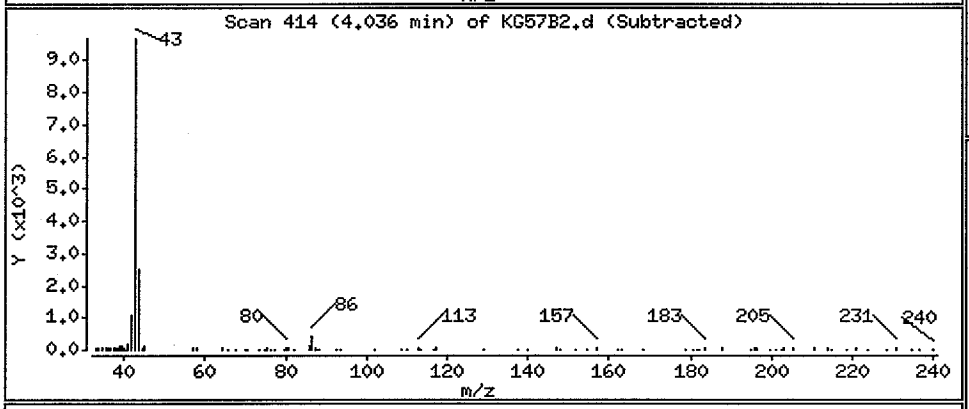

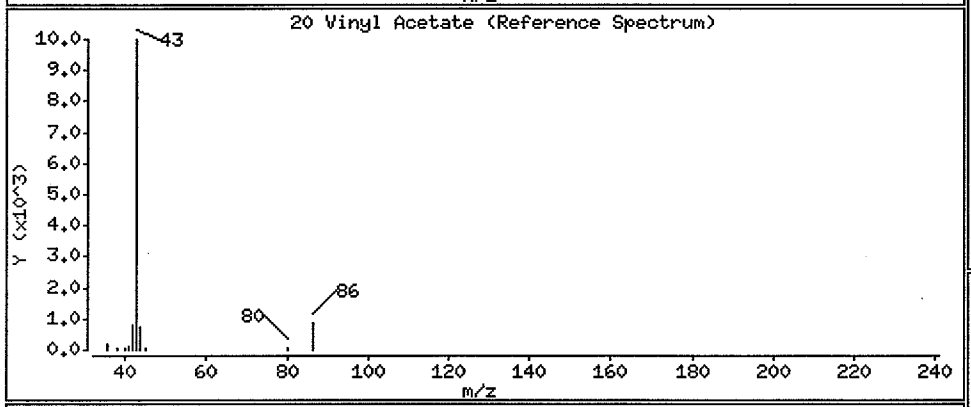

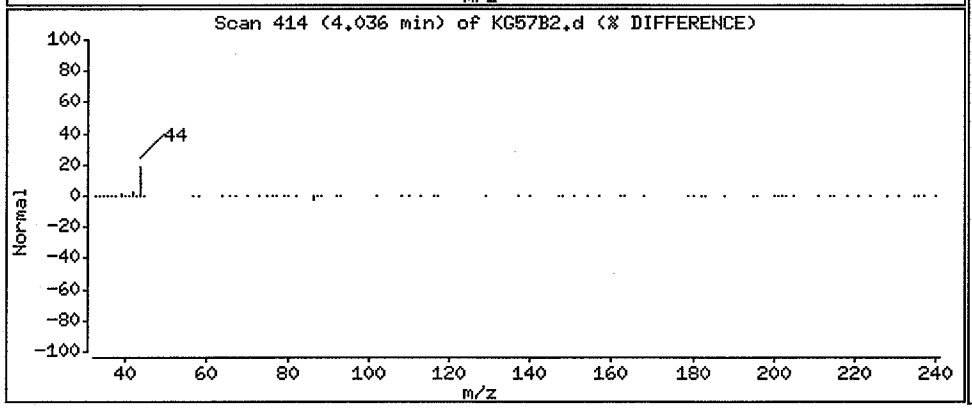

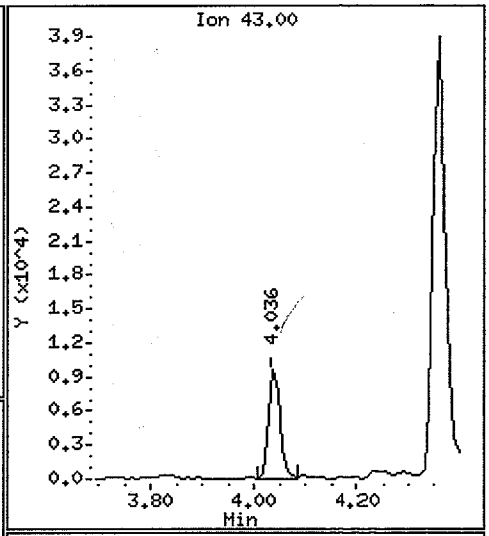

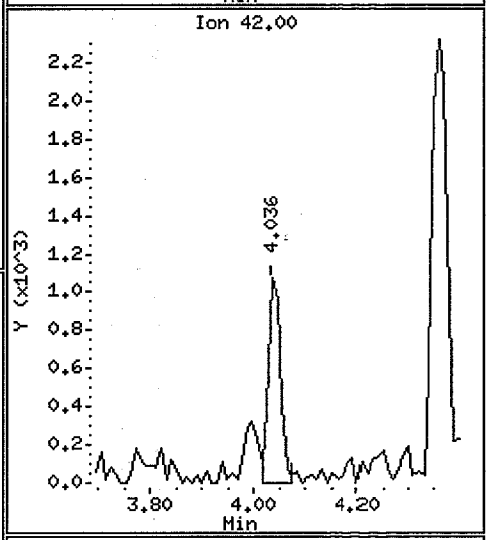

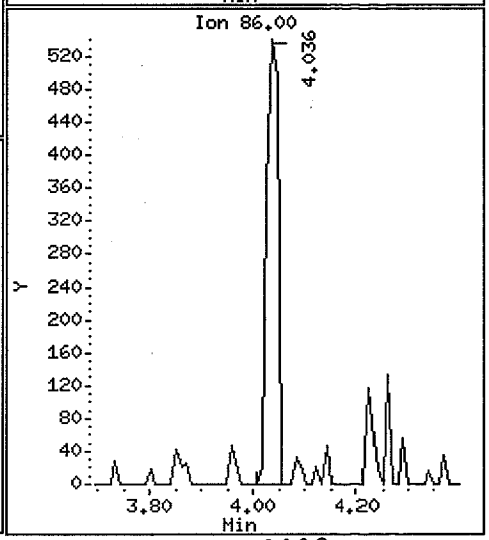

Data File: /chem1/finn3.i/27NOV06.b/KG57B2.d

Date : 27-NOV-2006 13:58

Client ID: RLSW2-112106

Instrument: finn3.i

Sample Info: KG57B,20,20

Operator: pb

Column phase: RTX502.2

Column diameter: 0.18

22 2-Butanone

Concentration: 30.419 ug/L

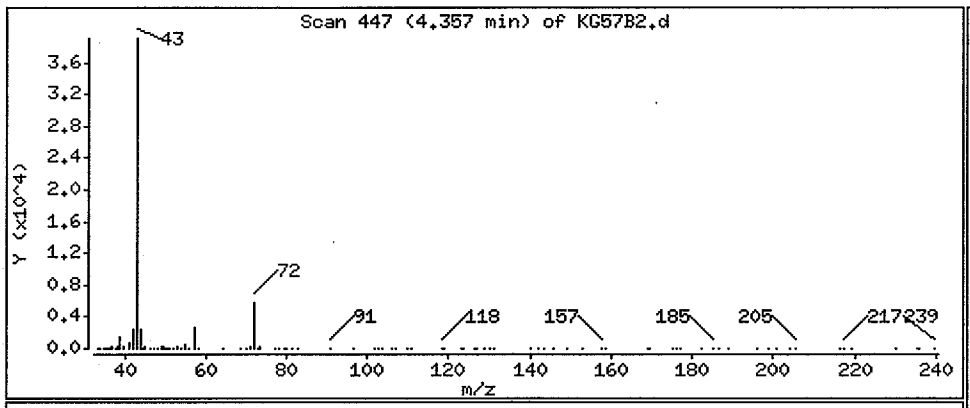

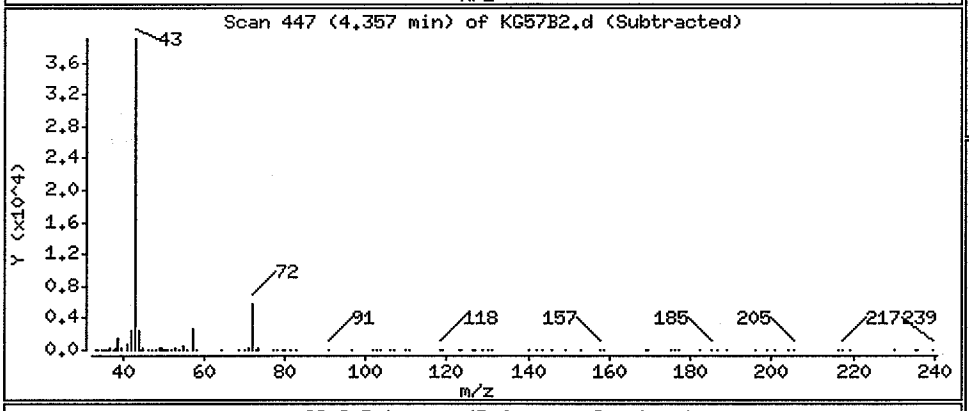

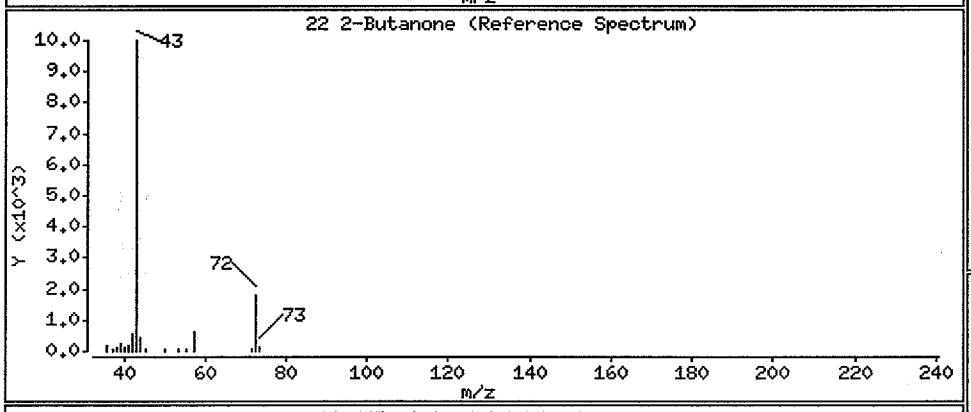

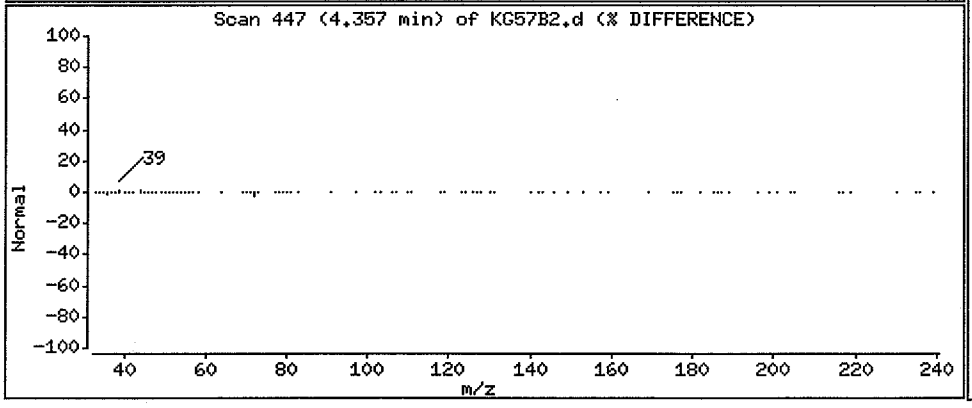

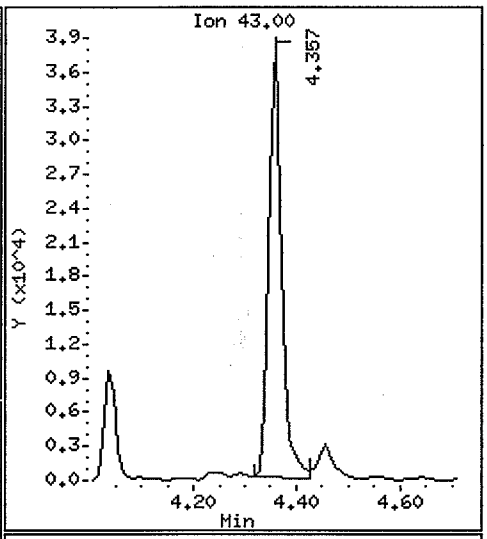

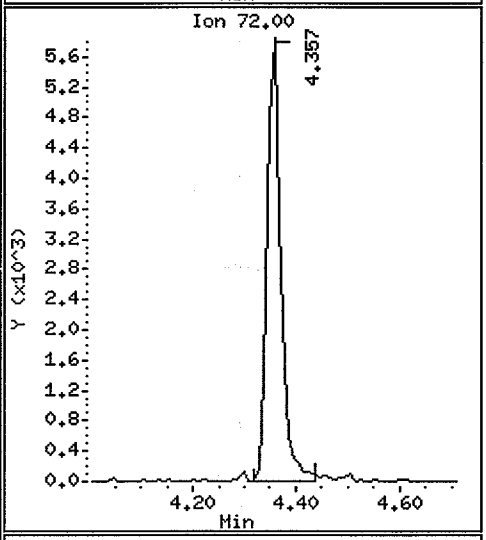

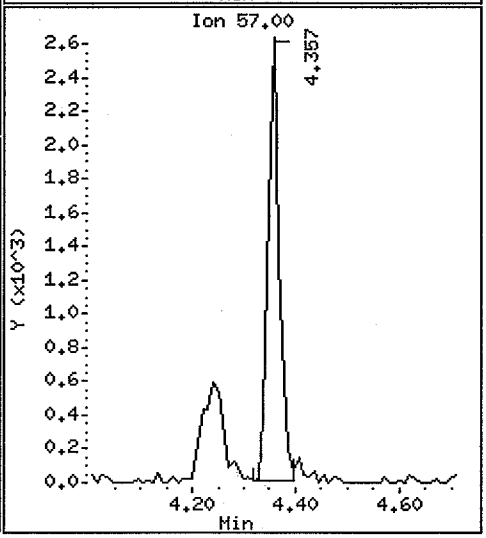

Data File: /chem1/finn3.i/27NOV06.b/KG57B2.d

Date : 27-NOV-2006 13:58

Client ID: RLSW2-112106

Instrument: finn3.i

Sample Info: KG57B,20,20

Operator: pb

Column phase: RTX502.2

Column diameter: 0.18

44 Toluene

Concentration: 0.5622 ug/L

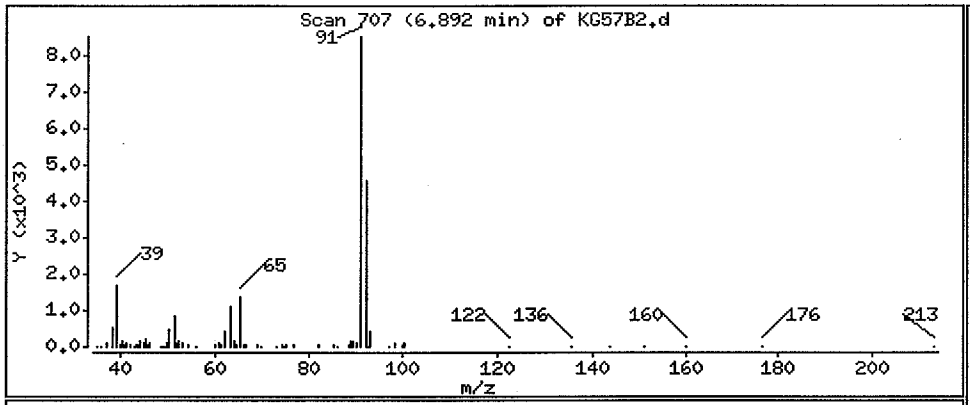

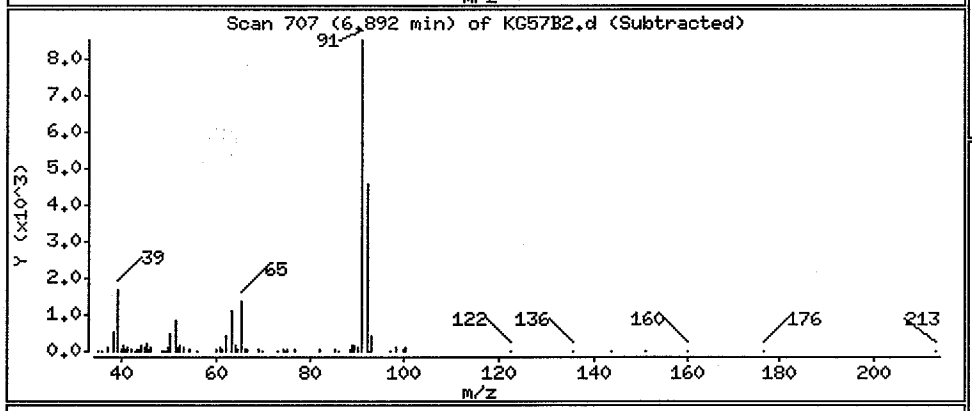

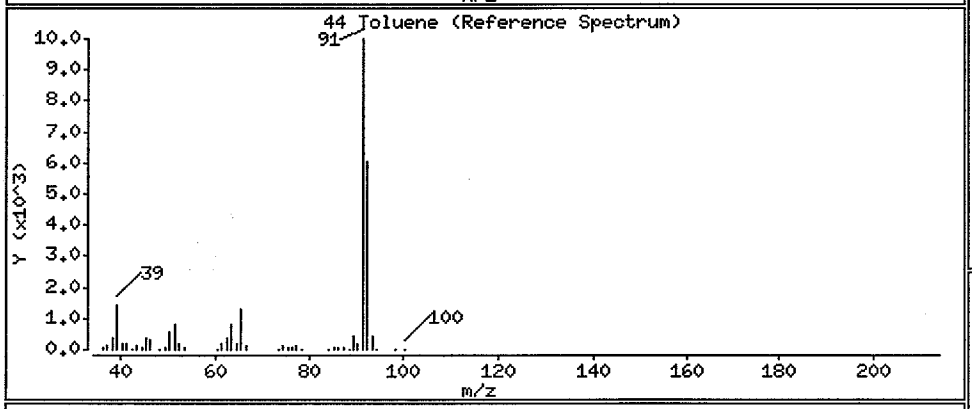

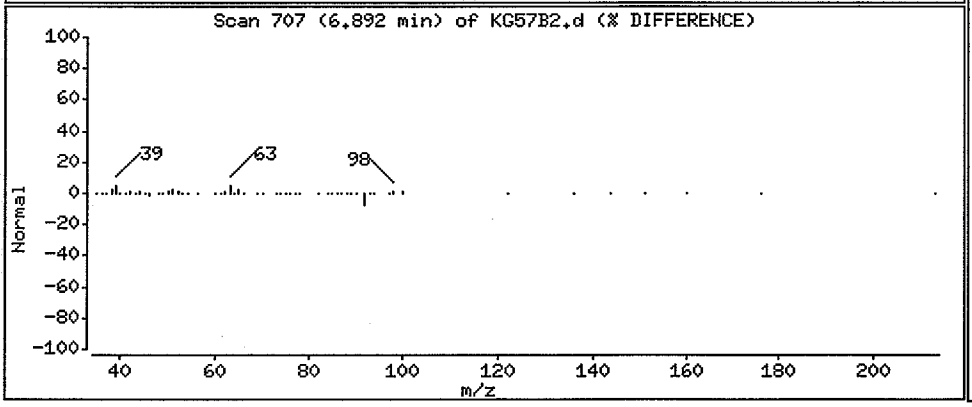

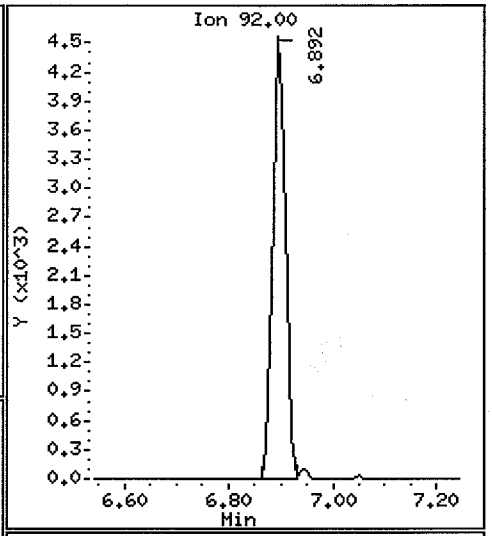

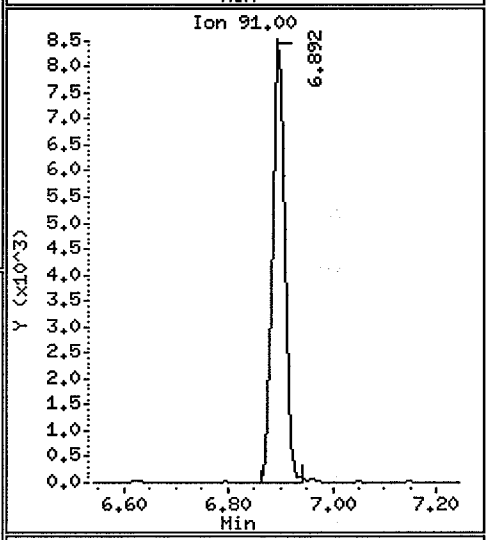

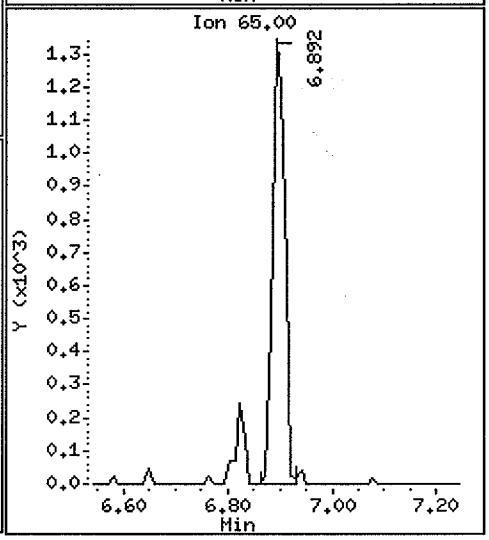

ANALYTICAL RESOURCES INCORPORATED

ORGANICS ANALYSIS DATA SHEET
Volatiles by Purge & Trap GC/MS-Method SW8260B **Sample ID: RLSW2-112106**
Page 1 of 2 **REANALYSIS**

Lab Sample ID: KG57B
LIMS ID: 06-23750
Matrix: Water
Data Release Authorized:
Reported: 12/04/06

QC Report No: KG57-Anchor Environmental
Project: CHINOOK
060354-01
Date Sampled: 11/21/06
Date Received: 11/21/06

Instrument/Analyst: FINN3/PAB
Date Analyzed: 11/27/06 15:45

Sample Amount: 20.0 mL
Purge Volume: 20.0 mL

CAS Number	Analyte	RL	Result	Q
74-87-3	Chloromethane	0.2	< 0.2	U
74-83-9	Bromomethane	0.2	< 0.2	U
75-01-4	Vinyl Chloride	0.2	< 0.2	U
75-00-3	Chloroethane	0.2	< 0.2	U
75-09-2	Methylene Chloride	0.3	< 0.3	U
67-64-1	**Acetone**	**3.0**	**54**	
75-15-0	Carbon Disulfide	0.2	< 0.2	U
75-35-4	1,1-Dichloroethene	0.2	< 0.2	U
75-34-3	1,1-Dichloroethane	0.2	< 0.2	U
156-60-5	trans-1,2-Dichloroethene	0.2	< 0.2	U
156-59-2	cis-1,2-Dichloroethene	0.2	< 0.2	U
67-66-3	Chloroform	0.2	< 0.2	U
107-06-2	1,2-Dichloroethane	0.2	< 0.2	U
78-93-3	**2-Butanone**	**1.0**	**39**	
71-55-6	1,1,1-Trichloroethane	0.2	< 0.2	U
56-23-5	Carbon Tetrachloride	0.2	< 0.2	U
108-05-4	**Vinyl Acetate**	**0.2**	**1.6**	
75-27-4	Bromodichloromethane	0.2	< 0.2	U
78-87-5	1,2-Dichloropropane	0.2	< 0.2	U
10061-01-5	cis-1,3-Dichloropropene	0.2	< 0.2	U
79-01-6	Trichloroethene	0.2	< 0.2	U
124-48-1	Dibromochloromethane	0.2	< 0.2	U
79-00-5	1,1,2-Trichloroethane	0.2	< 0.2	U
71-43-2	Benzene	0.2	< 0.2	U
10061-02-6	trans-1,3-Dichloropropene	0.2	< 0.2	U
110-75-8	2-Chloroethylvinylether	0.5	< 0.5	U
75-25-2	Bromoform	0.2	< 0.2	U
108-10-1	4-Methyl-2-Pentanone (MIBK)	1.0	< 1.0	U
591-78-6	2-Hexanone	3.0	< 3.0	U
127-18-4	Tetrachloroethene	0.2	< 0.2	U
79-34-5	1,1,2,2-Tetrachloroethane	0.2	< 0.2	U
108-88-3	**Toluene**	**0.2**	**0.6**	
108-90-7	Chlorobenzene	0.2	< 0.2	U
100-41-4	Ethylbenzene	0.2	< 0.2	U
100-42-5	Styrene	0.2	< 0.2	U
75-69-4	Trichlorofluoromethane	0.2	< 0.2	U
76-13-1	1,1,2-Trichloro-1,2,2-trifluoroe	0.2	< 0.2	U
1330-20-7	m,p-Xylene	0.4	< 0.4	U
95-47-6	o-Xylene	0.2	< 0.2	U
95-50-1	1,2-Dichlorobenzene	0.2	< 0.2	U
541-73-1	1,3-Dichlorobenzene	0.2	< 0.2	U
106-46-7	1,4-Dichlorobenzene	0.2	< 0.2	U
107-02-8	Acrolein	5.0	< 5.0	U
74-88-4	Methyl Iodide	0.2	< 0.2	U
74-96-4	Bromoethane	0.2	< 0.2	U
107-13-1	Acrylonitrile	1.0	< 1.0	U
563-58-6	1,1-Dichloropropene	0.2	< 0.2	U
74-95-3	Dibromomethane	0.2	< 0.2	U
630-20-6	1,1,1,2-Tetrachloroethane	0.2	< 0.2	U
96-12-8	1,2-Dibromo-3-chloropropane	0.5	< 0.5	U
96-18-4	1,2,3-Trichloropropane	0.5	< 0.5	U

ANALYTICAL RESOURCES INCORPORATED

ORGANICS ANALYSIS DATA SHEET
Volatiles by Purge & Trap GC/MS-Method SW8260B **Sample ID: RLSW2-112106**
Page 2 of 2 **REANALYSIS**

Lab Sample ID: KG57B QC Report No: KG57-Anchor Environmental
LIMS ID: 06-23750 Project: CHINOOK
Matrix: Water 060354-01
Date Analyzed: 11/27/06 15:45

CAS Number	Analyte	RL	Result	Q
110-57-6	trans-1,4-Dichloro-2-butene	1.0	< 1.0	U
108-67-8	1,3,5-Trimethylbenzene	0.2	< 0.2	U
95-63-6	1,2,4-Trimethylbenzene	0.2	< 0.2	U
87-68-3	Hexachlorobutadiene	0.5	< 0.5	U
106-93-4	Ethylene Dibromide	0.2	< 0.2	U
74-97-5	Bromochloromethane	0.2	< 0.2	U
594-20-7	2,2-Dichloropropane	0.2	< 0.2	U
142-28-9	1,3-Dichloropropane	0.2	< 0.2	U
98-82-8	Isopropylbenzene	0.2	< 0.2	U
103-65-1	n-Propylbenzene	0.2	< 0.2	U
108-86-1	Bromobenzene	0.2	< 0.2	U
95-49-8	2-Chlorotoluene	0.2	< 0.2	U
106-43-4	4-Chlorotoluene	0.2	< 0.2	U
98-06-6	tert-Butylbenzene	0.2	< 0.2	U
135-98-8	sec-Butylbenzene	0.2	< 0.2	U
99-87-6	4-Isopropyltoluene	0.2	< 0.2	U
104-51-8	n-Butylbenzene	0.2	< 0.2	U
120-82-1	1,2,4-Trichlorobenzene	0.5	< 0.5	U
91-20-3	Naphthalene	0.5	< 0.5	U
87-61-6	1,2,3-Trichlorobenzene	0.5	< 0.5	U

Reported in µg/L (ppb)

Volatile Surrogate Recovery

d4-1,2-Dichloroethane	98.2%
d8-Toluene	114%
Bromofluorobenzene	87.5%
d4-1,2-Dichlorobenzene	115%

Analytical Resources, Inc.

Data file : /chem1/finn3.i/27NOV06.b/KG57B3.d
Lab Smp Id: KG57B Client Smp ID: RLSW2-112106
Inj Date : 27-NOV-2006 15:45
Operator : pb Inst ID: finn3.i
Smp Info : KG57B,20,20
Misc Info : 06-23750
Comment :
Method : /chem1/finn3.i/27NOV06.b/voa8260wb.m
Meth Date : 02-Dec-2006 10:56 pat Quant Type: ISTD
Cal Date : 24-OCT-2006 13:48 Cal File: 1601024.d
Als bottle: 1
Dil Factor: 1.00000
Integrator: HP RTE Compound Sublist: voa.sub
Target Version: 3.50
Processing Host: cserv3

Concentration Formula: Amt * DF * Pv / Sa * CpndVariable

Name	Value	Description
DF	1.00000	Dilution Factor
Pv	20.00000	Purge Volume (mL)
Sa	20.00000	Sample Amount (mL)

Cpnd Variable Local Compound Variable

Compounds	QUANT SIG MASS	RT	EXP RT	REL RT	RESPONSE	CONCENTRATIONS ON-COLUMN (ug/L)	FINAL (ug/L)
1 Dichlorodifluoromethane	85	Compound Not Detected.					
2 Chloromethane	50	Compound Not Detected.					
3 Vinyl Chloride	62	Compound Not Detected.					
4 Bromomethane	94	Compound Not Detected.					
5 Chloroethane	64	Compound Not Detected.					
6 Trichlorofluoromethane	101	Compound Not Detected.					
8 Acrolein	56	Compound Not Detected.					
9 112Trichloro122Trifluoroethane	101	Compound Not Detected.					
10 Acetone	43	3.178	3.168	(0.685)	65105	54.4498	54.450
11 1,1-Dichloroethene	96	Compound Not Detected.					
12 Bromoethane	108	Compound Not Detected.					
13 Iodomethane	142	Compound Not Detected.					
14 Methylene Chloride	84	3.597	3.587	(0.775)	1265	0.11896	0.1190(Q)
15 Acrylonitrile	53	Compound Not Detected.					
16 Methyl tert butyl ether	73	Compound Not Detected.					

	Compounds	QUANT SIG MASS	RT	EXP RT	REL RT	RESPONSE	CONCENTRATIONS ON-COLUMN (ug/L)	CONCENTRATIONS FINAL (ug/L)
	17 Carbon Disulfide	76	Compound Not Detected.					
	18 Trans-1,2-Dichloroethene	96	Compound Not Detected.					
	20 Vinyl Acetate	43	4.065	4.046	(0.876)	14633	1.60514	1.605
	21 1,1-Dichloroethane	63	Compound Not Detected.					
	22 2-Butanone	43	4.377	4.357	(0.943)	85318	38.8637	38.864
	23 2,2-Dichloropropane	77	Compound Not Detected.					
	24 Cis-1,2-Dichloroethene	96	Compound Not Detected.					
*	25 Pentafluorobenzene	168	4.640	4.621	(1.000)	36475	4.00000	
	26 Chloroform	83	Compound Not Detected.					
	27 Bromochloromethane	128	Compound Not Detected.					
$	28 Dibromofluoromethane	111	4.816	4.796	(1.038)	21976	3.51783	3.518
	29 1,1,1-Trichloroethane	97	Compound Not Detected.					
	30 1,1-Dichloropropene	75	Compound Not Detected.					
	31 Carbon Tetrachloride	117	Compound Not Detected.					
$	32 d4-1,2-Dichloroethane	65	5.206	5.186	(1.122)	28172	3.93455	3.935
	33 1,2-Dichloroethane	62	Compound Not Detected.					
	34 Benzene	78	Compound Not Detected.					
*	35 1,4-Difluorobenzene	114	5.479	5.459	(1.000)	46359	4.00000	
	36 Trichloroethene	95	Compound Not Detected.					
	37 1,2-Dichloropropane	63	Compound Not Detected.					
	38 Bromodichloromethane	83	Compound Not Detected.					
	39 Dibromomethane	93	Compound Not Detected.					
	40 2-Chloroethyl Vinyl Ether	63	Compound Not Detected.					
	41 4-Methyl-2-Pentanone	58	Compound Not Detected.					
	42 Cis 1,3-dichloropropene	75	Compound Not Detected.					
$	43 d8-Toluene	98	6.843	6.814	(1.249)	84002	4.55741	4.557
	44 Toluene	92	6.912	6.892	(1.262)	8168	0.58174	0.5817
	45 Trans 1,3-Dichloropropene	75	Compound Not Detected.					
	46 2-Hexanone	43	Compound Not Detected.					
	47 1,1,2-Trichloroethane	97	Compound Not Detected.					
	48 1,3-Dichloropropane	76	Compound Not Detected.					
	49 Tetrachloroethene	166	Compound Not Detected.					
	50 Chlorodibromomethane	129	Compound Not Detected.					
	51 1,2-Dibromoethane	107	Compound Not Detected.					
*	52 d5-Chlorobenzene	117	8.315	8.296	(1.000)	41105	4.00000	
	53 Chlorobenzene	112	Compound Not Detected.					
	54 Ethyl Benzene	91	Compound Not Detected.					
	55 1,1,1,2-Tetrachloroethane	131	Compound Not Detected.					
	56 m,p-xylene	106	Compound Not Detected.					
	58 o-Xylene	106	Compound Not Detected.					
	59 Styrene	104	Compound Not Detected.					
	60 Isopropyl Benzene	105	Compound Not Detected.					
	61 Bromoform	173	Compound Not Detected.					
	62 1,1,2,2-Tetrachloroethane	83	Compound Not Detected.					
$	63 4-Bromofluorobenzene	95	9.583	9.563	(1.152)	24175	3.49774	3.498
	64 1,2,3-Trichloropropane	110	Compound Not Detected.					
	65 Trans-1,4-Dichloro 2-Butene	53	Compound Not Detected.					

	Compounds	QUANT SIG MASS	RT	EXP RT	REL RT	RESPONSE	CONCENTRATIONS ON-COLUMN (ug/L)	CONCENTRATIONS FINAL (ug/L)
66	N-Propyl Benzene	91	Compound Not Detected.					
67	Bromobenzene	156	Compound Not Detected.					
68	1,3,5-Trimethyl Benzene	105	Compound Not Detected.					
69	2-Chloro Toluene	91	Compound Not Detected.					
70	4-Chloro Toluene	91	Compound Not Detected.					
71	T-Butyl Benzene	119	Compound Not Detected.					
72	1,2,4-Trimethylbenzene	105	Compound Not Detected.					
73	S-Butyl Benzene	105	Compound Not Detected.					
74	4-Isopropyl Toluene	119	Compound Not Detected.					
75	1,3-Dichlorobenzene	146	Compound Not Detected.					
* 76	d4-1,4-Dichlorobenzene	152	10.889	10.869	(1.000)	17642	4.00000	
77	1,4-Dichlorobenzene	146	Compound Not Detected.					
78	N-Butyl Benzene	91	Compound Not Detected.					
$ 79	d4-1,2-Dichlorobenzene	152	11.318	11.289	(1.039)	21350	4.59164	4.592(R)
80	1,2-Dichlorobenzene	146	Compound Not Detected.					
81	1,2-Dibromo 3-Chloropropane	75	Compound Not Detected.					
82	1,2,4-Trichlorobenzene	180	Compound Not Detected.					
83	Hexachloro 1,3-Butadiene	225	Compound Not Detected.					
84	Naphthalene	128	Compound Not Detected.					
85	1,2,3-Trichlorobenzene	180	Compound Not Detected.					

QC Flag Legend

Q - Qualifier signal failed the ratio test.
R - Spike/Surrogate failed recovery limits.

Analytical Resources, Inc.

INTERNAL STANDARD COMPOUNDS
AREA AND RT SUMMARY

Instrument ID: finn3.i
Lab File ID: KG57B3.d
Lab Smp Id: KG57B
Analysis Type: VOA
Quant Type: ISTD
Operator: pb
Method File: /chem1/finn3.i/27NOV06.b/voa8260wb.m
Misc Info: 06-23750

Calibration Date: 27-NOV-2006
Calibration Time: 10:49
Client Smp ID: RLSW2-112106
Level: LOW
Sample Type: Water

COMPOUND	STANDARD	AREA LIMIT LOWER	AREA LIMIT UPPER	SAMPLE	%DIFF
25 Pentafluorobenzen	37805	18902	75610	36475	-3.52
35 1,4-Difluorobenze	56782	28391	113564	46359	-18.36
52 d5-Chlorobenzene	47354	23677	94708	41105	-13.20
76 d4-1,4-Dichlorobe	23710	11855	47420	17642	-25.59

COMPOUND	STANDARD	RT LIMIT LOWER	RT LIMIT UPPER	SAMPLE	%DIFF
25 Pentafluorobenzen	4.62	4.12	5.12	4.64	0.42
35 1,4-Difluorobenze	5.46	4.96	5.96	5.48	0.36
52 d5-Chlorobenzene	8.30	7.80	8.80	8.32	0.24
76 d4-1,4-Dichlorobe	10.87	10.37	11.37	10.89	0.18

AREA UPPER LIMIT = +100% of internal standard area.
AREA LOWER LIMIT = - 50% of internal standard area.
RT UPPER LIMIT = + 0.50 minutes of internal standard RT.
RT LOWER LIMIT = - 0.50 minutes of internal standard RT.

Analytical Resources, Inc.

RECOVERY REPORT

Client Name: Anchor
Client SDG: KG57
Sample Matrix: LIQUID
Fraction: VOA
Lab Smp Id: KG57B
Client Smp ID: RLSW2-112106
Level: LOW
Operator: pb
Data Type: MS DATA
SampleType: SAMPLE
SpikeList File: all.spk
Quant Type: ISTD
Sublist File: voa.sub
Method File: /chem1/finn3.i/27NOV06.b/voa8260wb.m
Misc Info: 06-23750

SURROGATE COMPOUND	AMOUNT ADDED ug/L	AMOUNT RECOVERED ug/L	% RECOVERED	LIMITS
$ 28 Dibromofluorometha	4.000	3.518	87.95	72-114
$ 32 d4-1,2-Dichloroeth	4.000	3.935	98.36	66-127
$ 43 d8-Toluene	4.000	4.557	113.94	82-117
$ 63 4-Bromofluorobenze	4.000	3.498	87.44	71-113
$ 79 d4-1,2-Dichloroben	4.000	4.592	114.79*	84-113

Data File: /chem1/finn3.i/27NOV06.b/KG57B3.d
Date : 27-NOV-2006 15:45
Client ID: RLSW2-112106
Sample Info: KG57B,20,20

Instrument: finn3.i
Operator: pb
Column phase: RTX502.2
Column diameter: 0.18

0112

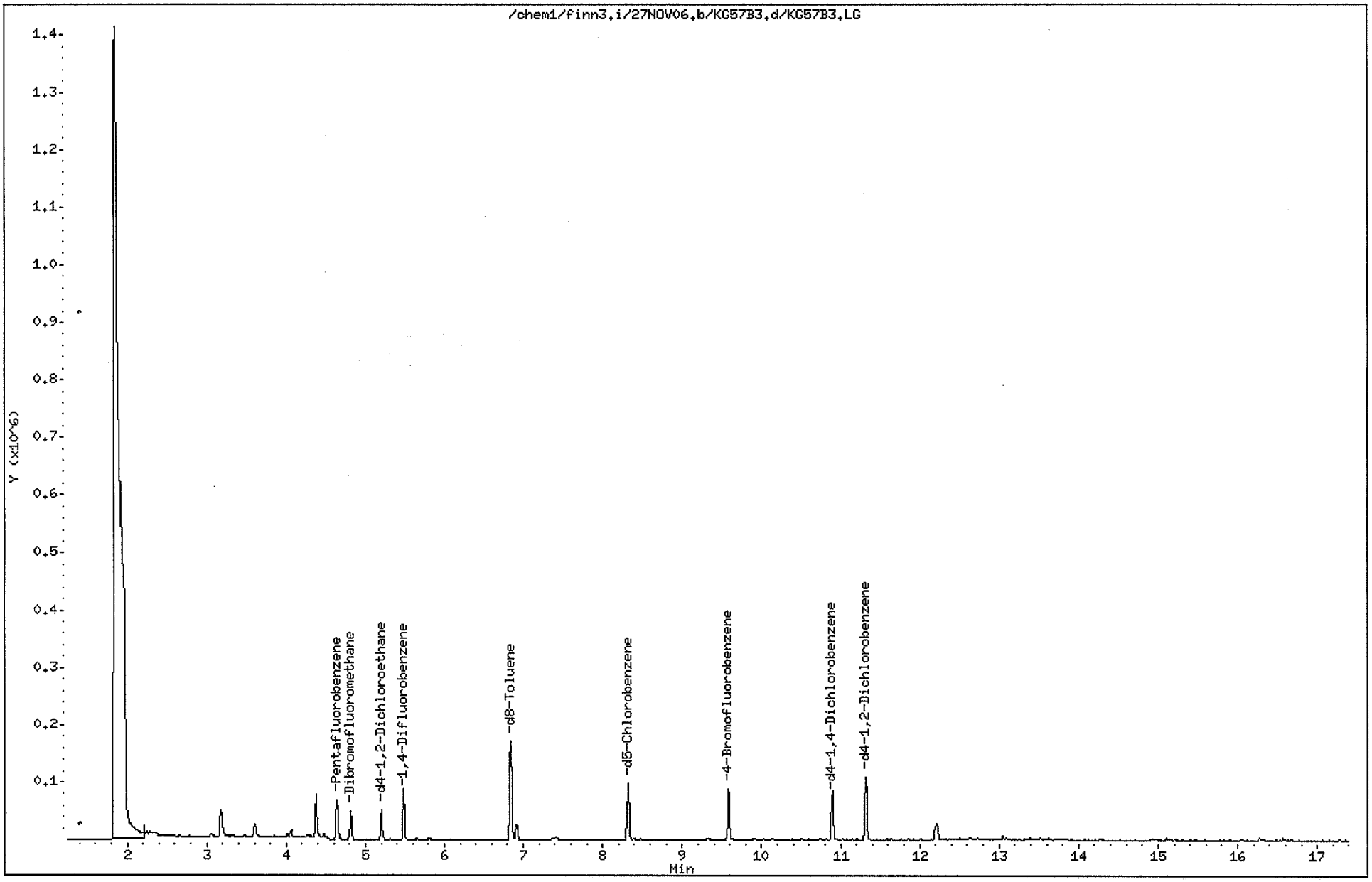

Data File: /chem1/finn3.i/27NOV06.b/KG57B3.d

Date : 27-NOV-2006 15:45

Client ID: RLSW2-112106

Instrument: finn3.i

Sample Info: KG57B,20,20

Operator: pb

Column phase: RTX502.2

Column diameter: 0.18

10 Acetone

Concentration: 54.450 ug/L

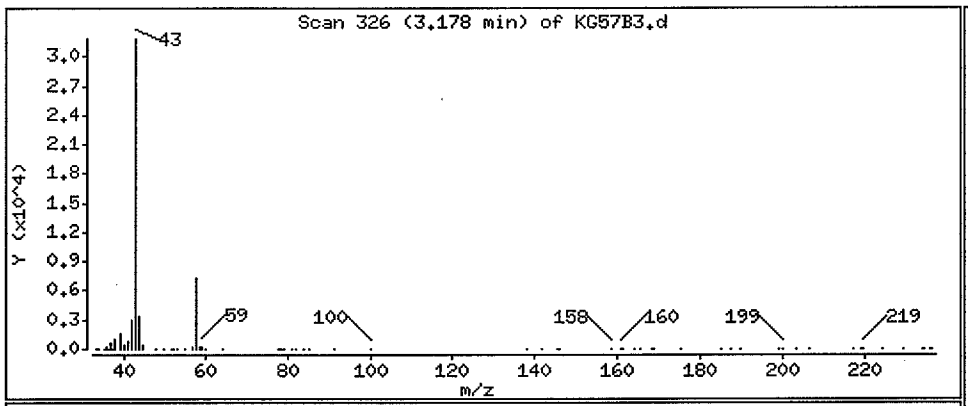

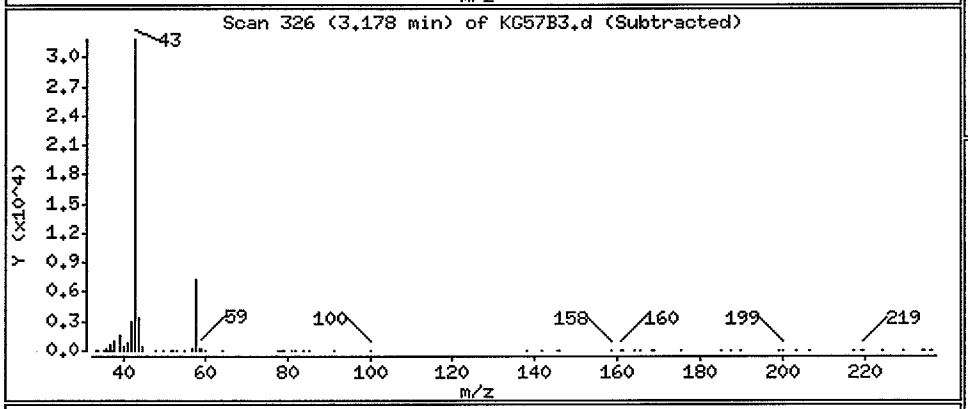

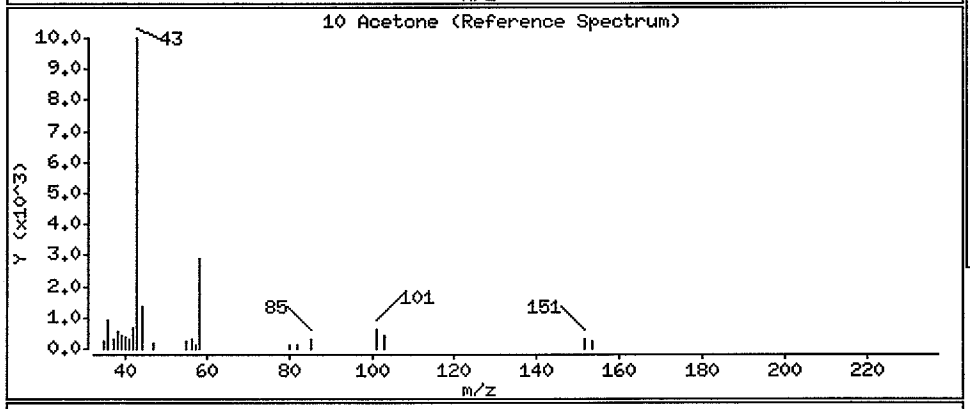

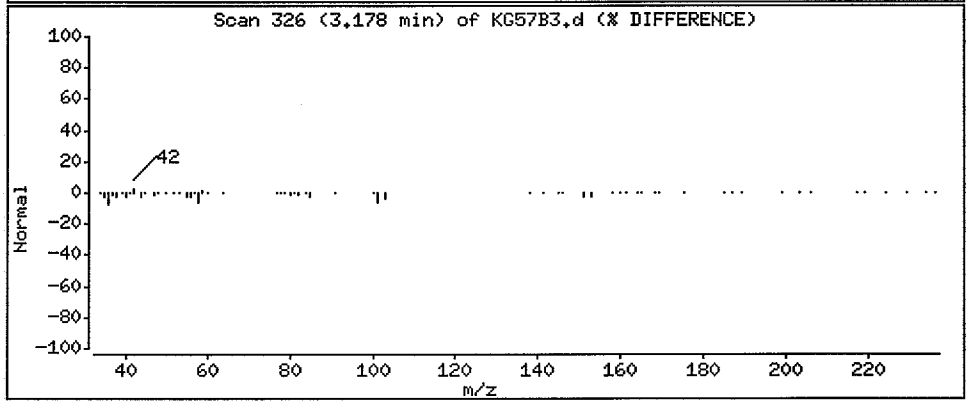

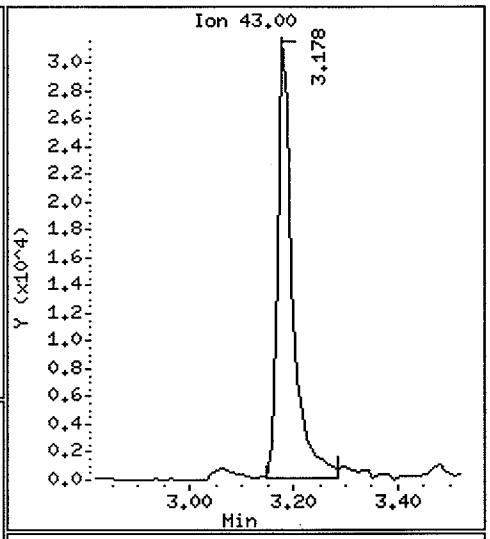

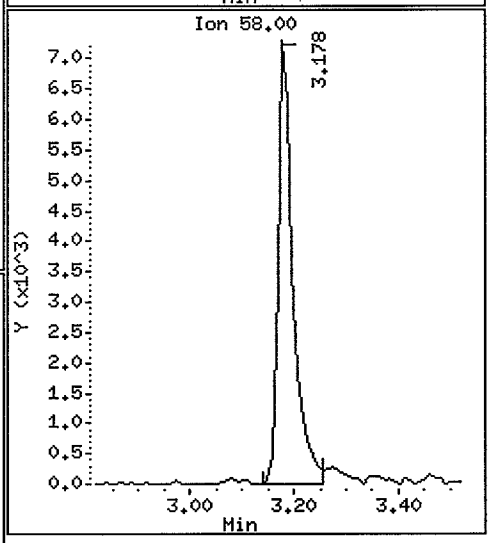

Data File: /chem1/finn3.i/27NOV06.b/KG57B3.d

Date : 27-NOV-2006 15:45

Client ID: RLSW2-112106

Instrument: finn3.i

Sample Info: KG57B,20,20

Operator: pb

Column phase: RTX502.2

Column diameter: 0.18

20 Vinyl Acetate

Concentration: 1.605 ug/L

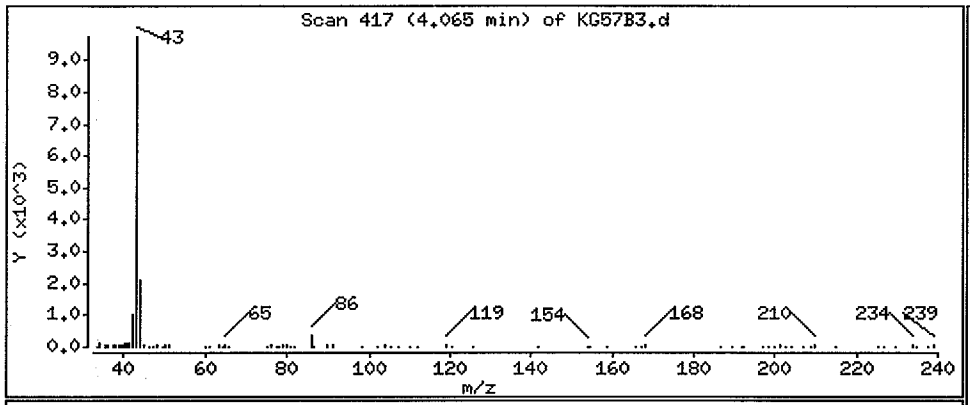

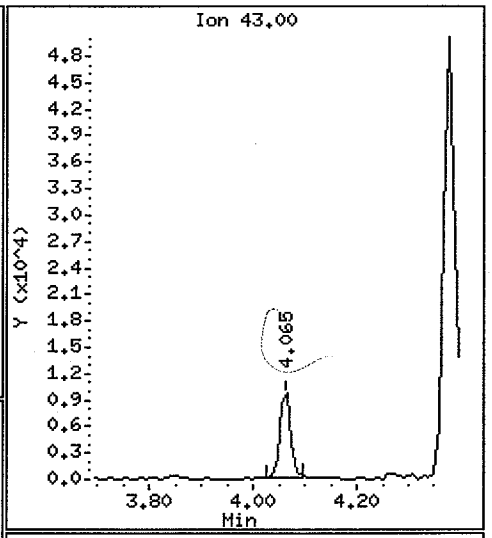

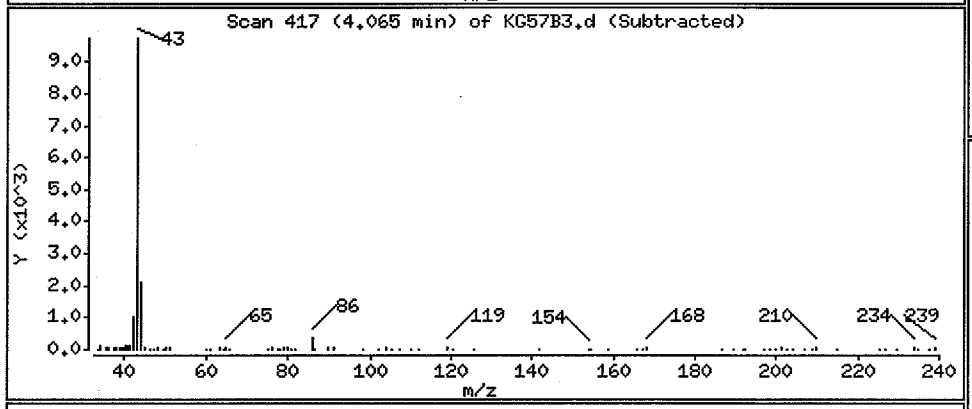

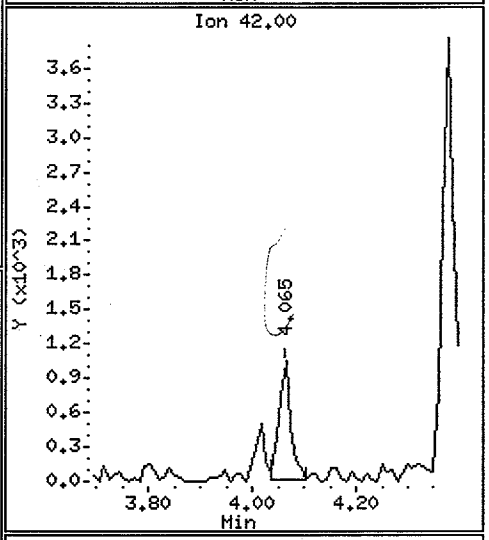

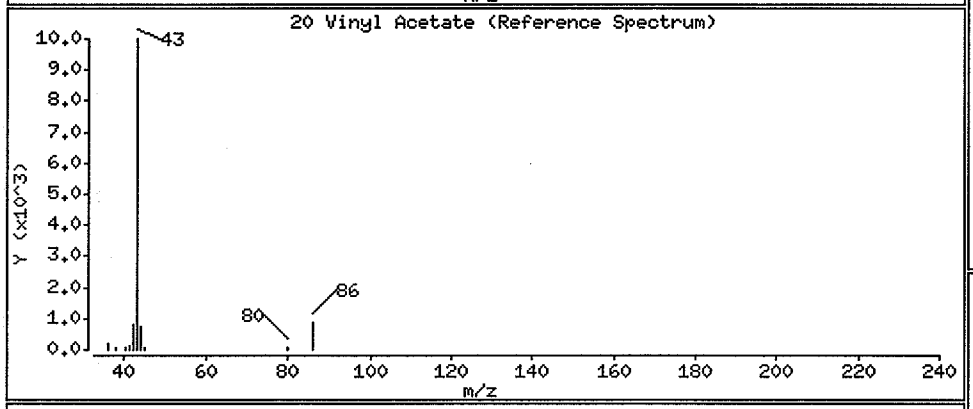

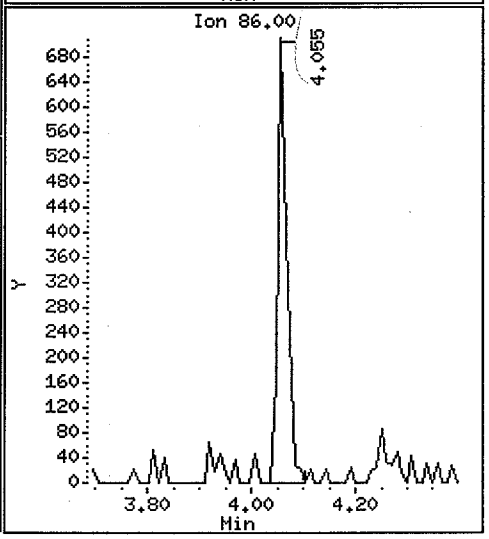

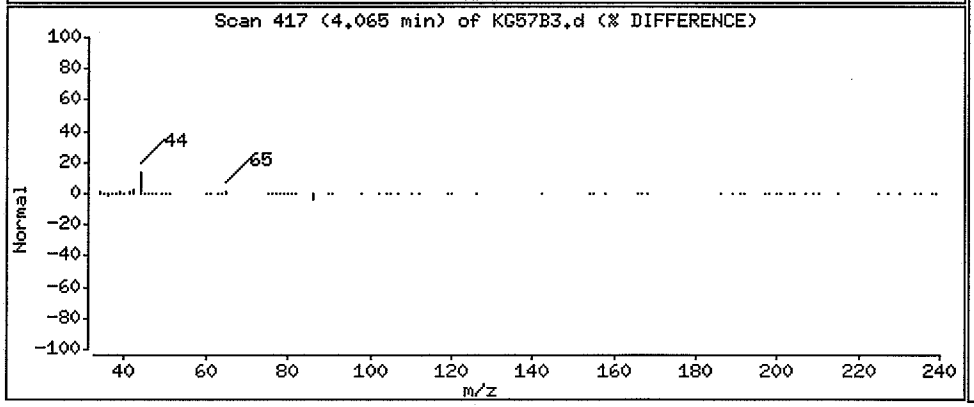

Data File: /chem1/finn3.i/27NOV06.b/KG57B3.d

Date : 27-NOV-2006 15:45

Client ID: RLSW2-112106

Instrument: finn3.i

Sample Info: KG57B,20,20

Operator: pb

Column phase: RTX502.2

Column diameter: 0.18

22 2-Butanone

Concentration: 38.864 ug/L

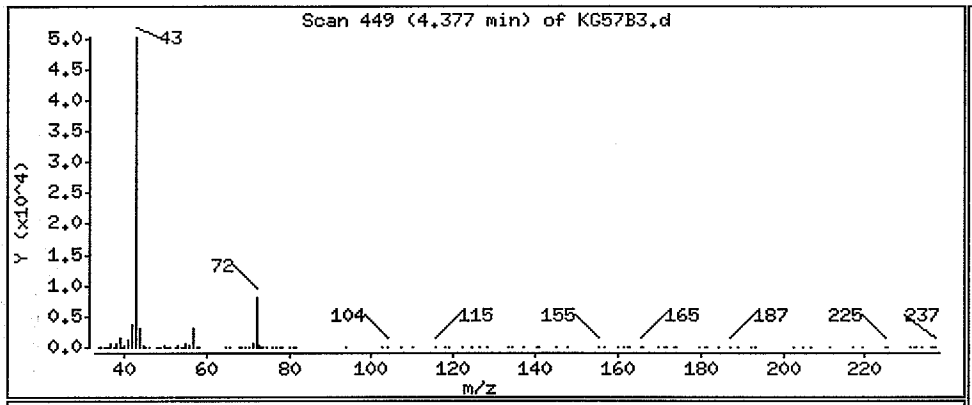

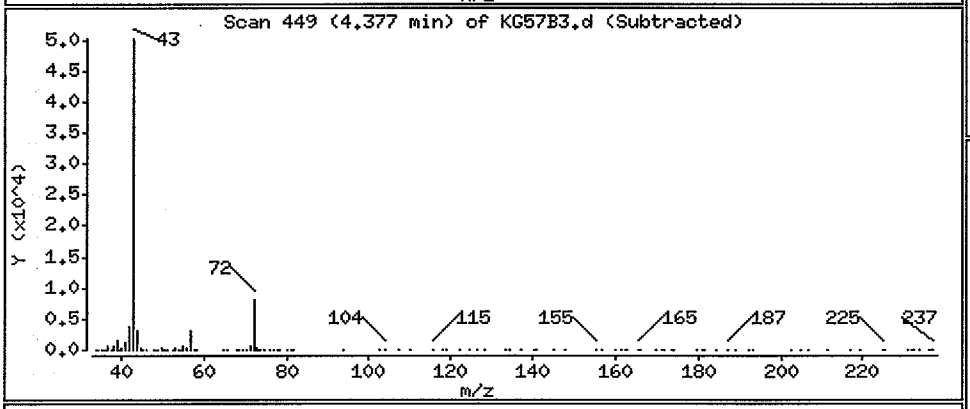

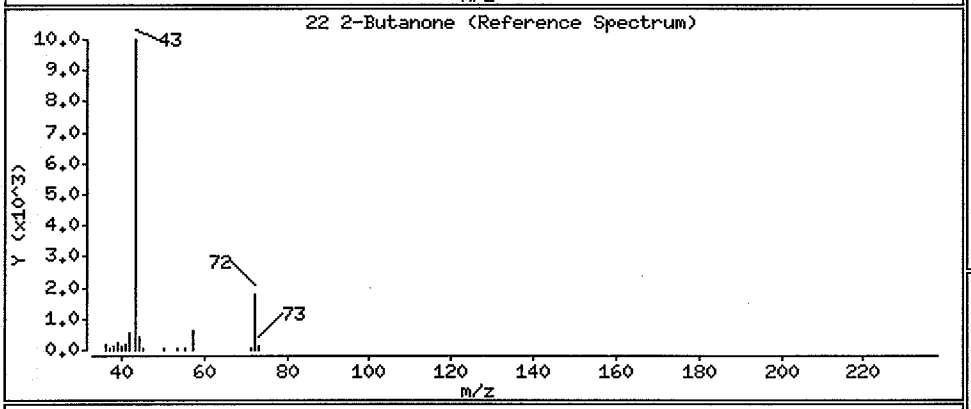

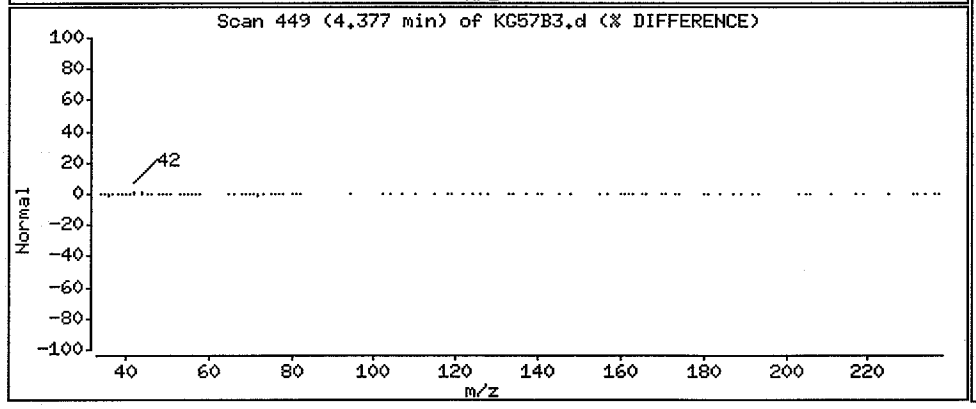

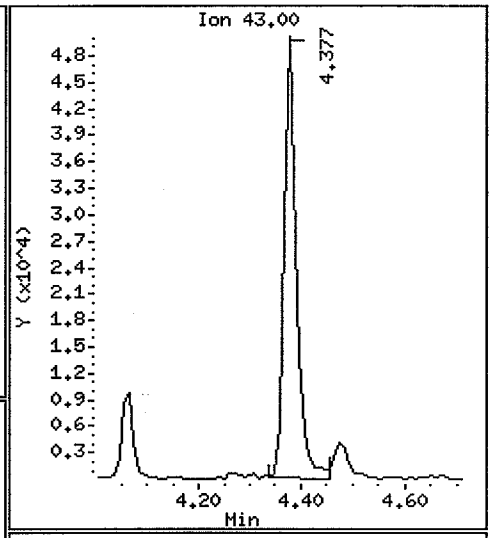

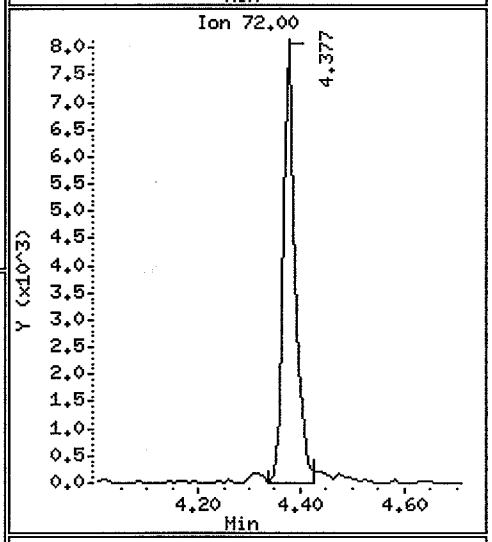

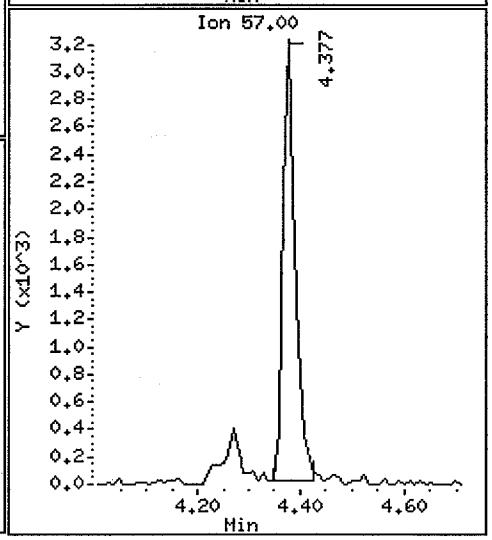

Data File: /chem1/finn3.i/27NOV06.b/KG57B3.d

Date : 27-NOV-2006 15:45

Client ID: RLSW2-112106

Instrument: finn3.i

Sample Info: KG57B,20,20

Operator: pb

Column phase: RTX502.2

Column diameter: 0.18

44 Toluene

Concentration: 0.5817 ug/L

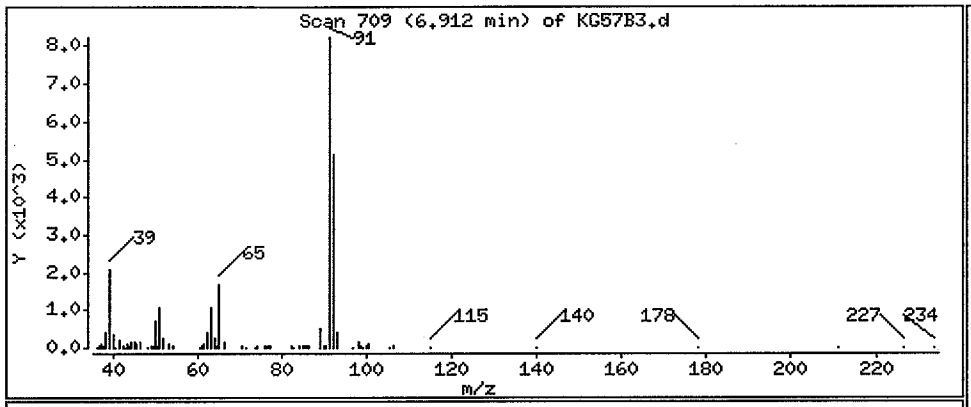

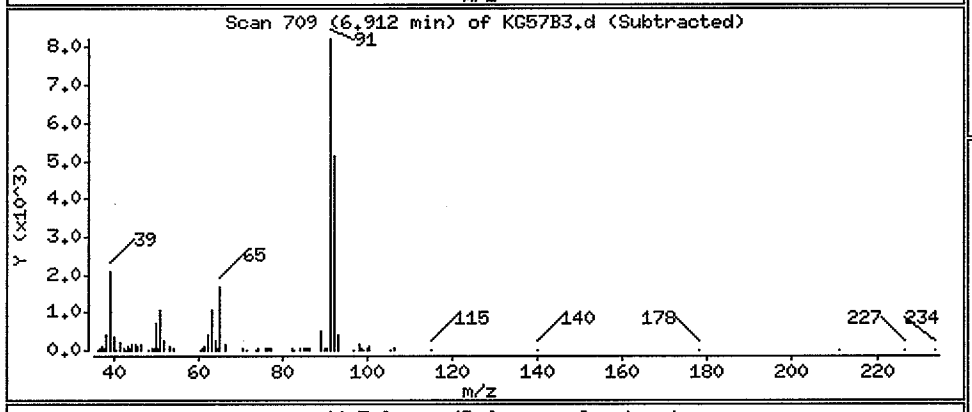

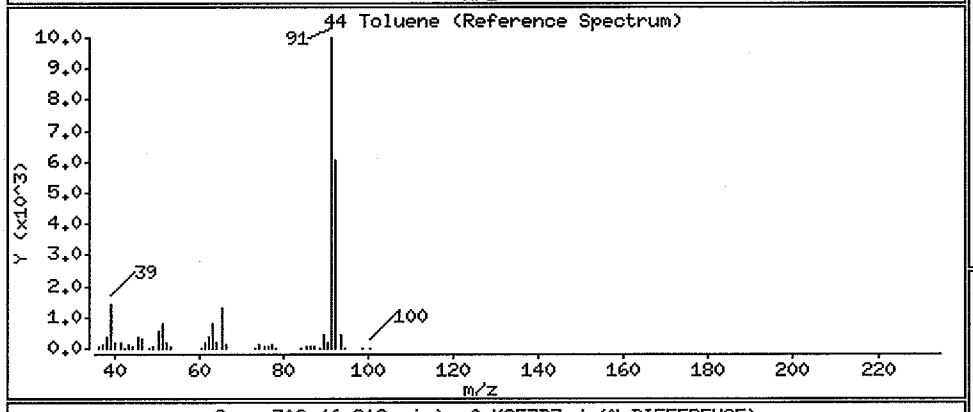

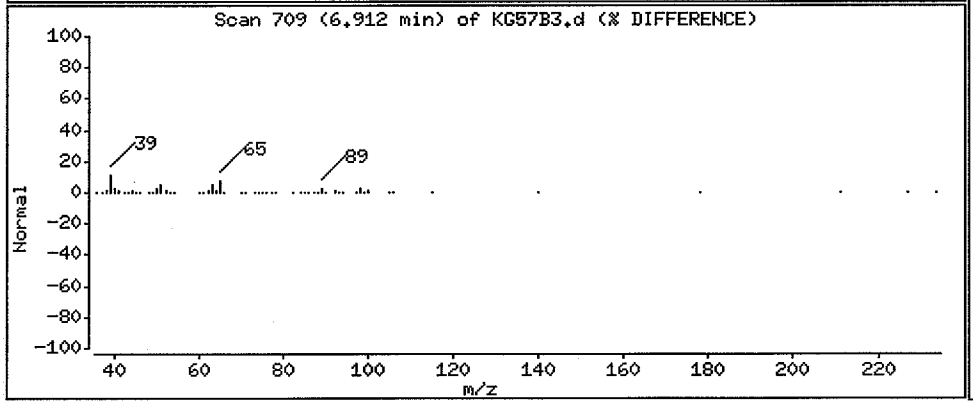

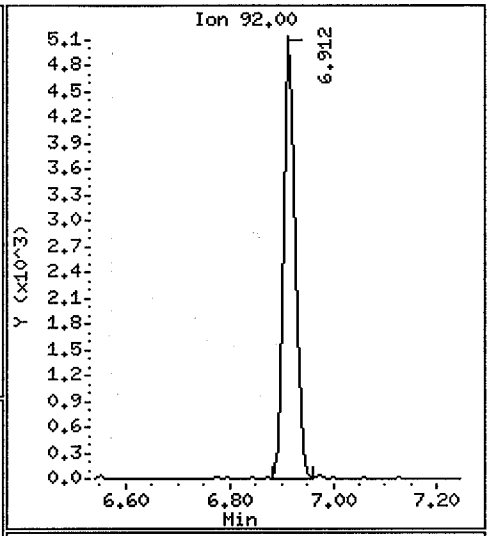

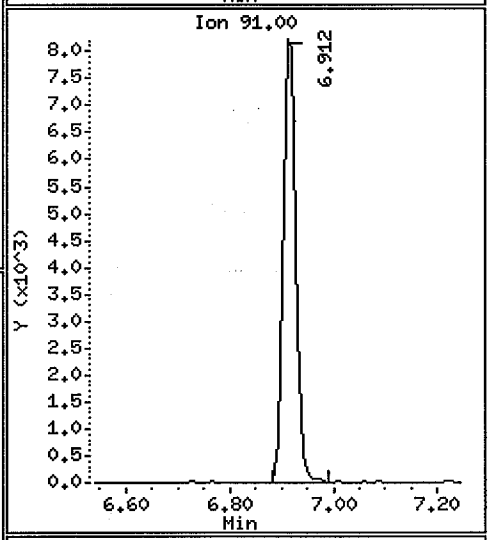

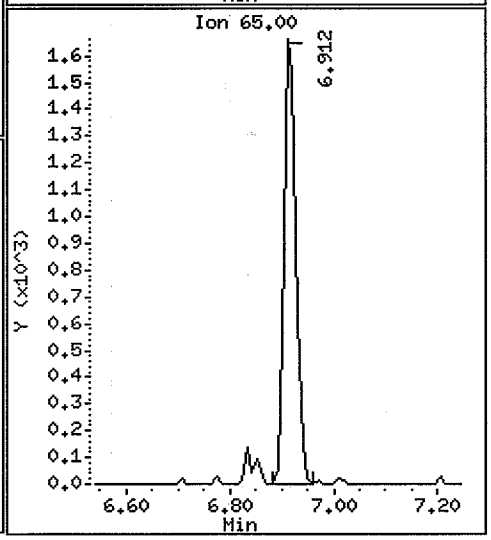

Volatiles Analysis
Standards Data

prepared
for

ANCHOR ENVIRONMENTAL

Project: Chinook, 060354-01

ARI JOB NO: KG57

prepared
by

Analytical Resources, Inc.

6A

VOLATILE ORGANICS INITIAL CALIBRATION DATA

Lab Name: ANALYTICAL RESOURCES, INC Contract: ANCHOR ENVIRONMENTAL

Lab Code: ARI Case No.: CHINOOK SDG No.: KG57

Instrument ID: FINN3 Calibration Date(s): 10/24/06 10/24/06

Heated Purge: (Y/N) N Calibration Time(s): 0953 1505

GC Column: RTX502.2 ID: 0.18 (mm)

LAB FILE ID: RRF0.2=0021024 RRF0.5=0051024
RRF1 =0101024 RRF4 =0401024 RRF8 =0801024

COMPOUND		RRF0.2	RRF0.5	RRF1	RRF4	RRF8	$\overline{RRF}$	% RSD	
Chloromethane	*	2.602	2.368	2.309	2.446	2.532			*
Vinyl Chloride	*	2.227	2.077	1.952	2.204	2.221			*
Bromomethane	*	0.859	0.777	0.819	0.799	0.871			*
Chloroethane		1.323	1.239	1.285	1.335	1.354			
Trichlorofluoromethane		1.849	1.620	1.580	1.769	1.825			
Acrolein	*		0.055	0.053	0.057	0.067			*
112Trichloro122Trifluoroetha		1.053	1.001	1.005	1.026	1.116			
Acetone	*	0.134	0.116	0.134	0.133	0.142			*
1,1-Dichloroethene	*	1.122	1.065	1.057	1.141	1.219			*
Bromoethane	*	0.790	0.739	0.772	0.772	0.821			*
Iodomethane		1.041	1.041	1.098	1.138	1.308			
Methylene Chloride		1.274	1.126	1.134	1.176	1.269			
Acrylonitrile	*	0.237	0.179	0.203	0.194	0.210			*
Carbon Disulfide		4.148	3.597	3.281	3.886	4.061			
Trans-1,2-Dichloroethene		1.292	1.123	1.178	1.189	1.304			
Vinyl Acetate		1.124	0.904	0.904	0.943	1.093			
1,1-Dichloroethane	*	2.798	2.586	2.606	2.735	2.990			*
2-Butanone	*	0.276	0.226	0.237	0.226	0.251			*
2,2-Dichloropropane		1.698	1.362	1.476	1.448	1.597			
Cis-1,2-Dichloroethene		1.005	0.964	0.924	0.935	1.041			
Chloroform	*	1.719	1.608	1.548	1.680	1.793			*
Bromochloromethane	*	0.247	0.226	0.246	0.274	0.304			*
1,1,1-Trichloroethane	*	1.099	1.070	1.069	1.207	1.317			*
1,1-Dichloropropene		0.899	0.812	0.822	0.843	0.941			
Carbon Tetrachloride	*	0.650	0.555	0.558	0.632	0.685			*
1,2-Dichloroethane	*	0.711	0.572	0.662	0.616	0.692			*
Benzene	*	2.291	1.962	2.297	2.231	2.486			*
Trichloroethene	*	0.565	0.529	0.541	0.572	0.606			*
1,2-Dichloropropane	*	0.565	0.513	0.558	0.562	0.613			*
Bromodichloromethane	*	0.568	0.483	0.486	0.546	0.596			*
Dibromomethane		0.174	0.175	0.185	0.185	0.203			
2-Chloroethyl Vinyl Ether	*		0.039	0.059	0.055	0.061			*
4-Methyl-2-Pentanone	*	0.059	0.048	0.063	0.062	0.076			*
Cis 1,3-dichloropropene	*	0.481	0.449	0.484	0.546	0.642			*
Toluene	*	1.158	1.025	1.196	1.256	1.379			*
Trans 1,3-Dichloropropene	*	0.344	0.311	0.324	0.373	0.440			*
2-Hexanone		0.149	0.147	0.160	0.173	0.200			

* Compounds with required minimum RRF and maximim %RSD values.
All other compounds must meet a minimim RRF of 0.010.

6A

VOLATILE ORGANICS INITIAL CALIBRATION DATA

Lab Name: ANALYTICAL RESOURCES, INC Contract: ANCHOR ENVIRONMENTAL

Lab Code: ARI Case No.: CHINOOK SDG No.: KG57

Instrument ID: FINN3 Calibration Date(s): 10/24/06 10/24/06

Heated Purge: (Y/N) N Calibration Time(s): 0953 1505

GC Column: RTX502.2 ID: 0.18 (mm)

LAB FILE ID: RRF0.2=0021024 RRF0.5=0051024
RRF1 =0101024 RRF4 =0401024 RRF8 =0801024

COMPOUND		RRF0.2	RRF0.5	RRF1	RRF4	RRF8	$\overline{RRF}$	% RSD	
1,1,2-Trichloroethane	*	0.229	0.201	0.215	0.219	0.242			*
1,3-Dichloropropane	*	0.573	0.523	0.580	0.588	0.630			*
Tetrachloroethene	*	0.595	0.572	0.596	0.573	0.617			*
Chlorodibromomethane	*	0.285	0.247	0.235	0.278	0.323			*
1,2-Dibromoethane	*	0.192	0.170	0.174	0.195	0.215			*
Chlorobenzene	*	1.357	1.340	1.357	1.336	1.516			*
Ethyl Benzene	*	2.720	2.543	2.618	2.769	3.182			*
1,1,1,2-Tetrachloroethane		0.369	0.337	0.351	0.378	0.403			
m,p-xylene	*	0.848	0.861	0.957	0.981	1.079			*
o-Xylene	*	0.806	0.756	0.828	0.898	0.996			*
Styrene	*	1.178	1.081	1.232	1.398	1.545			*
Bromoform		0.278	0.266	0.266	0.277	0.294			
1,1,2,2-Tetrachloroethane	*	0.727	0.624	0.704	0.688	0.736			*
1,2,3-Trichloropropane		0.124	0.135	0.142	0.133	0.150			
Trans-1,4-Dichloro 2-Butene	*		0.252	0.249	0.242	0.260			*
N-Propyl Benzene		6.365	6.044	7.249	7.416	8.102			
Bromobenzene		0.972	0.877	1.024	0.998	1.070			
Isopropyl Benzene		4.513	3.887	4.961	5.034	5.702			
2-Chloro Toluene		4.724	4.382	5.219	5.007	5.405			
4-Chloro Toluene		4.123	4.411	4.633	4.571	4.762			
T-Butyl Benzene		3.131	3.168	3.564	3.667	4.161			
1,3,5-Trimethyl Benzene		3.730	3.601	4.370	4.579	5.055			
1,2,4-Trimethylbenzene		3.623	3.514	4.508	4.473	4.970			
S-Butyl Benzene		4.826	4.984	5.846	5.778	6.714			
4-Isopropyl Toluene		3.531	3.512	4.210	4.300	4.818			
1,3-Dichlorobenzene	*	2.035	1.949	2.194	2.017	2.237			*
1,4-Dichlorobenzene	*	2.119	1.973	2.167	1.928	2.129			*
N-Butyl Benzene		4.484	4.240	5.022	4.812	5.498			
1,2-Dichlorobenzene	*	1.575	1.526	1.760	1.599	1.748			*
1,2-Dibromo 3-Chloropropane			0.078	0.088	0.067	0.077			
1,2,4-Trichlorobenzene			0.879	1.013	0.912	1.096			
Hexachloro 1,3-Butadiene			0.732	0.842	0.680	0.795			
Naphthalene			0.825	0.964	0.884	1.112			
1,2,3-Trichlorobenzene			0.621	0.752	0.679	0.806			
Dichlorodifluoromethane		1.071	0.962	0.972	1.096	1.116			
Methyl tert butyl ether	*	1.701	1.455	1.733	1.600	1.786			*
d4-1,2-Dichloroethane		0.775	0.740	0.808	0.775	0.850			

* Compounds with required minimum RRF and maximim %RSD values.
All other compounds must meet a minimim RRF of 0.010.

6A

VOLATILE ORGANICS INITIAL CALIBRATION DATA

Lab Name: ANALYTICAL RESOURCES, INC Contract: ANCHOR ENVIRONMENTAL

Lab Code: ARI Case No.: CHINOOK SDG No.: KG57

Instrument ID: FINN3 Calibration Date(s): 10/24/06 10/24/06

Heated Purge: (Y/N) N Calibration Time(s): 0953 1505

GC Column: RTX502.2 ID: 0.18 (mm)

LAB FILE ID: RRF0.2=0021024 RRF0.5=0051024
RRF1 =0101024 RRF4 =0401024 RRF8 =0801024

	COMPOUND	RRF0.2	RRF0.5	RRF1	RRF4	RRF8	$\overline{RRF}$	% RSD	
	d8-Toluene	1.431	1.361	1.528	1.588	1.800			
*	4-Bromofluorobenzene	0.604	0.562	0.688	0.675	0.752			*
	d4-1,2-Dichlorobenzene	1.068	0.988	1.098	1.016	1.078			
*	Dibromofluoromethane	0.648	0.617	0.664	0.686	0.755			*

* Compounds with required minimum RRF and maximim %RSD values.
All other compounds must meet a minimim RRF of 0.010.

6A

VOLATILE ORGANICS INITIAL CALIBRATION DATA

Lab Name: ANALYTICAL RESOURCES, INC Contract: ANCHOR ENVIRONMENTAL

Lab Code: ARI Case No.: CHINOOK SDG No.: KG57

Instrument ID: FINN3 Calibration Date(s): 10/24/06 10/24/06

Heated Purge: (Y/N) N Calibration Time(s): 0953 1505

GC Column: RTX502.2 ID: 0.18 (mm)

LAB FILE ID: RRF12 =1201024 RRF16 =1601024

COMPOUND	RRF12	RRF16				$\overline{RRF}$	% RSD
Chloromethane *	2.300	2.118				2.382	6.8*
Vinyl Chloride *	1.930	1.825				2.062	7.9*
Bromomethane *	0.856	0.870				0.836	4.5*
Chloroethane	1.329	1.235				1.300	3.7
Trichlorofluoromethane	1.671	1.635				1.707	6.2
Acrolein *	0.061	0.060				0.059	8.3*
112Trichloro122Trifluoroetha	1.004	0.981				1.026	4.4
Acetone *	0.126	0.132				0.131	6.3*
1,1-Dichloroethene *	1.130	1.059				1.113	5.3*
Bromoethane *	0.780	0.763				0.777	3.2*
Iodomethane	1.269	1.266				1.166	9.8
Methylene Chloride	1.100	1.084				1.166	6.7
Acrylonitrile *	0.185	0.185				0.199	10.1*
Carbon Disulfide	3.312	2.851				3.591	13.2
Trans-1,2-Dichloroethene	1.202	1.140				1.204	5.8
Vinyl Acetate	1.016	1.015				1.000	8.8
1,1-Dichloroethane *	2.710	2.549				2.710	5.6*
2-Butanone *	0.234	0.235				0.241	7.4*
2,2-Dichloropropane	1.418	1.382				1.483	8.2
Cis-1,2-Dichloroethene	1.045	0.868				0.969	6.8
Chloroform *	1.686	1.577				1.659	5.2*
Bromochloromethane *	0.278	0.261				0.262	9.8*
1,1,1-Trichloroethane *	1.234	1.218				1.173	8.1*
1,1-Dichloropropene	0.895	0.827				0.863	5.7
Carbon Tetrachloride *	0.630	0.608				0.617	7.7*
1,2-Dichloroethane *	0.619	0.607				0.640	7.8*
Benzene *	2.158	1.949				2.196	8.7*
Trichloroethene *	0.563	0.536				0.559	4.7*
1,2-Dichloropropane *	0.574	0.544				0.561	5.4*
Bromodichloromethane *	0.591	0.556				0.546	8.4*
Dibromomethane	0.194	0.187				0.186	5.5
2-Chloroethyl Vinyl Ether *	0.058	0.056				0.055	14.5*
4-Methyl-2-Pentanone *	0.073	0.072				0.065	14.9*
Cis 1,3-dichloropropene *						0.520	14.7*
Toluene *	1.253	1.213				1.211	8.9*
Trans 1,3-Dichloropropene *	0.442	0.429				0.380	14.8*
2-Hexanone	0.200	0.187				0.174	13.0

* Compounds with required minimum RRF and maximim %RSD values.
All other compounds must meet a minimim RRF of 0.010.

6A

VOLATILE ORGANICS INITIAL CALIBRATION DATA

Lab Name: ANALYTICAL RESOURCES, INC Contract: ANCHOR ENVIRONMENTAL

Lab Code: ARI Case No.: CHINOOK SDG No.: KG57

Instrument ID: FINN3 Calibration Date(s): 10/24/06 10/24/06

Heated Purge: (Y/N) N Calibration Time(s): 0953 1505

GC Column: RTX502.2 ID: 0.18 (mm)

LAB FILE ID: RRF12 =1201024 RRF16 =1601024

COMPOUND		RRF12	RRF16				$\overline{RRF}$	% RSD
1,1,2-Trichloroethane	*	0.235	0.218				0.223	6.2*
1,3-Dichloropropane	*	0.627	0.572				0.585	6.2*
Tetrachloroethene	*	0.580	0.540				0.582	4.2*
Chlorodibromomethane	*	0.299	0.286				0.279	10.7*
1,2-Dibromoethane	*	0.217	0.203				0.195	9.3*
Chlorobenzene	*	1.485	1.324				1.388	5.7*
Ethyl Benzene	*	2.811	2.345				2.712	9.6*
1,1,1,2-Tetrachloroethane		0.391	0.370				0.371	6.1
m,p-xylene	*	1.051	0.937				0.959	9.1*
o-Xylene	*	0.964	0.888				0.876	9.8*
Styrene	*	1.502	1.378				1.330	12.9*
Bromoform		0.291	0.289				0.280	4.2
1,1,2,2-Tetrachloroethane	*	0.742	0.734				0.708	5.9*
1,2,3-Trichloropropane		0.141	0.144				0.138	6.2
Trans-1,4-Dichloro 2-Butene	*	0.257	0.264				0.254	3.1*
N-Propyl Benzene		7.080	6.233				6.927	10.7
Bromobenzene		1.083	1.057				1.012	7.1
Isopropyl Benzene		5.604	5.087				4.970	12.6
2-Chloro Toluene		4.213	4.538				4.784	9.3
4-Chloro Toluene		4.495	4.470				4.495	4.5
T-Butyl Benzene		4.163	4.071				3.704	12.0
1,3,5-Trimethyl Benzene		4.845	4.626				4.401	12.4
1,2,4-Trimethylbenzene		4.943	4.564				4.371	13.4
S-Butyl Benzene		6.188	5.478				5.688	11.6
4-Isopropyl Toluene		4.756	4.336				4.209	12.4
1,3-Dichlorobenzene	*	2.197	2.186				2.116	5.3*
1,4-Dichlorobenzene	*	2.092	2.076				2.069	4.2*
N-Butyl Benzene		5.243	4.973				4.896	8.8
1,2-Dichlorobenzene	*	1.722	1.719				1.664	5.7*
1,2-Dibromo 3-Chloropropane		0.075	0.077				0.077	8.6
1,2,4-Trichlorobenzene		1.094	1.125				1.020	10.2
Hexachloro 1,3-Butadiene		0.757	0.756				0.760	7.2
Naphthalene		1.149	1.175				1.018	14.5
1,2,3-Trichlorobenzene		0.820	0.832				0.752	11.3
Dichlorodifluoromethane		0.992	0.927				1.019	7.2
Methyl tert butyl ether	*	1.644	1.615				1.648	6.5*
d4-1,2-Dichloroethane		0.778	0.770				0.785	4.4

* Compounds with required minimum RRF and maximim %RSD values.
All other compounds must meet a minimim RRF of 0.010.

6A

VOLATILE ORGANICS INITIAL CALIBRATION DATA

Lab Name: ANALYTICAL RESOURCES, INC Contract: ANCHOR ENVIRONMENTAL

Lab Code: ARI Case No.: CHINOOK SDG No.: KG57

Instrument ID: FINN3 Calibration Date(s): 10/24/06 10/24/06

Heated Purge: (Y/N) N Calibration Time(s): 0953 1505

GC Column: RTX502.2 ID: 0.18 (mm)

LAB FILE ID: RRF12 =1201024 RRF16 =1601024

COMPOUND	RRF12	RRF16				$\overline{RRF}$	% RSD
d8-Toluene	1.790	1.634				1.590	10.5
4-Bromofluorobenzene *	0.743	0.683				0.672	10.3*
d4-1,2-Dichlorobenzene	1.095	1.035				1.054	4.0
Dibromofluoromethane *	0.724	0.701				0.685	6.8*

* Compounds with required minimum RRF and maximim %RSD values.
All other compounds must meet a minimim RRF of 0.010.

Analytical Resources Inc.
Average Percent RSD Report*

* Pursuant to EPA Method 8000B (Rev2, Dec 1996) section 7.5.1.2, an initial calibration is acceptable (and the average response factors may be used for quantitation) if the mean RSD for all analytes is less than or equal to 15%. If this option is used, there is no limit on the number of analytes with RSD values > 15%. Nor is there a limit on any single RSD value.

Instrument: finn3.i
Calibration Date: 24-OCT-2006
Method: /chem1/finn3.i/24OCT06.b/voa8260wb.m

COMPOUND	%RSD
Chloromethane	6.8
Vinyl Chloride	7.9
Bromomethane	4.5
Chloroethane	3.7
Trichlorofluoromethane	6.2
Acrolein	8.3
112Trichloro122Trifluoroethane	4.4
Acetone	6.3
1,1-Dichloroethene	5.3
Bromoethane	3.2
Iodomethane	9.8
Methylene Chloride	6.7
Acrylonitrile	10.1
Carbon Disulfide	13.2
Trans-1,2-Dichloroethene	5.8
Vinyl Acetate	8.8
1,1-Dichloroethane	5.6
2-Butanone	7.4
2,2-Dichloropropane	8.2
Cis-1,2-Dichloroethene	6.8
Chloroform	5.2
Bromochloromethane	9.8
1,1,1-Trichloroethane	8.1
1,1-Dichloropropene	5.7
Carbon Tetrachloride	7.7
1,2-Dichloroethane	7.8
Benzene	8.7
Trichloroethene	4.7
1,2-Dichloropropane	5.4
Bromodichloromethane	8.4
Dibromomethane	5.5
2-Chloroethyl Vinyl Ether	14.5
4-Methyl-2-Pentanone	14.9
Cis 1,3-dichloropropene	14.7
Toluene	8.9
Trans 1,3-Dichloropropene	14.8
2-Hexanone	13.0
1,1,2-Trichloroethane	6.2
1,3-Dichloropropane	6.2
Tetrachloroethene	4.2
Chlorodibromomethane	10.7
1,2-Dibromoethane	9.3
Chlorobenzene	5.7
Ethyl Benzene	9.6
1,1,1,2-Tetrachloroethane	6.1
m,p-xylene	9.1
o-Xylene	9.8
Styrene	12.9
Bromoform	4.2
1,1,2,2-Tetrachloroethane	5.9
1,2,3-Trichloropropane	6.2
Trans-1,4-Dichloro 2-Butene	3.1

N-Propyl Benzene	10.7
Bromobenzene	7.1
Isopropyl Benzene	12.6
2-Chloro Toluene	9.3
4-Chloro Toluene	4.5
T-Butyl Benzene	12.0
1,3,5-Trimethyl Benzene	12.4
1,2,4-Trimethylbenzene	13.4
S-Butyl Benzene	11.6
4-Isopropyl Toluene	12.4
1,3-Dichlorobenzene	5.3
1,4-Dichlorobenzene	4.2
N-Butyl Benzene	8.8
1,2-Dichlorobenzene	5.7
1,2-Dibromo 3-Chloropropane	8.6
1,2,4-Trichlorobenzene	10.2
Hexachloro 1,3-Butadiene	7.2
Naphthalene	14.5
1,2,3-Trichlorobenzene	11.3
Dichlorodifluoromethane	7.2
Methyl tert butyl ether	6.5
d4-1,2-Dichloroethane	4.4
d8-Toluene	10.5
4-Bromofluorobenzene	10.3
d4-1,2-Dichlorobenzene	4.0
Dibromofluoromethane	6.8

TOTAL CPNDS: 78

TOTAL RSD: 637.6

AVERAGE %RSD: 8.2

Analytical Resources, Inc.

INITIAL CALIBRATION DATA

Start Cal Date : 24-OCT-2006 09:53
End Cal Date : 24-OCT-2006 15:05
Quant Method : ISTD
Origin : Disabled
Target Version : 3.50
Integrator : HP RTE
Method file : /chem1/finn3.i/24OCT06.b/voa8260wb.m
Cal Date : 25-Oct-2006 13:50 pat
Curve Type : Average

10/30/06

Calibration File Names:
Level 1: /chem1/finn3.i/24OCT06.b/0021024.d
Level 2: /chem1/finn3.i/24OCT06.b/0051024.d
Level 3: /chem1/finn3.i/24OCT06.b/0101024.d
Level 4: /chem1/finn3.i/24OCT06.b/0401024.d
Level 5: /chem1/finn3.i/24OCT06.b/0801024.d
Level 6: /chem1/finn3.i/24OCT06.b/1201024.d
Level 7: /chem1/finn3.i/24OCT06.b/1601024.d

Compound	0.20000 Level 1	0.50000 Level 2	1.000 Level 3	4.000 Level 4	8.000 Level 5	12.000 Level 6	16.000 Level 7	RRF	% RSD
1 Dichlorodifluoromethane	1.07123	0.96199	0.97164	1.09553	1.11658	0.99183	0.92727	1.01944	7.247
2 Chloromethane	2.60237	2.36843	2.30868	2.44594	2.53230	2.29992	2.11792	2.38222	6.796
3 Vinyl Chloride	2.22711	2.07745	1.95184	2.20424	2.22117	1.92953	1.82492	2.06232	7.892
4 Bromomethane	0.85864	0.77711	0.81939	0.79914	0.87076	0.85618	0.87000	0.83589	4.473
5 Chloroethane	1.32284	1.23862	1.28502	1.33512	1.35397	1.32911	1.23496	1.29995	3.681
6 Trichlorofluoromethane	1.84920	1.62014	1.58004	1.76890	1.82460	1.67081	1.63468	1.70691	6.241

Analytical Resources, Inc.

INITIAL CALIBRATION DATA

Start Cal Date : 24-OCT-2006 09:53
End Cal Date : 24-OCT-2006 15:05
Quant Method : ISTD
Origin : Disabled
Target Version : 3.50
Integrator : HP RTE
Method file : /chem1/finn3.i/24OCT06.b/voa8260wb.m
Cal Date : 25-Oct-2006 13:50 pat
Curve Type : Average

Compound	0.20000 Level 1	0.50000 Level 2	1.000 Level 3	4.000 Level 4	8.000 Level 5	12.000 Level 6	16.000 Level 7	___ RRF	% RSD
7 Allyl Chloride	+++++	+++++	+++++	+++++	+++++	+++++	+++++	+++++	+++++
8 Acrolein	+++++	0.05462	0.05332	0.05729	0.06672	0.06131	0.06004	0.05888	8.331
9 112Trichloro122Trifluoroethan	1.05305	1.00123	1.00477	1.02609	1.11603	1.00370	0.98139	1.02661	4.426
10 Acetone	0.13410	0.11571	0.13400	0.13337	0.14240	0.12624	0.13203	0.13112	6.315
11 1,1-Dichloroethene	1.12182	1.06511	1.05717	1.14089	1.21903	1.13053	1.05895	1.11336	5.280
12 Bromoethane	0.79053	0.73949	0.77209	0.77161	0.82074	0.77956	0.76292	0.77670	3.223
13 Iodomethane	1.04148	1.04075	1.09854	1.13759	1.30856	1.26921	1.26659	1.16610	9.755
14 Methylene Chloride	1.27457	1.12588	1.13363	1.17643	1.26902	1.09971	1.08371	1.16614	6.673
15 Acrylonitrile	0.23739	0.17932	0.20348	0.19356	0.21002	0.18520	0.18465	0.19909	10.106

Analytical Resources, Inc.

INITIAL CALIBRATION DATA

Start Cal Date : 24-OCT-2006 09:53
End Cal Date : 24-OCT-2006 15:05
Quant Method : ISTD
Origin : Disabled
Target Version : 3.50
Integrator : HP RTE
Method file : /chem1/finn3.i/24OCT06.b/voa8260wb.m
Cal Date : 25-Oct-2006 13:50 pat
Curve Type : Average

Compound	0.20000 Level 1	0.50000 Level 2	1.000 Level 3	4.000 Level 4	8.000 Level 5	12.000 Level 6	16.000 Level 7	___ RRF	% RSD
16 Methyl tert butyl ether	1.70141	1.45503	1.73275	1.59958	1.78589	1.64451	1.61506	1.64775	6.542
17 Carbon Disulfide	4.14772	3.59716	3.28123	3.88579	4.06130	3.31200	2.85084	3.59086	13.159
18 Trans-1,2-Dichloroethene	1.29209	1.12345	1.17806	1.18942	1.30430	1.20226	1.14032	1.20427	5.798
19 Methyl Methacrylate	+++++	+++++	+++++	+++++	+++++	+++++	+++++	+++++	+++++
20 Vinyl Acetate	1.12380	0.90393	0.90362	0.94289	1.09273	1.01632	1.01487	0.99974	8.777
21 1,1-Dichloroethane	2.79777	2.58605	2.60618	2.73505	2.99057	2.70972	2.54924	2.71065	5.616
22 2-Butanone	0.27614	0.22588	0.23715	0.22564	0.25060	0.23445	0.23536	0.24075	7.354
23 2,2-Dichloropropane	1.69777	1.36245	1.47654	1.44785	1.59695	1.41802	1.38186	1.48306	8.229
24 Cis-1,2-Dichloroethene	1.00511	0.96429	0.92394	0.93534	1.04147	1.04503	0.86807	0.96903	6.755

Analytical Resources, Inc.

INITIAL CALIBRATION DATA

Start Cal Date : 24-OCT-2006 09:53
End Cal Date : 24-OCT-2006 15:05
Quant Method : ISTD
Origin : Disabled
Target Version : 3.50
Integrator : HP RTE
Method file : /chem1/finn3.i/24OCT06.b/voa8260wb.m
Cal Date : 25-Oct-2006 13:50 pat
Curve Type : Average

Compound	0.20000 Level 1	0.50000 Level 2	1.000 Level 3	4.000 Level 4	8.000 Level 5	12.000 Level 6	16.000 Level 7	RRF	% RSD
26 Chloroform	1.71860	1.60850	1.54816	1.68034	1.79303	1.68599	1.57721	1.65883	5.176
27 Bromochloromethane	0.24665	0.22574	0.24647	0.27444	0.30444	0.27806	0.26110	0.26242	9.845
29 1,1,1-Trichloroethane	1.09868	1.06972	1.06907	1.20695	1.31666	1.23362	1.21853	1.17332	8.125
30 1,1-Dichloropropene	0.89899	0.81213	0.82246	0.84275	0.94120	0.89474	0.82721	0.86278	5.666
31 Carbon Tetrachloride	0.65009	0.55499	0.55796	0.63250	0.68545	0.62965	0.60788	0.61693	7.716
33 1,2-Dichloroethane	0.71118	0.57183	0.66220	0.61574	0.69240	0.61900	0.60719	0.63994	7.828
34 Benzene	2.29103	1.96236	2.29701	2.23111	2.48565	2.15836	1.94865	2.19631	8.749
36 Trichloroethene	0.56478	0.52892	0.54147	0.57232	0.60584	0.56301	0.53608	0.55892	4.710
37 1,2-Dichloropropane	0.56546	0.51305	0.55778	0.56150	0.61328	0.57369	0.54429	0.56129	5.396

Analytical Resources, Inc.

INITIAL CALIBRATION DATA

Start Cal Date : 24-OCT-2006 09:53
End Cal Date : 24-OCT-2006 15:05
Quant Method : ISTD
Origin : Disabled
Target Version : 3.50
Integrator : HP RTE
Method file : /chem1/finn3.i/24OCT06.b/voa8260wb.m
Cal Date : 25-Oct-2006 13:50 pat
Curve Type : Average

Compound	0.20000 Level 1	0.50000 Level 2	1.000 Level 3	4.000 Level 4	8.000 Level 5	12.000 Level 6	16.000 Level 7	___ RRF	% RSD	
38 Bromodichloromethane	0.56840	0.48334	0.48631	0.54640	0.59638	0.59121	0.55609	0.54688	8.403	
39 Dibromomethane	0.17423	0.17486	0.18478	0.18541	0.20294	0.19436	0.18669	0.18618	5.467	
40 2-Chloroethyl Vinyl Ether	+++++	0.03910	0.05893	0.05540	0.06074	0.05860	0.05583	0.05477	14.483	
41 4-Methyl-2-Pentanone	0.05910	0.04856	0.06299	0.06157	0.07564	0.07337	0.07253	0.06482	14.914	
42 Cis 1,3-dichloropropene	0.48129	0.44920	0.48453	0.54624	0.64191	+++++	+++++	0.52063	14.665	
44 Toluene	1.15762	1.02529	1.19607	1.25590	1.37931	1.25316	1.21289	1.21146	8.896	
45 Trans 1,3-Dichloropropene	0.34416	0.31141	0.32353	0.37344	0.43988	0.44154	0.42882	0.38040	14.784	<-
46 2-Hexanone	0.14861	0.14696	0.16027	0.17320	0.19964	0.20012	0.18672	0.17365	13.017	
47 1,1,2-Trichloroethane	0.22944	0.20084	0.21503	0.21924	0.24190	0.23517	0.21823	0.22284	6.181	

Analytical Resources, Inc.

INITIAL CALIBRATION DATA

Start Cal Date : 24-OCT-2006 09:53
End Cal Date : 24-OCT-2006 15:05
Quant Method : ISTD
Origin : Disabled
Target Version : 3.50
Integrator : HP RTE
Method file : /chem1/finn3.i/24OCT06.b/voa8260wb.m
Cal Date : 25-Oct-2006 13:50 pat
Curve Type : Average

Compound	0.20000 Level 1	0.50000 Level 2	1.000 Level 3	4.000 Level 4	8.000 Level 5	12.000 Level 6	RRF	% RSD
	16.000 Level 7							
48 1,3-Dichloropropane	0.57310	0.52327	0.57989	0.58789	0.62995	0.62689		
	0.57203						0.58472	6.217
49 Tetrachloroethene	0.59496	0.57153	0.59574	0.57294	0.61696	0.58035		
	0.53997						0.58178	4.175
50 Chlorodibromomethane	0.28468	0.24693	0.23549	0.27856	0.32314	0.29917		
	0.28612						0.27916	10.707
51 1,2-Dibromoethane	0.19211	0.17007	0.17454	0.19516	0.21505	0.21701		
	0.20285						0.19526	9.341
53 Chlorobenzene	1.35670	1.34011	1.35725	1.33575	1.51649	1.48536		
	1.32366						1.38790	5.664
54 Ethyl Benzene	2.72002	2.54292	2.61791	2.76924	3.18154	2.81065		
	2.34462						2.71241	9.590
55 1,1,1,2-Tetrachloroethane	0.36894	0.33667	0.35147	0.37808	0.40348	0.39105		
	0.37008						0.37139	6.092
56 m,p-xylene	0.84815	0.86143	0.95741	0.98084	1.07872	1.05090		
	0.93661						0.95915	9.086
57 Cyclohexanone	+++++	+++++	+++++	+++++	+++++	+++++		
	+++++						+++++	+++++

Analytical Resources, Inc.

INITIAL CALIBRATION DATA

Start Cal Date : 24-OCT-2006 09:53
End Cal Date : 24-OCT-2006 15:05
Quant Method : ISTD
Origin : Disabled
Target Version : 3.50
Integrator : HP RTE
Method file : /chem1/finn3.i/24OCT06.b/voa8260wb.m
Cal Date : 25-Oct-2006 13:50 pat
Curve Type : Average

Compound	0.20000 Level 1	0.50000 Level 2	1.000 Level 3	4.000 Level 4	8.000 Level 5	12.000 Level 6	16.000 Level 7	___ RRF	% RSD
58 o-Xylene	0.80603	0.75641	0.82812	0.89841	0.99580	0.96389	0.88830	0.87671	9.792
59 Styrene	1.17755	1.08066	1.23153	1.39830	1.54544	1.50173	1.37818	1.33048	12.946
60 Isopropyl Benzene	4.51301	3.88681	4.96090	5.03413	5.70157	5.60370	5.08663	4.96954	12.558
61 Bromoform	0.27818	0.26646	0.26587	0.27714	0.29455	0.29114	0.28943	0.28040	4.165
62 1,1,2,2-Tetrachloroethane	0.72683	0.62383	0.70417	0.68808	0.73658	0.74184	0.73424	0.70794	5.909
64 1,2,3-Trichloropropane	0.12409	0.13519	0.14219	0.13283	0.15047	0.14132	0.14381	0.13856	6.207
65 Trans-1,4-Dichloro 2-Butene	+++++	0.25152	0.24896	0.24244	0.26002	0.25677	0.26408	0.25397	3.104
66 N-Propyl Benzene	6.36485	6.04415	7.24905	7.41600	8.10166	7.07958	6.23280	6.92687	10.744
67 Bromobenzene	0.97228	0.87692	1.02435	0.99798	1.07041	1.08324	1.05702	1.01174	7.068

Analytical Resources, Inc.

INITIAL CALIBRATION DATA

Start Cal Date : 24-OCT-2006 09:53
End Cal Date : 24-OCT-2006 15:05
Quant Method : ISTD
Origin : Disabled
Target Version : 3.50
Integrator : HP RTE
Method file : /chem1/finn3.i/24OCT06.b/voa8260wb.m
Cal Date : 25-Oct-2006 13:50 pat
Curve Type : Average

Compound	0.20000 Level 1	0.50000 Level 2	1.000 Level 3	4.000 Level 4	8.000 Level 5	12.000 Level 6	RRF	% RSD
	16.000 Level 7							
68 1,3,5-Trimethyl Benzene	3.73027	3.60097	4.36967	4.57888	5.05492	4.84460		
	4.62635						4.40081	12.438
69 2-Chloro Toluene	4.72369	4.38226	5.21949	5.00693	5.40479	4.21310		
	4.53767						4.78399	9.256
70 4-Chloro Toluene	4.12300	4.41134	4.63332	4.57073	4.76171	4.49484		
	4.47017						4.49502	4.468
71 T-Butyl Benzene	3.13094	3.16788	3.56417	3.66681	4.16103	4.16333		
	4.07076						3.70356	12.031
72 1,2,4-Trimethylbenzene	3.62322	3.51451	4.50816	4.47283	4.96970	4.94268		
	4.56420						4.37076	13.356
73 S-Butyl Benzene	4.82596	4.98356	5.84651	5.77818	6.71434	6.18803		
	5.47842						5.68786	11.618
74 4-Isopropyl Toluene	3.53118	3.51215	4.21008	4.30035	4.81805	4.75604		
	4.33615						4.20914	12.420
75 1,3-Dichlorobenzene	2.03525	1.94904	2.19459	2.01747	2.23721	2.19675		
	2.18556						2.11655	5.329
77 1,4-Dichlorobenzene	2.11911	1.97341	2.16669	1.92790	2.12943	2.09239		
	2.07643						2.06934	4.202

Analytical Resources, Inc.

INITIAL CALIBRATION DATA

Start Cal Date : 24-OCT-2006 09:53
End Cal Date : 24-OCT-2006 15:05
Quant Method : ISTD
Origin : Disabled
Target Version : 3.50
Integrator : HP RTE
Method file : /chem1/finn3.i/24OCT06.b/voa8260wb.m
Cal Date : 25-Oct-2006 13:50 pat
Curve Type : Average

Compound	0.20000 Level 1	0.50000 Level 2	1.000 Level 3	4.000 Level 4	8.000 Level 5	12.000 Level 6	16.000 Level 7	___ RRF	% RSD
78 N-Butyl Benzene	4.48369	4.23999	5.02250	4.81251	5.49839	5.24340	4.97333	4.89626	8.796
80 1,2-Dichlorobenzene	1.57502	1.52564	1.75999	1.59914	1.74824	1.72227	1.71916	1.66421	5.701
81 1,2-Dibromo 3-Chloropropane	+++++	0.07781	0.08776	0.06701	0.07684	0.07522	0.07676	0.07690	8.615
82 1,2,4-Trichlorobenzene	+++++	0.87876	1.01299	0.91163	1.09631	1.09439	1.12515	1.01987	10.205
83 Hexachloro 1,3-Butadiene	+++++	0.73151	0.84167	0.68028	0.79492	0.75723	0.75558	0.76020	7.225
84 Naphthalene	+++++	0.82531	0.96362	0.88413	1.11251	1.14890	1.17490	1.01823	14.480
85 1,2,3-Trichlorobenzene	+++++	0.62147	0.75218	0.67912	0.80569	0.82049	0.83251	0.75191	11.348
$ 28 Dibromofluoromethane	0.64803	0.61701	0.66434	0.68596	0.75512	0.72424	0.70083	0.68508	6.827
$ 32 d4-1,2-Dichloroethane	0.77466	0.73976	0.80809	0.77542	0.85011	0.77802	0.77043	0.78521	4.435

Analytical Resources, Inc.

INITIAL CALIBRATION DATA

Start Cal Date : 24-OCT-2006 09:53
End Cal Date : 24-OCT-2006 15:05
Quant Method : ISTD
Origin : Disabled
Target Version : 3.50
Integrator : HP RTE
Method file : /chem1/finn3.i/24OCT06.b/voa8260wb.m
Cal Date : 25-Oct-2006 13:50 pat
Curve Type : Average

Compound	0.20000 Level 1	0.50000 Level 2	1.000 Level 3	4.000 Level 4	8.000 Level 5	12.000 Level 6	RRF	% RSD
	16.000 Level 7							
$ 43 d8-Toluene	1.43096	1.36073	1.52806	1.58814	1.79993	1.79020		
	1.63454						1.59037	10.516
$ 63 4-Bromofluorobenzene	0.60387	0.56176	0.68826	0.67502	0.75246	0.74331		
	0.68339						0.67258	10.293
$ 79 d4-1,2-Dichlorobenzene	1.06774	0.98854	1.09828	1.01601	1.07849	1.09531		
	1.03536						1.05425	3.974

Analytical Resources, Inc.
RETENTION TIME SUMMARY REPORT

Method File: /chem1/finn3.i/24OCT06.b/voa8260wb.m
Batch File: /chem1/finn3.i/24OCT06.b
Inst ID: finn3.i

ID:	RT01	RT02	RT03	RT04	RT05	RT06	RT07
FILENAME:	0021024	0051024	0401024	0801024	1201024	1601024	0101024
INJ.DATE:	24-OCT-2006	24-OCT-2006	24-OCT-2006	24-OCT-2006	24-OCT-2006	24-OCT-2006	24-OCT-2006
INJ.TIME:	09:53	10:56	11:50	13:02	13:22	13:48	15:05

Compound	RT01	RT02	RT03	RT04	RT05	RT06	RT07	EXPEC RT	RT WINDOW	AVG RT	STD DEV
1 Dichlorodifluoromethan	1.998	1.950	1.979	1.950	1.969	1.989	1.979	1.979	1.794-2.164	1.973	0.019
2 Chloromethane	2.193	2.154	2.184	2.154	2.174	2.193	2.184	2.184	1.999-2.368	2.177	0.017
3 Vinyl Chloride	2.281	2.242	2.262	2.242	2.262	2.271	2.271	2.262	2.077-2.446	2.262	0.015
4 Bromomethane	2.622	2.574	2.603	2.583	2.593	2.613	2.613	2.603	2.418-2.788	2.600	0.018
5 Chloroethane	2.671	2.622	2.652	2.632	2.642	2.661	2.661	2.652	2.467-2.836	2.649	0.018
6 Trichlorofluoromethane	2.846	2.808	2.837	2.808	2.827	2.846	2.837	2.837	2.652-3.022	2.830	0.017
7 Allyl Chloride	+++++	+++++	+++++	+++++	+++++	+++++	+++++	4.560	4.375-4.745	+++++	+++++
8 Acrolein	3.139	3.090	3.119	3.100	3.110	3.129	3.129	3.119	2.935-3.304	3.117	0.018
9 112Trichloro122Trifluo	3.129	3.090	3.119	3.090	3.110	3.129	3.119	3.119	2.935-3.304	3.112	0.017
10 Acetone	3.178	3.129	3.158	3.139	3.149	3.168	3.168	3.158	2.974-3.343	3.156	0.018
11 1,1-Dichloroethene	3.275	3.236	3.266	3.236	3.256	3.275	3.266	3.266	3.081-3.450	3.259	0.017
12 Bromoethane	3.431	3.392	3.422	3.392	3.412	3.431	3.422	3.422	3.237-3.606	3.415	0.017
13 Iodomethane	3.509	3.461	3.490	3.470	3.480	3.500	3.500	3.490	3.305-3.675	3.487	0.018
14 Methylene Chloride	3.587	3.548	3.578	3.558	3.568	3.587	3.587	3.578	3.393-3.762	3.573	0.016
15 Acrylonitrile	3.665	3.626	3.656	3.626	3.636	3.665	3.656	3.656	3.471-3.840	3.647	0.017
16 Methyl tert butyl ethe	3.675	3.636	3.665	3.636	3.656	3.675	3.675	3.665	3.480-3.850	3.660	0.018
17 Carbon Disulfide	3.665	3.617	3.646	3.626	3.636	3.665	3.656	3.646	3.461-3.831	3.644	0.019

Reviewer 1 _____ Date: _____
Reviewer 2 _____ Date: _____

0136

Analytical Resources, Inc.
RETENTION TIME SUMMARY REPORT

Method File: /chem1/finn3.i/24OCT06.b/voa8260wb.m
Batch File: /chem1/finn3.i/24OCT06.b
Inst ID: finn3.i

	Compound	RT01	RT02	RT03	RT04	RT05	RT06	RT07	EXPEC RT	RT WINDOW	AVG RT	STD DEV
	18 Trans-1,2-Dichloroethe	3.802	3.753	3.782	3.763	3.773	3.802	3.792	3.782	3.597-3.967	3.781	0.019
	19 Methyl Methacrylate	+++++	+++++	+++++	+++++	+++++	+++++	+++++	5.693	5.474-5.912	+++++	+++++
	20 Vinyl Acetate	4.055	4.007	4.036	4.016	4.026	4.055	4.046	4.036	3.851-4.221	4.034	0.019
	21 1,1-Dichloroethane	4.085	4.046	4.075	4.055	4.065	4.094	4.085	4.075	3.890-4.260	4.072	0.018
	22 2-Butanone	4.367	4.328	4.357	4.328	4.348	4.367	4.367	4.357	4.173-4.542	4.352	0.018
	23 2,2-Dichloropropane	4.494	4.445	4.484	4.455	4.465	4.494	4.484	4.484	4.299-4.669	4.474	0.019
	24 Cis-1,2-Dichloroethene	4.523	4.484	4.513	4.494	4.504	4.533	4.523	4.513	4.329-4.698	4.511	0.018
*	25 Pentafluorobenzene	4.630	4.582	4.621	4.591	4.601	4.630	4.621	4.621	4.436-4.806	4.611	0.020
	26 Chloroform	4.640	4.601	4.630	4.611	4.621	4.650	4.640	4.630	4.446-4.815	4.628	0.018
	27 Bromochloromethane	4.777	4.738	4.767	4.738	4.747	4.777	4.777	4.767	4.582-4.952	4.760	0.018
$	28 Dibromofluoromethane	4.806	4.767	4.796	4.767	4.777	4.806	4.806	4.796	4.611-4.981	4.789	0.018
	29 1,1,1-Trichloroethane	4.952	4.913	4.942	4.923	4.923	4.962	4.952	4.942	4.758-5.127	4.938	0.019
	30 1,1-Dichloropropene	5.069	5.030	5.059	5.040	5.050	5.079	5.069	5.059	4.841-5.278	5.057	0.018
	31 Carbon Tetrachloride	5.167	5.118	5.157	5.128	5.137	5.167	5.157	5.157	4.938-5.375	5.147	0.019
$	32 d4-1,2-Dichloroethane	5.196	5.147	5.186	5.157	5.167	5.196	5.186	5.186	5.001-5.371	5.176	0.019
	33 1,2-Dichloroethane	5.264	5.225	5.254	5.235	5.245	5.274	5.264	5.254	5.036-5.473	5.252	0.018
	34 Benzene	5.293	5.254	5.293	5.264	5.274	5.303	5.293	5.293	5.075-5.512	5.282	0.018
*	35 1,4-Difluorobenzene	5.469	5.430	5.459	5.440	5.449	5.479	5.469	5.459	5.241-5.677	5.456	0.018
	36 Trichloroethene	5.781	5.732	5.771	5.742	5.752	5.790	5.781	5.771	5.553-5.989	5.764	0.022
	37 1,2-Dichloropropane	5.927	5.878	5.917	5.898	5.898	5.937	5.927	5.917	5.699-6.136	5.912	0.021
	38 Bromodichloromethane	6.132	6.093	6.122	6.102	6.102	6.141	6.132	6.122	5.904-6.340	6.118	0.019
	39 Dibromomethane	6.190	6.151	6.180	6.161	6.161	6.200	6.190	6.180	5.962-6.399	6.176	0.019

Analytical Resources, Inc.
RETENTION TIME SUMMARY REPORT

Method File: /chem1/finn3.i/24OCT06.b/voa8260wb.m
Batch File: /chem1/finn3.i/24OCT06.b
Inst ID: finn3.i

	Compound	RT01	RT02	RT03	RT04	RT05	RT06	RT07	EXPEC RT	RT WINDOW	AVG RT	STD DEV
	40 2-Chloroethyl Vinyl Et	6.356	6.307	6.336	6.317	6.317	6.356	6.346	6.336	6.118-6.555	6.334	0.020
	41 4-Methyl-2-Pentanone	6.375	6.336	6.366	6.346	6.346	6.385	6.375	6.366	6.147-6.584	6.361	0.019
	42 Cis 1,3-dichloropropen	6.590	6.551	6.580	6.561	6.561	6.600	6.590	6.580	6.362-6.798	6.576	0.019
$	43 d8-Toluene	6.834	6.785	6.824	6.795	6.795	6.834	6.824	6.824	6.605-7.042	6.813	0.021
	44 Toluene	6.902	6.863	6.892	6.873	6.873	6.912	6.902	6.892	6.674-7.110	6.888	0.019
	45 Trans 1,3-Dichloroprop	7.048	6.999	7.038	7.019	7.019	7.048	7.048	7.038	6.820-7.257	7.031	0.019
	46 2-Hexanone	7.185	7.146	7.175	7.155	7.155	7.194	7.185	7.175	6.843-7.506	7.171	0.019
	47 1,1,2-Trichloroethane	7.204	7.155	7.194	7.175	7.175	7.214	7.204	7.194	6.976-7.413	7.189	0.021
	48 1,3-Dichloropropane	7.448	7.399	7.438	7.418	7.418	7.457	7.448	7.438	7.106-7.770	7.432	0.021
	49 Tetrachloroethene	7.526	7.477	7.516	7.496	7.496	7.535	7.526	7.516	7.184-7.848	7.510	0.021
	50 Chlorodibromomethane	7.730	7.682	7.721	7.701	7.701	7.740	7.730	7.721	7.389-8.052	7.715	0.021
	51 1,2-Dibromoethane	7.935	7.896	7.925	7.906	7.906	7.945	7.935	7.925	7.707-8.144	7.921	0.019
*	52 d5-Chlorobenzene	8.306	8.267	8.296	8.276	8.276	8.315	8.306	8.296	7.964-8.628	8.292	0.019
	53 Chlorobenzene	8.345	8.306	8.345	8.315	8.315	8.354	8.345	8.345	8.013-8.676	8.332	0.019
	54 Ethyl Benzene	8.384	8.345	8.384	8.354	8.354	8.393	8.384	8.384	8.052-8.715	8.371	0.019
	55 1,1,1,2-Tetrachloroeth	8.384	8.335	8.374	8.345	8.345	8.384	8.374	8.374	8.042-8.706	8.363	0.021
	56 m,p-xylene	8.462	8.423	8.452	8.432	8.432	8.471	8.462	8.452	8.120-8.784	8.448	0.019
	57 Cyclohexanone	+++++	+++++	+++++	+++++	+++++	+++++	+++++	10.960	10.628-11.292	+++++	+++++
	58 o-Xylene	8.929	8.881	8.920	8.890	8.890	8.929	8.920	8.920	8.588-9.251	8.909	0.021
	59 Styrene	8.959	8.920	8.949	8.929	8.929	8.968	8.959	8.949	8.617-9.281	8.945	0.019
	60 Isopropyl Benzene	9.300	9.251	9.290	9.271	9.261	9.310	9.300	9.290	8.855-9.725	9.283	0.022
	61 Bromoform	9.329	9.290	9.329	9.300	9.300	9.339	9.329	9.329	8.894-9.764	9.317	0.019
	62 1,1,2,2-Tetrachloroeth	9.475	9.436	9.475	9.456	9.446	9.495	9.485	9.475	9.040-9.911	9.467	0.021
$	63 4-Bromofluorobenzene	9.573	9.534	9.573	9.544	9.544	9.583	9.573	9.573	9.241-9.905	9.560	0.019

Analytical Resources, Inc.
RETENTION TIME SUMMARY REPORT

Method File: /chem1/finn3.i/24OCT06.b/voa8260wb.m
Batch File: /chem1/finn3.i/24OCT06.b
Inst ID: finn3.i

	Compound	RT01	RT02	RT03	RT04	RT05	RT06	RT07	EXPEC RT	RT WINDOW	AVG RT	STD DEV
64	1,2,3-Trichloropropane	9.631	9.592	9.641	9.612	9.612	9.651	9.641	9.641	9.206-10.076	9.626	0.021
65	Trans-1,4-Dichloro 2-B	9.719	9.670	9.709	9.680	9.680	9.719	9.719	9.709	9.274-10.144	9.700	0.022
66	N-Propyl Benzene	9.729	9.690	9.729	9.700	9.700	9.739	9.729	9.729	9.293-10.164	9.716	0.019
67	Bromobenzene	9.797	9.748	9.787	9.768	9.758	9.807	9.797	9.787	9.352-10.222	9.780	0.022
68	1,3,5-Trimethyl Benzen	9.904	9.856	9.895	9.875	9.875	9.914	9.904	9.895	9.459-10.330	9.889	0.021
69	2-Chloro Toluene	9.934	9.895	9.934	9.904	9.904	9.943	9.934	9.934	9.498-10.369	9.921	0.019
70	4-Chloro Toluene	9.992	9.943	9.982	9.953	9.953	9.992	9.982	9.982	9.547-10.417	9.971	0.021
71	T-Butyl Benzene	10.294	10.245	10.284	10.265	10.265	10.304	10.294	10.284	9.849-10.720	10.279	0.021
72	1,2,4-Trimethylbenzene	10.343	10.294	10.333	10.314	10.304	10.353	10.343	10.333	9.898-10.768	10.326	0.022
73	S-Butyl Benzene	10.538	10.489	10.528	10.509	10.499	10.548	10.538	10.528	10.093-10.963	10.521	0.022
74	4-Isopropyl Toluene	10.684	10.635	10.674	10.655	10.655	10.694	10.684	10.674	10.239-11.109	10.669	0.021
75	1,3-Dichlorobenzene	10.801	10.752	10.791	10.772	10.772	10.811	10.801	10.791	10.356-11.227	10.786	0.021
* 76	d4-1,4-Dichlorobenzene	10.879	10.840	10.879	10.850	10.850	10.889	10.879	10.879	10.444-11.314	10.867	0.019
77	1,4-Dichlorobenzene	10.918	10.869	10.908	10.889	10.889	10.928	10.918	10.908	10.473-11.343	10.903	0.021
78	N-Butyl Benzene	11.152	11.103	11.142	11.123	11.113	11.162	11.152	11.142	10.707-11.577	11.135	0.022
$ 79	d4-1,2-Dichlorobenzene	11.308	11.259	11.298	11.279	11.279	11.318	11.308	11.298	10.863-11.733	11.293	0.021
80	1,2-Dichlorobenzene	11.337	11.289	11.328	11.308	11.308	11.347	11.337	11.328	10.892-11.763	11.322	0.021
81	1,2-Dibromo 3-Chloropr	12.244	12.195	12.234	12.205	12.205	12.244	12.244	12.234	11.799-12.669	12.224	0.022
82	1,2,4-Trichlorobenzene	13.248	13.209	13.238	13.219	13.219	13.258	13.248	13.238	12.803-13.673	13.234	0.019
83	Hexachloro 1,3-Butadie	13.414	13.365	13.404	13.384	13.375	13.423	13.414	13.404	12.969-13.839	13.397	0.022
84	Naphthalene	13.550	13.511	13.550	13.531	13.521	13.560	13.550	13.550	13.115-13.985	13.539	0.018
85	1,2,3-Trichlorobenzene	13.843	13.794	13.833	13.813	13.804	13.852	13.843	13.833	13.398-14.268	13.826	0.022

0139

Analytical Resources, Inc.

Data file : /chem1/finn3.i/24OCT06.b/0021024.d
Lab Smp Id: IC1024 Client Smp ID: VSTD002
Inj Date : 24-OCT-2006 09:53
Operator : pb Inst ID: finn3.i
Smp Info : IC1024,20,20
Misc Info : 06-
Comment :
Method : /chem1/finn3.i/24OCT06.b/voa8260wb.m
Meth Date : 30-Oct-2006 10:11 pat Quant Type: ISTD
Cal Date : 24-OCT-2006 09:53 Cal File: 0021024.d
Als bottle: 1 Calibration Sample, Level: 1
Dil Factor: 1.00000
Integrator: HP RTE Compound Sublist: voa.sub
Target Version: 3.50

Concentration Formula: Amt * DF * Pv / Sa * CpndVariable

Name	Value	Description
DF	1.00000	Dilution Factor
Pv	20.00000	Purge Volume (mL)
Sa	20.00000	Sample Amount (mL)

Cpnd Variable Local Compound Variable

	Compounds	QUANT SIG MASS	RT	EXP RT	REL RT	RESPONSE	AMOUNTS CAL-AMT (ug/L)	AMOUNTS ON-COL (ug/L)
1	Dichlorodifluoromethane	85	1.998	1.979	(0.432)	3240	0.20000	0.2102(M)
2	Chloromethane	50	2.193	2.184	(0.474)	7871	0.20000	0.2185
3	Vinyl Chloride	62	2.281	2.262	(0.493)	6736	0.20000	0.2160(M)
4	Bromomethane	94	2.622	2.603	(0.566)	2597	0.20000	0.2054
5	Chloroethane	64	2.671	2.652	(0.577)	4001	0.20000	0.2035
6	Trichlorofluoromethane	101	2.846	2.837	(0.615)	5593	0.20000	0.2167
8	Acrolein	56	3.139	3.119	(0.678)	900	1.00000	1.011
9	112Trichloro122Trifluoroethane	101	3.129	3.119	(0.676)	3185	0.20000	0.2052
10	Acetone	43	3.178	3.158	(0.686)	2028	1.00000	1.023(M)
11	1,1-Dichloroethene	96	3.275	3.266	(0.707)	3393	0.20000	0.2015
12	Bromoethane	108	3.431	3.422	(0.741)	2391	0.20000	0.2036
13	Iodomethane	142	3.509	3.490	(0.758)	3150	0.20000	0.1786(M)
14	Methylene Chloride	84	3.587	3.578	(0.775)	3855	0.20000	0.2186
15	Acrylonitrile	53	3.665	3.656	(0.792)	718	0.20000	0.2385
16	Methyl tert butyl ether	73	3.675	3.665	(0.794)	5146	0.20000	0.2065
17	Carbon Disulfide	76	3.665	3.646	(0.792)	12545	0.20000	0.2310

Compounds	QUANT SIG MASS	RT	EXP RT	REL RT	RESPONSE	AMOUNTS CAL-AMT (ug/L)	ON-COL (ug/L)
18 Trans-1,2-Dichloroethene	96	3.802	3.782	(0.821)	3908	0.20000	0.2146
20 Vinyl Acetate	43	4.055	4.036	(0.876)	3399	0.20000	0.2248
21 1,1-Dichloroethane	63	4.085	4.075	(0.882)	8462	0.20000	0.2064
22 2-Butanone	43	4.367	4.357	(0.943)	4176	1.00000	1.147
23 2,2-Dichloropropane	77	4.494	4.484	(0.971)	5135	0.20000	0.2290
24 Cis-1,2-Dichloroethene	96	4.523	4.513	(0.977)	3040	0.20000	0.2074
* 25 Pentafluorobenzene	168	4.630	4.621	(1.000)	60491	4.00000	
26 Chloroform	83	4.640	4.630	(1.002)	5198	0.20000	0.2072
27 Bromochloromethane	128	4.777	4.767	(1.032)	746	0.20000	0.1880
$ 28 Dibromofluoromethane	111	4.806	4.796	(1.038)	1960	0.20000	0.1892
29 1,1,1-Trichloroethane	97	4.952	4.942	(1.069)	3323	0.20000	0.1873
30 1,1-Dichloropropene	75	5.069	5.059	(0.927)	3973	0.20000	0.2084
31 Carbon Tetrachloride	117	5.167	5.157	(0.945)	2873	0.20000	0.2107
$ 32 d4-1,2-Dichloroethane	65	5.196	5.186	(1.122)	2343	0.20000	0.1973
33 1,2-Dichloroethane	62	5.264	5.254	(0.963)	3143	0.20000	0.2223
34 Benzene	78	5.293	5.293	(0.968)	10125	0.20000	0.2086
* 35 1,4-Difluorobenzene	114	5.469	5.459	(1.000)	88388	4.00000	
36 Trichloroethene	95	5.781	5.771	(1.057)	2496	0.20000	0.2021
37 1,2-Dichloropropane	63	5.927	5.917	(1.084)	2499	0.20000	0.2015
38 Bromodichloromethane	83	6.132	6.122	(1.121)	2512	0.20000	0.2079
39 Dibromomethane	93	6.190	6.180	(1.132)	770	0.20000	0.1872
40 2-Chloroethyl Vinyl Ether	63	6.356	6.336	(1.162)	213	0.20000	0.1760
41 4-Methyl-2-Pentanone	58	6.375	6.366	(1.166)	1306	1.00000	0.9118
42 Cis 1,3-dichloropropene	75	6.590	6.580	(1.205)	2127	0.20000	0.1849
$ 43 d8-Toluene	98	6.834	6.824	(1.250)	6324	0.20000	0.1800
44 Toluene	92	6.902	6.892	(1.262)	5116	0.20000	0.1911
45 Trans 1,3-Dichloropropene	75	7.048	7.038	(1.289)	1521	0.20000	0.1809
46 2-Hexanone	43	7.185	7.175	(0.865)	2584	1.00000	0.8558
47 1,1,2-Trichloroethane	97	7.204	7.194	(1.317)	1014	0.20000	0.2059
48 1,3-Dichloropropane	76	7.448	7.438	(0.897)	1993	0.20000	0.1960
49 Tetrachloroethene	166	7.526	7.516	(0.906)	2069	0.20000	0.2045
50 Chlorodibromomethane	129	7.730	7.721	(0.931)	990	0.20000	0.2040
51 1,2-Dibromoethane	107	7.935	7.925	(1.451)	849	0.20000	0.1968
52 d5-Chlorobenzene	117	8.306	8.296	(1.000)	69551	4.00000	
53 Chlorobenzene	112	8.345	8.345	(1.005)	4718	0.20000	0.1955
54 Ethyl Benzene	91	8.384	8.384	(1.009)	9459	0.20000	0.2006
55 1,1,1,2-Tetrachloroethane	131	8.384	8.374	(1.009)	1283	0.20000	0.1987
56 m,p-xylene	106	8.462	8.452	(1.019)	5899	0.40000	0.3537
58 o-Xylene	106	8.929	8.920	(1.075)	2803	0.20000	0.1839
59 Styrene	104	8.959	8.949	(1.079)	4095	0.20000	0.1770
60 Isopropyl Benzene	105	9.300	9.290	(0.855)	6619	0.20000	0.1816
61 Bromoform	173	9.329	9.329	(0.858)	408	0.20000	0.1984
62 1,1,2,2-Tetrachloroethane	83	9.475	9.475	(0.871)	1066	0.20000	0.2053
63 4-Bromofluorobenzene	95	9.573	9.573	(1.153)	2100	0.20000	0.1796
64 1,2,3-Trichloropropane	110	9.631	9.641	(0.885)	182	0.20000	0.1791
65 Trans-1,4-Dichloro 2-Butene	53	9.719	9.709	(0.893)	392	0.20000	0.2105
66 N-Propyl Benzene	91	9.729	9.729	(0.894)	9335	0.20000	0.1838

	Compounds	QUANT SIG MASS	RT	EXP RT	REL RT	RESPONSE	AMOUNTS CAL-AMT (ug/L)	ON-COL (ug/L)
	67 Bromobenzene	156	9.797	9.787	(0.901)	1426	0.20000	0.1922
	68 1,3,5-Trimethyl Benzene	105	9.904	9.895	(0.910)	5471	0.20000	0.1695
	69 2-Chloro Toluene	91	9.934	9.934	(0.913)	6928	0.20000	0.1975(M)
	70 4-Chloro Toluene	91	9.992	9.982	(0.918)	6047	0.20000	0.1834
	71 T-Butyl Benzene	119	10.294	10.284	(0.946)	4592	0.20000	0.1691
	72 1,2,4-Trimethylbenzene	105	10.343	10.333	(0.951)	5314	0.20000	0.1658
	73 S-Butyl Benzene	105	10.538	10.528	(0.969)	7078	0.20000	0.1697
	74 4-Isopropyl Toluene	119	10.684	10.674	(0.982)	5179	0.20000	0.1678
	75 1,3-Dichlorobenzene	146	10.801	10.791	(0.993)	2985	0.20000	0.1923
*	76 d4-1,4-Dichlorobenzene	152	10.879	10.879	(1.000)	29333	4.00000	
	77 1,4-Dichlorobenzene	146	10.918	10.908	(1.004)	3108	0.20000	0.2048
	78 N-Butyl Benzene	91	11.152	11.142	(1.025)	6576	0.20000	0.1831
$	79 d4-1,2-Dichlorobenzene	152	11.308	11.298	(1.039)	1566	0.20000	0.2026
	80 1,2-Dichlorobenzene	146	11.337	11.328	(1.042)	2310	0.20000	0.1893
	81 1,2-Dibromo 3-Chloropropane	75	12.244	12.234	(1.125)	84	0.20000	0.1490
	82 1,2,4-Trichlorobenzene	180	13.248	13.238	(1.218)	1391	0.20000	0.1860
	83 Hexachloro 1,3-Butadiene	225	13.414	13.404	(1.233)	1140	0.20000	0.2045
	84 Naphthalene	128	13.550	13.550	(1.246)	1233	0.20000	0.1651
	85 1,2,3-Trichlorobenzene	180	13.843	13.833	(1.272)	1004	0.20000	0.1821

QC Flag Legend

M - Compound response manually integrated.

Analytical Resources, Inc.

INTERNAL STANDARD COMPOUNDS
AREA AND RT SUMMARY

Instrument ID: finn3.i
Lab File ID: 0021024.d
Lab Smp Id: IC1024
Analysis Type: VOA
Quant Type: ISTD
Operator: pb
Method File: /chem1/finn3.i/24OCT06.b/voa8260wb.m
Misc Info: 06-

Calibration Date: 24-OCT-2006
Calibration Time: 11:50
Client Smp ID: VSTD002
Level: LOW
Sample Type: WATER

COMPOUND	STANDARD	AREA LIMIT LOWER	AREA LIMIT UPPER	SAMPLE	%DIFF
25 Pentafluorobenzen	57961	28980	115922	60491	4.37
35 1,4-Difluorobenze	92422	46211	184844	88388	-4.36
52 d5-Chlorobenzene	74379	37190	148758	69551	-6.49
76 d4-1,4-Dichlorobe	33608	16804	67216	29333	-12.72

COMPOUND	STANDARD	RT LIMIT LOWER	RT LIMIT UPPER	SAMPLE	%DIFF
25 Pentafluorobenzen	4.62	4.12	5.12	4.63	0.21
35 1,4-Difluorobenze	5.46	4.96	5.96	5.47	0.18
52 d5-Chlorobenzene	8.30	7.80	8.80	8.31	0.12
76 d4-1,4-Dichlorobe	10.88	10.38	11.38	10.88	0.00

AREA UPPER LIMIT = +100% of internal standard area.
AREA LOWER LIMIT = - 50% of internal standard area.
RT UPPER LIMIT = + 0.50 minutes of internal standard RT.
RT LOWER LIMIT = - 0.50 minutes of internal standard RT.

0144

Data File: /chem1/finn3.i/24OCT06.b/0021024.d
Date : 24-OCT-2006 09:53
Client ID: VSTD002
Sample Info: IC1024,20,20

Instrument: finn3.i

Operator: pb
Column diameter: 0.18

Column phase: RTX502.2

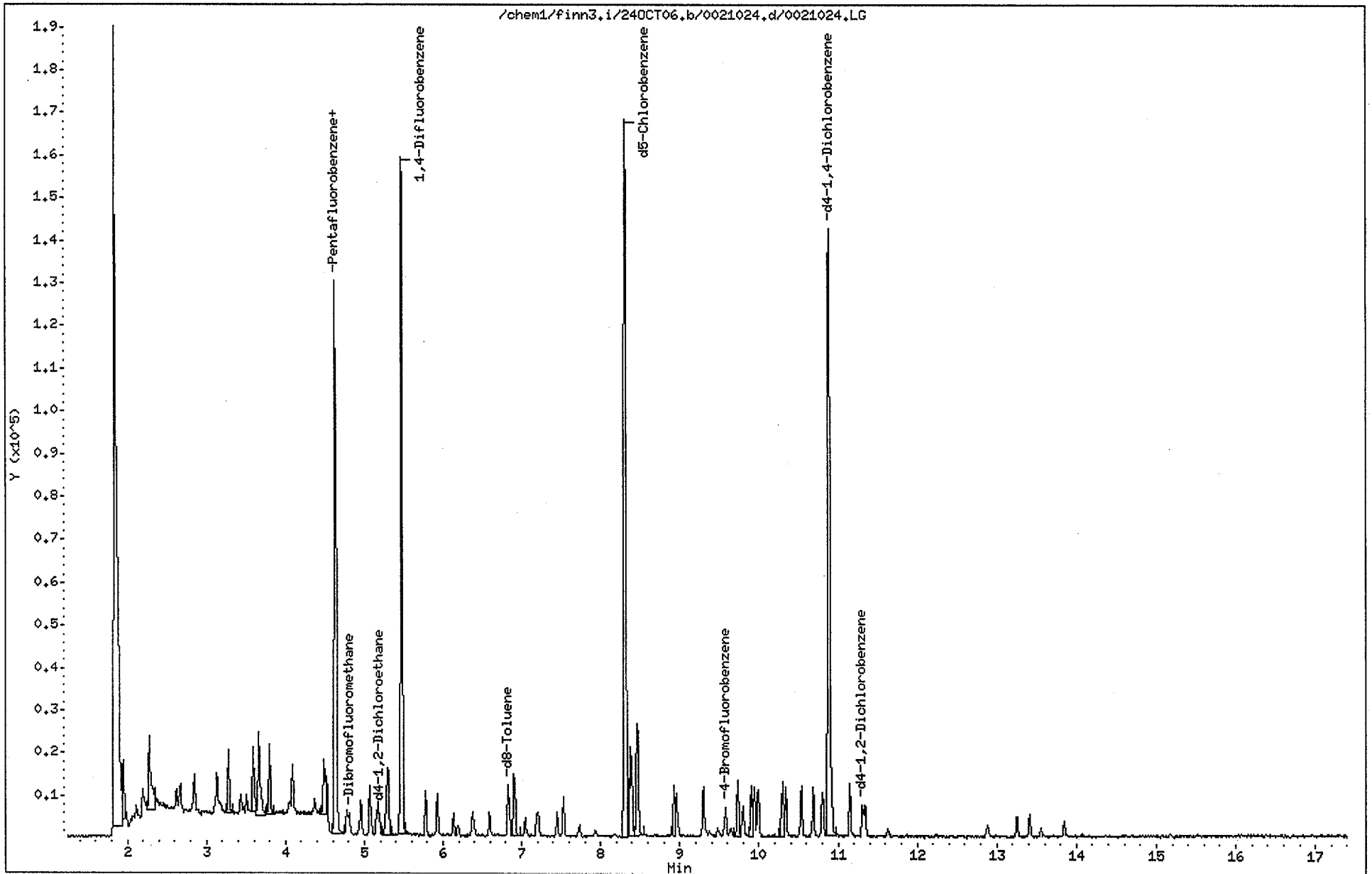

Analytical Resources, Inc.

Data file : /chem1/finn3.i/24OCT06.b/0051024.d
Lab Smp Id: IC1024 Client Smp ID: VSTD005
Inj Date : 24-OCT-2006 10:56
Operator : pb Inst ID: finn3.i
Smp Info : IC1024,20,20
Misc Info : 06-
Comment :
Method : /chem1/finn3.i/24OCT06.b/voa8260wb.m
Meth Date : 30-Oct-2006 10:11 pat Quant Type: ISTD
Cal Date : 24-OCT-2006 10:56 Cal File: 0051024.d
Als bottle: 1 Calibration Sample, Level: 2
Dil Factor: 1.00000
Integrator: HP RTE Compound Sublist: voa.sub
Target Version: 3.50

Concentration Formula: Amt * DF * Pv / Sa * CpndVariable

Name	Value	Description
DF	1.00000	Dilution Factor
Pv	20.00000	Purge Volume (mL)
Sa	20.00000	Sample Amount (mL)

Cpnd Variable Local Compound Variable

	Compounds	QUANT SIG MASS	RT	EXP RT	REL RT	RESPONSE	AMOUNTS CAL-AMT (ug/L)	AMOUNTS ON-COL (ug/L)
1	Dichlorodifluoromethane	85	1.950	1.979	(0.426)	7108	0.50000	0.4718(M)
2	Chloromethane	50	2.154	2.184	(0.470)	17500	0.50000	0.4971
3	Vinyl Chloride	62	2.242	2.262	(0.489)	15350	0.50000	0.5037
4	Bromomethane	94	2.574	2.603	(0.562)	5742	0.50000	0.4648
5	Chloroethane	64	2.622	2.652	(0.572)	9152	0.50000	0.4764
6	Trichlorofluoromethane	101	2.808	2.837	(0.613)	11971	0.50000	0.4746
8	Acrolein	56	3.090	3.119	(0.674)	2018	2.50000	2.319
9	112Trichloro122Trifluoroethane	101	3.090	3.119	(0.674)	7398	0.50000	0.4876
10	Acetone	43	3.129	3.158	(0.683)	4275	2.50000	2.206(M)
11	1,1-Dichloroethene	96	3.236	3.266	(0.706)	7870	0.50000	0.4783
12	Bromoethane	108	3.392	3.422	(0.740)	5464	0.50000	0.4760
13	Iodomethane	142	3.461	3.490	(0.755)	7690	0.50000	0.4463
14	Methylene Chloride	84	3.548	3.578	(0.774)	8319	0.50000	0.4827
15	Acrylonitrile	53	3.626	3.656	(0.791)	1325	0.50000	0.4504
16	Methyl tert butyl ether	73	3.636	3.665	(0.794)	10751	0.50000	0.4415
17	Carbon Disulfide	76	3.617	3.646	(0.789)	26579	0.50000	0.5009

	Compounds	QUANT SIG MASS	RT	EXP RT	REL RT	RESPONSE	AMOUNTS CAL-AMT (ug/L)	AMOUNTS ON-COL (ug/L)
	18 Trans-1,2-Dichloroethene	96	3.753	3.782	(0.819)	8301	0.50000	0.4664
	20 Vinyl Acetate	43	4.007	4.036	(0.874)	6679	0.50000	0.4521
	21 1,1-Dichloroethane	63	4.046	4.075	(0.883)	19108	0.50000	0.4770
	22 2-Butanone	43	4.328	4.357	(0.945)	8345	2.50000	2.346
	23 2,2-Dichloropropane	77	4.445	4.484	(0.970)	10067	0.50000	0.4593
	24 Cis-1,2-Dichloroethene	96	4.484	4.513	(0.979)	7125	0.50000	0.4976
*	25 Pentafluorobenzene	168	4.582	4.621	(1.000)	59111	4.00000	
	26 Chloroform	83	4.601	4.630	(1.004)	11885	0.50000	0.4848
	27 Bromochloromethane	128	4.738	4.767	(1.034)	1668	0.50000	0.4301
$	28 Dibromofluoromethane	111	4.767	4.796	(1.040)	4559	0.50000	0.4503
	29 1,1,1-Trichloroethane	97	4.913	4.942	(1.072)	7904	0.50000	0.4559
	30 1,1-Dichloropropene	75	5.030	5.059	(0.926)	9159	0.50000	0.4706
	31 Carbon Tetrachloride	117	5.118	5.157	(0.943)	6259	0.50000	0.4498
$	32 d4-1,2-Dichloroethane	65	5.147	5.186	(1.123)	5466	0.50000	0.4711
	33 1,2-Dichloroethane	62	5.225	5.254	(0.962)	6449	0.50000	0.4468
	34 Benzene	78	5.254	5.293	(0.968)	22131	0.50000	0.4467
*	35 1,4-Difluorobenzene	114	5.430	5.459	(1.000)	90222	4.00000	
	36 Trichloroethene	95	5.732	5.771	(1.056)	5965	0.50000	0.4732
	37 1,2-Dichloropropane	63	5.878	5.917	(1.083)	5786	0.50000	0.4570
	38 Bromodichloromethane	83	6.093	6.122	(1.122)	5451	0.50000	0.4419
	39 Dibromomethane	93	6.151	6.180	(1.133)	1972	0.50000	0.4696
	40 2-Chloroethyl Vinyl Ether	63	6.307	6.336	(1.162)	441	0.50000	0.3570
	41 4-Methyl-2-Pentanone	58	6.336	6.366	(1.167)	2738	2.50000	1.873
	42 Cis 1,3-dichloropropene	75	6.551	6.580	(1.206)	5066	0.50000	0.4314
$	43 d8-Toluene	98	6.785	6.824	(1.250)	15346	0.50000	0.4278
	44 Toluene	92	6.863	6.892	(1.264)	11563	0.50000	0.4232
	45 Trans 1,3-Dichloropropene	75	6.999	7.038	(1.289)	3512	0.50000	0.4093
	46 2-Hexanone	43	7.146	7.175	(0.864)	6395	2.50000	2.116
	47 1,1,2-Trichloroethane	97	7.155	7.194	(1.318)	2265	0.50000	0.4506
	48 1,3-Dichloropropane	76	7.399	7.438	(0.895)	4554	0.50000	0.4475
	49 Tetrachloroethene	166	7.477	7.516	(0.904)	4974	0.50000	0.4912
	50 Chlorodibromomethane	129	7.682	7.721	(0.929)	2149	0.50000	0.4423
	51 1,2-Dibromoethane	107	7.896	7.925	(1.454)	1918	0.50000	0.4355
*	52 d5-Chlorobenzene	117	8.267	8.296	(1.000)	69624	4.00000	
	53 Chlorobenzene	112	8.306	8.345	(1.005)	11663	0.50000	0.4828
	54 Ethyl Benzene	91	8.345	8.384	(1.009)	22131	0.50000	0.4688
	55 1,1,1,2-Tetrachloroethane	131	8.335	8.374	(1.008)	2930	0.50000	0.4532
	56 m,p-xylene	106	8.423	8.452	(1.019)	14994	1.00000	0.8981
	58 o-Xylene	106	8.881	8.920	(1.074)	6583	0.50000	0.4314
	59 Styrene	104	8.920	8.949	(1.079)	9405	0.50000	0.4061
	60 Isopropyl Benzene	105	9.251	9.290	(0.853)	14835	0.50000	0.3911
	61 Bromoform	173	9.290	9.329	(0.857)	1017	0.50000	0.4751
	62 1,1,2,2-Tetrachloroethane	83	9.436	9.475	(0.870)	2381	0.50000	0.4406
	63 4-Bromofluorobenzene	95	9.534	9.573	(1.153)	4889	0.50000	0.4176
	64 1,2,3-Trichloropropane	110	9.592	9.641	(0.885)	516	0.50000	0.4879
	65 Trans-1,4-Dichloro 2-Butene	53	9.670	9.709	(0.892)	960	0.50000	0.4952
	66 N-Propyl Benzene	91	9.690	9.729	(0.894)	23069	0.50000	0.4363

Compounds	QUANT SIG MASS	RT	EXP RT	REL RT	RESPONSE	AMOUNTS CAL-AMT (ug/L)	AMOUNTS ON-COL (ug/L)
67 Bromobenzene	156	9.748	9.787	(0.899)	3347	0.50000	0.4334
68 1,3,5-Trimethyl Benzene	105	9.856	9.895	(0.909)	13744	0.50000	0.4091
69 2-Chloro Toluene	91	9.895	9.934	(0.913)	16726	0.50000	0.4580
70 4-Chloro Toluene	91	9.943	9.982	(0.917)	16837	0.50000	0.4907
71 T-Butyl Benzene	119	10.245	10.284	(0.945)	12091	0.50000	0.4277
72 1,2,4-Trimethylbenzene	105	10.294	10.333	(0.950)	13414	0.50000	0.4020
73 S-Butyl Benzene	105	10.489	10.528	(0.968)	19021	0.50000	0.4381
74 4-Isopropyl Toluene	119	10.635	10.674	(0.981)	13405	0.50000	0.4172
75 1,3-Dichlorobenzene	146	10.752	10.791	(0.992)	7439	0.50000	0.4604
* 76 d4-1,4-Dichlorobenzene	152	10.840	10.879	(1.000)	30534	4.00000	
77 1,4-Dichlorobenzene	146	10.869	10.908	(1.003)	7532	0.50000	0.4768
78 N-Butyl Benzene	91	11.103	11.142	(1.024)	16183	0.50000	0.4330
$ 79 d4-1,2-Dichlorobenzene	152	11.259	11.298	(1.039)	3773	0.50000	0.4688
80 1,2-Dichlorobenzene	146	11.289	11.328	(1.041)	5823	0.50000	0.4584
81 1,2-Dibromo 3-Chloropropane	75	12.195	12.234	(1.125)	297	0.50000	0.5060
82 1,2,4-Trichlorobenzene	180	13.209	13.238	(1.219)	3354	0.50000	0.4308
83 Hexachloro 1,3-Butadiene	225	13.365	13.404	(1.233)	2792	0.50000	0.4811
84 Naphthalene	128	13.511	13.550	(1.246)	3150	0.50000	0.4053
85 1,2,3-Trichlorobenzene	180	13.794	13.833	(1.272)	2372	0.50000	0.4133

QC Flag Legend

M - Compound response manually integrated.

Analytical Resources, Inc.

INTERNAL STANDARD COMPOUNDS
AREA AND RT SUMMARY

Instrument ID: finn3.i
Lab File ID: 0051024.d
Lab Smp Id: IC1024
Analysis Type: VOA
Quant Type: ISTD
Operator: pb
Method File: /chem1/finn3.i/24OCT06.b/voa8260wb.m
Misc Info: 06-

Calibration Date: 24-OCT-2006
Calibration Time: 11:50
Client Smp ID: VSTD005
Level: LOW
Sample Type: WATER

COMPOUND	STANDARD	AREA LIMIT LOWER	AREA LIMIT UPPER	SAMPLE	%DIFF
25 Pentafluorobenzen	57961	28980	115922	59111	1.98
35 1,4-Difluorobenze	92422	46211	184844	90222	-2.38
52 d5-Chlorobenzene	74379	37190	148758	69624	-6.39
76 d4-1,4-Dichlorobe	33608	16804	67216	30534	-9.15

COMPOUND	STANDARD	RT LIMIT LOWER	RT LIMIT UPPER	SAMPLE	%DIFF
25 Pentafluorobenzen	4.62	4.12	5.12	4.58	-0.84
35 1,4-Difluorobenze	5.46	4.96	5.96	5.43	-0.54
52 d5-Chlorobenzene	8.30	7.80	8.80	8.27	-0.35
76 d4-1,4-Dichlorobe	10.88	10.38	11.38	10.84	-0.36

AREA UPPER LIMIT = +100% of internal standard area.
AREA LOWER LIMIT = - 50% of internal standard area.
RT UPPER LIMIT = + 0.50 minutes of internal standard RT.
RT LOWER LIMIT = - 0.50 minutes of internal standard RT.

Data File: /chem1/finn3.i/24OCT06.b/0051024.d
Date : 24-OCT-2006 10:56
Client ID: VSTD005
Sample Info: IC1024,20,20

Instrument: finn3.i

Operator: pb
Column diameter: 0.18

Column phase: RTX502.2

0149

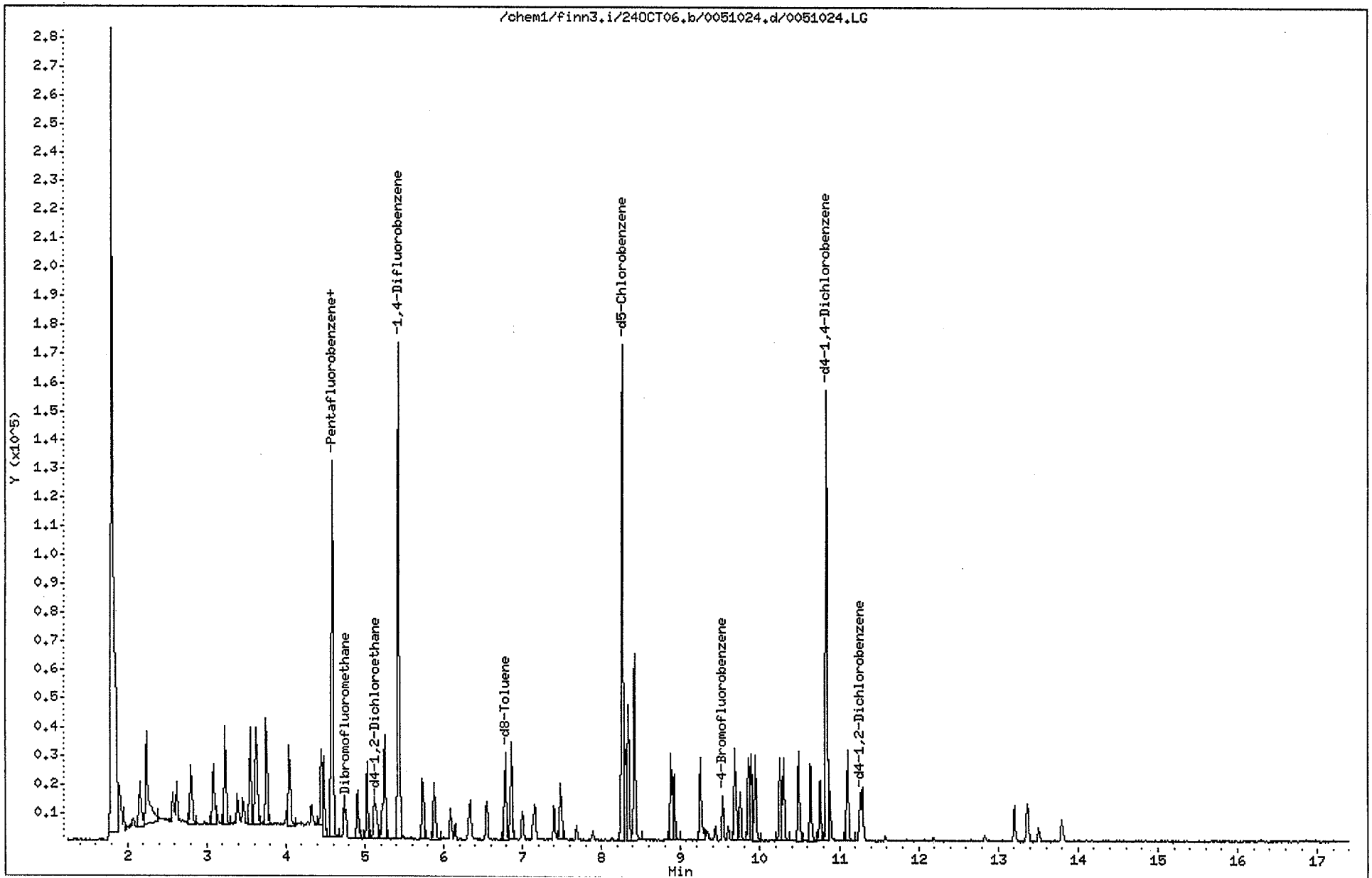

Analytical Resources, Inc.

Data file : /chem1/finn3.i/24OCT06.b/0101024.d
Lab Smp Id: IC1024 Client Smp ID: VSTD010
Inj Date : 24-OCT-2006 15:05
Operator : pb Inst ID: finn3.i
Smp Info : IC1024,20,20
Misc Info : 06-
Comment :
Method : /chem1/finn3.i/24OCT06.b/voa8260wb.m
Meth Date : 30-Oct-2006 10:11 pat Quant Type: ISTD
Cal Date : 24-OCT-2006 15:05 Cal File: 0101024.d
Als bottle: 1 Calibration Sample, Level: 3
Dil Factor: 1.00000
Integrator: HP RTE Compound Sublist: voa.sub
Target Version: 3.50

Concentration Formula: Amt * DF * Pv / Sa * CpndVariable

Name	Value	Description
DF	1.00000	Dilution Factor
Pv	20.00000	Purge Volume (mL)
Sa	20.00000	Sample Amount (mL)

Cpnd Variable Local Compound Variable

Compounds	QUANT SIG MASS	RT	EXP RT	REL RT	RESPONSE	AMOUNTS CAL-AMT (ug/L)	AMOUNTS ON-COL (ug/L)
1 Dichlorodifluoromethane	85	1.979	1.979	(0.428)	14870	1.00000	0.9531(M)
2 Chloromethane	50	2.184	2.184	(0.473)	35332	1.00000	0.9691
3 Vinyl Chloride	62	2.271	2.262	(0.492)	29871	1.00000	0.9464
4 Bromomethane	94	2.613	2.603	(0.565)	12540	1.00000	0.9803
5 Chloroethane	64	2.661	2.652	(0.576)	19666	1.00000	0.9885
6 Trichlorofluoromethane	101	2.837	2.837	(0.614)	24181	1.00000	0.9257
8 Acrolein	56	3.129	3.119	(0.677)	4080	5.00000	4.527
9 112Trichloro122Trifluoroethane	101	3.119	3.119	(0.675)	15377	1.00000	0.9787
10 Acetone	43	3.168	3.158	(0.686)	10254	5.00000	5.110(M)
11 1,1-Dichloroethene	96	3.266	3.266	(0.707)	16179	1.00000	0.9495
12 Bromoethane	108	3.422	3.422	(0.740)	11816	1.00000	0.9941
13 Iodomethane	142	3.500	3.490	(0.757)	16812	1.00000	0.9421
14 Methylene Chloride	84	3.587	3.578	(0.776)	17349	1.00000	0.9721
15 Acrylonitrile	53	3.656	3.656	(0.791)	3114	1.00000	1.022
16 Methyl tert butyl ether	73	3.675	3.665	(0.795)	26518	1.00000	1.052
17 Carbon Disulfide	76	3.656	3.646	(0.791)	50216	1.00000	0.9138

	Compounds	QUANT SIG MASS	RT	EXP RT	REL RT	RESPONSE	AMOUNTS CAL-AMT (ug/L)	AMOUNTS ON-COL (ug/L)
	18 Trans-1,2-Dichloroethene	96	3.792	3.782	(0.821)	18029	1.00000	0.9782
	20 Vinyl Acetate	43	4.046	4.036	(0.876)	13829	1.00000	0.9039
	21 1,1-Dichloroethane	63	4.085	4.075	(0.884)	39885	1.00000	0.9615
	22 2-Butanone	43	4.367	4.357	(0.945)	18147	5.00000	4.925
	23 2,2-Dichloropropane	77	4.484	4.484	(0.970)	22597	1.00000	0.9956
	24 Cis-1,2-Dichloroethene	96	4.523	4.513	(0.979)	14140	1.00000	0.9535
*	25 Pentafluorobenzene	168	4.621	4.621	(1.000)	61216	4.00000	
	26 Chloroform	83	4.640	4.630	(1.004)	23693	1.00000	0.9333
	27 Bromochloromethane	128	4.777	4.767	(1.034)	3772	1.00000	0.9392
$	28 Dibromofluoromethane	111	4.806	4.796	(1.040)	10167	1.00000	0.9697
	29 1,1,1-Trichloroethane	97	4.952	4.942	(1.072)	16361	1.00000	0.9111
	30 1,1-Dichloropropene	75	5.069	5.059	(0.927)	18952	1.00000	0.9533
	31 Carbon Tetrachloride	117	5.157	5.157	(0.943)	12857	1.00000	0.9044
$	32 d4-1,2-Dichloroethane	65	5.186	5.186	(1.122)	12367	1.00000	1.029
	33 1,2-Dichloroethane	62	5.264	5.254	(0.963)	15259	1.00000	1.035
	34 Benzene	78	5.293	5.293	(0.968)	52930	1.00000	1.046
*	35 1,4-Difluorobenzene	114	5.469	5.459	(1.000)	92172	4.00000	
	36 Trichloroethene	95	5.781	5.771	(1.057)	12477	1.00000	0.9688
	37 1,2-Dichloropropane	63	5.927	5.917	(1.084)	12853	1.00000	0.9937
	38 Bromodichloromethane	83	6.132	6.122	(1.121)	11206	1.00000	0.8892
	39 Dibromomethane	93	6.190	6.180	(1.132)	4258	1.00000	0.9925
	40 2-Chloroethyl Vinyl Ether	63	6.346	6.336	(1.160)	1358	1.00000	1.076
	41 4-Methyl-2-Pentanone	58	6.375	6.366	(1.166)	7257	5.00000	4.858
	42 Cis 1,3-dichloropropene	75	6.590	6.580	(1.205)	11165	1.00000	0.9307
$	43 d8-Toluene	98	6.824	6.824	(1.248)	35211	1.00000	0.9608
	44 Toluene	92	6.902	6.892	(1.262)	27561	1.00000	0.9873
	45 Trans 1,3-Dichloropropene	75	7.048	7.038	(1.289)	7455	1.00000	0.8505
	46 2-Hexanone	43	7.185	7.175	(0.865)	14966	5.00000	4.615
	47 1,1,2-Trichloroethane	97	7.204	7.194	(1.317)	4955	1.00000	0.9650
	48 1,3-Dichloropropane	76	7.448	7.438	(0.897)	10830	1.00000	0.9917
	49 Tetrachloroethene	166	7.526	7.516	(0.906)	11126	1.00000	1.024
	50 Chlorodibromomethane	129	7.730	7.721	(0.931)	4398	1.00000	0.8436
	51 1,2-Dibromoethane	107	7.935	7.925	(1.451)	4022	1.00000	0.8939
*	52 d5-Chlorobenzene	117	8.306	8.296	(1.000)	74704	4.00000	
	53 Chlorobenzene	112	8.345	8.345	(1.005)	25348	1.00000	0.9779
	54 Ethyl Benzene	91	8.384	8.384	(1.009)	48892	1.00000	0.9652
	55 1,1,1,2-Tetrachloroethane	131	8.374	8.374	(1.008)	6564	1.00000	0.9463
	56 m,p-xylene	106	8.462	8.452	(1.019)	35761	2.00000	1.996
	58 o-Xylene	106	8.920	8.920	(1.074)	15466	1.00000	0.9446
	59 Styrene	104	8.959	8.949	(1.079)	23000	1.00000	0.9256
	60 Isopropyl Benzene	105	9.300	9.290	(0.855)	40192	1.00000	0.9983
	61 Bromoform	173	9.329	9.329	(0.858)	2154	1.00000	0.9482
	62 1,1,2,2-Tetrachloroethane	83	9.485	9.475	(0.872)	5705	1.00000	0.9947
	63 4-Bromofluorobenzene	95	9.573	9.573	(1.153)	12854	1.00000	1.023
	64 1,2,3-Trichloropropane	110	9.641	9.641	(0.886)	1152	1.00000	1.026
	65 Trans-1,4-Dichloro 2-Butene	53	9.719	9.709	(0.893)	2017	1.00000	0.9803
	66 N-Propyl Benzene	91	9.729	9.729	(0.894)	58730	1.00000	1.047

	Compounds	QUANT SIG MASS	RT	EXP RT	REL RT	RESPONSE	AMOUNTS CAL-AMT (ug/L)	AMOUNTS ON-COL (ug/L)
67	Bromobenzene	156	9.797	9.787	(0.901)	8299	1.00000	1.012
68	1,3,5-Trimethyl Benzene	105	9.904	9.895	(0.910)	35402	1.00000	0.9929
69	2-Chloro Toluene	91	9.934	9.934	(0.913)	42287	1.00000	1.091
70	4-Chloro Toluene	91	9.982	9.982	(0.918)	37538	1.00000	1.031
71	T-Butyl Benzene	119	10.294	10.284	(0.946)	28876	1.00000	0.9624
72	1,2,4-Trimethylbenzene	105	10.343	10.333	(0.951)	36524	1.00000	1.031
73	S-Butyl Benzene	105	10.538	10.528	(0.969)	47367	1.00000	1.028
74	4-Isopropyl Toluene	119	10.684	10.674	(0.982)	34109	1.00000	1.000
75	1,3-Dichlorobenzene	146	10.801	10.791	(0.993)	17780	1.00000	1.037
* 76	d4-1,4-Dichlorobenzene	152	10.879	10.879	(1.000)	32407	4.00000	
77	1,4-Dichlorobenzene	146	10.918	10.908	(1.004)	17554	1.00000	1.047
78	N-Butyl Benzene	91	11.152	11.142	(1.025)	40691	1.00000	1.026
$ 79	d4-1,2-Dichlorobenzene	152	11.308	11.298	(1.039)	8898	1.00000	1.042
80	1,2-Dichlorobenzene	146	11.337	11.328	(1.042)	14259	1.00000	1.058
81	1,2-Dibromo 3-Chloropropane	75	12.244	12.234	(1.125)	711	1.00000	1.141
82	1,2,4-Trichlorobenzene	180	13.248	13.238	(1.218)	8207	1.00000	0.9933
83	Hexachloro 1,3-Butadiene	225	13.414	13.404	(1.233)	6819	1.00000	1.107
84	Naphthalene	128	13.550	13.550	(1.246)	7807	1.00000	0.9464
85	1,2,3-Trichlorobenzene	180	13.843	13.833	(1.272)	6094	1.00000	1.000

QC Flag Legend

M - Compound response manually integrated.

Analytical Resources, Inc.

INTERNAL STANDARD COMPOUNDS
AREA AND RT SUMMARY

Instrument ID: finn3.i
Lab File ID: 0101024.d
Lab Smp Id: IC1024
Analysis Type: VOA
Quant Type: ISTD
Operator: pb
Method File: /chem1/finn3.i/24OCT06.b/voa8260wb.m
Misc Info: 06-

Calibration Date: 24-OCT-2006
Calibration Time: 11:50
Client Smp ID: VSTD010
Level: LOW
Sample Type: WATER

COMPOUND	STANDARD	AREA LIMIT LOWER	AREA LIMIT UPPER	SAMPLE	%DIFF
25 Pentafluorobenzen	57961	28980	115922	61216	5.62
35 1,4-Difluorobenze	92422	46211	184844	92172	-0.27
52 d5-Chlorobenzene	74379	37190	148758	74704	0.44
76 d4-1,4-Dichlorobe	33608	16804	67216	32407	-3.57

COMPOUND	STANDARD	RT LIMIT LOWER	RT LIMIT UPPER	SAMPLE	%DIFF
25 Pentafluorobenzen	4.62	4.12	5.12	4.62	0.00
35 1,4-Difluorobenze	5.46	4.96	5.96	5.47	0.18
52 d5-Chlorobenzene	8.30	7.80	8.80	8.31	0.12
76 d4-1,4-Dichlorobe	10.88	10.38	11.38	10.88	0.00

AREA UPPER LIMIT = +100% of internal standard area.
AREA LOWER LIMIT = - 50% of internal standard area.
RT UPPER LIMIT = + 0.50 minutes of internal standard RT.
RT LOWER LIMIT = - 0.50 minutes of internal standard RT.

Data File: /chem1/finn3.i/24OCT06.b/0101024.d
Date : 24-OCT-2006 15:05
Client ID: VSTD010
Sample Info: IC1024,20,20

Instrument: finn3.i

Operator: pb
Column diameter: 0.18

Column phase: RTX502.2

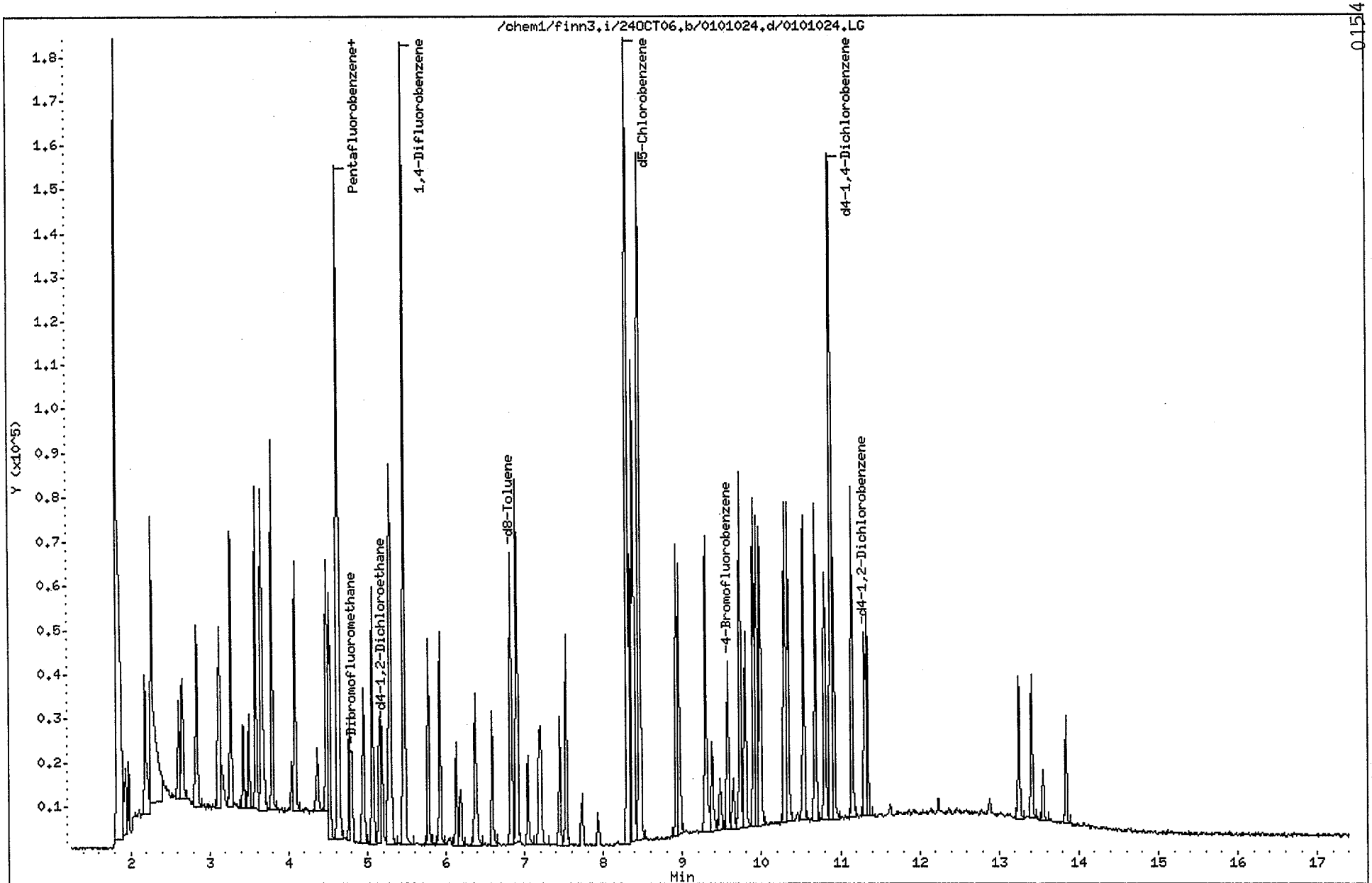

Analytical Resources, Inc.

Data file : /chem1/finn3.i/24OCT06.b/0401024.d
Lab Smp Id: IC1024 Client Smp ID: VSTD040
Inj Date : 24-OCT-2006 11:50
Operator : pb Inst ID: finn3.i
Smp Info : IC1024,20,20
Misc Info : 06-
Comment :
Method : /chem1/finn3.i/24OCT06.b/voa8260wb.m
Meth Date : 30-Oct-2006 10:11 pat Quant Type: ISTD
Cal Date : 24-OCT-2006 11:50 Cal File: 0401024.d
Als bottle: 1 Calibration Sample, Level: 4
Dil Factor: 1.00000
Integrator: HP RTE Compound Sublist: voa.sub
Target Version: 3.50

Concentration Formula: Amt * DF * Pv / Sa * CpndVariable

Name	Value	Description
DF	1.00000	Dilution Factor
Pv	20.00000	Purge Volume (mL)
Sa	20.00000	Sample Amount (mL)

Cpnd Variable Local Compound Variable

	Compounds	QUANT SIG MASS	RT	EXP RT	REL RT	RESPONSE	AMOUNTS CAL-AMT (ug/L)	AMOUNTS ON-COL (ug/L)
1	Dichlorodifluoromethane	85	1.979	1.979	(0.428)	63498	4.00000	4.299
2	Chloromethane	50	2.184	2.184	(0.473)	141769	4.00000	4.107
3	Vinyl Chloride	62	2.262	2.262	(0.489)	127760	4.00000	4.275
4	Bromomethane	94	2.603	2.603	(0.563)	46319	4.00000	3.824
5	Chloroethane	64	2.652	2.652	(0.574)	77385	4.00000	4.108
6	Trichlorofluoromethane	101	2.837	2.837	(0.614)	102527	4.00000	4.145
8	Acrolein	56	3.119	3.119	(0.675)	16603	20.0000	19.459
9	112Trichloro122Trifluoroethane	101	3.119	3.119	(0.675)	59473	4.00000	3.998
10	Acetone	43	3.158	3.158	(0.684)	38652	20.0000	20.343
11	1,1-Dichloroethene	96	3.266	3.266	(0.707)	66127	4.00000	4.099
12	Bromoethane	108	3.422	3.422	(0.740)	44723	4.00000	3.974
13	Iodomethane	142	3.490	3.490	(0.755)	65936	4.00000	3.902
14	Methylene Chloride	84	3.578	3.578	(0.774)	68187	4.00000	4.035
15	Acrylonitrile	53	3.656	3.656	(0.791)	11219	4.00000	3.889
16	Methyl tert butyl ether	73	3.665	3.665	(0.793)	92713	4.00000	3.883
17	Carbon Disulfide	76	3.646	3.646	(0.789)	225224	4.00000	4.329

	Compounds	QUANT SIG MASS	RT	EXP RT	REL RT	RESPONSE	AMOUNTS CAL-AMT (ug/L)	ON-COL (ug/L)
	18 Trans-1,2-Dichloroethene	96	3.782	3.782	(0.819)	68940	4.00000	3.951
	20 Vinyl Acetate	43	4.036	4.036	(0.873)	54651	4.00000	3.773
	21 1,1-Dichloroethane	63	4.075	4.075	(0.882)	158526	4.00000	4.036
	22 2-Butanone	43	4.357	4.357	(0.943)	65392	20.0000	18.745
	23 2,2-Dichloropropane	77	4.484	4.484	(0.970)	83919	4.00000	3.905
	24 Cis-1,2-Dichloroethene	96	4.513	4.513	(0.977)	54213	4.00000	3.861
*	25 Pentafluorobenzene	168	4.621	4.621	(1.000)	57961	4.00000	
	26 Chloroform	83	4.630	4.630	(1.002)	97394	4.00000	4.052
	27 Bromochloromethane	128	4.767	4.767	(1.032)	15907	4.00000	4.183
$	28 Dibromofluoromethane	111	4.796	4.796	(1.038)	39759	4.00000	4.005
	29 1,1,1-Trichloroethane	97	4.942	4.942	(1.070)	69956	4.00000	4.115
	30 1,1-Dichloropropene	75	5.059	5.059	(0.927)	77889	4.00000	3.907
	31 Carbon Tetrachloride	117	5.157	5.157	(0.945)	58457	4.00000	4.101
$	32 d4-1,2-Dichloroethane	65	5.186	5.186	(1.122)	44944	4.00000	3.950
	33 1,2-Dichloroethane	62	5.254	5.254	(0.962)	56908	4.00000	3.849
	34 Benzene	78	5.293	5.293	(0.970)	206204	4.00000	4.063
*	35 1,4-Difluorobenzene	114	5.459	5.459	(1.000)	92422	4.00000	
	36 Trichloroethene	95	5.771	5.771	(1.057)	52895	4.00000	4.096
	37 1,2-Dichloropropane	63	5.917	5.917	(1.084)	51895	4.00000	4.001
	38 Bromodichloromethane	83	6.122	6.122	(1.121)	50499	4.00000	3.996
	39 Dibromomethane	93	6.180	6.180	(1.132)	17136	4.00000	3.983
	40 2-Chloroethyl Vinyl Ether	63	6.336	6.336	(1.161)	5120	4.00000	4.046
	41 4-Methyl-2-Pentanone	58	6.366	6.366	(1.166)	28451	20.0000	18.996
	42 Cis 1,3-dichloropropene	75	6.580	6.580	(1.205)	50485	4.00000	4.197
$	43 d8-Toluene	98	6.824	6.824	(1.250)	146779	4.00000	3.994
	44 Toluene	92	6.892	6.892	(1.262)	116073	4.00000	4.147
	45 Trans 1,3-Dichloropropene	75	7.038	7.038	(1.289)	34514	4.00000	3.927
	46 2-Hexanone	43	7.175	7.175	(0.865)	64414	20.0000	19.949
	47 1,1,2-Trichloroethane	97	7.194	7.194	(1.318)	20263	4.00000	3.935
	48 1,3-Dichloropropane	76	7.438	7.438	(0.897)	43727	4.00000	4.022
	49 Tetrachloroethene	166	7.516	7.516	(0.906)	42615	4.00000	3.939
	50 Chlorodibromomethane	129	7.721	7.721	(0.931)	20719	4.00000	3.991
	51 1,2-Dibromoethane	107	7.925	7.925	(1.452)	18037	4.00000	3.998
*	52 d5-Chlorobenzene	117	8.296	8.296	(1.000)	74379	4.00000	
	53 Chlorobenzene	112	8.345	8.345	(1.006)	99352	4.00000	3.850
	54 Ethyl Benzene	91	8.384	8.384	(1.011)	205973	4.00000	4.084
	55 1,1,1,2-Tetrachloroethane	131	8.374	8.374	(1.009)	28121	4.00000	4.072
	56 m,p-xylene	106	8.452	8.452	(1.019)	145908	8.00000	8.181
	58 o-Xylene	106	8.920	8.920	(1.075)	66823	4.00000	4.099
	59 Styrene	104	8.949	8.949	(1.079)	104004	4.00000	4.204
	60 Isopropyl Benzene	105	9.290	9.290	(0.854)	169187	4.00000	4.052
	61 Bromoform	173	9.329	9.329	(0.858)	9314	4.00000	3.954
	62 1,1,2,2-Tetrachloroethane	83	9.475	9.475	(0.871)	23125	4.00000	3.888
$	63 4-Bromofluorobenzene	95	9.573	9.573	(1.154)	50207	4.00000	4.014
	64 1,2,3-Trichloropropane	110	9.641	9.641	(0.886)	4464	4.00000	3.835
	65 Trans-1,4-Dichloro 2-Butene	53	9.709	9.709	(0.892)	8148	4.00000	3.819
	66 N-Propyl Benzene	91	9.729	9.729	(0.894)	249237	4.00000	4.282

Compounds	QUANT SIG MASS	RT	EXP RT	REL RT	RESPONSE	AMOUNTS CAL-AMT (ug/L)	AMOUNTS ON-COL (ug/L)
67 Bromobenzene	156	9.787	9.787	(0.900)	33540	4.00000	3.946
68 1,3,5-Trimethyl Benzene	105	9.895	9.895	(0.909)	153887	4.00000	4.162
69 2-Chloro Toluene	91	9.934	9.934	(0.913)	168273	4.00000	4.186
70 4-Chloro Toluene	91	9.982	9.982	(0.918)	153613	4.00000	4.067
71 T-Butyl Benzene	119	10.284	10.284	(0.945)	123234	4.00000	3.960
72 1,2,4-Trimethylbenzene	105	10.333	10.333	(0.950)	150323	4.00000	4.093
73 S-Butyl Benzene	105	10.528	10.528	(0.968)	194193	4.00000	4.064
74 4-Isopropyl Toluene	119	10.674	10.674	(0.981)	144526	4.00000	4.087
75 1,3-Dichlorobenzene	146	10.791	10.791	(0.992)	67803	4.00000	3.813
* 76 d4-1,4-Dichlorobenzene	152	10.879	10.879	(1.000)	33608	4.00000	
77 1,4-Dichlorobenzene	146	10.908	10.908	(1.003)	64793	4.00000	3.727
78 N-Butyl Benzene	91	11.142	11.142	(1.024)	161739	4.00000	3.932
$ 79 d4-1,2-Dichlorobenzene	152	11.298	11.298	(1.039)	34146	4.00000	3.855
80 1,2-Dichlorobenzene	146	11.328	11.328	(1.041)	53744	4.00000	3.844
81 1,2-Dibromo 3-Chloropropane	75	12.234	12.234	(1.125)	2252	4.00000	3.485
82 1,2,4-Trichlorobenzene	180	13.238	13.238	(1.217)	30638	4.00000	3.575
83 Hexachloro 1,3-Butadiene	225	13.404	13.404	(1.232)	22863	4.00000	3.580
84 Naphthalene	128	13.550	13.550	(1.246)	29714	4.00000	3.473
85 1,2,3-Trichlorobenzene	180	13.833	13.833	(1.272)	22824	4.00000	3.613

Analytical Resources, Inc.

INTERNAL STANDARD COMPOUNDS
AREA AND RT SUMMARY

Instrument ID: finn3.i
Lab File ID: 0401024.d
Lab Smp Id: IC1024
Analysis Type: VOA
Quant Type: ISTD
Operator: pb
Method File: /chem1/finn3.i/24OCT06.b/voa8260wb.m
Misc Info: 06-

Calibration Date: 24-OCT-2006
Calibration Time: 11:50
Client Smp ID: VSTD040
Level: LOW
Sample Type: WATER

COMPOUND	STANDARD	AREA LIMIT LOWER	AREA LIMIT UPPER	SAMPLE	%DIFF
25 Pentafluorobenzen	57961	28980	115922	57961	0.00
35 1,4-Difluorobenze	92422	46211	184844	92422	0.00
52 d5-Chlorobenzene	74379	37190	148758	74379	0.00
76 d4-1,4-Dichlorobe	33608	16804	67216	33608	0.00

COMPOUND	STANDARD	RT LIMIT LOWER	RT LIMIT UPPER	SAMPLE	%DIFF
25 Pentafluorobenzen	4.62	4.12	5.12	4.62	0.00
35 1,4-Difluorobenze	5.46	4.96	5.96	5.46	0.00
52 d5-Chlorobenzene	8.30	7.80	8.80	8.30	0.00
76 d4-1,4-Dichlorobe	10.88	10.38	11.38	10.88	0.00

AREA UPPER LIMIT = +100% of internal standard area.
AREA LOWER LIMIT = - 50% of internal standard area.
RT UPPER LIMIT = + 0.50 minutes of internal standard RT.
RT LOWER LIMIT = - 0.50 minutes of internal standard RT.

Data File: /chem1/finn3.i/24OCT06.b/0401024.d
Date : 24-OCT-2006 11:50
Client ID: VSTD040
Sample Info: IC1024,20,20

Instrument: finn3.i
Operator: pb
Column diameter: 0.18

Column phase: RTX502.2

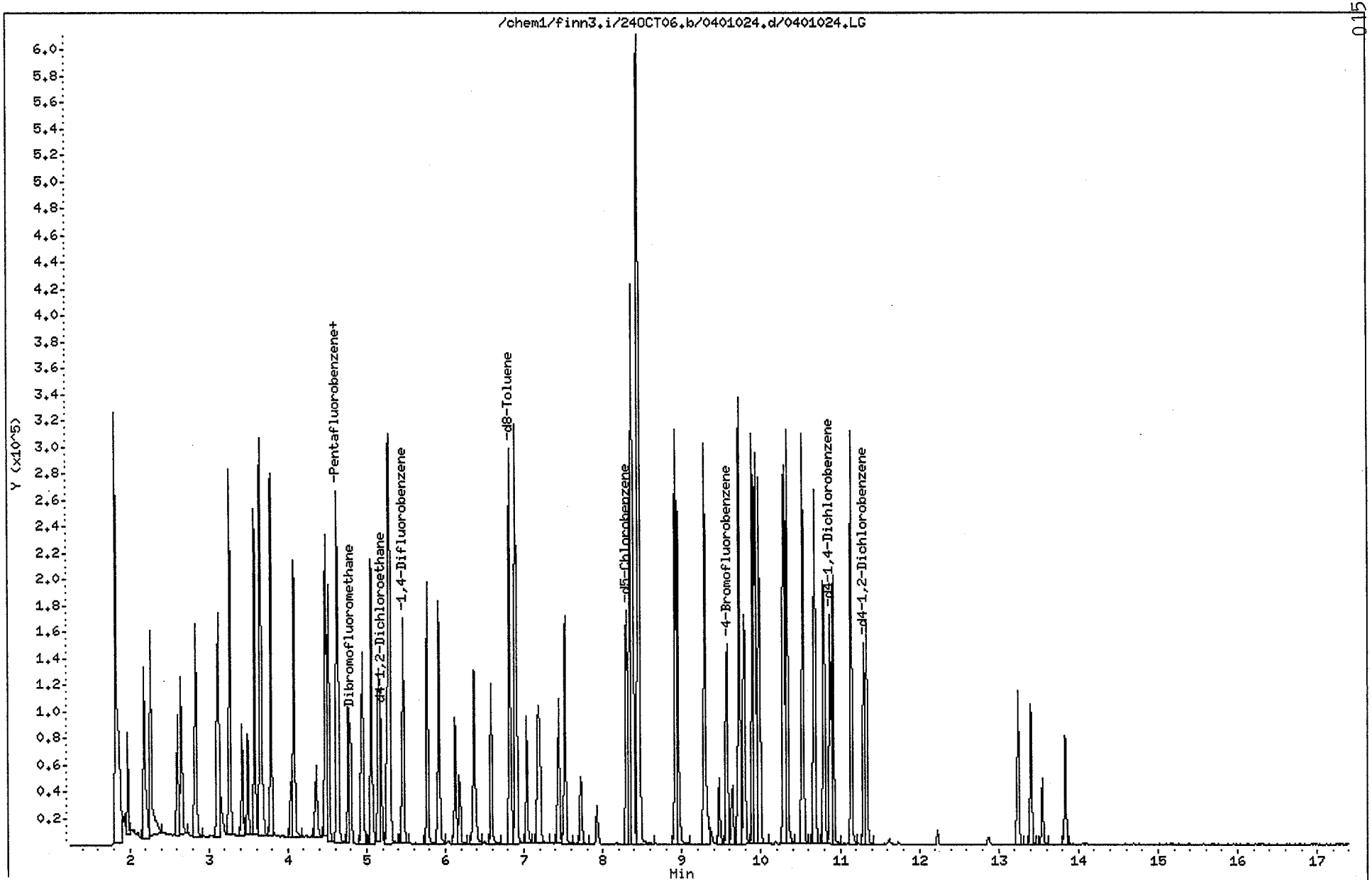

Analytical Resources, Inc.

Data file : /chem1/finn3.i/24OCT06.b/0801024.d
Lab Smp Id: IC1024 Client Smp ID: VSTD080
Inj Date : 24-OCT-2006 13:02
Operator : pb Inst ID: finn3.i
Smp Info : IC1024,20,20
Misc Info : 06-
Comment :
Method : /chem1/finn3.i/24OCT06.b/voa8260wb.m
Meth Date : 30-Oct-2006 10:11 pat Quant Type: ISTD
Cal Date : 24-OCT-2006 13:02 Cal File: 0801024.d
Als bottle: 1 Calibration Sample, Level: 5
Dil Factor: 1.00000
Integrator: HP RTE Compound Sublist: voa.sub
Target Version: 3.50

Concentration Formula: Amt * DF * Pv / Sa * CpndVariable

Name	Value	Description
DF	1.00000	Dilution Factor
Pv	20.00000	Purge Volume (mL)
Sa	20.00000	Sample Amount (mL)

Cpnd Variable Local Compound Variable

	Compounds	QUANT SIG MASS	RT	EXP RT	REL RT	RESPONSE	AMOUNTS CAL-AMT (ug/L)	ON-COL (ug/L)
1	Dichlorodifluoromethane	85	1.950	1.979	(0.425)	127134	8.00000	8.762(M)
2	Chloromethane	50	2.154	2.184	(0.469)	288328	8.00000	8.504
3	Vinyl Chloride	62	2.242	2.262	(0.488)	252902	8.00000	8.616
4	Bromomethane	94	2.583	2.603	(0.563)	99145	8.00000	8.334
5	Chloroethane	64	2.632	2.652	(0.573)	154163	8.00000	8.332
6	Trichlorofluoromethane	101	2.808	2.837	(0.611)	207749	8.00000	8.552
8	Acrolein	56	3.100	3.119	(0.675)	37986	40.0000	45.326
9	112Trichloro122Trifluoroethane	101	3.090	3.119	(0.673)	127071	8.00000	8.697
10	Acetone	43	3.139	3.158	(0.684)	81068	40.0000	43.440
11	1,1-Dichloroethene	96	3.236	3.266	(0.705)	138799	8.00000	8.759
12	Bromoethane	108	3.392	3.422	(0.739)	93449	8.00000	8.454
13	Iodomethane	142	3.470	3.490	(0.756)	148993	8.00000	8.977
14	Methylene Chloride	84	3.558	3.578	(0.775)	144491	8.00000	8.706
15	Acrylonitrile	53	3.626	3.656	(0.790)	23913	8.00000	8.439
16	Methyl tert butyl ether	73	3.636	3.665	(0.792)	203341	8.00000	8.671
17	Carbon Disulfide	76	3.626	3.646	(0.790)	462420	8.00000	9.048

	Compounds	QUANT SIG MASS	RT	EXP RT	REL RT	RESPONSE	AMOUNTS CAL-AMT (ug/L)	ON-COL (ug/L)
	18 Trans-1,2-Dichloroethene	96	3.763	3.782	(0.820)	148508	8.00000	8.665
	20 Vinyl Acetate	43	4.016	4.036	(0.875)	124418	8.00000	8.744
	21 1,1-Dichloroethane	63	4.055	4.075	(0.883)	340506	8.00000	8.826
	22 2-Butanone	43	4.328	4.357	(0.943)	142667	40.0000	41.637
	23 2,2-Dichloropropane	77	4.455	4.484	(0.970)	181829	8.00000	8.614
	24 Cis-1,2-Dichloroethene	96	4.494	4.513	(0.979)	118582	8.00000	8.598
*	25 Pentafluorobenzene	168	4.591	4.621	(1.000)	56930	4.00000	
	26 Chloroform	83	4.611	4.630	(1.004)	204154	8.00000	8.647
	27 Bromochloromethane	128	4.738	4.767	(1.032)	34663	8.00000	9.281
$	28 Dibromofluoromethane	111	4.767	4.796	(1.038)	85978	8.00000	8.818
	29 1,1,1-Trichloroethane	97	4.923	4.942	(1.072)	149915	8.00000	8.977
	30 1,1-Dichloropropene	75	5.040	5.059	(0.927)	171169	8.00000	8.727
	31 Carbon Tetrachloride	117	5.128	5.157	(0.943)	124658	8.00000	8.889
$	32 d4-1,2-Dichloroethane	65	5.157	5.186	(1.123)	96793	8.00000	8.661
	33 1,2-Dichloroethane	62	5.235	5.254	(0.962)	125922	8.00000	8.656
	34 Benzene	78	5.264	5.293	(0.968)	452045	8.00000	9.054
*	35 1,4-Difluorobenzene	114	5.440	5.459	(1.000)	90931	4.00000	
	36 Trichloroethene	95	5.742	5.771	(1.056)	110179	8.00000	8.672
	37 1,2-Dichloropropane	63	5.898	5.917	(1.084)	111533	8.00000	8.741
	38 Bromodichloromethane	83	6.102	6.122	(1.122)	108458	8.00000	8.724
	39 Dibromomethane	93	6.161	6.180	(1.133)	36907	8.00000	8.720
	40 2-Chloroethyl Vinyl Ether	63	6.317	6.336	(1.161)	11046	8.00000	8.872
	41 4-Methyl-2-Pentanone	58	6.346	6.366	(1.167)	68783	40.0000	46.678
	42 Cis 1,3-dichloropropene	75	6.561	6.580	(1.206)	116739	8.00000	9.863
$	43 d8-Toluene	98	6.795	6.824	(1.249)	327339	8.00000	9.054
	44 Toluene	92	6.873	6.892	(1.263)	250844	8.00000	9.108
	45 Trans 1,3-Dichloropropene	75	7.019	7.038	(1.290)	79997	8.00000	9.251
	46 2-Hexanone	43	7.155	7.175	(0.865)	148499	40.0000	45.987
	47 1,1,2-Trichloroethane	97	7.175	7.194	(1.319)	43993	8.00000	8.684
	48 1,3-Dichloropropane	76	7.418	7.438	(0.896)	93718	8.00000	8.619
	49 Tetrachloroethene	166	7.496	7.516	(0.906)	91785	8.00000	8.484
	50 Chlorodibromomethane	129	7.701	7.721	(0.930)	48074	8.00000	9.261
	51 1,2-Dibromoethane	107	7.906	7.925	(1.453)	39109	8.00000	8.811
*	52 d5-Chlorobenzene	117	8.276	8.296	(1.000)	74385	4.00000	
	53 Chlorobenzene	112	8.315	8.345	(1.005)	225608	8.00000	8.741
	54 Ethyl Benzene	91	8.354	8.384	(1.009)	473317	8.00000	9.384
	55 1,1,1,2-Tetrachloroethane	131	8.345	8.374	(1.008)	60025	8.00000	8.691
	56 m,p-xylene	106	8.432	8.452	(1.019)	320961	16.0000	17.995
	58 o-Xylene	106	8.890	8.920	(1.074)	148145	8.00000	9.087
	59 Styrene	104	8.929	8.949	(1.079)	229915	8.00000	9.292
	60 Isopropyl Benzene	105	9.271	9.290	(0.854)	386498	8.00000	9.178
	61 Bromoform	173	9.300	9.329	(0.857)	19967	8.00000	8.404
	62 1,1,2,2-Tetrachloroethane	83	9.456	9.475	(0.872)	49931	8.00000	8.324
$	63 4-Bromofluorobenzene	95	9.544	9.573	(1.153)	111943	8.00000	8.950
	64 1,2,3-Trichloropropane	110	9.612	9.641	(0.886)	10200	8.00000	8.688
	65 Trans-1,4-Dichloro 2-Butene	53	9.680	9.709	(0.892)	17626	8.00000	8.191
	66 N-Propyl Benzene	91	9.700	9.729	(0.894)	549195	8.00000	9.357

Compounds	QUANT SIG MASS	RT	EXP RT	REL RT	RESPONSE	AMOUNTS CAL-AMT (ug/L)	AMOUNTS ON-COL (ug/L)
67 Bromobenzene	156	9.768	9.787	(0.900)	72561	8.00000	8.464
68 1,3,5-Trimethyl Benzene	105	9.875	9.895	(0.910)	342663	8.00000	9.189
69 2-Chloro Toluene	91	9.904	9.934	(0.913)	366380	8.00000	9.038
70 4-Chloro Toluene	91	9.953	9.982	(0.917)	322787	8.00000	8.475
71 T-Butyl Benzene	119	10.265	10.284	(0.946)	282068	8.00000	8.988
72 1,2,4-Trimethylbenzene	105	10.314	10.333	(0.951)	336886	8.00000	9.096
73 S-Butyl Benzene	105	10.509	10.528	(0.969)	455152	8.00000	9.444
74 4-Isopropyl Toluene	119	10.655	10.674	(0.982)	326606	8.00000	9.157
75 1,3-Dichlorobenzene	146	10.772	10.791	(0.993)	151656	8.00000	8.456
* 76 d4-1,4-Dichlorobenzene	152	10.850	10.879	(1.000)	33894	4.00000	
77 1,4-Dichlorobenzene	146	10.889	10.908	(1.004)	144350	8.00000	8.232
78 N-Butyl Benzene	91	11.123	11.142	(1.025)	372725	8.00000	8.984
$ 79 d4-1,2-Dichlorobenzene	152	11.279	11.298	(1.040)	73109	8.00000	8.184
80 1,2-Dichlorobenzene	146	11.308	11.328	(1.042)	118510	8.00000	8.404
81 1,2-Dibromo 3-Chloropropane	75	12.205	12.234	(1.125)	5209	8.00000	7.994
82 1,2,4-Trichlorobenzene	180	13.219	13.238	(1.218)	74317	8.00000	8.600
83 Hexachloro 1,3-Butadiene	225	13.384	13.404	(1.234)	53886	8.00000	8.365
84 Naphthalene	128	13.531	13.550	(1.247)	75415	8.00000	8.741
85 1,2,3-Trichlorobenzene	180	13.813	13.833	(1.273)	54616	8.00000	8.572

QC Flag Legend

M - Compound response manually integrated.

Analytical Resources, Inc.

INTERNAL STANDARD COMPOUNDS
AREA AND RT SUMMARY

Instrument ID: finn3.i
Lab File ID: 0801024.d
Lab Smp Id: IC1024
Analysis Type: VOA
Quant Type: ISTD
Operator: pb
Method File: /chem1/finn3.i/24OCT06.b/voa8260wb.m
Misc Info: 06-

Calibration Date: 24-OCT-2006
Calibration Time: 11:50
Client Smp ID: VSTD080
Level: LOW
Sample Type: WATER

COMPOUND	STANDARD	AREA LIMIT LOWER	AREA LIMIT UPPER	SAMPLE	%DIFF
25 Pentafluorobenzen	57961	28980	115922	56930	-1.78
35 1,4-Difluorobenze	92422	46211	184844	90931	-1.61
52 d5-Chlorobenzene	74379	37190	148758	74385	0.01
76 d4-1,4-Dichlorobe	33608	16804	67216	33894	0.85

COMPOUND	STANDARD	RT LIMIT LOWER	RT LIMIT UPPER	SAMPLE	%DIFF
25 Pentafluorobenzen	4.62	4.12	5.12	4.59	-0.63
35 1,4-Difluorobenze	5.46	4.96	5.96	5.44	-0.36
52 d5-Chlorobenzene	8.30	7.80	8.80	8.28	-0.23
76 d4-1,4-Dichlorobe	10.88	10.38	11.38	10.85	-0.27

AREA UPPER LIMIT = +100% of internal standard area.
AREA LOWER LIMIT = - 50% of internal standard area.
RT UPPER LIMIT = + 0.50 minutes of internal standard RT.
RT LOWER LIMIT = - 0.50 minutes of internal standard RT.

Data File: /chem1/finn3.i/24OCT06.b/0801024.d
Date : 24-OCT-2006 13:02
Client ID: VSTD080
Sample Info: IC1024,20,20

Instrument: finn3.i

Operator: pb
Column diameter: 0.18

Column phase: RTX502.2

0164

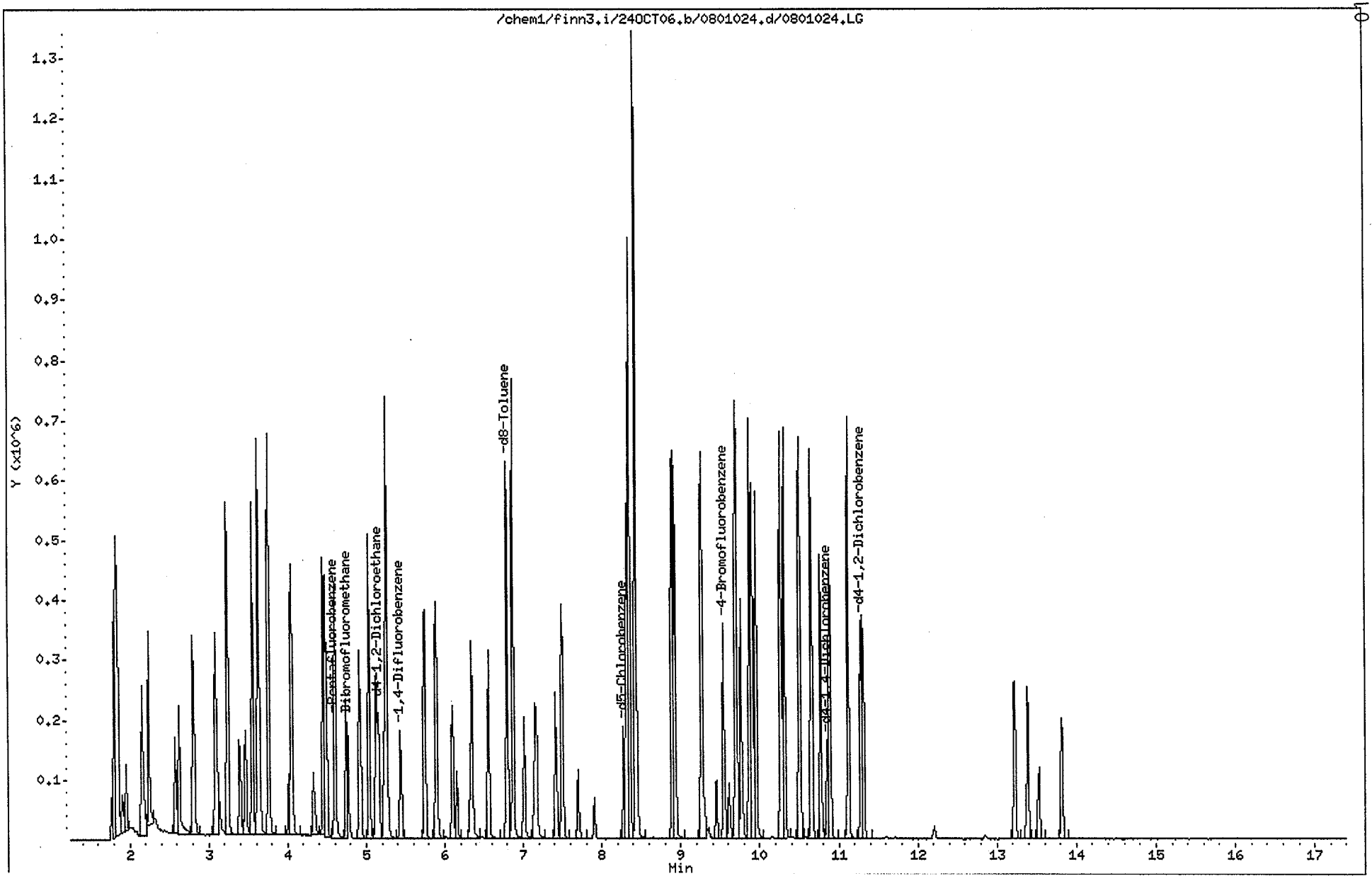

Analytical Resources, Inc.

Data file : /chem1/finn3.i/24OCT06.b/1201024.d
Lab Smp Id: IC1024 Client Smp ID: VSTD120
Inj Date : 24-OCT-2006 13:22
Operator : pb Inst ID: finn3.i
Smp Info : IC1024,20,20
Misc Info : 06-
Comment :
Method : /chem1/finn3.i/24OCT06.b/voa8260wb.m
Meth Date : 30-Oct-2006 10:11 pat Quant Type: ISTD
Cal Date : 24-OCT-2006 13:22 Cal File: 1201024.d
Als bottle: 1 Calibration Sample, Level: 6
Dil Factor: 1.00000
Integrator: HP RTE Compound Sublist: voa.sub
Target Version: 3.50

Concentration Formula: Amt * DF * Pv / Sa * CpndVariable

Name	Value	Description
DF	1.00000	Dilution Factor
Pv	20.00000	Purge Volume (mL)
Sa	20.00000	Sample Amount (mL)

Cpnd Variable Local Compound Variable

	Compounds	QUANT SIG MASS	RT	EXP RT	REL RT	RESPONSE	AMOUNTS CAL-AMT (ug/L)	ON-COL (ug/L)
1	Dichlorodifluoromethane	85	1.969	1.979	(0.428)	176729	12.0000	11.675(M)
2	Chloromethane	50	2.174	2.184	(0.472)	409812	12.0000	11.585
3	Vinyl Chloride	62	2.262	2.262	(0.492)	343814	12.0000	11.227(M)
4	Bromomethane	94	2.593	2.603	(0.564)	152558	12.0000	12.291
5	Chloroethane	64	2.642	2.652	(0.574)	236827	12.0000	12.269(M)
6	Trichlorofluoromethane	101	2.827	2.837	(0.614)	297714	12.0000	11.746
8	Acrolein	56	3.110	3.119	(0.676)	54619	60.0000	62.468
9	112Trichloro122Trifluoroethane	101	3.110	3.119	(0.676)	178845	12.0000	11.732
10	Acetone	43	3.149	3.158	(0.684)	112473	60.0000	57.766
11	1,1-Dichloroethene	96	3.256	3.266	(0.708)	201444	12.0000	12.185
12	Bromoethane	108	3.412	3.422	(0.742)	138906	12.0000	12.044
13	Iodomethane	142	3.480	3.490	(0.756)	226154	12.0000	13.061
14	Methylene Chloride	84	3.568	3.578	(0.775)	195951	12.0000	11.316
15	Acrylonitrile	53	3.636	3.656	(0.790)	32999	12.0000	11.163
16	Methyl tert butyl ether	73	3.656	3.665	(0.794)	293027	12.0000	11.976
17	Carbon Disulfide	76	3.636	3.646	(0.790)	590148	12.0000	11.068

	Compounds	QUANT SIG MASS	RT	EXP RT	REL RT	RESPONSE	AMOUNTS CAL-AMT (ug/L)	ON-COL (ug/L)
	18 Trans-1,2-Dichloroethene	96	3.773	3.782	(0.820)	214224	12.0000	11.980
	20 Vinyl Acetate	43	4.026	4.036	(0.875)	181093	12.0000	12.199
	21 1,1-Dichloroethane	63	4.065	4.075	(0.883)	482832	12.0000	11.996
	22 2-Butanone	43	4.348	4.357	(0.945)	208881	60.0000	58.432
	23 2,2-Dichloropropane	77	4.465	4.484	(0.970)	252670	12.0000	11.474
	24 Cis-1,2-Dichloroethene	96	4.504	4.513	(0.979)	186208	12.0000	12.941
*	25 Pentafluorobenzene	168	4.601	4.621	(1.000)	59395	4.00000	
	26 Chloroform	83	4.621	4.630	(1.004)	300419	12.0000	12.196
	27 Bromochloromethane	128	4.747	4.767	(1.032)	49547	12.0000	12.716
$	28 Dibromofluoromethane	111	4.777	4.796	(1.038)	129049	12.0000	12.686
	29 1,1,1-Trichloroethane	97	4.923	4.942	(1.070)	219812	12.0000	12.617
	30 1,1-Dichloropropene	75	5.050	5.059	(0.927)	251633	12.0000	12.444
	31 Carbon Tetrachloride	117	5.137	5.157	(0.943)	177081	12.0000	12.247
$	32 d4-1,2-Dichloroethane	65	5.167	5.186	(1.123)	138631	12.0000	11.890
	33 1,2-Dichloroethane	62	5.245	5.254	(0.962)	174085	12.0000	11.607
	34 Benzene	78	5.274	5.293	(0.968)	607006	12.0000	11.793
*	35 1,4-Difluorobenzene	114	5.449	5.459	(1.000)	93745	4.00000	
	36 Trichloroethene	95	5.752	5.771	(1.055)	158337	12.0000	12.088
	37 1,2-Dichloropropane	63	5.898	5.917	(1.082)	161343	12.0000	12.265
	38 Bromodichloromethane	83	6.102	6.122	(1.120)	166270	12.0000	12.973
	39 Dibromomethane	93	6.161	6.180	(1.131)	54661	12.0000	12.527
	40 2-Chloroethyl Vinyl Ether	63	6.317	6.336	(1.159)	16480	12.0000	12.840
	41 4-Methyl-2-Pentanone	58	6.346	6.366	(1.165)	103167	60.0000	67.910
	42 Cis 1,3-dichloropropene	75	6.561	6.580	(1.204)	182548	12.0000	14.961
$	43 d8-Toluene	98	6.795	6.824	(1.247)	503468	12.0000	13.508
	44 Toluene	92	6.873	6.892	(1.261)	352433	12.0000	12.413
	45 Trans 1,3-Dichloropropene	75	7.019	7.038	(1.288)	124177	12.0000	13.929
	46 2-Hexanone	43	7.155	7.175	(0.865)	225824	60.0000	69.148
	47 1,1,2-Trichloroethane	97	7.175	7.194	(1.317)	66139	12.0000	12.664
	48 1,3-Dichloropropane	76	7.418	7.438	(0.896)	141480	12.0000	12.865
	49 Tetrachloroethene	166	7.496	7.516	(0.906)	130978	12.0000	11.971
	50 Chlorodibromomethane	129	7.701	7.721	(0.930)	67518	12.0000	12.860
	51 1,2-Dibromoethane	107	7.906	7.925	(1.451)	61032	12.0000	13.337
*	52 d5-Chlorobenzene	117	8.276	8.296	(1.000)	75229	4.00000	
	53 Chlorobenzene	112	8.315	8.345	(1.005)	335227	12.0000	12.843
	54 Ethyl Benzene	91	8.354	8.384	(1.009)	634327	12.0000	12.435
	55 1,1,1,2-Tetrachloroethane	131	8.345	8.374	(1.008)	88255	12.0000	12.635
	56 m,p-xylene	106	8.432	8.452	(1.019)	474349	24.0000	26.296
	58 o-Xylene	106	8.890	8.920	(1.074)	217538	12.0000	13.193
	59 Styrene	104	8.929	8.949	(1.079)	338922	12.0000	13.545
	60 Isopropyl Benzene	105	9.261	9.290	(0.854)	566500	12.0000	13.531
	61 Bromoform	173	9.300	9.329	(0.857)	29433	12.0000	12.460
	62 1,1,2,2-Tetrachloroethane	83	9.446	9.475	(0.871)	74996	12.0000	12.575
$	63 4-Bromofluorobenzene	95	9.544	9.573	(1.153)	167756	12.0000	13.262
	64 1,2,3-Trichloropropane	110	9.612	9.641	(0.886)	14287	12.0000	12.240
	65 Trans-1,4-Dichloro 2-Butene	53	9.680	9.709	(0.892)	25958	12.0000	12.133
	66 N-Propyl Benzene	91	9.700	9.729	(0.894)	715703	12.0000	12.265

Compounds	QUANT SIG MASS	RT	EXP RT	REL RT	RESPONSE	AMOUNTS CAL-AMT (ug/L)	ON-COL (ug/L)
67 Bromobenzene	156	9.758	9.787	(0.899)	109509	12.0000	12.848
68 1,3,5-Trimethyl Benzene	105	9.875	9.895	(0.910)	489760	12.0000	13.210
69 2-Chloro Toluene	91	9.904	9.934	(0.913)	425919	12.0000	10.568
70 4-Chloro Toluene	91	9.953	9.982	(0.917)	454401	12.0000	12.000
71 T-Butyl Benzene	119	10.265	10.284	(0.946)	420888	12.0000	13.490
72 1,2,4-Trimethylbenzene	105	10.304	10.333	(0.950)	499675	12.0000	13.570
73 S-Butyl Benzene	105	10.499	10.528	(0.968)	625573	12.0000	13.055
74 4-Isopropyl Toluene	119	10.655	10.674	(0.982)	480807	12.0000	13.559
75 1,3-Dichlorobenzene	146	10.772	10.791	(0.993)	222078	12.0000	12.455
* 76 d4-1,4-Dichlorobenzene	152	10.850	10.879	(1.000)	33698	4.00000	
77 1,4-Dichlorobenzene	146	10.889	10.908	(1.004)	211528	12.0000	12.134
78 N-Butyl Benzene	91	11.113	11.142	(1.024)	530076	12.0000	12.851
$ 79 d4-1,2-Dichlorobenzene	152	11.279	11.298	(1.040)	110729	12.0000	12.467
80 1,2-Dichlorobenzene	146	11.308	11.328	(1.042)	174111	12.0000	12.419
81 1,2-Dibromo 3-Chloropropane	75	12.205	12.234	(1.125)	7604	12.0000	11.737
82 1,2,4-Trichlorobenzene	180	13.219	13.238	(1.218)	110636	12.0000	12.877
83 Hexachloro 1,3-Butadiene	225	13.375	13.404	(1.233)	76551	12.0000	11.953
84 Naphthalene	128	13.521	13.550	(1.246)	116147	12.0000	13.540
85 1,2,3-Trichlorobenzene	180	13.804	13.833	(1.272)	82947	12.0000	13.095

QC Flag Legend

M - Compound response manually integrated.

Analytical Resources, Inc.

INTERNAL STANDARD COMPOUNDS
AREA AND RT SUMMARY

Instrument ID: finn3.i
Lab File ID: 1201024.d
Lab Smp Id: IC1024
Analysis Type: VOA
Quant Type: ISTD
Operator: pb
Method File: /chem1/finn3.i/24OCT06.b/voa8260wb.m
Misc Info: 06-

Calibration Date: 24-OCT-2006
Calibration Time: 11:50
Client Smp ID: VSTD120
Level: LOW
Sample Type: WATER

		AREA LIMIT			
COMPOUND	STANDARD	LOWER	UPPER	SAMPLE	%DIFF
25 Pentafluorobenzen	57961	28980	115922	59395	2.47
35 1,4-Difluorobenze	92422	46211	184844	93745	1.43
52 d5-Chlorobenzene	74379	37190	148758	75229	1.14
76 d4-1,4-Dichlorobe	33608	16804	67216	33698	0.27

		RT LIMIT			
COMPOUND	STANDARD	LOWER	UPPER	SAMPLE	%DIFF
25 Pentafluorobenzen	4.62	4.12	5.12	4.60	-0.42
35 1,4-Difluorobenze	5.46	4.96	5.96	5.45	-0.18
52 d5-Chlorobenzene	8.30	7.80	8.80	8.28	-0.23
76 d4-1,4-Dichlorobe	10.88	10.38	11.38	10.85	-0.27

AREA UPPER LIMIT = +100% of internal standard area.
AREA LOWER LIMIT = - 50% of internal standard area.
RT UPPER LIMIT = + 0.50 minutes of internal standard RT.
RT LOWER LIMIT = - 0.50 minutes of internal standard RT.

Data File: /chem1/finn3.i/24OCT06.b/1201024.d
Date : 24-OCT-2006 13:22
Client ID: VSTD120
Sample Info: IC1024,20,20

Instrument: finn3.i
Operator: pb
Column diameter: 0.18

Column phase: RTX502.2

0169

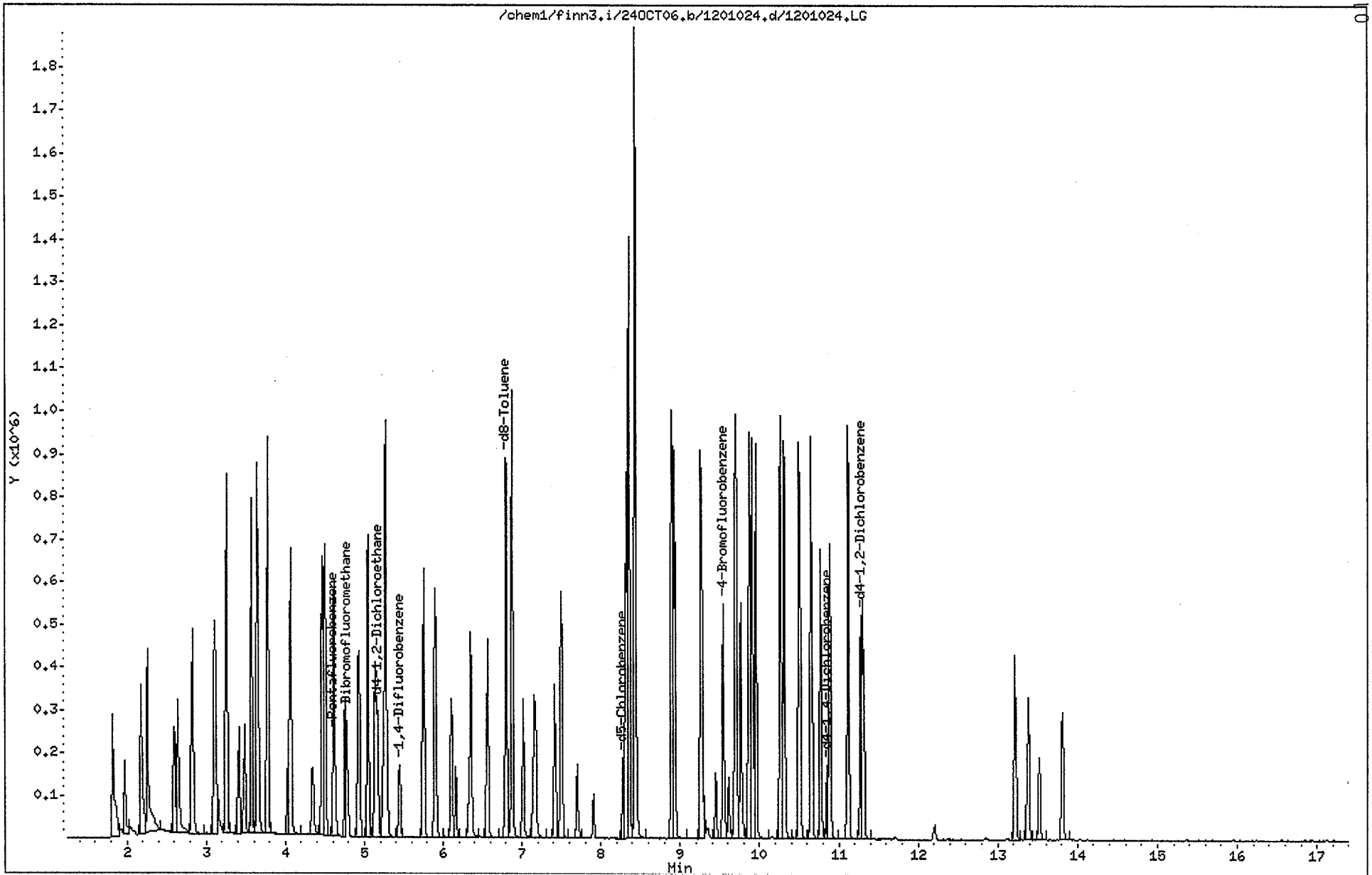

Analytical Resources, Inc.

Data file : /chem1/finn3.i/24OCT06.b/1601024.d
Lab Smp Id: IC1024 Client Smp ID: VSTD160
Inj Date : 24-OCT-2006 13:48
Operator : pb Inst ID: finn3.i
Smp Info : IC1024,20,20
Misc Info : 06-
Comment :
Method : /chem1/finn3.i/24OCT06.b/voa8260wb.m
Meth Date : 30-Oct-2006 10:11 pat Quant Type: ISTD
Cal Date : 24-OCT-2006 13:48 Cal File: 1601024.d
Als bottle: 1 Calibration Sample, Level: 7
Dil Factor: 1.00000
Integrator: HP RTE Compound Sublist: voa.sub
Target Version: 3.50

Concentration Formula: Amt * DF * Pv / Sa * CpndVariable

Name	Value	Description
DF	1.00000	Dilution Factor
Pv	20.00000	Purge Volume (mL)
Sa	20.00000	Sample Amount (mL)

Cpnd Variable Local Compound Variable

	Compounds	QUANT SIG MASS	RT	EXP RT	REL RT	RESPONSE	AMOUNTS CAL-AMT (ug/L)	ON-COL (ug/L)
1	Dichlorodifluoromethane	85	1.989	1.979	(0.429)	210116	16.0000	14.553
2	Chloromethane	50	2.193	2.184	(0.474)	479913	16.0000	14.225
3	Vinyl Chloride	62	2.271	2.262	(0.491)	413520	16.0000	14.158
4	Bromomethane	94	2.613	2.603	(0.564)	197139	16.0000	16.653
5	Chloroethane	64	2.661	2.652	(0.575)	279836	16.0000	15.200
6	Trichlorofluoromethane	101	2.846	2.837	(0.615)	370411	16.0000	15.323
8	Acrolein	56	3.129	3.119	(0.676)	68028	80.0000	81.575
9	112Trichloro122Trifluoroethane	101	3.129	3.119	(0.676)	222380	16.0000	15.295
10	Acetone	43	3.168	3.158	(0.684)	149590	80.0000	80.554
11	1,1-Dichloroethene	96	3.275	3.266	(0.707)	239954	16.0000	15.218
12	Bromoethane	108	3.431	3.422	(0.741)	172874	16.0000	15.716
13	Iodomethane	142	3.500	3.490	(0.756)	287004	16.0000	17.379
14	Methylene Chloride	84	3.587	3.578	(0.775)	245565	16.0000	14.869
15	Acrylonitrile	53	3.665	3.656	(0.792)	41840	16.0000	14.839
16	Methyl tert butyl ether	73	3.675	3.665	(0.794)	365966	16.0000	15.683
17	Carbon Disulfide	76	3.665	3.646	(0.792)	645988	16.0000	12.703

	Compounds	QUANT SIG MASS	RT	EXP RT	REL RT	RESPONSE	AMOUNTS CAL-AMT (ug/L)	ON-COL (ug/L)
	18 Trans-1,2-Dichloroethene	96	3.802	3.782	(0.821)	258391	16.0000	15.150
	20 Vinyl Acetate	43	4.055	4.036	(0.876)	229965	16.0000	16.242
	21 1,1-Dichloroethane	63	4.094	4.075	(0.884)	577647	16.0000	15.047
	22 2-Butanone	43	4.367	4.357	(0.943)	266660	80.0000	78.210
	23 2,2-Dichloropropane	77	4.494	4.484	(0.971)	313123	16.0000	14.908
	24 Cis-1,2-Dichloroethene	96	4.533	4.513	(0.979)	196702	16.0000	14.333
*	25 Pentafluorobenzene	168	4.630	4.621	(1.000)	56649	4.00000	
	26 Chloroform	83	4.650	4.630	(1.004)	357390	16.0000	15.213
	27 Bromochloromethane	128	4.777	4.767	(1.032)	59164	16.0000	15.920
$	28 Dibromofluoromethane	111	4.806	4.796	(1.038)	158805	16.0000	16.368
	29 1,1,1-Trichloroethane	97	4.962	4.942	(1.072)	276114	16.0000	16.617
	30 1,1-Dichloropropene	75	5.079	5.059	(0.927)	299486	16.0000	15.340
	31 Carbon Tetrachloride	117	5.167	5.157	(0.943)	220080	16.0000	15.765
$	32 d4-1,2-Dichloroethane	65	5.196	5.186	(1.122)	174577	16.0000	15.699
	33 1,2-Dichloroethane	62	5.274	5.254	(0.963)	219831	16.0000	15.181
	34 Benzene	78	5.303	5.293	(0.968)	705497	16.0000	14.196
*	35 1,4-Difluorobenzene	114	5.479	5.459	(1.000)	90511	4.00000	
	36 Trichloroethene	95	5.790	5.771	(1.057)	194085	16.0000	15.346
	37 1,2-Dichloropropane	63	5.937	5.917	(1.084)	197057	16.0000	15.515
	38 Bromodichloromethane	83	6.141	6.122	(1.121)	201329	16.0000	16.270
	39 Dibromomethane	93	6.200	6.180	(1.132)	67590	16.0000	16.044
	40 2-Chloroethyl Vinyl Ether	63	6.356	6.336	(1.160)	20212	16.0000	16.310
	41 4-Methyl-2-Pentanone	58	6.385	6.366	(1.165)	131291	80.0000	89.511
	42 Cis 1,3-dichloropropene	75	6.600	6.580	(1.205)	229102	16.0000	19.447
$	43 d8-Toluene	98	6.834	6.824	(1.247)	591774	16.0000	16.444
	44 Toluene	92	6.912	6.892	(1.262)	439118	16.0000	16.019
	45 Trans 1,3-Dichloropropene	75	7.048	7.038	(1.286)	155253	16.0000	18.037
	46 2-Hexanone	43	7.194	7.175	(0.865)	280756	80.0000	86.023
	47 1,1,2-Trichloroethane	97	7.214	7.194	(1.317)	79010	16.0000	15.669
	48 1,3-Dichloropropane	76	7.457	7.438	(0.897)	172023	16.0000	15.653
	49 Tetrachloroethene	166	7.535	7.516	(0.906)	162382	16.0000	14.850
	50 Chlorodibromomethane	129	7.740	7.721	(0.931)	86043	16.0000	16.399
	51 1,2-Dibromoethane	107	7.945	7.925	(1.450)	73439	16.0000	16.622
*	52 d5-Chlorobenzene	117	8.315	8.296	(1.000)	75181	4.00000	
	53 Chlorobenzene	112	8.354	8.345	(1.005)	398056	16.0000	15.259
	54 Ethyl Benzene	91	8.393	8.384	(1.009)	705085	16.0000	13.830
	55 1,1,1,2-Tetrachloroethane	131	8.384	8.374	(1.008)	111291	16.0000	15.943
	56 m,p-xylene	106	8.471	8.452	(1.019)	563322	32.0000	31.248
	58 o-Xylene	106	8.929	8.920	(1.074)	267134	16.0000	16.212
	59 Styrene	104	8.968	8.949	(1.079)	414452	16.0000	16.574
	60 Isopropyl Benzene	105	9.310	9.290	(0.855)	648383	16.0000	16.377
	61 Bromoform	173	9.339	9.329	(0.858)	36893	16.0000	16.515
	62 1,1,2,2-Tetrachloroethane	83	9.495	9.475	(0.872)	93592	16.0000	16.594
$	63 4-Bromofluorobenzene	95	9.583	9.573	(1.152)	205511	16.0000	16.257
	64 1,2,3-Trichloropropane	110	9.651	9.641	(0.886)	18331	16.0000	16.606
	65 Trans-1,4-Dichloro 2-Butene	53	9.719	9.709	(0.893)	33662	16.0000	16.637
	66 N-Propyl Benzene	91	9.739	9.729	(0.894)	794483	16.0000	14.397

Compounds	QUANT SIG MASS	RT	EXP RT	REL RT	RESPONSE	AMOUNTS CAL-AMT (ug/L)	ON-COL (ug/L)
67 Bromobenzene	156	9.807	9.787	(0.901)	134736	16.0000	16.716
68 1,3,5-Trimethyl Benzene	105	9.914	9.895	(0.910)	589711	16.0000	16.820
69 2-Chloro Toluene	91	9.943	9.934	(0.913)	578408	16.0000	15.176
70 4-Chloro Toluene	91	9.992	9.982	(0.918)	569804	16.0000	15.912
71 T-Butyl Benzene	119	10.304	10.284	(0.946)	518892	16.0000	17.586
72 1,2,4-Trimethylbenzene	105	10.353	10.333	(0.951)	581790	16.0000	16.708
73 S-Butyl Benzene	105	10.548	10.528	(0.969)	698323	16.0000	15.411
74 4-Isopropyl Toluene	119	10.694	10.674	(0.982)	552720	16.0000	16.483
75 1,3-Dichlorobenzene	146	10.811	10.791	(0.993)	278589	16.0000	16.522
* 76 d4-1,4-Dichlorobenzene	152	10.889	10.879	(1.000)	31867	4.00000	
77 1,4-Dichlorobenzene	146	10.928	10.908	(1.004)	264678	16.0000	16.055
78 N-Butyl Benzene	91	11.162	11.142	(1.025)	633941	16.0000	16.252
$ 79 d4-1,2-Dichlorobenzene	152	11.318	11.298	(1.039)	131975	16.0000	15.713
80 1,2-Dichlorobenzene	146	11.347	11.328	(1.042)	219138	16.0000	16.528
81 1,2-Dibromo 3-Chloropropane	75	12.244	12.234	(1.124)	9784	16.0000	15.970
82 1,2,4-Trichlorobenzene	180	13.258	13.238	(1.218)	143421	16.0000	17.652
83 Hexachloro 1,3-Butadiene	225	13.423	13.404	(1.233)	96312	16.0000	15.903
84 Naphthalene	128	13.560	13.550	(1.245)	149762	16.0000	18.462
85 1,2,3-Trichlorobenzene	180	13.852	13.833	(1.272)	106119	16.0000	17.715

Analytical Resources, Inc.

INTERNAL STANDARD COMPOUNDS
AREA AND RT SUMMARY

Instrument ID: finn3.i
Lab File ID: 1601024.d
Lab Smp Id: IC1024
Analysis Type: VOA
Quant Type: ISTD
Operator: pb
Method File: /chem1/finn3.i/24OCT06.b/voa8260wb.m
Misc Info: 06-

Calibration Date: 24-OCT-2006
Calibration Time: 11:50
Client Smp ID: VSTD160
Level: LOW
Sample Type: WATER

COMPOUND	STANDARD	AREA LIMIT LOWER	AREA LIMIT UPPER	SAMPLE	%DIFF
25 Pentafluorobenzen	57961	28980	115922	56649	-2.26
35 1,4-Difluorobenze	92422	46211	184844	90511	-2.07
52 d5-Chlorobenzene	74379	37190	148758	75181	1.08
76 d4-1,4-Dichlorobe	33608	16804	67216	31867	-5.18

COMPOUND	STANDARD	RT LIMIT LOWER	RT LIMIT UPPER	SAMPLE	%DIFF
25 Pentafluorobenzen	4.62	4.12	5.12	4.63	0.21
35 1,4-Difluorobenze	5.46	4.96	5.96	5.48	0.36
52 d5-Chlorobenzene	8.30	7.80	8.80	8.32	0.24
76 d4-1,4-Dichlorobe	10.88	10.38	11.38	10.89	0.09

AREA UPPER LIMIT = +100% of internal standard area.
AREA LOWER LIMIT = - 50% of internal standard area.
RT UPPER LIMIT = + 0.50 minutes of internal standard RT.
RT LOWER LIMIT = - 0.50 minutes of internal standard RT.

Data File: /chem1/finn3.i/24OCT06.b/1601024.d
Date : 24-OCT-2006 13:48
Client ID: VSTD160
Sample Info: IC1024,20,20

Instrument: finn3.i

Operator: pb
Column diameter: 0.18

Column phase: RTX502.2

0174

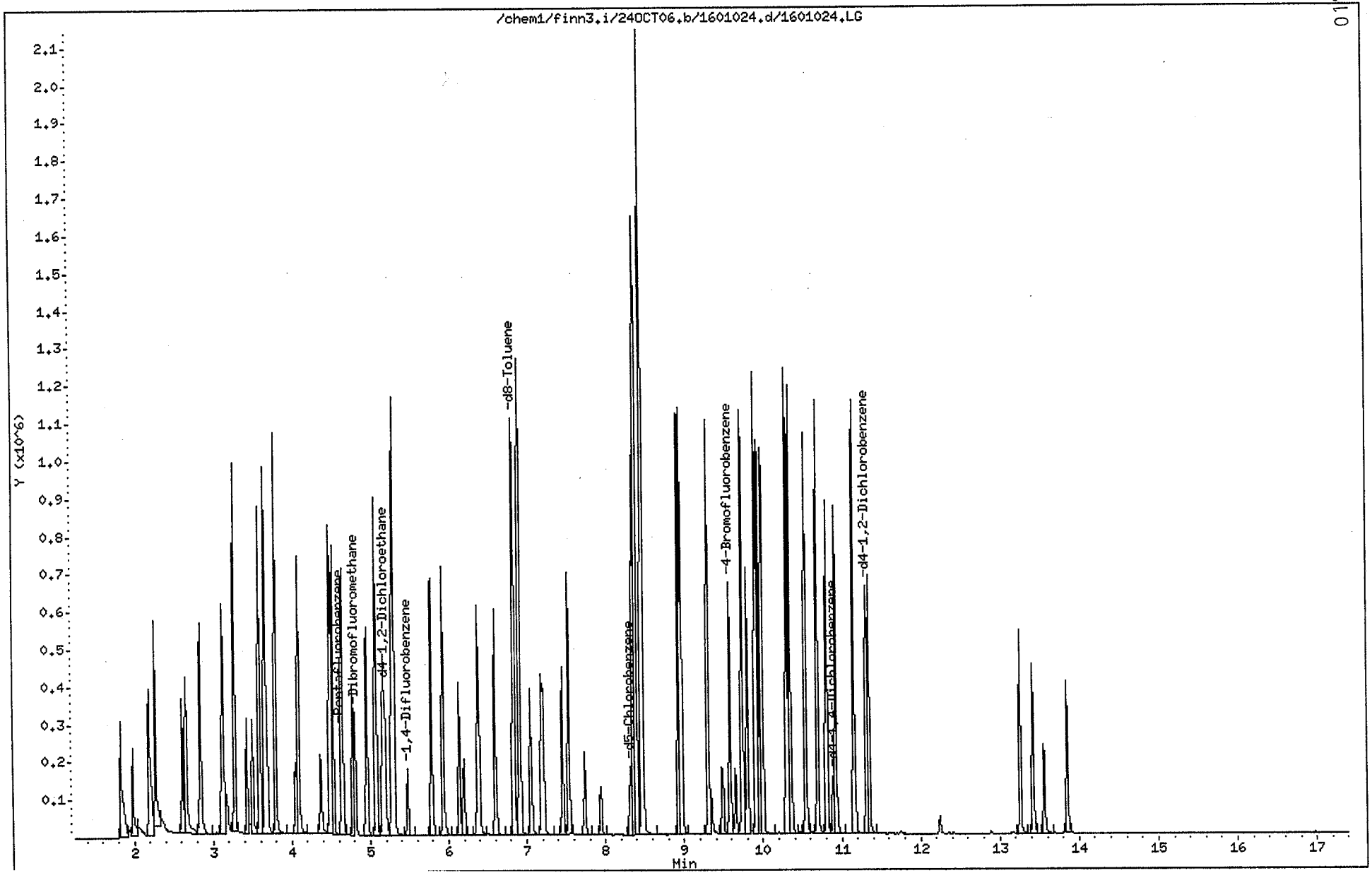

Analytical Resources, Inc.

Data file : /chem1/finn3.i/24OCT06.b/ICV1024.d
Lab Smp Id: ICV1024 Client Smp ID: ICV1024
Inj Date : 24-OCT-2006 16:21
Operator : pb Inst ID: finn3.i
Smp Info : ICV1024,20,20
Misc Info : 06-
Comment :
Method : /chem1/finn3.i/24OCT06.b/voa8260wb.m
Meth Date : 25-Oct-2006 13:49 pat Quant Type: ISTD
Cal Date : 24-OCT-2006 13:48 Cal File: 1601024.d
Als bottle: 1 QC Sample: LCS
Dil Factor: 1.00000
Integrator: HP RTE Compound Sublist: voa.sub
Target Version: 3.50
Processing Host: cserv3

Concentration Formula: Amt * DF * Pv / Sa * CpndVariable

Name	Value	Description
DF	1.00000	Dilution Factor
Pv	20.00000	Purge Volume (mL)
Sa	20.00000	Sample Amount (mL)

Cpnd Variable Local Compound Variable

Compounds	QUANT SIG MASS	RT	EXP RT	REL RT	RESPONSE	CONCENTRATIONS ON-COLUMN (ug/L)	CONCENTRATIONS FINAL (ug/L)
1 Dichlorodifluoromethane	85	1.959	1.979	(0.426)	53954	3.64888	3.649(M)
2 Chloromethane	50	2.164	2.184	(0.470)	121204	3.50778	3.508
3 Vinyl Chloride	62	2.252	2.262	(0.489)	108967	3.64280	3.643
4 Bromomethane	94	2.583	2.603	(0.561)	46523	3.83721	3.837
5 Chloroethane	64	2.632	2.652	(0.572)	69372	3.67922	3.679
6 Trichlorofluoromethane	101	2.817	2.837	(0.612)	96614	3.90235	3.902
8 Acrolein	56	3.110	3.119	(0.676)	10393	12.1685	12.169(R)
9 112Trichloro122Trifluoroethane	101	3.100	3.119	(0.674)	54897	3.68672	3.687
10 Acetone	43	3.139	3.158	(0.682)	35074	18.4417	18.442
11 1,1-Dichloroethene	96	3.246	3.266	(0.706)	62593	3.87604	3.876
12 Bromoethane	108	3.402	3.422	(0.739)	37179	3.30019	3.300
13 Iodomethane	142	3.480	3.490	(0.756)	56660	3.34994	3.350
14 Methylene Chloride	84	3.568	3.578	(0.775)	64366	3.80544	3.805
15 Acrylonitrile	53	3.636	3.656	(0.790)	11148	3.86056	3.861
16 Methyl tert butyl ether	73	3.646	3.665	(0.792)	91750	3.83896	3.839

	Compounds	QUANT SIG MASS	RT	EXP RT	REL RT	RESPONSE	CONCENTRATIONS ON-COLUMN (ug/L)	FINAL (ug/L)
17	Carbon Disulfide	76	3.636	3.646	(0.790)	147318	2.82849	2.828(M)
18	Trans-1,2-Dichloroethene	96	3.773	3.782	(0.820)	68090	3.89813	3.898
20	Vinyl Acetate	43	4.026	4.036	(0.875)	71359	4.92108	4.921(R)
21	1,1-Dichloroethane	63	4.065	4.075	(0.883)	151107	3.84333	3.843
22	2-Butanone	43	4.338	4.357	(0.943)	70179	20.0975	20.098
23	2,2-Dichloropropane	77	4.465	4.484	(0.970)	82070	3.81524	3.815
24	Cis-1,2-Dichloroethene	96	4.504	4.513	(0.979)	56326	4.00744	4.007
* 25	Pentafluorobenzene	168	4.601	4.621	(1.000)	58018	4.00000	
26	Chloroform	83	4.621	4.630	(1.004)	92718	3.85353	3.854
27	Bromochloromethane	128	4.747	4.767	(1.032)	15102	3.96773	3.968(Q)
$ 28	Dibromofluoromethane	111	Compound Not Detected.					
29	1,1,1-Trichloroethane	97	4.933	4.942	(1.072)	65240	3.83350	3.834
30	1,1-Dichloropropene	75	5.050	5.059	(0.927)	75994	3.95651	3.957
31	Carbon Tetrachloride	117	5.137	5.157	(0.943)	55031	4.00688	4.007
$ 32	d4-1,2-Dichloroethane	65	Compound Not Detected.					
33	1,2-Dichloroethane	62	5.245	5.254	(0.962)	54551	3.82914	3.829
34	Benzene	78	5.274	5.293	(0.968)	197314	4.03552	4.036
* 35	1,4-Difluorobenzene	114	5.449	5.459	(1.000)	89048	4.00000	
36	Trichloroethene	95	5.752	5.771	(1.055)	47258	3.79808	3.798
37	1,2-Dichloropropane	63	5.907	5.917	(1.084)	46958	3.75798	3.758
38	Bromodichloromethane	83	6.112	6.122	(1.122)	50258	4.12812	4.128
39	Dibromomethane	93	6.171	6.180	(1.132)	17466	4.21397	4.214
40	2-Chloroethyl Vinyl Ether	63	6.327	6.336	(1.161)	12802	10.5002	10.500(QR)
41	4-Methyl-2-Pentanone	58	6.356	6.366	(1.166)	31963	22.1495	22.150(Q)
42	Cis 1,3-dichloropropene	75	6.570	6.580	(1.206)	46891	4.04569	4.046
$ 43	d8-Toluene	98	Compound Not Detected.					
44	Toluene	92	6.882	6.892	(1.263)	107416	3.98285	3.983
45	Trans 1,3-Dichloropropene	75	7.019	7.038	(1.288)	29345	3.46523	3.465
46	2-Hexanone	43	7.165	7.175	(0.865)	65475	21.2159	21.216
47	1,1,2-Trichloroethane	97	7.185	7.194	(1.318)	19971	4.02574	4.026
48	1,3-Dichloropropane	76	7.428	7.438	(0.896)	41259	3.97031	3.970
49	Tetrachloroethene	166	7.506	7.516	(0.906)	42757	4.13524	4.135
50	Chlorodibromomethane	129	7.711	7.721	(0.931)	19704	3.97155	3.972
51	1,2-Dibromoethane	107	7.916	7.925	(1.453)	17142	3.94362	3.944
* 52	d5-Chlorobenzene	117	8.286	8.296	(1.000)	71090	4.00000	
53	Chlorobenzene	112	8.325	8.345	(1.005)	98711	4.00182	4.002
54	Ethyl Benzene	91	8.364	8.384	(1.009)	213334	4.42543	4.425
55	1,1,1,2-Tetrachloroethane	131	8.354	8.374	(1.008)	25483	3.86072	3.861
56	m,p-xylene	106	8.442	8.452	(1.019)	145022	8.50743	8.507(Q)
58	o-Xylene	106	8.900	8.920	(1.074)	65032	4.17372	4.174
59	Styrene	104	8.939	8.949	(1.079)	104485	4.41871	4.419
60	Isopropyl Benzene	105	9.271	9.290	(0.854)	164850	4.15547	4.155
61	Bromoform	173	9.310	9.329	(0.857)	8351	3.73090	3.731
62	1,1,2,2-Tetrachloroethane	83	9.456	9.475	(0.871)	21311	3.77100	3.771
63	4-Bromofluorobenzene	95	Compound Not Detected.					
64	1,2,3-Trichloropropane	110	9.622	9.641	(0.886)	4773	4.31527	4.315
65	Trans-1,4-Dichloro 2-Butene	53	9.690	9.709	(0.892)	8881	4.38061	4.381

Compounds	QUANT SIG MASS	RT	EXP RT	REL RT	RESPONSE	CONCENTRATIONS ON-COLUMN (ug/L)	FINAL (ug/L)
66 N-Propyl Benzene	91	9.709	9.729	(0.894)	256970	4.64722	4.647
67 Bromobenzene	156	9.768	9.787	(0.899)	33514	4.14958	4.150
68 1,3,5-Trimethyl Benzene	105	9.885	9.895	(0.910)	156926	4.46694	4.467
69 2-Chloro Toluene	91	9.914	9.934	(0.913)	172189	4.50882	4.509
70 4-Chloro Toluene	91	9.963	9.982	(0.917)	152237	4.24264	4.243
71 T-Butyl Benzene	119	10.275	10.284	(0.946)	123218	4.16775	4.168
72 1,2,4-Trimethylbenzene	105	10.323	10.333	(0.951)	157123	4.50330	4.503
73 S-Butyl Benzene	105	10.509	10.528	(0.968)	203090	4.47288	4.473
74 4-Isopropyl Toluene	119	10.665	10.674	(0.982)	153363	4.56430	4.564
75 1,3-Dichlorobenzene	146	10.782	10.791	(0.993)	68246	4.03920	4.039
* 76 d4-1,4-Dichlorobenzene	152	10.860	10.879	(1.000)	31931	4.00000	
77 1,4-Dichlorobenzene	146	10.899	10.908	(1.004)	67351	4.07718	4.077
78 N-Butyl Benzene	91	11.123	11.142	(1.024)	183243	4.68825	4.688
$ 79 d4-1,2-Dichlorobenzene	152	Compound Not Detected.					
80 1,2-Dichlorobenzene	146	11.318	11.328	(1.042)	54781	4.12353	4.124
81 1,2-Dibromo 3-Chloropropane	75	12.215	12.234	(1.125)	2236	3.64246	3.642
82 1,2,4-Trichlorobenzene	180	13.228	13.238	(1.218)	33345	4.09574	4.096
83 Hexachloro 1,3-Butadiene	225	13.384	13.404	(1.232)	26044	4.29169	4.292
84 Naphthalene	128	13.531	13.550	(1.246)	31443	3.86835	3.868
85 1,2,3-Trichlorobenzene	180	13.823	13.833	(1.273)	24006	3.99945	3.999

QC Flag Legend

Q - Qualifier signal failed the ratio test.
R - Spike/Surrogate failed recovery limits.
M - Compound response manually integrated.

7A
VOLATILE CONTINUING CALIBRATION CHECK

Lab Name: ANALYTICAL RESOURCES, INC Contract: ANCHOR ENVIRONMENTAL

Lab Code: ARI Case No.: CHINOOK SDG No.: KG57

Instrument ID: FINN3 Calibration Date: 11/27/06 Time: 1049

Lab File ID: 0401127A Init. Calib. Date(s): 10/24/06 10/24/06

Heated Purge: (Y/N) N Init. Calib. Times: 0953 1505

GC Column: RTX502.2 ID: 0.18 (mm)

COMPOUND	$\overline{RRF}$	RRF4	MIN RRF	%D	MAX %D	
Chloromethane	2.382	1.958	0.100	17.8	20.0	
Vinyl Chloride	2.062	1.894	0.100	8.1	20.0	
Bromomethane	0.836	0.887	0.100	-6.1	20.0	
Chloroethane	1.300	1.089		16.2		
Trichlorofluoromethane	1.707	1.735		-1.6		
Acrolein	0.059	0.043	0.000	27.1	20.0	<-
112Trichloro122Trifluoroetha	1.026	1.007		1.8		
Acetone	0.131	0.117	0.001	10.7	20.0	
1,1-Dichloroethene	1.113	1.086	0.100	2.4	20.0	
Bromoethane	0.777	0.774	0.100	0.4	20.0	
Iodomethane	1.166	1.385		-18.8		
Methylene Chloride	1.166	1.113		4.5		
Acrylonitrile	0.199	0.182	0.001	8.5	20.0	
Carbon Disulfide	3.591	3.686		-2.6		
Trans-1,2-Dichloroethene	1.204	1.259		-4.6		
Vinyl Acetate	1.000	0.916		8.4		
1,1-Dichloroethane	2.710	2.708	0.200	0.1	20.0	
2-Butanone	0.241	0.198	0.001	17.8	20.0	
2,2-Dichloropropane	1.483	1.663		-12.1		
Cis-1,2-Dichloroethene	0.969	0.975		-0.6		
Chloroform	1.659	1.618	0.200	2.5	20.0	
Bromochloromethane	0.262	0.252	0.050	3.8	20.0	
1,1,1-Trichloroethane	1.173	1.208	0.100	-3.0	20.0	
1,1-Dichloropropene	0.863	0.853		1.2		
Carbon Tetrachloride	0.617	0.646	0.100	-4.7	20.0	
1,2-Dichloroethane	0.640	0.696	0.100	-8.8	20.0	
Benzene	2.196	2.265	0.500	-3.1	20.0	
Trichloroethene	0.559	0.551	0.300	1.4	20.0	
1,2-Dichloropropane	0.561	0.565	0.100	-0.7	20.0	
Bromodichloromethane	0.546	0.561	0.100	-2.7	20.0	
Dibromomethane	0.186	0.197		-5.9		
2-Chloroethyl Vinyl Ether	0.055	0.044	0.000	20.0	20.0	<-
4-Methyl-2-Pentanone	0.065	0.060	0.000	7.7	20.0	
Cis 1,3-dichloropropene	0.520	0.561	0.200	-7.9	20.0	
Toluene	1.211	1.313	0.400	-8.4	20.0	
Trans 1,3-Dichloropropene	0.380	0.405	0.100	-6.6	20.0	
2-Hexanone	0.174	0.170		2.3		

All other compounds must meet a minimum RRF of 0.010.

7A
VOLATILE CONTINUING CALIBRATION CHECK

Lab Name: ANALYTICAL RESOURCES, INC Contract: ANCHOR ENVIRONMENTAL

Lab Code: ARI Case No.: CHINOOK SDG No.: KG57

Instrument ID: FINN3 Calibration Date: 11/27/06 Time: 1049

Lab File ID: 0401127A Init. Calib. Date(s): 10/24/06 10/24/06

Heated Purge: (Y/N) N Init. Calib. Times: 0953 1505

GC Column: RTX502.2 ID: 0.18 (mm)

COMPOUND	$\overline{RRF}$	RRF4	MIN RRF	%D	MAX %D	
1,1,2-Trichloroethane	0.223	0.244	0.100	-9.4	20.0	
1,3-Dichloropropane	0.585	0.589	0.100	-0.7	20.0	
Tetrachloroethene	0.582	0.694	0.200	-19.2	20.0	
Chlorodibromomethane	0.279	0.268	0.100	3.9	20.0	
1,2-Dibromoethane	0.195	0.188	0.100	3.6	20.0	
Chlorobenzene	1.388	1.477	0.500	-6.4	20.0	
Ethyl Benzene	2.712	3.031	0.100	-11.8	20.0	
1,1,1,2-Tetrachloroethane	0.371	0.392		-5.7		
m,p-xylene	0.959	1.094	0.300	-14.1	20.0	
o-Xylene	0.876	0.965	0.300	-10.2	20.0	
Styrene	1.330	1.521	0.300	-14.4	20.0	
Bromoform	0.280	0.257		8.2		
1,1,2,2-Tetrachloroethane	0.708	0.595	0.100	16.0	20.0	
1,2,3-Trichloropropane	0.138	0.115		16.7		
Trans-1,4-Dichloro 2-Butene	0.254	0.248	0.001	2.4	20.0	
N-Propyl Benzene	6.927	7.188		-3.8		
Bromobenzene	1.012	1.101		-8.8		
Isopropyl Benzene	4.970	4.787		3.7		
2-Chloro Toluene	4.784	4.725		1.2		
4-Chloro Toluene	4.495	4.509		-0.3		
T-Butyl Benzene	3.704	3.617		2.3		
1,3,5-Trimethyl Benzene	4.401	4.199		4.6		
1,2,4-Trimethylbenzene	4.371	4.204		3.8		
S-Butyl Benzene	5.688	5.835		-2.6		
4-Isopropyl Toluene	4.209	4.314		-2.5		
1,3-Dichlorobenzene	2.116	2.193	0.600	-3.6	20.0	
1,4-Dichlorobenzene	2.069	2.128	0.500	-2.8	20.0	
N-Butyl Benzene	4.896	5.107		-4.3		
1,2-Dichlorobenzene	1.664	1.731	0.400	-4.0	20.0	
1,2-Dibromo 3-Chloropropane	0.077	0.050		35.1		<-
1,2,4-Trichlorobenzene	1.020	1.084		-6.3		
Hexachloro 1,3-Butadiene	0.760	0.824		-8.4		
Naphthalene	1.018	0.900		11.6		
1,2,3-Trichlorobenzene	0.752	0.786		-4.5		
Dichlorodifluoromethane	1.019	0.958		6.0		
Methyl tert butyl ether	1.648	1.572	0.100	4.6	20.0	

All other compounds must meet a minimum RRF of 0.010.

7A
VOLATILE CONTINUING CALIBRATION CHECK

Lab Name: ANALYTICAL RESOURCES, INC Contract: ANCHOR ENVIRONMENTAL

Lab Code: ARI Case No.: CHINOOK SDG No.: KG57

Instrument ID: FINN3 Calibration Date: 11/27/06 Time: 1049

Lab File ID: 0401127A Init. Calib. Date(s): 10/24/06 10/24/06

Heated Purge: (Y/N) N Init. Calib. Times: 0953 1505

GC Column: RTX502.2 ID: 0.18 (mm)

COMPOUND	RRF	RRF4	MIN RRF	%D	MAX %D
d4-1,2-Dichloroethane	0.785	0.858		-9.3	
d8-Toluene	1.590	1.658		-4.3	
4-Bromofluorobenzene	0.672	0.648	0.200	3.6	20.0
d4-1,2-Dichlorobenzene	1.054	1.125		-6.7	
Dibromofluoromethane	0.685	0.654	0.100	4.5	20.0

All other compounds must meet a minimum RRF of 0.010.

Analytical Resources, Inc.

Data file : /chem1/finn3.i/27NOV06.b/0401127A.d
Lab Smp Id: CC1127 Client Smp ID: VSTD040
Inj Date : 27-NOV-2006 10:49
Operator : pb Inst ID: finn3.i
Smp Info : CC1127,20,20
Misc Info : 06-
Comment :
Method : /chem1/finn3.i/27NOV06.b/voa8260wb.m
Meth Date : 27-Nov-2006 11:17 pat Quant Type: ISTD
Cal Date : 24-OCT-2006 13:48 Cal File: 1601024.d
Als bottle: 1 Continuing Calibration Sample
Dil Factor: 1.00000
Integrator: HP RTE Compound Sublist: voa.sub
Target Version: 3.50
Processing Host: cserv3

Concentration Formula: Amt * DF * Pv / Sa * CpndVariable

Name	Value	Description
DF	1.00000	Dilution Factor
Pv	20.00000	Purge Volume (mL)
Sa	20.00000	Sample Amount (mL)

Cpnd Variable Local Compound Variable

Compounds	QUANT SIG MASS	RT	EXP RT	REL RT	RESPONSE	AMOUNTS CAL-AMT (ug/L)	AMOUNTS ON-COL (ug/L)
1 Dichlorodifluoromethane	85	1.989	1.989	(0.430)	36218	4.00000	3.759(M)
2 Chloromethane	50	2.193	2.193	(0.475)	74023	4.00000	3.288(M)
3 Vinyl Chloride	62	2.281	2.281	(0.494)	71600	4.00000	3.673(M)
4 Bromomethane	94	2.613	2.613	(0.565)	33519	4.00000	4.243
5 Chloroethane	64	2.661	2.661	(0.576)	41172	4.00000	3.351
6 Trichlorofluoromethane	101	2.846	2.846	(0.616)	65605	4.00000	4.067
8 Acrolein	56	3.129	3.129	(0.677)	8210	20.0000	14.752
9 112Trichloro122Trifluoroethane	101	3.129	3.129	(0.677)	38062	4.00000	3.923
10 Acetone	43	3.168	3.168	(0.686)	22056	20.0000	17.797
11 1,1-Dichloroethene	96	3.275	3.275	(0.709)	41044	4.00000	3.901
12 Bromoethane	108	3.431	3.431	(0.743)	29278	4.00000	3.988
13 Iodomethane	142	3.500	3.500	(0.757)	52345	4.00000	4.750
14 Methylene Chloride	84	3.587	3.587	(0.776)	42084	4.00000	3.818
15 Acrylonitrile	53	3.656	3.656	(0.791)	6889	4.00000	3.661
16 Methyl tert butyl ether	73	3.675	3.675	(0.795)	59421	4.00000	3.816

	Compounds	QUANT SIG MASS	RT	EXP RT	REL RT	RESPONSE	AMOUNTS CAL-AMT (ug/L)	ON-COL (ug/L)
	17 Carbon Disulfide	76	3.656	3.656	(0.791)	139358	4.00000	4.106
	18 Trans-1,2-Dichloroethene	96	3.792	3.792	(0.821)	47609	4.00000	4.183
	20 Vinyl Acetate	43	4.046	4.046	(0.876)	34652	4.00000	3.667
	21 1,1-Dichloroethane	63	4.085	4.085	(0.884)	102384	4.00000	3.996
	22 2-Butanone	43	4.357	4.357	(0.943)	37413	20.0000	16.443
	23 2,2-Dichloropropane	77	4.484	4.484	(0.970)	62882	4.00000	4.486
	24 Cis-1,2-Dichloroethene	96	4.513	4.513	(0.977)	36864	4.00000	4.025
*	25 Pentafluorobenzene	168	4.621	4.621	(1.000)	37805	4.00000	
	26 Chloroform	83	4.630	4.630	(1.002)	61175	4.00000	3.902
	27 Bromochloromethane	128	4.767	4.767	(1.032)	9511	4.00000	3.835
$	28 Dibromofluoromethane	111	4.796	4.796	(1.038)	24711	4.00000	3.816
	29 1,1,1-Trichloroethane	97	4.942	4.942	(1.070)	45674	4.00000	4.119
	30 1,1-Dichloropropene	75	5.059	5.059	(0.927)	48436	4.00000	3.955
	31 Carbon Tetrachloride	117	5.157	5.157	(0.945)	36690	4.00000	4.189
$	32 d4-1,2-Dichloroethane	65	5.186	5.186	(1.122)	32433	4.00000	4.370
	33 1,2-Dichloroethane	62	5.254	5.254	(0.962)	39523	4.00000	4.351
	34 Benzene	78	5.284	5.284	(0.968)	128604	4.00000	4.125
*	35 1,4-Difluorobenzene	114	5.459	5.459	(1.000)	56782	4.00000	
	36 Trichloroethene	95	5.771	5.771	(1.057)	31292	4.00000	3.944
	37 1,2-Dichloropropane	63	5.917	5.917	(1.084)	32064	4.00000	4.024
	38 Bromodichloromethane	83	6.122	6.122	(1.121)	31876	4.00000	4.106
	39 Dibromomethane	93	6.180	6.180	(1.132)	11200	4.00000	4.238
	40 2-Chloroethyl Vinyl Ether	63	6.336	6.336	(1.161)	2512	4.00000	3.231
	41 4-Methyl-2-Pentanone	58	6.366	6.366	(1.166)	17104	20.0000	18.588
	42 Cis 1,3-dichloropropene	75	6.580	6.580	(1.205)	31864	4.00000	4.311
$	43 d8-Toluene	98	6.814	6.814	(1.248)	94156	4.00000	4.171
	44 Toluene	92	6.892	6.892	(1.262)	74538	4.00000	4.334
	45 Trans 1,3-Dichloropropene	75	7.029	7.029	(1.288)	22987	4.00000	4.257
	46 2-Hexanone	43	7.175	7.175	(0.865)	40368	20.0000	19.637
	47 1,1,2-Trichloroethane	97	7.194	7.194	(1.318)	13865	4.00000	4.383
	48 1,3-Dichloropropane	76	7.438	7.438	(0.897)	27881	4.00000	4.028
	49 Tetrachloroethene	166	7.516	7.516	(0.906)	32888	4.00000	4.775
	50 Chlorodibromomethane	129	7.721	7.721	(0.931)	12711	4.00000	3.846
	51 1,2-Dibromoethane	107	7.925	7.925	(1.452)	10702	4.00000	3.861
*	52 d5-Chlorobenzene	117	8.296	8.296	(1.000)	47354	4.00000	
	53 Chlorobenzene	112	8.335	8.335	(1.005)	69929	4.00000	4.256
	54 Ethyl Benzene	91	8.374	8.374	(1.009)	143520	4.00000	4.470
	55 1,1,1,2-Tetrachloroethane	131	8.364	8.364	(1.008)	18570	4.00000	4.224
	56 m,p-xylene	106	8.452	8.452	(1.019)	103567	8.00000	9.121
	58 o-Xylene	106	8.910	8.910	(1.074)	45688	4.00000	4.402
	59 Styrene	104	8.949	8.949	(1.079)	72014	4.00000	4.572
	60 Isopropyl Benzene	105	9.280	9.280	(0.854)	113501	4.00000	3.853
	61 Bromoform	173	9.319	9.319	(0.857)	6094	4.00000	3.667
	62 1,1,2,2-Tetrachloroethane	83	9.466	9.466	(0.871)	14110	4.00000	3.362
$	63 4-Bromofluorobenzene	95	9.563	9.563	(1.153)	30677	4.00000	3.853
	64 1,2,3-Trichloropropane	110	9.631	9.631	(0.886)	2724	4.00000	3.317
	65 Trans-1,4-Dichloro 2-Butene	53	9.700	9.700	(0.892)	5874	4.00000	3.902

	Compounds	QUANT SIG MASS	RT	EXP RT	REL RT	RESPONSE	AMOUNTS CAL-AMT (ug/L)	ON-COL (ug/L)
	66 N-Propyl Benzene	91	9.719	9.719	(0.894)	170425	4.00000	4.151
	67 Bromobenzene	156	9.778	9.778	(0.900)	26105	4.00000	4.353
	68 1,3,5-Trimethyl Benzene	105	9.885	9.885	(0.909)	99568	4.00000	3.817
	69 2-Chloro Toluene	91	9.924	9.924	(0.913)	112032	4.00000	3.951
	70 4-Chloro Toluene	91	9.973	9.973	(0.917)	106910	4.00000	4.013
	71 T-Butyl Benzene	119	10.284	10.284	(0.946)	85770	4.00000	3.907
	72 1,2,4-Trimethylbenzene	105	10.323	10.323	(0.950)	99675	4.00000	3.847
	73 S-Butyl Benzene	105	10.518	10.518	(0.968)	138359	4.00000	4.104
	74 4-Isopropyl Toluene	119	10.674	10.674	(0.982)	102283	4.00000	4.100
	75 1,3-Dichlorobenzene	146	10.782	10.782	(0.992)	51997	4.00000	4.145
*	76 d4-1,4-Dichlorobenzene	152	10.869	10.869	(1.000)	23710	4.00000	
	77 1,4-Dichlorobenzene	146	10.908	10.908	(1.004)	50468	4.00000	4.114
	78 N-Butyl Benzene	91	11.133	11.133	(1.024)	121081	4.00000	4.172
$	79 d4-1,2-Dichlorobenzene	152	11.289	11.289	(1.039)	26668	4.00000	4.268
	80 1,2-Dichlorobenzene	146	11.328	11.328	(1.042)	41048	4.00000	4.161
	81 1,2-Dibromo 3-Chloropropane	75	12.224	12.224	(1.125)	1196	4.00000	2.624
	82 1,2,4-Trichlorobenzene	180	13.238	13.238	(1.218)	25708	4.00000	4.253
	83 Hexachloro 1,3-Butadiene	225	13.394	13.394	(1.232)	19531	4.00000	4.334
	84 Naphthalene	128	13.540	13.540	(1.246)	21353	4.00000	3.538
	85 1,2,3-Trichlorobenzene	180	13.823	13.823	(1.272)	18639	4.00000	4.182

QC Flag Legend

M - Compound response manually integrated.

Analytical Resources, Inc.

INTERNAL STANDARD COMPOUNDS
AREA AND RT SUMMARY

Instrument ID: finn3.i
Lab File ID: 0401127A.d
Lab Smp Id: CC1127
Analysis Type: VOA
Quant Type: ISTD
Operator: pb
Method File: /chem1/finn3.i/27NOV06.b/voa8260wb.m
Misc Info: 06-

Calibration Date: 27-NOV-2006
Calibration Time: 10:07
Client Smp ID: VSTD040
Level: LOW
Sample Type: WATER

COMPOUND	STANDARD	AREA LIMIT LOWER	AREA LIMIT UPPER	SAMPLE	%DIFF
25 Pentafluorobenzen	33229	16614	66458	37805	13.77
35 1,4-Difluorobenze	47512	23756	95024	56782	19.51
52 d5-Chlorobenzene	39025	19512	78050	47354	21.34
76 d4-1,4-Dichlorobe	19189	9594	38378	23710	23.56

COMPOUND	STANDARD	RT LIMIT LOWER	RT LIMIT UPPER	SAMPLE	%DIFF
25 Pentafluorobenzen	4.65	4.15	5.15	4.62	-0.63
35 1,4-Difluorobenze	5.49	4.99	5.99	5.46	-0.53
52 d5-Chlorobenzene	8.33	7.83	8.83	8.30	-0.35
76 d4-1,4-Dichlorobe	10.90	10.40	11.40	10.87	-0.27

AREA UPPER LIMIT = +100% of internal standard area.
AREA LOWER LIMIT = - 50% of internal standard area.
RT UPPER LIMIT = + 0.50 minutes of internal standard RT.
RT LOWER LIMIT = - 0.50 minutes of internal standard RT.

Analytical Resources, Inc.

CONTINUING CALIBRATION COMPOUNDS

Instrument ID: finn3.i Injection Date: 27-NOV-2006 10:49
Lab File ID: 0401127A.d Init. Cal. Date(s): 24-OCT-2006 24-OCT-2006
Analysis Type: WATER Init. Cal. Times: 09:53 15:05
Lab Sample ID: CC1127 Quant Type: ISTD
Method: /chem1/finn3.i/27NOV06.b/voa8260wb.m

COMPOUND	RRF / AMOUNT	RF4	MIN RRF	%D / %DRIFT	MAX %D / %DRIFT	CURVE TYPE	
1 Dichlorodifluoromethane	1.01944	0.95802	0.010	6.02465	20.00000	Averaged	
2 Chloromethane	2.38222	1.95802	0.100	17.80697	20.00000	Averaged	
3 Vinyl Chloride	2.06232	1.89393	0.100	8.16524	20.00000	Averaged	
4 Bromomethane	0.83589	0.88663	0.100	-6.07001	20.00000	Averaged	
5 Chloroethane	1.29995	1.08906	0.010	16.22265	20.00000	Averaged	
6 Trichlorofluoromethane	1.70691	1.73535	0.010	-1.66631	20.00000	Averaged	
8 Acrolein	0.05888	0.04343	0.000	26.23939	20.00000	Averaged	<-
9 112Trichloro122Trifluoroeth	1.02661	1.00680	0.010	1.92981	20.00000	Averaged	
10 Acetone	0.13112	0.11668	0.001	11.01330	20.00000	Averaged	
11 1,1-Dichloroethene	1.11336	1.08568	0.100	2.48639	20.00000	Averaged	
12 Bromoethane	0.77670	0.77445	0.100	0.29044	20.00000	Averaged	
13 Iodomethane	1.16610	1.38461	0.010	-18.73781	20.00000	Averaged	
14 Methylene Chloride	1.16614	1.11319	0.010	4.54057	20.00000	Averaged	
15 Acrylonitrile	0.19909	0.18222	0.001	8.47019	20.00000	Averaged	
16 Methyl tert butyl ether	1.64775	1.57178	0.100	4.61048	20.00000	Averaged	
17 Carbon Disulfide	3.59086	3.68623	0.010	-2.65587	20.00000	Averaged	
18 Trans-1,2-Dichloroethene	1.20427	1.25933	0.010	-4.57210	20.00000	Averaged	
20 Vinyl Acetate	0.99974	0.91660	0.010	8.31605	20.00000	Averaged	
21 1,1-Dichloroethane	2.71065	2.70821	0.200	0.09004	20.00000	Averaged	
22 2-Butanone	0.24075	0.19793	0.001	17.78678	20.00000	Averaged	
23 2,2-Dichloropropane	1.48306	1.66332	0.010	-12.15460	20.00000	Averaged	
24 Cis-1,2-Dichloroethene	0.96903	0.97511	0.010	-0.62682	20.00000	Averaged	
26 Chloroform	1.65883	1.61817	0.200	2.45116	20.00000	Averaged	
27 Bromochloromethane	0.26242	0.25158	0.050	4.12888	20.00000	Averaged	
$ 28 Dibromofluoromethane	0.68508	0.65364	0.100	4.58805	20.00000	Averaged	
29 1,1,1-Trichloroethane	1.17332	1.20815	0.100	-2.96855	20.00000	Averaged	
30 1,1-Dichloropropene	0.86278	0.85302	0.010	1.13211	20.00000	Averaged	
31 Carbon Tetrachloride	0.61693	0.64616	0.100	-4.73692	20.00000	Averaged	
$ 32 d4-1,2-Dichloroethane	0.78521	0.85790	0.010	-9.25742	20.00000	Averaged	
33 1,2-Dichloroethane	0.63994	0.69605	0.100	-8.76833	20.00000	Averaged	
34 Benzene	2.19631	2.26487	0.500	-3.12169	20.00000	Averaged	
36 Trichloroethene	0.55892	0.55109	0.300	1.40019	20.00000	Averaged	
37 1,2-Dichloropropane	0.56129	0.56469	0.100	-0.60428	20.00000	Averaged	
38 Bromodichloromethane	0.54688	0.56138	0.100	-2.65139	20.00000	Averaged	
39 Dibromomethane	0.18618	0.19725	0.010	-5.94228	20.00000	Averaged	

Analytical Resources, Inc.

CONTINUING CALIBRATION COMPOUNDS

Instrument ID: finn3.i Injection Date: 27-NOV-2006 10:49
Lab File ID: 0401127A.d Init. Cal. Date(s): 24-OCT-2006 24-OCT-2006
Analysis Type: WATER Init. Cal. Times: 09:53 15:05
Lab Sample ID: CC1127 Quant Type: ISTD
Method: /chem1/finn3.i/27NOV06.b/voa8260wb.m

COMPOUND	RRF / AMOUNT	RF4	MIN RRF	%D / %DRIFT	MAX %D / %DRIFT	CURVE TYPE
40 2-Chloroethyl Vinyl Ether	0.05477	0.04424	0.000	19.22194	20.00000	Averaged
41 4-Methyl-2-Pentanone	0.06482	0.06024	0.000	7.06109	20.00000	Averaged
42 Cis 1,3-dichloropropene	0.52063	0.56116	0.200	-7.78456	20.00000	Averaged
$ 43 d8-Toluene	1.59037	1.65820	0.010	-4.26540	20.00000	Averaged
44 Toluene	1.21146	1.31270	0.400	-8.35694	20.00000	Averaged
45 Trans 1,3-Dichloropropene	0.38040	0.40483	0.100	-6.42266	20.00000	Averaged
46 2-Hexanone	0.17365	0.17049	0.010	1.81494	20.00000	Averaged
47 1,1,2-Trichloroethane	0.22284	0.24418	0.100	-9.57701	20.00000	Averaged
48 1,3-Dichloropropane	0.58472	0.58878	0.100	-0.69444	20.00000	Averaged
49 Tetrachloroethene	0.58178	0.69451	0.200	-19.37767	20.00000	Averaged
50 Chlorodibromomethane	0.27916	0.26843	0.100	3.84387	20.00000	Averaged
51 1,2-Dibromoethane	0.19526	0.18848	0.100	3.47239	20.00000	Averaged
53 Chlorobenzene	1.38790	1.47673	0.500	-6.39990	20.00000	Averaged
54 Ethyl Benzene	2.71241	3.03079	0.100	-11.73779	20.00000	Averaged
55 1,1,1,2-Tetrachloroethane	0.37139	0.39215	0.010	-5.58972	20.00000	Averaged
56 m,p-xylene	0.95915	1.09354	0.300	-14.01132	20.00000	Averaged
58 o-Xylene	0.87671	0.96482	0.300	-10.05002	20.00000	Averaged
59 Styrene	1.33048	1.52076	0.300	-14.30107	20.00000	Averaged
60 Isopropyl Benzene	4.96954	4.78705	0.010	3.67205	20.00000	Averaged
61 Bromoform	0.28040	0.25702	0.010	8.33594	20.00000	Averaged
62 1,1,2,2-Tetrachloroethane	0.70794	0.59511	0.100	15.93786	20.00000	Averaged
$ 63 4-Bromofluorobenzene	0.67258	0.64782	0.200	3.68113	20.00000	Averaged
64 1,2,3-Trichloropropane	0.13856	0.11489	0.010	17.08281	20.00000	Averaged
65 Trans-1,4-Dichloro 2-Butene	0.25397	0.24774	0.001	2.44992	20.00000	Averaged
66 N-Propyl Benzene	6.92687	7.18790	0.010	-3.76832	20.00000	Averaged
67 Bromobenzene	1.01174	1.10101	0.010	-8.82334	20.00000	Averaged
68 1,3,5-Trimethyl Benzene	4.40081	4.19941	0.010	4.57641	20.00000	Averaged
69 2-Chloro Toluene	4.78399	4.72509	0.010	1.23111	20.00000	Averaged
70 4-Chloro Toluene	4.49502	4.50907	0.010	-0.31260	20.00000	Averaged
71 T-Butyl Benzene	3.70356	3.61746	0.010	2.32478	20.00000	Averaged
72 1,2,4-Trimethylbenzene	4.37076	4.20392	0.010	3.81709	20.00000	Averaged
73 S-Butyl Benzene	5.68786	5.83547	0.010	-2.59520	20.00000	Averaged
74 4-Isopropyl Toluene	4.20914	4.31392	0.010	-2.48928	20.00000	Averaged
75 1,3-Dichlorobenzene	2.11655	2.19304	0.600	-3.61386	20.00000	Averaged
77 1,4-Dichlorobenzene	2.06934	2.12855	0.500	-2.86155	20.00000	Averaged

Analytical Resources, Inc.

CONTINUING CALIBRATION COMPOUNDS

Instrument ID: finn3.i Injection Date: 27-NOV-2006 10:49
Lab File ID: 0401127A.d Init. Cal. Date(s): 24-OCT-2006 24-OCT-2006
Analysis Type: WATER Init. Cal. Times: 09:53 15:05
Lab Sample ID: CC1127 Quant Type: ISTD
Method: /chem1/finn3.i/27NOV06.b/voa8260wb.m

COMPOUND	RRF / AMOUNT	RF4	MIN RRF	%D / %DRIFT	MAX %D / %DRIFT	CURVE TYPE	
78 N-Butyl Benzene	4.89626	5.10675	0.010	-4.29897	20.00000	Averaged	
$ 79 d4-1,2-Dichlorobenzene	1.05425	1.12476	0.010	-6.68827	20.00000	Averaged	
80 1,2-Dichlorobenzene	1.66421	1.73125	0.400	-4.02851	20.00000	Averaged	
81 1,2-Dibromo 3-Chloropropane	0.07690	0.05044	0.010	34.40429	20.00000	Averaged	<-
82 1,2,4-Trichlorobenzene	1.01987	1.08427	0.010	-6.31414	20.00000	Averaged	
83 Hexachloro 1,3-Butadiene	0.76020	0.82375	0.010	-8.35925	20.00000	Averaged	
84 Naphthalene	1.01823	0.90059	0.010	11.55327	20.00000	Averaged	
85 1,2,3-Trichlorobenzene	0.75191	0.78612	0.010	-4.54992	20.00000	Averaged	

Data File: /chem1/finn3.i/27NOV06.b/0401127A.d

Page 1

Date : 27-NOV-2006 10:49

Client ID: VSTD040

Instrument: finn3.i

Sample Info: CC1127,20,20

Operator: pb

Column phase: RTX502.2

Column diameter: 0.18

0188

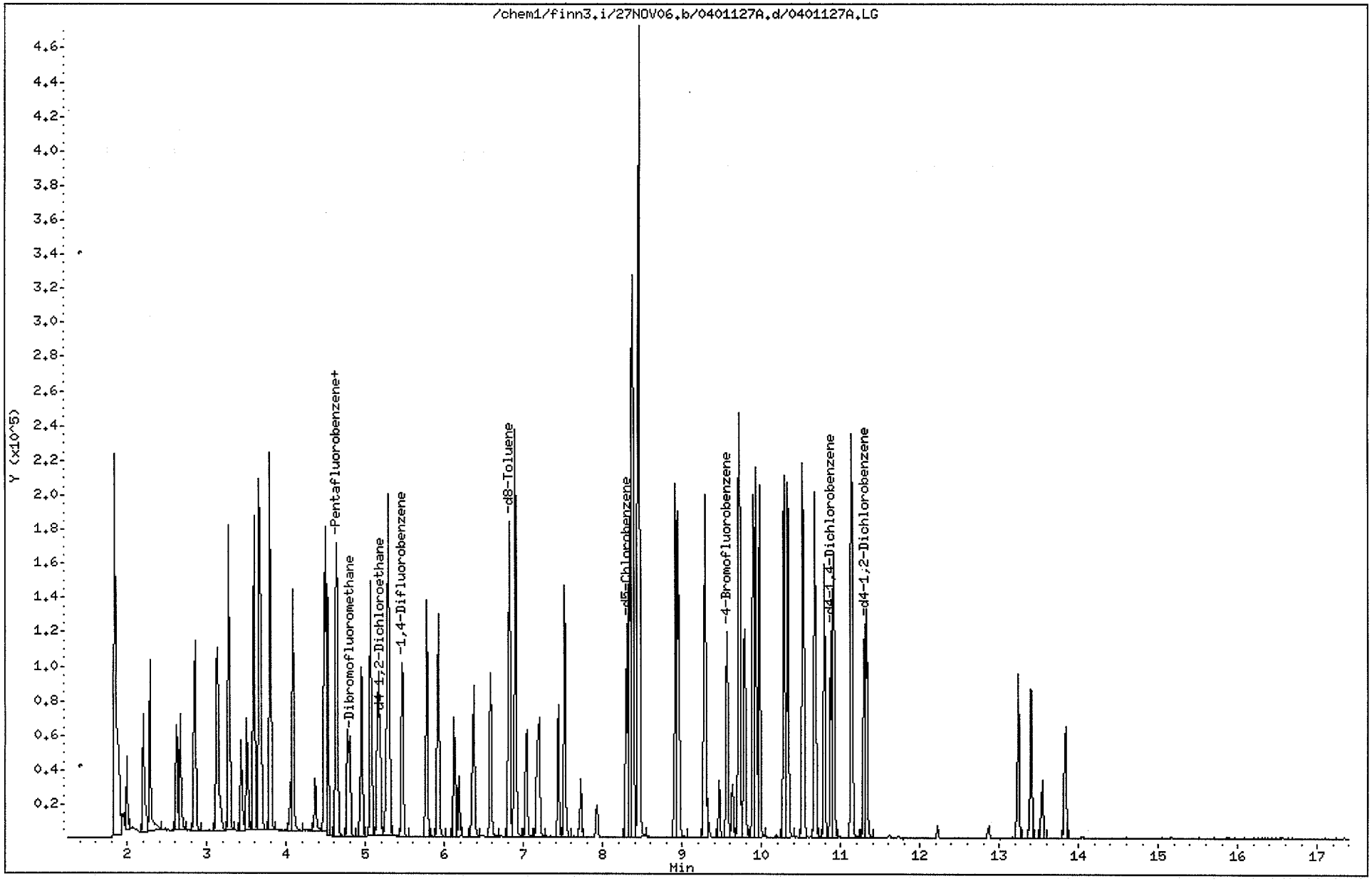

Volatiles Analysis
QC Raw Data

prepared
for

ANCHOR ENVIRONMENTAL

Project: Chinook, 060354-01

ARI JOB NO: KG57

prepared
by

Analytical Resources, Inc.

Data File: /chem1/finn3.i/24OCT06.b/BFB10241.d

Date : 24-OCT-2006 09:33

Client ID: BFB1024

Instrument: finn3.i

Sample Info: BFB1024,BFB1024,,1,24OCT06,,

Operator: PB

Column phase: RTX502.2

Column diameter: 0.18

1 Bromofluorobenzene

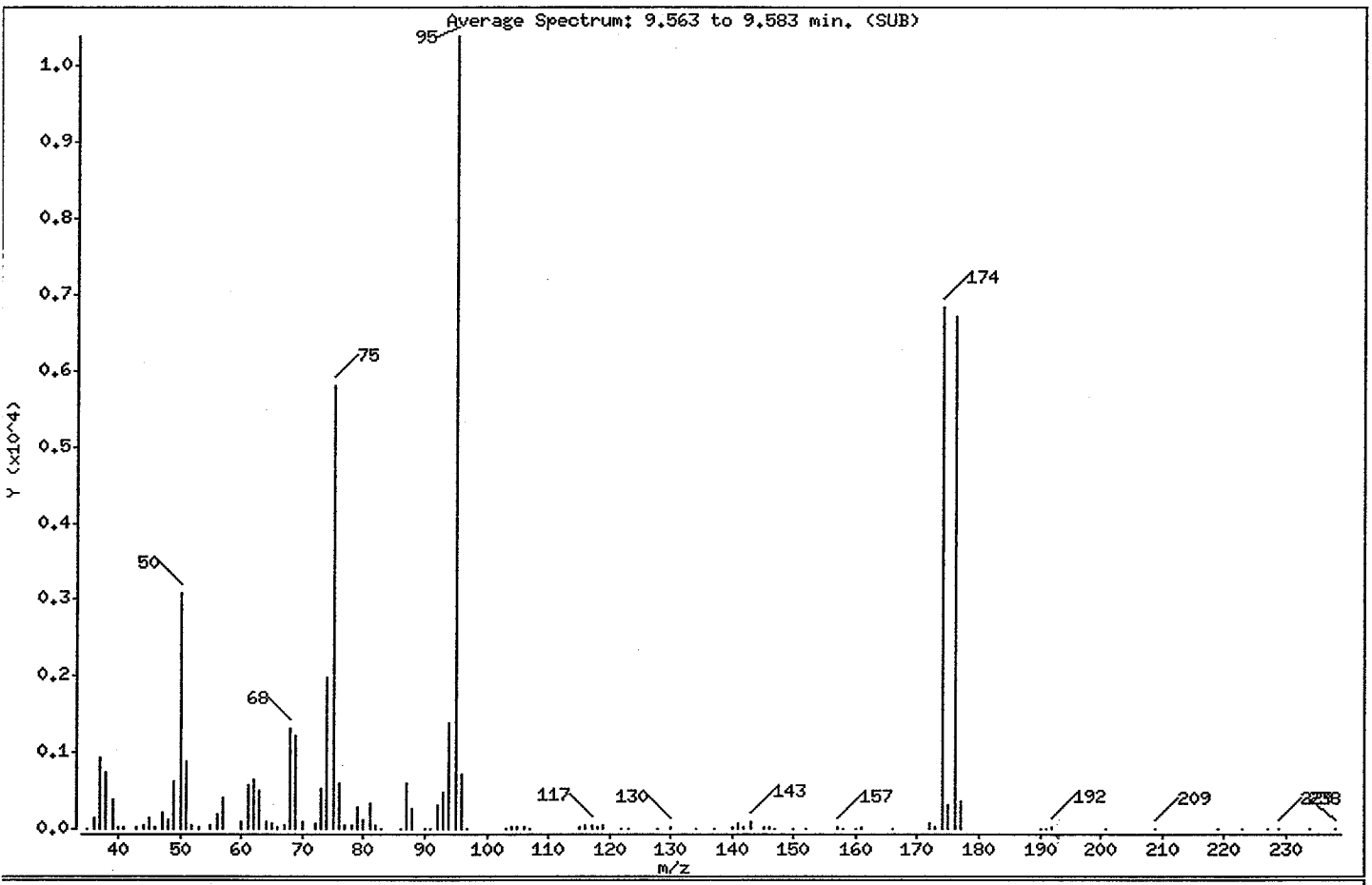

m/e	ION ABUNDANCE CRITERIA	% RELATIVE ABUNDANCE
95	Base Peak, 100% relative abundance	100.00
50	8.00 - 40.00% of mass 95	29.63
75	30.00 - 66.00% of mass 95	55.82
96	5.00 - 9.00% of mass 95	6.81
173	Less than 2.00% of mass 174	0.29 (0.44)
174	50.00 - 101.00% of mass 95	65.86
175	4.00 - 9.00% of mass 174	2.89 (4.38)
176	93.00 - 101.00% of mass 174	64.67 (98.20)
177	5.00 - 9.00% of mass 176	3.45 (5.34)

Data File: /chem1/finn3.i/24OCT06.b/BFB10241.d

Date : 24-OCT-2006 09:33

Client ID: BFB1024

Instrument: finn3.i

Sample Info: BFB1024,BFB1024,,1,24OCT06,,

Operator: PB

Column phase: RTX502.2

Column diameter: 0.18

Data File: BFB10241.d

Spectrum: Average Spectrum: 9.563 to 9.583 min. (SUB)

Location of Maximum: 95.00

Number of points: 102

m/z	Y	m/z	Y	m/z	Y	m/z	Y
35.00	1	65.00	69	95.00	10394	150.00	7
36.00	132	66.00	17	96.00	708	152.00	5
37.00	926	67.00	42	97.00	11	157.00	12
38.00	734	68.00	1307	103.00	6	158.00	6
39.00	379	69.00	1213	104.00	18	160.00	5
40.00	13	70.00	90	105.00	16	161.00	12
41.00	16	72.00	65	106.00	14	166.00	6
43.00	24	73.00	536	107.00	5	172.00	74
44.00	58	74.00	1993	115.00	17	173.00	30
45.00	144	75.00	5802	116.00	49	174.00	6845
46.00	31	76.00	592	117.00	53	175.00	300
47.00	211	77.00	58	118.00	22	176.00	6722
48.00	108	78.00	59	119.00	48	177.00	359
49.00	629	79.00	290	122.00	8	190.00	5
50.00	3080	80.00	116	123.00	5	191.00	5
51.00	878	81.00	323	128.00	11	192.00	14
52.00	42	82.00	59	130.00	30	201.00	6
53.00	20	83.00	5	134.00	8	209.00	7
55.00	38	86.00	3	137.00	5	219.00	5
56.00	196	87.00	593	140.00	33	223.00	5
57.00	409	88.00	265	141.00	72	227.00	6
60.00	92	90.00	11	142.00	27	229.00	10
61.00	572	91.00	1	143.00	106	234.00	8
62.00	639	92.00	313	145.00	19	238.00	6
63.00	498	93.00	482	146.00	12		
64.00	102	94.00	1382	147.00	5		

Data File: /chem1/finn3.i/24OCT06.b/BFB10241.d

Date : 24-OCT-2006 09:33

Client ID: BFB1024

Sample Info: BFB1024,BFB1024,,1,24OCT06,,

Column phase: RTX502.2

Instrument: finn3.i

Operator: PB

Column diameter: 0.18

0192

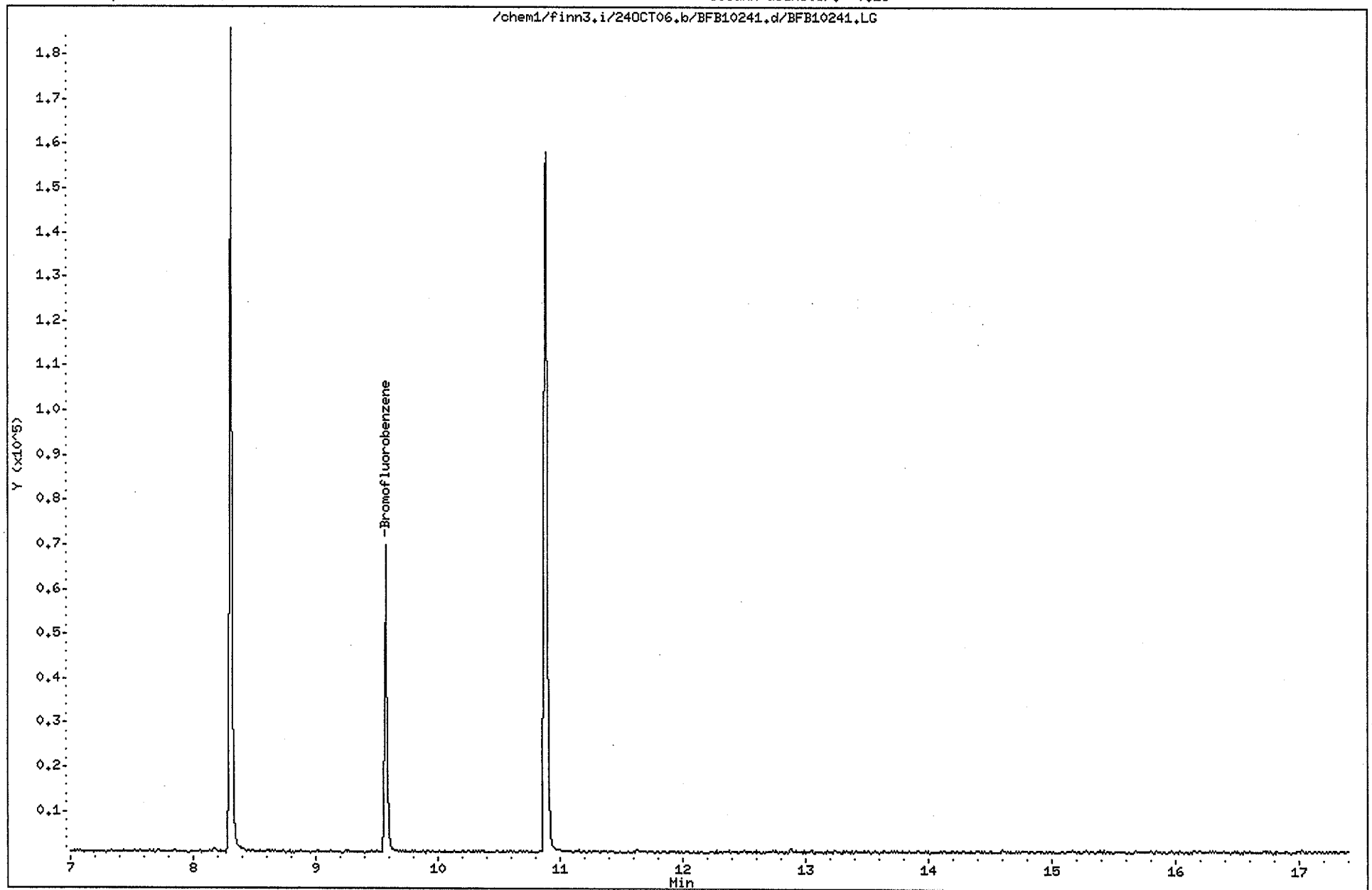

Data File: /chem1/finn3.i/27NOV06.b/BFB1127.d

Date : 27-NOV-2006 09:46

Client ID: BFB1127

Instrument: finn3.i

Sample Info: BFB1127,BFB1127,,1,27NOV06,,

Operator: PB

Column phase: RTX502.2

Column diameter: 0.18

1 Bromofluorobenzene

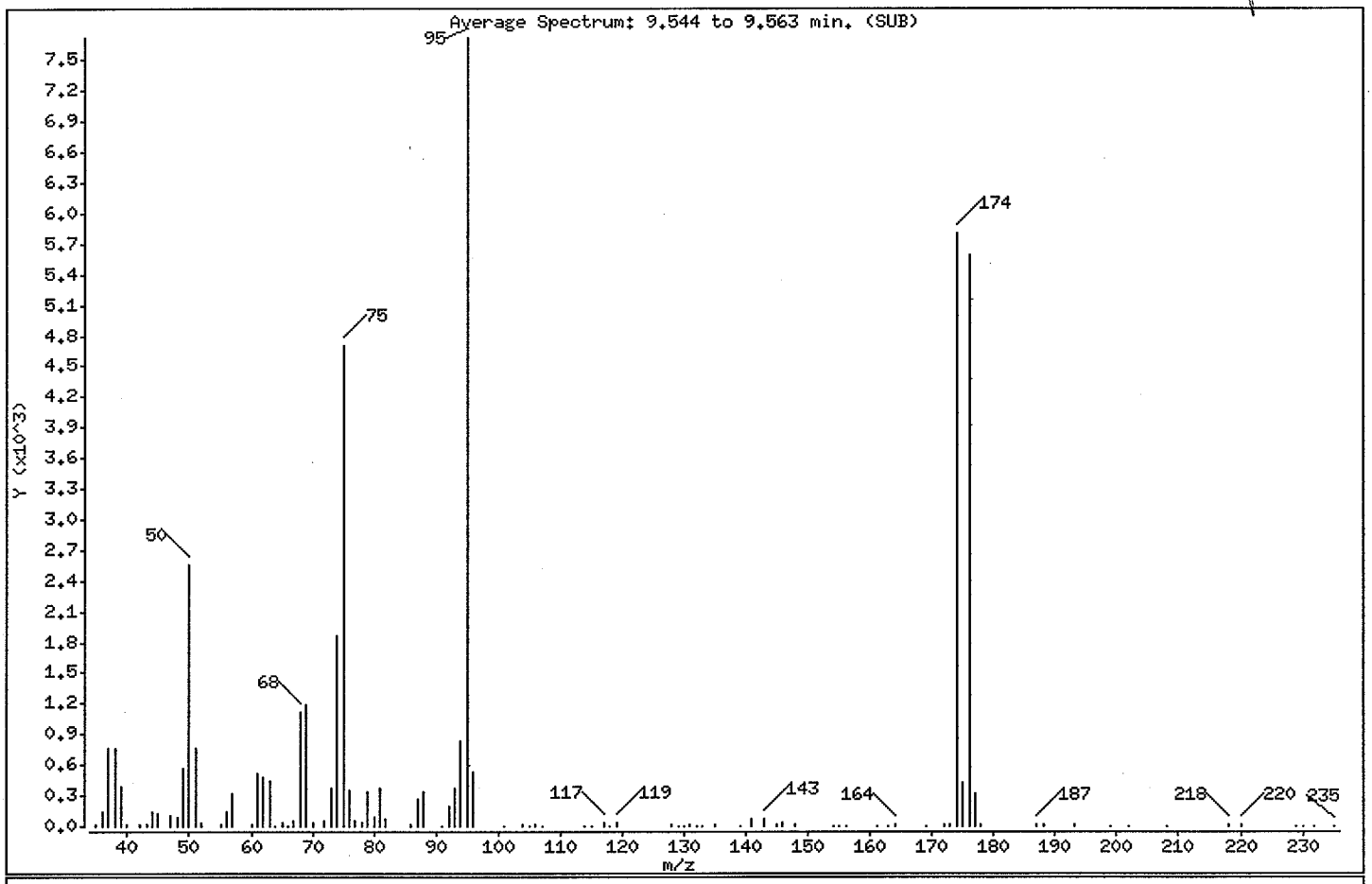

m/e	ION ABUNDANCE CRITERIA	% RELATIVE ABUNDANCE
95	Base Peak, 100% relative abundance	100.00
50	8.00 - 40.00% of mass 95	33.17
75	30.00 - 66.00% of mass 95	60.89
96	5.00 - 9.00% of mass 95	6.89
173	Less than 2.00% of mass 174	0.16 (0.21)
174	50.00 - 101.00% of mass 95	75.23
175	4.00 - 9.00% of mass 174	5.41 (7.20)
176	93.00 - 101.00% of mass 174	72.34 (96.16)
177	5.00 - 9.00% of mass 176	4.08 (5.64)

Data File: /chem1/finn3.i/27NOV06.b/BFB1127.d

Date : 27-NOV-2006 09:46

Client ID: BFB1127

Instrument: finn3.i

Sample Info: BFB1127,BFB1127,,1,27NOV06,,

Operator: PB

Column phase: RTX502.2

Column diameter: 0.18

Data File: BFB1127.d

Spectrum: Average Spectrum: 9.544 to 9.563 min. (SUB)

Location of Maximum: 95.00

Number of points: 99

m/z	Y	m/z	Y	m/z	Y	m/z	Y
35.00	15	66.00	6	101.00	7	156.00	5
36.00	150	67.00	60	104.00	18	161.00	8
37.00	771	68.00	1114	105.00	5	163.00	6
38.00	768	69.00	1181	106.00	23	164.00	11
39.00	386	70.00	31	107.00	6	169.00	8
40.00	9	72.00	51	114.00	5	172.00	20
42.00	10	73.00	369	115.00	6	173.00	12
43.00	18	74.00	1862	117.00	33	174.00	5808
44.00	148	75.00	4701	118.00	7	175.00	418
45.00	132	76.00	347	119.00	36	176.00	5585
47.00	98	77.00	46	128.00	14	177.00	315
48.00	96	78.00	27	129.00	7	178.00	11
49.00	576	79.00	344	130.00	8	187.00	14
50.00	2561	80.00	91	131.00	18	188.00	14
51.00	770	81.00	378	132.00	7	193.00	10
52.00	36	82.00	78	133.00	6	199.00	6
55.00	22	86.00	11	135.00	16	202.00	5
56.00	144	87.00	270	139.00	7	208.00	5
57.00	317	88.00	331	141.00	70	218.00	22
60.00	19	91.00	7	143.00	72	220.00	12
61.00	520	92.00	187	145.00	16	229.00	7
62.00	473	93.00	377	146.00	29	230.00	5
63.00	449	94.00	842	148.00	10	232.00	5
64.00	8	95.00	7720	154.00	5	235.00	5
65.00	33	96.00	532	155.00	7		

Data File: /chem1/finn3.i/27NOV06.b/BFB1127.d

Page 1

Date : 27-NOV-2006 09:46

Client ID: BFB1127

Instrument: finn3.i

Sample Info: BFB1127,BFB1127,,1,27NOV06,,

Operator: PB

Column phase: RTX502.2

Column diameter: 0.18

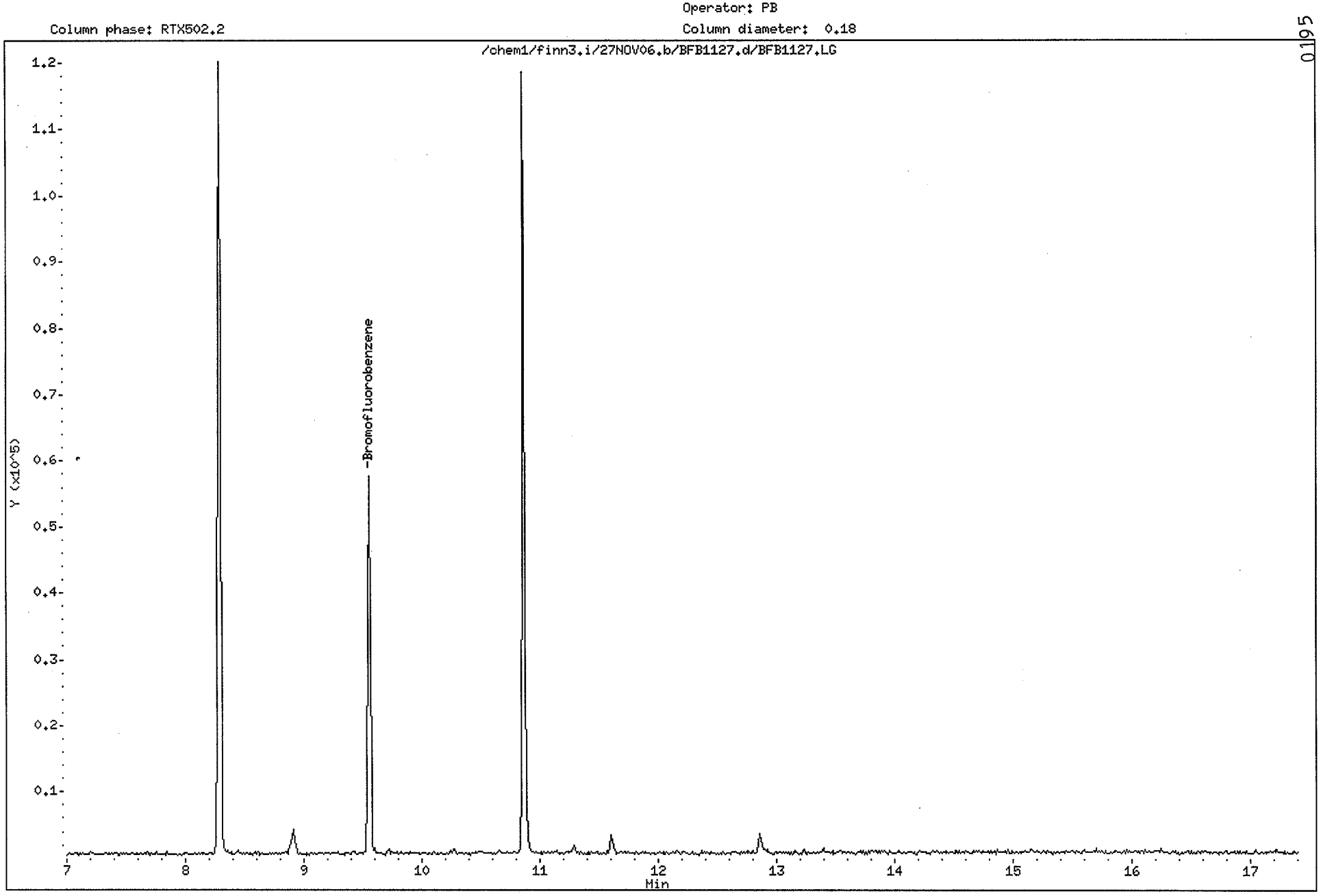

ANALYTICAL RESOURCES INCORPORATED

ORGANICS ANALYSIS DATA SHEET
Volatiles by Purge & Trap GC/MS-Method SW8260B **Sample ID: MB-112706**
Page 1 of 2 **METHOD BLANK**

Lab Sample ID: MB-112706
LIMS ID: 06-23749
Matrix: Water
Data Release Authorized:
Reported: 12/04/06

QC Report No: KG57-Anchor Environmental
Project: CHINOOK
060354-01
Date Sampled: NA
Date Received: NA

Instrument/Analyst: FINN3/PAB
Date Analyzed: 11/27/06 12:26

Sample Amount: 20.0 mL
Purge Volume: 20.0 mL

CAS Number	Analyte	RL	Result	Q
74-87-3	Chloromethane	0.2	< 0.2	U
74-83-9	Bromomethane	0.2	< 0.2	U
75-01-4	Vinyl Chloride	0.2	< 0.2	U
75-00-3	Chloroethane	0.2	< 0.2	U
75-09-2	Methylene Chloride	0.3	< 0.3	U
67-64-1	Acetone	3.0	< 3.0	U
75-15-0	Carbon Disulfide	0.2	< 0.2	U
75-35-4	1,1-Dichloroethene	0.2	< 0.2	U
75-34-3	1,1-Dichloroethane	0.2	< 0.2	U
156-60-5	trans-1,2-Dichloroethene	0.2	< 0.2	U
156-59-2	cis-1,2-Dichloroethene	0.2	< 0.2	U
67-66-3	Chloroform	0.2	< 0.2	U
107-06-2	1,2-Dichloroethane	0.2	< 0.2	U
78-93-3	2-Butanone	1.0	< 1.0	U
71-55-6	1,1,1-Trichloroethane	0.2	< 0.2	U
56-23-5	Carbon Tetrachloride	0.2	< 0.2	U
108-05-4	Vinyl Acetate	0.2	< 0.2	U
75-27-4	Bromodichloromethane	0.2	< 0.2	U
78-87-5	1,2-Dichloropropane	0.2	< 0.2	U
10061-01-5	cis-1,3-Dichloropropene	0.2	< 0.2	U
79-01-6	Trichloroethene	0.2	< 0.2	U
124-48-1	Dibromochloromethane	0.2	< 0.2	U
79-00-5	1,1,2-Trichloroethane	0.2	< 0.2	U
71-43-2	Benzene	0.2	< 0.2	U
10061-02-6	trans-1,3-Dichloropropene	0.2	< 0.2	U
110-75-8	2-Chloroethylvinylether	0.5	< 0.5	U
75-25-2	Bromoform	0.2	< 0.2	U
108-10-1	4-Methyl-2-Pentanone (MIBK)	1.0	< 1.0	U
591-78-6	2-Hexanone	3.0	< 3.0	U
127-18-4	Tetrachloroethene	0.2	< 0.2	U
79-34-5	1,1,2,2-Tetrachloroethane	0.2	< 0.2	U
108-88-3	Toluene	0.2	< 0.2	U
108-90-7	Chlorobenzene	0.2	< 0.2	U
100-41-4	Ethylbenzene	0.2	< 0.2	U
100-42-5	Styrene	0.2	< 0.2	U
75-69-4	Trichlorofluoromethane	0.2	< 0.2	U
76-13-1	1,1,2-Trichloro-1,2,2-trifluoroe	0.2	< 0.2	U
1330-20-7	m,p-Xylene	0.4	< 0.4	U
95-47-6	o-Xylene	0.2	< 0.2	U
95-50-1	1,2-Dichlorobenzene	0.2	< 0.2	U
541-73-1	1,3-Dichlorobenzene	0.2	< 0.2	U
106-46-7	1,4-Dichlorobenzene	0.2	< 0.2	U
107-02-8	Acrolein	5.0	< 5.0	U
74-88-4	Methyl Iodide	0.2	< 0.2	U
74-96-4	Bromoethane	0.2	< 0.2	U
107-13-1	Acrylonitrile	1.0	< 1.0	U
563-58-6	1,1-Dichloropropene	0.2	< 0.2	U
74-95-3	Dibromomethane	0.2	< 0.2	U
630-20-6	1,1,1,2-Tetrachloroethane	0.2	< 0.2	U
96-12-8	1,2-Dibromo-3-chloropropane	0.5	< 0.5	U
96-18-4	1,2,3-Trichloropropane	0.5	< 0.5	U

ANALYTICAL RESOURCES INCORPORATED

ORGANICS ANALYSIS DATA SHEET
Volatiles by Purge & Trap GC/MS-Method SW8260B **Sample ID: MB-112706**
 METHOD BLANK

Lab Sample ID: MB-112706 QC Report No: KG57-Anchor Environmental
LIMS ID: 06-23749 Project: CHINOOK
Matrix: Water 060354-01
Date Analyzed: 11/27/06 12:26

CAS Number	Analyte	RL	Result	Q
110-57-6	trans-1,4-Dichloro-2-butene	1.0	< 1.0	U
108-67-8	1,3,5-Trimethylbenzene	0.2	< 0.2	U
95-63-6	1,2,4-Trimethylbenzene	0.2	< 0.2	U
87-68-3	Hexachlorobutadiene	0.5	< 0.5	U
106-93-4	Ethylene Dibromide	0.2	< 0.2	U
74-97-5	Bromochloromethane	0.2	< 0.2	U
594-20-7	2,2-Dichloropropane	0.2	< 0.2	U
142-28-9	1,3-Dichloropropane	0.2	< 0.2	U
98-82-8	Isopropylbenzene	0.2	< 0.2	U
103-65-1	n-Propylbenzene	0.2	< 0.2	U
108-86-1	Bromobenzene	0.2	< 0.2	U
95-49-8	2-Chlorotoluene	0.2	< 0.2	U
106-43-4	4-Chlorotoluene	0.2	< 0.2	U
98-06-6	tert-Butylbenzene	0.2	< 0.2	U
135-98-8	sec-Butylbenzene	0.2	< 0.2	U
99-87-6	4-Isopropyltoluene	0.2	< 0.2	U
104-51-8	n-Butylbenzene	0.2	< 0.2	U
120-82-1	1,2,4-Trichlorobenzene	0.5	< 0.5	U
91-20-3	Naphthalene	0.5	< 0.5	U
87-61-6	1,2,3-Trichlorobenzene	0.5	< 0.5	U

Reported in µg/L (ppb)

Volatile Surrogate Recovery

d4-1,2-Dichloroethane	96.0%
d8-Toluene	106%
Bromofluorobenzene	84.2%
d4-1,2-Dichlorobenzene	108%

Analytical Resources, Inc.

Data file : /chem1/finn3.i/27NOV06.b/MB1127.d
Lab Smp Id: MB1127 Client Smp ID: MB1127
Inj Date : 27-NOV-2006 12:26
Operator : pb Inst ID: finn3.i
Smp Info : MB1127,20,20
Misc Info : 06-23749
Comment :
Method : /chem1/finn3.i/27NOV06.b/voa8260wb.m
Meth Date : 02-Dec-2006 10:54 pat Quant Type: ISTD
Cal Date : 24-OCT-2006 13:48 Cal File: 1601024.d
Als bottle: 1 QC Sample: BLANK
Dil Factor: 1.00000
Integrator: HP RTE Compound Sublist: voa.sub
Target Version: 3.50
Processing Host: cserv3

Concentration Formula: Amt * DF * Pv / Sa * CpndVariable

Name	Value	Description
DF	1.00000	Dilution Factor
Pv	20.00000	Purge Volume (mL)
Sa	20.00000	Sample Amount (mL)

Cpnd Variable Local Compound Variable

Compounds	QUANT SIG MASS	RT	EXP RT	REL RT	RESPONSE	CONCENTRATIONS ON-COLUMN (ug/L)	FINAL (ug/L)
1 Dichlorodifluoromethane	85	Compound Not Detected.					
2 Chloromethane	50	Compound Not Detected.					
3 Vinyl Chloride	62	Compound Not Detected.					
4 Bromomethane	94	Compound Not Detected.					
5 Chloroethane	64	Compound Not Detected.					
6 Trichlorofluoromethane	101	Compound Not Detected.					
8 Acrolein	56	Compound Not Detected.					
9 112Trichloro122Trifluoroethane	101	Compound Not Detected.					
10 Acetone	43	Compound Not Detected.					
11 1,1-Dichloroethene	96	Compound Not Detected.					
12 Bromoethane	108	Compound Not Detected.					
13 Iodomethane	142	Compound Not Detected.					
14 Methylene Chloride	84	Compound Not Detected.					
15 Acrylonitrile	53	Compound Not Detected.					
16 Methyl tert butyl ether	73	Compound Not Detected.					

	Compounds	QUANT SIG MASS	RT	EXP RT	REL RT	RESPONSE	CONCENTRATIONS ON-COLUMN (ug/L)	FINAL (ug/L)
	17 Carbon Disulfide	76	Compound Not Detected.					
	18 Trans-1,2-Dichloroethene	96	Compound Not Detected.					
	20 Vinyl Acetate	43	Compound Not Detected.					
	21 1,1-Dichloroethane	63	Compound Not Detected.					
	22 2-Butanone	43	Compound Not Detected.					
	23 2,2-Dichloropropane	77	Compound Not Detected.					
	24 Cis-1,2-Dichloroethene	96	Compound Not Detected.					
*	25 Pentafluorobenzene	168	4.640	4.621	(1.000)	36176	4.00000	
	26 Chloroform	83	Compound Not Detected.					
	27 Bromochloromethane	128	Compound Not Detected.					
$	28 Dibromofluoromethane	111	4.825	4.796	(1.040)	20472	3.30416	3.304
	29 1,1,1-Trichloroethane	97	Compound Not Detected.					
	30 1,1-Dichloropropene	75	Compound Not Detected.					
	31 Carbon Tetrachloride	117	Compound Not Detected.					
$	32 d4-1,2-Dichloroethane	65	5.206	5.186	(1.122)	27237	3.83541	3.835
	33 1,2-Dichloroethane	62	Compound Not Detected.					
	34 Benzene	78	Compound Not Detected.					
*	35 1,4-Difluorobenzene	114	5.488	5.459	(1.000)	46371	4.00000	
	36 Trichloroethene	95	Compound Not Detected.					
	37 1,2-Dichloropropane	63	Compound Not Detected.					
	38 Bromodichloromethane	83	Compound Not Detected.					
	39 Dibromomethane	93	Compound Not Detected.					
	40 2-Chloroethyl Vinyl Ether	63	Compound Not Detected.					
	41 4-Methyl-2-Pentanone	58	Compound Not Detected.					
	42 Cis 1,3-dichloropropene	75	Compound Not Detected.					
$	43 d8-Toluene	98	6.843	6.814	(1.247)	78623	4.26448	4.264
	44 Toluene	92	Compound Not Detected.					
	45 Trans 1,3-Dichloropropene	75	Compound Not Detected.					
	46 2-Hexanone	43	Compound Not Detected.					
	47 1,1,2-Trichloroethane	97	Compound Not Detected.					
	48 1,3-Dichloropropane	76	Compound Not Detected.					
	49 Tetrachloroethene	166	Compound Not Detected.					
	50 Chlorodibromomethane	129	Compound Not Detected.					
	51 1,2-Dibromoethane	107	Compound Not Detected.					
*	52 d5-Chlorobenzene	117	8.325	8.296	(1.000)	41172	4.00000	
	53 Chlorobenzene	112	Compound Not Detected.					
	54 Ethyl Benzene	91	Compound Not Detected.					
	55 1,1,1,2-Tetrachloroethane	131	Compound Not Detected.					
	56 m,p-xylene	106	Compound Not Detected.					
	58 o-Xylene	106	Compound Not Detected.					
	59 Styrene	104	Compound Not Detected.					
	60 Isopropyl Benzene	105	Compound Not Detected.					
	61 Bromoform	173	Compound Not Detected.					
	62 1,1,2,2-Tetrachloroethane	83	Compound Not Detected.					
$	63 4-Bromofluorobenzene	95	9.592	9.563	(1.152)	23336	3.37085	3.371
	64 1,2,3-Trichloropropane	110	Compound Not Detected.					
	65 Trans-1,4-Dichloro 2-Butene	53	Compound Not Detected.					

	Compounds	QUANT SIG MASS	RT	EXP RT	REL RT	RESPONSE	CONCENTRATIONS ON-COLUMN (ug/L)	CONCENTRATIONS FINAL (ug/L)
	66 N-Propyl Benzene	91	Compound Not Detected.					
	67 Bromobenzene	156	Compound Not Detected.					
	68 1,3,5-Trimethyl Benzene	105	Compound Not Detected.					
	69 2-Chloro Toluene	91	Compound Not Detected.					
	70 4-Chloro Toluene	91	Compound Not Detected.					
	71 T-Butyl Benzene	119	Compound Not Detected.					
	72 1,2,4-Trimethylbenzene	105	Compound Not Detected.					
	73 S-Butyl Benzene	105	Compound Not Detected.					
	74 4-Isopropyl Toluene	119	Compound Not Detected.					
	75 1,3-Dichlorobenzene	146	Compound Not Detected.					
*	76 d4-1,4-Dichlorobenzene	152	10.899	10.869	(1.000)	17930	4.00000	
	77 1,4-Dichlorobenzene	146	Compound Not Detected.					
	78 N-Butyl Benzene	91	Compound Not Detected.					
$	79 d4-1,2-Dichlorobenzene	152	11.328	11.289	(1.039)	20387	4.31411	4.314
	80 1,2-Dichlorobenzene	146	Compound Not Detected.					
	81 1,2-Dibromo 3-Chloropropane	75	Compound Not Detected.					
	82 1,2,4-Trichlorobenzene	180	Compound Not Detected.					
	83 Hexachloro 1,3-Butadiene	225	Compound Not Detected.					
	84 Naphthalene	128	13.579	13.540	(1.246)	514	0.11262	0.1126
	85 1,2,3-Trichlorobenzene	180	13.862	13.823	(1.272)	508	0.15072	0.1507

Analytical Resources, Inc.

INTERNAL STANDARD COMPOUNDS
AREA AND RT SUMMARY

Instrument ID: finn3.i
Lab File ID: MB1127.d
Lab Smp Id: MB1127
Analysis Type: VOA
Quant Type: ISTD
Operator: pb
Method File: /chem1/finn3.i/27NOV06.b/voa8260wb.m
Misc Info: 06-23749

Calibration Date: 27-NOV-2006
Calibration Time: 10:49
Client Smp ID: MB1127
Level: LOW
Sample Type: WATER

COMPOUND	STANDARD	AREA LIMIT LOWER	AREA LIMIT UPPER	SAMPLE	%DIFF
25 Pentafluorobenzen	37805	18902	75610	36176	-4.31
35 1,4-Difluorobenze	56782	28391	113564	46371	-18.34
52 d5-Chlorobenzene	47354	23677	94708	41172	-13.05
76 d4-1,4-Dichlorobe	23710	11855	47420	17930	-24.38

COMPOUND	STANDARD	RT LIMIT LOWER	RT LIMIT UPPER	SAMPLE	%DIFF
25 Pentafluorobenzen	4.62	4.12	5.12	4.64	0.42
35 1,4-Difluorobenze	5.46	4.96	5.96	5.49	0.54
52 d5-Chlorobenzene	8.30	7.80	8.80	8.33	0.35
76 d4-1,4-Dichlorobe	10.87	10.37	11.37	10.90	0.27

AREA UPPER LIMIT = +100% of internal standard area.
AREA LOWER LIMIT = - 50% of internal standard area.
RT UPPER LIMIT = + 0.50 minutes of internal standard RT.
RT LOWER LIMIT = - 0.50 minutes of internal standard RT.

Analytical Resources, Inc.

RECOVERY REPORT

Client Name:
Client SDG: 27NOV06
Sample Matrix: LIQUID
Fraction: VOA
Lab Smp Id: MB1127
Client Smp ID: MB1127
Level: LOW
Operator: pb
Data Type: MS DATA
SampleType: BLANK
SpikeList File: all.spk
Quant Type: ISTD
Sublist File: voa.sub
Method File: /chem1/finn3.i/27NOV06.b/voa8260wb.m
Misc Info: 06-23749

SURROGATE COMPOUND	AMOUNT ADDED ug/L	AMOUNT RECOVERED ug/L	% RECOVERED	LIMITS
$ 28 Dibromofluorometha	4.000	3.304	82.60	72-114
$ 32 d4-1,2-Dichloroeth	4.000	3.835	95.89	66-127
$ 43 d8-Toluene	4.000	4.264	106.61	82-117
$ 63 4-Bromofluorobenze	4.000	3.371	84.27	71-113
$ 79 d4-1,2-Dichloroben	4.000	4.314	107.85	84-113

Data File: /chem1/finn3.i/27NOV06.b/MB1127.d
Date : 27-NOV-2006 12:26
Client ID: MB1127
Sample Info: MB1127,20,20

Instrument: finn3.i
Operator: pb
Column diameter: 0.18

Column phase: RTX502.2

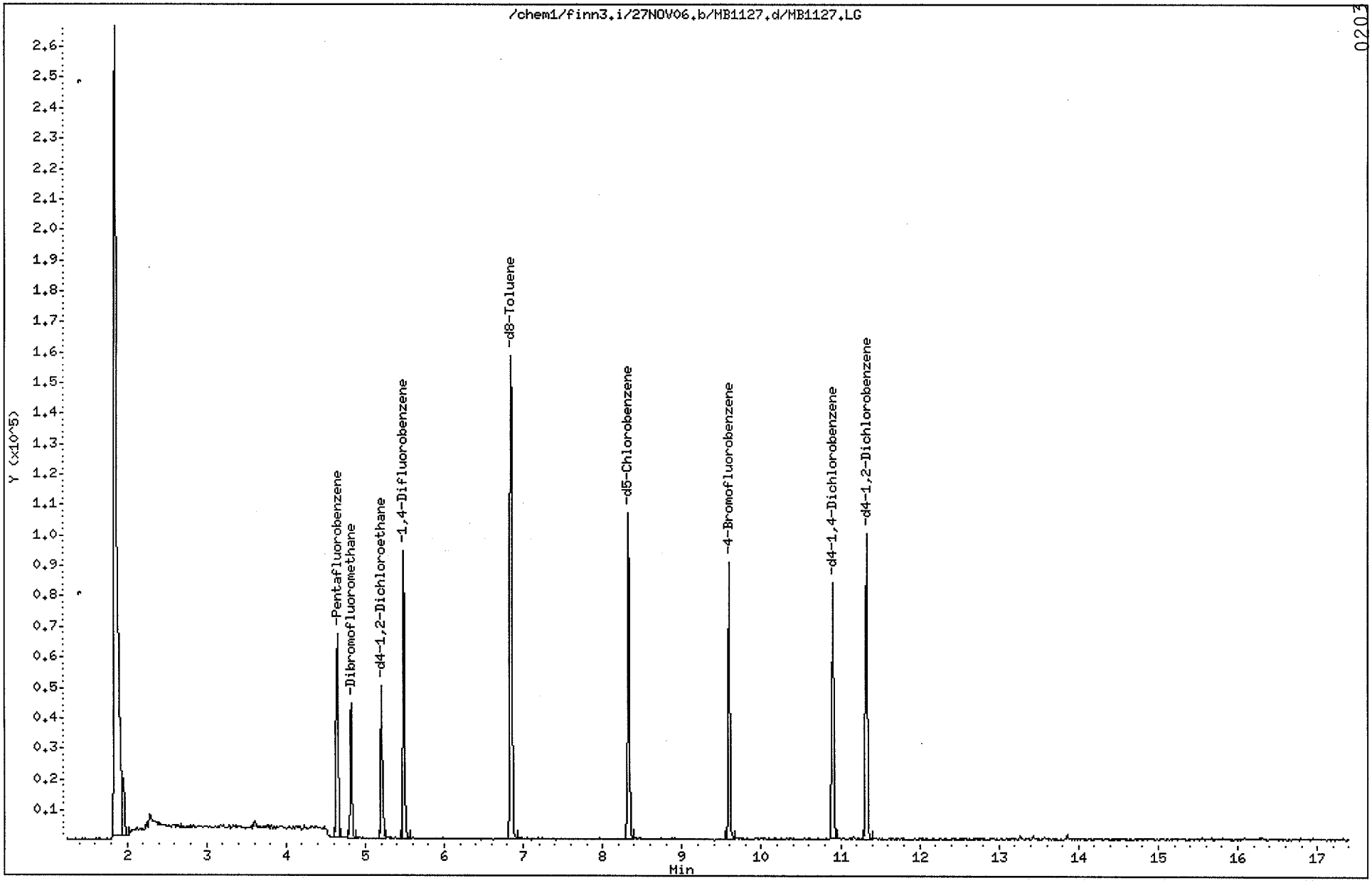

Analytical Resources, Inc.

Data file : /chem1/finn3.i/27NOV06.b/LCS1127.d
Lab Smp Id: LCS1127 Client Smp ID: LCS1127
Inj Date : 27-NOV-2006 11:24
Operator : pb Inst ID: finn3.i
Smp Info : LCS1127,20,20
Misc Info : 06-23749
Comment :
Method : /chem1/finn3.i/27NOV06.b/voa8260wb.m
Meth Date : 02-Dec-2006 10:54 pat Quant Type: ISTD
Cal Date : 24-OCT-2006 13:48 Cal File: 1601024.d
Als bottle: 1 QC Sample: LCS
Dil Factor: 1.00000
Integrator: HP RTE Compound Sublist: voa.sub
Target Version: 3.50
Processing Host: cserv3

Concentration Formula: Amt * DF * Pv / Sa * CpndVariable

Name	Value	Description
DF	1.00000	Dilution Factor
Pv	20.00000	Purge Volume (mL)
Sa	20.00000	Sample Amount (mL)

Cpnd Variable Local Compound Variable

Compounds	QUANT SIG MASS	RT	EXP RT	REL RT	RESPONSE	CONCENTRATIONS ON-COLUMN (ug/L)	FINAL (ug/L)
1 Dichlorodifluoromethane	85	1.969	1.989	(0.428)	31426	3.42577	3.426(M)
2 Chloromethane	50	2.164	2.193	(0.470)	67474	3.14763	3.148
3 Vinyl Chloride	62	2.252	2.281	(0.489)	64071	3.45251	3.453
4 Bromomethane	94	2.593	2.613	(0.564)	29801	3.96197	3.962(M)
5 Chloroethane	64	2.642	2.661	(0.574)	39508	3.37745	3.377(M)
6 Trichlorofluoromethane	101	2.817	2.846	(0.612)	62176	4.04801	4.048
8 Acrolein	56	3.110	3.129	(0.676)	7537	14.2242	14.224
9 112Trichloro122Trifluoroethane	101	3.100	3.129	(0.674)	34306	3.71360	3.714
10 Acetone	43	3.149	3.168	(0.684)	16782	14.2230	14.223
11 1,1-Dichloroethene	96	3.246	3.275	(0.706)	36721	3.66530	3.665
12 Bromoethane	108	3.412	3.431	(0.742)	26158	3.74265	3.743
13 Iodomethane	142	3.480	3.500	(0.756)	50300	4.79359	4.794
14 Methylene Chloride	84	3.568	3.587	(0.775)	39007	3.71726	3.717
15 Acrylonitrile	53	3.636	3.656	(0.790)	6234	3.47978	3.480
16 Methyl tert butyl ether	73	3.656	3.675	(0.794)	54783	3.69476	3.695

	Compounds	QUANT SIG MASS	RT	EXP RT	REL RT	RESPONSE	CONCENTRATIONS ON-COLUMN (ug/L)	FINAL (ug/L)
	17 Carbon Disulfide	76	3.636	3.656	(0.790)	122028	3.77651	3.777
	18 Trans-1,2-Dichloroethene	96	3.773	3.792	(0.820)	43237	3.98989	3.990
	20 Vinyl Acetate	43	4.026	4.046	(0.875)	31339	3.48361	3.484
	21 1,1-Dichloroethane	63	4.065	4.085	(0.883)	92014	3.77233	3.772
	22 2-Butanone	43	4.338	4.357	(0.943)	35087	16.1963	16.196
	23 2,2-Dichloropropane	77	4.465	4.484	(0.970)	57023	4.27287	4.273
	24 Cis-1,2-Dichloroethene	96	4.504	4.513	(0.979)	31228	3.58125	3.581
*	25 Pentafluorobenzene	168	4.601	4.621	(1.000)	35994	4.00000	
	26 Chloroform	83	4.621	4.630	(1.004)	55221	3.69940	3.699
	27 Bromochloromethane	128	4.757	4.767	(1.034)	8802	3.72754	3.728
$	28 Dibromofluoromethane	111	4.786	4.796	(1.040)	22734	3.68780	3.688
	29 1,1,1-Trichloroethane	97	4.933	4.942	(1.072)	41352	3.91662	3.917
	30 1,1-Dichloropropene	75	5.050	5.059	(0.927)	44330	3.93002	3.930
	31 Carbon Tetrachloride	117	5.137	5.157	(0.943)	33079	4.10124	4.101
$	32 d4-1,2-Dichloroethane	65	5.167	5.186	(1.123)	30146	4.26651	4.267
	33 1,2-Dichloroethane	62	5.245	5.254	(0.962)	37225	4.44936	4.449
	34 Benzene	78	5.274	5.284	(0.968)	119764	4.17092	4.171
*	35 1,4-Difluorobenzene	114	5.449	5.459	(1.000)	52295	4.00000	
	36 Trichloroethene	95	5.761	5.771	(1.057)	30121	4.12214	4.122
	37 1,2-Dichloropropane	63	5.907	5.917	(1.084)	28932	3.94265	3.943
	38 Bromodichloromethane	83	6.112	6.122	(1.122)	28912	4.04380	4.044
	39 Dibromomethane	93	6.171	6.180	(1.132)	10434	4.28660	4.287
	40 2-Chloroethyl Vinyl Ether	63	6.327	6.336	(1.161)	2654	3.70668	3.707(Q)
	41 4-Methyl-2-Pentanone	58	6.356	6.366	(1.166)	15937	18.8056	18.806
	42 Cis 1,3-dichloropropene	75	6.570	6.580	(1.206)	29774	4.37425	4.374
$	43 d8-Toluene	98	6.804	6.814	(1.249)	87508	4.20872	4.209
	44 Toluene	92	6.882	6.892	(1.263)	67945	4.28990	4.290
	45 Trans 1,3-Dichloropropene	75	7.019	7.029	(1.288)	21018	4.22624	4.226
	46 2-Hexanone	43	7.165	7.175	(0.865)	37454	19.0070	19.007
	47 1,1,2-Trichloroethane	97	7.185	7.194	(1.318)	12004	4.12037	4.120
	48 1,3-Dichloropropane	76	7.428	7.438	(0.896)	25733	3.87815	3.878
	49 Tetrachloroethene	166	7.506	7.516	(0.906)	31049	4.70295	4.703(R)
	50 Chlorodibromomethane	129	7.711	7.721	(0.931)	11726	3.70156	3.702
	51 1,2-Dibromoethane	107	7.916	7.925	(1.453)	10755	4.21316	4.213
*	52 d5-Chlorobenzene	117	8.286	8.296	(1.000)	45392	4.00000	
	53 Chlorobenzene	112	8.325	8.335	(1.005)	63930	4.05906	4.059
	54 Ethyl Benzene	91	8.364	8.374	(1.009)	129263	4.19952	4.200
	55 1,1,1,2-Tetrachloroethane	131	8.354	8.364	(1.008)	16945	4.02058	4.021
	56 m,p-xylene	106	8.442	8.452	(1.019)	98391	9.03960	9.040
	58 o-Xylene	106	8.900	8.910	(1.074)	42393	4.26108	4.261
	59 Styrene	104	8.939	8.949	(1.079)	64883	4.29736	4.297
	60 Isopropyl Benzene	105	9.280	9.280	(0.855)	106078	3.98444	3.984
	61 Bromoform	173	9.310	9.319	(0.857)	5872	3.90906	3.909
	62 1,1,2,2-Tetrachloroethane	83	9.456	9.466	(0.871)	13792	3.63656	3.637
$	63 4-Bromofluorobenzene	95	9.553	9.563	(1.153)	30455	3.99020	3.990
	64 1,2,3-Trichloropropane	110	9.622	9.631	(0.886)	2961	3.98901	3.989
	65 Trans-1,4-Dichloro 2-Butene	53	9.690	9.700	(0.892)	5569	4.09318	4.093

	Compounds	QUANT SIG MASS	RT	EXP RT	REL RT	RESPONSE	CONCENTRATIONS ON-COLUMN (ug/L)	CONCENTRATIONS FINAL (ug/L)
66	N-Propyl Benzene	91	9.709	9.719	(0.894)	161904	4.36293	4.363
67	Bromobenzene	156	9.778	9.778	(0.900)	24447	4.51038	4.510
68	1,3,5-Trimethyl Benzene	105	9.885	9.885	(0.910)	96291	4.08424	4.084
69	2-Chloro Toluene	91	9.914	9.924	(0.913)	110418	4.30832	4.308
70	4-Chloro Toluene	91	9.963	9.973	(0.917)	97003	4.02821	4.028
71	T-Butyl Benzene	119	10.275	10.284	(0.946)	76620	3.86172	3.862
72	1,2,4-Trimethylbenzene	105	10.323	10.323	(0.951)	90514	3.86560	3.866
73	S-Butyl Benzene	105	10.509	10.518	(0.968)	118362	3.88438	3.884
74	4-Isopropyl Toluene	119	10.665	10.674	(0.982)	91036	4.03718	4.037
75	1,3-Dichlorobenzene	146	10.782	10.782	(0.993)	47332	4.17430	4.174
* 76	d4-1,4-Dichlorobenzene	152	10.860	10.869	(1.000)	21429	4.00000	
77	1,4-Dichlorobenzene	146	10.899	10.908	(1.004)	46320	4.17826	4.178
78	N-Butyl Benzene	91	11.133	11.133	(1.025)	107770	4.10858	4.109
$ 79	d4-1,2-Dichlorobenzene	152	11.289	11.289	(1.039)	23181	4.10438	4.104
80	1,2-Dichlorobenzene	146	11.318	11.328	(1.042)	36984	4.14824	4.148
81	1,2-Dibromo 3-Chloropropane	75	12.215	12.224	(1.125)	1265	3.07061	3.071
82	1,2,4-Trichlorobenzene	180	13.228	13.238	(1.218)	23313	4.26688	4.267
83	Hexachloro 1,3-Butadiene	225	13.394	13.394	(1.233)	18858	4.63049	4.630
84	Naphthalene	128	13.531	13.540	(1.246)	19552	3.58429	3.584
85	1,2,3-Trichlorobenzene	180	13.823	13.823	(1.273)	17101	4.24534	4.245

QC Flag Legend

Q - Qualifier signal failed the ratio test.
R - Spike/Surrogate failed recovery limits.
M - Compound response manually integrated.

Analytical Resources, Inc.

INTERNAL STANDARD COMPOUNDS
AREA AND RT SUMMARY

Instrument ID: finn3.i
Lab File ID: LCS1127.d
Lab Smp Id: LCS1127
Analysis Type: VOA
Quant Type: ISTD
Operator: pb
Method File: /chem1/finn3.i/27NOV06.b/voa8260wb.m
Misc Info: 06-23749

Calibration Date: 27-NOV-2006
Calibration Time: 10:49
Client Smp ID: LCS1127
Level: LOW
Sample Type: WATER

		AREA LIMIT			
COMPOUND	STANDARD	LOWER	UPPER	SAMPLE	%DIFF
25 Pentafluorobenzen	37805	18902	75610	35994	-4.79
35 1,4-Difluorobenze	56782	28391	113564	52295	-7.90
52 d5-Chlorobenzene	47354	23677	94708	45392	-4.14
76 d4-1,4-Dichlorobe	23710	11855	47420	21429	-9.62

		RT LIMIT			
COMPOUND	STANDARD	LOWER	UPPER	SAMPLE	%DIFF
25 Pentafluorobenzen	4.62	4.12	5.12	4.60	-0.42
35 1,4-Difluorobenze	5.46	4.96	5.96	5.45	-0.18
52 d5-Chlorobenzene	8.30	7.80	8.80	8.29	-0.12
76 d4-1,4-Dichlorobe	10.87	10.37	11.37	10.86	-0.09

AREA UPPER LIMIT = +100% of internal standard area.
AREA LOWER LIMIT = - 50% of internal standard area.
RT UPPER LIMIT = + 0.50 minutes of internal standard RT.
RT LOWER LIMIT = - 0.50 minutes of internal standard RT.

Analytical Resources, Inc.

RECOVERY REPORT

Client Name: Client SDG: 27NOV06
Sample Matrix: LIQUID Fraction: VOA
Lab Smp Id: LCS1127 Client Smp ID: LCS1127
Level: LOW Operator: pb
Data Type: MS DATA SampleType: LCS
SpikeList File: all.spk Quant Type: ISTD
Sublist File: voa.sub
Method File: /chem1/finn3.i/27NOV06.b/voa8260wb.m
Misc Info: 06-23749

SPIKE	COMPOUND	CONC ADDED ug/L	CONC RECOVERED ug/L	% RECOVERED	LIMITS
1	Dichlorodifluorome	4.000	3.426	85.64	50-150
2	Chloromethane	4.000	3.148	78.69	54-119
3	Vinyl Chloride	4.000	3.453	86.31	61-124
4	Bromomethane	4.000	3.962	99.05	27-150
5	Chloroethane	4.000	3.377	84.44	71-114
6	Trichlorofluoromet	4.000	4.048	101.20	75-119
8	Acrolein	20.000	14.224	71.12	69-118
9	112Trichloro122Tri	4.000	3.714	92.84	76-121
10	Acetone	20.000	14.223	71.11	69-129
11	1,1-Dichloroethene	4.000	3.665	91.63	76-120
12	Bromoethane	4.000	3.743	93.57	75-121
13	Iodomethane	4.000	4.794	119.84	47-140
14	Methylene Chloride	4.000	3.717	92.93	67-127
17	Carbon Disulfide	4.000	3.777	94.41	66-131
15	Acrylonitrile	4.000	3.480	86.99	68-117
18	Trans-1,2-Dichloro	4.000	3.990	99.75	78-122
20	Vinyl Acetate	4.000	3.484	87.09	68-114
21	1,1-Dichloroethane	4.000	3.772	94.31	79-122
22	2-Butanone	20.000	16.196	80.98	72-115
23	2,2-Dichloropropan	4.000	4.273	106.82	68-122
24	Cis-1,2-Dichloroet	4.000	3.581	89.53	74-115
26	Chloroform	4.000	3.699	92.49	76-112
27	Bromochloromethane	4.000	3.728	93.19	73-114
29	1,1,1-Trichloroeth	4.000	3.917	97.92	72-114
30	1,1-Dichloropropen	4.000	3.930	98.25	73-113
31	Carbon Tetrachlori	4.000	4.101	102.53	67-115
33	1,2-Dichloroethane	4.000	4.449	111.23	77-113
34	Benzene	4.000	4.171	104.27	80-116
36	Trichloroethene	4.000	4.122	103.05	76-111
37	1,2-Dichloropropan	4.000	3.943	98.57	75-109
38	Bromodichlorometha	4.000	4.044	101.09	72-113
39	Dibromomethane	4.000	4.287	107.16	72-115
40	2-Chloroethyl Viny	4.000	3.707	92.67	56-111

SPIKE COMPOUND	CONC ADDED ug/L	CONC RECOVERED ug/L	% RECOVERED	LIMITS
41 4-Methyl-2-Pentano	20.000	18.806	94.03	74-111
42 Cis 1,3-dichloropr	4.000	4.374	109.36	62-110
44 Toluene	4.000	4.290	107.25	80-115
45 Trans 1,3-Dichloro	4.000	4.226	105.66	57-121
46 2-Hexanone	20.000	19.007	95.04	72-113
47 1,1,2-Trichloroeth	4.000	4.120	103.01	77-116
48 1,3-Dichloropropan	4.000	3.878	96.95	74-110
49 Tetrachloroethene	4.000	4.703	117.57*	77-114
50 Chlorodibromometha	4.000	3.702	92.54	60-122
51 1,2-Dibromoethane	4.000	4.213	105.33	72-115
53 Chlorobenzene	4.000	4.059	101.48	79-112
55 1,1,1,2-Tetrachlor	4.000	4.021	100.51	58-124
54 Ethyl Benzene	4.000	4.200	104.99	82-125
56 m,p-xylene	8.000	9.040	113.00	82-120
58 o-Xylene	4.000	4.261	106.53	77-114
59 Styrene	4.000	4.297	107.43	80-120
60 Isopropyl Benzene	4.000	3.984	99.61	76-122
61 Bromoform	4.000	3.909	97.73	54-125
62 1,1,2,2-Tetrachlor	4.000	3.637	90.91	67-121
64 1,2,3-Trichloropro	4.000	3.989	99.73	71-116
65 Trans-1,4-Dichloro	4.000	4.093	102.33	68-115
66 N-Propyl Benzene	4.000	4.363	109.07	82-131
67 Bromobenzene	4.000	4.510	112.76	72-117
68 1,3,5-Trimethyl Be	4.000	4.084	102.11	76-124
69 2-Chloro Toluene	4.000	4.308	107.71	68-129
70 4-Chloro Toluene	4.000	4.028	100.71	75-124
71 T-Butyl Benzene	4.000	3.862	96.54	72-122
72 1,2,4-Trimethylben	4.000	3.866	96.64	78-124
73 S-Butyl Benzene	4.000	3.884	97.11	79-127
74 4-Isopropyl Toluen	4.000	4.037	100.93	75-126
75 1,3-Dichlorobenzen	4.000	4.174	104.36	75-115
77 1,4-Dichlorobenzen	4.000	4.178	104.46	73-113
78 N-Butyl Benzene	4.000	4.109	102.71	78-129
80 1,2-Dichlorobenzen	4.000	4.148	103.71	76-114
81 1,2-Dibromo 3-Chlo	4.000	3.071	76.77	54-124
82 1,2,4-Trichloroben	4.000	4.267	106.67	57-124
83 Hexachloro 1,3-But	4.000	4.630	115.76	64-118
84 Naphthalene	4.000	3.584	89.61	51-126
85 1,2,3-Trichloroben	4.000	4.245	106.13	53-126

SURROGATE COMPOUND	AMOUNT ADDED ug/L	AMOUNT RECOVERED ug/L	% RECOVERED	LIMITS
$ 28 Dibromofluorometha	4.000	3.688	92.20	72-114

SURROGATE COMPOUND	AMOUNT ADDED ug/L	AMOUNT RECOVERED ug/L	% RECOVERED	LIMITS
$ 32 d4-1,2-Dichloroeth	4.000	4.267	106.66	66-127
$ 43 d8-Toluene	4.000	4.209	105.22	82-117
$ 63 4-Bromofluorobenze	4.000	3.990	99.75	71-113
$ 79 d4-1,2-Dichloroben	4.000	4.104	102.61	84-113

Data File: /chem1/finn3.i/27NOV06.b/LCS1127.d
Date : 27-NOV-2006 11:24
Client ID: LCS1127
Sample Info: LCS1127,20,20

Instrument: finn3.i
Operator: pb
Column phase: RTX502.2
Column diameter: 0.18

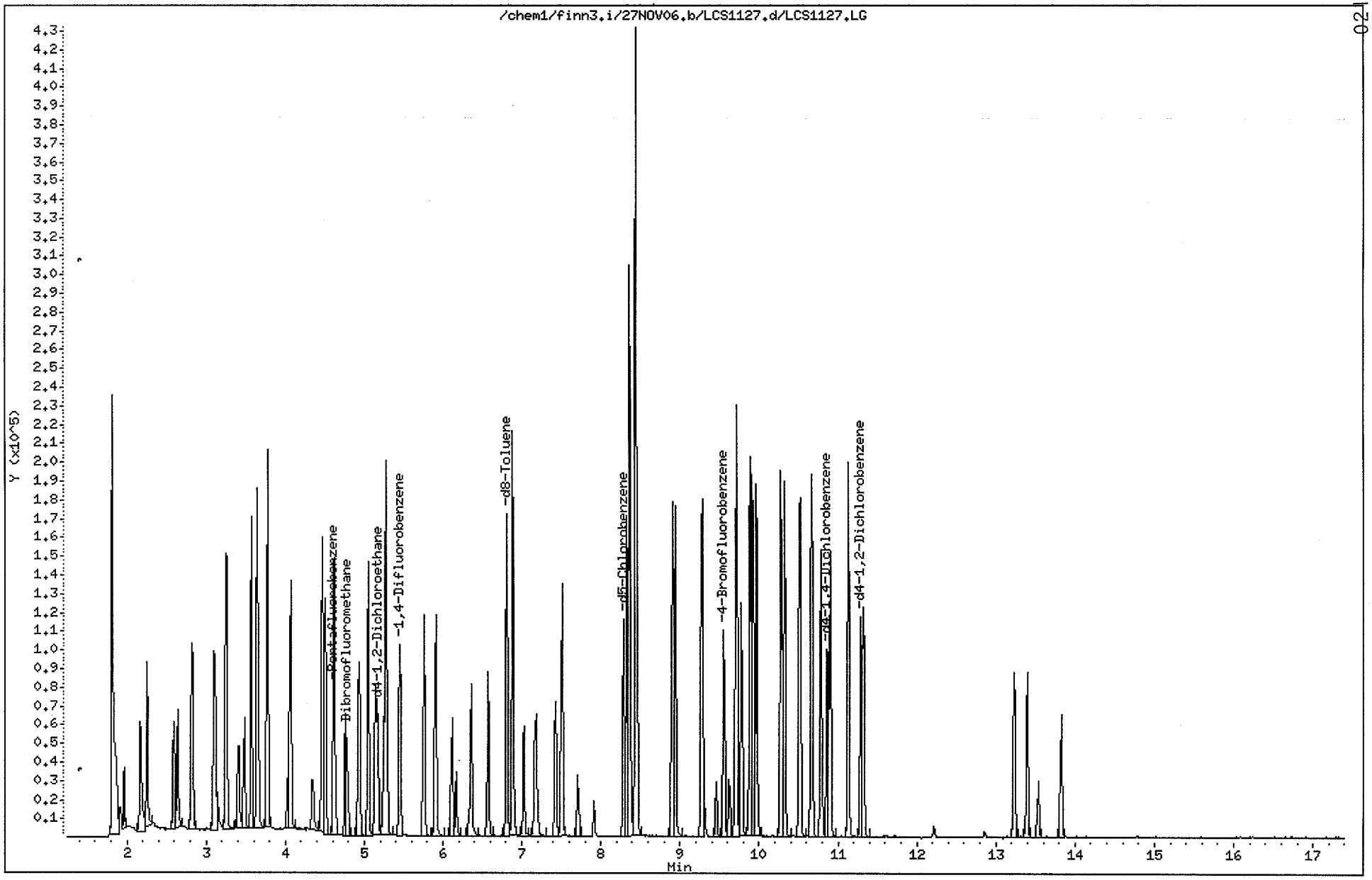

Analytical Resources, Inc.

Data file : /chem1/finn3.i/27NOV06.b/LCS1127A.d
Lab Smp Id: LCS1127 Client Smp ID: LCS1127
Inj Date : 27-NOV-2006 11:59
Operator : pb Inst ID: finn3.i
Smp Info : LCS1127,20,20
Misc Info : 06-23749
Comment :
Method : /chem1/finn3.i/27NOV06.b/voa8260wb.m
Meth Date : 02-Dec-2006 10:54 pat Quant Type: ISTD
Cal Date : 24-OCT-2006 13:48 Cal File: 1601024.d
Als bottle: 1 QC Sample: LCSD
Dil Factor: 1.00000
Integrator: HP RTE Compound Sublist: voa.sub
Target Version: 3.50
Processing Host: cserv3

Concentration Formula: Amt * DF * Pv / Sa * CpndVariable

Name	Value	Description
DF	1.00000	Dilution Factor
Pv	20.00000	Purge Volume (mL)
Sa	20.00000	Sample Amount (mL)

Cpnd Variable Local Compound Variable

Compounds	QUANT SIG MASS	RT	EXP RT	REL RT	RESPONSE	CONCENTRATIONS ON-COLUMN (ug/L)	FINAL (ug/L)
1 Dichlorodifluoromethane	85	1.959	1.989	(0.425)	23036	2.41987	2.420
2 Chloromethane	50	2.164	2.193	(0.469)	65472	2.94320	2.943
3 Vinyl Chloride	62	2.252	2.281	(0.488)	60241	3.12811	3.128
4 Bromomethane	94	2.593	2.613	(0.562)	27488	3.52160	3.522
5 Chloroethane	64	2.642	2.661	(0.573)	36215	2.98338	2.983
6 Trichlorofluoromethane	101	2.817	2.846	(0.611)	60360	3.78691	3.787
8 Acrolein	56	3.110	3.129	(0.674)	7494	13.6289	13.629(R)
9 112Trichloro122Trifluoroethane	101	3.100	3.129	(0.672)	34488	3.59757	3.598
10 Acetone	43	3.149	3.168	(0.683)	19174	15.6594	15.659
11 1,1-Dichloroethene	96	3.246	3.275	(0.704)	36343	3.49568	3.496
12 Bromoethane	108	3.412	3.431	(0.740)	26707	3.68227	3.682
13 Iodomethane	142	3.480	3.500	(0.755)	49275	4.52518	4.525
14 Methylene Chloride	84	3.568	3.587	(0.774)	38217	3.50957	3.510
15 Acrylonitrile	53	3.636	3.656	(0.789)	6082	3.27151	3.272
16 Methyl tert butyl ether	73	3.656	3.675	(0.793)	52419	3.40679	3.407

	Compounds	QUANT SIG MASS	RT	EXP RT	REL RT	RESPONSE	CONCENTRATIONS ON-COLUMN (ug/L)	CONCENTRATIONS FINAL (ug/L)
	17 Carbon Disulfide	76	3.636	3.656	(0.789)	124881	3.72429	3.724
	18 Trans-1,2-Dichloroethene	96	3.773	3.792	(0.818)	42373	3.76800	3.768
	20 Vinyl Acetate	43	4.026	4.046	(0.873)	32165	3.44543	3.445
	21 1,1-Dichloroethane	63	4.065	4.085	(0.882)	94042	3.71530	3.715
	22 2-Butanone	43	4.348	4.357	(0.943)	37074	16.4913	16.491
	23 2,2-Dichloropropane	77	4.474	4.484	(0.970)	58061	4.19248	4.192
	24 Cis-1,2-Dichloroethene	96	4.504	4.513	(0.977)	31282	3.45701	3.457
*	25 Pentafluorobenzene	168	4.611	4.621	(1.000)	37352	4.00000	
	26 Chloroform	83	4.621	4.630	(1.002)	57198	3.69253	3.693
	27 Bromochloromethane	128	4.757	4.767	(1.032)	9113	3.71893	3.719
$	28 Dibromofluoromethane	111	4.786	4.796	(1.038)	22418	3.50433	3.504
	29 1,1,1-Trichloroethane	97	4.933	4.942	(1.070)	41648	3.80124	3.801
	30 1,1-Dichloropropene	75	5.050	5.059	(0.927)	45889	3.95988	3.960
	31 Carbon Tetrachloride	117	5.147	5.157	(0.945)	33629	4.05838	4.058
$	32 d4-1,2-Dichloroethane	65	5.167	5.186	(1.121)	30448	4.15258	4.153
	33 1,2-Dichloroethane	62	5.245	5.254	(0.962)	36541	4.25127	4.251
	34 Benzene	78	5.274	5.284	(0.968)	118989	4.03356	4.034
*	35 1,4-Difluorobenzene	114	5.449	5.459	(1.000)	53726	4.00000	
	36 Trichloroethene	95	5.761	5.771	(1.057)	30332	4.04045	4.040
	37 1,2-Dichloropropane	63	5.907	5.917	(1.084)	29853	3.95980	3.960
	38 Bromodichloromethane	83	6.112	6.122	(1.122)	28413	3.86816	3.868
	39 Dibromomethane	93	6.171	6.180	(1.132)	10233	4.09205	4.092
	40 2-Chloroethyl Vinyl Ether	63	6.327	6.336	(1.161)	2471	3.35918	3.359(Q)
	41 4-Methyl-2-Pentanone	58	6.356	6.366	(1.166)	15471	17.7695	17.769
	42 Cis 1,3-dichloropropene	75	6.570	6.580	(1.206)	28829	4.12261	4.123
$	43 d8-Toluene	98	6.814	6.814	(1.250)	86112	4.03127	4.031
	44 Toluene	92	6.882	6.892	(1.263)	66356	4.07798	4.078
	45 Trans 1,3-Dichloropropene	75	7.029	7.029	(1.290)	20589	4.02970	4.030
	46 2-Hexanone	43	7.165	7.175	(0.865)	36832	20.0814	20.081
	47 1,1,2-Trichloroethane	97	7.185	7.194	(1.318)	11131	3.71895	3.719
	48 1,3-Dichloropropane	76	7.428	7.438	(0.896)	24827	4.01986	4.020
	49 Tetrachloroethene	166	7.506	7.516	(0.906)	30011	4.88378	4.884(R)
	50 Chlorodibromomethane	129	7.711	7.721	(0.931)	12096	4.10231	4.102
	51 1,2-Dibromoethane	107	7.916	7.925	(1.453)	10121	3.85919	3.859
*	52 d5-Chlorobenzene	117	8.286	8.296	(1.000)	42250	4.00000	
	53 Chlorobenzene	112	8.325	8.335	(1.005)	58942	4.02067	4.021
	54 Ethyl Benzene	91	8.364	8.374	(1.009)	121778	4.25056	4.251
	55 1,1,1,2-Tetrachloroethane	131	8.364	8.364	(1.009)	16130	4.11182	4.112
	56 m,p-xylene	106	8.442	8.452	(1.019)	93500	9.22907	9.229
	58 o-Xylene	106	8.910	8.910	(1.075)	40830	4.40917	4.409
	59 Styrene	104	8.939	8.949	(1.079)	66039	4.69920	4.699
	60 Isopropyl Benzene	105	9.280	9.280	(0.855)	101123	3.63514	3.635
	61 Bromoform	173	9.310	9.319	(0.857)	5643	3.59521	3.595
	62 1,1,2,2-Tetrachloroethane	83	9.466	9.466	(0.872)	12952	3.26835	3.268
$	63 4-Bromofluorobenzene	95	9.553	9.563	(1.153)	28290	3.98218	3.982
	64 1,2,3-Trichloropropane	110	9.622	9.631	(0.886)	2712	3.49659	3.497
	65 Trans-1,4-Dichloro 2-Butene	53	9.690	9.700	(0.892)	5550	3.90395	3.904

	Compounds	QUANT SIG MASS	RT	EXP RT	REL RT	RESPONSE	CONCENTRATIONS ON-COLUMN (ug/L)	FINAL (ug/L)
	66 N-Propyl Benzene	91	9.709	9.719	(0.894)	156520	4.03663	4.037
	67 Bromobenzene	156	9.778	9.778	(0.900)	22901	4.04362	4.044
	68 1,3,5-Trimethyl Benzene	105	9.885	9.885	(0.910)	93668	3.80229	3.802
	69 2-Chloro Toluene	91	9.924	9.924	(0.914)	104634	3.90723	3.907
	70 4-Chloro Toluene	91	9.963	9.973	(0.917)	92440	3.67380	3.674
	71 T-Butyl Benzene	119	10.275	10.284	(0.946)	79048	3.81292	3.813
	72 1,2,4-Trimethylbenzene	105	10.323	10.323	(0.951)	92052	3.76238	3.762
	73 S-Butyl Benzene	105	10.518	10.518	(0.969)	127491	4.00421	4.004
	74 4-Isopropyl Toluene	119	10.665	10.674	(0.982)	94378	4.00557	4.006
	75 1,3-Dichlorobenzene	146	10.782	10.782	(0.993)	49795	4.20284	4.203
*	76 d4-1,4-Dichlorobenzene	152	10.860	10.869	(1.000)	22391	4.00000	
	77 1,4-Dichlorobenzene	146	10.899	10.908	(1.004)	47649	4.11347	4.113
	78 N-Butyl Benzene	91	11.133	11.133	(1.025)	110176	4.01984	4.020
$	79 d4-1,2-Dichlorobenzene	152	11.289	11.289	(1.039)	26034	4.41149	4.411
	80 1,2-Dichlorobenzene	146	11.318	11.328	(1.042)	38507	4.13350	4.134
	81 1,2-Dibromo 3-Chloropropane	75	12.215	12.224	(1.125)	1232	2.86202	2.862
	82 1,2,4-Trichlorobenzene	180	13.228	13.238	(1.218)	24214	4.24138	4.241
	83 Hexachloro 1,3-Butadiene	225	13.394	13.394	(1.233)	19472	4.57583	4.576
	84 Naphthalene	128	13.531	13.540	(1.246)	19287	3.38381	3.384
	85 1,2,3-Trichlorobenzene	180	13.823	13.823	(1.273)	17872	4.24612	4.246

QC Flag Legend

Q - Qualifier signal failed the ratio test.
R - Spike/Surrogate failed recovery limits.

Analytical Resources, Inc.

INTERNAL STANDARD COMPOUNDS
AREA AND RT SUMMARY

Instrument ID: finn3.i
Lab File ID: LCS1127A.d
Lab Smp Id: LCS1127
Analysis Type: VOA
Quant Type: ISTD
Operator: pb
Method File: /chem1/finn3.i/27NOV06.b/voa8260wb.m
Misc Info: 06-23749

Calibration Date: 27-NOV-2006
Calibration Time: 10:49
Client Smp ID: LCS1127
Level: LOW
Sample Type: WATER

COMPOUND	STANDARD	AREA LIMIT LOWER	AREA LIMIT UPPER	SAMPLE	%DIFF
25 Pentafluorobenzen	37805	18902	75610	37352	-1.20
35 1,4-Difluorobenze	56782	28391	113564	53726	-5.38
52 d5-Chlorobenzene	47354	23677	94708	42250	-10.78
76 d4-1,4-Dichlorobe	23710	11855	47420	22391	-5.56

COMPOUND	STANDARD	RT LIMIT LOWER	RT LIMIT UPPER	SAMPLE	%DIFF
25 Pentafluorobenzen	4.62	4.12	5.12	4.61	-0.21
35 1,4-Difluorobenze	5.46	4.96	5.96	5.45	-0.18
52 d5-Chlorobenzene	8.30	7.80	8.80	8.29	-0.12
76 d4-1,4-Dichlorobe	10.87	10.37	11.37	10.86	-0.09

AREA UPPER LIMIT = +100% of internal standard area.
AREA LOWER LIMIT = - 50% of internal standard area.
RT UPPER LIMIT = + 0.50 minutes of internal standard RT.
RT LOWER LIMIT = - 0.50 minutes of internal standard RT.

Analytical Resources, Inc.

RECOVERY REPORT

Client Name:
Sample Matrix: LIQUID
Lab Smp Id: LCS1127
Level: LOW
Data Type: MS DATA
SpikeList File: all.spk
Sublist File: voa.sub
Method File: /chem1/finn3.i/27NOV06.b/voa8260wb.m
Misc Info: 06-23749

Client SDG: 27NOV06
Fraction: VOA
Client Smp ID: LCS1127
Operator: pb
SampleType: LCSD
Quant Type: ISTD

SPIKE	COMPOUND	CONC ADDED ug/L	CONC RECOVERED ug/L	% RECOVERED	LIMITS
1	Dichlorodifluorome	4.000	2.420	60.50	50-150
2	Chloromethane	4.000	2.943	73.58	54-119
3	Vinyl Chloride	4.000	3.128	78.20	61-124
4	Bromomethane	4.000	3.522	88.04	27-150
5	Chloroethane	4.000	2.983	74.58	71-114
6	Trichlorofluoromet	4.000	3.787	94.67	75-119
8	Acrolein	20.000	13.629	68.14*	69-118
9	112Trichloro122Tri	4.000	3.598	89.94	76-121
10	Acetone	20.000	15.659	78.30	69-129
11	1,1-Dichloroethene	4.000	3.496	87.39	76-120
12	Bromoethane	4.000	3.682	92.06	75-121
13	Iodomethane	4.000	4.525	113.13	47-140
14	Methylene Chloride	4.000	3.510	87.74	67-127
17	Carbon Disulfide	4.000	3.724	93.11	66-131
15	Acrylonitrile	4.000	3.272	81.79	68-117
18	Trans-1,2-Dichloro	4.000	3.768	94.20	78-122
20	Vinyl Acetate	4.000	3.445	86.14	68-114
21	1,1-Dichloroethane	4.000	3.715	92.88	79-122
22	2-Butanone	20.000	16.491	82.46	72-115
23	2,2-Dichloropropan	4.000	4.192	104.81	68-122
24	Cis-1,2-Dichloroet	4.000	3.457	86.43	74-115
26	Chloroform	4.000	3.693	92.31	76-112
27	Bromochloromethane	4.000	3.719	92.97	73-114
29	1,1,1-Trichloroeth	4.000	3.801	95.03	72-114
30	1,1-Dichloropropen	4.000	3.960	99.00	73-113
31	Carbon Tetrachlori	4.000	4.058	101.46	67-115
33	1,2-Dichloroethane	4.000	4.251	106.28	77-113
34	Benzene	4.000	4.034	100.84	80-116
36	Trichloroethene	4.000	4.040	101.01	76-111
37	1,2-Dichloropropan	4.000	3.960	98.99	75-109
38	Bromodichlorometha	4.000	3.868	96.70	72-113
39	Dibromomethane	4.000	4.092	102.30	72-115
40	2-Chloroethyl Viny	4.000	3.359	83.98	56-111

SPIKE	COMPOUND	CONC ADDED ug/L	CONC RECOVERED ug/L	% RECOVERED	LIMITS
41	4-Methyl-2-Pentano	20.000	17.769	88.85	74-111
42	Cis 1,3-dichloropr	4.000	4.123	103.07	62-110
44	Toluene	4.000	4.078	101.95	80-115
45	Trans 1,3-Dichloro	4.000	4.030	100.74	57-121
46	2-Hexanone	20.000	20.081	100.41	72-113
47	1,1,2-Trichloroeth	4.000	3.719	92.97	77-116
48	1,3-Dichloropropan	4.000	4.020	100.50	74-110
49	Tetrachloroethene	4.000	4.884	122.09*	77-114
50	Chlorodibromometha	4.000	4.102	102.56	60-122
51	1,2-Dibromoethane	4.000	3.859	96.48	72-115
53	Chlorobenzene	4.000	4.021	100.52	79-112
55	1,1,1,2-Tetrachlor	4.000	4.112	102.80	58-124
54	Ethyl Benzene	4.000	4.251	106.26	82-125
56	m,p-xylene	8.000	9.229	115.36	82-120
58	o-Xylene	4.000	4.409	110.23	77-114
59	Styrene	4.000	4.699	117.48	80-120
60	Isopropyl Benzene	4.000	3.635	90.88	76-122
61	Bromoform	4.000	3.595	89.88	54-125
62	1,1,2,2-Tetrachlor	4.000	3.268	81.71	67-121
64	1,2,3-Trichloropro	4.000	3.497	87.41	71-116
65	Trans-1,4-Dichloro	4.000	3.904	97.60	68-115
66	N-Propyl Benzene	4.000	4.037	100.92	82-131
67	Bromobenzene	4.000	4.044	101.09	72-117
68	1,3,5-Trimethyl Be	4.000	3.802	95.06	76-124
69	2-Chloro Toluene	4.000	3.907	97.68	68-129
70	4-Chloro Toluene	4.000	3.674	91.84	75-124
71	T-Butyl Benzene	4.000	3.813	95.32	72-122
72	1,2,4-Trimethylben	4.000	3.762	94.06	78-124
73	S-Butyl Benzene	4.000	4.004	100.11	79-127
74	4-Isopropyl Toluen	4.000	4.006	100.14	75-126
75	1,3-Dichlorobenzen	4.000	4.203	105.07	75-115
77	1,4-Dichlorobenzen	4.000	4.113	102.84	73-113
78	N-Butyl Benzene	4.000	4.020	100.50	78-129
80	1,2-Dichlorobenzen	4.000	4.134	103.34	76-114
81	1,2-Dibromo 3-Chlo	4.000	2.862	71.55	54-124
82	1,2,4-Trichloroben	4.000	4.241	106.03	57-124
83	Hexachloro 1,3-But	4.000	4.576	114.40	64-118
84	Naphthalene	4.000	3.384	84.60	51-126
85	1,2,3-Trichloroben	4.000	4.246	106.15	53-126

SURROGATE	COMPOUND	AMOUNT ADDED ug/L	AMOUNT RECOVERED ug/L	% RECOVERED	LIMITS
$ 28	Dibromofluorometha	4.000	3.504	87.61	72-114

SURROGATE COMPOUND	AMOUNT ADDED ug/L	AMOUNT RECOVERED ug/L	% RECOVERED	LIMITS
$ 32 d4-1,2-Dichloroeth	4.000	4.153	103.81	66-127
$ 43 d8-Toluene	4.000	4.031	100.78	82-117
$ 63 4-Bromofluorobenze	4.000	3.982	99.55	71-113
$ 79 d4-1,2-Dichloroben	4.000	4.411	110.29	84-113

Data File: /chem1/finn3.i/27NOV06.b/LCS1127A.d
Date : 27-NOV-2006 11:59
Client ID: LCS1127
Sample Info: LCS1127,20,20

Instrument: finn3.i
Operator: pb
Column diameter: 0.18

Column phase: RTX502.2

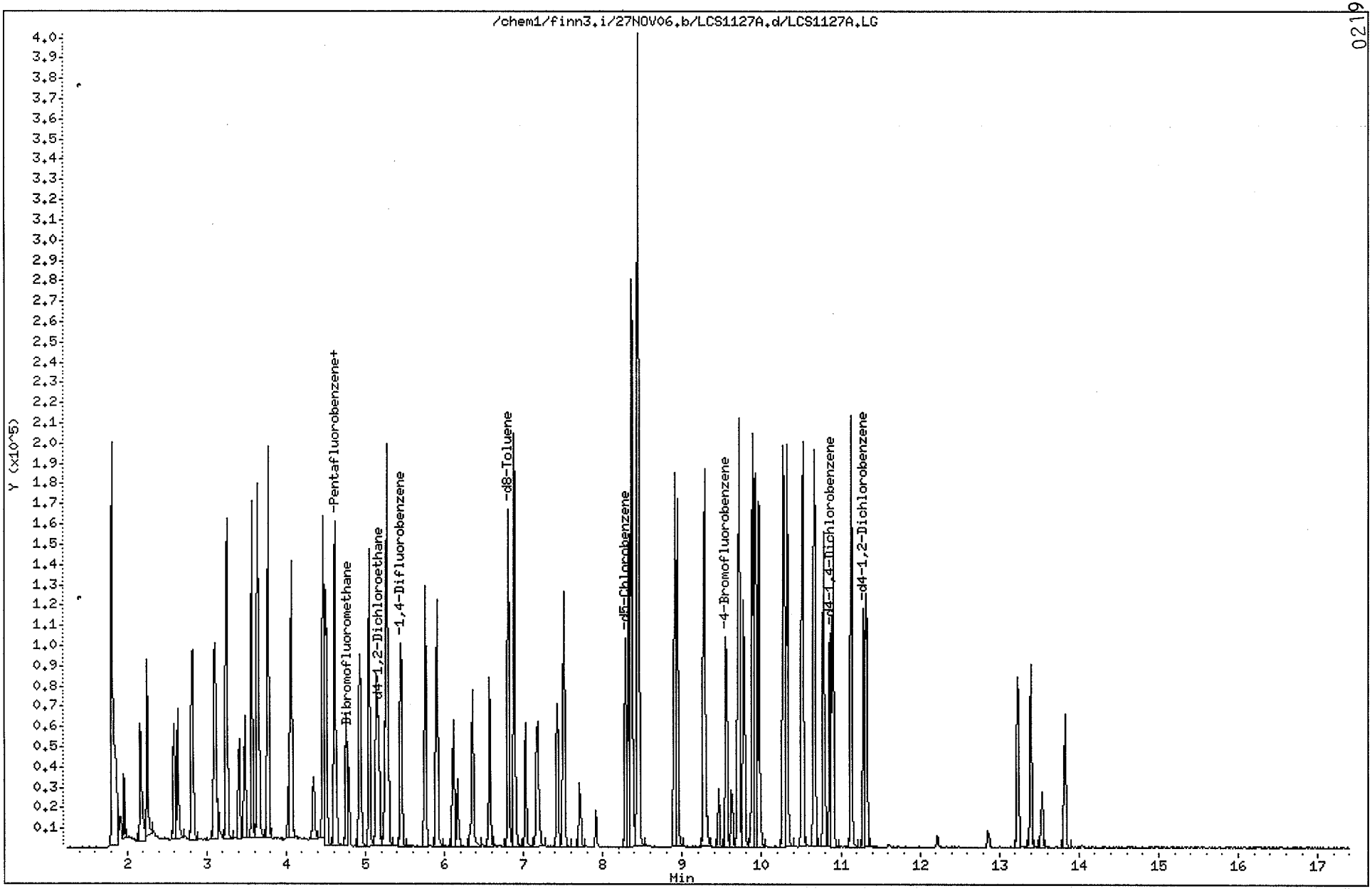

Volatiles Analysis
Run Logs

prepared
for

ANCHOR ENVIRONMENTAL

Project: Chinook, 060354-01

ARI JOB NO: KG57

prepared
by

Analytical Resources, Inc.

Analytical Resources Inc.: Organics Instrument Log

FINN3 Serial No.: IN005440

Date: 10/24/06 Analysis: BFB Analyst: D

GC Program: F3 Column No: 10362 Column Type: MXT502-2 Purge Flow: 40 mL/min

Instrument Tune (.U or .CT.): BFB1024 EM Voltage: 1971

Calibration File: 161024 Curve Date: 10/24/06

IS/SS	Ical/Ccal	LCS/ICV
IW 50210	IW 5015	IW 484-1
IW 5025	IW 5024	IW 484-2
	IW 5011	IW 5003
		IW 487-2

INTERNAL STANDARD SUMMARY FOR DATABATCH - /chem1/finn3.i/24OCT06.b

	Time	Filename	LabID	Client	ClientId	Dil Factor						
1	0933	BFB10241.d	BFB1024		BFB1024	1	NO ISTDS FOUND					
2	0953	0021024.d	IC1024		VSTD002	1	4.63	60491	5.47	88488	8.31	69551	10.88	29333
3	1056	0051024.d	IC1024		VSTD005	1	4.58	59111	5.43	90222	8.27	69624	10.84	30534
4	1505	0101024.d	IC1024		VSTD010	1	4.62	62216	5.47	92172	8.31	74704	10.88	32407
5	1150	0401024.d	IC1024		VSTD040	1	4.62	57961	5.46	92422	8.30	74379	10.88	33608
6	1302	0801024.d	IC1024		VSTD080	1	4.59	56930	5.44	90931	8.28	74385	10.85	33894
7	1322	1201024.d	IC1024		VSTD120	1	4.60	59395	5.45	93745	8.28	75229	10.85	33698
8	1348	1601024.d	IC1024		VSTD160	1	4.63	56649	5.48	90511	8.32	75181	10.89	31867
9	1621	ICV1024.d	ICV1024		ICV1024	1	4.60	58018	5.45	89048	8.29	71090	10.86	31931

10/24/06

Maintenance / Comments

long

Maintenance Verification (Identify ICal or CCal that demonstrates the instrument is in control):

Every line must contain information or be lined out. Make all entries legible. Start a new page for each QC period.

Analytical Resources Inc.: Organics Instrument Log

FINN3 Serial No.: IN005440

Date: 11/27/06 Analysis: 8260B Analyst: B

GC Program: F3 Column No: 120392 Column Type: RTX502-2 Purge Flow: 4.0 mL/min

Instrument Tune (.U or .CT.): BFB1127 EM Voltage: 2041

Calibration File: 0401127A Curve Date: 10/24/06

IS/SS	Ical/Ccal	LCS/ICV
w 505-4	w 504-3	w 504-3
w 502-5	w 502-6	w 502-6
	w 504-2	w 504-2

INTERNAL STANDARD SUMMARY FOR DATABATCH - /chem1/finn3.i/27NOV06.b

	Time	Filename	LabID	Client	ClientId	Dil Factor						
1	0946	BFB1127.d	BFB1127		BFB1127	1	NO ISTDS FOUND					
2	1049	0401127A.d	CC1127		VSTD040	1	4.62	37805	5.46	56782	8.30	47354	10.87	23710
3	1124	LCS1127.d	LCS1127		LCS1127	1	4.60	35994	5.45	52295	8.29	45392	10.86	21429
4	1159	LCS1127A.d	LCS1127		LCS1127	1	4.61	37352	5.45	53726	8.29	42250	10.86	22391
5	1226	MB1127.d	MB1127		MB1127	1	4.64	36176	5.49	46371	8.33	41172	10.90	17930
6	1300	KF88A.d	KF88A	7 Integral	GTSP-0001	1	4.60	37462	5.45	51106	8.29	44057	10.86	16852
7	1330	KG57A2.d	KG57A	2 Anchor	GSS-112106	1	4.65	37341	5.49	50300	8.33	38866	10.90	19198
8	1358	KG57B2.d	KG57B	1 Anchor	RLSW2-112106	1	4.62	36317	5.46	45509	8.30	38666	10.88	19248
9	1425	KF92C.d	KF92C	1 LANDAU	MW-6	1	4.61	37442	5.46	52500	8.30	43451	10.87	19891
10	1452	KF92D.d	KF92D	2 LANDAU	MW-5	1	4.63	36057	5.48	50547	8.32	42300	10.89	20063
11	1521	KF92E.d	KF92E	2 LANDAU	Perimeter Cum	D	1	4.60	35832	5.44	47696	8.28	40819	10.85	17666
12	1545	KG57B3.d	KG57B	2 Anchor	RLSW2-112106		1	4.64	36475	5.48	46359	8.32	41105	10.89	17642
13	1612	KF88AMS.d	KF88AMS	1 Integral	GTSP-0001 MS		1	4.64	35962	5.48	53346	8.32	43147	10.89	21561
14	1639	KF88AMSD.d	KF88AMSD	4 Integral	GTSP-0001 MSD		1	4.59	35809	5.44	50083	8.28	42020	10.85	20752
15	1706	KF88B.d	KF88B	2 Integral	GTSP-0002		1	4.65	34895	5.49	49756	8.33	41156	10.90	16518
16	1733	KF88C.d	KF88C	4 Integral	GTSP-0003		1	4.64	34540	5.48	49556	8.32	42273	10.90	18007
17	1800	KF88D.d	KF88D	5 Integral	GTSP-0004		1	4.64	36360	5.49	49214	8.33	41083	10.90	18795
18	1828	KF88E.d	KF88E	3 Integral	GTSP-0007		1	4.61	34754	5.46	45627	8.30	42341	10.87	17926
19	1855	KF88F.d	KF88F	5 Integral	GTSP-0005		1	4.64	35783	5.48	46455	8.32	39598	10.89	18390
20	1922	KF88G.d	KF88G	4 Integral	GTSP-0006		1	4.63	36604	5.48	48753	8.32	38257	10.89	18359

	Time	Filename	LabID	Client	ClientId	WT						
21	1949	KF88H.d	KF88H	2 Integral	GTSP-0008	1	4.63	36529	5.47	49202	8.32	42875	10.88	17613
22	2016	KG05F.d	KG05F	3 FSI	TRIP BLANK	1	4.64	36752	5.49	50734	8.33	40645	10.90	17434
23	2044	KG05A.d	KG05A	1 FSI	MW01-111706	1	4.60	35491	5.45	49179	8.29	42392	10.86	17786
24	2111	KG05B.d	KG05B	1 FSI	MW02-111706	1	4.64	35944	5.49	48565	8.33	42950	10.90	18522
25	2138	KG05C.d	KG05C	3 FSI	MW02D-111706	1	4.63	35186	5.48	49408	8.32	42880	10.89	18335

Maintenance / Comments

none

11/28/06

Maintenance Verification (Identify ICal or CCal that demonstrates the instrument is in control):

Every line must contain information or be lined out. Make all entries legible. Start a new page for each QC period.

GC/MS VOLATILES ANALYST NOTES

ARI Project No.: KG57 Date Started: 12/26/06 Additional Sheets: YES / (NO)

Method	Instrument	Sample Matrix	Volume	Analyst
1. 8260 IH	1. FINN 1	(1.) WATER	1. 5 mL	
(2.) 8260B	(2.) FINN 3	2. SOIL (LOW)	(2.) 20 mL	
3. CLP	3. FINN 5	3. SOIL (MED)	3. 5/20 mL	
4. 524.2	4. FINN 7	4. OTHER	4. 10 mL	
5. GC/MS-SIM	5. NT 3			
	6. NT 5			

Criteria	Criteria Met?		Comments or Exceptions
Calibration Curve Date: 10/24/06 Circle one: 5pt, 6pt, (7pt), CLP	(Yes) 8260 = 15% 524.2 = 20%	No	
Tune Criteria Met:	(Yes)	No	
Continuing Calibration Standard(s): (requirements listed on back of this sheet)	(Yes)	No	acetone = 24%D
LCS/LCSD			1,2 dibromo 3 chloropropane 34%D
1. Meets QC Requirements	(Yes)	No	
2. Surrogate Recoveries	(Yes)	No	
3. Internal Standard Response	(Yes)	No	
4. Spike RPD	(Yes)	No	
Method Blank(s)			
1. Surrogate Recovery	(Yes)	No	
2. Internal Standard Response	(Yes)	No	
3. Contamination Levels	Yes	(No)	
Sample			
1. Holding Times	(Yes)	No	A, B run - B - SS out
2. Surrogate Recoveries	(Yes)	No	
3. Internal standards	(Yes)	No	- B rerun 1x
4. Dilutions	Yes	(No)	
5. Sample Carry Over	Yes	(No)	
6. Flags (Y,J,B,E)	Yes	(No)	
Matrix Spike(s)	Yes	(No)	
1. Surrogate Recovery	Yes	No	
2. Internal Standards	Yes	No	
3. Spike RPD	Yes	No	
QC Checks			
1. Verification of Job Number	(Yes)	No	
2. Verification of Sample ID	(Yes)	No	
3. Verification of Analytical Request	(Yes)	No	
4. pH <2.0 for Aqueous Samples	Yes	(No)	both samples - pH 6-7
5. Analyzed within 12 hours of Tune	(Yes)	No	
Special Requirements			
1. Forms prepared	(Yes)	No	
2. Unknowns or TICs Determined	Yes	(No)	
3. Detection Limit Standard Analyzed	Yes	(No)	
4. Special Analytes	Yes	(No)	
5. Single Point Curve	Yes	(No)	

Analyst Signature: [signature] Date: 12/26/06

[signature] 12/27/06

Form 8042

Revision 01
2/5/03

GC/MS VOLATILES ANALYST NOTES

ARI Project No.: F3ICal Date Started: 10/24/06 Additional Sheets: YES / (NO)

Method	Instrument	Sample Matrix	Volume	Analyst
1. 8260 IH	1. FINN 1	(1.) WATER	1. 5 mL	
(2.) 8260B	(2.) FINN 3	2. SOIL (LOW)	(2.) 20 mL	(B)
3. CLP	3. FINN 5	3. SOIL (MED)	3. 5/20 mL	
4. 524.2	4. FINN 7	4. OTHER	4. 10 mL	
5. GC/MS-SIM	5. NT 3			
	6. NT 5			

Criteria	Criteria Met?		Comments or Exceptions
Calibration Curve Date: 10/24/06 Circle one: 5pt, 6pt, (7pt), CLP	(Yes) 8260 = 15% 524.2 = 20%	No	
Tune Criteria Met:	(Yes)	No	
Continuing Calibration Standard(s): (requirements listed on back of this sheet)	Yes	No	
LCS/LCSD			
1. Meets QC Requirements	Yes	No	
2. Surrogate Recoveries	Yes	No	
3. Internal Standard Response	Yes	No	
4. Spike RPD	Yes	No	
Method Blank(s)			
1. Surrogate Recovery	Yes	No	
2. Internal Standard Response	Yes	No	
3. Contamination Levels	Yes	No	
Sample			
1. Holding Times	Yes	No	
2. Surrogate Recoveries	Yes	No	
3. Internal standards	Yes	No	
4. Dilutions	Yes	No	
5. Sample Carry Over	Yes	No	
6. Flags (Y,J,B,E)	Yes	No	
Matrix Spike(s)	Yes	No	
1. Surrogate Recovery	Yes	No	
2. Internal Standards	Yes	No	
3. Spike RPD	Yes	No	
QC Checks			
1. Verification of Job Number	Yes	No	
2. Verification of Sample ID	Yes	No	
3. Verification of Analytical Request	Yes	No	
4. pH <2.0 for Aqueous Samples	Yes	No	
5. Analyzed within 12 hours of Tune	Yes	No	
Special Requirements			
1. Forms prepared	Yes	No	
2. Unknowns or TICs Determined	Yes	No	
3. Detection Limit Standard Analyzed	Yes	No	
4. Special Analytes	Yes	No	
5. Single Point Curve	Yes	No	

Analyst Signature: (B) Date: 10/30/06

(B) 10/30/06

Form 8042

Revision 01
2/5/03

Semivolatiles Analysis
QC Summary Data

prepared
for

ANCHOR ENVIRONMENTAL

Project: Chinook, 060354-01

ARI JOB NO: KG57

prepared
by

Analytical Resources, Inc.

ANALYTICAL RESOURCES INCORPORATED

SW8270 SEMIVOLATILES WATER SURROGATE RECOVERY SUMMARY

Matrix: Water

QC Report No: KG57-Anchor Environmental
Project: CHINOOK
060354-01

Client ID	NBZ	FBP	TPH	DCB	PHL	2FP	TBP	2CP	TOT OUT
MB-112406	87.6%	81.2%	91.2%	78.8%	82.4%	78.9%	93.3%	86.7%	0
LCS-112406	86.8%	89.2%	98.4%	79.2%	80.5%	77.6%	95.2%	83.2%	0
LCSD-112406	87.6%	89.2%	99.6%	77.6%	80.8%	77.6%	96.5%	83.7%	0
G2S-112106	81.6%	82.0%	61.2%	78.8%	72.0%	66.9%	91.2%	77.6%	0
RLSW2-112106	73.6%	68.4%	76.8%	69.2%	64.5%	64.0%	74.1%	70.9%	0

		LCS/MB LIMITS	QC LIMITS
(NBZ)	= d5-Nitrobenzene	(53-112)	(51-103)
(FBP)	= 2-Fluorobiphenyl	(52-99)	(39-95)
(TPH)	= d14-p-Terphenyl	(55-116)	(28-114)
(DCB)	= d4-1,2-Dichlorobenzene	(39-90)	(36-81)
(PHL)	= d5-Phenol	(40-110)	(42-98)
(2FP)	= 2-Fluorophenol	(27-131)	(27-113)
(TBP)	= 2,4,6-Tribromophenol	(47-116)	(47-110)
(2CP)	= d4-2-Chlorophenol	(51-110)	(47-102)

Prep Method: SW3520C
Log Number Range: 06-23749 to 06-23750

ANALYTICAL RESOURCES INCORPORATED

ORGANICS ANALYSIS DATA SHEET
Semivolatiles by SW8270D GC/MS **Sample ID: LCS-112406**
 LCS/LCSD

Lab Sample ID: LCS-112406 QC Report No: KG57-Anchor Environmental
LIMS ID: 06-23749 Project: CHINOOK
Matrix: Water 060354-01
Data Release Authorized: Date Sampled: 11/21/06
Reported: 12/04/06 Date Received: 11/21/06

Date Extracted LCS/LCSD: 11/24/06 Sample Amount LCS: 500 mL
LCSD: 500 mL
Date Analyzed LCS: 12/01/06 10:52 Final Extract Volume LCS: 0.50 mL
LCSD: 12/01/06 11:24 LCSD: 0.50 mL
Instrument/Analyst LCS: NT6/LJR Dilution Factor LCS: 1.00
LCSD: NT6/LJR LCSD: 1.00
GPC Cleanup: NO

Analyte	LCS	Spike Added-LCS	LCS Recovery	LCSD	Spike Added-LCSD	LCSD Recovery	RPD
Phenol	19.0	25.0	76.0%	20.4	25.0	81.6%	7.1%
Bis-(2-Chloroethyl) Ether	20.4	25.0	81.6%	21.8	25.0	87.2%	6.6%
2-Chlorophenol	19.9	25.0	79.6%	21.6	25.0	86.4%	8.2%
1,3-Dichlorobenzene	15.6	25.0	62.4%	17.8	25.0	71.2%	13.2%
1,4-Dichlorobenzene	15.9	25.0	63.6%	17.8	25.0	71.2%	11.3%
Benzyl Alcohol	18.6	25.0	74.4%	19.9	25.0	79.6%	6.8%
1,2-Dichlorobenzene	16.4	25.0	65.6%	18.4	25.0	73.6%	11.5%
2-Methylphenol	20.1	25.0	80.4%	21.5	25.0	86.0%	6.7%
2,2'-Oxybis(1-Chloropropane)	20.7	25.0	82.8%	22.1	25.0	88.4%	6.5%
4-Methylphenol	39.3	50.0	78.6%	42.2	50.0	84.4%	7.1%
N-Nitroso-Di-N-Propylamine	20.1	25.0	80.4%	21.4	25.0	85.6%	6.3%
Hexachloroethane	14.7	25.0	58.8%	17.4	25.0	69.6%	16.8%
Nitrobenzene	20.2	25.0	80.8%	22.0	25.0	88.0%	8.5%
Isophorone	22.8	25.0	91.2%	24.1	25.0	96.4%	5.5%
2-Nitrophenol	21.1	25.0	84.4%	22.7	25.0	90.8%	7.3%
2,4-Dimethylphenol	16.0	25.0	64.0%	17.5	25.0	70.0%	9.0%
Benzoic Acid	4.4	25.0	17.6%	11.8	25.0	47.2%	91.7%
bis(2-Chloroethoxy) Methane	20.6	25.0	82.4%	21.9	25.0	87.6%	6.1%
2,4-Dichlorophenol	21.1	25.0	84.4%	22.6	25.0	90.4%	6.9%
1,2,4-Trichlorobenzene	17.8	25.0	71.2%	19.4	25.0	77.6%	8.6%
Naphthalene	18.8	25.0	75.2%	20.2	25.0	80.8%	7.2%
4-Chloroaniline	42.2	60.0	70.3%	42.5	60.0	70.8%	0.7%
Hexachlorobutadiene	16.1	25.0	64.4%	18.1	25.0	72.4%	11.7%
4-Chloro-3-methylphenol	22.0	25.0	88.0%	23.3	25.0	93.2%	5.7%
2-Methylnaphthalene	19.9	25.0	79.6%	21.3	25.0	85.2%	6.8%
Hexachlorocyclopentadiene	15.8	25.0	63.2%	18.0	25.0	72.0%	13.0%
2,4,6-Trichlorophenol	22.4	25.0	89.6%	24.4	25.0	97.6%	8.5%
2,4,5-Trichlorophenol	22.2	25.0	88.8%	24.1	25.0	96.4%	8.2%
2-Chloronaphthalene	21.2	25.0	84.8%	22.8	25.0	91.2%	7.3%
2-Nitroaniline	23.0	25.0	92.0%	25.1	25.0	100%	8.7%
Dimethylphthalate	22.0	25.0	88.0%	23.8	25.0	95.2%	7.9%
Acenaphthylene	22.1	25.0	88.4%	23.8	25.0	95.2%	7.4%
3-Nitroaniline	60.2	64.0	94.1%	64.8	64.0	101%	7.4%
Acenaphthene	21.2	25.0	84.8%	23.0	25.0	92.0%	8.1%
2,4-Dinitrophenol	18.8	25.0	75.2%	23.1	25.0	92.4%	20.5%
4-Nitrophenol	22.4	25.0	89.6%	24.7	25.0	98.8%	9.8%
Dibenzofuran	21.8	25.0	87.2%	23.4	25.0	93.6%	7.1%
2,6-Dinitrotoluene	23.7	25.0	94.8%	25.6	25.0	102%	7.7%
2,4-Dinitrotoluene	23.8	25.0	95.2%	25.9	25.0	104%	8.5%
Diethylphthalate	22.4	25.0	89.6%	23.9	25.0	95.6%	6.5%
4-Chlorophenyl-phenylether	21.6	25.0	86.4%	23.2	25.0	92.8%	7.1%
Fluorene	21.6	25.0	86.4%	23.1	25.0	92.4%	6.7%
4-Nitroaniline	21.1	25.0	84.4%	24.0	25.0	96.0%	12.9%
4,6-Dinitro-2-Methylphenol	19.3	25.0	77.2%	21.4	25.0	85.6%	10.3%
N-Nitrosodiphenylamine	32.4	25.0	130%	34.5	25.0	138%	6.3%

ANALYTICAL RESOURCES INCORPORATED

ORGANICS ANALYSIS DATA SHEET
Semivolatiles by SW8270D GC/MS **Sample ID: LCS-112406**
 LCS/LCSD

Lab Sample ID: LCS-112406 QC Report No: KG57-Anchor Environmental
LIMS ID: 06-23749 Project: CHINOOK
Matrix: Water 060354-01
Date Analyzed: 12/01/06 10:52

Analyte	LCS	Spike Added-LCS	LCS Recovery	LCSD	Spike Added-LCSD	LCSD Recovery	RPD
4-Bromophenyl-phenylether	20.7	25.0	82.8%	21.8	25.0	87.2%	5.2%
Hexachlorobenzene	21.0	25.0	84.0%	22.3	25.0	89.2%	6.0%
Pentachlorophenol	22.0	25.0	88.0%	23.9	25.0	95.6%	8.3%
Phenanthrene	20.7	25.0	82.8%	22.0	25.0	88.0%	6.1%
Carbazole	21.1	25.0	84.4%	22.2	25.0	88.8%	5.1%
Anthracene	21.3	25.0	85.2%	22.4	25.0	89.6%	5.0%
Di-n-Butylphthalate	22.2	25.0	88.8%	23.6	25.0	94.4%	6.1%
Fluoranthene	21.3	25.0	85.2%	22.2	25.0	88.8%	4.1%
Pyrene	23.5	25.0	94.0%	25.0	25.0	100%	6.2%
Butylbenzylphthalate	24.0	25.0	96.0%	25.5	25.0	102%	6.1%
3,3'-Dichlorobenzidine	58.7	64.0	91.7%	60.1	64.0	93.9%	2.4%
Benzo(a)anthracene	22.5	25.0	90.0%	23.4	25.0	93.6%	3.9%
bis(2-Ethylhexyl)phthalate	22.7	25.0	90.8%	24.4	25.0	97.6%	7.2%
Chrysene	22.9	25.0	91.6%	23.6	25.0	94.4%	3.0%
Di-n-Octyl phthalate	21.3	25.0	85.2%	22.5	25.0	90.0%	5.5%
Benzo(b)fluoranthene	19.9	25.0	79.6%	21.6	25.0	86.4%	8.2%
Benzo(k)fluoranthene	21.2	25.0	84.8%	21.6	25.0	86.4%	1.9%
Benzo(a)pyrene	22.5	25.0	90.0%	23.8	25.0	95.2%	5.6%
Indeno(1,2,3-cd)pyrene	21.1	25.0	84.4%	22.7	25.0	90.8%	7.3%
Dibenz(a,h)anthracene	21.7	25.0	86.8%	23.2	25.0	92.8%	6.7%
Benzo(g,h,i)perylene	21.1	25.0	84.4%	22.8	25.0	91.2%	7.7%

Semivolatile Surrogate Recovery

	LCS	LCSD
d5-Nitrobenzene	86.8%	87.6%
2-Fluorobiphenyl	89.2%	89.2%
d14-p-Terphenyl	98.4%	99.6%
d4-1,2-Dichlorobenzene	79.2%	77.6%
d5-Phenol	80.5%	80.8%
2-Fluorophenol	77.6%	77.6%
2,4,6-Tribromophenol	95.2%	96.5%
d4-2-Chlorophenol	83.2%	83.7%

Results reported in µg/L
RPD calculated using sample concentrations per SW846.

4B

SEMIVOLATILE METHOD BLANK SUMMARY

BLANK NO.

KG57MBW1

Lab Name: ANALYTICAL RESOURCES, INC Client: ANCHOR

ARI Job No: KG57 Project: CHINOOK

Lab File ID: KG57MB Date Extracted: 11/24/06

Instrument ID: NT6 Date Analyzed: 12/01/06

Matrix: LIQUID Time Analyzed: 1020

THIS METHOD BLANK APPLIES TO THE FOLLOWING SAMPLES, MS and MSD:

	CLIENT SAMPLE NO.	LAB SAMPLE ID	LAB FILE ID	DATE ANALYZED
01	KG57LCSW1	KG57LCSW1	KG57SB	12/01/06
02	KG57LCSDW1	KG57LCSDW1	KG57SBD	12/01/06
03	G2S-112106	KG57A	KG57A	12/01/06
04	RLSW2-112106	KG57B	KG57B	12/01/06
05				
06				
07				
08				
09				
10				
11				
12				
13				
14				
15				
16				
17				
18				
19				
20				
21				
22				
23				
24				
25				
26				
27				
28				
29				
30				

COMMENTS:

5B

SEMIVOLATILE ORGANIC INSTRUMENT PERFORMANCE CHECK
DECAFLUOROTRIPHENYLPHOSPHINE (DFTPP)

Lab Name: ANALYTICAL RESOURCES, INC Client: ANCHOR

Instrument ID: NT6 Project: CHINOOK

DFTPP Injection Date: 11/30/06 DFTPP Injection Time: 1015

m/e	ION ABUNDANCE CRITERIA	% RELATIVE ABUNDANCE
51	30.0 - 80.0% of mass 198	36.7
68	Less than 2.0% of mass 69	0.0 (0.0)1
69	Mass 69 relative abundance	55.3
70	Less than 2.0% of mass 69	0.0 (0.0)1
127	25.0 - 75.0% of mass 198	56.8
197	Less than 1.0% of mass 198	0.0
198	Base Peak, 100% relative abundance	100.0
199	5.0 to 9.0% of mass 198	6.9
275	10.0 - 30.0% of mass 198	22.5
365	Greater than 0.75% of mass 198	2.64
441	Present, but less than mass 443	10.1
442	40.0 - 110.0% of mass 198	67.9
443	15.0 - 24.0% of mass 442	13.1 (19.3)2

1-Value is % mass 69 2-Value is % mass 442

THIS CHECK APPLIES TO THE FOLLOWING SAMPLES, MS, MSD, BLANKS, AND STANDARDS:

	CLIENT SAMPLE NO.	LAB SAMPLE ID	LAB FILE ID	DATE ANALYZED	TIME ANALYZED
01	ABN 25	ABN 25	0251130	11/30/06	1015
02	ABN 80	ABN 80	0801130	11/30/06	1048
03	ABN 5	ABN 5	0051130	11/30/06	1120
04	ABN 40	ABN 40	0401130	11/30/06	1152
05	ABN 1	ABN 1	0011130	11/30/06	1225
06	ABN 10	ABN 10	0101130	11/30/06	1257
07					
08					
09					
10					
11					
12					
13					
14					
15					
16					
17					
18					
19					
20					
21					
22					

FORM V SV

5B

SEMIVOLATILE ORGANIC INSTRUMENT PERFORMANCE CHECK
DECAFLUOROTRIPHENYLPHOSPHINE (DFTPP)

Lab Name: ANALYTICAL RESOURCES, INC Client: ANCHOR

Instrument ID: NT6 Project: CHINOOK

DFTPP Injection Date: 12/01/06 DFTPP Injection Time: 0948

m/e	ION ABUNDANCE CRITERIA	% RELATIVE ABUNDANCE
51	30.0 - 80.0% of mass 198	38.6
68	Less than 2.0% of mass 69	0.0 (0.0)1
69	Mass 69 relative abundance	54.5
70	Less than 2.0% of mass 69	0.1 (0.3)1
127	25.0 - 75.0% of mass 198	56.5
197	Less than 1.0% of mass 198	0.0
198	Base Peak, 100% relative abundance	100.0
199	5.0 to 9.0% of mass 198	7.2
275	10.0 - 30.0% of mass 198	22.5
365	Greater than 0.75% of mass 198	2.48
441	Present, but less than mass 443	9.8
442	40.0 - 110.0% of mass 198	67.5
443	15.0 - 24.0% of mass 442	13.0 (19.3)2

1-Value is % mass 69 2-Value is % mass 442

THIS CHECK APPLIES TO THE FOLLOWING SAMPLES, MS, MSD, BLANKS, AND STANDARDS:

	CLIENT SAMPLE NO.	LAB SAMPLE ID	LAB FILE ID	DATE ANALYZED	TIME ANALYZED
01	ABN CCAL	ABN 25	CC1201	12/01/06	0948
02	KG57MBW1	KG57MBW1	KG57MB	12/01/06	1020
03	KG57LCSW1	KG57LCSW1	KG57SB	12/01/06	1052
04	KG57LCSDW1	KG57LCSDW1	KG57SBD	12/01/06	1124
05	G2S-112106	KG57A	KG57A	12/01/06	1157
06	RLSW2-112106	KG57B	KG57B	12/01/06	1229
07					
08					
09					
10					
11					
12					
13					
14					
15					
16					
17					
18					
19					
20					
21					
22					

FORM V SV

8B

SEMIVOLATILE INTERNAL STANDARD AREA AND RT SUMMARY

Lab Name: ANALYTICAL RESOURCES, INC Client: ANCHOR

ARI Job No: KG57 Project: CHINOOK

Cont. Calib. ID: CC1201 Date Analyzed: 12/01/06

Instrument ID: NT6 Time Analyzed: 0948

		IS1(DCB) AREA	#	RT	#	IS2(NPT) AREA	#	RT	#	IS3(ANT) AREA	#	RT	#
	12 HOUR STD	185681		7.27		650495		9.29		360836		12.14	
	UPPER LIMIT	371362		7.77		1300990		9.79		721672		12.64	
	LOWER LIMIT	92840		6.77		325248		8.79		180418		11.64	
	CLIENT SAMP. NO.												
01	KG57MBW1	180661		7.27		636508		9.29		365945		12.14	
02	KG57LCSW1	184848		7.27		649739		9.29		343719		12.14	
03	KG57LCSDW1	185556		7.27		650089		9.29		338100		12.14	
04	G2S-112106	169995		7.27		582445		9.29		327220		12.14	
05	RLSW2-112106	182584		7.27		638411		9.29		362619		12.14	
06													
07													
08													
09													
10													
11													
12													
13													
14													
15													
16													
17													
18													
19													
20													
21													
22													

IS1 (DCB) = 1,4-Dichlorobenzene-d4
IS2 (NPT) = Naphthalene-d8
IS3 (ANT) = Acenaphthene-d10

AREA UPPER LIMIT = +100% of internal standard area
AREA LOWER LIMIT = - 50% of internal standard area
RT UPPER LIMIT = + 0.50 minutes of internal standard RT
RT LOWER LIMIT = - 0.50 minutes of internal standard RT

Column used to flag internal standard area values with an asterisk.
* Values outside of QC limits.

FORM VIII SV-1

8C
SEMIVOLATILE INTERNAL STANDARD AREA AND RT SUMMARY

Lab Name: ANALYTICAL RESOURCES, INC Client: ANCHOR

ARI Job No: KG57 Project: CHINOOK

Cont. Calib. ID: CC1201 Date Analyzed: 12/01/06

Instrument ID: NT6 Time Analyzed: 0948

		IS4(PHN) AREA	#	RT	#	IS5(CRY) AREA	#	RT	#	IS6(PRY) AREA	#	RT	#
	12 HOUR STD	519175		14.51		399685		18.81		586621		20.96	
	UPPER LIMIT	1038350		15.01		799370		19.31		1173242		21.46	
	LOWER LIMIT	259588		14.01		199842		18.31		293310		20.46	
	CLIENT SAMP. NO.												
01	KG57MBW1	521954		14.51		413533		18.81		550552		20.96	
02	KG57LCSW1	516337		14.51		365880		18.82		575521		20.96	
03	KG57LCSDW1	518940		14.51		362573		18.81		550681		20.96	
04	G2S-112106	467759		14.51		446804		18.81		581392		20.97	
05	RLSW2-112106	520666		14.51		413676		18.81		539294		20.96	
06													
07													
08													
09													
10													
11													
12													
13													
14													
15													
16													
17													
18													
19													
20													
21													
22													

IS4 (PHN) = Phenanthrene-d10
IS5 (CRY) = Chrysene-d12
IS6 (PRY) = Perylene-d12

AREA UPPER LIMIT = +100% of internal standard area
AREA LOWER LIMIT = - 50% of internal standard area
RT UPPER LIMIT = + 0.50 minutes of internal standard RT
RT LOWER LIMIT = - 0.50 minutes of internal standard RT

Column used to flag internal standard area values with an asterisk.
* Values outside of QC limits.

8C

SEMIVOLATILE INTERNAL STANDARD AREA AND RT SUMMARY

Lab Name: ANALYTICAL RESOURCES, INC Client: ANCHOR

ARI Job No: KG57 Project: CHINOOK

Cont. Calib. ID: CC1201 Date Analyzed: 12/01/06

Instrument ID: NT6 Time Analyzed: 0948

		IS7 AREA #	RT #	AREA #	RT #	AREA #	RT #
	12 HOUR STD	873383	20.00				
	UPPER LIMIT	1746766	20.50				
	LOWER LIMIT	436692	19.50				
	CLIENT SAMP. NO.						
01	KG57MBW1	896581	20.00				
02	KG57LCSW1	855171	20.00				
03	KG57LCSDW1	819385	20.00				
04	G2S-112106	937643	20.00				
05	RLSW2-112106	867691	20.00				
06							
07							
08							
09							
10							
11							
12							
13							
14							
15							
16							
17							
18							
19							
20							
21							
22							

IS7 = Di-n-octylphthalate-d4

AREA UPPER LIMIT = +100% of internal standard area
AREA LOWER LIMIT = - 50% of internal standard area
RT UPPER LIMIT = + 0.50 minutes of internal standard RT
RT LOWER LIMIT = - 0.50 minutes of internal standard RT

Column used to flag internal standard area values with an asterisk.
* Values outside of QC limits.

Semivolatiles Analysis
Sample Data

prepared
for

ANCHOR ENVIRONMENTAL

Project: Chinook, 060354-01

ARI JOB NO: KG57

prepared
by

Analytical Resources, Inc.

ANALYTICAL RESOURCES INCORPORATED

ORGANICS ANALYSIS DATA SHEET
Semivolatiles by SW8270D GC/MS **Sample ID: G2S-112106**
Page 1 of 2 **SAMPLE**

Lab Sample ID: KG57A
LIMS ID: 06-23749
Matrix: Water
Data Release Authorized:
Reported: 12/04/06

QC Report No: KG57-Anchor Environmental
Project: CHINOOK
060354-01
Date Sampled: 11/21/06
Date Received: 11/21/06

Date Extracted: 11/24/06
Date Analyzed: 12/01/06 11:57
Instrument/Analyst: NT6/LJR

Sample Amount: 500 mL
Final Extract Volume: 0.50 mL
Dilution Factor: 1.00

CAS Number	Analyte	RL	Result
108-95-2	Phenol	1.0	< 1.0 U
111-44-4	Bis-(2-Chloroethyl) Ether	1.0	< 1.0 U
95-57-8	2-Chlorophenol	1.0	< 1.0 U
541-73-1	1,3-Dichlorobenzene	1.0	< 1.0 U
106-46-7	1,4-Dichlorobenzene	1.0	< 1.0 U
100-51-6	Benzyl Alcohol	5.0	< 5.0 U
95-50-1	1,2-Dichlorobenzene	1.0	< 1.0 U
95-48-7	2-Methylphenol	1.0	< 1.0 U
108-60-1	2,2'-Oxybis(1-Chloropropane)	1.0	< 1.0 U
106-44-5	**4-Methylphenol**	**1.0**	**4.0**
621-64-7	N-Nitroso-Di-N-Propylamine	5.0	< 5.0 U
67-72-1	Hexachloroethane	1.0	< 1.0 U
98-95-3	Nitrobenzene	1.0	< 1.0 U
78-59-1	Isophorone	1.0	< 1.0 U
88-75-5	2-Nitrophenol	5.0	< 5.0 U
105-67-9	2,4-Dimethylphenol	1.0	< 1.0 U
65-85-0	Benzoic Acid	10	< 10 U
111-91-1	bis(2-Chloroethoxy) Methane	1.0	< 1.0 U
120-83-2	2,4-Dichlorophenol	5.0	< 5.0 U
120-82-1	1,2,4-Trichlorobenzene	1.0	< 1.0 U
91-20-3	Naphthalene	1.0	< 1.0 U
106-47-8	4-Chloroaniline	5.0	< 5.0 U
87-68-3	Hexachlorobutadiene	1.0	< 1.0 U
59-50-7	4-Chloro-3-methylphenol	5.0	< 5.0 U
91-57-6	2-Methylnaphthalene	1.0	< 1.0 U
77-47-4	Hexachlorocyclopentadiene	5.0	< 5.0 U
88-06-2	2,4,6-Trichlorophenol	5.0	< 5.0 U
95-95-4	2,4,5-Trichlorophenol	5.0	< 5.0 U
91-58-7	2-Chloronaphthalene	1.0	< 1.0 U
88-74-4	2-Nitroaniline	5.0	< 5.0 U
131-11-3	Dimethylphthalate	1.0	< 1.0 U
208-96-8	Acenaphthylene	1.0	< 1.0 U
99-09-2	3-Nitroaniline	5.0	< 5.0 U
83-32-9	Acenaphthene	1.0	< 1.0 U
51-28-5	2,4-Dinitrophenol	10	< 10 U
100-02-7	4-Nitrophenol	5.0	< 5.0 U
132-64-9	Dibenzofuran	1.0	< 1.0 U
606-20-2	2,6-Dinitrotoluene	5.0	< 5.0 U
121-14-2	2,4-Dinitrotoluene	5.0	< 5.0 U
84-66-2	Diethylphthalate	1.0	< 1.0 U

ANALYTICAL RESOURCES INCORPORATED

ORGANICS ANALYSIS DATA SHEET
Semivolatiles by SW8270D GC/MS **Sample ID: G2S-112106**
 SAMPLE

Lab Sample ID: KG57A
LIMS ID: 06-23749
Matrix: Water
Date Analyzed: 12/01/06 11:57

QC Report No: KG57-Anchor Environmental
Project: CHINOOK
060354-01

CAS Number	Analyte	RL	Result
7005-72-3	4-Chlorophenyl-phenylether	1.0	< 1.0 U
86-73-7	Fluorene	1.0	< 1.0 U
100-01-6	4-Nitroaniline	5.0	< 5.0 U
534-52-1	4,6-Dinitro-2-Methylphenol	10	< 10 U
86-30-6	N-Nitrosodiphenylamine	1.0	< 1.0 U
101-55-3	4-Bromophenyl-phenylether	1.0	< 1.0 U
118-74-1	Hexachlorobenzene	1.0	< 1.0 U
87-86-5	Pentachlorophenol	5.0	< 5.0 U
85-01-8	Phenanthrene	1.0	< 1.0 U
86-74-8	Carbazole	1.0	< 1.0 U
120-12-7	Anthracene	1.0	< 1.0 U
84-74-2	Di-n-Butylphthalate	1.0	< 1.0 U
206-44-0	Fluoranthene	1.0	< 1.0 U
129-00-0	Pyrene	1.0	< 1.0 U
85-68-7	Butylbenzylphthalate	1.0	< 1.0 U
91-94-1	3,3'-Dichlorobenzidine	5.0	< 5.0 U
56-55-3	Benzo(a)anthracene	1.0	< 1.0 U
117-81-7	bis(2-Ethylhexyl)phthalate	1.0	< 1.0 U
218-01-9	Chrysene	1.0	< 1.0 U
117-84-0	Di-n-Octyl phthalate	1.0	< 1.0 U
205-99-2	Benzo(b)fluoranthene	1.0	< 1.0 U
207-08-9	Benzo(k)fluoranthene	1.0	< 1.0 U
50-32-8	Benzo(a)pyrene	1.0	< 1.0 U
193-39-5	Indeno(1,2,3-cd)pyrene	1.0	< 1.0 U
53-70-3	Dibenz(a,h)anthracene	1.0	< 1.0 U
191-24-2	Benzo(g,h,i)perylene	1.0	< 1.0 U

Reported in µg/L (ppb)

Semivolatile Surrogate Recovery

d5-Nitrobenzene	81.6%	2-Fluorobiphenyl	82.0%
d14-p-Terphenyl	61.2%	d4-1,2-Dichlorobenzene	78.8%
d5-Phenol	72.0%	2-Fluorophenol	66.9%
2,4,6-Tribromophenol	91.2%	d4-2-Chlorophenol	77.6%

Analytical Resources, Inc.

Semivolatile Report SW846 Method 8270D

Data file : /chem1/nt6.i/20061201.b/kg57a.d
Lab Smp Id: KG57A Client Smp ID: G2S-112106
Inj Date : 01-DEC-2006 11:57
Operator : LJR Inst ID: nt6.i
Smp Info : KG57A
Misc Info : 06-23749
Comment : 1ul Injection
Method : /chem1/nt6.i/20061201.b/SW846.m
Meth Date : 04-Dec-2006 11:51 jeff Quant Type: ISTD
Cal Date : 27-NOV-2006 11:16 Cal File: 0101127.d
Als bottle: 1
Dil Factor: 1.00000
Integrator: HP RTE Compound Sublist: LL.sub
Target Version: 3.50

LJR 12/14/06

Concentration Formula: Amt * DF * Vt/Vo * CpndVariable

Name	Value	Description
DF	1.00000	Dilution Factor
Vt	500.00000	Volume of final extract (uL)
Vo	500.00000	Volume of sample extracted (mL)

Cpnd Variable Local Compound Variable

Compounds	QUANT SIG MASS	RT	EXP RT	REL RT	RESPONSE	CONCENTRATIONS ON-COLUMN (ug/mL)	CONCENTRATIONS FINAL (ug/L)
$ 1 2-Fluorophenol	112	5.394	5.373	(0.742)	334330	25.0569	25.06
$ 2 Phenol-d5	99	6.895	6.868	(0.948)	422764	27.0481	27.05
3 Phenol	94	Compound Not Detected.					
$ 5 2-Chlorophenol-d4	132	7.002	6.981	(0.963)	312189	29.0827	29.08
4 Bis(2-Chloroethyl)ether	93	Compound Not Detected.					
6 2-Chlorophenol	128	Compound Not Detected.					
7 1,3-Dichlorobenzene	146	Compound Not Detected.					
* 8 1,4-Dichlorobenzene-d4	152	7.275	7.274	(1.000)	169995	20.0000	
9 1,4-Dichlorobenzene	146	Compound Not Detected.					
$ 10 1,2-Dichlorobenzene-d4	152	7.563	7.568	(1.040)	137462	19.7253	19.73
12 1,2-Dichlorobenzene	146	Compound Not Detected.					
11 Benzyl alcohol	108	Compound Not Detected.					
14 2,2'-oxybis(1-Chloropropane)	45	Compound Not Detected.					
13 2-Methylphenol	108	Compound Not Detected.					
17 Hexachloroethane	117	Compound Not Detected.					
16 N-Nitroso-di-n-propylamine	70	Compound Not Detected.					

	Compounds	QUANT SIG MASS	RT	EXP RT	REL RT	RESPONSE	CONCENTRATIONS ON-COLUMN (ug/mL)	FINAL (ug/L)
	15 4-Methylphenol	108	8.049	8.028	(1.106)	51570	4.00127	4.001
$	18 Nitrobenzene-d5	82	8.183	8.188	(0.881)	295528	20.4212	20.42
	19 Nitrobenzene	77	Compound Not Detected.					
	20 Isophorone	82	Compound Not Detected.					
	21 2-Nitrophenol	139	Compound Not Detected.					
	22 2,4-Dimethylphenol	107	Compound Not Detected.					
	23 Bis(2-Chloroethoxy)methane	93	Compound Not Detected.					
	24 Benzoic acid	105	Compound Not Detected.					
	25 2,4-Dichlorophenol	162	Compound Not Detected.					
	26 1,2,4-Trichlorobenzene	180	Compound Not Detected.					
*	27 Naphthalene-d8	136	9.289	9.288	(1.000)	582445	20.0000	
	28 Naphthalene	128	Compound Not Detected.					
	29 4-Chloroaniline	127	Compound Not Detected.					
	30 Hexachlorobutadiene	225	Compound Not Detected.					
	31 4-Chloro-3-methylphenol	107	Compound Not Detected.					
	32 2-Methylnaphthalene	141	Compound Not Detected.					
	33 Hexachlorocyclopentadiene	237	Compound Not Detected.					
	34 2,4,6-Trichlorophenol	196	Compound Not Detected.					
	35 2,4,5-Trichlorophenol	196	Compound Not Detected.					
$	36 2-Fluorobiphenyl	172	11.089	11.089	(0.913)	435984	20.4678	20.47
	37 2-Chloronaphthalene	162	Compound Not Detected.					
	38 2-Nitroaniline	65	Compound Not Detected.					
	39 Dimethylphthalate	163	Compound Not Detected.					
	40 Acenaphthylene	152	Compound Not Detected.					
	41 2,6-Dinitrotoluene	165	Compound Not Detected.					
*	42 Acenaphthene-d10	164	12.141	12.141	(1.000)	327220	20.0000	
	43 3-Nitroaniline	138	Compound Not Detected.					
	44 Acenaphthene	153	Compound Not Detected.					
	45 2,4-Dinitrophenol	184	Compound Not Detected.					
	46 Dibenzofuran	168	Compound Not Detected.					
	47 4-Nitrophenol	109	Compound Not Detected.					
	48 2,4-Dinitrotoluene	165	Compound Not Detected.					
	50 Diethylphthalate	149	Compound Not Detected.					
	49 Fluorene	166	Compound Not Detected.					
	51 4-Chlorophenyl-phenylether	204	Compound Not Detected.					
	52 4-Nitroaniline	138	Compound Not Detected.					
	53 4,6-Dinitro-2-methylphenol	198	Compound Not Detected.					
	54 N-Nitrosodiphenylamine	169	Compound Not Detected.					
$	55 2,4,6-Tribromophenol	330	13.429	13.434	(1.106)	83997	34.2396	34.24(M)
	56 4-Bromophenyl-phenylether	248	Compound Not Detected.					
	57 Hexachlorobenzene	284	Compound Not Detected.					
	58 Pentachlorophenol	266	Compound Not Detected.					
*	59 Phenanthrene-d10	188	14.508	14.508	(1.000)	467759	20.0000	
	60 Phenanthrene	178	Compound Not Detected.					
	61 Anthracene	178	Compound Not Detected.					
	62 Carbazole	167	Compound Not Detected.					
	63 Di-n-butylphthalate	149	Compound Not Detected.					

	Compounds	QUANT SIG MASS	RT	EXP RT	REL RT	RESPONSE	CONCENTRATIONS ON-COLUMN (ug/mL)	FINAL (ug/L)
	64 Fluoranthene	202	Compound Not Detected.					
	65 Pyrene	202	Compound Not Detected.					
$	66 Terphenyl-d14	244	17.163	17.163	(0.912)	324460	15.3008	15.30
	67 Butylbenzylphthalate	149	Compound Not Detected.					
	68 Benzo(a)anthracene	228	Compound Not Detected.					
*	69 Chrysene-d12	240	18.814	18.813	(1.000)	446804	20.0000	
	70 3,3'-Dichlorobenzidine	252	Compound Not Detected.					
	71 Chrysene	228	Compound Not Detected.					
	72 bis(2-Ethylhexyl)phthalate	149	Compound Not Detected.					
*	134 Di-n-octylphthalate-d4	153	20.000	19.999	(1.000)	937643	20.0000	
	73 Di-n-octylphthalate	149	Compound Not Detected.					
	74 Benzo(b)fluoranthene	252	Compound Not Detected.					
	75 Benzo(k)fluoranthene	252	Compound Not Detected.					
	76 Benzo(a)pyrene	252	Compound Not Detected.					
*	77 Perylene-d12	264	20.967	20.961	(1.000)	581392	20.0000	
	78 Indeno(1,2,3-cd)pyrene	276	Compound Not Detected.					
	79 Dibenzo(a,h)anthracene	278	Compound Not Detected.					
	80 Benzo(g,h,i)perylene	276	Compound Not Detected.					
	90 N-Nitrosodimethylamine	74	Compound Not Detected.					
	91 Aniline	93	Compound Not Detected.					
	93 Benzidine	184	Compound Not Detected.					
	103 Pyridine	79	Compound Not Detected.					
	105 1-methylnaphthalene	141	Compound Not Detected.					
	111 Azobenzene (1,2-DP-Hydrazine)	77	Compound Not Detected.					

QC Flag Legend

M - Compound response manually integrated.

Analytical Resources, Inc.

INTERNAL STANDARD COMPOUNDS
AREA AND RT SUMMARY

Instrument ID: nt6.i
Lab File ID: kg57a.d
Lab Smp Id: KG57A
Analysis Type: SV
Quant Type: ISTD
Operator: LJR
Method File: /chem1/nt6.i/20061201.b/SW846.m
Misc Info: 06-23749

Calibration Date: 01-DEC-2006
Calibration Time: 09:48
Client Smp ID: G2S-112106
Level: LOW
Sample Type: Water

COMPOUND	STANDARD	AREA LIMIT LOWER	AREA LIMIT UPPER	SAMPLE	%DIFF
8 1,4-Dichlorobenze	185681	92840	371362	169995	-8.45
27 Naphthalene-d8	650495	325248	1300990	582445	-10.46
42 Acenaphthene-d10	360836	180418	721672	327220	-9.32
59 Phenanthrene-d10	519175	259588	1038350	467759	-9.90
69 Chrysene-d12	399685	199842	799370	446804	11.79
134 Di-n-octylphthala	873383	436692	1746766	937643	7.36
77 Perylene-d12	586621	293310	1173242	581392	-0.89

COMPOUND	STANDARD	RT LIMIT LOWER	RT LIMIT UPPER	SAMPLE	%DIFF
8 1,4-Dichlorobenze	7.27	6.77	7.77	7.27	0.00
27 Naphthalene-d8	9.29	8.79	9.79	9.29	0.00
42 Acenaphthene-d10	12.14	11.64	12.64	12.14	0.00
59 Phenanthrene-d10	14.51	14.01	15.01	14.51	0.00
69 Chrysene-d12	18.81	18.31	19.31	18.81	0.00
134 Di-n-octylphthala	20.00	19.50	20.50	20.00	0.00
77 Perylene-d12	20.96	20.46	21.46	20.97	0.03

AREA UPPER LIMIT = +100% of internal standard area.
AREA LOWER LIMIT = - 50% of internal standard area.
RT UPPER LIMIT = + 0.50 minutes of internal standard RT.
RT LOWER LIMIT = - 0.50 minutes of internal standard RT.

Analytical Resources, Inc.

RECOVERY REPORT

Client Name: Anchor
Sample Matrix: LIQUID
Lab Smp Id: KG57A
Level: LOW
Data Type: MS DATA
SpikeList File: LLLCS.spk
Sublist File: LL.sub
Method File: /chem1/nt6.i/20061201.b/SW846.m
Misc Info: 06-23749

Client SDG: KG57
Fraction: SV
Client Smp ID: G2S-112106
Operator: LJR
SampleType: SAMPLE
Quant Type: ISTD

SURROGATE COMPOUND	CONC ADDED ug/L	CONC RECOVERED ug/L	% RECOVERED	LIMITS
$ 1 2-Fluorophenol	37.50	25.06	66.82	27-113
$ 2 Phenol-d5	37.50	27.05	72.13	42-98
$ 5 2-Chlorophenol-d4	37.50	29.08	77.55	47-102
$ 10 1,2-Dichlorobenzen	25.00	19.73	78.90	36-81
$ 18 Nitrobenzene-d5	25.00	20.42	81.68	51-103
$ 36 2-Fluorobiphenyl	25.00	20.47	81.87	39-95
$ 55 2,4,6-Tribromophen	37.50	34.24	91.31	47-110
$ 66 Terphenyl-d14	25.00	15.30	61.20	28-114

Data File: /chem1/nt6.i/20061201.b/kg57a.d
Date : 01-DEC-2006 11:57
Client ID: G2S-112106
Sample Info: KG57A
Volume Injected (uL): 1.0
Column phase: ZB-5

Instrument: nt6.i
Operator: LJR
Column diameter: 0.32

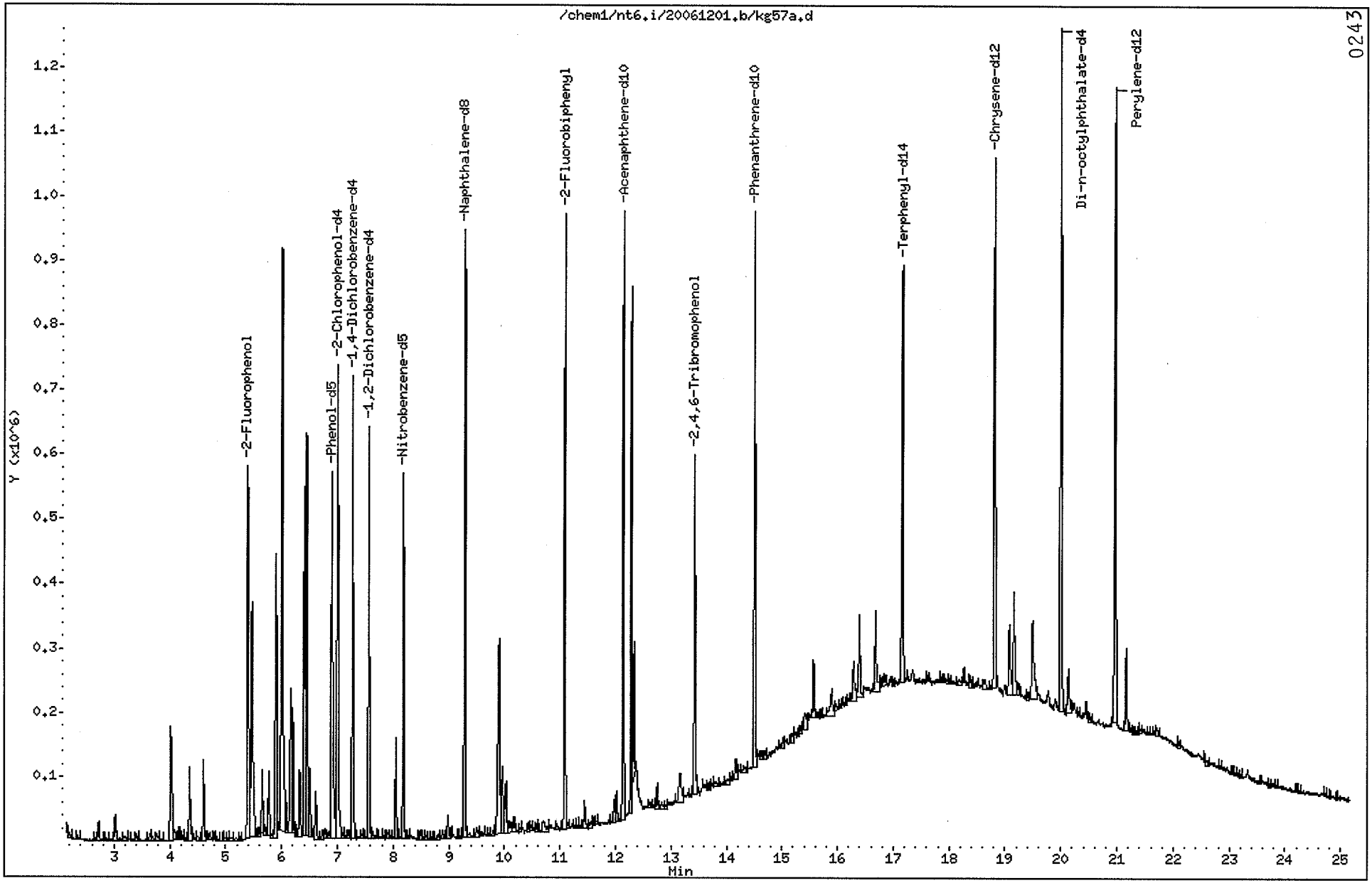

Data File: /chem1/nt6.i/20061201.b/kg57a.d

Date : 01-DEC-2006 11:57

Client ID: G2S-112106 Instrument: nt6.i

Sample Info: KG57A

Volume Injected (uL): 1.0 Operator: LJR

Column phase: ZB-5 Column diameter: 0.32

15 4-Methylphenol Concentration: 4.001 ug/L

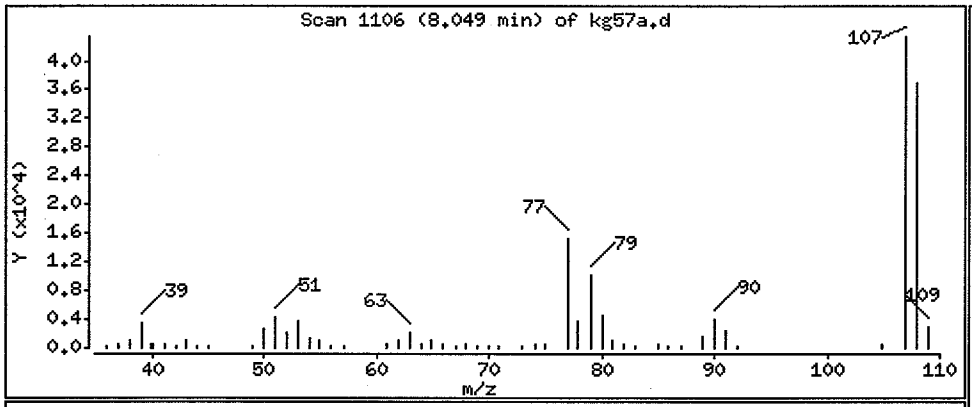

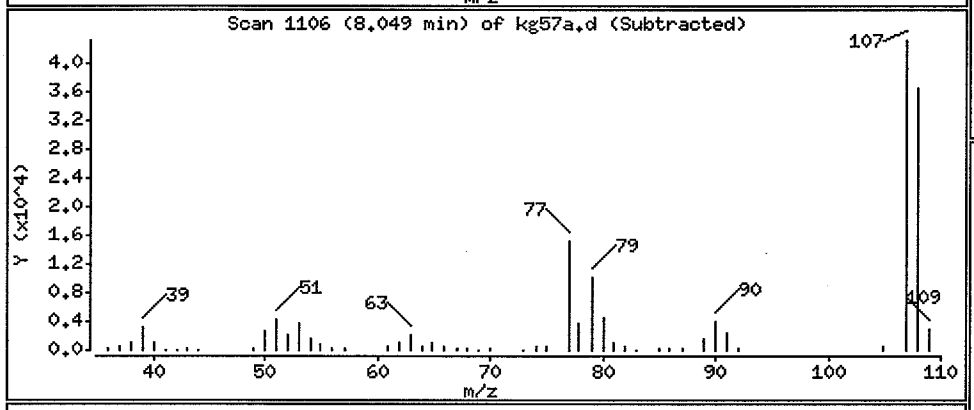

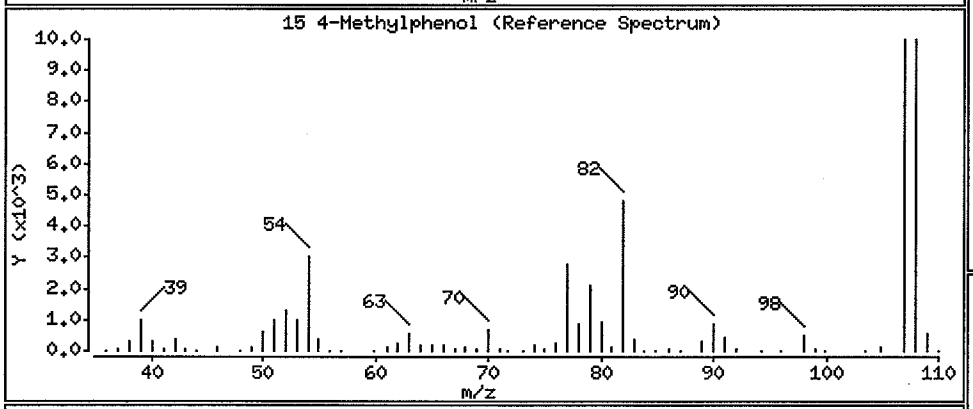

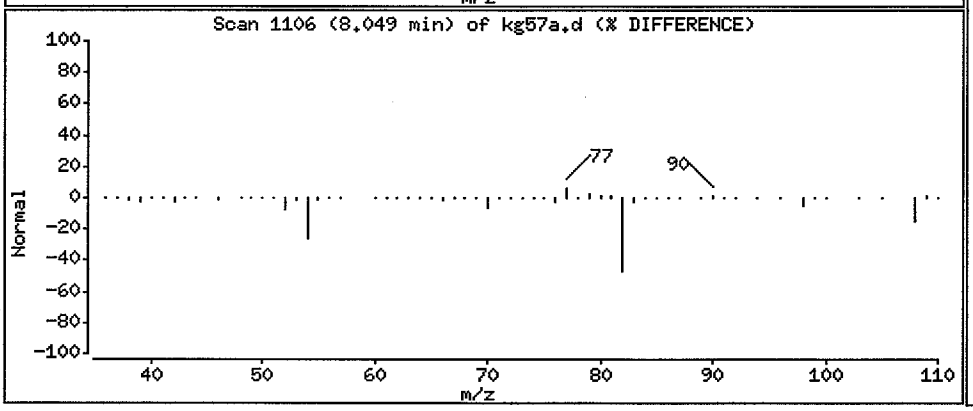

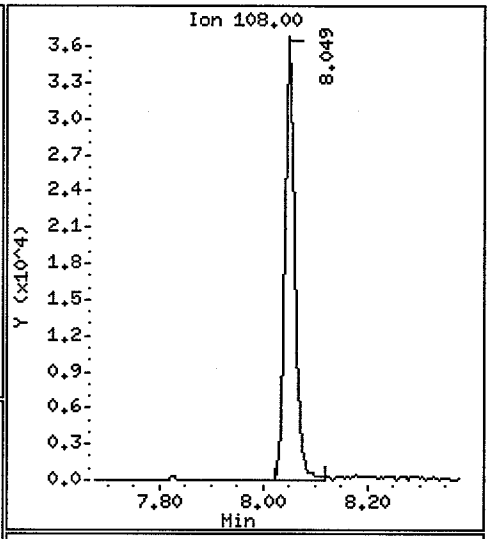

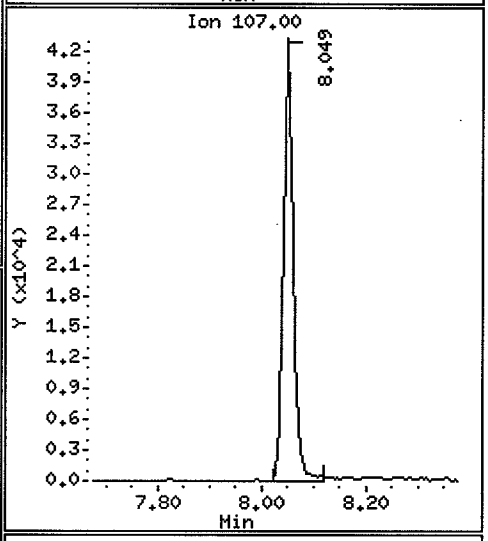

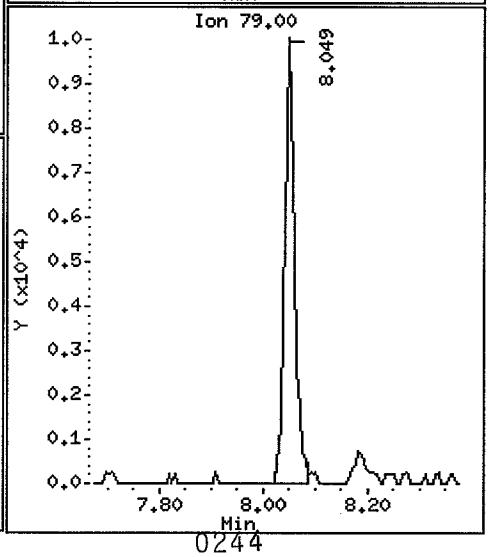

KG57A, /chem1/nt6.i/20061201.b/kg57a.d
2,4,6-Tribromophenol Amount: 34.24

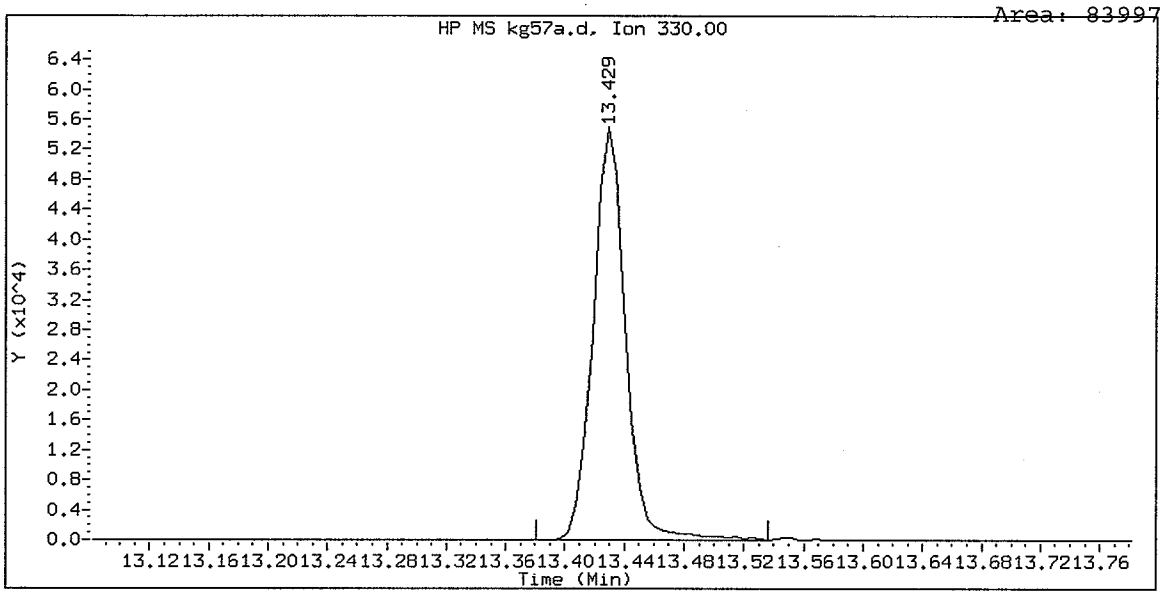

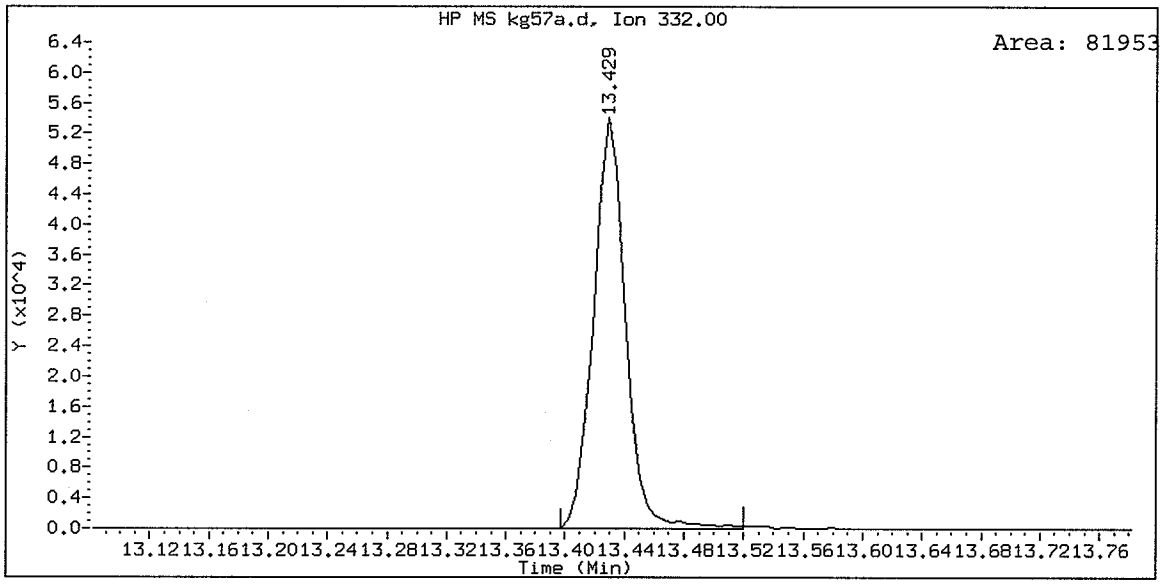

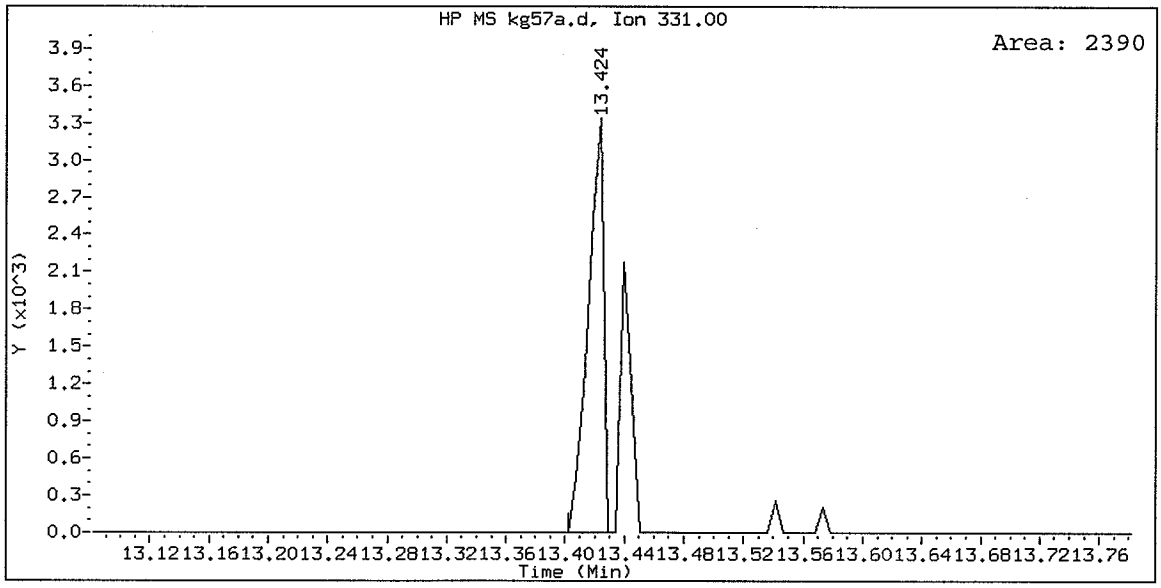

ANALYTICAL RESOURCES INCORPORATED

ORGANICS ANALYSIS DATA SHEET
Semivolatiles by SW8270D GC/MS **Sample ID: RLSW2-112106**
Page 1 of 2 **SAMPLE**

Lab Sample ID: KG57B
LIMS ID: 06-23750
Matrix: Water
Data Release Authorized:
Reported: 12/04/06

QC Report No: KG57-Anchor Environmental
Project: CHINOOK
060354-01
Date Sampled: 11/21/06
Date Received: 11/21/06

Date Extracted: 11/24/06
Date Analyzed: 12/01/06 12:29
Instrument/Analyst: NT6/LJR

Sample Amount: 500 mL
Final Extract Volume: 0.50 mL
Dilution Factor: 1.00

CAS Number	Analyte	RL	Result
108-95-2	Phenol	1.0	< 1.0 U
111-44-4	Bis-(2-Chloroethyl) Ether	1.0	< 1.0 U
95-57-8	2-Chlorophenol	1.0	< 1.0 U
541-73-1	1,3-Dichlorobenzene	1.0	< 1.0 U
106-46-7	1,4-Dichlorobenzene	1.0	< 1.0 U
100-51-6	Benzyl Alcohol	5.0	< 5.0 U
95-50-1	1,2-Dichlorobenzene	1.0	< 1.0 U
95-48-7	2-Methylphenol	1.0	< 1.0 U
108-60-1	2,2'-Oxybis(1-Chloropropane)	1.0	< 1.0 U
106-44-5	4-Methylphenol	1.0	< 1.0 U
621-64-7	N-Nitroso-Di-N-Propylamine	5.0	< 5.0 U
67-72-1	Hexachloroethane	1.0	< 1.0 U
98-95-3	Nitrobenzene	1.0	< 1.0 U
78-59-1	Isophorone	1.0	< 1.0 U
88-75-5	2-Nitrophenol	5.0	< 5.0 U
105-67-9	2,4-Dimethylphenol	1.0	< 1.0 U
65-85-0	Benzoic Acid	10	< 10 U
111-91-1	bis(2-Chloroethoxy) Methane	1.0	< 1.0 U
120-83-2	2,4-Dichlorophenol	5.0	< 5.0 U
120-82-1	1,2,4-Trichlorobenzene	1.0	< 1.0 U
91-20-3	Naphthalene	1.0	< 1.0 U
106-47-8	4-Chloroaniline	5.0	< 5.0 U
87-68-3	Hexachlorobutadiene	1.0	< 1.0 U
59-50-7	4-Chloro-3-methylphenol	5.0	< 5.0 U
91-57-6	2-Methylnaphthalene	1.0	< 1.0 U
77-47-4	Hexachlorocyclopentadiene	5.0	< 5.0 U
88-06-2	2,4,6-Trichlorophenol	5.0	< 5.0 U
95-95-4	2,4,5-Trichlorophenol	5.0	< 5.0 U
91-58-7	2-Chloronaphthalene	1.0	< 1.0 U
88-74-4	2-Nitroaniline	5.0	< 5.0 U
131-11-3	Dimethylphthalate	1.0	< 1.0 U
208-96-8	Acenaphthylene	1.0	< 1.0 U
99-09-2	3-Nitroaniline	5.0	< 5.0 U
83-32-9	Acenaphthene	1.0	< 1.0 U
51-28-5	2,4-Dinitrophenol	10	< 10 U
100-02-7	4-Nitrophenol	5.0	< 5.0 U
132-64-9	Dibenzofuran	1.0	< 1.0 U
606-20-2	2,6-Dinitrotoluene	5.0	< 5.0 U
121-14-2	2,4-Dinitrotoluene	5.0	< 5.0 U
84-66-2	Diethylphthalate	1.0	< 1.0 U

ANALYTICAL RESOURCES INCORPORATED

ORGANICS ANALYSIS DATA SHEET
Semivolatiles by SW8270D GC/MS **Sample ID: RLSW2-112106**
Page 2 of 2 **SAMPLE**

Lab Sample ID: KG57B QC Report No: KG57-Anchor Environmental
LIMS ID: 06-23750 Project: CHINOOK
Matrix: Water 060354-01
Date Analyzed: 12/01/06 12:29

CAS Number	Analyte	RL	Result
7005-72-3	4-Chlorophenyl-phenylether	1.0	< 1.0 U
86-73-7	Fluorene	1.0	< 1.0 U
100-01-6	4-Nitroaniline	5.0	< 5.0 U
534-52-1	4,6-Dinitro-2-Methylphenol	10	< 10 U
86-30-6	N-Nitrosodiphenylamine	1.0	< 1.0 U
101-55-3	4-Bromophenyl-phenylether	1.0	< 1.0 U
118-74-1	Hexachlorobenzene	1.0	< 1.0 U
87-86-5	Pentachlorophenol	5.0	< 5.0 U
85-01-8	Phenanthrene	1.0	< 1.0 U
86-74-8	Carbazole	1.0	< 1.0 U
120-12-7	Anthracene	1.0	< 1.0 U
84-74-2	Di-n-Butylphthalate	1.0	< 1.0 U
206-44-0	Fluoranthene	1.0	< 1.0 U
129-00-0	Pyrene	1.0	< 1.0 U
85-68-7	Butylbenzylphthalate	1.0	< 1.0 U
91-94-1	3,3'-Dichlorobenzidine	5.0	< 5.0 U
56-55-3	Benzo(a)anthracene	1.0	< 1.0 U
117-81-7	bis(2-Ethylhexyl)phthalate	1.0	< 1.0 U
218-01-9	Chrysene	1.0	< 1.0 U
117-84-0	Di-n-Octyl phthalate	1.0	< 1.0 U
205-99-2	Benzo(b)fluoranthene	1.0	< 1.0 U
207-08-9	Benzo(k)fluoranthene	1.0	< 1.0 U
50-32-8	Benzo(a)pyrene	1.0	< 1.0 U
193-39-5	Indeno(1,2,3-cd)pyrene	1.0	< 1.0 U
53-70-3	Dibenz(a,h)anthracene	1.0	< 1.0 U
191-24-2	Benzo(g,h,i)perylene	1.0	< 1.0 U

Reported in µg/L (ppb)

Semivolatile Surrogate Recovery

d5-Nitrobenzene	73.6%	2-Fluorobiphenyl	68.4%
d14-p-Terphenyl	76.8%	d4-1,2-Dichlorobenzene	69.2%
d5-Phenol	64.5%	2-Fluorophenol	64.0%
2,4,6-Tribromophenol	74.1%	d4-2-Chlorophenol	70.9%

Analytical Resources, Inc.

Semivolatile Report SW846 Method 8270D

Data file : /chem1/nt6.i/20061201.b/kg57b.d
Lab Smp Id: KG57B Client Smp ID: RLSW2-112106
Inj Date : 01-DEC-2006 12:29
Operator : LJR Inst ID: nt6.i
Smp Info : KG57B
Misc Info : 06-23750
Comment : 1ul Injection
Method : /chem1/nt6.i/20061201.b/SW846.m
Meth Date : 04-Dec-2006 11:51 jeff Quant Type: ISTD
Cal Date : 27-NOV-2006 11:16 Cal File: 0101127.d
Als bottle: 2
Dil Factor: 1.00000
Integrator: HP RTE Compound Sublist: LL.sub
Target Version: 3.50

LJR 12/4/06

Concentration Formula: Amt * DF * Vt/Vo * CpndVariable

Name	Value	Description
DF	1.00000	Dilution Factor
Vt	500.00000	Volume of final extract (uL)
Vo	500.00000	Volume of sample extracted (mL)

Cpnd Variable Local Compound Variable

	Compounds	QUANT SIG MASS	RT	EXP RT	REL RT	RESPONSE	CONCENTRATIONS ON-COLUMN (ug/mL)	FINAL (ug/L)
$	1 2-Fluorophenol	112	5.376	5.373	(0.739)	343282	23.9540	23.95
$	2 Phenol-d5	99	6.867	6.868	(0.944)	405870	24.1769	24.18
	3 Phenol	94	Compound Not Detected.					
$	5 2-Chlorophenol-d4	132	6.979	6.981	(0.960)	306227	26.5604	26.56
	4 Bis(2-Chloroethyl)ether	93	Compound Not Detected.					
	6 2-Chlorophenol	128	Compound Not Detected.					
	7 1,3-Dichlorobenzene	146	Compound Not Detected.					
*	8 1,4-Dichlorobenzene-d4	152	7.273	7.274	(1.000)	182584	20.0000	
	9 1,4-Dichlorobenzene	146	Compound Not Detected.					
$	10 1,2-Dichlorobenzene-d4	152	7.561	7.568	(1.040)	129445	17.2942	17.29
	12 1,2-Dichlorobenzene	146	Compound Not Detected.					
	11 Benzyl alcohol	108	Compound Not Detected.					
	14 2,2'-oxybis(1-Chloropropane)	45	Compound Not Detected.					
	13 2-Methylphenol	108	Compound Not Detected.					
	17 Hexachloroethane	117	Compound Not Detected.					
	16 N-Nitroso-di-n-propylamine	70	Compound Not Detected.					

	Compounds	QUANT SIG MASS	RT	EXP RT	REL RT	RESPONSE	CONCENTRATIONS ON-COLUMN (ug/mL)	FINAL (ug/L)
	15 4-Methylphenol	108	Compound Not Detected.					
$	18 Nitrobenzene-d5	82	8.186	8.188	(0.882)	291355	18.3679	18.37
	19 Nitrobenzene	77	Compound Not Detected.					
	20 Isophorone	82	Compound Not Detected.					
	21 2-Nitrophenol	139	Compound Not Detected.					
	22 2,4-Dimethylphenol	107	Compound Not Detected.					
	23 Bis(2-Chloroethoxy)methane	93	Compound Not Detected.					
	24 Benzoic acid	105	Compound Not Detected.					
	25 2,4-Dichlorophenol	162	Compound Not Detected.					
	26 1,2,4-Trichlorobenzene	180	Compound Not Detected.					
*	27 Naphthalene-d8	136	9.287	9.288	(1.000)	638411	20.0000	
	28 Naphthalene	128	Compound Not Detected.					
	29 4-Chloroaniline	127	Compound Not Detected.					
	30 Hexachlorobutadiene	225	Compound Not Detected.					
	31 4-Chloro-3-methylphenol	107	Compound Not Detected.					
	32 2-Methylnaphthalene	141	Compound Not Detected.					
	33 Hexachlorocyclopentadiene	237	Compound Not Detected.					
	34 2,4,6-Trichlorophenol	196	Compound Not Detected.					
	35 2,4,5-Trichlorophenol	196	Compound Not Detected.					
$	36 2-Fluorobiphenyl	172	11.087	11.089	(0.913)	404020	17.1156	17.12
	37 2-Chloronaphthalene	162	Compound Not Detected.					
	38 2-Nitroaniline	65	Compound Not Detected.					
	39 Dimethylphthalate	163	Compound Not Detected.					
	40 Acenaphthylene	152	Compound Not Detected.					
	41 2,6-Dinitrotoluene	165	Compound Not Detected.					
*	42 Acenaphthene-d10	164	12.139	12.141	(1.000)	362619	20.0000	
	43 3-Nitroaniline	138	Compound Not Detected.					
	44 Acenaphthene	153	Compound Not Detected.					
	45 2,4-Dinitrophenol	184	Compound Not Detected.					
	46 Dibenzofuran	168	Compound Not Detected.					
	47 4-Nitrophenol	109	Compound Not Detected.					
	48 2,4-Dinitrotoluene	165	Compound Not Detected.					
	50 Diethylphthalate	149	Compound Not Detected.					
	49 Fluorene	166	Compound Not Detected.					
	51 4-Chlorophenyl-phenylether	204	Compound Not Detected.					
	52 4-Nitroaniline	138	Compound Not Detected.					
	53 4,6-Dinitro-2-methylphenol	198	Compound Not Detected.					
	54 N-Nitrosodiphenylamine	169	Compound Not Detected.					
$	55 2,4,6-Tribromophenol	330	13.427	13.434	(1.106)	75697	27.8441	27.84(M)
	56 4-Bromophenyl-phenylether	248	Compound Not Detected.					
	57 Hexachlorobenzene	284	Compound Not Detected.					
	58 Pentachlorophenol	266	Compound Not Detected.					
*	59 Phenanthrene-d10	188	14.506	14.508	(1.000)	520666	20.0000	
	60 Phenanthrene	178	Compound Not Detected.					
	61 Anthracene	178	Compound Not Detected.					
	62 Carbazole	167	Compound Not Detected.					
	63 Di-n-butylphthalate	149	Compound Not Detected.					

	Compounds	QUANT SIG MASS	RT	EXP RT	REL RT	RESPONSE	CONCENTRATIONS ON-COLUMN (ug/mL)	CONCENTRATIONS FINAL (ug/L)
	64 Fluoranthene	202	Compound Not Detected.					
	65 Pyrene	202	Compound Not Detected.					
$	66 Terphenyl-d14	244	17.161	17.163	(0.912)	376638	19.1837	19.18
	67 Butylbenzylphthalate	149	Compound Not Detected.					
	68 Benzo(a)anthracene	228	Compound Not Detected.					
*	69 Chrysene-d12	240	18.806	18.813	(1.000)	413676	20.0000	
	70 3,3'-Dichlorobenzidine	252	Compound Not Detected.					
	71 Chrysene	228	Compound Not Detected.					
	72 bis(2-Ethylhexyl)phthalate	149	Compound Not Detected.					
*	134 Di-n-octylphthalate-d4	153	19.998	19.999	(1.000)	867691	20.0000	
	73 Di-n-octylphthalate	149	Compound Not Detected.					
	74 Benzo(b)fluoranthene	252	Compound Not Detected.					
	75 Benzo(k)fluoranthene	252	Compound Not Detected.					
	76 Benzo(a)pyrene	252	Compound Not Detected.					
*	77 Perylene-d12	264	20.959	20.961	(1.000)	539294	20.0000	
	78 Indeno(1,2,3-cd)pyrene	276	Compound Not Detected.					
	79 Dibenzo(a,h)anthracene	278	Compound Not Detected.					
	80 Benzo(g,h,i)perylene	276	Compound Not Detected.					
	90 N-Nitrosodimethylamine	74	Compound Not Detected.					
	91 Aniline	93	Compound Not Detected.					
	93 Benzidine	184	Compound Not Detected.					
	103 Pyridine	79	Compound Not Detected.					
	105 1-methylnaphthalene	141	Compound Not Detected.					
	111 Azobenzene (1,2-DP-Hydrazine)	77	Compound Not Detected.					

QC Flag Legend

M - Compound response manually integrated.

Analytical Resources, Inc.

INTERNAL STANDARD COMPOUNDS
AREA AND RT SUMMARY

Instrument ID: nt6.i
Lab File ID: kg57b.d
Lab Smp Id: KG57B
Analysis Type: SV
Quant Type: ISTD
Operator: LJR
Method File: /chem1/nt6.i/20061201.b/SW846.m
Misc Info: 06-23750

Calibration Date: 01-DEC-2006
Calibration Time: 09:48
Client Smp ID: RLSW2-112106
Level: LOW
Sample Type: Water

COMPOUND	STANDARD	AREA LIMIT LOWER	AREA LIMIT UPPER	SAMPLE	%DIFF
8 1,4-Dichlorobenze	185681	92840	371362	182584	-1.67
27 Naphthalene-d8	650495	325248	1300990	638411	-1.86
42 Acenaphthene-d10	360836	180418	721672	362619	0.49
59 Phenanthrene-d10	519175	259588	1038350	520666	0.29
69 Chrysene-d12	399685	199842	799370	413676	3.50
134 Di-n-octylphthala	873383	436692	1746766	867691	-0.65
77 Perylene-d12	586621	293310	1173242	539294	-8.07

COMPOUND	STANDARD	RT LIMIT LOWER	RT LIMIT UPPER	SAMPLE	%DIFF
8 1,4-Dichlorobenze	7.27	6.77	7.77	7.27	-0.02
27 Naphthalene-d8	9.29	8.79	9.79	9.29	-0.02
42 Acenaphthene-d10	12.14	11.64	12.64	12.14	-0.01
59 Phenanthrene-d10	14.51	14.01	15.01	14.51	-0.01
69 Chrysene-d12	18.81	18.31	19.31	18.81	-0.04
134 Di-n-octylphthala	20.00	19.50	20.50	20.00	-0.01
77 Perylene-d12	20.96	20.46	21.46	20.96	-0.01

AREA UPPER LIMIT = +100% of internal standard area.
AREA LOWER LIMIT = - 50% of internal standard area.
RT UPPER LIMIT = + 0.50 minutes of internal standard RT.
RT LOWER LIMIT = - 0.50 minutes of internal standard RT.

Analytical Resources, Inc.

RECOVERY REPORT

Client Name: Anchor
Sample Matrix: LIQUID
Lab Smp Id: KG57B
Level: LOW
Data Type: MS DATA
SpikeList File: LLLCS.spk
Sublist File: LL.sub
Method File: /chem1/nt6.i/20061201.b/SW846.m
Misc Info: 06-23750

Client SDG: KG57
Fraction: SV
Client Smp ID: RLSW2-112106
Operator: LJR
SampleType: SAMPLE
Quant Type: ISTD

SURROGATE COMPOUND	CONC ADDED ug/L	CONC RECOVERED ug/L	% RECOVERED	LIMITS
$ 1 2-Fluorophenol	37.50	23.95	63.88	27-113
$ 2 Phenol-d5	37.50	24.18	64.47	42-98
$ 5 2-Chlorophenol-d4	37.50	26.56	70.83	47-102
$ 10 1,2-Dichlorobenzen	25.00	17.29	69.18	36-81
$ 18 Nitrobenzene-d5	25.00	18.37	73.47	51-103
$ 36 2-Fluorobiphenyl	25.00	17.12	68.46	39-95
$ 55 2,4,6-Tribromophen	37.50	27.84	74.25	47-110
$ 66 Terphenyl-d14	25.00	19.18	76.73	28-114

Data File: /chem1/nt6.i/20061201.b/kg57b.d
Date : 01-DEC-2006 12:29
Client ID: RLSW2-112106
Sample Info: KG57B
Volume Injected (uL): 1.0
Column phase: ZB-5

Instrument: nt6.i
Operator: LJR
Column diameter: 0.32

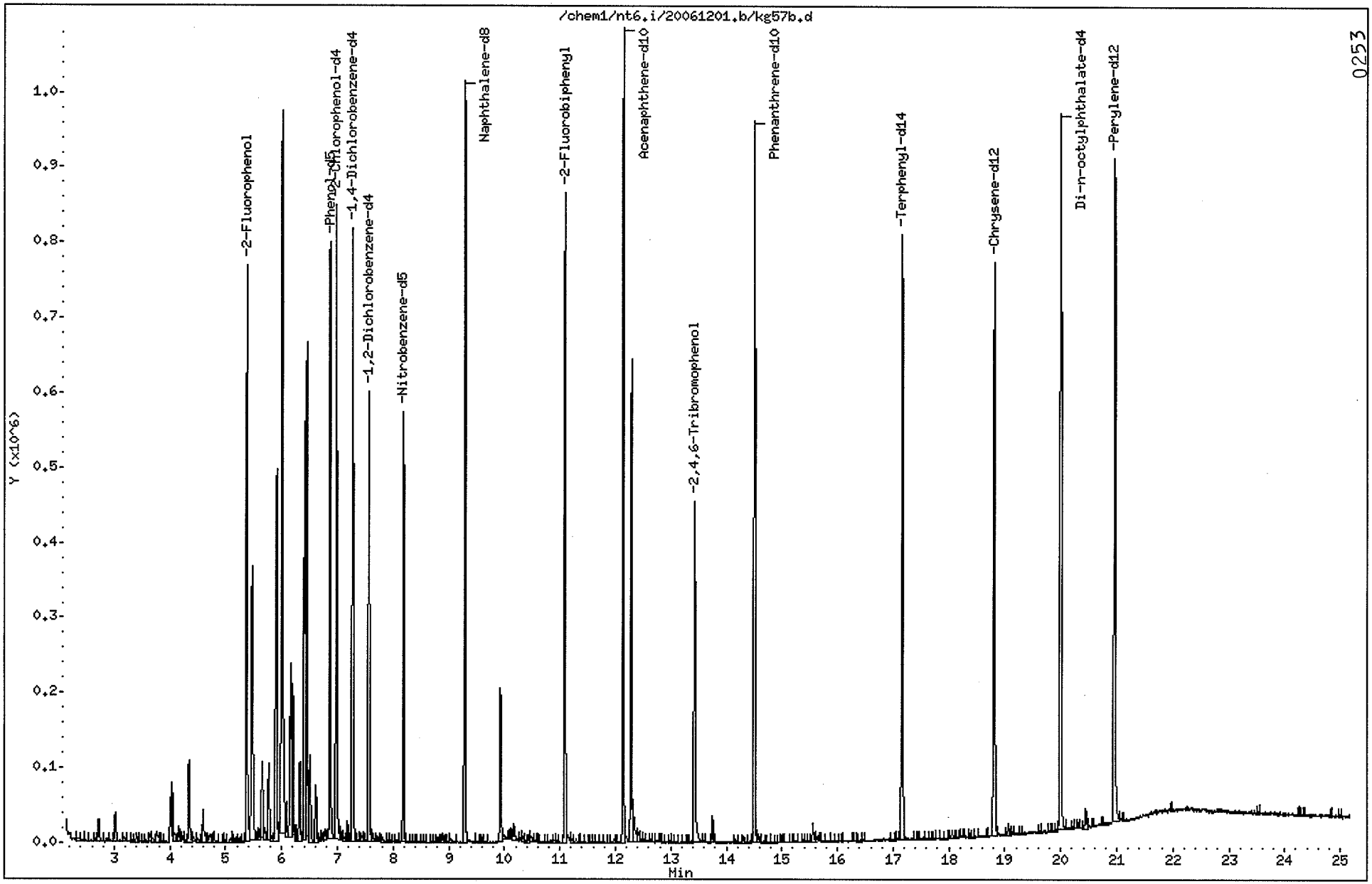

KG57B, /chem1/nt6.i/20061201.b/kg57b.d
2,4,6-Tribromophenol Amount: 27.84

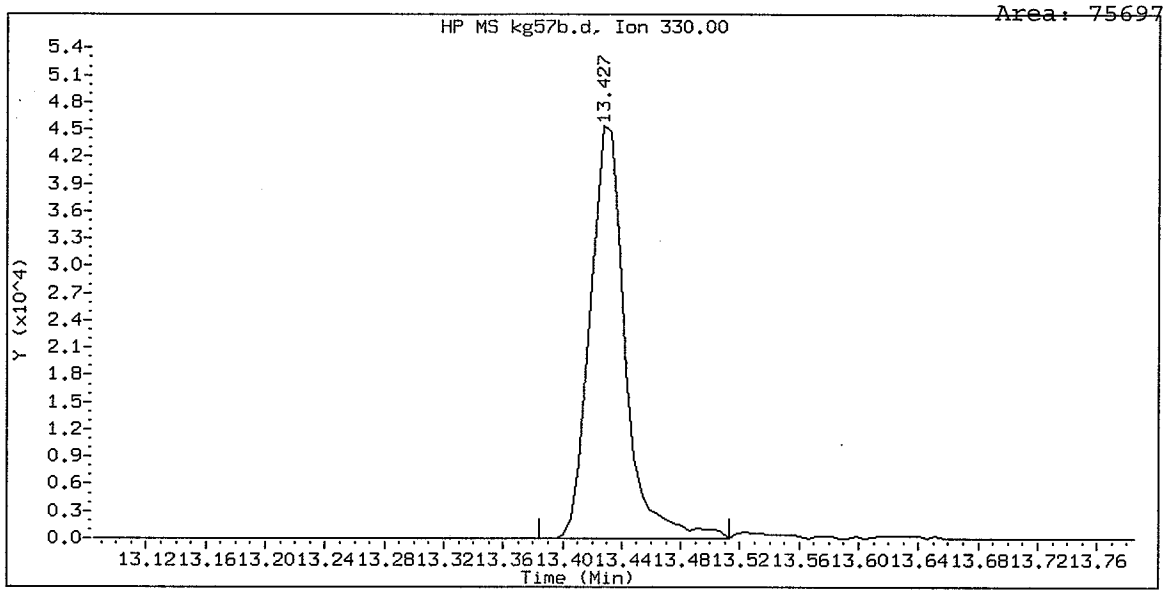

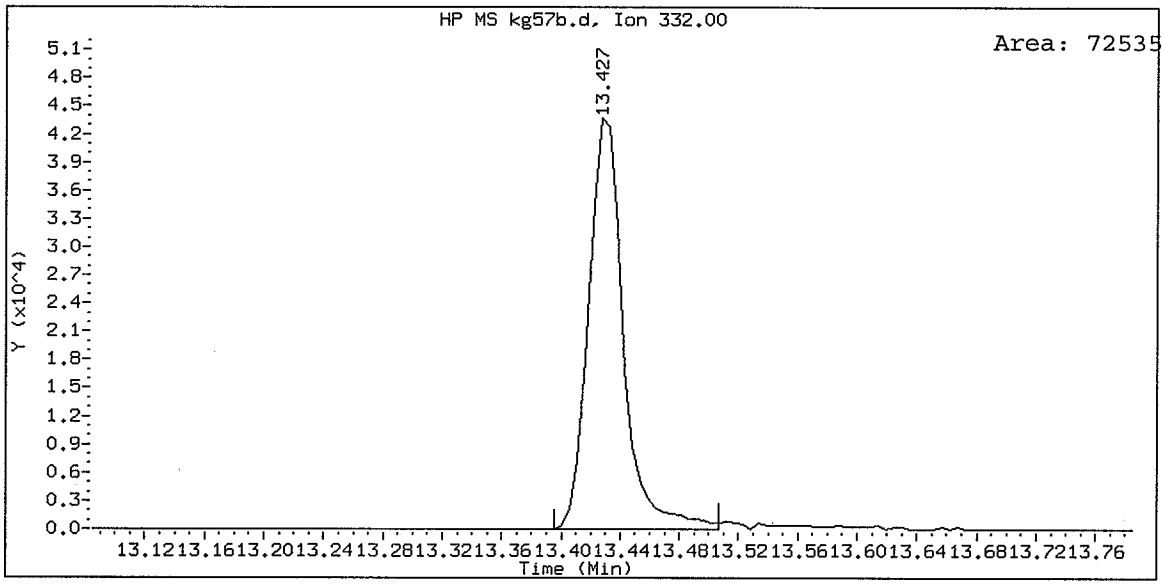

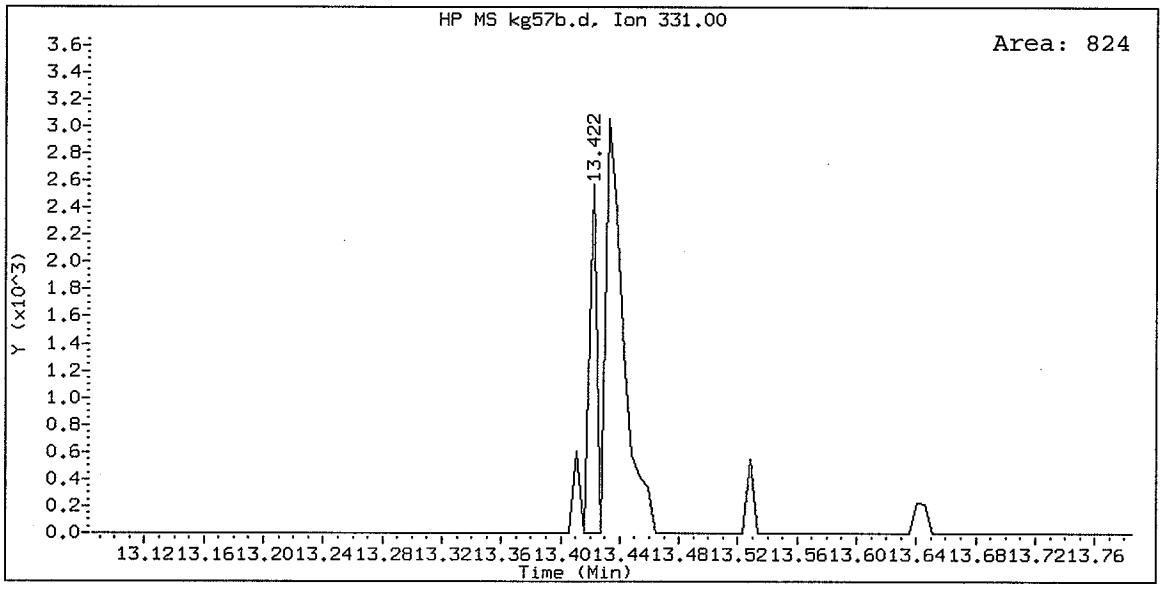

Semivolatiles Analysis
Standards Data

prepared
for

ANCHOR ENVIRONMENTAL

Project: Chinook, 060354-01

ARI JOB NO: KG57

prepared
by

Analytical Resources, Inc.

6B

SEMIVOLATILE 8270-C INITIAL CALIBRATION DATA

Lab Name: ANALYTICAL RESOURCES, INC Client: ANCHOR

ARI Job No: KG57 Project: CHINOOK

Instrument ID: NT6 Calibration Date: 11/30/06

LAB FILE ID: RRF1 =0011127 RRF5 =0051127 RRF10 =0101127
RRF25 =0251127 RRF40 =0401127 RRF80 =0801127

COMPOUND	RRF 1	RRF 5	RRF 10	RRF 25	RRF 40	RRF 80	$\overline{RRF}$	%RSD /R^2	
Phenol	2.508	2.221	2.414	2.211	2.158	1.881	2.232	9.8	*
Bis(2-Chloroethyl)ether	1.885	1.675	1.877	1.699	1.652	1.446	1.706	9.6	
2-Chlorophenol	1.655	1.516	1.656	1.537	1.506	1.328	1.533	7.9	
1,3-Dichlorobenzene	1.770	1.563	1.756	1.598	1.567	1.383	1.606	8.9	
1,4-Dichlorobenzene	1.776	1.587	1.761	1.615	1.569	1.379	1.614	9.0	*
1,2-Dichlorobenzene	1.743	1.486	1.658	1.492	1.433	1.220	1.505	12.1	
Benzyl alcohol	1.208	1.195	1.304	1.214	1.159	0.983	1.177	9.0	
2,2'-oxybis(1-Chloropropane)	1.787	1.547	1.721	1.591	1.543	1.344	1.589	9.8	
2-Methylphenol	1.598	1.474	1.624	1.510	1.485	1.322	1.502	7.1	
Hexachloroethane	0.739	0.654	0.745	0.696	0.682	0.592	0.685	8.3	
N-Nitroso-di-n-propylamine	1.437	1.233	1.365	1.242	1.182	1.008	1.244	12.0	~
4-Methylphenol	1.632	1.525	1.648	1.537	1.466	1.289	1.516	8.6	
Nitrobenzene	0.616	0.534	0.597	0.551	0.538	0.476	0.552	9.0	
Isophorone	0.987	0.846	0.961	0.883	0.861	0.779	0.886	8.7	
2-Nitrophenol		0.200	0.224	0.219	0.218	0.201	0.212	5.2	*
2,4-Dimethylphenol	0.468	0.425	0.476	0.440	0.432	0.382	0.437	7.7	
Bis(2-Chloroethoxy)methane	0.647	0.543	0.609	0.555	0.543	0.486	0.564	10.0	
2,4-Dichlorophenol		0.310	0.346	0.320	0.310	0.280	0.313	7.6	*
1,2,4-Trichlorobenzene	0.412	0.341	0.382	0.348	0.338	0.300	0.354	11.0	
Naphthalene	1.431	1.188	1.314	1.171	1.123	0.958	1.198	13.5	
Benzoic acid		0.264	0.278	0.336	0.343	0.343	0.313	12.3	
4-Chloroaniline		0.494	0.539	0.509	0.492	0.436	0.494	7.6	
Hexachlorobutadiene	0.200	0.172	0.194	0.178	0.173	0.153	0.178	9.4	*
4-Chloro-3-methylphenol		0.351	0.377	0.365	0.355	0.321	0.354	6.0	*
2-Methylnaphthalene	0.694	0.596	0.638	0.584	0.564	0.490	0.594	11.6	
Hexachlorocyclopentadiene		0.228	0.286	0.325	0.327	0.331	0.299	14.6	~
2,4,6-Trichlorophenol		0.347	0.391	0.384	0.391	0.371	0.377	5.0	*
2,4,5-Trichlorophenol		0.376	0.415	0.412	0.406	0.394	0.401	4.0	
2-Chloronaphthalene	1.425	1.198	1.334	1.211	1.182	1.075	1.238	10.0	
2-Nitroaniline		0.405	0.455	0.436	0.445	0.424	0.433	4.5	
Acenaphthylene	2.213	1.850	2.063	1.870	1.822	1.649	1.911	10.4	
Dimethylphthalate	1.449	1.239	1.382	1.278	1.255	1.185	1.298	7.6	
2,6-Dinitrotoluene		0.271	0.305	0.303	0.300	0.293	0.294	4.7	
Acenaphthene	1.453	1.187	1.297	1.165	1.143	1.044	1.215	11.7	*
3-Nitroaniline		0.320	0.359	0.355	0.351	0.342	0.345	4.5	
2,4-Dinitrophenol		0.050	0.074	0.111	0.121	0.137	0.099	36.3	~
Dibenzofuran	1.993	1.649	1.752	1.582	1.546	1.391	1.652	12.4	

* Compounds with maximum %RSD = 30%
~ Compounds with minimum average RRF = .05
<- Outside QC limits

FORM VI SV-1

6C

SEMIVOLATILE 8270-C INITIAL CALIBRATION DATA

Lab Name: ANALYTICAL RESOURCES, INC Client: ANCHOR

ARI Job No: KG57 Project: CHINOOK

Instrument ID: NT6 Calibration Date: 11/30/06

LAB FILE ID: RRF1 =0011127 RRF5 =0051127 RRF10 =0101127
RRF25 =0251127 RRF40 =0401127 RRF80 =0801127

COMPOUND	RRF 1	RRF 5	RRF 10	RRF 25	RRF 40	RRF 80	$\overline{RRF}$	%RSD /R^2	
4-Nitrophenol		0.171	0.177	0.188	0.191	0.192	0.184	5.2	~
2,4-Dinitrotoluene		0.336	0.383	0.385	0.382	0.382	0.374	5.7	
Fluorene	1.648	1.330	1.436	1.284	1.215	1.078	1.332	14.7	
4-Chlorophenyl-phenylether	0.743	0.604	0.661	0.617	0.603	0.566	0.632	9.8	
Diethylphthalate	1.421	1.204	1.286	1.182	1.121	1.047	1.210	10.8	
4-Nitroaniline		0.320	0.337	0.336	0.331	0.341	0.333	2.5	
4,6-Dinitro-2-methylphenol		0.082	0.104	0.121	0.125	0.125	0.111	16.5	
N-Nitrosodiphenylamine (1)	0.465	0.394	0.447	0.412	0.407	0.362	0.414	9.0	
4-Bromophenyl-phenylether	0.268	0.220	0.240	0.225	0.218	0.195	0.228	10.6	
Hexachlorobenzene	0.289	0.233	0.266	0.243	0.237	0.212	0.247	11.0	
Pentachlorophenol		0.105	0.122	0.136	0.142	0.139	0.129	11.7	*
Phenanthrene	1.585	1.256	1.359	1.233	1.175	1.012	1.270	0.999	
Anthracene	1.527	1.233	1.352	1.241	1.177	1.009	1.256	13.8	
Carbazole	1.425	1.165	1.262	1.151	1.094	0.970	1.178	13.1	
Di-n-butylphthalate	1.502	1.331	1.435	1.363	1.305	1.155	1.348	8.8	
Fluoranthene	1.501	1.250	1.322	1.264	1.198	1.084	1.270	10.9	*
Pyrene	1.959	1.567	1.847	1.651	1.634	1.381	1.673	12.3	
Butylbenzylphthalate	0.821	0.724	0.821	0.813	0.801	0.738	0.786	5.5	
Benzo(a)anthracene	1.722	1.382	1.502	1.465	1.440	1.338	1.475	9.1	
3,3'-Dichlorobenzidine		0.553	0.578	0.570	0.576	0.534	0.562	3.3	
Chrysene	1.713	1.365	1.476	1.421	1.410	1.286	1.445	10.1	
bis(2-Ethylhexyl)phthalate	0.537	0.471	0.537	0.514	0.512	0.468	0.506	6.1	
Di-n-octylphthalate	1.136	0.871	0.977	0.903	0.911	0.812	0.935	12.0	*
Benzo(b)fluoranthene	1.686	1.322	1.324	1.200	1.182	1.186	1.317	14.6	
Benzo(k)fluoranthene	1.593	1.245	1.425	1.321	1.205	0.964	1.292	0.999	
Benzo(a)pyrene	1.415	1.156	1.241	1.145	1.100	0.967	1.171	12.8	*
Indeno(1,2,3-cd)pyrene	1.968	1.538	1.778	1.528	1.509	1.291	1.602	14.8	
Dibenzo(a,h)anthracene	1.567	1.306	1.502	1.278	1.250	1.038	1.324	14.3	
Benzo(g,h,i)perylene	1.703	1.356	1.619	1.379	1.369	1.166	1.432	13.7	
N-Nitrosodimethylamine		1.104	1.243	1.220	1.228	1.060	1.171	7.1	
Aniline		2.761	2.864	2.733	2.563	2.312	2.647	8.2	
Benzidine		0.926	0.776	0.870	0.566	0.580	0.744	22.2	
Pyridine		2.038	1.991	1.998	2.036	1.844	1.981	4.0	
1-methylnaphthalene	0.716	0.590	0.661	0.599	0.571	0.500	0.606	12.4	
Azobenzene (1,2-DP-Hydrazine	2.026	1.680	1.845	1.716	1.683	1.559	1.752	9.3	
2-Fluorophenol		1.458	1.683	1.625	1.641	1.441	1.570	7.1	

(1) Cannot be seperated from Diphenylamine
* Compounds with maximum %RSD = 30%
~ Compounds with minimum average RRF = .05
<- Outside QC limits

FORM VI SV-2

6C

SEMIVOLATILE 8270-C INITIAL CALIBRATION DATA

Lab Name: ANALYTICAL RESOURCES, INC Client: ANCHOR

ARI Job No: KG57 Project: CHINOOK

Instrument ID: NT6 Calibration Date: 11/30/06

LAB FILE ID: RRF1 =0011127 RRF5 =0051127 RRF10 =0101127
RRF25 =0251127 RRF40 =0401127 RRF80 =0801127

COMPOUND	RRF 1	RRF 5	RRF 10	RRF 25	RRF 40	RRF 80	$\overline{RRF}$	%RSD /R^2
Phenol-d5		1.837	2.008	1.873	1.842	1.634	1.839	7.3
2-Chlorophenol-d4		1.271	1.396	1.298	1.254	1.094	1.263	8.6
1,2-Dichlorobenzene-d4		0.871	0.941	0.839	0.791	0.657	0.820	12.9
Nitrobenzene-d5		0.476	0.544	0.502	0.505	0.456	0.497	6.7
2-Fluorobiphenyl		1.321	1.432	1.300	1.294	1.162	1.302	7.4
2,4,6-Tribromophenol		0.136	0.147	0.156	0.156	0.155	0.150	5.9
Terphenyl-d14		0.908	1.042	0.975	0.966	0.854	0.949	7.5

* Compounds with maximum %RSD = 30%
~ Compounds with minimum average RRF = .05
<- Outside QC limits

FORM VI SV-3

Analytical Resources, Inc.

INITIAL CALIBRATION DATA

Start Cal Date : 22-NOV-2006 11:39
End Cal Date : 30-NOV-2006 12:57
Quant Method : ISTD
Origin : Disabled
Target Version : 3.50
Integrator : HP RTE
Method file : /chem1/nt6.i/20061201.b/SW846.m
Cal Date : 01-Dec-2006 10:20 jeff
Curve Type : Average

Calibration File Names:
Level 1: /chem1/nt6.i/20061127.b/0011127.d
Level 2: /chem1/nt6.i/20061127.b/0051127.d
Level 3: /chem1/nt6.i/20061127.b/0101127.d
Level 4: /chem1/nt6.i/20061127.b/0251127.d
Level 5: /chem1/nt6.i/20061127.b/0401127.d
Level 6: /chem1/nt6.i/20061127.b/0801127.d

Compound	1.000 Level 1	5.000 Level 2	10.000 Level 3	25.000 Level 4	40.000 Level 5	80.000 Level 6	___ RRF	% RSD	
145 4,4'-DDE	+++++	+++++	+++++	+++++	+++++	+++++	+++++	+++++	<-
146 4,4'-DDD	+++++	+++++	+++++	+++++	+++++	+++++	+++++	+++++	<-
147 4,4'-DDT	+++++	+++++	+++++	+++++	+++++	+++++	+++++	+++++	<-
148 Dieldrin	+++++	+++++	+++++	+++++	+++++	+++++	+++++	+++++	<-
149 TCMX	+++++	+++++	+++++	+++++	+++++	+++++	+++++	+++++	<-
150 DCBP	+++++	+++++	+++++	+++++	+++++	+++++	+++++	+++++	<-
138 Chlorobenzilate	+++++	+++++	+++++	+++++	+++++	+++++	+++++	+++++	<-
139 Isodrin	+++++	+++++	+++++	+++++	+++++	+++++	+++++	+++++	<-
140 Diallate A	+++++	+++++	+++++	+++++	+++++	+++++	+++++	+++++	<-
141 Diallate B	+++++	+++++	+++++	+++++	+++++	+++++	+++++	+++++	<-
142 1,2-Dibromo-3-Chloropropane	+++++	+++++	+++++	+++++	+++++	+++++	+++++	+++++	<-
135 2,3,5,6-Tetrachlorophenol	+++++	+++++	+++++	+++++	+++++	+++++	+++++	+++++	<-
136 2,3,4,5-tetrachlorophenol	+++++	+++++	+++++	+++++	+++++	+++++	+++++	+++++	<-
133 Butylatedhydroxytoluene	1.19747	1.02947	0.99906	1.00727	0.94178	0.87862	1.00894	10.634	
132 3,6-Dimethylphenanthrene	+++++	+++++	+++++	+++++	+++++	+++++	+++++	+++++	<-
131 1-Methylphenanthrene	+++++	+++++	+++++	+++++	+++++	+++++	+++++	+++++	<-
130 Dibenzothiophene	+++++	+++++	+++++	+++++	+++++	+++++	+++++	+++++	<-
129 1-Methylfluorene	+++++	+++++	+++++	+++++	+++++	+++++	+++++	+++++	<-
128 N-Hexadecane	+++++	+++++	+++++	+++++	+++++	+++++	+++++	+++++	<-
127 2-Isopropylnaphthalene	+++++	+++++	+++++	+++++	+++++	+++++	+++++	+++++	<-
126 N-Tetradecane	+++++	+++++	+++++	+++++	+++++	+++++	+++++	+++++	<-

Analytical Resources, Inc.

INITIAL CALIBRATION DATA

Start Cal Date : 22-NOV-2006 11:39
End Cal Date : 30-NOV-2006 12:57
Quant Method : ISTD
Origin : Disabled
Target Version : 3.50
Integrator : HP RTE
Method file : /chem1/nt6.i/20061201.b/SW846.m
Cal Date : 01-Dec-2006 10:20 jeff
Curve Type : Average

Compound	1.000 Level 1	5.000 Level 2	10.000 Level 3	25.000 Level 4	40.000 Level 5	80.000 Level 6	___ RRF	% RSD	
144 alpha-Terpineol	0.10658	0.09218	0.10701	0.09961	0.10203	0.09599	0.10057	5.832	
125 Safrole	+++++	+++++	+++++	+++++	+++++	+++++	+++++	+++++	<-
124 3,4-Dimethylphenol	+++++	+++++	+++++	+++++	+++++	+++++	+++++	+++++	<-
123 Acetophenone	2.04735	2.06884	2.18775	1.98442	1.95478	1.73747	1.99677	7.541	
122 Furfuraldehyde	+++++	+++++	+++++	+++++	+++++	+++++	+++++	+++++	<-
143 1,4-Dioxane	0.74463	0.71580	0.83037	0.77246	0.77348	0.69984	0.75610	6.205	
121 Quinoline	+++++	+++++	+++++	+++++	+++++	+++++	+++++	+++++	<-
120 2,3,4,6-Tetrachlorophenol	+++++	+++++	+++++	+++++	+++++	+++++	+++++	+++++	<-
119 7,12-Dimethylbenz(a)anthracen	+++++	+++++	+++++	+++++	+++++	+++++	+++++	+++++	<-
118 Triphenyl Phosphate	0.29574	0.24073	0.25455	0.26685	0.26526	0.25861	0.26362	6.946	
117 Butyl Diphenyl Phosphate	0.43293	0.36167	0.40346	0.39460	0.38951	0.34252	0.38745	8.214	
116 Dibutyl Phenyl Phosphate	0.95106	0.83994	0.86889	0.84518	0.81462	0.71189	0.83860	9.274	
115 Tributyl Phosphate	1.33448	1.15058	1.22848	1.16173	1.12713	0.98684	1.16487	9.874	
114 Beta-Pinene	+++++	+++++	+++++	+++++	+++++	+++++	+++++	+++++	<-
113 Diphenyl Oxide	+++++	+++++	+++++	+++++	+++++	+++++	+++++	+++++	<-
112 Biphenyl	+++++	+++++	+++++	+++++	+++++	+++++	+++++	+++++	<-
111 Azobenzene (1,2-DP-Hydrazine)	2.02621	1.67952	1.84524	1.71646	1.68329	1.55871	1.75157	9.293	
110 Tetrachloroguaiacol	+++++	+++++	+++++	+++++	+++++	+++++	+++++	+++++	<-
109 3,4,5-Trichloroguaiacol	+++++	+++++	+++++	+++++	+++++	+++++	+++++	+++++	<-
108 4,5,6-Trichloroguaiacol	+++++	+++++	+++++	+++++	+++++	+++++	+++++	+++++	<-
107 4,5-Dichloro-2-Methoxyphenol	+++++	+++++	+++++	+++++	+++++	+++++	+++++	+++++	<-
106 Guaiacol	+++++	+++++	+++++	+++++	+++++	+++++	+++++	+++++	<-
105 1-methylnaphthalene	0.71642	0.58958	0.66101	0.59878	0.57138	0.49969	0.60614	12.355	
151 1,2,4,5-Tetrachlorobenzene	+++++	+++++	+++++	+++++	+++++	+++++	+++++	+++++	<-
152 Benzo(e)pyrene	+++++	+++++	+++++	+++++	+++++	+++++	+++++	+++++	<-
153 Chlorpyrifos	+++++	+++++	+++++	+++++	+++++	+++++	+++++	+++++	<-
154 Diazinon	+++++	+++++	+++++	+++++	+++++	+++++	+++++	+++++	<-
155 Kelthane	+++++	+++++	+++++	+++++	+++++	+++++	+++++	+++++	<-
156 Methyl Parathion	+++++	+++++	+++++	+++++	+++++	+++++	+++++	+++++	<-

Analytical Resources, Inc.

INITIAL CALIBRATION DATA

Start Cal Date : 22-NOV-2006 11:39
End Cal Date : 30-NOV-2006 12:57
Quant Method : ISTD
Origin : Disabled
Target Version : 3.50
Integrator : HP RTE
Method file : /chem1/nt6.i/20061201.b/SW846.m
Cal Date : 01-Dec-2006 10:20 jeff
Curve Type : Average

Compound	1.000 Level 1	5.000 Level 2	10.000 Level 3	25.000 Level 4	40.000 Level 5	80.000 Level 6	___ RRF	% RSD	
157 Ethyl Parathion	+++++	+++++	+++++	+++++	+++++	+++++	+++++	+++++	<-
158 Ethion	+++++	+++++	+++++	+++++	+++++	+++++	+++++	+++++	<-
159 4-Nonylphenol	+++++	+++++	+++++	+++++	+++++	+++++	+++++	+++++	<-
160 Tetraethyl Tin	+++++	+++++	+++++	+++++	+++++	+++++	+++++	+++++	<-
161 1,2,3-Trichloronaphthalene	+++++	+++++	+++++	+++++	+++++	+++++	+++++	+++++	<-
162 1,2,3,4-Tetrachloronapthalene	+++++	+++++	+++++	+++++	+++++	+++++	+++++	+++++	<-
163 1,2,3,5,8-Pentachloronaphthal	+++++	+++++	+++++	+++++	+++++	+++++	+++++	+++++	<-
164 1,2,3,4,6,7-Hexachloronaphtha	+++++	+++++	+++++	+++++	+++++	+++++	+++++	+++++	<-
165 1,2,3,4,5,6,7-Heptachloronaph	+++++	+++++	+++++	+++++	+++++	+++++	+++++	+++++	<-
166 Octachloronaphthalene	+++++	+++++	+++++	+++++	+++++	+++++	+++++	+++++	<-
167 2,2',4,4',5-Pentabromobipheny	+++++	+++++	+++++	+++++	+++++	+++++	+++++	+++++	<-
3 Phenol	2.50827	2.22108	2.41420	2.21114	2.15767	1.88065	2.23217	9.796	
4 Bis(2-Chloroethyl)ether	1.88476	1.67522	1.87735	1.69931	1.65206	1.44596	1.70578	9.556	
6 2-Chlorophenol	1.65520	1.51565	1.65554	1.53739	1.50582	1.32804	1.53294	7.883	
7 1,3-Dichlorobenzene	1.77043	1.56267	1.75632	1.59789	1.56661	1.38284	1.60613	8.933	
9 1,4-Dichlorobenzene	1.77632	1.58704	1.76105	1.61541	1.56916	1.37934	1.61472	9.007	
11 Benzyl alcohol	1.20837	1.19515	1.30395	1.21392	1.15916	0.98321	1.17729	9.043	
12 1,2-Dichlorobenzene	1.74277	1.48651	1.65853	1.49201	1.43342	1.21995	1.50553	12.139	
13 2-Methylphenol	1.59758	1.47451	1.62444	1.51041	1.48477	1.32213	1.50231	7.145	
14 2,2'-oxybis(1-Chloropropane)	1.78707	1.54733	1.72103	1.59146	1.54305	1.34366	1.58894	9.779	
15 4-Methylphenol	1.63190	1.52509	1.64858	1.53706	1.46595	1.28939	1.51633	8.618	
16 N-Nitroso-di-n-propylamine	1.43665	1.23336	1.36488	1.24205	1.18238	1.00751	1.24447	12.003	
17 Hexachloroethane	0.73887	0.65381	0.74544	0.69589	0.68210	0.59180	0.68465	8.350	
19 Nitrobenzene	0.61556	0.53392	0.59742	0.55140	0.53781	0.47641	0.55209	9.000	
20 Isophorone	0.98713	0.84583	0.96101	0.88324	0.86137	0.77945	0.88634	8.657	
21 2-Nitrophenol	+++++	0.20037	0.22368	0.21922	0.21852	0.20091	0.21254	5.196	
22 2,4-Dimethylphenol	0.46832	0.42486	0.47617	0.44000	0.43198	0.38248	0.43730	7.700	
23 Bis(2-Chloroethoxy)methane	0.64680	0.54322	0.60905	0.55521	0.54349	0.48603	0.56396	9.997	
24 Benzoic acid	+++++	0.26418	0.27833	0.33657	0.34262	0.34265	0.31287	12.272	

Analytical Resources, Inc.

INITIAL CALIBRATION DATA

Start Cal Date : 22-NOV-2006 11:39
End Cal Date : 30-NOV-2006 12:57
Quant Method : ISTD
Origin : Disabled
Target Version : 3.50
Integrator : HP RTE
Method file : /chem1/nt6.i/20061201.b/SW846.m
Cal Date : 01-Dec-2006 10:20 jeff
Curve Type : Average

Compound	1.000 Level 1	5.000 Level 2	10.000 Level 3	25.000 Level 4	40.000 Level 5	80.000 Level 6	___ RRF	% RSD	
25 2,4-Dichlorophenol	+++++	0.31032	0.34577	0.32009	0.30973	0.27982	0.31315	7.563	
26 1,2,4-Trichlorobenzene	0.41227	0.34150	0.38174	0.34810	0.33820	0.29961	0.35357	11.000	
28 Naphthalene	1.43086	1.18761	1.31367	1.17130	1.12336	0.95807	1.19748	13.546	
29 4-Chloroaniline	+++++	0.49358	0.53872	0.50882	0.49218	0.43553	0.49377	7.605	
30 Hexachlorobutadiene	0.19973	0.17247	0.19374	0.17760	0.17261	0.15292	0.17818	9.419	
31 4-Chloro-3-methylphenol	+++++	0.35111	0.37726	0.36536	0.35550	0.32070	0.35398	5.974	
32 2-Methylnaphthalene	0.69374	0.59656	0.63796	0.58358	0.56357	0.48963	0.59417	11.615	
33 Hexachlorocyclopentadiene	+++++	0.22817	0.28582	0.32475	0.32699	0.33061	0.29927	14.600	
34 2,4,6-Trichlorophenol	+++++	0.34674	0.39146	0.38436	0.39090	0.37096	0.37688	4.979	
35 2,4,5-Trichlorophenol	+++++	0.37629	0.41508	0.41233	0.40633	0.39423	0.40085	3.967	
37 2-Chloronaphthalene	1.42465	1.19779	1.33408	1.21074	1.18174	1.07485	1.23731	9.978	
38 2-Nitroaniline	+++++	0.40462	0.45482	0.43626	0.44499	0.42446	0.43303	4.486	
39 Dimethylphthalate	1.44905	1.23864	1.38246	1.27799	1.25542	1.18487	1.29807	7.586	
40 Acenaphthylene	2.21260	1.85022	2.06337	1.86995	1.82244	1.64887	1.91124	10.362	
41 2,6-Dinitrotoluene	+++++	0.27125	0.30546	0.30290	0.30053	0.29322	0.29467	4.706	
43 3-Nitroaniline	+++++	0.32008	0.35886	0.35462	0.35076	0.34160	0.34518	4.465	
44 Acenaphthene	1.45316	1.18671	1.29708	1.16540	1.14291	1.04421	1.21491	11.703	
45 2,4-Dinitrophenol	+++++	0.04981	0.07395	0.11146	0.12101	0.13700	0.09865	36.304	<-
46 Dibenzofuran	1.99292	1.64910	1.75202	1.58246	1.54648	1.39064	1.65227	12.419	
47 4-Nitrophenol	+++++	0.17090	0.17702	0.18839	0.19082	0.19254	0.18394	5.151	
48 2,4-Dinitrotoluene	+++++	0.33557	0.38320	0.38496	0.38252	0.38229	0.37371	5.712	
49 Fluorene	1.64791	1.33048	1.43658	1.28429	1.21479	1.07784	1.33198	14.687	
50 Diethylphthalate	1.42147	1.20369	1.28621	1.18256	1.12107	1.04726	1.21038	10.817	
51 4-Chlorophenyl-phenylether	0.74299	0.60396	0.66132	0.61697	0.60280	0.56613	0.63236	9.846	
52 4-Nitroaniline	+++++	0.31975	0.33702	0.33618	0.33093	0.34129	0.33303	2.488	
53 4,6-Dinitro-2-methylphenol	+++++	0.08222	0.10456	0.12065	0.12476	0.12500	0.11144	16.469	
54 N-Nitrosodiphenylamine	0.46549	0.39375	0.44670	0.41171	0.40747	0.36167	0.41447	8.973	
56 4-Bromophenyl-phenylether	0.26773	0.22031	0.23997	0.22537	0.21851	0.19547	0.22789	10.634	
57 Hexachlorobenzene	0.28876	0.23314	0.26649	0.24326	0.23708	0.21168	0.24674	10.988	

Analytical Resources, Inc.

INITIAL CALIBRATION DATA

Start Cal Date : 22-NOV-2006 11:39
End Cal Date : 30-NOV-2006 12:57
Quant Method : ISTD
Origin : Disabled
Target Version : 3.50
Integrator : HP RTE
Method file : /chem1/nt6.i/20061201.b/SW846.m
Cal Date : 01-Dec-2006 10:20 jeff
Curve Type : Average

	Compound	1.000 Level 1	5.000 Level 2	10.000 Level 3	25.000 Level 4	40.000 Level 5	80.000 Level 6	___ RRF	% RSD	
58	Pentachlorophenol	+++++	0.10549	0.12222	0.13642	0.14172	0.13904	0.12898	11.735	
60	Phenanthrene	1.58481	1.25573	1.35912	1.23301	1.17543	1.01256	1.27011	15.097	
61	Anthracene	1.52699	1.23346	1.35248	1.24135	1.17705	1.00924	1.25676	13.809	
62	Carbazole	1.42498	1.16509	1.26182	1.15088	1.09436	0.97027	1.17790	13.101	
63	Di-n-butylphthalate	1.50170	1.33067	1.43548	1.36350	1.30517	1.15486	1.34857	8.833	
64	Fluoranthene	1.50129	1.25033	1.32164	1.26383	1.19806	1.08350	1.26978	10.944	
65	Pyrene	1.95865	1.56719	1.84722	1.65095	1.63425	1.38148	1.67329	12.251	
67	Butylbenzylphthalate	0.82082	0.72399	0.82073	0.81322	0.80064	0.73818	0.78626	5.545	
68	Benzo(a)anthracene	1.72251	1.38251	1.50219	1.46468	1.43973	1.33829	1.47498	9.126	
70	3,3'-Dichlorobenzidine	+++++	0.55311	0.57768	0.56995	0.57620	0.53368	0.56212	3.318	
71	Chrysene	1.71326	1.36463	1.47551	1.42105	1.40980	1.28619	1.44507	10.094	
72	bis(2-Ethylhexyl)phthalate	0.53681	0.47080	0.53740	0.51446	0.51167	0.46785	0.50650	6.074	
73	Di-n-octylphthalate	1.13554	0.87107	0.97740	0.90307	0.91121	0.81161	0.93498	11.997	
74	Benzo(b)fluoranthene	1.68559	1.32197	1.32385	1.19962	1.18164	1.18588	1.31643	14.621	
75	Benzo(k)fluoranthene	1.59262	1.24466	1.42512	1.32068	1.20508	0.96373	1.29198	16.473	
76	Benzo(a)pyrene	1.41499	1.15557	1.24122	1.14536	1.09959	0.96732	1.17067	12.782	
78	Indeno(1,2,3-cd)pyrene	1.96820	1.53764	1.77802	1.52805	1.50920	1.29116	1.60204	14.770	
79	Dibenzo(a,h)anthracene	1.56662	1.30602	1.50231	1.27771	1.24951	1.03850	1.32345	14.344	
80	Benzo(g,h,i)perylene	1.70297	1.35610	1.61873	1.37881	1.36929	1.16604	1.43199	13.668	
90	N-Nitrosodimethylamine	+++++	1.10438	1.24304	1.21954	1.22814	1.06036	1.17109	7.079	
91	Aniline	+++++	2.76143	2.86378	2.73273	2.56262	2.31184	2.64648	8.168	
92	1,2-Diphenylhydrazine	+++++	+++++	+++++	+++++	+++++	+++++	+++++	+++++	<-
93	Benzidine	+++++	0.92614	0.77624	0.86987	0.56575	0.57978	0.74356	22.180	
96	p-Cymene	+++++	+++++	+++++	+++++	+++++	+++++	+++++	+++++	<-
97	Caffeine	+++++	+++++	+++++	+++++	+++++	+++++	+++++	+++++	<-
98	Retene	0.73489	0.61967	0.69570	0.66684	0.66282	0.59221	0.66202	7.742	
99	Perylene	+++++	+++++	+++++	+++++	+++++	+++++	+++++	+++++	<-
100	3-beta-Coprostanol	+++++	+++++	+++++	+++++	+++++	+++++	+++++	+++++	<-
101	Cholesterol	+++++	+++++	+++++	+++++	+++++	+++++	+++++	+++++	<-

Analytical Resources, Inc.

INITIAL CALIBRATION DATA

Start Cal Date : 22-NOV-2006 11:39
End Cal Date : 30-NOV-2006 12:57
Quant Method : ISTD
Origin : Disabled
Target Version : 3.50
Integrator : HP RTE
Method file : /chem1/nt6.i/20061201.b/SW846.m
Cal Date : 01-Dec-2006 10:20 jeff
Curve Type : Average

	Compound	1.000 Level 1	5.000 Level 2	10.000 Level 3	25.000 Level 4	40.000 Level 5	80.000 Level 6	___ RRF	% RSD	
	102 beta-Sitosterol	+++++	+++++	+++++	+++++	+++++	+++++	+++++	+++++	<-
	103 Pyridine	+++++	2.03813	1.99127	1.99753	2.03567	1.84393	1.98130	4.023	
$	1 2-Fluorophenol	+++++	1.45858	1.68332	1.62549	1.64061	1.44094	1.56979	7.121	
$	137 d8-1,4-Dioxane	+++++	0.67566	0.78424	0.72741	0.72747	0.67150	0.71726	6.434	
$	2 Phenol-d5	+++++	1.83723	2.00836	1.87260	1.84201	1.63422	1.83888	7.284	
$	5 2-Chlorophenol-d4	+++++	1.27140	1.39646	1.29826	1.25393	1.09455	1.26292	8.636	
$	10 1,2-Dichlorobenzene-d4	+++++	0.87098	0.94089	0.83913	0.79104	0.65737	0.81988	12.918	
$	18 Nitrobenzene-d5	+++++	0.47643	0.54417	0.50212	0.50536	0.45656	0.49693	6.659	
$	36 2-Fluorobiphenyl	+++++	1.32114	1.43248	1.29966	1.29436	1.16205	1.30194	7.391	
$	55 2,4,6-Tribromophenol	+++++	0.13578	0.14665	0.15657	0.15564	0.15506	0.14994	5.909	
$	66 Terphenyl-d14	+++++	0.90848	1.04197	0.97523	0.96654	0.85382	0.94921	7.513	
$	85 p-Cresol-d4	+++++	+++++	+++++	+++++	+++++	+++++	+++++	+++++	<-
$	86 Anthracene-d10	+++++	+++++	+++++	+++++	+++++	+++++	+++++	+++++	<-
$	87 Fluoranthene-d10	+++++	+++++	+++++	+++++	+++++	+++++	+++++	+++++	<-
$	88 Dibenz(a,h)anthracene-d14	+++++	+++++	+++++	+++++	+++++	+++++	+++++	+++++	<-
$	89 Diphenyl-d10	+++++	+++++	+++++	+++++	+++++	+++++	+++++	+++++	<-
$	95 D10-1-methylnaphthalene	+++++	+++++	+++++	+++++	+++++	+++++	+++++	+++++	<-

Analytical Resources, Inc.

INITIAL CALIBRATION DATA

Start Cal Date : 22-NOV-2006 11:39
End Cal Date : 30-NOV-2006 12:57
Quant Method : ISTD
Origin : Force
Target Version : 3.50
Integrator : HP RTE
Method file : /chem1/nt6.i/20061130.b/SW846.m
Cal Date : 01-Dec-2006 10:21 jeff

Calibration File Names:
Level 1: /chem1/nt6.i/20061127.b/0011127.d
Level 2: /chem1/nt6.i/20061127.b/0051127.d
Level 3: /chem1/nt6.i/20061127.b/0101127.d
Level 4: /chem1/nt6.i/20061127.b/0251127.d
Level 5: /chem1/nt6.i/20061127.b/0401127.d
Level 6: /chem1/nt6.i/20061127.b/0801127.d

Compound	1 Level 1	5 Level 2	10 Level 3	25 Level 4	40 Level 5	80 Level 6	Curve	Coefficients b	m1	m2	%RSD or R^2	
145 4,4'-DDE	+++++	+++++	+++++	+++++	+++++	+++++	AVRG		0.000e+00		0.000e+00	<-
146 4,4'-DDD	+++++	+++++	+++++	+++++	+++++	+++++	AVRG		0.000e+00		0.000e+00	<-
147 4,4'-DDT	+++++	+++++	+++++	+++++	+++++	+++++	AVRG		0.000e+00		0.000e+00	<-
148 Dieldrin	+++++	+++++	+++++	+++++	+++++	+++++	AVRG		0.000e+00		0.000e+00	<-
149 TCMX	+++++	+++++	+++++	+++++	+++++	+++++	AVRG		0.000e+00		0.000e+00	<-
150 DCBP	+++++	+++++	+++++	+++++	+++++	+++++	AVRG		0.000e+00		0.000e+00	<-
138 Chlorobenzilate	+++++	+++++	+++++	+++++	+++++	+++++	AVRG		0.000e+00		0.000e+00	<-
139 Isodrin	+++++	+++++	+++++	+++++	+++++	+++++	AVRG		0.000e+00		0.000e+00	<-
140 Diallate A	+++++	+++++	+++++	+++++	+++++	+++++	AVRG		0.000e+00		0.000e+00	<-
141 Diallate B	+++++	+++++	+++++	+++++	+++++	+++++	AVRG		0.000e+00		0.000e+00	<-
142 1,2-Dibromo-3-Chloropropane	+++++	+++++	+++++	+++++	+++++	+++++	AVRG		0.000e+00		0.000e+00	<-
135 2,3,5,6-Tetrachlorophenol	+++++	+++++	+++++	+++++	+++++	+++++	AVRG		0.000e+00		0.000e+00	<-
136 2,3,4,5-tetrachlorophenol	+++++	+++++	+++++	+++++	+++++	+++++	AVRG		0.000e+00		0.000e+00	<-
133 Butylatedhydroxytoluene	1.19747	1.02947	0.99906	1.00727	0.94178	0.87862	AVRG		1.00894		10.63443	

5970

Analytical Resources, Inc.

INITIAL CALIBRATION DATA

Start Cal Date : 22-NOV-2006 11:39
End Cal Date : 30-NOV-2006 12:57
Quant Method : ISTD
Origin : Force
Target Version : 3.50
Integrator : HP RTE
Method file : /chem1/nt6.i/20061130.b/SW846.m
Cal Date : 01-Dec-2006 10:21 jeff

Compound	1 Level 1	5 Level 2	10 Level 3	25 Level 4	40 Level 5	80 Level 6	Curve	Coefficients b	m1	m2	%RSD or R^2	
132 3,6-Dimethylphenanthrene	+++++	+++++	+++++	+++++	+++++	+++++	AVRG		0.000e+00		0.000e+00	<-
131 1-Methylphenanthrene	+++++	+++++	+++++	+++++	+++++	+++++	AVRG		0.000e+00		0.000e+00	<-
130 Dibenzothiophene	+++++	+++++	+++++	+++++	+++++	+++++	AVRG		0.000e+00		0.000e+00	<-
129 1-Methylfluorene	+++++	+++++	+++++	+++++	+++++	+++++	AVRG		0.000e+00		0.000e+00	<-
128 N-Hexadecane	+++++	+++++	+++++	+++++	+++++	+++++	AVRG		0.000e+00		0.000e+00	<-
127 2-Isopropylnaphthalene	+++++	+++++	+++++	+++++	+++++	+++++	AVRG		0.000e+00		0.000e+00	<-
126 N-Tetradecane	+++++	+++++	+++++	+++++	+++++	+++++	AVRG		0.000e+00		0.000e+00	<-
144 alpha-Terpineol	0.10658	0.09218	0.10701	0.09961	0.10203	0.09599	AVRG		0.10057		5.83210	
125 Safrole	+++++	+++++	+++++	+++++	+++++	+++++	AVRG		0.000e+00		0.000e+00	<-
124 3,4-Dimethylphenol	+++++	+++++	+++++	+++++	+++++	+++++	AVRG		0.000e+00		0.000e+00	<-
123 Acetophenone	2.04735	2.06884	2.18775	1.98442	1.95478	1.73747	AVRG		1.99677		7.54138	
122 Furfuraldehyde	+++++	+++++	+++++	+++++	+++++	+++++	AVRG		0.000e+00		0.000e+00	<-
143 1,4-Dioxane	0.74463	0.71580	0.83037	0.77246	0.77348	0.69984	AVRG		0.75610		6.20507	
121 Quinoline	+++++	+++++	+++++	+++++	+++++	+++++	AVRG		0.000e+00		0.000e+00	<-
120 2,3,4,6-Tetrachlorophenol	+++++	+++++	+++++	+++++	+++++	+++++	AVRG		0.000e+00		0.000e+00	<-
119 7,12-Dimethylbenz(a)anthracen	+++++	+++++	+++++	+++++	+++++	+++++	AVRG		0.000e+00		0.000e+00	<-
118 Triphenyl Phosphate	0.29574	0.24073	0.25455	0.26685	0.26526	0.25861	AVRG		0.26362		6.94559	
117 Butyl Diphenyl Phosphate	0.43293	0.36167	0.40346	0.39460	0.38951	0.34252	AVRG		0.38745		8.21373	
116 Dibutyl Phenyl Phosphate	0.95106	0.83994	0.86889	0.84518	0.81462	0.71189	AVRG		0.83860		9.27379	
115 Tributyl Phosphate	1.33448	1.15058	1.22848	1.16173	1.12713	0.98684	AVRG		1.16487		9.87396	
114 Beta-Pinene	+++++	+++++	+++++	+++++	+++++	+++++	AVRG		0.000e+00		0.000e+00	<-
113 Diphenyl Oxide	+++++	+++++	+++++	+++++	+++++	+++++	AVRG		0.000e+00		0.000e+00	<-

Analytical Resources, Inc.

INITIAL CALIBRATION DATA

Start Cal Date : 22-NOV-2006 11:39
End Cal Date : 30-NOV-2006 12:57
Quant Method : ISTD
Origin : Force
Target Version : 3.50
Integrator : HP RTE
Method file : /chem1/nt6.i/20061130.b/SW846.m
Cal Date : 01-Dec-2006 10:21 jeff

Compound	1 Level 1	5 Level 2	10 Level 3	25 Level 4	40 Level 5	80 Level 6	Curve	Coefficients b	m1	m2	%RSD or R^2	
112 Biphenyl	+++++	+++++	+++++	+++++	+++++	+++++	AVRG		0.000e+00		0.000e+00	<-
111 Azobenzene (1,2-DP-Hydrazine)	2.02621	1.67952	1.84524	1.71646	1.68329	1.55871	AVRG		1.75157		9.29303	
110 Tetrachloroguaiacol	+++++	+++++	+++++	+++++	+++++	+++++	AVRG		0.000e+00		0.000e+00	<-
109 3,4,5-Trichloroguaiacol	+++++	+++++	+++++	+++++	+++++	+++++	AVRG		0.000e+00		0.000e+00	<-
108 4,5,6-Trichloroguaiacol	+++++	+++++	+++++	+++++	+++++	+++++	AVRG		0.000e+00		0.000e+00	<-
107 4,5-Dichloro-2-Methoxyphenol	+++++	+++++	+++++	+++++	+++++	+++++	AVRG		0.000e+00		0.000e+00	<-
106 Guaiacol	+++++	+++++	+++++	+++++	+++++	+++++	AVRG		0.000e+00		0.000e+00	<-
105 1-methylnaphthalene	0.71642	0.58958	0.66101	0.59878	0.57138	0.49969	AVRG		0.60614		12.35477	
151 1,2,4,5-Tetrachlorobenzene	+++++	+++++	+++++	+++++	+++++	+++++	AVRG		0.000e+00		0.000e+00	<-
152 Benzo(e)pyrene	+++++	+++++	+++++	+++++	+++++	+++++	AVRG		0.000e+00		0.000e+00	<-
153 Chlorpyrifos	+++++	+++++	+++++	+++++	+++++	+++++	AVRG		0.000e+00		0.000e+00	<-
154 Diazinon	+++++	+++++	+++++	+++++	+++++	+++++	AVRG		0.000e+00		0.000e+00	<-
155 Kelthane	+++++	+++++	+++++	+++++	+++++	+++++	AVRG		0.000e+00		0.000e+00	<-
156 Methyl Parathion	+++++	+++++	+++++	+++++	+++++	+++++	AVRG		0.000e+00		0.000e+00	<-
157 Ethyl Parathion	+++++	+++++	+++++	+++++	+++++	+++++	AVRG		0.000e+00		0.000e+00	<-
158 Ethion	+++++	+++++	+++++	+++++	+++++	+++++	AVRG		0.000e+00		0.000e+00	<-
159 4-Nonylphenol	+++++	+++++	+++++	+++++	+++++	+++++	AVRG		0.000e+00		0.000e+00	<-
160 Tetraethyl Tin	+++++	+++++	+++++	+++++	+++++	+++++	AVRG		0.000e+00		0.000e+00	<-
161 1,2,3-Trichloronaphthalene	+++++	+++++	+++++	+++++	+++++	+++++	AVRG		0.000e+00		0.000e+00	<-
162 1,2,3,4-Tetrachloronapthalene	+++++	+++++	+++++	+++++	+++++	+++++	AVRG		0.000e+00		0.000e+00	<-
163 1,2,3,5,8-Pentachloronaphthal	+++++	+++++	+++++	+++++	+++++	+++++	AVRG		0.000e+00		0.000e+00	<-
164 1,2,3,4,6,7-Hexachloronaphtha	+++++	+++++	+++++	+++++	+++++	+++++	AVRG		0.000e+00		0.000e+00	<-

0267

Analytical Resources, Inc.

INITIAL CALIBRATION DATA

Start Cal Date : 22-NOV-2006 11:39
End Cal Date : 30-NOV-2006 12:57
Quant Method : ISTD
Origin : Force
Target Version : 3.50
Integrator : HP RTE
Method file : /chem1/nt6.i/20061130.b/SW846.m
Cal Date : 01-Dec-2006 10:21 jeff

	Compound	1 Level 1	5 Level 2	10 Level 3	25 Level 4	40 Level 5	80 Level 6	Curve	Coefficients b	m1	m2	%RSD or R^2	
165	1,2,3,4,5,6,7-Heptachloronaph	+++++	+++++	+++++	+++++	+++++	+++++	AVRG		0.000e+00		0.000e+00	<-
166	Octachloronaphthalene	+++++	+++++	+++++	+++++	+++++	+++++	AVRG		0.000e+00		0.000e+00	<-
167	2,2',4,4',5-Pentabromobipheny	+++++	+++++	+++++	+++++	+++++	+++++	AVRG		0.000e+00		0.000e+00	<-
3	Phenol	2.50827	2.22108	2.41420	2.21114	2.15767	1.88065	AVRG		2.23216		9.79555	
4	Bis(2-Chloroethyl)ether	1.88476	1.67522	1.87735	1.69931	1.65206	1.44596	AVRG		1.70578		9.55549	
6	2-Chlorophenol	1.65520	1.51565	1.65554	1.53739	1.50582	1.32804	AVRG		1.53294		7.88307	
7	1,3-Dichlorobenzene	1.77043	1.56267	1.75632	1.59789	1.56661	1.38284	AVRG		1.60613		8.93301	
9	1,4-Dichlorobenzene	1.77632	1.58704	1.76105	1.61541	1.56916	1.37934	AVRG		1.61472		9.00734	
11	Benzyl alcohol	1.20837	1.19515	1.30395	1.21392	1.15916	0.98321	AVRG		1.17729		9.04263	
12	1,2-Dichlorobenzene	1.74277	1.48651	1.65853	1.49201	1.43342	1.21995	AVRG		1.50553		12.13882	
13	2-Methylphenol	1.59758	1.47451	1.62444	1.51041	1.48477	1.32213	AVRG		1.50231		7.14461	
14	2,2'-oxybis(1-Chloropropane)	1.78707	1.54733	1.72103	1.59146	1.54305	1.34366	AVRG		1.58893		9.77843	
15	4-Methylphenol	1.63190	1.52509	1.64858	1.53706	1.46595	1.28939	AVRG		1.51633		8.61828	
16	N-Nitroso-di-n-propylamine	1.43665	1.23336	1.36488	1.24205	1.18238	1.00751	AVRG		1.24447		12.00302	
17	Hexachloroethane	0.73887	0.65381	0.74544	0.69589	0.68210	0.59180	AVRG		0.68465		8.34987	
19	Nitrobenzene	0.61556	0.53392	0.59742	0.55140	0.53781	0.47641	AVRG		0.55209		9.00046	
20	Isophorone	0.98713	0.84583	0.96101	0.88324	0.86137	0.77945	AVRG		0.88634		8.65666	
21	2-Nitrophenol	+++++	0.20037	0.22368	0.21922	0.21852	0.20091	AVRG		0.21254		5.19587	
22	2,4-Dimethylphenol	0.46832	0.42486	0.47617	0.44000	0.43198	0.38248	AVRG		0.43730		7.69985	
23	Bis(2-Chloroethoxy)methane	0.64680	0.54322	0.60905	0.55521	0.54349	0.48603	AVRG		0.56396		9.99711	
24	Benzoic acid	+++++	0.26418	0.27833	0.33657	0.34262	0.34265	AVRG		0.31287		12.27192	
25	2,4-Dichlorophenol	+++++	0.31032	0.34577	0.32009	0.30973	0.27982	AVRG		0.31315		7.56295	

0268

Analytical Resources, Inc.

INITIAL CALIBRATION DATA

Start Cal Date : 22-NOV-2006 11:39
End Cal Date : 30-NOV-2006 12:57
Quant Method : ISTD
Origin : Force
Target Version : 3.50
Integrator : HP RTE
Method file : /chem1/nt6.i/20061130.b/SW846.m
Cal Date : 01-Dec-2006 10:21 jeff

Compound	1 Level 1	5 Level 2	10 Level 3	25 Level 4	40 Level 5	80 Level 6	Curve	Coefficients b	m1	m2	%RSD or R^2	
26 1,2,4-Trichlorobenzene	0.41227	0.34150	0.38174	0.34810	0.33820	0.29961	AVRG		0.35357		10.99990	
28 Naphthalene	1.43086	1.18761	1.31367	1.17130	1.12336	0.95807	AVRG		1.19748		13.54596	
29 4-Chloroaniline	+++++	0.49358	0.53872	0.50882	0.49218	0.43553	AVRG		0.49377		7.60546	
30 Hexachlorobutadiene	0.19973	0.17247	0.19374	0.17760	0.17261	0.15292	AVRG		0.17818		9.41929	
31 4-Chloro-3-methylphenol	+++++	0.35111	0.37726	0.36536	0.35550	0.32070	AVRG		0.35399		5.97455	
32 2-Methylnaphthalene	0.69374	0.59656	0.63796	0.58358	0.56357	0.48963	AVRG		0.59417		11.61523	
33 Hexachlorocyclopentadiene	+++++	0.22817	0.28582	0.32475	0.32699	0.33061	AVRG		0.29927		14.59966	
34 2,4,6-Trichlorophenol	+++++	0.34674	0.39146	0.38436	0.39090	0.37096	AVRG		0.37688		4.97927	
35 2,4,5-Trichlorophenol	+++++	0.37629	0.41508	0.41233	0.40633	0.39423	AVRG		0.40085		3.96688	
37 2-Chloronaphthalene	1.42465	1.19779	1.33408	1.21074	1.18174	1.07485	AVRG		1.23731		9.97808	
38 2-Nitroaniline	+++++	0.40462	0.45482	0.43626	0.44499	0.42446	AVRG		0.43303		4.48572	
39 Dimethylphthalate	1.44905	1.23864	1.38246	1.27799	1.25542	1.18487	AVRG		1.29807		7.58607	
40 Acenaphthylene	2.21260	1.85022	2.06337	1.86995	1.82244	1.64887	AVRG		1.91124		10.36224	
41 2,6-Dinitrotoluene	+++++	0.27125	0.30546	0.30290	0.30053	0.29322	AVRG		0.29467		4.70622	
43 3-Nitroaniline	+++++	0.32008	0.35886	0.35462	0.35076	0.34160	AVRG		0.34519		4.46501	
44 Acenaphthene	1.45316	1.18671	1.29708	1.16540	1.14291	1.04421	AVRG		1.21491		11.70341	
45 2,4-Dinitrophenol	+++++	0.04981	0.07395	0.11146	0.12101	0.13700	AVRG		0.09865		36.30440	<-
46 Dibenzofuran	1.99292	1.64910	1.75202	1.58246	1.54648	1.39064	AVRG		1.65227		12.41864	
47 4-Nitrophenol	+++++	0.17090	0.17702	0.18839	0.19082	0.19254	AVRG		0.18394		5.15072	
48 2,4-Dinitrotoluene	+++++	0.33557	0.38320	0.38496	0.38252	0.38229	AVRG		0.37371		5.71247	
49 Fluorene	1.64791	1.33048	1.43658	1.28429	1.21479	1.07784	AVRG		1.33198		14.68708	
50 Diethylphthalate	1.42147	1.20369	1.28621	1.18256	1.12107	1.04726	AVRG		1.21038		10.81708	

Analytical Resources, Inc.

INITIAL CALIBRATION DATA

Start Cal Date : 22-NOV-2006 11:39
End Cal Date : 30-NOV-2006 12:57
Quant Method : ISTD
Origin : Force
Target Version : 3.50
Integrator : HP RTE
Method file : /chem1/nt6.i/20061130.b/SW846.m
Cal Date : 01-Dec-2006 10:21 jeff

Compound	1 Level 1	5 Level 2	10 Level 3	25 Level 4	40 Level 5	80 Level 6	Curve	Coefficients b	m1	m2	%RSD or R^2
51 4-Chlorophenyl-phenylether	0.74299	0.60396	0.66132	0.61697	0.60280	0.56613	AVRG		0.63237		9.84566
52 4-Nitroaniline	+++++	0.31975	0.33702	0.33618	0.33093	0.34129	AVRG		0.33304		2.48839
53 4,6-Dinitro-2-methylphenol	+++++	0.08222	0.10456	0.12065	0.12476	0.12500	AVRG		0.11144		16.46898
54 N-Nitrosodiphenylamine	0.46549	0.39375	0.44670	0.41171	0.40747	0.36167	AVRG		0.41447		8.97313
56 4-Bromophenyl-phenylether	0.26773	0.22031	0.23997	0.22537	0.21851	0.19547	AVRG		0.22789		10.63363
57 Hexachlorobenzene	0.28876	0.23314	0.26649	0.24326	0.23708	0.21168	AVRG		0.24674		10.98788
58 Pentachlorophenol	+++++	0.10549	0.12222	0.13642	0.14172	0.13904	AVRG		0.12898		11.73482
60 Phenanthrene	34972	154165	296750	738409	1027614	1792789	QUAD	0.000e+00	0.68642	0.07404	0.99987
61 Anthracene	1.52699	1.23346	1.35248	1.24135	1.17705	1.00924	AVRG		1.25676		13.80877
62 Carbazole	1.42498	1.16509	1.26182	1.15088	1.09436	0.97027	AVRG		1.17790		13.10141
63 Di-n-butylphthalate	1.50170	1.33067	1.43548	1.36350	1.30517	1.15486	AVRG		1.34857		8.83337
64 Fluoranthene	1.50129	1.25033	1.32164	1.26383	1.19806	1.08350	AVRG		1.26978		10.94352
65 Pyrene	1.95865	1.56719	1.84722	1.65095	1.63425	1.38148	AVRG		1.67329		12.25093
67 Butylbenzylphthalate	0.82082	0.72399	0.82073	0.81322	0.80064	0.73818	AVRG		0.78627		5.54516
68 Benzo(a)anthracene	1.72251	1.38251	1.50219	1.46468	1.43973	1.33829	AVRG		1.47498		9.12602
70 3,3'-Dichlorobenzidine	+++++	0.55311	0.57768	0.56995	0.57620	0.53368	AVRG		0.56212		3.31848
71 Chrysene	1.71326	1.36463	1.47551	1.42105	1.40980	1.28619	AVRG		1.44507		10.09410
72 bis(2-Ethylhexyl)phthalate	0.53681	0.47080	0.53740	0.51446	0.51167	0.46785	AVRG		0.50650		6.07369
73 Di-n-octylphthalate	1.13554	0.87107	0.97740	0.90307	0.91121	0.81161	AVRG		0.93498		11.99691
74 Benzo(b)fluoranthene	1.68559	1.32197	1.32385	1.19962	1.18164	1.18588	AVRG		1.31643		14.62050
75 Benzo(k)fluoranthene	39504	175432	320017	906705	1240829	2115332	QUAD	0.000e+00	0.54898	0.12554	0.99934
76 Benzo(a)pyrene	1.41499	1.15557	1.24122	1.14536	1.09959	0.96732	AVRG		1.17067		12.78151

0270

Analytical Resources, Inc.

INITIAL CALIBRATION DATA

Start Cal Date : 22-NOV-2006 11:39
End Cal Date : 30-NOV-2006 12:57
Quant Method : ISTD
Origin : Force
Target Version : 3.50
Integrator : HP RTE
Method file : /chem1/nt6.i/20061130.b/SW846.m
Cal Date : 01-Dec-2006 10:21 jeff

	Compound	1 Level 1	5 Level 2	10 Level 3	25 Level 4	40 Level 5	80 Level 6	Curve	Coefficients b	m1	m2	%RSD or R^2	
78	Indeno(1,2,3-cd)pyrene	1.96820	1.53764	1.77802	1.52805	1.50920	1.29116	AVRG		1.60205		14.76957	
79	Dibenzo(a,h)anthracene	1.56662	1.30602	1.50231	1.27771	1.24951	1.03850	AVRG		1.32345		14.34374	
80	Benzo(g,h,i)perylene	1.70297	1.35610	1.61873	1.37881	1.36929	1.16604	AVRG		1.43199		13.66836	
90	N-Nitrosodimethylamine	+++++	1.10438	1.24304	1.21954	1.22814	1.06036	AVRG		1.17109		7.07910	
91	Aniline	+++++	2.76143	2.86378	2.73273	2.56262	2.31184	AVRG		2.64648		8.16763	
92	1,2-Diphenylhydrazine	+++++	+++++	+++++	+++++	+++++	+++++	AVRG		0.000e+00		0.000e+00	<-
93	Benzidine	+++++	0.92614	0.77624	0.86987	0.56575	0.57978	AVRG		0.74356		22.18024	
96	p-Cymene	+++++	+++++	+++++	+++++	+++++	+++++	AVRG		0.000e+00		0.000e+00	<-
97	Caffeine	+++++	+++++	+++++	+++++	+++++	+++++	AVRG		0.000e+00		0.000e+00	<-
98	Retene	0.73489	0.61967	0.69570	0.66684	0.66282	0.59221	AVRG		0.66202		7.74208	
99	Perylene	+++++	+++++	+++++	+++++	+++++	+++++	AVRG		0.000e+00		0.000e+00	<-
100	3-beta-Coprostanol	+++++	+++++	+++++	+++++	+++++	+++++	AVRG		0.000e+00		0.000e+00	<-
101	Cholesterol	+++++	+++++	+++++	+++++	+++++	+++++	AVRG		0.000e+00		0.000e+00	<-
102	beta-Sitosterol	+++++	+++++	+++++	+++++	+++++	+++++	AVRG		0.000e+00		0.000e+00	<-
103	Pyridine	+++++	2.03813	1.99127	1.99753	2.03567	1.84393	AVRG		1.98130		4.02342	
$ 1	2-Fluorophenol	+++++	1.45858	1.68332	1.62549	1.64061	1.44094	AVRG		1.56979		7.12060	
$ 137	d8-1,4-Dioxane	+++++	0.67566	0.78424	0.72741	0.72747	0.67150	AVRG		0.71726		6.43357	
$ 2	Phenol-d5	+++++	1.83723	2.00836	1.87260	1.84201	1.63422	AVRG		1.83888		7.28365	
$ 5	2-Chlorophenol-d4	+++++	1.27140	1.39646	1.29826	1.25393	1.09455	AVRG		1.26292		8.63604	
$ 10	1,2-Dichlorobenzene-d4	+++++	0.87098	0.94089	0.83913	0.79104	0.65737	AVRG		0.81988		12.91744	
$ 18	Nitrobenzene-d5	+++++	0.47643	0.54417	0.50212	0.50536	0.45656	AVRG		0.49693		6.65896	

Analytical Resources, Inc.

INITIAL CALIBRATION DATA

Start Cal Date : 22-NOV-2006 11:39
End Cal Date : 30-NOV-2006 12:57
Quant Method : ISTD
Origin : Force
Target Version : 3.50
Integrator : HP RTE
Method file : /chem1/nt6.i/20061130.b/SW846.m
Cal Date : 01-Dec-2006 10:21 jeff

Compound	1 Level 1	5 Level 2	10 Level 3	25 Level 4	40 Level 5	80 Level 6	Curve	Coefficients b	m1	m2	%RSD or R^2	
$ 36 2-Fluorobiphenyl	+++++	1.32114	1.43248	1.29966	1.29436	1.16205	AVRG		1.30194		7.39131	
$ 55 2,4,6-Tribromophenol	+++++	0.13578	0.14665	0.15657	0.15564	0.15506	AVRG		0.14994		5.90880	
$ 66 Terphenyl-d14	+++++	0.90848	1.04197	0.97523	0.96654	0.85382	AVRG		0.94921		7.51270	
$ 85 p-Cresol-d4	+++++	+++++	+++++	+++++	+++++	+++++	AVRG		0.000e+00		0.000e+00	<-
$ 86 Anthracene-d10	+++++	+++++	+++++	+++++	+++++	+++++	AVRG		0.000e+00		0.000e+00	<-
$ 87 Fluoranthene-d10	+++++	+++++	+++++	+++++	+++++	+++++	AVRG		0.000e+00		0.000e+00	<-
$ 88 Dibenz(a,h)anthracene-d14	+++++	+++++	+++++	+++++	+++++	+++++	AVRG		0.000e+00		0.000e+00	<-
$ 89 Diphenyl-d10	+++++	+++++	+++++	+++++	+++++	+++++	AVRG		0.000e+00		0.000e+00	<-
$ 95 D10-1-methylnaphthalene	+++++	+++++	+++++	+++++	+++++	+++++	AVRG		0.000e+00		0.000e+00	<-

0272

Analytical Resources, Inc.

INITIAL CALIBRATION DATA

Start Cal Date : 22-NOV-2006 11:39
End Cal Date : 30-NOV-2006 12:57
Quant Method : ISTD
Origin : Force
Target Version : 3.50
Integrator : HP RTE
Method file : /chem1/nt6.i/20061130.b/SW846.m
Cal Date : 01-Dec-2006 10:21 jeff

Curve	Formula	Units
Averaged	Amt = Rsp/m1	Response
Quad	Amt = b + m1*Rsp + m2*Rsp^2	Response

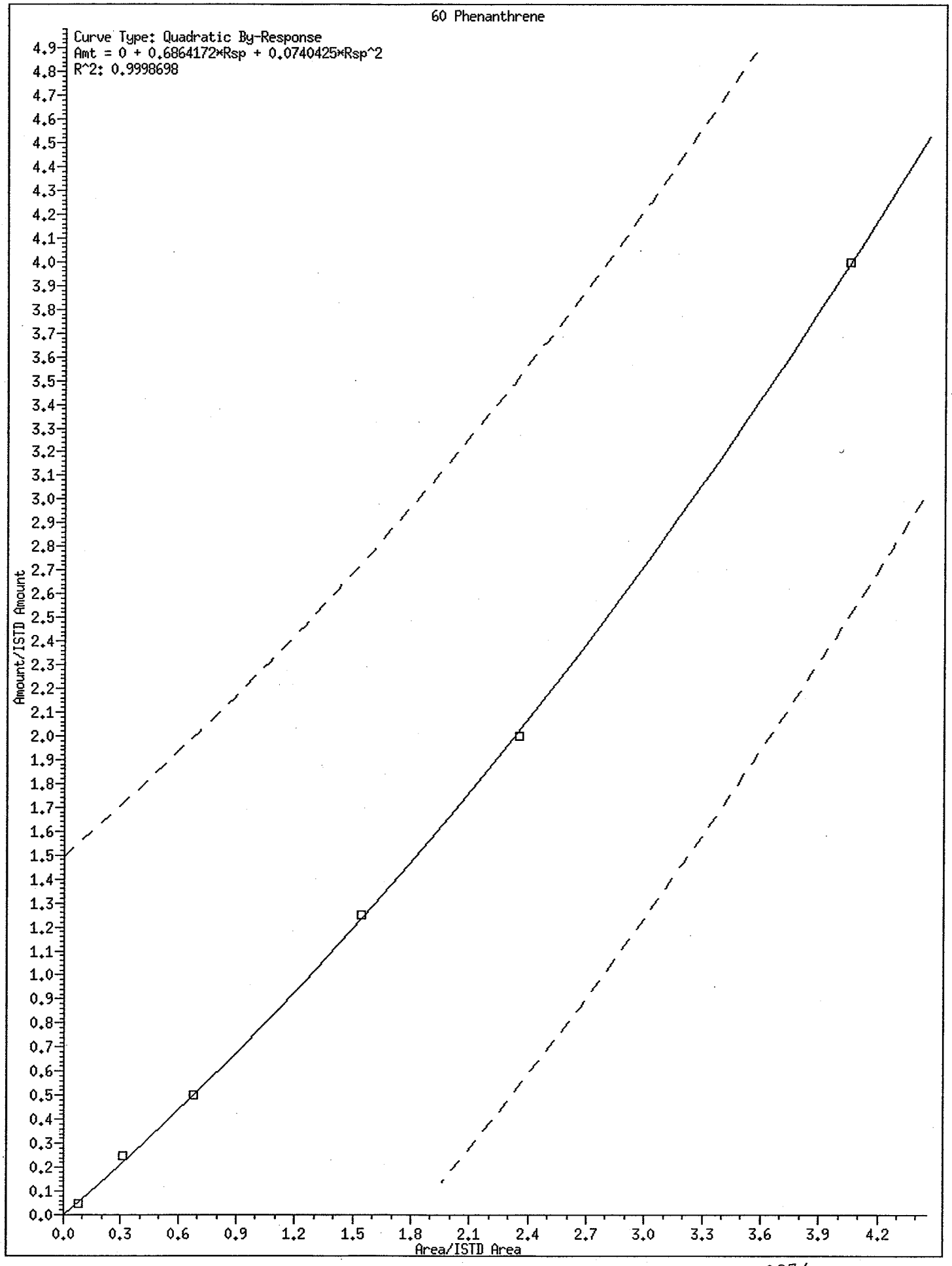
60 Phenanthrene
Curve Type: Quadratic By-Response
Amt = 0 + 0.6864172*Rsp + 0.0740425*Rsp^2
R^2: 0.9998698
Amount/ISTD Amount
Area/ISTD Area
0.0 0.3 0.6 0.9 1.2 1.5 1.8 2.1 2.4 2.7 3.0 3.3 3.6 3.9 4.2
0.0 0.1 0.2 0.3 0.4 0.5 0.6 0.7 0.8 0.9 1.0 1.1 1.2 1.3 1.4 1.5 1.6 1.7 1.8 1.9 2.0 2.1 2.2 2.3 2.4 2.5 2.6 2.7 2.8 2.9 3.0 3.1 3.2 3.3 3.4 3.5 3.6 3.7 3.8 3.9 4.0 4.1 4.2 4.3 4.4 4.5 4.6 4.7 4.8 4.9

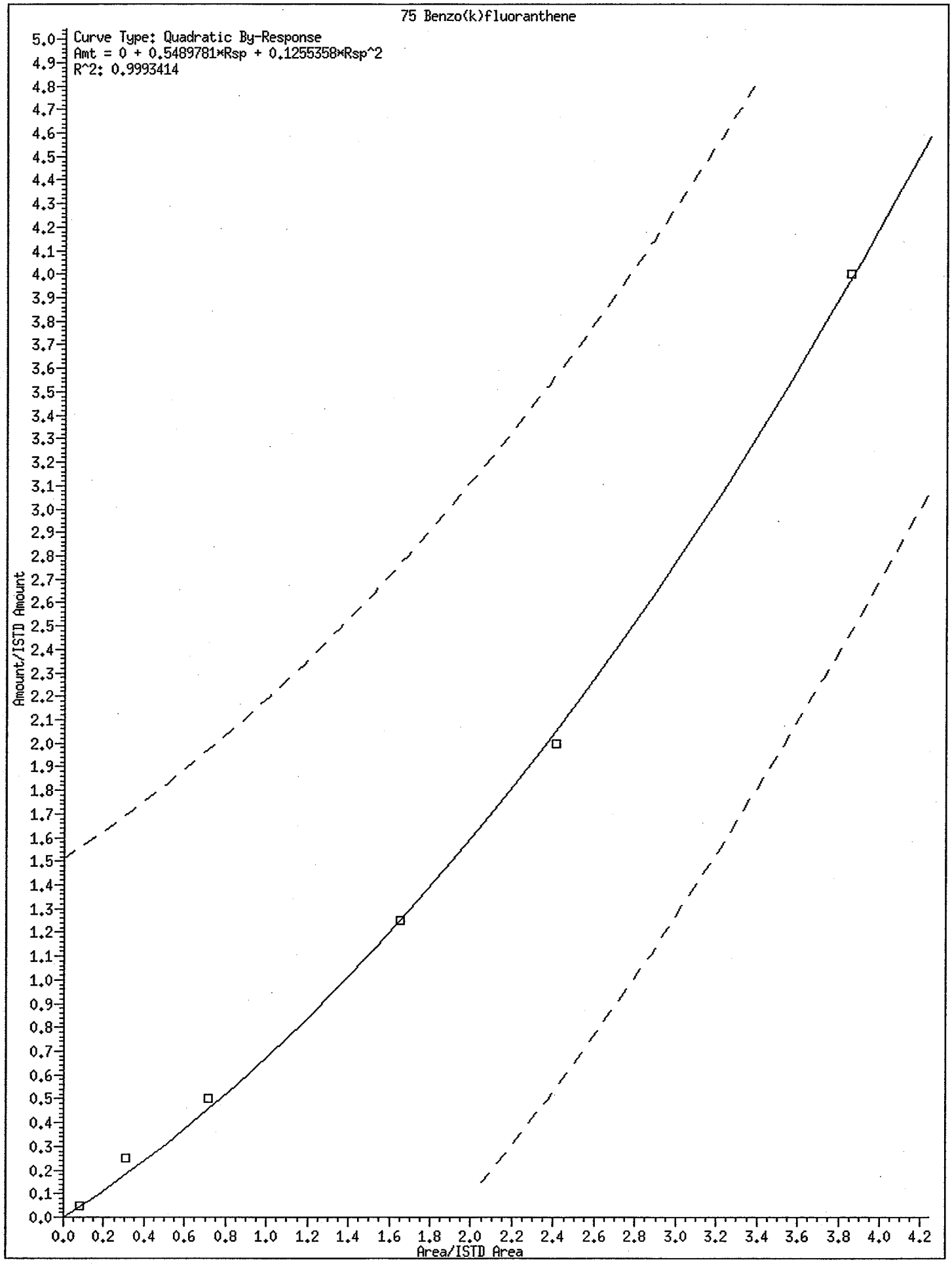
75 Benzo(k)fluoranthene
Curve Type: Quadratic By-Response
Amt = 0 + 0.5489781*Rsp + 0.1255358*Rsp^2
R^2: 0.9993414
Amount/ISTD Amount
Area/ISTD Area

Analytical Resources, Inc.

Semivolatile Report SW846 Method 8270D

Data file : /chem1/nt6.i/20061130.b/0011130.d
Lab Smp Id: ABN 1
Inj Date : 30-NOV-2006 12:25
Operator : LJR Inst ID: nt6.i
Smp Info : ABN 1
Misc Info :
Comment : 1ul Injection
Method : /chem1/nt6.i/20061130.b/SW846.m
Meth Date : 01-Dec-2006 10:21 jeff Quant Type: ISTD
Cal Date : 27-NOV-2006 11:16 Cal File: 0101127.d
Als bottle: 5 Calibration Sample, Level: 1
Dil Factor: 1.00000
Integrator: HP RTE Compound Sublist: ICAL.sub
Target Version: 3.50

LJR 12/1/06

	Compounds	QUANT SIG MASS	RT	EXP RT	REL RT	RESPONSE	AMOUNTS CAL-AMT (ug/mL)	AMOUNTS ON-COL (ug/mL)
$	1 2-Fluorophenol	112	5.373	5.372	(0.739)	12306	1.00000	1.004
$	2 Phenol-d5	99	6.858	6.857	(0.943)	15712	1.00000	1.094
	3 Phenol	94	6.874	6.878	(0.945)	19591	1.00000	1.124
$	5 2-Chlorophenol-d4	132	6.976	6.980	(0.959)	11151	1.00000	1.130
	4 Bis(2-Chloroethyl)ether	93	6.960	6.958	(0.957)	14721	1.00000	1.105
	6 2-Chlorophenol	128	6.997	7.001	(0.962)	12928	1.00000	1.080
	7 1,3-Dichlorobenzene	146	7.211	7.215	(0.991)	13828	1.00000	1.102
*	8 1,4-Dichlorobenzene-d4	152	7.275	7.274	(1.000)	156211	20.0000	
	9 1,4-Dichlorobenzene	146	7.296	7.300	(1.003)	13874	1.00000	1.100
$	10 1,2-Dichlorobenzene-d4	152	7.564	7.567	(1.040)	7860	1.00000	1.227
	12 1,2-Dichlorobenzene	146	7.585	7.589	(1.043)	13612	1.00000	1.158
	11 Benzyl alcohol	108	7.553	7.557	(1.038)	9438	1.00000	1.026
	14 2,2'-oxybis(1-Chloropropane)	45	7.820	7.824	(1.075)	13958	1.00000	1.125
	13 2-Methylphenol	108	7.788	7.792	(1.070)	12478	1.00000	1.063
	17 Hexachloroethane	117	8.071	8.070	(1.109)	5771	1.00000	1.079
	16 N-Nitroso-di-n-propylamine	70	8.023	8.027	(1.103)	11221	1.00000	1.154
	15 4-Methylphenol	108	8.018	8.021	(1.102)	12746	1.00000	1.076
$	18 Nitrobenzene-d5	82	8.183	8.187	(0.881)	14732	1.00000	1.088
	19 Nitrobenzene	77	8.210	8.214	(0.884)	16772	1.00000	1.115
	20 Isophorone	82	8.600	8.598	(0.926)	26896	1.00000	1.114
	21 2-Nitrophenol	139	8.728	8.727	(0.940)	5513	1.00000	0.9520
	22 2,4-Dimethylphenol	107	8.851	8.850	(0.953)	12760	1.00000	1.071
	23 Bis(2-Chloroethoxy)methane	93	8.995	8.999	(0.968)	17623	1.00000	1.147
	24 Benzoic acid	105	9.065	9.036	(0.976)	569	5.00000	0.06675
	25 2,4-Dichlorophenol	162	9.113	9.111	(0.981)	8625	1.00000	1.011
	26 1,2,4-Trichlorobenzene	180	9.236	9.239	(0.994)	11233	1.00000	1.166
*	27 Naphthalene-d8	136	9.289	9.293	(1.000)	544932	20.0000	

	Compounds	QUANT SIG MASS	RT	EXP RT	REL RT	RESPONSE	AMOUNTS CAL-AMT (ug/mL)	AMOUNTS ON-COL (ug/mL)
	28 Naphthalene	128	9.321	9.320	(1.003)	38986	1.00000	1.195
	29 4-Chloroaniline	127	9.465	9.469	(1.019)	15325	1.00000	1.139
	30 Hexachlorobutadiene	225	9.652	9.651	(1.039)	5442	1.00000	1.121
	31 4-Chloro-3-methylphenol	107	10.288	10.287	(1.108)	8677	1.00000	0.8996
	32 2-Methylnaphthalene	141	10.438	10.441	(1.124)	18902	1.00000	1.168
	33 Hexachlorocyclopentadiene	237	10.828	10.826	(0.892)	2555	1.00000	0.5661
	34 2,4,6-Trichlorophenol	196	10.956	10.960	(0.902)	4683	1.00000	0.8239
	35 2,4,5-Trichlorophenol	196	11.015	11.013	(0.907)	4152	1.00000	0.6868
$	36 2-Fluorobiphenyl	172	11.089	11.088	(0.913)	23692	1.00000	1.207
	37 2-Chloronaphthalene	162	11.212	11.211	(0.923)	21485	1.00000	1.151
	38 2-Nitroaniline	65	11.447	11.446	(0.943)	6368	1.00000	0.9751
	39 Dimethylphthalate	163	11.832	11.836	(0.974)	21853	1.00000	1.116
	40 Acenaphthylene	152	11.885	11.884	(0.979)	33368	1.00000	1.158
	41 2,6-Dinitrotoluene	165	11.917	11.921	(0.982)	4167	1.00000	0.9377
*	42 Acenaphthene-d10	164	12.142	12.140	(1.000)	301618	20.0000	
	43 3-Nitroaniline	138	12.120	12.119	(0.998)	4881	1.00000	0.9376
	44 Acenaphthene	153	12.190	12.188	(1.004)	21915	1.00000	1.196
	45 2,4-Dinitrophenol	184	Compound Not Detected.					
	46 Dibenzofuran	168	12.452	12.450	(1.026)	30055	1.00000	1.206
	47 4-Nitrophenol	109	12.452	12.439	(1.026)	1873	1.00000	0.6752
	48 2,4-Dinitrotoluene	165	12.542	12.541	(1.033)	4912	1.00000	0.8716
	50 Diethylphthalate	149	12.986	12.990	(1.070)	21437	1.00000	1.174
	49 Fluorene	166	13.007	13.006	(1.071)	24852	1.00000	1.237
	51 4-Chlorophenyl-phenylether	204	13.045	13.043	(1.074)	11205	1.00000	1.175
	52 4-Nitroaniline	138	13.109	13.107	(1.080)	4787	1.00000	0.9531
	53 4,6-Dinitro-2-methylphenol	198	13.189	13.193	(0.909)	1967	5.00000	0.7999
	54 N-Nitrosodiphenylamine	169	13.248	13.246	(0.913)	10272	1.00000	1.123
$	55 2,4,6-Tribromophenol	330	13.424	13.428	(1.106)	1881	1.00000	0.8318
	56 4-Bromophenyl-phenylether	248	13.825	13.823	(0.953)	5908	1.00000	1.175
	57 Hexachlorobenzene	284	14.033	14.031	(0.967)	6372	1.00000	1.170
	58 Pentachlorophenol	266	14.332	14.331	(0.988)	1709	1.00000	0.6005
*	59 Phenanthrene-d10	188	14.508	14.507	(1.000)	441339	20.0000	
	60 Phenanthrene	178	14.540	14.544	(1.002)	34972	1.00000	1.097
	61 Anthracene	178	14.615	14.614	(1.007)	33696	1.00000	1.215
	62 Carbazole	167	14.904	14.902	(1.027)	31445	1.00000	1.210
	63 Di-n-butylphthalate	149	15.646	15.650	(1.078)	33138	1.00000	1.114
	64 Fluoranthene	202	16.474	16.473	(1.135)	33129	1.00000	1.182
	65 Pyrene	202	16.827	16.825	(0.895)	36836	1.00000	1.171
$	66 Terphenyl-d14	244	17.163	17.162	(0.913)	21479	1.00000	1.203
	67 Butylbenzylphthalate	149	18.056	18.059	(0.960)	15437	1.00000	1.044
	68 Benzo(a)anthracene	228	18.787	18.786	(0.999)	32395	1.00000	1.168
*	69 Chrysene-d12	240	18.809	18.813	(1.000)	376137	20.0000	
	70 3,3'-Dichlorobenzidine	252	18.809	18.807	(1.000)	11899	1.00000	1.126
	71 Chrysene	228	18.851	18.850	(1.002)	32221	1.00000	1.186
	72 bis(2-Ethylhexyl)phthalate	149	19.065	19.069	(0.953)	21682	1.00000	1.060
*	134 Di-n-octylphthalate-d4	153	20.000	19.999	(1.000)	807813	20.0000	
	73 Di-n-octylphthalate	149	20.011	20.009	(1.001)	45865	1.00000	1.214

	Compounds	QUANT SIG MASS	RT	EXP RT	REL RT	RESPONSE	AMOUNTS CAL-AMT (ug/mL)	AMOUNTS ON-COL (ug/mL)
	74 Benzo(b)fluoranthene	252	20.433	20.437	(0.975)	41810	1.00000	1.280
	75 Benzo(k)fluoranthene	252	20.470	20.469	(0.976)	39504	1.00000	0.8902
	76 Benzo(a)pyrene	252	20.881	20.880	(0.996)	35098	1.00000	1.209
*	77 Perylene-d12	264	20.967	20.965	(1.000)	496087	20.0000	
	78 Indeno(1,2,3-cd)pyrene	276	22.372	22.376	(1.067)	48820	1.00000	1.229
	79 Dibenzo(a,h)anthracene	278	22.404	22.408	(1.069)	38859	1.00000	1.184
	80 Benzo(g,h,i)perylene	276	22.741	22.744	(1.085)	42241	1.00000	1.189
	90 N-Nitrosodimethylamine	74	2.932	2.925	(0.403)	9109	1.00000	0.9959
	103 Pyridine	79	2.985	2.930	(0.410)	14140	1.00000	0.9137
	91 Aniline	93	6.837	6.836	(0.940)	23509	1.00000	1.137
	105 1-methylnaphthalene	141	10.609	10.607	(1.142)	19520	1.00000	1.182
	93 Benzidine	184	16.736	16.735	(0.890)	17975	1.00000	1.285
	98 Retene	219	17.404	17.408	(0.925)	13821	1.00000	1.110
	111 Azobenzene (1,2-DP-Hydrazine)	77	13.290	13.289	(1.095)	30557	1.00000	1.157
	144 alpha-Terpineol	59	9.359	9.362	(1.007)	2904	1.00000	1.060
	143 1,4-Dioxane	88	2.334	2.337	(0.321)	5816	1.00000	0.9848
$	137 d8-1,4-Dioxane	96	2.291	2.295	(0.315)	5820	1.00000	1.039
	133 Butylatedhydroxytoluene	205	12.339	12.343	(1.016)	18059	1.00000	1.187
	115 Tributyl Phosphate	99	13.365	13.369	(0.921)	29448	1.00000	1.146
	116 Dibutyl Phenyl Phosphate	175	15.091	15.089	(1.040)	20987	1.00000	1.134
	117 Butyl Diphenyl Phosphate	94	16.768	16.772	(0.892)	8142	1.00000	1.117
	118 Triphenyl Phosphate	326	18.360	18.364	(0.976)	5562	1.00000	1.122

Analytical Resources, Inc.

INTERNAL STANDARD COMPOUNDS
AREA AND RT SUMMARY

Instrument ID: nt6.i
Lab File ID: 0011130.d
Lab Smp Id: ABN 1
Analysis Type: SV
Quant Type: ISTD
Operator: LJR
Method File: /chem1/nt6.i/20061130.b/SW846.m
Misc Info:

Calibration Date: 30-NOV-2006
Calibration Time: 10:15
Level:
Sample Type:

COMPOUND	STANDARD	AREA LIMIT LOWER	AREA LIMIT UPPER	SAMPLE	%DIFF
8 1,4-Dichlorobenze	169269	84634	338538	156211	-7.71
27 Naphthalene-d8	592748	296374	1185496	544932	-8.07
42 Acenaphthene-d10	330147	165074	660294	301618	-8.64
59 Phenanthrene-d10	479092	239546	958184	441339	-7.88
69 Chrysene-d12	382127	191064	764254	376137	-1.57
134 Di-n-octylphthala	849567	424784	1699134	807813	-4.91
77 Perylene-d12	549234	274617	1098468	496087	-9.68

COMPOUND	STANDARD	RT LIMIT LOWER	RT LIMIT UPPER	SAMPLE	%DIFF
8 1,4-Dichlorobenze	7.28	6.78	7.78	7.28	-0.02
27 Naphthalene-d8	9.30	8.80	9.80	9.29	-0.07
42 Acenaphthene-d10	12.14	11.64	12.64	12.14	-0.01
59 Phenanthrene-d10	14.51	14.01	15.01	14.51	-0.01
69 Chrysene-d12	18.82	18.32	19.32	18.81	-0.06
134 Di-n-octylphthala	20.00	19.50	20.50	20.00	-0.01
77 Perylene-d12	20.97	20.47	21.47	20.97	-0.01

AREA UPPER LIMIT = +100% of internal standard area.
AREA LOWER LIMIT = - 50% of internal standard area.
RT UPPER LIMIT = + 0.50 minutes of internal standard RT.
RT LOWER LIMIT = - 0.50 minutes of internal standard RT.

Data File: /chem1/nt6.i/20061130.b/0011130.d
Date : 30-NOV-2006 12:25
Client ID:
Sample Info: ABN 1

Instrument: nt6.i

Operator: LJR
Column diameter: 0.32

Column phase: ZB-5

0280

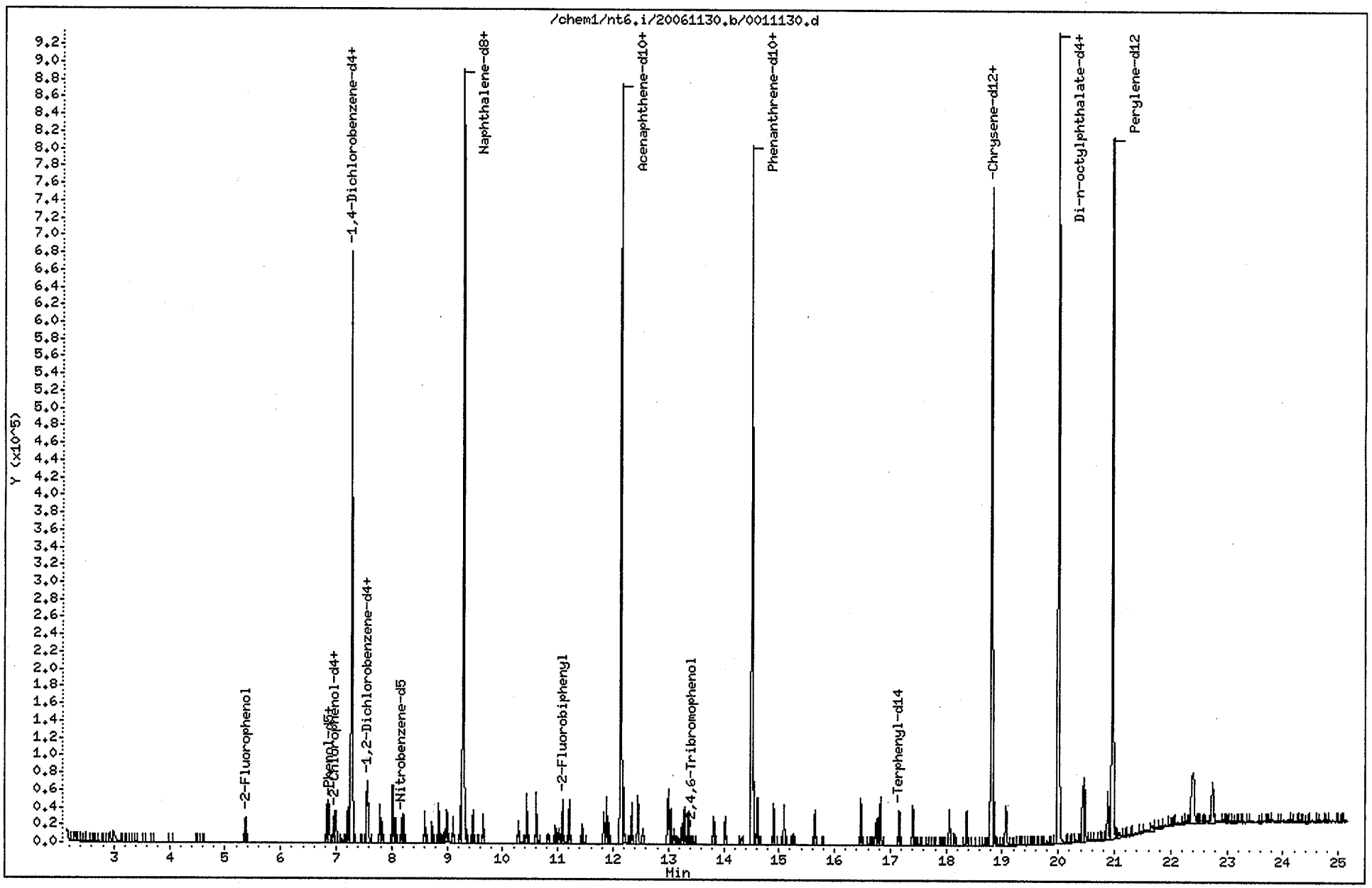

Analytical Resources, Inc.

Semivolatile Report SW846 Method 8270D

Data file : /chem1/nt6.i/20061130.b/0051130.d
Lab Smp Id: ABN 5
Inj Date : 30-NOV-2006 11:20
Operator : LJR Inst ID: nt6.i
Smp Info : ABN 5
Misc Info :
Comment : 1ul Injection
Method : /chem1/nt6.i/20061130.b/SW846.m
Meth Date : 01-Dec-2006 10:21 jeff Quant Type: ISTD
Cal Date : 27-NOV-2006 11:16 Cal File: 0101127.d
Als bottle: 3 Calibration Sample, Level: 2
Dil Factor: 1.00000
Integrator: HP RTE Compound Sublist: ICAL.sub
Target Version: 3.50

LJR 12/1/06

	Compounds	QUANT SIG MASS	RT	EXP RT	REL RT	RESPONSE	AMOUNTS CAL-AMT (ug/mL)	AMOUNTS ON-COL (ug/mL)
$	1 2-Fluorophenol	112	5.370	5.372	(0.738)	63812	5.00000	4.646
$	2 Phenol-d5	99	6.855	6.857	(0.942)	80378	5.00000	4.996
	3 Phenol	94	6.876	6.878	(0.945)	97171	5.00000	4.975
$	5 2-Chlorophenol-d4	132	6.978	6.980	(0.959)	55623	5.00000	5.034
	4 Bis(2-Chloroethyl)ether	93	6.956	6.958	(0.956)	73290	5.00000	4.910
	6 2-Chlorophenol	128	6.999	7.001	(0.962)	66309	5.00000	4.944
	7 1,3-Dichlorobenzene	146	7.213	7.215	(0.991)	68366	5.00000	4.865
*	8 1,4-Dichlorobenzene-d4	152	7.277	7.274	(1.000)	174998	20.0000	
	9 1,4-Dichlorobenzene	146	7.298	7.300	(1.003)	69432	5.00000	4.914
$	10 1,2-Dichlorobenzene-d4	152	7.565	7.567	(1.040)	38105	5.00000	5.312
	12 1,2-Dichlorobenzene	146	7.587	7.589	(1.043)	65034	5.00000	4.937
	11 Benzyl alcohol	108	7.555	7.557	(1.038)	52287	5.00000	5.076
	14 2,2'-oxybis(1-Chloropropane)	45	7.822	7.824	(1.075)	67695	5.00000	4.869
	13 2-Methylphenol	108	7.790	7.792	(1.070)	64509	5.00000	4.907
	17 Hexachloroethane	117	8.067	8.070	(1.109)	28604	5.00000	4.775
	16 N-Nitroso-di-n-propylamine	70	8.025	8.027	(1.103)	53959	5.00000	4.955
	15 4-Methylphenol	108	8.019	8.021	(1.102)	66722	5.00000	5.029
$	18 Nitrobenzene-d5	82	8.185	8.187	(0.881)	72884	5.00000	4.794
	19 Nitrobenzene	77	8.212	8.214	(0.884)	81679	5.00000	4.835
	20 Isophorone	82	8.596	8.598	(0.925)	129395	5.00000	4.771
	21 2-Nitrophenol	139	8.730	8.727	(0.940)	30653	5.00000	4.714
	22 2,4-Dimethylphenol	107	8.853	8.850	(0.953)	64995	5.00000	4.858
	23 Bis(2-Chloroethoxy)methane	93	8.997	8.999	(0.968)	83101	5.00000	4.816
	24 Benzoic acid	105	9.002	9.036	(0.969)	80828	10.0000	8.444 (M)
	25 2,4-Dichlorophenol	162	9.109	9.111	(0.980)	47472	5.00000	4.955
	26 1,2,4-Trichlorobenzene	180	9.237	9.239	(0.994)	52242	5.00000	4.829
*	27 Naphthalene-d8	136	9.291	9.293	(1.000)	611919	20.0000	

	Compounds	QUANT SIG MASS	RT	EXP RT	REL RT	RESPONSE	AMOUNTS CAL-AMT (ug/mL)	AMOUNTS ON-COL (ug/mL)
28	Naphthalene	128	9.323	9.320	(1.003)	181681	5.00000	4.959
29	4-Chloroaniline	127	9.467	9.469	(1.019)	75508	5.00000	4.998
30	Hexachlorobutadiene	225	9.654	9.651	(1.039)	26384	5.00000	4.840
31	4-Chloro-3-methylphenol	107	10.290	10.287	(1.108)	53713	5.00000	4.959 (M)
32	2-Methylnaphthalene	141	10.439	10.441	(1.124)	91261	5.00000	5.020
33	Hexachlorocyclopentadiene	237	10.829	10.826	(0.892)	19380	5.00000	3.812
34	2,4,6-Trichlorophenol	196	10.958	10.960	(0.902)	29451	5.00000	4.600
35	2,4,5-Trichlorophenol	196	11.011	11.013	(0.907)	31961	5.00000	4.694
$ 36	2-Fluorobiphenyl	172	11.091	11.088	(0.913)	112214	5.00000	5.074
37	2-Chloronaphthalene	162	11.214	11.211	(0.923)	101737	5.00000	4.840
38	2-Nitroaniline	65	11.444	11.446	(0.942)	34367	5.00000	4.672
39	Dimethylphthalate	163	11.834	11.836	(0.974)	105207	5.00000	4.771
40	Acenaphthylene	152	11.887	11.884	(0.979)	157153	5.00000	4.840
41	2,6-Dinitrotoluene	165	11.919	11.921	(0.982)	23039	5.00000	4.603
* 42	Acenaphthene-d10	164	12.143	12.140	(1.000)	339749	20.0000	
43	3-Nitroaniline	138	12.117	12.119	(0.998)	27187	5.00000	4.636
44	Acenaphthene	153	12.192	12.188	(1.004)	100796	5.00000	4.884
45	2,4-Dinitrophenol	184	12.288	12.290	(1.012)	8462	10.0000	5.050
46	Dibenzofuran	168	12.453	12.450	(1.026)	140070	5.00000	4.990
47	4-Nitrophenol	109	12.443	12.439	(1.025)	14516	5.00000	4.646 (M)
48	2,4-Dinitrotoluene	165	12.539	12.541	(1.033)	28502	5.00000	4.490
50	Diethylphthalate	149	12.988	12.990	(1.069)	102238	5.00000	4.972
49	Fluorene	166	13.009	13.006	(1.071)	113007	5.00000	4.994
51	4-Chlorophenyl-phenylether	204	13.046	13.043	(1.074)	51299	5.00000	4.775
52	4-Nitroaniline	138	13.105	13.107	(1.079)	27159	5.00000	4.801 (M)
53	4,6-Dinitro-2-methylphenol	198	13.191	13.193	(0.909)	20188	10.0000	7.378
54	N-Nitrosodiphenylamine	169	13.244	13.246	(0.913)	48341	5.00000	4.750
$ 55	2,4,6-Tribromophenol	330	13.426	13.428	(1.106)	11533	5.00000	4.528
56	4-Bromophenyl-phenylether	248	13.826	13.823	(0.953)	27047	5.00000	4.834
57	Hexachlorobenzene	284	14.035	14.031	(0.968)	28623	5.00000	4.725
58	Pentachlorophenol	266	14.334	14.331	(0.988)	12951	5.00000	4.089 (M)
* 59	Phenanthrene-d10	188	14.505	14.507	(1.000)	491078	20.0000	
60	Phenanthrene	178	14.542	14.544	(1.003)	154165	5.00000	4.456
61	Anthracene	178	14.612	14.614	(1.007)	151431	5.00000	4.907
62	Carbazole	167	14.900	14.902	(1.027)	143037	5.00000	4.946
63	Di-n-butylphthalate	149	15.648	15.650	(1.079)	163366	5.00000	4.934
64	Fluoranthene	202	16.476	16.473	(1.136)	153502	5.00000	4.923
65	Pyrene	202	16.829	16.825	(0.895)	163554	5.00000	4.683
$ 66	Terphenyl-d14	244	17.160	17.162	(0.912)	94810	5.00000	4.785
67	Butylbenzylphthalate	149	18.057	18.059	(0.960)	75557	5.00000	4.604
68	Benzo(a)anthracene	228	18.789	18.786	(0.999)	144280	5.00000	4.687
* 69	Chrysene-d12	240	18.810	18.813	(1.000)	417445	20.0000	
70	3,3'-Dichlorobenzidine	252	18.810	18.807	(1.000)	57723	5.00000	4.920
71	Chrysene	228	18.853	18.850	(1.002)	142414	5.00000	4.722
72	bis(2-Ethylhexyl)phthalate	149	19.072	19.069	(0.954)	107171	5.00000	4.648
* 134	Di-n-octylphthalate-d4	153	20.002	19.999	(1.000)	910547	20.0000	
73	Di-n-octylphthalate	149	20.012	20.009	(1.001)	198287	5.00000	4.658

	Compounds	QUANT SIG MASS	RT	EXP RT	REL RT	RESPONSE	AMOUNTS CAL-AMT (ug/mL)	AMOUNTS ON-COL (ug/mL)
74	Benzo(b)fluoranthene	252	20.434	20.437	(0.975)	186330	5.00000	5.021 (H)
75	Benzo(k)fluoranthene	252	20.472	20.469	(0.976)	175432	5.00000	3.660
76	Benzo(a)pyrene	252	20.883	20.880	(0.996)	162875	5.00000	4.935
* 77	Perylene-d12	264	20.969	20.965	(1.000)	563793	20.0000	
78	Indeno(1,2,3-cd)pyrene	276	22.374	22.376	(1.067)	216727	5.00000	4.799
79	Dibenzo(a,h)anthracene	278	22.406	22.408	(1.069)	184081	5.00000	4.934
80	Benzo(g,h,i)perylene	276	22.742	22.744	(1.085)	191140	5.00000	4.735
90	N-Nitrosodimethylamine	74	2.918	2.925	(0.401)	48316	5.00000	4.715 (M)
103	Pyridine	79	2.934	2.930	(0.403)	89167	5.00000	5.143 (M)
91	Aniline	93	6.839	6.836	(0.940)	120811	5.00000	5.217
105	1-methylnaphthalene	141	10.610	10.607	(1.142)	90194	5.00000	4.863
93	Benzidine	184	16.738	16.735	(0.890)	96653	5.00000	6.228
98	Retene	219	17.405	17.408	(0.925)	64670	5.00000	4.680
111	Azobenzene (1,2-DP-Hydrazine)	77	13.292	13.289	(1.095)	142654	5.00000	4.794
144	alpha-Terpineol	59	9.360	9.362	(1.007)	14102	5.00000	4.583
143	1,4-Dioxane	88	2.325	2.337	(0.319)	31316	5.00000	4.734
$ 137	d8-1,4-Dioxane	96	2.282	2.295	(0.314)	29560	5.00000	4.710
133	Butylatedhydroxytoluene	205	12.341	12.343	(1.016)	87440	5.00000	5.102
115	Tributyl Phosphate	99	13.367	13.369	(0.922)	141256	5.00000	4.939
116	Dibutyl Phenyl Phosphate	175	15.092	15.089	(1.040)	103119	5.00000	5.008
117	Butyl Diphenyl Phosphate	94	16.770	16.772	(0.892)	37744	5.00000	4.667
118	Triphenyl Phosphate	326	18.367	18.364	(0.976)	25123	5.00000	4.566

QC Flag Legend

M - Compound response manually integrated.
H - Operator selected an alternate compound hit.

Analytical Resources, Inc.

INTERNAL STANDARD COMPOUNDS
AREA AND RT SUMMARY

Instrument ID: nt6.i
Lab File ID: 0051130.d
Lab Smp Id: ABN 5
Analysis Type: SV
Quant Type: ISTD
Operator: LJR
Method File: /chem1/nt6.i/20061130.b/SW846.m
Misc Info:

Calibration Date: 30-NOV-2006
Calibration Time: 10:15

Level:
Sample Type:

COMPOUND	STANDARD	AREA LIMIT LOWER	AREA LIMIT UPPER	SAMPLE	%DIFF
8 1,4-Dichlorobenze	169269	84634	338538	174998	3.38
27 Naphthalene-d8	592748	296374	1185496	611919	3.23
42 Acenaphthene-d10	330147	165074	660294	339749	2.91
59 Phenanthrene-d10	479092	239546	958184	491078	2.50
69 Chrysene-d12	382127	191064	764254	417445	9.24
134 Di-n-octylphthala	849567	424784	1699134	910547	7.18
77 Perylene-d12	549234	274617	1098468	563793	2.65

COMPOUND	STANDARD	RT LIMIT LOWER	RT LIMIT UPPER	SAMPLE	%DIFF
8 1,4-Dichlorobenze	7.28	6.78	7.78	7.28	0.00
27 Naphthalene-d8	9.30	8.80	9.80	9.29	-0.05
42 Acenaphthene-d10	12.14	11.64	12.64	12.14	0.00
59 Phenanthrene-d10	14.51	14.01	15.01	14.50	-0.03
69 Chrysene-d12	18.82	18.32	19.32	18.81	-0.06
134 Di-n-octylphthala	20.00	19.50	20.50	20.00	0.00
77 Perylene-d12	20.97	20.47	21.47	20.97	0.00

AREA UPPER LIMIT = +100% of internal standard area.
AREA LOWER LIMIT = - 50% of internal standard area.
RT UPPER LIMIT = + 0.50 minutes of internal standard RT.
RT LOWER LIMIT = - 0.50 minutes of internal standard RT.

Data File: /chem1/nt6.i/20061130.b/0051130.d
Date : 30-NOV-2006 11:20
Client ID:
Sample Info: ABN 5

Instrument: nt6.i

Operator: LJR
Column diameter: 0.32

Column phase: ZB-5

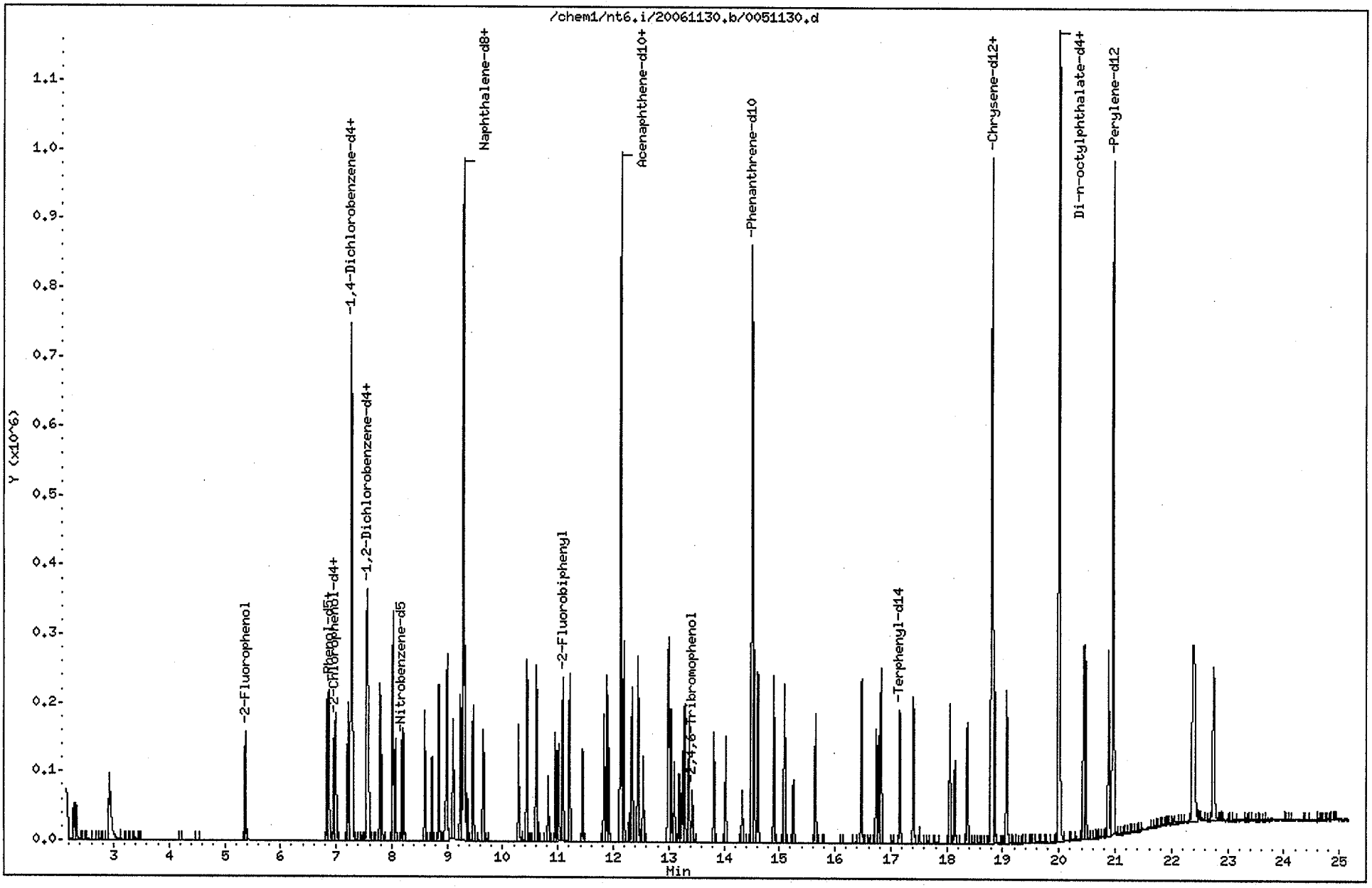

ABN 5, /chem1/nt6.i/20061130.b/0051130.d
Benzoic acid Amount: 8.44

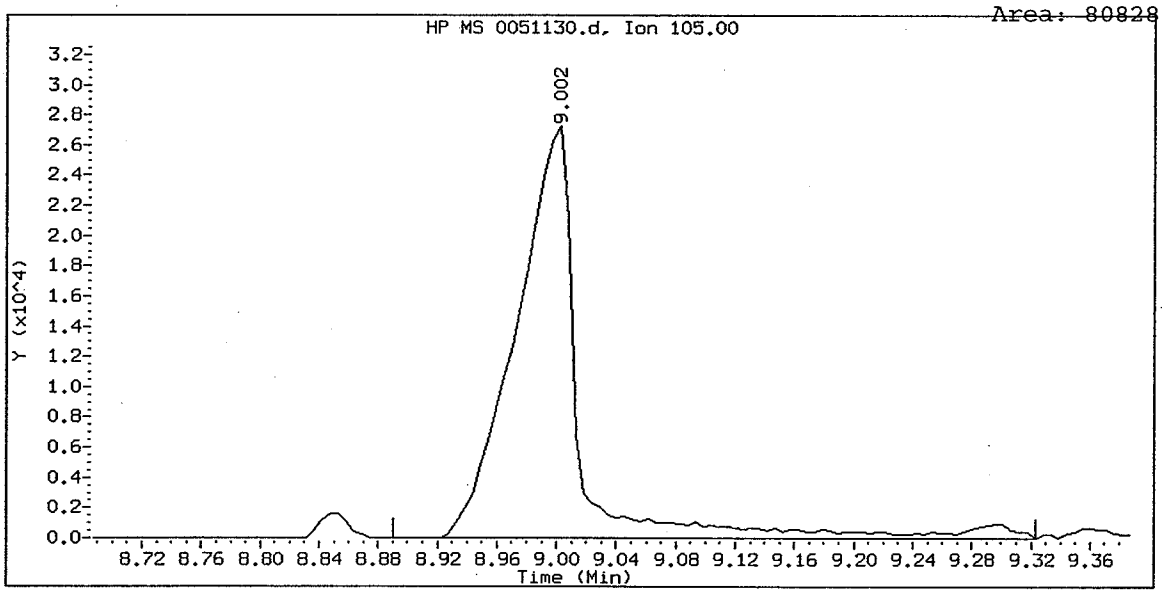

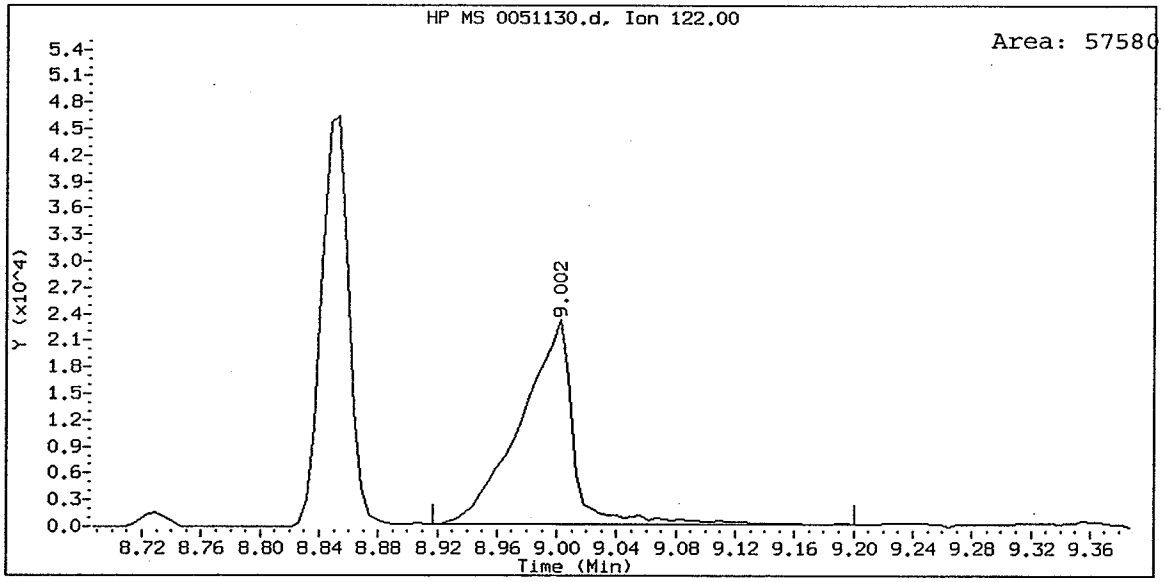

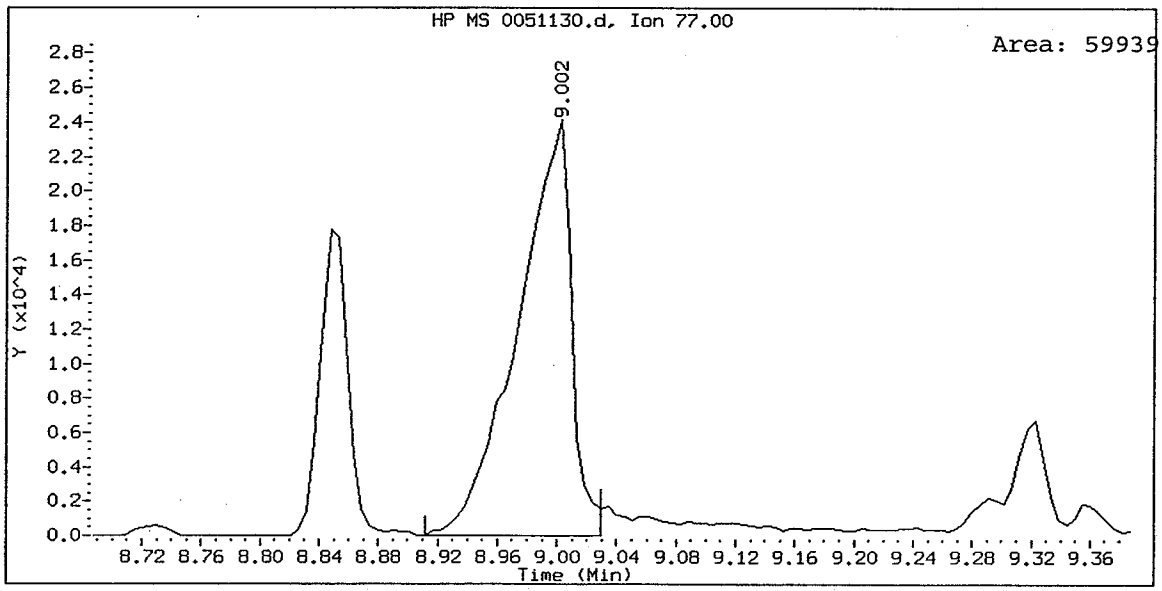

ABN 5, /chem1/nt6.i/20061130.b/0051130.d
4-Chloro-3-methylphenol Amount: 4.96

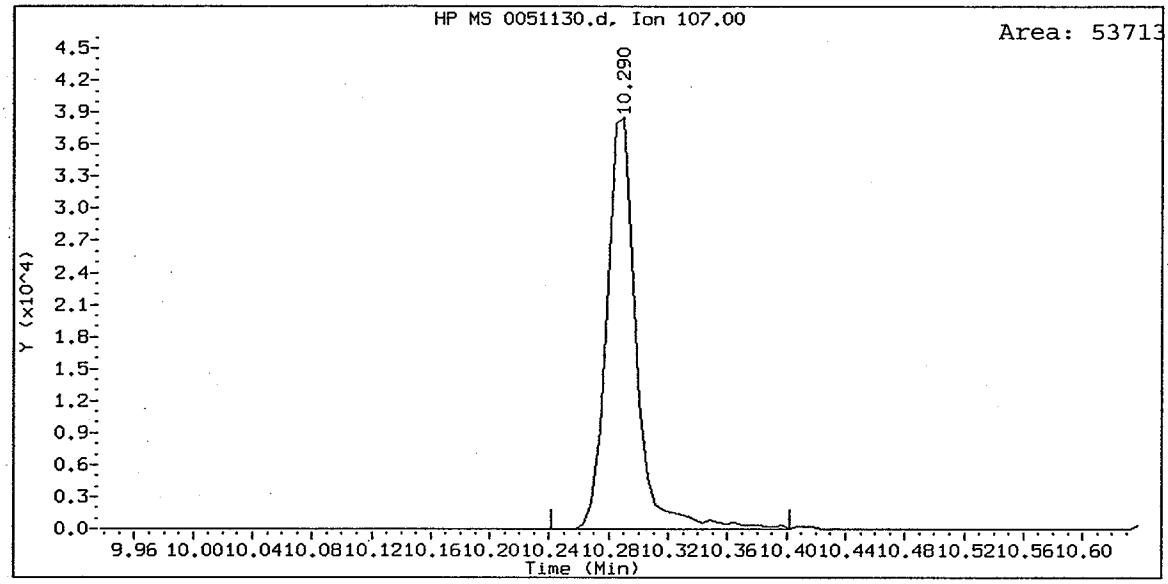

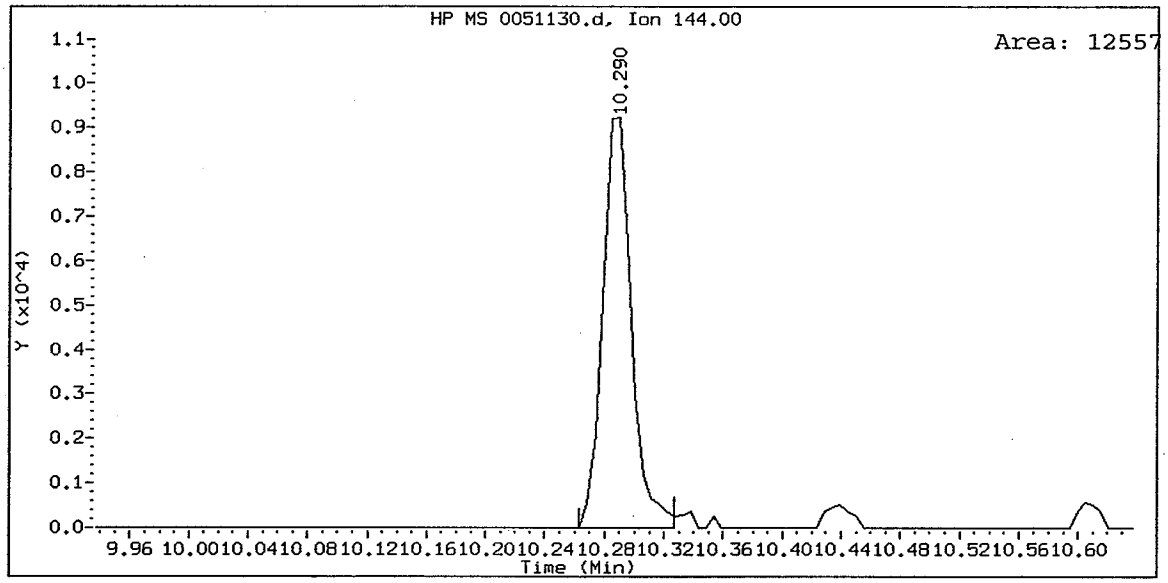

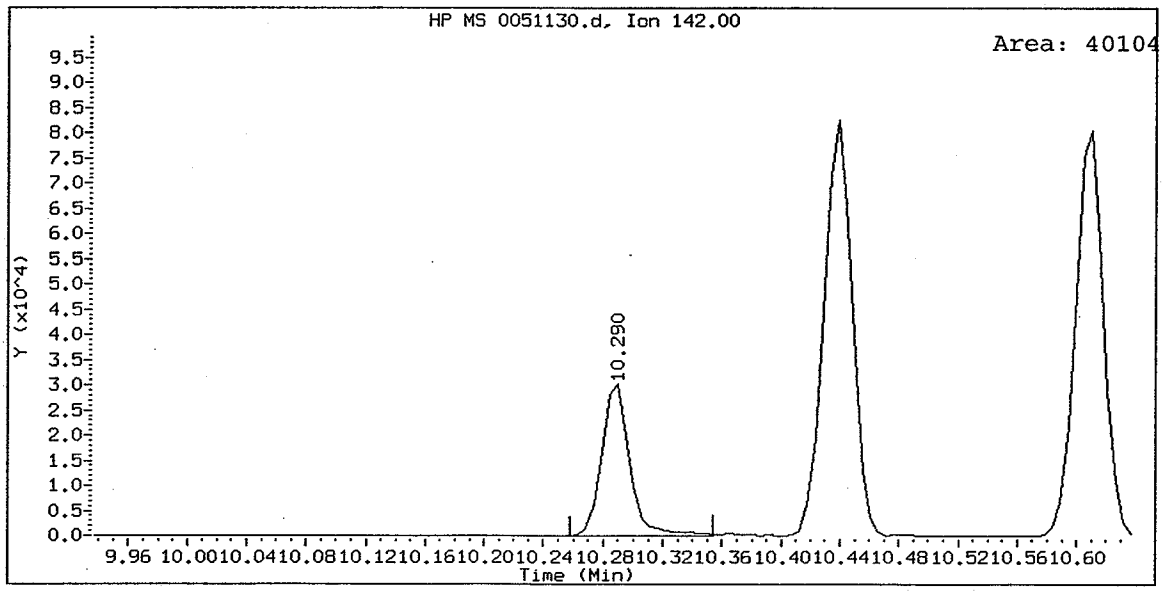

ABN 5, /chem1/nt6.i/20061130.b/0051130.d
4-Nitrophenol Amount: 4.65

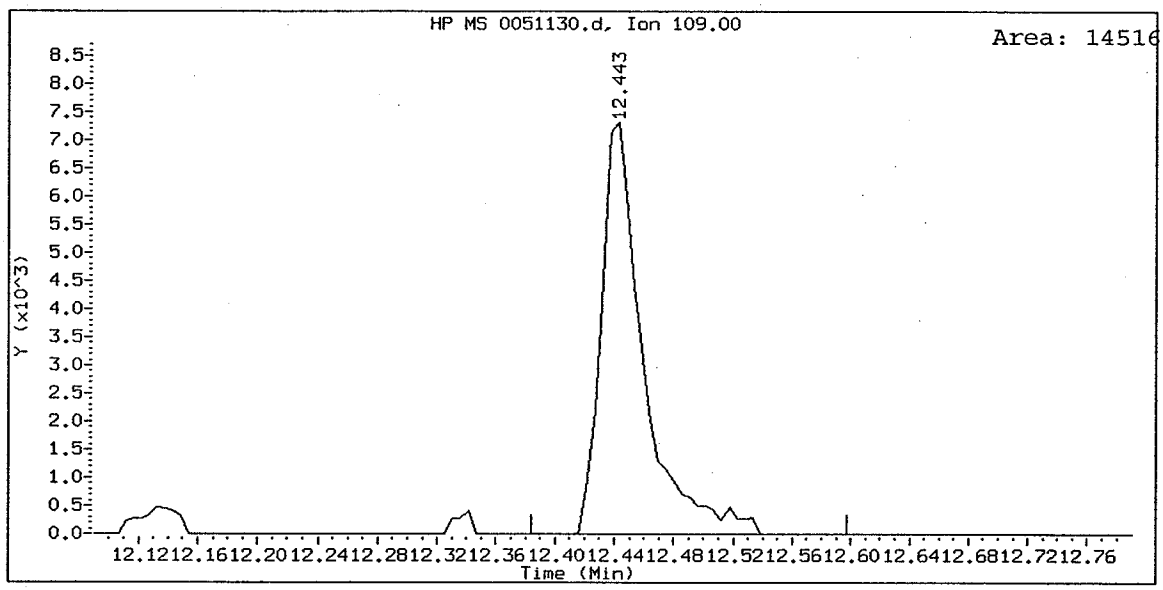

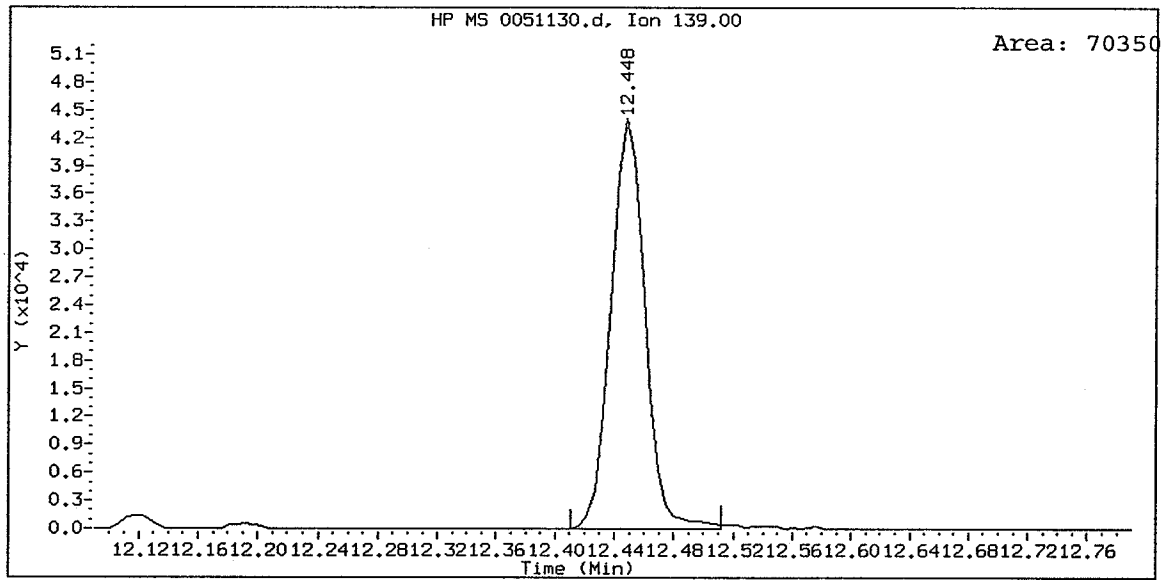

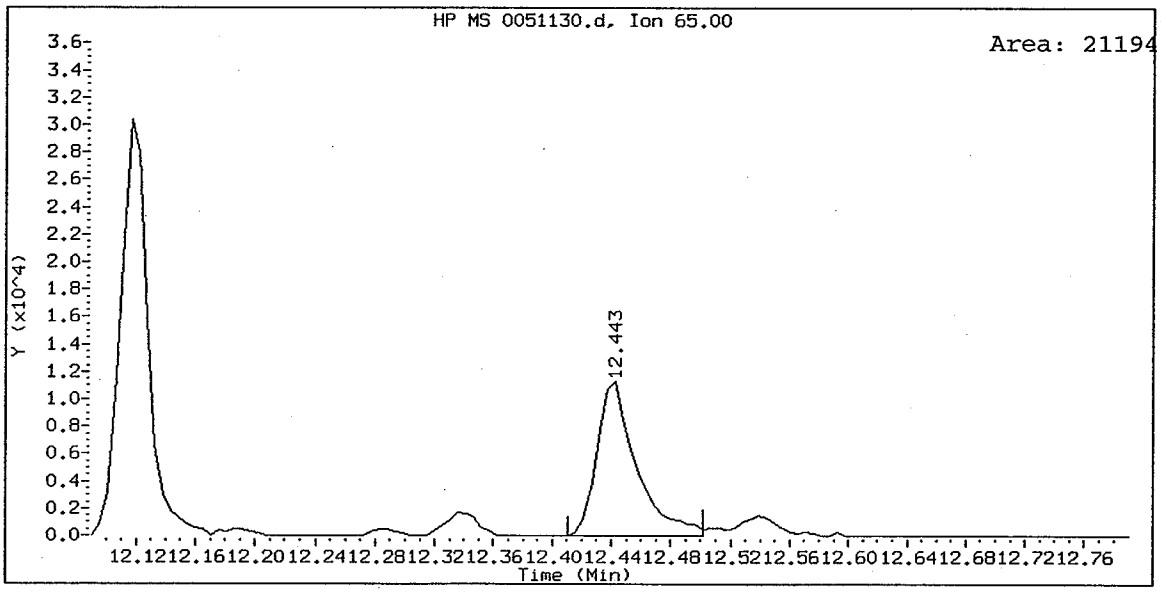

ABN 5, /chem1/nt6.i/20061130.b/0051130.d
4-Nitroaniline Amount: 4.80

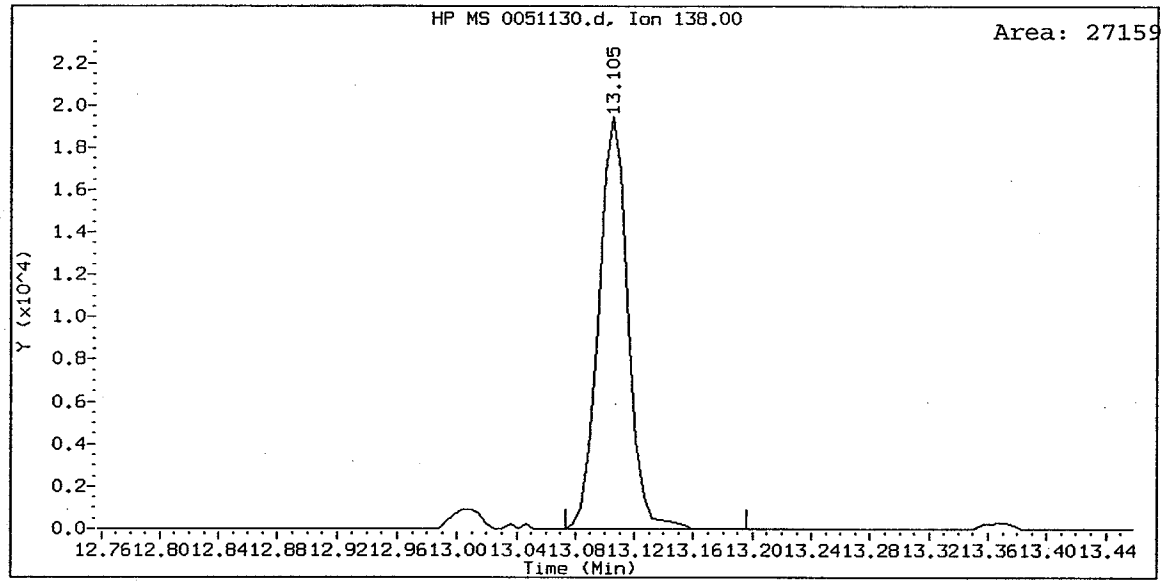

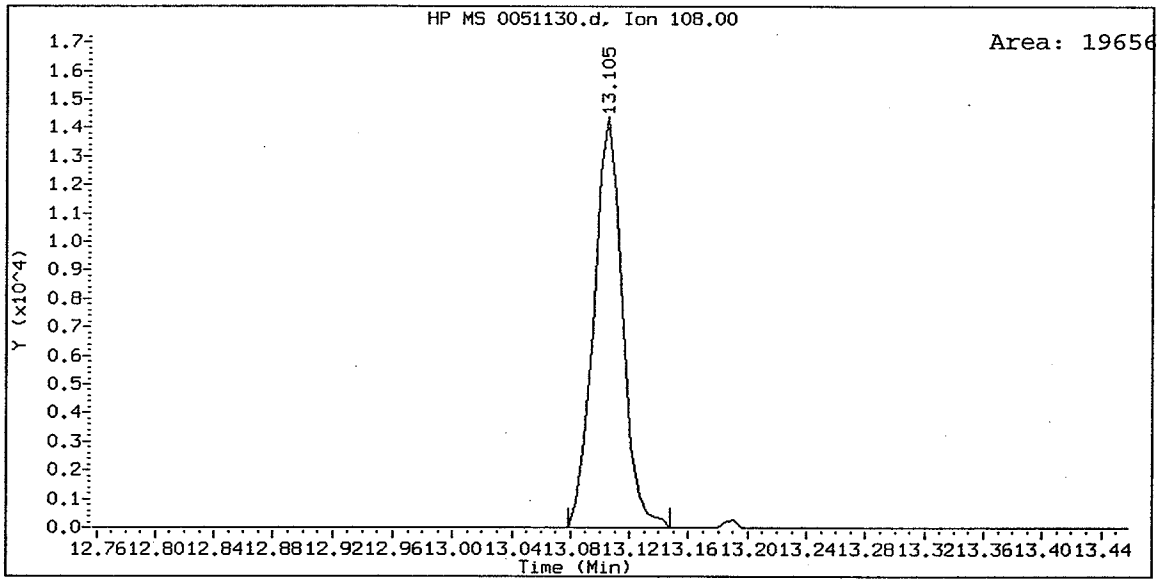

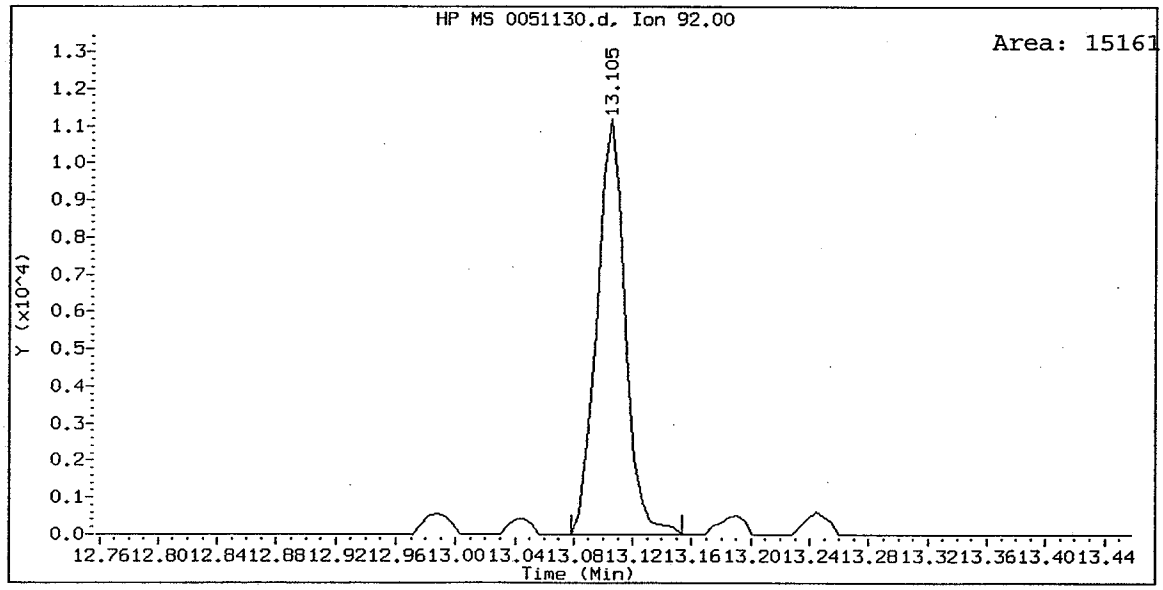

ABN 5, /chem1/nt6.i/20061130.b/0051130.d
Pentachlorophenol Amount: 4.09

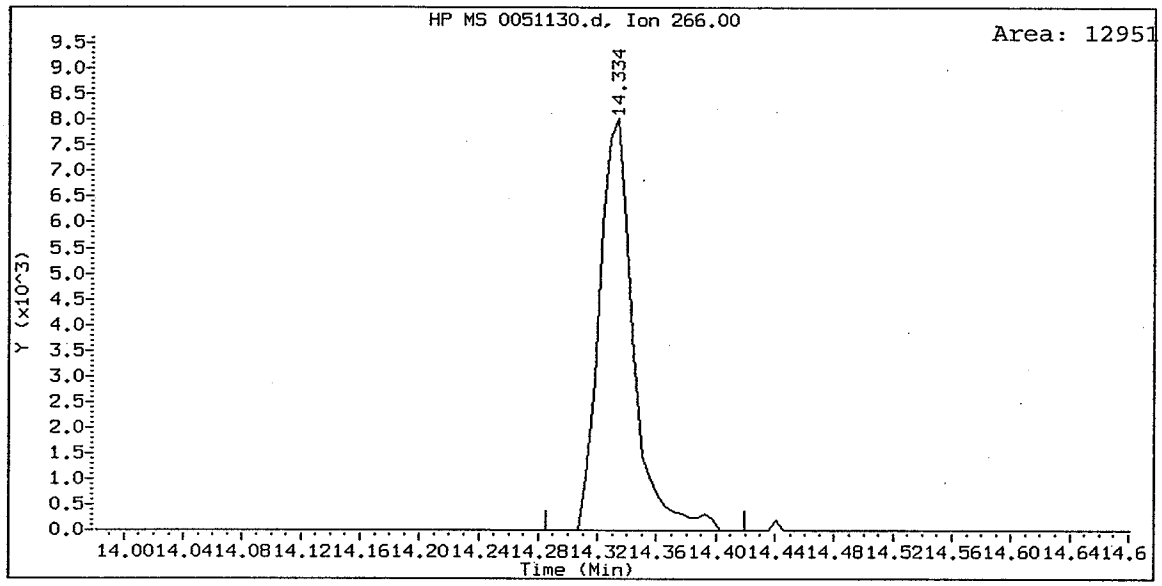

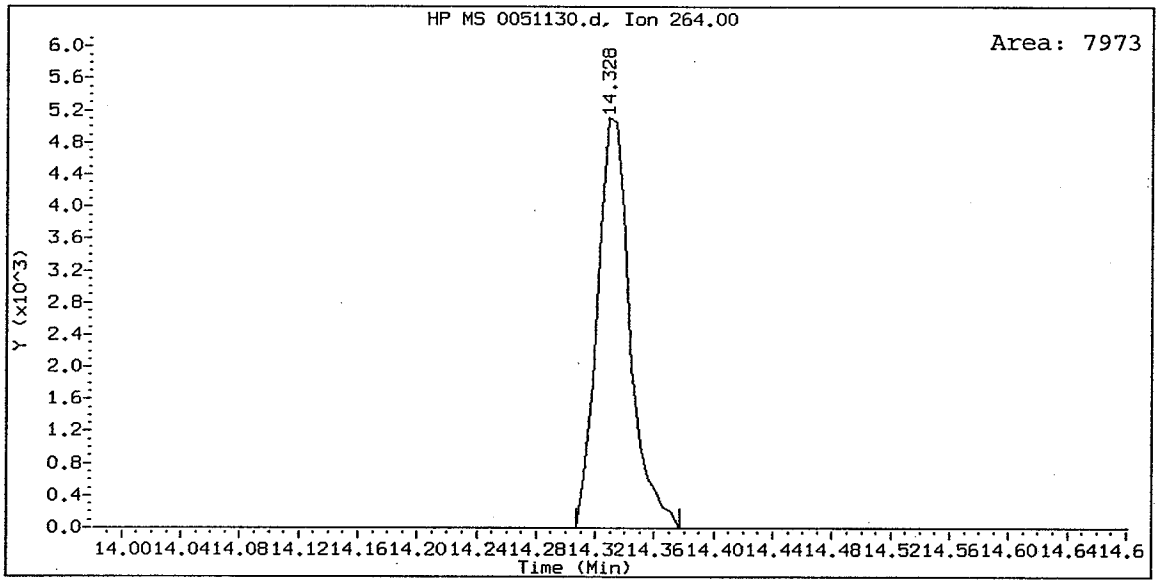

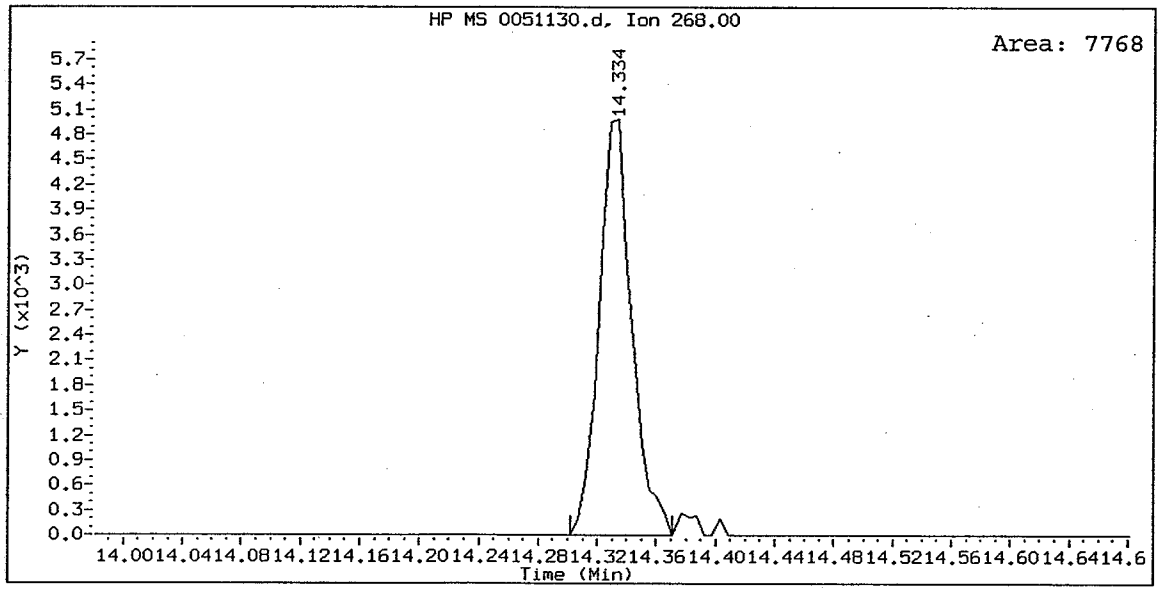

ABN 5, /chem1/nt6.i/20061130.b/0051130.d
Benzo(b)fluoranthene Amount: 5.02

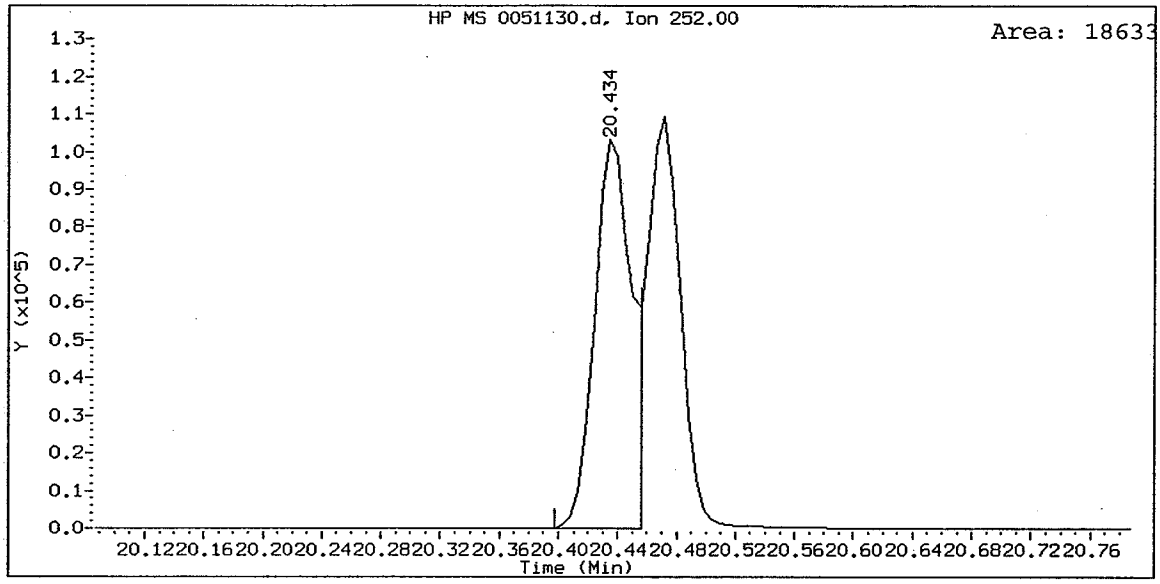

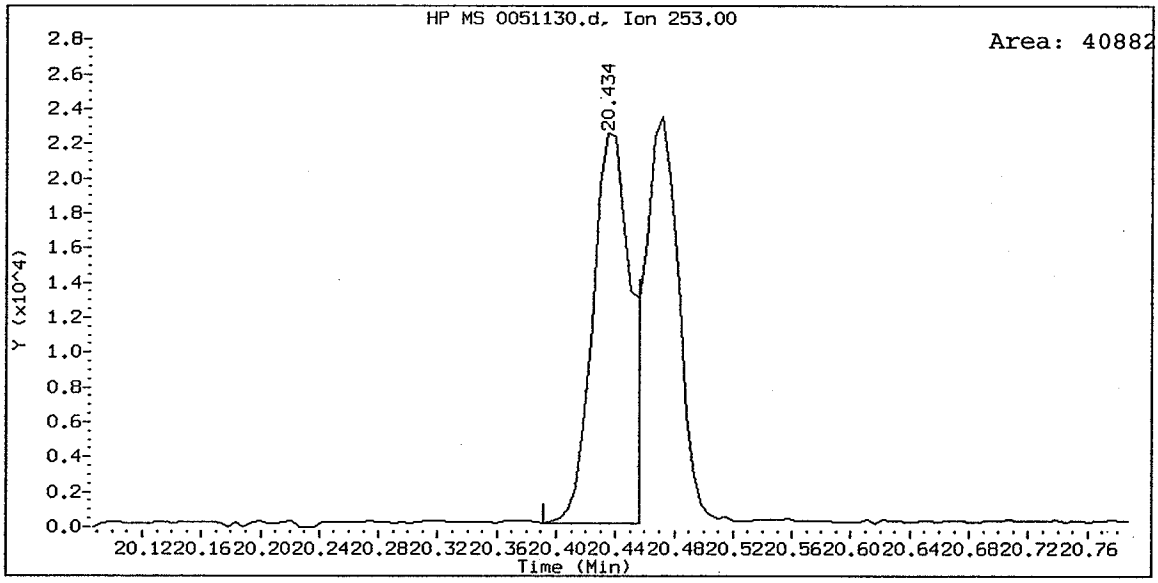

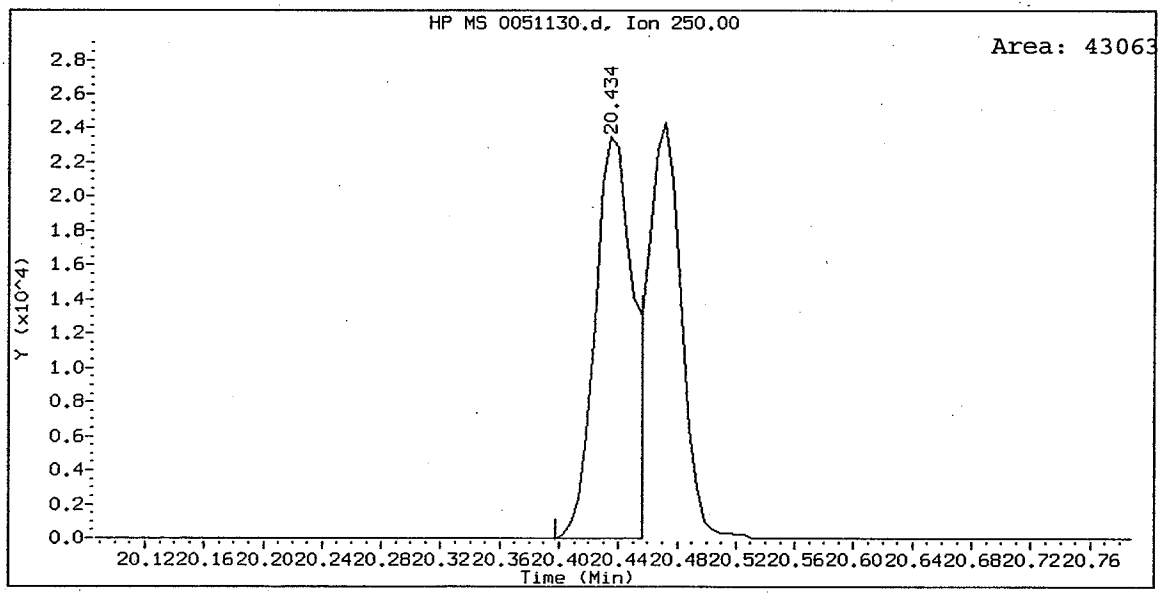

ABN 5, /chem1/nt6.i/20061130.b/0051130.d
N-Nitrosodimethylamine Amount: 4.72

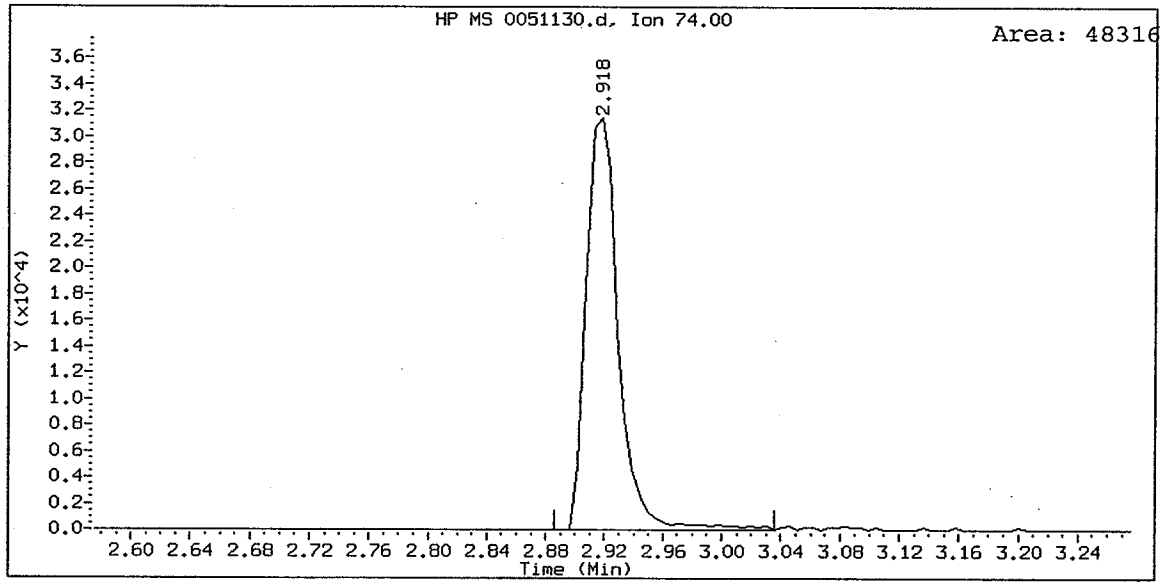

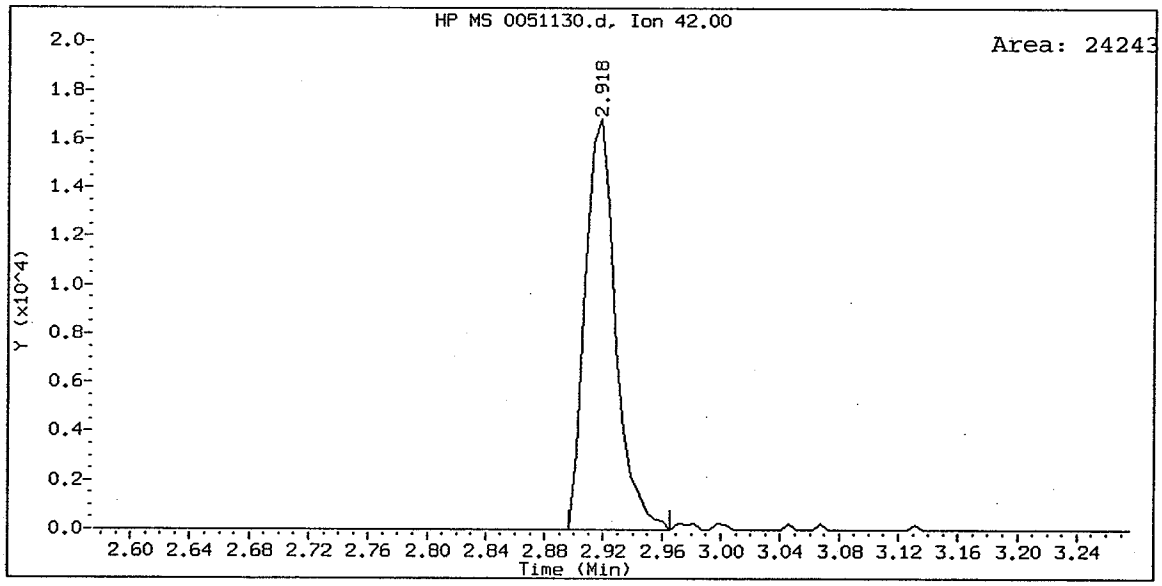

ABN 5, /chem1/nt6.i/20061130.b/0051130.d
Pyridine Amount: 5.14

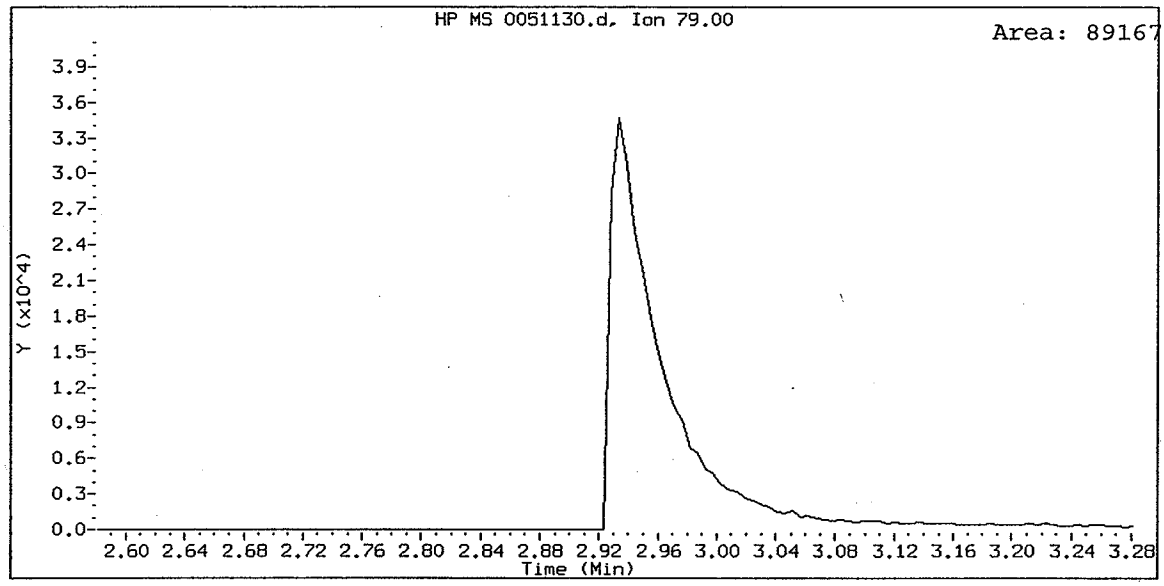

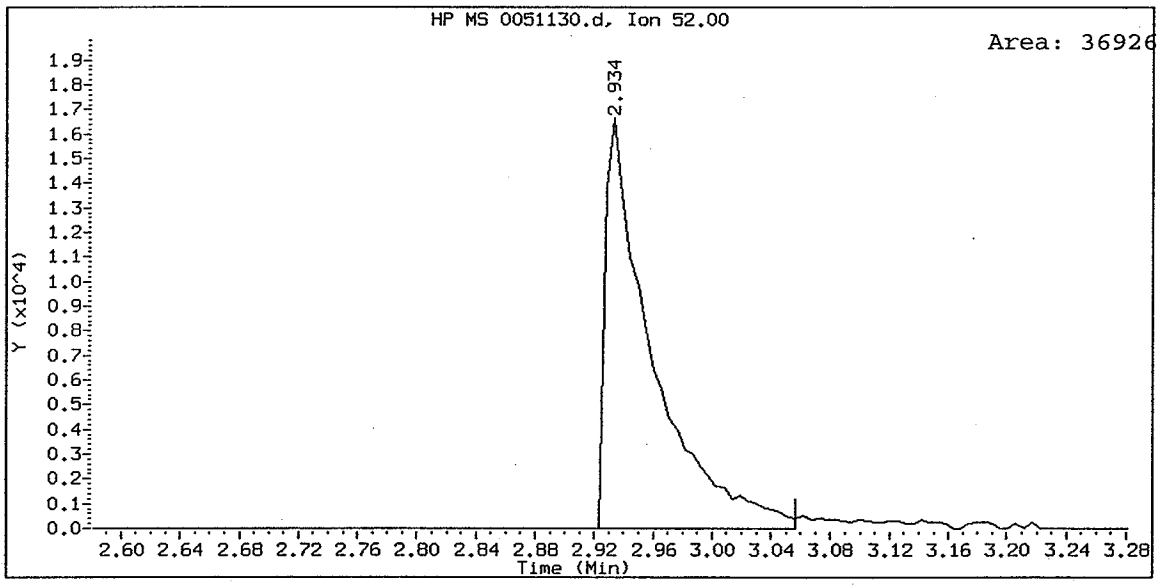

Analytical Resources, Inc.

Semivolatile Report SW846 Method 8270D

Data file : /chem1/nt6.i/20061130.b/0101130.d
Lab Smp Id: ABN 10
Inj Date : 30-NOV-2006 12:57
Operator : LJR Inst ID: nt6.i
Smp Info : ABN 10
Misc Info :
Comment : 1ul Injection
Method : /chem1/nt6.i/20061130.b/SW846.m
Meth Date : 01-Dec-2006 10:21 jeff Quant Type: ISTD
Cal Date : 27-NOV-2006 11:16 Cal File: 0101127.d
Als bottle: 6 Calibration Sample, Level: 3
Dil Factor: 1.00000
Integrator: HP RTE Compound Sublist: ICAL.sub
Target Version: 3.50

LJR 12/1/06

	Compounds	QUANT SIG MASS	RT	EXP RT	REL RT	RESPONSE	AMOUNTS CAL-AMT (ug/mL)	AMOUNTS ON-COL (ug/mL)
$ 1	2-Fluorophenol	112	5.372	5.372	(0.739)	139735	10.0000	10.72
$ 2	Phenol-d5	99	6.857	6.857	(0.943)	166717	10.0000	10.92
3	Phenol	94	6.878	6.878	(0.946)	200406	10.0000	10.82
$ 5	2-Chlorophenol-d4	132	6.980	6.980	(0.960)	115922	10.0000	11.06
4	Bis(2-Chloroethyl)ether	93	6.958	6.958	(0.957)	155842	10.0000	11.01
6	2-Chlorophenol	128	7.001	7.001	(0.963)	137429	10.0000	10.80
7	1,3-Dichlorobenzene	146	7.215	7.215	(0.992)	145795	10.0000	10.94
* 8	1,4-Dichlorobenzene-d4	152	7.274	7.274	(1.000)	166023	20.0000	
9	1,4-Dichlorobenzene	146	7.300	7.300	(1.004)	146187	10.0000	10.91
$ 10	1,2-Dichlorobenzene-d4	152	7.567	7.567	(1.040)	78105	10.0000	11.48
12	1,2-Dichlorobenzene	146	7.589	7.589	(1.043)	137677	10.0000	11.02
11	Benzyl alcohol	108	7.557	7.557	(1.039)	108243	10.0000	11.08
14	2,2'-oxybis(1-Chloropropane)	45	7.824	7.824	(1.076)	142865	10.0000	10.83
13	2-Methylphenol	108	7.792	7.792	(1.071)	134847	10.0000	10.81
17	Hexachloroethane	117	8.070	8.070	(1.109)	61880	10.0000	10.89
16	N-Nitroso-di-n-propylamine	70	8.027	8.027	(1.104)	113301	10.0000	10.97
15	4-Methylphenol	108	8.021	8.021	(1.103)	136851	10.0000	10.87
$ 18	Nitrobenzene-d5	82	8.187	8.187	(0.881)	154731	10.0000	10.95
19	Nitrobenzene	77	8.214	8.214	(0.884)	169872	10.0000	10.82
20	Isophorone	82	8.598	8.598	(0.925)	273257	10.0000	10.84
21	2-Nitrophenol	139	8.727	8.727	(0.939)	63603	10.0000	10.52
22	2,4-Dimethylphenol	107	8.850	8.850	(0.952)	135395	10.0000	10.89
23	Bis(2-Chloroethoxy)methane	93	8.999	8.999	(0.968)	173178	10.0000	10.80
24	Benzoic acid	105	9.036	9.036	(0.972)	158284	20.0000	17.79
25	2,4-Dichlorophenol	162	9.111	9.111	(0.980)	98318	10.0000	11.04
26	1,2,4-Trichlorobenzene	180	9.239	9.239	(0.994)	108545	10.0000	10.80
* 27	Naphthalene-d8	136	9.293	9.293	(1.000)	568685	20.0000	

	Compounds	QUANT SIG MASS	RT	EXP RT	REL RT	RESPONSE	AMOUNTS CAL-AMT (ug/mL)	AMOUNTS ON-COL (ug/mL)
	28 Naphthalene	128	9.320	9.320	(1.003)	373532	10.0000	10.97
	29 4-Chloroaniline	127	9.469	9.469	(1.019)	153180	10.0000	10.91
	30 Hexachlorobutadiene	225	9.651	9.651	(1.038)	55089	10.0000	10.87
	31 4-Chloro-3-methylphenol	107	10.287	10.287	(1.107)	107270	10.0000	10.66
	32 2-Methylnaphthalene	141	10.441	10.441	(1.124)	181398	10.0000	10.74
	33 Hexachlorocyclopentadiene	237	10.826	10.826	(0.892)	44560	10.0000	9.551
	34 2,4,6-Trichlorophenol	196	10.960	10.960	(0.903)	61029	10.0000	10.39
	35 2,4,5-Trichlorophenol	196	11.013	11.013	(0.907)	64712	10.0000	10.36
$	36 2-Fluorobiphenyl	172	11.088	11.088	(0.913)	223325	10.0000	11.00
	37 2-Chloronaphthalene	162	11.211	11.211	(0.923)	207985	10.0000	10.78
	38 2-Nitroaniline	65	11.446	11.446	(0.943)	70907	10.0000	10.50
	39 Dimethylphthalate	163	11.836	11.836	(0.975)	215527	10.0000	10.65
	40 Acenaphthylene	152	11.884	11.884	(0.979)	321682	10.0000	10.80
	41 2,6-Dinitrotoluene	165	11.921	11.921	(0.982)	47622	10.0000	10.37
*	42 Acenaphthene-d10	164	12.140	12.140	(1.000)	311802	20.0000	
	43 3-Nitroaniline	138	12.119	12.119	(0.998)	55947	10.0000	10.40
	44 Acenaphthene	153	12.188	12.188	(1.004)	202216	10.0000	10.68
	45 2,4-Dinitrophenol	184	12.290	12.290	(1.012)	23057	20.0000	14.99
	46 Dibenzofuran	168	12.450	12.450	(1.026)	273141	10.0000	10.60
	47 4-Nitrophenol	109	12.439	12.439	(1.025)	27598	10.0000	9.624
	48 2,4-Dinitrotoluene	165	12.541	12.541	(1.033)	59741	10.0000	10.25
	50 Diethylphthalate	149	12.990	12.990	(1.070)	200521	10.0000	10.63
	49 Fluorene	166	13.006	13.006	(1.071)	223964	10.0000	10.79
	51 4-Chlorophenyl-phenylether	204	13.043	13.043	(1.074)	103101	10.0000	10.46
	52 4-Nitroaniline	138	13.107	13.107	(1.080)	52542	10.0000	10.12
	53 4,6-Dinitro-2-methylphenol	198	13.193	13.193	(0.909)	45660	20.0000	18.77
	54 N-Nitrosodiphenylamine	169	13.246	13.246	(0.913)	97533	10.0000	10.78
$	55 2,4,6-Tribromophenol	330	13.428	13.428	(1.106)	22863	10.0000	9.780
	56 4-Bromophenyl-phenylether	248	13.823	13.823	(0.953)	52396	10.0000	10.53
	57 Hexachlorobenzene	284	14.031	14.031	(0.967)	58186	10.0000	10.80
	58 Pentachlorophenol	266	14.331	14.331	(0.988)	26685	10.0000	9.476
*	59 Phenanthrene-d10	188	14.507	14.507	(1.000)	436679	20.0000	
	60 Phenanthrene	178	14.544	14.544	(1.003)	296750	10.0000	10.01
	61 Anthracene	178	14.614	14.614	(1.007)	295300	10.0000	10.76
	62 Carbazole	167	14.902	14.902	(1.027)	275506	10.0000	10.71
	63 Di-n-butylphthalate	149	15.650	15.650	(1.079)	313423	10.0000	10.64
	64 Fluoranthene	202	16.473	16.473	(1.135)	288567	10.0000	10.41
	65 Pyrene	202	16.825	16.825	(0.894)	304789	10.0000	11.04
$	66 Terphenyl-d14	244	17.162	17.162	(0.912)	171924	10.0000	10.98
	67 Butylbenzylphthalate	149	18.059	18.059	(0.960)	135419	10.0000	10.44
	68 Benzo(a)anthracene	228	18.786	18.786	(0.999)	247859	10.0000	10.18
*	69 Chrysene-d12	240	18.813	18.813	(1.000)	329997	20.0000	
	70 3,3'-Dichlorobenzidine	252	18.807	18.807	(1.000)	95316	10.0000	10.28
	71 Chrysene	228	18.850	18.850	(1.002)	243457	10.0000	10.21
	72 bis(2-Ethylhexyl)phthalate	149	19.069	19.069	(0.954)	185945	10.0000	10.61
*	134 Di-n-octylphthalate-d4	153	19.999	19.999	(1.000)	692022	20.0000	
	73 Di-n-octylphthalate	149	20.009	20.009	(1.001)	338191	10.0000	10.45

	Compounds	QUANT SIG MASS	RT	EXP RT	REL RT	RESPONSE	AMOUNTS CAL-AMT (ug/mL)	AMOUNTS ON-COL (ug/mL)
74	Benzo(b)fluoranthene	252	20.437	20.437	(0.975)	297275	10.0000	10.06
75	Benzo(k)fluoranthene	252	20.469	20.469	(0.976)	320017	10.0000	9.098
76	Benzo(a)pyrene	252	20.880	20.880	(0.996)	278721	10.0000	10.60
* 77	Perylene-d12	264	20.965	20.965	(1.000)	449108	20.0000	
78	Indeno(1,2,3-cd)pyrene	276	22.376	22.376	(1.067)	399262	10.0000	11.10
79	Dibenzo(a,h)anthracene	278	22.408	22.408	(1.069)	337349	10.0000	11.35
80	Benzo(g,h,i)perylene	276	22.744	22.744	(1.085)	363492	10.0000	11.30
90	N-Nitrosodimethylamine	74	2.925	2.925	(0.402)	103187	10.0000	10.61
103	Pyridine	79	2.930	2.930	(0.403)	165298	10.0000	10.05
91	Aniline	93	6.836	6.836	(0.940)	237727	10.0000	10.82
105	1-methylnaphthalene	141	10.607	10.607	(1.141)	187952	10.0000	10.91
93	Benzidine	184	16.735	16.735	(0.890)	128078	10.0000	10.44
98	Retene	219	17.408	17.408	(0.925)	114789	10.0000	10.51
111	Azobenzene (1,2-DP-Hydrazine)	77	13.289	13.289	(1.095)	287675	10.0000	10.53
144	alpha-Terpineol	59	9.362	9.362	(1.007)	30427	10.0000	10.64
143	1,4-Dioxane	88	2.337	2.337	(0.321)	68930	10.0000	10.98
$ 137	d8-1,4-Dioxane	96	2.295	2.295	(0.315)	65101	10.0000	10.93
133	Butylatedhydroxytoluene	205	12.343	12.343	(1.017)	155754	10.0000	9.902
115	Tributyl Phosphate	99	13.369	13.369	(0.922)	268225	10.0000	10.55
116	Dibutyl Phenyl Phosphate	175	15.089	15.089	(1.040)	189714	10.0000	10.36
117	Butyl Diphenyl Phosphate	94	16.772	16.772	(0.892)	66570	10.0000	10.41
118	Triphenyl Phosphate	326	18.364	18.364	(0.976)	42000	10.0000	9.656

Analytical Resources, Inc.

INTERNAL STANDARD COMPOUNDS
AREA AND RT SUMMARY

Instrument ID: nt6.i
Lab File ID: 0101130.d
Lab Smp Id: ABN 10
Analysis Type: SV
Quant Type: ISTD
Operator: LJR
Method File: /chem1/nt6.i/20061130.b/SW846.m
Misc Info:

Calibration Date: 30-NOV-2006
Calibration Time: 10:15

Level:
Sample Type:

		AREA LIMIT			
COMPOUND	STANDARD	LOWER	UPPER	SAMPLE	%DIFF
8 1,4-Dichlorobenze	169269	84634	338538	166023	-1.92
27 Naphthalene-d8	592748	296374	1185496	568685	-4.06
42 Acenaphthene-d10	330147	165074	660294	311802	-5.56
59 Phenanthrene-d10	479092	239546	958184	436679	-8.85
69 Chrysene-d12	382127	191064	764254	329997	-13.64
134 Di-n-octylphthala	849567	424784	1699134	692022	-18.54
77 Perylene-d12	549234	274617	1098468	449108	-18.23

		RT LIMIT			
COMPOUND	STANDARD	LOWER	UPPER	SAMPLE	%DIFF
8 1,4-Dichlorobenze	7.28	6.78	7.78	7.27	-0.04
27 Naphthalene-d8	9.30	8.80	9.80	9.29	-0.03
42 Acenaphthene-d10	12.14	11.64	12.64	12.14	-0.02
59 Phenanthrene-d10	14.51	14.01	15.01	14.51	-0.02
69 Chrysene-d12	18.82	18.32	19.32	18.81	-0.04
134 Di-n-octylphthala	20.00	19.50	20.50	20.00	-0.01
77 Perylene-d12	20.97	20.47	21.47	20.97	-0.01

AREA UPPER LIMIT = +100% of internal standard area.
AREA LOWER LIMIT = - 50% of internal standard area.
RT UPPER LIMIT = + 0.50 minutes of internal standard RT.
RT LOWER LIMIT = - 0.50 minutes of internal standard RT.

Data File: /chem1/nt6.i/20061130.b/0101130.d
Date : 30-NOV-2006 12:57
Client ID:
Sample Info: ABN 10

Instrument: nt6.i

Operator: LJR
Column diameter: 0.32

Column phase: ZB-5

0298

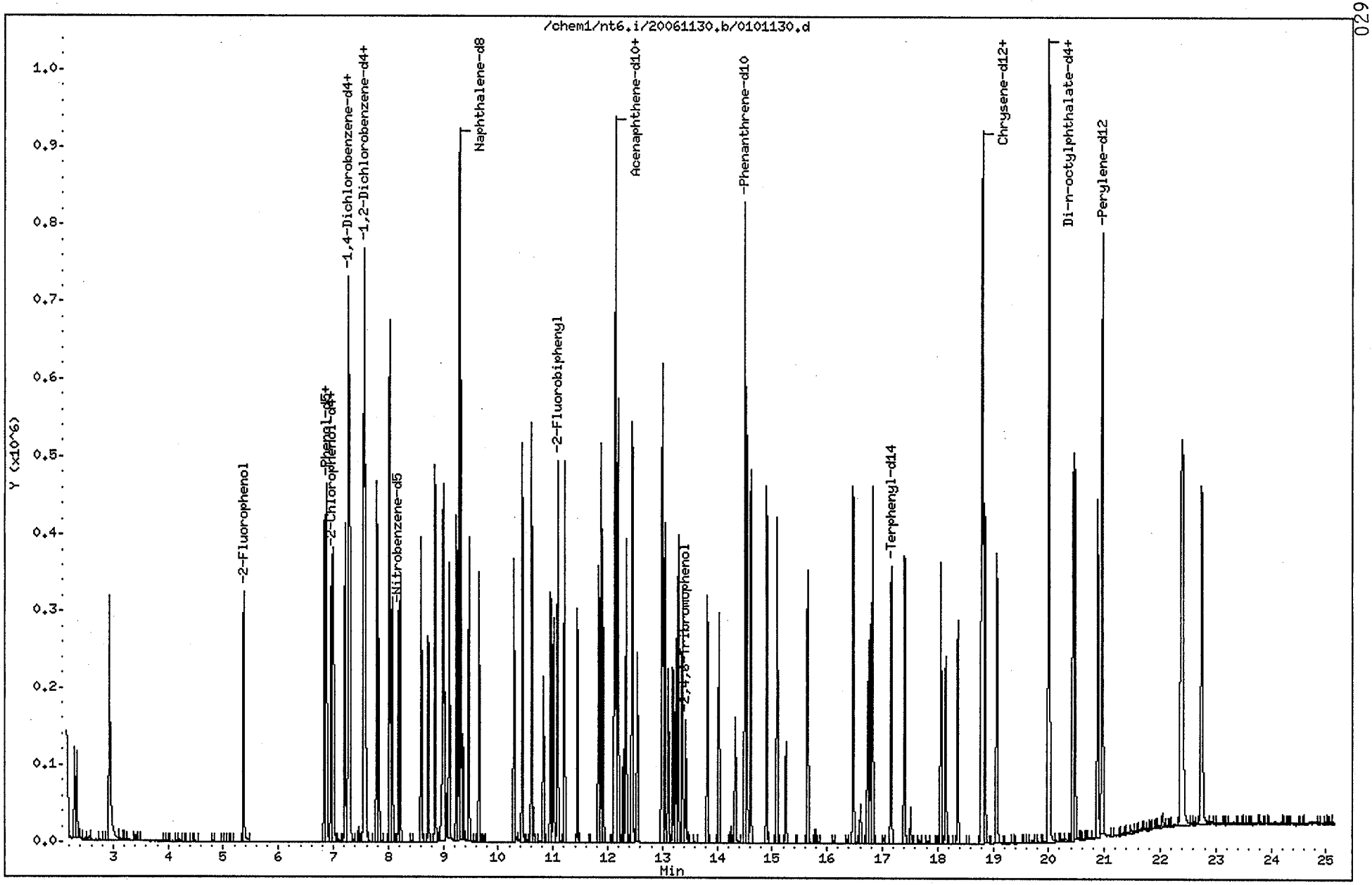

Analytical Resources, Inc.

Semivolatile Report SW846 Method 8270D

Data file : /chem1/nt6.i/20061130.b/0251130.d
Lab Smp Id: ABN 25
Inj Date : 30-NOV-2006 10:15
Operator : LJR Inst ID: nt6.i
Smp Info : ABN 25
Misc Info :
Comment : 1ul Injection
Method : /chem1/nt6.i/20061130.b/SW846.m
Meth Date : 01-Dec-2006 10:21 jeff Quant Type: ISTD
Cal Date : 27-NOV-2006 11:16 Cal File: 0101127.d
Als bottle: 1 Calibration Sample, Level: 4
Dil Factor: 1.00000
Integrator: HP RTE Compound Sublist: ICAL.sub
Target Version: 3.50

LJR 12/1/06

	Compounds	QUANT SIG MASS	RT	EXP RT	REL RT	RESPONSE	AMOUNTS CAL-AMT (ug/mL)	AMOUNTS ON-COL (ug/mL)
$ 1	2-Fluorophenol	112	5.375	5.372	(0.739)	343931	25.0000	25.89
$ 2	Phenol-d5	99	6.865	6.857	(0.943)	396217	25.0000	25.46
3	Phenol	94	6.881	6.878	(0.946)	467846	25.0000	24.76
$ 5	2-Chlorophenol-d4	132	6.977	6.980	(0.959)	274694	25.0000	25.70
4	Bis(2-Chloroethyl)ether	93	6.961	6.958	(0.957)	359550	25.0000	24.91
6	2-Chlorophenol	128	7.004	7.001	(0.963)	325291	25.0000	25.07
7	1,3-Dichlorobenzene	146	7.212	7.215	(0.991)	338092	25.0000	24.87
* 8	1,4-Dichlorobenzene-d4	152	7.276	7.274	(1.000)	169269	20.0000	
9	1,4-Dichlorobenzene	146	7.303	7.300	(1.004)	341799	25.0000	25.01
$ 10	1,2-Dichlorobenzene-d4	152	7.570	7.567	(1.040)	177548	25.0000	25.59
12	1,2-Dichlorobenzene	146	7.592	7.589	(1.043)	315688	25.0000	24.78
11	Benzyl alcohol	108	7.560	7.557	(1.039)	256848	25.0000	25.78
14	2,2'-oxybis(1-Chloropropane)	45	7.827	7.824	(1.076)	336732	25.0000	25.04
13	2-Methylphenol	108	7.795	7.792	(1.071)	319582	25.0000	25.13
17	Hexachloroethane	117	8.067	8.070	(1.109)	147241	25.0000	25.41
16	N-Nitroso-di-n-propylamine	70	8.035	8.027	(1.104)	262801	25.0000	24.95
15	4-Methylphenol	108	8.024	8.021	(1.103)	325221	25.0000	25.34
$ 18	Nitrobenzene-d5	82	8.190	8.187	(0.881)	372039	25.0000	25.26
19	Nitrobenzene	77	8.222	8.214	(0.884)	408550	25.0000	24.97
20	Isophorone	82	8.601	8.598	(0.925)	654420	25.0000	24.91
21	2-Nitrophenol	139	8.730	8.727	(0.939)	162428	25.0000	25.79
22	2,4-Dimethylphenol	107	8.858	8.850	(0.953)	326014	25.0000	25.15
23	Bis(2-Chloroethoxy)methane	93	9.002	8.999	(0.968)	411373	25.0000	24.61
24	Benzoic acid	105	9.103	9.036	(0.979)	498748	50.0000	53.79 (M)
25	2,4-Dichlorophenol	162	9.114	9.111	(0.980)	237167	25.0000	25.55
26	1,2,4-Trichlorobenzene	180	9.242	9.239	(0.994)	257922	25.0000	24.61
* 27	Naphthalene-d8	136	9.296	9.293	(1.000)	592748	20.0000	

	Compounds	QUANT SIG MASS	RT	EXP RT	REL RT	RESPONSE	AMOUNTS CAL-AMT (ug/mL)	AMOUNTS ON-COL (ug/mL)
	28 Naphthalene	128	9.323	9.320	(1.003)	867854	25.0000	24.45
	29 4-Chloroaniline	127	9.472	9.469	(1.019)	377003	25.0000	25.76
	30 Hexachlorobutadiene	225	9.654	9.651	(1.038)	131590	25.0000	24.92
	31 4-Chloro-3-methylphenol	107	10.289	10.287	(1.107)	270705	25.0000	25.80
	32 2-Methylnaphthalene	141	10.439	10.441	(1.123)	432394	25.0000	24.55
	33 Hexachlorocyclopentadiene	237	10.829	10.826	(0.892)	134019	25.0000	27.13
	34 2,4,6-Trichlorophenol	196	10.957	10.960	(0.902)	158619	25.0000	25.50
	35 2,4,5-Trichlorophenol	196	11.011	11.013	(0.907)	170160	25.0000	25.72
$	36 2-Fluorobiphenyl	172	11.091	11.088	(0.913)	536348	25.0000	24.96
	37 2-Chloronaphthalene	162	11.214	11.211	(0.923)	499651	25.0000	24.46
	38 2-Nitroaniline	65	11.449	11.446	(0.943)	180039	25.0000	25.19
	39 Dimethylphthalate	163	11.839	11.836	(0.975)	527404	25.0000	24.61
	40 Acenaphthylene	152	11.887	11.884	(0.979)	771698	25.0000	24.46
	41 2,6-Dinitrotoluene	165	11.924	11.921	(0.982)	125001	25.0000	25.70
*	42 Acenaphthene-d10	164	12.143	12.140	(1.000)	330147	20.0000	
	43 3-Nitroaniline	138	12.127	12.119	(0.999)	146346	25.0000	25.68
	44 Acenaphthene	153	12.197	12.188	(1.004)	480942	25.0000	23.98
	45 2,4-Dinitrophenol	184	12.293	12.290	(1.012)	91994	50.0000	56.49
	46 Dibenzofuran	168	12.458	12.450	(1.026)	653056	25.0000	23.94
	47 4-Nitrophenol	109	12.448	12.439	(1.025)	77746	25.0000	25.61 (M)
	48 2,4-Dinitrotoluene	165	12.549	12.541	(1.033)	158867	25.0000	25.75
	50 Diethylphthalate	149	12.998	12.990	(1.070)	488024	25.0000	24.43
	49 Fluorene	166	13.014	13.006	(1.072)	530007	25.0000	24.10
	51 4-Chlorophenyl-phenylether	204	13.046	13.043	(1.074)	254615	25.0000	24.39
	52 4-Nitroaniline	138	13.115	13.107	(1.080)	138736	25.0000	25.24
	53 4,6-Dinitro-2-methylphenol	198	13.201	13.193	(0.910)	144503	50.0000	54.13
	54 N-Nitrosodiphenylamine	169	13.254	13.246	(0.913)	246560	25.0000	24.83
$	55 2,4,6-Tribromophenol	330	13.436	13.428	(1.106)	64615	25.0000	26.11
	56 4-Bromophenyl-phenylether	248	13.826	13.823	(0.953)	134966	25.0000	24.72
	57 Hexachlorobenzene	284	14.034	14.031	(0.967)	145680	25.0000	24.65
	58 Pentachlorophenol	266	14.333	14.331	(0.988)	81700	25.0000	26.44
*	59 Phenanthrene-d10	188	14.510	14.507	(1.000)	479092	20.0000	
	60 Phenanthrene	178	14.547	14.544	(1.003)	738409	25.0000	24.68
	61 Anthracene	178	14.622	14.614	(1.008)	743401	25.0000	24.69
	62 Carbazole	167	14.905	14.902	(1.027)	689222	25.0000	24.43
	63 Di-n-butylphthalate	149	15.653	15.650	(1.079)	816552	25.0000	25.28
	64 Fluoranthene	202	16.481	16.473	(1.136)	756865	25.0000	24.88
	65 Pyrene	202	16.834	16.825	(0.894)	788589	25.0000	24.67
$	66 Terphenyl-d14	244	17.165	17.162	(0.912)	465826	25.0000	25.69
	67 Butylbenzylphthalate	149	18.062	18.059	(0.960)	388444	25.0000	25.86
	68 Benzo(a)anthracene	228	18.794	18.786	(0.999)	699615	25.0000	24.83
*	69 Chrysene-d12	240	18.821	18.813	(1.000)	382127	20.0000	
	70 3,3'-Dichlorobenzidine	252	18.815	18.807	(1.000)	272241	25.0000	25.35
	71 Chrysene	228	18.858	18.850	(1.002)	678776	25.0000	24.58
	72 bis(2-Ethylhexyl)phthalate	149	19.072	19.069	(0.954)	546332	25.0000	25.39
*	134 Di-n-octylphthalate-d4	153	20.001	19.999	(1.000)	849567	20.0000	
	73 Di-n-octylphthalate	149	20.012	20.009	(1.001)	959024	25.0000	24.15

	Compounds	QUANT SIG MASS	RT	EXP RT	REL RT	RESPONSE	AMOUNTS CAL-AMT (ug/mL)	AMOUNTS ON-COL (ug/mL)
74	Benzo(b)fluoranthene	252	20.445	20.437	(0.975)	823593	25.0000	22.78
75	Benzo(k)fluoranthene	252	20.482	20.469	(0.977)	906705	25.0000	24.97
76	Benzo(a)pyrene	252	20.888	20.880	(0.996)	786337	25.0000	24.46
* 77	Perylene-d12	264	20.968	20.965	(1.000)	549234	20.0000	
78	Indeno(1,2,3-cd)pyrene	276	22.389	22.376	(1.068)	1049070	25.0000	23.85
79	Dibenzo(a,h)anthracene	278	22.416	22.408	(1.069)	877203	25.0000	24.14
80	Benzo(g,h,i)perylene	276	22.763	22.744	(1.086)	946610	25.0000	24.07
90	N-Nitrosodimethylamine	74	2.923	2.925	(0.402)	258037	25.0000	26.03 (M)
103	Pyridine	79	2.912	2.930	(0.400)	422649	25.0000	25.20 (M)
91	Aniline	93	6.838	6.836	(0.940)	578209	25.0000	25.81
105	1-methylnaphthalene	141	10.610	10.607	(1.141)	443655	25.0000	24.70
93	Benzidine	184	16.743	16.735	(0.890)	415502	25.0000	29.25
98	Retene	219	17.411	17.408	(0.925)	318523	25.0000	25.18
111	Azobenzene (1,2-DP-Hydrazine)	77	13.297	13.289	(1.095)	708357	25.0000	24.50
144	alpha-Terpineol	59	9.360	9.362	(1.007)	73805	25.0000	24.76
143	1,4-Dioxane	88	2.324	2.337	(0.319)	163441	25.0000	25.54
$ 137	d8-1,4-Dioxane	96	2.282	2.295	(0.314)	153910	25.0000	25.35
133	Butylatedhydroxytoluene	205	12.341	12.343	(1.016)	415685	25.0000	24.96
115	Tributyl Phosphate	99	13.377	13.369	(0.922)	695717	25.0000	24.93
116	Dibutyl Phenyl Phosphate	175	15.097	15.089	(1.040)	506150	25.0000	25.20
117	Butyl Diphenyl Phosphate	94	16.775	16.772	(0.891)	188482	25.0000	25.46
118	Triphenyl Phosphate	326	18.372	18.364	(0.976)	127462	25.0000	25.31

QC Flag Legend

M - Compound response manually integrated.

Analytical Resources, Inc.

INTERNAL STANDARD COMPOUNDS
AREA AND RT SUMMARY

Instrument ID: nt6.i
Lab File ID: 0251130.d
Lab Smp Id: ABN 25
Analysis Type: SV
Quant Type: ISTD
Operator: LJR
Method File: /chem1/nt6.i/20061130.b/SW846.m
Misc Info:

Calibration Date: 30-NOV-2006
Calibration Time: 10:15

Level:
Sample Type:

COMPOUND	STANDARD	AREA LIMIT LOWER	AREA LIMIT UPPER	SAMPLE	%DIFF
8 1,4-Dichlorobenze	169269	84634	338538	169269	0.00
27 Naphthalene-d8	592748	296374	1185496	592748	0.00
42 Acenaphthene-d10	330147	165074	660294	330147	0.00
59 Phenanthrene-d10	479092	239546	958184	479092	0.00
69 Chrysene-d12	382127	191064	764254	382127	0.00
134 Di-n-octylphthala	849567	424784	1699134	849567	0.00
77 Perylene-d12	549234	274617	1098468	549234	0.00

COMPOUND	STANDARD	RT LIMIT LOWER	RT LIMIT UPPER	SAMPLE	%DIFF
8 1,4-Dichlorobenze	7.28	6.78	7.78	7.28	0.00
27 Naphthalene-d8	9.30	8.80	9.80	9.30	0.00
42 Acenaphthene-d10	12.14	11.64	12.64	12.14	0.00
59 Phenanthrene-d10	14.51	14.01	15.01	14.51	0.00
69 Chrysene-d12	18.82	18.32	19.32	18.82	0.00
134 Di-n-octylphthala	20.00	19.50	20.50	20.00	0.00
77 Perylene-d12	20.97	20.47	21.47	20.97	0.00

AREA UPPER LIMIT = +100% of internal standard area.
AREA LOWER LIMIT = - 50% of internal standard area.
RT UPPER LIMIT = + 0.50 minutes of internal standard RT.
RT LOWER LIMIT = - 0.50 minutes of internal standard RT.

Data File: /chem1/nt6.i/20061130.b/0251130.d
Date : 30-NOV-2006 10:15
Client ID:
Sample Info: ABN 25

Column phase: ZB-5

Instrument: nt6.i

Operator: LJR
Column diameter: 0.32

0303

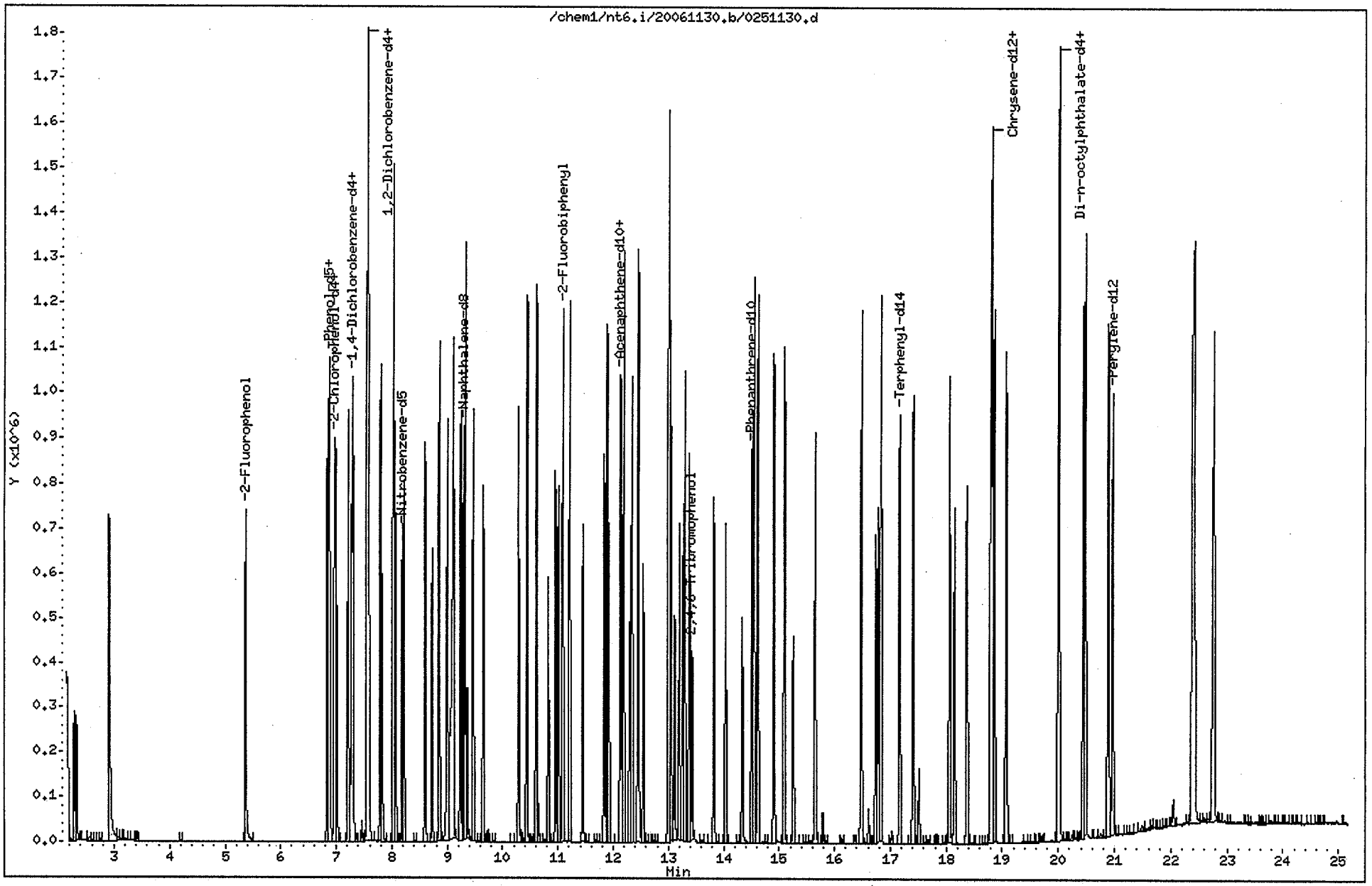

ABN 25, /chem1/nt6.i/20061130.b/0251130.d
Benzoic acid Amount: 53.79

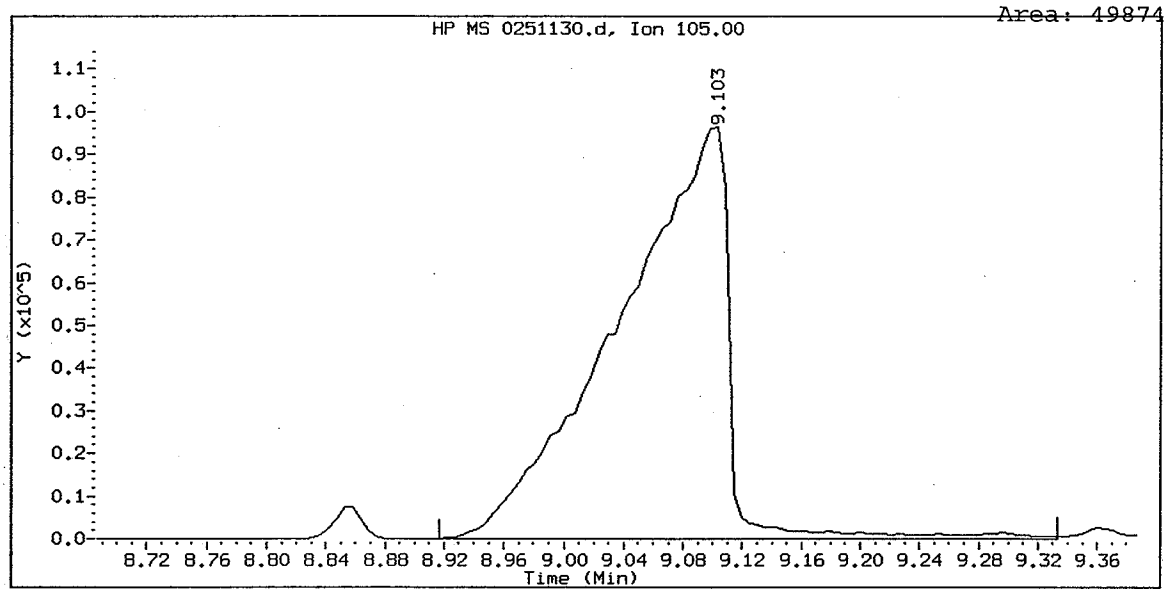

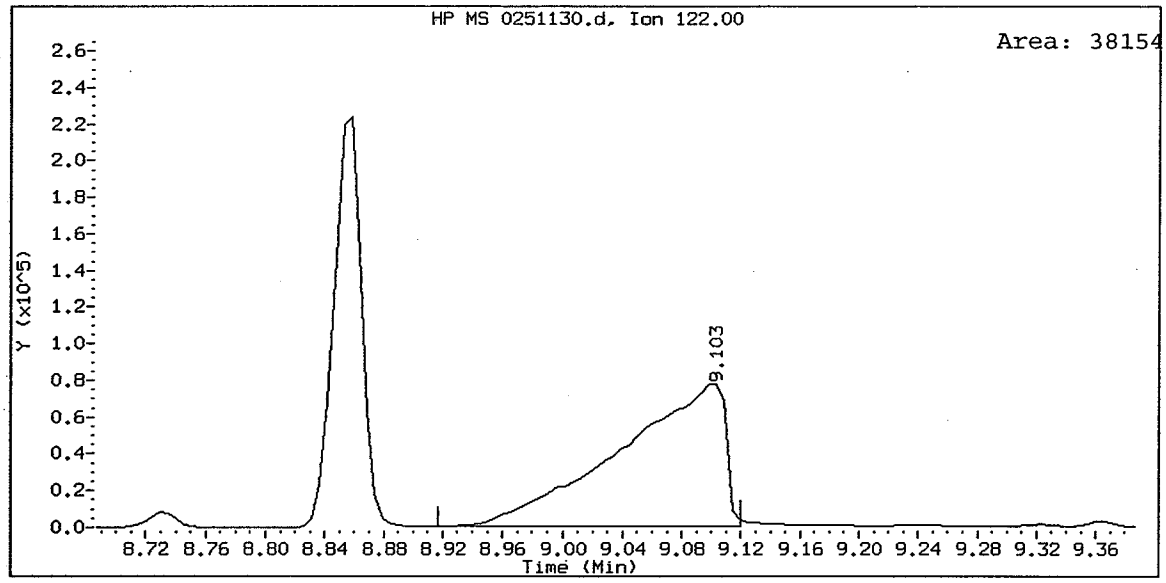

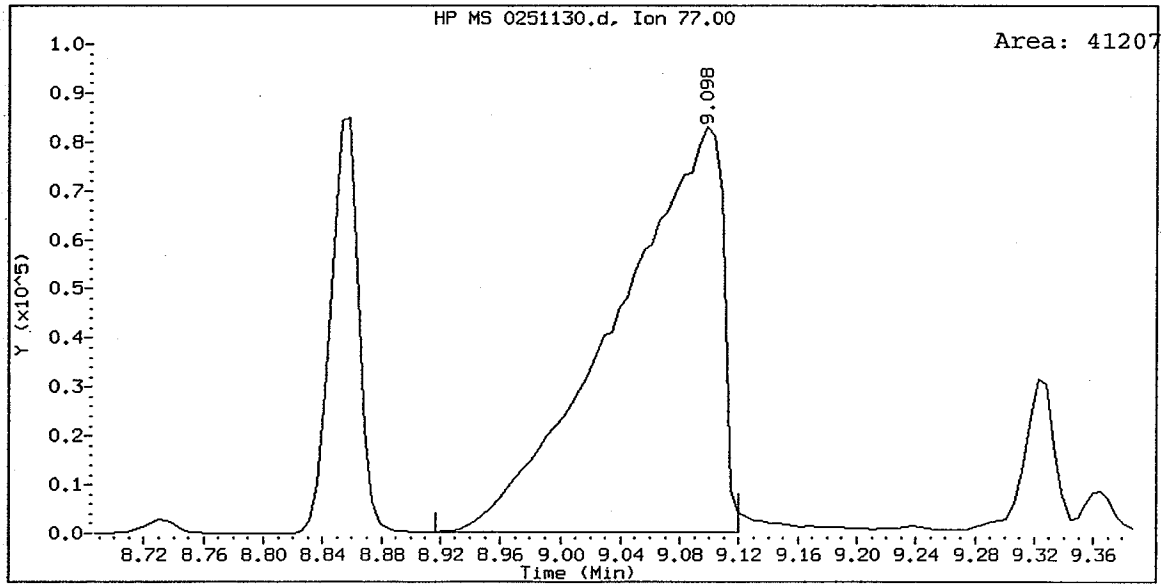

ABN 25, /chem1/nt6.i/20061130.b/0251130.d
4-Nitrophenol Amount: 25.61

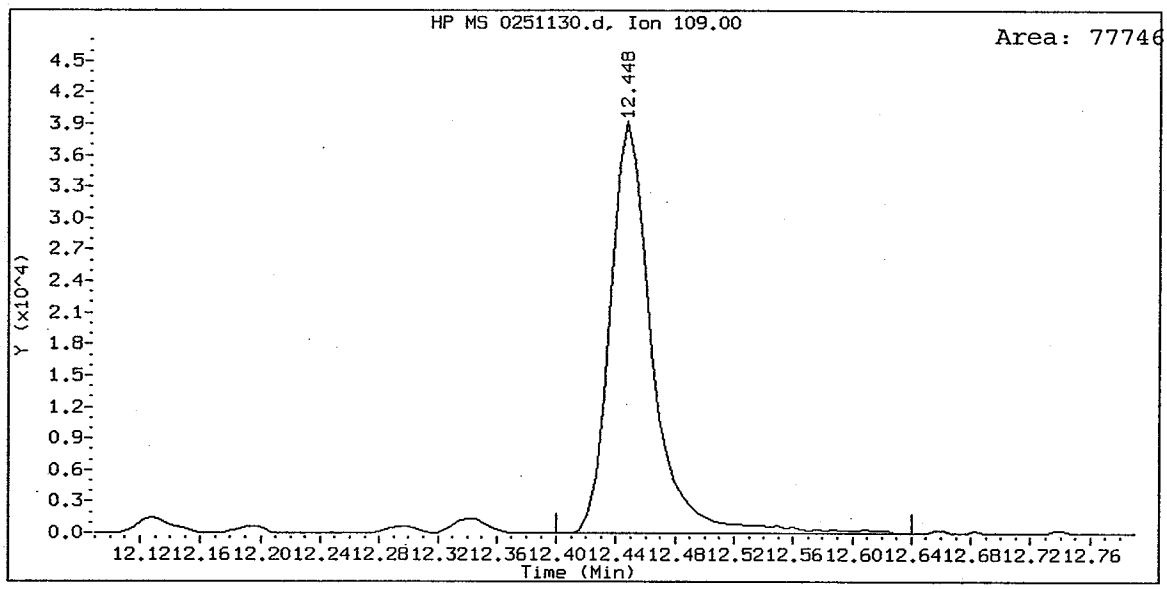

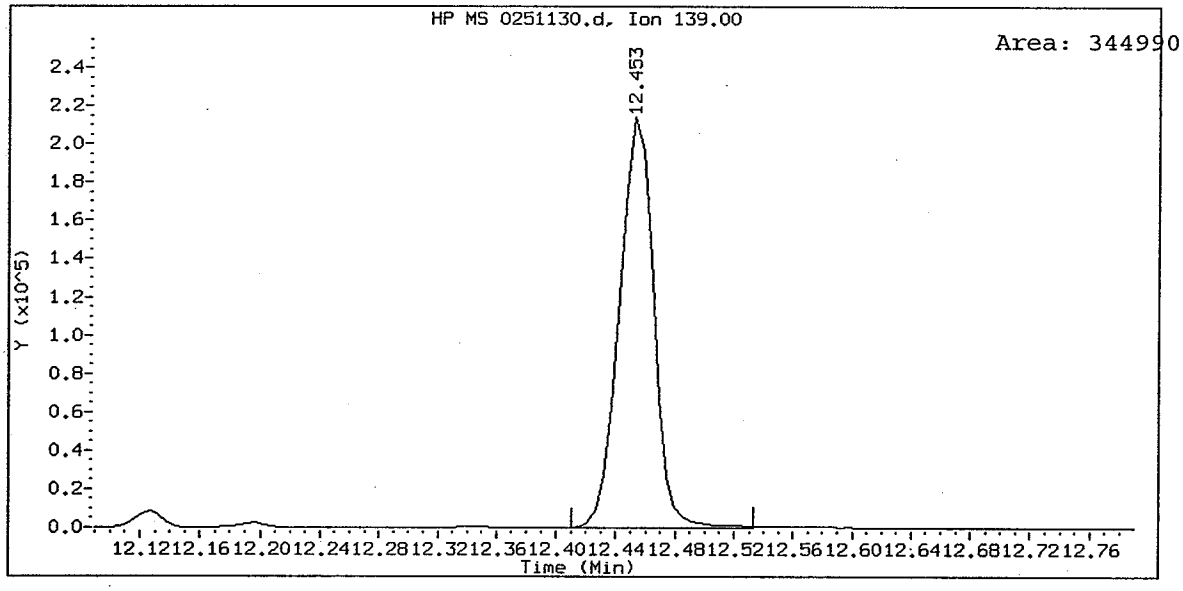

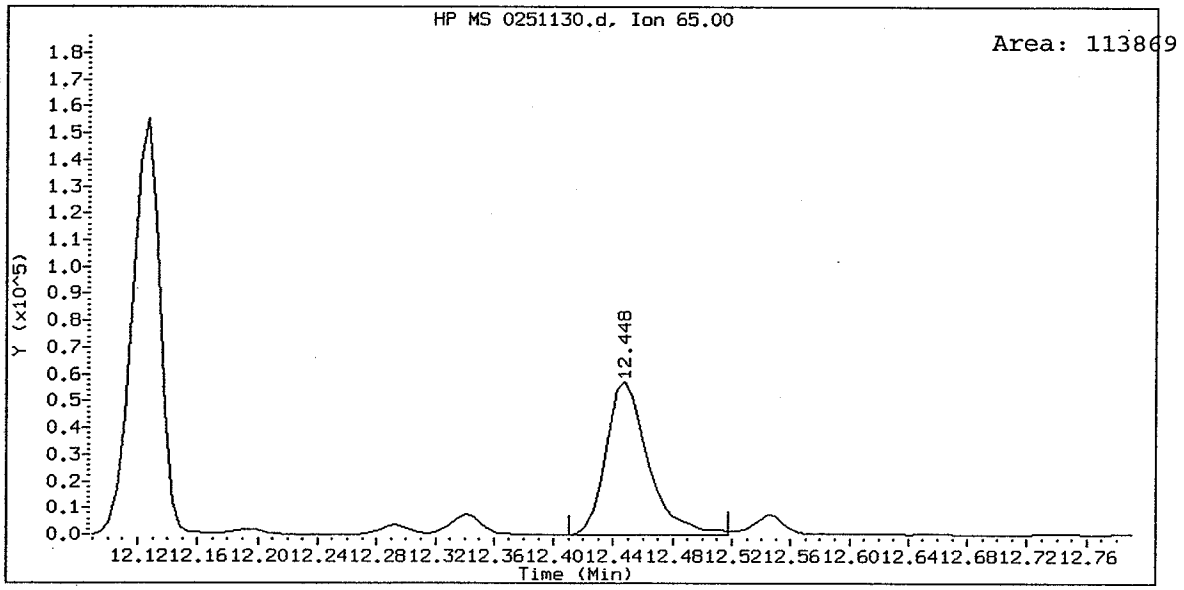

ABN 25, /chem1/nt6.i/20061130.b/0251130.d
N-Nitrosodimethylamine Amount: 26.03

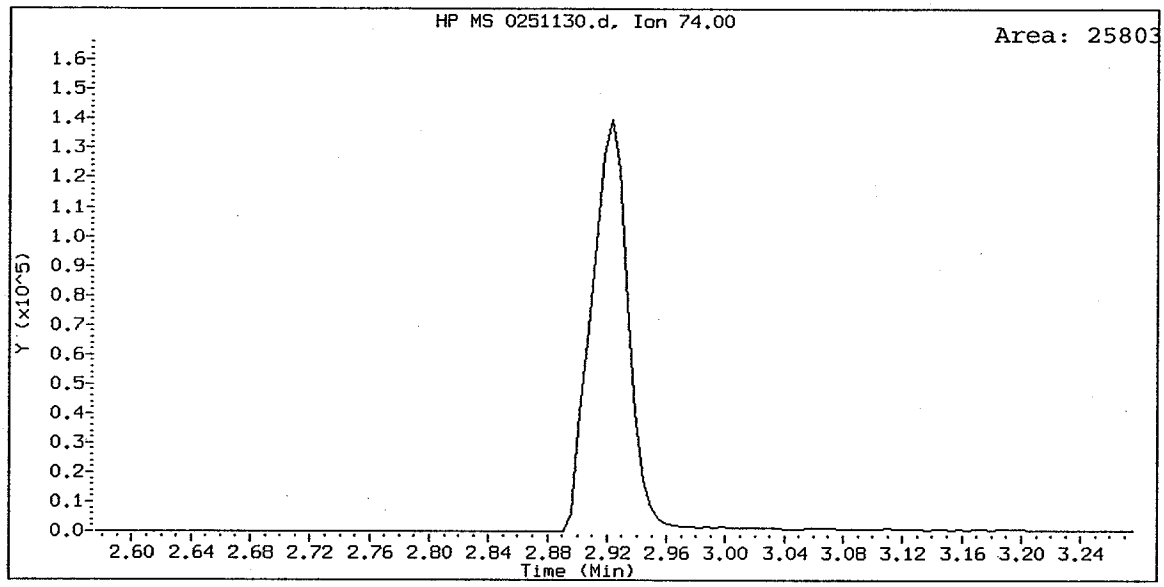

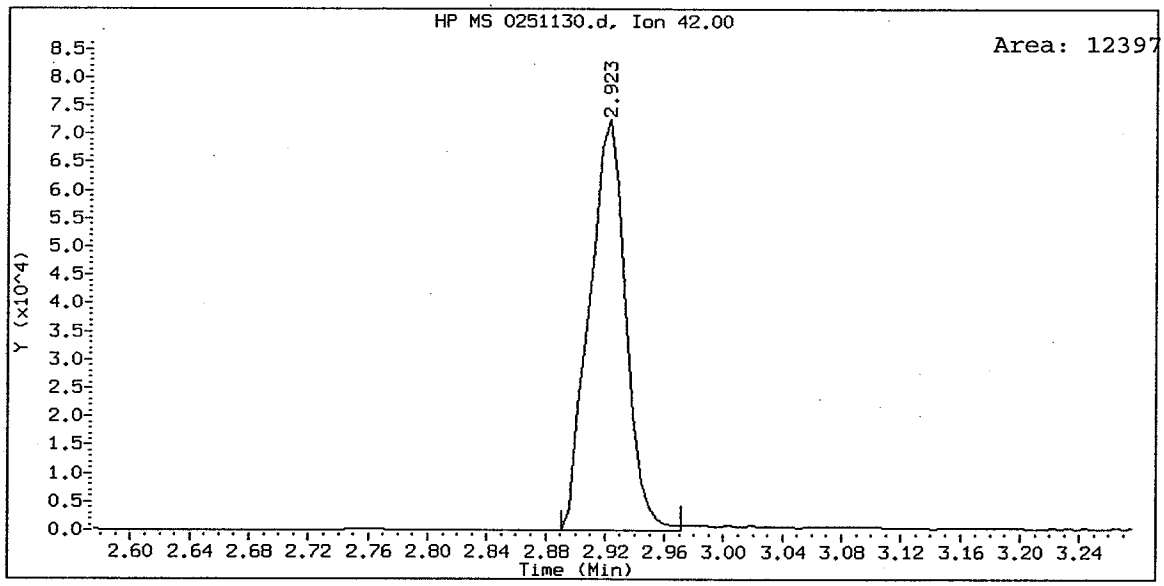

ABN 25, /chem1/nt6.i/20061130.b/0251130.d
Pyridine Amount: 25.20

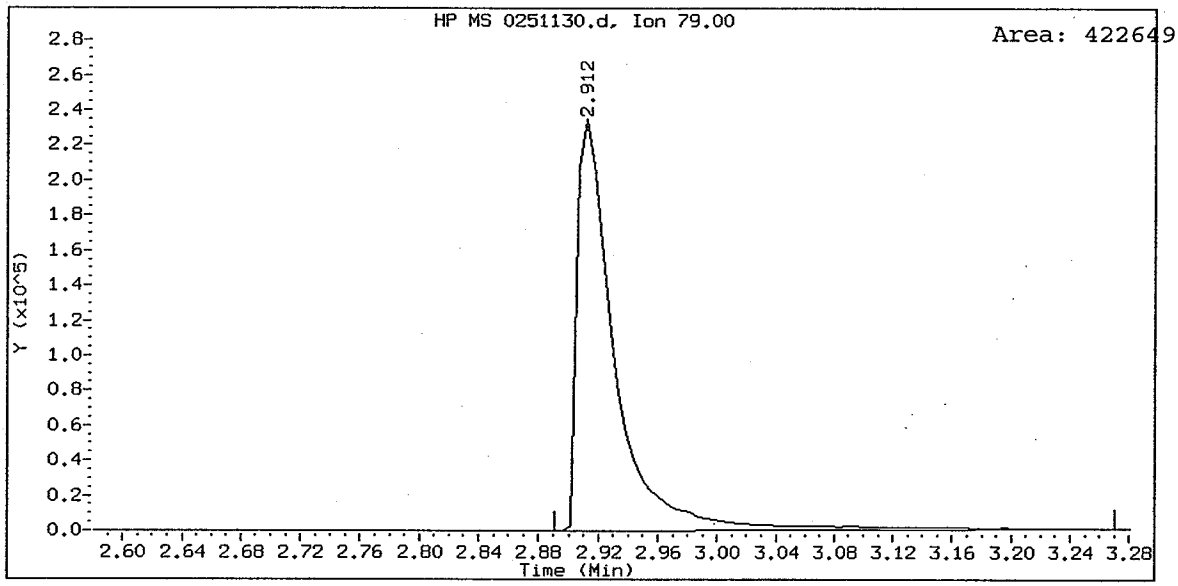

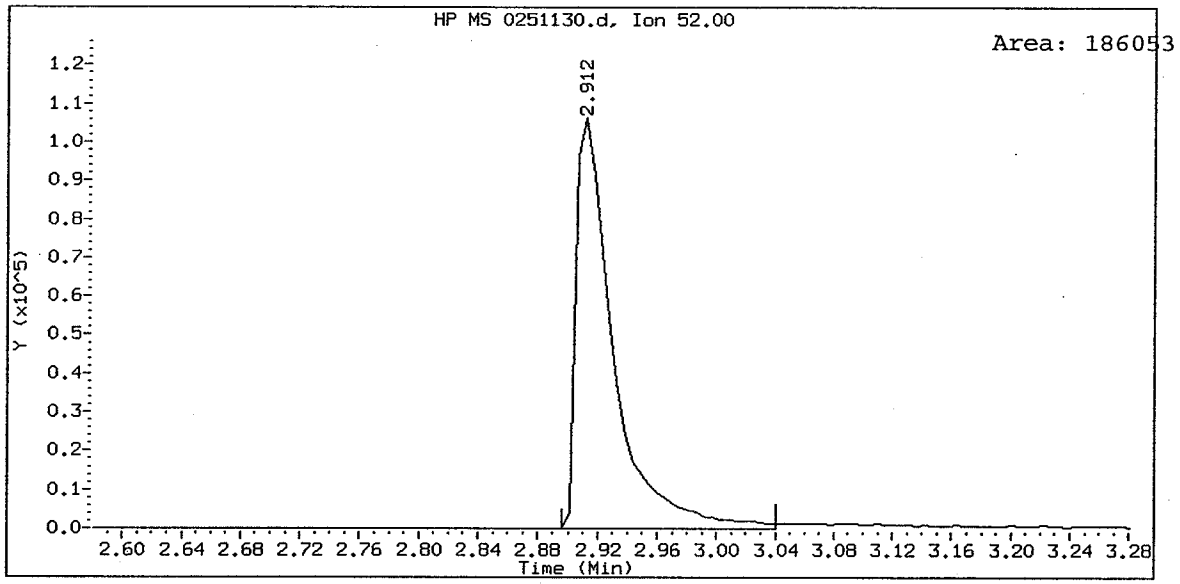

Analytical Resources Inc.
ABN by sw846 8270C
DDT Breakdown Report

Data file: /chem1/nt6.i/20061130.b/ddt.b/0251130.d ARI ID:
Method: /chem1/nt6.i/20061130.b/ddt.b/sw846ddt.m Misc:
Analysis Date: 30-NOV-2006 10:15 Instrument: nt6.i

COMPOUND	RT	AREA
Pentachlorophenol	14.333	81700
Benzidine	16.743	414543
4,4'-DDE	----	----
4,4'-DDD	17.678	3662
4,4'-DDT	18.148	207740

LJK 12/1/06

$$\text{DDT Percent Breakdown} = \frac{(\text{DDE Area} + \text{DDD Area}) * 100}{(\text{DDE Area} + \text{DDD Area} + \text{DDT Area})}$$

$$\text{DDT Percent Breakdown} = \frac{(0 + 3662) * 100}{(0 + 3662 + 207740)}$$

DDT Percent Breakdown = 1.7 %

Data File: /chem1/nt6.i/20061130.b/ddt.b/0251130.d
Injection Date: 30-NOV-2006 10:15
Instrument: nt6.i
Client Sample ID:

Compound: Pentachlorophenol
CAS Number: 87-86-5

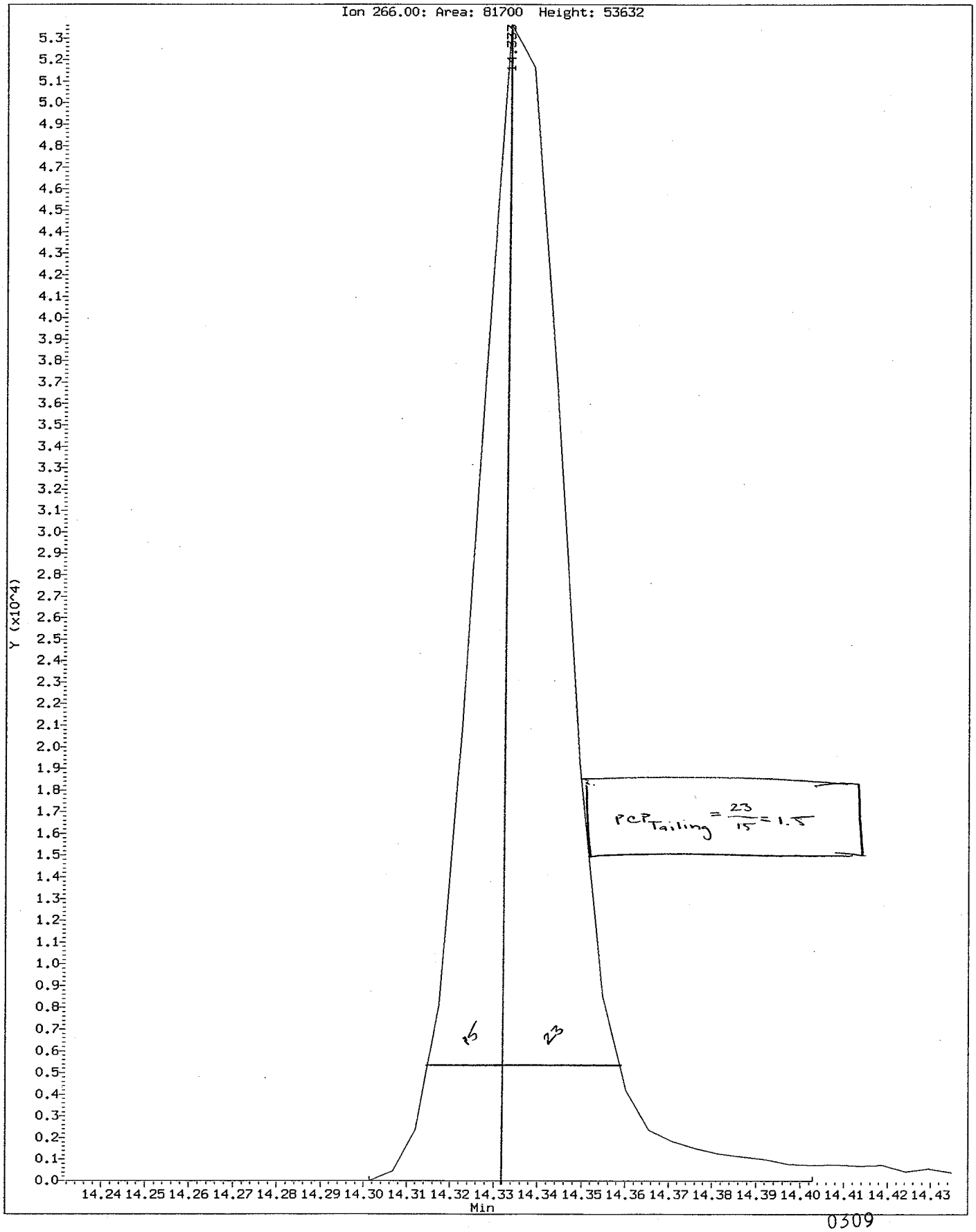

0309

Data File: /chem1/nt6.i/20061130.b/ddt.b/0251130.d
Injection Date: 30-NOV-2006 10:15
Instrument: nt6.i
Client Sample ID:

Compound: Benzidine
CAS Number:

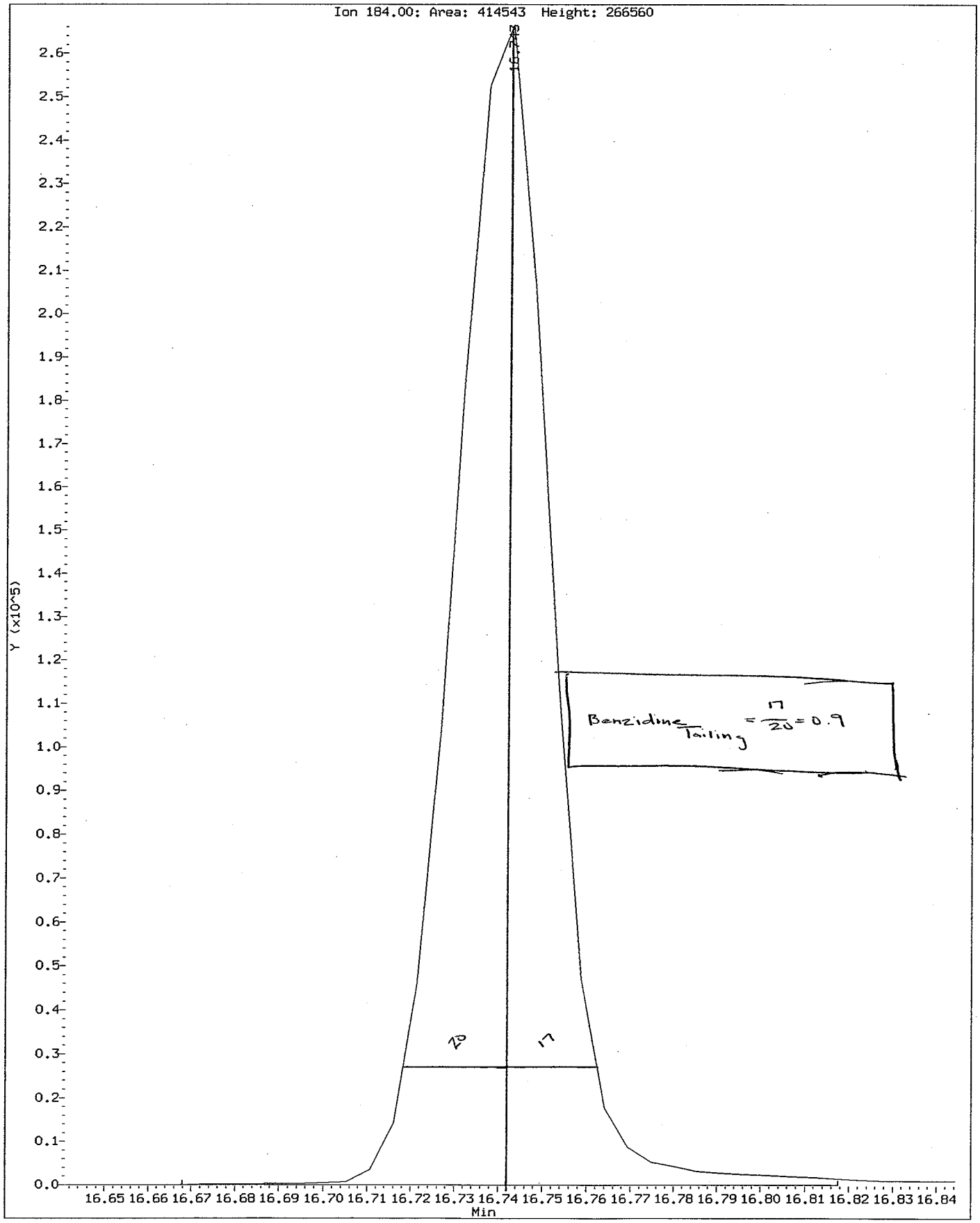

Analytical Resources, Inc.

Semivolatile Report SW846 Method 8270D

Data file : /chem1/nt6.i/20061130.b/0401130.d
Lab Smp Id: ABN 40
Inj Date : 30-NOV-2006 11:52
Operator : LJR Inst ID: nt6.i
Smp Info : ABN 40
Misc Info :
Comment : 1ul Injection
Method : /chem1/nt6.i/20061130.b/SW846.m
Meth Date : 01-Dec-2006 10:21 jeff Quant Type: ISTD
Cal Date : 27-NOV-2006 11:16 Cal File: 0101127.d
Als bottle: 4 Calibration Sample, Level: 5
Dil Factor: 1.00000
Integrator: HP RTE Compound Sublist: ICAL.sub
Target Version: 3.50

LJR 12/1/06

	Compounds	QUANT SIG MASS	RT	EXP RT	REL RT	RESPONSE	AMOUNTS CAL-AMT (ug/mL)	AMOUNTS ON-COL (ug/mL)
$	1 2-Fluorophenol	112	5.375	5.372	(0.739)	532372	40.0000	41.80
$	2 Phenol-d5	99	6.871	6.857	(0.944)	597724	40.0000	40.07
	3 Phenol	94	6.887	6.878	(0.946)	700154	40.0000	38.66
$	5 2-Chlorophenol-d4	132	6.983	6.980	(0.960)	406895	40.0000	39.72
	4 Bis(2-Chloroethyl)ether	93	6.967	6.958	(0.957)	536086	40.0000	38.74
	6 2-Chlorophenol	128	7.010	7.001	(0.963)	488631	40.0000	39.29
	7 1,3-Dichlorobenzene	146	7.218	7.215	(0.992)	508358	40.0000	39.02
*	8 1,4-Dichlorobenzene-d4	152	7.277	7.274	(1.000)	162248	20.0000	
	9 1,4-Dichlorobenzene	146	7.304	7.300	(1.004)	509187	40.0000	38.87
$	10 1,2-Dichlorobenzene-d4	152	7.571	7.567	(1.040)	256690	40.0000	38.59
	12 1,2-Dichlorobenzene	146	7.592	7.589	(1.043)	465138	40.0000	38.08
	11 Benzyl alcohol	108	7.565	7.557	(1.040)	376144	40.0000	39.38
	14 2,2'-oxybis(1-Chloropropane)	45	7.827	7.824	(1.076)	500715	40.0000	38.85
	13 2-Methylphenol	108	7.795	7.792	(1.071)	481802	40.0000	39.53
	17 Hexachloroethane	117	8.073	8.070	(1.109)	221339	40.0000	39.85
	16 N-Nitroso-di-n-propylamine	70	8.041	8.027	(1.105)	383679	40.0000	38.00
	15 4-Methylphenol	108	8.030	8.021	(1.103)	475696	40.0000	38.67
$	18 Nitrobenzene-d5	82	8.196	8.187	(0.882)	568067	40.0000	40.68
	19 Nitrobenzene	77	8.223	8.214	(0.884)	604546	40.0000	38.97
	20 Isophorone	82	8.607	8.598	(0.926)	968262	40.0000	38.87
	21 2-Nitrophenol	139	8.735	8.727	(0.940)	245633	40.0000	41.12
	22 2,4-Dimethylphenol	107	8.858	8.850	(0.953)	485587	40.0000	39.51
	23 Bis(2-Chloroethoxy)methane	93	9.008	8.999	(0.969)	610937	40.0000	38.55
	24 Benzoic acid	105	9.141	9.036	(0.983)	770266	80.0000	87.61 (M)
	25 2,4-Dichlorophenol	162	9.115	9.111	(0.980)	348166	40.0000	39.56
	26 1,2,4-Trichlorobenzene	180	9.243	9.239	(0.994)	380163	40.0000	38.26
*	27 Naphthalene-d8	136	9.296	9.293	(1.000)	562047	20.0000	

	Compounds	QUANT SIG MASS	RT	EXP RT	REL RT	RESPONSE	AMOUNTS CAL-AMT (ug/mL)	AMOUNTS ON-COL (ug/mL)
	28 Naphthalene	128	9.328	9.320	(1.003)	1262764	40.0000	37.52
	29 4-Chloroaniline	127	9.473	9.469	(1.019)	553256	40.0000	39.87
	30 Hexachlorobutadiene	225	9.654	9.651	(1.038)	194035	40.0000	38.75
	31 4-Chloro-3-methylphenol	107	10.290	10.287	(1.107)	399611	40.0000	40.17
	32 2-Methylnaphthalene	141	10.445	10.441	(1.124)	633503	40.0000	37.94
	33 Hexachlorocyclopentadiene	237	10.830	10.826	(0.892)	197227	40.0000	43.71
	34 2,4,6-Trichlorophenol	196	10.963	10.960	(0.903)	235774	40.0000	41.49
	35 2,4,5-Trichlorophenol	196	11.011	11.013	(0.907)	245085	40.0000	40.55
$	36 2-Fluorobiphenyl	172	11.097	11.088	(0.914)	780707	40.0000	39.77
	37 2-Chloronaphthalene	162	11.220	11.211	(0.924)	712782	40.0000	38.20
	38 2-Nitroaniline	65	11.455	11.446	(0.943)	268404	40.0000	41.11
	39 Dimethylphthalate	163	11.845	11.836	(0.975)	757224	40.0000	38.69
	40 Acenaphthylene	152	11.893	11.884	(0.979)	1099227	40.0000	38.14
	41 2,6-Dinitrotoluene	165	11.930	11.921	(0.982)	181269	40.0000	40.80
*	42 Acenaphthene-d10	164	12.144	12.140	(1.000)	301581	20.0000	
	43 3-Nitroaniline	138	12.133	12.119	(0.999)	211563	40.0000	40.65
	44 Acenaphthene	153	12.197	12.188	(1.004)	689361	40.0000	37.63
	45 2,4-Dinitrophenol	184	12.299	12.290	(1.013)	145981	80.0000	98.14
	46 Dibenzofuran	168	12.459	12.450	(1.026)	932777	40.0000	37.44
	47 4-Nitrophenol	109	12.448	12.439	(1.025)	115098	40.0000	41.50 (M)
	48 2,4-Dinitrotoluene	165	12.550	12.541	(1.033)	230723	40.0000	40.94
	50 Diethylphthalate	149	13.004	12.990	(1.071)	676186	40.0000	37.05
	49 Fluorene	166	13.014	13.006	(1.072)	732714	40.0000	36.48
	51 4-Chlorophenyl-phenylether	204	13.046	13.043	(1.074)	363588	40.0000	38.13
	52 4-Nitroaniline	138	13.127	13.107	(1.081)	199606	40.0000	39.75
	53 4,6-Dinitro-2-methylphenol	198	13.207	13.193	(0.910)	218143	80.0000	89.56
	54 N-Nitrosodiphenylamine	169	13.255	13.246	(0.913)	356228	40.0000	39.32
$	55 2,4,6-Tribromophenol	330	13.436	13.428	(1.106)	93878	40.0000	41.52
	56 4-Bromophenyl-phenylether	248	13.826	13.823	(0.953)	191033	40.0000	38.35
	57 Hexachlorobenzene	284	14.040	14.031	(0.968)	207265	40.0000	38.43
	58 Pentachlorophenol	266	14.339	14.331	(0.988)	123897	40.0000	43.95
*	59 Phenanthrene-d10	188	14.510	14.507	(1.000)	437122	20.0000	
	60 Phenanthrene	178	14.548	14.544	(1.003)	1027614	40.0000	40.46
	61 Anthracene	178	14.622	14.614	(1.008)	1029026	40.0000	37.46
	62 Carbazole	167	14.911	14.902	(1.028)	956738	40.0000	37.16
	63 Di-n-butylphthalate	149	15.653	15.650	(1.079)	1141038	40.0000	38.71
	64 Fluoranthene	202	16.482	16.473	(1.136)	1047395	40.0000	37.74
	65 Pyrene	202	16.834	16.825	(0.894)	1102530	40.0000	39.07
$	66 Terphenyl-d14	244	17.171	17.162	(0.912)	652063	40.0000	40.73
	67 Butylbenzylphthalate	149	18.063	18.059	(0.960)	540141	40.0000	40.73
	68 Benzo(a)anthracene	228	18.795	18.786	(0.999)	971299	40.0000	39.04
*	69 Chrysene-d12	240	18.821	18.813	(1.000)	337319	20.0000	
	70 3,3'-Dichlorobenzidine	252	18.816	18.807	(1.000)	388729	40.0000	41.00
	71 Chrysene	228	18.864	18.850	(1.002)	951103	40.0000	39.02
	72 bis(2-Ethylhexyl)phthalate	149	19.072	19.069	(0.954)	755276	40.0000	40.41
*	134 Di-n-octylphthalate-d4	153	20.002	19.999	(1.000)	738047	20.0000	
	73 Di-n-octylphthalate	149	20.018	20.009	(1.001)	1345034	40.0000	38.98

	Compounds	QUANT SIG MASS	RT	EXP RT	REL RT	RESPONSE	AMOUNTS CAL-AMT (ug/mL)	AMOUNTS ON-COL (ug/mL)
74	Benzo(b)fluoranthene	252	20.451	20.437	(0.975)	1216696	40.0000	35.90
75	Benzo(k)fluoranthene	252	20.488	20.469	(0.977)	1240829	40.0000	41.05
76	Benzo(a)pyrene	252	20.894	20.880	(0.996)	1132206	40.0000	37.57
* 77	Perylene-d12	264	20.969	20.965	(1.000)	514832	20.0000	
78	Indeno(1,2,3-cd)pyrene	276	22.395	22.376	(1.068)	1553966	40.0000	37.68
79	Dibenzo(a,h)anthracene	278	22.427	22.408	(1.070)	1286577	40.0000	37.77
80	Benzo(g,h,i)perylene	276	22.775	22.744	(1.086)	1409909	40.0000	38.25
90	N-Nitrosodimethylamine	74	2.945	2.925	(0.405)	398525	40.0000	41.95 (M)
103	Pyridine	79	2.918	2.930	(0.401)	660566	40.0000	41.10 (M)
91	Aniline	93	6.844	6.836	(0.941)	831559	40.0000	38.73
105	1-methylnaphthalene	141	10.616	10.607	(1.142)	642280	40.0000	37.71
93	Benzidine	184	16.743	16.735	(0.890)	381679	40.0000	30.44
98	Retene	219	17.406	17.408	(0.925)	447163	40.0000	40.05
111	Azobenzene (1,2-DP-Hydrazine)	77	13.298	13.289	(1.095)	1015295	40.0000	38.44
144	alpha-Terpineol	59	9.366	9.362	(1.007)	114689	40.0000	40.58
143	1,4-Dioxane	88	2.341	2.337	(0.322)	250990	40.0000	40.92
$ 137	d8-1,4-Dioxane	96	2.293	2.295	(0.315)	236061	40.0000	40.57
133	Butylatedhydroxytoluene	205	12.341	12.343	(1.016)	568046	40.0000	37.34
115	Tributyl Phosphate	99	13.378	13.369	(0.922)	985390	40.0000	38.70
116	Dibutyl Phenyl Phosphate	175	15.098	15.089	(1.040)	712176	40.0000	38.86
117	Butyl Diphenyl Phosphate	94	16.775	16.772	(0.891)	262780	40.0000	40.21
118	Triphenyl Phosphate	326	18.373	18.364	(0.976)	178957	40.0000	40.25

QC Flag Legend

M - Compound response manually integrated.

Analytical Resources, Inc.

INTERNAL STANDARD COMPOUNDS
AREA AND RT SUMMARY

Instrument ID: nt6.i
Lab File ID: 0401130.d
Lab Smp Id: ABN 40
Analysis Type: SV
Quant Type: ISTD
Operator: LJR
Method File: /chem1/nt6.i/20061130.b/SW846.m
Misc Info:

Calibration Date: 30-NOV-2006
Calibration Time: 10:15
Level:
Sample Type:

		AREA LIMIT			
COMPOUND	STANDARD	LOWER	UPPER	SAMPLE	%DIFF
8 1,4-Dichlorobenze	169269	84634	338538	162248	-4.15
27 Naphthalene-d8	592748	296374	1185496	562047	-5.18
42 Acenaphthene-d10	330147	165074	660294	301581	-8.65
59 Phenanthrene-d10	479092	239546	958184	437122	-8.76
69 Chrysene-d12	382127	191064	764254	337319	-11.73
134 Di-n-octylphthala	849567	424784	1699134	738047	-13.13
77 Perylene-d12	549234	274617	1098468	514832	-6.26

		RT LIMIT			
COMPOUND	STANDARD	LOWER	UPPER	SAMPLE	%DIFF
8 1,4-Dichlorobenze	7.28	6.78	7.78	7.28	0.01
27 Naphthalene-d8	9.30	8.80	9.80	9.30	0.01
42 Acenaphthene-d10	12.14	11.64	12.64	12.14	0.00
59 Phenanthrene-d10	14.51	14.01	15.01	14.51	0.00
69 Chrysene-d12	18.82	18.32	19.32	18.82	0.00
134 Di-n-octylphthala	20.00	19.50	20.50	20.00	0.00
77 Perylene-d12	20.97	20.47	21.47	20.97	0.00

AREA UPPER LIMIT = +100% of internal standard area.
AREA LOWER LIMIT = - 50% of internal standard area.
RT UPPER LIMIT = + 0.50 minutes of internal standard RT.
RT LOWER LIMIT = - 0.50 minutes of internal standard RT.

Data File: /chem1/nt6.i/20061130.b/0401130.d
Date : 30-NOV-2006 11:52
Client ID:
Sample Info: ABN 40

Instrument: nt6.i

Operator: LJR
Column diameter: 0.32

Column phase: ZB-5

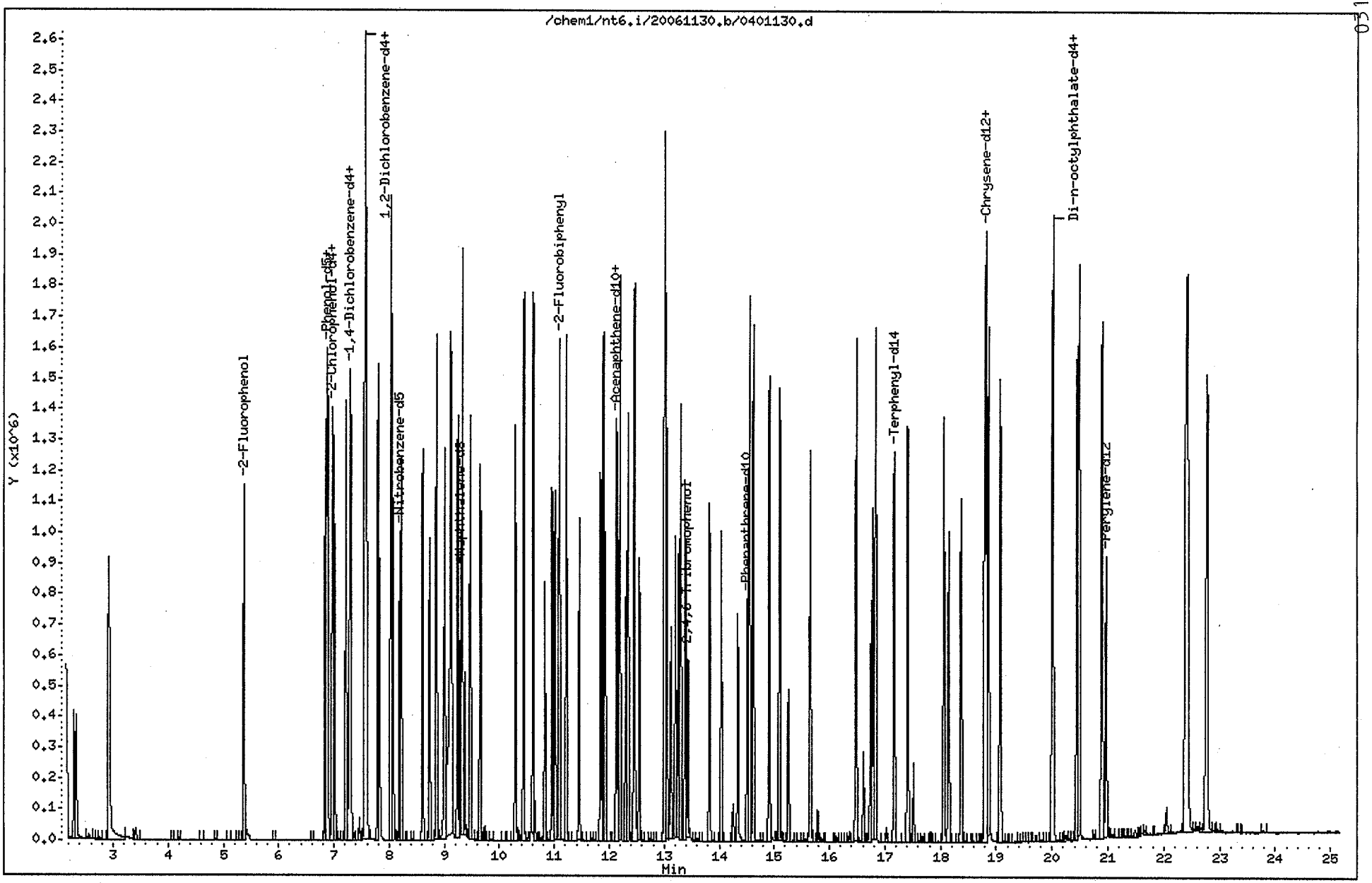

0315

ABN 40, /chem1/nt6.i/20061130.b/0401130.d
Benzoic acid Amount: 87.61

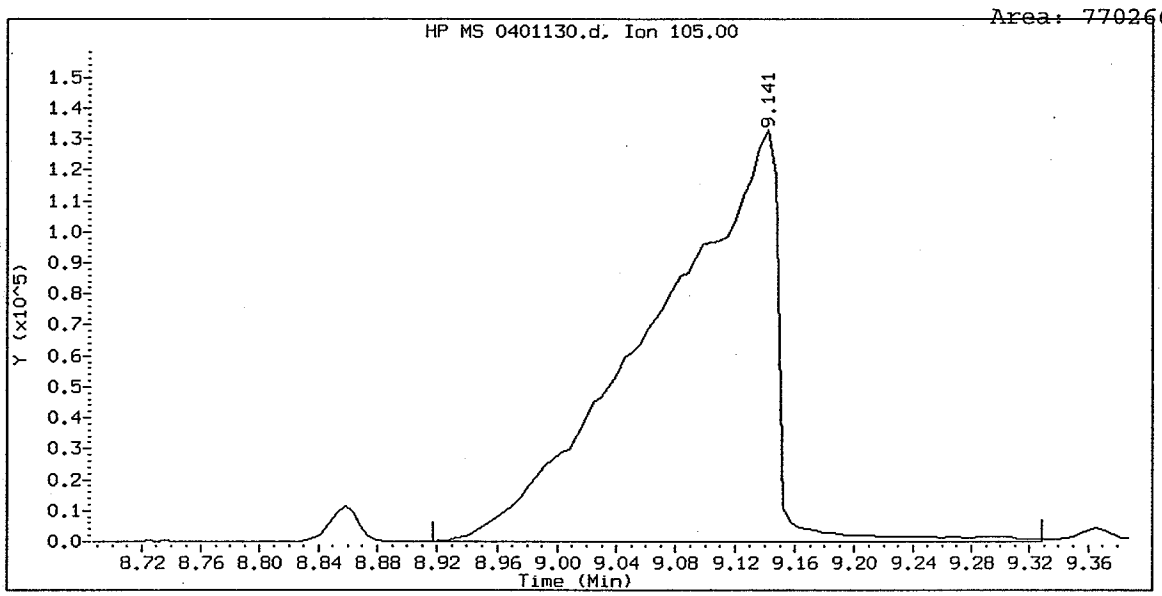

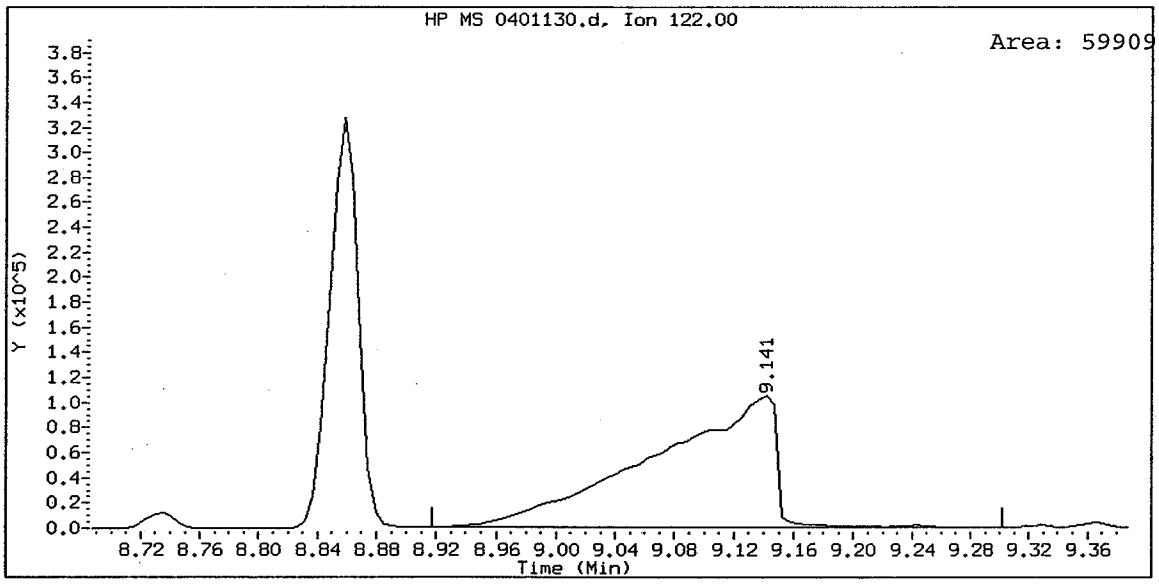

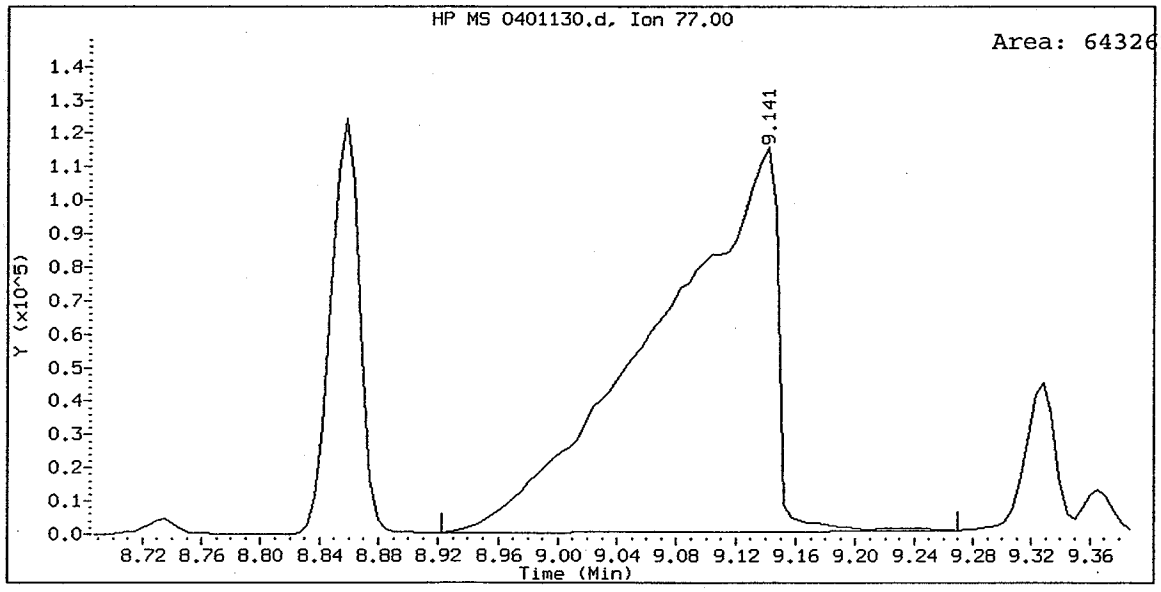

ABN 40, /chem1/nt6.i/20061130.b/0401130.d
4-Nitrophenol Amount: 41.50

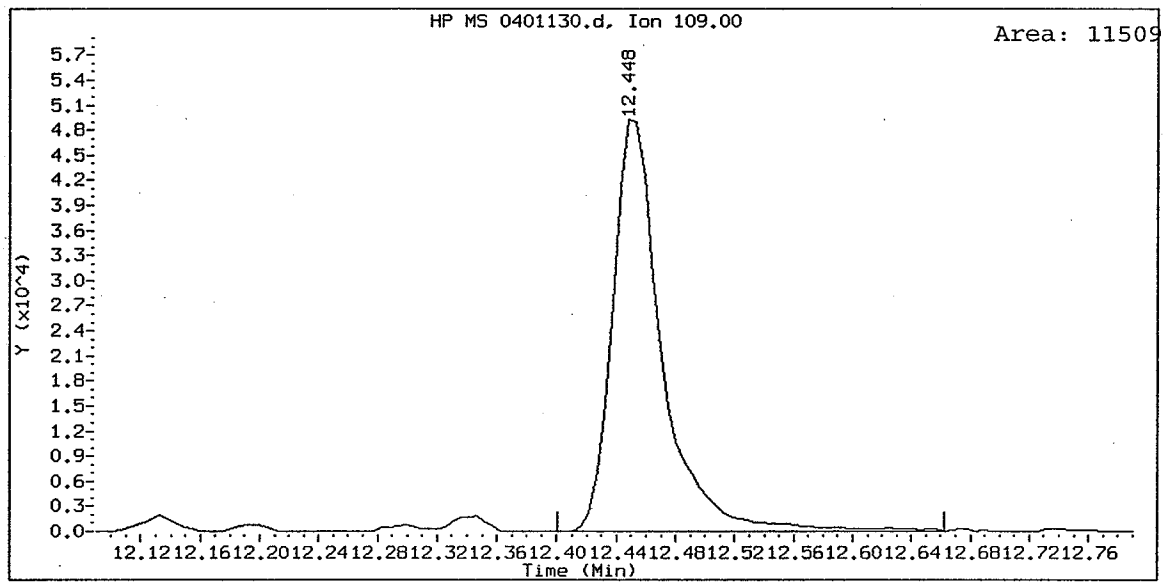

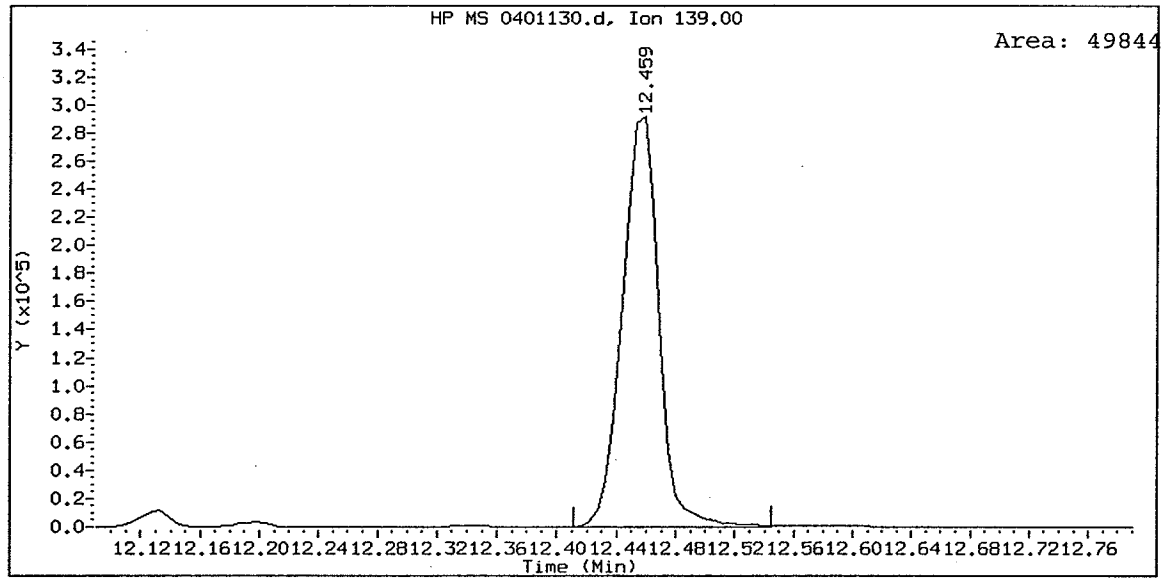

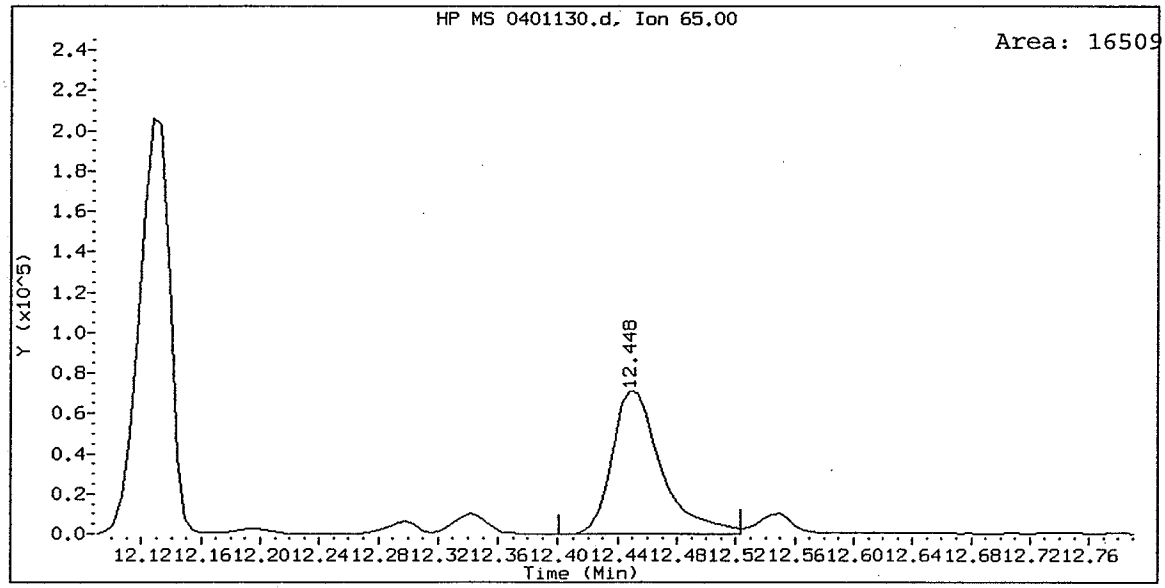

ABN 40, /chem1/nt6.i/20061130.b/0401130.d
N-Nitrosodimethylamine Amount: 41.95

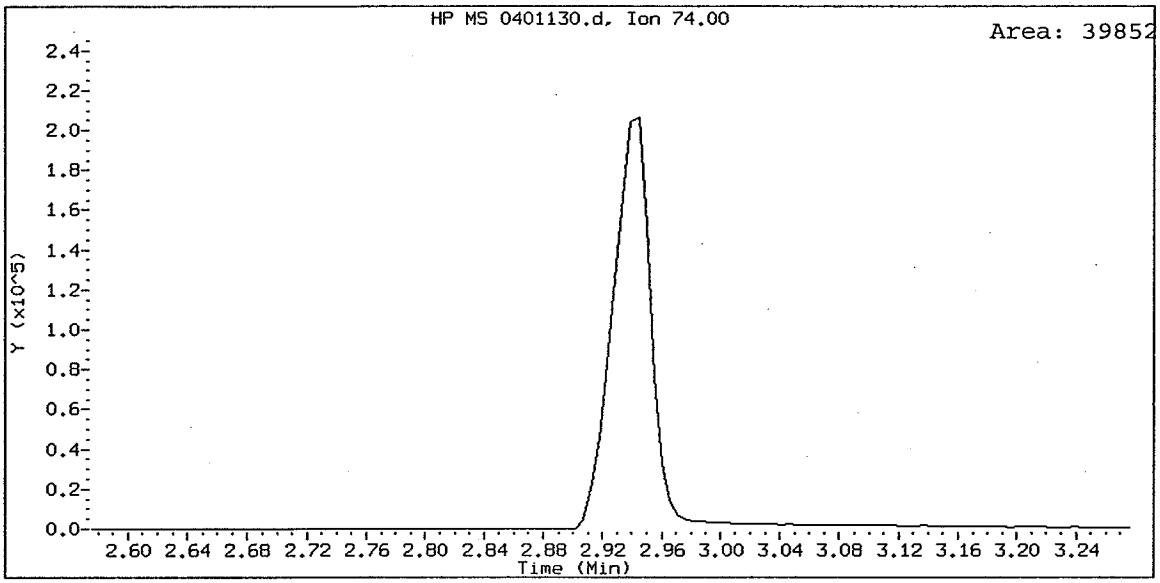

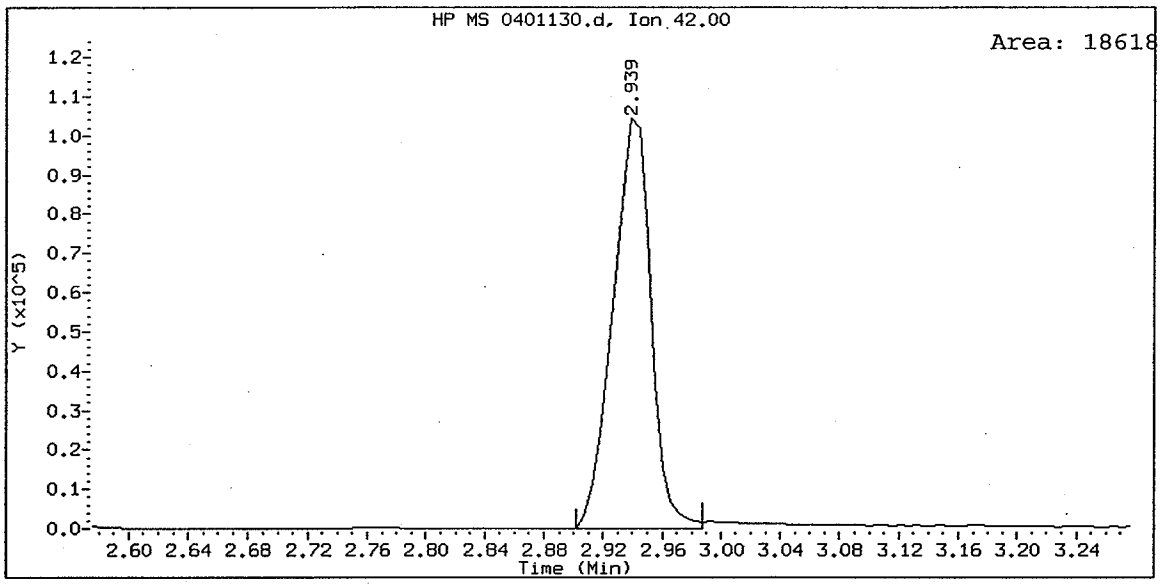

ABN 40, /chem1/nt6.i/20061130.b/0401130.d
Pyridine Amount: 41.10

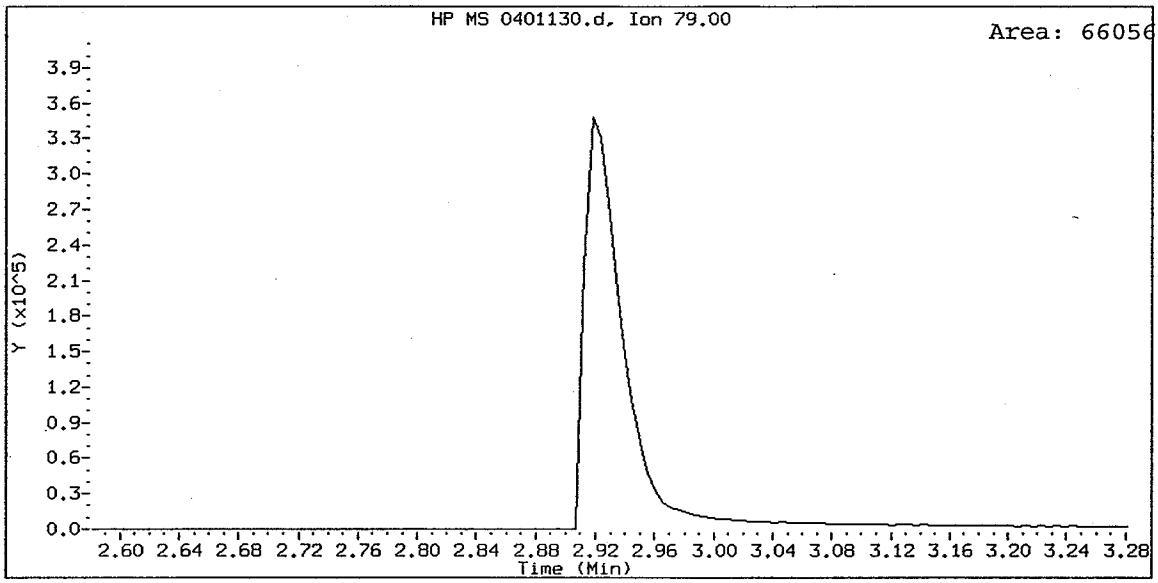

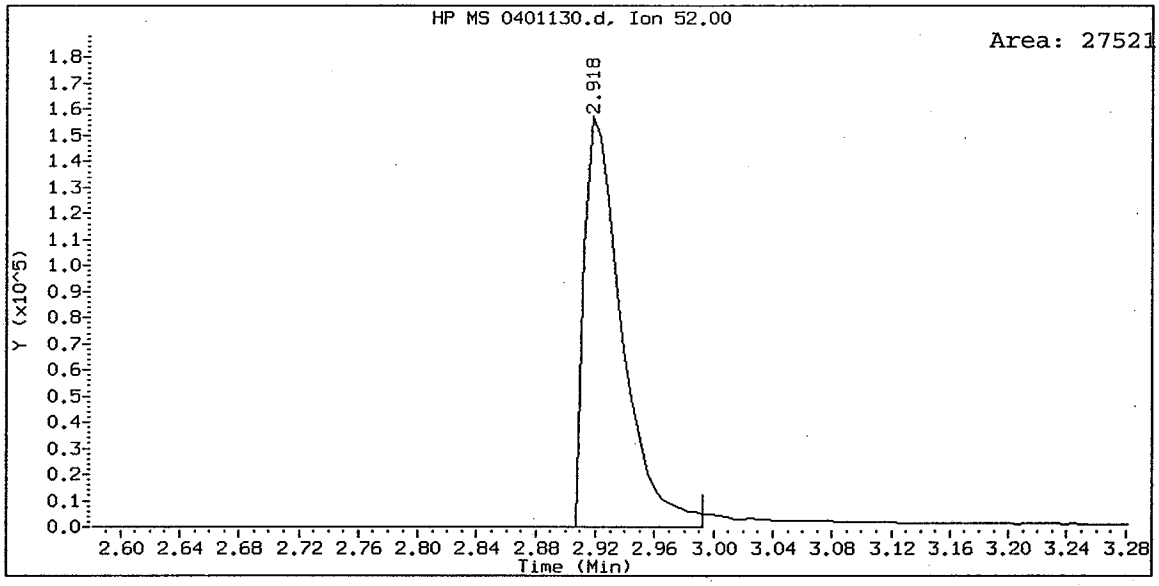

Analytical Resources, Inc.

Semivolatile Report SW846 Method 8270D

Data file : /chem1/nt6.i/20061130.b/0801130.d
Lab Smp Id: ABN 80
Inj Date : 30-NOV-2006 10:48
Operator : LJR Inst ID: nt6.i
Smp Info : ABN 80
Misc Info :
Comment : 1ul Injection
Method : /chem1/nt6.i/20061130.b/SW846.m
Meth Date : 01-Dec-2006 10:21 jeff Quant Type: ISTD
Cal Date : 27-NOV-2006 11:16 Cal File: 0101127.d
Als bottle: 2 Calibration Sample, Level: 6
Dil Factor: 1.00000
Integrator: HP RTE Compound Sublist: ICAL.sub
Target Version: 3.50

	Compounds	QUANT SIG MASS	RT	EXP RT	REL RT	RESPONSE	AMOUNTS CAL-AMT (ug/mL)	AMOUNTS ON-COL (ug/mL)
$	1 2-Fluorophenol	112	5.377	5.372	(0.739)	890491	80.0000	73.43
$	2 Phenol-d5	99	6.878	6.857	(0.945)	1009936	80.0000	71.10
	3 Phenol	94	6.900	6.878	(0.948)	1162227	80.0000	67.40
$	5 2-Chlorophenol-d4	132	6.991	6.980	(0.960)	676426	80.0000	69.33
	4 Bis(2-Chloroethyl)ether	93	6.975	6.958	(0.958)	893592	80.0000	67.81
	6 2-Chlorophenol	128	7.012	7.001	(0.963)	820721	80.0000	69.31
	7 1,3-Dichlorobenzene	146	7.220	7.215	(0.992)	854584	80.0000	68.88
*	8 1,4-Dichlorobenzene-d4	152	7.279	7.274	(1.000)	154498	20.0000	
	9 1,4-Dichlorobenzene	146	7.306	7.300	(1.004)	852422	80.0000	68.34
$	10 1,2-Dichlorobenzene-d4	152	7.573	7.567	(1.040)	406251	80.0000	64.14
	12 1,2-Dichlorobenzene	146	7.594	7.589	(1.043)	753918	80.0000	64.82
	11 Benzyl alcohol	108	7.573	7.557	(1.040)	607614	80.0000	66.81
	14 2,2'-oxybis(1-Chloropropane)	45	7.829	7.824	(1.076)	830374	80.0000	67.65
	13 2-Methylphenol	108	7.803	7.792	(1.072)	817066	80.0000	70.41
	17 Hexachloroethane	117	8.075	8.070	(1.109)	365729	80.0000	69.15
	16 N-Nitroso-di-n-propylamine	70	8.054	8.027	(1.106)	622634	80.0000	64.77
	15 4-Methylphenol	108	8.043	8.021	(1.105)	796835	80.0000	68.03
$	18 Nitrobenzene-d5	82	8.203	8.187	(0.882)	981955	80.0000	73.50
	19 Nitrobenzene	77	8.230	8.214	(0.885)	1024653	80.0000	69.03
	20 Isophorone	82	8.620	8.598	(0.927)	1676417	80.0000	70.35
	21 2-Nitrophenol	139	8.738	8.727	(0.940)	432119	80.0000	75.62
	22 2,4-Dimethylphenol	107	8.866	8.850	(0.953)	822620	80.0000	69.97
	23 Bis(2-Chloroethoxy)methane	93	9.015	8.999	(0.970)	1045341	80.0000	68.94
	24 Benzoic acid	105	9.208	9.036	(0.990)	1473919	160.000	175.2(M)
	25 2,4-Dichlorophenol	162	9.122	9.111	(0.981)	601820	80.0000	71.49
	26 1,2,4-Trichlorobenzene	180	9.250	9.239	(0.995)	644397	80.0000	67.79
*	27 Naphthalene-d8	136	9.298	9.293	(1.000)	537694	20.0000	

	Compounds	QUANT SIG MASS	RT	EXP RT	REL RT	RESPONSE	AMOUNTS CAL-AMT (ug/mL)	AMOUNTS ON-COL (ug/mL)
28	Naphthalene	128	9.330	9.320	(1.003)	2060586	80.0000	64.01
29	4-Chloroaniline	127	9.480	9.469	(1.020)	936734	80.0000	70.57
30	Hexachlorobutadiene	225	9.656	9.651	(1.038)	328907	80.0000	68.66
31	4-Chloro-3-methylphenol	107	10.297	10.287	(1.107)	689763	80.0000	72.48
32	2-Methylnaphthalene	141	10.447	10.441	(1.124)	1053077	80.0000	65.92
33	Hexachlorocyclopentadiene	237	10.832	10.826	(0.891)	371456	80.0000	88.38
34	2,4,6-Trichlorophenol	196	10.965	10.960	(0.902)	416790	80.0000	78.74
35	2,4,5-Trichlorophenol	196	11.019	11.013	(0.907)	442934	80.0000	78.68
$ 36	2-Fluorobiphenyl	172	11.099	11.088	(0.913)	1305619	80.0000	71.40
37	2-Chloronaphthalene	162	11.222	11.211	(0.924)	1207643	80.0000	69.50
38	2-Nitroaniline	65	11.462	11.446	(0.943)	476904	80.0000	78.42
39	Dimethylphthalate	163	11.852	11.836	(0.975)	1331260	80.0000	73.02
40	Acenaphthylene	152	11.895	11.884	(0.979)	1852581	80.0000	69.02
41	2,6-Dinitrotoluene	165	11.937	11.921	(0.982)	329445	80.0000	79.61
* 42	Acenaphthene-d10	164	12.151	12.140	(1.000)	280887	20.0000	
43	3-Nitroaniline	138	12.146	12.119	(1.000)	383805	80.0000	79.17
44	Acenaphthene	153	12.205	12.188	(1.004)	1173220	80.0000	68.76
45	2,4-Dinitrophenol	184	12.311	12.290	(1.013)	307859	160.000	222.2
46	Dibenzofuran	168	12.466	12.450	(1.026)	1562456	80.0000	67.33
47	4-Nitrophenol	109	12.461	12.439	(1.025)	216332	80.0000	83.74 (M)
48	2,4-Dinitrotoluene	165	12.557	12.541	(1.033)	429520	80.0000	81.84
50	Diethylphthalate	149	13.011	12.990	(1.071)	1176650	80.0000	69.22
49	Fluorene	166	13.022	13.006	(1.072)	1211000	80.0000	64.74
51	4-Chlorophenyl-phenylether	204	13.054	13.043	(1.074)	636074	80.0000	71.62
52	4-Nitroaniline	138	13.145	13.107	(1.082)	383451	80.0000	81.98
53	4,6-Dinitro-2-methylphenol	198	13.225	13.193	(0.911)	442645	160.000	179.5
54	N-Nitrosodiphenylamine	169	13.262	13.246	(0.914)	640358	80.0000	69.81
$ 55	2,4,6-Tribromophenol	330	13.444	13.428	(1.106)	174219	80.0000	82.73
56	4-Bromophenyl-phenylether	248	13.834	13.823	(0.953)	346088	80.0000	68.62
57	Hexachlorobenzene	284	14.042	14.031	(0.968)	374796	80.0000	68.63
58	Pentachlorophenol	266	14.347	14.331	(0.989)	246175	80.0000	86.24
* 59	Phenanthrene-d10	188	14.512	14.507	(1.000)	442638	20.0000	
60	Phenanthrene	178	14.555	14.544	(1.003)	1792789	80.0000	79.90
61	Anthracene	178	14.630	14.614	(1.008)	1786914	80.0000	64.24
62	Carbazole	167	14.918	14.902	(1.028)	1717915	80.0000	65.90
63	Di-n-butylphthalate	149	15.656	15.650	(1.079)	2044747	80.0000	68.51
64	Fluoranthene	202	16.489	16.473	(1.136)	1918394	80.0000	68.26
65	Pyrene	202	16.841	16.825	(0.894)	2010545	80.0000	66.05
$ 66	Terphenyl-d14	244	17.173	17.162	(0.912)	1242604	80.0000	71.96
67	Butylbenzylphthalate	149	18.070	18.059	(0.959)	1074319	80.0000	75.11
68	Benzo(a)anthracene	228	18.807	18.786	(0.999)	1947684	80.0000	72.59
* 69	Chrysene-d12	240	18.834	18.813	(1.000)	363838	20.0000	
70	3,3'-Dichlorobenzidine	252	18.823	18.807	(0.999)	776690	80.0000	75.95
71	Chrysene	228	18.877	18.850	(1.002)	1871865	80.0000	71.20
72	bis(2-Ethylhexyl)phthalate	149	19.075	19.069	(0.953)	1481405	80.0000	73.90
* 134	Di-n-octylphthalate-d4	153	20.009	19.999	(1.000)	791604	20.0000	
73	Di-n-octylphthalate	149	20.020	20.009	(1.001)	2569901	80.0000	69.44

	Compounds	QUANT SIG MASS	RT	EXP RT	REL RT	RESPONSE	AMOUNTS CAL-AMT (ug/mL)	AMOUNTS ON-COL (ug/mL)
74	Benzo(b)fluoranthene	252	20.463	20.437	(0.976)	2602926	80.0000	72.07
75	Benzo(k)fluoranthene	252	20.506	20.469	(0.978)	2115332	80.0000	79.64
76	Benzo(a)pyrene	252	20.912	20.880	(0.997)	2123195	80.0000	66.10
* 77	Perylene-d12	264	20.976	20.965	(1.000)	548733	20.0000	
78	Indeno(1,2,3-cd)pyrene	276	22.413	22.376	(1.068)	2834013	80.0000	64.48
79	Dibenzo(a,h)anthracene	278	22.445	22.408	(1.070)	2279442	80.0000	62.78
80	Benzo(g,h,i)perylene	276	22.798	22.744	(1.087)	2559374	80.0000	65.14
90	N-Nitrosodimethylamine	74	2.947	2.925	(0.405)	655291	80.0000	72.44
103	Pyridine	79	2.909	2.930	(0.400)	1139533	80.0000	74.45 (M)
91	Aniline	93	6.852	6.836	(0.941)	1428696	80.0000	69.88
105	1-methylnaphthalene	141	10.618	10.607	(1.142)	1074721	80.0000	65.95
93	Benzidine	184	16.751	16.735	(0.889)	843779	80.0000	62.38
98	Retene	219	17.418	17.408	(0.925)	861875	80.0000	71.56
111	Azobenzene (1,2-DP-Hydrazine)	77	13.305	13.289	(1.095)	1751291	80.0000	71.19
144	alpha-Terpineol	59	9.373	9.362	(1.008)	206450	80.0000	76.36
143	1,4-Dioxane	88	2.332	2.337	(0.320)	432495	80.0000	74.05
$ 137	d8-1,4-Dioxane	96	2.290	2.295	(0.315)	414982	80.0000	74.90
133	Butylatedhydroxytoluene	205	12.349	12.343	(1.016)	987169	80.0000	69.67
115	Tributyl Phosphate	99	13.390	13.369	(0.923)	1747255	80.0000	67.77
116	Dibutyl Phenyl Phosphate	175	15.105	15.089	(1.041)	1260438	80.0000	67.91
117	Butyl Diphenyl Phosphate	94	16.783	16.772	(0.891)	498481	80.0000	70.72
118	Triphenyl Phosphate	326	18.380	18.364	(0.976)	376367	80.0000	78.48

QC Flag Legend

M - Compound response manually integrated.

Analytical Resources, Inc.

INTERNAL STANDARD COMPOUNDS
AREA AND RT SUMMARY

Instrument ID: nt6.i
Lab File ID: 0801130.d
Lab Smp Id: ABN 80
Analysis Type: SV
Quant Type: ISTD
Operator: LJR
Method File: /chem1/nt6.i/20061130.b/SW846.m
Misc Info:

Calibration Date: 30-NOV-2006
Calibration Time: 10:15
Level:
Sample Type:

		AREA LIMIT			
COMPOUND	STANDARD	LOWER	UPPER	SAMPLE	%DIFF
8 1,4-Dichlorobenze	169269	84634	338538	154498	-8.73
27 Naphthalene-d8	592748	296374	1185496	537694	-9.29
42 Acenaphthene-d10	330147	165074	660294	280887	-14.92
59 Phenanthrene-d10	479092	239546	958184	442638	-7.61
69 Chrysene-d12	382127	191064	764254	363838	-4.79
134 Di-n-octylphthala	849567	424784	1699134	791604	-6.82
77 Perylene-d12	549234	274617	1098468	548733	-0.09

		RT LIMIT			
COMPOUND	STANDARD	LOWER	UPPER	SAMPLE	%DIFF
8 1,4-Dichlorobenze	7.28	6.78	7.78	7.28	0.04
27 Naphthalene-d8	9.30	8.80	9.80	9.30	0.03
42 Acenaphthene-d10	12.14	11.64	12.64	12.15	0.07
59 Phenanthrene-d10	14.51	14.01	15.01	14.51	0.02
69 Chrysene-d12	18.82	18.32	19.32	18.83	0.07
134 Di-n-octylphthala	20.00	19.50	20.50	20.01	0.04
77 Perylene-d12	20.97	20.47	21.47	20.98	0.04

AREA UPPER LIMIT = +100% of internal standard area.
AREA LOWER LIMIT = - 50% of internal standard area.
RT UPPER LIMIT = + 0.50 minutes of internal standard RT.
RT LOWER LIMIT = - 0.50 minutes of internal standard RT.

Data File: /chem1/nt6.i/20061130.b/0801130.d
Date : 30-NOV-2006 10:48
Client ID:
Sample Info: ABN 80

Instrument: nt6.i

Operator: LJR
Column diameter: 0.32

Column phase: ZB-5

0324

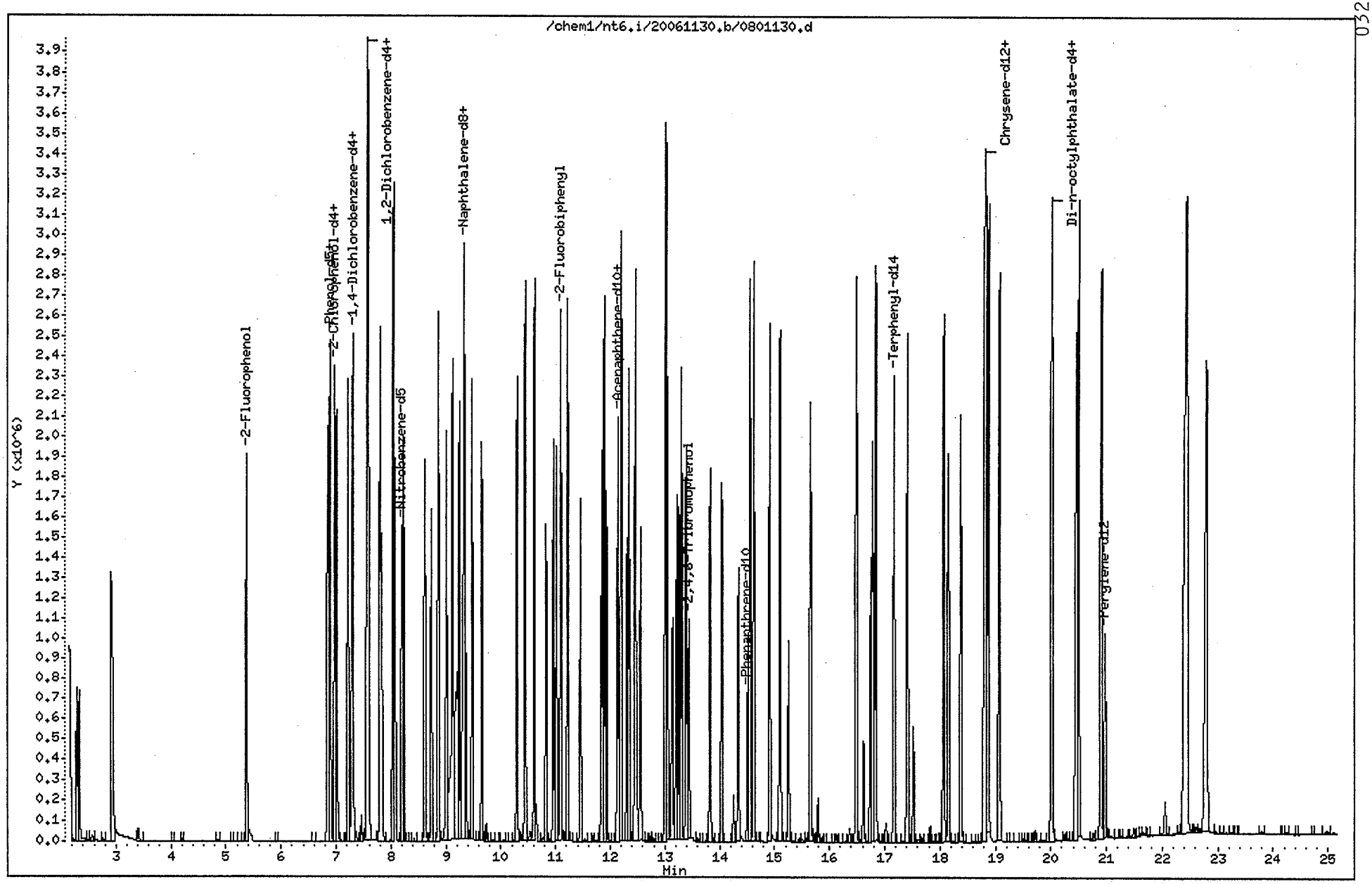

ABN 80, /chem1/nt6.i/20061130.b/0801130.d
Benzoic acid Amount: 175.23

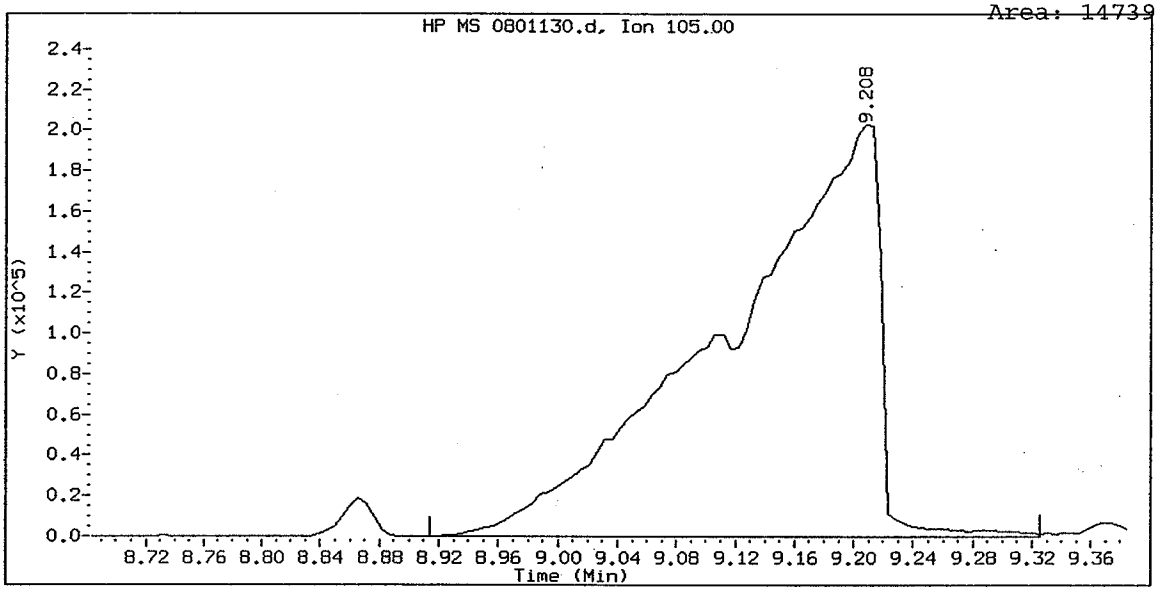

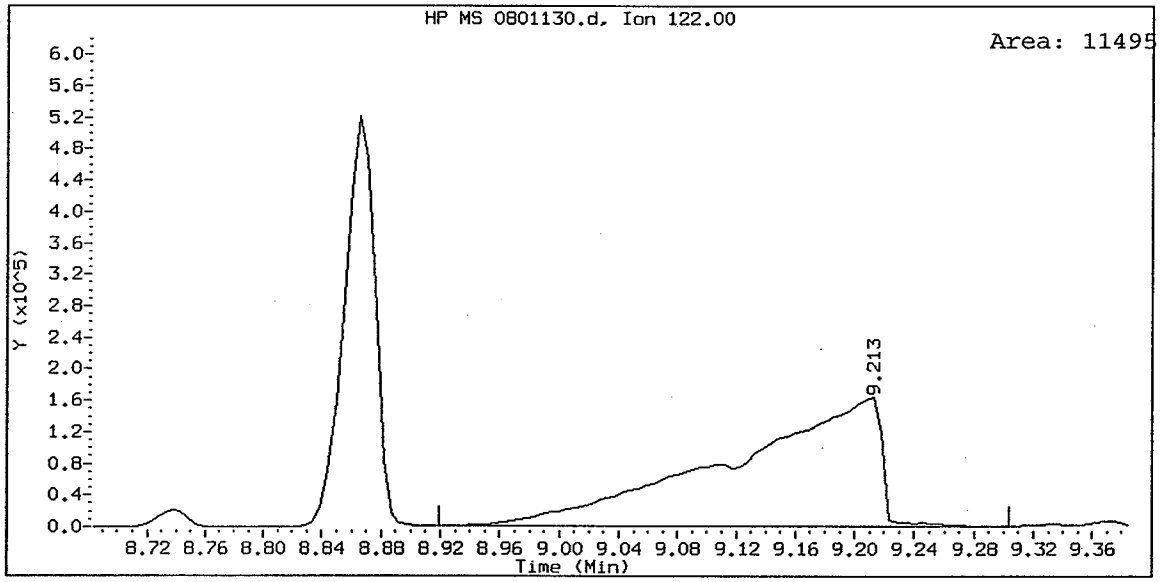

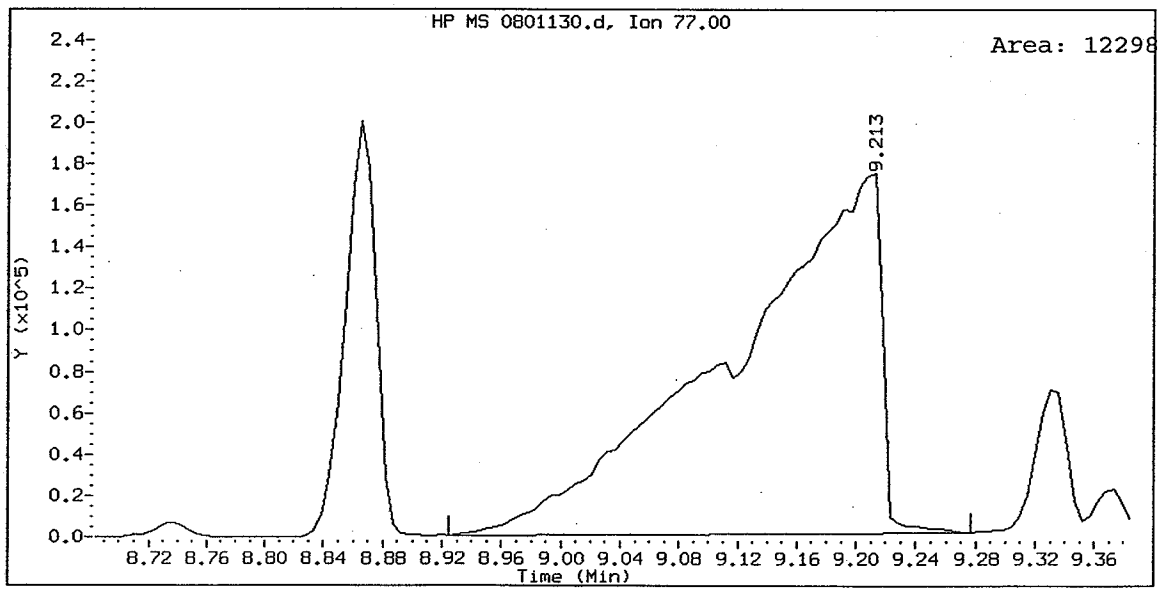

ABN 80, /chem1/nt6.i/20061130.b/0801130.d
4-Nitrophenol Amount: 83.74

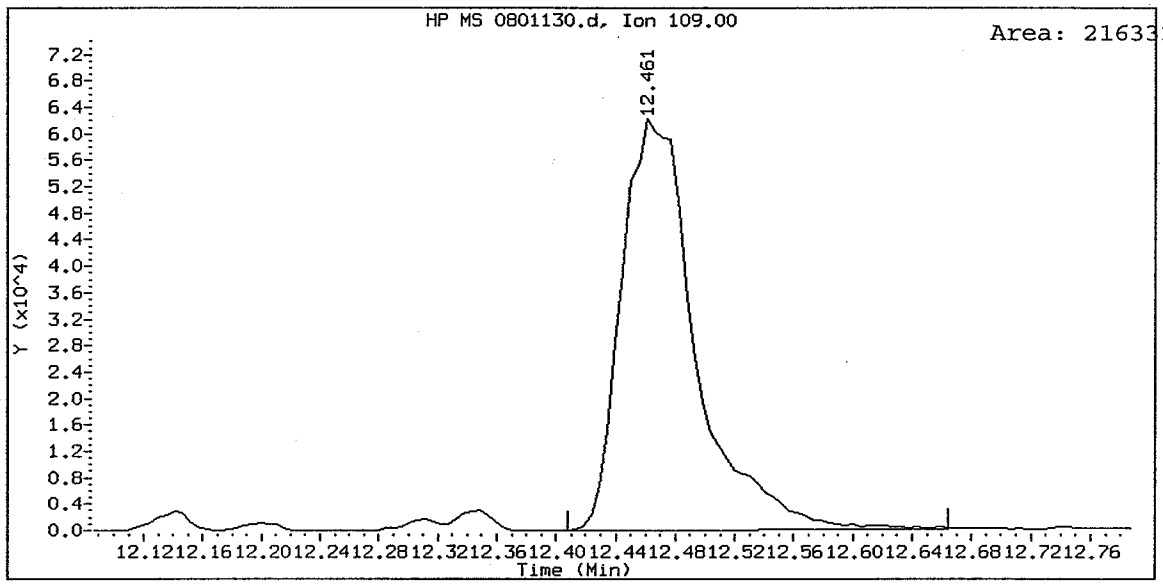

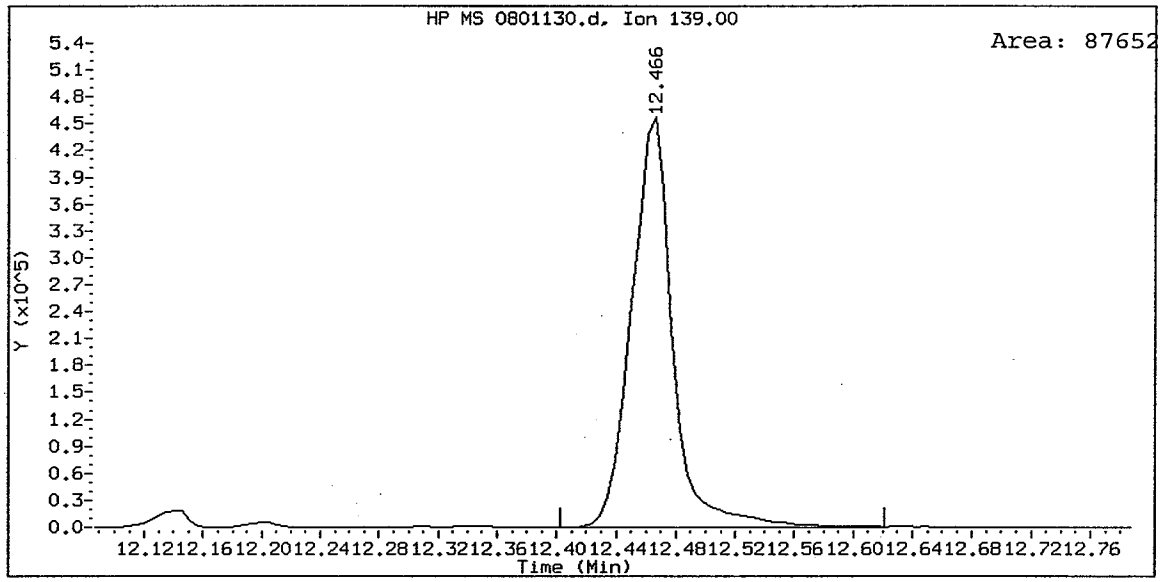

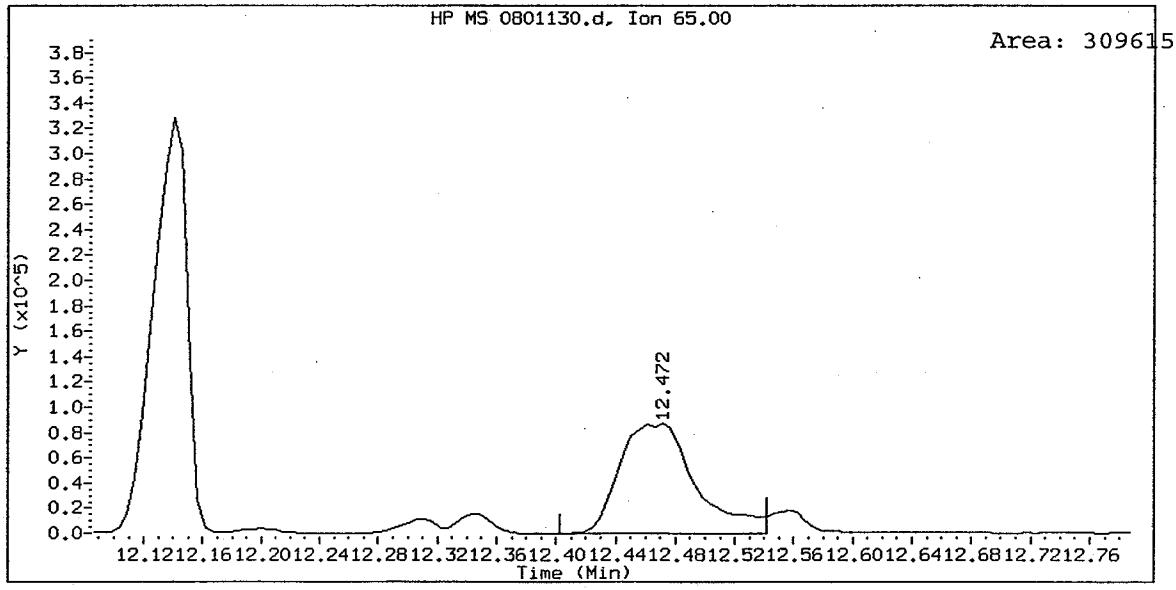

ABN 80, /chem1/nt6.i/20061130.b/0801130.d
Pyridine Amount: 74.45

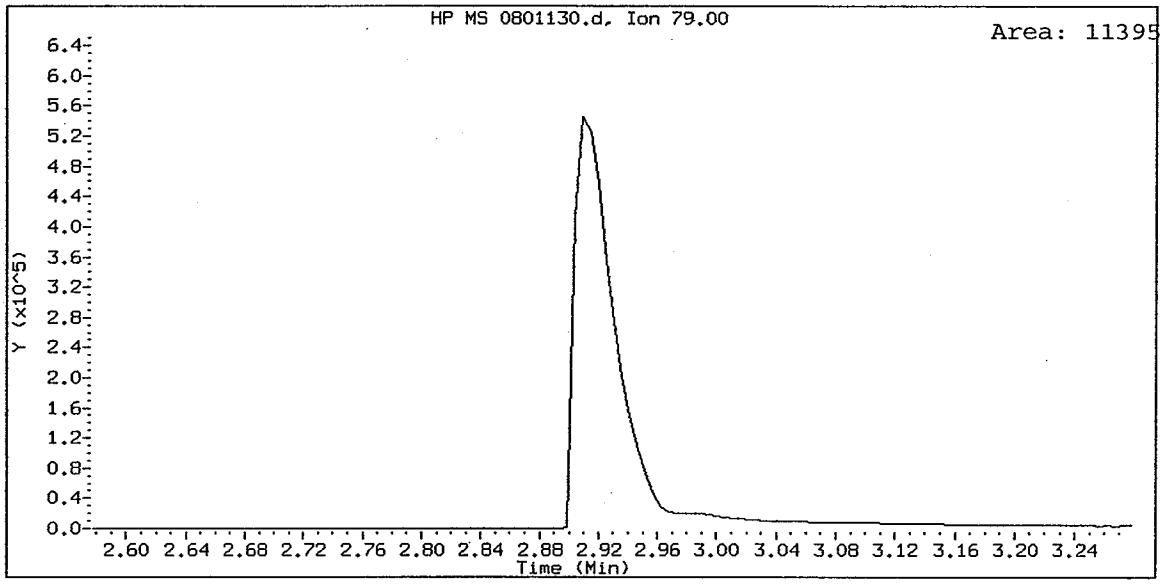

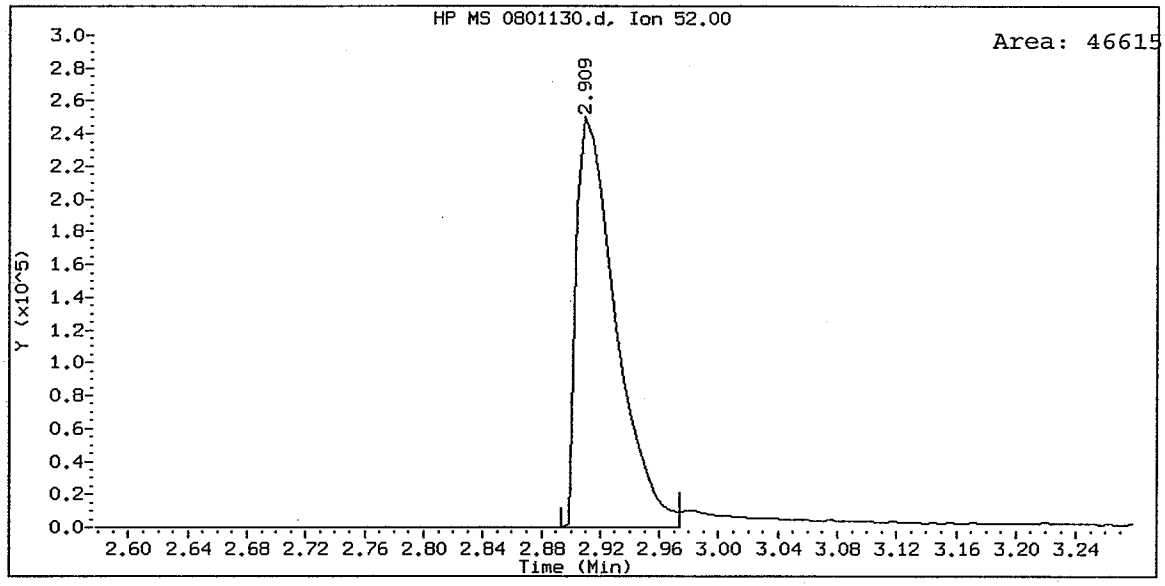

Analytical Resources, Inc.

Semivolatile Report SW846 Method 8270D

Data file : /chem1/nt6.i/20061130.b/icv1130.d
Lab Smp Id: ABN ICV
Inj Date : 30-NOV-2006 13:29
Operator : LJR Inst ID: nt6.i
Smp Info : ABN ICV
Misc Info :
Comment : 1ul Injection
Method : /chem1/nt6.i/20061130.b/SW846.m
Meth Date : 01-Dec-2006 10:21 jeff Quant Type: ISTD
Cal Date : 27-NOV-2006 11:16 Cal File: 0101127.d
Als bottle: 7 QC Sample: LCS
Dil Factor: 1.00000
Integrator: HP RTE Compound Sublist: ICV.sub
Target Version: 3.50

	Compounds	QUANT SIG MASS	RT	EXP RT	REL RT	RESPONSE	CONCENTRATIONS ON-COLUMN (ug/mL)	CONCENTRATIONS FINAL (ug/mL)
	3 Phenol	94	6.877	6.878	(0.945)	462181	26.5878	26.59
	4 Bis(2-Chloroethyl)ether	93	6.963	6.958	(0.957)	348517	26.2361	26.24
	6 2-Chlorophenol	128	7.000	7.001	(0.962)	312127	26.1458	26.15
	7 1,3-Dichlorobenzene	146	7.214	7.215	(0.991)	323218	25.8412	25.84
*	8 1,4-Dichlorobenzene-d4	152	7.278	7.274	(1.000)	155752	20.0000	
	9 1,4-Dichlorobenzene	146	7.299	7.300	(1.003)	322667	25.6599	25.66
	11 Benzyl alcohol	108	7.556	7.557	(1.038)	219130	23.9009	23.90
	12 1,2-Dichlorobenzene	146	7.588	7.589	(1.043)	309218	26.3737	26.37
	13 2-Methylphenol	108	7.791	7.792	(1.070)	301865	25.8018	25.80
	14 2,2'-oxybis(1-Chloropropane)	45	7.823	7.824	(1.075)	331625	26.8002	26.80
	15 4-Methylphenol	108	8.026	8.021	(1.103)	309649	26.2224	26.22
	16 N-Nitroso-di-n-propylamine	70	8.031	8.027	(1.103)	253392	26.1459	26.15
	17 Hexachloroethane	117	8.069	8.070	(1.109)	141551	26.5484	26.55
	19 Nitrobenzene	77	8.218	8.214	(0.884)	392490	26.2297	26.23
	20 Isophorone	82	8.603	8.598	(0.926)	656761	27.3388	27.34
	21 2-Nitrophenol	139	8.731	8.727	(0.940)	151644	26.3241	26.32
	22 2,4-Dimethylphenol	107	8.854	8.850	(0.953)	277915	23.4479	23.45
	23 Bis(2-Chloroethoxy)methane	93	9.004	8.999	(0.969)	383134	25.0652	25.07
	24 Benzoic acid	105	9.052	9.036	(0.974)	218571	25.7752	25.78
	25 2,4-Dichlorophenol	162	9.110	9.111	(0.980)	225765	26.6000	26.60
	26 1,2,4-Trichlorobenzene	180	9.239	9.239	(0.994)	243323	25.3910	25.39
*	27 Naphthalene-d8	136	9.292	9.293	(1.000)	542073	20.0000	
	28 Naphthalene	128	9.324	9.320	(1.003)	829550	25.5592	25.56
	29 4-Chloroaniline	127	9.474	9.469	(1.020)	339943	25.4013	25.40
	30 Hexachlorobutadiene	225	9.650	9.651	(1.039)	118212	24.4780	24.48
	31 4-Chloro-3-methylphenol	107	10.291	10.287	(1.107)	259435	27.0405	27.04
	32 2-Methylnaphthalene	141	10.441	10.441	(1.124)	418612	25.9940	25.99

	Compounds	QUANT SIG MASS	RT	EXP RT	REL RT	RESPONSE	CONCENTRATIONS ON-COLUMN (ug/mL)	FINAL (ug/mL)
	33 Hexachlorocyclopentadiene	237	10.825	10.826	(0.891)	114997	25.2763	25.28
	34 2,4,6-Trichlorophenol	196	10.959	10.960	(0.902)	150961	26.3478	26.35
	35 2,4,5-Trichlorophenol	196	11.012	11.013	(0.907)	161199	26.4524	26.45
	37 2-Chloronaphthalene	162	11.215	11.211	(0.923)	472761	25.1333	25.13
	38 2-Nitroaniline	65	11.450	11.446	(0.943)	173858	26.4096	26.41
	39 Dimethylphthalate	163	11.840	11.836	(0.975)	502948	25.4865	25.49
	40 Acenaphthylene	152	11.888	11.884	(0.979)	744438	25.6212	25.62
	41 2,6-Dinitrotoluene	165	11.926	11.921	(0.982)	119579	26.6933	26.69
*	42 Acenaphthene-d10	164	12.145	12.140	(1.000)	304049	20.0000	
	43 3-Nitroaniline	138	12.123	12.119	(0.998)	137869	26.2724	26.27
	44 Acenaphthene	153	12.193	12.188	(1.004)	462578	25.0453	25.05
	45 2,4-Dinitrophenol	184	12.289	12.290	(1.012)	41027	27.3572	27.36
	46 Dibenzofuran	168	12.455	12.450	(1.026)	642598	25.5826	25.58
	47 4-Nitrophenol	109	12.438	12.439	(1.024)	72351	25.8739	25.87
	48 2,4-Dinitrotoluene	165	12.545	12.541	(1.033)	153664	27.0475	27.05
	49 Fluorene	166	13.010	13.006	(1.071)	514042	25.3856	25.39
	50 Diethylphthalate	149	12.999	12.990	(1.070)	466940	25.3762	25.38
	51 4-Chlorophenyl-phenylether	204	13.047	13.043	(1.074)	242092	25.1825	25.18
	52 4-Nitroaniline	138	13.117	13.107	(1.080)	133203	26.3093	26.31
	53 4,6-Dinitro-2-methylphenol	198	13.197	13.193	(0.909)	63859	25.6058	25.61
	54 N-Nitrosodiphenylamine	169	13.251	13.246	(0.913)	370136	39.9046	39.90 (R)
	56 4-Bromophenyl-phenylether	248	13.827	13.823	(0.953)	126540	24.8111	24.81
	57 Hexachlorobenzene	284	14.036	14.031	(0.967)	137790	24.9537	24.95
	58 Pentachlorophenol	266	14.335	14.331	(0.988)	78486	27.1910	27.19
*	59 Phenanthrene-d10	188	14.511	14.507	(1.000)	447588	20.0000	
	60 Phenanthrene	178	14.549	14.544	(1.003)	720996	25.9568	25.96
	61 Anthracene	178	14.618	14.614	(1.007)	726176	25.8191	25.82
	62 Carbazole	167	14.907	14.902	(1.027)	648258	24.5918	24.59
	63 Di-n-butylphthalate	149	15.649	15.650	(1.078)	799457	26.4895	26.49
	64 Fluoranthene	202	16.483	16.473	(1.136)	722851	25.4374	25.44
	65 Pyrene	202	16.830	16.825	(0.894)	771516	25.2616	25.26
	67 Butylbenzylphthalate	149	18.058	18.059	(0.960)	374296	26.0815	26.08
	68 Benzo(a)anthracene	228	18.790	18.786	(0.999)	665822	24.7319	24.73
*	69 Chrysene-d12	240	18.817	18.813	(1.000)	365042	20.0000	
	70 3,3'-Dichlorobenzidine	252	18.812	18.807	(1.000)	257485	25.0962	25.10
	71 Chrysene	228	18.860	18.850	(1.002)	665262	25.2226	25.22
	72 bis(2-Ethylhexyl)phthalate	149	19.068	19.069	(0.953)	529688	26.2211	26.22
*	134 Di-n-octylphthalate-d4	153	20.003	19.999	(1.000)	797669	20.0000	
	73 Di-n-octylphthalate	149	20.014	20.009	(1.001)	921330	24.7069	24.71
	74 Benzo(b)fluoranthene	252	20.446	20.437	(0.975)	866933	25.6842	25.68
	75 Benzo(k)fluoranthene	252	20.478	20.469	(0.977)	831714	24.4122	24.41
	76 Benzo(a)pyrene	252	20.890	20.880	(0.996)	781020	26.0198	26.02
*	77 Perylene-d12	264	20.970	20.965	(1.000)	512805	20.0000	
	78 Indeno(1,2,3-cd)pyrene	276	22.391	22.376	(1.068)	1014127	24.6885	24.69
	79 Dibenzo(a,h)anthracene	278	22.418	22.408	(1.069)	863594	25.4496	25.45
	80 Benzo(g,h,i)perylene	276	22.759	22.744	(1.085)	911894	24.8360	24.84
	103 Pyridine	79	2.908	2.930	(0.400)	423689	27.4595	27.46

Compounds	QUANT SIG MASS	RT	EXP RT	REL RT	RESPONSE	CONCENTRATIONS ON-COLUMN (ug/mL)	CONCENTRATIONS FINAL (ug/mL)
90 N-Nitrosodimethylamine	74	2.919	2.925	(0.401)	227318	24.9253	24.93
91 Aniline	93	6.840	6.836	(0.940)	459045	22.2732	22.27
105 1-methylnaphthalene	141	10.611	10.607	(1.142)	447532	27.2409	27.24
111 Azobenzene (1,2-DP-Hydrazine)	77	13.293	13.289	(1.095)	714705	26.8402	26.84
93 Benzidine	184	16.739	16.735	(0.890)	46698	3.44090	3.441(R)

QC Flag Legend

R - Spike/Surrogate failed recovery limits.

Analytical Resources, Inc.

INTERNAL STANDARD COMPOUNDS
AREA AND RT SUMMARY

Instrument ID: nt6.i
Lab File ID: icv1130.d
Lab Smp Id: ABN ICV
Analysis Type: SV
Quant Type: ISTD
Operator: LJR
Method File: /chem1/nt6.i/20061130.b/SW846.m
Misc Info:

Calibration Date: 30-NOV-2006
Calibration Time: 10:15
Level:
Sample Type:

COMPOUND	STANDARD	AREA LIMIT LOWER	AREA LIMIT UPPER	SAMPLE	%DIFF
8 1,4-Dichlorobenze	169269	84634	338538	155752	-7.99
27 Naphthalene-d8	592748	296374	1185496	542073	-8.55
42 Acenaphthene-d10	330147	165074	660294	304049	-7.90
59 Phenanthrene-d10	479092	239546	958184	447588	-6.58
69 Chrysene-d12	382127	191064	764254	365042	-4.47
134 Di-n-octylphthala	849567	424784	1699134	797669	-6.11
77 Perylene-d12	549234	274617	1098468	512805	-6.63

COMPOUND	STANDARD	RT LIMIT LOWER	RT LIMIT UPPER	SAMPLE	%DIFF
8 1,4-Dichlorobenze	7.28	6.78	7.78	7.28	0.02
27 Naphthalene-d8	9.30	8.80	9.80	9.29	-0.04
42 Acenaphthene-d10	12.14	11.64	12.64	12.14	0.01
59 Phenanthrene-d10	14.51	14.01	15.01	14.51	0.01
69 Chrysene-d12	18.82	18.32	19.32	18.82	-0.02
134 Di-n-octylphthala	20.00	19.50	20.50	20.00	0.01
77 Perylene-d12	20.97	20.47	21.47	20.97	0.01

AREA UPPER LIMIT = +100% of internal standard area.
AREA LOWER LIMIT = - 50% of internal standard area.
RT UPPER LIMIT = + 0.50 minutes of internal standard RT.
RT LOWER LIMIT = - 0.50 minutes of internal standard RT.

Analytical Resources, Inc.

RECOVERY REPORT

Client Name: Client SDG: 20061130
Sample Matrix: NONE Fraction: SV
Lab Smp Id: ABN ICV
Level: Operator: LJR
Data Type: MS DATA SampleType: LCS
SpikeList File: ICV.spk Quant Type: ISTD
Sublist File: ICV.sub
Method File: /chem1/nt6.i/20061130.b/SW846.m
Misc Info:

SPIKE	COMPOUND	AMOUNT ADDED ug/mL	AMOUNT RECOVERED ug/mL	% RECOVERED	LIMITS
3	Phenol	25.00	26.59	106.35	
4	Bis(2-Chloroethyl)	25.00	26.24	104.94	
6	2-Chlorophenol	25.00	26.15	104.58	
7	1,3-Dichlorobenzen	25.00	25.84	103.36	
9	1,4-Dichlorobenzen	25.00	25.66	102.64	
11	Benzyl alcohol	25.00	23.90	95.60	
12	1,2-Dichlorobenzen	25.00	26.37	105.49	
13	2-Methylphenol	25.00	25.80	103.21	
14	2,2'-oxybis(1-Chlo	25.00	26.80	107.20	
15	4-Methylphenol	25.00	26.22	104.89	
16	N-Nitroso-di-n-pro	25.00	26.15	104.58	
19	Nitrobenzene	25.00	26.23	104.92	
20	Isophorone	25.00	27.34	109.36	
21	2-Nitrophenol	25.00	26.32	105.30	
22	2,4-Dimethylphenol	25.00	23.45	93.79	
23	Bis(2-Chloroethoxy	25.00	25.07	100.26	
24	Benzoic acid	25.00	25.78	103.10	
25	2,4-Dichlorophenol	25.00	26.60	106.40	
26	1,2,4-Trichloroben	25.00	25.39	101.56	
28	Naphthalene	25.00	25.56	102.24	
29	4-Chloroaniline	25.00	25.40	101.61	
30	Hexachlorobutadien	25.00	24.48	97.91	
31	4-Chloro-3-methylp	25.00	27.04	108.16	
32	2-Methylnaphthalen	25.00	25.99	103.98	
33	Hexachlorocyclopen	25.00	25.28	101.11	
34	2,4,6-Trichlorophe	25.00	26.35	105.39	
35	2,4,5-Trichlorophe	25.00	26.45	105.81	
37	2-Chloronaphthalen	25.00	25.13	100.53	
39	Dimethylphthalate	25.00	25.49	101.95	
40	Acenaphthylene	25.00	25.62	102.48	
43	3-Nitroaniline	25.00	26.27	105.09	
44	Acenaphthene	25.00	25.05	100.18	
46	Dibenzofuran	25.00	25.58	102.33	

SPIKE	COMPOUND	AMOUNT ADDED ug/mL	AMOUNT RECOVERED ug/mL	% RECOVERED	LIMITS
48	2,4-Dinitrotoluene	25.00	27.05	108.19	
49	Fluorene	25.00	25.39	101.54	
50	Diethylphthalate	25.00	25.38	101.50	
51	4-Chlorophenyl-phe	25.00	25.18	100.73	
52	4-Nitroaniline	25.00	26.31	105.24	
53	4,6-Dinitro-2-meth	25.00	25.61	102.42	
54	N-Nitrosodiphenyla	25.00	39.90	159.62*	
56	4-Bromophenyl-phen	25.00	24.81	99.24	
57	Hexachlorobenzene	25.00	24.95	99.81	
58	Pentachlorophenol	25.00	27.19	108.76	
60	Phenanthrene	25.00	25.96	103.83	
61	Anthracene	25.00	25.82	103.28	
62	Carbazole	25.00	24.59	98.37	
63	Di-n-butylphthalat	25.00	26.49	105.96	
64	Fluoranthene	25.00	25.44	101.75	
65	Pyrene	25.00	25.26	101.05	
67	Butylbenzylphthala	25.00	26.08	104.33	
68	Benzo(a)anthracene	25.00	24.73	98.93	
70	3,3'-Dichlorobenzi	25.00	25.10	100.38	
71	Chrysene	25.00	25.22	100.89	
72	bis(2-Ethylhexyl)p	25.00	26.22	104.88	
73	Di-n-octylphthalat	25.00	24.71	98.83	
74	Benzo(b)fluoranthe	25.00	25.68	OK 102.74	
75	Benzo(k)fluoranthe	25.00	24.41	97.65	
76	Benzo(a)pyrene	25.00	26.02	104.08	
78	Indeno(1,2,3-cd)py	25.00	24.69	98.75	
79	Dibenzo(a,h)anthra	25.00	25.45	101.80	
80	Benzo(g,h,i)peryle	25.00	24.84	99.34	
103	Pyridine	25.00	27.46	109.84	
90	N-Nitrosodimethyla	25.00	24.93	99.70	
91	Aniline	25.00	22.27	89.09	
105	1-methylnaphthalen	25.00	27.24	108.96	
111	Azobenzene (1,2-DP	25.00	26.84	107.36	
93	Benzidine	25.00	3.441	13.76*	

Data File: /chem1/nt6.i/20061130.b/icv1130.d
Date : 30-NOV-2006 13:29
Client ID:
Sample Info: ABN ICV

Instrument: nt6.i

Operator: LJR
Column diameter: 0.32

Column phase: ZB-5

0334

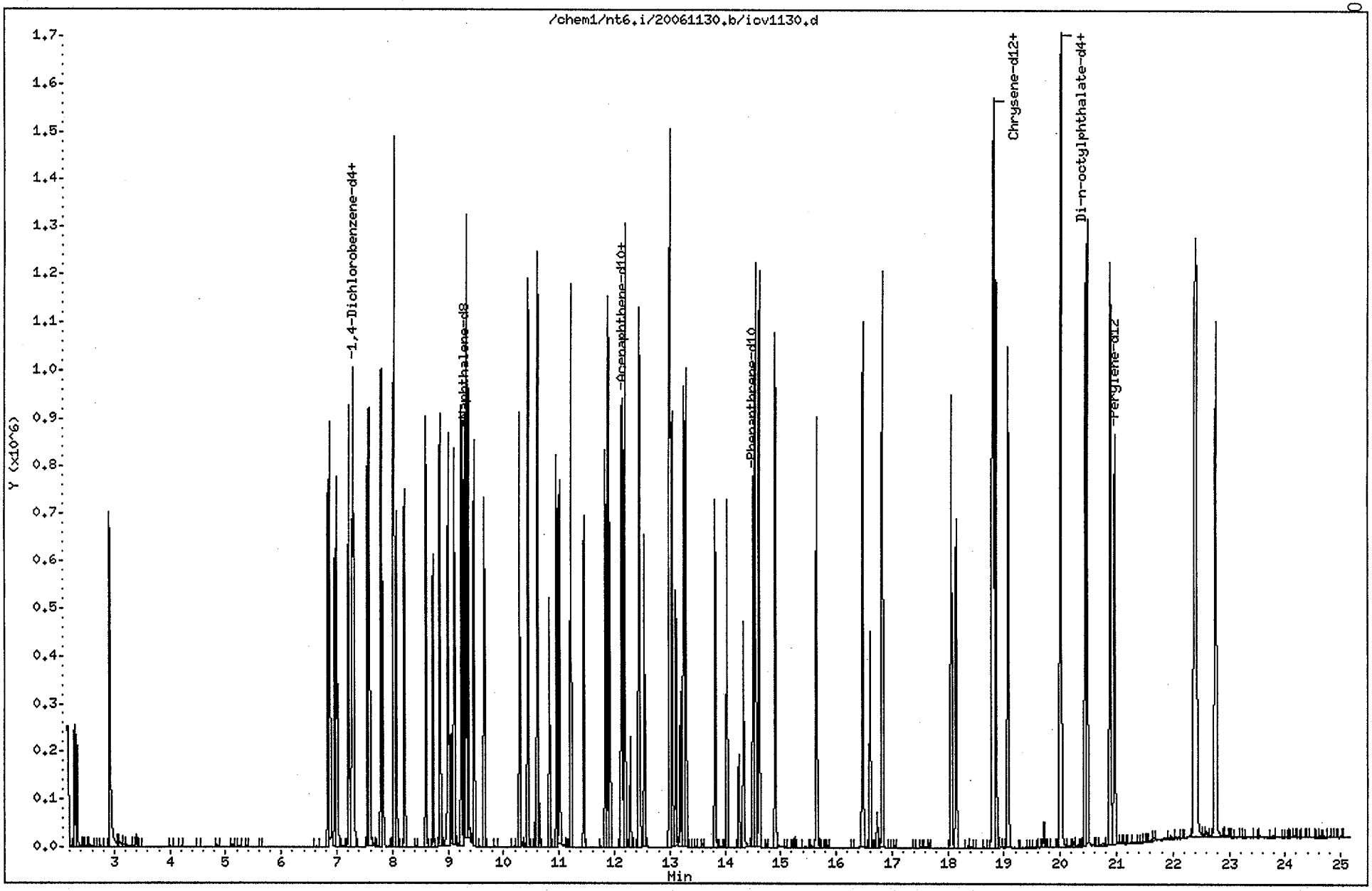

7B

SEMIVOLATILE 8270-C CONTINUING CALIBRATION CHECK

Lab Name: ANALYTICAL RESOURCES, INC Client: ANCHOR

ARI Job No: KG57 Project: CHINOOK

Instrument ID: NT6 Cont. Calib. Date: 12/01/06

Init. Calib. Date: 11/22/06 Cont. Calib. Time: 0948

COMPOUND	CALC AMOUNT	NOM AMOUNT	CURVE	%D	MAX %D
Phenol	24.42	25.00	AVRG	2.3	20.0
Bis(2-Chloroethyl)ether	25.06	25.00	AVRG	-0.2	
2-Chlorophenol	24.98	25.00	AVRG	0.1	
1,3-Dichlorobenzene	24.81	25.00	AVRG	0.8	
1,4-Dichlorobenzene	25.00	25.00	AVRG	0.0	20.0
1,2-Dichlorobenzene	24.63	25.00	AVRG	1.5	
Benzyl alcohol	25.51	25.00	AVRG	-2.0	
2,2'-oxybis(1-Chloropropane)	24.81	25.00	AVRG	0.8	
2-Methylphenol	25.40	25.00	AVRG	-1.6	
Hexachloroethane	25.32	25.00	AVRG	-1.3	
N-Nitroso-di-n-propylamine	24.88	25.00	AVRG	0.5	
4-Methylphenol	24.91	25.00	AVRG	0.4	
Nitrobenzene	24.90	25.00	AVRG	0.4	
Isophorone	25.06	25.00	AVRG	-0.2	
2-Nitrophenol	26.56	25.00	AVRG	-6.2	20.0
2,4-Dimethylphenol	25.31	25.00	AVRG	-1.2	
Bis(2-Chloroethoxy)methane	24.79	25.00	AVRG	0.8	
2,4-Dichlorophenol	25.58	25.00	AVRG	-2.3	20.0
1,2,4-Trichlorobenzene	24.50	25.00	AVRG	2.0	
Naphthalene	24.46	25.00	AVRG	2.2	
Benzoic acid	47.83	50.00	AVRG	4.3	
4-Chloroaniline	25.54	25.00	AVRG	-2.2	
Hexachlorobutadiene	24.74	25.00	AVRG	1.0	20.0
4-Chloro-3-methylphenol	25.83	25.00	AVRG	-3.3	20.0
2-Methylnaphthalene	24.61	25.00	AVRG	1.6	
Hexachlorocyclopentadiene	26.80	25.00	AVRG	-7.2	
2,4,6-Trichlorophenol	25.86	25.00	AVRG	-3.4	20.0
2,4,5-Trichlorophenol	25.34	25.00	AVRG	-1.4	
2-Chloronaphthalene	24.40	25.00	AVRG	2.4	
2-Nitroaniline	25.83	25.00	AVRG	-3.3	
Acenaphthylene	24.51	25.00	AVRG	2.0	
Dimethylphthalate	24.59	25.00	AVRG	1.6	
2,6-Dinitrotoluene	26.16	25.00	AVRG	-4.6	
Acenaphthene	24.38	25.00	AVRG	2.5	20.0
3-Nitroaniline	25.05	25.00	AVRG	-0.2	
2,4-Dinitrophenol	69.67	50.00	AVRG	-39.3	
Dibenzofuran	24.05	25.00	AVRG	3.8	

<- Outside QC limits

FORM VII SV-1

7C

SEMIVOLATILE 8270-C CONTINUING CALIBRATION CHECK

Lab Name: ANALYTICAL RESOURCES, INC Client: ANCHOR

ARI Job No: KG57 Project: CHINOOK

Instrument ID: NT6 Cont. Calib. Date: 12/01/06

Init. Calib. Date: 11/22/06 Cont. Calib. Time: 0948

COMPOUND	CALC AMOUNT	NOM AMOUNT	CURVE	%D	MAX %D
4-Nitrophenol	24.77	25.00	AVRG	0.9	
2,4-Dinitrotoluene	26.02	25.00	AVRG	-4.1	
Fluorene	24.05	25.00	AVRG	3.8	
4-Chlorophenyl-phenylether	24.33	25.00	AVRG	2.7	
Diethylphthalate	24.47	25.00	AVRG	2.1	
4-Nitroaniline	25.59	25.00	AVRG	-2.4	
4,6-Dinitro-2-methylphenol	57.38	50.00	AVRG	-14.8	
N-Nitrosodiphenylamine(1)	24.80	25.00	AVRG	0.8	
4-Bromophenyl-phenylether	24.47	25.00	AVRG	2.1	
Hexachlorobenzene	24.43	25.00	AVRG	2.3	
Pentachlorophenol	25.58	25.00	AVRG	-2.3	20.0
Phenanthrene	24.45	25.00	2ORDR	2.2	
Anthracene	24.56	25.00	AVRG	1.8	
Carbazole	24.66	25.00	AVRG	1.4	
Di-n-butylphthalate	24.86	25.00	AVRG	0.6	
Fluoranthene	24.17	25.00	AVRG	3.3	20.0
Pyrene	24.81	25.00	AVRG	0.8	
Butylbenzylphthalate	25.65	25.00	AVRG	-2.6	
Benzo(a)anthracene	24.77	25.00	AVRG	0.9	
3,3'-Dichlorobenzidine	25.71	25.00	AVRG	-2.8	
Chrysene	24.31	25.00	AVRG	2.8	
bis(2-Ethylhexyl)phthalate	25.81	25.00	AVRG	-3.2	
Di-n-octylphthalate	24.31	25.00	AVRG	2.8	20.0
Benzo(b)fluoranthene	23.93	25.00	AVRG	4.3	
Benzo(k)fluoranthene	22.72	25.00	2ORDR	9.1	
Benzo(a)pyrene	24.38	25.00	AVRG	2.5	20.0
Indeno(1,2,3-cd)pyrene	23.79	25.00	AVRG	4.8	
Dibenzo(a,h)anthracene	24.22	25.00	AVRG	3.1	
Benzo(g,h,i)perylene	24.01	25.00	AVRG	4.0	
N-Nitrosodimethylamine	24.82	25.00	AVRG	0.7	
Aniline	25.64	25.00	AVRG	-2.6	
Benzidine	23.66	25.00	AVRG	5.4	
Pyridine	24.22	25.00	AVRG	3.1	
1-methylnaphthalene	24.68	25.00	AVRG	1.3	
Azobenzene (1,2-DP-Hydrazine	24.78	25.00	AVRG	0.9	

(1) Cannot be separated from Diphenylamine

<- Outside QC limits

FORM VII SV-2

7C

SEMIVOLATILE 8270-C CONTINUING CALIBRATION CHECK

Lab Name: ANALYTICAL RESOURCES, INC Client: ANCHOR

ARI Job No: KG57 Project: CHINOOK

Instrument ID: NT6 Cont. Calib. Date: 12/01/06

Init. Calib. Date: 11/22/06 Cont. Calib. Time: 0948

COMPOUND	CALC AMOUNT	NOM AMOUNT	CURVE	%D	MAX %D
2-Fluorophenol	25.31	25.00	AVRG	-1.2	
Phenol-d5	25.30	25.00	AVRG	-1.2	
2-Chlorophenol-d4	25.65	25.00	AVRG	-2.6	
1,2-Dichlorobenzene-d4	25.14	25.00	AVRG	-0.6	
Nitrobenzene-d5	25.46	25.00	AVRG	-1.8	
2-Fluorobiphenyl	25.00	25.00	AVRG	0.0	
2,4,6-Tribromophenol	25.89	25.00	AVRG	-3.6	
Terphenyl-d14	25.41	25.00	AVRG	-1.6	

<- Outside QC limits

FORM VII SV-3

Analytical Resources, Inc.

CONTINUING CALIBRATION COMPOUNDS

Instrument ID: nt6.i
Lab File ID: cc1201.d
Analysis Type:
Lab Sample ID: ABN 25
Method: /chem1/nt6.i/20061201.b/SW846.m

Injection Date: 01-DEC-2006 09:48
Init. Cal. Date(s): 22-NOV-2006 30-NOV-2006
Init. Cal. Times: 11:39 12:57
Quant Type: ISTD

COMPOUND	RRF / AMOUNT	RF25	CCAL RRF25	MIN RRF	%D / %DRIFT	MAX %D / %DRIFT	CURVE TYPE
$ 1 2-Fluorophenol	1.56979	1.58946	1.58946	0.010	-1.25296	100	Averaged
$ 2 Phenol-d5	1.83888	1.86087	1.86087	0.010	-1.19577	100	Averaged
3 Phenol	2.23216	2.18023	2.18023	0.010	2.32648	20.00000	Averaged
$ 5 2-Chlorophenol-d4	1.26292	1.29555	1.29555	0.010	-2.58373	100	Averaged
4 Bis(2-Chloroethyl)ether	1.70578	1.70963	1.70963	0.010	-0.22592	100	Averaged
6 2-Chlorophenol	1.53294	1.53160	1.53160	0.010	0.08725	100	Averaged
7 1,3-Dichlorobenzene	1.60613	1.59379	1.59379	0.010	0.76790	100	Averaged
9 1,4-Dichlorobenzene	1.61472	1.61460	1.61460	0.010	0.00749	20.00000	Averaged
$ 10 1,2-Dichlorobenzene-d4	0.81988	0.82435	0.82435	0.010	-0.54446	100	Averaged
12 1,2-Dichlorobenzene	1.50553	1.48323	1.48323	0.010	1.48107	100	Averaged
11 Benzyl alcohol	1.17729	1.20144	1.20144	0.010	-2.05125	100	Averaged
14 2,2'-oxybis(1-Chloropropane	1.58893	1.57680	1.57680	0.010	0.76374	100	Averaged
13 2-Methylphenol	1.50231	1.52629	1.52629	0.010	-1.59649	100	Averaged
17 Hexachloroethane	0.68465	0.69342	0.69342	0.010	-1.27990	100	Averaged
16 N-Nitroso-di-n-propylamine	1.24447	1.23838	1.23838	0.050	0.48942	100	Averaged
15 4-Methylphenol	1.51633	1.51063	1.51063	0.010	0.37610	100	Averaged
$ 18 Nitrobenzene-d5	0.49693	0.50613	0.50613	0.010	-1.85103	100	Averaged
19 Nitrobenzene	0.55209	0.54977	0.54977	0.010	0.41969	100	Averaged
20 Isophorone	0.88634	0.88851	0.88851	0.010	-0.24497	100	Averaged
21 2-Nitrophenol	0.21254	0.22583	0.22583	0.010	-6.25044	20.00000	Averaged
22 2,4-Dimethylphenol	0.43730	0.44267	0.44267	0.010	-1.22882	100	Averaged
23 Bis(2-Chloroethoxy)methane	0.56396	0.55925	0.55925	0.010	0.83551	100	Averaged
24 Benzoic acid	0.31287	0.29931	0.29931	0.010	4.33411	100	Averaged
25 2,4-Dichlorophenol	0.31315	0.32047	0.32047	0.010	-2.33810	20.00000	Averaged
26 1,2,4-Trichlorobenzene	0.35357	0.34644	0.34644	0.010	2.01541	100	Averaged
28 Naphthalene	1.19748	1.17162	1.17162	0.010	2.15933	100	Averaged
29 4-Chloroaniline	0.49377	0.50442	0.50442	0.010	-2.15699	100	Averaged
30 Hexachlorobutadiene	0.17818	0.17634	0.17634	0.010	1.03493	20.00000	Averaged
31 4-Chloro-3-methylphenol	0.35399	0.36575	0.36575	0.010	-3.32444	20.00000	Averaged
32 2-Methylnaphthalene	0.59417	0.58480	0.58480	0.010	1.57688	100	Averaged
33 Hexachlorocyclopentadiene	0.29927	0.32086	0.32086	0.050	-7.21480	100	Averaged
34 2,4,6-Trichlorophenol	0.37688	0.38979	0.38979	0.010	-3.42586	20.00000	Averaged
35 2,4,5-Trichlorophenol	0.40085	0.40632	0.40632	0.010	-1.36433	100	Averaged
$ 36 2-Fluorobiphenyl	1.30194	1.30171	1.30171	0.010	0.01774	100	Averaged
37 2-Chloronaphthalene	1.23731	1.20774	1.20774	0.010	2.38975	100	Averaged

Analytical Resources, Inc.

CONTINUING CALIBRATION COMPOUNDS

Instrument ID: nt6.i
Lab File ID: cc1201.d
Analysis Type:
Lab Sample ID: ABN 25
Method: /chem1/nt6.i/20061201.b/SW846.m

Injection Date: 01-DEC-2006 09:48
Init. Cal. Date(s): 22-NOV-2006 30-NOV-2006
Init. Cal. Times: 11:39 12:57
Quant Type: ISTD

COMPOUND	RRF / AMOUNT	RF25	CCAL RRF25	MIN RRF	%D / %DRIFT	MAX %D / %DRIFT	CURVE TYPE
38 2-Nitroaniline	0.43303	0.44738	0.44738	0.010	-3.31312	100	Averaged
39 Dimethylphthalate	1.29807	1.27679	1.27679	0.010	1.63985	100	Averaged
40 Acenaphthylene	1.91124	1.87352	1.87352	0.010	1.97344	100	Averaged
41 2,6-Dinitrotoluene	0.29467	0.30829	0.30829	0.010	-4.62180	100	Averaged
43 3-Nitroaniline	0.34519	0.34593	0.34593	0.010	-0.21440	100	Averaged
44 Acenaphthene	1.21491	1.18478	1.18478	0.010	2.47988	20.00000	Averaged
45 2,4-Dinitrophenol	0.09865	0.13746	0.13746	0.050	-39.34830	100	Averaged
46 Dibenzofuran	1.65227	1.58937	1.58937	0.010	3.80678	100	Averaged
47 4-Nitrophenol	0.18394	0.18225	0.18225	0.050	0.91720	100	Averaged
48 2,4-Dinitrotoluene	0.37371	0.38889	0.38889	0.010	-4.06206	100	Averaged
50 Diethylphthalate	1.21038	1.18495	1.18495	0.010	2.10100	100	Averaged
49 Fluorene	1.33198	1.28110	1.28110	0.010	3.81971	100	Averaged
51 4-Chlorophenyl-phenylether	0.63237	0.61544	0.61544	0.010	2.67651	100	Averaged
52 4-Nitroaniline	0.33304	0.34096	0.34096	0.010	-2.37986	100	Averaged
53 4,6-Dinitro-2-methylphenol	0.11144	0.12789	0.12789	0.010	-14.76059	100	Averaged
54 N-Nitrosodiphenylamine	0.41447	0.41114	0.41114	0.010	0.80166	20.00000	Averaged
$ 55 2,4,6-Tribromophenol	0.14994	0.15526	0.15526	0.010	-3.54302	100	Averaged
56 4-Bromophenyl-phenylether	0.22789	0.22307	0.22307	0.010	2.11519	100	Averaged
57 Hexachlorobenzene	0.24674	0.24106	0.24106	0.010	2.29913	100	Averaged
58 Pentachlorophenol	0.12898	0.13199	0.13199	0.010	-2.33300	20.00000	Averaged
60 Phenanthrene	24.45054	25.00000	1.22311	0.010	2.19786	100	Quadratic
61 Anthracene	1.25676	1.23478	1.23478	0.010	1.74882	100	Averaged
62 Carbazole	1.17790	1.16196	1.16196	0.010	1.35301	100	Averaged
63 Di-n-butylphthalate	1.34857	1.34109	1.34109	0.010	0.55452	100	Averaged
64 Fluoranthene	1.26978	1.22786	1.22786	0.010	3.30126	20.00000	Averaged
65 Pyrene	1.67329	1.66051	1.66051	0.010	0.76359	100	Averaged
$ 66 Terphenyl-d14	0.94921	0.96459	0.96459	0.010	-1.62017	100	Averaged
67 Butylbenzylphthalate	0.78627	0.80669	0.80669	0.010	-2.59703	100	Averaged
68 Benzo(a)anthracene	1.47498	1.46163	1.46163	0.010	0.90557	100	Averaged
70 3,3'-Dichlorobenzidine	0.56212	0.57815	0.57815	0.010	-2.85128	100	Averaged
71 Chrysene	1.44507	1.40507	1.40507	0.010	2.76801	100	Averaged
72 bis(2-Ethylhexyl)phthalate	0.50650	0.52294	0.52294	0.010	-3.24700	100	Averaged
73 Di-n-octylphthalate	0.93498	0.90926	0.90926	0.010	2.75111	20.00000	Averaged
74 Benzo(b)fluoranthene	1.31643	1.26023	1.26023	0.010	4.26909	100	Averaged
75 Benzo(k)fluoranthene	22.72198	25.00000	1.22597	0.010	9.11207	100	Quadratic

Analytical Resources, Inc.

CONTINUING CALIBRATION COMPOUNDS

Instrument ID: nt6.i
Lab File ID: cc1201.d
Analysis Type:
Lab Sample ID: ABN 25
Method: /chem1/nt6.i/20061201.b/SW846.m

Injection Date: 01-DEC-2006 09:48
Init. Cal. Date(s): 22-NOV-2006 30-NOV-2006
Init. Cal. Times: 11:39 12:57
Quant Type: ISTD

COMPOUND	RRF / AMOUNT	RF25	CCAL RRF25	MIN RRF	%D / %DRIFT	MAX %D / %DRIFT	CURVE TYPE
76 Benzo(a)pyrene	1.17067	1.14182	1.14182	0.010	2.46489	20.00000	Averaged
78 Indeno(1,2,3-cd)pyrene	1.60205	1.52448	1.52448	0.010	4.84171	100	Averaged
79 Dibenzo(a,h)anthracene	1.32345	1.28219	1.28219	0.010	3.11752	100	Averaged
80 Benzo(g,h,i)perylene	1.43199	1.37513	1.37513	0.010	3.97056	100	Averaged
90 N-Nitrosodimethylamine	1.17109	1.16261	1.16261	0.010	0.72419	100	Averaged
103 Pyridine	1.98130	1.91935	1.91935	0.010	3.12699	100	Averaged
91 Aniline	2.64648	2.71460	2.71460	0.010	-2.57420	100	Averaged
105 1-methylnaphthalene	0.60614	0.59830	0.59830	0.010	1.29353	100	Averaged
93 Benzidine	0.74356	0.70356	0.70356	0.010	5.37962	100	Averaged
98 Retene	0.66202	0.66677	0.66677	0.010	-0.71689	100	Averaged
111 Azobenzene (1,2-DP-Hydrazin	1.75157	1.73596	1.73596	0.010	0.89158	100	Averaged
144 alpha-Terpineol	0.10057	0.10272	0.10272	0.010	-2.14164	100	Averaged
143 1,4-Dioxane	0.75610	0.76344	0.76344	0.010	-0.97112	100	Averaged
$ 137 d8-1,4-Dioxane	0.71726	0.73377	0.73377	0.010	-2.30290	100	Averaged
133 Butylatedhydroxytoluene	1.00894	1.00453	1.00453	0.010	0.43715	100	Averaged
115 Tributyl Phosphate	1.16487	1.15786	1.15786	0.010	0.60223	100	Averaged
116 Dibutyl Phenyl Phosphate	0.83860	0.82961	0.82961	0.010	1.07155	100	Averaged
117 Butyl Diphenyl Phosphate	0.38745	0.39074	0.39074	0.010	-0.85040	100	Averaged
118 Triphenyl Phosphate	0.26362	0.25891	0.25891	0.010	1.78739	100	Averaged

Analytical Resources, Inc.

Semivolatile Report SW846 Method 8270D

Data file : /chem1/nt6.i/20061201.b/cc1201.d
Lab Smp Id: ABN 25
Inj Date : 01-DEC-2006 09:48
Operator : LJR Inst ID: nt6.i
Smp Info : ABN 25
Misc Info :
Comment : 1ul Injection
Method : /chem1/nt6.i/20061201.b/SW846.m
Meth Date : 04-Dec-2006 11:50 jeff Quant Type: ISTD
Cal Date : 27-NOV-2006 11:16 Cal File: 0101127.d
Als bottle: 3 Continuing Calibration Sample
Dil Factor: 1.00000
Integrator: HP RTE Compound Sublist: ICAL.sub
Target Version: 3.50

	Compounds	QUANT SIG MASS	RT	EXP RT	REL RT	RESPONSE	AMOUNTS CAL-AMT (ug/mL)	AMOUNTS ON-COL (ug/mL)
$	1 2-Fluorophenol	112	5.373	5.373	(0.739)	368915	25.0000	25.31
$	2 Phenol-d5	99	6.868	6.868	(0.944)	431911	25.0000	25.30
	3 Phenol	94	6.884	6.884	(0.946)	506035	25.0000	24.42
$	5 2-Chlorophenol-d4	132	6.981	6.981	(0.960)	300699	25.0000	25.65
	4 Bis(2-Chloroethyl)ether	93	6.959	6.959	(0.957)	396807	25.0000	25.06
	6 2-Chlorophenol	128	7.002	7.002	(0.963)	355487	25.0000	24.98
	7 1,3-Dichlorobenzene	146	7.210	7.210	(0.991)	369921	25.0000	24.81
*	8 1,4-Dichlorobenzene-d4	152	7.274	7.274	(1.000)	185681	20.0000	
	9 1,4-Dichlorobenzene	146	7.301	7.301	(1.004)	374750	25.0000	25.00
$	10 1,2-Dichlorobenzene-d4	152	7.568	7.568	(1.040)	191332	25.0000	25.14
	12 1,2-Dichlorobenzene	146	7.584	7.584	(1.043)	344260	25.0000	24.63
	11 Benzyl alcohol	108	7.558	7.558	(1.039)	278856	25.0000	25.51
	14 2,2'-oxybis(1-Chloropropane)	45	7.819	7.819	(1.075)	365977	25.0000	24.81
	13 2-Methylphenol	108	7.798	7.798	(1.072)	354254	25.0000	25.40
	17 Hexachloroethane	117	8.065	8.065	(1.109)	160943	25.0000	25.32
	16 N-Nitroso-di-n-propylamine	70	8.033	8.033	(1.104)	287430	25.0000	24.88
	15 4-Methylphenol	108	8.028	8.028	(1.104)	350618	25.0000	24.91
$	18 Nitrobenzene-d5	82	8.188	8.188	(0.882)	411540	25.0000	25.46
	19 Nitrobenzene	77	8.215	8.215	(0.884)	447028	25.0000	24.90
	20 Isophorone	82	8.599	8.599	(0.926)	722464	25.0000	25.06
	21 2-Nitrophenol	139	8.728	8.728	(0.940)	183624	25.0000	26.56
	22 2,4-Dimethylphenol	107	8.856	8.856	(0.953)	359947	25.0000	25.31
	23 Bis(2-Chloroethoxy)methane	93	9.000	9.000	(0.969)	454739	25.0000	24.79
	24 Benzoic acid	105	9.117	9.117	(0.982)	486747	50.0000	47.83
	25 2,4-Dichlorophenol	162	9.112	9.112	(0.981)	260578	25.0000	25.58
	26 1,2,4-Trichlorobenzene	180	9.240	9.240	(0.995)	281700	25.0000	24.50
*	27 Naphthalene-d8	136	9.288	9.288	(1.000)	650495	20.0000	

	Compounds	QUANT SIG MASS	RT	EXP RT	REL RT	RESPONSE	AMOUNTS CAL-AMT (ug/mL)	AMOUNTS ON-COL (ug/mL)
	28 Naphthalene	128	9.320	9.320	(1.003)	952666	25.0000	24.46
	29 4-Chloroaniline	127	9.470	9.470	(1.020)	410151	25.0000	25.54
	30 Hexachlorobutadiene	225	9.652	9.652	(1.039)	143382	25.0000	24.74
	31 4-Chloro-3-methylphenol	107	10.293	10.293	(1.108)	297401	25.0000	25.83
	32 2-Methylnaphthalene	141	10.437	10.437	(1.124)	475513	25.0000	24.61
	33 Hexachlorocyclopentadiene	237	10.827	10.827	(0.892)	144722	25.0000	26.80
	34 2,4,6-Trichlorophenol	196	10.961	10.961	(0.903)	175815	25.0000	25.86
	35 2,4,5-Trichlorophenol	196	11.019	11.019	(0.908)	183269	25.0000	25.34
$	36 2-Fluorobiphenyl	172	11.089	11.089	(0.913)	587128	25.0000	25.00
	37 2-Chloronaphthalene	162	11.212	11.212	(0.923)	544745	25.0000	24.40
	38 2-Nitroaniline	65	11.452	11.452	(0.943)	201788	25.0000	25.83
	39 Dimethylphthalate	163	11.837	11.837	(0.975)	575888	25.0000	24.59
	40 Acenaphthylene	152	11.885	11.885	(0.979)	845044	25.0000	24.51
	41 2,6-Dinitrotoluene	165	11.922	11.922	(0.982)	139053	25.0000	26.16
*	42 Acenaphthene-d10	164	12.141	12.141	(1.000)	360836	20.0000	
	43 3-Nitroaniline	138	12.125	12.125	(0.999)	156028	25.0000	25.05
	44 Acenaphthene	153	12.189	12.189	(1.004)	534391	25.0000	24.38
	45 2,4-Dinitrophenol	184	12.296	12.296	(1.013)	124004	50.0000	69.67
	46 Dibenzofuran	168	12.451	12.451	(1.026)	716878	25.0000	24.05
	47 4-Nitrophenol	109	12.462	12.462	(1.026)	82203	25.0000	24.77
	48 2,4-Dinitrotoluene	165	12.547	12.547	(1.033)	175406	25.0000	26.02
	50 Diethylphthalate	149	12.996	12.996	(1.070)	534464	25.0000	24.47
	49 Fluorene	166	13.007	13.007	(1.071)	577835	25.0000	24.05
	51 4-Chlorophenyl-phenylether	204	13.044	13.044	(1.074)	277591	25.0000	24.33
	52 4-Nitroaniline	138	13.119	13.119	(1.081)	153789	25.0000	25.59
	53 4,6-Dinitro-2-methylphenol	198	13.199	13.199	(0.910)	165990	50.0000	57.38
	54 N-Nitrosodiphenylamine	169	13.252	13.252	(0.913)	266820	25.0000	24.80
$	55 2,4,6-Tribromophenol	330	13.434	13.434	(1.106)	70027	25.0000	25.89
	56 4-Bromophenyl-phenylether	248	13.824	13.824	(0.953)	144768	25.0000	24.47
	57 Hexachlorobenzene	284	14.032	14.032	(0.967)	156443	25.0000	24.43
	58 Pentachlorophenol	266	14.337	14.337	(0.988)	85656	25.0000	25.58
*	59 Phenanthrene-d10	188	14.508	14.508	(1.000)	519175	20.0000	
	60 Phenanthrene	178	14.545	14.545	(1.003)	793759	25.0000	24.45
	61 Anthracene	178	14.615	14.615	(1.007)	801335	25.0000	24.56
	62 Carbazole	167	14.908	14.908	(1.028)	754078	25.0000	24.66
	63 Di-n-butylphthalate	149	15.646	15.646	(1.078)	870324	25.0000	24.86
	64 Fluoranthene	202	16.479	16.479	(1.136)	796841	25.0000	24.17
	65 Pyrene	202	16.826	16.826	(0.894)	829603	25.0000	24.81
$	66 Terphenyl-d14	244	17.163	17.163	(0.912)	481913	25.0000	25.41
	67 Butylbenzylphthalate	149	18.055	18.055	(0.960)	403025	25.0000	25.65
	68 Benzo(a)anthracene	228	18.787	18.787	(0.999)	730238	25.0000	24.77
*	69 Chrysene-d12	240	18.813	18.813	(1.000)	399685	20.0000	
	70 3,3'-Dichlorobenzidine	252	18.808	18.808	(1.000)	288848	25.0000	25.71
	71 Chrysene	228	18.856	18.856	(1.002)	701983	25.0000	24.31
	72 bis(2-Ethylhexyl)phthalate	149	19.065	19.065	(0.953)	570912	25.0000	25.81
*	134 Di-n-octylphthalate-d4	153	19.999	19.999	(1.000)	873383	20.0000	
	73 Di-n-octylphthalate	149	20.010	20.010	(1.001)	992666	25.0000	24.31

	Compounds	QUANT SIG MASS	RT	EXP RT	REL RT	RESPONSE	AMOUNTS CAL-AMT (ug/mL)	AMOUNTS ON-COL (ug/mL)
74	Benzo(b)fluoranthene	252	20.443	20.443	(0.975)	924095	25.0000	23.93
75	Benzo(k)fluoranthene	252	20.475	20.475	(0.977)	898973	25.0000	22.72
76	Benzo(a)pyrene	252	20.886	20.886	(0.996)	837268	25.0000	24.38
* 77	Perylene-d12	264	20.961	20.961	(1.000)	586621	20.0000	
78	Indeno(1,2,3-cd)pyrene	276	22.382	22.382	(1.068)	1117864	25.0000	23.79
79	Dibenzo(a,h)anthracene	278	22.409	22.409	(1.069)	940197	25.0000	24.22
80	Benzo(g,h,i)perylene	276	22.761	22.761	(1.086)	1008351	25.0000	24.01
90	N-Nitrosodimethylamine	74	2.915	2.915	(0.401)	269843	25.0000	24.82
103	Pyridine	79	2.905	2.905	(0.399)	445483	25.0000	24.22
91	Aniline	93	6.836	6.836	(0.940)	630063	25.0000	25.64
105	1-methylnaphthalene	141	10.608	10.608	(1.142)	486490	25.0000	24.68
93	Benzidine	184	16.741	16.741	(0.890)	351501	25.0000	23.66
98	Retene	219	17.403	17.403	(0.925)	333122	25.0000	25.18
111	Azobenzene (1,2-DP-Hydrazine)	77	13.295	13.295	(1.095)	782994	25.0000	24.78
144	alpha-Terpineol	59	9.358	9.358	(1.007)	83524	25.0000	25.54
143	1,4-Dioxane	88	2.322	2.322	(0.319)	177195	25.0000	25.24
$ 137	d8-1,4-Dioxane	96	2.274	2.274	(0.313)	170310	25.0000	25.58
133	Butylatedhydroxytoluene	205	12.339	12.339	(1.016)	453090	25.0000	24.89
115	Tributyl Phosphate	99	13.375	13.375	(0.922)	751414	25.0000	24.85
116	Dibutyl Phenyl Phosphate	175	15.095	15.095	(1.040)	538392	25.0000	24.73
117	Butyl Diphenyl Phosphate	94	16.773	16.773	(0.892)	195217	25.0000	25.21
118	Triphenyl Phosphate	326	18.365	18.365	(0.976)	129354	25.0000	24.55

Analytical Resources, Inc.

INTERNAL STANDARD COMPOUNDS
AREA AND RT SUMMARY

Instrument ID: nt6.i
Lab File ID: cc1201.d
Lab Smp Id: ABN 25
Analysis Type: SV
Quant Type: ISTD
Operator: LJR
Method File: /chem1/nt6.i/20061201.b/SW846.m
Misc Info:

Calibration Date: 01-DEC-2006
Calibration Time: 09:48

Level:
Sample Type:

		AREA LIMIT			
COMPOUND	STANDARD	LOWER	UPPER	SAMPLE	%DIFF
8 1,4-Dichlorobenze	185681	92840	371362	185681	0.00
27 Naphthalene-d8	650495	325248	1300990	650495	0.00
42 Acenaphthene-d10	360836	180418	721672	360836	0.00
59 Phenanthrene-d10	519175	259588	1038350	519175	0.00
69 Chrysene-d12	399685	199842	799370	399685	0.00
134 Di-n-octylphthala	873383	436692	1746766	873383	0.00
77 Perylene-d12	586621	293310	1173242	586621	0.00

		RT LIMIT			
COMPOUND	STANDARD	LOWER	UPPER	SAMPLE	%DIFF
8 1,4-Dichlorobenze	7.27	6.77	7.77	7.27	0.00
27 Naphthalene-d8	9.29	8.79	9.79	9.29	0.00
42 Acenaphthene-d10	12.14	11.64	12.64	12.14	0.00
59 Phenanthrene-d10	14.51	14.01	15.01	14.51	0.00
69 Chrysene-d12	18.81	18.31	19.31	18.81	0.00
134 Di-n-octylphthala	20.00	19.50	20.50	20.00	0.00
77 Perylene-d12	20.96	20.46	21.46	20.96	0.00

AREA UPPER LIMIT = +100% of internal standard area.
AREA LOWER LIMIT = - 50% of internal standard area.
RT UPPER LIMIT = + 0.50 minutes of internal standard RT.
RT LOWER LIMIT = - 0.50 minutes of internal standard RT.

Data File: /chem1/nt6.i/20061201.b/cc1201.d

Date : 01-DEC-2006 09:48

Client ID:

Sample Info: ABN 25

Column phase: ZB-5

Instrument: nt6.i

Operator: LJR

Column diameter: 0.32

0345

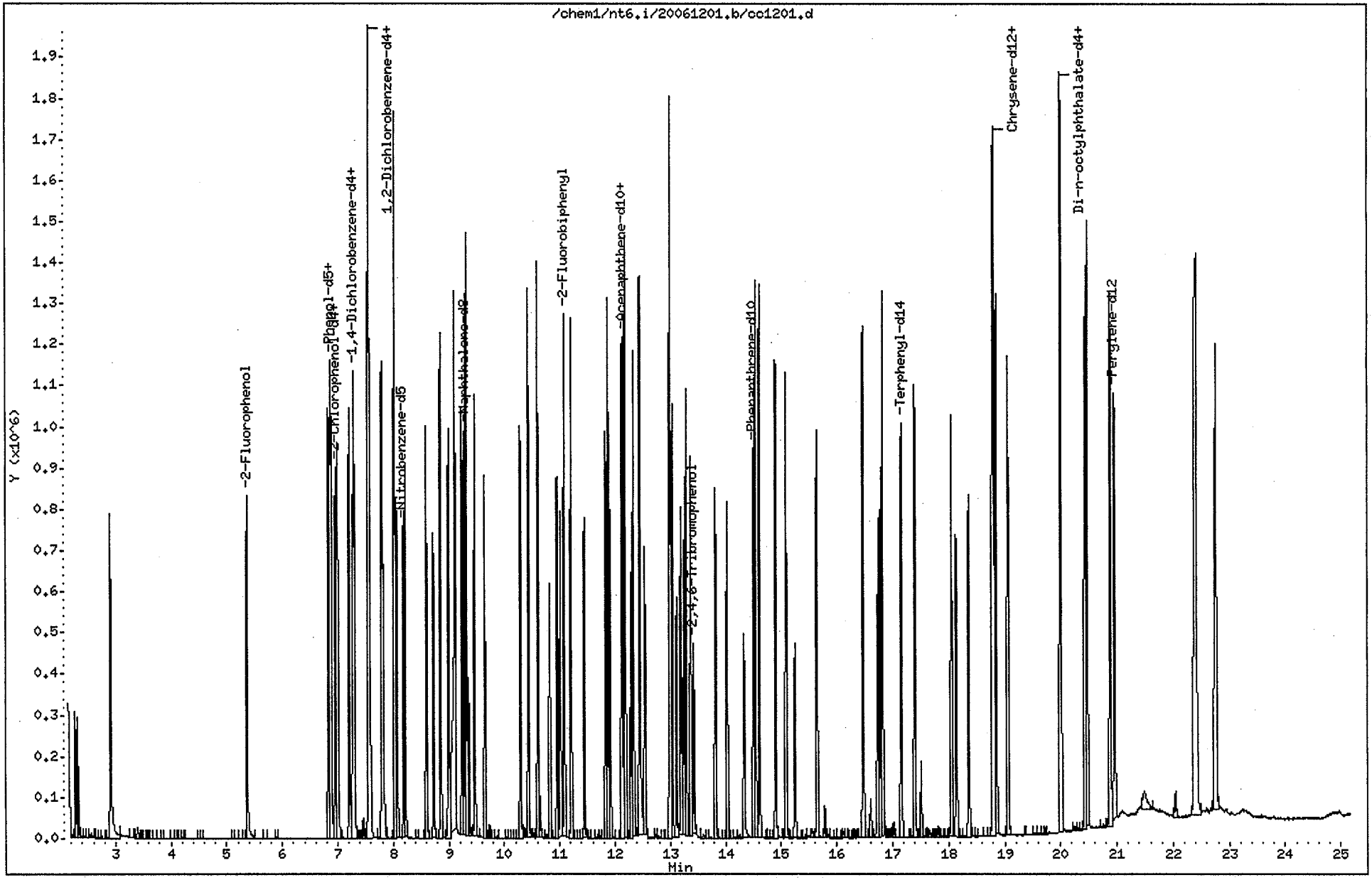

Analytical Resources Inc.
ABN by sw846 8270C
DDT Breakdown Report

Data file: /chem1/nt6.i/20061201.b/ddt.b/cc1201.d ARI ID:
Method: /chem1/nt6.i/20061201.b/ddt.b/sw846ddt.m Misc:
Analysis Date: 01-DEC-2006 09:48 Instrument: nt6.i

LJK
12/4/06

COMPOUND	RT	AREA
Pentachlorophenol	14.337	85656
Benzidine	16.741	349223
4,4'-DDE	----	----
4,4'-DDD	17.670	4668
4,4'-DDT	18.140	214011

$$\text{DDT Percent Breakdown} = \frac{(\text{DDE Area} + \text{DDD Area}) * 100}{(\text{DDE Area} + \text{DDD Area} + \text{DDT Area})}$$

$$\text{DDT Percent Breakdown} = \frac{(0 + 4668) * 100}{(0 + 4668 + 214011)}$$

DDT Percent Breakdown = 2.1 %

Data File: /chem1/nt6.i/20061201.b/ddt.b/cc1201.d
Injection Date: 01-DEC-2006 09:48
Instrument: nt6.i
Client Sample ID:

Compound: Pentachlorophenol
CAS Number: 87-86-5

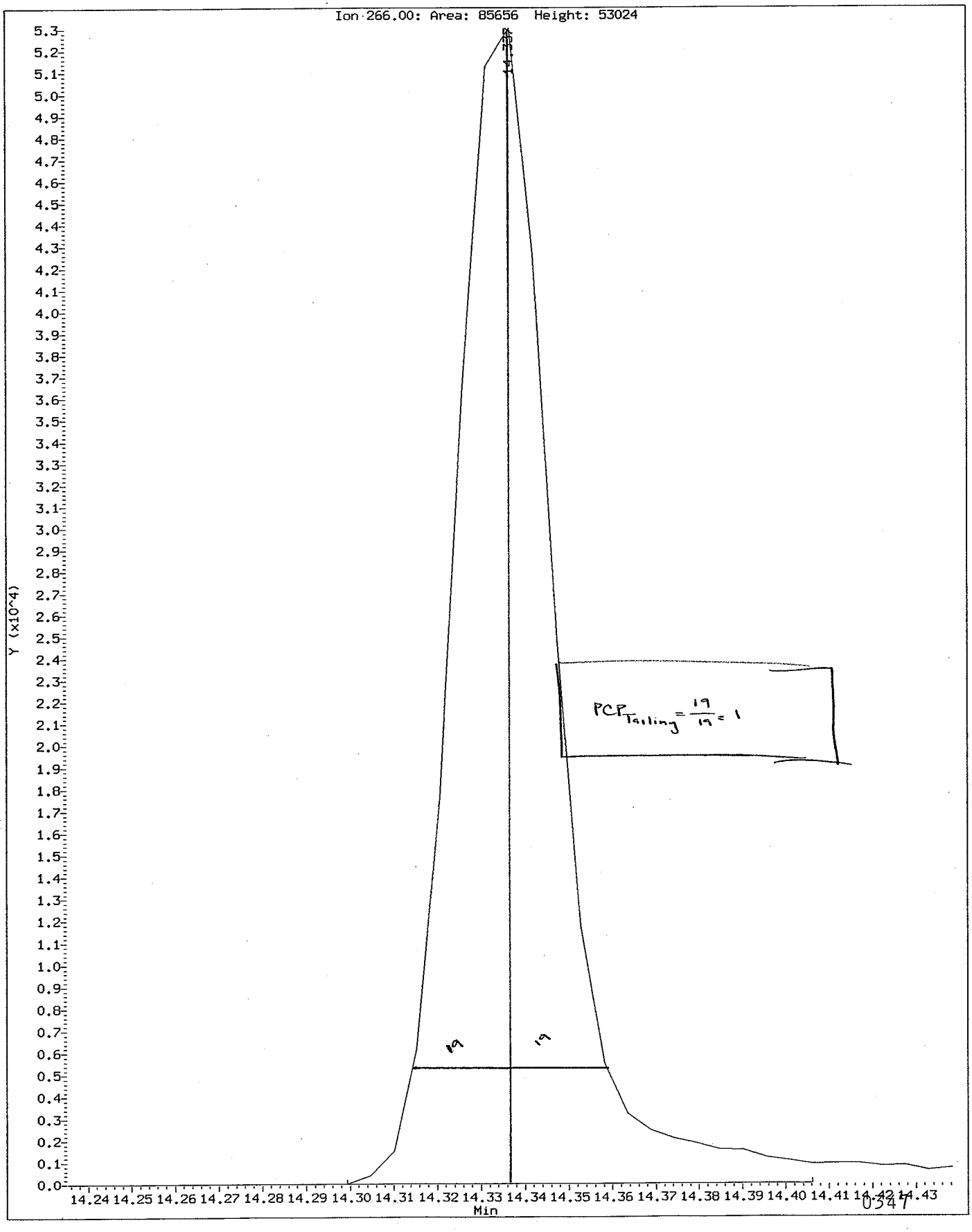

Data File: /chem1/nt6.i/20061201.b/ddt.b/cc1201.d
Injection Date: 01-DEC-2006 09:48
Instrument: nt6.i
Client Sample ID:

Compound: Benzidine
CAS Number:

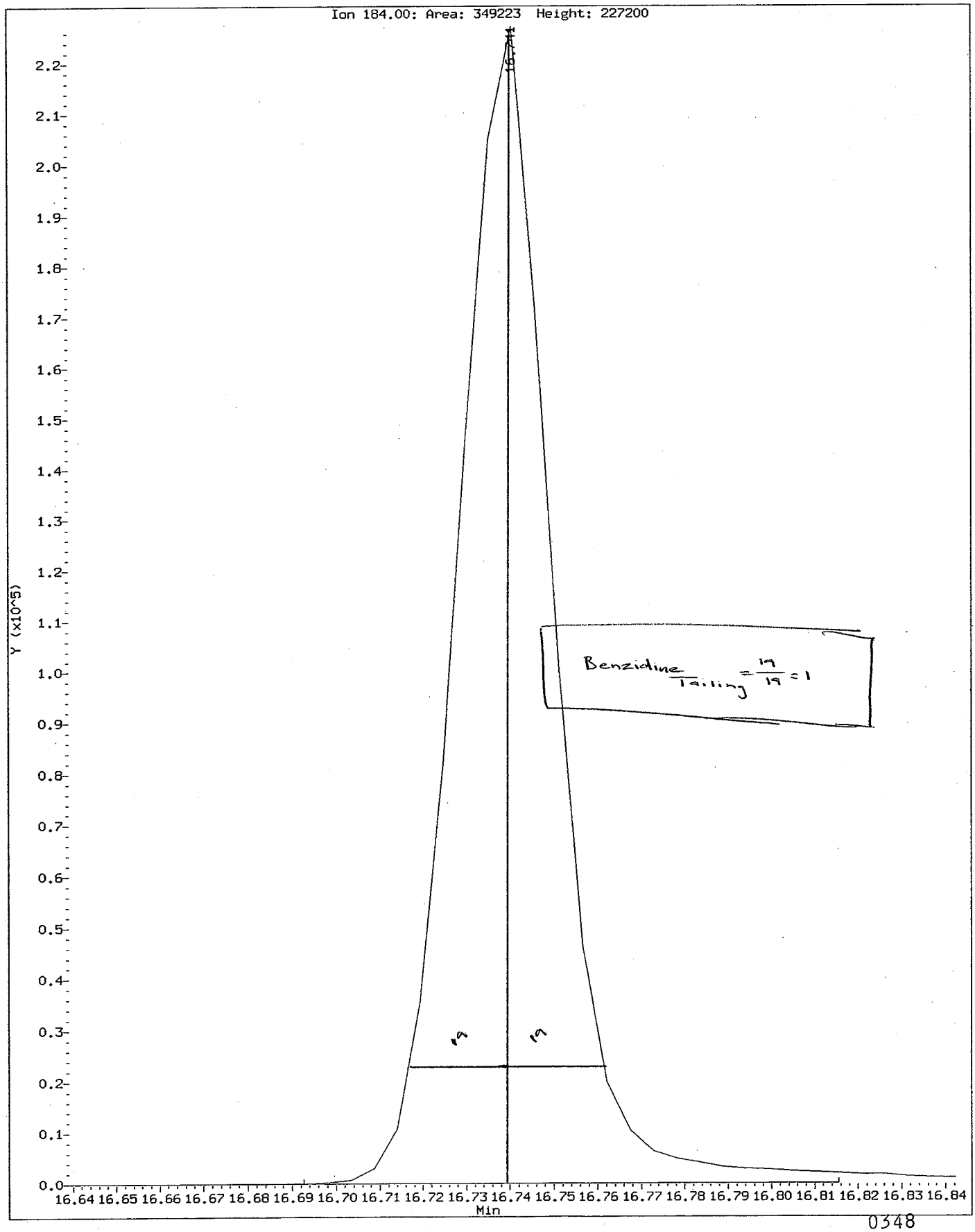

Semivolatiles Analysis
QC Raw Data

prepared
for

ANCHOR ENVIRONMENTAL

Project: Chinook, 060354-01

ARI JOB NO: KG57

prepared
by

Analytical Resources, Inc.

Data File: /chem1/nt6.i/20061130.b/tune.b/0251130.d

Date : 30-NOV-2006 10:15

Client ID:

Instrument: nt6.i

Sample Info: ABN 25

Operator: LJR

Column phase: RTX-5

Column diameter: 0.32

1 dftpp

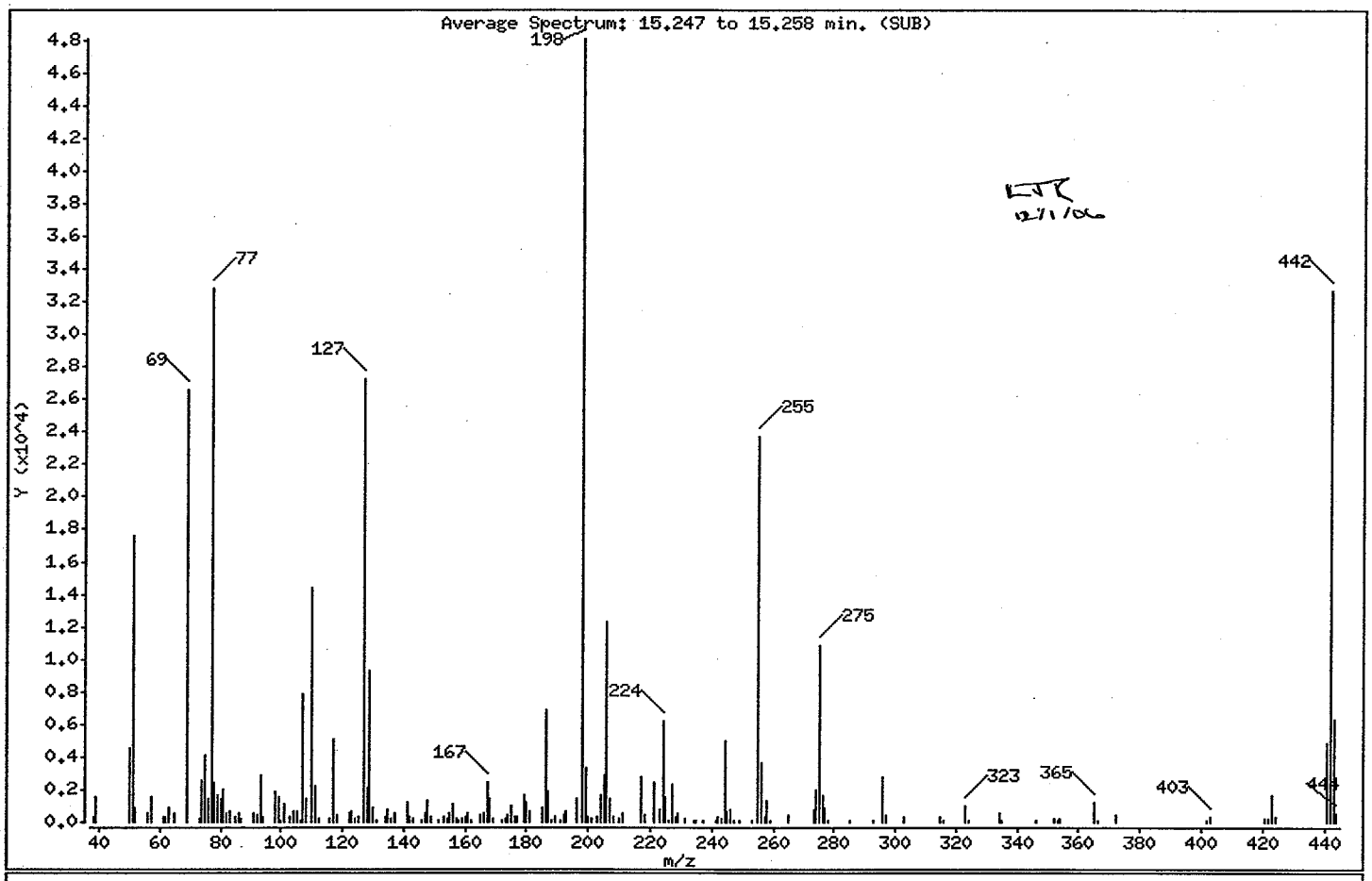

m/e	ION ABUNDANCE CRITERIA	% RELATIVE ABUNDANCE
198	Base Peak, 100% relative abundance	100.00
51	30.00 - 80.00% of mass 198	36.67
68	Less than 2.00% of mass 69	0.00 (0.00)
69	Mass 69 relative abundance	55.34
70	Less than 2.00% of mass 69	0.00 (0.00)
127	25.00 - 75.00% of mass 198	56.79
197	Less than 1.00% of mass 198	0.00
199	5.00 - 9.00% of mass 198	6.92
275	10.00 - 30.00% of mass 198	22.51
365	Greater than 0.75% of mass 198	2.64
441	Present, but less than mass 443	10.08
442	40.00 - 110.00% of mass 198	67.90
443	15.00 - 24.00% of mass 442	13.09 (19.28)

Date : 30-NOV-2006 10:15

Client ID:

Instrument: nt6.i

Sample Info: ABN 25

Operator: LJR

Column phase: RTX-5

Column diameter: 0.32

Data File: 0251130.d

Spectrum: Average Spectrum: 15.247 to 15.258 min. (SUB)

Location of Maximum: 198.00

Number of points: 175

m/z	Y	m/z	Y	m/z	Y	m/z	Y
38.00	282	117.00	5137	179.00	1673	247.00	78
39.00	1569	118.00	430	180.00	1252	249.00	138
50.00	4525	122.00	508	181.00	626	253.00	80
51.00	17624	123.00	684	185.00	871	255.00	23664
52.00	882	124.00	272	186.00	6816	256.00	3679
56.00	545	125.00	324	187.00	1936	257.00	284
57.00	1507	127.00	27296	188.00	86	258.00	1300
61.00	298	128.00	2130	189.00	384	259.00	67
62.00	358	129.00	9300	191.00	74	265.00	485
63.00	900	130.00	857	192.00	487	273.00	748
65.00	528	131.00	79	193.00	640	274.00	1996
69.00	26600	134.00	281	196.00	1427	275.00	10819
73.00	260	135.00	778	198.00	48064	276.00	1617
74.00	2520	136.00	262	199.00	3326	277.00	899
75.00	4064	137.00	583	200.00	338	278.00	91
76.00	1463	141.00	1217	201.00	201	285.00	73
77.00	32784	142.00	380	203.00	362	293.00	146
78.00	2433	143.00	225	204.00	1672	296.00	2762
79.00	1666	146.00	154	205.00	2934	297.00	395
80.00	1394	147.00	560	206.00	12346	303.00	306
81.00	1993	148.00	1317	207.00	1473	315.00	304
82.00	568	149.00	321	208.00	301	316.00	157
83.00	620	151.00	80	210.00	259	323.00	1017
85.00	350	153.00	350	211.00	523	324.00	159
86.00	514	154.00	242	217.00	2792	334.00	608
87.00	274	155.00	564	218.00	405	335.00	99
91.00	551	156.00	1132	221.00	2467	346.00	87
92.00	489	157.00	177	223.00	765	352.00	256
93.00	2847	158.00	156	224.00	6206	353.00	146
94.00	310	159.00	207	225.00	1524	354.00	218
98.00	1915	160.00	372	226.00	86	365.00	1269
99.00	1565	161.00	538	227.00	2368	366.00	150
100.00	73	162.00	67	228.00	345	372.00	479
101.00	1099	165.00	447	229.00	536	402.00	109
103.00	386	166.00	499	231.00	208	403.00	296

Data File: /chem1/nt6.i/20061130.b/tune.b/0251130.d

Date : 30-NOV-2006 10:15

Client ID:

Instrument: nt6.i

Sample Info: ABN 25

Operator: LJR

Column phase: RTX-5

Column diameter: 0.32

Data File: 0251130.d

Spectrum: Average Spectrum: 15.247 to 15.258 min. (SUB)

Location of Maximum: 198.00

Number of points: 175

m/z	Y	m/z	Y	m/z	Y	m/z	Y
104.00	641	167.00	2489	234.00	80	421.00	185
105.00	699	168.00	1419	235.00	75	422.00	175
106.00	77	169.00	191	237.00	83	423.00	1662
107.00	7859	172.00	70	241.00	74	424.00	387
108.00	1455	173.00	174	242.00	378	441.00	4846
110.00	14434	174.00	458	243.00	261	442.00	32632
111.00	2234	175.00	977	244.00	4944	443.00	6291
112.00	236	176.00	284	245.00	652	444.00	601
116.00	208	177.00	360	246.00	736		

Data File: /chem1/nt6.i/20061130.b/tune.b/0251130.d

Date : 30-NOV-2006 10:15

Client ID:

Instrument: nt6.i

Sample Info: ABN 25

Operator: LJR

Column phase: RTX-5

Column diameter: 0.32

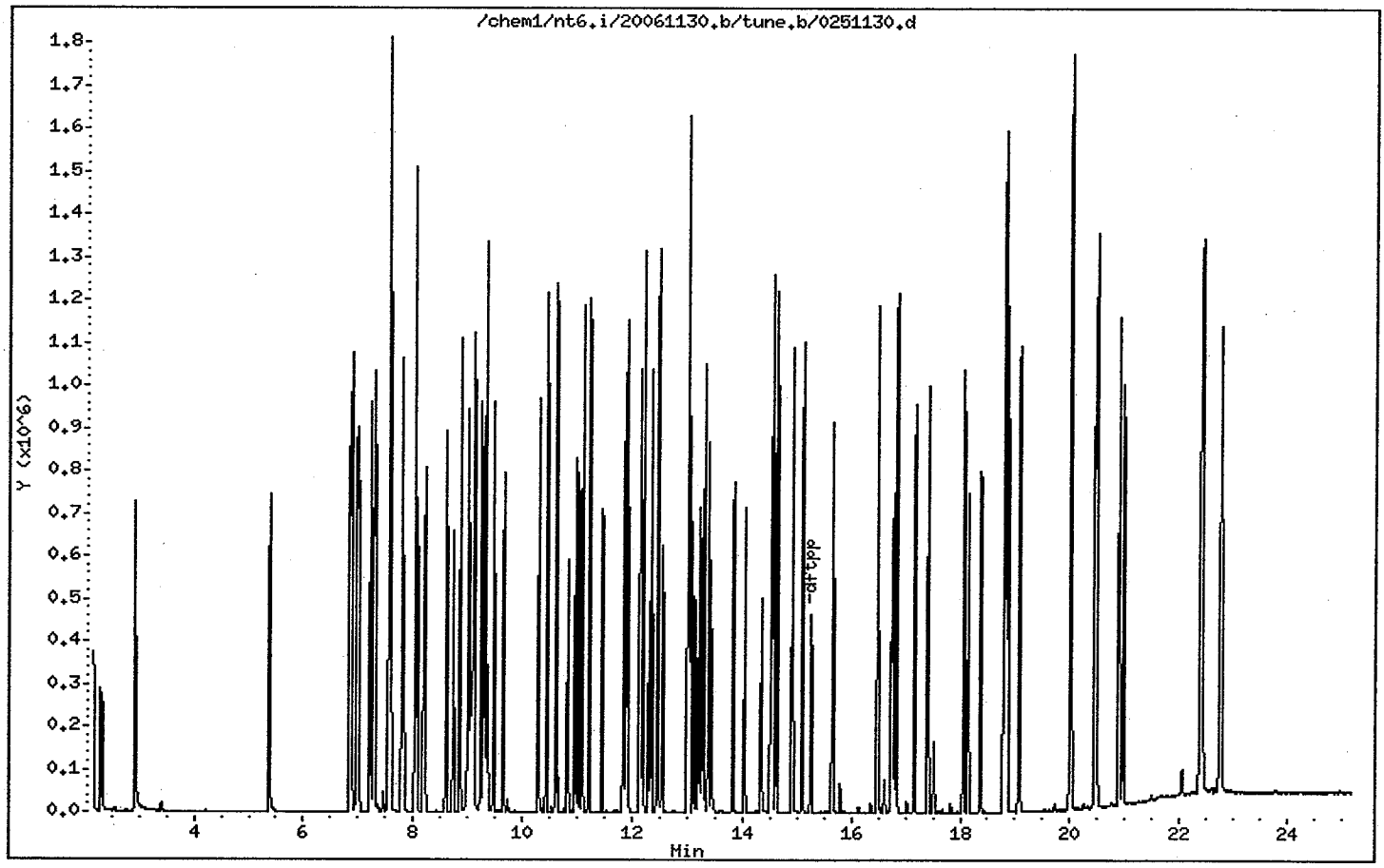

Data File: /chem1/nt6.i/20061201.b/tune.b/cc1201.d

Date : 01-DEC-2006 09:48

Client ID:

Instrument: nt6.i

Sample Info: ABN 25

Operator: LJR

Column phase: RTX-5

Column diameter: 0.32

1 dftpp

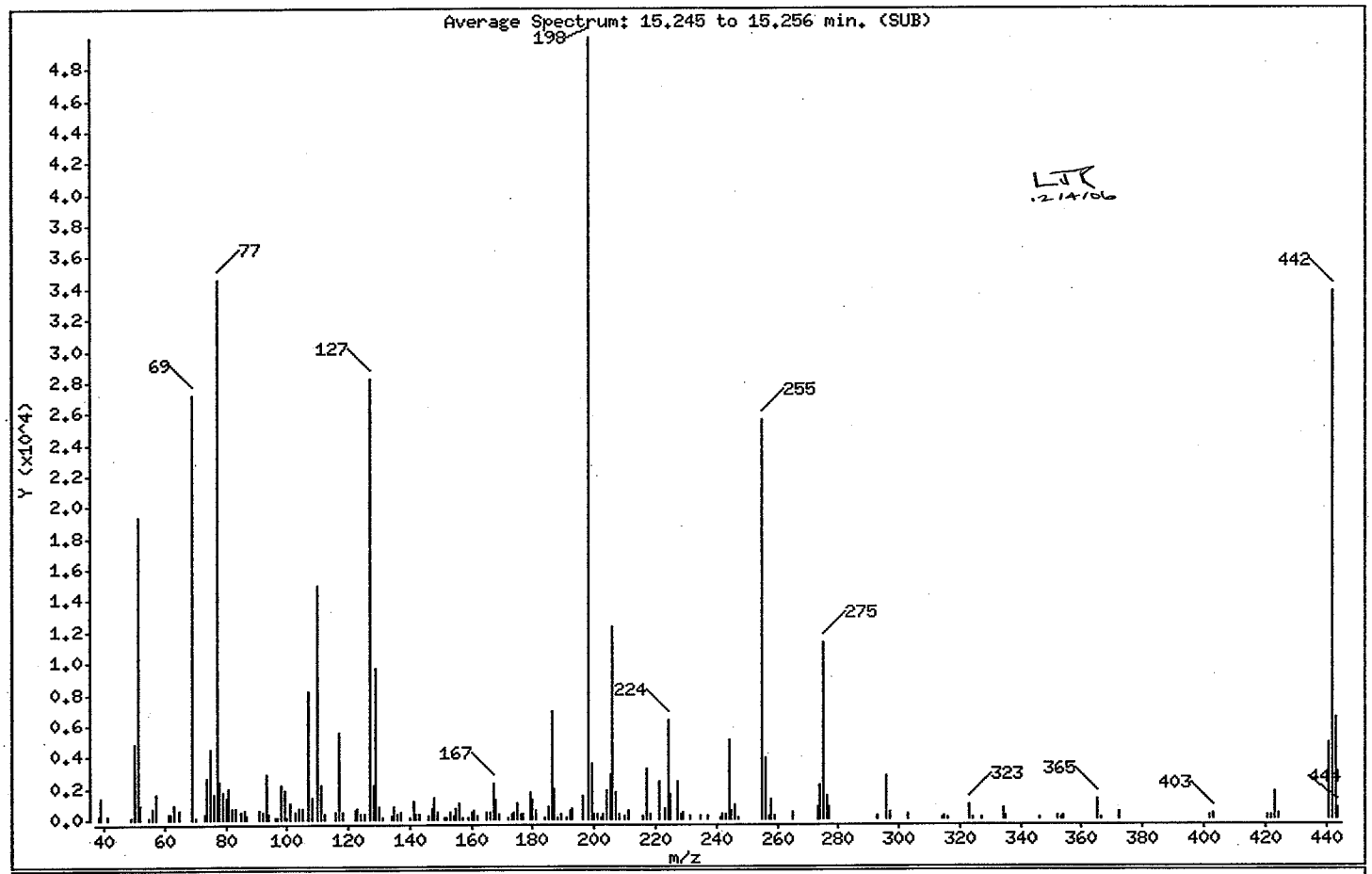

m/e	ION ABUNDANCE CRITERIA	% RELATIVE ABUNDANCE
198	Base Peak, 100% relative abundance	100.00
51	30.00 - 80.00% of mass 198	38.62
68	Less than 2.00% of mass 69	0.00 (0.00)
69	Mass 69 relative abundance	54.49
70	Less than 2.00% of mass 69	0.14 (0.25)
127	25.00 - 75.00% of mass 198	56.46
197	Less than 1.00% of mass 198	0.00
199	5.00 - 9.00% of mass 198	7.25
275	10.00 - 30.00% of mass 198	22.46
365	Greater than 0.75% of mass 198	2.48
441	Present, but less than mass 443	9.77
442	40.00 - 110.00% of mass 198	67.51
443	15.00 - 24.00% of mass 442	13.00 (19.26)

Data File: /chem1/nt6.i/20061201.b/tune.b/cc1201.d

Date : 01-DEC-2006 09:48

Client ID:

Instrument: nt6.i

Sample Info: ABN 25

Operator: LJR

Column phase: RTX-5

Column diameter: 0.32

Data File: cc1201.d

Spectrum: Average Spectrum: 15.245 to 15.256 min. (SUB)

Location of Maximum: 198.00

Number of points: 180

m/z	Y	m/z	Y	m/z	Y	m/z	Y
38.00	274	111.00	2235	176.00	338	246.00	976
39.00	1385	112.00	312	177.00	362	247.00	75
41.00	251	116.00	433	179.00	1696	255.00	25520
49.00	75	117.00	5575	180.00	1238	256.00	3904
50.00	4805	118.00	481	181.00	560	257.00	270
51.00	19304	122.00	583	184.00	74	258.00	1263
52.00	973	123.00	715	185.00	800	259.00	279
55.00	78	124.00	345	186.00	6922	265.00	501
56.00	682	125.00	301	187.00	2014	273.00	765
57.00	1564	127.00	28224	188.00	142	274.00	2181
61.00	343	128.00	2156	189.00	367	275.00	11231
62.00	367	129.00	9696	191.00	69	276.00	1499
63.00	906	130.00	851	192.00	591	277.00	842
65.00	587	131.00	138	193.00	695	293.00	180
69.00	27240	134.00	286	196.00	1515	296.00	2750
70.00	69	135.00	796	198.00	49992	297.00	453
73.00	375	136.00	333	199.00	3624	303.00	339
74.00	2645	137.00	456	200.00	386	314.00	78
75.00	4454	140.00	68	201.00	296	315.00	268
76.00	1615	141.00	1186	202.00	68	316.00	77
77.00	34600	142.00	398	203.00	373	323.00	978
78.00	2386	143.00	303	204.00	1882	324.00	153
79.00	1752	146.00	246	205.00	2839	327.00	71
80.00	1401	147.00	642	206.00	12305	334.00	681
81.00	2001	148.00	1393	207.00	1718	335.00	173
82.00	653	149.00	416	208.00	381	346.00	164
83.00	667	151.00	156	210.00	238	352.00	188
85.00	433	152.00	85	211.00	521	353.00	162
86.00	536	153.00	473	216.00	194	354.00	269
87.00	276	154.00	258	217.00	3275	365.00	1241
91.00	628	155.00	678	218.00	382	366.00	164
92.00	473	156.00	1047	221.00	2428	372.00	518
93.00	2910	157.00	148	223.00	712	402.00	224
94.00	309	159.00	170	224.00	6352	403.00	367
96.00	77	160.00	439	225.00	1583	421.00	181

Data File: /chem1/nt6.i/20061201.b/tune.b/cc1201.d

Date : 01-DEC-2006 09:48

Client ID:

Instrument: nt6.i

Sample Info: ABN 25

Operator: LJR

Column phase: RTX-5

Column diameter: 0.32

Data File: cc1201.d
Spectrum: Average Spectrum: 15.245 to 15.256 min. (SUB)
Location of Maximum: 198.00
Number of points: 180

m/z	Y	m/z	Y	m/z	Y	m/z	Y
97.00	69	161.00	551	227.00	2413	422.00	190
98.00	2204	162.00	180	228.00	356	423.00	1686
99.00	1815	165.00	503	229.00	497	424.00	402
100.00	93	166.00	428	231.00	276	441.00	4884
101.00	1082	167.00	2349	235.00	205	442.00	33744
103.00	411	168.00	1313	237.00	227	443.00	6499
104.00	691	169.00	309	241.00	151	444.00	637
105.00	640	172.00	146	242.00	378		
107.00	8224	173.00	319	243.00	366		
108.00	1420	174.00	484	244.00	5050		
110.00	14957	175.00	999	245.00	615		

Data File: /chem1/nt6.i/20061201.b/tune.b/cc1201.d

Date : 01-DEC-2006 09:48

Client ID:

Instrument: nt6.i

Sample Info: ABN 25

Operator: LJR

Column phase: RTX-5

Column diameter: 0.32

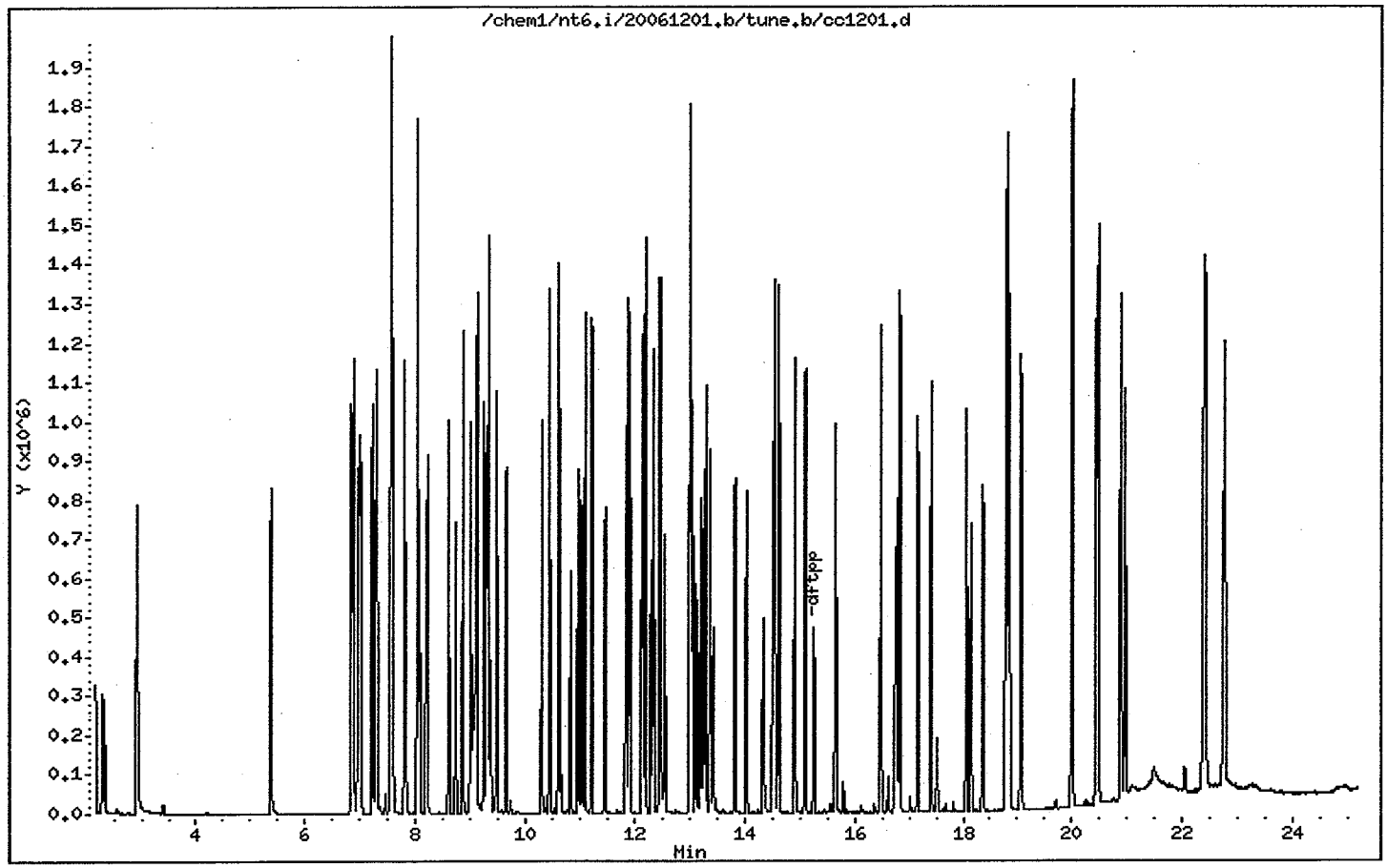

ANALYTICAL RESOURCES INCORPORATED

ORGANICS ANALYSIS DATA SHEET
Semivolatiles by SW8270D GC/MS **Sample ID: MB-112406**
 METHOD BLANK

Lab Sample ID: MB-112406
LIMS ID: 06-23749
Matrix: Water
Data Release Authorized:
Reported: 12/04/06

QC Report No: KG57-Anchor Environmental
Project: CHINOOK
060354-01
Date Sampled: NA
Date Received: NA

Date Extracted: 11/24/06
Date Analyzed: 12/01/06 10:20
Instrument/Analyst: NT6/LJR

Sample Amount: 500 mL
Final Extract Volume: 0.50 mL
Dilution Factor: 1.00

CAS Number	Analyte	RL	Result
108-95-2	Phenol	1.0	< 1.0 U
111-44-4	Bis-(2-Chloroethyl) Ether	1.0	< 1.0 U
95-57-8	2-Chlorophenol	1.0	< 1.0 U
541-73-1	1,3-Dichlorobenzene	1.0	< 1.0 U
106-46-7	1,4-Dichlorobenzene	1.0	< 1.0 U
100-51-6	Benzyl Alcohol	5.0	< 5.0 U
95-50-1	1,2-Dichlorobenzene	1.0	< 1.0 U
95-48-7	2-Methylphenol	1.0	< 1.0 U
108-60-1	2,2'-Oxybis(1-Chloropropane)	1.0	< 1.0 U
106-44-5	4-Methylphenol	1.0	< 1.0 U
621-64-7	N-Nitroso-Di-N-Propylamine	5.0	< 5.0 U
67-72-1	Hexachloroethane	1.0	< 1.0 U
98-95-3	Nitrobenzene	1.0	< 1.0 U
78-59-1	Isophorone	1.0	< 1.0 U
88-75-5	2-Nitrophenol	5.0	< 5.0 U
105-67-9	2,4-Dimethylphenol	1.0	< 1.0 U
65-85-0	Benzoic Acid	10	< 10 U
111-91-1	bis(2-Chloroethoxy) Methane	1.0	< 1.0 U
120-83-2	2,4-Dichlorophenol	5.0	< 5.0 U
120-82-1	1,2,4-Trichlorobenzene	1.0	< 1.0 U
91-20-3	Naphthalene	1.0	< 1.0 U
106-47-8	4-Chloroaniline	5.0	< 5.0 U
87-68-3	Hexachlorobutadiene	1.0	< 1.0 U
59-50-7	4-Chloro-3-methylphenol	5.0	< 5.0 U
91-57-6	2-Methylnaphthalene	1.0	< 1.0 U
77-47-4	Hexachlorocyclopentadiene	5.0	< 5.0 U
88-06-2	2,4,6-Trichlorophenol	5.0	< 5.0 U
95-95-4	2,4,5-Trichlorophenol	5.0	< 5.0 U
91-58-7	2-Chloronaphthalene	1.0	< 1.0 U
88-74-4	2-Nitroaniline	5.0	< 5.0 U
131-11-3	Dimethylphthalate	1.0	< 1.0 U
208-96-8	Acenaphthylene	1.0	< 1.0 U
99-09-2	3-Nitroaniline	5.0	< 5.0 U
83-32-9	Acenaphthene	1.0	< 1.0 U
51-28-5	2,4-Dinitrophenol	10	< 10 U
100-02-7	4-Nitrophenol	5.0	< 5.0 U
132-64-9	Dibenzofuran	1.0	< 1.0 U
606-20-2	2,6-Dinitrotoluene	5.0	< 5.0 U
121-14-2	2,4-Dinitrotoluene	5.0	< 5.0 U
84-66-2	Diethylphthalate	1.0	< 1.0 U

ANALYTICAL RESOURCES INCORPORATED

ORGANICS ANALYSIS DATA SHEET
Semivolatiles by SW8270D GC/MS **Sample ID: MB-112406**
 METHOD BLANK

Lab Sample ID: MB-112406 QC Report No: KG57-Anchor Environmental
LIMS ID: 06-23749 Project: CHINOOK
Matrix: Water 060354-01
Date Analyzed: 12/01/06 10:20

CAS Number	Analyte	RL	Result
7005-72-3	4-Chlorophenyl-phenylether	1.0	< 1.0 U
86-73-7	Fluorene	1.0	< 1.0 U
100-01-6	4-Nitroaniline	5.0	< 5.0 U
534-52-1	4,6-Dinitro-2-Methylphenol	10	< 10 U
86-30-6	N-Nitrosodiphenylamine	1.0	< 1.0 U
101-55-3	4-Bromophenyl-phenylether	1.0	< 1.0 U
118-74-1	Hexachlorobenzene	1.0	< 1.0 U
87-86-5	Pentachlorophenol	5.0	< 5.0 U
85-01-8	Phenanthrene	1.0	< 1.0 U
86-74-8	Carbazole	1.0	< 1.0 U
120-12-7	Anthracene	1.0	< 1.0 U
84-74-2	Di-n-Butylphthalate	1.0	< 1.0 U
206-44-0	Fluoranthene	1.0	< 1.0 U
129-00-0	Pyrene	1.0	< 1.0 U
85-68-7	Butylbenzylphthalate	1.0	< 1.0 U
91-94-1	3,3'-Dichlorobenzidine	5.0	< 5.0 U
56-55-3	Benzo(a)anthracene	1.0	< 1.0 U
117-81-7	bis(2-Ethylhexyl)phthalate	1.0	< 1.0 U
218-01-9	Chrysene	1.0	< 1.0 U
117-84-0	Di-n-Octyl phthalate	1.0	< 1.0 U
205-99-2	Benzo(b)fluoranthene	1.0	< 1.0 U
207-08-9	Benzo(k)fluoranthene	1.0	< 1.0 U
50-32-8	Benzo(a)pyrene	1.0	< 1.0 U
193-39-5	Indeno(1,2,3-cd)pyrene	1.0	< 1.0 U
53-70-3	Dibenz(a,h)anthracene	1.0	< 1.0 U
191-24-2	Benzo(g,h,i)perylene	1.0	< 1.0 U

Reported in µg/L (ppb)

Semivolatile Surrogate Recovery

d5-Nitrobenzene	87.6%	2-Fluorobiphenyl	81.2%
d14-p-Terphenyl	91.2%	d4-1,2-Dichlorobenzene	78.8%
d5-Phenol	82.4%	2-Fluorophenol	78.9%
2,4,6-Tribromophenol	93.3%	d4-2-Chlorophenol	86.7%

Analytical Resources, Inc.

Semivolatile Report SW846 Method 8270D

Data file : /chem1/nt6.i/20061201.b/kg57mb.d
Lab Smp Id: KG57MBW1 Client Smp ID: KG57MBW1
Inj Date : 01-DEC-2006 10:20
Operator : LJR Inst ID: nt6.i
Smp Info : KG57MBW1
Misc Info : 06-23749
Comment : 1ul Injection
Method : /chem1/nt6.i/20061201.b/SW846.m
Meth Date : 04-Dec-2006 11:51 jeff Quant Type: ISTD
Cal Date : 27-NOV-2006 11:16 Cal File: 0101127.d
Als bottle: 1 QC Sample: BLANK
Dil Factor: 1.00000
Integrator: HP RTE Compound Sublist: LL.sub
Target Version: 3.50

LJR 12/4/06

Concentration Formula: Amt * DF * Vt/Vo * CpndVariable

Name	Value	Description
DF	1.00000	Dilution Factor
Vt	500.00000	Volume of final extract (uL)
Vo	500.00000	Volume of sample extracted (mL)

Cpnd Variable Local Compound Variable

	Compounds	QUANT SIG MASS	RT	EXP RT	REL RT	RESPONSE	CONCENTRATIONS ON-COLUMN (ug/mL)	FINAL (ug/L)
$	1 2-Fluorophenol	112	5.371	5.373	(0.739)	419601	29.5911	29.59
$	2 Phenol-d5	99	6.862	6.868	(0.943)	512673	30.8640	30.86
	3 Phenol	94	Compound Not Detected.					
$	5 2-Chlorophenol-d4	132	6.979	6.981	(0.960)	371154	32.5345	32.53
	4 Bis(2-Chloroethyl)ether	93	Compound Not Detected.					
	6 2-Chlorophenol	128	Compound Not Detected.					
	7 1,3-Dichlorobenzene	146	Compound Not Detected.					
*	8 1,4-Dichlorobenzene-d4	152	7.273	7.274	(1.000)	180661	20.0000	
	9 1,4-Dichlorobenzene	146	Compound Not Detected.					
$	10 1,2-Dichlorobenzene-d4	152	7.562	7.568	(1.040)	146127	19.7208	19.73
	12 1,2-Dichlorobenzene	146	Compound Not Detected.					
	11 Benzyl alcohol	108	Compound Not Detected.					
	14 2,2'-oxybis(1-Chloropropane)	45	Compound Not Detected.					
	13 2-Methylphenol	108	Compound Not Detected.					
	17 Hexachloroethane	117	Compound Not Detected.					
	16 N-Nitroso-di-n-propylamine	70	Compound Not Detected.					

	Compounds	QUANT SIG MASS	RT	EXP RT	REL RT	RESPONSE	CONCENTRATIONS ON-COLUMN (ug/mL)	FINAL (ug/L)
	15 4-Methylphenol	108	Compound Not Detected.					
$	18 Nitrobenzene-d5	82	8.187	8.188	(0.882)	346710	21.9230	21.92
	19 Nitrobenzene	77	Compound Not Detected.					
	20 Isophorone	82	Compound Not Detected.					
	21 2-Nitrophenol	139	Compound Not Detected.					
	22 2,4-Dimethylphenol	107	Compound Not Detected.					
	23 Bis(2-Chloroethoxy)methane	93	Compound Not Detected.					
	24 Benzoic acid	105	Compound Not Detected.					
	25 2,4-Dichlorophenol	162	Compound Not Detected.					
	26 1,2,4-Trichlorobenzene	180	Compound Not Detected.					
*	27 Naphthalene-d8	136	9.287	9.288	(1.000)	636508	20.0000	
	28 Naphthalene	128	Compound Not Detected.					
	29 4-Chloroaniline	127	Compound Not Detected.					
	30 Hexachlorobutadiene	225	Compound Not Detected.					
	31 4-Chloro-3-methylphenol	107	Compound Not Detected.					
	32 2-Methylnaphthalene	141	Compound Not Detected.					
	33 Hexachlorocyclopentadiene	237	Compound Not Detected.					
	34 2,4,6-Trichlorophenol	196	Compound Not Detected.					
	35 2,4,5-Trichlorophenol	196	Compound Not Detected.					
$	36 2-Fluorobiphenyl	172	11.087	11.089	(0.913)	483736	20.3064	20.31(M)
	37 2-Chloronaphthalene	162	Compound Not Detected.					
	38 2-Nitroaniline	65	Compound Not Detected.					
	39 Dimethylphthalate	163	Compound Not Detected.					
	40 Acenaphthylene	152	Compound Not Detected.					
	41 2,6-Dinitrotoluene	165	Compound Not Detected.					
*	42 Acenaphthene-d10	164	12.140	12.141	(1.000)	365945	20.0000	
	43 3-Nitroaniline	138	Compound Not Detected.					
	44 Acenaphthene	153	Compound Not Detected.					
	45 2,4-Dinitrophenol	184	Compound Not Detected.					
	46 Dibenzofuran	168	Compound Not Detected.					
	47 4-Nitrophenol	109	Compound Not Detected.					
	48 2,4-Dinitrotoluene	165	Compound Not Detected.					
	50 Diethylphthalate	149	Compound Not Detected.					
	49 Fluorene	166	Compound Not Detected.					
	51 4-Chlorophenyl-phenylether	204	Compound Not Detected.					
	52 4-Nitroaniline	138	Compound Not Detected.					
	53 4,6-Dinitro-2-methylphenol	198	Compound Not Detected.					
	54 N-Nitrosodiphenylamine	169	Compound Not Detected.					
$	55 2,4,6-Tribromophenol	330	13.427	13.434	(1.106)	96135	35.0405	35.04(M)
	56 4-Bromophenyl-phenylether	248	Compound Not Detected.					
	57 Hexachlorobenzene	284	Compound Not Detected.					
	58 Pentachlorophenol	266	Compound Not Detected.					
*	59 Phenanthrene-d10	188	14.506	14.508	(1.000)	521954	20.0000	
	60 Phenanthrene	178	Compound Not Detected.					
	61 Anthracene	178	Compound Not Detected.					
	62 Carbazole	167	Compound Not Detected.					
	63 Di-n-butylphthalate	149	Compound Not Detected.					

	Compounds	QUANT SIG MASS	RT	EXP RT	REL RT	RESPONSE	CONCENTRATIONS ON-COLUMN (ug/mL)	FINAL (ug/L)
	64 Fluoranthene	202	Compound Not Detected.					
	65 Pyrene	202	Compound Not Detected.					
$	66 Terphenyl-d14	244	17.161	17.163	(0.912)	446522	22.7511	22.75
	67 Butylbenzylphthalate	149	Compound Not Detected.					
	68 Benzo(a)anthracene	228	Compound Not Detected.					
*	69 Chrysene-d12	240	18.807	18.813	(1.000)	413533	20.0000	
	70 3,3'-Dichlorobenzidine	252	Compound Not Detected.					
	71 Chrysene	228	Compound Not Detected.					
	72 bis(2-Ethylhexyl)phthalate	149	19.063	19.065	(0.953)	11424	0.50313	0.5031
*	134 Di-n-octylphthalate-d4	153	19.998	19.999	(1.000)	896581	20.0000	
	73 Di-n-octylphthalate	149	Compound Not Detected.					
	74 Benzo(b)fluoranthene	252	Compound Not Detected.					
	75 Benzo(k)fluoranthene	252	Compound Not Detected.					
	76 Benzo(a)pyrene	252	Compound Not Detected.					
*	77 Perylene-d12	264	20.960	20.961	(1.000)	550552	20.0000	
	78 Indeno(1,2,3-cd)pyrene	276	Compound Not Detected.					
	79 Dibenzo(a,h)anthracene	278	Compound Not Detected.					
	80 Benzo(g,h,i)perylene	276	Compound Not Detected.					
	90 N-Nitrosodimethylamine	74	Compound Not Detected.					
	91 Aniline	93	Compound Not Detected.					
	93 Benzidine	184	Compound Not Detected.					
	103 Pyridine	79	Compound Not Detected.					
	105 1-methylnaphthalene	141	Compound Not Detected.					
	111 Azobenzene (1,2-DP-Hydrazine)	77	Compound Not Detected.					

QC Flag Legend

M - Compound response manually integrated.

Analytical Resources, Inc.

INTERNAL STANDARD COMPOUNDS
AREA AND RT SUMMARY

Instrument ID: nt6.i
Lab File ID: kg57mb.d
Lab Smp Id: KG57MBW1
Analysis Type: SV
Quant Type: ISTD
Operator: LJR
Method File: /chem1/nt6.i/20061201.b/SW846.m
Misc Info: 06-23749

Calibration Date: 01-DEC-2006
Calibration Time: 09:48
Client Smp ID: KG57MBW1
Level: LOW
Sample Type: Liquid

COMPOUND	STANDARD	AREA LIMIT LOWER	AREA LIMIT UPPER	SAMPLE	%DIFF
8 1,4-Dichlorobenze	185681	92840	371362	180661	-2.70
27 Naphthalene-d8	650495	325248	1300990	636508	-2.15
42 Acenaphthene-d10	360836	180418	721672	365945	1.42
59 Phenanthrene-d10	519175	259588	1038350	521954	0.54
69 Chrysene-d12	399685	199842	799370	413533	3.46
134 Di-n-octylphthala	873383	436692	1746766	896581	2.66
77 Perylene-d12	586621	293310	1173242	550552	-6.15

COMPOUND	STANDARD	RT LIMIT LOWER	RT LIMIT UPPER	SAMPLE	%DIFF
8 1,4-Dichlorobenze	7.27	6.77	7.77	7.27	-0.02
27 Naphthalene-d8	9.29	8.79	9.79	9.29	-0.01
42 Acenaphthene-d10	12.14	11.64	12.64	12.14	-0.01
59 Phenanthrene-d10	14.51	14.01	15.01	14.51	-0.01
69 Chrysene-d12	18.81	18.31	19.31	18.81	-0.04
134 Di-n-octylphthala	20.00	19.50	20.50	20.00	-0.01
77 Perylene-d12	20.96	20.46	21.46	20.96	-0.01

AREA UPPER LIMIT = +100% of internal standard area.
AREA LOWER LIMIT = - 50% of internal standard area.
RT UPPER LIMIT = + 0.50 minutes of internal standard RT.
RT LOWER LIMIT = - 0.50 minutes of internal standard RT.

Analytical Resources, Inc.

RECOVERY REPORT

Client Name: Anchor
Sample Matrix: LIQUID
Lab Smp Id: KG57MBW1
Level: LOW
Data Type: MS DATA
SpikeList File: LLLCS.spk
Sublist File: LL.sub
Method File: /chem1/nt6.i/20061201.b/SW846.m
Misc Info: 06-23749

Client SDG: KG57
Fraction: SV
Client Smp ID: KG57MBW1
Operator: LJR
SampleType: BLANK
Quant Type: ISTD

SURROGATE COMPOUND	CONC ADDED ug/L	CONC RECOVERED ug/L	% RECOVERED	LIMITS
$ 1 2-Fluorophenol	37.50	29.59	78.91	27-113
$ 2 Phenol-d5	37.50	30.86	82.30	42-98
$ 5 2-Chlorophenol-d4	37.50	32.53	86.76	47-102
$ 10 1,2-Dichlorobenzen	25.00	19.73	78.92	36-81
$ 18 Nitrobenzene-d5	25.00	21.92	87.69	51-103
$ 36 2-Fluorobiphenyl	25.00	20.31	81.23	39-95
$ 55 2,4,6-Tribromophen	37.50	35.04	93.44	47-110
$ 66 Terphenyl-d14	25.00	22.75	91.00	28-114

Data File: /chem1/nt6.i/20061201.b/kg57mb.d
Date : 01-DEC-2006 10:20
Client ID: KG57MBW1
Sample Info: KG57MBW1
Volume Injected (uL): 1.0
Column phase: ZB-5

Instrument: nt6.i
Operator: LJR
Column diameter: 0.32

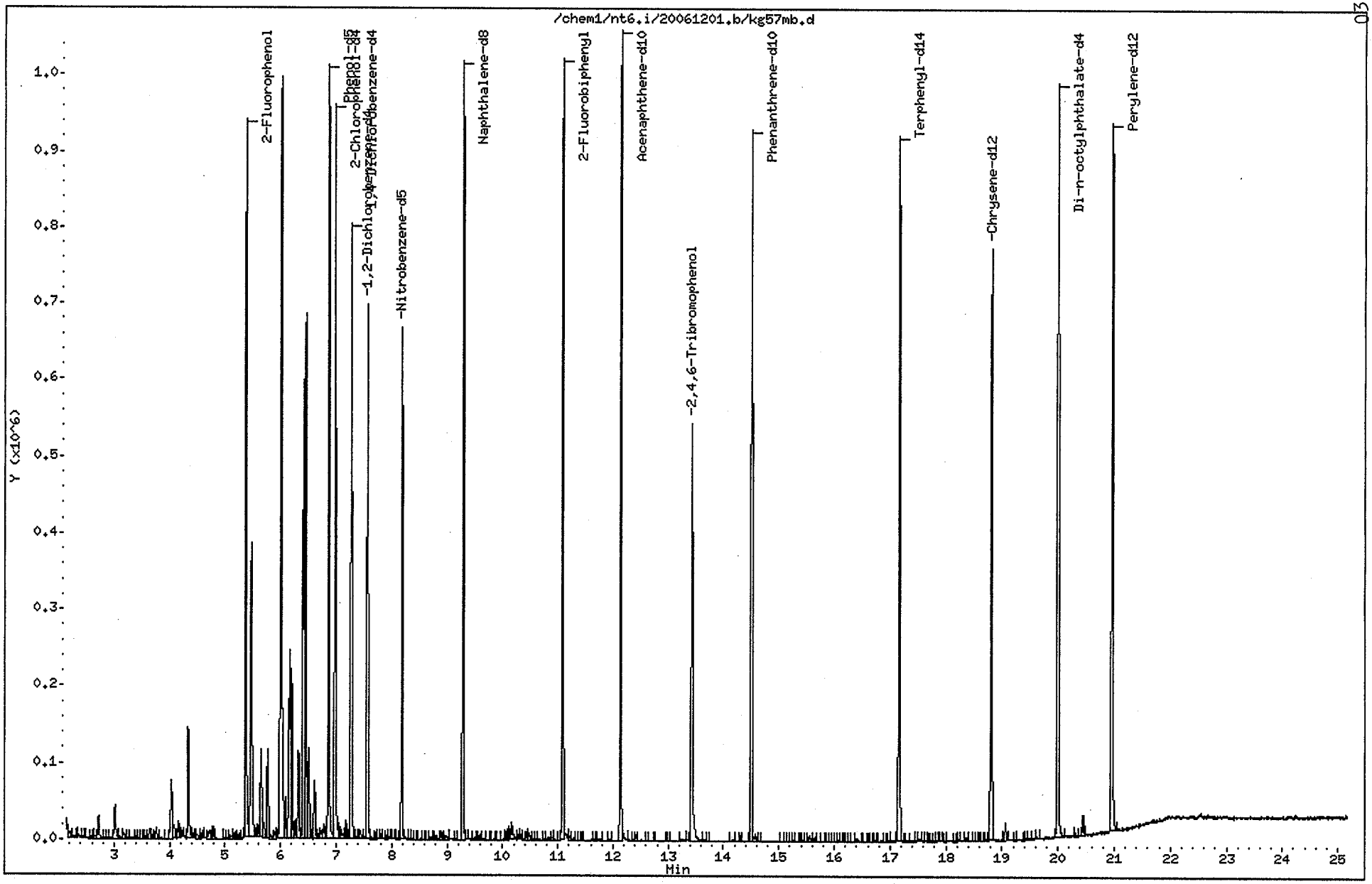

Data File: /chem1/nt6.i/20061201.b/kg57mb.d

Date : 01-DEC-2006 10:20

Client ID: KG57MBW1

Instrument: nt6.i

Sample Info: KG57MBW1

Volume Injected (uL): 1.0

Operator: LJR

Column phase: ZB-5

Column diameter: 0.32

72 bis(2-Ethylhexyl)phthalate

Concentration: 0.5031 ug/L

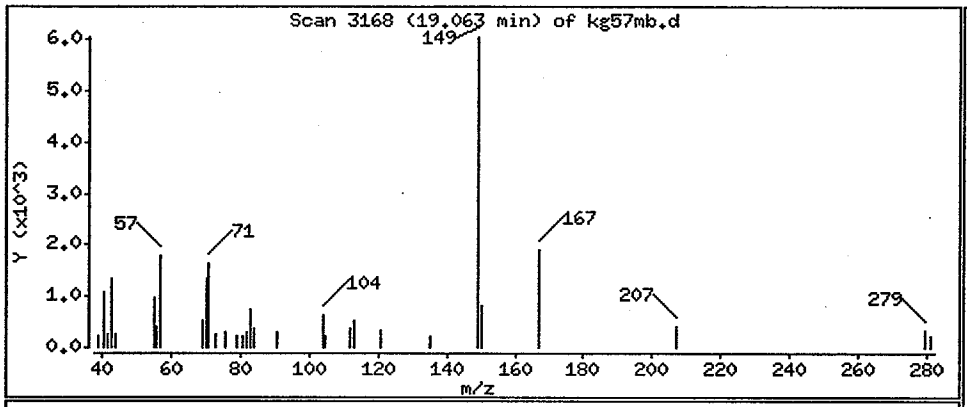

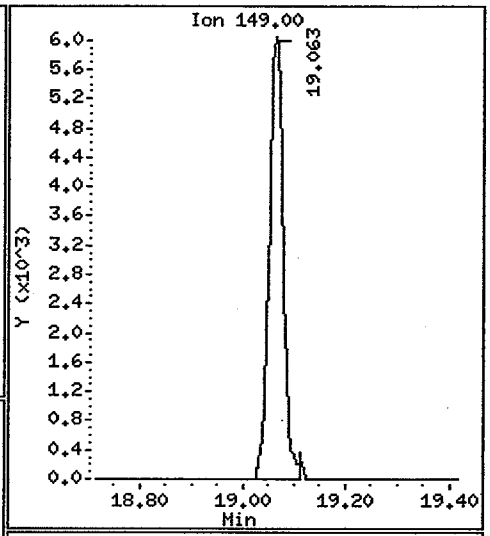

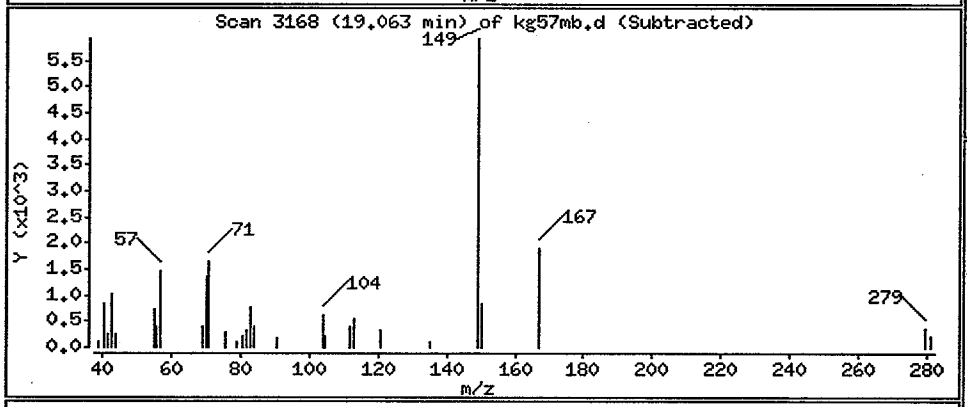

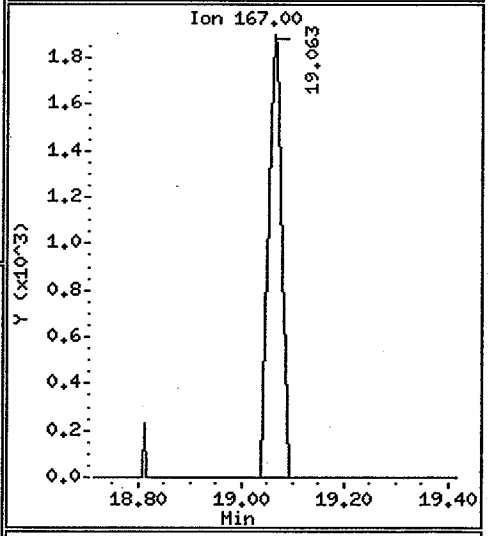

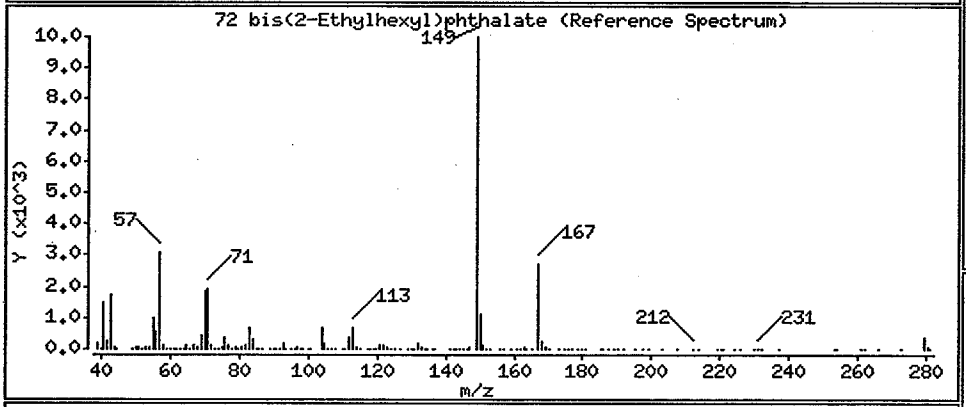

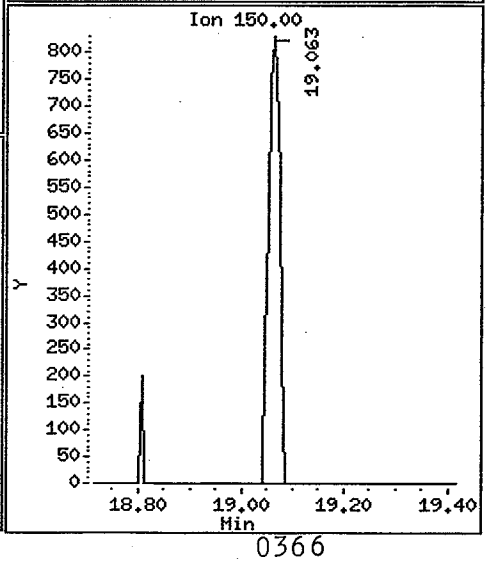

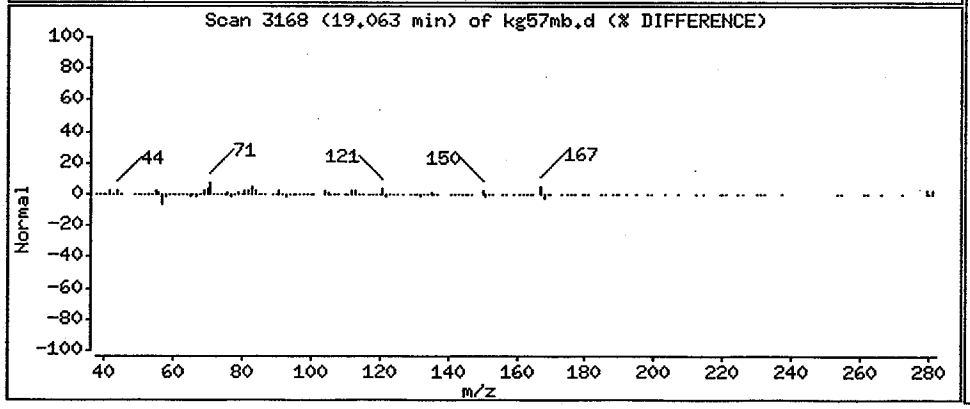

KG57MBW1, /chem1/nt6.i/20061201.b/kg57mb.d
2-Fluorobiphenyl Amount: 20.31

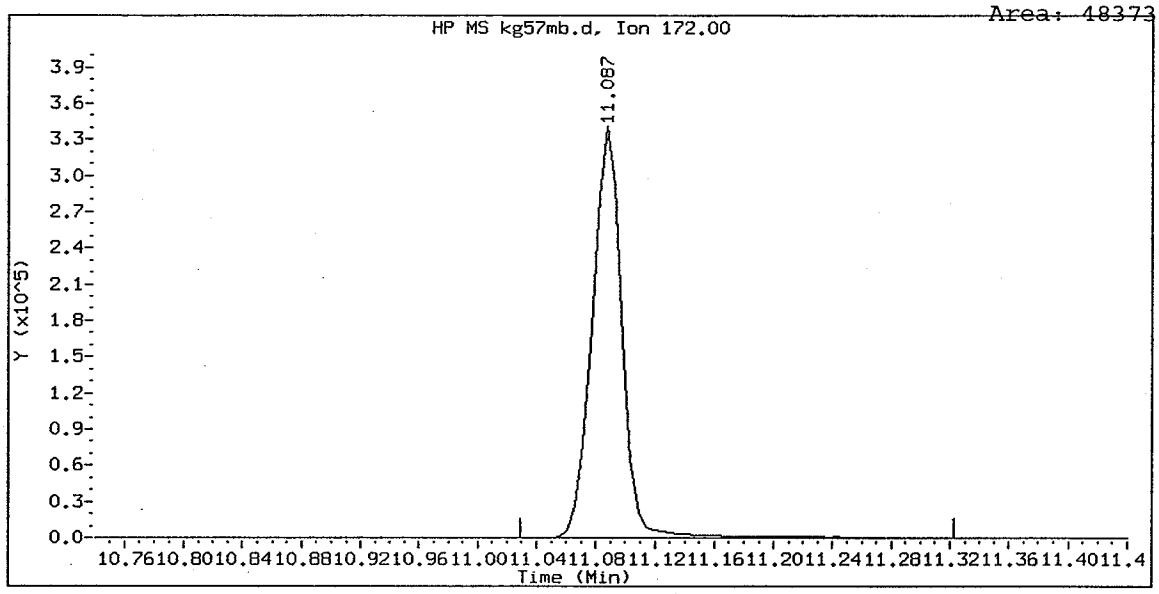

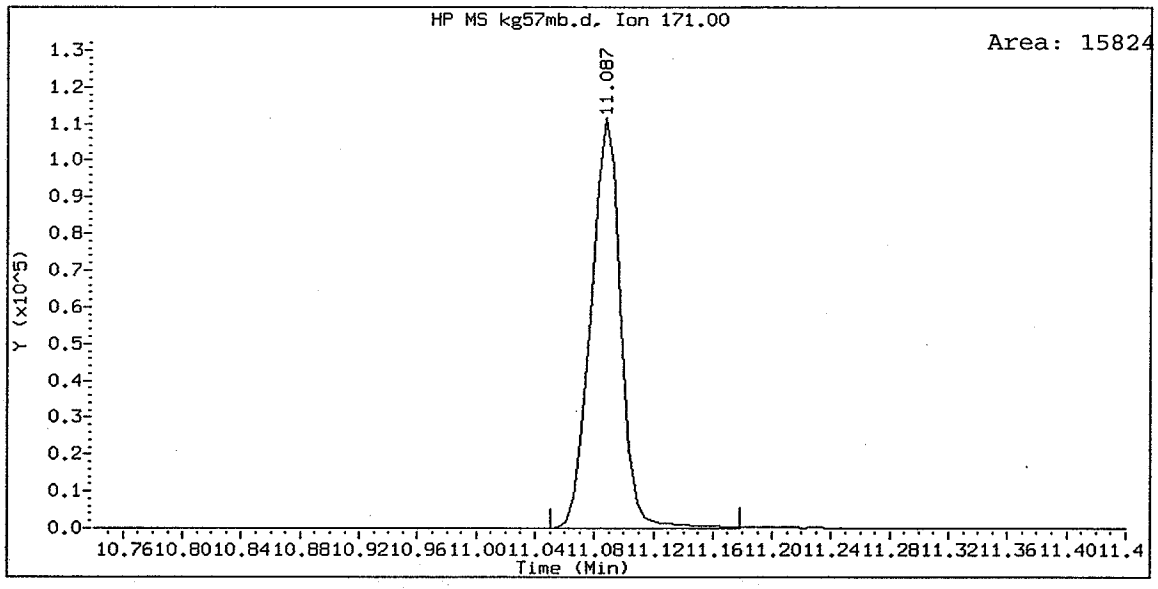

KG57MBW1, /chem1/nt6.i/20061201.b/kg57mb.d
2,4,6-Tribromophenol Amount: 35.04

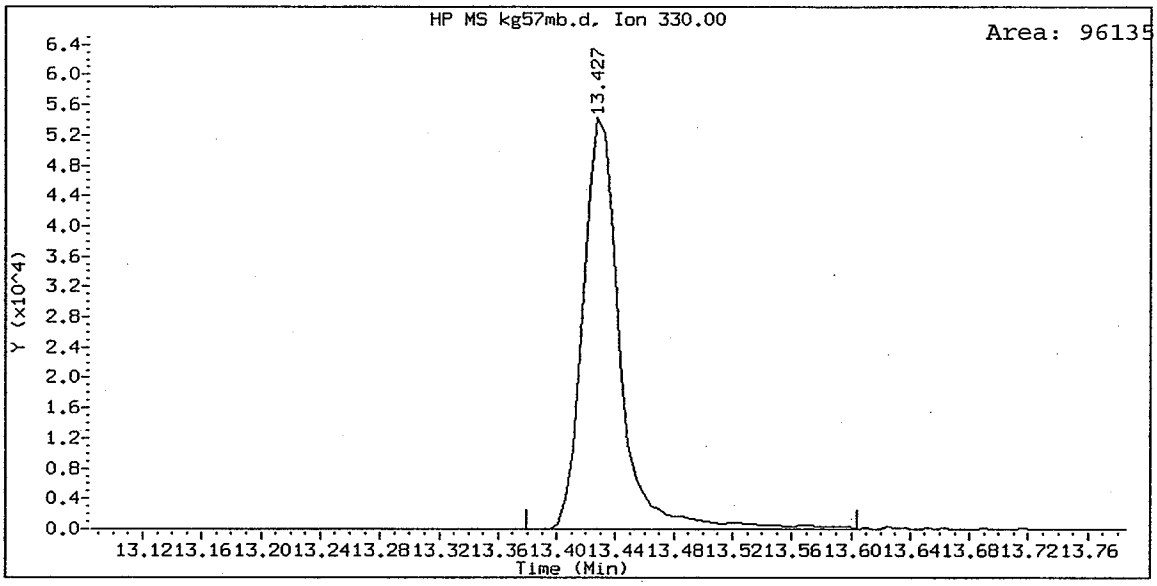

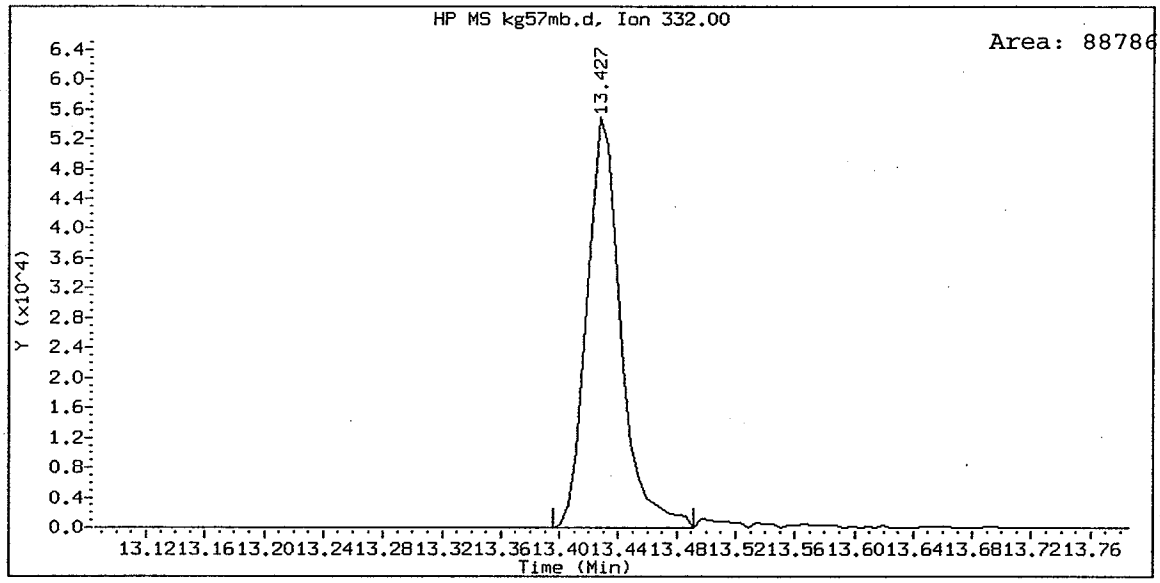

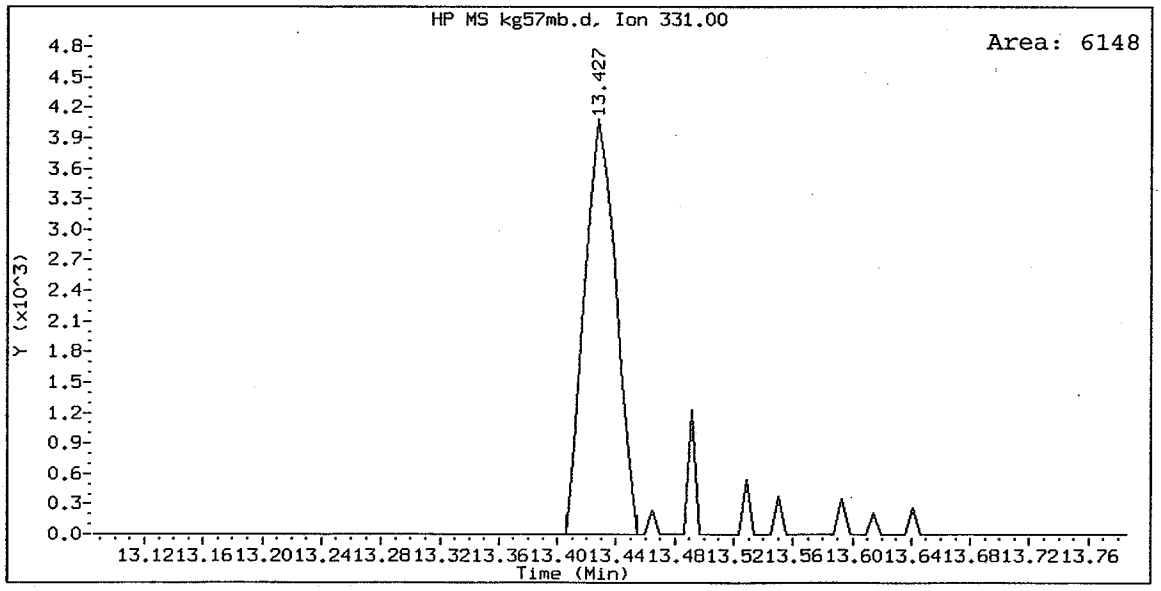

Analytical Resources, Inc.

Semivolatile Report SW846 Method 8270D

Data file : /chem1/nt6.i/20061201.b/kg57sb.d
Lab Smp Id: KG57LCSW1 Client Smp ID: KG57LCSW1
Inj Date : 01-DEC-2006 10:52
Operator : LJR Inst ID: nt6.i
Smp Info : KG57LCSW1
Misc Info : 06-23749
Comment : 1ul Injection
Method : /chem1/nt6.i/20061201.b/SW846.m
Meth Date : 04-Dec-2006 11:51 jeff Quant Type: ISTD
Cal Date : 27-NOV-2006 11:16 Cal File: 0101127.d
Als bottle: 2 QC Sample: LCS
Dil Factor: 1.00000
Integrator: HP RTE Compound Sublist: LL.sub
Target Version: 3.50

LJR 12-14-06

Concentration Formula: Amt * DF * Vt/Vo * CpndVariable

Name	Value	Description
DF	1.00000	Dilution Factor
Vt	500.00000	Volume of final extract (uL)
Vo	500.00000	Volume of sample extracted (mL)

Cpnd Variable Local Compound Variable

	Compounds	QUANT SIG MASS	RT	EXP RT	REL RT	RESPONSE	CONCENTRATIONS ON-COLUMN (ug/mL)	CONCENTRATIONS FINAL (ug/L)
$	1 2-Fluorophenol	112	5.375	5.373	(0.739)	422657	29.1315	29.13
$	2 Phenol-d5	99	6.865	6.868	(0.944)	512420	30.1500	30.15
	3 Phenol	94	6.887	6.884	(0.947)	391488	18.9761	18.98
$	5 2-Chlorophenol-d4	132	6.977	6.981	(0.960)	363665	31.1559	31.16
	4 Bis(2-Chloroethyl)ether	93	6.961	6.959	(0.957)	322209	20.4377	20.44
	6 2-Chlorophenol	128	7.004	7.002	(0.963)	281422	19.8631	19.86
	7 1,3-Dichlorobenzene	146	7.212	7.210	(0.992)	231720	15.6099	15.61
*	8 1,4-Dichlorobenzene-d4	152	7.271	7.274	(1.000)	184848	20.0000	
	9 1,4-Dichlorobenzene	146	7.298	7.301	(1.004)	237042	15.8834	15.88
$	10 1,2-Dichlorobenzene-d4	152	7.565	7.568	(1.040)	149759	19.7632	19.76
	12 1,2-Dichlorobenzene	146	7.586	7.584	(1.043)	227446	16.3457	16.35
	11 Benzyl alcohol	108	7.554	7.558	(1.039)	202299	18.5919	18.59
	14 2,2'-oxybis(1-Chloropropane)	45	7.816	7.819	(1.075)	303734	20.6825	20.68
	13 2-Methylphenol	108	7.795	7.798	(1.072)	278592	20.0644	20.06
	17 Hexachloroethane	117	8.067	8.065	(1.109)	92824	14.6691	14.67
	16 N-Nitroso-di-n-propylamine	70	8.030	8.033	(1.104)	231186	20.0998	20.10

	Compounds	QUANT SIG MASS	RT	EXP RT	REL RT	RESPONSE	CONCENTRATIONS ON-COLUMN (ug/mL)	CONCENTRATIONS FINAL (ug/L)
	15 4-Methylphenol	108	8.035	8.028	(1.105)	550744	39.2981	39.30
$	18 Nitrobenzene-d5	82	8.190	8.188	(0.882)	350414	21.7060	21.71
	19 Nitrobenzene	77	8.217	8.215	(0.884)	361903	20.1779	20.18
	20 Isophorone	82	8.601	8.599	(0.926)	655140	22.7523	22.75
	21 2-Nitrophenol	139	8.730	8.728	(0.940)	145415	21.0599	21.06
	22 2,4-Dimethylphenol	107	8.852	8.856	(0.953)	228001	16.0490	16.05
	23 Bis(2-Chloroethoxy)methane	93	8.997	9.000	(0.968)	377253	20.5907	20.59
	24 Benzoic acid	105	8.997	9.117	(0.968)	44525	4.38059	4.381 (RM)
	25 2,4-Dichlorophenol	162	9.114	9.112	(0.981)	214991	21.1332	21.13
	26 1,2,4-Trichlorobenzene	180	9.237	9.240	(0.994)	204954	17.8432	17.84
*	27 Naphthalene-d8	136	9.291	9.288	(1.000)	649739	20.0000	
	28 Naphthalene	128	9.323	9.320	(1.003)	730363	18.7742	18.77
	29 4-Chloroaniline	127	9.472	9.470	(1.020)	676219	42.1557	42.16
	30 Hexachlorobutadiene	225	9.648	9.652	(1.039)	93310	16.1198	16.12
	31 4-Chloro-3-methylphenol	107	10.290	10.293	(1.108)	253212	22.0186	22.02
	32 2-Methylnaphthalene	141	10.439	10.437	(1.124)	384338	19.9110	19.91
	33 Hexachlorocyclopentadiene	237	10.824	10.827	(0.891)	81526	15.8512	15.85
	34 2,4,6-Trichlorophenol	196	10.957	10.961	(0.902)	145299	22.4327	22.43
	35 2,4,5-Trichlorophenol	196	11.016	11.019	(0.907)	152895	22.1940	22.19
$	36 2-Fluorobiphenyl	172	11.091	11.089	(0.913)	499629	22.3298	22.33
	37 2-Chloronaphthalene	162	11.214	11.212	(0.923)	450218	21.1725	21.17
	38 2-Nitroaniline	65	11.449	11.452	(0.943)	171188	23.0028	23.00
	39 Dimethylphthalate	163	11.839	11.837	(0.975)	491411	22.0279	22.03
	40 Acenaphthylene	152	11.887	11.885	(0.979)	727169	22.1384	22.14
	41 2,6-Dinitrotoluene	165	11.924	11.922	(0.982)	120092	23.7139	23.71
*	42 Acenaphthene-d10	164	12.143	12.141	(1.000)	343719	20.0000	
	43 3-Nitroaniline	138	12.138	12.125	(1.000)	357135	60.2014	60.20
	44 Acenaphthene	153	12.191	12.189	(1.004)	443424	21.2374	21.24
	45 2,4-Dinitrophenol	184	12.293	12.296	(1.012)	31887	18.8086	18.81 (M)
	46 Dibenzofuran	168	12.453	12.451	(1.026)	618687	21.7880	21.79
	47 4-Nitrophenol	109	12.448	12.462	(1.025)	70839	22.4094	22.41 (M)
	48 2,4-Dinitrotoluene	165	12.544	12.547	(1.033)	152861	23.8008	23.80
	50 Diethylphthalate	149	12.993	12.996	(1.070)	466381	22.4206	22.42
	49 Fluorene	166	13.009	13.007	(1.071)	494019	21.5810	21.58
	51 4-Chlorophenyl-phenylether	204	13.046	13.044	(1.074)	234793	21.6045	21.60
	52 4-Nitroaniline	138	13.116	13.119	(1.080)	120660	21.0814	21.08
	53 4,6-Dinitro-2-methylphenol	198	13.196	13.199	(0.909)	55562	19.3125	19.31
	54 N-Nitrosodiphenylamine	169	13.249	13.252	(0.913)	346699	32.4011	32.40
$	55 2,4,6-Tribromophenol	330	13.431	13.434	(1.106)	92034	35.7149	35.71
	56 4-Bromophenyl-phenylether	248	13.826	13.824	(0.953)	121941	20.7259	20.73
	57 Hexachlorobenzene	284	14.034	14.032	(0.967)	133846	21.0120	21.01
	58 Pentachlorophenol	266	14.334	14.337	(0.988)	73213	21.9870	21.99 (M)
*	59 Phenanthrene-d10	188	14.510	14.508	(1.000)	516337	20.0000	
	60 Phenanthrene	178	14.542	14.545	(1.002)	682794	20.7436	20.74
	61 Anthracene	178	14.617	14.615	(1.007)	690003	21.2665	21.27
	62 Carbazole	167	14.905	14.908	(1.027)	641433	21.0931	21.09
	63 Di-n-butylphthalate	149	15.648	15.646	(1.078)	771223	22.1516	22.15

	Compounds	QUANT SIG MASS	RT	EXP RT	REL RT	RESPONSE	CONCENTRATIONS ON-COLUMN (ug/mL)	CONCENTRATIONS FINAL (ug/L)
	64 Fluoranthene	202	16.476	16.479	(1.135)	698277	21.3009	21.30
	65 Pyrene	202	16.828	16.826	(0.894)	719647	23.5093	23.51
$	66 Terphenyl-d14	244	17.160	17.163	(0.912)	427473	24.6172	24.62
	67 Butylbenzylphthalate	149	18.057	18.055	(0.960)	344445	23.9465	23.95
	68 Benzo(a)anthracene	228	18.789	18.787	(0.999)	605995	22.4581	22.46
*	69 Chrysene-d12	240	18.816	18.813	(1.000)	365880	20.0000	
	70 3,3'-Dichlorobenzidine	252	18.816	18.808	(1.000)	603681	58.7039	58.70
	71 Chrysene	228	18.853	18.856	(1.002)	604667	22.8727	22.87
	72 bis(2-Ethylhexyl)phthalate	149	19.067	19.065	(0.954)	492009	22.7182	22.72
*	134 Di-n-octylphthalate-d4	153	19.996	19.999	(1.000)	855171	20.0000	
	73 Di-n-octylphthalate	149	20.007	20.010	(1.001)	850054	21.2628	21.26
	74 Benzo(b)fluoranthene	252	20.440	20.443	(0.975)	754351	19.9134	19.91
	75 Benzo(k)fluoranthene	252	20.477	20.475	(0.977)	834902	21.2117	21.21
	76 Benzo(a)pyrene	252	20.883	20.886	(0.996)	759000	22.5307	22.53
*	77 Perylene-d12	264	20.963	20.961	(1.000)	575521	20.0000	
	78 Indeno(1,2,3-cd)pyrene	276	22.379	22.382	(1.068)	974180	21.1316	21.13
	79 Dibenzo(a,h)anthracene	278	22.411	22.409	(1.069)	825074	21.6649	21.66
	80 Benzo(g,h,i)perylene	276	22.758	22.761	(1.086)	870644	21.1286	21.13
	90 N-Nitrosodimethylamine	74	2.917	2.915	(0.401)	200085	18.4859	18.49
	91 Aniline	93	6.839	6.836	(0.940)	233225	9.53503	9.535
	93 Benzidine	184	Compound Not Detected.					
	103 Pyridine	79	Compound Not Detected.					
	105 1-methylnaphthalene	141	10.610	10.608	(1.142)	396761	20.1486	20.15
	111 Azobenzene (1,2-DP-Hydrazine)	77	13.292	13.295	(1.095)	699165	23.2262	23.23

QC Flag Legend

R - Spike/Surrogate failed recovery limits.
M - Compound response manually integrated.

Analytical Resources, Inc.

INTERNAL STANDARD COMPOUNDS
AREA AND RT SUMMARY

Instrument ID: nt6.i
Lab File ID: kg57sb.d
Lab Smp Id: KG57LCSW1
Analysis Type: SV
Quant Type: ISTD
Operator: LJR
Method File: /chem1/nt6.i/20061201.b/SW846.m
Misc Info: 06-23749

Calibration Date: 01-DEC-2006
Calibration Time: 09:48
Client Smp ID: KG57LCSW1
Level: LOW
Sample Type: Liquid

COMPOUND	STANDARD	AREA LIMIT LOWER	AREA LIMIT UPPER	SAMPLE	%DIFF
8 1,4-Dichlorobenze	185681	92840	371362	184848	-0.45
27 Naphthalene-d8	650495	325248	1300990	649739	-0.12
42 Acenaphthene-d10	360836	180418	721672	343719	-4.74
59 Phenanthrene-d10	519175	259588	1038350	516337	-0.55
69 Chrysene-d12	399685	199842	799370	365880	-8.46
134 Di-n-octylphthala	873383	436692	1746766	855171	-2.09
77 Perylene-d12	586621	293310	1173242	575521	-1.89

COMPOUND	STANDARD	RT LIMIT LOWER	RT LIMIT UPPER	SAMPLE	%DIFF
8 1,4-Dichlorobenze	7.27	6.77	7.77	7.27	-0.04
27 Naphthalene-d8	9.29	8.79	9.79	9.29	0.02
42 Acenaphthene-d10	12.14	11.64	12.64	12.14	0.02
59 Phenanthrene-d10	14.51	14.01	15.01	14.51	0.01
69 Chrysene-d12	18.81	18.31	19.31	18.82	0.01
134 Di-n-octylphthala	20.00	19.50	20.50	20.00	-0.02
77 Perylene-d12	20.96	20.46	21.46	20.96	0.01

AREA UPPER LIMIT = +100% of internal standard area.
AREA LOWER LIMIT = - 50% of internal standard area.
RT UPPER LIMIT = + 0.50 minutes of internal standard RT.
RT LOWER LIMIT = - 0.50 minutes of internal standard RT.

Analytical Resources, Inc.

RECOVERY REPORT

Client Name: Anchor
Sample Matrix: LIQUID
Lab Smp Id: KG57LCSW1
Level: LOW
Data Type: MS DATA
SpikeList File: LLLCS.spk
Sublist File: LL.sub
Method File: /chem1/nt6.i/20061201.b/SW846.m
Misc Info: 06-23749

Client SDG: KG57
Fraction: SV
Client Smp ID: KG57LCSW1
Operator: LJR
SampleType: LCS
Quant Type: ISTD

SPIKE	COMPOUND	CONC ADDED ug/L	CONC RECOVERED ug/L	% RECOVERED	LIMITS
3	Phenol	25.00	18.98	75.90	44-106
4	Bis(2-Chloroethyl)	25.00	20.44	81.75	67-110
6	2-Chlorophenol	25.00	19.86	79.45	49-110
7	1,3-Dichlorobenzen	25.00	15.61	62.44	14-99
9	1,4-Dichlorobenzen	25.00	15.88	63.53	22-91
11	Benzyl alcohol	25.00	18.59	74.37	50-118
12	1,2-Dichlorobenzen	25.00	16.35	65.38	23-103
13	2-Methylphenol	25.00	20.06	80.26	66-108
14	2,2'-oxybis(1-Chlo	25.00	20.68	82.73	50-118
15	4-Methylphenol	50.00	39.30	78.60	63-117
16	N-Nitroso-di-n-pro	25.00	20.10	80.40	51-119
17	Hexachloroethane	25.00	14.67	58.68	10-105
19	Nitrobenzene	25.00	20.18	80.71	64-121
20	Isophorone	25.00	22.75	91.01	65-129
21	2-Nitrophenol	25.00	21.06	84.24	62-119
22	2,4-Dimethylphenol	25.00	16.05	64.20	46-107
23	Bis(2-Chloroethoxy	25.00	20.59	82.36	62-123
24	Benzoic acid	25.00	4.381	17.52*	36-122
25	2,4-Dichlorophenol	25.00	21.13	84.53	62-124
26	1,2,4-Trichloroben	25.00	17.84	71.37	26-95
28	Naphthalene	25.00	18.77	75.10	48-108
29	4-Chloroaniline	60.00	42.16	70.26	19-81
30	Hexachlorobutadien	25.00	16.12	64.48	10-110
31	4-Chloro-3-methylp	25.00	22.02	88.07	42-129
32	2-Methylnaphthalen	25.00	19.91	79.64	51-111
33	Hexachlorocyclopen	25.00	15.85	63.40	10-71
34	2,4,6-Trichlorophe	25.00	22.43	89.73	64-115
35	2,4,5-Trichlorophe	25.00	22.19	88.78	67-112
37	2-Chloronaphthalen	25.00	21.17	84.69	53-109
38	2-Nitroaniline	25.00	23.00	92.01	61-131
39	Dimethylphthalate	25.00	22.03	88.11	67-124
40	Acenaphthylene	25.00	22.14	88.55	62-115
41	2,6-Dinitrotoluene	25.00	23.71	94.86	64-131

OK

	SPIKE COMPOUND	CONC ADDED ug/L	CONC RECOVERED ug/L	% RECOVERED	LIMITS
43	3-Nitroaniline	64.00	60.20	94.06	53-114
44	Acenaphthene	25.00	21.24	84.95	52-109
45	2,4-Dinitrophenol	25.00	18.81	75.23	10-143
46	Dibenzofuran	25.00	21.79	87.15	62-114
47	4-Nitrophenol	25.00	22.41	89.64	19-160
48	2,4-Dinitrotoluene	25.00	23.80	95.20	50-129
49	Fluorene	25.00	21.58	86.32	60-126
50	Diethylphthalate	25.00	22.42	89.68	66-136
51	4-Chlorophenyl-phe	25.00	21.60	86.42	59-127
52	4-Nitroaniline	25.00	21.08	84.33	41-134
53	4,6-Dinitro-2-meth	25.00	19.31	77.25	31-137
54	N-Nitrosodiphenyla	25.00	32.40	129.60	47-145
56	4-Bromophenyl-phen	25.00	20.73	82.90	64-123
57	Hexachlorobenzene	25.00	21.01	84.05	62-122
58	Pentachlorophenol	25.00	21.99	87.95	41-119
60	Phenanthrene	25.00	20.74	82.97	63-123
61	Anthracene	25.00	21.27	85.07	61-122
62	Carbazole	25.00	21.09	84.37	64-128
63	Di-n-butylphthalat	25.00	22.15	88.61	66-138
64	Fluoranthene	25.00	21.30	85.20	60-130
65	Pyrene	25.00	23.51	94.04	54-120
67	Butylbenzylphthala	25.00	23.95	95.79	63-118
68	Benzo(a)anthracene	25.00	22.46	89.83	60-126
70	3,3'-Dichlorobenzi	64.00	58.70	91.72	10-106
71	Chrysene	25.00	22.87	91.49	64-119
72	bis(2-Ethylhexyl)p	25.00	22.72	90.87	42-158
73	Di-n-octylphthalat	25.00	21.26	85.05	68-115
74	Benzo(b)fluoranthe	25.00	19.91	79.65	61-129
75	Benzo(k)fluoranthe	25.00	21.21	84.85	63-129
76	Benzo(a)pyrene	25.00	22.53	90.12	62-119
78	Indeno(1,2,3-cd)py	25.00	21.13	84.53	44-147
79	Dibenzo(a,h)anthra	25.00	21.66	86.66	54-145
80	Benzo(g,h,i)peryle	25.00	21.13	84.51	53-141

OK

	SURROGATE COMPOUND	CONC ADDED ug/L	CONC RECOVERED ug/L	% RECOVERED	LIMITS
$ 1	2-Fluorophenol	37.50	29.13	77.68	27-113
$ 2	Phenol-d5	37.50	30.15	80.40	42-98
$ 5	2-Chlorophenol-d4	37.50	31.16	83.08	47-102
$ 10	1,2-Dichlorobenzen	25.00	19.76	79.05	36-81
$ 18	Nitrobenzene-d5	25.00	21.71	86.82	51-103
$ 36	2-Fluorobiphenyl	25.00	22.33	89.32	39-95
$ 55	2,4,6-Tribromophen	37.50	35.71	95.24	47-110

SURROGATE COMPOUND	CONC ADDED ug/L	CONC RECOVERED ug/L	% RECOVERED	LIMITS
$ 66 Terphenyl-d14	25.00	24.62	98.47	28-114

Data File: /chem1/nt6.i/20061201.b/kg57sb.d
Date : 01-DEC-2006 10:52
Client ID: KG57LCSW1
Sample Info: KG57LCSW1
Volume Injected (uL): 1.0
Column phase: ZB-5

Instrument: nt6.i
Operator: LJR
Column diameter: 0.32

0376

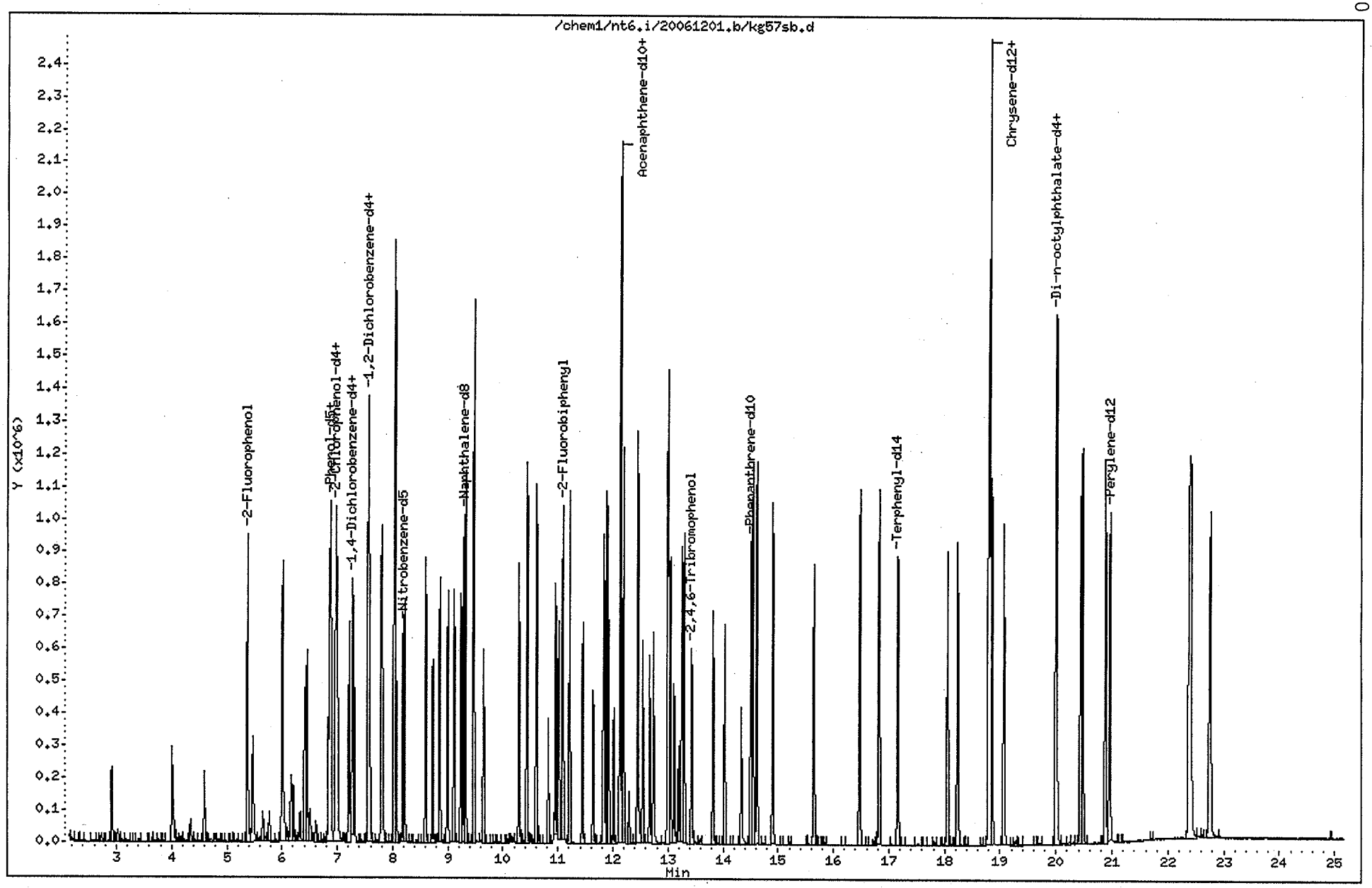

KG57LCSW1, /chem1/nt6.i/20061201.b/kg57sb.d
Benzoic acid Amount: 4.38

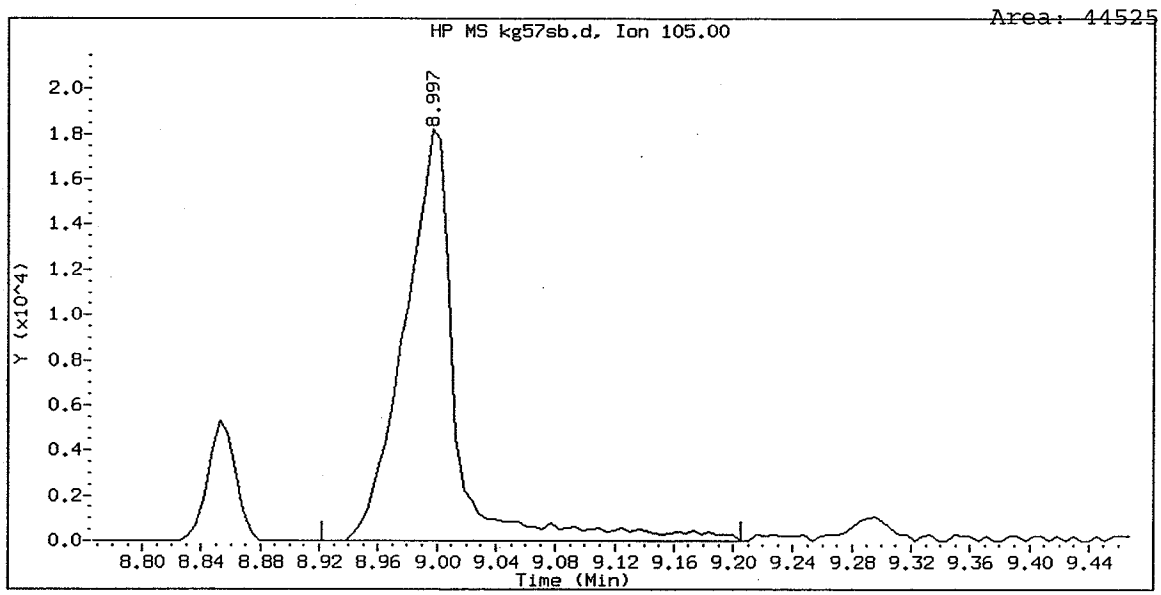

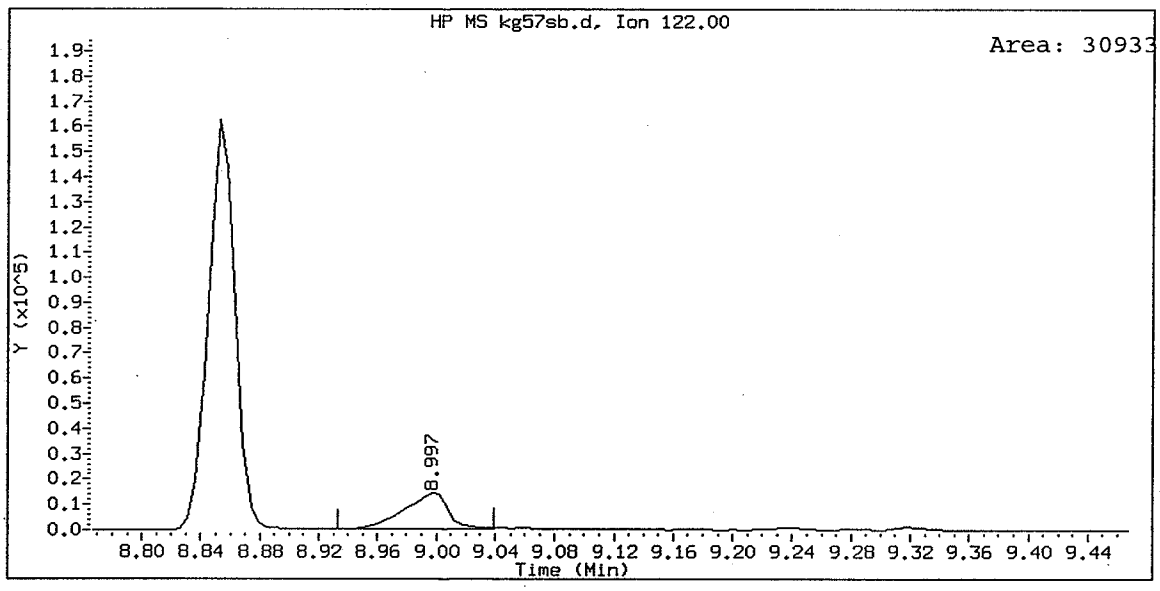

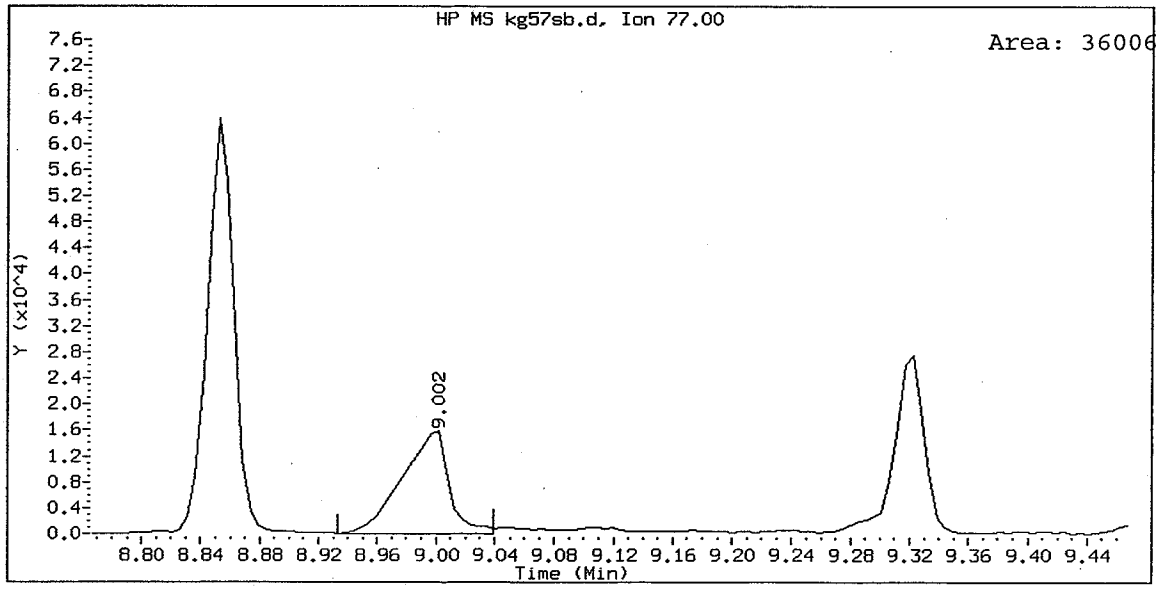

KG57LCSW1, /chem1/nt6.i/20061201.b/kg57sb.d
2,4-Dinitrophenol Amount: 18.81

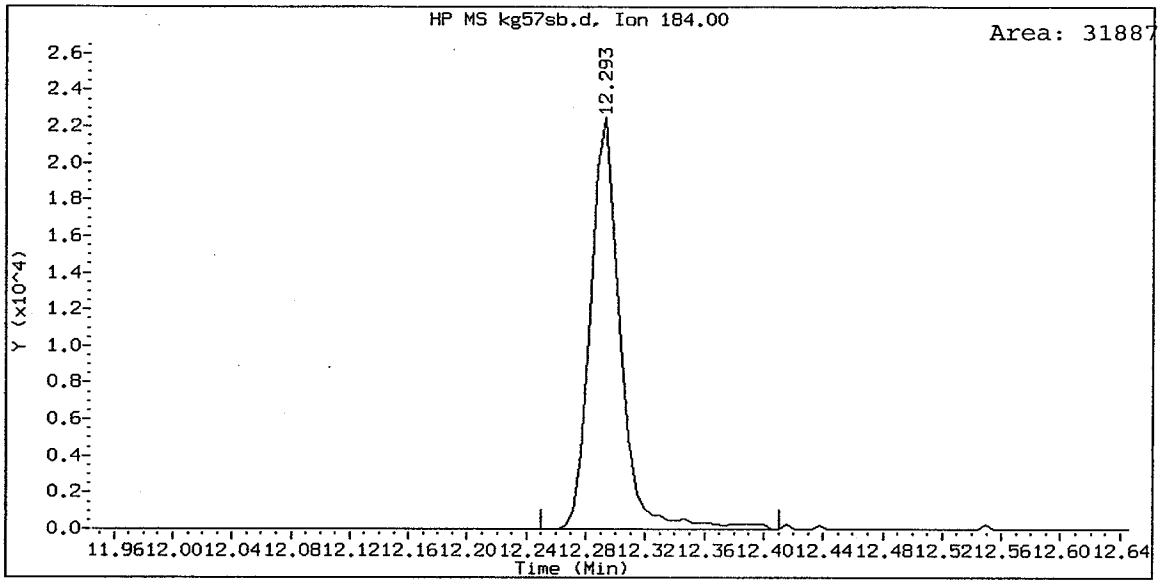

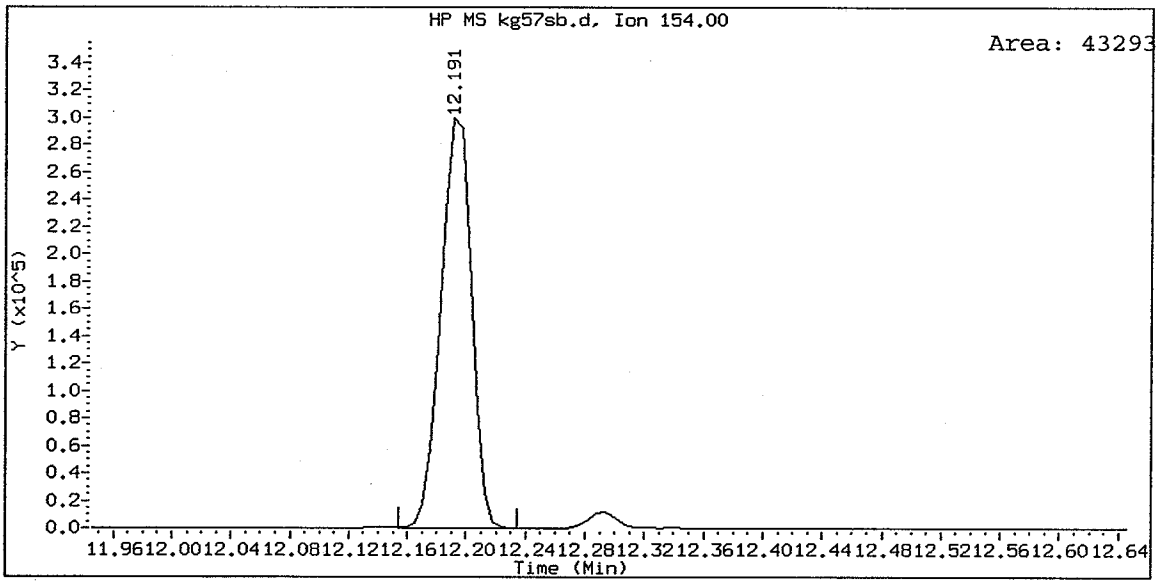

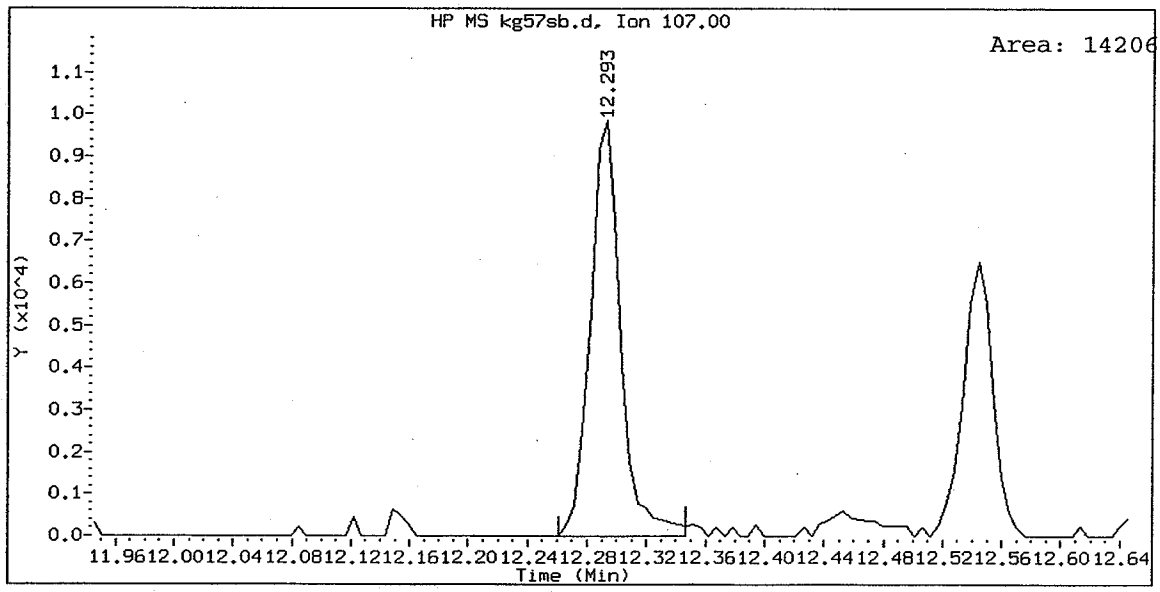

KG57LCSW1, /chem1/nt6.i/20061201.b/kg57sb.d
4-Nitrophenol Amount: 22.41

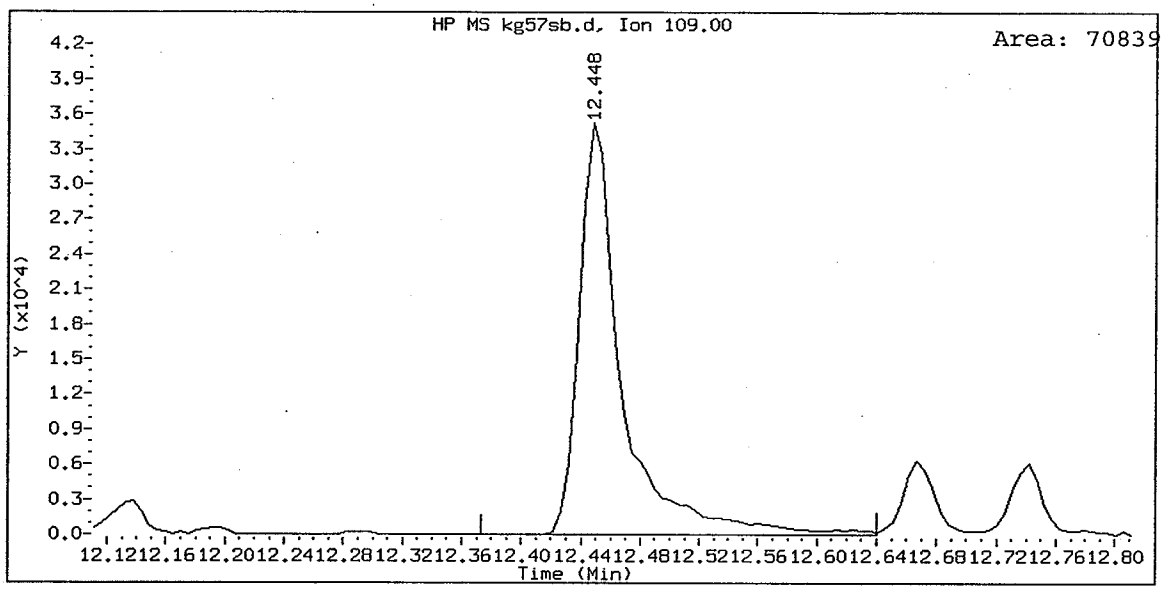

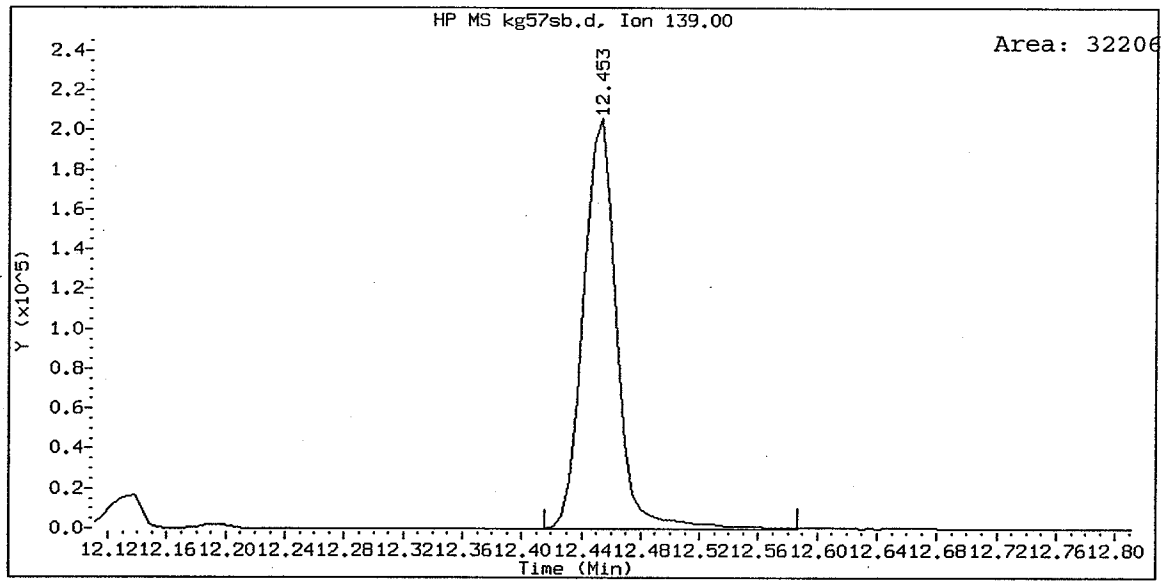

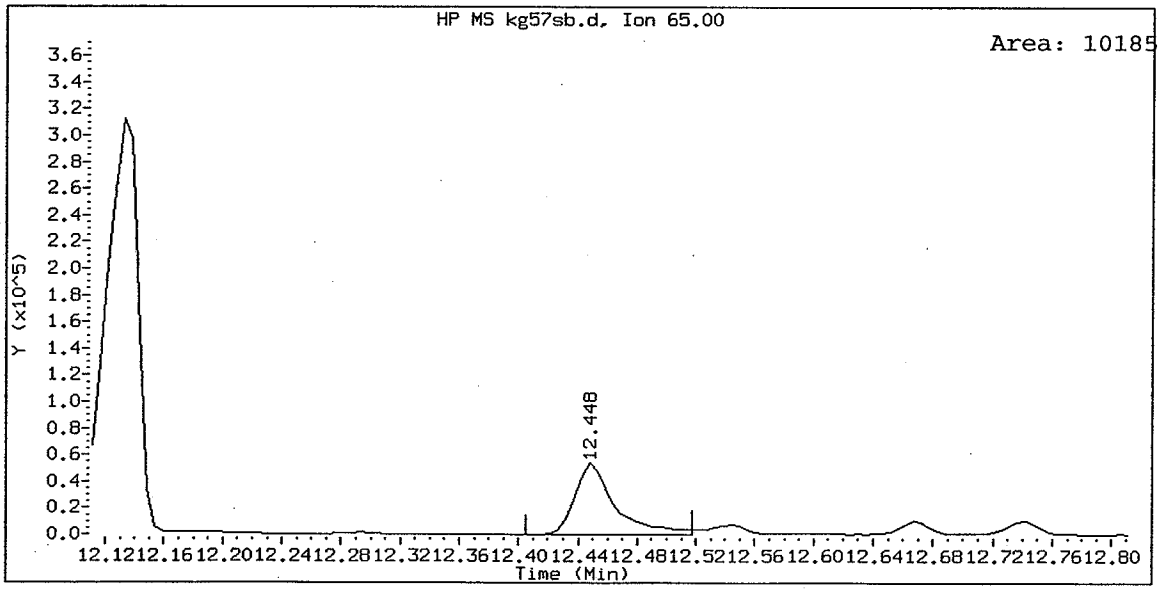

KG57LCSW1, /chem1/nt6.i/20061201.b/kg57sb.d
Pentachlorophenol Amount: 21.99

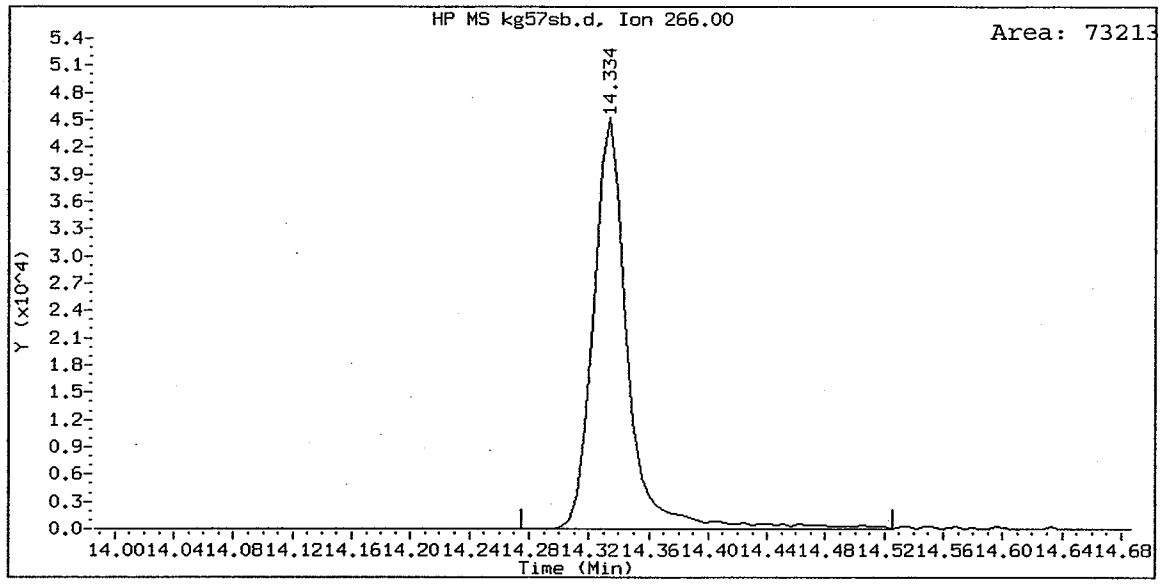

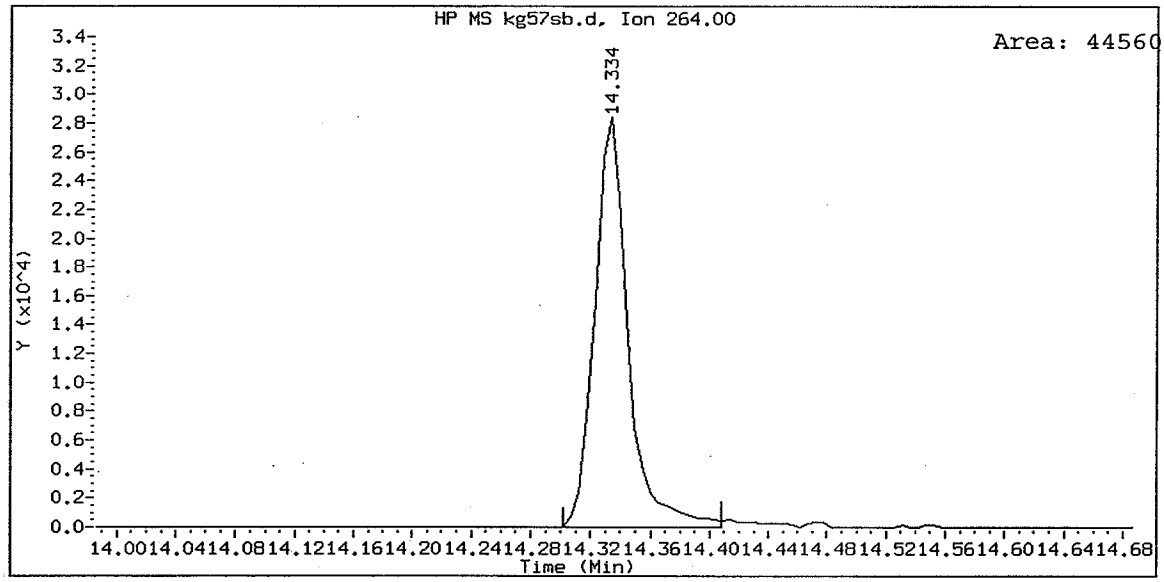

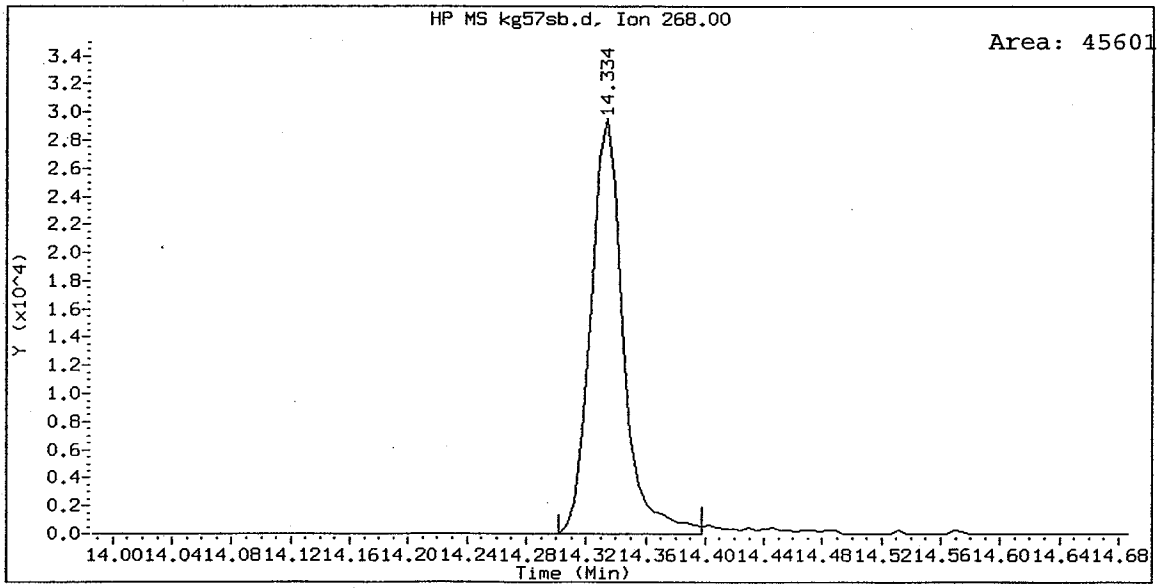

Analytical Resources, Inc.

Semivolatile Report SW846 Method 8270D

Data file : /chem1/nt6.i/20061201.b/kg57sbd.d
Lab Smp Id: KG57LCSDW1 Client Smp ID: KG57LCSDW1
Inj Date : 01-DEC-2006 11:24
Operator : LJR Inst ID: nt6.i
Smp Info : KG57LCSDW1
Misc Info : 06-23749
Comment : 1ul Injection
Method : /chem1/nt6.i/20061201.b/SW846.m
Meth Date : 04-Dec-2006 11:51 jeff Quant Type: ISTD
Cal Date : 27-NOV-2006 11:16 Cal File: 0101127.d
Als bottle: 3 QC Sample: LCSD
Dil Factor: 1.00000
Integrator: HP RTE Compound Sublist: LL.sub
Target Version: 3.50

LJR 12/14/06

Concentration Formula: Amt * DF * Vt/Vo * CpndVariable

Name	Value	Description
DF	1.00000	Dilution Factor
Vt	500.00000	Volume of final extract (uL)
Vo	500.00000	Volume of sample extracted (mL)

Cpnd Variable Local Compound Variable

	Compounds	QUANT SIG MASS	RT	EXP RT	REL RT	RESPONSE	CONCENTRATIONS ON-COLUMN (ug/mL)	CONCENTRATIONS FINAL (ug/L)
$ 1	2-Fluorophenol	112	5.375	5.373	(0.739)	424086	29.1184	29.12
$ 2	Phenol-d5	99	6.866	6.868	(0.944)	517137	30.3114	30.31
3	Phenol	94	6.887	6.884	(0.947)	422275	20.3903	20.39
$ 5	2-Chlorophenol-d4	132	6.978	6.981	(0.960)	368183	31.4226	31.42
4	Bis(2-Chloroethyl)ether	93	6.962	6.959	(0.957)	344850	21.7903	21.79
6	2-Chlorophenol	128	7.005	7.002	(0.963)	307453	21.6176	21.62
7	1,3-Dichlorobenzene	146	7.213	7.210	(0.992)	264676	17.7619	17.76
* 8	1,4-Dichlorobenzene-d4	152	7.272	7.274	(1.000)	185556	20.0000	
9	1,4-Dichlorobenzene	146	7.298	7.301	(1.004)	266562	17.7933	17.79
$ 10	1,2-Dichlorobenzene-d4	152	7.566	7.568	(1.040)	147520	19.3934	19.39
12	1,2-Dichlorobenzene	146	7.587	7.584	(1.043)	257339	18.4235	18.42
11	Benzyl alcohol	108	7.555	7.558	(1.039)	216888	19.8567	19.86
14	2,2'-oxybis(1-Chloropropane)	45	7.817	7.819	(1.075)	325842	22.1033	22.10
13	2-Methylphenol	108	7.795	7.798	(1.072)	300064	21.5283	21.53
17	Hexachloroethane	117	8.068	8.065	(1.109)	110529	17.4004	17.40
16	N-Nitroso-di-n-propylamine	70	8.030	8.033	(1.104)	246578	21.3562	21.36

	Compounds	QUANT SIG MASS	RT	EXP RT	REL RT	RESPONSE	CONCENTRATIONS ON-COLUMN (ug/mL)	CONCENTRATIONS FINAL (ug/L)
	15 4-Methylphenol	108	8.036	8.028	(1.105)	593477	42.1857	42.19
$	18 Nitrobenzene-d5	82	8.191	8.188	(0.882)	353348	21.8760	21.88
	19 Nitrobenzene	77	8.217	8.215	(0.884)	394573	21.9876	21.99
	20 Isophorone	82	8.602	8.599	(0.926)	693573	24.0741	24.07
	21 2-Nitrophenol	139	8.730	8.728	(0.940)	156898	22.7107	22.71
	22 2,4-Dimethylphenol	107	8.853	8.856	(0.953)	248625	17.4913	17.49
	23 Bis(2-Chloroethoxy)methane	93	8.997	9.000	(0.968)	400874	21.8682	21.87
	24 Benzoic acid	105	9.029	9.117	(0.972)	120180	11.8175	11.82(M)
	25 2,4-Dichlorophenol	162	9.115	9.112	(0.981)	229739	22.5707	22.57
	26 1,2,4-Trichlorobenzene	180	9.238	9.240	(0.994)	223455	19.4434	19.44
*	27 Naphthalene-d8	136	9.291	9.288	(1.000)	650089	20.0000	
	28 Naphthalene	128	9.323	9.320	(1.003)	785671	20.1851	20.19
	29 4-Chloroaniline	127	9.473	9.470	(1.020)	682322	42.5133	42.51
	30 Hexachlorobutadiene	225	9.649	9.652	(1.039)	104738	18.0843	18.08
	31 4-Chloro-3-methylphenol	107	10.290	10.293	(1.108)	267796	23.2743	23.27
	32 2-Methylnaphthalene	141	10.440	10.437	(1.124)	411038	21.2828	21.28
	33 Hexachlorocyclopentadiene	237	10.824	10.827	(0.891)	90886	17.9648	17.96(R)
	34 2,4,6-Trichlorophenol	196	10.958	10.961	(0.902)	155454	24.3994	24.40
	35 2,4,5-Trichlorophenol	196	11.017	11.019	(0.907)	163458	24.1217	24.12
$	36 2-Fluorobiphenyl	172	11.091	11.089	(0.913)	490038	22.2651	22.27
	37 2-Chloronaphthalene	162	11.214	11.212	(0.923)	475943	22.7542	22.75
	38 2-Nitroaniline	65	11.449	11.452	(0.943)	183634	25.0852	25.09
	39 Dimethylphthalate	163	11.839	11.837	(0.975)	521603	23.7698	23.77
	40 Acenaphthylene	152	11.887	11.885	(0.979)	770336	23.8424	23.84
	41 2,6-Dinitrotoluene	165	11.925	11.922	(0.982)	127442	25.5834	25.58
*	42 Acenaphthene-d10	164	12.144	12.141	(1.000)	338100	20.0000	
	43 3-Nitroaniline	138	12.138	12.125	(1.000)	377942	64.7675	64.77
	44 Acenaphthene	153	12.192	12.189	(1.004)	472292	22.9959	23.00
	45 2,4-Dinitrophenol	184	12.293	12.296	(1.012)	38474	23.0711	23.07(M)
	46 Dibenzofuran	168	12.454	12.451	(1.026)	654462	23.4309	23.43
	47 4-Nitrophenol	109	12.448	12.462	(1.025)	76667	24.6561	24.66(M)
	48 2,4-Dinitrotoluene	165	12.544	12.547	(1.033)	163370	25.8598	25.86
	50 Diethylphthalate	149	12.993	12.996	(1.070)	489370	23.9167	23.92
	49 Fluorene	166	13.009	13.007	(1.071)	519828	23.0859	23.09
	51 4-Chlorophenyl-phenylether	204	13.047	13.044	(1.074)	247565	23.1583	23.16
	52 4-Nitroaniline	138	13.116	13.119	(1.080)	135280	24.0285	24.03(M)
	53 4,6-Dinitro-2-methylphenol	198	13.196	13.199	(0.909)	61912	21.4118	21.41
	54 N-Nitrosodiphenylamine	169	13.250	13.252	(0.913)	371425	34.5377	34.54
$	55 2,4,6-Tribromophenol	330	13.431	13.434	(1.106)	91676	36.1673	36.17(M)
	56 4-Bromophenyl-phenylether	248	13.821	13.824	(0.952)	129194	21.8485	21.85
	57 Hexachlorobenzene	284	14.035	14.032	(0.967)	142742	22.2962	22.30
	58 Pentachlorophenol	266	14.334	14.337	(0.988)	79899	23.8746	23.87(M)
*	59 Phenanthrene-d10	188	14.510	14.508	(1.000)	518940	20.0000	
	60 Phenanthrene	178	14.542	14.545	(1.002)	722355	21.9789	21.98
	61 Anthracene	178	14.617	14.615	(1.007)	729674	22.3763	22.38
	62 Carbazole	167	14.906	14.908	(1.027)	678391	22.1965	22.20
	63 Di-n-butylphthalate	149	15.648	15.646	(1.078)	825214	23.5834	23.58

	Compounds	QUANT SIG MASS	RT	EXP RT	REL RT	RESPONSE	CONCENTRATIONS ON-COLUMN (ug/mL)	CONCENTRATIONS FINAL (ug/L)
	64 Fluoranthene	202	16.476	16.479	(1.135)	732778	22.2412	22.24
	65 Pyrene	202	16.823	16.826	(0.894)	758629	25.0088	25.01
$	66 Terphenyl-d14	244	17.160	17.163	(0.912)	428857	24.9222	24.92
	67 Butylbenzylphthalate	149	18.058	18.055	(0.960)	362997	25.4664	25.47
	68 Benzo(a)anthracene	228	18.789	18.787	(0.999)	624920	23.3707	23.37
*	69 Chrysene-d12	240	18.811	18.813	(1.000)	362573	20.0000	
	70 3,3'-Dichlorobenzidine	252	18.816	18.808	(1.000)	612395	60.0944	60.09
	71 Chrysene	228	18.854	18.856	(1.002)	619377	23.6429	23.64
	72 bis(2-Ethylhexyl)phthalate	149	19.067	19.065	(0.954)	507137	24.4394	24.44
*	134 Di-n-octylphthalate-d4	153	19.997	19.999	(1.000)	819385	20.0000	
	73 Di-n-octylphthalate	149	20.007	20.010	(1.001)	862630	22.5197	22.52
	74 Benzo(b)fluoranthene	252	20.440	20.443	(0.975)	784912	21.6548	21.65
	75 Benzo(k)fluoranthene	252	20.478	20.475	(0.977)	809687	21.5716	21.57
	76 Benzo(a)pyrene	252	20.884	20.886	(0.996)	765463	23.7475	23.75
*	77 Perylene-d12	264	20.964	20.961	(1.000)	550681	20.0000	
	78 Indeno(1,2,3-cd)pyrene	276	22.379	22.382	(1.068)	1002354	22.7236	22.72
	79 Dibenzo(a,h)anthracene	278	22.411	22.409	(1.069)	844963	23.1879	23.19
	80 Benzo(g,h,i)perylene	276	22.753	22.761	(1.085)	899922	22.8242	22.82
	90 N-Nitrosodimethylamine	74	2.923	2.915	(0.402)	218824	20.1400	20.14
	91 Aniline	93	6.839	6.836	(0.940)	181128	7.37687	7.377
	93 Benzidine	184	Compound Not Detected.					
	103 Pyridine	79	Compound Not Detected.					
	105 1-methylnaphthalene	141	10.611	10.608	(1.142)	422161	21.4270	21.43
	111 Azobenzene (1,2-DP-Hydrazine)	77	13.292	13.295	(1.095)	741790	25.0517	25.05

QC Flag Legend

R - Spike/Surrogate failed recovery limits.
M - Compound response manually integrated.

Analytical Resources, Inc.

INTERNAL STANDARD COMPOUNDS
AREA AND RT SUMMARY

Instrument ID: nt6.i
Lab File ID: kg57sbd.d
Lab Smp Id: KG57LCSDW1
Analysis Type: SV
Quant Type: ISTD
Operator: LJR
Method File: /chem1/nt6.i/20061201.b/SW846.m
Misc Info: 06-23749

Calibration Date: 01-DEC-2006
Calibration Time: 09:48
Client Smp ID: KG57LCSDW1
Level: LOW
Sample Type: Liquid

COMPOUND	STANDARD	AREA LIMIT LOWER	AREA LIMIT UPPER	SAMPLE	%DIFF
8 1,4-Dichlorobenze	185681	92840	371362	185556	-0.07
27 Naphthalene-d8	650495	325248	1300990	650089	-0.06
42 Acenaphthene-d10	360836	180418	721672	338100	-6.30
59 Phenanthrene-d10	519175	259588	1038350	518940	-0.05
69 Chrysene-d12	399685	199842	799370	362573	-9.29
134 Di-n-octylphthala	873383	436692	1746766	819385	-6.18
77 Perylene-d12	586621	293310	1173242	550681	-6.13

COMPOUND	STANDARD	RT LIMIT LOWER	RT LIMIT UPPER	SAMPLE	%DIFF
8 1,4-Dichlorobenze	7.27	6.77	7.77	7.27	-0.04
27 Naphthalene-d8	9.29	8.79	9.79	9.29	0.03
42 Acenaphthene-d10	12.14	11.64	12.64	12.14	0.02
59 Phenanthrene-d10	14.51	14.01	15.01	14.51	0.02
69 Chrysene-d12	18.81	18.31	19.31	18.81	-0.01
134 Di-n-octylphthala	20.00	19.50	20.50	20.00	-0.01
77 Perylene-d12	20.96	20.46	21.46	20.96	0.01

AREA UPPER LIMIT = +100% of internal standard area.
AREA LOWER LIMIT = - 50% of internal standard area.
RT UPPER LIMIT = + 0.50 minutes of internal standard RT.
RT LOWER LIMIT = - 0.50 minutes of internal standard RT.

Analytical Resources, Inc.

RECOVERY REPORT

Client Name: Anchor
Sample Matrix: LIQUID
Lab Smp Id: KG57LCSDW1
Level: LOW
Data Type: MS DATA
SpikeList File: LLLCS.spk
Sublist File: LL.sub
Method File: /chem1/nt6.i/20061201.b/SW846.m
Misc Info: 06-23749

Client SDG: KG57
Fraction: SV
Client Smp ID: KG57LCSDW1
Operator: LJR
SampleType: LCSD
Quant Type: ISTD

SPIKE	COMPOUND	CONC ADDED ug/L	CONC RECOVERED ug/L	% RECOVERED	LIMITS
3	Phenol	25.00	20.39	81.56	44-106
4	Bis(2-Chloroethyl)	25.00	21.79	87.16	67-110
6	2-Chlorophenol	25.00	21.62	86.47	49-110
7	1,3-Dichlorobenzen	25.00	17.76	71.05	14-99
9	1,4-Dichlorobenzen	25.00	17.79	71.17	22-91
11	Benzyl alcohol	25.00	19.86	79.43	50-118
12	1,2-Dichlorobenzen	25.00	18.42	73.69	23-103
13	2-Methylphenol	25.00	21.53	86.11	66-108
14	2,2'-oxybis(1-Chlo	25.00	22.10	88.41	50-118
15	4-Methylphenol	50.00	42.19	84.37	63-117
16	N-Nitroso-di-n-pro	25.00	21.36	85.42	51-119
17	Hexachloroethane	25.00	17.40	69.60	10-105
19	Nitrobenzene	25.00	21.99	87.95	64-121
20	Isophorone	25.00	24.07	96.30	65-129
21	2-Nitrophenol	25.00	22.71	90.84	62-119
22	2,4-Dimethylphenol	25.00	17.49	69.97	46-107
23	Bis(2-Chloroethoxy	25.00	21.87	87.47	62-123
24	Benzoic acid	25.00	11.82	47.27	36-122
25	2,4-Dichlorophenol	25.00	22.57	OK 90.28	62-124
26	1,2,4-Trichloroben	25.00	19.44	77.77	26-95
28	Naphthalene	25.00	20.19	80.74	48-108
29	4-Chloroaniline	60.00	42.51	70.86	19-81
30	Hexachlorobutadien	25.00	18.08	72.34	10-110
31	4-Chloro-3-methylp	25.00	23.27	93.10	42-129
32	2-Methylnaphthalen	25.00	21.28	85.13	51-111
33	Hexachlorocyclopen	25.00	17.96	71.86*	10-71
34	2,4,6-Trichlorophe	25.00	24.40	97.60	64-115
35	2,4,5-Trichlorophe	25.00	24.12	96.49	67-112
37	2-Chloronaphthalen	25.00	22.75	91.02	53-109
38	2-Nitroaniline	25.00	25.09	100.34	61-131
39	Dimethylphthalate	25.00	23.77	95.08	67-124
40	Acenaphthylene	25.00	23.84	95.37	62-115
41	2,6-Dinitrotoluene	25.00	25.58	102.33	64-131

SPIKE COMPOUND	CONC ADDED ug/L	CONC RECOVERED ug/L	% RECOVERED	LIMITS
43 3-Nitroaniline	64.00	64.77	101.20	53-114
44 Acenaphthene	25.00	23.00	91.98	52-109
45 2,4-Dinitrophenol	25.00	23.07	92.28	10-143
46 Dibenzofuran	25.00	23.43	93.72	62-114
47 4-Nitrophenol	25.00	24.66	98.62	19-160
48 2,4-Dinitrotoluene	25.00	25.86	103.44	50-129
49 Fluorene	25.00	23.09	92.34	60-126
50 Diethylphthalate	25.00	23.92	95.67	66-136
51 4-Chlorophenyl-phe	25.00	23.16	92.63	59-127
52 4-Nitroaniline	25.00	24.03	96.11	41-134
53 4,6-Dinitro-2-meth	25.00	21.41	85.65	31-137
54 N-Nitrosodiphenyla	25.00	34.54	138.15	47-145
56 4-Bromophenyl-phen	25.00	21.85	87.39	64-123
57 Hexachlorobenzene	25.00	22.30	89.18	62-122
58 Pentachlorophenol	25.00	23.87	95.50	41-119
60 Phenanthrene	25.00	21.98	87.92	63-123
61 Anthracene	25.00	22.38	89.51	61-122
62 Carbazole	25.00	22.20	88.79	64-128
63 Di-n-butylphthalat	25.00	23.58	94.33	66-138
64 Fluoranthene	25.00	22.24	88.96	60-130
65 Pyrene	25.00	25.01	100.04	54-120
67 Butylbenzylphthala	25.00	25.47	101.87	63-118
68 Benzo(a)anthracene	25.00	23.37	93.48	60-126
70 3,3'-Dichlorobenzi	64.00	60.09	93.90	10-106
71 Chrysene	25.00	23.64	94.57	64-119
72 bis(2-Ethylhexyl)p	25.00	24.44	97.76	42-158
73 Di-n-octylphthalat	25.00	22.52	90.08	68-115
74 Benzo(b)fluoranthe	25.00	21.65	86.62	61-129
75 Benzo(k)fluoranthe	25.00	21.57	86.29	63-129
76 Benzo(a)pyrene	25.00	23.75	94.99	62-119
78 Indeno(1,2,3-cd)py	25.00	22.72	90.89	44-147
79 Dibenzo(a,h)anthra	25.00	23.19	92.75	54-145
80 Benzo(g,h,i)peryle	25.00	22.82	91.30	53-141

OK

SURROGATE COMPOUND	CONC ADDED ug/L	CONC RECOVERED ug/L	% RECOVERED	LIMITS
$ 1 2-Fluorophenol	37.50	29.12	77.65	27-113
$ 2 Phenol-d5	37.50	30.31	80.83	42-98
$ 5 2-Chlorophenol-d4	37.50	31.42	83.79	47-102
$ 10 1,2-Dichlorobenzen	25.00	19.39	77.57	36-81
$ 18 Nitrobenzene-d5	25.00	21.88	87.50	51-103
$ 36 2-Fluorobiphenyl	25.00	22.27	89.06	39-95
$ 55 2,4,6-Tribromophen	37.50	36.17	96.45	47-110

SURROGATE COMPOUND	CONC ADDED ug/L	CONC RECOVERED ug/L	% RECOVERED	LIMITS
$ 66 Terphenyl-d14	25.00	24.92	99.69	28-114

Data File: /chem1/nt6.i/20061201.b/kg57sbd.d
Date : 01-DEC-2006 11:24
Client ID: KG57LCSDW1
Sample Info: KG57LCSDW1
Volume Injected (uL): 1.0
Column phase: ZB-5

Instrument: nt6.i
Operator: LJR
Column diameter: 0.32

0388

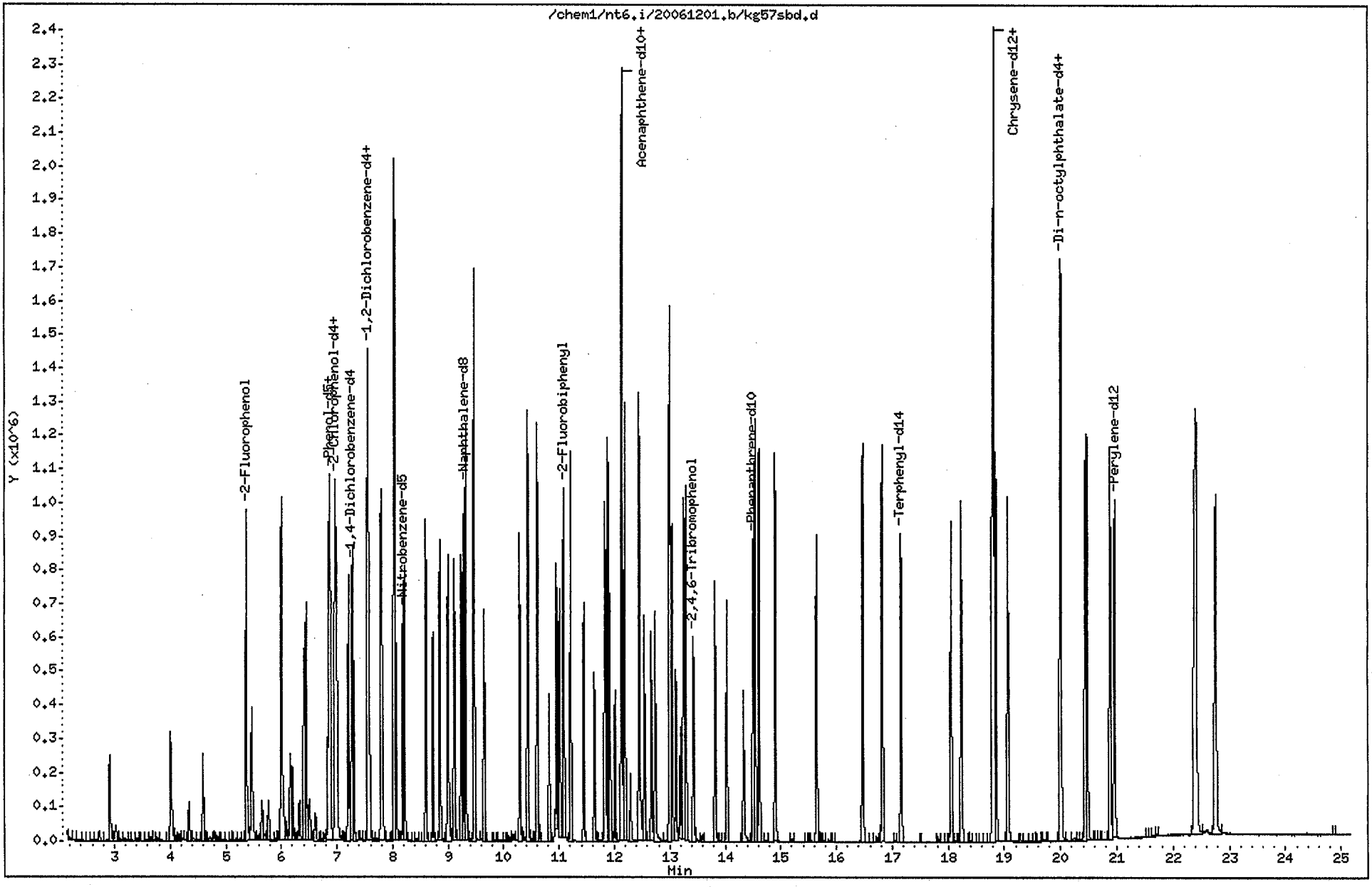

KG57LCSDW1, /chem1/nt6.i/20061201.b/kg57sbd.d
Benzoic acid Amount: 11.82

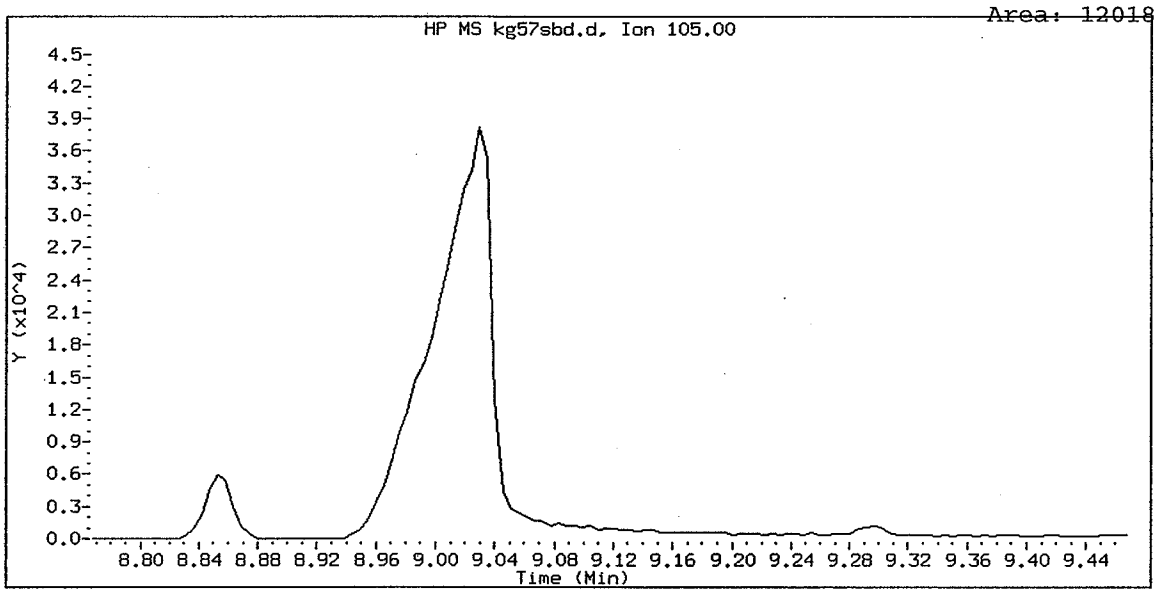

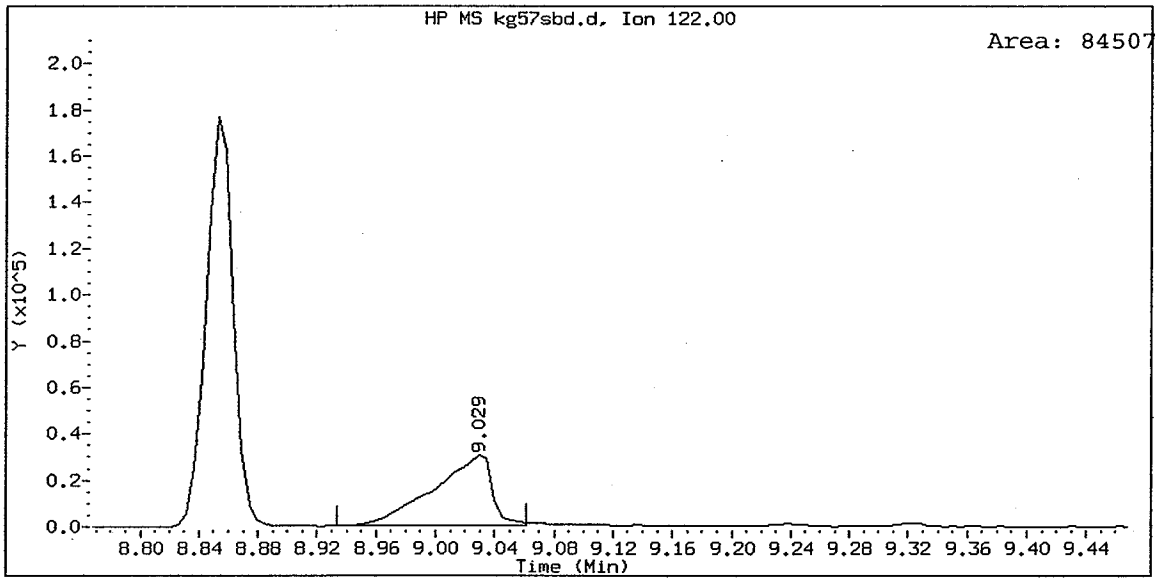

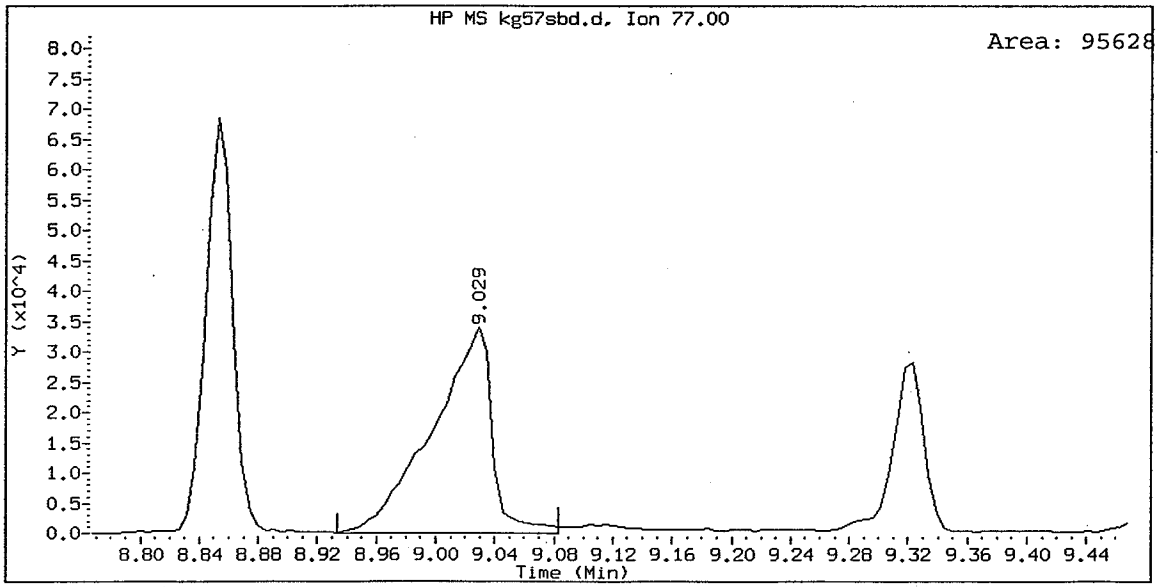

KG57LCSDW1, /chem1/nt6.i/20061201.b/kg57sbd.d
2,4-Dinitrophenol Amount: 23.07

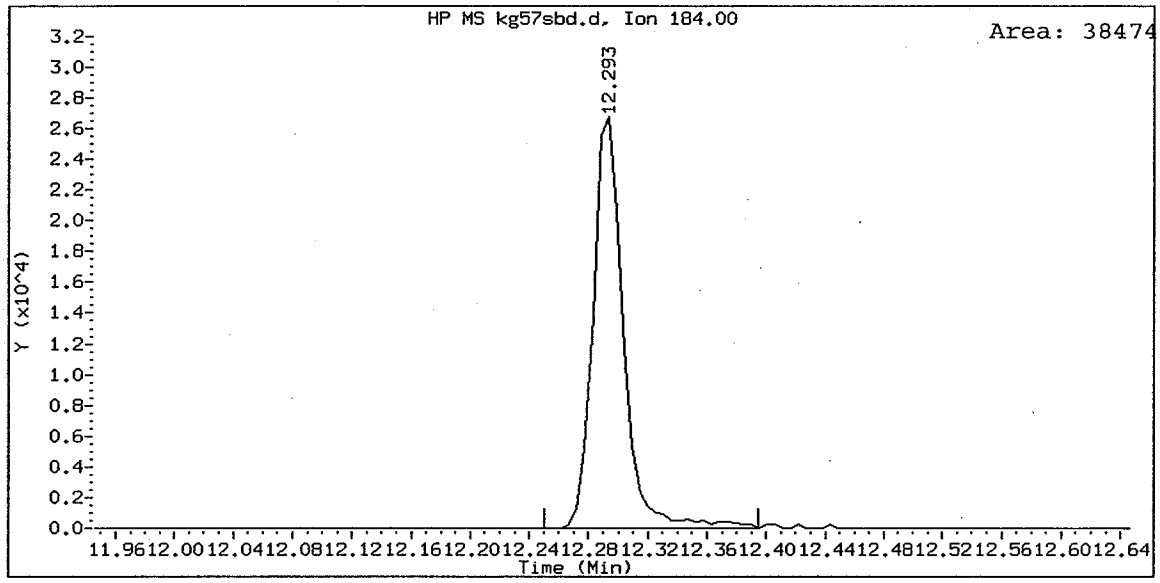

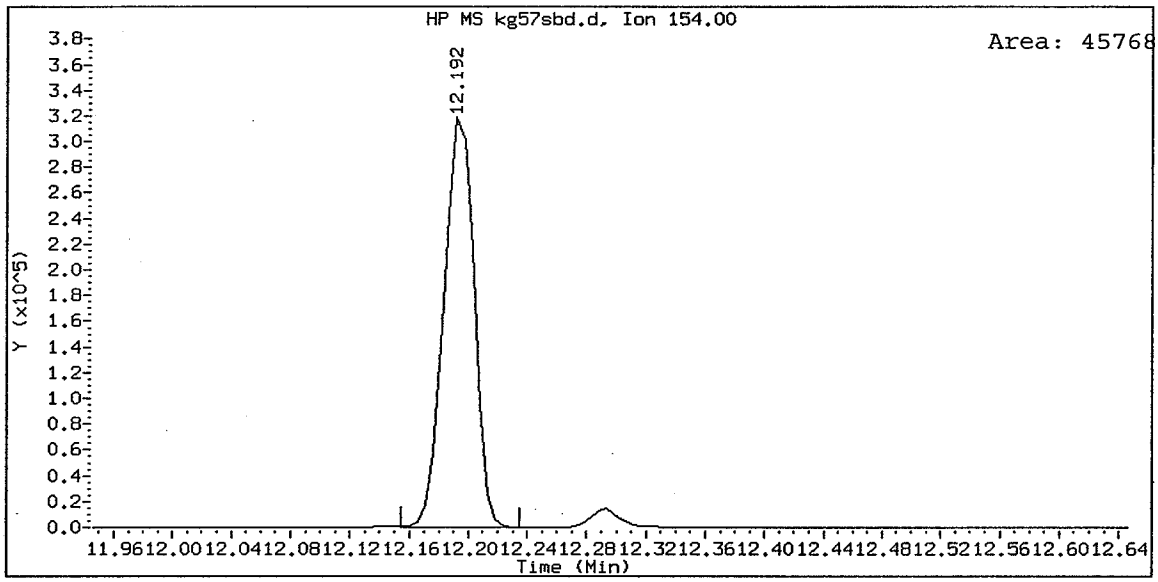

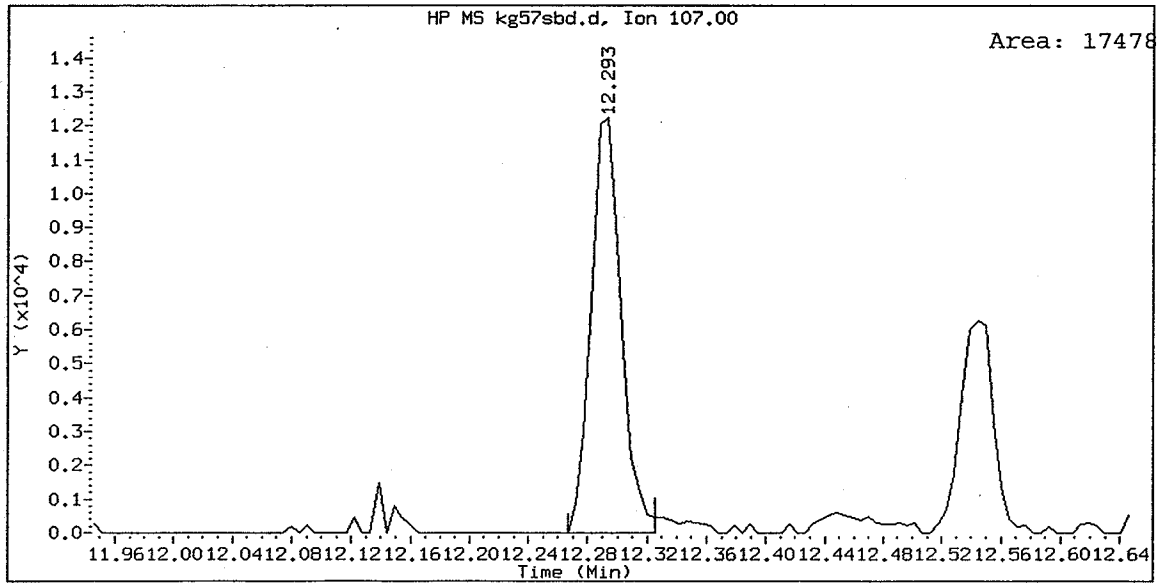

KG57LCSDW1, /chem1/nt6.i/20061201.b/kg57sbd.d
4-Nitrophenol Amount: 24.66

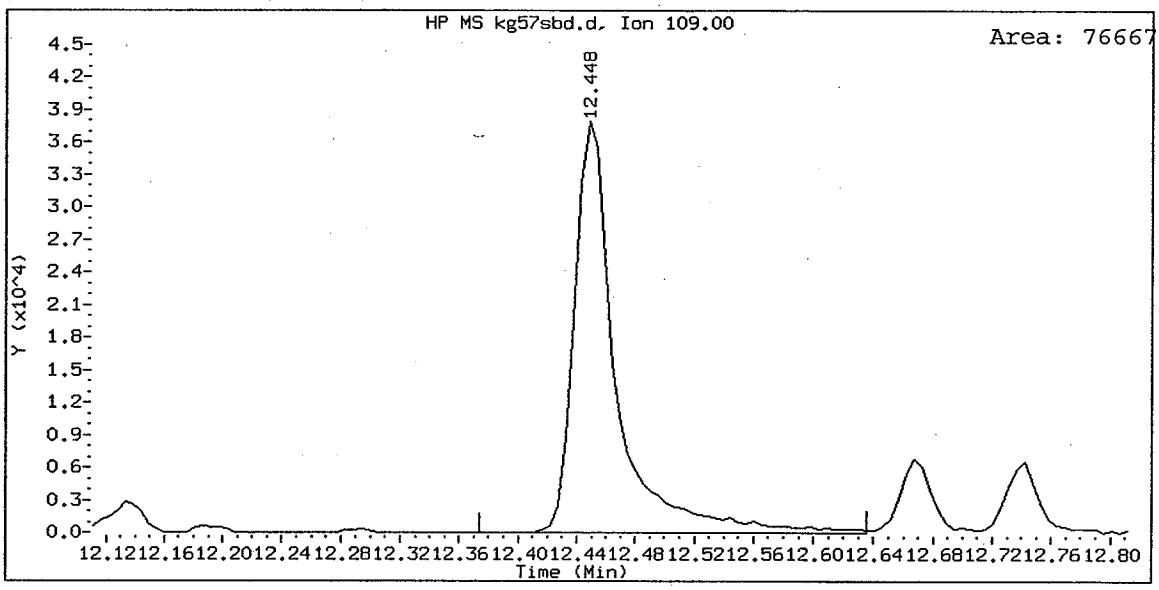

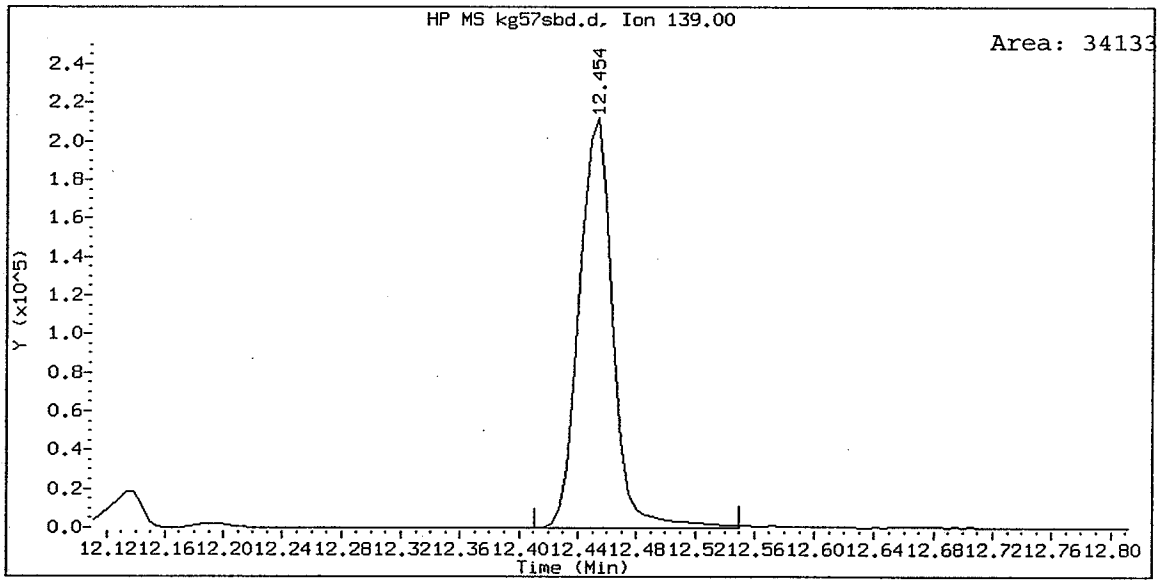

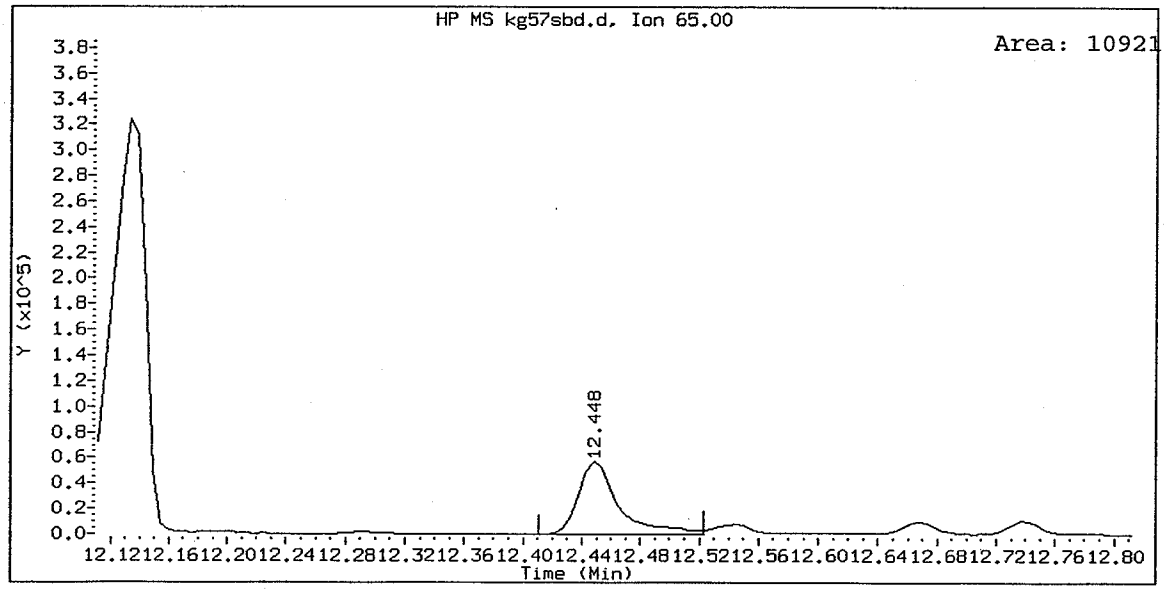

KG57LCSDW1, /chem1/nt6.i/20061201.b/kg57sbd.d
4-Nitroaniline Amount: 24.03

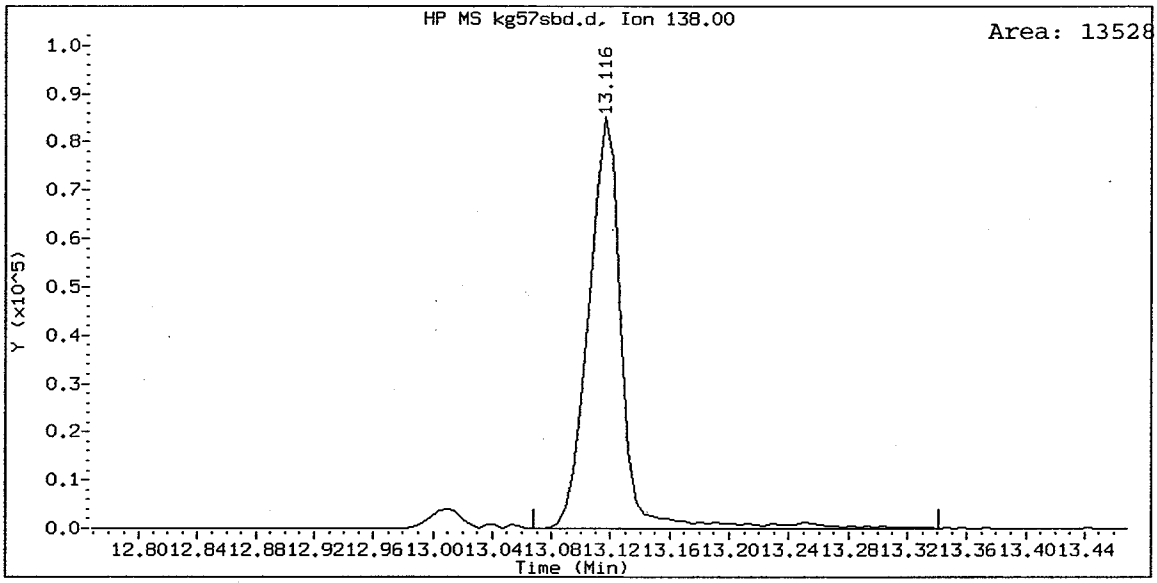

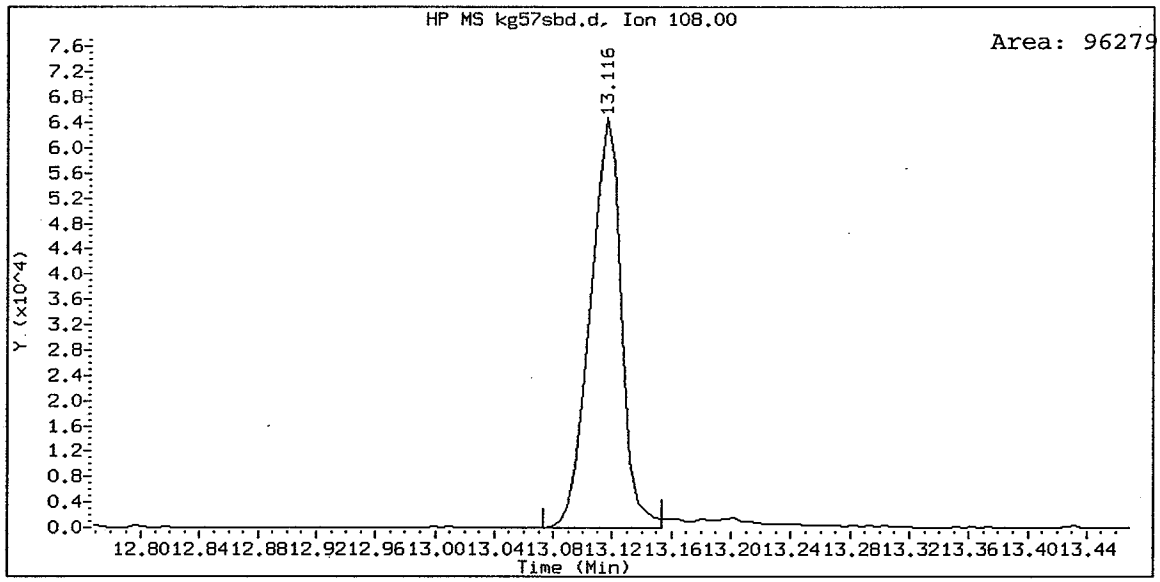

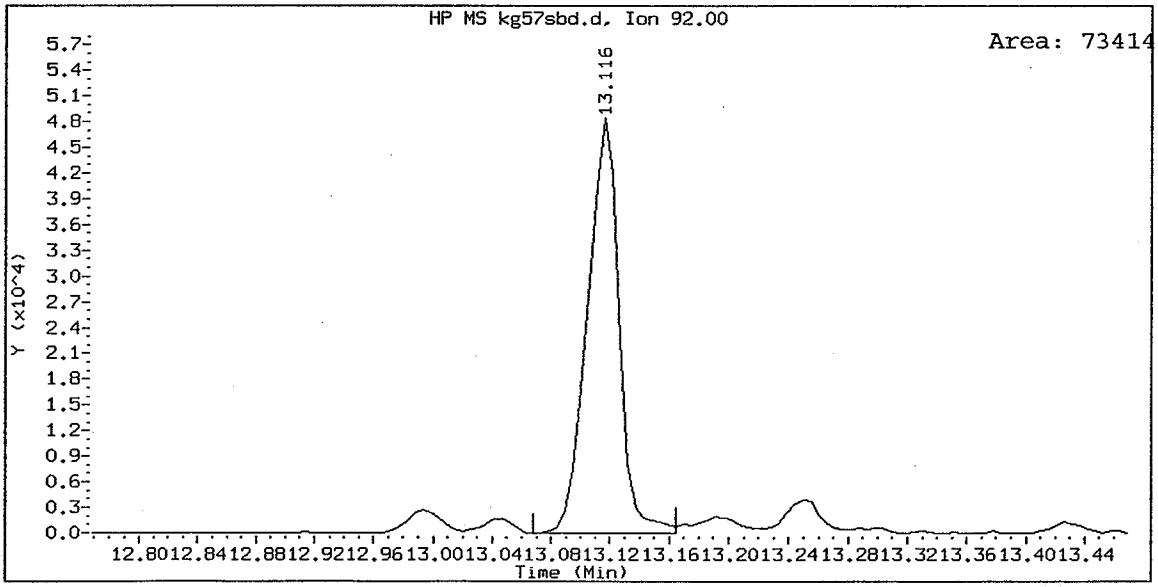

KG57LCSDW1, /chem1/nt6.i/20061201.b/kg57sbd.d
Pentachlorophenol Amount: 23.87

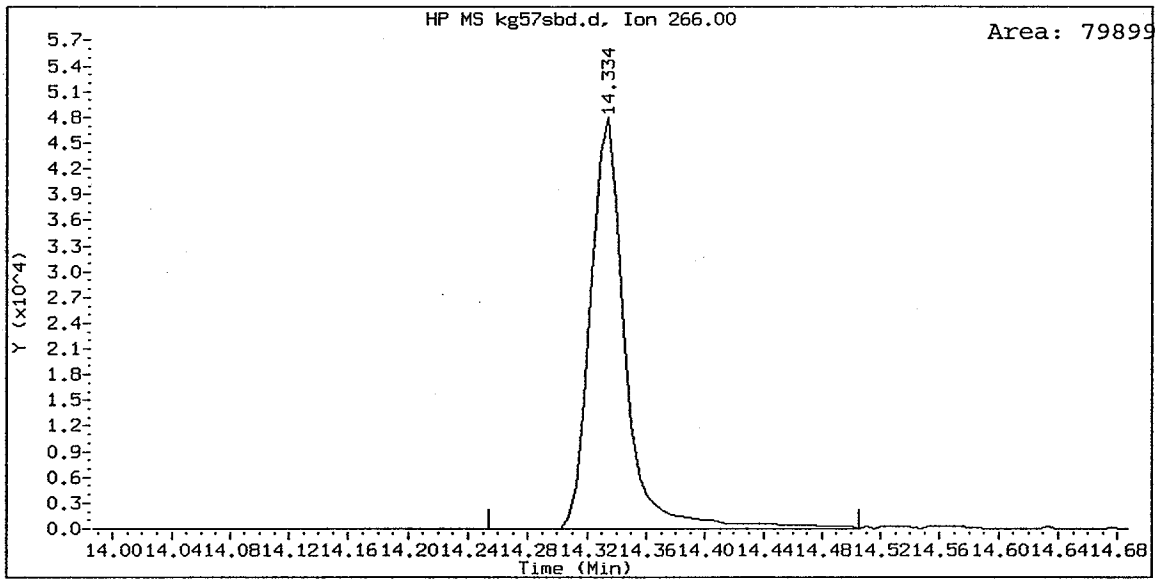

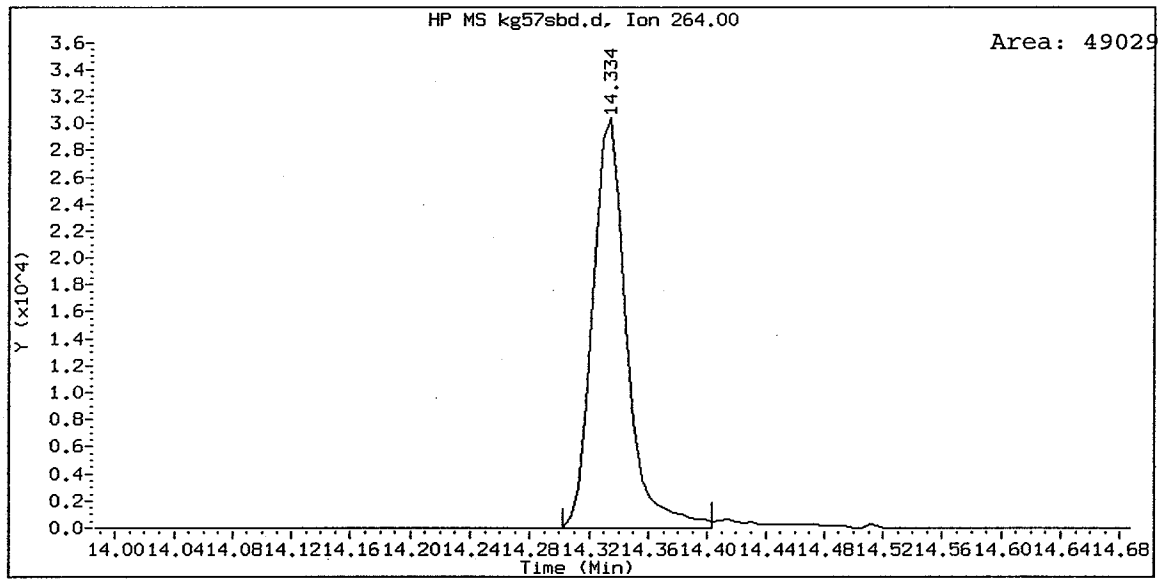

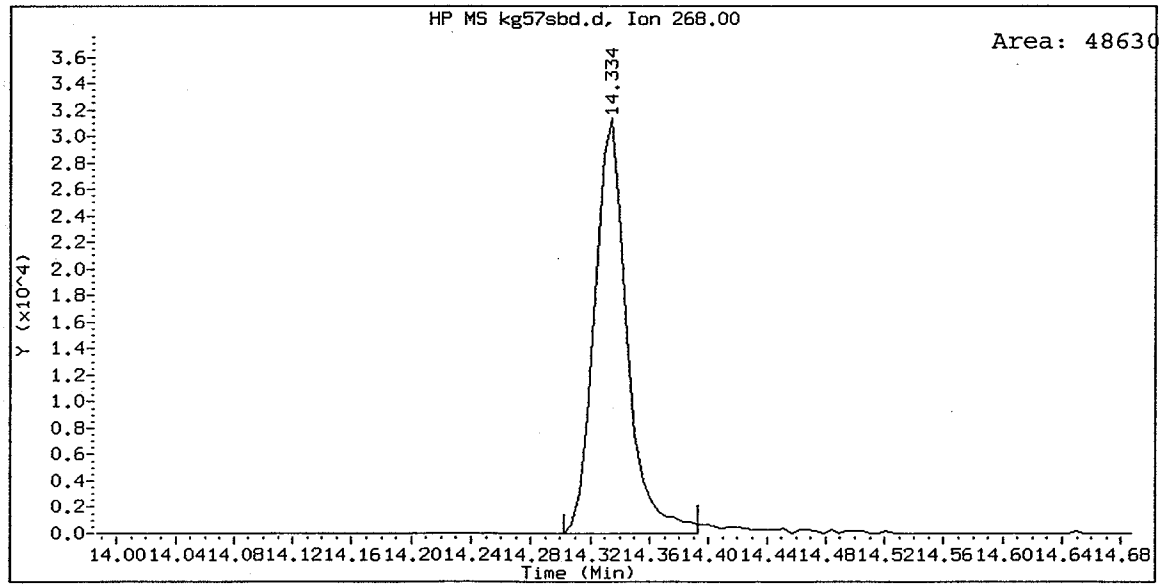

KG57LCSDW1, /chem1/nt6.i/20061201.b/kg57sbd.d
2,4,6-Tribromophenol Amount: 36.17

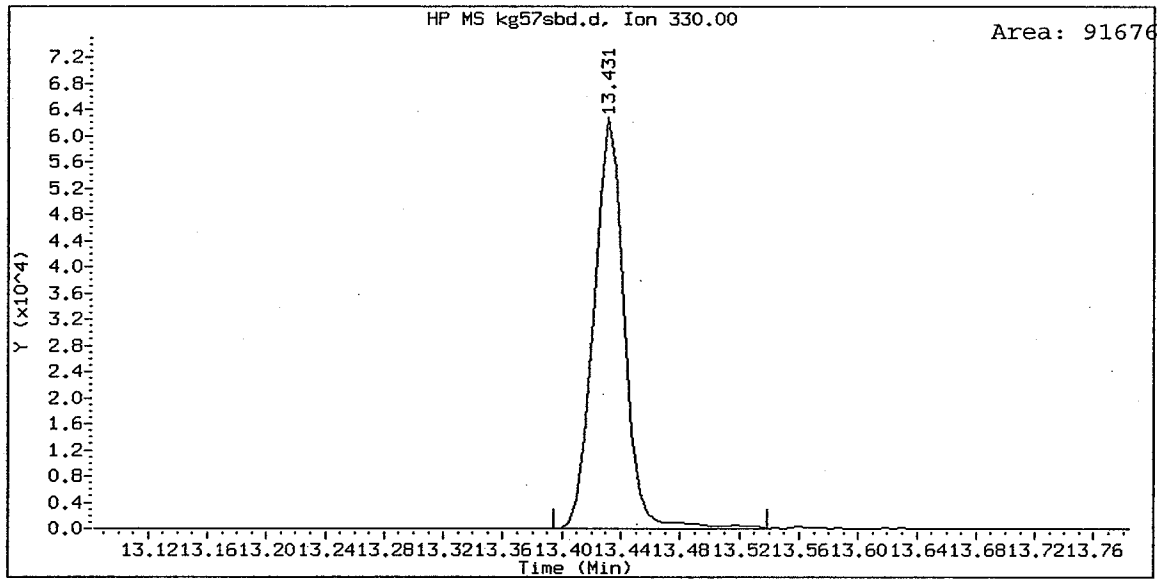

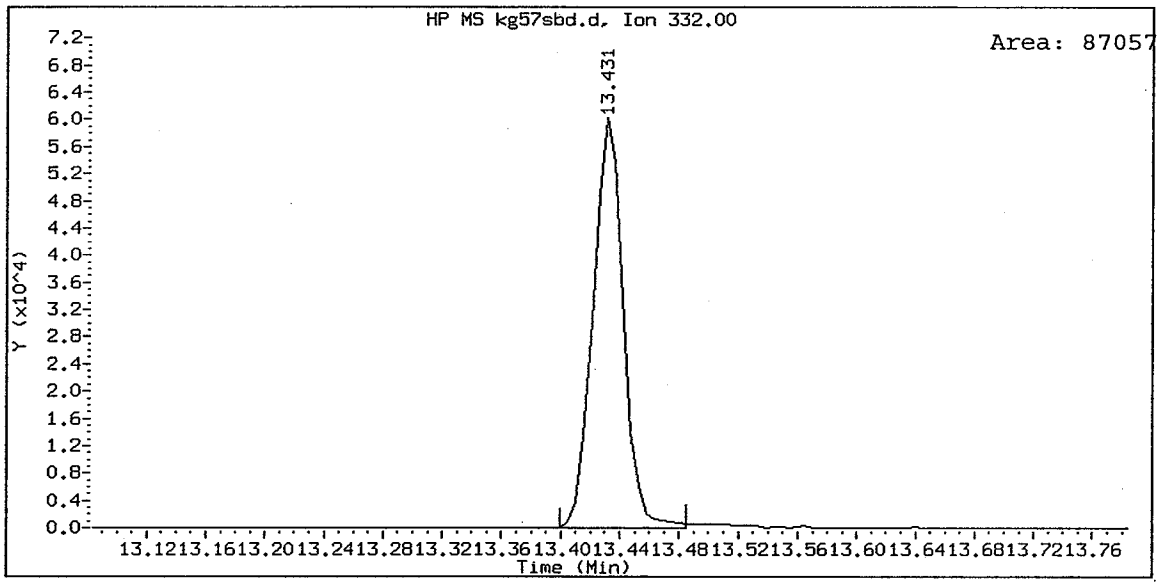

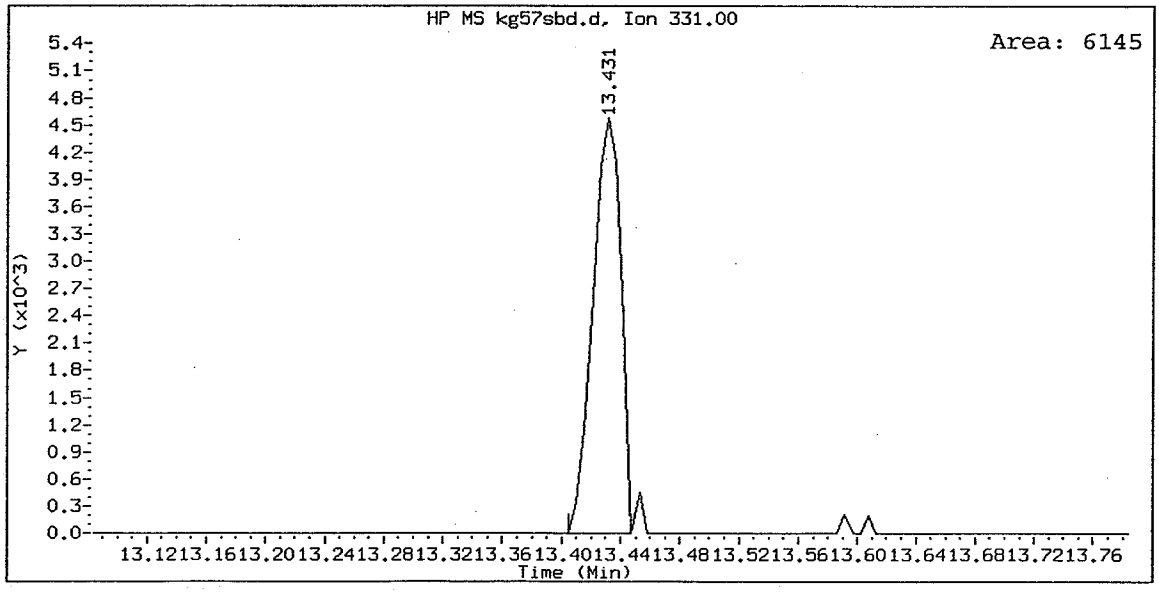

Semivolatiles Analysis
Extraction Benchsheets and Run Logs

prepared
for

ANCHOR ENVIRONMENTAL

Project: Chinook, 060354-01

ARI JOB NO: KG57

prepared
by

Analytical Resources, Inc.

QA LIMs # _____
EXT LIMs # _____
Bid # SV1124B-01

8270 BAN / Skydrol /Phenol – [redacted]
In House [redacted] Lowtemp
(3510C) Separatory Funnel
(3520C) Liquid/Liquid [redacted]
KD [redacted]
Turbovap ~~X~~

1/2

Client Name: Anchor Environmental
Floyd Snider

ARI Job No(s): KG57, KG02, KG05

Extraction Requirements (ARI Lab ID)	Sample Client ID Verified	Volume Extracted	KD	Final Effective Volume	Volume To Lab	Time Extracted 1915 Comments
MB: KG57 MBW	11-24-06	500 mL	1	0.5 mL	0.5 mL	
SB: SBW						
SBWD						
A	verified					
B						
KG02 A						
KG05 A						
B						
C						
D						
E						
EMS						
EMSD						
Date/Analyst:		GAH 11-24-06	11/27/06	JC 11/29/06 →		

23749
23497
23515

Surrogate Amount: 125 µL Added By: GAH /Spk. Witness JC
Concentration: 100/150 µg/mL ID: 1431-1A

Spike Amount: 125 µL Added By: GAH /Spk. Witness JC
Concentration: 100/150 µg/mL ID: 1423-3A

(DCM) Solvent Lot ID: I3353/3500
(10N NaoH) Reagent ID: —
(1:1 H2So4) Reagent ID: F549
0.05% HCL/acetone reagent ID: —
Neutral Glasswool ID: —
Na2So4 ID:(Sep/L.L.) ~~I3354~~ I3315 GAH 11-24 /(KD) —

3010F

Liquid/Liquid: Time Start ____:____
Time Stop ____:____

Revision 11
03/06

2/2

QA LIMs # _____
EXT LIMs # _____
Bid # _____

8270 BAN / Skydrol /Phenol – Water/TCLP
In House_____ Low-Level_____
(3510C) Separatory Funnel_____
(3520C) Liquid/Liquid_____
KD_____
Turbovap_____

Client Name: _____

ARI Job No(s): _____

Extraction Requirements (ARI Lab ID)	Sample Client ID Verified	Volume Extracted	KD	Final Effective Volume	Volume To Lab	Time Extracted_____ Comments
MB:						
SB:						
Date/Analyst:						

Spike
~~Surrogate~~ Amount: 125 µl Added By: GAA /Spk. Witness PC
Concentration: 100 µg/ml ID: 1429-2

Spike Amount: 125 µl Added By: GAA /Spk. Witness PC
Concentration: 200 µg/ml ID: 1405-1

(DCM) Solvent Lot ID: _____
(10N NaoH) Reagent ID: _____
(1:1 H2So4) Reagent ID: _____
0.05% HCL/acetone reagent ID: _____
Neutral Glasswool ID: _____
Na2So4 ID:(Sep/L.L.)_____/(KD)_____

ANALYTICAL
RESOURCES
INCORPORATED

ANALYST NOTES - Organic Extractions

ARI Job No: KG57 Client Name: Anchor Environmental

Parameter: BAN Client Project: Chinook

3445 SOP Number(s) [ ] No Anomalies

List problems, corrective actions, and any other pertinent information:

Extraction
Analyst: _____ Date Extracted: _____

See Reverse Side for Additional Information

Analytical Resources, Incorporated
Analytical Chemists and Consultants

GC/MS SVOA Analyst Notes / Corrective Action Log

RI Project ID: KG71 Client ID: Anchor

RI SOP: **801S**(SIM-PNA) **802S**(BTS-HX) **803S**(BTS-PW) **804S**(8270D) **805S**(BTS-ET)

arameter(s): PANs

strument: NT-1 NT-2 NT-4 NT-6

urve Date: 11/30/06 Analysis Start Date: 12/1/06

FTPP Tune Meets Criteria?	YES / NO	Method Blank in Control?	YES / NO
DT Breakdown <20%?	YES / NO / NA	LCS / LCSD Recovery in Control?	YES / NO
eak Tailing Factor in Control?	YES / NO / NA	MS/MSD Recovery in Control?	~~YES / NO~~
al Meets RF & %RSD Criteria?	YES / NO	Surrogate Recovery in Control?	YES / NO
Cal Meets RF & %RSD Criteria?	YES / NO	Special Analysis Criteria Met?	YES / NO / NA
ernal Standard Meets Criteria?	YES / NO		

tail problems, corrective actions and/or other pertinent information below (use reverse side en necessary): - Low recovery of benzoic acid in SB.

LJK
12/4/06

ditional Details on Reverse: Yes / No

lyst Signature: _____ **Date:** 12/4/06

iewer's Signature: _____ **Date:** 12/4/06

Analytical Resources Inc.: Organics Instrument Log
NT-6 Serial No.:GC=US00036167, MS=US81221575

Date: 11/30/06 Analysis: BAN5 Analyst: LJK

GC Program: ABNIUL Column No: 111107 Column Type: ZB-5

Instrument Tune (U or .CT.): 061117 EM Voltage: 1576

Calibration File: 0251130 Curve Date: 11/30/06

IS/SS	Ical/Ccal	LCS/ICV
1402-2	1417-3	1340-1,2
	1418-1,2	1341-1
	1431-2	
	1401-1	

	Time	Filename	LabID	ClientId	DF													
1	1015	0251130.d	ABN 25		1	7.28	169269	9.30	592748	12.14	330147	14.51	479092	18.82	382127	20.97	549234	20.00	849567
2	1048	0801130.d	ABN 80		1	7.28	154498	9.30	537694	12.15	280887	14.51	442638	18.83	363838	20.98	548733	20.01	791604
3	1120	0051130.d	ABN 5		1	7.28	174998	9.29	611919	12.14	339749	14.50	491078	18.81	417445	20.97	563793	20.00	910547
4	1152	0401130.d	ABN 40		1	7.28	162248	9.30	562047	12.14	301581	14.51	437122	18.82	337319	20.97	514832	20.00	738047
5	1225	0011130.d	ABN 1		1	7.28	156211	9.29	544932	12.14	301618	14.51	441339	18.81	376137	20.97	496087	20.00	807813
6	1257	0101130.d	ABN 10		1	7.27	166023	9.29	568685	12.14	311802	14.51	436679	18.81	329997	20.97	449108	20.00	692022
7	1329	icv1130.d	ABN ICV		1	7.28	155752	9.29	542073	12.14	304049	14.51	447588	18.82	365042	20.97	512805	20.00	797669

LJK 12/1/06

Maintenance / Comments Clipped column. Cleaned inlet seal. New liner + wool.

Maintenance Verification (Identify ICal or CCal that demonstrates the instrument is in control): 0251130

Every line must contain information or be lined out. Make all entries legible. Start a new page for each QC period.

Analytical Resources Inc.: Organics Instrument Log

NT-6 Serial No.:GC=US00036167, MS=US81221575

Date: 12/1/06 Analysis: BANs Analyst: LJR

GC Program: ABNIVL Column No: 111107 Column Type: ZB-5

Instrument Tune (.U or .CT.): D61117 EM Voltage: 1576

Calibration File: cc1201 Curve Date: 11/30/06

IS/SS	Ical/Ccal	LCS/ICV
1402-2	1417-3	
	1418-1,2	
	1431-2	

	Time	Filename	LabID	ClientId	DF											
1	0948	cc1201.d	ABN 25		1	7.27	185681	9.29	650495	12.14	360836	14.51	519175	18.81	399685	20.96	586621	20.00	873383
2	1020	kg57mb.d	KG57MBW1	KG57MBW1	1	7.27	180661	9.29	636508	12.14	365945	14.51	521954	18.81	413533	20.00	896581	20.96	550552
3	1052	kg57sb.d	KG57LCSW1	KG57LCSW1	1	7.27	184848	9.29	649739	12.14	343719	14.51	516337	18.82	365880	20.00	855171	20.96	575521
4	1124	kg57sbd.d	KG57LCSDW1	KG57LCSDW1	1	7.27	185556	9.29	650089	12.14	338100	14.51	518940	18.81	362573	20.00	819385	20.96	550681
5	1157	kg57a.d	KG57A	G2S-112106	1	7.27	169995	9.29	582445	12.14	327220	14.51	467759	18.81	446804	20.00	937643	20.97	581392
6	1229	kg57b.d	KG57B	RLSW2-112106	1	7.27	182584	9.29	638411	12.14	362619	14.51	520666	18.81	413676	20.00	867691	20.96	539294
7	1302	kg02a.d	KG02A	Well Point Eq. Rins	1	7.27	192586	9.29	668733	12.14	382559	14.51	540699	18.81	434290	20.00	907234	20.96	585413
8	1334	kg05a.d	KG05A	MW01-111706	1	7.27	195393	9.29	677634	12.14	379611	14.51	544306	18.81	432412	20.00	894931	20.96	573421
9	1406	kg05b.d	KG05B	MW02-111706	1	7.27	185635	9.29	629591	12.14	354474	14.50	491188	18.82	467830	20.00	975841	20.97	642293
10	1439	kg05c.d	KG05C	MW02D-111706	1	7.27	196193	9.29	649346	12.14	355485	14.51	483272	18.82	410794	20.00	826437	20.97	596464
11	1511	kg05d.d	KG05D	MW03-111706	1	7.27	203386	9.29	688808	12.14	378688	14.50	526643	18.81	415089	20.00	838931	20.96	572470
12	1544	kg05e.d	KG05E	MW04-111706	1	7.27	177860	9.29	608996	12.14	337180	14.51	467940	18.81	384069	20.00	788160	20.96	539677
13	1616	kg05ems.d	KG05EMS	MW04-111706 MS	1	7.27	189618	9.29	651351	12.14	361751	14.51	499096	18.81	405453	20.00	784641	20.96	569214
14	1649	kg05emd.d	KG05EMSD	MW04-111706 MSD	1	7.27	192054	9.29	666976	12.14	376010	14.51	526568	18.81	491929	20.00	981572	20.96	642488
15	1721	kd75mb.d	KD75MBW1		1	7.27	193441	9.29	667982	12.14	370734	14.50	533229	18.81	461750	19.99	817686	20.96	569005
16	1753	kd75sb.d	KD75LCSW1		1	7.27	187723	9.29	664286	12.14	370334	14.50	525331	18.81	452539	20.00	792379	20.96	560665
17	1825	kd75k.d	KD75K		1	7.27	189735	9.29	652889	12.14	368160	14.51	517991	18.81	447576	20.00	829106	20.96	563069

LJR 12/1/06

Maintenance / Comments New liner+wool.

Maintenance Verification (Identify ICal or CCal that demonstrates the instrument is in control): cc1201

Every line must contain information or be lined out. Make all entries legible. Start a new page for each QC period.

Analytical Resources, Incorporated
Analytical Chemists and Consultants

GC/MS SVOA Analyst Notes / Corrective Action Log

RI Project ID: NT6 Curve Client ID: ARI

RI SOP: **801S**(SIM-PNA) **802S**(BTS-HX) **803S**(BTS-PW) **804S**(8270D) **805S**(BTS-ET)

arameter(s): BANS

strument: NT-1 NT-2 NT-4 (NT-6)

urve Date: 11/30/06 Analysis Start Date: —

FTPP Tune Meets Criteria? (YES) / NO

Method Blank in Control? ~~YES / NO~~

DT Breakdown <20%? (YES) / NO / NA

LCS / LCSD Recovery in Control? (YES) / NO

eak Tailing Factor in Control? (YES) / NO / NA

MS/MSD Recovery in Control? ~~YES / NO~~

al Meets RF & %RSD Criteria? (YES) / NO

Surrogate Recovery in Control? (YES) / NO

Cal Meets RF & %RSD Criteria? ~~YES / NO~~

Special Analysis Criteria Met? (YES) / NO / NA

ternal Standard Meets Criteria? (YES) / NO

etail problems, corrective actions and/or other pertinent information below (use reverse side hen necessary): – Quadratic fits for phenanthrene and benzo (k) fluoranthene.

LJC
12/1/06

ditional Details on Reverse: Yes / (No)

alyst Signature: [signature] **Date:** 12/1/06

viewer's Signature: BB **Date:** 12/1/06

0402

PNA Analysis
QC Summary Data

prepared
for

ANCHOR ENVIRONMENTAL

Project: Chinook, 060354-01

ARI JOB NO: KG57

prepared
by

Analytical Resources, Inc.

ANALYTICAL RESOURCES INCORPORATED

SIM SW8270 SURROGATE RECOVERY SUMMARY

Matrix: Water

QC Report No: KG57-Anchor Environmental
Project: CHINOOK
060354-01

Client ID	MNP	DBA	TOT OUT
MB-112806	71.7%	66.0%	0
LCS-112806	69.7%	72.7%	0
LCSD-112806	78.7%	82.0%	0
G2S-112106	66.7%	60.7%	0
RLSW2-112106	71.0%	50.7%	0

	LCS/MB LIMITS	QC LIMITS
(MNP) = d10-2-Methylnaphthalene	(51-111)	(48-114)
(DBA) = d14-Dibenzo(a,h)anthracene	(41-136)	(10-137)

Prep Method: SW3520C
Log Number Range: 06-23749 to 06-23750

ANALYTICAL RESOURCES INCORPORATED

ORGANICS ANALYSIS DATA SHEET
PNAs by LVI SW8270D-SIM GC/MS
Page 1 of 1

Sample ID: LCS-112806
LAB CONTROL SAMPLE

Lab Sample ID: LCS-112806
LIMS ID: 06-23749
Matrix: Water
Data Release Authorized:
Reported: 12/05/06

QC Report No: KG57-Anchor Environmental
Project: CHINOOK
Event: 060354-01
Date Sampled: NA
Date Received: NA

Date Extracted LCS/LCSD: 11/28/06

Date Analyzed LCS: 12/02/06 18:39
LCSD: 12/02/06 19:05
Instrument/Analyst LCS: NT1/VTS
LCSD: NT1/VTS

Sample Amount LCS: 500 mL
LCSD: 500 mL
Final Extract Volume LCS: 0.50 mL
LCSD: 0.50 mL
Dilution Factor LCS: 1.00
LCSD: 1.00

Analyte	LCS	Spike Added-LCS	LCS Recovery	LCSD	Spike Added-LCSD	LCSD Recovery	RPD
Naphthalene	0.180	0.300	60.0%	0.208	0.300	69.3%	14.4%
Acenaphthylene	0.204	0.300	68.0%	0.235	0.300	78.3%	14.1%
Acenaphthene	0.224	0.300	74.7%	0.260	0.300	86.7%	14.9%
Fluorene	0.244	0.300	81.3%	0.302	0.300	101%	21.2%
Phenanthrene	0.224	0.300	74.7%	0.263	0.300	87.7%	16.0%
Anthracene	0.165	0.300	55.0%	0.168	0.300	56.0%	1.8%
Fluoranthene	0.246	0.300	82.0%	0.292	0.300	97.3%	17.1%
Pyrene	0.243	0.300	81.0%	0.285	0.300	95.0%	15.9%
Benzo(a)anthracene	0.194	0.300	64.7%	0.225	0.300	75.0%	14.8%
Chrysene	0.246	0.300	82.0%	0.290	0.300	96.7%	16.4%
Benzo(b)fluoranthene	0.217	0.300	72.3%	0.268	0.300	89.3%	21.0%
Benzo(k)fluoranthene	0.230	0.300	76.7%	0.262	0.300	87.3%	13.0%
Benzo(a)pyrene	0.0967	0.300	32.2%	0.0650	0.300	21.7%	39.2%
Indeno(1,2,3-cd)pyrene	0.204	0.300	68.0%	0.240	0.300	80.0%	16.2%
Dibenz(a,h)anthracene	0.203	0.300	67.7%	0.240	0.300	80.0%	16.7%
Benzo(g,h,i)perylene	0.208	0.300	69.3%	0.237	0.300	79.0%	13.0%
Dibenzofuran	0.192	0.300	64.0%	0.233	0.300	77.7%	19.3%

Reported in µg/L (ppb)

RPD calculated using sample concentrations per SW846.

SIM Semivolatile Surrogate Recovery

	LCS	LCSD
d10-2-Methylnaphthalene	69.7%	78.7%
d14-Dibenzo(a,h)anthracen	72.7%	82.0%

4B

SEMIVOLATILE METHOD BLANK SUMMARY

BLANK NO.

KG57MBW1

Lab Name: ANALYTICAL RESOURCES, INC Client: ANCHOR

ARI Job No: KG57 Project: CHINOOK

Lab File ID: KG57MB Date Extracted: 11/28/06

Instrument ID: NT1 Date Analyzed: 12/02/06

Matrix: LIQUID Time Analyzed: 1814

THIS METHOD BLANK APPLIES TO THE FOLLOWING SAMPLES, MS and MSD:

	CLIENT SAMPLE NO.	LAB SAMPLE ID	LAB FILE ID	DATE ANALYZED
01	KG57LCSW1	KG57LCSW1	KG57SB	12/02/06
02	KG57LCSDW1	KG57LCSDW1	KG57SBD	12/02/06
03	G2S-112106	KG57A	KG57A	12/02/06
04	RLSW2-112106	KG57B	KG57B	12/02/06
05				
06				
07				
08				
09				
10				
11				
12				
13				
14				
15				
16				
17				
18				
19				
20				
21				
22				
23				
24				
25				
26				
27				
28				
29				
30				

COMMENTS:

FORM IV SV

5B

SEMIVOLATILE ORGANIC INSTRUMENT PERFORMANCE CHECK
DECAFLUOROTRIPHENYLPHOSPHINE (DFTPP)

Lab Name: ANALYTICAL RESOURCES, INC Client: ANCHOR

Instrument ID: NT1 Project: CHINOOK

DFTPP Injection Date: 10/11/06 DFTPP Injection Time: 1056

m/e	ION ABUNDANCE CRITERIA	% RELATIVE ABUNDANCE
51	30.0 - 80.0% of mass 198	50.1
68	Less than 2.0% of mass 69	0.0 (0.1)1
69	Mass 69 relative abundance	63.4
70	Less than 2.0% of mass 69	0.3 (0.4)1
127	25.0 - 75.0% of mass 198	70.1
197	Less than 1.0% of mass 198	0.0
198	Base Peak, 100% relative abundance	100.0
199	5.0 to 9.0% of mass 198	6.5
275	10.0 - 30.0% of mass 198	18.9
365	Greater than 0.75% of mass 198	1.75
441	Present, but less than mass 443	0.5
442	40.0 - 110.0% of mass 198	60.6
443	15.0 - 24.0% of mass 442	11.4 (18.9)2

1-Value is % mass 69 2-Value is % mass 442

THIS CHECK APPLIES TO THE FOLLOWING SAMPLES, MS, MSD, BLANKS, AND STANDARDS:

	CLIENT SAMPLE NO.	LAB SAMPLE ID	LAB FILE ID	DATE ANALYZED	TIME ANALYZED
01		IC1011A	IC1011A	10/11/06	1112
02		IC1011B	IC1011B	10/11/06	1137
03		IC1011C	IC1011C	10/11/06	1202
04		IC1011D	IC1011D	10/11/06	1228
05		IC1011E	IC1011E	10/11/06	1253
06		IC1011F	IC1011F	10/11/06	1318
07					
08					
09					
10					
11					
12					
13					
14					
15					
16					
17					
18					
19					
20					
21					
22					

FORM V SV

5B

SEMIVOLATILE ORGANIC INSTRUMENT PERFORMANCE CHECK
DECAFLUOROTRIPHENYLPHOSPHINE (DFTPP)

Lab Name: ANALYTICAL RESOURCES, INC Client: ANCHOR

Instrument ID: NT1 Project: CHINOOK

DFTPP Injection Date: 12/02/06 DFTPP Injection Time: 0858

m/e	ION ABUNDANCE CRITERIA	% RELATIVE ABUNDANCE
51	30.0 - 80.0% of mass 198	72.2
68	Less than 2.0% of mass 69	0.0 (0.0)1
69	Mass 69 relative abundance	75.5
70	Less than 2.0% of mass 69	0.4 (0.5)1
127	25.0 - 75.0% of mass 198	74.1
197	Less than 1.0% of mass 198	0.0
198	Base Peak, 100% relative abundance	100.0
199	5.0 to 9.0% of mass 198	6.4
275	10.0 - 30.0% of mass 198	18.3
365	Greater than 0.75% of mass 198	1.79
441	Present, but less than mass 443	4.7
442	40.0 - 110.0% of mass 198	55.1
443	15.0 - 24.0% of mass 442	10.9 (19.8)2

1-Value is % mass 69 2-Value is % mass 442

THIS CHECK APPLIES TO THE FOLLOWING SAMPLES, MS, MSD, BLANKS, AND STANDARDS:

	CLIENT SAMPLE NO.	LAB SAMPLE ID	LAB FILE ID	DATE ANALYZED	TIME ANALYZED
01		CC1202	CC1202	12/02/06	0914
02	KG57MBW1	KG57MBW1	KG57MB	12/02/06	1814
03	KG57LCSW1	KG57LCSW1	KG57SB	12/02/06	1839
04	KG57LCSDW1	KG57LCSDW1	KG57SBD	12/02/06	1905
05	G2S-112106	KG57A	KG57A	12/02/06	1930
06	RLSW2-112106	KG57B	KG57B	12/02/06	1955
07					
08					
09					
10					
11					
12					
13					
14					
15					
16					
17					
18					
19					
20					
21					
22					

FORM V SV

8B

SEMIVOLATILE INTERNAL STANDARD AREA AND RT SUMMARY

Lab Name: ANALYTICAL RESOURCES, INC Client: ANCHOR

ARI Job No: KG57 Project: CHINOOK

Cont. Calib. ID: CC1202 Date Analyzed: 12/02/06

Instrument ID: NT1 Time Analyzed: 0914

		IS1(NPT)		IS2(ANT)		IS3(PHN)	
		AREA #	RT #	AREA #	RT #	AREA #	RT #
	12 HOUR STD	501437	6.26	238568	8.29	352509	10.07
	UPPER LIMIT	1002874	6.76	477136	8.79	705018	10.57
	LOWER LIMIT	250718	5.76	119284	7.79	176254	9.57
	CLIENT SAMP. NO.						
01	KG57MBW1	477942	6.26	219774	8.28	331840	10.07
02	KG57LCSW1	455541	6.26	217055	8.28	302152	10.07
03	KG57LCSDW1	434801	6.26	201502	8.28	292707	10.07
04	G2S-112106	454947	6.26	214915	8.28	330660	10.07
05	RLSW2-112106	435147	6.26	203937	8.29	319933	10.07
06							
07							
08							
09							
10							
11							
12							
13							
14							
15							
16							
17							
18							
19							
20							
21							
22							

IS1 (NPT) = Naphthalene-d8
IS2 (ANT) = Acenaphthene-d10
IS3 (PHN) = Phenanthrene-d10

AREA UPPER LIMIT = +100% of internal standard area
AREA LOWER LIMIT = - 50% of internal standard area
RT UPPER LIMIT = + 0.50 minutes of internal standard RT
RT LOWER LIMIT = - 0.50 minutes of internal standard RT

Column used to flag internal standard area values with an asterisk.
* Values outside of QC limits.

FORM VIII SV-1

8C

SEMIVOLATILE INTERNAL STANDARD AREA AND RT SUMMARY

Lab Name: ANALYTICAL RESOURCES, INC Client: ANCHOR

ARI Job No: KG57 Project: CHINOOK

Cont. Calib. ID: CC1202 Date Analyzed: 12/02/06

Instrument ID: NT1 Time Analyzed: 0914

		IS4(CRY) AREA	#	RT	#	IS5(PRY) AREA	#	RT	#	AREA	#	RT	#
	12 HOUR STD	283828		13.36		263850		15.01					
	UPPER LIMIT	567656		13.86		527700		15.51					
	LOWER LIMIT	141914		12.86		131925		14.51					
	CLIENT SAMP. NO.												
01	KG57MBW1	261777		13.36		230535		15.01					
02	KG57LCSW1	245923		13.36		211954		15.01					
03	KG57LCSDW1	239483		13.36		205770		15.01					
04	G2S-112106	240288		13.36		209580		15.01					
05	RLSW2-112106	236803		13.36		206564		15.01					
06													
07													
08													
09													
10													
11													
12													
13													
14													
15													
16													
17													
18													
19													
20													
21													
22													

IS4 (CRY) = Chrysene-d12
IS5 (PRY) = Perylene-d12

AREA UPPER LIMIT = +100% of internal standard area
AREA LOWER LIMIT = - 50% of internal standard area
RT UPPER LIMIT = + 0.50 minutes of internal standard RT
RT LOWER LIMIT = - 0.50 minutes of internal standard RT

Column used to flag internal standard area values with an asterisk.
* Values outside of QC limits.

PNA Analysis
Sample Data

prepared
for

ANCHOR ENVIRONMENTAL

Project: Chinook, 060354-01

ARI JOB NO: KG57

prepared
by

Analytical Resources, Inc.

ANALYTICAL RESOURCES INCORPORATED

ORGANICS ANALYSIS DATA SHEET
PNAs by Low Level SW8270D-SIM GC/MS **Sample ID: G2S-112106**
Page 1 of 1 **SAMPLE**

Lab Sample ID: KG57A
LIMS ID: 06-23749
Matrix: Water
Data Release Authorized:
Reported: 12/05/06

QC Report No: KG57-Anchor Environmental
Project: CHINOOK
Event: 060354-01
Date Sampled: 11/21/06
Date Received: 11/21/06

Date Extracted: 11/28/06
Date Analyzed: 12/02/06 19:30
Instrument/Analyst: NT1/VTS

Sample Amount: 500 mL
Final Extract Volume: 0.5 mL
Dilution Factor: 1.00

CAS Number	Analyte	RL	Result
91-20-3	Naphthalene	0.010	< 0.010 U
91-57-6	2-Methylnaphthalene	0.010	< 0.010 U
208-96-8	Acenaphthylene	0.010	< 0.010 U
83-32-9	Acenaphthene	0.010	< 0.010 U
86-73-7	Fluorene	0.010	< 0.010 U
85-01-8	Phenanthrene	0.010	< 0.010 U
120-12-7	Anthracene	0.010	< 0.010 U
206-44-0	Fluoranthene	0.010	< 0.010 U
129-00-0	Pyrene	0.010	< 0.010 U
56-55-3	Benzo(a)anthracene	0.010	< 0.010 U
218-01-9	**Chrysene**	**0.010**	**0.0060 J**
205-99-2	**Benzo(b)fluoranthene**	**0.010**	**0.0088 J**
207-08-9	**Benzo(k)fluoranthene**	**0.010**	**0.0088 J**
50-32-8	Benzo(a)pyrene	0.010	< 0.010 U
193-39-5	**Indeno(1,2,3-cd)pyrene**	**0.010**	**0.0068 J**
53-70-3	Dibenz(a,h)anthracene	0.010	< 0.010 U
191-24-2	**Benzo(g,h,i)perylene**	**0.010**	**0.0095 J**
132-64-9	Dibenzofuran	0.010	< 0.010 U

Reported in µg/L (ppb)

SIM Semivolatile Surrogate Recovery

d10-2-Methylnaphthalene	66.7%
d14-Dibenzo(a,h)anthracen	60.7%

Analytical Resources, Inc.

Data file : /chem3/nt1.i/20061202.b/kg57a.d
Lab Smp Id: KG57A Client Smp ID: G2S-112106
Inj Date : 02-DEC-2006 19:30
Operator : VTS Inst ID: nt1.i
Smp Info : KG57A
Misc Info : 06-23749
Comment :
Method : /chem3/nt1.i/20061202.b/lowsim.m
Meth Date : 02-Dec-2006 10:43 van Quant Type: ISTD
Cal Date : 11-OCT-2006 13:18 Cal File: ic1011f.d
Als bottle: 21
Dil Factor: 1.00000
Integrator: HP RTE Compound Sublist: curve.sub
Target Version: 3.50
Processing Host: cserv3

Concentration Formula: Amt * DF * Vt / Vo * CpndVariable

Name	Value	Description
DF	1.00000	Dilution Factor
Vt	500.00000	Final Extract Volume (uL)
Vo	500.00000	Sample Volume extracted (mL)

Cpnd Variable Local Compound Variable

	Compounds	QUANT SIG MASS	RT	EXP RT	REL RT	RESPONSE	CONCENTRATIONS ON-COLUMN (ng/mL)	CONCENTRATIONS FINAL (ug/L)
*	4 Naphthalene-d8	136	6.260	6.259	(1.000)	454947	200.000	
	5 Naphthalene	128	Compound Not Detected.					
$	6 2-Methylnaphthalene-d10	152	7.014	7.013	(1.120)	246117	199.900	200
	7 2-Methylnaphthalene	142	Compound Not Detected.					
	8 1-Methylnaphthalene	142	Compound Not Detected.					
	10 Acenaphthylene	152	Compound Not Detected.					
*	11 Acenaphthene-d10	164	8.284	8.285	(1.000)	214915	200.000	
	12 Acenaphthene	153	Compound Not Detected.					
	14 Dibenzofuran	168	Compound Not Detected.					
	15 Fluorene	166	Compound Not Detected.					
*	18 Phenanthrene-d10	188	10.070	10.070	(1.000)	330660	200.000	
	19 Phenanthrene	178	Compound Not Detected.					
	20 Anthracene	178	Compound Not Detected.					
	24 Fluoranthene	202	Compound Not Detected.					
	25 Pyrene	202	Compound Not Detected.					

Compounds	QUANT SIG MASS	RT	EXP RT	REL RT	RESPONSE	CONCENTRATIONS ON-COLUMN (ng/mL)	FINAL (ug/L)	
28 Benzo(a)anthracene	228	Compound Not Detected.						
* 29 Chrysene-d12	240	13.358	13.358	(1.000)	240288	200.000		
30 Chrysene	228	13.387	13.386	(1.002)	7924	6.00940	6.01	J
32 Benzo(b)fluoranthene	252	14.603	14.601	(0.973)	26099	~~18.5532~~	18.6	8.77 J
33 Benzo(k)fluoranthene	252	14.603	14.625	(0.973)	26099	~~16.5278~~	16.5	8.77 J
34 Benzo(a)pyrene	252	Compound Not Detected.						
* 35 Perylene-d12	264	15.013	15.012	(1.000)	209580	200.000		
37 Indeno(1,2,3-cd)pyrene	276	16.285	16.271	(1.085)	9042	6.77197	6.77	J
$ 36 Dibenzo(a,h)anthracene-d14	292	16.231	16.231	(1.081)	145029	181.527	182	
38 Dibenzo(a,h)anthracene	278	Compound Not Detected.						
39 Benzo(g,h,i)perylene	276	16.649	16.636	(1.109)	11034	9.47425	9.47	J

VDS
12.5.2006

Analytical Resources, Inc.

INTERNAL STANDARD COMPOUNDS
AREA AND RT SUMMARY

Instrument ID: nt1.i
Lab File ID: kg57a.d
Lab Smp Id: KG57A
Analysis Type: SV
Quant Type: ISTD
Operator: VTS
Method File: /chem3/nt1.i/20061202.b/lowsim.m
Misc Info: 06-23749

Calibration Date: 02-DEC-2006
Calibration Time: 09:14
Client Smp ID: G2S-112106
Level: LOW
Sample Type: Water

COMPOUND	STANDARD	AREA LIMIT LOWER	AREA LIMIT UPPER	SAMPLE	%DIFF
4 Naphthalene-d8	501437	250718	1002874	454947	-9.27
11 Acenaphthene-d10	238568	119284	477136	214915	-9.91
18 Phenanthrene-d10	352509	176254	705018	330660	-6.20
29 Chrysene-d12	283828	141914	567656	240288	-15.34
35 Perylene-d12	263850	131925	527700	209580	-20.57

COMPOUND	STANDARD	RT LIMIT LOWER	RT LIMIT UPPER	SAMPLE	%DIFF
4 Naphthalene-d8	6.26	5.76	6.76	6.26	0.01
11 Acenaphthene-d10	8.29	7.79	8.79	8.28	-0.01
18 Phenanthrene-d10	10.07	9.57	10.57	10.07	0.00
29 Chrysene-d12	13.36	12.86	13.86	13.36	0.01
35 Perylene-d12	15.01	14.51	15.51	15.01	0.01

AREA UPPER LIMIT = +100% of internal standard area.
AREA LOWER LIMIT = - 50% of internal standard area.
RT UPPER LIMIT = + 0.50 minutes of internal standard RT.
RT LOWER LIMIT = - 0.50 minutes of internal standard RT.

Analytical Resources, Inc.

RECOVERY REPORT

Client Name: Anchor
Sample Matrix: LIQUID
Lab Smp Id: KG57A
Level: LOW
Data Type: MS DATA
SpikeList File: fulllvi.spk
Sublist File: curve.sub
Method File: /chem3/nt1.i/20061202.b/lowsim.m
Misc Info: 06-23749

Client SDG: KG57
Fraction: SV
Client Smp ID: G2S-112106
Operator: VTS
SampleType: SAMPLE
Quant Type: ISTD

SURROGATE COMPOUND	CONC ADDED ug/L	CONC RECOVERED ug/L	% RECOVERED	LIMITS
$ 6 2-Methylnaphthalen	300	200	66.63	30-160
$ 36 Dibenzo(a,h)anthra	300	182	60.51	30-160

Data File: /chem3/nt1.i/20061202.b/kg57a.d
Date : 02-DEC-2006 19:30
Client ID: G2S-112106
Sample Info: KG57A
Volume Injected (uL): 2.0
Column phase: ZB-5

Instrument: nt1.i
Operator: VTS
Column diameter: 0.25

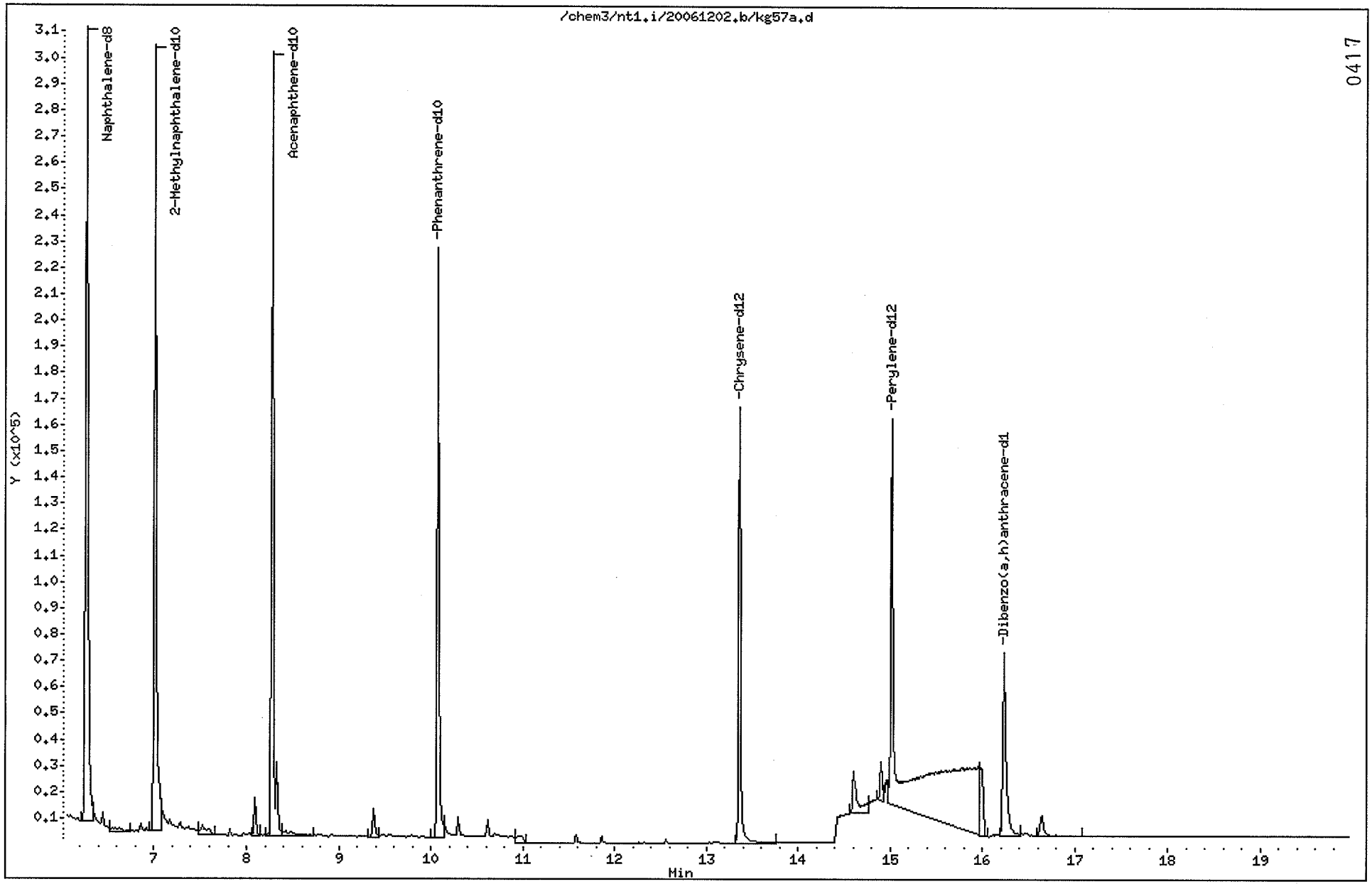

Data File: /chem3/nt1.i/20061202.b/kg57a.d

Date : 02-DEC-2006 19:30

Client ID: G2S-112106

Instrument: nt1.i

Sample Info: KG57A

Volume Injected (uL): 2.0

Operator: VTS

Column phase: ZB-5

Column diameter: 0.25

30 Chrysene

Concentration: 6.01 ug/L

5

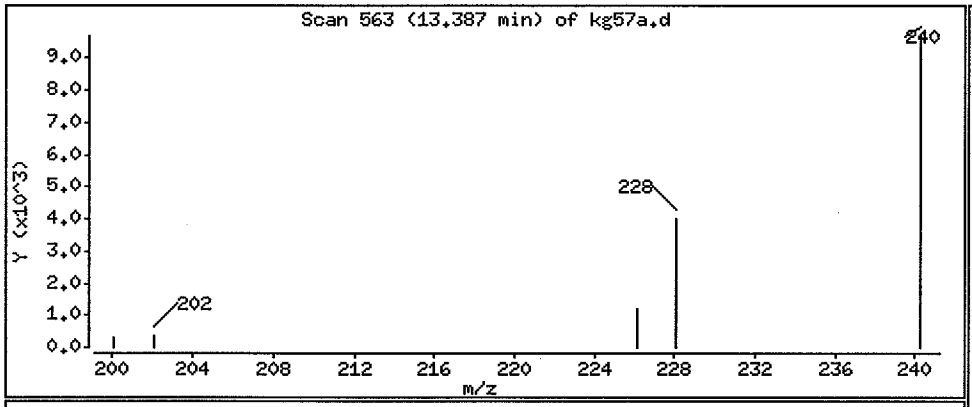

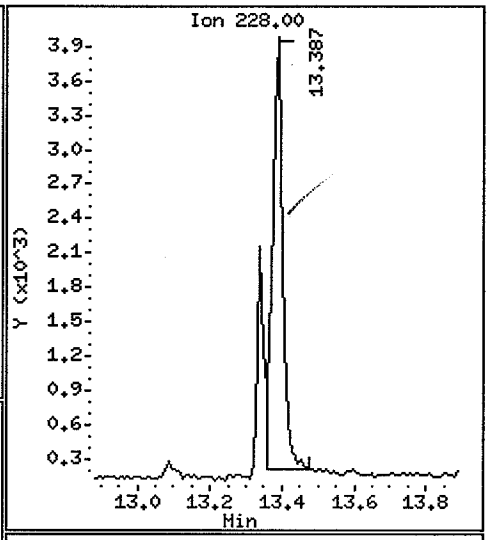

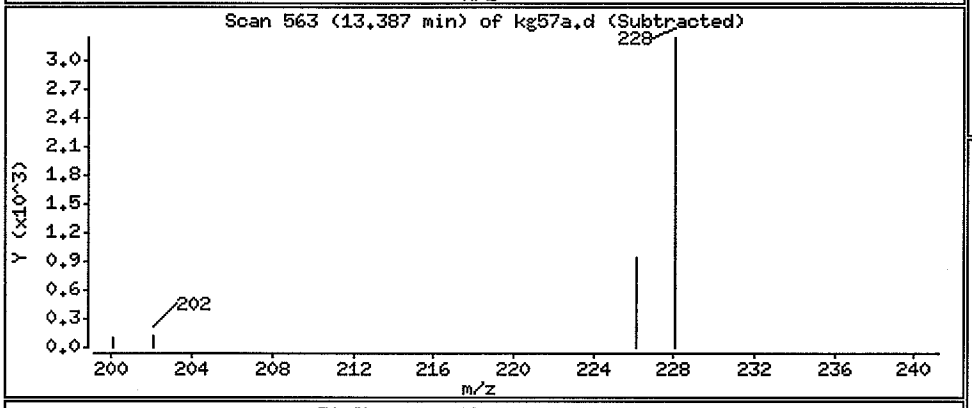

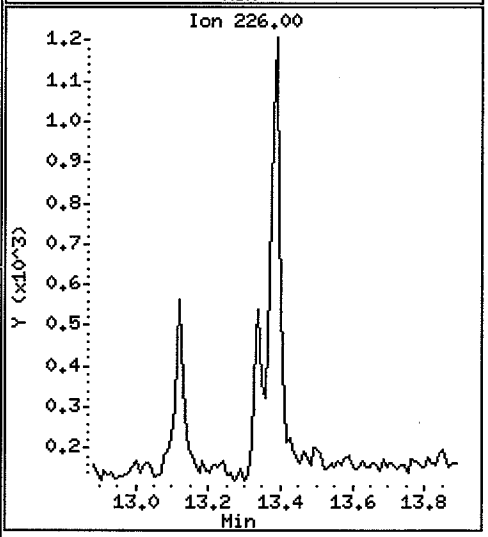

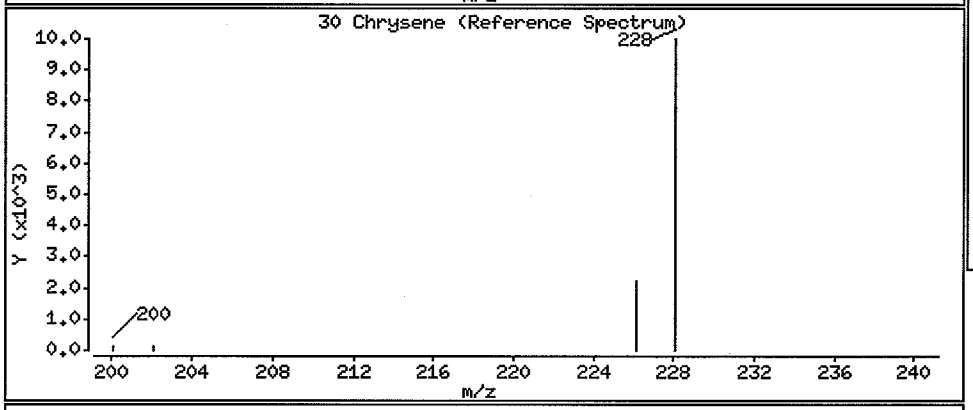

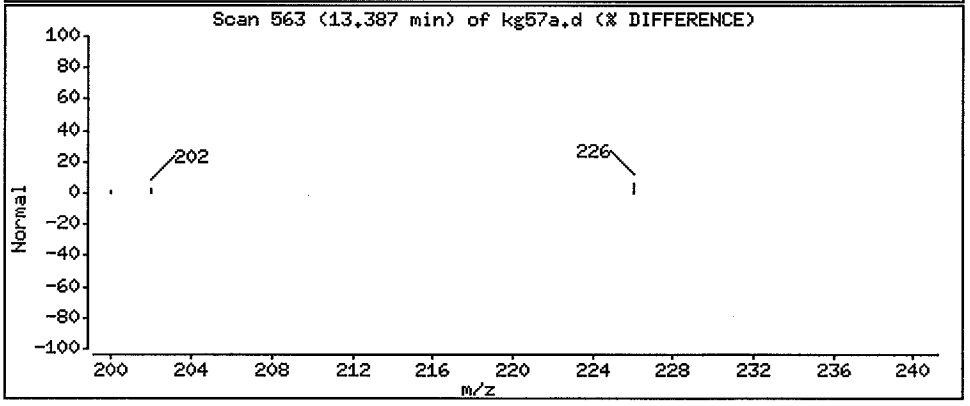

Data File: /chem3/nt1.i/20061202.b/kg57a.d

Date : 02-DEC-2006 19:30

Client ID: G2S-112106

Instrument: nt1.i

Sample Info: KG57A

Volume Injected (uL): 2.0

Operator: VTS

Column phase: ZB-5

Column diameter: 0.25

32 Benzo(b)fluoranthene

Concentration: 18.6 ug/L

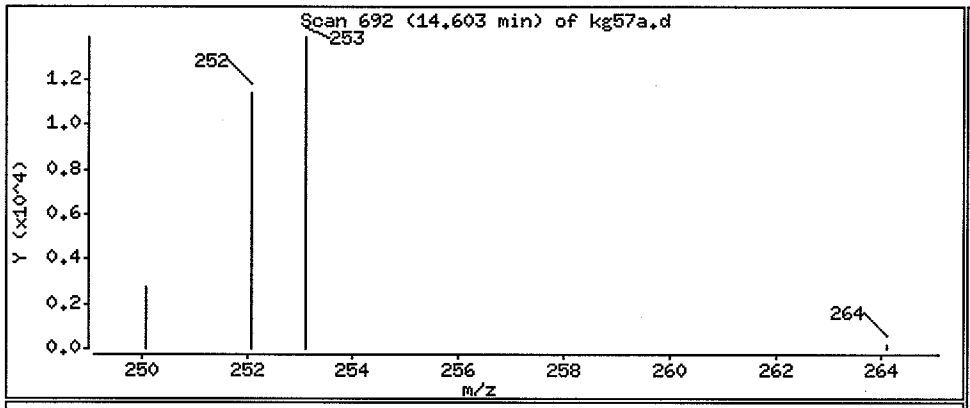

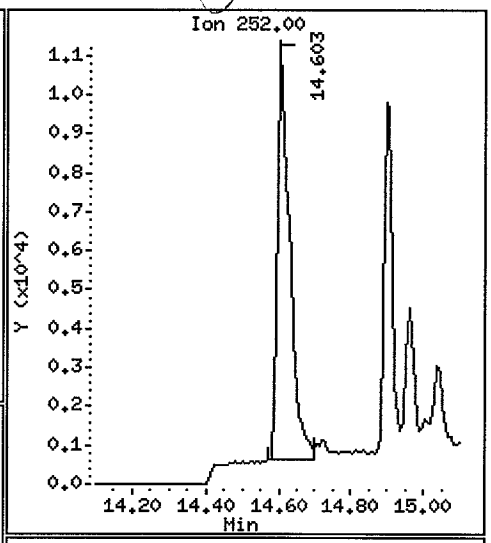

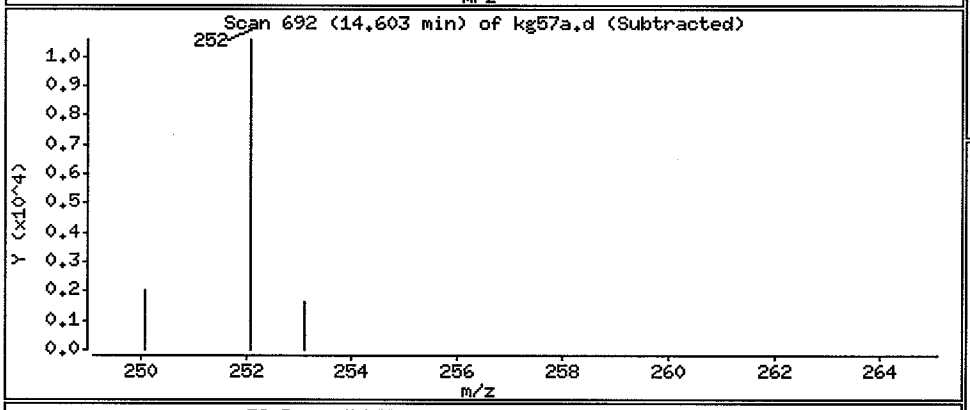

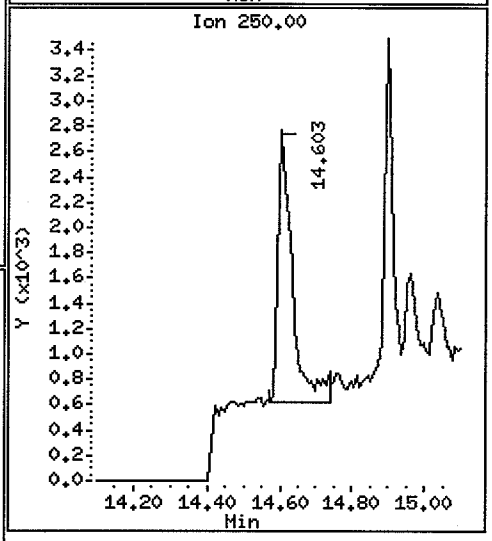

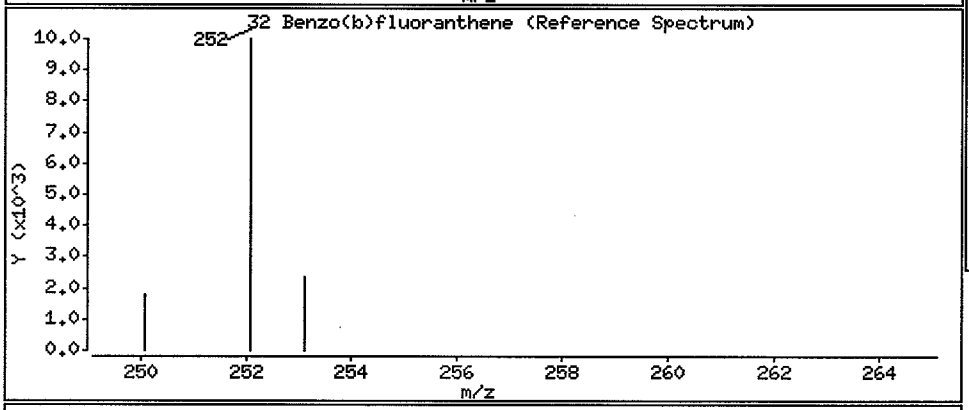

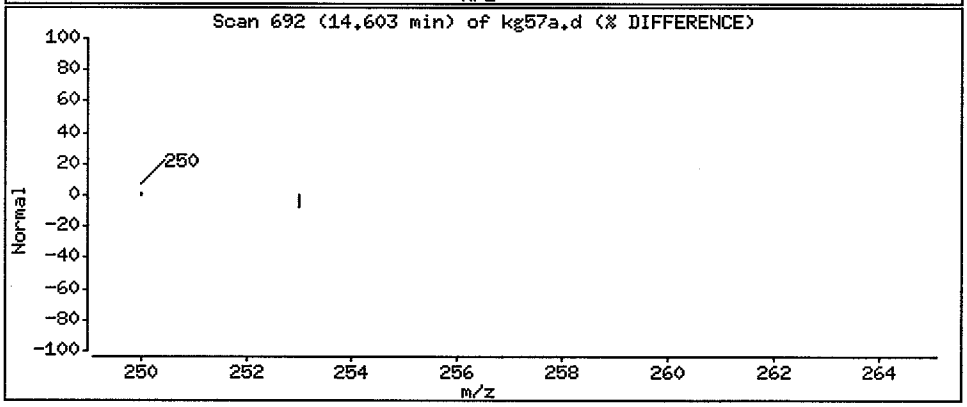

Data File: /chem3/nt1.i/20061202.b/kg57a.d

Date : 02-DEC-2006 19:30

Client ID: G2S-112106 Instrument: nt1.i

Sample Info: KG57A

Volume Injected (uL): 2.0 Operator: VTS

Column phase: ZB-5 Column diameter: 0.25

33 Benzo(k)fluoranthene Concentration: 16.5 ug/L

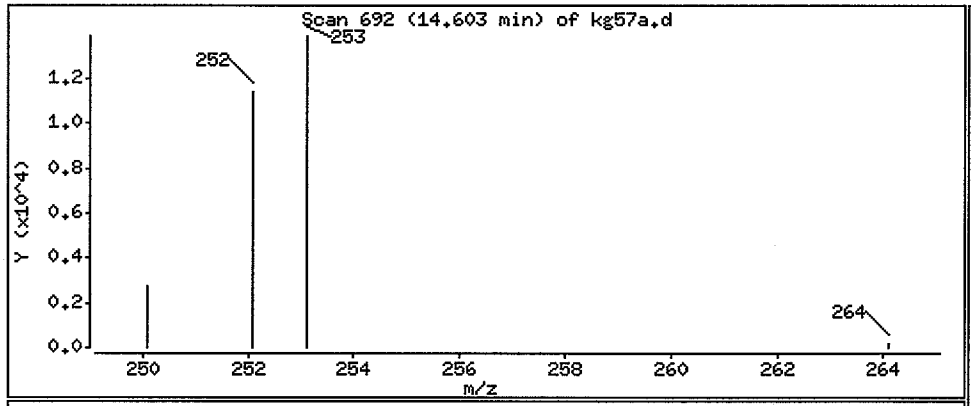

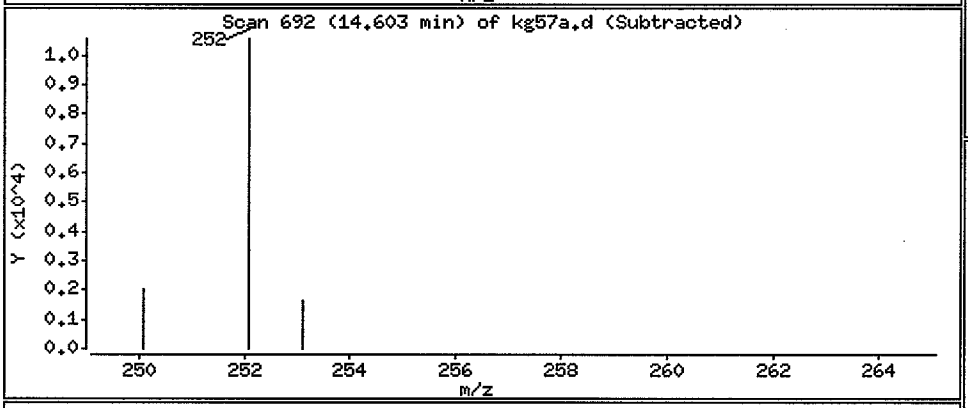

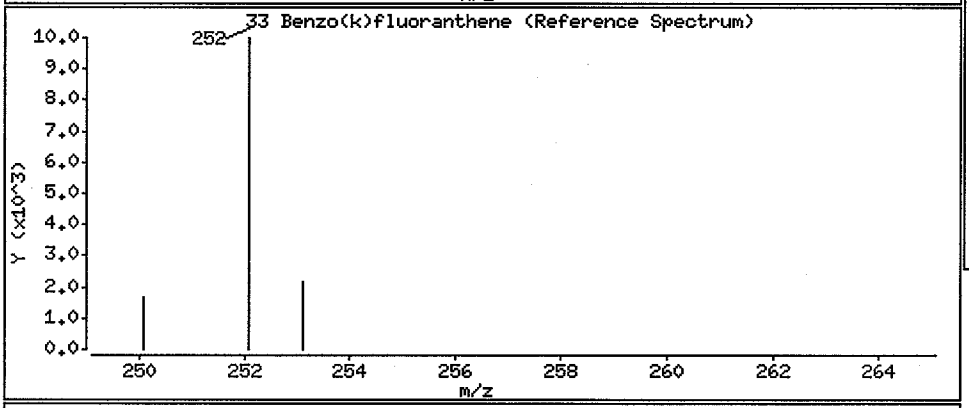

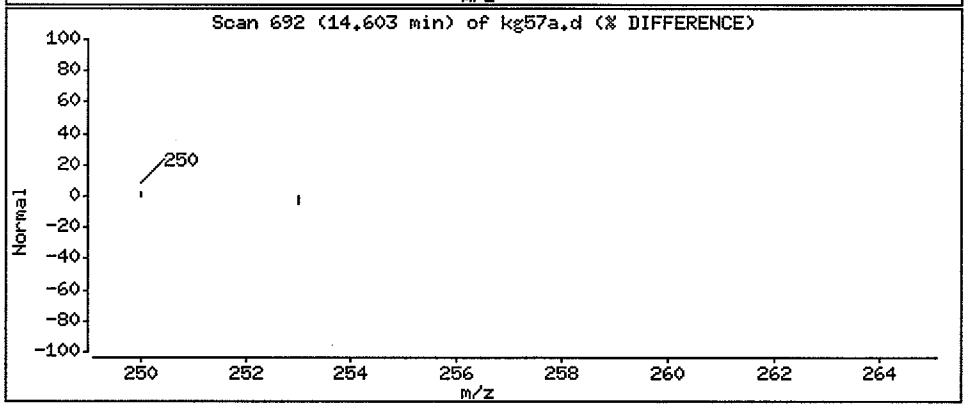

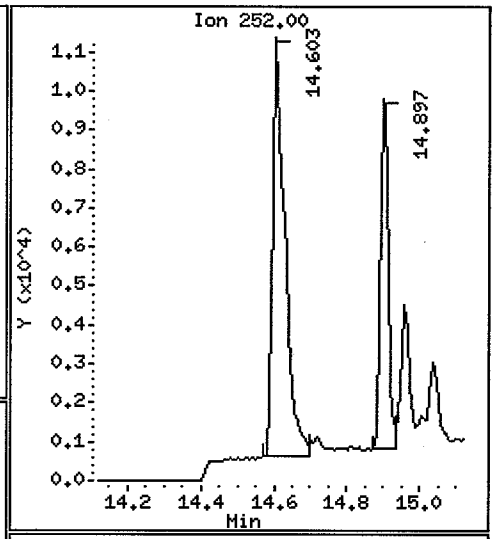

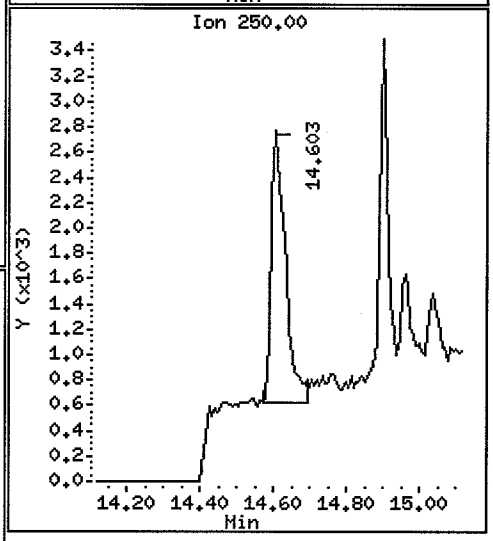

Data File: /chem3/nt1.i/20061202.b/kg57a.d

Date : 02-DEC-2006 19:30

Client ID: G2S-112106 Instrument: nt1.i

Sample Info: KG57A

Volume Injected (uL): 2.0 Operator: VTS

Column phase: ZB-5 Column diameter: 0.25

37 Indeno(1,2,3-cd)pyrene Concentration: 6.77 ug/L

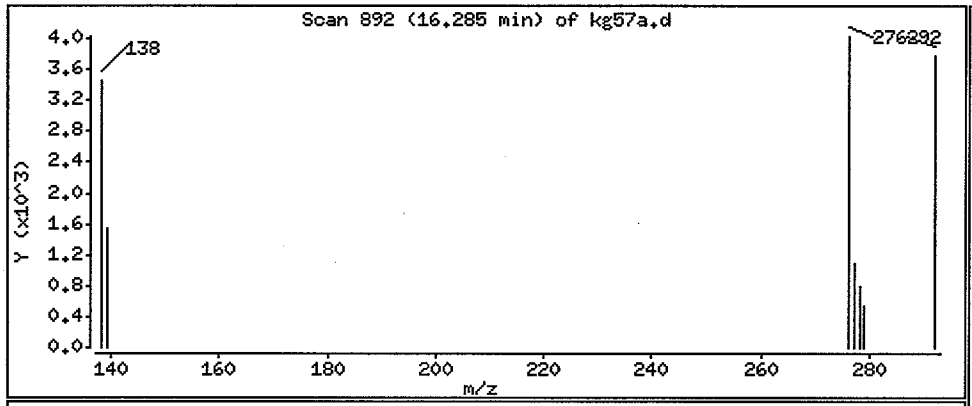

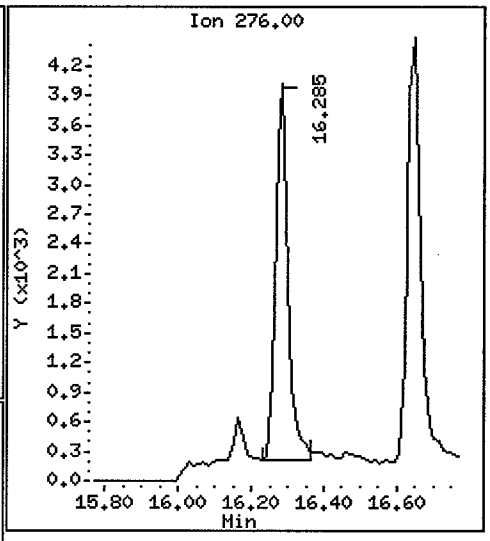

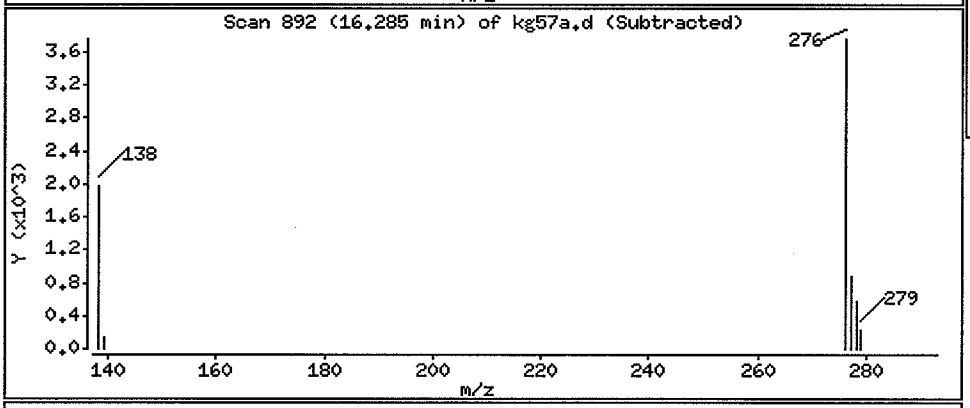

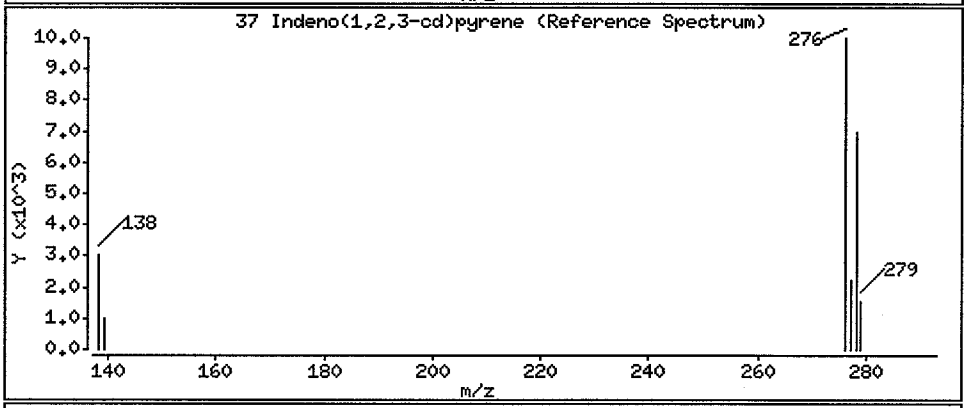

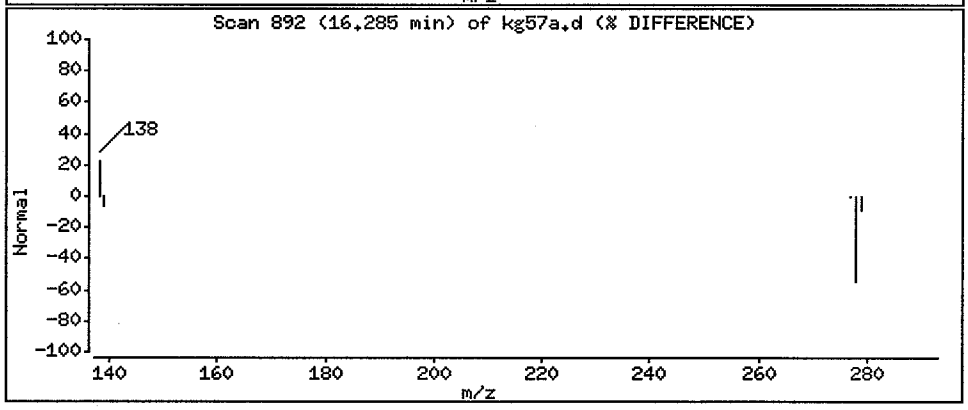

Data File: /chem3/nt1.i/20061202.b/kg57a.d

Date : 02-DEC-2006 19:30

Client ID: G2S-112106 Instrument: nt1.i

Sample Info: KG57A

Volume Injected (uL): 2.0 Operator: VTS

Column phase: ZB-5 Column diameter: 0.25

39 Benzo(g,h,i)perylene Concentration: 9.47 ug/L

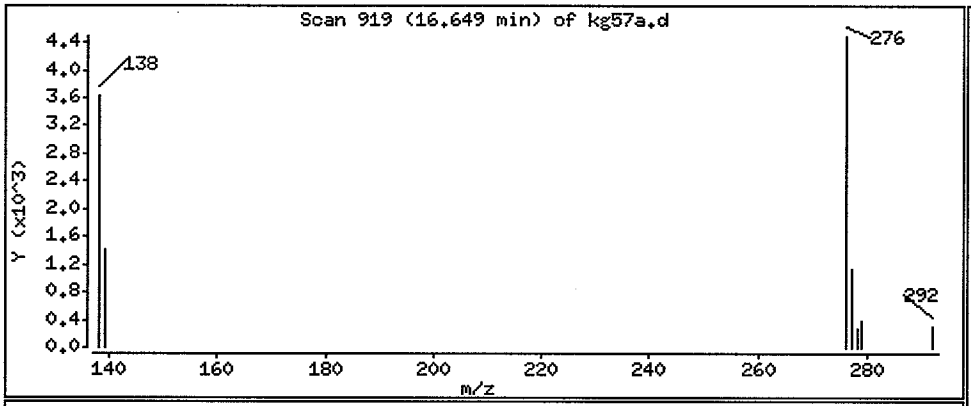

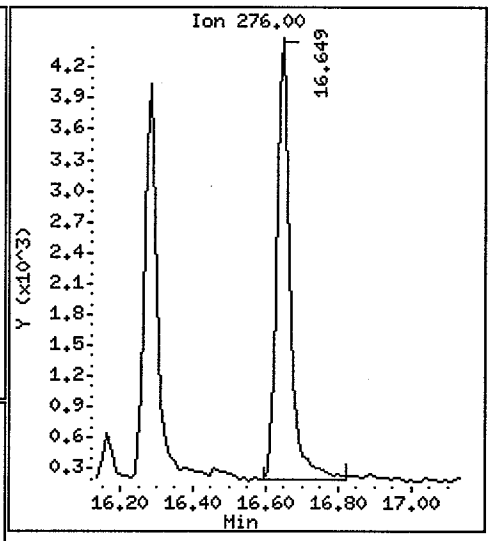

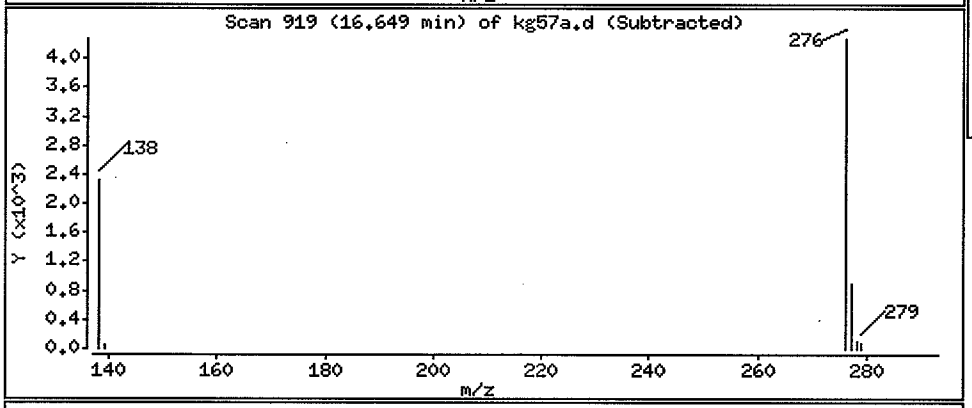

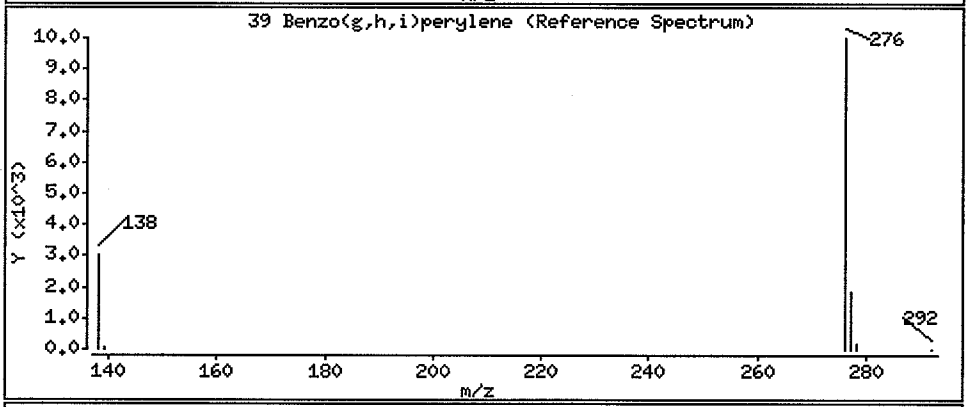

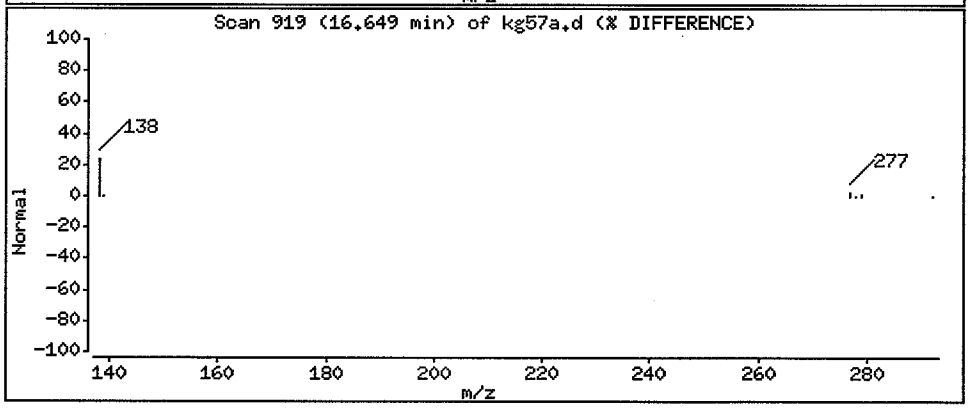

ANALYTICAL RESOURCES INCORPORATED

ORGANICS ANALYSIS DATA SHEET
PNAs by Low Level SW8270D-SIM GC/MS **Sample ID: RLSW2-112106**
Page 1 of 1 **SAMPLE**

Lab Sample ID: KG57B
LIMS ID: 06-23750
Matrix: Water
Data Release Authorized:
Reported: 12/05/06

QC Report No: KG57-Anchor Environmental
Project: CHINOOK
Event: 060354-01
Date Sampled: 11/21/06
Date Received: 11/21/06

Date Extracted: 11/28/06
Date Analyzed: 12/02/06 19:55
Instrument/Analyst: NT1/VTS

Sample Amount: 500 mL
Final Extract Volume: 0.5 mL
Dilution Factor: 1.00

CAS Number	Analyte	RL	Result
91-20-3	Naphthalene	0.010	< 0.010 U
91-57-6	2-Methylnaphthalene	0.010	< 0.010 U
208-96-8	Acenaphthylene	0.010	< 0.010 U
83-32-9	Acenaphthene	0.010	< 0.010 U
86-73-7	Fluorene	0.010	< 0.010 U
85-01-8	Phenanthrene	0.010	< 0.010 U
120-12-7	Anthracene	0.010	< 0.010 U
206-44-0	Fluoranthene	0.010	< 0.010 U
129-00-0	Pyrene	0.010	< 0.010 U
56-55-3	Benzo(a)anthracene	0.010	< 0.010 U
218-01-9	Chrysene	0.010	< 0.010 U
205-99-2	Benzo(b)fluoranthene	0.010	< 0.010 U
207-08-9	Benzo(k)fluoranthene	0.010	< 0.010 U
50-32-8	Benzo(a)pyrene	0.010	< 0.010 U
193-39-5	Indeno(1,2,3-cd)pyrene	0.010	< 0.010 U
53-70-3	Dibenz(a,h)anthracene	0.010	< 0.010 U
191-24-2	Benzo(g,h,i)perylene	0.010	< 0.010 U
132-64-9	Dibenzofuran	0.010	< 0.010 U

Reported in µg/L (ppb)

SIM Semivolatile Surrogate Recovery

d10-2-Methylnaphthalene	71.0%
d14-Dibenzo(a,h)anthracen	50.7%

Analytical Resources, Inc.

Data file : /chem3/nt1.i/20061202.b/kg57b.d
Lab Smp Id: KG57B Client Smp ID: RLSW2-112106
Inj Date : 02-DEC-2006 19:55
Operator : VTS Inst ID: nt1.i
Smp Info : KG57B
Misc Info : 06-23750
Comment :
Method : /chem3/nt1.i/20061202.b/lowsim.m
Meth Date : 02-Dec-2006 10:43 van Quant Type: ISTD
Cal Date : 11-OCT-2006 13:18 Cal File: ic1011f.d
Als bottle: 22
Dil Factor: 1.00000
Integrator: HP RTE Compound Sublist: curve.sub
Target Version: 3.50
Processing Host: cserv3

Concentration Formula: Amt * DF * Vt / Vo * CpndVariable

Name	Value	Description
DF	1.00000	Dilution Factor
Vt	500.00000	Final Extract Volume (uL)
Vo	500.00000	Sample Volume extracted (mL)

Cpnd Variable Local Compound Variable

	Compounds	QUANT SIG MASS	RT	EXP RT	REL RT	RESPONSE	CONCENTRATIONS ON-COLUMN (ng/mL)	CONCENTRATIONS FINAL (ug/L)
*	4 Naphthalene-d8	136	6.259	6.259	(1.000)	435147	200.000	
	5 Naphthalene	128	Compound Not Detected.					
$	6 2-Methylnaphthalene-d10	152	7.013	7.013	(1.120)	250952	213.101	213
	7 2-Methylnaphthalene	142	Compound Not Detected.					
	8 1-Methylnaphthalene	142	Compound Not Detected.					
	10 Acenaphthylene	152	Compound Not Detected.					
*	11 Acenaphthene-d10	164	8.285	8.285	(1.000)	203937	200.000	
	12 Acenaphthene	153	Compound Not Detected.					
	14 Dibenzofuran	168	Compound Not Detected.					
	15 Fluorene	166	Compound Not Detected.					
*	18 Phenanthrene-d10	188	10.070	10.070	(1.000)	319933	200.000	
	19 Phenanthrene	178	Compound Not Detected.					
	20 Anthracene	178	Compound Not Detected.					
	24 Fluoranthene	202	Compound Not Detected.					
	25 Pyrene	202	Compound Not Detected.					

	Compounds	QUANT SIG MASS	RT	EXP RT	REL RT	RESPONSE	CONCENTRATIONS ON-COLUMN (ng/mL)	CONCENTRATIONS FINAL (ug/L)
	28 Benzo(a)anthracene	228	Compound Not Detected.					
*	29 Chrysene-d12	240	13.357	13.358	(1.000)	236803	200.000	
	30 Chrysene	228	Compound Not Detected.					
	32 Benzo(b)fluoranthene	252	Compound Not Detected.					
	33 Benzo(k)fluoranthene	252	Compound Not Detected.					
	34 Benzo(a)pyrene	252	Compound Not Detected.					
*	35 Perylene-d12	264	15.012	15.012	(1.000)	206564	200.000	
	37 Indeno(1,2,3-cd)pyrene	276	Compound Not Detected.					
$	36 Dibenzo(a,h)anthracene-d14	292	16.231	16.231	(1.081)	119714	152.029	152
	38 Dibenzo(a,h)anthracene	278	Compound Not Detected.					
	39 Benzo(g,h,i)perylene	276	Compound Not Detected.					

VTS
12.5.2006

Analytical Resources, Inc.

INTERNAL STANDARD COMPOUNDS
AREA AND RT SUMMARY

Instrument ID: nt1.i
Lab File ID: kg57b.d
Lab Smp Id: KG57B
Analysis Type: SV
Quant Type: ISTD
Operator: VTS
Method File: /chem3/nt1.i/20061202.b/lowsim.m
Misc Info: 06-23750

Calibration Date: 02-DEC-2006
Calibration Time: 09:14
Client Smp ID: RLSW2-112106
Level: LOW
Sample Type: Water

COMPOUND	STANDARD	AREA LIMIT LOWER	AREA LIMIT UPPER	SAMPLE	%DIFF
4 Naphthalene-d8	501437	250718	1002874	435147	-13.22
11 Acenaphthene-d10	238568	119284	477136	203937	-14.52
18 Phenanthrene-d10	352509	176254	705018	319933	-9.24
29 Chrysene-d12	283828	141914	567656	236803	-16.57
35 Perylene-d12	263850	131925	527700	206564	-21.71

COMPOUND	STANDARD	RT LIMIT LOWER	RT LIMIT UPPER	SAMPLE	%DIFF
4 Naphthalene-d8	6.26	5.76	6.76	6.26	0.00
11 Acenaphthene-d10	8.29	7.79	8.79	8.29	0.00
18 Phenanthrene-d10	10.07	9.57	10.57	10.07	0.00
29 Chrysene-d12	13.36	12.86	13.86	13.36	0.00
35 Perylene-d12	15.01	14.51	15.51	15.01	0.00

AREA UPPER LIMIT = +100% of internal standard area.
AREA LOWER LIMIT = - 50% of internal standard area.
RT UPPER LIMIT = + 0.50 minutes of internal standard RT.
RT LOWER LIMIT = - 0.50 minutes of internal standard RT.

Analytical Resources, Inc.

RECOVERY REPORT

Client Name: Anchor
Sample Matrix: LIQUID
Lab Smp Id: KG57B
Level: LOW
Data Type: MS DATA
SpikeList File: fulllvi.spk
Sublist File: curve.sub
Method File: /chem3/nt1.i/20061202.b/lowsim.m
Misc Info: 06-23750

Client SDG: KG57
Fraction: SV
Client Smp ID: RLSW2-112106
Operator: VTS
SampleType: SAMPLE
Quant Type: ISTD

SURROGATE COMPOUND	CONC ADDED ug/L	CONC RECOVERED ug/L	% RECOVERED	LIMITS
$ 6 2-Methylnaphthalen	300	213	71.03	30-160
$ 36 Dibenzo(a,h)anthra	300	152	50.68	30-160

Data File: /chem3/nt1.i/20061202.b/kg57b.d
Date : 02-DEC-2006 19:55
Client ID: RLSW2-112106
Sample Info: KG57B
Volume Injected (uL): 2.0
Column phase: ZB-5

Instrument: nt1.i
Operator: VTS
Column diameter: 0.25

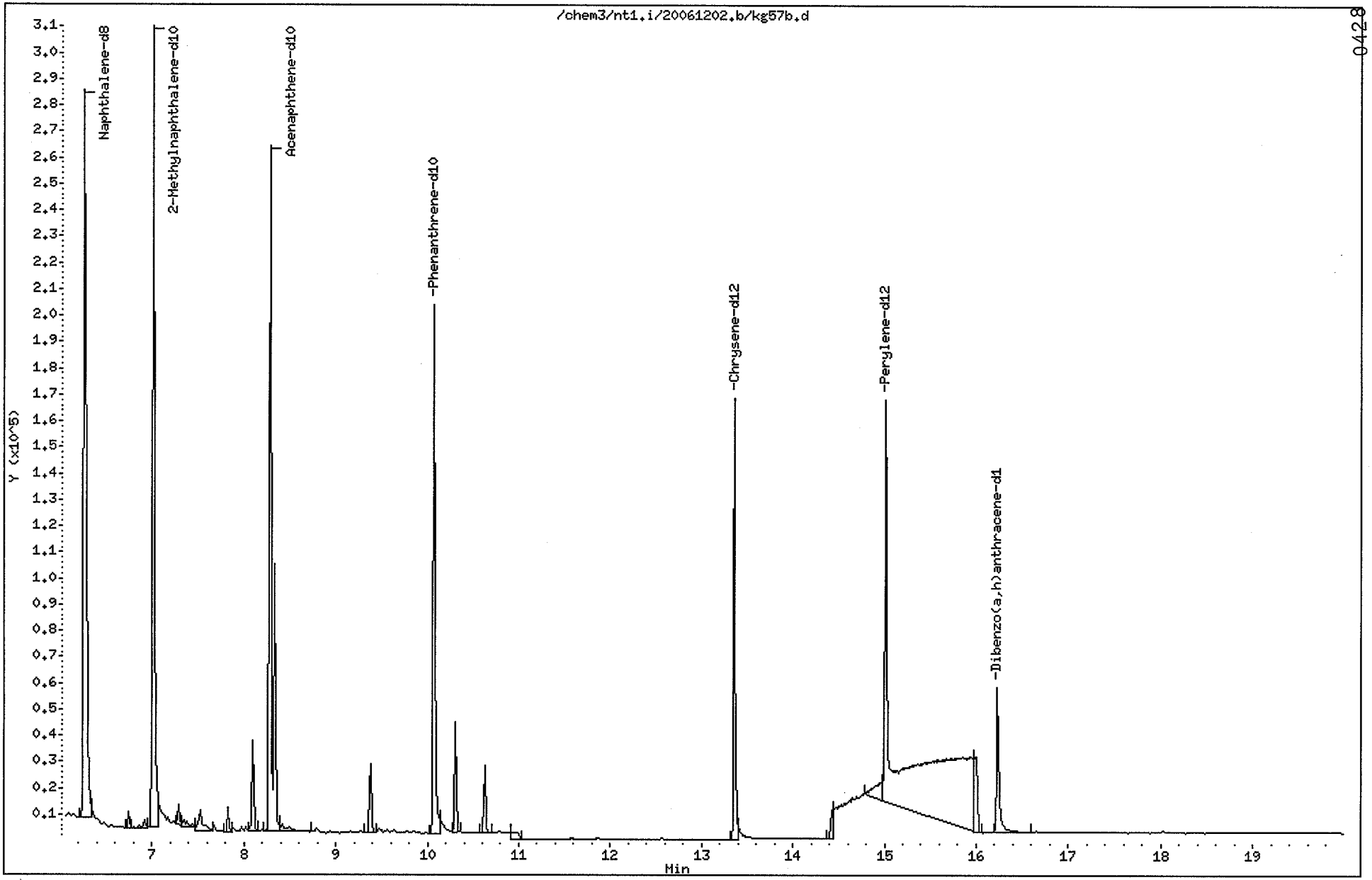

PNA Analysis
Standards Data

prepared
for

ANCHOR ENVIRONMENTAL

Project: Chinook, 060354-01

ARI JOB NO: KG57

prepared
by

Analytical Resources, Inc.

6B

SEMIVOLATILE 8270-C INITIAL CALIBRATION DATA

Lab Name: ANALYTICAL RESOURCES, INC Client: ANCHOR

ARI Job No: KG57 Project: CHINOOK

Instrument ID: NT1 Calibration Date: 10/11/06

LAB FILE ID: RRF10 =IC1011C RRF50 =IC1011E RRF100=IC1011F
RRF250=IC1011A RRF500=IC1011D RRF1000=IC1011B

COMPOUND	RRF 10	RRF 50	RRF 100	RRF 250	RRF 500	RRF 1000	$\overline{RRF}$	%RSD /R^2	
Naphthalene	1.172	1.124	1.113	1.052	1.053	0.999	1.086	5.7	
2-Methylnaphthalene	0.616	0.603	0.586	0.580	0.584	0.594	0.594	2.3	
Acenaphthylene	1.849	1.859	1.833	1.709	1.758	1.761	1.795	3.4	
Acenaphthene	1.087	1.140	1.089	1.042	1.077	1.122	1.093	3.2	*
Dibenzofuran	1.597	1.834	1.831	1.458	1.492	1.502	1.619	10.6	
Fluorene	1.146	1.169	1.116	1.108	1.141	1.178	1.143	2.4	
Phenanthrene	1.136	1.078	1.111	1.035	1.021	1.026	1.068	4.5	
Anthracene	1.103	1.093	0.990	0.986	0.990	1.011	1.029	5.3	
Fluoranthene	1.028	0.926	0.975	0.926	0.880	0.919	0.942	5.5	*
Pyrene	1.118	1.013	1.046	1.011	0.955	0.976	1.020	5.7	
Benzo(a)anthracene	1.169	1.065	1.060	1.078	1.022	1.084	1.080	4.5	
Chrysene	1.169	1.088	1.102	1.057	1.086	1.082	1.097	3.5	
Benzo(b)fluoranthene	1.333	1.294	1.278	1.326	1.376	1.448	1.342	4.6	
Benzo(k)fluoranthene	1.632	1.522	1.520	1.430	1.465	1.473	1.507	4.7	
Benzo(a)pyrene	1.252	1.136	1.172	1.155	1.182	1.231	1.188	3.8	*
Indeno(1,2,3-cd)pyrene	1.288	1.266	1.245	1.232	1.277	1.337	1.274	2.9	
Dibenzo(a,h)anthracene	1.034	0.994	0.980	0.999	1.029	1.088	1.021	3.8	
Benzo(g,h,i)perylene	1.151	1.094	1.082	1.092	1.102	1.147	1.111	2.7	
1-Methylnaphthalene	0.612	0.597	0.584	0.571	0.581	0.627	0.595	3.5	
2-Methylnaphthalene-d10	0.531	0.556	0.538	0.536	0.543	0.542	0.541	1.6	
Dibenzo(a,h)anthracene-d14	0.757	0.736	0.723	0.755	0.777	0.826	0.762	4.8	

* Compounds with maximum %RSD = 30%
~ Compounds with minimum average RRF = .05
<- Outside QC limits

FORM VI SV-1

Analytical Resources, Inc.

INITIAL CALIBRATION DATA

Start Cal Date : 11-OCT-2006 11:12
End Cal Date : 11-OCT-2006 13:18
Quant Method : ISTD
Origin : Disabled
Target Version : 3.50
Integrator : HP RTE
Method file : /chem3/nt1.i/20061011.b/lowsim.m
Cal Date : 11-Oct-2006 14:24 van
Curve Type : Average

Calibration File Names:
Level 1: /chem3/nt1.i/20061011.b/ic1011c.d
Level 2: /chem3/nt1.i/20061011.b/ic1011e.d
Level 3: /chem3/nt1.i/20061011.b/ic1011f.d
Level 4: /chem3/nt1.i/20061011.b/ic1011a.d
Level 5: /chem3/nt1.i/20061011.b/ic1011d.d
Level 6: /chem3/nt1.i/20061011.b/ic1011b.d

Compound	10.000 Level 1	50.000 Level 2	100.000 Level 3	250.000 Level 4	500.000 Level 5	1000.000 Level 6	RRF	% RSD	
2 Phenol	+++++	+++++	+++++	+++++	+++++	+++++	+++++	+++++	<-
3 Hexachloroethane	+++++	+++++	+++++	+++++	+++++	+++++	+++++	+++++	<-
5 Naphthalene	1.17224	1.12453	1.11281	1.05247	1.05298	0.99939	1.08574	5.731	
7 2-Methylnaphthalene	0.61632	0.60291	0.58628	0.58006	0.58428	0.59366	0.59392	2.292	
8 1-Methylnaphthalene	0.61216	0.59742	0.58414	0.57062	0.58123	0.62703	0.59543	3.545	
9 Dimethylphthalate	+++++	+++++	+++++	+++++	+++++	+++++	+++++	+++++	<-
10 Acenaphthylene	1.84918	1.85867	1.83346	1.70925	1.75754	1.76127	1.79489	3.376	
12 Acenaphthene	1.08670	1.14010	1.08944	1.04191	1.07725	1.12168	1.09285	3.157	
13 Diethylphthalate	+++++	+++++	+++++	+++++	+++++	+++++	+++++	+++++	<-
14 Dibenzofuran	1.59700	1.83425	1.83092	1.45789	1.49203	1.50169	1.61896	10.611	
15 Fluorene	1.14573	1.16933	1.11577	1.10793	1.14129	1.17752	1.14293	2.433	
17 Pentachlorophenol	+++++	+++++	+++++	+++++	+++++	+++++	+++++	+++++	<-
19 Phenanthrene	1.13567	1.07841	1.11068	1.03545	1.02113	1.02632	1.06794	4.491	
20 Anthracene	1.10304	1.09345	0.99036	0.98604	0.99002	1.01071	1.02894	5.293	
21 Di-n-butylphthalate	+++++	+++++	+++++	+++++	+++++	+++++	+++++	+++++	<-
22 Carbazole	+++++	+++++	+++++	+++++	+++++	+++++	+++++	+++++	<-
24 Fluoranthene	1.02802	0.92575	0.97547	0.92558	0.88009	0.91932	0.94237	5.493	
25 Pyrene	1.11828	1.01293	1.04659	1.01139	0.95538	0.97590	1.02008	5.650	
26 Butylbenzylphthalate	+++++	+++++	+++++	+++++	+++++	+++++	+++++	+++++	<-
27 Bis(2-Ethylhexyl)phthalate	+++++	+++++	+++++	+++++	+++++	+++++	+++++	+++++	<-
28 Benzo(a)anthracene	1.16880	1.06539	1.05984	1.07776	1.02153	1.08429	1.07960	4.528	

Analytical Resources, Inc.

INITIAL CALIBRATION DATA

Start Cal Date : 11-OCT-2006 11:12
End Cal Date : 11-OCT-2006 13:18
Quant Method : ISTD
Origin : Disabled
Target Version : 3.50
Integrator : HP RTE
Method file : /chem3/nt1.i/20061011.b/lowsim.m
Cal Date : 11-Oct-2006 14:24 van
Curve Type : Average

	Compound	10.000 Level 1	50.000 Level 2	100.000 Level 3	250.000 Level 4	500.000 Level 5	1000.000 Level 6	RRF	% RSD	
30	Chrysene	1.16937	1.08848	1.10224	1.05727	1.08600	1.08174	1.09752	3.474	
31	Di-n-octylphthalate	+++++	+++++	+++++	+++++	+++++	+++++	+++++	+++++	<-
32	Benzo(b)fluoranthene	1.33310	1.29385	1.27773	1.32644	1.37582	1.44752	1.34241	4.598	
33	Benzo(k)fluoranthene	1.63177	1.52159	1.52001	1.43019	1.46524	1.47271	1.50692	4.671	
34	Benzo(a)pyrene	1.25249	1.13595	1.17170	1.15473	1.18154	1.23096	1.18789	3.789	
37	Indeno(1,2,3-cd)pyrene	1.28851	1.26617	1.24477	1.23167	1.27718	1.33676	1.27418	2.909	
38	Dibenzo(a,h)anthracene	1.03377	0.99420	0.98032	0.99866	1.02875	1.08781	1.02059	3.809	
39	Benzo(g,h,i)perylene	1.15147	1.09361	1.08203	1.09190	1.10221	1.14715	1.11139	2.708	
$ 1	D5-Phenol	+++++	+++++	+++++	+++++	+++++	+++++	+++++	+++++	<-
$ 6	2-Methylnaphthalene-d10	0.53086	0.55635	0.53797	0.53635	0.54345	0.54253	0.54125	1.605	
$ 16	2,4,6-Tribromophenol	+++++	+++++	+++++	+++++	+++++	+++++	+++++	+++++	<-
$ 23	Fluoranthene-d10	+++++	+++++	+++++	+++++	+++++	+++++	+++++	+++++	<-
$ 36	Dibenzo(a,h)anthracene-d14	0.75710	0.73598	0.72311	0.75545	0.77670	0.82618	0.76242	4.762	

Data File: /chem3/nt1.i/20061011.b/ddt.b/df1011a.d
Injection Date: 11-OCT-2006 10:56
Instrument: nt1.i
Client Sample ID:

Compound: Pentachlorophenol
CAS Number: 87-86-5

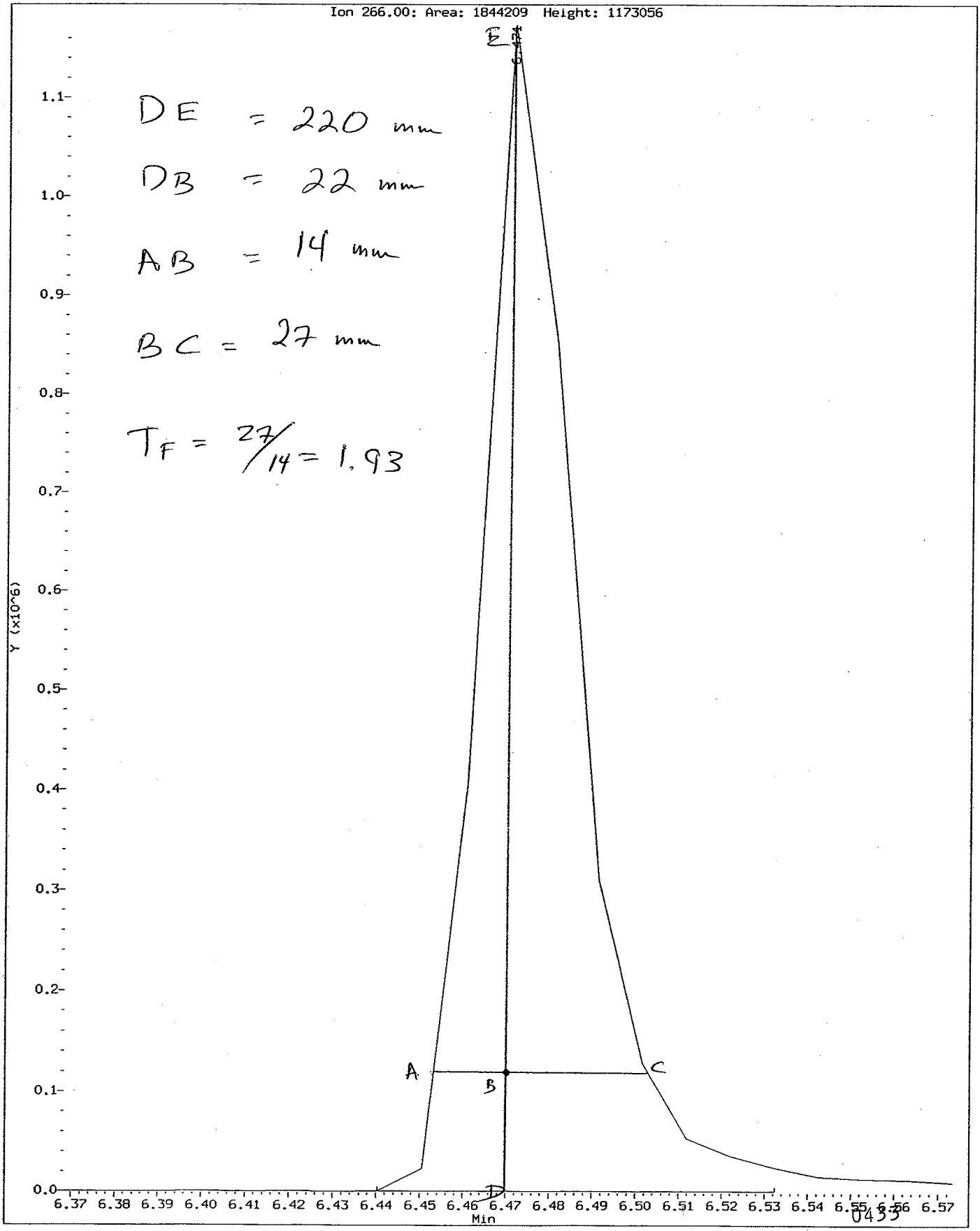

Data File: /chem3/nt1.i/20061011.b/ddt.b/df1011a.d
Injection Date: 11-OCT-2006 10:56
Instrument: nt1.i
Client Sample ID:

Compound: Benzidine
CAS Number:

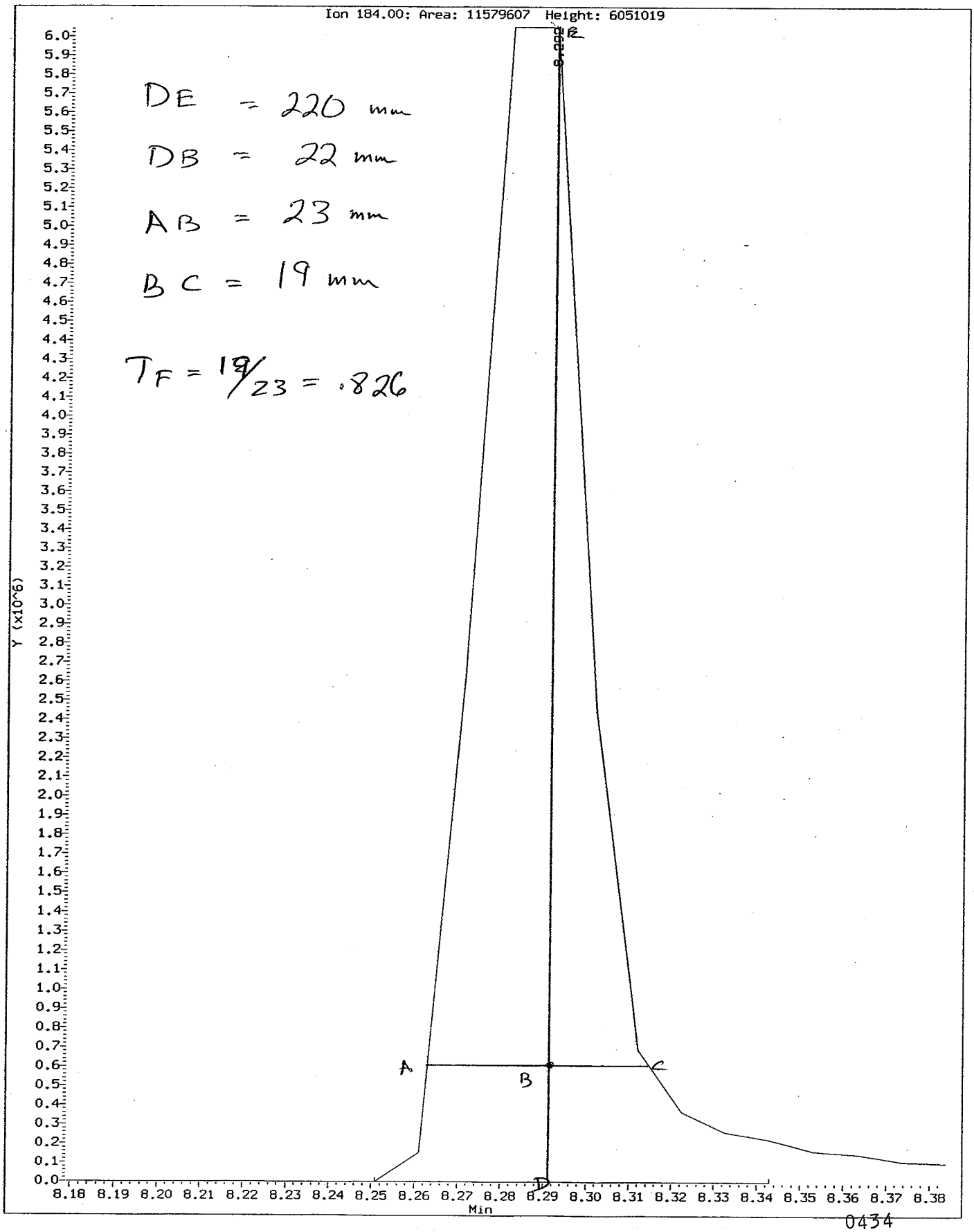

Analytical Resources Inc.
ABN by sw846 8270C
DDT Breakdown Report

Data file: /chem3/nt1.i/20061011.b/ddt.b/df1011a.d ARI ID: DF1011
Method: /chem3/nt1.i/20061011.b/ddt.b/sw846ddt.m Misc:
Analysis Date: 11-OCT-2006 10:56 Instrument: nt1.i

COMPOUND	RT	AREA
Pentachlorophenol	6.471	1844208
Benzidine	8.292	11579607
4,4'-DDE	8.558	23105
4,4'-DDD	8.977	328809
4,4'-DDT	9.345	4220011

$$\text{DDT Percent Breakdown} = \frac{(\text{DDE Area} + \text{DDD Area}) * 100}{(\text{DDE Area} + \text{DDD Area} + \text{DDT Area})}$$

$$\text{DDT Percent Breakdown} = \frac{(23105 + 328809) * 100}{(23105 + 328809 + 4220011)}$$

DDT Percent Breakdown = 7.7 %

Analytical Resources, Inc.

Data file : /chem3/nt1.i/20061011.b/ic1011a.d
Lab Smp Id: IC1011A
Inj Date : 11-OCT-2006 11:12
Operator : VTS Inst ID: nt1.i
Smp Info : IC1011A
Misc Info : SIM250
Comment :
Method : /chem3/nt1.i/20061011.b/lowsim.m
Meth Date : 11-Oct-2006 14:24 van Quant Type: ISTD
Cal Date : 11-OCT-2006 11:12 Cal File: ic1011a.d
Als bottle: 2 Calibration Sample, Level: 4
Dil Factor: 1.00000
Integrator: HP RTE Compound Sublist: curve.sub
Target Version: 3.50

		Compounds	QUANT SIG MASS	RT	EXP RT	REL RT	RESPONSE	AMOUNTS CAL-AMT (ng/mL)	AMOUNTS ON-COL (ng/mL)
*	4	Naphthalene-d8	136	6.535	6.537	(1.000)	619413	200.000	
	5	Naphthalene	128	6.551	6.552	(1.002)	814891	250.000	244
$	6	2-Methylnaphthalene-d10	152	7.289	7.291	(1.115)	415277	250.000	247
	7	2-Methylnaphthalene	142	7.320	7.321	(1.120)	449120	250.000	244
	8	1-Methylnaphthalene	142	7.443	7.460	(1.139)	441810	250.000	239
	10	Acenaphthylene	152	8.393	8.392	(0.978)	719230	250.000	239
*	11	Acenaphthene-d10	164	8.577	8.576	(1.000)	336630	200.000	
	12	Acenaphthene	153	8.608	8.607	(1.004)	438422	250.000	238
	14	Dibenzofuran	168	8.808	8.807	(1.027)	613460	250.000	231
	15	Fluorene	166	9.223	9.222	(1.075)	466204	250.000	241
*	18	Phenanthrene-d10	188	10.377	10.376	(1.000)	518812	200.000	
	19	Phenanthrene	178	10.408	10.407	(1.003)	671506	250.000	244
	20	Anthracene	178	10.454	10.469	(1.007)	639462	250.000	238
	24	Fluoranthene	202	11.891	11.890	(1.146)	600252	250.000	247
	25	Pyrene	202	12.171	12.170	(1.173)	655903	250.000	249
	28	Benzo(a)anthracene	228	13.658	13.657	(0.999)	545598	250.000	249
*	29	Chrysene-d12	240	13.677	13.676	(1.000)	404988	200.000	
	30	Chrysene	228	13.706	13.705	(1.002)	535226	250.000	241
	32	Benzo(b)fluoranthene	252	14.920	14.919	(0.971)	589893	250.000	245
	33	Benzo(k)fluoranthene	252	14.943	14.950	(0.973)	636031	250.000	238
	34	Benzo(a)pyrene	252	15.300	15.299	(0.996)	513530	250.000	242
*	35	Perylene-d12	264	15.361	15.361	(1.000)	355774	200.000	
	37	Indeno(1,2,3-cd)pyrene	276	16.756	16.757	(1.091)	547745	250.000	241
$	36	Dibenzo(a,h)anthracene-d14	292	16.702	16.717	(1.087)	335964	250.000	245
	38	Dibenzo(a,h)anthracene	278	16.756	16.757	(1.091)	444123	250.000	243
	39	Benzo(g,h,i)perylene	276	17.161	17.162	(1.117)	485587	250.000	244

VTS
10.12.2006

Analytical Resources, Inc.

INTERNAL STANDARD COMPOUNDS
AREA AND RT SUMMARY

Instrument ID: nt1.i
Lab File ID: ic1011a.d
Lab Smp Id: IC1011A
Analysis Type: SV
Quant Type: ISTD
Operator: VTS
Method File: /chem3/nt1.i/20061011.b/lowsim.m
Misc Info: SIM250

Calibration Date: 11-OCT-2006
Calibration Time: 11:12
Level:
Sample Type:

COMPOUND	STANDARD	AREA LIMIT LOWER	AREA LIMIT UPPER	SAMPLE	%DIFF
4 Naphthalene-d8	619413	309706	1238826	619413	0.00
11 Acenaphthene-d10	336630	168315	673260	336630	0.00
18 Phenanthrene-d10	518812	259406	1037624	518812	0.00
29 Chrysene-d12	404988	202494	809976	404988	0.00
35 Perylene-d12	355774	177887	711548	355774	0.00

COMPOUND	STANDARD	RT LIMIT LOWER	RT LIMIT UPPER	SAMPLE	%DIFF
4 Naphthalene-d8	6.54	6.04	7.04	6.54	0.00
11 Acenaphthene-d10	8.58	8.08	9.08	8.58	0.00
18 Phenanthrene-d10	10.38	9.88	10.88	10.38	0.00
29 Chrysene-d12	13.68	13.18	14.18	13.68	0.00
35 Perylene-d12	15.36	14.86	15.86	15.36	0.00

AREA UPPER LIMIT = +100% of internal standard area.
AREA LOWER LIMIT = - 50% of internal standard area.
RT UPPER LIMIT = + 0.50 minutes of internal standard RT.
RT LOWER LIMIT = - 0.50 minutes of internal standard RT.

Data File: /chem3/nt1.i/20061011.b/ic1011a.d
Date : 11-OCT-2006 11:12
Client ID:
Sample Info: IC1011A

Instrument: nt1.i

Operator: VTS
Column diameter: 0.25

Column phase: ZB-5

0438

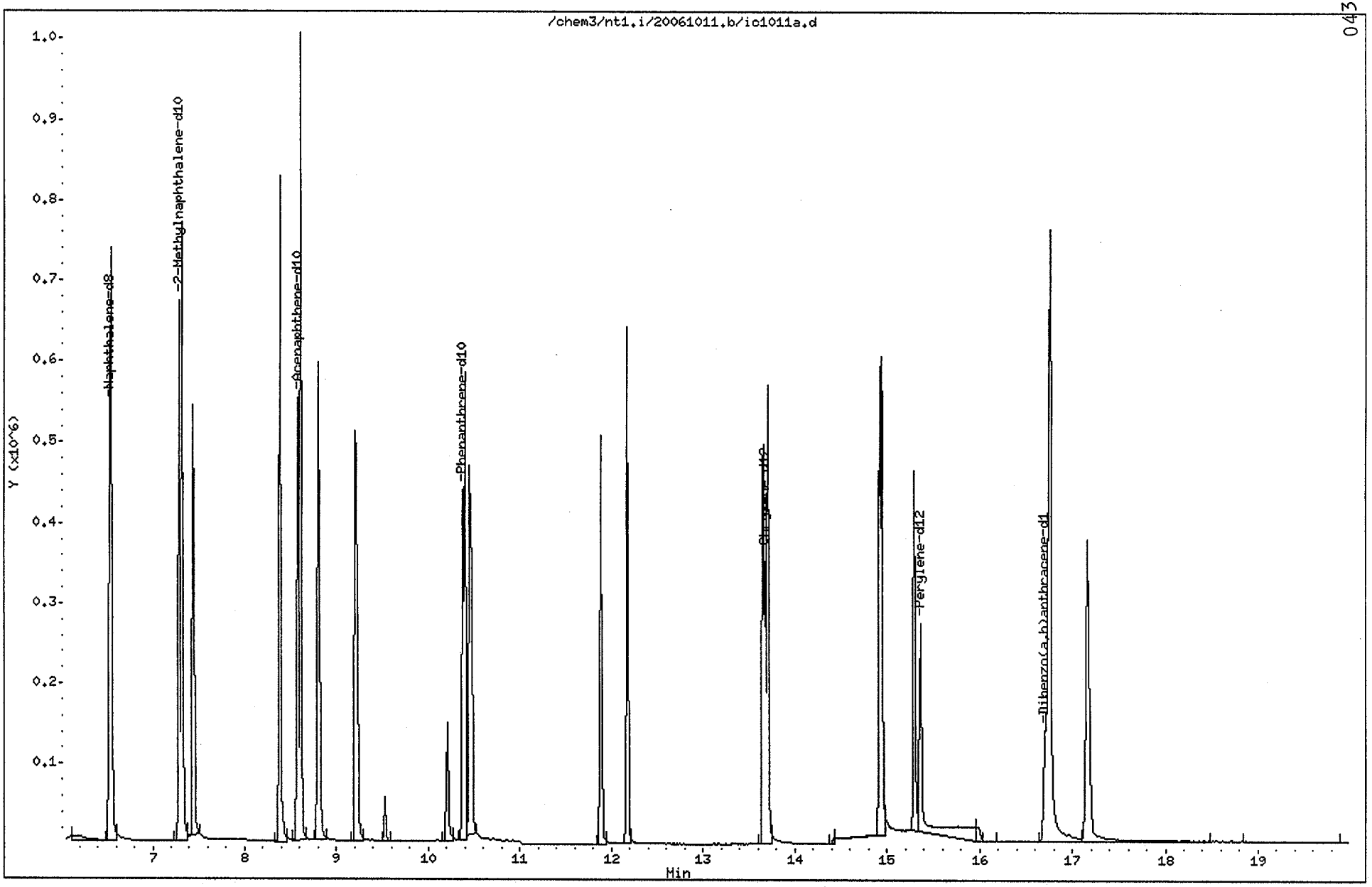

Analytical Resources, Inc.

Data file : /chem3/nt1.i/20061011.b/ic1011b.d
Lab Smp Id: IC1011B
Inj Date : 11-OCT-2006 11:37
Operator : VTS Inst ID: nt1.i
Smp Info : IC1011B
Misc Info : SIM1000
Comment :
Method : /chem3/nt1.i/20061011.b/lowsim.m
Meth Date : 11-Oct-2006 14:24 van Quant Type: ISTD
Cal Date : 11-OCT-2006 11:37 Cal File: ic1011b.d
Als bottle: 3 Calibration Sample, Level: 6
Dil Factor: 1.00000
Integrator: HP RTE Compound Sublist: curve.sub
Target Version: 3.50

	Compounds	QUANT SIG MASS	RT	EXP RT	REL RT	RESPONSE	AMOUNTS CAL-AMT (ng/mL)	AMOUNTS ON-COL (ng/mL)
*	4 Naphthalene-d8	136	6.540	6.537	(1.000)	637186	200.000	
	5 Naphthalene	128	6.555	6.552	(1.002)	3183980	1000.00	925
$	6 2-Methylnaphthalene-d10	152	7.294	7.291	(1.115)	1728477	1000.00	1000(A)
	7 2-Methylnaphthalene	142	7.324	7.321	(1.120)	1891363	1000.00	997
	8 1-Methylnaphthalene	142	7.447	7.460	(1.139)	1997681	1000.00	1050(A)
	10 Acenaphthylene	152	8.393	8.392	(0.978)	2928312	1000.00	986
*	11 Acenaphthene-d10	164	8.578	8.576	(1.000)	332523	200.000	
	12 Acenaphthene	153	8.609	8.607	(1.004)	1864921	1000.00	1030(A)
	14 Dibenzofuran	168	8.809	8.807	(1.027)	2496732	1000.00	953
	15 Fluorene	166	9.223	9.222	(1.075)	1957761	1000.00	1030(A)
*	18 Phenanthrene-d10	188	10.377	10.376	(1.000)	532770	200.000	
	19 Phenanthrene	178	10.407	10.407	(1.003)	2733958	1000.00	969
	20 Anthracene	178	10.453	10.469	(1.007)	2692379	1000.00	975
	24 Fluoranthene	202	11.881	11.890	(1.145)	2448920	1000.00	982
	25 Pyrene	202	12.171	12.170	(1.173)	2599661	1000.00	962
	28 Benzo(a)anthracene	228	13.657	13.657	(0.999)	2157773	1000.00	1000(A)
*	29 Chrysene-d12	240	13.676	13.676	(1.000)	398006	200.000	
	30 Chrysene	228	13.705	13.705	(1.002)	2152693	1000.00	986
	32 Benzo(b)fluoranthene	252	14.920	14.919	(0.971)	2444032	1000.00	1070(A)
	33 Benzo(k)fluoranthene	252	14.943	14.950	(0.973)	2486569	1000.00	979
	34 Benzo(a)pyrene	252	15.291	15.299	(0.995)	2078385	1000.00	1030(A)
*	35 Perylene-d12	264	15.361	15.361	(1.000)	337686	200.000	
	37 Indeno(1,2,3-cd)pyrene	276	16.757	16.757	(1.091)	2257032	1000.00	1040(A)
$	36 Dibenzo(a,h)anthracene-d14	292	16.703	16.717	(1.087)	1394950	1000.00	1070(A)
	38 Dibenzo(a,h)anthracene	278	16.757	16.757	(1.091)	1836687	1000.00	1060(A)
	39 Benzo(g,h,i)perylene	276	17.162	17.162	(1.117)	1936882	1000.00	1030(A)

QC Flag Legend

A - Target compound detected but, quantitated amount exceeded maximum amount.

VDS
10-12-2006

Analytical Resources, Inc.

INTERNAL STANDARD COMPOUNDS
AREA AND RT SUMMARY

Instrument ID: nt1.i
Lab File ID: ic1011b.d
Lab Smp Id: IC1011B
Analysis Type: SV
Quant Type: ISTD
Operator: VTS
Method File: /chem3/nt1.i/20061011.b/lowsim.m
Misc Info: SIM1000

Calibration Date: 11-OCT-2006
Calibration Time: 11:12
Level:
Sample Type:

COMPOUND	STANDARD	AREA LIMIT LOWER	AREA LIMIT UPPER	SAMPLE	%DIFF
4 Naphthalene-d8	619413	309706	1238826	637186	2.87
11 Acenaphthene-d10	336630	168315	673260	332523	-1.22
18 Phenanthrene-d10	518812	259406	1037624	532770	2.69
29 Chrysene-d12	404988	202494	809976	398006	-1.72
35 Perylene-d12	355774	177887	711548	337686	-5.08

COMPOUND	STANDARD	RT LIMIT LOWER	RT LIMIT UPPER	SAMPLE	%DIFF
4 Naphthalene-d8	6.54	6.04	7.04	6.54	0.07
11 Acenaphthene-d10	8.58	8.08	9.08	8.58	0.01
18 Phenanthrene-d10	10.38	9.88	10.88	10.38	0.00
29 Chrysene-d12	13.68	13.18	14.18	13.68	0.00
35 Perylene-d12	15.36	14.86	15.86	15.36	0.00

AREA UPPER LIMIT = +100% of internal standard area.
AREA LOWER LIMIT = - 50% of internal standard area.
RT UPPER LIMIT = + 0.50 minutes of internal standard RT.
RT LOWER LIMIT = - 0.50 minutes of internal standard RT.

Data File: /chem3/nt1.i/20061011.b/ic1011b.d
Date : 11-OCT-2006 11:37
Client ID:
Sample Info: IC1011B

Instrument: nt1.i
Operator: VTS
Column diameter: 0.25

Column phase: ZB-5

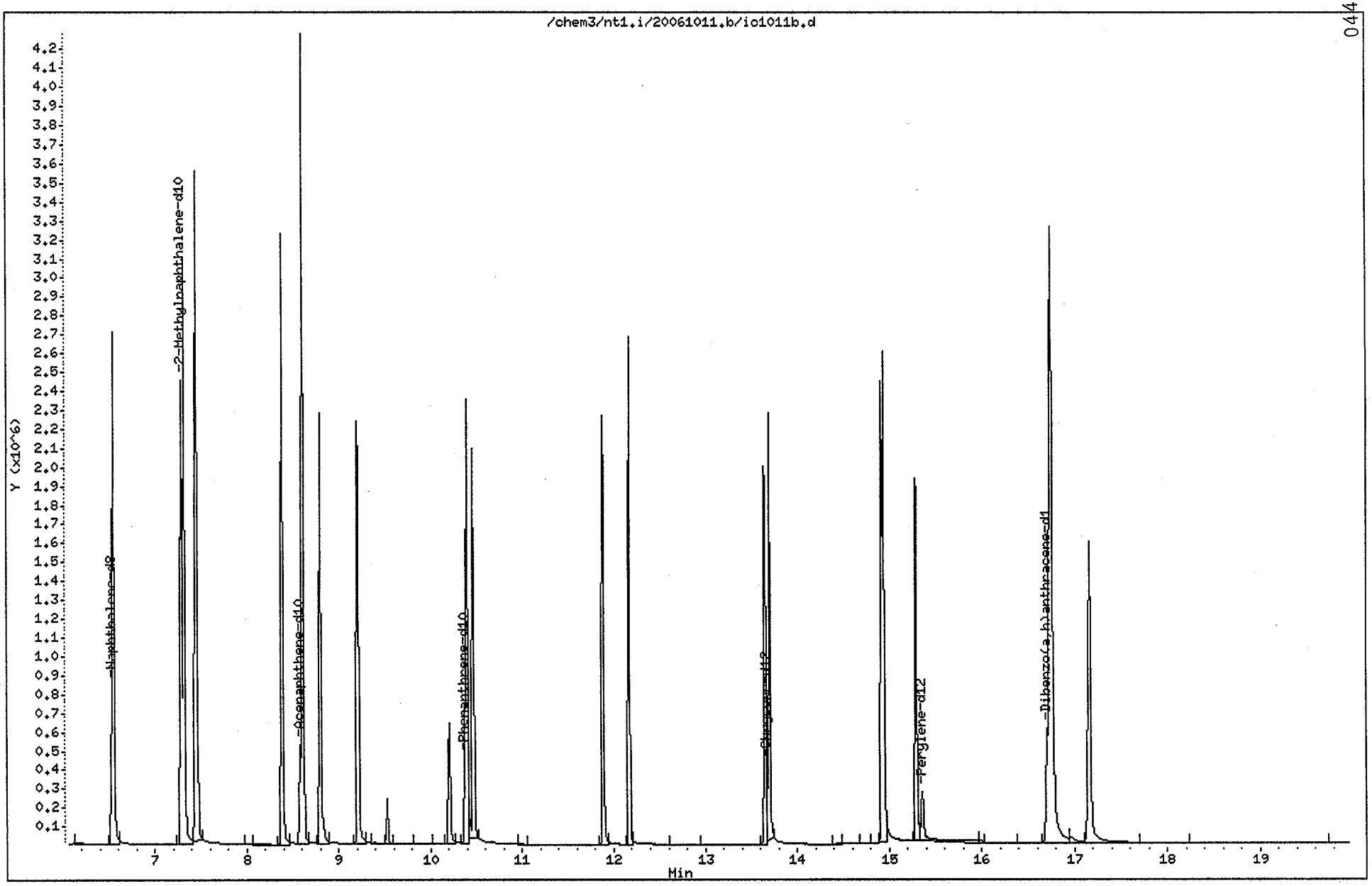

Analytical Resources, Inc.

Data file : /chem3/nt1.i/20061011.b/ic1011c.d
Lab Smp Id: IC1011C
Inj Date : 11-OCT-2006 12:02
Operator : VTS Inst ID: nt1.i
Smp Info : IC1011C
Misc Info : SIM10
Comment :
Method : /chem3/nt1.i/20061011.b/lowsim.m
Meth Date : 11-Oct-2006 14:24 van Quant Type: ISTD
Cal Date : 11-OCT-2006 12:02 Cal File: ic1011c.d
Als bottle: 4 Calibration Sample, Level: 1
Dil Factor: 1.00000
Integrator: HP RTE Compound Sublist: curve.sub
Target Version: 3.50

	Compounds	QUANT SIG MASS	RT	EXP RT	REL RT	RESPONSE	AMOUNTS CAL-AMT (ng/mL)	AMOUNTS ON-COL (ng/mL)
*	4 Naphthalene-d8	136	6.537	6.537	(1.000)	533780	200.000	
	5 Naphthalene	128	6.552	6.552	(1.002)	31286	10.0000	10.9
$	6 2-Methylnaphthalene-d10	152	7.291	7.291	(1.115)	14168	10.0000	9.80
	7 2-Methylnaphthalene	142	7.321	7.321	(1.120)	16449	10.0000	10.4
	8 1-Methylnaphthalene	142	7.445	7.460	(1.139)	16338	10.0000	10.2
	10 Acenaphthylene	152	8.392	8.392	(0.978)	26721	10.0000	10.3
*	11 Acenaphthene-d10	164	8.577	8.576	(1.000)	289004	200.000	
	12 Acenaphthene	153	8.607	8.607	(1.004)	15703	10.0000	9.94
	14 Dibenzofuran	168	8.807	8.807	(1.027)	23077	10.0000	10.1
	15 Fluorene	166	9.223	9.222	(1.075)	16556	10.0000	9.98
*	18 Phenanthrene-d10	188	10.377	10.376	(1.000)	456683	200.000	
	19 Phenanthrene	178	10.407	10.407	(1.003)	25932	10.0000	10.7
	20 Anthracene	178	10.469	10.469	(1.009)	25187	10.0000	10.6
	24 Fluoranthene	202	11.891	11.890	(1.146)	23474	10.0000	11.0
	25 Pyrene	202	12.171	12.170	(1.173)	25535	10.0000	11.0
	28 Benzo(a)anthracene	228	13.657	13.657	(0.999)	20346	10.0000	10.8
*	29 Chrysene-d12	240	13.677	13.676	(1.000)	348153	200.000	
	30 Chrysene	228	13.706	13.705	(1.002)	20356	10.0000	10.7
	32 Benzo(b)fluoranthene	252	14.927	14.919	(0.972)	20059	10.0000	9.84
	33 Benzo(k)fluoranthene	252	14.951	14.950	(0.973)	24553	10.0000	10.8
	34 Benzo(a)pyrene	252	15.299	15.299	(0.996)	18846	10.0000	10.5
*	35 Perylene-d12	264	15.361	15.361	(1.000)	300937	200.000	
	37 Indeno(1,2,3-cd)pyrene	276	16.757	16.757	(1.091)	19388	10.0000	10.1
$	36 Dibenzo(a,h)anthracene-d14	292	16.717	16.717	(1.088)	11392	10.0000	9.83
	38 Dibenzo(a,h)anthracene	278	16.757	16.757	(1.091)	15555	10.0000	10.0
	39 Benzo(g,h,i)perylene	276	17.162	17.162	(1.117)	17326	10.0000	10.3

VTS
10.12.2006

Analytical Resources, Inc.

INTERNAL STANDARD COMPOUNDS
AREA AND RT SUMMARY

Instrument ID: nt1.i
Lab File ID: ic1011c.d
Lab Smp Id: IC1011C
Analysis Type: SV
Quant Type: ISTD
Operator: VTS
Method File: /chem3/nt1.i/20061011.b/lowsim.m
Misc Info: SIM10

Calibration Date: 11-OCT-2006
Calibration Time: 11:12
Level:
Sample Type:

COMPOUND	STANDARD	AREA LIMIT LOWER	AREA LIMIT UPPER	SAMPLE	%DIFF
4 Naphthalene-d8	619413	309706	1238826	533780	-13.82
11 Acenaphthene-d10	336630	168315	673260	289004	-14.15
18 Phenanthrene-d10	518812	259406	1037624	456683	-11.98
29 Chrysene-d12	404988	202494	809976	348153	-14.03
35 Perylene-d12	355774	177887	711548	300937	-15.41

COMPOUND	STANDARD	RT LIMIT LOWER	RT LIMIT UPPER	SAMPLE	%DIFF
4 Naphthalene-d8	6.54	6.04	7.04	6.54	0.02
11 Acenaphthene-d10	8.58	8.08	9.08	8.58	-0.01
18 Phenanthrene-d10	10.38	9.88	10.88	10.38	0.00
29 Chrysene-d12	13.68	13.18	14.18	13.68	0.00
35 Perylene-d12	15.36	14.86	15.86	15.36	0.00

AREA UPPER LIMIT = +100% of internal standard area.
AREA LOWER LIMIT = - 50% of internal standard area.
RT UPPER LIMIT = + 0.50 minutes of internal standard RT.
RT LOWER LIMIT = - 0.50 minutes of internal standard RT.

Data File: /chem3/nt1.i/20061011.b/ic1011c.d
Date : 11-OCT-2006 12:02
Client ID:
Sample Info: IC1011C

Instrument: nt1.i

Operator: VTS
Column diameter: 0.25

Column phase: ZB-5

0445

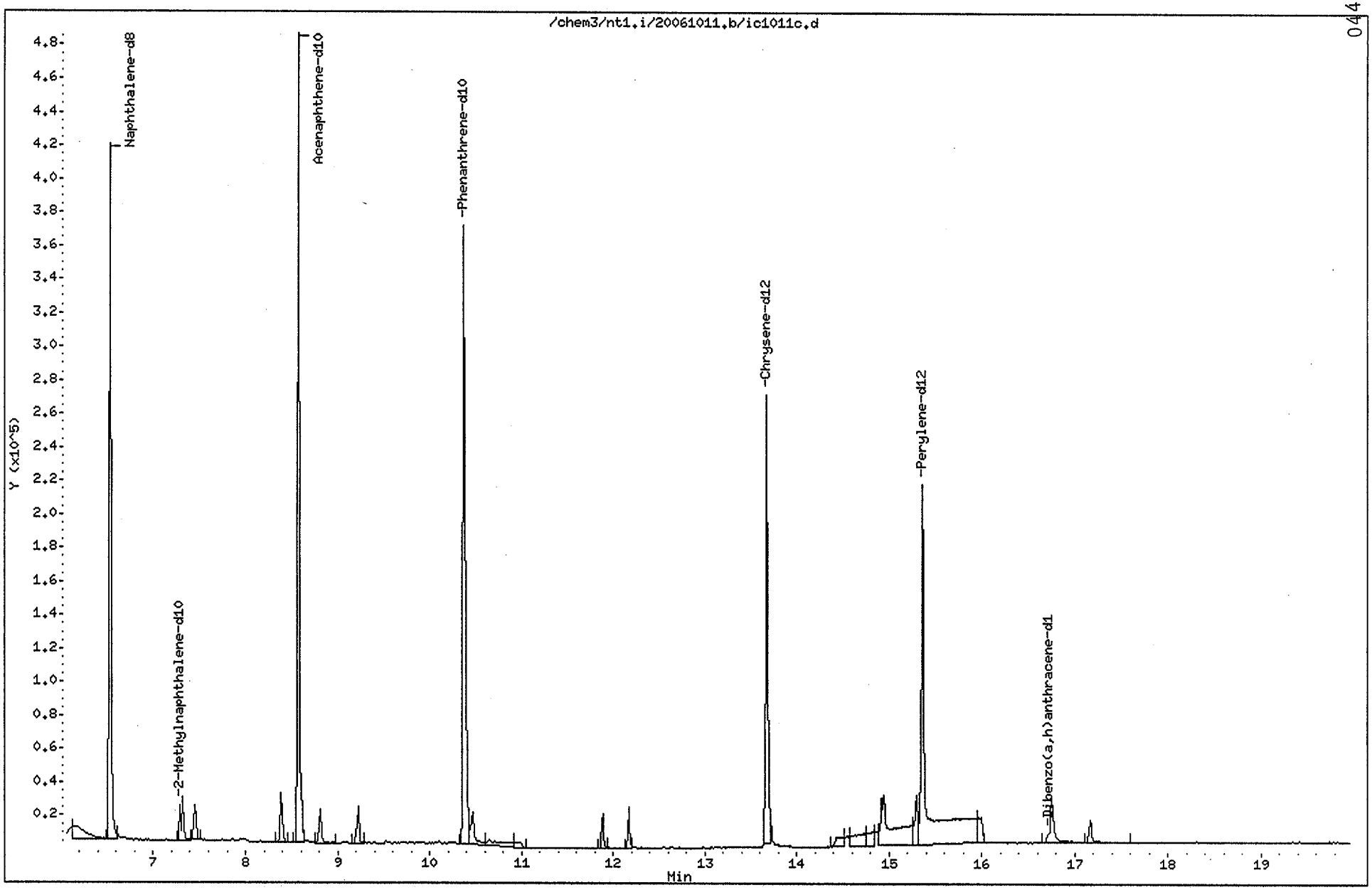

Analytical Resources, Inc.

Data file : /chem3/nt1.i/20061011.b/ic1011d.d
Lab Smp Id: IC1011D
Inj Date : 11-OCT-2006 12:28
Operator : VTS Inst ID: nt1.i
Smp Info : IC1011D
Misc Info : SIM500
Comment :
Method : /chem3/nt1.i/20061011.b/lowsim.m
Meth Date : 11-Oct-2006 14:24 van Quant Type: ISTD
Cal Date : 11-OCT-2006 12:28 Cal File: ic1011d.d
Als bottle: 5 Calibration Sample, Level: 5
Dil Factor: 1.00000
Integrator: HP RTE Compound Sublist: curve.sub
Target Version: 3.50

	Compounds	QUANT SIG MASS	RT	EXP RT	REL RT	RESPONSE	AMOUNTS CAL-AMT (ng/mL)	AMOUNTS ON-COL (ng/mL)
*	4 Naphthalene-d8	136	6.536	6.537	(1.000)	598995	200.000	
	5 Naphthalene	128	6.551	6.552	(1.002)	1576825	500.000	487
$	6 2-Methylnaphthalene-d10	152	7.290	7.291	(1.115)	813807	500.000	501
	7 2-Methylnaphthalene	142	7.321	7.321	(1.120)	874949	500.000	491
	8 1-Methylnaphthalene	142	7.444	7.460	(1.139)	870387	500.000	486
	10 Acenaphthylene	152	8.392	8.392	(0.978)	1358654	500.000	492
*	11 Acenaphthene-d10	164	8.576	8.576	(1.000)	309218	200.000	
	12 Acenaphthene	153	8.607	8.607	(1.004)	832766	500.000	493
	14 Dibenzofuran	168	8.807	8.807	(1.027)	1153405	500.000	473
	15 Fluorene	166	9.208	9.222	(1.074)	882271	500.000	497
*	18 Phenanthrene-d10	188	10.377	10.376	(1.000)	496935	200.000	
	19 Phenanthrene	178	10.408	10.407	(1.003)	1268590	500.000	482
	20 Anthracene	178	10.454	10.469	(1.007)	1229938	500.000	478
	24 Fluoranthene	202	11.891	11.890	(1.146)	1093375	500.000	470
	25 Pyrene	202	12.171	12.170	(1.173)	1186903	500.000	471
	28 Benzo(a)anthracene	228	13.657	13.657	(0.999)	955988	500.000	471
*	29 Chrysene-d12	240	13.677	13.676	(1.000)	374337	200.000	
	30 Chrysene	228	13.706	13.705	(1.002)	1016326	500.000	495
	32 Benzo(b)fluoranthene	252	14.920	14.919	(0.971)	1076637	500.000	508
	33 Benzo(k)fluoranthene	252	14.943	14.950	(0.973)	1146610	500.000	487
	34 Benzo(a)pyrene	252	15.299	15.299	(0.996)	924606	500.000	496
*	35 Perylene-d12	264	15.361	15.361	(1.000)	313017	200.000	
	37 Indeno(1,2,3-cd)pyrene	276	16.757	16.757	(1.091)	999445	500.000	499
$	36 Dibenzo(a,h)anthracene-d14	292	16.703	16.717	(1.087)	607799	500.000	504
	38 Dibenzo(a,h)anthracene	278	16.757	16.757	(1.091)	805040	500.000	500
	39 Benzo(g,h,i)perylene	276	17.161	17.162	(1.117)	862526	500.000	493

VTS
10/12/2006

Analytical Resources, Inc.

INTERNAL STANDARD COMPOUNDS
AREA AND RT SUMMARY

Instrument ID: nt1.i
Lab File ID: ic1011d.d
Lab Smp Id: IC1011D
Analysis Type: SV
Quant Type: ISTD
Operator: VTS
Method File: /chem3/nt1.i/20061011.b/lowsim.m
Misc Info: SIM500

Calibration Date: 11-OCT-2006
Calibration Time: 11:12
Level:
Sample Type:

COMPOUND	STANDARD	AREA LIMIT LOWER	AREA LIMIT UPPER	SAMPLE	%DIFF
4 Naphthalene-d8	619413	309706	1238826	598995	-3.30
11 Acenaphthene-d10	336630	168315	673260	309218	-8.14
18 Phenanthrene-d10	518812	259406	1037624	496935	-4.22
29 Chrysene-d12	404988	202494	809976	374337	-7.57
35 Perylene-d12	355774	177887	711548	313017	-12.02

COMPOUND	STANDARD	RT LIMIT LOWER	RT LIMIT UPPER	SAMPLE	%DIFF
4 Naphthalene-d8	6.54	6.04	7.04	6.54	0.01
11 Acenaphthene-d10	8.58	8.08	9.08	8.58	-0.01
18 Phenanthrene-d10	10.38	9.88	10.88	10.38	0.00
29 Chrysene-d12	13.68	13.18	14.18	13.68	0.00
35 Perylene-d12	15.36	14.86	15.86	15.36	0.00

AREA UPPER LIMIT = +100% of internal standard area.
AREA LOWER LIMIT = - 50% of internal standard area.
RT UPPER LIMIT = + 0.50 minutes of internal standard RT.
RT LOWER LIMIT = - 0.50 minutes of internal standard RT.

Data File: /chem3/nt1.i/20061011.b/ic1011d.d
Date : 11-OCT-2006 12:28
Client ID:
Sample Info: IC1011D

Instrument: nt1.i

Operator: VTS
Column diameter: 0.25

Column phase: ZB-5

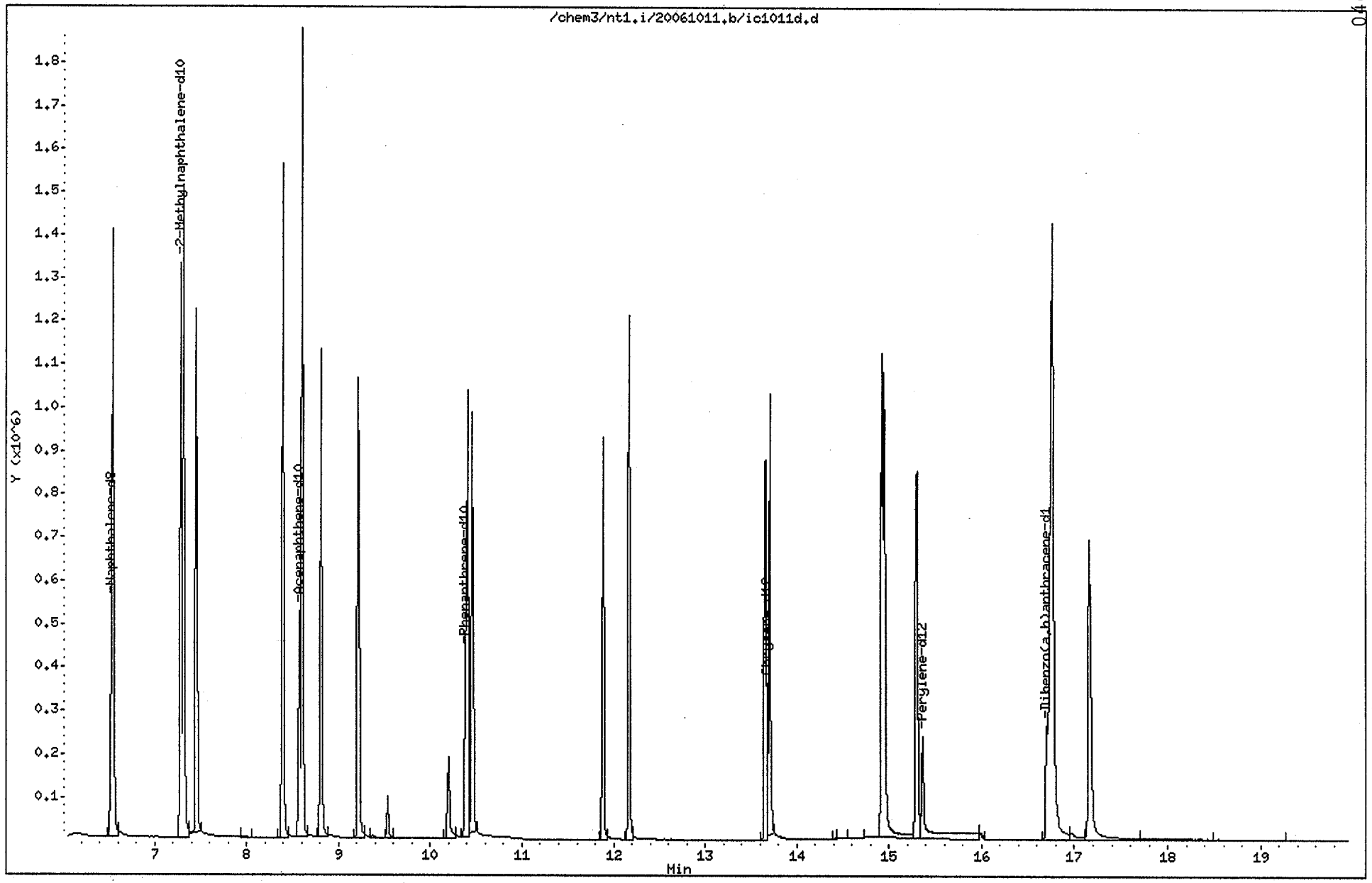

Analytical Resources, Inc.

Data file : /chem3/nt1.i/20061011.b/ic1011e.d
Lab Smp Id: IC1011E
Inj Date : 11-OCT-2006 12:53
Operator : VTS Inst ID: nt1.i
Smp Info : IC1011E
Misc Info : SIM50
Comment :
Method : /chem3/nt1.i/20061011.b/lowsim.m
Meth Date : 11-Oct-2006 14:24 van Quant Type: ISTD
Cal Date : 11-OCT-2006 12:53 Cal File: ic1011e.d
Als bottle: 6 Calibration Sample, Level: 2
Dil Factor: 1.00000
Integrator: HP RTE Compound Sublist: curve.sub
Target Version: 3.50

			QUANT SIG					AMOUNTS	
		Compounds	MASS	RT	EXP RT	REL RT	RESPONSE	CAL-AMT (ng/mL)	ON-COL (ng/mL)
*	4	Naphthalene-d8	136	6.536	6.537	(1.000)	541973	200.000	
	5	Naphthalene	128	6.552	6.552	(1.002)	152366	50.0000	52.0
$	6	2-Methylnaphthalene-d10	152	7.290	7.291	(1.115)	75381	50.0000	51.3
	7	2-Methylnaphthalene	142	7.321	7.321	(1.120)	81690	50.0000	50.6
	8	1-Methylnaphthalene	142	7.444	7.460	(1.139)	80947	50.0000	50.0
	10	Acenaphthylene	152	8.393	8.392	(0.978)	129675	50.0000	52.0
*	11	Acenaphthene-d10	164	8.578	8.576	(1.000)	279070	200.000	
	12	Acenaphthene	153	8.608	8.607	(1.004)	79542	50.0000	52.1
	14	Dibenzofuran	168	8.809	8.807	(1.027)	127971	50.0000	58.2
	15	Fluorene	166	9.222	9.222	(1.075)	81581	50.0000	50.9
*	18	Phenanthrene-d10	188	10.376	10.376	(1.000)	459063	200.000	
	19	Phenanthrene	178	10.407	10.407	(1.003)	123765	50.0000	50.9
	20	Anthracene	178	10.469	10.469	(1.009)	125491	50.0000	52.7(M)
	24	Fluoranthene	202	11.890	11.890	(1.146)	106244	50.0000	49.5
	25	Pyrene	202	12.170	12.170	(1.173)	116250	50.0000	49.9
	28	Benzo(a)anthracene	228	13.657	13.657	(0.999)	91983	50.0000	49.2
*	29	Chrysene-d12	240	13.676	13.676	(1.000)	345351	200.000	
	30	Chrysene	228	13.705	13.705	(1.002)	93977	50.0000	49.6
	32	Benzo(b)fluoranthene	252	14.920	14.919	(0.971)	94375	50.0000	47.7
	33	Benzo(k)fluoranthene	252	14.951	14.950	(0.973)	110986	50.0000	50.6
	34	Benzo(a)pyrene	252	15.299	15.299	(0.996)	82857	50.0000	47.7
*	35	Perylene-d12	264	15.361	15.361	(1.000)	291764	200.000	
	37	Indeno(1,2,3-cd)pyrene	276	16.757	16.757	(1.091)	92356	50.0000	49.5
$	36	Dibenzo(a,h)anthracene-d14	292	16.717	16.717	(1.088)	53683	50.0000	47.8
	38	Dibenzo(a,h)anthracene	278	16.757	16.757	(1.091)	72518	50.0000	48.3
	39	Benzo(g,h,i)perylene	276	17.162	17.162	(1.117)	79769	50.0000	48.9

QC Flag Legend

M - Compound response manually integrated.

VTS
10.12.2006

Analytical Resources, Inc.

INTERNAL STANDARD COMPOUNDS
AREA AND RT SUMMARY

Instrument ID: nt1.i
Lab File ID: ic1011e.d
Lab Smp Id: IC1011E
Analysis Type: SV
Quant Type: ISTD
Operator: VTS
Method File: /chem3/nt1.i/20061011.b/lowsim.m
Misc Info: SIM50

Calibration Date: 11-OCT-2006
Calibration Time: 11:12

Level:
Sample Type:

COMPOUND	STANDARD	AREA LIMIT LOWER	AREA LIMIT UPPER	SAMPLE	%DIFF
4 Naphthalene-d8	619413	309706	1238826	541973	-12.50
11 Acenaphthene-d10	336630	168315	673260	279070	-17.10
18 Phenanthrene-d10	518812	259406	1037624	459063	-11.52
29 Chrysene-d12	404988	202494	809976	345351	-14.73
35 Perylene-d12	355774	177887	711548	291764	-17.99

COMPOUND	STANDARD	RT LIMIT LOWER	RT LIMIT UPPER	SAMPLE	%DIFF
4 Naphthalene-d8	6.54	6.04	7.04	6.54	0.02
11 Acenaphthene-d10	8.58	8.08	9.08	8.58	0.01
18 Phenanthrene-d10	10.38	9.88	10.88	10.38	-0.01
29 Chrysene-d12	13.68	13.18	14.18	13.68	-0.01
35 Perylene-d12	15.36	14.86	15.86	15.36	0.00

AREA UPPER LIMIT = +100% of internal standard area.
AREA LOWER LIMIT = - 50% of internal standard area.
RT UPPER LIMIT = + 0.50 minutes of internal standard RT.
RT LOWER LIMIT = - 0.50 minutes of internal standard RT.

Data File: /chem3/nt1.i/20061011.b/ic1011e.d
Injection Date: 11-OCT-2006 12:53
Instrument: nt1.i
Client Sample ID:

Compound: Anthracene
CAS Number:

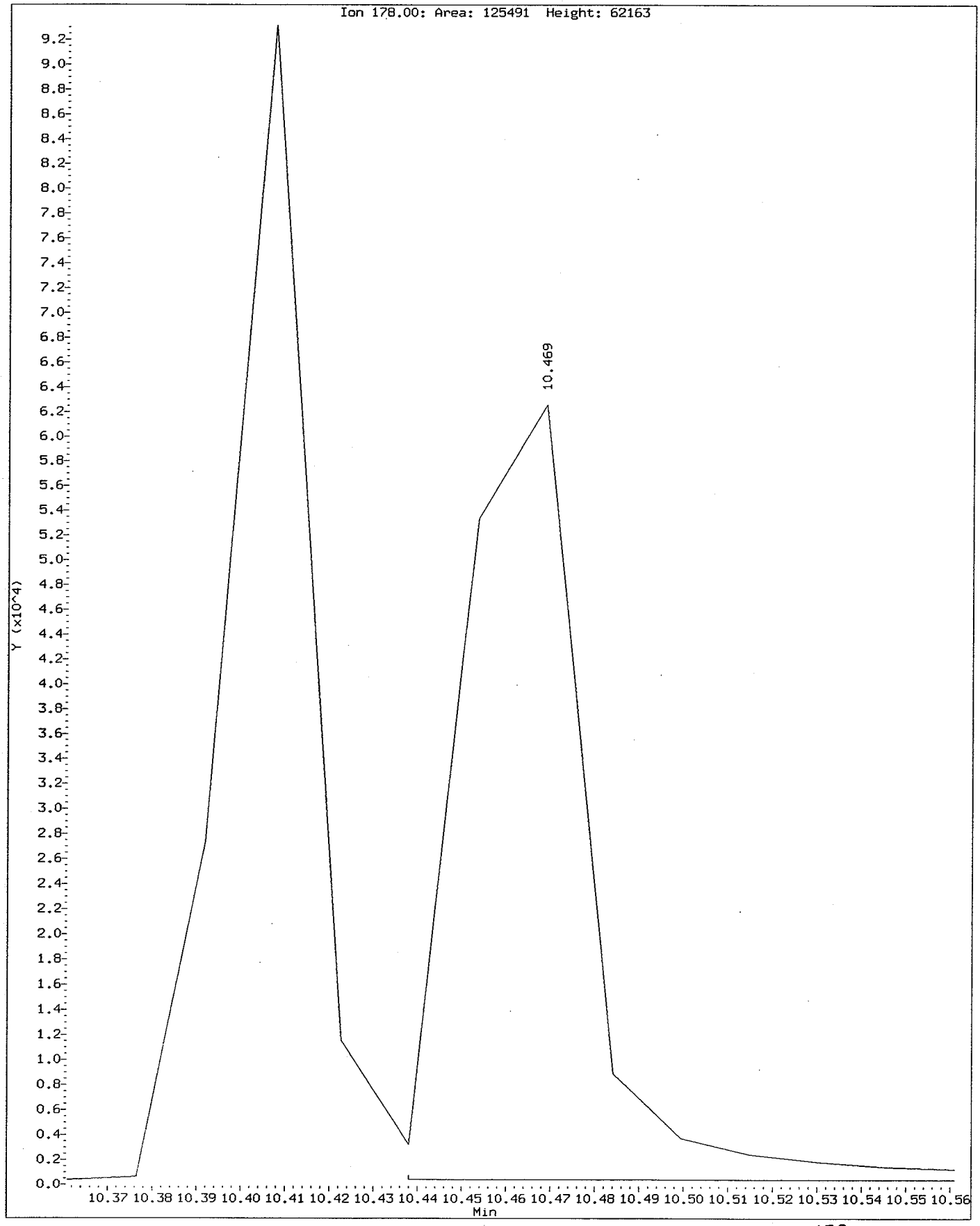

Data File: /chem3/nt1.i/20061011.b/ic1011e.d
Date : 11-OCT-2006 12:53
Client ID:
Sample Info: IC1011E

Instrument: nt1.i
Operator: VTS
Column diameter: 0.25

Column phase: ZB-5

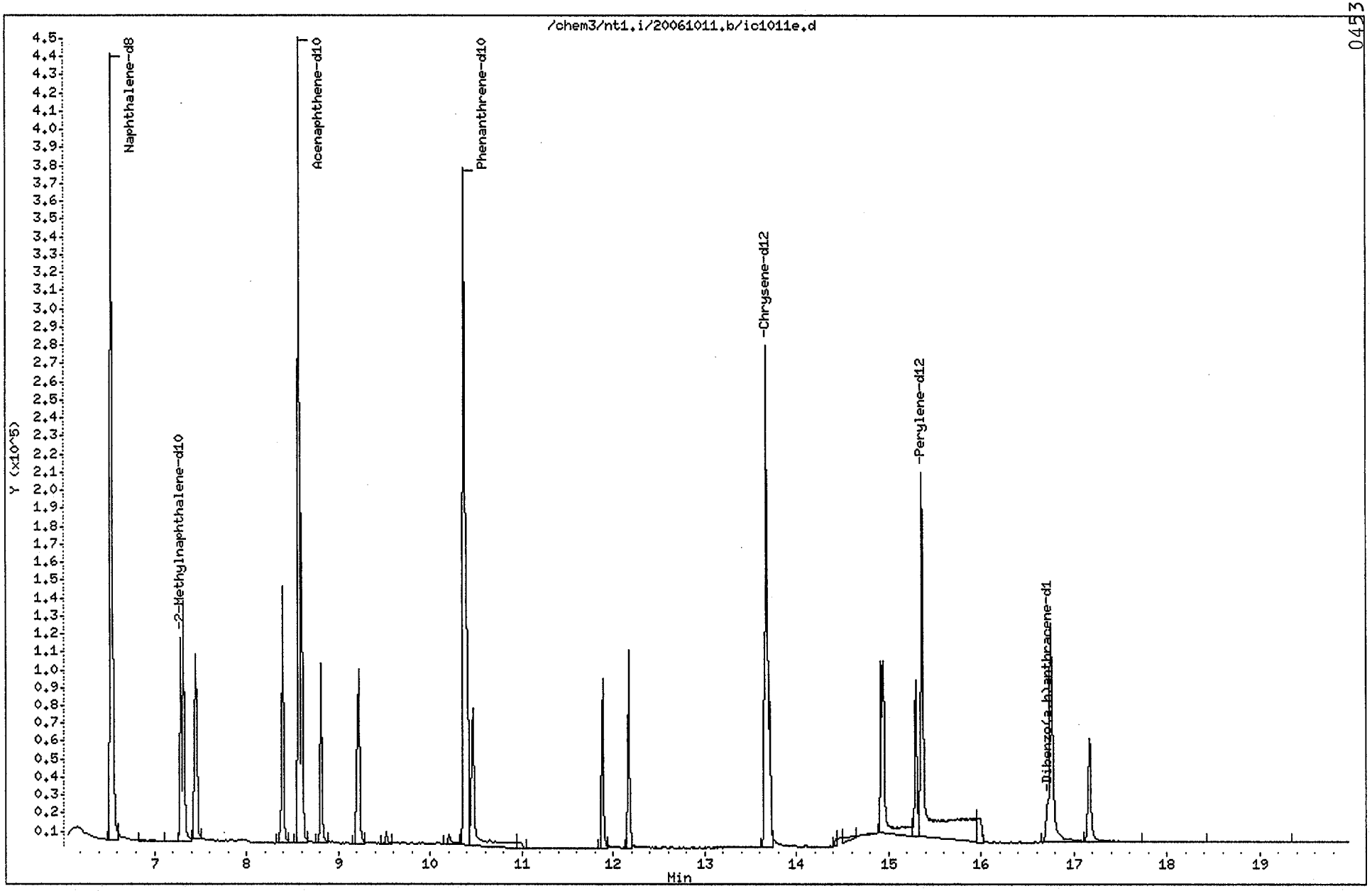

Analytical Resources, Inc.

Data file : /chem3/nt1.i/20061011.b/ic1011f.d
Lab Smp Id: IC1011F
Inj Date : 11-OCT-2006 13:18
Operator : VTS Inst ID: nt1.i
Smp Info : IC1011F
Misc Info : SIM100
Comment :
Method : /chem3/nt1.i/20061011.b/lowsim.m
Meth Date : 11-Oct-2006 14:24 van Quant Type: ISTD
Cal Date : 11-OCT-2006 13:18 Cal File: ic1011f.d
Als bottle: 7 Calibration Sample, Level: 3
Dil Factor: 1.00000
Integrator: HP RTE Compound Sublist: curve.sub
Target Version: 3.50

	Compounds	QUANT SIG MASS	RT	EXP RT	REL RT	RESPONSE	AMOUNTS CAL-AMT (ng/mL)	AMOUNTS ON-COL (ng/mL)
* 4	Naphthalene-d8	136	6.537	6.537	(1.000)	586372	200.000	
5	Naphthalene	128	6.552	6.552	(1.002)	326259	100.000	102
$ 6	2-Methylnaphthalene-d10	152	7.291	7.291	(1.115)	157726	100.000	99.4
7	2-Methylnaphthalene	142	7.321	7.321	(1.120)	171889	100.000	98.7
8	1-Methylnaphthalene	142	7.460	7.460	(1.141)	171261	100.000	98.1
10	Acenaphthylene	152	8.392	8.392	(0.978)	281142	100.000	102
* 11	Acenaphthene-d10	164	8.576	8.576	(1.000)	306679	200.000	
12	Acenaphthene	153	8.607	8.607	(1.004)	167054	100.000	99.7
14	Dibenzofuran	168	8.807	8.807	(1.027)	280753	100.000	113
15	Fluorene	166	9.222	9.222	(1.075)	171091	100.000	97.6
* 18	Phenanthrene-d10	188	10.376	10.376	(1.000)	478181	200.000	
19	Phenanthrene	178	10.407	10.407	(1.003)	265552	100.000	104
20	Anthracene	178	10.469	10.469	(1.009)	236785	100.000	96.3
24	Fluoranthene	202	11.890	11.890	(1.146)	233225	100.000	104
25	Pyrene	202	12.170	12.170	(1.173)	250230	100.000	103
28	Benzo(a)anthracene	228	13.657	13.657	(0.999)	194171	100.000	98.2
* 29	Chrysene-d12	240	13.676	13.676	(1.000)	366414	200.000	
30	Chrysene	228	13.705	13.705	(1.002)	201938	100.000	100
32	Benzo(b)fluoranthene	252	14.919	14.919	(0.971)	197698	100.000	95.2
33	Benzo(k)fluoranthene	252	14.950	14.950	(0.973)	235184	100.000	101
34	Benzo(a)pyrene	252	15.299	15.299	(0.996)	181292	100.000	98.6
* 35	Perylene-d12	264	15.361	15.361	(1.000)	309451	200.000	
37	Indeno(1,2,3-cd)pyrene	276	16.757	16.757	(1.091)	192597	100.000	97.7
$ 36	Dibenzo(a,h)anthracene-d14	292	16.717	16.717	(1.088)	111883	100.000	94.8
38	Dibenzo(a,h)anthracene	278	16.757	16.757	(1.091)	151681	100.000	96.1
39	Benzo(g,h,i)perylene	276	17.162	17.162	(1.117)	167417	100.000	97.4

VTS
10.12.2006

Analytical Resources, Inc.

INTERNAL STANDARD COMPOUNDS
AREA AND RT SUMMARY

Instrument ID: nt1.i
Lab File ID: ic1011f.d
Lab Smp Id: IC1011F
Analysis Type: SV
Quant Type: ISTD
Operator: VTS
Method File: /chem3/nt1.i/20061011.b/lowsim.m
Misc Info: SIM100

Calibration Date: 11-OCT-2006
Calibration Time: 11:12
Level:
Sample Type:

COMPOUND	STANDARD	AREA LIMIT LOWER	AREA LIMIT UPPER	SAMPLE	%DIFF
4 Naphthalene-d8	619413	309706	1238826	586372	-5.33
11 Acenaphthene-d10	336630	168315	673260	306679	-8.90
18 Phenanthrene-d10	518812	259406	1037624	478181	-7.83
29 Chrysene-d12	404988	202494	809976	366414	-9.52
35 Perylene-d12	355774	177887	711548	309451	-13.02

COMPOUND	STANDARD	RT LIMIT LOWER	RT LIMIT UPPER	SAMPLE	%DIFF
4 Naphthalene-d8	6.54	6.04	7.04	6.54	0.02
11 Acenaphthene-d10	8.58	8.08	9.08	8.58	-0.01
18 Phenanthrene-d10	10.38	9.88	10.88	10.38	-0.01
29 Chrysene-d12	13.68	13.18	14.18	13.68	-0.01
35 Perylene-d12	15.36	14.86	15.86	15.36	0.00

AREA UPPER LIMIT = +100% of internal standard area.
AREA LOWER LIMIT = - 50% of internal standard area.
RT UPPER LIMIT = + 0.50 minutes of internal standard RT.
RT LOWER LIMIT = - 0.50 minutes of internal standard RT.

Data File: /chem3/nt1.i/20061011.b/ic1011f.d
Date : 11-OCT-2006 13:18
Client ID:
Sample Info: IC1011F

Instrument: nt1.i
Operator: VTS
Column diameter: 0.25

Column phase: ZB-5

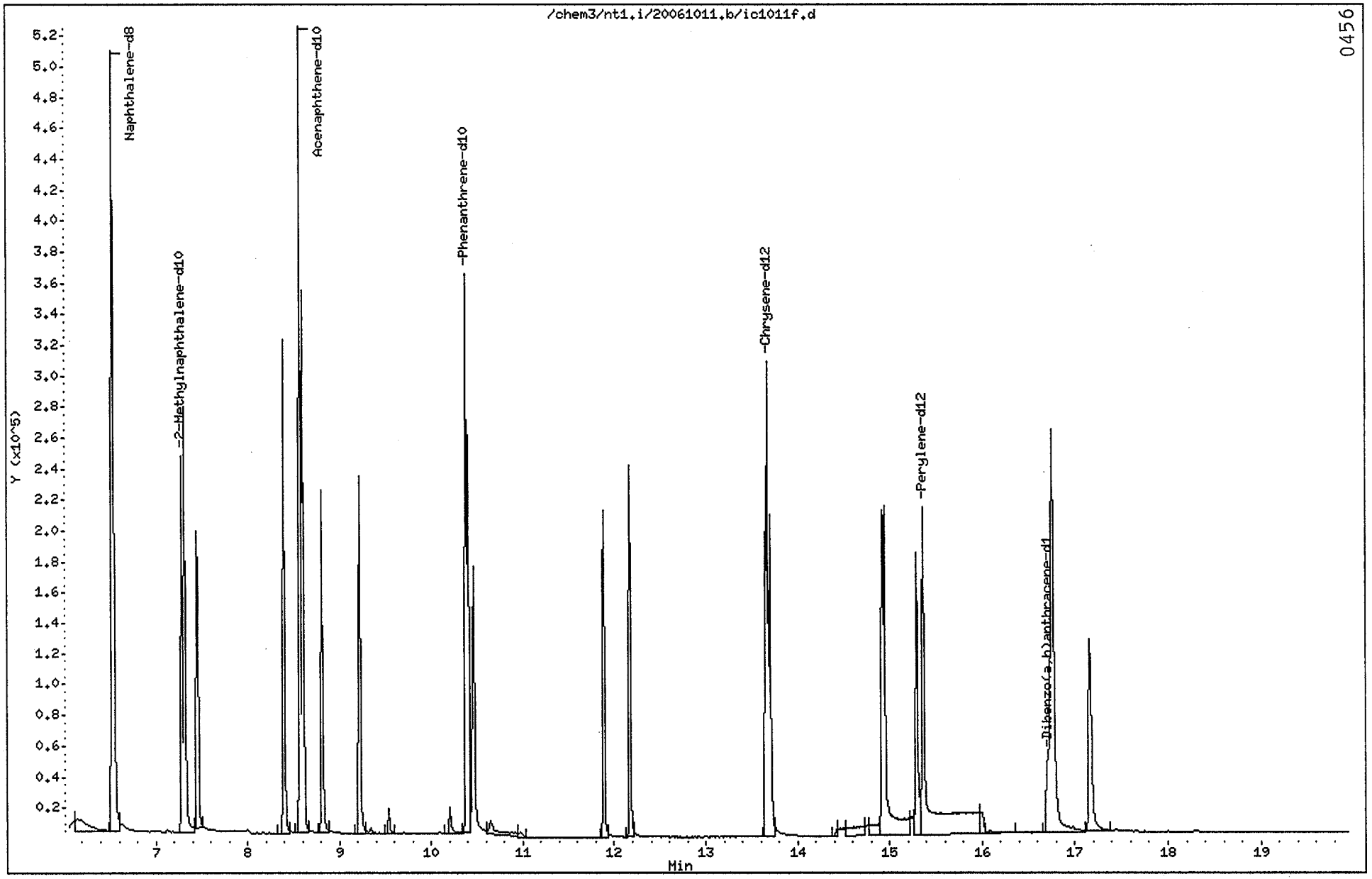

Analytical Resources, Inc.

Data file : /chem3/nt1.i/20061011.b/icv1011.d
Lab Smp Id: ICV-250
Inj Date : 11-OCT-2006 13:44
Operator : VTS Inst ID: nt1.i
Smp Info : ICV-250
Misc Info : SIM-ICV 1343-01
Comment :
Method : /chem3/nt1.i/20061011.b/lowsim.m
Meth Date : 11-Oct-2006 14:24 van Quant Type: ISTD
Cal Date : 11-OCT-2006 13:18 Cal File: ic1011f.d
Als bottle: 8
Dil Factor: 1.00000
Integrator: HP RTE Compound Sublist: curve.sub
Target Version: 3.50
Processing Host: cserv3

	Compounds	QUANT SIG MASS	RT	EXP RT	REL RT	RESPONSE	CONCENTRATIONS ON-COLUMN (ng/mL)	FINAL (ng/mL)
*	4 Naphthalene-d8	136	6.536	6.537	(1.000)	574002	200.000	
	5 Naphthalene	128	6.551	6.552	(1.002)	767335	246.251	246
$	6 2-Methylnaphthalene-d10	152	7.290	7.291	(1.115)	396755	255.411	255(R)
	7 2-Methylnaphthalene	142	7.320	7.321	(1.120)	423724	248.584	249
	8 1-Methylnaphthalene	142	7.459	7.460	(1.141)	399187	233.593	234
	10 Acenaphthylene	152	8.393	8.392	(0.978)	659676	261.022	261
*	11 Acenaphthene-d10	164	8.577	8.576	(1.000)	281608	200.000	
	12 Acenaphthene	153	8.608	8.607	(1.004)	402008	261.253	261
	14 Dibenzofuran	168	8.808	8.807	(1.027)	664604	291.549	292
	15 Fluorene	166	9.223	9.222	(1.075)	420045	261.013	261
*	18 Phenanthrene-d10	188	10.377	10.376	(1.000)	452001	200.000	
	19 Phenanthrene	178	10.408	10.407	(1.003)	626344	259.511	260
	20 Anthracene	178	10.454	10.469	(1.007)	579007	248.992	249
	24 Fluoranthene	202	11.891	11.890	(1.146)	548840	257.700	258
	25 Pyrene	202	12.171	12.170	(1.173)	590481	256.131	256
	28 Benzo(a)anthracene	228	13.658	13.657	(0.999)	467513	256.816	257
*	29 Chrysene-d12	240	13.677	13.676	(1.000)	337240	200.000	
	30 Chrysene	228	13.706	13.705	(1.002)	462549	249.941	250
	32 Benzo(b)fluoranthene	252	14.920	14.919	(0.971)	478379	257.829	258
	33 Benzo(k)fluoranthene	252	14.951	14.950	(0.973)	564922	271.234	271
	34 Benzo(a)pyrene	252	15.299	15.299	(0.996)	434716	264.772	265
*	35 Perylene-d12	264	15.361	15.361	(1.000)	276430	200.000	
	37 Indeno(1,2,3-cd)pyrene	276	16.756	16.757	(1.091)	463812	263.365	263
$	36 Dibenzo(a,h)anthracene-d14	292	16.716	16.717	(1.088)	218659	207.500	207(R)
	38 Dibenzo(a,h)anthracene	278	16.756	16.757	(1.091)	369962	262.272	262
	39 Benzo(g,h,i)perylene	276	17.161	17.162	(1.117)	399701	260.203	260

QC Flag Legend

R - Spike/Surrogate failed recovery limits.

UTS
10.12.2006

Analytical Resources, Inc.

INTERNAL STANDARD COMPOUNDS
AREA AND RT SUMMARY

Instrument ID: nt1.i
Lab File ID: icv1011.d
Lab Smp Id: ICV-250
Analysis Type: SV
Quant Type: ISTD
Operator: VTS
Method File: /chem3/nt1.i/20061011.b/lowsim.m
Misc Info: SIM-ICV

Calibration Date: 11-OCT-2006
Calibration Time: 11:12
Level:
Sample Type:

COMPOUND	STANDARD	AREA LIMIT LOWER	AREA LIMIT UPPER	SAMPLE	%DIFF
4 Naphthalene-d8	619413	309706	1238826	574002	-7.33
11 Acenaphthene-d10	336630	168315	673260	281608	-16.34
18 Phenanthrene-d10	518812	259406	1037624	452001	-12.88
29 Chrysene-d12	404988	202494	809976	337240	-16.73
35 Perylene-d12	355774	177887	711548	276430	-22.30

COMPOUND	STANDARD	RT LIMIT LOWER	RT LIMIT UPPER	SAMPLE	%DIFF
4 Naphthalene-d8	6.54	6.04	7.04	6.54	0.00
11 Acenaphthene-d10	8.58	8.08	9.08	8.58	0.00
18 Phenanthrene-d10	10.38	9.88	10.88	10.38	0.00
29 Chrysene-d12	13.68	13.18	14.18	13.68	0.00
35 Perylene-d12	15.36	14.86	15.86	15.36	0.00

AREA UPPER LIMIT = +100% of internal standard area.
AREA LOWER LIMIT = - 50% of internal standard area.
RT UPPER LIMIT = + 0.50 minutes of internal standard RT.
RT LOWER LIMIT = - 0.50 minutes of internal standard RT.

Data File: /chem3/nt1.i/20061011.b/icv1011.d
Date : 11-OCT-2006 13:44
Client ID:
Sample Info: ICV-250

Instrument: nt1.i

Operator: VTS
Column diameter: 0.25

Column phase: ZB-5

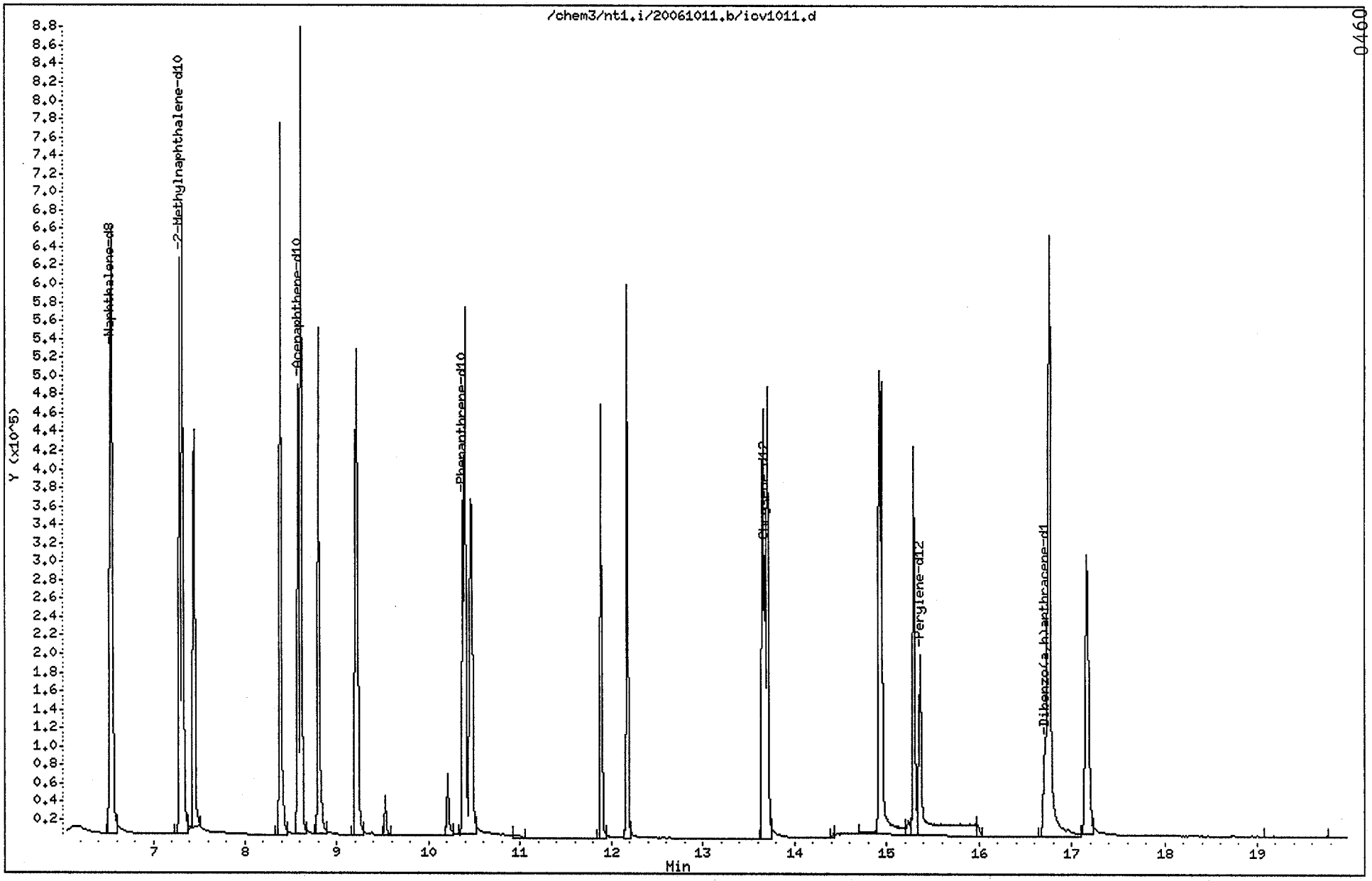

7B

SEMIVOLATILE 8270-C CONTINUING CALIBRATION CHECK

Lab Name: ANALYTICAL RESOURCES, INC Client: ANCHOR

ARI Job No: KG57 Project: CHINOOK

Instrument ID: NT1 Cont. Calib. Date: 12/02/06

Init. Calib. Date: 10/11/06 Cont. Calib. Time: 0914

COMPOUND	$\overline{RRF}$	RRF250	MIN RRF	%D	MAX %D
Naphthalene	1.086	0.907	0.100	16.5	
2-Methylnaphthalene	0.594	0.552	0.100	7.1	
Acenaphthylene	1.795	1.717	0.100	4.3	
Acenaphthene	1.093	1.068	0.100	2.3	20.0
Dibenzofuran	1.619	1.431	0.100	11.6	
Fluorene	1.143	1.182	0.100	-3.4	
Phenanthrene	1.068	1.040	0.100	2.6	
Anthracene	1.029	0.984	0.100	4.4	
Fluoranthene	0.942	1.013	0.100	-7.5	20.0
Pyrene	1.020	1.084	0.100	-6.3	
Benzo(a)anthracene	1.080	1.109	0.100	-2.7	
Chrysene	1.097	1.141	0.100	-4.0	
Benzo(b)fluoranthene	1.342	1.161	0.100	13.5	
Benzo(k)fluoranthene	1.507	1.478	0.100	1.9	
Benzo(a)pyrene	1.188	1.100	0.100	7.4	20.0
Indeno(1,2,3-cd)pyrene	1.274	1.144	0.100	10.2	
Dibenzo(a,h)anthracene	1.021	0.944	0.100	7.5	
Benzo(g,h,i)perylene	1.111	1.023	0.100	7.9	
1-Methylnaphthalene	0.595	0.580	0.100	2.5	
2-Methylnaphthalene-d10	0.541	0.513	0.100	5.2	
Dibenzo(a,h)anthracene-d14	0.762	0.737	0.100	3.3	

<- Outside QC limits

FORM VII SV-1

Analytical Resources, Inc.

Data file : /chem3/nt1.i/20061202.b/cc1202.d
Lab Smp Id: CC1202
Inj Date : 02-DEC-2006 09:14
Operator : VTS Inst ID: nt1.i
Smp Info : CC1202
Misc Info :
Comment :
Method : /chem3/nt1.i/20061202.b/lowsim.m
Meth Date : 02-Dec-2006 10:43 van Quant Type: ISTD
Cal Date : 11-OCT-2006 13:18 Cal File: ic1011f.d
Als bottle: 5 Continuing Calibration Sample
Dil Factor: 1.00000
Integrator: HP RTE Compound Sublist: curve.sub
Target Version: 3.50
Processing Host: cserv3

	Compounds	QUANT SIG MASS	RT	EXP RT	REL RT	RESPONSE	AMOUNTS CAL-AMT (ng/mL)	AMOUNTS ON-COL (ng/mL)
*	4 Naphthalene-d8	136	6.259	6.259	(1.000)	501437	200.000	
	5 Naphthalene	128	6.275	6.275	(1.002)	568342	250.000	209
$	6 2-Methylnaphthalene-d10	152	7.013	7.013	(1.120)	321708	250.000	237
	7 2-Methylnaphthalene	142	7.044	7.044	(1.125)	346104	250.000	232
	8 1-Methylnaphthalene	142	7.167	7.167	(1.145)	363624	250.000	244
	10 Acenaphthylene	152	8.101	8.101	(0.978)	511970	250.000	239
*	11 Acenaphthene-d10	164	8.285	8.285	(1.000)	238568	200.000	
	12 Acenaphthene	153	8.316	8.316	(1.004)	318629	250.000	244
	14 Dibenzofuran	168	8.516	8.516	(1.028)	426631	250.000	221
	15 Fluorene	166	8.916	8.916	(1.076)	352368	250.000	258
*	18 Phenanthrene-d10	188	10.070	10.070	(1.000)	352509	200.000	
	19 Phenanthrene	178	10.101	10.101	(1.003)	458058	250.000	243
	20 Anthracene	178	10.147	10.147	(1.008)	433484	250.000	239
	24 Fluoranthene	202	11.572	11.572	(1.149)	446480	250.000	269
	25 Pyrene	202	11.852	11.852	(1.177)	477728	250.000	266
	28 Benzo(a)anthracene	228	13.338	13.338	(0.999)	393336	250.000	257
*	29 Chrysene-d12	240	13.358	13.358	(1.000)	283828	200.000	
	30 Chrysene	228	13.386	13.386	(1.002)	404965	250.000	260
	32 Benzo(b)fluoranthene	252	14.601	14.601	(0.973)	382877	250.000	216
	33 Benzo(k)fluoranthene	252	14.625	14.625	(0.974)	487492	250.000	245
	34 Benzo(a)pyrene	252	14.957	14.957	(0.996)	362828	250.000	232
*	35 Perylene-d12	264	15.012	15.012	(1.000)	263850	200.000	
	37 Indeno(1,2,3-cd)pyrene	276	16.271	16.271	(1.084)	377177	250.000	224
$	36 Dibenzo(a,h)anthracene-d14	292	16.231	16.231	(1.081)	243053	250.000	242
	38 Dibenzo(a,h)anthracene	278	16.271	16.271	(1.084)	311230	250.000	231
	39 Benzo(g,h,i)perylene	276	16.636	16.636	(1.108)	337382	250.000	230

VTS 12.2.2006

Analytical Resources, Inc.

INTERNAL STANDARD COMPOUNDS
AREA AND RT SUMMARY

Instrument ID: nt1.i
Lab File ID: cc1202.d
Lab Smp Id: CC1202
Analysis Type: SV
Quant Type: ISTD
Operator: VTS
Method File: /chem3/nt1.i/20061202.b/lowsim.m
Misc Info:

Calibration Date: 02-DEC-2006
Calibration Time: 09:14
Level:
Sample Type:

COMPOUND	STANDARD	AREA LIMIT LOWER	AREA LIMIT UPPER	SAMPLE	%DIFF
4 Naphthalene-d8	501437	250718	1002874	501437	0.00
11 Acenaphthene-d10	238568	119284	477136	238568	0.00
18 Phenanthrene-d10	352509	176254	705018	352509	0.00
29 Chrysene-d12	283828	141914	567656	283828	0.00
35 Perylene-d12	263850	131925	527700	263850	0.00

COMPOUND	STANDARD	RT LIMIT LOWER	RT LIMIT UPPER	SAMPLE	%DIFF
4 Naphthalene-d8	6.26	5.76	6.76	6.26	0.00
11 Acenaphthene-d10	8.29	7.79	8.79	8.29	0.00
18 Phenanthrene-d10	10.07	9.57	10.57	10.07	0.00
29 Chrysene-d12	13.36	12.86	13.86	13.36	0.00
35 Perylene-d12	15.01	14.51	15.51	15.01	0.00

AREA UPPER LIMIT = +100% of internal standard area.
AREA LOWER LIMIT = - 50% of internal standard area.
RT UPPER LIMIT = + 0.50 minutes of internal standard RT.
RT LOWER LIMIT = - 0.50 minutes of internal standard RT.

Analytical Resources, Inc.

CONTINUING CALIBRATION COMPOUNDS

Instrument ID: nt1.i
Lab File ID: cc1202.d
Analysis Type:
Lab Sample ID: CC1202
Method: /chem3/nt1.i/20061202.b/lowsim.m

Injection Date: 02-DEC-2006 09:14
Init. Cal. Date(s): 11-OCT-2006 11-OCT-2006
Init. Cal. Times: 11:12 13:18
Quant Type: ISTD

COMPOUND	RRF / AMOUNT	RF250	MIN RRF	%D / %DRIFT	MAX %D / %DRIFT	CURVE TYPE
5 Naphthalene	1.08574	0.90674	0.010	16.48597	100	Averaged
$ 6 2-Methylnaphthalene-d10	0.54125	0.51326	0.010	5.17168	100	Averaged
7 2-Methylnaphthalene	0.59392	0.55218	0.010	7.02752	100	Averaged
8 1-Methylnaphthalene	0.59543	0.58013	0.010	2.56997	100	Averaged
10 Acenaphthylene	1.79489	1.71681	0.010	4.35049	100	Averaged
12 Acenaphthene	1.09285	1.06847	0.010	2.23052	20.00000	Averaged
14 Dibenzofuran	1.61896	1.43064	0.010	11.63247	100	Averaged
15 Fluorene	1.14293	1.18161	0.010	-3.38427	100	Averaged
19 Phenanthrene	1.06794	1.03954	0.010	2.65980	100	Averaged
20 Anthracene	1.02894	0.98377	0.010	4.38988	100	Averaged
24 Fluoranthene	0.94237	1.01326	0.010	-7.52255	20.00000	Averaged
25 Pyrene	1.02008	1.08418	0.010	-6.28350	100	Averaged
28 Benzo(a)anthracene	1.07960	1.10866	0.010	-2.69187	100	Averaged
30 Chrysene	1.09752	1.14144	0.010	-4.00183	100	Averaged
32 Benzo(b)fluoranthene	1.34241	1.16089	0.010	13.52207	100	Averaged
33 Benzo(k)fluoranthene	1.50692	1.47809	0.010	1.91328	100	Averaged
34 Benzo(a)pyrene	1.18789	1.10010	0.010	7.39067	20.00000	Averaged
37 Indeno(1,2,3-cd)pyrene	1.27418	1.14361	0.010	10.24724	100	Averaged
$ 36 Dibenzo(a,h)anthracene-d14	0.76242	0.73694	0.010	3.34166	100	Averaged
38 Dibenzo(a,h)anthracene	1.02059	0.94366	0.010	7.53788	100	Averaged
39 Benzo(g,h,i)perylene	1.11139	1.02295	0.010	7.95793	100	Averaged

Data File: /chem3/nt1.i/20061202.b/cc1202.d
Date : 02-DEC-2006 09:14
Client ID:
Sample Info: CC1202

Instrument: nt1.i

Operator: VTS
Column diameter: 0.25

Column phase: ZB-5

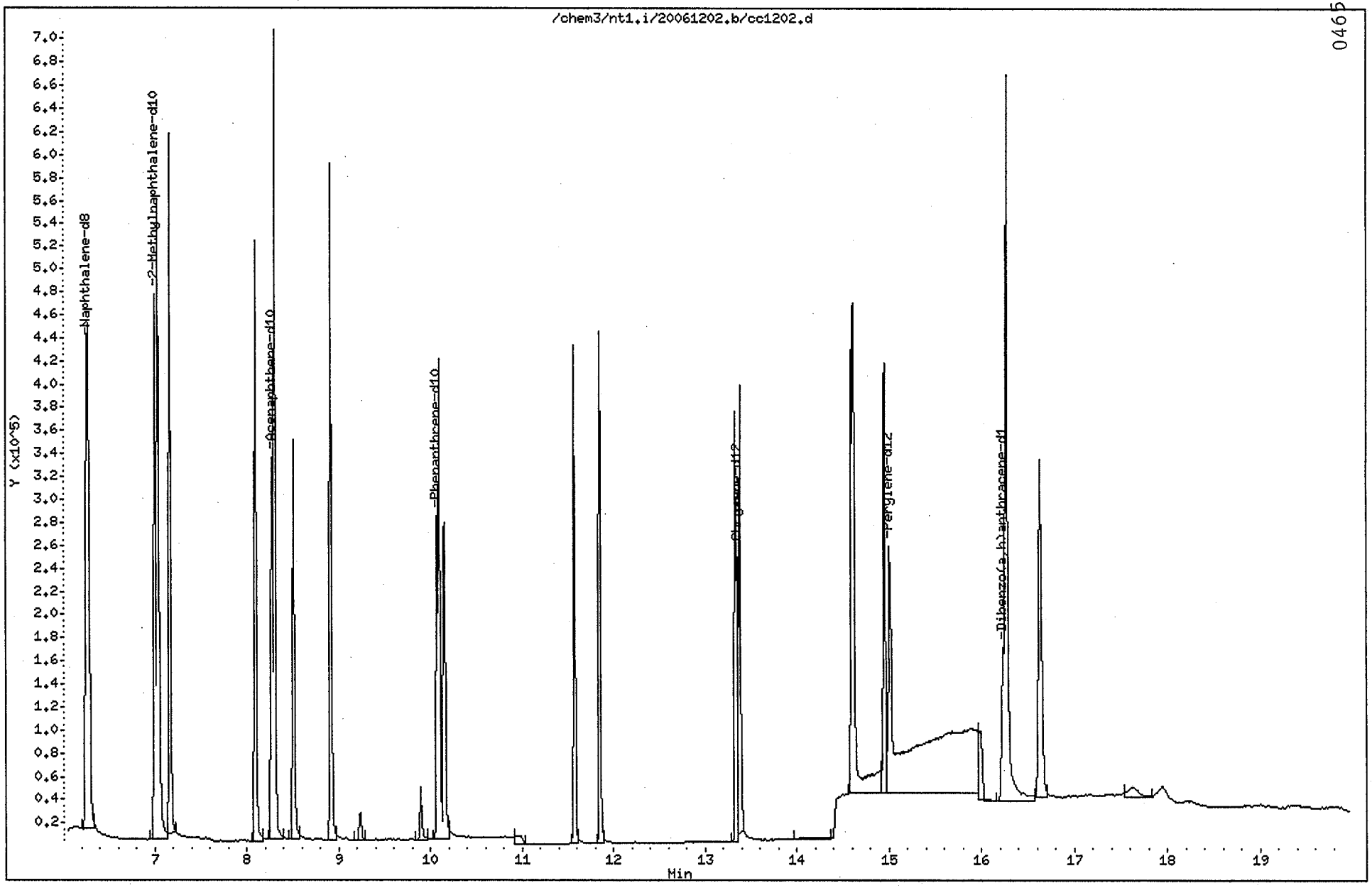

Data File: /chem3/nt1.i/20061202.b/ddt.b/df1202a.d
Injection Date: 02-DEC-2006 08:58
Instrument: nt1.i
Client Sample ID:

Compound: Pentachlorophenol
CAS Number: 87-86-5

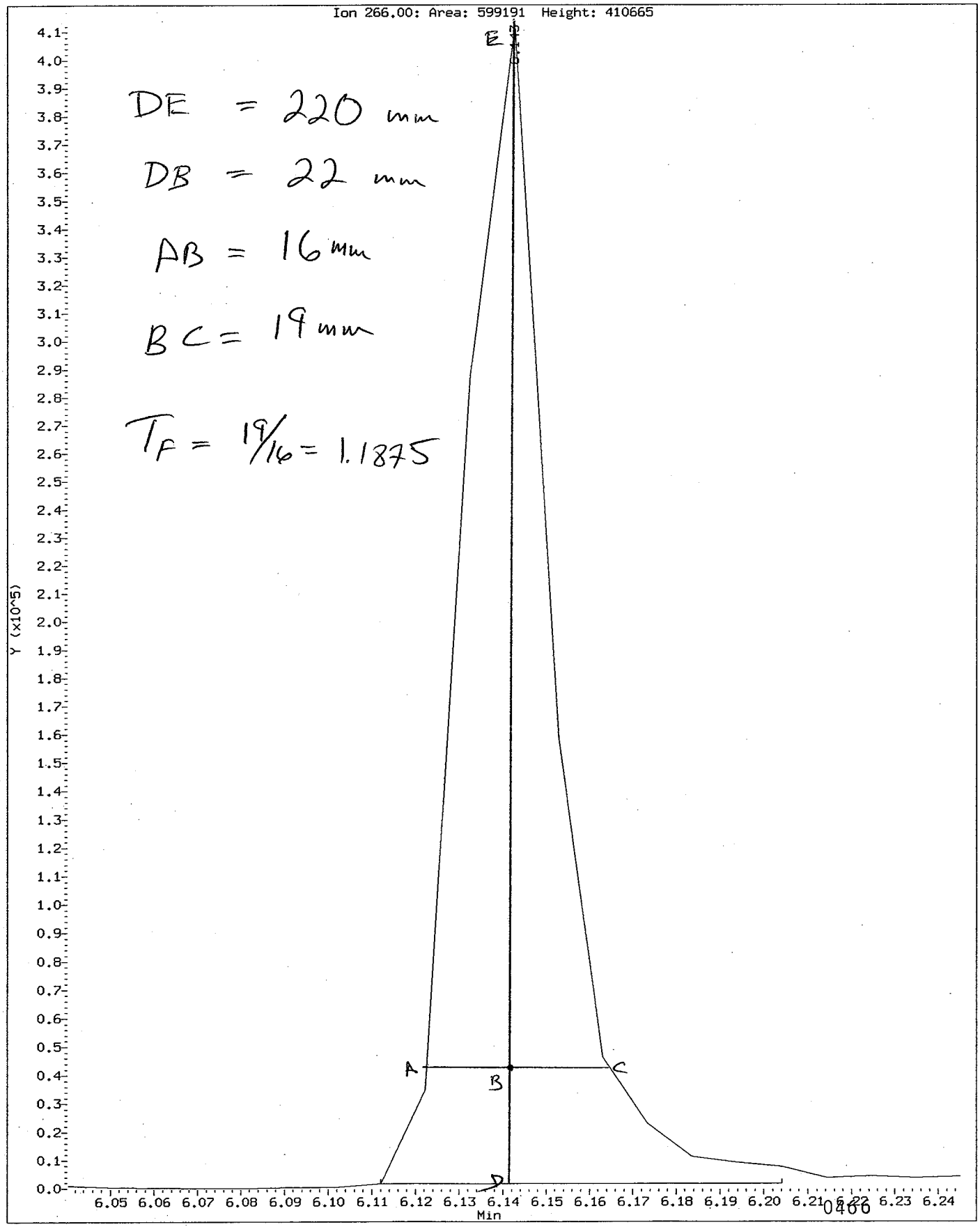

Data File: /chem3/nt1.i/20061202.b/ddt.b/df1202a.d
Injection Date: 02-DEC-2006 08:58
Instrument: nt1.i
Client Sample ID:

Compound: Benzidine
CAS Number:

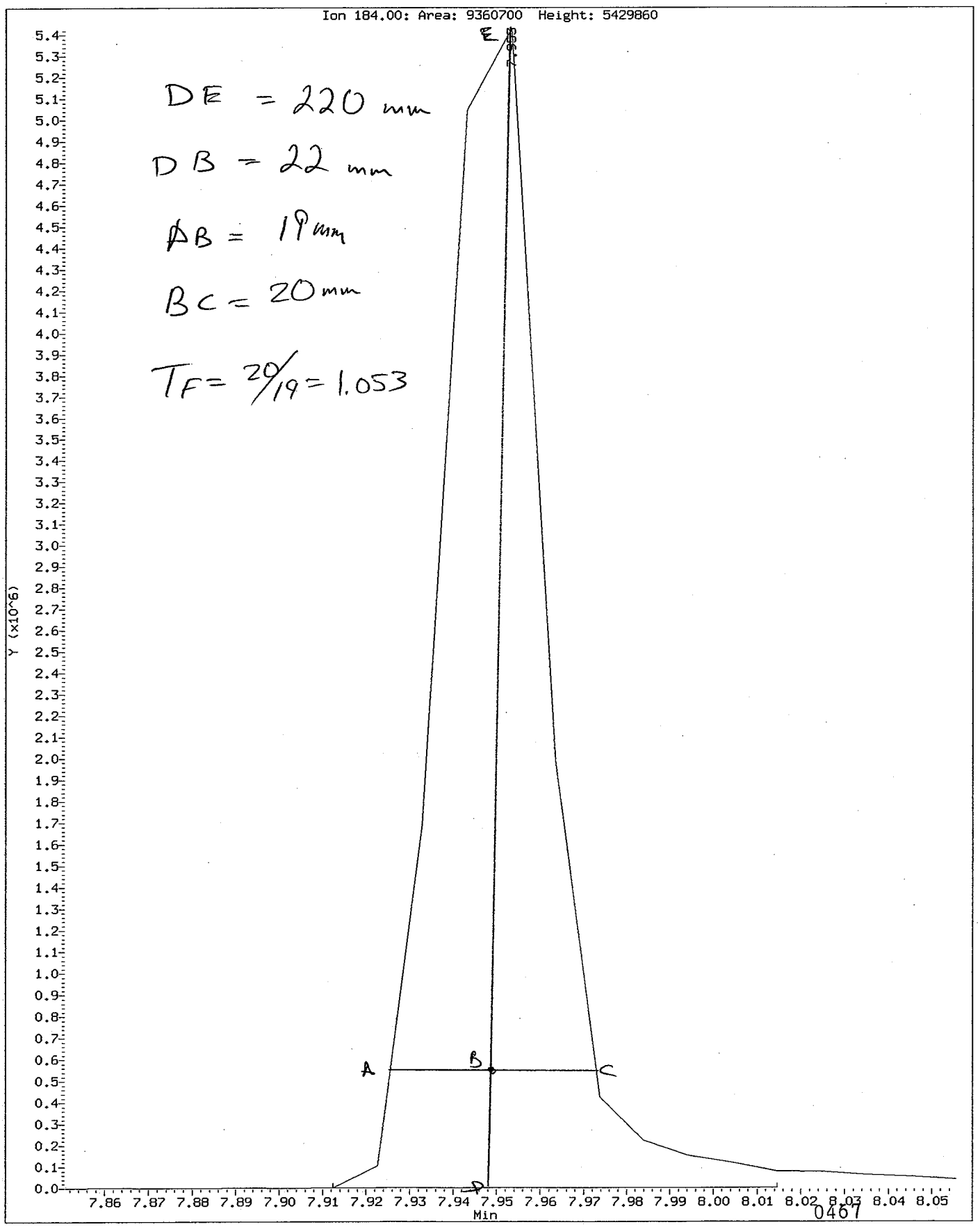

Analytical Resources Inc.
ABN by sw846 8270C
DDT Breakdown Report

Data file: /chem3/nt1.i/20061202.b/ddt.b/df1202a.d ARI ID: DF1202
Method: /chem3/nt1.i/20061202.b/ddt.b/sw846ddt.m Misc:
Analysis Date: 02-DEC-2006 08:58 Instrument: nt1.i

COMPOUND	RT	AREA
Pentachlorophenol	6.143	599191
Benzidine	7.953	9360700
4,4'-DDE	8.219	16308
4,4'-DDD	8.639	563018
4,4'-DDT	9.007	3151903

$$\text{DDT Percent Breakdown} = \frac{(\text{DDE Area} + \text{DDD Area}) * 100}{(\text{DDE Area} + \text{DDD Area} + \text{DDT Area})}$$

$$\text{DDT Percent Breakdown} = \frac{(16308 + 563018) * 100}{(16308 + 563018 + 3151903)}$$

DDT Percent Breakdown = 15.5 %

PNA Analysis
QC Raw Data

prepared
for

ANCHOR ENVIRONMENTAL

Project: Chinook, 060354-01

ARI JOB NO: KG57

prepared
by

Analytical Resources, Inc.

Data File: /chem3/nt1.i/20061011.b/df1011a.d

Date : 11-OCT-2006 10:56

Client ID:

Instrument: nt1.i

Sample Info: DF1011

Operator: VTS

Column phase: ZB-5

Column diameter: 0.25

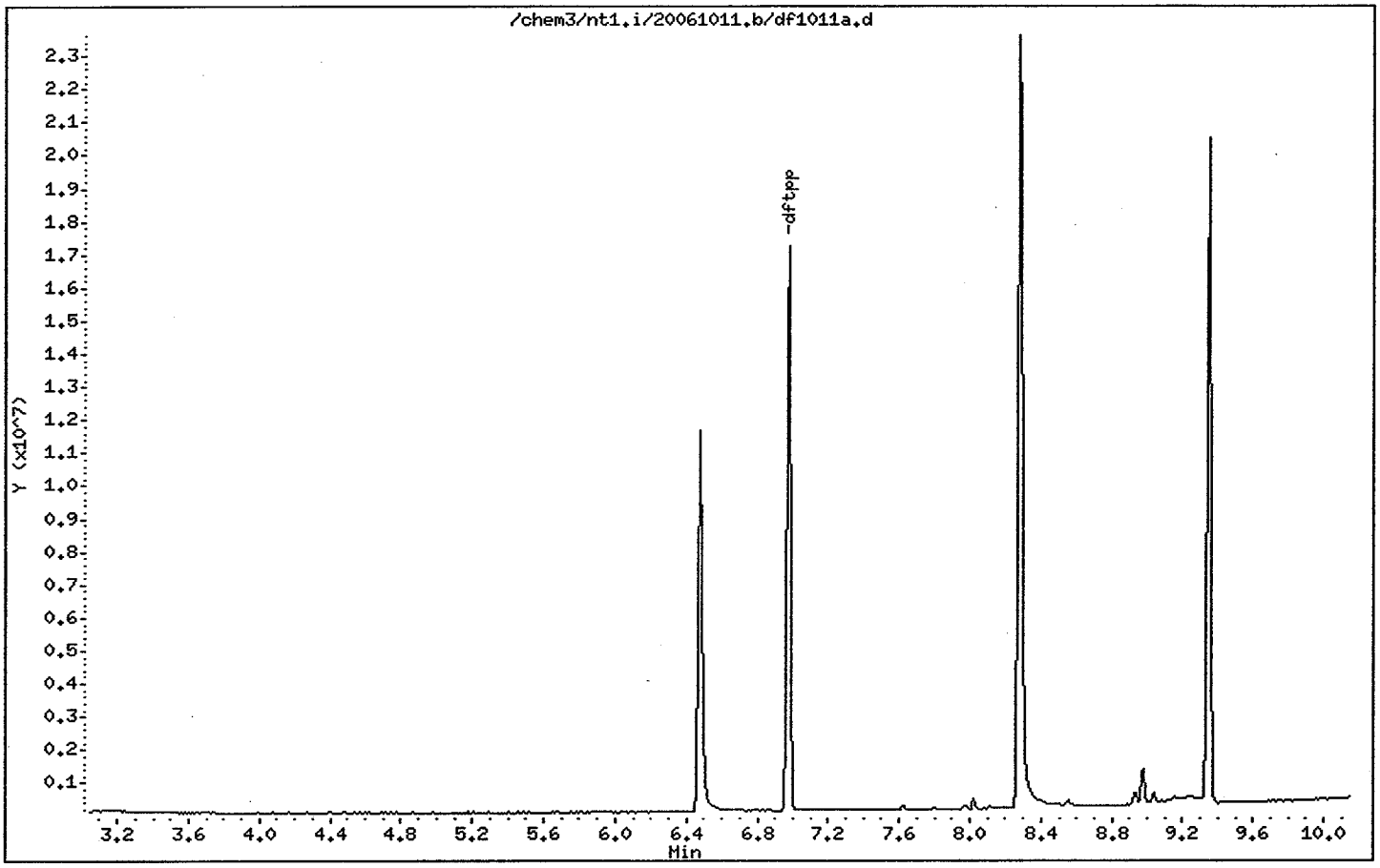

Data File: /chem3/nt1.i/20061011.b/df1011a.d

Date : 11-OCT-2006 10:56

Client ID:

Instrument: nt1.i

Sample Info: DF1011

Operator: VTS

Column phase: ZB-5

Column diameter: 0.25

1 dftpp

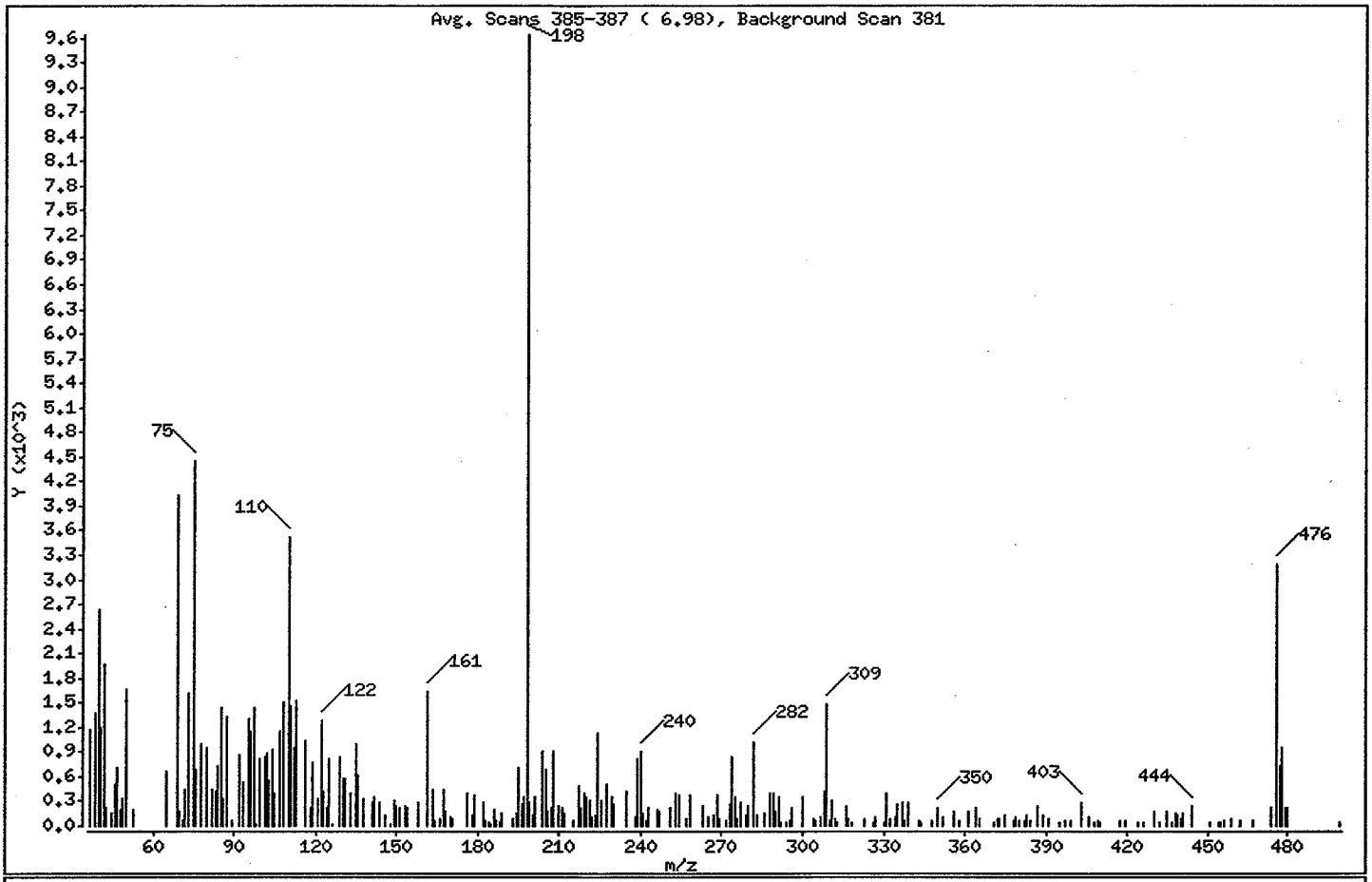

m/e	ION ABUNDANCE CRITERIA	% RELATIVE ABUNDANCE
198	Base Peak, 100% relative abundance	100.00
51	30.00 - 80.00% of mass 198	50.12
68	Less than 2.00% of mass 69	0.04 (0.07)
69	Mass 69 relative abundance	63.40
70	Less than 2.00% of mass 69	0.26 (0.40)
127	25.00 - 75.00% of mass 198	70.08
197	Less than 1.00% of mass 198	0.01
199	5.00 - 9.00% of mass 198	6.49
275	10.00 - 30.00% of mass 198	18.95
365	Greater than 0.75% of mass 198	1.75
441	Present, but less than mass 443	0.50
442	40.00 - 110.00% of mass 198	60.55
443	15.00 - 24.00% of mass 442	11.44 (18.89)

Data File: /chem3/nt1.i/20061011.b/df1011a.d

Date : 11-OCT-2006 10:56

Client ID:

Instrument: nt1.i

Sample Info: DF1011

Operator: VTS

Column phase: ZB-5

Column diameter: 0.25

Data File: df1011a.d

Spectrum: Avg. Scans 385-387 (6.98), Background Scan 381

Location of Maximum: 198.00

Number of points: 244

m/z	Y	m/z	Y	m/z	Y	m/z	Y
37.00	1173	136.00	626	235.00	430	343.00	62
39.00	1372	138.00	328	238.00	120	344.00	36
40.00	2637	141.00	277	239.00	815	348.00	66
41.00	1194	142.00	360	240.00	901	350.00	221
42.00	1971	144.00	281	241.00	152	352.00	105
43.00	225	146.00	127	242.00	59	356.00	179
45.00	166	148.00	33	243.00	231	358.00	66
46.00	500	149.00	319	246.00	197	361.00	186
47.00	715	150.00	248	247.00	169	364.00	220
48.00	199	151.00	229	251.00	211	365.00	85
49.00	336	153.00	242	253.00	393	371.00	55
50.00	1665	154.00	212	254.00	387	372.00	99
53.00	201	158.00	281	257.00	98	373.00	95
65.00	675	161.00	1648	258.00	382	375.00	137
69.00	4023	163.00	444	263.00	253	378.00	59
70.00	172	164.00	65	265.00	121	379.00	114
71.00	56	166.00	95	267.00	142	380.00	77
72.00	451	167.00	449	268.00	369	382.00	71
73.00	1607	168.00	187	269.00	79	383.00	143
75.00	4447	170.00	117	272.00	61	384.00	61
76.00	692	171.00	87	273.00	259	387.00	240
78.00	1000	176.00	399	274.00	833	389.00	136
80.00	946	178.00	131	275.00	357	391.00	84
82.00	432	179.00	373	276.00	97	395.00	51
83.00	431	182.00	278	277.00	280	397.00	68
84.00	740	183.00	77	279.00	128	399.00	72
85.00	1429	184.00	55	280.00	235	403.00	292
86.00	328	185.00	23	282.00	1016	406.00	120
87.00	1336	186.00	200	283.00	127	408.00	39
89.00	76	187.00	64	286.00	157	409.00	65
92.00	857	188.00	44	288.00	388	410.00	38
93.00	542	189.00	155	289.00	391	417.00	68
95.00	1304	193.00	99	290.00	182	419.00	67
96.00	1152	194.00	151	291.00	357	424.00	48
97.00	1449	195.00	710	292.00	55	426.00	41

Data File: /chem3/nt1.i/20061011.b/df1011a.d

Date : 11-OCT-2006 10:56

Client ID:

Instrument: nt1.i

Sample Info: DF1011

Operator: VTS

Column phase: ZB-5

Column diameter: 0.25

Data File: df1011a.d
Spectrum: Avg. Scans 385-387 (6.98), Background Scan 381
Location of Maximum: 198.00
Number of points: 244

m/z	Y	m/z	Y	m/z	Y	m/z	Y
98.00	18	196.00	257	294.00	49	430.00	178
99.00	814	197.00	358	295.00	76	432.00	43
101.00	838	198.00	9635	296.00	214	435.00	187
102.00	890	199.00	278	300.00	363	437.00	54
103.00	559	200.00	122	304.00	92	438.00	151
104.00	935	201.00	364	305.00	60	439.00	138
105.00	403	204.00	918	307.00	101	440.00	97
107.00	1159	205.00	677	308.00	411	441.00	163
108.00	1505	206.00	180	309.00	1488	444.00	251
110.00	3522	207.00	211	310.00	57	451.00	46
111.00	1461	208.00	919	311.00	300	454.00	52
112.00	963	210.00	249	312.00	91	455.00	49
113.00	1536	211.00	223	313.00	39	456.00	76
116.00	1039	212.00	144	316.00	235	459.00	98
118.00	224	215.00	67	317.00	91	462.00	68
119.00	772	217.00	490	318.00	34	467.00	58
121.00	322	218.00	212	323.00	80	474.00	218
122.00	1290	219.00	405	326.00	40	476.00	3196
123.00	418	220.00	349	327.00	113	477.00	731
124.00	221	221.00	305	330.00	46	478.00	943
125.00	828	222.00	117	331.00	397	479.00	216
126.00	15	223.00	130	332.00	91	480.00	228
129.00	840	224.00	1137	334.00	112	499.00	40
130.00	566	225.00	306	335.00	271		
131.00	586	227.00	505	337.00	282		
133.00	404	229.00	348	338.00	77		
135.00	986	230.00	257	339.00	295		

Data File: /chem3/nt1.i/20061202.b/df1202a.d

Date : 02-DEC-2006 08:58

Client ID:

Instrument: nt1.i

Sample Info: DF1202

Operator: VTS

Column phase: ZB-5

Column diameter: 0.25

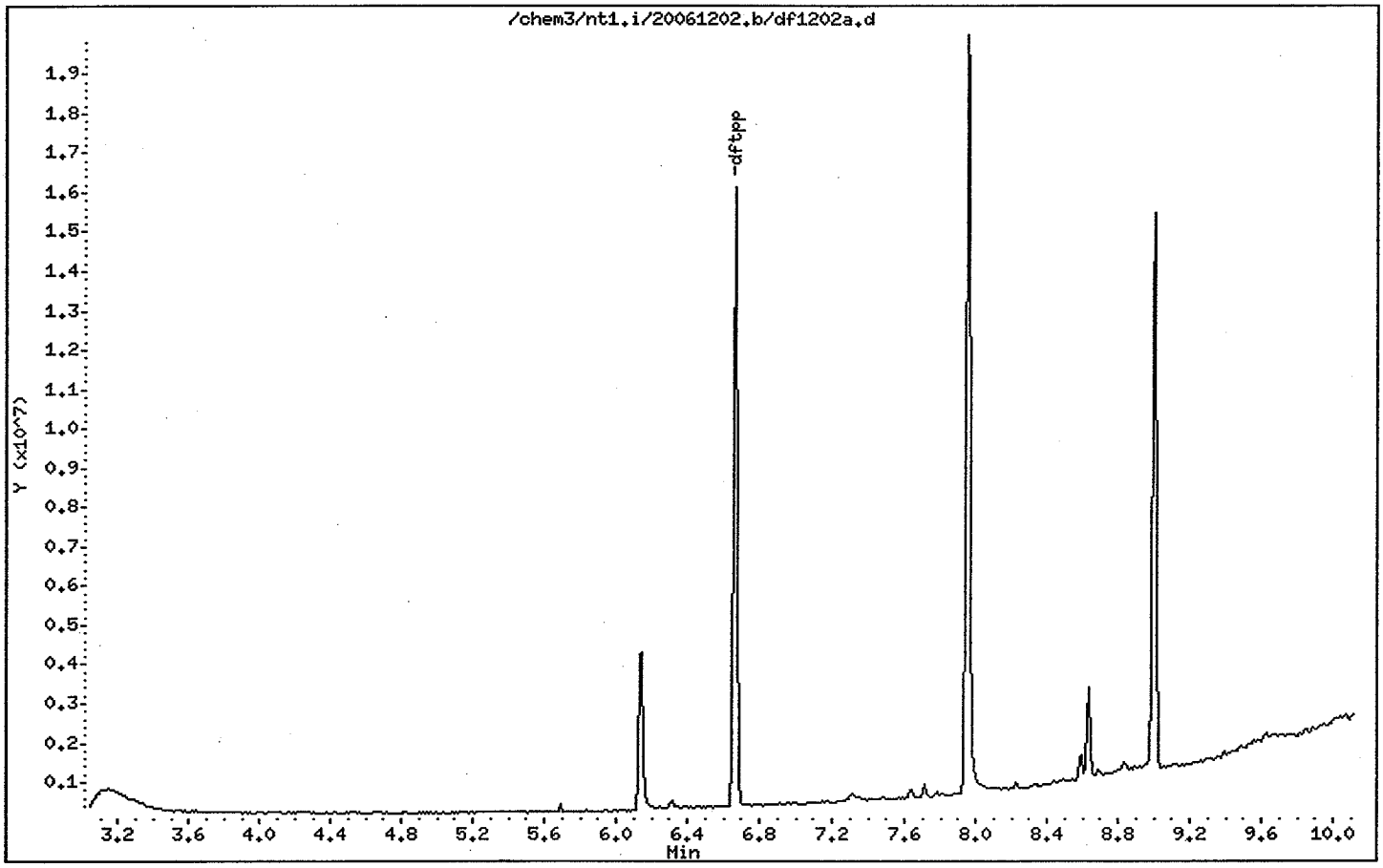

Data File: /chem3/nt1.i/20061202.b/df1202a.d

Date : 02-DEC-2006 08:58

Client ID:

Instrument: nt1.i

Sample Info: DF1202

Operator: VTS

Column phase: ZB-5

Column diameter: 0.25

1 dftpp

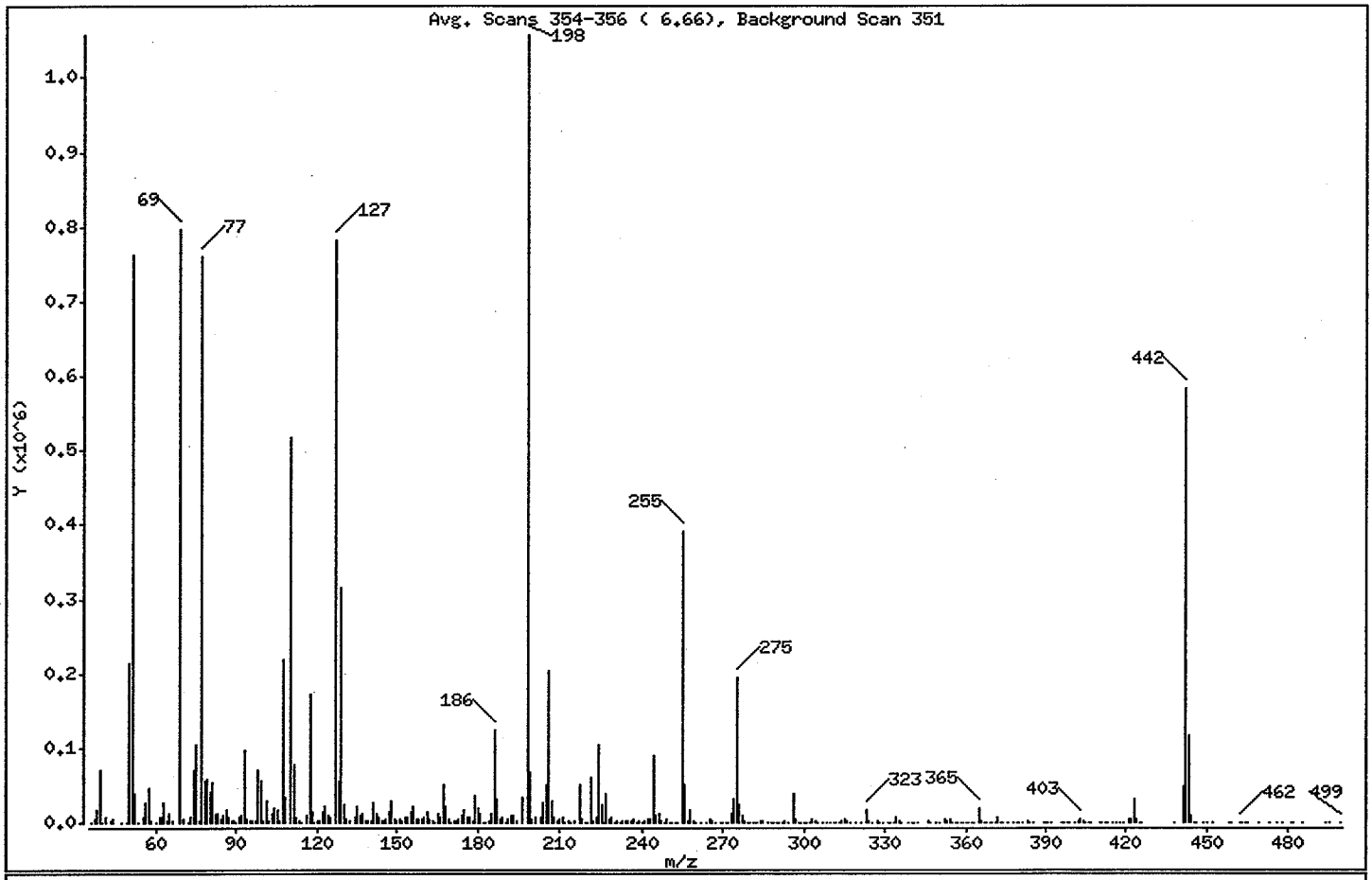

m/e	ION ABUNDANCE CRITERIA	% RELATIVE ABUNDANCE
198	Base Peak, 100% relative abundance	100.00
51	30.00 - 80.00% of mass 198	72.22
68	Less than 2.00% of mass 69	0.00 (0.00)
69	Mass 69 relative abundance	75.47
70	Less than 2.00% of mass 69	0.41 (0.54)
127	25.00 - 75.00% of mass 198	74.11
197	Less than 1.00% of mass 198	0.00
199	5.00 - 9.00% of mass 198	6.40
275	10.00 - 30.00% of mass 198	18.29
365	Greater than 0.75% of mass 198	1.79
441	Present, but less than mass 443	4.69
442	40.00 - 110.00% of mass 198	55.14
443	15.00 - 24.00% of mass 442	10.94 (19.84)

Date : 02-DEC-2006 08:58

Client ID:

Instrument: nt1.i

Sample Info: DF1202

Operator: VTS

Column phase: ZB-5

Column diameter: 0.25

Data File: df1202a.d
Spectrum: Avg. Scans 354-356 (6.66), Background Scan 351
Location of Maximum: 198.00
Number of points: 364

m/z	Y	m/z	Y	m/z	Y	m/z	Y
36.00	836	141.00	27744	237.00	4133	347.00	630
37.00	4200	142.00	11589	238.00	533	349.00	232
38.00	15851	143.00	7853	239.00	1560	350.00	280
39.00	70040	144.00	1358	240.00	768	352.00	3931
40.00	53	145.00	1932	241.00	1582	353.00	3178
41.00	6248	146.00	5697	242.00	5114	354.00	4352
43.00	3522	147.00	14219	243.00	3986	355.00	948
44.00	3736	148.00	30264	244.00	89480	356.00	320
47.00	268	149.00	4736	245.00	10493	357.00	177
49.00	129	150.00	2466	246.00	12947	358.00	344
50.00	214400	151.00	4958	247.00	3398	359.00	232
51.00	763264	152.00	1604	248.00	649	360.00	104
52.00	39176	153.00	7166	249.00	3868	361.00	184
53.00	41	154.00	7008	250.00	715	362.00	165
55.00	6310	155.00	15692	251.00	374	363.00	43
56.00	26504	156.00	22360	252.00	278	365.00	18904
57.00	45104	157.00	5208	253.00	271	366.00	2364
58.00	2085	158.00	4965	255.00	392192	367.00	132
60.00	762	159.00	4191	256.00	51328	368.00	86
61.00	7065	160.00	7687	257.00	3562	369.00	190
62.00	8068	161.00	13978	258.00	16384	370.00	185
63.00	27016	162.00	3879	259.00	2058	371.00	960
64.00	3451	163.00	2465	260.00	669	372.00	8100
65.00	12296	164.00	1000	262.00	477	373.00	1076
66.00	1605	165.00	11605	264.00	852	374.00	210
69.00	797568	166.00	7460	265.00	5502	376.00	105
70.00	4317	167.00	51480	266.00	1363	378.00	10
72.00	195	168.00	21768	267.00	191	379.00	123
73.00	7546	169.00	4317	269.00	509	380.00	155
74.00	69976	170.00	929	270.00	318	381.00	111
75.00	104264	171.00	1909	271.00	865	383.00	2574
76.00	3541	172.00	3325	272.00	186	384.00	632
77.00	760896	173.00	4539	273.00	11539	385.00	209
78.00	54896	174.00	9748	274.00	31592	389.00	183
79.00	58344	175.00	15951	275.00	193280	390.00	740

Date : 02-DEC-2006 08:58

Client ID: Instrument: nt1.i

Sample Info: DF1202

Operator: VTS

Column phase: ZB-5 Column diameter: 0.25

Data File: df1202a.d
Spectrum: Avg. Scans 354-356 (6.66), Background Scan 351
Location of Maximum: 198.00
Number of points: 364

m/z	Y	m/z	Y	m/z	Y	m/z	Y
80.00	42376	176.00	6567	276.00	24944	391.00	484
81.00	53512	177.00	7040	277.00	10765	392.00	201
82.00	13147	178.00	2709	278.00	2515	396.00	87
83.00	12461	179.00	35448	279.00	494	397.00	225
84.00	4416	180.00	19704	280.00	188	398.00	70
85.00	9036	181.00	11367	281.00	153	399.00	50
86.00	17784	182.00	1034	282.00	282	401.00	673
87.00	7003	183.00	1161	283.00	815	402.00	2525
88.00	3169	184.00	2371	284.00	1254	403.00	5417
89.00	1419	185.00	11844	285.00	2250	404.00	2057
90.00	205	186.00	124168	287.00	348	405.00	85
91.00	8405	187.00	30856	288.00	99	406.00	86
92.00	10054	188.00	3680	289.00	181	407.00	116
93.00	97464	189.00	7626	290.00	354	410.00	390
94.00	4927	190.00	304	291.00	537	411.00	270
95.00	3063	191.00	4496	292.00	347	412.00	242
96.00	3203	192.00	8924	293.00	2735	413.00	150
97.00	2898	193.00	9146	294.00	555	415.00	258
98.00	69560	194.00	2034	296.00	38680	416.00	59
99.00	55320	196.00	34400	297.00	4932	418.00	204
100.00	2873	198.00	1056768	298.00	626	419.00	66
101.00	29000	199.00	67672	299.00	434	421.00	4357
102.00	1918	200.00	4607	300.00	290	422.00	4418
103.00	11782	201.00	7333	301.00	874	423.00	32320
104.00	19848	203.00	6824	302.00	565	424.00	4770
105.00	17000	204.00	26520	303.00	4691	425.00	446
106.00	1236	205.00	50136	304.00	1483	426.00	69
107.00	219584	206.00	202944	305.00	314	438.00	118
108.00	34392	207.00	29256	307.00	273	441.00	49512
110.00	516352	208.00	6884	308.00	947	442.00	582720
111.00	77560	209.00	2338	310.00	1016	443.00	115632
112.00	7563	210.00	5561	311.00	10	444.00	10929
113.00	2340	211.00	7814	312.00	356	445.00	710
114.00	666	212.00	546	313.00	516	446.00	108
116.00	8919	213.00	1538	314.00	2715	449.00	45

Data File: /chem3/nt1.i/20061202.b/df1202a.d

Date : 02-DEC-2006 08:58

Client ID:

Instrument: nt1.i

Sample Info: DF1202

Operator: VTS

Column phase: ZB-5

Column diameter: 0.25

Data File: df1202a.d

Spectrum: Avg. Scans 354-356 (6.66), Background Scan 351

Location of Maximum: 198.00

Number of points: 364

m/z	Y	m/z	Y	m/z	Y	m/z	Y
117.00	172928	214.00	186	315.00	4621	450.00	37
118.00	13456	215.00	2005	316.00	2376	452.00	53
119.00	705	217.00	50440	317.00	224	458.00	53
120.00	1614	218.00	4257	319.00	147	459.00	41
121.00	1249	219.00	478	321.00	729	462.00	235
122.00	14110	220.00	186	323.00	17232	463.00	127
123.00	21376	221.00	61312	324.00	2368	464.00	191
124.00	10057	222.00	1899	325.00	201	465.00	43
125.00	7820	223.00	6111	327.00	2431	469.00	67
127.00	783232	224.00	103968	328.00	1055	473.00	79
128.00	55888	225.00	24928	329.00	270	476.00	84
129.00	314688	226.00	884	331.00	346	478.00	66
130.00	25296	227.00	37736	332.00	819	481.00	48
131.00	4333	228.00	5992	333.00	1072	482.00	60
132.00	2776	229.00	7098	334.00	8331	485.00	150
134.00	7365	230.00	999	335.00	2830	494.00	72
135.00	22928	231.00	3255	336.00	171	495.00	45
136.00	10259	232.00	898	339.00	97	499.00	48
137.00	11669	233.00	1721	340.00	176		
138.00	1721	234.00	2028	341.00	1083		
139.00	1977	235.00	2358	342.00	297		
140.00	2899	236.00	1471	346.00	2725		

ANALYTICAL RESOURCES INCORPORATED

ORGANICS ANALYSIS DATA SHEET
PNAs by Low Level SW8270D-SIM GC/MS **Sample ID: MB-112806**
Page 1 of 1 **METHOD BLANK**

Lab Sample ID: MB-112806
LIMS ID: 06-23749
Matrix: Water
Data Release Authorized:
Reported: 12/05/06

QC Report No: KG57-Anchor Environmental
Project: CHINOOK
Event: 060354-01
Date Sampled: NA
Date Received: NA

Date Extracted: 11/28/06
Date Analyzed: 12/02/06 18:14
Instrument/Analyst: NT1/VTS

Sample Amount: 500 mL
Final Extract Volume: 0.5 mL
Dilution Factor: 1.00

CAS Number	Analyte	RL	Result
91-20-3	Naphthalene	0.010	< 0.010 U
91-57-6	2-Methylnaphthalene	0.010	< 0.010 U
208-96-8	Acenaphthylene	0.010	< 0.010 U
83-32-9	Acenaphthene	0.010	< 0.010 U
86-73-7	Fluorene	0.010	< 0.010 U
85-01-8	Phenanthrene	0.010	< 0.010 U
120-12-7	Anthracene	0.010	< 0.010 U
206-44-0	Fluoranthene	0.010	< 0.010 U
129-00-0	Pyrene	0.010	< 0.010 U
56-55-3	Benzo(a)anthracene	0.010	< 0.010 U
218-01-9	Chrysene	0.010	< 0.010 U
205-99-2	Benzo(b)fluoranthene	0.010	< 0.010 U
207-08-9	Benzo(k)fluoranthene	0.010	< 0.010 U
50-32-8	Benzo(a)pyrene	0.010	< 0.010 U
193-39-5	Indeno(1,2,3-cd)pyrene	0.010	< 0.010 U
53-70-3	Dibenz(a,h)anthracene	0.010	< 0.010 U
191-24-2	Benzo(g,h,i)perylene	0.010	< 0.010 U
132-64-9	Dibenzofuran	0.010	< 0.010 U

Reported in µg/L (ppb)

SIM Semivolatile Surrogate Recovery

d10-2-Methylnaphthalene	71.7%
d14-Dibenzo(a,h)anthracen	66.0%

Analytical Resources, Inc.

Data file : /chem3/nt1.i/20061202.b/kg57mb.d
Lab Smp Id: KG57MBW1 Client Smp ID: KG57MBW1
Inj Date : 02-DEC-2006 18:14
Operator : VTS Inst ID: nt1.i
Smp Info : KG57MBW1
Misc Info : 06-23749
Comment :
Method : /chem3/nt1.i/20061202.b/lowsim.m
Meth Date : 02-Dec-2006 10:43 van Quant Type: ISTD
Cal Date : 11-OCT-2006 13:18 Cal File: ic1011f.d
Als bottle: 18 QC Sample: BLANK
Dil Factor: 1.00000
Integrator: HP RTE Compound Sublist: curve.sub
Target Version: 3.50
Processing Host: cserv3

Concentration Formula: Amt * DF * Vt / Vo * CpndVariable

Name	Value	Description
DF	1.00000	Dilution Factor
Vt	500.00000	Final Extract Volume (uL)
Vo	500.00000	Sample Volume extracted (mL)

Cpnd Variable Local Compound Variable

	Compounds	QUANT SIG MASS	RT	EXP RT	REL RT	RESPONSE	CONCENTRATIONS ON-COLUMN (ng/mL)	CONCENTRATIONS FINAL (ug/L)
*	4 Naphthalene-d8	136	6.261	6.259	(1.000)	477942	200.000	
	5 Naphthalene	128	Compound Not Detected.					
$	6 2-Methylnaphthalene-d10	152	7.014	7.013	(1.120)	277996	214.929	215
	7 2-Methylnaphthalene	142	Compound Not Detected.					
	8 1-Methylnaphthalene	142	Compound Not Detected.					
	10 Acenaphthylene	152	Compound Not Detected.					
*	11 Acenaphthene-d10	164	8.284	8.285	(1.000)	219774	200.000	
	12 Acenaphthene	153	Compound Not Detected.					
	14 Dibenzofuran	168	Compound Not Detected.					
	15 Fluorene	166	Compound Not Detected.					
*	18 Phenanthrene-d10	188	10.070	10.070	(1.000)	331840	200.000	
	19 Phenanthrene	178	Compound Not Detected.					
	20 Anthracene	178	Compound Not Detected.					
	24 Fluoranthene	202	Compound Not Detected.					
	25 Pyrene	202	Compound Not Detected.					

	Compounds	QUANT SIG MASS	RT	EXP RT	REL RT	RESPONSE	CONCENTRATIONS ON-COLUMN (ng/mL)	CONCENTRATIONS FINAL (ug/L)
	28 Benzo(a)anthracene	228	Compound Not Detected.					
*	29 Chrysene-d12	240	13.358	13.358	(1.000)	261777	200.000	
	30 Chrysene	228	Compound Not Detected.					
	32 Benzo(b)fluoranthene	252	Compound Not Detected.					
	33 Benzo(k)fluoranthene	252	Compound Not Detected.					
	34 Benzo(a)pyrene	252	Compound Not Detected.					
*	35 Perylene-d12	264	15.013	15.012	(1.000)	230535	200.000	
	37 Indeno(1,2,3-cd)pyrene	276	Compound Not Detected.					
$	36 Dibenzo(a,h)anthracene-d14	292	16.230	16.231	(1.081)	174233	198.257	198
	38 Dibenzo(a,h)anthracene	278	Compound Not Detected.					
	39 Benzo(g,h,i)perylene	276	Compound Not Detected.					

VTS
12.5.2006

Analytical Resources, Inc.

INTERNAL STANDARD COMPOUNDS
AREA AND RT SUMMARY

Instrument ID: nt1.i
Lab File ID: kg57mb.d
Lab Smp Id: KG57MBW1
Analysis Type: SV
Quant Type: ISTD
Operator: VTS
Method File: /chem3/nt1.i/20061202.b/lowsim.m
Misc Info: 06-23749

Calibration Date: 02-DEC-2006
Calibration Time: 09:14
Client Smp ID: KG57MBW1
Level: LOW
Sample Type: Liquid

COMPOUND	STANDARD	AREA LIMIT LOWER	AREA LIMIT UPPER	SAMPLE	%DIFF
4 Naphthalene-d8	501437	250718	1002874	477942	-4.69
11 Acenaphthene-d10	238568	119284	477136	219774	-7.88
18 Phenanthrene-d10	352509	176254	705018	331840	-5.86
29 Chrysene-d12	283828	141914	567656	261777	-7.77
35 Perylene-d12	263850	131925	527700	230535	-12.63

COMPOUND	STANDARD	RT LIMIT LOWER	RT LIMIT UPPER	SAMPLE	%DIFF
4 Naphthalene-d8	6.26	5.76	6.76	6.26	0.02
11 Acenaphthene-d10	8.29	7.79	8.79	8.28	-0.01
18 Phenanthrene-d10	10.07	9.57	10.57	10.07	0.00
29 Chrysene-d12	13.36	12.86	13.86	13.36	0.00
35 Perylene-d12	15.01	14.51	15.51	15.01	0.01

AREA UPPER LIMIT = +100% of internal standard area.
AREA LOWER LIMIT = - 50% of internal standard area.
RT UPPER LIMIT = + 0.50 minutes of internal standard RT.
RT LOWER LIMIT = - 0.50 minutes of internal standard RT.

Analytical Resources, Inc.

RECOVERY REPORT

Client Name: Anchor
Sample Matrix: LIQUID
Lab Smp Id: KG57MBW1
Level: LOW
Data Type: MS DATA
SpikeList File: fulllvi.spk
Sublist File: curve.sub
Method File: /chem3/nt1.i/20061202.b/lowsim.m
Misc Info: 06-23749

Client SDG: KG57
Fraction: SV
Client Smp ID: KG57MBW1
Operator: VTS
SampleType: BLANK
Quant Type: ISTD

SURROGATE COMPOUND	CONC ADDED ug/L	CONC RECOVERED ug/L	% RECOVERED	LIMITS
$ 6 2-Methylnaphthalen	300	215	71.64	30-160
$ 36 Dibenzo(a,h)anthra	300	198	66.09	30-160

Data File: /chem3/nt1.i/20061202.b/kg57mb.d
Date : 02-DEC-2006 18:14
Client ID: KG57MBW1
Sample Info: KG57MBW1
Volume Injected (uL): 2.0
Column phase: ZB-5

Instrument: nt1.i
Operator: VTS
Column diameter: 0.25

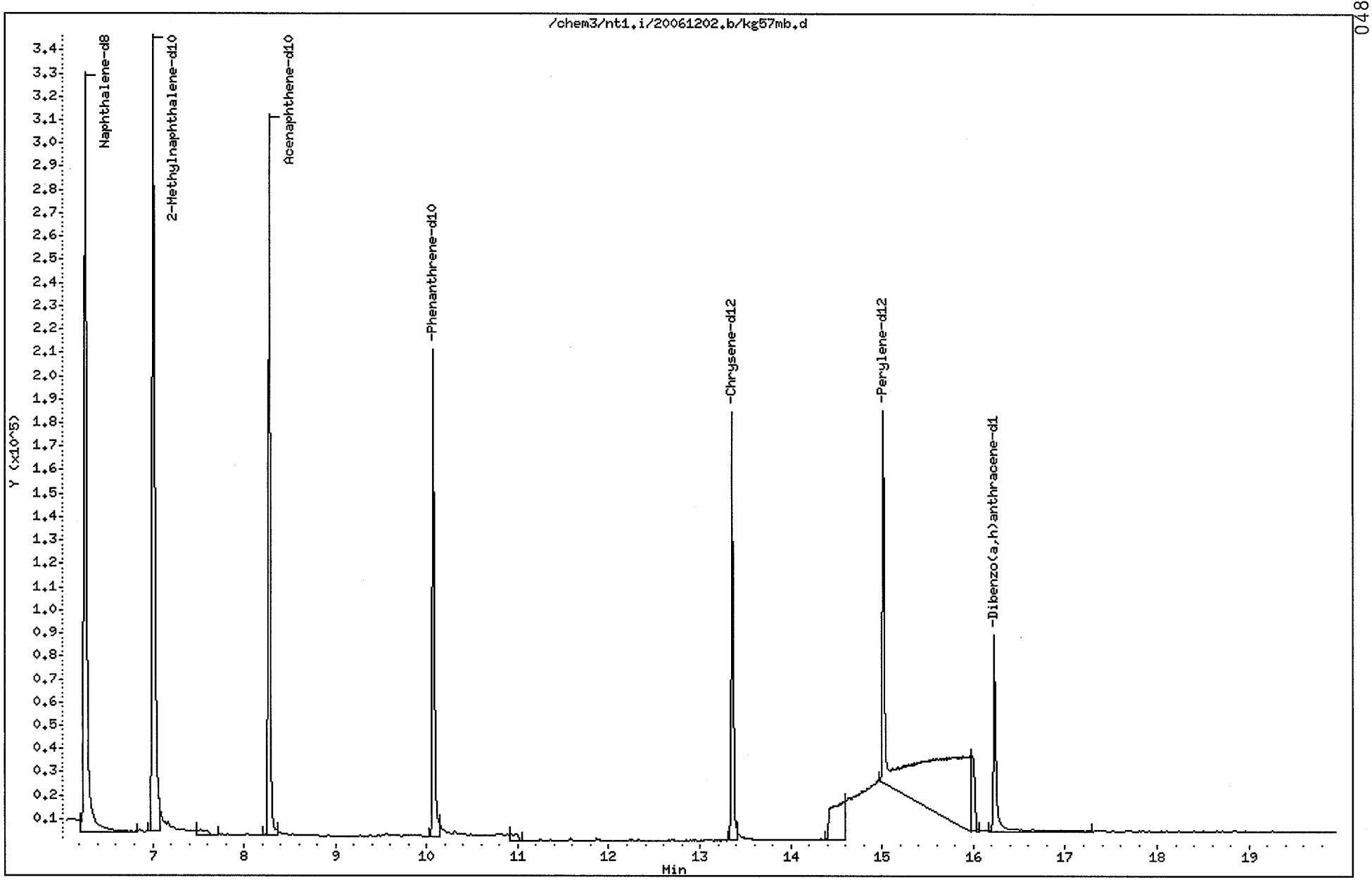

0484

Analytical Resources, Inc.

Data file : /chem3/nt1.i/20061202.b/kg57sb.d
Lab Smp Id: KG57LCSW1 Client Smp ID: KG57LCSW1
Inj Date : 02-DEC-2006 18:39
Operator : VTS Inst ID: nt1.i
Smp Info : KG57LCSW1
Misc Info : 06-23749
Comment :
Method : /chem3/nt1.i/20061202.b/lowsim.m
Meth Date : 02-Dec-2006 10:43 van Quant Type: ISTD
Cal Date : 11-OCT-2006 13:18 Cal File: ic1011f.d
Als bottle: 19 QC Sample: LCS
Dil Factor: 1.00000
Integrator: HP RTE Compound Sublist: curve.sub
Target Version: 3.50
Processing Host: cserv3

Concentration Formula: Amt * DF * Vt / Vo * CpndVariable

Name	Value	Description
DF	1.00000	Dilution Factor
Vt	500.00000	Final Extract Volume (uL)
Vo	500.00000	Sample Volume extracted (mL)

Cpnd Variable Local Compound Variable

Compounds	QUANT SIG MASS	RT	EXP RT	REL RT	RESPONSE	CONCENTRATIONS ON-COLUMN (ng/mL)	CONCENTRATIONS FINAL (ug/L)
* 4 Naphthalene-d8	136	6.260	6.259	(1.000)	455541	200.000	
5 Naphthalene	128	6.291	6.275	(1.005)	446224	180.439	180
$ 6 2-Methylnaphthalene-d10	152	7.014	7.013	(1.120)	257043	208.502	209
7 2-Methylnaphthalene	142	7.044	7.044	(1.125)	281793	208.308	208
8 1-Methylnaphthalene	142	7.168	7.167	(1.145)	292278	215.509	216
10 Acenaphthylene	152	8.100	8.101	(0.978)	397348	203.982	204
* 11 Acenaphthene-d10	164	8.284	8.285	(1.000)	217055	200.000	
12 Acenaphthene	153	8.315	8.316	(1.004)	265375	223.749	224
14 Dibenzofuran	168	8.515	8.516	(1.028)	336391	191.455	191
15 Fluorene	166	8.916	8.916	(1.076)	302483	243.861	244
* 18 Phenanthrene-d10	188	10.070	10.070	(1.000)	302152	200.000	
19 Phenanthrene	178	10.101	10.101	(1.003)	361903	224.310	224
20 Anthracene	178	10.162	10.147	(1.009)	256047	164.716	165
24 Fluoranthene	202	11.572	11.572	(1.149)	350537	246.216	246
25 Pyrene	202	11.852	11.852	(1.177)	374353	242.913	243

	Compounds	QUANT SIG MASS	RT	EXP RT	REL RT	RESPONSE	CONCENTRATIONS ON-COLUMN (ng/mL)	CONCENTRATIONS FINAL (ug/L)
	28 Benzo(a)anthracene	228	13.338	13.338	(0.999)	257852	194.240	194
*	29 Chrysene-d12	240	13.358	13.358	(1.000)	245923	200.000	
	30 Chrysene	228	13.387	13.386	(1.002)	332124	246.105	246
	32 Benzo(b)fluoranthene	252	14.594	14.601	(0.972)	309152	217.307	217
	33 Benzo(k)fluoranthene	252	14.617	14.625	(0.974)	366957	229.781	230
	34 Benzo(a)pyrene	252	14.950	14.957	(0.996)	121772	96.7293	96.7
*	35 Perylene-d12	264	15.012	15.012	(1.000)	211954	200.000	
	37 Indeno(1,2,3-cd)pyrene	276	16.272	16.271	(1.084)	275277	203.858	204
$	36 Dibenzo(a,h)anthracene-d14	292	16.232	16.231	(1.081)	176478	218.416	218
	38 Dibenzo(a,h)anthracene	278	16.272	16.271	(1.084)	219370	202.822	203
	39 Benzo(g,h,i)perylene	276	16.636	16.636	(1.108)	244860	207.892	208

VD
12.5.2006

Analytical Resources, Inc.

INTERNAL STANDARD COMPOUNDS
AREA AND RT SUMMARY

Instrument ID: nt1.i
Lab File ID: kg57sb.d
Lab Smp Id: KG57LCSW1
Analysis Type: SV
Quant Type: ISTD
Operator: VTS
Method File: /chem3/nt1.i/20061202.b/lowsim.m
Misc Info: 06-23749

Calibration Date: 02-DEC-2006
Calibration Time: 09:14
Client Smp ID: KG57LCSW1
Level: LOW
Sample Type: Liquid

COMPOUND	STANDARD	AREA LIMIT LOWER	AREA LIMIT UPPER	SAMPLE	%DIFF
4 Naphthalene-d8	501437	250718	1002874	455541	-9.15
11 Acenaphthene-d10	238568	119284	477136	217055	-9.02
18 Phenanthrene-d10	352509	176254	705018	302152	-14.29
29 Chrysene-d12	283828	141914	567656	245923	-13.35
35 Perylene-d12	263850	131925	527700	211954	-19.67

COMPOUND	STANDARD	RT LIMIT LOWER	RT LIMIT UPPER	SAMPLE	%DIFF
4 Naphthalene-d8	6.26	5.76	6.76	6.26	0.01
11 Acenaphthene-d10	8.29	7.79	8.79	8.28	-0.01
18 Phenanthrene-d10	10.07	9.57	10.57	10.07	0.00
29 Chrysene-d12	13.36	12.86	13.86	13.36	0.00
35 Perylene-d12	15.01	14.51	15.51	15.01	0.00

AREA UPPER LIMIT = +100% of internal standard area.
AREA LOWER LIMIT = - 50% of internal standard area.
RT UPPER LIMIT = + 0.50 minutes of internal standard RT.
RT LOWER LIMIT = - 0.50 minutes of internal standard RT.

Analytical Resources, Inc.

RECOVERY REPORT

Client Name: Anchor
Sample Matrix: LIQUID
Lab Smp Id: KG57LCSW1
Level: LOW
Data Type: MS DATA
SpikeList File: lowsbw.spk
Sublist File: curve.sub
Method File: /chem3/nt1.i/20061202.b/lowsim.m
Misc Info: 06-23749

Client SDG: KG57
Fraction: SV
Client Smp ID: KG57LCSW1
Operator: VTS
SampleType: LCS
Quant Type: ISTD

SPIKE COMPOUND	CONC ADDED ug/L	CONC RECOVERED ug/L	% RECOVERED	LIMITS
19 Phenanthrene	300	224	74.77	30-160
30 Chrysene	300	246	82.03	30-160
33 Benzo(k)fluoranthe	300	230	76.59	30-160

SURROGATE COMPOUND	CONC ADDED ug/L	CONC RECOVERED ug/L	% RECOVERED	LIMITS
$ 6 2-Methylnaphthalen	300	209	69.50	30-160
$ 36 Dibenzo(a,h)anthra	300	218	72.81	30-160

Data File: /chem3/nt1.i/20061202.b/kg57sb.d
Date : 02-DEC-2006 18:39
Client ID: KG57LCSW1
Sample Info: KG57LCSW1
Volume Injected (uL): 2.0
Column phase: ZB-5

Instrument: nt1.i
Operator: VTS
Column diameter: 0.25

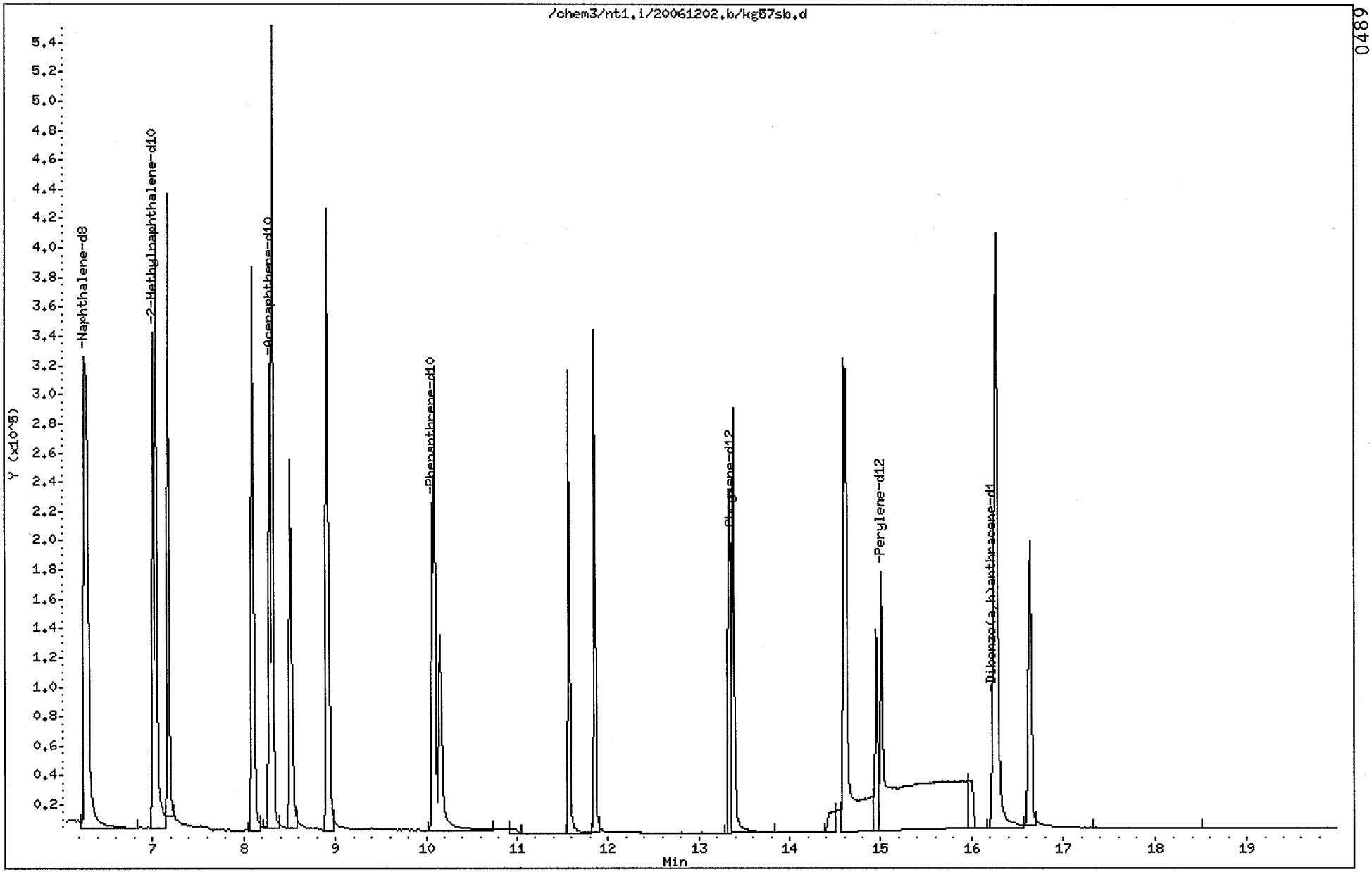

0840

Analytical Resources, Inc.

Data file : /chem3/nt1.i/20061202.b/kg57sbd.d
Lab Smp Id: KG57LCSDW1 Client Smp ID: KG57LCSDW1
Inj Date : 02-DEC-2006 19:05
Operator : VTS Inst ID: nt1.i
Smp Info : KG57LCSDW1
Misc Info : 06-23749
Comment :
Method : /chem3/nt1.i/20061202.b/lowsim.m
Meth Date : 02-Dec-2006 10:43 van Quant Type: ISTD
Cal Date : 11-OCT-2006 13:18 Cal File: ic1011f.d
Als bottle: 20 QC Sample: LCSD
Dil Factor: 1.00000
Integrator: HP RTE Compound Sublist: curve.sub
Target Version: 3.50
Processing Host: cserv3

Concentration Formula: Amt * DF * Vt / Vo * CpndVariable

Name	Value	Description
DF	1.00000	Dilution Factor
Vt	500.00000	Final Extract Volume (uL)
Vo	500.00000	Sample Volume extracted (mL)

Cpnd Variable Local Compound Variable

	Compounds	QUANT SIG MASS	RT	EXP RT	REL RT	RESPONSE	CONCENTRATIONS ON-COLUMN (ng/mL)	CONCENTRATIONS FINAL (ug/L)
*	4 Naphthalene-d8	136	6.259	6.259	(1.000)	434801	200.000	
	5 Naphthalene	128	6.290	6.275	(1.005)	489796	207.506	208
$	6 2-Methylnaphthalene-d10	152	7.013	7.013	(1.120)	277995	236.253	236
	7 2-Methylnaphthalene	142	7.043	7.044	(1.125)	321262	248.813	249
	8 1-Methylnaphthalene	142	7.167	7.167	(1.145)	339811	262.508	263
	10 Acenaphthylene	152	8.100	8.101	(0.978)	424927	234.977	235
*	11 Acenaphthene-d10	164	8.285	8.285	(1.000)	201502	200.000	
	12 Acenaphthene	153	8.316	8.316	(1.004)	286338	260.058	260
	14 Dibenzofuran	168	8.516	8.516	(1.028)	379665	232.763	233
	15 Fluorene	166	8.915	8.916	(1.076)	347863	302.093	302
*	18 Phenanthrene-d10	188	10.069	10.070	(1.000)	292707	200.000	
	19 Phenanthrene	178	10.100	10.101	(1.003)	410735	262.791	263
	20 Anthracene	178	10.161	10.147	(1.009)	253489	168.332	168
	24 Fluoranthene	202	11.573	11.572	(1.149)	402061	291.519	292
	25 Pyrene	202	11.853	11.852	(1.177)	425433	284.967	285

	Compounds	QUANT SIG MASS	RT	EXP RT	REL RT	RESPONSE	CONCENTRATIONS ON-COLUMN (ng/mL)	CONCENTRATIONS FINAL (ug/L)
	28 Benzo(a)anthracene	228	13.330	13.338	(0.998)	290803	224.953	225
*	29 Chrysene-d12	240	13.359	13.358	(1.000)	239483	200.000	
	30 Chrysene	228	13.388	13.386	(1.002)	381018	289.928	290
	32 Benzo(b)fluoranthene	252	14.595	14.601	(0.972)	370478	268.241	268
	33 Benzo(k)fluoranthene	252	14.618	14.625	(0.974)	405925	261.821	262
	34 Benzo(a)pyrene	252	14.951	14.957	(0.996)	79495	65.0444	65.0
*	35 Perylene-d12	264	15.013	15.012	(1.000)	205770	200.000	
	37 Indeno(1,2,3-cd)pyrene	276	16.271	16.271	(1.084)	314511	239.913	240
$	36 Dibenzo(a,h)anthracene-d14	292	16.231	16.231	(1.081)	193338	246.474	246
	38 Dibenzo(a,h)anthracene	278	16.271	16.271	(1.084)	252319	240.297	240
	39 Benzo(g,h,i)perylene	276	16.635	16.636	(1.108)	271260	237.228	237

VOS
12-5-2006

Analytical Resources, Inc.

INTERNAL STANDARD COMPOUNDS
AREA AND RT SUMMARY

Instrument ID: nt1.i
Lab File ID: kg57sbd.d
Lab Smp Id: KG57LCSDW1
Analysis Type: SV
Quant Type: ISTD
Operator: VTS
Method File: /chem3/nt1.i/20061202.b/lowsim.m
Misc Info: 06-23749

Calibration Date: 02-DEC-2006
Calibration Time: 09:14
Client Smp ID: KG57LCSDW1
Level: LOW
Sample Type: Liquid

COMPOUND	STANDARD	AREA LIMIT LOWER	AREA LIMIT UPPER	SAMPLE	%DIFF
4 Naphthalene-d8	501437	250718	1002874	434801	-13.29
11 Acenaphthene-d10	238568	119284	477136	201502	-15.54
18 Phenanthrene-d10	352509	176254	705018	292707	-16.96
29 Chrysene-d12	283828	141914	567656	239483	-15.62
35 Perylene-d12	263850	131925	527700	205770	-22.01

COMPOUND	STANDARD	RT LIMIT LOWER	RT LIMIT UPPER	SAMPLE	%DIFF
4 Naphthalene-d8	6.26	5.76	6.76	6.26	-0.01
11 Acenaphthene-d10	8.29	7.79	8.79	8.28	-0.01
18 Phenanthrene-d10	10.07	9.57	10.57	10.07	-0.01
29 Chrysene-d12	13.36	12.86	13.86	13.36	0.01
35 Perylene-d12	15.01	14.51	15.51	15.01	0.01

AREA UPPER LIMIT = +100% of internal standard area.
AREA LOWER LIMIT = - 50% of internal standard area.
RT UPPER LIMIT = + 0.50 minutes of internal standard RT.
RT LOWER LIMIT = - 0.50 minutes of internal standard RT.

Analytical Resources, Inc.

RECOVERY REPORT

Client Name: Anchor
Sample Matrix: LIQUID
Lab Smp Id: KG57LCSDW1
Level: LOW
Data Type: MS DATA
SpikeList File: lowsbw.spk
Sublist File: curve.sub
Method File: /chem3/nt1.i/20061202.b/lowsim.m
Misc Info: 06-23749

Client SDG: KG57
Fraction: SV
Client Smp ID: KG57LCSDW1
Operator: VTS
SampleType: LCSD
Quant Type: ISTD

SPIKE COMPOUND	CONC ADDED ug/L	CONC RECOVERED ug/L	% RECOVERED	LIMITS
19 Phenanthrene	300	263	87.60	30-160
30 Chrysene	300	290	96.64	30-160
33 Benzo(k)fluoranthe	300	262	87.27	30-160

SURROGATE COMPOUND	CONC ADDED ug/L	CONC RECOVERED ug/L	% RECOVERED	LIMITS
$ 6 2-Methylnaphthalen	300	236	78.75	30-160
$ 36 Dibenzo(a,h)anthra	300	246	82.16	30-160

Data File: /chem3/nt1.i/20061202.b/kg57sbd.d
Date : 02-DEC-2006 19:05
Client ID: KG57LCSDW1
Sample Info: KG57LCSDW1
Volume Injected (uL): 2.0
Column phase: ZB-5

Instrument: nt1.i
Operator: VTS
Column diameter: 0.25

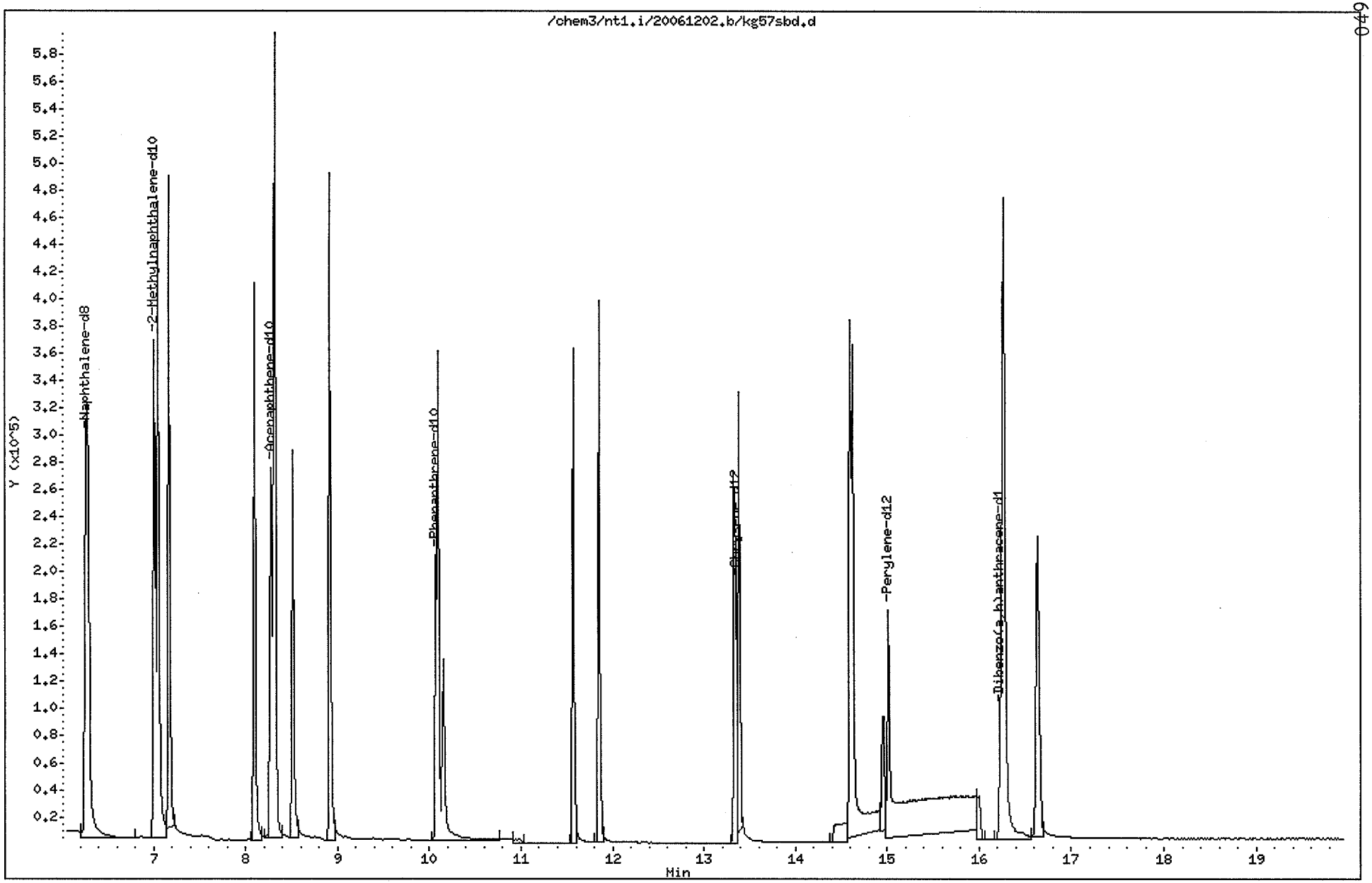

PNA Analysis
Extraction Benchsheets and Run Logs

prepared
for

ANCHOR ENVIRONMENTAL

Project: Chinook, 060354-01

ARI JOB NO: KG57

prepared
by

Analytical Resources, Inc.

QA LIMs # _____
EXT LIMs # _____
Bid # SM11284-01

(8270)PNA (SIM PNA) - Water
In House____ LVI X
(3510C) Separatory Funnel____ (3520C) Liquid/Liquid X
KD X Turbovap X

Client Name: Anchor Environmental

ARI Job No(s): KG57

Extraction Requirements (ARI Lab ID)	Client Sample ID	Volume Extracted	Alumina Aliquot (req) 1:1	Final Effective Volume	Volume To Lab	Time Extracted 1330 Comments
MB: KG57 mbw	11/28/06	500mL		0.5mL	0.5mL	
SB: sbw	↓	↓	↓	↓	↓	
sbdup	↓					
A	checked					
B	↓	↓	↓	↓	↓	
Date/Analyst:	11/28 PC	SE 12/2/06 KD 12/3 11-29 →				

Surrogate Amount: 50 µL Added By: PC /Spk. Witness WW
Concentration: 3/15 µg/mL ID: 1404-01

Spike Amount: 50 µL Added By: PC /Spk. Witness WW
Concentration: 3/15 µg/mL ID: 1394-01

(DCM) Solvent Lot ID: I3284/I3281
(2%) Alumina Lot ID: P545
Na2So4 ID: 11/10 H9
(Neutral glasswool) ID: N/A

ANALYTICAL
RESOURCES
INCORPORATED

ANALYST NOTES - Organic Extractions

ARI Job No: K657 Client Name: Anchor Environmental

Parameter: SIM PNA low lvl Client Project: Chinook

3415 SOP Number(s) ☐ No Anomalies

List problems, corrective actions, and any other pertinent information: 11/24 9.f.

K657 A - yellow, cloudy in color.

Extraction

Analyst: _____ Date Extracted: _____

See Reverse Side for Additional Information

Analytical Resources, Incorporated
Analytical Chemists and Consultants

GC/MS SVOA Analyst Notes / Corrective Action Log

ARI Project ID: KC57 Client ID: Anchor

ARI SOP: Low **801S**(SIM-PNA) **802S**(BTS-HX) **803S**(BTS-PW) **804S**(8270D) **805S**(BTS-ET)

Parameter(s): Low Sim PNA's

Instrument: (NT-1) NT-2 NT-4 NT-6

Curve Date: 10.11.2006 Analysis Start Date: 12.2.2006

DFTPP Tune Meets Criteria?	(YES) / NO	Method Blank in Control?	(YES) / NO
DDT Breakdown <20%?	(YES) / NO / NA	LCS / LCSD Recovery in Control?	(YES) / NO
Peak Tailing Factor in Control?	(YES) / NO / NA	~~MS/MSD Recovery in Control?~~	~~YES / NO~~
ICal Meets RF & %RSD Criteria?	(YES) / NO	Surrogate Recovery in Control?	(YES) / NO
CCal Meets RF & %RSD Criteria?	(YES) / NO	Special Analysis Criteria Met?	(YES) / NO / NA
Internal Standard Meets Criteria?	(YES) / NO		

Detail problems, corrective actions and/or other pertinent information below (use reverse side when necessary):

Includs forms, curves, Logbook PAGE.

- Benzo (A) pyrene Low in LCS/LCSD - Limits are Advisory.

(J) Flags TMPC & LCRL Reported

Additional Details on Reverse: Yes / No

Analyst Signature: [signature] **Date:** 12.5.2006

Reviewer's Signature: [signature] **Date:** 12/5/06

Analytical Resources Inc.: Organics Instrument Log

NT-1 (Serial No.: Mass Spec = 3341A01294; Mass Spec GC = 3336A53338)

Date: 10-11-2006 Analysis: Low Sim Analyst: VTS

GC Program: _____ Column No: 97876 Column Type: ZB-5

Instrument Tune (.U or .CT.): 0824.U EM Voltage: 2000

Calibration File: DF1011A Curve Date: 10-11-2006

IS/SS (1408-03) Ical/Ccal (1415-1) LCS/ICV (1343-01)

INTERNAL STANDARD SUMMARY FOR DATABATCH - /chem3/nt1.i/20061011.b

	Time	Filename	LabID	ClientId	DF								
1	1056	df1011a.d	DF1011		1	NO ISTDS FOUND							
2	1112	ic1011a.d	IC1011A		1	6.54	619413	8.58	336630	10.38	518812	13.68	404988	15.36	355774
3	1137	ic1011b.d	IC1011B		1	6.54	637186	8.58	332523	10.38	532770	13.68	398006	15.36	337686
4	1202	ic1011c.d	IC1011C		1	6.54	533780	8.58	289004	10.38	456683	13.68	348153	15.36	300937
5	1228	ic1011d.d	IC1011D		1	6.54	598995	8.58	309218	10.38	496935	13.68	374337	15.36	313017
6	1253	ic1011e.d	IC1011E		1	6.54	541973	8.58	279070	10.38	459063	13.68	345351	15.36	291764
7	1318	ic1011f.d	IC1011F		1	6.54	586372	8.58	306679	10.38	478181	13.68	366414	15.36	309451
8	1344	icv1011.d	ICV-250		1	6.54	574002	8.58	281608	10.38	452001	13.68	337240	15.36	276430
9	1409	jy55mb.d	JY55MBW1	JY55MBW1	1	6.54	565457	8.58	289081	10.38	472515	13.68	342504	15.36	281812
10	1435	jy55sb.d	JY55LCSW1	JY55LCSW1	1	6.54	573105	8.58	292850	10.38	463125	13.68	348979	15.36	284137
11	1501	jy55sbd.d	JY55LCSDW1	JY55LCSDW1	1	6.54	580435	8.58	294864	10.38	465251	13.68	348732	15.36	285621
12	1528	jy55m.d	JY55M	DSI01-GW	1	6.54	567990	8.58	301824	10.38	472612	13.68	349328	15.37	287218
13	1553	jy55n.d	JY55N	DSI02-GW	1	6.54	571571	8.58	305634	10.38	492758	13.68	360762	15.37	299763
14	1619	jy55o.d	JY55O	DSI03-GW	1	6.54	609231	8.58	314643	10.38	501352	13.68	362964	15.36	296655
15	1644	jy55p.d	JY55P	DSI04-GW	1	6.54	610122	8.58	324814	10.38	519618	13.68	388960	15.37	322474
16	1709	jy55q.d	JY55Q	DSI05-GW	1	6.54	564824	8.58	302264	10.38	481821	13.68	363684	15.37	305841
17	1735	jy55r.d	JY55R	DSI06-GW	1	6.54	601991	8.58	323726	10.38	514365	13.68	367245	15.36	307278
18	1800	jy67m.d	JY67M	DSI07-GW	1	6.54	730050	8.58	412650	10.38	475365	13.68	332526	15.36	279429
19	1826	jy67n.d	JY67N	DSI08-GW	1	6.54	506554	8.58	277130	10.38	431438	13.68	318435	15.36	267602
20	1851	jy67o.d	JY67O	DSI09-GW	1	6.54	504644	8.58	283159	10.38	445355	13.68	330846	15.36	283446
21	1918	jy67p.d	JY67P	DSI57-GW	1	6.54	590651	8.58	353012	10.38	405137	13.68	291296	15.37	251618
22	1944	jy67q.d	JY67Q	DSI10-GW	1	6.54	474063	8.58	270296	10.38	402553	13.68	311134	15.37	277278
23	2009	jy67r.d	JY67R	DSI11-GW	1	6.54	495940	8.58	288839	10.38	399427	13.68	299766	15.36	265010
24	2035	jy67s.d	JY67S	DSI12-GW	5	6.54	493437	8.58	272502	10.38	408671	13.68	301530	15.36	285413
25	2100	jy88mb.d	JY88MBW1	JY88MBW1	1	6.54	465283	8.58	249171	10.38	379453	13.68	280702	15.36	230783
26	2126	jy88sb.d	JY88LCSW1	JY88LCSW1	1	6.54	461295	8.58	239353	10.38	361073	13.68	270793	15.37	225503
27	2151	jy88sbd.d	JY88LCSDW1	JY88LCSDW1	1	6.54	467109	8.58	239409	10.38	365902	13.68	268806	15.37	224216
28	2217	jy88a.d	JY88A	MW4-GWFB-060929	1	6.54	446866	8.58	484174	10.38	371062	13.68	287628	15.36	248602
29	2242	jy88b.d	JY88B	MW-4-GW-060929	1	6.54	485082	8.58	314603	10.38	407407	13.68	290105	15.37	252757
30	2307	jy88c.d	JY88C	MW-5-GW-060929	1	6.54	465791	8.58	247268	10.38	375591	13.68	277838	15.36	236113

Maintenance Verification (Identify ICal or CCal that demonstrates the instrument is in control): ic 1011A

Every line must contain information or be lined out. Make all entries legible. Start a new page for each QC period.

New liner/ low septum/ Chopped column/ Flushed injector. 10.12.2006 VTS

Analytical Resources Inc.: Organics Instrument Log

NT-1 (Serial No.: Mass Spec = 3341A01294; Mass Spec GC = 3336A53338)

Date: 12·2·2006 Analysis: Low sim pNA Analyst: VTS

GC Program: Low pNA Column No: 97876 Column Type: ZB-5

Instrument Tune (.U or .CT.): 0824.U EM Voltage: 1800

Calibration File: df1202A Curve Date: 10·11·2006

IS/SS	Ical/Ccal	LCS/ICV
(1408-03)	(1415-1)	

INTERNAL STANDARD SUMMARY FOR DATABATCH - /chem3/nt1.i/20061202.b

	Time	Filename	LabID	ClientId	DF								
1	0858	df1202a.d	DF1202		1	NO ISTDS FOUND							
2	0914	cc1202.d	CC1202		1	6.26	501437	8.29	238568	10.07	352509	13.36	283828	15.01	263850
3	0946	kg83mb.d	KG83MBW1	KG83MBW1	1	6.26	475944	8.28	221724	10.07	317592	13.36	249122	15.01	224565
4	1011	kg83sb.d	KG83LCSW1	KG83LCSW1	1	6.26	384744	8.29	198636	10.07	300012	13.36	241230	15.01	221232
5	1036	kg83a.d	KG83A	SW-4	1	6.26	426631	8.28	221669	10.07	329111	13.36	251065	15.01	225939
6	1104	kf88mb.d	KF88MBW1	KF88MBW1	1	6.26	495157	8.28	244329	10.07	347202	13.36	268082	15.01	241547
7	1130	kf88sb.d	KF88LCSW1	KF88LCSW1	1	6.26	469429	8.28	217179	10.07	311821	13.36	247066	15.01	219417
8	1155	kf88sbd.d	KF88LCSDW1	KF88LCSDW1	1	6.26	460392	8.28	201455	10.07	295090	13.36	244559	15.01	215644
9	1219	kf88i.d	KF88I	GTSP-0001	1	6.26	449192	8.28	201924	10.07	293786	13.36	240361	15.01	211386
10	1245	kf88j.d	KF88J	GTSP-0002	1	6.26	392506	8.29	184569	10.07	291468	13.36	238289	15.01	210575
11	1310	kf88k.d	KF88K	GTSP-0003	1	6.26	435396	8.29	205963	10.07	305859	13.36	249570	15.01	221105
12	1335	kf88l.d	KF88L	GTSP-0004	1	6.26	464005	8.29	214152	10.07	335556	13.36	245952	15.01	217850
13	1402	kf88m.d	KF88M	GTSP-0007	1	6.26	483250	8.28	216988	10.07	337192	13.36	260305	15.01	229885
14	1427	kf88n.d	KF88N	GTSP-0005	1	6.26	420820	8.28	210186	10.07	316287	13.36	249717	15.01	216920
15	1452	kf88o.d	KF88O	GTSP-0006	1	6.26	458530	8.29	225162	10.07	311498	13.36	249644	15.01	215365
16	1518	kg05a.d	KG05A	MW01-111706	1	6.26	474891	8.28	219379	10.07	335996	13.36	251181	15.01	223502
17	1544	kg05b.d	KG05B	MW02-111706	1	6.26	451610	8.28	232718	10.07	332189	13.36	253296	15.01	222835
18	1610	kg05c.d	KG05C	MW02D-111706	1	6.26	481351	8.28	244958	10.07	342494	13.36	255795	15.01	226605
19	1635	kg05d.d	KG05D	MW03-111706	1	6.26	450873	8.29	211383	10.07	311673	13.36	247905	15.01	212768
20	1700	kg05dms.d	KG05DMS	MW03-111706 MS	1	6.26	432913	8.28	207658	10.07	304217	13.36	246121	15.01	214582
21	1725	kg05dmsd.d	KG05DMSD	MW03-111706 MSD	1	6.26	423136	8.29	205360	10.07	305216	13.36	247865	15.01	218584
22	1749	kg05e.d	KG05E	MW04-111706	1	6.26	458329	8.29	222750	10.07	326205	13.36	251265	15.01	223545
N 23	1814	kg57mb.d	KG57MBW1	KG57MBW1	1	6.26	477942	8.28	219774	10.07	331840	13.36	261777	15.01	230535
24	1839	kg57sb.d	KG57LCSW1	KG57LCSW1	1	6.26	455541	8.28	217055	10.07	302152	13.36	245923	15.01	211954
25	1905	kg57sbd.d	KG57LCSDW1	KG57LCSDW1	1	6.26	434801	8.28	201502	10.07	292707	13.36	239483	15.01	205770
26	1930	kg57a.d	KG57A	G2S-112106	1	6.26	454947	8.28	214915	10.07	330660	13.36	240288	15.01	209580
N 27	1955	kg57b.d	KG57B	RLSW2-112106	1	6.26	435147	8.29	203937	10.07	319933	13.36	236803	15.01	206564

(Verify results that demonstrate the instrument is in control). CC1202

Every line must contain information or be lined out. Make all entries legible. Start a new page for each QC period.

NO maintenance

VTS 12.5.2006

Analytical Resources, Incorporated
Analytical Chemists and Consultants

GC/MS SVOA Analyst Notes / Corrective Action Log

ARI Project ID: Low PNA curve Client ID: _____

ARI SOP: **801S**(SIM-PNA) **802S**(BTS-HX) **803S**(BTS-PW) **804S**(8270D) **805S**(BTS-ET)

Parameter(s): Low Sim PNA curve

Instrument: NT-1 NT-2 NT-4 NT-6

Curve Date: 10.11.2006 Analysis Start Date: _____

DFTPP Tune Meets Criteria?	YES / NO	~~Method Blank in Control?~~	~~YES / NO~~
DDT Breakdown <20%?	YES / NO / NA	~~LCS / LCSD Recovery in Control?~~	~~YES / NO~~
Peak Tailing Factor in Control?	YES / NO / NA	MS/MSD Recovery in Control?	YES / NO
ICal Meets RF & %RSD Criteria?	YES / NO	Surrogate Recovery in Control?	YES / NO
CCal Meets RF & %RSD Criteria?	YES / NO	Special Analysis Criteria Met?	YES / NO / NA
~~Internal Standard Meets Criteria?~~	~~YES / NO~~		

Detail problems, corrective actions and/or other pertinent information below (use reverse side when necessary):

- 2 uL injection
- DFTPP @ 25 ug/mL (1 uL) injected
- 6 point curve @ 10, 50, 100, 250, 500, 1000 ng/mL
- All targets met 15% RSD.

Additional Details on Reverse: Yes / No

Analyst Signature: _____ **Date:** 10.12.2006

Reviewer's Signature: _____ **Date:** 10/12/06

Pesticide Analysis
QC Summary Data

prepared
for

ANCHOR ENVIRONMENTAL

Project: Chinook, 060354-01

ARI JOB NO: KG57

prepared
by

Analytical Resources, Inc.

ANALYTICAL RESOURCES INCORPORATED

SW8081/PESTICIDE WATER SURROGATE RECOVERY SUMMARY

Matrix: Water

QC Report No: KG57-Anchor Environmental
Project: CHINOOK
060354-01

Client ID	DCBP	TCMX	TOT OUT
MB-112806	88.2%	85.0%	0
LCS-112806	93.0%	83.0%	0
LCSD-112806	83.0%	83.0%	0
G2S-112106	91.2%	76.2%	0
RLSW2-112106	94.5%	81.5%	0

	LCS/MB LIMITS	QC LIMITS
(DCBP) = Decachlorobiphenyl	(43-121)	(12-142)
(TCMX) = Tetrachlorometaxylene	(50-96)	(40-107)

Prep Method: SW3510C
Log Number Range: 06-23749 to 06-23750

ANALYTICAL RESOURCES INCORPORATED

ORGANICS ANALYSIS DATA SHEET
Pesticides/PCB by GC/ECD Method SW8081A **Sample ID: LCS-112806**
Page 1 of 1 **LCS/LCSD**

Lab Sample ID: LCS-112806 QC Report No: KG57-Anchor Environmental
LIMS ID: 06-23749 Project: CHINOOK
Matrix: Water 060354-01
Data Release Authorized: Date Sampled: 11/21/06
Reported: 12/06/06 Date Received: 11/21/06

Date Extracted LCS/LCSD: 11/28/06 Sample Amount LCS: 500 mL
LCSD: 500 mL
Date Analyzed LCS: 12/04/06 18:46 Final Extract Volume LCS: 5.0 mL
LCSD: 12/04/06 19:15 LCSD: 5.0 mL
Instrument/Analyst LCS: ECD3/YZ Dilution Factor LCS: 1.00
LCSD: ECD3/YZ LCSD: 1.00
GPC Cleanup: No Sulfur Cleanup: No
Florisil Cleanup: No Silica Gel: No

Analyte	LCS	Spike Added-LCS	LCS Recovery	LCSD	Spike Added-LCSD	LCSD Recovery	RPD
alpha-BHC	0.153	0.200	76.5%	0.153	0.200	76.5%	0.0%
beta-BHC	0.172	0.200	86.0%	0.172	0.200	86.0%	0.0%
delta-BHC	0.147	0.200	73.5%	0.148	0.200	74.0%	0.7%
gamma-BHC (Lindane)	0.166	0.200	83.0%	0.166	0.200	83.0%	0.0%
Heptachlor	0.188	0.200	94.0%	0.182	0.200	91.0%	3.2%
Aldrin	0.168	0.200	84.0%	0.166	0.200	83.0%	1.2%
Heptachlor Epoxide	0.171	0.200	85.5%	0.170	0.200	85.0%	0.6%
Endosulfan I	0.178	0.200	89.0%	0.171	0.200	85.5%	4.0%
Dieldrin	0.350	0.400	87.5%	0.347	0.400	86.8%	0.9%
4,4'-DDE	0.351	0.400	87.8%	0.356	0.400	89.0%	1.4%
Endrin	0.357	0.400	89.2%	0.349	0.400	87.2%	2.3%
Endosulfan II	0.366	0.400	91.5%	0.357	0.400	89.2%	2.5%
4,4'-DDD	0.357	0.400	89.2%	0.350	0.400	87.5%	2.0%
Endosulfan Sulfate	0.343	0.400	85.8%	0.333	0.400	83.2%	3.0%
4,4'-DDT	0.432	0.400	108%	0.422	0.400	106%	2.3%
Methoxychlor	1.75	2.00	87.5%	1.71	2.00	85.5%	2.3%
Endrin Ketone	0.370	0.400	92.5%	0.357	0.400	89.2%	3.6%
Endrin Aldehyde	0.321	0.400	80.2%	0.319	0.400	79.8%	0.6%
gamma Chlordane	0.171	0.200	85.5%	0.170	0.200	85.0%	0.6%
alpha Chlordane	0.178	0.200	89.0%	0.176	0.200	88.0%	1.1%

Pest/PCB Surrogate Recovery

	LCS	LCSD
Decachlorobiphenyl	93.0%	83.0%
Tetrachlorometaxylene	83.0%	83.0%

Results reported in µg/L (ppb)
RPD calculated using sample concentrations per SW846.

FORM 4
PESTICIDE METHOD BLANK SUMMARY

SAMPLE NO.

KG57MBW1

Lab Name: ANALYTICAL RESOURCES, INC Client: ANCHOR ENVIRONMENTAL

ARI Job No.: KG57 Project: CHINOOK

Lab Sample ID: KG57MBW1 Lab File ID: 1204-16R

Matrix (soil/water) LIQUID Extraction:(SepF/Cont/Sonc) SW3510C

Sulfur Cleanup (Y/N) Y Date Extracted: 11/28/06

Date Analyzed (1): 12/04/06 Date Analyzed (2): 12/04/06

Time Analyzed (1): 1818 Time Analyzed (2): 1818

Instrument ID (1): ECD3 Instrument ID (2): ECD3

GC Column (1): STX-CLP1 ID: 0.53(mm) GC Column (2): STX-CLP2 ID: 0.53(mm)

THIS METHOD BLANK APPLIES TO THE FOLLOWING SAMPLES, MS and MSD:

	EPA SAMPLE NO.	LAB SAMPLE ID	DATE ANALYZED 1	DATE ANALYZED 2
01	KG57LCSW1	KG57LCSW1	12/04/06	12/04/06
02	KG57LCSDW1	KG57LCSDW1	12/04/06	12/04/06
03	G2S-112106	KG57A	12/04/06	12/04/06
04	RLSW2-112106	KG57B	12/04/06	12/04/06

FORM 8
PESTICIDE INTERNAL STANDARD AREA AND RT SUMMARY

Lab Name: ANALYTICAL RESOURCES, INC Client: ANCHOR ENVIRONMENTAL

ARI Job No.: KG57 Project: CHINOOK

GC Column: STX-CLP1 ID: 0.53(mm) Instrument ID: ECD3

Init. Calib. Date: 10/19/06

THE ANALYTICAL SEQUENCE OF PERFORMANCE EVALUATION MIXTURES, BLANKS, SAMPLES, AND STANDARDS IS GIVEN BELOW:

		IS1 AREA	RT	IS2 AREA	RT
	ICAL MIDPT	5322064	5.604	2296699	18.394
	UPPER LIMIT	10644128	5.654	4593398	18.444
	LOWER LIMIT	2661032	5.554	1148350	18.344

	CLIENT SAMPLE NO.	LAB SAMPLE ID	DATE ANALYZED	TIME	IS1 AREA	RT	IS2 AREA	RT
01		IB	10/19/06	1328	5232188	5.605	2199503	18.396
02		INDAC	10/19/06	1357	5322064	5.604	2296699	18.394
03		INDAA	10/19/06	1425	5416876	5.605	2324964	18.395
04		INDAB	10/19/06	1454	5260869	5.604	2242790	18.394
05		INDAD	10/19/06	1522	5219263	5.604	2246209	18.393
06		INDAE	10/19/06	1551	5190269	5.604	2090802	18.396
07		TOXAPH	10/19/06	1619	5242936	5.602	2341430	18.397
08		DS36	12/04/06	1111	4723471	5.623	1929791	18.396
09		INDAC36	12/04/06	1139	4544102	5.604	1869230	18.388
10	KG57MBW1	KG57MBW1	12/04/06	1818	4132770	5.614	1723613	18.399
11	KG57LCSW1	KG57LCSW1	12/04/06	1846	4231988	5.613	1967752	18.398
12	KG57LCSDW1	KG57LCSDW1	12/04/06	1915	4264102	5.614	1988855	18.394
13	G2S-112106	KG57A	12/04/06	1943	4086554	5.612	1736595	18.390
14	RLSW2-112106	KG57B	12/04/06	2012	4361858	5.614	1856386	18.395
15		DS37	12/04/06	2205	4363933	5.611	1848503	18.395
16		INDAC37	12/04/06	2234	4231314	5.609	1777352	18.394
17		TOXAPH9	12/04/06	2302	4408859	5.611	1868462	18.395

IS1 = 1-Bromo-2-Nitrobenzene RT Window = RT +/- .05 min
IS2 = Hexabromobiphenyl

* Indicates value outside QC Limits

FORM 8
PESTICIDE INTERNAL STANDARD AREA AND RT SUMMARY

Lab Name: ANALYTICAL RESOURCES, INC Client: ANCHOR ENVIRONMENTAL

ARI Job No.: KG57 Project: CHINOOK

GC Column: STX-CLP2 ID: 0.53(mm) Instrument ID: ECD3

Init. Calib. Date: 10/19/06

THE ANALYTICAL SEQUENCE OF PERFORMANCE EVALUATION MIXTURES, BLANKS, SAMPLES, AND STANDARDS IS GIVEN BELOW:

					IS1 AREA	RT	IS2 AREA	RT
				ICAL MIDPT	4261312	6.421	1386557	22.147
				UPPER LIMIT	8522624	6.471	2773114	22.197
				LOWER LIMIT	2130656	6.371	693278	22.097
	CLIENT SAMPLE NO.	LAB SAMPLE ID	DATE ANALYZED	TIME	IS1 AREA	RT	IS2 AREA	RT
01		IB	10/19/06	1328	4108139	6.420	1325376	22.143
02		INDAC	10/19/06	1357	4261312	6.421	1386557	22.147
03		INDAA	10/19/06	1425	4538243	6.421	1463682	22.146
04		INDAB	10/19/06	1454	4357333	6.420	1415738	22.144
05		INDAD	10/19/06	1522	4242075	6.421	1400872	22.144
06		INDAE	10/19/06	1551	4229323	6.420	1377713	22.143
07		TOXAPH	10/19/06	1619	4281487	6.419	1402142	22.144
08		DS36	12/04/06	1111	4044473	6.408	1279562	22.117
09		INDAC36	12/04/06	1139	4025729	6.409	1243521	22.111
10	KG57MBW1	KG57MBW1	12/04/06	1818	4130800	6.420	1259729	22.129
11	KG57LCSW1	KG57LCSW1	12/04/06	1846	4211440	6.419	1287044	22.128
12	KG57LCSDW1	KG57LCSDW1	12/04/06	1915	4269503	6.420	1357081	22.125
13	G2S-112106	KG57A	12/04/06	1943	4375734	6.419	1402471	22.121
14	RLSW2-112106	KG57B	12/04/06	2012	4559762	6.419	1379755	22.123
15		DS37	12/04/06	2205	4631007	6.416	1401177	22.120
16		INDAC37	12/04/06	2234	4511217	6.414	1348201	22.116
17		TOXAPH9	12/04/06	2302	4713664	6.416	1414586	22.121

IS1 = 1-Bromo-2-Nitrobenzene RT Window = RT +/- .05 min
IS2 = Hexabromobiphenyl

* Indicates value outside QC Limits

Pesticide Analysis
Sample Data

prepared
for

ANCHOR ENVIRONMENTAL

Project: Chinook, 060354-01

ARI JOB NO: KG57

prepared
by

Analytical Resources, Inc.

ANALYTICAL RESOURCES INCORPORATED

ORGANICS ANALYSIS DATA SHEET
Pesticides by GC/ECD Method SW8081A **Sample ID: G2S-112106**
Page 1 of 1 **SAMPLE**

Lab Sample ID: KG57A
LIMS ID: 06-23749
Matrix: Water
Data Release Authorized:
Reported: 12/06/06

QC Report No: KG57-Anchor Environmental
Project: CHINOOK
060354-01
Date Sampled: 11/21/06
Date Received: 11/21/06

Date Extracted: 11/28/06
Date Analyzed: 12/04/06 19:43
Instrument/Analyst: ECD3/YZ
GPC Cleanup: No
Sulfur Cleanup: No

Sample Amount: 500 mL
Final Extract Volume: 5.0 mL
Dilution Factor: 1.00
pH: NA
Florisil Cleanup: No
Silica Gel: No

CAS Number	Analyte	RL	Result
319-84-6	alpha-BHC	0.050	< 0.050 U
319-85-7	beta-BHC	0.050	< 0.050 U
319-86-8	delta-BHC	0.050	< 0.050 U
58-89-9	gamma-BHC (Lindane)	0.050	< 0.050 U
76-44-8	Heptachlor	0.050	< 0.050 U
309-00-2	Aldrin	0.050	< 0.050 U
1024-57-3	Heptachlor Epoxide	0.050	< 0.050 U
959-98-8	Endosulfan I	0.050	< 0.050 U
60-57-1	Dieldrin	0.10	< 0.10 U
72-55-9	4,4'-DDE	0.10	< 0.10 U
72-20-8	Endrin	0.10	< 0.10 U
33213-65-9	Endosulfan II	0.10	< 0.10 U
72-54-8	4,4'-DDD	0.10	< 0.10 U
1031-07-8	Endosulfan Sulfate	0.10	< 0.10 U
50-29-3	4,4'-DDT	0.10	< 0.10 U
72-43-5	Methoxychlor	0.50	< 0.50 U
53494-70-5	Endrin Ketone	0.10	< 0.10 U
7421-93-4	Endrin Aldehyde	0.10	< 0.10 U
5103-74-2	gamma Chlordane	0.050	< 0.050 U
5103-71-9	alpha Chlordane	0.050	< 0.050 U
8001-35-2	Toxaphene	5.0	< 5.0 U

Reported in µg/L (ppb)

Pest/PCB Surrogate Recovery

Decachlorobiphenyl	91.2%
Tetrachlorometaxylene	76.2%

Analytical Resources Inc.
Dual Column Pesticide Quantitation Report

YZ 12/6/07

Data file 1: /chem2/ecd3.i/20061019.b/1204.b/1204-19R.d ARI ID: KG57A
Data file 2: /chem2/ecd3.i/20061019.b/1204.b/1204B-19R.d Client ID: G2S-112106
Method: /chem2/ecd3.i/20061019.b/PEST1019.m Injection Date: 04-DEC-2006 19:43
Compound Sublist: pest Report Date: 12/06/2006 11:00
Instrument, Inj. Vol.: ecd3.i, 1ul Matrix: WATER
Operator: YZ Dilution Factor: 1.000

CLP1 Col RT	CLP1 Col Shift	CLP1 Col Response	CLP2 Col RT	CLP2 Col Shift	CLP2 Col Response	CLP1 on col	CLP2 on col	RPD	Compound/Flag
5.612	0.012	4086554	6.419	0.013	4375734	80.0000	80.0000	0.0	1Bromo-2nitrobenzene
----			10.233	0.010	14208	0.0000	0.2077	---	alpha-BHC
----			11.201	-0.009	84695	0.0000	2.3080	---	beta-BHC
10.148	0.011	22760	11.794	-0.026	53803	0.3950	0.9374	81.4*	delta-BHC
----			----			0.0000	0.0000	---	gamma-BHC (Lindane)
10.569	0.022	15695	----			0.2656	0.0000	---	Heptachlor
11.120	-0.021	27527	12.566	-0.011	50994	0.5241	0.9721	59.9*	Aldrin
12.348	0.016	15435	----			0.2949	0.0000	---	Heptachlor epoxide b
13.054	-0.002	24436	14.473	0.037	27181	0.4039	0.6185	42.0*	Endosulfan I
13.506	0.009	16647	14.954	0.013	110008	0.3502	2.5865	152.3*	Dieldrin
----			----			0.0000	0.0000	---	4,4'-DDE
----			15.538	0.031	7402	0.0000	0.2057	---	Endrin
14.327	0.005	5363	----			0.1231	0.0000	---	Endosulfan II
14.032	-0.030	110010	15.669	0.015	63431	2.8660	1.9106	40.0*	4,4'-DDD
15.860	0.011	4557	17.007	0.022	6166	0.1190	0.1902	46.1*	Endosulfan sulfate
14.574	0.025	12867	----			0.3163	0.0000	---	4,4'-DDT
15.397	-0.010	5847	17.440	0.033	8036	0.3185	0.4572	35.8	Methoxychlor
16.337	0.004	15441	18.004	0.016	23405	0.3532	0.6506	59.3*	Endrin ketone
----			----			0.0000	0.0000	---	Endrin aldehyde
12.590	0.026	75583	14.073	0.028	162673	1.3713	3.2033	80.1*	gamma-Chlordane
12.844	0.034	21897	----			0.4017	0.0000	---	alpha-Chlordane
----			3.911	-0.038	590475	0.0000	6.0525	---	Hexachlorobutadiene
8.464	0.018	49548	9.871	-0.002	95968	0.7250	1.3003	56.8*	Hexachlorobenzene
18.390	0.007	1736595	22.121	0.012	1402471	80.0000	80.0000	0.0	Hexabromobiphenyl
7.546	0.011	1505515	8.745	0.011	1608758	30.5229	30.4478	0.2	Tetrachloro-m-xylene
18.086	0.009	1385377	20.679	0.012	1111897	36.5071	32.4570	11.7	Decachlorobiphenyl

* Indicates RPD > 40%
M Indicates Column 1 peak was manually integrated
N Indicates Column 2 peak was manually integrated

SURROGATE/SPIKE PERCENT RECOVERY

SURR/SPIKE	Col1	Col2	Lower	Limits
Tetrachloro-m-xylene	76.3	76.1	76.1	11-108
Decachlorobiphenyl	91.3	81.1	81.1	18-128

~ Indicates recovery outside QC Limits

INTERNAL STANDARD SUMMARY

Column 1

Standard Cpnd	Standard Area*	Sample Area	%D
Bromo-Nitrobenzene	5322064	4086554	-23.2
Hexabromobiphenyl	2296699	1736595	-24.4

Column 2

Standard Cpnd	Standard Area*	Sample Area	%D
Bromo-Nitrobenzene	4261312	4375734	2.7
Hexabromobiphenyl	1386557	1402471	1.1

* Standard Areas taken from Initial Cal Level 3
Initial Calibration Date: 19-OCT-2006
<- Indicates standard response outside Limits (-50 to +100%)

		CLP1 Col					CLP2 Col			
Aroclor	Peak#	RT	Shift	Height	Amount	Peak#	RT	Shift	Height	Amount
Toxaphene	1	14.574	0.047	12867	9.691	1	14.954	0.034	110008	145.942
Toxaphene	2	---			0.000	2	16.024	-0.026	71152	40.813
Toxaphene	3	15.013	-0.016	16992	8.044	3	---			0.000
Toxaphene	4	15.684	0.027	5235	2.316	4	17.440	0.001	8036	4.037
Toxaphene	5	16.337	0.046	15441	9.672	5	---			0.000
Toxaphene	6	16.549	-0.010	7193	8.105	NS	---			----
Total CLP1Ave (5 peaks): 7.566						Total CLP2Ave (3 peaks): 63.597				RPD = 157*
Corrected Ave (5 peaks): 7.566						Corrected Ave: < 3 Peaks				
Aroclor-1016	1	---			0.000	1	---			0.000
Aroclor-1016	2	---			0.000	2	---			0.000
Aroclor-1016	3	---			0.000	3	---			0.000
Aroclor-1016	4	---			0.000	4	---			0.000
Aroclor-1016	5	---			0.000	5	---			0.000
CLP1Ave: <3 Quant Peaks						CLP2Ave: <3 Quant Peaks				
Aroclor-1221	1	---			0.000	1	---			0.000
Aroclor-1221	2	---			0.000	2	---			0.000
Aroclor-1221	3	---			0.000	3	---			0.000
Aroclor-1221	4	---			0.000	4	---			0.000
Aroclor-1221	5	---			0.000	5	---			0.000
CLP1Ave: <3 Quant Peaks						CLP2Ave: <3 Quant Peaks				
Aroclor-1232	1	---			0.000	1	---			0.000
Aroclor-1232	2	---			0.000	2	---			0.000
Aroclor-1232	3	---			0.000	3	---			0.000
Aroclor-1232	4	---			0.000	4	---			0.000
Aroclor-1232	5	---			0.000	5	---			0.000
CLP1Ave: <3 Quant Peaks						CLP2Ave: <3 Quant Peaks				

Aroclor	Peak#	CLP1 Col RT	Shift	Height	Amount	Peak#	CLP2 Col RT	Shift	Height	Amount
Aroclor-1242	1	---			0.000	1	---			0.000
Aroclor-1242	2	---			0.000	2	---			0.000
Aroclor-1242	3	---			0.000	3	---			0.000
Aroclor-1242	4	---			0.000	4	---			0.000
Aroclor-1242	5	---			0.000	5	---			0.000
Aroclor-1242	6	---			0.000	6	---			0.000
Aroclor-1242	NS	---			----	7	---			0.000
	CLP1Ave:	<3 Quant Peaks				CLP2Ave:	<3 Quant Peaks			
Aroclor-1248	1	---			0.000	1	---			0.000
Aroclor-1248	2	---			0.000	2	---			0.000
Aroclor-1248	3	---			0.000	3	---			0.000
Aroclor-1248	4	---			0.000	4	---			0.000
Aroclor-1248	5	---			0.000	5	---			0.000
Aroclor-1248	NS	---			----	6	---			0.000
	CLP1Ave:	<3 Quant Peaks				CLP2Ave:	<3 Quant Peaks			
Aroclor-1254	1	---			0.000	1	---			0.000
Aroclor-1254	2	---			0.000	2	---			0.000
Aroclor-1254	3	---			0.000	3	---			0.000
Aroclor-1254	4	---			0.000	4	---			0.000
Aroclor-1254	5	---			0.000	5	---			0.000
Aroclor-1254	6	---			0.000	6	---			0.000
	CLP1Ave:	<3 Quant Peaks				CLP2Ave:	<3 Quant Peaks			
Aroclor-1260	1	---			0.000	1	---			0.000
Aroclor-1260	2	---			0.000	2	---			0.000
Aroclor-1260	3	---			0.000	3	---			0.000
Aroclor-1260	4	---			0.000	4	---			0.000
Aroclor-1260	5	---			0.000	5	---			0.000
	CLP1Ave:	<3 Quant Peaks				CLP2Ave:	<3 Quant Peaks			
Aroclor-1262	1	---			0.000	1	---			0.000
Aroclor-1262	2	---			0.000	2	---			0.000
Aroclor-1262	3	---			0.000	3	---			0.000
Aroclor-1262	4	---			0.000	4	---			0.000
Aroclor-1262	5	---			0.000	5	---			0.000
Aroclor-1262	6	---			0.000	6	---			0.000
	CLP1Ave:	<3 Quant Peaks				CLP2Ave:	<3 Quant Peaks			
Aroclor-1268	1	---			0.000	1	---			0.000
Aroclor-1268	2	---			0.000	2	---			0.000
Aroclor-1268	3	---			0.000	3	---			0.000
Aroclor-1268	4	---			0.000	4	---			0.000
Aroclor-1268	5	---			0.000	5	---			0.000
Aroclor-1268	6	---			0.000	NS	---			----
	CLP1Ave:	<3 Quant Peaks				CLP2Ave:	<3 Quant Peaks			

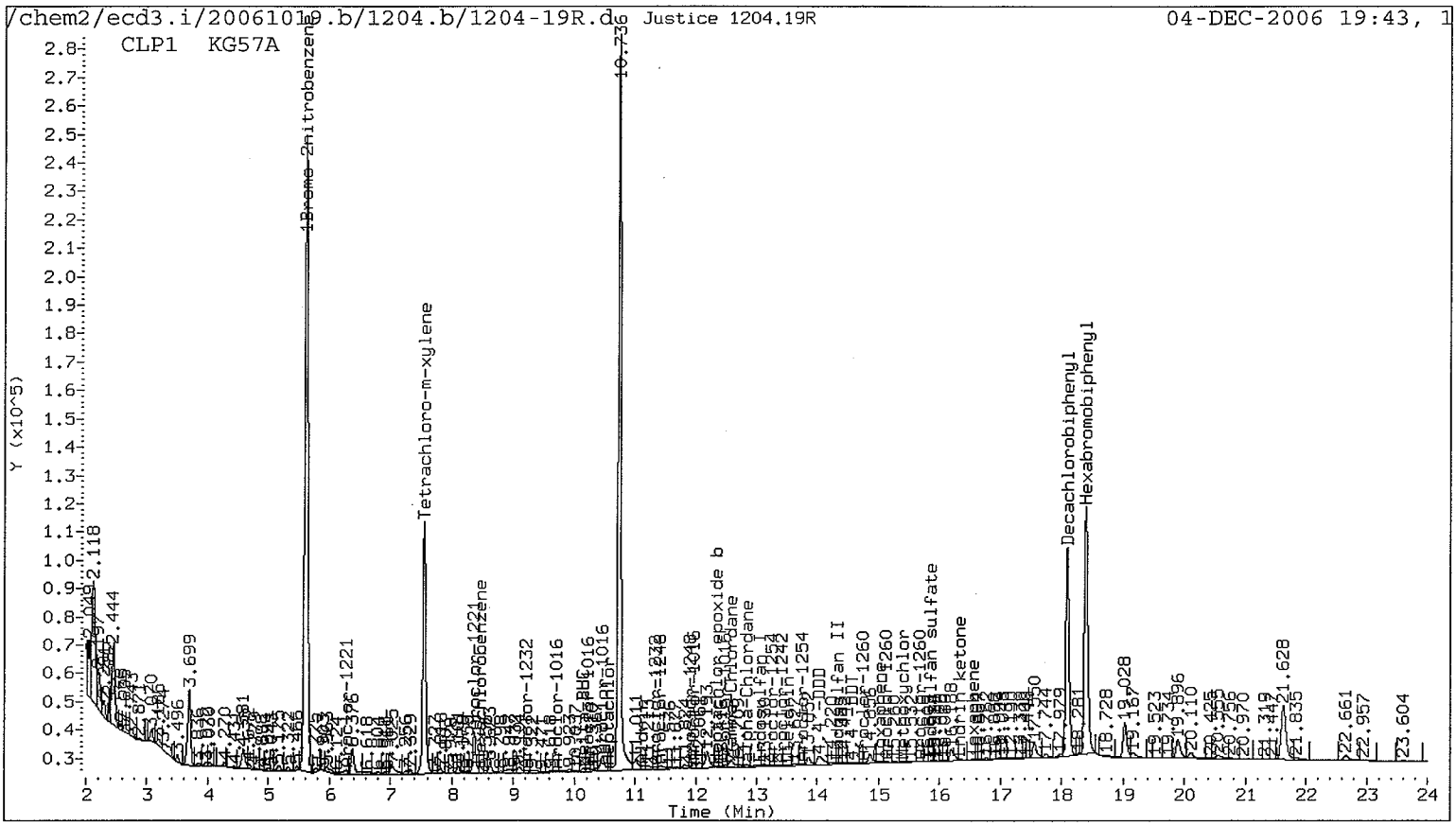
/chem2/ecd3.i/20061019.b/1204.b/1204-19R.d
Justice 1204.19R
04-DEC-2006 19:43, 1
CLP1 KG57A
1Brome-2nitrobenzene
Tetrachloro-m-xylene
10.736
Decachlorobiphenyl
Hexabromobiphenyl
Y (x10^5)
Time (Min)

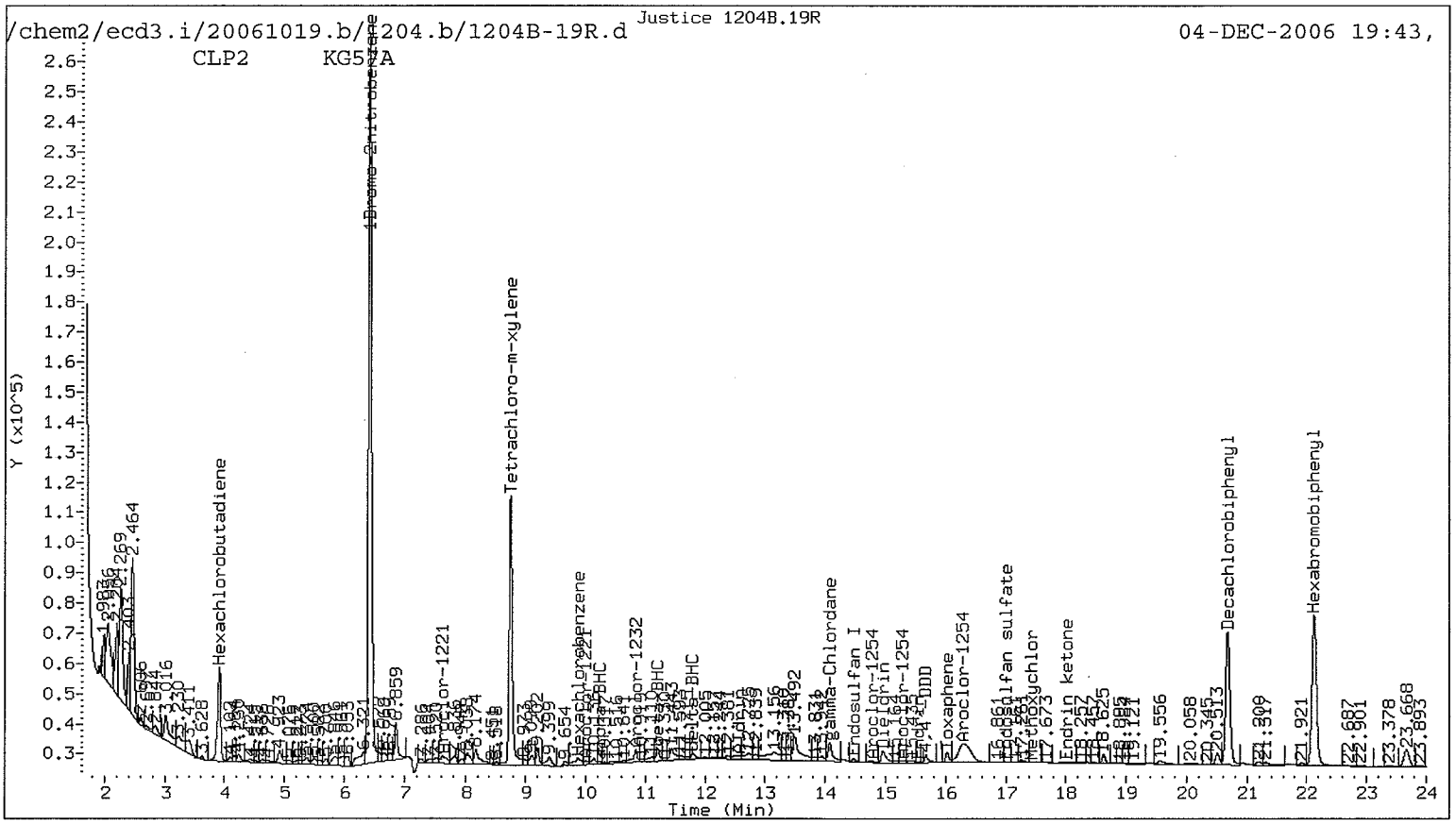
/chem2/ecd3.i/20061019.b/1204.b/1204B-19R.d
Justice 1204B.19R
04-DEC-2006 19:43,
CLP2 KG57A
1Brome-2nitrobenzene
Tetrachloro-m-xylene
Hexachlorobutadiene
Decachlorobiphenyl
Hexabromobiphenyl
Y (x10^5)
Time (Min)

ANALYTICAL RESOURCES INCORPORATED

ORGANICS ANALYSIS DATA SHEET
Pesticides by GC/ECD Method SW8081A **Sample ID: RLSW2-112106**
Page 1 of 1 **SAMPLE**

Lab Sample ID: KG57B
LIMS ID: 06-23750
Matrix: Water
Data Release Authorized:
Reported: 12/06/06

QC Report No: KG57-Anchor Environmental
Project: CHINOOK
060354-01
Date Sampled: 11/21/06
Date Received: 11/21/06

Date Extracted: 11/28/06
Date Analyzed: 12/04/06 20:12
Instrument/Analyst: ECD3/YZ
GPC Cleanup: No
Sulfur Cleanup: No

Sample Amount: 500 mL
Final Extract Volume: 5.0 mL
Dilution Factor: 1.00
pH: NA
Florisil Cleanup: No
Silica Gel: No

CAS Number	Analyte	RL	Result
319-84-6	alpha-BHC	0.050	< 0.050 U
319-85-7	beta-BHC	0.050	< 0.050 U
319-86-8	delta-BHC	0.050	< 0.050 U
58-89-9	gamma-BHC (Lindane)	0.050	< 0.050 U
76-44-8	Heptachlor	0.050	< 0.050 U
309-00-2	Aldrin	0.050	< 0.050 U
1024-57-3	Heptachlor Epoxide	0.050	< 0.050 U
959-98-8	Endosulfan I	0.050	< 0.050 U
60-57-1	Dieldrin	0.10	< 0.10 U
72-55-9	4,4'-DDE	0.10	< 0.10 U
72-20-8	Endrin	0.10	< 0.10 U
33213-65-9	Endosulfan II	0.10	< 0.10 U
72-54-8	4,4'-DDD	0.10	< 0.10 U
1031-07-8	Endosulfan Sulfate	0.10	< 0.10 U
50-29-3	4,4'-DDT	0.10	< 0.10 U
72-43-5	Methoxychlor	0.50	< 0.50 U
53494-70-5	Endrin Ketone	0.10	< 0.10 U
7421-93-4	Endrin Aldehyde	0.10	< 0.10 U
5103-74-2	gamma Chlordane	0.050	< 0.050 U
5103-71-9	alpha Chlordane	0.050	< 0.050 U
8001-35-2	Toxaphene	5.0	< 5.0 U

Reported in µg/L (ppb)

Pest/PCB Surrogate Recovery

Decachlorobiphenyl	94.5%
Tetrachlorometaxylene	81.5%

Analytical Resources Inc.
Dual Column Pesticide Quantitation Report

YZ 12/6/06

Data file 1: /chem2/ecd3.i/20061019.b/1204.b/1204-20R.d ARI ID: KG57B
Data file 2: /chem2/ecd3.i/20061019.b/1204.b/1204B-20R.d Client ID: RLSW2-112106
Method: /chem2/ecd3.i/20061019.b/PEST1019.m Injection Date: 04-DEC-2006 20:12
Compound Sublist: pest Report Date: 12/06/2006 11:00
Instrument, Inj. Vol.: ecd3.i, 1ul Matrix: WATER
Operator: YZ Dilution Factor: 1.000

CLP1 Col RT	CLP1 Col Shift	CLP1 Col Response	CLP2 Col RT	CLP2 Col Shift	CLP2 Col Response	CLP1 on col	CLP2 on col	RPD	Compound/Flag
5.614	0.013	4361858	6.419	0.013	4559762	80.0000	80.0000 ISM	0.0	1Bromo-2nitrobenzene
----			----			~~0.0000~~	~~0.0000~~	---	alpha-BHC
9.789	0.010	7241	11.203	-0.008	63908	0.2038	1.6713	156.5*	beta-BHC
10.150	0.013	13682	11.796	-0.025	134617	0.2225	2.2508	164.0*	delta-BHC
----			11.016	0.000	16343	0.0000	0.2446	---	gamma-BHC (Lindane)
----			----			0.0000	0.0000	---	Heptachlor
11.138	-0.003	16437	----			0.2932	0.0000	---	Aldrin
----			----			0.0000	0.0000	---	Heptachlor epoxide b
----			14.433	-0.003	8765	0.0000	0.1914	---	Endosulfan I
13.507	0.010	4127	----			0.0813	0.0000	---	Dieldrin
12.983	0.001	5201	----			0.1223	0.0000	---	4,4'-DDE
13.868	-0.045	3159	----			0.0671	0.0000	---	Endrin
14.324	0.002	1975	15.877	-0.012	2600	0.0424	0.0712	50.7*	Endosulfan II
14.102	0.040	12949	15.680	0.026	6444	0.3156	0.1973	46.1*	4,4'-DDD
15.858	0.009	3632	16.998	0.012	2995	0.0887	0.0939	5.7	Endosulfan sulfate
14.590	0.040	1784	----			0.0410	0.0000	---	4,4'-DDT
15.411	0.004	1750	17.451	0.045	8290	0.0892	0.4794	137.3*	Methoxychlor
16.339	0.006	28346	17.989	0.001	3377	0.6066	0.0954	145.6*	Endrin ketone
----			----			0.0000	0.0000	---	Endrin aldehyde
12.596	0.032	51272	14.047	0.002	9033	0.8715	0.1707	134.5*	gamma-Chlordane
----			----			0.0000	0.0000	---	alpha-Chlordane
----			3.912	-0.038	1135185	0.0000	11.1663	---	Hexachlorobutadiene
8.466	0.020	49458	9.918	0.044	66568	~~0.6780~~	~~0.8656~~	24.3	Hexachlorobenzene
18.395	0.012	1856386	22.123	0.014	1379755	80.0000	80.0000 ISM	0.0	Hexabromobiphenyl
7.547	0.012	1716232	8.745	0.011	1779649	32.5989	32.3227	0.9	Tetrachloro-m-xylene
18.087	0.010	1533893	20.678	0.011	1175838	37.8124	34.8886	8.0	Decachlorobiphenyl

* Indicates RPD > 40%
M Indicates Column 1 peak was manually integrated
N Indicates Column 2 peak was manually integrated

SURROGATE/SPIKE PERCENT RECOVERY

SURR/SPIKE	Col1	Col2	Lower Limits	
Tetrachloro-m-xylene	81.5	80.8	80.8	11-108
Decachlorobiphenyl	94.5	87.2	87.2	18-128

~ Indicates recovery outside QC Limits

INTERNAL STANDARD SUMMARY

Column 1

Standard Cpnd	Standard Area*	Sample Area	%D
Bromo-Nitrobenzene	5322064	4361858	-18.0
Hexabromobiphenyl	2296699	1856386	-19.2

Column 2

Standard Cpnd	Standard Area*	Sample Area	%D
Bromo-Nitrobenzene	4261312	4559762	7.0
Hexabromobiphenyl	1386557	1379755	-0.5

* Standard Areas taken from Initial Cal Level 3
Initial Calibration Date: 19-OCT-2006
<- Indicates standard response outside Limits (-50 to +100%)

		CLP1 Col					CLP2 Col			
Aroclor	Peak#	RT	Shift	Height	Amount	Peak#	RT	Shift	Height	Amount
Toxaphene	1	---			0.000	1	---			0.000
Toxaphene	2	14.870	-0.049	75852	42.840	2	---			0.000
Toxaphene	3	15.020	-0.009	42167	18.674	3	---			0.000
Toxaphene	4	15.686	0.029	1284	0.531	4	---			0.000
Toxaphene	5	16.339	0.048	28346	16.611	5	---			0.000
Toxaphene	6	---			0.000	NS	---			----
Total CLP1Ave (4 peaks): 19.664						CLP2Ave: <3 Quant Peaks				
Aroclor-1016	1	---			0.000	1	---			0.000
Aroclor-1016	2	---			0.000	2	---			0.000
Aroclor-1016	3	---			0.000	3	---			0.000
Aroclor-1016	4	---			0.000	4	---			0.000
Aroclor-1016	5	---			0.000	5	---			0.000
CLP1Ave: <3 Quant Peaks						CLP2Ave: <3 Quant Peaks				
Aroclor-1221	1	---			0.000	1	---			0.000
Aroclor-1221	2	---			0.000	2	---			0.000
Aroclor-1221	3	---			0.000	3	---			0.000
Aroclor-1221	4	---			0.000	4	---			0.000
Aroclor-1221	5	---			0.000	5	---			0.000
CLP1Ave: <3 Quant Peaks						CLP2Ave: <3 Quant Peaks				
Aroclor-1232	1	---			0.000	1	---			0.000
Aroclor-1232	2	---			0.000	2	---			0.000
Aroclor-1232	3	---			0.000	3	---			0.000
Aroclor-1232	4	---			0.000	4	---			0.000
Aroclor-1232	5	---			0.000	5	---			0.000
CLP1Ave: <3 Quant Peaks						CLP2Ave: <3 Quant Peaks				

Aroclor	Peak#	RT	CLP1 Col Shift	Height	Amount	Peak#	RT	CLP2 Col Shift	Height	Amount
Aroclor-1242	1	---			0.000	1	---			0.000
Aroclor-1242	2	---			0.000	2	---			0.000
Aroclor-1242	3	---			0.000	3	---			0.000
Aroclor-1242	4	---			0.000	4	---			0.000
Aroclor-1242	5	---			0.000	5	---			0.000
Aroclor-1242	6	---			0.000	6	---			0.000
Aroclor-1242	NS	---			----	7	---			0.000
	CLP1Ave: <3 Quant Peaks					CLP2Ave: <3 Quant Peaks				
Aroclor-1248	1	---			0.000	1	---			0.000
Aroclor-1248	2	---			0.000	2	---			0.000
Aroclor-1248	3	---			0.000	3	---			0.000
Aroclor-1248	4	---			0.000	4	---			0.000
Aroclor-1248	5	---			0.000	5	---			0.000
Aroclor-1248	NS	---			----	6	---			0.000
	CLP1Ave: <3 Quant Peaks					CLP2Ave: <3 Quant Peaks				
Aroclor-1254	1	---			0.000	1	---			0.000
Aroclor-1254	2	---			0.000	2	---			0.000
Aroclor-1254	3	---			0.000	3	---			0.000
Aroclor-1254	4	---			0.000	4	---			0.000
Aroclor-1254	5	---			0.000	5	---			0.000
Aroclor-1254	6	---			0.000	6	---			0.000
	CLP1Ave: <3 Quant Peaks					CLP2Ave: <3 Quant Peaks				
Aroclor-1260	1	---			0.000	1	---			0.000
Aroclor-1260	2	---			0.000	2	---			0.000
Aroclor-1260	3	---			0.000	3	---			0.000
Aroclor-1260	4	---			0.000	4	---			0.000
Aroclor-1260	5	---			0.000	5	---			0.000
	CLP1Ave: <3 Quant Peaks					CLP2Ave: <3 Quant Peaks				
Aroclor-1262	1	---			0.000	1	---			0.000
Aroclor-1262	2	---			0.000	2	---			0.000
Aroclor-1262	3	---			0.000	3	---			0.000
Aroclor-1262	4	---			0.000	4	---			0.000
Aroclor-1262	5	---			0.000	5	---			0.000
Aroclor-1262	6	---			0.000	6	---			0.000
	CLP1Ave: <3 Quant Peaks					CLP2Ave: <3 Quant Peaks				
Aroclor-1268	1	---			0.000	1	---			0.000
Aroclor-1268	2	---			0.000	2	---			0.000
Aroclor-1268	3	---			0.000	3	---			0.000
Aroclor-1268	4	---			0.000	4	---			0.000
Aroclor-1268	5	---			0.000	5	---			0.000
Aroclor-1268	6	---			0.000	NS	---			----
	CLP1Ave: <3 Quant Peaks					CLP2Ave: <3 Quant Peaks				

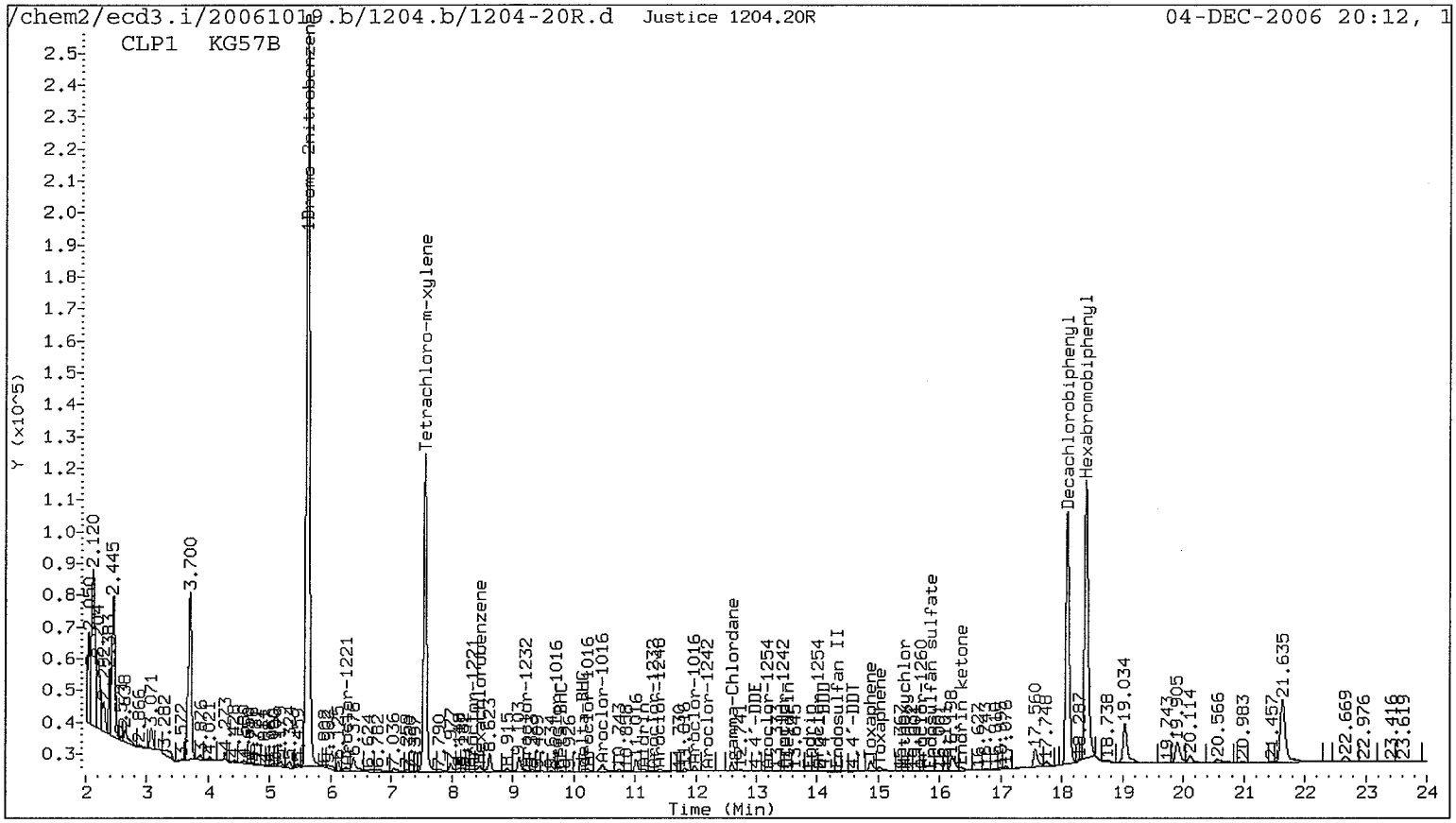
/chem2/ecd3.i/20061019.b/1204.b/1204-20R.d
Justice 1204.20R
04-DEC-2006 20:12, 1
CLP1 KG57B
1Bromo-2nitrobenzene
Tetrachloro-m-xylene
Decachlorobiphenyl
Hexabromobiphenyl
Y (x10^5)
Time (Min)

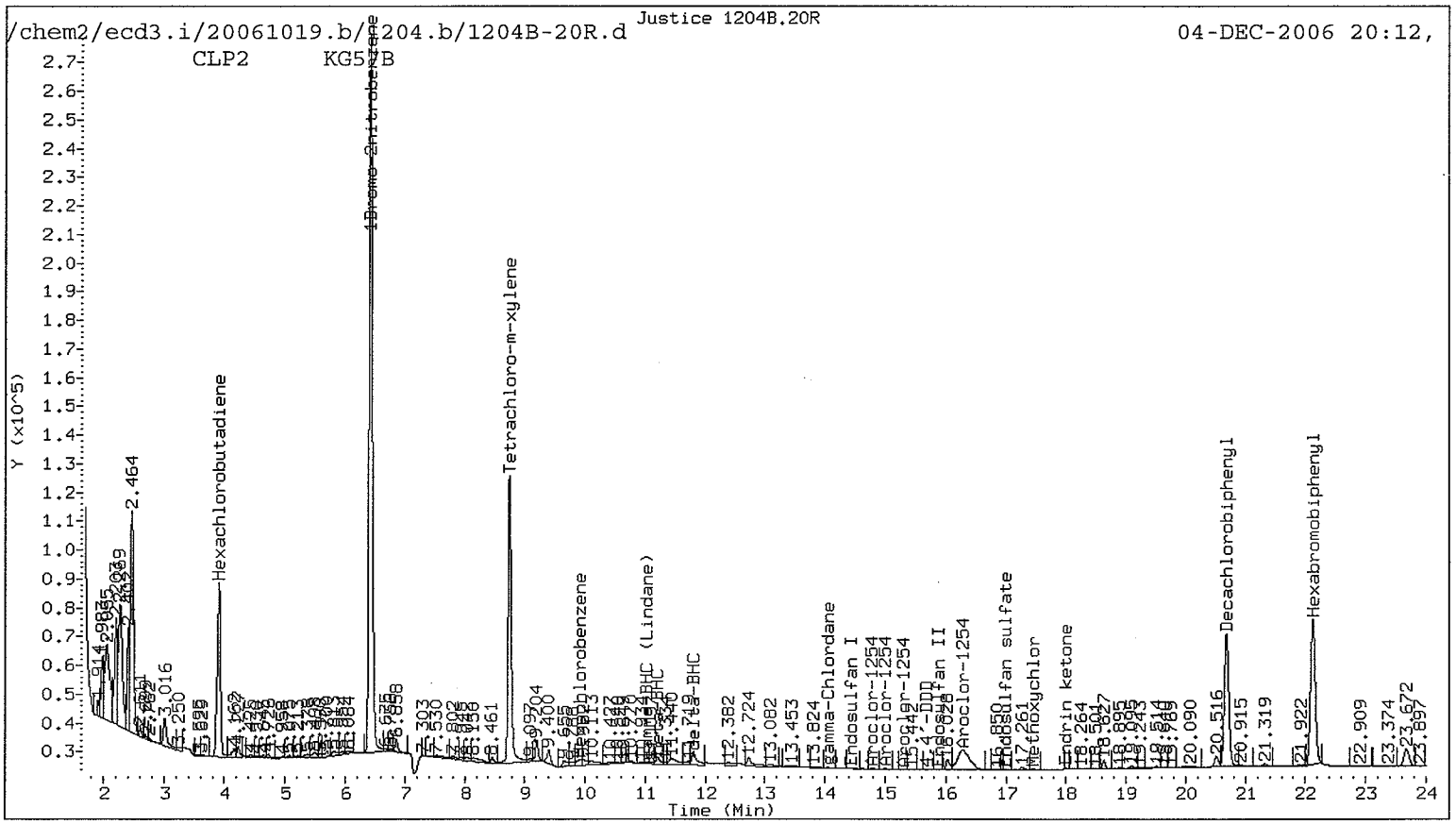
/chem2/ecd3.i/20061019.b/1204.b/1204B-20R.d
Justice 1204B.20R
04-DEC-2006 20:12,
CLP2 KG57B
1Bromo-2nitrobenzene
Tetrachloro-m-xylene
Hexachlorobutadiene
Decachlorobiphenyl
Hexabromobiphenyl
Y (x10^5)
Time (Min)

Pesticide Analysis
Standards Data

prepared
for

ANCHOR ENVIRONMENTAL

Project: Chinook, 060354-01

ARI JOB NO: KG57

prepared
by

Analytical Resources, Inc.

6D

8081 INITIAL CALIBRATION RETENTION TIMES

Lab Name: ANALYTICAL RESOURCES, INC Client: ANCHOR ENVIRONMENTAL

ARI Job No.: KG57 Project: CHINOOK

GC Column: STX-CLP1 ID: 0.53 (mm) Instrument ID: ECD3

Calibration Date: 10/19/06

	RT OF STANDARDS					MEAN	RT WINDOW	
COMPOUND	LVL 1	LVL 2	LVL 3	LVL 4	LVL 5	RT	FROM	TO
alpha-BHC	8.87	8.87	8.86	8.87	8.87	8.87	8.81	8.91
beta-BHC	9.79	9.79	9.78	9.79	9.79	9.79	9.73	9.83
delta-BHC	10.15	10.15	10.14	10.15	10.14	10.15	10.09	10.19
gamma-BHC (Lindane)	9.57	9.57	9.56	9.57	9.57	9.57	9.51	9.61
Heptachlor	10.56	10.56	10.55	10.56	10.56	10.56	10.50	10.60
Aldrin	11.15	11.15	11.14	11.15	11.15	11.15	11.09	11.19
Heptachlor epoxide b	12.34	12.34	12.33	12.34	12.34	12.34	12.28	12.38
Endosulfan I	13.07	13.07	13.06	13.07	13.07	13.07	13.01	13.11
Dieldrin	13.51	13.51	13.50	13.51	13.51	13.51	13.45	13.55
4,4'-DDE	13.00	13.00	12.98	12.99	12.99	12.99	12.93	13.03
Endrin	13.93	13.92	13.91	13.92	13.92	13.92	13.86	13.96
Endosulfan II	14.33	14.33	14.32	14.33	14.33	14.33	14.27	14.37
4,4'-DDD	14.08	14.08	14.06	14.07	14.07	14.07	14.01	14.11
Endosulfan sulfate	15.86	15.86	15.85	15.86	15.86	15.86	15.80	15.90
4,4'-DDT	14.57	14.56	14.55	14.56	14.56	14.56	14.50	14.60
Methoxychlor	15.42	15.42	15.41	15.42	15.42	15.42	15.36	15.46
Endrin ketone	16.35	16.34	16.33	16.34	16.34	16.34	16.28	16.38
Endrin aldehyde	15.09	15.09	15.08	15.09	15.09	15.09	15.03	15.13
gamma-Chlordane	12.58	12.57	12.56	12.57	12.57	12.57	12.51	12.61
alpha-Chlordane	12.82	12.82	12.81	12.82	12.82	12.82	12.76	12.86
Hexachlorobutadiene	3.36	3.36	3.37	3.36	3.36	3.36	3.32	3.42
Hexachlorobenzene	8.46	8.46	8.45	8.45	8.45	8.45	8.40	8.50
Tetrachloro-m-xylene	7.54	7.54	7.54	7.54	7.54	7.54	7.49	7.59
Decachlorobiphenyl	18.09	18.09	18.08	18.09	18.09	18.09	18.03	18.13

6D

8081 INITIAL CALIBRATION RETENTION TIMES

Lab Name: ANALYTICAL RESOURCES, INC Client: ANCHOR ENVIRONMENTAL

ARI Job No.: KG57 Project: CHINOOK

GC Column: STX-CLP2 ID: 0.53 (mm) Instrument ID: ECD3

Calibration Date: 10/19/06

	RT OF STANDARDS					MEAN	RT WINDOW	
COMPOUND	LVL 1	LVL 2	LVL 3	LVL 4	LVL 5	RT	FROM	TO
alpha-BHC	10.24	10.24	10.22	10.24	10.24	10.24	10.17	10.27
beta-BHC	11.23	11.23	11.21	11.23	11.23	11.23	11.16	11.26
delta-BHC	11.84	11.84	11.82	11.84	11.84	11.84	11.77	11.87
gamma-BHC (Lindane)	11.04	11.04	11.02	11.04	11.04	11.04	10.97	11.07
Heptachlor	11.94	11.94	11.92	11.94	11.94	11.94	11.87	11.97
Aldrin	12.60	12.60	12.58	12.60	12.60	12.60	12.53	12.63
Heptachlor epoxide b	13.72	13.72	13.70	13.72	13.72	13.72	13.65	13.75
Endosulfan I	14.46	14.46	14.44	14.46	14.46	14.46	14.39	14.49
Dieldrin	14.96	14.96	14.94	14.96	14.96	14.96	14.89	14.99
4,4'-DDE	14.62	14.62	14.60	14.62	14.62	14.62	14.55	14.65
Endrin	15.53	15.53	15.51	15.53	15.53	15.53	15.46	15.56
Endosulfan II	15.91	15.91	15.89	15.91	15.91	15.91	15.84	15.94
4,4'-DDD	15.68	15.67	15.65	15.67	15.67	15.67	15.60	15.70
Endosulfan sulfate	17.01	17.01	16.99	17.01	17.01	17.00	16.94	17.04
4,4'-DDT	16.23	16.23	16.21	16.23	16.23	16.23	16.16	16.26
Methoxychlor	17.43	17.43	17.41	17.43	17.43	17.43	17.36	17.46
Endrin ketone	18.01	18.01	17.99	18.01	18.01	18.01	17.94	18.04
Endrin aldehyde	16.52	16.52	16.49	16.52	16.52	16.51	16.44	16.54
gamma-Chlordane	14.07	14.07	14.05	14.07	14.07	14.06	14.00	14.10
alpha-Chlordane	14.34	14.34	14.32	14.34	14.34	14.34	14.27	14.37
Hexachlorobutadiene	3.95	3.95	3.95	3.95	3.95	3.95	3.90	4.00
Hexachlorobenzene	9.89	9.89	9.87	9.89	9.89	9.89	9.82	9.92
Tetrachloro-m-xylene	8.75	8.75	8.73	8.75	8.75	8.75	8.68	8.78
Decachlorobiphenyl	20.70	20.70	20.67	20.70	20.70	20.69	20.62	20.72

6E
8081 PESTICIDE INITIAL CALIBRATION

Lab Name: ANALYTICAL RESOURCES, INC Client: ANCHOR ENVIRONMENTAL

ARI Job No.: KG57 Project: CHINOOK

GC Column: STX-CLP1 ID: 0.53 (mm) Instrument ID: ECD3

Calibration Date: 10/19/06

	CALIBRATION FACTORS						
COMPOUND	LVL 1	LVL 2	LVL 3	LVL 4	LVL 5	MEAN	%RSD
alpha-BHC	1.1872	1.2833	1.3050	1.3671	1.2898	1.2865	5.0
beta-BHC	0.6824	0.6894	0.6611	0.6420	0.5837	0.6517	6.5
delta-BHC	1.0647	1.1319	1.1381	1.1734	1.1315	1.1279	3.5
gamma-BHC (Lindane)	1.1912	1.2611	1.2118	1.2156	1.1310	1.2021	3.9
Heptachlor	1.2293	1.2403	1.1594	1.1194	1.0364	1.1570	7.2
Aldrin	1.0372	1.0757	1.0211	1.0140	0.9930	1.0282	3.0
Heptachlor epoxide b	1.1047	1.1030	1.0317	0.9853	0.8993	1.0248	8.4
Endosulfan I	1.3055	1.2706	1.2009	1.1305	1.0142	1.1843	9.8
Dieldrin	0.9857	0.9994	0.9412	0.9077	0.8193	0.9307	7.7
4,4'-DDE	0.7406	0.8071	0.8105	0.8012	0.7407	0.7800	4.6
Endrin	2.1652	2.2035	2.0181	1.9222	1.8283	2.0275	7.8
Endosulfan II	2.1911	2.1840	1.9805	1.8839	1.7917	2.0062	8.9
4,4'-DDD	1.7776	1.8493	1.7576	1.7430	1.7138	1.7683	2.9
Endosulfan sulfate	1.9171	1.9004	1.7486	1.6661	1.5902	1.7645	8.1
4,4'-DDT	1.9181	1.9749	1.8466	1.8314	1.8003	1.8743	3.8
Methoxychlor	1.0185	0.9508	0.8280	0.7422	0.6889	0.8457	16.4
Endrin ketone	2.2238	2.2103	1.9988	1.8711	1.7650	2.0138	10.1
Endrin aldehyde	1.7665	1.7358	1.5621	1.4856	1.4148	1.5930	9.7
gamma-Chlordane	1.1420	1.1444	1.0886	1.0479	0.9724	1.0791	6.7
alpha-Chlordane	1.1294	1.1383	1.0833	1.0355	0.9494	1.0672	7.3
Hexachlorobutadiene	1.6628	1.6861	1.5946	1.5808	1.3923	1.5833	7.3
Hexachlorobenzene	1.4764	1.4421	1.3535	1.2939	1.1235	1.3379	10.4
Tetrachloro-m-xylene	1.0850	1.0823	0.9596	0.9062	0.7949	0.9656	12.7
Decachlorobiphenyl	2.0527	1.9601	1.7106	1.5516	1.4658	1.7482	14.5
						AVE RSD	7.8

FORM VI PEST-2

6E

8081 PESTICIDE INITIAL CALIBRATION

Lab Name: ANALYTICAL RESOURCES, INC Client: ANCHOR ENVIRONMENTAL

ARI Job No.: KG57 Project: CHINOOK

GC Column: STX-CLP2 ID: 0.53 (mm) Instrument ID: ECD3

Calibration Date: 10/19/06

	CALIBRATION FACTORS						
COMPOUND	LVL 1	LVL 2	LVL 3	LVL 4	LVL 5	MEAN	%RSD
alpha-BHC	1.1684	1.2257	1.2718	1.3286	1.2588	1.2507	4.7
beta-BHC	0.6684	0.6768	0.6929	0.7020	0.6144	0.6709	5.1
delta-BHC	0.9742	1.0342	1.0583	1.1246	1.0552	1.0493	5.1
gamma-BHC (Lindane)	1.0977	1.1570	1.1933	1.2521	1.1619	1.1724	4.8
Heptachlor	1.0781	1.1074	1.1279	1.1877	1.0826	1.1167	4.0
Aldrin	0.8968	0.9423	0.9351	1.0573	0.9640	0.9591	6.2
Heptachlor epoxide b	0.8989	0.9036	0.9109	0.9184	0.8372	0.8938	3.6
Endosulfan I	0.8124	0.8201	0.8082	0.8124	0.7641	0.8034	2.8
Dieldrin	0.7503	0.7809	0.7935	0.8045	0.7586	0.7776	2.9
4,4'-DDE	0.7295	0.7672	0.7908	0.8100	0.7687	0.7732	3.9
Endrin	2.0096	2.0627	2.1041	2.0908	1.9978	2.0530	2.3
Endosulfan II	2.1101	2.1520	2.1732	2.1287	2.0224	2.1173	2.7
4,4'-DDD	1.8003	1.8776	1.9406	1.9541	1.8962	1.8938	3.2
Endosulfan sulfate	1.8462	1.8698	1.8892	1.8553	1.7845	1.8490	2.1
4,4'-DDT	2.1718	2.1331	2.1062	2.0880	2.0739	2.1146	1.8
Methoxychlor	1.0863	1.0716	1.0124	0.9496	0.8929	1.0026	8.2
Endrin ketone	2.0114	2.1027	2.1054	2.0669	1.9738	2.0520	2.8
Endrin aldehyde	2.3851	2.0943	1.9347	1.7483	1.6083	1.9541	15.5
gamma-Chlordane	0.9363	0.9506	0.9364	0.9428	0.8761	0.9284	3.2
alpha-Chlordane	0.9149	0.9198	0.9009	0.8935	0.8296	0.8917	4.1
Hexachlorobutadiene	1.8081	1.8760	1.8097	1.7817	1.6425	1.7836	4.8
Hexachlorobenzene	1.5436	1.4489	1.3360	1.3026	1.1154	1.3493	12.0
Tetrachloro-m-xylene	1.0471	1.0232	0.9828	0.9463	0.8305	0.9660	8.8
Decachlorobiphenyl	2.2353	2.1840	1.9389	1.8015	1.6108	1.9541	13.4
						AVE RSD	5.3

FORM VI PEST-2

6G

8081 INITIAL CALIBRATION OF SINGLE POINT PCBs and TOXAPHENE

Lab Name: ANALYTICAL RESOURCES, INC Client: ANCHOR ENVIRONMENTAL

ARI Job No.: KG57 Project: CHINOOK

GC Column: STX-CLP1 ID: 0.53 (mm) Instrument ID: ECD3

Calibration Date: 10/19/06

Toxaphene			
Peak	RT	RT WIN	Cal Factor
1	14.527	14.48-14.58	0.0612
2	14.919	14.87-14.97	0.0763
3	15.029	14.98-15.08	0.0973
4	15.658	15.61-15.71	0.1041
5	16.291	16.24-16.34	0.0735
6	16.559	16.51-16.61	0.0409

FORM VI PEST-4C

6G

8081 INITIAL CALIBRATION OF SINGLE POINT PCBs and TOXAPHENE

Lab Name: ANALYTICAL RESOURCES, INC Client: ANCHOR ENVIRONMENTAL

ARI Job No.: KG57 Project: CHINOOK

GC Column: STX-CLP2 ID: 0.53 (mm) Instrument ID: ECD3

Calibration Date: 10/19/06

Toxaphene			
Peak	RT	RT WIN	Cal Factor
1	14.920	14.87-14.97	0.0430
2	16.050	16.00-16.10	0.0994
3	16.508	16.46-16.56	0.0876
4	17.438	17.39-17.49	0.1136
5	18.183	18.13-18.23	0.0413

FORM VI PEST-4C

Analytical Resources, Inc.

INITIAL CALIBRATION DATA

Start Cal Date : 19-OCT-2006 13:57
End Cal Date : 19-OCT-2006 16:19
Quant Method : ISTD
Origin : Disabled
Target Version : 3.50
Integrator : HP Genie
Method file : /chem2/ecd3.i/20061019.b/PEST1019.m
Cal Date : 24-Oct-2006 15:25 yev
Curve Type : Average

Calibration File Names:
Level 1: /chem2/ecd3.i/20061019.b/ical.b/1019-09R.d
Level 2: /chem2/ecd3.i/20061019.b/ical.b/1019-06R.d
Level 3: /chem2/ecd3.i/20061019.b/ical.b/1019-04R.d
Level 4: /chem2/ecd3.i/20061019.b/ical.b/1019-07R.d
Level 5: /chem2/ecd3.i/20061019.b/ical.b/1019-08R.d

Compound	5.000 Level 1	10.000 Level 2	20.000 Level 3	40.000 Level 4	80.000 Level 5	___ RRF	% RSD
1 Hexachlorobutadiene	1.66283	1.68609	1.59461	1.58077	1.39233	1.58333	7.304
3 Hexachlorobenzene	1.47644	1.44213	1.35350	1.29394	1.12347	1.33790	10.452
4 alpha-BHC	1.18723	1.28333	1.30503	1.36707	1.28980	1.28649	5.024
5 gamma-BHC (Lindane)	1.19121	1.26113	1.21177	1.21556	1.13104	1.20214	3.930
6 beta-BHC	0.68236	0.68937	0.66108	0.64201	0.58374	0.65171	6.491
7 delta-BHC	1.06471	1.13186	1.13812	1.17336	1.13148	1.12791	3.488
8 Heptachlor	1.22932	1.24029	1.15943	1.11946	1.03641	1.15698	7.247
9 Aldrin	1.03723	1.07572	1.02111	1.01397	0.99297	1.02820	3.011
38 Chlorthalonil	+++++	+++++	+++++	+++++	+++++	+++++	+++++
10 Heptachlor Epoxide a	+++++	+++++	+++++	+++++	+++++	+++++	+++++
11 Heptachlor epoxide b	1.10470	1.10295	1.03170	0.98531	0.89933	1.02480	8.429
12 gamma-Chlordane	1.14197	1.14439	1.08855	1.04788	0.97244	1.07905	6.659
13 alpha-Chlordane	1.12936	1.13832	1.08334	1.03548	0.94940	1.06718	7.268
14 Endosulfan I	1.30548	1.27060	1.20088	1.13048	1.01420	1.18433	9.832
15 4,4'-DDE	0.74059	0.80712	0.81051	0.80124	0.74074	0.78004	4.628
16 Dieldrin	0.98567	0.99943	0.94125	0.90769	0.81929	0.93067	7.748
17 Endrin	2.16518	2.20354	2.01814	1.92222	1.82835	2.02748	7.829
18 4,4'-DDD	1.77758	1.84928	1.75759	1.74297	1.71381	1.76824	2.879
19 Endosulfan II	2.19114	2.18402	1.98054	1.88392	1.79171	2.00627	8.897
20 4,4'-DDT	1.91811	1.97490	1.84661	1.83137	1.80030	1.87426	3.785
21 Endrin aldehyde	1.76651	1.73584	1.56207	1.48565	1.41484	1.59298	9.661
22 Methoxychlor	1.01851	0.95082	0.82801	0.74217	0.68886	0.84567	16.358

Analytical Resources, Inc.

INITIAL CALIBRATION DATA

Start Cal Date : 19-OCT-2006 13:57
End Cal Date : 19-OCT-2006 16:19
Quant Method : ISTD
Origin : Disabled
Target Version : 3.50
Integrator : HP Genie
Method file : /chem2/ecd3.i/20061019.b/PEST1019.m
Cal Date : 24-Oct-2006 15:25 yev
Curve Type : Average

Compound	5.000 Level 1	10.000 Level 2	20.000 Level 3	40.000 Level 4	80.000 Level 5	RRF	% RSD
23 Endosulfan sulfate	1.91713	1.90041	1.74863	1.66606	1.59019	1.76448	8.119
24 Endrin ketone	2.22382	2.21031	1.99876	1.87111	1.76503	2.01381	10.091
26 Aroclor-1016(1)	+++++	+++++	+++++	+++++	+++++	+++++	+++++
(2)	+++++	+++++	+++++	+++++	+++++	+++++	+++++
(3)	+++++	+++++	+++++	+++++	+++++	+++++	+++++
(4)	+++++	+++++	+++++	+++++	+++++	+++++	+++++
(5)	+++++	+++++	+++++	+++++	+++++	+++++	+++++
27 Aroclor-1221(1)	+++++	+++++	+++++	+++++	+++++	+++++	+++++
(2)	+++++	+++++	+++++	+++++	+++++	+++++	+++++
(3)	+++++	+++++	+++++	+++++	+++++	+++++	+++++
(4)	+++++	+++++	+++++	+++++	+++++	+++++	+++++
(5)	+++++	+++++	+++++	+++++	+++++	+++++	+++++
28 Aroclor-1232(1)	+++++	+++++	+++++	+++++	+++++	+++++	+++++
(2)	+++++	+++++	+++++	+++++	+++++	+++++	+++++
(3)	+++++	+++++	+++++	+++++	+++++	+++++	+++++
(4)	+++++	+++++	+++++	+++++	+++++	+++++	+++++
(5)	+++++	+++++	+++++	+++++	+++++	+++++	+++++
29 Aroclor-1242(1)	+++++	+++++	+++++	+++++	+++++	+++++	+++++
(2)	+++++	+++++	+++++	+++++	+++++	+++++	+++++
(3)	+++++	+++++	+++++	+++++	+++++	+++++	+++++
(4)	+++++	+++++	+++++	+++++	+++++	+++++	+++++
(5)	+++++	+++++	+++++	+++++	+++++	+++++	+++++
(6)	+++++	+++++	+++++	+++++	+++++	+++++	+++++
30 Aroclor-1248(1)	+++++	+++++	+++++	+++++	+++++	+++++	+++++
(2)	+++++	+++++	+++++	+++++	+++++	+++++	+++++
(3)	+++++	+++++	+++++	+++++	+++++	+++++	+++++
(4)	+++++	+++++	+++++	+++++	+++++	+++++	+++++
(5)	+++++	+++++	+++++	+++++	+++++	+++++	+++++
31 Aroclor-1254(1)	+++++	+++++	+++++	+++++	+++++	+++++	+++++

Analytical Resources, Inc.

INITIAL CALIBRATION DATA

Start Cal Date : 19-OCT-2006 13:57
End Cal Date : 19-OCT-2006 16:19
Quant Method : ISTD
Origin : Disabled
Target Version : 3.50
Integrator : HP Genie
Method file : /chem2/ecd3.i/20061019.b/PEST1019.m
Cal Date : 24-Oct-2006 15:25 yev
Curve Type : Average

Compound	5.000 Level 1	10.000 Level 2	20.000 Level 3	40.000 Level 4	80.000 Level 5	RRF	% RSD
(2)	+++++	+++++	+++++	+++++	+++++	+++++	+++++
(3)	+++++	+++++	+++++	+++++	+++++	+++++	+++++
(4)	+++++	+++++	+++++	+++++	+++++	+++++	+++++
(5)	+++++	+++++	+++++	+++++	+++++	+++++	+++++
(6)	+++++	+++++	+++++	+++++	+++++	+++++	+++++
32 Aroclor-1260(1)	+++++	+++++	+++++	+++++	+++++	+++++	+++++
(2)	+++++	+++++	+++++	+++++	+++++	+++++	+++++
(3)	+++++	+++++	+++++	+++++	+++++	+++++	+++++
(4)	+++++	+++++	+++++	+++++	+++++	+++++	+++++
(5)	+++++	+++++	+++++	+++++	+++++	+++++	+++++
33 Aroclor-1262(1)	+++++	+++++	+++++	+++++	+++++	+++++	+++++
(2)	+++++	+++++	+++++	+++++	+++++	+++++	+++++
(3)	+++++	+++++	+++++	+++++	+++++	+++++	+++++
(4)	+++++	+++++	+++++	+++++	+++++	+++++	+++++
(5)	+++++	+++++	+++++	+++++	+++++	+++++	+++++
(6)	+++++	+++++	+++++	+++++	+++++	+++++	+++++
34 Aroclor-1268(1)	+++++	+++++	+++++	+++++	+++++	+++++	+++++
(2)	+++++	+++++	+++++	+++++	+++++	+++++	+++++
(3)	+++++	+++++	+++++	+++++	+++++	+++++	+++++
(4)	+++++	+++++	+++++	+++++	+++++	+++++	+++++
(5)	+++++	+++++	+++++	+++++	+++++	+++++	+++++
(6)	+++++	+++++	+++++	+++++	+++++	+++++	+++++
35 Toxaphene(1)	0.06116	+++++	+++++	+++++	+++++	0.06116	0.000
(2)	0.07630	+++++	+++++	+++++	+++++	0.07630	0.000
(3)	0.09731	+++++	+++++	+++++	+++++	0.09731	0.000
(4)	0.10411	+++++	+++++	+++++	+++++	0.10411	0.000
(5)	0.07354	+++++	+++++	+++++	+++++	0.07354	0.000
(6)	0.04089	+++++	+++++	+++++	+++++	0.04089	0.000
39 2,4-DDE	+++++	+++++	+++++	+++++	+++++	+++++	+++++

Analytical Resources, Inc.

INITIAL CALIBRATION DATA

Start Cal Date : 19-OCT-2006 13:57
End Cal Date : 19-OCT-2006 16:19
Quant Method : ISTD
Origin : Disabled
Target Version : 3.50
Integrator : HP Genie
Method file : /chem2/ecd3.i/20061019.b/PEST1019.m
Cal Date : 24-Oct-2006 15:25 yev
Curve Type : Average

Compound	5.000 Level 1	10.000 Level 2	20.000 Level 3	40.000 Level 4	80.000 Level 5	RRF	% RSD
40 2,4-DDD	+++++	+++++	+++++	+++++	+++++	+++++	+++++
41 2,4-DDT	+++++	+++++	+++++	+++++	+++++	+++++	+++++
42 Hexachloroethane	+++++	+++++	+++++	+++++	+++++	+++++	+++++
43 Oxychlordane	+++++	+++++	+++++	+++++	+++++	+++++	+++++
44 trans-Nonachlor	+++++	+++++	+++++	+++++	+++++	+++++	+++++
45 cis-Nonachlor	+++++	+++++	+++++	+++++	+++++	+++++	+++++
46 Mirex	+++++	+++++	+++++	+++++	+++++	+++++	+++++
47 bis-(2-ethylhexyl) Phthalate	+++++	+++++	+++++	+++++	+++++	+++++	+++++
48 Trifluralin	+++++	+++++	+++++	+++++	+++++	+++++	+++++
49 Dacthal	+++++	+++++	+++++	+++++	+++++	+++++	+++++
50 Oxadiazon	+++++	+++++	+++++	+++++	+++++	+++++	+++++
51 Kelthane	+++++	+++++	+++++	+++++	+++++	+++++	+++++
53 Chlorpyrifos	+++++	+++++	+++++	+++++	+++++	+++++	+++++
54 Methyl Parathion	+++++	+++++	+++++	+++++	+++++	+++++	+++++
55 Ethyl Parathion	+++++	+++++	+++++	+++++	+++++	+++++	+++++
$ 2 Tetrachloro-m-xylene	1.08500	1.08229	0.95958	0.90619	0.79488	0.96559	12.745
$ 25 Decachlorobiphenyl	2.05270	1.96009	1.71057	1.55165	1.46581	1.74816	14.511

Analytical Resources, Inc.

INITIAL CALIBRATION DATA

Start Cal Date : 19-OCT-2006 13:57
End Cal Date : 19-OCT-2006 16:19
Quant Method : ISTD
Origin : Disabled
Target Version : 3.50
Integrator : HP Genie
Method file : /chem2/ecd3.i/20061019.b/PEST1019B.m
Cal Date : 24-Oct-2006 15:24 yev
Curve Type : Average

Calibration File Names:
Level 1: /chem2/ecd3.i/20061019.b/ical.b/1019B-09R.d
Level 2: /chem2/ecd3.i/20061019.b/ical.b/1019B-06R.d
Level 3: /chem2/ecd3.i/20061019.b/ical.b/1019B-04R.d
Level 4: /chem2/ecd3.i/20061019.b/ical.b/1019B-07R.d
Level 5: /chem2/ecd3.i/20061019.b/ical.b/1019B-08R.d

Compound	5.000 Level 1	10.000 Level 2	20.000 Level 3	40.000 Level 4	80.000 Level 5	RRF	% RSD
1 Hexachlorobutadiene	1.80808	1.87606	1.80969	1.78175	1.64255	1.78363	4.833
3 Hexachlorobenzene	1.54357	1.44888	1.33602	1.30266	1.11537	1.34930	11.992
4 alpha-BHC	1.16842	1.22575	1.27176	1.32864	1.25884	1.25068	4.726
5 gamma-BHC (Lindane)	1.09774	1.15700	1.19328	1.25207	1.16192	1.17240	4.807
6 beta-BHC	0.66839	0.67680	0.69293	0.70197	0.61442	0.67090	5.099
7 delta-BHC	0.97418	1.03416	1.05834	1.12463	1.05526	1.04931	5.146
8 Heptachlor	1.07814	1.10741	1.12792	1.18774	1.08259	1.11676	3.982
37 Chlorthalonil	+++++	+++++	+++++	+++++	+++++	+++++	+++++
9 Aldrin	0.89679	0.94226	0.93508	1.05726	0.96396	0.95907	6.257
10 Heptachlor Epoxide a	+++++	+++++	+++++	+++++	+++++	+++++	+++++
11 Heptachlor epoxide b	0.89888	0.90362	0.91090	0.91836	0.83716	0.89379	3.637
12 gamma-Chlordane	0.93632	0.95064	0.93646	0.94276	0.87607	0.92845	3.216
13 alpha-Chlordane	0.91487	0.91980	0.90092	0.89350	0.82959	0.89174	4.071
14 Endosulfan I	0.81243	0.82009	0.80818	0.81241	0.76410	0.80344	2.789
15 4,4'-DDE	0.72948	0.76718	0.79080	0.81005	0.76868	0.77324	3.899
16 Dieldrin	0.75034	0.78091	0.79354	0.80450	0.75860	0.77758	2.941
17 Endrin	2.00961	2.06266	2.10412	2.09076	1.99776	2.05298	2.319
18 4,4'-DDD	1.80029	1.87762	1.94056	1.95415	1.89619	1.89376	3.216
19 Endosulfan II	2.11013	2.15196	2.17321	2.12871	2.02240	2.11728	2.745
20 4,4'-DDT	2.17186	2.13312	2.10625	2.08805	2.07392	2.11464	1.839
21 Endrin aldehyde	2.38512	2.09431	1.93468	1.74826	1.60827	1.95413	15.517
22 Endosulfan sulfate	1.84620	1.86981	1.88916	1.85526	1.78453	1.84899	2.138

Analytical Resources, Inc.

INITIAL CALIBRATION DATA

Start Cal Date : 19-OCT-2006 13:57
End Cal Date : 19-OCT-2006 16:19
Quant Method : ISTD
Origin : Disabled
Target Version : 3.50
Integrator : HP Genie
Method file : /chem2/ecd3.i/20061019.b/PEST1019B.m
Cal Date : 24-Oct-2006 15:24 yev
Curve Type : Average

Compound	5.000 Level 1	10.000 Level 2	20.000 Level 3	40.000 Level 4	80.000 Level 5	___ RRF	% RSD
23 Methoxychlor	1.08633	1.07160	1.01240	0.94962	0.89292	1.00257	8.150
24 Endrin ketone	2.01137	2.10267	2.10538	2.06690	1.97381	2.05203	2.821
26 Aroclor-1016(1)	+++++	+++++	+++++	+++++	+++++	+++++	+++++
(2)	+++++	+++++	+++++	+++++	+++++	+++++	+++++
(3)	+++++	+++++	+++++	+++++	+++++	+++++	+++++
(4)	+++++	+++++	+++++	+++++	+++++	+++++	+++++
(5)	+++++	+++++	+++++	+++++	+++++	+++++	+++++
27 Aroclor-1221(1)	+++++	+++++	+++++	+++++	+++++	+++++	+++++
(2)	+++++	+++++	+++++	+++++	+++++	+++++	+++++
(3)	+++++	+++++	+++++	+++++	+++++	+++++	+++++
(4)	+++++	+++++	+++++	+++++	+++++	+++++	+++++
(5)	+++++	+++++	+++++	+++++	+++++	+++++	+++++
28 Aroclor-1232(1)	+++++	+++++	+++++	+++++	+++++	+++++	+++++
(2)	+++++	+++++	+++++	+++++	+++++	+++++	+++++
(3)	+++++	+++++	+++++	+++++	+++++	+++++	+++++
(4)	+++++	+++++	+++++	+++++	+++++	+++++	+++++
(5)	+++++	+++++	+++++	+++++	+++++	+++++	+++++
29 Aroclor-1242(1)	+++++	+++++	+++++	+++++	+++++	+++++	+++++
(2)	+++++	+++++	+++++	+++++	+++++	+++++	+++++
(3)	+++++	+++++	+++++	+++++	+++++	+++++	+++++
(4)	+++++	+++++	+++++	+++++	+++++	+++++	+++++
(5)	+++++	+++++	+++++	+++++	+++++	+++++	+++++
(6)	+++++	+++++	+++++	+++++	+++++	+++++	+++++
(7)	+++++	+++++	+++++	+++++	+++++	+++++	+++++
30 Aroclor-1248(1)	+++++	+++++	+++++	+++++	+++++	+++++	+++++
(2)	+++++	+++++	+++++	+++++	+++++	+++++	+++++
(3)	+++++	+++++	+++++	+++++	+++++	+++++	+++++
(4)	+++++	+++++	+++++	+++++	+++++	+++++	+++++
(5)	+++++	+++++	+++++	+++++	+++++	+++++	+++++

Analytical Resources, Inc.

INITIAL CALIBRATION DATA

Start Cal Date : 19-OCT-2006 13:57
End Cal Date : 19-OCT-2006 16:19
Quant Method : ISTD
Origin : Disabled
Target Version : 3.50
Integrator : HP Genie
Method file : /chem2/ecd3.i/20061019.b/PEST1019B.m
Cal Date : 24-Oct-2006 15:24 yev
Curve Type : Average

Compound	5.000 Level 1	10.000 Level 2	20.000 Level 3	40.000 Level 4	80.000 Level 5	RRF	% RSD
(6)	+++++	+++++	+++++	+++++	+++++	+++++	+++++
31 Aroclor-1254 (1)	+++++	+++++	+++++	+++++	+++++	+++++	+++++
(2)	+++++	+++++	+++++	+++++	+++++	+++++	+++++
(3)	+++++	+++++	+++++	+++++	+++++	+++++	+++++
(4)	+++++	+++++	+++++	+++++	+++++	+++++	+++++
(5)	+++++	+++++	+++++	+++++	+++++	+++++	+++++
(6)	+++++	+++++	+++++	+++++	+++++	+++++	+++++
32 Aroclor-1260 (1)	+++++	+++++	+++++	+++++	+++++	+++++	+++++
(2)	+++++	+++++	+++++	+++++	+++++	+++++	+++++
(3)	+++++	+++++	+++++	+++++	+++++	+++++	+++++
(4)	+++++	+++++	+++++	+++++	+++++	+++++	+++++
(5)	+++++	+++++	+++++	+++++	+++++	+++++	+++++
33 Aroclor-1262 (1)	+++++	+++++	+++++	+++++	+++++	+++++	+++++
(2)	+++++	+++++	+++++	+++++	+++++	+++++	+++++
(3)	+++++	+++++	+++++	+++++	+++++	+++++	+++++
(4)	+++++	+++++	+++++	+++++	+++++	+++++	+++++
(5)	+++++	+++++	+++++	+++++	+++++	+++++	+++++
(6)	+++++	+++++	+++++	+++++	+++++	+++++	+++++
34 Aroclor-1268 (1)	+++++	+++++	+++++	+++++	+++++	+++++	+++++
(2)	+++++	+++++	+++++	+++++	+++++	+++++	+++++
(3)	+++++	+++++	+++++	+++++	+++++	+++++	+++++
(4)	+++++	+++++	+++++	+++++	+++++	+++++	+++++
(5)	+++++	+++++	+++++	+++++	+++++	+++++	+++++
35 Toxaphene (1)	0.04300	+++++	+++++	+++++	+++++	0.04300	0.000
(2)	0.09945	+++++	+++++	+++++	+++++	0.09945	0.000
(3)	0.08760	+++++	+++++	+++++	+++++	0.08760	0.000
(4)	0.11356	+++++	+++++	+++++	+++++	0.11356	0.000
(5)	0.04134	+++++	+++++	+++++	+++++	0.04134	0.000
38 2,4-DDE	+++++	+++++	+++++	+++++	+++++	+++++	+++++

Analytical Resources, Inc.

INITIAL CALIBRATION DATA

Start Cal Date : 19-OCT-2006 13:57
End Cal Date : 19-OCT-2006 16:19
Quant Method : ISTD
Origin : Disabled
Target Version : 3.50
Integrator : HP Genie
Method file : /chem2/ecd3.i/20061019.b/PEST1019B.m
Cal Date : 24-Oct-2006 15:24 yev
Curve Type : Average

Compound	5.000 Level 1	10.000 Level 2	20.000 Level 3	40.000 Level 4	80.000 Level 5	___ RRF	% RSD
39 2,4-DDD	+++++	+++++	+++++	+++++	+++++	+++++	+++++
40 2,4-DDT	+++++	+++++	+++++	+++++	+++++	+++++	+++++
41 Hexachloroethane	+++++	+++++	+++++	+++++	+++++	+++++	+++++
42 Oxychlordane	+++++	+++++	+++++	+++++	+++++	+++++	+++++
43 trans-Nonachlor	+++++	+++++	+++++	+++++	+++++	+++++	+++++
44 cis-Nonachlor	+++++	+++++	+++++	+++++	+++++	+++++	+++++
45 Mirex	+++++	+++++	+++++	+++++	+++++	+++++	+++++
46 bis-(2-ethylhexyl) Phthalate	+++++	+++++	+++++	+++++	+++++	+++++	+++++
47 Trifluralin	+++++	+++++	+++++	+++++	+++++	+++++	+++++
48 Dacthal	+++++	+++++	+++++	+++++	+++++	+++++	+++++
49 Oxadiazon	+++++	+++++	+++++	+++++	+++++	+++++	+++++
50 Kelthane	+++++	+++++	+++++	+++++	+++++	+++++	+++++
53 Chlorpyrifos	+++++	+++++	+++++	+++++	+++++	+++++	+++++
54 Methyl Parathion	+++++	+++++	+++++	+++++	+++++	+++++	+++++
55 Ethyl Parathion	+++++	+++++	+++++	+++++	+++++	+++++	+++++
$ 2 Tetrachloro-m-xylene	1.04713	1.02321	0.98275	0.94634	0.83053	0.96599	8.795
$ 25 Decachlorobiphenyl	2.23535	2.18399	1.93894	1.80153	1.61082	1.95413	13.376

Analytical Resources Inc.
Dual Column Pesticide Quantitation Report

YZ 10/24/06

Data file 1: /chem2/ecd3.i/20061019.b/ical.b/1019-03R.d ARI ID: IB
Data file 2: /chem2/ecd3.i/20061019.b/ical.b/1019B-03R.d Client ID:
Method: /chem2/ecd3.i/20061019.b/PEST1019.m
Injection Date: 19-OCT-2006 13:28
Compound Sublist: pest
Report Date: 10/20/2006 14:11
Instrument, Inj. Vol.: ecd3.i, 1ul
Matrix: NONE
Operator: YZ
Dilution Factor: 1.000

CLP1 Col RT	Shift	Response	CLP2 Col RT	Shift	Response	CLP1 on col	CLP2 on col	RPD	Compound/Flag
5.605	0.003	5232188	6.420	0.000	4108139	80.0000	80.0000	0.0	1Bromo-2nitrobenzene
----			----			0.0000	0.0000	---	alpha-BHC
9.784	-0.003	2983	11.221	-0.008	12582	0.0700	0.3652	135.7*	beta-BHC
10.149	0.004	2414	11.827	-0.014	6225	0.0327	0.1155	111.7*	delta-BHC
----			11.030	-0.006	22490	0.0000	0.3736	---	gamma-BHC (Lindane)
10.534	-0.023	1537	----			0.0203	0.0000	---	Heptachlor
11.147	-0.004	5829	----			0.0867	0.0000	---	Aldrin
----			13.714	-0.003	10110	0.0000	0.2203	---	Heptachlor epoxide b
----			----			0.0000	0.0000	---	Endosulfan I
----			----			0.0000	0.0000	---	Dieldrin
----			----			0.0000	0.0000	---	4,4'-DDE
13.904	-0.020	3552	----			0.0637	0.0000	---	Endrin
14.331	-0.001	3401	----			0.0617	0.0000	---	Endosulfan II
----			15.724	0.051	4384	0.0000	0.1397	---	4,4'-DDD
15.864	0.005	4172	17.009	0.003	2512	0.0860	0.0820	4.8	Endosulfan sulfate
----			----			0.0000	0.0000	---	4,4'-DDT
15.429	0.014	1438	----			0.0618	0.0000	---	Methoxychlor
16.349	0.006	19068	----			0.3444	0.0000	---	Endrin ketone
15.086	-0.001	5463	----			0.1247	0.0000	---	Endrin aldehyde
12.599	0.025	17276	----			0.2448	0.0000	---	gamma-Chlordane
----			----			0.0000	0.0000	---	alpha-Chlordane
----			----			0.0000	0.0000	---	Hexachlorobutadiene
8.465	0.011	45234	----			0.5170	0.0000	---	Hexachlorobenzene
18.396	0.000	2199503	22.143	-0.001	1325376	80.0000	80.0000	0.0	Hexabromobiphenyl
7.542	0.001	2612182	8.750	0.000	2152197	41.3636	43.3863	4.8	Tetrachloro-m-xylene
18.088	0.002	1980835	20.696	-0.001	1371368	41.2128	42.3597	2.7	Decachlorobiphenyl

* Indicates RPD > 40%
M Indicates Column 1 peak was manually integrated
N Indicates Column 2 peak was manually integrated

SURROGATE/SPIKE PERCENT RECOVERY

SURR/SPIKE	Col1	Col2	Lower	Limits
Tetrachloro-m-xylene	103.4	108.5	103.4~	150- 0
Decachlorobiphenyl	103.0	105.9	103.0~	150- 0

~ Indicates recovery outside QC Limits

INTERNAL STANDARD SUMMARY

Column 1

Standard Cpnd	Standard Area*	Sample Area	%D
Bromo-Nitrobenzene	5322064	5232188	-1.7
Hexabromobiphenyl	2296699	2199503	-4.2

Column 2

Standard Cpnd	Standard Area*	Sample Area	%D
Bromo-Nitrobenzene	4261312	4108139	-3.6
Hexabromobiphenyl	1386557	1325376	-4.4

* Standard Areas taken from Initial Cal Level 3
Initial Calibration Date: 19-OCT-2006
<- Indicates standard response outside Limits (-50 to +100%)

	CLP1 Col				CLP2 Col			
Aroclor	Peak#	RT	Shift	Height	Amount	Peak#	RT	Shift	Height	Amount
Toxaphene	1	---			0.000	1	---			0.000
Toxaphene	2	---			0.000	2	---			0.000
Toxaphene	3	---			0.000	3	---			0.000
Toxaphene	4	---			0.000	4	---			0.000
Toxaphene	5	---			0.000	5	---			0.000
Toxaphene	6	---			0.000	NS	---			----
	CLP1Ave: <3 Quant Peaks					CLP2Ave: <3 Quant Peaks				
Aroclor-1016	1	---			0.000	1	---			0.000
Aroclor-1016	2	---			0.000	2	---			0.000
Aroclor-1016	3	---			0.000	3	---			0.000
Aroclor-1016	4	---			0.000	4	---			0.000
Aroclor-1016	5	---			0.000	5	---			0.000
	CLP1Ave: <3 Quant Peaks					CLP2Ave: <3 Quant Peaks				
Aroclor-1221	1	---			0.000	1	---			0.000
Aroclor-1221	2	---			0.000	2	---			0.000
Aroclor-1221	3	---			0.000	3	---			0.000
Aroclor-1221	4	---			0.000	4	---			0.000
Aroclor-1221	5	---			0.000	5	---			0.000
	CLP1Ave: <3 Quant Peaks					CLP2Ave: <3 Quant Peaks				
Aroclor-1232	1	---			0.000	1	---			0.000
Aroclor-1232	2	---			0.000	2	---			0.000
Aroclor-1232	3	---			0.000	3	---			0.000
Aroclor-1232	4	---			0.000	4	---			0.000
Aroclor-1232	5	---			0.000	5	---			0.000
	CLP1Ave: <3 Quant Peaks					CLP2Ave: <3 Quant Peaks				

Aroclor	CLP1 Col Peak#	RT	Shift	Height	Amount	CLP2 Col Peak#	RT	Shift	Height	Amount
Aroclor-1242	1	---			0.000	1	---			0.000
Aroclor-1242	2	---			0.000	2	---			0.000
Aroclor-1242	3	---			0.000	3	---			0.000
Aroclor-1242	4	---			0.000	4	---			0.000
Aroclor-1242	5	---			0.000	5	---			0.000
Aroclor-1242	6	---			0.000	6	---			0.000
Aroclor-1242	NS	---			----	7	---			0.000
	CLP1Ave: <3 Quant Peaks					CLP2Ave: <3 Quant Peaks				
Aroclor-1248	1	---			0.000	1	---			0.000
Aroclor-1248	2	---			0.000	2	---			0.000
Aroclor-1248	3	---			0.000	3	---			0.000
Aroclor-1248	4	---			0.000	4	---			0.000
Aroclor-1248	5	---			0.000	5	---			0.000
Aroclor-1248	NS	---			----	6	---			0.000
	CLP1Ave: <3 Quant Peaks					CLP2Ave: <3 Quant Peaks				
Aroclor-1254	1	---			0.000	1	---			0.000
Aroclor-1254	2	---			0.000	2	---			0.000
Aroclor-1254	3	---			0.000	3	---			0.000
Aroclor-1254	4	---			0.000	4	---			0.000
Aroclor-1254	5	---			0.000	5	---			0.000
Aroclor-1254	6	---			0.000	6	---			0.000
	CLP1Ave: <3 Quant Peaks					CLP2Ave: <3 Quant Peaks				
Aroclor-1260	1	---			0.000	1	---			0.000
Aroclor-1260	2	---			0.000	2	---			0.000
Aroclor-1260	3	---			0.000	3	---			0.000
Aroclor-1260	4	---			0.000	4	---			0.000
Aroclor-1260	5	---			0.000	5	---			0.000
	CLP1Ave: <3 Quant Peaks					CLP2Ave: <3 Quant Peaks				
Aroclor-1262	1	---			0.000	1	---			0.000
Aroclor-1262	2	---			0.000	2	---			0.000
Aroclor-1262	3	---			0.000	3	---			0.000
Aroclor-1262	4	---			0.000	4	---			0.000
Aroclor-1262	5	---			0.000	5	---			0.000
Aroclor-1262	6	---			0.000	6	---			0.000
	CLP1Ave: <3 Quant Peaks					CLP2Ave: <3 Quant Peaks				
Aroclor-1268	1	---			0.000	1	---			0.000
Aroclor-1268	2	---			0.000	2	---			0.000
Aroclor-1268	3	---			0.000	3	---			0.000
Aroclor-1268	4	---			0.000	4	---			0.000
Aroclor-1268	5	---			0.000	5	---			0.000
Aroclor-1268	6	---			0.000	NS	---			----
	CLP1Ave: <3 Quant Peaks					CLP2Ave: <3 Quant Peaks				

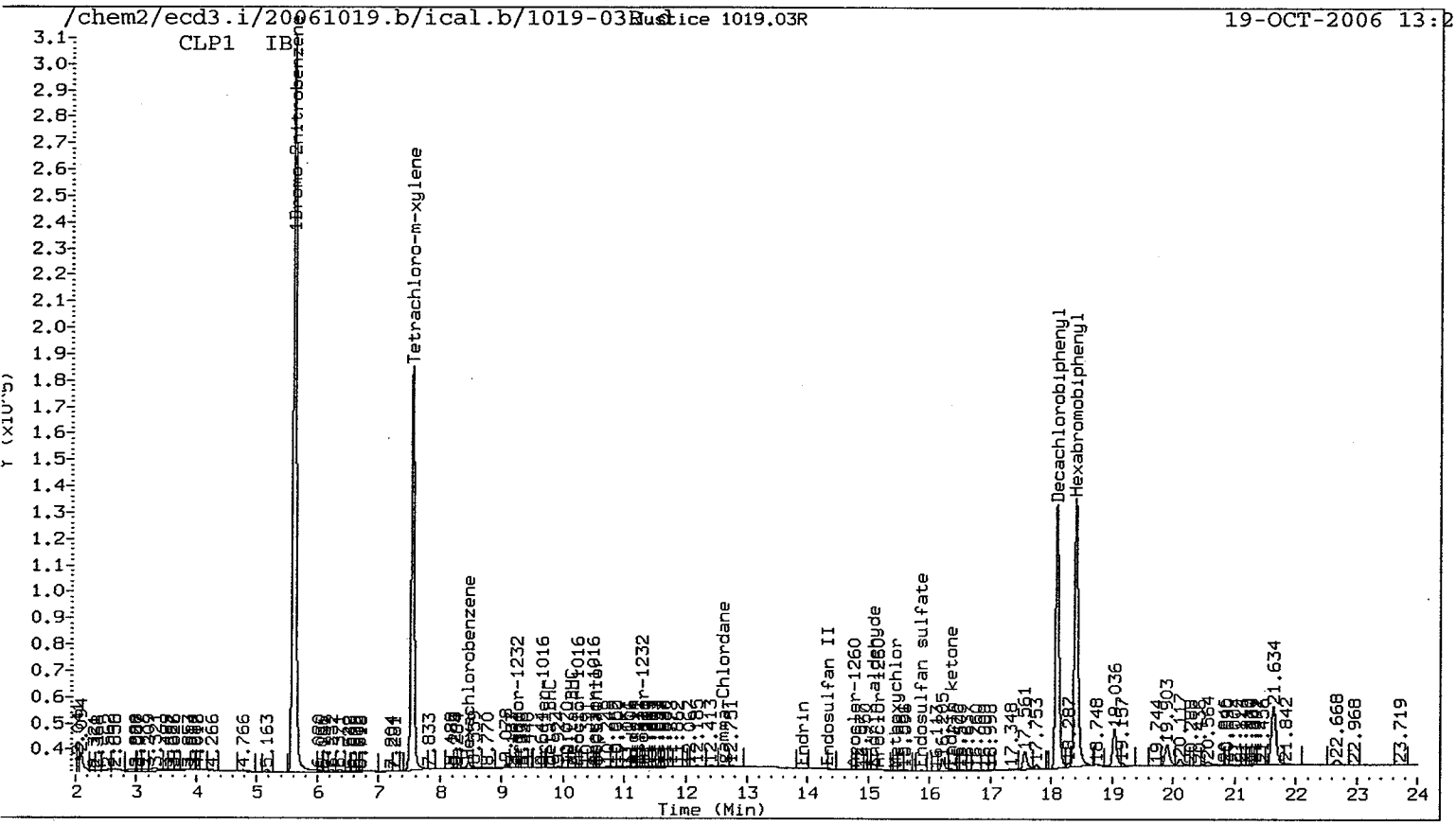
/chem2/ecd3.i/20061019.b/ical.b/1019-03R.d
Justice 1019.03R
19-OCT-2006 13:2
CLP1 IB
4Bromo-2nitrobenzene
Tetrachloro-m-xylene
Decachlorobiphenyl
Hexabromobiphenyl
Endrin
Endosulfan II
Endosulfan sulfate
Time (Min)

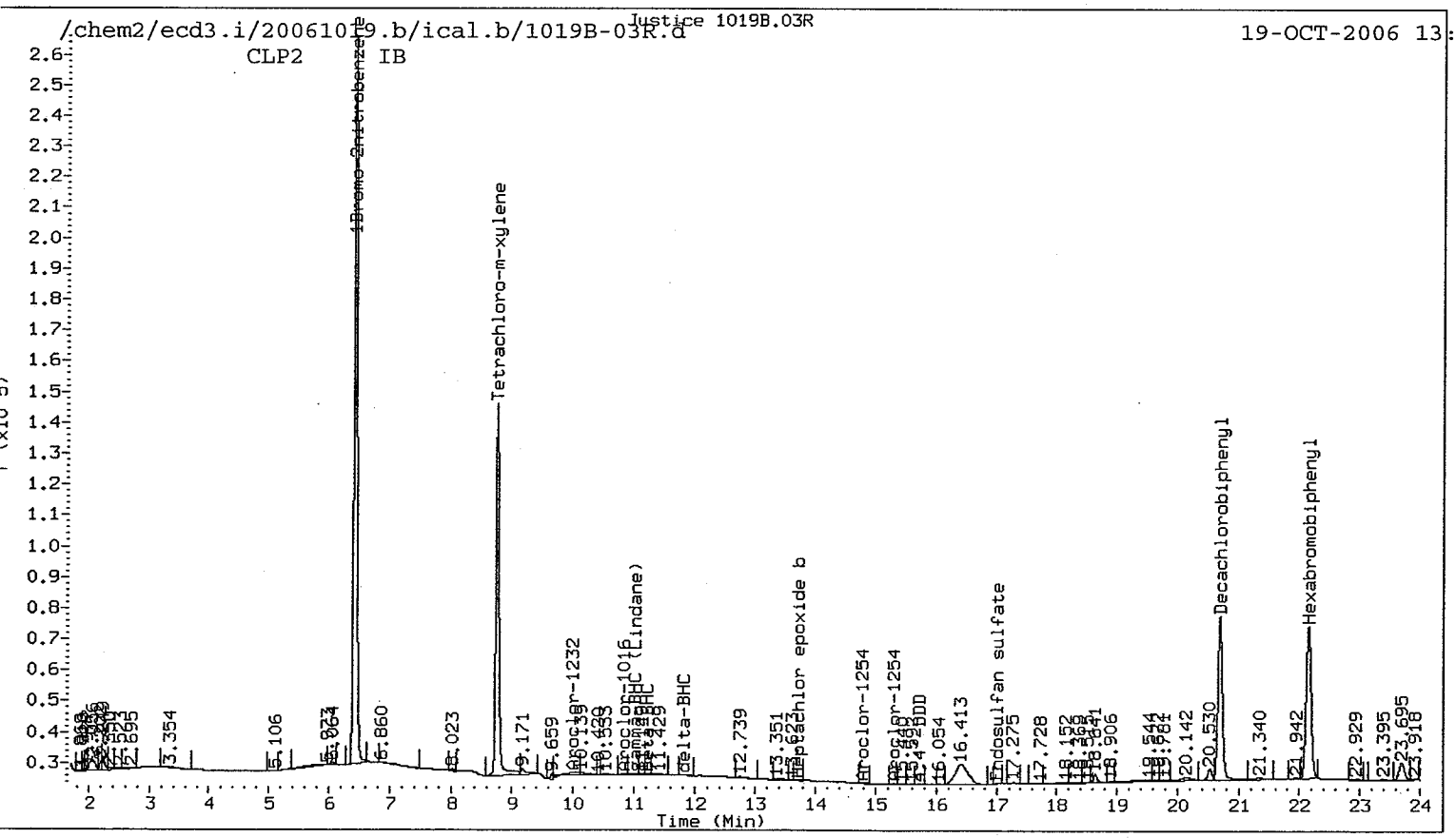
/chem2/ecd3.i/20061019.b/ical.b/1019B-03R.d
Justice 1019B.03R
19-OCT-2006 13:
CLP2 IB
4Bromo-2nitrobenzene
Tetrachloro-m-xylene
Decachlorobiphenyl
Hexabromobiphenyl
Endosulfan sulfate
Time (Min)

Analytical Resources Inc.
Dual Column Pesticide Quantitation Report

YZ 10/24/06

Data file 1: /chem2/ecd3.i/20061019.b/ical.b/1019-04R.d ARI ID: INDAC
Data file 2: /chem2/ecd3.i/20061019.b/ical.b/1019B-04R.d Client ID:
Method: /chem2/ecd3.i/20061019.b/PEST1019.m
Compound Sublist: INDA
Instrument, Inj. Vol.: ecd3.i, 1ul
Operator: YZ
Injection Date: 19-OCT-2006 13:57
Report Date: 10/20/2006 14:11
Matrix: NONE
Dilution Factor: 1.000

CLP1 Col RT	CLP1 Col Shift	CLP1 Col Response	CLP2 Col RT	CLP2 Col Shift	CLP2 Col Response	CLP1 on col	CLP2 on col	RPD	Compound/Flag
5.604	0.002	5322064	6.421	0.001	4261312	80.0000	80.0000	0.0	1Bromo-2nitrobenzene
8.870	0.002	1736358	10.245	0.001	1354844	20.2882	20.3371	0.2	alpha-BHC
9.790	0.003	879575	11.231	0.002	738198	20.2874	20.6566	1.8	beta-BHC
10.148	0.003	1514283	11.842	0.002	1127481	20.1811	20.1721	0.0	delta-BHC
9.570	0.002	1612281	11.038	0.001	1271239	20.1602	20.3562	1.0	gamma-BHC (Lindane)
10.559	0.002	1542640	11.946	0.002	1201609	20.0423	20.1999	0.8	Heptachlor
11.153	0.002	1358601	12.600	0.001	996169	19.8621	19.4997	1.8	Aldrin
12.344	0.002	1372694	13.719	0.002	970406	20.1347	20.3829	1.2	Heptachlor epoxide b
13.068	0.002	1597794	14.459	0.001	860973	20.2796	20.1178	0.8	Endosulfan I
13.511	0.002	2504706	14.965	0.002	1690754	40.4549	40.8210	0.9	Dieldrin
12.998	0.006	2156782	14.626	0.003	1684932	41.5624	40.9087	1.6	4,4'-DDE
13.926	0.002	2317531	15.531	0.003	1458739	39.8157	40.9963	2.9	Endrin
14.335	0.002	2274355	15.912	0.003	1506639	39.4871	41.0566	3.9	Endosulfan II
14.077	0.007	2018324	15.676	0.003	1345348	39.7589	40.9885	3.0	4,4'-DDD
15.862	0.003	2008043	17.009	0.003	1309715	39.6407	40.8690	3.1	Endosulfan sulfate
14.563	0.004	2120558	16.235	0.003	1460218	39.4100	39.8413	1.1	4,4'-DDT
15.420	0.004	4754207	17.429	0.003	3509372	195.8218	201.9598	3.1	Methoxychlor
16.346	0.003	2295270	18.014	0.003	1459615	39.7010	41.0400	3.3	Endrin ketone
15.089	0.002	1793797	16.518	0.003	1341269	39.2237	39.6018	1.0	Endrin aldehyde
12.576	0.002	1448338	14.068	0.002	997633	20.1762	20.1725	0.0	gamma-Chlordane
12.823	0.002	1441403	14.341	0.002	959779	20.3029	20.2061	0.5	alpha-Chlordane
3.360	0.001	2121648	3.947	0.001	1927915	20.1425	20.2923	0.7	Hexachlorobutadiene
8.456	0.002	1800851	9.894	0.002	1423296	20.2332	19.8031	2.1	Hexachlorobenzene
18.394	-0.002	2296699	22.147	0.004	1386557	80.0000	80.0000	0.0	Hexabromobiphenyl
7.544	0.002	2553463	8.752	0.001	2093905	39.7510	40.6939	2.3	Tetrachloro-m-xylene
18.090	0.003	1964332	20.701	0.004	1344228	39.1398	39.6892	1.4	Decachlorobiphenyl

* Indicates RPD > 40%
M Indicates Column 1 peak was manually integrated
N Indicates Column 2 peak was manually integrated

SURROGATE/SPIKE PERCENT RECOVERY

SURR/SPIKE	Col1	Col2	Lower	Limits
Tetrachloro-m-xylene	99.4	101.7	99.4~	150- 0
Decachlorobiphenyl	97.8	99.2	97.8~	150- 0

~ Indicates recovery outside QC Limits

INTERNAL STANDARD SUMMARY

Column 1

Standard Cpnd	Standard Area*	Sample Area	%D
Bromo-Nitrobenzene	5322064	5322064	0.0
Hexabromobiphenyl	2296699	2296699	0.0

Column 2

Standard Cpnd	Standard Area*	Sample Area	%D
Bromo-Nitrobenzene	4261312	4261312	0.0
Hexabromobiphenyl	1386557	1386557	0.0

* Standard Areas taken from Initial Cal Level 3
Initial Calibration Date: 19-OCT-2006
<- Indicates standard response outside Limits (-50 to +100%)

	CLP1 Col					CLP2 Col				
Aroclor	Peak#	RT	Shift	Height	Amount	Peak#	RT	Shift	Height	Amount

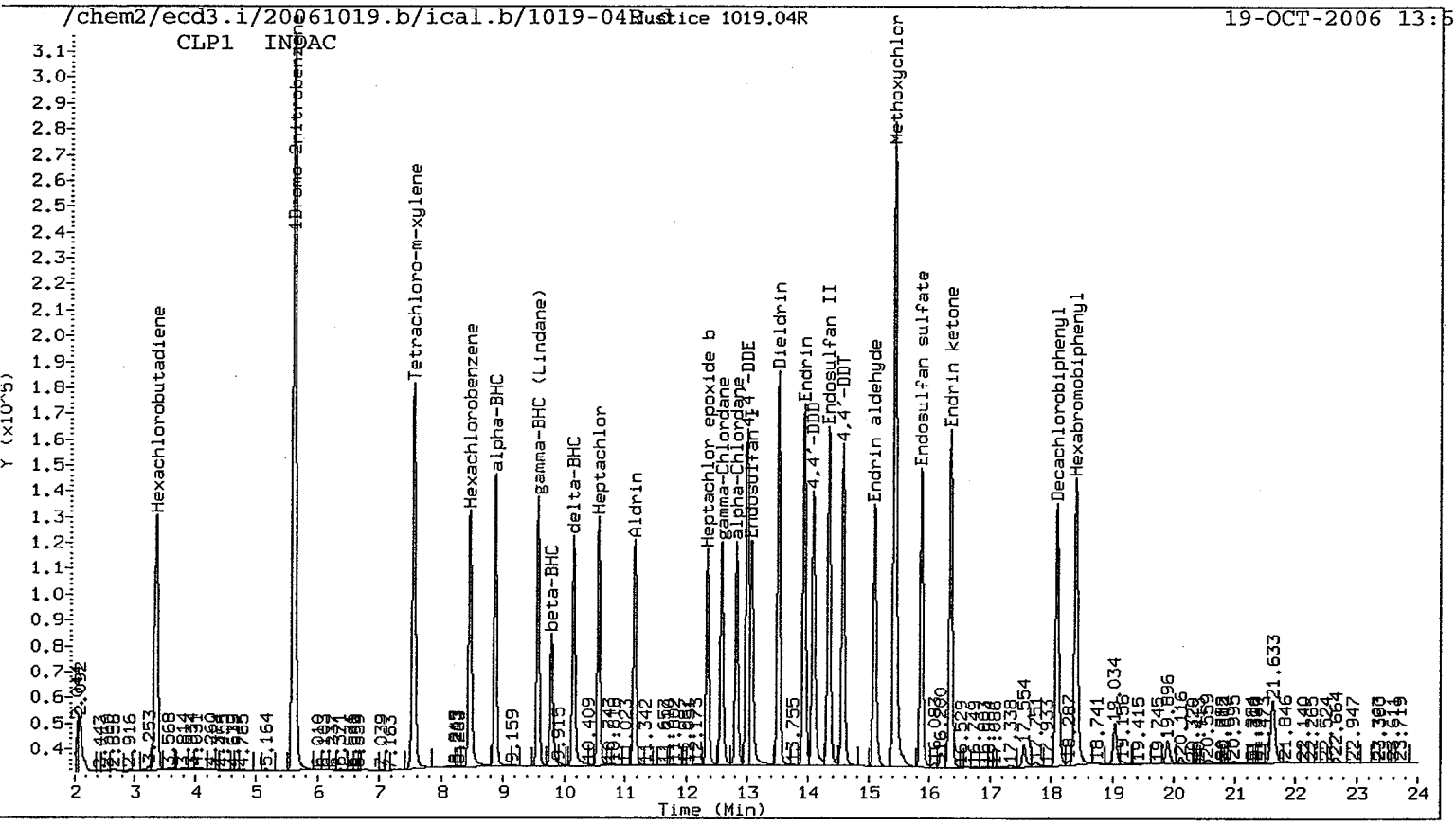
/chem2/ecd3.i/20061019.b/ical.b/1019-04R.d
Justice 1019.04R
19-OCT-2006 13:5
CLP1 INDAC
Hexachlorobutadiene
1Brema-Nitrobenzene
Tetrachloro-m-xylene
Hexachlorobenzene
alpha-BHC
gamma-BHC (Lindane)
beta-BHC
delta-BHC
Heptachlor
Aldrin
Heptachlor epoxide b
gamma-Chlordane
alpha-Chlordane
Endosulfan I
4,4'-DDE
Dieldrin
Endrin
4,4'-DDD
Endosulfan II
4,4'-DDT
Endrin aldehyde
Methoxychlor
Endosulfan sulfate
Endrin ketone
Decachlorobiphenyl
Hexabromobiphenyl
Y (x10^5)
Time (Min)

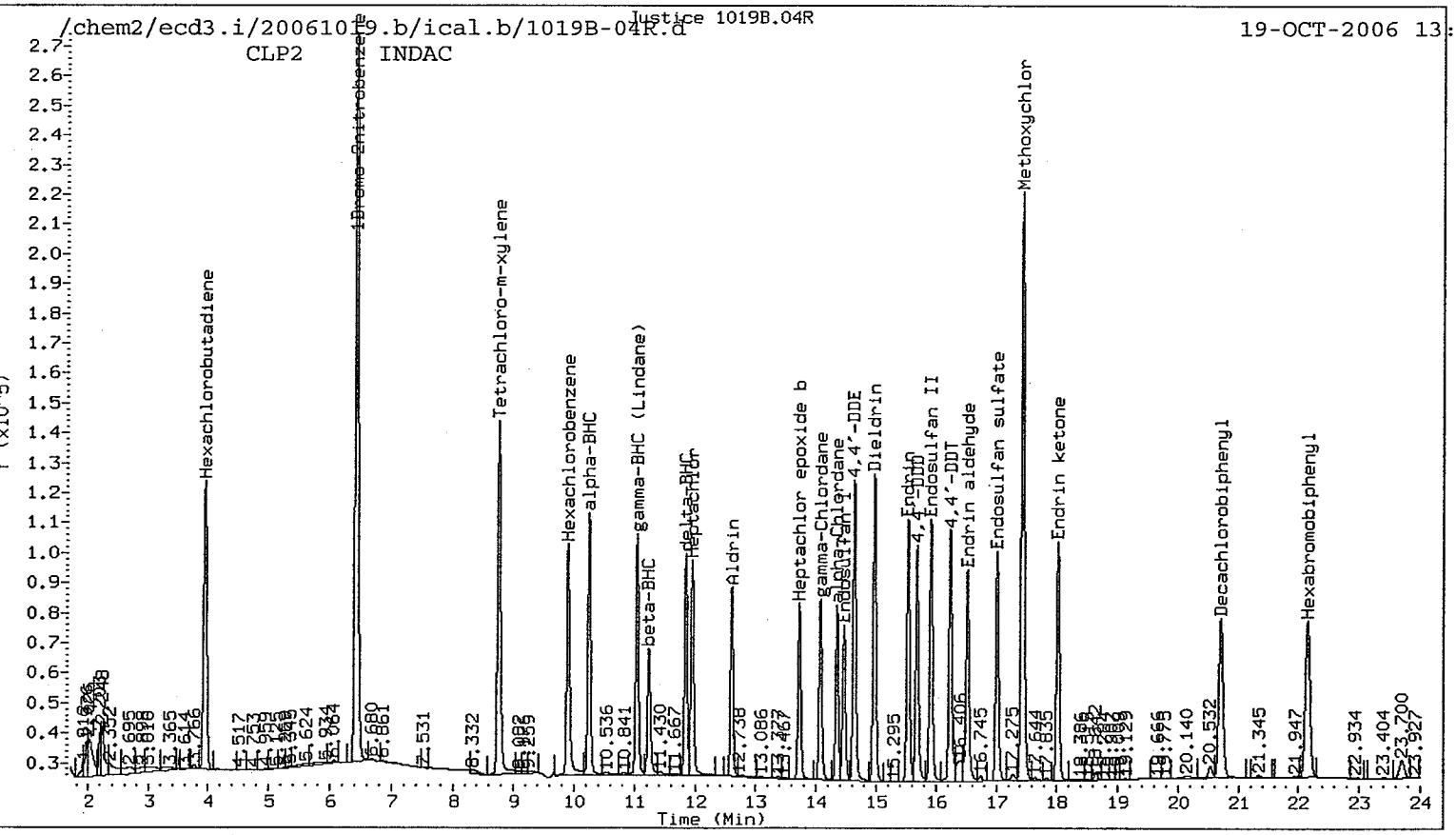
/chem2/ecd3.i/20061019.b/ical.b/1019B-04R.d
Justice 1019B.04R
19-OCT-2006 13:
CLP2 INDAC
Hexachlorobutadiene
1Brema-Nitrobenzene
Tetrachloro-m-xylene
Hexachlorobenzene
alpha-BHC
gamma-BHC (Lindane)
beta-BHC
Heptachlor
Aldrin
Heptachlor epoxide b
gamma-Chlordane
Endosulfan I
4,4'-DDE
Dieldrin
Endrin
Endosulfan II
4,4'-DDT
Endrin aldehyde
Methoxychlor
Endosulfan sulfate
Endrin ketone
Decachlorobiphenyl
Hexabromobiphenyl
Time (Min)

Analytical Resources Inc.
Dual Column Pesticide Quantitation Report

YZ 10/24/06

Data file 1: /chem2/ecd3.i/20061019.b/ical.b/1019-05R.d ARI ID: INDAA
Data file 2: /chem2/ecd3.i/20061019.b/ical.b/1019B-05R.d Client ID:
Method: /chem2/ecd3.i/20061019.b/PEST1019.m
Compound Sublist: INDA
Instrument, Inj. Vol.: ecd3.i, 1ul
Operator: YZ

Injection Date: 19-OCT-2006 14:25
Report Date: 10/20/2006 14:11
Matrix: NONE
Dilution Factor: 1.000

CLP1 Col RT	CLP1 Col Shift	CLP1 Col Response	CLP2 Col RT	CLP2 Col Shift	CLP2 Col Response	CLP1 on col	CLP2 on col	RPD	Compound/Flag
5.605	0.002	5416876	6.421	0.000	4538243	80.0000	80.0000	0.0	1Bromo-2nitrobenzene
8.870	0.002	401944	10.243	-0.001	331410	4.6142	4.6711	1.2	alpha-BHC
9.791	0.004	231016	11.230	0.001	189582	5.2351	4.9813	5.0	beta-BHC
10.149	0.004	360462	11.841	0.000	276317	4.7198	4.6420	1.7	delta-BHC
9.570	0.002	403289	11.036	0.000	311362	4.9545	4.6816	5.7	gamma-BHC (Lindane)
10.558	0.002	416192	11.944	0.000	305803	5.3126	4.8271	9.6	Heptachlor
11.152	0.001	351158	12.597	-0.001	254365	5.0439	4.6753	7.6	Aldrin
12.344	0.002	374003	13.717	0.000	254959	5.3899	5.0285	6.9	Heptachlor epoxide b
13.067	0.000	441976	14.457	-0.001	230437	5.5115	5.0559	8.6	Endosulfan I
13.510	0.002	667408	14.963	0.000	425652	10.5910	9.6497	9.3	Dieldrin
13.003	0.012	501461	14.625	0.002	413818	9.4943	9.4341	0.6	4,4'-DDE
13.926	0.002	629245	15.529	0.000	367679	10.6791	9.7887	8.7	Endrin
14.335	0.003	636791	15.910	0.001	386070	10.9215	9.9662	9.1	Endosulfan II
14.084	0.014	516602	15.675	0.003	329381	10.0528	9.5064	5.6	4,4'-DDD
15.862	0.003	557156	17.007	0.001	337782	10.8651	9.9849	8.4	Endosulfan sulfate
14.567	0.008	557442	16.234	0.002	397364	10.2340	10.2706	0.4	4,4'-DDT
15.424	0.008	1480001	17.429	0.003	993777	60.2189	54.1771	10.6	Methoxychlor
16.346	0.003	646288	18.012	0.001	368001	11.0429	9.8019	11.9	Endrin ketone
15.090	0.003	513383	16.516	0.001	436383	11.0893	12.2056	9.6	Endrin aldehyde
12.576	0.002	386619	14.066	0.000	265577	5.2916	5.0424	4.8	gamma-Chlordane
12.822	0.002	382349	14.339	0.000	259494	5.2913	5.1297	3.1	alpha-Chlordane
3.361	0.002	562958	3.948	0.001	512845	5.2511	5.0686	3.5	Hexachlorobutadiene
8.457	0.004	499857	9.893	0.001	437818	5.5178	5.7199	3.6	Hexachlorobenzene
18.395	-0.002	2324964	22.146	0.002	1463682	80.0000	80.0000	0.0	Hexabromobiphenyl
7.544	0.003	734665	8.752	0.001	594016	11.2367	10.8399	3.6	Tetrachloro-m-xylene
18.090	0.004	596557	20.700	0.003	408980	11.7420	11.4391	2.6	Decachlorobiphenyl

* Indicates RPD > 40%
M Indicates Column 1 peak was manually integrated
N Indicates Column 2 peak was manually integrated

SURROGATE/SPIKE PERCENT RECOVERY

SURR/SPIKE	Col1	Col2	Lower	Limits
Tetrachloro-m-xylene	28.1	27.1	27.1~	150- 0
Decachlorobiphenyl	29.4	28.6	28.6~	150- 0

~ Indicates recovery outside QC Limits

INTERNAL STANDARD SUMMARY

Column 1

Standard Cpnd	Standard Area*	Sample Area	%D
Bromo-Nitrobenzene	5322064	5416876	1.8
Hexabromobiphenyl	2296699	2324964	1.2

Column 2

Standard Cpnd	Standard Area*	Sample Area	%D
Bromo-Nitrobenzene	4261312	4538243	6.5
Hexabromobiphenyl	1386557	1463682	5.6

* Standard Areas taken from Initial Cal Level 3
Initial Calibration Date: 19-OCT-2006
<- Indicates standard response outside Limits (-50 to +100%)

	CLP1 Col					CLP2 Col				
Aroclor	Peak#	RT	Shift	Height	Amount	Peak#	RT	Shift	Height	Amount

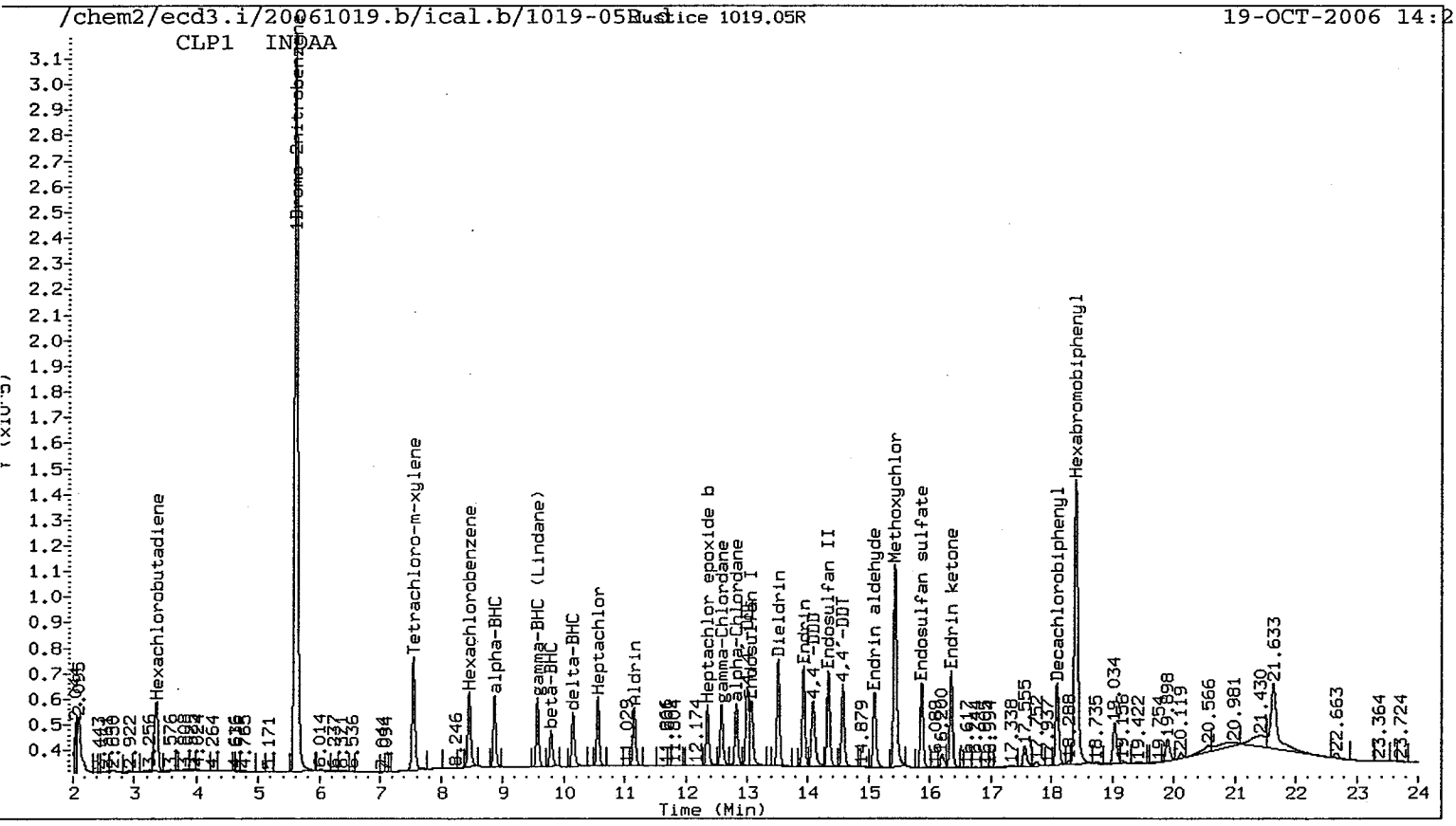
/chem2/ecd3.i/20061019.b/ical.b/1019-05R.d
Justice 1019.05R
19-OCT-2006 14:2
CLP1 INDAA
1Bromo-2nitrobenzene
Hexachlorobutadiene
Tetrachloro-m-xylene
Hexachlorobenzene
alpha-BHC
gamma-BHC (Lindane)
beta-BHC
delta-BHC
Heptachlor
Aldrin
Heptachlor epoxide b
gamma-Chlordane
alpha-Chlordane
Endosulfan I
Dieldrin
Endrin
4,4'-DDD
Endosulfan II
4,4'-DDT
Endrin aldehyde
Methoxychlor
Endosulfan sulfate
Endrin ketone
Decachlorobiphenyl
Hexabromobiphenyl
Time (Min)

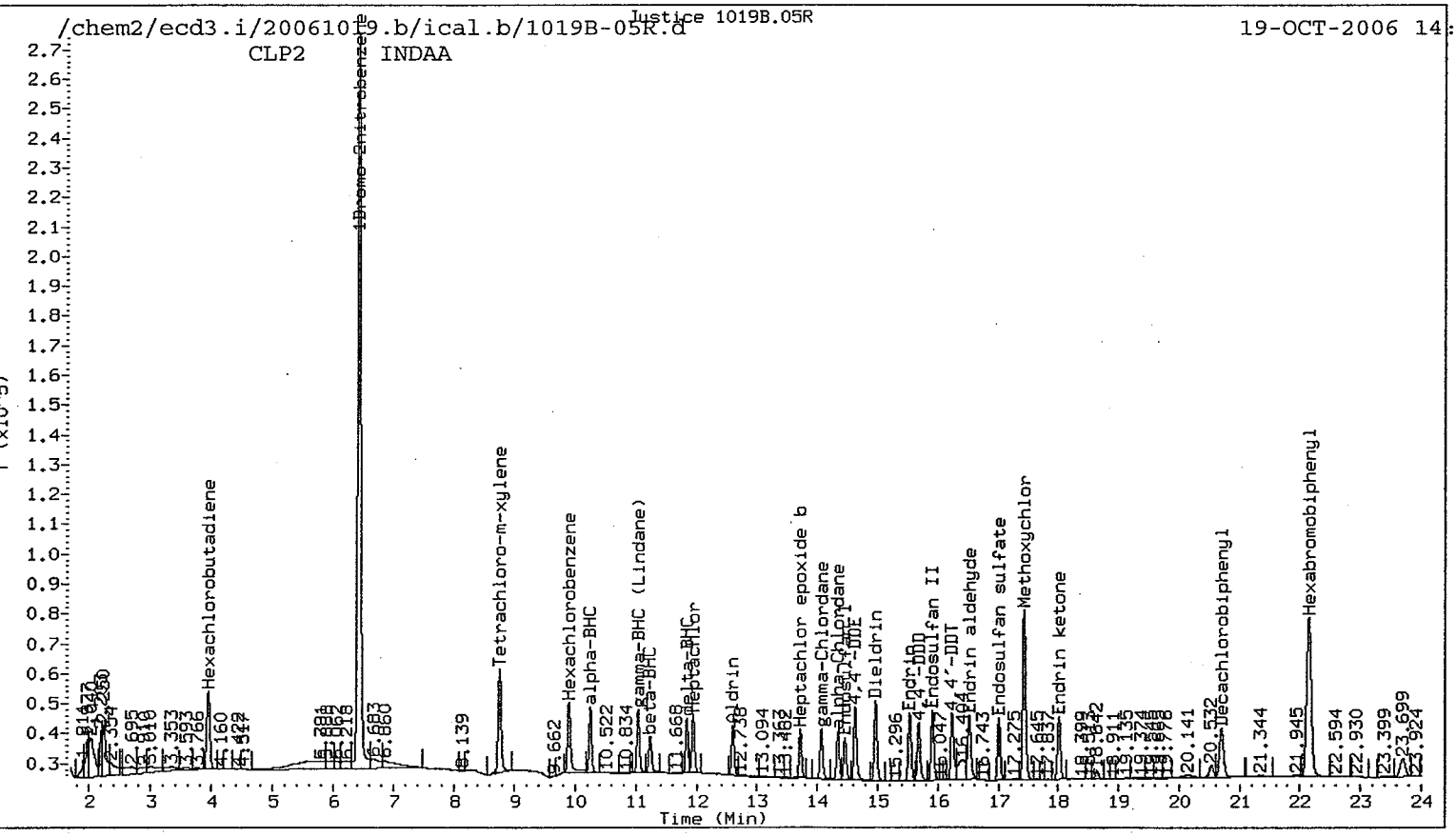
/chem2/ecd3.i/20061019.b/ical.b/1019B-05R.d
Justice 1019B.05R
19-OCT-2006 14:
CLP2 INDAA
1Bromo-2nitrobenzene
Hexachlorobutadiene
Tetrachloro-m-xylene
Hexachlorobenzene
alpha-BHC
gamma-BHC (Lindane)
beta-BHC
Heptachlor
Aldrin
Heptachlor epoxide b
gamma-Chlordane
alpha-Chlordane
Endosulfan I
Dieldrin
Endrin
4,4'-DDD
Endosulfan II
4,4'-DDT
Endrin aldehyde
Methoxychlor
Endosulfan sulfate
Endrin ketone
Decachlorobiphenyl
Hexabromobiphenyl
Time (Min)

YZ 10/20/06

Analytical Resources Inc.
Dual Column Pesticide Quantitation Report

Data file 1: /chem2/ecd3.i/20061019.b/ical.b/1019-06R.d ARI ID: INDAB
Data file 2: /chem2/ecd3.i/20061019.b/ical.b/1019B-06R.d Client ID:
Method: /chem2/ecd3.i/20061019.b/PEST1019.m
Injection Date: 19-OCT-2006 14:54
Compound Sublist: INDA
Report Date: 10/20/2006 14:11
Instrument, Inj. Vol.: ecd3.i, 1ul
Matrix: NONE
Operator: YZ
Dilution Factor: 1.000

CLP1 Col RT	Shift	Response	CLP2 Col RT	Shift	Response	CLP1 on col	CLP2 on col	RPD	Compound/Flag
5.604	0.001	5260869	6.420	0.000	4357333	80.0000	80.0000	0.0	1Bromo-2nitrobenzene
8.868	0.000	843926	10.243	-0.001	667625	9.9754	9.8007	1.8	alpha-BHC
9.789	0.002	453334	11.229	0.000	368632	10.5778	10.0879	4.7	beta-BHC
10.147	0.002	744323	11.840	0.000	563272	10.0351	9.8556	1.8	delta-BHC
9.569	0.001	829329	11.036	0.000	630180	10.4907	9.8686	6.1	gamma-BHC (Lindane)
10.557	0.000	815624	11.944	-0.001	603171	10.7200	9.9163	7.8	Heptachlor
11.151	0.000	707401	12.597	-0.001	513220	10.4622	9.8248	6.3	Aldrin
12.342	0.000	725310	13.717	-0.001	492174	10.7626	10.1101	6.3	Heptachlor epoxide b
13.066	0.000	835555	14.457	-0.001	446678	10.7284	10.2073	5.0	Endosulfan I
13.509	0.001	1314468	14.962	-0.001	850672	21.4777	20.0857	6.7	Dieldrin
12.999	0.008	1061535	14.624	0.000	835714	20.6943	19.8433	4.2	4,4'-DDE
13.925	0.000	1235519	15.528	-0.001	730048	21.7367	20.0943	7.9	Endrin
14.334	0.001	1224575	15.909	0.000	761654	21.7720	20.3276	6.9	Endosulfan II
14.080	0.009	1036884	15.674	0.001	664554	20.9165	19.8295	5.3	4,4'-DDD
15.861	0.002	1065555	17.006	0.000	661789	21.5407	20.2251	6.3	Endosulfan sulfate
14.563	0.004	1107322	16.233	0.000	754984	21.0739	20.1748	4.4	4,4'-DDT
15.421	0.005	2665626	17.427	0.002	1896383	112.4340	106.8849	5.1	Methoxychlor
16.344	0.002	1239315	18.011	0.000	744209	21.9516	20.4936	6.9	Endrin ketone
15.089	0.001	973280	16.515	0.000	741249	21.7936	21.4347	1.7	Endrin aldehyde
12.574	0.001	752558	14.066	-0.001	517780	10.6055	10.2390	3.5	gamma-Chlordane
12.821	0.001	748572	14.338	-0.001	500983	10.6666	10.3147	3.4	alpha-Chlordane
3.361	0.002	1108790	3.948	0.001	1021827	10.6491	10.5182	1.2	Hexachlorobutadiene
8.455	0.001	948358	9.892	0.000	789158	10.7791	10.7380	0.4	Hexachlorobenzene
18.394	-0.003	2242790	22.144	0.000	1415738	80.0000	80.0000	0.0	Hexabromobiphenyl
7.543	0.001	1423444	8.751	0.000	1114622	22.4172	21.1847	5.7	Tetrachloro-m-xylene
18.089	0.002	1099015	20.698	0.001	772988	22.4245	22.3526	0.3	Decachlorobiphenyl

* Indicates RPD > 40%
M Indicates Column 1 peak was manually integrated
N Indicates Column 2 peak was manually integrated

SURROGATE/SPIKE PERCENT RECOVERY

SURR/SPIKE	Col1	Col2	Lower	Limits
Tetrachloro-m-xylene	56.0	53.0	53.0~	150- 0
Decachlorobiphenyl	56.1	55.9	55.9~	150- 0

~ Indicates recovery outside QC Limits

INTERNAL STANDARD SUMMARY

Column 1

Standard Cpnd	Standard Area*	Sample Area	%D
Bromo-Nitrobenzene	5322064	5260869	-1.1
Hexabromobiphenyl	2296699	2242790	-2.3

Column 2

Standard Cpnd	Standard Area*	Sample Area	%D
Bromo-Nitrobenzene	4261312	4357333	2.3
Hexabromobiphenyl	1386557	1415738	2.1

* Standard Areas taken from Initial Cal Level 3
Initial Calibration Date: 19-OCT-2006
<- Indicates standard response outside Limits (-50 to +100%)

	CLP1 Col					CLP2 Col				
Aroclor	Peak#	RT	Shift	Height	Amount	Peak#	RT	Shift	Height	Amount

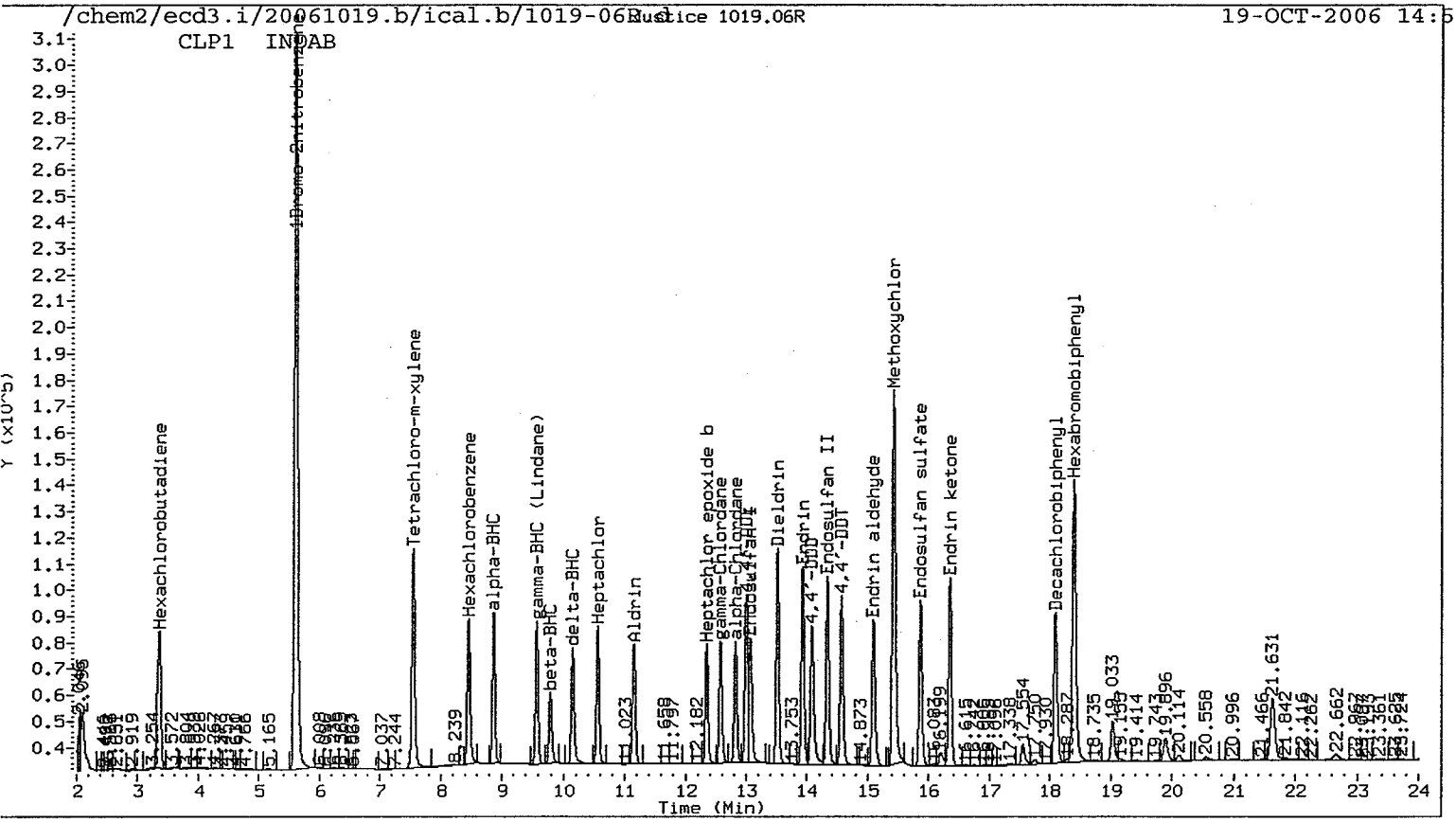
/chem2/ecd3.i/20061019.b/ical.b/1019-06R.d
Justice 1019.06R
19-OCT-2006 14:5
CLP1 INDAB
Y (x10^5)
Time (Min)
1Bromo-2nitrobenzene
Hexachlorobutadiene
Tetrachloro-m-xylene
Hexachlorobenzene
alpha-BHC
gamma-BHC (Lindane)
beta-BHC
delta-BHC
Heptachlor
Aldrin
Heptachlor epoxide b
gamma-Chlordane
alpha-Chlordane
Endosulfan I
Dieldrin
4,4'-DDE
Endrin
Endosulfan II
4,4'-DDT
Endrin aldehyde
Methoxychlor
Endosulfan sulfate
Endrin ketone
Decachlorobiphenyl
Hexabromobiphenyl

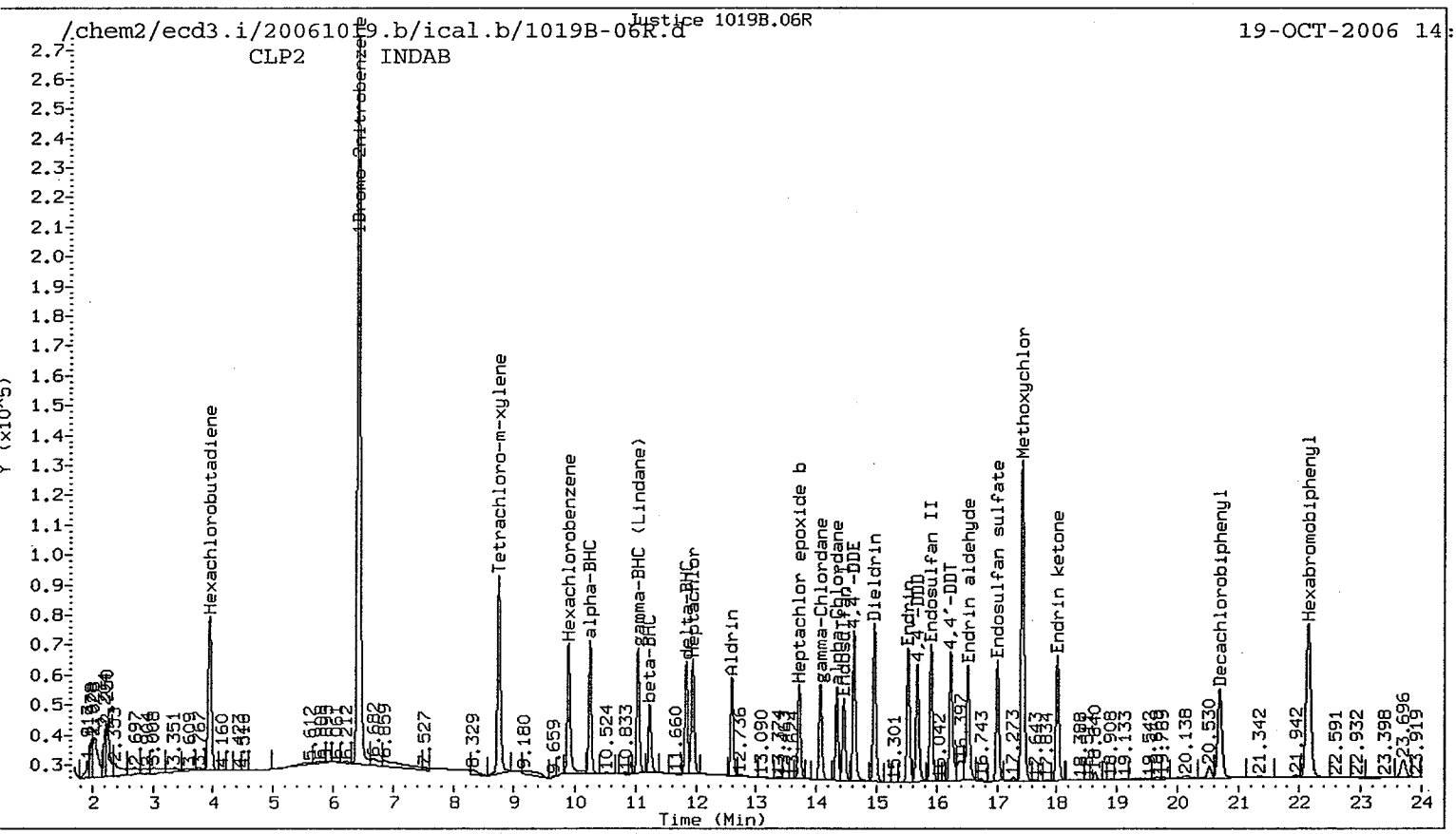
/chem2/ecd3.i/20061019.b/ical.b/1019B-06R.d
Justice 1019B.06R
19-OCT-2006 14:
CLP2 INDAB
Y (x10^5)
Time (Min)
1Bromo-2nitrobenzene
Hexachlorobutadiene
Tetrachloro-m-xylene
Hexachlorobenzene
alpha-BHC
gamma-BHC (Lindane)
beta-BHC
Heptachlor
Aldrin
Heptachlor epoxide b
gamma-Chlordane
alpha-Chlordane
Endosulfan I
Dieldrin
4,4'-DDE
Endrin
Endosulfan II
4,4'-DDT
Endrin aldehyde
Endosulfan sulfate
Methoxychlor
Endrin ketone
Decachlorobiphenyl
Hexabromobiphenyl

YZ 10/20/2006

Analytical Resources Inc.
Dual Column Pesticide Quantitation Report

Data file 1: /chem2/ecd3.i/20061019.b/ical.b/1019-07R.d ARI ID: INDAD
Data file 2: /chem2/ecd3.i/20061019.b/ical.b/1019B-07R.d Client ID:
Method: /chem2/ecd3.i/20061019.b/PEST1019.m Injection Date: 19-OCT-2006 15:22
Compound Sublist: INDA Report Date: 10/20/2006 14:11
Instrument, Inj. Vol.: ecd3.i, 1ul Matrix: NONE
Operator: YZ Dilution Factor: 1.000

CLP1 Col RT	Shift	Response	CLP2 Col RT	Shift	Response	CLP1 on col	CLP2 on col	RPD	Compound/Flag
5.604	0.002	5219263	6.421	0.000	4242075	80.0000	80.0000	0.0	1Bromo-2nitrobenzene
8.869	0.001	3567545	10.244	0.001	2818091	42.5054	42.4933	0.0	alpha-BHC
9.788	0.001	1675406	11.230	0.001	1488902	39.4045	41.8522	6.0	beta-BHC
10.146	0.001	3062030	11.841	0.001	2385376	41.6119	42.8710	3.0	delta-BHC
9.569	0.000	3172159	11.037	0.001	2655690	40.4464	42.7181	5.5	gamma-BHC (Lindane)
10.557	0.001	2921375	11.945	0.001	2519248	38.7027	42.5424	9.5	Heptachlor
11.152	0.001	2646080	12.599	0.000	2242492	39.4464	44.0952	11.1	Aldrin
12.343	0.001	2571284	13.718	0.000	1947883	38.4585	41.0999	6.6	Heptachlor epoxide b
13.066	0.000	2950144	14.458	0.000	1723161	38.1814	40.4467	5.8	Endosulfan I
13.509	0.000	4737497	14.963	0.000	3412742	78.0252	82.7697	5.9	Dieldrin
12.994	0.002	4181898	14.624	0.000	3436304	82.1747	83.8088	2.0	4,4'-DDE
13.924	0.000	4317697	15.529	0.001	2928890	75.8463	81.4722	7.2	Endrin
14.332	0.000	4231669	15.910	0.001	2982051	75.1213	80.4318	6.8	Endosulfan II
14.073	0.002	3915071	15.673	0.001	2737512	78.8564	82.5510	4.6	4,4'-DDD
15.859	0.000	3742319	17.007	0.001	2598982	75.5376	80.2712	6.1	Endosulfan sulfate
14.560	0.001	4113638	16.233	0.001	2925084	78.1693	78.9939	1.0	4,4'-DDT
15.417	0.001	8335303	17.426	0.001	6651482	351.0413	378.8727	7.6	Methoxychlor
16.343	0.000	4202913	18.012	0.001	2895469	74.3314	80.5800	8.1	Endrin ketone
15.087	0.000	3337083	16.516	0.001	2449089	74.6099	71.5720	4.2	Endrin aldehyde
12.574	0.001	2734585	14.066	0.000	1999631	38.8447	40.6167	4.5	gamma-Chlordane
12.821	0.000	2702229	14.339	0.000	1895146	38.8119	40.0791	3.2	alpha-Chlordane
3.360	0.001	4125225	3.947	0.001	3779156	39.9354	39.9579	0.1	Hexachlorobutadiene
8.455	0.001	3376709	9.893	0.001	2762983	38.6858	38.6173	0.2	Hexachlorobenzene
18.393	-0.003	2246209	22.144	0.001	1400872	80.0000	80.0000	0.0	Hexabromobiphenyl
7.543	0.001	4729667	8.751	0.000	4014429	75.0792	78.3721	4.3	Tetrachloro-m-xylene
18.088	0.001	3485329	20.698	0.001	2523709	71.0071	73.7528	3.8	Decachlorobiphenyl

* Indicates RPD > 40%
M Indicates Column 1 peak was manually integrated
N Indicates Column 2 peak was manually integrated

SURROGATE/SPIKE PERCENT RECOVERY

SURR/SPIKE	Col1	Col2	Lower	Limits
Tetrachloro-m-xylene	187.7	195.9	187.7~	150- 0
Decachlorobiphenyl	177.5	184.4	177.5~	150- 0

~ Indicates recovery outside QC Limits

INTERNAL STANDARD SUMMARY

Column 1

Standard Cpnd	Standard Area*	Sample Area	%D
Bromo-Nitrobenzene	5322064	5219263	-1.9
Hexabromobiphenyl	2296699	2246209	-2.2

Column 2

Standard Cpnd	Standard Area*	Sample Area	%D
Bromo-Nitrobenzene	4261312	4242075	-0.5
Hexabromobiphenyl	1386557	1400872	1.0

* Standard Areas taken from Initial Cal Level 3
Initial Calibration Date: 19-OCT-2006
<- Indicates standard response outside Limits (-50 to +100%)

	CLP1 Col					CLP2 Col				
Aroclor	Peak#	RT	Shift	Height	Amount	Peak#	RT	Shift	Height	Amount

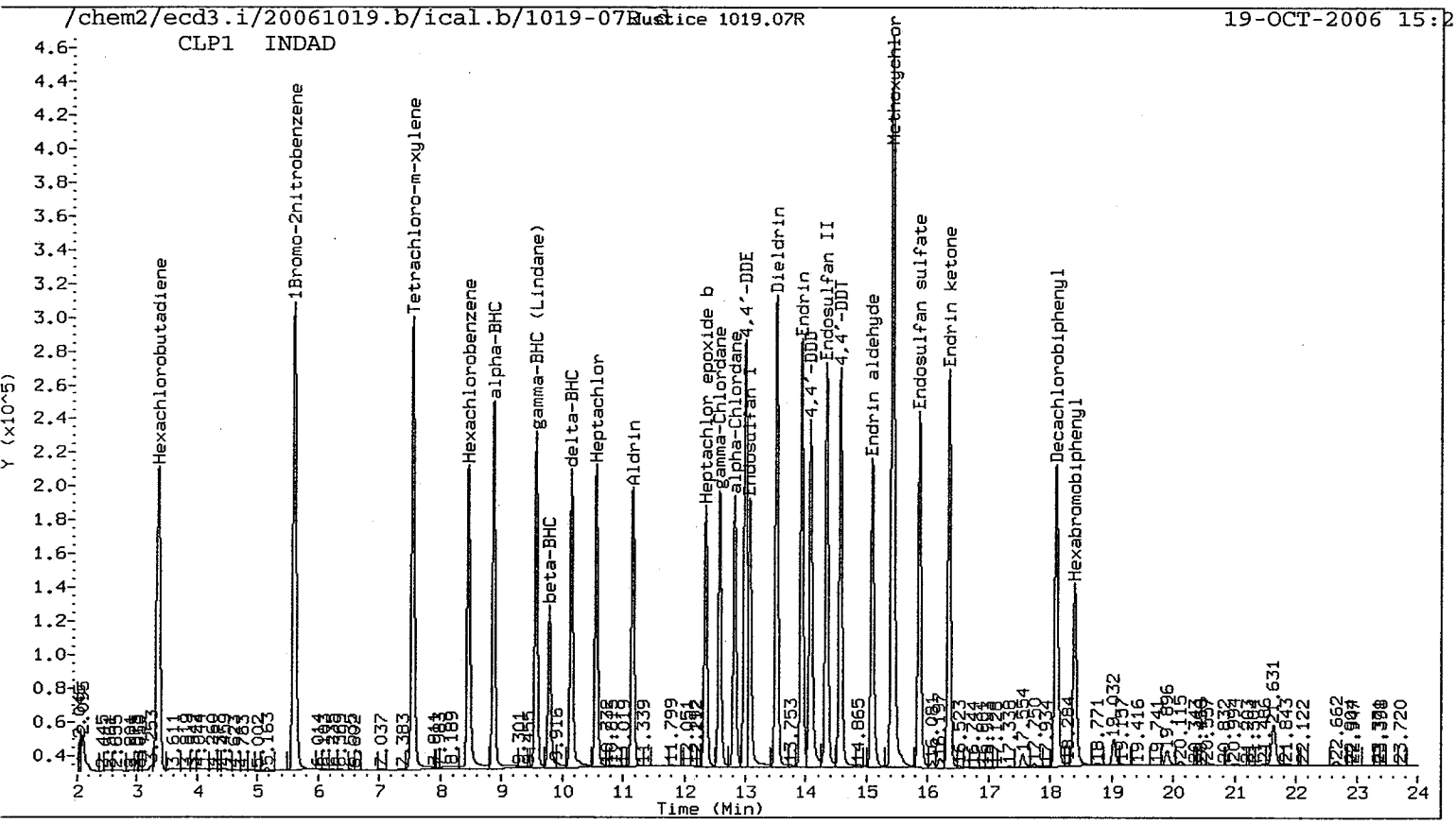
/chem2/ecd3.i/20061019.b/ical.b/1019-07R.d
Justice 1019.07R
19-OCT-2006 15:2
CLP1 INDAD
Y (x10^5)
Time (Min)
Hexachlorobutadiene
1Bromo-2nitrobenzene
Tetrachloro-m-xylene
Hexachlorobenzene
alpha-BHC
gamma-BHC (Lindane)
beta-BHC
delta-BHC
Heptachlor
Aldrin
Heptachlor epoxide b
gamma-Chlordane
alpha-Chlordane
Endosulfan I
4,4'-DDE
Dieldrin
Endrin
4,4'-DDD
Endosulfan II
4,4'-DDT
Endrin aldehyde
Methoxychlor
Endosulfan sulfate
Endrin ketone
Decachlorobiphenyl
Hexabromobiphenyl

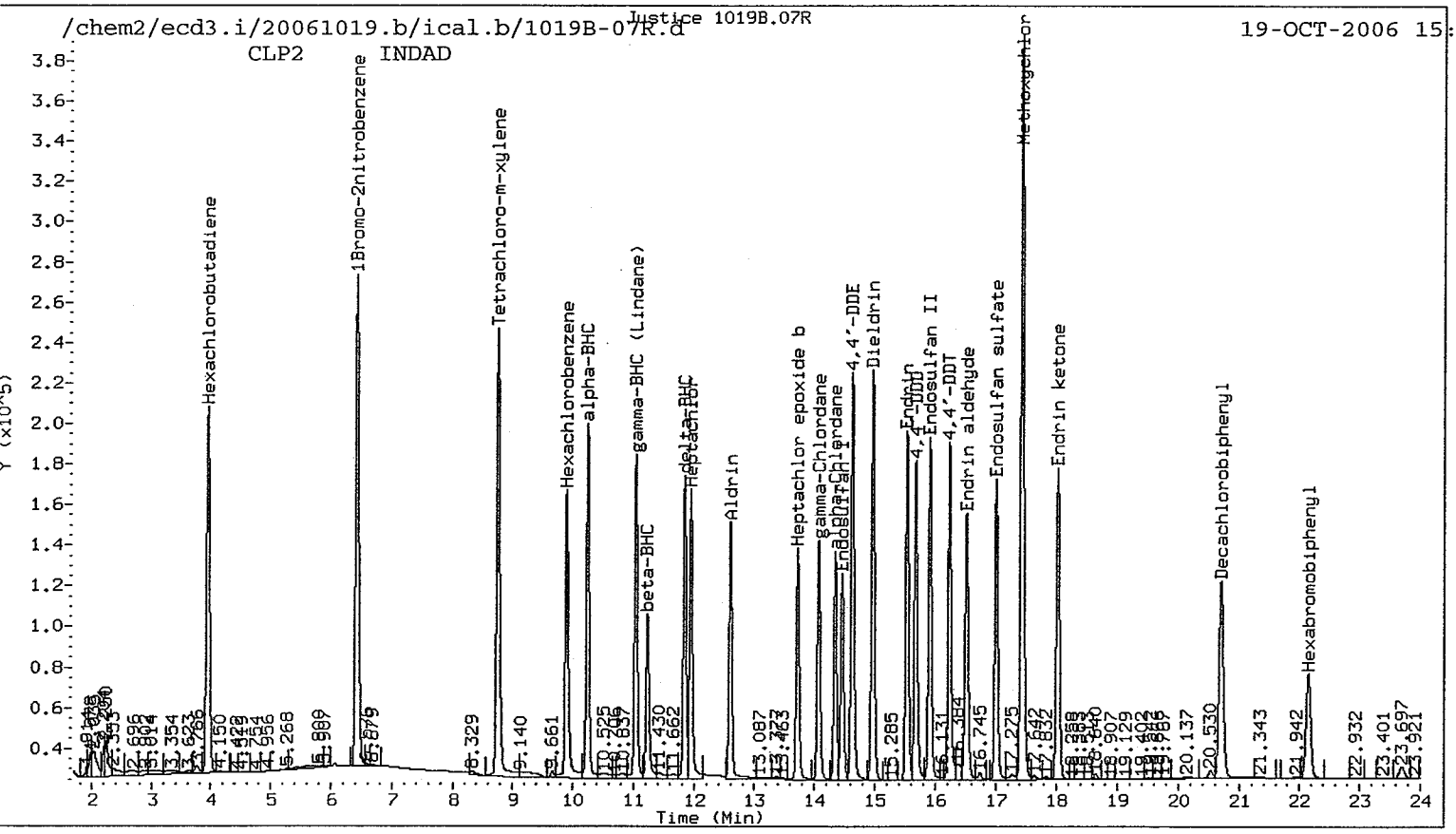
/chem2/ecd3.i/20061019.b/ical.b/1019B-07R.d
Justice 1019B.07R
19-OCT-2006 15:
CLP2 INDAD
Y (x10^5)
Time (Min)
Hexachlorobutadiene
1Bromo-2nitrobenzene
Tetrachloro-m-xylene
Hexachlorobenzene
alpha-BHC
gamma-BHC (Lindane)
beta-BHC
Aldrin
Heptachlor epoxide b
gamma-Chlordane
4,4'-DDE
Dieldrin
Endrin
Endosulfan II
4,4'-DDT
Endrin aldehyde
Methoxychlor
Endosulfan sulfate
Endrin ketone
Decachlorobiphenyl
Hexabromobiphenyl

Analytical Resources Inc.
Dual Column Pesticide Quantitation Report

YZ 10/24/06

Data file 1: /chem2/ecd3.i/20061019.b/ical.b/1019-08R.d ARI ID: INDAE
Data file 2: /chem2/ecd3.i/20061019.b/ical.b/1019B-08R.d Client ID:
Method: /chem2/ecd3.i/20061019.b/PEST1019.m Injection Date: 19-OCT-2006 15:51
Compound Sublist: INDA Report Date: 10/20/2006 14:11
Instrument, Inj. Vol.: ecd3.i, 1ul Matrix: NONE
Operator: YZ Dilution Factor: 1.000

CLP1 Col			CLP2 Col			CLP1	CLP2		
RT	Shift	Response	RT	Shift	Response	on col	on col	RPD	Compound/Flag
5.604	0.001	5190269	6.420	0.000	4229323	80.0000	80.0000	0.0	1Bromo-2nitrobenzene
8.868	0.000	6694389	10.243	0.000	5324037	80.2056	80.5218	0.4	alpha-BHC
9.787	0.000	3029793	11.229	0.000	2598594	71.6568	73.2652	2.2	beta-BHC
10.145	0.000	5872711	11.840	0.000	4463031	80.2538	80.4533	0.2	delta-BHC
9.568	0.000	5870401	11.036	0.000	4914142	75.2684	79.2848	5.2	gamma-BHC (Lindane)
10.557	0.000	5379260	11.944	0.000	4578615	71.6632	77.5520	7.9	Heptachlor
11.151	0.000	5153793	12.598	0.000	4076910	77.2592	80.4080	4.0	Aldrin
12.342	0.000	4667752	13.718	0.000	3540616	70.2053	74.9315	6.5	Heptachlor epoxide b
13.066	0.000	5263974	14.458	0.000	3231626	68.5081	76.0826	10.5	Endosulfan I
13.508	0.000	8504701	14.963	0.000	6416751	140.8523	156.0956	10.3	Dieldrin
12.991	0.000	7689229	14.623	0.000	6501980	151.9382	159.0565	4.6	4,4'-DDE
13.924	0.000	7645419	15.529	0.000	5504680	144.2849	155.6962	7.6	Endrin
14.332	0.000	7492221	15.909	0.000	5572585	142.8891	152.8301	6.7	Endosulfan II
14.070	0.000	7166467	15.673	0.000	5224803	155.0743	160.2050	3.3	4,4'-DDD
15.859	0.000	6649527	17.006	0.000	4917138	144.1950	154.4218	6.8	Endosulfan sulfate
14.559	0.000	7528139	16.232	0.000	5714534	153.6863	156.9191	2.1	4,4'-DDT
15.416	0.000	14402727	17.425	0.000	12301892	651.6565	712.5026	8.9	Methoxychlor
16.343	0.000	7380676	18.011	0.000	5438683	140.2347	153.9011	9.3	Endrin ketone
15.087	0.000	5916293	16.515	0.000	4431472	142.1073	131.6819	7.6	Endrin aldehyde
12.574	0.000	5047233	14.066	0.000	3705171	72.0964	75.4866	4.6	gamma-Chlordane
12.821	0.000	4927648	14.339	0.000	3508589	71.1708	74.4244	4.5	alpha-Chlordane
3.359	0.000	7226571	3.946	0.000	6946868	70.3497	73.6723	4.6	Hexachlorobutadiene
8.454	0.000	5831095	9.892	0.000	4717257	67.1781	66.1303	1.6	Hexachlorobenzene
18.396	0.000	2090802	22.143	0.000	1377713	80.0000	80.0000	0.0	Hexabromobiphenyl
7.542	0.000	8251276	8.751	0.000	7025191	131.7132	137.5635	4.3	Tetrachloro-m-xylen
18.087	0.000	6129446	20.697	0.000	4438501	134.1579	131.8910	1.7	Decachlorobiphenyl

* Indicates RPD > 40%
M Indicates Column 1 peak was manually integrated
N Indicates Column 2 peak was manually integrated

SURROGATE/SPIKE PERCENT RECOVERY

SURR/SPIKE	Col1	Col2	Lower	Limits
Tetrachloro-m-xylene	329.3	343.9	329.3~	150- 0
Decachlorobiphenyl	335.4	329.7	329.7~	150- 0

~ Indicates recovery outside QC Limits

INTERNAL STANDARD SUMMARY

Column 1

Standard Cpnd	Standard Area*	Sample Area	%D
Bromo-Nitrobenzene	5322064	5190269	-2.5
Hexabromobiphenyl	2296699	2090802	-9.0

Column 2

Standard Cpnd	Standard Area*	Sample Area	%D
Bromo-Nitrobenzene	4261312	4229323	-0.8
Hexabromobiphenyl	1386557	1377713	-0.6

* Standard Areas taken from Initial Cal Level 3
Initial Calibration Date: 19-OCT-2006
<- Indicates standard response outside Limits (-50 to +100%)

	CLP1 Col					CLP2 Col				
Aroclor	Peak#	RT	Shift	Height	Amount	Peak#	RT	Shift	Height	Amount

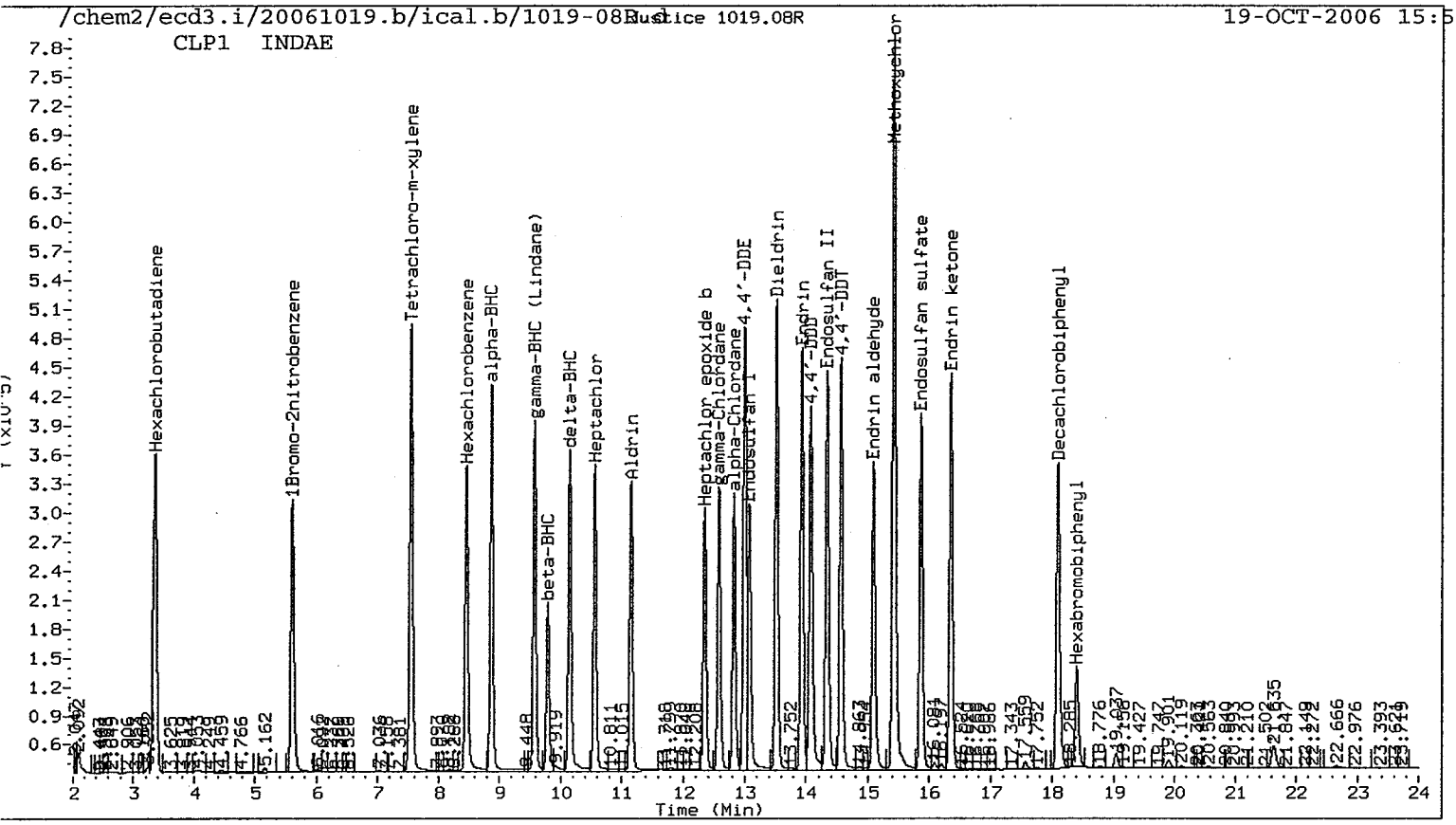
/chem2/ecd3.i/20061019.b/ical.b/1019-08R.d
Justice 1019.08R
19-OCT-2006 15:5
CLP1 INDAE
Hexachlorobutadiene
1Bromo-2nitrobenzene
Tetrachloro-m-xylene
Hexachlorobenzene
alpha-BHC
gamma-BHC (Lindane)
beta-BHC
delta-BHC
Heptachlor
Aldrin
Heptachlor epoxide b
gamma-Chlordane
alpha-Chlordane
Endosulfan I
4,4'-DDE
Dieldrin
Endrin
4,4'-DDD
Endosulfan II
4,4'-DDT
Endrin aldehyde
Methoxychlor
Endosulfan sulfate
Endrin ketone
Decachlorobiphenyl
Hexabromobiphenyl
Time (Min)

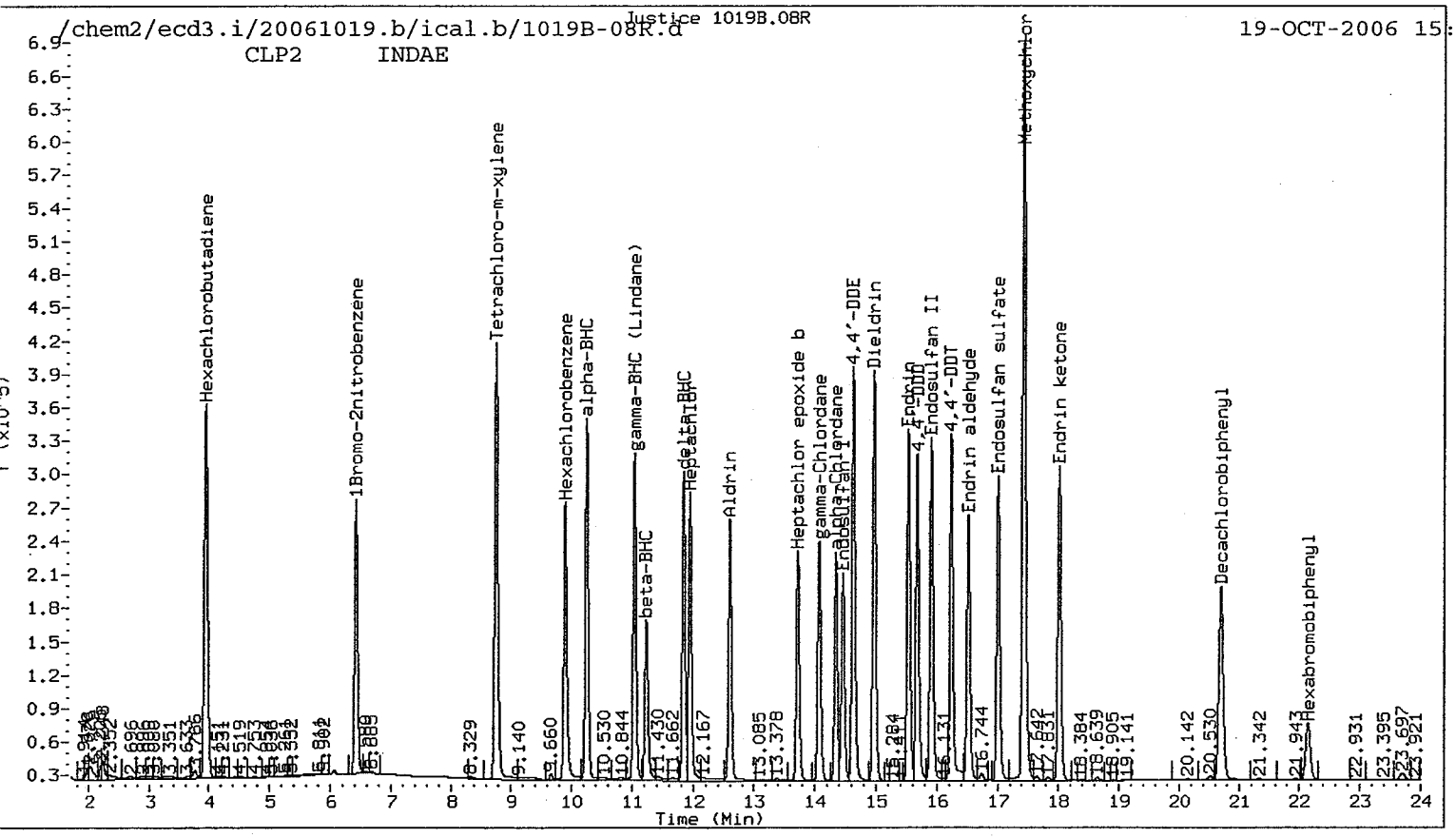
/chem2/ecd3.i/20061019.b/ical.b/1019B-08R.d
Justice 1019B.08R
19-OCT-2006 15:
CLP2 INDAE
Hexachlorobutadiene
1Bromo-2nitrobenzene
Tetrachloro-m-xylene
Hexachlorobenzene
alpha-BHC
gamma-BHC (Lindane)
beta-BHC
Heptachlor
Aldrin
Heptachlor epoxide b
gamma-Chlordane
alpha-Chlordane
Endosulfan I
4,4'-DDE
Dieldrin
Endrin
4,4'-DDD
Endosulfan II
4,4'-DDT
Endrin aldehyde
Methoxychlor
Endosulfan sulfate
Endrin ketone
Decachlorobiphenyl
Hexabromobiphenyl
Time (Min)

Analytical Resources Inc.
Dual Column Pesticide Quantitation Report

YZ 19/24/06

Data file 1: /chem2/ecd3.i/20061019.b/ical.b/1019-09R.d ARI ID: TOXAPH
Data file 2: /chem2/ecd3.i/20061019.b/ical.b/1019B-09R.d Client ID:
Method: /chem2/ecd3.i/20061019.b/PEST1019.m Injection Date: 19-OCT-2006 16:19
Compound Sublist: TOXAPH Report Date: 10/20/2006 14:11
Instrument, Inj. Vol.: ecd3.i, 1ul Matrix: NONE
Operator: YZ Dilution Factor: 1.000

CLP1 Col			CLP2 Col			CLP1	CLP2		
RT	Shift	Response	RT	Shift	Response	on col	on col	RPD	Compound/Flag
5.602	0.000	5242936	6.419	-0.001	4281487	80.0000	80.0000	0.0	1Bromo-2nitrobenzene
18.397	0.000	2341430	22.144	0.000	1402142	80.0000	80.0000	0.0	Hexabromobiphenyl
7.541	-0.001	2601422	8.750	-0.001	2126019	41.1088	39.7470	3.4	Tetrachloro-m-xylene
18.087	0.001	2036323	20.696	-0.001	1352125	39.7991	38.8742	2.4	Decachlorobiphenyl

* Indicates RPD > 40%
M Indicates Column 1 peak was manually integrated
N Indicates Column 2 peak was manually integrated

SURROGATE/SPIKE PERCENT RECOVERY

SURR/SPIKE	Col1	Col2	Lower	Limits
Tetrachloro-m-xylene	102.8	99.4	99.4~	150- 0
Decachlorobiphenyl	99.5	97.2	97.2~	150- 0

~ Indicates recovery outside QC Limits

INTERNAL STANDARD SUMMARY

Column 1

Standard Cpnd	Standard Area*	Sample Area	%D
Bromo-Nitrobenzene	5322064	5242936	-1.5
Hexabromobiphenyl	2296699	2341430	1.9

Column 2

Standard Cpnd	Standard Area*	Sample Area	%D
Bromo-Nitrobenzene	4261312	4281487	0.5
Hexabromobiphenyl	1386557	1402142	1.1

* Standard Areas taken from Initial Cal Level 3
Initial Calibration Date: 19-OCT-2006
<- Indicates standard response outside Limits (-50 to +100%)

	CLP1 Col					CLP2 Col				
Aroclor	Peak#	RT	Shift	Height	Amount	Peak#	RT	Shift	Height	Amount
Toxaphene	1	14.527	0.000	895066	500.000	1	14.920	0.000	376802	500.000
Toxaphene	2	14.919	0.000	1116601	500.000	2	16.050	0.000	871479	500.000
Toxaphene	3	15.029	0.000	1424057	500.000	3	16.508	0.000	767680	500.000
Toxaphene	4	15.658	0.000	1523609	500.000	4	17.438	0.000	995176	500.000
Toxaphene	5	16.291	0.000	1076191	500.000	5	18.183	0.000	362292	500.000
Toxaphene	6	16.559	0.000	598314	500.000	NS	---			----
Total CLP1Ave (6 peaks): 500.000						Total CLP2Ave (5 peaks): 500.000			RPD = 0	
Corrected Ave (6 peaks): 500.000						Corrected Ave (5 peaks): 500.000			RPD = 0	

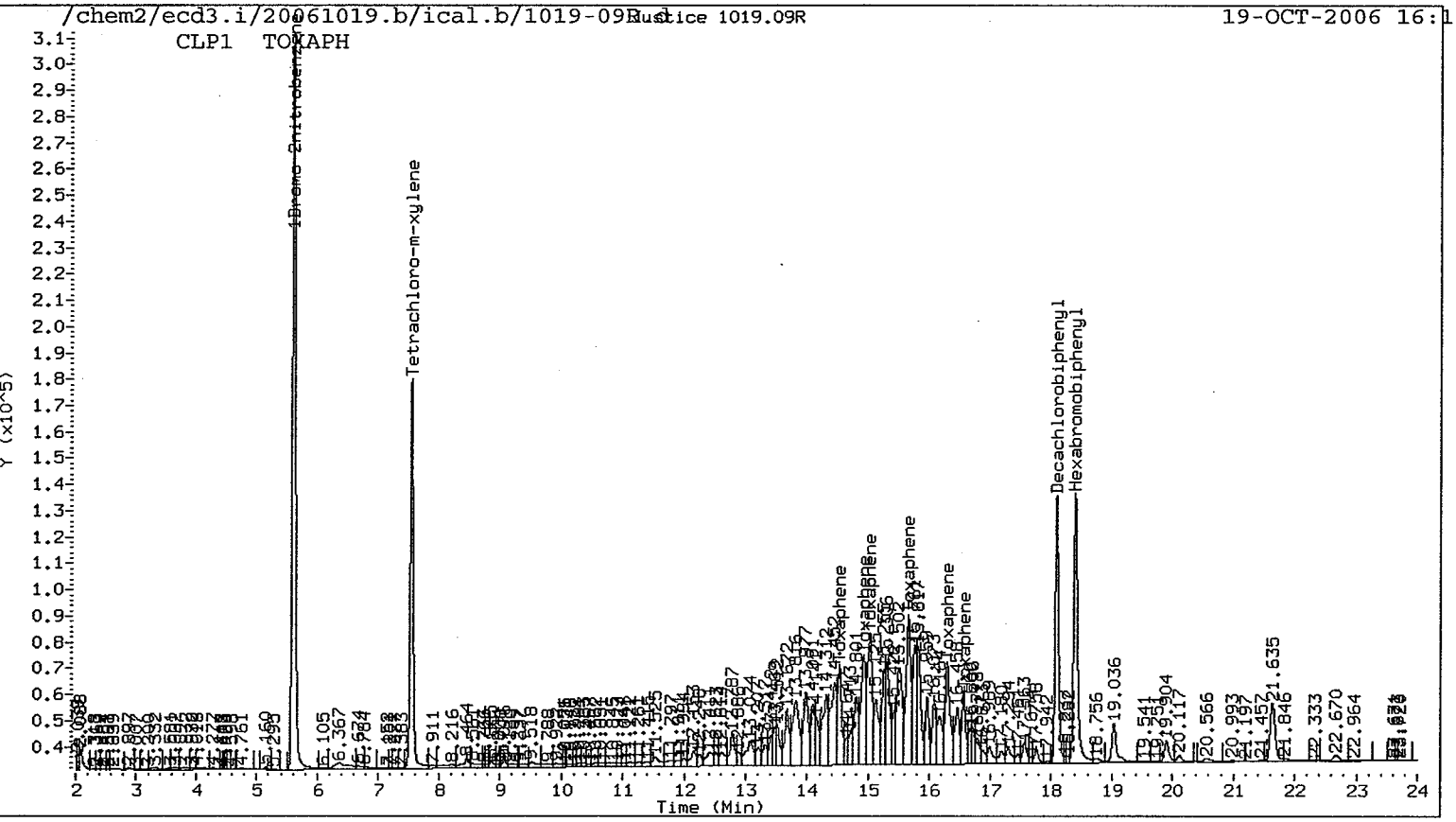
/chem2/ecd3.i/20061019.b/ical.b/1019-09R.d
Justice 1019.09R
19-OCT-2006 16:1
CLP1 TOXAPH
4Bromo-2nitrobenzene
Tetrachloro-m-xylene
Decachlorobiphenyl
Hexabromobiphenyl
Toxaphene
Y (x10^5)
Time (Min)

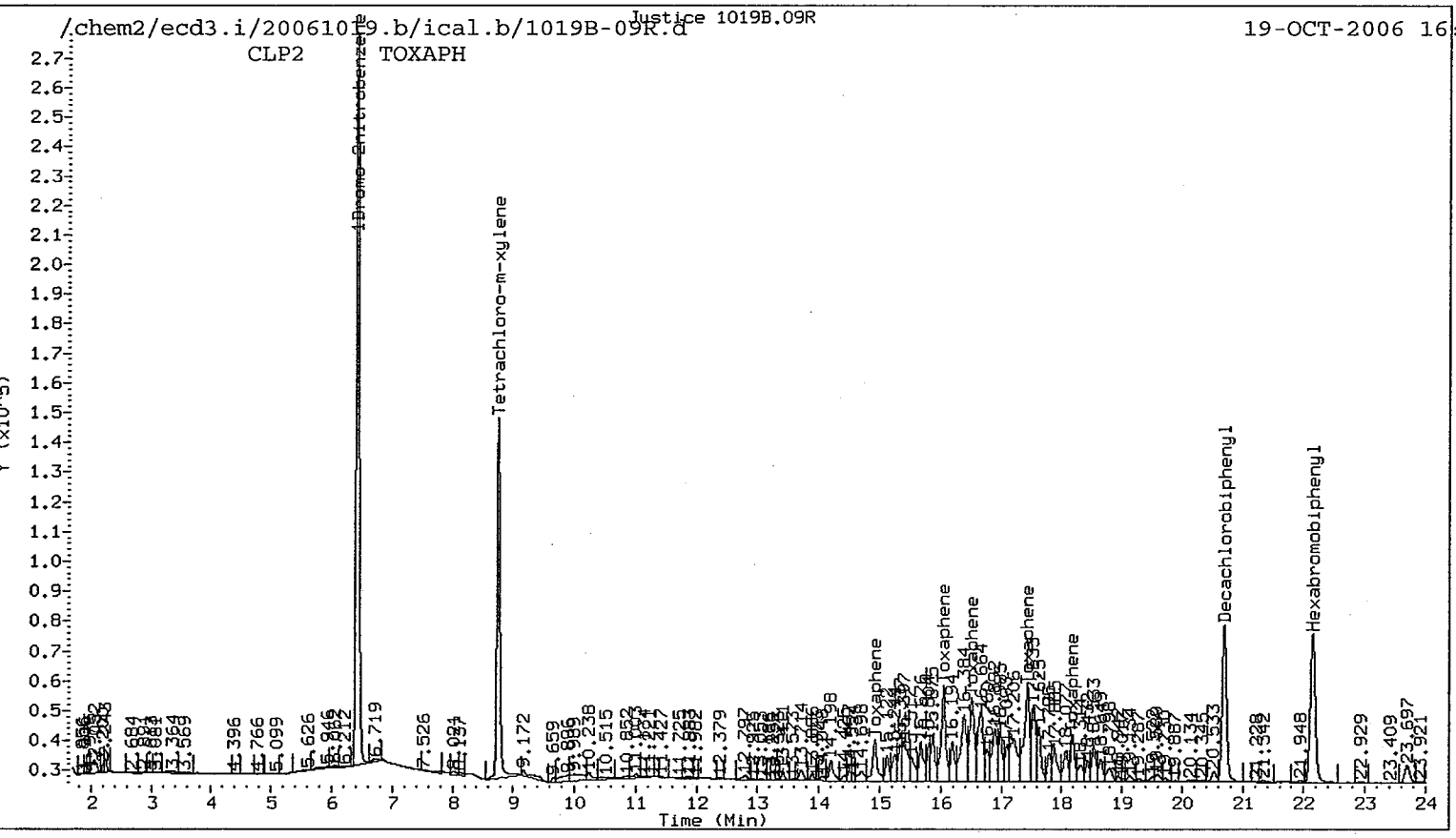
/chem2/ecd3.i/20061019.b/ical.b/1019B-09R.d
Justice 1019B.09R
19-OCT-2006 16:
CLP2 TOXAPH
4Bromo-2nitrobenzene
Tetrachloro-m-xylene
Decachlorobiphenyl
Hexabromobiphenyl
Toxaphene
Y (x10^5)
Time (Min)

YZ 12/8/06

7E

8081 DDT/ENDRIN BREAKDOWN VERIFICATION SUMMARY

Lab ID: DS36 ARI Job No.: KG57

Analysis Date: 04-DEC-2006 11:11 Init. Calib. Date: 19-OCT-2006

GC Column: STX-CLP1 ID: 0.53(mm)

COMPOUND	RT	AREA
Endrin	13.926	3807772
4,4'-DDE	13.000	26190
4,4'-DDD	14.081	312133
4,4'-DDT	14.562	3545348
Endrin ketone	16.344	106931
Endrin aldehyde	15.090	55985
Tetrachloro-m-xylene	7.556	2220484
Decachlorobiphenyl	18.088	1743516

DDT Percent Breakdown = 8.7 %
Endrin Percent Breakdown = 2.7 %

GC Column: STX-CLP2 ID: 0.53(mm)

COMPOUND	RT	AREA
4,4'-DDE	14.609	15726
Endrin	15.512	2834689
4,4'-DDD	15.660	278164
4,4'-DDT	16.218	2587265
Endrin ketone	17.992	54640
Endrin aldehyde	16.494	----
Tetrachloro-m-xylene	8.735	1600219
Decachlorobiphenyl	20.675	1250363

DDT Percent Breakdown = 10.2 %
Endrin Percent Breakdown = 1.9 %

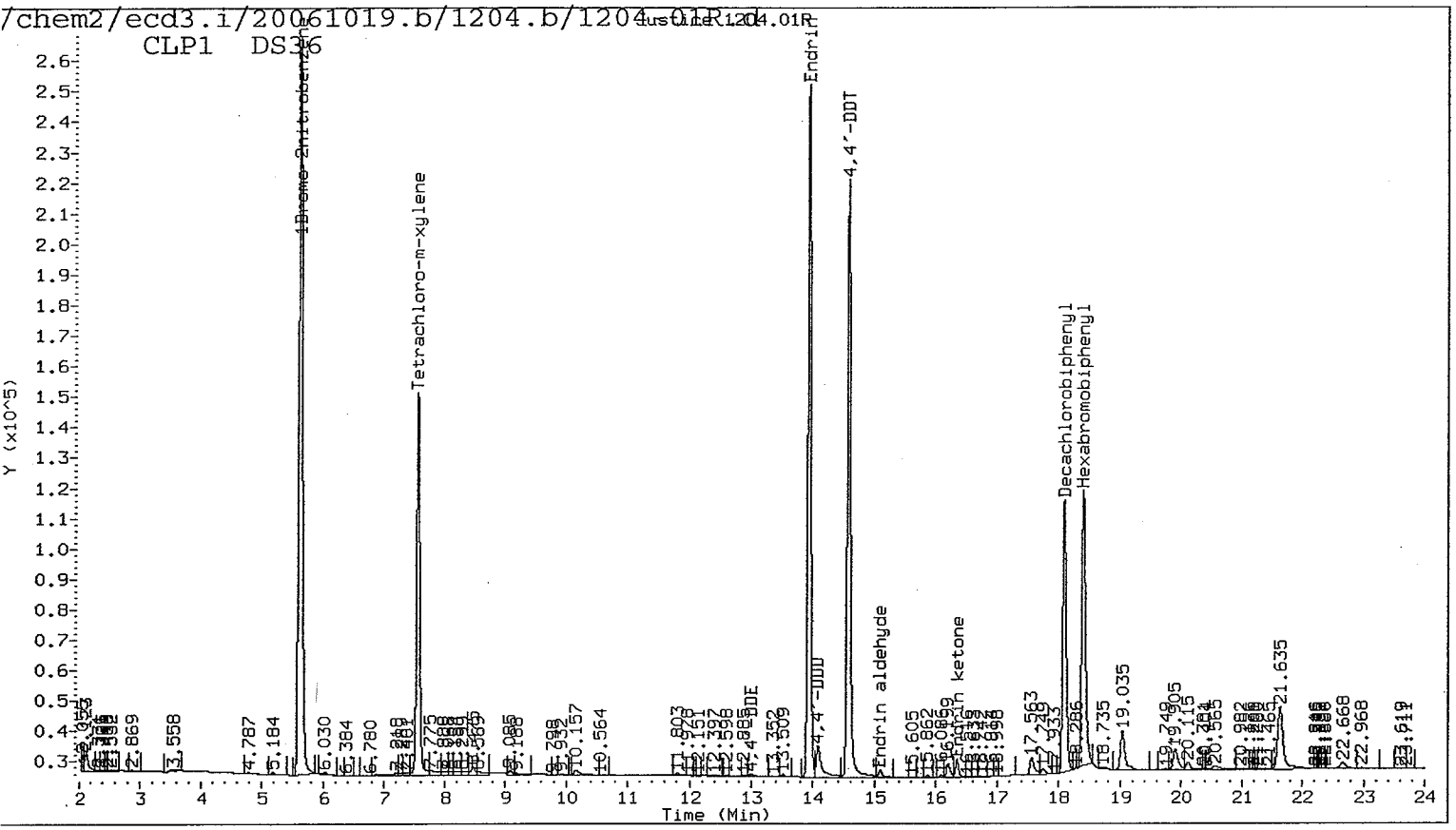
/chem2/ecd3.i/20061019.b/1204.b/1204-01R.d
Justice 1204.01R
CLP1 DS36
Y (x10^5)
Time (Min)
4Bromo-2nitrobenzene
Tetrachloro-m-xylene
Endrin
4,4'-DDT
4,4'-DDD
Endrin aldehyde
Endrin ketone
Decachlorobiphenyl
Hexabromobiphenyl

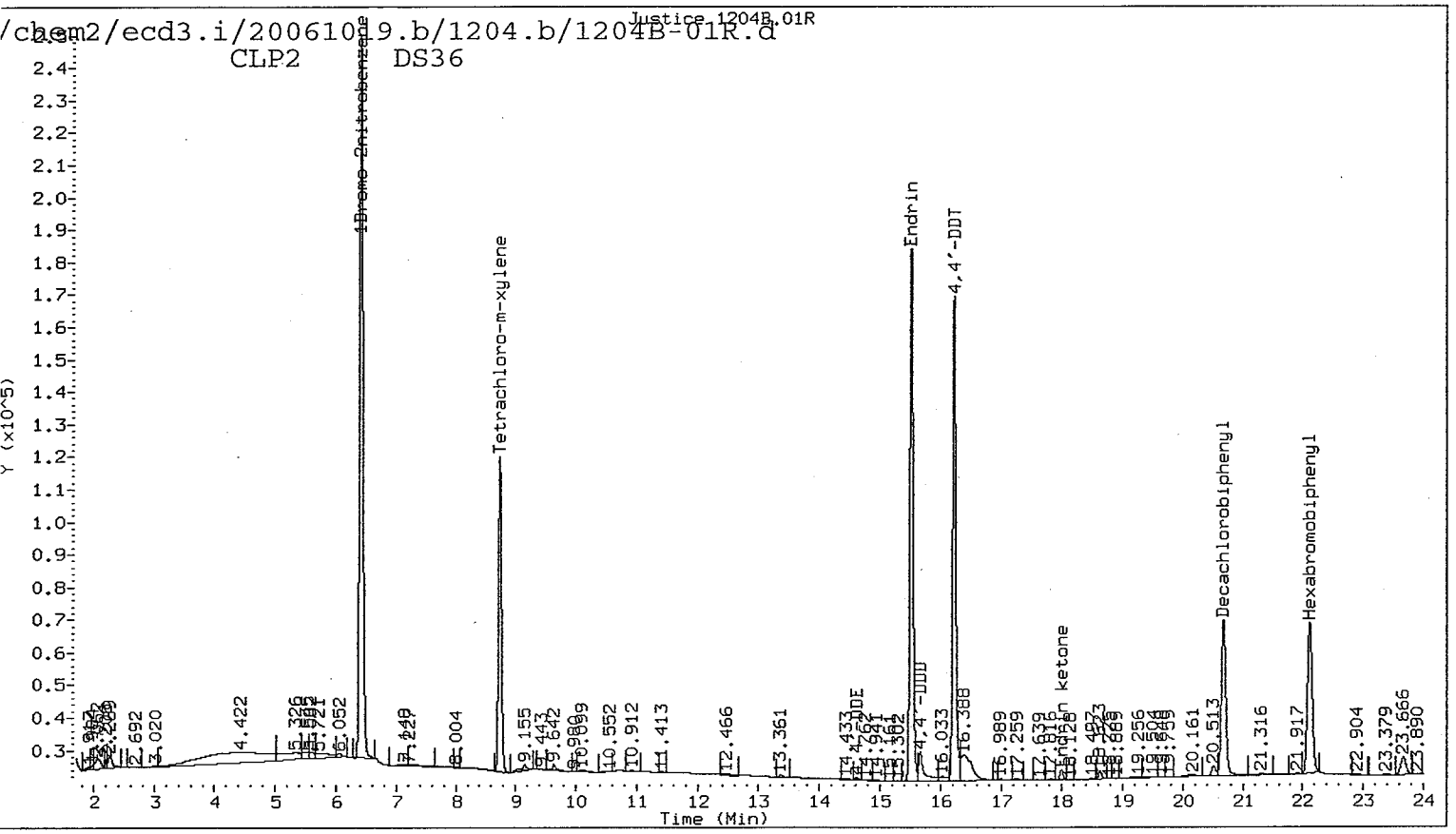
/chem2/ecd3.i/20061019.b/1204.b/1204B-01R.d
Justice 1204B.01R
CLP2 DS36
Y (x10^5)
Time (Min)
4Bromo-2nitrobenzene
Tetrachloro-m-xylene
Endrin
4,4'-DDT
4,4'-DDD
Endrin ketone
Decachlorobiphenyl
Hexabromobiphenyl

7E

8081 PESTICIDE CALIBRATION VERIFICATION SUMMARY

Lab Name: ANALYTICAL RESOURCES, INC Client: ANCHOR ENVIRONMENTAL

ARI Job No.: KG57 Project: CHINOOK

GC Column: STX-CLP1 ID: 0.53 (mm)

Init. Calib. Date(s): 10/19/06 10/19/06

Client Sample No.(PEST): Date Analyzed :12/04/06

Lab Sample ID (PEST): INDAC36 Time Analyzed :1139

PEST MIX COMPOUND	RT	RT WINDOW FROM	RT WINDOW TO	CALC AMOUNT (ug/L)	NOM AMOUNT (ug/L)	%D
alpha-BHC	8.86	8.81	8.91	18.4	20.0	-8.0
beta-BHC	9.78	9.73	9.83	18.9	20.0	-5.5
delta-BHC	10.14	10.09	10.19	18.5	20.0	-7.5
gamma-BHC (Lindane)	9.56	9.51	9.61	18.2	20.0	-9.0
Heptachlor	10.55	10.50	10.60	18.2	20.0	-9.0
Aldrin	11.14	11.09	11.19	18.9	20.0	-5.5
Heptachlor epoxide b	12.33	12.28	12.38	19.2	20.0	-4.0
Endosulfan I	13.06	13.01	13.11	20.2	20.0	0.1
Dieldrin	13.50	13.45	13.55	37.7	40.0	-5.8
4,4'-DDE	12.99	12.93	13.03	37.0	40.0	-7.5
Endrin	13.91	13.86	13.96	36.7	40.0	-8.2
Endosulfan II	14.32	14.27	14.37	39.6	40.0	-0.1
4,4'-DDD	14.07	14.01	14.11	37.5	40.0	-6.2
Endosulfan sulfate	15.85	15.80	15.90	40.7	40.0	1.8
4,4'-DDT	14.55	14.50	14.60	35.2	40.0	-12.0
Methoxychlor	15.41	15.36	15.46	166	200	-17.0
Endrin ketone	16.33	16.28	16.38	37.8	40.0	-5.5
Endrin aldehyde	15.08	15.03	15.13	37.9	40.0	-5.2
gamma-Chlordane	12.57	12.51	12.61	19.2	20.0	-4.0
alpha-Chlordane	12.81	12.76	12.86	19.3	20.0	-3.5
Hexachlorobutadiene	3.37	3.32	3.42	18.9	20.0	-5.5
Hexachlorobenzene	8.45	8.40	8.50	20.1	20.0	0.5
Tetrachloro-m-xylene	7.54	7.49	7.59	38.5	40.0	-3.8
Decachlorobiphenyl	18.08	18.03	18.13	43.4	40.0	8.5

AVERAGE %D = 6.0

FORM VII PEST-2

7E

8081 PESTICIDE CALIBRATION VERIFICATION SUMMARY

Lab Name: ANALYTICAL RESOURCES, INC Client: ANCHOR ENVIRONMENTAL

ARI Job No.: KG57 Project: CHINOOK

GC Column: STX-CLP2 ID: 0.53 (mm)

Init. Calib. Date(s): 10/19/06 10/19/06

Client Sample No.(PEST): Date Analyzed :12/04/06

Lab Sample ID (PEST): INDAC36 Time Analyzed :1139

PEST MIX COMPOUND	RT	RT WINDOW FROM	RT WINDOW TO	CALC AMOUNT (ug/L)	NOM AMOUNT (ug/L)	%D
alpha-BHC	10.22	10.17	10.27	18.5	20.0	-7.5
beta-BHC	11.21	11.16	11.26	18.8	20.0	-6.0
delta-BHC	11.82	11.77	11.87	17.6	20.0	-12.0
gamma-BHC (Lindane)	11.02	10.97	11.07	17.8	20.0	-11.0
Heptachlor	11.92	11.87	11.97	19.7	20.0	-1.5
Aldrin	12.58	12.53	12.63	19.1	20.0	-4.5
Heptachlor epoxide b	13.70	13.65	13.75	18.3	20.0	-8.5
Endosulfan I	14.44	14.39	14.49	18.3	20.0	-8.5
Dieldrin	14.94	14.89	14.99	35.6	40.0	-11.0
4,4'-DDE	14.61	14.55	14.65	36.1	40.0	-9.8
Endrin	15.51	15.46	15.56	37.1	40.0	-7.2
Endosulfan II	15.89	15.84	15.94	39.8	40.0	-0.5
4,4'-DDD	15.65	15.60	15.70	38.1	40.0	-4.8
Endosulfan sulfate	16.99	16.94	17.04	40.0	40.0	0.0
4,4'-DDT	16.21	16.16	16.26	35.1	40.0	-12.2
Methoxychlor	17.41	17.36	17.46	162	200	-19.0
Endrin ketone	17.99	17.94	18.04	39.8	40.0	-0.5
Endrin aldehyde	16.50	16.44	16.54	36.6	40.0	-8.5
gamma-Chlordane	14.05	14.00	14.10	18.4	20.0	-8.0
alpha-Chlordane	14.32	14.27	14.37	18.5	20.0	-7.5
Hexachlorobutadiene	3.95	3.90	4.00	21.6	20.0	8.0
Hexachlorobenzene	9.87	9.82	9.92	19.5	20.0	-2.5
Tetrachloro-m-xylene	8.74	8.68	8.78	37.8	40.0	-5.5
Decachlorobiphenyl	20.67	20.62	20.72	42.1	40.0	5.2

AVERAGE %D = 7.1

Analytical Resources Inc.
Dual Column Pesticide Quantitation Report

YZ 12/06/06

Data file 1: /chem2/ecd3.i/20061019.b/1204.b/1204-02R.d ARI ID: INDAC36
Data file 2: /chem2/ecd3.i/20061019.b/1204.b/1204B-02R.d Client ID:
Method: /chem2/ecd3.i/20061019.b/PEST1019.m Injection Date: 04-DEC-2006 11:39
Compound Sublist: INDA Report Date: 12/06/2006 11:28
Instrument, Inj. Vol.: ecd3.i, 1ul Matrix: NONE
Operator: YZ Dilution Factor: 1.000

CLP1 Col			CLP2 Col			CLP1	CLP2		
RT	Shift	Response	RT	Shift	Response	on col	on col	RPD	Compound/Flag
5.604	0.004	4544102	6.409	0.003	4025729	80.0000	80.0000	0.0	1Bromo-2nitrobenzene
8.861	0.002	1343692	10.224	0.001	1163663	18.3880	18.4895	0.6	alpha-BHC
9.782	0.002	699607	11.211	0.001	633218	18.8991	18.7560	0.8	beta-BHC
10.139	0.002	1187735	11.822	0.001	930599	18.5391	17.6239	5.1	delta-BHC
9.561	0.002	1242113	11.017	0.001	1051748	18.1906	17.8271	2.0	gamma-BHC (Lindane)
10.548	0.001	1193902	11.925	0.001	1107252	18.1670	19.7030	8.1	Heptachlor
11.143	0.002	1105399	12.578	0.001	921422	18.9271	19.0921	0.9	Aldrin
12.333	0.001	1115452	13.697	0.001	822302	19.1626	18.2828	4.7	Heptachlor epoxide b
13.057	0.001	1360792	14.437	0.001	739826	20.2284	18.2987	10.0	Endosulfan I
13.499	0.002	1994054	14.943	0.001	1392459	37.7210	35.5864	5.8	Dieldrin
12.985	0.003	1638956	14.605	0.001	1404026	36.9908	36.0834	2.5	4,4'-DDE
13.915	0.001	1737275	15.508	0.001	1184992	36.6723	37.1336	1.2	Endrin
14.324	0.002	1858251	15.889	0.001	1309581	39.6409	39.7915	0.4	Endosulfan II
14.065	0.003	1548758	15.655	0.001	1121655	37.4860	38.1041	1.6	4,4'-DDD
15.851	0.001	1678681	16.986	0.000	1148859	40.7172	39.9732	1.8	Endosulfan sulfate
14.551	0.002	1539766	16.213	0.000	1152903	35.1603	35.0747	0.2	4,4'-DDT
15.409	0.002	3278803	17.407	0.000	2532030	165.9356	162.4759	2.1	Methoxychlor
16.334	0.002	1780928	17.988	0.000	1271332	37.8491	39.8577	5.2	Endrin ketone
15.079	0.002	1409354	16.495	0.001	1111619	37.8649	36.5965	3.4	Endrin aldehyde
12.566	0.002	1174664	14.047	0.001	857975	19.1653	18.3638	4.3	gamma-Chlordane
12.812	0.001	1172119	14.319	0.001	831556	19.3364	18.5311	4.3	alpha-Chlordane
3.374	0.006	1701801	3.953	0.003	1940782	18.9226	21.6231	13.3	Hexachlorobutadiene
8.449	0.003	1525485	9.875	0.002	1321524	20.0737	19.4631	3.1	Hexachlorobenzene
18.388	0.005	1869230	22.111	0.003	1243521	80.0000	80.0000	0.0	Hexabromobiphenyl
7.538	0.003	2111386	8.735	0.002	1836621	38.4962	37.7825	1.9	Tetrachloro-m-xylene
18.079	0.002	1771741	20.668	0.001	1278486	43.3756	42.0901	3.0	Decachlorobiphenyl

* Indicates RPD > 40%
M Indicates Column 1 peak was manually integrated
N Indicates Column 2 peak was manually integrated

SURROGATE/SPIKE PERCENT RECOVERY

SURR/SPIKE	Col1	Col2	Lower	Limits
Tetrachloro-m-xylene	96.2	94.5	94.5~	150- 0
Decachlorobiphenyl	108.4	105.2	105.2~	150- 0

~ Indicates recovery outside QC Limits

INTERNAL STANDARD SUMMARY

Column 1

Standard Cpnd	Standard Area*	Sample Area	%D
Bromo-Nitrobenzene	5322064	4544102	-14.6
Hexabromobiphenyl	2296699	1869230	-18.6

Column 2

Standard Cpnd	Standard Area*	Sample Area	%D
Bromo-Nitrobenzene	4261312	4025729	-5.5
Hexabromobiphenyl	1386557	1243521	-10.3

* Standard Areas taken from Initial Cal Level 3
Initial Calibration Date: 19-OCT-2006
<- Indicates standard response outside Limits (-50 to +100%)

	CLP1 Col					CLP2 Col				
Aroclor	Peak#	RT	Shift	Height	Amount	Peak#	RT	Shift	Height	Amount

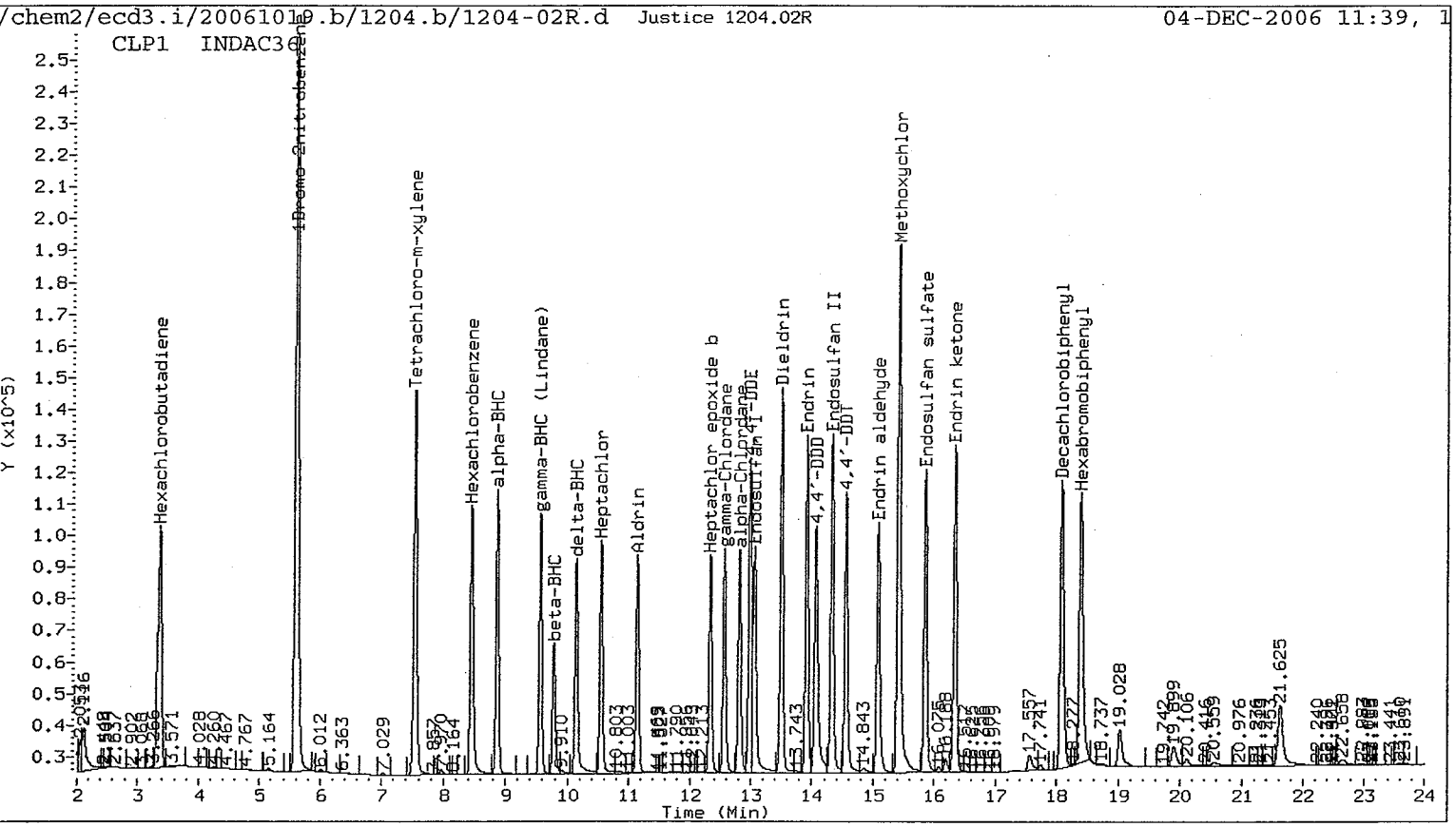
/chem2/ecd3.i/20061019.b/1204.b/1204-02R.d
Justice 1204.02R
04-DEC-2006 11:39, 1
CLP1 INDAC36
Y (x10^5)
Time (Min)
Hexachlorobutadiene
1Brome 2nitrobenzene
Tetrachloro-m-xylene
Hexachlorobenzene
alpha-BHC
gamma-BHC (Lindane)
beta-BHC
delta-BHC
Heptachlor
Aldrin
Heptachlor epoxide b
gamma-Chlordane
alpha-Chlordane
Endosulfan I
4,4'-DDE
Dieldrin
Endrin
4,4'-DDD
Endosulfan II
4,4'-DDT
Endrin aldehyde
Methoxychlor
Endosulfan sulfate
Endrin ketone
Decachlorobiphenyl
Hexabromobiphenyl

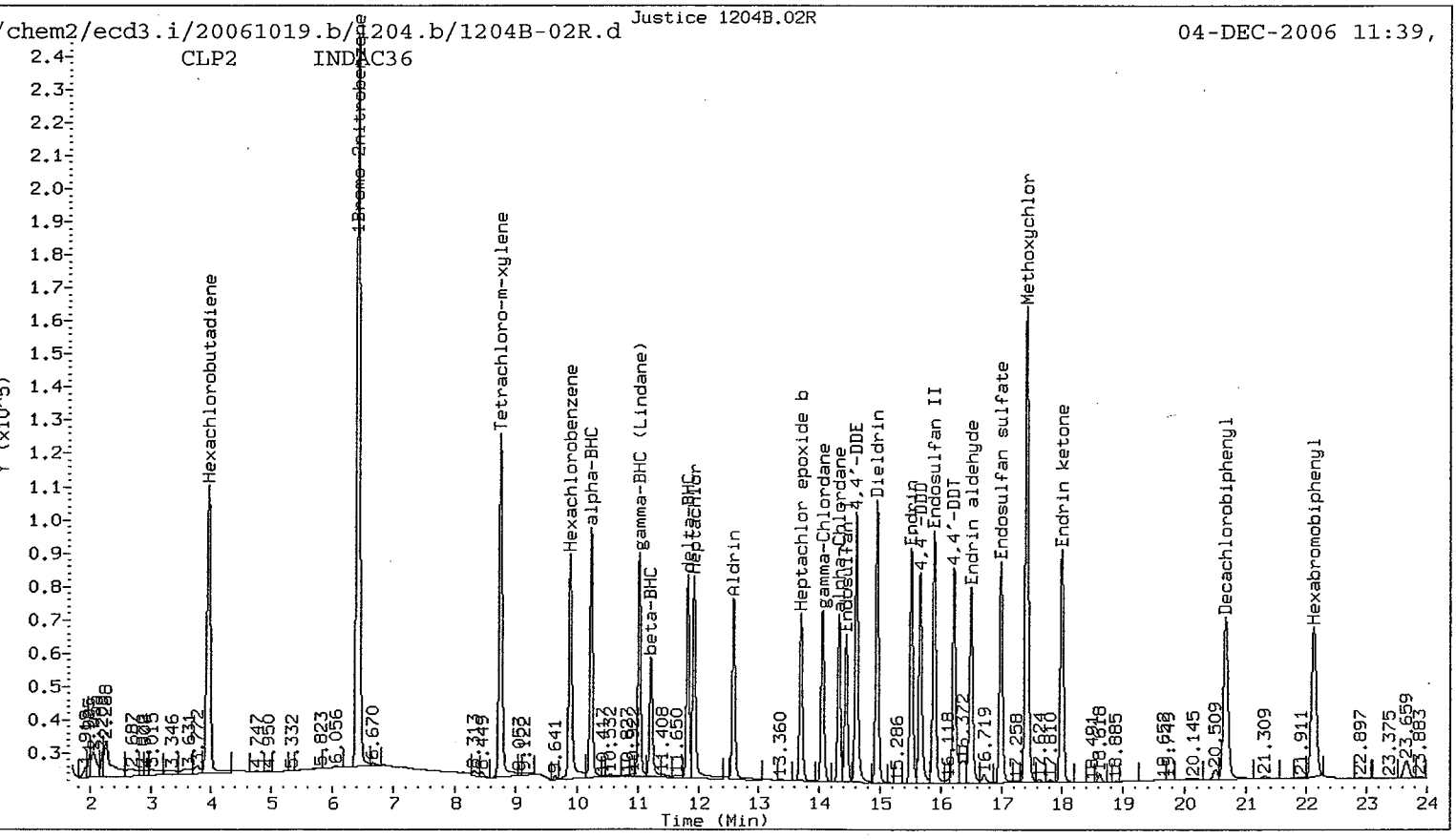
/chem2/ecd3.i/20061019.b/1204.b/1204B-02R.d
Justice 1204B.02R
04-DEC-2006 11:39,
CLP2 INDAC36
Y (x10^5)
Time (Min)
Hexachlorobutadiene
1Brome 2nitrobenzene
Tetrachloro-m-xylene
Hexachlorobenzene
alpha-BHC
gamma-BHC (Lindane)
beta-BHC
Heptachlor
Aldrin
Heptachlor epoxide b
gamma-Chlordane
Endosulfan I
4,4'-DDE
Dieldrin
Endrin
Endosulfan II
4,4'-DDT
Endrin aldehyde
Endosulfan sulfate
Methoxychlor
Endrin ketone
Decachlorobiphenyl
Hexabromobiphenyl

7E

8081 DDT/ENDRIN BREAKDOWN VERIFICATION SUMMARY

YZ 12/06/06

Lab ID: DS37 ARI Job No.: KG57

Analysis Date: 04-DEC-2006 22:05 Init. Calib. Date: 19-OCT-2006

GC Column: STX-CLP1 ID: 0.53(mm)

COMPOUND	RT	AREA
Endrin	13.921	3886201
4,4'-DDE	12.996	20833
4,4'-DDD	14.078	339582
4,4'-DDT	14.558	3479884
Endrin ketone	16.340	126604
Endrin aldehyde	15.085	78949
Tetrachloro-m-xylene	7.544	1952715
Decachlorobiphenyl	18.084	1690522

DDT Percent Breakdown = 9.4 %
Endrin Percent Breakdown = 3.2 %

GC Column: STX-CLP2 ID: 0.53(mm)

COMPOUND	RT	AREA
4,4'-DDE	14.613	20376
Endrin	15.513	3413018
4,4'-DDD	15.663	352320
4,4'-DDT	16.219	3578717
Endrin ketone	17.992	78203
Endrin aldehyde	16.498	108353
Tetrachloro-m-xylene	8.742	2072986
Decachlorobiphenyl	20.675	1395516

DDT Percent Breakdown = 9.4 %
Endrin Percent Breakdown = 2.2 %

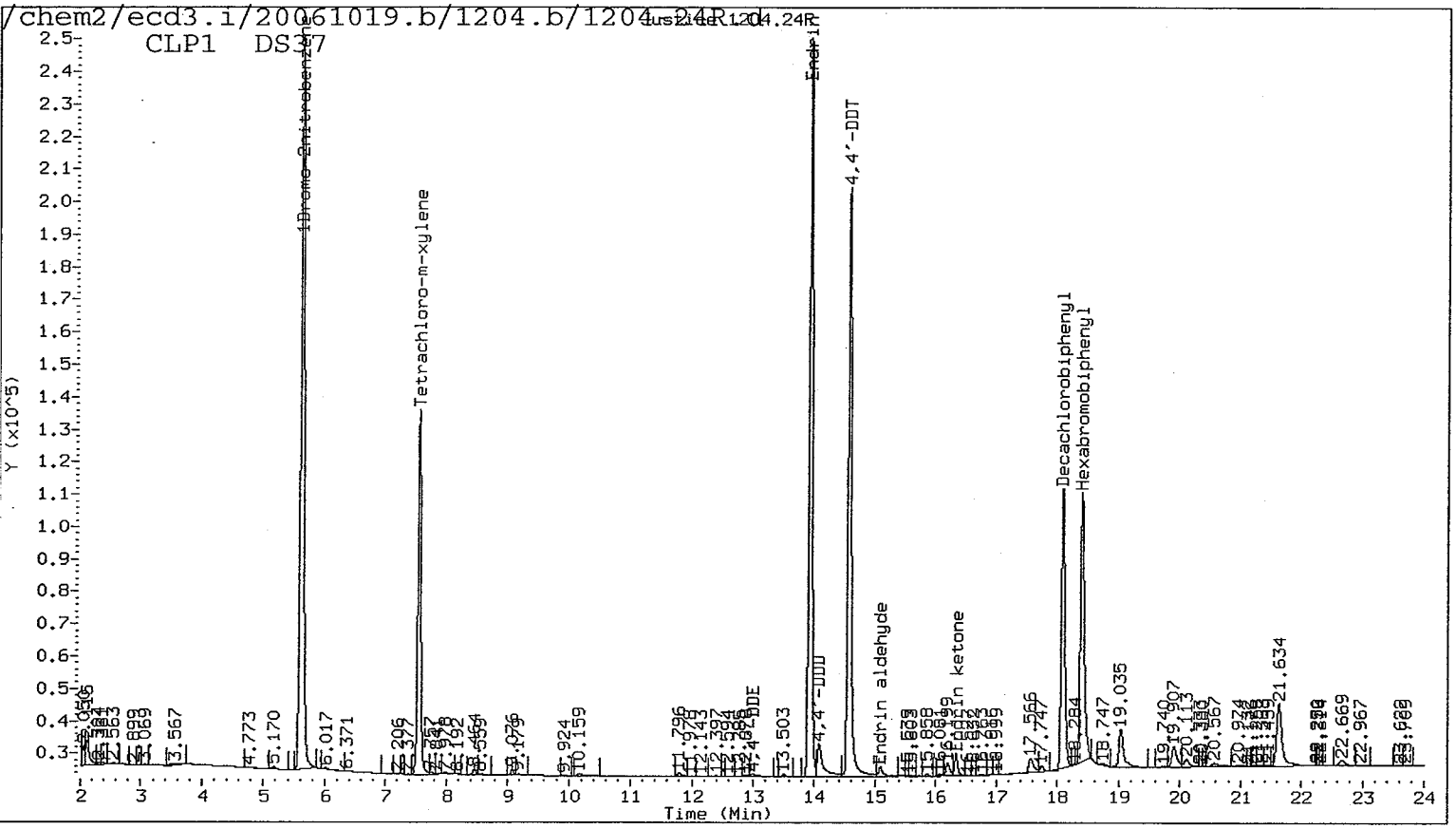
/chem2/ecd3.i/20061019.b/1204.b/1204B-24R.d
CLP1 DS37
Justice 1204B.24R
4Bromo-2nitrobenzene
Tetrachloro-m-xylene
Endrin
4,4'-DDT
4,4'-DDD
Endrin aldehyde
Endrin ketone
Decachlorobiphenyl
Hexabromobiphenyl
Y (x10^5)
Time (Min)

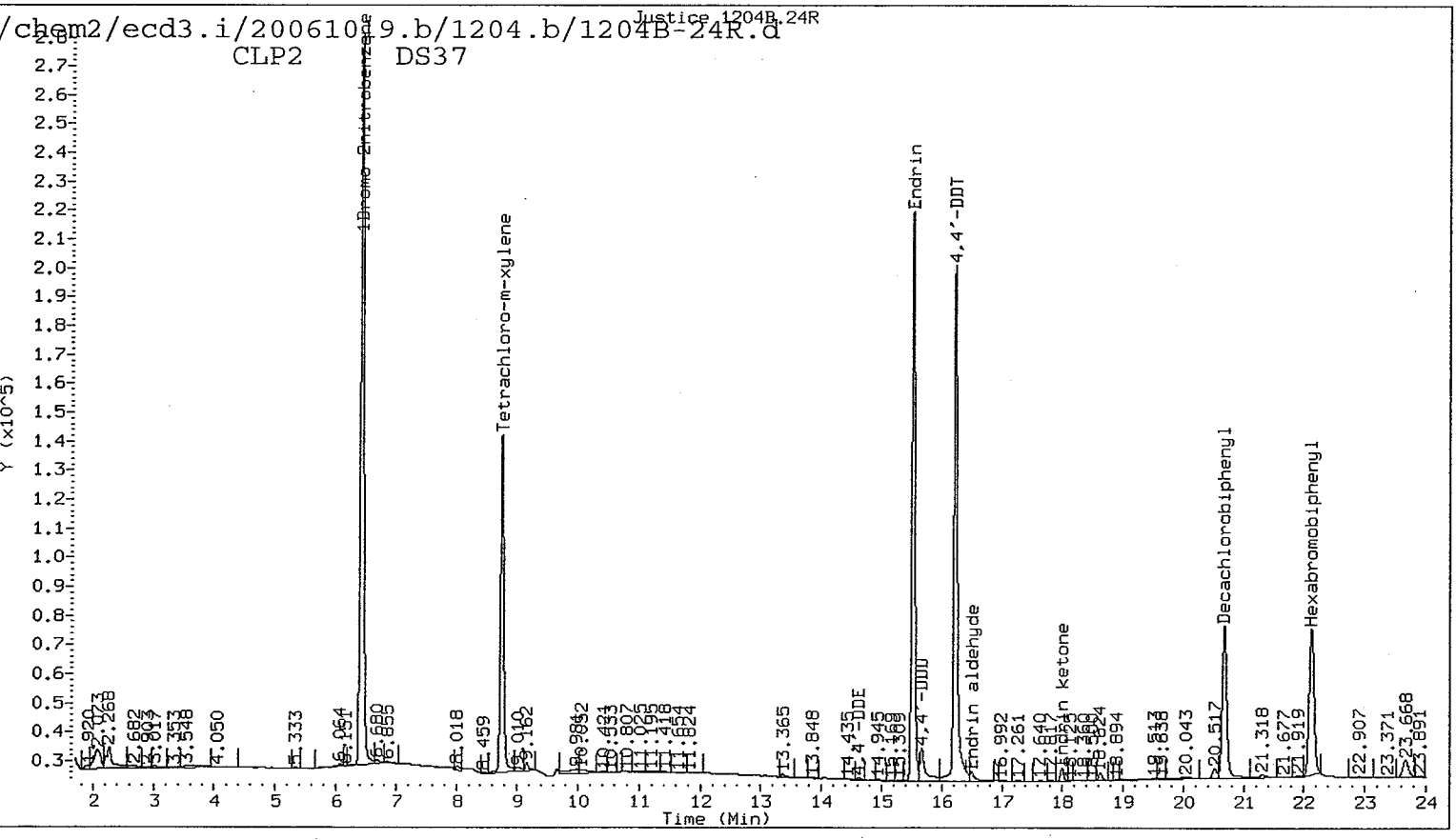
/chem2/ecd3.i/20061019.b/1204.b/1204B-24R.d
CLP2 DS37
Justice 1204B.24R
4Bromo-2nitrobenzene
Tetrachloro-m-xylene
Endrin
4,4'-DDT
4,4'-DDD
Endrin aldehyde
Endrin ketone
Decachlorobiphenyl
Hexabromobiphenyl
Y (x10^5)
Time (Min)

7E

8081 PESTICIDE CALIBRATION VERIFICATION SUMMARY

Lab Name: ANALYTICAL RESOURCES, INC Client: ANCHOR ENVIRONMENTAL

ARI Job No.: KG57 Project: CHINOOK

GC Column: STX-CLP2 ID: 0.53 (mm)

Init. Calib. Date(s): 10/19/06 10/19/06

Client Sample No.(PEST): Date Analyzed :12/04/06

Lab Sample ID (PEST): INDAC37 Time Analyzed :2234

PEST MIX COMPOUND	RT	RT WINDOW FROM	RT WINDOW TO	CALC AMOUNT (ug/L)	NOM AMOUNT (ug/L)	%D
alpha-BHC	10.23	10.17	10.27	17.9	20.0	-10.5
beta-BHC	11.22	11.16	11.26	19.6	20.0	-2.0
delta-BHC	11.83	11.77	11.87	18.4	20.0	-8.0
gamma-BHC (Lindane)	11.02	10.97	11.07	18.9	20.0	-5.5
Heptachlor	11.93	11.87	11.97	20.3	20.0	1.5
Aldrin	12.58	12.53	12.63	19.3	20.0	-3.5
Heptachlor epoxide b	13.70	13.65	13.75	19.1	20.0	-4.5
Endosulfan I	14.44	14.39	14.49	18.8	20.0	-6.0
Dieldrin	14.95	14.89	14.99	37.6	40.0	-6.0
4,4'-DDE	14.61	14.55	14.65	37.2	40.0	-7.0
Endrin	15.51	15.46	15.56	40.3	40.0	0.7
Endosulfan II	15.89	15.84	15.94	41.7	40.0	4.2
4,4'-DDD	15.66	15.60	15.70	41.4	40.0	3.5
Endosulfan sulfate	16.99	16.94	17.04	41.1	40.0	2.8
4,4'-DDT	16.22	16.16	16.26	45.8	40.0	14.5
Methoxychlor	17.41	17.36	17.46	189	200	-5.5
Endrin ketone	17.99	17.94	18.04	41.6	40.0	4.0
Endrin aldehyde	16.50	16.44	16.54	35.7	40.0	-10.8
gamma-Chlordane	14.05	14.00	14.10	18.8	20.0	-6.0
alpha-Chlordane	14.32	14.27	14.37	18.9	20.0	-5.5
Hexachlorobutadiene	3.96	3.90	4.00	20.6	20.0	3.0
Hexachlorobenzene	9.88	9.82	9.92	19.6	20.0	-2.0
Tetrachloro-m-xylene	8.74	8.68	8.78	38.6	40.0	-3.5
Decachlorobiphenyl	20.67	20.62	20.72	42.4	40.0	6.0

AVERAGE %D = 5.3

7E

8081 PESTICIDE CALIBRATION VERIFICATION SUMMARY

Lab Name: ANALYTICAL RESOURCES, INC Client: ANCHOR ENVIRONMENTAL

ARI Job No.: KG57 Project: CHINOOK

GC Column: STX-CLP1 ID: 0.53 (mm)

Init. Calib. Date(s): 10/19/06 10/19/06

Client Sample No.(PEST): Date Analyzed :12/04/06

Lab Sample ID (PEST): INDAC37 Time Analyzed :2234

PEST MIX COMPOUND	RT	RT WINDOW FROM	RT WINDOW TO	CALC AMOUNT (ug/L)	NOM AMOUNT (ug/L)	%D
alpha-BHC	8.87	8.81	8.91	19.0	20.0	-5.0
beta-BHC	9.79	9.73	9.83	18.9	20.0	-5.5
delta-BHC	10.14	10.09	10.19	18.0	20.0	-10.0
gamma-BHC (Lindane)	9.56	9.51	9.61	18.5	20.0	-7.5
Heptachlor	10.55	10.50	10.60	19.1	20.0	-4.5
Aldrin	11.15	11.09	11.19	18.7	20.0	-6.5
Heptachlor epoxide b	12.34	12.28	12.38	19.4	20.0	-3.0
Endosulfan I	13.06	13.01	13.11	20.8	20.0	4.0
Dieldrin	13.50	13.45	13.55	38.8	40.0	-3.0
4,4'-DDE	12.99	12.93	13.03	36.0	40.0	-10.0
Endrin	13.92	13.86	13.96	38.1	40.0	-4.8
Endosulfan II	14.33	14.27	14.37	40.3	40.0	0.7
4,4'-DDD	14.07	14.01	14.11	37.6	40.0	-6.0
Endosulfan sulfate	15.85	15.80	15.90	40.8	40.0	2.0
4,4'-DDT	14.56	14.50	14.60	35.9	40.0	-10.2
Methoxychlor	15.41	15.36	15.46	181	200	-9.5
Endrin ketone	16.34	16.28	16.38	40.8	40.0	2.0
Endrin aldehyde	15.08	15.03	15.13	38.5	40.0	-3.8
gamma-Chlordane	12.57	12.51	12.61	19.4	20.0	-3.0
alpha-Chlordane	12.82	12.76	12.86	19.6	20.0	-2.0
Hexachlorobutadiene	3.38	3.32	3.42	19.0	20.0	-5.0
Hexachlorobenzene	8.45	8.40	8.50	20.6	20.0	3.0
Tetrachloro-m-xylene	7.54	7.49	7.59	38.4	40.0	-4.0
Decachlorobiphenyl	18.08	18.03	18.13	44.3	40.0	10.8

AVERAGE %D = 5.2

FORM VII PEST-2

Analytical Resources Inc.
Dual Column Pesticide Quantitation Report

YZ 12/06/06

Data file 1: /chem2/ecd3.i/20061019.b/1204.b/1204-25R.d ARI ID: INDAC37
Data file 2: /chem2/ecd3.i/20061019.b/1204.b/1204B-25R.d Client ID:
Method: /chem2/ecd3.i/20061019.b/PEST1019.m Injection Date: 04-DEC-2006 22:34
Compound Sublist: INDA Report Date: 12/06/2006 11:28
Instrument, Inj. Vol.: ecd3.i, 1ul Matrix: NONE
Operator: YZ Dilution Factor: 1.000

CLP1 Col			CLP2 Col			CLP1	CLP2		
RT	Shift	Response	RT	Shift	Response	on col	on col	RPD	Compound/Flag
5.609	0.009	4231314	6.414	0.008	4511217	80.0000	80.0000	0.0	1Bromo-2nitrobenzene
8.865	0.007	1296220	10.229	0.006	1263806	19.0496	17.9197	6.1	alpha-BHC
9.786	0.007	652121	11.216	0.005	740274	18.9185	19.5672	3.4	beta-BHC
10.144	0.007	1076114	11.826	0.005	1088984	18.0385	18.4040	2.0	delta-BHC
9.565	0.006	1178365	11.021	0.005	1248718	18.5327	18.8879	1.9	gamma-BHC (Lindane)
10.553	0.006	1171681	11.929	0.005	1276087	19.1469	20.2636	5.7	Heptachlor
11.147	0.006	1015455	12.582	0.006	1045088	18.6723	19.3240	3.4	Aldrin
12.338	0.005	1051806	13.701	0.005	962922	19.4049	19.1053	1.6	Heptachlor epoxide b
13.062	0.006	1305568	14.441	0.005	851881	20.8421	18.8027	10.3	Endosulfan I
13.504	0.006	1909797	14.947	0.005	1649876	38.7978	37.6274	3.1	Dieldrin
12.990	0.008	1485743	14.610	0.005	1622595	36.0116	37.2129	3.3	4,4'-DDE
13.920	0.006	1716058	15.512	0.005	1395500	38.0970	40.3348	5.7	Endrin
14.328	0.006	1797422	15.893	0.005	1487156	40.3253	41.6786	3.3	Endosulfan II
14.070	0.009	1477264	15.659	0.005	1320994	37.6039	41.3915	9.6	4,4'-DDD
15.854	0.005	1601313	16.989	0.003	1281674	40.8484	41.1318	0.7	Endosulfan sulfate
14.556	0.007	1493618	16.217	0.003	1632532	35.8696	45.8101	24.3	4,4'-DDT N
15.414	0.007	3393268	17.410	0.004	3195390	180.6058	189.1222	4.6	Methoxychlor
16.338	0.006	1825816	17.992	0.004	1438799	40.8090	41.6056	1.9	Endrin ketone
15.082	0.006	1363584	16.499	0.004	1175643	38.5290	35.6991	7.6	Endrin aldehyde
12.570	0.006	1106524	14.051	0.005	986644	19.3881	18.8451	2.8	gamma-Chlordane
12.816	0.006	1107572	14.323	0.005	950487	19.6222	18.9019	3.7	alpha-Chlordane
3.375	0.007	1594607	3.955	0.006	2075869	19.0414	20.6392	8.1	Hexachlorobutadiene
8.453	0.007	1460011	9.880	0.006	1494807	20.6323	19.6460	4.9	Hexachlorobenzene
18.394	0.010	1777352	22.116	0.007	1348201	80.0000	80.0000	0.0	Hexabromobiphenyl
7.542	0.007	1960299	8.740	0.006	2102022	38.3836	38.5886	0.5	Tetrachloro-m-xylene
18.083	0.005	1719137	20.672	0.005	1394708	44.2634	42.3512	4.4	Decachlorobiphenyl

* Indicates RPD > 40%
1 Indicates Column 1 peak was manually integrated
J Indicates Column 2 peak was manually integrated

SURROGATE/SPIKE PERCENT RECOVERY

SURR/SPIKE	Col1	Col2	Lower	Limits
Tetrachloro-m-xylene	96.0	96.5	96.0~	150- 0
Decachlorobiphenyl	110.7	105.9	105.9~	150- 0

~ Indicates recovery outside QC Limits

INTERNAL STANDARD SUMMARY

Column 1

Standard Cpnd	Standard Area*	Sample Area	%D
Bromo-Nitrobenzene	5322064	4231314	-20.5
Hexabromobiphenyl	2296699	1777352	-22.6

Column 2

Standard Cpnd	Standard Area*	Sample Area	%D
Bromo-Nitrobenzene	4261312	4511217	5.9
Hexabromobiphenyl	1386557	1348201	-2.8

* Standard Areas taken from Initial Cal Level 3
Initial Calibration Date: 19-OCT-2006
<- Indicates standard response outside Limits (-50 to +100%)

	CLP1 Col					CLP2 Col				
Aroclor	Peak#	RT	Shift	Height	Amount	Peak#	RT	Shift	Height	Amount

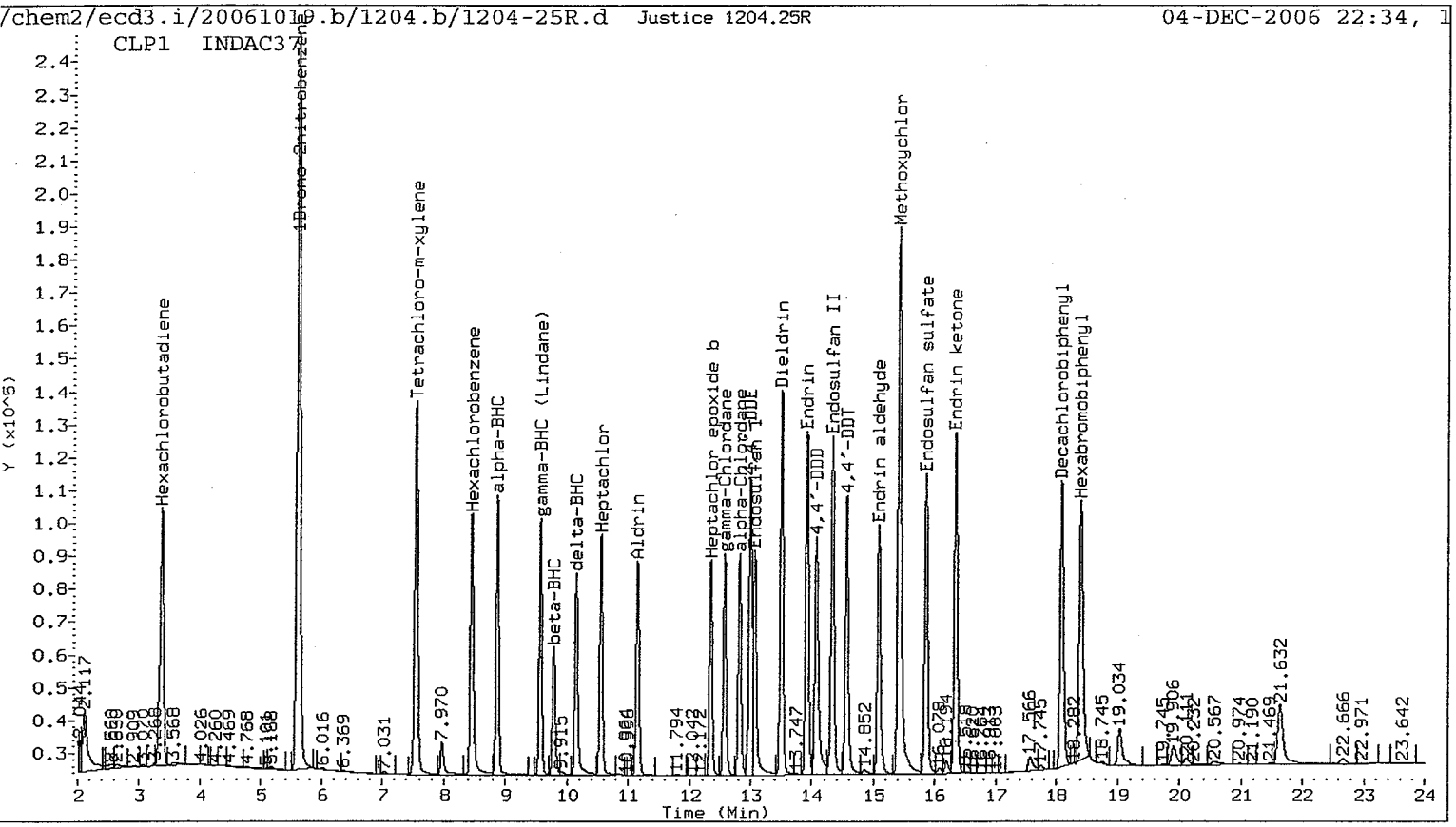
/chem2/ecd3.i/20061019.b/1204.b/1204-25R.d
Justice 1204.25R
04-DEC-2006 22:34, 1
CLP1 INDAC37
Y (x10^5)
Time (Min)
Hexachlorobutadiene
1Brome-2nitrobenzene
Tetrachloro-m-xylene
Hexachlorobenzene
alpha-BHC
gamma-BHC (Lindane)
beta-BHC
delta-BHC
Heptachlor
Aldrin
Heptachlor epoxide b
gamma-Chlordane
alpha-Chlordane
Endosulfan I
4,4'-DDE
Dieldrin
Endrin
4,4'-DDD
Endosulfan II
4,4'-DDT
Endrin aldehyde
Methoxychlor
Endosulfan sulfate
Endrin ketone
Decachlorobiphenyl
Hexabromobiphenyl

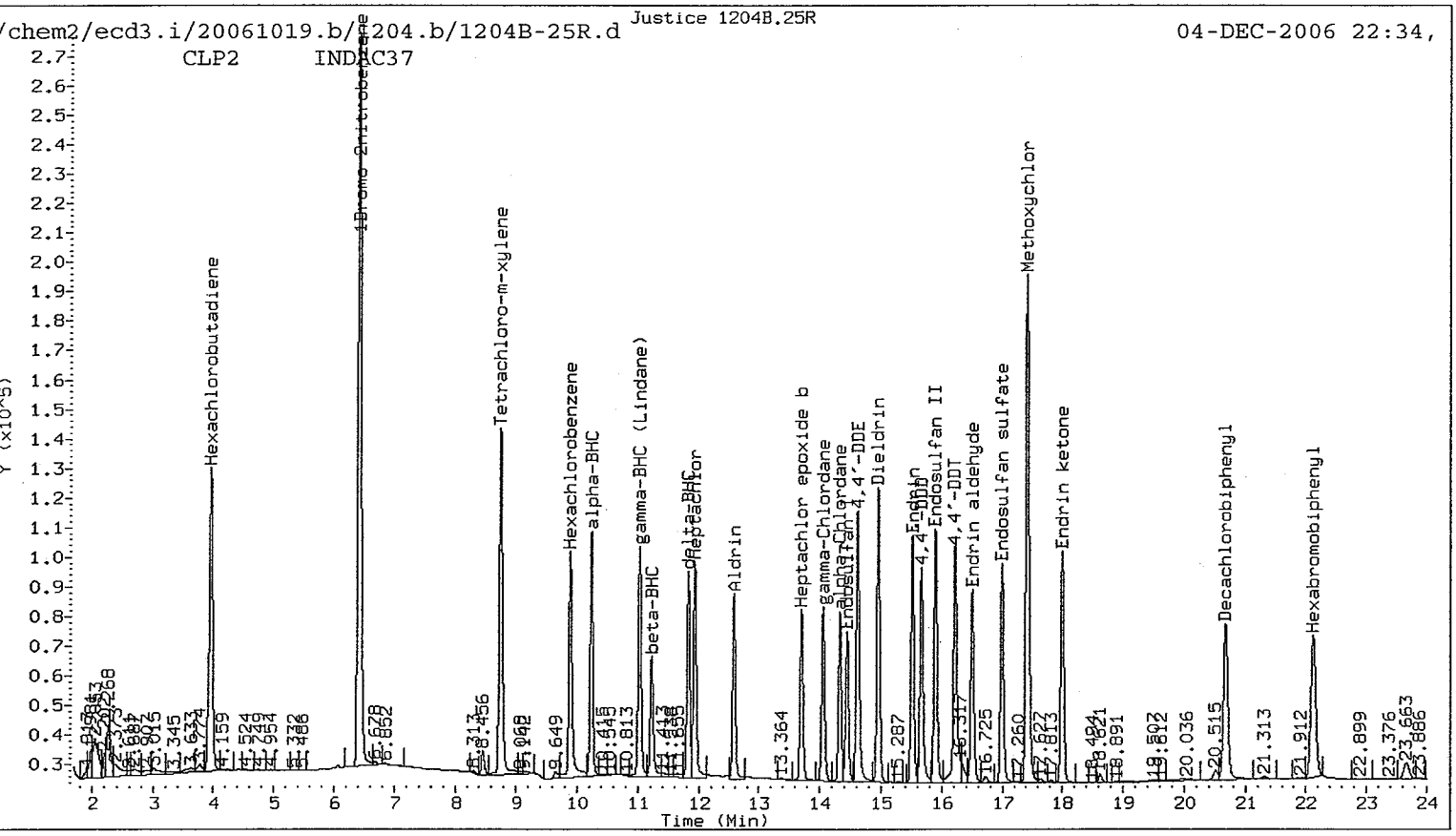
/chem2/ecd3.i/20061019.b/1204.b/1204B-25R.d
Justice 1204B.25R
04-DEC-2006 22:34,
CLP2 INDAC37
Y (x10^5)
Time (Min)
Hexachlorobutadiene
1Brome-2nitrobenzene
Tetrachloro-m-xylene
Hexachlorobenzene
alpha-BHC
gamma-BHC (Lindane)
beta-BHC
Aldrin
Heptachlor epoxide b
gamma-Chlordane
4,4'-DDE
Dieldrin
Endosulfan II
4,4'-DDT
Endrin aldehyde
Endosulfan sulfate
Methoxychlor
Endrin ketone
Decachlorobiphenyl
Hexabromobiphenyl

7F

8081 PCB CALIBRATION VERIFICATION SUMMARY

Lab Name: ANALYTICAL RESOURCES, INC Client: ANCHOR ENVIRONMENTAL

ARI Job No.: KG57 Project: CHINOOK

GC Column: STX-CLP2 ID: 0.53 (mm)

Init. Calib. Date(s): 10/19/06 10/19/06

Client Sample No.(PCB): Date Analyzed :12/04/06

Lab Sample ID (PCB): TOXAPH9 Time Analyzed :2302

COMPOUND/PEAK NO.	RT	RT WINDOW FROM	RT WINDOW TO	CALC AMOUNT (ug/L)	NOM AMOUNT (ug/L)	%D
Toxaphene -1	14.91	14.87	14.97	571	500	14.2
Toxaphene -2	16.04	16.00	16.10	490	500	-2.0
Toxaphene -3	16.49	16.46	16.56	464	500	-7.2
Toxaphene -4	17.42	17.39	17.49	465	500	-7.0
Toxaphene -5	18.17	18.13	18.23	460	500	-8.0

AVERAGE %D = 7.7

FORM VII PEST-3

7F

8081 PCB CALIBRATION VERIFICATION SUMMARY

Lab Name: ANALYTICAL RESOURCES, INC Client: ANCHOR ENVIRONMENTAL

ARI Job No.: KG57 Project: CHINOOK

GC Column: STX-CLP1 ID: 0.53 (mm)

Init. Calib. Date(s): 10/19/06 10/19/06

Client Sample No.(PCB): Date Analyzed :12/04/06

Lab Sample ID (PCB): TOXAPH9 Time Analyzed :2302

COMPOUND/PEAK NO.	RT	RT WINDOW FROM	RT WINDOW TO	CALC AMOUNT (ug/L)	NOM AMOUNT (ug/L)	%D
Toxaphene -1	14.53	14.48	14.58	462	500	-7.6
Toxaphene -2	14.92	14.87	14.97	466	500	-6.8
Toxaphene -3	15.03	14.98	15.08	458	500	-8.4
Toxaphene -4	15.66	15.61	15.71	475	500	-5.0
Toxaphene -5	16.29	16.24	16.34	461	500	-7.8
Toxaphene -6	16.56	16.51	16.61	404	500	-19.2

AVERAGE %D = 9.1

FORM VII PEST-3

Analytical Resources Inc.
Dual Column Pesticide Quantitation Report

YZ 12/06/06

Data file 1: /chem2/ecd3.i/20061019.b/1204.b/1204-26R.d ARI ID: TOXAPH9
Data file 2: /chem2/ecd3.i/20061019.b/1204.b/1204B-26R.d Client ID:
Method: /chem2/ecd3.i/20061019.b/PEST1019.m Injection Date: 04-DEC-2006 23:02
Compound Sublist: TOXAPH Report Date: 12/06/2006 11:28
Instrument, Inj. Vol.: ecd3.i, 1ul Matrix: NONE
Operator: YZ Dilution Factor: 1.000

CLP1 Col			CLP2 Col			CLP1	CLP2		
RT	Shift	Response	RT	Shift	Response	on col	on col	RPD	Compound/Flag
5.611	0.010	4408859	6.416	0.010	4713664	80.0000	80.0000	0.0	1Bromo-2nitrobenzene
18.395	0.012	1868462	22.121	0.013	1414586	80.0000	80.0000	0.0	Hexabromobiphenyl
7.545	0.010	1985926	8.742	0.009	2131736	37.3194	37.4534	0.4	Tetrachloro-m-xylene
18.084	0.007	1758875	20.676	0.009	1411070	43.0783	40.8373	5.3	Decachlorobiphenyl

* Indicates RPD > 40%
M Indicates Column 1 peak was manually integrated
N Indicates Column 2 peak was manually integrated

SURROGATE/SPIKE PERCENT RECOVERY

SURR/SPIKE	Col1	Col2	Lower	Limits
Tetrachloro-m-xylene	93.3	93.6	93.3~	150- 0
Decachlorobiphenyl	107.7	102.1	102.1~	150- 0

~ Indicates recovery outside QC Limits

INTERNAL STANDARD SUMMARY

Column 1

Standard Cpnd	Standard Area*	Sample Area	%D
Bromo-Nitrobenzene	5322064	4408859	-17.2
Hexabromobiphenyl	2296699	1868462	-18.6

Column 2

Standard Cpnd	Standard Area*	Sample Area	%D
Bromo-Nitrobenzene	4261312	4713664	10.6
Hexabromobiphenyl	1386557	1414586	2.0

* Standard Areas taken from Initial Cal Level 3
Initial Calibration Date: 19-OCT-2006
<- Indicates standard response outside Limits (-50 to +100%)

	CLP1 Col				CLP2 Col				
Aroclor	Peak#	RT	Shift	Height	Amount	Peak#	RT	Shift	Height	Amount
Toxaphene	1	14.525	-0.002	660490	462.358	1	14.908	-0.013	434234	571.141
Toxaphene	2	14.917	-0.001	830564	466.060	2	16.036	-0.013	861737	490.061
Toxaphene	3	15.027	-0.002	1041508	458.250	3	16.494	-0.014	718115	463.603
Toxaphene	4	15.657	-0.001	1154196	474.649	4	17.424	-0.014	933375	464.824
Toxaphene	5	16.289	-0.002	792015	461.117	5	18.167	-0.016	335936	459.548
Toxaphene	6	16.556	-0.003	386128	404.361	NS	---			----

Total CLP1Ave (6 peaks): 454.466 Total CLP2Ave (5 peaks): 489.835 RPD = 7
Corrected Ave (6 peaks): 454.466 Corrected Ave (5 peaks): 489.835 RPD = 7

OK OK

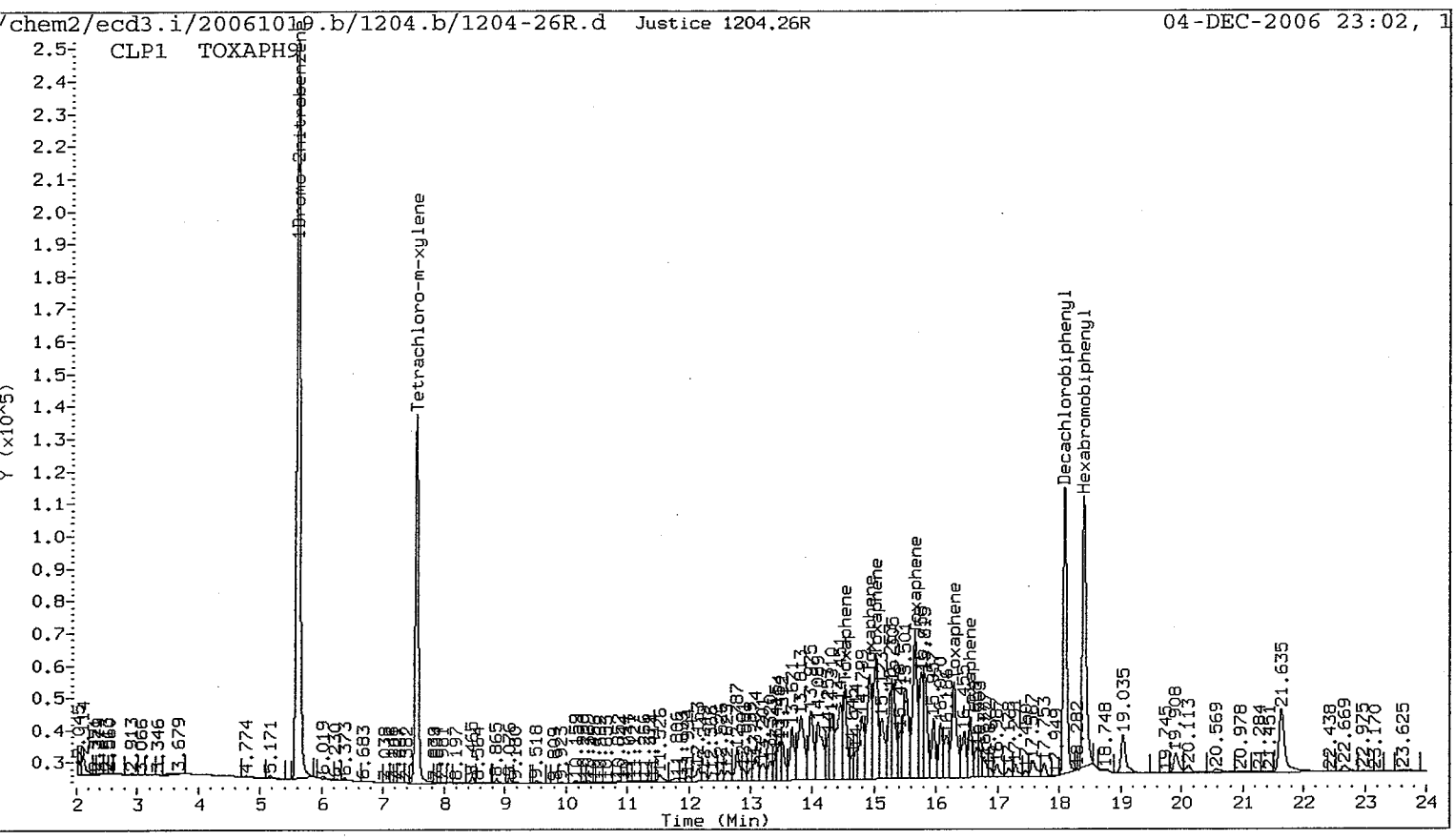
/chem2/ecd3.i/20061019.b/1204.b/1204-26R.d
Justice 1204.26R
04-DEC-2006 23:02, 1
CLP1 TOXAPH9
1Bromo-2nitrobenzene
Tetrachloro-m-xylene
Toxaphene
Decachlorobiphenyl
Hexabromobiphenyl
Y (x10^5)
Time (Min)

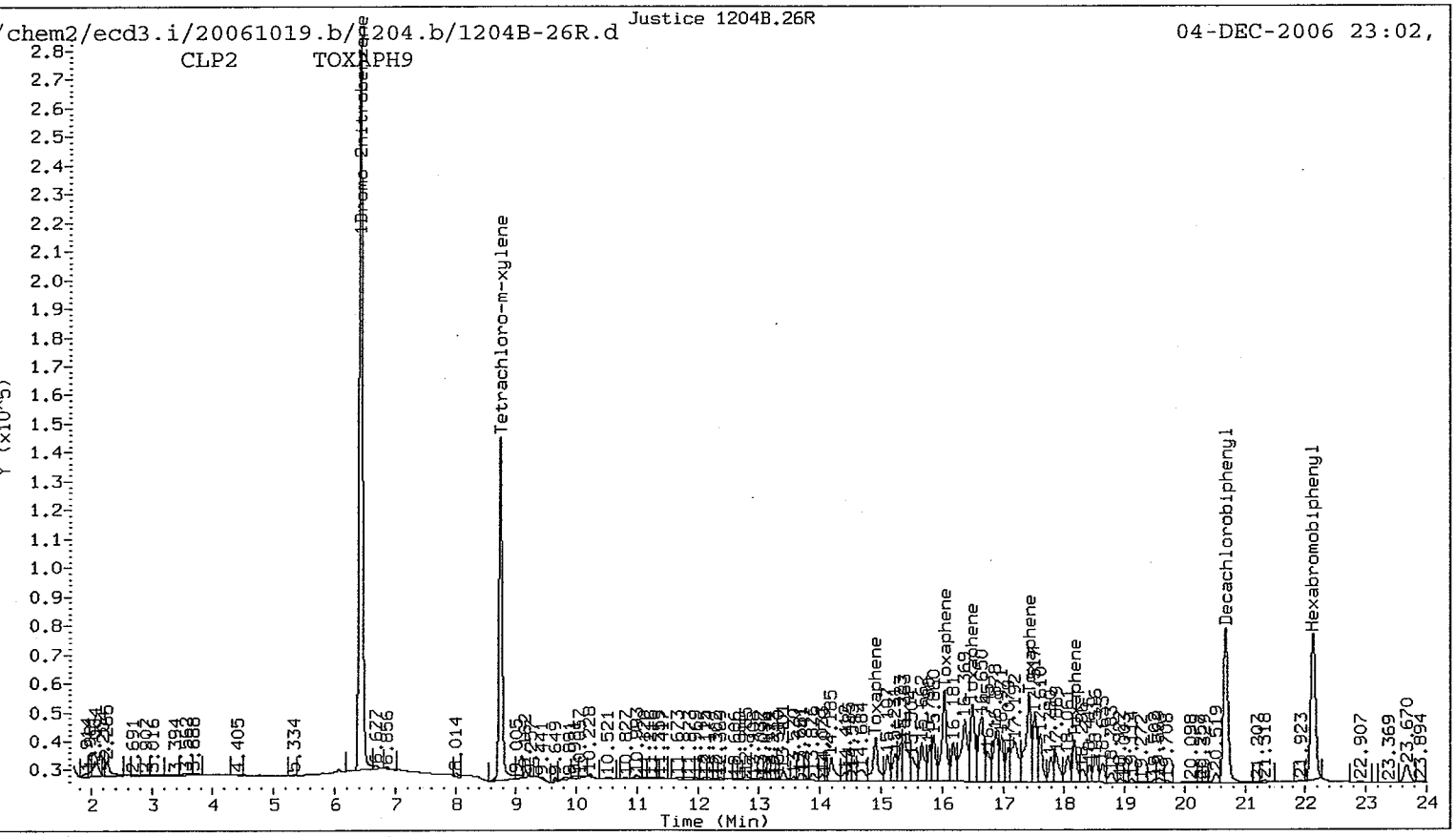
/chem2/ecd3.i/20061019.b/1204.b/1204B-26R.d
Justice 1204B.26R
04-DEC-2006 23:02,
CLP2 TOXAPH9
1Bromo-2nitrobenzene
Tetrachloro-m-xylene
Toxaphene
Decachlorobiphenyl
Hexabromobiphenyl
Y (x10^5)
Time (Min)

Pesticide Analysis
QC Raw Data

prepared
for

ANCHOR ENVIRONMENTAL

Project: Chinook, 060354-01

ARI JOB NO: KG57

prepared
by

Analytical Resources, Inc.

ANALYTICAL RESOURCES INCORPORATED

ORGANICS ANALYSIS DATA SHEET
Pesticides by GC/ECD Method SW8081A **Sample ID: MB-112806**
Page 1 of 1 **METHOD BLANK**

Lab Sample ID: MB-112806
LIMS ID: 06-23749
Matrix: Water
Data Release Authorized:
Reported: 12/06/06

QC Report No: KG57-Anchor Environmental
Project: CHINOOK
060354-01
Date Sampled: NA
Date Received: NA

Date Extracted: 11/28/06
Date Analyzed: 12/04/06 18:18
Instrument/Analyst: ECD3/YZ
GPC Cleanup: No
Sulfur Cleanup: No

Sample Amount: 500 mL
Final Extract Volume: 5.0 mL
Dilution Factor: 1.00
pH: NA
Florisil Cleanup: No
Silica Gel: No

CAS Number	Analyte	RL	Result
319-84-6	alpha-BHC	0.050	< 0.050 U
319-85-7	beta-BHC	0.050	< 0.050 U
319-86-8	delta-BHC	0.050	< 0.050 U
58-89-9	gamma-BHC (Lindane)	0.050	< 0.050 U
76-44-8	Heptachlor	0.050	< 0.050 U
309-00-2	Aldrin	0.050	< 0.050 U
1024-57-3	Heptachlor Epoxide	0.050	< 0.050 U
959-98-8	Endosulfan I	0.050	< 0.050 U
60-57-1	Dieldrin	0.10	< 0.10 U
72-55-9	4,4'-DDE	0.10	< 0.10 U
72-20-8	Endrin	0.10	< 0.10 U
33213-65-9	Endosulfan II	0.10	< 0.10 U
72-54-8	4,4'-DDD	0.10	< 0.10 U
1031-07-8	Endosulfan Sulfate	0.10	< 0.10 U
50-29-3	4,4'-DDT	0.10	< 0.10 U
72-43-5	Methoxychlor	0.50	< 0.50 U
53494-70-5	Endrin Ketone	0.10	< 0.10 U
7421-93-4	Endrin Aldehyde	0.10	< 0.10 U
5103-74-2	gamma Chlordane	0.050	< 0.050 U
5103-71-9	alpha Chlordane	0.050	< 0.050 U
8001-35-2	Toxaphene	5.0	< 5.0 U

Reported in µg/L (ppb)

Pest/PCB Surrogate Recovery	
Decachlorobiphenyl	88.2%
Tetrachlorometaxylene	85.0%

Analytical Resources Inc.
Dual Column Pesticide Quantitation Report

YZ 12/6/06

Data file 1: /chem2/ecd3.i/20061019.b/1204.b/1204-16R.d ARI ID: KG57MBW1
Data file 2: /chem2/ecd3.i/20061019.b/1204.b/1204B-16R.d Client ID: KG57MBW1
Method: /chem2/ecd3.i/20061019.b/PEST1019.m Injection Date: 04-DEC-2006 18:18
Compound Sublist: pest Report Date: 12/06/2006 11:00
Instrument, Inj. Vol.: ecd3.i, 1ul Matrix: WATER
Operator: YZ Dilution Factor: 1.000

CLP1 Col RT	CLP1 Col Shift	CLP1 Col Response	CLP2 Col RT	CLP2 Col Shift	CLP2 Col Response	CLP1 on col	CLP2 on col	RPD	Compound/Flag
5.614	0.014	4132770	6.420	0.013	4130800	80.0000	80.0000 ISTD	0.0	1Bromo-2nitrobenzene
----			----			~~0.0000~~	~~0.0000~~	---	alpha-BHC
9.808	0.029	3257	11.179	-0.031	12571	0.0967	0.3629	115.8*	beta-BHC
10.158	0.020	13435	11.810	-0.011	12894	0.2306	0.2380	3.2	delta-BHC
----			11.031	0.015	22020	0.0000	0.3637	---	gamma-BHC (Lindane)
10.520	-0.027	7847	----			0.1313	0.0000	---	Heptachlor
11.185	0.044	5395	----			0.1016	0.0000	---	Aldrin
12.364	0.032	3898	----			0.0736	0.0000	---	Heptachlor epoxide b
----			14.442	0.006	10635	0.0000	0.2564	---	Endosulfan I
13.505	0.007	4283	----			0.0891	0.0000	---	Dieldrin
12.983	0.001	10721	----			0.2661	0.0000	---	4,4'-DDE
13.883	-0.031	7873	----			0.1802	0.0000	---	Endrin
----			----			0.0000	0.0000	---	Endosulfan II
14.017	-0.045	10321	15.648	-0.005	279443	0.2709	9.3709	188.8*	4,4'-DDD
15.860	0.011	4179	17.007	0.021	7443	0.1099	0.2556	79.7*	Endosulfan sulfate
14.511	-0.038	3839	----			0.0951	0.0000	---	4,4'-DDT
----			----			0.0000	0.0000	---	Methoxychlor
16.344	0.011	30841	17.994	0.006	17254	0.7108	0.5340	28.4	Endrin ketone
----			----			0.0000	0.0000	---	Endrin aldehyde
12.596	0.032	16654	14.043	-0.003	8527	0.2988	0.1779	50.7*	gamma-Chlordane
12.777	-0.034	9864	----			0.1789	0.0000	---	alpha-Chlordane
----			3.912	-0.038	777854	0.0000	8.4460	---	Hexachlorobutadiene
8.468	0.022	33950	----			~~0.4912~~	~~0.0000~~	---	Hexachlorobenzene
18.399	0.016	1723613	22.129	0.021	1259729	80.0000	80.0000 ISTD	0.0	Hexabromobiphenyl
7.548	0.013	1653993	8.746	0.013	1693400	33.1582	33.9501	2.4	Tetrachloro-m-xylene
18.090	0.013	1331280	20.685	0.018	1057685	35.3458	34.3729	2.8	Decachlorobiphenyl

* Indicates RPD > 40%
M Indicates Column 1 peak was manually integrated
N Indicates Column 2 peak was manually integrated

SURROGATE/SPIKE PERCENT RECOVERY

SURR/SPIKE	Col1	Col2	Lower	Limits

~ Indicates recovery outside QC Limits

INTERNAL STANDARD SUMMARY

Column 1

Standard Cpnd	Standard Area*	Sample Area	%D
Bromo-Nitrobenzene	5322064	4132770	-22.3
Hexabromobiphenyl	2296699	1723613	-25.0

Column 2

Standard Cpnd	Standard Area*	Sample Area	%D
Bromo-Nitrobenzene	4261312	4130800	-3.1
Hexabromobiphenyl	1386557	1259729	-9.1

* Standard Areas taken from Initial Cal Level 3
Initial Calibration Date: 19-OCT-2006
<- Indicates standard response outside Limits (-50 to +100%)

		CLP1 Col				CLP2 Col			
Aroclor	Peak#	RT	Shift	Height	Amount	Peak#	RT	Shift	Height	Amount
Toxaphene	1	14.511	-0.016	3839	2.913	1	---			0.000
Toxaphene	2	14.886	-0.033	7620	4.635	2	---			0.000
Toxaphene	3	15.024	-0.005	10487	5.002	3	---			0.000
Toxaphene	4	---			0.000	4	---			0.000
Toxaphene	5	---			0.000	5	---			0.000
Toxaphene	6	---			0.000	NS	---			----
Total CLP1Ave (3 peaks): 4.183						CLP2Ave: <3 Quant Peaks				
Aroclor-1016	1	---			0.000	1	---			0.000
Aroclor-1016	2	---			0.000	2	---			0.000
Aroclor-1016	3	---			0.000	3	---			0.000
Aroclor-1016	4	---			0.000	4	---			0.000
Aroclor-1016	5	---			0.000	5	---			0.000
CLP1Ave: <3 Quant Peaks						CLP2Ave: <3 Quant Peaks				
Aroclor-1221	1	---			0.000	1	---			0.000
Aroclor-1221	2	---			0.000	2	---			0.000
Aroclor-1221	3	---			0.000	3	---			0.000
Aroclor-1221	4	---			0.000	4	---			0.000
Aroclor-1221	5	---			0.000	5	---			0.000
CLP1Ave: <3 Quant Peaks						CLP2Ave: <3 Quant Peaks				
Aroclor-1232	1	---			0.000	1	---			0.000
Aroclor-1232	2	---			0.000	2	---			0.000
Aroclor-1232	3	---			0.000	3	---			0.000
Aroclor-1232	4	---			0.000	4	---			0.000
Aroclor-1232	5	---			0.000	5	---			0.000
CLP1Ave: <3 Quant Peaks						CLP2Ave: <3 Quant Peaks				

Aroclor	Peak#	CLP1 Col RT	CLP1 Col Shift	CLP1 Col Height	CLP1 Col Amount	Peak#	CLP2 Col RT	CLP2 Col Shift	CLP2 Col Height	CLP2 Col Amount
Aroclor-1242	1	---			0.000	1	---			0.000
Aroclor-1242	2	---			0.000	2	---			0.000
Aroclor-1242	3	---			0.000	3	---			0.000
Aroclor-1242	4	---			0.000	4	---			0.000
Aroclor-1242	5	---			0.000	5	---			0.000
Aroclor-1242	6	---			0.000	6	---			0.000
Aroclor-1242	NS	---			----	7	---			0.000
	CLP1Ave: <3 Quant Peaks					CLP2Ave: <3 Quant Peaks				
Aroclor-1248	1	---			0.000	1	---			0.000
Aroclor-1248	2	---			0.000	2	---			0.000
Aroclor-1248	3	---			0.000	3	---			0.000
Aroclor-1248	4	---			0.000	4	---			0.000
Aroclor-1248	5	---			0.000	5	---			0.000
Aroclor-1248	NS	---			----	6	---			0.000
	CLP1Ave: <3 Quant Peaks					CLP2Ave: <3 Quant Peaks				
Aroclor-1254	1	---			0.000	1	---			0.000
Aroclor-1254	2	---			0.000	2	---			0.000
Aroclor-1254	3	---			0.000	3	---			0.000
Aroclor-1254	4	---			0.000	4	---			0.000
Aroclor-1254	5	---			0.000	5	---			0.000
Aroclor-1254	6	---			0.000	6	---			0.000
	CLP1Ave: <3 Quant Peaks					CLP2Ave: <3 Quant Peaks				
Aroclor-1260	1	---			0.000	1	---			0.000
Aroclor-1260	2	---			0.000	2	---			0.000
Aroclor-1260	3	---			0.000	3	---			0.000
Aroclor-1260	4	---			0.000	4	---			0.000
Aroclor-1260	5	---			0.000	5	---			0.000
	CLP1Ave: <3 Quant Peaks					CLP2Ave: <3 Quant Peaks				
Aroclor-1262	1	---			0.000	1	---			0.000
Aroclor-1262	2	---			0.000	2	---			0.000
Aroclor-1262	3	---			0.000	3	---			0.000
Aroclor-1262	4	---			0.000	4	---			0.000
Aroclor-1262	5	---			0.000	5	---			0.000
Aroclor-1262	6	---			0.000	6	---			0.000
	CLP1Ave: <3 Quant Peaks					CLP2Ave: <3 Quant Peaks				
Aroclor-1268	1	---			0.000	1	---			0.000
Aroclor-1268	2	---			0.000	2	---			0.000
Aroclor-1268	3	---			0.000	3	---			0.000
Aroclor-1268	4	---			0.000	4	---			0.000
Aroclor-1268	5	---			0.000	5	---			0.000
Aroclor-1268	6	---			0.000	NS	---			----
	CLP1Ave: <3 Quant Peaks					CLP2Ave: <3 Quant Peaks				

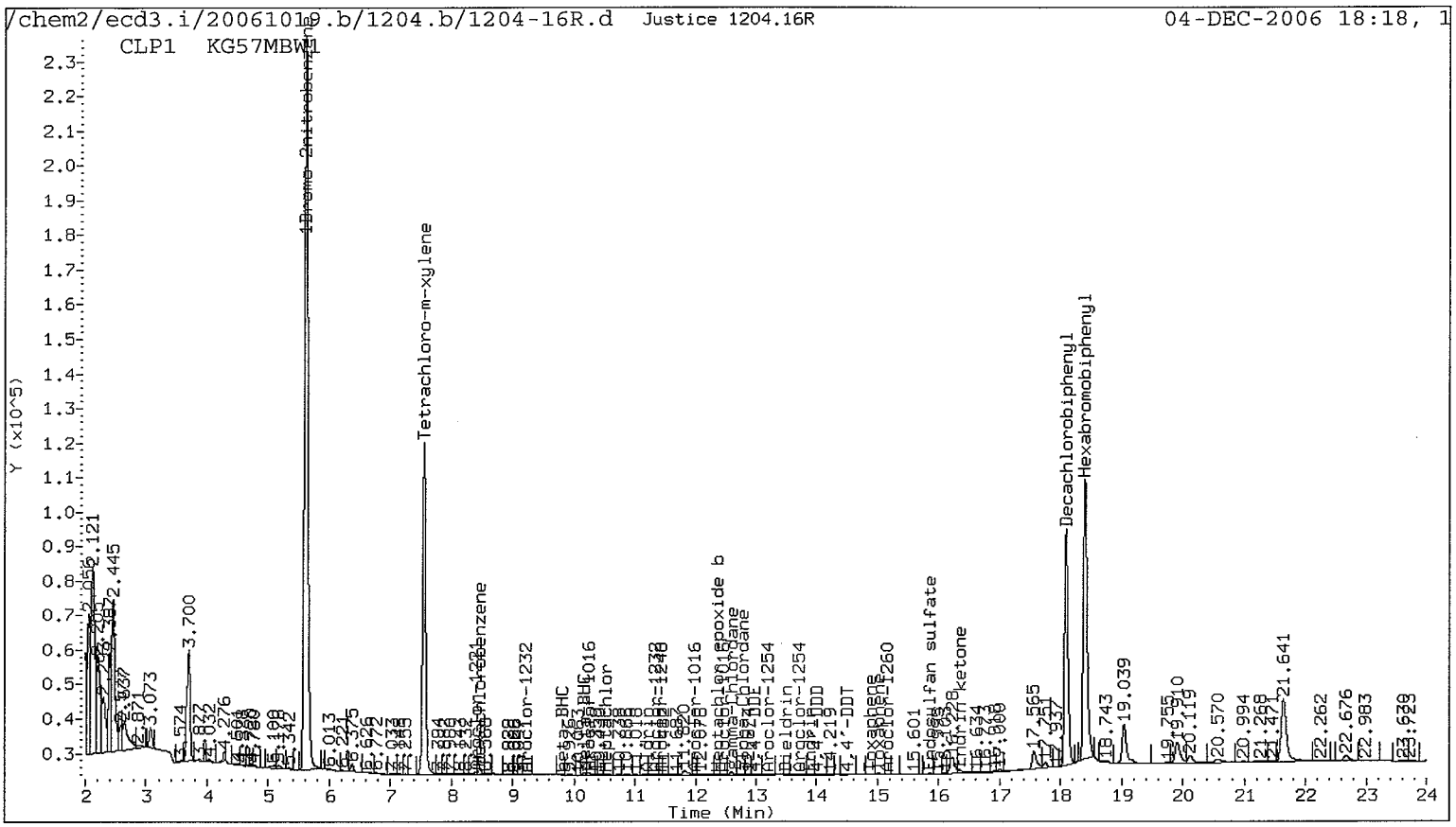
/chem2/ecd3.i/20061019.b/1204.b/1204-16R.d
Justice 1204.16R
04-DEC-2006 18:18, 1
CLP1 KG57MBW1
Y (x10^5)
Time (Min)
1Brome-2nitrobenzene
Tetrachloro-m-xylene
Decachlorobiphenyl
Hexabromobiphenyl

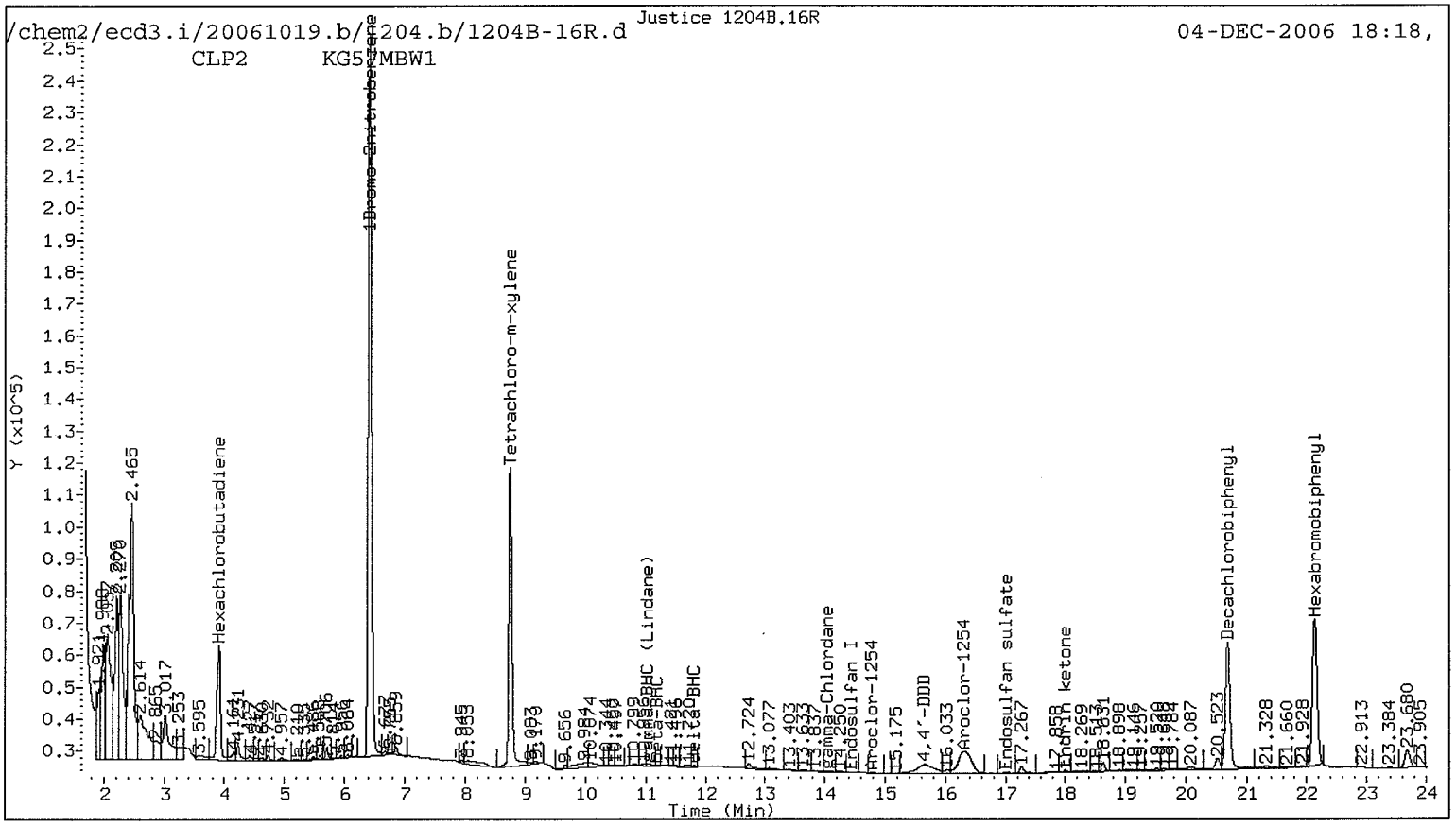
/chem2/ecd3.i/20061019.b/1204.b/1204B-16R.d
Justice 1204B.16R
04-DEC-2006 18:18,
CLP2 KG57MBW1
Y (x10^5)
Time (Min)
Hexachlorobutadiene
1Brome-2nitrobenzene
Tetrachloro-m-xylene
Decachlorobiphenyl
Hexabromobiphenyl

Analytical Resources Inc.
Dual Column Pesticide Quantitation Report

YZ 12/6/06

Data file 1: /chem2/ecd3.i/20061019.b/1204.b/1204-17R.d ARI ID: KG57LCSW1
Data file 2: /chem2/ecd3.i/20061019.b/1204.b/1204B-17R.d Client ID: KG57LCSW1
Method: /chem2/ecd3.i/20061019.b/PEST1019.m Injection Date: 04-DEC-2006 18:46
Compound Sublist: pest Report Date: 12/06/2006 11:00
Instrument, Inj. Vol.: ecd3.i, 1ul Matrix: WATER
Operator: YZ Dilution Factor: 1.000

CLP1 Col RT	CLP1 Col Shift	CLP1 Col Response	CLP2 Col RT	CLP2 Col Shift	CLP2 Col Response	CLP1 on col	CLP2 on col	RPD	Compound/Flag
5.613	0.013	4231988	6.419	0.013	4211440	80.0000	80.0000 ISTD	0.0	1Bromo-2nitrobenzene
8.871	0.012	1043192	10.235	0.011	1004173	15.3286	15.2518	0.5	alpha-BHC
9.792	0.012	589403	11.222	0.011	606445	17.0963	17.1708	0.4	beta-BHC
10.149	0.012	874324	11.832	0.011	811502	14.6536	14.6907	0.3	delta-BHC
9.571	0.012	1035264	11.027	0.011	1024323	16.2795	16.5966	1.9	gamma-BHC (Lindane)
10.559	0.012	1017194	11.936	0.012	1104018	16.6197	18.7791	12.2	Heptachlor
11.153	0.011	890706	12.589	0.012	847523	16.3758	16.7865	2.5	Aldrin
12.344	0.011	924868	13.708	0.012	791447	17.0603	16.8208	1.4	Heptachlor epoxide b
13.068	0.012	1113478	14.448	0.012	723634	17.7728	17.1090	3.8	Endosulfan I
13.510	0.012	1722409	14.953	0.012	1372092	34.9854	33.5196	4.3	Dieldrin
12.994	0.012	1448510	14.615	0.011	1386629	35.1036	34.0648	3.0	4,4'-DDE
13.926	0.012	1564487	15.519	0.011	1177498	31.3714	35.6510	12.8	Endrin
14.334	0.012	1604389	15.899	0.011	1247902	32.5118	36.6352	11.9	Endosulfan II
14.075	0.013	1324456	15.665	0.011	1089148	30.4519	35.7486	16.0	4,4'-DDD
15.861	0.012	1355648	16.997	0.011	1019102	31.2355	34.2594	9.2	Endosulfan sulfate
14.561	0.012	1340403	16.224	0.010	1468379	29.0754	43.1617	39.0	4,4'-DDT
15.419	0.012	3112127	17.417	0.010	2821579	149.6146	174.9332	15.6	Methoxychlor
16.345	0.013	1635400	18.000	0.012	1221420	33.0161	36.9980	11.4	Endrin ketone
15.089	0.012	1228267	16.506	0.011	1008554	31.3474	32.0806	2.3	Endrin aldehyde
12.576	0.012	977093	14.057	0.012	823829	17.1175	16.8554	1.5	gamma-Chlordane
12.822	0.011	1004784	14.329	0.011	810419	17.7984	17.2637	3.1	alpha-Chlordane
3.380	0.012	1243712	3.953	0.004	1076009	14.8489	11.4597	25.8	Hexachlorobutadiene MN
8.459	0.012	1179419	9.885	0.012	1206583	16.6645	16.9867	1.9	Hexachlorobenzene
18.398	0.015	1967752	22.128	0.020	1287044	80.0000	80.0000 ISTD	0.0	Hexabromobiphenyl
7.547	0.012	1610934	8.745	0.012	1688641	31.5378	33.2065	5.2	Tetrachloro-m-xylene
18.090	0.013	1545625	20.684	0.017	1169215	35.9453	37.1911	3.4	Decachlorobiphenyl

* Indicates RPD > 40%
M Indicates Column 1 peak was manually integrated
N Indicates Column 2 peak was manually integrated

SURROGATE/SPIKE PERCENT RECOVERY

SURR/SPIKE	Col1	Col2	Lower	Limits
Tetrachloro-m-xylene	78.8	83.0	78.8	11-108
Decachlorobiphenyl	89.9	93.0	89.9	18-128

~ Indicates recovery outside QC Limits

INTERNAL STANDARD SUMMARY

Column 1

Standard Cpnd	Standard Area*	Sample Area	%D
Bromo-Nitrobenzene	5322064	4231988	-20.5
Hexabromobiphenyl	2296699	1967752	-14.3

Column 2

Standard Cpnd	Standard Area*	Sample Area	%D
Bromo-Nitrobenzene	4261312	4211440	-1.2
Hexabromobiphenyl	1386557	1287044	-7.2

* Standard Areas taken from Initial Cal Level 3
Initial Calibration Date: 19-OCT-2006
<- Indicates standard response outside Limits (-50 to +100%)

Aroclor	CLP1 Col Peak#	RT	Shift	Height	Amount	CLP2 Col Peak#	RT	Shift	Height	Amount
Toxaphene	1	---			0.000	1	14.953	0.033	1372092	1983.529
Toxaphene	2	---			0.000	2	---			0.000
Toxaphene	3	---			0.000	3	16.506	-0.002	1008554	715.628
Toxaphene	4	---			0.000	4	17.417	-0.021	2821579	1544.404
Toxaphene	5	---			0.000	5	---			0.000
Toxaphene	6	---			0.000	NS	---			----
	CLP1Ave: <3 Quant Peaks						CLP2Ave: 1414.521			
Aroclor-1016	1	---			0.000	1	---			0.000
Aroclor-1016	2	---			0.000	2	---			0.000
Aroclor-1016	3	---			0.000	3	---			0.000
Aroclor-1016	4	---			0.000	4	---			0.000
Aroclor-1016	5	---			0.000	5	---			0.000
	CLP1Ave: <3 Quant Peaks						CLP2Ave: <3 Quant Peaks			
Aroclor-1221	1	---			0.000	1	---			0.000
Aroclor-1221	2	---			0.000	2	---			0.000
Aroclor-1221	3	---			0.000	3	---			0.000
Aroclor-1221	4	---			0.000	4	---			0.000
Aroclor-1221	5	---			0.000	5	---			0.000
	CLP1Ave: <3 Quant Peaks						CLP2Ave: <3 Quant Peaks			
Aroclor-1232	1	---			0.000	1	---			0.000
Aroclor-1232	2	---			0.000	2	---			0.000
Aroclor-1232	3	---			0.000	3	---			0.000
Aroclor-1232	4	---			0.000	4	---			0.000
Aroclor-1232	5	---			0.000	5	---			0.000
	CLP1Ave: <3 Quant Peaks						CLP2Ave: <3 Quant Peaks			

	CLP1 Col				CLP2 Col			
Aroclor	Peak#	RT	Shift	Height	Amount	Peak#	RT	Shift	Height	Amount
Aroclor-1242	1	---			0.000	1	---			0.000
Aroclor-1242	2	---			0.000	2	---			0.000
Aroclor-1242	3	---			0.000	3	---			0.000
Aroclor-1242	4	---			0.000	4	---			0.000
Aroclor-1242	5	---			0.000	5	---			0.000
Aroclor-1242	6	---			0.000	6	---			0.000
Aroclor-1242	NS	---			----	7	---			0.000
	CLP1Ave: <3 Quant Peaks					CLP2Ave: <3 Quant Peaks				
Aroclor-1248	1	---			0.000	1	---			0.000
Aroclor-1248	2	---			0.000	2	---			0.000
Aroclor-1248	3	---			0.000	3	---			0.000
Aroclor-1248	4	---			0.000	4	---			0.000
Aroclor-1248	5	---			0.000	5	---			0.000
Aroclor-1248	NS	---			----	6	---			0.000
	CLP1Ave: <3 Quant Peaks					CLP2Ave: <3 Quant Peaks				
Aroclor-1254	1	---			0.000	1	---			0.000
Aroclor-1254	2	---			0.000	2	---			0.000
Aroclor-1254	3	---			0.000	3	---			0.000
Aroclor-1254	4	---			0.000	4	---			0.000
Aroclor-1254	5	---			0.000	5	---			0.000
Aroclor-1254	6	---			0.000	6	---			0.000
	CLP1Ave: <3 Quant Peaks					CLP2Ave: <3 Quant Peaks				
Aroclor-1260	1	---			0.000	1	---			0.000
Aroclor-1260	2	---			0.000	2	---			0.000
Aroclor-1260	3	---			0.000	3	---			0.000
Aroclor-1260	4	---			0.000	4	---			0.000
Aroclor-1260	5	---			0.000	5	---			0.000
	CLP1Ave: <3 Quant Peaks					CLP2Ave: <3 Quant Peaks				
Aroclor-1262	1	---			0.000	1	---			0.000
Aroclor-1262	2	---			0.000	2	---			0.000
Aroclor-1262	3	---			0.000	3	---			0.000
Aroclor-1262	4	---			0.000	4	---			0.000
Aroclor-1262	5	---			0.000	5	---			0.000
Aroclor-1262	6	---			0.000	6	---			0.000
	CLP1Ave: <3 Quant Peaks					CLP2Ave: <3 Quant Peaks				
Aroclor-1268	1	---			0.000	1	---			0.000
Aroclor-1268	2	---			0.000	2	---			0.000
Aroclor-1268	3	---			0.000	3	---			0.000
Aroclor-1268	4	---			0.000	4	---			0.000
Aroclor-1268	5	---			0.000	5	---			0.000
Aroclor-1268	6	---			0.000	NS	---			----
	CLP1Ave: <3 Quant Peaks					CLP2Ave: <3 Quant Peaks				

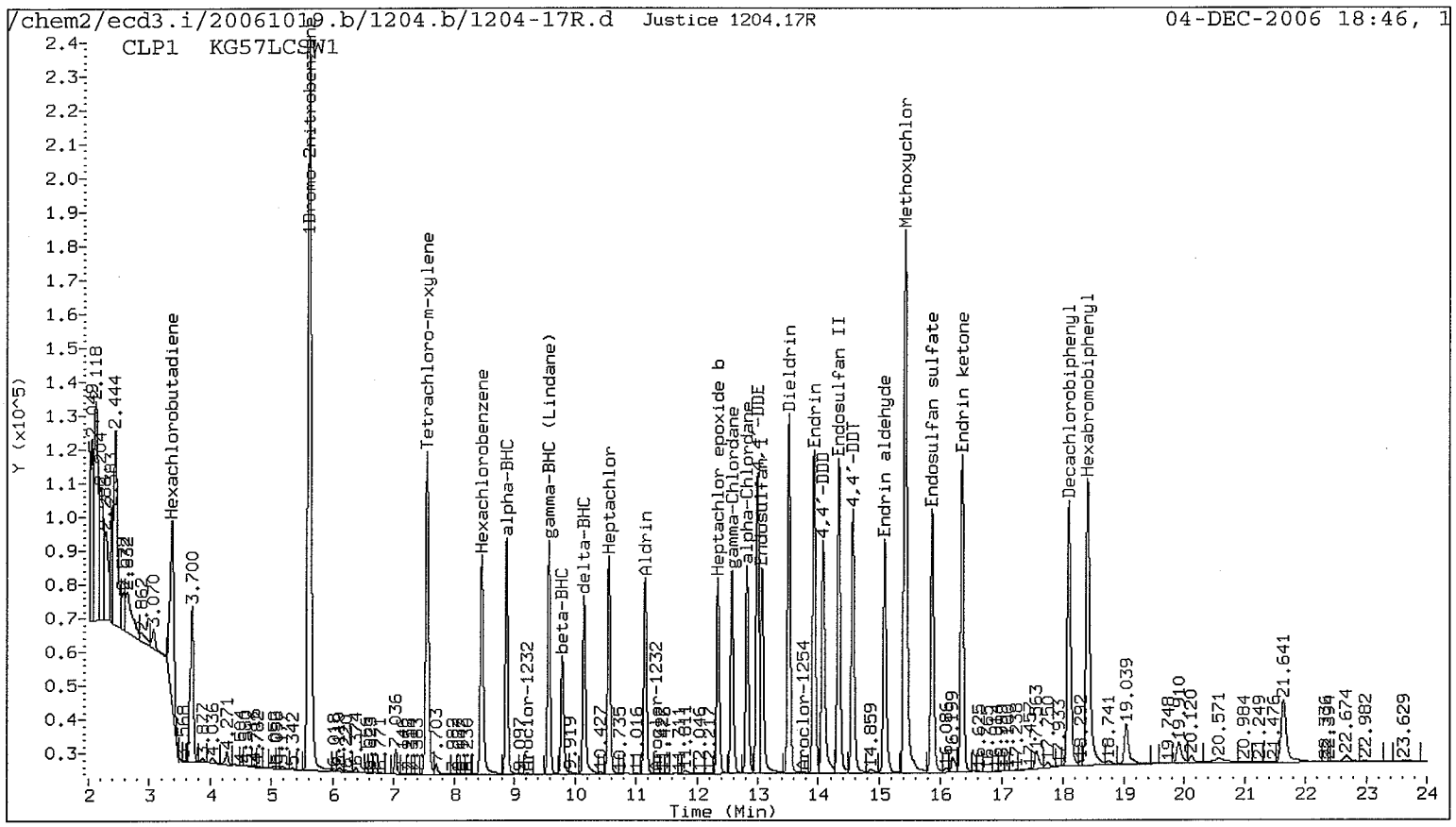
/chem2/ecd3.i/20061019.b/1204.b/1204-17R.d
Justice 1204.17R
04-DEC-2006 18:46, 1
CLP1 KG57LCSW1
Y (x10^5)
Time (Min)
Hexachlorobutadiene
1Bromo-2nitrobenzene
Tetrachloro-m-xylene
Hexachlorobenzene
alpha-BHC
gamma-BHC (Lindane)
beta-BHC
delta-BHC
Heptachlor
Aldrin
Heptachlor epoxide b
gamma-Chlordane
alpha-Chlordane
Endosulfan I
4,4'-DDE
Dieldrin
Aroclor-1254
Endrin
4,4'-DDD
Endosulfan II
4,4'-DDT
Endrin aldehyde
Methoxychlor
Endosulfan sulfate
Endrin ketone
Decachlorobiphenyl
Hexabromobiphenyl

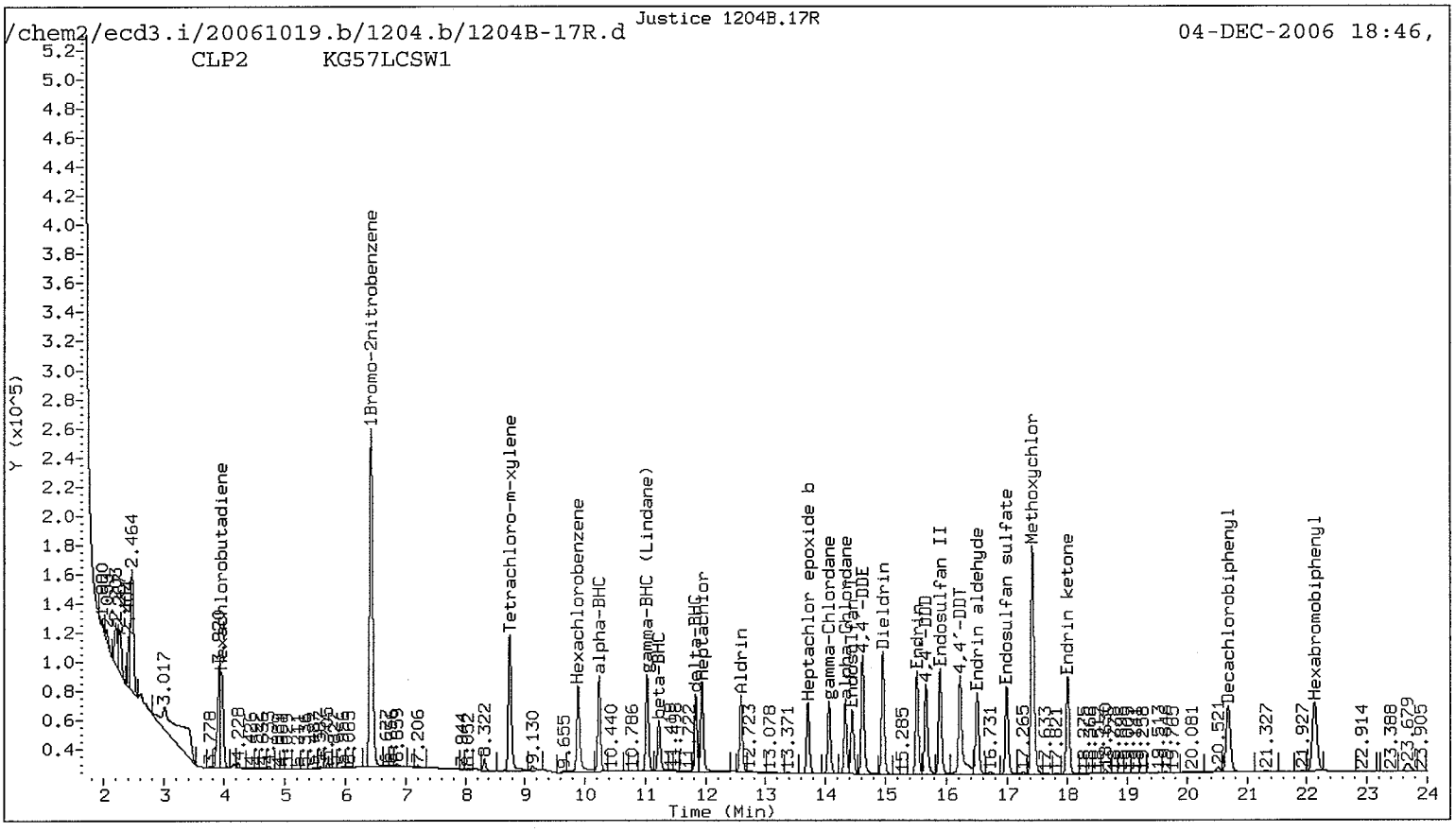
/chem2/ecd3.i/20061019.b/1204.b/1204B-17R.d
Justice 1204B.17R
04-DEC-2006 18:46,
CLP2 KG57LCSW1
Y (x10^5)
Time (Min)
Hexachlorobutadiene
1Bromo-2nitrobenzene
Tetrachloro-m-xylene
Hexachlorobenzene
alpha-BHC
gamma-BHC (Lindane)
beta-BHC
Aldrin
Heptachlor epoxide b
gamma-Chlordane
4,4'-DDE
Dieldrin
4,4'-DDT
Endrin aldehyde
Endosulfan sulfate
Methoxychlor
Endrin ketone
Decachlorobiphenyl
Hexabromobiphenyl

Analytical Resources Inc.
Dual Column Pesticide Quantitation Report

YZ 12/6/06

Data file 1: /chem2/ecd3.i/20061019.b/1204.b/1204-18R.d ARI ID: KG57LCSDW1
Data file 2: /chem2/ecd3.i/20061019.b/1204.b/1204B-18R.d Client ID: KG57LCSDW1
Method: /chem2/ecd3.i/20061019.b/PEST1019.m Injection Date: 04-DEC-2006 19:15
Compound Sublist: pest Report Date: 12/06/2006 11:00
Instrument, Inj. Vol.: ecd3.i, 1ul Matrix: WATER
Operator: YZ Dilution Factor: 1.000

CLP1 Col RT	CLP1 Col Shift	CLP1 Col Response	CLP2 Col RT	CLP2 Col Shift	CLP2 Col Response	CLP1 on col	CLP2 on col	RPD	Compound/Flag
5.614	0.014	4264102	6.420	0.014	4269503	80.0000	80.0000 ISTD	0.0	1Bromo-2nitrobenzene
8.871	0.012	1049830	10.235	0.012	1008653	15.3100	15.1115	1.3	alpha-BHC
9.792	0.013	594062	11.222	0.011	614771	17.1017	17.1698	0.4	beta-BHC
10.149	0.012	889263	11.832	0.011	828964	14.7918	14.8028	0.1	delta-BHC
9.571	0.012	1038952	11.028	0.012	1036821	16.2145	16.5707	2.2	gamma-BHC (Lindane)
10.559	0.012	1024297	11.936	0.012	1087390	16.6097	18.2447	9.4	Heptachlor
11.153	0.012	890470	12.589	0.012	849583	16.2482	16.5984	2.1	Aldrin
12.343	0.011	926431	13.708	0.012	801915	16.9604	16.8115	0.9	Heptachlor epoxide b
13.067	0.011	1079841	14.447	0.012	734493	17.1061	17.1295	0.1	Endosulfan I
13.509	0.011	1720694	14.953	0.011	1413518	34.6873	34.0620	1.8	Dieldrin
12.994	0.012	1481122	14.615	0.011	1416479	35.6236	34.3249	3.7	4,4'-DDE
13.925	0.011	1570035	15.518	0.011	1214775	31.1486	34.8815	11.3	Endrin
14.333	0.011	1601996	15.899	0.011	1282459	32.1188	35.7066	10.6	Endosulfan II
14.073	0.011	1338607	15.664	0.010	1125274	30.4507	35.0282	14.0	4,4'-DDD
15.860	0.011	1369689	16.996	0.011	1044382	31.2242	33.2973	6.4	Endosulfan sulfate
14.560	0.011	1349662	16.223	0.010	1512137	28.9656	42.1540	37.1	4,4'-DDT
15.417	0.010	3109379	17.416	0.009	2914896	147.8964	171.3920	14.7	Methoxychlor
16.344	0.011	1789763	17.992	0.004	2754090	35.7491	79.1187 ~ CLR	75.5*	Endrin ketone
15.088	0.011	1261954	16.505	0.011	1058949	31.8655	31.9452	0.3	Endrin aldehyde
12.575	0.011	977665	14.057	0.012	834561	16.9986	16.8428	0.9	gamma-Chlordane
12.822	0.011	1003702	14.329	0.012	821695	17.6453	17.2658	2.2	alpha-Chlordane
3.380	0.012	1497307	3.960	0.011	1102123	17.7420	11.5781	42.0*	Hexachlorobutadiene MN
8.459	0.013	1180439	9.886	0.013	1198843	16.5533	16.6482	0.6	Hexachlorobenzene
18.394	0.011	1988855	22.125	0.017	1357081	80.0000	80.0000 ISTD	0.0	Hexabromobiphenyl
7.548	0.013	1602750	8.746	0.013	1710490	31.1413	33.1787	6.3	Tetrachloro-m-xylene
18.087	0.010	1443489	20.683	0.015	1089423	33.2138	32.8646	1.1	Decachlorobiphenyl

* Indicates RPD > 40%
M Indicates Column 1 peak was manually integrated
N Indicates Column 2 peak was manually integrated

SURROGATE/SPIKE PERCENT RECOVERY

SURR/SPIKE	Col1	Col2	Lower	Limits
Tetrachloro-m-xylene	77.9	82.9	77.9	11-108
Decachlorobiphenyl	83.0	82.2	82.2	18-128

~ Indicates recovery outside QC Limits

INTERNAL STANDARD SUMMARY

Column 1

Standard Cpnd	Standard Area*	Sample Area	%D
Bromo-Nitrobenzene	5322064	4264102	-19.9
Hexabromobiphenyl	2296699	1988855	-13.4

Column 2

Standard Cpnd	Standard Area*	Sample Area	%D
Bromo-Nitrobenzene	4261312	4269503	0.2
Hexabromobiphenyl	1386557	1357081	-2.1

* Standard Areas taken from Initial Cal Level 3
Initial Calibration Date: 19-OCT-2006
<- Indicates standard response outside Limits (-50 to +100%)

Aroclor	CLP1 Col Peak#	RT	Shift	Height	Amount	CLP2 Col Peak#	RT	Shift	Height	Amount
Toxaphene	1	---			0.000	1	14.953	0.033	1413518	1937.958
Toxaphene	2	---			0.000	2	---			0.000
Toxaphene	3	---			0.000	3	16.505	-0.003	1058949	712.609
Toxaphene	4	---			0.000	4	17.416	-0.022	2914896	1513.141
Toxaphene	5	---			0.000	5	---			0.000
Toxaphene	6	---			0.000	NS	---			----
	CLP1Ave: <3 Quant Peaks					CLP2Ave: 1387.903				
Aroclor-1016	1	---			0.000	1	---			0.000
Aroclor-1016	2	---			0.000	2	---			0.000
Aroclor-1016	3	---			0.000	3	---			0.000
Aroclor-1016	4	---			0.000	4	---			0.000
Aroclor-1016	5	---			0.000	5	---			0.000
	CLP1Ave: <3 Quant Peaks					CLP2Ave: <3 Quant Peaks				
Aroclor-1221	1	---			0.000	1	---			0.000
Aroclor-1221	2	---			0.000	2	---			0.000
Aroclor-1221	3	---			0.000	3	---			0.000
Aroclor-1221	4	---			0.000	4	---			0.000
Aroclor-1221	5	---			0.000	5	---			0.000
	CLP1Ave: <3 Quant Peaks					CLP2Ave: <3 Quant Peaks				
Aroclor-1232	1	---			0.000	1	---			0.000
Aroclor-1232	2	---			0.000	2	---			0.000
Aroclor-1232	3	---			0.000	3	---			0.000
Aroclor-1232	4	---			0.000	4	---			0.000
Aroclor-1232	5	---			0.000	5	---			0.000
	CLP1Ave: <3 Quant Peaks					CLP2Ave: <3 Quant Peaks				

Aroclor	Peak#	CLP1 Col RT	Shift	Height	Amount	Peak#	CLP2 Col RT	Shift	Height	Amount
Aroclor-1242	1	---			0.000	1	---			0.000
Aroclor-1242	2	---			0.000	2	---			0.000
Aroclor-1242	3	---			0.000	3	---			0.000
Aroclor-1242	4	---			0.000	4	---			0.000
Aroclor-1242	5	---			0.000	5	---			0.000
Aroclor-1242	6	---			0.000	6	---			0.000
Aroclor-1242	NS	---			----	7	---			0.000
	CLP1Ave: <3 Quant Peaks					CLP2Ave: <3 Quant Peaks				
Aroclor-1248	1	---			0.000	1	---			0.000
Aroclor-1248	2	---			0.000	2	---			0.000
Aroclor-1248	3	---			0.000	3	---			0.000
Aroclor-1248	4	---			0.000	4	---			0.000
Aroclor-1248	5	---			0.000	5	---			0.000
Aroclor-1248	NS	---			----	6	---			0.000
	CLP1Ave: <3 Quant Peaks					CLP2Ave: <3 Quant Peaks				
Aroclor-1254	1	---			0.000	1	---			0.000
Aroclor-1254	2	---			0.000	2	---			0.000
Aroclor-1254	3	---			0.000	3	---			0.000
Aroclor-1254	4	---			0.000	4	---			0.000
Aroclor-1254	5	---			0.000	5	---			0.000
Aroclor-1254	6	---			0.000	6	---			0.000
	CLP1Ave: <3 Quant Peaks					CLP2Ave: <3 Quant Peaks				
Aroclor-1260	1	---			0.000	1	---			0.000
Aroclor-1260	2	---			0.000	2	---			0.000
Aroclor-1260	3	---			0.000	3	---			0.000
Aroclor-1260	4	---			0.000	4	---			0.000
Aroclor-1260	5	---			0.000	5	---			0.000
	CLP1Ave: <3 Quant Peaks					CLP2Ave: <3 Quant Peaks				
Aroclor-1262	1	---			0.000	1	---			0.000
Aroclor-1262	2	---			0.000	2	---			0.000
Aroclor-1262	3	---			0.000	3	---			0.000
Aroclor-1262	4	---			0.000	4	---			0.000
Aroclor-1262	5	---			0.000	5	---			0.000
Aroclor-1262	6	---			0.000	6	---			0.000
	CLP1Ave: <3 Quant Peaks					CLP2Ave: <3 Quant Peaks				
Aroclor-1268	1	---			0.000	1	---			0.000
Aroclor-1268	2	---			0.000	2	---			0.000
Aroclor-1268	3	---			0.000	3	---			0.000
Aroclor-1268	4	---			0.000	4	---			0.000
Aroclor-1268	5	---			0.000	5	---			0.000
Aroclor-1268	6	---			0.000	NS	---			----
	CLP1Ave: <3 Quant Peaks					CLP2Ave: <3 Quant Peaks				

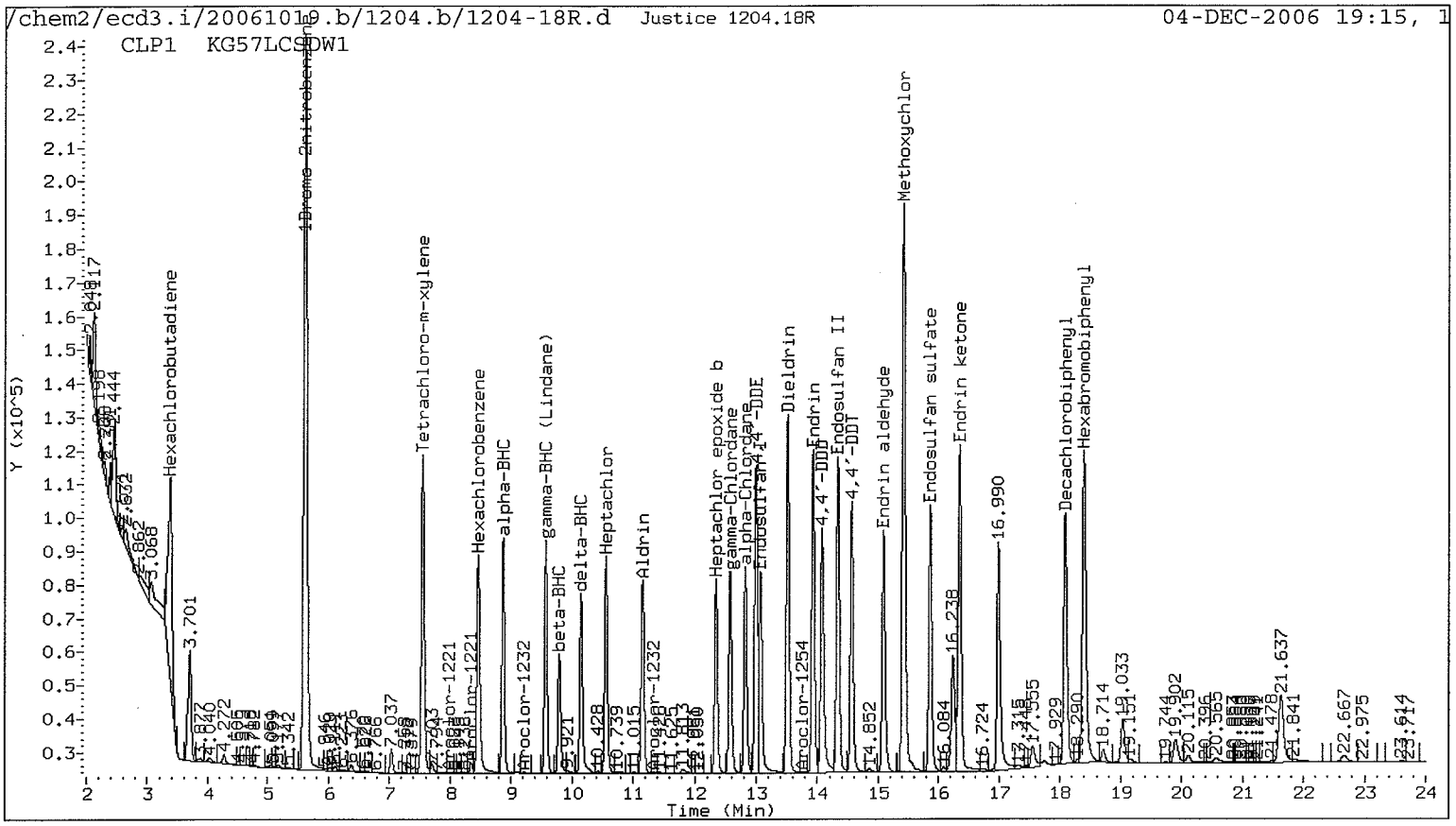
/chem2/ecd3.i/20061019.b/1204.b/1204-18R.d
Justice 1204.18R
04-DEC-2006 19:15, 1
CLP1 KG57LCSDW1
Y (x10^5)
Time (Min)
Hexachlorobutadiene
1Bromo-2nitrobenzene
Tetrachloro-m-xylene
Hexachlorobenzene
alpha-BHC
gamma-BHC (Lindane)
beta-BHC
delta-BHC
Heptachlor
Aldrin
Heptachlor epoxide b
gamma-Chlordane
alpha-Chlordane
Endosulfan I
4,4'-DDE
Dieldrin
Aroclor-1254
4,4'-DDD
Endrin
Endosulfan II
4,4'-DDT
Endrin aldehyde
Endosulfan sulfate
Methoxychlor
Endrin ketone
Decachlorobiphenyl
Hexabromobiphenyl

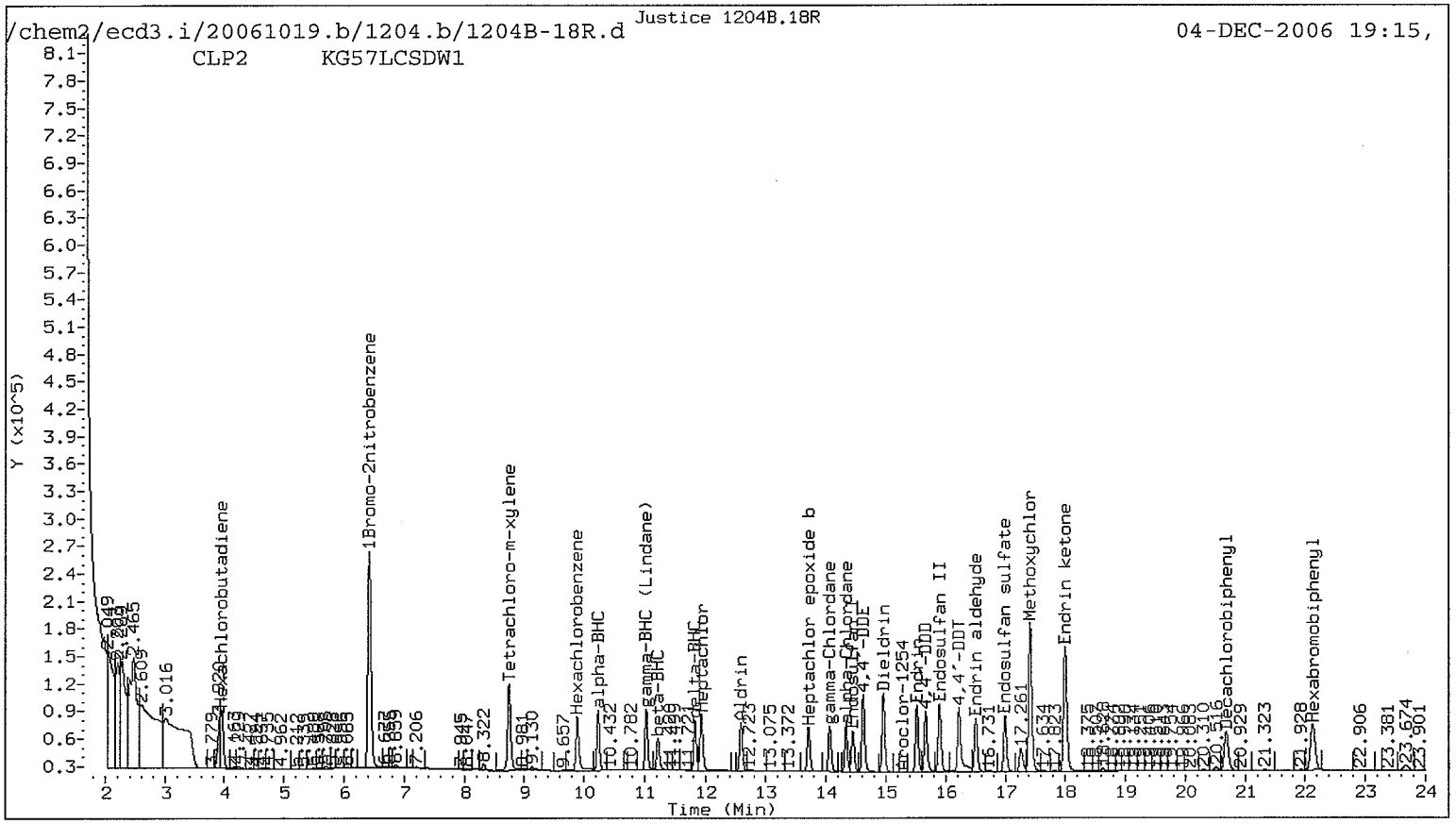
/chem2/ecd3.i/20061019.b/1204.b/1204B-18R.d
Justice 1204B.18R
04-DEC-2006 19:15,
CLP2 KG57LCSDW1
Y (x10^5)
Time (Min)
Hexachlorobutadiene
1Bromo-2nitrobenzene
Tetrachloro-m-xylene
Hexachlorobenzene
alpha-BHC
gamma-BHC (Lindane)
beta-BHC
delta-BHC
Heptachlor
Aldrin
Heptachlor epoxide b
gamma-Chlordane
alpha-Chlordane
Endosulfan I
4,4'-DDE
Dieldrin
Aroclor-1254
4,4'-DDD
Endrin
Endosulfan II
4,4'-DDT
Endrin aldehyde
Endosulfan sulfate
Methoxychlor
Endrin ketone
Decachlorobiphenyl
Hexabromobiphenyl

Pesticide Analysis
Extraction Benchsheets and Run Logs

prepared
for

ANCHOR ENVIRONMENTAL

Project: Chinook, 060354-01

ARI JOB NO: KG57

prepared
by

Analytical Resources, Inc.

QA LIMs # _____
EXT LIMs # _____
Bid # PE/128A-01

Pest/PCB - Water/TCLP
(3510c) Separatory Funnel X Stir Bar _____
In House X MTCA _____ Manchester _____ Low Level _____
KD _____ Turbovap X

Client Name: Anchor Environmental

ARI Job No(s): KG57

Extraction Requirements (ARI Lab ID)	Client Sample ID Verified	Volume Extracted	Turbo Dry KD	Silica gel (Pest) (opt) 1.5 Y/N	Silica Gel (PCB) Y/N	Acid Clean (PCB) Y/N	Sulfur Clean-up (opt) 4.5 to 0.5 Y/N	FEV	Vol. TO LAB	PH 5-9 Y/N	Time Extracted / Comments
MB: KG57 mbw	11/28/06	500mL						5mL	1mL		
SB: sbw											
sbdup											
A	checked										
B											
Date/Analyst	PC 11/28/06		PC 11/30					12/1/06	PC 11/28		

Surrogate Amount: 100 µL Added By: JK /Spk. Witness PC
Concentration: 2 µg/mL ID: 1427-5

(LCS) Spike Amount: 50 µL Added By: JK /Spk. Witness PC
Concentration: 2/4/20 µg/mL ID: 1426-2

(QC) Spike Amount: _____ Added By: _____ /Spk. Witness _____
Concentration: _____ ID: _____

(DCM) Solvent Lot ID: E3560
(Hexane) Solvent Lot ID: I3561
(1:1 H2So4) Reagent ID: _____
(10N NaoH) Reagent ID: _____
Ethyl Acetate ID: _____
1:1 Hex/DCM Reagent ID: N/A
TBAS Reagent ID: _____
Conc. H2So4 ID: _____
Silica Gel ID: (0%) N/A /(4%) N/A
Na2So4 ID: 11/16 #9

ANALYTICAL
RESOURCES
INCORPORATED

ANALYST NOTES - Organic Extractions

ARI Job No: KG57 Client Name: Anchor Environmental

Parameter: Pest Client Project: Chinook

315 SOP Number(s) [ ] No Anomalies

List problems, corrective actions, and any other pertinent information:

Extraction
Analyst: _____ Date Extracted: _____

See Reverse Side for Additional Information

Analytical Resources, Incorporated
Analytical Chemists and Consultants

GC Analyst Notes / Corrective Action Log

ARI Project ID: K657 Client ID: Anchor Environmental

ARI SOP: **403S**(PCB) **405S**(Herbicides) **407S**(TPH-D) **409S**(HCID) **423S**(Pesticides) **Other**

Parameter(s): Pest

Instrument: FID: _____ ECD: 3

Dates: Curve: 10/19/2006 Analysis Start: 12/04/2006

Endrin/DDT Breakdown <15%?	YES / NO / NA	LCS/LCSD Recovery in Control?	YES / NO
ICal Meets RF & %RSD Criteria?	YES / NO	MS/MSD Recovery in Control?	YES / NO
CCal Meets RF & %RSD Criteria	YES / NO	Surrogate Recovery in Control?	YES / NO
Internal Standard Meets Criteria?	YES / NO	Special Analysis Criteria Met?	YES / NO / NA
Method Blank in Control?	YES / NO		

Detail problems, corrective actions and/or other pertinent information below (use reverse side when necessary):

Additional Details on Reverse: Yes / No

Analyst Signature: YZ **Date:** 12/6/06

Reviewer's Signature: [signature] **Date:** 12/6/06

GC ANALYSIS RUN LOG - ECD 3

ANALYTICAL RESOURCES INCORPORATED

Operator: YZ
Column: CTX CLP1/CLP2
Parameters: Pest
Date run start: 10/19/06
Vol. injected: 1ml

Mth 1 C:\CHEM2\ECD3\ Pest1019m
Mth 2 C:\CPWIN\ECD3\ ical/1019b
Mth 3 C:\CPWIN\ECD3\

Std ID #'s: IB: 1382-2
INDAE: S685-7
DS: 1399-6

Toxaph: 1382-8
INDAC ICV: 1361-3
INDAC CCAL: 1415-3
ISTD: 1421-3

GC LOG SUMMARY FOR DATABATCH - /chem2/ecd3.i/20061019.b/ical.b

	Inject Date/Time	Filename	LabID	ClientId
1	19-OCT-2006 12:31	1019-01R.d	PRIMER	
2	19-OCT-2006 13:00	1019-02R.d	DS	
3	19-OCT-2006 13:28	1019-03R.d	IB	
4	19-OCT-2006 13:57	1019-04R.d	INDAC	
5	19-OCT-2006 14:25	1019-05R.d	INDAA	
6	19-OCT-2006 14:54	1019-06R.d	INDAB	
7	19-OCT-2006 15:22	1019-07R.d	INDAD	
8	19-OCT-2006 15:51	1019-08R.d	INDAE	
9	19-OCT-2006 16:19	1019-09R.d	TOXAPH	
10	19-OCT-2006 16:48	1019-10R.d	INDAC ICV	
11	19-OCT-2006 17:16	1019-11R.d	DS1	
12	19-OCT-2006 17:45	1019-12R.d	INDAC1	
13	19-OCT-2006 18:13	1019-13R.d	JY67MBS1	JY67MBS1
14	19-OCT-2006 18:42	1019-14R.d	JY67LCSS1	JY67LCSS1
15	19-OCT-2006 19:10	1019-15R.d	JY67K	DSI12-SO-A
16	19-OCT-2006 19:39	1019-16R.d	JY67L	DSI12-SO-B
17	19-OCT-2006 20:07	1019-17R.d	JY67A	DSI07-SO-A
18	19-OCT-2006 20:36	1019-18R.d	JY67B	DSI07-SO-B
19	19-OCT-2006 21:04	1019-19R.d	JY67C	DSI08-SO-A
20	19-OCT-2006 21:33	1019-20R.d	JY67D	DSI08-SO-B
21	19-OCT-2006 22:01	1019-21R.d	JY67E	DSI09-SO-A
22	19-OCT-2006 22:30	1019-22R.d	JY67F	DSI09-SO-B
23	19-OCT-2006 22:58	1019-23R.d	JY67G	DSI10-SO-A
24	19-OCT-2006 23:27	1019-24R.d	JY67H	DSI10-SO-B
25	19-OCT-2006 23:55	1019-25R.d	JY67HMS	DSI10-SO-B MS
26	20-OCT-2006 00:24	1019-26R.d	JY67HMSD	DSI10-SO-B MSD
27	20-OCT-2006 00:52	1019-27R.d	JY67I	DSI11-SO-A
28	20-OCT-2006 01:20	1019-28R.d	RINSE	
29	20-OCT-2006 01:49	1019-29R.d	RINSE	
30	20-OCT-2006 02:17	1019-30R.d	DS2	
31	20-OCT-2006 02:46	1019-31R.d	INDAC2	
32	20-OCT-2006 03:14	1019-32R.d	JZ00MBS1	JZ00MBS1
33	20-OCT-2006 03:43	1019-33R.d	JZ00LCSS1	JZ00LCSS1
34	20-OCT-2006 04:11	1019-34R.d	JZ00J	DSI22-CB-060929
35	20-OCT-2006 04:39	1019-35R.d	JZ00JMS	DSI22-CB-060929 MS
36	20-OCT-2006 05:08	1019-36R.d	JZ00JMSD	DSI22-CB-060929 MSD
37	20-OCT-2006 05:36	1019-37R.d	RINSE	
38	20-OCT-2006 06:05	1019-38R.d	RINSE	
39	20-OCT-2006 06:33	1019-39R.d	RINSE	
40	20-OCT-2006 07:01	1019-40R.d	RINSE	
41	20-OCT-2006 07:30	1019-41R.d	DS3	
42	20-OCT-2006 07:58	1019-42R.d	INDAC3	

YZ 10/24/06

Page: _____ Approval: _____

CCALs: INDAC 3: Heptachlor epoxide, γ-Chlordane, α-Chlordane, Endosulfan DDE, Dieldren failed 20-40% ear on both columns

1404

Rev 4
4/13/99

4079F

0593

GC ANALYSIS RUN LOG - ECD 3

ANALYTICAL RESOURCES INCORPORATED

Operator: YZ
Column: STX CLP/ECD3 Date run start: 12/4/2006
Parameters:
Vol. injected: 1 µL
Mth 1 C:\CHEM2\ECD3\ Pest 1019m Std ID #'s: see p1404
Mth 2 C:\CPWIN\ECD3\ 1204b
Mth 3 C:\CPWIN\ECD3\

GC LOG SUMMARY FOR DATABATCH - /chem2/ecd3.i/20061019.b/1204.b

	Inject Date/Time	Filename	LabID	ClientId
1	04-DEC-2006 11:11	1204-01R.d	DS36	
2	04-DEC-2006 11:39	1204-02R.d	INDAC36	
3	04-DEC-2006 12:08	1204-03R.d	KD75MB1	KD75MB1
4	04-DEC-2006 12:36	1204-04R.d	KD75LCS1	KD75LCS1
5	04-DEC-2006 13:05	1204-05R.d	KD75K	SPEO-015 TCLP Semi-
6	04-DEC-2006 13:33	1204-06R.d	KD75K	SPEO-015 TCLP Semi-
7	04-DEC-2006 14:01	1204-07R.d	KD75MBS1	KD75MBS1
8	04-DEC-2006 14:30	1204-08R.d	KD75LCSS1	KD75LCSS1
9	04-DEC-2006 14:58	1204-09R.d	KD75E	SPEO-003 Pesticides
10	04-DEC-2006 15:27	1204-10R.d	KD75E	SPEO-003 Pesticides
11	04-DEC-2006 15:55	1204-11R.d	KD75E	SPEO-003 Pesticides
12	04-DEC-2006 16:24	1204-12R.d	KD75F	SPEO-009 Chlordane
13	04-DEC-2006 16:52	1204-13R.d	KD75F	SPEO-009 Chlordane
14	04-DEC-2006 17:21	1204-14R.d	KD75G	SPEO-004 Toxaphene
15	04-DEC-2006 17:49	1204-15R.d	KD75G	SPEO-004 Toxaphene
16	04-DEC-2006 18:18	1204-16R.d	KG57MBW1	KG57MBW1
17	04-DEC-2006 18:46	1204-17R.d	KG57LCSW1	KG57LCSW1
18	04-DEC-2006 19:15	1204-18R.d	KG57LCSDW1	KG57LCSDW1
19	04-DEC-2006 19:43	1204-19R.d	KG57A	G2S-112106
20	04-DEC-2006 20:12	1204-20R.d	KG57B	RLSW2-112106
21	04-DEC-2006 20:40	1204-21R.d	KG69MBW1	KG69MBW1
22	04-DEC-2006 21:09	1204-22R.d	KG69LCSW1	KG69LCSW1
23	04-DEC-2006 21:37	1204-23R.d	KG69G	AWV15-112206
24	04-DEC-2006 22:05	1204-24R.d	DS37	
25	04-DEC-2006 22:34	1204-25R.d	INDAC37	
26	04-DEC-2006 23:02	1204-26R.d	TOXAPH9	
27	04-DEC-2006 23:31	1204-27R.d	Tech-Chlordane	
28	04-DEC-2006 23:59	1204-28R.d	1299-3 spk ASSAY	

YZ 12/5/06.

Comments:

2 CALs: INDAC 36: CLP: Methoxychlor 17.03% cov, CLP: Methoxychlor 18.8% cov.

Corrective actions/std IDs:

Page: _____ Approval: _____

Analytical Resources, Incorporated
Analytical Chemists and Consultants

GC Analyst Notes / Corrective Action Log

ARI Project ID: Pest curve Client ID: _____

ARI SOP: **403S**(PCB) **405S**(Herbicides) **407S**(TPH-D) **409S**(HCID) **423S**(Pesticides) **Other**

Parameter(s): Pest

Instrument: FID: _____ ECD: 3

Dates: Curve: 10/19/2006 Analysis Start: _____

Endrin/DDT Breakdown <15%?	YES / NO / NA	LCS/LCSD Recovery in Control?	YES / NO
ICal Meets RF & %RSD Criteria?	YES / NO	MS/MSD Recovery in Control?	YES / NO
CCal Meets RF & %RSD Criteria	YES / NO	Surrogate Recovery in Control?	YES / NO
Internal Standard Meets Criteria?	YES / NO	Special Analysis Criteria Met?	YES / NO / NA
Method Blank in Control?	~~YES / NO~~		

Detail problems, corrective actions and/or other pertinent information below (use reverse side when necessary):

5 point curve, all RSD < 20%, all averaged.

Additional Details on Reverse: Yes / No

Analyst Signature: YZ **Date:** 10/24/06

Reviewer's Signature: V. D **Date:** 10/27/2006

PCB Analysis
QC Summary Data

prepared
for

ANCHOR ENVIRONMENTAL

Project: Chinook, 060354-01

ARI JOB NO: KG57

prepared
by

Analytical Resources, Inc.

ANALYTICAL RESOURCES INCORPORATED

SW8082/PCB WATER SURROGATE RECOVERY SUMMARY

Matrix: Water

QC Report No: KG57-Anchor Environmental
Project: CHINOOK
060354-01

Client ID	DCBP % REC	DCBP LCL-UCL	TCMX % REC	TCMX LCL-UCL	TOT OUT
MB-112806	82.0%	40-117	75.5%	28-96	0
LCS-112806	78.0%	40-117	68.2%	28-96	0
LCSD-112806	80.8%	40-117	71.5%	28-96	0
G2S-112106	82.2%	28-133	68.0%	25-101	0
RLSW2-112106	76.5%	28-133	71.0%	25-101	0

Prep Method: SW3510C
Log Number Range: 06-23749 to 06-23750

ANALYTICAL RESOURCES INCORPORATED

ORGANICS ANALYSIS DATA SHEET
PCB by GC/ECD Method SW8082 **Sample ID: LCS-112806**
Page 1 of 1 **LCS/LCSD**

Lab Sample ID: LCS-112806
LIMS ID: 06-23749
Matrix: Water
Data Release Authorized:
Reported: 12/08/06

QC Report No: KG57-Anchor Environmental
Project: CHINOOK
060354-01
Date Sampled: NA
Date Received: NA

Date Extracted LCS/LCSD: 11/28/06
Date Analyzed LCS: 12/07/06 14:45
LCSD: 12/07/06 15:03
Instrument/Analyst LCS: ECD5/PK
LCSD: ECD5/PK
GPC Cleanup: No
Sulfur Cleanup: Yes

Sample Amount LCS: 1000 mL
LCSD: 1000 mL
Final Extract Volume LCS: 0.50 mL
LCSD: 0.50 mL
Dilution Factor LCS: 1.00
LCSD: 1.00
Silica Gel: No
Acid Cleanup: Yes

Analyte	LCS	Spike Added-LCS	LCS Recovery	LCSD	Spike Added-LCSD	LCSD Recovery	RPD
Aroclor 1016	0.039	0.050	78.0%	0.043	0.050	86.0%	9.8%
Aroclor 1260	0.050	0.050	100%	0.053	0.050	106%	5.8%

PCB Surrogate Recovery

	LCS	LCSD
Decachlorobiphenyl	78.0%	80.8%
Tetrachlorometaxylene	68.2%	71.5%

Results reported in µg/L
RPD calculated using sample concentrations per SW846.

4

PCB METHOD BLANK SUMMARY

BLANK NO.

KG57MBW1

Lab Name: ANALYTICAL RESOURCES, INC Client: ANCHOR

ARI Job No.: KG57 Project: CHINOOK

Lab Sample ID: KG57MBW1 Lab File ID: 1207B015

Date Extracted: 11/28/06 Matrix: LIQUID

Date Analyzed: 12/07/06 Instrument ID: ECD5

Time Analyzed: 1427 GC Columns: ZB5/ZB35

THIS METHOD BLANK APPLIES TO THE FOLLOWING SAMPLES, MS and MSD:

	CLIENT SAMPLE NO.	LAB SAMPLE ID	DATE ANALYZED
01	KG57LCSW1	KG57LCSW1	12/07/06
02	KG57LCSDW1	KG57LCSDW1	12/07/06
03	G2S-112106	KG57A	12/07/06
04	RLSW2-112106	KG57B	12/07/06

ALL RUNS ARE DUAL COLUMN

FORM 8
PCB INTERNAL STANDARD AREA AND RT SUMMARY

Lab Name: ANALYTICAL RESOURCES, INC Client: ANCHOR

ARI Job No.: KG57 Project: CHINOOK

GC Column: ZB5 ID: 0.53(mm) Instrument ID: ECD5

Init. Calib. Date: 11/07/06

THE ANALYTICAL SEQUENCE OF PERFORMANCE EVALUATION MIXTURES, BLANKS, SAMPLES, AND STANDARDS IS GIVEN BELOW:

		IS1 AREA	RT	IS2 AREA	RT
	ICAL MIDPT	25071891	2.116	6582257	10.871
	UPPER LIMIT	50143782	2.216	13164514	10.971
	LOWER LIMIT	12535946	2.016	3291128	10.771

	CLIENT SAMPLE NO.	LAB SAMPLE ID	DATE ANALYZED	TIME	IS1 AREA	RT	IS2 AREA	RT
01	ZZZZZ	ZZZZZ	11/07/06	1152	27424326	2.109	6859075	10.872
02		AR1660 .25	11/07/06	1210	25071891	2.116	6582257	10.871
03		AR1660 1.0	11/07/06	1228	27151701	2.112	6429671	10.869
04		AR1660 .02	11/07/06	1246	27232544	2.113	6800415	10.869
05		AR1660 0.5	11/07/06	1304	27948493	2.113	6672022	10.869
06		AR1660 0.1	11/07/06	1323	27282163	2.112	6656933	10.870
07	ZZZZZ	ZZZZZ	11/07/06	1341	26116633	2.112	6678690	10.868
08		AR1242	11/07/06	1359	24084848	2.114	5678914	10.868
09		AR1248	11/07/06	1417	26929748	2.114	6425939	10.868
10		AR1254	11/07/06	1435	26508901	2.114	6503801	10.869
11		AR2162	11/07/06	1616	28464081	2.108	6949324	10.871
12		AR3268	11/07/06	1634	27938591	2.113	6913179	10.869
13		AR125420	12/07/06	0937	24039127	2.112	4427426	10.871
14		AR166044	12/07/06	0955	24622228	2.119	4929369	10.867
15	KG57MBW1	KG57MBW1	12/07/06	1427	28360977	2.117	6189565	10.862
16	KG57LCSW1	KG57LCSW1	12/07/06	1445	32407096	2.119	6460717	10.862
17	KG57LCSDW1	KG57LCSDW1	12/07/06	1503	31419953	2.118	6216818	10.862
18	G2S-112106	KG57A	12/07/06	1522	31435014	2.118	6549215	10.862
19	RLSW2-112106	KG57B	12/07/06	1540	31109138	2.116	6522710	10.862
20		AR124820	12/07/06	1653	25521971	2.119	5386791	10.864
21		AR166045	12/07/06	1711	25073058	2.118	5484685	10.863

IS1 = 1-Bromo-2-Nitrobenzene RT Window = RT +/- .1 min
IS2 = Hexabromobiphenyl

* Indicates value outside QC Limits

FORM 8
PCB INTERNAL STANDARD AREA AND RT SUMMARY

Lab Name: ANALYTICAL RESOURCES, INC Client: ANCHOR

ARI Job No.: KG57 Project: CHINOOK

GC Column: ZB35 ID: 0.53(mm) Instrument ID: ECD5

Init. Calib. Date: 11/07/06

THE ANALYTICAL SEQUENCE OF PERFORMANCE EVALUATION MIXTURES, BLANKS, SAMPLES, AND STANDARDS IS GIVEN BELOW:

		IS1 AREA	RT	IS2 AREA	RT
	ICAL MIDPT	16857940	3.973	3866036	13.143
	UPPER LIMIT	33715880	4.073	7732072	13.243
	LOWER LIMIT	8428970	3.873	1933018	13.043

	CLIENT SAMPLE NO.	LAB SAMPLE ID	DATE ANALYZED	TIME	IS1 AREA	RT	IS2 AREA	RT
01	ZZZZZ	ZZZZZ	11/07/06	1152	18026833	3.966	3924553	13.146
02		AR1660 .25	11/07/06	1210	16857940	3.973	3866036	13.143
03		AR1660 1.0	11/07/06	1228	17984960	3.972	3746182	13.143
04		AR1660 .02	11/07/06	1246	18279818	3.972	4005872	13.142
05		AR1660 0.5	11/07/06	1304	18931951	3.972	3948381	13.142
06		AR1660 0.1	11/07/06	1323	18415026	3.972	3941304	13.144
07	ZZZZZ	ZZZZZ	11/07/06	1341	17627023	3.971	3976324	13.142
08		AR1242	11/07/06	1359	16708210	3.972	3408859	13.143
09		AR1248	11/07/06	1417	18686200	3.972	3859743	13.142
10		AR1254	11/07/06	1435	18248782	3.972	3881447	13.143
11		AR2162	11/07/06	1616	19669666	3.961	4131040	13.143
12		AR3268	11/07/06	1634	18829091	3.971	4021068	13.141
13		AR125420	12/07/06	0937	15975218	3.957	2479406	13.134
14		AR166044	12/07/06	0955	15654113	3.969	2565279	13.132
15	KG57MBW1	KG57MBW1	12/07/06	1427	19278094	3.967	3440382	13.129
16	KG57LCSW1	KG57LCSW1	12/07/06	1445	20774860	3.969	3556363	13.128
17	KG57LCSDW1	KG57LCSDW1	12/07/06	1503	20058717	3.968	3502391	13.128
18	G2S-112106	KG57A	12/07/06	1522	20566139	3.969	3627314	13.128
19	RLSW2-112106	KG57B	12/07/06	1540	20284380	3.968	3630200	13.128
20		AR124820	12/07/06	1653	17352518	3.967	2877265	13.129
21		AR166045	12/07/06	1711	16778905	3.968	2925400	13.129

IS1 = 1-Bromo-2-Nitrobenzene RT Window = RT +/- .1 min
IS2 = Hexabromobiphenyl

* Indicates value outside QC Limits

PCB Analysis
Sample Data

prepared
for

ANCHOR ENVIRONMENTAL

Project: Chinook, 060354-01

ARI JOB NO: KG57

prepared
by

Analytical Resources, Inc.

ANALYTICAL RESOURCES INCORPORATED

ORGANICS ANALYSIS DATA SHEET
PCB by GC/ECD Method SW8082 **Sample ID: G2S-112106**
Page 1 of 1 **SAMPLE**

Lab Sample ID: KG57A
LIMS ID: 06-23749
Matrix: Water
Data Release Authorized:
Reported: 12/08/06

QC Report No: KG57-Anchor Environmental
Project: CHINOOK
060354-01
Date Sampled: 11/21/06
Date Received: 11/21/06

Date Extracted: 11/28/06
Date Analyzed: 12/07/06 15:22
Instrument/Analyst: ECD5/PK
GPC Cleanup: No
Sulfur Cleanup: Yes

Sample Amount: 1000 mL
Final Extract Volume: 0.50 mL
Dilution Factor: 1.00
Silica Gel: No
Acid Cleanup: Yes

CAS Number	Analyte	RL	Result
12674-11-2	Aroclor 1016	0.010	< 0.010 U
53469-21-9	Aroclor 1242	0.010	< 0.010 U
12672-29-6	Aroclor 1248	0.010	< 0.010 U
11097-69-1	Aroclor 1254	0.010	< 0.010 U
11096-82-5	Aroclor 1260	0.010	< 0.010 U
11104-28-2	Aroclor 1221	0.015	< 0.015 Y
11141-16-5	Aroclor 1232	0.010	< 0.010 U

Reported in µg/L (ppb)

PCB Surrogate Recovery

Decachlorobiphenyl	82.2%
Tetrachlorometaxylene	68.0%

Analytical Resources Inc.
Dual Column PCB Quantitation Report

Data file 1: 20061107.b/1207-1.b/1207B018.d
Data file 2: 20061107.b/1207-2.b/1207B018.d
Method: /chem2/ecd5.i/20061107.b/PCB1.m
Compound Sublist: PCB
Instrument, Inj. Vol.: ecd5.i, 2ul
Quant Method: Internal Std

ARI ID: KG57A
Client ID:
Injection Date: 07-DEC-2006 15:22
Report Date: 12/07/2006 16:14
Matrix: SOIL
Dilution Factor: 1.000

ZB5 Col RT	ZB5 Col Shift	ZB5 Col Response	ZB35 Col RT	ZB35 Col Shift	ZB35 Col Response	ZB5 on col	ZB35 on col	RPD	Compound/Flag
4.348	0.004	10164691	5.463	-0.002	6571323	26.8	27.2	1.3	Tetrachloro-m-xylene
10.567	-0.009	7168935	12.248	-0.011	3542358	30.7	32.9	6.8	Decachlorobiphenyl

* Indicates RPD > 40%
M Indicates Column 1 peak was manually integrated
N Indicates Column 2 peak was manually integrated

SURROGATE PERCENT RECOVERY

SURROGATE	Col1	Col2
Tetrachloro-m-xylene	67.1	67.9
Decachlorobiphenyl	76.9	82.3

INTERNAL STANDARD SUMMARY

Column 1

Standard Cpnd	Standard Area*	Sample Area	%D
Bromo-Nitrobenzene	25071891	31435014	25.4
Hexabromobiphenyl	6582257	6549215	-0.5

Column 2

Standard Cpnd	Standard Area*	Sample Area	%D
Bromo-Nitrobenzene	16857940	20566139	22.0
Hexabromobiphenyl	3866036	3627314	-6.2

* Standard Areas taken from Initial Cal Level 4
Initial Calibration Date: 07-NOV-2006
<- Indicates standard response outside Limits (-50 to +100%)

Aroclor	Peak#	ZB5 Col RT	Shift	Area	Amount	Peak#	ZB35 Col RT	Shift	Area	Amount
Aroclor-1016	1	---			0.0	1	6.677	0.003	22215	2.1
Aroclor-1016	2	5.806	-0.005	114243	3.4	2	7.130	-0.016	115559	5.5
Aroclor-1016	3	5.928	0.003	1171630	89.5	3	7.325	0.016	29075	3.5
Aroclor-1016	4	---			0.0	4	7.873	0.045	30862	4.4
		Col1Ave: <3 Quant Peaks					Col2Ave:	3.9		
Aroclor-1221	1	4.583	-0.021	366308	76.6	1	5.855	-0.049	246752	88.3
Aroclor-1221	2	4.835	0.029	80934	7.9	2	6.089	0.009	120368	64.9
Aroclor-1221	3	5.806	-0.005	114243	29.7	3	6.159	-0.006	85661	15.3
Aroclor-1221	NS	---			----	4	6.677	-0.007	22215	10.1
		Total Col1Ave (3 peaks):			38.1		Total Col2Ave (4 peaks):			44.6 RPD = 16
		Corrected Ave: < 3 Peaks					Corrected Ave (3 peaks):			30.1
Aroclor-1232	1	4.835	0.028	80934	9.0	1	6.159	-0.011	85661	16.9
Aroclor-1232	2	---			0.0	2	6.677	0.000	22215	4.6
Aroclor-1232	3	5.806	-0.006	114243	7.9	3	7.130	-0.015	115559	13.2
Aroclor-1232	4	5.928	0.003	1171630	205.5	4	7.325	0.017	29075	8.0
		Total Col1Ave (3 peaks):			74.1		Total Col2Ave (4 peaks):			10.7 RPD = 150*
		Corrected Ave: < 3 Peaks					Corrected Ave (4 peaks):			10.7
Aroclor-1242	1	---			0.0	1	6.159	-0.012	85661	19.1
Aroclor-1242	2	5.806	-0.005	114243	3.7	2	6.677	0.002	22215	2.4
Aroclor-1242	3	5.928	0.003	1171630	94.7	3	7.130	-0.016	115559	6.2
Aroclor-1242	4	6.552	0.017	44531	3.8	4	7.325	0.016	29075	3.8
Aroclor-1242	NS	---			----	5	8.158	0.000	32170	4.3
		Total Col1Ave (3 peaks):			34.1		Total Col2Ave (5 peaks):			7.2 RPD = 130*
		Corrected Ave: < 3 Peaks					Corrected Ave (4 peaks):			4.2
Aroclor-1248	1	5.320	0.019	8379076	1187.2	1	7.130	-0.013	115559	9.1
Aroclor-1248	2	5.806	-0.003	114243	5.4	2	7.499	0.005	16128	2.4
Aroclor-1248	3	6.175	-0.001	140268	12.0	3	7.873	0.045	30862	3.4
Aroclor-1248	4	6.552	0.018	44531	2.7	4	8.158	0.000	32170	2.7
Aroclor-1248	5	6.824	-0.025	118033	5.4	NS	---			----
		Total Col1Ave (5 peaks):			242.5		Total Col2Ave (4 peaks):			4.4 RPD = 193*
		Corrected Ave (4 peaks):			6.4		Corrected Ave (3 peaks):			2.9 RPD = 76*
Aroclor-1254	1	6.824	-0.029	118033	6.5	1	8.428	0.040	2294227	179.3
Aroclor-1254	2	---			0.0	2	8.810	-0.010	16372	1.8
Aroclor-1254	3	7.337	-0.020	86889	5.3	3	8.987	0.044	64119	3.6
Aroclor-1254	4	7.425	-0.033	103721	3.4	4	9.546	-0.031	23222	1.9
Aroclor-1254	5	7.964	-0.017	47633	2.4	NS	---			----
		Total Col1Ave (4 peaks):			4.4		Total Col2Ave (4 peaks):			46.6 RPD = 166*
		Corrected Ave (4 peaks):			4.4		Corrected Ave (3 peaks):			2.4 RPD = 58*
Aroclor-1260	1	8.366	-0.013	48101	3.3	1	9.806	-0.012	32207	4.6
Aroclor-1260	2	8.581	-0.039	46697	3.6	2	10.227	0.020	16956	2.1
Aroclor-1260	3	8.935	0.042	1041923	31.9	3	10.328	0.026	30187	4.9
Aroclor-1260	4	9.226	0.020	26022	1.6	4	10.388	-0.010	25701	1.4
Aroclor-1260	5	9.362	0.014	71393	8.9	5	---			0.0
		Total Col1Ave (5 peaks):			9.9		Total Col2Ave (4 peaks):			3.3 RPD = 100*
		Corrected Ave (4 peaks):			4.4		Corrected Ave (4 peaks):			3.3 RPD = 28
Aroclor-1262	1	8.581	-0.041	46697	2.6	1	9.806	-0.010	32207	2.8
Aroclor-1262	2	8.935	0.040	1041923	24.3	2	10.227	0.023	16956	1.6
Aroclor-1262	3	9.226	0.018	26022	1.9	3	10.388	-0.010	25701	1.2
Aroclor-1262	4	9.362	0.012	71393	4.0	4	---			0.0
Aroclor-1262	5	9.857	-0.002	347189	26.6	5	11.481	0.003	393642	49.7
		Total Col1Ave (5 peaks):			11.9		Total Col2Ave (4 peaks):			13.8 RPD = 15
		Corrected Ave (3 peaks):			2.9		Corrected Ave (3 peaks):			1.9 RPD = 43*
Aroclor-1268	1	9.268	-0.021	70752	1.4	1	10.824	-0.013	624914	28.5
Aroclor-1268	2	9.362	0.017	71393	1.6	2	---			0.0
Aroclor-1268	3	---			0.0	3	11.215	-0.025	160982	10.1
Aroclor-1268	4	10.258	0.004	713359	8.1	4	11.867	-0.026	402131	9.8

Total Col1Ave (3 peaks): 3.7 Total Col2Ave (3 peaks): 16.1 RPD = 125*
Corrected Ave: < 3 Peaks Corrected Ave: < 3 Peaks

Total PCB Area Col1 (4.444 - 10.476) = 30587383 Col1 Total PCB = 0.1 ppm*

Total PCB Area Col2 (5.566 - 12.159) = 9357720 Col2 Total PCB = 0.1 ppm*

* Quantitated against AR1660 0.25ppm in Ical

PCB-Form 10 Mod.

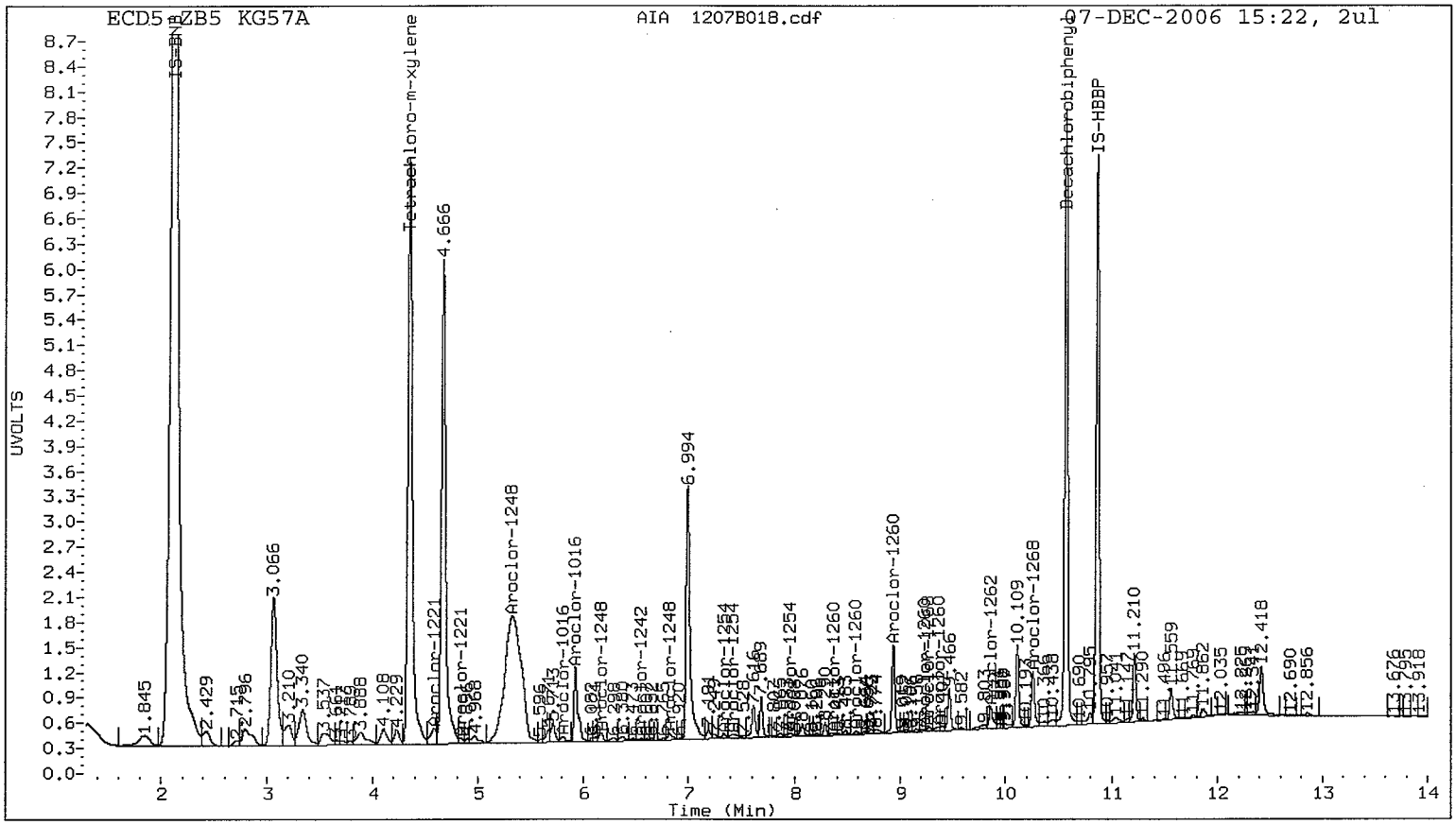
ECD5-ZB5 KG57A
AIA 1207B018.cdf
07-DEC-2006 15:22, 2ul
UVOLTS
Time (Min)
IS-BNB
Tetrachloro-m-xylene
Decachlorobiphenyl
IS-HBBP
Aroclor-1248
Aroclor-1260
Aroclor-1016
Aroclor-1221
Aroclor-1268
Aroclor-1262
Aroclor-1254
Aroclor-1242
Aroclor-1248
4.666
6.994
3.066
1.845
2.429
11.210
12.418
12.690
12.856

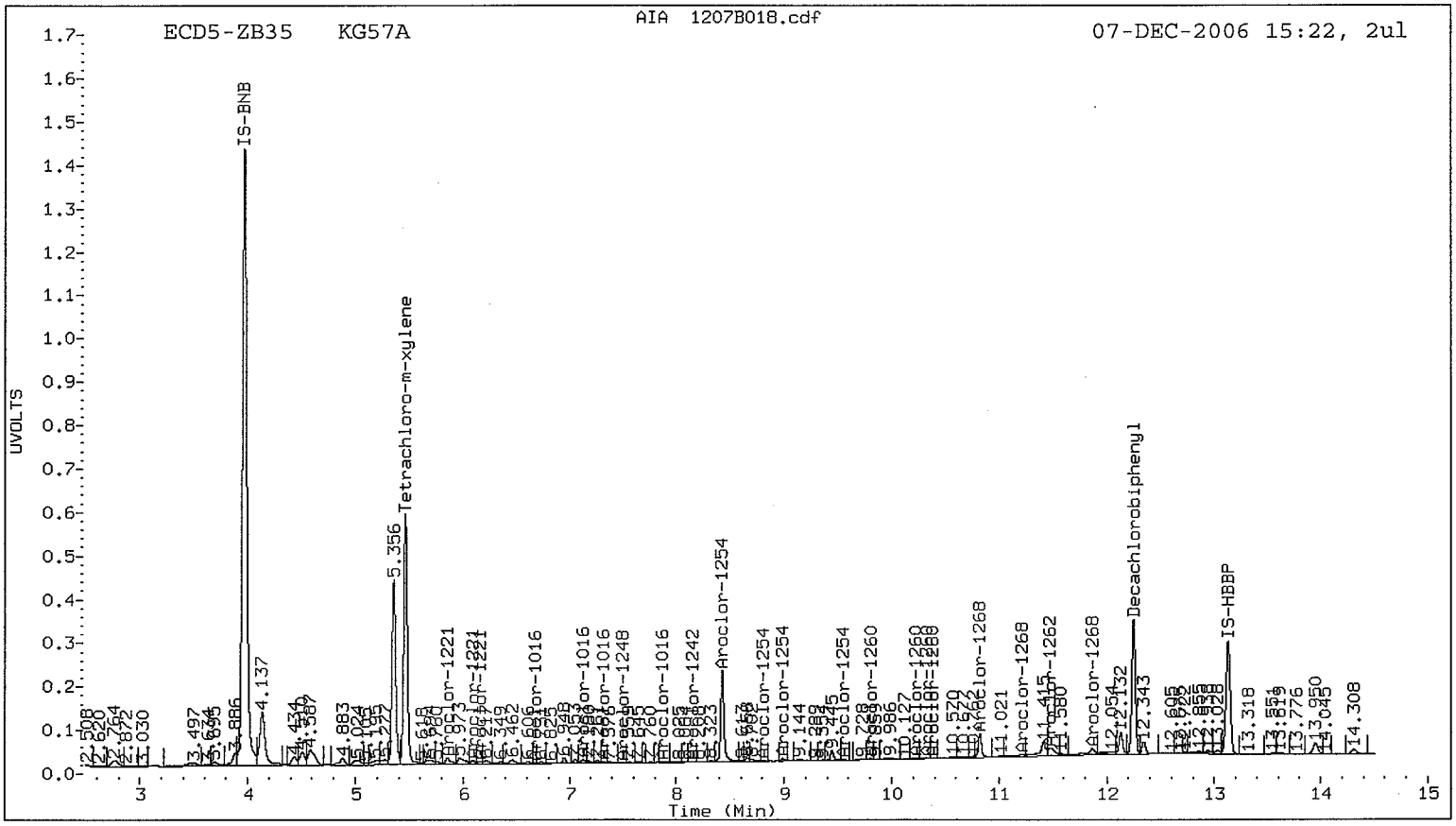
ECD5-ZB35 KG57A
AIA 1207B018.cdf
07-DEC-2006 15:22, 2ul
UVOLTS
Time (Min)
IS-BNB
Tetrachloro-m-xylene
Decachlorobiphenyl
IS-HBBP
Aroclor-1254
Aroclor-1268
Aroclor-1262
Aroclor-1260
Aroclor-1248
Aroclor-1016
Aroclor-1221
Aroclor-1242
5.356
4.137
12.343
13.318
14.308

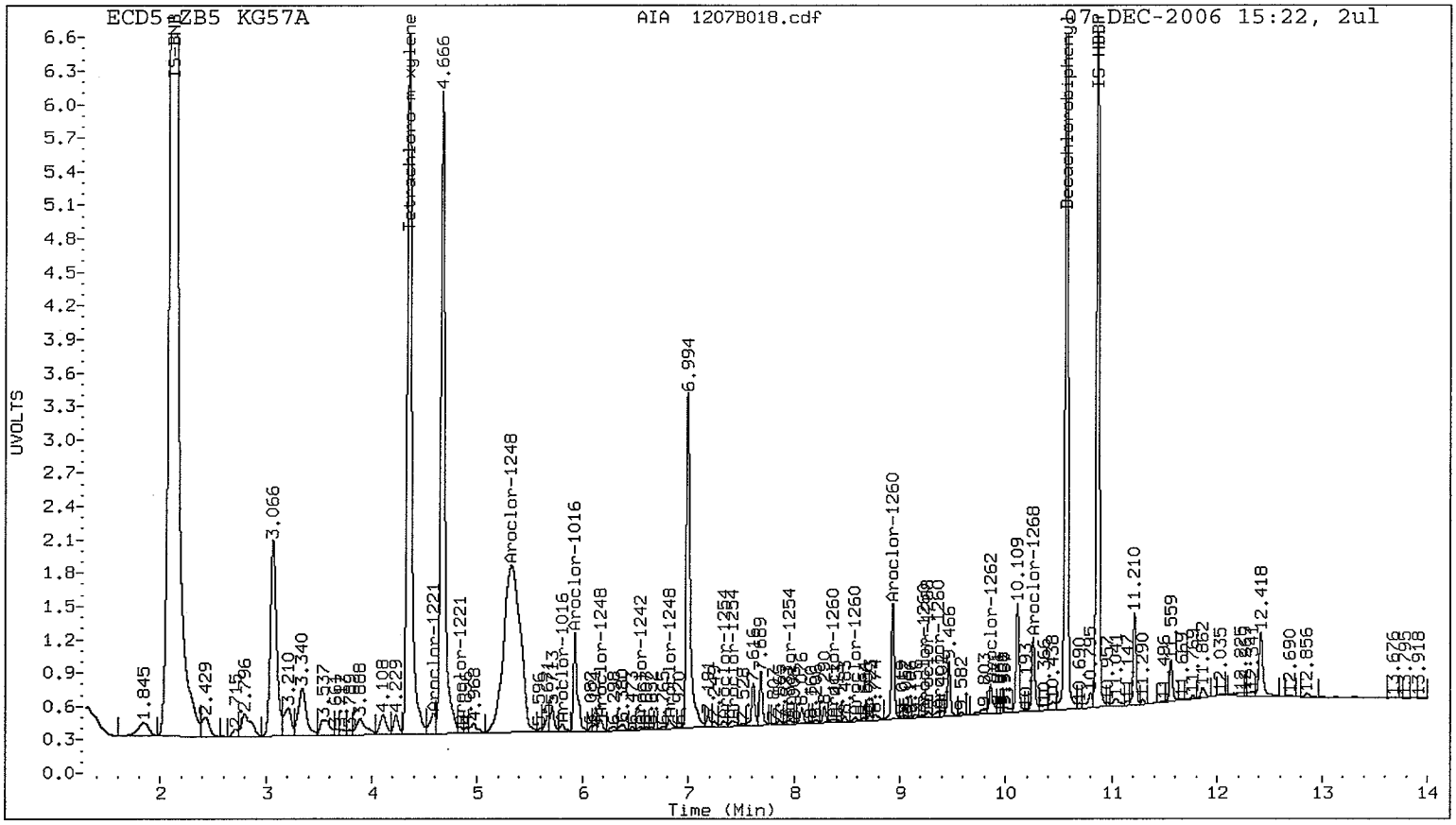
ECD5-ZB5 KG57A
AIA 1207B018.cdf
07-DEC-2006 15:22, 2ul
UVOLTS
Time (Min)
IS-BNB
Tetrachloro-m-xylene
4.666
Decachlorobiphenyl
IS-HBBP
Aroclor-1248
6.994
Aroclor-1016
Aroclor-1260
Aroclor-1268
11.210
12.418
3.066

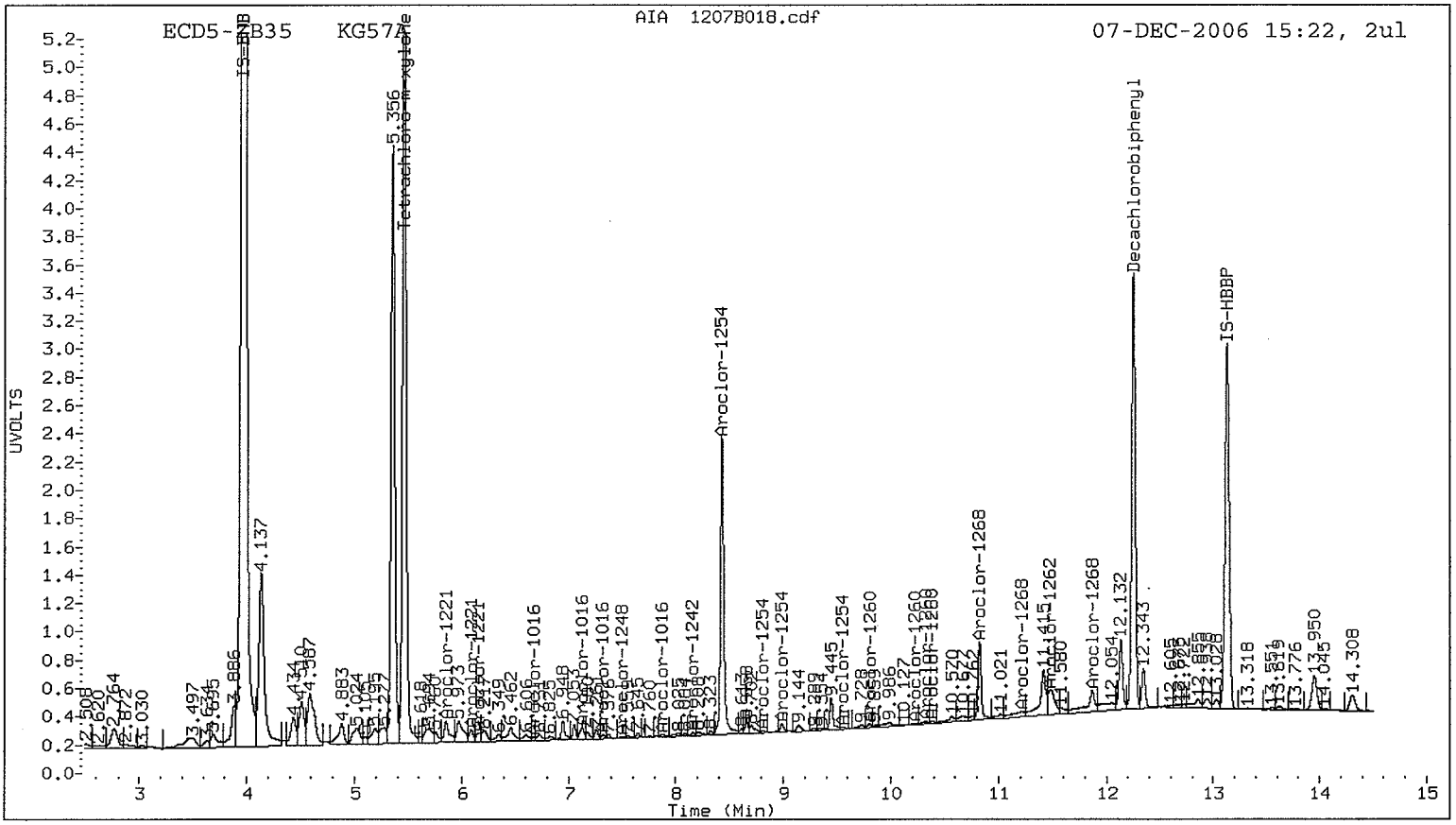
ECD5-ZB35 KG57A
AIA 1207B018.cdf
07-DEC-2006 15:22, 2ul
UVOLTS
Time (Min)
IS-BNB
Tetrachloro-m-xylene
5.356
Aroclor-1254
Decachlorobiphenyl
IS-HBBP
4.137
12.343
13.318

ANALYTICAL RESOURCES INCORPORATED

ORGANICS ANALYSIS DATA SHEET
PCB by GC/ECD Method SW8082
Page 1 of 1

Sample ID: RLSW2-112106
SAMPLE

Lab Sample ID: KG57B
LIMS ID: 06-23750
Matrix: Water
Data Release Authorized:
Reported: 12/08/06

QC Report No: KG57-Anchor Environmental
Project: CHINOOK
060354-01
Date Sampled: 11/21/06
Date Received: 11/21/06

Date Extracted: 11/28/06
Date Analyzed: 12/07/06 15:40
Instrument/Analyst: ECD5/PK
GPC Cleanup: No
Sulfur Cleanup: Yes

Sample Amount: 1000 mL
Final Extract Volume: 0.50 mL
Dilution Factor: 1.00
Silica Gel: No
Acid Cleanup: Yes

CAS Number	Analyte	RL	Result
12674-11-2	Aroclor 1016	0.010	< 0.010 U
53469-21-9	Aroclor 1242	0.010	< 0.010 U
12672-29-6	Aroclor 1248	0.010	< 0.010 U
11097-69-1	Aroclor 1254	0.010	< 0.010 U
11096-82-5	Aroclor 1260	0.010	< 0.010 U
11104-28-2	Aroclor 1221	0.010	< 0.010 U
11141-16-5	Aroclor 1232	0.010	< 0.010 U

Reported in µg/L (ppb)

PCB Surrogate Recovery

Decachlorobiphenyl	76.5%
Tetrachlorometaxylene	71.0%

Analytical Resources Inc.
Dual Column PCB Quantitation Report

Data file 1: 20061107.b/1207-1.b/1207B019.d
Data file 2: 20061107.b/1207-2.b/1207B019.d
Method: /chem2/ecd5.i/20061107.b/PCB1.m
Compound Sublist: PCB
Instrument, Inj. Vol.: ecd5.i, 2ul
Quant Method: Internal Std

ARI ID: KG57B
Client ID: RLSW2-112106
Injection Date: 07-DEC-2006 15:40
Report Date: 12/08/2006 11:42
Matrix: WATER
Dilution Factor: 1.000

ZB5 Col RT	ZB5 Col Shift	ZB5 Col Response	ZB35 Col RT	ZB35 Col Shift	ZB35 Col Response	ZB5 on col	ZB35 on col	RPD	Compound/Flag
4.347	0.003	10637491	5.462	-0.003	6604062	28.4	27.7	2.4	Tetrachloro-m-xylene MN
10.567	-0.009	6665805	12.248	-0.010	3296445	28.7	30.6	6.4	Decachlorobiphenyl MN

* Indicates RPD > 40%
M Indicates Column 1 peak was manually integrated
N Indicates Column 2 peak was manually integrated

SURROGATE PERCENT RECOVERY

SURROGATE	Col1	Col2
Tetrachloro-m-xylene	70.9	69.2
Decachlorobiphenyl	71.8	76.5

INTERNAL STANDARD SUMMARY

Column 1

Standard Cpnd	Standard Area*	Sample Area	%D
Bromo-Nitrobenzene	25071891	31109138	24.1
Hexabromobiphenyl	6582257	6522710	-0.9

Column 2

Standard Cpnd	Standard Area*	Sample Area	%D
Bromo-Nitrobenzene	16857940	20284380	20.3
Hexabromobiphenyl	3866036	3630200	-6.1

* Standard Areas taken from Initial Cal Level 4
Initial Calibration Date: 07-NOV-2006
<- Indicates standard response outside Limits (-50 to +100%)

Aroclor	Peak#	ZB5 Col RT	Shift	Area	Amount	Peak#	ZB35 Col RT	Shift	Area	Amount
Aroclor-1016	1	5.536	0.017	41964	4.2	1	6.673	-0.002	11019	1.1
Aroclor-1016	2	5.804	-0.007	64640	2.0	2	7.111	-0.035	200236	9.7
Aroclor-1016	3	5.927	0.003	2509848	193.7	3	7.263	-0.046	87434	10.7
Aroclor-1016	4	---			0.0	4	7.823	-0.006	16030	2.3
	Total Col1Ave (3 peaks):				66.6	Total Col2Ave (4 peaks):				5.9 RPD = 167*
	Corrected Ave: < 3 Peaks					Corrected Ave (3 peaks):				4.4
Aroclor-1221	1	4.560	-0.044	169355	35.8	1	5.897	-0.007	54797	19.9
Aroclor-1221	2	4.837	0.031	77883	7.7	2	6.088	0.008	149727	81.8
Aroclor-1221	3	5.804	-0.007	64640	17.0	3	6.148	-0.017	11701	2.1
Aroclor-1221	NS	---			----	4	6.673	-0.011	11019	5.1
	Total Col1Ave (3 peaks):				20.2	Total Col2Ave (4 peaks):				27.2 RPD = 30
	Corrected Ave: < 3 Peaks					Corrected Ave (3 peaks):				9.0
Aroclor-1232	1	4.837	0.030	77883	8.7	1	6.148	-0.022	11701	2.3
Aroclor-1232	2	5.536	0.017	41964	9.4	2	6.673	-0.004	11019	2.3
Aroclor-1232	3	5.804	-0.008	64640	4.5	3	7.111	-0.034	200236	23.2
Aroclor-1232	4	5.927	0.002	2509848	444.9	4	7.263	-0.045	87434	24.4
	Total Col1Ave (4 peaks):				116.9	Total Col2Ave (4 peaks):				13.0 RPD = 160*
	Corrected Ave (3 peaks):				7.5					Corrected Ave: < 3 Peaks
Aroclor-1242	1	5.536	0.017	41964	4.4	1	6.148	-0.024	11701	2.6
Aroclor-1242	2	5.804	-0.007	64640	2.1	2	6.673	-0.002	11019	1.2
Aroclor-1242	3	5.927	0.003	2509848	205.1	3	7.111	-0.036	200236	10.9
Aroclor-1242	4	6.545	0.010	45388	3.9	4	7.263	-0.046	87434	11.7
Aroclor-1242	NS	---			----	5	8.153	-0.005	20741	2.8
	Total Col1Ave (4 peaks):				53.9	Total Col2Ave (5 peaks):				5.9 RPD = 161*
	Corrected Ave (3 peaks):				3.5	Corrected Ave (3 peaks):				2.2 RPD = 43*
Aroclor-1248	1	5.270	-0.030	190142	27.2	1	7.111	-0.032	200236	16.1
Aroclor-1248	2	5.804	-0.005	64640	3.1	2	7.506	0.012	23709	3.6
Aroclor-1248	3	6.178	0.002	193180	16.7	3	7.823	-0.005	16030	1.8
Aroclor-1248	4	6.545	0.010	45388	2.8	4	8.153	-0.005	20741	1.8
Aroclor-1248	5	6.854	0.006	121815	5.6	NS	---			----
	Total Col1Ave (5 peaks):				11.1	Total Col2Ave (4 peaks):				5.8 RPD = 62*
	Corrected Ave (4 peaks):				7.1	Corrected Ave (3 peaks):				2.4 RPD = 99*
Aroclor-1254	1	6.854	0.001	121815	6.8	1	8.427	0.039	1786756	141.5
Aroclor-1254	2	7.088	0.009	231487	9.4	2	8.806	-0.014	54949	6.1
Aroclor-1254	3	7.334	-0.023	167387	10.3	3	8.931	-0.011	16982	1.0
Aroclor-1254	4	7.454	-0.003	92608	3.1	4	9.544	-0.033	54440	4.4
Aroclor-1254	5	7.958	-0.023	286901	14.4	NS	---			----
	Total Col1Ave (5 peaks):				8.8	Total Col2Ave (4 peaks):				38.3 RPD = 125*
	Corrected Ave (5 peaks):				8.8	Corrected Ave (3 peaks):				3.8 RPD = 78*
Aroclor-1260	1	8.418	0.039	152903	10.5	1	9.801	-0.016	34265	4.9
Aroclor-1260	2	8.636	0.017	199719	15.6	2	10.232	0.026	42548	5.2
Aroclor-1260	3	8.933	0.040	564557	17.3	3	10.306	0.003	19864	3.2
Aroclor-1260	4	9.230	0.024	14648	0.9	4	10.390	-0.008	28371	1.6
Aroclor-1260	5	9.350	0.002	35235	4.4	5	---			0.0
	Total Col1Ave (5 peaks):				9.7	Total Col2Ave (4 peaks):				3.7 RPD = 89*
	Corrected Ave (4 peaks):				7.8	Corrected Ave (4 peaks):				3.7 RPD = 71*
Aroclor-1262	1	8.636	0.015	199719	11.3	1	9.801	-0.015	34265	3.0
Aroclor-1262	2	8.933	0.038	564557	13.2	2	10.232	0.028	42548	4.0
Aroclor-1262	3	9.230	0.022	14648	1.1	3	10.390	-0.008	28371	1.3
Aroclor-1262	4	9.350	0.001	35235	2.0	4	---			0.0
Aroclor-1262	5	9.857	-0.002	171722	13.2	5	11.482	0.004	316107	39.9
	Total Col1Ave (5 peaks):				8.2	Total Col2Ave (4 peaks):				12.0 RPD = 38
	Corrected Ave (5 peaks):				8.2	Corrected Ave (3 peaks):				2.8 RPD = 99*
Aroclor-1268	1	9.272	-0.018	67109	1.4	1	10.824	-0.014	333332	15.2
Aroclor-1268	2	9.350	0.005	35235	0.8	2	---			0.0
Aroclor-1268	3	9.620	-0.027	47921	1.3	3	11.218	-0.022	67836	4.3

Aroclor-1268	4	10.257	0.003	626370	7.1	4	11.868	-0.025	105294	2.6

Total Col1Ave (4 peaks): 2.6 Total Col2Ave (3 peaks): 7.3 RPD = 94*

Corrected Ave (3 peaks): 1.1 Corrected Ave: < 3 Peaks

Total PCB Area Col1 (4.444 - 10.476) = 20799755 Col1 Total PCB = 0.1 ppm*

Total PCB Area Col2 (5.566 - 12.159) = 8012272 Col2 Total PCB = 0.1 ppm*

* Quantitated against AR1660 0.25ppm in Ical

PCB-Form 10 Mod.

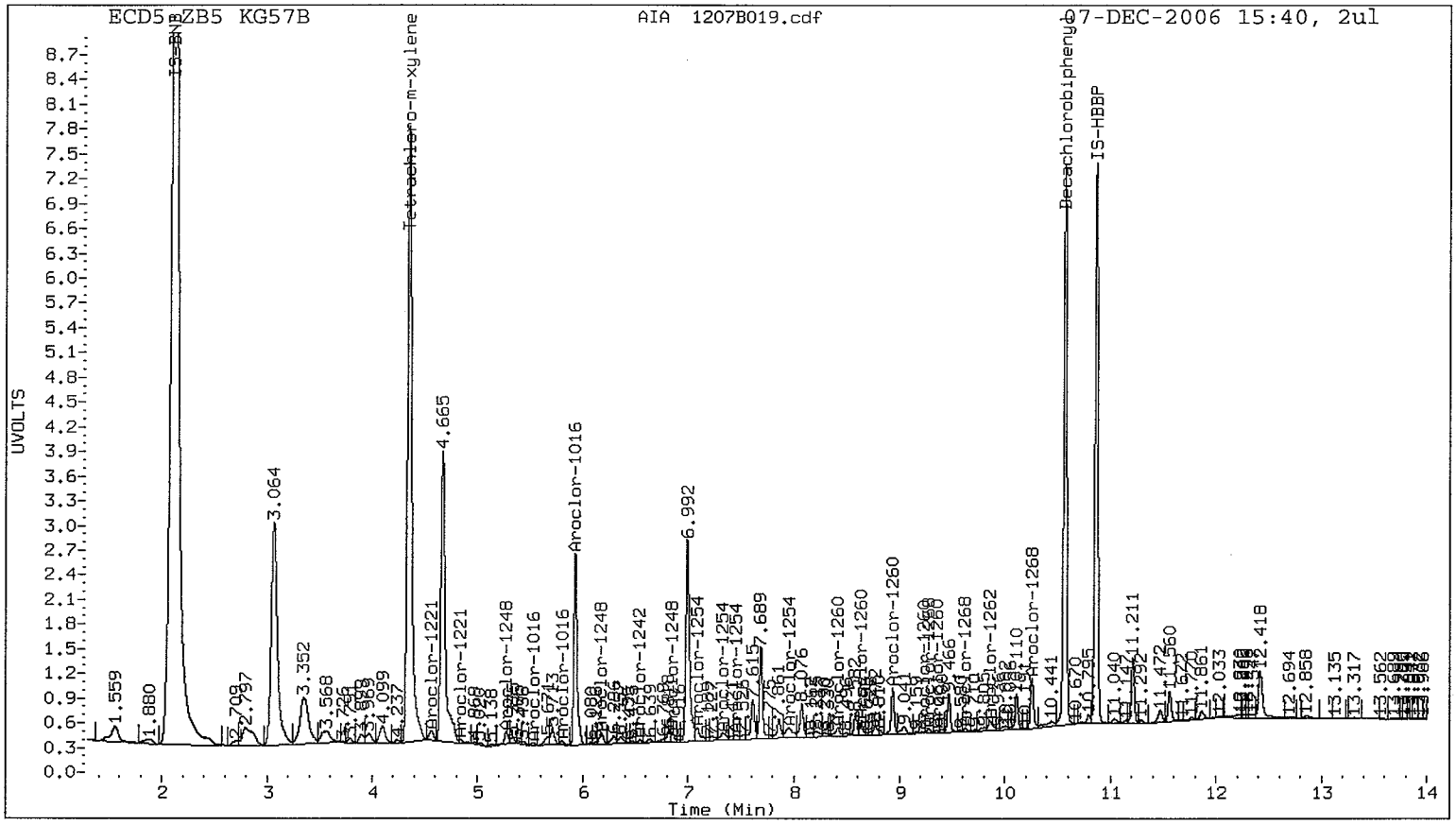
ECD5-ZB5 KG57B
AIA 1207B019.cdf
07-DEC-2006 15:40, 2ul
UVOLTS
Time (Min)
IS-BNB
Tetrachloro-m-xylene
Aroclor-1016
Decachlorobiphenyl
IS-HBBP
Aroclor-1221
Aroclor-1248
Aroclor-1254
Aroclor-1260
Aroclor-1262
Aroclor-1268
3.064
4.665
6.992
1.559
1.880
3.352
10.441
11.211
12.418
12.694
12.858
13.135
13.317

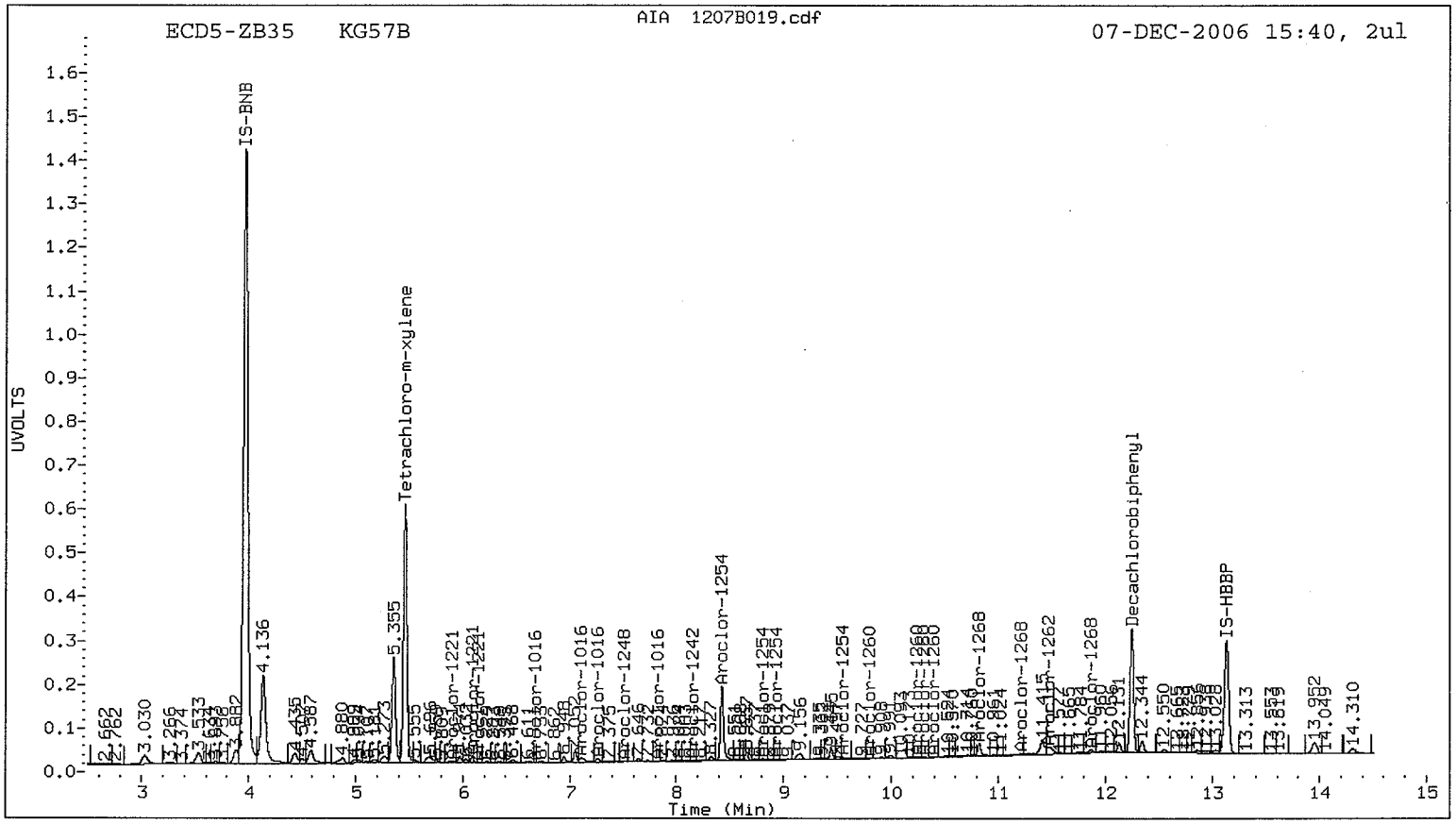
ECD5-ZB35 KG57B
AIA 1207B019.cdf
07-DEC-2006 15:40, 2ul
UVOLTS
Time (Min)
IS-BNB
Tetrachloro-m-xylene
Aroclor-1254
Decachlorobiphenyl
IS-HBBP
Aroclor-1268
Aroclor-1262
Aroclor-1016
Aroclor-1248
Aroclor-1242
Aroclor-1221
Aroclor-1260
4.136
5.355
12.344
13.313
14.310

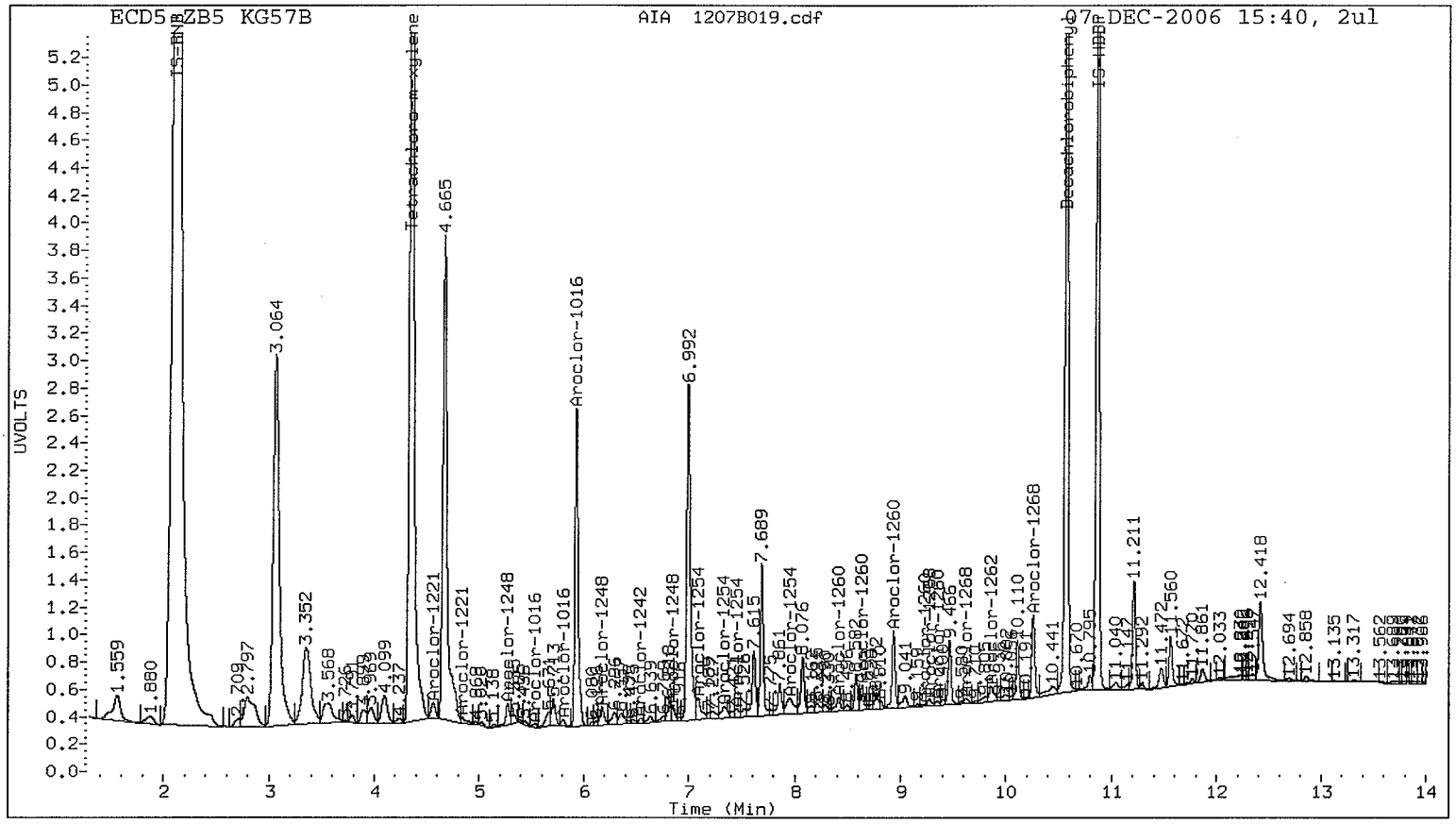
ECD5_ZB5 KG57B
AIA 1207B019.cdf
07-DEC-2006 15:40, 2ul
UVOLTS
Time (Min)
IS-DNB
Tetrachloro-m-xylene
Decachlorobiphenyl
IS-HBBP
Aroclor-1016
Aroclor-1221
Aroclor-1248
Aroclor-1254
Aroclor-1260
Aroclor-1262
Aroclor-1268
1.559
3.064
3.352
4.665
6.992
7.689
11.211
12.418

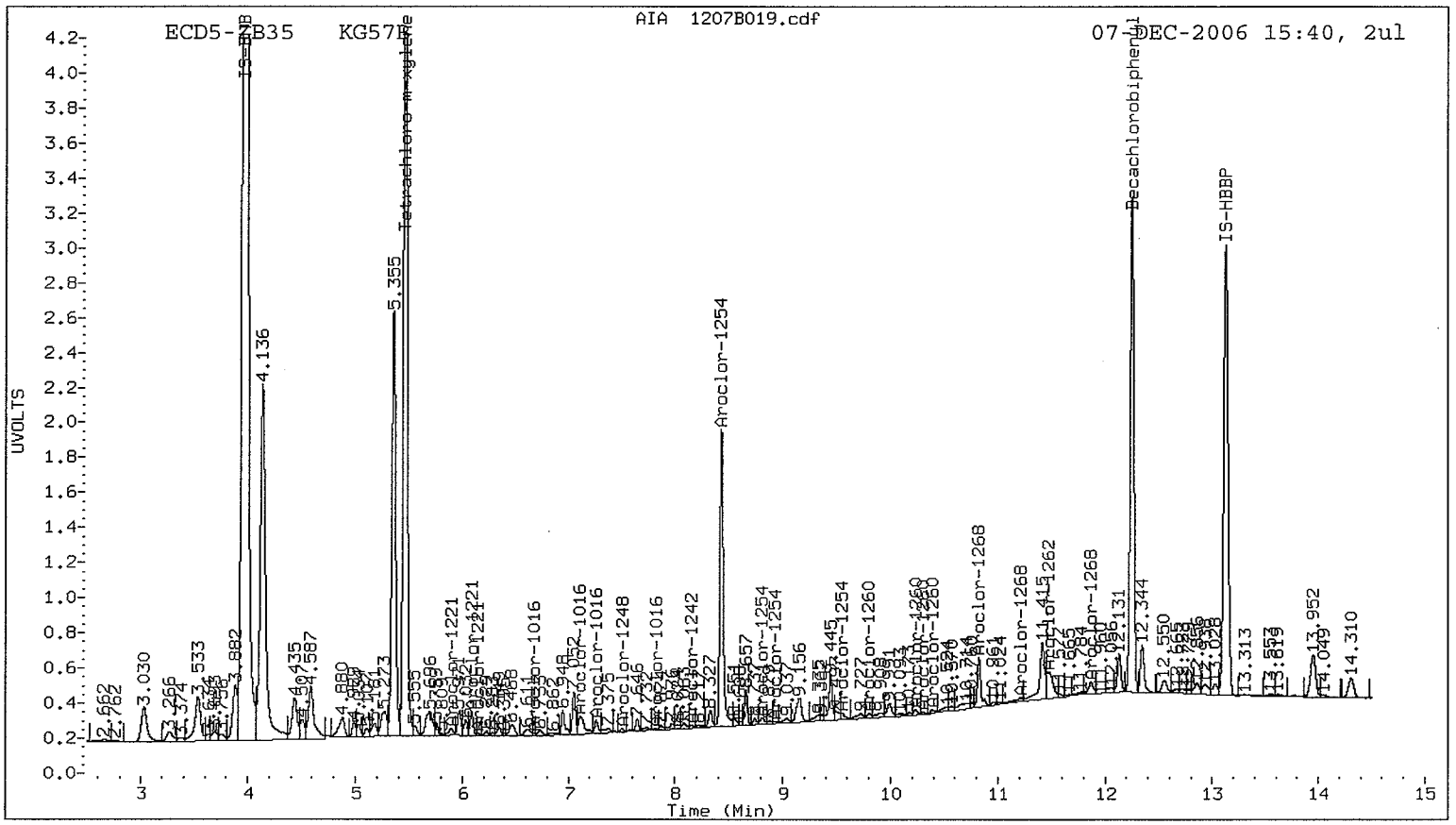
ECD5-ZB35 KG57B
AIA 1207B019.cdf
07-DEC-2006 15:40, 2ul
UVOLTS
Time (Min)
IS-DNB
Tetrachloro-m-xylene
Decachlorobiphenyl
IS-HBBP
Aroclor-1016
Aroclor-1221
Aroclor-1248
Aroclor-1254
Aroclor-1260
Aroclor-1262
Aroclor-1268
4.136
5.355
12.344
13.313

PCB Analysis
Standards Data

prepared
for

ANCHOR ENVIRONMENTAL

Project: Chinook, 060354-01

ARI JOB NO: KG57

prepared
by

Analytical Resources, Inc.

6F

8082 INITIAL CALIBRATION OF AROCLOR 1016/1260

Lab Name: ANALYTICAL RESOURCES, INC Client: ANCHOR

ARI Job No.: KG57 Project: CHINOOK

GC Column: ZB5 Instrument ID: ECD5

Calibration Date: 11/07/06

SURROGATES

	RT WIN	LVL1	LVL2	LVL3	LVL4	LVL5	MEAN	%RSD
TCX	4.29- 4.39	0.9620	0.9310	1.0527	0.9220	0.9533	0.9642	5.4
DCB	10.53-10.63	3.5937	2.7857	2.7719	2.4836	2.6046	2.8479	15.3

Aroclor-1016 Peak	RT WIN	LVL1 .02	LVL2 0.1	LVL3 .25	LVL4 0.5	LVL5 1.0	MEAN	%RSD
1	5.47- 5.57	0.0307	0.0262	0.0274	0.0228	0.0223	0.0259	13.3
2	5.76- 5.86	0.0953	0.0840	0.0904	0.0767	0.0763	0.0845	9.9
3	5.87- 5.97	0.0386	0.0337	0.0352	0.0297	0.0294	0.0333	11.6
4	5.96- 6.06	0.0265	0.0235	0.0248	0.0210	0.0210	0.0234	10.3

AROCLOR AVERAGE %RSD = 11.3

Aroclor-1260 Peak	RT WIN	LVL1 .02	LVL2 0.1	LVL3 .25	LVL4 0.5	LVL5 1.0	MEAN	%RSD
1	8.33- 8.43	0.1975	0.1804	0.1786	0.1667	0.1687	0.1784	6.9
2	8.57- 8.67	0.1727	0.1591	0.1580	0.1476	0.1502	0.1575	6.2
3	8.84- 8.94	0.4240	0.3973	0.4066	0.3795	0.3899	0.3994	4.2
4	9.16- 9.26	0.2144	0.1958	0.1980	0.1850	0.1895	0.1965	5.7
5	9.30- 9.40	0.1033	0.0994	0.1003	0.0930	0.0957	0.0983	4.1

AROCLOR AVERAGE %RSD = 5.4

6F

8082 INITIAL CALIBRATION OF AROCLOR 1016/1260

Lab Name: ANALYTICAL RESOURCES, INC Client: ANCHOR

ARI Job No.: KG57 Project: CHINOOK

GC Column: ZB35 Instrument ID: ECD5

Calibration Date: 11/07/06

SURROGATES

	RT WIN	LVL1	LVL2	LVL3	LVL4	LVL5	MEAN	%RSD
TCX	5.42- 5.52	0.9582	0.8837	0.9984	0.8922	0.9699	0.9405	5.3
DCB	12.21-12.31	2.8307	2.2983	2.3126	2.1253	2.3058	2.3745	11.2

Aroclor-1016 Peak	RT WIN	LVL1 .02	LVL2 0.1	LVL3 .25	LVL4 0.5	LVL5 1.0	MEAN	%RSD
1	6.62- 6.72	0.0490	0.0400	0.0414	0.0352	0.0362	0.0404	13.6
2	7.10- 7.20	0.0944	0.0782	0.0839	0.0732	0.0771	0.0814	10.1
3	7.26- 7.36	0.0379	0.0324	0.0336	0.0285	0.0293	0.0324	11.6
4	7.78- 7.88	0.0316	0.0272	0.0281	0.0237	0.0244	0.0270	11.7

AROCLOR AVERAGE %RSD = 11.7

Aroclor-1260 Peak	RT WIN	LVL1 .02	LVL2 0.1	LVL3 .25	LVL4 0.5	LVL5 1.0	MEAN	%RSD
1	9.77- 9.87	0.1797	0.1527	0.1482	0.1389	0.1456	0.1530	10.3
2	10.16-10.26	0.2001	0.1788	0.1779	0.1693	0.1796	0.1811	6.3
3	10.25-10.35	0.1505	0.1359	0.1333	0.1256	0.1323	0.1355	6.8
4	10.35-10.45	0.4120	0.3756	0.3897	0.3740	0.4037	0.3910	4.3
5	10.85-10.95	0.2336	0.2187	0.2254	0.2143	0.2301	0.2244	3.5

AROCLOR AVERAGE %RSD = 6.2

6G

8082 INITIAL CALIBRATION OF SINGLE POINT PCBs

Lab Name: ANALYTICAL RESOURCES, INC Client: ANCHOR

ARI Job No.: KG57 Project: CHINOOK

GC Column: ZB5 Instrument ID: ECD5

Calibration Date: 11/07/06

Aroclor-1221			
Peak	RT	RT WIN	Cal Factor
1	4.604	4.55- 4.65	0.01216
2	4.806	4.76- 4.86	0.02608
3	5.812	5.76- 5.86	0.00979

Aroclor-1232			
Peak	RT	RT WIN	Cal Factor
1	4.807	4.76- 4.86	0.02299
2	5.519	5.47- 5.57	0.01154
3	5.812	5.76- 5.86	0.03695
4	5.925	5.87- 5.97	0.01451

Aroclor-1242			
Peak	RT	RT WIN	Cal Factor
1	5.519	5.47- 5.57	0.02459
2	5.811	5.76- 5.86	0.07956
3	5.924	5.87- 5.97	0.03147
4	6.535	6.49- 6.59	0.02999

Aroclor-1248			
Peak	RT	RT WIN	Cal Factor
1	5.300	5.25- 5.35	0.01796
2	5.809	5.76- 5.86	0.05390
3	6.176	6.13- 6.23	0.02970
4	6.535	6.48- 6.58	0.04220
5	6.848	6.80- 6.90	0.05561

6G

8082 INITIAL CALIBRATION OF SINGLE POINT PCBs

Lab Name: ANALYTICAL RESOURCES, INC Client: ANCHOR

ARI Job No.: KG57 Project: CHINOOK

GC Column: ZB5 Instrument ID: ECD5

Calibration Date: 11/07/06

Aroclor-1254			
Peak	RT	RT WIN	Cal Factor
1	6.853	6.80- 6.90	0.04634
2	7.079	7.03- 7.13	0.06356
3	7.357	7.31- 7.41	0.04194
4	7.457	7.41- 7.51	0.07663
5	7.981	7.93- 8.03	0.05133

Aroclor-1262			
Peak	RT	RT WIN	Cal Factor
1	8.621	8.57- 8.67	0.21590
2	8.895	8.85- 8.95	0.52457
3	9.208	9.16- 9.26	0.16386
4	9.349	9.30- 9.40	0.21918
5	9.859	9.81- 9.91	0.15968

Aroclor-1268			
Peak	RT	RT WIN	Cal Factor
1	9.290	9.24- 9.34	0.60133
2	9.345	9.29- 9.39	0.53734
3	9.647	9.60- 9.70	0.46183
4	10.254	10.20-10.30	1

6G

8082 INITIAL CALIBRATION OF SINGLE POINT PCBs

Lab Name: ANALYTICAL RESOURCES, INC Client: ANCHOR

ARI Job No.: KG57 Project: CHINOOK

GC Column: ZB35 Instrument ID: ECD5

Calibration Date: 11/07/06

Aroclor-1221			
Peak	RT	RT WIN	Cal Factor
1	5.904	5.85- 5.95	0.01088
2	6.080	6.03- 6.13	0.00722
3	6.165	6.12- 6.22	0.02175
4	6.684	6.63- 6.73	0.00853

Aroclor-1232			
Peak	RT	RT WIN	Cal Factor
1	6.170	6.12- 6.22	0.01972
2	6.677	6.63- 6.73	0.01898
3	7.145	7.10- 7.20	0.03404
4	7.308	7.26- 7.36	0.01416

Aroclor-1242			
Peak	RT	RT WIN	Cal Factor
1	6.171	6.12- 6.22	0.01749
2	6.675	6.63- 6.73	0.03637
3	7.147	7.10- 7.20	0.07247
4	7.309	7.26- 7.36	0.02942
5	8.158	8.11- 8.21	0.02879

Aroclor-1248			
Peak	RT	RT WIN	Cal Factor
1	7.143	7.09- 7.19	0.04914
2	7.494	7.44- 7.54	0.02606
3	7.828	7.78- 7.88	0.03485
4	8.158	8.11- 8.21	0.04604

6G

8082 INITIAL CALIBRATION OF SINGLE POINT PCBs

Lab Name: ANALYTICAL RESOURCES, INC Client: ANCHOR

ARI Job No.: KG57 Project: CHINOOK

GC Column: ZB35 Instrument ID: ECD5

Calibration Date: 11/07/06

Aroclor-1254			
Peak	RT	RT WIN	Cal Factor
1	8.388	8.34- 8.44	0.04979
2	8.820	8.77- 8.87	0.03528
3	8.943	8.89- 8.99	0.06968
4	9.577	9.53- 9.63	0.04872

Aroclor-1262			
Peak	RT	RT WIN	Cal Factor
1	9.816	9.77- 9.87	0.25540
2	10.204	10.15-10.25	0.23451
3	10.398	10.35-10.45	0.47885
4	10.897	10.85-10.95	0.28209
5	11.478	11.43-11.53	0.17452

Aroclor-1268			
Peak	RT	RT WIN	Cal Factor
1	10.838	10.79-10.89	0.48421
2	10.898	10.85-10.95	0.43570
3	11.240	11.19-11.29	0.35016
4	11.893	11.84-11.94	0.90820

Analytical Resources, Inc.

INITIAL CALIBRATION DATA

Start Cal Date : 07-NOV-2006 12:10
End Cal Date : 07-NOV-2006 16:34
Quant Method : ISTD
Origin : Disabled
Target Version : 3.50
Integrator : HP Genie
Method file : /chem2/ecd5.i/20061107.b/PCB1.m
Cal Date : 08-Nov-2006 09:36 peter
Curve Type : Average

Calibration File Names:
Level 1: /chem2/ecd5.i/20061107.b/ical-1.b/1107B004.d
Level 2: /chem2/ecd5.i/20061107.b/ical-1.b/1107B006.d
Level 3: /chem2/ecd5.i/20061107.b/ical-1.b/1107B002.d
Level 4: /chem2/ecd5.i/20061107.b/ical-1.b/1107B005.d
Level 5: /chem2/ecd5.i/20061107.b/ical-1.b/1107B003.d
Level 7: /chem2/ecd5.i/20061107.b/ical-1.b/1107B012.d

Compound	20.000 Level 1	100.000 Level 2	250.000 Level 3	500.000 Level 4	1000.000 Level 5	250.000 Level 7	___ RRF	% RSD
2 Aroclor-1221(1)	+++++	+++++	+++++	+++++	+++++	0.01216	0.01216	0.000
(2)	+++++	+++++	+++++	+++++	+++++	0.02608	0.02608	0.000
(3)	+++++	+++++	+++++	+++++	+++++	0.00979	0.00979	0.000
3 Aroclor-1242(1)	+++++	+++++	+++++	+++++	+++++	0.02459	0.02459	0.000
(2)	+++++	+++++	+++++	+++++	+++++	0.07956	0.07956	0.000
(3)	+++++	+++++	+++++	+++++	+++++	0.03147	0.03147	0.000
(4)	+++++	+++++	+++++	+++++	+++++	0.02999	0.02999	0.000
4 Aroclor-1232(1)	+++++	+++++	+++++	+++++	+++++	0.02299	0.02299	0.000
(2)	+++++	+++++	+++++	+++++	+++++	0.01154	0.01154	0.000
(3)	+++++	+++++	+++++	+++++	+++++	0.03695	0.03695	0.000
(4)	+++++	+++++	+++++	+++++	+++++	0.01451	0.01451	0.000
7 Aroclor-1016(1)	0.03068	0.02624	0.02736	0.02285	0.02233	+++++	0.02589	13.264
(2)	0.09529	0.08403	0.09037	0.07668	0.07633	+++++	0.08454	9.879
(3)	0.03860	0.03371	0.03518	0.02969	0.02938	+++++	0.03331	11.641
(4)	0.02654	0.02348	0.02479	0.02105	0.02099	+++++	0.02337	10.296
6 Aroclor-1248(1)	+++++	+++++	+++++	+++++	+++++	0.01796	0.01796	0.000
(2)	+++++	+++++	+++++	+++++	+++++	0.05390	0.05390	0.000
(3)	+++++	+++++	+++++	+++++	+++++	0.02970	0.02970	0.000
(4)	+++++	+++++	+++++	+++++	+++++	0.04220	0.04220	0.000
(5)	+++++	+++++	+++++	+++++	+++++	0.05561	0.05561	0.000
8 Aroclor-1254(1)	+++++	+++++	+++++	+++++	+++++	0.04634	0.04634	0.000

Analytical Resources, Inc.

INITIAL CALIBRATION DATA

Start Cal Date : 07-NOV-2006 12:10
End Cal Date : 07-NOV-2006 16:34
Quant Method : ISTD
Origin : Disabled
Target Version : 3.50
Integrator : HP Genie
Method file : /chem2/ecd5.i/20061107.b/PCB1.m
Cal Date : 08-Nov-2006 09:36 peter
Curve Type : Average

Compound	20.000 Level 1	100.000 Level 2	250.000 Level 3	500.000 Level 4	1000.000 Level 5	250.000 Level 7	RRF	% RSD
(2)	+++++	+++++	+++++	+++++	+++++	0.06356	0.06356	0.000
(3)	+++++	+++++	+++++	+++++	+++++	0.04194	0.04194	0.000
(4)	+++++	+++++	+++++	+++++	+++++	0.07663	0.07663	0.000
(5)	+++++	+++++	+++++	+++++	+++++	0.05133	0.05133	0.000
9 Aroclor-1260(1)	0.19746	0.18037	0.17860	0.16672	0.16871	+++++	0.17837	6.852
(2)	0.17268	0.15906	0.15803	0.14756	0.15017	+++++	0.15750	6.234
(3)	0.42403	0.39727	0.40655	0.37950	0.38985	+++++	0.39944	4.244
(4)	0.21441	0.19584	0.19795	0.18495	0.18952	+++++	0.19654	5.720
(5)	0.10335	0.09935	0.10030	0.09298	0.09574	+++++	0.09834	4.114
10 Aroclor-1262(1)	+++++	+++++	+++++	+++++	+++++	0.21590	0.21590	0.000
(2)	+++++	+++++	+++++	+++++	+++++	0.52457	0.52457	0.000
(3)	+++++	+++++	+++++	+++++	+++++	0.16386	0.16386	0.000
(4)	+++++	+++++	+++++	+++++	+++++	0.21918	0.21918	0.000
(5)	+++++	+++++	+++++	+++++	+++++	0.15968	0.15968	0.000
11 Aroclor-1268(1)	+++++	+++++	+++++	+++++	+++++	0.60133	0.60133	0.000
(2)	+++++	+++++	+++++	+++++	+++++	0.53734	0.53734	0.000
(3)	+++++	+++++	+++++	+++++	+++++	0.46183	0.46183	0.000
(4)	+++++	+++++	+++++	+++++	+++++	1.07842	1.07842	0.000
$ 1 Tetrachloro-m-xylene	0.96197	0.93103	1.05274	0.92201	0.95330	+++++	0.96421	5.400
$ 13 Decachlorobiphenyl	3.59372	2.78567	2.77195	2.48365	2.60458	+++++	2.84791	15.283

Analytical Resources, Inc.

INITIAL CALIBRATION DATA

Start Cal Date : 07-NOV-2006 12:10
End Cal Date : 07-NOV-2006 16:34
Quant Method : ISTD
Origin : Disabled
Target Version : 3.50
Integrator : HP Genie
Method file : /chem2/ecd5.i/20061107.b/PCB2.m
Cal Date : 08-Nov-2006 09:33 peter
Curve Type : Average

Calibration File Names:
Level 1: /chem2/ecd5.i/20061107.b/ical-2.b/1107B004.d
Level 2: /chem2/ecd5.i/20061107.b/ical-2.b/1107B006.d
Level 3: /chem2/ecd5.i/20061107.b/ical-2.b/1107B002.d
Level 4: /chem2/ecd5.i/20061107.b/ical-2.b/1107B005.d
Level 5: /chem2/ecd5.i/20061107.b/ical-2.b/1107B003.d
Level 7: /chem2/ecd5.i/20061107.b/ical-2.b/1107B012.d

Compound	20.000 Level 1	100.000 Level 2	250.000 Level 3	500.000 Level 4	1000.000 Level 5	250.000 Level 7	RRF	% RSD
1 Aroclor-1221(1)	+++++	+++++	+++++	+++++	+++++	0.01088	0.01088	0.000
(2)	+++++	+++++	+++++	+++++	+++++	0.00722	0.00722	0.000
(3)	+++++	+++++	+++++	+++++	+++++	0.02175	0.02175	0.000
(4)	+++++	+++++	+++++	+++++	+++++	0.00853	0.00853	0.000
4 Aroclor-1232(1)	+++++	+++++	+++++	+++++	+++++	0.01972	0.01972	0.000
(2)	+++++	+++++	+++++	+++++	+++++	0.01898	0.01898	0.000
(3)	+++++	+++++	+++++	+++++	+++++	0.03404	0.03404	0.000
(4)	+++++	+++++	+++++	+++++	+++++	0.01416	0.01416	0.000
3 Aroclor-1242(1)	+++++	+++++	+++++	+++++	+++++	0.01749	0.01749	0.000
(2)	+++++	+++++	+++++	+++++	+++++	0.03637	0.03637	0.000
(3)	+++++	+++++	+++++	+++++	+++++	0.07247	0.07247	0.000
(4)	+++++	+++++	+++++	+++++	+++++	0.02942	0.02942	0.000
(5)	+++++	+++++	+++++	+++++	+++++	0.02879	0.02879	0.000
6 Aroclor-1248(1)	+++++	+++++	+++++	+++++	+++++	0.04914	0.04914	0.000
(2)	+++++	+++++	+++++	+++++	+++++	0.02606	0.02606	0.000
(3)	+++++	+++++	+++++	+++++	+++++	0.03485	0.03485	0.000
(4)	+++++	+++++	+++++	+++++	+++++	0.04604	0.04604	0.000
7 Aroclor-1016(1)	0.04903	0.04001	0.04139	0.03523	0.03619	+++++	0.04037	13.569
(2)	0.09444	0.07824	0.08389	0.07319	0.07710	+++++	0.08137	10.138
(3)	0.03789	0.03245	0.03362	0.02853	0.02932	+++++	0.03236	11.566
(4)	0.03159	0.02719	0.02807	0.02367	0.02443	+++++	0.02699	11.698

Analytical Resources, Inc.

INITIAL CALIBRATION DATA

Start Cal Date : 07-NOV-2006 12:10
End Cal Date : 07-NOV-2006 16:34
Quant Method : ISTD
Origin : Disabled
Target Version : 3.50
Integrator : HP Genie
Method file : /chem2/ecd5.i/20061107.b/PCB2.m
Cal Date : 08-Nov-2006 09:33 peter
Curve Type : Average

Compound	20.000 Level 1	100.000 Level 2	250.000 Level 3	500.000 Level 4	1000.000 Level 5	250.000 Level 7	RRF	% RSD
8 Aroclor-1254(1)	+++++	+++++	+++++	+++++	+++++	0.04979	0.04979	0.000
(2)	+++++	+++++	+++++	+++++	+++++	0.03528	0.03528	0.000
(3)	+++++	+++++	+++++	+++++	+++++	0.06968	0.06968	0.000
(4)	+++++	+++++	+++++	+++++	+++++	0.04872	0.04872	0.000
10 Aroclor-1262(1)	+++++	+++++	+++++	+++++	+++++	0.25540	0.25540	0.000
(2)	+++++	+++++	+++++	+++++	+++++	0.23451	0.23451	0.000
(3)	+++++	+++++	+++++	+++++	+++++	0.47885	0.47885	0.000
(4)	+++++	+++++	+++++	+++++	+++++	0.28209	0.28209	0.000
(5)	+++++	+++++	+++++	+++++	+++++	0.17452	0.17452	0.000
9 Aroclor-1260(1)	0.17966	0.15273	0.14823	0.13893	0.14560	+++++	0.15303	10.262
(2)	0.20014	0.17880	0.17792	0.16929	0.17958	+++++	0.18115	6.292
(3)	0.15049	0.13590	0.13333	0.12565	0.13227	+++++	0.13553	6.773
(4)	0.41202	0.37562	0.38971	0.37403	0.40373	+++++	0.39102	4.298
(5)	0.23361	0.21874	0.22535	0.21432	0.23014	+++++	0.22443	3.539
11 Aroclor-1268(1)	+++++	+++++	+++++	+++++	+++++	0.48421	0.48421	0.000
(2)	+++++	+++++	+++++	+++++	+++++	0.43570	0.43570	0.000
(3)	+++++	+++++	+++++	+++++	+++++	0.35016	0.35016	0.000
(4)	+++++	+++++	+++++	+++++	+++++	0.90820	0.90820	0.000
$ 2 Tetrachloro-m-xylene	0.95822	0.88368	0.99844	0.89223	0.96989	+++++	0.94049	5.341
$ 13 Decachlorobiphenyl	2.83072	2.29829	2.31259	2.12528	2.30583	+++++	2.37454	11.233

Analytical Resources Inc.
Dual Column PCB Quantitation Report

Data file 1: 20061107.b/ical-1.b/1107B001.d
Data file 2: 20061107.b/ical-2.b/1107B001.d
Method: /chem2/ecd5.i/20061107.b/PCB1.m
Compound Sublist: PCB
Instrument, Inj. Vol.: ecd5.i, 2ul
Quant Method: Internal Std

ARI ID: IB
Client ID:
Injection Date: 07-NOV-2006 11:52
Report Date: 11/08/2006 09:29
Matrix: SOIL
Dilution Factor: 1.000

ZB5 Col RT	Shift	Response	ZB35 Col RT	Shift	Response	ZB5 on col	ZB35 on col	RPD	Compound/Flag
4.345	0.001	13613170	4.337	-0.007	26560	41.2	0.0	---	Tetrachloro-m-xylene
10.577	0.000	8838548	----			36.2	0.0	---	Decachlorobiphenyl

* Indicates RPD > 40%
M Indicates Column 1 peak was manually integrated
N Indicates Column 2 peak was manually integrated

SURROGATE PERCENT RECOVERY

SURROGATE	Col1	Col2
Tetrachloro-m-xylene	103.0	0.0
Decachlorobiphenyl	90.5	0.0

INTERNAL STANDARD SUMMARY

Column 1

Standard Cpnd	Standard Area*	Sample Area	%D
Bromo-Nitrobenzene	25071891	27424326	9.4
Hexabromobiphenyl	6582257	6859075	4.2

Column 2

Standard Cpnd	Standard Area*	Sample Area	%D
Bromo-Nitrobenzene	16857940	0	-100.0 <-
Hexabromobiphenyl	3866036	18608	-99.5 <-

* Standard Areas taken from Initial Cal Level 4
Initial Calibration Date: 07-NOV-2006
<- Indicates standard response outside Limits (-50 to +100%)

Aroclor	Peak#	ZB5 Col RT	Shift	Area	Amount	Peak#	ZB35 Col RT	Shift	Area	Amount
Aroclor-1016	1	5.522	0.003	25078	2.8	1	---			0.0
Aroclor-1016	2	5.809	-0.002	30119	1.0	2	---			0.0
Aroclor-1016	3	---			0.0	3	---			0.0
Aroclor-1016	4	---			0.0	4	---			0.0
	Col1Ave: <3 Quant Peaks					Col2Ave: <3 Quant Peaks				
Aroclor-1221	1	5.013	0.409	57240	13.7	1	---			0.0
Aroclor-1221	2	5.205	0.399	11589	1.3	2	---			0.0
Aroclor-1221	3	5.302	-0.510	16693	5.0	3	---			0.0
	Total Col1Ave (3 peaks):				6.7	Col2Ave: <3 Quant Peaks				
Aroclor-1232	1	5.302	0.495	16693	2.1	1	---			0.0
Aroclor-1232	2	---			0.0	2	---			0.0
Aroclor-1232	3	---			0.0	3	---			0.0
Aroclor-1232	4	6.404	0.479	14005	2.8	4	---			0.0
	Col1Ave: <3 Quant Peaks					Col2Ave: <3 Quant Peaks				
Aroclor-1242	1	---			0.0	1	---			0.0
Aroclor-1242	2	---			0.0	2	---			0.0
Aroclor-1242	3	6.404	0.480	14005	1.3	3	---			0.0
Aroclor-1242	4	---			0.0	4	---			0.0
	Col1Ave: <3 Quant Peaks					Col2Ave: <3 Quant Peaks				
Aroclor-1248	1	---			0.0	1	---			0.0
Aroclor-1248	2	---			0.0	2	---			0.0
Aroclor-1248	3	6.404	0.228	14005	1.4	3	---			0.0
Aroclor-1248	4	---			0.0	4	---			0.0
Aroclor-1248	5	---			0.0	5	---			0.0
	Col1Ave: <3 Quant Peaks					Col2Ave: <3 Quant Peaks				
Aroclor-1254	1	7.581	0.728	18057	1.1	1	---			0.0
Aroclor-1254	2	7.804	0.725	12674	0.6	2	---			0.0
Aroclor-1254	3	7.933	0.576	26586	1.8	3	---			0.0
Aroclor-1254	4	---			0.0	4	---			0.0
Aroclor-1254	5	---			0.0	5	---			0.0
	Total Col1Ave (3 peaks):				1.2	Col2Ave: <3 Quant Peaks				
Aroclor-1260	1	8.380	0.001	13226	0.9	1	8.389	0.009	17291	416.8
Aroclor-1260	2	8.622	0.003	10749	0.8	2	---			0.0
Aroclor-1260	3	8.895	0.002	24878	0.7	3	---			0.0
Aroclor-1260	4	9.208	0.002	11041	0.7	4	---			0.0
Aroclor-1260	5	---			0.0	5	---			0.0
	Total Col1Ave (4 peaks):				0.8	Col2Ave: <3 Quant Peaks				
Aroclor-1262	1	---			0.0	1	---			0.0
Aroclor-1262	2	---			0.0	2	---			0.0
Aroclor-1262	3	---			0.0	3	9.285	0.077	11887	311.9
Aroclor-1262	4	---			0.0	4	---			0.0
Aroclor-1262	5	---			0.0	5	9.813	-0.046	12753	343.4
	Col1Ave: <3 Quant Peaks					Col2Ave: <3 Quant Peaks				
Aroclor-1268	1	---			0.0	1	9.753	0.463	15120	108.1
Aroclor-1268	2	---			0.0	2	9.813	0.469	12753	102.0
Aroclor-1268	3	---			0.0	3	---			0.0
Aroclor-1268	4	---			0.0	4	---			0.0
	Col1Ave: <3 Quant Peaks					Col2Ave: <3 Quant Peaks				

Total PCB Area Col1 (4.444 - 10.476) = 2317041 Col1 Total PCB = 0.0 ppm*

Total PCB Area Col2 (4.444 - 10.476) = 9520632 Col2 Total PCB = 0.1 ppm*

* Quantitated against AR1660 0.25ppm in Ical

PCB-Form 10 Mod.

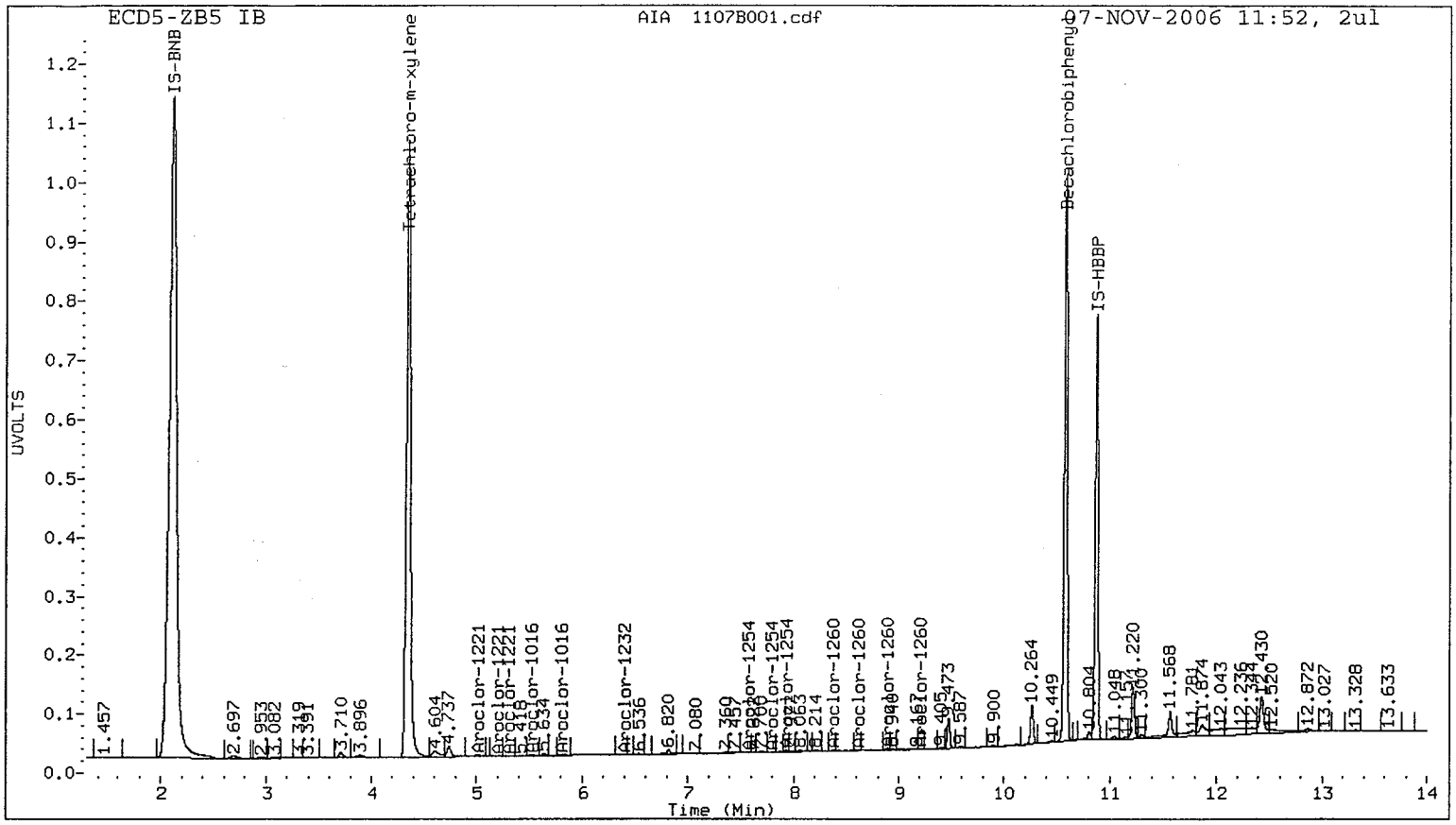
ECD5-ZB5 IB
AIA 1107B001.cdf
07-NOV-2006 11:52, 2ul
IS-BNB
Tetrachloro-m-xylene
Decachlorobiphenyl
IS-HBBP
UVOLTS
Time (Min)

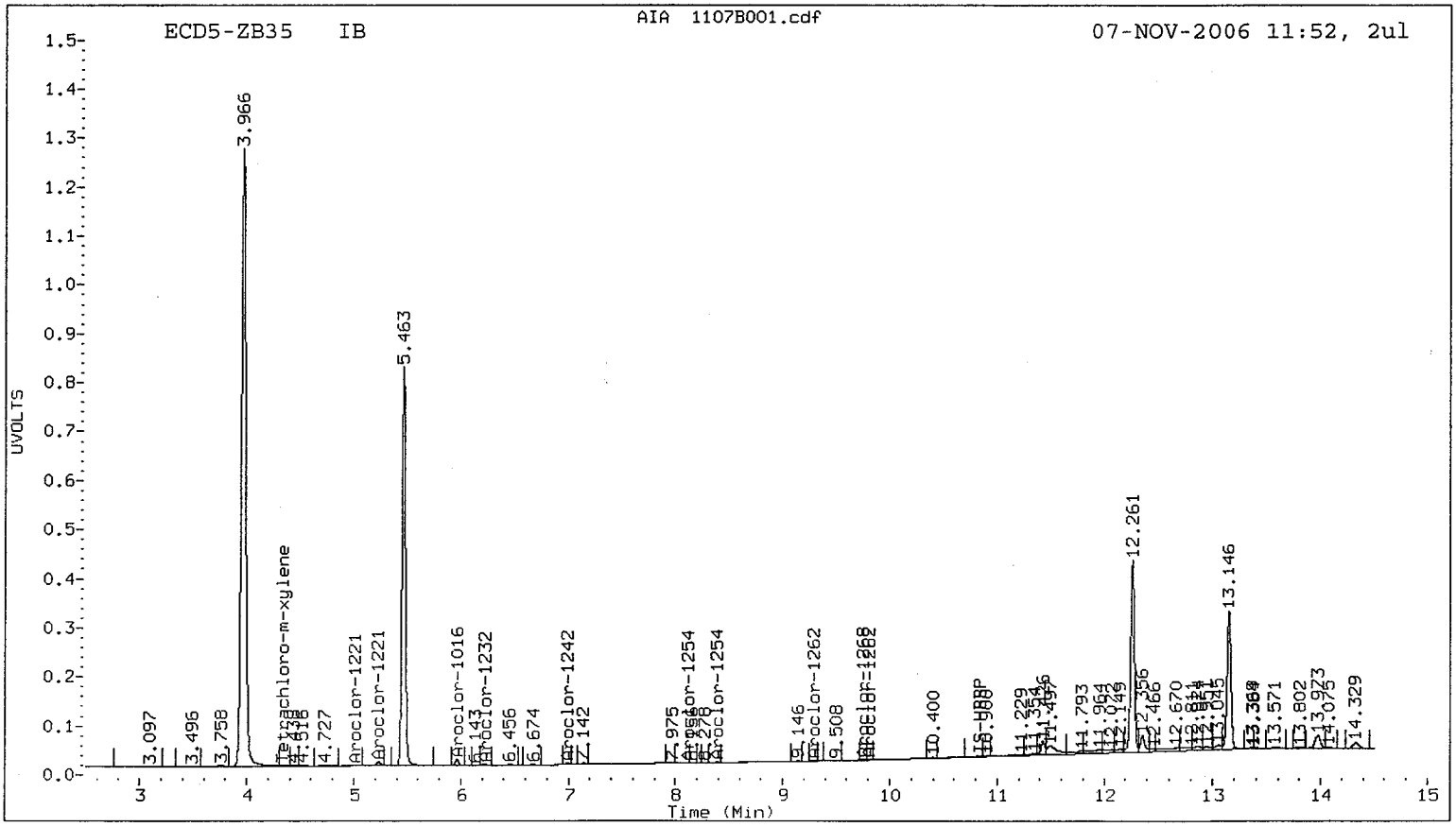
ECD5-ZB35 IB
AIA 1107B001.cdf
07-NOV-2006 11:52, 2ul
3.966
5.463
12.261
13.146
Tetrachloro-m-xylene
UVOLTS
Time (Min)

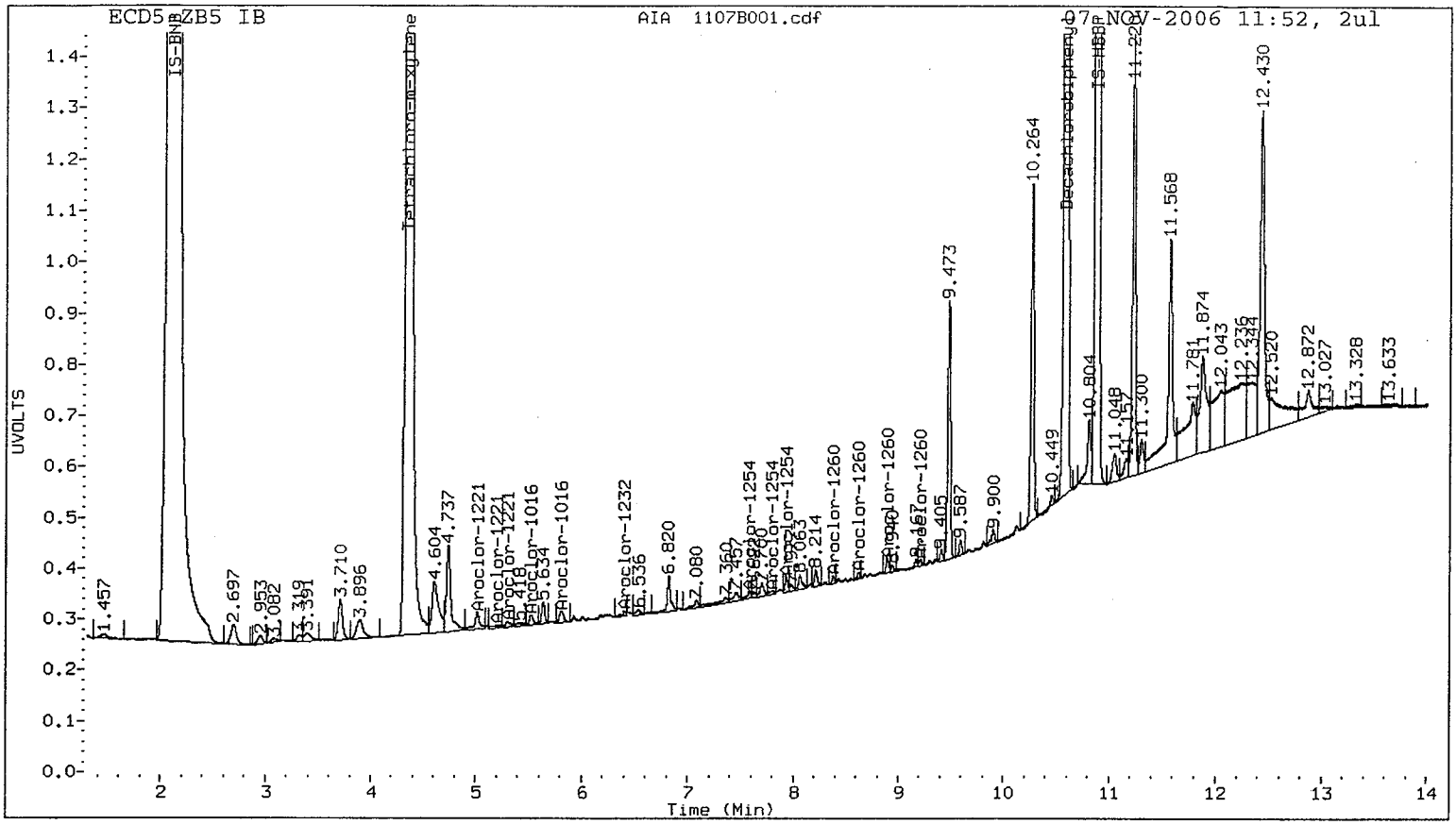
ECD5-ZB5 IB
AIA 1107B001.cdf
07-NOV-2006 11:52, 2ul
UVOLTS
Time (Min)
IS-BNB
Tetrachloro-m-xylene
Decachlorobiphenyl
IS-HBB
Aroclor-1221
Aroclor-1016
Aroclor-1232
Aroclor-1254
Aroclor-1260
1.457
2.697
2.953
3.710
3.896
4.604
4.737
6.820
7.080
9.473
9.587
9.900
10.264
10.449
10.804
11.568
11.874
12.043
12.430
12.872
13.027
13.328
13.633

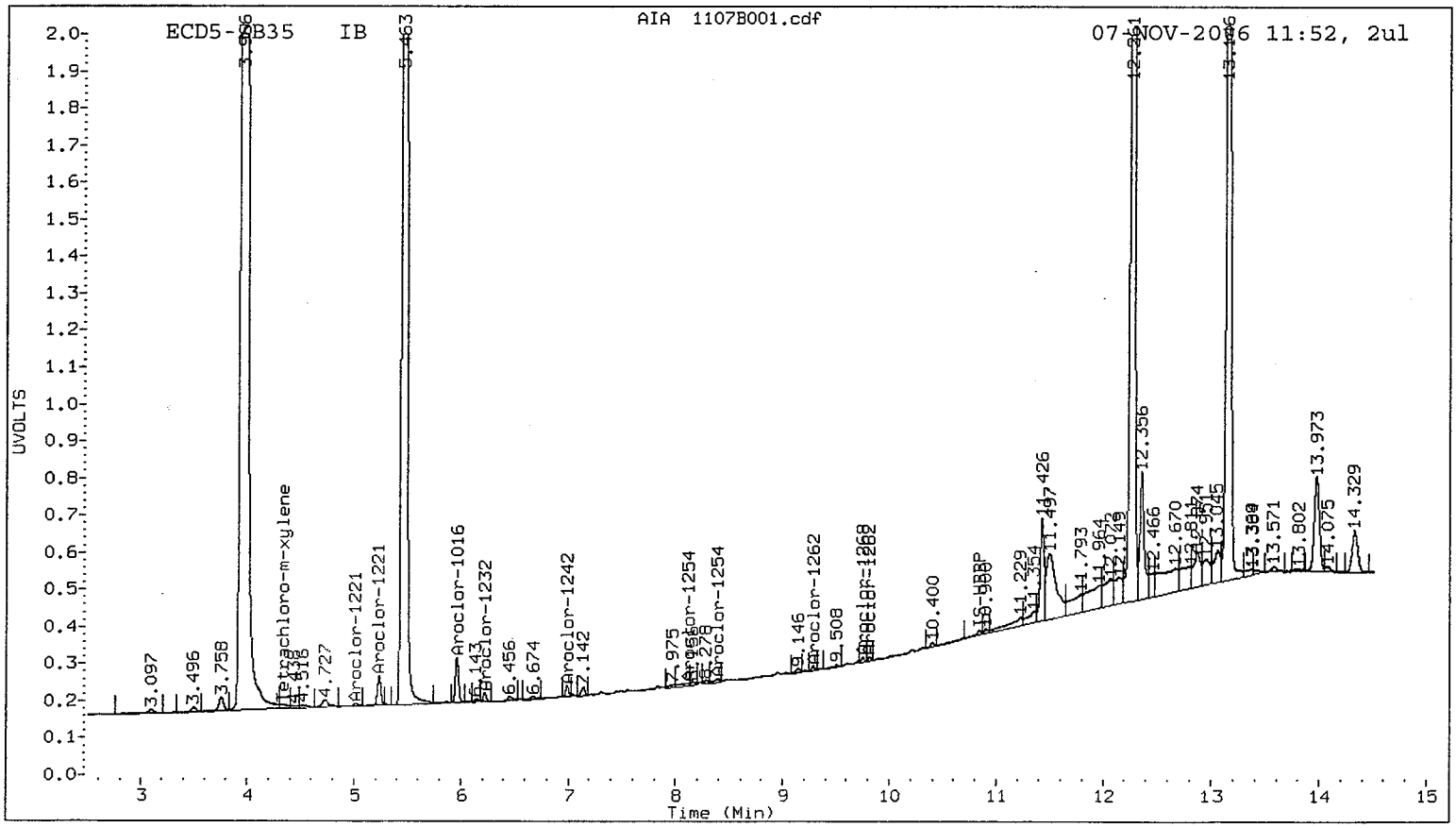
ECD5-ZB35 IB
AIA 1107B001.cdf
07-NOV-2006 11:52, 2ul
UVOLTS
Time (Min)
Tetrachloro-m-xylene
Aroclor-1221
Aroclor-1016
Aroclor-1232
Aroclor-1242
Aroclor-1254
Aroclor-1262
IS-HBBP
3.097
3.496
3.758
4.727
5.463
6.456
6.674
7.142
9.146
9.508
10.400
11.229
11.426
11.793
12.356
12.466
12.670
13.571
13.802
13.973
14.075
14.329

Analytical Resources Inc.
Dual Column PCB Quantitation Report

Data file 1: 20061107.b/ical-1.b/1107B002.d
Data file 2: 20061107.b/ical-2.b/1107B002.d
Method: /chem2/ecd5.i/20061107.b/PCB1.m
Compound Sublist: AR1660
Instrument, Inj. Vol.: ecd5.i, 2ul
Quant Method: Internal Std

ARI ID: AR1660 .25
Client ID:
Injection Date: 07-NOV-2006 12:10
Report Date: 11/08/2006 09:29
Matrix: SOIL
Dilution Factor: 1.000

ZB5 Col RT	ZB5 Col Shift	ZB5 Col Response	ZB35 Col RT	ZB35 Col Shift	ZB35 Col Response	ZB5 on col	ZB35 on col	RPD	Compound/Flag
4.348	0.004	6598565	5.467	0.002	4207905	21.8	21.2	2.8	Tetrachloro-m-xylene
10.576	0.000	4561421	12.260	0.002	2235137	19.5	19.5	0.1	Decachlorobiphenyl

* Indicates RPD > 40%
M Indicates Column 1 peak was manually integrated
N Indicates Column 2 peak was manually integrated

SURROGATE PERCENT RECOVERY

SURROGATE	Col1	Col2
Tetrachloro-m-xylene	54.6	53.1
Decachlorobiphenyl	48.7	48.7

INTERNAL STANDARD SUMMARY

Column 1

Standard Cpnd	Standard Area*	Sample Area	%D
Bromo-Nitrobenzene	25071891	25071891	0.0
Hexabromobiphenyl	6582257	6582257	0.0

Column 2

Standard Cpnd	Standard Area*	Sample Area	%D
Bromo-Nitrobenzene	16857940	16857940	0.0
Hexabromobiphenyl	3866036	3866036	0.0

* Standard Areas taken from Initial Cal Level 4
Initial Calibration Date: 07-NOV-2006
<- Indicates standard response outside Limits (-50 to +100%)

		ZB5 Col				ZB35 Col			
Aroclor	Peak#	RT	Shift	Area	Amount	Peak#	RT	Shift	Area	Amount
Aroclor-1016	1	5.520	0.000	2143977	264.2	1	6.675	0.000	2180438	256.3
Aroclor-1016	2	5.811	0.000	7080661	267.2	2	7.145	-0.001	4419316	257.7
Aroclor-1016	3	5.924	0.000	2756313	264.0	3	7.308	-0.001	1770933	259.7
Aroclor-1016	4	6.008	0.000	1942294	265.2	4	7.828	0.000	1478664	260.0
Total Col1Ave (4 peaks):					265.2	Total Col2Ave (4 peaks):			258.4	RPD = 3
Corrected Ave (4 peaks):					265.2	Corrected Ave (4 peaks):			258.4	RPD = 3
Aroclor-1260	1	8.378	-0.001	3673720	250.3	1	9.817	0.000	1790761	242.2
Aroclor-1260	2	8.619	0.000	3250515	250.8	2	10.207	0.000	2149554	245.6
Aroclor-1260	3	8.893	0.000	8362590	254.5	3	10.303	0.001	1610768	245.9
Aroclor-1260	4	9.206	0.000	4071839	251.8	4	10.398	0.000	4708194	249.2
Aroclor-1260	5	9.347	-0.001	2063156	255.0	5	10.899	0.000	2722546	251.0
Total Col1Ave (5 peaks):					252.5	Total Col2Ave (5 peaks):			246.8	RPD = 2
Corrected Ave (5 peaks):					252.5	Corrected Ave (5 peaks):			246.8	RPD = 2

Total PCB Area Col1 (4.444 - 10.476) = 105263878 Col1 Total PCB = 0.5 ppm*

Total PCB Area Col2 (5.566 - 12.159) = 59358106 Col2 Total PCB = 0.5 ppm*

* Quantitated against AR1660 0.25ppm in Ical

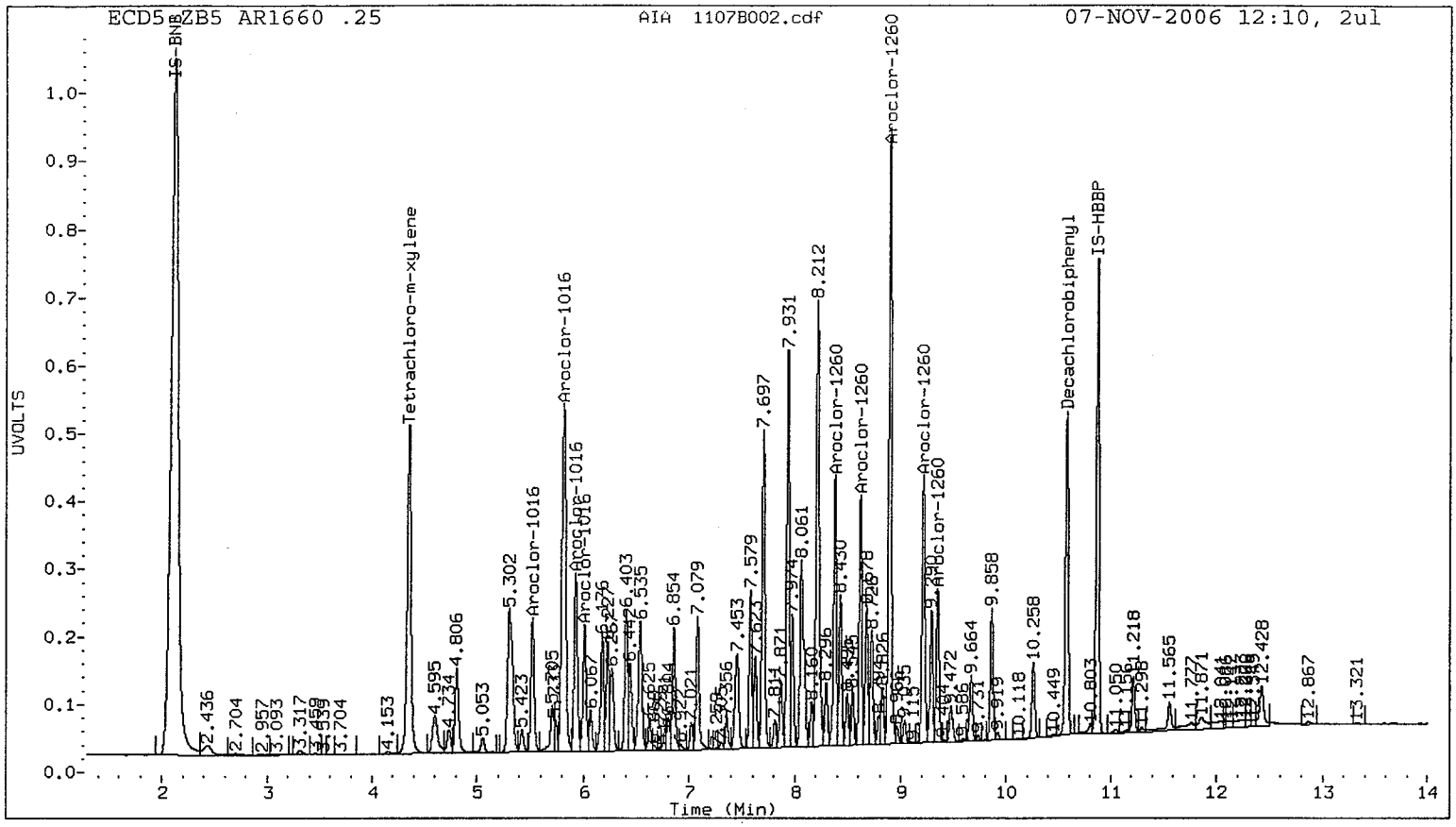
ECD5-ZB5 AR1660 .25
AIA 1107B002.cdf
07-NOV-2006 12:10, 2ul
UVOLTS
Time (Min)
IS-BNB
Tetrachloro-m-xylene
Aroclor-1016
Aroclor-1260
Decachlorobiphenyl
IS-HBBP

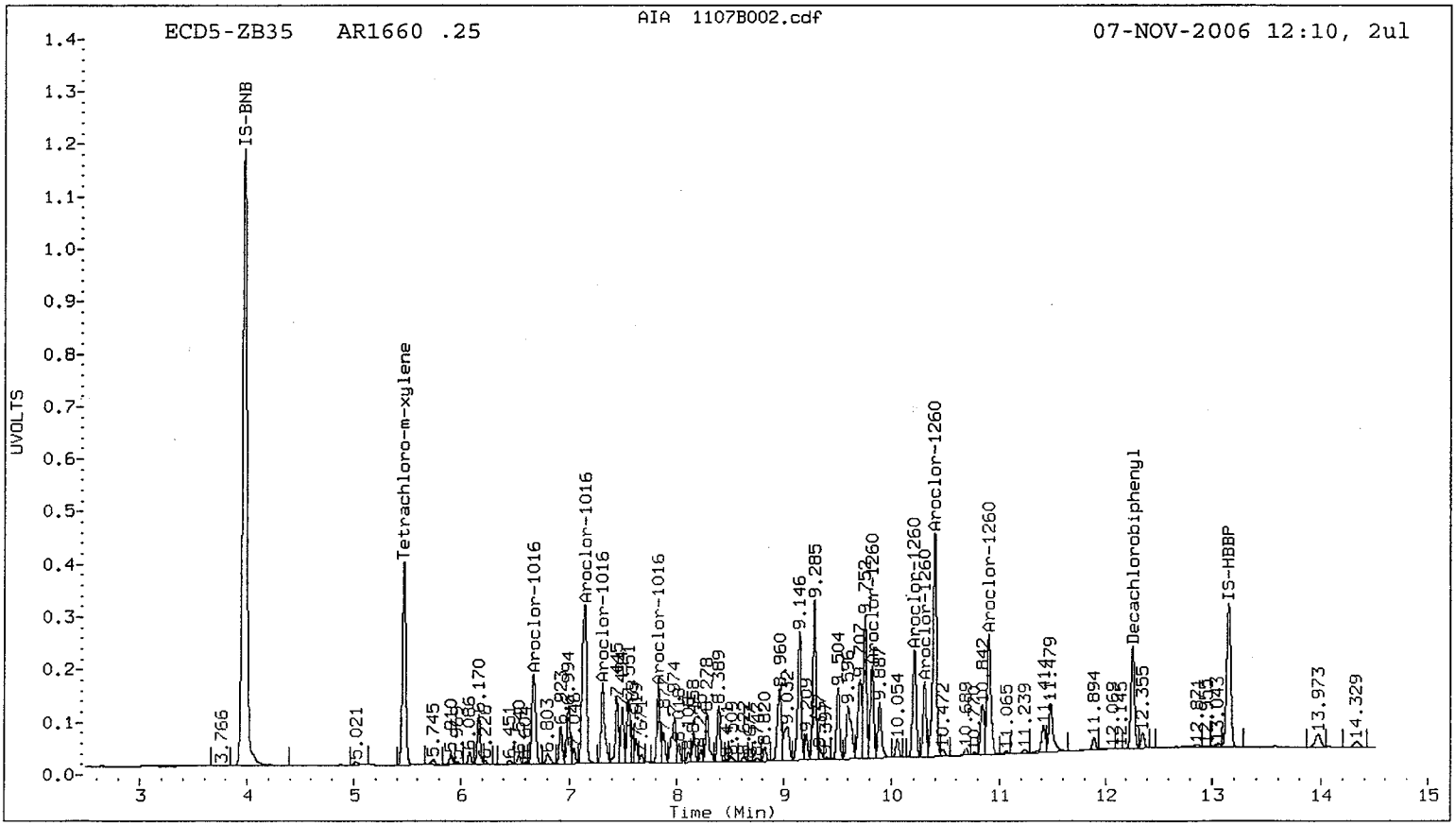
ECD5-ZB35 AR1660 .25
AIA 1107B002.cdf
07-NOV-2006 12:10, 2ul
UVOLTS
Time (Min)
IS-BNB
Tetrachloro-m-xylene
Aroclor-1016
Aroclor-1260
Decachlorobiphenyl
IS-HBBP

Analytical Resources Inc.
Dual Column PCB Quantitation Report

Data file 1: 20061107.b/ical-1.b/1107B003.d
Data file 2: 20061107.b/ical-2.b/1107B003.d
Method: /chem2/ecd5.i/20061107.b/PCB1.m
Compound Sublist: AR1660
Instrument, Inj. Vol.: ecd5.i, 2ul
Quant Method: Internal Std

ARI ID: AR1660 1.0
Client ID:
Injection Date: 07-NOV-2006 12:28
Report Date: 11/08/2006 09:29
Matrix: SOIL
Dilution Factor: 1.000

ZB5 Col RT	ZB5 Col Shift	ZB5 Col Response	ZB35 Col RT	ZB35 Col Shift	ZB35 Col Response	ZB5 on col	ZB35 on col	RPD	Compound/Flag
4.347	0.003	25883637	5.466	0.001	17443505	79.1	82.5	4.2	Tetrachloro-m-xylene
10.575	-0.001	16746574	12.260	0.001	8638048	73.2	77.7	6.0	Decachlorobiphenyl

* Indicates RPD > 40%
M Indicates Column 1 peak was manually integrated
N Indicates Column 2 peak was manually integrated

SURROGATE PERCENT RECOVERY

SURROGATE	Col1	Col2
Tetrachloro-m-xylene	197.7	206.3
Decachlorobiphenyl	182.9	194.2

INTERNAL STANDARD SUMMARY

Column 1

Standard Cpnd	Standard Area*	Sample Area	%D
Bromo-Nitrobenzene	25071891	27151701	8.3
Hexabromobiphenyl	6582257	6429671	-2.3

Column 2

Standard Cpnd	Standard Area*	Sample Area	%D
Bromo-Nitrobenzene	16857940	17984960	6.7
Hexabromobiphenyl	3866036	3746182	-3.1

* Standard Areas taken from Initial Cal Level 4
Initial Calibration Date: 07-NOV-2006
<- Indicates standard response outside Limits (-50 to +100%)

		ZB5 Col				ZB35 Col			
Aroclor	Peak#	RT	Shift	Area	Amount	Peak#	RT	Shift	Area	Amount
Aroclor-1016	1	5.520	0.000	7578345	862.4	1	6.674	0.000	8136685	896.5
Aroclor-1016	2	5.812	0.001	25907222	902.9	2	7.145	-0.001	17332036	947.5
Aroclor-1016	3	5.924	-0.001	9971786	882.0	3	7.308	-0.001	6592310	906.1
Aroclor-1016	4	6.007	-0.001	7124460	898.2	4	7.828	-0.001	5493248	905.3
Total Col1Ave (4 peaks):					886.4	Total Col2Ave (4 peaks):				913.8 RPD = 3
Corrected Ave (4 peaks):					886.4	Corrected Ave (4 peaks):				913.8 RPD = 3
Aroclor-1260	1	8.378	-0.001	13559760	945.9	1	9.818	0.000	6818142	951.5
Aroclor-1260	2	8.619	0.000	12068964	953.5	2	10.207	0.001	8409022	991.3
Aroclor-1260	3	8.894	0.000	31332730	976.0	3	10.304	0.001	6194050	976.0
Aroclor-1260	4	9.206	0.000	15232100	964.3	4	10.399	0.001	18905468	1032.5
Aroclor-1260	5	9.348	0.000	7694434	973.5	5	10.899	-0.001	10776891	1025.4
Total Col1Ave (5 peaks):					962.6	Total Col2Ave (5 peaks):				995.3 RPD = 3
Corrected Ave (5 peaks):					962.6	Corrected Ave (5 peaks):				995.3 RPD = 3

Total PCB Area Col1 (4.444 - 10.476) = 377469932 Col1 Total PCB = 1.8 ppm*

Total PCB Area Col2 (5.566 - 12.159) = 220999537 Col2 Total PCB = 1.9 ppm*

* Quantitated against AR1660 0.25ppm in Ical

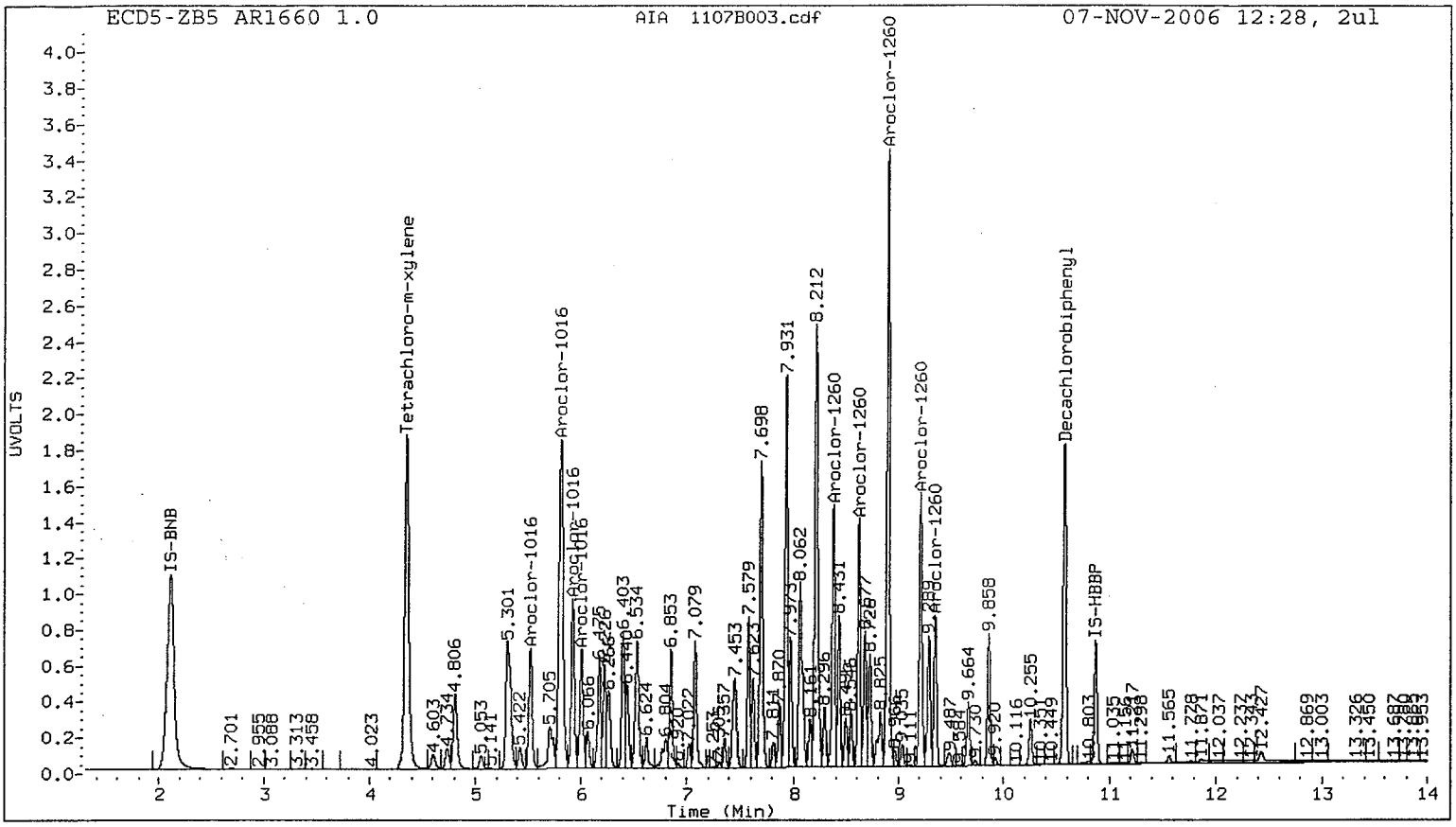
ECD5-ZB5 AR1660 1.0
AIA 1107B003.cdf
07-NOV-2006 12:28, 2ul
UVOLTS
Time (Min)
IS-BNB
Tetrachloro-m-xylene
Aroclor-1016
Aroclor-1260
Decachlorobiphenyl
IS-HBBP

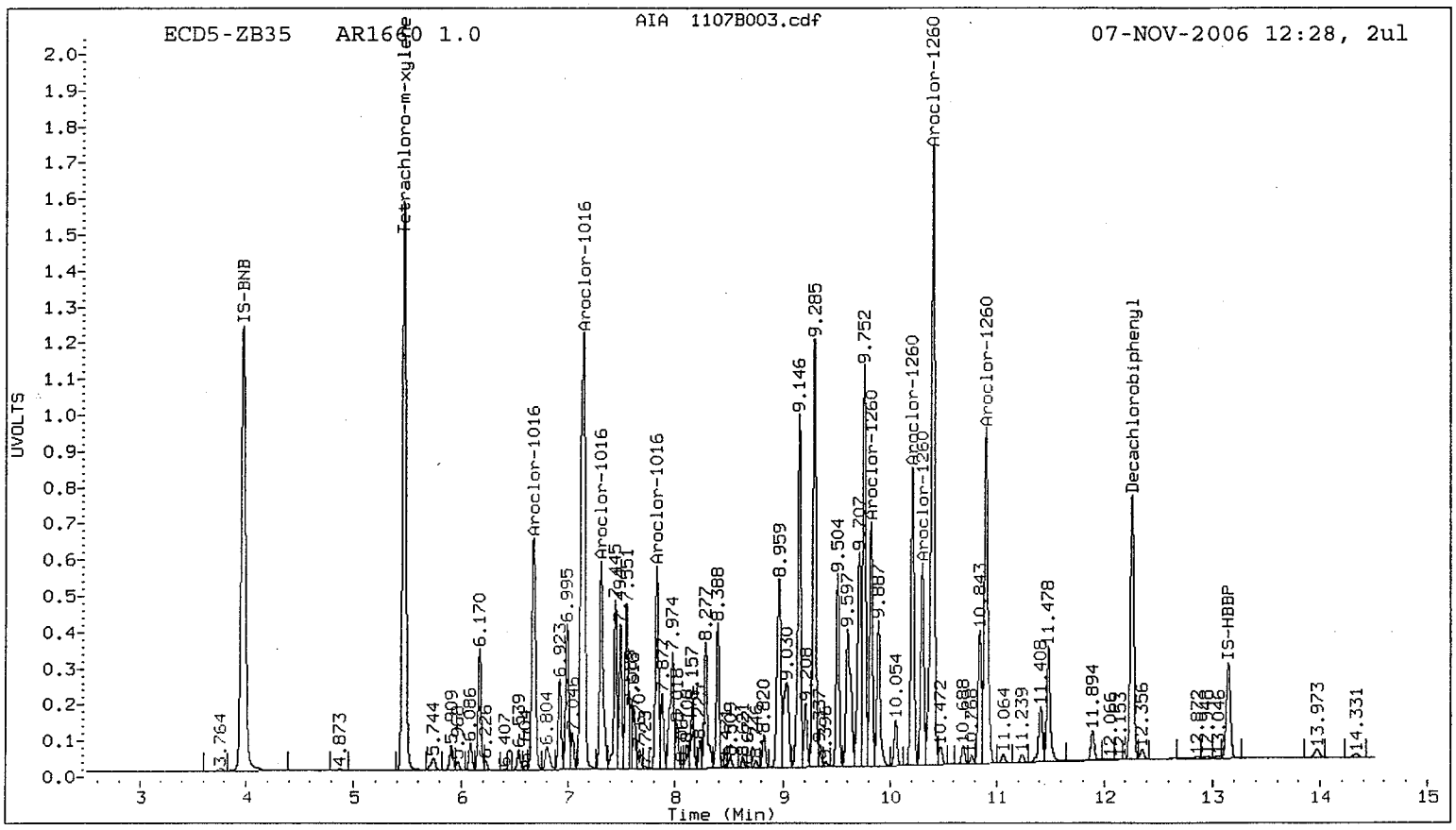
ECD5-ZB35 AR1660 1.0
AIA 1107B003.cdf
07-NOV-2006 12:28, 2ul
UVOLTS
Time (Min)
IS-BNB
Tetrachloro-m-xylene
Aroclor-1016
Aroclor-1260
Decachlorobiphenyl
IS-HBBP

Analytical Resources Inc.
Dual Column PCB Quantitation Report

Data file 1: 20061107.b/ical-1.b/1107B004.d
Data file 2: 20061107.b/ical-2.b/1107B004.d
Method: /chem2/ecd5.i/20061107.b/PCB1.m
Compound Sublist: AR1660
Instrument, Inj. Vol.: ecd5.i, 2ul
Quant Method: Internal Std

ARI ID: AR1660 .02
Client ID:
Injection Date: 07-NOV-2006 12:46
Report Date: 11/08/2006 09:29
Matrix: SOIL
Dilution Factor: 1.000

ZB5 Col RT	ZB5 Col Shift	ZB5 Col Response	ZB35 Col RT	ZB35 Col Shift	ZB35 Col Response	ZB5 on col	ZB35 on col	RPD	Compound/Flag
4.346	0.002	523938	5.466	0.000	350321	1.6	1.6	2.1	Tetrachloro-m-xylene
10.574	-0.002	488776	12.260	0.001	226790	2.0	1.9	5.7	Decachlorobiphenyl

* Indicates RPD > 40%
M Indicates Column 1 peak was manually integrated
N Indicates Column 2 peak was manually integrated

SURROGATE PERCENT RECOVERY

SURROGATE	Col1	Col2
Tetrachloro-m-xylene	4.0	4.1
Decachlorobiphenyl	5.0	4.8

INTERNAL STANDARD SUMMARY

Column 1

Standard Cpnd	Standard Area*	Sample Area	%D
Bromo-Nitrobenzene	25071891	27232544	8.6
Hexabromobiphenyl	6582257	6800415	3.3

Column 2

Standard Cpnd	Standard Area*	Sample Area	%D
Bromo-Nitrobenzene	16857940	18279818	8.4
Hexabromobiphenyl	3866036	4005872	3.6

* Standard Areas taken from Initial Cal Level 4
Initial Calibration Date: 07-NOV-2006
<- Indicates standard response outside Limits (-50 to +100%)

		ZB5 Col				ZB35 Col			
Aroclor	Peak#	RT	Shift	Area	Amount	Peak#	RT	Shift	Area	Amount
Aroclor-1016	1	5.519	0.000	208876	23.7	1	6.674	0.000	224053	24.3
Aroclor-1016	2	5.811	0.000	648768	22.5	2	7.145	-0.001	431581	23.2
Aroclor-1016	3	5.924	0.000	262783	23.2	3	7.308	-0.001	173164	23.4
Aroclor-1016	4	6.007	0.000	180710	22.7	4	7.828	-0.001	144360	23.4
Total Col1Ave (4 peaks):					23.0	Total Col2Ave (4 peaks):			23.6	RPD = 2
Corrected Ave (4 peaks):					23.0	Corrected Ave (4 peaks):			23.6	RPD = 2
Aroclor-1260	1	8.379	-0.001	335705	22.1	1	9.817	-0.001	179923	23.5
Aroclor-1260	2	8.619	0.000	293567	21.9	2	10.207	0.001	200433	22.1
Aroclor-1260	3	8.893	0.000	720892	21.2	3	10.302	-0.001	150711	22.2
Aroclor-1260	4	9.205	-0.001	364522	21.8	4	10.398	-0.001	412622	21.1
Aroclor-1260	5	9.347	-0.001	175701	21.0	5	10.898	-0.002	233954	20.8
Total Col1Ave (5 peaks):					21.6	Total Col2Ave (5 peaks):			21.9	RPD = 1
Corrected Ave (5 peaks):					21.6	Corrected Ave (5 peaks):			21.9	RPD = 1

Total PCB Area Col1 (4.444 - 10.476) = 10947895 Col1 Total PCB = 0.1 ppm*

Total PCB Area Col2 (5.566 - 12.159) = 6313052 Col2 Total PCB = 0.1 ppm*

* Quantitated against AR1660 0.25ppm in Ical

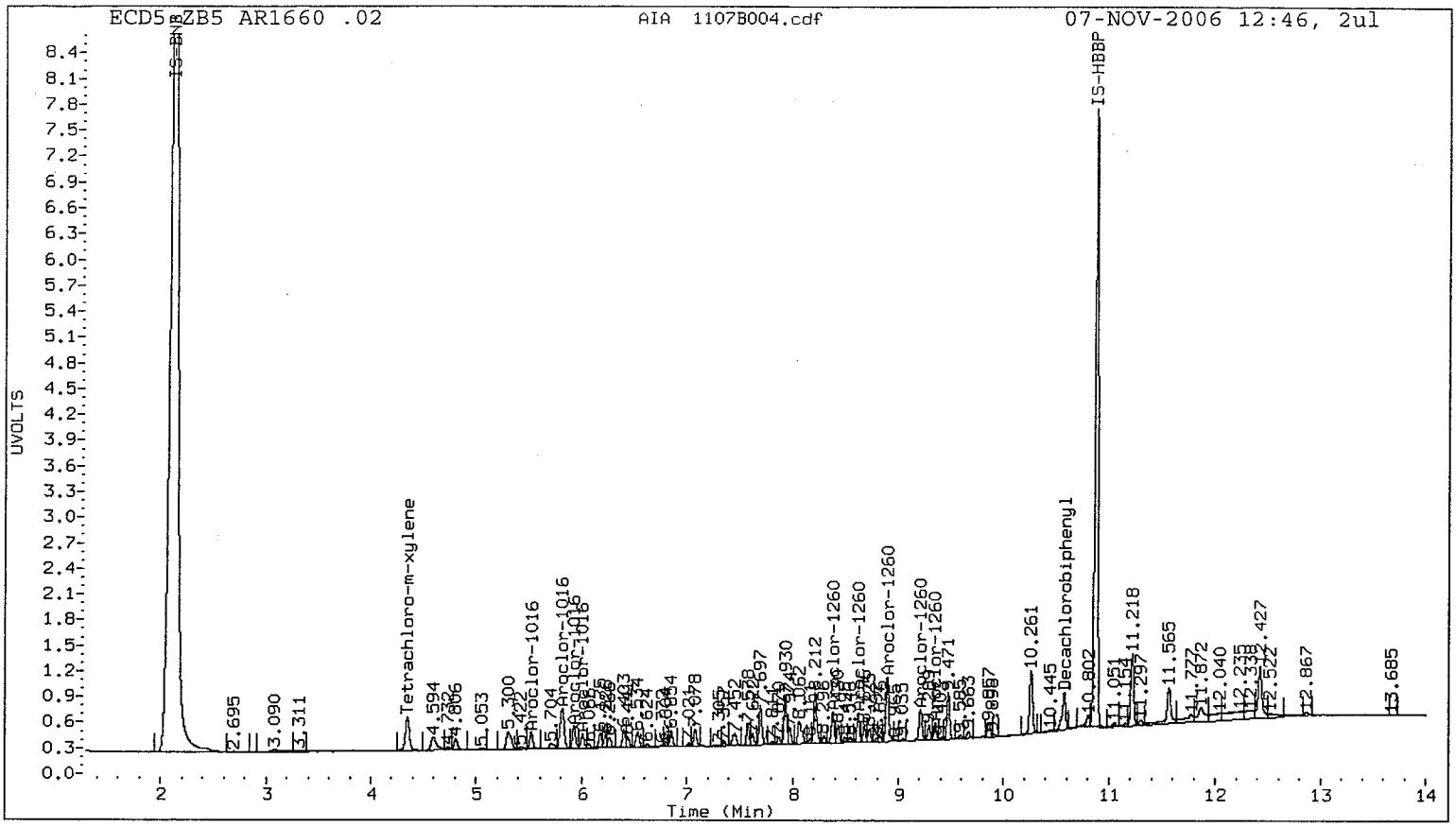
ECD5-ZB5 AR1660 .02
AIA 1107B004.cdf
07-NOV-2006 12:46, 2ul
UVOLTS
Time (Min)
IS-BNB
Tetrachloro-m-xylene
Aroclor-1016
Aroclor-1260
Decachlorobiphenyl
IS-HBBP

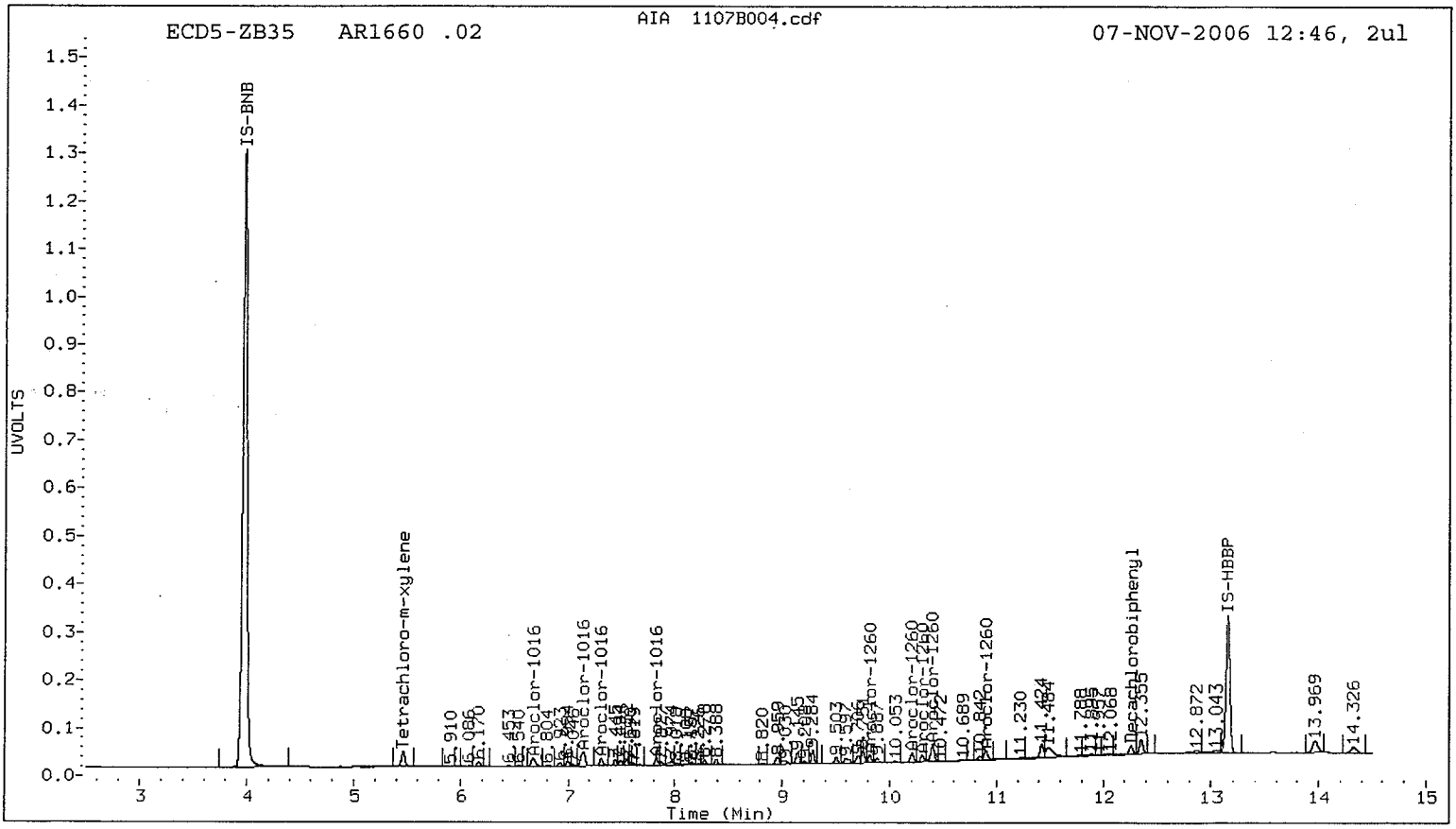
ECD5-ZB35 AR1660 .02
AIA 1107B004.cdf
07-NOV-2006 12:46, 2ul
UVOLTS
Time (Min)
IS-BNB
Tetrachloro-m-xylene
Aroclor-1016
Aroclor-1260
Decachlorobiphenyl
IS-HBBP

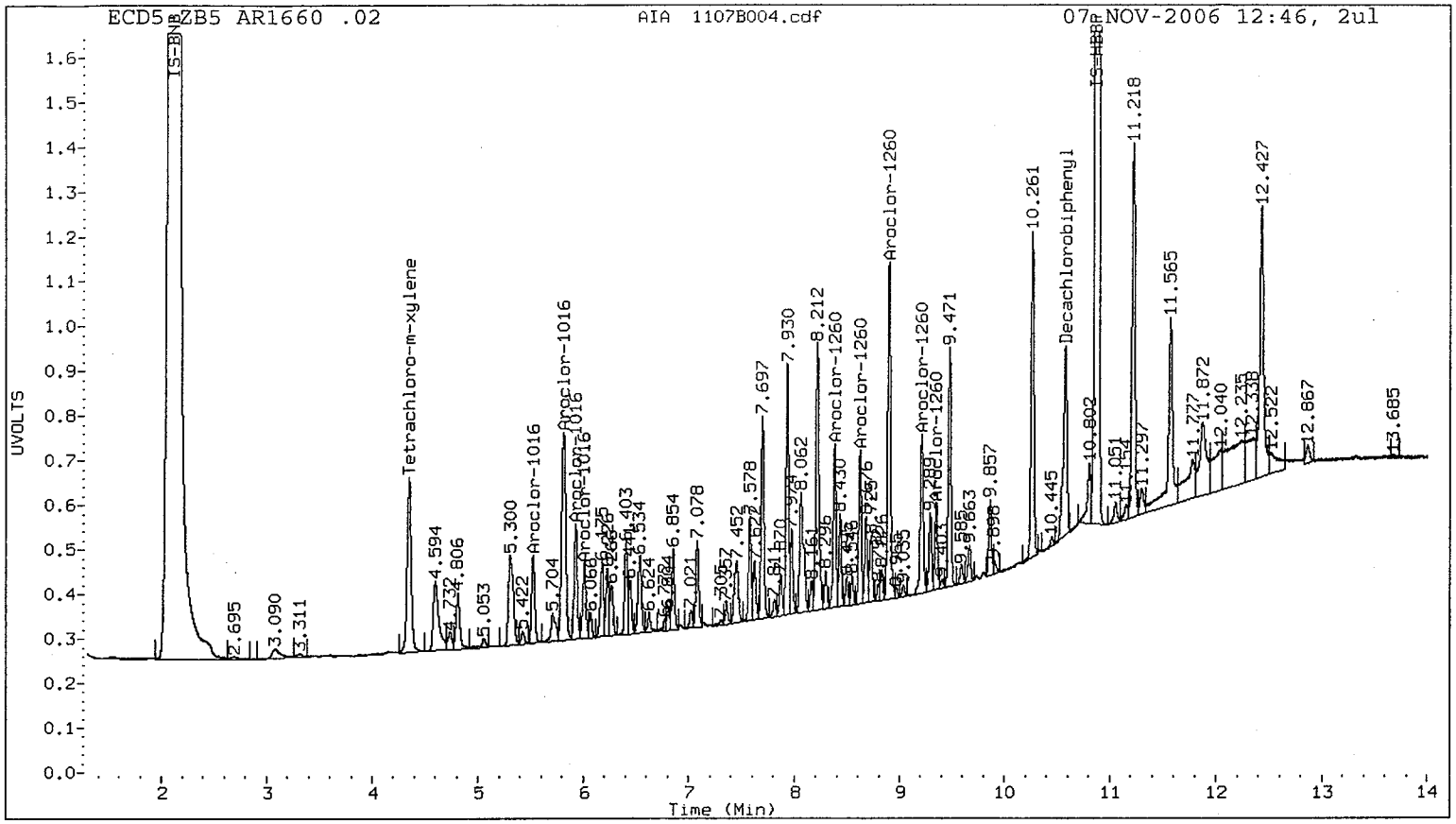
ECD5-ZB5 AR1660 .02
AIA 1107B004.cdf
07-NOV-2006 12:46, 2ul
UVOLTS
Time (Min)
IS-BNB
Tetrachloro-m-xylene
Aroclor-1016
Aroclor-1260
Decachlorobiphenyl
IS-HBBP

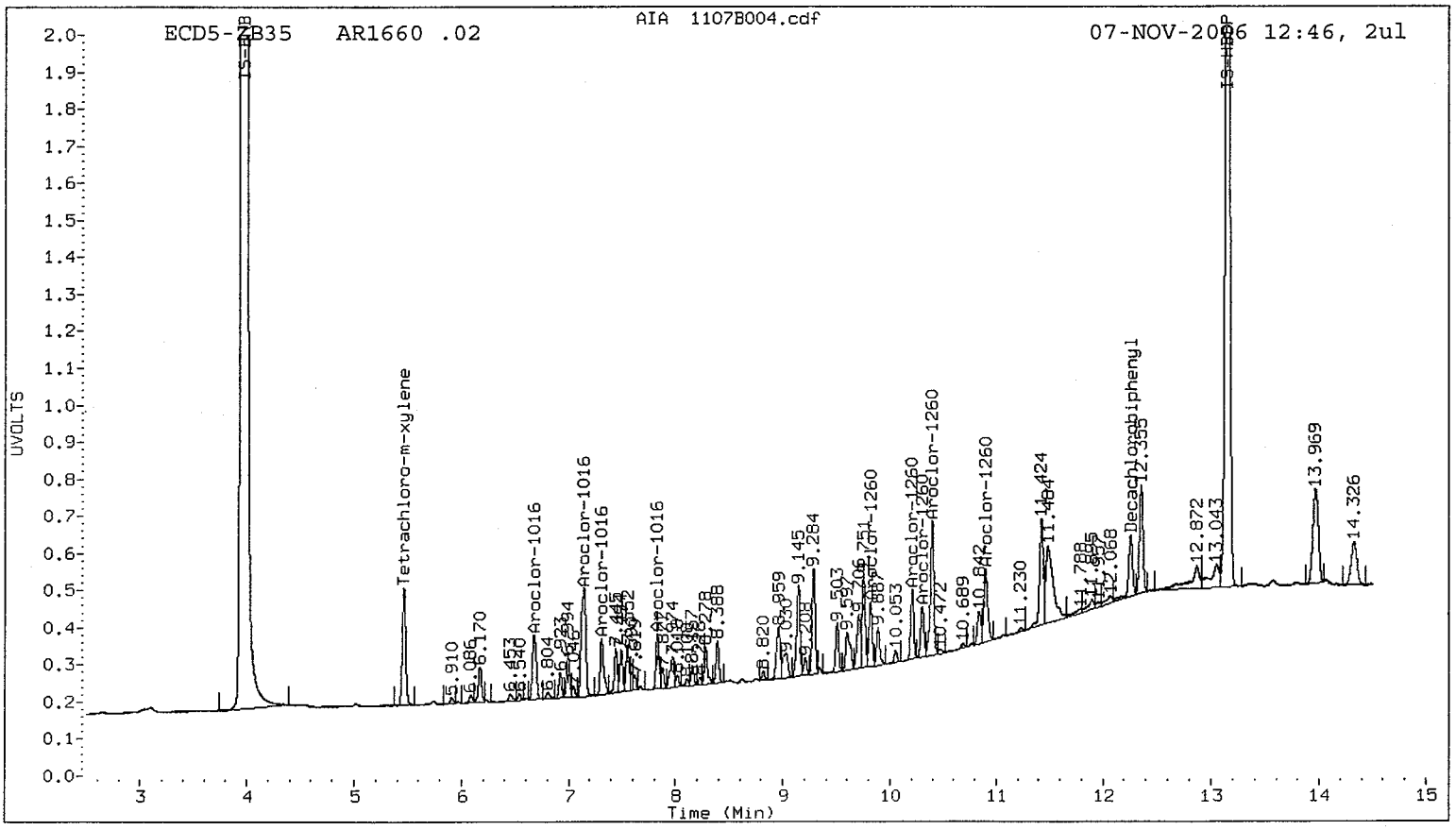
ECD5-ZB35 AR1660 .02
AIA 1107B004.cdf
07-NOV-2006 12:46, 2ul
UVOLTS
Time (Min)
IS-BNB
Tetrachloro-m-xylene
Aroclor-1016
Aroclor-1260
Decachlorobiphenyl
IS-HBBP

Analytical Resources Inc.
Dual Column PCB Quantitation Report

Data file 1: 20061107.b/ical-1.b/1107B005.d
Data file 2: 20061107.b/ical-2.b/1107B005.d
Method: /chem2/ecd5.i/20061107.b/PCB1.m
Compound Sublist: AR1660
Instrument, Inj. Vol.: ecd5.i, 2ul
Quant Method: Internal Std

ARI ID: AR1660 0.5
Client ID:
Injection Date: 07-NOV-2006 13:04
Report Date: 11/08/2006 09:29
Matrix: SOIL
Dilution Factor: 1.000

ZB5 Col RT	ZB5 Col Shift	ZB5 Col Response	ZB35 Col RT	ZB35 Col Shift	ZB35 Col Response	ZB5 on col	ZB35 on col	RPD	Compound/Flag
4.347	0.003	12884436	5.467	0.001	8445795	38.2	37.9	0.8	Tetrachloro-m-xylene
10.575	-0.002	8285479	12.259	0.000	4195709	34.9	35.8	2.6	Decachlorobiphenyl

* Indicates RPD > 40%
M Indicates Column 1 peak was manually integrated
N Indicates Column 2 peak was manually integrated

SURROGATE PERCENT RECOVERY

SURROGATE	Col1	Col2
Tetrachloro-m-xylene	95.6	94.9
Decachlorobiphenyl	87.2	89.5

INTERNAL STANDARD SUMMARY

Column 1

Standard Cpnd	Standard Area*	Sample Area	%D
Bromo-Nitrobenzene	25071891	27948493	11.5
Hexabromobiphenyl	6582257	6672022	1.4

Column 2

Standard Cpnd	Standard Area*	Sample Area	%D
Bromo-Nitrobenzene	16857940	18931951	12.3
Hexabromobiphenyl	3866036	3948381	2.1

* Standard Areas taken from Initial Cal Level 4
Initial Calibration Date: 07-NOV-2006
<- Indicates standard response outside Limits (-50 to +100%)

Aroclor	Peak#	RT	ZB5 Col Shift	Area	Amount	Peak#	RT	ZB35 Col Shift	Area	Amount
Aroclor-1016	1	5.519	0.000	3991055	441.2	1	6.675	0.000	4168182	436.3
Aroclor-1016	2	5.812	0.001	13394688	453.5	2	7.145	-0.001	8659671	449.7
Aroclor-1016	3	5.925	0.000	5186450	445.6	3	7.309	-0.001	3376320	440.9
Aroclor-1016	4	6.008	0.000	3676248	450.3	4	7.828	0.000	2801234	438.5
Total Col1Ave (4 peaks):					447.7	Total Col2Ave (4 peaks):				441.4 RPD = 1
Corrected Ave (4 peaks):					447.7	Corrected Ave (4 peaks):				441.4 RPD = 1
Aroclor-1260	1	8.379	-0.001	6952293	467.3	1	9.818	0.000	3428335	453.9
Aroclor-1260	2	8.619	0.000	6153257	468.5	2	10.206	0.000	4177608	467.3
Aroclor-1260	3	8.894	0.000	15825275	475.0	3	10.303	0.000	3100632	463.5
Aroclor-1260	4	9.205	-0.001	7712462	470.5	4	10.398	0.000	9230028	478.3
Aroclor-1260	5	9.346	-0.001	3877219	472.7	5	10.898	-0.001	5288872	477.5
Total Col1Ave (5 peaks):					470.8	Total Col2Ave (5 peaks):				468.1 RPD = 1
Corrected Ave (5 peaks):					470.8	Corrected Ave (5 peaks):				468.1 RPD = 1

Total PCB Area Col1 (4.444 - 10.476) = 195121112 Col1 Total PCB = 0.9 ppm*

Total PCB Area Col2 (5.566 - 12.159) = 112337444 Col2 Total PCB = 0.9 ppm*

* Quantitated against AR1660 0.25ppm in Ical

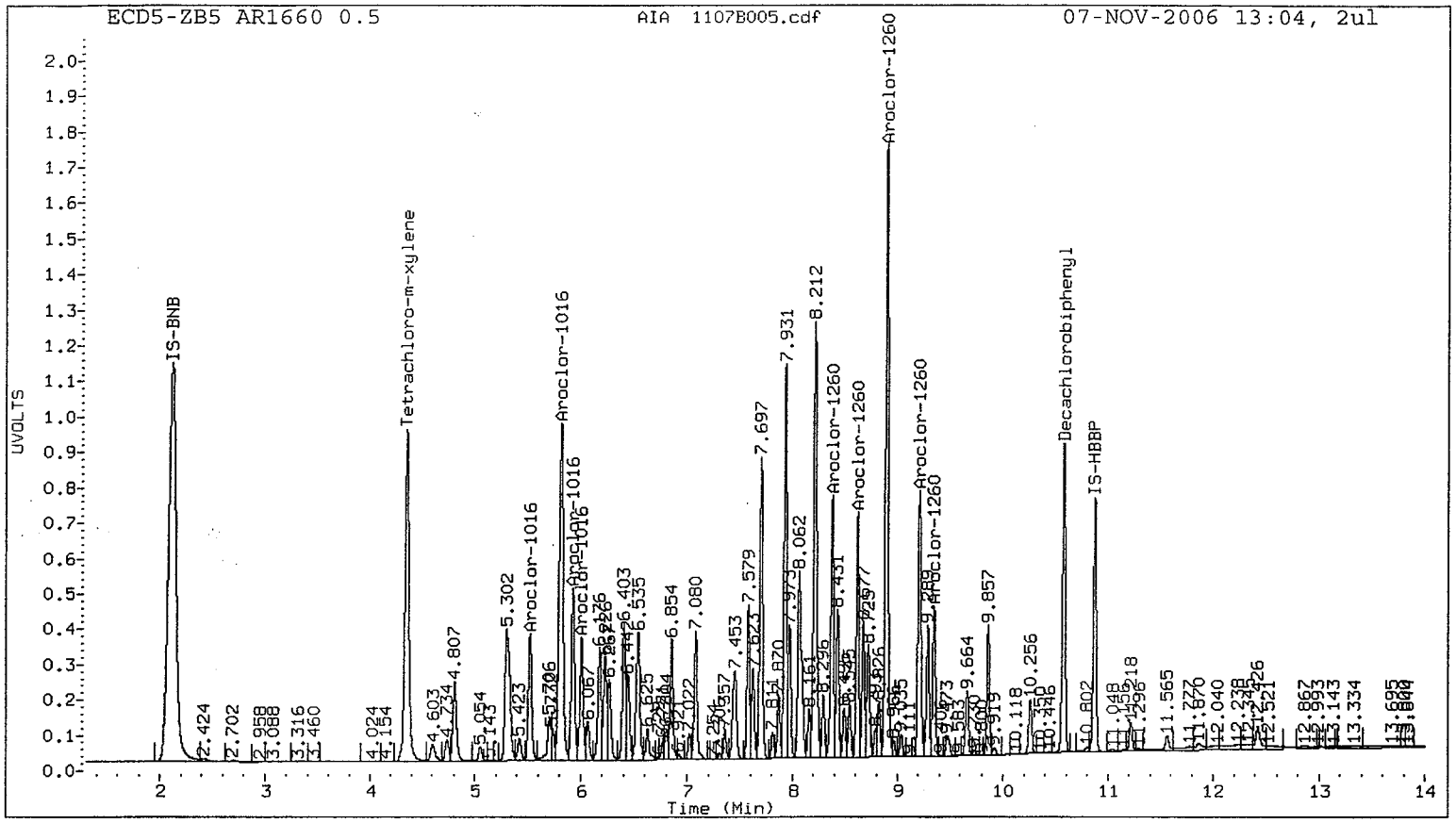
ECD5-ZB5 AR1660 0.5
AIA 1107B005.cdf
07-NOV-2006 13:04, 2ul
UVOLTS
Time (Min)
IS-BNB
Tetrachloro-m-xylene
Aroclor-1016
Aroclor-1260
Decachlorobiphenyl
IS-HBBP

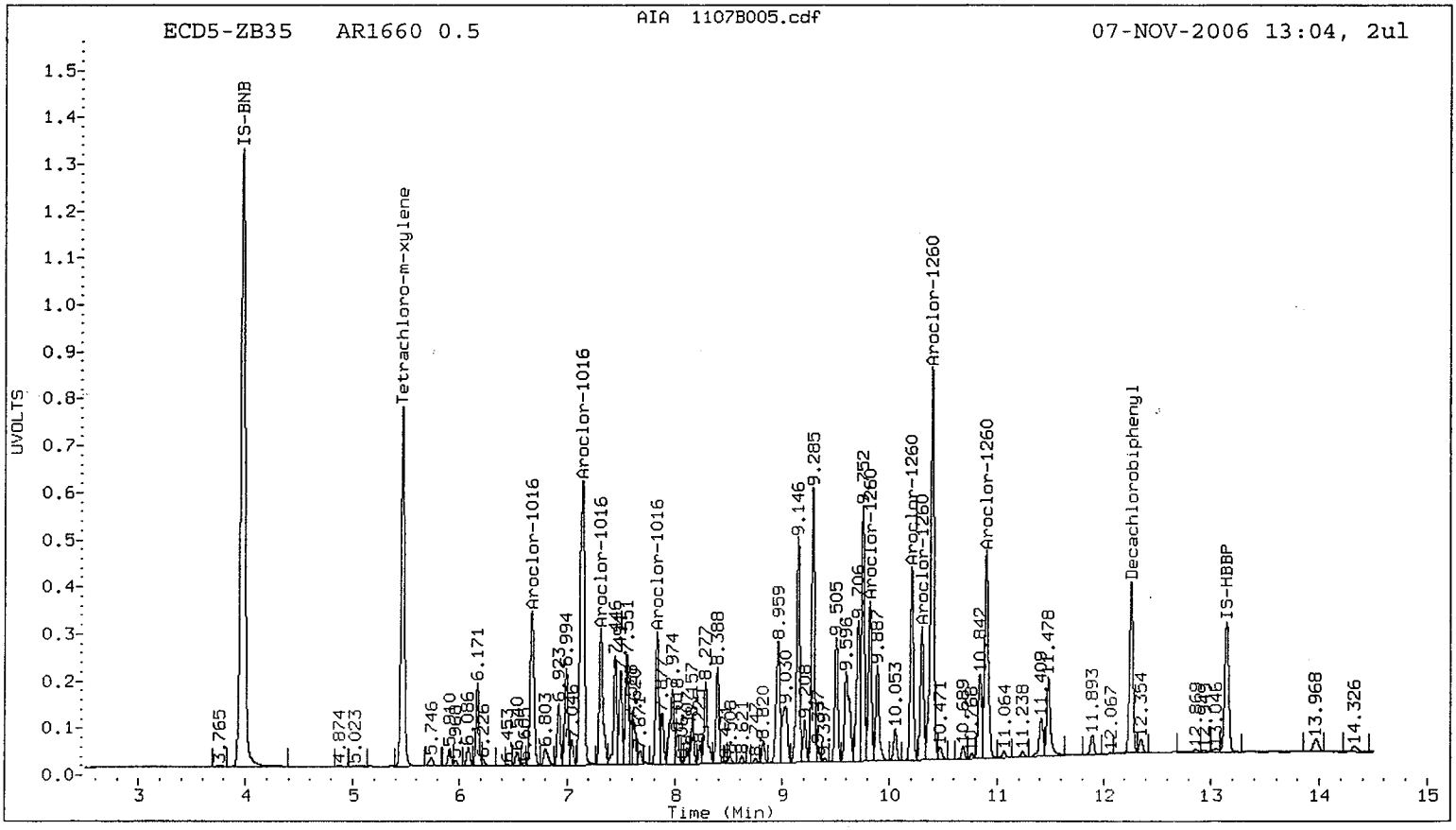
ECD5-ZB35 AR1660 0.5
AIA 1107B005.cdf
07-NOV-2006 13:04, 2ul
UVOLTS
Time (Min)
IS-BNB
Tetrachloro-m-xylene
Aroclor-1016
Aroclor-1260
Decachlorobiphenyl
IS-HBBP

Analytical Resources Inc.
Dual Column PCB Quantitation Report

Data file 1: 20061107.b/ical-1.b/1107B006.d
Data file 2: 20061107.b/ical-2.b/1107B006.d
Method: /chem2/ecd5.i/20061107.b/PCB1.m
Compound Sublist: AR1660
Instrument, Inj. Vol.: ecd5.i, 2ul
Quant Method: Internal Std

ARI ID: AR1660 0.1
Client ID:
Injection Date: 07-NOV-2006 13:23
Report Date: 11/08/2006 09:29
Matrix: SOIL
Dilution Factor: 1.000

ZB5 Col			ZB35 Col			ZB5	ZB35		
RT	Shift	Response	RT	Shift	Response	on col	on col	RPD	Compound/Flag
4.346	0.002	2540060	5.466	0.001	1627295	7.7	7.5	2.7	Tetrachloro-m-xylene
10.575	-0.001	1854404	12.260	0.001	905827	7.8	7.7	1.1	Decachlorobiphenyl

* Indicates RPD > 40%
M Indicates Column 1 peak was manually integrated
N Indicates Column 2 peak was manually integrated

SURROGATE PERCENT RECOVERY

SURROGATE	Col1	Col2
Tetrachloro-m-xylene	19.3	18.8
Decachlorobiphenyl	19.6	19.4

INTERNAL STANDARD SUMMARY

Column 1

Standard Cpnd	Standard Area*	Sample Area	%D
Bromo-Nitrobenzene	25071891	27282163	8.8
Hexabromobiphenyl	6582257	6656933	1.1

Column 2

Standard Cpnd	Standard Area*	Sample Area	%D
Bromo-Nitrobenzene	16857940	18415026	9.2
Hexabromobiphenyl	3866036	3941304	1.9

* Standard Areas taken from Initial Cal Level 4
Initial Calibration Date: 07-NOV-2006
<- Indicates standard response outside Limits (-50 to +100%)

		ZB5 Col				ZB35 Col			
Aroclor	Peak#	RT	Shift	Area	Amount	Peak#	RT	Shift	Area	Amount
Aroclor-1016	1	5.519	0.000	894760	101.3	1	6.675	0.000	921030	99.1
Aroclor-1016	2	5.811	0.000	2865663	99.4	2	7.146	0.000	1800909	96.2
Aroclor-1016	3	5.924	0.000	1149710	101.2	3	7.309	0.000	746912	100.3
Aroclor-1016	4	6.008	0.000	800690	100.5	4	7.828	0.000	625951	100.7
Total Col1Ave (4 peaks):					100.6	Total Col2Ave (4 peaks):			99.1	RPD = 2
Corrected Ave (4 peaks):					100.6	Corrected Ave (4 peaks):			99.1	RPD = 2
Aroclor-1260	1	8.379	0.000	1500880	101.1	1	9.818	0.000	752454	99.8
Aroclor-1260	2	8.619	0.000	1323529	101.0	2	10.207	0.000	880893	98.7
Aroclor-1260	3	8.893	0.000	3305791	99.5	3	10.303	0.000	669550	100.3
Aroclor-1260	4	9.206	0.000	1629647	99.6	4	10.398	0.000	1850549	96.1
Aroclor-1260	5	9.348	0.000	826729	101.0	5	10.899	0.000	1077631	97.5
Total Col1Ave (5 peaks):					100.4	Total Col2Ave (5 peaks):			98.5	RPD = 2
Corrected Ave (5 peaks):					100.4	Corrected Ave (5 peaks):			98.5	RPD = 2

Total PCB Area Col1 (4.444 - 10.476) = 43567321 Col1 Total PCB = 0.2 ppm*

Total PCB Area Col2 (5.566 - 12.159) = 25072806 Col2 Total PCB = 0.2 ppm*

* Quantitated against AR1660 0.25ppm in Ical

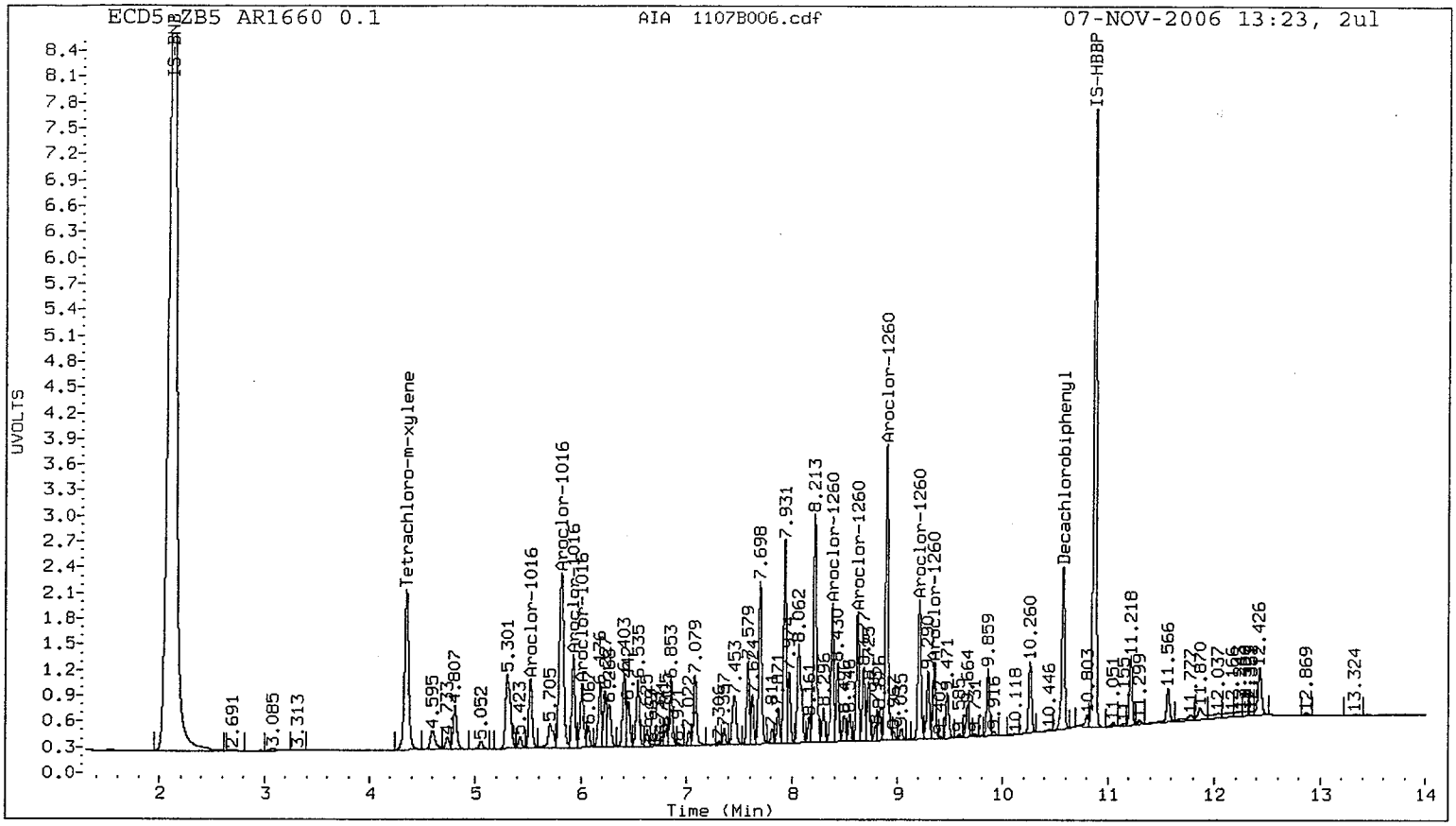
ECD5-ZB5 AR1660 0.1
AIA 1107B006.cdf
07-NOV-2006 13:23, 2ul
UVOLTS
Time (Min)
IS-BNB
Tetrachloro-m-xylene
Aroclor-1016
Aroclor-1260
Decachlorobiphenyl
IS-HBBP

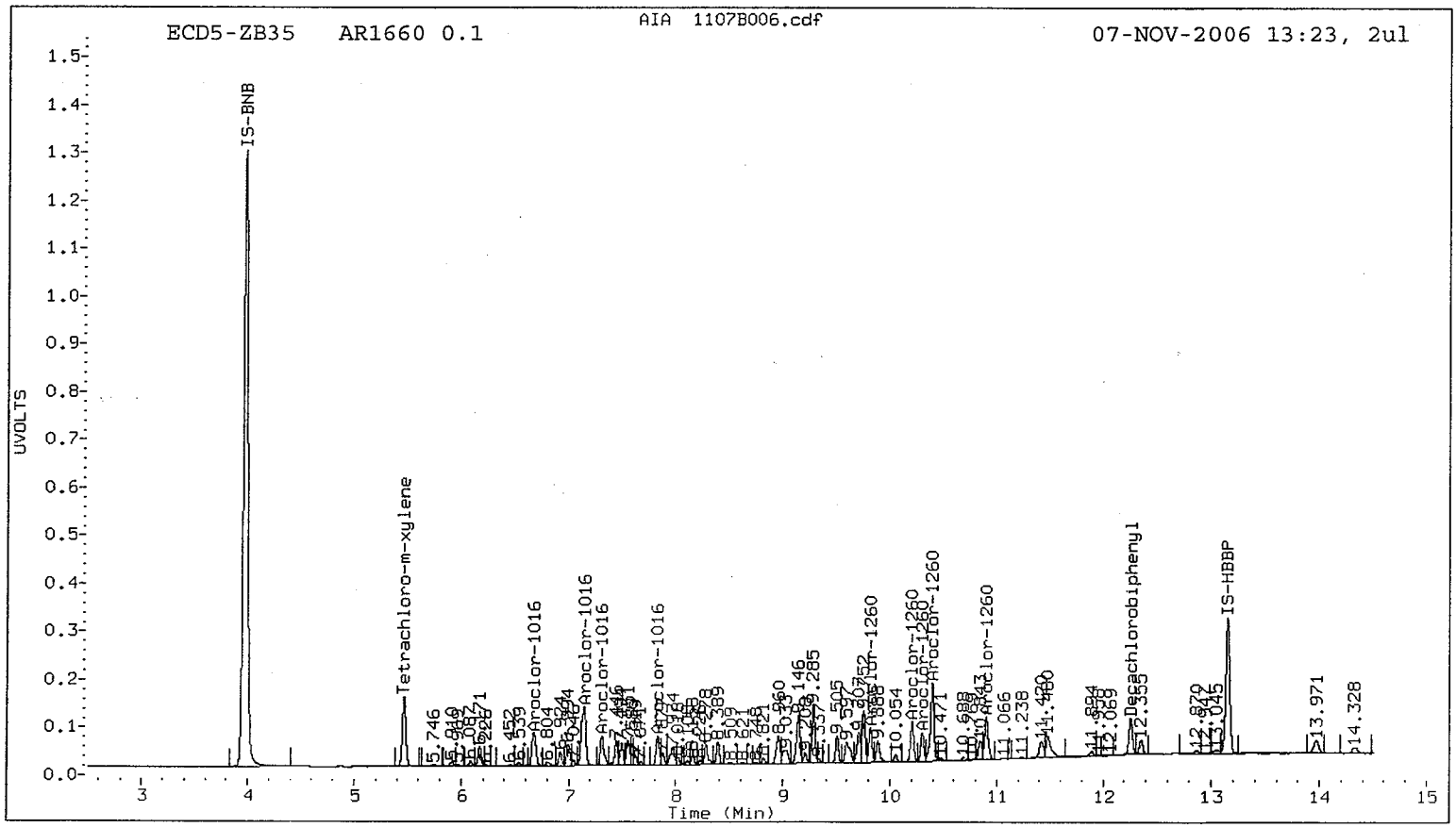
ECD5-ZB35 AR1660 0.1
AIA 1107B006.cdf
07-NOV-2006 13:23, 2ul
UVOLTS
Time (Min)
IS-BNB
Tetrachloro-m-xylene
Aroclor-1016
Aroclor-1260
Decachlorobiphenyl
IS-HBBP

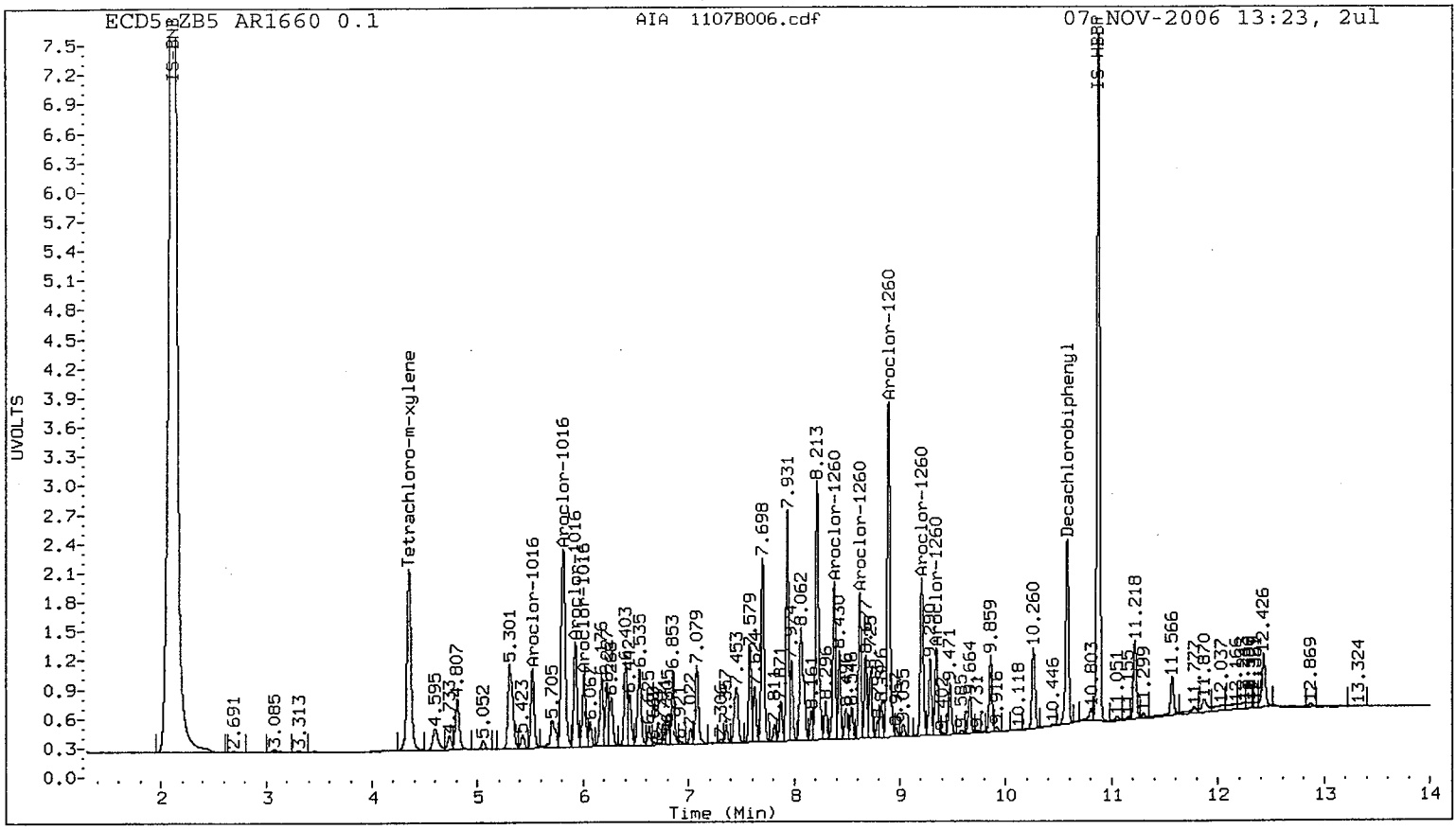
ECD5-ZB5 AR1660 0.1
AIA 1107B006.cdf
07-NOV-2006 13:23, 2ul
UVOLTS
Time (Min)
IS-DNB
Tetrachloro-m-xylene
Aroclor-1016
Aroclor-1260
Decachlorobiphenyl
IS-HBBP

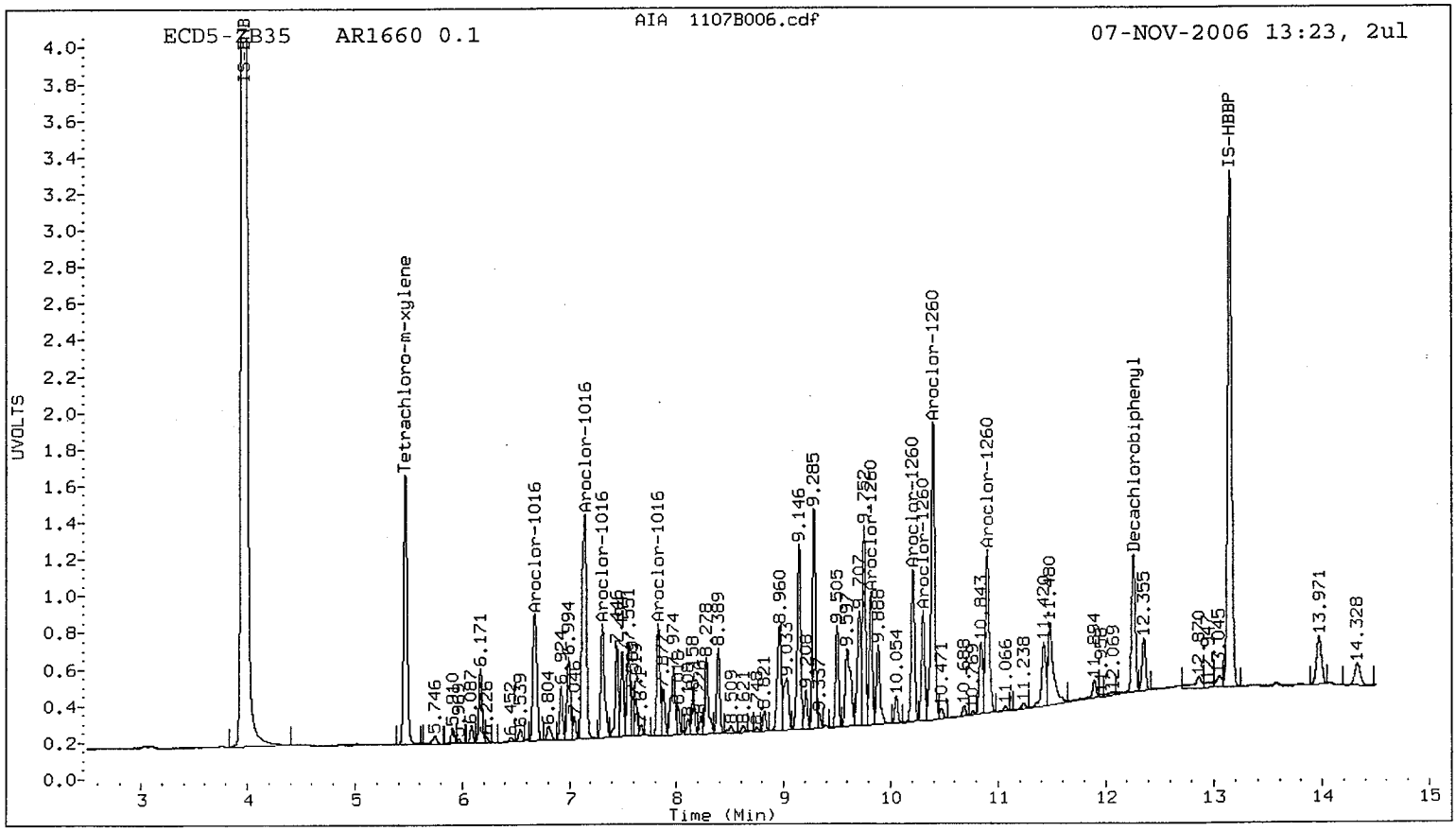
ECD5-ZB35 AR1660 0.1
AIA 1107B006.cdf
07-NOV-2006 13:23, 2ul
UVOLTS
Time (Min)
IS-DNB
Tetrachloro-m-xylene
Aroclor-1016
Aroclor-1260
Decachlorobiphenyl
IS-HBBP

Analytical Resources Inc.
Dual Column PCB Quantitation Report

Data file 1: 20061107.b/ical-1.b/1107B007.d
Data file 2: 20061107.b/ical-2.b/1107B007.d
Method: /chem2/ecd5.i/20061107.b/PCB1.m
Compound Sublist: AR1660
Instrument, Inj. Vol.: ecd5.i, 2ul
Quant Method: Internal Std

ARI ID: ICV
Client ID:
Injection Date: 07-NOV-2006 13:41
Report Date: 11/08/2006 09:29
Matrix: SOIL
Dilution Factor: 1.000

ZB5 Col RT	ZB5 Col Shift	ZB5 Col Response	ZB35 Col RT	ZB35 Col Shift	ZB35 Col Response	ZB5 on col	ZB35 on col	RPD	Compound/Flag
4.300	-0.044	200532	5.465	0.000	38016	0.6	0.2	110.6*	Tetrachloro-m-xylene A B
10.572	-0.004	60146	12.260	0.002	81514	0.3	0.7	92.8*	Decachlorobiphenyl A B

* Indicates RPD > 40%
M Indicates Column 1 peak was manually integrated
N Indicates Column 2 peak was manually integrated

SURROGATE PERCENT RECOVERY

SURROGATE	Col1	Col2
Tetrachloro-m-xylene	1.6	0.5
Decachlorobiphenyl	0.6	1.7

INTERNAL STANDARD SUMMARY

Column 1

Standard Cpnd	Standard Area*	Sample Area	%D
Bromo-Nitrobenzene	25071891	26116633	4.2
Hexabromobiphenyl	6582257	6678690	1.5

Column 2

Standard Cpnd	Standard Area*	Sample Area	%D
Bromo-Nitrobenzene	16857940	17627023	4.6
Hexabromobiphenyl	3866036	3976324	2.9

* Standard Areas taken from Initial Cal Level 4
Initial Calibration Date: 07-NOV-2006
<- Indicates standard response outside Limits (-50 to +100%)

Aroclor	Peak#	ZB5 Col RT	Shift	Area	Amount	Peak#	ZB35 Col RT	Shift	Area	Amount
Aroclor-1016	1	5.519	0.000	2203859	260.7	1	6.675	0.000	2274531	255.7
Aroclor-1016	2	5.811	0.000	7290090	264.1	2	7.145	-0.002	4610341	257.1
Aroclor-1016	3	5.924	-0.001	2862990	263.3	3	7.309	0.000	1847305	259.1
Aroclor-1016	4	6.007	0.000	2009081	263.3	4	7.828	0.000	1514894	254.7
Total Col1Ave (4 peaks):					262.9	Total Col2Ave (4 peaks):			256.7	RPD = 2
Corrected Ave (4 peaks):					262.9	Corrected Ave (4 peaks):			256.7	RPD = 2
Aroclor-1260	1	8.379	-0.001	3878655	260.5	1	9.817	0.000	1908234	250.9
Aroclor-1260	2	8.619	0.000	3430727	260.9	2	10.206	0.000	2298889	255.3
Aroclor-1260	3	8.893	0.000	8773693	263.1	3	10.302	-0.001	1728064	256.5
Aroclor-1260	4	9.206	0.000	4292050	261.6	4	10.398	0.000	4989022	256.7
Aroclor-1260	5	9.347	-0.001	2174076	264.8	5	10.898	-0.002	2897485	259.7
Total Col1Ave (5 peaks):					262.2	Total Col2Ave (5 peaks):			255.8	RPD = 2
Corrected Ave (5 peaks):					262.2	Corrected Ave (5 peaks):			255.8	RPD = 2

Total PCB Area Col1 (4.444 - 10.476) = 108544532 Col1 Total PCB = 0.5 ppm*

Total PCB Area Col2 (5.566 - 12.159) = 62433739 Col2 Total PCB = 0.5 ppm*

* Quantitated against AR1660 0.25ppm in Ical

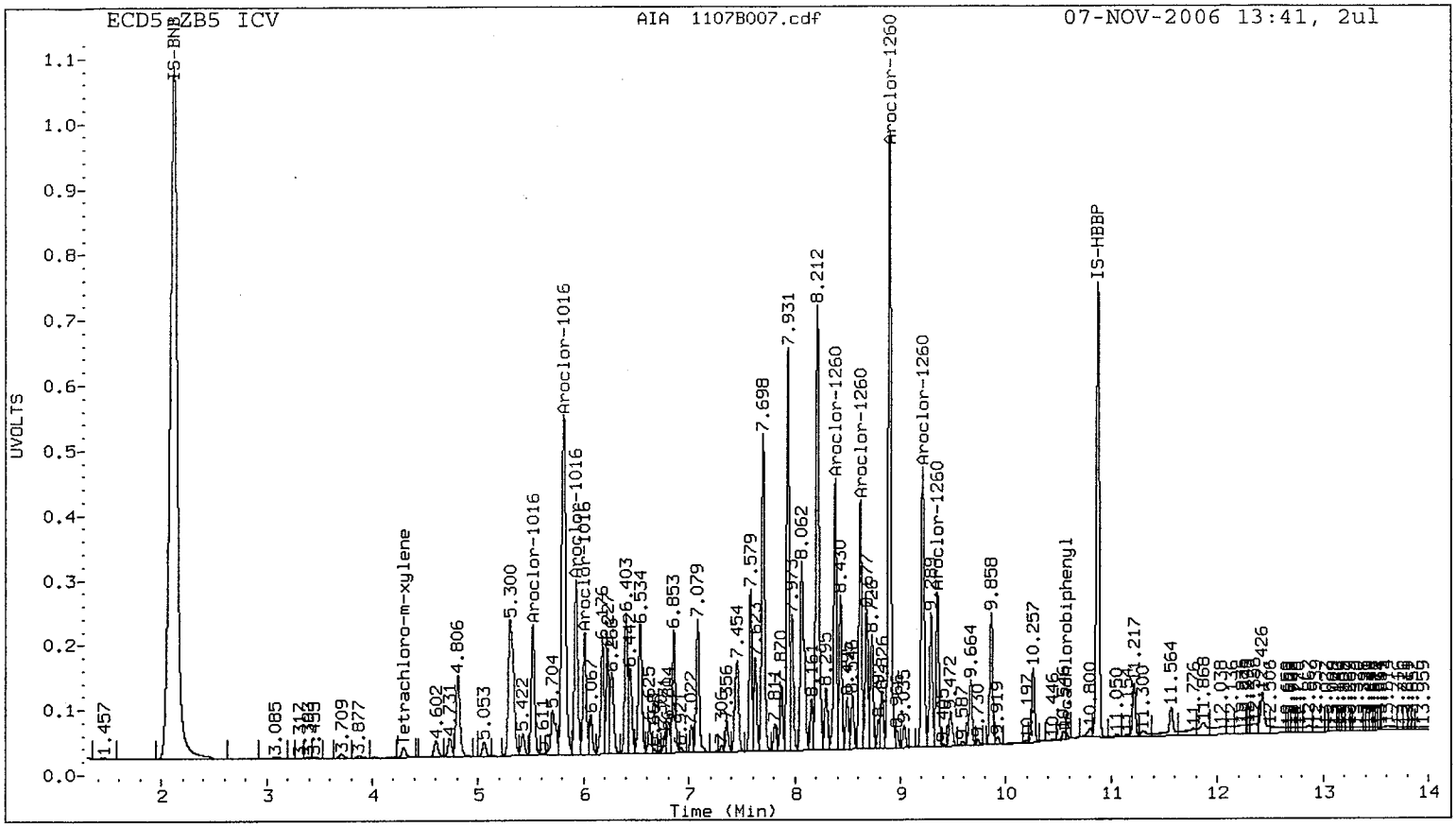
ECD5-ZB5 ICV
AIA 1107B007.cdf
07-NOV-2006 13:41, 2ul
UVOLTS
Time (Min)
IS-BNB
Tetrachloro-m-xylene
Aroclor-1016
Aroclor-1260
IS-HBBP
Decachlorobiphenyl

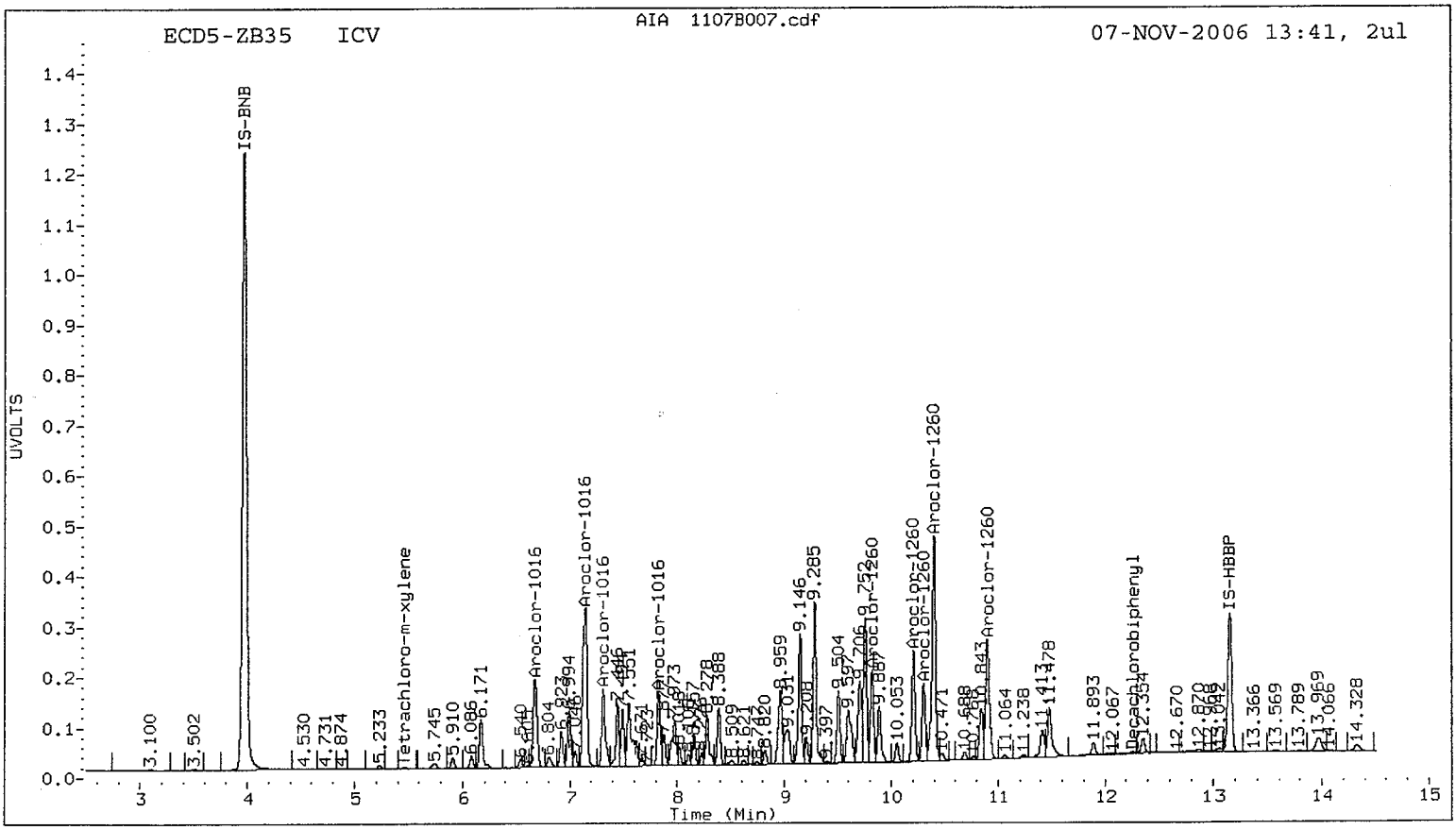
ECD5-ZB35 ICV
AIA 1107B007.cdf
07-NOV-2006 13:41, 2ul
UVOLTS
Time (Min)
IS-BNB
Tetrachloro-m-xylene
Aroclor-1016
Aroclor-1260
IS-HBBP
Decachlorobiphenyl

Analytical Resources Inc.
Dual Column PCB Quantitation Report

Data file 1: 20061107.b/ical-1.b/1107B008.d
Data file 2: 20061107.b/ical-2.b/1107B008.d
Method: /chem2/ecd5.i/20061107.b/PCB1.m
Compound Sublist: AR1242
Instrument, Inj. Vol.: ecd5.i, 2ul
Quant Method: Internal Std

ARI ID: AR1242
Client ID:
Injection Date: 07-NOV-2006 13:59
Report Date: 11/08/2006 09:29
Matrix: SOIL
Dilution Factor: 1.000

ZB5 Col			ZB35 Col			ZB5	ZB35		
RT	Shift	Response	RT	Shift	Response	on col	on col	RPD	Compound/Flag
4.347	0.003	6118636	5.467	0.002	4162404	21.1	21.2	0.5	Tetrachloro-m-xylene
10.575	-0.001	4185199	12.259	0.000	2061052	20.7	20.4	1.6	Decachlorobiphenyl

* Indicates RPD > 40%
M Indicates Column 1 peak was manually integrated
N Indicates Column 2 peak was manually integrated

SURROGATE PERCENT RECOVERY

SURROGATE	Col1	Col2
Tetrachloro-m-xylene	52.7	53.0
Decachlorobiphenyl	51.8	50.9

INTERNAL STANDARD SUMMARY

Column 1

Standard Cpnd	Standard Area*	Sample Area	%D
Bromo-Nitrobenzene	25071891	24084848	-3.9
Hexabromobiphenyl	6582257	5678914	-13.7

Column 2

Standard Cpnd	Standard Area*	Sample Area	%D
Bromo-Nitrobenzene	16857940	16708210	-0.9
Hexabromobiphenyl	3866036	3408859	-11.8

* Standard Areas taken from Initial Cal Level 4
Initial Calibration Date: 07-NOV-2006
<- Indicates standard response outside Limits (-50 to +100%)

	ZB5 Col				ZB35 Col			
Aroclor	Peak#	RT	Shift	Area	Amount	Peak#	RT	Shift	Area	Amount
Aroclor-1242	1	5.519	0.000	1851051	250.0	1	6.171	0.000	913093	250.0
Aroclor-1242	2	5.811	0.000	5987774	250.0	2	6.675	0.000	1898760	250.0
Aroclor-1242	3	5.924	0.000	2368895	250.0	3	7.147	0.000	3783963	250.0
Aroclor-1242	4	6.535	0.000	2256942	250.0	4	7.309	0.000	1535850	250.0
Aroclor-1242	NS	---			----	5	8.158	0.000	1503342	250.0

Total Col1Ave (4 peaks): 250.0 Total Col2Ave (5 peaks): 250.0 RPD = 0

Corrected Ave (4 peaks): 250.0 Corrected Ave (5 peaks): 250.0 RPD = 0

Total PCB Area Col1 (4.444 - 10.476) = 46441872 Col1 Total PCB = 0.2 ppm*

Total PCB Area Col2 (5.566 - 12.159) = 28972444 Col2 Total PCB = 0.2 ppm*

* Quantitated against AR1660 0.25ppm in Ical

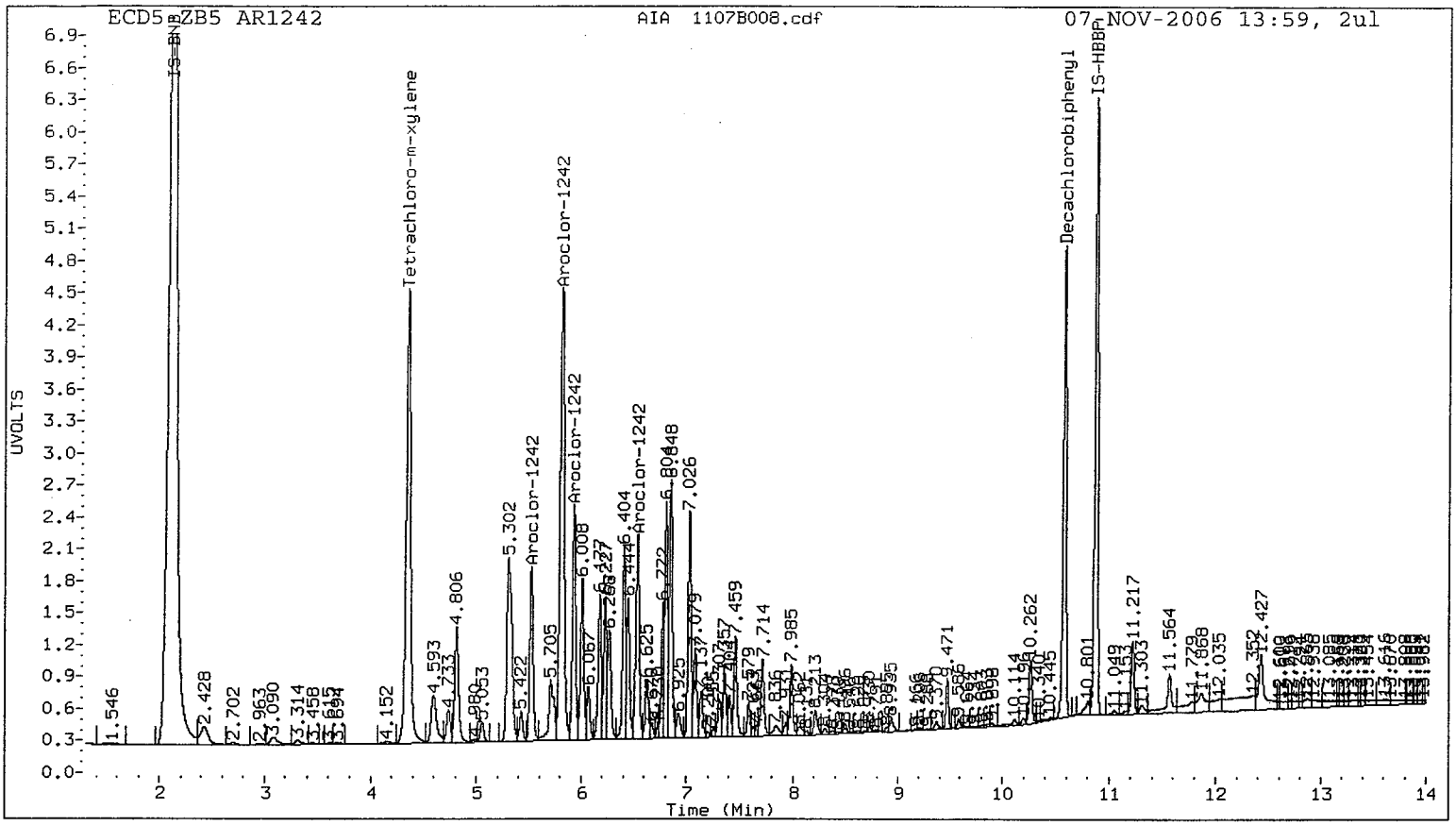
ECD5-ZB5 AR1242
AIA 1107B008.cdf
07-NOV-2006 13:59, 2ul
UVOLTS
Time (Min)
IS-BNB
Tetrachloro-m-xylene
Aroclor-1242
Decachlorobiphenyl
IS-HBBP

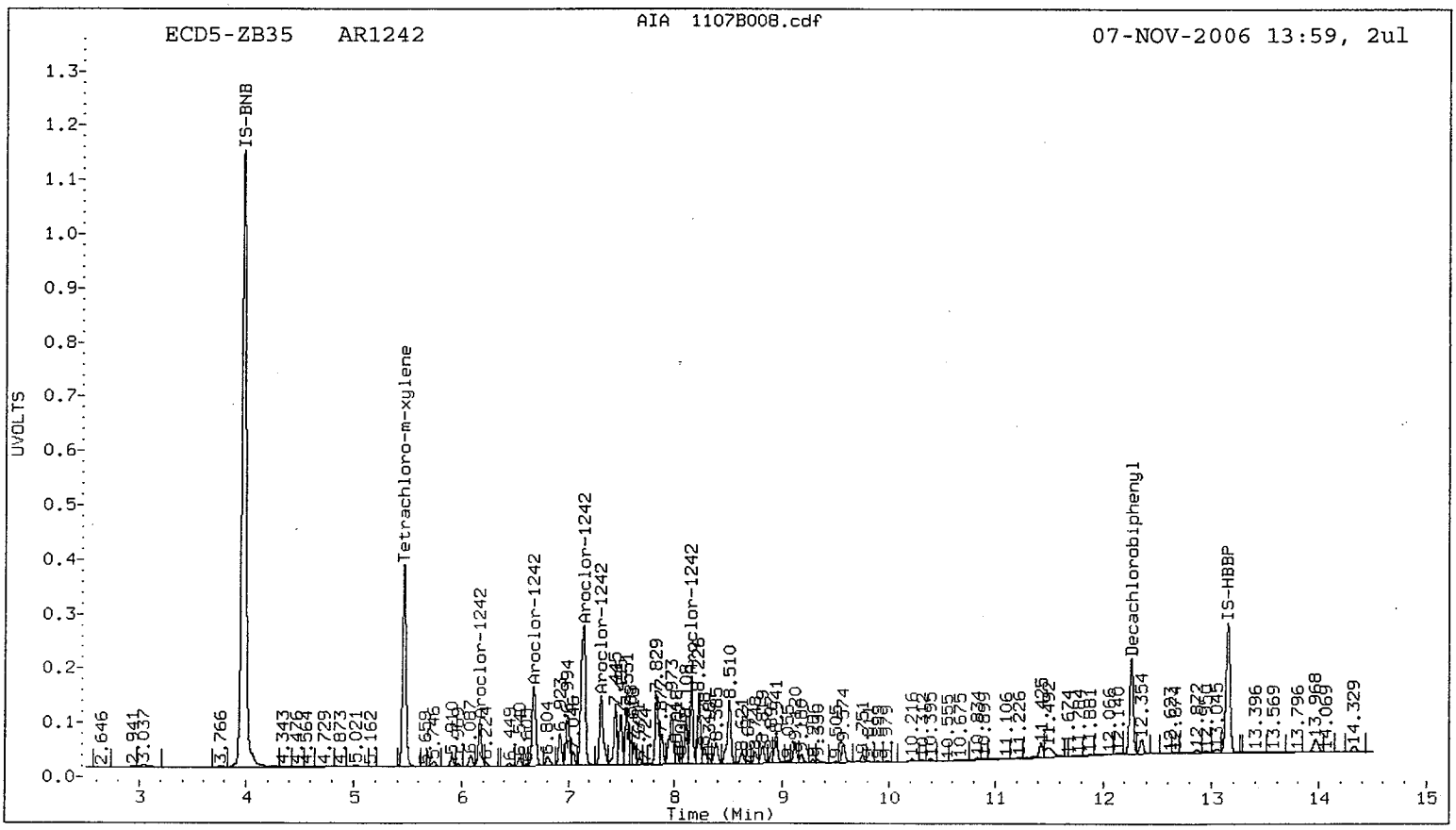
ECD5-ZB35 AR1242
AIA 1107B008.cdf
07-NOV-2006 13:59, 2ul
UVOLTS
Time (Min)
IS-BNB
Tetrachloro-m-xylene
Aroclor-1242
Decachlorobiphenyl
IS-HBBP

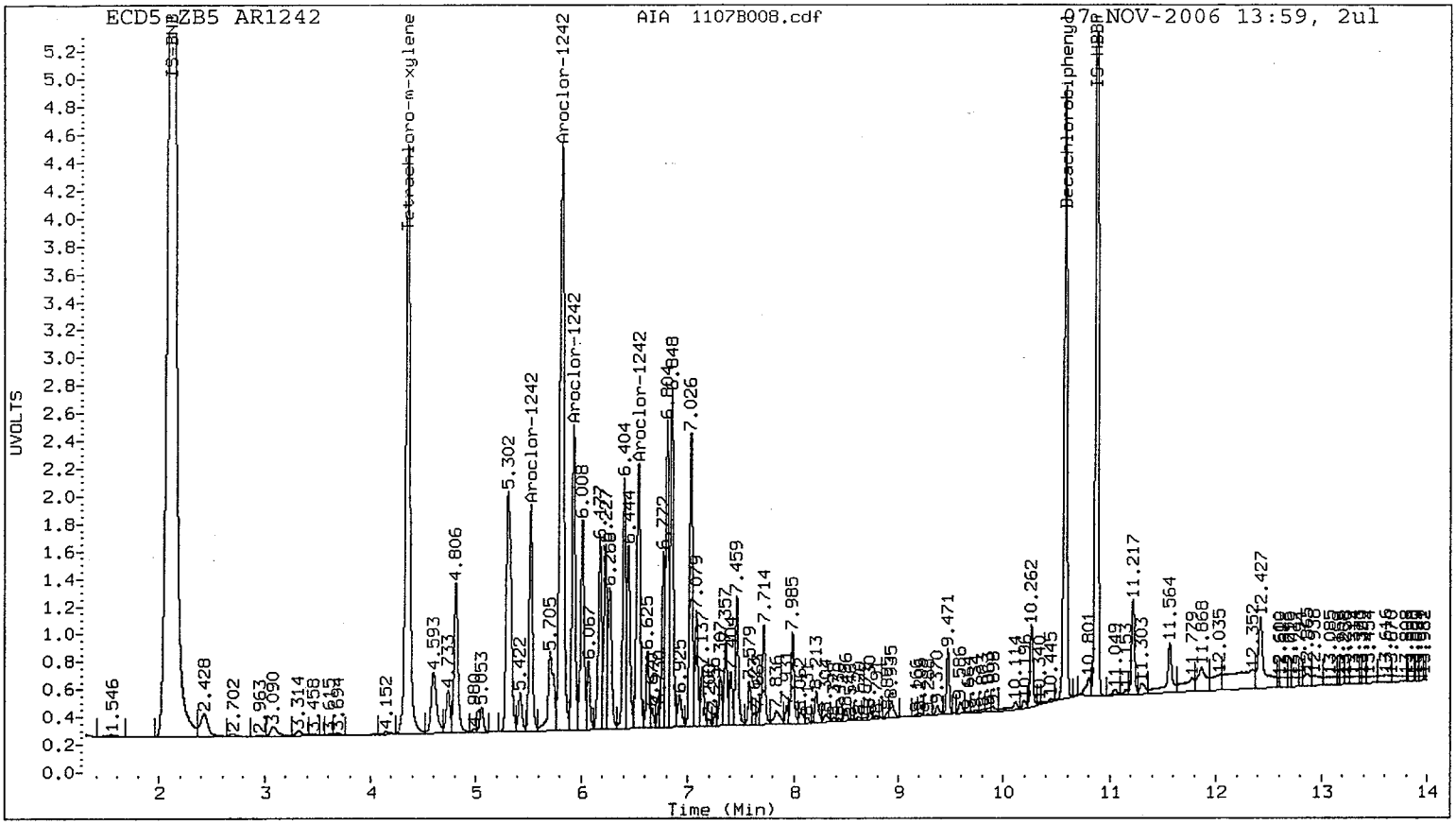
ECD5_ZB5 AR1242
AIA 1107B008.cdf
07-NOV-2006 13:59, 2ul
UVOLTS
Time (Min)
IS-DNB
Tetrachloro-m-xylene
Aroclor-1242
Decachlorobiphenyl
IS-HBBP

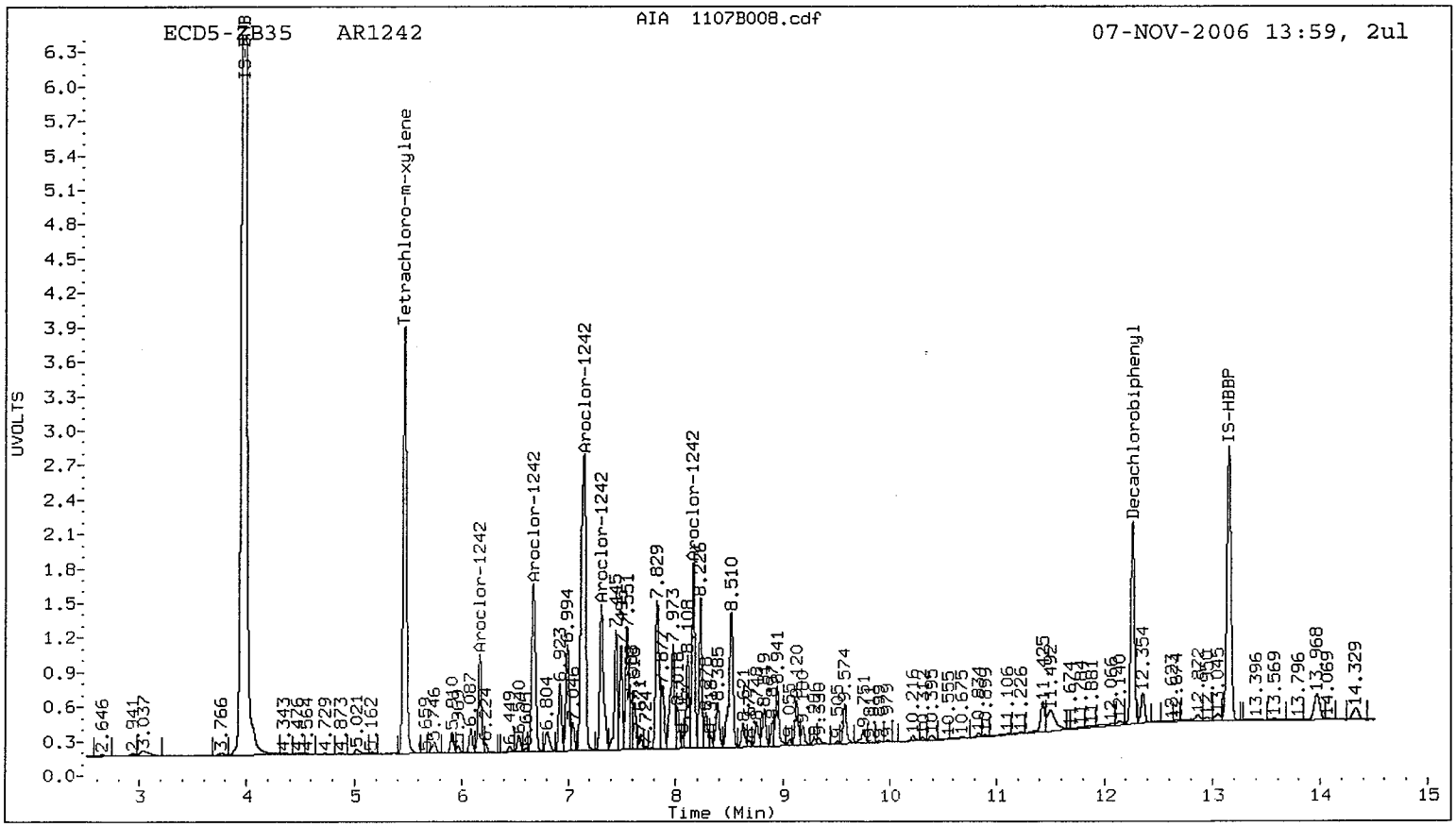
ECD5-ZB35 AR1242
AIA 1107B008.cdf
07-NOV-2006 13:59, 2ul
UVOLTS
Time (Min)
IS-DNB
Tetrachloro-m-xylene
Aroclor-1242
Decachlorobiphenyl
IS-HBBP

Analytical Resources Inc.
Dual Column PCB Quantitation Report

Data file 1: 20061107.b/ical-1.b/1107B009.d
Data file 2: 20061107.b/ical-2.b/1107B009.d
Method: /chem2/ecd5.i/20061107.b/PCB1.m
Compound Sublist: AR1248
Instrument, Inj. Vol.: ecd5.i, 2ul
Quant Method: Internal Std

ARI ID: AR1248
Client ID:
Injection Date: 07-NOV-2006 14:17
Report Date: 11/08/2006 09:30
Matrix: SOIL
Dilution Factor: 1.000

ZB5 Col			ZB35 Col			ZB5	ZB35		
RT	Shift	Response	RT	Shift	Response	on col	on col	RPD	Compound/Flag
4.346	0.002	6589848	5.466	0.001	4386701	20.3	20.0	1.7	Tetrachloro-m-xylene
10.574	-0.002	4556492	12.259	0.000	2234137	19.9	19.5	2.1	Decachlorobiphenyl

* Indicates RPD > 40%
M Indicates Column 1 peak was manually integrated
N Indicates Column 2 peak was manually integrated

SURROGATE PERCENT RECOVERY

SURROGATE	Col1	Col2
Tetrachloro-m-xylene	50.8	49.9
Decachlorobiphenyl	49.8	48.8

INTERNAL STANDARD SUMMARY

Column 1

Standard Cpnd	Standard Area*	Sample Area	%D
Bromo-Nitrobenzene	25071891	26929748	7.4
Hexabromobiphenyl	6582257	6425939	-2.4

Column 2

Standard Cpnd	Standard Area*	Sample Area	%D
Bromo-Nitrobenzene	16857940	18686200	10.8
Hexabromobiphenyl	3866036	3859743	-0.2

* Standard Areas taken from Initial Cal Level 4
Initial Calibration Date: 07-NOV-2006
<- Indicates standard response outside Limits (-50 to +100%)

		ZB5 Col				ZB35 Col			
Aroclor	Peak#	RT	Shift	Area	Amount	Peak#	RT	Shift	Area	Amount
Aroclor-1248	1	5.300	0.000	1511568	250.0	1	7.143	0.000	2869318	250.0
Aroclor-1248	2	5.809	0.000	4535843	250.0	2	7.494	0.000	1521821	250.0
Aroclor-1248	3	6.176	0.000	2499552	250.0	3	7.828	0.000	2034922	250.0
Aroclor-1248	4	6.535	0.000	3551105	250.0	4	8.158	0.000	2688350	250.0
Aroclor-1248	5	6.848	0.000	4680247	250.0	NS	---			----
Total Col1Ave (5 peaks):					250.0	Total Col2Ave (4 peaks):			250.0	RPD = 0
Corrected Ave (5 peaks):					250.0	Corrected Ave (4 peaks):			250.0	RPD = 0

Total PCB Area Col1 (4.444 - 10.476) = 57595537 Col1 Total PCB = 0.3 ppm*

Total PCB Area Col2 (5.566 - 12.159) = 35289968 Col2 Total PCB = 0.3 ppm*

* Quantitated against AR1660 0.25ppm in Ical

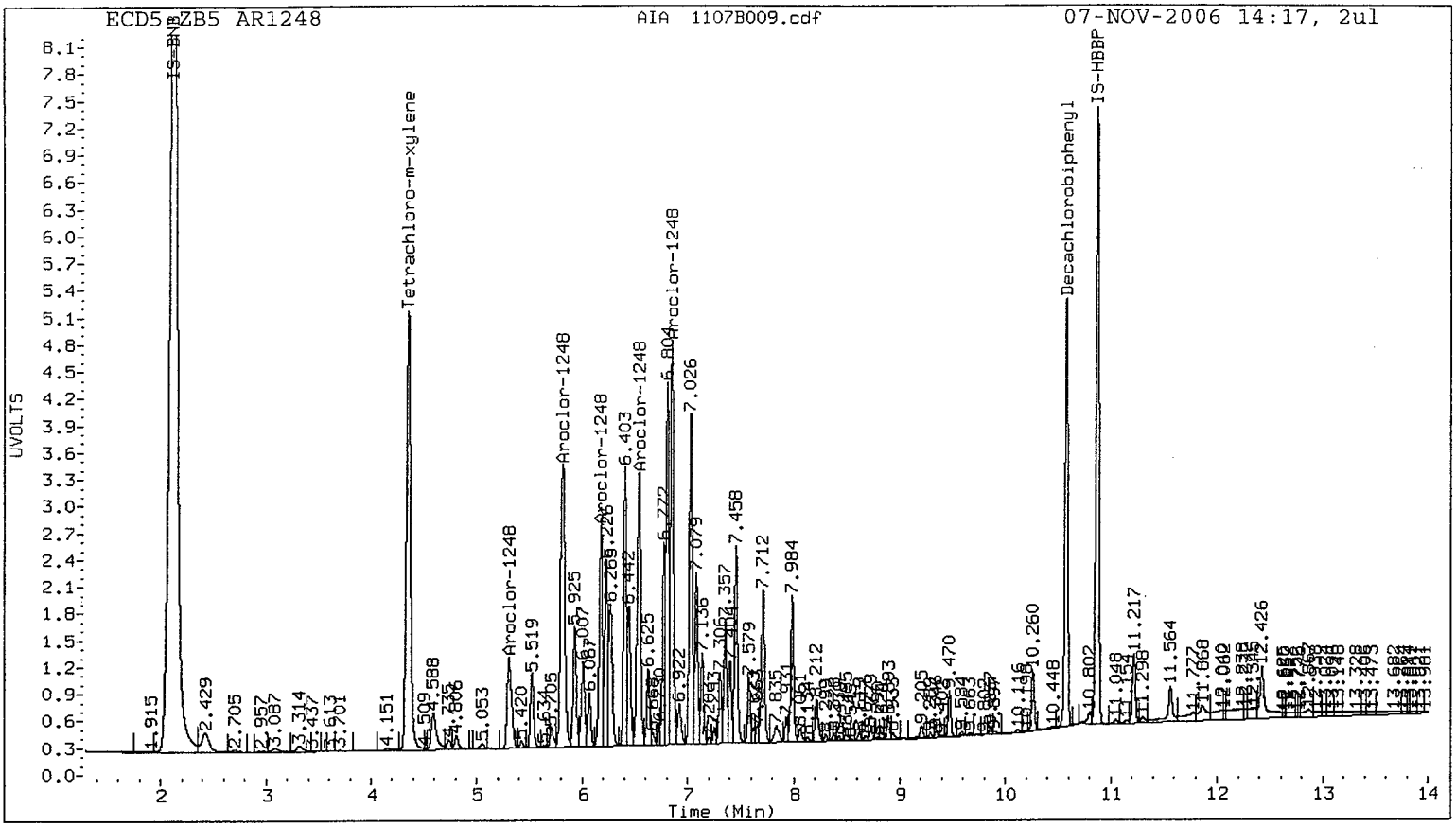
ECD5-ZB5 AR1248
AIA 1107B009.cdf
07-NOV-2006 14:17, 2ul
UVOLTS
Time (Min)
IS-BNB
Tetrachloro-m-xylene
Aroclor-1248
Decachlorobiphenyl
IS-HBBP

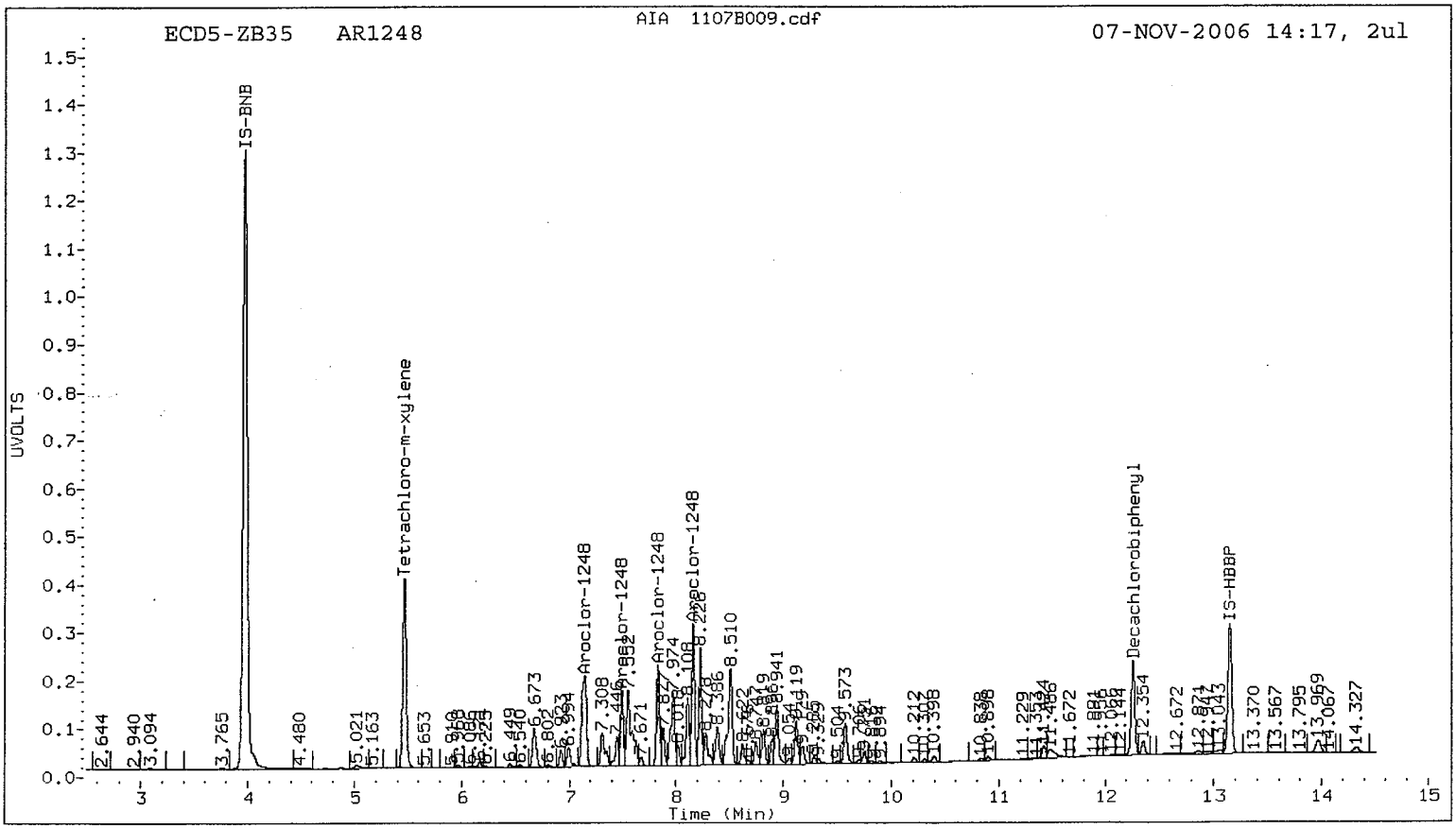
ECD5-ZB35 AR1248
AIA 1107B009.cdf
07-NOV-2006 14:17, 2ul
UVOLTS
Time (Min)
IS-BNB
Tetrachloro-m-xylene
Aroclor-1248
Decachlorobiphenyl
IS-HBBP

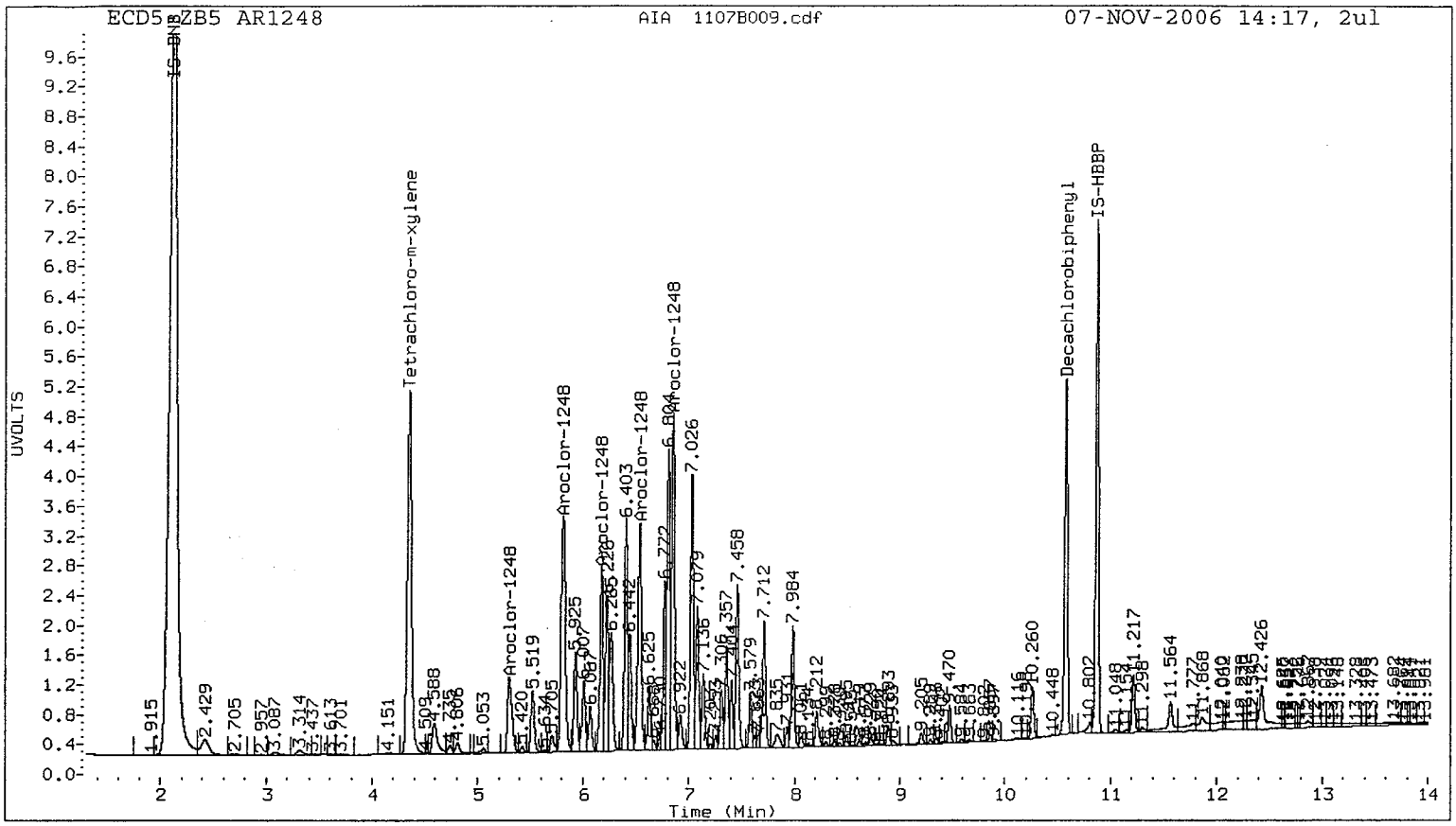
ECD5-ZB5 AR1248
AIA 1107B009.cdf
07-NOV-2006 14:17, 2ul
UVOLTS
Time (Min)
IS-DNB
Tetrachloro-m-xylene
Aroclor-1248
Aroclor-1248
Aroclor-1248
Aroclor-1248
Aroclor-1248
Decachlorobiphenyl
IS-HBBP

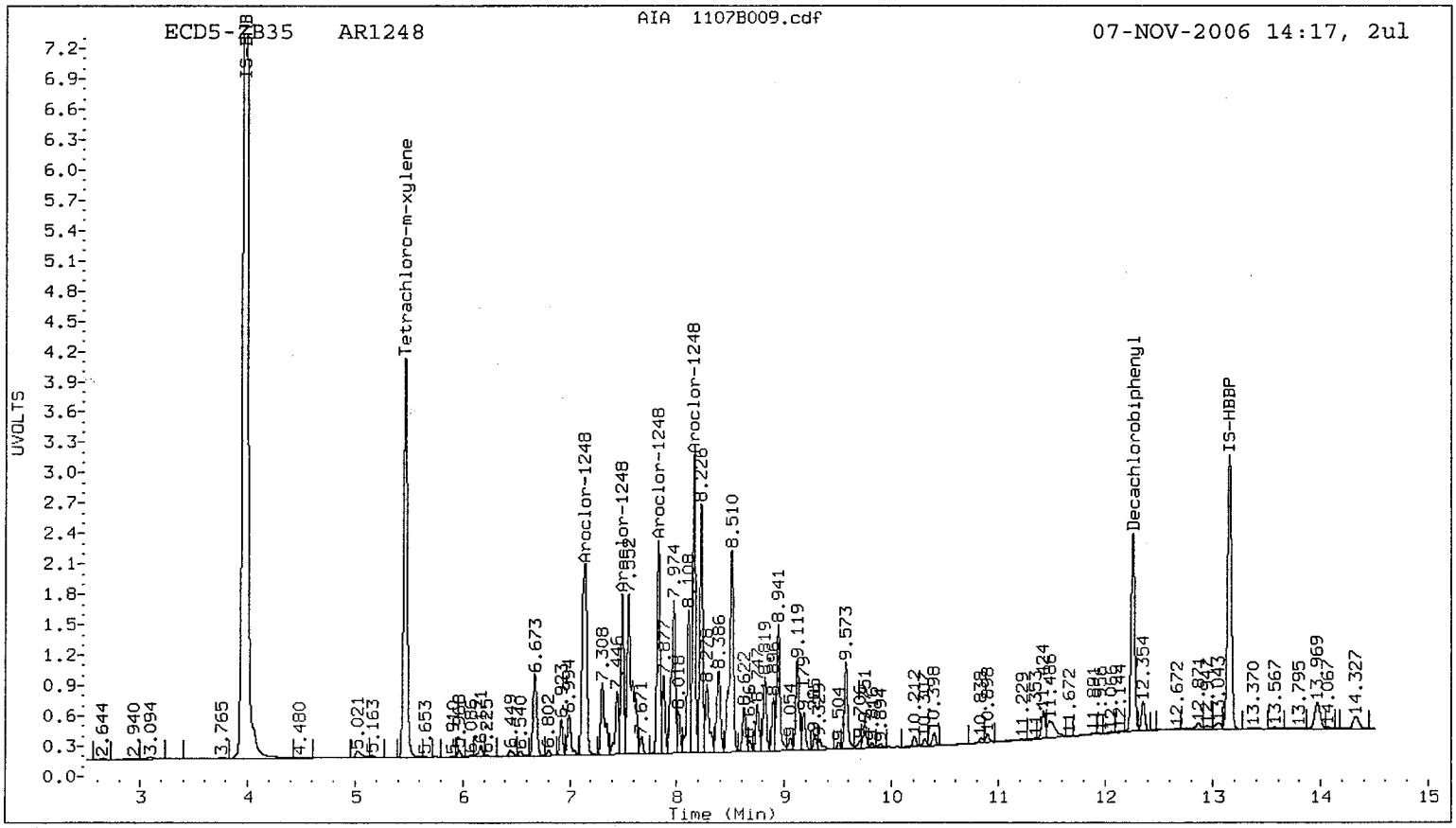
ECD5-ZB35 AR1248
AIA 1107B009.cdf
07-NOV-2006 14:17, 2ul
UVOLTS
Time (Min)
IS-DNB
Tetrachloro-m-xylene
Aroclor-1248
Aroclor-1248
Aroclor-1248
Aroclor-1248
Decachlorobiphenyl
IS-HBBP

Analytical Resources Inc.
Dual Column PCB Quantitation Report

Data file 1: 20061107.b/ical-1.b/1107B010.d
Data file 2: 20061107.b/ical-2.b/1107B010.d
Method: /chem2/ecd5.i/20061107.b/PCB1.m
Compound Sublist: AR1254
Instrument, Inj. Vol.: ecd5.i, 2ul
Quant Method: Internal Std

ARI ID: AR1254
Client ID:
Injection Date: 07-NOV-2006 14:35
Report Date: 11/08/2006 09:30
Matrix: SOIL
Dilution Factor: 1.000

ZB5 Col			ZB35 Col			ZB5	ZB35		
RT	Shift	Response	RT	Shift	Response	on col	on col	RPD	Compound/Flag
4.346	0.002	6944292	5.466	0.001	4580989	21.7	21.4	1.8	Tetrachloro-m-xylene
10.575	-0.002	4751526	12.260	0.001	2351488	20.5	20.4	0.5	Decachlorobiphenyl

* Indicates RPD > 40%
M Indicates Column 1 peak was manually integrated
N Indicates Column 2 peak was manually integrated

SURROGATE PERCENT RECOVERY

SURROGATE	Col1	Col2
Tetrachloro-m-xylene	54.3	53.4
Decachlorobiphenyl	51.3	51.0

INTERNAL STANDARD SUMMARY

Column 1

Standard Cpnd	Standard Area*	Sample Area	%D
Bromo-Nitrobenzene	25071891	26508901	5.7
Hexabromobiphenyl	6582257	6503801	-1.2

Column 2

Standard Cpnd	Standard Area*	Sample Area	%D
Bromo-Nitrobenzene	16857940	18248782	8.3
Hexabromobiphenyl	3866036	3881447	0.4

* Standard Areas taken from Initial Cal Level 4
Initial Calibration Date: 07-NOV-2006
<- Indicates standard response outside Limits (-50 to +100%)

	ZB5 Col				ZB35 Col			
Aroclor Peak#	RT	Shift	Area	Amount	Peak#	RT	Shift	Area	Amount
Aroclor-1254 1	6.853	0.000	3838927	250.0	1	8.388	0.000	2839192	250.0
Aroclor-1254 2	7.079	0.000	5265647	250.0	2	8.820	0.000	2012182	250.0
Aroclor-1254 3	7.357	0.000	3474134	250.0	3	8.943	0.000	3973453	250.0
Aroclor-1254 4	7.457	0.000	6348356	250.0	4	9.577	0.000	2778448	250.0
Aroclor-1254 5	7.981	0.000	4252215	250.0	NS	---			----
Total Col1Ave (5 peaks):				250.0	Total Col2Ave (4 peaks):			250.0	RPD = 0
Corrected Ave (5 peaks):				250.0	Corrected Ave (4 peaks):			250.0	RPD = 0

Total PCB Area Col1 (4.444 - 10.476) = 68115481 Col1 Total PCB = 0.3 ppm*

Total PCB Area Col2 (5.566 - 12.159) = 40415656 Col2 Total PCB = 0.3 ppm*

* Quantitated against AR1660 0.25ppm in Ical

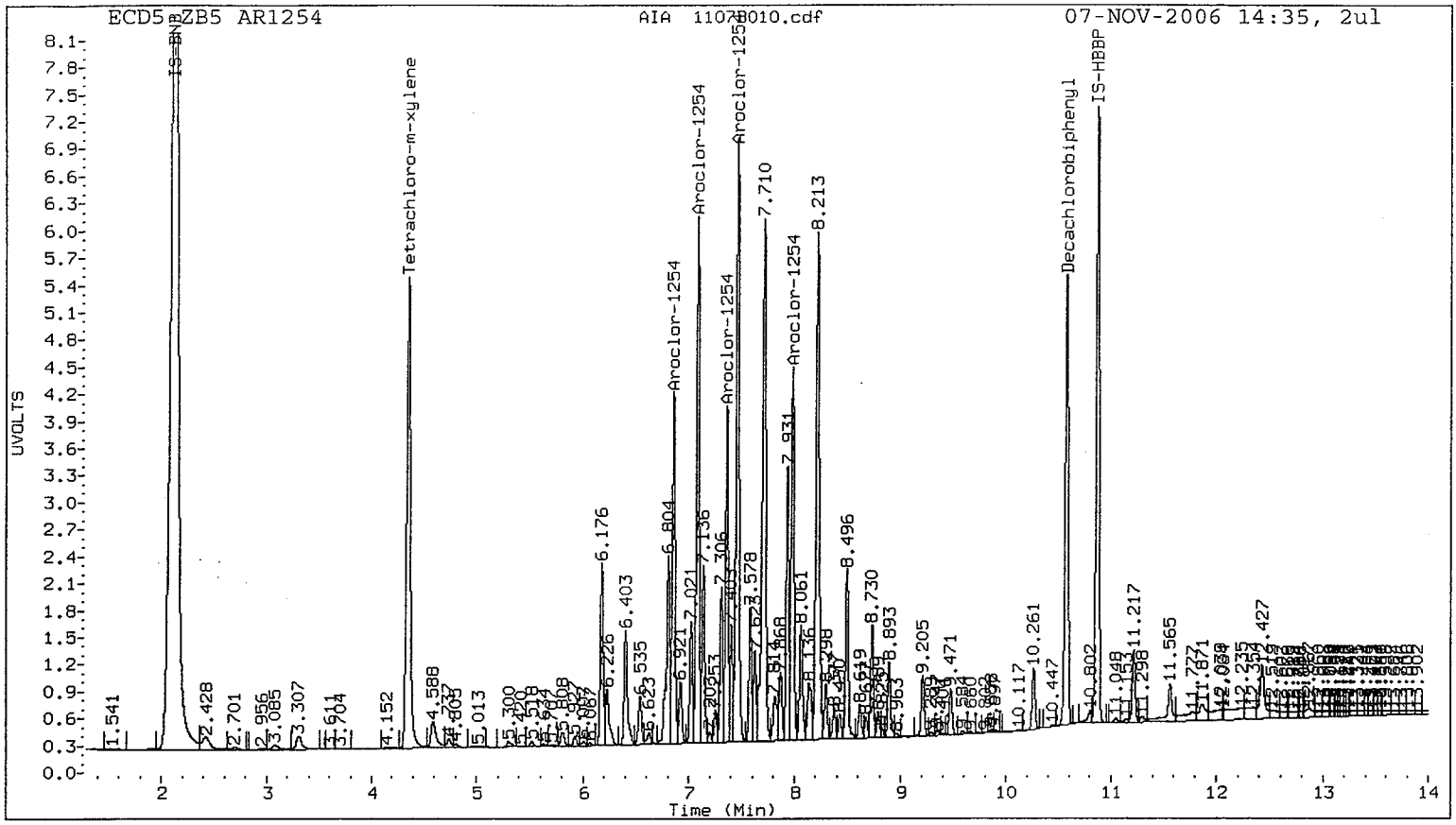
ECD5-ZB5 AR1254
AIA 1107B010.cdf
07-NOV-2006 14:35, 2ul
UVOLTS
Time (Min)
IS-BNB
Tetrachloro-m-xylene
Aroclor-1254
Aroclor-1254
Aroclor-1254
Aroclor-1254
Aroclor-1254
Decachlorobiphenyl
IS-HBBP

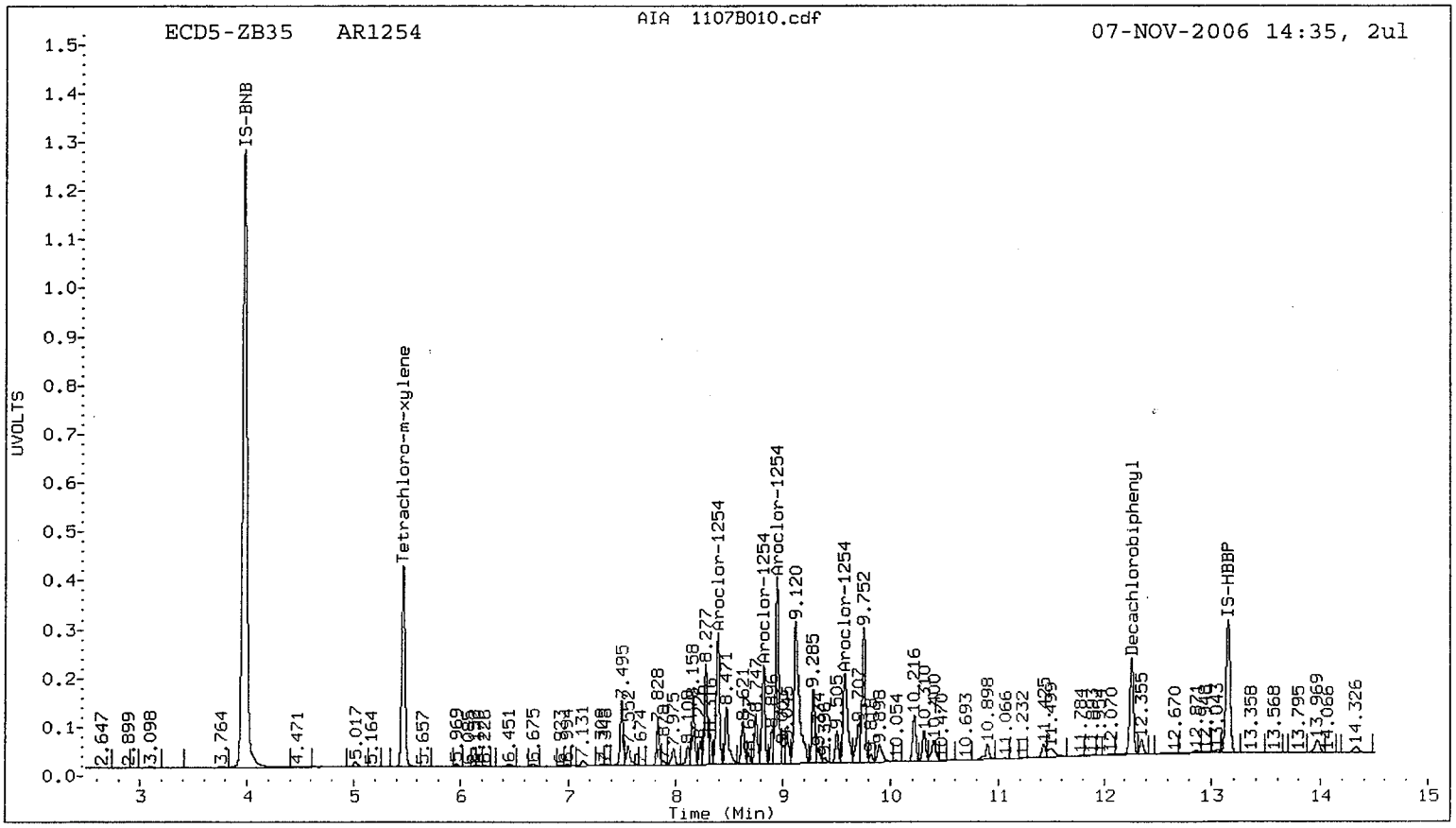
ECD5-ZB35 AR1254
AIA 1107B010.cdf
07-NOV-2006 14:35, 2ul
UVOLTS
Time (Min)
IS-BNB
Tetrachloro-m-xylene
Aroclor-1254
Aroclor-1254
Aroclor-1254
Aroclor-1254
Aroclor-1254
Decachlorobiphenyl
IS-HBBP

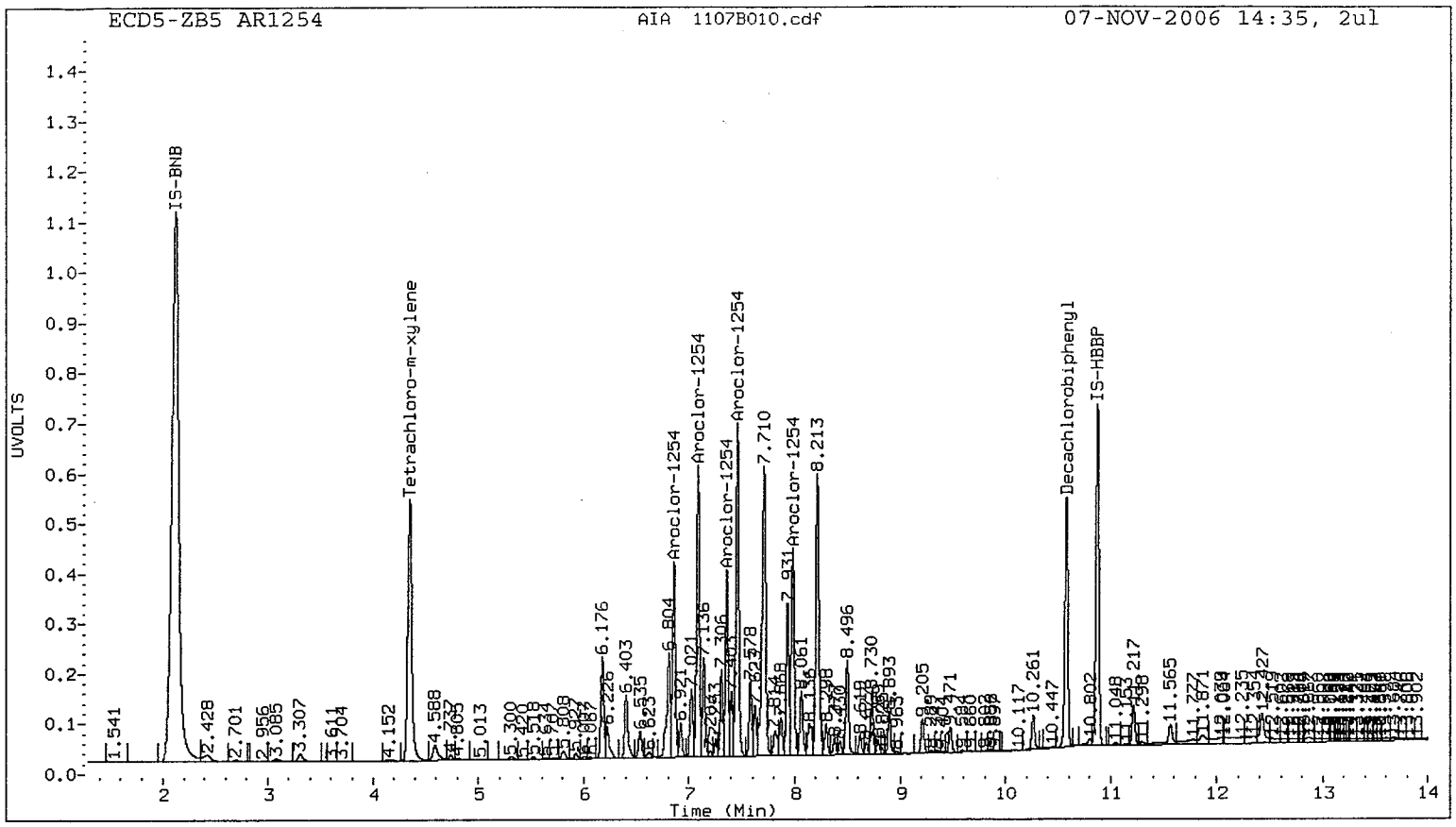
ECD5-ZB5 AR1254
AIA 1107B010.cdf
07-NOV-2006 14:35, 2ul
UVOLTS
Time (Min)
IS-BNB
Tetrachloro-m-xylene
Aroclor-1254
Decachlorobiphenyl
IS-HBBP

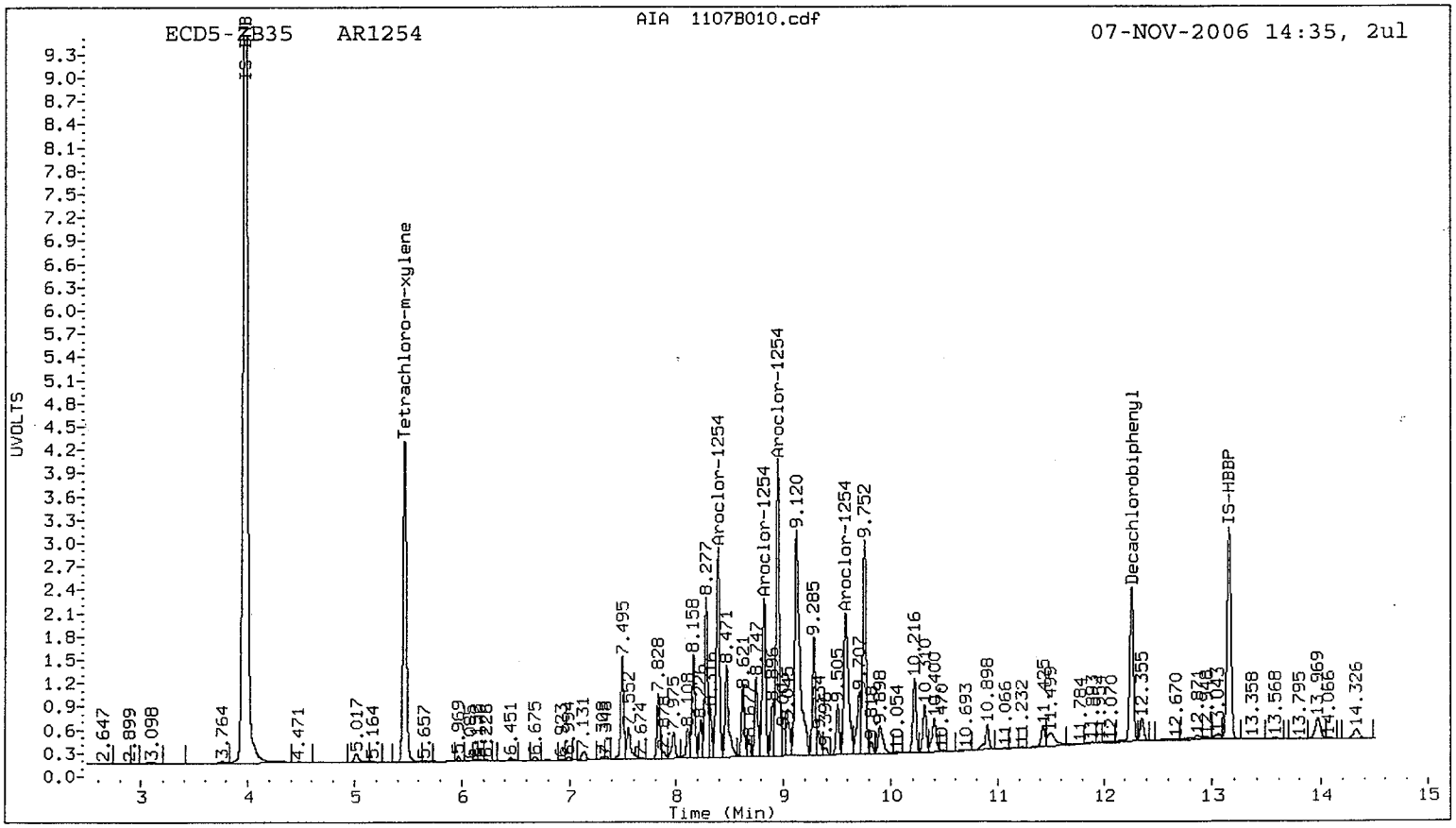
ECD5-DB35 AR1254
AIA 1107B010.cdf
07-NOV-2006 14:35, 2ul
UVOLTS
Time (Min)
IS-BNB
Tetrachloro-m-xylene
Aroclor-1254
Decachlorobiphenyl
IS-HBBP

Analytical Resources Inc.
Dual Column PCB Quantitation Report

Data file 1: 20061107.b/ical-1.b/1107B011.d
Data file 2: 20061107.b/ical-2.b/1107B011.d
Method: /chem2/ecd5.i/20061107.b/PCB1.m
Compound Sublist: AR2162
Instrument, Inj. Vol.: ecd5.i, 2ul
Quant Method: Internal Std

ARI ID: AR2162
Client ID:
Injection Date: 07-NOV-2006 16:16
Report Date: 11/08/2006 09:30
Matrix: SOIL
Dilution Factor: 1.000

ZB5 Col RT	ZB5 Col Shift	ZB5 Col Response	ZB35 Col RT	ZB35 Col Shift	ZB35 Col Response	ZB5 on col	ZB35 on col	RPD	Compound/Flag
4.345	0.001	7233468	5.460	-0.006	4573575	21.1	19.8	6.4	Tetrachloro-m-xylene
10.577	0.001	4677746	12.260	0.001	2280541	18.9	18.6	1.7	Decachlorobiphenyl

* Indicates RPD > 40%
M Indicates Column 1 peak was manually integrated
N Indicates Column 2 peak was manually integrated

SURROGATE PERCENT RECOVERY

SURROGATE	Col1	Col2
Tetrachloro-m-xylene	52.7	49.4
Decachlorobiphenyl	47.3	46.5

INTERNAL STANDARD SUMMARY

Column 1

Standard Cpnd	Standard Area*	Sample Area	%D
Bromo-Nitrobenzene	25071891	28464081	13.5
Hexabromobiphenyl	6582257	6949324	5.6

Column 2

Standard Cpnd	Standard Area*	Sample Area	%D
Bromo-Nitrobenzene	16857940	19669666	16.7
Hexabromobiphenyl	3866036	4131040	6.9

* Standard Areas taken from Initial Cal Level 4
Initial Calibration Date: 07-NOV-2006
<- Indicates standard response outside Limits (-50 to +100%)

		ZB5 Col				ZB35 Col			
Aroclor	Peak#	RT	Shift	Area	Amount	Peak#	RT	Shift	Area	Amount
Aroclor-1221	1	4.604	0.000	1081898	250.0	1	5.904	0.000	668467	250.0
Aroclor-1221	2	4.806	0.000	2319934	250.0	2	6.080	0.000	443701	250.0
Aroclor-1221	3	5.812	0.000	870879	250.0	3	6.165	0.000	1337204	250.0
Aroclor-1221	NS	---			----	4	6.684	0.000	524599	250.0
	Total Col1Ave (3 peaks):			250.0		Total Col2Ave (4 peaks):			250.0	RPD = 0
	Corrected Ave (3 peaks):			250.0		Corrected Ave (4 peaks):			250.0	RPD = 0
Aroclor-1262	1	8.621	0.000	4688587	250.0	1	9.816	0.000	3297149	250.0
Aroclor-1262	2	8.895	0.000	11391945	250.0	2	10.204	0.000	3027363	250.0
Aroclor-1262	3	9.208	0.000	3558564	250.0	3	10.398	0.000	6181717	250.0
Aroclor-1262	4	9.349	0.000	4759847	250.0	4	10.897	0.000	3641646	250.0
Aroclor-1262	5	9.859	0.000	3467689	250.0	5	11.478	0.000	2252953	250.0
	Total Col1Ave (5 peaks):			250.0		Total Col2Ave (5 peaks):			250.0	RPD = 0
	Corrected Ave (5 peaks):			250.0		Corrected Ave (5 peaks):			250.0	RPD = 0

Total PCB Area Col1 (4.444 - 10.476) = 89121279 Col1 Total PCB = 0.4 ppm*

Total PCB Area Col2 (5.566 - 12.159) = 48561371 Col2 Total PCB = 0.4 ppm*

* Quantitated against AR1660 0.25ppm in Ical

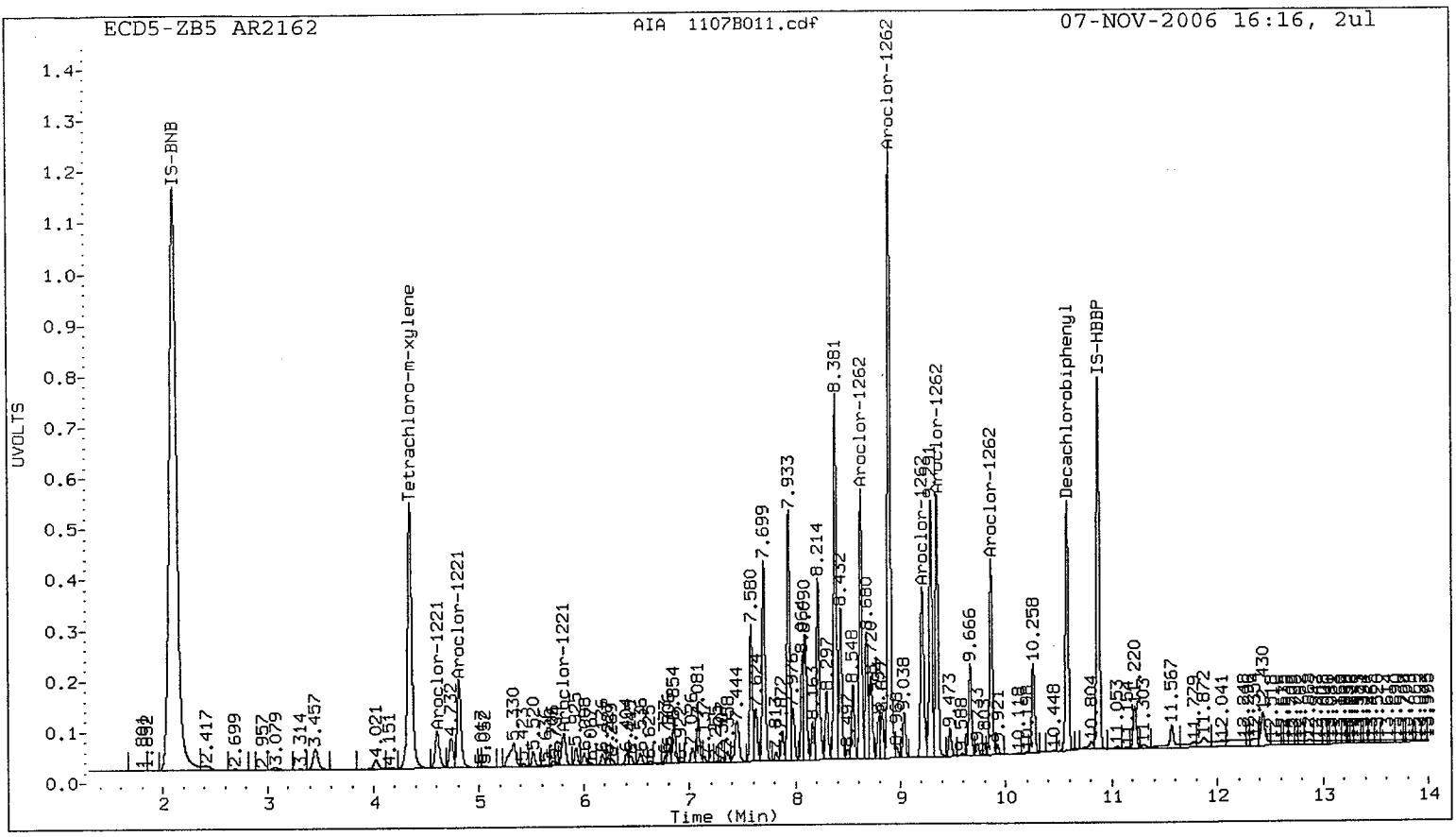
ECD5-ZB5 AR2162
AIA 1107B011.cdf
07-NOV-2006 16:16, 2ul
UVOLTS
Time (Min)
IS-BNB
Tetrachloro-m-xylene
Aroclor-1221
Aroclor-1262
Decachlorobiphenyl
IS-HBBP

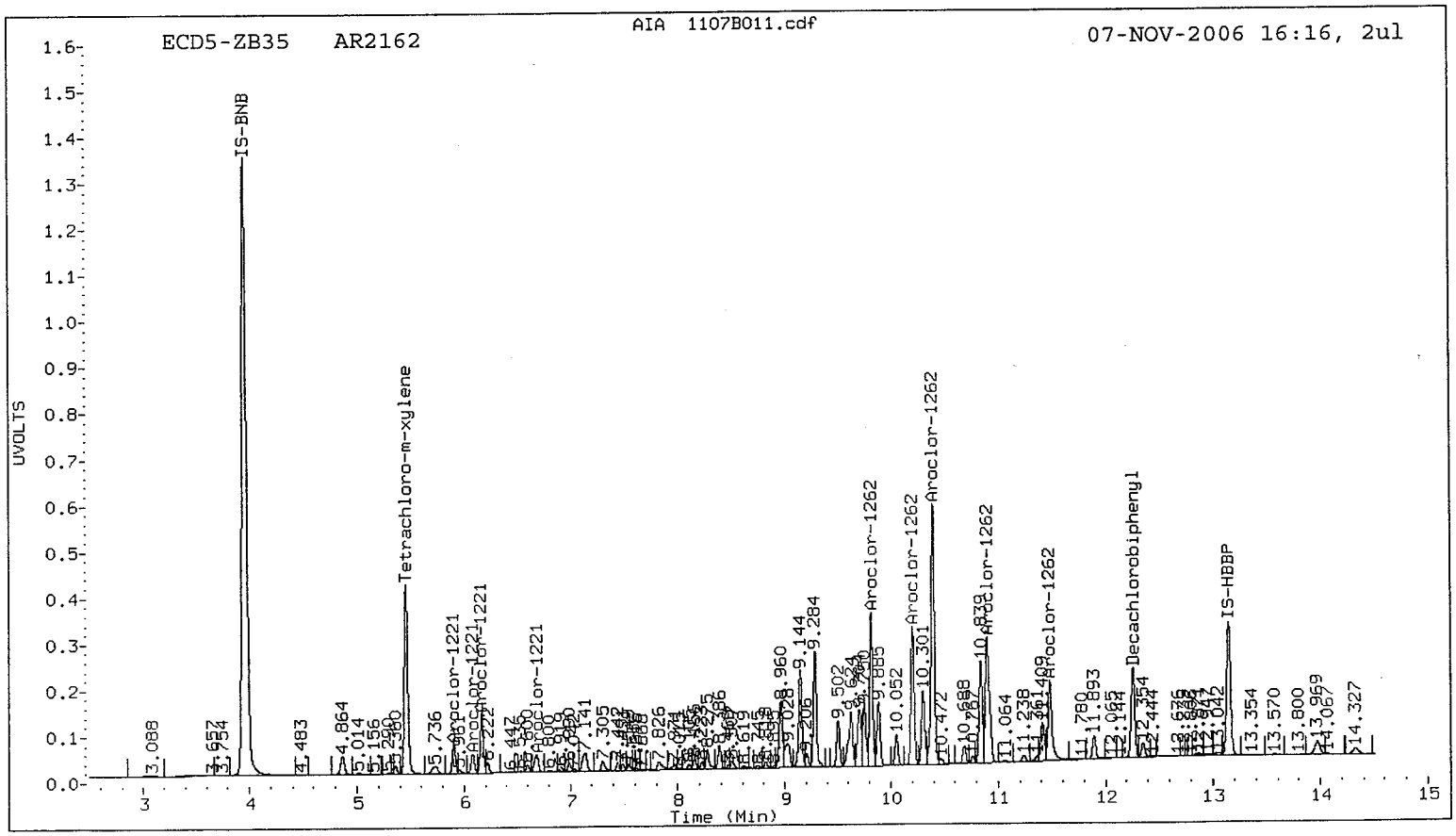
ECD5-ZB35 AR2162
AIA 1107B011.cdf
07-NOV-2006 16:16, 2ul
UVOLTS
Time (Min)
IS-BNB
Tetrachloro-m-xylene
Aroclor-1221
Aroclor-1262
Decachlorobiphenyl
IS-HBBP

Analytical Resources Inc.
Dual Column PCB Quantitation Report

Data file 1: 20061107.b/ical-1.b/1107B012.d
Data file 2: 20061107.b/ical-2.b/1107B012.d
Method: /chem2/ecd5.i/20061107.b/PCB1.m
Compound Sublist: AR3268
Instrument, Inj. Vol.: ecd5.i, 2ul
Quant Method: Internal Std

ARI ID: AR3268
Client ID:
Injection Date: 07-NOV-2006 16:34
Report Date: 11/08/2006 09:30
Matrix: SOIL
Dilution Factor: 1.000

ZB5 Col			ZB35 Col			ZB5	ZB35		
RT	Shift	Response	RT	Shift	Response	on col	on col	RPD	Compound/Flag
4.344	0.000	6957555	5.466	0.000	4419586	20.7	20.0	3.4	Tetrachloro-m-xylene M
10.576	0.000	8740006	12.259	0.000	4252076	35.5	35.6	0.3	Decachlorobiphenyl M

* Indicates RPD > 40%
M Indicates Column 1 peak was manually integrated
N Indicates Column 2 peak was manually integrated

SURROGATE PERCENT RECOVERY

SURROGATE	Col1	Col2
Tetrachloro-m-xylene	51.7	49.9
Decachlorobiphenyl	88.8	89.1

INTERNAL STANDARD SUMMARY

Column 1

Standard Cpnd	Standard Area*	Sample Area	%D
Bromo-Nitrobenzene	25071891	27938591	11.4
Hexabromobiphenyl	6582257	6913179	5.0

Column 2

Standard Cpnd	Standard Area*	Sample Area	%D
Bromo-Nitrobenzene	16857940	18829091	11.7
Hexabromobiphenyl	3866036	4021068	4.0

* Standard Areas taken from Initial Cal Level 4
Initial Calibration Date: 07-NOV-2006
<- Indicates standard response outside Limits (-50 to +100%)

Aroclor	Peak#	ZB5 Col RT	Shift	Area	Amount	Peak#	ZB35 Col RT	Shift	Area	Amount
Aroclor-1232	1	4.807	0.000	2007484	250.0	1	6.170	0.000	1160361	250.0
Aroclor-1232	2	5.519	0.000	1007436	250.0	2	6.677	0.000	1116709	250.0
Aroclor-1232	3	5.812	0.000	3226080	250.0	3	7.145	0.000	2002880	250.0
Aroclor-1232	4	5.925	0.000	1266667	250.0	4	7.308	0.000	832898	250.0
Total Col1Ave (4 peaks):					250.0	Total Col2Ave (4 peaks):				250.0 RPD = 0
Corrected Ave (4 peaks):					250.0	Corrected Ave (4 peaks):				250.0 RPD = 0
Aroclor-1268	1	9.290	0.000	12990930	250.0	1	10.838	0.000	6084446	250.0
Aroclor-1268	2	9.345	0.000	11608490	250.0	2	10.898	0.000	5474939	250.0
Aroclor-1268	3	9.647	0.000	9977256	250.0	3	11.240	0.000	4399996	250.0
Aroclor-1268	4	10.254	0.000	23297919	250.0	4	11.893	0.000	11412247	250.0
Total Col1Ave (4 peaks):					250.0	Total Col2Ave (4 peaks):				250.0 RPD = 0
Corrected Ave (4 peaks):					250.0	Corrected Ave (4 peaks):				250.0 RPD = 0

Total PCB Area Col1 (4.444 - 10.476) = 100415222 Col1 Total PCB = 0.5 ppm*

Total PCB Area Col2 (5.566 - 12.159) = 52435023 Col2 Total PCB = 0.4 ppm*

* Quantitated against AR1660 0.25ppm in Ical

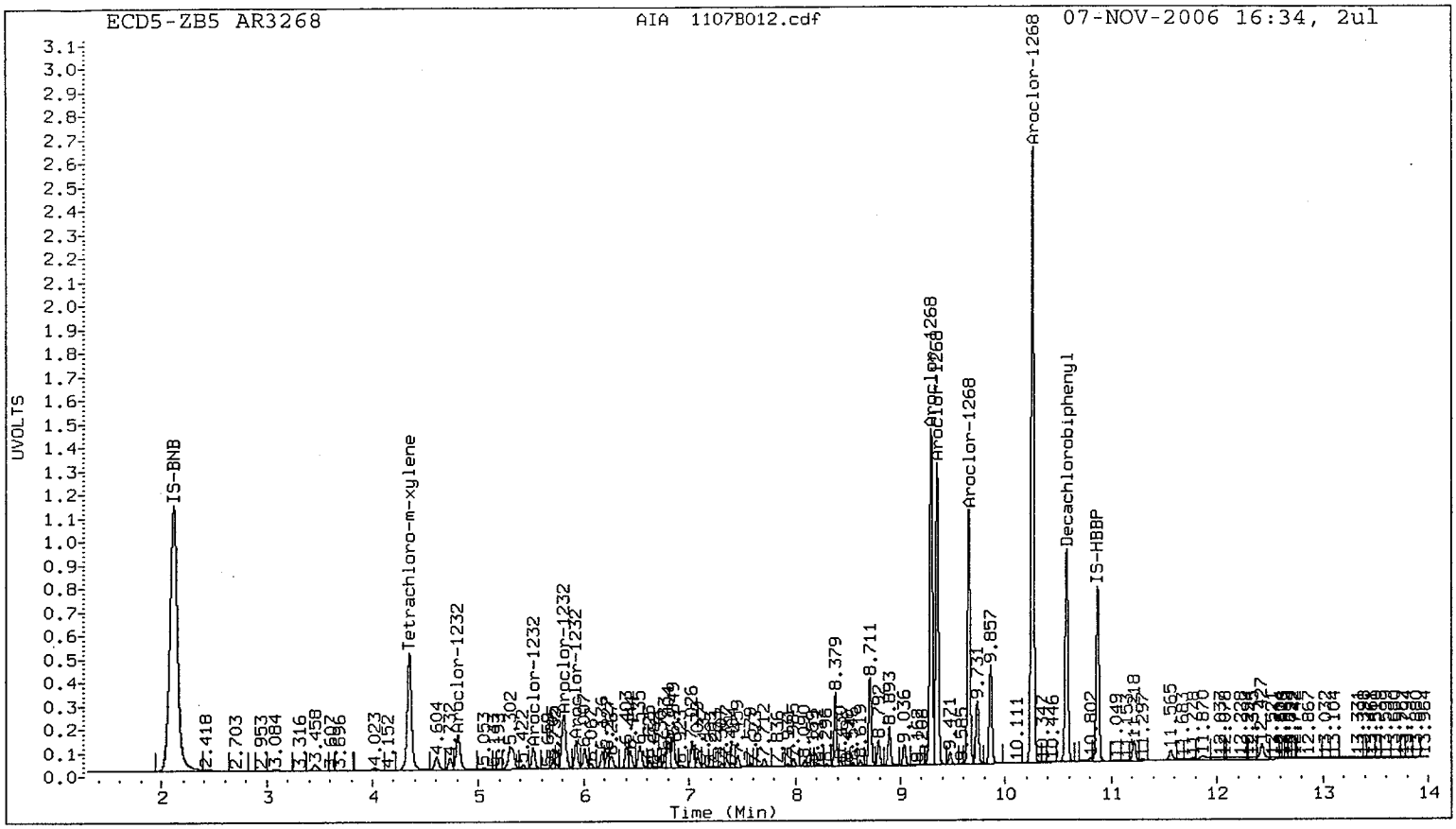
ECD5-ZB5 AR3268
AIA 1107B012.cdf
07-NOV-2006 16:34, 2ul
UVOLTS
Time (Min)
IS-BNB
Tetrachloro-m-xylene
Aroclor-1232
Aroclor-1268
Decachlorobiphenyl
IS-HBBP

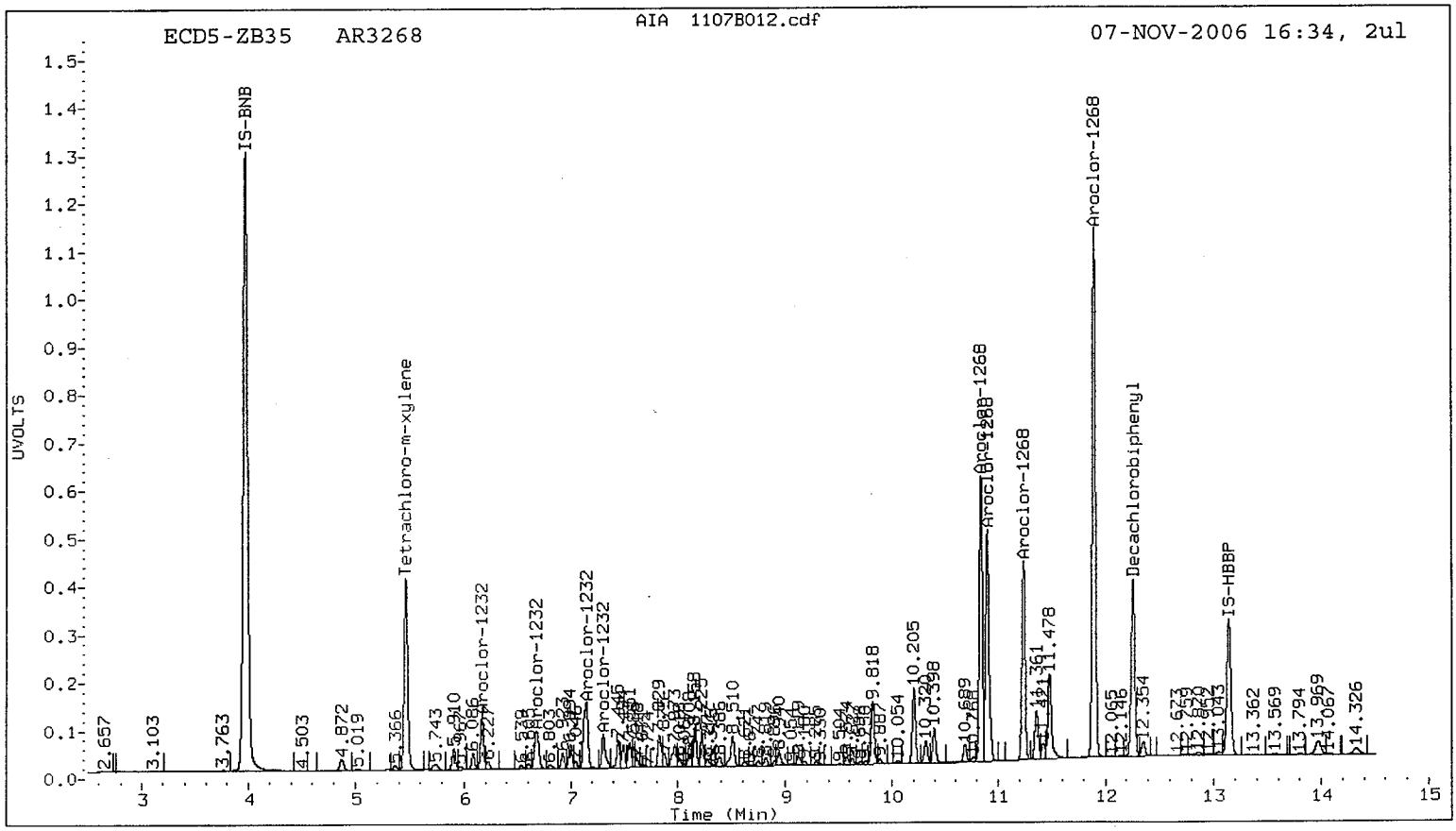
ECD5-ZB35 AR3268
AIA 1107B012.cdf
07-NOV-2006 16:34, 2ul
UVOLTS
Time (Min)
IS-BNB
Tetrachloro-m-xylene
Aroclor-1232
Aroclor-1268
Decachlorobiphenyl
IS-HBBP

7F

PCB CALIBRATION VERIFICATION SUMMARY

Lab Name: ANALYTICAL RESOURCES, INC Client: ANCHOR

ARI Job No.: KG57 Project: CHINOOK

GC Column: ZB5 Intrument: ECD5

Init. Calib. Date: 11/07/06

Date Analyzed :12/07/06

Lab Standard ID: AR125420 Time Analyzed :0937

COMPOUND/PEAK NO.	RT	RT WINDOW FROM	RT WINDOW TO	CALC AMOUNT (ng)	NOM AMOUNT (ng)	%D
Aroclor-1254-1	6.86	6.80	6.90	231.1	250.0	-7.6
Aroclor-1254-2	7.08	7.03	7.13	228.1	250.0	-8.8
Aroclor-1254-3	7.36	7.31	7.41	225.2	250.0	-9.9
Aroclor-1254-4	7.46	7.41	7.51	225.8	250.0	-9.7
Aroclor-1254-5	7.99	7.93	8.03	220.6	250.0	-11.8

AVERAGE %D = 9.6

FORM VII PCB

7F
PCB CALIBRATION VERIFICATION SUMMARY

Lab Name: ANALYTICAL RESOURCES, INC Client: ANCHOR

ARI Job No.: KG57 Project: CHINOOK

GC Column: ZB35 Intrument: ECD5

Init. Calib. Date: 11/07/06

Date Analyzed :12/07/06

Lab Standard ID: AR125420 Time Analyzed :0937

COMPOUND/PEAK NO.	RT	RT WINDOW FROM	RT WINDOW TO	CALC AMOUNT (ng)	NOM AMOUNT (ng)	%D
Aroclor-1254-1	8.38	8.34	8.44	220.2	250.0	-11.9
Aroclor-1254-2	8.81	8.77	8.87	217.3	250.0	-13.1
Aroclor-1254-3	8.94	8.89	8.99	231.2	250.0	-7.5
Aroclor-1254-4	9.57	9.53	9.63	210.4	250.0	-15.8

AVERAGE %D = 12.1

FORM VII PCB

Analytical Resources Inc.
Dual Column PCB Quantitation Report

Data file 1: 20061107.b/1207-1.b/1207B001.d
Data file 2: 20061107.b/1207-2.b/1207B001.d
Method: /chem2/ecd5.i/20061107.b/PCB1.m
Compound Sublist: AR1254
Instrument, Inj. Vol.: ecd5.i, 2ul
Quant Method: Internal Std

ARI ID: AR125420
Client ID:
Injection Date: 07-DEC-2006 09:37
Report Date: 12/08/2006 14:23
Matrix: SOIL
Dilution Factor: 1.000

ZB5 Col RT	ZB5 Col Shift	ZB5 Col Response	ZB35 Col RT	ZB35 Col Shift	ZB35 Col Response	ZB5 on col	ZB35 on col	RPD	Compound/Flag
4.349	0.005	6048779	5.457	-0.008	3748905	20.9	20.0	4.5	Tetrachloro-m-xylene
10.578	0.001	3462063	12.253	-0.006	1735935	22.0	23.6	7.1	Decachlorobiphenyl

* Indicates RPD > 40%
M Indicates Column 1 peak was manually integrated
N Indicates Column 2 peak was manually integrated

SURROGATE PERCENT RECOVERY

SURROGATE	Col1	Col2
Tetrachloro-m-xylene	52.2	49.9
Decachlorobiphenyl	54.9	59.0

INTERNAL STANDARD SUMMARY

Column 1

Standard Cpnd	Standard Area*	Sample Area	%D
Bromo-Nitrobenzene	25071891	24039127	-4.1
Hexabromobiphenyl	6582257	4427426	-32.7

Column 2

Standard Cpnd	Standard Area*	Sample Area	%D
Bromo-Nitrobenzene	16857940	15975218	-5.2
Hexabromobiphenyl	3866036	2479406	-35.9

* Standard Areas taken from Initial Cal Level 4
Initial Calibration Date: 07-NOV-2006
<- Indicates standard response outside Limits (-50 to +100%)

	ZB5 Col				ZB35 Col				
Aroclor	Peak#	RT	Shift	Area	Amount	Peak#	RT	Shift	Area	Amount
Aroclor-1254	1	6.857	0.004	3217924	231.1	1	8.383	-0.006	2189141	220.2
Aroclor-1254	2	7.083	0.004	4356809	228.1	2	8.814	-0.007	1530989	217.3
Aroclor-1254	3	7.360	0.004	2837587	225.2	3	8.936	-0.006	3216809	231.2
Aroclor-1254	4	7.461	0.004	5199807	225.8	4	9.572	-0.005	2047439	210.4
Aroclor-1254	5	7.985	0.004	3402421	220.6	NS	---			----
Total Col1Ave (5 peaks):					226.2	Total Col2Ave (4 peaks):				219.8 RPD = 3
Corrected Ave (5 peaks):					226.2	Corrected Ave (4 peaks):				219.8 RPD = 3

Total PCB Area Col1 (4.444 - 10.476) = 61171971 Col1 Total PCB = 0.3 ppm*

Total PCB Area Col2 (5.566 - 12.159) = 34359282 Col2 Total PCB = 0.3 ppm*

* Quantitated against AR1660 0.25ppm in Ical

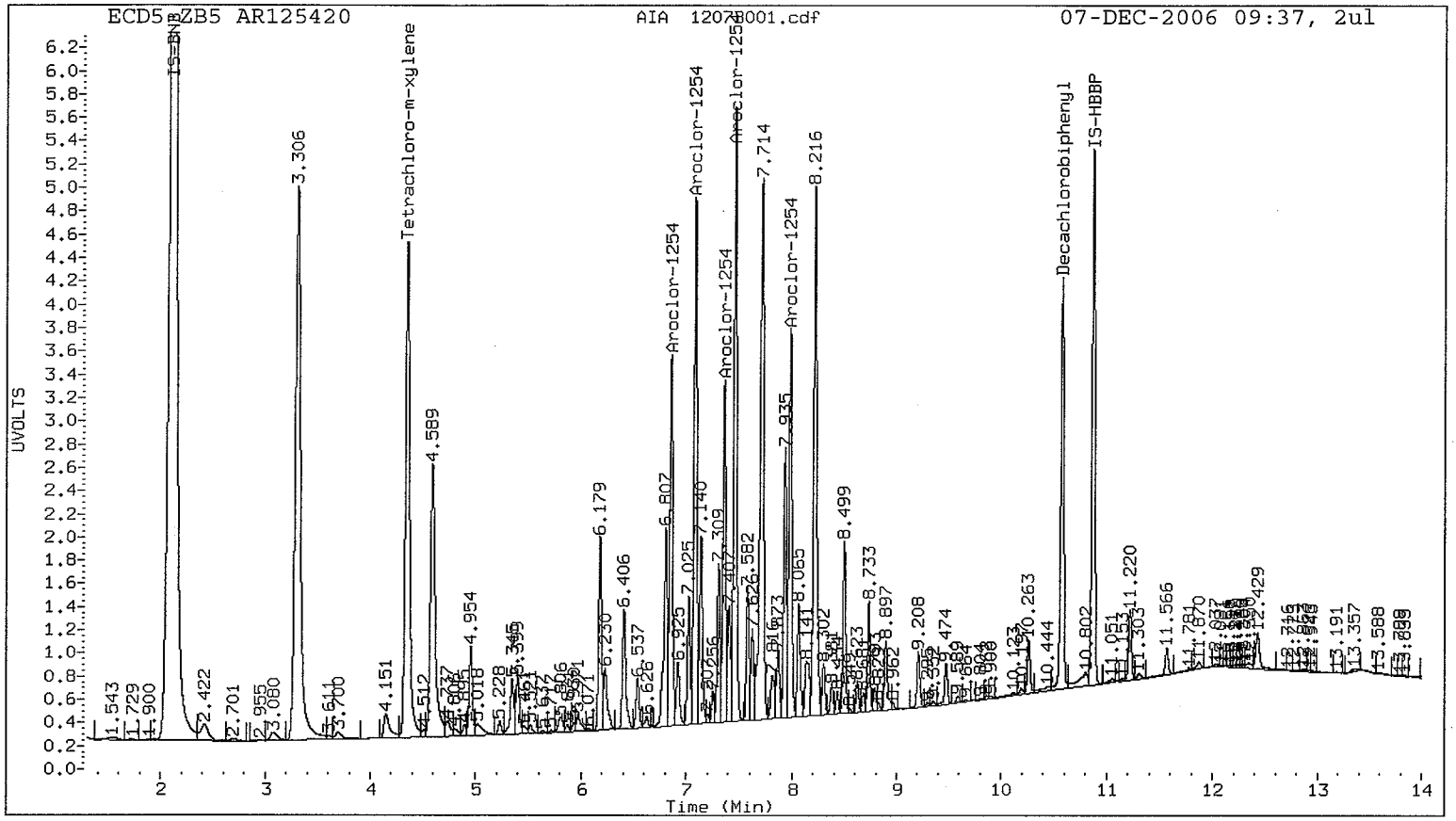
ECD5_ZB5 AR125420
AIA 1207B001.cdf
07-DEC-2006 09:37, 2ul
UVOLTS
Time (Min)
IS-BNB
Tetrachloro-m-xylene
Aroclor-1254
Aroclor-1254
Aroclor-1254
Aroclor-1254
Decachlorobiphenyl
IS-HBBP

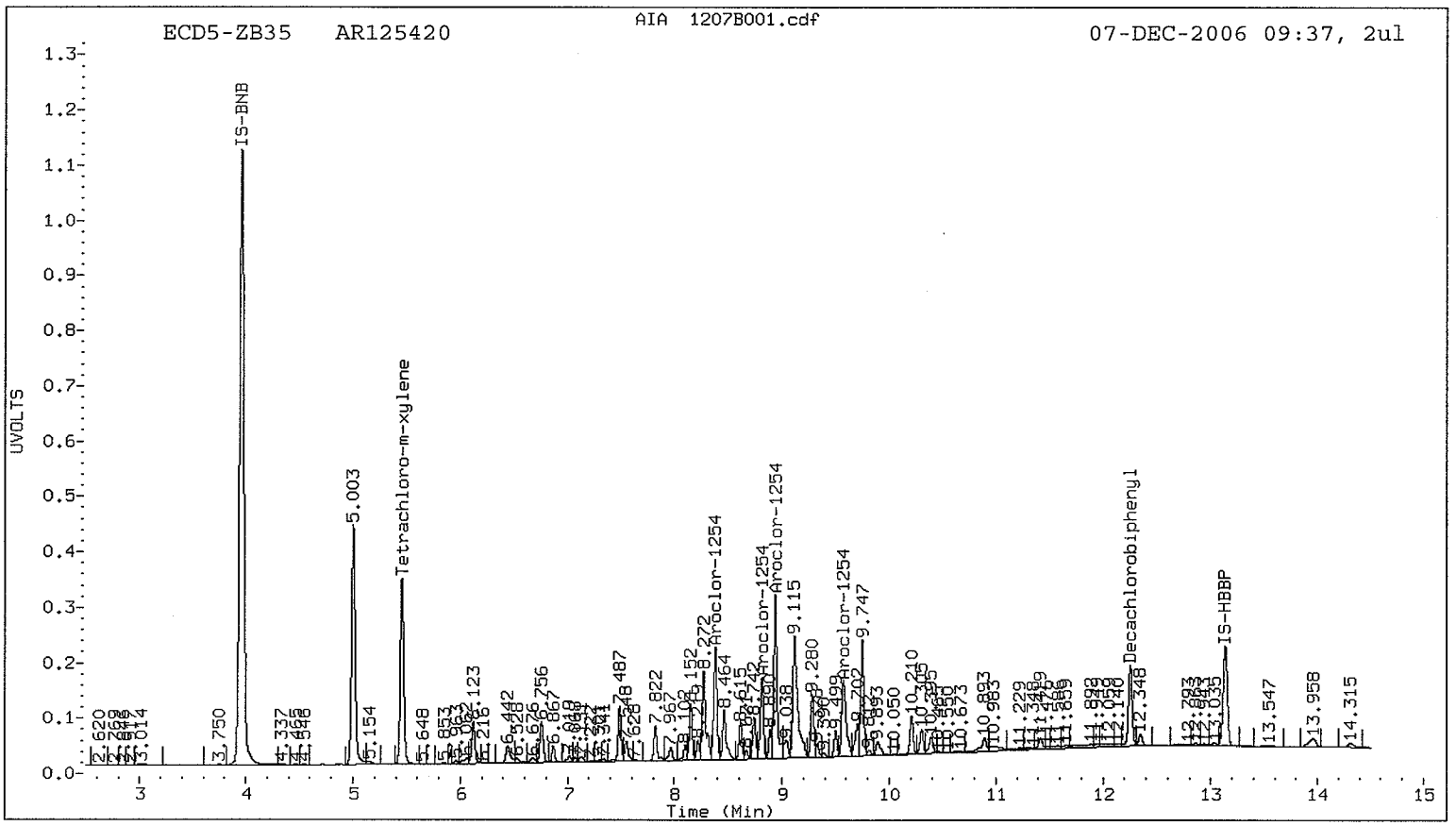
ECD5-ZB35 AR125420
AIA 1207B001.cdf
07-DEC-2006 09:37, 2ul
UVOLTS
Time (Min)
IS-BNB
Tetrachloro-m-xylene
Aroclor-1254
Aroclor-1254
Aroclor-1254
Aroclor-1254
Decachlorobiphenyl
IS-HBBP

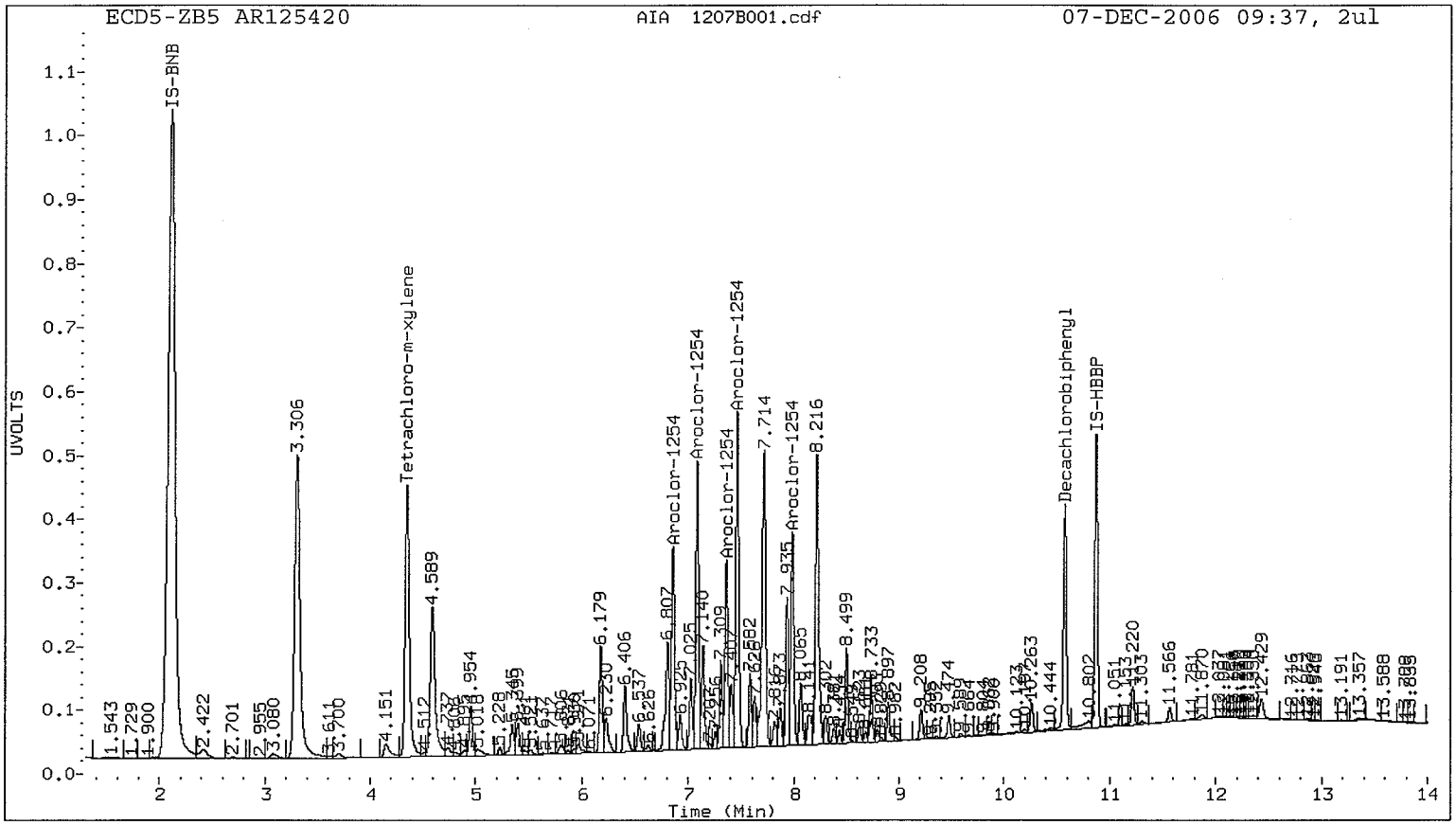
ECD5-ZB5 AR125420
AIA 1207B001.cdf
07-DEC-2006 09:37, 2ul
UVOLTS
Time (Min)
IS-BNB
Tetrachloro-m-xylene
Aroclor-1254
Decachlorobiphenyl
IS-HBBP

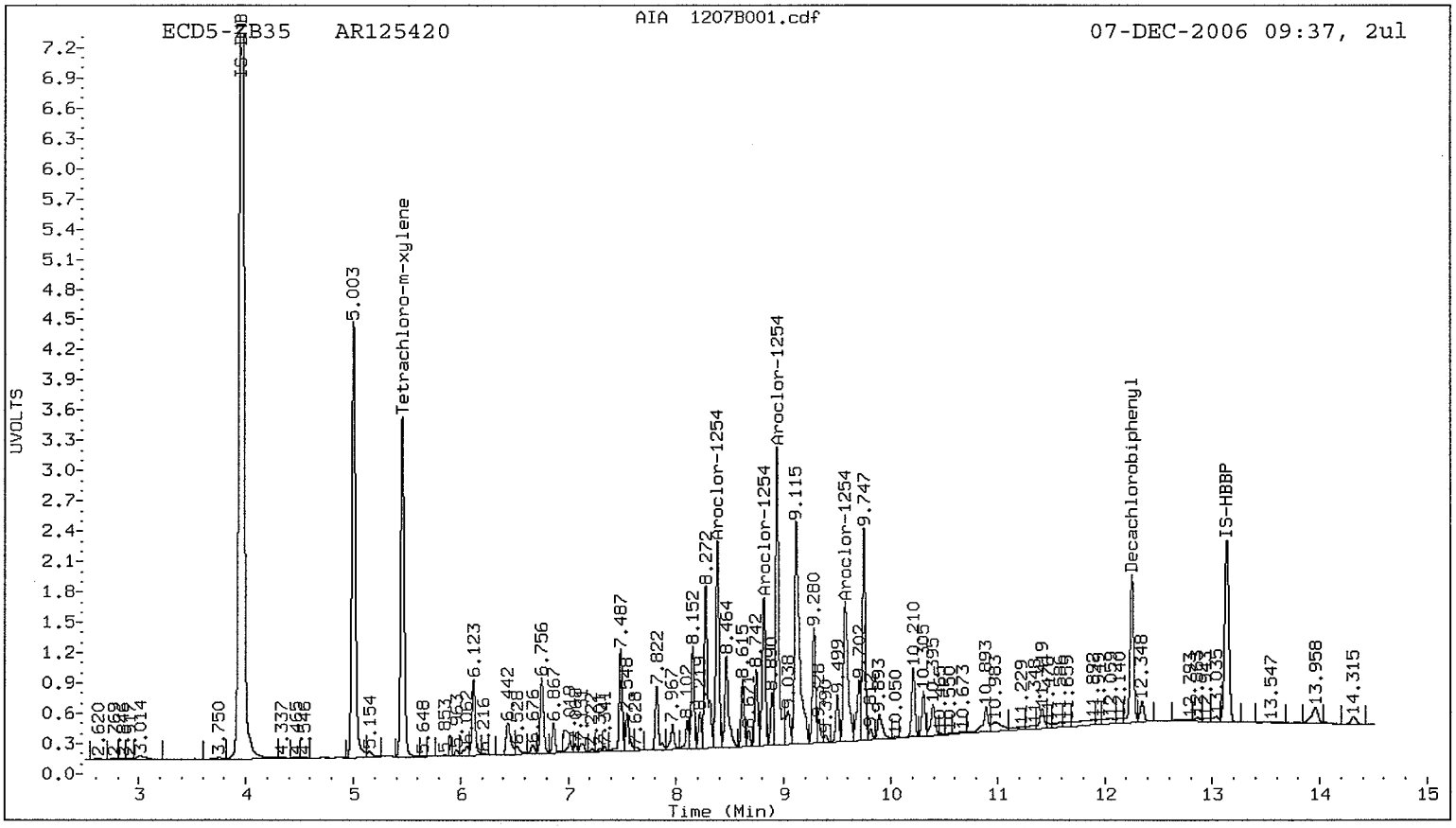
ECD5-DB35 AR125420
AIA 1207B001.cdf
07-DEC-2006 09:37, 2ul
UVOLTS
Time (Min)
IS-BNB
Tetrachloro-m-xylene
Aroclor-1254
Decachlorobiphenyl
IS-HBBP

7F
PCB CALIBRATION VERIFICATION SUMMARY

Lab Name: ANALYTICAL RESOURCES, INC Client: ANCHOR

ARI Job No.: KG57 Project: CHINOOK

GC Column: ZB5 Intrument: ECD5

Init. Calib. Date: 11/07/06

Date Analyzed :12/07/06

Lab Standard ID: AR166044 Time Analyzed :0955

COMPOUND/PEAK NO.	RT	RT WINDOW FROM	RT WINDOW TO	CALC AMOUNT (ng)	NOM AMOUNT (ng)	%D
Aroclor-1016-1	5.52	5.47	5.57	248.0	250.0	-0.8
Aroclor-1016-2	5.81	5.76	5.86	245.0	250.0	-2.0
Aroclor-1016-3	5.93	5.87	5.97	249.3	250.0	-0.3
Aroclor-1016-4	6.01	5.96	6.06	246.2	250.0	-1.5

AVERAGE %D = 1.1

Date Analyzed :12/07/06

Lab Standard ID: AR166044 Time Analyzed :0955

COMPOUND/PEAK NO.	RT	RT WINDOW FROM	RT WINDOW TO	CALC AMOUNT (ng)	NOM AMOUNT (ng)	%D
Aroclor-1260-1	8.38	8.33	8.43	282.2	250.0	12.9
Aroclor-1260-2	8.62	8.57	8.67	280.9	250.0	12.4
Aroclor-1260-3	8.89	8.84	8.94	276.5	250.0	10.6
Aroclor-1260-4	9.20	9.16	9.26	264.8	250.0	5.9
Aroclor-1260-5	9.35	9.30	9.40	264.1	250.0	5.6

AVERAGE %D = 9.5

7F
PCB CALIBRATION VERIFICATION SUMMARY

Lab Name: ANALYTICAL RESOURCES, INC Client: ANCHOR

ARI Job No.: KG57 Project: CHINOOK

GC Column: ZB35 Intrument: ECD5

Init. Calib. Date: 11/07/06

Date Analyzed :12/07/06

Lab Standard ID: AR166044 Time Analyzed :0955

COMPOUND/PEAK NO.	RT	RT WINDOW FROM	RT WINDOW TO	CALC AMOUNT (ng)	NOM AMOUNT (ng)	%D
Aroclor-1016-1	6.67	6.62	6.72	226.0	250.0	-9.6
Aroclor-1016-2	7.14	7.10	7.20	226.3	250.0	-9.5
Aroclor-1016-3	7.31	7.26	7.36	230.1	250.0	-8.0
Aroclor-1016-4	7.82	7.78	7.88	224.2	250.0	-10.3

AVERAGE %D = 9.4

Date Analyzed :12/07/06

Lab Standard ID: AR166044 Time Analyzed :0955

COMPOUND/PEAK NO.	RT	RT WINDOW FROM	RT WINDOW TO	CALC AMOUNT (ng)	NOM AMOUNT (ng)	%D
Aroclor-1260-1	9.81	9.77	9.87	287.0	250.0	14.8
Aroclor-1260-2	10.20	10.16	10.26	286.8	250.0	14.7
Aroclor-1260-3	10.30	10.25	10.35	281.8	250.0	12.7
Aroclor-1260-4	10.39	10.35	10.45	281.5	250.0	12.6
Aroclor-1260-5	10.89	10.85	10.95	280.1	250.0	12.0

AVERAGE %D = 13.4

Analytical Resources Inc.
Dual Column PCB Quantitation Report

Data file 1: 20061107.b/1207-1.b/1207B002.d
Data file 2: 20061107.b/1207-2.b/1207B002.d
Method: /chem2/ecd5.i/20061107.b/PCB1.m
Compound Sublist: AR1660
Instrument, Inj. Vol.: ecd5.i, 2ul
Quant Method: Internal Std

ARI ID: AR166044
Client ID:
Injection Date: 07-DEC-2006 09:55
Report Date: 12/08/2006 14:23
Matrix: SOIL
Dilution Factor: 1.000

ZB5 Col RT	ZB5 Col Shift	ZB5 Col Response	ZB35 Col RT	ZB35 Col Shift	ZB35 Col Response	ZB5 on col	ZB35 on col	RPD	Compound/Flag
4.349	0.005	5715560	5.464	-0.002	3435967	19.3	18.7	3.1	Tetrachloro-m-xylene
10.573	-0.003	3338982	12.252	-0.007	1555248	19.0	20.4	7.1	DecachlorobiphenylN

* Indicates RPD > 40%
M Indicates Column 1 peak was manually integrated
N Indicates Column 2 peak was manually integrated

SURROGATE PERCENT RECOVERY

SURROGATE	Col1	Col2
Tetrachloro-m-xylene	48.1	46.7
Decachlorobiphenyl	47.6	51.1

INTERNAL STANDARD SUMMARY

Column 1

Standard Cpnd	Standard Area*	Sample Area	%D
Bromo-Nitrobenzene	25071891	24622228	-1.8
Hexabromobiphenyl	6582257	4929369	-25.1

Column 2

Standard Cpnd	Standard Area*	Sample Area	%D
Bromo-Nitrobenzene	16857940	15654113	-7.1
Hexabromobiphenyl	3866036	2565279	-33.6

* Standard Areas taken from Initial Cal Level 4
Initial Calibration Date: 07-NOV-2006
<- Indicates standard response outside Limits (-50 to +100%)

Aroclor	Peak#	ZB5 Col RT	Shift	Area	Amount	Peak#	ZB35 Col RT	Shift	Area	Amount
Aroclor-1016	1	5.522	0.003	1976390	248.0	1	6.670	-0.004	1785363	226.0
Aroclor-1016	2	5.813	0.002	6375601	245.0	2	7.141	-0.005	3602962	226.3
Aroclor-1016	3	5.927	0.003	2556373	249.3	3	7.305	-0.004	1456872	230.1
Aroclor-1016	4	6.010	0.002	1771070	246.2	4	7.824	-0.005	1184120	224.2
Total Col1Ave (4 peaks):					247.1	Total Col2Ave (4 peaks):				226.6 RPD = 9
Corrected Ave (4 peaks):					247.1	Corrected Ave (4 peaks):				226.6 RPD = 9
Aroclor-1260	1	8.378	-0.001	3102040	282.2	1	9.812	-0.006	1408424	287.0
Aroclor-1260	2	8.618	-0.001	2726462	280.9	2	10.201	-0.006	1665923	286.8
Aroclor-1260	3	8.893	0.000	6804658	276.5	3	10.296	-0.006	1224610	281.8
Aroclor-1260	4	9.204	-0.002	3206439	264.8	4	10.392	-0.006	3529153	281.5
Aroclor-1260	5	9.346	-0.002	1600513	264.1	5	10.892	-0.007	2015577	280.1
Total Col1Ave (5 peaks):					273.7	Total Col2Ave (5 peaks):				283.4 RPD = 3
Corrected Ave (5 peaks):					273.7	Corrected Ave (5 peaks):				283.4 RPD = 3

Total PCB Area Col1 (4.444 - 10.476) = 90663476 Col1 Total PCB = 0.4 ppm*

Total PCB Area Col2 (5.566 - 12.159) = 47050600 Col2 Total PCB = 0.4 ppm*

* Quantitated against AR1660 0.25ppm in Ical

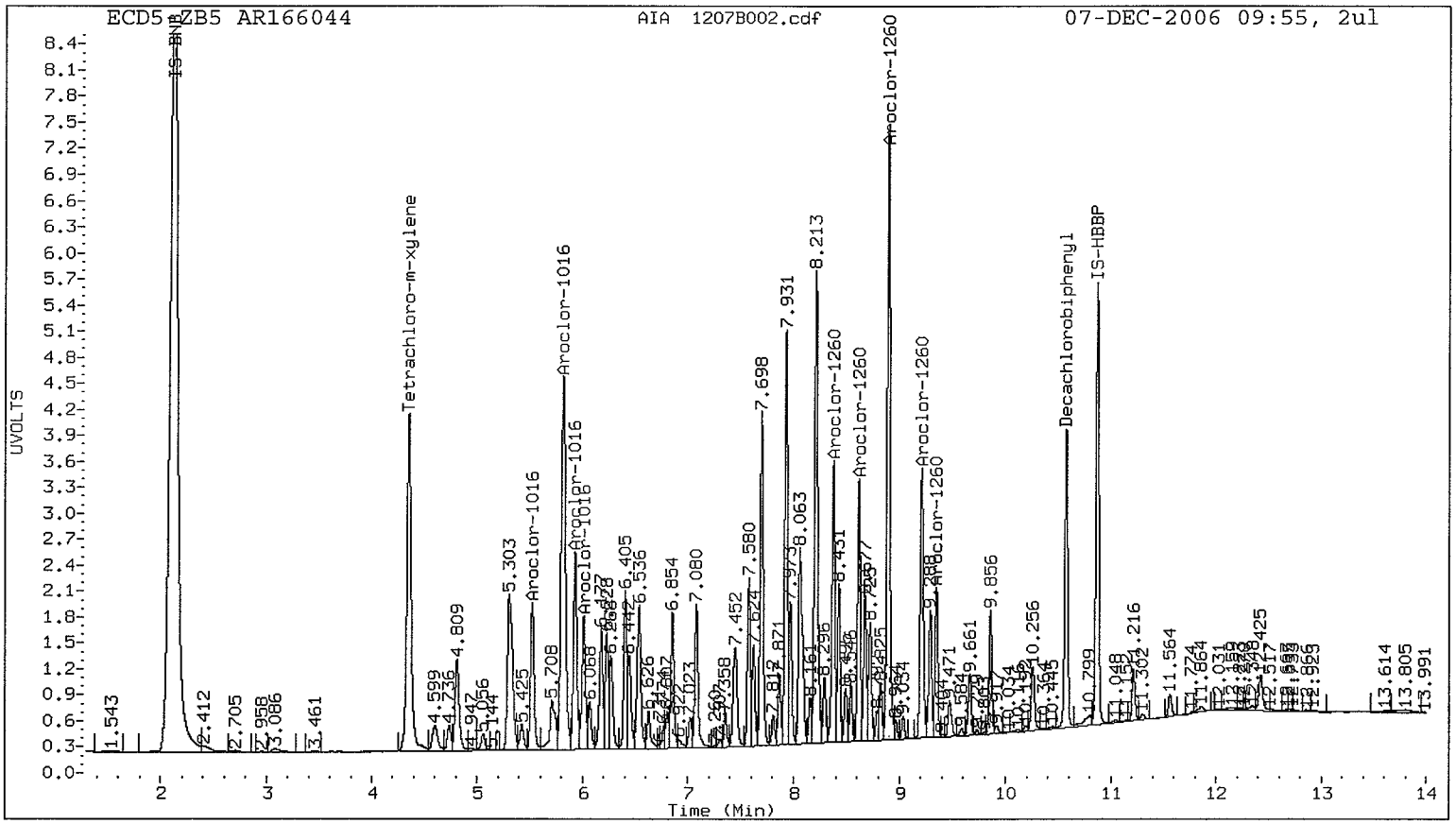
ECD5-ZB5 AR166044
AIA 1207B002.cdf
07-DEC-2006 09:55, 2ul
UVOLTS
Time (Min)
IS-BNB
Tetrachloro-m-xylene
Aroclor-1016
Aroclor-1260
Decachlorobiphenyl
IS-HBBP

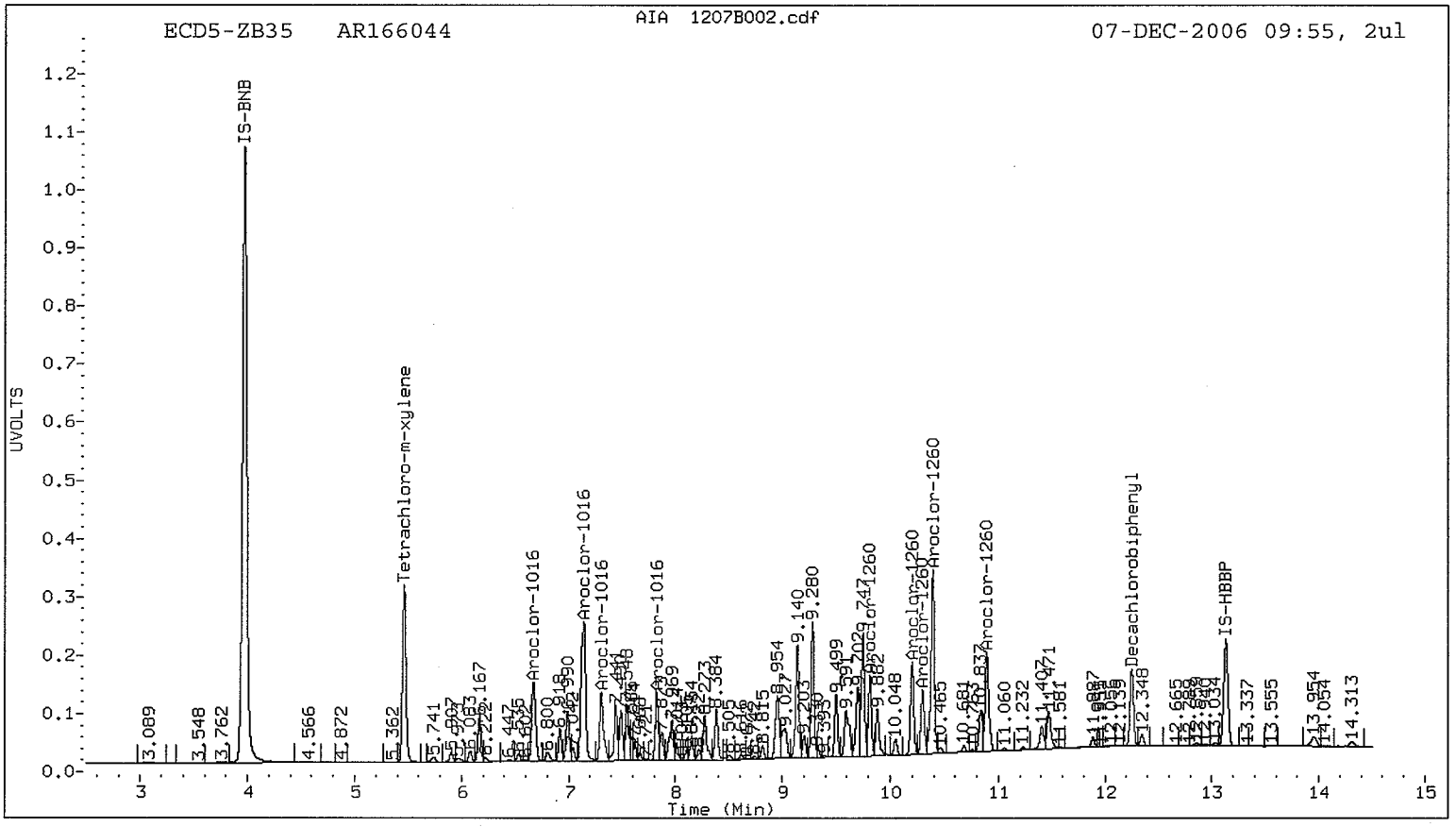
ECD5-ZB35 AR166044
AIA 1207B002.cdf
07-DEC-2006 09:55, 2ul
UVOLTS
Time (Min)
IS-BNB
Tetrachloro-m-xylene
Aroclor-1016
Aroclor-1260
Decachlorobiphenyl
IS-HBBP

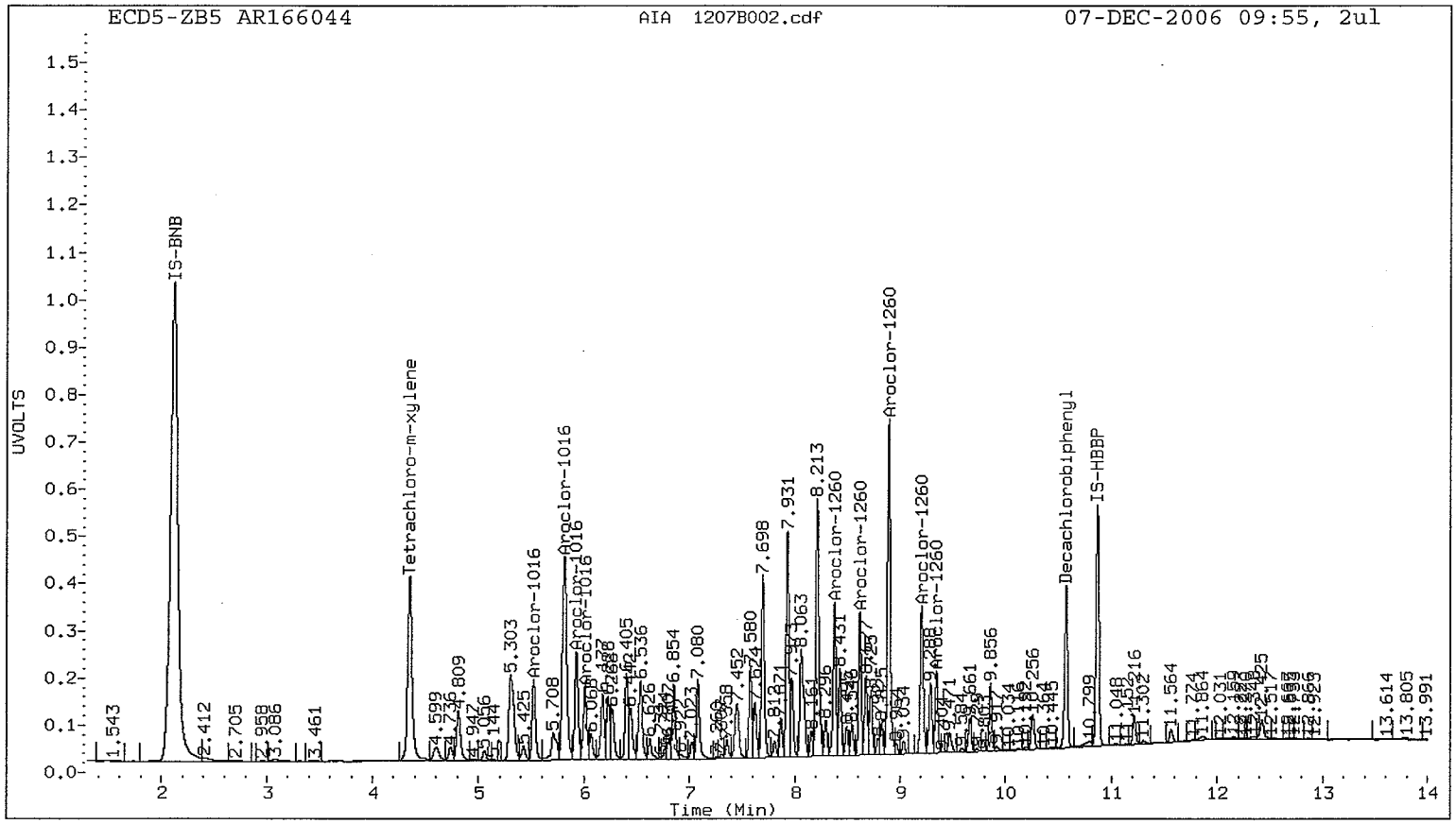
ECD5-ZB5 AR166044
AIA 1207B002.cdf
07-DEC-2006 09:55, 2ul
UVOLTS
Time (Min)
IS-BNB
Tetrachloro-m-xylene
Aroclor-1016
Aroclor-1260
Decachlorobiphenyl
IS-HBBP

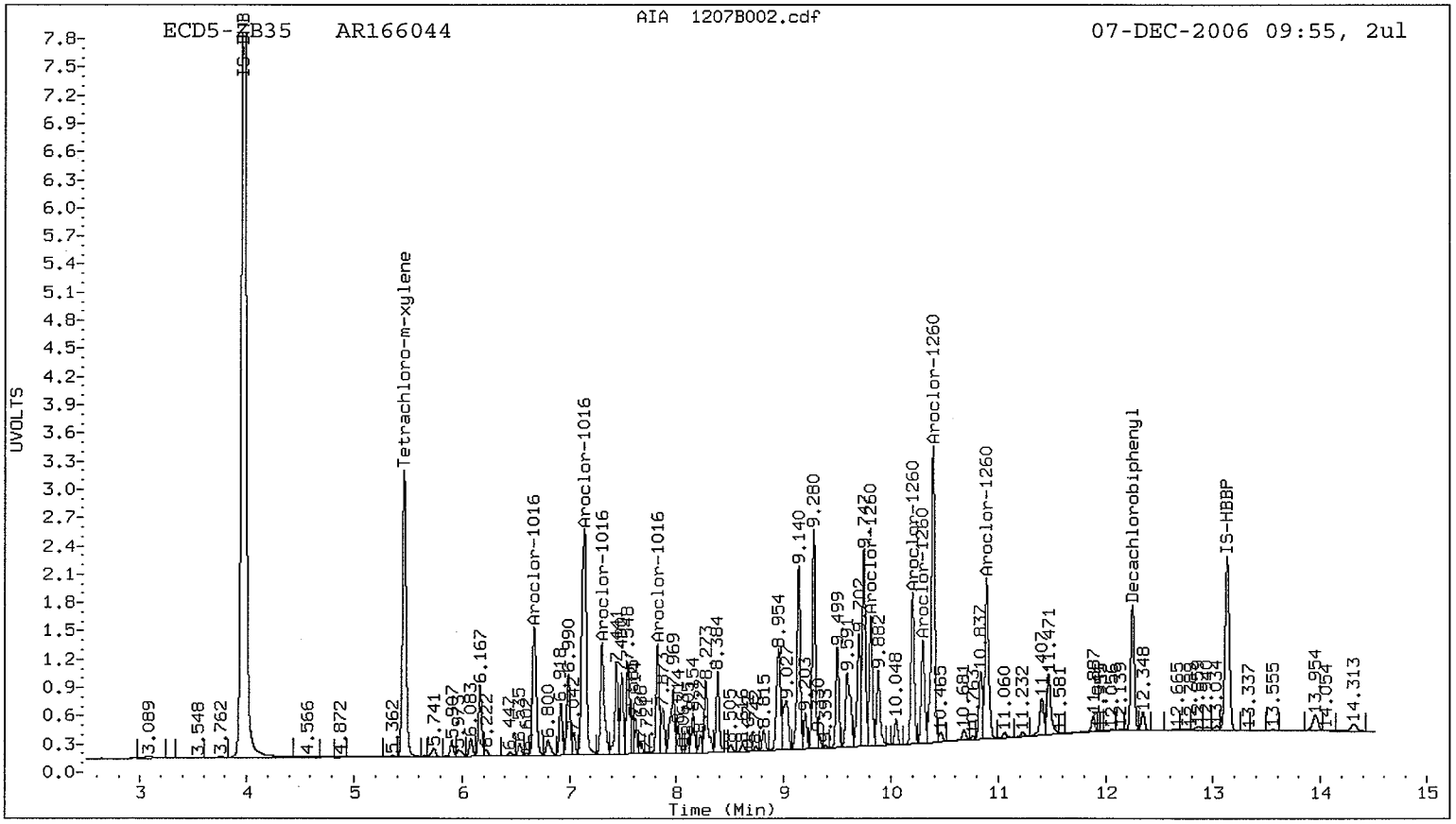
ECD5-CB35 AR166044
AIA 1207B002.cdf
07-DEC-2006 09:55, 2ul
UVOLTS
Time (Min)
IS-BNB
Tetrachloro-m-xylene
Aroclor-1016
Aroclor-1260
Decachlorobiphenyl
IS-HBBP

7F
PCB CALIBRATION VERIFICATION SUMMARY

Lab Name: ANALYTICAL RESOURCES, INC Client: ANCHOR

ARI Job No.: KG57 Project: CHINOOK

GC Column: ZB5 Intrument: ECD5

Init. Calib. Date: 11/07/06

Date Analyzed :12/07/06

Lab Standard ID: AR124820 Time Analyzed :1653

COMPOUND/PEAK NO.	RT	RT WINDOW FROM	RT WINDOW TO	CALC AMOUNT (ng)	NOM AMOUNT (ng)	%D
Aroclor-1248-1	5.30	5.25	5.35	255.1	250.0	2.0
Aroclor-1248-2	5.81	5.76	5.86	252.4	250.0	1.0
Aroclor-1248-3	6.17	6.13	6.23	250.7	250.0	0.3
Aroclor-1248-4	6.53	6.48	6.58	254.2	250.0	1.7
Aroclor-1248-5	6.85	6.80	6.90	257.4	250.0	3.0

AVERAGE %D = 1.6

FORM VII PCB

7F

PCB CALIBRATION VERIFICATION SUMMARY

Lab Name: ANALYTICAL RESOURCES, INC Client: ANCHOR

ARI Job No.: KG57 Project: CHINOOK

GC Column: ZB35 Intrument: ECD5

Init. Calib. Date: 11/07/06

Date Analyzed :12/07/06

Lab Standard ID: AR124820 Time Analyzed :1653

COMPOUND/PEAK NO.	RT	RT WINDOW FROM	RT WINDOW TO	CALC AMOUNT (ng)	NOM AMOUNT (ng)	%D
Aroclor-1248-1	7.14	7.09	7.19	245.9	250.0	-1.6
Aroclor-1248-2	7.49	7.44	7.54	242.9	250.0	-2.8
Aroclor-1248-3	7.82	7.78	7.88	238.4	250.0	-4.6
Aroclor-1248-4	8.15	8.11	8.21	240.4	250.0	-3.8

AVERAGE %D = 3.2

FORM VII PCB

Analytical Resources Inc.
Dual Column PCB Quantitation Report

Data file 1: 20061107.b/1207-1.b/1207B023.d
Data file 2: 20061107.b/1207-2.b/1207B023.d
Method: /chem2/ecd5.i/20061107.b/PCB1.m
Compound Sublist: AR1248
Instrument, Inj. Vol.: ecd5.i, 2ul
Quant Method: Internal Std

ARI ID: AR124820
Client ID:
Injection Date: 07-DEC-2006 16:53
Report Date: 12/08/2006 14:23
Matrix: SOIL
Dilution Factor: 1.000

ZB5 Col			ZB35 Col			ZB5	ZB35		
RT	Shift	Response	RT	Shift	Response	on col	on col	RPD	Compound/Flag
4.347	0.003	6285242	5.462	-0.004	3985859	20.4	19.5	4.5	Tetrachloro-m-xylene
10.569	-0.007	3826377	12.248	-0.011	1844128	20.0	21.6	7.9	Decachlorobiphenyl

* Indicates RPD > 40%
M Indicates Column 1 peak was manually integrated
N Indicates Column 2 peak was manually integrated

SURROGATE PERCENT RECOVERY

SURROGATE	Col1	Col2
Tetrachloro-m-xylene	51.1	48.8
Decachlorobiphenyl	49.9	54.0

INTERNAL STANDARD SUMMARY

Column 1

Standard Cpnd	Standard Area*	Sample Area	%D
Bromo-Nitrobenzene	25071891	25521971	1.8
Hexabromobiphenyl	6582257	5386791	-18.2

Column 2

Standard Cpnd	Standard Area*	Sample Area	%D
Bromo-Nitrobenzene	16857940	17352518	2.9
Hexabromobiphenyl	3866036	2877265	-25.6

* Standard Areas taken from Initial Cal Level 4
Initial Calibration Date: 07-NOV-2006
<- Indicates standard response outside Limits (-50 to +100%)

	ZB5 Col				ZB35 Col				
Aroclor	Peak#	RT	Shift	Area	Amount	Peak#	RT	Shift	Area	Amount
Aroclor-1248	1	5.299	-0.001	1462038	255.1	1	7.139	-0.004	2620361	245.9
Aroclor-1248	2	5.810	0.001	4340141	252.4	2	7.488	-0.006	1373046	242.9
Aroclor-1248	3	6.175	-0.001	2375171	250.7	3	7.821	-0.007	1802138	238.4
Aroclor-1248	4	6.533	-0.002	3421883	254.2	4	8.152	-0.006	2400251	240.4
Aroclor-1248	5	6.847	-0.001	4567651	257.4	NS	---			----
Total Col1Ave (5 peaks):					254.0	Total Col2Ave (4 peaks):			241.9	RPD = 5
Corrected Ave (5 peaks):					254.0	Corrected Ave (4 peaks):			241.9	RPD = 5

Total PCB Area Col1 (4.444 - 10.476) = 55378459 Col1 Total PCB = 0.3 ppm*

Total PCB Area Col2 (5.566 - 12.159) = 32692673 Col2 Total PCB = 0.3 ppm*

* Quantitated against AR1660 0.25ppm in Ical

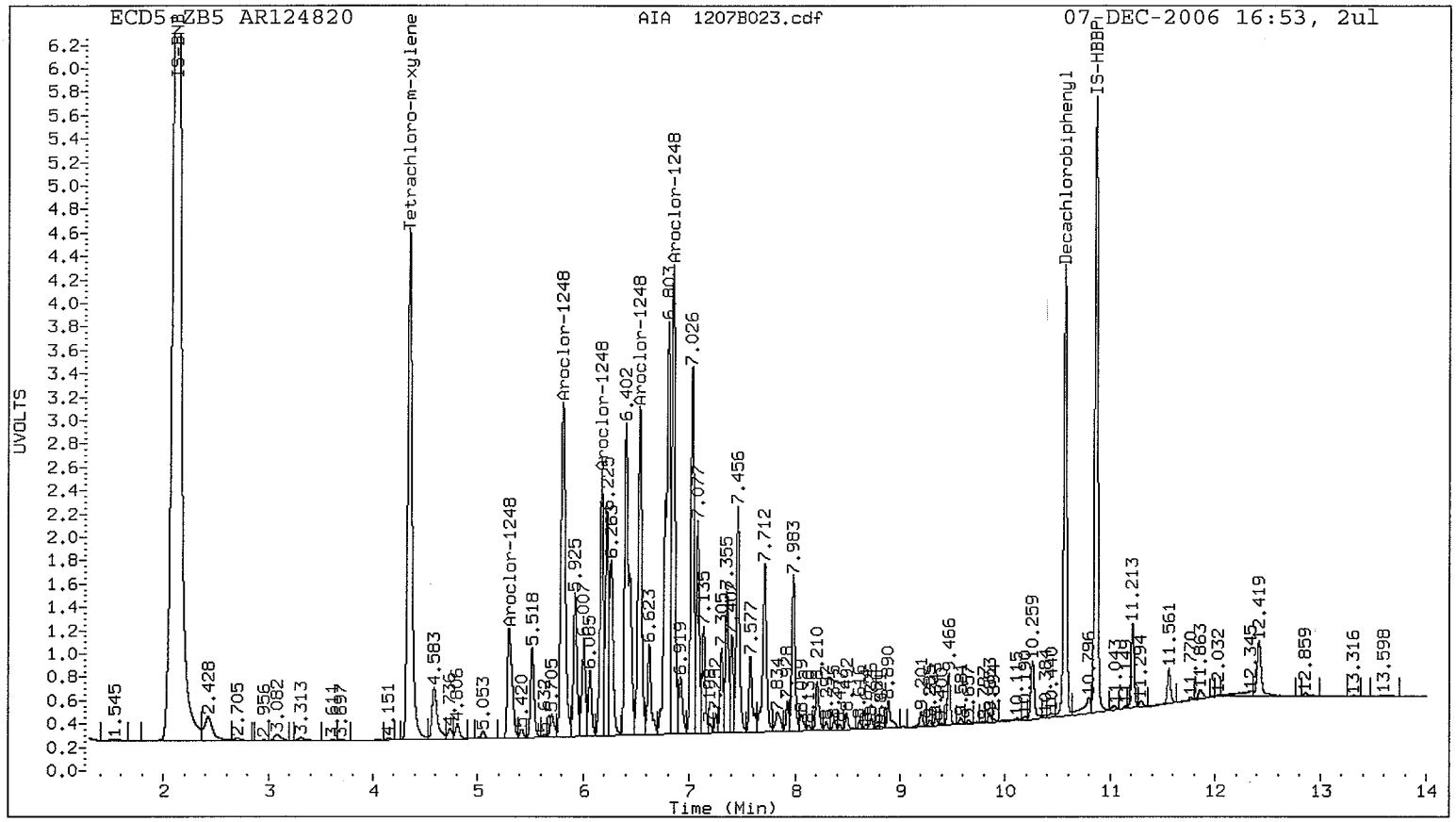
ECD5-ZB5 AR124820
AIA 1207B023.cdf
07-DEC-2006 16:53, 2ul
UVOLTS
Time (Min)
IS-BNB
Tetrachloro-m-xylene
Aroclor-1248
Aroclor-1248
Aroclor-1248
Aroclor-1248
Aroclor-1248
Decachlorobiphenyl
IS-HBBP

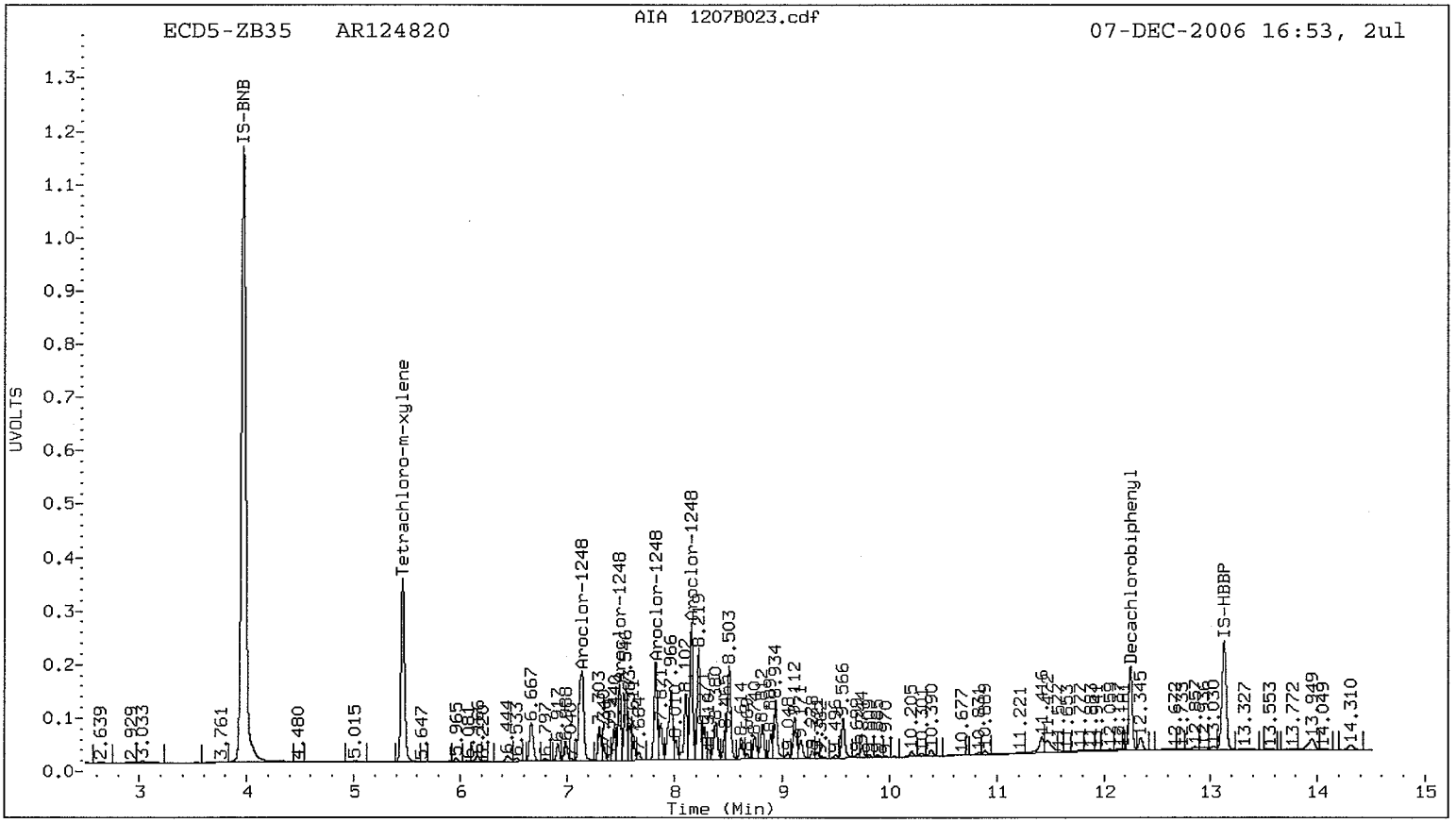
ECD5-ZB35 AR124820
AIA 1207B023.cdf
07-DEC-2006 16:53, 2ul
UVOLTS
Time (Min)
IS-BNB
Tetrachloro-m-xylene
Aroclor-1248
Aroclor-1248
Aroclor-1248
Aroclor-1248
Aroclor-1248
Decachlorobiphenyl
IS-HBBP

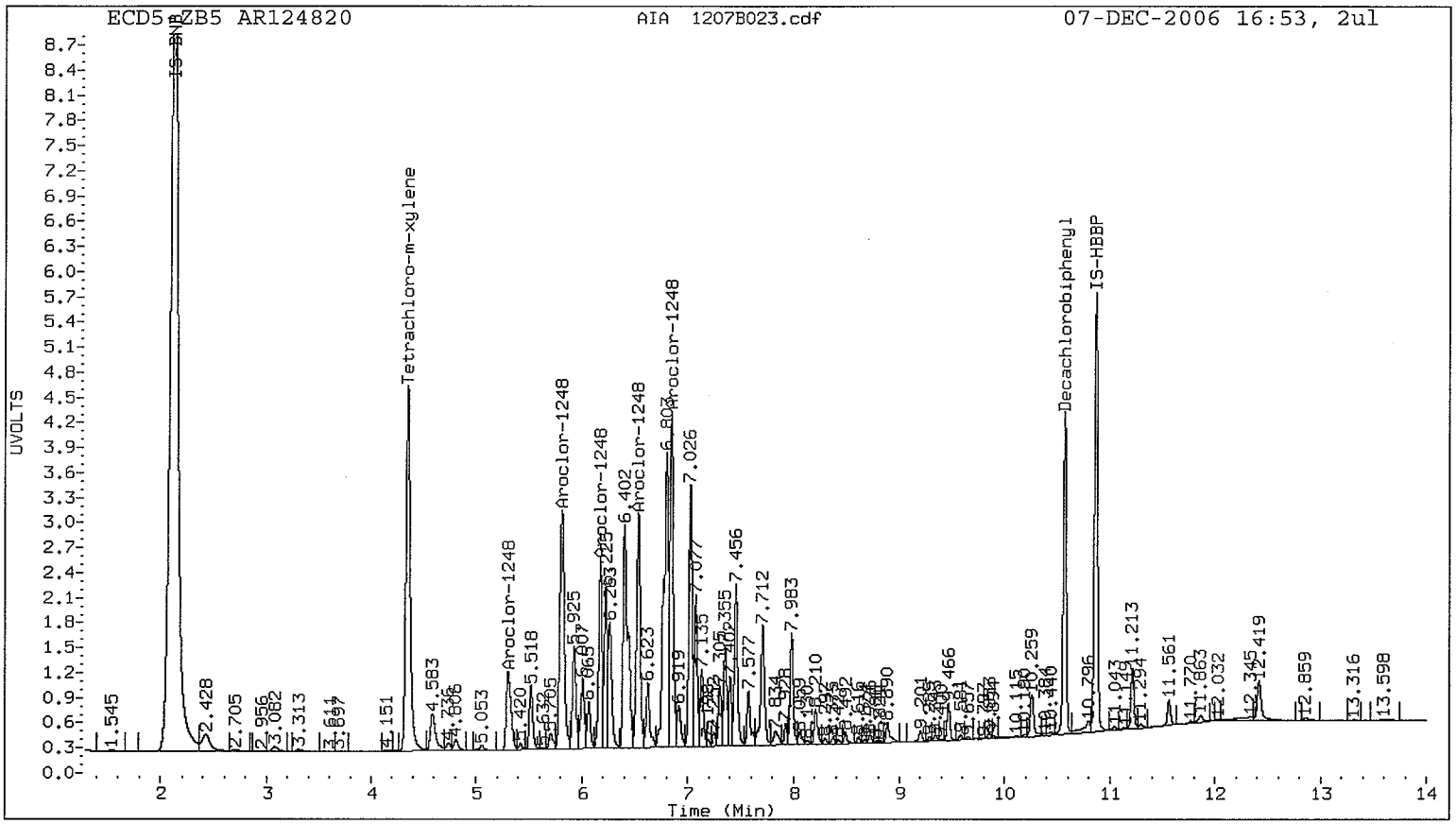
ECD5-ZB5 AR124820
AIA 1207B023.cdf
07-DEC-2006 16:53, 2ul
UVOLTS
Time (Min)
IS-ENB
Tetrachloro-m-xylene
Aroclor-1248
Decachlorobiphenyl
IS-HBBP

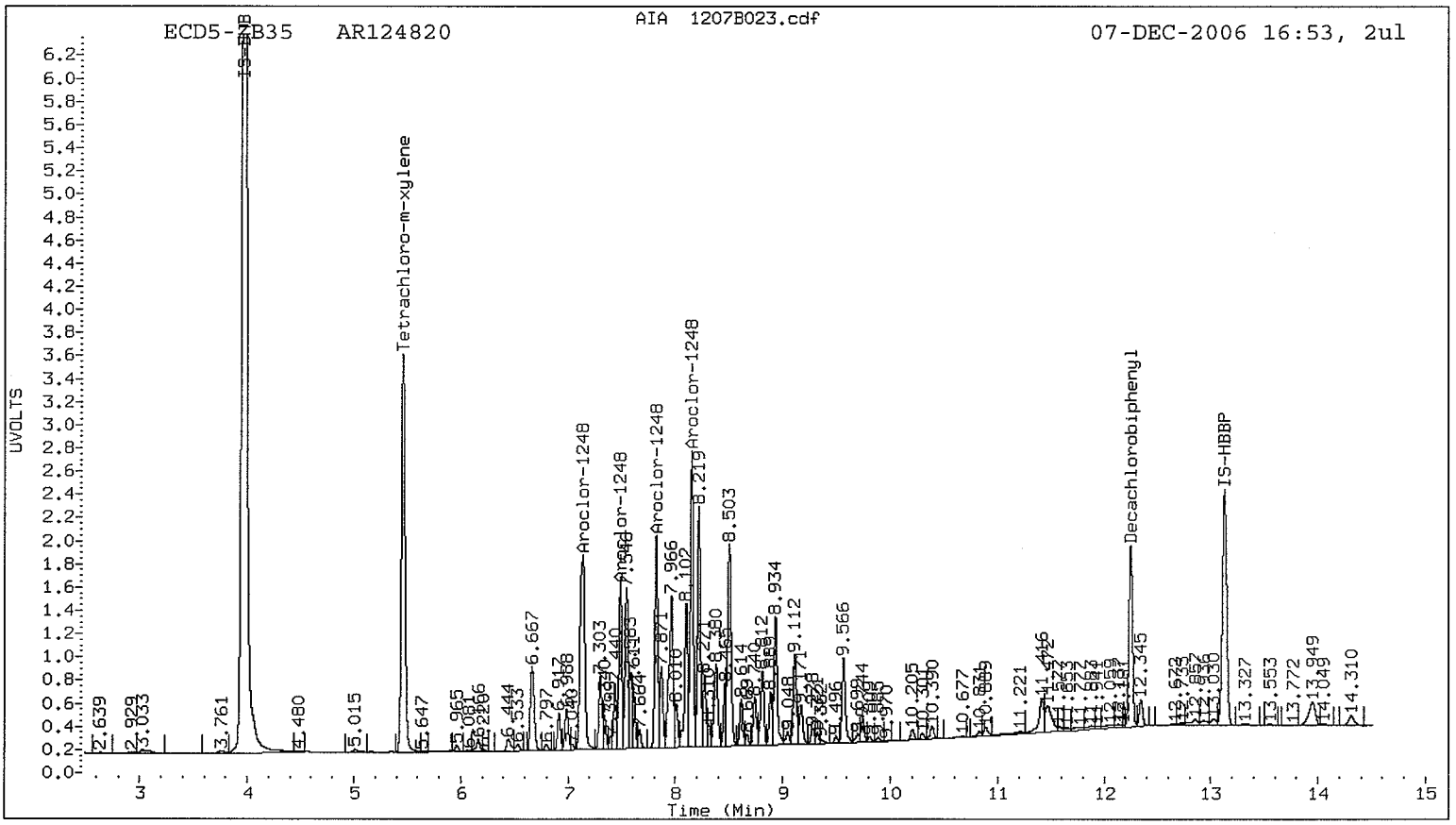
ECD5-B35 AR124820
AIA 1207B023.cdf
07-DEC-2006 16:53, 2ul
UVOLTS
Time (Min)
IS-ENB
Tetrachloro-m-xylene
Aroclor-1248
Decachlorobiphenyl
IS-HBBP

7F
PCB CALIBRATION VERIFICATION SUMMARY

Lab Name: ANALYTICAL RESOURCES, INC Client: ANCHOR

ARI Job No.: KG57 Project: CHINOOK

GC Column: ZB5 Intrument: ECD5

Init. Calib. Date: 11/07/06

Date Analyzed :12/07/06

Lab Standard ID: AR166045 Time Analyzed :1711

COMPOUND/PEAK NO.	RT	RT WINDOW FROM	RT WINDOW TO	CALC AMOUNT (ng)	NOM AMOUNT (ng)	%D
Aroclor-1016-1	5.52	5.47	5.57	250.5	250.0	0.2
Aroclor-1016-2	5.81	5.76	5.86	245.0	250.0	-2.0
Aroclor-1016-3	5.92	5.87	5.97	252.5	250.0	1.0
Aroclor-1016-4	6.01	5.96	6.06	249.3	250.0	-0.3

AVERAGE %D = 0.9

Date Analyzed :12/07/06

Lab Standard ID: AR166045 Time Analyzed :1711

COMPOUND/PEAK NO.	RT	RT WINDOW FROM	RT WINDOW TO	CALC AMOUNT (ng)	NOM AMOUNT (ng)	%D
Aroclor-1260-1	8.38	8.33	8.43	269.4	250.0	7.8
Aroclor-1260-2	8.62	8.57	8.67	268.4	250.0	7.4
Aroclor-1260-3	8.89	8.84	8.94	263.6	250.0	5.4
Aroclor-1260-4	9.20	9.16	9.26	257.6	250.0	3.0
Aroclor-1260-5	9.34	9.30	9.40	265.5	250.0	6.2

AVERAGE %D = 6.0

7F
PCB CALIBRATION VERIFICATION SUMMARY

Lab Name: ANALYTICAL RESOURCES, INC Client: ANCHOR

ARI Job No.: KG57 Project: CHINOOK

GC Column: ZB35 Intrument: ECD5

Init. Calib. Date: 11/07/06

Date Analyzed :12/07/06

Lab Standard ID: AR166045 Time Analyzed :1711

COMPOUND/PEAK NO.	RT	RT WINDOW FROM	RT WINDOW TO	CALC AMOUNT (ng)	NOM AMOUNT (ng)	%D
Aroclor-1016-1	6.67	6.62	6.72	228.8	250.0	-8.5
Aroclor-1016-2	7.14	7.10	7.20	230.1	250.0	-8.0
Aroclor-1016-3	7.30	7.26	7.36	235.1	250.0	-6.0
Aroclor-1016-4	7.82	7.78	7.88	228.4	250.0	-8.6

AVERAGE %D = 7.8

Date Analyzed :12/07/06

Lab Standard ID: AR166045 Time Analyzed :1711

COMPOUND/PEAK NO.	RT	RT WINDOW FROM	RT WINDOW TO	CALC AMOUNT (ng)	NOM AMOUNT (ng)	%D
Aroclor-1260-1	9.81	9.77	9.87	281.1	250.0	12.4
Aroclor-1260-2	10.20	10.16	10.26	280.0	250.0	12.0
Aroclor-1260-3	10.29	10.25	10.35	279.0	250.0	11.6
Aroclor-1260-4	10.39	10.35	10.45	275.3	250.0	10.1
Aroclor-1260-5	10.89	10.85	10.95	277.1	250.0	10.8

AVERAGE %D = 11.4

Analytical Resources Inc.
Dual Column PCB Quantitation Report

Data file 1: 20061107.b/1207-1.b/1207B024.d
Data file 2: 20061107.b/1207-2.b/1207B024.d
Method: /chem2/ecd5.i/20061107.b/PCB1.m
Compound Sublist: AR1660
Instrument, Inj. Vol.: ecd5.i, 2ul
Quant Method: Internal Std

ARI ID: AR166045
Client ID:
Injection Date: 07-DEC-2006 17:11
Report Date: 12/08/2006 14:23
Matrix: SOIL
Dilution Factor: 1.000

ZB5 Col RT	ZB5 Col Shift	ZB5 Col Response	ZB35 Col RT	ZB35 Col Shift	ZB35 Col Response	ZB5 on col	ZB35 on col	RPD	Compound/Flag
4.347	0.003	5828387	5.462	-0.003	3698631	19.3	18.8	2.8	Tetrachloro-m-xylene
10.568	-0.008	3681656	12.247	-0.011	1785955	18.9	20.6	8.7	Decachlorobiphenyl

* Indicates RPD > 40%
M Indicates Column 1 peak was manually integrated
N Indicates Column 2 peak was manually integrated

SURROGATE PERCENT RECOVERY

SURROGATE	Col1	Col2
Tetrachloro-m-xylene	48.2	46.9
Decachlorobiphenyl	47.1	51.4

INTERNAL STANDARD SUMMARY

Column 1

Standard Cpnd	Standard Area*	Sample Area	%D
Bromo-Nitrobenzene	25071891	25073058	0.0
Hexabromobiphenyl	6582257	5484685	-16.7

Column 2

Standard Cpnd	Standard Area*	Sample Area	%D
Bromo-Nitrobenzene	16857940	16778905	-0.5
Hexabromobiphenyl	3866036	2925400	-24.3

* Standard Areas taken from Initial Cal Level 4
Initial Calibration Date: 07-NOV-2006
<- Indicates standard response outside Limits (-50 to +100%)

Aroclor	Peak#	ZB5 Col RT	Shift	Area	Amount	Peak#	ZB35 Col RT	Shift	Area	Amount
Aroclor-1016	1	5.518	-0.001	2033087	250.5	1	6.669	-0.006	1936969	228.8
Aroclor-1016	2	5.811	0.000	6491455	245.0	2	7.140	-0.006	3927272	230.1
Aroclor-1016	3	5.923	-0.001	2636059	252.5	3	7.303	-0.006	1595832	235.1
Aroclor-1016	4	6.007	-0.001	1825752	249.3	4	7.822	-0.007	1293179	228.4
Total Col1Ave (4 peaks):					249.3	Total Col2Ave (4 peaks):			230.6	RPD = 8
Corrected Ave (4 peaks):					249.3	Corrected Ave (4 peaks):			230.6	RPD = 8
Aroclor-1260	1	8.375	-0.004	3294739	269.4	1	9.810	-0.008	1573004	281.1
Aroclor-1260	2	8.616	-0.004	2898372	268.4	2	10.198	-0.009	1854409	280.0
Aroclor-1260	3	8.889	-0.004	7217839	263.6	3	10.294	-0.008	1382915	279.0
Aroclor-1260	4	9.202	-0.004	3471618	257.6	4	10.390	-0.009	3936637	275.3
Aroclor-1260	5	9.342	-0.005	1789884	265.5	5	10.889	-0.011	2274152	277.1
Total Col1Ave (5 peaks):					264.9	Total Col2Ave (5 peaks):			278.5	RPD = 5
Corrected Ave (5 peaks):					264.9	Corrected Ave (5 peaks):			278.5	RPD = 5

Total PCB Area Col1 (4.444 - 10.476) = 95393389 Col1 Total PCB = 0.5 ppm*

Total PCB Area Col2 (5.566 - 12.159) = 52687420 Col2 Total PCB = 0.4 ppm*

* Quantitated against AR1660 0.25ppm in Ical

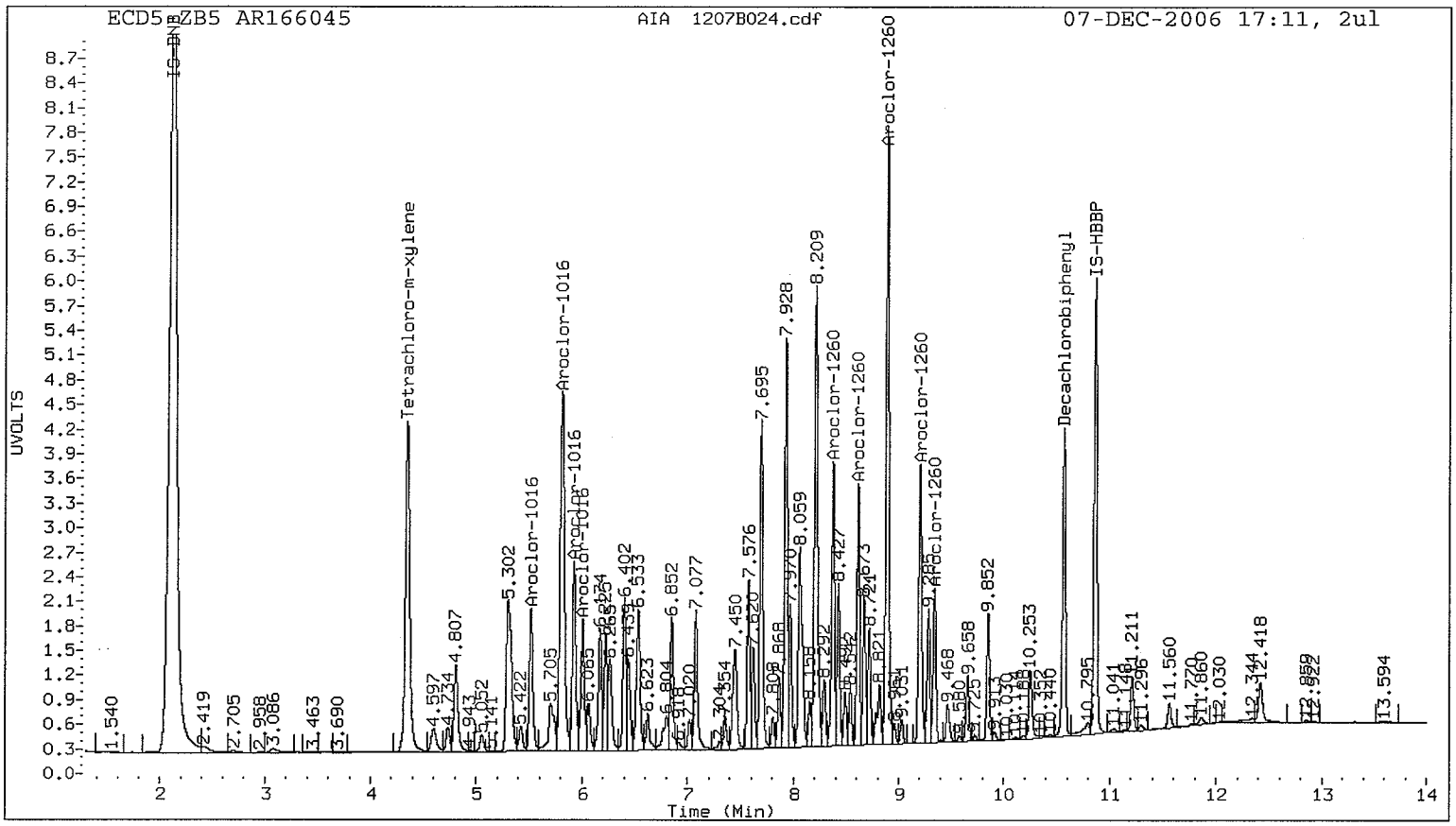
ECD5-ZB5 AR166045
AIA 1207B024.cdf
07-DEC-2006 17:11, 2ul
UVOLTS
Time (Min)
IS-BNB
Tetrachloro-m-xylene
Aroclor-1016
Aroclor-1260
Decachlorobiphenyl
IS-HBBP

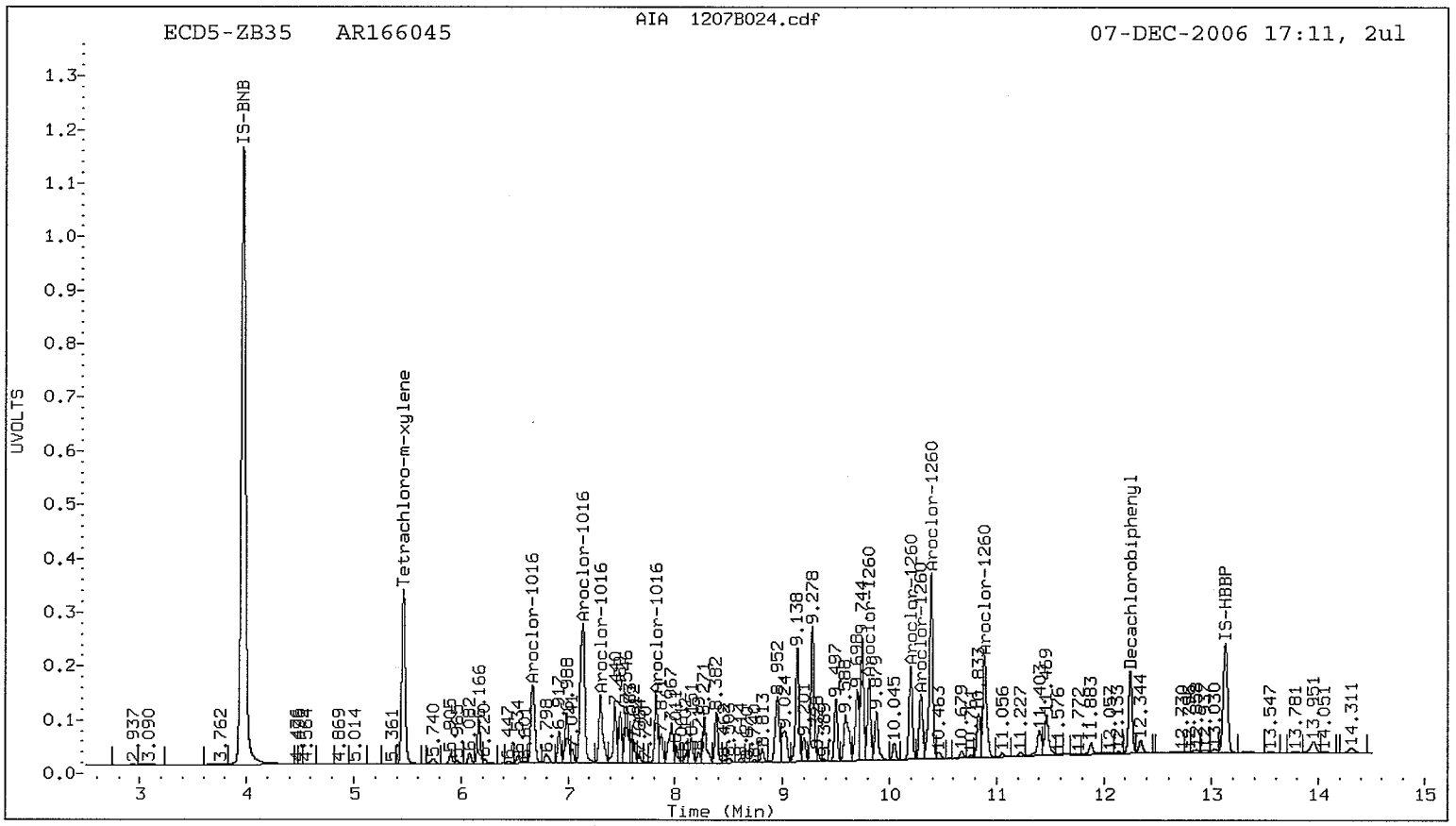
ECD5-ZB35 AR166045
AIA 1207B024.cdf
07-DEC-2006 17:11, 2ul
UVOLTS
Time (Min)
IS-BNB
Tetrachloro-m-xylene
Aroclor-1016
Aroclor-1260
Decachlorobiphenyl
IS-HBBP

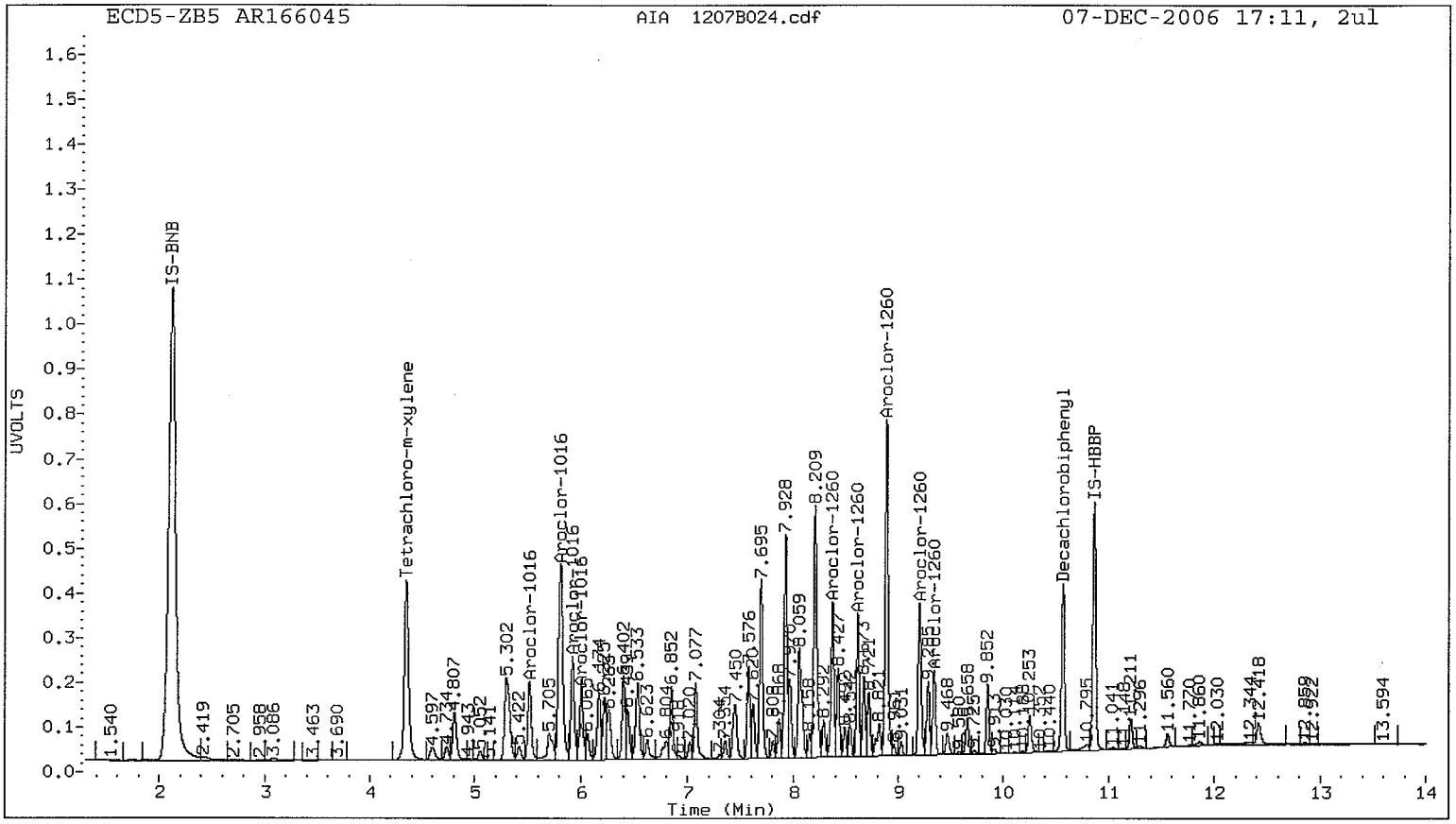
ECD5-ZB5 AR166045
AIA 1207B024.cdf
07-DEC-2006 17:11, 2ul
UVOLTS
Time (Min)
IS-BNB
Tetrachloro-m-xylene
Aroclor-1016
Aroclor-1260
Decachlorobiphenyl
IS-HBBP

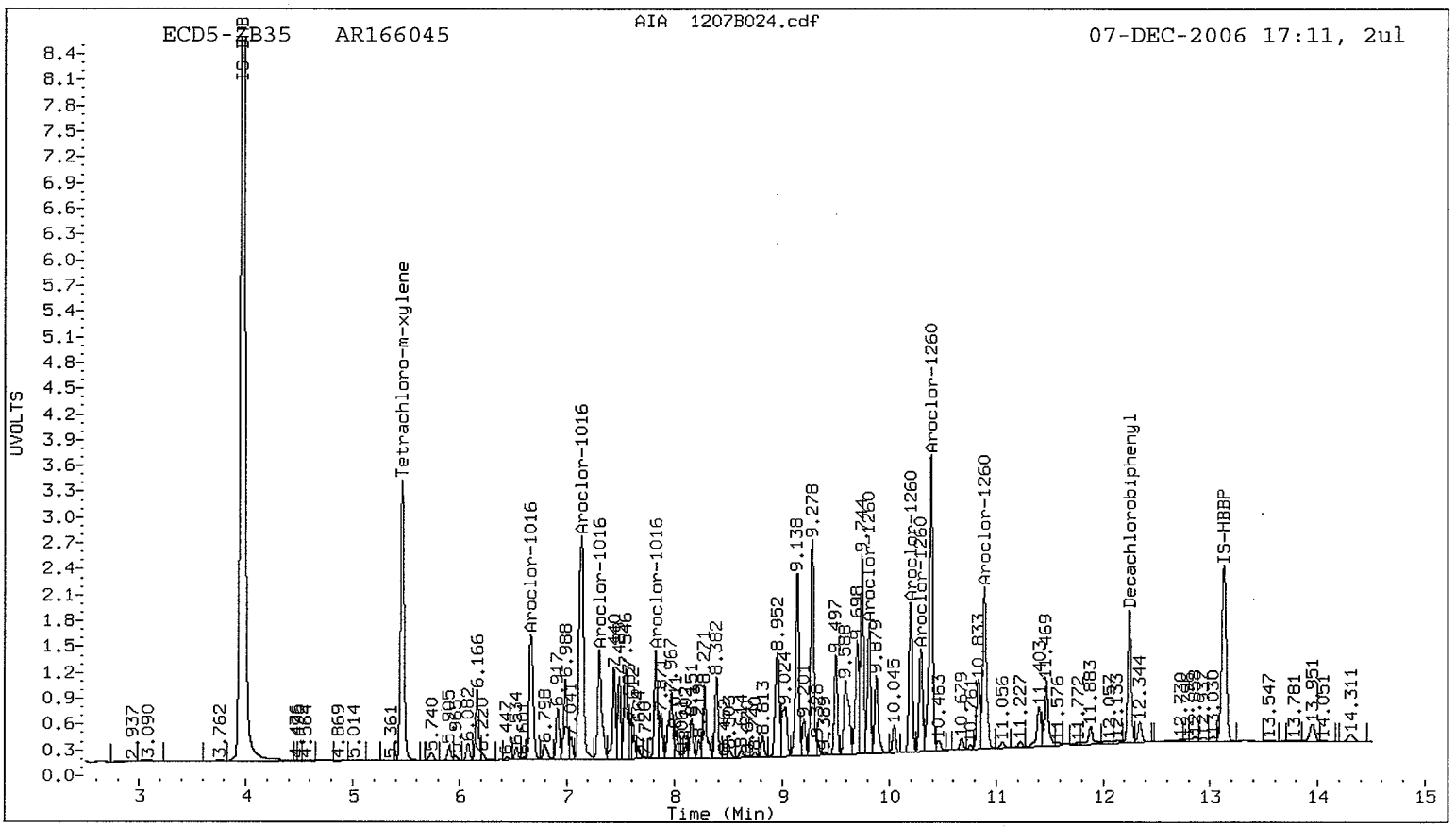
ECD5-ZB35 AR166045
AIA 1207B024.cdf
07-DEC-2006 17:11, 2ul
UVOLTS
Time (Min)
IS-BNB
Tetrachloro-m-xylene
Aroclor-1016
Aroclor-1260
Decachlorobiphenyl
IS-HBBP

PCB Analysis
QC Raw Data

prepared
for

ANCHOR ENVIRONMENTAL

Project: Chinook, 060354-01

ARI JOB NO: KG57

prepared
by

Analytical Resources, Inc.

ANALYTICAL RESOURCES INCORPORATED

ORGANICS ANALYSIS DATA SHEET
PCB by GC/ECD Method SW8082 **Sample ID: MB-112806**
Page 1 of 1 **METHOD BLANK**

Lab Sample ID: MB-112806
LIMS ID: 06-23749
Matrix: Water
Data Release Authorized:
Reported: 12/08/06

QC Report No: KG57-Anchor Environmental
Project: CHINOOK
060354-01
Date Sampled: NA
Date Received: NA

Date Extracted: 11/28/06
Date Analyzed: 12/07/06 14:27
Instrument/Analyst: ECD5/PK
GPC Cleanup: No
Sulfur Cleanup: Yes

Sample Amount: 1000 mL
Final Extract Volume: 0.50 mL
Dilution Factor: 1.00
Silica Gel: No
Acid Cleanup: Yes

CAS Number	Analyte	RL	Result
12674-11-2	Aroclor 1016	0.010	< 0.010 U
53469-21-9	Aroclor 1242	0.010	< 0.010 U
12672-29-6	Aroclor 1248	0.010	< 0.010 U
11097-69-1	Aroclor 1254	0.010	< 0.010 U
11096-82-5	Aroclor 1260	0.010	< 0.010 U
11104-28-2	Aroclor 1221	0.010	< 0.010 U
11141-16-5	Aroclor 1232	0.010	< 0.010 U

Reported in µg/L (ppb)

PCB Surrogate Recovery

Decachlorobiphenyl	82.0%
Tetrachlorometaxylene	75.5%

Analytical Resources Inc.
Dual Column PCB Quantitation Report

Data file 1: 20061107.b/1207-1.b/1207B015.d
Data file 2: 20061107.b/1207-2.b/1207B015.d
Method: /chem2/ecd5.i/20061107.b/PCB1.m
Compound Sublist: PCB
Instrument, Inj. Vol.: ecd5.i, 2ul
Quant Method: Internal Std

ARI ID: KG57MBW1
Client ID:
Injection Date: 07-DEC-2006 14:27
Report Date: 12/07/2006 16:13
Matrix: SOIL
Dilution Factor: 1.000

ZB5 Col RT	ZB5 Col Shift	ZB5 Col Response	ZB35 Col RT	ZB35 Col Shift	ZB35 Col Response	ZB5 on col	ZB35 on col	RPD	Compound/Flag
4.347	0.003	10311679	5.462	-0.004	6524155	30.2	28.8	4.7	Tetrachloro-m-xylene M
10.568	-0.008	6728644	12.248	-0.011	3352503	30.5	32.8	7.2	Decachlorobiphenyl

* Indicates RPD > 40%
M Indicates Column 1 peak was manually integrated
N Indicates Column 2 peak was manually integrated

SURROGATE PERCENT RECOVERY

SURROGATE	Col1	Col2
Tetrachloro-m-xylene	75.4	72.0
Decachlorobiphenyl	76.3	82.1

INTERNAL STANDARD SUMMARY

Column 1

Standard Cpnd	Standard Area*	Sample Area	%D
Bromo-Nitrobenzene	25071891	28360977	13.1
Hexabromobiphenyl	6582257	6189565	-6.0

Column 2

Standard Cpnd	Standard Area*	Sample Area	%D
Bromo-Nitrobenzene	16857940	19278094	14.4
Hexabromobiphenyl	3866036	3440382	-11.0

* Standard Areas taken from Initial Cal Level 4
Initial Calibration Date: 07-NOV-2006
<- Indicates standard response outside Limits (-50 to +100%)

Aroclor	Peak#	RT	Shift	Area	Amount	Peak#	RT	Shift	Area	Amount
		ZB5 Col					ZB35 Col			
Aroclor-1016	1	5.524	0.005	55491	6.0	1	6.641	-0.033	198180	20.4
Aroclor-1016	2	5.807	-0.004	96780	3.2	2	7.133	-0.013	57033	2.9
Aroclor-1016	3	5.927	0.003	85834	7.3	3	7.327	0.017	21532	2.8
Aroclor-1016	4	5.967	-0.041	214650	25.9	4	7.872	0.043	111301	17.1
	Total Col1Ave (4 peaks):				10.6	Total Col2Ave (4 peaks):				10.8 RPD = 2
	Corrected Ave (3 peaks):				5.5	Corrected Ave (3 peaks):				7.6 RPD = 32
Aroclor-1221	1	4.588	-0.016	58281	13.5	1	---			0.0
Aroclor-1221	2	4.838	0.032	200295	21.7	2	6.105	0.025	48447	27.9
Aroclor-1221	3	5.807	-0.005	96780	27.9	3	6.161	-0.005	43428	8.3
Aroclor-1221	NS	---			----	4	6.641	-0.043	198180	96.4
	Total Col1Ave (3 peaks):				21.0	Total Col2Ave (3 peaks):				44.2 RPD = 71*
	Corrected Ave (3 peaks):				21.0	Corrected Ave: < 3 Peaks				
Aroclor-1232	1	4.838	0.031	200295	24.6	1	6.161	-0.010	43428	9.1
Aroclor-1232	2	5.524	0.005	55491	13.6	2	6.641	-0.036	198180	43.3
Aroclor-1232	3	5.807	-0.005	96780	7.4	3	7.133	-0.013	57033	7.0
Aroclor-1232	4	5.927	0.003	85834	16.7	4	7.327	0.018	21532	6.3
	Total Col1Ave (4 peaks):				15.6	Total Col2Ave (4 peaks):				16.4 RPD = 6
	Corrected Ave (4 peaks):				15.6	Corrected Ave (3 peaks):				7.5 RPD = 70*
Aroclor-1242	1	5.524	0.005	55491	6.4	1	6.161	-0.011	43428	10.3
Aroclor-1242	2	5.807	-0.005	96780	3.4	2	6.641	-0.034	198180	22.6
Aroclor-1242	3	5.927	0.003	85834	7.7	3	7.133	-0.014	57033	3.3
Aroclor-1242	4	6.557	0.022	78939	7.4	4	7.327	0.017	21532	3.0
Aroclor-1242	NS	---			----	5	8.155	-0.003	53149	7.7
	Total Col1Ave (4 peaks):				6.2	Total Col2Ave (5 peaks):				9.4 RPD = 40*
	Corrected Ave (4 peaks):				6.2	Corrected Ave (4 peaks):				6.1 RPD = 3
Aroclor-1248	1	5.313	0.012	162334	25.5	1	7.133	-0.010	57033	4.8
Aroclor-1248	2	5.807	-0.002	96780	5.1	2	---			0.0
Aroclor-1248	3	6.185	0.009	287202	27.3	3	7.872	0.044	111301	13.3
Aroclor-1248	4	6.557	0.022	78939	5.3	4	8.155	-0.003	53149	4.8
Aroclor-1248	5	6.852	0.004	29103	1.5	NS	---			----
	Total Col1Ave (5 peaks):				12.9	Total Col2Ave (3 peaks):				7.6 RPD = 52*
	Corrected Ave (3 peaks):				3.9	Corrected Ave: < 3 Peaks				
Aroclor-1254	1	6.852	-0.001	29103	1.8	1	8.428	0.039	1624707	135.4
Aroclor-1254	2	---			0.0	2	8.853	0.033	15551	1.8
Aroclor-1254	3	7.384	0.027	105341	7.1	3	8.950	0.008	23502	1.4
Aroclor-1254	4	7.447	-0.010	75157	2.8	4	---			0.0
Aroclor-1254	5	7.935	-0.047	89182	4.9	NS	---			----
	Total Col1Ave (4 peaks):				4.1	Total Col2Ave (3 peaks):				46.2 RPD = 167*
	Corrected Ave (3 peaks):				3.1	Corrected Ave: < 3 Peaks				
Aroclor-1260	1	8.368	-0.012	42321	3.1	1	9.804	-0.014	30152	4.6
Aroclor-1260	2	8.607	-0.012	15124	1.2	2	10.217	0.010	17045	2.2
Aroclor-1260	3	8.934	0.041	390526	12.6	3	10.342	0.039	28869	5.0
Aroclor-1260	4	9.171	-0.035	66584	4.4	4	10.384	-0.014	23362	1.4
Aroclor-1260	5	---			0.0	5	---			0.0
	Total Col1Ave (4 peaks):				5.3	Total Col2Ave (4 peaks):				3.3 RPD = 48*
	Corrected Ave (3 peaks):				2.9	Corrected Ave (4 peaks):				3.3 RPD = 12
Aroclor-1262	1	8.607	-0.014	15124	0.9	1	9.804	-0.012	30152	2.7
Aroclor-1262	2	8.934	0.039	390526	9.6	2	10.217	0.013	17045	1.7
Aroclor-1262	3	9.171	-0.037	66584	5.3	3	10.384	-0.014	23362	1.1
Aroclor-1262	4	9.398	0.049	128354	7.6	4	---			0.0
Aroclor-1262	5	9.858	-0.001	209007	16.9	5	11.472	-0.006	633946	84.5
	Total Col1Ave (5 peaks):				8.1	Total Col2Ave (4 peaks):				22.5 RPD = 95*
	Corrected Ave (4 peaks):				5.8	Corrected Ave (3 peaks):				1.9 RPD = 103*
Aroclor-1268	1	9.268	-0.021	192580	4.1	1	10.824	-0.013	258242	12.4
Aroclor-1268	2	---			0.0	2	---			0.0
Aroclor-1268	3	---			0.0	3	11.250	0.010	23386	1.6

Aroclor-1268	4	10.257	0.003	688012	8.2	4	11.867	-0.026	143435	3.7

Col1Ave: <3 Quant Peaks Col2Ave: 5.9

Total PCB Area Col1 (4.444 - 10.476) = 10852993 Col1 Total PCB = 0.1 ppm*

Total PCB Area Col2 (5.566 - 12.159) = 7710682 Col2 Total PCB = 0.1 ppm*

* Quantitated against AR1660 0.25ppm in Ical

PCB-Form 10 Mod.

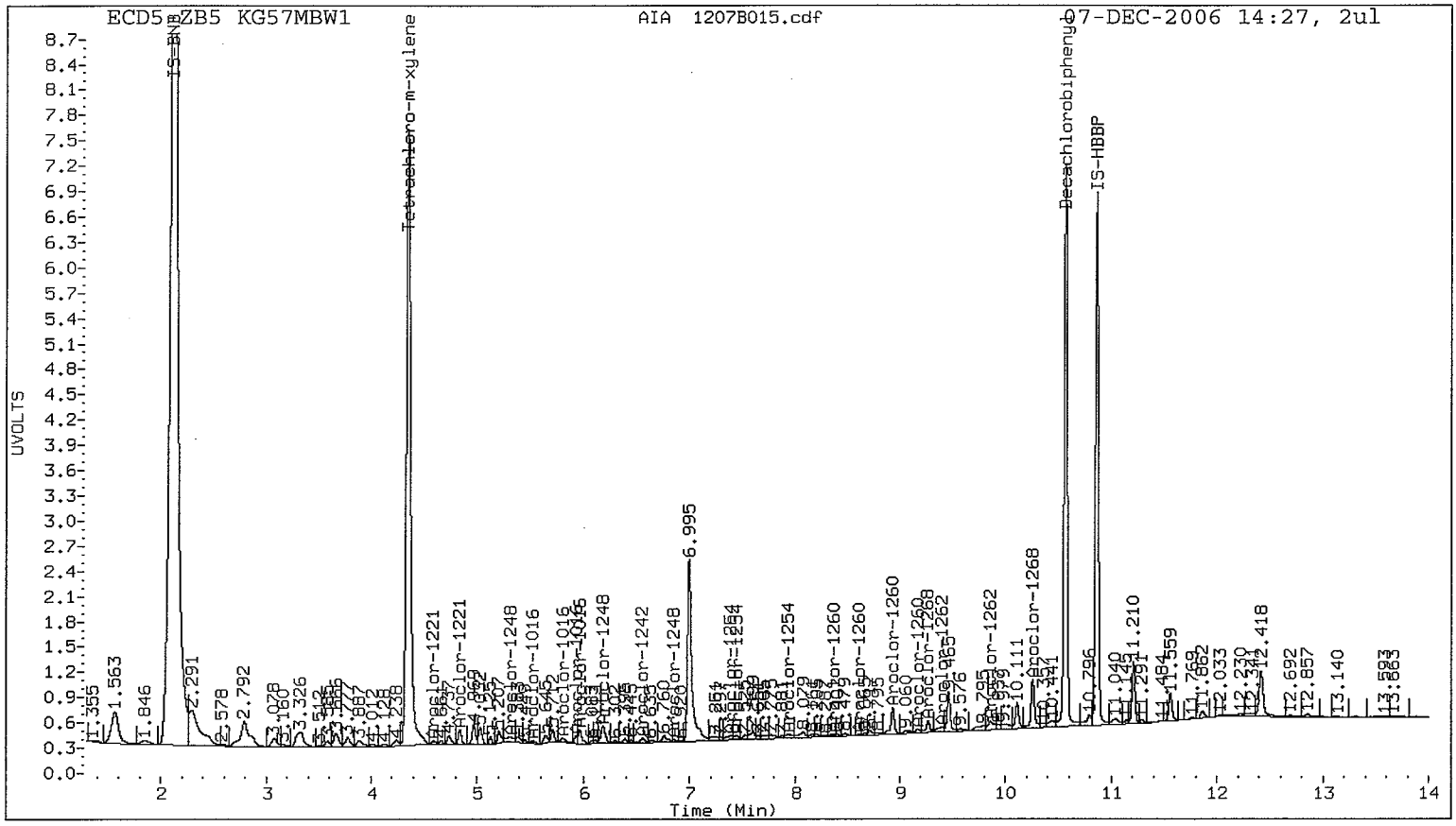
ECD5-ZB5 KG57MBW1
AIA 1207B015.cdf
07-DEC-2006 14:27, 2ul
UVOLTS
Time (Min)
IS-BNB
Tetrachloro-m-xylene
Decachlorobiphenyl
IS-HBBP
6.995

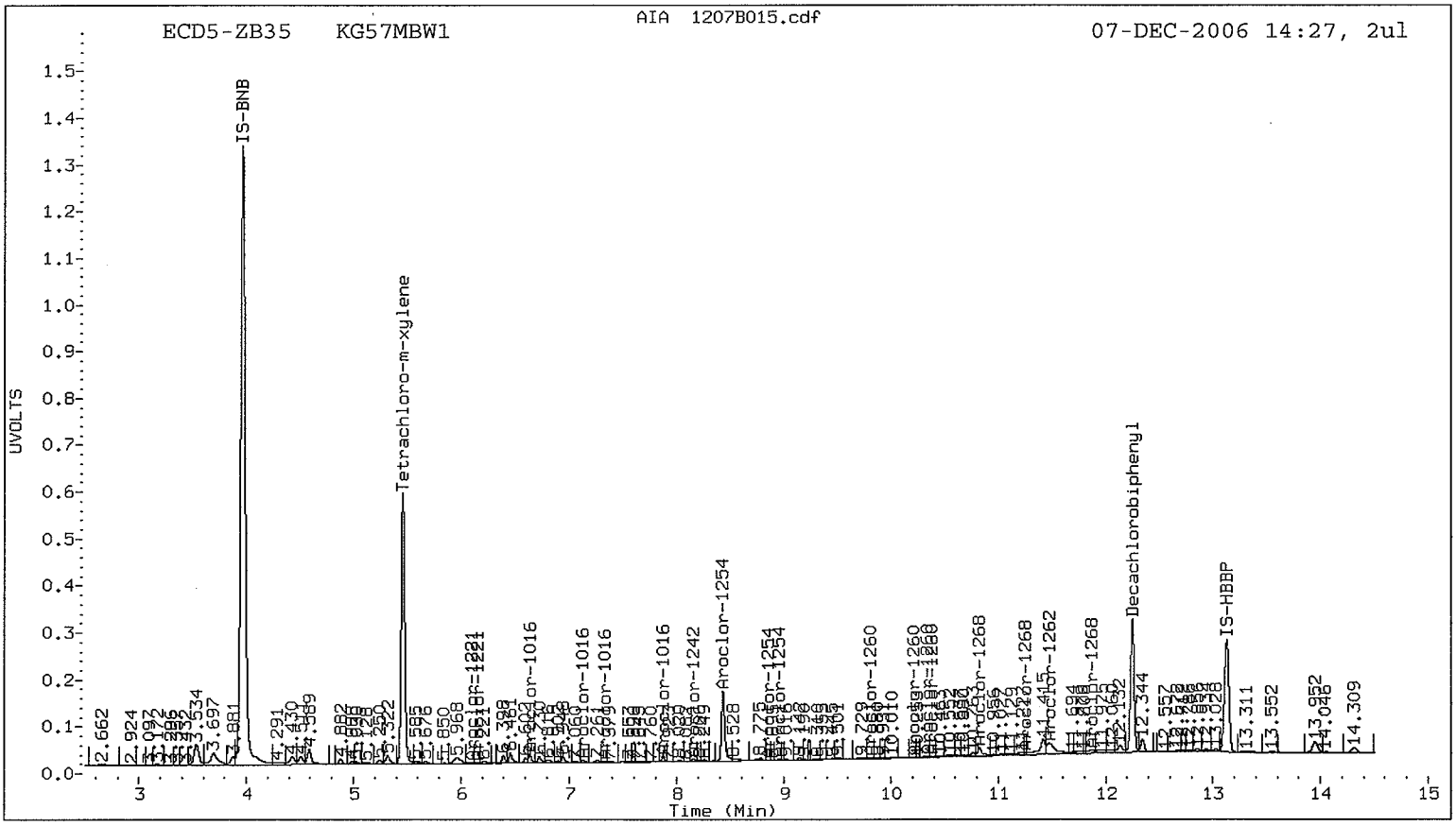
ECD5-ZB35 KG57MBW1
AIA 1207B015.cdf
07-DEC-2006 14:27, 2ul
UVOLTS
Time (Min)
IS-BNB
Tetrachloro-m-xylene
Aroclor-1254
Decachlorobiphenyl
IS-HBBP

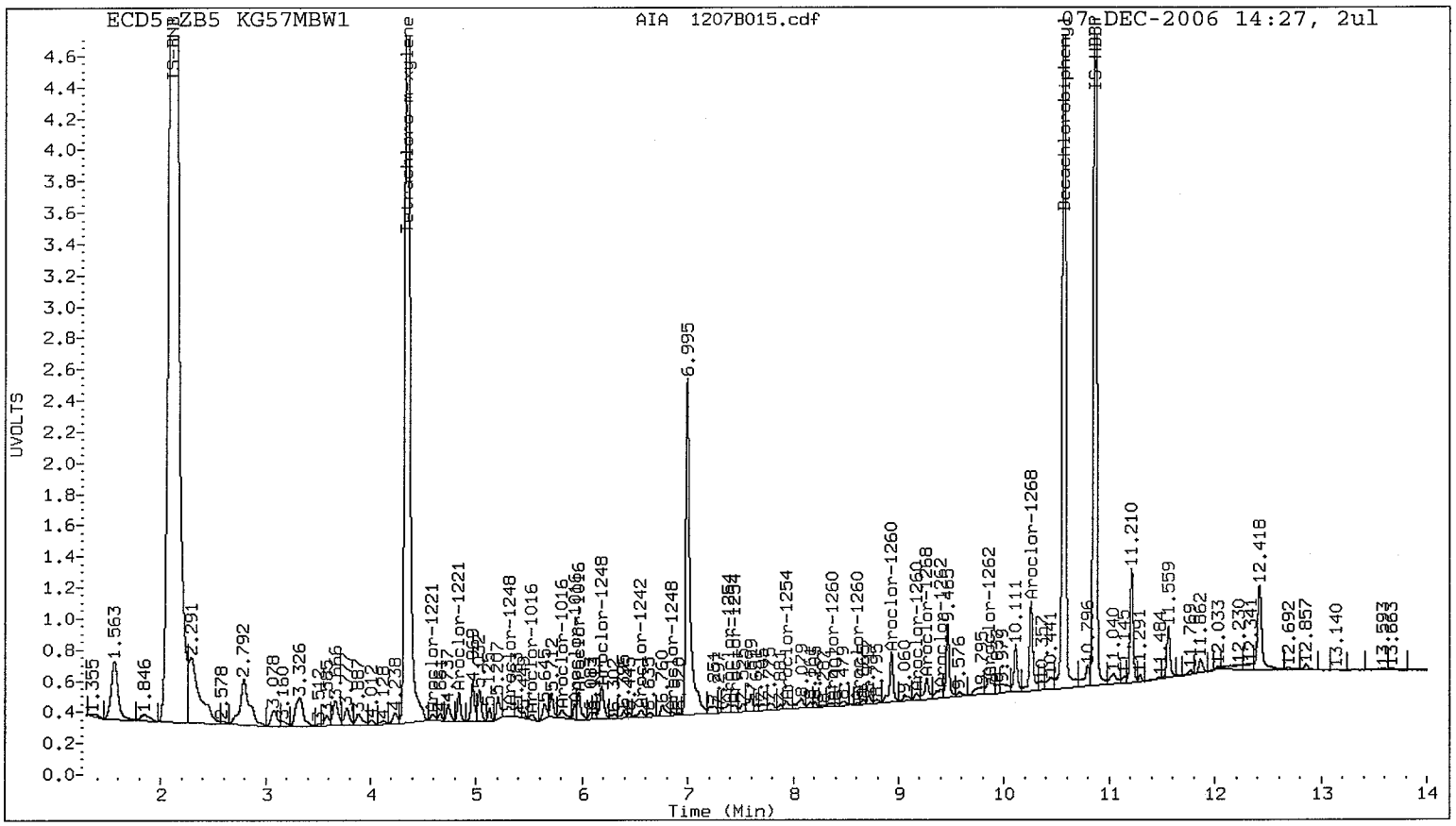
ECD5_ZB5 KG57MBW1
AIA 1207B015.cdf
07-DEC-2006 14:27, 2ul
UVOLTS
Time (Min)
IS-DNB
Tetrachloro-m-xylene
Decachlorobiphenyl
IS-HBBP
Aroclor-1221
Aroclor-1248
Aroclor-1016
Aroclor-1242
Aroclor-1254
Aroclor-1260
Aroclor-1268
Aroclor-1262
1.563
2.291
2.792
6.995
10.111
11.210
12.418

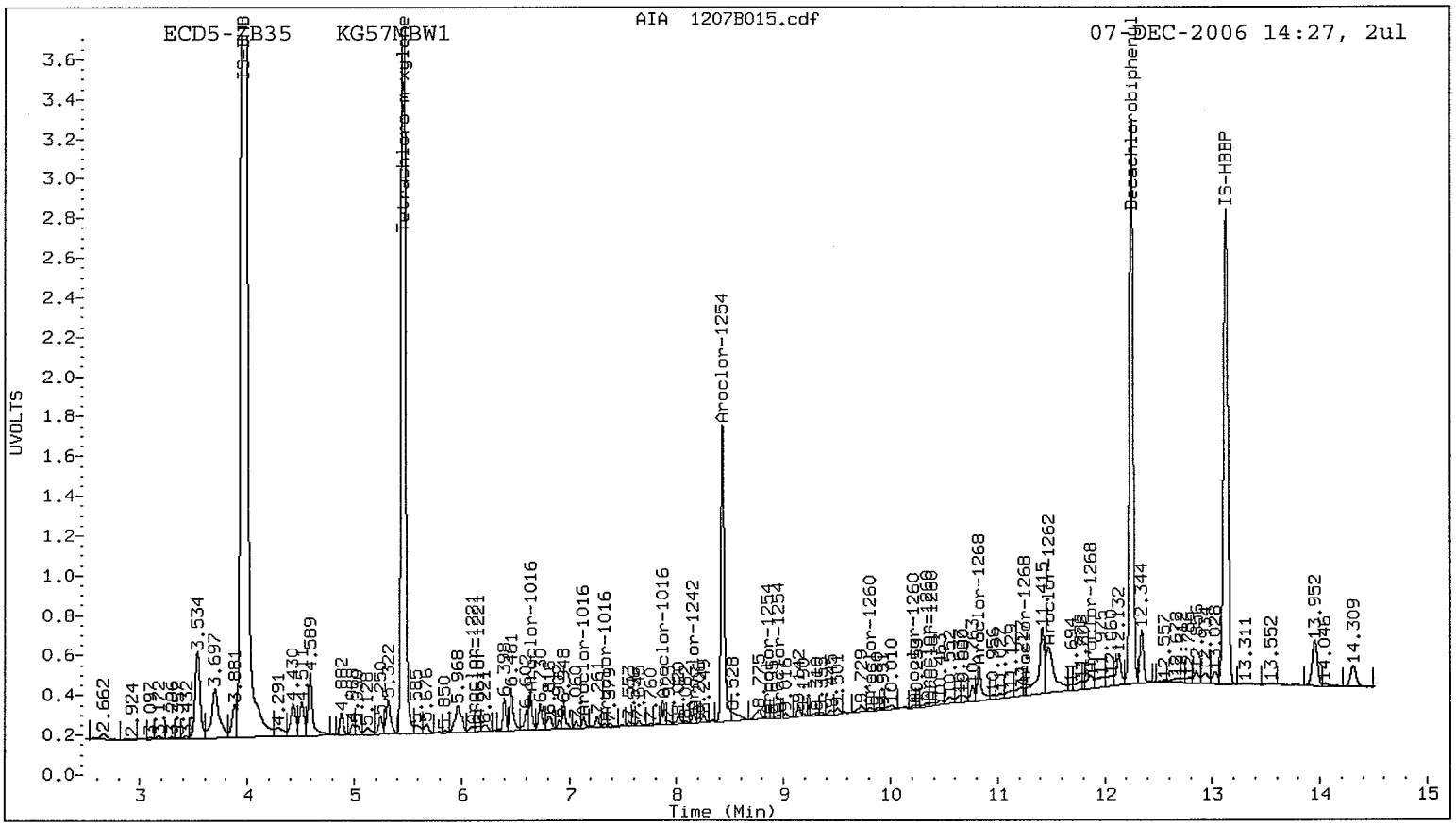
ECD5-ZB35 KG57MBW1
AIA 1207B015.cdf
07-DEC-2006 14:27, 2ul
UVOLTS
Time (Min)
IS-DNB
Tetrachloro-m-xylene
Decachlorobiphenyl
IS-HBBP
Aroclor-1254
Aroclor-1016
Aroclor-1242
Aroclor-1260
Aroclor-1268
Aroclor-1262
3.534
3.697
3.881
6.528
12.344
13.311
13.552
13.952
14.309

Analytical Resources Inc.
Dual Column PCB Quantitation Report

Data file 1: 20061107.b/1207-1.b/1207B016.d
Data file 2: 20061107.b/1207-2.b/1207B016.d
Method: /chem2/ecd5.i/20061107.b/PCB1.m
Compound Sublist: PCB
Instrument, Inj. Vol.: ecd5.i, 2ul
Quant Method: Internal Std

ARI ID: KG57LCSW1
Client ID:
Injection Date: 07-DEC-2006 14:45
Report Date: 12/07/2006 16:13
Matrix: SOIL
Dilution Factor: 1.000

ZB5 Col RT	ZB5 Col Shift	ZB5 Col Response	ZB35 Col RT	ZB35 Col Shift	ZB35 Col Response	ZB5 on col	ZB35 on col	RPD	Compound/Flag
4.347	0.003	10410165	5.463	-0.003	6669862	26.7	27.3	2.4	Tetrachloro-m-xylene
10.568	-0.008	6665038	12.249	-0.010	3291053	29.0	31.2	7.3	Decachlorobiphenyl

* Indicates RPD > 40%
M Indicates Column 1 peak was manually integrated
N Indicates Column 2 peak was manually integrated

SURROGATE PERCENT RECOVERY

SURROGATE	Col1	Col2
Tetrachloro-m-xylene	66.6	68.3
Decachlorobiphenyl	72.4	77.9

INTERNAL STANDARD SUMMARY

Column 1

Standard Cpnd	Standard Area*	Sample Area	%D
Bromo-Nitrobenzene	25071891	32407096	29.3
Hexabromobiphenyl	6582257	6460717	-1.8

Column 2

Standard Cpnd	Standard Area*	Sample Area	%D
Bromo-Nitrobenzene	16857940	20774860	23.2
Hexabromobiphenyl	3866036	3556363	-8.0

* Standard Areas taken from Initial Cal Level 4
Initial Calibration Date: 07-NOV-2006
<- Indicates standard response outside Limits (-50 to +100%)

Aroclor	Peak#	ZB5 Col RT	Shift	Area	Amount	Peak#	ZB35 Col RT	Shift	Area	Amount
Aroclor-1016	1	5.519	0.000	721357	68.8	1	6.668	-0.006	876847	83.6
Aroclor-1016	2	5.811	0.000	2301262	67.2	2	7.139	-0.007	1520254	71.9
Aroclor-1016	3	5.924	-0.001	923002	68.4	3	7.304	-0.006	686284	81.7
Aroclor-1016	4	6.006	-0.002	631418	66.7	4	7.822	-0.006	526993	75.2
Total Col1Ave (4 peaks):					67.8	Total Col2Ave (4 peaks):				78.1 RPD = 14
Corrected Ave (4 peaks):					67.8	Corrected Ave (4 peaks):				78.1 RPD = 14
Aroclor-1221	1	4.599	-0.004	196313	39.8	1	5.907	0.004	77064	27.3
Aroclor-1221	2	4.807	0.001	680663	64.4	2	6.081	0.001	117463	62.7
Aroclor-1221	3	5.811	0.000	2301262	580.2	3	6.165	0.000	354053	62.7
Aroclor-1221	NS	---			----	4	6.668	-0.016	876847	395.6
Total Col1Ave (3 peaks):					228.2	Total Col2Ave (4 peaks):				137.1 RPD = 50*
Corrected Ave: < 3 Peaks						Corrected Ave (3 peaks):				50.9
Aroclor-1232	1	4.807	0.000	680663	73.1	1	6.165	-0.005	354053	69.1
Aroclor-1232	2	5.519	0.000	721357	154.3	2	6.668	-0.009	876847	177.9
Aroclor-1232	3	5.811	-0.001	2301262	153.7	3	7.139	-0.006	1520254	172.0
Aroclor-1232	4	5.924	-0.001	923002	157.1	4	7.304	-0.004	686284	186.7
Total Col1Ave (4 peaks):					134.5	Total Col2Ave (4 peaks):				151.4 RPD = 12
Corrected Ave (4 peaks):					134.5	Corrected Ave (4 peaks):				151.4 RPD = 12
Aroclor-1242	1	5.519	-0.001	721357	72.4	1	6.165	-0.006	354053	78.0
Aroclor-1242	2	5.811	0.000	2301262	71.4	2	6.668	-0.007	876847	92.9
Aroclor-1242	3	5.924	-0.001	923002	72.4	3	7.139	-0.008	1520254	80.8
Aroclor-1242	4	6.533	-0.002	889306	73.2	4	7.304	-0.006	686284	89.8
Aroclor-1242	NS	---			----	5	8.152	-0.006	318433	42.6
Total Col1Ave (4 peaks):					72.4	Total Col2Ave (5 peaks):				76.8 RPD = 6
Corrected Ave (4 peaks):					72.4	Corrected Ave (5 peaks):				76.8 RPD = 6
Aroclor-1248	1	5.300	0.000	1312590	180.4	1	7.139	-0.004	1520254	119.1
Aroclor-1248	2	5.811	0.002	2301262	105.4	2	7.488	-0.006	360300	53.2
Aroclor-1248	3	6.177	0.001	756789	62.9	3	7.822	-0.006	526993	58.2
Aroclor-1248	4	6.533	-0.002	889306	52.0	4	8.152	-0.006	318433	26.6
Aroclor-1248	5	6.850	0.002	709696	31.5	NS	---			----
Total Col1Ave (5 peaks):					86.4	Total Col2Ave (4 peaks):				64.3 RPD = 29
Corrected Ave (4 peaks):					63.0	Corrected Ave (3 peaks):				46.0 RPD = 31
Aroclor-1254	1	6.850	-0.003	709696	37.8	1	8.382	-0.006	317897	24.6
Aroclor-1254	2	7.077	-0.002	812965	31.6	2	8.812	-0.008	73351	8.0
Aroclor-1254	3	7.354	-0.003	180170	10.6	3	8.953	0.011	645855	35.7
Aroclor-1254	4	7.448	-0.009	593301	19.1	4	9.589	0.012	574360	45.4
Aroclor-1254	5	7.969	-0.012	553170	26.6	NS	---			----
Total Col1Ave (5 peaks):					25.1	Total Col2Ave (4 peaks):				28.4 RPD = 12
Corrected Ave (5 peaks):					25.1	Corrected Ave (4 peaks):				28.4 RPD = 12
Aroclor-1260	1	8.375	-0.004	1485738	103.1	1	9.810	-0.008	723745	106.4
Aroclor-1260	2	8.615	-0.004	1184791	93.1	2	10.198	-0.009	791750	98.3
Aroclor-1260	3	8.888	-0.005	3319881	102.9	3	10.293	-0.010	568340	94.3
Aroclor-1260	4	9.201	-0.005	1349512	85.0	4	10.390	-0.009	1657927	95.4
Aroclor-1260	5	9.342	-0.006	848799	106.9	5	10.889	-0.010	1006165	100.8
Total Col1Ave (5 peaks):					98.2	Total Col2Ave (5 peaks):				99.1 RPD = 1
Corrected Ave (5 peaks):					98.2	Corrected Ave (5 peaks):				99.1 RPD = 1
Aroclor-1262	1	8.615	-0.006	1184791	68.0	1	9.810	-0.006	723745	63.7
Aroclor-1262	2	8.888	-0.007	3319881	78.4	2	10.198	-0.006	791750	75.9
Aroclor-1262	3	9.201	-0.007	1349512	102.0	3	10.390	-0.008	1657927	77.9
Aroclor-1262	4	9.342	-0.008	848799	48.0	4	10.889	-0.008	1006165	80.2
Aroclor-1262	5	9.851	-0.008	767896	59.5	5	11.469	-0.010	721745	93.0
Total Col1Ave (5 peaks):					71.2	Total Col2Ave (5 peaks):				78.2 RPD = 9
Corrected Ave (5 peaks):					71.2	Corrected Ave (5 peaks):				78.2 RPD = 9
Aroclor-1268	1	9.284	-0.006	791739	16.3	1	10.830	-0.008	575867	26.8
Aroclor-1268	2	9.342	-0.003	848799	19.6	2	10.889	-0.009	1006165	51.9
Aroclor-1268	3	9.658	0.010	323216	8.7	3	11.226	-0.014	154087	9.9

Aroclor-1268	4	10.256	0.002	808102	9.3	4	11.879	-0.014	248330	6.2
	Total Col1Ave (4 peaks):			13.5		Total Col2Ave (4 peaks):			23.7	RPD = 55*
	Corrected Ave (4 peaks):			13.5		Corrected Ave (3 peaks):			14.3	RPD = 6

Total PCB Area Col1 (4.444 - 10.476) = 43465350 Col1 Total PCB = 0.2 ppm*

Total PCB Area Col2 (5.566 - 12.159) = 26227003 Col2 Total PCB = 0.2 ppm*

* Quantitated against AR1660 0.25ppm in Ical

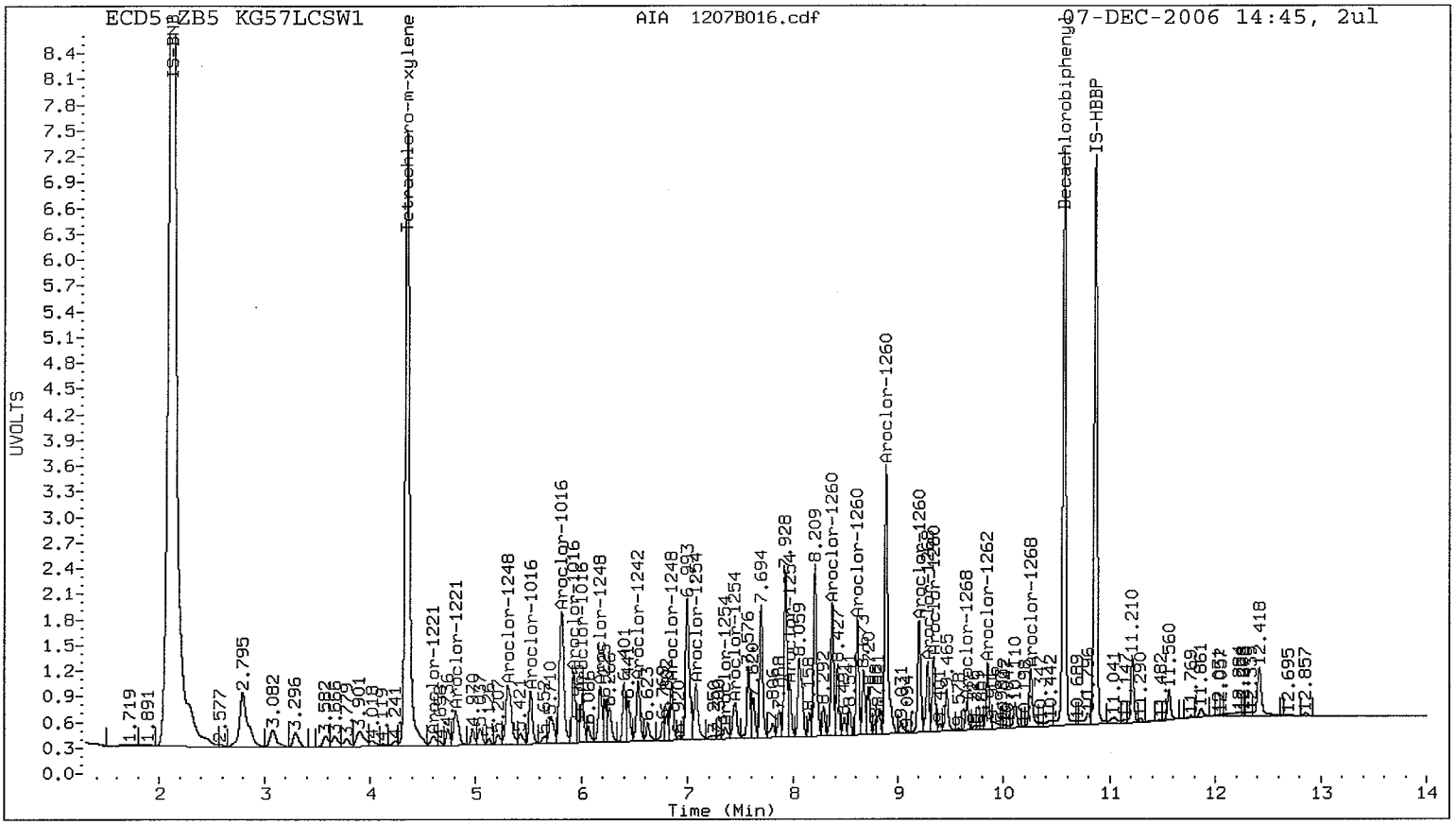
ECD5-ZB5 KG57LCSW1
AIA 1207B016.cdf
07-DEC-2006 14:45, 2ul
UVOLTS
Time (Min)
IS-BNB
Tetrachloro-m-xylene
Decachlorobiphenyl
IS-HBBP
Aroclor-1221
Aroclor-1016
Aroclor-1248
Aroclor-1242
Aroclor-1254
Aroclor-1260
Aroclor-1262
Aroclor-1268

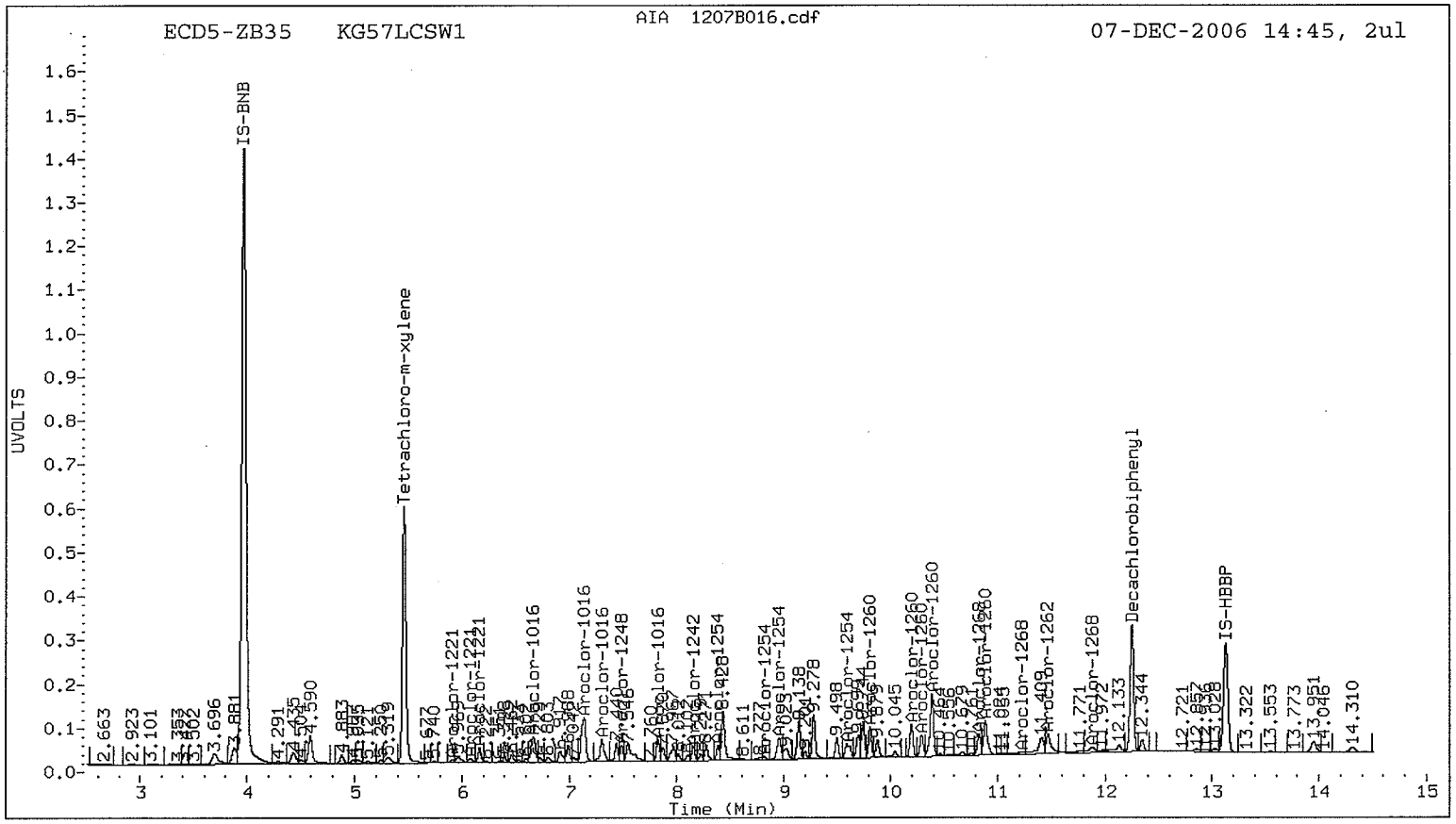
ECD5-ZB35 KG57LCSW1
AIA 1207B016.cdf
07-DEC-2006 14:45, 2ul
UVOLTS
Time (Min)
IS-BNB
Tetrachloro-m-xylene
Decachlorobiphenyl
IS-HBBP
Aroclor-1221
Aroclor-1016
Aroclor-1248
Aroclor-1242
Aroclor-1254
Aroclor-1260
Aroclor-1262
Aroclor-1268

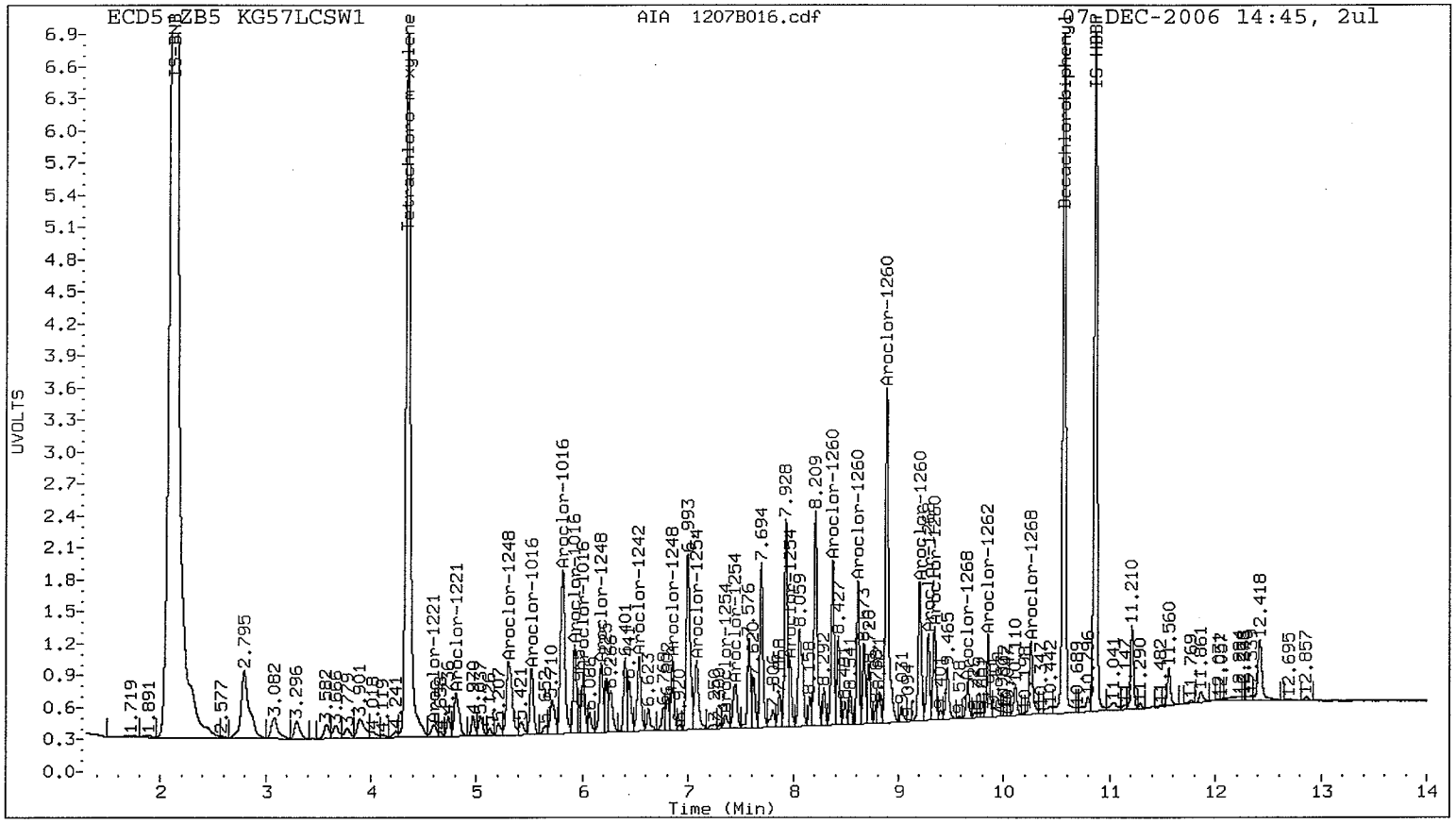
ECD5-ZB5 KG57LCSW1
AIA 1207B016.cdf
07-DEC-2006 14:45, 2ul
UVOLTS
Time (Min)
IS-DNB
Tetrachloro-m-xylene
Decachlorobiphenyl
IS-HBBP
Aroclor-1016
Aroclor-1221
Aroclor-1248
Aroclor-1242
Aroclor-1254
Aroclor-1260
Aroclor-1262
Aroclor-1268

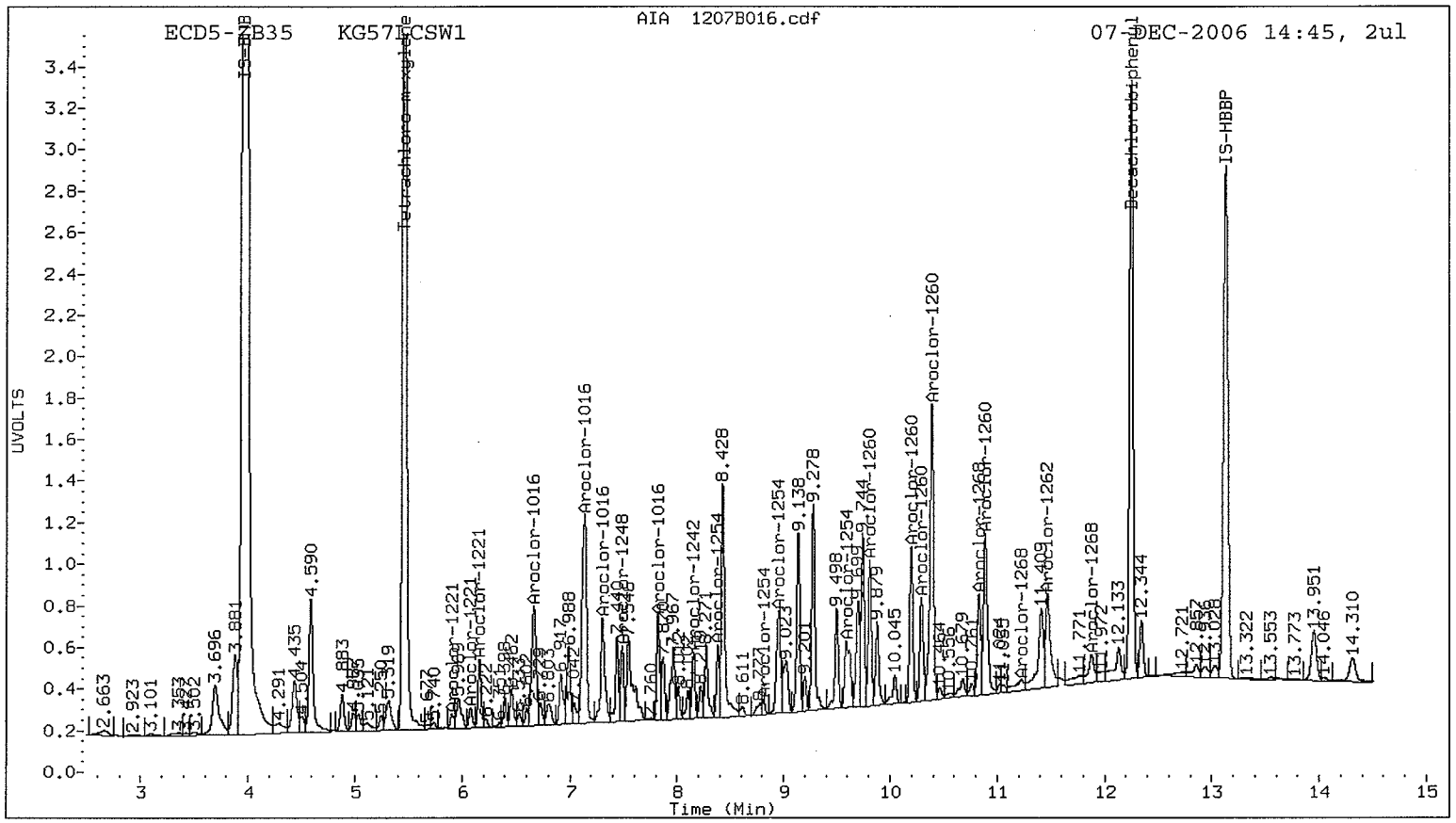
ECD5-RB35 KG57LCSW1
AIA 1207B016.cdf
07-DEC-2006 14:45, 2ul
UVOLTS
Time (Min)
IS-DNB
Tetrachloro-m-xylene
Decachlorobiphenyl
IS-HBBP
Aroclor-1016
Aroclor-1221
Aroclor-1248
Aroclor-1242
Aroclor-1254
Aroclor-1260
Aroclor-1262
Aroclor-1268

Analytical Resources Inc.
Dual Column PCB Quantitation Report

Data file 1: 20061107.b/1207-1.b/1207B017.d
Data file 2: 20061107.b/1207-2.b/1207B017.d
Method: /chem2/ecd5.i/20061107.b/PCB1.m
Compound Sublist: PCB
Instrument, Inj. Vol.: ecd5.i, 2ul
Quant Method: Internal Std

ARI ID: KG57LCSDW1
Client ID:
Injection Date: 07-DEC-2006 15:03
Report Date: 12/07/2006 16:13
Matrix: SOIL
Dilution Factor: 1.000

ZB5 Col RT	ZB5 Col Shift	ZB5 Col Response	ZB35 Col RT	ZB35 Col Shift	ZB35 Col Response	ZB5 on col	ZB35 on col	RPD	Compound/Flag
4.347	0.003	10423004	5.463	-0.002	6737962	27.5	28.6	3.7	Tetrachloro-m-xylene
10.568	-0.008	6638849	12.248	-0.011	3355173	30.0	32.3	7.3	Decachlorobiphenyl

* Indicates RPD > 40%
M Indicates Column 1 peak was manually integrated
N Indicates Column 2 peak was manually integrated

SURROGATE PERCENT RECOVERY

SURROGATE	Col1	Col2
Tetrachloro-m-xylene	68.8	71.4
Decachlorobiphenyl	75.0	80.7

INTERNAL STANDARD SUMMARY

Column 1

Standard Cpnd	Standard Area*	Sample Area	%D
Bromo-Nitrobenzene	25071891	31419953	25.3
Hexabromobiphenyl	6582257	6216818	-5.6

Column 2

Standard Cpnd	Standard Area*	Sample Area	%D
Bromo-Nitrobenzene	16857940	20058717	19.0
Hexabromobiphenyl	3866036	3502391	-9.4

* Standard Areas taken from Initial Cal Level 4
Initial Calibration Date: 07-NOV-2006
<- Indicates standard response outside Limits (-50 to +100%)

Aroclor	Peak#	RT	Shift	ZB5 Col Area	Amount	Peak#	RT	Shift	ZB35 Col Area	Amount
Aroclor-1016	1	5.519	0.000	743741	73.1	1	6.667	-0.008	1045733	103.3
Aroclor-1016	2	5.811	0.000	2385029	71.8	2	7.138	-0.008	1553811	76.2
Aroclor-1016	3	5.924	0.000	962781	73.6	3	7.304	-0.005	706909	87.1
Aroclor-1016	4	6.006	-0.002	662523	72.2	4	7.823	-0.006	533295	78.8
Total Col1Ave (4 peaks):					72.7	Total Col2Ave (4 peaks):				86.3 RPD = 17
Corrected Ave (4 peaks):					72.7	Corrected Ave (4 peaks):				86.3 RPD = 17
Aroclor-1221	1	4.586	-0.018	1642673	343.9	1	---			0.0
Aroclor-1221	2	4.808	0.003	821341	80.2	2	6.081	0.001	168523	93.1
Aroclor-1221	3	5.811	-0.001	2385029	620.3	3	6.166	0.001	383767	70.4
Aroclor-1221	NS	---			----	4	6.667	-0.018	1045733	488.7
Total Col1Ave (3 peaks):					348.1	Total Col2Ave (3 peaks):				217.4 RPD = 46*
Corrected Ave: < 3 Peaks						Corrected Ave: < 3 Peaks				
Aroclor-1232	1	4.808	0.001	821341	91.0	1	6.166	-0.005	383767	77.6
Aroclor-1232	2	5.519	0.001	743741	164.1	2	6.667	-0.011	1045733	219.8
Aroclor-1232	3	5.811	-0.001	2385029	164.3	3	7.138	-0.007	1553811	182.1
Aroclor-1232	4	5.924	0.000	962781	169.0	4	7.304	-0.004	706909	199.2
Total Col1Ave (4 peaks):					147.1	Total Col2Ave (4 peaks):				169.7 RPD = 14
Corrected Ave (4 peaks):					147.1	Corrected Ave (4 peaks):				169.7 RPD = 14
Aroclor-1242	1	5.519	0.000	743741	77.0	1	6.166	-0.006	383767	87.5
Aroclor-1242	2	5.811	0.000	2385029	76.3	2	6.667	-0.008	1045733	114.7
Aroclor-1242	3	5.924	0.000	962781	77.9	3	7.138	-0.008	1553811	85.5
Aroclor-1242	4	6.534	-0.001	983667	83.5	4	7.304	-0.006	706909	95.8
Aroclor-1242	NS	---			----	5	8.152	-0.006	337586	46.8
Total Col1Ave (4 peaks):					78.7	Total Col2Ave (5 peaks):				86.1 RPD = 9
Corrected Ave (4 peaks):					78.7	Corrected Ave (5 peaks):				86.1 RPD = 9
Aroclor-1248	1	5.302	0.001	1494011	211.8	1	7.138	-0.005	1553811	126.1
Aroclor-1248	2	5.811	0.002	2385029	112.7	2	7.489	-0.005	369857	56.6
Aroclor-1248	3	6.178	0.002	820514	70.3	3	7.823	-0.005	533295	61.0
Aroclor-1248	4	6.534	-0.001	983667	59.4	4	8.152	-0.006	337586	29.2
Aroclor-1248	5	6.851	0.003	790200	36.2	NS	---			----
Total Col1Ave (5 peaks):					98.1	Total Col2Ave (4 peaks):				68.3 RPD = 36
Corrected Ave (4 peaks):					69.6	Corrected Ave (3 peaks):				49.0 RPD = 35
Aroclor-1254	1	6.851	-0.002	790200	43.4	1	8.429	0.040	3034307	243.1
Aroclor-1254	2	7.076	-0.003	1034198	41.4	2	8.812	-0.008	77556	8.8
Aroclor-1254	3	7.354	-0.003	206850	12.6	3	8.954	0.011	651553	37.3
Aroclor-1254	4	7.448	-0.009	631992	21.0	4	9.590	0.013	574601	47.0
Aroclor-1254	5	7.970	-0.012	565524	28.1	NS	---			----
Total Col1Ave (5 peaks):					29.3	Total Col2Ave (4 peaks):				84.0 RPD = 97*
Corrected Ave (5 peaks):					29.3	Corrected Ave (3 peaks):				31.0 RPD = 6
Aroclor-1260	1	8.375	-0.004	1526992	110.2	1	9.810	-0.008	749087	111.8
Aroclor-1260	2	8.615	-0.004	1218446	99.6	2	10.199	-0.008	833256	105.1
Aroclor-1260	3	8.889	-0.004	3474294	111.9	3	10.294	-0.009	582805	98.2
Aroclor-1260	4	9.200	-0.006	1396487	91.4	4	10.390	-0.009	1701924	99.4
Aroclor-1260	5	9.342	-0.006	866437	113.4	5	10.890	-0.010	1032394	105.1
Total Col1Ave (5 peaks):					105.3	Total Col2Ave (5 peaks):				103.9 RPD = 1
Corrected Ave (5 peaks):					105.3	Corrected Ave (5 peaks):				103.9 RPD = 1
Aroclor-1262	1	8.615	-0.006	1218446	72.6	1	9.810	-0.006	749087	67.0
Aroclor-1262	2	8.889	-0.006	3474294	85.2	2	10.199	-0.006	833256	81.2
Aroclor-1262	3	9.200	-0.008	1396487	109.7	3	10.390	-0.008	1701924	81.2
Aroclor-1262	4	9.342	-0.007	866437	50.9	4	10.890	-0.008	1032394	83.6
Aroclor-1262	5	9.853	-0.007	819787	66.1	5	11.470	-0.009	749096	98.0
Total Col1Ave (5 peaks):					76.9	Total Col2Ave (5 peaks):				82.2 RPD = 7
Corrected Ave (5 peaks):					76.9	Corrected Ave (5 peaks):				82.2 RPD = 7
Aroclor-1268	1	9.283	-0.007	883084	18.9	1	10.830	-0.008	623871	29.4
Aroclor-1268	2	9.342	-0.003	866437	20.7	2	10.890	-0.008	1032394	54.1
Aroclor-1268	3	9.659	0.012	355753	9.9	3	11.226	-0.013	116142	7.6

Aroclor-1268	4	10.256	0.002	829224	9.9	4	11.880	-0.012	256487	6.5
Total Col1Ave (4 peaks):				14.9	Total Col2Ave (4 peaks):				24.4	RPD = 49*
Corrected Ave (4 peaks):				14.9	Corrected Ave (3 peaks):				14.5	RPD = 3

Total PCB Area Col1 (4.444 - 10.476) = 50900953 Col1 Total PCB = 0.2 ppm*

Total PCB Area Col2 (5.566 - 12.159) = 29391803 Col2 Total PCB = 0.2 ppm*

* Quantitated against AR1660 0.25ppm in Ical

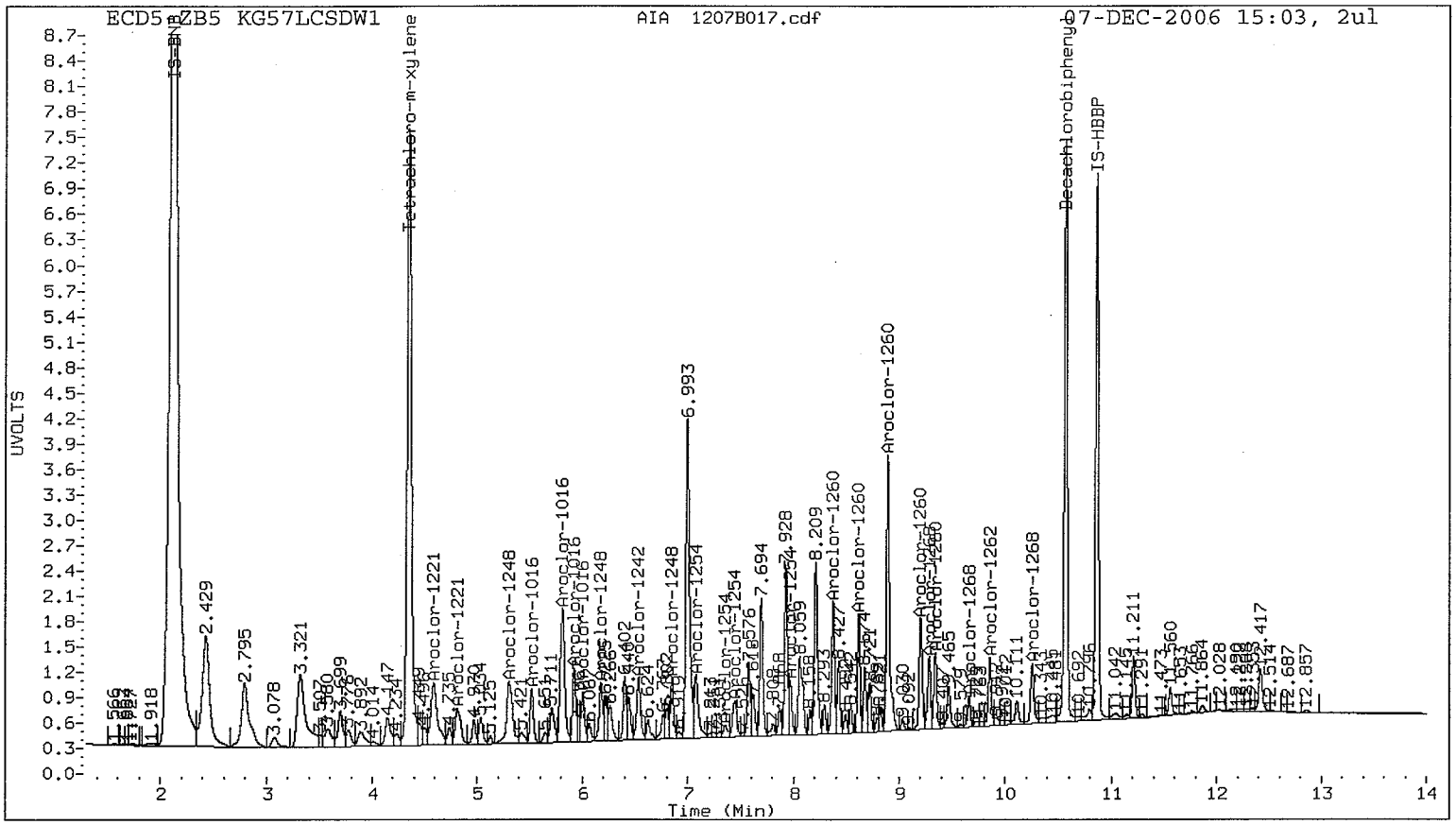
ECD5-ZB5 KG57LCSDW1
AIA 1207B017.cdf
07-DEC-2006 15:03, 2ul
UVOLTS
Time (Min)
IS-BNB
Tetrachloro-m-xylene
Aroclor-1221
Aroclor-1248
Aroclor-1016
Aroclor-1242
Aroclor-1254
Aroclor-1260
Aroclor-1262
Aroclor-1268
Decachlorobiphenyl
IS-HBBP

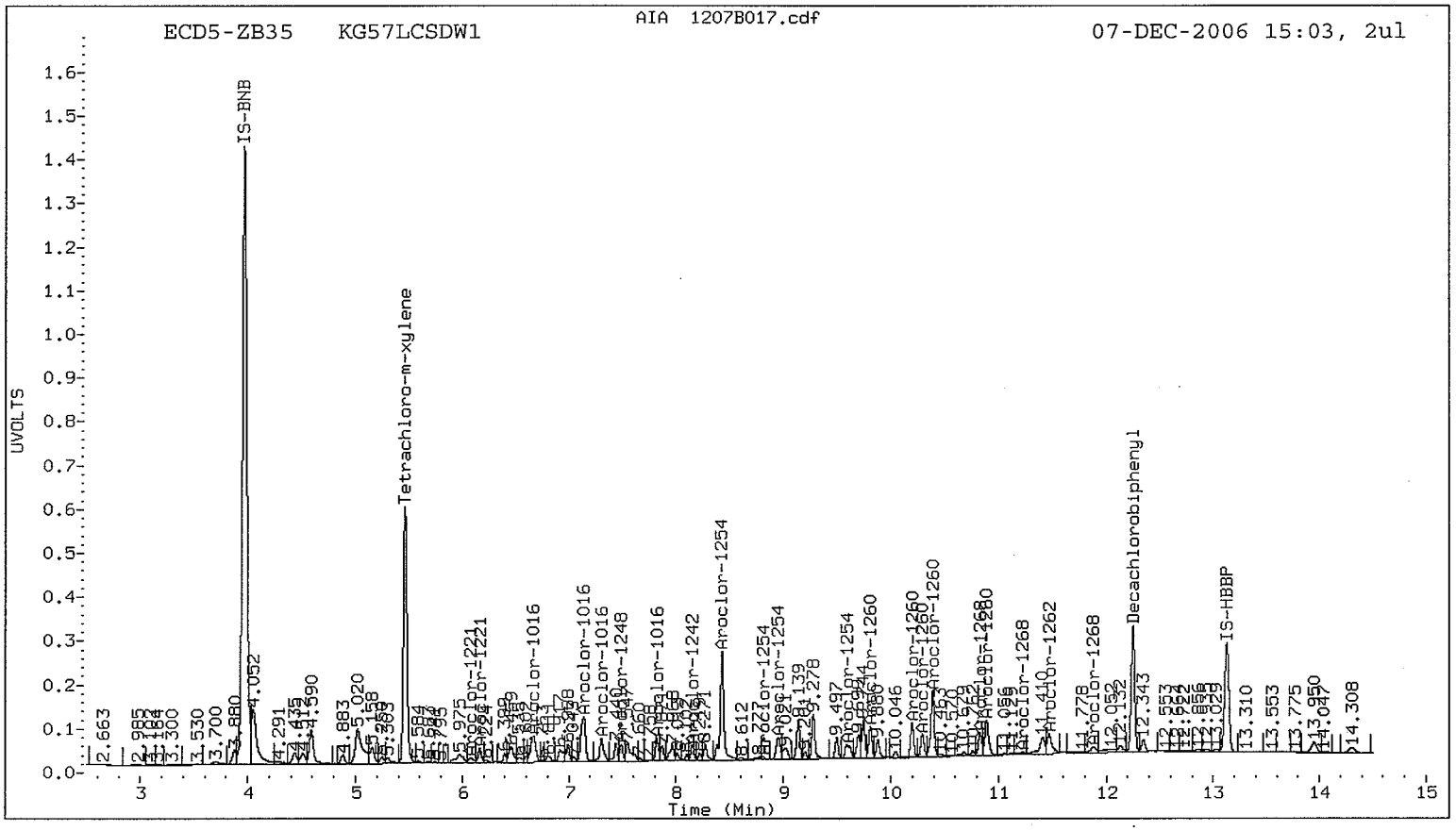
ECD5-ZB35 KG57LCSDW1
AIA 1207B017.cdf
07-DEC-2006 15:03, 2ul
UVOLTS
Time (Min)
IS-BNB
Tetrachloro-m-xylene
Aroclor-1221
Aroclor-1016
Aroclor-1248
Aroclor-1242
Aroclor-1254
Aroclor-1260
Aroclor-1262
Aroclor-1268
Decachlorobiphenyl
IS-HBBP

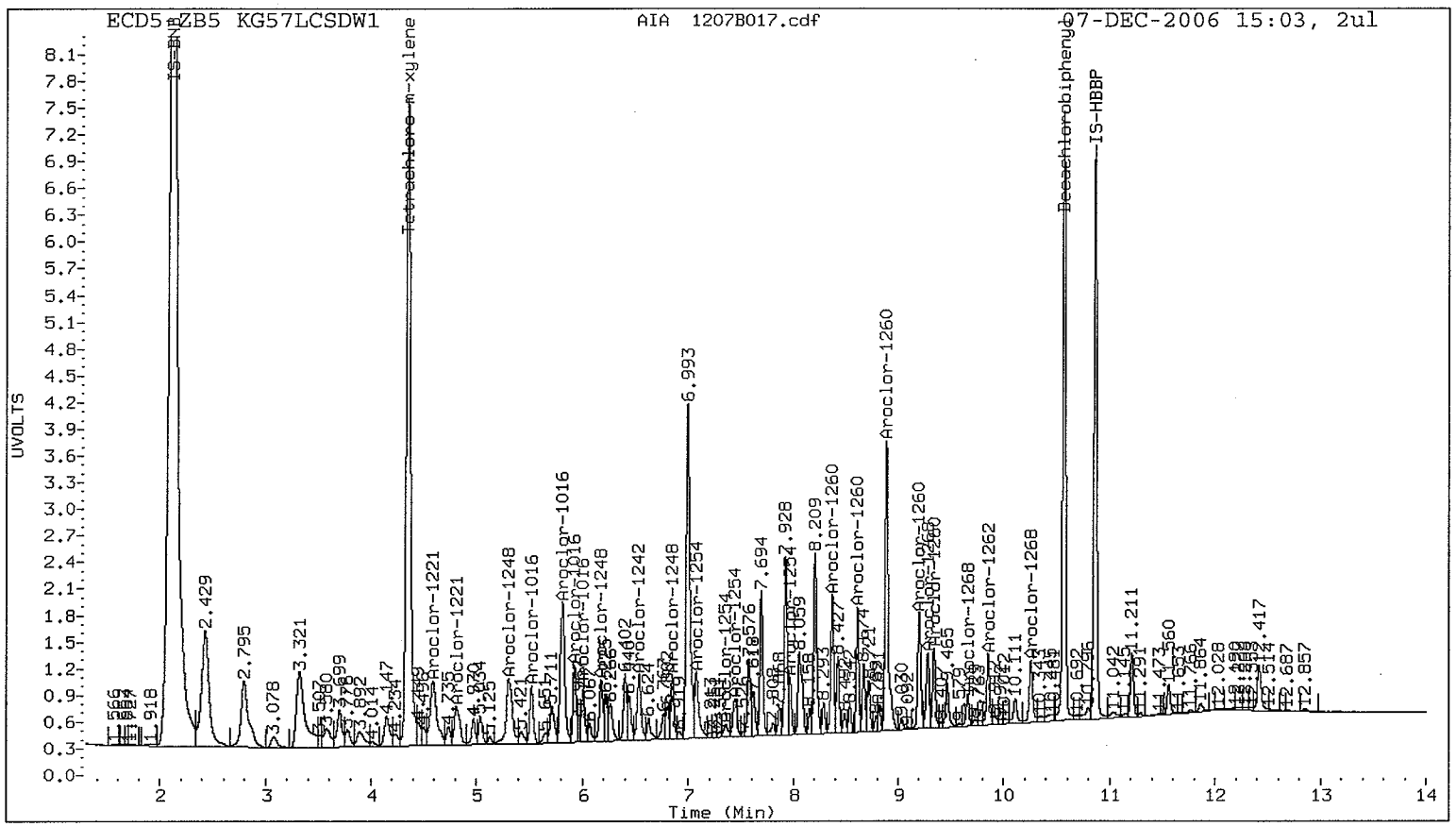
ECD5-ZB5 KG57LCSDW1
AIA 1207B017.cdf
07-DEC-2006 15:03, 2ul
UVOLTS
Time (Min)
IS-ENB
Tetrachloro-m-xylene
Aroclor-1221
Aroclor-1248
Aroclor-1016
Aroclor-1242
Aroclor-1254
Aroclor-1260
Aroclor-1262
Aroclor-1268
Decachlorobiphenyl
IS-HBBP

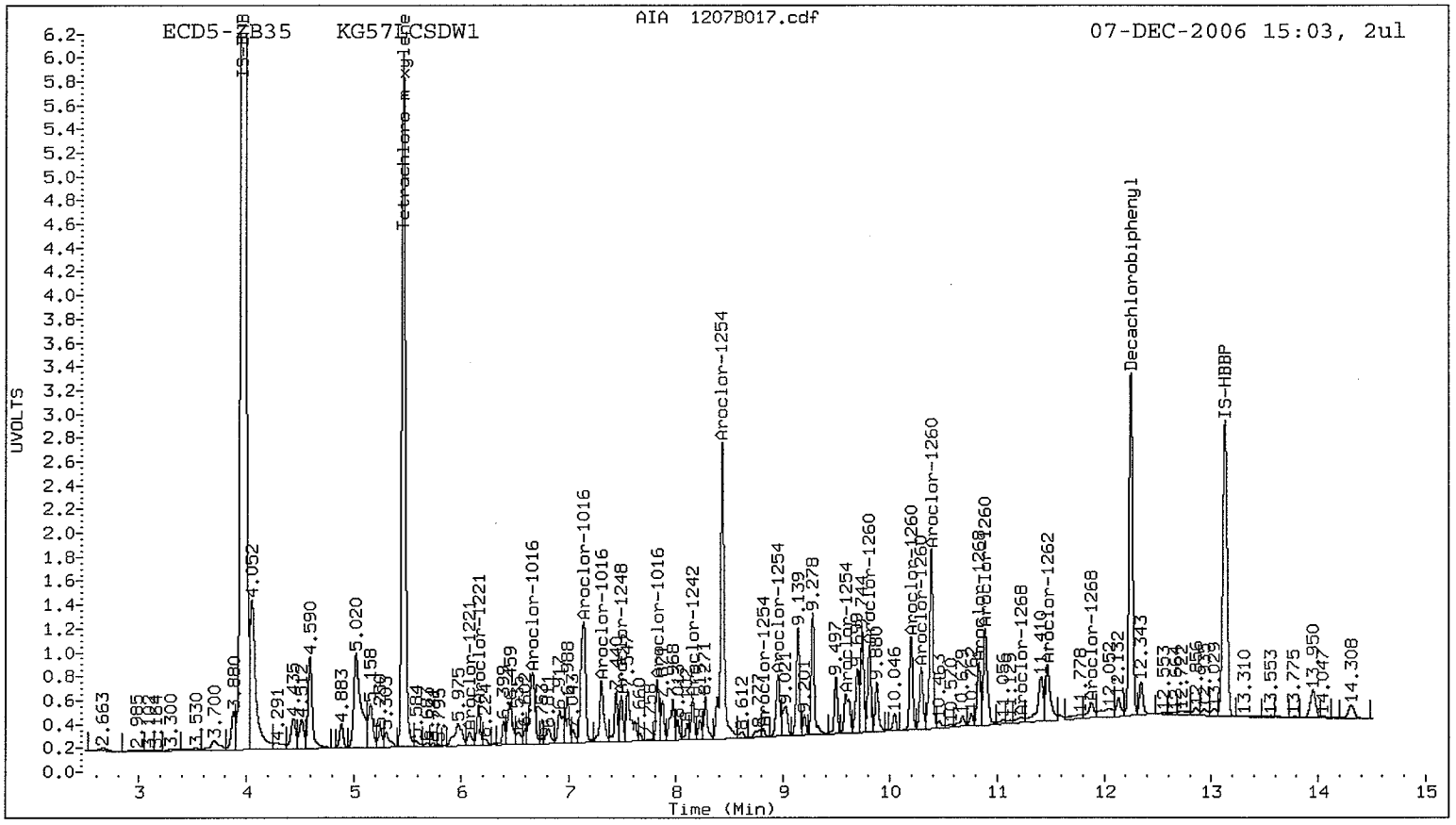
ECD5-RB35 KG57LCSDW1
AIA 1207B017.cdf
07-DEC-2006 15:03, 2ul
UVOLTS
Time (Min)
IS-ENB
Tetrachloro-m-xylene
Aroclor-1221
Aroclor-1016
Aroclor-1248
Aroclor-1242
Aroclor-1254
Aroclor-1260
Aroclor-1262
Aroclor-1268
Decachlorobiphenyl
IS-HBBP

PCB Analysis
Extraction Benchsheets and Run Logs

prepared
for

ANCHOR ENVIRONMENTAL

Project: Chinook, 060354-01

ARI JOB NO: KG57

prepared
by

Analytical Resources, Inc.

QA LIMs # _____
EXT LIMs # _____
Bid # PB1128A-01

Pest/PCB - Water/TCLP
(3510c) Separatory Funnel X Stir Bar _____
In House _____ MTCA _____ Manchester _____ Low Level X
KD X Turbovap X

Client Name: Anchor Environmental

ARI Job No(s): KG57

Extraction Requirements (ARI Lab ID)	Client Sample ID Verified	Volume Extracted	Turbo Dry KD	Silica gel (Pest) Y/N	Silica Gel (PCB) Y/N	Acid Clean (PCB) (req) 1:1 Y/N	Sulfur Clean-up (req) 1:1 Y/N	FEV	Vol. TO LAB	PH 5-9 Y/N	Time Extracted 12:12 Comments
MB: KG57mbw	11/28	1000 mL						0.5mL	0.5mL		
SB: sbw											
sbdup											
A	checked										
B											
Date/Analyst	PC 11/28/06		98 11/30			TH 12/6/06				PC 11/28	

Surrogate Amount: 100 µL Added By: [illegible] /Spk. Witness PC
Concentration: 0.2 µg/mL ID: 1428-2A

(LCS) Spike Amount: 25 µL Added By: [illegible] /Spk. Witness PC
Concentration: 2 µg/mL ID: 1427-3

(QC) Spike Amount: _____ Added By: _____ /Spk. Witness _____
Concentration: _____ ID: _____

(DCM) Solvent Lot ID: _____
(Hexane) Solvent Lot ID: E3253
(1:1 H2So4) Reagent ID: ~~E3274~~ TH
(10N NaoH) Reagent ID: _____
Ethyl Acetate ID: _____
1:1 Hex/DCM Reagent ID: _____
TBAS Reagent ID: F572
Conc. H2So4 ID: E3274
Silica Gel ID: (0%) _____ /(4%) _____
Na2So4 ID: 11/16 #9

ANALYTICAL
RESOURCES
INCORPORATED

ANALYST NOTES - Organic Extractions

ARI Job No: KG57 Client Name: Anchor Environmental

Parameter: PCB low level Client Project: Chinook

3115 SOP Number(s) [ ] No Anomalies

List problems, corrective actions, and any other pertinent information:

Extraction
Analyst: _____ Date Extracted: _____

See Reverse Side for Additional Information

Analytical Resources, Incorporated
Analytical Chemists and Consultants

GC Analyst Notes / Corrective Action Log

ARI Project ID: K657 Client ID: Anchor

ARI SOP: **403S**(PCB) **405S**(Herbicides) **407S**(TPH-D) **409S**(HCID) **423S**(Pesticides) **Other**

Parameter(s): _____

Instrument: FID: _____ ECD: 5

Dates: Curve: 11/7/06 Analysis Start: 12/7/06

Endrin/DDT Breakdown <15%?	YES / NO / NA	LCS/LCSD Recovery in Control?	YES / NO
ICal Meets RF & %RSD Criteria?	YES / NO	MS/MSD Recovery in Control?	YES / NO
CCal Meets RF & %RSD Criteria	YES / NO	Surrogate Recovery in Control?	YES / NO
Internal Standard Meets Criteria?	YES / NO	Special Analysis Criteria Met?	YES / NO / NA
Method Blank in Control?	YES / NO		

Detail problems, corrective actions and/or other pertinent information below (use reverse side when necessary):

Sample A - Y Flagged 1221 1.5X - BKG .015Y
.010 PL

Additional Details on Reverse: Yes / No

Analyst Signature: [signature] **Date:** 12/8/06

Reviewer's Signature: [signature] **Date:** 12/8/06

Analytical Resources Inc.: Organics Instrument Log

ECD5 Serial No.: US00034118

Date: 11/7/06 Analysis: PCB Analyst: MK

GC Program: PCB2 Column No: 95730/99157 Column Type: ZB35/ZB35

Instrument Tune (.U or .CT.): _____ EM Voltage: _____

Calibration File: _____ Curve Date: _____

IS/SS	Ical/Ccal	LCS/ICV
1421-3,4	1358-4,5	1382-1
	1359-1,2,3,4	

GC LOG SUMMARY FOR DATABATCH - /chem2/ecd5.i/20061107.b/ical-1.b
/chem2/ecd5.i/20061107.b/ical-2.b

	Inject Date/Time	Filename	LabID	ClientId
1	07-NOV-2006 11:52	1107B001.d	IB	
2	07-NOV-2006 12:10	1107B002.d	AR1660 .25	
3	07-NOV-2006 12:28	1107B003.d	AR1660 1.0	
4	07-NOV-2006 12:46	1107B004.d	AR1660 .02	
5	07-NOV-2006 13:04	1107B005.d	AR1660 0.5	
6	07-NOV-2006 13:23	1107B006.d	AR1660 0.1	
7	07-NOV-2006 13:41	1107B007.d	ICV	
8	07-NOV-2006 13:59	1107B008.d	AR1242	
9	07-NOV-2006 14:17	1107B009.d	AR1248	
10	07-NOV-2006 14:35	1107B010.d	AR1254	
11	07-NOV-2006 16:16	1107B011.d	AR2162	
12	07-NOV-2006 16:34	1107B012.d	AR3268	
13	07-NOV-2006 16:52	1107B013.d	KD77MBW1	
14	07-NOV-2006 17:10	1107B014.d	KD77LCSW1	
15	07-NOV-2006 17:29	1107B015.d	KD77A	
16	07-NOV-2006 17:47	1107B016.d	KC04MBW1	
17	07-NOV-2006 18:05	1107B017.d	KC04LCSW1	
18	07-NOV-2006 18:23	1107B018.d	KC04H	
19	07-NOV-2006 18:41	1107B019.d	KC20K	
20	07-NOV-2006 19:00	1107B020.d	RINSE	
21	07-NOV-2006 19:18	1107B021.d	RINSE	
22	07-NOV-2006 19:36	1107B022.d	RINSE	
23	07-NOV-2006 19:54	1107B023.d	AR12422	
24	07-NOV-2006 20:12	1107B024.d	AR16602	
25	07-NOV-2006 20:31	1107B025.d	KB29D	
26	07-NOV-2006 20:49	1107B026.d	KB29F	
27	07-NOV-2006 21:07	1107B027.d	KB29H	
28	07-NOV-2006 21:25	1107B028.d	KB29I	
29	07-NOV-2006 21:44	1107B029.d	KB29J	
30	07-NOV-2006 22:02	1107B030.d	KB29K	
31	07-NOV-2006 22:20	1107B031.d	RINSE	
32	07-NOV-2006 22:38	1107B032.d	RINSE	
33	07-NOV-2006 22:56	1107B033.d	RINSE	
34	07-NOV-2006 23:15	1107B034.d	AR12482	
35	07-NOV-2006 23:33	1107B035.d	AR16603	

Maintenance Verification (Identify ICal or CCal that demonstrates the instrument is in control):

Every line must contain information or be lined out. Make all entries legible. Start a new page for each QC period.

MK 11/8/06

Analytical Resources Inc.: Organics Instrument Log

ECD5 Serial No.: US00034118

Date: 12/8/06 Analysis: PCB Analyst: [illegible]

GC Program: PCB2 Column No: 95730/RR157 Column Type: ZB5/ZB35

Instrument Tune (.U or .CT.): — EM Voltage: —

Calibration File: — Curve Date: 11/7/06

IS/SS	Ical/Ccal	LCS/ICV
	1358-4,5	
1421-3,4	1359-1,2,3,4	

	Inject Date/Time	Filename	LabID	ClientId
1	07-DEC-2006 09:37	1207B001.d	AR125420	
2	07-DEC-2006 09:55	1207B002.d	AR166044	
3	07-DEC-2006 10:49	1207B003.d	KG63MBS1	KG63MBS1
4	07-DEC-2006 11:07	1207B004.d	KG63LCSS1	KG63LCSS1
5	07-DEC-2006 11:25	1207B005.d	KG63B	MS03SS
6	07-DEC-2006 11:43	1207B006.d	KG63C	MS04SS
7	07-DEC-2006 12:02	1207B007.d	KG63H	Storage Yard
8	07-DEC-2006 12:20	1207B008.d	KG64MBS1	KG64MBS1
9	07-DEC-2006 12:38	1207B009.d	KG64LCSS1	KG64LCSS1
10	07-DEC-2006 12:56	1207B010.d	KG64A	SB-28-S1-15
11	07-DEC-2006 13:14	1207B011.d	KG64AMS	SB-28-S1-15 MS
12	07-DEC-2006 13:33	1207B012.d	KG64AMSD	SB-28-S1-15 MSD
13	07-DEC-2006 13:51	1207B013.d	RINSE	
14	07-DEC-2006 14:09	1207B014.d	RINSE	
15	07-DEC-2006 14:27	1207B015.d	KG57MBW1	KG57MBW1
16	07-DEC-2006 14:45	1207B016.d	KG57LCSW1	KG57LCSW1
17	07-DEC-2006 15:03	1207B017.d	KG57LCSDW1	KG57LCSDW1
18	07-DEC-2006 15:22	1207B018.d	KG57A	G2S-112106
19	07-DEC-2006 15:40	1207B019.d	KG57B	RLSW2-112106
20	07-DEC-2006 15:58	1207B020.d	I3569A	
21	07-DEC-2006 16:16	1207B021.d	RINSE	
22	07-DEC-2006 16:34	1207B022.d	RINSE	
23	07-DEC-2006 16:53	1207B023.d	AR124820	
24	07-DEC-2006 17:11	1207B024.d	AR166045	
25	07-DEC-2006 17:29	1207B025.d	KG68MBS1	KG68MBS1
26	07-DEC-2006 17:47	1207B026.d	KG68LCSS1	KG68LCSS1
27	07-DEC-2006 18:05	1207B027.d	KG68A	AWV1-112006
28	07-DEC-2006 18:23	1207B028.d	KG68B	AWV2-112006
29	07-DEC-2006 18:41	1207B029.d	KG68C	AWV8-112006
30	07-DEC-2006 19:00	1207B030.d	KG68D	AWV9-112006
31	07-DEC-2006 19:18	1207B031.d	KG68E	AWV11-112006
32	07-DEC-2006 19:36	1207B032.d	KG68F	AWV12-112006
33	07-DEC-2006 19:54	1207B033.d	KG68G	AWV13-112006
34	07-DEC-2006 20:12	1207B034.d	KG68H	AWV14-112006
35	07-DEC-2006 20:31	1207B035.d	KG69A	AWV-3-112206
36	07-DEC-2006 20:49	1207B036.d	KG69B	AWV-4-112206
37	07-DEC-2006 21:07	1207B037.d	KG69C	AWV-5-112206
38	07-DEC-2006 21:25	1207B038.d	KG69CMS	AWV-5-112206 MS
39	07-DEC-2006 21:43	1207B039.d	KG69CMSD	AWV-5-112206 MSD
40	07-DEC-2006 22:01	1207B040.d	KG69D	AWV-6-112206
41	07-DEC-2006 22:20	1207B041.d	KG69E	AWV-7-112206
42	07-DEC-2006 22:38	1207B042.d	KG69F	AWV-10-112206
43	07-DEC-2006 22:56	1207B043.d	KG69SRM	
44	07-DEC-2006 23:14	1207B044.d	RINSE	
45	07-DEC-2006 23:32	1207B045.d	RINSE	
46	07-DEC-2006 23:50	1207B046.d	RINSE	
47	08-DEC-2006 00:09	1207B047.d	RINSE	
48	08-DEC-2006 00:27	1207B048.d	AR124220	
49	08-DEC-2006 00:45	1207B049.d	AR166046	

Mi
Mi
Eve

Analytical Resources, Incorporated
Analytical Chemists and Consultants

GC Analyst Notes / Corrective Action Log

ARI Project ID: _____ Client ID: _____

ARI SOP: **403S**(PCB) **405S**(Herbicides) **407S**(TPH-D) **409S**(HCID) **423S**(Pesticides) **Other**

Parameter(s): BCD 5 PCB CURVE 11/7/06

Instrument: FID: _____ ECD: _____

Dates: Curve: _____ Analysis Start: _____

Endrin/DDT Breakdown <15%?	YES / NO / NA	LCS/LCSD Recovery in Control?	YES / NO
ICal Meets RF & %RSD Criteria?	YES / NO	MS/MSD Recovery in Control?	YES / NO
CCal Meets RF & %RSD Criteria	YES / NO	Surrogate Recovery in Control?	YES / NO
Internal Standard Meets Criteria?	YES / NO	Special Analysis Criteria Met?	YES / NO / NA
Method Blank in Control?	YES / NO		

Detail problems, corrective actions and/or other pertinent information below (use reverse side when necessary):

AR 1660 Quant peaks < 20% RSD

Additional Details on Reverse: Yes / No

Analyst Signature: _____ **Date:** 11/8/06

Reviewer's Signature: _____ **Date:** 12/8/06

Metals Analysis
QC Summary Data

prepared
for

ANCHOR ENVIRONMENTAL

Project: Chinook, 060354-01

ARI JOB NO: KG57

prepared
by

Analytical Resources, Inc.

Cover Page

INORGANIC ANALYSIS DATA PACKAGE

ANALYTICAL RESOURCES INCORPORATED

CLIENT: Anchor Environmental

PROJECT: CHINOOK

SDG: KG57

CLIENT ID	ARI ID	ARI LIMS ID	REPREP
G2S-112106	KG57A	06-23749	
G2S-112106D	KG57ADUP	06-23749	
G2S-112106S	KG57ASPK	06-23749	
RLSW2-112106	KG57B	06-23750	
PBW	KG57MB1	06-23750	
LCSW	KG57MB1SPK	06-23750	

Were ICP interelement corrections applied ?	Yes/No	YES
Were ICP background corrections applied ?	Yes/No	YES
If yes - were raw data generated before application of background corrections ?	Yes/No	NO

Comments: _____

THIS DATA PACKAGE HAS BEEN REVIEWED AND AUTHORIZED FOR RELEASE BY:

Signature: _____ Name: Jay Kuhn

Date: 12/11/06 Title: Inorganics Lab Manager

ANALYTICAL RESOURCES INCORPORATED

INORGANICS ANALYSIS DATA SHEET
DISSOLVED METALS

Sample ID: G2S-112106
DUPLICATE

Lab Sample ID: KG57A
LIMS ID: 06-23749
Matrix: Water
Data Release Authorized:
Reported: 12/11/06

QC Report No: KG57-Anchor Environmental
Project: CHINOOK
060354-01
Date Sampled: 11/21/06
Date Received: 11/21/06

MATRIX DUPLICATE QUALITY CONTROL REPORT

Analyte	Analysis Method	Sample	Duplicate	RPD	Control Limit	Q
Aluminum	6010B	0.07	0.07	0.0%	+/- 0.05	L
Calcium	6010B	95.5	96.4	0.9%	+/- 20%	
Iron	6010B	17.7	18.0	1.7%	+/- 20%	
Magnesium	6010B	62.3	63.4	1.8%	+/- 20%	
Manganese	6010B	2.26	2.31	2.2%	+/- 20%	
Potassium	6010B	8.8	8.9	1.1%	+/- 20%	
Silicon	6010B	25.4	25.9	1.9%	+/- 20%	
Sodium	6010B	812	824	1.5%	+/- 20%	

Reported in mg/L

*-Control Limit Not Met
L-RPD Invalid, Limit = Detection Limit

ANALYTICAL RESOURCES INCORPORATED

INORGANICS ANALYSIS DATA SHEET
DISSOLVED METALS
Page 1 of 1

Sample ID: G2S-112106
MATRIX SPIKE

Lab Sample ID: KG57A
LIMS ID: 06-23749
Matrix: Water
Data Release Authorized:
Reported: 12/11/06

QC Report No: KG57-Anchor Environmental
Project: CHINOOK
060354-01
Date Sampled: 11/21/06
Date Received: 11/21/06

MATRIX SPIKE QUALITY CONTROL REPORT

Analyte	Analysis Method	Sample	Spike	Spike Added	% Recovery	Q
Aluminum	6010B	0.07	2.03	2.00	98.0%	
Calcium	6010B	95.5	102	10.0	65.0%	H
Iron	6010B	17.7	19.1	2.00	70.0%	H
Magnesium	6010B	62.3	70.3	10.0	80.0%	H
Manganese	6010B	2.26	2.66	0.500	80.0%	H
Potassium	6010B	8.8	18.8	10.0	100%	
Silicon	6010B	25.4	35.6	10.0	102%	
Sodium	6010B	812	797	10.0	-150%	H

Reported in mg/L

N-Control Limit Not Met
H-% Recovery Not Applicable, Sample Concentration Too High
NA-Not Applicable, Analyte Not Spiked

Percent Recovery Limits: 75-125%

ANALYTICAL RESOURCES INCORPORATED

INORGANICS ANALYSIS DATA SHEET
DISSOLVED METALS

Sample ID: METHOD BLANK

Lab Sample ID: KG57MB
LIMS ID: 06-23750
Matrix: Water
Data Release Authorized:
Reported: 12/11/06

QC Report No: KG57-Anchor Environmental
Project: CHINOOK
060354-01
Date Sampled: NA
Date Received: NA

Prep Meth	Prep Date	Analysis Method	Analysis Date	CAS Number	Analyte	RL	mg/L	Q
6010B	11/27/06	6010B	12/07/06	7429-90-5	Aluminum	0.05	0.05	U
6010B	11/27/06	6010B	12/07/06	7440-70-2	Calcium	0.05	0.05	U
6010B	11/27/06	6010B	12/07/06	7439-89-6	Iron	0.05	0.05	U
6010B	11/27/06	6010B	12/07/06	7439-95-4	Magnesium	0.05	0.05	U
6010B	11/27/06	6010B	12/07/06	7439-96-5	Manganese	0.001	0.001	U
6010B	11/27/06	6010B	12/07/06	7440-09-7	Potassium	0.5	0.5	U
6010B	11/27/06	6010B	12/07/06	7440-21-3	Silicon	0.06	0.06	U
6010B	11/27/06	6010B	12/07/06	7440-23-5	Sodium	0.5	0.5	U

U-Analyte undetected at given RL
RL-Reporting Limit

ANALYTICAL RESOURCES INCORPORATED

INORGANICS ANALYSIS DATA SHEET
DISSOLVED METALS **Sample ID: LAB CONTROL**

Lab Sample ID: KG57LCS
LIMS ID: 06-23750
Matrix: Water
Data Release Authorized:
Reported: 12/11/06

QC Report No: KG57-Anchor Environmental
Project: CHINOOK
060354-01
Date Sampled: NA
Date Received: NA

BLANK SPIKE QUALITY CONTROL REPORT

Analyte	Analysis Method	Spike Found	Spike Added	% Recovery	Q
Aluminum	6010B	2.08	2.00	104%	
Calcium	6010B	10.2	10.0	102%	
Iron	6010B	2.09	2.00	104%	
Magnesium	6010B	10.5	10.0	105%	
Manganese	6010B	0.489	0.500	97.8%	
Potassium	6010B	10.9	10.0	109%	
Silicon	6010B	10.0	10.0	100%	
Sodium	6010B	10.8	10.0	108%	

Reported in mg/L

N-Control limit not met
Control Limits: 80-120%

Calibration Verification

ANALYTICAL RESOURCES INCORPORATED

CLIENT: Anchor Environmental

PROJECT: CHINOOK

SDG: KG57

UNITS: ug/L

ANALYTE	EL	M	RUN	ICVTV	ICV	%R	CCVTV	CCV1	%R	CCV2	%R	CCV3	%R	CCV4	%R	CCV5	%R
Aluminum	AL	ICP	IP120721	2000.0	1984.60	99.2	2000.0	1994.64	99.7	1973.56	98.7	1988.72	99.4	1987.58	99.4		
Calcium	CA	ICP	IP120721	2000.0	1998.19	99.9	2000.0	2019.57	101.0	2041.68	102.1	2049.41	102.5	2046.21	102.3		
Iron	FE	ICP	IP120721	2000.0	2031.75	101.6	2000.0	2016.36	100.8	2006.86	100.3	2030.13	101.5	2031.35	101.6		
Magnesium	MG	ICP	IP120721	2000.0	2030.44	101.5	2000.0	2020.79	101.0	2024.43	101.2	2048.40	102.4	2054.96	102.7		
Manganese	MN	ICP	IP120721	1000.0	948.76	94.9	1000.0	960.70	96.1	968.79	96.9	959.67	96.0	949.48	94.9		
Potassium	K	ICP	IP120721	20000.0	20491.87	102.5	20000.0	20721.55	103.6	20739.72	103.7	20702.65	103.5	20629.73	103.1		
Silicon	SI	ICP	IP120721	2000.0	1994.91	99.7	2000.0	1983.87	99.2	1977.75	98.9	1978.04	98.9	1985.63	99.3		
Sodium	NA	ICP	IP120721	50000.0	49110.71	98.2	50000.0	49535.92	99.1	49647.00	99.3	48970.90	97.9	48810.11	97.6		

0723

Control Limits: Mercury 80-120; Other Metals 90-110

CRDL Standard

ANALYTICAL RESOURCES INCORPORATED

CLIENT: Anchor Environmental

PROJECT: CHINOOK

UNITS: ug/L

SDG: KG57

ANALYTE	EL	M	RUN	CRA/I TV	CR-1	%R	CR-2	%R	CR-3	%R	CR-4	%R	CR-5	%R	CR-6	%R
Aluminum	AL	ICP	IP120721	50.0	46.55	93.1										
Calcium	CA	ICP	IP120721	50.0	54.91	109.8										
Iron	FE	ICP	IP120721	50.0	55.26	110.5										
Magnesium	MG	ICP	IP120721	50.0	52.97	105.9										
Manganese	MN	ICP	IP120721	1.0	1.16	116.0										
Potassium	K	ICP	IP120721	500.0	576.28	115.3										
Silicon	SI	ICP	IP120721	60.0	85.03	141.7										
Sodium	NA	ICP	IP120721	500.0	527.67	105.5										

0724

Control Limits: no control limits have been established by the EPA at this time.

Calibration Blanks

ANALYTICAL RESOURCES INCORPORATED

CLIENT: Anchor Environmental

PROJECT: CHINOOK

SDG: KG57

UNITS: ug/L

ANALYTE	EL	METH	RUN	CRDL	IDL	ICB	C	CCB1	C	CCB2	C	CCB3	C	CCB4	C	CCB5	C
Aluminum	AL	ICP	IP120721	200.0	50.0	50.0	U	50.0	U	50.0	U	50.0	U	50.0	U		
Calcium	CA	ICP	IP120721	5000.0	50.0	50.0	U	50.0	U	50.0	U	50.0	U	50.0	U		
Iron	FE	ICP	IP120721	100.0	50.0	50.0	U	50.0	U	50.0	U	50.0	U	50.0	U		
Magnesium	MG	ICP	IP120721	5000.0	50.0	50.0	U	50.0	U	50.0	U	50.0	U	50.0	U		
Manganese	MN	ICP	IP120721	15.0	1.0	1.0	U	1.0	U	1.0	U	1.0	U	1.0	U		
Potassium	K	ICP	IP120721	5000.0	500.0	500.0	U	500.0	U	500.0	U	500.0	U	500.0	U		
Silicon	SI	ICP	IP120721	60.0	60.0	60.0	U	60.0	U	60.0	U	60.0	U	60.0	U		
Sodium	NA	ICP	IP120721	5000.0	500.0	500.0	U	500.0	U	500.0	U	500.0	U	500.0	U		

0725

ICP Interference Check Sample

ANALYTICAL RESOURCES INCORPORATED

CLIENT: Anchor Environmental

ICS SOURCE: I.V.

PROJECT: CHINOOK

RUNID: IP120721

SDG: KG57

INSTRUMENT ID: OPTIMA ICP 1

UNITS: ug/L

ANALYTE	ICSA TV	ICSAB TV	ICSA1	ICSAB1	%R	ICSA2	ICSAB2	%R	ICSA3	ICSAB3	%R
Aluminum	200000	200000	200739.7	200828.1	**100.4**						
Antimony		1000	21.3	1063.6	**106.4**						
Arsenic		1000	9.9	1012.0	**101.2**						
Barium		1000	-1.4	955.0	**95.5**						
Beryllium		1000	0.0	996.7	**99.7**						
Boron			12.8	15.9							
Cadmium		1000	1.1	1003.1	**100.3**						
Calcium	100000	100000	98695.9	98235.2	**98.2**						
Chromium		1000	-10.2	936.3	**93.6**						
Cobalt		1000	0.4	943.5	**94.4**						
Copper		1000	-0.8	1069.1	**106.9**						
Iron	200000	200000	197021.8	196070.5	**98.0**						
Lead		1000	-9.0	960.4	**96.0**						
Magnesium	100000	100000	101142.3	100868.9	**100.9**						
Manganese		1000	-0.5	960.2	**96.0**						
Molybdenum			2.4	2.5							
Nickel		1000	7.5	938.3	**93.8**						
Potassium			21.5	32.9							
Selenium		1000	-78.1	919.0	**91.9**						
Silicon			16.8	9.2							
Silver		1000	1.9	1045.4	**104.5**						
Sodium			-17.0	-16.9							
Strontium			1.5	1.8							
Thallium		1000	-0.5	951.8	**95.2**						
Tin			-29.1	-30.7							
Titanium			9.8	8.9							
Vanadium		1000	-0.3	999.8	**100.0**						
Zinc		1000	-6.7	915.4	**91.5**						

0726

IDLs and ICP Linear Ranges

ANALYTICAL RESOURCES INCORPORATED

CLIENT: Anchor Environmental

IDL DATE: 6/1/2006

PROJECT: CHINOOK

ICP LR DATE: 6/19/2006

SDG: KG57

UNITS: ug/L

ANALYTE	EL	METH	INSTRUMENT	WAVELENTH (nm)	GFA BACK-GROUND	CLP CRDL	RL	ICP LINEAR RANGE (ug/L)
Aluminum	AL	ICP	OPTIMA ICP 1	308.22		200	50.0	250000.0
Calcium	CA	ICP	OPTIMA ICP 1	317.93		5000	50.0	500000.0
Iron	FE	ICP	OPTIMA ICP 1	273.96		100	50.0	250000.0
Magnesium	MG	ICP	OPTIMA ICP 1	279.08		5000	50.0	500000.0
Manganese	MN	ICP	OPTIMA ICP 1	257.61		15	1.0	30000.0
Potassium	K	ICP	OPTIMA ICP 1	766.49		5000	500.0	500000.0
Silicon	SI	ICP	OPTIMA ICP 1	288.16		60	60.0	0.0
Sodium	NA	ICP	OPTIMA ICP 1	589.59		5000	500.0	5000000.0

ICP Interelement Correction Factors

ANALYTICAL RESOURCES INCORPORATED

CLIENT: Anchor Environmental

PROJECT: CHINOOK

IEC DATE: 11/10/2006

SDG: KG57

INSTRUMENT ID: OPTIMA ICP 1

ANALYTE	WAVELENGTH	AL	AS	BA	BE	CA	CD	CO	CR	CU	FE
Aluminum	308.22	0.0000000	0.0000000	0.0000000	0.0000000	0.0000000	0.0000000	0.0000000	0.0000000	0.0000000	0.0000000
Antimony	206.84	0.0000000	0.0000000	0.0000000	0.0000000	0.0000000	0.0000000	0.0000000	20.9743000	0.0000000	0.0000000
Arsenic	188.98	0.0633341	0.0000000	0.0000000	0.0000000	0.0545820	0.0000000	0.0000000	0.3414030	0.0000000	0.0000000
Barium	233.53	0.0000000	0.0000000	0.0000000	0.0000000	0.0000000	0.0000000	-0.1669280	0.0000000	0.0000000	0.0573150
Beryllium	313.04	0.0000000	0.0000000	0.0000000	0.0000000	0.0000000	0.0000000	0.0000000	0.0000000	0.0000000	0.0000000
Cadmium	228.80	0.0000000	5.8427900	0.0000000	0.0000000	0.0000000	0.0000000	0.0916871	0.0000000	0.0000000	0.0000000
Calcium	317.93	0.0000000	0.0000000	0.0000000	0.0000000	0.0000000	0.0000000	0.0000000	0.6131270	0.0000000	0.0000000
Chromium	267.72	0.0000000	0.0000000	0.0000000	0.0000000	0.0000000	0.0000000	0.0000000	0.0000000	0.0000000	-0.0905626
Cobalt	228.62	0.0000000	0.0000000	0.1149300	0.0000000	0.0000000	0.0000000	0.0000000	0.0537718	0.0000000	0.0000000
Copper	324.75	0.0000000	0.0000000	0.0000000	0.0000000	0.0000000	0.0000000	-0.3112390	-0.0395406	0.0000000	-0.0817546
Iron	273.96	0.0000000	0.0000000	0.0000000	0.0000000	0.0000000	0.0000000	0.0000000	0.0000000	0.0000000	0.0000000
Lead	220.35	-0.2978660	0.0000000	0.0000000	0.0000000	0.0000000	0.0000000	0.0000000	-1.5051400	0.8275050	0.0777886
Magnesium	279.08	0.0000000	0.0000000	0.0000000	0.0000000	0.0000000	0.0000000	-1.6373900	-1.0664500	0.0000000	0.3384400
Manganese	257.61	0.0097965	0.0000000	0.0000000	0.0000000	0.0000000	0.0000000	0.0000000	0.0000000	0.0000000	-0.0043449
Molybdenum	202.03	0.0000000	0.0000000	0.0000000	0.0000000	0.0180804	0.0000000	0.0000000	0.0607998	0.0000000	0.0000000
Nickel	231.60	0.0000000	0.0000000	0.0000000	0.0000000	0.0000000	0.0000000	0.0000000	0.0000000	0.0000000	0.0000000
Potassium	766.49	0.0000000	0.0000000	0.0000000	0.0000000	0.0000000	0.0000000	0.0000000	0.0000000	0.0000000	0.0000000
Selenium	196.03	-0.1670380	0.0000000	0.0000000	0.0000000	-0.1251150	0.0000000	0.6172500	0.0000000	0.0000000	-0.1202320
Silicon	288.16	0.0000000	0.0000000	0.0000000	0.0000000	0.0000000	0.0000000	0.0000000	0.0000000	0.0000000	0.0000000
Silver	328.07	0.0000000	0.0000000	0.0000000	0.0000000	0.0087943	0.0000000	0.0000000	0.0000000	0.0000000	-0.1391700
Sodium	589.59	0.0000000	0.0000000	0.0000000	0.0000000	0.0000000	0.0000000	0.0000000	0.0000000	0.0000000	0.0000000
Thallium	190.80	0.0000000	0.0000000	0.0000000	0.0000000	0.0000000	0.0000000	5.6295700	0.3492580	0.0000000	0.0000000
Tin	189.93	0.0000000	0.0000000	0.0000000	0.0000000	-0.1825860	0.0000000	0.0000000	0.0000000	0.0000000	0.0000000
Titanium	334.90	0.0000000	0.0000000	0.0000000	0.0000000	0.0000000	0.0000000	0.0000000	0.2848860	0.0000000	0.0000000
Vanadium	292.40	0.0000000	0.0000000	0.0000000	0.0000000	0.0000000	0.5394910	0.0000000	-5.8663800	0.0000000	0.0584802
Zinc	206.20	0.0000000	0.0000000	0.0000000	0.0000000	-0.0937120	0.0000000	0.0000000	0.7239610	0.0000000	0.0000000

0728

ICP Interelement Correction Factors

ANALYTICAL RESOURCES INCORPORATED

CLIENT: Anchor Environmental

PROJECT: CHINOOK

IEC DATE: 11/10/2006

SDG: KG57

INSTRUMENT ID: OPTIMA ICP 1

ANALYTE	WAVELENGTH	MG	MN	MO	NI	PB	SB	TI	TL	V	ZN
Aluminum	308.22	0.0000000	0.0000000	21.3116000	0.0000000	0.0000000	0.0000000	2.3315700	0.0000000	12.2383000	0.0000000
Antimony	206.84	0.0000000	0.0000000	0.0000000	0.0000000	0.0000000	0.0000000	-1.3372400	0.0000000	-4.9326300	0.0000000
Arsenic	188.98	0.0000000	0.0000000	0.0000000	0.0000000	0.0000000	0.0000000	1.5109500	0.0000000	0.0000000	0.0000000
Barium	233.53	0.0000000	0.0000000	-0.4483450	0.1023140	0.0000000	0.0000000	0.0000000	0.0000000	0.4823820	0.0000000
Beryllium	313.04	0.0000000	0.0000000	0.0000000	0.0000000	0.0000000	0.0000000	0.0249999	0.0000000	2.6027500	0.0000000
Cadmium	228.80	0.0000000	0.0000000	0.0000000	-0.1491300	0.0000000	0.0000000	0.0000000	0.0000000	0.0849198	0.0000000
Calcium	317.93	0.0000000	0.0000000	0.0000000	0.0000000	0.0000000	0.0000000	0.0000000	0.0000000	0.0000000	0.0000000
Chromium	267.72	0.3670100	0.2008160	0.2362820	0.0264746	0.0000000	0.0000000	0.0445312	0.0000000	0.2777900	0.0000000
Cobalt	228.62	0.0000000	0.0000000	-0.6892480	0.0000000	0.0000000	0.0000000	1.9215000	0.0000000	0.0000000	0.0000000
Copper	324.75	0.0056616	0.0000000	0.4189740	0.0000000	0.0000000	0.0000000	0.1896030	0.0000000	0.0000000	0.0000000
Iron	273.96	0.0000000	0.0000000	0.0000000	0.0000000	0.0000000	0.0000000	0.0000000	0.0000000	0.0000000	0.0000000
Lead	220.35	0.0000000	0.0000000	0.0000000	0.1285050	0.0000000	0.0000000	0.0000000	0.0000000	1.5929500	0.0000000
Magnesium	279.08	0.0000000	-1.8544100	-3.4207800	0.0000000	0.0000000	0.0000000	0.0000000	0.0000000	0.0000000	0.0000000
Manganese	257.61	0.0197350	0.0000000	0.0000000	0.0000000	-0.4328389	0.0000000	0.0000000	0.0000000	-0.0369053	0.0000000
Molybdenum	202.03	0.0000000	0.0000000	0.0000000	0.0000000	0.0000000	0.0000000	0.0000000	0.0000000	0.0000000	0.0000000
Nickel	231.60	0.0000000	0.0000000	0.0000000	0.0000000	0.0000000	-0.9857930	0.0000000	0.4070980	0.0000000	0.0000000
Potassium	766.49	0.0000000	0.0000000	0.0000000	0.0000000	0.0000000	0.0000000	0.0000000	0.0000000	0.0000000	0.0000000
Selenium	196.03	0.0000000	1.0162500	0.0000000	1.0326900	0.0000000	0.0000000	0.0000000	0.0000000	0.8100470	0.0000000
Silicon	288.16	0.0000000	0.0000000	-2.0961600	0.0000000	0.0000000	0.0000000	0.0000000	0.0000000	0.0000000	0.0000000
Silver	328.07	0.0000000	0.1730420	0.1835600	0.0000000	0.0000000	0.0000000	0.0000000	0.0000000	-0.1600600	0.0000000
Sodium	589.59	0.0000000	0.0000000	0.0000000	0.0000000	0.0000000	0.0000000	37.9490000	0.0000000	0.0000000	177.5400000
Thallium	190.80	0.0000000	0.0000000	-2.8415500	0.0000000	0.0000000	0.0000000	0.6224040	0.0000000	3.4985900	0.0000000
Tin	189.93	-0.0561509	0.0000000	0.0000000	0.0000000	0.0000000	-0.6334970	0.4715870	0.0000000	0.0000000	0.0000000
Titanium	334.90	0.0000000	0.0000000	0.5322250	0.0000000	0.0000000	0.0000000	0.0000000	0.0000000	0.0000000	0.0000000
Vanadium	292.40	0.0000000	-0.1302680	-4.7856800	0.0000000	0.0000000	0.0000000	0.6913550	0.0000000	0.0000000	0.0000000
Zinc	206.20	0.0000000	0.0000000	0.3307880	0.0000000	-0.1048080	0.0000000	0.0000000	0.0000000	0.0000000	0.0000000

0729

Preparation Log

ANALYTICAL RESOURCES INCORPORATED

CLIENT: Anchor Environmental

ANALYSIS METHOD: ICP

PROJECT: CHINOOK

ARI PREP CODE: WMN

SDG: KG57

PREPDATE: 11/27/2006

CLIENT ID	ARI ID	MASS (g)	INITIAL VOLUME (mL)	FINAL VOLUME (mL)
G2S-112106	KG57A	0.000	50.0	50.0
G2S-112106D	KG57ADUP	0.000	50.0	50.0
G2S-112106S	KG57ASPK	0.000	50.0	50.0
RLSW2-112106	KG57B	0.000	50.0	50.0
PBW	KG57MB1	0.000	50.0	50.0
LCSW	KG57MB1SPK	0.000	50.0	50.0

Analysis Run Log

ANALYTICAL RESOURCES INCORPORATED

CLIENT: Anchor Environmental

PROJECT: CHINOOK | INSTRUMENT ID: OPTIMA ICP 1 | START DATE: 12/7/2006

SDG: KG57 | RUNID: IP120721 | METHOD: ICP | END DATE: 12/7/2006

CLIENT ID	ARI ID	DIL.	TIME	%R	AG	AL	AS	B	BA	BE	CA	CD	CO	CR	CU	FE	HG	K	MG	MN	MO	NA	NI	PB	SB	SE	SI	SN	TI	TL	U	V	ZN
S0	S0	1.00	14405			X					X					X		X	X	X		X					X						
S0	S0	1.00	14571			X					X					X		X	X	X		X					X						
S2	S2	1.00	15034																	X													
S3	S3	1.00	15080																														
S4	S4	1.00	15130																								X						
S5	S5	1.00	15175			X					X					X		X	X			X											
ICV	ICV	1.00	15375			X					X					X		X	X	X		X					X						
ICB	ICB	1.00	15442			X					X					X		X	X	X		X					X						
CRI	CRII	1.00	15510			X					X					X		X	X	X		X					X						
ICSA	ICSAI	1.00	15573			X					X					X		X	X	X		X					X						
ICSAB	ICSABI	1.00	16042			X					X					X		X	X	X		X					X						
CCV	CCV1	1.00	16104			X					X					X		X	X	X		X					X						
CCB	CCB1	1.00	16171			X					X					X		X	X	X		X					X						
ZZZZZZ	KH74MB	1.00	16221																														
ZZZZZZ	KH74MB	1.00	16272																														
ZZZZZZ	KH74A	1.00	16340																														
ZZZZZZ	KH74MBSPK	1.00	16411																														
CCV	CCV2	1.00	16474			X					X					X		X	X	X		X					X						
CCB	CCB2	1.00	16542			X					X					X		X	X	X		X					X						
ZZZZZZ	KG56MB1	2.00	17005																														
ZZZZZZ	KG69MB1	1.00	17072																														
ZZZZZZ	KG69G	1.00	17140																														
ZZZZZZ	KG69A	2.00	17203																														
ZZZZZZ	KG56ADUP	2.00	17272																														
ZZZZZZ	KG56A	2.00	17340																														
ZZZZZZ	KG56ASPK	2.00	17403																														
ZZZZZZ	ZZZZZZ	2.00	17470																														
ZZZZZZ	KG56MB1SPK	2.00	17532																														
ZZZZZZ	KG69MB1SPK	1.00	17595																														
CCV	CCV3	1.00	18063			X					X					X		X	X	X		X					X						
CCB	CCB3	1.00	18130			X					X					X		X	X	X		X					X						
PBW	KG57MB1	1.00	18193			X					X					X		X	X	X		X					X						
RLSW2-112106	KG57B	1.00	18261			X					X					X		X	X	X		X					X						
G2S-112106D	KG57ADUP	1.00	18330			X					X					X		X	X	X		X					X						
G2S-112106	KG57A	1.00	18395			X					X					X		X	X	X		X					X						

FORM XIV

Analysis Run Log

ANALYTICAL RESOURCES INCORPORATED

CLIENT: Anchor Environmental

PROJECT: CHINOOK | INSTRUMENT ID: OPTIMA ICP 1 | START DATE: 12/7/2006

SDG: KG57 | RUNID: IP120721 | METHOD: ICP | END DATE: 12/7/2006

CLIENT ID	ARI ID	DIL.	TIME	%R	AG	AL	AS	B	BA	BE	CA	CD	CO	CR	CU	FE	HG	K	MG	MN	MO	NA	NI	PB	SB	SE	SI	SN	TI	TL	U	V	ZN
G2S-112106S	KG57ASPK	1.00	18465			X					X					X		X	X	X		X					X						
ZZZZZZ	KG69B	2.00	18535																														
ZZZZZZ	KG69C	2.00	19002																														
ZZZZZZ	KG69D	2.00	19070																														
ZZZZZZ	KG69E	2.00	19133																														
LCSW	KG57MB1SPK	1.00	19202			X					X					X		X	X	X		X					X						
CCV	CCV4	1.00	19270			X					X					X		X	X	X		X					X						
CCB	CCB4	1.00	19333			X					X					X		X	X	X		X					X						

0732

Metals Analysis
Sample Data

prepared
for

ANCHOR ENVIRONMENTAL

Project: Chinook, 060354-01

ARI JOB NO: KG57

prepared
by

Analytical Resources, Inc.

ANALYTICAL RESOURCES INCORPORATED

INORGANICS ANALYSIS DATA SHEET
DISSOLVED METALS
Page 1 of 1

Sample ID: G2S-112106
SAMPLE

Lab Sample ID: KG57A
LIMS ID: 06-23749
Matrix: Water
Data Release Authorized:
Reported: 12/11/06

QC Report No: KG57-Anchor Environmental
Project: CHINOOK
060354-01
Date Sampled: 11/21/06
Date Received: 11/21/06

Prep Meth	Prep Date	Analysis Method	Analysis Date	CAS Number	Analyte	RL	mg/L	Q
6010B	11/27/06	6010B	12/07/06	**7429-90-5**	**Aluminum**	0.05	**0.07**	
6010B	11/27/06	6010B	12/07/06	**7440-70-2**	**Calcium**	0.05	**95.5**	
6010B	11/27/06	6010B	12/07/06	**7439-89-6**	**Iron**	0.05	**17.7**	
6010B	11/27/06	6010B	12/07/06	**7439-95-4**	**Magnesium**	0.05	**62.3**	
6010B	11/27/06	6010B	12/07/06	**7439-96-5**	**Manganese**	0.001	**2.26**	
6010B	11/27/06	6010B	12/07/06	**7440-09-7**	**Potassium**	0.5	**8.8**	
6010B	11/27/06	6010B	12/07/06	**7440-21-3**	**Silicon**	0.06	**25.4**	
6010B	11/27/06	6010B	12/07/06	**7440-23-5**	**Sodium**	0.5	**812**	

U-Analyte undetected at given RL
RL-Reporting Limit

ANALYTICAL RESOURCES INCORPORATED

INORGANICS ANALYSIS DATA SHEET
DISSOLVED METALS

Sample ID: RLSW2-112106
SAMPLE

Lab Sample ID: KG57B
LIMS ID: 06-23750
Matrix: Water
Data Release Authorized:
Reported: 12/11/06

QC Report No: KG57-Anchor Environmental
Project: CHINOOK
060354-01
Date Sampled: 11/21/06
Date Received: 11/21/06

Prep Meth	Prep Date	Analysis Method	Analysis Date	CAS Number	Analyte	RL	mg/L	Q
6010B	11/27/06	6010B	12/07/06	**7429-90-5**	**Aluminum**	0.05	**1.69**	
6010B	11/27/06	6010B	12/07/06	**7440-70-2**	**Calcium**	0.05	**11.0**	
6010B	11/27/06	6010B	12/07/06	**7439-89-6**	**Iron**	0.05	**0.15**	
6010B	11/27/06	6010B	12/07/06	**7439-95-4**	**Magnesium**	0.05	**4.97**	
6010B	11/27/06	6010B	12/07/06	**7439-96-5**	**Manganese**	0.001	**0.025**	
6010B	11/27/06	6010B	12/07/06	**7440-09-7**	**Potassium**	0.5	**2.0**	
6010B	11/27/06	6010B	12/07/06	**7440-21-3**	**Silicon**	0.06	**17.2**	
6010B	11/27/06	6010B	12/07/06	**7440-23-5**	**Sodium**	0.5	**386**	

U-Analyte undetected at given RL
RL-Reporting Limit

Metals Analysis
Instrument Raw Data

prepared
for

ANCHOR ENVIRONMENTAL

Project: Chinook, 060354-01

ARI JOB NO: KG57

prepared
by

Analytical Resources, Inc.

OPTIMA ICP SAMPLE RUN LOG

IEC Date: 11.13.06 Analysis Date: 12.7.06 Analyst: BLW

LR Date: 11.10.06 Page: 1 of 5

All corrections made by analyst unless otherwise noted.

Edit Label	Delete Data	ARI Sample ID	Prep. Code	Dilution	Comments
		Std 0			rerun
		0			2326-1
		2			2325-6
		3			-7
		4			-8
		5			-9
		ICV			2308-1
		ICB			
		CRI			
		ICSA			Cr -.01 Sn -.029
		ICSAB			
		CCV1			
		CCB1			
	✓	KH74 MB	TWC		Zn .006 rerun
		MB			
		A			
		MBspk		✓	
		CCV2			
		CCB2			
		KG56 MB1	Sxc	2	
		KG69 MB1	TWC		Zn .008 CAF
		G			
	✓	A	Sxc	2	Ca high rerun 1/5
		KG56 Adup			Cr 21% Cu 20%

OPTIMA ICP SAMPLE RUN LOG

IEC Date: — Analysis Date: 12.7.06 Analyst: BLW

LR Date: — Page: 2 of 5

All corrections made by analyst unless otherwise noted.

Edit Label	Delete Data	ARI Sample ID	Prep. Code	Dilution	Comments
		KG56 A	SWC	2	CAF
		↓ Asph	↓	1	Sb 27%
label		ZZZZZZ			NO Sb spike
		KG56 MB1sph	SWC	2 ✓	
		KG69 MB1sph	TWC	✓	
		CCV 3			
		CCB 3			
		KG57 MB1	WMN		
		B			
		Adup		✓	
		A			
		↓ Asph	↓	✓	0.008 Si 10K 0.08 ml ICPsph /8 ml
		KG69 B	SWC	2	
		C			
		D			
		↓ E	↓	↓	
		KG57 MB1sph	WMN	✓	0.008 Si 10K 0.08 ml ICPsph /8 ml
		CCV4			
		CCB4			
		~~KH55 MB~~	~~SWC~~	2	
		KH30 MB1	↓	↓	
		KH71 A	TWC		
		↓ B	↓		
		KH30E	SWC	2	

12/8/06

ANALYTICAL RESOURCES INCORPORATED

Metals Data Review Checklist

Method: ICP ICP-MS GFA CVA **Analysis Date:** 12.7.06

	Analyst RLC 12.8	Peer JW 12.9.06	Comment
Logbook:			
Analyst, Date, Method info	✓	✓	
Sample ID's	✓	✓	
Standard/QC solution ID's recorded	✓	✓	
Prep codes	✓	✓	
Dilution factors	✓	✓	
Crossouts/Corrections/Deletions	✓	✓	
Calibration:			
Blank & Standard intensities	✓	✓	See run
Standard deviations	✓	✓	
Curve fit	✓	✓	
Calibration Verification:			
ICV/CCV	✓	✓	
ICB/CCB	✓	✓	See log
Samples:			
RSD's & SD's	✓	–	
Internal Standards	✓	–	
Carry-over	✓	–	See log
Method QC:			
CRI/CRA	✓	–	
ICSA/ICSAB	✓	✓	See log
Post Spikes/Serial Dilutions RLC 12.8	✓	—	
Analytic Spikes	—	—	
Matrix QC:			
SRM/LCS	✓	✓	KH55
Matrix Spikes	✓	–	KH56 RLC 12.8
Matrix Duplicates	✓	✓	↓
Method Blanks	✓	✓	KG91 KG69
Data Distribution:			
Requested elements/isotope identified	✓	✓	
Correct samples identified for distribution	✓	✓	
Raw data match distributed data	✓	✓	
Data filename correct	✓	✓	RLC 12.8
Necessary Analysts Notes and CAF's	✓	✓	KH55 ~~KH56~~ KG91 KG69

Nebulizer Parameters: Hg_ReAlign

Analyte	Back Pressure	Flow
All	172.0 kPa	0.50 L/min

12/7/2006 2:40:42 PM Hg ReAlign... Actual peak offset (nm): -0.001
Drift (nm): -0.000 Slit adjustment: -2

Analysis Begun

Start Time: 12/7/2006 2:40:53 PM **Plasma On Time: 12/7/2006 2:18:44 PM**
Logged In Analyst: metals **Technique: ICP Continuous**
Spectrometer Model: Optima 4300 DV, S/N 077N0060101Autosampler Model: AS-93plus

Sample Information File: C:\pe\Administrator\Sample Information\CRISET.sif
Batch ID:
Results Data Set: PE061207
Results Library: C:\pe\Administrator\Results\Results.mdb

Sequence No.: 1 **Autosampler Location: 1**
Sample ID: Calib Blank 1 **Date Collected: 12/7/2006 2:40:53 PM**
Analyst: **Data Type: Original**
Initial Sample Wt: **Initial Sample Vol:**
Dilution: **Sample Prep Vol:**

Nebulizer Parameters: Calib Blank 1

Analyte	Back Pressure	Flow
All	172.0 kPa	0.50 L/min

Mean Data: Calib Blank 1

Analyte	Mean Corrected Intensity	Std.Dev.	RSD	Conc.	Calib Units
ScA 357.253	1396439.8	7221.83	0.52%	100.0	%
ScR 361.383	110046.7	1767.86	1.61%	100.00	%
Ag 328.068†	804.0	32.48	4.04%	[0.00]	mg/L
Al 308.215†	-196.9	6.93	3.52%	[0.00]	mg/L
As 188.979†	30.4	5.90	19.42%	[0.00]	mg/L
B 249.677†	41.5	3.97	9.56%	[0.00]	mg/L
Ba 233.527†	9.7	1.85	18.99%	[0.00]	mg/L
Be 313.042†	690.6	18.21	2.64%	[0.00]	mg/L
Ca 317.933†	76.5	15.79	20.65%	[0.00]	mg/L
Cd 228.802†	314.1	2.48	0.79%	[0.00]	mg/L
Co 228.616†	37.6	4.96	13.19%	[0.00]	mg/L
Cr 267.716†	85.4	3.01	3.53%	[0.00]	mg/L
Cu 324.752†	1275.1	30.88	2.42%	[0.00]	mg/L
Fe 273.955†	-32.1	2.76	8.62%	[0.00]	mg/L
K 766.490†	1764.5	31.10	1.76%	[0.00]	mg/L
Mg 279.077†	-64.1	1.90	2.97%	[0.00]	mg/L
Mn 257.610†	-1.6	0.70	43.00%	[0.00]	mg/L
Mo 202.031†	6.5	4.34	66.62%	[0.00]	mg/L
Na 589.592†	915.2	43.85	4.79%	[0.00]	mg/L
Na 330.237†	-65.7	12.04	18.34%	[0.00]	mg/L
Ni 231.604†	20.1	4.19	20.86%	[0.00]	mg/L
Pb 220.353†	162.0	3.07	1.89%	[0.00]	mg/L
Sb 206.836†	72.5	5.96	8.21%	[0.00]	mg/L
Se 196.026†	-133.5	4.11	3.08%	[0.00]	mg/L
Si 288.158†	29.4	4.22	14.35%	[0.00]	mg/L
Sn 189.927†	-6.5	2.57	39.33%	[0.00]	mg/L
Sr 421.552†	-2726.4	39.16	1.44%	[0.00]	mg/L
Ti 334.903†	-36.1	15.39	42.67%	[0.00]	mg/L
Tl 190.801†	-41.4	5.77	13.93%	[0.00]	mg/L
V 292.402†	290.3	10.34	3.56%	[0.00]	mg/L
Zn 206.200†	-12.8	1.59	12.44%	[0.00]	mg/L

Analysis Begun

Start Time: 12/7/2006 2:57:14 PM
Logged In Analyst: metals
Spectrometer Model: Optima 4300 DV, S/N 077N0060101
Plasma On Time: 12/7/2006 2:18:44 PM
Technique: ICP Continuous
Autosampler Model: AS-93plus

Sample Information File: C:\pe\Administrator\Sample Information\CRISET.sif
Batch ID:
Results Data Set: PE061207
Results Library: C:\pe\Administrator\Results\Results.mdb

Sequence No.: 1
Sample ID: Calib Blank 1
Analyst:
Initial Sample Wt:
Dilution:
Autosampler Location: 1
Date Collected: 12/7/2006 2:57:14 PM
Data Type: Original
Initial Sample Vol:
Sample Prep Vol:

Nebulizer Parameters: Calib Blank 1

Analyte	Back Pressure	Flow
All	172.0 kPa	0.50 L/min

Mean Data: Calib Blank 1

Analyte	Mean Corrected Intensity	Std.Dev.	RSD	Conc.	Calib Units
ScA 357.253	1408334.2	13680.72	0.97%	100.0	%
ScR 361.383	110528.1	500.75	0.45%	100.0	%
Ag 328.068†	835.6	13.66	1.63%	[0.00]	mg/L
Al 308.215†	-179.8	13.84	7.70%	[0.00]	mg/L
As 188.979†	31.9	1.81	5.68%	[0.00]	mg/L
B 249.677†	40.1	1.37	3.42%	[0.00]	mg/L
Ba 233.527†	8.9	2.78	31.22%	[0.00]	mg/L
Be 313.042†	695.8	14.35	2.06%	[0.00]	mg/L
Ca 317.933†	61.0	16.67	27.31%	[0.00]	mg/L
Cd 228.802†	313.3	2.39	0.76%	[0.00]	mg/L
Co 228.616†	36.1	7.53	20.85%	[0.00]	mg/L
Cr 267.716†	88.0	3.14	3.57%	[0.00]	mg/L
Cu 324.752†	1266.5	51.99	4.11%	[0.00]	mg/L
Fe 273.955†	-34.5	0.75	2.17%	[0.00]	mg/L
K 766.490†	1737.7	39.45	2.27%	[0.00]	mg/L
Mg 279.077†	-68.7	3.04	4.43%	[0.00]	mg/L
Mn 257.610†	-1.6	2.91	187.20%	[0.00]	mg/L
Mo 202.031†	3.7	2.72	73.00%	[0.00]	mg/L
Na 589.592†	959.2	24.26	2.53%	[0.00]	mg/L
Na 330.237†	-54.5	2.88	5.27%	[0.00]	mg/L
Ni 231.604†	18.9	3.71	19.63%	[0.00]	mg/L
Pb 220.353†	162.8	6.91	4.25%	[0.00]	mg/L
Sb 206.836†	75.6	2.93	3.88%	[0.00]	mg/L
Se 196.026†	-139.6	1.27	0.91%	[0.00]	mg/L
Si 288.158†	24.8	2.03	8.19%	[0.00]	mg/L
Sn 189.927†	-3.3	2.92	89.17%	[0.00]	mg/L
Sr 421.552†	-2723.6	36.06	1.32%	[0.00]	mg/L
Ti 334.903†	-70.2	21.05	29.99%	[0.00]	mg/L
Tl 190.801†	-45.7	5.39	11.78%	[0.00]	mg/L
V 292.402†	322.8	18.33	5.68%	[0.00]	mg/L
Zn 206.200†	-13.5	3.14	23.21%	[0.00]	mg/L

Sequence No.: 2
Sample ID: STD2
Analyst:
Initial Sample Wt:
Dilution:

Autosampler Location: 2
Date Collected: 12/7/2006 3:03:47 PM
Data Type: Original
Initial Sample Vol:
Sample Prep Vol:

Nebulizer Parameters: STD2

Analyte	Back Pressure	Flow
All	172.0 kPa	0.50 L/min

Mean Data: STD2

Analyte	Mean Corrected Intensity	Std.Dev.	RSD	Conc.	Calib Units
ScA 357.253	1394365.9	3594.06	0.26%	99.01	%
ScR 361.383	108961.0	587.25	0.54%	98.58	%
Ba 233.527†	66680.0	347.61	0.52%	[10]	mg/L
Cd 228.802†	516387.5	858.79	0.17%	[10]	mg/L
Co 228.616†	537219.6	456.78	0.09%	[10]	mg/L
Cr 267.716†	31315.3	92.26	0.29%	[10]	mg/L
Cu 324.752†	1906533.5	4142.82	0.22%	[10]	mg/L
Mn 257.610†	242908.5	1306.25	0.54%	[10]	mg/L
V 292.402†	941937.9	5809.05	0.62%	[10]	mg/L

Sequence No.: 3
Sample ID: STD3
Analyst:
Initial Sample Wt:
Dilution:

Autosampler Location: 3
Date Collected: 12/7/2006 3:08:09 PM
Data Type: Original
Initial Sample Vol:
Sample Prep Vol:

Nebulizer Parameters: STD3

Analyte	Back Pressure	Flow
All	172.0 kPa	0.50 L/min

Mean Data: STD3

Analyte	Mean Corrected Intensity	Std.Dev.	RSD	Conc.	Calib Units
ScA 357.253	1399078.9	7426.05	0.53%	99.34	%
ScR 361.383	110414.1	1332.35	1.21%	99.90	%
Ag 328.068†	136326.0	426.86	0.31%	[1.0]	mg/L
As 188.979†	14387.9	93.89	0.65%	[10]	mg/L
B 249.677†	17885.4	85.63	0.48%	[10]	mg/L
Be 313.042†	819144.5	5651.60	0.69%	[5.0]	mg/L
Na 589.592†	153217.8	1296.29	0.85%	[50]	mg/L
Ni 231.604†	13572.4	50.77	0.37%	[10]	mg/L
Pb 220.353†	65165.2	533.03	0.82%	[10]	mg/L
Se 196.026†	11280.5	101.24	0.90%	[10]	mg/L
Sr 421.552†	1504157.2	8661.71	0.58%	[5]	mg/L
Tl 190.801†	25107.9	198.79	0.79%	[10]	mg/L
Zn 206.200†	12725.9	40.58	0.32%	[10]	mg/L

Sequence No.: 4
Sample ID: STD4
Analyst:
Initial Sample Wt:
Dilution:

Autosampler Location: 4
Date Collected: 12/7/2006 3:13:06 PM
Data Type: Original
Initial Sample Vol:
Sample Prep Vol:

Nebulizer Parameters: STD4

Analyte	Back Pressure	Flow
All	172.0 kPa	0.50 L/min

Mean Data: STD4

Analyte	Mean Corrected Intensity	Std.Dev.	RSD	Conc.	Calib Units
ScA 357.253	1418495.6	3923.79	0.28%	100.7	%
ScR 361.383	109503.9	1414.62	1.29%	99.07	%
Mo 202.031†	101286.0	319.37	0.32%	[10]	mg/L
Sb 206.836†	23320.8	118.42	0.51%	[10]	mg/L
Si 288.158†	14899.3	38.42	0.26%	[10]	mg/L
Sn 189.927†	33553.4	95.20	0.28%	[10]	mg/L
Ti 334.903†	153995.2	1673.20	1.09%	[10]	mg/L

Sequence No.: 5
Sample ID: STD5
Analyst:
Initial Sample Wt:
Dilution:

Autosampler Location: 5
Date Collected: 12/7/2006 3:17:53 PM
Data Type: Original
Initial Sample Vol:
Sample Prep Vol:

Nebulizer Parameters: STD5

Analyte	Back Pressure	Flow
All	172.0 kPa	0.50 L/min

Mean Data: STD5

Analyte	Mean Corrected Intensity	Std.Dev.	RSD	Conc.	Calib Units
ScA 357.253	1387191.5	6394.93	0.46%	98.50	%
ScR 361.383	109971.3	522.80	0.48%	99.50	%
Al 308.215†	41749.4	111.42	0.27%	[30]	mg/L
Ca 317.933†	187966.7	996.22	0.53%	[30]	mg/L
Fe 273.955†	96106.0	149.93	0.16%	[100]	mg/L
K 766.490†	171880.9	586.66	0.34%	[100]	mg/L
Mg 279.077†	26834.9	54.63	0.20%	[30]	mg/L
Na 330.237†	2012.8	16.67	0.83%	[100]	mg/L

Calibration Summary

Analyte	Stds.	Equation	Intercept	Slope	Curvature	Corr. Coef.	Reslope
Ag 328.068	1	Lin Thru 0	0.0	136300	0.00000	1.000000	
Al 308.215	1	Lin Thru 0	0.0	1392	0.00000	1.000000	
As 188.979	1	Lin Thru 0	0.0	1439	0.00000	1.000000	
B 249.677	1	Lin Thru 0	0.0	1789	0.00000	1.000000	
Ba 233.527	1	Lin Thru 0	0.0	6668	0.00000	1.000000	
Be 313.042	1	Lin Thru 0	0.0	163800	0.00000	1.000000	
Ca 317.933	1	Lin Thru 0	0.0	6266	0.00000	1.000000	
Cd 228.802	1	Lin Thru 0	0.0	51640	0.00000	1.000000	
Co 228.616	1	Lin Thru 0	0.0	53720	0.00000	1.000000	
Cr 267.716	1	Lin Thru 0	0.0	3132	0.00000	1.000000	
Cu 324.752	1	Lin Thru 0	0.0	190700	0.00000	1.000000	
Fe 273.955	1	Lin Thru 0	0.0	961.1	0.00000	1.000000	
K 766.490	1	Lin Thru 0	0.0	1719	0.00000	1.000000	
Mg 279.077	1	Lin Thru 0	0.0	894.5	0.00000	1.000000	
Mn 257.610	1	Lin Thru 0	0.0	24290	0.00000	1.000000	
Mo 202.031	1	Lin Thru 0	0.0	10130	0.00000	1.000000	
Na 589.592	1	Lin Thru 0	0.0	3064	0.00000	1.000000	
Na 330.237	1	Lin Thru 0	0.0	20.13	0.00000	1.000000	
Ni 231.604	1	Lin Thru 0	0.0	1357	0.00000	1.000000	
Pb 220.353	1	Lin Thru 0	0.0	6517	0.00000	1.000000	
Sb 206.836	1	Lin Thru 0	0.0	2332	0.00000	1.000000	
Se 196.026	1	Lin Thru 0	0.0	1128	0.00000	1.000000	
Si 288.158	1	Lin Thru 0	0.0	1490	0.00000	1.000000	
Sn 189.927	1	Lin Thru 0	0.0	3355	0.00000	1.000000	
Sr 421.552	1	Lin Thru 0	0.0	300800	0.00000	1.000000	
Ti 334.903	1	Lin Thru 0	0.0	15400	0.00000	1.000000	
Tl 190.801	1	Lin Thru 0	0.0	2511	0.00000	1.000000	
V 292.402	1	Lin Thru 0	0.0	94190	0.00000	1.000000	
Zn 206.200	1	Lin Thru 0	0.0	1273	0.00000	1.000000	

Nebulizer Parameters: Hg_ReAlign

Analyte	Back Pressure	Flow
All	171.0 kPa	0.50 L/min

12/7/2006 3:37:43 PM Hg ReAlign... Actual peak offset (nm): -0.001
Drift (nm): -0.000 Slit adjustment: -2

Analysis Begun

Start Time: 12/7/2006 3:37:52 PM **Plasma On Time: 12/7/2006 2:18:44 PM**
Logged In Analyst: metals **Technique: ICP Continuous**
Spectrometer Model: Optima 4300 DV, S/N 077N0060101Autosampler Model: AS-93plus

Sample Information File: C:\pe\Administrator\Sample Information\CRISET.sif
Batch ID:
Results Data Set: PE061207
Results Library: C:\pe\Administrator\Results\Results.mdb

Sequence No.: 1 **Autosampler Location: 7**
Sample ID: CV **Date Collected: 12/7/2006 3:37:52 PM**
Analyst: **Data Type: Original**
Initial Sample Wt: **Initial Sample Vol:**
Dilution: 1X **Sample Prep Vol:**

Nebulizer Parameters: CV

Analyte	Back Pressure	Flow
All	172.0 kPa	0.50 L/min

Mean Data: CV

Analyte	Mean Corrected Intensity	Calib Conc.	Calib Units	Calib Std.Dev.	Sample Conc.	Sample Units	Sample Std.Dev.	RSD
ScA 357.253	1378490.2	97.88	%	0.371				0.38%
ScR 361.383	111319.2	100.7	%	0.96				0.95%
Ag 328.068†	133648.6	0.9805	mg/L	0.01084	0.9805	mg/L	0.01084	1.11%
Al 308.215†	2810.7	1.985	mg/L	0.0058	1.985	mg/L	0.0058	0.29%
As 188.979†	2826.2	1.962	mg/L	0.0269	1.962	mg/L	0.0269	1.37%
B 249.677†	1732.4	0.9723	mg/L	0.00580	0.9723	mg/L	0.00580	0.60%
Ba 233.527†	6465.7	0.9696	mg/L	0.00292	0.9696	mg/L	0.00292	0.30%
Be 313.042†	162197.7	0.9875	mg/L	0.00064	0.9875	mg/L	0.00064	0.06%
Ca 317.933†	12523.4	1.998	mg/L	0.0093	1.998	mg/L	0.0093	0.47%
Cd 228.802†	52587.9	1.007	mg/L	0.0133	1.007	mg/L	0.0133	1.32%
Co 228.616†	52152.8	0.9694	mg/L	0.00949	0.9694	mg/L	0.00949	0.98%
Cr 267.716†	2988.8	0.9530	mg/L	0.00460	0.9530	mg/L	0.00460	0.48%
Cu 324.752†	196577.4	1.031	mg/L	0.0112	1.031	mg/L	0.0112	1.09%
Fe 273.955†	1954.1	2.032	mg/L	0.0059	2.032	mg/L	0.0059	0.29%
K 766.490†	35221.6	20.49	mg/L	0.141	20.49	mg/L	0.141	0.69%
Mg 279.077†	1809.9	2.030	mg/L	0.0122	2.030	mg/L	0.0122	0.60%
Mn 257.610†	23026.0	0.9488	mg/L	0.00287	0.9488	mg/L	0.00287	0.30%
Mo 202.031†	9950.1	0.9823	mg/L	0.01619	0.9823	mg/L	0.01619	1.65%
Na 589.592†	150492.7	49.11	mg/L	0.350	49.11	mg/L	0.350	0.71%
Na 330.237†	1025.7	50.62	mg/L	0.119	50.62	mg/L	0.119	0.24%
Ni 231.604†	1334.2	0.9843	mg/L	0.00376	0.9843	mg/L	0.00376	0.38%
Pb 220.353†	12966.8	1.991	mg/L	0.0352	1.991	mg/L	0.0352	1.77%
Sb 206.836†	5003.2	2.140	mg/L	0.0351	2.140	mg/L	0.0351	1.64%
Se 196.026†	2245.6	1.988	mg/L	0.0355	1.988	mg/L	0.0355	1.79%
Si 288.158†	2969.2	1.995	mg/L	0.0124	1.995	mg/L	0.0124	0.62%
Sn 189.927†	3174.4	0.9474	mg/L	0.01853	0.9474	mg/L	0.01853	1.96%
Sr 421.552†	297068.9	0.9872	mg/L	0.00300	0.9872	mg/L	0.00300	0.30%
Ti 334.903†	15355.5	0.9963	mg/L	0.00220	0.9963	mg/L	0.00220	0.22%
Tl 190.801†	4926.7	1.955	mg/L	0.0311	1.955	mg/L	0.0311	1.59%
V 292.402†	91327.2	0.9791	mg/L	0.01017	0.9791	mg/L	0.01017	1.04%
Zn 206.200†	1268.7	0.9963	mg/L	0.00124	0.9963	mg/L	0.00124	0.12%

Sequence No.: 2
Sample ID: CB
Analyst:
Initial Sample Wt:
Dilution: 1X

Autosampler Location: 1
Date Collected: 12/7/2006 3:44:27 PM
Data Type: Original
Initial Sample Vol:
Sample Prep Vol:

Nebulizer Parameters: CB

Analyte	Back Pressure	Flow
All	172.0 kPa	0.50 L/min

Mean Data: CB

Analyte	Mean Corrected Intensity	Calib Conc.	Calib Units	Calib Std.Dev.	Sample Conc.	Sample Units	Sample Std.Dev.	RSD
ScA 357.253	1398481.0	99.30	%	1.345				1.35%
ScR 361.383	108388.4	98.06	%	0.448				0.46%
Ag 328.068†	19.7	0.00014	mg/L	0.000342	0.00014	mg/L	0.000342	236.29%
Al 308.215†	7.6	0.00547	mg/L	0.008115	0.00547	mg/L	0.008115	148.35%
As 188.979†	2.1	0.00148	mg/L	0.002803	0.00148	mg/L	0.002803	189.29%
B 249.677†	16.7	0.00932	mg/L	0.003811	0.00932	mg/L	0.003811	40.90%
Ba 233.527†	3.5	0.00053	mg/L	0.000046	0.00053	mg/L	0.000046	8.81%
Be 313.042†	25.7	0.00016	mg/L	0.000094	0.00016	mg/L	0.000094	59.61%
Ca 317.933†	1.0	0.00016	mg/L	0.001039	0.00016	mg/L	0.001039	662.81%
Cd 228.802†	9.7	0.00018	mg/L	0.000183	0.00018	mg/L	0.000183	101.89%
Co 228.616†	-1.2	-0.00002	mg/L	0.000172	-0.00002	mg/L	0.000172	737.71%
Cr 267.716†	-0.6	-0.00019	mg/L	0.001467	-0.00019	mg/L	0.001467	762.49%
Cu 324.752†	35.2	0.00018	mg/L	0.000102	0.00018	mg/L	0.000102	55.03%
Fe 273.955†	2.4	0.00250	mg/L	0.001366	0.00250	mg/L	0.001366	54.63%
K 766.490†	69.1	0.04018	mg/L	0.014060	0.04018	mg/L	0.014060	34.99%
Mg 279.077†	1.9	0.00209	mg/L	0.008384	0.00209	mg/L	0.008384	401.19%
Mn 257.610†	2.2	0.00009	mg/L	0.000132	0.00009	mg/L	0.000132	147.27%
Mo 202.031†	3.8	0.00037	mg/L	0.000521	0.00037	mg/L	0.000521	139.40%
Na 589.592†	21.4	0.00700	mg/L	0.001911	0.00700	mg/L	0.001911	27.30%
Na 330.237†	-12.7	-0.6325	mg/L	0.23186	-0.6325	mg/L	0.23186	36.66%
Ni 231.604†	4.5	0.00335	mg/L	0.002574	0.00335	mg/L	0.002574	76.92%
Pb 220.353†	12.7	0.00195	mg/L	0.000937	0.00195	mg/L	0.000937	47.99%
Sb 206.836†	1.2	0.00052	mg/L	0.000265	0.00052	mg/L	0.000265	50.72%
Se 196.026†	2.5	0.00222	mg/L	0.000903	0.00222	mg/L	0.000903	40.68%
Si 288.158†	8.3	0.00560	mg/L	0.003260	0.00560	mg/L	0.003260	58.18%
Sn 189.927†	1.1	0.00033	mg/L	0.001180	0.00033	mg/L	0.001180	357.29%
Sr 421.552†	5.2	0.00002	mg/L	0.000160	0.00002	mg/L	0.000160	936.32%
Ti 334.903†	15.2	0.00099	mg/L	0.001006	0.00099	mg/L	0.001006	102.07%
Tl 190.801†	6.6	0.00265	mg/L	0.000478	0.00265	mg/L	0.000478	18.04%
V 292.402†	-7.4	-0.00008	mg/L	0.000542	-0.00008	mg/L	0.000542	685.88%
Zn 206.200†	-2.0	-0.00160	mg/L	0.000781	-0.00160	mg/L	0.000781	48.80%

Sequence No.: 3
Sample ID: CRI
Analyst:
Initial Sample Wt:
Dilution: 1X

Autosampler Location: 8
Date Collected: 12/7/2006 3:51:00 PM
Data Type: Original
Initial Sample Vol:
Sample Prep Vol:

Nebulizer Parameters: CRI

Analyte	Back Pressure	Flow
All	172.0 kPa	0.50 L/min

Mean Data: CRI

Analyte	Mean Corrected Intensity	Calib Conc.	Calib Units	Calib Std.Dev.	Sample Conc.	Sample Units	Sample Std.Dev.	RSD
ScA 357.253	1395085.8	99.06	%	0.923				0.93%
ScR 361.383	108685.9	98.33	%	0.558				0.57%
Ag 328.068†	451.1	0.00332	mg/L	0.000146	0.00332	mg/L	0.000146	4.39%
Al 308.215†	65.0	0.04655	mg/L	0.006978	0.04655	mg/L	0.006978	14.99%
As 188.979†	77.8	0.05408	mg/L	0.001678	0.05408	mg/L	0.001678	3.10%
B 249.677†	46.3	0.02592	mg/L	0.002336	0.02592	mg/L	0.002336	9.01%
Ba 233.527†	19.3	0.00290	mg/L	0.000147	0.00290	mg/L	0.000147	5.07%
Be 313.042†	184.3	0.00112	mg/L	0.000111	0.00112	mg/L	0.000111	9.97%
Ca 317.933†	344.0	0.05491	mg/L	0.002110	0.05491	mg/L	0.002110	3.84%
Cd 228.802†	123.6	0.00208	mg/L	0.000022	0.00208	mg/L	0.000022	1.06%
Co 228.616†	157.2	0.00292	mg/L	0.000115	0.00292	mg/L	0.000115	3.95%
Cr 267.716†	10.0	0.00318	mg/L	0.000334	0.00318	mg/L	0.000334	10.52%
Cu 324.752†	480.6	0.00252	mg/L	0.000274	0.00252	mg/L	0.000274	10.86%
Fe 273.955†	53.1	0.05526	mg/L	0.002723	0.05526	mg/L	0.002723	4.93%
K 766.490†	990.5	0.5763	mg/L	0.02672	0.5763	mg/L	0.02672	4.64%
Mg 279.077†	47.4	0.05297	mg/L	0.007455	0.05297	mg/L	0.007455	14.07%
Mn 257.610†	27.9	0.00116	mg/L	0.000084	0.00116	mg/L	0.000084	7.30%
Mo 202.031†	52.1	0.00514	mg/L	0.000199	0.00514	mg/L	0.000199	3.87%
Na 589.592†	1617.0	0.5277	mg/L	0.00892	0.5277	mg/L	0.00892	1.69%
Na 330.237†	5.0	0.2438	mg/L	0.43240	0.2438	mg/L	0.43240	177.35%
Ni 231.604†	20.1	0.01485	mg/L	0.003994	0.01485	mg/L	0.003994	26.89%
Pb 220.353†	140.2	0.02153	mg/L	0.000784	0.02153	mg/L	0.000784	3.64%
Sb 206.836†	134.2	0.05760	mg/L	0.000914	0.05760	mg/L	0.000914	1.59%
Se 196.026†	59.6	0.05284	mg/L	0.006652	0.05284	mg/L	0.006652	12.59%
Si 288.158†	126.7	0.08503	mg/L	0.002604	0.08503	mg/L	0.002604	3.06%
Sn 189.927†	32.3	0.00968	mg/L	0.000238	0.00968	mg/L	0.000238	2.46%
Sr 421.552†	300.7	0.00100	mg/L	0.000226	0.00100	mg/L	0.000226	22.65%
Ti 334.903†	90.3	0.00586	mg/L	0.001674	0.00586	mg/L	0.001674	28.57%
Tl 190.801†	132.7	0.05284	mg/L	0.001260	0.05284	mg/L	0.001260	2.38%
V 292.402†	283.1	0.00304	mg/L	0.000223	0.00304	mg/L	0.000223	7.34%
Zn 206.200†	8.3	0.00650	mg/L	0.001420	0.00650	mg/L	0.001420	21.85%

Sequence No.: 4
Sample ID: ICSA
Analyst:
Initial Sample Wt:
Dilution: 1X

Autosampler Location: 9
Date Collected: 12/7/2006 3:57:32 PM
Data Type: Original
Initial Sample Vol:
Sample Prep Vol:

Nebulizer Parameters: ICSA

Analyte	Back Pressure	Flow
All	171.0 kPa	0.50 L/min

Mean Data: ICSA

Analyte	Mean Corrected Intensity	Calib Conc.	Calib Units	Calib Std.Dev.	Sample Conc.	Sample Units	Sample Std.Dev.	RSD
ScA 357.253	1343067.4	95.37	%	0.282				0.30%
ScR 361.383	109660.5	99.22	%	0.529				0.53%
Ag 328.068†	-3552.0	0.00195	mg/L	0.000219	0.00195	mg/L	0.000219	11.22%
Al 308.215†	279358.8	200.7	mg/L	0.22	200.7	mg/L	0.22	0.11%
As 188.979†	45.0	0.00992	mg/L	0.000915	0.00992	mg/L	0.000915	9.22%
B 249.677†	31.6	0.01279	mg/L	0.005412	0.01279	mg/L	0.005412	42.33%
Ba 233.527†	61.7	-0.00143	mg/L	0.000424	-0.00143	mg/L	0.000424	29.67%
Be 313.042†	-0.2	-0.00004	mg/L	0.000012	-0.00004	mg/L	0.000012	30.08%
Ca 317.933†	618384.9	98.70	mg/L	0.071	98.70	mg/L	0.071	0.07%
Cd 228.802†	68.2	0.00114	mg/L	0.000111	0.00114	mg/L	0.000111	9.74%
Co 228.616†	19.9	0.00035	mg/L	0.000061	0.00035	mg/L	0.000061	17.37%
Cr 267.716†	43.4	-0.01025	mg/L	0.001436	-0.01025	mg/L	0.001436	14.01%
Cu 324.752†	-3198.9	-0.00076	mg/L	0.000168	-0.00076	mg/L	0.000168	22.20%
Fe 273.955†	189349.8	197.0	mg/L	0.37	197.0	mg/L	0.37	0.19%
K 766.490†	36.9	0.02148	mg/L	0.011297	0.02148	mg/L	0.011297	52.59%
Mg 279.077†	90532.7	101.1	mg/L	0.05	101.1	mg/L	0.05	0.05%
Mn 257.610†	68.0	-0.00050	mg/L	0.000047	-0.00050	mg/L	0.000047	9.27%
Mo 202.031†	41.7	0.00236	mg/L	0.000462	0.00236	mg/L	0.000462	19.60%
Na 589.592†	-52.0	-0.01697	mg/L	0.007526	-0.01697	mg/L	0.007526	44.36%
Na 330.237†	5.7	0.2905	mg/L	0.55342	0.2905	mg/L	0.55342	190.50%
Ni 231.604†	10.1	0.00751	mg/L	0.001163	0.00751	mg/L	0.001163	15.49%
Pb 220.353†	-370.2	-0.00904	mg/L	0.001735	-0.00904	mg/L	0.001735	19.19%
Sb 206.836†	51.2	0.02128	mg/L	0.002888	0.02128	mg/L	0.002888	13.57%
Se 196.026†	-166.3	-0.07812	mg/L	0.003490	-0.07812	mg/L	0.003490	4.47%
Si 288.158†	25.0	0.01682	mg/L	0.001341	0.01682	mg/L	0.001341	7.97%
Sn 189.927†	-175.7	-0.02911	mg/L	0.001830	-0.02911	mg/L	0.001830	6.29%
Sr 421.552†	449.3	0.00149	mg/L	0.000078	0.00149	mg/L	0.000078	5.20%
Ti 334.903†	150.8	0.00979	mg/L	0.002255	0.00979	mg/L	0.002255	23.04%
Tl 190.801†	-54.4	-0.00046	mg/L	0.003624	-0.00046	mg/L	0.003624	785.82%
V 292.402†	1376.8	-0.00032	mg/L	0.000291	-0.00032	mg/L	0.000291	90.23%
Zn 206.200†	-19.4	-0.00673	mg/L	0.003133	-0.00673	mg/L	0.003133	46.56%

Sequence No.: 5
Sample ID: ICSAB
Analyst:
Initial Sample Wt:
Dilution: 1X

Autosampler Location: 10
Date Collected: 12/7/2006 4:04:21 PM
Data Type: Original
Initial Sample Vol:
Sample Prep Vol:

Nebulizer Parameters: ICSAB

Analyte	Back Pressure	Flow
All	172.0 kPa	0.50 L/min

Mean Data: ICSAB

Analyte	Mean Corrected Intensity	Calib Conc.	Calib Units	Calib Std.Dev.	Sample Conc.	Sample Units	Sample Std.Dev.	RSD
ScA 357.253	1352307.9	96.02	%	1.125				1.17%
ScR 361.383	108387.7	98.06	%	0.717				0.73%
Ag 328.068†	138718.3	1.045	mg/L	0.0030	1.045	mg/L	0.0030	0.29%
Al 308.215†	279498.8	200.8	mg/L	0.58	200.8	mg/L	0.58	0.29%
As 188.979†	1487.2	1.012	mg/L	0.0079	1.012	mg/L	0.0079	0.78%
B 249.677†	33.3	0.01588	mg/L	0.003775	0.01588	mg/L	0.003775	23.77%
Ba 233.527†	6441.4	0.9550	mg/L	0.00719	0.9550	mg/L	0.00719	0.75%
Be 313.042†	163715.9	0.9967	mg/L	0.00414	0.9967	mg/L	0.00414	0.42%
Ca 317.933†	615502.0	98.24	mg/L	0.378	98.24	mg/L	0.378	0.39%
Cd 228.802†	52111.0	1.003	mg/L	0.0034	1.003	mg/L	0.0034	0.34%
Co 228.616†	50694.0	0.9435	mg/L	0.00172	0.9435	mg/L	0.00172	0.18%
Cr 267.716†	3009.0	0.9363	mg/L	0.00604	0.9363	mg/L	0.00604	0.65%
Cu 324.752†	200717.1	1.069	mg/L	0.0009	1.069	mg/L	0.0009	0.08%
Fe 273.955†	188437.1	196.1	mg/L	0.76	196.1	mg/L	0.76	0.39%
K 766.490†	56.6	0.03295	mg/L	0.014636	0.03295	mg/L	0.014636	44.42%
Mg 279.077†	90283.9	100.9	mg/L	0.25	100.9	mg/L	0.25	0.24%
Mn 257.610†	23392.3	0.9602	mg/L	0.00478	0.9602	mg/L	0.00478	0.50%
Mo 202.031†	43.7	0.00251	mg/L	0.000705	0.00251	mg/L	0.000705	28.10%
Na 589.592†	-51.9	-0.01694	mg/L	0.005823	-0.01694	mg/L	0.005823	34.38%
Na 330.237†	27.1	0.9119	mg/L	0.19390	0.9119	mg/L	0.19390	21.26%
Ni 231.604†	1272.5	0.9383	mg/L	0.00499	0.9383	mg/L	0.00499	0.53%
Pb 220.353†	5943.8	0.9604	mg/L	0.00926	0.9604	mg/L	0.00926	0.96%
Sb 206.836†	2517.0	1.064	mg/L	0.0107	1.064	mg/L	0.0107	1.00%
Se 196.026†	962.5	0.9190	mg/L	0.01066	0.9190	mg/L	0.01066	1.16%
Si 288.158†	13.7	0.00923	mg/L	0.005920	0.00923	mg/L	0.005920	64.16%
Sn 189.927†	-182.8	-0.03066	mg/L	0.001874	-0.03066	mg/L	0.001874	6.11%
Sr 421.552†	624.2	0.00182	mg/L	0.000015	0.00182	mg/L	0.000015	0.80%
Ti 334.903†	141.9	0.00894	mg/L	0.000386	0.00894	mg/L	0.000386	4.32%
Tl 190.801†	2359.6	0.9518	mg/L	0.01097	0.9518	mg/L	0.01097	1.15%
V 292.402†	95042.5	0.9998	mg/L	0.00200	0.9998	mg/L	0.00200	0.20%
Zn 206.200†	1154.8	0.9154	mg/L	0.00846	0.9154	mg/L	0.00846	0.92%

Sequence No.: 6
Sample ID: CV
Analyst:
Initial Sample Wt:
Dilution: 1X

Autosampler Location: 7
Date Collected: 12/7/2006 4:10:42 PM
Data Type: Original
Initial Sample Vol:
Sample Prep Vol:

Nebulizer Parameters: CV

Analyte	Back Pressure	Flow
All	171.0 kPa	0.50 L/min

Mean Data: CV

Analyte	Mean Corrected Intensity	Calib Conc.	Calib Units	Calib Std.Dev.	Sample Conc.	Sample Units	Sample Std.Dev.	RSD
ScA 357.253	1378534.6	97.88	%	0.728				0.74%
ScR 361.383	109669.3	99.22	%	0.888				0.90%
Ag 328.068†	135031.4	0.9906	mg/L	0.01351	0.9906	mg/L	0.01351	1.36%
Al 308.215†	2824.6	1.995	mg/L	0.0094	1.995	mg/L	0.0094	0.47%
As 188.979†	2818.9	1.957	mg/L	0.0199	1.957	mg/L	0.0199	1.02%
B 249.677†	1712.6	0.9611	mg/L	0.00772	0.9611	mg/L	0.00772	0.80%
Ba 233.527†	6390.1	0.9582	mg/L	0.00435	0.9582	mg/L	0.00435	0.45%
Be 313.042†	158319.1	0.9638	mg/L	0.00194	0.9638	mg/L	0.00194	0.20%
Ca 317.933†	12657.3	2.020	mg/L	0.0037	2.020	mg/L	0.0037	0.18%
Cd 228.802†	52448.7	1.004	mg/L	0.0115	1.004	mg/L	0.0115	1.15%
Co 228.616†	52375.8	0.9736	mg/L	0.01126	0.9736	mg/L	0.01126	1.16%
Cr 267.716†	2949.6	0.9405	mg/L	0.00567	0.9405	mg/L	0.00567	0.60%
Cu 324.752†	197664.4	1.037	mg/L	0.0137	1.037	mg/L	0.0137	1.32%
Fe 273.955†	1939.3	2.016	mg/L	0.0105	2.016	mg/L	0.0105	0.52%
K 766.490†	35616.4	20.72	mg/L	0.100	20.72	mg/L	0.100	0.48%
Mg 279.077†	1801.3	2.021	mg/L	0.0169	2.021	mg/L	0.0169	0.83%
Mn 257.610†	23316.2	0.9607	mg/L	0.00319	0.9607	mg/L	0.00319	0.33%
Mo 202.031†	9859.5	0.9733	mg/L	0.00858	0.9733	mg/L	0.00858	0.88%
Na 589.592†	151795.7	49.54	mg/L	0.151	49.54	mg/L	0.151	0.31%
Na 330.237†	1018.9	50.29	mg/L	0.165	50.29	mg/L	0.165	0.33%
Ni 231.604†	1322.2	0.9755	mg/L	0.00840	0.9755	mg/L	0.00840	0.86%
Pb 220.353†	12857.5	1.974	mg/L	0.0173	1.974	mg/L	0.0173	0.87%
Sb 206.836†	4946.2	2.116	mg/L	0.0197	2.116	mg/L	0.0197	0.93%
Se 196.026†	2223.1	1.968	mg/L	0.0143	1.968	mg/L	0.0143	0.72%
Si 288.158†	2952.8	1.984	mg/L	0.0036	1.984	mg/L	0.0036	0.18%
Sn 189.927†	3134.9	0.9356	mg/L	0.00841	0.9356	mg/L	0.00841	0.90%
Sr 421.552†	294444.5	0.9785	mg/L	0.00388	0.9785	mg/L	0.00388	0.40%
Ti 334.903†	15206.8	0.9867	mg/L	0.00176	0.9867	mg/L	0.00176	0.18%
Tl 190.801†	4895.3	1.943	mg/L	0.0164	1.943	mg/L	0.0164	0.84%
V 292.402†	92118.1	0.9874	mg/L	0.01023	0.9874	mg/L	0.01023	1.04%
Zn 206.200†	1246.3	0.9787	mg/L	0.00668	0.9787	mg/L	0.00668	0.68%

Sequence No.: 7
Sample ID: CB
Analyst:
Initial Sample Wt:
Dilution: 1X

Autosampler Location: 1
Date Collected: 12/7/2006 4:17:16 PM
Data Type: Original
Initial Sample Vol:
Sample Prep Vol:

Nebulizer Parameters: CB

Analyte	Back Pressure	Flow
All	172.0 kPa	0.50 L/min

Mean Data: CB

Analyte	Mean Corrected Intensity	Calib Conc.	Calib Units	Calib Std.Dev.	Sample Conc.	Sample Units	Sample Std.Dev.	RSD
ScA 357.253	1406332.4	99.86	%	1.825				1.83%
ScR 361.383	108412.0	98.09	%	0.331				0.34%
Ag 328.068†	4.7	0.00004	mg/L	0.000130	0.00004	mg/L	0.000130	370.28%
Al 308.215†	1.8	0.00128	mg/L	0.012950	0.00128	mg/L	0.012950	>999.9%
As 188.979†	-0.8	-0.00055	mg/L	0.000762	-0.00055	mg/L	0.000762	137.64%
B 249.677†	9.2	0.00517	mg/L	0.000847	0.00517	mg/L	0.000847	16.39%
Ba 233.527†	-2.7	-0.00041	mg/L	0.000481	-0.00041	mg/L	0.000481	118.31%
Be 313.042†	14.1	0.00009	mg/L	0.000115	0.00009	mg/L	0.000115	133.66%
Ca 317.933†	24.4	0.00390	mg/L	0.002785	0.00390	mg/L	0.002785	71.49%
Cd 228.802†	3.6	0.00007	mg/L	0.000141	0.00007	mg/L	0.000141	193.79%
Co 228.616†	-14.0	-0.00026	mg/L	0.000149	-0.00026	mg/L	0.000149	57.17%
Cr 267.716†	-2.6	-0.00082	mg/L	0.002006	-0.00082	mg/L	0.002006	245.88%
Cu 324.752†	31.5	0.00017	mg/L	0.000353	0.00017	mg/L	0.000353	213.24%
Fe 273.955†	7.9	0.00827	mg/L	0.002736	0.00827	mg/L	0.002736	33.10%
K 766.490†	70.1	0.04081	mg/L	0.021515	0.04081	mg/L	0.021515	52.72%
Mg 279.077†	-3.3	-0.00371	mg/L	0.003787	-0.00371	mg/L	0.003787	102.02%
Mn 257.610†	4.8	0.00020	mg/L	0.000149	0.00020	mg/L	0.000149	75.75%
Mo 202.031†	7.4	0.00073	mg/L	0.000338	0.00073	mg/L	0.000338	46.62%
Na 589.592†	21.1	0.00687	mg/L	0.002360	0.00687	mg/L	0.002360	34.34%
Na 330.237†	-2.1	-0.1036	mg/L	0.63826	-0.1036	mg/L	0.63826	615.83%
Ni 231.604†	4.1	0.00299	mg/L	0.002811	0.00299	mg/L	0.002811	93.94%
Pb 220.353†	2.6	0.00039	mg/L	0.001496	0.00039	mg/L	0.001496	381.22%
Sb 206.836†	2.5	0.00109	mg/L	0.000427	0.00109	mg/L	0.000427	39.20%
Se 196.026†	7.8	0.00694	mg/L	0.002579	0.00694	mg/L	0.002579	37.16%
Si 288.158†	2.5	0.00167	mg/L	0.001354	0.00167	mg/L	0.001354	81.23%
Sn 189.927†	3.9	0.00115	mg/L	0.001450	0.00115	mg/L	0.001450	125.78%
Sr 421.552†	30.3	0.00010	mg/L	0.000174	0.00010	mg/L	0.000174	172.82%
Ti 334.903†	5.8	0.00037	mg/L	0.000712	0.00037	mg/L	0.000712	190.43%
Tl 190.801†	8.5	0.00340	mg/L	0.000828	0.00340	mg/L	0.000828	24.37%
V 292.402†	17.5	0.00018	mg/L	0.000315	0.00018	mg/L	0.000315	172.22%
Zn 206.200†	2.2	0.00172	mg/L	0.001563	0.00172	mg/L	0.001563	91.13%

Analysis Begun

Start Time: 12/7/2006 4:22:14 PM
Logged In Analyst: metals
Spectrometer Model: Optima 4300 DV, S/N 077N0060101
Plasma On Time: 12/7/2006 2:18:44 PM
Technique: ICP Continuous
Autosampler Model: AS-93plus

Sample Information File: C:\pe\Administrator\Sample Information\1207A.sif
Batch ID:
Results Data Set: PE061207
Results Library: C:\pe\Administrator\Results\Results.mdb

Sequence No.: 1
Sample ID: KH74 MB TWC
Analyst: BLW
Initial Sample Wt:
Dilution: 1X
Autosampler Location: 41
Date Collected: 12/7/2006 4:22:14 PM
Data Type: Original
Initial Sample Vol:
Sample Prep Vol:

Nebulizer Parameters: KH74 MB TWC

Analyte	Back Pressure	Flow
All	172.0 kPa	0.50 L/min

Mean Data: KH74 MB TWC

Analyte	Mean Corrected Intensity	Calib Conc.	Calib Units	Calib Std.Dev.	Sample Conc.	Sample Units	Sample Std.Dev.	RSD
ScA 357.253	1393998.2	98.98	%	0.215				0.22%
ScR 361.383	112302.9	101.6	%	1.29				1.27%
Ag 328.068†	-24.3	-0.00018	mg/L	0.000097	-0.00018	mg/L	0.000097	54.60%
Al 308.215†	-6.8	-0.00492	mg/L	0.004289	-0.00492	mg/L	0.004289	87.22%
As 188.979†	1.8	0.00123	mg/L	0.001375	0.00123	mg/L	0.001375	111.64%
B 249.677†	3.6	0.00201	mg/L	0.002375	0.00201	mg/L	0.002375	118.40%
Ba 233.527†	-3.3	-0.00050	mg/L	0.000263	-0.00050	mg/L	0.000263	53.08%
Be 313.042†	-12.5	-0.00008	mg/L	0.000023	-0.00008	mg/L	0.000023	30.27%
Ca 317.933†	50.1	0.00799	mg/L	0.001330	0.00799	mg/L	0.001330	16.64%
Cd 228.802†	6.0	0.00011	mg/L	0.000041	0.00011	mg/L	0.000041	37.47%
Co 228.616†	-6.3	-0.00012	mg/L	0.000073	-0.00012	mg/L	0.000073	61.07%
Cr 267.716†	-6.8	-0.00219	mg/L	0.002352	-0.00219	mg/L	0.002352	107.60%
Cu 324.752†	57.3	0.00030	mg/L	0.000262	0.00030	mg/L	0.000262	87.05%
Fe 273.955†	8.1	0.00847	mg/L	0.003214	0.00847	mg/L	0.003214	37.96%
K 766.490†	-13.3	-0.00776	mg/L	0.034256	-0.00776	mg/L	0.034256	441.23%
Mg 279.077†	6.6	0.00732	mg/L	0.003079	0.00732	mg/L	0.003079	42.05%
Mn 257.610†	5.8	0.00024	mg/L	0.000160	0.00024	mg/L	0.000160	67.48%
Mo 202.031†	3.0	0.00029	mg/L	0.000073	0.00029	mg/L	0.000073	24.67%
Na 589.592†	29.8	0.00972	mg/L	0.002947	0.00972	mg/L	0.002947	30.32%
Na 330.237†	-9.2	-0.4600	mg/L	0.80363	-0.4600	mg/L	0.80363	174.71%
Ni 231.604†	3.4	0.00247	mg/L	0.001286	0.00247	mg/L	0.001286	52.00%
Pb 220.353†	5.4	0.00082	mg/L	0.000558	0.00082	mg/L	0.000558	68.24%
Sb 206.836†	3.2	0.00141	mg/L	0.001693	0.00141	mg/L	0.001693	120.09%
Se 196.026†	2.0	0.00177	mg/L	0.001900	0.00177	mg/L	0.001900	107.40%
Si 288.158†	1.8	0.00122	mg/L	0.002437	0.00122	mg/L	0.002437	200.55%
Sn 189.927†	0.7	0.00022	mg/L	0.000995	0.00022	mg/L	0.000995	454.81%
Sr 421.552†	78.9	0.00026	mg/L	0.000031	0.00026	mg/L	0.000031	11.94%
Ti 334.903†	20.0	0.00130	mg/L	0.000582	0.00130	mg/L	0.000582	44.79%
Tl 190.801†	6.4	0.00255	mg/L	0.000278	0.00255	mg/L	0.000278	10.90%
V 292.402†	-25.9	-0.00029	mg/L	0.000096	-0.00029	mg/L	0.000096	33.30%
Zn 206.200†	7.7	0.00603	mg/L	0.001556	0.00603	mg/L	0.001556	25.79%

User canceled analysis.

==========

Analysis Begun

Start Time: 12/7/2006 4:27:29 PM **Plasma On Time: 12/7/2006 2:18:44 PM**
Logged In Analyst: metals **Technique: ICP Continuous**
Spectrometer Model: Optima 4300 DV, S/N 077N0060101Autosampler Model: AS-93plus

Sample Information File: C:\pe\Administrator\Sample Information\1207A.sif
Batch ID:
Results Data Set: PE061207
Results Library: C:\pe\Administrator\Results\Results.mdb

==========

Sequence No.: 1 **Autosampler Location: 41**
Sample ID: KH74 MB TWC **Date Collected: 12/7/2006 4:27:29 PM**
Analyst: BLW **Data Type: Original**
Initial Sample Wt: **Initial Sample Vol:**
Dilution: 1X **Sample Prep Vol:**

Nebulizer Parameters: KH74 MB TWC

Analyte	Back Pressure	Flow
All	172.0 kPa	0.50 L/min

Mean Data: KH74 MB TWC

Analyte	Mean Corrected Intensity	Calib Conc.	Calib Units	Std.Dev.	Sample Conc.	Sample Units	Std.Dev.	RSD
ScA 357.253	1392534.0	98.88	%	0.485				0.49%
ScR 361.383	110216.0	99.72	%	0.793				0.79%
Ag 328.068†	-2.3	-0.00002	mg/L	0.000097	-0.00002	mg/L	0.000097	639.61%
Al 308.215†	1.2	0.00089	mg/L	0.002904	0.00089	mg/L	0.002904	327.66%
As 188.979†	2.8	0.00196	mg/L	0.002658	0.00196	mg/L	0.002658	135.77%
B 249.677†	-1.0	-0.00057	mg/L	0.000259	-0.00057	mg/L	0.000259	45.41%
Ba 233.527†	-3.6	-0.00054	mg/L	0.000466	-0.00054	mg/L	0.000466	85.88%
Be 313.042†	-2.9	-0.00002	mg/L	0.000091	-0.00002	mg/L	0.000091	521.33%
Ca 317.933†	55.6	0.00887	mg/L	0.001728	0.00887	mg/L	0.001728	19.49%
Cd 228.802†	6.8	0.00012	mg/L	0.000067	0.00012	mg/L	0.000067	55.73%
Co 228.616†	-6.5	-0.00012	mg/L	0.000168	-0.00012	mg/L	0.000168	135.88%
Cr 267.716†	-4.8	-0.00154	mg/L	0.000472	-0.00154	mg/L	0.000472	30.67%
Cu 324.752†	27.4	0.00014	mg/L	0.000154	0.00014	mg/L	0.000154	107.10%
Fe 273.955†	9.8	0.01017	mg/L	0.002236	0.01017	mg/L	0.002236	21.98%
K 766.490†	70.0	0.04075	mg/L	0.020626	0.04075	mg/L	0.020626	50.61%
Mg 279.077†	4.4	0.00491	mg/L	0.004301	0.00491	mg/L	0.004301	87.63%
Mn 257.610†	3.8	0.00016	mg/L	0.000060	0.00016	mg/L	0.000060	38.65%
Mo 202.031†	3.1	0.00031	mg/L	0.000648	0.00031	mg/L	0.000648	210.25%
Na 589.592†	42.5	0.01385	mg/L	0.005600	0.01385	mg/L	0.005600	40.42%
Na 330.237†	2.7	0.1320	mg/L	0.47060	0.1320	mg/L	0.47060	356.62%
Ni 231.604†	0.4	0.00031	mg/L	0.001685	0.00031	mg/L	0.001685	544.28%
Pb 220.353†	9.4	0.00144	mg/L	0.000098	0.00144	mg/L	0.000098	6.77%
Sb 206.836†	3.4	0.00148	mg/L	0.001780	0.00148	mg/L	0.001780	119.86%
Se 196.026†	6.0	0.00532	mg/L	0.003371	0.00532	mg/L	0.003371	63.31%
Si 288.158†	-2.5	-0.00168	mg/L	0.004909	-0.00168	mg/L	0.004909	292.86%
Sn 189.927†	-1.3	-0.00038	mg/L	0.001321	-0.00038	mg/L	0.001321	349.85%
Sr 421.552†	47.5	0.00016	mg/L	0.000089	0.00016	mg/L	0.000089	56.23%
Ti 334.903†	17.1	0.00111	mg/L	0.001342	0.00111	mg/L	0.001342	120.80%
Tl 190.801†	3.0	0.00118	mg/L	0.001544	0.00118	mg/L	0.001544	131.08%
V 292.402†	0.9	0.00000	mg/L	0.000098	0.00000	mg/L	0.000098	>999.9%
Zn 206.200†	4.3	0.00340	mg/L	0.001383	0.00340	mg/L	0.001383	40.67%

Sequence No.: 2
Sample ID: KH74 A TWC
Analyst: BLW
Initial Sample Wt:
Dilution: 1X

Autosampler Location: 42
Date Collected: 12/7/2006 4:34:02 PM
Data Type: Original
Initial Sample Vol:
Sample Prep Vol:

Nebulizer Parameters: KH74 A TWC

Analyte	Back Pressure	Flow
All	171.0 kPa	0.50 L/min

Mean Data: KH74 A TWC

Analyte	Mean Corrected Intensity	Calib Conc.	Calib Units	Calib Std.Dev.	Sample Conc.	Sample Units	Sample Std.Dev.	RSD
ScA 357.253	1333970.3	94.72	%	0.308				0.33%
ScR 361.383	106591.5	96.44	%	1.240				1.29%
Ag 328.068†	28.9	0.00044	mg/L	0.000117	0.00044	mg/L	0.000117	26.67%
Al 308.215†	12.2	0.00856	mg/L	0.015872	0.00856	mg/L	0.015872	185.41%
As 188.979†	12.9	0.00738	mg/L	0.003466	0.00738	mg/L	0.003466	46.97%
B 249.677†	2105.7	1.176	mg/L	0.0122	1.176	mg/L	0.0122	1.04%
Ba 233.527†	2433.3	0.3648	mg/L	0.00640	0.3648	mg/L	0.00640	1.75%
Be 313.042†	3.9	0.00002	mg/L	0.000114	0.00002	mg/L	0.000114	489.27%
Ca 317.933†	184248.0	29.41	mg/L	0.343	29.41	mg/L	0.343	1.17%
Cd 228.802†	99.7	0.00188	mg/L	0.000124	0.00188	mg/L	0.000124	6.62%
Co 228.616†	121.6	0.00222	mg/L	0.000038	0.00222	mg/L	0.000038	1.71%
Cr 267.716†	58.7	0.00929	mg/L	0.002927	0.00929	mg/L	0.002927	31.52%
Cu 324.752†	3508.9	0.01845	mg/L	0.000141	0.01845	mg/L	0.000141	0.76%
Fe 273.955†	1758.6	1.830	mg/L	0.0117	1.830	mg/L	0.0117	0.64%
K 766.490†	20935.0	12.18	mg/L	0.096	12.18	mg/L	0.096	0.79%
Mg 279.077†	20777.2	23.23	mg/L	0.119	23.23	mg/L	0.119	0.51%
Mn 257.610†	4570.3	0.1877	mg/L	0.00029	0.1877	mg/L	0.00029	0.16%
Mo 202.031†	83.1	0.00768	mg/L	0.000118	0.00768	mg/L	0.000118	1.53%
Na 589.592†	5018744.8	1638	mg/L	12.9	1638	mg/L	12.9	0.79%
Na 330.237†	36433.5	1810	mg/L	12.7	1810	mg/L	12.7	0.70%
Ni 231.604†	26.2	0.01929	mg/L	0.002173	0.01929	mg/L	0.002173	11.27%
Pb 220.353†	-12.7	-0.00206	mg/L	0.001185	-0.00206	mg/L	0.001185	57.39%
Sb 206.836†	6.1	0.00199	mg/L	0.001297	0.00199	mg/L	0.001297	65.11%
Se 196.026†	-24.4	-0.01803	mg/L	0.003506	-0.01803	mg/L	0.003506	19.45%
Si 288.158†	92.9	0.06236	mg/L	0.005895	0.06236	mg/L	0.005895	9.45%
Sn 189.927†	-81.3	-0.01762	mg/L	0.000514	-0.01762	mg/L	0.000514	2.92%
Sr 421.552†	982337.5	3.265	mg/L	0.0288	3.265	mg/L	0.0288	0.88%
Ti 334.903†	43.7	0.00283	mg/L	0.000642	0.00283	mg/L	0.000642	22.68%
Tl 190.801†	2.9	0.00135	mg/L	0.002495	0.00135	mg/L	0.002495	184.70%
V 292.402†	17.8	0.00022	mg/L	0.000278	0.00022	mg/L	0.000278	126.18%
Zn 206.200†	15.5	0.01475	mg/L	0.000712	0.01475	mg/L	0.000712	4.83%

Sequence No.: 3
Sample ID: KH74 MBSPK TWC
Analyst: BLW
Initial Sample Wt:
Dilution: 1X

Autosampler Location: 43
Date Collected: 12/7/2006 4:41:14 PM
Data Type: Original
Initial Sample Vol:
Sample Prep Vol:

Nebulizer Parameters: KH74 MBSPK TWC

Analyte	Back Pressure	Flow
All	172.0 kPa	0.50 L/min

Mean Data: KH74 MBSPK TWC

Analyte	Mean Corrected Intensity	Calib Conc.	Calib Units	Calib Std.Dev.	Sample Conc.	Sample Units	Sample Std.Dev.	RSD
ScA 357.253	1408001.9	99.98	%	0.486				0.49%
ScR 361.383	110845.0	100.3	%	1.08				1.08%
Ag 328.068†	69093.7	0.5071	mg/L	0.00522	0.5071	mg/L	0.00522	1.03%
Al 308.215†	2902.7	2.080	mg/L	0.0282	2.080	mg/L	0.0282	1.36%
As 188.979†	2880.7	2.001	mg/L	0.0039	2.001	mg/L	0.0039	0.19%
B 249.677†	12.2	0.00748	mg/L	0.002649	0.00748	mg/L	0.002649	35.43%
Ba 233.527†	13353.3	2.002	mg/L	0.0302	2.002	mg/L	0.0302	1.51%
Be 313.042†	85113.6	0.5182	mg/L	0.00366	0.5182	mg/L	0.00366	0.71%
Ca 317.933†	64686.9	10.32	mg/L	0.075	10.32	mg/L	0.075	0.72%
Cd 228.802†	26584.3	0.5031	mg/L	0.00609	0.5031	mg/L	0.00609	1.21%
Co 228.616†	26634.9	0.4955	mg/L	0.00668	0.4955	mg/L	0.00668	1.35%
Cr 267.716†	1601.3	0.5070	mg/L	0.00625	0.5070	mg/L	0.00625	1.23%
Cu 324.752†	96933.2	0.5087	mg/L	0.00589	0.5087	mg/L	0.00589	1.16%
Fe 273.955†	2055.9	2.138	mg/L	0.0358	2.138	mg/L	0.0358	1.67%
K 766.490†	18192.3	10.58	mg/L	0.017	10.58	mg/L	0.017	0.16%
Mg 279.077†	9335.5	10.44	mg/L	0.155	10.44	mg/L	0.155	1.49%
Mn 257.610†	12225.4	0.5040	mg/L	0.00311	0.5040	mg/L	0.00311	0.62%
Mo 202.031†	21.8	0.00194	mg/L	0.000373	0.00194	mg/L	0.000373	19.24%
Na 589.592†	32912.0	10.74	mg/L	0.161	10.74	mg/L	0.161	1.50%
Na 330.237†	221.7	10.77	mg/L	0.359	10.77	mg/L	0.359	3.33%
Ni 231.604†	696.1	0.5121	mg/L	0.00702	0.5121	mg/L	0.00702	1.37%
Pb 220.353†	13248.5	2.034	mg/L	0.0210	2.034	mg/L	0.0210	1.03%
Sb 206.836†	15.0	-0.00187	mg/L	0.000660	-0.00187	mg/L	0.000660	35.33%
Se 196.026†	2247.9	1.993	mg/L	0.0034	1.993	mg/L	0.0034	0.17%
Si 288.158†	-2.0	-0.00133	mg/L	0.004763	-0.00133	mg/L	0.004763	358.63%
Sn 189.927†	-33.1	-0.00744	mg/L	0.001014	-0.00744	mg/L	0.001014	13.63%
Sr 421.552†	152475.2	0.5063	mg/L	0.00195	0.5063	mg/L	0.00195	0.39%
Ti 334.903†	33.0	0.00199	mg/L	0.000831	0.00199	mg/L	0.000831	41.67%
Tl 190.801†	4866.5	1.934	mg/L	0.0028	1.934	mg/L	0.0028	0.14%
V 292.402†	47701.1	0.5093	mg/L	0.00454	0.5093	mg/L	0.00454	0.89%
Zn 206.200†	650.1	0.5116	mg/L	0.00956	0.5116	mg/L	0.00956	1.87%

Sequence No.: 4
Sample ID: CV 2
Analyst: BLW
Initial Sample Wt:
Dilution: 1X

Autosampler Location: 7
Date Collected: 12/7/2006 4:47:48 PM
Data Type: Original
Initial Sample Vol:
Sample Prep Vol:

Nebulizer Parameters: CV

Analyte	Back Pressure	Flow
All	171.0 kPa	0.50 L/min

Mean Data: CV

Analyte	Mean Corrected Intensity	Calib Conc.	Calib Units	Calib Std.Dev.	Sample Conc.	Sample Units	Sample Std.Dev.	RSD
ScA 357.253	1367421.7	97.09	%	0.516				0.53%
ScR 361.383	110792.6	100.2	%	0.82				0.81%
Ag 328.068†	134276.7	0.9851	mg/L	0.00251	0.9851	mg/L	0.00251	0.25%
Al 308.215†	2795.2	1.974	mg/L	0.0193	1.974	mg/L	0.0193	0.98%
As 188.979†	2826.0	1.962	mg/L	0.0078	1.962	mg/L	0.0078	0.40%
B 249.677†	1736.0	0.9743	mg/L	0.01109	0.9743	mg/L	0.01109	1.14%
Ba 233.527†	6423.9	0.9633	mg/L	0.00905	0.9633	mg/L	0.00905	0.94%
Be 313.042†	161479.4	0.9831	mg/L	0.00265	0.9831	mg/L	0.00265	0.27%
Ca 317.933†	12795.9	2.042	mg/L	0.0022	2.042	mg/L	0.0022	0.11%
Cd 228.802†	52510.8	1.005	mg/L	0.0045	1.005	mg/L	0.0045	0.44%
Co 228.616†	52353.7	0.9731	mg/L	0.00213	0.9731	mg/L	0.00213	0.22%
Cr 267.716†	2975.3	0.9487	mg/L	0.00981	0.9487	mg/L	0.00981	1.03%
Cu 324.752†	197282.0	1.035	mg/L	0.0039	1.035	mg/L	0.0039	0.38%
Fe 273.955†	1930.2	2.007	mg/L	0.0207	2.007	mg/L	0.0207	1.03%
K 766.490†	35647.6	20.74	mg/L	0.031	20.74	mg/L	0.031	0.15%
Mg 279.077†	1804.5	2.024	mg/L	0.0200	2.024	mg/L	0.0200	0.99%
Mn 257.610†	23512.6	0.9688	mg/L	0.00390	0.9688	mg/L	0.00390	0.40%
Mo 202.031†	9895.5	0.9769	mg/L	0.00682	0.9769	mg/L	0.00682	0.70%
Na 589.592†	152136.1	49.65	mg/L	0.095	49.65	mg/L	0.095	0.19%
Na 330.237†	1022.1	50.44	mg/L	0.374	50.44	mg/L	0.374	0.74%
Ni 231.604†	1334.0	0.9842	mg/L	0.01111	0.9842	mg/L	0.01111	1.13%
Pb 220.353†	12917.6	1.983	mg/L	0.0119	1.983	mg/L	0.0119	0.60%
Sb 206.836†	4973.0	2.127	mg/L	0.0127	2.127	mg/L	0.0127	0.60%
Se 196.026†	2235.7	1.979	mg/L	0.0075	1.979	mg/L	0.0075	0.38%
Si 288.158†	2943.7	1.978	mg/L	0.0167	1.978	mg/L	0.0167	0.84%
Sn 189.927†	3157.9	0.9425	mg/L	0.00487	0.9425	mg/L	0.00487	0.52%
Sr 421.552†	297118.3	0.9874	mg/L	0.00033	0.9874	mg/L	0.00033	0.03%
Ti 334.903†	15339.7	0.9953	mg/L	0.00186	0.9953	mg/L	0.00186	0.19%
Tl 190.801†	4940.2	1.961	mg/L	0.0099	1.961	mg/L	0.0099	0.50%
V 292.402†	91321.6	0.9790	mg/L	0.00193	0.9790	mg/L	0.00193	0.20%
Zn 206.200†	1263.7	0.9924	mg/L	0.01102	0.9924	mg/L	0.01102	1.11%

Sequence No.: 5
Sample ID: CB 2
Analyst: BLW
Initial Sample Wt:
Dilution: 1X

Autosampler Location: 1
Date Collected: 12/7/2006 4:54:22 PM
Data Type: Original
Initial Sample Vol:
Sample Prep Vol:

Nebulizer Parameters: CB

Analyte	Back Pressure	Flow
All	171.0 kPa	0.50 L/min

Mean Data: CB

Analyte	Mean Corrected Intensity	Calib Conc.	Calib Units	Calib Std.Dev.	Sample Conc.	Sample Units	Sample Std.Dev.	RSD
ScA 357.253	1409703.9	100.1	%	0.47				0.47%
ScR 361.383	109664.1	99.22	%	0.306				0.31%
Ag 328.068†	9.6	0.00007	mg/L	0.000438	0.00007	mg/L	0.000438	619.55%
Al 308.215†	-5.9	-0.00427	mg/L	0.009951	-0.00427	mg/L	0.009951	233.01%
As 188.979†	4.5	0.00310	mg/L	0.001995	0.00310	mg/L	0.001995	64.45%
B 249.677†	15.5	0.00866	mg/L	0.001719	0.00866	mg/L	0.001719	19.85%
Ba 233.527†	-0.4	-0.00006	mg/L	0.000020	-0.00006	mg/L	0.000020	31.98%
Be 313.042†	-4.1	-0.00002	mg/L	0.000112	-0.00002	mg/L	0.000112	459.09%
Ca 317.933†	14.2	0.00227	mg/L	0.001521	0.00227	mg/L	0.001521	66.92%
Cd 228.802†	4.2	0.00006	mg/L	0.000173	0.00006	mg/L	0.000173	270.64%
Co 228.616†	-1.5	-0.00003	mg/L	0.000113	-0.00003	mg/L	0.000113	398.49%
Cr 267.716†	-4.8	-0.00154	mg/L	0.001448	-0.00154	mg/L	0.001448	94.19%
Cu 324.752†	-23.2	-0.00012	mg/L	0.000183	-0.00012	mg/L	0.000183	150.39%
Fe 273.955†	4.0	0.00421	mg/L	0.003419	0.00421	mg/L	0.003419	81.14%
K 766.490†	-60.7	-0.03533	mg/L	0.006961	-0.03533	mg/L	0.006961	19.70%
Mg 279.077†	-0.2	-0.00022	mg/L	0.003973	-0.00022	mg/L	0.003973	>999.9%
Mn 257.610†	2.8	0.00012	mg/L	0.000084	0.00012	mg/L	0.000084	73.16%
Mo 202.031†	9.2	0.00091	mg/L	0.000393	0.00091	mg/L	0.000393	43.27%
Na 589.592†	606.2	0.1978	mg/L	0.00840	0.1978	mg/L	0.00840	4.24%
Na 330.237†	-12.9	-0.6395	mg/L	0.24735	-0.6395	mg/L	0.24735	38.68%
Ni 231.604†	4.5	0.00328	mg/L	0.001695	0.00328	mg/L	0.001695	51.65%
Pb 220.353†	-9.2	-0.00141	mg/L	0.000974	-0.00141	mg/L	0.000974	68.99%
Sb 206.836†	-0.5	-0.00016	mg/L	0.002964	-0.00016	mg/L	0.002964	>999.9%
Se 196.026†	5.9	0.00524	mg/L	0.005967	0.00524	mg/L	0.005967	113.87%
Si 288.158†	2.1	0.00139	mg/L	0.004108	0.00139	mg/L	0.004108	295.64%
Sn 189.927†	4.0	0.00119	mg/L	0.000980	0.00119	mg/L	0.000980	82.32%
Sr 421.552†	138.3	0.00046	mg/L	0.000147	0.00046	mg/L	0.000147	32.03%
Ti 334.903†	15.9	0.00104	mg/L	0.000240	0.00104	mg/L	0.000240	23.18%
Tl 190.801†	21.6	0.00859	mg/L	0.002201	0.00859	mg/L	0.002201	25.62%
V 292.402†	-15.7	-0.00017	mg/L	0.000071	-0.00017	mg/L	0.000071	41.03%
Zn 206.200†	1.3	0.00103	mg/L	0.000847	0.00103	mg/L	0.000847	82.60%

Sequence No.: 6
Sample ID: KG56 MB1 SWC
Analyst: BLW
Initial Sample Wt:
Dilution: 2X

Autosampler Location: 21
Date Collected: 12/7/2006 5:00:54 PM
Data Type: Original
Initial Sample Vol:
Sample Prep Vol:

Nebulizer Parameters: KG56 MB1 SWC

Analyte	Back Pressure	Flow
All	171.0 kPa	0.50 L/min

Mean Data: KG56 MB1 SWC

Analyte	Mean Corrected Intensity	Calib Conc.	Calib Units	Calib Std.Dev.	Sample Conc.	Sample Units	Sample Std.Dev.	RSD
ScA 357.253	1421441.0	100.9	%	0.30				0.29%
ScR 361.383	112886.3	102.1	%	0.82				0.81%
Ag 328.068†	-21.6	-0.00016	mg/L	0.000132	-0.00031	mg/L	0.000263	83.84%
Al 308.215†	41.3	0.02969	mg/L	0.010508	0.05938	mg/L	0.021016	35.40%
As 188.979†	5.2	0.00363	mg/L	0.002685	0.00726	mg/L	0.005370	73.97%
B 249.677†	15.2	0.00851	mg/L	0.001504	0.01702	mg/L	0.003008	17.68%
Ba 233.527†	0.3	0.00004	mg/L	0.000352	0.00008	mg/L	0.000705	873.97%
Be 313.042†	-21.3	-0.00013	mg/L	0.000116	-0.00026	mg/L	0.000232	89.51%
Ca 317.933†	550.9	0.08792	mg/L	0.001276	0.1758	mg/L	0.00255	1.45%
Cd 228.802†	2.7	0.00003	mg/L	0.000049	0.00006	mg/L	0.000098	153.02%
Co 228.616†	-2.0	-0.00004	mg/L	0.000086	-0.00008	mg/L	0.000171	201.78%
Cr 267.716†	-5.3	-0.00170	mg/L	0.002024	-0.00340	mg/L	0.004047	119.01%
Cu 324.752†	6.9	0.00004	mg/L	0.000091	0.00007	mg/L	0.000182	249.78%
Fe 273.955†	10.9	0.01130	mg/L	0.001767	0.02260	mg/L	0.003534	15.64%
K 766.490†	24.9	0.01449	mg/L	0.030480	0.02898	mg/L	0.060959	210.35%
Mg 279.077†	2.9	0.00325	mg/L	0.007170	0.00649	mg/L	0.014341	220.80%
Mn 257.610†	3.1	0.00013	mg/L	0.000057	0.00026	mg/L	0.000114	44.29%
Mo 202.031†	5.3	0.00052	mg/L	0.000499	0.00104	mg/L	0.000999	96.34%
Na 589.592†	473.2	0.1544	mg/L	0.00902	0.3088	mg/L	0.01804	5.84%
Na 330.237†	-7.7	-0.3844	mg/L	0.24691	-0.7687	mg/L	0.49382	64.24%
Ni 231.604†	2.5	0.00187	mg/L	0.001558	0.00374	mg/L	0.003115	83.37%
Pb 220.353†	14.6	0.00224	mg/L	0.000937	0.00448	mg/L	0.001873	41.83%
Sb 206.836†	3.5	0.00155	mg/L	0.000632	0.00311	mg/L	0.001264	40.69%
Se 196.026†	5.3	0.00468	mg/L	0.003429	0.00937	mg/L	0.006858	73.22%
Si 288.158†	3.5	0.00237	mg/L	0.001895	0.00474	mg/L	0.003790	79.88%
Sn 189.927†	3.6	0.00109	mg/L	0.000601	0.00218	mg/L	0.001203	55.29%
Sr 421.552†	253.7	0.00084	mg/L	0.000164	0.00169	mg/L	0.000327	19.41%
Ti 334.903†	41.8	0.00271	mg/L	0.002469	0.00543	mg/L	0.004937	90.97%
Tl 190.801†	10.4	0.00413	mg/L	0.000845	0.00825	mg/L	0.001689	20.46%
V 292.402†	-11.8	-0.00014	mg/L	0.000202	-0.00027	mg/L	0.000405	149.07%
Zn 206.200†	7.6	0.00594	mg/L	0.001198	0.01189	mg/L	0.002396	20.16%

Sequence No.: 7
Sample ID: KG69 MB1 TWC
Analyst: BLW
Initial Sample Wt:
Dilution: 1X

Autosampler Location: 22
Date Collected: 12/7/2006 5:07:27 PM
Data Type: Original
Initial Sample Vol:
Sample Prep Vol:

Nebulizer Parameters: KG69 MB1 TWC

Analyte	Back Pressure	Flow
All	171.0 kPa	0.50 L/min

Mean Data: KG69 MB1 TWC

Analyte	Mean Corrected Intensity	Calib Conc.	Calib Units	Std.Dev.	Sample Conc.	Sample Units	Std.Dev.	RSD
ScA 357.253	1401912.4	99.54	%	0.610				0.61%
ScR 361.383	110915.8	100.4	%	0.58				0.58%
Ag 328.068†	-8.7	-0.00006	mg/L	0.000052	-0.00006	mg/L	0.000052	82.41%
Al 308.215†	9.3	0.00670	mg/L	0.017306	0.00670	mg/L	0.017306	258.19%
As 188.979†	0.9	0.00060	mg/L	0.001400	0.00060	mg/L	0.001400	232.91%
B 249.677†	6.5	0.00365	mg/L	0.001051	0.00365	mg/L	0.001051	28.81%
Ba 233.527†	-2.7	-0.00041	mg/L	0.000637	-0.00041	mg/L	0.000637	156.80%
Be 313.042†	-18.8	-0.00011	mg/L	0.000075	-0.00011	mg/L	0.000075	65.37%
Ca 317.933†	136.8	0.02183	mg/L	0.001730	0.02183	mg/L	0.001730	7.92%
Cd 228.802†	4.8	0.00009	mg/L	0.000108	0.00009	mg/L	0.000108	120.02%
Co 228.616†	-5.4	-0.00010	mg/L	0.000121	-0.00010	mg/L	0.000121	118.18%
Cr 267.716†	-6.4	-0.00205	mg/L	0.000791	-0.00205	mg/L	0.000791	38.53%
Cu 324.752†	-7.6	-0.00004	mg/L	0.000140	-0.00004	mg/L	0.000140	354.71%
Fe 273.955†	11.1	0.01153	mg/L	0.001839	0.01153	mg/L	0.001839	15.95%
K 766.490†	11.6	0.00673	mg/L	0.020735	0.00673	mg/L	0.020735	308.12%
Mg 279.077†	-1.5	-0.00165	mg/L	0.004785	-0.00165	mg/L	0.004785	290.06%
Mn 257.610†	7.2	0.00030	mg/L	0.000152	0.00030	mg/L	0.000152	51.35%
Mo 202.031†	0.7	0.00007	mg/L	0.000118	0.00007	mg/L	0.000118	161.31%
Na 589.592†	460.6	0.1503	mg/L	0.00996	0.1503	mg/L	0.00996	6.63%
Na 330.237†	-1.9	-0.09809	mg/L	0.426227	-0.09809	mg/L	0.426227	434.54%
Ni 231.604†	2.6	0.00190	mg/L	0.003737	0.00190	mg/L	0.003737	196.40%
Pb 220.353†	-7.2	-0.00110	mg/L	0.000909	-0.00110	mg/L	0.000909	82.44%
Sb 206.836†	-1.8	-0.00076	mg/L	0.001268	-0.00076	mg/L	0.001268	167.46%
Se 196.026†	4.8	0.00426	mg/L	0.002530	0.00426	mg/L	0.002530	59.34%
Si 288.158†	3.3	0.00224	mg/L	0.004008	0.00224	mg/L	0.004008	178.90%
Sn 189.927†	-3.4	-0.00102	mg/L	0.000590	-0.00102	mg/L	0.000590	57.86%
Sr 421.552†	32.3	0.00011	mg/L	0.000061	0.00011	mg/L	0.000061	56.29%
Ti 334.903†	24.7	0.00161	mg/L	0.001952	0.00161	mg/L	0.001952	121.57%
Tl 190.801†	2.5	0.00100	mg/L	0.000509	0.00100	mg/L	0.000509	51.09%
V 292.402†	-10.8	-0.00013	mg/L	0.000324	-0.00013	mg/L	0.000324	252.27%
Zn 206.200†	9.8	0.00770	mg/L	0.001986	0.00770	mg/L	0.001986	25.79%

Sequence No.: 8
Sample ID: KG69 G TWC
Analyst: BLW
Initial Sample Wt:
Dilution: 1X

Autosampler Location: 23
Date Collected: 12/7/2006 5:14:00 PM
Data Type: Original
Initial Sample Vol:
Sample Prep Vol:

Nebulizer Parameters: KG69 G TWC

Analyte	Back Pressure	Flow
All	171.0 kPa	0.50 L/min

Mean Data: KG69 G TWC

Analyte	Mean Corrected Intensity	Calib Conc.	Calib Units	Std.Dev.	Sample Conc.	Sample Units	Std.Dev.	RSD
ScA 357.253	1402559.9	99.59	%	0.660				0.66%
ScR 361.383	110267.8	99.76	%	0.277				0.28%
Ag 328.068†	38.9	0.00029	mg/L	0.000091	0.00029	mg/L	0.000091	31.99%
Al 308.215†	-8.4	-0.00607	mg/L	0.004111	-0.00607	mg/L	0.004111	67.69%
As 188.979†	0.7	0.00052	mg/L	0.005343	0.00052	mg/L	0.005343	>999.9%
B 249.677†	5.4	0.00304	mg/L	0.001739	0.00304	mg/L	0.001739	57.27%
Ba 233.527†	1.6	0.00023	mg/L	0.000522	0.00023	mg/L	0.000522	224.35%
Be 313.042†	-12.9	-0.00008	mg/L	0.000039	-0.00008	mg/L	0.000039	49.26%
Ca 317.933†	187.8	0.02997	mg/L	0.000545	0.02997	mg/L	0.000545	1.82%
Cd 228.802†	1.2	0.00002	mg/L	0.000026	0.00002	mg/L	0.000026	128.20%
Co 228.616†	-2.0	-0.00004	mg/L	0.000086	-0.00004	mg/L	0.000086	209.68%
Cr 267.716†	-5.3	-0.00169	mg/L	0.001168	-0.00169	mg/L	0.001168	68.94%
Cu 324.752†	20.1	0.00011	mg/L	0.000026	0.00011	mg/L	0.000026	24.85%
Fe 273.955†	5.7	0.00591	mg/L	0.001434	0.00591	mg/L	0.001434	24.28%
K 766.490†	63.4	0.03690	mg/L	0.016994	0.03690	mg/L	0.016994	46.05%
Mg 279.077†	2.6	0.00292	mg/L	0.010689	0.00292	mg/L	0.010689	365.57%
Mn 257.610†	16.9	0.00069	mg/L	0.000309	0.00069	mg/L	0.000309	44.43%
Mo 202.031†	1.7	0.00017	mg/L	0.000201	0.00017	mg/L	0.000201	120.20%
Na 589.592†	472.2	0.1541	mg/L	0.00669	0.1541	mg/L	0.00669	4.34%
Na 330.237†	-2.6	-0.1305	mg/L	0.48267	-0.1305	mg/L	0.48267	369.79%
Ni 231.604†	4.6	0.00338	mg/L	0.003398	0.00338	mg/L	0.003398	100.46%
Pb 220.353†	1.1	0.00016	mg/L	0.001245	0.00016	mg/L	0.001245	784.42%
Sb 206.836†	1.4	0.00064	mg/L	0.003169	0.00064	mg/L	0.003169	494.06%
Se 196.026†	9.5	0.00842	mg/L	0.001582	0.00842	mg/L	0.001582	18.79%
Si 288.158†	-3.8	-0.00252	mg/L	0.002599	-0.00252	mg/L	0.002599	103.25%
Sn 189.927†	-3.8	-0.00112	mg/L	0.000880	-0.00112	mg/L	0.000880	78.53%
Sr 421.552†	40.3	0.00013	mg/L	0.000044	0.00013	mg/L	0.000044	32.53%
Ti 334.903†	28.5	0.00185	mg/L	0.001551	0.00185	mg/L	0.001551	83.85%
Tl 190.801†	4.7	0.00187	mg/L	0.000668	0.00187	mg/L	0.000668	35.62%
V 292.402†	-4.0	-0.00005	mg/L	0.000112	-0.00005	mg/L	0.000112	211.88%
Zn 206.200†	7.3	0.00572	mg/L	0.000918	0.00572	mg/L	0.000918	16.04%

Sequence No.: 9
Sample ID: KG69 A SWC
Analyst: BLW
Initial Sample Wt:
Dilution: 2X

Autosampler Location: 24
Date Collected: 12/7/2006 5:20:33 PM
Data Type: Original
Initial Sample Vol:
Sample Prep Vol:

Nebulizer Parameters: KG69 A SWC

Analyte	Back Pressure	Flow
All	171.0 kPa	0.50 L/min

Mean Data: KG69 A SWC

Analyte	Mean Corrected Intensity	Calib Conc.	Calib Units	Calib Std.Dev.	Sample Conc.	Sample Units	Sample Std.Dev.	RSD
ScA 357.253	1385849.0	98.40	%	0.254				0.26%
ScR 361.383	111800.2	101.2	%	1.46				1.44%
Ag 328.068†	-1100.5	0.00354	mg/L	0.000187	0.00708	mg/L	0.000374	5.29%
Al 308.215†	57931.5	41.62	mg/L	0.097	83.24	mg/L	0.194	0.23%
As 188.979†	122.8	0.04529	mg/L	0.007084	0.09058	mg/L	0.014167	15.64%
B 249.677†	334.2	0.1569	mg/L	0.00181	0.3138	mg/L	0.00362	1.15%
Ba 233.527†	1341.1	0.1966	mg/L	0.00171	0.3931	mg/L	0.00341	0.87%
Be 313.042†	135.4	0.00020	mg/L	0.000063	0.00040	mg/L	0.000126	31.10%
Ca 317.933†	3828400.1	611.0	mg/L	10.74	1222	mg/L	21.5	1.76%
Cd 228.802†	193.6	0.00324	mg/L	0.000117	0.00649	mg/L	0.000233	3.59%
Co 228.616†	1462.0	0.02145	mg/L	0.000416	0.04290	mg/L	0.000833	1.94%
Cr 267.716†	453.7	0.1388	mg/L	0.00258	0.2775	mg/L	0.00515	1.86%
Cu 324.752†	54861.7	0.2939	mg/L	0.00128	0.5879	mg/L	0.00255	0.43%
Fe 273.955†	79164.5	82.37	mg/L	0.095	164.7	mg/L	0.19	0.12%
K 766.490†	12626.7	7.346	mg/L	0.0566	14.69	mg/L	0.113	0.77%
Mg 279.077†	28481.6	31.81	mg/L	0.056	63.63	mg/L	0.111	0.18%
Mn 257.610†	17268.5	0.7104	mg/L	0.00100	1.421	mg/L	0.0020	0.14%
Mo 202.031†	311.8	0.01991	mg/L	0.001038	0.03983	mg/L	0.002076	5.21%
Na 589.592†	209693.6	68.43	mg/L	0.898	136.9	mg/L	1.80	1.31%
Na 330.237†	1518.0	75.55	mg/L	0.703	151.1	mg/L	1.41	0.93%
Ni 231.604†	140.5	0.1035	mg/L	0.00191	0.2070	mg/L	0.00381	1.84%
Pb 220.353†	2713.3	0.4233	mg/L	0.00134	0.8466	mg/L	0.00269	0.32%
Sb 206.836†	4.0	0.00365	mg/L	0.000765	0.00729	mg/L	0.001531	20.99%
Se 196.026†	-123.2	-0.01847	mg/L	0.001303	-0.03694	mg/L	0.002605	7.05%
Si 288.158†	2915.2	1.957	mg/L	0.0150	3.913	mg/L	0.0299	0.76%
Sn 189.927†	-28.2	0.1069	mg/L	0.00153	0.2137	mg/L	0.00305	1.43%
Sr 421.552†	1170068.9	3.889	mg/L	0.0539	7.779	mg/L	0.1078	1.39%
Ti 334.903†	46102.6	2.994	mg/L	0.0075	5.987	mg/L	0.0150	0.25%
Tl 190.801†	0.0	0.00618	mg/L	0.001349	0.01235	mg/L	0.002697	21.84%
V 292.402†	19897.3	0.2040	mg/L	0.00081	0.4079	mg/L	0.00163	0.40%
Zn 206.200†	755.1	0.6463	mg/L	0.00632	1.293	mg/L	0.0126	0.98%

Sequence No.: 10
Sample ID: KG56 ADUP SWC
Analyst: BLW
Initial Sample Wt:
Dilution: 2X

Autosampler Location: 25
Date Collected: 12/7/2006 5:27:28 PM
Data Type: Original
Initial Sample Vol:
Sample Prep Vol:

Nebulizer Parameters: KG56 ADUP SWC

Analyte	Back Pressure	Flow
All	171.0 kPa	0.50 L/min

Mean Data: KG56 ADUP SWC

Analyte	Mean Corrected Intensity	Calib Conc.	Calib Units	Calib Std.Dev.	Sample Conc.	Sample Units	Sample Std.Dev.	RSD
ScA 357.253	1429182.3	101.5	%	2.20				2.17%
ScR 361.383	108800.1	98.44	%	0.979				0.99%
Ag 328.068†	-3123.8	0.00016	mg/L	0.000186	0.00031	mg/L	0.000373	119.99%
Al 308.215†	152679.3	109.7	mg/L	0.24	219.4	mg/L	0.48	0.22%
As 188.979†	76.5	0.02980	mg/L	0.005968	0.05960	mg/L	0.011936	20.03%
B 249.677†	62.7	0.03351	mg/L	0.000969	0.06701	mg/L	0.001937	2.89%
Ba 233.527†	2604.3	0.3813	mg/L	0.00213	0.7627	mg/L	0.00426	0.56%
Be 313.042†	448.1	0.00114	mg/L	0.000101	0.00227	mg/L	0.000201	8.85%
Ca 317.933†	287908.6	45.95	mg/L	0.071	91.90	mg/L	0.141	0.15%
Cd 228.802†	73.1	0.00111	mg/L	0.000034	0.00223	mg/L	0.000068	3.07%
Co 228.616†	4748.2	0.07302	mg/L	0.000343	0.1460	mg/L	0.00069	0.47%
Cr 267.716†	622.0	0.1869	mg/L 21%	0.00153	0.3738	mg/L	0.00306	0.82%
Cu 324.752†	32280.1	0.1814	mg/L 20%	0.00049	0.3628	mg/L	0.00099	0.27%
Fe 273.955†	158788.6	165.2	mg/L	0.09	330.4	mg/L	0.17	0.05%
K 766.490†	7946.8	4.623	mg/L	0.0565	9.247	mg/L	0.1131	1.22%
Mg 279.077†	55133.8	61.58	mg/L	0.055	123.2	mg/L	0.11	0.09%
Mn 257.610†	70097.9	2.884	mg/L	0.0081	5.768	mg/L	0.0163	0.28%
Mo 202.031†	41.7	0.00329	mg/L	0.000195	0.00657	mg/L	0.000390	5.93%
Na 589.592†	5767.6	1.882	mg/L	0.0128	3.764	mg/L	0.0256	0.68%
Na 330.237†	30.2	2.469	mg/L	0.0113	4.939	mg/L	0.0227	0.46%
Ni 231.604†	567.1	0.4178	mg/L	0.00197	0.8356	mg/L	0.00394	0.47%
Pb 220.353†	33.7	0.02731	mg/L	0.000703	0.05462	mg/L	0.001406	2.57%
Sb 206.836†	3.3	0.01030	mg/L	0.002545	0.02060	mg/L	0.005090	24.70%
Se 196.026†	-105.8	-0.05332	mg/L	0.006545	-0.1066	mg/L	0.01309	12.28%
Si 288.158†	6542.6	4.391	mg/L	0.0120	8.782	mg/L	0.0241	0.27%
Sn 189.927†	-100.0	-0.02208	mg/L	0.000982	-0.04417	mg/L	0.001964	4.45%
Sr 421.552†	58317.4	0.1938	mg/L	0.00096	0.3875	mg/L	0.00193	0.50%
Ti 334.903†	122732.7	7.970	mg/L	0.0076	15.94	mg/L	0.015	0.10%
Tl 190.801†	-5.6	0.00818	mg/L	0.001087	0.01637	mg/L	0.002175	13.29%
V 292.402†	50671.4	0.5214	mg/L	0.00210	1.043	mg/L	0.0042	0.40%
Zn 206.200†	341.7	0.2723	mg/L	0.00331	0.5447	mg/L	0.00661	1.21%

Sequence No.: 11
Sample ID: KG56 A SWC
Analyst: BLW
Initial Sample Wt:
Dilution: 2X

Autosampler Location: 26
Date Collected: 12/7/2006 5:34:02 PM
Data Type: Original
Initial Sample Vol:
Sample Prep Vol:

Nebulizer Parameters: KG56 A SWC

Analyte	Back Pressure	Flow
All	171.0 kPa	0.50 L/min

Mean Data: KG56 A SWC

Analyte	Mean Corrected Intensity	Calib Conc.	Calib Units	Calib Std.Dev.	Sample Conc.	Sample Units	Sample Std.Dev.	RSD
ScA 357.253	1448442.5	102.8	%	0.76				0.74%
ScR 361.383	115016.5	104.1	%	0.44				0.42%
Ag 328.068†	-3229.5	0.00042	mg/L	0.000485	0.00083	mg/L	0.000970	116.74%
Al 308.215†	163741.2	117.6	mg/L	0.44	235.3	mg/L	0.88	0.37%
As 188.979†	69.3	0.02337	mg/L	0.001470	0.04674	mg/L	0.002941	6.29%
B 249.677†	78.8	0.04205	mg/L	0.002232	0.08409	mg/L	0.004464	5.31%
Ba 233.527†	2327.2	0.3394	mg/L	0.00098	0.6788	mg/L	0.00195	0.29%
Be 313.042†	414.5	0.00129	mg/L	0.000086	0.00258	mg/L	0.000171	6.63%
Ca 317.933†	369737.2	59.01	mg/L	0.144	118.0	mg/L	0.29	0.24%
Cd 228.802†	77.2	0.00124	mg/L	0.000082	0.00248	mg/L	0.000164	6.61%
Co 228.616†	4847.6	0.07476	mg/L	0.000893	0.1495	mg/L	0.00179	1.19%
Cr 267.716†	754.3	0.2295	mg/L	0.00212	0.4591	mg/L	0.00423	0.92%
Cu 324.752†	25657.4	0.1473	mg/L	0.00142	0.2946	mg/L	0.00284	0.96%
Fe 273.955†	166286.8	173.0	mg/L	0.36	346.0	mg/L	0.72	0.21%
K 766.490†	7623.9	4.436	mg/L	0.0341	8.871	mg/L	0.0682	0.77%
Mg 279.077†	55777.2	62.30	mg/L	0.168	124.6	mg/L	0.34	0.27%
Mn 257.610†	77217.5	3.177	mg/L	0.0148	6.354	mg/L	0.0297	0.47%
Mo 202.031†	41.2	0.00301	mg/L	0.000276	0.00601	mg/L	0.000553	9.19%
Na 589.592†	4953.6	1.617	mg/L	0.0081	3.233	mg/L	0.0162	0.50%
Na 330.237†	8.5	1.375	mg/L	0.5167	2.749	mg/L	1.0333	37.59%
Ni 231.604†	608.3	0.4482	mg/L	0.00303	0.8964	mg/L	0.00606	0.68%
Pb 220.353†	-36.3	0.01854	mg/L	0.000675	0.03708	mg/L	0.001350	3.64%
Sb 206.836†	12.3	0.01263	mg/L	0.001499	0.02525	mg/L	0.002999	11.88%
Se 196.026†	-106.7	-0.05044	mg/L	0.004133	-0.1009	mg/L	0.00827	8.19%
Si 288.158†	5051.0	3.390	mg/L	0.0219	6.780	mg/L	0.0438	0.65%
Sn 189.927†	-112.5	-0.02334	mg/L	0.000747	-0.04668	mg/L	0.001494	3.20%
Sr 421.552†	56908.3	0.1891	mg/L	0.00111	0.3782	mg/L	0.00222	0.59%
Ti 334.903†	123633.9	8.028	mg/L	0.0247	16.06	mg/L	0.049	0.31%
Tl 190.801†	-10.7	0.00743	mg/L	0.001495	0.01486	mg/L	0.002989	20.12%
V 292.402†	37523.7	0.3815	mg/L	0.00379	0.7629	mg/L	0.00758	0.99%
Zn 206.200†	415.4	0.3314	mg/L	0.00229	0.6627	mg/L	0.00457	0.69%

Sequence No.: 12
Sample ID: KG56 ASPK SWC
Analyst: BLW
Initial Sample Wt:
Dilution: 2X

Autosampler Location: 27
Date Collected: 12/7/2006 5:40:39 PM
Data Type: Original
Initial Sample Vol:
Sample Prep Vol:

Nebulizer Parameters: KG56 ASPK SWC

Analyte	Back Pressure	Flow
All	171.0 kPa	0.50 L/min

Mean Data: KG56 ASPK SWC

Analyte	Mean Corrected Intensity	Calib Conc.	Calib Units	Calib Std.Dev.	Sample Conc.	Sample Units	Sample Std.Dev.	RSD
ScA 357.253	1446313.2	102.7	%	0.56				0.55%
ScR 361.383	116742.6	105.6	%	0.46				0.43%
Ag 328.068†	65121.1	0.5001	mg/L	0.00161	1.000	mg/L	0.0032	0.32%
Al 308.215†	166630.0	119.7	mg/L	0.55	239.4	mg/L	1.09	0.46%
As 188.979†	2883.0	1.980	mg/L	0.0085	3.961	mg/L	0.0170	0.43%
B 249.677†	58.6	0.03191	mg/L	0.003989	0.06383	mg/L	0.007977	12.50%
Ba 233.527†	15535.1	2.321	mg/L	0.0107	4.641	mg/L	0.0215	0.46%
Be 313.042†	83963.1	0.5101	mg/L	0.00280	1.020	mg/L	0.0056	0.55%
Ca 317.933†	386233.2	61.64	mg/L	0.322	123.3	mg/L	0.64	0.52%
Cd 228.802†	26721.0	0.5058	mg/L	0.00141	1.012	mg/L	0.0028	0.28%
Co 228.616†	29918.2	0.5435	mg/L	0.00243	1.087	mg/L	0.0049	0.45%
Cr 267.716†	2360.8	0.7371	mg/L	0.00119	1.474	mg/L	0.0024	0.16%
Cu 324.752†	126222.2	0.6741	mg/L	0.00220	1.348	mg/L	0.0044	0.33%
Fe 273.955†	155073.0	161.4	mg/L	0.54	322.7	mg/L	1.08	0.33%
K 766.490†	26437.4	15.38	mg/L	0.173	30.76	mg/L	0.346	1.12%
Mg 279.077†	64892.8	72.50	mg/L	0.348	145.0	mg/L	0.70	0.48%
Mn 257.610†	91263.8	3.756	mg/L	0.0194	7.512	mg/L	0.0389	0.52%
Mo 202.031†	57.3	0.00452	mg/L	0.000349	0.00903	mg/L	0.000697	7.72%
Na 589.592†	38300.5	12.50	mg/L	0.099	25.00	mg/L	0.199	0.80%
Na 330.237†	256.2	13.29	mg/L	0.099	26.57	mg/L	0.197	0.74%
Ni 231.604†	1238.1	0.9120	mg/L	0.00720	1.824	mg/L	0.0144	0.79%
Pb 220.353†	12666.7	1.970	mg/L	0.0103	3.939	mg/L	0.0205	0.52%
Sb 206.836†	1273.0	0.5431	mg/L	0.00266	1.086	mg/L	0.0053	0.49%
Se 196.026†	2156.8	1.954	mg/L	0.0013	3.907	mg/L	0.0027	0.07%
Si 288.158†	4342.4	2.914	mg/L	0.0183	5.829	mg/L	0.0366	0.63%
Sn 189.927†	-129.5	-0.02652	mg/L	0.000973	-0.05304	mg/L	0.001946	3.67%
Sr 421.552†	215308.9	0.7151	mg/L	0.00196	1.430	mg/L	0.0039	0.27%
Ti 334.903†	104890.3	6.811	mg/L	0.0423	13.62	mg/L	0.085	0.62%
Tl 190.801†	4709.0	1.882	mg/L	0.0069	3.764	mg/L	0.0139	0.37%
V 292.402†	81619.0	0.8544	mg/L	0.00177	1.709	mg/L	0.0035	0.21%
Zn 206.200†	1021.7	0.8078	mg/L	0.00282	1.616	mg/L	0.0056	0.35%

27%

Sequence No.: 13
Sample ID: ~~KG56 APOST SWC~~
Analyst: BLW
Initial Sample Wt:
Dilution: 2X

Autosampler Location: 28
Date Collected: 12/7/2006 5:47:02 PM
Data Type: Original
Initial Sample Vol:
Sample Prep Vol:

Nebulizer Parameters: KG56 APOST SWC

Analyte	Back Pressure	Flow
All	171.0 kPa	0.50 L/min

Mean Data: KG56 APOST SWC

Analyte	Mean Corrected Intensity	Calib Conc.	Calib Units	Calib Std.Dev.	Sample Conc.	Sample Units	Sample Std.Dev.	RSD
ScA 357.253	1429847.6	101.5	%	1.34				1.32%
ScR 361.383	115547.1	104.5	%	1.45				1.39%
Ag 328.068†	67168.5	0.5167	mg/L	0.00713	1.033	mg/L	0.0143	1.38%
Al 308.215†	165399.3	118.8	mg/L	1.42	237.6	mg/L	2.83	1.19%
As 188.979†	2990.2	2.053	mg/L	0.0242	4.106	mg/L	0.0485	1.18%
B 249.677†	75.9	0.04112	mg/L	0.002051	0.08224	mg/L	0.004103	4.99%
Ba 233.527†	15705.1	2.346	mg/L	0.0268	4.691	mg/L	0.0535	1.14%
Be 313.042†	85373.2	0.5185	mg/L	0.00594	1.037	mg/L	0.0119	1.15%
Ca 317.933†	425490.9	67.91	mg/L	0.798	135.8	mg/L	1.60	1.18%
Cd 228.802†	27304.0	0.5166	mg/L	0.00759	1.033	mg/L	0.0152	1.47%
Co 228.616†	30249.8	0.5474	mg/L	0.00700	1.095	mg/L	0.0140	1.28%
Cr 267.716†	2290.9	0.7162	mg/L	0.01473	1.432	mg/L	0.0295	2.06%
Cu 324.752†	126949.1	0.6787	mg/L	0.00957	1.357	mg/L	0.0191	1.41%
Fe 273.955†	165749.5	172.5	mg/L	1.70	344.9	mg/L	3.40	0.99%
K 766.490†	25964.9	15.11	mg/L	0.227	30.21	mg/L	0.454	1.50%
Mg 279.077†	63868.2	71.35	mg/L	0.858	142.7	mg/L	1.72	1.20%
Mn 257.610†	87893.0	3.617	mg/L	0.0301	7.235	mg/L	0.0602	0.83%
Mo 202.031†	44.9	0.00318	mg/L	0.000552	0.00637	mg/L	0.001104	17.34%
Na 589.592†	35712.6	11.65	mg/L	0.181	23.31	mg/L	0.361	1.55%
Na 330.237†	232.3	12.26	mg/L	0.122	24.51	mg/L	0.243	0.99%
Ni 231.604†	1247.7	0.9185	mg/L	0.01810	1.837	mg/L	0.0362	1.97%
Pb 220.353†	12817.6	~~1.992~~	~~mg/L~~	0.0237	3.983	mg/L	0.0475	1.19%
Sb 206.836†	25.2	0.01027	mg/L	0.004402	0.02053	mg/L	0.008804	42.88%
Se 196.026†	2248.5	~~2.037~~	~~mg/L~~	0.0242	4.074	mg/L	0.0484	1.19%
Si 288.158†	5784.5	3.882	mg/L	0.0622	7.765	mg/L	0.1243	1.60%
Sn 189.927†	-130.9	-0.02671	mg/L	0.001419	-0.05341	mg/L	0.002839	5.31%
Sr 421.552†	210634.8	0.6996	mg/L	0.00847	1.399	mg/L	0.0169	1.21%
Ti 334.903†	122858.0	7.978	mg/L	0.1072	15.96	mg/L	0.214	1.34%
Tl 190.801†	4836.2	1.933	mg/L	0.0207	3.866	mg/L	0.0415	1.07%
V 292.402†	85669.6	0.8956	mg/L	0.01241	1.791	mg/L	0.0248	1.39%
Zn 206.200†	1028.5	0.8138	mg/L	0.01670	1.628	mg/L	0.0334	2.05%

Sequence No.: 14
Sample ID: KG56 MB1SPK SWC
Analyst: BLW
Initial Sample Wt:
Dilution: 2X

Autosampler Location: 29
Date Collected: 12/7/2006 5:53:24 PM
Data Type: Original
Initial Sample Vol:
Sample Prep Vol:

Nebulizer Parameters: KG56 MB1SPK SWC

Analyte	Back Pressure	Flow
All	171.0 kPa	0.50 L/min

Mean Data: KG56 MB1SPK SWC

Analyte	Mean Corrected Intensity	Calib Conc.	Calib Units	Calib Std.Dev.	Sample Conc.	Sample Units	Sample Std.Dev.	RSD
ScA 357.253	1413444.8	100.4	%	0.17				0.17%
ScR 361.383	113278.5	102.5	%	0.81				0.79%
Ag 328.068†	70772.8	0.5194	mg/L	0.00183	1.039	mg/L	0.0037	0.35%
Al 308.215†	2994.6	2.145	mg/L	0.0201	4.291	mg/L	0.0402	0.94%
As 188.979†	2960.1	2.056	mg/L	0.0074	4.113	mg/L	0.0149	0.36%
B 249.677†	12.1	0.00739	mg/L	0.002814	0.01477	mg/L	0.005627	38.09%
Ba 233.527†	13533.7	2.029	mg/L	0.0230	4.059	mg/L	0.0461	1.13%
Be 313.042†	87943.3	0.5355	mg/L	0.00183	1.071	mg/L	0.0037	0.34%
Ca 317.933†	66919.6	10.68	mg/L	0.030	21.36	mg/L	0.061	0.28%
Cd 228.802†	27681.0	0.5240	mg/L	0.00492	1.048	mg/L	0.0098	0.94%
Co 228.616†	27336.7	0.5086	mg/L	0.00105	1.017	mg/L	0.0021	0.21%
Cr 267.716†	1619.2	0.5126	mg/L	0.00654	1.025	mg/L	0.0131	1.27%
Cu 324.752†	99856.0	0.5241	mg/L	0.00069	1.048	mg/L	0.0014	0.13%
Fe 273.955†	2069.2	2.152	mg/L	0.0256	4.305	mg/L	0.0512	1.19%
K 766.490†	18473.6	10.75	mg/L	0.069	21.50	mg/L	0.139	0.65%
Mg 279.077†	9455.0	10.57	mg/L	0.118	21.14	mg/L	0.236	1.12%
Mn 257.610†	12471.1	0.5141	mg/L	0.00110	1.028	mg/L	0.0022	0.21%
Mo 202.031†	20.1	0.00176	mg/L	0.000412	0.00353	mg/L	0.000823	23.35%
Na 589.592†	31370.9	10.24	mg/L	0.030	20.47	mg/L	0.060	0.29%
Na 330.237†	219.6	10.66	mg/L	0.271	21.32	mg/L	0.542	2.54%
Ni 231.604†	698.9	0.5163	mg/L	0.00766	1.033	mg/L	0.0153	1.48%
Pb 220.353†	13626.7	2.092	mg/L	0.0109	4.184	mg/L	0.0218	0.52%
Sb 206.836†	5082.0	2.171	mg/L	0.0055	4.341	mg/L	0.0111	0.25%
Se 196.026†	2364.1	2.096	mg/L	0.0092	4.192	mg/L	0.0185	0.44%
Si 288.158†	8.7	0.00582	mg/L	0.006344	0.01163	mg/L	0.012688	109.08%
Sn 189.927†	-44.0	-0.00925	mg/L	0.001149	-0.01849	mg/L	0.002298	12.43%
Sr 421.552†	157014.6	0.5214	mg/L	0.00260	1.043	mg/L	0.0052	0.50%
Ti 334.903†	65.4	0.00410	mg/L	0.000664	0.00819	mg/L	0.001328	16.21%
Tl 190.801†	5081.6	2.019	mg/L	0.0044	4.039	mg/L	0.0089	0.22%
V 292.402†	48551.9	0.5184	mg/L	0.00204	1.037	mg/L	0.0041	0.39%
Zn 206.200†	666.1	0.5242	mg/L	0.00648	1.048	mg/L	0.0130	1.24%

Sequence No.: 15
Sample ID: KG69 MB1SPK TWC
Analyst: BLW
Initial Sample Wt:
Dilution: 1X

Autosampler Location: 30
Date Collected: 12/7/2006 5:59:58 PM
Data Type: Original
Initial Sample Vol:
Sample Prep Vol:

Nebulizer Parameters: KG69 MB1SPK TWC

Analyte	Back Pressure	Flow
All	171.0 kPa	0.50 L/min

Mean Data: KG69 MB1SPK TWC

Analyte	Mean Corrected Intensity	Calib Conc.	Calib Units	Calib Std.Dev.	Sample Conc.	Sample Units	Sample Std.Dev.	RSD
ScA 357.253	1413442.6	100.4	%	0.75				0.75%
ScR 361.383	112660.8	101.9	%	0.15				0.14%
Ag 328.068†	69465.6	0.5098	mg/L	0.00707	0.5098	mg/L	0.00707	1.39%
Al 308.215†	2903.8	2.070	mg/L	0.0081	2.070	mg/L	0.0081	0.39%
As 188.979†	2883.5	2.003	mg/L	0.0141	2.003	mg/L	0.0141	0.70%
B 249.677†	5.6	0.00461	mg/L	0.005221	0.00461	mg/L	0.005221	113.27%
Ba 233.527†	13239.5	1.985	mg/L	0.0071	1.985	mg/L	0.0071	0.36%
Be 313.042†	85573.2	0.5210	mg/L	0.00139	0.5210	mg/L	0.00139	0.27%
Ca 317.933†	64973.2	10.37	mg/L	0.029	10.37	mg/L	0.029	0.28%
Cd 228.802†	27328.2	0.5175	mg/L	0.00639	0.5175	mg/L	0.00639	1.23%
Co 228.616†	27121.8	0.5049	mg/L	0.00700	0.5049	mg/L	0.00700	1.39%
Cr 267.716†	1587.2	0.5024	mg/L	0.00222	0.5024	mg/L	0.00222	0.44%
Cu 324.752†	98526.7	0.5169	mg/L	0.00639	0.5169	mg/L	0.00639	1.24%
Fe 273.955†	2029.4	2.111	mg/L	0.0090	2.111	mg/L	0.0090	0.43%
K 766.490†	18345.7	10.67	mg/L	0.020	10.67	mg/L	0.020	0.19%
Mg 279.077†	9294.0	10.39	mg/L	0.047	10.39	mg/L	0.047	0.45%
Mn 257.610†	12183.5	0.5022	mg/L	0.00133	0.5022	mg/L	0.00133	0.27%
Mo 202.031†	5075.1	0.5009	mg/L	0.00309	0.5009	mg/L	0.00309	0.62%
Na 589.592†	30965.4	10.11	mg/L	0.042	10.11	mg/L	0.042	0.41%
Na 330.237†	219.4	10.66	mg/L	0.219	10.66	mg/L	0.219	2.05%
Ni 231.604†	687.8	0.5080	mg/L	0.00655	0.5080	mg/L	0.00655	1.29%
Pb 220.353†	13397.9	2.057	mg/L	0.0309	2.057	mg/L	0.0309	1.50%
Sb 206.836†	4921.0	2.102	mg/L	0.0155	2.102	mg/L	0.0155	0.74%
Se 196.026†	2305.3	2.044	mg/L	0.0170	2.044	mg/L	0.0170	0.83%
Si 288.158†	-9.2	-0.00511	mg/L	0.003876	-0.00511	mg/L	0.003876	75.85%
Sn 189.927†	-43.3	-0.00915	mg/L	0.000867	-0.00915	mg/L	0.000867	9.47%
Sr 421.552†	154501.0	0.5131	mg/L	0.00129	0.5131	mg/L	0.00129	0.25%
Ti 334.903†	51.3	0.00292	mg/L	0.000961	0.00292	mg/L	0.000961	32.92%
Tl 190.801†	4923.2	1.958	mg/L	0.0188	1.958	mg/L	0.0188	0.96%
V 292.402†	47973.9	0.5146	mg/L	0.00709	0.5146	mg/L	0.00709	1.38%
Zn 206.200†	648.9	0.5105	mg/L	0.00281	0.5105	mg/L	0.00281	0.55%

Sequence No.: 16
Sample ID: CV 3
Analyst: BLW
Initial Sample Wt:
Dilution: 1X

Autosampler Location: 7
Date Collected: 12/7/2006 6:06:33 PM
Data Type: Original
Initial Sample Vol:
Sample Prep Vol:

Nebulizer Parameters: CV

Analyte	Back Pressure	Flow
All	171.0 kPa	0.50 L/min

Mean Data: CV

Analyte	Mean Corrected Intensity	Calib Conc.	Calib Units	Calib Std.Dev.	Sample Conc.	Sample Units	Sample Std.Dev.	RSD
ScA 357.253	1393230.4	98.93	%	0.218				0.22%
ScR 361.383	111504.0	100.9	%	1.05				1.04%
Ag 328.068†	133489.0	0.9793	mg/L	0.00737	0.9793	mg/L	0.00737	0.75%
Al 308.215†	2816.1	1.989	mg/L	0.0235	1.989	mg/L	0.0235	1.18%
As 188.979†	2796.8	1.942	mg/L	0.0057	1.942	mg/L	0.0057	0.30%
B 249.677†	1741.5	0.9773	mg/L	0.00662	0.9773	mg/L	0.00662	0.68%
Ba 233.527†	6510.6	0.9763	mg/L	0.00866	0.9763	mg/L	0.00866	0.89%
Be 313.042†	162477.2	0.9892	mg/L	0.00367	0.9892	mg/L	0.00367	0.37%
Ca 317.933†	12844.3	2.049	mg/L	0.0066	2.049	mg/L	0.0066	0.32%
Cd 228.802†	53086.1	1.017	mg/L	0.0101	1.017	mg/L	0.0101	0.99%
Co 228.616†	52338.8	0.9728	mg/L	0.00894	0.9728	mg/L	0.00894	0.92%
Cr 267.716†	2998.4	0.9561	mg/L	0.00819	0.9561	mg/L	0.00819	0.86%
Cu 324.752†	196540.2	1.031	mg/L	0.0080	1.031	mg/L	0.0080	0.78%
Fe 273.955†	1952.6	2.030	mg/L	0.0187	2.030	mg/L	0.0187	0.92%
K 766.490†	35583.9	20.70	mg/L	0.120	20.70	mg/L	0.120	0.58%
Mg 279.077†	1826.0	2.048	mg/L	0.0185	2.048	mg/L	0.0185	0.90%
Mn 257.610†	23291.1	0.9597	mg/L	0.00355	0.9597	mg/L	0.00355	0.37%
Mo 202.031†	9847.0	0.9721	mg/L	0.00160	0.9721	mg/L	0.00160	0.16%
Na 589.592†	150064.3	48.97	mg/L	0.400	48.97	mg/L	0.400	0.82%
Na 330.237†	1040.2	51.33	mg/L	0.312	51.33	mg/L	0.312	0.61%
Ni 231.604†	1352.2	0.9976	mg/L	0.00605	0.9976	mg/L	0.00605	0.61%
Pb 220.353†	12882.6	1.978	mg/L	0.0010	1.978	mg/L	0.0010	0.05%
Sb 206.836†	4959.3	2.121	mg/L	0.0035	2.121	mg/L	0.0035	0.17%
Se 196.026†	2240.5	1.984	mg/L	0.0034	1.984	mg/L	0.0034	0.17%
Si 288.158†	2944.1	1.978	mg/L	0.0190	1.978	mg/L	0.0190	0.96%
Sn 189.927†	3151.6	0.9406	mg/L	0.00274	0.9406	mg/L	0.00274	0.29%
Sr 421.552†	299019.3	0.9937	mg/L	0.00411	0.9937	mg/L	0.00411	0.41%
Ti 334.903†	15417.5	1.000	mg/L	0.0030	1.000	mg/L	0.0030	0.30%
Tl 190.801†	4927.0	1.955	mg/L	0.0062	1.955	mg/L	0.0062	0.32%
V 292.402†	91000.7	0.9756	mg/L	0.01065	0.9756	mg/L	0.01065	1.09%
Zn 206.200†	1284.1	1.008	mg/L	0.0083	1.008	mg/L	0.0083	0.82%

Sequence No.: 17
Sample ID: CB 3
Analyst: BLW
Initial Sample Wt:
Dilution: 1X

Autosampler Location: 1
Date Collected: 12/7/2006 6:13:08 PM
Data Type: Original
Initial Sample Vol:
Sample Prep Vol:

Nebulizer Parameters: CB

Analyte	Back Pressure	Flow
All	171.0 kPa	0.50 L/min

Mean Data: CB

Analyte	Mean Corrected Intensity	Calib Conc.	Calib Units	Calib Std.Dev.	Sample Conc.	Sample Units	Sample Std.Dev.	RSD
ScA 357.253	1406085.1	99.84	%	0.573				0.57%
ScR 361.383	111316.3	100.7	%	0.08				0.08%
Ag 328.068†	9.2	0.00007	mg/L	0.000167	0.00007	mg/L	0.000167	246.81%
Al 308.215†	-20.1	-0.01444	mg/L	0.006822	-0.01444	mg/L	0.006822	47.25%
As 188.979†	1.1	0.00077	mg/L	0.001587	0.00077	mg/L	0.001587	206.11%
B 249.677†	11.4	0.00638	mg/L	0.002505	0.00638	mg/L	0.002505	39.24%
Ba 233.527†	-0.2	-0.00003	mg/L	0.000106	-0.00003	mg/L	0.000106	402.91%
Be 313.042†	-11.5	-0.00007	mg/L	0.000132	-0.00007	mg/L	0.000132	191.03%
Ca 317.933†	23.6	0.00376	mg/L	0.003177	0.00376	mg/L	0.003177	84.46%
Cd 228.802†	-2.5	-0.00005	mg/L	0.000138	-0.00005	mg/L	0.000138	262.00%
Co 228.616†	0.5	0.00000	mg/L	0.000104	0.00000	mg/L	0.000104	>999.9%
Cr 267.716†	-7.5	-0.00241	mg/L	0.001785	-0.00241	mg/L	0.001785	74.13%
Cu 324.752†	-35.2	-0.00018	mg/L	0.000130	-0.00018	mg/L	0.000130	70.27%
Fe 273.955†	4.8	0.00500	mg/L	0.004079	0.00500	mg/L	0.004079	81.51%
K 766.490†	22.4	0.01303	mg/L	0.011913	0.01303	mg/L	0.011913	91.43%
Mg 279.077†	1.5	0.00173	mg/L	0.001352	0.00173	mg/L	0.001352	78.23%
Mn 257.610†	6.1	0.00025	mg/L	0.000280	0.00025	mg/L	0.000280	110.74%
Mo 202.031†	1.9	0.00019	mg/L	0.000316	0.00019	mg/L	0.000316	169.92%
Na 589.592†	0.9	0.00030	mg/L	0.001732	0.00030	mg/L	0.001732	571.34%
Na 330.237†	-1.2	-0.05756	mg/L	0.313393	-0.05756	mg/L	0.313393	544.42%
Ni 231.604†	4.3	0.00315	mg/L	0.002329	0.00315	mg/L	0.002329	73.91%
Pb 220.353†	-0.4	-0.00006	mg/L	0.001194	-0.00006	mg/L	0.001194	>999.9%
Sb 206.836†	-2.3	-0.00094	mg/L	0.003311	-0.00094	mg/L	0.003311	352.50%
Se 196.026†	3.5	0.00313	mg/L	0.004014	0.00313	mg/L	0.004014	128.12%
Si 288.158†	6.4	0.00427	mg/L	0.007102	0.00427	mg/L	0.007102	166.14%
Sn 189.927†	-0.2	-0.00005	mg/L	0.000895	-0.00005	mg/L	0.000895	>999.9%
Sr 421.552†	78.0	0.00026	mg/L	0.000077	0.00026	mg/L	0.000077	29.75%
Ti 334.903†	40.1	0.00260	mg/L	0.001805	0.00260	mg/L	0.001805	69.35%
Tl 190.801†	22.2	0.00885	mg/L	0.000825	0.00885	mg/L	0.000825	9.33%
V 292.402†	-32.8	-0.00036	mg/L	0.000084	-0.00036	mg/L	0.000084	23.14%
Zn 206.200†	0.5	0.00042	mg/L	0.000919	0.00042	mg/L	0.000919	220.09%

Sequence No.: 18
Sample ID: KG57 MB1 WMN
Analyst: BLW
Initial Sample Wt:
Dilution: 1X

Autosampler Location: 31
Date Collected: 12/7/2006 6:19:39 PM
Data Type: Original
Initial Sample Vol:
Sample Prep Vol:

Nebulizer Parameters: KG57 MB1 WMN

Analyte	Back Pressure	Flow
All	171.0 kPa	0.50 L/min

Mean Data: KG57 MB1 WMN

Analyte	Mean Corrected Intensity	Calib Conc.	Calib Units	Calib Std.Dev.	Sample Conc.	Sample Units	Sample Std.Dev.	RSD
ScA 357.253	1477345.8	104.9	%	0.50				0.48%
ScR 361.383	114640.4	103.7	%	0.58				0.56%
Ag 328.068†	9.3	0.00007	mg/L	0.000192	0.00007	mg/L	0.000192	276.85%
Al 308.215†	-3.6	-0.00262	mg/L	0.007773	-0.00262	mg/L	0.007773	297.23%
As 188.979†	-0.3	-0.00024	mg/L	0.002537	-0.00024	mg/L	0.002537	>999.9%
B 249.677†	-1.4	-0.00077	mg/L	0.001826	-0.00077	mg/L	0.001826	235.69%
Ba 233.527†	-0.1	-0.00001	mg/L	0.000389	-0.00001	mg/L	0.000389	>999.9%
Be 313.042†	-32.6	-0.00020	mg/L	0.000053	-0.00020	mg/L	0.000053	26.65%
Ca 317.933†	11.7	0.00187	mg/L	0.003326	0.00187	mg/L	0.003326	177.81%
Cd 228.802†	-0.6	-0.00001	mg/L	0.000068	-0.00001	mg/L	0.000068	684.54%
Co 228.616†	1.0	0.00001	mg/L	0.000148	0.00001	mg/L	0.000148	>999.9%
Cr 267.716†	-8.3	-0.00265	mg/L	0.000771	-0.00265	mg/L	0.000771	29.07%
Cu 324.752†	-120.5	-0.00063	mg/L	0.000153	-0.00063	mg/L	0.000153	24.17%
Fe 273.955†	5.9	0.00612	mg/L	0.001104	0.00612	mg/L	0.001104	18.03%
K 766.490†	-125.4	-0.07294	mg/L	0.009796	-0.07294	mg/L	0.009796	13.43%
Mg 279.077†	5.5	0.00612	mg/L	0.008217	0.00612	mg/L	0.008217	134.36%
Mn 257.610†	6.0	0.00025	mg/L	0.000134	0.00025	mg/L	0.000134	53.93%
Mo 202.031†	-1.0	-0.00010	mg/L	0.000157	-0.00010	mg/L	0.000157	156.36%
Na 589.592†	782.1	0.2552	mg/L	0.00530	0.2552	mg/L	0.00530	2.08%
Na 330.237†	2.4	0.1180	mg/L	0.58716	0.1180	mg/L	0.58716	497.47%
Ni 231.604†	4.0	0.00293	mg/L	0.001540	0.00293	mg/L	0.001540	52.63%
Pb 220.353†	27.9	0.00428	mg/L	0.000633	0.00428	mg/L	0.000633	14.81%
Sb 206.836†	-9.4	-0.00397	mg/L	0.001648	-0.00397	mg/L	0.001648	41.47%
Se 196.026†	14.2	0.01256	mg/L	0.001550	0.01256	mg/L	0.001550	12.34%
Si 288.158†	21.1	0.01415	mg/L	0.006044	0.01415	mg/L	0.006044	42.72%
Sn 189.927†	-2.8	-0.00083	mg/L	0.000547	-0.00083	mg/L	0.000547	66.30%
Sr 421.552†	272.9	0.00091	mg/L	0.000068	0.00091	mg/L	0.000068	7.46%
Ti 334.903†	38.2	0.00248	mg/L	0.000377	0.00248	mg/L	0.000377	15.20%
Tl 190.801†	8.2	0.00328	mg/L	0.000465	0.00328	mg/L	0.000465	14.15%
V 292.402†	-26.2	-0.00030	mg/L	0.000342	-0.00030	mg/L	0.000342	115.56%
Zn 206.200†	2.6	0.00208	mg/L	0.000441	0.00208	mg/L	0.000441	21.19%

Sequence No.: 19
Sample ID: KG57 B WMN
Analyst: BLW
Initial Sample Wt:
Dilution: 1X

Autosampler Location: 32
Date Collected: 12/7/2006 6:26:13 PM
Data Type: Original
Initial Sample Vol:
Sample Prep Vol:

Nebulizer Parameters: KG57 B WMN

Analyte	Back Pressure	Flow
All	171.0 kPa	0.50 L/min

Mean Data: KG57 B WMN

Analyte	Mean Corrected Intensity	Calib Conc.	Calib Units	Std.Dev.	Sample Conc.	Sample Units	Std.Dev.	RSD
ScA 357.253	1414713.0	100.5	%	0.52				0.51%
ScR 361.383	115460.8	104.5	%	0.12				0.11%
Ag 328.068†	17.7	0.00015	mg/L	0.000338	0.00015	mg/L	0.000338	229.90%
Al 308.215†	2355.0	1.692	mg/L	0.0070	1.692	mg/L	0.0070	0.41%
As 188.979†	14.9	0.00962	mg/L	0.001822	0.00962	mg/L	0.001822	18.93%
B 249.677†	295.1	0.1645	mg/L	0.00374	0.1645	mg/L	0.00374	2.27%
Ba 233.527†	99.2	0.01486	mg/L	0.000314	0.01486	mg/L	0.000314	2.11%
Be 313.042†	482.4	0.00290	mg/L	0.000103	0.00290	mg/L	0.000103	3.55%
Ca 317.933†	68680.3	10.96	mg/L	0.067	10.96	mg/L	0.067	0.61%
Cd 228.802†	4.8	0.00003	mg/L	0.000154	0.00003	mg/L	0.000154	474.64%
Co 228.616†	27.5	0.00051	mg/L	0.000045	0.00051	mg/L	0.000045	8.84%
Cr 267.716†	1.8	-0.00147	mg/L	0.001635	-0.00147	mg/L	0.001635	111.48%
Cu 324.752†	3527.0	0.01848	mg/L	0.000108	0.01848	mg/L	0.000108	0.59%
Fe 273.955†	145.3	0.1511	mg/L	0.00159	0.1511	mg/L	0.00159	1.05%
K 766.490†	3417.4	1.988	mg/L	0.0329	1.988	mg/L	0.0329	1.66%
Mg 279.077†	4446.3	4.971	mg/L	0.0202	4.971	mg/L	0.0202	0.41%
Mn 257.610†	617.2	0.02530	mg/L	0.000044	0.02530	mg/L	0.000044	0.17%
Mo 202.031†	147.4	0.01436	mg/L	0.000440	0.01436	mg/L	0.000440	3.07%
Na 589.592†	1101865.8	359.6	mg/L	2.44	359.6	mg/L	2.44	0.68%
Na 330.237†	7761.2	385.6	mg/L	1.66	385.6	mg/L	1.66	0.43%
Ni 231.604†	7.3	0.00541	mg/L	0.000799	0.00541	mg/L	0.000799	14.76%
Pb 220.353†	1.7	0.00075	mg/L	0.000957	0.00075	mg/L	0.000957	127.79%
Sb 206.836†	-2.2	-0.00096	mg/L	0.001486	-0.00096	mg/L	0.001486	155.44%
Se 196.026†	3.3	0.00446	mg/L	0.005088	0.00446	mg/L	0.005088	114.00%
Si 288.158†	25615.8	17.19	mg/L	0.113	17.19	mg/L	0.113	0.66%
Sn 189.927†	-31.6	-0.00713	mg/L	0.000784	-0.00713	mg/L	0.000784	11.00%
Sr 421.552†	21297.3	0.07079	mg/L	0.000597	0.07079	mg/L	0.000597	0.84%
Ti 334.903†	125.2	0.00812	mg/L	0.001526	0.00812	mg/L	0.001526	18.80%
Tl 190.801†	11.2	0.00447	mg/L	0.001617	0.00447	mg/L	0.001617	36.20%
V 292.402†	1497.2	0.01595	mg/L	0.000346	0.01595	mg/L	0.000346	2.17%
Zn 206.200†	-2.8	-0.00122	mg/L	0.001440	-0.00122	mg/L	0.001440	117.59%

Sequence No.: 20
Sample ID: KG57 ADUP WMN
Analyst: BLW
Initial Sample Wt:
Dilution: 1X

Autosampler Location: 33
Date Collected: 12/7/2006 6:33:04 PM
Data Type: Original
Initial Sample Vol:
Sample Prep Vol:

Nebulizer Parameters: KG57 ADUP WMN

Analyte	Back Pressure	Flow
All	171.0 kPa	0.50 L/min

Mean Data: KG57 ADUP WMN

Analyte	Mean Corrected Intensity	Calib Conc.	Calib Units	Std.Dev.	Sample Conc.	Sample Units	Std.Dev.	RSD
ScA 357.253	1381605.0	98.10	%	0.412				0.42%
ScR 361.383	114196.9	103.3	%	0.30				0.29%
Ag 328.068†	-273.6	0.00015	mg/L	0.000589	0.00015	mg/L	0.000589	402.36%
Al 308.215†	100.5	0.07181	mg/L	0.011871	0.07181	mg/L	0.011871	16.53%
As 188.979†	38.5	0.02162	mg/L	0.001609	0.02162	mg/L	0.001609	7.44%
B 249.677†	306.1	0.1664	mg/L	0.00393	0.1664	mg/L	0.00393	2.36%
Ba 233.527†	467.8	0.06919	mg/L	0.000261	0.06919	mg/L	0.000261	0.38%
Be 313.042†	-17.5	-0.00014	mg/L	0.000027	-0.00014	mg/L	0.000027	19.01%
Ca 317.933†	604223.0	96.44	mg/L	0.589	96.44	mg/L	0.589	0.61%
Cd 228.802†	-3.3	-0.00022	mg/L	0.000021	-0.00022	mg/L	0.000021	9.34%
Co 228.616†	1716.4	0.03192	mg/L	0.000312	0.03192	mg/L	0.000312	0.98%
Cr 267.716†	67.2	-0.00352	mg/L	0.001125	-0.00352	mg/L	0.001125	31.98%
Cu 324.752†	-266.3	-0.00019	mg/L	0.000156	-0.00019	mg/L	0.000156	83.78%
Fe 273.955†	17255.1	17.95	mg/L	0.120	17.95	mg/L	0.120	0.67%
K 766.490†	15238.5	8.866	mg/L	0.0733	8.866	mg/L	0.0733	0.83%
Mg 279.077†	56674.6	63.36	mg/L	0.309	63.36	mg/L	0.309	0.49%
Mn 257.610†	56030.5	2.305	mg/L	0.0094	2.305	mg/L	0.0094	0.41%
Mo 202.031†	111.0	0.00925	mg/L	0.000179	0.00925	mg/L	0.000179	1.94%
Na 589.592†	2331680.0	760.9	mg/L	1.00	760.9	mg/L	1.00	0.13%
Na 330.237†	16584.5	824.0	mg/L	5.03	824.0	mg/L	5.03	0.61%
Ni 231.604†	13.3	0.00979	mg/L	0.003096	0.00979	mg/L	0.003096	31.62%
Pb 220.353†	-22.8	-0.00471	mg/L	0.001424	-0.00471	mg/L	0.001424	30.25%
Sb 206.836†	-9.0	-0.00470	mg/L	0.002127	-0.00470	mg/L	0.002127	45.28%
Se 196.026†	-56.2	-0.03814	mg/L	0.001515	-0.03814	mg/L	0.001515	3.97%
Si 288.158†	38571.5	25.89	mg/L	0.027	25.89	mg/L	0.027	0.11%
Sn 189.927†	-168.7	-0.02922	mg/L	0.001047	-0.02922	mg/L	0.001047	3.58%
Sr 421.552†	199460.0	0.6630	mg/L	0.00143	0.6630	mg/L	0.00143	0.22%
Ti 334.903†	187.0	0.01213	mg/L	0.002394	0.01213	mg/L	0.002394	19.73%
Tl 190.801†	10.5	0.00590	mg/L	0.001538	0.00590	mg/L	0.001538	26.08%
V 292.402†	1358.9	0.01353	mg/L	0.000089	0.01353	mg/L	0.000089	0.66%
Zn 206.200†	-22.4	-0.00922	mg/L	0.001781	-0.00922	mg/L	0.001781	19.32%

Sequence No.: 21
Sample ID: KG57 A WMN
Analyst: BLW
Initial Sample Wt:
Dilution: 1X

Autosampler Location: 34
Date Collected: 12/7/2006 6:39:59 PM
Data Type: Original
Initial Sample Vol:
Sample Prep Vol:

Nebulizer Parameters: KG57 A WMN

Analyte	Back Pressure	Flow
All	171.0 kPa	0.50 L/min

Mean Data: KG57 A WMN

Analyte	Mean Corrected Intensity	Calib Conc.	Calib Units	Calib Std.Dev.	Sample Conc.	Sample Units	Sample Std.Dev.	RSD
ScA 357.253	1390164.7	98.71	%	0.492				0.50%
ScR 361.383	116425.4	105.3	%	0.73				0.69%
Ag 328.068†	-325.6	-0.00027	mg/L	0.000171	-0.00027	mg/L	0.000171	63.61%
Al 308.215†	92.7	0.06618	mg/L	0.004243	0.06618	mg/L	0.004243	6.41%
As 188.979†	41.6	0.02383	mg/L	0.002263	0.02383	mg/L	0.002263	9.50%
B 249.677†	299.5	0.1627	mg/L	0.00336	0.1627	mg/L	0.00336	2.06%
Ba 233.527†	459.2	0.06791	mg/L	0.000628	0.06791	mg/L	0.000628	0.93%
Be 313.042†	-26.0	-0.00020	mg/L	0.000083	-0.00020	mg/L	0.000083	42.28%
Ca 317.933†	598287.4	95.49	mg/L	1.358	95.49	mg/L	1.358	1.42%
Cd 228.802†	-6.8	-0.00030	mg/L	0.000070	-0.00030	mg/L	0.000070	23.06%
Co 228.616†	1713.3	0.03187	mg/L	0.000334	0.03187	mg/L	0.000334	1.05%
Cr 267.716†	73.1	-0.00123	mg/L	0.001585	-0.00123	mg/L	0.001585	128.77%
Cu 324.752†	-235.2	-0.00004	mg/L	0.000113	-0.00004	mg/L	0.000113	264.24%
Fe 273.955†	16971.7	17.66	mg/L	0.145	17.66	mg/L	0.145	0.82%
K 766.490†	15086.1	8.777	mg/L	0.0540	8.777	mg/L	0.0540	0.62%
Mg 279.077†	55762.3	62.34	mg/L	0.317	62.34	mg/L	0.317	0.51%
Mn 257.610†	54886.6	2.258	mg/L	0.0201	2.258	mg/L	0.0201	0.89%
Mo 202.031†	113.9	0.00954	mg/L	0.000202	0.00954	mg/L	0.000202	2.12%
Na 589.592†	2293565.9	748.5	mg/L	6.55	748.5	mg/L	6.55	0.88%
Na 330.237†	16341.5	811.9	mg/L	5.42	811.9	mg/L	5.42	0.67%
Ni 231.604†	9.0	0.00665	mg/L	0.000784	0.00665	mg/L	0.000784	11.79%
Pb 220.353†	-40.6	-0.00742	mg/L	0.001314	-0.00742	mg/L	0.001314	17.72%
Sb 206.836†	-14.0	-0.00685	mg/L	0.000863	-0.00685	mg/L	0.000863	12.60%
Se 196.026†	-56.3	-0.03827	mg/L	0.003754	-0.03827	mg/L	0.003754	9.81%
Si 288.158†	37808.4	25.38	mg/L	0.194	25.38	mg/L	0.194	0.76%
Sn 189.927†	-171.2	-0.03018	mg/L	0.002087	-0.03018	mg/L	0.002087	6.92%
Sr 421.552†	197364.3	0.6560	mg/L	0.00684	0.6560	mg/L	0.00684	1.04%
Ti 334.903†	178.7	0.01159	mg/L	0.001505	0.01159	mg/L	0.001505	12.98%
Tl 190.801†	8.5	0.00508	mg/L	0.002265	0.00508	mg/L	0.002265	44.61%
V 292.402†	1353.6	0.01350	mg/L	0.000266	0.01350	mg/L	0.000266	1.97%
Zn 206.200†	-22.9	-0.00970	mg/L	0.001362	-0.00970	mg/L	0.001362	14.04%

Sequence No.: 22
Sample ID: KG57 ASPK WMN
Analyst: BLW
Initial Sample Wt:
Dilution: 1X

Autosampler Location: 35
Date Collected: 12/7/2006 6:46:56 PM
Data Type: Original
Initial Sample Vol:
Sample Prep Vol:

Nebulizer Parameters: KG57 ASPK WMN

Analyte	Back Pressure	Flow
All	171.0 kPa	0.50 L/min

Mean Data: KG57 ASPK WMN

Analyte	Mean Corrected Intensity	Calib Conc.	Calib Units	Std.Dev.	Sample Conc.	Sample Units	Std.Dev.	RSD
ScA 357.253	1393449.8	98.94	%	2.113				2.14%
ScR 361.383	119564.5	108.2	%	3.77				3.48%
Ag 328.068†	55853.9	0.4120	mg/L	0.00745	0.4120	mg/L	0.00745	1.81%
Al 308.215†	2837.6	2.032	mg/L ✓	0.0601	2.032	mg/L	0.0601	2.96%
As 188.979†	3199.3	2.218	mg/L	0.0512	2.218	mg/L	0.0512	2.31%
B 249.677†	297.9	0.1626	mg/L	0.00612	0.1626	mg/L	0.00612	3.77%
Ba 233.527†	13026.2	1.952	mg/L	0.0654	1.952	mg/L	0.0654	3.35%
Be 313.042†	79930.8	0.4865	mg/L	0.01635	0.4865	mg/L	0.01635	3.36%
Ca 317.933†	636564.7	101.6	mg/L STL	3.04	101.6	mg/L	3.04	3.00%
Cd 228.802†	27491.0	0.5194	mg/L	0.00995	0.5194	mg/L	0.00995	1.92%
Co 228.616†	27500.2	0.5116	mg/L	0.01191	0.5116	mg/L	0.01191	2.33%
Cr 267.716†	1549.7	0.4669	mg/L	0.01719	0.4669	mg/L	0.01719	3.68%
Cu 324.752†	101923.8	0.5360	mg/L	0.01104	0.5360	mg/L	0.01104	2.06%
Fe 273.955†	18374.2	19.12	mg/L STL	0.606	19.12	mg/L	0.606	3.17%
K 766.490†	32238.7	18.76	mg/L ✓	0.642	18.76	mg/L	0.642	3.42%
Mg 279.077†	62881.4	70.30	mg/L STL	2.311	70.30	mg/L	2.311	3.29%
Mn 257.610†	64580.2	2.658	mg/L ✓	0.0828	2.658	mg/L	0.0828	3.12%
Mo 202.031†	110.9	0.00911	mg/L	0.001136	0.00911	mg/L	0.001136	12.47%
Na 589.592†	2225896.4	726.4	mg/L	23.87	726.4	mg/L	23.87	3.29%
Na 330.237†	16045.1	796.9	mg/L STL	26.86	796.9	mg/L	26.86	3.37%
Ni 231.604†	644.0	0.4737	mg/L	0.01696	0.4737	mg/L	0.01696	3.58%
Pb 220.353†	12719.9	1.951	mg/L	0.0411	1.951	mg/L	0.0411	2.11%
Sb 206.836†	14.1	-0.00217	mg/L	0.001533	-0.00217	mg/L	0.001533	70.56%
Se 196.026†	2772.2	2.469	mg/L	0.0506	2.469	mg/L	0.0506	2.05%
Si 288.158†	53084.8	35.63	mg/L ✓	1.172	35.63	mg/L	1.172	3.29%
Sn 189.927†	-175.2	-0.02983	mg/L	0.000992	-0.02983	mg/L	0.000992	3.33%
Sr 421.552†	334027.9	1.110	mg/L	0.0371	1.110	mg/L	0.0371	3.35%
Ti 334.903†	196.6	0.01262	mg/L	0.000220	0.01262	mg/L	0.000220	1.74%
Tl 190.801†	4633.0	1.842	mg/L	0.0390	1.842	mg/L	0.0390	2.11%
V 292.402†	49951.0	0.5321	mg/L	0.01152	0.5321	mg/L	0.01152	2.16%
Zn 206.200†	603.2	0.4827	mg/L	0.01528	0.4827	mg/L	0.01528	3.17%

Sequence No.: 23
Sample ID: KG69 B SWC
Analyst: BLW
Initial Sample Wt:
Dilution: 2X

Autosampler Location: 36
Date Collected: 12/7/2006 6:53:52 PM
Data Type: Original
Initial Sample Vol:
Sample Prep Vol:

Nebulizer Parameters: KG69 B SWC

Analyte	Back Pressure	Flow
All	171.0 kPa	0.50 L/min

Mean Data: KG69 B SWC

Analyte	Mean Corrected Intensity	Calib Conc.	Calib Units	Calib Std.Dev.	Sample Conc.	Sample Units	Sample Std.Dev.	RSD
ScA 357.253	1466958.0	104.2	%	0.73				0.70%
ScR 361.383	118157.0	106.9	%	0.55				0.51%
Ag 328.068†	-2673.0	0.00176	mg/L	0.000368	0.00353	mg/L	0.000737	20.88%
Al 308.215†	131595.1	94.54	mg/L	0.461	189.1	mg/L	0.92	0.49%
As 188.979†	96.4	0.04734	mg/L	0.003466	0.09468	mg/L	0.006933	7.32%
B 249.677†	169.0	0.09307	mg/L	0.002333	0.1861	mg/L	0.00467	2.51%
Ba 233.527†	1465.8	0.2114	mg/L	0.00117	0.4229	mg/L	0.00233	0.55%
Be 313.042†	262.2	0.00051	mg/L	0.000065	0.00101	mg/L	0.000129	12.74%
Ca 317.933†	232002.2	37.03	mg/L	0.071	74.06	mg/L	0.143	0.19%
Cd 228.802†	103.4	0.00159	mg/L	0.000037	0.00318	mg/L	0.000075	2.35%
Co 228.616†	3137.8	0.04557	mg/L	0.000588	0.09114	mg/L	0.001175	1.29%
Cr 267.716†	375.1	0.1177	mg/L	0.00182	0.2354	mg/L	0.00364	1.55%
Cu 324.752†	36035.4	0.2003	mg/L	0.00038	0.4006	mg/L	0.00077	0.19%
Fe 273.955†	145870.3	151.8	mg/L	0.63	303.6	mg/L	1.25	0.41%
K 766.490†	19886.9	11.57	mg/L	0.065	23.14	mg/L	0.130	0.56%
Mg 279.077†	32414.7	36.19	mg/L	0.107	72.38	mg/L	0.214	0.30%
Mn 257.610†	36054.2	1.483	mg/L	0.0060	2.967	mg/L	0.0119	0.40%
Mo 202.031†	58.9	0.00515	mg/L	0.000245	0.01031	mg/L	0.000490	4.75%
Na 589.592†	120644.5	39.37	mg/L	0.169	78.74	mg/L	0.338	0.43%
Na 330.237†	815.3	41.14	mg/L	0.080	82.28	mg/L	0.160	0.19%
Ni 231.604†	152.0	0.1120	mg/L	0.00361	0.2240	mg/L	0.00721	3.22%
Pb 220.353†	554.7	0.1035	mg/L	0.00101	0.2069	mg/L	0.00202	0.98%
Sb 206.836†	8.0	0.01145	mg/L	0.001492	0.02291	mg/L	0.002985	13.03%
Se 196.026†	-87.5	-0.04036	mg/L	0.005531	-0.08072	mg/L	0.011063	13.70%
Si 288.158†	3006.8	2.018	mg/L	0.0102	4.036	mg/L	0.0203	0.50%
Sn 189.927†	-45.7	-0.00812	mg/L	0.002366	-0.01624	mg/L	0.004733	29.15%
Sr 421.552†	111130.2	0.3694	mg/L	0.00371	0.7387	mg/L	0.00741	1.00%
Ti 334.903†	102657.4	6.666	mg/L	0.0304	13.33	mg/L	0.061	0.46%
Tl 190.801†	-12.0	0.00584	mg/L	0.001985	0.01168	mg/L	0.003971	33.99%
V 292.402†	33525.0	0.3406	mg/L	0.00089	0.6813	mg/L	0.00178	0.26%
Zn 206.200†	767.2	0.6060	mg/L	0.00653	1.212	mg/L	0.0131	1.08%

Sequence No.: 24
Sample ID: KG69 C SWC
Analyst: BLW
Initial Sample Wt:
Dilution: 2X

Autosampler Location: 37
Date Collected: 12/7/2006 7:00:27 PM
Data Type: Original
Initial Sample Vol:
Sample Prep Vol:

Nebulizer Parameters: KG69 C SWC

Analyte	Back Pressure	Flow
All	171.0 kPa	0.50 L/min

Mean Data: KG69 C SWC

Analyte	Mean Corrected Intensity	Calib Conc.	Calib Units	Std.Dev.	Sample Conc.	Sample Units	Std.Dev.	RSD
ScA 357.253	1457133.5	103.5	%	0.39				0.38%
ScR 361.383	116376.9	105.3	%	0.06				0.05%
Ag 328.068†	-2539.6	0.00181	mg/L	0.000378	0.00362	mg/L	0.000756	20.91%
Al 308.215†	136981.8	98.41	mg/L	0.294	196.8	mg/L	0.59	0.30%
As 188.979†	90.6	0.04260	mg/L	0.001478	0.08519	mg/L	0.002956	3.47%
B 249.677†	177.5	0.09777	mg/L	0.001164	0.1955	mg/L	0.00233	1.19%
Ba 233.527†	1764.0	0.2565	mg/L	0.00117	0.5130	mg/L	0.00233	0.45%
Be 313.042†	278.0	0.00061	mg/L	0.000020	0.00122	mg/L	0.000041	3.33%
Ca 317.933†	277554.4	44.30	mg/L	0.172	88.60	mg/L	0.344	0.39%
Cd 228.802†	91.2	0.00139	mg/L	0.000108	0.00278	mg/L	0.000217	7.81%
Co 228.616†	3036.0	0.04369	mg/L	0.000177	0.08737	mg/L	0.000353	0.40%
Cr 267.716†	549.6	0.1689	mg/L	0.00153	0.3378	mg/L	0.00307	0.91%
Cu 324.752†	58080.7	0.3154	mg/L	0.00202	0.6307	mg/L	0.00404	0.64%
Fe 273.955†	139679.0	145.3	mg/L	0.45	290.7	mg/L	0.90	0.31%
K 766.490†	18506.2	10.77	mg/L	0.039	21.53	mg/L	0.078	0.36%
Mg 279.077†	40991.8	45.78	mg/L	0.052	91.56	mg/L	0.104	0.11%
Mn 257.610†	38662.9	1.590	mg/L	0.0064	3.181	mg/L	0.0127	0.40%
Mo 202.031†	55.6	0.00469	mg/L	0.000406	0.00939	mg/L	0.000813	8.66%
Na 589.592†	130418.5	42.56	mg/L	0.029	85.12	mg/L	0.058	0.07%
Na 330.237†	886.9	44.73	mg/L	0.343	89.46	mg/L	0.686	0.77%
Ni 231.604†	235.6	0.1736	mg/L	0.00166	0.3472	mg/L	0.00331	0.95%
Pb 220.353†	681.5	0.1245	mg/L	0.00200	0.2491	mg/L	0.00399	1.60%
Sb 206.836†	7.0	0.00981	mg/L	0.001510	0.01962	mg/L	0.003021	15.40%
Se 196.026†	-88.0	-0.04036	mg/L	0.007609	-0.08072	mg/L	0.015219	18.85%
Si 288.158†	6554.0	4.399	mg/L	0.0104	8.798	mg/L	0.0209	0.24%
Sn 189.927†	-59.8	-0.01050	mg/L	0.002069	-0.02100	mg/L	0.004138	19.70%
Sr 421.552†	97561.1	0.3242	mg/L	0.00190	0.6485	mg/L	0.00381	0.59%
Ti 334.903†	102503.9	6.656	mg/L	0.0067	13.31	mg/L	0.013	0.10%
Tl 190.801†	-9.4	0.00621	mg/L	0.001238	0.01242	mg/L	0.002477	19.94%
V 292.402†	33264.0	0.3387	mg/L	0.00223	0.6774	mg/L	0.00445	0.66%
Zn 206.200†	661.9	0.5238	mg/L	0.00175	1.048	mg/L	0.0035	0.33%

Sequence No.: 25
Sample ID: KG69 D SWC
Analyst: BLW
Initial Sample Wt:
Dilution: 2X

Autosampler Location: 38
Date Collected: 12/7/2006 7:07:02 PM
Data Type: Original
Initial Sample Vol:
Sample Prep Vol:

Nebulizer Parameters: KG69 D SWC

Analyte	Back Pressure	Flow
All	171.0 kPa	0.50 L/min

Mean Data: KG69 D SWC

Analyte	Mean Corrected Intensity	Calib Conc.	Calib Units	Std.Dev.	Sample Conc.	Sample Units	Std.Dev.	RSD
ScA 357.253	1468514.0	104.3	%	0.73				0.70%
ScR 361.383	115987.1	104.9	%	0.39				0.37%
Ag 328.068†	-2091.5	0.00127	mg/L	0.000169	0.00255	mg/L	0.000339	13.29%
Al 308.215†	109691.8	78.81	mg/L	0.223	157.6	mg/L	0.45	0.28%
As 188.979†	82.3	0.04136	mg/L	0.002292	0.08271	mg/L	0.004584	5.54%
B 249.677†	252.8	0.1400	mg/L	0.00173	0.2801	mg/L	0.00346	1.24%
Ba 233.527†	1156.1	0.1668	mg/L	0.00099	0.3337	mg/L	0.00199	0.60%
Be 313.042†	199.4	0.00033	mg/L	0.000045	0.00067	mg/L	0.000090	13.45%
Ca 317.933†	221140.7	35.29	mg/L	0.076	70.59	mg/L	0.152	0.21%
Cd 228.802†	106.0	0.00170	mg/L	0.000081	0.00341	mg/L	0.000162	4.75%
Co 228.616†	2431.7	0.03553	mg/L	0.000334	0.07106	mg/L	0.000668	0.94%
Cr 267.716†	364.2	0.1125	mg/L	0.00214	0.2250	mg/L	0.00428	1.90%
Cu 324.752†	32423.4	0.1788	mg/L	0.00282	0.3577	mg/L	0.00563	1.58%
Fe 273.955†	113364.0	118.0	mg/L	0.36	235.9	mg/L	0.73	0.31%
K 766.490†	19570.8	11.39	mg/L	0.049	22.77	mg/L	0.097	0.43%
Mg 279.077†	29959.9	33.45	mg/L	0.060	66.91	mg/L	0.119	0.18%
Mn 257.610†	27003.9	1.111	mg/L	0.0039	2.221	mg/L	0.0077	0.35%
Mo 202.031†	155.3	0.01470	mg/L	0.000262	0.02939	mg/L	0.000524	1.78%
Na 589.592†	183690.0	59.94	mg/L	0.184	119.9	mg/L	0.37	0.31%
Na 330.237†	1264.1	63.30	mg/L	1.055	126.6	mg/L	2.11	1.67%
Ni 231.604†	130.2	0.09593	mg/L	0.000204	0.1919	mg/L	0.00041	0.21%
Pb 220.353†	575.6	0.1042	mg/L	0.00042	0.2085	mg/L	0.00084	0.40%
Sb 206.836†	-0.3	0.00552	mg/L	0.001458	0.01103	mg/L	0.002915	26.42%
Se 196.026†	-68.1	-0.02981	mg/L	0.001441	-0.05962	mg/L	0.002881	4.83%
Si 288.158†	3409.8	2.289	mg/L	0.0179	4.577	mg/L	0.0358	0.78%
Sn 189.927†	-35.6	-0.00479	mg/L	0.000256	-0.00959	mg/L	0.000512	5.34%
Sr 421.552†	106110.5	0.3527	mg/L	0.00219	0.7054	mg/L	0.00437	0.62%
Ti 334.903†	77887.3	5.058	mg/L	0.0112	10.12	mg/L	0.022	0.22%
Tl 190.801†	-7.9	0.00518	mg/L	0.000872	0.01036	mg/L	0.001744	16.83%
V 292.402†	27377.3	0.2791	mg/L	0.00423	0.5581	mg/L	0.00846	1.52%
Zn 206.200†	539.0	0.4265	mg/L	0.00143	0.8530	mg/L	0.00285	0.33%

Sequence No.: 26
Sample ID: KG69 E SWC
Analyst: BLW
Initial Sample Wt:
Dilution: 2X

Autosampler Location: 39
Date Collected: 12/7/2006 7:13:37 PM
Data Type: Original
Initial Sample Vol:
Sample Prep Vol:

Nebulizer Parameters: KG69 E SWC

Analyte	Back Pressure	Flow
All	171.0 kPa	0.50 L/min

Mean Data: KG69 E SWC

Analyte	Mean Corrected Intensity	Calib Conc.	Calib Units	Calib Std.Dev.	Sample Conc.	Sample Units	Sample Std.Dev.	RSD
ScA 357.253	1464444.5	104.0	%	0.50				0.48%
ScR 361.383	116972.3	105.8	%	0.45				0.43%
Ag 328.068†	-2385.2	0.00336	mg/L	0.000159	0.00673	mg/L	0.000318	4.73%
Al 308.215†	136467.6	98.05	mg/L	0.434	196.1	mg/L	0.87	0.44%
As 188.979†	111.2	0.05872	mg/L	0.001784	0.1174	mg/L	0.00357	3.04%
B 249.677†	283.0	0.1563	mg/L	0.00122	0.3125	mg/L	0.00244	0.78%
Ba 233.527†	10444.4	1.558	mg/L	0.0044	3.116	mg/L	0.0089	0.28%
Be 313.042†	320.2	0.00094	mg/L	0.000067	0.00188	mg/L	0.000134	7.13%
Ca 317.933†	335001.3	53.47	mg/L	0.378	106.9	mg/L	0.76	0.71%
Cd 228.802†	164.9	0.00273	mg/L	0.000135	0.00546	mg/L	0.000271	4.96%
Co 228.616†	2846.3	0.04288	mg/L	0.000288	0.08577	mg/L	0.000577	0.67%
Cr 267.716†	526.0	0.1635	mg/L	0.00173	0.3271	mg/L	0.00346	1.06%
Cu 324.752†	63465.5	0.3441	mg/L	0.00163	0.6882	mg/L	0.00326	0.47%
Fe 273.955†	142183.5	147.9	mg/L	0.63	295.9	mg/L	1.27	0.43%
K 766.490†	22864.4	13.30	mg/L	0.008	26.60	mg/L	0.016	0.06%
Mg 279.077†	37053.0	41.37	mg/L	0.161	82.75	mg/L	0.322	0.39%
Mn 257.610†	30745.9	1.265	mg/L	0.0013	2.529	mg/L	0.0026	0.10%
Mo 202.031†	118.1	0.01070	mg/L	0.000184	0.02141	mg/L	0.000368	1.72%
Na 589.592†	193769.8	63.23	mg/L	0.229	126.5	mg/L	0.46	0.36%
Na 330.237†	1320.7	66.03	mg/L	0.108	132.1	mg/L	0.22	0.16%
Ni 231.604†	186.3	0.1372	mg/L	0.00284	0.2745	mg/L	0.00568	2.07%
Pb 220.353†	1689.3	0.2789	mg/L	0.00156	0.5577	mg/L	0.00312	0.56%
Sb 206.836†	10.8	0.00964	mg/L	0.001116	0.01928	mg/L	0.002233	11.58%
Se 196.026†	-95.1	-0.04484	mg/L	0.006874	-0.08969	mg/L	0.013748	15.33%
Si 288.158†	3949.8	2.651	mg/L	0.0102	5.302	mg/L	0.0204	0.38%
Sn 189.927†	-8.4	0.00704	mg/L	0.000480	0.01408	mg/L	0.000960	6.82%
Sr 421.552†	627022.7	2.084	mg/L	0.0122	4.168	mg/L	0.0244	0.58%
Ti 334.903†	79480.9	5.161	mg/L	0.0244	10.32	mg/L	0.049	0.47%
Tl 190.801†	-8.3	0.00794	mg/L	0.001560	0.01588	mg/L	0.003119	19.64%
V 292.402†	31970.1	0.3258	mg/L	0.00061	0.6515	mg/L	0.00122	0.19%
Zn 206.200†	799.2	0.6325	mg/L	0.00349	1.265	mg/L	0.0070	0.55%

Sequence No.: 27
Sample ID: KG57 MB1SPK WMN
Analyst: BLW
Initial Sample Wt:
Dilution: 1X

Autosampler Location: 40
Date Collected: 12/7/2006 7:20:28 PM
Data Type: Original
Initial Sample Vol:
Sample Prep Vol:

Nebulizer Parameters: KG57 MB1SPK WMN

Analyte	Back Pressure	Flow
All	171.0 kPa	0.50 L/min

Mean Data: KG57 MB1SPK WMN

Analyte	Mean Corrected Intensity	Calib Conc.	Calib Units	Calib Std.Dev.	Sample Conc.	Sample Units	Sample Std.Dev.	RSD
ScA 357.253	1479408.9	105.0	%	0.07				0.07%
ScR 361.383	114227.1	103.3	%	0.19				0.18%
Ag 328.068†	67037.0	0.4920	mg/L	0.00197	0.4920	mg/L	0.00197	0.40%
Al 308.215†	2907.2	2.083	mg/L	0.0103	2.083	mg/L	0.0103	0.50%
As 188.979†	2924.7	2.032	mg/L	0.0063	2.032	mg/L	0.0063	0.31%
B 249.677†	3.7	0.00264	mg/L	0.002803	0.00264	mg/L	0.002803	106.09%
Ba 233.527†	13304.2	1.995	mg/L	0.0062	1.995	mg/L	0.0062	0.31%
Be 313.042†	82080.0	0.4997	mg/L	0.00265	0.4997	mg/L	0.00265	0.53%
Ca 317.933†	63801.0	10.18	mg/L	0.037	10.18	mg/L	0.037	0.37%
Cd 228.802†	28069.2	0.5317	mg/L	0.00155	0.5317	mg/L	0.00155	0.29%
Co 228.616†	26568.5	0.4943	mg/L	0.00328	0.4943	mg/L	0.00328	0.66%
Cr 267.716†	1547.9	0.4899	mg/L	0.00219	0.4899	mg/L	0.00219	0.45%
Cu 324.752†	93079.3	0.4885	mg/L	0.00197	0.4885	mg/L	0.00197	0.40%
Fe 273.955†	2010.1	2.091	mg/L	0.0069	2.091	mg/L	0.0069	0.33%
K 766.490†	18807.2	10.94	mg/L	0.060	10.94	mg/L	0.060	0.55%
Mg 279.077†	9351.5	10.46	mg/L	0.004	10.46	mg/L	0.004	0.04%
Mn 257.610†	11856.0	0.4888	mg/L	0.00112	0.4888	mg/L	0.00112	0.23%
Mo 202.031†	19.4	0.00170	mg/L	0.000130	0.00170	mg/L	0.000130	7.66%
Na 589.592†	33213.6	10.84	mg/L	0.026	10.84	mg/L	0.026	0.24%
Na 330.237†	228.5	11.11	mg/L	0.379	11.11	mg/L	0.379	3.41%
Ni 231.604†	672.8	0.4949	mg/L	0.00028	0.4949	mg/L	0.00028	0.06%
Pb 220.353†	13467.5	2.067	mg/L	0.0112	2.067	mg/L	0.0112	0.54%
Sb 206.836†	5.5	-0.00566	mg/L	0.001738	-0.00566	mg/L	0.001738	30.72%
Se 196.026†	2629.3	2.331	mg/L	0.0084	2.331	mg/L	0.0084	0.36%
Si 288.158†	14973.4	10.05	mg/L	0.041	10.05	mg/L	0.041	0.41%
Sn 189.927†	-33.5	-0.00758	mg/L	0.000898	-0.00758	mg/L	0.000898	11.86%
Sr 421.552†	155631.5	0.5168	mg/L	0.00429	0.5168	mg/L	0.00429	0.83%
Ti 334.903†	64.5	0.00405	mg/L	0.000164	0.00405	mg/L	0.000164	4.05%
Tl 190.801†	5143.7	2.044	mg/L	0.0055	2.044	mg/L	0.0055	0.27%
V 292.402†	46861.3	0.5003	mg/L	0.00299	0.5003	mg/L	0.00299	0.60%
Zn 206.200†	641.4	0.5047	mg/L	0.00163	0.5047	mg/L	0.00163	0.32%

Sequence No.: 28
Sample ID: CV 4
Analyst: BLW
Initial Sample Wt:
Dilution: 1X

Autosampler Location: 7
Date Collected: 12/7/2006 7:27:02 PM
Data Type: Original
Initial Sample Vol:
Sample Prep Vol:

Nebulizer Parameters: CV

Analyte	Back Pressure	Flow
All	171.0 kPa	0.50 L/min

Mean Data: CV

Analyte	Mean Corrected Intensity	Calib Conc.	Calib Units	Std.Dev.	Sample Conc.	Sample Units	Std.Dev.	RSD
ScA 357.253	1405256.2	99.78	%	0.511				0.51%
ScR 361.383	112565.4	101.8	%	0.05				0.04%
Ag 328.068†	132514.2	0.9721	mg/L	0.01077	0.9721	mg/L	0.01077	1.11%
Al 308.215†	2814.5	1.988	mg/L	0.0016	1.988	mg/L	0.0016	0.08%
As 188.979†	2783.5	1.933	mg/L	0.0099	1.933	mg/L	0.0099	0.51%
B 249.677†	1748.4	0.9812	mg/L	0.00613	0.9812	mg/L	0.00613	0.62%
Ba 233.527†	6505.9	0.9756	mg/L	0.00154	0.9756	mg/L	0.00154	0.16%
Be 313.042†	161929.7	0.9859	mg/L	0.00223	0.9859	mg/L	0.00223	0.23%
Ca 317.933†	12824.3	2.046	mg/L	0.0023	2.046	mg/L	0.0023	0.11%
Cd 228.802†	53458.1	1.024	mg/L	0.0107	1.024	mg/L	0.0107	1.05%
Co 228.616†	52521.0	0.9762	mg/L	0.01216	0.9762	mg/L	0.01216	1.25%
Cr 267.716†	2994.3	0.9548	mg/L	0.00042	0.9548	mg/L	0.00042	0.04%
Cu 324.752†	196219.1	1.029	mg/L	0.0109	1.029	mg/L	0.0109	1.06%
Fe 273.955†	1953.7	2.031	mg/L	0.0018	2.031	mg/L	0.0018	0.09%
K 766.490†	35458.6	20.63	mg/L	0.096	20.63	mg/L	0.096	0.47%
Mg 279.077†	1831.9	2.055	mg/L	0.0097	2.055	mg/L	0.0097	0.47%
Mn 257.610†	23043.3	0.9495	mg/L	0.00048	0.9495	mg/L	0.00048	0.05%
Mo 202.031†	9860.6	0.9734	mg/L	0.00569	0.9734	mg/L	0.00569	0.58%
Na 589.592†	149571.6	48.81	mg/L	0.212	48.81	mg/L	0.212	0.44%
Na 330.237†	1041.6	51.41	mg/L	0.375	51.41	mg/L	0.375	0.73%
Ni 231.604†	1349.0	0.9952	mg/L	0.00150	0.9952	mg/L	0.00150	0.15%
Pb 220.353†	13087.1	2.009	mg/L	0.0265	2.009	mg/L	0.0265	1.32%
Sb 206.836†	4956.8	2.120	mg/L	0.0126	2.120	mg/L	0.0126	0.60%
Se 196.026†	2246.7	1.989	mg/L	0.0171	1.989	mg/L	0.0171	0.86%
Si 288.158†	2955.4	1.986	mg/L	0.0061	1.986	mg/L	0.0061	0.31%
Sn 189.927†	3200.3	0.9552	mg/L	0.00535	0.9552	mg/L	0.00535	0.56%
Sr 421.552†	299574.5	0.9956	mg/L	0.00288	0.9956	mg/L	0.00288	0.29%
Ti 334.903†	15403.5	0.9995	mg/L	0.00038	0.9995	mg/L	0.00038	0.04%
Tl 190.801†	4884.3	1.938	mg/L	0.0123	1.938	mg/L	0.0123	0.64%
V 292.402†	90761.9	0.9731	mg/L	0.01076	0.9731	mg/L	0.01076	1.11%
Zn 206.200†	1282.7	1.007	mg/L	0.0040	1.007	mg/L	0.0040	0.39%

Sequence No.: 29
Sample ID: CB 4
Analyst: BLW
Initial Sample Wt:
Dilution: 1X

Autosampler Location: 1
Date Collected: 12/7/2006 7:33:36 PM
Data Type: Original
Initial Sample Vol:
Sample Prep Vol:

Nebulizer Parameters: CB

Analyte	Back Pressure	Flow
All	171.0 kPa	0.50 L/min

Mean Data: CB

Analyte	Mean Corrected Intensity	Calib Conc.	Calib Units	Calib Std.Dev.	Sample Conc.	Sample Units	Sample Std.Dev.	RSD
ScA 357.253	1424706.4	101.2	%	0.21				0.21%
ScR 361.383	111553.2	100.9	%	0.49				0.49%
Ag 328.068†	-10.2	-0.00007	mg/L	0.000378	-0.00007	mg/L	0.000378	507.41%
Al 308.215†	-3.3	-0.00241	mg/L	0.003547	-0.00241	mg/L	0.003547	147.49%
As 188.979†	0.9	0.00062	mg/L	0.000322	0.00062	mg/L	0.000322	51.72%
B 249.677†	14.3	0.00800	mg/L	0.002133	0.00800	mg/L	0.002133	26.65%
Ba 233.527†	-0.6	-0.00008	mg/L	0.000615	-0.00008	mg/L	0.000615	742.71%
Be 313.042†	-28.1	-0.00017	mg/L	0.000087	-0.00017	mg/L	0.000087	51.21%
Ca 317.933†	16.5	0.00263	mg/L	0.003690	0.00263	mg/L	0.003690	140.12%
Cd 228.802†	-0.6	-0.00001	mg/L	0.000079	-0.00001	mg/L	0.000079	534.66%
Co 228.616†	0.4	0.00001	mg/L	0.000131	0.00001	mg/L	0.000131	>999.9%
Cr 267.716†	-5.6	-0.00178	mg/L	0.000710	-0.00178	mg/L	0.000710	39.81%
Cu 324.752†	-37.4	-0.00020	mg/L	0.000130	-0.00020	mg/L	0.000130	66.10%
Fe 273.955†	3.7	0.00390	mg/L	0.002498	0.00390	mg/L	0.002498	64.04%
K 766.490†	-13.3	-0.00772	mg/L	0.004285	-0.00772	mg/L	0.004285	55.52%
Mg 279.077†	-1.0	-0.00109	mg/L	0.000957	-0.00109	mg/L	0.000957	88.18%
Mn 257.610†	5.5	0.00023	mg/L	0.000023	0.00023	mg/L	0.000023	10.10%
Mo 202.031†	6.5	0.00064	mg/L	0.000055	0.00064	mg/L	0.000055	8.66%
Na 589.592†	213.5	0.06966	mg/L	0.002148	0.06966	mg/L	0.002148	3.08%
Na 330.237†	-5.5	-0.2731	mg/L	0.31863	-0.2731	mg/L	0.31863	116.65%
Ni 231.604†	2.8	0.00205	mg/L	0.004332	0.00205	mg/L	0.004332	211.10%
Pb 220.353†	-11.4	-0.00176	mg/L	0.000836	-0.00176	mg/L	0.000836	47.53%
Sb 206.836†	-2.0	-0.00082	mg/L	0.001172	-0.00082	mg/L	0.001172	142.73%
Se 196.026†	9.8	0.00872	mg/L	0.002526	0.00872	mg/L	0.002526	28.95%
Si 288.158†	12.5	0.00836	mg/L	0.003532	0.00836	mg/L	0.003532	42.26%
Sn 189.927†	1.1	0.00034	mg/L	0.000426	0.00034	mg/L	0.000426	125.77%
Sr 421.552†	78.3	0.00026	mg/L	0.000166	0.00026	mg/L	0.000166	63.66%
Ti 334.903†	12.4	0.00080	mg/L	0.001127	0.00080	mg/L	0.001127	140.21%
Tl 190.801†	10.4	0.00415	mg/L	0.001236	0.00415	mg/L	0.001236	29.77%
V 292.402†	-32.5	-0.00035	mg/L	0.000202	-0.00035	mg/L	0.000202	57.02%
Zn 206.200†	0.1	0.00007	mg/L	0.000228	0.00007	mg/L	0.000228	325.27%

Metals Prep Logs

prepared
for

ANCHOR ENVIRONMENTAL

Project: Chinook, 060354-01

ARI JOB NO: KG57

prepared
by

Analytical Resources, Inc.

Digestion Log

Analyst: EJR Date: 11-27-06

Matrix: Water Block Temp: —

ARI Sample ID	Btl #	pH<2	Prep Code: WMN Initial ~~Wt (g)~~ Vol (mL)	Prep Code: WMN Final Vol (mL)	Prep Code: Initial Wt (g) Vol (mL)	Prep Code: Final Vol (mL)	Comments
KGS7 a	13	✓	—	—			
aDUP	13	✓	—	—			
aSPK	13	✓	—	—			
B	13	✓	—	—			
C	1	✓	—	—			
D	1	✓	—	—			

EJR 11-27-06

Chemical/Reagent ID:

HNO_3: — HCl: — H_2O_2: —

General Chemistry Analysis
QC Summary Data

prepared
for

ANCHOR ENVIRONMENTAL

Project: Chinook, 060354-01

ARI JOB NO: KG57

prepared
by

Analytical Resources, Inc.

METHOD BLANK RESULTS-CONVENTIONALS
KG57-Anchor Environmental

ANALYTICAL RESOURCES INCORPORATED

Matrix: Water
Data Release Authorized:
Reported: 12/07/06

Project: CHINOOK
Event: 060354-01
Date Sampled: NA
Date Received: NA

Analyte	Method	Date	Units	Blank
Total Cyanide	EPA 335.4	11/27/06	mg/L	< 0.005 U
Weak Acid Dissoc. Cyanide	SM4500CN-I	12/01/06	mg/L	< 0.005 U

STANDARD REFERENCE RESULTS-CONVENTIONALS
KG57-Anchor Environmental

ANALYTICAL RESOURCES INCORPORATED

Matrix: Water
Data Release Authorized:
Reported: 12/07/06

Project: CHINOOK
Event: 060354-01
Date Sampled: NA
Date Received: NA

Analyte/SRM ID	Method	Date	Units	SRM	True Value	Recovery
Total Cyanide SPEX #33-6AS	EPA 335.4	11/27/06	mg/L	0.146	0.154	94.8%
Weak Acid Dissoc. Cyanide SPEX #33-6AS	SM4500CN-I	12/01/06	mg/L	0.151	0.154	98.1%

REPLICATE RESULTS-CONVENTIONALS
KG57-Anchor Environmental

ANALYTICAL RESOURCES INCORPORATED

Matrix: Water
Data Release Authorized:
Reported: 12/07/06

Project: CHINOOK
Event: 060354-01
Date Sampled: 11/21/06
Date Received: 11/21/06

Analyte	Method	Date	Units	Sample	Replicate(s)	RPD/RSD
ARI ID: KG57A Client ID: G2S-112106						
Total Cyanide	EPA 335.4	11/27/06	mg/L	0.370	0.370	0.0%

MS/MSD RESULTS-CONVENTIONALS
KG57-Anchor Environmental

ANALYTICAL RESOURCES INCORPORATED

Matrix: Water
Data Release Authorized:
Reported: 12/07/06

Project: CHINOOK
Event: 060354-01
Date Sampled: 11/21/06
Date Received: 11/21/06

Analyte	Method	Date	Units	Sample	Spike	Spike Added	Recovery
ARI ID: KG57A Client ID: G2S-112106							
Total Cyanide	EPA 335.4	11/27/06	mg/L	0.370	0.510	0.147	95.2%
Weak Acid Dissoc. Cyanid	SM4500CN-I	12/01/06	mg/L	0.069	0.246	0.147	120.4%

General Chemistry Analysis
Sample Data

prepared
for

ANCHOR ENVIRONMENTAL

Project: Chinook, 060354-01

ARI JOB NO: KG57

prepared
by

Analytical Resources, Inc.

SAMPLE RESULTS-CONVENTIONALS
KG57-Anchor Environmental

ANALYTICAL RESOURCES INCORPORATED

Matrix: Water
Data Release Authorized:
Reported: 12/07/06

Project: CHINOOK
Event: 060354-01
Date Sampled: 11/21/06
Date Received: 11/21/06

Client ID: G2S-112106
ARI ID: 06-23749 KG57A

Analyte	Date Batch	Method	Units	RL	Sample
Total Cyanide	11/27/06 112706#1	EPA 335.4	mg/L	0.025	0.370
Weak Acid Dissoc. Cyanide	12/01/06 120106#1	SM4500CN-I	mg/L	0.005	0.069

RL Analytical reporting limit
U Undetected at reported detection limit

SAMPLE RESULTS-CONVENTIONALS
KG57-Anchor Environmental

ANALYTICAL RESOURCES INCORPORATED

Matrix: Water
Data Release Authorized:
Reported: 12/07/06

Project: CHINOOK
Event: 060354-01
Date Sampled: 11/21/06
Date Received: 11/21/06

Client ID: RLSW2-112106
ARI ID: 06-23750 KG57B

Analyte	Date Batch	Method	Units	RL	Sample
Total Cyanide	11/27/06 112706#1	EPA 335.4	mg/L	0.005	0.072
Weak Acid Dissoc. Cyanide	12/01/06 120106#1	SM4500CN-I	mg/L	0.005	0.007

RL Analytical reporting limit
U Undetected at reported detection limit

General Chemistry Analysis
Instrument Raw Data

prepared
for

ANCHOR ENVIRONMENTAL

Project: Chinook, 060354-01

ARI JOB NO: KG57

prepared
by

Analytical Resources, Inc.

LW

12-1-06

CYANIDE BENCHSHEET (Aqueous samples) — DATE: 12/1/2006 12:00

SPECTROPHOTOMETRIC (EPA 335.2, SW846 9014, SM 4500-Cyanide D&E) — ANALYST: DAP

Reagents	ID	Normality		ID
Silver nitrate	054730-24	**0.0141**	*Pyridine Barbituric Acid*	5416C
NaOH	5452C	**0.250**	*PO4 Buffer*	5514C
Rhodanine Indicator	5827C			
Chloramine T	5522C			

CYANIDE STANDARDS

Primary calibration and matrix spike standardization

Stock Curve Standard		ml AgNO3 TITRANT			**Curve Source**	ARI 0064-5	
	BLANK	0.03	0.03	0.03	Titration Date:	11/27/2006	*OK*
ml Crv source =	1.00	1.39	1.39	1.37	***mg/L (Stkstd) =***	**993**	*within range*

Intermediate Curve Std	*mL stock =*	0.5	*mL final vol =*	50	***intstd (mg/L) =***	***9.93***

Second Source calibration verification and LCS standardization

Stock CVS/LCS Standard		ml AgNO3 TITRANT			**CVS/LCS Sourc**	SPEX 33-6AS	
	BLANK	0.03	0.03	0.03	Titration Date:	11/27/2006	*OK*
ml LCS source=	1.00	1.46	1.40	1.42	***mg/L (lcsstk) =***	**1025**	*within range*

Intermediate CVS/LCS Std		*mL stock =*	0.5	*mL final vol =*	50	***intcvs (mg/L) =***	***10.25***
CVS =	1.00	*mL init. to*	100	*mL =*	***0.102***	***mg/L CN***	
Dist Crv lo =	0.05	*mL init. to*	100	*mL =*	***0.005***	***mg/L CN***	
Dist Crv hi =	2.00	*mL init. to*	100	*mL =*	***0.199***	***mg/L CN***	
Dist LCS TOT-S =	1.00	*mL init. to*	50	*mL =*	***0.205***	***mg/L CN***	
Dist LCS WAD =	0.75	*mL init. to*	50	*mL =*	***0.154***	***mg/L CN***	

STANDARD CURVE DATA — *prepared standard volume =* **100** mL

ml INTERMEDIATE	CONC (mg/l)	ABS @ 578		AVG	*Regressed mg/L*	**Regresssion Data** *CONC = (ABS-intercept)/ slope*	
0.0	0.000	0.000		0.000	*0.000*	*intercept =*	0.0003
0.05	0.005	0.010		0.010	*0.005*	*slope =*	1.9814
0.1	0.010	0.020		0.020	*0.010*	*r2 =*	1.0000
0.5	0.050	0.100		0.100	*0.050*		
1.0	0.099	0.196		0.196	*0.099*	*Comment:*	*Calibration OK!*
2.0	0.199	0.394		0.394	*0.199*		

Sample Data

SAMPLE ID	**Distillation**		**Spectrophotometer data**			**CONC**	**NOTES**
	mL sample	mL NaOH	Abs	Dilution	mg/L	(mg/L)	
ICB	na		0.000	1	0.000	< 0.005	*Blank OK*
ICV	na		0.207	1	0.104	0.104	*101.8%*
Prep Blank WAD	50.00	50.00	-0.001	1	-0.001	< 0.005	*Blk OK*
LCS WAD	50.00	50.00	0.299	1	0.151	0.151	*98.07%*
KG57 A12 WAD	50.00	50.00	0.241	1	0.121	~~0.121~~	NR M 12/5/06
KG57 A12 WAD dup	50.00	50.00	0.138	1	0.069	0.069	RPD= 54.44
~~KG57 A12 WAD ms~~	~~50.00~~	~~50.00~~	~~0.461~~	~~1~~	~~0.233~~	~~0.233~~	~~%Rec= 110.9~~
~~*mg/L spike =*~~	~~0.75~~	~~*ml of*~~	~~intstd~~	~~9.93mg/L CN to~~	~~50~~	~~*mL sample =*~~	~~*0.147*~~
KG57 B12 WAD	50.00	50.00	0.015	1	0.007	0.007	
Prep Blank TOT	50.00	50.00	-0.001	1	-0.001	< 0.005	*Blk OK*
TOT SOIL	grams sample	NOTE: TOT Soil sample and LCS-S spiked into clean soil (0.2 ml into sample, 1.0 ml into LCS)					
LCS TOT-S	5.019	50.00	0.391	1	0.197	0.197	*96.21%*
CCB	na		-0.002	1	-0.001	< 0.005	*Blank OK*
CCV	na		0.205	1	0.103	0.103	*100.8%*
KG57 A12 WAD ms	50.00	50.00	0.244	2	0.123	0.246	%Rec= 120.06
mg/L spike =	0.75	*ml of*	intstd	9.93mg/L CN to	50	*mL sample =*	*0.147*
KD75 Q2 TOT-S	5.015	50.00	0.144	500	0.073	36.258	
KD75 Q2 TOT-S dup	5.006	50.00	0.146	500	0.074	36.763	RPD= 1.38
CCB	na		-0.003	1	-0.002	< 0.005	*Blank OK*
CCV	na		0.206	1	0.104	0.104	*101.3%*

CYANIDE BENCHSHEET (Aqueous samples)

SPECTROPHOTOMETRIC (EPA 335.2, SW846 9014, SM 4500-Cyanide D&E)

DATE: 12/1/06 12:03

ANALYST: W

Reagents

	ID	Normality		ID
Silver nitrate	054730-24	0.0141	Pyridine Barbituric Acid	5416C
NaOH	5452C	0.250	PO4 Buffer	5514C
Rhodanine Indicator	5227C			
Chloramine T	5522C			

CYANIDE STANDARDS

Primary calibration and matrix spike standardization

Stock Curve Standard		ml AgNO3 TITRANT			Curve Source:	
	BLANK				Titration Date:	11/27/06
ml Crv source =					mg/L (Stkstd) =	

Intermediate Curve Std — mL stock = 1 — mL final vol = 100 — Intstd (mg/L) =

Second Source calibration verification and LCS standardization

Stock CVS/LCS Standard		mL AgNO3 TITRANT			CVS/LCS Source:	
	BLANK				Titration Date:	11/27/06
ml LCS source=					mg/L (lcsstk) =	

Intermediate CVS/LCS Std — mL stock = 1 — mL final vol = 100 — Intcvs (mg/L) =

QC Standards

CVS =	1.00	mL init. to	100	mL =	mg/L CN
Dist Crv lo =	0.05	mL init. to	100	mL =	mg/L CN
Dist Crv hi =	2.00	mL init. to	100	mL =	mg/L CN
Dist LCS =	0.75	mL init. to	50	mL =	mg/L CN

STANDARD CURVE DATA — prepared standard volume = 100 mL

ml INTERMEDIATE	CONC (mg/l)	ABS @ 578		AVG	Regressed mg/L	Regresssion Data CONC = (ABS-intercept)/ slope
0.0		0.000				intercept =
0.05		0.010				slope =
0.1		0.020				r =
0.5		0.100				
1.0		0.196				Comment:
2.0		0.394				

Sample Data

SAMPLE ID	Distillation		Spectrophotometer data			CONC	NOTES
	mL sample	mL NaOH	Abs	Dilution	mg/L	(mg/L)	
ICB			0.000	1			
ICV			0.207	↓			
PB-WAD	50	50	-0.001				
LCS-WAD	↓	↓	0.299				
KG57 A12-WAD			0.241				
↓ A12DUP-WAD			0.138				
A12MS-WAD			0.461				
B12-WAD			0.015				
PB-TOT			-0.001				
LCS-TOT-S	5.019	↓	0.391				
CCB			-0.002				
CCV			0.205	↓			
KG57A12MS-WAD	50	50	0.244	2			
KD75 Q2	5.015	↓	0.144	500			
↓ Q2DUP	5.026	↓	0.146	↓			
CCB			-0.003				
CCV			0.206	↓			

WAD

TOT SOIL

WAD

TOT SOIL

12/1/06 W

Cyanide Distillation Log

Distillation Date 12/01/06 1200

Analyst(s) MP

Sample ID ARI # / Client #	Sample Matrix	Sample Pre-testing result pH	Chlorine	Sulfide	Distillation TOT or WAD Time	Sample (mL) or (grams)	Final Vol (ml NaOH)	Spikes & Standards mL added	Std Conc. (mg/L)	NOTES: *indicate any pre-treatment to remove interferences and/or problems with distillation*
PB	W	>12	N/A	N/A	WAD	50	50			① MP 12/01/06
LCS	↓	↓	↓	↓	↓	↓	↓	0.25 mL	10.0 ppm	SPEX 33-6AS
KG57A2		—	—				①			
A12DUP		—	—							
A12MS		—	—					0.25 mL	10.0 ppm	ARI 0024-5
B12		—	—		↓					
PB		N/A	N/A	TOT	↓					
LCS-S	S	↓	↓	↓	↓	5.019		1.0 mL	10.0 ppm	SPEX 33-6AS
KD7502	↓					5.015		0.2 mL	NR	PE SOIL SPIKE SAMPLE BOILOVER
↓ C2DUP	↓	↓	↓	↓	↓	5.006	↓	↓	↓	↓
										MP 12/01/06

0796

TEST SETUP
GENESYS 10 v2.021 2G2G048006

Standard Curve	15:32 1Dec06
Test Name	CYANIDE
Date Standards Measured	1Dec06
Wavelength	578nm
Ref. Wavelength Correction	Off
Curve Fit	Linear
Number of Standards	6
Units	mg/L
ID# (0=OFF)	Off
Low/High Limits	0.000/0.200
Statistics	Off
Auto Print	On

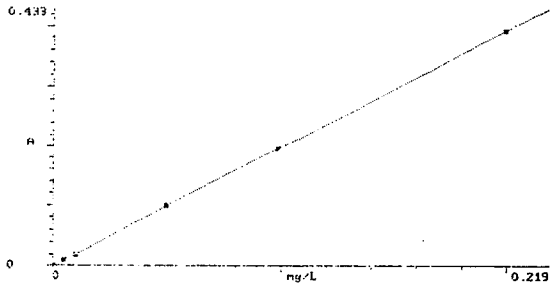

Curve Fit	Linear
Slope	1.98
Intercept	0.00027
Std Dev	0.000
Corr Coeff	1.000

Conc. mg/L	Abs 578nm
0.000	0.000
0.005	0.010
0.010	0.020
0.050	0.100
0.099	0.196
0.199	0.394

TEST SETUP
GENESYS 10 v2.021 2G2G048006

Advanced A-%T-C	15:33 1Dec06
Test Name	CYANIDE[Saved]
Measurement Mode	Absorbance
Wavelength	578nm
Ref. Wavelength Correction	Off
Delay Time (min:sec)	0:05
ID# (0=OFF)	1
Low/High Limits	0.000/0.200
Statistics	Off
Auto Print	On

ID#	Abs 578nm
1	0.000
2	0.207

3 -0.001

4 0.299

5 0.241 — WAD

6 0.138

7 0.461

8 0.015

9 -0.001 — TOT Soil

10 0.391

11 -0.002

12 0.205

12/1/06

13 0.224 — WAD

14 0.144 — TOT Soil

15 0.146

16 -0.003

17 0.206

WAD CN SM4500CN-I
Data Analyst: David A. Paschall
Comments:
Print Date: 12/ 5/06 8:11

No: 6642
Analyzed by: DAP
Date Analyzed: 12/ 1/06
Time Analyzed: 12:00

12/5/06

	ARI ID / Client ID	DF	Raw	Calc	RL	SPK	REC/RPD
1.	ICB	1.0	0.000	< 0.005 U	0.005		
2.	ICVR SPEX #33-6AS	1.0	0.104	0.104	0.005	0.102	101.96
3.	PREP BLANK	1.0	-0.001	< 0.005 U	0.005		
4.	PREP LCS STD	1.0	0.151	0.151	0.005	0.154	98.05
5.	KG57A	1.0	0.069	0.069	0.005		
6.	KG57B	1.0	0.007	0.007	0.005		
7.	CCB	1.0	-0.001	< 0.005 U	0.005		
8.	CCVR	1.0	0.103	0.103	0.005	0.102	100.98
9.	KG57A MS	2.0	0.123	0.246	0.010	0.147	120.41
10.	CCB	1.0	-0.002	< 0.005 U	0.005		
11.	CCVR	1.0	0.104	0.104	0.005	0.102	101.96

LW
11-29-06

CYANIDE BENCHSHEET (Aqueous samples)

SPECTROPHOTOMETRIC (EPA 335.2, SW846 9014, SM 4500-Cyanide D&E)

DATE: 11/27/2006 12:30
ANALYST: DAP

Reagents	ID	Normality		ID
Silver nitrate	054730-24	0.0141	Pyridine Barbituric Acid	5416C
NaOH	5452C	0.250	PO4 Buffer	5514C
Rhodanine Indicator	5827C			
Chloramine T	5513C			

CYANIDE STANDARDS

Primary calibration and matrix spike standardization

Stock Curve Standard		ml AgNO3 TITRANT			Curve Source	ARI 0064-5	
	BLANK	0.03	0.03	0.03	Titration Date:	11/27/2006	OK
ml Crv source =	1.00	1.39	1.39	1.37	mg/L (Stkstd) =	993	within range

Intermediate Curve Std — mL stock = 0.5 — mL final vol = 50 — intstd (mg/L) = **9.93**

Second Source calibration verification and LCS standardization

Stock CVS/LCS Standard		ml AgNO3 TITRANT			CVS/LCS Sourc	SPEX 33-6AS	
	BLANK	0.03	0.03	0.03	Titration Date:	11/27/2006	OK
ml LCS source=	1.00	1.46	1.40	1.42	mg/L (lcsstk) =	1025	within range

Intermediate CVS/LCS Std — mL stock = 0.5 — mL final vol = 50 — intcvs (mg/L) = **10.25**

CVS =	1.00	mL init. to	100	mL =	**0.102**	mg/L CN
Dist Crv lo =	0.05	mL init. to	100	mL =	**0.005**	mg/L CN
Dist Crv hi =	2.00	mL init. to	100	mL =	**0.199**	mg/L CN
Dist LCS =	0.75	mL init. to	50	mL =	**0.154**	mg/L CN

STANDARD CURVE DATA

prepared standard volume = **100** mL

ml INTERMEDIATE	CONC (mg/l)	ABS @ 578		AVG	Regressed mg/L	Regresssion Data CONC = (ABS-intercept)/ slope	
0.0	0.000	0.000		0.000	0.000	intercept =	-0.0001
0.05	0.005	0.010		0.010	0.005	slope =	2.0247
0.1	0.010	0.020		0.020	0.010	r2 =	1.0000
0.5	0.050	0.100		0.100	0.049		
1.0	0.099	0.201		0.201	0.099	Comment:	Calibration OK!
2.0	0.199	0.402		0.402	0.199		

Sample Data

SAMPLE ID	Distillation		Spectrophotometer data			CONC	NOTES
	mL sample	mL NaOH	Abs	Dilution	mg/L	(mg/L)	
ICB	na		0.000	1	0.000	< 0.005	*Blank OK*
ICV	na		0.215	1	0.106	0.106	*103.7%*
Prep Blank	50.00	50.00	0.001	1	0.001	< 0.005	*Blk OK*
LCS	50.00	50.00	0.296	1	0.146	0.146	*95.15%*
Dist lo	50.00	50.00	0.012	1	0.006	0.006	*121%*
Dist Hi	50.00	50.00	0.191	2	0.094	0.189	*95%*
KE60 A5	50.00	50.00	0.037	1	0.018	0.018	
KE60 A5 dup	50.00	50.00	0.037	1	0.018	0.018	RPD= 0
KE60 A5 ms	50.00	50.00	0.318	1	0.157	0.157	%Rec= 94.41
mg/L spike =	0.75	*ml of*	intstd	9.93mg/L CN to	50	*mL sample =*	*0.147*
KF80C1	50.00	50.00	0.031	1	0.015	0.015	
KF80C1 dup	50.00	50.00	0.029	1	0.014	0.014	RPD= 6.64
KF80C1 ms	50.00	50.00	0.304	1	0.150	0.150	%Rec= 91.72
mg/L spike =	0.75	*ml of*	intstd	9.93mg/L CN to	50	*mL sample =*	*0.147*
CCB	na		0.000	1	0.000	< 0.005	*Blank OK*
CCV	na		0.210	1	0.104	0.104	*101.3%*
KF80D2	50.00	50.00	0.029	1	0.014	0.014	
KF80E2	50.00	50.00	0.029	1	0.014	0.014	
KG50 B1	50.00	50.00	0.002	1	0.001	< 0.005	
KG50 B1 dup	50.00	50.00	0.003	1	0.002	< 0.005	RPD NA
KG50 B1 ms	50.00	50.00	0.261	1	0.129	0.129	%Rec= 87.74
mg/L spike =	0.75	*ml of*	intstd	9.93mg/L CN to	50	*mL sample =*	*0.147*
KG50 E1	50.00	50.00	0.002	1	0.001	< 0.005	
KG57 B12	50.00	50.00	0.146	1	0.072	0.072	
KG57 A12	50.00	50.00	0.149	5	0.074	0.368	
KG57 A12 dup	50.00	50.00	0.149	5	0.074	0.368	RPD= 0
KG57 A12 ms	50.00	50.00	0.104	10	0.051	0.514	%Rec= 99.34
mg/L spike =	0.75	*ml of*	intstd	9.93mg/L CN to	50	*mL sample =*	*0.147*
CCB	na		0.000	1	0.000	< 0.005	*Blank OK*
CCV	na		0.212	1	0.105	0.105	*102.2%*

CYANIDE BENCHSHEET (Aqueous samples) DATE: 11/27/06 12:30

SPECTROPHOTOMETRIC (EPA 335.2, SW846 9014, SM 4500-Cyanide D&E) ANALYST: W

Reagents	ID	Normality		ID
Silver nitrate	054730-24	0.0141	Pyridine Barbituric Acid	5416C
NaOH	5452C	0.250	PO4 Buffer	5514C
Rhodanine Indicator	4827C			
Chloramine T	5513C			

CYANIDE STANDARDS

Primary calibration and matrix spike standardization

Stock Curve Standard		ml AgNO3 TITRANT			Curve Source: ARI 0064-5
	BLANK	0.03	0.03	0.03	Titration Date: 11/27/06
ml Crv source =		1.39	1.39	1.37	*mg/L (Stkstd)* =

Intermediate Curve Std — *mL stock* = 1 — *mL final vol* = 100 — *Intstd (mg/L)* =

Second Source calibration verification and LCS standardization

Stock CVS/LCS Standard		mL AgNO3 TITRANT			CVS/LCS Source: SPEX 33-6AS
	BLANK	0.03	0.03	0.03	Titration Date: 11/27/06
ml LCS source=		1.46	1.40	1.42	*mg/L (lcsstk)* =

Intermediate CVS/LCS Std — *mL stock* = 1 — *mL final vol* = 100 — *Intcvs (mg/L)* =

QC Standards

CVS =	1.00	*mL init. to*	100	*mL* =	*mg/L CN*
Dist Crv lo =	0.05	*mL init. to*	100	*mL* =	*mg/L CN*
Dist Crv hi =	2.00	*mL init. to*	100	*mL* =	*mg/L CN*
Dist LCS =	0.75	*mL init. to*	50	*mL* =	*mg/L CN*

STANDARD CURVE DATA — *prepared standard volume* = 100 *mL*

ml INTERMEDIATE	CONC (mg/l)	ABS @ 578		AVG	*Regressed mg/L*	**Regresssion Data** *CONC = (ABS-intercept)/ slope*
0.0	0.000	0.000				*intercept* =
0.05	0.005	0.010				*slope* =
0.1	0.010	0.020				*r* =
0.5	0.050	0.100				
1.0	0.099	0.201				*Comment:*
2.0	0.199	0.402				

Sample Data

SAMPLE ID	Distillation		Spectrophotometer data			CONC	NOTES
	mL sample	mL NaOH	Abs	Dilution	mg/L	(mg/L)	
ICB			0.000				
ICV			0.215				
PB	50	50	0.001				
LCS			0.296				
0.005 DIST			0.012				
0.2 DIST			0.191	2			
KE60A5			0.037				
A5DUP			0.037				
A5MS			0.318				
KF80C1			0.031				
C1DUP			0.029				
C1MS			0.309				
CCB			0.000				
CCV			0.218				
KF80D2	50	50	0.029				
E2			0.029				
KG50B1			0.002				
B1DUP			0.003				
B1MS			0.261				
E1			0.002				
KG57B12			0.146				
A12			0.149	5			
A12DUP			0.149	5			
A12MS			0.104	10			
CCB			0.000				
CCV			0.212				

Cyanide Distillation Log

Distillation Date: 11/27/06

Analyst(s): W

Sample ID: ARI # / Client #	Sample Matrix	Sample Pre-testing result: pH	Chlorine	Sulfide	Distillation: TOT or WAD Time	Sample (mL) or (grams)	Final Vol (ml NaOH)	Spikes & Standards: mL added	Std Conc. (mg/L)	NOTES: *indicate any pre-treatment to remove interferences and/or problems with distillation*
FB	W	>12	N/A	N/A	TOT	50	50			
LCS								0.75	10.0 ppm	SPEX 33-6AS
0.005 DIST										
0.2 DIST			↓	↓						
KE60AS			—	—						
AS DUP			—	—						FILTERED PRIOR TO DISTILLATION
AS SMS			—	—				0.75	10.0 ppm	ARI 0064-5
KF80CI			—	—						
CI DUP			—	—						
CI MS			—	—				0.75	10.0 ppm	ARI 0064-5
D2			—	—						
E2			—	—						
KG57AI2			—	—						
AI2 DUP			—	—						
AI2 MS			—	—				0.75	10.0 ppm	ARI 0064-5
BI2			—	—						
KG50BI			—	—						
BI DUP			—	—						
BI MS			—	—				0.75	10.0 ppm	ARI 0064-5
EI		↓	—	—	↓	↓	↓			

0802

Total CN EPA 335.4 No: 4570
Data Analyst: David A. Paschall Analyzed by: DAP
Comments: Date Analyzed: 11/27/06
Print Date: 11/29/06 13:11 Time Analyzed: 12:30

✓ 11/29/06

	ARI ID	DF	Raw	Calc	RL	SPK	REC/RPD
1.	ICB	1.0	0.0000	< 0.005 U	0.005		
2.	ICVR SPEX #33-6AS	1.0	0.106	0.106	0.005	0.102	103.92
3.	PREP BLANK	1.0	0.0010	< 0.005 U	0.005		
4.	PREP STD	1.0	0.146	0.146	0.005	0.154	94.81
5.	LOW	1.0	0.0060	0.006	0.005	0.005	120.00
6.	HIGH	2.0	0.0940	0.188	0.010	0.199	94.47
7.	KE60A	1.0	0.0180	0.018	0.005		
8.	KE60A DUP	1.0	0.0180	0.018	0.005		0.00
9.	KE60A MS	1.0	0.157	0.157	0.005	0.147	94.56
10.	KF80C	1.0	0.0150	0.015	0.005		
11.	KF80C DUP	1.0	0.0140	0.014	0.005		6.90
12.	KF80C MS	1.0	0.150	0.150	0.005	0.147	91.84
13.	CCB	1.0	0.0000	< 0.005 U	0.005		
14.	CCVR	1.0	0.104	0.104	0.005	0.102	101.96
15.	KF80D	1.0	0.0140	0.014	0.005		
16.	KF80E	1.0	0.0140	0.014	0.005		
17.	KG50B	1.0	0.0010	< 0.005 U	0.005		
18.	KG50B DUP	1.0	0.0020	< 0.005 U	0.005		
19.	KG50B MS	1.0	0.129	0.129	0.005	0.147	87.76
20.	KG50E	1.0	0.0010	< 0.005 U	0.005		
21.	KG57B	1.0	0.0720	0.072	0.005		
22.	KG57A	5.0	0.0740	0.370	0.025		
23.	KG57A DUP	5.0	0.0740	0.370	0.025		0.00
24.	KG57A MS	10.	0.0510	0.510	0.050	0.147	95.24
25.	CCB	1.0	0.0000	< 0.005 U	0.005		
26.	CCVR	1.0	0.105	0.105	0.005	0.102	102.94

TEST SETUP
GENESYS 10 v2.021 2G2G048006

Standard Curve	16:05 27Nov06
Test Name	CYANIDE
Date Standards Measured	27Nov06
Wavelength	578nm
Ref. Wavelength Correction	Off
Curve Fit	Linear
Number of Standards	6
Units	mg/L
ID# (0=OFF)	Off
Low/High Limits	0.000/0.200
Statistics	Off
Auto Print	On

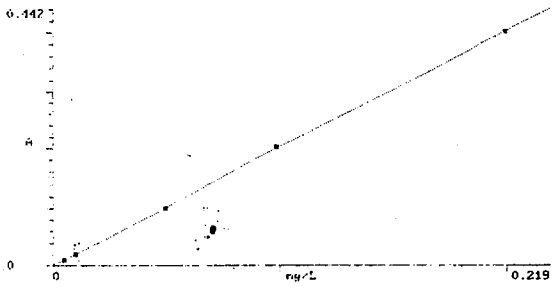

Curve Fit	Linear
Slope	2.02
Intercept	-0.000181
Std Dev	0.001
Corr Coeff	1.000

Conc. mg/L	Abs 578nm
0.000	0.000
0.005	0.010
0.010	0.020
0.050	0.100
0.099	0.201
0.199	0.402

TEST SETUP
GENESYS 10 v2.021 2G2G048006

Advanced A-%T-C	16:07 27Nov06
Test Name	CYANIDE[Saved]
Measurement Mode	Absorbance
Wavelength	578nm
Ref. Wavelength Correction	Off
Delay Time (min:sec)	0:05
ID# (0=OFF)	1
Low/High Limits	0.000/0.200
Statistics	Off
Auto Print	On

ID#	Abs 578nm
1	0.000
2	0.215
3	0.001
4	0.296

4	0.296
5	0.012
6	0.191
7	0.037
8	0.037
9	0.318
10	0.031
11	0.029
12	0.304
13	0.000
14	0.210
15	0.029
16	0.029
17	0.002
18	0.003
19	0.261
20	0.002

13	0.000
14	0.210
15	0.029
16	0.029
17	0.002
18	0.003
19	0.261
20	0.002
21	0.146
22	0.149
23	0.149
24	0.104
25	0.000
26	0.212

11/27/06
MC

ANALYTICAL
RESOURCES
INCORPORATED

CORRECTIVE ACTIONS - Inorganic Analyses

Criteria Flagged

ARI Project No.: K657 Client Name: ANCHOR

Date of Out-of-Control Event: 12/1/06 Method/Element: CYANIDE (WAD)

Unacceptable Blank	
Unacceptable Duplicate	✓
Unacceptable Spike	
Unacceptable Reference	

Prep Code: _____

Other: _____

Details of Problem/Recommended Corrective Action: SAMPLE BOILED OVER W/ VACUUM FLUCTUATION. RPD FAILED AT 54 %. THE HIGHER CONCENTRATION IS MOST LIKELY DUE TO AMENABLE CYANIDE CARRY OVER. DUPLICATE HAD GOOD DISTILLATION WITH NO PROBLEMS. DISCUSSED WITH MANAGER AND DUPLICATE WILL BE REPORTED WITHOUT ORIGINAL.

Samples Affected: K657 A

Corrective Action Taken: NO REANALYSIS SINCE DUP WILL BE REPORTED.

Analyst: [signature] Supervisor: [signature]

Date: 12/1/06 Date: 12-1-06