

SITE CHARACTERIZATION REPORT

CIRCLE K STORE #2706042
10171-10173 HIGHWAY 12
NACHES, WASHINGTON

PREPARED FOR:



CIRCLE K STORES INC.
255 EAST RINCON, STE. 100
CORONA, CALIFORNIA 92879

SUBMITTED TO:

STATE OF WASHINGTON
DEPARTMENT OF ECOLOGY
15 WEST YAKIMA AVENUE, SUITE 200
YAKIMA, WASHINGTON 98902

PREPARED BY:



18011 SKY PARK CIRCLE, STE. H
IRVINE, CALIFORNIA 92614

BLAES PROJECT #202-06042-02

OCTOBER 31, 2013

This *Site Characterization Report* has been prepared by Blaes Environmental Management, Inc. for the exclusive use of Circle K Stores Inc. as it pertains to Circle K Store #2706042 located at 10171-10173 Highway 12 in Naches, Washington. Our professional services have been performed using that degree of care and skill ordinarily exercised under similar circumstances by other geologists, engineers, and environmental consultants practicing in this field. No other warranty, express or implied, is made as to the professional advice in this report. *Any use of or reliance on this report by a third party shall be at such a party's sole risk.*

Blaes Environmental Management, Inc. can offer no assurances and assumes no responsibility for site conditions or activities outside the scope of the inquiry requested by Circle K Stores Inc. as outlined in this document. It should be understood by all parties that Blaes Environmental Management, Inc. has relied on the accuracy of documents, oral information, and other materials, services, and information provided by Circle K Stores Inc., subcontractors, and other associated parties. Any subsequent modification, revision or verification of this report must be provided in writing by Blaes Environmental Management, Inc.

All work associated with this project will be performed under the supervision of a State of Washington Licensed Geologist.

Prepared By:
Blaes Environmental Management, Inc.




Arell Gray
Staff Geologist

Reviewed by:
Blaes Environmental Management, Inc.



Daniel M. Blaes, L.G.
President/Principal Geologist
Washington Geologist/Hydrogeologist #2158



Blaes Project #202-06042-02

October 31, 2013

TABLE OF CONTENTS

<u>Section</u>	<u>Page</u>
1.0 INTRODUCTION	1
2.0 BACKGROUND INFORMATION	2
2.1 <u>SITE LOCATION AND LAND USE</u>	2
2.2 <u>SITE PHYSIOGRAPHY</u>	2
2.3 <u>SITE LITHOLOGY AND DEPTH TO GROUNDWATER</u>	2
2.4 <u>SENSITIVE RECEPTORS</u>	3
2.5 <u>PREVIOUS INVESTIGATIONS</u>	3
3.0 SITE CHARACTERIZATION PROGRAM	5
3.1 <u>SOIL BORING PERMITTING</u>	5
3.2 <u>SITE-SPECIFIC HEALTH AND SAFETY PLAN</u>	5
3.3 <u>UNDERGROUND UTILITY LOCATION/CLEARING AND STORE NOTIFICATION</u>	5
3.4 <u>MONITORING WELL INSTALLATION</u>	6
3.4.1 Drilling and Soil Sampling.....	6
3.4.2 Laboratory Analysis of Soil Samples.....	6
3.4.3 Soil Laboratory Analytical Results.....	7
3.4.4 Groundwater Monitoring Well Installation.....	7
3.4.5 Well Development.....	7
3.4.6 Well Surveying.....	7
3.5 <u>GROUNDWATER MONITORING AND SAMPLING</u>	8
3.5.1 Groundwater Depth Measurements and Gradient.....	8
3.5.2 Well Purging and Groundwater Sample Collection.....	8
3.5.3 Soil and Groundwater Laboratory Analyses.....	9
3.5.4 Groundwater Analytical Results.....	9
3.6 <u>DERIVED WASTE MANAGEMENT</u>	10
4.0 RESULTS AND CONCLUSIONS	11
5.0 REFERENCES	12

FIGURES

- Figure 1. Site Location Map
- Figure 2. Site Plan
- Figure 3. Groundwater Elevation Contour Map – 8/18/13
- Figure 4. Hydrograph
- Figure 5. Plume Map – NWTPH-Gx

TABLES

- Table 1. Summary of Soil Analytical Results
- Table 2. Summary of Groundwater Elevation Data
- Table 3. Summary of Groundwater Analytical Results

APPENDICES

- Appendix A. Drilling and Soil Sampling Procedures
- Appendix B. Soil Boring Logs & Well Construction Diagrams
- Appendix C. Soil Laboratory Analytical Report

- Appendix D. Field Notes & Data Sheets
- Appendix E. Groundwater Laboratory Report

1.0 INTRODUCTION

This report was prepared by Blaes Environmental Management, Inc. (Blaes Environmental), on behalf of Circle K Stores Inc. (Circle K) for Circle K Store #2706042 located at 10171-10173 Highway 12 in Naches, Washington (Figure 1). This site characterization program was conducted in response to the telephone call from Mr. John Mefford, L.G. with the Washington Department of Ecology (WDOE) regarding the current status of the site and with a request for any further knowledge of actions taken which would move the site to closure.

Circle K contracted Blaes Environmental to conduct an investigation at the property to determine if the groundwater beneath the site had been impacted by petroleum hydrocarbons. The program included: permitting, drilling, and installation of four groundwater monitoring wells (MW-1, MW-2, MW-3, MW-4) around the site, laboratory analysis of groundwater samples, and preparation of this report documenting the assessment activities. The site background information and a description of each task of the program are discussed in the following sections.

2.0 BACKGROUND INFORMATION

This section presents information regarding the site and provides a summary of the site background. The information was obtained from public records and the project files of Blaes Environmental.

2.1 SITE LOCATION AND LAND USE

The property is located on the northwest corner of the intersection of Naches Avenue and Highway 12 in Naches, Washington. The property is within Section 4, Township 14 North, Range 17 East of the Naches Washington U.S. Geological Survey 7 ½ -minute Topographic Quadrangle. The property consists of a concrete and asphalt-paved lot with one existing single-story building (the Circle K Store) and three product dispensers. The site features are shown on the Site Plan in Figure 2. Global Positioning System (GPS) readings locate the site at approximately latitude 46 degrees, 43 minutes, 43.32 seconds North and longitude 210 degrees, 42 minutes, 01.73 seconds West as measured on Google Earth 2013.

The area surrounding the site consists of a mixture of commercial businesses and residential development. Commercial businesses are located southeast, west, and east-southeast of the site. Residential development is located south (across Highway 12), immediately north, and east (across the Naches Avenue), of the site.

2.2 SITE PHYSIOGRAPHY

The property lies at an elevation of approximately 1468 feet above Mean Sea Level (Google Earth 2013). Natural surface drainage in the area is towards the south-southwest towards the Naches River (U.S. Geological Survey 7 ½ -minute Topographic Quadrangle). On-site drainage is predominantly away from the building, towards the storm drains, to the north and east and east to Naches Avenue.

2.3 SITE LITHOLOGY AND DEPTH TO GROUNDWATER

The soil type in the immediate vicinity consists of Naches River Deposits. These deposits are composed of a very cobbly, brown, sandy loam with approximately 80 percent gravel, cobbles, and boulders up to approximately two feet (2) in diameter. The highly coarse soils extend to a depth of at least 15 feet below the ground surface.

A detailed hydrogeologic investigation has not been conducted at the site. Groundwater was encountered within the tank pit at approximately 11 feet bgs in 1992 and logs of wells in the area also

show the water level to be between 11 and 13 feet bgs depending on the season of year. Groundwater was encountered at a depth of approximately 10-11 feet below the ground surface within the wells drilled during this investigation. Groundwater flow is toward the south-southeast at the site.

2.4 SENSITIVE RECEPTORS

The Naches River is approximately 1,500 feet south of the site and the open irrigation ditch (trending approximately north-south) is approximately 75 feet east of the site. There are no additional surface water bodies or wetlands within one-mile of the site. Residences are located directly north of the site, across Naches Avenue to the east, and across Highway 12 to the south of the site.

The Naches Valley Middle School is located approximately 1,287 feet east-northeast of the site. The Naches Valley Intermediate School is located approximately 1,689 feet east-northeast of the site. The Naches Valley High School is located approximately 2,914 feet north-northwest of the site.

2.5 PREVIOUS INVESTIGATIONS

Previous investigations conducted at the site included a limited site check and sampling program in 1992 at the former Naches Chevron Facility. The investigation indicated gasoline range organics (GRO) in soil and GRO and lead in groundwater, adjacent to the former supreme unleaded gasoline UST, in excess of WDOE "Method A Clean-Up Levels". An Interim Status Report was prepared and submitted to the WDOE by Sage Earth Sciences, Inc. in October 1992. After the leak had been repaired the excavation was left open for approximately 15 months and then backfilled around the existing USTs.

In 1994 the three existing USTs were removed and replaced with fiberglass USTs. Subsequent soil and groundwater sampling during the tank removal revealed GRO in the groundwater beneath the site. Concentrations of soluble lead were not found in the soil sample collected at the site. The groundwater sample was not analyzed for soluble lead during this program. A UST Closure Site Assessment & Interim Remediation Report was prepared and submitted to the WDOE by White Shield, Inc. in March 1994.

In October 1998 the property owner, Mr. Mike Abhold, contacted WDOE indicating that he "believes that natural attenuation mechanisms have cleaned the residual groundwater at this site" and he wanted input from WDOE. WDOE responded to Mr. Abhold indicating that "groundwater samples to confirm natural attenuation and a site cleanup report" would be required. In 2001 the UST file was reviewed by Mr. Brian T. Deeken with WDOE and it was determined that there had been no change in status at the site since

1998. Based on this file review, Mr. John Mefford, L.G. the current WDOE manager for this site called Blaes Environmental asking for the current site status.

3.0 SITE CHARACTERIZATION PROGRAM

Circle K contracted Blaes Environmental to conduct a program to determine if groundwater beneath the site had been impacted by petroleum hydrocarbons. The program included, but was not limited to; 1) regulatory permitting to drill four soil borings; 2) installation of four groundwater monitoring wells and collection of groundwater samples; 3) laboratory analysis of groundwater samples from the borings; and 4) the preparation of this report documenting the activities. Details of the site characterization program are provided in the following sections.

3.1 SOIL BORING PERMITTING

Blaes Environmental prepared the required permits for drilling the soil borings/wells to approximately 23 feet bgs. The permits were obtained from the appropriate agency and kept on site during all drilling operations; a copy included is in this impact determination report. The borings were not drilled as deep as the permit allowed based on auger refusal near 15 feet below the ground surface.

3.2 SITE-SPECIFIC HEALTH AND SAFETY PLAN

Prior to initiating field activities, Blaes Environmental produced a site-specific health and safety plan (HASP) for the site. The HASP included a list of potential chemical and physical hazards, health and safety policies and practices, and emergency contingencies, including contact information for medical, fire, and police. A copy of the HASP was kept on-site during all field activities. Before initiating daily field activities, a health and safety meeting was conducted and the HASP was reviewed and signed by all Blaes Environmental personnel and subcontractors. The HASP conforms to OSHA HAZWOPER requirements (29 CFR 1910.120).

3.3 UNDERGROUND UTILITY LOCATION/CLEARING AND STORE NOTIFICATION

An underground utility locator service was contracted to mark underground utilities at the site that may have been present near the proposed drilling locations. The utility survey was completed within one day prior to conducting field work. Prior to drilling, the drilling crew cleared the boring location with hand tools to a depth of approximately five feet bgs. This was performed as a precautionary measure to minimize the possibility of accidental damage to existing underground utilities.

Concurrent with the utility line locating process, Blaes Environmental contacted the store manager a minimum of 48 hours prior to drilling at the site. Blaes Environmental described the program's scope of

work to the store manager and indicated that Blaes Environmental and the drilling contractor would work diligently to minimize the impact to the business during the subsurface investigation. The store manager was informed that Blaes Environmental intends on completing the assessment program within two days.

3.4 MONITORING WELL INSTALLATION

The site assessment program involved the drilling and installation of groundwater monitoring wells MW-1, MW-2, MW-3, and MW-4 to evaluate the extent of petroleum hydrocarbons in groundwater beneath the site. The approximate well locations are shown in Figure 2. The tasks completed during the site assessment are presented in the following sections. A list of the drilling and soil sampling procedures is included in Appendix A.

3.4.1 Drilling and Soil Sampling

Cascade Drilling of Woodinville, Washington was contracted to drill the soil borings for the four wells using a hollow-stem auger drilling rig. The boreholes were drilled on July 22 and 23, 2013. The soil borings were drilled to depths ranging from approximately 14 feet bgs (MW-3) to approximately 15' bgs (MW-1) before large cobbles triggered auger refusal. Drilling was difficult from a depth of approximately two feet to 15 feet below the ground surface.

During drilling, soil samples were attempted at approximate five and/or ten-foot depth intervals from each boring. Soil samples were collected using a modified California split-spoon soil sampler or equivalent. The soil samples were logged using the Unified Soil Classification System and were screened using a photo-ionization detector (PID) to detect the presence of volatile organic compounds (VOCs). In addition to the PID measurements, Blaes Environmental logged the number of blow counts at each sample horizon and prepared a lithologic log for each boring. The lithologic boring logs are included in Appendix B.

3.4.2 Laboratory Analysis of Soil Samples

A total of five soil samples (one from wells MW-2, MW-3, and MW-1 and two from MW-1) were collected during the site characterization program and delivered by Blaes Environmental, under proper chain-of-custody record, to Test America in Seattle, Washington. Soil samples from the soil borings were analyzed for NWTPH-GX (GRO), NWTPH-DX (DRO), and for VOCs including Benzene, Toluene, Ethylbenzene, & Total Xylenes (BTEX), fuel oxygenates including methyl-tert butyl ether (MTBE), and ethylene dibromide (EDB) according to EPA Method 8260. The laboratory results and a copy of the soil

laboratory report (including quality control/quality assurance documentation, and chain-of-custody record) are included in Appendix C.

3.4.3 Soil Laboratory Analytical Results

Laboratory analytical results indicated concentrations of m-Xylenes & p-Xylenes (3.4 ug/Kg) and 1,2,4-Trimethylbenzene above laboratory reporting limits in the soil sample collected from MW-3. No other detectable concentrations of GRO, DRO, BTEX, VOC, or EDB were found in any other soil sample. A summary of the soil laboratory analytical results is included in Table 1.

3.4.4 Well Installation

The soil borings were converted into groundwater monitoring wells MW-1, MW-2, MW-3, and MW-4, respectively. The well casing for each well is 2-inch diameter Schedule 40 PVC and is constructed with 0.020-inch slotted well screen installed from approximately 4 feet to 14 feet bgs. The remainder of the well consists of blank casing to the ground surface. A sand pack occupies the annular space between the slotted well casing and the borehole wall from the bottom of the boring to approximately one-half to one foot above the screened interval. A layer of hydrated bentonite was placed on top of the sand pack and extends from a depth of approximately 3.5 feet up to a depth of approximately 2.5 feet bgs. The remaining annular space in the borehole was filled with cement grout to the ground surface.

At the ground surface, the groundwater monitoring well was sealed with a removable cap and is enclosed within a traffic-rated, 12-inch-diameter locking well box that will be cemented in place. An as-built construction diagram of each well is included in Appendix B.

3.4.5 Well Development

Following drilling and well installation activities, the wells were developed using a surge tool and bailer. Surging and bailing settles and cleans the sand pack and removes sediment from the well. Well development activities continued until relatively clear water was being purged from the well. Development water was temporarily being stored on-site in properly labeled Department of Transportation (DOT)-approved 55-gallon drums pending profile analysis and disposal.

3.4.6 Well Surveying

A licensed land surveyor was contracted to survey the elevation of the new wells to a standard datum. The well elevation was surveyed from a permanent mark on the top of the uncapped PVC well casing. All monitoring wells were determined to be at an approximate elevation of 1466 feet above mean sea

level. In addition, the longitude and latitude of each new well was identified to sub-meter accuracy. The survey data are presented in Table 2.

3.5 GROUNDWATER MONITORING AND SAMPLING

On August 18, 2013 Blaes Environmental conducted a groundwater monitoring and sampling event within the newly installed wells. The groundwater monitoring and sampling event consisted of three tasks: 1) measuring the depth to groundwater in the wells; 2) purging approximately three casing volumes of water from each well using a low-flow device and collecting a groundwater sample; and 3) analyzing the groundwater samples at a State of Washington certified analytical laboratory. A description of each task is presented in the following sections.

3.5.1 Groundwater Depth Measurements and Gradient

The depth to groundwater in each monitoring well was measured to the nearest 0.01 foot using a groundwater level indicator or an interface probe. Depths to water ranged from 9.63 feet (MW-1) to 11.42 feet (MW-3) and averaged 10.57 feet across the site. The water level measurement probe was washed with a Liquinox™ solution and rinsed with tap water before and after each groundwater depth measurement to prevent cross contamination. A summary of the water level data from the August 18, 2013 sampling round is included in Table 2.

The depth to groundwater was measured from a permanent mark on the top of the uncapped PVC well casing. Using the elevation of the well casing at that same mark, Blaes Environmental calculated the elevation of groundwater in the well during the monitoring event by subtracting the measured depth to groundwater within the well from the surveyed wellhead elevation. On August 18, 2013 the average groundwater elevation at the site was 1455.86 feet. The groundwater flow direction was to the south-southeast at a gradient of approximately 0.010 feet/foot. A diagram of the groundwater flow is presented in Figure 3. A hydrograph of groundwater elevations is presented in Figure 4.

3.5.2 Well Purging and Groundwater Sample Collection

Prior to collecting a groundwater sample from the wells, Blaes Environmental purged each well of water using a low-flow submersible pump. During the purging process, groundwater parameters such as dissolved oxygen, conductivity, and temperature within the well were recorded using a multi-parameter groundwater meter. The field parameters and purge water volume from the well were recorded in the field notes and are presented in Appendix D. The submersible pump and water parameter meter were

washed with a LiquinoxTM solution and rinsed with tap water before and after each use. Purged groundwater is temporarily being stored in properly labeled DOT-approved 55 gallon steel drums prior to disposal.

Following purging, a groundwater sample was collected from each groundwater monitoring well without stopping the low-flow pump to evaluate the current dissolved petroleum hydrocarbon concentrations in the groundwater. The groundwater samples were placed into laboratory supplied sample containers. The sample containers were sealed with Teflon lined caps, labeled, and placed on ice in a cooler. A written record of the sample was entered onto a chain-of-custody document for transport to the analytical laboratory.

3.5.3 Groundwater Laboratory Analyses

The groundwater samples were delivered to Test America in Fife, Washington for laboratory analyses. The groundwater samples were analyzed for Total Petroleum Hydrocarbons gasoline range organics using method NWTPH-gx and Volatile organic Compounds (VOCs) including Benzene, Toluene, Ethylbenzene, & Total Xylenes (BTEX) and fuel oxygenates including methyl-tert butyl ether (MTBE), & ethylene dibromide (EDB) according to EPA Method 8260B. A copy of the groundwater laboratory analytical report is included in Appendix E.

3.5.4 Groundwater Analytical Results

Laboratory analysis of the groundwater samples collected on August 18, 2013 indicated that multiple contaminants had concentrations elevated above MTCA Cleanup Standards in MW-3 including ethylbenzene (830 ug/L), m-xylene and p-xylene (1,500 ug/L), o-xylene (930 ug/L), and naphthalene (380 ug/L). All other wells had non-detected or lower than MTCA level hydrocarbon concentrations.

Benzene was detected above laboratory reporting limits but below MTCA levels in MW-1 (1.1 ug/L). Toluene was detected above laboratory reporting limits in monitoring well MW-3 (27.0 ug/L). Ethylbenzene was detected above laboratory reporting limits in monitoring well MW-4 (1.3 ug/L). M-xylene and p-xylene were detected above laboratory reporting limits in groundwater monitoring well MW-4 (7.0 ug/L). O-xylene was detected above laboratory reporting limits in groundwater monitoring well MW-4 (1.7 ug/L). Naphthalene was detected above laboratory reporting limits in groundwater monitoring well MW-4 (72 ug/L). Isopropylbenzene was detected above laboratory reporting limits in groundwater

monitoring well MW-3 (160 ug/L). 1,2,4-TMB was detected above laboratory reporting limits in groundwater monitoring wells MW-3 (1,200 ug/L) and MW-4 (12 ug/L). 1,3,5-TMB was detected above laboratory reporting limits in groundwater monitoring wells MW-3 (780 ug/L) and MW-4 (4 ug/L). Other VOCs detected above laboratory reporting limits in groundwater samples were; styrene MW-3 (32 ug/L); N-propylbenzene MW-3 (490 ug/L) and MW-4 (1.9 ug/L); sec-Butylbenzene MW-3 (34 ug/L); 4-isopropylbenzene MW-3 (22 ug/L); n-butylbenzene MW-3 (550 ug/L).

Gasoline range petroleum hydrocarbons were only detected above laboratory reporting limits in groundwater monitoring wells MW-3 (50 ug/L) and MW-4 (0.6 ug/L). The groundwater sample from MW-2 did not indicate any detectable concentrations of GRO, BTEX or VOC analytes. No other reportable concentration of any GRO, BTEX, or VOC analyte was detected in any of the groundwater samples. Laboratory analytical results of the groundwater samples are summarized in Table 3. A diagram of the estimated lateral extent of TPH-GX hydrocarbon concentrations in groundwater at the site is presented in Figure 5.

3.6 DERIVED WASTE MANAGEMENT

Soil waste generated during the drilling and well installation was stored in DOT-approved 55-gallon drums pending profile analysis and disposal. Waste water generated during the drilling, well installation, well development process, and well sampling was also being stored on-site in properly labeled DOT-approved 55 gallon steel drum pending removal and disposal. Following the successful completion of the profiling process, the waste will be removed from the site.

4.0 RESULTS AND CONCLUSIONS

Based on the analytical results from the samples collected during site characterization activities performed in July and August, 2013, Blaes Environmental confirms the suspected release of petroleum hydrocarbons into the subsurface soil and groundwater at the Circle K Store #2706042 located in Naches, Washington. The hydrocarbon constituents appear to be concentrated in the area proximal to groundwater monitoring well MW-3, under the southern portion of the existing dispenser islands, and near the southeastern property boundary.

Since this report includes the first groundwater sampling event at the site (when groundwater wells have been installed), Circle K will continue to evaluate the origin of the petroleum hydrocarbons in groundwater at the site. Circle K understands that two other former or existing gasoline stations on this intersection may also have released hydrocarbons into the groundwater in the past. Additional work will be needed to identify if the hydrocarbons found at the Circle K property originated from the subject property or from another source. Further, the concentrations are not much higher than the MTCA Method A cleanup levels and may not require active remediation in the future.

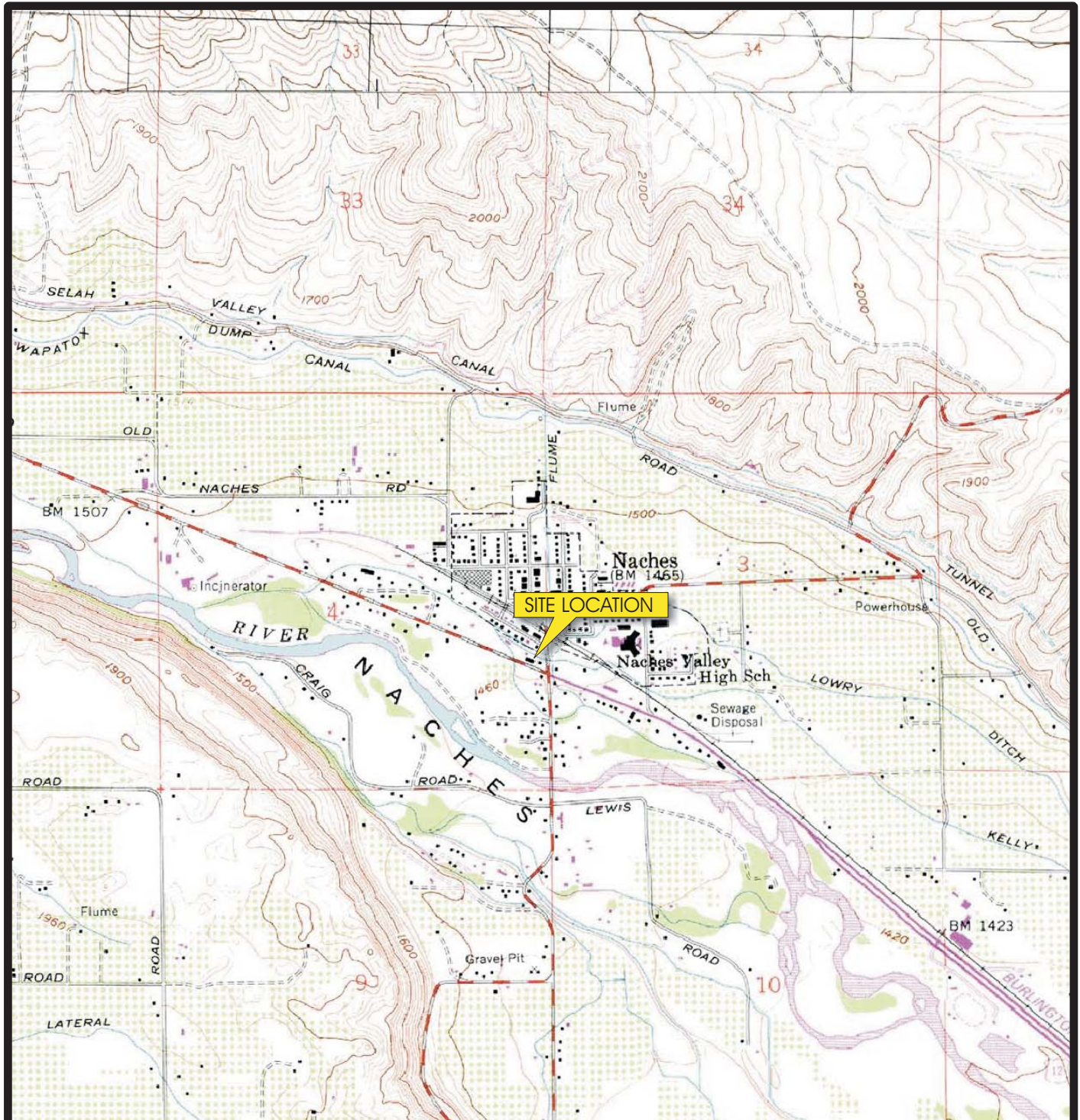
At the direction of Circle K, Blaes Environmental will continue groundwater monitoring activities at the site. The next groundwater sampling event will be conducted in December 2013.

5.0 REFERENCES

White Shield Inc., 1994, UST Closure Site Assessment & Interim Remediation, 47 pg.

Sage Earth Sciences, Inc., 1992, Interim Status Report for a Limited Site Check and Petroleum Contaminated Soil Removal Activities, 36 pg.

FIGURES



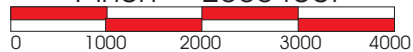
Source: MapTech Terrain Navigator Naches Quadrangle, 7.5 Minute Topographic Series, 1978

QUADRANGLE LOCATION



Approximate Scale
1:24,000

1 inch = 2000 feet



Contour Interval = 20 feet



**Circle K Store 2706042
(Former Sunmart #21)
10171-10173 Highway 12
Naches, WA**

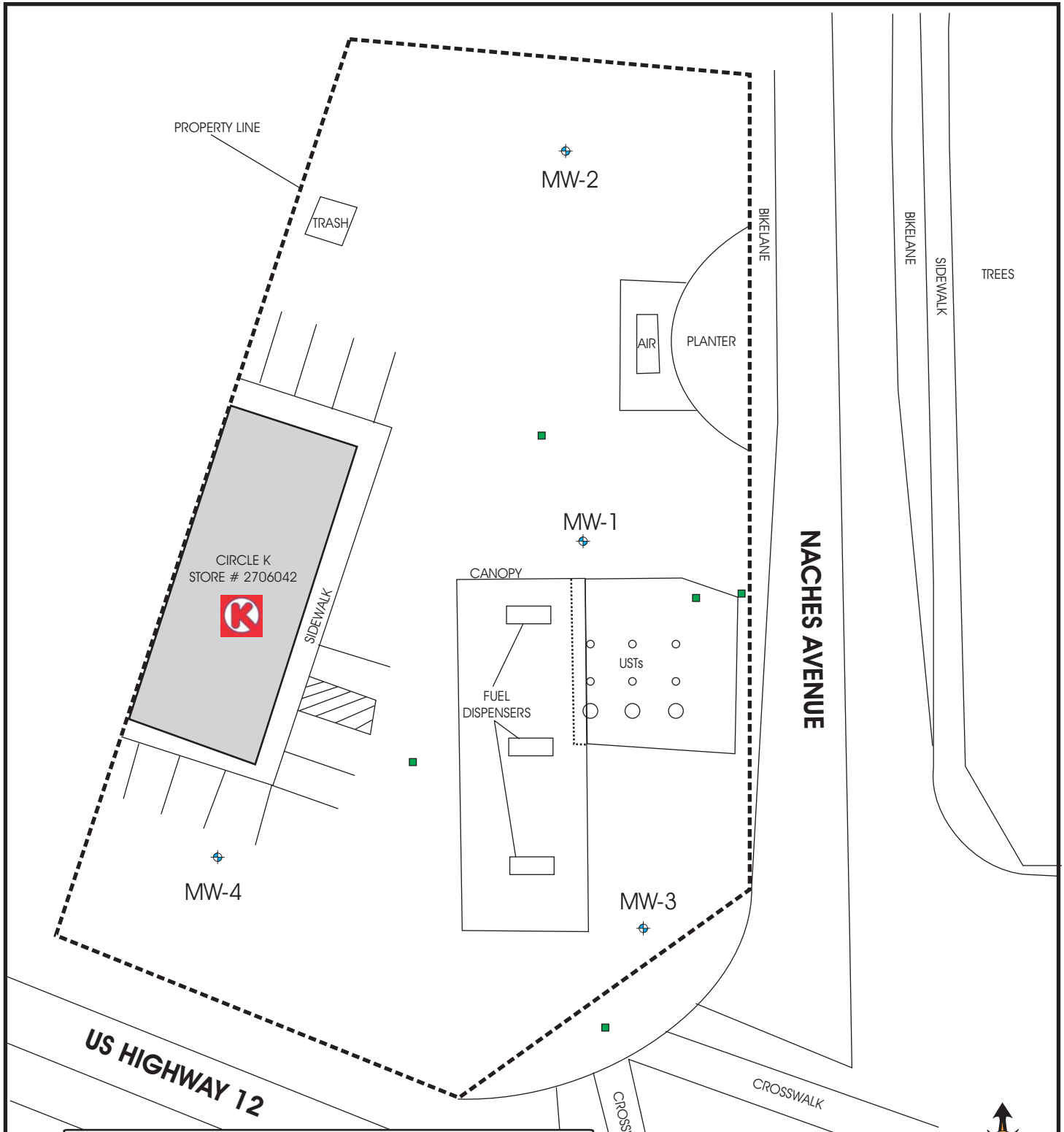
SITE LOCATION MAP

SITE LOCATION: T14N, R17E, Section 4

46° 43' 43.23" North Latitude; 120° 42' 03.07" West Longitude

April 2013 | Project #202-06042-02 | Figure 1

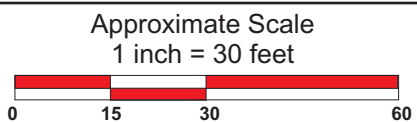
P:\Technical\202CK-WA\202-06042-02
Naches\Graphics\SLM.cdr



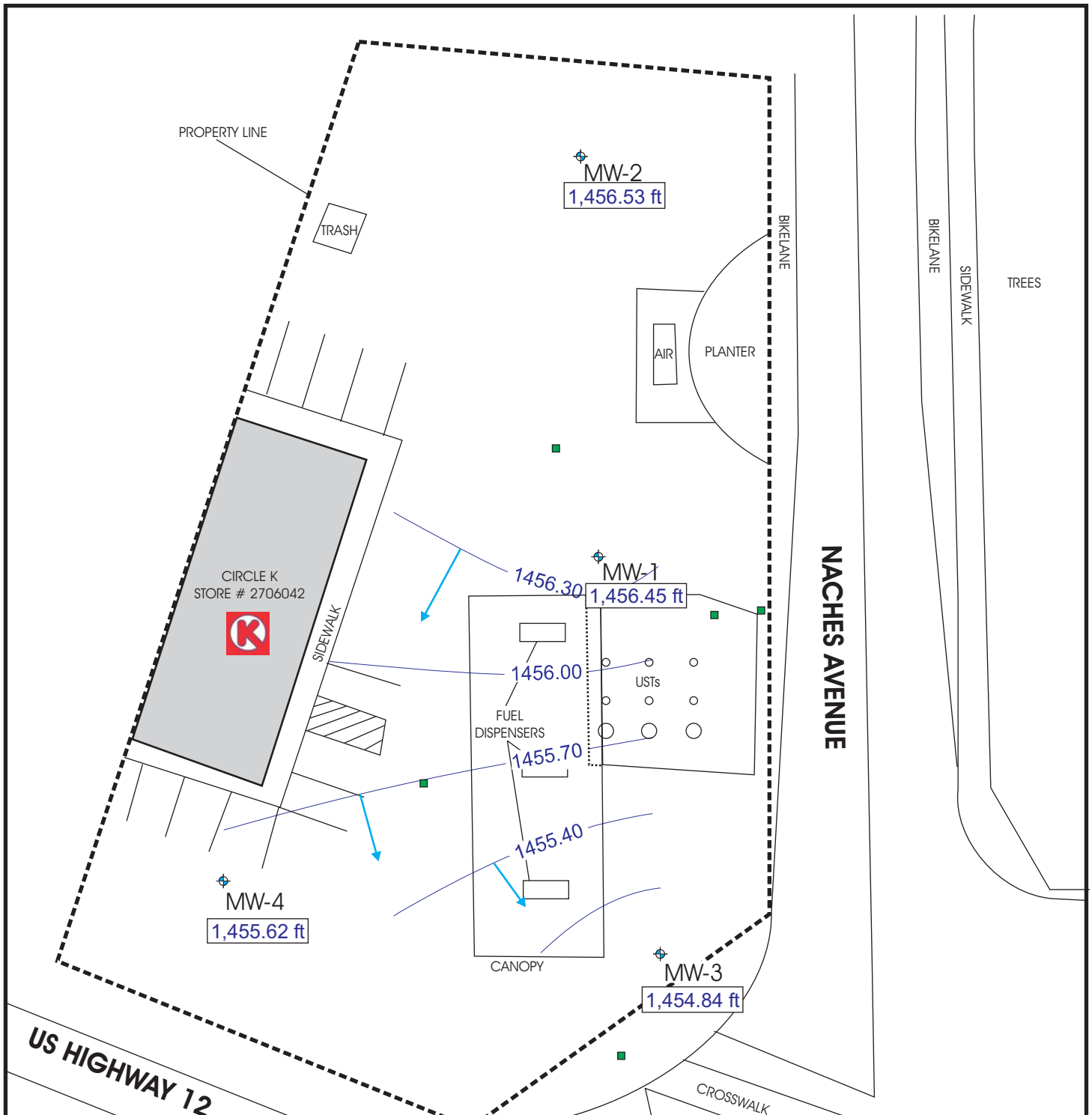
LEGEND

MW-1 Approximate Location of Groundwater Monitoring Well(s) & ID

Approximate location of Storm Drain(s)







Circle K Store # 2706042 (Former Sunmart #21) 10171 Highway 12 Naches, Washington	
SITE PLAN	
Sept 2013	Project #202-06042-02
<small>P:\Technical\202CKWashington\202-6042-02Naches\6042 Figures\6042SiteMap.cdr</small>	
Figure 2	



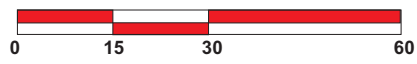
NACHES AVENUE

US HIGHWAY 12

LEGEND

-  MW-1 Approximate Location of Groundwater Monitoring Well(s) & ID
-  Approximate location of Storm Drain(s)
-  1,456.45 ft Groundwater Elevation (feet above mean sea level)
-  Groundwater Directional Gradient Arrow
Groundwater Contour Interval = 0.30 feet
Approximate Gradient = 0.010 feet/foot

Approximate Scale
1 inch = 30 feet



Circle K Store # 2706042
(Former Sunmart #21)
10171 Highway 12
Naches, Washington

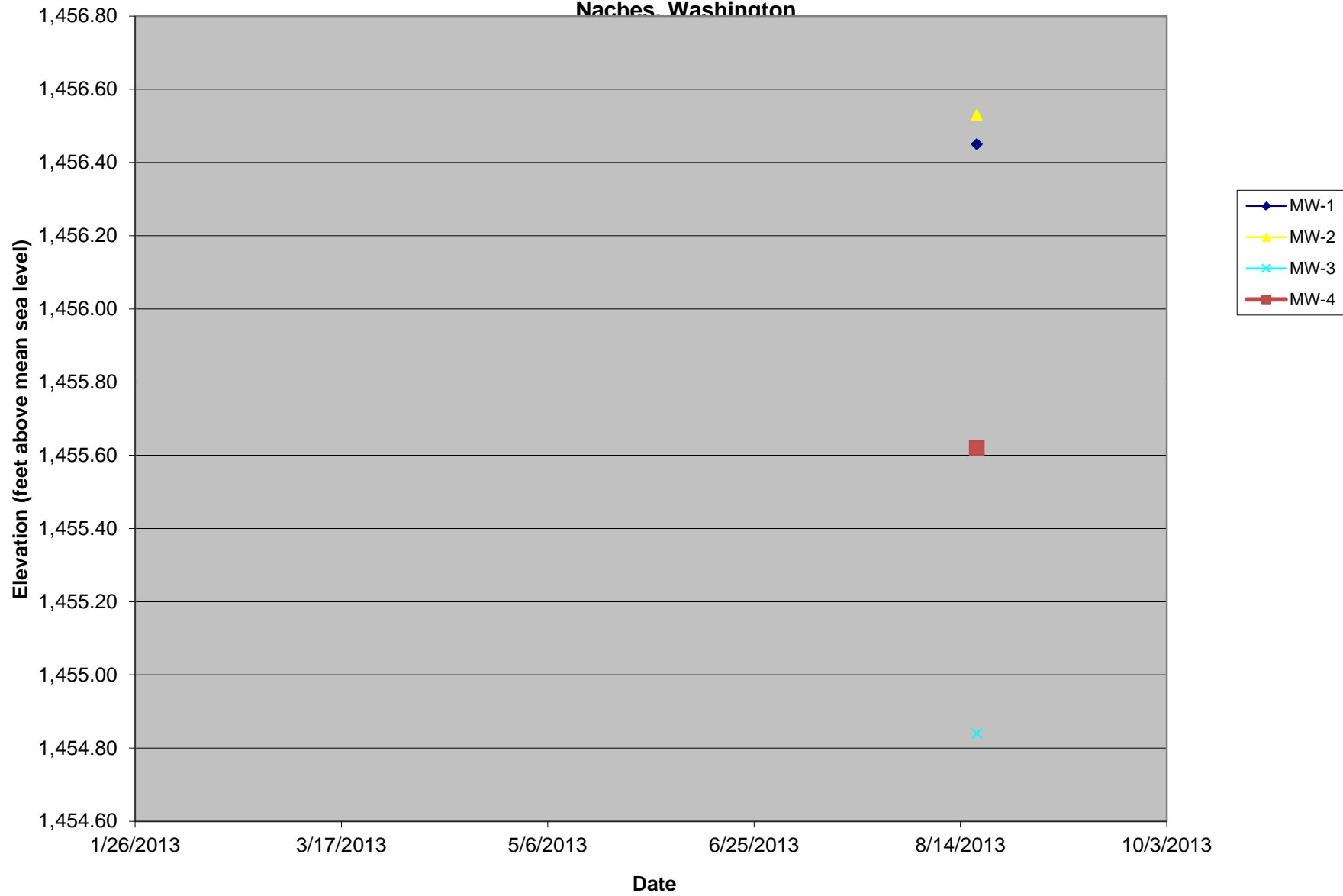
**Groundwater
Elevation
Contour Map
August 18, 2013**

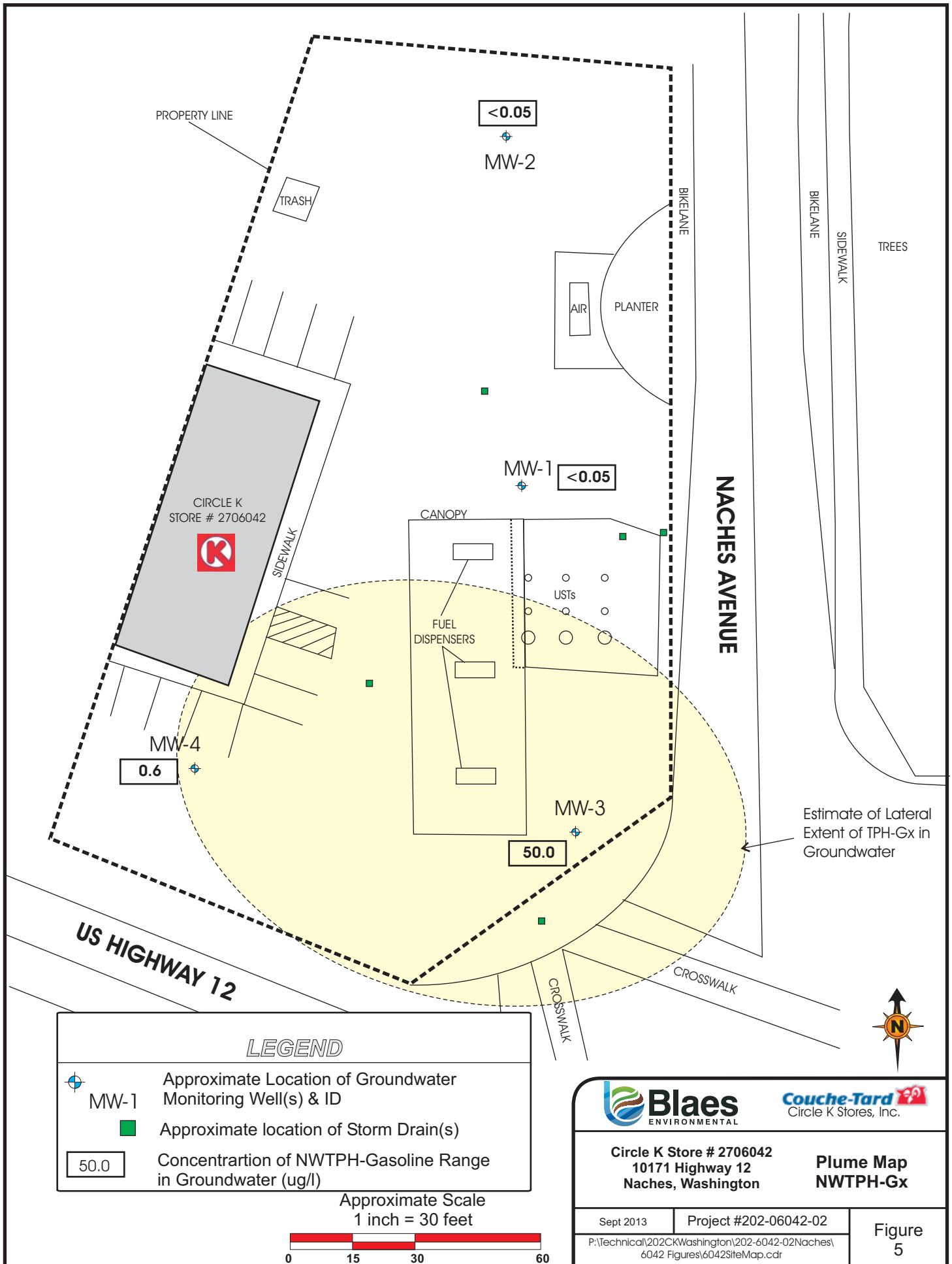
October 2013 Project #202-06042-02

P:\Technical\202CKWashington\202-6042-02Naches\202-6042-02SC\60425CIReport\6042GWC.mxd

Figure
3

FIGURE 4: HYDROGRAPH
Circle K #2706042
10171-10173 Highway 12
Naches, Washington





PROPERTY LINE

TRASH

<0.05

MW-2

BIKELANE

BIKELANE

SIDEWALK

TREES

AIR

PLANTER

CIRCLE K
STORE # 2706042



SIDEWALK

MW-1

<0.05

CANOPY

FUEL
DISPENSERS

USTs

NACHES AVENUE

MW-4

0.6

MW-3

50.0




Estimate of Lateral
Extent of TPH-Gx in
Groundwater

US HIGHWAY 12

CROSSWALK

CROSSWALK

LEGEND

-  MW-1 Approximate Location of Groundwater Monitoring Well(s) & ID
-  Approximate location of Storm Drain(s)
-  50.0 Concentration of NWTPH-Gasoline Range in Groundwater (ug/l)

Approximate Scale
1 inch = 30 feet



Circle K Store # 2706042
10171 Highway 12
Naches, Washington

Plume Map
NWTPH-Gx

Sept 2013

Project #202-06042-02

Figure
5

P:\Technical\202CKWashington\202-6042-02Naches\6042 Figures\6042SiteMap.cdr

TABLES

TABLE 1

SUMMARY OF SOIL SAMPLE LABORATORY ANALYTICAL RESULTS

Circle K Store #2706042
 10171-10173 Highway 12
 Naches, Washington 98937

Sample ID	Date Collected	NWTPH-GX (ug/Kg)	NWTPH-DX (ug/Kg)	EPA Method 8260												
				Benzene (ug/Kg)	Toluene (ug/Kg)	Ethylbenzene (ug/Kg)	m-Xylenes p-Xylenes (ug/Kg)	o-Xylenes (ug/Kg)	MTBE (ug/Kg)	EDB (ug/Kg)	EDC (ug/Kg)	Naph (ug/Kg)	Isopropyl ug/L	1,2,4-TMB ug/L	1,3,5-TMB ug/L	Other VOCs ug/L
MW1-5'	7/22/2013	<5.2	<30	<1.3	<2.6	<1.3	<2.6	<1.3	<1.3	<1.3	<1.3	<6.4	<1.3	<1.3	<6.4	NA
MW1-10'	7/22/2013	<4.4	<26	<1.2	<2.5	<1.2	<2.5	<1.2	<1.2	<1.2	<1.2	<6.2	<1.2	<1.2	<6.2	NA
MW2-5'	7/22/2013	<5.8	<29	<1.4	<2.7	<1.4	<2.7	<1.4	<1.4	<1.4	<1.4	<6.8	<1.4	<1.4	<6.8	NA
MW3-10'	7/22/2013	<6.5	<25	<1.1	<2.3	<1.1	3.4	<1.1	<1.1	<1.1	<1.1	<5.6	<1.1	5.0	<5.6	NA
MW4-10'	7/22/2013	<4.5	<25	<1.0	<2.1	<1.0	<2.1	<1.0	<1.0	<1.0	<1.0	<5.2	<1.0	<1.0	<5.2	NA
MTCA Cleanup Standards (ug/L)		30/100	2000	30	7,000	6,000	9,000	100	5		5000					VARIOUS

Notes:

- EPA U.S. Environmental Protection Agency
- ug/L micrograms per liter (parts per billion)
- NWTPH-Gx Northwest Total Petroleum Hydrocarbons - Gasoline Range
- NWTPH-Dx Northwest Total Petroleum Hydrocarbons - Diesel Range
- NWTPH-ORO Northwest Total Petroleum Hydrocarbons - Oil Range
- MTBE Methyl-tert-butyl Ether
- EDB Ethylene Dibromide
- EDC Ethylene Dichloride
- Naph Naphthalene
- BOLD** Concentration exceeds laboratory reporting limit or method detection limit
- RED** Concentration exceeds applicable MTCA Cleanup Standard
- NA MCL not available
- NE AWQS not established

Note: Boring B-1 was the due diligence soil boring near MW-1

TABLE 2

SUMMARY OF GROUNDWATER ELEVATION DATA

Circle K Store #2706042
10171-10173 Highway 12
Naches, Washington

Well ID	Date		Depth to Free Product (ft btoc)	Depth to Groundwater (ft btoc)	Groundwater Elevation (ft amsl)
MW-1	8/18/2013	1466.08	---	9.63	1,456.45
MW-2	8/18/2013	1466.84	---	10.31	1,456.53
MW-3	8/18/2013	1466.26	---	11.42	1,454.84
MW-4	8/18/2013	1466.54	---	10.92	1,455.62

NOTES:

ft btoc = Feet Below Top Of Casing
ft amsl = Feet Above Mean Sea Level
ft bgs = Feet Below the Ground Surface
TOC = Top of Casing
--- = Not Present/Not Applicable

TABLE 3

SUMMARY OF GROUNDWATER SAMPLE LABORATORY ANALYTICAL RESULTS

Circle K Store #2706042
 10171-10173 Highway 12
 Naches, Washington 98937

Sample ID	Date Collected	NWTPH-GX (ug/L)	EPA Method 8260											Other VOCs ug/L
			Benzene (ug/L)	Toluene (ug/L)	Ethylbenzene (ug/L)	m-Xylene & p-Xylene (ug/L)	o-Xylene (ug/L)	MTBE (ug/L)	EDB (ug/L)	Naph (ug/L)	Isopropyl (ug/L)	1,2,4-TMB (ug/L)	1,3,5-TMB (ug/L)	
MW-1	8/12/2013	<0.050	1.1	<1.0	<1.0	<2.0	<1.0	<1.0	<0.010	<1.0	<1.0	<1.0	<1.0	NA
MW-2	8/12/2013	<0.050	<1.0	<1.0	<1.0	<2.0	<1.0	<1.0	<0.010	<1.0	<1.0	<1.0	<1.0	NA
MW-3	8/12/2013	50.0	<1.0	27.0	830	1500	930	<1.0	<0.010	380	160	1,200	780	Styrene 32, propylbenzene 490, sec-Butylbenzene 34, 4-Isopropyltoluene 22, n-Butylbenzene 550
MW-4	8/12/2013	0.6	<1.0	<1.0	1.3	7.0	1.7	<1.0	<0.010	72	<1.0	12	4	N-propylbenzene 1.9
MTCA Cleanup Standards (ug/L)		800	5	1,000	700	1,000		20	0.01	160				

Notes:

- EPA U.S. Environmental Protection Agency
- ug/L micrograms per liter (parts per billion)
- NWTPH-Gx Northwest Total Petroleum Hydrocarbons - Gasoline Range
- NWTPH-Dx Northwest Total Petroleum Hydrocarbons - Diesel Range
- NWTPH-ORO Northwest Total Petroleum Hydrocarbons - Oil Range
- MTBE Methyl-tert-butyl Ether
- EDB Ethylene Dibromide
- EDC Ethylene Dichloride
- Naph Naphthalene
- TMB Trimethylbenzene
- BOLD** Concentration exceeds laboratory reporting limit or method detection limit
- RED** Concentration exceeds applicable MTCA Cleanup Standard
- NA MCL not available
- NE AWQS not established

APPENDICES

APPENDIX A

DRILLING AND SOIL SAMPLING PROCEDURES

DRILLING AND SOIL SAMPLING PROCEDURES

1.0 DRILLING PROCEDURES

1.1 Drilling Equipment

Soil borings drilled around the UST area will be drilled using a truck-mounted hollow-stem auger drilling rig (Model CME-75). The drilling rig will be outfitted with hollow-stem auger flights five feet in length. The drilling rig will be equipped with all additional tools and support equipment necessary to complete each soil boring to the desired depth.

1.2 Drilling Procedures

Prior to drilling, a utility search will be conducted for each boring. The utility search will involve hand augering to a depth of approximately five feet below the ground surface. After the utility search, the drilling rig will be positioned at the drilling location and stabilized using four hydraulic leveling pistons. After the drilling rig is seated and stable, the mast will be raised into position. The hollow-stem augers will be advanced until reaching each target sampling depth. When the target sampling depth is reached, the top auger flight will be disconnected from the drive assembly near the ground surface and the sampling equipment will be placed down the borehole using a wireline and a downhole drive hammer. Following soil sample collection, the auger flights will be reconnected and drilling proceeded to the next sampling depth. This process will continue until the total depth of the boring was reached and all of the desired soil samples were collected.

1.3 Drilling QA/QC

All drilling equipment, including the rig, hollow-stem auger flights, and hand-auger assembly, will be decontaminated prior to arriving at the site and after completing each boring to prevent cross-contamination. The equipment will be steam cleaned, rinsed with water, and allowed to air dry.

2.0 SOIL SAMPLE COLLECTION AND PRESERVATION PROCEDURES

2.1 Qualifications of Sampling Personnel

All soil samples will be handled by personnel from Blaes Environmental. Blaes Environmental personnel have drilled over 650 soil borings, collected over 1,400 soil samples, and have installed over 270 groundwater wells in the last 10 years. Further, Blaes Environmental maintains up to date information on regulatory requirements and standards relating to soil and groundwater sampling.

2.2 Soil Sampling Equipment

Soil samples collected by the drilling rig will be collected using the drilling drive hammer and accessories. Soil samples collected from any hand augered borings were collected directly from the bucket or using a Modified California split-spoon sampler consisting of an outer sampling barrel lined with three 6-inch long brass sample rings. When the drive hammer is used, the sample rings will be placed inside the split barrel halves, which will be held in place by a bottom drive shoe and an external top sub. Soil Samples collected from the hand-augered soil borings, if any, will be collected using a non-mechanized drive sampling equipment consisting of solid-stem rods attached to a 30-pound drive hammer and drive shoe (containing a six-inch brass sample ring).

2.3 Soil Sampling Procedures

Soil samples will be collected at approximate 5-foot depths within each boring, typically beginning at a

depth of approximately 5 feet below the ground surface. After drilling to the desired sampling depth, the split-spoon or drive sampler will be attached to the wireline or rods and lowered through the hollow-stem augers. The sampler will be driven approximately 12 to 18-inches into undisturbed soil by the drive hammer for the samples collected by the drilling rig and driven approximately six-inches into undisturbed soil by the drive hammer for the samples collected in any hand-augered borings. The number of hammer blow counts was recorded on the lithologic log sheets.

After the sampler is retrieved, the sample rings will be removed from the sample barrel/shoe. Blaes Environmental will submit the soil from the lead sample sleeve (some prepared with methanol) for laboratory analysis. Samples will be labeled, placed in sealable plastic bags, and placed on ice in a cooler. A written record of each sample will be entered on a Chain-of-Custody, a copy of which will remain with the samples until it arrives at the analytical laboratory. The lithologic characteristics of the soil from the upper sample rings will be described using the Unified Soil Classification System (USCS).

2.4 Decontamination Procedures During Soil Sampling

All sampling equipment will be decontaminated prior to arriving on site and between each sampling depth to prevent cross-contamination between samples. The sampling equipment will be washed with a laboratory soap solution, rinsed twice with tap water, and allowed to air dry.

2.5 Methods Used to Prevent Volatile Losses During Sampling Program

Following retrieval of the sampler, a member of the drilling crew will hand the sampler to the Blaes Environmental field personnel. Blaes Environmental will remove the sample sleeves from the sampler and immediately seal the ends of each ring with plastic end caps placing the samples into the ice chest. In some cases, the samples will be prepared using EPA Method 5035 with methanol.

2.6 Methods Used to Preserve the Samples Until Delivery to the Laboratory

All samples will be stored in the cooler or sample refrigerator (chilled to approximately 33 degrees Fahrenheit) by Blaes Environmental for pick up by the laboratory the following morning or will be directly delivered from the site to the laboratory. All samples will be stored on ice in a cooler during transport.

2.7 Chain-of-Custody Documentation

All soil samples will be logged onto a Chain-of-Custody record in the field. When the samples are picked up by the laboratory, each sample will be transferred directly to an ice chest for transport to the laboratory. The laboratory member that transfers the samples will also sign the Chain-of-Custody verifying that the samples were properly delivered in-tact and chilled.

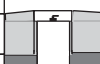
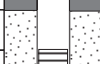
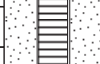
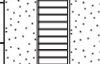
3.0 SOIL BORING ABANDONMENT PROCEDURES

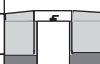
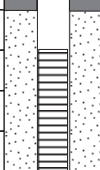
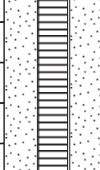
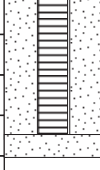



Soil cuttings from each soil boring will be used as backfill to abandon the soil boring if the boring is drilled to less than 10 feet below the ground surface. Soil borings that extend below 10 feet will be grouted and the soil cuttings properly disposed of offsite.


APPENDIX B

SOIL BORING LOGS & WELL CONSTRUCTION DIAGRAMS

Boring Location Sketch: <div style="text-align: center; font-size: 1.2em;">Refer to Figure 2</div>						Project No: 202-06042-02		Date: 7/22/13		Boring No. <div style="font-size: 1.5em;">MW-I</div>			
						Client: Circle K		Location: Circle K Store #2706042					
						City: Naches, WA		Logged By: DB				Driller: Cascade Drilling	
						Drilling Method: CME-75 Hollow stem auger		Casing installation data: 0 to 4': 2" PVC Blank Well Casing 4 to 14': 0.020 Slot 2" PVC Well Casing					
						Boring Diameter:		Top of box elevation: NA		Top of casing elevation: NA		Sheet No. <div style="font-size: 1.5em;">I</div>	
		Water Level: 11.5'		Sand: 3.5' to 15' bgs									
		Time: 11:30		Bentonite: 2.5' to 3.5' bgs									
		Date: 7/22/13		Cement Grout: 0 to 2.5' bgs									

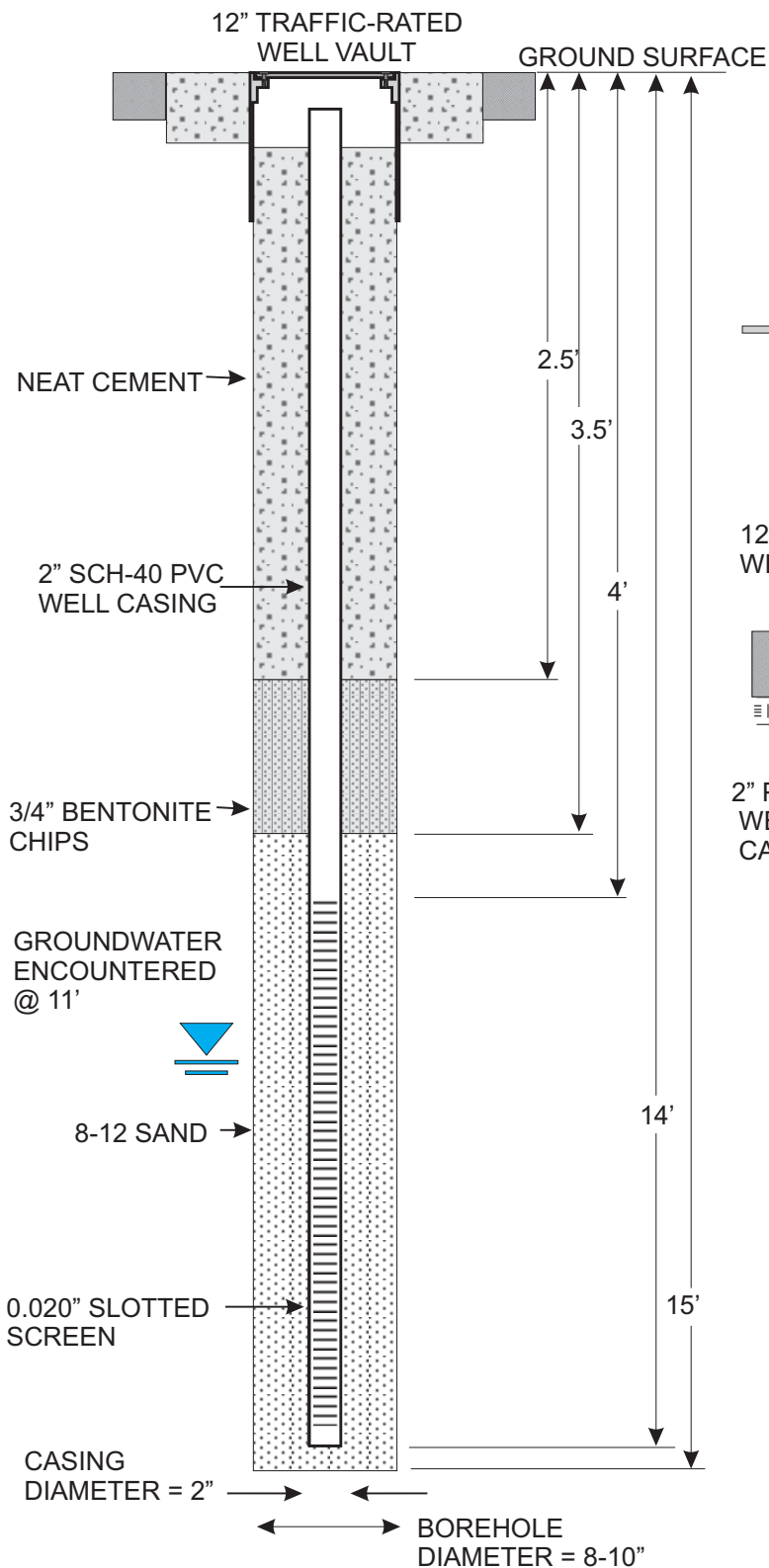
Depth (Feet)	Sample Number	Sample Int.	Time	BLOW counts	Well Detail	Soil Symbol USCS	Description
0							0 to 3": Asphalt Hand cleared to 5'
5	MW1-5'	■	11:20	4,5,5			4': Gravel/Cobbles 5': Sand well graded with gravel and cobbles, loose, brown, moist, 0.2 ppm (small areas between rocks to get sample)
10	MW1-10'	■	11:30	35,50/6			10': Sand, well graded with gravel and cobbles, dense, brown, moist, 0.2 ppm Extremely hard drilling, rig bouncing on rocks
15							15': T.D. Auger refusal Add H2O to prevent bridging
20							
25							
30							

Boring Location Sketch: <div style="text-align: center; font-size: 1.2em;">Refer to Figure 2</div>						Project No: 202-06042-02		Date: 7/22/13		Boring No. <div style="font-size: 1.5em;">MW-2</div>					
						Client: Circle K		Location: Circle K Store #2706042							
						City: Naches, WA		Logged By: DB				Driller: Cascade Drilling			
						Drilling Method: CME-75 Hollow stem auger						Casing installation data:		Sheet No. <div style="font-size: 1.5em;">I</div>	
						Boring Diameter:						0 to 4': 2" PVC Blank Well Casing			
						Top of box elevation: NA		Top of casing elevation: NA							
Depth (Feet)	Sample Number	Sample Int.	Time	BLOW counts	Well Detail	Soil Symbol USCS	Water Level	11.0'		Sand	3.5' to 14.5' bgs				
							Time			Bentonite	2.5' to 3.5' bgs				
							Date	7/22/13		Cement Grout	0 to 2.5' bgs				
0							0 to 3": Asphalt Hand cleared to 5', difficult, rocky								
5	MW2-5'		14:15	21,50/6			4': Gravel/Cobbles 5': Sand well graded with gravel and cobbles, dense, dry, brown, moist, no odor, very hard drilling, 0.1 ppm								
10							10': Unable to retrieve sample after two rounds of 150 blow counts each								
15							14.5': T.D. Auger refusal Add H2O to prevent bridging								
20															
25															
30															

Boring Location Sketch: <p style="text-align: center;">Refer to Figure 2</p>						Project No: 202-06042-02		Date: 7/23/13		Boring No. MW-3			
						Client: Circle K		Location: Circle K Store #2706042					
						City: Naches, WA		Logged By: DB				Driller: Cascade Drilling	
						Sheet No. I		Casing installation data: 0 to 4': 2" PVC Blank Well Casing 4 to 14': 0.020 Slot 2" PVC Well Casing					
						Drilling Method: CME-75 Hollow stem auger						Top of box elevation: NA	
Boring Diameter:						Water Level: 11.0'		Sand: 3.5' to 14' bgs					
						Time: 09:10		Bentonite: 2.5' to 3.5' bgs					
						Date: 7/23/13		Cement Grout: 0 to 2.5' bgs					
Depth (Feet)	Sample Number	Sample Int.	Time	BLOW counts	Well Detail	Soil Symbol	USCS	0 to 3": Asphalt Hand cleared to 5' 4': Gravel/Cobbles 5': Attempted sample - no recovery, only cobble and some sand, sand is well graded with gravel with gravel and cobble, brown (from cuttings) 10': Sand, well graded with gravel and cobbles, dense, brown, 5 ppm very slight HC odor 14': T.D. Auger refusal, soil has a strong HC odor Set well					
0													
5	MW3-5'		08:45	60/70									
10	MW3-10'		09:05	40/50									
15													
20													
25													
30													

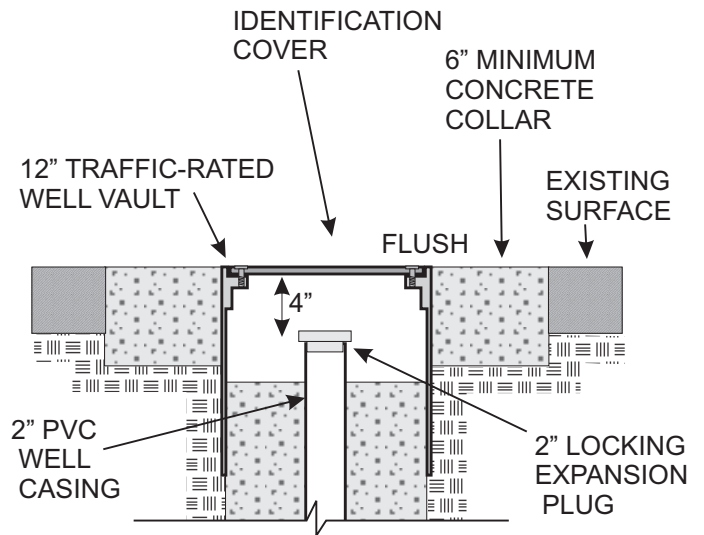
Boring Location Sketch: <div style="text-align: center; font-size: 1.2em;">Refer to Figure 2</div>						Project No: 202-06042-02		Date: 7/23/13		Boring No. MW-4			
						Client: Circle K		Location: Circle K Store #2706042					
						City: Naches, WA		Logged By: DB				Driller: Cascade Drilling	
						Sheet No. I		Casing installation data:					
						Drilling Method: CME-75 Hollow stem auger						0 to 4.5': 2" PVC Blank Well Casing	
Boring Diameter:						Top of box elevation: NA		Top of casing elevation: NA					
Depth (Feet)	Sample Number	Sample Int.	Time	BLOW counts	Well Detail	Soil Symbol USCS	Water Level	11.0'		Sand	3.5' to 14' bgs		
							Time	12:45		Bentonite	2.5' to 3.5' bgs		
							Date	7/23/13		Cement Grout	0 to 2.5' bgs		
0							0 to 3": Asphalt Hand cleared to 4', very rocky						
5				100/0			4': Gravel/Cobbles						
10	MW4-10'		12:36	60/50			5': Attempted sample - no recovery, only a few rocks Sand well graded with gravel and cobble, brown, dense, dry, no odor (from cuttings)						
15							10': Sand, well graded with gravel and cobble, dense, brown, 1 ppm no odor Extremely hard drilling, rig bouncing on rocks						
20							14.5': T.D. Auger refusal, soil has a strong HC odor Set well						
25													
30													

WELL CONSTRUCTION DETAIL - Monitor Well



NOT TO SCALE

WELL VAULT DETAIL



NOT TO SCALE

NOTES

1. FEDERAL SPECIFICATIONS RR-F-621E.
2. ASTM A48.
3. SECTION 206-3 OF AMERICAN PUBLIC WORKS ASSOCIATION (ADOPTED BY THE LOS ANGELES COUNTY DEPT. OF PUBLIC WORKS).
4. AASHTD STANDARD FOR "H-20" TRUCK LOADINGS.
5. TOP OF CASING ELEVATION = TO BE SURVEYED



Circle K Store # 2706042
10171-10173 Highway 12
Natches, WA 98937

**MW-1
MONITOR WELL
CONSTRUCTION**

Sept 2013

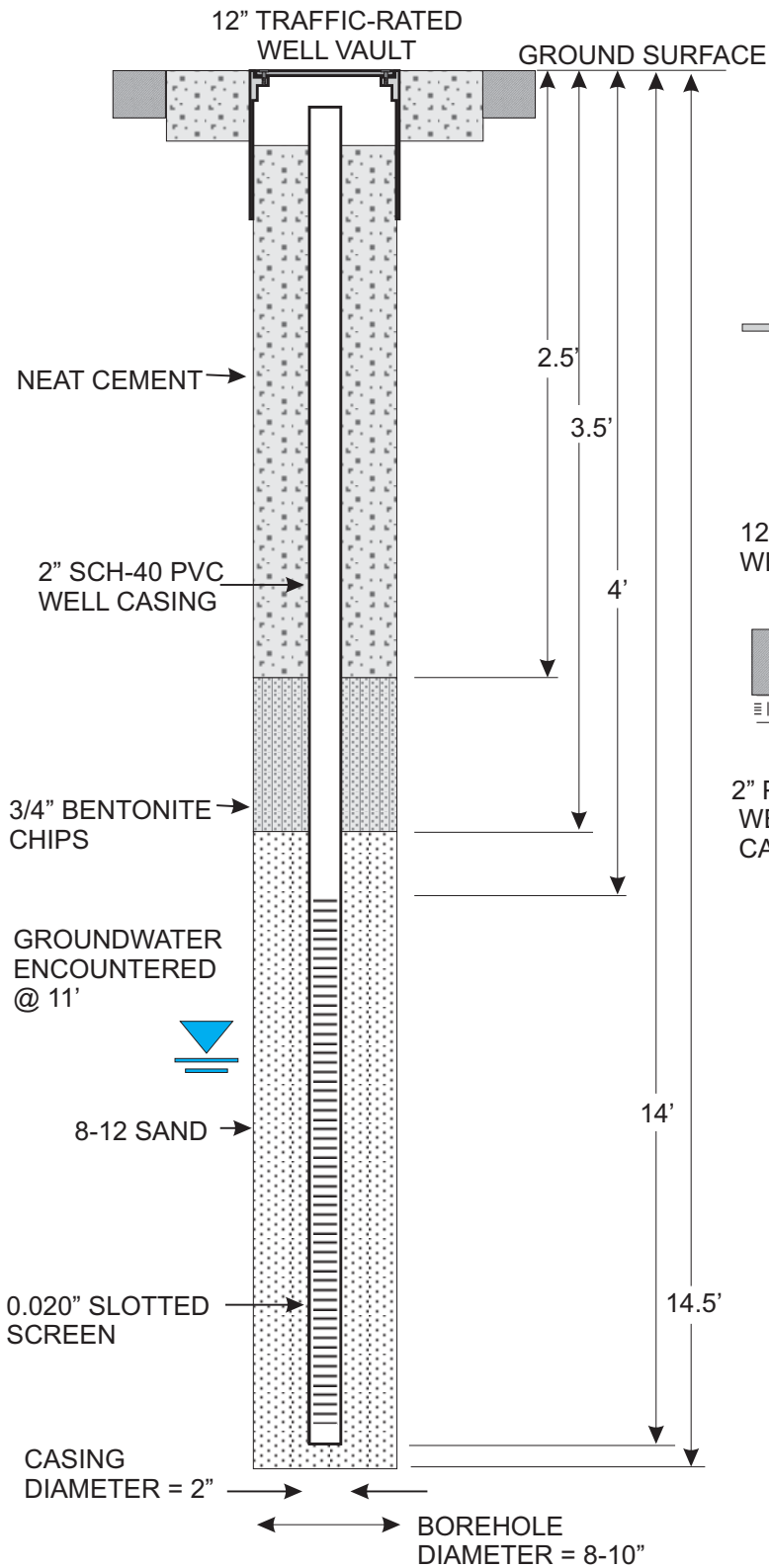
Project #202-06042-02

Appendix
B

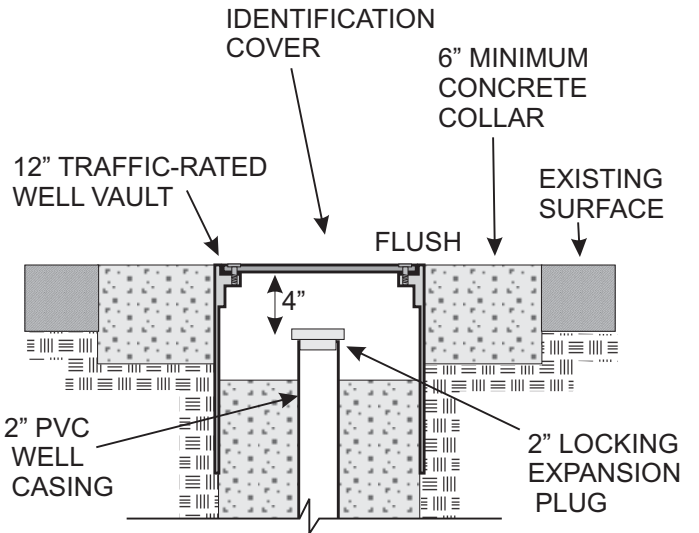
P:\Technical\202-06042-01\Natches\
2706042 Site Assessment Work Plan



WELL CONSTRUCTION DETAIL - Monitor Well



WELL VAULT DETAIL



NOT TO SCALE

NOTES

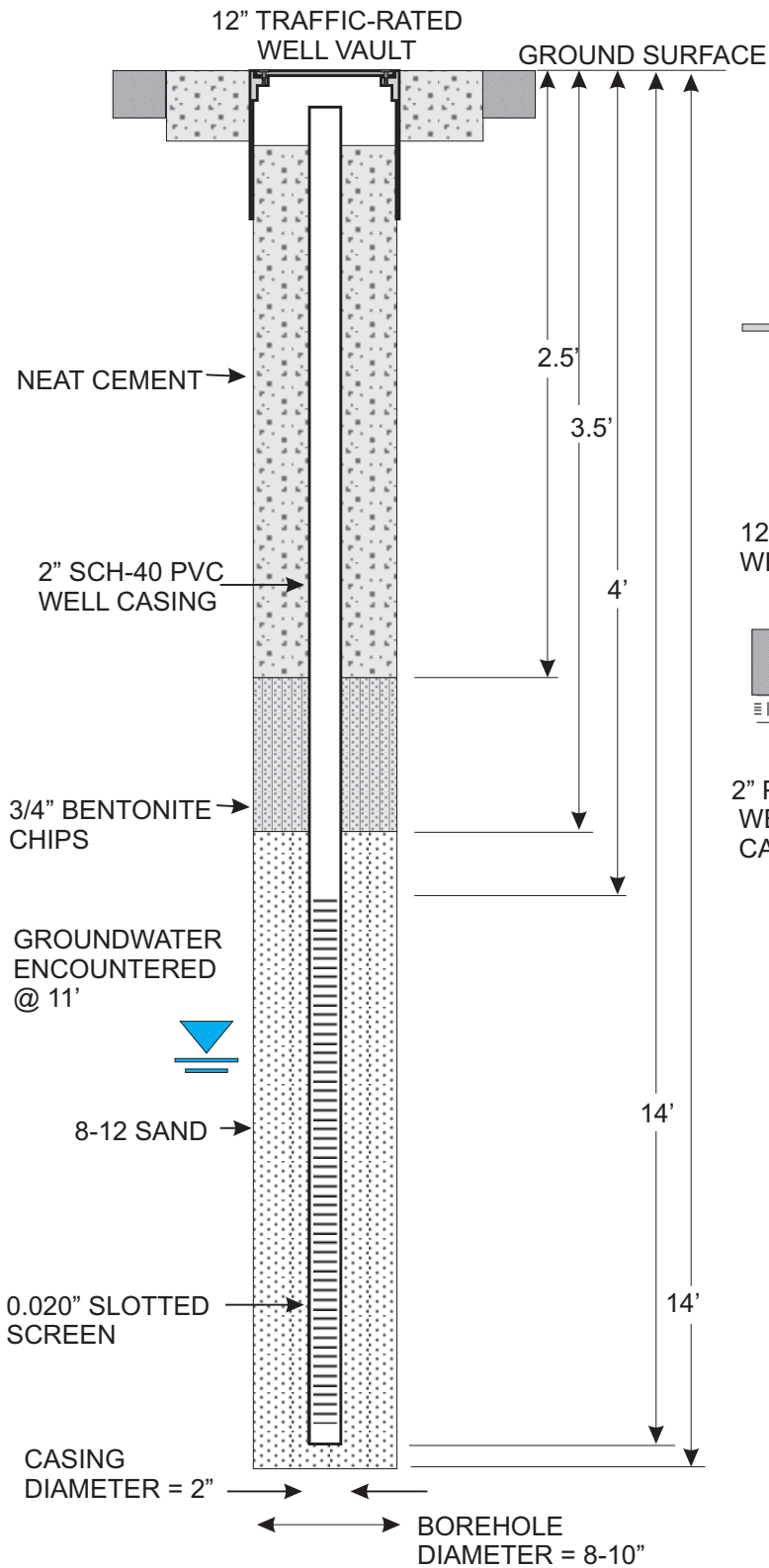
1. FEDERAL SPECIFICATIONS RR-F-621E.
2. ASTM A48.
3. SECTION 206-3 OF AMERICAN PUBLIC WORKS ASSOCIATION (ADOPTED BY THE LOS ANGELES COUNTY DEPT. OF PUBLIC WORKS).
4. AASHTD STANDARD FOR "H-20" TRUCK LOADINGS.
5. TOP OF CASING ELEVATION = TO BE SURVEYED

NOT TO SCALE



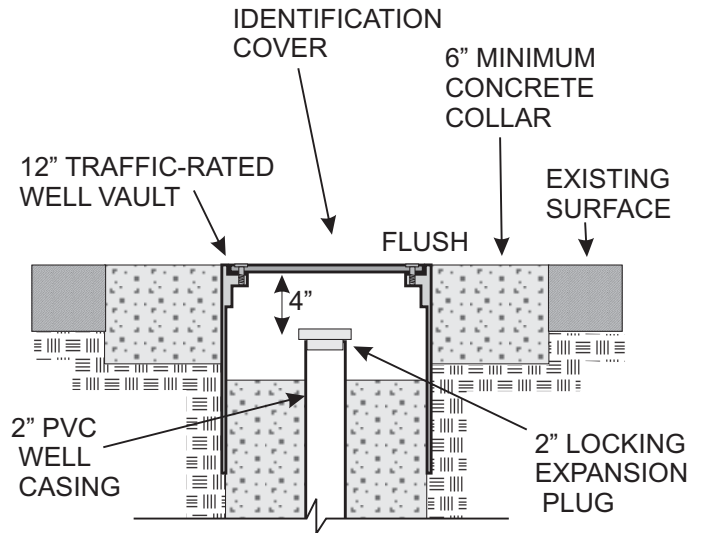
Circle K Store # 2706042 10171-10173 Highway 12 Natches, WA 98937		MW-2 MONITOR WELL CONSTRUCTION	
Sept 2013	Project #202-06042-02	Appendix B	
<small>P:\Technical\202-06042-01\Natches\2706042 Site Assessment Work Plan</small>			

WELL CONSTRUCTION DETAIL - Monitor Well



NOT TO SCALE

WELL VAULT DETAIL



NOT TO SCALE

NOTES

1. FEDERAL SPECIFICATIONS RR-F-621E.
2. ASTM A48.
3. SECTION 206-3 OF AMERICAN PUBLIC WORKS ASSOCIATION (ADOPTED BY THE LOS ANGELES COUNTY DEPT. OF PUBLIC WORKS).
4. AASHTD STANDARD FOR "H-20" TRUCK LOADINGS.
5. TOP OF CASING ELEVATION = TO BE SURVEYED



Circle K Store # 2706042
10171-10173 Highway 12
Natches, WA 98937

**MW-3
MONITOR WELL
CONSTRUCTION**

Sept 2013

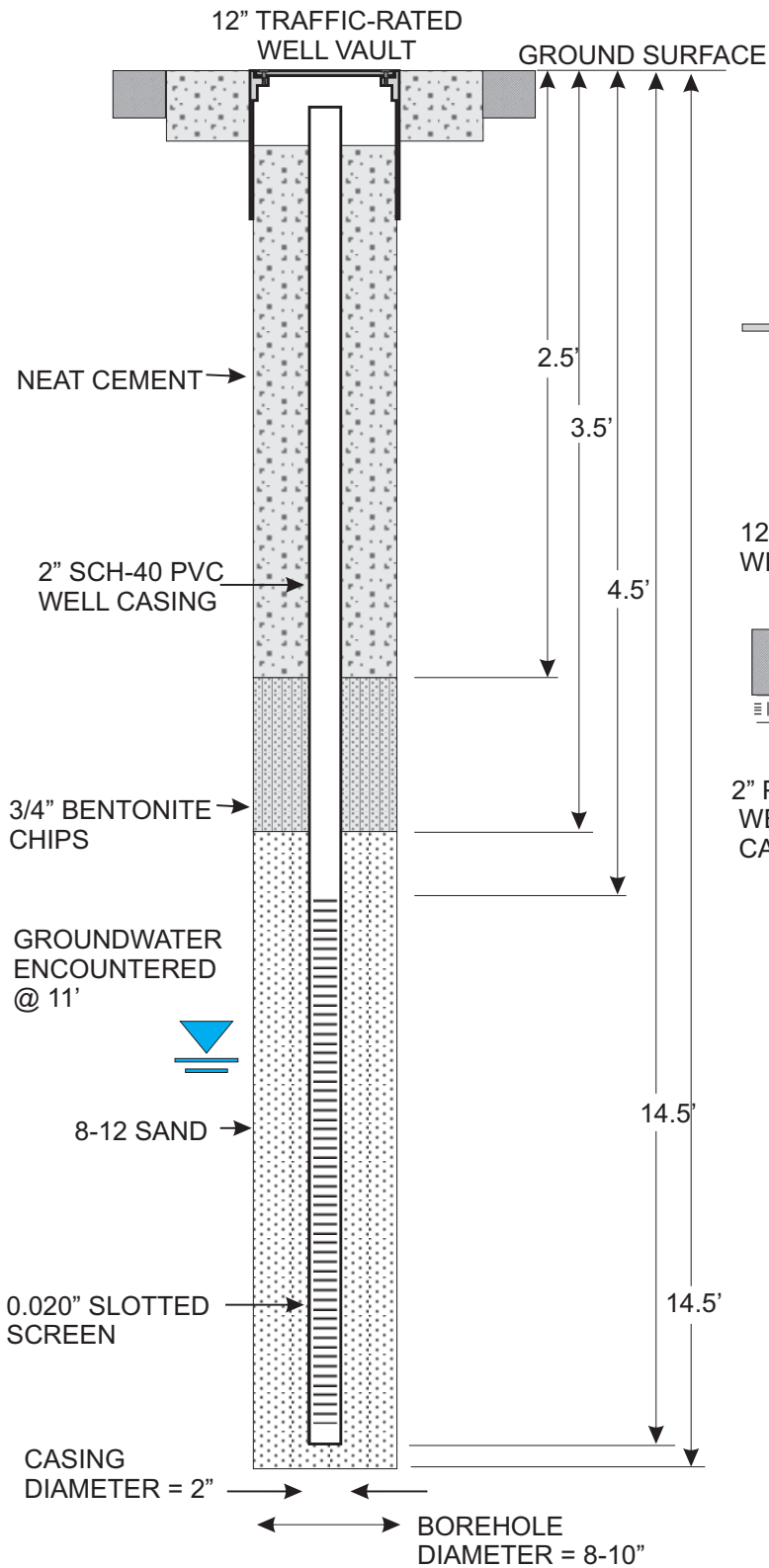
Project #202-06042-02

Appendix
B

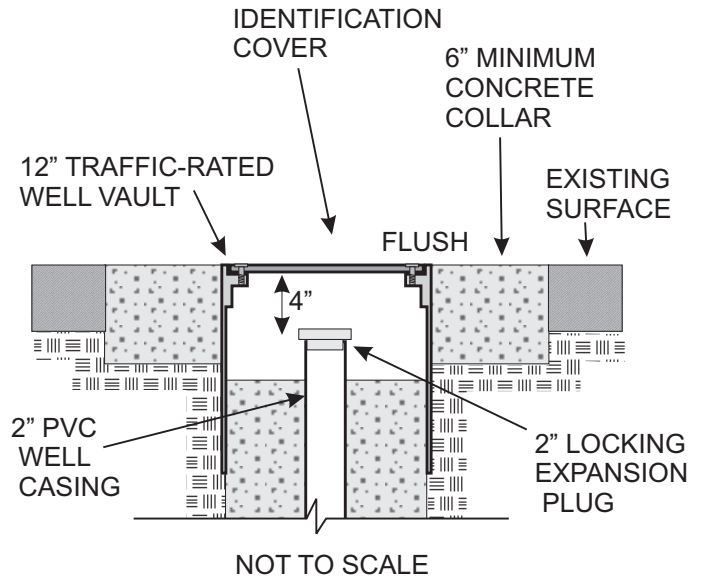
P:\Technical\202-06042-01\Natches\
2706042 Site Assessment Work Plan



WELL CONSTRUCTION DETAIL - Monitor Well



WELL VAULT DETAIL



NOTES

1. FEDERAL SPECIFICATIONS RR-F-621E.
2. ASTM A48.
3. SECTION 206-3 OF AMERICAN PUBLIC WORKS ASSOCIATION (ADOPTED BY THE LOS ANGELES COUNTY DEPT. OF PUBLIC WORKS).
4. AASHTD STANDARD FOR "H-20" TRUCK LOADINGS.
5. TOP OF CASING ELEVATION = TO BE SURVEYED



Circle K Store # 2706042
10171-10173 Highway 12
Natches, WA 98937

**MW-4
MONITOR WELL
CONSTRUCTION**

Sept 2013

Project #202-06042-02

Appendix
B

P:\Technical\202-06042-01\Natches\
2706042 Site Assessment Work Plan



APPENDIX C

SOIL LABORATORY ANALYTICAL REPORT

TestAmerica

THE LEADER IN ENVIRONMENTAL TESTING

ANALYTICAL REPORT

TestAmerica Laboratories, Inc.

TestAmerica Seattle
5755 8th Street East
Tacoma, WA 98424
Tel: (253)922-2310

TestAmerica Job ID: 580-39456-1

Client Project/Site: CIRCLE K #6042 NACHES WA

For:

Blaes Environmental Inc.
45 E Monterey Way
Suite 200
Phoenix, Arizona 85012

Attn: Dan Blaes



Authorized for release by:
8/5/2013 1:28:57 PM

Heather Wagner, Project Manager I
heather.wagner@testamericainc.com

Designee for

Pam Johnson, Project Manager I
pamr.johnson@testamericainc.com

LINKS

Review your project
results through
TotalAccess

Have a Question?



Visit us at:
www.testamericainc.com

This report has been electronically signed and authorized by the signatory. Electronic signature is intended to be the legally binding equivalent of a traditionally handwritten signature.

Results relate only to the items tested and the sample(s) as received by the laboratory.

1

2

3

4

5

6

7

8

9

10

11



Table of Contents

Cover Page	1
Table of Contents	2
Case Narrative	3
Definitions	4
Client Sample Results	5
QC Sample Results	21
Chronicle	32
Certification Summary	34
Sample Summary	35
Chain of Custody	36
Receipt Checklists	37

Case Narrative

Client: Blaes Environmental Inc.
Project/Site: CIRCLE K #6042 NACHES WA

TestAmerica Job ID: 580-39456-1

Job ID: 580-39456-1

Laboratory: TestAmerica Seattle

Narrative

Receipt

The samples were received on 7/23/2013 4:50 PM; the samples arrived in good condition, properly preserved and, where required, on ice. The temperature of the cooler at receipt was 4.5° C.

GC/MS VOA - Method 8260B

In analytical batch 140876, the following samples MW-1 @10' (580-39456-2), MW-1 @5' (580-39456-1), MW-2 @5' (580-39456-3) were prepared outside of preparation holding time for low level method 8260B analysis. The associated samples were improperly stored in a VOA fridge #05 instead of freezer Tac554. The sample 48 hour holding time had expired by the time the analyst was making a preparation batch for the samples. The analysis for the preserved 8260B methanol was scheduled and this data has been reported within the required holding time.

The %RPD of the laboratory control sample (LCS) and laboratory control standard duplicate (LCSD) for preparation batch 141438 recovered outside control limits for Chloroethane. Individual recovery within limits. The data have been qualified "***" and reported.

No other analytical or quality issues were noted.

GC Semi VOA

No analytical or quality issues were noted.

General Chemistry

No analytical or quality issues were noted.

Organic Prep

No analytical or quality issues were noted.

Definitions/Glossary

Client: Blaes Environmental Inc.
Project/Site: CIRCLE K #6042 NACHES WA

TestAmerica Job ID: 580-39456-1

Qualifiers

GC/MS VOA

Qualifier	Qualifier Description
H	Sample was prepped or analyzed beyond the specified holding time
*	RPD of the LCS and LCSD exceeds the control limits

Glossary

Abbreviation	These commonly used abbreviations may or may not be present in this report.
□	Listed under the "D" column to designate that the result is reported on a dry weight basis
%R	Percent Recovery
CNF	Contains no Free Liquid
DER	Duplicate error ratio (normalized absolute difference)
DL, RA, RE, IN	Indicates a Dilution, Re-analysis, Re-extraction, or additional Initial metals/anion analysis of the sample
DLC	Decision level concentration
MDA	Minimum detectable activity
EDL	Estimated Detection Limit
MDC	Minimum detectable concentration
MDL	Method Detection Limit
ML	Minimum Level (Dioxin)
NC	Not Calculated
ND	Not detected at the reporting limit (or MDL or EDL if shown)
PQL	Practical Quantitation Limit
QC	Quality Control
RER	Relative error ratio
RL	Reporting Limit or Requested Limit (Radiochemistry)
RPD	Relative Percent Difference, a measure of the relative difference between two points
TEF	Toxicity Equivalent Factor (Dioxin)
TEQ	Toxicity Equivalent Quotient (Dioxin)

Client Sample Results

Client: Blaes Environmental Inc.
Project/Site: CIRCLE K #6042 NACHES WA

TestAmerica Job ID: 580-39456-1

Client Sample ID: MW-1 @5'

Lab Sample ID: 580-39456-1

Date Collected: 07/22/13 11:20

Matrix: Solid

Date Received: 07/23/13 16:50

Percent Solids: 79.6

Method: 8260B - Volatile Organic Compounds (GC/MS)

Analyte	Result	Qualifier	RL	MDL	Unit	D	Prepared	Analyzed	Dil Fac
1,1,1,2-Tetrachloroethane	ND	H	1.3		ug/Kg	☼	07/25/13 14:41	07/25/13 19:25	1
1,1,1-Trichloroethane	ND	H	1.3		ug/Kg	☼	07/25/13 14:41	07/25/13 19:25	1
1,1,1,2,2-Tetrachloroethane	ND	H	2.6		ug/Kg	☼	07/25/13 14:41	07/25/13 19:25	1
1,1,2-Trichloroethane	ND	H	1.3		ug/Kg	☼	07/25/13 14:41	07/25/13 19:25	1
1,1-Dichloroethane	ND	H	1.3		ug/Kg	☼	07/25/13 14:41	07/25/13 19:25	1
1,1-Dichloroethene	ND	H	6.4		ug/Kg	☼	07/25/13 14:41	07/25/13 19:25	1
1,1-Dichloropropene	ND	H	1.3		ug/Kg	☼	07/25/13 14:41	07/25/13 19:25	1
1,2,3-Trichlorobenzene	ND	H	2.6		ug/Kg	☼	07/25/13 14:41	07/25/13 19:25	1
1,2,3-Trichloropropane	ND	H	1.3		ug/Kg	☼	07/25/13 14:41	07/25/13 19:25	1
1,2,4-Trichlorobenzene	ND	H	2.6		ug/Kg	☼	07/25/13 14:41	07/25/13 19:25	1
1,2,4-Trimethylbenzene	ND	H	2.6		ug/Kg	☼	07/25/13 14:41	07/25/13 19:25	1
1,2-Dibromo-3-Chloropropane	ND	H	2.6		ug/Kg	☼	07/25/13 14:41	07/25/13 19:25	1
1,2-Dichlorobenzene	ND	H	1.3		ug/Kg	☼	07/25/13 14:41	07/25/13 19:25	1
1,2-Dichloropropane	ND	H	1.3		ug/Kg	☼	07/25/13 14:41	07/25/13 19:25	1
1,3,5-Trimethylbenzene	ND	H	6.4		ug/Kg	☼	07/25/13 14:41	07/25/13 19:25	1
1,3-Dichlorobenzene	ND	H	1.3		ug/Kg	☼	07/25/13 14:41	07/25/13 19:25	1
1,3-Dichloropropane	ND	H	1.3		ug/Kg	☼	07/25/13 14:41	07/25/13 19:25	1
1,4-Dichlorobenzene	ND	H	1.3		ug/Kg	☼	07/25/13 14:41	07/25/13 19:25	1
2,2-Dichloropropane	ND	H	1.3		ug/Kg	☼	07/25/13 14:41	07/25/13 19:25	1
2-Chlorotoluene	ND	H	2.6		ug/Kg	☼	07/25/13 14:41	07/25/13 19:25	1
4-Chlorotoluene	ND	H	2.6		ug/Kg	☼	07/25/13 14:41	07/25/13 19:25	1
4-Isopropyltoluene	ND	H	2.6		ug/Kg	☼	07/25/13 14:41	07/25/13 19:25	1
Benzene	ND	H	1.3		ug/Kg	☼	07/25/13 14:41	07/25/13 19:25	1
Bromobenzene	ND	H	2.6		ug/Kg	☼	07/25/13 14:41	07/25/13 19:25	1
Bromoform	ND	H	1.3		ug/Kg	☼	07/25/13 14:41	07/25/13 19:25	1
Bromomethane	ND	H	1.3		ug/Kg	☼	07/25/13 14:41	07/25/13 19:25	1
Carbon tetrachloride	ND	H	1.3		ug/Kg	☼	07/25/13 14:41	07/25/13 19:25	1
Chlorobenzene	ND	H	1.3		ug/Kg	☼	07/25/13 14:41	07/25/13 19:25	1
Chlorobromomethane	ND	H	1.3		ug/Kg	☼	07/25/13 14:41	07/25/13 19:25	1
Chlorodibromomethane	ND	H	1.3		ug/Kg	☼	07/25/13 14:41	07/25/13 19:25	1
Chloroethane	ND	H	1.3		ug/Kg	☼	07/25/13 14:41	07/25/13 19:25	1
Chloroform	ND	H	1.3		ug/Kg	☼	07/25/13 14:41	07/25/13 19:25	1
Chloromethane	ND	H	1.3		ug/Kg	☼	07/25/13 14:41	07/25/13 19:25	1
cis-1,2-Dichloroethene	ND	H	1.3		ug/Kg	☼	07/25/13 14:41	07/25/13 19:25	1
cis-1,3-Dichloropropene	ND	H	1.3		ug/Kg	☼	07/25/13 14:41	07/25/13 19:25	1
Dibromomethane	ND	H	1.3		ug/Kg	☼	07/25/13 14:41	07/25/13 19:25	1
Dichlorobromomethane	ND	H	1.3		ug/Kg	☼	07/25/13 14:41	07/25/13 19:25	1
Dichlorodifluoromethane	ND	H	1.3		ug/Kg	☼	07/25/13 14:41	07/25/13 19:25	1
EDB	ND	H	1.3		ug/Kg	☼	07/25/13 14:41	07/25/13 19:25	1
EDC	ND	H	1.3		ug/Kg	☼	07/25/13 14:41	07/25/13 19:25	1
Ethylbenzene	ND	H	1.3		ug/Kg	☼	07/25/13 14:41	07/25/13 19:25	1
Hexachlorobutadiene	ND	H	1.3		ug/Kg	☼	07/25/13 14:41	07/25/13 19:25	1
Isopropylbenzene	ND	H	2.6		ug/Kg	☼	07/25/13 14:41	07/25/13 19:25	1
Methyl tert-butyl ether	ND	H	1.3		ug/Kg	☼	07/25/13 14:41	07/25/13 19:25	1
Methylene Chloride	ND	H	19		ug/Kg	☼	07/25/13 14:41	07/25/13 19:25	1
m-Xylene & p-Xylene	ND	H	2.6		ug/Kg	☼	07/25/13 14:41	07/25/13 19:25	1
Naphthalene	ND	H	6.4		ug/Kg	☼	07/25/13 14:41	07/25/13 19:25	1
n-Butylbenzene	ND	H	2.6		ug/Kg	☼	07/25/13 14:41	07/25/13 19:25	1
N-Propylbenzene	ND	H	1.3		ug/Kg	☼	07/25/13 14:41	07/25/13 19:25	1

TestAmerica Seattle

Client Sample Results

Client: Blaes Environmental Inc.
Project/Site: CIRCLE K #6042 NACHES WA

TestAmerica Job ID: 580-39456-1

Client Sample ID: MW-1 @5'

Lab Sample ID: 580-39456-1

Date Collected: 07/22/13 11:20

Matrix: Solid

Date Received: 07/23/13 16:50

Percent Solids: 79.6

Method: 8260B - Volatile Organic Compounds (GC/MS) (Continued)

Analyte	Result	Qualifier	RL	MDL	Unit	D	Prepared	Analyzed	Dil Fac
o-Xylene	ND	H	1.3		ug/Kg	☼	07/25/13 14:41	07/25/13 19:25	1
sec-Butylbenzene	ND	H	2.6		ug/Kg	☼	07/25/13 14:41	07/25/13 19:25	1
Styrene	ND	H	2.6		ug/Kg	☼	07/25/13 14:41	07/25/13 19:25	1
tert-Butylbenzene	ND	H	2.6		ug/Kg	☼	07/25/13 14:41	07/25/13 19:25	1
Tetrachloroethene	ND	H	1.3		ug/Kg	☼	07/25/13 14:41	07/25/13 19:25	1
Toluene	ND	H	2.6		ug/Kg	☼	07/25/13 14:41	07/25/13 19:25	1
trans-1,2-Dichloroethene	ND	H	1.3		ug/Kg	☼	07/25/13 14:41	07/25/13 19:25	1
trans-1,3-Dichloropropene	ND	H	1.3		ug/Kg	☼	07/25/13 14:41	07/25/13 19:25	1
Trichloroethene	ND	H	1.3		ug/Kg	☼	07/25/13 14:41	07/25/13 19:25	1
Trichlorofluoromethane	ND	H	1.3		ug/Kg	☼	07/25/13 14:41	07/25/13 19:25	1
Vinyl chloride	ND	H	1.3		ug/Kg	☼	07/25/13 14:41	07/25/13 19:25	1

Surrogate	%Recovery	Qualifier	Limits	Prepared	Analyzed	Dil Fac
4-Bromofluorobenzene (Surr)	94		70 - 120	07/25/13 14:41	07/25/13 19:25	1
Ethylbenzene-d10	106		70 - 120	07/25/13 14:41	07/25/13 19:25	1
Fluorobenzene (Surr)	100		80 - 120	07/25/13 14:41	07/25/13 19:25	1
Toluene-d8 (Surr)	89		80 - 120	07/25/13 14:41	07/25/13 19:25	1
Trifluorotoluene (Surr)	79		65 - 140	07/25/13 14:41	07/25/13 19:25	1

Method: 8260B - Volatile Organic Compounds by GC/MS

Analyte	Result	Qualifier	RL	MDL	Unit	D	Prepared	Analyzed	Dil Fac
1,1,1,2-Tetrachloroethane	ND		52		ug/Kg	☼	08/01/13 09:22	08/01/13 18:34	1
1,1,1-Trichloroethane	ND		52		ug/Kg	☼	08/01/13 09:22	08/01/13 18:34	1
1,1,2,2-Tetrachloroethane	ND		13		ug/Kg	☼	08/01/13 09:22	08/01/13 18:34	1
1,1,2-Trichloroethane	ND		16		ug/Kg	☼	08/01/13 09:22	08/01/13 18:34	1
1,1-Dichloroethane	ND		52		ug/Kg	☼	08/01/13 09:22	08/01/13 18:34	1
1,1-Dichloroethene	ND		26		ug/Kg	☼	08/01/13 09:22	08/01/13 18:34	1
1,1-Dichloropropene	ND		52		ug/Kg	☼	08/01/13 09:22	08/01/13 18:34	1
1,2,3-Trichlorobenzene	ND		52		ug/Kg	☼	08/01/13 09:22	08/01/13 18:34	1
1,2,3-Trichloropropane	ND		52		ug/Kg	☼	08/01/13 09:22	08/01/13 18:34	1
1,2,4-Trichlorobenzene	ND		52		ug/Kg	☼	08/01/13 09:22	08/01/13 18:34	1
1,2,4-Trimethylbenzene	ND		52		ug/Kg	☼	08/01/13 09:22	08/01/13 18:34	1
1,2-Dibromo-3-Chloropropane	ND		260		ug/Kg	☼	08/01/13 09:22	08/01/13 18:34	1
1,2-Dichlorobenzene	ND		52		ug/Kg	☼	08/01/13 09:22	08/01/13 18:34	1
1,2-Dichloropropane	ND		16		ug/Kg	☼	08/01/13 09:22	08/01/13 18:34	1
1,3,5-Trimethylbenzene	ND		52		ug/Kg	☼	08/01/13 09:22	08/01/13 18:34	1
1,3-Dichlorobenzene	ND		52		ug/Kg	☼	08/01/13 09:22	08/01/13 18:34	1
1,3-Dichloropropane	ND		52		ug/Kg	☼	08/01/13 09:22	08/01/13 18:34	1
1,4-Dichlorobenzene	ND		52		ug/Kg	☼	08/01/13 09:22	08/01/13 18:34	1
2,2-Dichloropropane	ND		52		ug/Kg	☼	08/01/13 09:22	08/01/13 18:34	1
2-Chlorotoluene	ND		52		ug/Kg	☼	08/01/13 09:22	08/01/13 18:34	1
4-Chlorotoluene	ND		52		ug/Kg	☼	08/01/13 09:22	08/01/13 18:34	1
4-Isopropyltoluene	ND		52		ug/Kg	☼	08/01/13 09:22	08/01/13 18:34	1
Benzene	ND		21		ug/Kg	☼	08/01/13 09:22	08/01/13 18:34	1
Bromobenzene	ND		52		ug/Kg	☼	08/01/13 09:22	08/01/13 18:34	1
Bromoform	ND		52		ug/Kg	☼	08/01/13 09:22	08/01/13 18:34	1
Bromomethane	ND		180		ug/Kg	☼	08/01/13 09:22	08/01/13 18:34	1
Carbon tetrachloride	ND		26		ug/Kg	☼	08/01/13 09:22	08/01/13 18:34	1
Chlorobenzene	ND		52		ug/Kg	☼	08/01/13 09:22	08/01/13 18:34	1
Chlorobromomethane	ND		52		ug/Kg	☼	08/01/13 09:22	08/01/13 18:34	1

TestAmerica Seattle

Client Sample Results

Client: Blaes Environmental Inc.
Project/Site: CIRCLE K #6042 NACHES WA

TestAmerica Job ID: 580-39456-1

Client Sample ID: MW-1 @5'

Lab Sample ID: 580-39456-1

Date Collected: 07/22/13 11:20

Matrix: Solid

Date Received: 07/23/13 16:50

Percent Solids: 79.6

Method: 8260B - Volatile Organic Compounds by GC/MS (Continued)

Analyte	Result	Qualifier	RL	MDL	Unit	D	Prepared	Analyzed	Dil Fac
Chlorodibromomethane	ND		26		ug/Kg	☼	08/01/13 09:22	08/01/13 18:34	1
Chloroethane	ND	*	520		ug/Kg	☼	08/01/13 09:22	08/01/13 18:34	1
Chloroform	ND		52		ug/Kg	☼	08/01/13 09:22	08/01/13 18:34	1
Chloromethane	ND		520		ug/Kg	☼	08/01/13 09:22	08/01/13 18:34	1
cis-1,2-Dichloroethene	ND		52		ug/Kg	☼	08/01/13 09:22	08/01/13 18:34	1
cis-1,3-Dichloropropene	ND		21		ug/Kg	☼	08/01/13 09:22	08/01/13 18:34	1
Dibromomethane	ND		52		ug/Kg	☼	08/01/13 09:22	08/01/13 18:34	1
Dichlorobromomethane	ND		52		ug/Kg	☼	08/01/13 09:22	08/01/13 18:34	1
Dichlorodifluoromethane	ND		52		ug/Kg	☼	08/01/13 09:22	08/01/13 18:34	1
EDB	ND		52		ug/Kg	☼	08/01/13 09:22	08/01/13 18:34	1
EDC	ND		21		ug/Kg	☼	08/01/13 09:22	08/01/13 18:34	1
Ethylbenzene	ND		52		ug/Kg	☼	08/01/13 09:22	08/01/13 18:34	1
Hexachlorobutadiene	ND		52		ug/Kg	☼	08/01/13 09:22	08/01/13 18:34	1
Isopropylbenzene	ND		52		ug/Kg	☼	08/01/13 09:22	08/01/13 18:34	1
Methyl tert-butyl ether	ND		52		ug/Kg	☼	08/01/13 09:22	08/01/13 18:34	1
Methylene Chloride	ND		21		ug/Kg	☼	08/01/13 09:22	08/01/13 18:34	1
m-Xylene & p-Xylene	ND		52		ug/Kg	☼	08/01/13 09:22	08/01/13 18:34	1
Naphthalene	ND		52		ug/Kg	☼	08/01/13 09:22	08/01/13 18:34	1
n-Butylbenzene	ND		52		ug/Kg	☼	08/01/13 09:22	08/01/13 18:34	1
N-Propylbenzene	ND		52		ug/Kg	☼	08/01/13 09:22	08/01/13 18:34	1
o-Xylene	ND		52		ug/Kg	☼	08/01/13 09:22	08/01/13 18:34	1
sec-Butylbenzene	ND		52		ug/Kg	☼	08/01/13 09:22	08/01/13 18:34	1
Styrene	ND		52		ug/Kg	☼	08/01/13 09:22	08/01/13 18:34	1
tert-Butylbenzene	ND		52		ug/Kg	☼	08/01/13 09:22	08/01/13 18:34	1
Tetrachloroethene	ND		26		ug/Kg	☼	08/01/13 09:22	08/01/13 18:34	1
Toluene	ND		52		ug/Kg	☼	08/01/13 09:22	08/01/13 18:34	1
trans-1,2-Dichloroethene	ND		52		ug/Kg	☼	08/01/13 09:22	08/01/13 18:34	1
trans-1,3-Dichloropropene	ND		21		ug/Kg	☼	08/01/13 09:22	08/01/13 18:34	1
Trichloroethene	ND		21		ug/Kg	☼	08/01/13 09:22	08/01/13 18:34	1
Trichlorofluoromethane	ND		52		ug/Kg	☼	08/01/13 09:22	08/01/13 18:34	1
Vinyl chloride	ND		10		ug/Kg	☼	08/01/13 09:22	08/01/13 18:34	1

Surrogate	%Recovery	Qualifier	Limits	Prepared	Analyzed	Dil Fac
4-Bromofluorobenzene (Surr)	91		70 - 120	08/01/13 09:22	08/01/13 18:34	1
Ethylbenzene-d10	96		70 - 120	08/01/13 09:22	08/01/13 18:34	1
Fluorobenzene (Surr)	96		80 - 120	08/01/13 09:22	08/01/13 18:34	1
Toluene-d8 (Surr)	99		80 - 120	08/01/13 09:22	08/01/13 18:34	1

Method: NWTPH-Gx - Northwest - Volatile Petroleum Products (GC)

Analyte	Result	Qualifier	RL	MDL	Unit	D	Prepared	Analyzed	Dil Fac
Gasoline	ND		5.2		mg/Kg	☼	07/26/13 09:54	07/26/13 22:39	1

Surrogate	%Recovery	Qualifier	Limits	Prepared	Analyzed	Dil Fac
4-Bromofluorobenzene (Surr)	83		50 - 150	07/26/13 09:54	07/26/13 22:39	1

Method: NWTPH-Dx - Northwest - Semi-Volatile Petroleum Products (GC)

Analyte	Result	Qualifier	RL	MDL	Unit	D	Prepared	Analyzed	Dil Fac
#2 Diesel (C10-C24)	ND		30		mg/Kg	☼	07/25/13 09:24	07/26/13 23:27	1
Motor Oil (>C24-C36)	ND		61		mg/Kg	☼	07/25/13 09:24	07/26/13 23:27	1

TestAmerica Seattle

Client Sample Results

Client: Blaes Environmental Inc.
 Project/Site: CIRCLE K #6042 NACHES WA

TestAmerica Job ID: 580-39456-1

Client Sample ID: MW-1 @5'

Lab Sample ID: 580-39456-1

Date Collected: 07/22/13 11:20

Matrix: Solid

Date Received: 07/23/13 16:50

Percent Solids: 79.6

Surrogate	%Recovery	Qualifier	Limits	Prepared	Analyzed	Dil Fac
<i>o-Terphenyl</i>	79		50 - 150	07/25/13 09:24	07/26/13 23:27	1

General Chemistry

Analyte	Result	Qualifier	RL	MDL	Unit	D	Prepared	Analyzed	Dil Fac
Percent Solids	80		0.10		%			07/25/13 11:21	1
Percent Moisture	20		0.10		%			07/25/13 11:21	1



Client Sample Results

Client: Blaes Environmental Inc.
Project/Site: CIRCLE K #6042 NACHES WA

TestAmerica Job ID: 580-39456-1

Client Sample ID: MW-1 @10'

Lab Sample ID: 580-39456-2

Date Collected: 07/22/13 11:30

Matrix: Solid

Date Received: 07/23/13 16:50

Percent Solids: 92.9

Method: 8260B - Volatile Organic Compounds (GC/MS)

Analyte	Result	Qualifier	RL	MDL	Unit	D	Prepared	Analyzed	Dil Fac
1,1,1,2-Tetrachloroethane	ND	H	1.2		ug/Kg	☼	07/25/13 14:41	07/25/13 19:48	1
1,1,1-Trichloroethane	ND	H	1.2		ug/Kg	☼	07/25/13 14:41	07/25/13 19:48	1
1,1,1,2,2-Tetrachloroethane	ND	H	2.5		ug/Kg	☼	07/25/13 14:41	07/25/13 19:48	1
1,1,2-Trichloroethane	ND	H	1.2		ug/Kg	☼	07/25/13 14:41	07/25/13 19:48	1
1,1-Dichloroethane	ND	H	1.2		ug/Kg	☼	07/25/13 14:41	07/25/13 19:48	1
1,1-Dichloroethene	ND	H	6.2		ug/Kg	☼	07/25/13 14:41	07/25/13 19:48	1
1,1-Dichloropropene	ND	H	1.2		ug/Kg	☼	07/25/13 14:41	07/25/13 19:48	1
1,2,3-Trichlorobenzene	ND	H	2.5		ug/Kg	☼	07/25/13 14:41	07/25/13 19:48	1
1,2,3-Trichloropropane	ND	H	1.2		ug/Kg	☼	07/25/13 14:41	07/25/13 19:48	1
1,2,4-Trichlorobenzene	ND	H	2.5		ug/Kg	☼	07/25/13 14:41	07/25/13 19:48	1
1,2,4-Trimethylbenzene	ND	H	2.5		ug/Kg	☼	07/25/13 14:41	07/25/13 19:48	1
1,2-Dibromo-3-Chloropropane	ND	H	2.5		ug/Kg	☼	07/25/13 14:41	07/25/13 19:48	1
1,2-Dichlorobenzene	ND	H	1.2		ug/Kg	☼	07/25/13 14:41	07/25/13 19:48	1
1,2-Dichloropropane	ND	H	1.2		ug/Kg	☼	07/25/13 14:41	07/25/13 19:48	1
1,3,5-Trimethylbenzene	ND	H	6.2		ug/Kg	☼	07/25/13 14:41	07/25/13 19:48	1
1,3-Dichlorobenzene	ND	H	1.2		ug/Kg	☼	07/25/13 14:41	07/25/13 19:48	1
1,3-Dichloropropane	ND	H	1.2		ug/Kg	☼	07/25/13 14:41	07/25/13 19:48	1
1,4-Dichlorobenzene	ND	H	1.2		ug/Kg	☼	07/25/13 14:41	07/25/13 19:48	1
2,2-Dichloropropane	ND	H	1.2		ug/Kg	☼	07/25/13 14:41	07/25/13 19:48	1
2-Chlorotoluene	ND	H	2.5		ug/Kg	☼	07/25/13 14:41	07/25/13 19:48	1
4-Chlorotoluene	ND	H	2.5		ug/Kg	☼	07/25/13 14:41	07/25/13 19:48	1
4-Isopropyltoluene	ND	H	2.5		ug/Kg	☼	07/25/13 14:41	07/25/13 19:48	1
Benzene	ND	H	1.2		ug/Kg	☼	07/25/13 14:41	07/25/13 19:48	1
Bromobenzene	ND	H	2.5		ug/Kg	☼	07/25/13 14:41	07/25/13 19:48	1
Bromoform	ND	H	1.2		ug/Kg	☼	07/25/13 14:41	07/25/13 19:48	1
Bromomethane	ND	H	1.2		ug/Kg	☼	07/25/13 14:41	07/25/13 19:48	1
Carbon tetrachloride	ND	H	1.2		ug/Kg	☼	07/25/13 14:41	07/25/13 19:48	1
Chlorobenzene	ND	H	1.2		ug/Kg	☼	07/25/13 14:41	07/25/13 19:48	1
Chlorobromomethane	ND	H	1.2		ug/Kg	☼	07/25/13 14:41	07/25/13 19:48	1
Chlorodibromomethane	ND	H	1.2		ug/Kg	☼	07/25/13 14:41	07/25/13 19:48	1
Chloroethane	ND	H	1.2		ug/Kg	☼	07/25/13 14:41	07/25/13 19:48	1
Chloroform	ND	H	1.2		ug/Kg	☼	07/25/13 14:41	07/25/13 19:48	1
Chloromethane	ND	H	1.2		ug/Kg	☼	07/25/13 14:41	07/25/13 19:48	1
cis-1,2-Dichloroethene	ND	H	1.2		ug/Kg	☼	07/25/13 14:41	07/25/13 19:48	1
cis-1,3-Dichloropropene	ND	H	1.2		ug/Kg	☼	07/25/13 14:41	07/25/13 19:48	1
Dibromomethane	ND	H	1.2		ug/Kg	☼	07/25/13 14:41	07/25/13 19:48	1
Dichlorobromomethane	ND	H	1.2		ug/Kg	☼	07/25/13 14:41	07/25/13 19:48	1
Dichlorodifluoromethane	ND	H	1.2		ug/Kg	☼	07/25/13 14:41	07/25/13 19:48	1
EDB	ND	H	1.2		ug/Kg	☼	07/25/13 14:41	07/25/13 19:48	1
EDC	ND	H	1.2		ug/Kg	☼	07/25/13 14:41	07/25/13 19:48	1
Ethylbenzene	ND	H	1.2		ug/Kg	☼	07/25/13 14:41	07/25/13 19:48	1
Hexachlorobutadiene	ND	H	1.2		ug/Kg	☼	07/25/13 14:41	07/25/13 19:48	1
Isopropylbenzene	ND	H	2.5		ug/Kg	☼	07/25/13 14:41	07/25/13 19:48	1
Methyl tert-butyl ether	ND	H	1.2		ug/Kg	☼	07/25/13 14:41	07/25/13 19:48	1
Methylene Chloride	ND	H	19		ug/Kg	☼	07/25/13 14:41	07/25/13 19:48	1
m-Xylene & p-Xylene	ND	H	2.5		ug/Kg	☼	07/25/13 14:41	07/25/13 19:48	1
Naphthalene	ND	H	6.2		ug/Kg	☼	07/25/13 14:41	07/25/13 19:48	1
n-Butylbenzene	ND	H	2.5		ug/Kg	☼	07/25/13 14:41	07/25/13 19:48	1
N-Propylbenzene	ND	H	1.2		ug/Kg	☼	07/25/13 14:41	07/25/13 19:48	1

TestAmerica Seattle

Client Sample Results

Client: Blaes Environmental Inc.
Project/Site: CIRCLE K #6042 NACHES WA

TestAmerica Job ID: 580-39456-1

Client Sample ID: MW-1 @10'

Lab Sample ID: 580-39456-2

Date Collected: 07/22/13 11:30

Matrix: Solid

Date Received: 07/23/13 16:50

Percent Solids: 92.9

Method: 8260B - Volatile Organic Compounds (GC/MS) (Continued)

Analyte	Result	Qualifier	RL	MDL	Unit	D	Prepared	Analyzed	Dil Fac
o-Xylene	ND	H	1.2		ug/Kg	☼	07/25/13 14:41	07/25/13 19:48	1
sec-Butylbenzene	ND	H	2.5		ug/Kg	☼	07/25/13 14:41	07/25/13 19:48	1
Styrene	ND	H	2.5		ug/Kg	☼	07/25/13 14:41	07/25/13 19:48	1
tert-Butylbenzene	ND	H	2.5		ug/Kg	☼	07/25/13 14:41	07/25/13 19:48	1
Tetrachloroethene	ND	H	1.2		ug/Kg	☼	07/25/13 14:41	07/25/13 19:48	1
Toluene	ND	H	2.5		ug/Kg	☼	07/25/13 14:41	07/25/13 19:48	1
trans-1,2-Dichloroethene	ND	H	1.2		ug/Kg	☼	07/25/13 14:41	07/25/13 19:48	1
trans-1,3-Dichloropropene	ND	H	1.2		ug/Kg	☼	07/25/13 14:41	07/25/13 19:48	1
Trichloroethene	ND	H	1.2		ug/Kg	☼	07/25/13 14:41	07/25/13 19:48	1
Trichlorofluoromethane	ND	H	1.2		ug/Kg	☼	07/25/13 14:41	07/25/13 19:48	1
Vinyl chloride	ND	H	1.2		ug/Kg	☼	07/25/13 14:41	07/25/13 19:48	1
Surrogate									
Surrogate	%Recovery	Qualifier	Limits				Prepared	Analyzed	Dil Fac
4-Bromofluorobenzene (Surr)	87		70 - 120				07/25/13 14:41	07/25/13 19:48	1
Ethylbenzene-d10	109		70 - 120				07/25/13 14:41	07/25/13 19:48	1
Fluorobenzene (Surr)	105		80 - 120				07/25/13 14:41	07/25/13 19:48	1
Toluene-d8 (Surr)	91		80 - 120				07/25/13 14:41	07/25/13 19:48	1
Trifluorotoluene (Surr)	88		65 - 140				07/25/13 14:41	07/25/13 19:48	1

Method: 8260B - Volatile Organic Compounds by GC/MS

Analyte	Result	Qualifier	RL	MDL	Unit	D	Prepared	Analyzed	Dil Fac
1,1,1,2-Tetrachloroethane	ND		44		ug/Kg	☼	08/01/13 09:22	08/01/13 18:56	1
1,1,1-Trichloroethane	ND		44		ug/Kg	☼	08/01/13 09:22	08/01/13 18:56	1
1,1,2,2-Tetrachloroethane	ND		11		ug/Kg	☼	08/01/13 09:22	08/01/13 18:56	1
1,1,2-Trichloroethane	ND		13		ug/Kg	☼	08/01/13 09:22	08/01/13 18:56	1
1,1-Dichloroethane	ND		44		ug/Kg	☼	08/01/13 09:22	08/01/13 18:56	1
1,1-Dichloroethene	ND		22		ug/Kg	☼	08/01/13 09:22	08/01/13 18:56	1
1,1-Dichloropropene	ND		44		ug/Kg	☼	08/01/13 09:22	08/01/13 18:56	1
1,2,3-Trichlorobenzene	ND		44		ug/Kg	☼	08/01/13 09:22	08/01/13 18:56	1
1,2,3-Trichloropropane	ND		44		ug/Kg	☼	08/01/13 09:22	08/01/13 18:56	1
1,2,4-Trichlorobenzene	ND		44		ug/Kg	☼	08/01/13 09:22	08/01/13 18:56	1
1,2,4-Trimethylbenzene	ND		44		ug/Kg	☼	08/01/13 09:22	08/01/13 18:56	1
1,2-Dibromo-3-Chloropropane	ND		220		ug/Kg	☼	08/01/13 09:22	08/01/13 18:56	1
1,2-Dichlorobenzene	ND		44		ug/Kg	☼	08/01/13 09:22	08/01/13 18:56	1
1,2-Dichloropropane	ND		13		ug/Kg	☼	08/01/13 09:22	08/01/13 18:56	1
1,3,5-Trimethylbenzene	ND		44		ug/Kg	☼	08/01/13 09:22	08/01/13 18:56	1
1,3-Dichlorobenzene	ND		44		ug/Kg	☼	08/01/13 09:22	08/01/13 18:56	1
1,3-Dichloropropane	ND		44		ug/Kg	☼	08/01/13 09:22	08/01/13 18:56	1
1,4-Dichlorobenzene	ND		44		ug/Kg	☼	08/01/13 09:22	08/01/13 18:56	1
2,2-Dichloropropane	ND		44		ug/Kg	☼	08/01/13 09:22	08/01/13 18:56	1
2-Chlorotoluene	ND		44		ug/Kg	☼	08/01/13 09:22	08/01/13 18:56	1
4-Chlorotoluene	ND		44		ug/Kg	☼	08/01/13 09:22	08/01/13 18:56	1
4-Isopropyltoluene	ND		44		ug/Kg	☼	08/01/13 09:22	08/01/13 18:56	1
Benzene	ND		18		ug/Kg	☼	08/01/13 09:22	08/01/13 18:56	1
Bromobenzene	ND		44		ug/Kg	☼	08/01/13 09:22	08/01/13 18:56	1
Bromoform	ND		44		ug/Kg	☼	08/01/13 09:22	08/01/13 18:56	1
Bromomethane	ND		150		ug/Kg	☼	08/01/13 09:22	08/01/13 18:56	1
Carbon tetrachloride	ND		22		ug/Kg	☼	08/01/13 09:22	08/01/13 18:56	1
Chlorobenzene	ND		44		ug/Kg	☼	08/01/13 09:22	08/01/13 18:56	1
Chlorobromomethane	ND		44		ug/Kg	☼	08/01/13 09:22	08/01/13 18:56	1

TestAmerica Seattle

Client Sample Results

Client: Blaes Environmental Inc.
Project/Site: CIRCLE K #6042 NACHES WA

TestAmerica Job ID: 580-39456-1

Client Sample ID: MW-1 @10'

Lab Sample ID: 580-39456-2

Date Collected: 07/22/13 11:30

Matrix: Solid

Date Received: 07/23/13 16:50

Percent Solids: 92.9

Method: 8260B - Volatile Organic Compounds by GC/MS (Continued)

Analyte	Result	Qualifier	RL	MDL	Unit	D	Prepared	Analyzed	Dil Fac
Chlorodibromomethane	ND		22		ug/Kg	☼	08/01/13 09:22	08/01/13 18:56	1
Chloroethane	ND	*	440		ug/Kg	☼	08/01/13 09:22	08/01/13 18:56	1
Chloroform	ND		44		ug/Kg	☼	08/01/13 09:22	08/01/13 18:56	1
Chloromethane	ND		440		ug/Kg	☼	08/01/13 09:22	08/01/13 18:56	1
cis-1,2-Dichloroethene	ND		44		ug/Kg	☼	08/01/13 09:22	08/01/13 18:56	1
cis-1,3-Dichloropropene	ND		18		ug/Kg	☼	08/01/13 09:22	08/01/13 18:56	1
Dibromomethane	ND		44		ug/Kg	☼	08/01/13 09:22	08/01/13 18:56	1
Dichlorobromomethane	ND		44		ug/Kg	☼	08/01/13 09:22	08/01/13 18:56	1
Dichlorodifluoromethane	ND		44		ug/Kg	☼	08/01/13 09:22	08/01/13 18:56	1
EDB	ND		44		ug/Kg	☼	08/01/13 09:22	08/01/13 18:56	1
EDC	ND		18		ug/Kg	☼	08/01/13 09:22	08/01/13 18:56	1
Ethylbenzene	ND		44		ug/Kg	☼	08/01/13 09:22	08/01/13 18:56	1
Hexachlorobutadiene	ND		44		ug/Kg	☼	08/01/13 09:22	08/01/13 18:56	1
Isopropylbenzene	ND		44		ug/Kg	☼	08/01/13 09:22	08/01/13 18:56	1
Methyl tert-butyl ether	ND		44		ug/Kg	☼	08/01/13 09:22	08/01/13 18:56	1
Methylene Chloride	ND		18		ug/Kg	☼	08/01/13 09:22	08/01/13 18:56	1
m-Xylene & p-Xylene	ND		44		ug/Kg	☼	08/01/13 09:22	08/01/13 18:56	1
Naphthalene	ND		44		ug/Kg	☼	08/01/13 09:22	08/01/13 18:56	1
n-Butylbenzene	ND		44		ug/Kg	☼	08/01/13 09:22	08/01/13 18:56	1
N-Propylbenzene	ND		44		ug/Kg	☼	08/01/13 09:22	08/01/13 18:56	1
o-Xylene	ND		44		ug/Kg	☼	08/01/13 09:22	08/01/13 18:56	1
sec-Butylbenzene	ND		44		ug/Kg	☼	08/01/13 09:22	08/01/13 18:56	1
Styrene	ND		44		ug/Kg	☼	08/01/13 09:22	08/01/13 18:56	1
tert-Butylbenzene	ND		44		ug/Kg	☼	08/01/13 09:22	08/01/13 18:56	1
Tetrachloroethene	ND		22		ug/Kg	☼	08/01/13 09:22	08/01/13 18:56	1
Toluene	ND		44		ug/Kg	☼	08/01/13 09:22	08/01/13 18:56	1
trans-1,2-Dichloroethene	ND		44		ug/Kg	☼	08/01/13 09:22	08/01/13 18:56	1
trans-1,3-Dichloropropene	ND		18		ug/Kg	☼	08/01/13 09:22	08/01/13 18:56	1
Trichloroethene	ND		18		ug/Kg	☼	08/01/13 09:22	08/01/13 18:56	1
Trichlorofluoromethane	ND		44		ug/Kg	☼	08/01/13 09:22	08/01/13 18:56	1
Vinyl chloride	ND		8.8		ug/Kg	☼	08/01/13 09:22	08/01/13 18:56	1

Surrogate	%Recovery	Qualifier	Limits	Prepared	Analyzed	Dil Fac
4-Bromofluorobenzene (Surr)	95		70 - 120	08/01/13 09:22	08/01/13 18:56	1
Ethylbenzene-d10	97		70 - 120	08/01/13 09:22	08/01/13 18:56	1
Fluorobenzene (Surr)	96		80 - 120	08/01/13 09:22	08/01/13 18:56	1
Toluene-d8 (Surr)	99		80 - 120	08/01/13 09:22	08/01/13 18:56	1

Method: NWTPH-Gx - Northwest - Volatile Petroleum Products (GC)

Analyte	Result	Qualifier	RL	MDL	Unit	D	Prepared	Analyzed	Dil Fac
Gasoline	ND		4.4		mg/Kg	☼	07/26/13 09:54	07/26/13 23:02	1

Surrogate	%Recovery	Qualifier	Limits	Prepared	Analyzed	Dil Fac
4-Bromofluorobenzene (Surr)	81		50 - 150	07/26/13 09:54	07/26/13 23:02	1

Method: NWTPH-Dx - Northwest - Semi-Volatile Petroleum Products (GC)

Analyte	Result	Qualifier	RL	MDL	Unit	D	Prepared	Analyzed	Dil Fac
#2 Diesel (C10-C24)	ND		26		mg/Kg	☼	07/25/13 09:30	07/27/13 00:14	1
Motor Oil (>C24-C36)	ND		52		mg/Kg	☼	07/25/13 09:30	07/27/13 00:14	1

TestAmerica Seattle

Client Sample Results

Client: Blaes Environmental Inc.
 Project/Site: CIRCLE K #6042 NACHES WA

TestAmerica Job ID: 580-39456-1

Client Sample ID: MW-1 @10'

Lab Sample ID: 580-39456-2

Date Collected: 07/22/13 11:30

Matrix: Solid

Date Received: 07/23/13 16:50

Percent Solids: 92.9

Surrogate	%Recovery	Qualifier	Limits	Prepared	Analyzed	Dil Fac
<i>o-Terphenyl</i>	85		50 - 150	07/25/13 09:30	07/27/13 00:14	1

General Chemistry

Analyte	Result	Qualifier	RL	MDL	Unit	D	Prepared	Analyzed	Dil Fac
Percent Solids	93		0.10		%			07/25/13 11:21	1
Percent Moisture	7.1		0.10		%			07/25/13 11:21	1

Client Sample Results

Client: Blaes Environmental Inc.
Project/Site: CIRCLE K #6042 NACHES WA

TestAmerica Job ID: 580-39456-1

Client Sample ID: MW-2 @5'

Lab Sample ID: 580-39456-3

Date Collected: 07/22/13 14:50

Matrix: Solid

Date Received: 07/23/13 16:50

Percent Solids: 84.9

Method: 8260B - Volatile Organic Compounds (GC/MS)

Analyte	Result	Qualifier	RL	MDL	Unit	D	Prepared	Analyzed	Dil Fac
1,1,1,2-Tetrachloroethane	ND	H	1.4		ug/Kg	*	07/25/13 14:41	07/25/13 20:11	1
1,1,1-Trichloroethane	ND	H	1.4		ug/Kg	*	07/25/13 14:41	07/25/13 20:11	1
1,1,2,2-Tetrachloroethane	ND	H	2.7		ug/Kg	*	07/25/13 14:41	07/25/13 20:11	1
1,1,2-Trichloroethane	ND	H	1.4		ug/Kg	*	07/25/13 14:41	07/25/13 20:11	1
1,1-Dichloroethane	ND	H	1.4		ug/Kg	*	07/25/13 14:41	07/25/13 20:11	1
1,1-Dichloroethene	ND	H	6.8		ug/Kg	*	07/25/13 14:41	07/25/13 20:11	1
1,1-Dichloropropene	ND	H	1.4		ug/Kg	*	07/25/13 14:41	07/25/13 20:11	1
1,2,3-Trichlorobenzene	ND	H	2.7		ug/Kg	*	07/25/13 14:41	07/25/13 20:11	1
1,2,3-Trichloropropane	ND	H	1.4		ug/Kg	*	07/25/13 14:41	07/25/13 20:11	1
1,2,4-Trichlorobenzene	ND	H	2.7		ug/Kg	*	07/25/13 14:41	07/25/13 20:11	1
1,2,4-Trimethylbenzene	ND	H	2.7		ug/Kg	*	07/25/13 14:41	07/25/13 20:11	1
1,2-Dibromo-3-Chloropropane	ND	H	2.7		ug/Kg	*	07/25/13 14:41	07/25/13 20:11	1
1,2-Dichlorobenzene	ND	H	1.4		ug/Kg	*	07/25/13 14:41	07/25/13 20:11	1
1,2-Dichloropropane	ND	H	1.4		ug/Kg	*	07/25/13 14:41	07/25/13 20:11	1
1,3,5-Trimethylbenzene	ND	H	6.8		ug/Kg	*	07/25/13 14:41	07/25/13 20:11	1
1,3-Dichlorobenzene	ND	H	1.4		ug/Kg	*	07/25/13 14:41	07/25/13 20:11	1
1,3-Dichloropropane	ND	H	1.4		ug/Kg	*	07/25/13 14:41	07/25/13 20:11	1
1,4-Dichlorobenzene	ND	H	1.4		ug/Kg	*	07/25/13 14:41	07/25/13 20:11	1
2,2-Dichloropropane	ND	H	1.4		ug/Kg	*	07/25/13 14:41	07/25/13 20:11	1
2-Chlorotoluene	ND	H	2.7		ug/Kg	*	07/25/13 14:41	07/25/13 20:11	1
4-Chlorotoluene	ND	H	2.7		ug/Kg	*	07/25/13 14:41	07/25/13 20:11	1
4-Isopropyltoluene	ND	H	2.7		ug/Kg	*	07/25/13 14:41	07/25/13 20:11	1
Benzene	ND	H	1.4		ug/Kg	*	07/25/13 14:41	07/25/13 20:11	1
Bromobenzene	ND	H	2.7		ug/Kg	*	07/25/13 14:41	07/25/13 20:11	1
Bromoform	ND	H	1.4		ug/Kg	*	07/25/13 14:41	07/25/13 20:11	1
Bromomethane	ND	H	1.4		ug/Kg	*	07/25/13 14:41	07/25/13 20:11	1
Carbon tetrachloride	ND	H	1.4		ug/Kg	*	07/25/13 14:41	07/25/13 20:11	1
Chlorobenzene	ND	H	1.4		ug/Kg	*	07/25/13 14:41	07/25/13 20:11	1
Chlorobromomethane	ND	H	1.4		ug/Kg	*	07/25/13 14:41	07/25/13 20:11	1
Chlorodibromomethane	ND	H	1.4		ug/Kg	*	07/25/13 14:41	07/25/13 20:11	1
Chloroethane	ND	H	1.4		ug/Kg	*	07/25/13 14:41	07/25/13 20:11	1
Chloroform	ND	H	1.4		ug/Kg	*	07/25/13 14:41	07/25/13 20:11	1
Chloromethane	ND	H	1.4		ug/Kg	*	07/25/13 14:41	07/25/13 20:11	1
cis-1,2-Dichloroethene	ND	H	1.4		ug/Kg	*	07/25/13 14:41	07/25/13 20:11	1
cis-1,3-Dichloropropene	ND	H	1.4		ug/Kg	*	07/25/13 14:41	07/25/13 20:11	1
Dibromomethane	ND	H	1.4		ug/Kg	*	07/25/13 14:41	07/25/13 20:11	1
Dichlorobromomethane	ND	H	1.4		ug/Kg	*	07/25/13 14:41	07/25/13 20:11	1
Dichlorodifluoromethane	ND	H	1.4		ug/Kg	*	07/25/13 14:41	07/25/13 20:11	1
EDB	ND	H	1.4		ug/Kg	*	07/25/13 14:41	07/25/13 20:11	1
EDC	ND	H	1.4		ug/Kg	*	07/25/13 14:41	07/25/13 20:11	1
Ethylbenzene	ND	H	1.4		ug/Kg	*	07/25/13 14:41	07/25/13 20:11	1
Hexachlorobutadiene	ND	H	1.4		ug/Kg	*	07/25/13 14:41	07/25/13 20:11	1
Isopropylbenzene	ND	H	2.7		ug/Kg	*	07/25/13 14:41	07/25/13 20:11	1
Methyl tert-butyl ether	ND	H	1.4		ug/Kg	*	07/25/13 14:41	07/25/13 20:11	1
Methylene Chloride	ND	H	20		ug/Kg	*	07/25/13 14:41	07/25/13 20:11	1
m-Xylene & p-Xylene	ND	H	2.7		ug/Kg	*	07/25/13 14:41	07/25/13 20:11	1
Naphthalene	ND	H	6.8		ug/Kg	*	07/25/13 14:41	07/25/13 20:11	1
n-Butylbenzene	ND	H	2.7		ug/Kg	*	07/25/13 14:41	07/25/13 20:11	1
N-Propylbenzene	ND	H	1.4		ug/Kg	*	07/25/13 14:41	07/25/13 20:11	1

TestAmerica Seattle

Client Sample Results

Client: Blaes Environmental Inc.
Project/Site: CIRCLE K #6042 NACHES WA

TestAmerica Job ID: 580-39456-1

Client Sample ID: MW-2 @5'

Lab Sample ID: 580-39456-3

Date Collected: 07/22/13 14:50

Matrix: Solid

Date Received: 07/23/13 16:50

Percent Solids: 84.9

Method: 8260B - Volatile Organic Compounds (GC/MS) (Continued)

Analyte	Result	Qualifier	RL	MDL	Unit	D	Prepared	Analyzed	Dil Fac
o-Xylene	ND	H	1.4		ug/Kg	☼	07/25/13 14:41	07/25/13 20:11	1
sec-Butylbenzene	ND	H	2.7		ug/Kg	☼	07/25/13 14:41	07/25/13 20:11	1
Styrene	ND	H	2.7		ug/Kg	☼	07/25/13 14:41	07/25/13 20:11	1
tert-Butylbenzene	ND	H	2.7		ug/Kg	☼	07/25/13 14:41	07/25/13 20:11	1
Tetrachloroethene	ND	H	1.4		ug/Kg	☼	07/25/13 14:41	07/25/13 20:11	1
Toluene	ND	H	2.7		ug/Kg	☼	07/25/13 14:41	07/25/13 20:11	1
trans-1,2-Dichloroethene	ND	H	1.4		ug/Kg	☼	07/25/13 14:41	07/25/13 20:11	1
trans-1,3-Dichloropropene	ND	H	1.4		ug/Kg	☼	07/25/13 14:41	07/25/13 20:11	1
Trichloroethene	ND	H	1.4		ug/Kg	☼	07/25/13 14:41	07/25/13 20:11	1
Trichlorofluoromethane	ND	H	1.4		ug/Kg	☼	07/25/13 14:41	07/25/13 20:11	1
Vinyl chloride	ND	H	1.4		ug/Kg	☼	07/25/13 14:41	07/25/13 20:11	1
Surrogate	%Recovery	Qualifier	Limits				Prepared	Analyzed	Dil Fac
4-Bromofluorobenzene (Surr)	99		70 - 120				07/25/13 14:41	07/25/13 20:11	1
Ethylbenzene-d10	114		70 - 120				07/25/13 14:41	07/25/13 20:11	1
Fluorobenzene (Surr)	100		80 - 120				07/25/13 14:41	07/25/13 20:11	1
Toluene-d8 (Surr)	87		80 - 120				07/25/13 14:41	07/25/13 20:11	1
Trifluorotoluene (Surr)	87		65 - 140				07/25/13 14:41	07/25/13 20:11	1

Method: 8260B - Volatile Organic Compounds by GC/MS

Analyte	Result	Qualifier	RL	MDL	Unit	D	Prepared	Analyzed	Dil Fac
1,1,1,2-Tetrachloroethane	ND		58		ug/Kg	☼	08/01/13 09:22	08/01/13 19:19	1
1,1,1-Trichloroethane	ND		58		ug/Kg	☼	08/01/13 09:22	08/01/13 19:19	1
1,1,2,2-Tetrachloroethane	ND		15		ug/Kg	☼	08/01/13 09:22	08/01/13 19:19	1
1,1,2-Trichloroethane	ND		18		ug/Kg	☼	08/01/13 09:22	08/01/13 19:19	1
1,1-Dichloroethane	ND		58		ug/Kg	☼	08/01/13 09:22	08/01/13 19:19	1
1,1-Dichloroethene	ND		29		ug/Kg	☼	08/01/13 09:22	08/01/13 19:19	1
1,1-Dichloropropene	ND		58		ug/Kg	☼	08/01/13 09:22	08/01/13 19:19	1
1,2,3-Trichlorobenzene	ND		58		ug/Kg	☼	08/01/13 09:22	08/01/13 19:19	1
1,2,3-Trichloropropane	ND		58		ug/Kg	☼	08/01/13 09:22	08/01/13 19:19	1
1,2,4-Trichlorobenzene	ND		58		ug/Kg	☼	08/01/13 09:22	08/01/13 19:19	1
1,2,4-Trimethylbenzene	ND		58		ug/Kg	☼	08/01/13 09:22	08/01/13 19:19	1
1,2-Dibromo-3-Chloropropane	ND		290		ug/Kg	☼	08/01/13 09:22	08/01/13 19:19	1
1,2-Dichlorobenzene	ND		58		ug/Kg	☼	08/01/13 09:22	08/01/13 19:19	1
1,2-Dichloropropane	ND		18		ug/Kg	☼	08/01/13 09:22	08/01/13 19:19	1
1,3,5-Trimethylbenzene	ND		58		ug/Kg	☼	08/01/13 09:22	08/01/13 19:19	1
1,3-Dichlorobenzene	ND		58		ug/Kg	☼	08/01/13 09:22	08/01/13 19:19	1
1,3-Dichloropropane	ND		58		ug/Kg	☼	08/01/13 09:22	08/01/13 19:19	1
1,4-Dichlorobenzene	ND		58		ug/Kg	☼	08/01/13 09:22	08/01/13 19:19	1
2,2-Dichloropropane	ND		58		ug/Kg	☼	08/01/13 09:22	08/01/13 19:19	1
2-Chlorotoluene	ND		58		ug/Kg	☼	08/01/13 09:22	08/01/13 19:19	1
4-Chlorotoluene	ND		58		ug/Kg	☼	08/01/13 09:22	08/01/13 19:19	1
4-Isopropyltoluene	ND		58		ug/Kg	☼	08/01/13 09:22	08/01/13 19:19	1
Benzene	ND		23		ug/Kg	☼	08/01/13 09:22	08/01/13 19:19	1
Bromobenzene	ND		58		ug/Kg	☼	08/01/13 09:22	08/01/13 19:19	1
Bromoform	ND		58		ug/Kg	☼	08/01/13 09:22	08/01/13 19:19	1
Bromomethane	ND		200		ug/Kg	☼	08/01/13 09:22	08/01/13 19:19	1
Carbon tetrachloride	ND		29		ug/Kg	☼	08/01/13 09:22	08/01/13 19:19	1
Chlorobenzene	ND		58		ug/Kg	☼	08/01/13 09:22	08/01/13 19:19	1
Chlorobromomethane	ND		58		ug/Kg	☼	08/01/13 09:22	08/01/13 19:19	1

TestAmerica Seattle

Client Sample Results

Client: Blaes Environmental Inc.
Project/Site: CIRCLE K #6042 NACHES WA

TestAmerica Job ID: 580-39456-1

Client Sample ID: MW-2 @5'

Lab Sample ID: 580-39456-3

Date Collected: 07/22/13 14:50

Matrix: Solid

Date Received: 07/23/13 16:50

Percent Solids: 84.9

Method: 8260B - Volatile Organic Compounds by GC/MS (Continued)

Analyte	Result	Qualifier	RL	MDL	Unit	D	Prepared	Analyzed	Dil Fac
Chlorodibromomethane	ND		29		ug/Kg	☼	08/01/13 09:22	08/01/13 19:19	1
Chloroethane	ND	*	580		ug/Kg	☼	08/01/13 09:22	08/01/13 19:19	1
Chloroform	ND		58		ug/Kg	☼	08/01/13 09:22	08/01/13 19:19	1
Chloromethane	ND		580		ug/Kg	☼	08/01/13 09:22	08/01/13 19:19	1
cis-1,2-Dichloroethene	ND		58		ug/Kg	☼	08/01/13 09:22	08/01/13 19:19	1
cis-1,3-Dichloropropene	ND		23		ug/Kg	☼	08/01/13 09:22	08/01/13 19:19	1
Dibromomethane	ND		58		ug/Kg	☼	08/01/13 09:22	08/01/13 19:19	1
Dichlorobromomethane	ND		58		ug/Kg	☼	08/01/13 09:22	08/01/13 19:19	1
Dichlorodifluoromethane	ND		58		ug/Kg	☼	08/01/13 09:22	08/01/13 19:19	1
EDB	ND		58		ug/Kg	☼	08/01/13 09:22	08/01/13 19:19	1
EDC	ND		23		ug/Kg	☼	08/01/13 09:22	08/01/13 19:19	1
Ethylbenzene	ND		58		ug/Kg	☼	08/01/13 09:22	08/01/13 19:19	1
Hexachlorobutadiene	ND		58		ug/Kg	☼	08/01/13 09:22	08/01/13 19:19	1
Isopropylbenzene	ND		58		ug/Kg	☼	08/01/13 09:22	08/01/13 19:19	1
Methyl tert-butyl ether	ND		58		ug/Kg	☼	08/01/13 09:22	08/01/13 19:19	1
Methylene Chloride	ND		23		ug/Kg	☼	08/01/13 09:22	08/01/13 19:19	1
m-Xylene & p-Xylene	ND		58		ug/Kg	☼	08/01/13 09:22	08/01/13 19:19	1
Naphthalene	ND		58		ug/Kg	☼	08/01/13 09:22	08/01/13 19:19	1
n-Butylbenzene	ND		58		ug/Kg	☼	08/01/13 09:22	08/01/13 19:19	1
N-Propylbenzene	ND		58		ug/Kg	☼	08/01/13 09:22	08/01/13 19:19	1
o-Xylene	ND		58		ug/Kg	☼	08/01/13 09:22	08/01/13 19:19	1
sec-Butylbenzene	ND		58		ug/Kg	☼	08/01/13 09:22	08/01/13 19:19	1
Styrene	ND		58		ug/Kg	☼	08/01/13 09:22	08/01/13 19:19	1
tert-Butylbenzene	ND		58		ug/Kg	☼	08/01/13 09:22	08/01/13 19:19	1
Tetrachloroethene	ND		29		ug/Kg	☼	08/01/13 09:22	08/01/13 19:19	1
Toluene	ND		58		ug/Kg	☼	08/01/13 09:22	08/01/13 19:19	1
trans-1,2-Dichloroethene	ND		58		ug/Kg	☼	08/01/13 09:22	08/01/13 19:19	1
trans-1,3-Dichloropropene	ND		23		ug/Kg	☼	08/01/13 09:22	08/01/13 19:19	1
Trichloroethene	ND		23		ug/Kg	☼	08/01/13 09:22	08/01/13 19:19	1
Trichlorofluoromethane	ND		58		ug/Kg	☼	08/01/13 09:22	08/01/13 19:19	1
Vinyl chloride	ND		12		ug/Kg	☼	08/01/13 09:22	08/01/13 19:19	1

Surrogate	%Recovery	Qualifier	Limits	Prepared	Analyzed	Dil Fac
4-Bromofluorobenzene (Surr)	92		70 - 120	08/01/13 09:22	08/01/13 19:19	1
Ethylbenzene-d10	94		70 - 120	08/01/13 09:22	08/01/13 19:19	1
Fluorobenzene (Surr)	97		80 - 120	08/01/13 09:22	08/01/13 19:19	1
Toluene-d8 (Surr)	97		80 - 120	08/01/13 09:22	08/01/13 19:19	1

Method: NWTPH-Gx - Northwest - Volatile Petroleum Products (GC)

Analyte	Result	Qualifier	RL	MDL	Unit	D	Prepared	Analyzed	Dil Fac
Gasoline	ND		5.8		mg/Kg	☼	07/26/13 09:54	07/26/13 23:25	1

Surrogate	%Recovery	Qualifier	Limits	Prepared	Analyzed	Dil Fac
4-Bromofluorobenzene (Surr)	83		50 - 150	07/26/13 09:54	07/26/13 23:25	1

Method: NWTPH-Dx - Northwest - Semi-Volatile Petroleum Products (GC)

Analyte	Result	Qualifier	RL	MDL	Unit	D	Prepared	Analyzed	Dil Fac
#2 Diesel (C10-C24)	ND		29		mg/Kg	☼	07/25/13 09:30	07/27/13 00:29	1
Motor Oil (>C24-C36)	ND		58		mg/Kg	☼	07/25/13 09:30	07/27/13 00:29	1

TestAmerica Seattle

Client Sample Results

Client: Blaes Environmental Inc.
 Project/Site: CIRCLE K #6042 NACHES WA

TestAmerica Job ID: 580-39456-1

Client Sample ID: MW-2 @5'

Lab Sample ID: 580-39456-3

Date Collected: 07/22/13 14:50

Matrix: Solid

Date Received: 07/23/13 16:50

Percent Solids: 84.9

Surrogate	%Recovery	Qualifier	Limits	Prepared	Analyzed	Dil Fac
<i>o-Terphenyl</i>	81		50 - 150	07/25/13 09:30	07/27/13 00:29	1

General Chemistry

Analyte	Result	Qualifier	RL	MDL	Unit	D	Prepared	Analyzed	Dil Fac
Percent Solids	85		0.10		%			07/25/13 11:21	1
Percent Moisture	15		0.10		%			07/25/13 11:21	1

Client Sample Results

Client: Blaes Environmental Inc.
Project/Site: CIRCLE K #6042 NACHES WA

TestAmerica Job ID: 580-39456-1

Client Sample ID: MW-3 @10'

Lab Sample ID: 580-39456-4

Date Collected: 07/23/13 09:05

Matrix: Solid

Date Received: 07/23/13 16:50

Percent Solids: 96.8

Method: 8260B - Volatile Organic Compounds (GC/MS)

Analyte	Result	Qualifier	RL	MDL	Unit	D	Prepared	Analyzed	Dil Fac
1,1,1,2-Tetrachloroethane	ND		1.1		ug/Kg	*	07/25/13 14:41	07/25/13 20:35	1
1,1,1-Trichloroethane	ND		1.1		ug/Kg	*	07/25/13 14:41	07/25/13 20:35	1
1,1,1,2,2-Tetrachloroethane	ND		2.3		ug/Kg	*	07/25/13 14:41	07/25/13 20:35	1
1,1,1,2-Trichloroethane	ND		1.1		ug/Kg	*	07/25/13 14:41	07/25/13 20:35	1
1,1-Dichloroethane	ND		1.1		ug/Kg	*	07/25/13 14:41	07/25/13 20:35	1
1,1-Dichloroethene	ND		5.6		ug/Kg	*	07/25/13 14:41	07/25/13 20:35	1
1,1-Dichloropropene	ND		1.1		ug/Kg	*	07/25/13 14:41	07/25/13 20:35	1
1,2,3-Trichlorobenzene	ND		2.3		ug/Kg	*	07/25/13 14:41	07/25/13 20:35	1
1,2,3-Trichloropropane	ND		1.1		ug/Kg	*	07/25/13 14:41	07/25/13 20:35	1
1,2,4-Trichlorobenzene	ND		2.3		ug/Kg	*	07/25/13 14:41	07/25/13 20:35	1
1,2,4-Trimethylbenzene	5.0		2.3		ug/Kg	*	07/25/13 14:41	07/25/13 20:35	1
1,2-Dibromo-3-Chloropropane	ND		2.3		ug/Kg	*	07/25/13 14:41	07/25/13 20:35	1
1,2-Dichlorobenzene	ND		1.1		ug/Kg	*	07/25/13 14:41	07/25/13 20:35	1
1,2-Dichloropropane	ND		1.1		ug/Kg	*	07/25/13 14:41	07/25/13 20:35	1
1,3,5-Trimethylbenzene	ND		5.6		ug/Kg	*	07/25/13 14:41	07/25/13 20:35	1
1,3-Dichlorobenzene	ND		1.1		ug/Kg	*	07/25/13 14:41	07/25/13 20:35	1
1,3-Dichloropropane	ND		1.1		ug/Kg	*	07/25/13 14:41	07/25/13 20:35	1
1,4-Dichlorobenzene	ND		1.1		ug/Kg	*	07/25/13 14:41	07/25/13 20:35	1
2,2-Dichloropropane	ND		1.1		ug/Kg	*	07/25/13 14:41	07/25/13 20:35	1
2-Chlorotoluene	ND		2.3		ug/Kg	*	07/25/13 14:41	07/25/13 20:35	1
4-Chlorotoluene	ND		2.3		ug/Kg	*	07/25/13 14:41	07/25/13 20:35	1
4-Isopropyltoluene	ND		2.3		ug/Kg	*	07/25/13 14:41	07/25/13 20:35	1
Benzene	ND		1.1		ug/Kg	*	07/25/13 14:41	07/25/13 20:35	1
Bromobenzene	ND		2.3		ug/Kg	*	07/25/13 14:41	07/25/13 20:35	1
Bromoform	ND		1.1		ug/Kg	*	07/25/13 14:41	07/25/13 20:35	1
Bromomethane	ND		1.1		ug/Kg	*	07/25/13 14:41	07/25/13 20:35	1
Carbon tetrachloride	ND		1.1		ug/Kg	*	07/25/13 14:41	07/25/13 20:35	1
Chlorobenzene	ND		1.1		ug/Kg	*	07/25/13 14:41	07/25/13 20:35	1
Chlorobromomethane	ND		1.1		ug/Kg	*	07/25/13 14:41	07/25/13 20:35	1
Chlorodibromomethane	ND		1.1		ug/Kg	*	07/25/13 14:41	07/25/13 20:35	1
Chloroethane	ND		1.1		ug/Kg	*	07/25/13 14:41	07/25/13 20:35	1
Chloroform	ND		1.1		ug/Kg	*	07/25/13 14:41	07/25/13 20:35	1
Chloromethane	ND		1.1		ug/Kg	*	07/25/13 14:41	07/25/13 20:35	1
cis-1,2-Dichloroethene	ND		1.1		ug/Kg	*	07/25/13 14:41	07/25/13 20:35	1
cis-1,3-Dichloropropene	ND		1.1		ug/Kg	*	07/25/13 14:41	07/25/13 20:35	1
Dibromomethane	ND		1.1		ug/Kg	*	07/25/13 14:41	07/25/13 20:35	1
Dichlorobromomethane	ND		1.1		ug/Kg	*	07/25/13 14:41	07/25/13 20:35	1
Dichlorodifluoromethane	ND		1.1		ug/Kg	*	07/25/13 14:41	07/25/13 20:35	1
EDB	ND		1.1		ug/Kg	*	07/25/13 14:41	07/25/13 20:35	1
EDC	ND		1.1		ug/Kg	*	07/25/13 14:41	07/25/13 20:35	1
Ethylbenzene	ND		1.1		ug/Kg	*	07/25/13 14:41	07/25/13 20:35	1
Hexachlorobutadiene	ND		1.1		ug/Kg	*	07/25/13 14:41	07/25/13 20:35	1
Isopropylbenzene	ND		2.3		ug/Kg	*	07/25/13 14:41	07/25/13 20:35	1
Methyl tert-butyl ether	ND		1.1		ug/Kg	*	07/25/13 14:41	07/25/13 20:35	1
Methylene Chloride	ND		17		ug/Kg	*	07/25/13 14:41	07/25/13 20:35	1
m-Xylene & p-Xylene	3.4		2.3		ug/Kg	*	07/25/13 14:41	07/25/13 20:35	1
Naphthalene	ND		5.6		ug/Kg	*	07/25/13 14:41	07/25/13 20:35	1
n-Butylbenzene	ND		2.3		ug/Kg	*	07/25/13 14:41	07/25/13 20:35	1
N-Propylbenzene	ND		1.1		ug/Kg	*	07/25/13 14:41	07/25/13 20:35	1

TestAmerica Seattle

Client Sample Results

Client: Blaes Environmental Inc.
Project/Site: CIRCLE K #6042 NACHES WA

TestAmerica Job ID: 580-39456-1

Client Sample ID: MW-3 @10'

Lab Sample ID: 580-39456-4

Date Collected: 07/23/13 09:05

Matrix: Solid

Date Received: 07/23/13 16:50

Percent Solids: 96.8

Method: 8260B - Volatile Organic Compounds (GC/MS) (Continued)

Analyte	Result	Qualifier	RL	MDL	Unit	D	Prepared	Analyzed	Dil Fac
o-Xylene	ND		1.1		ug/Kg	☼	07/25/13 14:41	07/25/13 20:35	1
sec-Butylbenzene	ND		2.3		ug/Kg	☼	07/25/13 14:41	07/25/13 20:35	1
Styrene	ND		2.3		ug/Kg	☼	07/25/13 14:41	07/25/13 20:35	1
tert-Butylbenzene	ND		2.3		ug/Kg	☼	07/25/13 14:41	07/25/13 20:35	1
Tetrachloroethene	ND		1.1		ug/Kg	☼	07/25/13 14:41	07/25/13 20:35	1
Toluene	ND		2.3		ug/Kg	☼	07/25/13 14:41	07/25/13 20:35	1
trans-1,2-Dichloroethene	ND		1.1		ug/Kg	☼	07/25/13 14:41	07/25/13 20:35	1
trans-1,3-Dichloropropene	ND		1.1		ug/Kg	☼	07/25/13 14:41	07/25/13 20:35	1
Trichloroethene	ND		1.1		ug/Kg	☼	07/25/13 14:41	07/25/13 20:35	1
Trichlorofluoromethane	ND		1.1		ug/Kg	☼	07/25/13 14:41	07/25/13 20:35	1
Vinyl chloride	ND		1.1		ug/Kg	☼	07/25/13 14:41	07/25/13 20:35	1

Surrogate	%Recovery	Qualifier	Limits	Prepared	Analyzed	Dil Fac
4-Bromofluorobenzene (Surr)	98		70 - 120	07/25/13 14:41	07/25/13 20:35	1
Ethylbenzene-d10	113		70 - 120	07/25/13 14:41	07/25/13 20:35	1
Fluorobenzene (Surr)	103		80 - 120	07/25/13 14:41	07/25/13 20:35	1
Toluene-d8 (Surr)	92		80 - 120	07/25/13 14:41	07/25/13 20:35	1
Trifluorotoluene (Surr)	94		65 - 140	07/25/13 14:41	07/25/13 20:35	1

Method: NWTPH-Gx - Northwest - Volatile Petroleum Products (GC)

Analyte	Result	Qualifier	RL	MDL	Unit	D	Prepared	Analyzed	Dil Fac
Gasoline	ND		6.5		mg/Kg	☼	07/26/13 09:59	07/26/13 23:47	1

Surrogate	%Recovery	Qualifier	Limits	Prepared	Analyzed	Dil Fac
4-Bromofluorobenzene (Surr)	85		50 - 150	07/26/13 09:59	07/26/13 23:47	1

Method: NWTPH-Dx - Northwest - Semi-Volatile Petroleum Products (GC)

Analyte	Result	Qualifier	RL	MDL	Unit	D	Prepared	Analyzed	Dil Fac
#2 Diesel (C10-C24)	ND		25		mg/Kg	☼	07/25/13 09:30	07/27/13 00:45	1
Motor Oil (>C24-C36)	57		50		mg/Kg	☼	07/25/13 09:30	07/27/13 00:45	1

Surrogate	%Recovery	Qualifier	Limits	Prepared	Analyzed	Dil Fac
o-Terphenyl	83		50 - 150	07/25/13 09:30	07/27/13 00:45	1

General Chemistry

Analyte	Result	Qualifier	RL	MDL	Unit	D	Prepared	Analyzed	Dil Fac
Percent Solids	97		0.10		%			07/25/13 11:21	1
Percent Moisture	3.2		0.10		%			07/25/13 11:21	1

Client Sample Results

Client: Blaes Environmental Inc.
Project/Site: CIRCLE K #6042 NACHES WA

TestAmerica Job ID: 580-39456-1

Client Sample ID: MW-4 @10'

Lab Sample ID: 580-39456-5

Date Collected: 07/23/13 12:36

Matrix: Solid

Date Received: 07/23/13 16:50

Percent Solids: 96.8

Method: 8260B - Volatile Organic Compounds (GC/MS)

Analyte	Result	Qualifier	RL	MDL	Unit	D	Prepared	Analyzed	Dil Fac
1,1,1,2-Tetrachloroethane	ND		1.0		ug/Kg	*	07/25/13 14:41	07/25/13 20:58	1
1,1,1-Trichloroethane	ND		1.0		ug/Kg	*	07/25/13 14:41	07/25/13 20:58	1
1,1,1,2,2-Tetrachloroethane	ND		2.1		ug/Kg	*	07/25/13 14:41	07/25/13 20:58	1
1,1,2-Trichloroethane	ND		1.0		ug/Kg	*	07/25/13 14:41	07/25/13 20:58	1
1,1-Dichloroethane	ND		1.0		ug/Kg	*	07/25/13 14:41	07/25/13 20:58	1
1,1-Dichloroethene	ND		5.2		ug/Kg	*	07/25/13 14:41	07/25/13 20:58	1
1,1-Dichloropropene	ND		1.0		ug/Kg	*	07/25/13 14:41	07/25/13 20:58	1
1,2,3-Trichlorobenzene	ND		2.1		ug/Kg	*	07/25/13 14:41	07/25/13 20:58	1
1,2,3-Trichloropropane	ND		1.0		ug/Kg	*	07/25/13 14:41	07/25/13 20:58	1
1,2,4-Trichlorobenzene	ND		2.1		ug/Kg	*	07/25/13 14:41	07/25/13 20:58	1
1,2,4-Trimethylbenzene	ND		2.1		ug/Kg	*	07/25/13 14:41	07/25/13 20:58	1
1,2-Dibromo-3-Chloropropane	ND		2.1		ug/Kg	*	07/25/13 14:41	07/25/13 20:58	1
1,2-Dichlorobenzene	ND		1.0		ug/Kg	*	07/25/13 14:41	07/25/13 20:58	1
1,2-Dichloropropane	ND		1.0		ug/Kg	*	07/25/13 14:41	07/25/13 20:58	1
1,3,5-Trimethylbenzene	ND		5.2		ug/Kg	*	07/25/13 14:41	07/25/13 20:58	1
1,3-Dichlorobenzene	ND		1.0		ug/Kg	*	07/25/13 14:41	07/25/13 20:58	1
1,3-Dichloropropane	ND		1.0		ug/Kg	*	07/25/13 14:41	07/25/13 20:58	1
1,4-Dichlorobenzene	ND		1.0		ug/Kg	*	07/25/13 14:41	07/25/13 20:58	1
2,2-Dichloropropane	ND		1.0		ug/Kg	*	07/25/13 14:41	07/25/13 20:58	1
2-Chlorotoluene	ND		2.1		ug/Kg	*	07/25/13 14:41	07/25/13 20:58	1
4-Chlorotoluene	ND		2.1		ug/Kg	*	07/25/13 14:41	07/25/13 20:58	1
4-Isopropyltoluene	ND		2.1		ug/Kg	*	07/25/13 14:41	07/25/13 20:58	1
Benzene	ND		1.0		ug/Kg	*	07/25/13 14:41	07/25/13 20:58	1
Bromobenzene	ND		2.1		ug/Kg	*	07/25/13 14:41	07/25/13 20:58	1
Bromoform	ND		1.0		ug/Kg	*	07/25/13 14:41	07/25/13 20:58	1
Bromomethane	ND		1.0		ug/Kg	*	07/25/13 14:41	07/25/13 20:58	1
Carbon tetrachloride	ND		1.0		ug/Kg	*	07/25/13 14:41	07/25/13 20:58	1
Chlorobenzene	ND		1.0		ug/Kg	*	07/25/13 14:41	07/25/13 20:58	1
Chlorobromomethane	ND		1.0		ug/Kg	*	07/25/13 14:41	07/25/13 20:58	1
Chlorodibromomethane	ND		1.0		ug/Kg	*	07/25/13 14:41	07/25/13 20:58	1
Chloroethane	ND		1.0		ug/Kg	*	07/25/13 14:41	07/25/13 20:58	1
Chloroform	ND		1.0		ug/Kg	*	07/25/13 14:41	07/25/13 20:58	1
Chloromethane	ND		1.0		ug/Kg	*	07/25/13 14:41	07/25/13 20:58	1
cis-1,2-Dichloroethene	ND		1.0		ug/Kg	*	07/25/13 14:41	07/25/13 20:58	1
cis-1,3-Dichloropropene	ND		1.0		ug/Kg	*	07/25/13 14:41	07/25/13 20:58	1
Dibromomethane	ND		1.0		ug/Kg	*	07/25/13 14:41	07/25/13 20:58	1
Dichlorobromomethane	ND		1.0		ug/Kg	*	07/25/13 14:41	07/25/13 20:58	1
Dichlorodifluoromethane	ND		1.0		ug/Kg	*	07/25/13 14:41	07/25/13 20:58	1
EDB	ND		1.0		ug/Kg	*	07/25/13 14:41	07/25/13 20:58	1
EDC	ND		1.0		ug/Kg	*	07/25/13 14:41	07/25/13 20:58	1
Ethylbenzene	ND		1.0		ug/Kg	*	07/25/13 14:41	07/25/13 20:58	1
Hexachlorobutadiene	ND		1.0		ug/Kg	*	07/25/13 14:41	07/25/13 20:58	1
Isopropylbenzene	ND		2.1		ug/Kg	*	07/25/13 14:41	07/25/13 20:58	1
Methyl tert-butyl ether	ND		1.0		ug/Kg	*	07/25/13 14:41	07/25/13 20:58	1
Methylene Chloride	ND		16		ug/Kg	*	07/25/13 14:41	07/25/13 20:58	1
m-Xylene & p-Xylene	ND		2.1		ug/Kg	*	07/25/13 14:41	07/25/13 20:58	1
Naphthalene	ND		5.2		ug/Kg	*	07/25/13 14:41	07/25/13 20:58	1
n-Butylbenzene	ND		2.1		ug/Kg	*	07/25/13 14:41	07/25/13 20:58	1
N-Propylbenzene	ND		1.0		ug/Kg	*	07/25/13 14:41	07/25/13 20:58	1

TestAmerica Seattle

Client Sample Results

Client: Blaes Environmental Inc.
Project/Site: CIRCLE K #6042 NACHES WA

TestAmerica Job ID: 580-39456-1

Client Sample ID: MW-4 @10'

Lab Sample ID: 580-39456-5

Date Collected: 07/23/13 12:36

Matrix: Solid

Date Received: 07/23/13 16:50

Percent Solids: 96.8

Method: 8260B - Volatile Organic Compounds (GC/MS) (Continued)

Analyte	Result	Qualifier	RL	MDL	Unit	D	Prepared	Analyzed	Dil Fac
o-Xylene	ND		1.0		ug/Kg	☼	07/25/13 14:41	07/25/13 20:58	1
sec-Butylbenzene	ND		2.1		ug/Kg	☼	07/25/13 14:41	07/25/13 20:58	1
Styrene	ND		2.1		ug/Kg	☼	07/25/13 14:41	07/25/13 20:58	1
tert-Butylbenzene	ND		2.1		ug/Kg	☼	07/25/13 14:41	07/25/13 20:58	1
Tetrachloroethene	ND		1.0		ug/Kg	☼	07/25/13 14:41	07/25/13 20:58	1
Toluene	ND		2.1		ug/Kg	☼	07/25/13 14:41	07/25/13 20:58	1
trans-1,2-Dichloroethene	ND		1.0		ug/Kg	☼	07/25/13 14:41	07/25/13 20:58	1
trans-1,3-Dichloropropene	ND		1.0		ug/Kg	☼	07/25/13 14:41	07/25/13 20:58	1
Trichloroethene	ND		1.0		ug/Kg	☼	07/25/13 14:41	07/25/13 20:58	1
Trichlorofluoromethane	ND		1.0		ug/Kg	☼	07/25/13 14:41	07/25/13 20:58	1
Vinyl chloride	ND		1.0		ug/Kg	☼	07/25/13 14:41	07/25/13 20:58	1

Surrogate	%Recovery	Qualifier	Limits	Prepared	Analyzed	Dil Fac
4-Bromofluorobenzene (Surr)	88		70 - 120	07/25/13 14:41	07/25/13 20:58	1
Ethylbenzene-d10	104		70 - 120	07/25/13 14:41	07/25/13 20:58	1
Fluorobenzene (Surr)	101		80 - 120	07/25/13 14:41	07/25/13 20:58	1
Toluene-d8 (Surr)	92		80 - 120	07/25/13 14:41	07/25/13 20:58	1
Trifluorotoluene (Surr)	86		65 - 140	07/25/13 14:41	07/25/13 20:58	1

Method: NWTPH-Gx - Northwest - Volatile Petroleum Products (GC)

Analyte	Result	Qualifier	RL	MDL	Unit	D	Prepared	Analyzed	Dil Fac
Gasoline	ND		4.5		mg/Kg	☼	07/26/13 09:59	07/27/13 00:10	1

Surrogate	%Recovery	Qualifier	Limits	Prepared	Analyzed	Dil Fac
4-Bromofluorobenzene (Surr)	81		50 - 150	07/26/13 09:59	07/27/13 00:10	1

Method: NWTPH-Dx - Northwest - Semi-Volatile Petroleum Products (GC)

Analyte	Result	Qualifier	RL	MDL	Unit	D	Prepared	Analyzed	Dil Fac
#2 Diesel (C10-C24)	ND		25		mg/Kg	☼	07/25/13 09:30	07/27/13 01:01	1
Motor Oil (>C24-C36)	ND		51		mg/Kg	☼	07/25/13 09:30	07/27/13 01:01	1

Surrogate	%Recovery	Qualifier	Limits	Prepared	Analyzed	Dil Fac
o-Terphenyl	82		50 - 150	07/25/13 09:30	07/27/13 01:01	1

General Chemistry

Analyte	Result	Qualifier	RL	MDL	Unit	D	Prepared	Analyzed	Dil Fac
Percent Solids	97		0.10		%			07/25/13 11:21	1
Percent Moisture	3.2		0.10		%			07/25/13 11:21	1

QC Sample Results

Client: Blaes Environmental Inc.
Project/Site: CIRCLE K #6042 NACHES WA

TestAmerica Job ID: 580-39456-1

Method: 8260B - Volatile Organic Compounds (GC/MS)

Lab Sample ID: MB 580-140888/1-A

Matrix: Solid

Analysis Batch: 140876

Client Sample ID: Method Blank

Prep Type: Total/NA

Prep Batch: 140888

Analyte	MB Result	MB Qualifier	RL	MDL	Unit	D	Prepared	Analyzed	Dil Fac
1,1,1,2-Tetrachloroethane	ND		1.0		ug/Kg		07/25/13 14:41	07/25/13 15:25	1
1,1,1-Trichloroethane	ND		1.0		ug/Kg		07/25/13 14:41	07/25/13 15:25	1
1,1,2,2-Tetrachloroethane	ND		2.0		ug/Kg		07/25/13 14:41	07/25/13 15:25	1
1,1,2-Trichloroethane	ND		1.0		ug/Kg		07/25/13 14:41	07/25/13 15:25	1
1,1-Dichloroethane	ND		1.0		ug/Kg		07/25/13 14:41	07/25/13 15:25	1
1,1-Dichloroethene	ND		5.0		ug/Kg		07/25/13 14:41	07/25/13 15:25	1
1,1-Dichloropropene	ND		1.0		ug/Kg		07/25/13 14:41	07/25/13 15:25	1
1,2,3-Trichlorobenzene	ND		2.0		ug/Kg		07/25/13 14:41	07/25/13 15:25	1
1,2,3-Trichloropropane	ND		1.0		ug/Kg		07/25/13 14:41	07/25/13 15:25	1
1,2,4-Trichlorobenzene	ND		2.0		ug/Kg		07/25/13 14:41	07/25/13 15:25	1
1,2,4-Trimethylbenzene	ND		2.0		ug/Kg		07/25/13 14:41	07/25/13 15:25	1
1,2-Dibromo-3-Chloropropane	ND		2.0		ug/Kg		07/25/13 14:41	07/25/13 15:25	1
1,2-Dichlorobenzene	ND		1.0		ug/Kg		07/25/13 14:41	07/25/13 15:25	1
1,2-Dichloropropane	ND		1.0		ug/Kg		07/25/13 14:41	07/25/13 15:25	1
1,3,5-Trimethylbenzene	ND		5.0		ug/Kg		07/25/13 14:41	07/25/13 15:25	1
1,3-Dichlorobenzene	ND		1.0		ug/Kg		07/25/13 14:41	07/25/13 15:25	1
1,3-Dichloropropane	ND		1.0		ug/Kg		07/25/13 14:41	07/25/13 15:25	1
1,4-Dichlorobenzene	ND		1.0		ug/Kg		07/25/13 14:41	07/25/13 15:25	1
2,2-Dichloropropane	ND		1.0		ug/Kg		07/25/13 14:41	07/25/13 15:25	1
2-Chlorotoluene	ND		2.0		ug/Kg		07/25/13 14:41	07/25/13 15:25	1
4-Chlorotoluene	ND		2.0		ug/Kg		07/25/13 14:41	07/25/13 15:25	1
4-Isopropyltoluene	ND		2.0		ug/Kg		07/25/13 14:41	07/25/13 15:25	1
Benzene	ND		1.0		ug/Kg		07/25/13 14:41	07/25/13 15:25	1
Bromobenzene	ND		2.0		ug/Kg		07/25/13 14:41	07/25/13 15:25	1
Bromoform	ND		1.0		ug/Kg		07/25/13 14:41	07/25/13 15:25	1
Bromomethane	ND		1.0		ug/Kg		07/25/13 14:41	07/25/13 15:25	1
Carbon tetrachloride	ND		1.0		ug/Kg		07/25/13 14:41	07/25/13 15:25	1
Chlorobenzene	ND		1.0		ug/Kg		07/25/13 14:41	07/25/13 15:25	1
Chlorobromomethane	ND		1.0		ug/Kg		07/25/13 14:41	07/25/13 15:25	1
Chlorodibromomethane	ND		1.0		ug/Kg		07/25/13 14:41	07/25/13 15:25	1
Chloroethane	ND		1.0		ug/Kg		07/25/13 14:41	07/25/13 15:25	1
Chloroform	ND		1.0		ug/Kg		07/25/13 14:41	07/25/13 15:25	1
Chloromethane	ND		1.0		ug/Kg		07/25/13 14:41	07/25/13 15:25	1
cis-1,2-Dichloroethene	ND		1.0		ug/Kg		07/25/13 14:41	07/25/13 15:25	1
cis-1,3-Dichloropropene	ND		1.0		ug/Kg		07/25/13 14:41	07/25/13 15:25	1
Dibromomethane	ND		1.0		ug/Kg		07/25/13 14:41	07/25/13 15:25	1
Dichlorobromomethane	ND		1.0		ug/Kg		07/25/13 14:41	07/25/13 15:25	1
Dichlorodifluoromethane	ND		1.0		ug/Kg		07/25/13 14:41	07/25/13 15:25	1
EDB	ND		1.0		ug/Kg		07/25/13 14:41	07/25/13 15:25	1
EDC	ND		1.0		ug/Kg		07/25/13 14:41	07/25/13 15:25	1
Ethylbenzene	ND		1.0		ug/Kg		07/25/13 14:41	07/25/13 15:25	1
Hexachlorobutadiene	ND		1.0		ug/Kg		07/25/13 14:41	07/25/13 15:25	1
Isopropylbenzene	ND		2.0		ug/Kg		07/25/13 14:41	07/25/13 15:25	1
Methyl tert-butyl ether	ND		1.0		ug/Kg		07/25/13 14:41	07/25/13 15:25	1
Methylene Chloride	ND		15		ug/Kg		07/25/13 14:41	07/25/13 15:25	1
m-Xylene & p-Xylene	ND		2.0		ug/Kg		07/25/13 14:41	07/25/13 15:25	1
Naphthalene	ND		5.0		ug/Kg		07/25/13 14:41	07/25/13 15:25	1
n-Butylbenzene	ND		2.0		ug/Kg		07/25/13 14:41	07/25/13 15:25	1

TestAmerica Seattle

QC Sample Results

Client: Blaes Environmental Inc.
Project/Site: CIRCLE K #6042 NACHES WA

TestAmerica Job ID: 580-39456-1

Method: 8260B - Volatile Organic Compounds (GC/MS) (Continued)

Lab Sample ID: MB 580-140888/1-A
Matrix: Solid
Analysis Batch: 140876

Client Sample ID: Method Blank
Prep Type: Total/NA
Prep Batch: 140888

Analyte	MB Result	MB Qualifier	RL	MDL	Unit	D	Prepared	Analyzed	Dil Fac
N-Propylbenzene	ND		1.0		ug/Kg		07/25/13 14:41	07/25/13 15:25	1
o-Xylene	ND		1.0		ug/Kg		07/25/13 14:41	07/25/13 15:25	1
sec-Butylbenzene	ND		2.0		ug/Kg		07/25/13 14:41	07/25/13 15:25	1
Styrene	ND		2.0		ug/Kg		07/25/13 14:41	07/25/13 15:25	1
tert-Butylbenzene	ND		2.0		ug/Kg		07/25/13 14:41	07/25/13 15:25	1
Tetrachloroethene	ND		1.0		ug/Kg		07/25/13 14:41	07/25/13 15:25	1
Toluene	ND		2.0		ug/Kg		07/25/13 14:41	07/25/13 15:25	1
trans-1,2-Dichloroethene	ND		1.0		ug/Kg		07/25/13 14:41	07/25/13 15:25	1
trans-1,3-Dichloropropene	ND		1.0		ug/Kg		07/25/13 14:41	07/25/13 15:25	1
Trichloroethene	ND		1.0		ug/Kg		07/25/13 14:41	07/25/13 15:25	1
Trichlorofluoromethane	ND		1.0		ug/Kg		07/25/13 14:41	07/25/13 15:25	1
Vinyl chloride	ND		1.0		ug/Kg		07/25/13 14:41	07/25/13 15:25	1

Surrogate	MB %Recovery	MB Qualifier	Limits	Prepared	Analyzed	Dil Fac
4-Bromofluorobenzene (Surr)	94		70 - 120	07/25/13 14:41	07/25/13 15:25	1
Ethylbenzene-d10	104		70 - 120	07/25/13 14:41	07/25/13 15:25	1
Fluorobenzene (Surr)	101		80 - 120	07/25/13 14:41	07/25/13 15:25	1
Toluene-d8 (Surr)	92		80 - 120	07/25/13 14:41	07/25/13 15:25	1
Trifluorotoluene (Surr)	108		65 - 140	07/25/13 14:41	07/25/13 15:25	1

Lab Sample ID: LCS 580-140888/2-A
Matrix: Solid
Analysis Batch: 140876

Client Sample ID: Lab Control Sample
Prep Type: Total/NA
Prep Batch: 140888

Analyte	Spike Added	LCS Result	LCS Qualifier	Unit	D	%Rec	%Rec. Limits
1,1,1,2-Tetrachloroethane	29.9	31.4		ug/Kg		105	75 - 125
1,1,1-Trichloroethane	30.5	31.3		ug/Kg		103	70 - 135
1,1,2,2-Tetrachloroethane	29.8	28.8		ug/Kg		97	55 - 130
1,1,2-Trichloroethane	30.1	30.9		ug/Kg		103	60 - 125
1,1-Dichloroethane	30.0	29.7		ug/Kg		99	75 - 125
1,1-Dichloroethene	29.7	27.1		ug/Kg		91	65 - 135
1,1-Dichloropropene	30.1	31.8		ug/Kg		106	70 - 135
1,2,3-Trichlorobenzene	30.0	31.0		ug/Kg		103	60 - 135
1,2,3-Trichloropropane	30.1	29.9		ug/Kg		99	65 - 130
1,2,4-Trichlorobenzene	30.0	32.8		ug/Kg		109	65 - 130
1,2,4-Trimethylbenzene	30.0	35.8		ug/Kg		119	65 - 135
1,2-Dibromo-3-Chloropropane	30.0	25.8		ug/Kg		86	40 - 135
1,2-Dichlorobenzene	30.0	31.8		ug/Kg		106	75 - 120
1,2-Dichloropropane	30.0	33.3		ug/Kg		111	70 - 120
1,3,5-Trimethylbenzene	30.0	35.8		ug/Kg		119	65 - 135
1,3-Dichlorobenzene	30.0	34.0		ug/Kg		113	70 - 125
1,3-Dichloropropane	30.0	32.4		ug/Kg		108	75 - 125
1,4-Dichlorobenzene	30.0	32.0		ug/Kg		107	70 - 125
2,2-Dichloropropane	30.1	26.6		ug/Kg		88	65 - 135
2-Chlorotoluene	30.0	34.9		ug/Kg		116	70 - 130
4-Chlorotoluene	30.1	34.4		ug/Kg		114	75 - 125
4-Isopropyltoluene	30.0	36.1		ug/Kg		120	75 - 135
Benzene	30.0	33.7		ug/Kg		112	75 - 125

TestAmerica Seattle

QC Sample Results

Client: Blaes Environmental Inc.
Project/Site: CIRCLE K #6042 NACHES WA

TestAmerica Job ID: 580-39456-1

Method: 8260B - Volatile Organic Compounds (GC/MS) (Continued)

Lab Sample ID: LCS 580-140888/2-A

Matrix: Solid

Analysis Batch: 140876

Client Sample ID: Lab Control Sample

Prep Type: Total/NA

Prep Batch: 140888

Analyte	Spike Added	LCS Result	LCS Qualifier	Unit	D	%Rec	%Rec. Limits
Bromobenzene	30.0	33.1		ug/Kg		110	65 - 120
Bromoform	30.3	26.5		ug/Kg		88	55 - 135
Bromomethane	30.0	29.9		ug/Kg		99	30 - 160
Carbon tetrachloride	30.1	30.3		ug/Kg		101	65 - 135
Chlorobenzene	30.0	31.4		ug/Kg		105	75 - 125
Chlorobromomethane	30.1	31.5		ug/Kg		105	70 - 125
Chlorodibromomethane	30.4	30.5		ug/Kg		101	65 - 130
Chloroethane	30.0	28.7		ug/Kg		96	40 - 155
Chloroform	30.0	31.4		ug/Kg		105	70 - 125
Chloromethane	30.0	31.7		ug/Kg		106	50 - 130
cis-1,2-Dichloroethene	30.0	32.7		ug/Kg		109	65 - 125
cis-1,3-Dichloropropene	29.6	32.7		ug/Kg		110	70 - 125
Dibromomethane	30.1	30.0		ug/Kg		100	75 - 130
Dichlorobromomethane	30.3	30.4		ug/Kg		100	70 - 130
Dichlorodifluoromethane	30.0	31.4		ug/Kg		105	35 - 135
EDB	30.1	30.5		ug/Kg		101	70 - 125
EDC	29.7	28.8		ug/Kg		97	70 - 135
Ethylbenzene	30.0	35.4		ug/Kg		118	75 - 125
Hexachlorobutadiene	30.1	31.4		ug/Kg		104	55 - 140
Isopropylbenzene	30.1	37.3		ug/Kg		124	75 - 130
Methyl tert-butyl ether	30.0	27.3		ug/Kg		91	65 - 125
Methylene Chloride	30.0	29.3		ug/Kg		98	55 - 140
m-Xylene & p-Xylene	60.0	71.6		ug/Kg		119	80 - 125
Naphthalene	30.0	29.0		ug/Kg		97	40 - 125
n-Butylbenzene	30.0	34.9		ug/Kg		116	65 - 140
N-Propylbenzene	30.1	36.0		ug/Kg		120	65 - 135
o-Xylene	30.0	36.6		ug/Kg		122	75 - 125
sec-Butylbenzene	30.0	36.8		ug/Kg		123	65 - 130
Styrene	30.1	35.8		ug/Kg		119	75 - 125
tert-Butylbenzene	30.0	33.3		ug/Kg		111	65 - 130
Tetrachloroethene	30.0	34.3		ug/Kg		114	65 - 140
Toluene	30.0	34.5		ug/Kg		115	70 - 125
trans-1,2-Dichloroethene	30.0	30.9		ug/Kg		103	65 - 135
trans-1,3-Dichloropropene	29.9	31.5		ug/Kg		105	65 - 125
Trichloroethene	29.7	32.9		ug/Kg		111	75 - 125
Trichlorofluoromethane	30.0	31.9		ug/Kg		107	25 - 185
Vinyl chloride	30.0	30.8		ug/Kg		103	60 - 125

Surrogate	LCS LCS		Limits
	%Recovery	Qualifier	
4-Bromofluorobenzene (Surr)	99		70 - 120
Ethylbenzene-d10	106		70 - 120
Fluorobenzene (Surr)	99		80 - 120
Toluene-d8 (Surr)	101		80 - 120
Trifluorotoluene (Surr)	107		65 - 140

QC Sample Results

Client: Blaes Environmental Inc.
Project/Site: CIRCLE K #6042 NACHES WA

TestAmerica Job ID: 580-39456-1

Method: 8260B - Volatile Organic Compounds (GC/MS) (Continued)

Lab Sample ID: LCSD 580-140888/3-A

Matrix: Solid

Analysis Batch: 140876

Client Sample ID: Lab Control Sample Dup

Prep Type: Total/NA

Prep Batch: 140888

Analyte	Spike Added	LCSD Result	LCSD Qualifier	Unit	D	%Rec	%Rec.		RPD	RPD Limit
							Limits	RPD		
1,1,1,2-Tetrachloroethane	29.9	30.1		ug/Kg		101	75 - 125	4	30	
1,1,1-Trichloroethane	30.5	31.9		ug/Kg		105	70 - 135	2	30	
1,1,2,2-Tetrachloroethane	29.8	29.4		ug/Kg		99	55 - 130	2	30	
1,1,2-Trichloroethane	30.1	33.1		ug/Kg		110	60 - 125	7	30	
1,1-Dichloroethane	30.0	32.0		ug/Kg		107	75 - 125	7	30	
1,1-Dichloroethene	29.7	32.6		ug/Kg		110	65 - 135	19	30	
1,1-Dichloropropene	30.1	31.6		ug/Kg		105	70 - 135	1	30	
1,2,3-Trichlorobenzene	30.0	31.9		ug/Kg		106	60 - 135	3	30	
1,2,3-Trichloropropane	30.1	29.8		ug/Kg		99	65 - 130	0	30	
1,2,4-Trichlorobenzene	30.0	33.5		ug/Kg		112	65 - 130	2	30	
1,2,4-Trimethylbenzene	30.0	35.0		ug/Kg		117	65 - 135	2	30	
1,2-Dibromo-3-Chloropropane	30.0	26.9		ug/Kg		90	40 - 135	4	30	
1,2-Dichlorobenzene	30.0	31.2		ug/Kg		104	75 - 120	2	30	
1,2-Dichloropropane	30.0	35.7		ug/Kg		119	70 - 120	7	30	
1,3,5-Trimethylbenzene	30.0	34.0		ug/Kg		113	65 - 135	5	30	
1,3-Dichlorobenzene	30.0	32.6		ug/Kg		109	70 - 125	4	30	
1,3-Dichloropropane	30.0	34.2		ug/Kg		114	75 - 125	6	30	
1,4-Dichlorobenzene	30.0	31.2		ug/Kg		104	70 - 125	3	30	
2,2-Dichloropropane	30.1	28.7		ug/Kg		95	65 - 135	8	30	
2-Chlorotoluene	30.0	33.3		ug/Kg		111	70 - 130	5	30	
4-Chlorotoluene	30.1	33.9		ug/Kg		113	75 - 125	2	30	
4-Isopropyltoluene	30.0	34.8		ug/Kg		116	75 - 135	4	30	
Benzene	30.0	34.1		ug/Kg		114	75 - 125	1	30	
Bromobenzene	30.0	31.9		ug/Kg		106	65 - 120	4	30	
Bromoform	30.3	25.7		ug/Kg		85	55 - 135	3	30	
Bromomethane	30.0	31.8		ug/Kg		106	30 - 160	6	30	
Carbon tetrachloride	30.1	30.5		ug/Kg		101	65 - 135	1	30	
Chlorobenzene	30.0	30.3		ug/Kg		101	75 - 125	4	30	
Chlorobromomethane	30.1	31.9		ug/Kg		106	70 - 125	1	30	
Chlorodibromomethane	30.4	32.0		ug/Kg		105	65 - 130	5	30	
Chloroethane	30.0	38.8		ug/Kg		130	40 - 155	30	30	
Chloroform	30.0	31.7		ug/Kg		106	70 - 125	1	30	
Chloromethane	30.0	35.5		ug/Kg		118	50 - 130	11	30	
cis-1,2-Dichloroethene	30.0	33.3		ug/Kg		111	65 - 125	2	30	
cis-1,3-Dichloropropene	29.6	33.0		ug/Kg		111	70 - 125	1	30	
Dibromomethane	30.1	31.4		ug/Kg		104	75 - 130	4	30	
Dichlorobromomethane	30.3	30.9		ug/Kg		102	70 - 130	2	30	
Dichlorodifluoromethane	30.0	32.3		ug/Kg		108	35 - 135	3	30	
EDB	30.1	31.9		ug/Kg		106	70 - 125	5	30	
EDC	29.7	29.3		ug/Kg		98	70 - 135	2	30	
Ethylbenzene	30.0	33.4		ug/Kg		112	75 - 125	6	30	
Hexachlorobutadiene	30.1	30.9		ug/Kg		103	55 - 140	1	30	
Isopropylbenzene	30.1	35.4		ug/Kg		118	75 - 130	5	30	
Methyl tert-butyl ether	30.0	29.7		ug/Kg		99	65 - 125	8	30	
Methylene Chloride	30.0	33.0		ug/Kg		110	55 - 140	12	30	
m-Xylene & p-Xylene	60.0	68.9		ug/Kg		115	80 - 125	4	30	
Naphthalene	30.0	32.7		ug/Kg		109	40 - 125	12	30	
n-Butylbenzene	30.0	33.9		ug/Kg		113	65 - 140	3	30	

TestAmerica Seattle

QC Sample Results

Client: Blaes Environmental Inc.
Project/Site: CIRCLE K #6042 NACHES WA

TestAmerica Job ID: 580-39456-1

Method: 8260B - Volatile Organic Compounds (GC/MS) (Continued)

Lab Sample ID: LCSD 580-140888/3-A

Matrix: Solid

Analysis Batch: 140876

Client Sample ID: Lab Control Sample Dup

Prep Type: Total/NA

Prep Batch: 140888

Analyte	Spike Added	LCSD Result	LCSD Qualifier	Unit	D	%Rec	%Rec.		RPD	Limit
							Limits	RPD		
N-Propylbenzene	30.1	35.0		ug/Kg		116	65 - 135	3	30	
o-Xylene	30.0	35.4		ug/Kg		118	75 - 125	3	30	
sec-Butylbenzene	30.0	35.1		ug/Kg		117	65 - 130	5	30	
Styrene	30.1	34.5		ug/Kg		115	75 - 125	4	30	
tert-Butylbenzene	30.0	38.0		ug/Kg		127	65 - 130	13	30	
Tetrachloroethene	30.0	37.2		ug/Kg		124	65 - 140	8	30	
Toluene	30.0	35.7		ug/Kg		119	70 - 125	3	30	
trans-1,2-Dichloroethene	30.0	32.1		ug/Kg		107	65 - 135	4	30	
trans-1,3-Dichloropropene	29.9	32.7		ug/Kg		109	65 - 125	3	30	
Trichloroethene	29.7	32.6		ug/Kg		110	75 - 125	1	30	
Trichlorofluoromethane	30.0	33.0		ug/Kg		110	25 - 185	3	30	
Vinyl chloride	30.0	34.6		ug/Kg		115	60 - 125	12	30	

Surrogate	LCSD %Recovery	LCSD Qualifier	LCSD Limits
4-Bromofluorobenzene (Surr)	98		70 - 120
Ethylbenzene-d10	107		70 - 120
Fluorobenzene (Surr)	103		80 - 120
Toluene-d8 (Surr)	101		80 - 120
Trifluorotoluene (Surr)	106		65 - 140

Method: 8260B - Volatile Organic Compounds by GC/MS

Lab Sample ID: MB 580-141399/1-A

Matrix: Solid

Analysis Batch: 141438

Client Sample ID: Method Blank

Prep Type: Total/NA

Prep Batch: 141399

Analyte	MB MB		RL	MDL	Unit	D	Prepared	Analyzed	Dil Fac
	Result	Qualifier							
1,1,1,2-Tetrachloroethane	ND		40		ug/Kg		08/01/13 09:22	08/01/13 10:12	1
1,1,1-Trichloroethane	ND		40		ug/Kg		08/01/13 09:22	08/01/13 10:12	1
1,1,2,2-Tetrachloroethane	ND		10		ug/Kg		08/01/13 09:22	08/01/13 10:12	1
1,1,2-Trichloroethane	ND		12		ug/Kg		08/01/13 09:22	08/01/13 10:12	1
1,1-Dichloroethane	ND		40		ug/Kg		08/01/13 09:22	08/01/13 10:12	1
1,1-Dichloroethene	ND		20		ug/Kg		08/01/13 09:22	08/01/13 10:12	1
1,1-Dichloropropene	ND		40		ug/Kg		08/01/13 09:22	08/01/13 10:12	1
1,2,3-Trichlorobenzene	ND		40		ug/Kg		08/01/13 09:22	08/01/13 10:12	1
1,2,3-Trichloropropane	ND		40		ug/Kg		08/01/13 09:22	08/01/13 10:12	1
1,2,4-Trichlorobenzene	ND		40		ug/Kg		08/01/13 09:22	08/01/13 10:12	1
1,2,4-Trimethylbenzene	ND		40		ug/Kg		08/01/13 09:22	08/01/13 10:12	1
1,2-Dibromo-3-Chloropropane	ND		200		ug/Kg		08/01/13 09:22	08/01/13 10:12	1
1,2-Dichlorobenzene	ND		40		ug/Kg		08/01/13 09:22	08/01/13 10:12	1
1,2-Dichloropropane	ND		12		ug/Kg		08/01/13 09:22	08/01/13 10:12	1
1,3,5-Trimethylbenzene	ND		40		ug/Kg		08/01/13 09:22	08/01/13 10:12	1
1,3-Dichlorobenzene	ND		40		ug/Kg		08/01/13 09:22	08/01/13 10:12	1
1,3-Dichloropropane	ND		40		ug/Kg		08/01/13 09:22	08/01/13 10:12	1
1,4-Dichlorobenzene	ND		40		ug/Kg		08/01/13 09:22	08/01/13 10:12	1
2,2-Dichloropropane	ND		40		ug/Kg		08/01/13 09:22	08/01/13 10:12	1
2-Chlorotoluene	ND		40		ug/Kg		08/01/13 09:22	08/01/13 10:12	1
4-Chlorotoluene	ND		40		ug/Kg		08/01/13 09:22	08/01/13 10:12	1

TestAmerica Seattle

QC Sample Results

Client: Blaes Environmental Inc.
Project/Site: CIRCLE K #6042 NACHES WA

TestAmerica Job ID: 580-39456-1

Method: 8260B - Volatile Organic Compounds by GC/MS (Continued)

Lab Sample ID: MB 580-141399/1-A

Matrix: Solid

Analysis Batch: 141438

Client Sample ID: Method Blank

Prep Type: Total/NA

Prep Batch: 141399

Analyte	MB	MB	RL	MDL	Unit	D	Prepared	Analyzed	Dil Fac
	Result	Qualifier							
4-Isopropyltoluene	ND		40		ug/Kg		08/01/13 09:22	08/01/13 10:12	1
Benzene	ND		16		ug/Kg		08/01/13 09:22	08/01/13 10:12	1
Bromobenzene	ND		40		ug/Kg		08/01/13 09:22	08/01/13 10:12	1
Bromoform	ND		40		ug/Kg		08/01/13 09:22	08/01/13 10:12	1
Bromomethane	ND		140		ug/Kg		08/01/13 09:22	08/01/13 10:12	1
Carbon tetrachloride	ND		20		ug/Kg		08/01/13 09:22	08/01/13 10:12	1
Chlorobenzene	ND		40		ug/Kg		08/01/13 09:22	08/01/13 10:12	1
Chlorobromomethane	ND		40		ug/Kg		08/01/13 09:22	08/01/13 10:12	1
Chlorodibromomethane	ND		20		ug/Kg		08/01/13 09:22	08/01/13 10:12	1
Chloroethane	ND		400		ug/Kg		08/01/13 09:22	08/01/13 10:12	1
Chloroform	ND		40		ug/Kg		08/01/13 09:22	08/01/13 10:12	1
Chloromethane	ND		400		ug/Kg		08/01/13 09:22	08/01/13 10:12	1
cis-1,2-Dichloroethene	ND		40		ug/Kg		08/01/13 09:22	08/01/13 10:12	1
cis-1,3-Dichloropropene	ND		16		ug/Kg		08/01/13 09:22	08/01/13 10:12	1
Dibromomethane	ND		40		ug/Kg		08/01/13 09:22	08/01/13 10:12	1
Dichlorobromomethane	ND		40		ug/Kg		08/01/13 09:22	08/01/13 10:12	1
Dichlorodifluoromethane	ND		40		ug/Kg		08/01/13 09:22	08/01/13 10:12	1
EDB	ND		40		ug/Kg		08/01/13 09:22	08/01/13 10:12	1
EDC	ND		16		ug/Kg		08/01/13 09:22	08/01/13 10:12	1
Ethylbenzene	ND		40		ug/Kg		08/01/13 09:22	08/01/13 10:12	1
Hexachlorobutadiene	ND		40		ug/Kg		08/01/13 09:22	08/01/13 10:12	1
Isopropylbenzene	ND		40		ug/Kg		08/01/13 09:22	08/01/13 10:12	1
Methyl tert-butyl ether	ND		40		ug/Kg		08/01/13 09:22	08/01/13 10:12	1
Methylene Chloride	ND		16		ug/Kg		08/01/13 09:22	08/01/13 10:12	1
m-Xylene & p-Xylene	ND		40		ug/Kg		08/01/13 09:22	08/01/13 10:12	1
Naphthalene	ND		40		ug/Kg		08/01/13 09:22	08/01/13 10:12	1
n-Butylbenzene	ND		40		ug/Kg		08/01/13 09:22	08/01/13 10:12	1
N-Propylbenzene	ND		40		ug/Kg		08/01/13 09:22	08/01/13 10:12	1
o-Xylene	ND		40		ug/Kg		08/01/13 09:22	08/01/13 10:12	1
sec-Butylbenzene	ND		40		ug/Kg		08/01/13 09:22	08/01/13 10:12	1
Styrene	ND		40		ug/Kg		08/01/13 09:22	08/01/13 10:12	1
tert-Butylbenzene	ND		40		ug/Kg		08/01/13 09:22	08/01/13 10:12	1
Tetrachloroethene	ND		20		ug/Kg		08/01/13 09:22	08/01/13 10:12	1
Toluene	ND		40		ug/Kg		08/01/13 09:22	08/01/13 10:12	1
trans-1,2-Dichloroethene	ND		40		ug/Kg		08/01/13 09:22	08/01/13 10:12	1
trans-1,3-Dichloropropene	ND		16		ug/Kg		08/01/13 09:22	08/01/13 10:12	1
Trichloroethene	ND		16		ug/Kg		08/01/13 09:22	08/01/13 10:12	1
Trichlorofluoromethane	ND		40		ug/Kg		08/01/13 09:22	08/01/13 10:12	1
Vinyl chloride	ND		8.0		ug/Kg		08/01/13 09:22	08/01/13 10:12	1

Surrogate	MB	MB	Limits	Prepared	Analyzed	Dil Fac
	%Recovery	Qualifier				
4-Bromofluorobenzene (Surr)	94		70 - 120	08/01/13 09:22	08/01/13 10:12	1
Ethylbenzene-d10	98		70 - 120	08/01/13 09:22	08/01/13 10:12	1
Fluorobenzene (Surr)	96		80 - 120	08/01/13 09:22	08/01/13 10:12	1
Toluene-d8 (Surr)	99		80 - 120	08/01/13 09:22	08/01/13 10:12	1
Trifluorotoluene (Surr)	111		65 - 140	08/01/13 09:22	08/01/13 10:12	1

TestAmerica Seattle

QC Sample Results

Client: Blaes Environmental Inc.
Project/Site: CIRCLE K #6042 NACHES WA

TestAmerica Job ID: 580-39456-1

Method: 8260B - Volatile Organic Compounds by GC/MS (Continued)

Lab Sample ID: LCS 580-141399/2-A

Matrix: Solid

Analysis Batch: 141438

Client Sample ID: Lab Control Sample

Prep Type: Total/NA

Prep Batch: 141399

Analyte	Spike Added	LCS Result	LCS Qualifier	Unit	D	%Rec	%Rec. Limits
1,1,1,2-Tetrachloroethane	797	686		ug/Kg		86	75 - 125
1,1,1-Trichloroethane	814	696		ug/Kg		85	70 - 135
1,1,2,2-Tetrachloroethane	794	708		ug/Kg		89	55 - 130
1,1,2-Trichloroethane	802	745		ug/Kg		93	60 - 125
1,1-Dichloroethane	800	752		ug/Kg		94	75 - 125
1,1-Dichloroethene	791	809		ug/Kg		102	65 - 135
1,1-Dichloropropene	802	744		ug/Kg		93	70 - 135
1,2,3-Trichlorobenzene	800	620		ug/Kg		77	60 - 135
1,2,3-Trichloropropane	802	714		ug/Kg		89	65 - 130
1,2,4-Trichlorobenzene	800	666		ug/Kg		83	65 - 130
1,2,4-Trimethylbenzene	800	760		ug/Kg		95	65 - 135
1,2-Dibromo-3-Chloropropane	801	706		ug/Kg		88	40 - 135
1,2-Dichlorobenzene	800	723		ug/Kg		90	75 - 120
1,2-Dichloropropane	800	951		ug/Kg		119	70 - 120
1,3,5-Trimethylbenzene	799	752		ug/Kg		94	65 - 135
1,3-Dichlorobenzene	801	746		ug/Kg		93	70 - 125
1,3-Dichloropropane	801	709		ug/Kg		88	75 - 125
1,4-Dichlorobenzene	801	702		ug/Kg		88	70 - 125
2,2-Dichloropropane	803	810		ug/Kg		101	65 - 135
2-Chlorotoluene	801	737		ug/Kg		92	70 - 130
4-Chlorotoluene	802	758		ug/Kg		95	75 - 125
4-Isopropyltoluene	800	762		ug/Kg		95	75 - 135
Benzene	801	699		ug/Kg		87	75 - 125
Bromobenzene	801	734		ug/Kg		92	65 - 120
Bromoform	808	629		ug/Kg		78	55 - 135
Bromomethane	801	649		ug/Kg		81	30 - 160
Carbon tetrachloride	803	822		ug/Kg		102	65 - 135
Chlorobenzene	800	729		ug/Kg		91	75 - 125
Chlorobromomethane	802	785		ug/Kg		98	70 - 125
Chlorodibromomethane	810	802		ug/Kg		99	65 - 130
Chloroethane	800	443		ug/Kg		55	40 - 155
Chloroform	800	777		ug/Kg		97	70 - 125
Chloromethane	799	637		ug/Kg		80	50 - 130
cis-1,2-Dichloroethene	801	772		ug/Kg		96	65 - 125
cis-1,3-Dichloropropene	790	785		ug/Kg		99	70 - 125
Dibromomethane	802	784		ug/Kg		98	75 - 130
Dichlorobromomethane	809	802		ug/Kg		99	70 - 130
Dichlorodifluoromethane	800	588		ug/Kg		73	35 - 135
EDB	802	797		ug/Kg		99	70 - 125
EDC	793	733		ug/Kg		92	70 - 135
Ethylbenzene	800	724		ug/Kg		91	75 - 125
Hexachlorobutadiene	802	718		ug/Kg		90	55 - 140
Isopropylbenzene	802	754		ug/Kg		94	75 - 130
Methyl tert-butyl ether	800	783		ug/Kg		98	65 - 125
Methylene Chloride	800	802		ug/Kg		100	55 - 140
m-Xylene & p-Xylene	1600	1500		ug/Kg		93	80 - 125
Naphthalene	800	649		ug/Kg		81	40 - 125
n-Butylbenzene	800	720		ug/Kg		90	65 - 140

TestAmerica Seattle

QC Sample Results

Client: Blaes Environmental Inc.
Project/Site: CIRCLE K #6042 NACHES WA

TestAmerica Job ID: 580-39456-1

Method: 8260B - Volatile Organic Compounds by GC/MS (Continued)

Lab Sample ID: LCS 580-141399/2-A

Matrix: Solid

Analysis Batch: 141438

Client Sample ID: Lab Control Sample

Prep Type: Total/NA

Prep Batch: 141399

Analyte	Spike Added	LCS Result	LCS Qualifier	Unit	D	%Rec	%Rec. Limits
N-Propylbenzene	802	774		ug/Kg		96	65 - 135
o-Xylene	801	737		ug/Kg		92	75 - 125
sec-Butylbenzene	800	746		ug/Kg		93	65 - 130
Styrene	802	757		ug/Kg		94	75 - 125
tert-Butylbenzene	801	736		ug/Kg		92	65 - 130
Tetrachloroethene	799	660		ug/Kg		83	65 - 140
Toluene	801	737		ug/Kg		92	70 - 125
trans-1,2-Dichloroethene	801	825		ug/Kg		103	65 - 135
trans-1,3-Dichloropropene	798	766		ug/Kg		96	65 - 125
Trichloroethene	793	776		ug/Kg		98	75 - 125
Trichlorofluoromethane	799	1040		ug/Kg		130	25 - 185
Vinyl chloride	801	719		ug/Kg		90	60 - 125

Surrogate	LCS %Recovery	LCS Qualifier	Limits
4-Bromofluorobenzene (Surr)	102		70 - 120
Ethylbenzene-d10	98		70 - 120
Fluorobenzene (Surr)	99		80 - 120
Toluene-d8 (Surr)	103		80 - 120
Trifluorotoluene (Surr)	109		65 - 140

Lab Sample ID: LCSD 580-141399/3-A

Matrix: Solid

Analysis Batch: 141438

Client Sample ID: Lab Control Sample Dup

Prep Type: Total/NA

Prep Batch: 141399

Analyte	Spike Added	LCSD Result	LCSD Qualifier	Unit	D	%Rec	%Rec. Limits	RPD	RPD Limit
1,1,1,2-Tetrachloroethane	797	614		ug/Kg		77	75 - 125	11	30
1,1,1-Trichloroethane	814	589		ug/Kg		72	70 - 135	17	30
1,1,2,2-Tetrachloroethane	794	665		ug/Kg		84	55 - 130	6	30
1,1,2-Trichloroethane	802	681		ug/Kg		85	60 - 125	9	30
1,1-Dichloroethane	800	646		ug/Kg		81	75 - 125	15	30
1,1-Dichloroethene	791	670		ug/Kg		85	65 - 135	19	30
1,1-Dichloropropene	802	662		ug/Kg		83	70 - 135	12	30
1,2,3-Trichlorobenzene	800	504		ug/Kg		63	60 - 135	21	30
1,2,3-Trichloropropane	802	667		ug/Kg		83	65 - 130	7	30
1,2,4-Trichlorobenzene	800	550		ug/Kg		69	65 - 130	19	30
1,2,4-Trimethylbenzene	800	674		ug/Kg		84	65 - 135	12	30
1,2-Dibromo-3-Chloropropane	801	589		ug/Kg		74	40 - 135	18	30
1,2-Dichlorobenzene	800	629		ug/Kg		79	75 - 120	14	30
1,2-Dichloropropane	800	909		ug/Kg		114	70 - 120	5	30
1,3,5-Trimethylbenzene	799	668		ug/Kg		84	65 - 135	12	30
1,3-Dichlorobenzene	801	663		ug/Kg		83	70 - 125	12	30
1,3-Dichloropropane	801	650		ug/Kg		81	75 - 125	9	30
1,4-Dichlorobenzene	801	646		ug/Kg		81	70 - 125	8	30
2,2-Dichloropropane	803	672		ug/Kg		84	65 - 135	19	30
2-Chlorotoluene	801	646		ug/Kg		81	70 - 130	13	30
4-Chlorotoluene	802	685		ug/Kg		85	75 - 125	10	30
4-Isopropyltoluene	800	674		ug/Kg		84	75 - 135	12	30
Benzene	801	609		ug/Kg		76	75 - 125	14	30

TestAmerica Seattle

QC Sample Results

Client: Blaes Environmental Inc.
Project/Site: CIRCLE K #6042 NACHES WA

TestAmerica Job ID: 580-39456-1

Method: 8260B - Volatile Organic Compounds by GC/MS (Continued)

Lab Sample ID: LCSD 580-141399/3-A

Matrix: Solid

Analysis Batch: 141438

Client Sample ID: Lab Control Sample Dup

Prep Type: Total/NA

Prep Batch: 141399

Analyte	Spike Added	LCSD Result	LCSD Qualifier	Unit	D	%Rec	%Rec. Limits	RPD	
								RPD	Limit
Bromobenzene	801	673		ug/Kg		84	65 - 120	9	30
Bromoform	808	549		ug/Kg		68	55 - 135	14	30
Bromomethane	801	602		ug/Kg		75	30 - 160	8	30
Carbon tetrachloride	803	706		ug/Kg		88	65 - 135	15	30
Chlorobenzene	800	667		ug/Kg		83	75 - 125	9	30
Chlorobromomethane	802	666		ug/Kg		83	70 - 125	16	30
Chlorodibromomethane	810	675		ug/Kg		83	65 - 130	17	30
Chloroethane	800	866 *		ug/Kg		108	40 - 155	65	30
Chloroform	800	684		ug/Kg		86	70 - 125	13	30
Chloromethane	799	529		ug/Kg		66	50 - 130	18	30
cis-1,2-Dichloroethene	801	650		ug/Kg		81	65 - 125	17	30
cis-1,3-Dichloropropene	790	673		ug/Kg		85	70 - 125	15	30
Dibromomethane	802	715		ug/Kg		89	75 - 130	9	30
Dichlorobromomethane	809	689		ug/Kg		85	70 - 130	15	30
Dichlorodifluoromethane	800	513		ug/Kg		64	35 - 135	14	30
EDB	802	682		ug/Kg		85	70 - 125	16	30
EDC	793	631		ug/Kg		80	70 - 135	15	30
Ethylbenzene	800	671		ug/Kg		84	75 - 125	8	30
Hexachlorobutadiene	802	570		ug/Kg		71	55 - 140	23	30
Isopropylbenzene	802	685		ug/Kg		85	75 - 130	10	30
Methyl tert-butyl ether	800	685		ug/Kg		86	65 - 125	13	30
Methylene Chloride	800	696		ug/Kg		87	55 - 140	14	30
m-Xylene & p-Xylene	1600	1380		ug/Kg		86	80 - 125	8	30
Naphthalene	800	544		ug/Kg		68	40 - 125	18	30
n-Butylbenzene	800	651		ug/Kg		81	65 - 140	10	30
N-Propylbenzene	802	680		ug/Kg		85	65 - 135	13	30
o-Xylene	801	681		ug/Kg		85	75 - 125	8	30
sec-Butylbenzene	800	673		ug/Kg		84	65 - 130	10	30
Styrene	802	690		ug/Kg		86	75 - 125	9	30
tert-Butylbenzene	801	659		ug/Kg		82	65 - 130	11	30
Tetrachloroethene	799	580		ug/Kg		73	65 - 140	13	30
Toluene	801	664		ug/Kg		83	70 - 125	10	30
trans-1,2-Dichloroethene	801	707		ug/Kg		88	65 - 135	15	30
trans-1,3-Dichloropropene	798	668		ug/Kg		84	65 - 125	14	30
Trichloroethene	793	677		ug/Kg		85	75 - 125	14	30
Trichlorofluoromethane	799	837		ug/Kg		105	25 - 185	22	30
Vinyl chloride	801	603		ug/Kg		75	60 - 125	18	30

Surrogate	LCSD		Limits
	%Recovery	Qualifier	
4-Bromofluorobenzene (Surr)	102		70 - 120
Ethylbenzene-d10	100		70 - 120
Fluorobenzene (Surr)	95		80 - 120
Toluene-d8 (Surr)	101		80 - 120
Trifluorotoluene (Surr)	107		65 - 140

QC Sample Results

Client: Blaes Environmental Inc.
Project/Site: CIRCLE K #6042 NACHES WA

TestAmerica Job ID: 580-39456-1

Method: NWTPH-Gx - Northwest - Volatile Petroleum Products (GC)

Lab Sample ID: MB 580-140924/1-A

Matrix: Solid

Analysis Batch: 140937

Client Sample ID: Method Blank

Prep Type: Total/NA

Prep Batch: 140924

Analyte	MB Result	MB Qualifier	RL	MDL	Unit	D	Prepared	Analyzed	Dil Fac
Gasoline	ND		4.0		mg/Kg		07/26/13 09:54	07/26/13 14:16	1
Surrogate	%Recovery	MB Qualifier	Limits				Prepared	Analyzed	Dil Fac
4-Bromofluorobenzene (Surr)	96		50 - 150				07/26/13 09:54	07/26/13 14:16	1
Trifluorotoluene (Surr)	117		50 - 150				07/26/13 09:54	07/26/13 14:16	1

Lab Sample ID: LCS 580-140924/2-A

Matrix: Solid

Analysis Batch: 140937

Client Sample ID: Lab Control Sample

Prep Type: Total/NA

Prep Batch: 140924

Analyte	Spike Added	LCS Result	LCS Qualifier	Unit	D	%Rec	Limits
Gasoline	40.0	34.3		mg/Kg		86	68 - 120
Surrogate	%Recovery	LCS Qualifier	Limits				
4-Bromofluorobenzene (Surr)	94		50 - 150				
Trifluorotoluene (Surr)	110		50 - 150				

Lab Sample ID: LCSD 580-140924/3-A

Matrix: Solid

Analysis Batch: 140937

Client Sample ID: Lab Control Sample Dup

Prep Type: Total/NA

Prep Batch: 140924

Analyte	Spike Added	LCSD Result	LCSD Qualifier	Unit	D	%Rec	Limits	RPD	Limit
Gasoline	40.0	36.7		mg/Kg		92	68 - 120	7	25
Surrogate	%Recovery	LCSD Qualifier	Limits						
4-Bromofluorobenzene (Surr)	94		50 - 150						
Trifluorotoluene (Surr)	112		50 - 150						

Method: NWTPH-Dx - Northwest - Semi-Volatile Petroleum Products (GC)

Lab Sample ID: MB 580-140835/1-A

Matrix: Solid

Analysis Batch: 140915

Client Sample ID: Method Blank

Prep Type: Total/NA

Prep Batch: 140835

Analyte	MB Result	MB Qualifier	RL	MDL	Unit	D	Prepared	Analyzed	Dil Fac
#2 Diesel (C10-C24)	ND		25		mg/Kg		07/25/13 09:24	07/26/13 17:57	1
Motor Oil (>C24-C36)	ND		50		mg/Kg		07/25/13 09:24	07/26/13 17:57	1
Surrogate	%Recovery	MB Qualifier	Limits				Prepared	Analyzed	Dil Fac
o-Terphenyl	75		50 - 150				07/25/13 09:24	07/26/13 17:57	1

Lab Sample ID: LCS 580-140835/2-A

Matrix: Solid

Analysis Batch: 140915

Client Sample ID: Lab Control Sample

Prep Type: Total/NA

Prep Batch: 140835

Analyte	Spike Added	LCS Result	LCS Qualifier	Unit	D	%Rec	Limits
#2 Diesel (C10-C24)	500	373		mg/Kg		75	70 - 125

TestAmerica Seattle

QC Sample Results

Client: Blaes Environmental Inc.
Project/Site: CIRCLE K #6042 NACHES WA

TestAmerica Job ID: 580-39456-1

Method: NWTPH-Dx - Northwest - Semi-Volatile Petroleum Products (GC) (Continued)

Lab Sample ID: LCS 580-140835/2-A

Matrix: Solid

Analysis Batch: 140915

Client Sample ID: Lab Control Sample

Prep Type: Total/NA

Prep Batch: 140835

Analyte	Spike Added	LCS Result	LCS Qualifier	Unit	D	%Rec	%Rec. Limits
Motor Oil (>C24-C36)	500	376		mg/Kg		75	64 - 127

Surrogate	LCS %Recovery	LCS Qualifier	Limits
<i>o</i> -Terphenyl	78		50 - 150

Lab Sample ID: LCSD 580-140835/3-A

Matrix: Solid

Analysis Batch: 140915

Client Sample ID: Lab Control Sample Dup

Prep Type: Total/NA

Prep Batch: 140835

Analyte	Spike Added	LCSD Result	LCSD Qualifier	Unit	D	%Rec	%Rec. Limits	RPD	RPD Limit
#2 Diesel (C10-C24)	500	396		mg/Kg		79	70 - 125	6	16
Motor Oil (>C24-C36)	500	408		mg/Kg		82	64 - 127	8	17

Surrogate	LCSD %Recovery	LCSD Qualifier	Limits
<i>o</i> -Terphenyl	82		50 - 150

Lab Sample ID: 580-39456-5 DU

Matrix: Solid

Analysis Batch: 140915

Client Sample ID: MW-4 @10'

Prep Type: Total/NA

Prep Batch: 140835

Analyte	Sample Result	Sample Qualifier	DU Result	DU Qualifier	Unit	D	RPD	RPD Limit
#2 Diesel (C10-C24)	ND		ND		mg/Kg	✱	NC	35
Motor Oil (>C24-C36)	ND		ND		mg/Kg	✱	NC	35

Surrogate	DU %Recovery	DU Qualifier	Limits
<i>o</i> -Terphenyl	81		50 - 150

Method: D 2216 - Percent Moisture

Lab Sample ID: 580-39456-5 DU

Matrix: Solid

Analysis Batch: 140869

Client Sample ID: MW-4 @10'

Prep Type: Total/NA

Analyte	Sample Result	Sample Qualifier	DU Result	DU Qualifier	Unit	D	RPD	RPD Limit
Percent Solids	97		97		%		0.1	20
Percent Moisture	3.2		3.3		%		3	20

Lab Chronicle

Client: Blaes Environmental Inc.
Project/Site: CIRCLE K #6042 NACHES WA

TestAmerica Job ID: 580-39456-1

Client Sample ID: MW-1 @5'

Date Collected: 07/22/13 11:20

Date Received: 07/23/13 16:50

Lab Sample ID: 580-39456-1

Matrix: Solid

Percent Solids: 79.6

Prep Type	Batch Type	Batch Method	Run	Dilution Factor	Batch Number	Prepared or Analyzed	Analyst	Lab
Total/NA	Prep	5035			140888	07/25/13 14:41	JMB	TAL SEA
Total/NA	Analysis	8260B		1	140876	07/25/13 19:25	JMB	TAL SEA
Total/NA	Prep	5035			141399	08/01/13 09:22	MMH	TAL SEA
Total/NA	Analysis	8260B		1	141438	08/01/13 18:34	MMH	TAL SEA
Total/NA	Prep	5035			140924	07/26/13 09:54	KJV	TAL SEA
Total/NA	Analysis	NWTPH-Gx		1	140937	07/26/13 22:39	NMR	TAL SEA
Total/NA	Prep	3550B			140835	07/25/13 09:24	RBL	TAL SEA
Total/NA	Analysis	NWTPH-Dx		1	140915	07/26/13 23:27	JJP	TAL SEA
Total/NA	Analysis	D 2216		1	140869	07/25/13 11:21	RBL	TAL SEA

Client Sample ID: MW-1 @10'

Date Collected: 07/22/13 11:30

Date Received: 07/23/13 16:50

Lab Sample ID: 580-39456-2

Matrix: Solid

Percent Solids: 92.9

Prep Type	Batch Type	Batch Method	Run	Dilution Factor	Batch Number	Prepared or Analyzed	Analyst	Lab
Total/NA	Prep	5035			140888	07/25/13 14:41	JMB	TAL SEA
Total/NA	Analysis	8260B		1	140876	07/25/13 19:48	JMB	TAL SEA
Total/NA	Prep	5035			141399	08/01/13 09:22	MMH	TAL SEA
Total/NA	Analysis	8260B		1	141438	08/01/13 18:56	MMH	TAL SEA
Total/NA	Prep	5035			140924	07/26/13 09:54	KJV	TAL SEA
Total/NA	Analysis	NWTPH-Gx		1	140937	07/26/13 23:02	NMR	TAL SEA
Total/NA	Prep	3550B			140835	07/25/13 09:30	RBL	TAL SEA
Total/NA	Analysis	NWTPH-Dx		1	140915	07/27/13 00:14	JJP	TAL SEA
Total/NA	Analysis	D 2216		1	140869	07/25/13 11:21	RBL	TAL SEA

Client Sample ID: MW-2 @5'

Date Collected: 07/22/13 14:50

Date Received: 07/23/13 16:50

Lab Sample ID: 580-39456-3

Matrix: Solid

Percent Solids: 84.9

Prep Type	Batch Type	Batch Method	Run	Dilution Factor	Batch Number	Prepared or Analyzed	Analyst	Lab
Total/NA	Prep	5035			140888	07/25/13 14:41	JMB	TAL SEA
Total/NA	Analysis	8260B		1	140876	07/25/13 20:11	JMB	TAL SEA
Total/NA	Prep	5035			141399	08/01/13 09:22	MMH	TAL SEA
Total/NA	Analysis	8260B		1	141438	08/01/13 19:19	MMH	TAL SEA
Total/NA	Prep	5035			140924	07/26/13 09:54	KJV	TAL SEA
Total/NA	Analysis	NWTPH-Gx		1	140937	07/26/13 23:25	NMR	TAL SEA
Total/NA	Prep	3550B			140835	07/25/13 09:30	RBL	TAL SEA
Total/NA	Analysis	NWTPH-Dx		1	140915	07/27/13 00:29	JJP	TAL SEA
Total/NA	Analysis	D 2216		1	140869	07/25/13 11:21	RBL	TAL SEA

Lab Chronicle

Client: Blaes Environmental Inc.
Project/Site: CIRCLE K #6042 NACHES WA

TestAmerica Job ID: 580-39456-1

Client Sample ID: MW-3 @10'

Lab Sample ID: 580-39456-4

Date Collected: 07/23/13 09:05

Matrix: Solid

Date Received: 07/23/13 16:50

Percent Solids: 96.8

Prep Type	Batch Type	Batch Method	Run	Dilution Factor	Batch Number	Prepared or Analyzed	Analyst	Lab
Total/NA	Prep	5035			140888	07/25/13 14:41	JMB	TAL SEA
Total/NA	Analysis	8260B		1	140876	07/25/13 20:35	JMB	TAL SEA
Total/NA	Prep	5035			140924	07/26/13 09:59	KJV	TAL SEA
Total/NA	Analysis	NWTPH-Gx		1	140937	07/26/13 23:47	NMR	TAL SEA
Total/NA	Prep	3550B			140835	07/25/13 09:30	RBL	TAL SEA
Total/NA	Analysis	NWTPH-Dx		1	140915	07/27/13 00:45	JJP	TAL SEA
Total/NA	Analysis	D 2216		1	140869	07/25/13 11:21	RBL	TAL SEA

Client Sample ID: MW-4 @10'

Lab Sample ID: 580-39456-5

Date Collected: 07/23/13 12:36

Matrix: Solid

Date Received: 07/23/13 16:50

Percent Solids: 96.8

Prep Type	Batch Type	Batch Method	Run	Dilution Factor	Batch Number	Prepared or Analyzed	Analyst	Lab
Total/NA	Prep	5035			140888	07/25/13 14:41	JMB	TAL SEA
Total/NA	Analysis	8260B		1	140876	07/25/13 20:58	JMB	TAL SEA
Total/NA	Prep	5035			140924	07/26/13 09:59	KJV	TAL SEA
Total/NA	Analysis	NWTPH-Gx		1	140937	07/27/13 00:10	NMR	TAL SEA
Total/NA	Prep	3550B			140835	07/25/13 09:30	RBL	TAL SEA
Total/NA	Analysis	NWTPH-Dx		1	140915	07/27/13 01:01	JJP	TAL SEA
Total/NA	Analysis	D 2216		1	140869	07/25/13 11:21	RBL	TAL SEA

Laboratory References:

TAL SEA = TestAmerica Seattle, 5755 8th Street East, Tacoma, WA 98424, TEL (253)922-2310

Certification Summary

Client: Blaes Environmental Inc.
Project/Site: CIRCLE K #6042 NACHES WA

TestAmerica Job ID: 580-39456-1

Laboratory: TestAmerica Seattle

All certifications held by this laboratory are listed. Not all certifications are applicable to this report.

Authority	Program	EPA Region	Certification ID	Expiration Date
Alaska (UST)	State Program	10	UST-022	03-04-14
California	NELAP	9	01115CA	01-31-14
L-A-B	DoD ELAP		L2236	01-19-16
L-A-B	ISO/IEC 17025		L2236	01-19-16
Montana (UST)	State Program	8	N/A	04-30-20
Oregon	NELAP	10	WA100007	11-06-13
USDA	Federal		P330-11-00222	05-20-14
Washington	State Program	10	C553	02-17-14

Sample Summary

Client: Blaes Environmental Inc.
Project/Site: CIRCLE K #6042 NACHES WA

TestAmerica Job ID: 580-39456-1

Lab Sample ID	Client Sample ID	Matrix	Collected	Received
580-39456-1	MW-1 @5'	Solid	07/22/13 11:20	07/23/13 16:50
580-39456-2	MW-1 @10'	Solid	07/22/13 11:30	07/23/13 16:50
580-39456-3	MW-2 @5'	Solid	07/22/13 14:50	07/23/13 16:50
580-39456-4	MW-3 @10'	Solid	07/23/13 09:05	07/23/13 16:50
580-39456-5	MW-4 @10'	Solid	07/23/13 12:36	07/23/13 16:50

- 1
- 2
- 3
- 4
- 5
- 6
- 7
- 8
- 9
- 10
- 11

Rush
 Short Hold

**Chain of
Custody Record**

Client: **BUES ENVIRONMENTAL** Client Contact: **DAN BUES** Date: **7/23/13** Chain of Custody Number: **19545**

Address: **45 E. MONTGOMERY WAY** Telephone Number/Area Code/Fax Number: **602-728-0707** Lab Number: **39456** Page: **1** of **1**

City: **PHOENIX** State: **AZ** Zip Code: **85012** Sampler: **D. BUES** Lab Contact: **DAN BUES**

Project Name and Location (State): **CIRCLE K # 6042 NICHES WA** Billing Contact: **DAN BUES** Matrix: **DAN BUES**

Contract/Purchase Order/Quote No. _____ Containers & Preservatives: _____

Sample ID and Location/Description (Containers for each sample may be combined on one line)	Date	Time	Matrix					Containers & Preservatives					Analysis (Attach list if more space is needed)	
			Air	Aqueous	Sed.	Soil	Unpres.	H2SO4	HNO3	HCl	NaOH	ZnAc/NaOH		
1-MW-1 e51	7/22/13	11:20				X								NWTH-6X NWTH-DX 8260 Full EDS/EDC
2-MW-1 e101	7/22/13	11:30				X								
3-MW-2 e51	7/22/13	14:50				X								
4-MW-3 e101	7/23/13	9:05				X								
5-MW-4 e101	7/23/13	12:36				X								



580-39456 Chain of Custody

Cooler/TB Dig/BR cor 4.5 unc 4/1
Cooler Disc *Discarded*
WebPacks *Discarded*
WIOCS. *Discarded*
Packing Other *Discarded*
client drop

Cooler: Yes No Cooler Temp: _____ Possible Hazard Identification: Non-Hazard Flammable Skin Irritant Poison B Unknown Return To Client Disposed By Lab Archive For _____ Months _____ (A fee may be assessed if samples are retained longer than 1 month)

Turn Around Time Required (business days): 24 Hours 48 Hours 5 Days 10 Days 15 Days Other _____ QC Requirements (Specify) _____

1. Relinquished By Sign/Print: *[Signature]* Date: **7/23/13** Time: **16:50** Received By Sign/Print: *[Signature]* Date: **7/23/13** Time: **16:50**

2. Relinquished By Sign/Print: _____ Date: _____ Time: _____ Received By Sign/Print: _____ Date: _____ Time: _____

3. Relinquished By Sign/Print: _____ Date: _____ Time: _____ Received By Sign/Print: _____ Date: _____ Time: _____

Comments: _____

DISTRIBUTION: WHITE - Stays with the Samples; CANARY - Returned to Client with Report; PINK - Field Copy

Login Sample Receipt Checklist

Client: Blaes Environmental Inc.

Job Number: 580-39456-1

Login Number: 39456

List Source: TestAmerica Seattle

List Number: 1

Creator: Balles, Racheal M

Question	Answer	Comment
Radioactivity wasn't checked or is </= background as measured by a survey meter.	True	
The cooler's custody seal, if present, is intact.	N/A	
Sample custody seals, if present, are intact.	N/A	
The cooler or samples do not appear to have been compromised or tampered with.	True	
Samples were received on ice.	True	
Cooler Temperature is acceptable.	True	
Cooler Temperature is recorded.	True	
COC is present.	True	
COC is filled out in ink and legible.	True	
COC is filled out with all pertinent information.	True	
Is the Field Sampler's name present on COC?	True	
There are no discrepancies between the containers received and the COC.	True	
Samples are received within Holding Time.	True	
Sample containers have legible labels.	True	
Containers are not broken or leaking.	True	
Sample collection date/times are provided.	True	
Appropriate sample containers are used.	True	
Sample bottles are completely filled.	True	
Sample Preservation Verified.	N/A	
There is sufficient vol. for all requested analyses, incl. any requested MS/MSDs	True	
Containers requiring zero headspace have no headspace or bubble is <6mm (1/4").	N/A	
Multiphasic samples are not present.	True	
Samples do not require splitting or compositing.	True	
Residual Chlorine Checked.	N/A	



APPENDIX D

DATA SHEETS & FIELD NOTES

Project No. CIRCLE K # 6042 NATCHES, WA

Date: 8/18/13

Technician:

Task No.:

Purpose:

Client: (P)

Groundwater Monitoring and Sampling

Site:

Well ID	Time	Depth to Product (ft. btoc)	Depth to Groundwater (ft. btoc)	Total Depth (feet)	Well Diam. (inches)	DO (%)	DO (mg/L)	Cond.	Cond.	Salinity (mS/L)	Temp (deg. C)	pH	ORP	Notes	TDS
MW-2	2:40	—	9.63'		2	4.3	0.41	534	452	0.26	16.98	7.10	10.2		0.346
MW-1	3:01	—	10.31		2	0.8	0.08	1869	1571	0.95	16.64	7.76	-22.0		1.214
MW-4	4:25	—	11.42		2	7.3	0.73	893	1730	0.44	15.45	8.05	53.5		0.581
MW-3	5:02	—	10.92		2	1.2	0.12	1171	974	0.59	16.21	7.36	-144.5		0.261



BLAES ENVIRONMENTAL MANAGEMENT
 45 East Monterey Way, Phoenix, Arizona 85012
 602 728 0707

GROUNDWATER SAMPLING FORM

Well No.: MW-1

Site ID: CIRCLE K #6042

Well Type: Monitor Remedial - VE AS
 Other: _____

Project No.: 202-6042-03

Well Material: PVC St. Steel

Recorded By: D. Blaw

Other: _____

WELL PURGING

Purge Volume

Purge Date: _____

Purge Method

Casing Diameter (D) in inches:

2-inch 4-inch 6-inch Other: _____

Bailer - Type: _____

Submersible Submersible Whale

Total Depth of Casing (TD in feet BTOC): _____

Other: low flow

Water Level Depth (WL in feet BTOC): 10.31

Pump Intake Setting

Number of Well Volumes (# Vols) to be Purged:

Near Bottom Near Top Other: _____

3 4 5 Other: Low-flow

Depth in feet (BTOC): _____

Screen Interval in Feet (BTOC): from _____ to _____

Pump Time

Purge Rate

Actual Purge Volume

Start: 3:40 pm Stop: _____ Time Elapsed: _____

Initial _____ gpm _____ gallons

Field Parameter Measurements

Final _____ gpm

Stabilization Settings

Time	Temp.	3% of reading Cond. 1 (umhos/cm)	3% of reading Cond. 2 (umhos/cm)	+/- 10% DO%	0.2 mg/L DO (mg/L)	+/- 10% pH	+/- 10% ORP (mV)	+/- 10% or +/- 1.0 NTU Turbidity	Depth to water	
<u>3:40 pm</u>	<u>20.72</u>	<u>1682</u>	<u>1544</u>			<u>7.23</u>	<u>-9.5</u>	<u>1.091</u>		<u>0</u>
<u>3:50</u>										<u>1.0</u>
<u>4:00</u>										<u>0/1.5</u>
<u>4:10</u>										<u>0</u>
<u>4:20</u>										<u>0</u>

Observations During Purging (well Condition, Turbidity, Color, Odor, etc.):

cloudy - Cleared up after 1 gallon Pumped Dry after 2 1 gallon

Purge Water Storage/Disposal: Drum(s), Number: _____ Storm Sewer Sanitary Sewer
 Other / Comments: _____

WELL SAMPLING

Sampled By: D. Blaw

Sampling Date: 8/18/13

Sampling Time: 4:00 pm

Sampling Method

Water Level Before Sampling (in feet BTOC): _____

Bailer - Type: _____

Same as Above

Submersible Whale

Grab - Type: _____

Other: low flow pump

Other - Type: _____

Sampling Distribution

Sample Series: _____

Sample No.	# Containers, Vol.	Preservative	Analysis	Lab	Comments
<u>MW-1</u>					

Other Notes: _____



BLAES ENVIRONMENTAL MANAGEMENT
 45 East Monterey Way, Phoenix, Arizona 85012
 602 728 0707

GROUNDWATER SAMPLING FORM

Well No.: MW-2

Site ID: CIRCLE K #6042 MATTERS
 Well Type: Monitor Remedial - VE AS
 Other: _____

Project No.: 202-604203
 Well Material: PVC St. Steel
 Other: _____

Recorded By: D. Blas
 Other: _____

WELL PURGING

Purge Volume **Purge Date:** 8/18/13 **Purge Method**

Casing Diameter (D) in inches:
 2-inch 4-inch 6-inch Other: _____

Total Depth of Casing (TD in feet BTOC): _____
 Water Level Depth (WL in feet BTOC): 9.63

Number of Well Volumes (# Vols) to be Purged:
 3 4 5 Other: Low-flow

Bailer - Type: _____
 Submersible Submersible Whale
 Other: low flow

Pump Intake Setting
 Near Bottom Near Top Other: _____
 Depth in feet (BTOC): _____
 Screen Interval in Feet (BTOC): from _____ to _____

Pump Time **Purge Rate** **Actual Purge Volume**

Start: 2:50 Stop: _____ Time Elapsed: _____ Initial _____ gpm _____ gallons
 Final _____ gpm

Field Parameter Measurements

Stabilization Settings

Time	Temp.	3% of reading Cond. 1 (umhos/cm)	3% of reading Cond. 2 (umhos/cm)	+/- 10% DO%	0.2 mg/L DO (mg/L)	+/- 10% pH	+/- 10% ORP (mV)	+/- 10% or +/- 1.0 NTU Turbidity	Depth to water	Notes
2:50	19.36	532	474	7.0	0.65	7.24	-37.6	0.344	9.63	0
3:00	19.47	509	455	7.2	0.65	7.23	-35.4	0.325		1.5
3:10	19.49	432	386	11.2	1.04	7.26	-42.9	0.279		3
3:20	18.80	337	297	16.8	1.57	7.34	-40.2	0.217		4.5
3:30	18.67	307	269	17.8	1.67	7.10	-39.5	0.198		6
<u>End Sampled</u>										

Observations During Purging (well Condition, Turbidity, Color, Odor, etc.):
murky at first then cleared up

Purge Water Storage/Disposal: Drum(s), Number: _____ Storm Sewer Sanitary Sewer
 Other / Comments: _____

WELL SAMPLING

Sampled By: D. Blas Sampling Date: 8/18/13 Sampling Time: 3:30 pm

Sampling Method Water Level Before Sampling (in feet BTOC): _____

Bailer - Type: _____ Same as Above
 Submersible Whale Grab - Type: _____
 Other: low flow pump Other - Type: _____

Sampling Distribution Sample Series: _____

Sample No.	# Containers, Vol.	Preservative	Analysis	Lab	Comments
<u>MW-2</u>					

Other Notes: _____



GROUNDWATER SAMPLING FORM

Well No.: MW-3

Well Type: Monitor Remedial - VE AS

Other:

Site ID: CIRCLE K #6042 MATCHES

Project No.: 202-6042-03

Well Material: PVC St. Steel

Recorded By: D. BYLES

Other:

WELL PURGING

Purge Volume

Purge Date: 8/18/13

Purge Method

Casing Diameter (D) in inches:

2-inch 4-inch 6-inch Other:

Bailer - Type:

Submersible Submersible Whale

Total Depth of Casing (TD in feet BTOC):

Other: LOW FLOW

Water Level Depth (WL in feet BTOC):

Pump Intake Setting

Number of Well Volumes (# Vols) to be Purged:

Near Bottom Near Top Other:

3 4 5 Other:

Depth in feet (BTOC):

Purge Volume Calculation:

Screen Interval in Feet (BTOC): from to

((TD (feet) - WL (feet)) / D (inches))^2 X # Vols X 0.0409 = Calculated Purge Volume gallons

Pump Time

Purge Rate

Actual Purge Volume

Start: 5:11 Stop: Time Elapsed: Initial gpm gallons

Final gpm

Field Parameter Measurements

Table with columns: Time, Gallons Purged, DO%, DO (mg/L), Cond. 1 (umhos/cm), Cond. 2 (umhos/cm), Salinity, Temp., pH, Notes. Includes handwritten data for two samples at 5:10 pm and 5:20 pm.

Observations During Purging (well Condition, Turbidity, Color, Odor, etc.):

Purge Water Storage/Disposal: Drum(s), Number: Storm Sewer Sanitary Sewer

Other / Comments:

WELL SAMPLING

Sampled By: D. BYLES

Sampling Date: 8/18/13

Sampling Time: 5:40 pm

Sampling Method

Water Level Before Sampling (in feet BTOC):

Bailer - Type:

Same as Above

Submersible Whale

Grab - Type:

Other: LOW FLOW PUMP

Other - Type:

Sampling Distribution

Sample Series:

Table with columns: Sample No., # Containers, Vol., Preservative, Analysis, Lab, Comments. Includes handwritten entry for MW-3.

Other Notes:



BLAES ENVIRONMENTAL MANAGEMENT
 45 East Monterey Way, Phoenix, Arizona 85012
 602 728 0707

GROUNDWATER SAMPLING FORM

Well No.: ~~MW-3~~ MW-4

Site ID: CIRCU K #6042

Well Type: Monitor Remedial - VE AS

Project No.: 202-6042-03

Other: _____

Recorded By: D. Blas

Well Material: PVC St. Steel

Other: _____

WELL PURGING

Purge Volume

Purge Date: _____

Purge Method

Casing Diameter (D) in inches:

2-inch 4-inch 6-inch Other: _____

Bailer - Type: _____

Submersible Submersible Whale

Total Depth of Casing (TD in feet BTOC): _____

Other: low flow

Water Level Depth (WL in feet BTOC): 11.42

Pump Intake Setting

Number of Well Volumes (# Vols) to be Purged:

Near Bottom Near Top Other: _____

3 4 5 Other: Low-flow

Depth in feet (BTOC): _____

Screen Interval in Feet (BTOC): from _____ to _____

Pump Time

Purge Rate

Actual Purge Volume

Start: 4:30 Stop: _____ Time Elapsed: _____

Initial _____ gpm _____ gallons

Field Parameter Measurements

Final _____ gpm

Stabilization Settings

Time	Temp.	3% of reading		DO%	DO (mg/L)	pH	ORP (mV)	Turbidity	Depth to water	Notes	
		Cond. 1 (umhos/cm)	Cond. 2 (umhos/cm)								
4:30	17.30	653	557	36.2	3.45	7.24	33.2	0.423	11.42	0	
4:40	17.06	593	500	37.1	3.59	7.21	30.1	0.370		1.5	
4:50	17.39	515	441	43.3	4.15	7.07	16.6	0.332		3	
4:58	sample			Purged Dry after 3 gallons							

Observations During Purging (well Condition, Turbidity, Color, Odor, etc.):

Cloudy

Purge Water Storage/Disposal: Drum(s), Number: _____ Storm Sewer Sanitary Sewer

Other / Comments: _____

WELL SAMPLING

Sampled By: D. BLAS

Sampling Date: 8/18/13

Sampling Time: 4:58 pm

Sampling Method

Water Level Before Sampling (in feet BTOC): _____

Bailer - Type: _____

Same as Above

Submersible Whale

Grab - Type: _____

Other: low flow pump

Other - Type: _____

Sampling Distribution

Sample Series: _____

Sample No.	# Containers, Vol.	Preservative	Analysis	Lab	Comments
<u>MW-4</u>					

Other Notes: _____

APPENDIX E

GROUNDWATER LABORATORY ANALYTICAL REPORT

TestAmerica

THE LEADER IN ENVIRONMENTAL TESTING

ANALYTICAL REPORT

TestAmerica Laboratories, Inc.

TestAmerica Seattle
5755 8th Street East
Tacoma, WA 98424
Tel: (253)922-2310

TestAmerica Job ID: 580-39852-1

Client Project/Site: Circle K 6042 Naches, WA

For:

Blaes Environmental Inc.
45 E Monterey Way
Suite 200
Phoenix, Arizona 85012

Attn: Dan Blaes



Authorized for release by:
9/5/2013 10:51:03 AM

Pam Johnson, Project Manager I
pamr.johnson@testamericainc.com

LINKS

Review your project
results through
TotalAccess

Have a Question?



Visit us at:
www.testamericainc.com

This report has been electronically signed and authorized by the signatory. Electronic signature is intended to be the legally binding equivalent of a traditionally handwritten signature.

Results relate only to the items tested and the sample(s) as received by the laboratory.

1

2

3

4

5

6

7

8

9

10

11



Table of Contents

Cover Page	1
Table of Contents	2
Case Narrative	3
Definitions	4
Client Sample Results	5
QC Sample Results	13
Chronicle	18
Certification Summary	19
Sample Summary	20
Chain of Custody	21
Receipt Checklists	22

Case Narrative

Client: Blaes Environmental Inc.
Project/Site: Circle K 6042 Naches, WA

TestAmerica Job ID: 580-39852-1

Job ID: 580-39852-1

Laboratory: TestAmerica Seattle

Narrative

Receipt

The samples were received on 8/19/2013 4:52 PM; the samples arrived in good condition, properly preserved and, where required, on ice. The temperature of the cooler at receipt was 4.4° C.

GC/MS VOA - Method 8260B

Every attempt was made to analyze samples MW-1 (580-39852-1), MW-2 (580-39852-2), MW-3 (580-39852-3) and MW-4 (580-39852-4) within holding time, however due to a need for recalibration and modification of the instrument tune file due to failing BFB tune criteria the instrument required recalibration which pushed analysis of the samples outside the analytical holding time. The data have been qualified "H" and reported.

Due to insufficient volume for dilution, sample MW-3 (580-39852-3) was reported with the following analytes 1,2,4-Trimethylbenzene, 2,3,5-Trimethylbenzene, Ethylbenzene, m&p-Xylene, o-Xylene, Napthalene, n-Butylbenzene and N-propylbenzene over the calibration range. These are estimated results. The data have been qualified "E" and reported.

The %RPD of the laboratory control sample (LCS) and laboratory control standard duplicate (LCSD) for analytical batch 144029 recovered outside control limits for 1,2,3-Trichlorobenzene. Individual LCS and LCSD recovery were within acceptance limits. The data have been qualified "*" and reported.

The following analytes Ethylbenzene, m&p-Xylene, o-Xylene, Napthalene, and N-Propylbenzene may contain carryover from a previous sample. Due to insufficient sample volume, sample MW-4 (580-39852-4) could not be re-analyzed and results have been reported.

No other analytical or quality issues were noted.

GC/MS VOA - Method NWTPH-Gx

Sample results were above the calibration range for sample MW-3 (580-39852-3) and are therefore an estimated value. There was insufficient sample volume for re-analysis; therefore, the data have been qualified "E" and reported per client request.

Surrogate recovery for the following sample MW-3 (580-39852-3) was outside control limits. Evidence of matrix interference is present; therefore, re-extraction and/or re-analysis was not performed. The data have been qualified "X" and reported.

Sample MW-4 (580-39852-4) may have carryover from a previous sample. There was insufficient volume for re-analysis; therefore, the data have been reported.

No other analytical or quality issues were noted.

GC Semi VOA

No analytical or quality issues were noted.

Definitions/Glossary

Client: Blaes Environmental Inc.
Project/Site: Circle K 6042 Naches, WA

TestAmerica Job ID: 580-39852-1

Qualifiers

GC/MS VOA

Qualifier	Qualifier Description
H	Sample was prepped or analyzed beyond the specified holding time
*	RPD of the LCS and LCSD exceeds the control limits
E	Result exceeded calibration range.

GC VOA

Qualifier	Qualifier Description
X	Surrogate is outside control limits
E	Result exceeded calibration range.

Glossary

Abbreviation	These commonly used abbreviations may or may not be present in this report.
α	Listed under the "D" column to designate that the result is reported on a dry weight basis
%R	Percent Recovery
CNF	Contains no Free Liquid
DER	Duplicate error ratio (normalized absolute difference)
Dil Fac	Dilution Factor
DL, RA, RE, IN	Indicates a Dilution, Re-analysis, Re-extraction, or additional Initial metals/anion analysis of the sample
DLC	Decision level concentration
MDA	Minimum detectable activity
EDL	Estimated Detection Limit
MDC	Minimum detectable concentration
MDL	Method Detection Limit
ML	Minimum Level (Dioxin)
NC	Not Calculated
ND	Not detected at the reporting limit (or MDL or EDL if shown)
PQL	Practical Quantitation Limit
QC	Quality Control
RER	Relative error ratio
RL	Reporting Limit or Requested Limit (Radiochemistry)
RPD	Relative Percent Difference, a measure of the relative difference between two points
TEF	Toxicity Equivalent Factor (Dioxin)
TEQ	Toxicity Equivalent Quotient (Dioxin)

Client Sample Results

Client: Blaes Environmental Inc.
Project/Site: Circle K 6042 Naches, WA

TestAmerica Job ID: 580-39852-1

Client Sample ID: MW-1

Lab Sample ID: 580-39852-1

Date Collected: 08/18/13 16:00

Matrix: Water

Date Received: 08/19/13 16:52

Method: 8260B - Volatile Organic Compounds (GC/MS)

Analyte	Result	Qualifier	RL	MDL	Unit	D	Prepared	Analyzed	Dil Fac
Dichlorodifluoromethane	ND	H	1.0		ug/L			09/04/13 06:47	1
Chloromethane	ND	H	5.0		ug/L			09/04/13 06:47	1
Vinyl chloride	ND	H	1.0		ug/L			09/04/13 06:47	1
Bromomethane	ND	H	5.0		ug/L			09/04/13 06:47	1
Chloroethane	ND	H	5.0		ug/L			09/04/13 06:47	1
Trichlorofluoromethane	ND	H	1.0		ug/L			09/04/13 06:47	1
1,1-Dichloroethene	ND	H	1.0		ug/L			09/04/13 06:47	1
Methylene Chloride	ND	H	3.0		ug/L			09/04/13 06:47	1
trans-1,2-Dichloroethene	ND	H	1.0		ug/L			09/04/13 06:47	1
1,1-Dichloroethane	ND	H	1.0		ug/L			09/04/13 06:47	1
2,2-Dichloropropane	ND	H	1.0		ug/L			09/04/13 06:47	1
cis-1,2-Dichloroethene	ND	H	1.0		ug/L			09/04/13 06:47	1
Chlorobromomethane	ND	H	1.0		ug/L			09/04/13 06:47	1
Chloroform	ND	H	1.0		ug/L			09/04/13 06:47	1
1,1,1-Trichloroethane	ND	H	1.0		ug/L			09/04/13 06:47	1
Carbon tetrachloride	ND	H	1.0		ug/L			09/04/13 06:47	1
1,1-Dichloropropene	ND	H	1.0		ug/L			09/04/13 06:47	1
Benzene	1.1	H	1.0		ug/L			09/04/13 06:47	1
1,2-Dichloroethane	ND	H	1.0		ug/L			09/04/13 06:47	1
Trichloroethene	ND	H	1.0		ug/L			09/04/13 06:47	1
1,2-Dichloropropane	ND	H	1.0		ug/L			09/04/13 06:47	1
Dibromomethane	ND	H	1.0		ug/L			09/04/13 06:47	1
Dichlorobromomethane	ND	H	1.0		ug/L			09/04/13 06:47	1
cis-1,3-Dichloropropene	ND	H	1.0		ug/L			09/04/13 06:47	1
Toluene	ND	H	1.0		ug/L			09/04/13 06:47	1
trans-1,3-Dichloropropene	ND	H	1.0		ug/L			09/04/13 06:47	1
1,1,2-Trichloroethane	ND	H	1.0		ug/L			09/04/13 06:47	1
Tetrachloroethene	ND	H	1.0		ug/L			09/04/13 06:47	1
1,3-Dichloropropane	ND	H	1.0		ug/L			09/04/13 06:47	1
Chlorodibromomethane	ND	H	1.0		ug/L			09/04/13 06:47	1
Ethylene Dibromide	ND	H	1.0		ug/L			09/04/13 06:47	1
Chlorobenzene	ND	H	1.0		ug/L			09/04/13 06:47	1
Ethylbenzene	ND	H	1.0		ug/L			09/04/13 06:47	1
1,1,1,2-Tetrachloroethane	ND	H	1.0		ug/L			09/04/13 06:47	1
1,1,2,2-Tetrachloroethane	ND	H	1.0		ug/L			09/04/13 06:47	1
m-Xylene & p-Xylene	ND	H	2.0		ug/L			09/04/13 06:47	1
o-Xylene	ND	H	1.0		ug/L			09/04/13 06:47	1
Styrene	ND	H	1.0		ug/L			09/04/13 06:47	1
Bromoform	ND	H	1.0		ug/L			09/04/13 06:47	1
Isopropylbenzene	ND	H	1.0		ug/L			09/04/13 06:47	1
Bromobenzene	ND	H	1.0		ug/L			09/04/13 06:47	1
N-Propylbenzene	ND	H	1.0		ug/L			09/04/13 06:47	1
1,2,3-Trichloropropane	ND	H	1.0		ug/L			09/04/13 06:47	1
2-Chlorotoluene	ND	H	1.0		ug/L			09/04/13 06:47	1
1,3,5-Trimethylbenzene	ND	H	1.0		ug/L			09/04/13 06:47	1
4-Chlorotoluene	ND	H	1.0		ug/L			09/04/13 06:47	1
tert-Butylbenzene	ND	H	1.0		ug/L			09/04/13 06:47	1
1,2,4-Trimethylbenzene	ND	H	1.0		ug/L			09/04/13 06:47	1
sec-Butylbenzene	ND	H	1.0		ug/L			09/04/13 06:47	1

TestAmerica Seattle

Client Sample Results

Client: Blaes Environmental Inc.
Project/Site: Circle K 6042 Naches, WA

TestAmerica Job ID: 580-39852-1

Client Sample ID: MW-1

Lab Sample ID: 580-39852-1

Date Collected: 08/18/13 16:00

Matrix: Water

Date Received: 08/19/13 16:52

Method: 8260B - Volatile Organic Compounds (GC/MS) (Continued)

Analyte	Result	Qualifier	RL	MDL	Unit	D	Prepared	Analyzed	Dil Fac
1,3-Dichlorobenzene	ND	H	1.0		ug/L			09/04/13 06:47	1
4-Isopropyltoluene	ND	H	1.0		ug/L			09/04/13 06:47	1
1,4-Dichlorobenzene	ND	H	1.0		ug/L			09/04/13 06:47	1
n-Butylbenzene	ND	H	1.0		ug/L			09/04/13 06:47	1
1,2-Dichlorobenzene	ND	H	1.0		ug/L			09/04/13 06:47	1
1,2-Dibromo-3-Chloropropane	ND	H	2.0		ug/L			09/04/13 06:47	1
1,2,4-Trichlorobenzene	ND	H	1.0		ug/L			09/04/13 06:47	1
1,2,3-Trichlorobenzene	ND	H *	1.0		ug/L			09/04/13 06:47	1
Hexachlorobutadiene	ND	H	1.0		ug/L			09/04/13 06:47	1
Naphthalene	ND	H	1.0		ug/L			09/04/13 06:47	1
Methyl tert-butyl ether	ND	H	1.0		ug/L			09/04/13 06:47	1

Surrogate	%Recovery	Qualifier	Limits	Prepared	Analyzed	Dil Fac
Fluorobenzene (Surr)	94		80 - 120		09/04/13 06:47	1
Toluene-d8 (Surr)	99		85 - 120		09/04/13 06:47	1
Ethylbenzene-d10	104		80 - 120		09/04/13 06:47	1
4-Bromofluorobenzene (Surr)	98		75 - 120		09/04/13 06:47	1
Trifluorotoluene (Surr)	112		80 - 120		09/04/13 06:47	1

Method: NWTPH-Gx - Northwest - Volatile Petroleum Products (GC)

Analyte	Result	Qualifier	RL	MDL	Unit	D	Prepared	Analyzed	Dil Fac
Gasoline	ND		0.050		mg/L			08/27/13 21:21	1

Surrogate	%Recovery	Qualifier	Limits	Prepared	Analyzed	Dil Fac
4-Bromofluorobenzene (Surr)	80		50 - 150		08/27/13 21:21	1
Trifluorotoluene (Surr)	103		50 - 150		08/27/13 21:21	1

Method: 8011 - EDB and DBCP in Water by Microextraction

Analyte	Result	Qualifier	RL	MDL	Unit	D	Prepared	Analyzed	Dil Fac
Ethylene Dibromide	ND		0.010		ug/L		08/29/13 06:21	08/29/13 11:02	1

Surrogate	%Recovery	Qualifier	Limits	Prepared	Analyzed	Dil Fac
1,2-Dibromopropane	118		70 - 130	08/29/13 06:21	08/29/13 11:02	1

Client Sample Results

Client: Blaes Environmental Inc.
 Project/Site: Circle K 6042 Naches, WA

TestAmerica Job ID: 580-39852-1

Client Sample ID: MW-2
Date Collected: 08/18/13 15:30
Date Received: 08/19/13 16:52

Lab Sample ID: 580-39852-2
Matrix: Water

Method: 8260B - Volatile Organic Compounds (GC/MS)

Analyte	Result	Qualifier	RL	MDL	Unit	D	Prepared	Analyzed	Dil Fac
Dichlorodifluoromethane	ND	H	1.0		ug/L			09/04/13 07:17	1
Chloromethane	ND	H	5.0		ug/L			09/04/13 07:17	1
Vinyl chloride	ND	H	1.0		ug/L			09/04/13 07:17	1
Bromomethane	ND	H	5.0		ug/L			09/04/13 07:17	1
Chloroethane	ND	H	5.0		ug/L			09/04/13 07:17	1
Trichlorofluoromethane	ND	H	1.0		ug/L			09/04/13 07:17	1
1,1-Dichloroethene	ND	H	1.0		ug/L			09/04/13 07:17	1
Methylene Chloride	ND	H	3.0		ug/L			09/04/13 07:17	1
trans-1,2-Dichloroethene	ND	H	1.0		ug/L			09/04/13 07:17	1
1,1-Dichloroethane	ND	H	1.0		ug/L			09/04/13 07:17	1
2,2-Dichloropropane	ND	H	1.0		ug/L			09/04/13 07:17	1
cis-1,2-Dichloroethene	ND	H	1.0		ug/L			09/04/13 07:17	1
Chlorobromomethane	ND	H	1.0		ug/L			09/04/13 07:17	1
Chloroform	ND	H	1.0		ug/L			09/04/13 07:17	1
1,1,1-Trichloroethane	ND	H	1.0		ug/L			09/04/13 07:17	1
Carbon tetrachloride	ND	H	1.0		ug/L			09/04/13 07:17	1
1,1-Dichloropropene	ND	H	1.0		ug/L			09/04/13 07:17	1
Benzene	ND	H	1.0		ug/L			09/04/13 07:17	1
1,2-Dichloroethane	ND	H	1.0		ug/L			09/04/13 07:17	1
Trichloroethene	ND	H	1.0		ug/L			09/04/13 07:17	1
1,2-Dichloropropane	ND	H	1.0		ug/L			09/04/13 07:17	1
Dibromomethane	ND	H	1.0		ug/L			09/04/13 07:17	1
Dichlorobromomethane	ND	H	1.0		ug/L			09/04/13 07:17	1
cis-1,3-Dichloropropene	ND	H	1.0		ug/L			09/04/13 07:17	1
Toluene	ND	H	1.0		ug/L			09/04/13 07:17	1
trans-1,3-Dichloropropene	ND	H	1.0		ug/L			09/04/13 07:17	1
1,1,2-Trichloroethane	ND	H	1.0		ug/L			09/04/13 07:17	1
Tetrachloroethene	ND	H	1.0		ug/L			09/04/13 07:17	1
1,3-Dichloropropane	ND	H	1.0		ug/L			09/04/13 07:17	1
Chlorodibromomethane	ND	H	1.0		ug/L			09/04/13 07:17	1
Ethylene Dibromide	ND	H	1.0		ug/L			09/04/13 07:17	1
Chlorobenzene	ND	H	1.0		ug/L			09/04/13 07:17	1
Ethylbenzene	ND	H	1.0		ug/L			09/04/13 07:17	1
1,1,1,2-Tetrachloroethane	ND	H	1.0		ug/L			09/04/13 07:17	1
1,1,2,2-Tetrachloroethane	ND	H	1.0		ug/L			09/04/13 07:17	1
m-Xylene & p-Xylene	ND	H	2.0		ug/L			09/04/13 07:17	1
o-Xylene	ND	H	1.0		ug/L			09/04/13 07:17	1
Styrene	ND	H	1.0		ug/L			09/04/13 07:17	1
Bromoform	ND	H	1.0		ug/L			09/04/13 07:17	1
Isopropylbenzene	ND	H	1.0		ug/L			09/04/13 07:17	1
Bromobenzene	ND	H	1.0		ug/L			09/04/13 07:17	1
N-Propylbenzene	ND	H	1.0		ug/L			09/04/13 07:17	1
1,2,3-Trichloropropane	ND	H	1.0		ug/L			09/04/13 07:17	1
2-Chlorotoluene	ND	H	1.0		ug/L			09/04/13 07:17	1
1,3,5-Trimethylbenzene	ND	H	1.0		ug/L			09/04/13 07:17	1
4-Chlorotoluene	ND	H	1.0		ug/L			09/04/13 07:17	1
tert-Butylbenzene	ND	H	1.0		ug/L			09/04/13 07:17	1
1,2,4-Trimethylbenzene	ND	H	1.0		ug/L			09/04/13 07:17	1
sec-Butylbenzene	ND	H	1.0		ug/L			09/04/13 07:17	1

TestAmerica Seattle

Client Sample Results

Client: Blaes Environmental Inc.
Project/Site: Circle K 6042 Naches, WA

TestAmerica Job ID: 580-39852-1

Client Sample ID: MW-2

Lab Sample ID: 580-39852-2

Date Collected: 08/18/13 15:30

Matrix: Water

Date Received: 08/19/13 16:52

Method: 8260B - Volatile Organic Compounds (GC/MS) (Continued)

Analyte	Result	Qualifier	RL	MDL	Unit	D	Prepared	Analyzed	Dil Fac
1,3-Dichlorobenzene	ND	H	1.0		ug/L			09/04/13 07:17	1
4-Isopropyltoluene	ND	H	1.0		ug/L			09/04/13 07:17	1
1,4-Dichlorobenzene	ND	H	1.0		ug/L			09/04/13 07:17	1
n-Butylbenzene	ND	H	1.0		ug/L			09/04/13 07:17	1
1,2-Dichlorobenzene	ND	H	1.0		ug/L			09/04/13 07:17	1
1,2-Dibromo-3-Chloropropane	ND	H	2.0		ug/L			09/04/13 07:17	1
1,2,4-Trichlorobenzene	ND	H	1.0		ug/L			09/04/13 07:17	1
1,2,3-Trichlorobenzene	ND	H *	1.0		ug/L			09/04/13 07:17	1
Hexachlorobutadiene	ND	H	1.0		ug/L			09/04/13 07:17	1
Naphthalene	ND	H	1.0		ug/L			09/04/13 07:17	1
Methyl tert-butyl ether	ND	H	1.0		ug/L			09/04/13 07:17	1

Surrogate	%Recovery	Qualifier	Limits	Prepared	Analyzed	Dil Fac
Fluorobenzene (Surr)	96		80 - 120		09/04/13 07:17	1
Toluene-d8 (Surr)	100		85 - 120		09/04/13 07:17	1
Ethylbenzene-d10	103		80 - 120		09/04/13 07:17	1
4-Bromofluorobenzene (Surr)	95		75 - 120		09/04/13 07:17	1
Trifluorotoluene (Surr)	106		80 - 120		09/04/13 07:17	1

Method: NWTPH-Gx - Northwest - Volatile Petroleum Products (GC)

Analyte	Result	Qualifier	RL	MDL	Unit	D	Prepared	Analyzed	Dil Fac
Gasoline	ND		0.050		mg/L			08/27/13 21:43	1

Surrogate	%Recovery	Qualifier	Limits	Prepared	Analyzed	Dil Fac
4-Bromofluorobenzene (Surr)	83		50 - 150		08/27/13 21:43	1
Trifluorotoluene (Surr)	101		50 - 150		08/27/13 21:43	1

Method: 8011 - EDB and DBCP in Water by Microextraction

Analyte	Result	Qualifier	RL	MDL	Unit	D	Prepared	Analyzed	Dil Fac
Ethylene Dibromide	ND		0.010		ug/L		08/29/13 06:21	08/29/13 11:36	1

Surrogate	%Recovery	Qualifier	Limits	Prepared	Analyzed	Dil Fac
1,2-Dibromopropane	124		70 - 130	08/29/13 06:21	08/29/13 11:36	1

Client Sample Results

Client: Blaes Environmental Inc.
Project/Site: Circle K 6042 Naches, WA

TestAmerica Job ID: 580-39852-1

Client Sample ID: MW-3
Date Collected: 08/18/13 17:40
Date Received: 08/19/13 16:52

Lab Sample ID: 580-39852-3
Matrix: Water

Method: 8260B - Volatile Organic Compounds (GC/MS)

Analyte	Result	Qualifier	RL	MDL	Unit	D	Prepared	Analyzed	Dil Fac
Dichlorodifluoromethane	ND	H	1.0		ug/L			09/04/13 07:47	1
Chloromethane	ND	H	5.0		ug/L			09/04/13 07:47	1
Vinyl chloride	ND	H	1.0		ug/L			09/04/13 07:47	1
Bromomethane	ND	H	5.0		ug/L			09/04/13 07:47	1
Chloroethane	ND	H	5.0		ug/L			09/04/13 07:47	1
Trichlorofluoromethane	ND	H	1.0		ug/L			09/04/13 07:47	1
1,1-Dichloroethene	ND	H	1.0		ug/L			09/04/13 07:47	1
Methylene Chloride	ND	H	3.0		ug/L			09/04/13 07:47	1
trans-1,2-Dichloroethene	ND	H	1.0		ug/L			09/04/13 07:47	1
1,1-Dichloroethane	ND	H	1.0		ug/L			09/04/13 07:47	1
2,2-Dichloropropane	ND	H	1.0		ug/L			09/04/13 07:47	1
cis-1,2-Dichloroethene	ND	H	1.0		ug/L			09/04/13 07:47	1
Chlorobromomethane	ND	H	1.0		ug/L			09/04/13 07:47	1
Chloroform	2.2	H	1.0		ug/L			09/04/13 07:47	1
1,1,1-Trichloroethane	ND	H	1.0		ug/L			09/04/13 07:47	1
Carbon tetrachloride	ND	H	1.0		ug/L			09/04/13 07:47	1
1,1-Dichloropropene	ND	H	1.0		ug/L			09/04/13 07:47	1
Benzene	ND	H	1.0		ug/L			09/04/13 07:47	1
1,2-Dichloroethane	ND	H	1.0		ug/L			09/04/13 07:47	1
Trichloroethene	ND	H	1.0		ug/L			09/04/13 07:47	1
1,2-Dichloropropane	ND	H	1.0		ug/L			09/04/13 07:47	1
Dibromomethane	ND	H	1.0		ug/L			09/04/13 07:47	1
Dichlorobromomethane	ND	H	1.0		ug/L			09/04/13 07:47	1
cis-1,3-Dichloropropene	ND	H	1.0		ug/L			09/04/13 07:47	1
Toluene	27	H	1.0		ug/L			09/04/13 07:47	1
trans-1,3-Dichloropropene	ND	H	1.0		ug/L			09/04/13 07:47	1
1,1,2-Trichloroethane	ND	H	1.0		ug/L			09/04/13 07:47	1
Tetrachloroethene	ND	H	1.0		ug/L			09/04/13 07:47	1
1,3-Dichloropropane	ND	H	1.0		ug/L			09/04/13 07:47	1
Chlorodibromomethane	ND	H	1.0		ug/L			09/04/13 07:47	1
Ethylene Dibromide	ND	H	1.0		ug/L			09/04/13 07:47	1
Chlorobenzene	ND	H	1.0		ug/L			09/04/13 07:47	1
Ethylbenzene	830	H E	1.0		ug/L			09/04/13 07:47	1
1,1,1,2-Tetrachloroethane	ND	H	1.0		ug/L			09/04/13 07:47	1
1,1,2,2-Tetrachloroethane	ND	H	1.0		ug/L			09/04/13 07:47	1
m-Xylene & p-Xylene	1500	H E	2.0		ug/L			09/04/13 07:47	1
o-Xylene	930	H E	1.0		ug/L			09/04/13 07:47	1
Styrene	32	H	1.0		ug/L			09/04/13 07:47	1
Bromoform	ND	H	1.0		ug/L			09/04/13 07:47	1
Isopropylbenzene	160	H	1.0		ug/L			09/04/13 07:47	1
Bromobenzene	ND	H	1.0		ug/L			09/04/13 07:47	1
N-Propylbenzene	490	H E	1.0		ug/L			09/04/13 07:47	1
1,2,3-Trichloropropane	ND	H	1.0		ug/L			09/04/13 07:47	1
2-Chlorotoluene	ND	H	1.0		ug/L			09/04/13 07:47	1
1,3,5-Trimethylbenzene	780	H E	1.0		ug/L			09/04/13 07:47	1
4-Chlorotoluene	ND	H	1.0		ug/L			09/04/13 07:47	1
tert-Butylbenzene	ND	H	1.0		ug/L			09/04/13 07:47	1
1,2,4-Trimethylbenzene	1200	H E	1.0		ug/L			09/04/13 07:47	1
sec-Butylbenzene	34	H	1.0		ug/L			09/04/13 07:47	1

TestAmerica Seattle

Client Sample Results

Client: Blaes Environmental Inc.
Project/Site: Circle K 6042 Naches, WA

TestAmerica Job ID: 580-39852-1

Client Sample ID: MW-3

Lab Sample ID: 580-39852-3

Date Collected: 08/18/13 17:40

Matrix: Water

Date Received: 08/19/13 16:52

Method: 8260B - Volatile Organic Compounds (GC/MS) (Continued)

Analyte	Result	Qualifier	RL	MDL	Unit	D	Prepared	Analyzed	Dil Fac
1,3-Dichlorobenzene	ND	H	1.0		ug/L			09/04/13 07:47	1
4-Isopropyltoluene	22	H	1.0		ug/L			09/04/13 07:47	1
1,4-Dichlorobenzene	ND	H	1.0		ug/L			09/04/13 07:47	1
n-Butylbenzene	550	H E	1.0		ug/L			09/04/13 07:47	1
1,2-Dichlorobenzene	ND	H	1.0		ug/L			09/04/13 07:47	1
1,2-Dibromo-3-Chloropropane	ND	H	2.0		ug/L			09/04/13 07:47	1
1,2,4-Trichlorobenzene	ND	H	1.0		ug/L			09/04/13 07:47	1
1,2,3-Trichlorobenzene	ND	H *	1.0		ug/L			09/04/13 07:47	1
Hexachlorobutadiene	ND	H	1.0		ug/L			09/04/13 07:47	1
Naphthalene	380	H E	1.0		ug/L			09/04/13 07:47	1
Methyl tert-butyl ether	ND	H	1.0		ug/L			09/04/13 07:47	1

Surrogate	%Recovery	Qualifier	Limits	Prepared	Analyzed	Dil Fac
Fluorobenzene (Surr)	98		80 - 120		09/04/13 07:47	1
Toluene-d8 (Surr)	101		85 - 120		09/04/13 07:47	1
Ethylbenzene-d10	106		80 - 120		09/04/13 07:47	1
4-Bromofluorobenzene (Surr)	103		75 - 120		09/04/13 07:47	1
Trifluorotoluene (Surr)	108		80 - 120		09/04/13 07:47	1

Method: NWTPH-Gx - Northwest - Volatile Petroleum Products (GC)

Analyte	Result	Qualifier	RL	MDL	Unit	D	Prepared	Analyzed	Dil Fac
Gasoline	50	E	0.050		mg/L			08/27/13 22:17	1

Surrogate	%Recovery	Qualifier	Limits	Prepared	Analyzed	Dil Fac
4-Bromofluorobenzene (Surr)	393	X	50 - 150		08/27/13 22:17	1
Trifluorotoluene (Surr)	105		50 - 150		08/27/13 22:17	1

Method: 8011 - EDB and DBCP in Water by Microextraction

Analyte	Result	Qualifier	RL	MDL	Unit	D	Prepared	Analyzed	Dil Fac
Ethylene Dibromide	ND		0.010		ug/L		08/29/13 06:21	08/29/13 12:06	1

Surrogate	%Recovery	Qualifier	Limits	Prepared	Analyzed	Dil Fac
1,2-Dibromopropane	115		70 - 130	08/29/13 06:21	08/29/13 12:06	1

Client Sample Results

Client: Blaes Environmental Inc.
Project/Site: Circle K 6042 Naches, WA

TestAmerica Job ID: 580-39852-1

Client Sample ID: MW-4

Lab Sample ID: 580-39852-4

Date Collected: 08/18/13 16:58

Matrix: Water

Date Received: 08/19/13 16:52

Method: 8260B - Volatile Organic Compounds (GC/MS)

Analyte	Result	Qualifier	RL	MDL	Unit	D	Prepared	Analyzed	Dil Fac
Dichlorodifluoromethane	ND	H	1.0		ug/L			09/04/13 08:17	1
Chloromethane	ND	H	5.0		ug/L			09/04/13 08:17	1
Vinyl chloride	ND	H	1.0		ug/L			09/04/13 08:17	1
Bromomethane	ND	H	5.0		ug/L			09/04/13 08:17	1
Chloroethane	ND	H	5.0		ug/L			09/04/13 08:17	1
Trichlorofluoromethane	ND	H	1.0		ug/L			09/04/13 08:17	1
1,1-Dichloroethene	ND	H	1.0		ug/L			09/04/13 08:17	1
Methylene Chloride	ND	H	3.0		ug/L			09/04/13 08:17	1
trans-1,2-Dichloroethene	ND	H	1.0		ug/L			09/04/13 08:17	1
1,1-Dichloroethane	ND	H	1.0		ug/L			09/04/13 08:17	1
2,2-Dichloropropane	ND	H	1.0		ug/L			09/04/13 08:17	1
cis-1,2-Dichloroethene	ND	H	1.0		ug/L			09/04/13 08:17	1
Chlorobromomethane	ND	H	1.0		ug/L			09/04/13 08:17	1
Chloroform	ND	H	1.0		ug/L			09/04/13 08:17	1
1,1,1-Trichloroethane	ND	H	1.0		ug/L			09/04/13 08:17	1
Carbon tetrachloride	ND	H	1.0		ug/L			09/04/13 08:17	1
1,1-Dichloropropene	ND	H	1.0		ug/L			09/04/13 08:17	1
Benzene	ND	H	1.0		ug/L			09/04/13 08:17	1
1,2-Dichloroethane	ND	H	1.0		ug/L			09/04/13 08:17	1
Trichloroethene	ND	H	1.0		ug/L			09/04/13 08:17	1
1,2-Dichloropropane	ND	H	1.0		ug/L			09/04/13 08:17	1
Dibromomethane	ND	H	1.0		ug/L			09/04/13 08:17	1
Dichlorobromomethane	ND	H	1.0		ug/L			09/04/13 08:17	1
cis-1,3-Dichloropropene	ND	H	1.0		ug/L			09/04/13 08:17	1
Toluene	ND	H	1.0		ug/L			09/04/13 08:17	1
trans-1,3-Dichloropropene	ND	H	1.0		ug/L			09/04/13 08:17	1
1,1,2-Trichloroethane	ND	H	1.0		ug/L			09/04/13 08:17	1
Tetrachloroethene	ND	H	1.0		ug/L			09/04/13 08:17	1
1,3-Dichloropropane	ND	H	1.0		ug/L			09/04/13 08:17	1
Chlorodibromomethane	ND	H	1.0		ug/L			09/04/13 08:17	1
Ethylene Dibromide	ND	H	1.0		ug/L			09/04/13 08:17	1
Chlorobenzene	ND	H	1.0		ug/L			09/04/13 08:17	1
Ethylbenzene	1.3	H	1.0		ug/L			09/04/13 08:17	1
1,1,1,2-Tetrachloroethane	ND	H	1.0		ug/L			09/04/13 08:17	1
1,1,2,2-Tetrachloroethane	ND	H	1.0		ug/L			09/04/13 08:17	1
m-Xylene & p-Xylene	7.0	H	2.0		ug/L			09/04/13 08:17	1
o-Xylene	1.7	H	1.0		ug/L			09/04/13 08:17	1
Styrene	ND	H	1.0		ug/L			09/04/13 08:17	1
Bromoform	ND	H	1.0		ug/L			09/04/13 08:17	1
Isopropylbenzene	ND	H	1.0		ug/L			09/04/13 08:17	1
Bromobenzene	ND	H	1.0		ug/L			09/04/13 08:17	1
N-Propylbenzene	1.9	H	1.0		ug/L			09/04/13 08:17	1
1,2,3-Trichloropropane	ND	H	1.0		ug/L			09/04/13 08:17	1
2-Chlorotoluene	ND	H	1.0		ug/L			09/04/13 08:17	1
1,3,5-Trimethylbenzene	4.1	H	1.0		ug/L			09/04/13 08:17	1
4-Chlorotoluene	ND	H	1.0		ug/L			09/04/13 08:17	1
tert-Butylbenzene	ND	H	1.0		ug/L			09/04/13 08:17	1
1,2,4-Trimethylbenzene	12	H	1.0		ug/L			09/04/13 08:17	1
sec-Butylbenzene	ND	H	1.0		ug/L			09/04/13 08:17	1

TestAmerica Seattle

Client Sample Results

Client: Blaes Environmental Inc.
Project/Site: Circle K 6042 Naches, WA

TestAmerica Job ID: 580-39852-1

Client Sample ID: MW-4

Lab Sample ID: 580-39852-4

Date Collected: 08/18/13 16:58

Matrix: Water

Date Received: 08/19/13 16:52

Method: 8260B - Volatile Organic Compounds (GC/MS) (Continued)

Analyte	Result	Qualifier	RL	MDL	Unit	D	Prepared	Analyzed	Dil Fac
1,3-Dichlorobenzene	ND	H	1.0		ug/L			09/04/13 08:17	1
4-Isopropyltoluene	ND	H	1.0		ug/L			09/04/13 08:17	1
1,4-Dichlorobenzene	ND	H	1.0		ug/L			09/04/13 08:17	1
n-Butylbenzene	ND	H	1.0		ug/L			09/04/13 08:17	1
1,2-Dichlorobenzene	ND	H	1.0		ug/L			09/04/13 08:17	1
1,2-Dibromo-3-Chloropropane	ND	H	2.0		ug/L			09/04/13 08:17	1
1,2,4-Trichlorobenzene	ND	H	1.0		ug/L			09/04/13 08:17	1
1,2,3-Trichlorobenzene	ND	H *	1.0		ug/L			09/04/13 08:17	1
Hexachlorobutadiene	ND	H	1.0		ug/L			09/04/13 08:17	1
Naphthalene	72	H	1.0		ug/L			09/04/13 08:17	1
Methyl tert-butyl ether	ND	H	1.0		ug/L			09/04/13 08:17	1

Surrogate	%Recovery	Qualifier	Limits	Prepared	Analyzed	Dil Fac
Fluorobenzene (Surr)	96		80 - 120		09/04/13 08:17	1
Toluene-d8 (Surr)	99		85 - 120		09/04/13 08:17	1
Ethylbenzene-d10	103		80 - 120		09/04/13 08:17	1
4-Bromofluorobenzene (Surr)	96		75 - 120		09/04/13 08:17	1
Trifluorotoluene (Surr)	111		80 - 120		09/04/13 08:17	1

Method: NWTPH-Gx - Northwest - Volatile Petroleum Products (GC)

Analyte	Result	Qualifier	RL	MDL	Unit	D	Prepared	Analyzed	Dil Fac
Gasoline	0.59		0.050		mg/L			08/27/13 22:39	1

Surrogate	%Recovery	Qualifier	Limits	Prepared	Analyzed	Dil Fac
4-Bromofluorobenzene (Surr)	83		50 - 150		08/27/13 22:39	1
Trifluorotoluene (Surr)	106		50 - 150		08/27/13 22:39	1

Method: 8011 - EDB and DBCP in Water by Microextraction

Analyte	Result	Qualifier	RL	MDL	Unit	D	Prepared	Analyzed	Dil Fac
Ethylene Dibromide	ND		0.010		ug/L		08/29/13 06:21	08/29/13 12:37	1

Surrogate	%Recovery	Qualifier	Limits	Prepared	Analyzed	Dil Fac	
1,2-Dibromopropane	120		70 - 130		08/29/13 06:21	08/29/13 12:37	1

QC Sample Results

Client: Blaes Environmental Inc.
Project/Site: Circle K 6042 Naches, WA

TestAmerica Job ID: 580-39852-1

Method: 8260B - Volatile Organic Compounds (GC/MS)

Lab Sample ID: MB 580-144029/25

Matrix: Water

Analysis Batch: 144029

Client Sample ID: Method Blank

Prep Type: Total/NA

Analyte	MB Result	MB Qualifier	RL	MDL	Unit	D	Prepared	Analyzed	Dil Fac
Dichlorodifluoromethane	ND		1.0		ug/L			09/03/13 22:51	1
Chloromethane	ND		5.0		ug/L			09/03/13 22:51	1
Vinyl chloride	ND		1.0		ug/L			09/03/13 22:51	1
Bromomethane	ND		5.0		ug/L			09/03/13 22:51	1
Chloroethane	ND		5.0		ug/L			09/03/13 22:51	1
Trichlorofluoromethane	ND		1.0		ug/L			09/03/13 22:51	1
1,1-Dichloroethene	ND		1.0		ug/L			09/03/13 22:51	1
Methylene Chloride	ND		3.0		ug/L			09/03/13 22:51	1
trans-1,2-Dichloroethene	ND		1.0		ug/L			09/03/13 22:51	1
1,1-Dichloroethane	ND		1.0		ug/L			09/03/13 22:51	1
2,2-Dichloropropane	ND		1.0		ug/L			09/03/13 22:51	1
cis-1,2-Dichloroethene	ND		1.0		ug/L			09/03/13 22:51	1
Chlorobromomethane	ND		1.0		ug/L			09/03/13 22:51	1
Chloroform	ND		1.0		ug/L			09/03/13 22:51	1
1,1,1-Trichloroethane	ND		1.0		ug/L			09/03/13 22:51	1
Carbon tetrachloride	ND		1.0		ug/L			09/03/13 22:51	1
1,1-Dichloropropene	ND		1.0		ug/L			09/03/13 22:51	1
Benzene	ND		1.0		ug/L			09/03/13 22:51	1
1,2-Dichloroethane	ND		1.0		ug/L			09/03/13 22:51	1
Trichloroethene	ND		1.0		ug/L			09/03/13 22:51	1
1,2-Dichloropropane	ND		1.0		ug/L			09/03/13 22:51	1
Dibromomethane	ND		1.0		ug/L			09/03/13 22:51	1
Dichlorobromomethane	ND		1.0		ug/L			09/03/13 22:51	1
cis-1,3-Dichloropropene	ND		1.0		ug/L			09/03/13 22:51	1
Toluene	ND		1.0		ug/L			09/03/13 22:51	1
trans-1,3-Dichloropropene	ND		1.0		ug/L			09/03/13 22:51	1
1,1,2-Trichloroethane	ND		1.0		ug/L			09/03/13 22:51	1
Tetrachloroethene	ND		1.0		ug/L			09/03/13 22:51	1
1,3-Dichloropropane	ND		1.0		ug/L			09/03/13 22:51	1
Chlorodibromomethane	ND		1.0		ug/L			09/03/13 22:51	1
Ethylene Dibromide	ND		1.0		ug/L			09/03/13 22:51	1
Chlorobenzene	ND		1.0		ug/L			09/03/13 22:51	1
Ethylbenzene	ND		1.0		ug/L			09/03/13 22:51	1
1,1,1,2-Tetrachloroethane	ND		1.0		ug/L			09/03/13 22:51	1
1,1,2,2-Tetrachloroethane	ND		1.0		ug/L			09/03/13 22:51	1
m-Xylene & p-Xylene	ND		2.0		ug/L			09/03/13 22:51	1
o-Xylene	ND		1.0		ug/L			09/03/13 22:51	1
Styrene	ND		1.0		ug/L			09/03/13 22:51	1
Bromoform	ND		1.0		ug/L			09/03/13 22:51	1
Isopropylbenzene	ND		1.0		ug/L			09/03/13 22:51	1
Bromobenzene	ND		1.0		ug/L			09/03/13 22:51	1
N-Propylbenzene	ND		1.0		ug/L			09/03/13 22:51	1
1,2,3-Trichloropropane	ND		1.0		ug/L			09/03/13 22:51	1
2-Chlorotoluene	ND		1.0		ug/L			09/03/13 22:51	1
1,3,5-Trimethylbenzene	ND		1.0		ug/L			09/03/13 22:51	1
4-Chlorotoluene	ND		1.0		ug/L			09/03/13 22:51	1
tert-Butylbenzene	ND		1.0		ug/L			09/03/13 22:51	1
1,2,4-Trimethylbenzene	ND		1.0		ug/L			09/03/13 22:51	1

TestAmerica Seattle

QC Sample Results

Client: Blaes Environmental Inc.
Project/Site: Circle K 6042 Naches, WA

TestAmerica Job ID: 580-39852-1

Method: 8260B - Volatile Organic Compounds (GC/MS) (Continued)

Lab Sample ID: MB 580-144029/25

Matrix: Water

Analysis Batch: 144029

Client Sample ID: Method Blank

Prep Type: Total/NA

Analyte	MB Result	MB Qualifier	RL	MDL	Unit	D	Prepared	Analyzed	Dil Fac
sec-Butylbenzene	ND		1.0		ug/L			09/03/13 22:51	1
1,3-Dichlorobenzene	ND		1.0		ug/L			09/03/13 22:51	1
4-Isopropyltoluene	ND		1.0		ug/L			09/03/13 22:51	1
1,4-Dichlorobenzene	ND		1.0		ug/L			09/03/13 22:51	1
n-Butylbenzene	ND		1.0		ug/L			09/03/13 22:51	1
1,2-Dichlorobenzene	ND		1.0		ug/L			09/03/13 22:51	1
1,2-Dibromo-3-Chloropropane	ND		2.0		ug/L			09/03/13 22:51	1
1,2,4-Trichlorobenzene	ND		1.0		ug/L			09/03/13 22:51	1
1,2,3-Trichlorobenzene	ND		1.0		ug/L			09/03/13 22:51	1
Hexachlorobutadiene	ND		1.0		ug/L			09/03/13 22:51	1
Naphthalene	ND		1.0		ug/L			09/03/13 22:51	1
Methyl tert-butyl ether	ND		1.0		ug/L			09/03/13 22:51	1

Surrogate	MB %Recovery	MB Qualifier	Limits	Prepared	Analyzed	Dil Fac
Fluorobenzene (Surr)	95		80 - 120		09/03/13 22:51	1
Toluene-d8 (Surr)	100		85 - 120		09/03/13 22:51	1
Ethylbenzene-d10	103		80 - 120		09/03/13 22:51	1
4-Bromofluorobenzene (Surr)	98		75 - 120		09/03/13 22:51	1
Trifluorotoluene (Surr)	110		80 - 120		09/03/13 22:51	1

Lab Sample ID: LCSD 580-144029/27

Matrix: Water

Analysis Batch: 144029

Client Sample ID: Lab Control Sample Dup

Prep Type: Total/NA

Analyte	Spike Added	LCSD Result	LCSD Qualifier	Unit	D	%Rec	%Rec. Limits	RPD	RPD Limit
Dichlorodifluoromethane	20.1	23.0		ug/L		115	30 - 155	0	30
Chloromethane	20.1	20.6		ug/L		103	40 - 125	3	30
Vinyl chloride	20.1	22.8		ug/L		114	50 - 145	1	30
Bromomethane	20.1	20.0		ug/L		100	30 - 145	2	30
Chloroethane	20.1	19.2		ug/L		96	60 - 135	2	30
Trichlorofluoromethane	20.1	23.9		ug/L		119	60 - 145	1	30
1,1-Dichloroethene	20.1	22.5		ug/L		112	70 - 130	1	30
Methylene Chloride	20.1	19.7		ug/L		98	55 - 140	2	30
trans-1,2-Dichloroethene	20.1	21.6		ug/L		108	60 - 140	1	30
1,1-Dichloroethane	20.1	20.6		ug/L		103	70 - 135	3	30
2,2-Dichloropropane	20.1	18.5		ug/L		92	70 - 135	1	30
cis-1,2-Dichloroethene	20.1	20.9		ug/L		104	70 - 125	4	30
Chlorobromomethane	20.1	20.5		ug/L		102	65 - 130	2	30
Chloroform	20.1	20.7		ug/L		103	65 - 135	2	30
1,1,1-Trichloroethane	20.1	21.8		ug/L		109	65 - 130	0	30
Carbon tetrachloride	20.1	19.0		ug/L		95	65 - 140	2	30
1,1-Dichloropropene	20.1	20.8		ug/L		103	75 - 130	3	30
Benzene	20.1	19.9		ug/L		99	80 - 120	3	30
1,2-Dichloroethane	20.1	19.3		ug/L		96	70 - 130	3	30
Trichloroethene	20.1	23.5		ug/L		117	70 - 125	1	30
1,2-Dichloropropane	20.1	20.1		ug/L		100	75 - 125	1	30
Dibromomethane	20.1	20.8		ug/L		104	75 - 125	2	30
Dichlorobromomethane	20.1	18.0		ug/L		90	75 - 120	1	30

TestAmerica Seattle

QC Sample Results

Client: Blaes Environmental Inc.
Project/Site: Circle K 6042 Naches, WA

TestAmerica Job ID: 580-39852-1

Method: 8260B - Volatile Organic Compounds (GC/MS) (Continued)

Lab Sample ID: LCSD 580-144029/27

Matrix: Water

Analysis Batch: 144029

Client Sample ID: Lab Control Sample Dup

Prep Type: Total/NA

Analyte	Spike Added	LCSD Result	LCSD Qualifier	Unit	D	%Rec	%Rec. Limits	RPD	
								RPD	Limit
cis-1,3-Dichloropropene	20.1	16.2		ug/L		81	70 - 130	1	30
Toluene	20.1	20.2		ug/L		101	75 - 120	1	30
trans-1,3-Dichloropropene	20.1	18.9		ug/L		94	55 - 140	0	30
1,1,2-Trichloroethane	20.1	19.8		ug/L		99	75 - 125	3	30
Tetrachloroethene	20.1	21.0		ug/L		105	45 - 150	3	30
1,3-Dichloropropane	20.1	19.6		ug/L		98	75 - 125	3	30
Chlorodibromomethane	20.1	19.2		ug/L		96	60 - 135	1	30
Ethylene Dibromide	20.1	20.0		ug/L		100	80 - 120	3	30
Chlorobenzene	20.1	19.6		ug/L		98	80 - 120	0	30
Ethylbenzene	20.1	21.1		ug/L		105	75 - 125	1	30
1,1,1,2-Tetrachloroethane	20.1	19.4		ug/L		97	80 - 130	1	30
1,1,2,2-Tetrachloroethane	20.1	16.6		ug/L		83	65 - 130	10	30
m-Xylene & p-Xylene	20.1	20.5		ug/L		102	75 - 130	1	30
o-Xylene	20.1	21.1		ug/L		105	80 - 120	0	30
Styrene	20.1	21.4		ug/L		107	65 - 135	0	30
Bromoform	20.1	16.8		ug/L		84	70 - 130	7	30
Isopropylbenzene	20.1	21.5		ug/L		107	75 - 125	0	30
Bromobenzene	20.1	20.6		ug/L		103	75 - 125	2	30
N-Propylbenzene	20.1	20.9		ug/L		104	70 - 130	1	30
1,2,3-Trichloropropane	20.1	21.6		ug/L		108	75 - 125	1	30
2-Chlorotoluene	20.1	20.6		ug/L		103	75 - 125	1	30
1,3,5-Trimethylbenzene	20.1	21.3		ug/L		106	75 - 130	1	30
4-Chlorotoluene	20.1	20.6		ug/L		103	75 - 130	0	30
tert-Butylbenzene	20.1	23.4		ug/L		117	70 - 130	10	30
1,2,4-Trimethylbenzene	20.1	20.8		ug/L		104	75 - 130	1	30
sec-Butylbenzene	20.1	21.1		ug/L		105	70 - 125	1	30
1,3-Dichlorobenzene	20.1	20.1		ug/L		100	75 - 125	2	30
4-Isopropyltoluene	20.1	21.2		ug/L		106	75 - 130	0	30
1,4-Dichlorobenzene	20.1	20.1		ug/L		100	75 - 125	1	30
n-Butylbenzene	20.1	20.5		ug/L		102	70 - 135	1	30
1,2-Dichlorobenzene	20.1	19.9		ug/L		99	70 - 120	2	30
1,2-Dibromo-3-Chloropropane	20.1	17.3		ug/L		86	50 - 130	7	30
1,2,4-Trichlorobenzene	20.1	19.1		ug/L		95	65 - 135	5	30
1,2,3-Trichlorobenzene	20.1	21.8	*	ug/L		108	55 - 140	41	30
Hexachlorobutadiene	20.1	21.5		ug/L		107	50 - 140	9	30
Naphthalene	20.1	20.3		ug/L		101	55 - 140	18	30
Methyl tert-butyl ether	20.1	19.3		ug/L		96	65 - 125	5	30

Surrogate	LCSD		Limits
	%Recovery	Qualifier	
Fluorobenzene (Surr)	96		80 - 120
Toluene-d8 (Surr)	98		85 - 120
Ethylbenzene-d10	101		80 - 120
4-Bromofluorobenzene (Surr)	103		75 - 120
Trifluorotoluene (Surr)	113		80 - 120

QC Sample Results

Client: Blaes Environmental Inc.
Project/Site: Circle K 6042 Naches, WA

TestAmerica Job ID: 580-39852-1

Method: NWTPH-Gx - Northwest - Volatile Petroleum Products (GC)

Lab Sample ID: MB 580-143541/5

Matrix: Water

Analysis Batch: 143541

Client Sample ID: Method Blank

Prep Type: Total/NA

Analyte	MB Result	MB Qualifier	RL	MDL	Unit	D	Prepared	Analyzed	Dil Fac
Gasoline	ND		0.050		mg/L			08/27/13 13:28	1
Surrogate	%Recovery	MB Qualifier	Limits				Prepared	Analyzed	Dil Fac
4-Bromofluorobenzene (Surr)	76		50 - 150					08/27/13 13:28	1
Trifluorotoluene (Surr)	100		50 - 150					08/27/13 13:28	1

Lab Sample ID: LCS 580-143541/6

Matrix: Water

Analysis Batch: 143541

Client Sample ID: Lab Control Sample

Prep Type: Total/NA

Analyte	Spike Added	LCS Result	LCS Qualifier	Unit	D	%Rec	%Rec. Limits		
Gasoline	1.00	0.813		mg/L		81	79 - 110		
Surrogate	%Recovery	LCS Qualifier	Limits						
4-Bromofluorobenzene (Surr)	83		50 - 150						
Trifluorotoluene (Surr)	97		50 - 150						

Lab Sample ID: LCSD 580-143541/8

Matrix: Water

Analysis Batch: 143541

Client Sample ID: Lab Control Sample Dup

Prep Type: Total/NA

Analyte	Spike Added	LCSD Result	LCSD Qualifier	Unit	D	%Rec	%Rec. Limits	RPD	RPD Limit
Gasoline	1.00	0.856		mg/L		86	79 - 110	5	20
Surrogate	%Recovery	LCSD Qualifier	Limits						
4-Bromofluorobenzene (Surr)	86		50 - 150						
Trifluorotoluene (Surr)	104		50 - 150						

Method: 8011 - EDB and DBCP in Water by Microextraction

Lab Sample ID: MB 580-143712/1-A

Matrix: Water

Analysis Batch: 143713

Client Sample ID: Method Blank

Prep Type: Total/NA

Prep Batch: 143712

Analyte	MB Result	MB Qualifier	RL	MDL	Unit	D	Prepared	Analyzed	Dil Fac
Ethylene Dibromide	ND		0.010		ug/L		08/29/13 06:21	08/29/13 09:26	1
Surrogate	%Recovery	MB Qualifier	Limits				Prepared	Analyzed	Dil Fac
1,2-Dibromopropane	122		70 - 130				08/29/13 06:21	08/29/13 09:26	1

Lab Sample ID: LCS 580-143712/2-A

Matrix: Water

Analysis Batch: 143713

Client Sample ID: Lab Control Sample

Prep Type: Total/NA

Prep Batch: 143712

Analyte	Spike Added	LCS Result	LCS Qualifier	Unit	D	%Rec	%Rec. Limits		
Ethylene Dibromide	0.0573	0.0595		ug/L		104	70 - 130		

TestAmerica Seattle

QC Sample Results

Client: Blaes Environmental Inc.
 Project/Site: Circle K 6042 Naches, WA

TestAmerica Job ID: 580-39852-1

Method: 8011 - EDB and DBCP in Water by Microextraction (Continued)

Lab Sample ID: LCS 580-143712/2-A

Matrix: Water

Analysis Batch: 143713

Client Sample ID: Lab Control Sample

Prep Type: Total/NA

Prep Batch: 143712

<i>Surrogate</i>	<i>%Recovery</i>	<i>Qualifier</i>	<i>Limits</i>
1,2-Dibromopropane	112		70 - 130

Lab Sample ID: LCSD 580-143712/3-A

Matrix: Water

Analysis Batch: 143713

Client Sample ID: Lab Control Sample Dup

Prep Type: Total/NA

Prep Batch: 143712

<i>Analyte</i>	<i>Spike Added</i>	<i>LCSD Result</i>	<i>LCSD Qualifier</i>	<i>Unit</i>	<i>D</i>	<i>%Rec</i>	<i>%Rec. Limits</i>	<i>RPD</i>	<i>Limit</i>
Ethylene Dibromide	0.0573	0.0600		ug/L		105	70 - 130	1	20

<i>Surrogate</i>	<i>%Recovery</i>	<i>Qualifier</i>	<i>Limits</i>
1,2-Dibromopropane	113		70 - 130

Lab Chronicle

Client: Blaes Environmental Inc.
Project/Site: Circle K 6042 Naches, WA

TestAmerica Job ID: 580-39852-1

Client Sample ID: MW-1

Date Collected: 08/18/13 16:00

Date Received: 08/19/13 16:52

Lab Sample ID: 580-39852-1

Matrix: Water

Prep Type	Batch Type	Batch Method	Run	Dilution Factor	Batch Number	Prepared or Analyzed	Analyst	Lab
Total/NA	Analysis	8260B		1	144029	09/04/13 06:47	EB1	TAL SEA
Total/NA	Analysis	NWTPH-Gx		1	143541	08/27/13 21:21	EB1	TAL SEA
Total/NA	Prep	8011			143712	08/29/13 06:21	SGH	TAL SEA
Total/NA	Analysis	8011		1	143713	08/29/13 11:02	SGH	TAL SEA

Client Sample ID: MW-2

Date Collected: 08/18/13 15:30

Date Received: 08/19/13 16:52

Lab Sample ID: 580-39852-2

Matrix: Water

Prep Type	Batch Type	Batch Method	Run	Dilution Factor	Batch Number	Prepared or Analyzed	Analyst	Lab
Total/NA	Analysis	8260B		1	144029	09/04/13 07:17	EB1	TAL SEA
Total/NA	Analysis	NWTPH-Gx		1	143541	08/27/13 21:43	EB1	TAL SEA
Total/NA	Analysis	8011		1	143713	08/29/13 11:36	SGH	TAL SEA
Total/NA	Prep	8011			143712	08/29/13 06:21	SGH	TAL SEA

Client Sample ID: MW-3

Date Collected: 08/18/13 17:40

Date Received: 08/19/13 16:52

Lab Sample ID: 580-39852-3

Matrix: Water

Prep Type	Batch Type	Batch Method	Run	Dilution Factor	Batch Number	Prepared or Analyzed	Analyst	Lab
Total/NA	Analysis	8260B		1	144029	09/04/13 07:47	EB1	TAL SEA
Total/NA	Analysis	NWTPH-Gx		1	143541	08/27/13 22:17	EB1	TAL SEA
Total/NA	Prep	8011			143712	08/29/13 06:21	SGH	TAL SEA
Total/NA	Analysis	8011		1	143713	08/29/13 12:06	SGH	TAL SEA

Client Sample ID: MW-4

Date Collected: 08/18/13 16:58

Date Received: 08/19/13 16:52

Lab Sample ID: 580-39852-4

Matrix: Water

Prep Type	Batch Type	Batch Method	Run	Dilution Factor	Batch Number	Prepared or Analyzed	Analyst	Lab
Total/NA	Analysis	8260B		1	144029	09/04/13 08:17	EB1	TAL SEA
Total/NA	Analysis	NWTPH-Gx		1	143541	08/27/13 22:39	EB1	TAL SEA
Total/NA	Prep	8011			143712	08/29/13 06:21	SGH	TAL SEA
Total/NA	Analysis	8011		1	143713	08/29/13 12:37	SGH	TAL SEA

Laboratory References:

TAL SEA = TestAmerica Seattle, 5755 8th Street East, Tacoma, WA 98424, TEL (253)922-2310

Certification Summary

Client: Blaes Environmental Inc.
Project/Site: Circle K 6042 Naches, WA

TestAmerica Job ID: 580-39852-1

Laboratory: TestAmerica Seattle

All certifications held by this laboratory are listed. Not all certifications are applicable to this report.

Authority	Program	EPA Region	Certification ID	Expiration Date
	NFESC		N/A	05-24-08 *
Alaska (UST)	State Program	10	UST-022	03-04-14
California	NELAP	9	01115CA	01-31-14
L-A-B	DoD ELAP		L2236	01-19-16
L-A-B	ISO/IEC 17025		L2236	01-19-16
Montana (UST)	State Program	8	N/A	04-30-20
Oregon	NELAP	10	WA100007	11-06-13
USDA	Federal		P330-11-00222	05-20-14
Washington	State Program	10	C553	02-17-14

* Expired certification is currently pending renewal and is considered valid.

TestAmerica Seattle

Sample Summary

Client: Blaes Environmental Inc.
Project/Site: Circle K 6042 Naches, WA

TestAmerica Job ID: 580-39852-1

Lab Sample ID	Client Sample ID	Matrix	Collected	Received
580-39852-1	MW-1	Water	08/18/13 16:00	08/19/13 16:52
580-39852-2	MW-2	Water	08/18/13 15:30	08/19/13 16:52
580-39852-3	MW-3	Water	08/18/13 17:40	08/19/13 16:52
580-39852-4	MW-4	Water	08/18/13 16:58	08/19/13 16:52


- 1
- 2
- 3
- 4
- 5
- 6
- 7
- 8
- 9
- 10
- 11

Rush
 Short Hold

Chain of Custody Record

Client: **BAES ENVIRONMENTAL** Chain of Custody Number: **19594**
 Address: **45 E. MONTECROSY WAY** Telephone Number (Area Code)/Fax Number: **602-728-0707**
 City: **PHOENIX** State: **AZ** Zip Code: **85012** Lab Contact: **D. BAES** Page: **1** of **1**
 Project Name and Location (State): **(R) 6042 NATCHES, WA** Billing Contact: **D. BAES**

Sample I.D. and Location/Description (Containers for each sample may be combined on one line)	Date	Time	Matrix					Containers & Preservatives					Analysis (Attach list if more space is needed)	Special Instructions/ Conditions of Receipt	
			Air	Aqueous	Sed.	Soil	Unpres.	H2SO4	HNO3	HCl	NaOH	ZnAc/NaOH			
-1 MW-1	8/18/13	4:00	X												
-2 MW-2	↓	3:30pm	X												
-3 MW-3	↓	5:40	X												
-4 MW-4	↓	4:58pm	X												
TRIP BANK	8/18/13														



Cooler: Yes No Cooler Temp: _____ Possible Hazard Identification: Non-Hazard Flammable Skin Irritant Poison B Unknown Disposal By Lab Archive For _____ Months (A fee may be assessed if samples are retained longer than 1 month)

Turn Around Time Required (business days): 24 Hours 48 Hours 5 Days 10 Days 15 Days Other _____

QC Requirements (Specify):

1. Relinquished By Sign/Print	Date	Time	1. Received By Sign/Print	Date	Time
<i>[Signature]</i>	8/19/13	12:27	<i>[Signature]</i>	8/19/13	12:27pm
2. Relinquished By Sign/Print	Date	Time	2. Received By Sign/Print	Date	Time
<i>[Signature]</i>	8/19/13	4:52pm	<i>[Signature]</i>	8/19/13	4:52pm
3. Relinquished By Sign/Print	Date	Time	3. Received By Sign/Print	Date	Time
			<i>[Signature]</i>		

Comments: **At TB - 4/1/14**



16 RB6
1/21/13

Login Sample Receipt Checklist

Client: Blaes Environmental Inc.

Job Number: 580-39852-1

Login Number: 39852

List Source: TestAmerica Seattle

List Number: 1

Creator: Blankinship, Tom X

Question	Answer	Comment
Radioactivity wasn't checked or is \leq background as measured by a survey meter.	True	
The cooler's custody seal, if present, is intact.	True	
Sample custody seals, if present, are intact.	True	
The cooler or samples do not appear to have been compromised or tampered with.	True	
Samples were received on ice.	True	
Cooler Temperature is acceptable.	True	
Cooler Temperature is recorded.	True	
COC is present.	True	
COC is filled out in ink and legible.	True	
COC is filled out with all pertinent information.	True	
Is the Field Sampler's name present on COC?	True	
There are no discrepancies between the containers received and the COC.	True	
Samples are received within Holding Time.	True	
Sample containers have legible labels.	True	
Containers are not broken or leaking.	True	
Sample collection date/times are provided.	True	
Appropriate sample containers are used.	True	
Sample bottles are completely filled.	True	
Sample Preservation Verified.	N/A	
There is sufficient vol. for all requested analyses, incl. any requested MS/MSDs	True	
Containers requiring zero headspace have no headspace or bubble is $<6\text{mm}$ (1/4").	True	
Multiphasic samples are not present.	True	
Samples do not require splitting or compositing.	True	
Residual Chlorine Checked.	N/A	