


TECHNICAL MEMORANDUM

TO: Joe Flaherty, Boeing Environment, Health , and Safety Remediation

FROM: Tim Syverson and Kathryn Hartley 

DATE: December 6, 2010

RE: **PHASE II ENVIRONMENTAL SITE ASSESSMENT FINDINGS
BOEING STRIKER PROPERTY
KENT, WASHINGTON**

INTRODUCTION

At the request of The Boeing Company (Boeing), Landau Associates conducted a Phase II environmental site assessment (ESA) for the approximately 75-acre Striker Property, located within the Boeing Space Center at 20403 68th Avenue South, in Kent, Washington (subject property; Figure 1). The Phase II investigation was conducted as part of due diligence prior to the potential sale of the subject property to document current site conditions, and assess potential liabilities for Boeing due to its operations at the property. The scope of work performed was established in our Phase II ESA proposal dated July 28, 2010 and was developed to address data gaps and *recognized environmental conditions*, as defined by the American Society for Testing and Materials (ASTM), that were identified during the Phase I ESA that was also conducted as part of Boeing's due diligence. The Phase I ESA will be summarized in a separate report. Sampling was also completed in selected non-operational areas of the subject property to establish baseline subsurface conditions at the subject property prior to any reuse or redevelopment.

This technical memorandum summarizes the results of the Phase II ESA. Table 1 summarizes the sampling locations and the subsurface conditions encountered. The sampling locations are shown on Figure 2. Tables 2, 3, and 4 summarize the results of soil gas/sub-slab vapor, soil, and groundwater sampling and analyses, respectively.

SOIL GAS AND SUB-SLAB VAPOR SAMPLING

On July 27 through July 30, 2010, 63 soil gas/sub-slab vapor samples were collected from the subject property (SG-1 through SG-59, and SG-3a through SG-3d). Cascade Drilling advanced 35 direct-push borings and Landau Associates completed 28 shallow borings using a hand-held rotohammer at various locations throughout the subject property. The borings completed using the rotohammer were in areas with impervious cover. At each location with impervious cover, sub-slab vapor samples were collected at a depth of approximately 6 inches below the impervious surface cover to access the gravel

base material located beneath the paved or concrete surface. At each direct-push location (areas without impervious surface cover), soil gas samples were collected from a depth of 5 feet (ft) below ground surface (BGS) to prevent mixing of ambient air with the soil gas during sample collection. The soil gas/sub-slab vapor samples were collected in Tedlar[®] bags and were delivered immediately to an onsite mobile laboratory operated by Libby Environmental for analysis for volatile organic compounds (VOCs) using Method 8260. Sixty-three soil gas/sub-slab vapor samples were collected and analyzed.

The analytical results for the soil gas/sub-slab vapor samples were compared to the Washington State Model Toxics Control Act (MTCA) Method B soil gas screening levels. The analytical results are provided in Table 2 and are summarized as follows:

- Trichloroethene [TCE; 201 micrograms per cubic meter ($\mu\text{g}/\text{m}^3$)], tetrachloroethene (PCE; $740 \mu\text{g}/\text{m}^3$), and vinyl chloride (VC; $51 \mu\text{g}/\text{m}^3$) were detected in one sample (SG-3) at concentrations greater than the MTCA Method B soil gas screening levels. The screening levels for TCE, PCE, and VC are $1 \mu\text{g}/\text{m}^3$, $4.2 \mu\text{g}/\text{m}^3$, and $2.8 \mu\text{g}/\text{m}^3$, respectively. No other analytes were detected at this location at concentrations greater than the laboratory reporting limits.
- VOCs were not detected at concentrations greater than the laboratory reporting limits in any of the remaining samples (including at four locations within a 50-ft radius of the location of SG-3).

SOIL AND GROUNDWATER SAMPLING

On July 27 through July 30, 2010, Cascade Drilling advanced 12 direct-push borings at the subject property for collection of soil and groundwater samples. Borings were advanced to depths ranging from 8 ft BGS to 24 ft BGS. Soil samples were collected from 7 of the 12 borings and groundwater samples were collected from 9 borings, as summarized in Table 1. The soil and groundwater samples were delivered to Analytical Resources, Inc. of Tukwila, Washington for analysis for VOCs by Method SW8260C, semivolatile organic compounds (SVOCs) by Method SW8270D, gasoline-range total petroleum hydrocarbons (TPH-G) by Method NWTPH-G, diesel-range total petroleum hydrocarbons (TPH-D) and oil-range petroleum hydrocarbons (TPH-O) by Method NWTPH-Dx, metals by Method EPA 200.8/SW6010B/SW7470/SW7471, polychlorinated biphenyls (PCBs) by Method SW8082, and hexavalent chromium by Method SM3500. The groundwater samples from borings DP-1 and DP-15 were not analyzed for hexavalent chromium.

Analytical results for soil and groundwater were compared to preliminary MTCA Method B cleanup levels for screening purposes. The analytical results for the soil samples are provided in Table 3 and are summarized as follows:

- TPH-G was detected at DP-3 (890 mg/kg) at a concentration greater than the screening level (100 mg/kg). TPH-D was detected at DP-3 at a concentration equal to the screening level (2,000 mg/kg). TPH-O was detected at DP-3 (67 mg/kg) at a concentration less than the screening level (2,000 mg/kg). TPH-O was also detected at DP-9 (51 mg/kg) and DP-16 (13

mg/kg) at concentrations greater than the laboratory reporting limit, but less than the screening level.

- VOCs were detected in each of the seven samples at concentrations greater than the laboratory reporting limits, but less than the screening levels. At DP-3, 14 compounds were detected and at DP-16, 6 compounds were detected. At the remaining sampling locations, acetone and/or carbon disulfide were the only VOCs detected at concentrations greater than the laboratory reporting limits. The concentrations and the distributions of the detections of acetone and carbon disulfide suggest that the detections may be the result of laboratory contamination.
- SVOCs were detected in two of seven soil samples (DP-3 and DP-13) at concentrations greater than the laboratory reporting limits, but less than the screening levels.
- Metals were detected in each of the seven soil samples at concentrations greater than the laboratory reporting limits. With the exception of arsenic at DP-16 (7.6 mg/kg), which is slightly greater than the screening level (7 mg/kg), the detected concentrations are all below the screening levels.
- PCBs were not detected in any of the soil samples at concentrations greater than the laboratory reporting limits.
- Hexavalent chromium was not detected in any of the soil samples at concentrations greater than the laboratory reporting limits.

The analytical results for the groundwater samples are provided in Table 4 and are summarized as follows:

- TPH was detected in two of the nine groundwater samples (DP-2 and DP-3) at concentrations greater than the laboratory reporting limit, but less than the screening levels.
- VOCs were detected in five of the nine groundwater samples at concentrations greater than the laboratory reporting limits. In three of the five samples, the detected concentrations were below the screening levels; however, vinyl chloride was detected at DP-2 [0.3 micrograms per liter ($\mu\text{g/L}$)] and DP-16 (1.8 $\mu\text{g/L}$) at concentrations greater than the screening level (0.29 $\mu\text{g/L}$).
- SVOCs were detected in three of the nine groundwater samples at concentrations greater than the laboratory reporting limits, but the detected concentrations are less than the screening levels.
- Arsenic was detected in all nine groundwater samples at concentrations ranging from 8.1 $\mu\text{g/L}$ to 114 $\mu\text{g/L}$; the detected concentrations at all sampling locations are greater than the MTCA Method B screening level (5 $\mu\text{g/L}$). Chromium was detected at one location and copper was detected at two locations at concentrations greater than the laboratory reporting limits, but the detected concentrations are less than the screening levels.
- Hexavalent chromium was detected in six of the seven groundwater samples analyzed at concentrations greater than the laboratory reporting limits. The detected concentration at DP-5 (estimated at 0.49 $\mu\text{g/L}$) is slightly greater than the screening level (0.48 $\mu\text{g/L}$).

CONCLUSIONS AND RECOMMENDATIONS

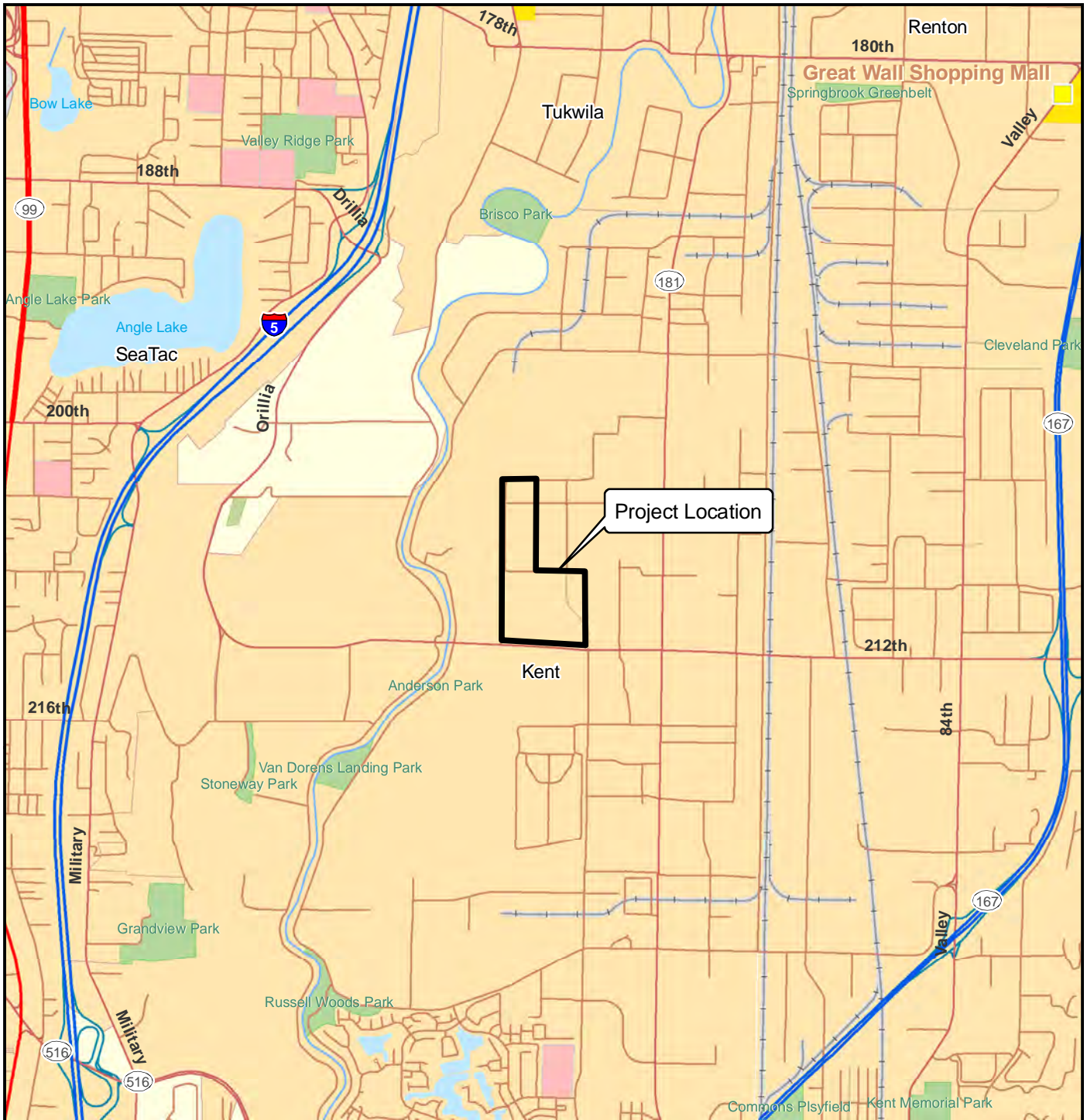
As noted above, the Phase II investigation was designed to address data gaps and *recognized environmental conditions* identified during the Phase I ESA, and to document current conditions at the

subject property per Boeing Environment, Health, and Safety protocol. Based on the findings of the Phase II investigation, further evaluation is warranted in the following three areas:

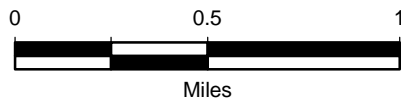
1. **Chlorinated Solvents Around SG-3/DP-16:** Investigation of the source, and the nature and extent of the chlorinated solvents (TCE, PCE, and VC) detected in soil vapor and in groundwater (VC only) near location SG-3/DP-16.
2. **Diesel Generator Spill Area (DP-3):** Investigation of the extent of the petroleum hydrocarbons detected in soil and groundwater near the diesel generator and associated aboveground storage tank KSA-46.
3. **Hexavalent Chromium in Groundwater (DP-5):** Investigation of the nature and extent of hexavalent chromium detected in groundwater at DP-5 (northwest of Building 18-03). Hexavalent chromium was used in the photo processing operations previously conducted in Building 18-03.
4. **Arsenic in Groundwater (site-wide):** Investigation of the nature and extent of arsenic detected in groundwater across the subject property. The highest concentration of arsenic detected in groundwater during this Phase II investigation was reported at DP-5 (northwest of Building 18-03). Arsenic was previously detected in the contents of the waste underground storage tanks that were formerly located on the eastern side of Building 18-03; however, the maximum detected concentration of dissolved arsenic in the groundwater samples collected from the area of the former tanks (25 µg/L) during the investigation and monitoring associated with closure/removal of the tanks is significantly lower than the concentration detected at DP-5 (114 µg/L).

ATTACHMENTS

- Figure 1: Vicinity Map
Figure 2: Site Plan and Sampling Locations
Table 1: Summary of Sample Locations
Table 2: Soil Gas Sub-Slab Vapor Analytical Results
Table 3: Soil Analytical Results
Table 4: Groundwater Analytical Results
Attachment 1: Laboratory Analytical Reports



Y:\Projects\025195\Mapdocs\Fig1.mxd 7/20/2010



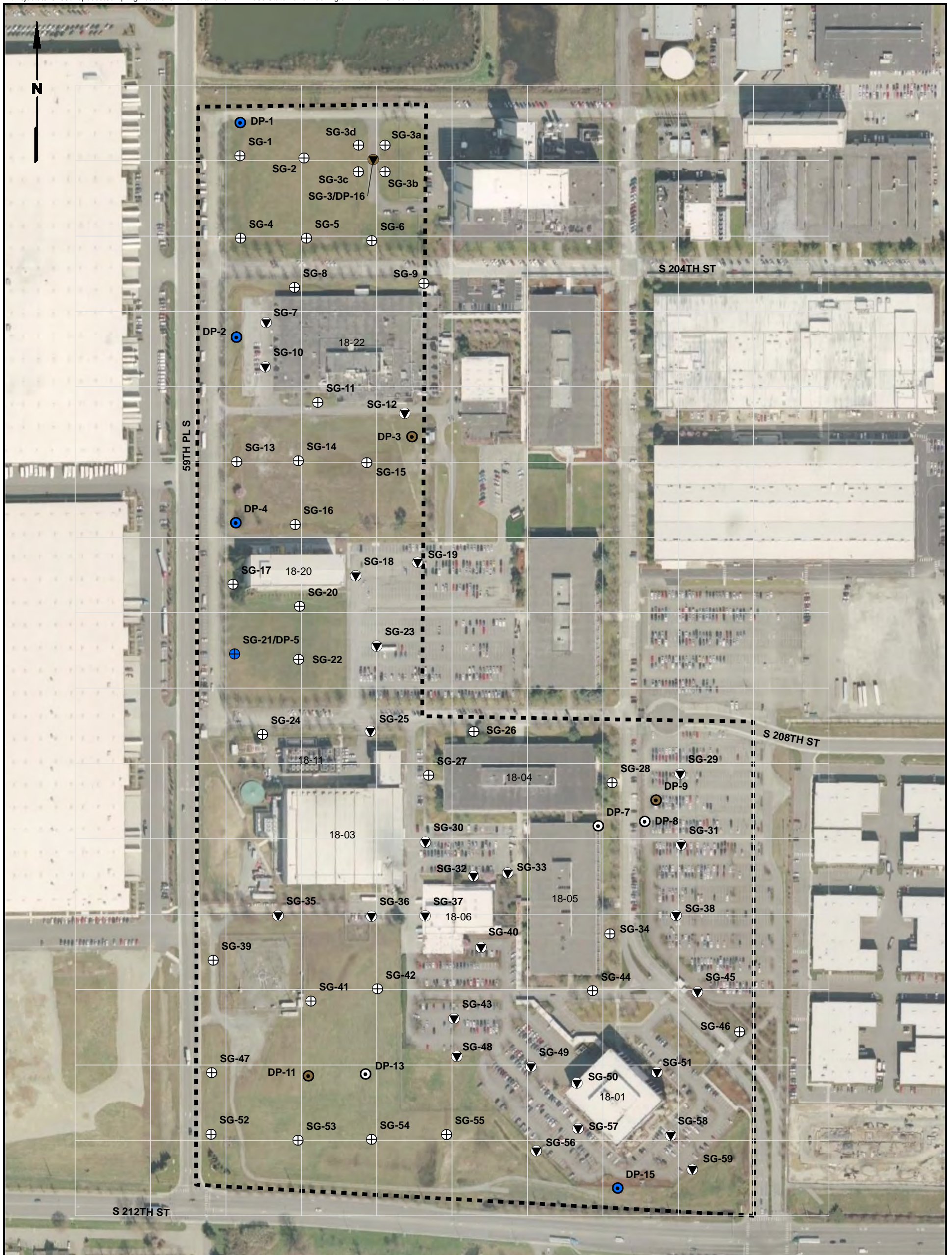
Data Source: ESRI 2008



Project Striker
Kent, Washington

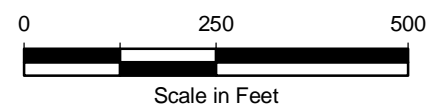
Vicinity Map

Figure
1



Legend

- Direct-Push Groundwater Sample
- Direct-Push Soil and Groundwater Sample
- Direct-Push Soil Sample
- ▼ Sub-slab Vapor Using Hand Tools
- Sub-slab Vapor Using Hand Tools, Direct-Push Soil and Groundwater Sample
- + Soil Gas from Direct-Push Boring
- + Soil Gas and Groundwater from Direct-Push Boring
- Project Boundary
- 200 ft Sampling Grid



Data Source: Google Earth Image; King County GIS

Note
1. Black and white reproduction of this color original may reduce its effectiveness and lead to incorrect interpretation.

TABLE 1
SUMMARY OF SAMPLING LOCATIONS AND ANALYSIS
STRIKER PROPERTY, KENT SPACE CENTER
KENT, WASHINGTON

Sample ID	Sample Type	Collection Method	Field Observations	Sample Depth	Analysis
DP-1	Groundwater	Direct Push	No evidence of contamination observed	5 ft to 10 ft	VOCs, SVOCs, TPH-Dx, TPH-Gx, Metals
DP-2	Groundwater	Direct Push	No evidence of contamination observed	temporary screen placed 14 ft to 24 ft	VOCs, SVOCs, TPH-Dx, TPH-Gx, Metals
DP-3	Groundwater	Direct Push	No evidence of contamination observed	temporary screen placed 10 ft to 15 ft	VOCs, SVOCs, TPH-Dx, TPH-Gx, Metals
DP-3	Soil	Direct Push	odor observed at 7 ft to 11 ft BGS	7 ft to 8 ft	VOCs, SVOCs, TPH-Dx, TPH-Gx, Metals
DP-4	Groundwater	Direct Push	No evidence of contamination observed	temporary screen placed from 6 ft to 11 ft	VOCs, SVOCs, TPH-Dx, TPH-Gx, Metals
DP-5	Groundwater	Direct Push	No evidence of contamination observed	temporary screen placed 10 ft to 15 ft	VOCs, SVOCs, TPH-Dx, TPH-Gx, Metals
DP-7	Soil	Direct Push	No evidence of contamination observed	3.4 ft to 4 ft	PCBs, VOCs, SVOCs, TPH-Dx, TPH-GX, Metals
DP-8	Soil	Direct Push	No evidence of contamination observed	4.5 ft to 5 ft	PCBs, VOCs, SVOCs, TPH-Dx, TPH-Gx, Metals
DP-9	Groundwater	Direct Push	No evidence of contamination observed	temporary screen placed 10 ft to 15 ft	VOCs, SVOCs, TPH-Dx, TPH-Gx, Metals
DP-9	Soil	Direct Push	No evidence of contamination observed	5.5 ft to 6 ft	PCBs, VOCs, SVOCs, TPH-Dx, TPH-Gx, Metals
DP-11	Groundwater	Direct Push	No evidence of contamination observed	temporary screen placed 6 ft to 16 ft	VOCs, SVOCs, TPH-Dx, TPH-Gx, Metals
DP-11	Soil	Direct Push	No evidence of contamination observed	5 ft to 5.5 ft	PCBs, VOCs, SVOCs, TPH-Dx, TPH-Gx, Metals
DP-13	Soil	Direct Push	No evidence of contamination observed	4.5 ft to 5 ft	VOCs, SVOCs, TPH-Dx, TPH-Gx, Metals
DP-15	Groundwater	Direct Push	No evidence of contamination observed	temporary screen placed 10 ft to 15 ft	VOCs, SVOCs, TPH-Dx, TPH-Gx, Metals
DP-16	Groundwater	Direct Push	No evidence of contamination observed	temporary screen placed 10 ft to 15 ft	VOCs, SVOCs, TPH-Dx, TPH-Gx, Metals
DP-16	Soil	Direct Push	slight odor observed at 2 ft BGS	7.5 ft to 8 ft	VOCs, SVOCs, TPH-Dx, TPH-Gx, Metals
SG-1	Soil Gas	Direct Push	No evidence of contamination observed	5 ft BGS	VOCs
SG-2	Soil Gas	Direct Push	No evidence of contamination observed	5 ft BGS	VOCs

TABLE 1
SUMMARY OF SAMPLING LOCATIONS AND ANALYSIS
STRIKER PROPERTY, KENT SPACE CENTER
KENT, WASHINGTON

Sample ID	Sample Type	Collection Method	Field Observations	Sample Depth	Analysis
SG-3	Sub-slab Vapor	Hand Tools	Elevated PID readings observed	6 in below impervious surface	VOCs
S-3a	Soil Gas	Direct Push	No evidence of contamination observed	5 ft BGS	VOCs
SG-3b	Soil Gas	Direct Push	No evidence of contamination observed	5 ft BGS	VOCs
SG-3c	Soil Gas	Direct Push	No evidence of contamination observed	5 ft BGS	VOCs
SG-3d	Soil Gas	Direct Push	No evidence of contamination observed	5 ft BGS	VOCs
SG-4	Soil Gas	Direct Push	No evidence of contamination observed	5 ft BGS	VOCs
SG-5	Soil Gas	Direct Push	No evidence of contamination observed	5 ft BGS	VOCs
SG-6	Soil Gas	Direct Push	No evidence of contamination observed	5 ft BGS	VOCs
SG-7	Sub-slab Vapor	Hand Tools	No evidence of contamination observed	6 inches below impervious surface	VOCs
SG-8	Soil Gas	Direct Push	No evidence of contamination observed	5 ft BGS	VOCs
SG-9	Soil Gas	Direct Push	No evidence of contamination observed	5 ft BGS	VOCs
SG-10	Sub-slab Vapor	Hand Tools	No evidence of contamination observed	6 inches below impervious surface	VOCs
SG-11	Soil Gas	Direct Push	No evidence of contamination observed	5 ft BGS	VOCs
SG-12	Sub-slab Vapor	Hand Tools	No evidence of contamination observed	6 inches below impervious surface	VOCs
SG-13	Soil Gas	Direct Push	No evidence of contamination observed	5 ft BGS	VOCs
SG-14	Soil Gas	Direct Push	No evidence of contamination observed	5 ft BGS	VOCs
SG-15	Soil Gas	Direct Push	No evidence of contamination observed	5 ft BGS	VOCs
SG-16	Soil Gas	Direct Push	No evidence of contamination observed	5 ft BGS	VOCs

TABLE 1
SUMMARY OF SAMPLING LOCATIONS AND ANALYSIS
STRIKER PROPERTY, KENT SPACE CENTER
KENT, WASHINGTON

Sample ID	Sample Type	Collection Method	Field Observations	Sample Depth	Analysis
SG-17	Soil Gas	Direct Push	No evidence of contamination observed	5 ft BGS	VOCs
SG-18	Sub-slab Vapor	Hand Tools	No evidence of contamination observed	6 inches below impervious surface	VOCs
SG-19	Sub-slab Vapor	Hand Tools	No evidence of contamination observed	6 inches below impervious surface	VOCs
SG-20	Soil Gas	Direct Push	No evidence of contamination observed	5 ft BGS	VOCs
SG-21	Soil Gas	Direct Push	No evidence of contamination observed	5 ft BGS	VOCs
SG-22	Soil Gas	Direct Push	No evidence of contamination observed	5 ft BGS	VOCs
SG-23	Sub-slab Vapor	Hand Tools	No evidence of contamination observed	6 inches below impervious surface	VOCs
SG-24	Soil Gas	Direct Push	No evidence of contamination observed	5 ft BGS	VOCs
SG-25	Sub-slab Vapor	Hand Tools	No evidence of contamination observed	5 ft BGS	VOCs
SG-26	Soil Gas	Direct Push	No evidence of contamination observed	5 ft BGS	VOCs
SG-27	Soil Gas	Direct Push	No evidence of contamination observed	5 ft BGS	VOCs
SG-28	Soil Gas	Direct Push	No evidence of contamination observed	5 ft BGS	VOCs
SG-29	Sub-slab Vapor	Hand Tools	No evidence of contamination observed	6 inches below impervious surface	VOCs
SG-30	Sub-slab Vapor	Hand Tools	No evidence of contamination observed	6 inches below impervious surface	VOCs
SG-31	Sub-slab Vapor	Hand Tools	No evidence of contamination observed	6 inches below impervious surface	VOCs
SG-32	Sub-slab Vapor	Hand Tools	No evidence of contamination observed	6 inches below impervious surface	VOCs
SG-33	Sub-slab Vapor	Hand Tools	No evidence of contamination observed	6 inches below impervious surface	VOCs

TABLE 1
SUMMARY OF SAMPLING LOCATIONS AND ANALYSIS
STRIKER PROPERTY, KENT SPACE CENTER
KENT, WASHINGTON

Sample ID	Sample Type	Collection Method	Field Observations	Sample Depth	Analysis
SG-34	Soil Gas	Direct Push	No evidence of contamination observed	5 ft BGS	VOCs
SG-35	Sub-slab Vapor	Hand Tools	No evidence of contamination observed	6 inches below impervious surface	VOCs
SG-36	Sub-slab Vapor	Hand Tools	No evidence of contamination observed	6 inches below impervious surface	VOCs
SG-37	Sub-slab Vapor	Hand Tools	No evidence of contamination observed	6 inches below impervious surface	VOCs
SG-38	Sub-slab Vapor	Hand Tools	No evidence of contamination observed	6 inches below impervious surface	VOCs
SG-39	Soil Gas	Direct Push	No evidence of contamination observed	5 ft BGS	VOCs
SG-40	Sub-slab Vapor	Hand Tools	No evidence of contamination observed	6 inches below impervious surface	VOCs
SG-41	Soil Gas	Direct Push	No evidence of contamination observed	5 ft BGS	VOCs
SG-42	Soil Gas	Direct Push	No evidence of contamination observed	5 ft BGS	VOCs
SG-43	Sub-slab Vapor	Hand Tools	No evidence of contamination observed	6 inches below impervious surface	VOCs
SG-44	Soil Gas	Direct Push	No evidence of contamination observed	5 ft BGS	VOCs
SG-45	Sub-slab Vapor	Hand Tools	No evidence of contamination observed	6 inches below impervious surface	VOCs
SG-46	Soil Gas	Direct Push	No evidence of contamination observed	5 ft BGS	VOCs
SG-47	Soil Gas	Direct Push	No evidence of contamination observed	5 ft BGS	VOCs
SG-48	Sub-slab Vapor	Hand Tools	No evidence of contamination observed	6 inches below impervious surface	VOCs
SG-49	Sub-slab Vapor	Hand Tools	No evidence of contamination observed	6 inches below impervious surface	VOCs
SG-50	Sub-slab Vapor	Hand Tools	No evidence of contamination observed	6 inches below impervious surface	VOCs

TABLE 1
SUMMARY OF SAMPLING LOCATIONS AND ANALYSIS
STRIKER PROPERTY, KENT SPACE CENTER
KENT, WASHINGTON

Sample ID	Sample Type	Collection Method	Field Observations	Sample Depth	Analysis
SG-51	Sub-slab Vapor	Hand Tools	No evidence of contamination observed	6 inches below impervious surface	VOCs
SG-52	Soil Gas	Direct Push	No evidence of contamination observed	5 ft BGS	VOCs
SG-53	Soil Gas	Direct Push	No evidence of contamination observed	5 ft BGS	VOCs
SG-54	Soil Gas	Direct Push	No evidence of contamination observed	5 ft BGS	VOCs
SG-55	Soil Gas	Direct Push	No evidence of contamination observed	5 ft BGS	VOCs
SG-56	Sub-slab Vapor	Hand Tools	No evidence of contamination observed	6 inches below impervious surface	VOCs
SG-57	Sub-slab Vapor	Hand Tools	No evidence of contamination observed	6 inches below impervious surface	VOCs
SG-58	Sub-slab Vapor	Hand Tools	No evidence of contamination observed	6 inches below impervious surface	VOCs
SG-59	Sub-slab Vapor	Hand Tools	No evidence of contamination observed	6 inches below impervious surface	VOCs

Notes:

(a) Metals = arsenic, cadmium, chromium, hexavalent chromium, copper, lead, mercury, zinc; analysis for hexavalent chromium was not completed for groundwater samples collected from DP-1 or DP-15.

**TABLE 2
SOIL GAS SUB-SLAB VAPOR ANALYTICAL RESULTS
PROJECT STRIKER
BOEING SPACE CENTER - KENT, WASHINGTON**

	Soil Gas Screening Level (µg/m ³) (a)	KSC-SG	KSC-SG	KSC-SG	KSC-SG	KSC-SG	KSC-SG	KSC-SG	KSC-SG	KSC-SG	KSC-SG	KSC-SG
		1-4.5-5.0 7/27/10	2-4.5-5.0 7/27/10	3-0.5 7/27/10	3a-4.5-5 7/30/10	3b-4.5-5 7/30/10	3c-4.5-5 7/30/10	3d-4.5-5 7/29/10	4-4.5-5.0 7/27/10	5-4.5-5.0 7/27/10	6-4.5-5.0 7/27/10	7-0.5 7/27/10
VOLATILES (µg/m³)												
Chloromethane		200 U	200 U	200 U	200 U	200 U	200 U	200 U	200 U	200 U	200 U	200 U
Vinyl chloride	2.8	20 U	20 U	51	20 U	20 U	20 U	20 U	20 U	20 U	20 U	20 U
Bromomethane		200 U	200 U	200 U	200 U	200 U	200 U	200 U	200 U	200 U	200 U	200 U
Chloroethane		200 U	200 U	200 U	200 U	200 U	200 U	200 U	200 U	200 U	200 U	200 U
Trichlorofluoromethane		200 U	200 U	200 U	200 U	200 U	200 U	200 U	200 U	200 U	200 U	200 U
1,1-Dichloroethene		200 U	200 U	200 U	200 U	200 U	200 U	200 U	200 U	200 U	200 U	200 U
Methylene chloride		100 U	100 U	100 U	100 U	100 U	100 U	100 U	100 U	100 U	100 U	100 U
trans-1,2-Dichloroethene		100 U	100 U	100 U	100 U	100 U	100 U	100 U	100 U	100 U	100 U	100 U
1,1-Dichloroethane		100 U	100 U	100 U	100 U	100 U	100 U	100 U	100 U	100 U	100 U	100 U
cis-1,2-Dichloroethene		100 U	100 U	100 U	100 U	100 U	100 U	100 U	100 U	100 U	100 U	100 U
Chloroform		100 U	100 U	100 U	100 U	100 U	100 U	100 U	100 U	100 U	100 U	100 U
1,1,1-Trichloroethane (TCA)		100 U	100 U	100 U	100 U	100 U	100 U	100 U	100 U	100 U	100 U	100 U
Carbon tetrachloride		100 U	100 U	100 U	100 U	100 U	100 U	100 U	100 U	100 U	100 U	100 U
Benzene		100 U	100 U	100 U	100 U	100 U	100 U	100 U	100 U	100 U	100 U	100 U
1,2-Dichloroethane (EDC)		100 U	100 U	100 U	100 U	100 U	100 U	100 U	100 U	100 U	100 U	100 U
Trichloroethene (TCE)	1	100 U	100 U	201	100 U	100 U	100 U	100 U	100 U	100 U	100 U	100 U
1,2-Dichloropropane		100 U	100 U	100 U	100 U	100 U	100 U	100 U	100 U	100 U	100 U	100 U
Bromodichloromethane		100 U	100 U	100 U	100 U	100 U	100 U	100 U	100 U	100 U	100 U	100 U
cis-1,3-Dichloropropene		100 U	100 U	100 U	100 U	100 U	100 U	100 U	100 U	100 U	100 U	100 U
Toluene		100 U	100 U	100 U	100 U	100 U	100 U	100 U	100 U	100 U	100 U	100 U
Trans-1,3-Dichloropropene		100 U	100 U	100 U	100 U	100 U	100 U	100 U	100 U	100 U	100 U	100 U
1,1,2-Trichloroethane		100 U	100 U	100 U	100 U	100 U	100 U	100 U	100 U	100 U	100 U	100 U
Tetrachloroethene (PCE)	4.2	100 U	100 U	740	100 U	100 U	100 U	100 U	100 U	100 U	100 U	100 U
Dibromochloromethane		100 U	100 U	100 U	100 U	100 U	100 U	100 U	100 U	100 U	100 U	100 U
Chlorobenzene		100 U	100 U	100 U	100 U	100 U	100 U	100 U	100 U	100 U	100 U	100 U
Ethylbenzene		100 U	100 U	100 U	100 U	100 U	100 U	100 U	100 U	100 U	100 U	100 U
Total Xylenes		100 U	100 U	100 U	100 U	100 U	100 U	100 U	100 U	100 U	100 U	100 U
Styrenes		100 U	100 U	100 U	100 U	100 U	100 U	100 U	100 U	100 U	100 U	100 U
Bromoform		100 U	100 U	100 U	100 U	100 U	100 U	100 U	100 U	100 U	100 U	100 U
1,1,2,2-Tetrachloroethane		100 U	100 U	100 U	100 U	100 U	100 U	100 U	100 U	100 U	100 U	100 U

**TABLE 2
SOIL GAS SUB-SLAB VAPOR ANALYTICAL RESULTS
PROJECT STRIKER
BOEING SPACE CENTER - KENT, WASHINGTON**

	Soil Gas	KSC-SG	KSC-SG	KSC-SG	KSC-SG	KSC-SG	KSC-SG	KSC-SG	KSC-SG	KSC-SG	KSC-SG
	Screening Level (µg/m ³) (a)	8-4.5-5 7/28/10	9-4.5-5.0 7/28/10	10-0.5 7/27/10	11-4.5-5 7/28/10	12-0.5 7/27/10	13-4.5-5.0 7/27/10	14-4.5-5.0 7/27/10	15-4.5-5.0 7/27/10	16-4.5-5.0 7/27/10	17-4.5-5.0 7/27/10
VOLATILES (µg/m³)											
Chloromethane		200 U	200 U	200 U	200 U	200 U	200 U	200 U	200 U	200 U	200 U
Vinyl chloride	2.8	20 U	20 U	20 U	20 U	20 U	20 U	20 U	20 U	20 U	20 U
Bromomethane		200 U	200 U	200 U	200 U	200 U	200 U	200 U	200 U	200 U	200 U
Chloroethane		200 U	200 U	200 U	200 U	200 U	200 U	200 U	200 U	200 U	200 U
Trichlorofluoromethane		200 U	200 U	200 U	200 U	200 U	200 U	200 U	200 U	200 U	200 U
1,1-Dichloroethene		200 U	200 U	200 U	200 U	200 U	200 U	200 U	200 U	200 U	200 U
Methylene chloride		100 U	100 U	100 U	100 U	100 U	100 U	100 U	100 U	100 U	100 U
<i>trans</i> -1,2-Dichloroethene		100 U	100 U	100 U	100 U	100 U	100 U	100 U	100 U	100 U	100 U
1,1-Dichloroethane		100 U	100 U	100 U	100 U	100 U	100 U	100 U	100 U	100 U	100 U
<i>cis</i> -1,2-Dichloroethene		100 U	100 U	100 U	100 U	100 U	100 U	100 U	100 U	100 U	100 U
Chloroform		100 U	100 U	100 U	100 U	100 U	100 U	100 U	100 U	100 U	100 U
1,1,1-Trichloroethane (TCA)		100 U	100 U	100 U	100 U	100 U	100 U	100 U	100 U	100 U	100 U
Carbon tetrachloride		100 U	100 U	100 U	100 U	100 U	100 U	100 U	100 U	100 U	100 U
Benzene		100 U	100 U	100 U	100 U	100 U	100 U	100 U	100 U	100 U	100 U
1,2-Dichloroethane (EDC)		100 U	100 U	100 U	100 U	100 U	100 U	100 U	100 U	100 U	100 U
Trichloroethene (TCE)	1	100 U	100 U	100 U	100 U	100 U	100 U	100 U	100 U	100 U	100 U
1,2-Dichloropropane		100 U	100 U	100 U	100 U	100 U	100 U	100 U	100 U	100 U	100 U
Bromodichloromethane		100 U	100 U	100 U	100 U	100 U	100 U	100 U	100 U	100 U	100 U
<i>cis</i> -1,3-Dichloropropene		100 U	100 U	100 U	100 U	100 U	100 U	100 U	100 U	100 U	100 U
Toluene		100 U	100 U	100 U	100 U	100 U	100 U	100 U	100 U	100 U	100 U
<i>Trans</i> -1,3-Dichloropropene		100 U	100 U	100 U	100 U	100 U	100 U	100 U	100 U	100 U	100 U
1,1,2-Trichloroethane		100 U	100 U	100 U	100 U	100 U	100 U	100 U	100 U	100 U	100 U
Tetrachloroethene (PCE)	4.2	100 U	100 U	100 U	100 U	100 U	100 U	100 U	100 U	100 U	100 U
Dibromochloromethane		100 U	100 U	100 U	100 U	100 U	100 U	100 U	100 U	100 U	100 U
Chlorobenzene		100 U	100 U	100 U	100 U	100 U	100 U	100 U	100 U	100 U	100 U
Ethylbenzene		100 U	100 U	100 U	100 U	100 U	100 U	100 U	100 U	100 U	100 U
Total Xylenes		100 U	100 U	100 U	100 U	100 U	100 U	100 U	100 U	100 U	100 U
Styrenes		100 U	100 U	100 U	100 U	100 U	100 U	100 U	100 U	100 U	100 U
Bromoform		100 U	100 U	100 U	100 U	100 U	100 U	100 U	100 U	100 U	100 U
1,1,1,2-Tetrachloroethane		100 U	100 U	100 U	100 U	100 U	100 U	100 U	100 U	100 U	100 U

**TABLE 2
SOIL GAS SUB-SLAB VAPOR ANALYTICAL RESULTS
PROJECT STRIKER
BOEING SPACE CENTER - KENT, WASHINGTON**

	Soil Gas	KSC-SG	KSC-SG	KSC-SG	KSC-SG	KSC-SG	KSC-SG	KSC-SG	KSC-SG	KSC-SG	KSC-SG
	Screening Level (µg/m ³) (a)	18-0.5 7/27/10	19-0.5 7/27/10	20-4.5-5.0 7/27/10	21-4.5-5 7/29/10	22-4.5-5.0 7/27/10	23-0.5 7/27/10	24-4.5-5.0 7/28/10	25-0.5 7/27/10	26-4.5-5.0 7/28/10	27-4.5-5.0 7/28/10
VOLATILES (µg/m³)											
Chloromethane		200 U	200 U	200 U	200 U	200 U	200 U	200 U	200 U	200 U	200 U
Vinyl chloride	2.8	20 U	20 U	20 U	20 U	20 U	20 U	20 U	20 U	20 U	20 U
Bromomethane		200 U	200 U	200 U	200 U	200 U	200 U	200 U	200 U	200 U	200 U
Chloroethane		200 U	200 U	200 U	200 U	200 U	200 U	200 U	200 U	200 U	200 U
Trichlorofluoromethane		200 U	200 U	200 U	200 U	200 U	200 U	200 U	200 U	200 U	200 U
1,1-Dichloroethene		200 U	200 U	200 U	200 U	200 U	200 U	200 U	200 U	200 U	200 U
Methylene chloride		100 U	100 U	100 U	100 U	100 U	100 U	100 U	100 U	100 U	100 U
<i>trans</i> -1,2-Dichloroethene		100 U	100 U	100 U	100 U	100 U	100 U	100 U	100 U	100 U	100 U
1,1-Dichloroethane		100 U	100 U	100 U	100 U	100 U	100 U	100 U	100 U	100 U	100 U
<i>cis</i> -1,2-Dichloroethene		100 U	100 U	100 U	100 U	100 U	100 U	100 U	100 U	100 U	100 U
Chloroform		100 U	100 U	100 U	100 U	100 U	100 U	100 U	100 U	100 U	100 U
1,1,1-Trichloroethane (TCA)		100 U	100 U	100 U	100 U	100 U	100 U	100 U	100 U	100 U	100 U
Carbon tetrachloride		100 U	100 U	100 U	100 U	100 U	100 U	100 U	100 U	100 U	100 U
Benzene		100 U	100 U	100 U	100 U	100 U	100 U	100 U	100 U	100 U	100 U
1,2-Dichloroethane (EDC)		100 U	100 U	100 U	100 U	100 U	100 U	100 U	100 U	100 U	100 U
Trichloroethene (TCE)	1	100 U	100 U	100 U	100 U	100 U	100 U	100 U	100 U	100 U	100 U
1,2-Dichloropropane		100 U	100 U	100 U	100 U	100 U	100 U	100 U	100 U	100 U	100 U
Bromodichloromethane		100 U	100 U	100 U	100 U	100 U	100 U	100 U	100 U	100 U	100 U
<i>cis</i> -1,3-Dichloropropene		100 U	100 U	100 U	100 U	100 U	100 U	100 U	100 U	100 U	100 U
Toluene		100 U	100 U	100 U	100 U	100 U	100 U	100 U	100 U	100 U	100 U
<i>Trans</i> -1,3-Dichloropropene		100 U	100 U	100 U	100 U	100 U	100 U	100 U	100 U	100 U	100 U
1,1,2-Trichloroethane		100 U	100 U	100 U	100 U	100 U	100 U	100 U	100 U	100 U	100 U
Tetrachloroethene (PCE)	4.2	100 U	100 U	100 U	100 U	100 U	100 U	100 U	100 U	100 U	100 U
Dibromochloromethane		100 U	100 U	100 U	100 U	100 U	100 U	100 U	100 U	100 U	100 U
Chlorobenzene		100 U	100 U	100 U	100 U	100 U	100 U	100 U	100 U	100 U	100 U
Ethylbenzene		100 U	100 U	100 U	100 U	100 U	100 U	100 U	100 U	100 U	100 U
Total Xylenes		100 U	100 U	100 U	100 U	100 U	100 U	100 U	100 U	100 U	100 U
Styrenes		100 U	100 U	100 U	100 U	100 U	100 U	100 U	100 U	100 U	100 U
Bromoform		100 U	100 U	100 U	100 U	100 U	100 U	100 U	100 U	100 U	100 U
1,1,1,2-Tetrachloroethane		100 U	100 U	100 U	100 U	100 U	100 U	100 U	100 U	100 U	100 U

**TABLE 2
SOIL GAS SUB-SLAB VAPOR ANALYTICAL RESULTS
PROJECT STRIKER
BOEING SPACE CENTER - KENT, WASHINGTON**

	Soil Gas Screening Level ($\mu\text{g}/\text{m}^3$) (a)	KSC-SG	KSC-SG	KSC-SG	KSC-SG	KSC-SG	KSC-SG	KSC-SG	KSC-SG	KSC-SG	KSC-SG	KSC-SG
		28-4.5-5.0 7/28/10	29-0.5 7/28/10	30-0.5 7/28/10	31-0.5 7/28/10	32-0.5 7/29/10	33-0.5 7/28/10	34-4.5-5 7/29/10	35-0.5 7/28/10	36-0.5 7/28/10	37-0.5 7/28/10	38-0.5 7/28/10
VOLATILES ($\mu\text{g}/\text{m}^3$)												
Chloromethane		200 U	200 U	200 U	200 U	200 U	200 U	200 U	200 U	200 U	200 U	200 U
Vinyl chloride	2.8	20 U	20 U	20 U	20 U	20 U	20 U	20 U	20 U	20 U	20 U	20 U
Bromomethane		200 U	200 U	200 U	200 U	200 U	200 U	200 U	200 U	200 U	200 U	200 U
Chloroethane		200 U	200 U	200 U	200 U	200 U	200 U	200 U	200 U	200 U	200 U	200 U
Trichlorofluoromethane		200 U	200 U	200 U	200 U	200 U	200 U	200 U	200 U	200 U	200 U	200 U
1,1-Dichloroethene		200 U	200 U	200 U	200 U	200 U	200 U	200 U	200 U	200 U	200 U	200 U
Methylene chloride		100 U	100 U	100 U	100 U	100 U	100 U	100 U	100 U	100 U	100 U	100 U
<i>trans</i> -1,2-Dichloroethene		100 U	100 U	100 U	100 U	100 U	100 U	100 U	100 U	100 U	100 U	100 U
1,1-Dichloroethane		100 U	100 U	100 U	100 U	100 U	100 U	100 U	100 U	100 U	100 U	100 U
<i>cis</i> -1,2-Dichloroethene		100 U	100 U	100 U	100 U	100 U	100 U	100 U	100 U	100 U	100 U	100 U
Chloroform		100 U	100 U	100 U	100 U	100 U	100 U	100 U	100 U	100 U	100 U	100 U
1,1,1-Trichloroethane (TCA)		100 U	100 U	100 U	100 U	100 U	100 U	100 U	100 U	100 U	100 U	100 U
Carbon tetrachloride		100 U	100 U	100 U	100 U	100 U	100 U	100 U	100 U	100 U	100 U	100 U
Benzene		100 U	100 U	100 U	100 U	100 U	100 U	100 U	100 U	100 U	100 U	100 U
1,2-Dichloroethane (EDC)		100 U	100 U	100 U	100 U	100 U	100 U	100 U	100 U	100 U	100 U	100 U
Trichloroethene (TCE)	1	100 U	100 U	100 U	100 U	100 U	100 U	100 U	100 U	100 U	100 U	100 U
1,2-Dichloropropane		100 U	100 U	100 U	100 U	100 U	100 U	100 U	100 U	100 U	100 U	100 U
Bromodichloromethane		100 U	100 U	100 U	100 U	100 U	100 U	100 U	100 U	100 U	100 U	100 U
<i>cis</i> -1,3-Dichloropropene		100 U	100 U	100 U	100 U	100 U	100 U	100 U	100 U	100 U	100 U	100 U
Toluene		100 U	100 U	100 U	100 U	100 U	100 U	100 U	100 U	100 U	100 U	100 U
<i>Trans</i> -1,3-Dichloropropene		100 U	100 U	100 U	100 U	100 U	100 U	100 U	100 U	100 U	100 U	100 U
1,1,2-Trichloroethane		100 U	100 U	100 U	100 U	100 U	100 U	100 U	100 U	100 U	100 U	100 U
Tetrachloroethene (PCE)	4.2	100 U	100 U	100 U	100 U	100 U	100 U	100 U	100 U	100 U	100 U	100 U
Dibromochloromethane		100 U	100 U	100 U	100 U	100 U	100 U	100 U	100 U	100 U	100 U	100 U
Chlorobenzene		100 U	100 U	100 U	100 U	100 U	100 U	100 U	100 U	100 U	100 U	100 U
Ethylbenzene		100 U	100 U	100 U	100 U	100 U	100 U	100 U	100 U	100 U	100 U	100 U
Total Xylenes		100 U	100 U	100 U	100 U	100 U	100 U	100 U	100 U	100 U	100 U	100 U
Styrenes		100 U	100 U	100 U	100 U	100 U	100 U	100 U	100 U	100 U	100 U	100 U
Bromoform		100 U	100 U	100 U	100 U	100 U	100 U	100 U	100 U	100 U	100 U	100 U
1,1,2,2-Tetrachloroethane		100 U	100 U	100 U	100 U	100 U	100 U	100 U	100 U	100 U	100 U	100 U

**TABLE 2
SOIL GAS SUB-SLAB VAPOR ANALYTICAL RESULTS
PROJECT STRIKER
BOEING SPACE CENTER - KENT, WASHINGTON**

	Soil Gas Screening Level (µg/m ³) (a)	KSC-SG	KSC-SG	KSC-SG	KSC-SG	KSC-SG	KSC-SG	KSC-SG	KSC-SG	KSC-SG	KSC-SG	KSC-SG
		39-4.5-5 7/30/10	40-0.5 7/29/10	41-4.5-5 7/30/10	42-4.5-5 7/30/10	43-0.5 N/A	44-4.5-5 7/29/10	45-0.5 7/28/10	46-4.5-5 7/29/10	47-4.5-5 7/30/10	48-0.5 7/29/10	49-0.5 7/28/10
VOLATILES (µg/m³)												
Chloromethane		200 U	200 U	200 U	200 U	200 U	200 U	200 U	200 U	200 U	200 U	200 U
Vinyl chloride	2.8	20 U	20 U	20 U	20 U	20 U	20 U	20 U	20 U	20 U	20 U	20 U
Bromomethane		200 U	200 U	200 U	200 U	200 U	200 U	200 U	200 U	200 U	200 U	200 U
Chloroethane		200 U	200 U	200 U	200 U	200 U	200 U	200 U	200 U	200 U	200 U	200 U
Trichlorofluoromethane		200 U	200 U	200 U	200 U	200 U	200 U	200 U	200 U	200 U	200 U	200 U
1,1-Dichloroethene		200 U	200 U	200 U	200 U	200 U	200 U	200 U	200 U	200 U	200 U	200 U
Methylene chloride		100 U	100 U	100 U	100 U	100 U	100 U	100 U	100 U	100 U	100 U	100 U
<i>trans</i> -1,2-Dichloroethene		100 U	100 U	100 U	100 U	100 U	100 U	100 U	100 U	100 U	100 U	100 U
1,1-Dichloroethane		100 U	100 U	100 U	100 U	100 U	100 U	100 U	100 U	100 U	100 U	100 U
<i>cis</i> -1,2-Dichloroethene		100 U	100 U	100 U	100 U	100 U	100 U	100 U	100 U	100 U	100 U	100 U
Chloroform		100 U	100 U	100 U	100 U	100 U	100 U	100 U	100 U	100 U	100 U	100 U
1,1,1-Trichloroethane (TCA)		100 U	100 U	100 U	100 U	100 U	100 U	100 U	100 U	100 U	100 U	100 U
Carbon tetrachloride		100 U	100 U	100 U	100 U	100 U	100 U	100 U	100 U	100 U	100 U	100 U
Benzene		100 U	100 U	100 U	100 U	100 U	100 U	100 U	100 U	100 U	100 U	100 U
1,2-Dichloroethane (EDC)		100 U	100 U	100 U	100 U	100 U	100 U	100 U	100 U	100 U	100 U	100 U
Trichloroethene (TCE)	1	100 U	100 U	100 U	100 U	100 U	100 U	100 U	100 U	100 U	100 U	100 U
1,2-Dichloropropane		100 U	100 U	100 U	100 U	100 U	100 U	100 U	100 U	100 U	100 U	100 U
Bromodichloromethane		100 U	100 U	100 U	100 U	100 U	100 U	100 U	100 U	100 U	100 U	100 U
<i>cis</i> -1,3-Dichloropropene		100 U	100 U	100 U	100 U	100 U	100 U	100 U	100 U	100 U	100 U	100 U
Toluene		100 U	100 U	100 U	100 U	100 U	100 U	100 U	100 U	100 U	100 U	100 U
<i>Trans</i> -1,3-Dichloropropene		100 U	100 U	100 U	100 U	100 U	100 U	100 U	100 U	100 U	100 U	100 U
1,1,2-Trichloroethane		100 U	100 U	100 U	100 U	100 U	100 U	100 U	100 U	100 U	100 U	100 U
Tetrachloroethene (PCE)	4.2	100 U	100 U	100 U	100 U	100 U	100 U	100 U	100 U	100 U	100 U	100 U
Dibromochloromethane		100 U	100 U	100 U	100 U	100 U	100 U	100 U	100 U	100 U	100 U	100 U
Chlorobenzene		100 U	100 U	100 U	100 U	100 U	100 U	100 U	100 U	100 U	100 U	100 U
Ethylbenzene		100 U	100 U	100 U	100 U	100 U	100 U	100 U	100 U	100 U	100 U	100 U
Total Xylenes		100 U	100 U	100 U	100 U	100 U	100 U	100 U	100 U	100 U	100 U	100 U
Styrenes		100 U	100 U	100 U	100 U	100 U	100 U	100 U	100 U	100 U	100 U	100 U
Bromoform		100 U	100 U	100 U	100 U	100 U	100 U	100 U	100 U	100 U	100 U	100 U
1,1,2,2-Tetrachloroethane		100 U	100 U	100 U	100 U	100 U	100 U	100 U	100 U	100 U	100 U	100 U

**TABLE 2
SOIL GAS SUB-SLAB VAPOR ANALYTICAL RESULTS
PROJECT STRIKER
BOEING SPACE CENTER - KENT, WASHINGTON**

	Soil Gas	KSC-SG	KSC-SG	KSC-SG	KSC-SG	KSC-SG	KSC-SG	KSC-SG	KSC-SG	KSC-SG	KSC-SG
	Screening Level (µg/m ³) (a)	50-0.5 7/27/10	51-0.5 7/29/10	52-4.5-5 7/30/10	53-4.5-5 7/30/10	54-4.5-5 7/30/10	55-4.5-5 7/29/10	56-0.5 7/29/10	57-0.5 7/29/10	58-0.5 7/29/10	59-0.5 7/29/10
VOLATILES (µg/m³)											
Chloromethane		200 U	200 U	200 U	200 U	200 U	200 U	200 U	200 U	200 U	200 U
Vinyl chloride	2.8	20 U	20 U	20 U	20 U	20 U	20 U	20 U	20 U	20 U	20 U
Bromomethane		200 U	200 U	200 U	200 U	200 U	200 U	200 U	200 U	200 U	200 U
Chloroethane		200 U	200 U	200 U	200 U	200 U	200 U	200 U	200 U	200 U	200 U
Trichlorofluoromethane		200 U	200 U	200 U	200 U	200 U	200 U	200 U	200 U	200 U	200 U
1,1-Dichloroethene		200 U	200 U	200 U	200 U	200 U	200 U	200 U	200 U	200 U	200 U
Methylene chloride		100 U	100 U	100 U	100 U	100 U	100 U	100 U	100 U	100 U	100 U
<i>trans</i> -1,2-Dichloroethene		100 U	100 U	100 U	100 U	100 U	100 U	100 U	100 U	100 U	100 U
1,1-Dichloroethane		100 U	100 U	100 U	100 U	100 U	100 U	100 U	100 U	100 U	100 U
<i>cis</i> -1,2-Dichloroethene		100 U	100 U	100 U	100 U	100 U	100 U	100 U	100 U	100 U	100 U
Chloroform		100 U	100 U	100 U	100 U	100 U	100 U	100 U	100 U	100 U	100 U
1,1,1-Trichloroethane (TCA)		100 U	100 U	100 U	100 U	100 U	100 U	100 U	100 U	100 U	100 U
Carbon tetrachloride		100 U	100 U	100 U	100 U	100 U	100 U	100 U	100 U	100 U	100 U
Benzene		100 U	100 U	100 U	100 U	100 U	100 U	100 U	100 U	100 U	100 U
1,2-Dichloroethane (EDC)		100 U	100 U	100 U	100 U	100 U	100 U	100 U	100 U	100 U	100 U
Trichloroethene (TCE)	1	100 U	100 U	100 U	100 U	100 U	100 U	100 U	100 U	100 U	100 U
1,2-Dichloropropane		100 U	100 U	100 U	100 U	100 U	100 U	100 U	100 U	100 U	100 U
Bromodichloromethane		100 U	100 U	100 U	100 U	100 U	100 U	100 U	100 U	100 U	100 U
<i>cis</i> -1,3-Dichloropropene		100 U	100 U	100 U	100 U	100 U	100 U	100 U	100 U	100 U	100 U
Toluene		100 U	100 U	100 U	100 U	100 U	100 U	100 U	100 U	100 U	100 U
<i>Trans</i> -1,3-Dichloropropene		100 U	100 U	100 U	100 U	100 U	100 U	100 U	100 U	100 U	100 U
1,1,2-Trichloroethane		100 U	100 U	100 U	100 U	100 U	100 U	100 U	100 U	100 U	100 U
Tetrachloroethene (PCE)	4.2	100 U	100 U	100 U	100 U	100 U	100 U	100 U	100 U	100 U	100 U
Dibromochloromethane		100 U	100 U	100 U	100 U	100 U	100 U	100 U	100 U	100 U	100 U
Chlorobenzene		100 U	100 U	100 U	100 U	100 U	100 U	100 U	100 U	100 U	100 U
Ethylbenzene		100 U	100 U	100 U	100 U	100 U	100 U	100 U	100 U	100 U	100 U
Total Xylenes		100 U	100 U	100 U	100 U	100 U	100 U	100 U	100 U	100 U	100 U
Styrenes		100 U	100 U	100 U	100 U	100 U	100 U	100 U	100 U	100 U	100 U
Bromoform		100 U	100 U	100 U	100 U	100 U	100 U	100 U	100 U	100 U	100 U
1,1,2,2-Tetrachloroethane		100 U	100 U	100 U	100 U	100 U	100 U	100 U	100 U	100 U	100 U

U = Indicates the compound was undetected at the reported concentration.

Bold = Detected compound.

Boxed value indicates detected concentration exceeds the screening level.

(a) Soil Gas Screening Levels from Guidance for Evaluating Soil Vapor Intrusion in Washington State: Investigation and Remediation

(Washington State Department of Ecology Publication No. 09-09-047).

TABLE 3
SOIL ANALYTICAL RESULTS
PROJECT STRIKER
BOEING SPACE CENTER
KENT, WASHINGTON

	MTCA Method A Cleanup Levels for Unrestricted Land Uses	MTCA Method B Cleanup Levels	KSC-DP-3-S-7-8 RG52F 7/29/2010	KSC-DP-7-S-3.5-4 RG52C 7/29/2010	KSC-DP-8-S-4.5-5 RG52D 7/29/2010	KSC-DP-9-S-5.5-6 RG52E 7/29/2010	KSC-DP-11-S-5.5.5 RG71B 7/30/2010
SEMIVOLATILES (µg/kg)							
Method SW8270D							
Phenol			98 U	62 U	62 U	62 U	64 U
Bis-(2-Chloroethyl) Ether			98 U	62 U	62 U	62 U	64 U
2-Chlorophenol			98 U	62 U	62 U	62 U	64 U
1,3-Dichlorobenzene			98 U	62 U	62 U	62 U	64 U
1,4-Dichlorobenzene			98 U	62 U	62 U	62 U	64 U
Benzyl Alcohol			490 U	310 U	310 U	310 U	320 U
1,2-Dichlorobenzene			98 U	62 U	62 U	62 U	64 U
2-Methylphenol			98 U	62 U	62 U	62 U	64 U
2,2'-Oxybis(1-Chloropropane)			98 U	62 U	62 U	62 U	64 U
4-Methylphenol			98 U	62 U	62 U	62 U	64 U
N-Nitroso-Di-N-Propylamine			490 U	310 U	310 U	310 U	320 U
Hexachloroethane			98 U	62 U	62 U	62 U	64 U
Nitrobenzene			98 U	62 U	62 U	62 U	64 U
Isophorone			98 U	62 U	62 U	62 U	64 U
2-Nitrophenol			98 U	62 U	62 U	62 U	64 U
2,4-Dimethylphenol			98 U	62 U	62 U	62 U	64 U
Benzoic Acid			980 U	620 U	620 U	620 U	640 U
bis(2-Chloroethoxy) Methane			98 U	62 U	62 U	62 U	64 U
2,4-Dichlorophenol			490 U	310 U	310 U	310 U	320 U
1,2,4-Trichlorobenzene			98 U	62 U	62 U	62 U	64 U
Naphthalene	5000 (a)	4,500	660	62 U	62 U	62 U	64 U
4-Chloroaniline			490 U	310 U	310 U	310 U	320 U
Hexachlorobutadiene			98 U	62 U	62 U	62 U	64 U
4-Chloro-3-methylphenol			490 U	310 U	310 U	310 U	320 U
2-Methylnaphthalene	5000 (a)	320000	1600	62 U	62 U	62 U	64 U
Hexachlorocyclopentadiene			490 U	310 U	310 U	310 U	320 U
2,4,6-Trichlorophenol			490 U	310 U	310 U	310 U	320 U
2,4,5-Trichlorophenol			490 U	310 U	310 U	310 U	320 U
2-Chloronaphthalene			98 U	62 U	62 U	62 U	64 U
2-Nitroaniline			490 U	310 U	310 U	310 U	320 U
Dimethylphthalate			98 U	62 U	62 U	62 U	64 U
Acenaphthylene			98 U	62 U	62 U	62 U	64 U
3-Nitroaniline			490 U	310 U	310 U	310 U	320 U
Acenaphthene			98 U	62 U	62 U	62 U	64 U
2,4-Dinitrophenol			980 UJ	620 UJ	620 UJ	620 UJ	640 UJ
4-Nitrophenol			490 UJ	310 UJ	310 UJ	310 UJ	320 UJ
Dibenzofuran		160000	330	62 U	62 U	62 U	64 U

TABLE 3
SOIL ANALYTICAL RESULTS
PROJECT STRIKER
BOEING SPACE CENTER
KENT, WASHINGTON

	MTCA Method A Cleanup Levels for Unrestricted Land Uses	MTCA Method B Cleanup Levels	KSC-DP-3-S-7-8 RG52F 7/29/2010	KSC-DP-7-S-3.5-4 RG52C 7/29/2010	KSC-DP-8-S-4.5-5 RG52D 7/29/2010	KSC-DP-9-S-5.5-6 RG52E 7/29/2010	KSC-DP-11-S-5.5.5 RG71B 7/30/2010
2,6-Dinitrotoluene			490 U	310 U	310 U	310 U	320 U
2,4-Dinitrotoluene			490 U	310 U	310 U	310 U	320 U
Diethylphthalate			98 U	62 U	62 U	62 U	64 U
4-Chlorophenyl-phenylether			98 U	62 U	62 U	62 U	64 U
Fluorene		101000	840	62 U	62 U	62 U	64 U
4-Nitroaniline			490 U	310 U	310 U	310 U	320 U
4,6-Dinitro-2-Methylphenol			980 U	620 U	620 U	620 U	640 U
N-Nitrosodiphenylamine			98 U	62 U	62 U	62 U	64 U
4-Bromophenyl-phenylether			98 U	62 U	62 U	62 U	64 U
Hexachlorobenzene			98 U	62 U	62 U	62 U	64 U
Pentachlorophenol			490 U	310 U	310 U	310 U	320 U
Phenanthrene		--	1500	62 U	62 U	62 U	64 U
Carbazole			98 U	62 U	62 U	62 U	64 U
Anthracene			98 U	62 U	62 U	62 U	64 U
Di-n-Butylphthalate			98 U	62 U	62 U	62 U	64 U
Fluoranthene			98 U	62 U	62 U	62 U	64 U
Pyrene		650000	130	62 U	62 U	62 U	64 U
Butylbenzylphthalate			98 U	62 U	62 U	62 U	64 U
3,3'-Dichlorobenzidine			490 U	310 U	310 U	310 U	320 U
Benzo(a)anthracene			98 U	62 U	62 U	62 U	64 U
bis(2-Ethylhexyl)phthalate		71000	98 U	62 U	62 U	62 U	64 U
Chrysene			98 U	62 U	62 U	62 U	64 U
Di-n-Octyl phthalate			98 U	62 U	62 U	62 U	64 U
Benzo(b)fluoranthene			98 U	62 U	62 U	62 U	64 U
Benzo(k)fluoranthene			98 U	62 U	62 U	62 U	64 U
Benzo(a)pyrene			98 U	62 U	62 U	62 U	64 U
Indeno(1,2,3-cd)pyrene			98 U	62 U	62 U	62 U	64 U
Dibenz(a,h)anthracene			98 U	62 U	62 U	62 U	64 U
Benzo(g,h,i)perylene			98 U	62 U	62 U	62 U	64 U
1-Methylnaphthalene	5000 (a)	--	3400	62 U	62 U	62 U	64 U
cPAH TEQ	100		98 U	62 U	62 U	62 U	64 U
VOLATILES (µg/kg)							
Method SW8260C							
Chloromethane			1.0 UJ	0.9 UJ	1.1 UJ	1.1 UJ	1.3 U
Bromomethane			1.0 UJ	0.9 U	1.1 U	1.1 U	1.3 U
Vinyl Chloride		1.8	1.0 UJ	0.9 U	1.1 U	1.1 U	1.3 U
Chloroethane			1.0 UJ	0.9 U	1.1 U	1.1 U	1.3 U
Methylene Chloride		22	1.9 UJ	1.8 UJ	2.1 UJ	2.1 UJ	2.6 U

TABLE 3
SOIL ANALYTICAL RESULTS
PROJECT STRIKER
BOEING SPACE CENTER
KENT, WASHINGTON

	MTCA Method A Cleanup Levels for Unrestricted Land Uses	MTCA Method B Cleanup Levels	KSC-DP-3-S-7-8 RG52F 7/29/2010	KSC-DP-7-S-3.5-4 RG52C 7/29/2010	KSC-DP-8-S-4.5-5 RG52D 7/29/2010	KSC-DP-9-S-5.5-6 RG52E 7/29/2010	KSC-DP-11-S-5.5.5 RG71B 7/30/2010
Acetone		3200	41 J	24	9.2	39	57 M
Carbon Disulfide		5700	1.6 J	1.6	1.1 U	6.1	1.3 U
1,1-Dichloroethene			1.0 UJ	0.9 U	1.1 U	1.1 U	1.3 U
1,1-Dichloroethane			1.0 UJ	0.9 U	1.1 U	1.1 U	1.3 U
trans-1,2-Dichloroethene			1.0 UJ	0.9 U	1.1 U	1.1 U	1.3 U
cis-1,2-Dichloroethene		350	1.0 UJ	0.9 U	1.1 U	1.1 U	1.3 U
Chloroform			1.0 UJ	0.9 U	1.1 U	1.1 U	1.3 U
1,2-Dichloroethane			1.0 UJ	0.9 U	1.1 U	1.1 U	1.3 U
2-Butanone		20000	4.8 UJ	4.5 U	5.3 U	5.3 U	6.6 U
1,1,1-Trichloroethane			1.0 UJ	0.9 U	1.1 U	1.1 U	1.3 U
Carbon Tetrachloride			1.0 UJ	0.9 U	1.1 U	1.1 U	1.3 U
Vinyl Acetate			4.8 UJ	4.5 U	5.3 U	5.3 U	6.6 U
Bromodichloromethane			1.0 UJ	0.9 U	1.1 U	1.1 U	1.3 U
1,2-Dichloropropane			1.0 UJ	0.9 U	1.1 U	1.1 U	1.3 U
cis-1,3-Dichloropropene			1.0 UJ	0.9 U	1.1 U	1.1 U	1.3 U
Trichloroethene			1.0 UJ	0.9 U	1.1 U	1.1 U	1.3 U
Dibromochloromethane			1.0 UJ	0.9 U	1.1 U	1.1 U	1.3 U
1,1,2-Trichloroethane			1.0 UJ	0.9 U	1.1 U	1.1 U	1.3 U
Benzene		28	1.0 UJ	0.9 U	1.1 U	1.1 U	1.3 U
trans-1,3-Dichloropropene			1.0 UJ	0.9 U	1.1 U	1.1 U	1.3 U
2-Chloroethylvinylether			4.8 UJ	4.5 U	5.3 U	5.3 U	6.6 U
Bromoform			1.0 UJ	0.9 U	1.1 U	1.1 U	1.3 U
4-Methyl-2-Pentanone (MIBK)			4.8 UJ	4.5 U	5.3 U	5.3 U	6.6 U
2-Hexanone			4.8 UJ	4.5 U	5.3 U	5.3 U	6.6 U
Tetrachloroethene			1.0 UJ	0.9 U	1.1 U	1.1 U	1.3 U
1,1,2,2-Tetrachloroethane			1.0 UJ	0.9 U	1.1 U	1.1 U	1.3 U
Toluene	7,000	4700	1.0 UJ	0.9 U	1.1 U	1.1 U	1.3 U
Chlorobenzene			1.0 UJ	0.9 U	1.1 U	1.1 U	1.3 U
Ethylbenzene	6,000	6,000	5.8 J	0.9 U	1.1 U	1.1 U	1.3 U
Styrene			1.0 UJ	0.9 U	1.1 U	1.1 U	1.3 U
Trichlorofluoromethane			1.0 UJ	0.9 U	1.1 U	1.1 U	1.3 U
1,1,2-Trichloro-1,2,2-trifluoroethane			1.9 UJ	1.8 U	2.1 U	2.1 U	2.6 U
m, p-Xylene			8.9 J	0.9 U	1.1 U	1.1 U	1.3 U
o-Xylene			5.0 J	0.9 U	1.1 U	1.1 U	1.3 U
Total Xylenes	9,000	15,000	13.9 J	0.9 U	1.1 U	1.1 U	1.3 U
1,2-Dichlorobenzene			1.0 UJ	0.9 U	1.1 U	1.1 U	1.3 U
1,3-Dichlorobenzene			1.0 UJ	0.9 U	1.1 U	1.1 U	1.3 U
1,4-Dichlorobenzene			1.0 UJ	0.9 U	1.1 U	1.1 U	1.3 U
Acrolein			48 UJ	45 U	53 U	53 U	66 U

TABLE 3
SOIL ANALYTICAL RESULTS
PROJECT STRIKER
BOEING SPACE CENTER
KENT, WASHINGTON

	MTCA Method A Cleanup Levels for Unrestricted Land Uses	MTCA Method B Cleanup Levels	KSC-DP-3-S-7-8 RG52F 7/29/2010	KSC-DP-7-S-3.5-4 RG52C 7/29/2010	KSC-DP-8-S-4.5-5 RG52D 7/29/2010	KSC-DP-9-S-5.5-6 RG52E 7/29/2010	KSC-DP-11-S-5.5.5 RG71B 7/30/2010
Methyl Iodide			1.0 UJ	0.9 U	1.1 U	1.1 U	1.3 U
Bromoethane			1.9 UJ	1.8 U	2.1 U	2.1 U	2.6 U
Acrylonitrile			4.8 UJ	4.5 U	5.3 U	5.3 U	6.6 U
1,1-Dichloropropene			1.0 UJ	0.9 U	1.1 U	1.1 U	1.3 U
Dibromomethane			1.0 UJ	0.9 U	1.1 U	1.1 U	1.3 U
1,1,1,2-Tetrachloroethane			1.0 UJ	0.9 UJ	1.1 UJ	1.1 UJ	1.3 U
1,2-Dibromo-3-chloropropane			4.8 UJ	4.5 U	5.3 U	5.3 U	6.6 U
1,2,3-Trichloropropane			1.9 UJ	1.8 U	2.1 U	2.1 U	2.6 U
trans-1,4-Dichloro-2-butene			4.8 UJ	4.5 U	5.3 U	5.3 U	6.6 U
1,3,5-Trimethylbenzene		4,000,000	65 J	0.9 U	1.1 U	1.1 U	1.3 U
1,2,4-Trimethylbenzene		4,000,000	2200 J	0.9 U	1.1 U	1.1 U	1.3 U
Hexachlorobutadiene			4.8 UJ	4.5 U	5.3 U	5.3 U	6.6 U
Ethylene Dibromide			1.0 UJ	0.9 U	1.1 U	1.1 U	1.3 U
Bromochloromethane			1.0 UJ	0.9 U	1.1 U	1.1 U	1.3 U
2,2-Dichloropropane			1.0 UJ	0.9 U	1.1 U	1.1 U	1.3 U
1,3-Dichloropropane			1.0 UJ	0.9 U	1.1 U	1.1 U	1.3 U
Isopropylbenzene		--	9.0 J	0.9 U	1.1 U	1.1 U	1.3 U
n-Propylbenzene		--	23 J	0.9 U	1.1 U	1.1 U	1.3 U
Bromobenzene			1.0 UJ	0.9 U	1.1 U	1.1 U	1.3 U
2-Chlorotoluene			1.0 UJ	0.9 U	1.1 U	1.1 U	1.3 U
4-Chlorotoluene			1.0 UJ	0.9 U	1.1 U	1.1 U	1.3 U
tert-Butylbenzene			1.0 UJ	0.9 U	1.1 U	1.1 U	1.3 U
sec-Butylbenzene		--	24 J	0.9 U	1.1 U	1.1 U	1.3 U
4-Isopropyltoluene		--	30 J	0.9 U	1.1 U	1.1 U	1.3 U
n-Butylbenzene		--	130 JM	0.9 U	1.1 U	1.1 U	1.3 U
1,2,4-Trichlorobenzene			4.8 UJ	4.5 U	5.3 U	5.3 U	6.6 U
Naphthalene	5,000	4,500	1200 J	4.5 U	5.3 U	5.3 U	6.6 U
1,2,3-Trichlorobenzene			4.8 UJ	4.5 U	5.3 U	5.3 U	6.6 U
TOTAL PETROLEUM HYDROCARBONS (mg/kg) NWTPH-Dx							
Diesel Range Organics	2,000	2,000	2000	5.6 U	5.6 U	5.5 U	5.9 U
Lube Oil	2,000	2,000	67	11 U	11 U	51	12 U
NWTPH-G							
Gasoline Range Organics	100	100	890	5.6 U	5.9 U	5.9 U	8.2 U

TABLE 3
SOIL ANALYTICAL RESULTS
PROJECT STRIKER
BOEING SPACE CENTER
KENT, WASHINGTON

	MTCA Method A Cleanup Levels for Unrestricted Land Uses	MTCA Method B Cleanup Levels	KSC-DP-3-S-7-8 RG52F 7/29/2010	KSC-DP-7-S-3.5-4 RG52C 7/29/2010	KSC-DP-8-S-4.5-5 RG52D 7/29/2010	KSC-DP-9-S-5.5-6 RG52E 7/29/2010	KSC-DP-11-S-5.5.5 RG71B 7/30/2010
TOTAL METALS (mg/kg)							
Methods EPA200.8/SW7471A							
Arsenic	20	7	2.2	3.0	1.5	1.8	3.2
Cadmium			0.2 U	0.2 U	0.2 U	0.2 U	0.2 U
Chromium	2000 (b)	120,000	26	29	29	21	10.9
Copper		260	20.1	22.1	18.1	15.4	16.4
Lead	250	250	4	4	3	2	3
Mercury	2	2.1	0.03	0.03	0.02 U	0.03	0.03 U
Zinc		6000	42	42	37	28	25
PCBs (µg/kg)							
Method SW8082							
Aroclor 1016			31 U	32 U	32 U	31 U	31 U
Aroclor 1242			31 U	32 U	32 U	31 U	31 U
Aroclor 1248			31 U	32 U	32 U	31 U	31 U
Aroclor 1254			31 U	32 U	32 U	31 U	31 U
Aroclor 1260			31 U	32 U	32 U	31 U	31 U
Aroclor 1221			31 U	32 U	32 U	31 U	31 U
Aroclor 1232			31 U	32 U	32 U	31 U	31 U
Total PCBs	1,000		31 U	32 U	32 U	31 U	31 U
CONVENTIONALS							
Chromium, Hexavalent (SM3500CrD) (mg/kg)	19	18	0.447 U	0.445 UJ	0.434 U	0.426 U	0.457 U
Total Solids (%)			86.80	88.90	89.60	90.70	86.20

TABLE 3
SOIL ANALYTICAL RESULTS
PROJECT STRIKER
BOEING SPACE CENTER
KENT, WASHINGTON

	KSC-DP-13-S-4.5-5 RG71C 7/30/2010	KSC-DP-16-S-7.5-8 RG71A 7/30/2010
SEMIVOLATILES (µg/kg)		
Method SW8270D		
Phenol	64 U	62 U
Bis-(2-Chloroethyl) Ether	64 U	62 U
2-Chlorophenol	64 U	62 U
1,3-Dichlorobenzene	64 U	62 U
1,4-Dichlorobenzene	64 U	62 U
Benzyl Alcohol	320 U	310 U
1,2-Dichlorobenzene	64 U	62 U
2-Methylphenol	64 U	62 U
2,2'-Oxybis(1-Chloropropane)	64 U	62 U
4-Methylphenol	64 U	62 U
N-Nitroso-Di-N-Propylamine	320 U	310 U
Hexachloroethane	64 U	62 U
Nitrobenzene	64 U	62 U
Isophorone	64 U	62 U
2-Nitrophenol	64 U	62 U
2,4-Dimethylphenol	64 U	62 U
Benzoic Acid	640 U	620 U
bis(2-Chloroethoxy) Methane	64 U	62 U
2,4-Dichlorophenol	320 U	310 U
1,2,4-Trichlorobenzene	64 U	62 U
Naphthalene	64 U	62 U
4-Chloroaniline	320 U	310 U
Hexachlorobutadiene	64 U	62 U
4-Chloro-3-methylphenol	320 U	310 U
2-Methylnaphthalene	64 U	62 U
Hexachlorocyclopentadiene	320 U	310 U
2,4,6-Trichlorophenol	320 U	310 U
2,4,5-Trichlorophenol	320 U	310 U
2-Chloronaphthalene	64 U	62 U
2-Nitroaniline	320 U	310 U
Dimethylphthalate	64 U	62 U
Acenaphthylene	64 U	62 U
3-Nitroaniline	320 U	310 U
Acenaphthene	64 U	62 U
2,4-Dinitrophenol	640 UJ	620 UJ
4-Nitrophenol	320 UJ	310 UJ
Dibenzofuran	64 U	62 U

TABLE 3
SOIL ANALYTICAL RESULTS
PROJECT STRIKER
BOEING SPACE CENTER
KENT, WASHINGTON

	KSC-DP-13-S-4.5-5 RG71C 7/30/2010	KSC-DP-16-S-7.5-8 RG71A 7/30/2010
2,6-Dinitrotoluene	320 U	310 U
2,4-Dinitrotoluene	320 U	310 U
Diethylphthalate	64 U	62 U
4-Chlorophenyl-phenylether	64 U	62 U
Fluorene	64 U	62 U
4-Nitroaniline	320 U	310 U
4,6-Dinitro-2-Methylphenol	640 U	620 U
N-Nitrosodiphenylamine	64 U	62 U
4-Bromophenyl-phenylether	64 U	62 U
Hexachlorobenzene	64 U	62 U
Pentachlorophenol	320 U	310 U
Phenanthrene	64 U	62 U
Carbazole	64 U	62 U
Anthracene	64 U	62 U
Di-n-Butylphthalate	64 U	62 U
Fluoranthene	64 U	62 U
Pyrene	64 U	62 U
Butylbenzylphthalate	64 U	62 U
3,3'-Dichlorobenzidine	320 U	310 U
Benzo(a)anthracene	64 U	62 U
bis(2-Ethylhexyl)phthalate	100	62 U
Chrysene	64 U	62 U
Di-n-Octyl phthalate	64 U	62 U
Benzo(b)fluoranthene	64 U	62 U
Benzo(k)fluoranthene	64 U	62 U
Benzo(a)pyrene	64 U	62 U
Indeno(1,2,3-cd)pyrene	64 U	62 U
Dibenz(a,h)anthracene	64 U	62 U
Benzo(g,h,i)perylene	64 U	62 U
1-Methylnaphthalene	64 U	62 U
cPAH TEQ	64 U	62 U
VOLATILES (µg/kg)		
Method SW8260C		
Chloromethane	1.3 U	1.2 U
Bromomethane	1.3 U	1.2 U
Vinyl Chloride	1.3 U	1.2 U
Chloroethane	1.3 U	1.2 U
Methylene Chloride	2.6 U	3.5

TABLE 3
SOIL ANALYTICAL RESULTS
PROJECT STRIKER
BOEING SPACE CENTER
KENT, WASHINGTON

	KSC-DP-13-S-4.5-5 RG71C 7/30/2010	KSC-DP-16-S-7.5-8 RG71A 7/30/2010
Acetone	42 M	75
Carbon Disulfide	1.3 U	1.2 U
1,1-Dichloroethene	1.3 U	1.2 U
1,1-Dichloroethane	1.3 U	1.2 U
trans-1,2-Dichloroethene	1.3 U	1.2 U
cis-1,2-Dichloroethene	1.3 U	1.9
Chloroform	1.3 U	1.2 U
1,2-Dichloroethane	1.3 U	1.2 U
2-Butanone	6.4 U	12
1,1,1-Trichloroethane	1.3 U	1.2 U
Carbon Tetrachloride	1.3 U	1.2 U
Vinyl Acetate	6.4 U	5.9 U
Bromodichloromethane	1.3 U	1.2 U
1,2-Dichloropropane	1.3 U	1.2 U
cis-1,3-Dichloropropene	1.3 U	1.2 U
Trichloroethene	1.3 U	1.2 U
Dibromochloromethane	1.3 U	1.2 U
1,1,2-Trichloroethane	1.3 U	1.2 U
Benzene	1.3 U	1.4
trans-1,3-Dichloropropene	1.3 U	1.2 U
2-Chloroethylvinylether	6.4 U	5.9 U
Bromoform	1.3 U	1.2 U
4-Methyl-2-Pentanone (MIBK)	6.4 U	5.9 U
2-Hexanone	6.4 U	5.9 U
Tetrachloroethene	1.3 U	1.2 U
1,1,2,2-Tetrachloroethane	1.3 U	1.2 U
Toluene	1.3 U	2.9
Chlorobenzene	1.3 U	1.2 U
Ethylbenzene	1.3 U	1.2 U
Styrene	1.3 U	1.2 U
Trichlorofluoromethane	1.3 U	1.2 U
1,1,2-Trichloro-1,2,2-trifluoroethane	2.6 U	2.4 U
m, p-Xylene	1.3 U	1.2 U
o-Xylene	1.3 U	1.2 U
Total Xylenes	1.3 U	1.2 U
1,2-Dichlorobenzene	1.3 U	1.2 U
1,3-Dichlorobenzene	1.3 U	1.2 U
1,4-Dichlorobenzene	1.3 U	1.2 U
Acrolein	64 U	59 U

TABLE 3
SOIL ANALYTICAL RESULTS
PROJECT STRIKER
BOEING SPACE CENTER
KENT, WASHINGTON

	KSC-DP-13-S-4.5-5 RG71C 7/30/2010	KSC-DP-16-S-7.5-8 RG71A 7/30/2010
Methyl Iodide	1.3 U	1.2 U
Bromoethane	2.6 U	2.4 U
Acrylonitrile	6.4 U	5.9 U
1,1-Dichloropropene	1.3 U	1.2 U
Dibromomethane	1.3 U	1.2 U
1,1,1,2-Tetrachloroethane	1.3 U	1.2 U
1,2-Dibromo-3-chloropropane	6.4 U	5.9 U
1,2,3-Trichloropropane	2.6 U	2.4 U
trans-1,4-Dichloro-2-butene	6.4 U	5.9 U
1,3,5-Trimethylbenzene	1.3 U	1.2 U
1,2,4-Trimethylbenzene	1.3 U	1.2 U
Hexachlorobutadiene	6.4 U	5.9 U
Ethylene Dibromide	1.3 U	1.2 U
Bromochloromethane	1.3 U	1.2 U
2,2-Dichloropropane	1.3 U	1.2 U
1,3-Dichloropropane	1.3 U	1.2 U
Isopropylbenzene	1.3 U	1.2 U
n-Propylbenzene	1.3 U	1.2 U
Bromobenzene	1.3 U	1.2 U
2-Chlorotoluene	1.3 U	1.2 U
4-Chlorotoluene	1.3 U	1.2 U
tert-Butylbenzene	1.3 U	1.2 U
sec-Butylbenzene	1.3 U	1.2 U
4-Isopropyltoluene	1.3 U	1.2 U
n-Butylbenzene	1.3 U	1.2 U
1,2,4-Trichlorobenzene	6.4 U	5.9 U
Naphthalene	6.4 U	5.9 U
1,2,3-Trichlorobenzene	6.4 U	5.9 U
TOTAL PETROLEUM		
HYDROCARBONS (mg/kg)		
NWTPH-Dx		
Diesel Range Organics	5.9 U	6.2 U
Lube Oil	12 U	13
NWTPH-G		
Gasoline Range Organics	7.3 U	7.5 U

TABLE 3
SOIL ANALYTICAL RESULTS
PROJECT STRIKER
BOEING SPACE CENTER
KENT, WASHINGTON

	KSC-DP-13-S-4.5-5 RG71C 7/30/2010	KSC-DP-16-S-7.5-8 RG71A 7/30/2010
TOTAL METALS (mg/kg)		
Methods EPA200.8/SW7471A		
Arsenic	3.5	7.6
Cadmium	0.2 U	0.2 U
Chromium	14.3	21.6
Copper	20.3	30.9
Lead	5	10
Mercury	0.03 U	0.06
Zinc	29	51
PCBs (µg/kg)		
Method SW8082		
Aroclor 1016	32 U	33 U
Aroclor 1242	32 U	33 U
Aroclor 1248	32 U	33 U
Aroclor 1254	32 U	33 U
Aroclor 1260	32 U	33 U
Aroclor 1221	32 U	33 U
Aroclor 1232	32 U	33 U
Total PCBs	32 U	33 U
CONVENTIONALS		
Chromium, Hexavalent (SM3500CrD) (mg/kg)	0.458 U	0.475 U
Total Solids (%)	84.90	81.60

U = Indicates the compound was undetected at the reported concentration.

J = Indicates the analyte was positively identified; the associated numerical value is the approximate concentration of the analyte in the sample.

UJ = The analyte was not detected in the sample; the reported sample reporting limit is an estimate.

M = Indicates an estimated value of analyte found and confirmed by analyst but with low spectral match.

Box = Detected compound.

Box = indicates detected concentration exceeds screening level.

(a) cleanup level presented is for total naphthalenes.

(b) cleanup level presented is for Chromium III.

TABLE 4
GROUNDWATER ANALYTICAL RESULTS
PROJECT STRIKER
BOEING SPACE CENTER

	MTCA Method A Cleanup Levels	MTCA Method B Cleanup Levels	KSC-DP-1 RG18A 7/28/2010	KSC-DP-2 RG63B/RI68B 7/30/2010	KSC-DP-3 RG63C/RI68C 7/30/2010	KSC-DP-4 RG52A 7/29/2010	KSC-DP-5 RG63A/RI68A 7/30/2010	KSC-DP-9 RG52B 7/29/2010
SEMIVOLATILES (µg/L)								
Method SW8270D								
Phenol			1.0 U	1.0 U	1.0 U	1.0 U	1.0 U	1.0 U
Bis-(2-Chloroethyl) Ether			1.0 U	1.0 U	1.0 U	1.0 U	1.0 U	1.0 U
2-Chlorophenol			1.0 U	1.0 U	1.0 U	1.0 U	1.0 U	1.0 U
1,3-Dichlorobenzene			1.0 U	1.0 U	1.0 U	1.0 U	1.0 U	1.0 U
1,4-Dichlorobenzene			1.0 U	1.0 U	1.0 U	1.0 U	1.0 U	1.0 U
Benzyl Alcohol			5.0 U	5.0 U	5.0 U	5.0 U	5.0 U	5.0 U
1,2-Dichlorobenzene			1.0 U	1.0 U	1.0 U	1.0 U	1.0 U	1.0 U
2-Methylphenol			1.0 U	1.0 U	1.0 U	1.0 U	1.0 U	1.0 U
2,2'-Oxybis(1-Chloropropane)			1.0 U	1.0 U	1.0 U	1.0 U	1.0 U	1.0 U
4-Methylphenol			1.0 U	1.0 U	1.0 U	1.0 U	1.0 U	1.0 U
N-Nitroso-Di-N-Propylamine			1.0 U	1.0 U	1.0 U	1.0 U	1.0 U	1.0 U
Hexachloroethane			1.0 U	1.0 U	1.0 U	1.0 U	1.0 U	1.0 U
Nitrobenzene			1.0 U	1.0 U	1.0 U	1.0 U	1.0 U	1.0 U
Isophorone			1.0 U	1.0 U	1.0 U	1.0 U	1.0 U	1.0 U
2-Nitrophenol			5.0 U	5.0 U	5.0 U	5.0 U	5.0 U	5.0 U
2,4-Dimethylphenol			1.0 U	1.0 U	1.0 U	1.0 U	1.0 U	1.0 U
Benzoic Acid			10 U	10 U	10 U	10 U	10 U	10 U
bis(2-Chloroethoxy) Methane			1.0 U	1.0 U	1.0 U	1.0 U	1.0 U	1.0 U
2,4-Dichlorophenol			5.0 U	5.0 U	5.0 U	5.0 U	5.0 U	5.0 U
1,2,4-Trichlorobenzene			1.0 U	1.0 U	1.0 U	1.0 U	1.0 U	1.0 U
Naphthalene			1.0 U	1.0 U	1.0 U	1.0 U	1.0 U	1.0 U
4-Chloroaniline			5.0 U	5.0 U	5.0 U	5.0 U	5.0 U	5.0 U
Hexachlorobutadiene			1.0 U	1.0 U	1.0 U	1.0 U	1.0 U	1.0 U
4-Chloro-3-methylphenol			5.0 U	5.0 U	5.0 U	5.0 U	5.0 U	5.0 U
2-Methylnaphthalene		32	1.0 U	1.0 U	1.3	1.0 U	1.0 U	1.0 U
Hexachlorocyclopentadiene			5.0 U	5.0 U	5.0 U	5.0 U	5.0 U	5.0 U
2,4,6-Trichlorophenol			5.0 U	5.0 U	5.0 U	5.0 U	5.0 U	5.0 U
2,4,5-Trichlorophenol			5.0 U	5.0 U	5.0 U	5.0 U	5.0 U	5.0 U
2-Chloronaphthalene			1.0 U	1.0 U	1.0 U	1.0 U	1.0 U	1.0 U
2-Nitroaniline			5.0 U	5.0 U	5.0 U	5.0 U	5.0 U	5.0 U
Dimethylphthalate			1.0 U	1.0 U	1.0 U	1.0 U	1.0 U	1.0 U
Acenaphthylene			1.0 U	1.0 U	1.0 U	1.0 U	1.0 U	1.0 U
3-Nitroaniline			5.0 U	5.0 U	5.0 U	5.0 U	5.0 U	5.0 U
Acenaphthene			1.0 U	1.0 U	1.0 U	1.0 U	1.0 U	1.0 U
2,4-Dinitrophenol			10 U	10 UJ	10 UJ	10 U	10 UJ	10 U
4-Nitrophenol			5.0 U	5.0 U	5.0 UJ	5.0 U	5.0 U	5.0 U
Dibenzofuran			1.0 U	1.0 U	1.0 U	1.0 U	1.0 U	1.0 U
2,6-Dinitrotoluene			5.0 U	5.0 U	5.0 U	5.0 U	5.0 U	5.0 U

TABLE 4
GROUNDWATER ANALYTICAL RESULTS
PROJECT STRIKER
BOEING SPACE CENTER

	MTCA Method A Cleanup Levels	MTCA Method B Cleanup Levels	KSC-DP-1 RG18A 7/28/2010	KSC-DP-2 RG63B/RI68B 7/30/2010	KSC-DP-3 RG63C/RI68C 7/30/2010	KSC-DP-4 RG52A 7/29/2010	KSC-DP-5 RG63A/RI68A 7/30/2010	KSC-DP-9 RG52B 7/29/2010
2,4-Dinitrotoluene			5.0 U	5.0 U	5.0 U	5.0 U	5.0 U	5.0 U
Diethylphthalate			1.0 U	1.0 U	1.0 U	1.0 U	1.0 U	1.0 U
4-Chlorophenyl-phenylether			1.0 U	1.0 U	1.0 U	1.0 U	1.0 U	1.0 U
Fluorene			1.0 U	1.0 U	1.0 U	1.0 U	1.0 U	1.0 U
4-Nitroaniline			5.0 U	5.0 U	5.0 U	5.0 U	5.0 U	5.0 U
4,6-Dinitro-2-Methylphenol			10 U	10 U	10 U	10 U	10 U	10 U
N-Nitrosodiphenylamine			5.0 U	5.0 UJ	5.0 UJ	5.0 U	5.0 UJ	5.0 U
4-Bromophenyl-phenylether			1.0 U	1.0 U	1.0 U	1.0 U	1.0 U	1.0 U
Hexachlorobenzene			1.0 U	1.0 U	1.0 U	1.0 U	1.0 U	1.0 U
Pentachlorophenol			5.0 U	5.0 U	5.0 U	5.0 U	5.0 U	5.0 U
Phenanthrene			1.0 U	1.0 U	1.0 U	1.0 U	1.0 U	1.0 U
Carbazole			1.0 U	1.0 U	1.0 U	1.0 U	1.0 U	1.0 U
Anthracene			1.0 U	1.0 U	1.0 U	1.0 U	1.0 U	1.0 U
Di-n-Butylphthalate			1.0 U	1.0 U	1.0 U	1.0 U	1.0 U	1.0 U
Fluoranthene			1.0 U	1.0 U	1.0 U	1.0 U	1.0 U	1.0 U
Pyrene			1.0 U	1.0 U	1.0 U	1.0 U	1.0 U	1.0 U
Butylbenzylphthalate			1.0 U	1.0 U	1.0 U	1.0 U	1.0 U	1.0 U
3,3'-Dichlorobenzidine			5.0 U	5.0 U	5.0 U	5.0 U	5.0 U	5.0 U
Benzo(a)anthracene			1.0 U	1.0 U	1.0 U	1.0 U	1.0 U	1.0 U
bis(2-Ethylhexyl)phthalate			1.0 U	1.0 U	1.0 U	1.1	2.0	1.0 U
Chrysene			1.0 U	1.0 U	1.0 U	1.0 U	1.0 U	1.0 U
Di-n-Octyl phthalate			1.0 U	1.0 U	1.0 U	1.0 U	1.0 U	1.0 U
Benzo(b)fluoranthene			1.0 U	1.0 U	1.0 U	1.0 U	1.0 U	1.0 U
Benzo(k)fluoranthene			1.0 U	1.0 U	1.0 U	1.0 U	1.0 U	1.0 U
Benzo(a)pyrene			1.0 U	1.0 U	1.0 U	1.0 U	1.0 U	1.0 U
Indeno(1,2,3-cd)pyrene			1.0 U	1.0 U	1.0 U	1.0 U	1.0 U	1.0 U
Dibenz(a,h)anthracene			1.0 U	1.0 U	1.0 U	1.0 U	1.0 U	1.0 U
Benzo(g,h,i)perylene			1.0 U	1.0 U	1.0 U	1.0 U	1.0 U	1.0 U
1-Methylnaphthalene			1.0 U	1.0 U	3.1	1.0 U	1.0 U	1.0 U
cPAH TEQ	0.1		1.0 U	1.0 U	1.0 U	1.0 U	1.0 U	1.0 U
VOLATILES (µg/L)								
Method SW8260C								
Chloromethane			0.5 U	0.5 U	0.5 U	0.5 U	0.5 U	0.5 U
Bromomethane			1.0 U	1.0 U	1.0 U	1.0 U	1.0 U	1.0 U
Vinyl Chloride	0.2	0.29	0.2 U	0.3	0.2	0.2 U	0.2 U	0.2 U
Chloroethane			0.2 U	0.2 U	0.2 U	0.2 U	0.2 U	0.2 U
Methylene Chloride			0.5 U	0.5 U	0.5 U	0.5 U	0.5 U	0.5 U
Acetone		800	5.0 U	5.0 U	5.0 U	5.0 U	5.0 U	5.0 U
Carbon Disulfide			0.2 U	0.2 U	0.2 U	0.2 U	0.2 U	0.2 U
1,1-Dichloroethene			0.2 U	0.2 U	0.2 U	0.2 U	0.2 U	0.2 U

TABLE 4
GROUNDWATER ANALYTICAL RESULTS
PROJECT STRIKER
BOEING SPACE CENTER

	MTCA Method A Cleanup Levels	MTCA Method B Cleanup Levels	KSC-DP-1 RG18A 7/28/2010	KSC-DP-2 RG63B/RI68B 7/30/2010	KSC-DP-3 RG63C/RI68C 7/30/2010	KSC-DP-4 RG52A 7/29/2010	KSC-DP-5 RG63A/RI68A 7/30/2010	KSC-DP-9 RG52B 7/29/2010
1,1-Dichloroethane			0.2 U	0.2 U	0.2 U	0.2 U	0.2 U	0.2 U
trans-1,2-Dichloroethene		100	0.2 U	0.8	0.2 U	0.2 U	0.2 U	0.2 U
cis-1,2-Dichloroethene		70	0.2 U	23	0.2 U	0.2 U	0.2 U	0.2 U
Chloroform			0.2 U	0.2 U	0.2 U	0.2 U	0.2 U	0.2 U
1,2-Dichloroethane			0.2 U	0.2 U	0.2 U	0.2 U	0.2 U	0.2 U
2-Butanone			5.0 U	5.0 U	5.0 U	5.0 U	5.0 U	5.0 U
1,1,1-Trichloroethane			0.2 U	0.2 U	0.2 U	0.2 U	0.2 U	0.2 U
Carbon Tetrachloride			0.2 U	0.2 U	0.2 U	0.2 U	0.2 U	0.2 U
Vinyl Acetate			1.0 U	1.0 U	1.0 U	1.0 U	1.0 U	1.0 U
Bromodichloromethane			0.2 U	0.2 U	0.2 U	0.2 U	0.2 U	0.2 U
1,2-Dichloropropane			0.2 U	0.2 U	0.2 U	0.2 U	0.2 U	0.2 U
cis-1,3-Dichloropropene			0.2 U	0.2 U	0.2 U	0.2 U	0.2 U	0.2 U
Trichloroethene			0.2 U	0.2 U	0.2 U	0.2 U	0.2 U	0.2 U
Dibromochloromethane			0.2 U	0.2 U	0.2 U	0.2 U	0.2 U	0.2 U
1,1,2-Trichloroethane			0.2 U	0.2 U	0.2 U	0.2 U	0.2 U	0.2 U
Benzene			0.2 U	0.2 U	0.2 U	0.2 U	0.2 U	0.2 U
trans-1,3-Dichloropropene			0.2 U	0.2 U	0.2 U	0.2 U	0.2 U	0.2 U
2-Chloroethylvinylether			1.0 U	1.0 U	1.0 U	1.0 U	1.0 U	1.0 U
Bromoform			0.2 U	0.2 U	0.2 U	0.2 U	0.2 U	0.2 U
4-Methyl-2-Pentanone (MIBK)			5.0 U	5.0 U	5.0 U	5.0 U	5.0 U	5.0 U
2-Hexanone			5.0 U	5.0 U	5.0 U	5.0 U	5.0 U	5.0 U
Tetrachloroethene			0.2 U	0.2 U	0.2 U	0.2 U	0.2 U	0.2 U
1,1,2,2-Tetrachloroethane			0.2 U	0.2 U	0.2 U	0.2 U	0.2 U	0.2 U
Toluene	1,000	640	0.2 U	0.2 U	0.2 U	0.2 U	0.2	0.2 U
Chlorobenzene			0.2 U	0.2 U	0.2 U	0.2 U	0.2 U	0.2 U
Ethylbenzene			0.2 U	0.2 U	0.2 U	0.2 U	0.2 U	0.2 U
Styrene			0.2 U	0.2 U	0.2 U	0.2 U	0.2 U	0.2 U
Trichlorofluoromethane			0.2 U	0.2 U	0.2 U	0.2 U	0.2 U	0.2 U
1,1,2-Trichloro-1,2,2-trifluoroethane			0.2 U	0.2 U	0.2 U	0.2 U	0.2 U	0.2 U
m, p-Xylene			0.4 U	0.4 U	0.4 U	0.4 U	0.4 U	0.4 U
o-Xylene			0.2 U	0.2 U	0.2 U	0.2 U	0.2 U	0.2 U
Total Xylenes	1,000		0.4 U	0.4 U	0.4 U	0.4 U	0.4 U	0.4 U
1,2-Dichlorobenzene			0.2 U	0.2 U	0.2 U	0.2 U	0.2 U	0.2 U
1,3-Dichlorobenzene			0.2 U	0.2 U	0.2 U	0.2 U	0.2 U	0.2 U
1,4-Dichlorobenzene			0.2 U	0.2 U	0.2 U	0.2 U	0.2 U	0.2 U
Acrolein			5.0 U	5.0 U	5.0 U	5.0 U	5.0 U	5.0 U
Methyl Iodide			1.0 U	1.0 U	1.0 U	1.0 U	1.0 U	1.0 U
Bromoethane			0.2 U	0.2 U	0.2 U	0.2 U	0.2 U	0.2 U
Acrylonitrile			1.0 U	1.0 U	1.0 U	1.0 U	1.0 U	1.0 U
1,1-Dichloropropene			0.2 U	0.2 U	0.2 U	0.2 U	0.2 U	0.2 U
Dibromomethane			0.2 U	0.2 U	0.2 U	0.2 U	0.2 U	0.2 U

TABLE 4
GROUNDWATER ANALYTICAL RESULTS
PROJECT STRIKER
BOEING SPACE CENTER

	MTCA Method A Cleanup Levels	MTCA Method B Cleanup Levels	KSC-DP-1 RG18A 7/28/2010	KSC-DP-2 RG63B/RI68B 7/30/2010	KSC-DP-3 RG63C/RI68C 7/30/2010	KSC-DP-4 RG52A 7/29/2010	KSC-DP-5 RG63A/RI68A 7/30/2010	KSC-DP-9 RG52B 7/29/2010
1,1,1,2-Tetrachloroethane			0.2 U	0.2 U	0.2 U	0.2 U	0.2 U	0.2 U
1,2-Dibromo-3-chloropropane			0.5 U	0.5 U	0.5 U	0.5 U	0.5 U	0.5 U
1,2,3-Trichloropropane			0.5 U	0.5 U	0.5 U	0.5 U	0.5 U	0.5 U
trans-1,4-Dichloro-2-butene			1.0 U	1.0 U	1.0 U	1.0 U	1.0 U	1.0 U
1,3,5-Trimethylbenzene		400	0.2 U	0.2 U	0.5	0.2 U	0.2 U	0.2 U
1,2,4-Trimethylbenzene		40	0.2 U	0.2 U	2.6	0.2 U	0.2 U	0.2 U
Hexachlorobutadiene			0.5 U	0.5 U	0.5 U	0.5 U	0.5 U	0.5 U
Ethylene Dibromide			0.2 U	0.2 U	0.2 U	0.2 U	0.2 U	0.2 U
Bromochloromethane			0.2 U	0.2 U	0.2 U	0.2 U	0.2 U	0.2 U
2,2-Dichloropropane			0.2 U	0.2 U	0.2 U	0.2 U	0.2 U	0.2 U
1,3-Dichloropropane			0.2 U	0.2 U	0.2 U	0.2 U	0.2 U	0.2 U
Isopropylbenzene			0.2 U	0.2 U	0.2 U	0.2 U	0.2 U	0.2 U
n-Propylbenzene		--	0.2 U	0.2 U	0.3	0.2 U	0.2 U	0.2 U
Bromobenzene			0.2 U	0.2 U	0.2 U	0.2 U	0.2 U	0.2 U
2-Chlorotoluene			0.2 U	0.2 U	0.2 U	0.2 U	0.2 U	0.2 U
4-Chlorotoluene			0.2 U	0.2 U	0.2 U	0.2 U	0.2 U	0.2 U
tert-Butylbenzene			0.2 U	0.2 U	0.2 U	0.2 U	0.2 U	0.2 U
sec-Butylbenzene		--	0.2 U	0.2 U	0.2	0.2 U	0.2 U	0.2 U
4-Isopropyltoluene		--	0.2 U	0.2 U	0.3	0.2 U	0.2 U	0.2 U
n-Butylbenzene		--	0.2 U	0.2 U	0.6	0.2 U	0.2 U	0.2 U
1,2,4-Trichlorobenzene			0.5 U	0.5 U	0.5 U	0.5 U	0.5 U	0.5 U
Naphthalene	160	160	0.5 U	0.5 U	2.1 J	0.5 U	0.5 U	0.5 U
1,2,3-Trichlorobenzene			0.5 U	0.5 U	0.5 U	0.5 U	0.5 U	0.5 U
TOTAL PETROLEUM HYDROCARBONS (mg/L)								
NWTPH-Dx								
Diesel Range Organics	0.5	0.5	0.10 U	0.10 U	0.11	0.10 U	0.10 U	0.10 U
Lube Oil	0.5	0.5	0.20 U	0.27	0.20 U	0.20 U	0.20 U	0.20 U
NWTPH-G								
Gasoline Range Organics	1	1	0.25 U	0.25 U	0.36	0.25 U	0.25 U	0.25 U
DISSOLVED METALS (µg/L)								
Methods EPA200.8/SW7470A								
Arsenic	5	5	23.8	8.1	40.3	9.6	114	13.8
Cadmium			0.2 U			0.2 U		0.2 U
Chromium	50	100	1 U			1.0 U		2
Copper		590	0.5 U			0.5		0.8
Lead			1 U			1.0 U		1 U
Mercury			0.1 U			0.1 U		0.1 U

**TABLE 4
GROUNDWATER ANALYTICAL RESULTS
PROJECT STRIKER
BOEING SPACE CENTER**

	MTCA Method A Cleanup Levels	MTCA Method B Cleanup Levels	KSC-DP-1 RG18A 7/28/2010	KSC-DP-2 RG63B/RI68B 7/30/2010	KSC-DP-3 RG63C/RI68C 7/30/2010	KSC-DP-4 RG52A 7/29/2010	KSC-DP-5 RG63A/RI68A 7/30/2010	KSC-DP-9 RG52B 7/29/2010
Zinc			4 U			4 U		4 U
DISSOLVED METALS (µg/L) Methods SW6010B/SW7470A								
Arsenic	5	5		50 U	50 U		120	
Cadmium				2 U	2 U		2 U	
Chromium				5 U	5 U		5 U	
Copper				2 U	2 U		2 U	
Lead				20 U	20 U		20 U	
Mercury				0.1 U	0.1 U		0.1 U	
Zinc				10 U	10 U		10 U	
CONVENTIONALS (mg/L)								
Chromium, Hexavalent (SM3500CrD)		0.048		0.040	0.032	0.010 UJ	0.049 J	0.023

TABLE 4
GROUNDWATER ANALYTICAL RESULTS
PROJECT STRIKER
BOEING SPACE CENTER

	KSC-DP-11 RG63E/RI68E 7/30/2010	KSC-DP-15 RG74A 7/30/2010	KSC-DP-16 RG63D/RI68D 7/30/2010
SEMIVOLATILES (µg/L)			
Method SW8270D			
Phenol	1.0 U	1.0 U	1.0 U
Bis-(2-Chloroethyl) Ether	1.0 U	1.0 U	1.0 U
2-Chlorophenol	1.0 U	1.0 U	1.0 U
1,3-Dichlorobenzene	1.0 U	1.0 U	1.0 U
1,4-Dichlorobenzene	1.0 U	1.0 U	1.0 U
Benzyl Alcohol	5.0 U	5.0 U	5.0 U
1,2-Dichlorobenzene	1.0 U	1.0 U	1.0 U
2-Methylphenol	1.0 U	1.0 U	1.0 U
2,2'-Oxybis(1-Chloropropane)	1.0 U	1.0 U	1.0 U
4-Methylphenol	1.0 U	1.0 U	1.0 U
N-Nitroso-Di-N-Propylamine	1.0 U	1.0 U	1.0 U
Hexachloroethane	1.0 U	1.0 U	1.0 U
Nitrobenzene	1.0 U	1.0 U	1.0 U
Isophorone	1.0 U	1.0 U	1.0 U
2-Nitrophenol	5.0 U	5.0 U	5.0 U
2,4-Dimethylphenol	1.0 U	1.0 U	1.0 U
Benzoic Acid	10 U	10 U	10 U
bis(2-Chloroethoxy) Methane	1.0 U	1.0 U	1.0 U
2,4-Dichlorophenol	5.0 U	5.0 U	5.0 U
1,2,4-Trichlorobenzene	1.0 U	1.0 U	1.0 U
Naphthalene	1.0 U	1.0 U	1.0 U
4-Chloroaniline	5.0 U	5.0 U	5.0 U
Hexachlorobutadiene	1.0 U	1.0 U	1.0 U
4-Chloro-3-methylphenol	5.0 U	5.0 U	5.0 U
2-Methylnaphthalene	1.0 U	1.0 U	1.0 U
Hexachlorocyclopentadiene	5.0 U	5.0 U	5.0 U
2,4,6-Trichlorophenol	5.0 U	5.0 U	5.0 U
2,4,5-Trichlorophenol	5.0 U	5.0 U	5.0 U
2-Chloronaphthalene	1.0 U	1.0 U	1.0 U
2-Nitroaniline	5.0 U	5.0 U	5.0 U
Dimethylphthalate	1.0 U	1.0 U	1.0 U
Acenaphthylene	1.0 U	1.0 U	1.0 U
3-Nitroaniline	5.0 U	5.0 U	5.0 U
Acenaphthene	1.0 U	1.0 U	1.0 U
2,4-Dinitrophenol	10 UJ	10 UJ	10 UJ
4-Nitrophenol	5.0 UJ	5.0 UJ	5.0 UJ
Dibenzofuran	1.0 U	1.0 U	1.0 U
2,6-Dinitrotoluene	5.0 U	5.0 U	5.0 U

TABLE 4
GROUNDWATER ANALYTICAL RESULTS
PROJECT STRIKER
BOEING SPACE CENTER

	KSC-DP-11 RG63E/RI68E 7/30/2010	KSC-DP-15 RG74A 7/30/2010	KSC-DP-16 RG63D/RI68D 7/30/2010
2,4-Dinitrotoluene	5.0 U	5.0 U	5.0 U
Diethylphthalate	1.0 U	1.0 U	1.0 U
4-Chlorophenyl-phenylether	1.0 U	1.0 U	1.0 U
Fluorene	1.0 U	1.0 U	1.0 U
4-Nitroaniline	5.0 U	5.0 U	5.0 U
4,6-Dinitro-2-Methylphenol	10 U	10 U	10 U
N-Nitrosodiphenylamine	5.0 UJ	5.0 UJ	5.0 UJ
4-Bromophenyl-phenylether	1.0 U	1.0 U	1.0 U
Hexachlorobenzene	1.0 U	1.0 U	1.0 U
Pentachlorophenol	5.0 U	5.0 U	5.0 U
Phenanthrene	1.0 U	1.0 U	1.0 U
Carbazole	1.0 U	1.0 U	1.0 U
Anthracene	1.0 U	1.0 U	1.0 U
Di-n-Butylphthalate	1.0 U	1.0 U	1.0 U
Fluoranthene	1.0 U	1.0 U	1.0 U
Pyrene	1.0 U	1.0 U	1.0 U
Butylbenzylphthalate	1.0 U	1.0 U	1.0 U
3,3'-Dichlorobenzidine	5.0 U	5.0 U	5.0 U
Benzo(a)anthracene	1.0 U	1.0 U	1.0 U
bis(2-Ethylhexyl)phthalate	1.0 U	1.0 U	1.0 U
Chrysene	1.0 U	1.0 U	1.0 U
Di-n-Octyl phthalate	1.0 U	1.0 U	1.0 U
Benzo(b)fluoranthene	1.0 U	1.0 U	1.0 U
Benzo(k)fluoranthene	1.0 U	1.0 U	1.0 U
Benzo(a)pyrene	1.0 U	1.0 U	1.0 U
Indeno(1,2,3-cd)pyrene	1.0 U	1.0 U	1.0 U
Dibenz(a,h)anthracene	1.0 U	1.0 U	1.0 U
Benzo(g,h,i)perylene	1.0 U	1.0 U	1.0 U
1-Methylnaphthalene	1.0 U	1.0 U	1.0 U
cPAH TEQ	1.0 U	1.0 U	1.0 U
VOLATILES (µg/L)			
Method SW8260C			
Chloromethane	0.5 U	0.5 U	0.5 U
Bromomethane	1.0 U	1.0 U	1.0 U
Vinyl Chloride	0.2 U	0.2 U	1.8
Chloroethane	0.2 U	0.2 U	0.2 U
Methylene Chloride	0.5 U	0.5 U	0.5 U
Acetone	5.0 U	5.0 U	5.8 J
Carbon Disulfide	0.2 U	0.2 U	0.2 U
1,1-Dichloroethene	0.2 U	0.2 U	0.2 U

TABLE 4
GROUNDWATER ANALYTICAL RESULTS
PROJECT STRIKER
BOEING SPACE CENTER

	KSC-DP-11 RG63E/RI68E 7/30/2010	KSC-DP-15 RG74A 7/30/2010	KSC-DP-16 RG63D/RI68D 7/30/2010
1,1-Dichloroethane	0.2 U	0.2 U	0.2 U
trans-1,2-Dichloroethene	0.2 U	0.2 U	0.2 U
cis-1,2-Dichloroethene	0.2 U	0.3	1.0
Chloroform	0.2 U	0.2 U	0.2 U
1,2-Dichloroethane	0.2 U	0.2 U	0.2 U
2-Butanone	5.0 U	5.0 U	5.0 U
1,1,1-Trichloroethane	0.2 U	0.2 U	0.2 U
Carbon Tetrachloride	0.2 U	0.2 U	0.2 U
Vinyl Acetate	1.0 U	1.0 U	1.0 U
Bromodichloromethane	0.2 U	0.2 U	0.2 U
1,2-Dichloropropane	0.2 U	0.2 U	0.2 U
cis-1,3-Dichloropropene	0.2 U	0.2 U	0.2 U
Trichloroethene	0.2 U	0.2 U	0.2 U
Dibromochloromethane	0.2 U	0.2 U	0.2 U
1,1,2-Trichloroethane	0.2 U	0.2 U	0.2 U
Benzene	0.2 U	0.2 U	0.2 U
trans-1,3-Dichloropropene	0.2 U	0.2 U	0.2 U
2-Chloroethylvinylether	1.0 U	1.0 U	1.0 U
Bromoform	0.2 U	0.2 U	0.2 U
4-Methyl-2-Pentanone (MIBK)	5.0 U	5.0 U	5.0 U
2-Hexanone	5.0 U	5.0 U	5.0 U
Tetrachloroethene	0.2 U	0.2 U	0.2 U
1,1,2,2-Tetrachloroethane	0.2 U	0.2 U	0.2 U
Toluene	0.2 U	0.2 U	0.2 U
Chlorobenzene	0.2 U	0.2 U	0.2 U
Ethylbenzene	0.2 U	0.2 U	0.2 U
Styrene	0.2 U	0.2 U	0.2 U
Trichlorofluoromethane	0.2 U	0.2 U	0.2 U
1,1,2-Trichloro-1,2,2-trifluoroethane	0.2 U	0.2 U	0.2 U
m, p-Xylene	0.4 U	0.4 U	0.4 U
o-Xylene	0.2 U	0.2 U	0.2 U
Total Xylenes	0.4 U	0.4 U	0.4 U
1,2-Dichlorobenzene	0.2 U	0.2 U	0.2 U
1,3-Dichlorobenzene	0.2 U	0.2 U	0.2 U
1,4-Dichlorobenzene	0.2 U	0.2 U	0.2 U
Acrolein	5.0 U	5.0 U	5.0 U
Methyl Iodide	1.0 U	1.0 U	1.0 U
Bromoethane	0.2 U	0.2 U	0.2 U
Acrylonitrile	1.0 U	1.0 U	1.0 U
1,1-Dichloropropene	0.2 U	0.2 U	0.2 U
Dibromomethane	0.2 U	0.2 U	0.2 U

TABLE 4
GROUNDWATER ANALYTICAL RESULTS
PROJECT STRIKER
BOEING SPACE CENTER

	KSC-DP-11 RG63E/RI68E 7/30/2010	KSC-DP-15 RG74A 7/30/2010	KSC-DP-16 RG63D/RI68D 7/30/2010
1,1,1,2-Tetrachloroethane	0.2 U	0.2 U	0.2 U
1,2-Dibromo-3-chloropropane	0.5 U	0.5 U	0.5 U
1,2,3-Trichloropropane	0.5 U	0.5 U	0.5 U
trans-1,4-Dichloro-2-butene	1.0 U	1.0 U	1.0 U
1,3,5-Trimethylbenzene	0.2 U	0.2 U	0.2 U
1,2,4-Trimethylbenzene	0.2 U	0.2 U	0.2 U
Hexachlorobutadiene	0.5 U	0.5 U	0.5 U
Ethylene Dibromide	0.2 U	0.2 U	0.2 U
Bromochloromethane	0.2 U	0.2 U	0.2 U
2,2-Dichloropropane	0.2 U	0.2 U	0.2 U
1,3-Dichloropropane	0.2 U	0.2 U	0.2 U
Isopropylbenzene	0.2 U	0.2 U	0.2 U
n-Propylbenzene	0.2 U	0.2 U	0.2 U
Bromobenzene	0.2 U	0.2 U	0.2 U
2-Chlorotoluene	0.2 U	0.2 U	0.2 U
4-Chlorotoluene	0.2 U	0.2 U	0.2 U
tert-Butylbenzene	0.2 U	0.2 U	0.2 U
sec-Butylbenzene	0.2 U	0.2 U	0.2 U
4-Isopropyltoluene	0.2 U	0.2 U	0.2 U
n-Butylbenzene	0.2 U	0.2 U	0.2 U
1,2,4-Trichlorobenzene	0.5 U	0.5 U	0.5 U
Naphthalene	0.5 U	0.5 U	0.5 U
1,2,3-Trichlorobenzene	0.5 U	0.5 U	0.5 U
TOTAL PETROLEUM			
HYDROCARBONS (mg/L)			
NWTPH-Dx			
Diesel Range Organics	0.10 U	0.10 U	0.10 U
Lube Oil	0.20 U	0.20 U	0.20 U
NWTPH-G			
Gasoline Range Organics	0.25 U	0.25 U	0.25 U
DISSOLVED METALS (µg/L)			
Methods EPA200.8/SW7470A			
Arsenic	43.8	9.1	53.3
Cadmium			
Chromium			
Copper			
Lead			
Mercury			

**TABLE 4
GROUNDWATER ANALYTICAL RESULTS
PROJECT STRIKER
BOEING SPACE CENTER**

	KSC-DP-11 RG63E/RI68E 7/30/2010	KSC-DP-15 RG74A 7/30/2010	KSC-DP-16 RG63D/RI68D 7/30/2010
Zinc			
DISSOLVED METALS (µg/L)			
Methods SW6010B/SW7470A			
Arsenic	50 U	50 U	60
Cadmium	2 U	2 U	2 U
Chromium	5 U	5 U	5 U
Copper	2 U	2 U	2 U
Lead	20 U	20 U	20 U
Mercury	0.1 U	0.1 U	0.1 U
Zinc	10 U	10 U	10 U
CONVENTIONALS (mg/L)			
Chromium, Hexavalent (SM3500CrD)	0.040		0.038

U = Indicates the compound was undetected at the reported concentration.

M = Indicates an estimated value of analyte found and confirmed by analyst but with low spectral match.

Bold = Detected compound.

Laboratory Analytical Reports (on CD-ROM)



Analytical Resources, Incorporated

Analytical Chemists and Consultants
August 10, 2010

Tim Syverson
Landau Associates
130 Second Avenue South
Edmonds, WA 98020

RE: Project: Project Striker
ARI Job: RG18

Dear Tim

Enclosed, please find the original Chain-of-Custody (COC) record, sample receipt documentation, and final data report for the samples from the project referenced above. Analytical Resources, Inc. (ARI) accepted one water sample in good condition on July 28, 2010. For further details regarding sample receipt, please refer to the enclosed Cooler Receipt Form. Per Landau Associates, samples were allowed to settle and sample aliquot was collected from the clear portion.

The sample was analyzed for Dissolved Metals, SVOCs, VOCs, NWTPH-Dx and NWTPH-Gx, as requested on the COC.

The SVOCs LCS and LCSD are out of control high for benzyl alcohol. The associated sample was non-detect and no further corrective action was required.

The SVOCs LCS surrogates PHL and 2CP are out of control high. All other surrogate recoveries were in control and no further corrective action was required.

Quality control analysis results are included for your review. An electronic copy of this report and all associated raw data will be kept on file at ARI. If you have any questions or require additional information, please contact me at your convenience.

Sincerely,
ANALYTICAL RESOURCES, INC

Kelly Bottem
Client Services Manager
(206) 695-6211
kellyb@arilabs.com
www.arilabs.com

KB/kb
Enclosures

RG18

- Seattle/Edmonds (425) 778-0907
- Tacoma (253) 926-2493
- Spokane (509) 327-9737
- Portland (503) 542-1080
- _____



Boeing

Date 7/28/10
Page 1 of 1

Chain-of-Custody Record

Project Name <u>Project Striker</u>		Project No. <u>025195.020</u>		Testing Parameters				Turnaround Time	
Project Location/Event <u>Striker Property</u>				<div style="display: flex; justify-content: space-between;"> <div style="writing-mode: vertical-rl; transform: rotate(180deg);">PCBs</div> <div style="writing-mode: vertical-rl; transform: rotate(180deg);">SVOC</div> <div style="writing-mode: vertical-rl; transform: rotate(180deg);">VOC</div> <div style="writing-mode: vertical-rl; transform: rotate(180deg);">TPH-GX by 5035</div> <div style="writing-mode: vertical-rl; transform: rotate(180deg);">TPH-Dx</div> <div style="writing-mode: vertical-rl; transform: rotate(180deg);">TPH-GX</div> <div style="writing-mode: vertical-rl; transform: rotate(180deg);">Metals f. trace</div> <div style="writing-mode: vertical-rl; transform: rotate(180deg);">METALS</div> </div>				<input checked="" type="checkbox"/> Standard	
Sampler's Name <u>CFB</u>								<input type="checkbox"/> Accelerated	
Project Contact <u>Joe Flaherty, Tim Sverson</u>								<input type="checkbox"/> _____	
Send Results To _____									

Sample I.D.	Date	Time	Matrix	No. of Containers	Testing Parameters							Observations/Comments		
<u>KSC-DP-1-GW-100728</u>	<u>7/28/10</u>	<u>9:00 1000</u>	<u>Water</u>	<u>10</u>	<u>X</u>	<u>X</u>	<u>X</u>	<u>X</u>	<u>X</u>	<u>X</u>	<u>X</u>	<u>X</u>	<u>X</u>	<u>X</u> Allow water samples to settle, collect aliquot from clear portion <u>X</u> NWTPH-Dx - run acid wash/silica gel cleanup ___ run samples standardized to _____ product ___ Analyze for EPH if no specific product identified VOC/BTEX/VPH (soil): ___ non-preserved ___ preserved w/methanol ___ preserved w/sodium bisulfate ___ Freeze upon receipt <u>X</u> Dissolved metal water samples field filtered Other <u>As, Cd, Cr, Cu, Pb, Hg and zinc</u> <u>ICPMS</u>

delly 7/28/10

Special Shipment/Handling or Storage Requirements		Method of Shipment	
Relinquished by Signature <u>Chris Burke</u> Printed Name <u>LANDAU</u> Company Date <u>7/28/10</u> Time <u>1530</u>	Received by Signature <u>SUSAN DICKERSON</u> Printed Name <u>LANDAU</u> Company Date <u>7/28/10</u> Time <u>1530</u>	Relinquished by Signature <u>C. OREIRO</u> Printed Name <u>ARI</u> Company Date <u>7/28/10</u> Time <u>1800</u>	Relinquished Received by Signature <u>Susan Dickerson</u> Printed Name <u>LAI</u> Company Date <u>7/28/10</u> Time <u>1800</u>



Cooler Receipt Form

ARI Client: Landau / Boeing
 COC No(s): _____ (NA)
 Assigned ARI Job No: R918

Project Name: Striker Property
 Delivered by: Fed-Ex UPS Courier Hand Delivered Other: _____
 Tracking No: _____ (NA)

Preliminary Examination Phase:

Were intact, properly signed and dated custody seals attached to the outside of to cooler? YES NO
 Were custody papers included with the cooler? YES NO
 Were custody papers properly filled out (ink, signed, etc.) YES NO

Temperature of Cooler(s) (°C) (recommended 2.0-6.0 °C for chemistry)..... 2.9
 If cooler temperature is out of compliance fill out form 00070F Temp Gun ID#: 90877952

Cooler Accepted by: AW Date: 7/28/10 Time: 1800

Complete custody forms and attach all shipping documents

Log-in Phase:

Was a temperature blank included in the cooler? YES NO
 What kind of packing material was used? ... Bubble Wrap Wet Ice Gel Packs Baggies Foam Block Paper Other: _____
 Was sufficient ice used (if appropriate)? NA YES NO
 Were all bottles sealed in individual plastic bags? YES NO
 Did all bottles arrive in good condition (unbroken)? YES NO
 Were all bottle labels complete and legible? YES NO
 Did the number of containers listed on COC match with the number of containers received? YES NO
 Did all bottle labels and tags agree with custody papers? YES NO
 Were all bottles used correct for the requested analyses? YES NO
 Do any of the analyses (bottles) require preservation? (attach preservation sheet, excluding VOCs)... NA YES NO
 Were all VOC vials free of air bubbles? NA YES NO
 Was sufficient amount of sample sent in each bottle? YES NO
 Date VOC Trip Blank was made at ARI: NA _____
 Was Sample Split by ARI: NA YES Date/Time: _____ Equipment: _____ Split by: _____

Samples Logged by: MM MM Date: 7/29/10 Time: 1315

**** Notify Project Manager of discrepancies or concerns ****

Sample ID on Bottle	Sample ID on COC	Sample ID on Bottle	Sample ID on COC

Additional Notes, Discrepancies, & Resolutions:

By: _____ Date: _____

			Small → "sm"
			Peabubbles → "pb"
			Large → "lg"
			Headspace → "hs"

PRESERVATION VERIFICATION 07/29/10

Page 1 of 1



ARI Job No: RG18

PC: Kelly
VTSR: 07/28/10

Inquiry Number: NONE
Analysis Requested: 07/29/10
Contact: Syverson, Tim
Client: Landau Associates, Inc.
Logged by: MM
Sample Set Used: Yes-481
Validatable Package: No
Deliverables:

Project #: 025195.020
Project: Project Striker
Sample Site:
SDG No:
Analytical Protocol: In-house

LOGNUM ARI ID	CLIENT ID	CN >12	WAD >12	NH3 <2	COD <2	FOG <2	MET <2	PHEN <2	PHOS <2	TKN <2	NO23 <2	TOC <2	S2 >9	AK102 <2	Fe2+ <2	DMET FLT	DOC FLT	PARAMETER	ADJUSTED TO	LOT NUMBER	AMOUNT ADDED	DATE/BY
10-18018 RG18A	KSC-DP-1-GW-100728						DIS PUS									Y						

Checked By MM Date 7/29/10

ORGANICS ANALYSIS DATA SHEET

Volatiles by Purge & Trap GC/MS-Method SW8260C
Page 1 of 2Sample ID: KSC-DP-1-GW-100728
SAMPLELab Sample ID: RG18A
LIMS ID: 10-18018
Matrix: Water
Data Release Authorized:
Reported: 08/09/10QC Report No: RG18-Landau Associates, Inc.
Project: Project Striker
025195.020
Date Sampled: 07/28/10
Date Received: 07/28/10Instrument/Analyst: NT5/PKC
Date Analyzed: 08/05/10 20:51Sample Amount: 10.0 mL
Purge Volume: 10.0 mL

CAS Number	Analyte	RL	Result	Q
74-87-3	Chloromethane	0.5	< 0.5	U
74-83-9	Bromomethane	1.0	< 1.0	U
75-01-4	Vinyl Chloride	0.2	< 0.2	U
75-00-3	Chloroethane	0.2	< 0.2	U
75-09-2	Methylene Chloride	0.5	< 0.5	U
67-64-1	Acetone	5.0	< 5.0	U
75-15-0	Carbon Disulfide	0.2	< 0.2	U
75-35-4	1,1-Dichloroethene	0.2	< 0.2	U
75-34-3	1,1-Dichloroethane	0.2	< 0.2	U
156-60-5	trans-1,2-Dichloroethene	0.2	< 0.2	U
156-59-2	cis-1,2-Dichloroethene	0.2	< 0.2	U
67-66-3	Chloroform	0.2	< 0.2	U
107-06-2	1,2-Dichloroethane	0.2	< 0.2	U
78-93-3	2-Butanone	5.0	< 5.0	U
71-55-6	1,1,1-Trichloroethane	0.2	< 0.2	U
56-23-5	Carbon Tetrachloride	0.2	< 0.2	U
108-05-4	Vinyl Acetate	1.0	< 1.0	U
75-27-4	Bromodichloromethane	0.2	< 0.2	U
78-87-5	1,2-Dichloropropane	0.2	< 0.2	U
10061-01-5	cis-1,3-Dichloropropene	0.2	< 0.2	U
79-01-6	Trichloroethene	0.2	< 0.2	U
124-48-1	Dibromochloromethane	0.2	< 0.2	U
79-00-5	1,1,2-Trichloroethane	0.2	< 0.2	U
71-43-2	Benzene	0.2	< 0.2	U
10061-02-6	trans-1,3-Dichloropropene	0.2	< 0.2	U
110-75-8	2-Chloroethylvinylether	1.0	< 1.0	U
75-25-2	Bromoform	0.2	< 0.2	U
108-10-1	4-Methyl-2-Pentanone (MIBK)	5.0	< 5.0	U
591-78-6	2-Hexanone	5.0	< 5.0	U
127-18-4	Tetrachloroethene	0.2	< 0.2	U
79-34-5	1,1,2,2-Tetrachloroethane	0.2	< 0.2	U
108-88-3	Toluene	0.2	< 0.2	U
108-90-7	Chlorobenzene	0.2	< 0.2	U
100-41-4	Ethylbenzene	0.2	< 0.2	U
100-42-5	Styrene	0.2	< 0.2	U
75-69-4	Trichlorofluoromethane	0.2	< 0.2	U
76-13-1	1,1,2-Trichloro-1,2,2-trifluoroethane	0.2	< 0.2	U
179601-23-1	m,p-Xylene	0.4	< 0.4	U
95-47-6	o-Xylene	0.2	< 0.2	U
95-50-1	1,2-Dichlorobenzene	0.2	< 0.2	U
541-73-1	1,3-Dichlorobenzene	0.2	< 0.2	U
106-46-7	1,4-Dichlorobenzene	0.2	< 0.2	U
107-02-8	Acrolein	5.0	< 5.0	U

ORGANICS ANALYSIS DATA SHEET

Volatiles by Purge & Trap GC/MS-Method SW8260C

Sample ID: KSC-DP-1-GW-100728

Page 2 of 2

SAMPLE

Lab Sample ID: RG18A

QC Report No: RG18-Landau Associates, Inc.

LIMS ID: 10-18018

Project: Project Striker

Matrix: Water

025195.020

Date Analyzed: 08/05/10 20:51

CAS Number	Analyte	RL	Result	Q
74-88-4	Methyl Iodide	1.0	< 1.0	U
74-96-4	Bromoethane	0.2	< 0.2	U
107-13-1	Acrylonitrile	1.0	< 1.0	U
563-58-6	1,1-Dichloropropene	0.2	< 0.2	U
74-95-3	Dibromomethane	0.2	< 0.2	U
630-20-6	1,1,1,2-Tetrachloroethane	0.2	< 0.2	U
96-12-8	1,2-Dibromo-3-chloropropane	0.5	< 0.5	U
96-18-4	1,2,3-Trichloropropane	0.5	< 0.5	U
110-57-6	trans-1,4-Dichloro-2-butene	1.0	< 1.0	U
108-67-8	1,3,5-Trimethylbenzene	0.2	< 0.2	U
95-63-6	1,2,4-Trimethylbenzene	0.2	< 0.2	U
87-68-3	Hexachlorobutadiene	0.5	< 0.5	U
106-93-4	Ethylene Dibromide	0.2	< 0.2	U
74-97-5	Bromochloromethane	0.2	< 0.2	U
594-20-7	2,2-Dichloropropane	0.2	< 0.2	U
142-28-9	1,3-Dichloropropane	0.2	< 0.2	U
98-82-8	Isopropylbenzene	0.2	< 0.2	U
103-65-1	n-Propylbenzene	0.2	< 0.2	U
108-86-1	Bromobenzene	0.2	< 0.2	U
95-49-8	2-Chlorotoluene	0.2	< 0.2	U
106-43-4	4-Chlorotoluene	0.2	< 0.2	U
98-06-6	tert-Butylbenzene	0.2	< 0.2	U
135-98-8	sec-Butylbenzene	0.2	< 0.2	U
99-87-6	4-Isopropyltoluene	0.2	< 0.2	U
104-51-8	n-Butylbenzene	0.2	< 0.2	U
120-82-1	1,2,4-Trichlorobenzene	0.5	< 0.5	U
91-20-3	Naphthalene	0.5	< 0.5	U
87-61-6	1,2,3-Trichlorobenzene	0.5	< 0.5	U

Reported in µg/L (ppb)

Volatile Surrogate Recovery

d4-1,2-Dichloroethane	91.9%
d8-Toluene	98.3%
Bromofluorobenzene	90.8%
d4-1,2-Dichlorobenzene	95.7%

2-Chloroethylvinylether is an acid labile compound and may not be recovered from an acid preserved sample.

ORGANICS ANALYSIS DATA SHEET

Volatiles by Purge & Trap GC/MS-Method SW8260C

Sample ID: MB-080510

Page 1 of 2

METHOD BLANK

Lab Sample ID: MB-080510


QC Report No: RG18-Landau Associates, Inc.

LIMS ID: 10-18018

Project: Project Striker

Matrix: Water

025195.020

Data Release Authorized: 

Date Sampled: NA

Reported: 08/09/10

Date Received: NA

Instrument/Analyst: NT5/PKC

Sample Amount: 10.0 mL

Date Analyzed: 08/05/10 13:01

Purge Volume: 10.0 mL

CAS Number	Analyte	RL	Result	Q
74-87-3	Chloromethane	0.5	< 0.5	U
74-83-9	Bromomethane	1.0	< 1.0	U
75-01-4	Vinyl Chloride	0.2	< 0.2	U
75-00-3	Chloroethane	0.2	< 0.2	U
75-09-2	Methylene Chloride	0.5	< 0.5	U
67-64-1	Acetone	5.0	< 5.0	U
75-15-0	Carbon Disulfide	0.2	< 0.2	U
75-35-4	1,1-Dichloroethene	0.2	< 0.2	U
75-34-3	1,1-Dichloroethane	0.2	< 0.2	U
156-60-5	trans-1,2-Dichloroethene	0.2	< 0.2	U
156-59-2	cis-1,2-Dichloroethene	0.2	< 0.2	U
67-66-3	Chloroform	0.2	< 0.2	U
107-06-2	1,2-Dichloroethane	0.2	< 0.2	U
78-93-3	2-Butanone	5.0	< 5.0	U
71-55-6	1,1,1-Trichloroethane	0.2	< 0.2	U
56-23-5	Carbon Tetrachloride	0.2	< 0.2	U
108-05-4	Vinyl Acetate	1.0	< 1.0	U
75-27-4	Bromodichloromethane	0.2	< 0.2	U
78-87-5	1,2-Dichloropropane	0.2	< 0.2	U
10061-01-5	cis-1,3-Dichloropropene	0.2	< 0.2	U
79-01-6	Trichloroethene	0.2	< 0.2	U
124-48-1	Dibromochloromethane	0.2	< 0.2	U
79-00-5	1,1,2-Trichloroethane	0.2	< 0.2	U
71-43-2	Benzene	0.2	< 0.2	U
10061-02-6	trans-1,3-Dichloropropene	0.2	< 0.2	U
110-75-8	2-Chloroethylvinylether	1.0	< 1.0	U
75-25-2	Bromoform	0.2	< 0.2	U
108-10-1	4-Methyl-2-Pentanone (MIBK)	5.0	< 5.0	U
591-78-6	2-Hexanone	5.0	< 5.0	U
127-18-4	Tetrachloroethene	0.2	< 0.2	U
79-34-5	1,1,2,2-Tetrachloroethane	0.2	< 0.2	U
108-88-3	Toluene	0.2	< 0.2	U
108-90-7	Chlorobenzene	0.2	< 0.2	U
100-41-4	Ethylbenzene	0.2	< 0.2	U
100-42-5	Styrene	0.2	< 0.2	U
75-69-4	Trichlorofluoromethane	0.2	< 0.2	U
76-13-1	1,1,2-Trichloro-1,2,2-trifluoroethane	0.2	< 0.2	U
179601-23-1	m,p-Xylene	0.4	< 0.4	U
95-47-6	o-Xylene	0.2	< 0.2	U
95-50-1	1,2-Dichlorobenzene	0.2	< 0.2	U
541-73-1	1,3-Dichlorobenzene	0.2	< 0.2	U
106-46-7	1,4-Dichlorobenzene	0.2	< 0.2	U
107-02-8	Acrolein	5.0	< 5.0	U

ORGANICS ANALYSIS DATA SHEET

Volatiles by Purge & Trap GC/MS-Method SW8260C

Sample ID: MB-080510

Page 2 of 2

METHOD BLANK

Lab Sample ID: MB-080510

QC Report No: RG18-Landau Associates, Inc.

LIMS ID: 10-18018

Project: Project Striker

Matrix: Water

025195.020

Date Analyzed: 08/05/10 13:01

CAS Number	Analyte	RL	Result	Q
74-88-4	Methyl Iodide	1.0	< 1.0	U
74-96-4	Bromoethane	0.2	< 0.2	U
107-13-1	Acrylonitrile	1.0	< 1.0	U
563-58-6	1,1-Dichloropropene	0.2	< 0.2	U
74-95-3	Dibromomethane	0.2	< 0.2	U
630-20-6	1,1,1,2-Tetrachloroethane	0.2	< 0.2	U
96-12-8	1,2-Dibromo-3-chloropropane	0.5	< 0.5	U
96-18-4	1,2,3-Trichloropropane	0.5	< 0.5	U
110-57-6	trans-1,4-Dichloro-2-butene	1.0	< 1.0	U
108-67-8	1,3,5-Trimethylbenzene	0.2	< 0.2	U
95-63-6	1,2,4-Trimethylbenzene	0.2	< 0.2	U
87-68-3	Hexachlorobutadiene	0.5	< 0.5	U
106-93-4	Ethylene Dibromide	0.2	< 0.2	U
74-97-5	Bromochloromethane	0.2	< 0.2	U
594-20-7	2,2-Dichloropropane	0.2	< 0.2	U
142-28-9	1,3-Dichloropropane	0.2	< 0.2	U
98-82-8	Isopropylbenzene	0.2	< 0.2	U
103-65-1	n-Propylbenzene	0.2	< 0.2	U
108-86-1	Bromobenzene	0.2	< 0.2	U
95-49-8	2-Chlorotoluene	0.2	< 0.2	U
106-43-4	4-Chlorotoluene	0.2	< 0.2	U
98-06-6	tert-Butylbenzene	0.2	< 0.2	U
135-98-8	sec-Butylbenzene	0.2	< 0.2	U
99-87-6	4-Isopropyltoluene	0.2	< 0.2	U
104-51-8	n-Butylbenzene	0.2	< 0.2	U
120-82-1	1,2,4-Trichlorobenzene	0.5	< 0.5	U
91-20-3	Naphthalene	0.5	< 0.5	U
87-61-6	1,2,3-Trichlorobenzene	0.5	< 0.5	U

Reported in µg/L (ppb)

Volatile Surrogate Recovery

d4-1,2-Dichloroethane	99.2%
d8-Toluene	100%
Bromofluorobenzene	95.4%
d4-1,2-Dichlorobenzene	98.9%

VOA SURROGATE RECOVERY SUMMARY



Matrix: Water

QC Report No: RG18-Landau Associates, Inc.
 Project: Project Striker
 025195.020

ARI ID	Client ID	PV	DCE	TOL	BFB	DCB	TOT OUT
MB-080510	Method Blank	10	99.2%	100%	95.4%	98.9%	0
LCS-080510	Lab Control	10	102%	101%	95.8%	102%	0
LCSD-080510	Lab Control Dup	10	99.3%	101%	97.5%	98.5%	0
RG18A	KSC-DP-1-GW-100728	10	91.9%	98.3%	90.8%	95.7%	0

LCS/MB LIMITS

QC LIMITS

SW8260C

(DCE) = d4-1,2-Dichloroethane	70-132	80-143
(TOL) = d8-Toluene	80-120	80-120
(BFB) = Bromofluorobenzene	80-120	80-120
(DCB) = d4-1,2-Dichlorobenzene	80-120	80-120

Prep Method: SW5030B
 Log Number Range: 10-18018 to 10-18018

ORGANICS ANALYSIS DATA SHEET

Volatiles by Purge & Trap GC/MS-Method SW8260C

Sample ID: LCS-080510

Page 1 of 2

LAB CONTROL SAMPLE

Lab Sample ID: LCS-080510

QC Report No: RG18-Landau Associates, Inc.

LIMS ID: 10-18018

Project: Project Striker

Matrix: Water

025195.020

Data Release Authorized: *AB*

Date Sampled: NA

Reported: 08/09/10

Date Received: NA

Instrument/Analyst LCS: NT5/PKC

Sample Amount LCS: 10.0 mL

LCS: NT5/PKC

LCS: 10.0 mL

Date Analyzed LCS: 08/05/10 12:10

Purge Volume LCS: 10.0 mL

LCS: 08/05/10 12:36

LCS: 10.0 mL

Analyte	LCS	Spike Added-LCS	LCS Recovery	LCS	LCS	Spike Added-LCS	LCS Recovery	RPD
Chloromethane	9.0	10.0	90.0%	8.8	10.0	88.0%	2.2%	
Bromomethane	9.4	10.0	94.0%	9.2	10.0	92.0%	2.2%	
Vinyl Chloride	9.0	10.0	90.0%	9.1	10.0	91.0%	1.1%	
Chloroethane	9.3	10.0	93.0%	9.2	10.0	92.0%	1.1%	
Methylene Chloride	9.3	10.0	93.0%	8.9	10.0	89.0%	4.4%	
Acetone	45.1	50.0	90.2%	49.7	50.0	99.4%	9.7%	
Carbon Disulfide	9.4	10.0	94.0%	9.4	10.0	94.0%	0.0%	
1,1-Dichloroethene	9.4	10.0	94.0%	9.3	10.0	93.0%	1.1%	
1,1-Dichloroethane	9.8	10.0	98.0%	9.7	10.0	97.0%	1.0%	
trans-1,2-Dichloroethene	9.3	10.0	93.0%	9.3	10.0	93.0%	0.0%	
cis-1,2-Dichloroethene	9.7	10.0	97.0%	9.5	10.0	95.0%	2.1%	
Chloroform	9.8	10.0	98.0%	9.5	10.0	95.0%	3.1%	
1,2-Dichloroethane	9.1	10.0	91.0%	9.5	10.0	95.0%	4.3%	
2-Butanone	49.3	50.0	98.6%	49.9	50.0	99.8%	1.2%	
1,1,1-Trichloroethane	9.8	10.0	98.0%	9.6	10.0	96.0%	2.1%	
Carbon Tetrachloride	9.7	10.0	97.0%	9.7	10.0	97.0%	0.0%	
Vinyl Acetate	9.8	10.0	98.0%	9.7	10.0	97.0%	1.0%	
Bromodichloromethane	9.5	10.0	95.0%	9.4	10.0	94.0%	1.1%	
1,2-Dichloropropane	9.6	10.0	96.0%	9.6	10.0	96.0%	0.0%	
cis-1,3-Dichloropropene	9.8	10.0	98.0%	9.8	10.0	98.0%	0.0%	
Trichloroethene	9.8	10.0	98.0%	9.6	10.0	96.0%	2.1%	
Dibromochloromethane	9.6	10.0	96.0%	9.7	10.0	97.0%	1.0%	
1,1,2-Trichloroethane	9.6	10.0	96.0%	9.6	10.0	96.0%	0.0%	
Benzene	9.5	10.0	95.0%	9.4	10.0	94.0%	1.1%	
trans-1,3-Dichloropropene	9.8	10.0	98.0%	9.7	10.0	97.0%	1.0%	
2-Chloroethylvinylether	9.8	10.0	98.0%	10.0	10.0	100%	2.0%	
Bromoform	10.3	10.0	103%	10.0	10.0	100%	3.0%	
4-Methyl-2-Pentanone (MIBK)	48.8	50.0	97.6%	49.8	50.0	99.6%	2.0%	
2-Hexanone	49.6	50.0	99.2%	50.9	50.0	102%	2.6%	
Tetrachloroethene	9.6	10.0	96.0%	9.6	10.0	96.0%	0.0%	
1,1,2,2-Tetrachloroethane	9.8	10.0	98.0%	9.5	10.0	95.0%	3.1%	
Toluene	9.7	10.0	97.0%	9.7	10.0	97.0%	0.0%	
Chlorobenzene	9.5	10.0	95.0%	9.5	10.0	95.0%	0.0%	
Ethylbenzene	9.7	10.0	97.0%	9.6	10.0	96.0%	1.0%	
Styrene	10.1	10.0	101%	10.2	10.0	102%	1.0%	
Trichlorofluoromethane	9.6	10.0	96.0%	9.3	10.0	93.0%	3.2%	
1,1,2-Trichloro-1,2,2-trifluoroethane	9.5	10.0	95.0%	9.3	10.0	93.0%	2.1%	
m,p-Xylene	20.4	20.0	102%	20.3	20.0	102%	0.5%	
o-Xylene	10.0	10.0	100%	10.0	10.0	100%	0.0%	
1,2-Dichlorobenzene	9.8	10.0	98.0%	9.5	10.0	95.0%	3.1%	
1,3-Dichlorobenzene	10.2	10.0	102%	9.7	10.0	97.0%	5.0%	
1,4-Dichlorobenzene	10.0	10.0	100%	9.5	10.0	95.0%	5.1%	
Acrolein	46.1	50.0	92.2%	46.7	50.0	93.4%	1.3%	
Methyl Iodide	9.9	10.0	99.0%	10.0	10.0	100%	1.0%	
Bromoethane	9.3	10.0	93.0%	9.4	10.0	94.0%	1.1%	

ORGANICS ANALYSIS DATA SHEET

Volatiles by Purge & Trap GC/MS-Method SW8260C
Page 2 of 2

Sample ID: LCS-080510
LAB CONTROL SAMPLE

Lab Sample ID: LCS-080510
LIMS ID: 10-18018
Matrix: Water

QC Report No: RG18-Landau Associates, Inc.
Project: Project Striker
025195.020

Analyte	Spike		LCS	LCSD	Spike		RPD
	LCS	Added-LCS	Recovery		Added-LCSD	LCSD Recovery	
Acrylonitrile	9.7	10.0	97.0%	9.3	10.0	93.0%	4.2%
1,1-Dichloropropene	9.8	10.0	98.0%	9.8	10.0	98.0%	0.0%
Dibromomethane	9.3	10.0	93.0%	9.4	10.0	94.0%	1.1%
1,1,1,2-Tetrachloroethane	9.5	10.0	95.0%	9.5	10.0	95.0%	0.0%
1,2-Dibromo-3-chloropropane	8.8	10.0	88.0%	8.6	10.0	86.0%	2.3%
1,2,3-Trichloropropane	10.1	10.0	101%	9.4	10.0	94.0%	7.2%
trans-1,4-Dichloro-2-butene	9.6	10.0	96.0%	9.7	10.0	97.0%	1.0%
1,3,5-Trimethylbenzene	10.7	10.0	107%	10.3	10.0	103%	3.8%
1,2,4-Trimethylbenzene	10.7	10.0	107%	10.3	10.0	103%	3.8%
Hexachlorobutadiene	9.9	10.0	99.0%	9.6	10.0	96.0%	3.1%
Ethylene Dibromide	9.2	10.0	92.0%	9.2	10.0	92.0%	0.0%
Bromochloromethane	9.8	10.0	98.0%	9.5	10.0	95.0%	3.1%
2,2-Dichloropropane	10.2	10.0	102%	9.9	10.0	99.0%	3.0%
1,3-Dichloropropane	9.5	10.0	95.0%	9.5	10.0	95.0%	0.0%
Isopropylbenzene	10.9	10.0	109%	10.5	10.0	105%	3.7%
n-Propylbenzene	10.3	10.0	103%	9.9	10.0	99.0%	4.0%
Bromobenzene	9.8	10.0	98.0%	9.5	10.0	95.0%	3.1%
2-Chlorotoluene	10.3	10.0	103%	9.9	10.0	99.0%	4.0%
4-Chlorotoluene	10.6	10.0	106%	10.1	10.0	101%	4.8%
tert-Butylbenzene	10.5	10.0	105%	10.2	10.0	102%	2.9%
sec-Butylbenzene	10.8	10.0	108%	10.4	10.0	104%	3.8%
4-Isopropyltoluene	10.9	10.0	109%	10.5	10.0	105%	3.7%
n-Butylbenzene	10.6	10.0	106%	10.2	10.0	102%	3.8%
1,2,4-Trichlorobenzene	10.2	10.0	102%	10.0	10.0	100%	2.0%
Naphthalene	10.0	10.0	100%	10.0	10.0	100%	0.0%
1,2,3-Trichlorobenzene	9.8	10.0	98.0%	9.6	10.0	96.0%	2.1%

Reported in µg/L (ppb)


RPD calculated using sample concentrations per SW846.

Volatile Surrogate Recovery

	LCS	LCSD
d4-1,2-Dichloroethane	102%	99.3%
d8-Toluene	101%	101%
Bromofluorobenzene	95.8%	97.5%
d4-1,2-Dichlorobenzene	102%	98.5%

ORGANICS ANALYSIS DATA SHEET
Semivolatiles by SW8270D GC/MS
Page 1 of 2

Sample ID: KSC-DP-1-GW-100728
SAMPLE

Lab Sample ID: RG18A
LIMS ID: 10-18018
Matrix: Water
Data Release Authorized: 
Reported: 08/05/10

QC Report No: RG18-Landau Associates, Inc.
Project: Project Striker
025195.020
Date Sampled: 07/28/10
Date Received: 07/28/10

Date Extracted: 08/02/10
Date Analyzed: 08/05/10 00:54
Instrument/Analyst: NT4/JZ

Sample Amount: 500 mL
Final Extract Volume: 0.50 mL
Dilution Factor: 1.00

CAS Number	Analyte	RL	Result
108-95-2	Phenol	1.0	< 1.0 U
111-44-4	Bis-(2-Chloroethyl) Ether	1.0	< 1.0 U
95-57-8	2-Chlorophenol	1.0	< 1.0 U
541-73-1	1,3-Dichlorobenzene	1.0	< 1.0 U
106-46-7	1,4-Dichlorobenzene	1.0	< 1.0 U
100-51-6	Benzyl Alcohol	5.0	< 5.0 U
95-50-1	1,2-Dichlorobenzene	1.0	< 1.0 U
95-48-7	2-Methylphenol	1.0	< 1.0 U
108-60-1	2,2'-Oxybis(1-Chloropropane)	1.0	< 1.0 U
106-44-5	4-Methylphenol	1.0	< 1.0 U
621-64-7	N-Nitroso-Di-N-Propylamine	1.0	< 1.0 U
67-72-1	Hexachloroethane	1.0	< 1.0 U
98-95-3	Nitrobenzene	1.0	< 1.0 U
78-59-1	Isophorone	1.0	< 1.0 U
88-75-5	2-Nitrophenol	5.0	< 5.0 U
105-67-9	2,4-Dimethylphenol	1.0	< 1.0 U
65-85-0	Benzoic Acid	10	< 10 U
111-91-1	bis(2-Chloroethoxy) Methane	1.0	< 1.0 U
120-83-2	2,4-Dichlorophenol	5.0	< 5.0 U
120-82-1	1,2,4-Trichlorobenzene	1.0	< 1.0 U
91-20-3	Naphthalene	1.0	< 1.0 U
106-47-8	4-Chloroaniline	5.0	< 5.0 U
87-68-3	Hexachlorobutadiene	1.0	< 1.0 U
59-50-7	4-Chloro-3-methylphenol	5.0	< 5.0 U
91-57-6	2-Methylnaphthalene	1.0	< 1.0 U
77-47-4	Hexachlorocyclopentadiene	5.0	< 5.0 U
88-06-2	2,4,6-Trichlorophenol	5.0	< 5.0 U
95-95-4	2,4,5-Trichlorophenol	5.0	< 5.0 U
91-58-7	2-Chloronaphthalene	1.0	< 1.0 U
88-74-4	2-Nitroaniline	5.0	< 5.0 U
131-11-3	Dimethylphthalate	1.0	< 1.0 U
208-96-8	Acenaphthylene	1.0	< 1.0 U
99-09-2	3-Nitroaniline	5.0	< 5.0 U
83-32-9	Acenaphthene	1.0	< 1.0 U
51-28-5	2,4-Dinitrophenol	10	< 10 U
100-02-7	4-Nitrophenol	5.0	< 5.0 U
132-64-9	Dibenzofuran	1.0	< 1.0 U
606-20-2	2,6-Dinitrotoluene	5.0	< 5.0 U
121-14-2	2,4-Dinitrotoluene	5.0	< 5.0 U
84-66-2	Diethylphthalate	1.0	< 1.0 U

Lab Sample ID: RG18A
 LIMS ID: 10-18018
 Matrix: Water
 Date Analyzed: 08/05/10 00:54

QC Report No: RG18-Landau Associates, Inc.
 Project: Project Striker
 025195.020

CAS Number	Analyte	RL	Result
7005-72-3	4-Chlorophenyl-phenylether	1.0	< 1.0 U
86-73-7	Fluorene	1.0	< 1.0 U
100-01-6	4-Nitroaniline	5.0	< 5.0 U
534-52-1	4,6-Dinitro-2-Methylphenol	10	< 10 U
86-30-6	N-Nitrosodiphenylamine	5.0	< 5.0 U
101-55-3	4-Bromophenyl-phenylether	1.0	< 1.0 U
118-74-1	Hexachlorobenzene	1.0	< 1.0 U
87-86-5	Pentachlorophenol	5.0	< 5.0 U
85-01-8	Phenanthrene	1.0	< 1.0 U
86-74-8	Carbazole	1.0	< 1.0 U
120-12-7	Anthracene	1.0	< 1.0 U
84-74-2	Di-n-Butylphthalate	1.0	< 1.0 U
206-44-0	Fluoranthene	1.0	< 1.0 U
129-00-0	Pyrene	1.0	< 1.0 U
85-68-7	Butylbenzylphthalate	1.0	< 1.0 U
91-94-1	3,3'-Dichlorobenzidine	5.0	< 5.0 U
56-55-3	Benzo(a)anthracene	1.0	< 1.0 U
117-81-7	bis(2-Ethylhexyl)phthalate	1.0	< 1.0 U
218-01-9	Chrysene	1.0	< 1.0 U
117-84-0	Di-n-Octyl phthalate	1.0	< 1.0 U
205-99-2	Benzo(b)fluoranthene	1.0	< 1.0 U
207-08-9	Benzo(k)fluoranthene	1.0	< 1.0 U
50-32-8	Benzo(a)pyrene	1.0	< 1.0 U
193-39-5	Indeno(1,2,3-cd)pyrene	1.0	< 1.0 U
53-70-3	Dibenz(a,h)anthracene	1.0	< 1.0 U
191-24-2	Benzo(g,h,i)perylene	1.0	< 1.0 U
90-12-0	1-Methylnaphthalene	1.0	< 1.0 U

Reported in µg/L (ppb)

Semivolatile Surrogate Recovery

d5-Nitrobenzene	77.6%	2-Fluorobiphenyl	76.0%
d14-p-Terphenyl	69.6%	d4-1,2-Dichlorobenzene	67.6%
d5-Phenol	82.7%	2-Fluorophenol	75.5%
2,4,6-Tribromophenol	83.2%	d4-2-Chlorophenol	79.5%

ORGANICS ANALYSIS DATA SHEET
Semivolatiles by SW8270D GC/MS
Page 1 of 2

Sample ID: MB-080210
METHOD BLANK

Lab Sample ID: MB-080210
LIMS ID: 10-18018
Matrix: Water
Data Release Authorized: *AB*
Reported: 08/05/10

QC Report No: RG18-Landau Associates, Inc.
Project: Project Striker
025195.020
Date Sampled: NA
Date Received: NA

Date Extracted: 08/02/10
Date Analyzed: 08/04/10 23:13
Instrument/Analyst: NT4/JZ

Sample Amount: 500 mL
Final Extract Volume: 0.50 mL
Dilution Factor: 1.00

CAS Number	Analyte	RL	Result
108-95-2	Phenol	1.0	< 1.0 U
111-44-4	Bis-(2-Chloroethyl) Ether	1.0	< 1.0 U
95-57-8	2-Chlorophenol	1.0	< 1.0 U
541-73-1	1,3-Dichlorobenzene	1.0	< 1.0 U
106-46-7	1,4-Dichlorobenzene	1.0	< 1.0 U
100-51-6	Benzyl Alcohol	5.0	< 5.0 U
95-50-1	1,2-Dichlorobenzene	1.0	< 1.0 U
95-48-7	2-Methylphenol	1.0	< 1.0 U
108-60-1	2,2'-Oxybis(1-Chloropropane)	1.0	< 1.0 U
106-44-5	4-Methylphenol	1.0	< 1.0 U
621-64-7	N-Nitroso-Di-N-Propylamine	1.0	< 1.0 U
67-72-1	Hexachloroethane	1.0	< 1.0 U
98-95-3	Nitrobenzene	1.0	< 1.0 U
78-59-1	Isophorone	1.0	< 1.0 U
88-75-5	2-Nitrophenol	5.0	< 5.0 U
105-67-9	2,4-Dimethylphenol	1.0	< 1.0 U
65-85-0	Benzoic Acid	10	< 10 U
111-91-1	bis(2-Chloroethoxy) Methane	1.0	< 1.0 U
120-83-2	2,4-Dichlorophenol	5.0	< 5.0 U
120-82-1	1,2,4-Trichlorobenzene	1.0	< 1.0 U
91-20-3	Naphthalene	1.0	< 1.0 U
106-47-8	4-Chloroaniline	5.0	< 5.0 U
87-68-3	Hexachlorobutadiene	1.0	< 1.0 U
59-50-7	4-Chloro-3-methylphenol	5.0	< 5.0 U
91-57-6	2-Methylnaphthalene	1.0	< 1.0 U
77-47-4	Hexachlorocyclopentadiene	5.0	< 5.0 U
88-06-2	2,4,6-Trichlorophenol	5.0	< 5.0 U
95-95-4	2,4,5-Trichlorophenol	5.0	< 5.0 U
91-58-7	2-Chloronaphthalene	1.0	< 1.0 U
88-74-4	2-Nitroaniline	5.0	< 5.0 U
131-11-3	Dimethylphthalate	1.0	< 1.0 U
208-96-8	Acenaphthylene	1.0	< 1.0 U
99-09-2	3-Nitroaniline	5.0	< 5.0 U
83-32-9	Acenaphthene	1.0	< 1.0 U
51-28-5	2,4-Dinitrophenol	10	< 10 U
100-02-7	4-Nitrophenol	5.0	< 5.0 U
132-64-9	Dibenzofuran	1.0	< 1.0 U
606-20-2	2,6-Dinitrotoluene	5.0	< 5.0 U
121-14-2	2,4-Dinitrotoluene	5.0	< 5.0 U
84-66-2	Diethylphthalate	1.0	< 1.0 U

Sample ID: MB-080210
 METHOD BLANK

Lab Sample ID: MB-080210
 LIMS ID: 10-18018
 Matrix: Water
 Date Analyzed: 08/04/10 23:13

QC Report No: RG18-Landau Associates, Inc.
 Project: Project Striker
 025195.020

CAS Number	Analyte	RL	Result
7005-72-3	4-Chlorophenyl-phenylether	1.0	< 1.0 U
86-73-7	Fluorene	1.0	< 1.0 U
100-01-6	4-Nitroaniline	5.0	< 5.0 U
534-52-1	4,6-Dinitro-2-Methylphenol	10	< 10 U
86-30-6	N-Nitrosodiphenylamine	5.0	< 5.0 U
101-55-3	4-Bromophenyl-phenylether	1.0	< 1.0 U
118-74-1	Hexachlorobenzene	1.0	< 1.0 U
87-86-5	Pentachlorophenol	5.0	< 5.0 U
85-01-8	Phenanthrene	1.0	< 1.0 U
86-74-8	Carbazole	1.0	< 1.0 U
120-12-7	Anthracene	1.0	< 1.0 U
84-74-2	Di-n-Butylphthalate	1.0	< 1.0 U
206-44-0	Fluoranthene	1.0	< 1.0 U
129-00-0	Pyrene	1.0	< 1.0 U
85-68-7	Butylbenzylphthalate	1.0	< 1.0 U
91-94-1	3,3'-Dichlorobenzidine	5.0	< 5.0 U
56-55-3	Benzo(a)anthracene	1.0	< 1.0 U
117-81-7	bis(2-Ethylhexyl)phthalate	1.0	< 1.0 U
218-01-9	Chrysene	1.0	< 1.0 U
117-84-0	Di-n-Octyl phthalate	1.0	< 1.0 U
205-99-2	Benzo(b)fluoranthene	1.0	< 1.0 U
207-08-9	Benzo(k)fluoranthene	1.0	< 1.0 U
50-32-8	Benzo(a)pyrene	1.0	< 1.0 U
193-39-5	Indeno(1,2,3-cd)pyrene	1.0	< 1.0 U
53-70-3	Dibenz(a,h)anthracene	1.0	< 1.0 U
191-24-2	Benzo(g,h,i)perylene	1.0	< 1.0 U
90-12-0	1-Methylnaphthalene	1.0	< 1.0 U

Reported in µg/L (ppb)

Semivolatile Surrogate Recovery

d5-Nitrobenzene	85.6%	2-Fluorobiphenyl	82.0%
d14-p-Terphenyl	80.4%	d4-1,2-Dichlorobenzene	69.2%
d5-Phenol	98.4%	2-Fluorophenol	86.1%
2,4,6-Tribromophenol	95.7%	d4-2-Chlorophenol	89.6%

SW8270 SEMIVOLATILES WATER SURROGATE RECOVERY SUMMARY

Matrix: Water

QC Report No: RG18-Landau Associates, Inc.
Project: Project Striker
025195.020


Client ID	NBZ	FBP	TPH	DCB	PHL	2FP	TBP	2CP	TOT	OUT
MB-080210	85.6%	82.0%	80.4%	69.2%	98.4%	86.1%	95.7%	89.6%		0
LCS-080210	94.0%	95.2%	84.8%	79.6%	110%*	97.1%	108%	100%*		2
LCS-D-080210	87.6%	85.2%	79.6%	72.4%	98.4%	82.9%	99.5%	89.9%		0
KSC-DP-1-GW-100728	77.6%	76.0%	69.6%	67.6%	82.7%	75.5%	83.2%	79.5%		0

	LCS/MB LIMITS	QC LIMITS
(NBZ) = d5-Nitrobenzene	(46-100)	(39-100)
(FBP) = 2-Fluorobiphenyl	(49-100)	(42-100)
(TPH) = d14-p-Terphenyl	(53-119)	(26-114)
(DCB) = d4-1,2-Dichlorobenzene	(38-100)	(32-100)
(PHL) = d5-Phenol	(50-100)	(41-100)
(2FP) = 2-Fluorophenol	(46-100)	(38-100)
(TBP) = 2,4,6-Tribromophenol	(52-123)	(48-118)
(2CP) = d4-2-Chlorophenol	(53-100)	(44-100)

Prep Method: SW3520C
Log Number Range: 10-18018 to 10-18018

ORGANICS ANALYSIS DATA SHEET
Semivolatiles by SW8270D GC/MS
Page 1 of 2

Sample ID: LCS-080210
LCS/LCSD

Lab Sample ID: LCS-080210
LIMS ID: 10-18018
Matrix: Water
Data Release Authorized: 
Reported: 08/05/10

QC Report No: RG18-Landau Associates, Inc.
Project: Project Striker
025195.020
Date Sampled: 07/28/10
Date Received: 07/28/10

Date Extracted LCS/LCSD: 08/02/10

Sample Amount LCS: 500 mL
LCSD: 500 mL

Date Analyzed LCS: 08/04/10 23:47
LCSD: 08/05/10 00:20

Final Extract Volume LCS: 0.50 mL
LCSD: 0.50 mL

Instrument/Analyst LCS: NT4/JZ
LCSD: NT4/JZ

Dilution Factor LCS: 1.00
LCSD: 1.00

GPC Cleanup: NO

Analyte	LCS	Spike Added-LCS	LCS Recovery	LCSD	Spike Added-LCSD	LCSD Recovery	RPD
Phenol	19.6	25.0	78.4%	18.2	25.0	72.8%	7.4%
Bis-(2-Chloroethyl) Ether	21.5	25.0	86.0%	20.1	25.0	80.4%	6.7%
2-Chlorophenol	20.6	25.0	82.4%	19.0	25.0	76.0%	8.1%
1,3-Dichlorobenzene	15.1	25.0	60.4%	14.3	25.0	57.2%	5.4%
1,4-Dichlorobenzene	15.3	25.0	61.2%	14.6	25.0	58.4%	4.7%
Benzyl Alcohol	54.9	50.0	110%	51.0	50.0	102%	7.4%
1,2-Dichlorobenzene	16.2	25.0	64.8%	15.3	25.0	61.2%	5.7%
2-Methylphenol	20.5	25.0	82.0%	19.3	25.0	77.2%	6.0%
2,2'-Oxybis(1-Chloropropane)	21.3	25.0	85.2%	20.0	25.0	80.0%	6.3%
4-Methylphenol	39.9	50.0	79.8%	37.2	50.0	74.4%	7.0%
N-Nitroso-Di-N-Propylamine	19.2	25.0	76.8%	18.2	25.0	72.8%	5.3%
Hexachloroethane	13.4	25.0	53.6%	12.6	25.0	50.4%	6.2%
Nitrobenzene	20.9	25.0	83.6%	20.0	25.0	80.0%	4.4%
Isophorone	24.0	25.0	96.0%	22.9	25.0	91.6%	4.7%
2-Nitrophenol	23.1	25.0	92.4%	21.7	25.0	86.8%	6.2%
2,4-Dimethylphenol	15.5	25.0	62.0%	14.7	25.0	58.8%	5.3%
Benzoic Acid	75.9	75.0	101%	63.1	75.0	84.1%	18.4%
bis(2-Chloroethoxy) Methane	21.7	25.0	86.8%	20.4	25.0	81.6%	6.2%
2,4-Dichlorophenol	21.9	25.0	87.6%	20.3	25.0	81.2%	7.6%
1,2,4-Trichlorobenzene	16.7	25.0	66.8%	16.0	25.0	64.0%	4.3%
Naphthalene	20.7	25.0	82.8%	19.6	25.0	78.4%	5.5%
4-Chloroaniline	59.5	60.0	99.2%	55.6	60.0	92.7%	6.8%
Hexachlorobutadiene	14.1	25.0	56.4%	13.4	25.0	53.6%	5.1%
4-Chloro-3-methylphenol	22.4	25.0	89.6%	21.1	25.0	84.4%	6.0%
2-Methylnaphthalene	20.4	25.0	81.6%	19.2	25.0	76.8%	6.1%
Hexachlorocyclopentadiene	33.9	75.0	45.2%	34.3	75.0	45.7%	1.2%
2,4,6-Trichlorophenol	23.1	25.0	92.4%	21.1	25.0	84.4%	9.0%
2,4,5-Trichlorophenol	23.9	25.0	95.6%	21.9	25.0	87.6%	8.7%
2-Chloronaphthalene	20.5	25.0	82.0%	18.9	25.0	75.6%	8.1%
2-Nitroaniline	26.4	25.0	106%	24.2	25.0	96.8%	8.7%
Dimethylphthalate	21.9	25.0	87.6%	20.3	25.0	81.2%	7.6%
Acenaphthylene	21.6	25.0	86.4%	20.0	25.0	80.0%	7.7%
3-Nitroaniline	73.8	64.0	115%	70.2	64.0	110%	5.0%
Acenaphthene	20.8	25.0	83.2%	19.3	25.0	77.2%	7.5%
2,4-Dinitrophenol	117	75.0	156%	112	75.0	149%	4.4%
4-Nitrophenol	19.8	25.0	79.2%	17.7	25.0	70.8%	11.2%
Dibenzofuran	22.9	25.0	91.6%	21.2	25.0	84.8%	7.7%
2,6-Dinitrotoluene	23.5	25.0	94.0%	21.9	25.0	87.6%	7.0%
2,4-Dinitrotoluene	24.0	25.0	96.0%	22.6	25.0	90.4%	6.0%
Diethylphthalate	21.5	25.0	86.0%	20.2	25.0	80.8%	6.2%
4-Chlorophenyl-phenylether	21.8	25.0	87.2%	20.5	25.0	82.0%	6.1%
Fluorene	21.9	25.0	87.6%	20.7	25.0	82.8%	5.6%
4-Nitroaniline	23.8	25.0	95.2%	22.7	25.0	90.8%	4.7%
4,6-Dinitro-2-Methylphenol	103	75.0	137%	94.3	75.0	126%	8.8%
N-Nitrosodiphenylamine	20.6	25.0	82.4%	19.1	25.0	76.4%	7.6%

ORGANICS ANALYSIS DATA SHEET
Semivolatiles by SW8270D GC/MS
Page 2 of 2

Sample ID: LCS-080210
LCS/LCSD

Lab Sample ID: LCS-080210
LIMS ID: 10-18018
Matrix: Water
Date Analyzed LCS: 08/04/10 23:47
LCSD: 08/05/10 00:20

QC Report No: RG18-Landau Associates, Inc.
Project: Project Striker
025195.020

Analyte	LCS	Spike Added-LCS	LCS Recovery	LCSD	Spike Added-LCSD	LCSD Recovery	RPD
4-Bromophenyl-phenylether	23.5	25.0	94.0%	21.7	25.0	86.8%	8.0%
Hexachlorobenzene	23.0	25.0	92.0%	21.1	25.0	84.4%	8.6%
Pentachlorophenol	21.5	25.0	86.0%	19.1	25.0	76.4%	11.8%
Phenanthrene	23.0	25.0	92.0%	21.2	25.0	84.8%	8.1%
Carbazole	22.4	25.0	89.6%	20.9	25.0	83.6%	6.9%
Anthracene	21.9	25.0	87.6%	20.4	25.0	81.6%	7.1%
Di-n-Butylphthalate	23.7	25.0	94.8%	21.2	25.0	84.8%	11.1%
Fluoranthene	24.5	25.0	98.0%	21.7	25.0	86.8%	12.1%
Pyrene	19.4	25.0	77.6%	18.4	25.0	73.6%	5.3%
Butylbenzylphthalate	19.0	25.0	76.0%	17.7	25.0	70.8%	7.1%
3,3'-Dichlorobenzidine	40.6	64.0	63.4%	44.2	64.0	69.1%	8.5%
Benzo(a)anthracene	19.6	25.0	78.4%	18.2	25.0	72.8%	7.4%
bis(2-Ethylhexyl)phthalate	23.0	25.0	92.0%	20.8	25.0	83.2%	10.0%
Chrysene	20.1	25.0	80.4%	18.7	25.0	74.8%	7.2%
Di-n-Octyl phthalate	21.2	25.0	84.8%	19.7	25.0	78.8%	7.3%
Benzo(b)fluoranthene	24.5	25.0	98.0%	20.9	25.0	83.6%	15.9%
Benzo(k)fluoranthene	21.4	25.0	85.6%	22.1	25.0	88.4%	3.2%
Benzo(a)pyrene	19.6	25.0	78.4%	18.4	25.0	73.6%	6.3%
Indeno(1,2,3-cd)pyrene	20.8	25.0	83.2%	18.6	25.0	74.4%	11.2%
Dibenz(a,h)anthracene	23.0	25.0	92.0%	20.4	25.0	81.6%	12.0%
Benzo(g,h,i)perylene	18.2	25.0	72.8%	16.0	25.0	64.0%	12.9%
1-Methylnaphthalene	21.0	25.0	84.0%	19.8	25.0	79.2%	5.9%

Semivolatile Surrogate Recovery

	LCS	LCSD
d5-Nitrobenzene	94.0%	87.6%
2-Fluorobiphenyl	95.2%	85.2%
d14-p-Terphenyl	84.8%	79.6%
d4-1,2-Dichlorobenzene	79.6%	72.4%
d5-Phenol	110%	98.4%
2-Fluorophenol	97.1%	82.9%
2,4,6-Tribromophenol	108%	99.5%
d4-2-Chlorophenol	100%	89.9%

Results reported in µg/L
RPD calculated using sample concentrations per SW846.

ORGANICS ANALYSIS DATA SHEET

TPHG by Method NWTPHG

Matrix: Water

Data Release Authorized: *MW*

Reported: 08/05/10



QC Report No: RG18-Landau Associates, Inc.

Project: Project Striker

Event: 025195.020

Date Sampled: 07/28/10

Date Received: 07/28/10

ARI ID	Client ID	Analysis Date	DL	Range	Result
MB-080210 10-18018	Method Blank	08/02/10 PID3	1.0	Gasoline HC ID Trifluorotoluene Bromobenzene	< 0.25 U --- 100% 101%
RG18A 10-18018	KSC-DP-1-GW-100728	08/02/10 PID3	1.0	Gasoline HC ID Trifluorotoluene Bromobenzene	< 0.25 U --- 112% 108%

Gasoline values reported in mg/L (ppm)

Quantitation on total peaks in the gasoline range from Toluene to Naphthalene.

GAS: Indicates the presence of gasoline or weathered gasoline.

GRO: Positive result that does not match an identifiable gasoline pattern.

TPHG WATER SURROGATE RECOVERY SUMMARY

ARI Job: RG18
Matrix: Water

QC Report No: RG18-Landau Associates, Inc.
Project: Project Striker
Event: 025195.020

<u>Client ID</u>	<u>TFT</u>	<u>BBZ</u>	<u>TOT OUT</u>
MB-080210	100%	101%	0
LCS-080210	103%	101%	0
LCSD-080210	107%	105%	0
KSC-DP-1-GW-100728	112%	108%	0

	<u>LCS/MB LIMITS</u>	<u>QC LIMITS</u>
(TFT) = Trifluorotoluene	(80-120)	(80-120)
(BBZ) = Bromobenzene	(80-120)	(80-120)

Log Number Range: 10-18018 to 10-18018

ORGANICS ANALYSIS DATA SHEET

TPHG by Method NWTPHG

Page 1 of 1

Sample ID: LCS-080210

LAB CONTROL SAMPLE

Lab Sample ID: LCS-080210

LIMS ID: 10-18018

Matrix: Water

Data Release Authorized: *AMW*

Reported: 08/05/10

QC Report No: RG18-Landau Associates, Inc.

Project: Project Striker

Event: 025195.020

Date Sampled: NA

Date Received: NA

Date Analyzed LCS: 08/02/10 07:51

Purge Volume: 5.0 mL

LCSD: 08/02/10 08:15

Instrument/Analyst LCS: PID3/MH

Dilution Factor LCS: 1.0

LCSD: PID3/MH

LCSD: 1.0

Analyte	LCS	Spike Added-LCS	LCS Recovery	LCSD	Spike Added-LCSD	LCSD Recovery	RPD
Gasoline Range Hydrocarbons	0.90	1.00	90.0%	0.99	1.00	99.0%	9.5%

Reported in mg/L (ppm)

RPD calculated using sample concentrations per SW846.

TPHG Surrogate Recovery

	LCS	LCSD
Trifluorotoluene	103%	107%
Bromobenzene	101%	105%

ORGANICS ANALYSIS DATA SHEET
TOTAL DIESEL RANGE HYDROCARBONS
NWTPHD by GC/FID-Silica and Acid Cleaned
Page 1 of 1
Matrix: Water

QC Report No: RG18-Landau Associates, Inc.
Project: Project Striker
025195.020

Data Release Authorized: *MW*
Reported: 08/04/10

ARI ID	Sample ID	Extraction Date	Analysis Date	EFV DL	Range	RL	Result
MB-080210	Method Blank	08/02/10	08/03/10	1.00	Diesel	0.10	< 0.10 U
10-18018	HC ID: ---		FID9	1.0	Motor Oil	0.20	< 0.20 U
					o-Terphenyl		95.4%
RG18A	KSC-DP-1-GW-100728	08/02/10	08/03/10	1.00	Diesel	0.10	< 0.10 U
10-18018	HC ID: ---		FID9	1.0	Motor Oil	0.20	< 0.20 U
					o-Terphenyl		89.4%

Reported in mg/L (ppm)

EFV-Effective Final Volume in mL.
DL-Dilution of extract prior to analysis.
RL-Reporting limit.

Diesel quantitation on total peaks in the range from C12 to C24.
Motor Oil quantitation on total peaks in the range from C24 to C38.
HC ID: DRO/RRO indicate results of organics or additional hydrocarbons in ranges are not identifiable.

CLEANED TPHD SURROGATE RECOVERY SUMMARY

Matrix: Water

QC Report No: RG18-Landau Associates, Inc.
Project: Project Striker
025195.020

<u>Client ID</u>	<u>OTER</u>	<u>TOT OUT</u>
MB-080210	95.4%	0
LCS-080210	98.8%	0
LCSD-080210	101%	0
KSC-DP-1-GW-100728	89.4%	0

	<u>LCS/MB LIMITS</u>	<u>QC LIMITS</u>
(OTER) = o-Terphenyl	(51-120)	(41-121)

Prep Method: SW3510C
Log Number Range: 10-18018 to 10-18018

ORGANICS ANALYSIS DATA SHEET

NWTPHD by GC/FID-Silica and Acid Cleaned
Page 1 of 1

Sample ID: LCS-080210
LCS/LCSD

Lab Sample ID: LCS-080210
LIMS ID: 10-18018
Matrix: Water
Data Release Authorized: *WW*
Reported: 08/04/10

QC Report No: RG18-Landau Associates, Inc.
Project: Project Striker
025195.020
Date Sampled: 07/28/10
Date Received: 07/28/10

Date Extracted LCS/LCSD: 08/02/10

Sample Amount LCS: 500 mL
LCSD: 500 mL

Date Analyzed LCS: 08/03/10 15:09
LCSD: 08/03/10 15:31

Final Extract Volume LCS: 1.0 mL
LCSD: 1.0 mL

Instrument/Analyst LCS: FID/MS
LCSD: FID/MS

Dilution Factor LCS: 1.00
LCSD: 1.00

Range	LCS	Spike Added-LCS	LCS Recovery	LCSD	Spike Added-LCSD	LCSD Recovery	RPD
Diesel	2.27	3.00	75.7%	2.29	3.00	76.3%	0.9%

TPHD Surrogate Recovery

	LCS	LCSD
o-Terphenyl	98.8%	101%

Results reported in mg/L
RPD calculated using sample concentrations per SW846.

TOTAL DIESEL RANGE HYDROCARBONS-EXTRACTION REPORT

Matrix: Water
Date Received: 07/28/10

ARI Job: RG18
Project: Project Striker
025195.020

<u>ARI ID</u>	<u>Client ID</u>	<u>Samp Amt</u>	<u>Final Vol</u>	<u>Prep Date</u>
10-18018-080210MB1	Method Blank	500 mL	1.00 mL	08/02/10
10-18018-080210LCS1	Lab Control	500 mL	1.00 mL	08/02/10
10-18018-080210LCSD1	Lab Control Dup	500 mL	1.00 mL	08/02/10
10-18018-RG18A	KSC-DP-1-GW-100728	500 mL	1.00 mL	08/02/10

INORGANICS ANALYSIS DATA SHEET

DISSOLVED METALS

Page 1 of 1


Sample ID: KSC-DP-1-GW-100728

SAMPLE

Lab Sample ID: RG18A

LIMS ID: 10-18018

Matrix: Water

Data Release Authorized: 

Reported: 08/04/10

QC Report No: RG18-Landau Associates, Inc.

Project: Project Striker

025195.020

Date Sampled: 07/28/10

Date Received: 07/28/10

Prep Meth	Prep Date	Analysis Method	Analysis Date	CAS Number	Analyte	RL	µg/L	Q
200.8	07/30/10	200.8	08/02/10	7440-38-2	Arsenic	0.2	23.8	
200.8	07/30/10	200.8	08/02/10	7440-43-9	Cadmium	0.2	0.2	U
200.8	07/30/10	200.8	08/03/10	7440-47-3	Chromium	1	1	U
200.8	07/30/10	200.8	08/02/10	7440-50-8	Copper	0.5	0.5	U
200.8	07/30/10	200.8	08/02/10	7439-92-1	Lead	1	1	U
7470A	07/30/10	7470A	07/30/10	7439-97-6	Mercury	0.1	0.1	U
200.8	07/30/10	200.8	08/02/10	7440-66-6	Zinc	4	4	U

U-Analyte undetected at given RL

RL-Reporting Limit

INORGANICS ANALYSIS DATA SHEET

DISSOLVED METALS


Page 1 of 1

Sample ID: LAB CONTROL

Lab Sample ID: RG18LCS

LIMS ID: 10-18018

Matrix: Water

Data Release Authorized: 

Reported: 08/04/10

QC Report No: RG18-Landau Associates, Inc.

Project: Project Striker

025195.020

Date Sampled: NA

Date Received: NA

BLANK SPIKE QUALITY CONTROL REPORT

Analyte	Analysis Method	Spike Found	Spike Added	% Recovery	Q
Arsenic	200.8	25.7	25.0	103%	
Cadmium	200.8	25.3	25.0	101%	
Chromium	200.8	25.7	25.0	103%	
Copper	200.8	27.3	25.0	109%	
Lead	200.8	26	25	104%	
Mercury	7470A	2.0	2.0	100%	
Zinc	200.8	83	80	104%	

Reported in µg/L

N-Control limit not met

Control Limits: 80-120%

INORGANICS ANALYSIS DATA SHEET

DISSOLVED METALS


Page 1 of 1

Sample ID: METHOD BLANK

Lab Sample ID: RG18MB

LIMS ID: 10-18018

Matrix: Water

Data Release Authorized: 

Reported: 08/04/10

QC Report No: RG18-Landau Associates, Inc.

Project: Project Striker

025195.020

Date Sampled: NA

Date Received: NA

Prep Meth	Prep Date	Analysis Method	Analysis Date	CAS Number	Analyte	RL	µg/L	Q
200.8	07/30/10	200.8	08/02/10	7440-38-2	Arsenic	0.2	0.2	U
200.8	07/30/10	200.8	08/02/10	7440-43-9	Cadmium	0.2	0.2	U
200.8	07/30/10	200.8	08/02/10	7440-47-3	Chromium	0.5	0.5	U
200.8	07/30/10	200.8	08/02/10	7440-50-8	Copper	0.5	0.5	U
200.8	07/30/10	200.8	08/02/10	7439-92-1	Lead	1	1	U
7470A	07/30/10	7470A	07/30/10	7439-97-6	Mercury	0.1	0.1	U
200.8	07/30/10	200.8	08/02/10	7440-66-6	Zinc	4	4	U

U-Analyte undetected at given RL

RL-Reporting Limit



Analytical Resources, Incorporated
Analytical Chemists and Consultants

August 19, 2010

Tim Syverson
Landau Associates
130 Second Avenue South
Edmonds, WA 98020

RE: Project: Striker 025195.020.022
ARI Job: RG52 - Revised

Dear Tim

Enclosed, please find the original Chain-of-Custody (COC) record, sample receipt documentation, and final data report for the samples from the project referenced above. Analytical Resources, Inc. (ARI) accepted two water samples and four soil samples in good condition on July 29, 2010. For further details regarding sample receipt, please refer to the enclosed Cooler Receipt Form. Per Landau Associates, water samples were allowed to settle and sample aliquot was collected from the clear portion.

The samples were analyzed for Total & Dissolved Metals, Hexavalent Chrome, SVOCs, VOCs, PCBs, NWTPH-Dx and NWTPH-Gx, as requested on the COC.

Surrogates Bromofluorobenzene and d4-1,2-Dichlorobenzene were out of control high in the original VOC analysis of sample **KSC-DP-3-S-7-8-100729**. These surrogates were in control in the reanalysis.

Trichlorofluoromethane and trans-1,4-Dichloro-2-butene were out of control high in the VOC CCAL on 08/09/10 – associated with the analysis of the water samples. These compounds were not detected in the samples. No further corrective action was required.

Chloromethane, Methylene Chloride, and 1,1,1,2-Tetrachloroethane were out of control low in the VOC CCAL on 08/09/10 – associated with the analysis of soil samples. No further corrective action was required.

Bromomethane, 4-Chlorotoluene, 4-Isopropyltoluene, and n-Butylbenzene were out of control high in the VOC CCAL on 08/10/10 – associated with the reanalysis of sample **KSC-DP-3-S-7-8-100729**, while Methyl Iodide was out of control low. No further corrective action was required.

Surrogates d5-Phenol and d4-2-Chlorophenol were out of control high in the SVOC water LCS. No further corrective action was taken.



Analytical Resources, Incorporated

Analytical Chemists and Consultants

Benzyl Alcohol was out of control high in the SVOC LCS and LCSD associated with the water samples. There were no detections for this compound in the samples. No further corrective action was taken.

The SVOC CCAL from 08/11/10, associated with the soil samples, was out of control low for 2,4-Dinitrophenol and 4-Nitrophenol. No further corrective action was required.

Aroclor 1016 was out of control high in the PCB LCS and LCSD. There were no detections in the samples. No further corrective action was taken.

The soluble and insoluble water matrix spikes were out of control low for Hexavalent Chrome, with only the soluble soil matrix spike out of control low. All other quality control measures were in control. No further corrective action was taken.

Quality control analysis results are included for your review. An electronic copy of this report and all associated raw data will be kept on file at ARI. If you have any questions or require additional information, please contact me at your convenience.

Sincerely,
ANALYTICAL RESOURCES, INC

Eric Branson
Project Manager

-for-

Kelly Bottem
Client Services Manager
(206) 695-6211
kellyb@arilabs.com



Data Reporting Qualifiers

Effective 7/10/2009

Inorganic Data

- U Indicates that the target analyte was not detected at the reported concentration
- * Duplicate RPD is not within established control limits
- B Reported value is less than the CRDL but \geq the Reporting Limit
- N Matrix Spike recovery not within established control limits
- NA Not Applicable, analyte not spiked
- H The natural concentration of the spiked element is so much greater than the concentration spiked that an accurate determination of spike recovery is not possible
- L Analyte concentration is ≤ 5 times the Reporting Limit and the replicate control limit defaults to ± 1 RL instead of the normal 20% RPD

Organic Data

- U Indicates that the target analyte was not detected at the reported concentration
- * Flagged value is not within established control limits
- B Analyte detected in an associated Method Blank at a concentration greater than one-half of ARI's Reporting Limit or 5% of the regulatory limit or 5% of the analyte concentration in the sample.
- J Estimated concentration when the value is less than ARI's established reporting limits
- D The spiked compound was not detected due to sample extract dilution
- E Estimated concentration calculated for an analyte response above the valid instrument calibration range. A dilution is required to obtain an accurate quantification of the analyte.
- Q Indicates a detected analyte with an initial or continuing calibration that does not meet established acceptance criteria ($< 20\%$ RSD, $< 20\%$ Drift or minimum RRF).
- S Indicates an analyte response that has saturated the detector. The calculated concentration is not valid; a dilution is required to obtain valid quantification of the analyte



- NA The flagged analyte was not analyzed for
- NR Spiked compound recovery is not reported due to chromatographic interference
- NS The flagged analyte was not spiked into the sample
- M Estimated value for an analyte detected and confirmed by an analyst but with low spectral match parameters. This flag is used only for GC-MS analyses
- M2 The sample contains PCB congeners that do not match any standard Aroclor pattern. The PCBs are identified and quantified as the Aroclor whose pattern most closely matches that of the sample. The reported value is an estimate.
- N The analysis indicates the presence of an analyte for which there is presumptive evidence to make a "tentative identification"
- Y The analyte is not detected at or above the reported concentration. The reporting limit is raised due to chromatographic interference. The Y flag is equivalent to the U flag with a raised reporting limit.
- C The analyte was positively identified on only one of two chromatographic columns. Chromatographic interference prevented a positive identification on the second column
- P The analyte was detected on both chromatographic columns but the quantified values differ by $\geq 40\%$ RPD with no obvious chromatographic interference

Geotechnical Data

- A The total of all fines fractions. This flag is used to report total fines when only sieve analysis is requested and balances total grain size with sample weight.
- F Samples were frozen prior to particle size determination
- SM Sample matrix was not appropriate for the requested analysis. This normally refers to samples contaminated with an organic product that interferes with the sieving process and/or moisture content, porosity and saturation calculations
- SS Sample did not contain the proportion of "fines" required to perform the pipette portion of the grain size analysis
- W Weight of sample in some pipette aliquots was below the level required for accurate weighting



- Seattle/Edmonds (425) 778-0907
- Tacoma (253) 926-2493
- Spokane (509) 327-9737
- Portland (503) 542-1080
- _____

R652

Date 7/29/10
Page 1 of

Chain-of-Custody Record

Project Name Striker Project No. 025195.020.022

Project Location/Event Striker Property

Sampler's Name CFB/SED

Project Contact Tim Svenson / Joe Flaherty (Boeing)

Send Results To " " / Kathryn Harter

Testing Parameters

Turnaround Time
 Standard
 Accelerated

Sample I.D.	Date	Time	Matrix	No. of Containers	PCBs	Metals w/cr6	SVOC	VOC	TPH-Dx	TPH-Gx	Metals by 5035	Metals - f. filtered	TPH-VOC	Cr6 - f. filtered	Observations/Comments
KSC-DP-7-S-3.5.4-100729	7/29/10	835	soil	7	X	X	X	X	X	X					X Allow water samples to settle, collect aliquot from clear portion
KSC-DP-8-S-4.5-5-100729	7/29/10	915	soil	7	X	X	X	X	X	X					X NWTPH-Dx - run acid wash/silica gel cleanup
KSC-DP-9-S-5.6-100729	7/29/10	1000	soil	7	X	X	X	X	X	X					
KSC-DP-5-GW-100729	7/29/10	1515	water	11			X	X	X	X	X	X	X		run samples standardized to _____ product
KSC-DP-9-GW-100729	7/29/10	1705	water	11			X	V	X	X	X	X	X		Analyze for EPH if no specific product identified
KSC-DP-3-GW-CFB															VOC/BTEX/VPH (soil): ___ non-preserved ___ preserved w/methanol ___ preserved w/sodium bisulfate ___ Freeze upon receipt
KSC-DP-3-S-7-8-100729	7/29/10	1455	soil	7	X	X	X	X	X	X					<input checked="" type="checkbox"/> Dissolved metal water samples field filtered

Special Shipment/Handling or Storage Requirements		Method of Shipment	
Relinquished by Signature <u>[Signature]</u> Printed Name <u>Chris Burke</u> Company <u>LANDAU</u> Date <u>7/29/10</u> Time <u>1825</u>	Received by Signature <u>[Signature]</u> Printed Name <u>Mittsch</u> Company <u>AK</u> Date <u>7/29/10</u> Time <u>1825</u>	Relinquished by Signature _____ Printed Name _____ Company _____ Date _____ Time _____	Received by Signature _____ Printed Name _____ Company _____ Date _____ Time _____

RG52:00005



Cooler Receipt Form

ARI Client: Boeing Landau Boeing
 COC No(s): _____ NA
 Assigned ARI Job No: RG41

Project Name: Striker
 Delivered by: Fed-Ex UPS Courier (Hand Delivered) Other: _____
 Tracking No: _____ (NA)

Preliminary Examination Phase:

Were intact, properly signed and dated custody seals attached to the outside of to cooler? YES NO
 Were custody papers included with the cooler? YES NO
 Were custody papers properly filled out (ink, signed, etc.) YES NO

Temperature of Cooler(s) (°C) (recommended 2.0-6.0 °C for chemistry)..... 2.4
 If cooler temperature is out of compliance fill out form 00070F Temp Gun ID#: 9087752

Cooler Accepted by: JM Date: 7/29/10 Time: 1825

Complete custody forms and attach all shipping documents

Log-In Phase:

Was a temperature blank included in the cooler? YES NO
 What kind of packing material was used? ... Bubble Wrap Wet Ice Gel Packs Baggies Foam Block Paper Other: _____
 Was sufficient ice used (if appropriate)? NA YES NO
 Were all bottles sealed in individual plastic bags? YES NO
 Did all bottles arrive in good condition (unbroken)? YES NO
 Were all bottle labels complete and legible? YES NO
 Did the number of containers listed on COC match with the number of containers received? YES NO
 Did all bottle labels and tags agree with custody papers? YES NO
 Were all bottles used correct for the requested analyses? YES NO
 Do any of the analyses (bottles) require preservation? (attach preservation sheet, excluding VOCs)... NA YES NO
 Were all VOC vials free of air bubbles? NA YES NO
 Was sufficient amount of sample sent in each bottle? YES NO
 Date VOC Trip Blank was made at ARI..... NA _____
 Was Sample Split by ARI : NA YES Date/Time: _____ Equipment: _____ Split by: _____


Samples Logged by: Bob Conley Date: 7/30 Time: 1030

**** Notify Project Manager of discrepancies or concerns ****

Sample ID on Bottle	Sample ID on COC	Sample ID on Bottle	Sample ID on COC
DP-4-GW-100729	DP-5-GW-100729		

Additional Notes, Discrepancies, & Resolutions:

↓ WATER SAMPLE COLLECTED AT 1515: BOTTLES ALL SAY DP-4
 COL READS DP-5.
 ALSO, ONE SOIL JAR FROM DP-7
 By: BC Date: 7/30/10 SAMPLE SET READS DP-12 (REST OF ID MATCHES).



Small → "sm"
 Peabubbles → "pb"
 Large → "lg"
 Headspace → "hs"

PRESERVATION VERIFICATION 07/30/10

Page 1 of 1



ARI Job No: RG52

PC: Kelly
VTSR: 07/29/10

Inquiry Number: NONE
Analysis Requested: 07/30/10
Contact: Syverson, Tim
Client: Landau Associates, Inc.
Logged by: BC
Sample Set Used: Yes-490
Validatable Package: No
Deliverables:

Project #: 025195.020.022
Project: Striker
Sample Site:
SDG No:
Analytical Protocol: In-house

LOGNUM ARI ID	CLIENT ID	CN >12	WAD >12	NH3 <2	COD <2	FOG <2	MET <2	PHEN <2	PHOS <2	TKN <2	NO23 <2	TOC <2	S2 >9	AK102 <2	Fe2+ <2	DMET FLT	DOC FLT	PARAMETER	ADJUSTED TO	LOT NUMBER	AMOUNT ADDED	DATE/BY
10-18191 RG52A	KSC-DP-5-GW-100729						DIS OK									Y						
10-18192 RG52B	KSC-DP-9-GW-100729						DIS OK									Y						

RG52: 00007

Checked By BC Date 7/30



Seattle/Edmonds (425) 778-0907
 Tacoma (253) 926-2493
 Spokane (509) 327-9737
 Portland (503) 542-1080

RG52

Date 7/29/10
Page 1 of _____

Chain-of-Custody Record

Project Information					Testing Parameters							Turnaround Time	Observations/Comments						
Project Name <u>Striker</u> Project No. <u>025195.020.022</u>					PCBs	Metals w/ Cr6	SIOC	VOC	TPH-Dx	TPH-Gx	Metals by 5035	Metals - f: Hersed		TPH-VOC	Cr6 - f: Hersed	<input checked="" type="checkbox"/> Standard <input type="checkbox"/> Accelerated <input type="checkbox"/> _____			
Project Location/Event <u>Striker Property</u>																			
Sampler's Name <u>CFB/SED</u>																			
Project Contact <u>Tim Sverson / Joe Flaherty (Boetis)</u>																			
Send Results To <u>" " / Kathryn Harter</u>																			
Sample I.D.	Date	Time	Matrix	No. of Containers	PCBs	Metals w/ Cr6	SIOC	VOC	TPH-Dx	TPH-Gx	Metals by 5035	Metals - f: Hersed	TPH-VOC	Cr6 - f: Hersed	Observations/Comments				
KSC-DP-7-S-3.5.4-100729	7/29/10	835	soil	7	X	X	X	X	X	X					X Allow water samples to settle, collect aliquot from clear portion				
KSC-DP-8-S-4.5.5-100729	7/29/10	915	soil	7	X	X	X	X	X	X					X NWTPH-Dx - run acid wash/silica gel cleanup				
KSC-DP-9-S-5.5.6-100729	7/29/10	1000	soil	7	X	X	X	X	X	X									
KSC-DP-5-GW-100729	7/29/10	1515	water	11		X	X	X	X	X	X	X	X		run samples standardized to product				
KSC-DP-4-GW-100729	7/29/10	1705	water	11		X	X	X	X	X	X	X	X		Analyze for EPH if no specific product identified				
KSC-DP-3-GW-CFB															VOC/BTEX/VPH (soil): <input type="checkbox"/> non-preserved <input type="checkbox"/> preserved w/methanol <input type="checkbox"/> preserved w/sodium bisulfate <input type="checkbox"/> Freeze upon receipt				
KSC-DP-3-S-7-8-100729	7/29/10	1455	soil	7	X	X	X	X	X	X					<input checked="" type="checkbox"/> Dissolved metal water samples field filtered				
Special Shipment/Handling or Storage Requirements															Method of Shipment				
Relinquished by					Received by					Relinquished by					Received by				
Signature <u>Chris Bruce</u>					Signature <u>[Signature]</u>					Signature _____					Signature _____				
Printed Name <u>Chris Bruce</u>					Printed Name <u>[Name]</u>					Printed Name _____					Printed Name _____				
Company <u>LANDAU</u>					Company <u>RFI</u>					Company _____					Company _____				
Date <u>7/29/10</u> Time <u>1825</u>					Date <u>7/29/10</u> Time <u>1925</u>					Date _____ Time _____					Date _____ Time _____				

Sample 10 changed from KSC-DP-5 to KSC-DP-4
 8/17/10

RG52: 00008

Subject: Re: Striker - RG52 revised COC
From: Kelly Bottem <kellyb@arilabs.com>
Date: Fri, 13 Aug 2010 14:22:21 -0700
To: Kathryn Hartley <khartley@landauinc.com>
CC: Anne Halvorsen <AHalvorsen@landauinc.com>, Tim Syverson <tsyverson@landauinc.com>, Chris Burke <cburke@landauinc.com>, Eric Branson <eric@arilabs.com>

Got it.
K

Kathryn Hartley wrote:

Kelly,

As indicated on the attached COC, please change sample number KSC-DP-5-GW-100729 to KSC-DP-4-GW-100729.

Please confirm that you received this message.

Thank you,

Kathryn

*Kathryn F. Hartley ** **** * Project Scientist
Landau Associates, Inc.
*130 2nd Ave. S, Edmonds, WA 98020
425.778.0907 " direct 425.329.0268 " cell 425.248.7520
khartley@landauinc.com " www.landauinc.com

/Email is a sustainable communications tool -- please consider this before printing./

Notice: This communication may contain privileged or other confidential information. If you have received it in error, please advise the sender by reply email and immediately delete the message and any attachments without copying or disclosing the contents. Thank you.

--

Kelly Frances Bottem, Client Services Manager
Analytical Resources, Inc.
4611 S. 134th Place, Suite 100
Tukwila, WA 98168-3240
Website: <http://www.arilabs.com>
Direct Phone: 206-695-6211
E-Mail: kellyb@arilabs.com
Fax: 206-695-6201
Cell: 206-228-1385

ORGANICS ANALYSIS DATA SHEET

Volatiles by Purge & Trap GC/MS-Method SW8260C

Sample ID: KSC-DP-4-GW-100729

Page 1 of 2

SAMPLE

Lab Sample ID: RG52A


QC Report No: RG52-Landau Associates, Inc.

LIMS ID: 10-18191

Project: Striker

Matrix: Water

025195.020.022

Data Release Authorized: 

Date Sampled: 07/29/10

Reported: 08/19/10

Date Received: 07/29/10

Instrument/Analyst: NT10/PKC

Sample Amount: 10.0 mL

Date Analyzed: 08/09/10 15:00

Purge Volume: 10.0 mL

CAS Number	Analyte	RL	Result	Q
74-87-3	Chloromethane	0.5	< 0.5	U
74-83-9	Bromomethane	1.0	< 1.0	U
75-01-4	Vinyl Chloride	0.2	< 0.2	U
75-00-3	Chloroethane	0.2	< 0.2	U
75-09-2	Methylene Chloride	0.5	< 0.5	U
67-64-1	Acetone	5.0	< 5.0	U
75-15-0	Carbon Disulfide	0.2	< 0.2	U
75-35-4	1,1-Dichloroethene	0.2	< 0.2	U
75-34-3	1,1-Dichloroethane	0.2	< 0.2	U
156-60-5	trans-1,2-Dichloroethene	0.2	< 0.2	U
156-59-2	cis-1,2-Dichloroethene	0.2	< 0.2	U
67-66-3	Chloroform	0.2	< 0.2	U
107-06-2	1,2-Dichloroethane	0.2	< 0.2	U
78-93-3	2-Butanone	5.0	< 5.0	U
71-55-6	1,1,1-Trichloroethane	0.2	< 0.2	U
56-23-5	Carbon Tetrachloride	0.2	< 0.2	U
108-05-4	Vinyl Acetate	1.0	< 1.0	U
75-27-4	Bromodichloromethane	0.2	< 0.2	U
78-87-5	1,2-Dichloropropane	0.2	< 0.2	U
10061-01-5	cis-1,3-Dichloropropene	0.2	< 0.2	U
79-01-6	Trichloroethene	0.2	< 0.2	U
124-48-1	Dibromochloromethane	0.2	< 0.2	U
79-00-5	1,1,2-Trichloroethane	0.2	< 0.2	U
71-43-2	Benzene	0.2	< 0.2	U
10061-02-6	trans-1,3-Dichloropropene	0.2	< 0.2	U
110-75-8	2-Chloroethylvinylether	1.0	< 1.0	U
75-25-2	Bromoform	0.2	< 0.2	U
108-10-1	4-Methyl-2-Pentanone (MIBK)	5.0	< 5.0	U
591-78-6	2-Hexanone	5.0	< 5.0	U
127-18-4	Tetrachloroethene	0.2	< 0.2	U
79-34-5	1,1,2,2-Tetrachloroethane	0.2	< 0.2	U
108-88-3	Toluene	0.2	< 0.2	U
108-90-7	Chlorobenzene	0.2	< 0.2	U
100-41-4	Ethylbenzene	0.2	< 0.2	U
100-42-5	Styrene	0.2	< 0.2	U
75-69-4	Trichlorofluoromethane	0.2	< 0.2	U
76-13-1	1,1,2-Trichloro-1,2,2-trifluoroethane	0.2	< 0.2	U
179601-23-1	m,p-Xylene	0.4	< 0.4	U
95-47-6	o-Xylene	0.2	< 0.2	U
95-50-1	1,2-Dichlorobenzene	0.2	< 0.2	U
541-73-1	1,3-Dichlorobenzene	0.2	< 0.2	U
106-46-7	1,4-Dichlorobenzene	0.2	< 0.2	U
107-02-8	Acrolein	5.0	< 5.0	U

ORGANICS ANALYSIS DATA SHEET

Volatiles by Purge & Trap GC/MS-Method SW8260C

Sample ID: KSC-DP-4-GW-100729

Page 2 of 2

SAMPLE

Lab Sample ID: RG52A

QC Report No: RG52-Landau Associates, Inc.

LIMS ID: 10-18191

Project: Striker

Matrix: Water

025195.020.022

Date Analyzed: 08/09/10 15:00

CAS Number	Analyte	RL	Result	Q
74-88-4	Methyl Iodide	1.0	< 1.0	U
74-96-4	Bromoethane	0.2	< 0.2	U
107-13-1	Acrylonitrile	1.0	< 1.0	U
563-58-6	1,1-Dichloropropene	0.2	< 0.2	U
74-95-3	Dibromomethane	0.2	< 0.2	U
630-20-6	1,1,1,2-Tetrachloroethane	0.2	< 0.2	U
96-12-8	1,2-Dibromo-3-chloropropane	0.5	< 0.5	U
96-18-4	1,2,3-Trichloropropane	0.5	< 0.5	U
110-57-6	trans-1,4-Dichloro-2-butene	1.0	< 1.0	U
108-67-8	1,3,5-Trimethylbenzene	0.2	< 0.2	U
95-63-6	1,2,4-Trimethylbenzene	0.2	< 0.2	U
87-68-3	Hexachlorobutadiene	0.5	< 0.5	U
106-93-4	Ethylene Dibromide	0.2	< 0.2	U
74-97-5	Bromochloromethane	0.2	< 0.2	U
594-20-7	2,2-Dichloropropane	0.2	< 0.2	U
142-28-9	1,3-Dichloropropane	0.2	< 0.2	U
98-82-8	Isopropylbenzene	0.2	< 0.2	U
103-65-1	n-Propylbenzene	0.2	< 0.2	U
108-86-1	Bromobenzene	0.2	< 0.2	U
95-49-8	2-Chlorotoluene	0.2	< 0.2	U
106-43-4	4-Chlorotoluene	0.2	< 0.2	U
98-06-6	tert-Butylbenzene	0.2	< 0.2	U
135-98-8	sec-Butylbenzene	0.2	< 0.2	U
99-87-6	4-Isopropyltoluene	0.2	< 0.2	U
104-51-8	n-Butylbenzene	0.2	< 0.2	U
120-82-1	1,2,4-Trichlorobenzene	0.5	< 0.5	U
91-20-3	Naphthalene	0.5	< 0.5	U
87-61-6	1,2,3-Trichlorobenzene	0.5	< 0.5	U

Reported in µg/L (ppb)

Volatile Surrogate Recovery

d4-1,2-Dichloroethane	104%
d8-Toluene	99.5%
Bromofluorobenzene	101%
d4-1,2-Dichlorobenzene	102%

2-Chloroethylvinylether is an acid labile compound and may not be recovered from an acid preserved sample.

ORGANICS ANALYSIS DATA SHEET


Volatiles by Purge & Trap GC/MS-Method SW8260C
Page 1 of 2

Sample ID: KSC-DP-9-GW-100729
SAMPLE

Lab Sample ID: RG52B

LIMS ID: 10-18192

Matrix: Water

Data Release Authorized: 

Reported: 08/10/10

QC Report No: RG52-Landau Associates, Inc.

Project: Striker

025195.020.022

Date Sampled: 07/29/10

Date Received: 07/29/10

Instrument/Analyst: NT10/PKC

Date Analyzed: 08/09/10 15:25

Sample Amount: 10.0 mL

Purge Volume: 10.0 mL

CAS Number	Analyte	RL	Result	Q
74-87-3	Chloromethane	0.5	< 0.5	U
74-83-9	Bromomethane	1.0	< 1.0	U
75-01-4	Vinyl Chloride	0.2	< 0.2	U
75-00-3	Chloroethane	0.2	< 0.2	U
75-09-2	Methylene Chloride	0.5	< 0.5	U
67-64-1	Acetone	5.0	< 5.0	U
75-15-0	Carbon Disulfide	0.2	< 0.2	U
75-35-4	1,1-Dichloroethene	0.2	< 0.2	U
75-34-3	1,1-Dichloroethane	0.2	< 0.2	U
156-60-5	trans-1,2-Dichloroethene	0.2	< 0.2	U
156-59-2	cis-1,2-Dichloroethene	0.2	< 0.2	U
67-66-3	Chloroform	0.2	< 0.2	U
107-06-2	1,2-Dichloroethane	0.2	< 0.2	U
78-93-3	2-Butanone	5.0	< 5.0	U
71-55-6	1,1,1-Trichloroethane	0.2	< 0.2	U
56-23-5	Carbon Tetrachloride	0.2	< 0.2	U
108-05-4	Vinyl Acetate	1.0	< 1.0	U
75-27-4	Bromodichloromethane	0.2	< 0.2	U
78-87-5	1,2-Dichloropropane	0.2	< 0.2	U
10061-01-5	cis-1,3-Dichloropropene	0.2	< 0.2	U
79-01-6	Trichloroethene	0.2	< 0.2	U
124-48-1	Dibromochloromethane	0.2	< 0.2	U
79-00-5	1,1,2-Trichloroethane	0.2	< 0.2	U
71-43-2	Benzene	0.2	< 0.2	U
10061-02-6	trans-1,3-Dichloropropene	0.2	< 0.2	U
110-75-8	2-Chloroethylvinylether	1.0	< 1.0	U
75-25-2	Bromoform	0.2	< 0.2	U
108-10-1	4-Methyl-2-Pentanone (MIBK)	5.0	< 5.0	U
591-78-6	2-Hexanone	5.0	< 5.0	U
127-18-4	Tetrachloroethene	0.2	< 0.2	U
79-34-5	1,1,2,2-Tetrachloroethane	0.2	< 0.2	U
108-88-3	Toluene	0.2	< 0.2	U
108-90-7	Chlorobenzene	0.2	< 0.2	U
100-41-4	Ethylbenzene	0.2	< 0.2	U
100-42-5	Styrene	0.2	< 0.2	U
75-69-4	Trichlorofluoromethane	0.2	< 0.2	U
76-13-1	1,1,2-Trichloro-1,2,2-trifluoroethane	0.2	< 0.2	U
179601-23-1	m,p-Xylene	0.4	< 0.4	U
95-47-6	o-Xylene	0.2	< 0.2	U
95-50-1	1,2-Dichlorobenzene	0.2	< 0.2	U
541-73-1	1,3-Dichlorobenzene	0.2	< 0.2	U
106-46-7	1,4-Dichlorobenzene	0.2	< 0.2	U
107-02-8	Acrolein	5.0	< 5.0	U

ORGANICS ANALYSIS DATA SHEET

Volatiles by Purge & Trap GC/MS-Method SW8260C
Page 2 of 2

Sample ID: KSC-DP-9-GW-100729
SAMPLE

Lab Sample ID: RG52B
LIMS ID: 10-18192
Matrix: Water
Date Analyzed: 08/09/10 15:25

QC Report No: RG52-Landau Associates, Inc.
Project: Striker
025195.020.022

CAS Number	Analyte	RL	Result	Q
74-88-4	Methyl Iodide	1.0	< 1.0	U
74-96-4	Bromoethane	0.2	< 0.2	U
107-13-1	Acrylonitrile	1.0	< 1.0	U
563-58-6	1,1-Dichloropropene	0.2	< 0.2	U
74-95-3	Dibromomethane	0.2	< 0.2	U
630-20-6	1,1,1,2-Tetrachloroethane	0.2	< 0.2	U
96-12-8	1,2-Dibromo-3-chloropropane	0.5	< 0.5	U
96-18-4	1,2,3-Trichloropropane	0.5	< 0.5	U
110-57-6	trans-1,4-Dichloro-2-butene	1.0	< 1.0	U
108-67-8	1,3,5-Trimethylbenzene	0.2	< 0.2	U
95-63-6	1,2,4-Trimethylbenzene	0.2	< 0.2	U
87-68-3	Hexachlorobutadiene	0.5	< 0.5	U
106-93-4	Ethylene Dibromide	0.2	< 0.2	U
74-97-5	Bromochloromethane	0.2	< 0.2	U
594-20-7	2,2-Dichloropropane	0.2	< 0.2	U
142-28-9	1,3-Dichloropropane	0.2	< 0.2	U
98-82-8	Isopropylbenzene	0.2	< 0.2	U
103-65-1	n-Propylbenzene	0.2	< 0.2	U
108-86-1	Bromobenzene	0.2	< 0.2	U
95-49-8	2-Chlorotoluene	0.2	< 0.2	U
106-43-4	4-Chlorotoluene	0.2	< 0.2	U
98-06-6	tert-Butylbenzene	0.2	< 0.2	U
135-98-8	sec-Butylbenzene	0.2	< 0.2	U
99-87-6	4-Isopropyltoluene	0.2	< 0.2	U
104-51-8	n-Butylbenzene	0.2	< 0.2	U
120-82-1	1,2,4-Trichlorobenzene	0.5	< 0.5	U
91-20-3	Naphthalene	0.5	< 0.5	U
87-61-6	1,2,3-Trichlorobenzene	0.5	< 0.5	U

Reported in µg/L (ppb)

Volatile Surrogate Recovery

d4-1,2-Dichloroethane	107%
d8-Toluene	99.7%
Bromofluorobenzene	98.9%
d4-1,2-Dichlorobenzene	103%

2-Chloroethylvinylether is an acid labile compound and may not be recovered from an acid preserved sample.

ORGANICS ANALYSIS DATA SHEET

Volatiles by Purge & Trap GC/MS-Method SW8260C

Sample ID: KSC-DP-7-S-3.5-4-100729

Page 1 of 2

SAMPLE

Lab Sample ID: RG52C


QC Report No: RG52-Landau Associates, Inc.

LIMS ID: 10-18193

Project: Striker

Matrix: Soil

025195.020.022

Data Release Authorized: 

Date Sampled: 07/29/10

Reported: 08/11/10

Date Received: 07/29/10

Instrument/Analyst: FINN5/PAB

Sample Amount: 5.58 g-dry-wt

Date Analyzed: 08/09/10 14:25

Purge Volume: 5.0 mL

Moisture: 11.1%

CAS Number	Analyte	RL	Result	Q
74-87-3	Chloromethane	0.9	< 0.9	U
74-83-9	Bromomethane	0.9	< 0.9	U
75-01-4	Vinyl Chloride	0.9	< 0.9	U
75-00-3	Chloroethane	0.9	< 0.9	U
75-09-2	Methylene Chloride	1.8	< 1.8	U
67-64-1	Acetone	4.5	24	
75-15-0	Carbon Disulfide	0.9	1.6	
75-35-4	1,1-Dichloroethene	0.9	< 0.9	U
75-34-3	1,1-Dichloroethane	0.9	< 0.9	U
156-60-5	trans-1,2-Dichloroethene	0.9	< 0.9	U
156-59-2	cis-1,2-Dichloroethene	0.9	< 0.9	U
67-66-3	Chloroform	0.9	< 0.9	U
107-06-2	1,2-Dichloroethane	0.9	< 0.9	U
78-93-3	2-Butanone	4.5	< 4.5	U
71-55-6	1,1,1-Trichloroethane	0.9	< 0.9	U
56-23-5	Carbon Tetrachloride	0.9	< 0.9	U
108-05-4	Vinyl Acetate	4.5	< 4.5	U
75-27-4	Bromodichloromethane	0.9	< 0.9	U
78-87-5	1,2-Dichloropropane	0.9	< 0.9	U
10061-01-5	cis-1,3-Dichloropropene	0.9	< 0.9	U
79-01-6	Trichloroethene	0.9	< 0.9	U
124-48-1	Dibromochloromethane	0.9	< 0.9	U
79-00-5	1,1,2-Trichloroethane	0.9	< 0.9	U
71-43-2	Benzene	0.9	< 0.9	U
10061-02-6	trans-1,3-Dichloropropene	0.9	< 0.9	U
110-75-8	2-Chloroethylvinylether	4.5	< 4.5	U
75-25-2	Bromoform	0.9	< 0.9	U
108-10-1	4-Methyl-2-Pentanone (MIBK)	4.5	< 4.5	U
591-78-6	2-Hexanone	4.5	< 4.5	U
127-18-4	Tetrachloroethene	0.9	< 0.9	U
79-34-5	1,1,2,2-Tetrachloroethane	0.9	< 0.9	U
108-88-3	Toluene	0.9	< 0.9	U
108-90-7	Chlorobenzene	0.9	< 0.9	U
100-41-4	Ethylbenzene	0.9	< 0.9	U
100-42-5	Styrene	0.9	< 0.9	U
75-69-4	Trichlorofluoromethane	0.9	< 0.9	U
76-13-1	1,1,2-Trichloro-1,2,2-trifluoroethane	1.8	< 1.8	U
179601-23-1	m,p-Xylene	0.9	< 0.9	U
95-47-6	o-Xylene	0.9	< 0.9	U
95-50-1	1,2-Dichlorobenzene	0.9	< 0.9	U
541-73-1	1,3-Dichlorobenzene	0.9	< 0.9	U
106-46-7	1,4-Dichlorobenzene	0.9	< 0.9	U
107-02-8	Acrolein	45	< 45	U

ORGANICS ANALYSIS DATA SHEET

Volatiles by Purge & Trap GC/MS-Method SW8260C

Page 2 of 2

Sample ID: KSC-DP-7-S-3.5-4-100729

SAMPLE

Lab Sample ID: RG52C

QC Report No: RG52-Landau Associates, Inc.

LIMS ID: 10-18193

Project: Striker

Matrix: Soil

025195.020.022

Date Analyzed: 08/09/10 14:25

CAS Number	Analyte	RL	Result	Q
74-88-4	Methyl Iodide	0.9	< 0.9	U
74-96-4	Bromoethane	1.8	< 1.8	U
107-13-1	Acrylonitrile	4.5	< 4.5	U
563-58-6	1,1-Dichloropropene	0.9	< 0.9	U
74-95-3	Dibromomethane	0.9	< 0.9	U
630-20-6	1,1,1,2-Tetrachloroethane	0.9	< 0.9	U
96-12-8	1,2-Dibromo-3-chloropropane	4.5	< 4.5	U
96-18-4	1,2,3-Trichloropropane	1.8	< 1.8	U
110-57-6	trans-1,4-Dichloro-2-butene	4.5	< 4.5	U
108-67-8	1,3,5-Trimethylbenzene	0.9	< 0.9	U
95-63-6	1,2,4-Trimethylbenzene	0.9	< 0.9	U
87-68-3	Hexachlorobutadiene	4.5	< 4.5	U
106-93-4	Ethylene Dibromide	0.9	< 0.9	U
74-97-5	Bromochloromethane	0.9	< 0.9	U
594-20-7	2,2-Dichloropropane	0.9	< 0.9	U
142-28-9	1,3-Dichloropropane	0.9	< 0.9	U
98-82-8	Isopropylbenzene	0.9	< 0.9	U
103-65-1	n-Propylbenzene	0.9	< 0.9	U
108-86-1	Bromobenzene	0.9	< 0.9	U
95-49-8	2-Chlorotoluene	0.9	< 0.9	U
106-43-4	4-Chlorotoluene	0.9	< 0.9	U
98-06-6	tert-Butylbenzene	0.9	< 0.9	U
135-98-8	sec-Butylbenzene	0.9	< 0.9	U
99-87-6	4-Isopropyltoluene	0.9	< 0.9	U
104-51-8	n-Butylbenzene	0.9	< 0.9	U
120-82-1	1,2,4-Trichlorobenzene	4.5	< 4.5	U
91-20-3	Naphthalene	4.5	< 4.5	U
87-61-6	1,2,3-Trichlorobenzene	4.5	< 4.5	U

Reported in µg/kg (ppb)

Volatile Surrogate Recovery

d4-1,2-Dichloroethane	130%
d8-Toluene	104%
Bromofluorobenzene	97.3%
d4-1,2-Dichlorobenzene	101%

ORGANICS ANALYSIS DATA SHEET

Volatiles by Purge & Trap GC/MS-Method SW8260C

Sample ID: KSC-DP-8-S-4.5-5-100729

Page 1 of 2

SAMPLE

Lab Sample ID: RG52D


QC Report No: RG52-Landau Associates, Inc.

LIMS ID: 10-18194

Project: Striker

Matrix: Soil

025195.020.022

Data Release Authorized: 

Date Sampled: 07/29/10

Reported: 08/11/10

Date Received: 07/29/10

Instrument/Analyst: FINN5/PAB

Sample Amount: 4.72 g-dry-wt

Date Analyzed: 08/09/10 14:54

Purge Volume: 5.0 mL

Moisture: 11.0%

CAS Number	Analyte	RL	Result	Q
74-87-3	Chloromethane	1.1	< 1.1	U
74-83-9	Bromomethane	1.1	< 1.1	U
75-01-4	Vinyl Chloride	1.1	< 1.1	U
75-00-3	Chloroethane	1.1	< 1.1	U
75-09-2	Methylene Chloride	2.1	< 2.1	U
67-64-1	Acetone	5.3	9.2	
75-15-0	Carbon Disulfide	1.1	< 1.1	U
75-35-4	1,1-Dichloroethene	1.1	< 1.1	U
75-34-3	1,1-Dichloroethane	1.1	< 1.1	U
156-60-5	trans-1,2-Dichloroethene	1.1	< 1.1	U
156-59-2	cis-1,2-Dichloroethene	1.1	< 1.1	U
67-66-3	Chloroform	1.1	< 1.1	U
107-06-2	1,2-Dichloroethane	1.1	< 1.1	U
78-93-3	2-Butanone	5.3	< 5.3	U
71-55-6	1,1,1-Trichloroethane	1.1	< 1.1	U
56-23-5	Carbon Tetrachloride	1.1	< 1.1	U
108-05-4	Vinyl Acetate	5.3	< 5.3	U
75-27-4	Bromodichloromethane	1.1	< 1.1	U
78-87-5	1,2-Dichloropropane	1.1	< 1.1	U
10061-01-5	cis-1,3-Dichloropropene	1.1	< 1.1	U
79-01-6	Trichloroethene	1.1	< 1.1	U
124-48-1	Dibromochloromethane	1.1	< 1.1	U
79-00-5	1,1,2-Trichloroethane	1.1	< 1.1	U
71-43-2	Benzene	1.1	< 1.1	U
10061-02-6	trans-1,3-Dichloropropene	1.1	< 1.1	U
110-75-8	2-Chloroethylvinylether	5.3	< 5.3	U
75-25-2	Bromoform	1.1	< 1.1	U
108-10-1	4-Methyl-2-Pentanone (MIBK)	5.3	< 5.3	U
591-78-6	2-Hexanone	5.3	< 5.3	U
127-18-4	Tetrachloroethene	1.1	< 1.1	U
79-34-5	1,1,2,2-Tetrachloroethane	1.1	< 1.1	U
108-88-3	Toluene	1.1	< 1.1	U
108-90-7	Chlorobenzene	1.1	< 1.1	U
100-41-4	Ethylbenzene	1.1	< 1.1	U
100-42-5	Styrene	1.1	< 1.1	U
75-69-4	Trichlorofluoromethane	1.1	< 1.1	U
76-13-1	1,1,2-Trichloro-1,2,2-trifluoroethane	2.1	< 2.1	U
179601-23-1	m,p-Xylene	1.1	< 1.1	U
95-47-6	o-Xylene	1.1	< 1.1	U
95-50-1	1,2-Dichlorobenzene	1.1	< 1.1	U
541-73-1	1,3-Dichlorobenzene	1.1	< 1.1	U
106-46-7	1,4-Dichlorobenzene	1.1	< 1.1	U
107-02-8	Acrolein	53	< 53	U

ORGANICS ANALYSIS DATA SHEET

Volatiles by Purge & Trap GC/MS-Method SW8260C
Page 2 of 2

Sample ID: KSC-DP-8-S-4.5-5-100729
SAMPLE

Lab Sample ID: RG52D
LIMS ID: 10-18194
Matrix: Soil
Date Analyzed: 08/09/10 14:54

QC Report No: RG52-Landau Associates, Inc.
Project: Striker
025195.020.022

CAS Number	Analyte	RL	Result	Q
74-88-4	Methyl Iodide	1.1	< 1.1	U
74-96-4	Bromoethane	2.1	< 2.1	U
107-13-1	Acrylonitrile	5.3	< 5.3	U
563-58-6	1,1-Dichloropropene	1.1	< 1.1	U
74-95-3	Dibromomethane	1.1	< 1.1	U
630-20-6	1,1,1,2-Tetrachloroethane	1.1	< 1.1	U
96-12-8	1,2-Dibromo-3-chloropropane	5.3	< 5.3	U
96-18-4	1,2,3-Trichloropropane	2.1	< 2.1	U
110-57-6	trans-1,4-Dichloro-2-butene	5.3	< 5.3	U
108-67-8	1,3,5-Trimethylbenzene	1.1	< 1.1	U
95-63-6	1,2,4-Trimethylbenzene	1.1	< 1.1	U
87-68-3	Hexachlorobutadiene	5.3	< 5.3	U
106-93-4	Ethylene Dibromide	1.1	< 1.1	U
74-97-5	Bromochloromethane	1.1	< 1.1	U
594-20-7	2,2-Dichloropropane	1.1	< 1.1	U
142-28-9	1,3-Dichloropropane	1.1	< 1.1	U
98-82-8	Isopropylbenzene	1.1	< 1.1	U
103-65-1	n-Propylbenzene	1.1	< 1.1	U
108-86-1	Bromobenzene	1.1	< 1.1	U
95-49-8	2-Chlorotoluene	1.1	< 1.1	U
106-43-4	4-Chlorotoluene	1.1	< 1.1	U
98-06-6	tert-Butylbenzene	1.1	< 1.1	U
135-98-8	sec-Butylbenzene	1.1	< 1.1	U
99-87-6	4-Isopropyltoluene	1.1	< 1.1	U
104-51-8	n-Butylbenzene	1.1	< 1.1	U
120-82-1	1,2,4-Trichlorobenzene	5.3	< 5.3	U
91-20-3	Naphthalene	5.3	< 5.3	U
87-61-6	1,2,3-Trichlorobenzene	5.3	< 5.3	U

Reported in µg/kg (ppb)

Volatile Surrogate Recovery

d4-1,2-Dichloroethane	138%
d8-Toluene	106%
Bromofluorobenzene	98.9%
d4-1,2-Dichlorobenzene	103%

ORGANICS ANALYSIS DATA SHEET

Volatiles by Purge & Trap GC/MS-Method SW8260C

Sample ID: KSC-DP-9-S-5.5-6-100729

Page 1 of 2

SAMPLE

Lab Sample ID: RG52E


QC Report No: RG52-Landau Associates, Inc.

LIMS ID: 10-18195

Project: Striker

Matrix: Soil

025195.020.022

Data Release Authorized: 

Date Sampled: 07/29/10

Reported: 08/11/10

Date Received: 07/29/10

Instrument/Analyst: FINN5/PAB

Sample Amount: 4.69 g-dry-wt

Date Analyzed: 08/09/10 15:18

Purge Volume: 5.0 mL

Moisture: 9.9%

CAS Number	Analyte	RL	Result	Q
74-87-3	Chloromethane	1.1	< 1.1	U
74-83-9	Bromomethane	1.1	< 1.1	U
75-01-4	Vinyl Chloride	1.1	< 1.1	U
75-00-3	Chloroethane	1.1	< 1.1	U
75-09-2	Methylene Chloride	2.1	< 2.1	U
67-64-1	Acetone	5.3	39	
75-15-0	Carbon Disulfide	1.1	6.1	
75-35-4	1,1-Dichloroethene	1.1	< 1.1	U
75-34-3	1,1-Dichloroethane	1.1	< 1.1	U
156-60-5	trans-1,2-Dichloroethene	1.1	< 1.1	U
156-59-2	cis-1,2-Dichloroethene	1.1	< 1.1	U
67-66-3	Chloroform	1.1	< 1.1	U
107-06-2	1,2-Dichloroethane	1.1	< 1.1	U
78-93-3	2-Butanone	5.3	< 5.3	U
71-55-6	1,1,1-Trichloroethane	1.1	< 1.1	U
56-23-5	Carbon Tetrachloride	1.1	< 1.1	U
108-05-4	Vinyl Acetate	5.3	< 5.3	U
75-27-4	Bromodichloromethane	1.1	< 1.1	U
78-87-5	1,2-Dichloropropane	1.1	< 1.1	U
10061-01-5	cis-1,3-Dichloropropene	1.1	< 1.1	U
79-01-6	Trichloroethene	1.1	< 1.1	U
124-48-1	Dibromochloromethane	1.1	< 1.1	U
79-00-5	1,1,2-Trichloroethane	1.1	< 1.1	U
71-43-2	Benzene	1.1	< 1.1	U
10061-02-6	trans-1,3-Dichloropropene	1.1	< 1.1	U
110-75-8	2-Chloroethylvinylether	5.3	< 5.3	U
75-25-2	Bromoform	1.1	< 1.1	U
108-10-1	4-Methyl-2-Pentanone (MIBK)	5.3	< 5.3	U
591-78-6	2-Hexanone	5.3	< 5.3	U
127-18-4	Tetrachloroethene	1.1	< 1.1	U
79-34-5	1,1,2,2-Tetrachloroethane	1.1	< 1.1	U
108-88-3	Toluene	1.1	< 1.1	U
108-90-7	Chlorobenzene	1.1	< 1.1	U
100-41-4	Ethylbenzene	1.1	< 1.1	U
100-42-5	Styrene	1.1	< 1.1	U
75-69-4	Trichlorofluoromethane	1.1	< 1.1	U
76-13-1	1,1,2-Trichloro-1,2,2-trifluoroethane	2.1	< 2.1	U
179601-23-1	m,p-Xylene	1.1	< 1.1	U
95-47-6	o-Xylene	1.1	< 1.1	U
95-50-1	1,2-Dichlorobenzene	1.1	< 1.1	U
541-73-1	1,3-Dichlorobenzene	1.1	< 1.1	U
106-46-7	1,4-Dichlorobenzene	1.1	< 1.1	U
107-02-8	Acrolein	53	< 53	U

ORGANICS ANALYSIS DATA SHEET

Volatiles by Purge & Trap GC/MS-Method SW8260C
Page 2 of 2

Sample ID: KSC-DP-9-S-5.5-6-100729
SAMPLE

Lab Sample ID: RG52E
LIMS ID: 10-18195
Matrix: Soil
Date Analyzed: 08/09/10 15:18

QC Report No: RG52-Landau Associates, Inc.
Project: Striker
025195.020.022

CAS Number	Analyte	RL	Result	Q
74-88-4	Methyl Iodide	1.1	< 1.1	U
74-96-4	Bromoethane	2.1	< 2.1	U
107-13-1	Acrylonitrile	5.3	< 5.3	U
563-58-6	1,1-Dichloropropene	1.1	< 1.1	U
74-95-3	Dibromomethane	1.1	< 1.1	U
630-20-6	1,1,1,2-Tetrachloroethane	1.1	< 1.1	U
96-12-8	1,2-Dibromo-3-chloropropane	5.3	< 5.3	U
96-18-4	1,2,3-Trichloropropane	2.1	< 2.1	U
110-57-6	trans-1,4-Dichloro-2-butene	5.3	< 5.3	U
108-67-8	1,3,5-Trimethylbenzene	1.1	< 1.1	U
95-63-6	1,2,4-Trimethylbenzene	1.1	< 1.1	U
87-68-3	Hexachlorobutadiene	5.3	< 5.3	U
106-93-4	Ethylene Dibromide	1.1	< 1.1	U
74-97-5	Bromochloromethane	1.1	< 1.1	U
594-20-7	2,2-Dichloropropane	1.1	< 1.1	U
142-28-9	1,3-Dichloropropane	1.1	< 1.1	U
98-82-8	Isopropylbenzene	1.1	< 1.1	U
103-65-1	n-Propylbenzene	1.1	< 1.1	U
108-86-1	Bromobenzene	1.1	< 1.1	U
95-49-8	2-Chlorotoluene	1.1	< 1.1	U
106-43-4	4-Chlorotoluene	1.1	< 1.1	U
98-06-6	tert-Butylbenzene	1.1	< 1.1	U
135-98-8	sec-Butylbenzene	1.1	< 1.1	U
99-87-6	4-Isopropyltoluene	1.1	< 1.1	U
104-51-8	n-Butylbenzene	1.1	< 1.1	U
120-82-1	1,2,4-Trichlorobenzene	5.3	< 5.3	U
91-20-3	Naphthalene	5.3	< 5.3	U
87-61-6	1,2,3-Trichlorobenzene	5.3	< 5.3	U

Reported in µg/kg (ppb)

Volatile Surrogate Recovery

d4-1,2-Dichloroethane	131%
d8-Toluene	102%
Bromofluorobenzene	96.4%
d4-1,2-Dichlorobenzene	105%

ORGANICS ANALYSIS DATA SHEET

Volatiles by Purge & Trap GC/MS-Method SW8260C

Sample ID: KSC-DP-3-S-7-8-100729

Page 1 of 2

SAMPLE

Lab Sample ID: RG52F


QC Report No: RG52-Landau Associates, Inc.

LIMS ID: 10-18196

Project: Striker

Matrix: Soil

025195.020.022

Data Release Authorized: 

Date Sampled: 07/29/10

Reported: 08/11/10

Date Received: 07/29/10

Instrument/Analyst: FINN5/PAB

Sample Amount: 5.16 g-dry-wt

Date Analyzed: 08/09/10 15:45

Purge Volume: 5.0 mL

Moisture: 15.5%

CAS Number	Analyte	RL	Result	Q
74-87-3	Chloromethane	1.0	< 1.0	U
74-83-9	Bromomethane	1.0	< 1.0	U
75-01-4	Vinyl Chloride	1.0	< 1.0	U
75-00-3	Chloroethane	1.0	< 1.0	U
75-09-2	Methylene Chloride	1.9	< 1.9	U
67-64-1	Acetone	4.8	41	
75-15-0	Carbon Disulfide	1.0	1.6	
75-35-4	1,1-Dichloroethene	1.0	< 1.0	U
75-34-3	1,1-Dichloroethane	1.0	< 1.0	U
156-60-5	trans-1,2-Dichloroethene	1.0	< 1.0	U
156-59-2	cis-1,2-Dichloroethene	1.0	< 1.0	U
67-66-3	Chloroform	1.0	< 1.0	U
107-06-2	1,2-Dichloroethane	1.0	< 1.0	U
78-93-3	2-Butanone	4.8	< 4.8	U
71-55-6	1,1,1-Trichloroethane	1.0	< 1.0	U
56-23-5	Carbon Tetrachloride	1.0	< 1.0	U
108-05-4	Vinyl Acetate	4.8	< 4.8	U
75-27-4	Bromodichloromethane	1.0	< 1.0	U
78-87-5	1,2-Dichloropropane	1.0	< 1.0	U
10061-01-5	cis-1,3-Dichloropropene	1.0	< 1.0	U
79-01-6	Trichloroethene	1.0	< 1.0	U
124-48-1	Dibromochloromethane	1.0	< 1.0	U
79-00-5	1,1,2-Trichloroethane	1.0	< 1.0	U
71-43-2	Benzene	1.0	< 1.0	U
10061-02-6	trans-1,3-Dichloropropene	1.0	< 1.0	U
110-75-8	2-Chloroethylvinylether	4.8	< 4.8	U
75-25-2	Bromoform	1.0	< 1.0	U
108-10-1	4-Methyl-2-Pentanone (MIBK)	4.8	< 4.8	U
591-78-6	2-Hexanone	4.8	< 4.8	U
127-18-4	Tetrachloroethene	1.0	< 1.0	U
79-34-5	1,1,2,2-Tetrachloroethane	1.0	< 1.0	U
108-88-3	Toluene	1.0	< 1.0	U
108-90-7	Chlorobenzene	1.0	< 1.0	U
100-41-4	Ethylbenzene	1.0	5.8	
100-42-5	Styrene	1.0	< 1.0	U
75-69-4	Trichlorofluoromethane	1.0	< 1.0	U
76-13-1	1,1,2-Trichloro-1,2,2-trifluoroethane	1.9	< 1.9	U
179601-23-1	m,p-Xylene	1.0	8.9	
95-47-6	o-Xylene	1.0	5.0	
95-50-1	1,2-Dichlorobenzene	1.0	< 1.0	U
541-73-1	1,3-Dichlorobenzene	1.0	< 1.0	U
106-46-7	1,4-Dichlorobenzene	1.0	< 1.0	U
107-02-8	Acrolein	48	< 48	U

ORGANICS ANALYSIS DATA SHEET

Volatiles by Purge & Trap GC/MS-Method SW8260C

Sample ID: KSC-DP-3-S-7-8-100729

Page 2 of 2

SAMPLE

Lab Sample ID: RG52F

QC Report No: RG52-Landau Associates, Inc.

LIMS ID: 10-18196

Project: Striker

Matrix: Soil

025195.020.022

Date Analyzed: 08/09/10 15:45

CAS Number	Analyte	RL	Result	Q
74-88-4	Methyl Iodide	1.0	< 1.0	U
74-96-4	Bromoethane	1.9	< 1.9	U
107-13-1	Acrylonitrile	4.8	< 4.8	U
563-58-6	1,1-Dichloropropene	1.0	< 1.0	U
74-95-3	Dibromomethane	1.0	< 1.0	U
630-20-6	1,1,1,2-Tetrachloroethane	1.0	< 1.0	U
96-12-8	1,2-Dibromo-3-chloropropane	4.8	< 4.8	U
96-18-4	1,2,3-Trichloropropane	1.9	< 1.9	U
110-57-6	trans-1,4-Dichloro-2-butene	4.8	< 4.8	U
108-67-8	1,3,5-Trimethylbenzene	1.0	65	
95-63-6	1,2,4-Trimethylbenzene	1.0	160	S
87-68-3	Hexachlorobutadiene	4.8	< 4.8	U
106-93-4	Ethylene Dibromide	1.0	< 1.0	U
74-97-5	Bromochloromethane	1.0	< 1.0	U
594-20-7	2,2-Dichloropropane	1.0	< 1.0	U
142-28-9	1,3-Dichloropropane	1.0	< 1.0	U
98-82-8	Isopropylbenzene	1.0	9.0	
103-65-1	n-Propylbenzene	1.0	23	
108-86-1	Bromobenzene	1.0	< 1.0	U
95-49-8	2-Chlorotoluene	1.0	< 1.0	U
106-43-4	4-Chlorotoluene	1.0	< 1.0	U
98-06-6	tert-Butylbenzene	1.0	< 1.0	U
135-98-8	sec-Butylbenzene	1.0	24	
99-87-6	4-Isopropyltoluene	1.0	30	
104-51-8	n-Butylbenzene	1.0	130	M
120-82-1	1,2,4-Trichlorobenzene	4.8	< 4.8	U
91-20-3	Naphthalene	4.8	250	ES
87-61-6	1,2,3-Trichlorobenzene	4.8	< 4.8	U

Reported in µg/kg (ppb)

Volatile Surrogate Recovery

d4-1,2-Dichloroethane	132%
d8-Toluene	105%
Bromofluorobenzene	126%
d4-1,2-Dichlorobenzene	125%

ORGANICS ANALYSIS DATA SHEET

Volatiles by Purge & Trap GC/MS-Method SW8260C

Sample ID: KSC-DP-3-S-7-8-100729

Page 1 of 2

REANALYSIS

Lab Sample ID: RG52F


QC Report No: RG52-Landau Associates, Inc.

LIMS ID: 10-18196

Project: Striker

Matrix: Soil

025195.020.022

Data Release Authorized: 

Date Sampled: 07/29/10

Reported: 08/11/10

Date Received: 07/29/10

Instrument/Analyst: FINN5/PAB

Sample Amount: 81.7 mg-dry-wt

Date Analyzed: 08/10/10 14:02

Purge Volume: 5.0 mL

Moisture: 15.5%

CAS Number	Analyte	RL	Result	Q
74-87-3	Chloromethane	61	< 61	U
74-83-9	Bromomethane	61	< 61	U
75-01-4	Vinyl Chloride	61	< 61	U
75-00-3	Chloroethane	61	< 61	U
75-09-2	Methylene Chloride	120	< 120	U
67-64-1	Acetone	310	< 310	U
75-15-0	Carbon Disulfide	61	< 61	U
75-35-4	1,1-Dichloroethene	61	< 61	U
75-34-3	1,1-Dichloroethane	61	< 61	U
156-60-5	trans-1,2-Dichloroethene	61	< 61	U
156-59-2	cis-1,2-Dichloroethene	61	< 61	U
67-66-3	Chloroform	61	< 61	U
107-06-2	1,2-Dichloroethane	61	< 61	U
78-93-3	2-Butanone	310	< 310	U
71-55-6	1,1,1-Trichloroethane	61	< 61	U
56-23-5	Carbon Tetrachloride	61	< 61	U
108-05-4	Vinyl Acetate	310	< 310	U
75-27-4	Bromodichloromethane	61	< 61	U
78-87-5	1,2-Dichloropropane	61	< 61	U
10061-01-5	cis-1,3-Dichloropropene	61	< 61	U
79-01-6	Trichloroethene	61	< 61	U
124-48-1	Dibromochloromethane	61	< 61	U
79-00-5	1,1,2-Trichloroethane	61	< 61	U
71-43-2	Benzene	61	< 61	U
10061-02-6	trans-1,3-Dichloropropene	61	< 61	U
110-75-8	2-Chloroethylvinylether	310	< 310	U
75-25-2	Bromoform	61	< 61	U
108-10-1	4-Methyl-2-Pentanone (MIBK)	310	< 310	U
591-78-6	2-Hexanone	310	< 310	U
127-18-4	Tetrachloroethene	61	< 61	U
79-34-5	1,1,2,2-Tetrachloroethane	61	< 61	U
108-88-3	Toluene	61	< 61	U
108-90-7	Chlorobenzene	61	< 61	U
100-41-4	Ethylbenzene	61	< 61	U
100-42-5	Styrene	61	< 61	U
75-69-4	Trichlorofluoromethane	61	< 61	U
76-13-1	1,1,2-Trichloro-1,2,2-trifluoroethane	120	< 120	U
179601-23-1	m,p-Xylene	61	< 61	U
95-47-6	o-Xylene	61	< 61	U
95-50-1	1,2-Dichlorobenzene	61	< 61	U
541-73-1	1,3-Dichlorobenzene	61	< 61	U
106-46-7	1,4-Dichlorobenzene	61	< 61	U
107-02-8	Acrolein	3,100	< 3,100	U

ORGANICS ANALYSIS DATA SHEET

Volatiles by Purge & Trap GC/MS-Method SW8260C

Page 2 of 2

**Sample ID: KSC-DP-3-S-7-8-100729
REANALYSIS**

Lab Sample ID: RG52F

LIMS ID: 10-18196

Matrix: Soil

Date Analyzed: 08/10/10 14:02

QC Report No: RG52-Landau Associates, Inc.

Project: Striker

025195.020.022

CAS Number	Analyte	RL	Result	Q
74-88-4	Methyl Iodide	61	< 61	U
74-96-4	Bromoethane	120	< 120	U
107-13-1	Acrylonitrile	310	< 310	U
563-58-6	1,1-Dichloropropene	61	< 61	U
74-95-3	Dibromomethane	61	< 61	U
630-20-6	1,1,1,2-Tetrachloroethane	61	< 61	U
96-12-8	1,2-Dibromo-3-chloropropane	310	< 310	U
96-18-4	1,2,3-Trichloropropane	120	< 120	U
110-57-6	trans-1,4-Dichloro-2-butene	310	< 310	U
108-67-8	1,3,5-Trimethylbenzene	61	580	
95-63-6	1,2,4-Trimethylbenzene	61	2,200	
87-68-3	Hexachlorobutadiene	310	< 310	U
106-93-4	Ethylene Dibromide	61	< 61	U
74-97-5	Bromochloromethane	61	< 61	U
594-20-7	2,2-Dichloropropane	61	< 61	U
142-28-9	1,3-Dichloropropane	61	< 61	U
98-82-8	Isopropylbenzene	61	80	
103-65-1	n-Propylbenzene	61	240	
108-86-1	Bromobenzene	61	< 61	U
95-49-8	2-Chlorotoluene	61	< 61	U
106-43-4	4-Chlorotoluene	61	< 61	U
98-06-6	tert-Butylbenzene	61	< 61	U
135-98-8	sec-Butylbenzene	61	330	
99-87-6	4-Isopropyltoluene	61	400	
104-51-8	n-Butylbenzene	61	2,200	M
120-82-1	1,2,4-Trichlorobenzene	310	< 310	U
91-20-3	Naphthalene	310	1,200	
87-61-6	1,2,3-Trichlorobenzene	310	< 310	U

Reported in µg/kg (ppb)

Volatile Surrogate Recovery

d4-1,2-Dichloroethane	107%
d8-Toluene	104%
Bromofluorobenzene	109%
d4-1,2-Dichlorobenzene	109%

Results corrected for soil moisture content per Section 11.10.5 of EPA Method 8000C.

VOA SURROGATE RECOVERY SUMMARY

Matrix: Water

QC Report No: RG52-Landau Associates, Inc.
Project: Striker
025195.020.022

ARI ID	Client ID	PV	DCE	TOL	BFB	DCB	TOT OUT
MB-080910	Method Blank	10	105%	98.3%	101%	103%	0
LCS-080910	Lab Control	10	106%	99.5%	105%	102%	0
LCSD-080910	Lab Control Dup	10	106%	101%	107%	99.9%	0
RG52A	KSC-DP-4-GW-100729	10	104%	99.5%	101%	102%	0
RG52B	KSC-DP-9-GW-100729	10	107%	99.7%	98.9%	103%	0

LCS/MB LIMITS

QC LIMITS

SW8260C

(DCE) = d4-1,2-Dichloroethane	70-132	80-143
(TOL) = d8-Toluene	80-120	80-120
(BFB) = Bromofluorobenzene	80-120	80-120
(DCB) = d4-1,2-Dichlorobenzene	80-120	80-120

Prep Method: SW5030B
Log Number Range: 10-18191 to 10-18192

VOA SURROGATE RECOVERY SUMMARY



Matrix: Soil

QC Report No: RG52-Landau Associates, Inc.
 Project: Striker
 025195.020.022

ARI ID	Client ID	Level	DCE	TOL	BFB	DCB	TOT OUT
MB-080910	Method Blank	Low	118%	104%	96.7%	101%	0
LCS-080910	Lab Control	Low	92.0%	103%	101%	98.2%	0
LCSD-080910	Lab Control Dup	Low	110%	105%	101%	99.7%	0
RG52C	KSC-DP-7-S-3.5-4-100729	Low	130%	104%	97.3%	101%	0
RG52D	KSC-DP-8-S-4.5-5-100729	Low	138%	106%	98.9%	103%	0
RG52E	KSC-DP-9-S-5.5-6-100729	Low	131%	102%	96.4%	105%	0
MB-081010	Method Blank	Med	105%	102%	93.1%	100%	0
LCS-081010	Lab Control	Med	107%	102%	98.5%	101%	0
LCSD-081010	Lab Control Dup	Med	107%	102%	99.2%	102%	0
RG52F	KSC-DP-3-S-7-8-100729	Low	132%	105%	126%*	125%*	2
RG52FRE	KSC-DP-3-S-7-8-100729	Med	107%	104%	109%	109%	0

LCS/MB LIMITS

QC LIMITS

SW8260C	LCS/MB LIMITS		QC LIMITS	
	Low	Med	Low	Med
(DCE) = d4-1,2-Dichloroethane	79-121	76-120	75-152	69-120
(TOL) = d8-Toluene	80-120	80-120	82-115	80-120
(BFB) = Bromofluorobenzene	80-120	80-120	64-120	76-128
(DCB) = d4-1,2-Dichlorobenzene	80-120	80-120	80-120	80-120

Log Number Range: 10-18193 to 10-18196

ORGANICS ANALYSIS DATA SHEET

Volatiles by Purge & Trap GC/MS-Method SW8260C

Page 1 of 2

Sample ID: LCS-080910

LAB CONTROL SAMPLE

Lab Sample ID: LCS-080910

LIMS ID: 10-18191

Matrix: Water

Data Release Authorized: *[Signature]*

Reported: 08/10/10

QC Report No: RG52-Landau Associates, Inc.

Project: Striker

025195.020.022

Date Sampled: NA

Date Received: NA

Instrument/Analyst LCS: NT10/PKC

LCSD: NT10/PKC

Date Analyzed LCS: 08/09/10 10:38

LCSD: 08/09/10 11:03

Sample Amount LCS: 10.0 mL

LCSD: 10.0 mL

Purge Volume LCS: 10.0 mL

LCSD: 10.0 mL

Analyte	LCS	Spike Added-LCS	LCS Recovery	LCSD	Spike Added-LCSD	LCSD Recovery	RPD
Chloromethane	10.5	10.0	105%	10.5	10.0	105%	0.0%
Bromomethane	11.6	10.0	116%	11.3	10.0	113%	2.6%
Vinyl Chloride	10.7	10.0	107%	10.7	10.0	107%	0.0%
Chloroethane	11.6	10.0	116%	11.2	10.0	112%	3.5%
Methylene Chloride	10.6	10.0	106%	10.2	10.0	102%	3.8%
Acetone	52.0	50.0	104%	49.0	50.0	98.0%	5.9%
Carbon Disulfide	11.5	10.0	115%	10.9	10.0	109%	5.4%
1,1-Dichloroethene	11.1	10.0	111%	10.5	10.0	105%	5.6%
1,1-Dichloroethane	10.9	10.0	109%	10.5	10.0	105%	3.7%
trans-1,2-Dichloroethene	10.6	10.0	106%	10.2	10.0	102%	3.8%
cis-1,2-Dichloroethene	10.6	10.0	106%	10.2	10.0	102%	3.8%
Chloroform	10.8	10.0	108%	10.3	10.0	103%	4.7%
1,2-Dichloroethane	10.8	10.0	108%	10.2	10.0	102%	5.7%
2-Butanone	51.6	50.0	103%	48.6	50.0	97.2%	6.0%
1,1,1-Trichloroethane	10.8	10.0	108%	10.5	10.0	105%	2.8%
Carbon Tetrachloride	11.3	10.0	113%	10.7	10.0	107%	5.5%
Vinyl Acetate	10.8	10.0	108%	10.0	10.0	100%	7.7%
Bromodichloromethane	10.8	10.0	108%	10.3	10.0	103%	4.7%
1,2-Dichloropropane	10.7	10.0	107%	10.2	10.0	102%	4.8%
cis-1,3-Dichloropropene	10.7	10.0	107%	10.1	10.0	101%	5.8%
Trichloroethene	10.2	10.0	102%	9.9	10.0	99.0%	3.0%
Dibromochloromethane	10.5	10.0	105%	9.9	10.0	99.0%	5.9%
1,1,2-Trichloroethane	10.1	10.0	101%	9.6	10.0	96.0%	5.1%
Benzene	10.9	10.0	109%	10.3	10.0	103%	5.7%
trans-1,3-Dichloropropene	10.7	10.0	107%	10.2	10.0	102%	4.8%
2-Chloroethylvinylether	10.7	10.0	107%	10.0	10.0	100%	6.8%
Bromoform	10.8	10.0	108%	9.9	10.0	99.0%	8.7%
4-Methyl-2-Pentanone (MIBK)	55.4	50.0	111%	50.9	50.0	102%	8.5%
2-Hexanone	54.4	50.0	109%	51.2	50.0	102%	6.1%
Tetrachloroethene	10.6	10.0	106%	10.0	10.0	100%	5.8%
1,1,2,2-Tetrachloroethane	10.6	10.0	106%	9.8	10.0	98.0%	7.8%
Toluene	10.6	10.0	106%	10.1	10.0	101%	4.8%
Chlorobenzene	10.7	10.0	107%	10.1	10.0	101%	5.8%
Ethylbenzene	10.9	10.0	109%	10.1	10.0	101%	7.6%
Styrene	11.4	10.0	114%	11.4	10.0	114%	0.0%
Trichlorofluoromethane	12.7 Q	10.0	127%	12.6 Q	10.0	126%	0.8%
1,1,2-Trichloro-1,2,2-trifluoroethane	11.4	10.0	114%	11.0	10.0	110%	3.6%
m,p-Xylene	23.1	20.0	116%	21.8	20.0	109%	5.8%
o-Xylene	11.1	10.0	111%	10.6	10.0	106%	4.6%
1,2-Dichlorobenzene	10.6	10.0	106%	9.9	10.0	99.0%	6.8%
1,3-Dichlorobenzene	10.7	10.0	107%	9.9	10.0	99.0%	7.8%
1,4-Dichlorobenzene	10.6	10.0	106%	9.9	10.0	99.0%	6.8%
Acrolein	54.1	50.0	108%	51.3	50.0	103%	5.3%
Methyl Iodide	11.4	10.0	114%	10.9	10.0	109%	4.5%
Bromoethane	11.1	10.0	111%	10.8	10.0	108%	2.7%

ORGANICS ANALYSIS DATA SHEET

Volatiles by Purge & Trap GC/MS-Method SW8260C

Page 2 of 2

Sample ID: LCS-080910

LAB CONTROL SAMPLE

Lab Sample ID: LCS-080910

LIMS ID: 10-18191

Matrix: Water

QC Report No: RG52-Landau Associates, Inc.

Project: Striker

025195.020.022

Analyte	Spike		LCS	Spike		LCS	RPD
	LCS	Added-LCS	Recovery	LCS	Added-LCS	Recovery	
Acrylonitrile	10.6	10.0	106%	10.0	10.0	100%	5.8%
1,1-Dichloropropene	10.7	10.0	107%	10.3	10.0	103%	3.8%
Dibromomethane	10.5	10.0	105%	10.0	10.0	100%	4.9%
1,1,1,2-Tetrachloroethane	11.2	10.0	112%	10.7	10.0	107%	4.6%
1,2-Dibromo-3-chloropropane	10.7	10.0	107%	9.9	10.0	99.0%	7.8%
1,2,3-Trichloropropane	10.4	10.0	104%	9.8	10.0	98.0%	5.9%
trans-1,4-Dichloro-2-butene	13.1 Q	10.0	131%	11.7 Q	10.0	117%	11.3%
1,3,5-Trimethylbenzene	11.4	10.0	114%	10.7	10.0	107%	6.3%
1,2,4-Trimethylbenzene	11.0	10.0	110%	10.4	10.0	104%	5.6%
Hexachlorobutadiene	10.7	10.0	107%	10.0	10.0	100%	6.8%
Ethylene Dibromide	10.0	10.0	100%	9.6	10.0	96.0%	4.1%
Bromochloromethane	10.6	10.0	106%	10.0	10.0	100%	5.8%
2,2-Dichloropropane	10.8	10.0	108%	10.5	10.0	105%	2.8%
1,3-Dichloropropane	10.5	10.0	105%	9.9	10.0	99.0%	5.9%
Isopropylbenzene	11.4	10.0	114%	10.6	10.0	106%	7.3%
n-Propylbenzene	11.1	10.0	111%	10.3	10.0	103%	7.5%
Bromobenzene	10.0	10.0	100%	9.4	10.0	94.0%	6.2%
2-Chlorotoluene	10.9	10.0	109%	10.1	10.0	101%	7.6%
4-Chlorotoluene	11.0	10.0	110%	10.2	10.0	102%	7.5%
tert-Butylbenzene	11.0	10.0	110%	10.3	10.0	103%	6.6%
sec-Butylbenzene	11.3	10.0	113%	10.6	10.0	106%	6.4%
4-Isopropyltoluene	11.2	10.0	112%	10.5	10.0	105%	6.5%
n-Butylbenzene	11.3	10.0	113%	10.6	10.0	106%	6.4%
1,2,4-Trichlorobenzene	10.5	10.0	105%	9.8	10.0	98.0%	6.9%
Naphthalene	10.8	10.0	108%	10.0	10.0	100%	7.7%
1,2,3-Trichlorobenzene	10.9	10.0	109%	10.0	10.0	100%	8.6%

Reported in µg/L (ppb)

RPD calculated using sample concentrations per SW846.


Volatile Surrogate Recovery

	LCS	LCS
d4-1,2-Dichloroethane	106%	106%
d8-Toluene	99.5%	101%
Bromofluorobenzene	105%	107%
d4-1,2-Dichlorobenzene	102%	99.9%

ORGANICS ANALYSIS DATA SHEET

Volatiles by Purge & Trap GC/MS-Method SW8260C
Page 1 of 2

Sample ID: MB-080910
METHOD BLANK

Lab Sample ID: MB-080910
LIMS ID: 10-18191
Matrix: Water
Data Release Authorized: 
Reported: 08/10/10

QC Report No: RG52-Landau Associates, Inc.
Project: Striker
025195.020.022
Date Sampled: NA
Date Received: NA

Instrument/Analyst: NT10/PKC
Date Analyzed: 08/09/10 11:28

Sample Amount: 10.0 mL
Purge Volume: 10.0 mL

CAS Number	Analyte	RL	Result	Q
74-87-3	Chloromethane	0.5	< 0.5	U
74-83-9	Bromomethane	1.0	< 1.0	U
75-01-4	Vinyl Chloride	0.2	< 0.2	U
75-00-3	Chloroethane	0.2	< 0.2	U
75-09-2	Methylene Chloride	0.5	< 0.5	U
67-64-1	Acetone	5.0	< 5.0	U
75-15-0	Carbon Disulfide	0.2	< 0.2	U
75-35-4	1,1-Dichloroethene	0.2	< 0.2	U
75-34-3	1,1-Dichloroethane	0.2	< 0.2	U
156-60-5	trans-1,2-Dichloroethene	0.2	< 0.2	U
156-59-2	cis-1,2-Dichloroethene	0.2	< 0.2	U
67-66-3	Chloroform	0.2	< 0.2	U
107-06-2	1,2-Dichloroethane	0.2	< 0.2	U
78-93-3	2-Butanone	5.0	< 5.0	U
71-55-6	1,1,1-Trichloroethane	0.2	< 0.2	U
56-23-5	Carbon Tetrachloride	0.2	< 0.2	U
108-05-4	Vinyl Acetate	1.0	< 1.0	U
75-27-4	Bromodichloromethane	0.2	< 0.2	U
78-87-5	1,2-Dichloropropane	0.2	< 0.2	U
10061-01-5	cis-1,3-Dichloropropene	0.2	< 0.2	U
79-01-6	Trichloroethene	0.2	< 0.2	U
124-48-1	Dibromochloromethane	0.2	< 0.2	U
79-00-5	1,1,2-Trichloroethane	0.2	< 0.2	U
71-43-2	Benzene	0.2	< 0.2	U
10061-02-6	trans-1,3-Dichloropropene	0.2	< 0.2	U
110-75-8	2-Chloroethylvinylether	1.0	< 1.0	U
75-25-2	Bromoform	0.2	< 0.2	U
108-10-1	4-Methyl-2-Pentanone (MIBK)	5.0	< 5.0	U
591-78-6	2-Hexanone	5.0	< 5.0	U
127-18-4	Tetrachloroethene	0.2	< 0.2	U
79-34-5	1,1,2,2-Tetrachloroethane	0.2	< 0.2	U
108-88-3	Toluene	0.2	< 0.2	U
108-90-7	Chlorobenzene	0.2	< 0.2	U
100-41-4	Ethylbenzene	0.2	< 0.2	U
100-42-5	Styrene	0.2	< 0.2	U
75-69-4	Trichlorofluoromethane	0.2	< 0.2	U
76-13-1	1,1,2-Trichloro-1,2,2-trifluoroethane	0.2	< 0.2	U
179601-23-1	m,p-Xylene	0.4	< 0.4	U
95-47-6	o-Xylene	0.2	< 0.2	U
95-50-1	1,2-Dichlorobenzene	0.2	< 0.2	U
541-73-1	1,3-Dichlorobenzene	0.2	< 0.2	U
106-46-7	1,4-Dichlorobenzene	0.2	< 0.2	U
107-02-8	Acrolein	5.0	< 5.0	U

ORGANICS ANALYSIS DATA SHEET

Volatiles by Purge & Trap GC/MS-Method SW8260C

Sample ID: MB-080910

Page 2 of 2

METHOD BLANK

Lab Sample ID: MB-080910

QC Report No: RG52-Landau Associates, Inc.

LIMS ID: 10-18191

Project: Striker

Matrix: Water

025195.020.022

Date Analyzed: 08/09/10 11:28

CAS Number	Analyte	RL	Result	Q
74-88-4	Methyl Iodide	1.0	< 1.0	U
74-96-4	Bromoethane	0.2	< 0.2	U
107-13-1	Acrylonitrile	1.0	< 1.0	U
563-58-6	1,1-Dichloropropene	0.2	< 0.2	U
74-95-3	Dibromomethane	0.2	< 0.2	U
630-20-6	1,1,1,2-Tetrachloroethane	0.2	< 0.2	U
96-12-8	1,2-Dibromo-3-chloropropane	0.5	< 0.5	U
96-18-4	1,2,3-Trichloropropane	0.5	< 0.5	U
110-57-6	trans-1,4-Dichloro-2-butene	1.0	< 1.0	U
108-67-8	1,3,5-Trimethylbenzene	0.2	< 0.2	U
95-63-6	1,2,4-Trimethylbenzene	0.2	< 0.2	U
87-68-3	Hexachlorobutadiene	0.5	< 0.5	U
106-93-4	Ethylene Dibromide	0.2	< 0.2	U
74-97-5	Bromochloromethane	0.2	< 0.2	U
594-20-7	2,2-Dichloropropane	0.2	< 0.2	U
142-28-9	1,3-Dichloropropane	0.2	< 0.2	U
98-82-8	Isopropylbenzene	0.2	< 0.2	U
103-65-1	n-Propylbenzene	0.2	< 0.2	U
108-86-1	Bromobenzene	0.2	< 0.2	U
95-49-8	2-Chlorotoluene	0.2	< 0.2	U
106-43-4	4-Chlorotoluene	0.2	< 0.2	U
98-06-6	tert-Butylbenzene	0.2	< 0.2	U
135-98-8	sec-Butylbenzene	0.2	< 0.2	U
99-87-6	4-Isopropyltoluene	0.2	< 0.2	U
104-51-8	n-Butylbenzene	0.2	< 0.2	U
120-82-1	1,2,4-Trichlorobenzene	0.5	< 0.5	U
91-20-3	Naphthalene	0.5	< 0.5	U
87-61-6	1,2,3-Trichlorobenzene	0.5	< 0.5	U

Reported in µg/L (ppb)

Volatile Surrogate Recovery

d4-1,2-Dichloroethane	105%
d8-Toluene	98.3%
Bromofluorobenzene	101%
d4-1,2-Dichlorobenzene	103%

ORGANICS ANALYSIS DATA SHEET

Volatiles by Purge & Trap GC/MS-Method SW8260C

Sample ID: LCS-080910

Page 1 of 2

LAB CONTROL SAMPLE

Lab Sample ID: LCS-080910


QC Report No: RG52-Landau Associates, Inc.

LIMS ID: 10-18193

Project: Striker

Matrix: Soil

025195.020.022

Data Release Authorized: 

Date Sampled: NA

Reported: 08/11/10

Date Received: NA

Instrument/Analyst LCS: FINN5/PAB

Sample Amount LCS: 5.00 g-dry-wt

LCS: FINN5/PAB

LCS: 5.00 g-dry-wt

Date Analyzed LCS: 08/09/10 11:22

Purge Volume LCS: 5.0 mL

LCS: 08/09/10 11:49

LCS: 5.0 mL

Moisture: NA

Analyte	Spike		LCS		Spike		LCS	
	LCS	Added-LCS	Recovery	LCS	Added-LCS	Recovery	RPD	
Chloromethane	41.0 Q	50.0	82.0%	41.6 Q	50.0	83.2%	1.5%	
Bromomethane	64.4	50.0	129%	63.3	50.0	127%	1.7%	
Vinyl Chloride	46.1	50.0	92.2%	45.5	50.0	91.0%	1.3%	
Chloroethane	48.6	50.0	97.2%	47.9	50.0	95.8%	1.5%	
Methylene Chloride	41.3 Q	50.0	82.6%	42.6 Q	50.0	85.2%	3.1%	
Acetone	249	250	99.6%	254	250	102%	2.0%	
Carbon Disulfide	51.6	50.0	103%	51.4	50.0	103%	0.4%	
1,1-Dichloroethene	47.5	50.0	95.0%	48.1	50.0	96.2%	1.3%	
1,1-Dichloroethane	49.6	50.0	99.2%	50.0	50.0	100%	0.8%	
trans-1,2-Dichloroethene	46.9	50.0	93.8%	48.1	50.0	96.2%	2.5%	
cis-1,2-Dichloroethene	48.1	50.0	96.2%	49.3	50.0	98.6%	2.5%	
Chloroform	48.2	50.0	96.4%	48.8	50.0	97.6%	1.2%	
1,2-Dichloroethane	50.6	50.0	101%	50.2	50.0	100%	0.8%	
2-Butanone	270	250	108%	271	250	108%	0.4%	
1,1,1-Trichloroethane	46.5	50.0	93.0%	46.6	50.0	93.2%	0.2%	
Carbon Tetrachloride	46.4	50.0	92.8%	45.1	50.0	90.2%	2.8%	
Vinyl Acetate	56.3	50.0	113%	56.7	50.0	113%	0.7%	
Bromodichloromethane	49.2	50.0	98.4%	49.5	50.0	99.0%	0.6%	
1,2-Dichloropropane	47.9	50.0	95.8%	47.6	50.0	95.2%	0.6%	
cis-1,3-Dichloropropene	52.9	50.0	106%	52.8	50.0	106%	0.2%	
Trichloroethene	47.4	50.0	94.8%	46.8	50.0	93.6%	1.3%	
Dibromochloromethane	48.8	50.0	97.6%	46.6	50.0	93.2%	4.6%	
1,1,2-Trichloroethane	49.6	50.0	99.2%	50.0	50.0	100%	0.8%	
Benzene	50.1	50.0	100%	48.6	50.0	97.2%	3.0%	
trans-1,3-Dichloropropene	51.9	50.0	104%	51.7	50.0	103%	0.4%	
2-Chloroethylvinylether	55.8	50.0	112%	53.8	50.0	108%	3.6%	
Bromoform	49.5	50.0	99.0%	44.4	50.0	88.8%	10.9%	
4-Methyl-2-Pentanone (MIBK)	258	250	103%	249	250	99.6%	3.6%	
2-Hexanone	248	250	99.2%	231	250	92.4%	7.1%	
Tetrachloroethene	46.2	50.0	92.4%	43.3	50.0	86.6%	6.5%	
1,1,2,2-Tetrachloroethane	48.0	50.0	96.0%	44.8	50.0	89.6%	6.9%	
Toluene	47.1	50.0	94.2%	46.6	50.0	93.2%	1.1%	
Chlorobenzene	48.1	50.0	96.2%	46.3	50.0	92.6%	3.8%	
Ethylbenzene	52.4	50.0	105%	49.8	50.0	99.6%	5.1%	
Styrene	54.6	50.0	109%	52.4	50.0	105%	4.1%	
Trichlorofluoromethane	49.4	50.0	98.8%	50.0	50.0	100%	1.2%	
1,1,2-Trichloro-1,2,2-trifluoroethane	47.0	50.0	94.0%	47.6	50.0	95.2%	1.3%	
m,p-Xylene	110	100	110%	104	100	104%	5.6%	
o-Xylene	51.3	50.0	103%	49.2	50.0	98.4%	4.2%	
1,2-Dichlorobenzene	51.1	50.0	102%	50.2	50.0	100%	1.8%	
1,3-Dichlorobenzene	53.6	50.0	107%	52.3	50.0	105%	2.5%	
1,4-Dichlorobenzene	52.8	50.0	106%	51.0	50.0	102%	3.5%	

ORGANICS ANALYSIS DATA SHEET

Volatiles by Purge & Trap GC/MS-Method SW8260C

Sample ID: LCS-080910

Page 2 of 2

LAB CONTROL SAMPLE

Lab Sample ID: LCS-080910

QC Report No: RG52-Landau Associates, Inc.

LIMS ID: 10-18193

Project: Striker

Matrix: Soil

025195.020.022

Analyte	LCS			LCSD			RPD
	LCS	Spike Added-LCS	Recovery	LCSD	Spike Added-LCSD	Recovery	
Acrolein	243	250	97.2%	241	250	96.4%	0.8%
Methyl Iodide	56.5	50.0	113%	56.7	50.0	113%	0.4%
Bromoethane	48.7	50.0	97.4%	48.5	50.0	97.0%	0.4%
Acrylonitrile	54.2	50.0	108%	54.0	50.0	108%	0.4%
1,1-Dichloropropene	49.8	50.0	99.6%	47.7	50.0	95.4%	4.3%
Dibromomethane	50.2	50.0	100%	49.1	50.0	98.2%	2.2%
1,1,1,2-Tetrachloroethane	43.5 Q	50.0	87.0%	42.2 Q	50.0	84.4%	3.0%
1,2-Dibromo-3-chloropropane	50.8	50.0	102%	47.3	50.0	94.6%	7.1%
1,2,3-Trichloropropane	50.8	50.0	102%	46.2	50.0	92.4%	9.5%
trans-1,4-Dichloro-2-butene	57.0	50.0	114%	52.2	50.0	104%	8.8%
1,3,5-Trimethylbenzene	57.5	50.0	115%	54.6	50.0	109%	5.2%
1,2,4-Trimethylbenzene	57.7	50.0	115%	55.0	50.0	110%	4.8%
Hexachlorobutadiene	50.2	50.0	100%	48.8	50.0	97.6%	2.8%
Ethylene Dibromide	50.1	50.0	100%	49.7	50.0	99.4%	0.8%
Bromochloromethane	48.3	50.0	96.6%	50.4	50.0	101%	4.3%
2,2-Dichloropropane	48.6	50.0	97.2%	48.3	50.0	96.6%	0.6%
1,3-Dichloropropane	51.1	50.0	102%	48.4	50.0	96.8%	5.4%
Isopropylbenzene	56.2	50.0	112%	51.9	50.0	104%	8.0%
n-Propylbenzene	54.0	50.0	108%	50.6	50.0	101%	6.5%
Bromobenzene	48.8	50.0	97.6%	46.8	50.0	93.6%	4.2%
2-Chlorotoluene	55.1	50.0	110%	49.0	50.0	98.0%	11.7%
4-Chlorotoluene	53.6	50.0	107%	53.2	50.0	106%	0.7%
tert-Butylbenzene	58.0	50.0	116%	54.9	50.0	110%	5.5%
sec-Butylbenzene	55.0	50.0	110%	51.7	50.0	103%	6.2%
4-Isopropyltoluene	60.0	50.0	120%	57.1	50.0	114%	5.0%
n-Butylbenzene	59.7	50.0	119%	57.9	50.0	116%	3.1%
1,2,4-Trichlorobenzene	51.4	50.0	103%	53.0	50.0	106%	3.1%
Naphthalene	49.6	50.0	99.2%	50.8	50.0	102%	2.4%
1,2,3-Trichlorobenzene	46.6	50.0	93.2%	50.1	50.0	100%	7.2%

Reported in µg/kg (ppb)

RPD calculated using sample concentrations per SW846.

Volatile Surrogate Recovery

	LCS	LCSD
d4-1,2-Dichloroethane	92.0%	110%
d8-Toluene	103%	105%
Bromofluorobenzene	101%	101%
d4-1,2-Dichlorobenzene	98.2%	99.7%

ORGANICS ANALYSIS DATA SHEET

Volatiles by Purge & Trap GC/MS-Method SW8260C

Sample ID: MB-080910

Page 1 of 2

METHOD BLANK

Lab Sample ID: MB-080910


QC Report No: RG52-Landau Associates, Inc.

LIMS ID: 10-18193

Project: Striker

Matrix: Soil

025195.020.022

Data Release Authorized: 

Date Sampled: NA

Reported: 08/11/10

Date Received: NA

Instrument/Analyst: FINN5/PAB

Sample Amount: 5.00 g-dry-wt

Date Analyzed: 08/09/10 12:16

Purge Volume: 5.0 mL

Moisture: NA

CAS Number	Analyte	RL	Result	Q
74-87-3	Chloromethane	1.0	< 1.0	U
74-83-9	Bromomethane	1.0	< 1.0	U
75-01-4	Vinyl Chloride	1.0	< 1.0	U
75-00-3	Chloroethane	1.0	< 1.0	U
75-09-2	Methylene Chloride	2.0	< 2.0	U
67-64-1	Acetone	5.0	< 5.0	U
75-15-0	Carbon Disulfide	1.0	< 1.0	U
75-35-4	1,1-Dichloroethene	1.0	< 1.0	U
75-34-3	1,1-Dichloroethane	1.0	< 1.0	U
156-60-5	trans-1,2-Dichloroethene	1.0	< 1.0	U
156-59-2	cis-1,2-Dichloroethene	1.0	< 1.0	U
67-66-3	Chloroform	1.0	< 1.0	U
107-06-2	1,2-Dichloroethane	1.0	< 1.0	U
78-93-3	2-Butanone	5.0	< 5.0	U
71-55-6	1,1,1-Trichloroethane	1.0	< 1.0	U
56-23-5	Carbon Tetrachloride	1.0	< 1.0	U
108-05-4	Vinyl Acetate	5.0	< 5.0	U
75-27-4	Bromodichloromethane	1.0	< 1.0	U
78-87-5	1,2-Dichloropropane	1.0	< 1.0	U
10061-01-5	cis-1,3-Dichloropropene	1.0	< 1.0	U
79-01-6	Trichloroethene	1.0	< 1.0	U
124-48-1	Dibromochloromethane	1.0	< 1.0	U
79-00-5	1,1,2-Trichloroethane	1.0	< 1.0	U
71-43-2	Benzene	1.0	< 1.0	U
10061-02-6	trans-1,3-Dichloropropene	1.0	< 1.0	U
110-75-8	2-Chloroethylvinylether	5.0	< 5.0	U
75-25-2	Bromoform	1.0	< 1.0	U
108-10-1	4-Methyl-2-Pentanone (MIBK)	5.0	< 5.0	U
591-78-6	2-Hexanone	5.0	< 5.0	U
127-18-4	Tetrachloroethene	1.0	< 1.0	U
79-34-5	1,1,2,2-Tetrachloroethane	1.0	< 1.0	U
108-88-3	Toluene	1.0	< 1.0	U
108-90-7	Chlorobenzene	1.0	< 1.0	U
100-41-4	Ethylbenzene	1.0	< 1.0	U
100-42-5	Styrene	1.0	< 1.0	U
75-69-4	Trichlorofluoromethane	1.0	< 1.0	U
76-13-1	1,1,2-Trichloro-1,2,2-trifluoroethane	2.0	< 2.0	U
179601-23-1	m,p-Xylene	1.0	< 1.0	U
95-47-6	o-Xylene	1.0	< 1.0	U
95-50-1	1,2-Dichlorobenzene	1.0	< 1.0	U
541-73-1	1,3-Dichlorobenzene	1.0	< 1.0	U
106-46-7	1,4-Dichlorobenzene	1.0	< 1.0	U
107-02-8	Acrolein	50	< 50	U

ORGANICS ANALYSIS DATA SHEET

Volatiles by Purge & Trap GC/MS-Method SW8260C

Page 2 of 2

Sample ID: MB-080910

METHOD BLANK

Lab Sample ID: MB-080910

LIMS ID: 10-18193

Matrix: Soil

Date Analyzed: 08/09/10 12:16

QC Report No: RG52-Landau Associates, Inc.

Project: Striker

025195.020.022

CAS Number	Analyte	RL	Result	Q
74-88-4	Methyl Iodide	1.0	< 1.0	U
74-96-4	Bromoethane	2.0	< 2.0	U
107-13-1	Acrylonitrile	5.0	< 5.0	U
563-58-6	1,1-Dichloropropene	1.0	< 1.0	U
74-95-3	Dibromomethane	1.0	< 1.0	U
630-20-6	1,1,1,2-Tetrachloroethane	1.0	< 1.0	U
96-12-8	1,2-Dibromo-3-chloropropane	5.0	< 5.0	U
96-18-4	1,2,3-Trichloropropane	2.0	< 2.0	U
110-57-6	trans-1,4-Dichloro-2-butene	5.0	< 5.0	U
108-67-8	1,3,5-Trimethylbenzene	1.0	< 1.0	U
95-63-6	1,2,4-Trimethylbenzene	1.0	< 1.0	U
87-68-3	Hexachlorobutadiene	5.0	< 5.0	U
106-93-4	Ethylene Dibromide	1.0	< 1.0	U
74-97-5	Bromochloromethane	1.0	< 1.0	U
594-20-7	2,2-Dichloropropane	1.0	< 1.0	U
142-28-9	1,3-Dichloropropane	1.0	< 1.0	U
98-82-8	Isopropylbenzene	1.0	< 1.0	U
103-65-1	n-Propylbenzene	1.0	< 1.0	U
108-86-1	Bromobenzene	1.0	< 1.0	U
95-49-8	2-Chlorotoluene	1.0	< 1.0	U
106-43-4	4-Chlorotoluene	1.0	< 1.0	U
98-06-6	tert-Butylbenzene	1.0	< 1.0	U
135-98-8	sec-Butylbenzene	1.0	< 1.0	U
99-87-6	4-Isopropyltoluene	1.0	< 1.0	U
104-51-8	n-Butylbenzene	1.0	< 1.0	U
120-82-1	1,2,4-Trichlorobenzene	5.0	< 5.0	U
91-20-3	Naphthalene	5.0	< 5.0	U
87-61-6	1,2,3-Trichlorobenzene	5.0	< 5.0	U

Reported in µg/kg (ppb)

Volatile Surrogate Recovery

d4-1,2-Dichloroethane	118%
d8-Toluene	104%
Bromofluorobenzene	96.7%
d4-1,2-Dichlorobenzene	101%

ORGANICS ANALYSIS DATA SHEET

Volatiles by Purge & Trap GC/MS-Method SW8260C

Sample ID: LCS-081010

Page 1 of 2

LAB CONTROL SAMPLE

Lab Sample ID: LCS-081010


QC Report No: RG52-Landau Associates, Inc.

LIMS ID: 10-18196

Project: Striker

Matrix: Soil

025195.020.022

Data Release Authorized: 

Date Sampled: NA

Reported: 08/11/10

Date Received: NA

Instrument/Analyst LCS: FINN5/PAB

Sample Amount LCS: 100 mg-dry-wt

LCSD: FINN5/PAB

LCSD: 100 mg-dry-wt

Date Analyzed LCS: 08/10/10 11:12

Purge Volume LCS: 5.0 mL

LCSD: 08/10/10 11:37

LCSD: 5.0 mL

Moisture: NA

Analyte	Spike		LCS		Spike		LCSD		RPD
	LCS	Added-LCS	Recovery	LCSD	Added-LCSD	Recovery	RPD		
Chloromethane	2120	2500	84.8%	1930	2500	77.2%	9.4%		
Bromomethane	3220 Q	2500	129%	2850 Q	2500	114%	12.2%		
Vinyl Chloride	2390	2500	95.6%	2090	2500	83.6%	13.4%		
Chloroethane	2460	2500	98.4%	2170	2500	86.8%	12.5%		
Methylene Chloride	2220	2500	88.8%	2080	2500	83.2%	6.5%		
Acetone	13400	12500	107%	13700	12500	110%	2.2%		
Carbon Disulfide	2710	2500	108%	2460	2500	98.4%	9.7%		
1,1-Dichloroethene	2530	2500	101%	2290	2500	91.6%	10.0%		
1,1-Dichloroethane	2600	2500	104%	2410	2500	96.4%	7.6%		
trans-1,2-Dichloroethene	2560	2500	102%	2300	2500	92.0%	10.7%		
cis-1,2-Dichloroethene	2620	2500	105%	2390	2500	95.6%	9.2%		
Chloroform	2480	2500	99.2%	2310	2500	92.4%	7.1%		
1,2-Dichloroethane	2470	2500	98.8%	2410	2500	96.4%	2.5%		
2-Butanone	14300	12500	114%	14400	12500	115%	0.7%		
1,1,1-Trichloroethane	2300	2500	92.0%	2100	2500	84.0%	9.1%		
Carbon Tetrachloride	2270	2500	90.8%	2060	2500	82.4%	9.7%		
Vinyl Acetate	2850	2500	114%	2820	2500	113%	1.1%		
Bromodichloromethane	2420	2500	96.8%	2270	2500	90.8%	6.4%		
1,2-Dichloropropane	2350	2500	94.0%	2270	2500	90.8%	3.5%		
cis-1,3-Dichloropropene	2550	2500	102%	2430	2500	97.2%	4.8%		
Trichloroethene	2420	2500	96.8%	2180	2500	87.2%	10.4%		
Dibromochloromethane	2290	2500	91.6%	2310	2500	92.4%	0.9%		
1,1,2-Trichloroethane	2520	2500	101%	2480	2500	99.2%	1.6%		
Benzene	2500	2500	100%	2360	2500	94.4%	5.8%		
trans-1,3-Dichloropropene	2490	2500	99.6%	2390	2500	95.6%	4.1%		
2-Chloroethylvinylether	2810	2500	112%	2780	2500	111%	1.1%		
Bromoform	2300	2500	92.0%	2400	2500	96.0%	4.3%		
4-Methyl-2-Pentanone (MIBK)	13000	12500	104%	12900	12500	103%	0.8%		
2-Hexanone	11900	12500	95.2%	12400	12500	99.2%	4.1%		
Tetrachloroethene	2170	2500	86.8%	2060	2500	82.4%	5.2%		
1,1,2,2-Tetrachloroethane	2370	2500	94.8%	2450	2500	98.0%	3.3%		
Toluene	2370	2500	94.8%	2170	2500	86.8%	8.8%		
Chlorobenzene	2320	2500	92.8%	2220	2500	88.8%	4.4%		
Ethylbenzene	2490	2500	99.6%	2360	2500	94.4%	5.4%		
Styrene	2660	2500	106%	2540	2500	102%	4.6%		
Trichlorofluoromethane	2520	2500	101%	2270	2500	90.8%	10.4%		
1,1,2-Trichloro-1,2,2-trifluoroethane	2470	2500	98.8%	2190	2500	87.6%	12.0%		
m,p-Xylene	5250	5000	105%	5000	5000	100%	4.9%		
o-Xylene	2490	2500	99.6%	2360	2500	94.4%	5.4%		
1,2-Dichlorobenzene	2540	2500	102%	2460	2500	98.4%	3.2%		
1,3-Dichlorobenzene	2690	2500	108%	2580	2500	103%	4.2%		
1,4-Dichlorobenzene	2650	2500	106%	2550	2500	102%	3.8%		

ORGANICS ANALYSIS DATA SHEET

Volatiles by Purge & Trap GC/MS-Method SW8260C

Page 2 of 2

Sample ID: LCS-081010

LAB CONTROL SAMPLE

Lab Sample ID: LCS-081010

QC Report No: RG52-Landau Associates, Inc.

LIMS ID: 10-18196

Project: Striker

Matrix: Soil

025195.020.022

Analyte	Spike		LCS		Spike		LCSD		RPD
	LCS	Added-LCS	Recovery	LCSD	Added-LCSD	Recovery	RPD		
Acrolein	12900	12500	103%	12800	12500	102%	0.8%		
Methyl Iodide	2800 Q	2500	112%	2670 Q	2500	107%	4.8%		
Bromoethane	2510	2500	100%	2350	2500	94.0%	6.6%		
Acrylonitrile	2930	2500	117%	2970	2500	119%	1.4%		
1,1-Dichloropropene	2480	2500	99.2%	2220	2500	88.8%	11.1%		
Dibromomethane	2490	2500	99.6%	2400	2500	96.0%	3.7%		
1,1,1,2-Tetrachloroethane	2040	2500	81.6%	1980	2500	79.2%	3.0%		
1,2-Dibromo-3-chloropropane	2380	2500	95.2%	2370	2500	94.8%	0.4%		
1,2,3-Trichloropropane	2430	2500	97.2%	2500	2500	100%	2.8%		
trans-1,4-Dichloro-2-butene	2810	2500	112%	2880	2500	115%	2.5%		
1,3,5-Trimethylbenzene	2780	2500	111%	2640	2500	106%	5.2%		
1,2,4-Trimethylbenzene	2810	2500	112%	2670	2500	107%	5.1%		
Hexachlorobutadiene	2570	2500	103%	2200	2500	88.0%	15.5%		
Ethylene Dibromide	2490	2500	99.6%	2380	2500	95.2%	4.5%		
Bromochloromethane	2570	2500	103%	2420	2500	96.8%	6.0%		
2,2-Dichloropropane	2290	2500	91.6%	2060	2500	82.4%	10.6%		
1,3-Dichloropropane	2440	2500	97.6%	2460	2500	98.4%	0.8%		
Isopropylbenzene	2650	2500	106%	2560	2500	102%	3.5%		
n-Propylbenzene	2570	2500	103%	2470	2500	98.8%	4.0%		
Bromobenzene	2370	2500	94.8%	2340	2500	93.6%	1.3%		
2-Chlorotoluene	2450	2500	98.0%	2460	2500	98.4%	0.4%		
4-Chlorotoluene	2810 Q	2500	112%	2580 Q	2500	103%	8.5%		
tert-Butylbenzene	2760	2500	110%	2660	2500	106%	3.7%		
sec-Butylbenzene	2660	2500	106%	2500	2500	100%	6.2%		
4-Isopropyltoluene	2930 Q	2500	117%	2720 Q	2500	109%	7.4%		
n-Butylbenzene	3030 Q	2500	121%	2720 Q	2500	109%	10.8%		
1,2,4-Trichlorobenzene	2680	2500	107%	2440	2500	97.6%	9.4%		
Naphthalene	2570	2500	103%	2490	2500	99.6%	3.2%		
1,2,3-Trichlorobenzene	2490	2500	99.6%	2310	2500	92.4%	7.5%		

Reported in µg/kg (ppb)

RPD calculated using sample concentrations per SW846.

Volatile Surrogate Recovery

	LCS	LCSD
d4-1,2-Dichloroethane	107%	107%
d8-Toluene	102%	102%
Bromofluorobenzene	98.5%	99.2%
d4-1,2-Dichlorobenzene	101%	102%

ORGANICS ANALYSIS DATA SHEET

Volatiles by Purge & Trap GC/MS-Method SW8260C

Sample ID: MB-081010

Page 1 of 2

METHOD BLANK

Lab Sample ID: MB-081010


QC Report No: RG52-Landau Associates, Inc.

LIMS ID: 10-18196

Project: Striker

Matrix: Soil

025195.020.022

Data Release Authorized: 

Date Sampled: NA

Reported: 08/11/10

Date Received: NA

Instrument/Analyst: FINN5/PAB

Sample Amount: 100 mg-dry-wt

Date Analyzed: 08/10/10 12:06

Purge Volume: 5.0 mL

Moisture: NA

CAS Number	Analyte	RL	Result	Q
74-87-3	Chloromethane	50	< 50	U
74-83-9	Bromomethane	50	< 50	U
75-01-4	Vinyl Chloride	50	< 50	U
75-00-3	Chloroethane	50	< 50	U
75-09-2	Methylene Chloride	100	< 100	U
67-64-1	Acetone	250	< 250	U
75-15-0	Carbon Disulfide	50	< 50	U
75-35-4	1,1-Dichloroethene	50	< 50	U
75-34-3	1,1-Dichloroethane	50	< 50	U
156-60-5	trans-1,2-Dichloroethene	50	< 50	U
156-59-2	cis-1,2-Dichloroethene	50	< 50	U
67-66-3	Chloroform	50	< 50	U
107-06-2	1,2-Dichloroethane	50	< 50	U
78-93-3	2-Butanone	250	< 250	U
71-55-6	1,1,1-Trichloroethane	50	< 50	U
56-23-5	Carbon Tetrachloride	50	< 50	U
108-05-4	Vinyl Acetate	250	< 250	U
75-27-4	Bromodichloromethane	50	< 50	U
78-87-5	1,2-Dichloropropane	50	< 50	U
10061-01-5	cis-1,3-Dichloropropene	50	< 50	U
79-01-6	Trichloroethene	50	< 50	U
124-48-1	Dibromochloromethane	50	< 50	U
79-00-5	1,1,2-Trichloroethane	50	< 50	U
71-43-2	Benzene	50	< 50	U
10061-02-6	trans-1,3-Dichloropropene	50	< 50	U
110-75-8	2-Chloroethylvinylether	250	< 250	U
75-25-2	Bromoform	50	< 50	U
108-10-1	4-Methyl-2-Pentanone (MIBK)	250	< 250	U
591-78-6	2-Hexanone	250	< 250	U
127-18-4	Tetrachloroethene	50	< 50	U
79-34-5	1,1,2,2-Tetrachloroethane	50	< 50	U
108-88-3	Toluene	50	< 50	U
108-90-7	Chlorobenzene	50	< 50	U
100-41-4	Ethylbenzene	50	< 50	U
100-42-5	Styrene	50	< 50	U
75-69-4	Trichlorofluoromethane	50	< 50	U
76-13-1	1,1,2-Trichloro-1,2,2-trifluoroethane	100	< 100	U
179601-23-1	m,p-Xylene	50	< 50	U
95-47-6	o-Xylene	50	< 50	U
95-50-1	1,2-Dichlorobenzene	50	< 50	U
541-73-1	1,3-Dichlorobenzene	50	< 50	U
106-46-7	1,4-Dichlorobenzene	50	< 50	U
107-02-8	Acrolein	2,500	< 2,500	U

ORGANICS ANALYSIS DATA SHEET

Volatiles by Purge & Trap GC/MS-Method SW8260C
Page 2 of 2

Sample ID: MB-081010
METHOD BLANK

Lab Sample ID: MB-081010
LIMS ID: 10-18196
Matrix: Soil
Date Analyzed: 08/10/10 12:06

QC Report No: RG52-Landau Associates, Inc.
Project: Striker
025195.020.022

CAS Number	Analyte	RL	Result	Q
74-88-4	Methyl Iodide	50	< 50	U
74-96-4	Bromoethane	100	< 100	U
107-13-1	Acrylonitrile	250	< 250	U
563-58-6	1,1-Dichloropropene	50	< 50	U
74-95-3	Dibromomethane	50	< 50	U
630-20-6	1,1,1,2-Tetrachloroethane	50	< 50	U
96-12-8	1,2-Dibromo-3-chloropropane	250	< 250	U
96-18-4	1,2,3-Trichloropropane	100	< 100	U
110-57-6	trans-1,4-Dichloro-2-butene	250	< 250	U
108-67-8	1,3,5-Trimethylbenzene	50	< 50	U
95-63-6	1,2,4-Trimethylbenzene	50	< 50	U
87-68-3	Hexachlorobutadiene	250	< 250	U
106-93-4	Ethylene Dibromide	50	< 50	U
74-97-5	Bromochloromethane	50	< 50	U
594-20-7	2,2-Dichloropropane	50	< 50	U
142-28-9	1,3-Dichloropropane	50	< 50	U
98-82-8	Isopropylbenzene	50	< 50	U
103-65-1	n-Propylbenzene	50	< 50	U
108-86-1	Bromobenzene	50	< 50	U
95-49-8	2-Chlorotoluene	50	< 50	U
106-43-4	4-Chlorotoluene	50	< 50	U
98-06-6	tert-Butylbenzene	50	< 50	U
135-98-8	sec-Butylbenzene	50	< 50	U
99-87-6	4-Isopropyltoluene	50	< 50	U
104-51-8	n-Butylbenzene	50	< 50	U
120-82-1	1,2,4-Trichlorobenzene	250	< 250	U
91-20-3	Naphthalene	250	< 250	U
87-61-6	1,2,3-Trichlorobenzene	250	< 250	U

Reported in µg/kg (ppb)

Volatile Surrogate Recovery

d4-1,2-Dichloroethane	105%
d8-Toluene	102%
Bromofluorobenzene	93.1%
d4-1,2-Dichlorobenzene	100%

ORGANICS ANALYSIS DATA SHEET
Semivolatiles by SW8270D GC/MS
Page 1 of 2

Sample ID: KSC-DP-4-GW-100729
SAMPLE

Lab Sample ID: RG52A
LIMS ID: 10-18191
Matrix: Water
Data Release Authorized:
Reported: 08/13/10

QC Report No: RG52-Landau Associates, Inc.
Project: Striker
025195.020.022
Date Sampled: 07/29/10
Date Received: 07/29/10

Date Extracted: 08/02/10
Date Analyzed: 08/05/10 01:27
Instrument/Analyst: NT4/JZ

Sample Amount: 500 mL
Final Extract Volume: 0.50 mL
Dilution Factor: 1.00

CAS Number	Analyte	RL	Result
108-95-2	Phenol	1.0	< 1.0 U
111-44-4	Bis-(2-Chloroethyl) Ether	1.0	< 1.0 U
95-57-8	2-Chlorophenol	1.0	< 1.0 U
541-73-1	1,3-Dichlorobenzene	1.0	< 1.0 U
106-46-7	1,4-Dichlorobenzene	1.0	< 1.0 U
100-51-6	Benzyl Alcohol	5.0	< 5.0 U
95-50-1	1,2-Dichlorobenzene	1.0	< 1.0 U
95-48-7	2-Methylphenol	1.0	< 1.0 U
108-60-1	2,2'-Oxybis(1-Chloropropane)	1.0	< 1.0 U
106-44-5	4-Methylphenol	1.0	< 1.0 U
621-64-7	N-Nitroso-Di-N-Propylamine	1.0	< 1.0 U
67-72-1	Hexachloroethane	1.0	< 1.0 U
98-95-3	Nitrobenzene	1.0	< 1.0 U
78-59-1	Isophorone	1.0	< 1.0 U
88-75-5	2-Nitrophenol	5.0	< 5.0 U
105-67-9	2,4-Dimethylphenol	1.0	< 1.0 U
65-85-0	Benzoic Acid	10	< 10 U
111-91-1	bis(2-Chloroethoxy) Methane	1.0	< 1.0 U
120-83-2	2,4-Dichlorophenol	5.0	< 5.0 U
120-82-1	1,2,4-Trichlorobenzene	1.0	< 1.0 U
91-20-3	Naphthalene	1.0	< 1.0 U
106-47-8	4-Chloroaniline	5.0	< 5.0 U
87-68-3	Hexachlorobutadiene	1.0	< 1.0 U
59-50-7	4-Chloro-3-methylphenol	5.0	< 5.0 U
91-57-6	2-Methylnaphthalene	1.0	< 1.0 U
77-47-4	Hexachlorocyclopentadiene	5.0	< 5.0 U
88-06-2	2,4,6-Trichlorophenol	5.0	< 5.0 U
95-95-4	2,4,5-Trichlorophenol	5.0	< 5.0 U
91-58-7	2-Chloronaphthalene	1.0	< 1.0 U
88-74-4	2-Nitroaniline	5.0	< 5.0 U
131-11-3	Dimethylphthalate	1.0	< 1.0 U
208-96-8	Acenaphthylene	1.0	< 1.0 U
99-09-2	3-Nitroaniline	5.0	< 5.0 U

ORGANICS ANALYSIS DATA SHEET
Semivolatiles by SW8270D GC/MS
Page 2 of 2

Sample ID: KSC-DP-4-GW-100729
SAMPLE

Lab Sample ID: RG52A
LIMS ID: 10-18191
Matrix: Water
Date Analyzed: 08/05/10 01:27

QC Report No: RG52-Landau Associates, Inc.
Project: Striker
025195.020.022

CAS Number	Analyte	RL	Result
83-32-9	Acenaphthene	1.0	< 1.0 U
51-28-5	2,4-Dinitrophenol	10	< 10 U
100-02-7	4-Nitrophenol	5.0	< 5.0 U
132-64-9	Dibenzofuran	1.0	< 1.0 U
606-20-2	2,6-Dinitrotoluene	5.0	< 5.0 U
121-14-2	2,4-Dinitrotoluene	5.0	< 5.0 U
84-66-2	Diethylphthalate	1.0	< 1.0 U
7005-72-3	4-Chlorophenyl-phenylether	1.0	< 1.0 U
86-73-7	Fluorene	1.0	< 1.0 U
100-01-6	4-Nitroaniline	5.0	< 5.0 U
534-52-1	4,6-Dinitro-2-Methylphenol	10	< 10 U
86-30-6	N-Nitrosodiphenylamine	5.0	< 5.0 U
101-55-3	4-Bromophenyl-phenylether	1.0	< 1.0 U
118-74-1	Hexachlorobenzene	1.0	< 1.0 U
87-86-5	Pentachlorophenol	5.0	< 5.0 U
85-01-8	Phenanthrene	1.0	< 1.0 U
86-74-8	Carbazole	1.0	< 1.0 U
120-12-7	Anthracene	1.0	< 1.0 U
84-74-2	Di-n-Butylphthalate	1.0	< 1.0 U
206-44-0	Fluoranthene	1.0	< 1.0 U
129-00-0	Pyrene	1.0	< 1.0 U
85-68-7	Butylbenzylphthalate	1.0	< 1.0 U
91-94-1	3,3'-Dichlorobenzidine	5.0	< 5.0 U
56-55-3	Benzo(a)anthracene	1.0	< 1.0 U
117-81-7	bis(2-Ethylhexyl)phthalate	1.0	1.1
218-01-9	Chrysene	1.0	< 1.0 U
117-84-0	Di-n-Octyl phthalate	1.0	< 1.0 U
205-99-2	Benzo(b)fluoranthene	1.0	< 1.0 U
207-08-9	Benzo(k)fluoranthene	1.0	< 1.0 U
50-32-8	Benzo(a)pyrene	1.0	< 1.0 U
193-39-5	Indeno(1,2,3-cd)pyrene	1.0	< 1.0 U
53-70-3	Dibenz(a,h)anthracene	1.0	< 1.0 U
191-24-2	Benzo(g,h,i)perylene	1.0	< 1.0 U
90-12-0	1-Methylnaphthalene	1.0	< 1.0 U


Reported in µg/L (ppb)

Semivolatile Surrogate Recovery

d5-Nitrobenzene	80.0%	2-Fluorobiphenyl	80.8%
d14-p-Terphenyl	75.6%	d4-1,2-Dichlorobenzene	70.8%
d5-Phenol	92.5%	2-Fluorophenol	81.3%
2,4,6-Tribromophenol	88.5%	d4-2-Chlorophenol	84.3%

ORGANICS ANALYSIS DATA SHEET
Semivolatiles by SW8270D GC/MS
Page 1 of 2

Sample ID: KSC-DP-9-GW-100729
SAMPLE

Lab Sample ID: RG52B
LIMS ID: 10-18192
Matrix: Water
Data Release Authorized: 
Reported: 08/05/10

QC Report No: RG52-Landau Associates, Inc.
Project: Striker
025195.020.022
Date Sampled: 07/29/10
Date Received: 07/29/10

Date Extracted: 08/02/10
Date Analyzed: 08/05/10 02:01
Instrument/Analyst: NT4/JZ

Sample Amount: 500 mL
Final Extract Volume: 0.50 mL
Dilution Factor: 1.00

CAS Number	Analyte	RL	Result
108-95-2	Phenol	1.0	< 1.0 U
111-44-4	Bis-(2-Chloroethyl) Ether	1.0	< 1.0 U
95-57-8	2-Chlorophenol	1.0	< 1.0 U
541-73-1	1,3-Dichlorobenzene	1.0	< 1.0 U
106-46-7	1,4-Dichlorobenzene	1.0	< 1.0 U
100-51-6	Benzyl Alcohol	5.0	< 5.0 U
95-50-1	1,2-Dichlorobenzene	1.0	< 1.0 U
95-48-7	2-Methylphenol	1.0	< 1.0 U
108-60-1	2,2'-Oxybis(1-Chloropropane)	1.0	< 1.0 U
106-44-5	4-Methylphenol	1.0	< 1.0 U
621-64-7	N-Nitroso-Di-N-Propylamine	1.0	< 1.0 U
67-72-1	Hexachloroethane	1.0	< 1.0 U
98-95-3	Nitrobenzene	1.0	< 1.0 U
78-59-1	Isophorone	1.0	< 1.0 U
88-75-5	2-Nitrophenol	5.0	< 5.0 U
105-67-9	2,4-Dimethylphenol	1.0	< 1.0 U
65-85-0	Benzoic Acid	10	< 10 U
111-91-1	bis(2-Chloroethoxy) Methane	1.0	< 1.0 U
120-83-2	2,4-Dichlorophenol	5.0	< 5.0 U
120-82-1	1,2,4-Trichlorobenzene	1.0	< 1.0 U
91-20-3	Naphthalene	1.0	< 1.0 U
106-47-8	4-Chloroaniline	5.0	< 5.0 U
87-68-3	Hexachlorobutadiene	1.0	< 1.0 U
59-50-7	4-Chloro-3-methylphenol	5.0	< 5.0 U
91-57-6	2-Methylnaphthalene	1.0	< 1.0 U
77-47-4	Hexachlorocyclopentadiene	5.0	< 5.0 U
88-06-2	2,4,6-Trichlorophenol	5.0	< 5.0 U
95-95-4	2,4,5-Trichlorophenol	5.0	< 5.0 U
91-58-7	2-Chloronaphthalene	1.0	< 1.0 U
88-74-4	2-Nitroaniline	5.0	< 5.0 U
131-11-3	Dimethylphthalate	1.0	< 1.0 U
208-96-8	Acenaphthylene	1.0	< 1.0 U
99-09-2	3-Nitroaniline	5.0	< 5.0 U
83-32-9	Acenaphthene	1.0	< 1.0 U
51-28-5	2,4-Dinitrophenol	10	< 10 U
100-02-7	4-Nitrophenol	5.0	< 5.0 U
132-64-9	Dibenzofuran	1.0	< 1.0 U
606-20-2	2,6-Dinitrotoluene	5.0	< 5.0 U
121-14-2	2,4-Dinitrotoluene	5.0	< 5.0 U
84-66-2	Diethylphthalate	1.0	< 1.0 U

Lab Sample ID: RG52B
 LIMS ID: 10-18192
 Matrix: Water
 Date Analyzed: 08/05/10 02:01

QC Report No: RG52-Landau Associates, Inc.
 Project: Striker
 025195.020.022

CAS Number	Analyte	RL	Result
7005-72-3	4-Chlorophenyl-phenylether	1.0	< 1.0 U
86-73-7	Fluorene	1.0	< 1.0 U
100-01-6	4-Nitroaniline	5.0	< 5.0 U
534-52-1	4,6-Dinitro-2-Methylphenol	10	< 10 U
86-30-6	N-Nitrosodiphenylamine	5.0	< 5.0 U
101-55-3	4-Bromophenyl-phenylether	1.0	< 1.0 U
118-74-1	Hexachlorobenzene	1.0	< 1.0 U
87-86-5	Pentachlorophenol	5.0	< 5.0 U
85-01-8	Phenanthrene	1.0	< 1.0 U
86-74-8	Carbazole	1.0	< 1.0 U
120-12-7	Anthracene	1.0	< 1.0 U
84-74-2	Di-n-Butylphthalate	1.0	< 1.0 U
206-44-0	Fluoranthene	1.0	< 1.0 U
129-00-0	Pyrene	1.0	< 1.0 U
85-68-7	Butylbenzylphthalate	1.0	< 1.0 U
91-94-1	3,3'-Dichlorobenzidine	5.0	< 5.0 U
56-55-3	Benzo(a)anthracene	1.0	< 1.0 U
117-81-7	bis(2-Ethylhexyl)phthalate	1.0	< 1.0 U
218-01-9	Chrysene	1.0	< 1.0 U
117-84-0	Di-n-Octyl phthalate	1.0	< 1.0 U
205-99-2	Benzo(b)fluoranthene	1.0	< 1.0 U
207-08-9	Benzo(k)fluoranthene	1.0	< 1.0 U
50-32-8	Benzo(a)pyrene	1.0	< 1.0 U
193-39-5	Indeno(1,2,3-cd)pyrene	1.0	< 1.0 U
53-70-3	Dibenz(a,h)anthracene	1.0	< 1.0 U
191-24-2	Benzo(g,h,i)perylene	1.0	< 1.0 U
90-12-0	1-Methylnaphthalene	1.0	< 1.0 U

Reported in µg/L (ppb)

Semivolatile Surrogate Recovery

d5-Nitrobenzene	76.8%	2-Fluorobiphenyl	79.6%
d14-p-Terphenyl	64.0%	d4-1,2-Dichlorobenzene	67.2%
d5-Phenol	84.0%	2-Fluorophenol	72.3%
2,4,6-Tribromophenol	90.9%	d4-2-Chlorophenol	78.7%

ORGANICS ANALYSIS DATA SHEET
Semivolatiles by SW8270D GC/MS
Page 1 of 2

Sample ID: KSC-DP-7-S-3.5-4-100729
SAMPLE

Lab Sample ID: RG52C
LIMS ID: 10-18193
Matrix: Soil
Data Release Authorized:
Reported: 08/12/10

QC Report No: RG52-Landau Associates, Inc.
Project: Striker
025195.020.022
Date Sampled: 07/29/10
Date Received: 07/29/10

Date Extracted: 08/06/10
Date Analyzed: 08/12/10 00:11
Instrument/Analyst: NT6/JZ
GPC Cleanup: No

Sample Amount: 8.06 g-dry-wt
Final Extract Volume: 0.5 mL
Dilution Factor: 1.00
Percent Moisture: 11.1%

CAS Number	Analyte	RL	Result
108-95-2	Phenol	62	< 62 U
111-44-4	Bis-(2-Chloroethyl) Ether	62	< 62 U
95-57-8	2-Chlorophenol	62	< 62 U
541-73-1	1,3-Dichlorobenzene	62	< 62 U
106-46-7	1,4-Dichlorobenzene	62	< 62 U
100-51-6	Benzyl Alcohol	310	< 310 U
95-50-1	1,2-Dichlorobenzene	62	< 62 U
95-48-7	2-Methylphenol	62	< 62 U
108-60-1	2,2'-Oxybis(1-Chloropropane)	62	< 62 U
106-44-5	4-Methylphenol	62	< 62 U
621-64-7	N-Nitroso-Di-N-Propylamine	310	< 310 U
67-72-1	Hexachloroethane	62	< 62 U
98-95-3	Nitrobenzene	62	< 62 U
78-59-1	Isophorone	62	< 62 U
88-75-5	2-Nitrophenol	62	< 62 U
105-67-9	2,4-Dimethylphenol	62	< 62 U
65-85-0	Benzoic Acid	620	< 620 U
111-91-1	bis(2-Chloroethoxy) Methane	62	< 62 U
120-83-2	2,4-Dichlorophenol	310	< 310 U
120-82-1	1,2,4-Trichlorobenzene	62	< 62 U
91-20-3	Naphthalene	62	< 62 U
106-47-8	4-Chloroaniline	310	< 310 U
87-68-3	Hexachlorobutadiene	62	< 62 U
59-50-7	4-Chloro-3-methylphenol	310	< 310 U
91-57-6	2-Methylnaphthalene	62	< 62 U
77-47-4	Hexachlorocyclopentadiene	310	< 310 U
88-06-2	2,4,6-Trichlorophenol	310	< 310 U
95-95-4	2,4,5-Trichlorophenol	310	< 310 U
91-58-7	2-Chloronaphthalene	62	< 62 U
88-74-4	2-Nitroaniline	310	< 310 U
131-11-3	Dimethylphthalate	62	< 62 U
208-96-8	Acenaphthylene	62	< 62 U
99-09-2	3-Nitroaniline	310	< 310 U
83-32-9	Acenaphthene	62	< 62 U
51-28-5	2,4-Dinitrophenol	620	< 620 U
100-02-7	4-Nitrophenol	310	< 310 U
132-64-9	Dibenzofuran	62	< 62 U
606-20-2	2,6-Dinitrotoluene	310	< 310 U
121-14-2	2,4-Dinitrotoluene	310	< 310 U
84-66-2	Diethylphthalate	62	< 62 U
7005-72-3	4-Chlorophenyl-phenylether	62	< 62 U
86-73-7	Fluorene	62	< 62 U
100-01-6	4-Nitroaniline	310	< 310 U
534-52-1	4,6-Dinitro-2-Methylphenol	620	< 620 U

ORGANICS ANALYSIS DATA SHEET
Semivolatiles by SW8270D GC/MS
Page 2 of 2

Sample ID: KSC-DP-7-S-3.5-4-100729
SAMPLE

Lab Sample ID: RG52C
LIMS ID: 10-18193
Matrix: Soil
Date Analyzed: 08/12/10 00:11

QC Report No: RG52-Landau Associates, Inc.
Project: Striker
025195.020.022

CAS Number	Analyte	RL	Result
86-30-6	N-Nitrosodiphenylamine	62	< 62 U
101-55-3	4-Bromophenyl-phenylether	62	< 62 U
118-74-1	Hexachlorobenzene	62	< 62 U
87-86-5	Pentachlorophenol	310	< 310 U
85-01-8	Phenanthrene	62	< 62 U
86-74-8	Carbazole	62	< 62 U
120-12-7	Anthracene	62	< 62 U
84-74-2	Di-n-Butylphthalate	62	< 62 U
206-44-0	Fluoranthene	62	< 62 U
129-00-0	Pyrene	62	< 62 U
85-68-7	Butylbenzylphthalate	62	< 62 U
91-94-1	3,3'-Dichlorobenzidine	310	< 310 U
56-55-3	Benzo(a)anthracene	62	< 62 U
117-81-7	bis(2-Ethylhexyl)phthalate	62	< 62 U
218-01-9	Chrysene	62	< 62 U
117-84-0	Di-n-Octyl phthalate	62	< 62 U
205-99-2	Benzo(b)fluoranthene	62	< 62 U
207-08-9	Benzo(k)fluoranthene	62	< 62 U
50-32-8	Benzo(a)pyrene	62	< 62 U
193-39-5	Indeno(1,2,3-cd)pyrene	62	< 62 U
53-70-3	Dibenz(a,h)anthracene	62	< 62 U
191-24-2	Benzo(g,h,i)perylene	62	< 62 U
90-12-0	1-Methylnaphthalene	62	< 62 U

Reported in µg/kg (ppb)

Semivolatile Surrogate Recovery

d5-Nitrobenzene	57.6%	2-Fluorobiphenyl	56.4%
d14-p-Terphenyl	60.8%	d4-1,2-Dichlorobenzene	59.2%
d5-Phenol	56.8%	2-Fluorophenol	55.7%
2,4,6-Tribromophenol	62.7%	d4-2-Chlorophenol	57.1%

ORGANICS ANALYSIS DATA SHEET
Semivolatiles by SW8270D GC/MS
Page 1 of 2

Sample ID: KSC-DP-8-S-4.5-5-100729
SAMPLE

Lab Sample ID: RG52D
LIMS ID: 10-18194
Matrix: Soil
Data Release Authorized: *AB*
Reported: 08/12/10

QC Report No: RG52-Landau Associates, Inc.
Project: Striker
025195.020.022
Date Sampled: 07/29/10
Date Received: 07/29/10

Date Extracted: 08/06/10
Date Analyzed: 08/12/10 00:43
Instrument/Analyst: NT6/JZ
GPC Cleanup: No

Sample Amount: 8.04 g-dry-wt
Final Extract Volume: 0.5 mL
Dilution Factor: 1.00
Percent Moisture: 11.0%

CAS Number	Analyte	RL	Result
108-95-2	Phenol	62	< 62 U
111-44-4	Bis-(2-Chloroethyl) Ether	62	< 62 U
95-57-8	2-Chlorophenol	62	< 62 U
541-73-1	1,3-Dichlorobenzene	62	< 62 U
106-46-7	1,4-Dichlorobenzene	62	< 62 U
100-51-6	Benzyl Alcohol	310	< 310 U
95-50-1	1,2-Dichlorobenzene	62	< 62 U
95-48-7	2-Methylphenol	62	< 62 U
108-60-1	2,2'-Oxybis(1-Chloropropane)	62	< 62 U
106-44-5	4-Methylphenol	62	< 62 U
621-64-7	N-Nitroso-Di-N-Propylamine	310	< 310 U
67-72-1	Hexachloroethane	62	< 62 U
98-95-3	Nitrobenzene	62	< 62 U
78-59-1	Isophorone	62	< 62 U
88-75-5	2-Nitrophenol	62	< 62 U
105-67-9	2,4-Dimethylphenol	62	< 62 U
65-85-0	Benzoic Acid	620	< 620 U
111-91-1	bis(2-Chloroethoxy) Methane	62	< 62 U
120-83-2	2,4-Dichlorophenol	310	< 310 U
120-82-1	1,2,4-Trichlorobenzene	62	< 62 U
91-20-3	Naphthalene	62	< 62 U
106-47-8	4-Chloroaniline	310	< 310 U
87-68-3	Hexachlorobutadiene	62	< 62 U
59-50-7	4-Chloro-3-methylphenol	310	< 310 U
91-57-6	2-Methylnaphthalene	62	< 62 U
77-47-4	Hexachlorocyclopentadiene	310	< 310 U
88-06-2	2,4,6-Trichlorophenol	310	< 310 U
95-95-4	2,4,5-Trichlorophenol	310	< 310 U
91-58-7	2-Chloronaphthalene	62	< 62 U
88-74-4	2-Nitroaniline	310	< 310 U
131-11-3	Dimethylphthalate	62	< 62 U
208-96-8	Acenaphthylene	62	< 62 U
99-09-2	3-Nitroaniline	310	< 310 U
83-32-9	Acenaphthene	62	< 62 U
51-28-5	2,4-Dinitrophenol	620	< 620 U
100-02-7	4-Nitrophenol	310	< 310 U
132-64-9	Dibenzofuran	62	< 62 U
606-20-2	2,6-Dinitrotoluene	310	< 310 U
121-14-2	2,4-Dinitrotoluene	310	< 310 U
84-66-2	Diethylphthalate	62	< 62 U
7005-72-3	4-Chlorophenyl-phenylether	62	< 62 U
86-73-7	Fluorene	62	< 62 U
100-01-6	4-Nitroaniline	310	< 310 U
534-52-1	4,6-Dinitro-2-Methylphenol	620	< 620 U

ORGANICS ANALYSIS DATA SHEET
Semivolatiles by SW8270D GC/MS
Page 2 of 2

Sample ID: KSC-DP-8-S-4.5-5-100729
SAMPLE

Lab Sample ID: RG52D
LIMS ID: 10-18194
Matrix: Soil
Date Analyzed: 08/12/10 00:43

QC Report No: RG52-Landau Associates, Inc.
Project: Striker
025195.020.022

CAS Number	Analyte	RL	Result
86-30-6	N-Nitrosodiphenylamine	62	< 62 U
101-55-3	4-Bromophenyl-phenylether	62	< 62 U
118-74-1	Hexachlorobenzene	62	< 62 U
87-86-5	Pentachlorophenol	310	< 310 U
85-01-8	Phenanthrene	62	< 62 U
86-74-8	Carbazole	62	< 62 U
120-12-7	Anthracene	62	< 62 U
84-74-2	Di-n-Butylphthalate	62	< 62 U
206-44-0	Fluoranthene	62	< 62 U
129-00-0	Pyrene	62	< 62 U
85-68-7	Butylbenzylphthalate	62	< 62 U
91-94-1	3,3'-Dichlorobenzidine	310	< 310 U
56-55-3	Benzo(a)anthracene	62	< 62 U
117-81-7	bis(2-Ethylhexyl)phthalate	62	< 62 U
218-01-9	Chrysene	62	< 62 U
117-84-0	Di-n-Octyl phthalate	62	< 62 U
205-99-2	Benzo(b)fluoranthene	62	< 62 U
207-08-9	Benzo(k)fluoranthene	62	< 62 U
50-32-8	Benzo(a)pyrene	62	< 62 U
193-39-5	Indeno(1,2,3-cd)pyrene	62	< 62 U
53-70-3	Dibenz(a,h)anthracene	62	< 62 U
191-24-2	Benzo(g,h,i)perylene	62	< 62 U
90-12-0	1-Methylnaphthalene	62	< 62 U


Reported in µg/kg (ppb)

Semivolatile Surrogate Recovery

d5-Nitrobenzene	48.8%	2-Fluorobiphenyl	47.6%
d14-p-Terphenyl	51.6%	d4-1,2-Dichlorobenzene	51.6%
d5-Phenol	48.8%	2-Fluorophenol	48.5%
2,4,6-Tribromophenol	47.7%	d4-2-Chlorophenol	49.9%

ORGANICS ANALYSIS DATA SHEET
Semivolatiles by SW8270D GC/MS
Page 1 of 2

Sample ID: KSC-DP-9-S-5.5-6-100729
SAMPLE

Lab Sample ID: RG52E
LIMS ID: 10-18195
Matrix: Soil
Data Release Authorized: 
Reported: 08/12/10

QC Report No: RG52-Landau Associates, Inc.
Project: Striker
025195.020.022
Date Sampled: 07/29/10
Date Received: 07/29/10

Date Extracted: 08/06/10
Date Analyzed: 08/12/10 01:16
Instrument/Analyst: NT6/JZ
GPC Cleanup: No

Sample Amount: 8.12 g-dry-wt
Final Extract Volume: 0.5 mL
Dilution Factor: 1.00
Percent Moisture: 9.9%

CAS Number	Analyte	RL	Result
108-95-2	Phenol	62	< 62 U
111-44-4	Bis-(2-Chloroethyl) Ether	62	< 62 U
95-57-8	2-Chlorophenol	62	< 62 U
541-73-1	1,3-Dichlorobenzene	62	< 62 U
106-46-7	1,4-Dichlorobenzene	62	< 62 U
100-51-6	Benzyl Alcohol	310	< 310 U
95-50-1	1,2-Dichlorobenzene	62	< 62 U
95-48-7	2-Methylphenol	62	< 62 U
108-60-1	2,2'-Oxybis(1-Chloropropane)	62	< 62 U
106-44-5	4-Methylphenol	62	< 62 U
621-64-7	N-Nitroso-Di-N-Propylamine	310	< 310 U
67-72-1	Hexachloroethane	62	< 62 U
98-95-3	Nitrobenzene	62	< 62 U
78-59-1	Isophorone	62	< 62 U
88-75-5	2-Nitrophenol	62	< 62 U
105-67-9	2,4-Dimethylphenol	62	< 62 U
65-85-0	Benzoic Acid	620	< 620 U
111-91-1	bis(2-Chloroethoxy) Methane	62	< 62 U
120-83-2	2,4-Dichlorophenol	310	< 310 U
120-82-1	1,2,4-Trichlorobenzene	62	< 62 U
91-20-3	Naphthalene	62	< 62 U
106-47-8	4-Chloroaniline	310	< 310 U
87-68-3	Hexachlorobutadiene	62	< 62 U
59-50-7	4-Chloro-3-methylphenol	310	< 310 U
91-57-6	2-Methylnaphthalene	62	< 62 U
77-47-4	Hexachlorocyclopentadiene	310	< 310 U
88-06-2	2,4,6-Trichlorophenol	310	< 310 U
95-95-4	2,4,5-Trichlorophenol	310	< 310 U
91-58-7	2-Chloronaphthalene	62	< 62 U
88-74-4	2-Nitroaniline	310	< 310 U
131-11-3	Dimethylphthalate	62	< 62 U
208-96-8	Acenaphthylene	62	< 62 U
99-09-2	3-Nitroaniline	310	< 310 U
83-32-9	Acenaphthene	62	< 62 U
51-28-5	2,4-Dinitrophenol	620	< 620 U
100-02-7	4-Nitrophenol	310	< 310 U
132-64-9	Dibenzofuran	62	< 62 U
606-20-2	2,6-Dinitrotoluene	310	< 310 U
121-14-2	2,4-Dinitrotoluene	310	< 310 U
84-66-2	Diethylphthalate	62	< 62 U
7005-72-3	4-Chlorophenyl-phenylether	62	< 62 U
86-73-7	Fluorene	62	< 62 U
100-01-6	4-Nitroaniline	310	< 310 U
534-52-1	4,6-Dinitro-2-Methylphenol	620	< 620 U

ORGANICS ANALYSIS DATA SHEET
Semivolatiles by SW8270D GC/MS
Page 2 of 2

Sample ID: KSC-DP-9-S-5.5-6-100729
SAMPLE

Lab Sample ID: RG52E
LIMS ID: 10-18195
Matrix: Soil
Date Analyzed: 08/12/10 01:16

QC Report No: RG52-Landau Associates, Inc.
Project: Striker
025195.020.022

CAS Number	Analyte	RL	Result
86-30-6	N-Nitrosodiphenylamine	62	< 62 U
101-55-3	4-Bromophenyl-phenylether	62	< 62 U
118-74-1	Hexachlorobenzene	62	< 62 U
87-86-5	Pentachlorophenol	310	< 310 U
85-01-8	Phenanthrene	62	< 62 U
86-74-8	Carbazole	62	< 62 U
120-12-7	Anthracene	62	< 62 U
84-74-2	Di-n-Butylphthalate	62	< 62 U
206-44-0	Fluoranthene	62	< 62 U
129-00-0	Pyrene	62	< 62 U
85-68-7	Butylbenzylphthalate	62	< 62 U
91-94-1	3,3'-Dichlorobenzidine	310	< 310 U
56-55-3	Benzo(a)anthracene	62	< 62 U
117-81-7	bis(2-Ethylhexyl)phthalate	62	< 62 U
218-01-9	Chrysene	62	< 62 U
117-84-0	Di-n-Octyl phthalate	62	< 62 U
205-99-2	Benzo(b)fluoranthene	62	< 62 U
207-08-9	Benzo(k)fluoranthene	62	< 62 U
50-32-8	Benzo(a)pyrene	62	< 62 U
193-39-5	Indeno(1,2,3-cd)pyrene	62	< 62 U
53-70-3	Dibenz(a,h)anthracene	62	< 62 U
191-24-2	Benzo(g,h,i)perylene	62	< 62 U
90-12-0	1-Methylnaphthalene	62	< 62 U

Reported in µg/kg (ppb)

Semivolatile Surrogate Recovery

d5-Nitrobenzene	47.6%	2-Fluorobiphenyl	52.0%
d14-p-Terphenyl	51.6%	d4-1,2-Dichlorobenzene	52.0%
d5-Phenol	50.7%	2-Fluorophenol	50.4%
2,4,6-Tribromophenol	58.9%	d4-2-Chlorophenol	52.0%

ORGANICS ANALYSIS DATA SHEET
Semivolatiles by SW8270D GC/MS
Page 1 of 2

Sample ID: KSC-DP-3-S-7-8-100729
SAMPLE

Lab Sample ID: RG52F
LIMS ID: 10-18196
Matrix: Soil
Data Release Authorized:
Reported: 08/12/10

QC Report No: RG52-Landau Associates, Inc.
Project: Striker
025195.020.022
Date Sampled: 07/29/10
Date Received: 07/29/10

Date Extracted: 08/06/10
Date Analyzed: 08/12/10 01:49
Instrument/Analyst: NT6/JZ
GPC Cleanup: No

Sample Amount: 5.10 g-dry-wt
Final Extract Volume: 0.5 mL
Dilution Factor: 1.00
Percent Moisture: 15.5%

CAS Number	Analyte	RL	Result
108-95-2	Phenol	98	< 98 U
111-44-4	Bis-(2-Chloroethyl) Ether	98	< 98 U
95-57-8	2-Chlorophenol	98	< 98 U
541-73-1	1,3-Dichlorobenzene	98	< 98 U
106-46-7	1,4-Dichlorobenzene	98	< 98 U
100-51-6	Benzyl Alcohol	490	< 490 U
95-50-1	1,2-Dichlorobenzene	98	< 98 U
95-48-7	2-Methylphenol	98	< 98 U
108-60-1	2,2'-Oxybis(1-Chloropropane)	98	< 98 U
106-44-5	4-Methylphenol	98	< 98 U
621-64-7	N-Nitroso-Di-N-Propylamine	490	< 490 U
67-72-1	Hexachloroethane	98	< 98 U
98-95-3	Nitrobenzene	98	< 98 U
78-59-1	Isophorone	98	< 98 U
88-75-5	2-Nitrophenol	98	< 98 U
105-67-9	2,4-Dimethylphenol	98	< 98 U
65-85-0	Benzoic Acid	980	< 980 U
111-91-1	bis(2-Chloroethoxy) Methane	98	< 98 U
120-83-2	2,4-Dichlorophenol	490	< 490 U
120-82-1	1,2,4-Trichlorobenzene	98	< 98 U
91-20-3	Naphthalene	98	660
106-47-8	4-Chloroaniline	490	< 490 U
87-68-3	Hexachlorobutadiene	98	< 98 U
59-50-7	4-Chloro-3-methylphenol	490	< 490 U
91-57-6	2-Methylnaphthalene	98	1,600
77-47-4	Hexachlorocyclopentadiene	490	< 490 U
88-06-2	2,4,6-Trichlorophenol	490	< 490 U
95-95-4	2,4,5-Trichlorophenol	490	< 490 U
91-58-7	2-Chloronaphthalene	98	< 98 U
88-74-4	2-Nitroaniline	490	< 490 U
131-11-3	Dimethylphthalate	98	< 98 U
208-96-8	Acenaphthylene	98	< 98 U
99-09-2	3-Nitroaniline	490	< 490 U
83-32-9	Acenaphthene	98	< 98 U
51-28-5	2,4-Dinitrophenol	980	< 980 U
100-02-7	4-Nitrophenol	490	< 490 U
132-64-9	Dibenzofuran	98	330
606-20-2	2,6-Dinitrotoluene	490	< 490 U
121-14-2	2,4-Dinitrotoluene	490	< 490 U
84-66-2	Diethylphthalate	98	< 98 U
7005-72-3	4-Chlorophenyl-phenylether	98	< 98 U
86-73-7	Fluorene	98	840
100-01-6	4-Nitroaniline	490	< 490 U
534-52-1	4,6-Dinitro-2-Methylphenol	980	< 980 U

ORGANICS ANALYSIS DATA SHEET
Semivolatiles by SW8270D GC/MS
Page 2 of 2

Sample ID: KSC-DP-3-S-7-8-100729
SAMPLE

Lab Sample ID: RG52F
LIMS ID: 10-18196
Matrix: Soil
Date Analyzed: 08/12/10 01:49

QC Report No: RG52-Landau Associates, Inc.
Project: Striker
025195.020.022

CAS Number	Analyte	RL	Result
86-30-6	N-Nitrosodiphenylamine	98	< 98 U
101-55-3	4-Bromophenyl-phenylether	98	< 98 U
118-74-1	Hexachlorobenzene	98	< 98 U
87-86-5	Pentachlorophenol	490	< 490 U
85-01-8	Phenanthrene	98	1,500
86-74-8	Carbazole	98	< 98 U
120-12-7	Anthracene	98	< 98 U
84-74-2	Di-n-Butylphthalate	98	< 98 U
206-44-0	Fluoranthene	98	< 98 U
129-00-0	Pyrene	98	130
85-68-7	Butylbenzylphthalate	98	< 98 U
91-94-1	3,3'-Dichlorobenzidine	490	< 490 U
56-55-3	Benzo(a)anthracene	98	< 98 U
117-81-7	bis(2-Ethylhexyl)phthalate	98	< 98 U
218-01-9	Chrysene	98	< 98 U
117-84-0	Di-n-Octyl phthalate	98	< 98 U
205-99-2	Benzo(b)fluoranthene	98	< 98 U
207-08-9	Benzo(k)fluoranthene	98	< 98 U
50-32-8	Benzo(a)pyrene	98	< 98 U
193-39-5	Indeno(1,2,3-cd)pyrene	98	< 98 U
53-70-3	Dibenz(a,h)anthracene	98	< 98 U
191-24-2	Benzo(g,h,i)perylene	98	< 98 U
90-12-0	1-Methylnaphthalene	98	3,400

Reported in µg/kg (ppb)

Semivolatile Surrogate Recovery

d5-Nitrobenzene	62.8%	2-Fluorobiphenyl	66.0%
d14-p-Terphenyl	60.8%	d4-1,2-Dichlorobenzene	60.4%
d5-Phenol	59.5%	2-Fluorophenol	60.0%
2,4,6-Tribromophenol	80.0%	d4-2-Chlorophenol	60.3%

SW8270 SEMIVOLATILES WATER SURROGATE RECOVERY SUMMARY

Matrix: Water

QC Report No: RG52-Landau Associates, Inc.
Project: Striker
025195.020.022

Client ID	NBZ	FBP	TPH	DCB	PHL	2FP	TBP	2CP	TOT	OUT
MB-080210	85.6%	82.0%	80.4%	69.2%	98.4%	86.1%	95.7%	89.6%		0
LCS-080210	94.0%	95.2%	84.8%	79.6%	110%*	97.1%	108%	100%*		2
LCSD-080210	87.6%	85.2%	79.6%	72.4%	98.4%	82.9%	99.5%	89.9%		0
KSC-DP-4-GW-100729	80.0%	80.8%	75.6%	70.8%	92.5%	81.3%	88.5%	84.3%		0
KSC-DP-9-GW-100729	76.8%	79.6%	64.0%	67.2%	84.0%	72.3%	90.9%	78.7%		0

	LCS/MB LIMITS	QC LIMITS
(NBZ) = d5-Nitrobenzene	(46-100)	(39-100)
(FBP) = 2-Fluorobiphenyl	(49-100)	(42-100)
(TPH) = d14-p-Terphenyl	(53-119)	(26-114)
(DCB) = d4-1,2-Dichlorobenzene	(38-100)	(32-100)
(PHL) = d5-Phenol	(50-100)	(41-100)
(2FP) = 2-Fluorophenol	(46-100)	(38-100)
(TBP) = 2,4,6-Tribromophenol	(52-123)	(48-118)
(2CP) = d4-2-Chlorophenol	(53-100)	(44-100)

Prep Method: SW3520C
Log Number Range: 10-18191 to 10-18192

SW8270 SEMIVOLATILES SOIL/SEDIMENT SURROGATE RECOVERY SUMMARY

Matrix: Soil

QC Report No: RG52-Landau Associates, Inc.
Project: Striker
025195.020.022


Client ID	NBZ	FBP	TPH	DCB	PHL	2FP	TBP	2CP	TOT	OUT
MB-080610	74.0%	72.8%	86.0%	75.2%	76.8%	75.5%	87.5%	74.1%	0	
LCS-080610	78.4%	75.6%	88.8%	80.4%	76.8%	77.9%	91.5%	75.5%	0	
LCSD-080610	72.0%	70.4%	84.4%	74.4%	70.7%	73.1%	84.3%	69.6%	0	
KSC-DP-7-S-3.5-4-1	57.6%	56.4%	60.8%	59.2%	56.8%	55.7%	62.7%	57.1%	0	
KSC-DP-8-S-4.5-5-1	48.8%	47.6%	51.6%	51.6%	48.8%	48.5%	47.7%	49.9%	0	
KSC-DP-9-S-5.5-6-1	47.6%	52.0%	51.6%	52.0%	50.7%	50.4%	58.9%	52.0%	0	
KSC-DP-3-S-7-8-100	62.8%	66.0%	60.8%	60.4%	59.5%	60.0%	80.0%	60.3%	0	

	LCS/MB LIMITS	QC LIMITS
(NBZ) = d5-Nitrobenzene	(46-102)	(32-106)
(FBP) = 2-Fluorobiphenyl	(51-105)	(39-107)
(TPH) = d14-p-Terphenyl	(55-124)	(31-130)
(DCB) = d4-1,2-Dichlorobenzene	(48-104)	(38-102)
(PHL) = d5-Phenol	(44-110)	(27-112)
(2FP) = 2-Fluorophenol	(38-112)	(22-108)
(TBP) = 2,4,6-Tribromophenol	(54-120)	(31-131)
(2CP) = d4-2-Chlorophenol	(50-103)	(36-104)

Prep Method: SW3546
Log Number Range: 10-18193 to 10-18196

ORGANICS ANALYSIS DATA SHEET
Semivolatiles by SW8270D GC/MS
Page 1 of 2

Sample ID: LCS-080210
LCS/LCSD

Lab Sample ID: LCS-080210
LIMS ID: 10-18191
Matrix: Water
Data Release Authorized: 
Reported: 08/05/10

QC Report No: RG52-Landau Associates, Inc.
Project: Striker
025195.020.022
Date Sampled: 07/29/10
Date Received: 07/29/10

Date Extracted LCS/LCSD: 08/02/10

Sample Amount LCS: 500 mL
LCSD: 500 mL

Date Analyzed LCS: 08/04/10 23:47
LCSD: 08/05/10 00:20

Final Extract Volume LCS: 0.50 mL
LCSD: 0.50 mL

Instrument/Analyst LCS: NT4/JZ
LCSD: NT4/JZ

Dilution Factor LCS: 1.00
LCSD: 1.00

GPC Cleanup: NO

Analyte	LCS	Spike Added-LCS	LCS Recovery	LCS	LCS	Spike Added-LCSD	LCSD Recovery	RPD
Phenol	19.6	25.0	78.4%	18.2	25.0	72.8%	7.4%	
Bis-(2-Chloroethyl) Ether	21.5	25.0	86.0%	20.1	25.0	80.4%	6.7%	
2-Chlorophenol	20.6	25.0	82.4%	19.0	25.0	76.0%	8.1%	
1,3-Dichlorobenzene	15.1	25.0	60.4%	14.3	25.0	57.2%	5.4%	
1,4-Dichlorobenzene	15.3	25.0	61.2%	14.6	25.0	58.4%	4.7%	
Benzyl Alcohol	54.9	50.0	110%	51.0	50.0	102%	7.4%	
1,2-Dichlorobenzene	16.2	25.0	64.8%	15.3	25.0	61.2%	5.7%	
2-Methylphenol	20.5	25.0	82.0%	19.3	25.0	77.2%	6.0%	
2,2'-Oxybis(1-Chloropropane)	21.3	25.0	85.2%	20.0	25.0	80.0%	6.3%	
4-Methylphenol	39.9	50.0	79.8%	37.2	50.0	74.4%	7.0%	
N-Nitroso-Di-N-Propylamine	19.2	25.0	76.8%	18.2	25.0	72.8%	5.3%	
Hexachloroethane	13.4	25.0	53.6%	12.6	25.0	50.4%	6.2%	
Nitrobenzene	20.9	25.0	83.6%	20.0	25.0	80.0%	4.4%	
Isophorone	24.0	25.0	96.0%	22.9	25.0	91.6%	4.7%	
2-Nitrophenol	23.1	25.0	92.4%	21.7	25.0	86.8%	6.2%	
2,4-Dimethylphenol	15.5	25.0	62.0%	14.7	25.0	58.8%	5.3%	
Benzoic Acid	75.9	75.0	101%	63.1	75.0	84.1%	18.4%	
bis(2-Chloroethoxy) Methane	21.7	25.0	86.8%	20.4	25.0	81.6%	6.2%	
2,4-Dichlorophenol	21.9	25.0	87.6%	20.3	25.0	81.2%	7.6%	
1,2,4-Trichlorobenzene	16.7	25.0	66.8%	16.0	25.0	64.0%	4.3%	
Naphthalene	20.7	25.0	82.8%	19.6	25.0	78.4%	5.5%	
4-Chloroaniline	59.5	60.0	99.2%	55.6	60.0	92.7%	6.8%	
Hexachlorobutadiene	14.1	25.0	56.4%	13.4	25.0	53.6%	5.1%	
4-Chloro-3-methylphenol	22.4	25.0	89.6%	21.1	25.0	84.4%	6.0%	
2-Methylnaphthalene	20.4	25.0	81.6%	19.2	25.0	76.8%	6.1%	
Hexachlorocyclopentadiene	33.9	75.0	45.2%	34.3	75.0	45.7%	1.2%	
2,4,6-Trichlorophenol	23.1	25.0	92.4%	21.1	25.0	84.4%	9.0%	
2,4,5-Trichlorophenol	23.9	25.0	95.6%	21.9	25.0	87.6%	8.7%	
2-Chloronaphthalene	20.5	25.0	82.0%	18.9	25.0	75.6%	8.1%	
2-Nitroaniline	26.4	25.0	106%	24.2	25.0	96.8%	8.7%	
Dimethylphthalate	21.9	25.0	87.6%	20.3	25.0	81.2%	7.6%	
Acenaphthylene	21.6	25.0	86.4%	20.0	25.0	80.0%	7.7%	
3-Nitroaniline	73.8	64.0	115%	70.2	64.0	110%	5.0%	
Acenaphthene	20.8	25.0	83.2%	19.3	25.0	77.2%	7.5%	
2,4-Dinitrophenol	117	75.0	156%	112	75.0	149%	4.4%	
4-Nitrophenol	19.8	25.0	79.2%	17.7	25.0	70.8%	11.2%	
Dibenzofuran	22.9	25.0	91.6%	21.2	25.0	84.8%	7.7%	
2,6-Dinitrotoluene	23.5	25.0	94.0%	21.9	25.0	87.6%	7.0%	
2,4-Dinitrotoluene	24.0	25.0	96.0%	22.6	25.0	90.4%	6.0%	
Diethylphthalate	21.5	25.0	86.0%	20.2	25.0	80.8%	6.2%	
4-Chlorophenyl-phenylether	21.8	25.0	87.2%	20.5	25.0	82.0%	6.1%	
Fluorene	21.9	25.0	87.6%	20.7	25.0	82.8%	5.6%	
4-Nitroaniline	23.8	25.0	95.2%	22.7	25.0	90.8%	4.7%	
4,6-Dinitro-2-Methylphenol	103	75.0	137%	94.3	75.0	126%	8.8%	
N-Nitrosodiphenylamine	20.6	25.0	82.4%	19.1	25.0	76.4%	7.6%	

ORGANICS ANALYSIS DATA SHEET
Semivolatiles by SW8270D GC/MS
Page 2 of 2

Sample ID: LCS-080210
LCS/LCSD

Lab Sample ID: LCS-080210
LIMS ID: 10-18191
Matrix: Water
Date Analyzed LCS: 08/04/10 23:47
LCSD: 08/05/10 00:20

QC Report No: RG52-Landau Associates, Inc.
Project: Striker
025195.020.022

Analyte	LCS	Spike Added-LCS	LCS Recovery	LCSD	Spike Added-LCSD	LCSD Recovery	RPD
4-Bromophenyl-phenylether	23.5	25.0	94.0%	21.7	25.0	86.8%	8.0%
Hexachlorobenzene	23.0	25.0	92.0%	21.1	25.0	84.4%	8.6%
Pentachlorophenol	21.5	25.0	86.0%	19.1	25.0	76.4%	11.8%
Phenanthrene	23.0	25.0	92.0%	21.2	25.0	84.8%	8.1%
Carbazole	22.4	25.0	89.6%	20.9	25.0	83.6%	6.9%
Anthracene	21.9	25.0	87.6%	20.4	25.0	81.6%	7.1%
Di-n-Butylphthalate	23.7	25.0	94.8%	21.2	25.0	84.8%	11.1%
Fluoranthene	24.5	25.0	98.0%	21.7	25.0	86.8%	12.1%
Pyrene	19.4	25.0	77.6%	18.4	25.0	73.6%	5.3%
Butylbenzylphthalate	19.0	25.0	76.0%	17.7	25.0	70.8%	7.1%
3,3'-Dichlorobenzidine	40.6	64.0	63.4%	44.2	64.0	69.1%	8.5%
Benzo(a)anthracene	19.6	25.0	78.4%	18.2	25.0	72.8%	7.4%
bis(2-Ethylhexyl)phthalate	23.0	25.0	92.0%	20.8	25.0	83.2%	10.0%
Chrysene	20.1	25.0	80.4%	18.7	25.0	74.8%	7.2%
Di-n-Octyl phthalate	21.2	25.0	84.8%	19.7	25.0	78.8%	7.3%
Benzo(b)fluoranthene	24.5	25.0	98.0%	20.9	25.0	83.6%	15.9%
Benzo(k)fluoranthene	21.4	25.0	85.6%	22.1	25.0	88.4%	3.2%
Benzo(a)pyrene	19.6	25.0	78.4%	18.4	25.0	73.6%	6.3%
Indeno(1,2,3-cd)pyrene	20.8	25.0	83.2%	18.6	25.0	74.4%	11.2%
Dibenz(a,h)anthracene	23.0	25.0	92.0%	20.4	25.0	81.6%	12.0%
Benzo(g,h,i)perylene	18.2	25.0	72.8%	16.0	25.0	64.0%	12.9%
1-Methylnaphthalene	21.0	25.0	84.0%	19.8	25.0	79.2%	5.9%


Semivolatile Surrogate Recovery

	LCS	LCSD
d5-Nitrobenzene	94.0%	87.6%
2-Fluorobiphenyl	95.2%	85.2%
d14-p-Terphenyl	84.8%	79.6%
d4-1,2-Dichlorobenzene	79.6%	72.4%
d5-Phenol	110%	98.4%
2-Fluorophenol	97.1%	82.9%
2,4,6-Tribromophenol	108%	99.5%
d4-2-Chlorophenol	100%	89.9%

Results reported in µg/L
RPD calculated using sample concentrations per SW846.

ORGANICS ANALYSIS DATA SHEET
Semivolatiles by SW8270D GC/MS
Page 1 of 2

Sample ID: MB-080210
METHOD BLANK

Lab Sample ID: MB-080210
LIMS ID: 10-18191
Matrix: Water
Data Release Authorized: 
Reported: 08/05/10

QC Report No: RG52-Landau Associates, Inc.
Project: Striker
025195.020.022
Date Sampled: NA
Date Received: NA

Date Extracted: 08/02/10
Date Analyzed: 08/04/10 23:13
Instrument/Analyst: NT4/JZ

Sample Amount: 500 mL
Final Extract Volume: 0.50 mL
Dilution Factor: 1.00

CAS Number	Analyte	RL	Result
108-95-2	Phenol	1.0	< 1.0 U
111-44-4	Bis-(2-Chloroethyl) Ether	1.0	< 1.0 U
95-57-8	2-Chlorophenol	1.0	< 1.0 U
541-73-1	1,3-Dichlorobenzene	1.0	< 1.0 U
106-46-7	1,4-Dichlorobenzene	1.0	< 1.0 U
100-51-6	Benzyl Alcohol	5.0	< 5.0 U
95-50-1	1,2-Dichlorobenzene	1.0	< 1.0 U
95-48-7	2-Methylphenol	1.0	< 1.0 U
108-60-1	2,2'-Oxybis(1-Chloropropane)	1.0	< 1.0 U
106-44-5	4-Methylphenol	1.0	< 1.0 U
621-64-7	N-Nitroso-Di-N-Propylamine	1.0	< 1.0 U
67-72-1	Hexachloroethane	1.0	< 1.0 U
98-95-3	Nitrobenzene	1.0	< 1.0 U
78-59-1	Isophorone	1.0	< 1.0 U
88-75-5	2-Nitrophenol	5.0	< 5.0 U
105-67-9	2,4-Dimethylphenol	1.0	< 1.0 U
65-85-0	Benzoic Acid	10	< 10 U
111-91-1	bis(2-Chloroethoxy) Methane	1.0	< 1.0 U
120-83-2	2,4-Dichlorophenol	5.0	< 5.0 U
120-82-1	1,2,4-Trichlorobenzene	1.0	< 1.0 U
91-20-3	Naphthalene	1.0	< 1.0 U
106-47-8	4-Chloroaniline	5.0	< 5.0 U
87-68-3	Hexachlorobutadiene	1.0	< 1.0 U
59-50-7	4-Chloro-3-methylphenol	5.0	< 5.0 U
91-57-6	2-Methylnaphthalene	1.0	< 1.0 U
77-47-4	Hexachlorocyclopentadiene	5.0	< 5.0 U
88-06-2	2,4,6-Trichlorophenol	5.0	< 5.0 U
95-95-4	2,4,5-Trichlorophenol	5.0	< 5.0 U
91-58-7	2-Chloronaphthalene	1.0	< 1.0 U
88-74-4	2-Nitroaniline	5.0	< 5.0 U
131-11-3	Dimethylphthalate	1.0	< 1.0 U
208-96-8	Acenaphthylene	1.0	< 1.0 U
99-09-2	3-Nitroaniline	5.0	< 5.0 U
83-32-9	Acenaphthene	1.0	< 1.0 U
51-28-5	2,4-Dinitrophenol	10	< 10 U
100-02-7	4-Nitrophenol	5.0	< 5.0 U
132-64-9	Dibenzofuran	1.0	< 1.0 U
606-20-2	2,6-Dinitrotoluene	5.0	< 5.0 U
121-14-2	2,4-Dinitrotoluene	5.0	< 5.0 U
84-66-2	Diethylphthalate	1.0	< 1.0 U

ORGANICS ANALYSIS DATA SHEET
Semivolatiles by SW8270D GC/MS
Page 2 of 2

Sample ID: MB-080210
METHOD BLANK

Lab Sample ID: MB-080210
LIMS ID: 10-18191
Matrix: Water
Date Analyzed: 08/04/10 23:13

QC Report No: RG52-Landau Associates, Inc.
Project: Striker
025195.020.022

CAS Number	Analyte	RL	Result
7005-72-3	4-Chlorophenyl-phenylether	1.0	< 1.0 U
86-73-7	Fluorene	1.0	< 1.0 U
100-01-6	4-Nitroaniline	5.0	< 5.0 U
534-52-1	4,6-Dinitro-2-Methylphenol	10	< 10 U
86-30-6	N-Nitrosodiphenylamine	5.0	< 5.0 U
101-55-3	4-Bromophenyl-phenylether	1.0	< 1.0 U
118-74-1	Hexachlorobenzene	1.0	< 1.0 U
87-86-5	Pentachlorophenol	5.0	< 5.0 U
85-01-8	Phenanthrene	1.0	< 1.0 U
86-74-8	Carbazole	1.0	< 1.0 U
120-12-7	Anthracene	1.0	< 1.0 U
84-74-2	Di-n-Butylphthalate	1.0	< 1.0 U
206-44-0	Fluoranthene	1.0	< 1.0 U
129-00-0	Pyrene	1.0	< 1.0 U
85-68-7	Butylbenzylphthalate	1.0	< 1.0 U
91-94-1	3,3'-Dichlorobenzidine	5.0	< 5.0 U
56-55-3	Benzo(a)anthracene	1.0	< 1.0 U
117-81-7	bis(2-Ethylhexyl)phthalate	1.0	< 1.0 U
218-01-9	Chrysene	1.0	< 1.0 U
117-84-0	Di-n-Octyl phthalate	1.0	< 1.0 U
205-99-2	Benzo(b)fluoranthene	1.0	< 1.0 U
207-08-9	Benzo(k)fluoranthene	1.0	< 1.0 U
50-32-8	Benzo(a)pyrene	1.0	< 1.0 U
193-39-5	Indeno(1,2,3-cd)pyrene	1.0	< 1.0 U
53-70-3	Dibenz(a,h)anthracene	1.0	< 1.0 U
191-24-2	Benzo(g,h,i)perylene	1.0	< 1.0 U
90-12-0	1-Methylnaphthalene	1.0	< 1.0 U

Reported in µg/L (ppb)

Semivolatile Surrogate Recovery

d5-Nitrobenzene	85.6%	2-Fluorobiphenyl	82.0%
d14-p-Terphenyl	80.4%	d4-1,2-Dichlorobenzene	69.2%
d5-Phenol	98.4%	2-Fluorophenol	86.1%
2,4,6-Tribromophenol	95.7%	d4-2-Chlorophenol	89.6%

ORGANICS ANALYSIS DATA SHEET
Semivolatiles by SW8270D GC/MS
Page 1 of 2

Sample ID: LCS-080610
LCS/LCSD

Lab Sample ID: LCS-080610
LIMS ID: 10-18193
Matrix: Soil
Data Release Authorized:
Reported: 08/12/10

QC Report No: RG52-Landau Associates, Inc.
Project: Striker
025195.020.022
Date Sampled: 07/29/10
Date Received: 07/29/10

Date Extracted LCS/LCSD: 08/06/10

Sample Amount LCS: 7.50 g
LCSD: 7.50 g

Date Analyzed LCS: 08/11/10 23:05
LCSD: 08/11/10 23:38

Final Extract Volume LCS: 0.5 mL
LCSD: 0.5 mL

Instrument/Analyst LCS: NT6/JZ
LCSD: NT6/JZ

Dilution Factor LCS: 1.00
LCSD: 1.00

GPC Cleanup: No

Percent Moisture: NA

Analyte	LCS	Spike Added-LCS	LCS Recovery	LCSD	Spike Added-LCSD	LCSD Recovery	RPD
Phenol	1090	1670	65.3%	1090	1670	65.3%	0.0%
Bis-(2-Chloroethyl) Ether	1060	1670	63.5%	1080	1670	64.7%	1.9%
2-Chlorophenol	1030	1670	61.7%	1040	1670	62.3%	1.0%
1,3-Dichlorobenzene	1050	1670	62.9%	1060	1670	63.5%	0.9%
1,4-Dichlorobenzene	1040	1670	62.3%	1050	1670	62.9%	1.0%
Benzyl Alcohol	3150	3330	94.6%	3150	3330	94.6%	0.0%
1,2-Dichlorobenzene	1050	1670	62.9%	1060	1670	63.5%	0.9%
2-Methylphenol	1100	1670	65.9%	1090	1670	65.3%	0.9%
2,2'-Oxybis(1-Chloropropane)	1160	1670	69.5%	1160	1670	69.5%	0.0%
4-Methylphenol	2210	3330	66.4%	2180	3330	65.5%	1.4%
N-Nitroso-Di-N-Propylamine	1150	1670	68.9%	1150	1670	68.9%	0.0%
Hexachloroethane	1080	1670	64.7%	1100	1670	65.9%	1.8%
Nitrobenzene	1060	1670	63.5%	1060	1670	63.5%	0.0%
Isophorone	1250	1670	74.9%	1250	1670	74.9%	0.0%
2-Nitrophenol	1120	1670	67.1%	1120	1670	67.1%	0.0%
2,4-Dimethylphenol	1010	1670	60.5%	1010	1670	60.5%	0.0%
Benzoic Acid	3660	5000	73.2%	3560	5000	71.2%	2.8%
bis(2-Chloroethoxy) Methane	1090	1670	65.3%	1080	1670	64.7%	0.9%
2,4-Dichlorophenol	1130	1670	67.7%	1130	1670	67.7%	0.0%
1,2,4-Trichlorobenzene	1070	1670	64.1%	1060	1670	63.5%	0.9%
Naphthalene	1130	1670	67.7%	1130	1670	67.7%	0.0%
4-Chloroaniline	3300	4000	82.5%	3220	4000	80.5%	2.5%
Hexachlorobutadiene	1130	1670	67.7%	1120	1670	67.1%	0.9%
4-Chloro-3-methylphenol	1180	1670	70.7%	1170	1670	70.1%	0.9%
2-Methylnaphthalene	1200	1670	71.9%	1200	1670	71.9%	0.0%
Hexachlorocyclopentadiene	3350	5000	67.0%	3440	5000	68.8%	2.7%
2,4,6-Trichlorophenol	1100	1670	65.9%	1100	1670	65.9%	0.0%
2,4,5-Trichlorophenol	1090	1670	65.3%	1070	1670	64.1%	1.9%
2-Chloronaphthalene	1070	1670	64.1%	1070	1670	64.1%	0.0%
2-Nitroaniline	1180	1670	70.7%	1170	1670	70.1%	0.9%
Dimethylphthalate	1040	1670	62.3%	1020	1670	61.1%	1.9%
Acenaphthylene	1100	1670	65.9%	1100	1670	65.9%	0.0%
3-Nitroaniline	3430	4270	80.3%	3320	4270	77.8%	3.3%
Acenaphthene	1040	1670	62.3%	1040	1670	62.3%	0.0%

ORGANICS ANALYSIS DATA SHEET
Semivolatiles by SW8270D GC/MS
 Page 2 of 2

Sample ID: LCSD-080610
 LCS/LCSD

Lab Sample ID: LCS-080610
 LIMS ID: 10-18193
 Matrix: Soil
 Date Analyzed LCS: 08/11/10 23:05
 LCSD: 08/11/10 23:38

QC Report No: RG52-Landau Associates, Inc.
 Project: Striker
 025195.020.022

Analyte	LCS	Spike Added-LCS	LCS Recovery	LCSD	Spike Added-LCSD	LCSD Recovery	RPD
2,4-Dinitrophenol	3740 Q	5000	74.8%	2780 Q	5000	55.6%	29.4%
4-Nitrophenol	813 Q	1670	48.7%	795 Q	1670	47.6%	2.2%
Dibenzofuran	1150	1670	68.9%	1150	1670	68.9%	0.0%
2,6-Dinitrotoluene	1080	1670	64.7%	1080	1670	64.7%	0.0%
2,4-Dinitrotoluene	1110	1670	66.5%	1090	1670	65.3%	1.8%
Diethylphthalate	1050	1670	62.9%	1040	1670	62.3%	1.0%
4-Chlorophenyl-phenylether	1060	1670	63.5%	1040	1670	62.3%	1.9%
Fluorene	1110	1670	66.5%	1100	1670	65.9%	0.9%
4-Nitroaniline	1100	1670	65.9%	1060	1670	63.5%	3.7%
4,6-Dinitro-2-Methylphenol	4170	5000	83.4%	4010	5000	80.2%	3.9%
N-Nitrosodiphenylamine	1010	1670	60.5%	1020	1670	61.1%	1.0%
4-Bromophenyl-phenylether	1100	1670	65.9%	1110	1670	66.5%	0.9%
Hexachlorobenzene	1150	1670	68.9%	1160	1670	69.5%	0.9%
Pentachlorophenol	791	1670	47.4%	795	1670	47.6%	0.5%
Phenanthrene	1090	1670	65.3%	1090	1670	65.3%	0.0%
Carbazole	1010	1670	60.5%	978	1670	58.6%	3.2%
Anthracene	1090	1670	65.3%	1080	1670	64.7%	0.9%
Di-n-Butylphthalate	1110	1670	66.5%	1100	1670	65.9%	0.9%
Fluoranthene	1170	1670	70.1%	1150	1670	68.9%	1.7%
Pyrene	1220	1670	73.1%	1200	1670	71.9%	1.7%
Butylbenzylphthalate	1180	1670	70.7%	1150	1670	68.9%	2.6%
3,3'-Dichlorobenzidine	3650	4270	85.5%	3630	4270	85.0%	0.5%
Benzo(a)anthracene	1240	1670	74.3%	1230	1670	73.7%	0.8%
bis(2-Ethylhexyl)phthalate	1170	1670	70.1%	1170	1670	70.1%	0.0%
Chrysene	1180	1670	70.7%	1170	1670	70.1%	0.9%
Di-n-Octyl phthalate	1080	1670	64.7%	1080	1670	64.7%	0.0%
Benzo(b)fluoranthene	1120	1670	67.1%	1240	1670	74.3%	10.2%
Benzo(k)fluoranthene	1130	1670	67.7%	1030	1670	61.7%	9.3%
Benzo(a)pyrene	1050	1670	62.9%	1050	1670	62.9%	0.0%
Indeno(1,2,3-cd)pyrene	1160	1670	69.5%	1180	1670	70.7%	1.7%
Dibenz(a,h)anthracene	1170	1670	70.1%	1180	1670	70.7%	0.9%
Benzo(g,h,i)perylene	1140	1670	68.3%	1150	1670	68.9%	0.9%
1-Methylnaphthalene	1200	1670	71.9%	1200	1670	71.9%	0.0%

Semivolatile Surrogate Recovery

	LCS	LCSD
d5-Nitrobenzene	78.4%	72.0%
2-Fluorobiphenyl	75.6%	70.4%
d14-p-Terphenyl	88.8%	84.4%
d4-1,2-Dichlorobenzene	80.4%	74.4%
d5-Phenol	76.8%	70.7%
2-Fluorophenol	77.9%	73.1%
2,4,6-Tribromophenol	91.5%	84.3%
d4-2-Chlorophenol	75.5%	69.6%

Reported in µg/kg (ppb)
 RPD calculated using sample concentrations per SW846.

ORGANICS ANALYSIS DATA SHEET
Semivolatiles by SW8270D GC/MS
Page 1 of 2

Sample ID: MB-080610
METHOD BLANK

Lab Sample ID: MB-080610
LIMS ID: 10-18193
Matrix: Soil
Data Release Authorized:
Reported: 08/12/10

QC Report No: RG52-Landau Associates, Inc.
Project: Striker
025195.020.022
Date Sampled: NA
Date Received: NA

Date Extracted: 08/06/10
Date Analyzed: 08/11/10 22:33
Instrument/Analyst: NT6/JZ
GPC Cleanup: No

Sample Amount: 7.50 g-dry-wt
Final Extract Volume: 0.5 mL
Dilution Factor: 1.00
Percent Moisture: NA

CAS Number	Analyte	RL	Result
108-95-2	Phenol	67	< 67 U
111-44-4	Bis-(2-Chloroethyl) Ether	67	< 67 U
95-57-8	2-Chlorophenol	67	< 67 U
541-73-1	1,3-Dichlorobenzene	67	< 67 U
106-46-7	1,4-Dichlorobenzene	67	< 67 U
100-51-6	Benzyl Alcohol	330	< 330 U
95-50-1	1,2-Dichlorobenzene	67	< 67 U
95-48-7	2-Methylphenol	67	< 67 U
108-60-1	2,2'-Oxybis(1-Chloropropane)	67	< 67 U
106-44-5	4-Methylphenol	67	< 67 U
621-64-7	N-Nitroso-Di-N-Propylamine	330	< 330 U
67-72-1	Hexachloroethane	67	< 67 U
98-95-3	Nitrobenzene	67	< 67 U
78-59-1	Isophorone	67	< 67 U
88-75-5	2-Nitrophenol	67	< 67 U
105-67-9	2,4-Dimethylphenol	67	< 67 U
65-85-0	Benzoic Acid	670	< 670 U
111-91-1	bis(2-Chloroethoxy) Methane	67	< 67 U
120-83-2	2,4-Dichlorophenol	330	< 330 U
120-82-1	1,2,4-Trichlorobenzene	67	< 67 U
91-20-3	Naphthalene	67	< 67 U
106-47-8	4-Chloroaniline	330	< 330 U
87-68-3	Hexachlorobutadiene	67	< 67 U
59-50-7	4-Chloro-3-methylphenol	330	< 330 U
91-57-6	2-Methylnaphthalene	67	< 67 U
77-47-4	Hexachlorocyclopentadiene	330	< 330 U
88-06-2	2,4,6-Trichlorophenol	330	< 330 U
95-95-4	2,4,5-Trichlorophenol	330	< 330 U
91-58-7	2-Chloronaphthalene	67	< 67 U
88-74-4	2-Nitroaniline	330	< 330 U
131-11-3	Dimethylphthalate	67	< 67 U
208-96-8	Acenaphthylene	67	< 67 U
99-09-2	3-Nitroaniline	330	< 330 U
83-32-9	Acenaphthene	67	< 67 U
51-28-5	2,4-Dinitrophenol	670	< 670 U
100-02-7	4-Nitrophenol	330	< 330 U
132-64-9	Dibenzofuran	67	< 67 U
606-20-2	2,6-Dinitrotoluene	330	< 330 U
121-14-2	2,4-Dinitrotoluene	330	< 330 U
84-66-2	Diethylphthalate	67	< 67 U
7005-72-3	4-Chlorophenyl-phenylether	67	< 67 U
86-73-7	Fluorene	67	< 67 U
100-01-6	4-Nitroaniline	330	< 330 U
534-52-1	4,6-Dinitro-2-Methylphenol	670	< 670 U

ORGANICS ANALYSIS DATA SHEET
Semivolatiles by SW8270D GC/MS
Page 2 of 2

Sample ID: MB-080610
METHOD BLANK

Lab Sample ID: MB-080610
LIMS ID: 10-18193
Matrix: Soil
Date Analyzed: 08/11/10 22:33

QC Report No: RG52-Landau Associates, Inc.
Project: Striker
025195.020.022

CAS Number	Analyte	RL	Result
86-30-6	N-Nitrosodiphenylamine	67	< 67 U
101-55-3	4-Bromophenyl-phenylether	67	< 67 U
118-74-1	Hexachlorobenzene	67	< 67 U
87-86-5	Pentachlorophenol	330	< 330 U
85-01-8	Phenanthrene	67	< 67 U
86-74-8	Carbazole	67	< 67 U
120-12-7	Anthracene	67	< 67 U
84-74-2	Di-n-Butylphthalate	67	< 67 U
206-44-0	Fluoranthene	67	< 67 U
129-00-0	Pyrene	67	< 67 U
85-68-7	Butylbenzylphthalate	67	< 67 U
91-94-1	3,3'-Dichlorobenzidine	330	< 330 U
56-55-3	Benzo(a)anthracene	67	< 67 U
117-81-7	bis(2-Ethylhexyl)phthalate	67	< 67 U
218-01-9	Chrysene	67	< 67 U
117-84-0	Di-n-Octyl phthalate	67	< 67 U
205-99-2	Benzo(b)fluoranthene	67	< 67 U
207-08-9	Benzo(k)fluoranthene	67	< 67 U
50-32-8	Benzo(a)pyrene	67	< 67 U
193-39-5	Indeno(1,2,3-cd)pyrene	67	< 67 U
53-70-3	Dibenz(a,h)anthracene	67	< 67 U
191-24-2	Benzo(g,h,i)perylene	67	< 67 U
90-12-0	1-Methylnaphthalene	67	< 67 U


Reported in µg/kg (ppb)

Semivolatile Surrogate Recovery

d5-Nitrobenzene	74.0%	2-Fluorobiphenyl	72.8%
d14-p-Terphenyl	86.0%	d4-1,2-Dichlorobenzene	75.2%
d5-Phenol	76.8%	2-Fluorophenol	75.5%
2,4,6-Tribromophenol	87.5%	d4-2-Chlorophenol	74.1%

ORGANICS ANALYSIS DATA SHEET
PCB by GC/ECD Method SW8082
Page 1 of 1

Sample ID: KSC-DP-7-S-3.5-4-100729
SAMPLE

Lab Sample ID: RG52C
LIMS ID: 10-18193
Matrix: Soil
Data Release Authorized: 
Reported: 08/11/10

QC Report No: RG52-Landau Associates, Inc.
Project: Striker
025195.020.022
Date Sampled: 07/29/10
Date Received: 07/29/10

Date Extracted: 08/05/10
Date Analyzed: 08/10/10 17:32
Instrument/Analyst: ECD5/YZ
GPC Cleanup: No
Sulfur Cleanup: Yes
Acid Cleanup: Yes
Florisil Cleanup: No

Sample Amount: 12.6 g-dry-wt
Final Extract Volume: 4.0 mL
Dilution Factor: 5.00
Silica Gel: No
Percent Moisture: 11.1%

CAS Number	Analyte	RL	Result
12674-11-2	Aroclor 1016	32	< 32 U
53469-21-9	Aroclor 1242	32	< 32 U
12672-29-6	Aroclor 1248	32	< 32 U
11097-69-1	Aroclor 1254	32	< 32 U
11096-82-5	Aroclor 1260	32	< 32 U
11104-28-2	Aroclor 1221	32	< 32 U
11141-16-5	Aroclor 1232	32	< 32 U

Reported in µg/kg (ppb)

PCB Surrogate Recovery

Decachlorobiphenyl	96.9%
Tetrachlorometaxylene	84.5%

ORGANICS ANALYSIS DATA SHEET
PCB by GC/ECD Method SW8082
 Page 1 of 1

Sample ID: KSC-DP-8-S-4.5-5-100729
SAMPLE

Lab Sample ID: RG52D
 LIMS ID: 10-18194
 Matrix: Soil
 Data Release Authorized: *AS*
 Reported: 08/11/10

QC Report No: RG52-Landau Associates, Inc.
 Project: Striker
 025195.020.022
 Date Sampled: 07/29/10
 Date Received: 07/29/10

Date Extracted: 08/05/10
 Date Analyzed: 08/10/10 17:51
 Instrument/Analyst: ECD5/YZ
 GPC Cleanup: No
 Sulfur Cleanup: Yes
 Acid Cleanup: Yes
 Florisil Cleanup: No

Sample Amount: 12.5 g-dry-wt
 Final Extract Volume: 4.0 mL
 Dilution Factor: 5.00
 Silica Gel: No
 Percent Moisture: 11.0%

CAS Number	Analyte	RL	Result
12674-11-2	Aroclor 1016	32	< 32 U
53469-21-9	Aroclor 1242	32	< 32 U
12672-29-6	Aroclor 1248	32	< 32 U
11097-69-1	Aroclor 1254	32	< 32 U
11096-82-5	Aroclor 1260	32	< 32 U
11104-28-2	Aroclor 1221	32	< 32 U
11141-16-5	Aroclor 1232	32	< 32 U

Reported in µg/kg (ppb)

PCB Surrogate Recovery

Decachlorobiphenyl	104%
Tetrachlorometaxylene	90.8%

ORGANICS ANALYSIS DATA SHEET
PCB by GC/ECD Method SW8082
Page 1 of 1

Sample ID: KSC-DP-9-S-5.5-6-100729
SAMPLE

Lab Sample ID: RG52E
LIMS ID: 10-18195
Matrix: Soil
Data Release Authorized: *B*
Reported: 08/11/10

QC Report No: RG52-Landau Associates, Inc.
Project: Striker
025195.020.022
Date Sampled: 07/29/10
Date Received: 07/29/10

Date Extracted: 08/05/10
Date Analyzed: 08/10/10 18:10
Instrument/Analyst: ECD5/YZ
GPC Cleanup: No
Sulfur Cleanup: Yes
Acid Cleanup: Yes
Florisil Cleanup: No

Sample Amount: 12.8 g-dry-wt
Final Extract Volume: 4.0 mL
Dilution Factor: 5.00
Silica Gel: No
Percent Moisture: 9.9%

CAS Number	Analyte	RL	Result
12674-11-2	Aroclor 1016	31	< 31 U
53469-21-9	Aroclor 1242	31	< 31 U
12672-29-6	Aroclor 1248	31	< 31 U
11097-69-1	Aroclor 1254	31	< 31 U
11096-82-5	Aroclor 1260	31	< 31 U
11104-28-2	Aroclor 1221	31	< 31 U
11141-16-5	Aroclor 1232	31	< 31 U

Reported in µg/kg (ppb)

PCB Surrogate Recovery

Decachlorobiphenyl	99.6%
Tetrachlorometaxylene	101%

ORGANICS ANALYSIS DATA SHEET
PCB by GC/ECD Method SW8082
 Page 1 of 1

Sample ID: KSC-DP-3-S-7-8-100729
SAMPLE

Lab Sample ID: RG52F
 LIMS ID: 10-18196
 Matrix: Soil
 Data Release Authorized: *MB*
 Reported: 08/11/10

QC Report No: RG52-Landau Associates, Inc.
 Project: Striker
 025195.020.022
 Date Sampled: 07/29/10
 Date Received: 07/29/10

Date Extracted: 08/05/10
 Date Analyzed: 08/10/10 18:29
 Instrument/Analyst: ECD5/YZ
 GPC Cleanup: No
 Sulfur Cleanup: Yes
 Acid Cleanup: Yes
 Florisil Cleanup: No

Sample Amount: 12.9 g-dry-wt
 Final Extract Volume: 4.0 mL
 Dilution Factor: 5.00
 Silica Gel: No
 Percent Moisture: 15.5%

CAS Number	Analyte	RL	Result
12674-11-2	Aroclor 1016	31	< 31 U
53469-21-9	Aroclor 1242	31	< 31 U
12672-29-6	Aroclor 1248	31	< 31 U
11097-69-1	Aroclor 1254	31	< 31 U
11096-82-5	Aroclor 1260	31	< 31 U
11104-28-2	Aroclor 1221	31	< 31 U
11141-16-5	Aroclor 1232	31	< 31 U

Reported in µg/kg (ppb)

PCB Surrogate Recovery

Decachlorobiphenyl	102%
Tetrachlorometaxylene	77.8%

SW8082/PCB SOIL/SEDIMENT SURROGATE RECOVERY SUMMARY

Matrix: Soil

QC Report No: RG52-Landau Associates, Inc.
Project: Striker
025195.020.022

<u>Client ID</u>	<u>DCBP % REC</u>	<u>DCBP LCL-UCL</u>	<u>TCMX % REC</u>	<u>TCMX LCL-UCL</u>	<u>TOT OUT</u>
MB-080510	107%	51-112	93.0%	46-111	0
LCS-080510	106%	51-112	94.8%	46-111	0
LCSD-080510	107%	51-112	93.2%	46-111	0
KSC-DP-7-S-3.5-4-100729	96.9%	42-127	84.5%	50-114	0
KSC-DP-8-S-4.5-5-100729	104%	42-127	90.8%	50-114	0
KSC-DP-9-S-5.5-6-100729	99.6%	42-127	101%	50-114	0
KSC-DP-3-S-7-8-100729	102%	42-127	77.8%	50-114	0

Microwave (MARS) Control Limits
Prep Method: SW3546
Log Number Range: 10-18193 to 10-18196

ORGANICS ANALYSIS DATA SHEET

PCB by GC/ECD Method SW8082

Page 1 of 1

Sample ID: LCS-080510
LCS/LCSD

Lab Sample ID: LCS-080510
LIMS ID: 10-18193
Matrix: Soil
Data Release Authorized: *AS*
Reported: 08/11/10

QC Report No: RG52-Landau Associates, Inc.
Project: Striker
025195.020.022
Date Sampled: NA
Date Received: NA

Date Extracted LCS/LCSD: 08/05/10

Date Analyzed LCS: 08/10/10 16:36
LCSD: 08/10/10 16:55
Instrument/Analyst LCS: ECD5/YZ
LCSD: ECD5/YZ

GPC Cleanup: No
Sulfur Cleanup: Yes
Acid Cleanup: Yes
Florisol Cleanup: No

Sample Amount LCS: 12.0 g-dry-wt
LCSD: 12.0 g-dry-wt
Final Extract Volume LCS: 4.0 mL
LCSD: 4.0 mL
Dilution Factor LCS: 5.00
LCSD: 5.00
Silica Gel: No
Percent Moisture: NA

Analyte	Spike		LCS	LCSD	Spike		RPD
	LCS	Added-LCS	Recovery		Added-LCSD	Recovery	
Aroclor 1016	199	167	119%	206	167	124%	3.5%
Aroclor 1260	172	167	103%	172	167	103%	0.0%

PCB Surrogate Recovery

	LCS	LCSD
Decachlorobiphenyl	106%	107%
Tetrachlorometaxylene	94.8%	93.2%

Results reported in µg/kg (ppb)
RPD calculated using sample concentrations per SW846.

ORGANICS ANALYSIS DATA SHEET
PCB by GC/ECD Method SW8082
 Page 1 of 1

Sample ID: MB-080510
 METHOD BLANK

Lab Sample ID: MB-080510
 LIMS ID: 10-18193
 Matrix: Soil
 Data Release Authorized: *BB*
 Reported: 08/11/10

QC Report No: RG52-Landau Associates, Inc.
 Project: Striker
 025195.020.022
 Date Sampled: NA
 Date Received: NA

Date Extracted: 08/05/10
 Date Analyzed: 08/10/10 16:17
 Instrument/Analyst: ECD5/YZ
 GPC Cleanup: No
 Sulfur Cleanup: Yes
 Acid Cleanup: Yes
 Florisil Cleanup: No

Sample Amount: 12.0 g
 Final Extract Volume: 4.0 mL
 Dilution Factor: 5.00
 Silica Gel: No
 Percent Moisture: NA

CAS Number	Analyte	RL	Result
12674-11-2	Aroclor 1016	33	< 33 U
53469-21-9	Aroclor 1242	33	< 33 U
12672-29-6	Aroclor 1248	33	< 33 U
11097-69-1	Aroclor 1254	33	< 33 U
11096-82-5	Aroclor 1260	33	< 33 U
11104-28-2	Aroclor 1221	33	< 33 U
11141-16-5	Aroclor 1232	33	< 33 U

Reported in µg/kg (ppb)

PCB Surrogate Recovery

Decachlorobiphenyl	107%
Tetrachlorometaxylene	93.0%

ORGANICS ANALYSIS DATA SHEET

TPHG by Method NWTPHG

Matrix: Water


QC Report No: RG52-Landau Associates, Inc.

Project: Striker

Event: 025195.020.022

Date Sampled: 07/29/10

Date Received: 07/29/10

Data Release Authorized: 

Reported: 08/13/10

ARI ID	Client ID	Analysis Date	DL	Range	Result
MB-080210 10-18191	Method Blank	08/02/10 PID3	1.0	Gasoline HC ID Trifluorotoluene Bromobenzene	< 0.25 U --- 100% 101%
RG52A 10-18191	KSC-DP-4-GW-100729	08/02/10 PID3	1.0	Gasoline HC ID Trifluorotoluene Bromobenzene	< 0.25 U --- 109% 104%
RG52B 10-18192	KSC-DP-9-GW-100729	08/02/10 PID3	1.0	Gasoline HC ID Trifluorotoluene Bromobenzene	< 0.25 U --- 112% 110%

Gasoline values reported in mg/L (ppm)

Quantitation on total peaks in the gasoline range from Toluene to Naphthalene.

GAS: Indicates the presence of gasoline or weathered gasoline.

GRO: Positive result that does not match an identifiable gasoline pattern.

ORGANICS ANALYSIS DATA SHEET

TPHG by Method NWTPHG

Matrix: Soil

QC Report No: RG52-Landau Associates, Inc.

Project: Striker

Event: 025195.020.022

Date Sampled: 07/29/10

Date Received: 07/29/10

Data Release Authorized: *MW*

Reported: 08/10/10

ARI ID	Client ID	Analysis Date	Basis	Range	Result
MB-080210 10-18193	Method Blank	08/02/10 PID3	Dry	Gasoline HC ID Trifluorotoluene Bromobenzene	< 5.0 U --- 100% 101%
RG52C 10-18193	KSC-DP-7-S-3.5-4-100729	08/02/10 PID3	Dry	Gasoline HC ID Trifluorotoluene Bromobenzene	< 5.6 U --- 111% 108%
RG52D 10-18194	KSC-DP-8-S-4.5-5-100729	08/02/10 PID3	Dry	Gasoline HC ID Trifluorotoluene Bromobenzene	< 5.9 U --- 112% 108%
RG52E 10-18195	KSC-DP-9-S-5.5-6-100729	08/02/10 PID3	Dry	Gasoline HC ID Trifluorotoluene Bromobenzene	< 5.9 U --- 111% 106%
RG52F 10-18196	KSC-DP-3-S-7-8-100729	08/02/10 PID3	Dry	Gasoline HC ID Trifluorotoluene Bromobenzene	890 GRO 108% 112%

Gasoline values reported in mg/kg (ppm)

Quantitation on total peaks in the gasoline range from Toluene to Naphthalene.

GAS: Indicates the presence of gasoline or weathered gasoline.

GRO: Positive result that does not match an identifiable gasoline pattern.

Results corrected for soil moisture content per Section 11.10.5 of EPA Method 8000C.

TPHG WATER SURROGATE RECOVERY SUMMARY

ARI Job: RG52
Matrix: Water

QC Report No: RG52-Landau Associates, Inc.
Project: Striker
Event: 025195.020.022

Client ID	TFT	BBZ	TOT OUT
MB-080210	100%	101%	0
LCS-080210	103%	101%	0
LCSD-080210	107%	105%	0
KSC-DP-4-GW-100729	109%	104%	0
KSC-DP-9-GW-100729	112%	110%	0

	LCS/MB LIMITS	QC LIMITS
(TFT) = Trifluorotoluene	(80-120)	(80-120)
(BBZ) = Bromobenzene	(80-120)	(80-120)

Log Number Range: 10-18191 to 10-18192

TPHG SOIL SURROGATE RECOVERY SUMMARY

ARI Job: RG52
Matrix: Soil

QC Report No: RG52-Landau Associates, Inc.
Project: Striker
Event: 025195.020.022

Client ID	BFB	TFT	BBZ	TOT OUT
MB-080210	NA	100%	101%	0
LCS-080210	NA	103%	101%	0
LCSD-080210	NA	107%	105%	0
KSC-DP-7-S-3.5-4-100729	NA	111%	108%	0
KSC-DP-8-S-4.5-5-100729	NA	112%	108%	0
KSC-DP-9-S-5.5-6-100729	NA	111%	106%	0
KSC-DP-3-S-7-8-100729	NA	108%	112%	0

	LCS/MB LIMITS	QC LIMITS
(BFB) = Bromofluorobenzene	(70-130)	(70-130)
(TFT) = Trifluorotoluene	(80-120)	(66-123)
(BBZ) = Bromobenzene	(80-120)	(62-130)

Log Number Range: 10-18193 to 10-18196

ORGANICS ANALYSIS DATA SHEET

TPHG by Method NWTPHG

Page 1 of 1

Sample ID: LCS-080210

LAB CONTROL SAMPLE

Lab Sample ID: LCS-080210

LIMS ID: 10-18191

Matrix: Water

Data Release Authorized: *W*

Reported: 08/10/10

QC Report No: RG52-Landau Associates, Inc.

Project: Striker

Event: 025195.020.022

Date Sampled: NA

Date Received: NA

Date Analyzed LCS: 08/02/10 07:51

Purge Volume: 5.0 mL

LCS D: 08/02/10 08:15

Instrument/Analyst LCS: PID3/MH

Dilution Factor LCS: 1.0

LCS D: PID3/MH

LCS D: 1.0

Analyte	LCS	Spike Added-LCS	LCS Recovery	LCS D	Spike Added-LCS D	LCS D Recovery	RPD
Gasoline Range Hydrocarbons	0.90	1.00	90.0%	0.99	1.00	99.0%	9.5%

Reported in mg/L (ppm)

RPD calculated using sample concentrations per SW846.

TPHG Surrogate Recovery

	LCS	LCS D
Trifluorotoluene	103%	107%
Bromobenzene	101%	105%

ORGANICS ANALYSIS DATA SHEET
TPHG by Method NWTPHG
Page 1 of 1

Sample ID: LCS-080210
LAB CONTROL SAMPLE

Lab Sample ID: LCS-080210
LIMS ID: 10-18193
Matrix: Soil
Data Release Authorized: *MM*
Reported: 08/10/10

QC Report No: RG52-Landau Associates, Inc.
Project: Striker
Event: 025195.020.022
Date Sampled: NA
Date Received: NA

Date Analyzed LCS: 08/02/10 07:51
LCSD: 08/02/10 08:15
Instrument/Analyst LCS: PID3/MH
LCSD: PID3/MH

Purge Volume: 5.0 mL
Sample Amount LCS: 100 mg-dry-wt
LCSD: 100 mg-dry-wt

Analyte	LCS	Spike Added-LCS	LCS Recovery	LCSD	Spike Added-LCSD	LCSD Recovery	RPD
Gasoline Range Hydrocarbons	44.8	50.0	89.6%	49.4	50.0	98.8%	9.8%

Reported in mg/kg (ppm)

RPD calculated using sample concentrations per SW846.


TPHG Surrogate Recovery

	LCS	LCSD
Trifluorotoluene	103%	107%
Bromobenzene	101%	105%

**ORGANICS ANALYSIS DATA SHEET
TOTAL DIESEL RANGE HYDROCARBONS**

NWTPHD by GC/FID-Silica and Acid Cleaned
Page 1 of 1
Matrix: Water

QC Report No: RG52-Landau Associates, Inc.
Project: Striker
025195.020.022

Data Release Authorized: 
Reported: 08/13/10

ARI ID	Sample ID	Extraction Date	Analysis Date	EFV DL	Range	RL	Result
MB-080310 10-18191	Method Blank HC ID: ---	08/03/10	08/04/10 FID3B	1.00 1.0	Diesel Motor Oil o-Terphenyl	0.10 0.20	< 0.10 U < 0.20 U 74.5%
RG52A 10-18191	KSC-DP-4-GW-100729 HC ID: ---	08/03/10	08/04/10 FID3B	1.00 1.0	Diesel Motor Oil o-Terphenyl	0.10 0.20	< 0.10 U < 0.20 U 81.1%
RG52B 10-18192	KSC-DP-9-GW-100729 HC ID: ---	08/03/10	08/04/10 FID3B	1.00 1.0	Diesel Motor Oil o-Terphenyl	0.10 0.20	< 0.10 U < 0.20 U 97.4%

Reported in mg/L (ppm)

EFV-Effective Final Volume in mL.
DL-Dilution of extract prior to analysis.
RL-Reporting limit.

Diesel quantitation on total peaks in the range from C12 to C24.
Motor Oil quantitation on total peaks in the range from C24 to C38.
HC ID: DRO/RRO indicate results of organics or additional hydrocarbons in ranges are not identifiable.

ORGANICS ANALYSIS DATA SHEET
TOTAL DIESEL RANGE HYDROCARBONS
NWTPHD by GC/FID-Silica and Acid Cleaned
Page 1 of 1
Matrix: Soil

QC Report No: RG52-Landau Associates, Inc.
Project: Striker
025195.020.022

Data Release Authorized: *MW*
Reported: 08/09/10

ARI ID	Sample ID	Extraction Date	Analysis Date	EFV DL	Range	RL	Result
MB-080510 10-18193	Method Blank HC ID: ---	08/05/10	08/06/10 FID3B	1.00 1.0	Diesel Motor Oil o-Terphenyl	5.0 10	< 5.0 U < 10 U 100%
RG52C 10-18193	KSC-DP-7-S-3.5-4-100708/05/10 HC ID: ---	08/06/10	08/06/10 FID3B	1.00 1.0	Diesel Motor Oil o-Terphenyl	5.6 11	< 5.6 U < 11 U 104%
RG52D 10-18194	KSC-DP-8-S-4.5-5-100708/05/10 HC ID: ---	08/06/10	08/06/10 FID3B	1.00 1.0	Diesel Motor Oil o-Terphenyl	5.6 11	< 5.6 U < 11 U 107%
RG52E 10-18195	KSC-DP-9-S-5.5-6-100708/05/10 HC ID: MOTOR OIL	08/06/10	08/06/10 FID3B	1.00 1.0	Diesel Motor Oil o-Terphenyl	5.5 11	< 5.5 U 51 103%
RG52F 10-18196	KSC-DP-3-S-7-8-10072908/05/10 HC ID: DIESEL/RRO	08/06/10	08/06/10 FID3B	1.00 1.0	Diesel Motor Oil o-Terphenyl	5.9 12	2000 E 67 NR
RG52F DL 10-18196	KSC-DP-3-S-7-8-10072908/05/10 HC ID: DIESEL	08/06/10	08/06/10 FID3B	1.00 20	Diesel Motor Oil o-Terphenyl	120 240	2000 < 240 U D

Reported in mg/kg (ppm)

EFV-Effective Final Volume in mL.
DL-Dilution of extract prior to analysis.
RL-Reporting limit.

Diesel quantitation on total peaks in the range from C12 to C24.
Motor Oil quantitation on total peaks in the range from C24 to C38.
HC ID: DRO/RRO indicate results of organics or additional hydrocarbons in ranges are not identifiable.

CLEANED TPHD SURROGATE RECOVERY SUMMARY

Matrix: Water

QC Report No: RG52-Landau Associates, Inc.
Project: Striker
025195.020.022

<u>Client ID</u>	<u>OTER</u>	<u>TOT OUT</u>
MB-080310	74.5%	0
LCS-080310	82.9%	0
LCSD-080310	84.4%	0
KSC-DP-4-GW-100729	81.1%	0
KSC-DP-9-GW-100729	97.4%	0

	LCS/MB LIMITS	QC LIMITS
(OTER) = o-Terphenyl	(51-120)	(41-121)

Prep Method: SW3510C
Log Number Range: 10-18191 to 10-18192

CLEANED TPHD SURROGATE RECOVERY SUMMARY

Matrix: Soil

QC Report No: RG52-Landau Associates, Inc.
Project: Striker
025195.020.022

<u>Client ID</u>	<u>OTER</u>	<u>TOT OUT</u>
MB-080510	100%	0
LCS-080510	109%	0
LCSD-080510	109%	0
KSC-DP-7-S-3.5-4-1	104%	0
KSC-DP-8-S-4.5-5-1	107%	0
KSC-DP-9-S-5.5-6-1	103%	0
KSC-DP-3-S-7-8-100	NR	0
KSC-DP-3-S-7-8-100 DL	D	0

LCS/MB LIMITS QC LIMITS

(OTER) = o-Terphenyl

(63-115)

(49-120)

Prep Method: SW3546
Log Number Range: 10-18193 to 10-18196

ORGANICS ANALYSIS DATA SHEET

NWTPHD by GC/FID-Silica and Acid Cleaned

Sample ID: LCS-080310

Page 1 of 1

LCS/LCSD

Lab Sample ID: LCS-080310

QC Report No: RG52-Landau Associates, Inc.

LIMS ID: 10-18191

Project: Striker

Matrix: Water

025195.020.022

Data Release Authorized: *[Signature]*

Date Sampled: 07/29/10

Reported: 08/05/10

Date Received: 07/29/10

Date Extracted LCS/LCSD: 08/03/10

Sample Amount LCS: 500 mL

LCSD: 500 mL

Date Analyzed LCS: 08/04/10 20:10

Final Extract Volume LCS: 1.0 mL

LCSD: 08/04/10 20:29

LCSD: 1.0 mL

Instrument/Analyst LCS: FID/MS

Dilution Factor LCS: 1.00

LCSD: FID/MS

LCSD: 1.00

Range	LCS	Spike Added-LCS	LCS Recovery	LCSD	Spike Added-LCSD	LCSD Recovery	RPD
Diesel	1.86	3.00	62.0%	1.95	3.00	65.0%	4.7%

TPHD Surrogate Recovery

	LCS	LCSD
o-Terphenyl	82.9%	84.4%

Results reported in mg/L

RPD calculated using sample concentrations per SW846.

ORGANICS ANALYSIS DATA SHEET
NWTPHD by GC/FID-Silica and Acid Cleaned
Page 1 of 1

Sample ID: LCS-080510
LCS/LCSD

Lab Sample ID: LCS-080510
LIMS ID: 10-18193
Matrix: Soil
Data Release Authorized: *WVW*
Reported: 08/09/10

QC Report No: RG52-Landau Associates, Inc.
Project: Striker
025195.020.022
Date Sampled: 07/29/10
Date Received: 07/29/10

Date Extracted LCS/LCSD: 08/05/10
Date Analyzed LCS: 08/06/10 15:21
LCS: 08/06/10 15:40
Instrument/Analyst LCS: FID/MS
LCSD: FID/MS

Sample Amount LCS: 10.0 g
LCSD: 10.0 g
Final Extract Volume LCS: 1.0 mL
LCSD: 1.0 mL
Dilution Factor LCS: 1.0
LCSD: 1.0

Range	Spike		LCS		Spike		LCSD		RPD
	LCS	Added-LCS	Recovery	LCSD	Added-LCSD	Recovery	LCSD		
Diesel	128	150	85.3%	134	150	89.3%	4.6%		

TPHD Surrogate Recovery

	LCS	LCSD
o-Terphenyl	109%	109%

Results reported in mg/kg
RPD calculated using sample concentrations per SW846.

TOTAL DIESEL RANGE HYDROCARBONS-EXTRACTION REPORT

Matrix: Water
Date Received: 07/29/10

ARI Job: RG52
Project: Striker
025195.020.022

ARI ID	Client ID	Samp Amt	Final Vol	Prep Date
10-18191-080310MB1	Method Blank	500 mL	1.00 mL	08/03/10
10-18191-080310LCS1	Lab Control	500 mL	1.00 mL	08/03/10
10-18191-080310LCSD1	Lab Control Dup	500 mL	1.00 mL	08/03/10
10-18191-RG52A	KSC-DP-4-GW-100729	500 mL	1.00 mL	08/03/10
10-18192-RG52B	KSC-DP-9-GW-100729	500 mL	1.00 mL	08/03/10

TOTAL DIESEL RANGE HYDROCARBONS-EXTRACTION REPORT

Matrix: Soil
Date Received: 07/29/10

ARI Job: RG52
Project: Striker
025195.020.022


ARI ID	Client ID	Client Amt	Final Vol	Basis	Prep Date
10-18193-080510MB1	Method Blank	10.0 g	1.00 mL	-	08/05/10
10-18193-080510LCS1	Lab Control	10.0 g	1.00 mL	-	08/05/10
10-18193-080510LCSD1	Lab Control Dup	10.0 g	1.00 mL	-	08/05/10
10-18193-RG52C	KSC-DP-7-S-3.5-4-108.93	108.93 g	1.00 mL	D	08/05/10
10-18194-RG52D	KSC-DP-8-S-4.5-5-108.94	108.94 g	1.00 mL	D	08/05/10
10-18195-RG52E	KSC-DP-9-S-5.5-6-109.07	109.07 g	1.00 mL	D	08/05/10
10-18196-RG52F	KSC-DP-3-S-7-8-10078.49	10078.49 g	1.00 mL	D	08/05/10

Basis: D=Dry Weight W=As Received
Diesel Extraction Report

RG52 : 00080

INORGANICS ANALYSIS DATA SHEET
DISSOLVED METALS
Page 1 of 1

Sample ID: KSC-DP-4-GW-100729
SAMPLE

Lab Sample ID: RG52A
LIMS ID: 10-18191
Matrix: Water
Data Release Authorized: 
Reported: 08/13/10

QC Report No: RG52-Landau Associates, Inc.
Project: Striker
025195.020.022
Date Sampled: 07/29/10
Date Received: 07/29/10

Prep Meth	Prep Date	Analysis Method	Analysis Date	CAS Number	Analyte	RL	µg/L	Q
200.8	08/03/10	200.8	08/10/10	7440-38-2	Arsenic	0.2	9.6	
200.8	08/03/10	200.8	08/10/10	7440-43-9	Cadmium	0.2	0.2	U
200.8	08/03/10	200.8	08/11/10	7440-47-3	Chromium	1	1	U
200.8	08/03/10	200.8	08/10/10	7440-50-8	Copper	0.5	0.5	
200.8	08/03/10	200.8	08/10/10	7439-92-1	Lead	1	1	U
7470A	08/03/10	7470A	08/04/10	7439-97-6	Mercury	0.1	0.1	U
200.8	08/03/10	200.8	08/10/10	7440-66-6	Zinc	4	4	U

U-Analyte undetected at given RL
RL-Reporting Limit

INORGANICS ANALYSIS DATA SHEET

DISSOLVED METALS

Page 1 of 1


Sample ID: KSC-DP-9-GW-100729

SAMPLE

Lab Sample ID: RG52B

LIMS ID: 10-18192

Matrix: Water

Data Release Authorized: 

Reported: 08/12/10

QC Report No: RG52-Landau Associates, Inc.

Project: Striker

025195.020.022

Date Sampled: 07/29/10

Date Received: 07/29/10

Prep Meth	Prep Date	Analysis Method	Analysis Date	CAS Number	Analyte	RL	µg/L	Q
200.8	08/03/10	200.8	08/11/10	7440-38-2	Arsenic	0.5	13.8	
200.8	08/03/10	200.8	08/10/10	7440-43-9	Cadmium	0.2	0.2	U
200.8	08/03/10	200.8	08/11/10	7440-47-3	Chromium	1	2	
200.8	08/03/10	200.8	08/10/10	7440-50-8	Copper	0.5	0.8	
200.8	08/03/10	200.8	08/10/10	7439-92-1	Lead	1	1	U
7470A	08/03/10	7470A	08/04/10	7439-97-6	Mercury	0.1	0.1	U
200.8	08/03/10	200.8	08/10/10	7440-66-6	Zinc	4	4	U

U-Analyte undetected at given RL
RL-Reporting Limit

INORGANICS ANALYSIS DATA SHEET

TOTAL METALS


Page 1 of 1

Sample ID: KSC-DP-7-S-3.5-4-100729
SAMPLE

Lab Sample ID: RG52C

LIMS ID: 10-18193

Matrix: Soil

Data Release Authorized: 

Reported: 08/12/10

QC Report No: RG52-Landau Associates, Inc.

Project: Striker

025195.020.022

Date Sampled: 07/29/10

Date Received: 07/29/10

Percent Total Solids: 88.2%

Prep Meth	Prep Date	Analysis Method	Analysis Date	CAS Number	Analyte	RL	mg/kg-dry	Q
3050B	08/06/10	200.8	08/10/10	7440-38-2	Arsenic	0.2	3.0	
3050B	08/06/10	200.8	08/10/10	7440-43-9	Cadmium	0.2	0.2	U
3050B	08/06/10	200.8	08/11/10	7440-47-3	Chromium	1	29	
3050B	08/06/10	200.8	08/10/10	7440-50-8	Copper	0.6	22.1	
3050B	08/06/10	200.8	08/10/10	7439-92-1	Lead	1	4	
CLP	08/06/10	7471A	08/09/10	7439-97-6	Mercury	0.02	0.03	
3050B	08/06/10	200.8	08/10/10	7440-66-6	Zinc	4	42	

U-Analyte undetected at given RL

RL-Reporting Limit

INORGANICS ANALYSIS DATA SHEET

TOTAL METALS

Page 1 of 1

Sample ID: KSC-DP-8-S-4.5-5-100729
SAMPLE

Lab Sample ID: RG52D

LIMS ID: 10-18194

Matrix: Soil

Data Release Authorized 

Reported: 08/12/10

QC Report No: RG52-Landau Associates, Inc.

Project: Striker

025195.020.022

Date Sampled: 07/29/10

Date Received: 07/29/10

Percent Total Solids: 89.1%

Prep Meth	Prep Date	Analysis Method	Analysis Date	CAS Number	Analyte	RL	mg/kg-dry	Q
3050B	08/06/10	200.8	08/10/10	7440-38-2	Arsenic	0.2	1.5	
3050B	08/06/10	200.8	08/10/10	7440-43-9	Cadmium	0.2	0.2	U
3050B	08/06/10	200.8	08/11/10	7440-47-3	Chromium	1	29	
3050B	08/06/10	200.8	08/10/10	7440-50-8	Copper	0.5	18.1	
3050B	08/06/10	200.8	08/10/10	7439-92-1	Lead	1	3	
CLP	08/06/10	7471A	08/09/10	7439-97-6	Mercury	0.02	0.02	U
3050B	08/06/10	200.8	08/10/10	7440-66-6	Zinc	4	37	

U-Analyte undetected at given RL

RL-Reporting Limit

INORGANICS ANALYSIS DATA SHEET

TOTAL METALS

Page 1 of 1

Sample ID: KSC-DP-9-S-5.5-6-100729
SAMPLE

Lab Sample ID: RG52E

LIMS ID: 10-18195

Matrix: Soil

Data Release Authorized: *AM*

Reported: 08/12/10

QC Report No: RG52-Landau Associates, Inc.

Project: Striker

025195.020.022

Date Sampled: 07/29/10

Date Received: 07/29/10

Percent Total Solids: 90.0%

Prep Meth	Prep Date	Analysis Method	Analysis Date	CAS Number	Analyte	RL	mg/kg-dry	Q
3050B	08/06/10	200.8	08/10/10	7440-38-2	Arsenic	0.2	1.8	
3050B	08/06/10	200.8	08/10/10	7440-43-9	Cadmium	0.2	0.2	U
3050B	08/06/10	200.8	08/11/10	7440-47-3	Chromium	1	21	
3050B	08/06/10	200.8	08/10/10	7440-50-8	Copper	0.5	15.4	
3050B	08/06/10	200.8	08/10/10	7439-92-1	Lead	1	2	
CLP	08/06/10	7471A	08/09/10	7439-97-6	Mercury	0.02	0.03	
3050B	08/06/10	200.8	08/10/10	7440-66-6	Zinc	4	28	

U-Analyte undetected at given RL

RL-Reporting Limit

INORGANICS ANALYSIS DATA SHEET

TOTAL METALS

Page 1 of 1

Sample ID: KSC-DP-3-S-7-8-100729

SAMPLE

Lab Sample ID: RG52F

LIMS ID: 10-18196

Matrix: Soil

Data Release Authorized: 

Reported: 08/12/10

QC Report No: RG52-Landau Associates, Inc.

Project: Striker

025195.020.022

Date Sampled: 07/29/10

Date Received: 07/29/10

Percent Total Solids: 86.1%

Prep Meth	Prep Date	Analysis Method	Analysis Date	CAS Number	Analyte	RL	mg/kg-dry	Q
3050B	08/06/10	200.8	08/10/10	7440-38-2	Arsenic	0.2	2.2	
3050B	08/06/10	200.8	08/10/10	7440-43-9	Cadmium	0.2	0.2	U
3050B	08/06/10	200.8	08/11/10	7440-47-3	Chromium	1	26	
3050B	08/06/10	200.8	08/10/10	7440-50-8	Copper	0.5	20.1	
3050B	08/06/10	200.8	08/10/10	7439-92-1	Lead	1	4	
CLP	08/06/10	7471A	08/09/10	7439-97-6	Mercury	0.02	0.03	
3050B	08/06/10	200.8	08/10/10	7440-66-6	Zinc	4	42	

U-Analyte undetected at given RL

RL-Reporting Limit

INORGANICS ANALYSIS DATA SHEET

DISSOLVED METALS


Page 1 of 1

Sample ID: LAB CONTROL

Lab Sample ID: RG52LCS

LIMS ID: 10-18191

Matrix: Water

Data Release Authorized: 

Reported: 08/12/10

QC Report No: RG52-Landau Associates, Inc.

Project: Striker

025195.020.022

Date Sampled: NA

Date Received: NA

BLANK SPIKE QUALITY CONTROL REPORT

Analyte	Analysis Method	Spike Found	Spike Added	% Recovery	Q
Arsenic	200.8	23.2	25.0	92.8%	
Cadmium	200.8	24.3	25.0	97.2%	
Chromium	200.8	25.0	25.0	100%	
Copper	200.8	27.5	25.0	110%	
Lead	200.8	26	25	104%	
Mercury	7470A	2.1	2.0	105%	
Zinc	200.8	82	80	102%	

Reported in ug/L

N-Control limit not met

Control Limits: 80-120%

INORGANICS ANALYSIS DATA SHEET

TOTAL METALS


Page 1 of 1

Sample ID: LAB CONTROL

Lab Sample ID: RG52LCS

LIMS ID: 10-18193

Matrix: Soil

Data Release Authorized: 

Reported: 08/12/10

QC Report No: RG52-Landau Associates, Inc.

Project: Striker

025195.020.022

Date Sampled: NA

Date Received: NA

BLANK SPIKE QUALITY CONTROL REPORT

Analyte	Analysis Method	Spike Found	Spike Added	% Recovery	Q
Arsenic	200.8	23.3	25.0	93.2%	
Cadmium	200.8	24.4	25.0	97.6%	
Chromium	200.8	25.4	25.0	102%	
Copper	200.8	27.7	25.0	111%	
Lead	200.8	24	25	96.0%	
Mercury	7471A	0.50	0.50	100%	
Zinc	200.8	84	80	105%	

Reported in mg/kg-dry

N-Control limit not met

NA-Not Applicable, Analyte Not Spiked

Control Limits: 80-120%

INORGANICS ANALYSIS DATA SHEET
DISSOLVED METALS
Page 1 of 1

Sample ID: METHOD BLANK

Lab Sample ID: RG52MB
LIMS ID: 10-18191
Matrix: Water
Data Release Authorized:
Reported: 08/12/10

QC Report No: RG52-Landau Associates, Inc.
Project: Striker
025195.020.022
Date Sampled: NA
Date Received: NA



Prep Meth	Prep Date	Analysis Method	Analysis Date	CAS Number	Analyte	RL	µg/L	Q
200.8	08/03/10	200.8	08/10/10	7440-38-2	Arsenic	0.2	0.2	U
200.8	08/03/10	200.8	08/10/10	7440-43-9	Cadmium	0.2	0.2	U
200.8	08/03/10	200.8	08/10/10	7440-47-3	Chromium	0.5	0.5	U
200.8	08/03/10	200.8	08/10/10	7440-50-8	Copper	0.5	0.5	U
200.8	08/03/10	200.8	08/10/10	7439-92-1	Lead	1	1	U
7470A	08/03/10	7470A	08/04/10	7439-97-6	Mercury	0.1	0.1	U
200.8	08/03/10	200.8	08/10/10	7440-66-6	Zinc	4	4	U

U-Analyte undetected at given RL
RL-Reporting Limit

INORGANICS ANALYSIS DATA SHEET

TOTAL METALS

Sample ID: METHOD BLANK

Page 1 of 1

Lab Sample ID: RG52MB


QC Report No: RG52-Landau Associates, Inc.

LIMS ID: 10-18193

Project: Striker

Matrix: Soil

025195.020.022

Data Release Authorized: 

Date Sampled: NA

Reported: 08/12/10

Date Received: NA

Percent Total Solids: NA


Prep Meth	Prep Date	Analysis Method	Analysis Date	CAS Number	Analyte	RL	mg/kg-dry	Q
3050B	08/06/10	200.8	08/10/10	7440-38-2	Arsenic	0.2	0.2	U
3050B	08/06/10	200.8	08/10/10	7440-43-9	Cadmium	0.2	0.2	U
3050B	08/06/10	200.8	08/10/10	7440-47-3	Chromium	0.5	0.5	U
3050B	08/06/10	200.8	08/10/10	7440-50-8	Copper	0.5	0.5	U
3050B	08/06/10	200.8	08/10/10	7439-92-1	Lead	1	1	U
CLP	08/06/10	7471A	08/09/10	7439-97-6	Mercury	0.02	0.02	U
3050B	08/06/10	200.8	08/10/10	7440-66-6	Zinc	4	4	U

U-Analyte undetected at given RL

RL-Reporting Limit

SAMPLE RESULTS-CONVENTIONALS
RG52-Landau Associates, Inc.



Matrix: Water
Data Release Authorized: 
Reported: 08/13/10

Project: Striker
Event: 025195.020.022
Date Sampled: 07/29/10
Date Received: 07/29/10

Client ID: KSC-DP-4-GW-100729
ARI ID: 10-18191 RG52A

Analyte	Date Batch	Method	Units	RL	Sample
Hexavalent Chrome	07/30/10 073010#1	SM3500Cr-D	mg/L	0.010	< 0.010 U

RL Analytical reporting limit
U Undetected at reported detection limit

SAMPLE RESULTS-CONVENTIONALS
RG52-Landau Associates, Inc.



Matrix: Water
Data Release Authorized
Reported: 08/13/10

A handwritten signature in dark ink, appearing to be 'MS' or similar, written over the printed text.

Project: Striker
Event: 025195.020.022
Date Sampled: 07/29/10
Date Received: 07/29/10

Client ID: KSC-DP-9-GW-100729
ARI ID: 10-18192 RG52B

Analyte	Date Batch	Method	Units	RL	Sample
Hexavalent Chrome	07/30/10 073010#1	SM3500Cr-D	mg/L	0.010	0.023

RL Analytical reporting limit
U Undetected at reported detection limit

SAMPLE RESULTS-CONVENTIONALS
RG52-Landau Associates, Inc.



Matrix: Soil
Data Release Authorized *MB*
Reported: 08/13/10

Project: Striker
Event: 025195.020.022
Date Sampled: 07/29/10
Date Received: 07/29/10

Client ID: KSC-DP-7-S-3.5-4-100729
ARI ID: 10-18193 RG52C

Analyte	Date	Method	Units	RL	Sample
Hexavalent Chrome	08/10/10 081010#1	SM3500Cr-D	mg/kg	0.445	< 0.445 U
Total Solids	08/04/10 080410#1	EPA 160.3	Percent	0.01	88.90

RL Analytical reporting limit
U Undetected at reported detection limit

Hexavalent Chrome prepared using Method 3060.

SAMPLE RESULTS-CONVENTIONALS
RG52-Landau Associates, Inc.



Matrix: Soil
Data Release Authorized: *MMB*
Reported: 08/13/10

Project: Striker
Event: 025195.020.022
Date Sampled: 07/29/10
Date Received: 07/29/10

Client ID: KSC-DP-8-S-4.5-5-100729
ARI ID: 10-18194 RG52D

Analyte	Date	Method	Units	RL	Sample
Hexavalent Chrome	08/10/10 081010#1	SM3500Cr-D	mg/kg	0.434	< 0.434 U
Total Solids	08/04/10 080410#1	EPA 160.3	Percent	0.01	89.60

RL Analytical reporting limit
U Undetected at reported detection limit

Hexavalent Chrome prepared using Method 3060.

SAMPLE RESULTS-CONVENTIONALS
RG52-Landau Associates, Inc.



Matrix: Soil
Data Release Authorized: *mb*
Reported: 08/13/10

Project: Striker
Event: 025195.020.022
Date Sampled: 07/29/10
Date Received: 07/29/10

Client ID: KSC-DP-9-S-5.5-6-100729
ARI ID: 10-18195 RG52E

Analyte	Date	Method	Units	RL	Sample
Hexavalent Chrome	08/10/10 081010#1	SM3500Cr-D	mg/kg	0.426	< 0.426 U
Total Solids	08/04/10 080410#1	EPA 160.3	Percent	0.01	90.70

RL Analytical reporting limit
U Undetected at reported detection limit

Hexavalent Chrome prepared using Method 3060.

SAMPLE RESULTS-CONVENTIONALS
RG52-Landau Associates, Inc.



Matrix: Soil
Data Release Authorized: *MB*
Reported: 08/13/10

Project: Striker
Event: 025195.020.022
Date Sampled: 07/29/10
Date Received: 07/29/10

Client ID: KSC-DP-3-S-7-8-100729
ARI ID: 10-18196 RG52F


Analyte	Date	Method	Units	RL	Sample
Hexavalent Chrome	08/10/10 081010#1	SM3500Cr-D	mg/kg	0.447	< 0.447 U
Total Solids	08/04/10 080410#1	EPA 160.3	Percent	0.01	86.80

RL Analytical reporting limit
U Undetected at reported detection limit

Hexavalent Chrome prepared using Method 3060.

MS/MSD RESULTS-CONVENTIONALS
RG52-Landau Associates, Inc.



Matrix: Water
Data Release Authorized: 
Reported: 08/18/10

Project: Striker
Event: 025195.020.022
Date Sampled: 07/29/10
Date Received: 07/29/10

Analyte	Method	Date	Units	Sample	Spike	Spike Added	Recovery
ARI ID: RG52A Client ID: KSC-DP-4-GW-100729							
Hexavalent Chrome	SM3500Cr-D	07/30/10	mg/L	< 0.010	0.012	0.627	1.9%
Hexavalent Chrome	SM3500Cr-D	07/30/10	mg/L	< 0.010	0.012	0.627	1.9%

MS/MSD RESULTS-CONVENTIONALS
RG52-Landau Associates, Inc.



Matrix: Soil
Data Release Authorized: *MB*
Reported: 08/13/10

Project: Striker
Event: 025195.020.022
Date Sampled: 07/29/10
Date Received: 07/29/10

Analyte	Date	Units	Sample	Spike	Spike Added	Recovery
ARI ID: RG52C Client ID: KSC-DP-7-S-3.5-4-100729						
Hexavalent Chrome	08/10/10	mg/kg	< 0.445	10.3	22.1	46.7%
Hexavalent Chrome	08/10/10	mg/kg	< 0.445	718	809	88.7%

REPLICATE RESULTS-CONVENTIONALS
RG52-Landau Associates, Inc.



Matrix: Water
Data Release Authorized: *[Signature]*
Reported: 08/18/10

Project: Striker
Event: 025195.020.022
Date Sampled: 07/29/10
Date Received: 07/29/10

Analyte	Method	Date	Units	Sample	Replicate(s)	RPD/RSD
ARI ID: RG52A Client ID: KSC-DP-4-GW-100729						
Hexavalent Chrome	SM3500Cr-D	07/30/10	mg/L	< 0.010	< 0.010	NA

REPLICATE RESULTS-CONVENTIONALS
RG52-Landau Associates, Inc.



Matrix: Soil
Data Release Authorized: MB
Reported: 08/13/10

Project: Striker
Event: 025195.020.022
Date Sampled: 07/29/10
Date Received: 07/29/10

Analyte	Date	Units	Sample	Replicate(s)	RPD/RSD
ARI ID: RG52C Client ID: KSC-DP-7-S-3.5-4-100729					
Hexavalent Chrome	08/10/10	mg/kg	< 0.445	< 0.448	NA
Total Solids	08/04/10	Percent	88.90	87.00	2.2%

METHOD BLANK RESULTS-CONVENTIONALS
RG52-Landau Associates, Inc.



Matrix: Water
Data Release Authorized: *MB*
Reported: 08/13/10

Project: Striker
Event: 025195.020.022
Date Sampled: NA
Date Received: NA

Analyte	Method	Date	Units	Blank	ID
Hexavalent Chrome	SM3500Cr-D	07/30/10	mg/L	< 0.010 U	

METHOD BLANK RESULTS-CONVENTIONALS
RG52-Landau Associates, Inc.



Matrix: Soil
Data Release Authorized *MP*
Reported: 08/13/10

Project: Striker
Event: 025195.020.022
Date Sampled: NA
Date Received: NA

Analyte	Date	Units	Blank
Hexavalent Chrome	08/10/10	mg/kg	< 0.400 U
Total Solids	08/04/10	Percent	< 0.01 U

STANDARD REFERENCE RESULTS-CONVENTIONALS
RG52-Landau Associates, Inc.



Matrix: Water
Data Release Authorized: *NR*
Reported: 08/13/10

Project: Striker
Event: 025195.020.022
Date Sampled: NA
Date Received: NA

Analyte/SRM ID	Method	Date	Units	SRM	True Value	Recovery
Hexavalent Chrome ERA #41065	SM3500Cr-D	07/30/10	mg/L	0.642	0.630	101.9%

STANDARD REFERENCE RESULTS-CONVENTIONALS
RG52-Landau Associates, Inc.



Matrix: Soil
Data Release Authorized: *MM*
Reported: 08/13/10

Project: Striker
Event: 025195.020.022
Date Sampled: NA
Date Received: NA

Analyte/SRM ID	Date	Units	SRM	True Value	Recovery
Soluble Hexavalent Chrome	08/10/10	mg/kg	18.5	20.0	92.5%
Insoluble Hexavalent Chrome	08/10/10	mg/kg	920	944	97.5%
Soil Hexavalent Chrome					



Analytical Resources, Incorporated

Analytical Chemists and Consultants

August 20, 2010

Tim Syverson
Landau Associates
130 Second Avenue South
Edmonds, WA 98020

RE: Project: Striker 0025195.020
ARI Job: RG63 – Second Revision

Dear Tim

Enclosed, please find the original Chain-of-Custody (COC) record, sample receipt documentation, and final data report for the samples from the project referenced above. Analytical Resources, Inc. (ARI) accepted five water samples and one trip blank in good condition on July 30, 2010. For further details regarding sample receipt, please refer to the enclosed Cooler Receipt Form. Per Landau Associates, samples were allowed to settle and sample aliquot was collected from the clear portion.

The sample was analyzed for Dissolved Metals, Hexavalent Chrome, SVOCs, VOCs, NWTPH-Dx and NWTPH-Gx, as requested on the COC.

The VOC trip blank was analyzed from a compromised vial due to only receiving one vial, and the original attempt at analyzing the trip blank failing due to an autosampler error.

Acetone and 1,2,4-Trichlorobenzene were out of control high in the VOC LCS. They were in control in the LCSD. No further corrective action was required.


The SVOC CCALs from 08/10/10 and 08/11/10 were out of control low for 2,4-Dinitrophenol. The CCAL from 08/11/10 was additionally out of control low for 4-Nitrophenol. Associated samples with detections for these compounds have been flagged with a Q qualifier.

N-Nitrosodiphenylamine was out of control low in the SVOC LCS and LCSD. No further corrective action was required.

The soluble and insoluble matrix spikes were out of control low for Hexavalent Chrome. All other quality control measures were in control. No further corrective action was taken.

Quality control analysis results are included for your review. An electronic copy of this report and all associated raw data will be kept on file at ARI. If you have any questions or require additional information, please contact me at your convenience.

Sincerely,
ANALYTICAL RESOURCES, INC


Eric Branson
Project Manager
-for-

Kelly Bottem
Client Services Manager
(206) 695-6211
kellyb@arilabs.com

Page 1 of 56



Data Reporting Qualifiers

Effective 7/10/2009

Inorganic Data

- U Indicates that the target analyte was not detected at the reported concentration
- * Duplicate RPD is not within established control limits
- B Reported value is less than the CRDL but \geq the Reporting Limit
- N Matrix Spike recovery not within established control limits
- NA Not Applicable, analyte not spiked
- H The natural concentration of the spiked element is so much greater than the concentration spiked that an accurate determination of spike recovery is not possible
- L Analyte concentration is ≤ 5 times the Reporting Limit and the replicate control limit defaults to ± 1 RL instead of the normal 20% RPD

Organic Data

- U Indicates that the target analyte was not detected at the reported concentration
- * Flagged value is not within established control limits
- B Analyte detected in an associated Method Blank at a concentration greater than one-half of ARI's Reporting Limit or 5% of the regulatory limit or 5% of the analyte concentration in the sample.
- J Estimated concentration when the value is less than ARI's established reporting limits
- D The spiked compound was not detected due to sample extract dilution
- E Estimated concentration calculated for an analyte response above the valid instrument calibration range. A dilution is required to obtain an accurate quantification of the analyte.
- Q Indicates a detected analyte with an initial or continuing calibration that does not meet established acceptance criteria ($< 20\%$ RSD, $< 20\%$ Drift or minimum RRF).
- S Indicates an analyte response that has saturated the detector. The calculated concentration is not valid; a dilution is required to obtain valid quantification of the analyte



- NA The flagged analyte was not analyzed for
- NR Spiked compound recovery is not reported due to chromatographic interference
- NS The flagged analyte was not spiked into the sample
- M Estimated value for an analyte detected and confirmed by an analyst but with low spectral match parameters. This flag is used only for GC-MS analyses
- M2 The sample contains PCB congeners that do not match any standard Aroclor pattern. The PCBs are identified and quantified as the Aroclor whose pattern most closely matches that of the sample. The reported value is an estimate.
- N The analysis indicates the presence of an analyte for which there is presumptive evidence to make a "tentative identification"
- Y The analyte is not detected at or above the reported concentration. The reporting limit is raised due to chromatographic interference. The Y flag is equivalent to the U flag with a raised reporting limit.
- C The analyte was positively identified on only one of two chromatographic columns. Chromatographic interference prevented a positive identification on the second column
- P The analyte was detected on both chromatographic columns but the quantified values differ by $\geq 40\%$ RPD with no obvious chromatographic interference

Geotechnical Data

- A The total of all fines fractions. This flag is used to report total fines when only sieve analysis is requested and balances total grain size with sample weight.
- F Samples were frozen prior to particle size determination
- SM Sample matrix was not appropriate for the requested analysis. This normally refers to samples contaminated with an organic product that interferes with the sieving process and/or moisture content, porosity and saturation calculations
- SS Sample did not contain the proportion of "fines" required to perform the pipette portion of the grain size analysis
- W Weight of sample in some pipette aliquots was below the level required for accurate weighting

Chain-of-Custody Record

Project Name Striker Project No. 0025195.020

Project Location/Event Striker Property

Sampler's Name SED/PRR/CFB

Project Contact Joe Flaherty (Boehs)/ Tim Syverson

Send Results To same

Testing Parameters

Sample I.D.	Date	Time	Matrix	No. of Containers	VOCs	NWTPH-Gx	NWTPH-Dx	SVOC	Total Metals	Cr-6	Observations/Comments
KSC-DP-5-GW-100730	7/30/10	0810	H ₂ O	11	x	x	x	x	x	x	X Allow water samples to settle, collect aliquot from clear portion
KSC-DP-2-GW-100730	7/30/10	0946	H ₂ O	11	x	x	x	x	x	x	X NWTPH-Dx - run acid wash/silica gel cleanup
KSC-DP-3-GW-100730	7/30/10	1025	H ₂ O	11	x	x	x	x	x	x	
KSC-DP-16-GW-100730	7/30/10	1220	H ₂ O	11	x	x	x	x	x	x	
KSC-DP-11-GW-100730	7/30/10	1321	H ₂ O	11	x	x	x	x	x	x	
Trip blanks			water		x	x					<p>run samples standardized to _____ product</p> <p>Analyze for EPH if no specific product identified</p> <p>VOC/BTEX/VPH (sol):</p> <p>non-preserved _____</p> <p>preserved w/methanol _____</p> <p>preserved w/sodium bisulfate _____</p> <p>Freeze upon receipt _____</p> <p>X Dissolved metal water samples field filtered</p> <p>Other <u>Arsenic, Cadmium, Chromium, Cr-6, Cu, Pb, Mercury, Zinc</u></p>

Special Shipment/Handling or Storage Requirements store at 4°C 2 coolers Method of Shipment hand delivered

Relinquished by	Received by	Relinquished by	Received by
Signature <u>[Signature]</u>	Signature <u>[Signature]</u>	Signature _____	Signature _____
Printed Name <u>Paul Rymiker</u>	Printed Name <u>Rikard Kulumba</u>	Printed Name _____	Printed Name _____
Company <u>Landau Assoc. Inc.</u>	Company <u>ARI</u>	Company _____	Company _____
Date <u>7/30/10</u> Time <u>345</u>	Date <u>7/30/10</u> Time <u>1915</u>	Date _____ Time _____	Date _____ Time _____

RQ63: 00001



Cooler Receipt Form

ARI Client: Landau

Project Name: Striker

COC No(s): _____ (NA)

Delivered by: Fed-Ex UPS Courier Hand Delivered Other: _____

Assigned ARI Job No: RG63

Tracking No: _____ (NA)

Preliminary Examination Phase:

Were intact, properly signed and dated custody seals attached to the outside of to cooler? YES NO

Were custody papers included with the cooler? YES NO

Were custody papers properly filled out (ink, signed, etc.) YES NO

Temperature of Cooler(s) (°C) (recommended 2.0-6.0 °C for chemistry) 10.6 ± 0.4

If cooler temperature is out of compliance fill out form 00070F Temp Gun ID#: _____

Cooler Accepted by: mm Date: 7/30/10 Time: 1515

Complete custody forms and attach all shipping documents

Log-In Phase:

Was a temperature blank included in the cooler? YES NO

What kind of packing material was used? ... Bubble Wrap Wet Ice Gel Packs Baggies Foam Block Paper Other: _____

Was sufficient ice used (if appropriate)? NA YES NO

Were all bottles sealed in individual plastic bags? YES NO

Did all bottles arrive in good condition (unbroken)? YES NO

Were all bottle labels complete and legible? YES NO

Did the number of containers listed on COC match with the number of containers received? YES NO

Did all bottle labels and tags agree with custody papers? YES NO

Were all bottles used correct for the requested analyses? YES NO

Do any of the analyses (bottles) require preservation? (attach preservation sheet, excluding VOCs)... NA YES NO

Were all VOC vials free of air bubbles? NA YES NO

Was sufficient amount of sample sent in each bottle? YES NO

Date VOC Trip Blank was made at ARI: _____ (NA)

Was Sample Split by ARI: (NA) YES _____ Date/Time: _____ Equipment: _____ Split by: _____

Samples Logged by: mm Date: 8/2/10 Time: 1000

**** Notify Project Manager of discrepancies or concerns ****

Sample ID on Bottle	Sample ID on COC	Sample ID on Bottle	Sample ID on COC

Additional Notes, Discrepancies, & Resolutions:
Only 1 trip blank vial was provided for VOA and Gas analysis.

By: mm Date: 8/2/10

			Small → "sm"
			Peabubbles → "pb"
			Large → "lg"
			Headspace → "hs"



Cooler Temperature Compliance Form

Cooler#:	Temperature(°C):	Sample ID	Bottle Count	Bottle Type
102	8.4 10.6	ALL SAMPLES OUT OF TEMP COMPLIANCE		
Cooler#:	Temperature(°C):	Sample ID	Bottle Count	Bottle Type
Cooler#:	Temperature(°C):	Sample ID	Bottle Count	Bottle Type
Cooler#:	Temperature(°C):	Sample ID	Bottle Count	Bottle Type

Completed by:

UMM

Date:

8/2/10

Time:

100



Inquiry Number: NONE
 Analysis Requested: 07/30/10
 Contact: Syverson, Tim
 Client: Landau Associates, Inc.
 Logged by: MM
 Sample Set Used: Yes-481
 Validatable Package: No
 Deliverables:

Project #: 0025195.020
 Project: Striker
 Sample Site:
 SDG No:
 Analytical Protocol: In-house

LOGNUM ARI ID	CLIENT ID	CN >12	WAD >12	NH3 <2	COD <2	FOG <2	MET <2	PHEN <2	PHOS <2	TKN <2	NO23 <2	TOC <2	S2 >9	AK102 <2	Fe2+ <2	DMET FLT	DOC FLT	PARAMETER	ADJUSTED TO	LOT NUMBER	AMOUNT ADDED	DATE/BY
10-18374 RG63A	KSC-DP-5-GW-100730						TOT PASS															
10-18375 RG63B	KSC-DP-2-GW-100730						TOT															
10-18376 RG63C	KSC-DP-3-GW-100730						TOT															
10-18377 RG63D	KSC-DP-16-GW-100730						TOT															
10-18378 RG63E	KSC-DP-11-GW-100730						TOT															

RG63: 00007

Checked By MM Date 8/2/10

ORGANICS ANALYSIS DATA SHEET

Volatiles by Purge & Trap GC/MS-Method SW8260C

Sample ID: KSC-DP-5-GW-100730

Page 1 of 2

SAMPLE

Lab Sample ID: RG63A

QC Report No: RG63-Landau Associates, Inc.

LIMS ID: 10-18374

Project: Striker

Matrix: Water

0025195.020

Data Release Authorized: *AB*

Date Sampled: 07/30/10

Reported: 08/12/10

Date Received: 07/30/10

Instrument/Analyst: NT10/PKC

Sample Amount: 10.0 mL

Date Analyzed: 08/11/10 15:13

Purge Volume: 10.0 mL

CAS Number	Analyte	RL	Result	Q
74-87-3	Chloromethane	0.5	< 0.5	U
74-83-9	Bromomethane	1.0	< 1.0	U
75-01-4	Vinyl Chloride	0.2	< 0.2	U
75-00-3	Chloroethane	0.2	< 0.2	U
75-09-2	Methylene Chloride	0.5	< 0.5	U
67-64-1	Acetone	5.0	< 5.0	U
75-15-0	Carbon Disulfide	0.2	< 0.2	U
75-35-4	1,1-Dichloroethene	0.2	< 0.2	U
75-34-3	1,1-Dichloroethane	0.2	< 0.2	U
156-60-5	trans-1,2-Dichloroethene	0.2	< 0.2	U
156-59-2	cis-1,2-Dichloroethene	0.2	< 0.2	U
67-66-3	Chloroform	0.2	< 0.2	U
107-06-2	1,2-Dichloroethane	0.2	< 0.2	U
78-93-3	2-Butanone	5.0	< 5.0	U
71-55-6	1,1,1-Trichloroethane	0.2	< 0.2	U
56-23-5	Carbon Tetrachloride	0.2	< 0.2	U
108-05-4	Vinyl Acetate	1.0	< 1.0	U
75-27-4	Bromodichloromethane	0.2	< 0.2	U
78-87-5	1,2-Dichloropropane	0.2	< 0.2	U
10061-01-5	cis-1,3-Dichloropropene	0.2	< 0.2	U
79-01-6	Trichloroethene	0.2	< 0.2	U
124-48-1	Dibromochloromethane	0.2	< 0.2	U
79-00-5	1,1,2-Trichloroethane	0.2	< 0.2	U
71-43-2	Benzene	0.2	< 0.2	U
10061-02-6	trans-1,3-Dichloropropene	0.2	< 0.2	U
110-75-8	2-Chloroethylvinylether	1.0	< 1.0	U
75-25-2	Bromoform	0.2	< 0.2	U
108-10-1	4-Methyl-2-Pentanone (MIBK)	5.0	< 5.0	U
591-78-6	2-Hexanone	5.0	< 5.0	U
127-18-4	Tetrachloroethene	0.2	< 0.2	U
79-34-5	1,1,2,2-Tetrachloroethane	0.2	< 0.2	U
108-88-3	Toluene	0.2	0.2	
108-90-7	Chlorobenzene	0.2	< 0.2	U
100-41-4	Ethylbenzene	0.2	< 0.2	U
100-42-5	Styrene	0.2	< 0.2	U
75-69-4	Trichlorofluoromethane	0.2	< 0.2	U
76-13-1	1,1,2-Trichloro-1,2,2-trifluoroethane	0.2	< 0.2	U
179601-23-1	m,p-Xylene	0.4	< 0.4	U
95-47-6	o-Xylene	0.2	< 0.2	U
95-50-1	1,2-Dichlorobenzene	0.2	< 0.2	U
541-73-1	1,3-Dichlorobenzene	0.2	< 0.2	U
106-46-7	1,4-Dichlorobenzene	0.2	< 0.2	U
107-02-8	Acrolein	5.0	< 5.0	U

ORGANICS ANALYSIS DATA SHEET

Volatiles by Purge & Trap GC/MS-Method SW8260C
Page 2 of 2

Sample ID: KSC-DP-5-GW-100730
SAMPLE

Lab Sample ID: RG63A
LIMS ID: 10-18374
Matrix: Water
Date Analyzed: 08/11/10 15:13

QC Report No: RG63-Landau Associates, Inc.
Project: Striker
0025195.020

CAS Number	Analyte	RL	Result	Q
74-88-4	Methyl Iodide	1.0	< 1.0	U
74-96-4	Bromoethane	0.2	< 0.2	U
107-13-1	Acrylonitrile	1.0	< 1.0	U
563-58-6	1,1-Dichloropropene	0.2	< 0.2	U
74-95-3	Dibromomethane	0.2	< 0.2	U
630-20-6	1,1,1,2-Tetrachloroethane	0.2	< 0.2	U
96-12-8	1,2-Dibromo-3-chloropropane	0.5	< 0.5	U
96-18-4	1,2,3-Trichloropropane	0.5	< 0.5	U
110-57-6	trans-1,4-Dichloro-2-butene	1.0	< 1.0	U
108-67-8	1,3,5-Trimethylbenzene	0.2	< 0.2	U
95-63-6	1,2,4-Trimethylbenzene	0.2	< 0.2	U
87-68-3	Hexachlorobutadiene	0.5	< 0.5	U
106-93-4	Ethylene Dibromide	0.2	< 0.2	U
74-97-5	Bromochloromethane	0.2	< 0.2	U
594-20-7	2,2-Dichloropropane	0.2	< 0.2	U
142-28-9	1,3-Dichloropropane	0.2	< 0.2	U
98-82-8	Isopropylbenzene	0.2	< 0.2	U
103-65-1	n-Propylbenzene	0.2	< 0.2	U
108-86-1	Bromobenzene	0.2	< 0.2	U
95-49-8	2-Chlorotoluene	0.2	< 0.2	U
106-43-4	4-Chlorotoluene	0.2	< 0.2	U
98-06-6	tert-Butylbenzene	0.2	< 0.2	U
135-98-8	sec-Butylbenzene	0.2	< 0.2	U
99-87-6	4-Isopropyltoluene	0.2	< 0.2	U
104-51-8	n-Butylbenzene	0.2	< 0.2	U
120-82-1	1,2,4-Trichlorobenzene	0.5	< 0.5	U
91-20-3	Naphthalene	0.5	< 0.5	U
87-61-6	1,2,3-Trichlorobenzene	0.5	< 0.5	U

Reported in µg/L (ppb)

Volatile Surrogate Recovery

d4-1,2-Dichloroethane	99.7%
d8-Toluene	100%
Bromofluorobenzene	98.5%
d4-1,2-Dichlorobenzene	104%

2-Chloroethylvinylether is an acid labile compound and may not be recovered from an acid preserved sample.

ORGANICS ANALYSIS DATA SHEET

Volatiles by Purge & Trap GC/MS-Method SW8260C

Sample ID: KSC-DP-2-GW-100730

Page 1 of 2

SAMPLE

Lab Sample ID: RG63B


QC Report No: RG63-Landau Associates, Inc.

LIMS ID: 10-18375

Project: Striker

Matrix: Water

0025195.020

Data Release Authorized: 

Date Sampled: 07/30/10

Reported: 08/12/10

Date Received: 07/30/10

Instrument/Analyst: NT10/PKC
Date Analyzed: 08/11/10 15:39

Sample Amount: 10.0 mL
Purge Volume: 10.0 mL

CAS Number	Analyte	RL	Result	Q
74-87-3	Chloromethane	0.5	< 0.5	U
74-83-9	Bromomethane	1.0	< 1.0	U
75-01-4	Vinyl Chloride	0.2	0.3	
75-00-3	Chloroethane	0.2	< 0.2	U
75-09-2	Methylene Chloride	0.5	< 0.5	U
67-64-1	Acetone	5.0	< 5.0	U
75-15-0	Carbon Disulfide	0.2	< 0.2	U
75-35-4	1,1-Dichloroethene	0.2	< 0.2	U
75-34-3	1,1-Dichloroethane	0.2	< 0.2	U
156-60-5	trans-1,2-Dichloroethene	0.2	0.8	
156-59-2	cis-1,2-Dichloroethene	0.2	23	
67-66-3	Chloroform	0.2	< 0.2	U
107-06-2	1,2-Dichloroethane	0.2	< 0.2	U
78-93-3	2-Butanone	5.0	< 5.0	U
71-55-6	1,1,1-Trichloroethane	0.2	< 0.2	U
56-23-5	Carbon Tetrachloride	0.2	< 0.2	U
108-05-4	Vinyl Acetate	1.0	< 1.0	U
75-27-4	Bromodichloromethane	0.2	< 0.2	U
78-87-5	1,2-Dichloropropane	0.2	< 0.2	U
10061-01-5	cis-1,3-Dichloropropene	0.2	< 0.2	U
79-01-6	Trichloroethene	0.2	< 0.2	U
124-48-1	Dibromochloromethane	0.2	< 0.2	U
79-00-5	1,1,2-Trichloroethane	0.2	< 0.2	U
71-43-2	Benzene	0.2	< 0.2	U
10061-02-6	trans-1,3-Dichloropropene	0.2	< 0.2	U
110-75-8	2-Chloroethylvinylether	1.0	< 1.0	U
75-25-2	Bromoform	0.2	< 0.2	U
108-10-1	4-Methyl-2-Pentanone (MIBK)	5.0	< 5.0	U
591-78-6	2-Hexanone	5.0	< 5.0	U
127-18-4	Tetrachloroethene	0.2	< 0.2	U
79-34-5	1,1,2,2-Tetrachloroethane	0.2	< 0.2	U
108-88-3	Toluene	0.2	< 0.2	U
108-90-7	Chlorobenzene	0.2	< 0.2	U
100-41-4	Ethylbenzene	0.2	< 0.2	U
100-42-5	Styrene	0.2	< 0.2	U
75-69-4	Trichlorofluoromethane	0.2	< 0.2	U
76-13-1	1,1,2-Trichloro-1,2,2-trifluoroethane	0.2	< 0.2	U
179601-23-1	m,p-Xylene	0.4	< 0.4	U
95-47-6	o-Xylene	0.2	< 0.2	U
95-50-1	1,2-Dichlorobenzene	0.2	< 0.2	U
541-73-1	1,3-Dichlorobenzene	0.2	< 0.2	U
106-46-7	1,4-Dichlorobenzene	0.2	< 0.2	U
107-02-8	Acrolein	5.0	< 5.0	U

ORGANICS ANALYSIS DATA SHEET

Volatiles by Purge & Trap GC/MS-Method SW8260C
Page 2 of 2

Sample ID: KSC-DP-2-GW-100730
SAMPLE

Lab Sample ID: RG63B
LIMS ID: 10-18375
Matrix: Water
Date Analyzed: 08/11/10 15:39

QC Report No: RG63-Landau Associates, Inc.
Project: Striker
0025195.020

CAS Number	Analyte	RL	Result	Q
74-88-4	Methyl Iodide	1.0	< 1.0	U
74-96-4	Bromoethane	0.2	< 0.2	U
107-13-1	Acrylonitrile	1.0	< 1.0	U
563-58-6	1,1-Dichloropropene	0.2	< 0.2	U
74-95-3	Dibromomethane	0.2	< 0.2	U
630-20-6	1,1,1,2-Tetrachloroethane	0.2	< 0.2	U
96-12-8	1,2-Dibromo-3-chloropropane	0.5	< 0.5	U
96-18-4	1,2,3-Trichloropropane	0.5	< 0.5	U
110-57-6	trans-1,4-Dichloro-2-butene	1.0	< 1.0	U
108-67-8	1,3,5-Trimethylbenzene	0.2	< 0.2	U
95-63-6	1,2,4-Trimethylbenzene	0.2	< 0.2	U
87-68-3	Hexachlorobutadiene	0.5	< 0.5	U
106-93-4	Ethylene Dibromide	0.2	< 0.2	U
74-97-5	Bromochloromethane	0.2	< 0.2	U
594-20-7	2,2-Dichloropropane	0.2	< 0.2	U
142-28-9	1,3-Dichloropropane	0.2	< 0.2	U
98-82-8	Isopropylbenzene	0.2	< 0.2	U
103-65-1	n-Propylbenzene	0.2	< 0.2	U
108-86-1	Bromobenzene	0.2	< 0.2	U
95-49-8	2-Chlorotoluene	0.2	< 0.2	U
106-43-4	4-Chlorotoluene	0.2	< 0.2	U
98-06-6	tert-Butylbenzene	0.2	< 0.2	U
135-98-8	sec-Butylbenzene	0.2	< 0.2	U
99-87-6	4-Isopropyltoluene	0.2	< 0.2	U
104-51-8	n-Butylbenzene	0.2	< 0.2	U
120-82-1	1,2,4-Trichlorobenzene	0.5	< 0.5	U
91-20-3	Naphthalene	0.5	< 0.5	U
87-61-6	1,2,3-Trichlorobenzene	0.5	< 0.5	U

Reported in µg/L (ppb)

Volatile Surrogate Recovery

d4-1,2-Dichloroethane	99.7%
d8-Toluene	99.8%
Bromofluorobenzene	98.3%
d4-1,2-Dichlorobenzene	104%

2-Chloroethylvinylether is an acid labile compound and may not be recovered from an acid preserved sample.

ORGANICS ANALYSIS DATA SHEET

Volatiles by Purge & Trap GC/MS-Method SW8260C

Sample ID: KSC-DP-3-GW-100730

Page 1 of 2

SAMPLE

Lab Sample ID: RG63C


QC Report No: RG63-Landau Associates, Inc.

LIMS ID: 10-18376

Project: Striker

Matrix: Water

0025195.020

Data Release Authorized: 

Date Sampled: 07/30/10

Reported: 08/12/10

Date Received: 07/30/10

Instrument/Analyst: NT10/PKC

Sample Amount: 10.0 mL

Date Analyzed: 08/11/10 16:04

Purge Volume: 10.0 mL

CAS Number	Analyte	RL	Result	Q
74-87-3	Chloromethane	0.5	< 0.5	U
74-83-9	Bromomethane	1.0	< 1.0	U
75-01-4	Vinyl Chloride	0.2	0.2	
75-00-3	Chloroethane	0.2	< 0.2	U
75-09-2	Methylene Chloride	0.5	< 0.5	U
67-64-1	Acetone	5.0	< 5.0	U
75-15-0	Carbon Disulfide	0.2	< 0.2	U
75-35-4	1,1-Dichloroethene	0.2	< 0.2	U
75-34-3	1,1-Dichloroethane	0.2	< 0.2	U
156-60-5	trans-1,2-Dichloroethene	0.2	< 0.2	U
156-59-2	cis-1,2-Dichloroethene	0.2	< 0.2	U
67-66-3	Chloroform	0.2	< 0.2	U
107-06-2	1,2-Dichloroethane	0.2	< 0.2	U
78-93-3	2-Butanone	5.0	< 5.0	U
71-55-6	1,1,1-Trichloroethane	0.2	< 0.2	U
56-23-5	Carbon Tetrachloride	0.2	< 0.2	U
108-05-4	Vinyl Acetate	1.0	< 1.0	U
75-27-4	Bromodichloromethane	0.2	< 0.2	U
78-87-5	1,2-Dichloropropane	0.2	< 0.2	U
10061-01-5	cis-1,3-Dichloropropene	0.2	< 0.2	U
79-01-6	Trichloroethene	0.2	< 0.2	U
124-48-1	Dibromochloromethane	0.2	< 0.2	U
79-00-5	1,1,2-Trichloroethane	0.2	< 0.2	U
71-43-2	Benzene	0.2	< 0.2	U
10061-02-6	trans-1,3-Dichloropropene	0.2	< 0.2	U
110-75-8	2-Chloroethylvinylether	1.0	< 1.0	U
75-25-2	Bromoform	0.2	< 0.2	U
108-10-1	4-Methyl-2-Pentanone (MIBK)	5.0	< 5.0	U
591-78-6	2-Hexanone	5.0	< 5.0	U
127-18-4	Tetrachloroethene	0.2	< 0.2	U
79-34-5	1,1,2,2-Tetrachloroethane	0.2	< 0.2	U
108-88-3	Toluene	0.2	< 0.2	U
108-90-7	Chlorobenzene	0.2	< 0.2	U
100-41-4	Ethylbenzene	0.2	< 0.2	U
100-42-5	Styrene	0.2	< 0.2	U
75-69-4	Trichlorofluoromethane	0.2	< 0.2	U
76-13-1	1,1,2-Trichloro-1,2,2-trifluoroethane	0.2	< 0.2	U
179601-23-1	m,p-Xylene	0.4	< 0.4	U
95-47-6	o-Xylene	0.2	< 0.2	U
95-50-1	1,2-Dichlorobenzene	0.2	< 0.2	U
541-73-1	1,3-Dichlorobenzene	0.2	< 0.2	U
106-46-7	1,4-Dichlorobenzene	0.2	< 0.2	U
107-02-8	Acrolein	5.0	< 5.0	U

ORGANICS ANALYSIS DATA SHEET

Volatiles by Purge & Trap GC/MS-Method SW8260C
Page 2 of 2

Sample ID: KSC-DP-3-GW-100730
SAMPLE

Lab Sample ID: RG63C
LIMS ID: 10-18376
Matrix: Water
Date Analyzed: 08/11/10 16:04

QC Report No: RG63-Landau Associates, Inc.
Project: Striker
0025195.020

CAS Number	Analyte	RL	Result	Q
74-88-4	Methyl Iodide	1.0	< 1.0	U
74-96-4	Bromoethane	0.2	< 0.2	U
107-13-1	Acrylonitrile	1.0	< 1.0	U
563-58-6	1,1-Dichloropropene	0.2	< 0.2	U
74-95-3	Dibromomethane	0.2	< 0.2	U
630-20-6	1,1,1,2-Tetrachloroethane	0.2	< 0.2	U
96-12-8	1,2-Dibromo-3-chloropropane	0.5	< 0.5	U
96-18-4	1,2,3-Trichloropropane	0.5	< 0.5	U
110-57-6	trans-1,4-Dichloro-2-butene	1.0	< 1.0	U
108-67-8	1,3,5-Trimethylbenzene	0.2	0.5	
95-63-6	1,2,4-Trimethylbenzene	0.2	2.6	
87-68-3	Hexachlorobutadiene	0.5	< 0.5	U
106-93-4	Ethylene Dibromide	0.2	< 0.2	U
74-97-5	Bromochloromethane	0.2	< 0.2	U
594-20-7	2,2-Dichloropropane	0.2	< 0.2	U
142-28-9	1,3-Dichloropropane	0.2	< 0.2	U
98-82-8	Isopropylbenzene	0.2	< 0.2	U
103-65-1	n-Propylbenzene	0.2	0.3	
108-86-1	Bromobenzene	0.2	< 0.2	U
95-49-8	2-Chlorotoluene	0.2	< 0.2	U
106-43-4	4-Chlorotoluene	0.2	< 0.2	U
98-06-6	tert-Butylbenzene	0.2	< 0.2	U
135-98-8	sec-Butylbenzene	0.2	0.2	
99-87-6	4-Isopropyltoluene	0.2	0.3	
104-51-8	n-Butylbenzene	0.2	0.6	
120-82-1	1,2,4-Trichlorobenzene	0.5	< 0.5	U
91-20-3	Naphthalene	0.5	2.1	
87-61-6	1,2,3-Trichlorobenzene	0.5	< 0.5	U

Reported in µg/L (ppb)

Volatile Surrogate Recovery


d4-1,2-Dichloroethane	101%
d8-Toluene	97.2%
Bromofluorobenzene	98.8%
d4-1,2-Dichlorobenzene	105%

2-Chloroethylvinylether is an acid labile compound and may not be recovered from an acid preserved sample.

ORGANICS ANALYSIS DATA SHEET

Volatiles by Purge & Trap GC/MS-Method SW8260C
Page 1 of 2

Sample ID: KSC-DP-16-GW-100730
SAMPLE

Lab Sample ID: RG63D
LIMS ID: 10-18377
Matrix: Water
Data Release Authorized: 
Reported: 08/12/10

QC Report No: RG63-Landau Associates, Inc.
Project: Striker
0025195.020
Date Sampled: 07/30/10
Date Received: 07/30/10

Instrument/Analyst: NT10/PKC
Date Analyzed: 08/11/10 16:29

Sample Amount: 10.0 mL
Purge Volume: 10.0 mL

CAS Number	Analyte	RL	Result	Q
74-87-3	Chloromethane	0.5	< 0.5	U
74-83-9	Bromomethane	1.0	< 1.0	U
75-01-4	Vinyl Chloride	0.2	1.8	
75-00-3	Chloroethane	0.2	< 0.2	U
75-09-2	Methylene Chloride	0.5	< 0.5	U
67-64-1	Acetone	5.0	5.8	
75-15-0	Carbon Disulfide	0.2	< 0.2	U
75-35-4	1,1-Dichloroethene	0.2	< 0.2	U
75-34-3	1,1-Dichloroethane	0.2	< 0.2	U
156-60-5	trans-1,2-Dichloroethene	0.2	< 0.2	U
156-59-2	cis-1,2-Dichloroethene	0.2	1.0	
67-66-3	Chloroform	0.2	< 0.2	U
107-06-2	1,2-Dichloroethane	0.2	< 0.2	U
78-93-3	2-Butanone	5.0	< 5.0	U
71-55-6	1,1,1-Trichloroethane	0.2	< 0.2	U
56-23-5	Carbon Tetrachloride	0.2	< 0.2	U
108-05-4	Vinyl Acetate	1.0	< 1.0	U
75-27-4	Bromodichloromethane	0.2	< 0.2	U
78-87-5	1,2-Dichloropropane	0.2	< 0.2	U
10061-01-5	cis-1,3-Dichloropropene	0.2	< 0.2	U
79-01-6	Trichloroethene	0.2	< 0.2	U
124-48-1	Dibromochloromethane	0.2	< 0.2	U
79-00-5	1,1,2-Trichloroethane	0.2	< 0.2	U
71-43-2	Benzene	0.2	< 0.2	U
10061-02-6	trans-1,3-Dichloropropene	0.2	< 0.2	U
110-75-8	2-Chloroethylvinylether	1.0	< 1.0	U
75-25-2	Bromoform	0.2	< 0.2	U
108-10-1	4-Methyl-2-Pentanone (MIBK)	5.0	< 5.0	U
591-78-6	2-Hexanone	5.0	< 5.0	U
127-18-4	Tetrachloroethene	0.2	< 0.2	U
79-34-5	1,1,2,2-Tetrachloroethane	0.2	< 0.2	U
108-88-3	Toluene	0.2	< 0.2	U
108-90-7	Chlorobenzene	0.2	< 0.2	U
100-41-4	Ethylbenzene	0.2	< 0.2	U
100-42-5	Styrene	0.2	< 0.2	U
75-69-4	Trichlorofluoromethane	0.2	< 0.2	U
76-13-1	1,1,2-Trichloro-1,2,2-trifluoroethane	0.2	< 0.2	U
179601-23-1	m,p-Xylene	0.4	< 0.4	U
95-47-6	o-Xylene	0.2	< 0.2	U
95-50-1	1,2-Dichlorobenzene	0.2	< 0.2	U
541-73-1	1,3-Dichlorobenzene	0.2	< 0.2	U
106-46-7	1,4-Dichlorobenzene	0.2	< 0.2	U
107-02-8	Acrolein	5.0	< 5.0	U

ORGANICS ANALYSIS DATA SHEET

Volatiles by Purge & Trap GC/MS-Method SW8260C

Sample ID: KSC-DP-16-GW-100730

Page 2 of 2

SAMPLE

Lab Sample ID: RG63D

QC Report No: RG63-Landau Associates, Inc.

LIMS ID: 10-18377

Project: Striker

Matrix: Water

0025195.020

Date Analyzed: 08/11/10 16:29

CAS Number	Analyte	RL	Result	Q
74-88-4	Methyl Iodide	1.0	< 1.0	U
74-96-4	Bromoethane	0.2	< 0.2	U
107-13-1	Acrylonitrile	1.0	< 1.0	U
563-58-6	1,1-Dichloropropene	0.2	< 0.2	U
74-95-3	Dibromomethane	0.2	< 0.2	U
630-20-6	1,1,1,2-Tetrachloroethane	0.2	< 0.2	U
96-12-8	1,2-Dibromo-3-chloropropane	0.5	< 0.5	U
96-18-4	1,2,3-Trichloropropane	0.5	< 0.5	U
110-57-6	trans-1,4-Dichloro-2-butene	1.0	< 1.0	U
108-67-8	1,3,5-Trimethylbenzene	0.2	< 0.2	U
95-63-6	1,2,4-Trimethylbenzene	0.2	< 0.2	U
87-68-3	Hexachlorobutadiene	0.5	< 0.5	U
106-93-4	Ethylene Dibromide	0.2	< 0.2	U
74-97-5	Bromochloromethane	0.2	< 0.2	U
594-20-7	2,2-Dichloropropane	0.2	< 0.2	U
142-28-9	1,3-Dichloropropane	0.2	< 0.2	U
98-82-8	Isopropylbenzene	0.2	< 0.2	U
103-65-1	n-Propylbenzene	0.2	< 0.2	U
108-86-1	Bromobenzene	0.2	< 0.2	U
95-49-8	2-Chlorotoluene	0.2	< 0.2	U
106-43-4	4-Chlorotoluene	0.2	< 0.2	U
98-06-6	tert-Butylbenzene	0.2	< 0.2	U
135-98-8	sec-Butylbenzene	0.2	< 0.2	U
99-87-6	4-Isopropyltoluene	0.2	< 0.2	U
104-51-8	n-Butylbenzene	0.2	< 0.2	U
120-82-1	1,2,4-Trichlorobenzene	0.5	< 0.5	U
91-20-3	Naphthalene	0.5	< 0.5	U
87-61-6	1,2,3-Trichlorobenzene	0.5	< 0.5	U

Reported in µg/L (ppb)

Volatile Surrogate Recovery

d4-1,2-Dichloroethane	102%
d8-Toluene	99.7%
Bromofluorobenzene	101%
d4-1,2-Dichlorobenzene	104%

2-Chloroethylvinylether is an acid labile compound and may not be recovered from an acid preserved sample.

ORGANICS ANALYSIS DATA SHEET

Volatiles by Purge & Trap GC/MS-Method SW8260C

Sample ID: KSC-DP-11-GW-100730

Page 1 of 2

SAMPLE

Lab Sample ID: RG63E


QC Report No: RG63-Landau Associates, Inc.

LIMS ID: 10-18378

Project: Striker

Matrix: Water

0025195.020

Data Release Authorized: 

Date Sampled: 07/30/10

Reported: 08/12/10

Date Received: 07/30/10

Instrument/Analyst: NT10/PKC

Sample Amount: 10.0 mL

Date Analyzed: 08/11/10 16:54

Purge Volume: 10.0 mL

CAS Number	Analyte	RL	Result	Q
74-87-3	Chloromethane	0.5	< 0.5	U
74-83-9	Bromomethane	1.0	< 1.0	U
75-01-4	Vinyl Chloride	0.2	< 0.2	U
75-00-3	Chloroethane	0.2	< 0.2	U
75-09-2	Methylene Chloride	0.5	< 0.5	U
67-64-1	Acetone	5.0	< 5.0	U
75-15-0	Carbon Disulfide	0.2	< 0.2	U
75-35-4	1,1-Dichloroethene	0.2	< 0.2	U
75-34-3	1,1-Dichloroethane	0.2	< 0.2	U
156-60-5	trans-1,2-Dichloroethene	0.2	< 0.2	U
156-59-2	cis-1,2-Dichloroethene	0.2	< 0.2	U
67-66-3	Chloroform	0.2	< 0.2	U
107-06-2	1,2-Dichloroethane	0.2	< 0.2	U
78-93-3	2-Butanone	5.0	< 5.0	U
71-55-6	1,1,1-Trichloroethane	0.2	< 0.2	U
56-23-5	Carbon Tetrachloride	0.2	< 0.2	U
108-05-4	Vinyl Acetate	1.0	< 1.0	U
75-27-4	Bromodichloromethane	0.2	< 0.2	U
78-87-5	1,2-Dichloropropane	0.2	< 0.2	U
10061-01-5	cis-1,3-Dichloropropene	0.2	< 0.2	U
79-01-6	Trichloroethene	0.2	< 0.2	U
124-48-1	Dibromochloromethane	0.2	< 0.2	U
79-00-5	1,1,2-Trichloroethane	0.2	< 0.2	U
71-43-2	Benzene	0.2	< 0.2	U
10061-02-6	trans-1,3-Dichloropropene	0.2	< 0.2	U
110-75-8	2-Chloroethylvinylether	1.0	< 1.0	U
75-25-2	Bromoform	0.2	< 0.2	U
108-10-1	4-Methyl-2-Pentanone (MIBK)	5.0	< 5.0	U
591-78-6	2-Hexanone	5.0	< 5.0	U
127-18-4	Tetrachloroethene	0.2	< 0.2	U
79-34-5	1,1,2,2-Tetrachloroethane	0.2	< 0.2	U
108-88-3	Toluene	0.2	< 0.2	U
108-90-7	Chlorobenzene	0.2	< 0.2	U
100-41-4	Ethylbenzene	0.2	< 0.2	U
100-42-5	Styrene	0.2	< 0.2	U
75-69-4	Trichlorofluoromethane	0.2	< 0.2	U
76-13-1	1,1,2-Trichloro-1,2,2-trifluoroethane	0.2	< 0.2	U
179601-23-1	m,p-Xylene	0.4	< 0.4	U
95-47-6	o-Xylene	0.2	< 0.2	U
95-50-1	1,2-Dichlorobenzene	0.2	< 0.2	U
541-73-1	1,3-Dichlorobenzene	0.2	< 0.2	U
106-46-7	1,4-Dichlorobenzene	0.2	< 0.2	U
107-02-8	Acrolein	5.0	< 5.0	U

ORGANICS ANALYSIS DATA SHEET

Volatiles by Purge & Trap GC/MS-Method SW8260C

Sample ID: KSC-DP-11-GW-100730

Page 2 of 2

SAMPLE

Lab Sample ID: RG63E

QC Report No: RG63-Landau Associates, Inc.

LIMS ID: 10-18378

Project: Striker

Matrix: Water

0025195.020

Date Analyzed: 08/11/10 16:54

CAS Number	Analyte	RL	Result	Q
74-88-4	Methyl Iodide	1.0	< 1.0	U
74-96-4	Bromoethane	0.2	< 0.2	U
107-13-1	Acrylonitrile	1.0	< 1.0	U
563-58-6	1,1-Dichloropropene	0.2	< 0.2	U
74-95-3	Dibromomethane	0.2	< 0.2	U
630-20-6	1,1,1,2-Tetrachloroethane	0.2	< 0.2	U
96-12-8	1,2-Dibromo-3-chloropropane	0.5	< 0.5	U
96-18-4	1,2,3-Trichloropropane	0.5	< 0.5	U
110-57-6	trans-1,4-Dichloro-2-butene	1.0	< 1.0	U
108-67-8	1,3,5-Trimethylbenzene	0.2	< 0.2	U
95-63-6	1,2,4-Trimethylbenzene	0.2	< 0.2	U
87-68-3	Hexachlorobutadiene	0.5	< 0.5	U
106-93-4	Ethylene Dibromide	0.2	< 0.2	U
74-97-5	Bromochloromethane	0.2	< 0.2	U
594-20-7	2,2-Dichloropropane	0.2	< 0.2	U
142-28-9	1,3-Dichloropropane	0.2	< 0.2	U
98-82-8	Isopropylbenzene	0.2	< 0.2	U
103-65-1	n-Propylbenzene	0.2	< 0.2	U
108-86-1	Bromobenzene	0.2	< 0.2	U
95-49-8	2-Chlorotoluene	0.2	< 0.2	U
106-43-4	4-Chlorotoluene	0.2	< 0.2	U
98-06-6	tert-Butylbenzene	0.2	< 0.2	U
135-98-8	sec-Butylbenzene	0.2	< 0.2	U
99-87-6	4-Isopropyltoluene	0.2	< 0.2	U
104-51-8	n-Butylbenzene	0.2	< 0.2	U
120-82-1	1,2,4-Trichlorobenzene	0.5	< 0.5	U
91-20-3	Naphthalene	0.5	< 0.5	U
87-61-6	1,2,3-Trichlorobenzene	0.5	< 0.5	U

Reported in µg/L (ppb)

Volatile Surrogate Recovery


d4-1,2-Dichloroethane	103%
d8-Toluene	98.5%
Bromofluorobenzene	99.7%
d4-1,2-Dichlorobenzene	105%

2-Chloroethylvinylether is an acid labile compound and may not be recovered from an acid preserved sample.

ORGANICS ANALYSIS DATA SHEET

Volatiles by Purge & Trap GC/MS-Method SW8260C
Page 1 of 2

Sample ID: TRIP BLANK
SAMPLE

Lab Sample ID: RG63F
LIMS ID: 10-18379
Matrix: Water
Data Release Authorized: 
Reported: 08/12/10

QC Report No: RG63-Landau Associates, Inc.
Project: Striker
0025195.020
Date Sampled: 07/30/10
Date Received: 07/30/10

Instrument/Analyst: NT10/PKC
Date Analyzed: 08/11/10 13:33

Sample Amount: 10.0 mL
Purge Volume: 10.0 mL

CAS Number	Analyte	RL	Result	Q
74-87-3	Chloromethane	0.5	< 0.5	U
74-83-9	Bromomethane	1.0	< 1.0	U
75-01-4	Vinyl Chloride	0.2	< 0.2	U
75-00-3	Chloroethane	0.2	< 0.2	U
75-09-2	Methylene Chloride	0.5	< 0.5	U
67-64-1	Acetone	5.0	< 5.0	U
75-15-0	Carbon Disulfide	0.2	< 0.2	U
75-35-4	1,1-Dichloroethene	0.2	< 0.2	U
75-34-3	1,1-Dichloroethane	0.2	< 0.2	U
156-60-5	trans-1,2-Dichloroethene	0.2	< 0.2	U
156-59-2	cis-1,2-Dichloroethene	0.2	< 0.2	U
67-66-3	Chloroform	0.2	< 0.2	U
107-06-2	1,2-Dichloroethane	0.2	< 0.2	U
78-93-3	2-Butanone	5.0	< 5.0	U
71-55-6	1,1,1-Trichloroethane	0.2	< 0.2	U
56-23-5	Carbon Tetrachloride	0.2	< 0.2	U
108-05-4	Vinyl Acetate	1.0	< 1.0	U
75-27-4	Bromodichloromethane	0.2	< 0.2	U
78-87-5	1,2-Dichloropropane	0.2	< 0.2	U
10061-01-5	cis-1,3-Dichloropropene	0.2	< 0.2	U
79-01-6	Trichloroethene	0.2	< 0.2	U
124-48-1	Dibromochloromethane	0.2	< 0.2	U
79-00-5	1,1,2-Trichloroethane	0.2	< 0.2	U
71-43-2	Benzene	0.2	< 0.2	U
10061-02-6	trans-1,3-Dichloropropene	0.2	< 0.2	U
110-75-8	2-Chloroethylvinylether	1.0	< 1.0	U
75-25-2	Bromoform	0.2	< 0.2	U
108-10-1	4-Methyl-2-Pentanone (MIBK)	5.0	< 5.0	U
591-78-6	2-Hexanone	5.0	< 5.0	U
127-18-4	Tetrachloroethene	0.2	< 0.2	U
79-34-5	1,1,2,2-Tetrachloroethane	0.2	< 0.2	U
108-88-3	Toluene	0.2	< 0.2	U
108-90-7	Chlorobenzene	0.2	< 0.2	U
100-41-4	Ethylbenzene	0.2	< 0.2	U
100-42-5	Styrene	0.2	< 0.2	U
75-69-4	Trichlorofluoromethane	0.2	< 0.2	U
76-13-1	1,1,2-Trichloro-1,2,2-trifluoroethane	0.2	< 0.2	U
179601-23-1	m,p-Xylene	0.4	< 0.4	U
95-47-6	o-Xylene	0.2	< 0.2	U
95-50-1	1,2-Dichlorobenzene	0.2	< 0.2	U
541-73-1	1,3-Dichlorobenzene	0.2	< 0.2	U
106-46-7	1,4-Dichlorobenzene	0.2	< 0.2	U
107-02-8	Acrolein	5.0	< 5.0	U

ORGANICS ANALYSIS DATA SHEET

Volatiles by Purge & Trap GC/MS-Method SW8260C

Sample ID: TRIP BLANK
SAMPLE

Page 2 of 2

Lab Sample ID: RG63F

QC Report No: RG63-Landau Associates, Inc.

LIMS ID: 10-18379

Project: Striker

Matrix: Water

0025195.020

Date Analyzed: 08/11/10 13:33

CAS Number	Analyte	RL	Result	Q
74-88-4	Methyl Iodide	1.0	< 1.0	U
74-96-4	Bromoethane	0.2	< 0.2	U
107-13-1	Acrylonitrile	1.0	< 1.0	U
563-58-6	1,1-Dichloropropene	0.2	< 0.2	U
74-95-3	Dibromomethane	0.2	< 0.2	U
630-20-6	1,1,1,2-Tetrachloroethane	0.2	< 0.2	U
96-12-8	1,2-Dibromo-3-chloropropane	0.5	< 0.5	U
96-18-4	1,2,3-Trichloropropane	0.5	< 0.5	U
110-57-6	trans-1,4-Dichloro-2-butene	1.0	< 1.0	U
108-67-8	1,3,5-Trimethylbenzene	0.2	< 0.2	U
95-63-6	1,2,4-Trimethylbenzene	0.2	< 0.2	U
87-68-3	Hexachlorobutadiene	0.5	< 0.5	U
106-93-4	Ethylene Dibromide	0.2	< 0.2	U
74-97-5	Bromochloromethane	0.2	< 0.2	U
594-20-7	2,2-Dichloropropane	0.2	< 0.2	U
142-28-9	1,3-Dichloropropane	0.2	< 0.2	U
98-82-8	Isopropylbenzene	0.2	< 0.2	U
103-65-1	n-Propylbenzene	0.2	< 0.2	U
108-86-1	Bromobenzene	0.2	< 0.2	U
95-49-8	2-Chlorotoluene	0.2	< 0.2	U
106-43-4	4-Chlorotoluene	0.2	< 0.2	U
98-06-6	tert-Butylbenzene	0.2	< 0.2	U
135-98-8	sec-Butylbenzene	0.2	< 0.2	U
99-87-6	4-Isopropyltoluene	0.2	< 0.2	U
104-51-8	n-Butylbenzene	0.2	< 0.2	U
120-82-1	1,2,4-Trichlorobenzene	0.5	< 0.5	U
91-20-3	Naphthalene	0.5	< 0.5	U
87-61-6	1,2,3-Trichlorobenzene	0.5	< 0.5	U

Reported in µg/L (ppb)

Volatile Surrogate Recovery

d4-1,2-Dichloroethane	114%
d8-Toluene	97.3%
Bromofluorobenzene	99.3%
d4-1,2-Dichlorobenzene	110%

2-Chloroethylvinylether is an acid labile compound and may not be recovered from an acid preserved sample.

VOA SURROGATE RECOVERY SUMMARY



Matrix: Water

QC Report No: RG63-Landau Associates, Inc.
 Project: Striker
 0025195.020

ARI ID	Client ID	PV	DCE	TOL	BFB	DCB	TOT OUT
MB-081110	Method Blank	10	101%	101%	98.5%	103%	0
LCS-081110	Lab Control	10	104%	101%	105%	104%	0
LCSD-081110	Lab Control Dup	10	104%	99.5%	96.4%	97.9%	0
RG63A	KSC-DP-5-GW-100730	10	99.7%	100%	98.5%	104%	0
RG63B	KSC-DP-2-GW-100730	10	99.7%	99.8%	98.3%	104%	0
RG63C	KSC-DP-3-GW-100730	10	101%	97.2%	98.8%	105%	0
RG63D	KSC-DP-16-GW-100730	10	102%	99.7%	101%	104%	0
RG63E	KSC-DP-11-GW-100730	10	103%	98.5%	99.7%	105%	0
RG63F	TRIP BLANK	10	114%	97.3%	99.3%	110%	0

LCS/MB LIMITS

QC LIMITS

SW8260C

(DCE) = d4-1,2-Dichloroethane
 (TOL) = d8-Toluene
 (BFB) = Bromofluorobenzene
 (DCB) = d4-1,2-Dichlorobenzene

70-132
 80-120
 80-120
 80-120

80-143
 80-120
 80-120
 80-120

Prep Method: SW5030B
 Log Number Range: 10-18374 to 10-18379

ORGANICS ANALYSIS DATA SHEET

Volatiles by Purge & Trap GC/MS-Method SW8260C

Sample ID: LCS-081110

Page 1 of 2

LAB CONTROL SAMPLE

Lab Sample ID: LCS-081110

QC Report No: RG63-Landau Associates, Inc.

LIMS ID: 10-18374

Project: Striker

Matrix: Water

0025195.020

Data Release Authorized: *AB*

Date Sampled: NA

Reported: 08/12/10

Date Received: NA

Instrument/Analyst LCS: NT10/PKC

Sample Amount LCS: 10.0 mL

LCS: NT10/PKC

LCS: 10.0 mL

Date Analyzed LCS: 08/11/10 12:09

Purge Volume LCS: 10.0 mL

LCS: 08/11/10 12:34

LCS: 10.0 mL

Analyte	LCS	Spike Added-LCS	LCS Recovery	LCS	Spike Added-LCS	LCS Recovery	RPD
Chloromethane	9.7	10.0	97.0%	9.0	10.0	90.0%	7.5%
Bromomethane	11.7	10.0	117%	10.0	10.0	100%	15.7%
Vinyl Chloride	10.2	10.0	102%	9.7	10.0	97.0%	5.0%
Chloroethane	12.5	10.0	125%	9.5	10.0	95.0%	27.3%
Methylene Chloride	9.5	10.0	95.0%	8.9	10.0	89.0%	6.5%
Acetone	66.1	50.0	132%	49.1	50.0	98.2%	29.5%
Carbon Disulfide	10.8	10.0	108%	9.8	10.0	98.0%	9.7%
1,1-Dichloroethene	10.4	10.0	104%	9.6	10.0	96.0%	8.0%
1,1-Dichloroethane	9.9	10.0	99.0%	9.2	10.0	92.0%	7.3%
trans-1,2-Dichloroethene	9.7	10.0	97.0%	9.1	10.0	91.0%	6.4%
cis-1,2-Dichloroethene	9.7	10.0	97.0%	9.0	10.0	90.0%	7.5%
Chloroform	9.7	10.0	97.0%	9.2	10.0	92.0%	5.3%
1,2-Dichloroethane	10.1	10.0	101%	9.6	10.0	96.0%	5.1%
2-Butanone	57.4	50.0	115%	50.7	50.0	101%	12.4%
1,1,1-Trichloroethane	9.8	10.0	98.0%	9.1	10.0	91.0%	7.4%
Carbon Tetrachloride	9.7	10.0	97.0%	9.2	10.0	92.0%	5.3%
Vinyl Acetate	10.2	10.0	102%	9.9	10.0	99.0%	3.0%
Bromodichloromethane	9.9	10.0	99.0%	9.5	10.0	95.0%	4.1%
1,2-Dichloropropane	9.9	10.0	99.0%	9.7	10.0	97.0%	2.0%
cis-1,3-Dichloropropene	9.9	10.0	99.0%	9.7	10.0	97.0%	2.0%
Trichloroethene	9.8	10.0	98.0%	9.3	10.0	93.0%	5.2%
Dibromochloromethane	9.9	10.0	99.0%	9.8	10.0	98.0%	1.0%
1,1,2-Trichloroethane	10.0	10.0	100%	9.7	10.0	97.0%	3.0%
Benzene	10.0	10.0	100%	9.6	10.0	96.0%	4.1%
trans-1,3-Dichloropropene	11.6	10.0	116%	11.4	10.0	114%	1.7%
2-Chloroethylvinylether	9.9	10.0	99.0%	10.3	10.0	103%	4.0%
Bromoform	9.4	10.0	94.0%	10.4	10.0	104%	10.1%
4-Methyl-2-Pentanone (MIBK)	55.2	50.0	110%	53.8	50.0	108%	2.6%
2-Hexanone	52.2	50.0	104%	56.0	50.0	112%	7.0%
Tetrachloroethene	9.7	10.0	97.0%	9.8	10.0	98.0%	1.0%
1,1,2,2-Tetrachloroethane	9.7	10.0	97.0%	10.0	10.0	100%	3.0%
Toluene	10.0	10.0	100%	9.6	10.0	96.0%	4.1%
Chlorobenzene	10.0	10.0	100%	9.7	10.0	97.0%	3.0%
Ethylbenzene	10.0	10.0	100%	9.9	10.0	99.0%	1.0%
Styrene	10.6	10.0	106%	10.0	10.0	100%	5.8%
Trichlorofluoromethane	11.2	10.0	112%	9.6	10.0	96.0%	15.4%
1,1,2-Trichloro-1,2,2-trifluoroethane	10.9	10.0	109%	10.0	10.0	100%	8.6%
m,p-Xylene	21.1	20.0	106%	20.2	20.0	101%	4.4%
o-Xylene	10.5	10.0	105%	9.6	10.0	96.0%	9.0%
1,2-Dichlorobenzene	10.4	10.0	104%	9.6	10.0	96.0%	8.0%
1,3-Dichlorobenzene	10.2	10.0	102%	9.9	10.0	99.0%	3.0%
1,4-Dichlorobenzene	10.0	10.0	100%	9.7	10.0	97.0%	3.0%
Acrolein	55.9	50.0	112%	50.4	50.0	101%	10.3%
Methyl Iodide	10.8	10.0	108%	10.0	10.0	100%	7.7%
Bromoethane	10.4	10.0	104%	9.8	10.0	98.0%	5.9%

ORGANICS ANALYSIS DATA SHEET

Volatiles by Purge & Trap GC/MS-Method SW8260C

Sample ID: LCS-081110

Page 2 of 2

LAB CONTROL SAMPLE

Lab Sample ID: LCS-081110

QC Report No: RG63-Landau Associates, Inc.

LIMS ID: 10-18374

Project: Striker

Matrix: Water

0025195.020

Analyte	Spike			LCS			RPD
	LCS	Added-LCS	Recovery	LCSD	Added-LCSD	Recovery	
Acrylonitrile	11.3	10.0	113%	9.8	10.0	98.0%	14.2%
1,1-Dichloropropene	9.7	10.0	97.0%	9.3	10.0	93.0%	4.2%
Dibromomethane	10.1	10.0	101%	9.6	10.0	96.0%	5.1%
1,1,1,2-Tetrachloroethane	10.5	10.0	105%	9.7	10.0	97.0%	7.9%
1,2-Dibromo-3-chloropropane	10.7	10.0	107%	9.7	10.0	97.0%	9.8%
1,2,3-Trichloropropane	9.5	10.0	95.0%	10.5	10.0	105%	10.0%
trans-1,4-Dichloro-2-butene	10.2	10.0	102%	11.6	10.0	116%	12.8%
1,3,5-Trimethylbenzene	9.9	10.0	99.0%	9.9	10.0	99.0%	0.0%
1,2,4-Trimethylbenzene	10.2	10.0	102%	10.0	10.0	100%	2.0%
Hexachlorobutadiene	12.2	10.0	122%	8.2	10.0	82.0%	39.2%
Ethylene Dibromide	10.1	10.0	101%	9.6	10.0	96.0%	5.1%
Bromochloromethane	9.9	10.0	99.0%	9.2	10.0	92.0%	7.3%
2,2-Dichloropropane	9.8	10.0	98.0%	9.0	10.0	90.0%	8.5%
1,3-Dichloropropane	9.6	10.0	96.0%	10.2	10.0	102%	6.1%
Isopropylbenzene	9.7	10.0	97.0%	10.5	10.0	105%	7.9%
n-Propylbenzene	10.0	10.0	100%	10.6	10.0	106%	5.8%
Bromobenzene	9.1	10.0	91.0%	10.0	10.0	100%	9.4%
2-Chlorotoluene	9.7	10.0	97.0%	10.1	10.0	101%	4.0%
4-Chlorotoluene	9.6	10.0	96.0%	10.2	10.0	102%	6.1%
tert-Butylbenzene	10.1	10.0	101%	9.8	10.0	98.0%	3.0%
sec-Butylbenzene	10.8	10.0	108%	10.0	10.0	100%	7.7%
4-Isopropyltoluene	10.7	10.0	107%	9.8	10.0	98.0%	8.8%
n-Butylbenzene	11.1	10.0	111%	9.8	10.0	98.0%	12.4%
1,2,4-Trichlorobenzene	12.3	10.0	123%	8.6	10.0	86.0%	35.4%
Naphthalene	12.0	10.0	120%	8.8	10.0	88.0%	30.8%
1,2,3-Trichlorobenzene	12.6	10.0	126%	8.1	10.0	81.0%	43.5%

Reported in µg/L (ppb)

RPD calculated using sample concentrations per SW846.

Volatile Surrogate Recovery

	LCS	LCSD
d4-1,2-Dichloroethane	104%	104%
d8-Toluene	101%	99.5%
Bromofluorobenzene	105%	96.4%
d4-1,2-Dichlorobenzene	104%	97.9%

ORGANICS ANALYSIS DATA SHEET

Volatiles by Purge & Trap GC/MS-Method SW8260C
Page 1 of 2

Sample ID: MB-081110
METHOD BLANK

Lab Sample ID: MB-081110
LIMS ID: 10-18374
Matrix: Water
Data Release Authorized: *AB*
Reported: 08/12/10

QC Report No: RG63-Landau Associates, Inc.
Project: Striker
0025195.020
Date Sampled: NA
Date Received: NA

Instrument/Analyst: NT10/PKC
Date Analyzed: 08/11/10 13:00

Sample Amount: 10.0 mL
Purge Volume: 10.0 mL

CAS Number	Analyte	RL	Result	Q
74-87-3	Chloromethane	0.5	< 0.5	U
74-83-9	Bromomethane	1.0	< 1.0	U
75-01-4	Vinyl Chloride	0.2	< 0.2	U
75-00-3	Chloroethane	0.2	< 0.2	U
75-09-2	Methylene Chloride	0.5	< 0.5	U
67-64-1	Acetone	5.0	< 5.0	U
75-15-0	Carbon Disulfide	0.2	< 0.2	U
75-35-4	1,1-Dichloroethene	0.2	< 0.2	U
75-34-3	1,1-Dichloroethane	0.2	< 0.2	U
156-60-5	trans-1,2-Dichloroethene	0.2	< 0.2	U
156-59-2	cis-1,2-Dichloroethene	0.2	< 0.2	U
67-66-3	Chloroform	0.2	< 0.2	U
107-06-2	1,2-Dichloroethane	0.2	< 0.2	U
78-93-3	2-Butanone	5.0	< 5.0	U
71-55-6	1,1,1-Trichloroethane	0.2	< 0.2	U
56-23-5	Carbon Tetrachloride	0.2	< 0.2	U
108-05-4	Vinyl Acetate	1.0	< 1.0	U
75-27-4	Bromodichloromethane	0.2	< 0.2	U
78-87-5	1,2-Dichloropropane	0.2	< 0.2	U
10061-01-5	cis-1,3-Dichloropropene	0.2	< 0.2	U
79-01-6	Trichloroethene	0.2	< 0.2	U
124-48-1	Dibromochloromethane	0.2	< 0.2	U
79-00-5	1,1,2-Trichloroethane	0.2	< 0.2	U
71-43-2	Benzene	0.2	< 0.2	U
10061-02-6	trans-1,3-Dichloropropene	0.2	< 0.2	U
110-75-8	2-Chloroethylvinylether	1.0	< 1.0	U
75-25-2	Bromoform	0.2	< 0.2	U
108-10-1	4-Methyl-2-Pentanone (MIBK)	5.0	< 5.0	U
591-78-6	2-Hexanone	5.0	< 5.0	U
127-18-4	Tetrachloroethene	0.2	< 0.2	U
79-34-5	1,1,2,2-Tetrachloroethane	0.2	< 0.2	U
108-88-3	Toluene	0.2	< 0.2	U
108-90-7	Chlorobenzene	0.2	< 0.2	U
100-41-4	Ethylbenzene	0.2	< 0.2	U
100-42-5	Styrene	0.2	< 0.2	U
75-69-4	Trichlorofluoromethane	0.2	< 0.2	U
76-13-1	1,1,2-Trichloro-1,2,2-trifluoroethane	0.2	< 0.2	U
179601-23-1	m,p-Xylene	0.4	< 0.4	U
95-47-6	o-Xylene	0.2	< 0.2	U
95-50-1	1,2-Dichlorobenzene	0.2	< 0.2	U
541-73-1	1,3-Dichlorobenzene	0.2	< 0.2	U
106-46-7	1,4-Dichlorobenzene	0.2	< 0.2	U
107-02-8	Acrolein	5.0	< 5.0	U

ORGANICS ANALYSIS DATA SHEET

Volatiles by Purge & Trap GC/MS-Method SW8260C
Page 2 of 2

Sample ID: MB-081110
METHOD BLANK

Lab Sample ID: MB-081110
LIMS ID: 10-18374
Matrix: Water
Date Analyzed: 08/11/10 13:00

QC Report No: RG63-Landau Associates, Inc.
Project: Striker
0025195.020

CAS Number	Analyte	RL	Result	Q
74-88-4	Methyl Iodide	1.0	< 1.0	U
74-96-4	Bromoethane	0.2	< 0.2	U
107-13-1	Acrylonitrile	1.0	< 1.0	U
563-58-6	1,1-Dichloropropene	0.2	< 0.2	U
74-95-3	Dibromomethane	0.2	< 0.2	U
630-20-6	1,1,1,2-Tetrachloroethane	0.2	< 0.2	U
96-12-8	1,2-Dibromo-3-chloropropane	0.5	< 0.5	U
96-18-4	1,2,3-Trichloropropane	0.5	< 0.5	U
110-57-6	trans-1,4-Dichloro-2-butene	1.0	< 1.0	U
108-67-8	1,3,5-Trimethylbenzene	0.2	< 0.2	U
95-63-6	1,2,4-Trimethylbenzene	0.2	< 0.2	U
87-68-3	Hexachlorobutadiene	0.5	< 0.5	U
106-93-4	Ethylene Dibromide	0.2	< 0.2	U
74-97-5	Bromochloromethane	0.2	< 0.2	U
594-20-7	2,2-Dichloropropane	0.2	< 0.2	U
142-28-9	1,3-Dichloropropane	0.2	< 0.2	U
98-82-8	Isopropylbenzene	0.2	< 0.2	U
103-65-1	n-Propylbenzene	0.2	< 0.2	U
108-86-1	Bromobenzene	0.2	< 0.2	U
95-49-8	2-Chlorotoluene	0.2	< 0.2	U
106-43-4	4-Chlorotoluene	0.2	< 0.2	U
98-06-6	tert-Butylbenzene	0.2	< 0.2	U
135-98-8	sec-Butylbenzene	0.2	< 0.2	U
99-87-6	4-Isopropyltoluene	0.2	< 0.2	U
104-51-8	n-Butylbenzene	0.2	< 0.2	U
120-82-1	1,2,4-Trichlorobenzene	0.5	< 0.5	U
91-20-3	Naphthalene	0.5	< 0.5	U
87-61-6	1,2,3-Trichlorobenzene	0.5	< 0.5	U


Reported in µg/L (ppb)

Volatile Surrogate Recovery

d4-1,2-Dichloroethane	101%
d8-Toluene	101%
Bromofluorobenzene	98.5%
d4-1,2-Dichlorobenzene	103%

ORGANICS ANALYSIS DATA SHEET
Semivolatiles by SW8270D GC/MS
Page 1 of 2

Sample ID: KSC-DP-5-GW-100730
SAMPLE

Lab Sample ID: RG63A
LIMS ID: 10-18374
Matrix: Water
Data Release Authorized: 
Reported: 08/12/10

QC Report No: RG63-Landau Associates, Inc.
Project: Striker
0025195.020
Date Sampled: 07/30/10
Date Received: 07/30/10

Date Extracted: 08/05/10
Date Analyzed: 08/10/10 22:26
Instrument/Analyst: NT6/JZ

Sample Amount: 500 mL
Final Extract Volume: 0.50 mL
Dilution Factor: 1.00

CAS Number	Analyte	RL	Result
108-95-2	Phenol	1.0	< 1.0 U
111-44-4	Bis-(2-Chloroethyl) Ether	1.0	< 1.0 U
95-57-8	2-Chlorophenol	1.0	< 1.0 U
541-73-1	1,3-Dichlorobenzene	1.0	< 1.0 U
106-46-7	1,4-Dichlorobenzene	1.0	< 1.0 U
100-51-6	Benzyl Alcohol	5.0	< 5.0 U
95-50-1	1,2-Dichlorobenzene	1.0	< 1.0 U
95-48-7	2-Methylphenol	1.0	< 1.0 U
108-60-1	2,2'-Oxybis(1-Chloropropane)	1.0	< 1.0 U
106-44-5	4-Methylphenol	1.0	< 1.0 U
621-64-7	N-Nitroso-Di-N-Propylamine	1.0	< 1.0 U
67-72-1	Hexachloroethane	1.0	< 1.0 U
98-95-3	Nitrobenzene	1.0	< 1.0 U
78-59-1	Isophorone	1.0	< 1.0 U
88-75-5	2-Nitrophenol	5.0	< 5.0 U
105-67-9	2,4-Dimethylphenol	1.0	< 1.0 U
65-85-0	Benzoic Acid	10	< 10 U
111-91-1	bis(2-Chloroethoxy) Methane	1.0	< 1.0 U
120-83-2	2,4-Dichlorophenol	5.0	< 5.0 U
120-82-1	1,2,4-Trichlorobenzene	1.0	< 1.0 U
91-20-3	Naphthalene	1.0	< 1.0 U
106-47-8	4-Chloroaniline	5.0	< 5.0 U
87-68-3	Hexachlorobutadiene	1.0	< 1.0 U
59-50-7	4-Chloro-3-methylphenol	5.0	< 5.0 U
91-57-6	2-Methylnaphthalene	1.0	< 1.0 U
77-47-4	Hexachlorocyclopentadiene	5.0	< 5.0 U
88-06-2	2,4,6-Trichlorophenol	5.0	< 5.0 U
95-95-4	2,4,5-Trichlorophenol	5.0	< 5.0 U
91-58-7	2-Chloronaphthalene	1.0	< 1.0 U
88-74-4	2-Nitroaniline	5.0	< 5.0 U
131-11-3	Dimethylphthalate	1.0	< 1.0 U
208-96-8	Acenaphthylene	1.0	< 1.0 U
99-09-2	3-Nitroaniline	5.0	< 5.0 U
83-32-9	Acenaphthene	1.0	< 1.0 U
51-28-5	2,4-Dinitrophenol	10	< 10 U
100-02-7	4-Nitrophenol	5.0	< 5.0 U
132-64-9	Dibenzofuran	1.0	< 1.0 U
606-20-2	2,6-Dinitrotoluene	5.0	< 5.0 U
121-14-2	2,4-Dinitrotoluene	5.0	< 5.0 U
84-66-2	Diethylphthalate	1.0	< 1.0 U

ORGANICS ANALYSIS DATA SHEET
Semivolatiles by SW8270D GC/MS
Page 2 of 2

Sample ID: KSC-DP-5-GW-100730
SAMPLE

Lab Sample ID: RG63A
LIMS ID: 10-18374
Matrix: Water
Date Analyzed: 08/10/10 22:26

QC Report No: RG63-Landau Associates, Inc.
Project: Striker
0025195.020

CAS Number	Analyte	RL	Result
7005-72-3	4-Chlorophenyl-phenylether	1.0	< 1.0 U
86-73-7	Fluorene	1.0	< 1.0 U
100-01-6	4-Nitroaniline	5.0	< 5.0 U
534-52-1	4,6-Dinitro-2-Methylphenol	10	< 10 U
86-30-6	N-Nitrosodiphenylamine	5.0	< 5.0 U
101-55-3	4-Bromophenyl-phenylether	1.0	< 1.0 U
118-74-1	Hexachlorobenzene	1.0	< 1.0 U
87-86-5	Pentachlorophenol	5.0	< 5.0 U
85-01-8	Phenanthrene	1.0	< 1.0 U
86-74-8	Carbazole	1.0	< 1.0 U
120-12-7	Anthracene	1.0	< 1.0 U
84-74-2	Di-n-Butylphthalate	1.0	< 1.0 U
206-44-0	Fluoranthene	1.0	< 1.0 U
129-00-0	Pyrene	1.0	< 1.0 U
85-68-7	Butylbenzylphthalate	1.0	< 1.0 U
91-94-1	3,3'-Dichlorobenzidine	5.0	< 5.0 U
56-55-3	Benzo(a)anthracene	1.0	< 1.0 U
117-81-7	bis(2-Ethylhexyl)phthalate	1.0	2.0
218-01-9	Chrysene	1.0	< 1.0 U
117-84-0	Di-n-Octyl phthalate	1.0	< 1.0 U
205-99-2	Benzo(b)fluoranthene	1.0	< 1.0 U
207-08-9	Benzo(k)fluoranthene	1.0	< 1.0 U
50-32-8	Benzo(a)pyrene	1.0	< 1.0 U
193-39-5	Indeno(1,2,3-cd)pyrene	1.0	< 1.0 U
53-70-3	Dibenz(a,h)anthracene	1.0	< 1.0 U
191-24-2	Benzo(g,h,i)perylene	1.0	< 1.0 U
90-12-0	1-Methylnaphthalene	1.0	< 1.0 U

Reported in µg/L (ppb)

Semivolatile Surrogate Recovery

d5-Nitrobenzene	65.6%	2-Fluorobiphenyl	62.8%
d14-p-Terphenyl	68.8%	d4-1,2-Dichlorobenzene	60.0%
d5-Phenol	64.8%	2-Fluorophenol	62.9%
2,4,6-Tribromophenol	85.6%	d4-2-Chlorophenol	65.3%

ORGANICS ANALYSIS DATA SHEET
Semivolatiles by SW8270D GC/MS
Page 1 of 2

Sample ID: KSC-DP-2-GW-100730
SAMPLE

Lab Sample ID: RG63B
LIMS ID: 10-18375
Matrix: Water
Data Release Authorized: *AB*
Reported: 08/12/10

QC Report No: RG63-Landau Associates, Inc.
Project: Striker
0025195.020
Date Sampled: 07/30/10
Date Received: 07/30/10

Date Extracted: 08/05/10
Date Analyzed: 08/10/10 22:59
Instrument/Analyst: NT6/JZ

Sample Amount: 500 mL
Final Extract Volume: 0.50 mL
Dilution Factor: 1.00

CAS Number	Analyte	RL	Result
108-95-2	Phenol	1.0	< 1.0 U
111-44-4	Bis-(2-Chloroethyl) Ether	1.0	< 1.0 U
95-57-8	2-Chlorophenol	1.0	< 1.0 U
541-73-1	1,3-Dichlorobenzene	1.0	< 1.0 U
106-46-7	1,4-Dichlorobenzene	1.0	< 1.0 U
100-51-6	Benzyl Alcohol	5.0	< 5.0 U
95-50-1	1,2-Dichlorobenzene	1.0	< 1.0 U
95-48-7	2-Methylphenol	1.0	< 1.0 U
108-60-1	2,2'-Oxybis(1-Chloropropane)	1.0	< 1.0 U
106-44-5	4-Methylphenol	1.0	< 1.0 U
621-64-7	N-Nitroso-Di-N-Propylamine	1.0	< 1.0 U
67-72-1	Hexachloroethane	1.0	< 1.0 U
98-95-3	Nitrobenzene	1.0	< 1.0 U
78-59-1	Isophorone	1.0	< 1.0 U
88-75-5	2-Nitrophenol	5.0	< 5.0 U
105-67-9	2,4-Dimethylphenol	1.0	< 1.0 U
65-85-0	Benzoic Acid	10	< 10 U
111-91-1	bis(2-Chloroethoxy) Methane	1.0	< 1.0 U
120-83-2	2,4-Dichlorophenol	5.0	< 5.0 U
120-82-1	1,2,4-Trichlorobenzene	1.0	< 1.0 U
91-20-3	Naphthalene	1.0	< 1.0 U
106-47-8	4-Chloroaniline	5.0	< 5.0 U
87-68-3	Hexachlorobutadiene	1.0	< 1.0 U
59-50-7	4-Chloro-3-methylphenol	5.0	< 5.0 U
91-57-6	2-Methylnaphthalene	1.0	< 1.0 U
77-47-4	Hexachlorocyclopentadiene	5.0	< 5.0 U
88-06-2	2,4,6-Trichlorophenol	5.0	< 5.0 U
95-95-4	2,4,5-Trichlorophenol	5.0	< 5.0 U
91-58-7	2-Chloronaphthalene	1.0	< 1.0 U
88-74-4	2-Nitroaniline	5.0	< 5.0 U
131-11-3	Dimethylphthalate	1.0	< 1.0 U
208-96-8	Acenaphthylene	1.0	< 1.0 U
99-09-2	3-Nitroaniline	5.0	< 5.0 U
83-32-9	Acenaphthene	1.0	< 1.0 U
51-28-5	2,4-Dinitrophenol	10	< 10 U
100-02-7	4-Nitrophenol	5.0	< 5.0 U
132-64-9	Dibenzofuran	1.0	< 1.0 U
606-20-2	2,6-Dinitrotoluene	5.0	< 5.0 U
121-14-2	2,4-Dinitrotoluene	5.0	< 5.0 U
84-66-2	Diethylphthalate	1.0	< 1.0 U

Lab Sample ID: RG63B
LIMS ID: 10-18375
Matrix: Water
Date Analyzed: 08/10/10 22:59

QC Report No: RG63-Landau Associates, Inc.
Project: Striker
0025195.020

CAS Number	Analyte	RL	Result
7005-72-3	4-Chlorophenyl-phenylether	1.0	< 1.0 U
86-73-7	Fluorene	1.0	< 1.0 U
100-01-6	4-Nitroaniline	5.0	< 5.0 U
534-52-1	4,6-Dinitro-2-Methylphenol	10	< 10 U
86-30-6	N-Nitrosodiphenylamine	5.0	< 5.0 U
101-55-3	4-Bromophenyl-phenylether	1.0	< 1.0 U
118-74-1	Hexachlorobenzene	1.0	< 1.0 U
87-86-5	Pentachlorophenol	5.0	< 5.0 U
85-01-8	Phenanthrene	1.0	< 1.0 U
86-74-8	Carbazole	1.0	< 1.0 U
120-12-7	Anthracene	1.0	< 1.0 U
84-74-2	Di-n-Butylphthalate	1.0	< 1.0 U
206-44-0	Fluoranthene	1.0	< 1.0 U
129-00-0	Pyrene	1.0	< 1.0 U
85-68-7	Butylbenzylphthalate	1.0	< 1.0 U
91-94-1	3,3'-Dichlorobenzidine	5.0	< 5.0 U
56-55-3	Benzo(a)anthracene	1.0	< 1.0 U
117-81-7	bis(2-Ethylhexyl)phthalate	1.0	< 1.0 U
218-01-9	Chrysene	1.0	< 1.0 U
117-84-0	Di-n-Octyl phthalate	1.0	< 1.0 U
205-99-2	Benzo(b)fluoranthene	1.0	< 1.0 U
207-08-9	Benzo(k)fluoranthene	1.0	< 1.0 U
50-32-8	Benzo(a)pyrene	1.0	< 1.0 U
193-39-5	Indeno(1,2,3-cd)pyrene	1.0	< 1.0 U
53-70-3	Dibenz(a,h)anthracene	1.0	< 1.0 U
191-24-2	Benzo(g,h,i)perylene	1.0	< 1.0 U
90-12-0	1-Methylnaphthalene	1.0	< 1.0 U


Reported in µg/L (ppb)

Semivolatile Surrogate Recovery

d5-Nitrobenzene	66.0%	2-Fluorobiphenyl	63.2%
d14-p-Terphenyl	62.4%	d4-1,2-Dichlorobenzene	58.4%
d5-Phenol	63.2%	2-Fluorophenol	60.0%
2,4,6-Tribromophenol	79.5%	d4-2-Chlorophenol	64.5%

ORGANICS ANALYSIS DATA SHEET
Semivolatiles by SW8270D GC/MS
Page 1 of 2

Sample ID: KSC-DP-3-GW-100730
SAMPLE

Lab Sample ID: RG63C
LIMS ID: 10-18376
Matrix: Water
Data Release Authorized: 
Reported: 08/12/10

QC Report No: RG63-Landau Associates, Inc.
Project: Striker
0025195.020
Date Sampled: 07/30/10
Date Received: 07/30/10

Date Extracted: 08/05/10
Date Analyzed: 08/11/10 14:53
Instrument/Analyst: NT6/JZ

Sample Amount: 500 mL
Final Extract Volume: 0.50 mL
Dilution Factor: 1.00

CAS Number	Analyte	RL	Result
108-95-2	Phenol	1.0	< 1.0 U
111-44-4	Bis-(2-Chloroethyl) Ether	1.0	< 1.0 U
95-57-8	2-Chlorophenol	1.0	< 1.0 U
541-73-1	1,3-Dichlorobenzene	1.0	< 1.0 U
106-46-7	1,4-Dichlorobenzene	1.0	< 1.0 U
100-51-6	Benzyl Alcohol	5.0	< 5.0 U
95-50-1	1,2-Dichlorobenzene	1.0	< 1.0 U
95-48-7	2-Methylphenol	1.0	< 1.0 U
108-60-1	2,2'-Oxybis(1-Chloropropane)	1.0	< 1.0 U
106-44-5	4-Methylphenol	1.0	< 1.0 U
621-64-7	N-Nitroso-Di-N-Propylamine	1.0	< 1.0 U
67-72-1	Hexachloroethane	1.0	< 1.0 U
98-95-3	Nitrobenzene	1.0	< 1.0 U
78-59-1	Isophorone	1.0	< 1.0 U
88-75-5	2-Nitrophenol	5.0	< 5.0 U
105-67-9	2,4-Dimethylphenol	1.0	< 1.0 U
65-85-0	Benzoic Acid	10	< 10 U
111-91-1	bis(2-Chloroethoxy) Methane	1.0	< 1.0 U
120-83-2	2,4-Dichlorophenol	5.0	< 5.0 U
120-82-1	1,2,4-Trichlorobenzene	1.0	< 1.0 U
91-20-3	Naphthalene	1.0	< 1.0 U
106-47-8	4-Chloroaniline	5.0	< 5.0 U
87-68-3	Hexachlorobutadiene	1.0	< 1.0 U
59-50-7	4-Chloro-3-methylphenol	5.0	< 5.0 U
91-57-6	2-Methylnaphthalene	1.0	1.3
77-47-4	Hexachlorocyclopentadiene	5.0	< 5.0 U
88-06-2	2,4,6-Trichlorophenol	5.0	< 5.0 U
95-95-4	2,4,5-Trichlorophenol	5.0	< 5.0 U
91-58-7	2-Chloronaphthalene	1.0	< 1.0 U
88-74-4	2-Nitroaniline	5.0	< 5.0 U
131-11-3	Dimethylphthalate	1.0	< 1.0 U
208-96-8	Acenaphthylene	1.0	< 1.0 U
99-09-2	3-Nitroaniline	5.0	< 5.0 U
83-32-9	Acenaphthene	1.0	< 1.0 U
51-28-5	2,4-Dinitrophenol	10	< 10 U
100-02-7	4-Nitrophenol	5.0	< 5.0 U
132-64-9	Dibenzofuran	1.0	< 1.0 U
606-20-2	2,6-Dinitrotoluene	5.0	< 5.0 U
121-14-2	2,4-Dinitrotoluene	5.0	< 5.0 U
84-66-2	Diethylphthalate	1.0	< 1.0 U

ORGANICS ANALYSIS DATA SHEET
Semivolatiles by SW8270D GC/MS
Page 2 of 2

Sample ID: KSC-DP-3-GW-100730
SAMPLE

Lab Sample ID: RG63C
LIMS ID: 10-18376
Matrix: Water
Date Analyzed: 08/11/10 14:53

QC Report No: RG63-Landau Associates, Inc.
Project: Striker
0025195.020

CAS Number	Analyte	RL	Result
7005-72-3	4-Chlorophenyl-phenylether	1.0	< 1.0 U
86-73-7	Fluorene	1.0	< 1.0 U
100-01-6	4-Nitroaniline	5.0	< 5.0 U
534-52-1	4,6-Dinitro-2-Methylphenol	10	< 10 U
86-30-6	N-Nitrosodiphenylamine	5.0	< 5.0 U
101-55-3	4-Bromophenyl-phenylether	1.0	< 1.0 U
118-74-1	Hexachlorobenzene	1.0	< 1.0 U
87-86-5	Pentachlorophenol	5.0	< 5.0 U
85-01-8	Phenanthrene	1.0	< 1.0 U
86-74-8	Carbazole	1.0	< 1.0 U
120-12-7	Anthracene	1.0	< 1.0 U
84-74-2	Di-n-Butylphthalate	1.0	< 1.0 U
206-44-0	Fluoranthene	1.0	< 1.0 U
129-00-0	Pyrene	1.0	< 1.0 U
85-68-7	Butylbenzylphthalate	1.0	< 1.0 U
91-94-1	3,3'-Dichlorobenzidine	5.0	< 5.0 U
56-55-3	Benzo(a)anthracene	1.0	< 1.0 U
117-81-7	bis(2-Ethylhexyl)phthalate	1.0	< 1.0 U
218-01-9	Chrysene	1.0	< 1.0 U
117-84-0	Di-n-Octyl phthalate	1.0	< 1.0 U
205-99-2	Benzo(b)fluoranthene	1.0	< 1.0 U
207-08-9	Benzo(k)fluoranthene	1.0	< 1.0 U
50-32-8	Benzo(a)pyrene	1.0	< 1.0 U
193-39-5	Indeno(1,2,3-cd)pyrene	1.0	< 1.0 U
53-70-3	Dibenz(a,h)anthracene	1.0	< 1.0 U
191-24-2	Benzo(g,h,i)perylene	1.0	< 1.0 U
90-12-0	1-Methylnaphthalene	1.0	3.1


Reported in µg/L (ppb)

Semivolatile Surrogate Recovery

d5-Nitrobenzene	68.0%	2-Fluorobiphenyl	66.4%
d14-p-Terphenyl	86.4%	d4-1,2-Dichlorobenzene	58.8%
d5-Phenol	68.3%	2-Fluorophenol	62.9%
2,4,6-Tribromophenol	85.9%	d4-2-Chlorophenol	66.1%

ORGANICS ANALYSIS DATA SHEET
Semivolatiles by SW8270D GC/MS
Page 1 of 2

Sample ID: KSC-DP-16-GW-100730
SAMPLE

Lab Sample ID: RG63D
LIMS ID: 10-18377
Matrix: Water
Data Release Authorized: 
Reported: 08/12/10

QC Report No: RG63-Landau Associates, Inc.
Project: Striker
0025195.020
Date Sampled: 07/30/10
Date Received: 07/30/10

Date Extracted: 08/05/10
Date Analyzed: 08/11/10 15:26
Instrument/Analyst: NT6/JZ

Sample Amount: 500 mL
Final Extract Volume: 0.50 mL
Dilution Factor: 1.00

CAS Number	Analyte	RL	Result
108-95-2	Phenol	1.0	< 1.0 U
111-44-4	Bis-(2-Chloroethyl) Ether	1.0	< 1.0 U
95-57-8	2-Chlorophenol	1.0	< 1.0 U
541-73-1	1,3-Dichlorobenzene	1.0	< 1.0 U
106-46-7	1,4-Dichlorobenzene	1.0	< 1.0 U
100-51-6	Benzyl Alcohol	5.0	< 5.0 U
95-50-1	1,2-Dichlorobenzene	1.0	< 1.0 U
95-48-7	2-Methylphenol	1.0	< 1.0 U
108-60-1	2,2'-Oxybis(1-Chloropropane)	1.0	< 1.0 U
106-44-5	4-Methylphenol	1.0	< 1.0 U
621-64-7	N-Nitroso-Di-N-Propylamine	1.0	< 1.0 U
67-72-1	Hexachloroethane	1.0	< 1.0 U
98-95-3	Nitrobenzene	1.0	< 1.0 U
78-59-1	Isophorone	1.0	< 1.0 U
88-75-5	2-Nitrophenol	5.0	< 5.0 U
105-67-9	2,4-Dimethylphenol	1.0	< 1.0 U
65-85-0	Benzoic Acid	10	< 10 U
111-91-1	bis(2-Chloroethoxy) Methane	1.0	< 1.0 U
120-83-2	2,4-Dichlorophenol	5.0	< 5.0 U
120-82-1	1,2,4-Trichlorobenzene	1.0	< 1.0 U
91-20-3	Naphthalene	1.0	< 1.0 U
106-47-8	4-Chloroaniline	5.0	< 5.0 U
87-68-3	Hexachlorobutadiene	1.0	< 1.0 U
59-50-7	4-Chloro-3-methylphenol	5.0	< 5.0 U
91-57-6	2-Methylnaphthalene	1.0	< 1.0 U
77-47-4	Hexachlorocyclopentadiene	5.0	< 5.0 U
88-06-2	2,4,6-Trichlorophenol	5.0	< 5.0 U
95-95-4	2,4,5-Trichlorophenol	5.0	< 5.0 U
91-58-7	2-Chloronaphthalene	1.0	< 1.0 U
88-74-4	2-Nitroaniline	5.0	< 5.0 U
131-11-3	Dimethylphthalate	1.0	< 1.0 U
208-96-8	Acenaphthylene	1.0	< 1.0 U
99-09-2	3-Nitroaniline	5.0	< 5.0 U
83-32-9	Acenaphthene	1.0	< 1.0 U
51-28-5	2,4-Dinitrophenol	10	< 10 U
100-02-7	4-Nitrophenol	5.0	< 5.0 U
132-64-9	Dibenzofuran	1.0	< 1.0 U
606-20-2	2,6-Dinitrotoluene	5.0	< 5.0 U
121-14-2	2,4-Dinitrotoluene	5.0	< 5.0 U
84-66-2	Diethylphthalate	1.0	< 1.0 U

Lab Sample ID: RG63D
LIMS ID: 10-18377
Matrix: Water
Date Analyzed: 08/11/10 15:26

QC Report No: RG63-Landau Associates, Inc.
Project: Striker
0025195.020

CAS Number	Analyte	RL	Result
7005-72-3	4-Chlorophenyl-phenylether	1.0	< 1.0 U
86-73-7	Fluorene	1.0	< 1.0 U
100-01-6	4-Nitroaniline	5.0	< 5.0 U
534-52-1	4,6-Dinitro-2-Methylphenol	10	< 10 U
86-30-6	N-Nitrosodiphenylamine	5.0	< 5.0 U
101-55-3	4-Bromophenyl-phenylether	1.0	< 1.0 U
118-74-1	Hexachlorobenzene	1.0	< 1.0 U
87-86-5	Pentachlorophenol	5.0	< 5.0 U
85-01-8	Phenanthrene	1.0	< 1.0 U
86-74-8	Carbazole	1.0	< 1.0 U
120-12-7	Anthracene	1.0	< 1.0 U
84-74-2	Di-n-Butylphthalate	1.0	< 1.0 U
206-44-0	Fluoranthene	1.0	< 1.0 U
129-00-0	Pyrene	1.0	< 1.0 U
85-68-7	Butylbenzylphthalate	1.0	< 1.0 U
91-94-1	3,3'-Dichlorobenzidine	5.0	< 5.0 U
56-55-3	Benzo(a)anthracene	1.0	< 1.0 U
117-81-7	bis(2-Ethylhexyl)phthalate	1.0	< 1.0 U
218-01-9	Chrysene	1.0	< 1.0 U
117-84-0	Di-n-Octyl phthalate	1.0	< 1.0 U
205-99-2	Benzo(b)fluoranthene	1.0	< 1.0 U
207-08-9	Benzo(k)fluoranthene	1.0	< 1.0 U
50-32-8	Benzo(a)pyrene	1.0	< 1.0 U
193-39-5	Indeno(1,2,3-cd)pyrene	1.0	< 1.0 U
53-70-3	Dibenz(a,h)anthracene	1.0	< 1.0 U
191-24-2	Benzo(g,h,i)perylene	1.0	< 1.0 U
90-12-0	1-Methylnaphthalene	1.0	< 1.0 U


Reported in µg/L (ppb)

Semivolatile Surrogate Recovery

d5-Nitrobenzene	72.0%	2-Fluorobiphenyl	68.8%
d14-p-Terphenyl	82.4%	d4-1,2-Dichlorobenzene	64.4%
d5-Phenol	70.9%	2-Fluorophenol	67.2%
2,4,6-Tribromophenol	84.3%	d4-2-Chlorophenol	70.1%

ORGANICS ANALYSIS DATA SHEET
Semivolatiles by SW8270D GC/MS
 Page 1 of 2

Sample ID: KSC-DP-11-GW-100730
SAMPLE

Lab Sample ID: RG63E
 LIMS ID: 10-18378
 Matrix: Water
 Data Release Authorized: 
 Reported: 08/12/10

QC Report No: RG63-Landau Associates, Inc.
 Project: Striker
 0025195.020
 Date Sampled: 07/30/10
 Date Received: 07/30/10

Date Extracted: 08/05/10
 Date Analyzed: 08/11/10 15:59
 Instrument/Analyst: NT6/JZ

Sample Amount: 500 mL
 Final Extract Volume: 0.50 mL
 Dilution Factor: 1.00

CAS Number	Analyte	RL	Result
108-95-2	Phenol	1.0	< 1.0 U
111-44-4	Bis-(2-Chloroethyl) Ether	1.0	< 1.0 U
95-57-8	2-Chlorophenol	1.0	< 1.0 U
541-73-1	1,3-Dichlorobenzene	1.0	< 1.0 U
106-46-7	1,4-Dichlorobenzene	1.0	< 1.0 U
100-51-6	Benzyl Alcohol	5.0	< 5.0 U
95-50-1	1,2-Dichlorobenzene	1.0	< 1.0 U
95-48-7	2-Methylphenol	1.0	< 1.0 U
108-60-1	2,2'-Oxybis(1-Chloropropane)	1.0	< 1.0 U
106-44-5	4-Methylphenol	1.0	< 1.0 U
621-64-7	N-Nitroso-Di-N-Propylamine	1.0	< 1.0 U
67-72-1	Hexachloroethane	1.0	< 1.0 U
98-95-3	Nitrobenzene	1.0	< 1.0 U
78-59-1	Isophorone	1.0	< 1.0 U
88-75-5	2-Nitrophenol	5.0	< 5.0 U
105-67-9	2,4-Dimethylphenol	1.0	< 1.0 U
65-85-0	Benzoic Acid	10	< 10 U
111-91-1	bis(2-Chloroethoxy) Methane	1.0	< 1.0 U
120-83-2	2,4-Dichlorophenol	5.0	< 5.0 U
120-82-1	1,2,4-Trichlorobenzene	1.0	< 1.0 U
91-20-3	Naphthalene	1.0	< 1.0 U
106-47-8	4-Chloroaniline	5.0	< 5.0 U
87-68-3	Hexachlorobutadiene	1.0	< 1.0 U
59-50-7	4-Chloro-3-methylphenol	5.0	< 5.0 U
91-57-6	2-Methylnaphthalene	1.0	< 1.0 U
77-47-4	Hexachlorocyclopentadiene	5.0	< 5.0 U
88-06-2	2,4,6-Trichlorophenol	5.0	< 5.0 U
95-95-4	2,4,5-Trichlorophenol	5.0	< 5.0 U
91-58-7	2-Chloronaphthalene	1.0	< 1.0 U
88-74-4	2-Nitroaniline	5.0	< 5.0 U
131-11-3	Dimethylphthalate	1.0	< 1.0 U
208-96-8	Acenaphthylene	1.0	< 1.0 U
99-09-2	3-Nitroaniline	5.0	< 5.0 U
83-32-9	Acenaphthene	1.0	< 1.0 U
51-28-5	2,4-Dinitrophenol	10	< 10 U
100-02-7	4-Nitrophenol	5.0	< 5.0 U
132-64-9	Dibenzofuran	1.0	< 1.0 U
606-20-2	2,6-Dinitrotoluene	5.0	< 5.0 U
121-14-2	2,4-Dinitrotoluene	5.0	< 5.0 U
84-66-2	Diethylphthalate	1.0	< 1.0 U

ORGANICS ANALYSIS DATA SHEET
Semivolatiles by SW8270D GC/MS
Page 2 of 2

Sample ID: KSC-DP-11-GW-100730
SAMPLE

Lab Sample ID: RG63E
LIMS ID: 10-18378
Matrix: Water
Date Analyzed: 08/11/10 15:59

QC Report No: RG63-Landau Associates, Inc.
Project: Striker
0025195.020

CAS Number	Analyte	RL	Result
7005-72-3	4-Chlorophenyl-phenylether	1.0	< 1.0 U
86-73-7	Fluorene	1.0	< 1.0 U
100-01-6	4-Nitroaniline	5.0	< 5.0 U
534-52-1	4,6-Dinitro-2-Methylphenol	10	< 10 U
86-30-6	N-Nitrosodiphenylamine	5.0	< 5.0 U
101-55-3	4-Bromophenyl-phenylether	1.0	< 1.0 U
118-74-1	Hexachlorobenzene	1.0	< 1.0 U
87-86-5	Pentachlorophenol	5.0	< 5.0 U
85-01-8	Phenanthrene	1.0	< 1.0 U
86-74-8	Carbazole	1.0	< 1.0 U
120-12-7	Anthracene	1.0	< 1.0 U
84-74-2	Di-n-Butylphthalate	1.0	< 1.0 U
206-44-0	Fluoranthene	1.0	< 1.0 U
129-00-0	Pyrene	1.0	< 1.0 U
85-68-7	Butylbenzylphthalate	1.0	< 1.0 U
91-94-1	3,3'-Dichlorobenzidine	5.0	< 5.0 U
56-55-3	Benzo(a)anthracene	1.0	< 1.0 U
117-81-7	bis(2-Ethylhexyl)phthalate	1.0	< 1.0 U
218-01-9	Chrysene	1.0	< 1.0 U
117-84-0	Di-n-Octyl phthalate	1.0	< 1.0 U
205-99-2	Benzo(b)fluoranthene	1.0	< 1.0 U
207-08-9	Benzo(k)fluoranthene	1.0	< 1.0 U
50-32-8	Benzo(a)pyrene	1.0	< 1.0 U
193-39-5	Indeno(1,2,3-cd)pyrene	1.0	< 1.0 U
53-70-3	Dibenz(a,h)anthracene	1.0	< 1.0 U
191-24-2	Benzo(g,h,i)perylene	1.0	< 1.0 U
90-12-0	1-Methylnaphthalene	1.0	< 1.0 U

Reported in µg/L (ppb)

Semivolatile Surrogate Recovery

d5-Nitrobenzene	65.2%	2-Fluorobiphenyl	64.8%
d14-p-Terphenyl	72.0%	d4-1,2-Dichlorobenzene	60.8%
d5-Phenol	66.1%	2-Fluorophenol	62.7%
2,4,6-Tribromophenol	84.0%	d4-2-Chlorophenol	64.3%

SW8270 SEMIVOLATILES WATER SURROGATE RECOVERY SUMMARY

Matrix: Water

QC Report No: RG63-Landau Associates, Inc.
Project: Striker
0025195.020

Client ID	NBZ	FBP	TPH	DCB	PHL	2FP	TBP	2CP	TOT	OUT
MB-080510	75.6%	67.6%	85.2%	63.6%	75.5%	73.9%	94.9%	75.7%	0	
LCS-080510	76.4%	67.2%	80.8%	67.6%	76.8%	73.9%	87.2%	74.9%	0	
LCSD-080510	74.4%	66.4%	80.8%	64.4%	76.3%	71.5%	87.2%	72.8%	0	
KSC-DP-5-GW-100730	65.6%	62.8%	68.8%	60.0%	64.8%	62.9%	85.6%	65.3%	0	
KSC-DP-2-GW-100730	66.0%	63.2%	62.4%	58.4%	63.2%	60.0%	79.5%	64.5%	0	
KSC-DP-3-GW-100730	68.0%	66.4%	86.4%	58.8%	68.3%	62.9%	85.9%	66.1%	0	
KSC-DP-16-GW-10073	72.0%	68.8%	82.4%	64.4%	70.9%	67.2%	84.3%	70.1%	0	
KSC-DP-11-GW-10073	65.2%	64.8%	72.0%	60.8%	66.1%	62.7%	84.0%	64.3%	0	

	LCS/MB LIMITS	QC LIMITS
(NBZ) = d5-Nitrobenzene	(46-100)	(39-100)
(FBP) = 2-Fluorobiphenyl	(49-100)	(42-100)
(TPH) = d14-p-Terphenyl	(53-119)	(26-114)
(DCB) = d4-1,2-Dichlorobenzene	(38-100)	(32-100)
(PHL) = d5-Phenol	(50-100)	(41-100)
(2FP) = 2-Fluorophenol	(46-100)	(38-100)
(TBP) = 2,4,6-Tribromophenol	(52-123)	(48-118)
(2CP) = d4-2-Chlorophenol	(53-100)	(44-100)

Prep Method: SW3520C
Log Number Range: 10-18374 to 10-18378

FORM-II SW8270

ORGANICS ANALYSIS DATA SHEET
Semivolatiles by SW8270D GC/MS
Page 1 of 2

Sample ID: LCS-080510
LCS/LCSD

Lab Sample ID: LCS-080510
LIMS ID: 10-18374
Matrix: Water
Data Release Authorized:
Reported: 08/12/10

QC Report No: RG63-Landau Associates, Inc.
Project: Striker
0025195.020
Date Sampled: 07/30/10
Date Received: 07/30/10

Date Extracted LCS/LCSD: 08/05/10

Sample Amount LCS: 500 mL
LCSD: 500 mL

Date Analyzed LCS: 08/10/10 21:21
LCSD: 08/10/10 21:53

Final Extract Volume LCS: 0.50 mL
LCSD: 0.50 mL

Instrument/Analyst LCS: NT6/JZ
LCSD: NT6/JZ

Dilution Factor LCS: 1.00
LCSD: 1.00

GPC Cleanup: NO

Analyte	LCS	Spike Added-LCS	LCS Recovery	LCSD	Spike Added-LCSD	LCSD Recovery	RPD
Phenol	16.2	25.0	64.8%	16.4	25.0	65.6%	1.2%
Bis-(2-Chloroethyl) Ether	16.2	25.0	64.8%	16.3	25.0	65.2%	0.6%
2-Chlorophenol	15.2	25.0	60.8%	15.3	25.0	61.2%	0.7%
1,3-Dichlorobenzene	10.9	25.0	43.6%	11.1	25.0	44.4%	1.8%
1,4-Dichlorobenzene	10.9	25.0	43.6%	11.1	25.0	44.4%	1.8%
Benzyl Alcohol	48.6	50.0	97.2%	49.0	50.0	98.0%	0.8%
1,2-Dichlorobenzene	11.5	25.0	46.0%	11.7	25.0	46.8%	1.7%
2-Methylphenol	15.4	25.0	61.6%	15.5	25.0	62.0%	0.6%
2,2'-Oxybis(1-Chloropropane)	16.9	25.0	67.6%	17.2	25.0	68.8%	1.8%
4-Methylphenol	31.8	50.0	63.6%	32.4	50.0	64.8%	1.9%
N-Nitroso-Di-N-Propylamine	15.9	25.0	63.6%	15.5	25.0	62.0%	2.5%
Hexachloroethane	10.3	25.0	41.2%	10.4	25.0	41.6%	1.0%
Nitrobenzene	15.1	25.0	60.4%	15.4	25.0	61.6%	2.0%
Isophorone	18.2	25.0	72.8%	18.3	25.0	73.2%	0.5%
2-Nitrophenol	16.0	25.0	64.0%	16.1	25.0	64.4%	0.6%
2,4-Dimethylphenol	8.3	25.0	33.2%	9.3	25.0	37.2%	10.5%
Benzoic Acid	63.6	75.0	84.8%	64.4	75.0	85.9%	1.2%
bis(2-Chloroethoxy) Methane	16.4	25.0	65.6%	16.0	25.0	64.0%	2.5%
2,4-Dichlorophenol	15.8	25.0	63.2%	16.1	25.0	64.4%	1.9%
1,2,4-Trichlorobenzene	11.1	25.0	44.4%	11.3	25.0	45.2%	1.8%
Naphthalene	14.1	25.0	56.4%	14.5	25.0	58.0%	2.8%
4-Chloroaniline	44.9	60.0	74.8%	45.2	60.0	75.3%	0.7%
Hexachlorobutadiene	10.4	25.0	41.6%	10.5	25.0	42.0%	1.0%
4-Chloro-3-methylphenol	17.0	25.0	68.0%	16.8	25.0	67.2%	1.2%
2-Methylnaphthalene	14.8	25.0	59.2%	14.9	25.0	59.6%	0.7%
Hexachlorocyclopentadiene	15.0	75.0	20.0%	16.2	75.0	21.6%	7.7%
2,4,6-Trichlorophenol	15.2	25.0	60.8%	16.6	25.0	66.4%	8.8%
2,4,5-Trichlorophenol	15.9	25.0	63.6%	16.1	25.0	64.4%	1.2%
2-Chloronaphthalene	13.8	25.0	55.2%	13.7	25.0	54.8%	0.7%
2-Nitroaniline	18.0	25.0	72.0%	18.6	25.0	74.4%	3.3%
Dimethylphthalate	15.3	25.0	61.2%	15.7	25.0	62.8%	2.6%
Acenaphthylene	14.3	25.0	57.2%	14.5	25.0	58.0%	1.4%
3-Nitroaniline	50.1	64.0	78.3%	51.7	64.0	80.8%	3.1%
Acenaphthene	14.1	25.0	56.4%	14.6	25.0	58.4%	3.5%
2,4-Dinitrophenol	70.2 Q	75.0	93.6%	73.8 Q	75.0	98.4%	5.0%
4-Nitrophenol	12.9	25.0	51.6%	13.0	25.0	52.0%	0.8%
Dibenzofuran	16.0	25.0	64.0%	16.3	25.0	65.2%	1.9%
2,6-Dinitrotoluene	15.5	25.0	62.0%	16.2	25.0	64.8%	4.4%
2,4-Dinitrotoluene	16.6	25.0	66.4%	17.4	25.0	69.6%	4.7%
Diethylphthalate	15.8	25.0	63.2%	16.3	25.0	65.2%	3.1%
4-Chlorophenyl-phenylether	14.4	25.0	57.6%	14.8	25.0	59.2%	2.7%
Fluorene	15.8	25.0	63.2%	16.2	25.0	64.8%	2.5%
4-Nitroaniline	15.0	25.0	60.0%	15.9	25.0	63.6%	5.8%
4,6-Dinitro-2-Methylphenol	59.7	75.0	79.6%	61.8	75.0	82.4%	3.5%
N-Nitrosodiphenylamine	12.4	25.0	49.6%	12.4	25.0	49.6%	0.0%

ORGANICS ANALYSIS DATA SHEET
Semivolatiles by SW8270D GC/MS
Page 2 of 2

Sample ID: LCS-080510
LCS/LCSD

Lab Sample ID: LCS-080510
LIMS ID: 10-18374
Matrix: Water
Date Analyzed LCS: 08/10/10 21:21
LCSD: 08/10/10 21:53

QC Report No: RG63-Landau Associates, Inc.
Project: Striker
0025195.020

Analyte	LCS	Spike Added-LCS	LCS Recovery	LCSD	Spike Added-LCSD	LCSD Recovery	RPD
4-Bromophenyl-phenylether	14.5	25.0	58.0%	14.8	25.0	59.2%	2.0%
Hexachlorobenzene	15.2	25.0	60.8%	15.6	25.0	62.4%	2.6%
Pentachlorophenol	11.8	25.0	47.2%	11.8	25.0	47.2%	0.0%
Phenanthrene	16.1	25.0	64.4%	16.3	25.0	65.2%	1.2%
Carbazole	15.5	25.0	62.0%	16.0	25.0	64.0%	3.2%
Anthracene	15.1	25.0	60.4%	15.4	25.0	61.6%	2.0%
Di-n-Butylphthalate	16.5	25.0	66.0%	16.9	25.0	67.6%	2.4%
Fluoranthene	18.1	25.0	72.4%	18.6	25.0	74.4%	2.7%
Pyrene	17.0	25.0	68.0%	17.5	25.0	70.0%	2.9%
Butylbenzylphthalate	15.5	25.0	62.0%	16.0	25.0	64.0%	3.2%
3,3'-Dichlorobenzidine	39.6	64.0	61.9%	38.8	64.0	60.6%	2.0%
Benzo(a)anthracene	17.4	25.0	69.6%	18.1	25.0	72.4%	3.9%
bis(2-Ethylhexyl)phthalate	16.3	25.0	65.2%	17.7	25.0	70.8%	8.2%
Chrysene	17.4	25.0	69.6%	17.8	25.0	71.2%	2.3%
Di-n-Octyl phthalate	16.1	25.0	64.4%	16.3	25.0	65.2%	1.2%
Benzo(b)fluoranthene	18.5	25.0	74.0%	16.8	25.0	67.2%	9.6%
Benzo(k)fluoranthene	17.3	25.0	69.2%	17.1	25.0	68.4%	1.2%
Benzo(a)pyrene	13.9	25.0	55.6%	14.2	25.0	56.8%	2.1%
Indeno(1,2,3-cd)pyrene	12.1	25.0	48.4%	12.0	25.0	48.0%	0.8%
Dibenz(a,h)anthracene	13.3	25.0	53.2%	13.2	25.0	52.8%	0.8%
Benzo(g,h,i)perylene	10.3	25.0	41.2%	10.3	25.0	41.2%	0.0%
1-Methylnaphthalene	15.2	25.0	60.8%	15.0	25.0	60.0%	1.3%

Semivolatile Surrogate Recovery

	LCS	LCSD
d5-Nitrobenzene	76.4%	74.4%
2-Fluorobiphenyl	67.2%	66.4%
d14-p-Terphenyl	80.8%	80.8%
d4-1,2-Dichlorobenzene	67.6%	64.4%
d5-Phenol	76.8%	76.3%
2-Fluorophenol	73.9%	71.5%
2,4,6-Tribromophenol	87.2%	87.2%
d4-2-Chlorophenol	74.9%	72.8%

Results reported in µg/L
RPD calculated using sample concentrations per SW846.

ORGANICS ANALYSIS DATA SHEET
Semivolatiles by SW8270D GC/MS
Page 1 of 2Sample ID: MB-080510
METHOD BLANKLab Sample ID: MB-080510
LIMS ID: 10-18374
Matrix: Water
Data Release Authorized: *VIS*
Reported: 08/20/10QC Report No: RG63-Landau Associates, Inc.
Project: Striker
0025195.020
Date Sampled: NA
Date Received: NADate Extracted: 08/05/10
Date Analyzed: 08/10/10 20:48
Instrument/Analyst: NT6/JZSample Amount: 500 mL
Final Extract Volume: 0.50 mL
Dilution Factor: 1.00

CAS Number	Analyte	RL	Result
108-95-2	Phenol	1.0	< 1.0 U
111-44-4	Bis-(2-Chloroethyl) Ether	1.0	< 1.0 U
95-57-8	2-Chlorophenol	1.0	< 1.0 U
541-73-1	1,3-Dichlorobenzene	1.0	< 1.0 U
106-46-7	1,4-Dichlorobenzene	1.0	< 1.0 U
100-51-6	Benzyl Alcohol	5.0	< 5.0 U
95-50-1	1,2-Dichlorobenzene	1.0	< 1.0 U
95-48-7	2-Methylphenol	1.0	< 1.0 U
108-60-1	2,2'-Oxybis(1-Chloropropane)	1.0	< 1.0 U
106-44-5	4-Methylphenol	1.0	< 1.0 U
621-64-7	N-Nitroso-Di-N-Propylamine	1.0	< 1.0 U
67-72-1	Hexachloroethane	1.0	< 1.0 U
98-95-3	Nitrobenzene	1.0	< 1.0 U
78-59-1	Isophorone	1.0	< 1.0 U
88-75-5	2-Nitrophenol	5.0	< 5.0 U
105-67-9	2,4-Dimethylphenol	1.0	< 1.0 U
65-85-0	Benzoic Acid	10	< 10 U
111-91-1	bis(2-Chloroethoxy) Methane	1.0	< 1.0 U
120-83-2	2,4-Dichlorophenol	5.0	< 5.0 U
120-82-1	1,2,4-Trichlorobenzene	1.0	< 1.0 U
91-20-3	Naphthalene	1.0	< 1.0 U
106-47-8	4-Chloroaniline	5.0	< 5.0 U
87-68-3	Hexachlorobutadiene	1.0	< 1.0 U
59-50-7	4-Chloro-3-methylphenol	5.0	< 5.0 U
91-57-6	2-Methylnaphthalene	1.0	< 1.0 U
77-47-4	Hexachlorocyclopentadiene	5.0	< 5.0 U
88-06-2	2,4,6-Trichlorophenol	5.0	< 5.0 U
95-95-4	2,4,5-Trichlorophenol	5.0	< 5.0 U
91-58-7	2-Chloronaphthalene	1.0	< 1.0 U
88-74-4	2-Nitroaniline	5.0	< 5.0 U
131-11-3	Dimethylphthalate	1.0	< 1.0 U
208-96-8	Acenaphthylene	1.0	< 1.0 U
99-09-2	3-Nitroaniline	5.0	< 5.0 U

Sample ID: MB-080510
 METHOD BLANK

Lab Sample ID: MB-080510
 LIMS ID: 10-18374
 Matrix: Water
 Date Analyzed: 08/10/10 20:48

QC Report No: RG63-Landau Associates, Inc.
 Project: Striker
 0025195.020

CAS Number	Analyte	RL	Result
83-32-9	Acenaphthene	1.0	< 1.0 U
51-28-5	2,4-Dinitrophenol	10	< 10 U
100-02-7	4-Nitrophenol	5.0	< 5.0 U
132-64-9	Dibenzofuran	1.0	< 1.0 U
606-20-2	2,6-Dinitrotoluene	5.0	< 5.0 U
121-14-2	2,4-Dinitrotoluene	5.0	< 5.0 U
84-66-2	Diethylphthalate	1.0	< 1.0 U
7005-72-3	4-Chlorophenyl-phenylether	1.0	< 1.0 U
86-73-7	Fluorene	1.0	< 1.0 U
100-01-6	4-Nitroaniline	5.0	< 5.0 U
534-52-1	4,6-Dinitro-2-Methylphenol	10	< 10 U
86-30-6	N-Nitrosodiphenylamine	5.0	< 5.0 U
101-55-3	4-Bromophenyl-phenylether	1.0	< 1.0 U
118-74-1	Hexachlorobenzene	1.0	< 1.0 U
87-86-5	Pentachlorophenol	5.0	< 5.0 U
85-01-8	Phenanthrene	1.0	< 1.0 U
86-74-8	Carbazole	1.0	< 1.0 U
120-12-7	Anthracene	1.0	< 1.0 U
84-74-2	Di-n-Butylphthalate	1.0	< 1.0 U
206-44-0	Fluoranthene	1.0	< 1.0 U
129-00-0	Pyrene	1.0	< 1.0 U
85-68-7	Butylbenzylphthalate	1.0	< 1.0 U
91-94-1	3,3'-Dichlorobenzidine	5.0	< 5.0 U
56-55-3	Benzo(a)anthracene	1.0	< 1.0 U
117-81-7	bis(2-Ethylhexyl)phthalate	1.0	< 1.0 U
218-01-9	Chrysene	1.0	< 1.0 U
117-84-0	Di-n-Octyl phthalate	1.0	< 1.0 U
205-99-2	Benzo(b)fluoranthene	1.0	< 1.0 U
207-08-9	Benzo(k)fluoranthene	1.0	< 1.0 U
50-32-8	Benzo(a)pyrene	1.0	< 1.0 U
193-39-5	Indeno(1,2,3-cd)pyrene	1.0	< 1.0 U
53-70-3	Dibenz(a,h)anthracene	1.0	< 1.0 U
191-24-2	Benzo(g,h,i)perylene	1.0	< 1.0 U
90-12-0	1-Methylnaphthalene	1.0	< 1.0 U

Reported in µg/L (ppb)

Semivolatile Surrogate Recovery

d5-Nitrobenzene	75.6%	2-Fluorobiphenyl	67.6%
d14-p-Terphenyl	85.2%	d4-1,2-Dichlorobenzene	63.6%
d5-Phenol	75.5%	2-Fluorophenol	73.9%
2,4,6-Tribromophenol	94.9%	d4-2-Chlorophenol	75.7%

ORGANICS ANALYSIS DATA SHEET

TPHG by Method NWTPHG

Matrix: Water

QC Report No: RG63-Landau Associates, Inc.

Project: Striker

Event: 0025195.020

Date Sampled: 07/30/10

Date Received: 07/30/10

Data Release Authorized: *MW*

Reported: 08/10/10

ARI ID	Client ID	Analysis Date	DL	Range	Result
MB-080410 10-18374	Method Blank	08/04/10 PID3	1.0	Gasoline HC ID Trifluorotoluene Bromobenzene	< 0.25 U --- 101% 102%
RG63A 10-18374	KSC-DP-5-GW-100730	08/04/10 PID3	1.0	Gasoline HC ID Trifluorotoluene Bromobenzene	< 0.25 U --- 100% 101%
RG63B 10-18375	KSC-DP-2-GW-100730	08/04/10 PID3	1.0	Gasoline HC ID Trifluorotoluene Bromobenzene	< 0.25 U --- 109% 108%
RG63C 10-18376	KSC-DP-3-GW-100730	08/04/10 PID3	1.0	Gasoline HC ID Trifluorotoluene Bromobenzene	0.36 GRO 105% 103%
RG63D 10-18377	KSC-DP-16-GW-100730	08/04/10 PID3	1.0	Gasoline HC ID Trifluorotoluene Bromobenzene	< 0.25 U --- 101% 100%
RG63E 10-18378	KSC-DP-11-GW-100730	08/04/10 PID3	1.0	Gasoline HC ID Trifluorotoluene Bromobenzene	< 0.25 U --- 102% 99.9%

Gasoline values reported in mg/L (ppm)

Quantitation on total peaks in the gasoline range from Toluene to Naphthalene.

GAS: Indicates the presence of gasoline or weathered gasoline.

GRO: Positive result that does not match an identifiable gasoline pattern.

TPHG WATER SURROGATE RECOVERY SUMMARY

ARI Job: RG63
Matrix: Water

QC Report No: RG63-Landau Associates, Inc.
Project: Striker
Event: 0025195.020

<u>Client ID</u>	<u>TFT</u>	<u>BBZ</u>	<u>TOT OUT</u>
MB-080410	101%	102%	0
LCS-080410	102%	101%	0
LCSD-080410	103%	103%	0
KSC-DP-5-GW-100730	100%	101%	0
KSC-DP-2-GW-100730	109%	108%	0
KSC-DP-3-GW-100730	105%	103%	0
KSC-DP-16-GW-10073	101%	100%	0
KSC-DP-11-GW-10073	102%	99.9%	0

	LCS/MB LIMITS	QC LIMITS
(TFT) = Trifluorotoluene	(80-120)	(80-120)
(BBZ) = Bromobenzene	(80-120)	(80-120)

Log Number Range: 10-18374 to 10-18378

ORGANICS ANALYSIS DATA SHEET
TPHG by Method NWTPHG
Page 1 of 1

Sample ID: LCS-080410
LAB CONTROL SAMPLE

Lab Sample ID: LCS-080410
LIMS ID: 10-18374
Matrix: Water
Data Release Authorized: *MM*
Reported: 08/10/10

QC Report No: RG63-Landau Associates, Inc.
Project: Striker
Event: 0025195.020
Date Sampled: NA
Date Received: NA

Date Analyzed LCS: 08/04/10 07:47
LCSD: 08/04/10 08:11
Instrument/Analyst LCS: PID3/MH
LCSD: PID3/MH

Purge Volume: 5.0 mL
Dilution Factor LCS: 1.0
LCSD: 1.0

Analyte	LCS	Spike	LCS	LCS	Spike	LCS	RPD
		Added-LCS	Recovery		Added-LCSD	Recovery	
Gasoline Range Hydrocarbons	1.01	1.00	101%	1.00	1.00	100%	1.0%

Reported in mg/L (ppm)

RPD calculated using sample concentrations per SW846.


TPHG Surrogate Recovery

	LCS	LCSD
Trifluorotoluene	102%	103%
Bromobenzene	101%	103%

**ORGANICS ANALYSIS DATA SHEET
TOTAL DIESEL RANGE HYDROCARBONS**

NWTPHD by GC/FID-Silica and Acid Cleaned
Page 1 of 1
Matrix: Water

QC Report No: RG63-Landau Associates, Inc.
Project: Striker
0025195.020

Data Release Authorized: 
Reported: 08/05/10

ARI ID	Sample ID	Extraction Date	Analysis Date	EFV DL	Range	RL	Result
MB-080310 10-18374	Method Blank HC ID: ---	08/03/10	08/04/10 FID3B	1.00 1.0	Diesel Motor Oil o-Terphenyl	0.10 0.20	< 0.10 U < 0.20 U 74.5%
RG63A 10-18374	KSC-DP-5-GW-100730 HC ID: ---	08/03/10	08/04/10 FID3B	1.00 1.0	Diesel Motor Oil o-Terphenyl	0.10 0.20	< 0.10 U < 0.20 U 91.5%
RG63B 10-18375	KSC-DP-2-GW-100730 HC ID: MOTOR OIL	08/03/10	08/04/10 FID3B	1.00 1.0	Diesel Motor Oil o-Terphenyl	0.10 0.20	< 0.10 U 0.27 93.0%
RG63C 10-18376	KSC-DP-3-GW-100730 HC ID: DRO	08/03/10	08/04/10 FID3B	1.00 1.0	Diesel Motor Oil o-Terphenyl	0.10 0.20	0.11 < 0.20 U 83.4%
RG63D 10-18377	KSC-DP-16-GW-100730 HC ID: ---	08/03/10	08/04/10 FID3B	1.00 1.0	Diesel Motor Oil o-Terphenyl	0.10 0.20	< 0.10 U < 0.20 U 95.3%
RG63E 10-18378	KSC-DP-11-GW-100730 HC ID: ---	08/03/10	08/04/10 FID3B	1.00 1.0	Diesel Motor Oil o-Terphenyl	0.10 0.20	< 0.10 U < 0.20 U 94.9%

Reported in mg/L (ppm)

EFV-Effective Final Volume in mL.
DL-Dilution of extract prior to analysis.
RL-Reporting limit.

Diesel quantitation on total peaks in the range from C12 to C24.
Motor Oil quantitation on total peaks in the range from C24 to C38.
HC ID: DRO/RRO indicate results of organics or additional hydrocarbons in ranges are not identifiable.

CLEANED TPHD SURROGATE RECOVERY SUMMARY

Matrix: Water

QC Report No: RG63-Landau Associates, Inc.
Project: Striker
0025195.020

<u>Client ID</u>	<u>OTER</u>	<u>TOT OUT</u>
MB-080310	74.5%	0
LCS-080310	82.9%	0
LCSD-080310	84.4%	0
KSC-DP-5-GW-100730	91.5%	0
KSC-DP-2-GW-100730	93.0%	0
KSC-DP-3-GW-100730	83.4%	0
KSC-DP-16-GW-100730	95.3%	0
KSC-DP-11-GW-100730	94.9%	0

LCS/MB LIMITS QC LIMITS

(OTER) = o-Terphenyl

(51-120)

(41-121)

Prep Method: SW3510C
Log Number Range: 10-18374 to 10-18378

FORM-II TPHD

ORGANICS ANALYSIS DATA SHEET

NWTPHD by GC/FID-Silica and Acid Cleaned
Page 1 of 1

Sample ID: LCS-080310
LCS/LCSD

Lab Sample ID: LCS-080310
LIMS ID: 10-18374
Matrix: Water
Data Release Authorized: *AB*
Reported: 08/05/10

QC Report No: RG63-Landau Associates, Inc.
Project: Striker
0025195.020
Date Sampled: 07/30/10
Date Received: 07/30/10

Date Extracted LCS/LCSD: 08/03/10

Sample Amount LCS: 500 mL
LCSD: 500 mL

Date Analyzed LCS: 08/04/10 20:10
LCSD: 08/04/10 20:29

Final Extract Volume LCS: 1.0 mL
LCSD: 1.0 mL

Instrument/Analyst LCS: FID/MS
LCSD: FID/MS

Dilution Factor LCS: 1.00
LCSD: 1.00

Range	LCS	Spike Added-LCS	LCS Recovery	LCSD	Spike Added-LCSD	LCSD Recovery	RPD
Diesel	1.86	3.00	62.0%	1.95	3.00	65.0%	4.7%

TPHD Surrogate Recovery

	LCS	LCSD
o-Terphenyl	82.9%	84.4%

Results reported in mg/L
RPD calculated using sample concentrations per SW846.

TOTAL DIESEL RANGE HYDROCARBONS-EXTRACTION REPORT

Matrix: Water
Date Received: 07/30/10

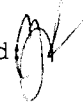
ARI Job: RG63
Project: Striker
0025195.020

ARI ID	Client ID	Samp Amt	Final Vol	Prep Date
10-18374-080310MB1	Method Blank	500 mL	1.00 mL	08/03/10
10-18374-080310LCS1	Lab Control	500 mL	1.00 mL	08/03/10
10-18374-080310LCSD1	Lab Control Dup	500 mL	1.00 mL	08/03/10
10-18374-RG63A	KSC-DP-5-GW-100730	500 mL	1.00 mL	08/03/10
10-18375-RG63B	KSC-DP-2-GW-100730	500 mL	1.00 mL	08/03/10
10-18376-RG63C	KSC-DP-3-GW-100730	500 mL	1.00 mL	08/03/10
10-18377-RG63D	KSC-DP-16-GW-100730	500 mL	1.00 mL	08/03/10
10-18378-RG63E	KSC-DP-11-GW-100730	500 mL	1.00 mL	08/03/10

Diesel Extraction Report

INORGANICS ANALYSIS DATA SHEET
DISSOLVED METALS
Page 1 of 1

Sample ID: KSC-DP-5-GW-100730
SAMPLE

Lab Sample ID: RG63A
LIMS ID: 10-18374
Matrix: Water
Data Release Authorized 
Reported: 08/11/10

QC Report No: RG63-Landau Associates, Inc.
Project: Striker
0025195.020
Date Sampled: 07/30/10
Date Received: 07/30/10

Prep Meth	Prep Date	Analysis Method	Analysis Date	CAS Number	Analyte	RL	mg/L	Q
6010B	08/03/10	6010B	08/10/10	7440-38-2	Arsenic	0.05	0.12	
6010B	08/03/10	6010B	08/10/10	7440-43-9	Cadmium	0.002	0.002	U
6010B	08/03/10	6010B	08/10/10	7440-47-3	Chromium	0.005	0.005	U
6010B	08/03/10	6010B	08/10/10	7440-50-8	Copper	0.002	0.002	U
6010B	08/03/10	6010B	08/10/10	7439-92-1	Lead	0.02	0.02	U
7470A	08/03/10	7470A	08/04/10	7439-97-6	Mercury	0.0001	0.0001	U
6010B	08/03/10	6010B	08/10/10	7440-66-6	Zinc	0.01	0.01	U

U-Analyte undetected at given RL
RL-Reporting Limit

INORGANICS ANALYSIS DATA SHEET

DISSOLVED METALS


Page 1 of 1

Sample ID: KSC-DP-2-GW-100730
SAMPLE

Lab Sample ID: RG63B

LIMS ID: 10-18375

Matrix: Water

Data Release Authorized: 

Reported: 08/11/10

QC Report No: RG63-Landau Associates, Inc.

Project: Striker

0025195.020

Date Sampled: 07/30/10

Date Received: 07/30/10

Prep Meth	Prep Date	Analysis Method	Analysis Date	CAS Number	Analyte	RL	mg/L	Q
6010B	08/03/10	6010B	08/10/10	7440-38-2	Arsenic	0.05	0.05	U
6010B	08/03/10	6010B	08/10/10	7440-43-9	Cadmium	0.002	0.002	U
6010B	08/03/10	6010B	08/10/10	7440-47-3	Chromium	0.005	0.005	U
6010B	08/03/10	6010B	08/10/10	7440-50-8	Copper	0.002	0.002	U
6010B	08/03/10	6010B	08/10/10	7439-92-1	Lead	0.02	0.02	U
7470A	08/03/10	7470A	08/04/10	7439-97-6	Mercury	0.0001	0.0001	U
6010B	08/03/10	6010B	08/10/10	7440-66-6	Zinc	0.01	0.01	U

U-Analyte undetected at given RL

RL-Reporting Limit

INORGANICS ANALYSIS DATA SHEET

DISSOLVED METALS


Page 1 of 1

Sample ID: KSC-DP-3-GW-100730
SAMPLE

Lab Sample ID: RG63C

LIMS ID: 10-18376

Matrix: Water

Data Release Authorized: 

Reported: 08/11/10

QC Report No: RG63-Landau Associates, Inc.

Project: Striker

0025195.020

Date Sampled: 07/30/10

Date Received: 07/30/10

Prep Meth	Prep Date	Analysis Method	Analysis Date	CAS Number	Analyte	RL	mg/L	Q
6010B	08/03/10	6010B	08/10/10	7440-38-2	Arsenic	0.05	0.05	U
6010B	08/03/10	6010B	08/10/10	7440-43-9	Cadmium	0.002	0.002	U
6010B	08/03/10	6010B	08/10/10	7440-47-3	Chromium	0.005	0.005	U
6010B	08/03/10	6010B	08/10/10	7440-50-8	Copper	0.002	0.002	U
6010B	08/03/10	6010B	08/10/10	7439-92-1	Lead	0.02	0.02	U
7470A	08/03/10	7470A	08/04/10	7439-97-6	Mercury	0.0001	0.0001	U
6010B	08/03/10	6010B	08/10/10	7440-66-6	Zinc	0.01	0.01	U

U-Analyte undetected at given RL

RL-Reporting Limit

INORGANICS ANALYSIS DATA SHEET

DISSOLVED METALS


Page 1 of 1

Sample ID: KSC-DP-16-GW-100730
SAMPLE

Lab Sample ID: RG63D

LIMS ID: 10-18377

Matrix: Water

Data Release Authorized: 

Reported: 08/11/10

QC Report No: RG63-Landau Associates, Inc.

Project: Striker

0025195.020

Date Sampled: 07/30/10

Date Received: 07/30/10

Prep Meth	Prep Date	Analysis Method	Analysis Date	CAS Number	Analyte	RL	mg/L	Q
6010B	08/03/10	6010B	08/10/10	7440-38-2	Arsenic	0.05	0.06	
6010B	08/03/10	6010B	08/10/10	7440-43-9	Cadmium	0.002	0.002	U
6010B	08/03/10	6010B	08/10/10	7440-47-3	Chromium	0.005	0.005	U
6010B	08/03/10	6010B	08/10/10	7440-50-8	Copper	0.002	0.002	U
6010B	08/03/10	6010B	08/10/10	7439-92-1	Lead	0.02	0.02	U
7470A	08/03/10	7470A	08/04/10	7439-97-6	Mercury	0.0001	0.0001	U
6010B	08/03/10	6010B	08/10/10	7440-66-6	Zinc	0.01	0.01	U

U-Analyte undetected at given RL

RL-Reporting Limit

INORGANICS ANALYSIS DATA SHEET

DISSOLVED METALS


Page 1 of 1

Sample ID: KSC-DP-11-GW-100730
SAMPLE

Lab Sample ID: RG63E

LIMS ID: 10-18378

Matrix: Water

Data Release Authorized: 

Reported: 08/11/10

QC Report No: RG63-Landau Associates, Inc.

Project: Striker

0025195.020

Date Sampled: 07/30/10

Date Received: 07/30/10

Prep Meth	Prep Date	Analysis Method	Analysis Date	CAS Number	Analyte	RL	mg/L	Q
6010B	08/03/10	6010B	08/10/10	7440-38-2	Arsenic	0.05	0.05	U
6010B	08/03/10	6010B	08/10/10	7440-43-9	Cadmium	0.002	0.002	U
6010B	08/03/10	6010B	08/10/10	7440-47-3	Chromium	0.005	0.005	U
6010B	08/03/10	6010B	08/10/10	7440-50-8	Copper	0.002	0.002	U
6010B	08/03/10	6010B	08/10/10	7439-92-1	Lead	0.02	0.02	U
7470A	08/03/10	7470A	08/04/10	7439-97-6	Mercury	0.0001	0.0001	U
6010B	08/03/10	6010B	08/10/10	7440-66-6	Zinc	0.01	0.01	U

U-Analyte undetected at given RL

RL-Reporting Limit

INORGANICS ANALYSIS DATA SHEET
DISSOLVED METALS
Page 1 of 1

Sample ID: LAB CONTROL

Lab Sample ID: RG63LCS


QC Report No: RG63-Landau Associates, Inc.

LIMS ID: 10-18374

Project: Striker

Matrix: Water

0025195.020

Data Release Authorized: 

Date Sampled: NA

Reported: 08/11/10

Date Received: NA

BLANK SPIKE QUALITY CONTROL REPORT

Analyte	Analysis Method	Spike Found	Spike Added	% Recovery	Q
Arsenic	6010B	1.95	2.00	97.5%	
Cadmium	6010B	0.490	0.500	98.0%	
Chromium	6010B	0.493	0.500	98.6%	
Copper	6010B	0.475	0.500	95.0%	
Lead	6010B	1.90	2.00	95.0%	
Mercury	7470A	0.0020	0.0020	100%	
Zinc	6010B	0.49	0.50	98.0%	

Reported in mg/L

N-Control limit not met
Control Limits: 80-120%

INORGANICS ANALYSIS DATA SHEET

DISSOLVED METALS


Page 1 of 1

Sample ID: METHOD BLANK

Lab Sample ID: RG63MB

LIMS ID: 10-18374

Matrix: Water

Data Release Authorized: 

Reported: 08/11/10

QC Report No: RG63-Landau Associates, Inc.

Project: Striker

0025195.020

Date Sampled: NA

Date Received: NA

Prep Meth	Prep Date	Analysis Method	Analysis Date	CAS Number	Analyte	RL	mg/L	Q
6010B	08/03/10	6010B	08/10/10	7440-38-2	Arsenic	0.05	0.05	U
6010B	08/03/10	6010B	08/10/10	7440-43-9	Cadmium	0.002	0.002	U
6010B	08/03/10	6010B	08/10/10	7440-47-3	Chromium	0.005	0.005	U
6010B	08/03/10	6010B	08/10/10	7440-50-8	Copper	0.002	0.002	U
6010B	08/03/10	6010B	08/10/10	7439-92-1	Lead	0.02	0.02	U
7470A	08/03/10	7470A	08/04/10	7439-97-6	Mercury	0.0001	0.0001	U
6010B	08/03/10	6010B	08/10/10	7440-66-6	Zinc	0.01	0.01	U

U-Analyte undetected at given RL

RL-Reporting Limit

INORGANICS ANALYSIS DATA SHEET
Hexavalent Chrome by Method SM3500Cr-D



Data Release Authorized: *[Signature]*
Reported: 08/10/10
Date Received: 07/30/10
Page 1 of 1

QC Report No: RG63-Landau Associates, Inc.
Project: Striker
0025195.020


Client/ ARI ID	Date Sampled	Matrix	Analysis Date & Batch	RL	Result
KSC-DP-5-GW-100730 RG63A 10-18374	07/30/10	Water	07/30/10 15:45 073010#1	0.010	0.049
KSC-DP-2-GW-100730 RG63B 10-18375	07/30/10	Water	07/30/10 15:45 073010#1	0.010	0.040
KSC-DP-3-GW-100730 RG63C 10-18376	07/30/10	Water	07/30/10 15:45 073010#1	0.010	0.032
KSC-DP-16-GW-100730 RG63D 10-18377	07/30/10	Water	07/30/10 15:45 073010#1	0.010	0.038
KSC-DP-11-GW-100730 RG63E 10-18378	07/30/10	Water	07/30/10 15:45 073010#1	0.010	0.040

Reported in mg/L

RL-Analytical reporting limit
U-Undetected at reported detection limit

MS/MSD RESULTS-CONVENTIONALS
RG63-Landau Associates, Inc.



Matrix: Water
Data Release Authorized: 
Reported: 08/10/10

Project: Striker
Event: 0025195.020
Date Sampled: 07/30/10
Date Received: 07/30/10

Analyte	Date	Units	Sample	Spike	Spike Added	Recovery
ARI ID: RG63A Client ID: KSC-DP-5-GW-100730						
Hexavalent Chrome	07/30/10	mg/L	0.049	0.049	0.627	0.0%
Hexavalent Chrome	07/30/10	mg/L	0.049	0.049	0.627	0.0%

REPLICATE RESULTS-CONVENTIONALS
RG63-Landau Associates, Inc.



Matrix: Water
Data Release Authorized
Reported: 08/10/10


A handwritten signature in black ink, appearing to be a stylized name, located to the right of the matrix information.

Project: Striker
Event: 0025195.020
Date Sampled: 07/30/10
Date Received: 07/30/10

Analyte	Date	Units	Sample	Replicate (s)	RPD/RSD
ARI ID: RG63A Client ID: KSC-DP-5-GW-100730					
Hexavalent Chrome	07/30/10	mg/L	0.049	0.045	8.5%

METHOD BLANK RESULTS-CONVENTIONALS
RG63-Landau Associates, Inc.




Matrix: Water
Data Release Authorized: 
Reported: 08/10/10

Project: Striker
Event: 0025195.020
Date Sampled: NA
Date Received: NA

Analyte	Date/Time	Units	Blank
Hexavalent Chrome	07/30/10 15:45	mg/L	< 0.010 U

STANDARD REFERENCE RESULTS-CONVENTIONALS
RG63-Landau Associates, Inc.



Matrix: Water
Data Release Authorized: 
Reported: 08/10/10

Project: Striker
Event: 0025195.020
Date Sampled: NA
Date Received: NA

Analyte/SRM ID	Date/Time	Units	SRM	True Value	Recovery
Hexavalent Chrome ERA #41065	07/30/10 15:45	mg/L	0.642	0.630	101.9%



Analytical Resources, Incorporated
Analytical Chemists and Consultants

August 18, 2010

Tim Syverson
Landau Associates
130 Second Avenue South
Edmonds, WA 98020

RE: Project: Striker 025195.020.022
ARI Job: RG71 - Revised

Dear Tim

Enclosed, please find the original Chain-of-Custody (COC) record, sample receipt documentation, and final data report for the samples from the project referenced above. Analytical Resources, Inc. (ARI) accepted three soil samples and one trip blank in good condition on July 30, 2010. For further details regarding sample receipt, please refer to the enclosed Cooler Receipt Form.

The samples were analyzed for Total Metals, Hexavalent Chrome, SVOCs, VOCs, PCBs, NWTPH-Dx and NWTPH-Gx, as requested on the COC.


Bromomethane, 1,2,4-Trimethylbenzene, 4-Isopropyltoluene, and n-Butylbenzene were out of control high in the VOC CCAL. No further corrective action was required.

Bromomethane was out of control high in the VOC LCS and LCSD. Tert-Butylbenzene was additionally out of control high in the LCSD. There were no detections for these compounds in the samples. No further corrective action was taken.

The SVOC CCAL was out of control low for 2,4-Dinitrophenol and 4-Nitrophenol. No further corrective action was required.

Quality control analysis results are included for your review. An electronic copy of this report and all associated raw data will be kept on file at ARI. If you have any questions or require additional information, please contact me at your convenience.

Sincerely,
ANALYTICAL RESOURCES, INC



Eric Branson

Project Manager
-for-

Kelly Bottem
Client Services Manager
(206) 695-6211
kellyb@arilabs.com



Data Reporting Qualifiers

Effective 7/10/2009

Inorganic Data

- U Indicates that the target analyte was not detected at the reported concentration
- * Duplicate RPD is not within established control limits
- B Reported value is less than the CRDL but \geq the Reporting Limit
- N Matrix Spike recovery not within established control limits
- NA Not Applicable, analyte not spiked
- H The natural concentration of the spiked element is so much greater than the concentration spiked that an accurate determination of spike recovery is not possible
- L Analyte concentration is ≤ 5 times the Reporting Limit and the replicate control limit defaults to ± 1 RL instead of the normal 20% RPD

Organic Data


- U Indicates that the target analyte was not detected at the reported concentration
- * Flagged value is not within established control limits
- B Analyte detected in an associated Method Blank at a concentration greater than one-half of ARI's Reporting Limit or 5% of the regulatory limit or 5% of the analyte concentration in the sample.
- J Estimated concentration when the value is less than ARI's established reporting limits
- D The spiked compound was not detected due to sample extract dilution
- E Estimated concentration calculated for an analyte response above the valid instrument calibration range. A dilution is required to obtain an accurate quantification of the analyte.
- Q Indicates a detected analyte with an initial or continuing calibration that does not meet established acceptance criteria ($< 20\%$ RSD, $< 20\%$ Drift or minimum RRF).
- S Indicates an analyte response that has saturated the detector. The calculated concentration is not valid; a dilution is required to obtain valid quantification of the analyte



- NA The flagged analyte was not analyzed for
- NR Spiked compound recovery is not reported due to chromatographic interference
- NS The flagged analyte was not spiked into the sample
- M Estimated value for an analyte detected and confirmed by an analyst but with low spectral match parameters. This flag is used only for GC-MS analyses
- M2 The sample contains PCB congeners that do not match any standard Aroclor pattern. The PCBs are identified and quantified as the Aroclor whose pattern most closely matches that of the sample. The reported value is an estimate.
- N The analysis indicates the presence of an analyte for which there is presumptive evidence to make a "tentative identification"
- Y The analyte is not detected at or above the reported concentration. The reporting limit is raised due to chromatographic interference. The Y flag is equivalent to the U flag with a raised reporting limit.
- C The analyte was positively identified on only one of two chromatographic columns. Chromatographic interference prevented a positive identification on the second column
- P The analyte was detected on both chromatographic columns but the quantified values differ by $\geq 40\%$ RPD with no obvious chromatographic interference

Geotechnical Data

- A The total of all fines fractions. This flag is used to report total fines when only sieve analysis is requested and balances total grain size with sample weight.
- F Samples were frozen prior to particle size determination
- SM Sample matrix was not appropriate for the requested analysis. This normally refers to samples contaminated with an organic product that interferes with the sieving process and/or moisture content, porosity and saturation calculations
- SS Sample did not contain the proportion of "fines" required to perform the pipette portion of the grain size analysis
- W Weight of sample in some pipette aliquots was below the level required for accurate weighting



RG71

- Seattle/Edmonds (425) 778-0907
- Tacoma (253) 926-2493
- Spokane (509) 327-9737
- Portland (503) 542-1080
- _____

Date 7/30/10
 Page 1 of 1

Chain-of-Custody Record

Project Name <u>Project Striker</u> Project No. <u>025195.020.022</u> Project Location/Event <u>Striker Property</u> Sampler's Name <u>CFB</u> Project Contact <u>Tim Sverson / Joe Flaherty (Being)</u> Send Results To <u>" / " / Kathryn Hartler</u>					Testing Parameters										Turnaround Time
					<u>PCBs</u> <u>Metals w/ Cr6</u> <u>SVOC</u> <u>TPH-Dx</u> <u>VOCs-Gx by 5035</u> <u>54 5035</u>										<input checked="" type="checkbox"/> Standard <input type="checkbox"/> Accelerated <input type="checkbox"/> _____
Sample I.D.	Date	Time	Matrix	No. of Containers											Observations/Comments
KSC-DP-16-S-75-8-100730	7/30/10	735	soil	7	X	X	X	X	X	X					X Allow water samples to settle, collect aliquot from clear portion
KSC-DP-11-S-5-55-100730	"	1045	soil	2	X	X	X	X	X	X					
KSC-DP-13-S-		1125													X NWTPH-Dx - run acid wash/silica gel cleanup
KSC-DP-13-S-4.5-5-100730	7/30/10	1125	soil	7	X	X	X	X	X	X					
Trip blanks			water						X	X					run samples standardized to _____ product
															Analyze for EPH if no specific product identified
															VOC/BTEX/VPH (soil):
															non-preserved
															preserved w/methanol
															preserved w/sodium bisulfate
															Freeze upon receipt
															Dissolved metal water samples field filtered
															Other _____
Special Shipment/Handling or Storage Requirements											Method of Shipment				
Relinquished by Signature <u>[Signature]</u> Printed Name <u>Chris Buere</u> Company <u>LANDAU</u> Date <u>7/30/10</u> Time _____				Received by Signature <u>[Signature]</u> Printed Name <u>Nikka Nulumbh</u> Company <u>ARI</u> Date <u>7/30/10</u> Time <u>1515</u>				Relinquished by Signature _____ Printed Name _____ Company _____ Date _____ Time _____				Received by Signature _____ Printed Name _____ Company _____ Date _____ Time _____			

RG71: 00004



Cooler Receipt Form

ARI Client: Landau

Project Name: Project Striker

COC No(s): _____ NA

Delivered by: Fed-Ex UPS Courier Hand Delivered Other: _____

Assigned ARI Job No: RG71

Tracking No: _____ NA

Preliminary Examination Phase:

Were intact, properly signed and dated custody seals attached to the outside of to cooler? YES NO

Were custody papers included with the cooler? YES NO

Were custody papers properly filled out (ink, signed, etc.) YES NO

Temperature of Cooler(s) (°C) (recommended 2.0-6.0 °C for chemistry)..... 2.3

If cooler temperature is out of compliance fill out form 00070F Temp Gun ID#: _____

Cooler Accepted by: WM Date: 7/30/10 Time: 15/5

Complete custody forms and attach all shipping documents

Log-In Phase:

Was a temperature blank included in the cooler? YES NO

What kind of packing material was used? ... Bubble Wrap Wet Ice Gel Packs Baggies Foam Block Paper Other: _____

Was sufficient ice used (if appropriate)? NA YES NO

Were all bottles sealed in individual plastic bags? YES NO

Did all bottles arrive in good condition (unbroken)? YES NO

Were all bottle labels complete and legible? YES NO

Did the number of containers listed on COC match with the number of containers received? YES NO

Did all bottle labels and tags agree with custody papers? YES NO

Were all bottles used correct for the requested analyses? YES NO

Do any of the analyses (bottles) require preservation? (attach preservation sheet, excluding VOCs)... NA YES NO

Were all VOC vials free of air bubbles? NA YES NO

Was sufficient amount of sample sent in each bottle? YES NO

Date VOC Trip Blank was made at ARI..... NA 7/23/10

Was Sample Split by ARI: NA YES Date/Time: _____ Equipment: _____ Split by: _____

Samples Logged by: JM Date: 8/2/10 Time: 1010

**** Notify Project Manager of discrepancies or concerns ****

Sample ID on Bottle	Sample ID on COC	Sample ID on Bottle	Sample ID on COC
<u>KSC-DR-16-6.5-7-100730</u>	<u>KSC-DR-16-5-7-5-8-100730</u>		

Additional Notes, Discrepancies, & Resolutions:
Trip Blank = lg in 1 of 1
One vial was sent for Trip Blank. Logged for 8260

By: JM Date: 8/2/10

Small → "sm"	Peabubbles → "pb"	Large → "lg"
Headspace → "hs"		

ORGANICS ANALYSIS DATA SHEET

Volatiles by Purge & Trap GC/MS-Method SW8260C
Page 1 of 2

Sample ID: KSC-DP-16-S-7.5-8-100730
SAMPLE

Lab Sample ID: RG71A
LIMS ID: 10-18380
Matrix: Soil
Data Release Authorized: *WVW*
Reported: 08/10/10

QC Report No: RG71-Landau Associates, Inc.
Project: Project Striker
025195.020.022
Date Sampled: 07/30/10
Date Received: 07/30/10

Instrument/Analyst: FINN5/PAB
Date Analyzed: 08/04/10 02:00

Sample Amount: 4.25 g-dry-wt
Purge Volume: 5.0 mL
Moisture: 19.7%

CAS Number	Analyte	RL	Result	Q
74-87-3	Chloromethane	1.2	< 1.2	U
74-83-9	Bromomethane	1.2	< 1.2	U
75-01-4	Vinyl Chloride	1.2	< 1.2	U
75-00-3	Chloroethane	1.2	< 1.2	U
75-09-2	Methylene Chloride	2.4	3.5	
67-64-1	Acetone	5.9	75	
75-15-0	Carbon Disulfide	1.2	< 1.2	U
75-35-4	1,1-Dichloroethene	1.2	< 1.2	U
75-34-3	1,1-Dichloroethane	1.2	< 1.2	U
156-60-5	trans-1,2-Dichloroethene	1.2	< 1.2	U
156-59-2	cis-1,2-Dichloroethene	1.2	1.9	
67-66-3	Chloroform	1.2	< 1.2	U
107-06-2	1,2-Dichloroethane	1.2	< 1.2	U
78-93-3	2-Butanone	5.9	12	
71-55-6	1,1,1-Trichloroethane	1.2	< 1.2	U
56-23-5	Carbon Tetrachloride	1.2	< 1.2	U
108-05-4	Vinyl Acetate	5.9	< 5.9	U
75-27-4	Bromodichloromethane	1.2	< 1.2	U
78-87-5	1,2-Dichloropropane	1.2	< 1.2	U
10061-01-5	cis-1,3-Dichloropropene	1.2	< 1.2	U
79-01-6	Trichloroethene	1.2	< 1.2	U
124-48-1	Dibromochloromethane	1.2	< 1.2	U
79-00-5	1,1,2-Trichloroethane	1.2	< 1.2	U
71-43-2	Benzene	1.2	1.4	
10061-02-6	trans-1,3-Dichloropropene	1.2	< 1.2	U
110-75-8	2-Chloroethylvinylether	5.9	< 5.9	U
75-25-2	Bromoform	1.2	< 1.2	U
108-10-1	4-Methyl-2-Pentanone (MIBK)	5.9	< 5.9	U
591-78-6	2-Hexanone	5.9	< 5.9	U
127-18-4	Tetrachloroethene	1.2	< 1.2	U
79-34-5	1,1,2,2-Tetrachloroethane	1.2	< 1.2	U
108-88-3	Toluene	1.2	2.9	
108-90-7	Chlorobenzene	1.2	< 1.2	U
100-41-4	Ethylbenzene	1.2	< 1.2	U
100-42-5	Styrene	1.2	< 1.2	U
75-69-4	Trichlorofluoromethane	1.2	< 1.2	U
76-13-1	1,1,2-Trichloro-1,2,2-trifluoroe	2.4	< 2.4	U
179601-23-1	m,p-Xylene	1.2	< 1.2	U
95-47-6	o-Xylene	1.2	< 1.2	U
95-50-1	1,2-Dichlorobenzene	1.2	< 1.2	U
541-73-1	1,3-Dichlorobenzene	1.2	< 1.2	U
106-46-7	1,4-Dichlorobenzene	1.2	< 1.2	U
107-02-8	Acrolein	59	< 59	U

ORGANICS ANALYSIS DATA SHEET

Volatiles by Purge & Trap GC/MS-Method SW8260C
Page 2 of 2

Sample ID: KSC-DP-16-S-7.5-8-100730
SAMPLE

Lab Sample ID: RG71A
LIMS ID: 10-18380
Matrix: Soil
Date Analyzed: 08/04/10 02:00

QC Report No: RG71-Landau Associates, Inc.
Project: Project Striker
025195.020.022

CAS Number	Analyte	RL	Result	Q
74-88-4	Methyl Iodide	1.2	< 1.2	U
74-96-4	Bromoethane	2.4	< 2.4	U
107-13-1	Acrylonitrile	5.9	< 5.9	U
563-58-6	1,1-Dichloropropene	1.2	< 1.2	U
74-95-3	Dibromomethane	1.2	< 1.2	U
630-20-6	1,1,1,2-Tetrachloroethane	1.2	< 1.2	U
96-12-8	1,2-Dibromo-3-chloropropane	5.9	< 5.9	U
96-18-4	1,2,3-Trichloropropane	2.4	< 2.4	U
110-57-6	trans-1,4-Dichloro-2-butene	5.9	< 5.9	U
108-67-8	1,3,5-Trimethylbenzene	1.2	< 1.2	U
95-63-6	1,2,4-Trimethylbenzene	1.2	< 1.2	U
87-68-3	Hexachlorobutadiene	5.9	< 5.9	U
106-93-4	Ethylene Dibromide	1.2	< 1.2	U
74-97-5	Bromochloromethane	1.2	< 1.2	U
594-20-7	2,2-Dichloropropane	1.2	< 1.2	U
142-28-9	1,3-Dichloropropane	1.2	< 1.2	U
98-82-8	Isopropylbenzene	1.2	< 1.2	U
103-65-1	n-Propylbenzene	1.2	< 1.2	U
108-86-1	Bromobenzene	1.2	< 1.2	U
95-49-8	2-Chlorotoluene	1.2	< 1.2	U
106-43-4	4-Chlorotoluene	1.2	< 1.2	U
98-06-6	tert-Butylbenzene	1.2	< 1.2	U
135-98-8	sec-Butylbenzene	1.2	< 1.2	U
99-87-6	4-Isopropyltoluene	1.2	< 1.2	U
104-51-8	n-Butylbenzene	1.2	< 1.2	U
120-82-1	1,2,4-Trichlorobenzene	5.9	< 5.9	U
91-20-3	Naphthalene	5.9	< 5.9	U
87-61-6	1,2,3-Trichlorobenzene	5.9	< 5.9	U

Reported in µg/kg (ppb)

Volatile Surrogate Recovery

d4-1,2-Dichloroethane	129%
d8-Toluene	105%
Bromofluorobenzene	88.4%
d4-1,2-Dichlorobenzene	101%

ORGANICS ANALYSIS DATA SHEET

Volatiles by Purge & Trap GC/MS-Method SW8260C
Page 1 of 2

Sample ID: KSC-DP-11-S-5-5.5-100730
SAMPLE

Lab Sample ID: RG71B
LIMS ID: 10-18381
Matrix: Soil
Data Release Authorized: *TWW*
Reported: 08/10/10

QC Report No: RG71-Landau Associates, Inc.
Project: Project Striker
025195.020.022
Date Sampled: 07/30/10
Date Received: 07/30/10

Instrument/Analyst: FINN5/PAB
Date Analyzed: 08/04/10 02:27

Sample Amount: 3.81 g-dry-wt
Purge Volume: 5.0 mL
Moisture: 15.6%

CAS Number	Analyte	RL	Result	Q
74-87-3	Chloromethane	1.3	< 1.3	U
74-83-9	Bromomethane	1.3	< 1.3	U
75-01-4	Vinyl Chloride	1.3	< 1.3	U
75-00-3	Chloroethane	1.3	< 1.3	U
75-09-2	Methylene Chloride	2.6	< 2.6	U
67-64-1	Acetone	6.6	57	M
75-15-0	Carbon Disulfide	1.3	< 1.3	U
75-35-4	1,1-Dichloroethene	1.3	< 1.3	U
75-34-3	1,1-Dichloroethane	1.3	< 1.3	U
156-60-5	trans-1,2-Dichloroethene	1.3	< 1.3	U
156-59-2	cis-1,2-Dichloroethene	1.3	< 1.3	U
67-66-3	Chloroform	1.3	< 1.3	U
107-06-2	1,2-Dichloroethane	1.3	< 1.3	U
78-93-3	2-Butanone	6.6	< 6.6	U
71-55-6	1,1,1-Trichloroethane	1.3	< 1.3	U
56-23-5	Carbon Tetrachloride	1.3	< 1.3	U
108-05-4	Vinyl Acetate	6.6	< 6.6	U
75-27-4	Bromodichloromethane	1.3	< 1.3	U
78-87-5	1,2-Dichloropropane	1.3	< 1.3	U
10061-01-5	cis-1,3-Dichloropropene	1.3	< 1.3	U
79-01-6	Trichloroethene	1.3	< 1.3	U
124-48-1	Dibromochloromethane	1.3	< 1.3	U
79-00-5	1,1,2-Trichloroethane	1.3	< 1.3	U
71-43-2	Benzene	1.3	< 1.3	U
10061-02-6	trans-1,3-Dichloropropene	1.3	< 1.3	U
110-75-8	2-Chloroethylvinylether	6.6	< 6.6	U
75-25-2	Bromoform	1.3	< 1.3	U
108-10-1	4-Methyl-2-Pentanone (MIBK)	6.6	< 6.6	U
591-78-6	2-Hexanone	6.6	< 6.6	U
127-18-4	Tetrachloroethene	1.3	< 1.3	U
79-34-5	1,1,2,2-Tetrachloroethane	1.3	< 1.3	U
108-88-3	Toluene	1.3	< 1.3	U
108-90-7	Chlorobenzene	1.3	< 1.3	U
100-41-4	Ethylbenzene	1.3	< 1.3	U
100-42-5	Styrene	1.3	< 1.3	U
75-69-4	Trichlorofluoromethane	1.3	< 1.3	U
76-13-1	1,1,2-Trichloro-1,2,2-trifluoroethane	2.6	< 2.6	U
179601-23-1	m,p-Xylene	1.3	< 1.3	U
95-47-6	o-Xylene	1.3	< 1.3	U
95-50-1	1,2-Dichlorobenzene	1.3	< 1.3	U
541-73-1	1,3-Dichlorobenzene	1.3	< 1.3	U
106-46-7	1,4-Dichlorobenzene	1.3	< 1.3	U
107-02-8	Acrolein	66	< 66	U

ORGANICS ANALYSIS DATA SHEET

Volatiles by Purge & Trap GC/MS-Method SW8260C
Page 2 of 2

Sample ID: KSC-DP-11-S-5-5.5-100730
SAMPLE

Lab Sample ID: RG71B
LIMS ID: 10-18381
Matrix: Soil
Date Analyzed: 08/04/10 02:27

QC Report No: RG71-Landau Associates, Inc.
Project: Project Striker
025195.020.022

CAS Number	Analyte	RL	Result	Q
74-88-4	Methyl Iodide	1.3	< 1.3	U
74-96-4	Bromoethane	2.6	< 2.6	U
107-13-1	Acrylonitrile	6.6	< 6.6	U
563-58-6	1,1-Dichloropropene	1.3	< 1.3	U
74-95-3	Dibromomethane	1.3	< 1.3	U
630-20-6	1,1,1,2-Tetrachloroethane	1.3	< 1.3	U
96-12-8	1,2-Dibromo-3-chloropropane	6.6	< 6.6	U
96-18-4	1,2,3-Trichloropropane	2.6	< 2.6	U
110-57-6	trans-1,4-Dichloro-2-butene	6.6	< 6.6	U
108-67-8	1,3,5-Trimethylbenzene	1.3	< 1.3	U
95-63-6	1,2,4-Trimethylbenzene	1.3	< 1.3	U
87-68-3	Hexachlorobutadiene	6.6	< 6.6	U
106-93-4	Ethylene Dibromide	1.3	< 1.3	U
74-97-5	Bromochloromethane	1.3	< 1.3	U
594-20-7	2,2-Dichloropropane	1.3	< 1.3	U
142-28-9	1,3-Dichloropropane	1.3	< 1.3	U
98-82-8	Isopropylbenzene	1.3	< 1.3	U
103-65-1	n-Propylbenzene	1.3	< 1.3	U
108-86-1	Bromobenzene	1.3	< 1.3	U
95-49-8	2-Chlorotoluene	1.3	< 1.3	U
106-43-4	4-Chlorotoluene	1.3	< 1.3	U
98-06-6	tert-Butylbenzene	1.3	< 1.3	U
135-98-8	sec-Butylbenzene	1.3	< 1.3	U
99-87-6	4-Isopropyltoluene	1.3	< 1.3	U
104-51-8	n-Butylbenzene	1.3	< 1.3	U
120-82-1	1,2,4-Trichlorobenzene	6.6	< 6.6	U
91-20-3	Naphthalene	6.6	< 6.6	U
87-61-6	1,2,3-Trichlorobenzene	6.6	< 6.6	U

Reported in µg/kg (ppb)

Volatile Surrogate Recovery

d4-1,2-Dichloroethane	134%
d8-Toluene	106%
Bromofluorobenzene	97.3%
d4-1,2-Dichlorobenzene	104%

ORGANICS ANALYSIS DATA SHEET

Volatiles by Purge & Trap GC/MS-Method SW8260C
Page 1 of 2Sample ID: KSC-DP-13-S-4.5-5-100730
SAMPLE

Lab Sample ID: RG71C

LIMS ID: 10-18382

Matrix: Soil

Data Release Authorized: *TNW*

Reported: 08/10/10

QC Report No: RG71-Landau Associates, Inc.

Project: Project Striker

025195.020.022

Date Sampled: 07/30/10

Date Received: 07/30/10

Instrument/Analyst: FINN5/PAB

Date Analyzed: 08/04/10 02:53

Sample Amount: 3.91 g-dry-wt

Purge Volume: 5.0 mL

Moisture: 16.0%

CAS Number	Analyte	RL	Result	Q
74-87-3	Chloromethane	1.3	< 1.3	U
74-83-9	Bromomethane	1.3	< 1.3	U
75-01-4	Vinyl Chloride	1.3	< 1.3	U
75-00-3	Chloroethane	1.3	< 1.3	U
75-09-2	Methylene Chloride	2.6	< 2.6	U
67-64-1	Acetone	6.4	42	M
75-15-0	Carbon Disulfide	1.3	< 1.3	U
75-35-4	1,1-Dichloroethene	1.3	< 1.3	U
75-34-3	1,1-Dichloroethane	1.3	< 1.3	U
156-60-5	trans-1,2-Dichloroethene	1.3	< 1.3	U
156-59-2	cis-1,2-Dichloroethene	1.3	< 1.3	U
67-66-3	Chloroform	1.3	< 1.3	U
107-06-2	1,2-Dichloroethane	1.3	< 1.3	U
78-93-3	2-Butanone	6.4	< 6.4	U
71-55-6	1,1,1-Trichloroethane	1.3	< 1.3	U
56-23-5	Carbon Tetrachloride	1.3	< 1.3	U
108-05-4	Vinyl Acetate	6.4	< 6.4	U
75-27-4	Bromodichloromethane	1.3	< 1.3	U
78-87-5	1,2-Dichloropropane	1.3	< 1.3	U
10061-01-5	cis-1,3-Dichloropropene	1.3	< 1.3	U
79-01-6	Trichloroethene	1.3	< 1.3	U
124-48-1	Dibromochloromethane	1.3	< 1.3	U
79-00-5	1,1,2-Trichloroethane	1.3	< 1.3	U
71-43-2	Benzene	1.3	< 1.3	U
10061-02-6	trans-1,3-Dichloropropene	1.3	< 1.3	U
110-75-8	2-Chloroethylvinylether	6.4	< 6.4	U
75-25-2	Bromoform	1.3	< 1.3	U
108-10-1	4-Methyl-2-Pentanone (MIBK)	6.4	< 6.4	U
591-78-6	2-Hexanone	6.4	< 6.4	U
127-18-4	Tetrachloroethene	1.3	< 1.3	U
79-34-5	1,1,2,2-Tetrachloroethane	1.3	< 1.3	U
108-88-3	Toluene	1.3	< 1.3	U
108-90-7	Chlorobenzene	1.3	< 1.3	U
100-41-4	Ethylbenzene	1.3	< 1.3	U
100-42-5	Styrene	1.3	< 1.3	U
75-69-4	Trichlorofluoromethane	1.3	< 1.3	U
76-13-1	1,1,2-Trichloro-1,2,2-trifluoroethane	2.6	< 2.6	U
179601-23-1	m,p-Xylene	1.3	< 1.3	U
95-47-6	o-Xylene	1.3	< 1.3	U
95-50-1	1,2-Dichlorobenzene	1.3	< 1.3	U
541-73-1	1,3-Dichlorobenzene	1.3	< 1.3	U
106-46-7	1,4-Dichlorobenzene	1.3	< 1.3	U
107-02-8	Acrolein	64	< 64	U

ORGANICS ANALYSIS DATA SHEET

Volatiles by Purge & Trap GC/MS-Method SW8260C
Page 2 of 2

Sample ID: KSC-DP-13-S-4.5-5-100730
SAMPLE

Lab Sample ID: RG71C
LIMS ID: 10-18382
Matrix: Soil
Date Analyzed: 08/04/10 02:53

QC Report No: RG71-Landau Associates, Inc.
Project: Project Striker
025195.020.022

CAS Number	Analyte	RL	Result	Q
74-88-4	Methyl Iodide	1.3	< 1.3	U
74-96-4	Bromoethane	2.6	< 2.6	U
107-13-1	Acrylonitrile	6.4	< 6.4	U
563-58-6	1,1-Dichloropropene	1.3	< 1.3	U
74-95-3	Dibromomethane	1.3	< 1.3	U
630-20-6	1,1,1,2-Tetrachloroethane	1.3	< 1.3	U
96-12-8	1,2-Dibromo-3-chloropropane	6.4	< 6.4	U
96-18-4	1,2,3-Trichloropropane	2.6	< 2.6	U
110-57-6	trans-1,4-Dichloro-2-butene	6.4	< 6.4	U
108-67-8	1,3,5-Trimethylbenzene	1.3	< 1.3	U
95-63-6	1,2,4-Trimethylbenzene	1.3	< 1.3	U
87-68-3	Hexachlorobutadiene	6.4	< 6.4	U
106-93-4	Ethylene Dibromide	1.3	< 1.3	U
74-97-5	Bromochloromethane	1.3	< 1.3	U
594-20-7	2,2-Dichloropropane	1.3	< 1.3	U
142-28-9	1,3-Dichloropropane	1.3	< 1.3	U
98-82-8	Isopropylbenzene	1.3	< 1.3	U
103-65-1	n-Propylbenzene	1.3	< 1.3	U
108-86-1	Bromobenzene	1.3	< 1.3	U
95-49-8	2-Chlorotoluene	1.3	< 1.3	U
106-43-4	4-Chlorotoluene	1.3	< 1.3	U
98-06-6	tert-Butylbenzene	1.3	< 1.3	U
135-98-8	sec-Butylbenzene	1.3	< 1.3	U
99-87-6	4-Isopropyltoluene	1.3	< 1.3	U
104-51-8	n-Butylbenzene	1.3	< 1.3	U
120-82-1	1,2,4-Trichlorobenzene	6.4	< 6.4	U
91-20-3	Naphthalene	6.4	< 6.4	U
87-61-6	1,2,3-Trichlorobenzene	6.4	< 6.4	U

Reported in µg/kg (ppb)

Volatile Surrogate Recovery

d4-1,2-Dichloroethane	138%
d8-Toluene	106%
Bromofluorobenzene	96.7%
d4-1,2-Dichlorobenzene	106%

ORGANICS ANALYSIS DATA SHEET

Volatiles by Purge & Trap GC/MS-Method SW8260C
Page 1 of 2Sample ID: Trip Blanks
SAMPLE

Lab Sample ID: RG71D

LIMS ID: 10-18383

Matrix: Water

Data Release Authorized: *MMW*

Reported: 08/10/10

QC Report No: RG71-Landau Associates, Inc.

Project: Project Striker

025195.020.022

Date Sampled: 07/30/10

Date Received: 07/30/10

Instrument/Analyst: FINN5/PAB

Date Analyzed: 08/04/10 03:19

Sample Amount: 5.00 mL

Purge Volume: 5.0 mL

CAS Number	Analyte	RL	Result	Q
74-87-3	Chloromethane	1.0	< 1.0	U
74-83-9	Bromomethane	1.0	< 1.0	U
75-01-4	Vinyl Chloride	1.0	< 1.0	U
75-00-3	Chloroethane	1.0	< 1.0	U
75-09-2	Methylene Chloride	2.0	< 2.0	U
67-64-1	Acetone	10	< 10	U
75-15-0	Carbon Disulfide	1.0	< 1.0	U
75-35-4	1,1-Dichloroethene	1.0	< 1.0	U
75-34-3	1,1-Dichloroethane	1.0	< 1.0	U
156-60-5	trans-1,2-Dichloroethene	1.0	< 1.0	U
156-59-2	cis-1,2-Dichloroethene	1.0	< 1.0	U
67-66-3	Chloroform	1.0	< 1.0	U
107-06-2	1,2-Dichloroethane	1.0	< 1.0	U
78-93-3	2-Butanone	5.0	< 5.0	U
71-55-6	1,1,1-Trichloroethane	1.0	< 1.0	U
56-23-5	Carbon Tetrachloride	1.0	< 1.0	U
108-05-4	Vinyl Acetate	5.0	< 5.0	U
75-27-4	Bromodichloromethane	1.0	< 1.0	U
78-87-5	1,2-Dichloropropane	1.0	< 1.0	U
10061-01-5	cis-1,3-Dichloropropene	1.0	< 1.0	U
79-01-6	Trichloroethene	1.0	< 1.0	U
124-48-1	Dibromochloromethane	1.0	< 1.0	U
79-00-5	1,1,2-Trichloroethane	1.0	< 1.0	U
71-43-2	Benzene	1.0	< 1.0	U
10061-02-6	trans-1,3-Dichloropropene	1.0	< 1.0	U
110-75-8	2-Chloroethylvinylether	5.0	< 5.0	U
75-25-2	Bromoform	1.0	< 1.0	U
108-10-1	4-Methyl-2-Pentanone (MIBK)	5.0	< 5.0	U
591-78-6	2-Hexanone	5.0	< 5.0	U
127-18-4	Tetrachloroethene	1.0	< 1.0	U
79-34-5	1,1,2,2-Tetrachloroethane	1.0	< 1.0	U
108-88-3	Toluene	1.0	< 1.0	U
108-90-7	Chlorobenzene	1.0	< 1.0	U
100-41-4	Ethylbenzene	1.0	< 1.0	U
100-42-5	Styrene	1.0	< 1.0	U
75-69-4	Trichlorofluoromethane	1.0	< 1.0	U
76-13-1	1,1,2-Trichloro-1,2,2-trifluoroethane	2.0	< 2.0	U
179601-23-1	m,p-Xylene	2.0	< 2.0	U
95-47-6	o-Xylene	1.0	< 1.0	U
95-50-1	1,2-Dichlorobenzene	1.0	< 1.0	U
541-73-1	1,3-Dichlorobenzene	1.0	< 1.0	U
106-46-7	1,4-Dichlorobenzene	1.0	< 1.0	U
107-02-8	Acrolein	10	< 10	U

ORGANICS ANALYSIS DATA SHEET

Volatiles by Purge & Trap GC/MS-Method SW8260C
Page 2 of 2

Sample ID: Trip Blanks
SAMPLE

Lab Sample ID: RG71D
LIMS ID: 10-18383
Matrix: Water
Date Analyzed: 08/04/10 03:19

QC Report No: RG71-Landau Associates, Inc.
Project: Project Striker
025195.020.022

CAS Number	Analyte	RL	Result	Q
74-88-4	Methyl Iodide	1.0	< 1.0	U
74-96-4	Bromoethane	2.0	< 2.0	U
107-13-1	Acrylonitrile	5.0	< 5.0	U
563-58-6	1,1-Dichloropropene	1.0	< 1.0	U
74-95-3	Dibromomethane	1.0	< 1.0	U
630-20-6	1,1,1,2-Tetrachloroethane	1.0	< 1.0	U
96-12-8	1,2-Dibromo-3-chloropropane	5.0	< 5.0	U
96-18-4	1,2,3-Trichloropropane	2.0	< 2.0	U
110-57-6	trans-1,4-Dichloro-2-butene	5.0	< 5.0	U
108-67-8	1,3,5-Trimethylbenzene	1.0	< 1.0	U
95-63-6	1,2,4-Trimethylbenzene	1.0	< 1.0	U
87-68-3	Hexachlorobutadiene	5.0	< 5.0	U
106-93-4	Ethylene Dibromide	1.0	< 1.0	U
74-97-5	Bromochloromethane	1.0	< 1.0	U
594-20-7	2,2-Dichloropropane	1.0	< 1.0	U
142-28-9	1,3-Dichloropropane	5.0	< 5.0	U
98-82-8	Isopropylbenzene	1.0	< 1.0	U
103-65-1	n-Propylbenzene	1.0	< 1.0	U
108-86-1	Bromobenzene	1.0	< 1.0	U
95-49-8	2-Chlorotoluene	1.0	< 1.0	U
106-43-4	4-Chlorotoluene	1.0	< 1.0	U
98-06-6	tert-Butylbenzene	1.0	< 1.0	U
135-98-8	sec-Butylbenzene	1.0	< 1.0	U
99-87-6	4-Isopropyltoluene	1.0	< 1.0	U
104-51-8	n-Butylbenzene	1.0	< 1.0	U
120-82-1	1,2,4-Trichlorobenzene	5.0	< 5.0	U
91-20-3	Naphthalene	5.0	< 5.0	U
87-61-6	1,2,3-Trichlorobenzene	5.0	< 5.0	U

Reported in µg/L (ppb)

Volatile Surrogate Recovery

d4-1,2-Dichloroethane	121%
d8-Toluene	105%
Bromofluorobenzene	92.6%
d4-1,2-Dichlorobenzene	104%

2-Chloroethylvinylether is an acid labile compound and may not be recovered from an acid preserved sample.

VOA SURROGATE RECOVERY SUMMARY

Matrix: Soil

QC Report No: RG71-Landau Associates, Inc.
Project: Project Striker
025195.020.022

ARI ID	Client ID	Level	DCE	TOL	BFB	DCB	TOT OUT
MB-080310	Method Blank	Low	108%	106%	93.8%	102%	0
LCS-080310	Lab Control	Low	89.5%	105%	97.6%	97.9%	0
LCSD-080310	Lab Control Dup	Low	104%	105%	98.2%	100%	0
RG71A	KSC-DP-16-S-7.5-8-100730	Low	129%	105%	88.4%	101%	0
RG71B	KSC-DP-11-S-5-5.5-100730	Low	134%	106%	97.3%	104%	0
RG71C	KSC-DP-13-S-4.5-5-100730	Low	138%	106%	96.7%	106%	0

SW8260C	LCS/MB LIMITS		QC LIMITS	
	Low	Med	Low	Med
(DCE) = d4-1,2-Dichloroethane	79-121	76-120	75-152	69-120
(TOL) = d8-Toluene	80-120	80-120	82-115	80-120
(BFB) = Bromofluorobenzene	80-120	80-120	64-120	76-128
(DCB) = d4-1,2-Dichlorobenzene	80-120	80-120	80-120	80-120

Log Number Range: 10-18380 to 10-18382

VOA SURROGATE RECOVERY SUMMARY



Matrix: Water

QC Report No: RG71-Landau Associates, Inc.
 Project: Project Striker
 025195.020.022

ARI ID	Client ID	PV	DCE	TOL	BFB	DCB	TOT OUT
RG71D	Trip Blanks	5	121%	105%	92.6%	104%	0

	LCS/MB LIMITS	QC LIMITS
SW8260C		
(DCE) = d4-1,2-Dichloroethane	80-122	80-125
(TOL) = d8-Toluene	80-120	80-120
(BFB) = Bromofluorobenzene	80-120	80-120
(DCB) = d4-1,2-Dichlorobenzene	80-120	80-120

Prep Method: SW5030B
 Log Number Range: 10-18383 to 10-18383

ORGANICS ANALYSIS DATA SHEET

Volatiles by Purge & Trap GC/MS-Method SW8260C
Page 1 of 2

Sample ID: LCS-080310
LAB CONTROL SAMPLE

Lab Sample ID: LCS-080310
LIMS ID: 10-18380
Matrix: Soil
Data Release Authorized: *mm*
Reported: 08/10/10

QC Report No: RG71-Landau Associates, Inc.
Project: Project Striker
025195.020.022
Date Sampled: NA
Date Received: NA

Instrument/Analyst LCS: FINN5/PAB
LCSD: FINN5/PAB
Date Analyzed LCS: 08/03/10 18:05
LCSD: 08/03/10 18:43

Sample Amount LCS: 5.00 g-dry-wt
LCSD: 5.00 g-dry-wt
Purge Volume LCS: 5.0 mL
LCSD: 5.0 mL
Moisture: NA

Analyte	LCS	Spike Added-LCS	LCS Recovery	LCSD	Spike Added-LCSD	LCSD Recovery	RPD
Chloromethane	43.8	50.0	87.6%	44.0	50.0	88.0%	0.5%
Bromomethane	68.9 Q	50.0	138%	70.0 Q	50.0	140%	1.6%
Vinyl Chloride	49.3	50.0	98.6%	50.0	50.0	100%	1.4%
Chloroethane	50.5	50.0	101%	50.9	50.0	102%	0.8%
Methylene Chloride	42.2	50.0	84.4%	43.2	50.0	86.4%	2.3%
Acetone	240	250	96.0%	236	250	94.4%	1.7%
Carbon Disulfide	53.9	50.0	108%	54.6	50.0	109%	1.3%
1,1-Dichloroethene	49.1	50.0	98.2%	50.5	50.0	101%	2.8%
1,1-Dichloroethane	50.3	50.0	101%	51.2	50.0	102%	1.8%
trans-1,2-Dichloroethene	48.9	50.0	97.8%	50.0	50.0	100%	2.2%
cis-1,2-Dichloroethene	50.2	50.0	100%	50.4	50.0	101%	0.4%
Chloroform	49.7	50.0	99.4%	50.6	50.0	101%	1.8%
1,2-Dichloroethane	51.7	50.0	103%	49.5	50.0	99.0%	4.3%
2-Butanone	250	250	100%	251	250	100%	0.4%
1,1,1-Trichloroethane	48.6	50.0	97.2%	48.6	50.0	97.2%	0.0%
Carbon Tetrachloride	50.8	50.0	102%	49.0	50.0	98.0%	3.6%
Vinyl Acetate	53.0	50.0	106%	52.6	50.0	105%	0.8%
Bromodichloromethane	52.2	50.0	104%	49.3	50.0	98.6%	5.7%
1,2-Dichloropropane	49.8	50.0	99.6%	48.0	50.0	96.0%	3.7%
cis-1,3-Dichloropropene	55.6	50.0	111%	52.5	50.0	105%	5.7%
Trichloroethene	51.5	50.0	103%	50.4	50.0	101%	2.2%
Dibromochloromethane	50.9	50.0	102%	47.6	50.0	95.2%	6.7%
1,1,2-Trichloroethane	52.8	50.0	106%	49.3	50.0	98.6%	6.9%
Benzene	53.0	50.0	106%	51.0	50.0	102%	3.8%
trans-1,3-Dichloropropene	53.8	50.0	108%	50.6	50.0	101%	6.1%
2-Chloroethylvinylether	56.2	50.0	112%	54.4	50.0	109%	3.3%
Bromoform	50.3	50.0	101%	47.6	50.0	95.2%	5.5%
4-Methyl-2-Pentanone (MIBK)	250	250	100%	239	250	95.6%	4.5%
2-Hexanone	236	250	94.4%	223	250	89.2%	5.7%
Tetrachloroethene	50.3	50.0	101%	47.2	50.0	94.4%	6.4%
1,1,2,2-Tetrachloroethane	47.9	50.0	95.8%	44.6	50.0	89.2%	7.1%
Toluene	49.8	50.0	99.6%	48.4	50.0	96.8%	2.9%
Chlorobenzene	50.5	50.0	101%	48.8	50.0	97.6%	3.4%
Ethylbenzene	55.4	50.0	111%	52.8	50.0	106%	4.8%
Styrene	57.6	50.0	115%	55.2	50.0	110%	4.3%
Trichlorofluoromethane	52.4	50.0	105%	53.6	50.0	107%	2.3%
1,1,2-Trichloro-1,2,2-trifluoroethane	50.8	50.0	102%	51.0	50.0	102%	0.4%
m,p-Xylene	117	100	117%	111	100	111%	5.3%
o-Xylene	54.2	50.0	108%	51.2	50.0	102%	5.7%
1,2-Dichlorobenzene	55.4	50.0	111%	51.5	50.0	103%	7.3%
1,3-Dichlorobenzene	59.0	50.0	118%	54.9	50.0	110%	7.2%
1,4-Dichlorobenzene	58.8	50.0	118%	54.2	50.0	108%	8.1%

ORGANICS ANALYSIS DATA SHEET

Volatiles by Purge & Trap GC/MS-Method SW8260C
Page 2 of 2

Sample ID: LCS-080310

LAB CONTROL SAMPLE

Lab Sample ID: LCS-080310

QC Report No: RG71-Landau Associates, Inc.

LIMS ID: 10-18380

Project: Project Striker

Matrix: Soil

025195.020.022

Analyte	Spike		LCS	Spike		LCS	RPD
	LCS	Added-LCS	Recovery	LCS	Added-LCS	Recovery	
Acrolein	236	250	94.4%	233	250	93.2%	1.3%
Methyl Iodide	61.1	50.0	122%	58.7	50.0	117%	4.0%
Bromoethane	50.8	50.0	102%	50.6	50.0	101%	0.4%
Acrylonitrile	52.9	50.0	106%	51.5	50.0	103%	2.7%
1,1-Dichloropropane	52.7	50.0	105%	50.5	50.0	101%	4.3%
Dibromomethane	51.8	50.0	104%	49.6	50.0	99.2%	4.3%
1,1,1,2-Tetrachloroethane	45.7	50.0	91.4%	44.0	50.0	88.0%	3.8%
1,2-Dibromo-3-chloropropane	48.7	50.0	97.4%	45.3	50.0	90.6%	7.2%
1,2,3-Trichloropropane	49.4	50.0	98.8%	44.6	50.0	89.2%	10.2%
trans-1,4-Dichloro-2-butene	54.7	50.0	109%	51.6	50.0	103%	5.8%
1,3,5-Trimethylbenzene	61.8	50.0	124%	58.0	50.0	116%	6.3%
1,2,4-Trimethylbenzene	62.5 Q	50.0	125%	58.4 Q	50.0	117%	6.8%
Hexachlorobutadiene	57.4	50.0	115%	52.9	50.0	106%	8.2%
Ethylene Dibromide	51.6	50.0	103%	49.7	50.0	99.4%	3.8%
Bromochloromethane	49.6	50.0	99.2%	50.0	50.0	100%	0.8%
2,2-Dichloropropane	49.1	50.0	98.2%	49.6	50.0	99.2%	1.0%
1,3-Dichloropropane	49.9	50.0	99.8%	47.2	50.0	94.4%	5.6%
Isopropylbenzene	59.5	50.0	119%	56.0	50.0	112%	6.1%
n-Propylbenzene	57.9	50.0	116%	54.4	50.0	109%	6.2%
Bromobenzene	53.0	50.0	106%	49.9	50.0	99.8%	6.0%
2-Chlorotoluene	55.2	50.0	110%	51.7	50.0	103%	6.5%
4-Chlorotoluene	62.0	50.0	124%	57.7	50.0	115%	7.2%
tert-Butylbenzene	62.5	50.0	125%	58.2	50.0	116%	7.1%
sec-Butylbenzene	59.4	50.0	119%	55.9	50.0	112%	6.1%
4-Isopropyltoluene	65.5 Q	50.0	131%	61.2 Q	50.0	122%	6.8%
n-Butylbenzene	66.6 Q	50.0	133%	62.4 Q	50.0	125%	6.5%
1,2,4-Trichlorobenzene	58.8	50.0	118%	53.9	50.0	108%	8.7%
Naphthalene	49.6	50.0	99.2%	47.3	50.0	94.6%	4.7%
1,2,3-Trichlorobenzene	52.2	50.0	104%	48.7	50.0	97.4%	6.9%

Reported in µg/kg (ppb)

RPD calculated using sample concentrations per SW846.

Volatile Surrogate Recovery

	LCS	LCS
d4-1,2-Dichloroethane	89.5%	104%
d8-Toluene	105%	105%
Bromofluorobenzene	97.6%	98.2%
d4-1,2-Dichlorobenzene	97.9%	100%

ORGANICS ANALYSIS DATA SHEET

Volatiles by Purge & Trap GC/MS-Method SW8260C
Page 1 of 2

Sample ID: MB-080310
METHOD BLANK

Lab Sample ID: MB-080310
LIMS ID: 10-18380
Matrix: Soil
Data Release Authorized: *YNW*
Reported: 08/10/10

QC Report No: RG71-Landau Associates, Inc.
Project: Project Striker
025195.020.022
Date Sampled: NA
Date Received: NA

Instrument/Analyst: FINN5/PAB
Date Analyzed: 08/03/10 19:10

Sample Amount: 5.00 g-dry-wt
Purge Volume: 5.0 mL
Moisture: NA

CAS Number	Analyte	RL	Result	Q
74-87-3	Chloromethane	1.0	< 1.0	U
74-83-9	Bromomethane	1.0	< 1.0	U
75-01-4	Vinyl Chloride	1.0	< 1.0	U
75-00-3	Chloroethane	1.0	< 1.0	U
75-09-2	Methylene Chloride	2.0	< 2.0	U
67-64-1	Acetone	5.0	< 5.0	U
75-15-0	Carbon Disulfide	1.0	< 1.0	U
75-35-4	1,1-Dichloroethene	1.0	< 1.0	U
75-34-3	1,1-Dichloroethane	1.0	< 1.0	U
156-60-5	trans-1,2-Dichloroethene	1.0	< 1.0	U
156-59-2	cis-1,2-Dichloroethene	1.0	< 1.0	U
67-66-3	Chloroform	1.0	< 1.0	U
107-06-2	1,2-Dichloroethane	1.0	< 1.0	U
78-93-3	2-Butanone	5.0	< 5.0	U
71-55-6	1,1,1-Trichloroethane	1.0	< 1.0	U
56-23-5	Carbon Tetrachloride	1.0	< 1.0	U
108-05-4	Vinyl Acetate	5.0	< 5.0	U
75-27-4	Bromodichloromethane	1.0	< 1.0	U
78-87-5	1,2-Dichloropropane	1.0	< 1.0	U
10061-01-5	cis-1,3-Dichloropropene	1.0	< 1.0	U
79-01-6	Trichloroethene	1.0	< 1.0	U
124-48-1	Dibromochloromethane	1.0	< 1.0	U
79-00-5	1,1,2-Trichloroethane	1.0	< 1.0	U
71-43-2	Benzene	1.0	< 1.0	U
10061-02-6	trans-1,3-Dichloropropene	1.0	< 1.0	U
110-75-8	2-Chloroethylvinylether	5.0	< 5.0	U
75-25-2	Bromoform	1.0	< 1.0	U
108-10-1	4-Methyl-2-Pentanone (MIBK)	5.0	< 5.0	U
591-78-6	2-Hexanone	5.0	< 5.0	U
127-18-4	Tetrachloroethene	1.0	< 1.0	U
79-34-5	1,1,2,2-Tetrachloroethane	1.0	< 1.0	U
108-88-3	Toluene	1.0	< 1.0	U
108-90-7	Chlorobenzene	1.0	< 1.0	U
100-41-4	Ethylbenzene	1.0	< 1.0	U
100-42-5	Styrene	1.0	< 1.0	U
75-69-4	Trichlorofluoromethane	1.0	< 1.0	U
76-13-1	1,1,2-Trichloro-1,2,2-trifluoroethane	2.0	< 2.0	U
179601-23-1	m,p-Xylene	1.0	< 1.0	U
95-47-6	o-Xylene	1.0	< 1.0	U
95-50-1	1,2-Dichlorobenzene	1.0	< 1.0	U
541-73-1	1,3-Dichlorobenzene	1.0	< 1.0	U
106-46-7	1,4-Dichlorobenzene	1.0	< 1.0	U
107-02-8	Acrolein	50	< 50	U

ORGANICS ANALYSIS DATA SHEET

Volatiles by Purge & Trap GC/MS-Method SW8260C
Page 2 of 2

Sample ID: MB-080310
METHOD BLANK

Lab Sample ID: MB-080310
LIMS ID: 10-18380
Matrix: Soil
Date Analyzed: 08/03/10 19:10

QC Report No: RG71-Landau Associates, Inc.
Project: Project Striker
025195.020.022

CAS Number	Analyte	RL	Result	Q
74-88-4	Methyl Iodide	1.0	< 1.0	U
74-96-4	Bromoethane	2.0	< 2.0	U
107-13-1	Acrylonitrile	5.0	< 5.0	U
563-58-6	1,1-Dichloropropene	1.0	< 1.0	U
74-95-3	Dibromomethane	1.0	< 1.0	U
630-20-6	1,1,1,2-Tetrachloroethane	1.0	< 1.0	U
96-12-8	1,2-Dibromo-3-chloropropane	5.0	< 5.0	U
96-18-4	1,2,3-Trichloropropane	2.0	< 2.0	U
110-57-6	trans-1,4-Dichloro-2-butene	5.0	< 5.0	U
108-67-8	1,3,5-Trimethylbenzene	1.0	< 1.0	U
95-63-6	1,2,4-Trimethylbenzene	1.0	< 1.0	U
87-68-3	Hexachlorobutadiene	5.0	< 5.0	U
106-93-4	Ethylene Dibromide	1.0	< 1.0	U
74-97-5	Bromochloromethane	1.0	< 1.0	U
594-20-7	2,2-Dichloropropane	1.0	< 1.0	U
142-28-9	1,3-Dichloropropane	1.0	< 1.0	U
98-82-8	Isopropylbenzene	1.0	< 1.0	U
103-65-1	n-Propylbenzene	1.0	< 1.0	U
108-86-1	Bromobenzene	1.0	< 1.0	U
95-49-8	2-Chlorotoluene	1.0	< 1.0	U
106-43-4	4-Chlorotoluene	1.0	< 1.0	U
98-06-6	tert-Butylbenzene	1.0	< 1.0	U
135-98-8	sec-Butylbenzene	1.0	< 1.0	U
99-87-6	4-Isopropyltoluene	1.0	< 1.0	U
104-51-8	n-Butylbenzene	1.0	< 1.0	U
120-82-1	1,2,4-Trichlorobenzene	5.0	< 5.0	U
91-20-3	Naphthalene	5.0	< 5.0	U
87-61-6	1,2,3-Trichlorobenzene	5.0	< 5.0	U


Reported in µg/kg (ppb)

Volatile Surrogate Recovery

d4-1,2-Dichloroethane	108%
d8-Toluene	106%
Bromofluorobenzene	93.8%
d4-1,2-Dichlorobenzene	102%

ORGANICS ANALYSIS DATA SHEET
Semivolatiles by SW8270D GC/MS
Page 1 of 2

Sample ID: KSC-DP-16-S-7.5-8-100730
SAMPLE

Lab Sample ID: RG71A
LIMS ID: 10-18380
Matrix: Soil
Data Release Authorized: 
Reported: 08/12/10

QC Report No: RG71-Landau Associates, Inc.
Project: Project Striker
025195.020.022
Date Sampled: 07/30/10
Date Received: 07/30/10

Date Extracted: 08/11/10
Date Analyzed: 08/11/10 20:55
Instrument/Analyst: NT6/JZ
GPC Cleanup: No

Sample Amount: 8.08 g-dry-wt
Final Extract Volume: 0.5 mL
Dilution Factor: 1.00
Percent Moisture: 19.7%

CAS Number	Analyte	RL	Result
108-95-2	Phenol	62	< 62 U
111-44-4	Bis-(2-Chloroethyl) Ether	62	< 62 U
95-57-8	2-Chlorophenol	62	< 62 U
541-73-1	1,3-Dichlorobenzene	62	< 62 U
106-46-7	1,4-Dichlorobenzene	62	< 62 U
100-51-6	Benzyl Alcohol	310	< 310 U
95-50-1	1,2-Dichlorobenzene	62	< 62 U
95-48-7	2-Methylphenol	62	< 62 U
108-60-1	2,2'-Oxybis(1-Chloropropane)	62	< 62 U
106-44-5	4-Methylphenol	62	< 62 U
621-64-7	N-Nitroso-Di-N-Propylamine	310	< 310 U
67-72-1	Hexachloroethane	62	< 62 U
98-95-3	Nitrobenzene	62	< 62 U
78-59-1	Isophorone	62	< 62 U
88-75-5	2-Nitrophenol	62	< 62 U
105-67-9	2,4-Dimethylphenol	62	< 62 U
65-85-0	Benzoic Acid	620	< 620 U
111-91-1	bis(2-Chloroethoxy) Methane	62	< 62 U
120-83-2	2,4-Dichlorophenol	310	< 310 U
120-82-1	1,2,4-Trichlorobenzene	62	< 62 U
91-20-3	Naphthalene	62	< 62 U
106-47-8	4-Chloroaniline	310	< 310 U
87-68-3	Hexachlorobutadiene	62	< 62 U
59-50-7	4-Chloro-3-methylphenol	310	< 310 U
91-57-6	2-Methylnaphthalene	62	< 62 U
77-47-4	Hexachlorocyclopentadiene	310	< 310 U
88-06-2	2,4,6-Trichlorophenol	310	< 310 U
95-95-4	2,4,5-Trichlorophenol	310	< 310 U
91-58-7	2-Chloronaphthalene	62	< 62 U
88-74-4	2-Nitroaniline	310	< 310 U
131-11-3	Dimethylphthalate	62	< 62 U
208-96-8	Acenaphthylene	62	< 62 U
99-09-2	3-Nitroaniline	310	< 310 U
83-32-9	Acenaphthene	62	< 62 U
51-28-5	2,4-Dinitrophenol	620	< 620 U
100-02-7	4-Nitrophenol	310	< 310 U
132-64-9	Dibenzofuran	62	< 62 U
606-20-2	2,6-Dinitrotoluene	310	< 310 U
121-14-2	2,4-Dinitrotoluene	310	< 310 U
84-66-2	Diethylphthalate	62	< 62 U
7005-72-3	4-Chlorophenyl-phenylether	62	< 62 U
86-73-7	Fluorene	62	< 62 U
100-01-6	4-Nitroaniline	310	< 310 U
534-52-1	4,6-Dinitro-2-Methylphenol	620	< 620 U

Lab Sample ID: RG71A
LIMS ID: 10-18380
Matrix: Soil
Date Analyzed: 08/11/10 20:55

QC Report No: RG71-Landau Associates, Inc.
Project: Project Striker
025195.020.022

CAS Number	Analyte	RL	Result
86-30-6	N-Nitrosodiphenylamine	62	< 62 U
101-55-3	4-Bromophenyl-phenylether	62	< 62 U
118-74-1	Hexachlorobenzene	62	< 62 U
87-86-5	Pentachlorophenol	310	< 310 U
85-01-8	Phenanthrene	62	< 62 U
86-74-8	Carbazole	62	< 62 U
120-12-7	Anthracene	62	< 62 U
84-74-2	Di-n-Butylphthalate	62	< 62 U
206-44-0	Fluoranthene	62	< 62 U
129-00-0	Pyrene	62	< 62 U
85-68-7	Butylbenzylphthalate	62	< 62 U
91-94-1	3,3'-Dichlorobenzidine	310	< 310 U
56-55-3	Benzo(a)anthracene	62	< 62 U
117-81-7	bis(2-Ethylhexyl)phthalate	62	< 62 U
218-01-9	Chrysene	62	< 62 U
117-84-0	Di-n-Octyl phthalate	62	< 62 U
205-99-2	Benzo(b)fluoranthene	62	< 62 U
207-08-9	Benzo(k)fluoranthene	62	< 62 U
50-32-8	Benzo(a)pyrene	62	< 62 U
193-39-5	Indeno(1,2,3-cd)pyrene	62	< 62 U
53-70-3	Dibenz(a,h)anthracene	62	< 62 U
191-24-2	Benzo(g,h,i)perylene	62	< 62 U
90-12-0	1-Methylnaphthalene	62	< 62 U


Reported in µg/kg (ppb)

Semivolatile Surrogate Recovery

d5-Nitrobenzene	58.8%	2-Fluorobiphenyl	58.8%
d14-p-Terphenyl	64.8%	d4-1,2-Dichlorobenzene	61.2%
d5-Phenol	61.9%	2-Fluorophenol	59.5%
2,4,6-Tribromophenol	71.5%	d4-2-Chlorophenol	60.5%

ORGANICS ANALYSIS DATA SHEET
Semivolatiles by SW8270D GC/MS
Page 1 of 2

Sample ID: KSC-DP-11-S-5-5.5-100730
SAMPLE

Lab Sample ID: RG71B
LIMS ID: 10-18381
Matrix: Soil
Data Release Authorized: 
Reported: 08/12/10

QC Report No: RG71-Landau Associates, Inc.
Project: Project Striker
025195.020.022
Date Sampled: 07/30/10
Date Received: 07/30/10

Date Extracted: 08/11/10
Date Analyzed: 08/11/10 21:28
Instrument/Analyst: NT6/JZ
GPC Cleanup: No

Sample Amount: 7.83 g-dry-wt
Final Extract Volume: 0.5 mL
Dilution Factor: 1.00
Percent Moisture: 15.6%

CAS Number	Analyte	RL	Result
108-95-2	Phenol	64	< 64 U
111-44-4	Bis-(2-Chloroethyl) Ether	64	< 64 U
95-57-8	2-Chlorophenol	64	< 64 U
541-73-1	1,3-Dichlorobenzene	64	< 64 U
106-46-7	1,4-Dichlorobenzene	64	< 64 U
100-51-6	Benzyl Alcohol	320	< 320 U
95-50-1	1,2-Dichlorobenzene	64	< 64 U
95-48-7	2-Methylphenol	64	< 64 U
108-60-1	2,2'-Oxybis(1-Chloropropane)	64	< 64 U
106-44-5	4-Methylphenol	64	< 64 U
621-64-7	N-Nitroso-Di-N-Propylamine	320	< 320 U
67-72-1	Hexachloroethane	64	< 64 U
98-95-3	Nitrobenzene	64	< 64 U
78-59-1	Isophorone	64	< 64 U
88-75-5	2-Nitrophenol	64	< 64 U
105-67-9	2,4-Dimethylphenol	64	< 64 U
65-85-0	Benzoic Acid	640	< 640 U
111-91-1	bis(2-Chloroethoxy) Methane	64	< 64 U
120-83-2	2,4-Dichlorophenol	320	< 320 U
120-82-1	1,2,4-Trichlorobenzene	64	< 64 U
91-20-3	Naphthalene	64	< 64 U
106-47-8	4-Chloroaniline	320	< 320 U
87-68-3	Hexachlorobutadiene	64	< 64 U
59-50-7	4-Chloro-3-methylphenol	320	< 320 U
91-57-6	2-Methylnaphthalene	64	< 64 U
77-47-4	Hexachlorocyclopentadiene	320	< 320 U
88-06-2	2,4,6-Trichlorophenol	320	< 320 U
95-95-4	2,4,5-Trichlorophenol	320	< 320 U
91-58-7	2-Chloronaphthalene	64	< 64 U
88-74-4	2-Nitroaniline	320	< 320 U
131-11-3	Dimethylphthalate	64	< 64 U
208-96-8	Acenaphthylene	64	< 64 U
99-09-2	3-Nitroaniline	320	< 320 U
83-32-9	Acenaphthene	64	< 64 U
51-28-5	2,4-Dinitrophenol	640	< 640 U
100-02-7	4-Nitrophenol	320	< 320 U
132-64-9	Dibenzofuran	64	< 64 U
606-20-2	2,6-Dinitrotoluene	320	< 320 U
121-14-2	2,4-Dinitrotoluene	320	< 320 U
84-66-2	Diethylphthalate	64	< 64 U
7005-72-3	4-Chlorophenyl-phenylether	64	< 64 U
86-73-7	Fluorene	64	< 64 U
100-01-6	4-Nitroaniline	320	< 320 U
534-52-1	4,6-Dinitro-2-Methylphenol	640	< 640 U

ORGANICS ANALYSIS DATA SHEET
Semivolatiles by SW8270D GC/MS
Page 2 of 2

Sample ID: KSC-DP-11-S-5-5.5-100730
SAMPLE

Lab Sample ID: RG71B
LIMS ID: 10-18381
Matrix: Soil
Date Analyzed: 08/11/10 21:28

QC Report No: RG71-Landau Associates, Inc.
Project: Project Striker
025195.020.022

CAS Number	Analyte	RL	Result
86-30-6	N-Nitrosodiphenylamine	64	< 64 U
101-55-3	4-Bromophenyl-phenylether	64	< 64 U
118-74-1	Hexachlorobenzene	64	< 64 U
87-86-5	Pentachlorophenol	320	< 320 U
85-01-8	Phenanthrene	64	< 64 U
86-74-8	Carbazole	64	< 64 U
120-12-7	Anthracene	64	< 64 U
84-74-2	Di-n-Butylphthalate	64	< 64 U
206-44-0	Fluoranthene	64	< 64 U
129-00-0	Pyrene	64	< 64 U
85-68-7	Butylbenzylphthalate	64	< 64 U
91-94-1	3,3'-Dichlorobenzidine	320	< 320 U
56-55-3	Benzo(a)anthracene	64	< 64 U
117-81-7	bis(2-Ethylhexyl)phthalate	64	< 64 U
218-01-9	Chrysene	64	< 64 U
117-84-0	Di-n-Octyl phthalate	64	< 64 U
205-99-2	Benzo(b)fluoranthene	64	< 64 U
207-08-9	Benzo(k)fluoranthene	64	< 64 U
50-32-8	Benzo(a)pyrene	64	< 64 U
193-39-5	Indeno(1,2,3-cd)pyrene	64	< 64 U
53-70-3	Dibenz(a,h)anthracene	64	< 64 U
191-24-2	Benzo(g,h,i)perylene	64	< 64 U
90-12-0	1-Methylnaphthalene	64	< 64 U


Reported in µg/kg (ppb)

Semivolatile Surrogate Recovery

d5-Nitrobenzene	68.0%	2-Fluorobiphenyl	67.6%
d14-p-Terphenyl	78.4%	d4-1,2-Dichlorobenzene	69.6%
d5-Phenol	70.4%	2-Fluorophenol	67.2%
2,4,6-Tribromophenol	84.0%	d4-2-Chlorophenol	68.0%

ORGANICS ANALYSIS DATA SHEET
Semivolatiles by SW8270D GC/MS
Page 1 of 2

Sample ID: KSC-DP-13-S-4.5-5-100730
SAMPLE

Lab Sample ID: RG71C
LIMS ID: 10-18382
Matrix: Soil
Data Release Authorized: 
Reported: 08/12/10

QC Report No: RG71-Landau Associates, Inc.
Project: Project Striker
025195.020.022
Date Sampled: 07/30/10
Date Received: 07/30/10

Date Extracted: 08/11/10
Date Analyzed: 08/11/10 22:00
Instrument/Analyst: NT6/JZ
GPC Cleanup: No

Sample Amount: 7.84 g-dry-wt
Final Extract Volume: 0.5 mL
Dilution Factor: 1.00
Percent Moisture: 16.0%

CAS Number	Analyte	RL	Result
108-95-2	Phenol	64	< 64 U
111-44-4	Bis-(2-Chloroethyl) Ether	64	< 64 U
95-57-8	2-Chlorophenol	64	< 64 U
541-73-1	1,3-Dichlorobenzene	64	< 64 U
106-46-7	1,4-Dichlorobenzene	64	< 64 U
100-51-6	Benzyl Alcohol	320	< 320 U
95-50-1	1,2-Dichlorobenzene	64	< 64 U
95-48-7	2-Methylphenol	64	< 64 U
108-60-1	2,2'-Oxybis(1-Chloropropane)	64	< 64 U
106-44-5	4-Methylphenol	64	< 64 U
621-64-7	N-Nitroso-Di-N-Propylamine	320	< 320 U
67-72-1	Hexachloroethane	64	< 64 U
98-95-3	Nitrobenzene	64	< 64 U
78-59-1	Isophorone	64	< 64 U
88-75-5	2-Nitrophenol	64	< 64 U
105-67-9	2,4-Dimethylphenol	64	< 64 U
65-85-0	Benzoic Acid	640	< 640 U
111-91-1	bis(2-Chloroethoxy) Methane	64	< 64 U
120-83-2	2,4-Dichlorophenol	320	< 320 U
120-82-1	1,2,4-Trichlorobenzene	64	< 64 U
91-20-3	Naphthalene	64	< 64 U
106-47-8	4-Chloroaniline	320	< 320 U
87-68-3	Hexachlorobutadiene	64	< 64 U
59-50-7	4-Chloro-3-methylphenol	320	< 320 U
91-57-6	2-Methylnaphthalene	64	< 64 U
77-47-4	Hexachlorocyclopentadiene	320	< 320 U
88-06-2	2,4,6-Trichlorophenol	320	< 320 U
95-95-4	2,4,5-Trichlorophenol	320	< 320 U
91-58-7	2-Chloronaphthalene	64	< 64 U
88-74-4	2-Nitroaniline	320	< 320 U
131-11-3	Dimethylphthalate	64	< 64 U
208-96-8	Acenaphthylene	64	< 64 U
99-09-2	3-Nitroaniline	320	< 320 U
83-32-9	Acenaphthene	64	< 64 U
51-28-5	2,4-Dinitrophenol	640	< 640 U
100-02-7	4-Nitrophenol	320	< 320 U
132-64-9	Dibenzofuran	64	< 64 U
606-20-2	2,6-Dinitrotoluene	320	< 320 U
121-14-2	2,4-Dinitrotoluene	320	< 320 U
84-66-2	Diethylphthalate	64	< 64 U
7005-72-3	4-Chlorophenyl-phenylether	64	< 64 U
86-73-7	Fluorene	64	< 64 U
100-01-6	4-Nitroaniline	320	< 320 U
534-52-1	4,6-Dinitro-2-Methylphenol	640	< 640 U

ORGANICS ANALYSIS DATA SHEET
Semivolatiles by SW8270D GC/MS
Page 2 of 2

Sample ID: KSC-DP-13-S-4.5-5-100730
SAMPLE

Lab Sample ID: RG71C
LIMS ID: 10-18382
Matrix: Soil
Date Analyzed: 08/11/10 22:00

QC Report No: RG71-Landau Associates, Inc.
Project: Project Striker
025195.020.022

CAS Number	Analyte	RL	Result
86-30-6	N-Nitrosodiphenylamine	64	< 64 U
101-55-3	4-Bromophenyl-phenylether	64	< 64 U
118-74-1	Hexachlorobenzene	64	< 64 U
87-86-5	Pentachlorophenol	320	< 320 U
85-01-8	Phenanthrene	64	< 64 U
86-74-8	Carbazole	64	< 64 U
120-12-7	Anthracene	64	< 64 U
84-74-2	Di-n-Butylphthalate	64	< 64 U
206-44-0	Fluoranthene	64	< 64 U
129-00-0	Pyrene	64	< 64 U
85-68-7	Butylbenzylphthalate	64	< 64 U
91-94-1	3,3'-Dichlorobenzidine	320	< 320 U
56-55-3	Benzo(a)anthracene	64	< 64 U
117-81-7	bis(2-Ethylhexyl)phthalate	64	100
218-01-9	Chrysene	64	< 64 U
117-84-0	Di-n-Octyl phthalate	64	< 64 U
205-99-2	Benzo(b)fluoranthene	64	< 64 U
207-08-9	Benzo(k)fluoranthene	64	< 64 U
50-32-8	Benzo(a)pyrene	64	< 64 U
193-39-5	Indeno(1,2,3-cd)pyrene	64	< 64 U
53-70-3	Dibenz(a,h)anthracene	64	< 64 U
191-24-2	Benzo(g,h,i)perylene	64	< 64 U
90-12-0	1-Methylnaphthalene	64	< 64 U

Reported in µg/kg (ppb)

Semivolatile Surrogate Recovery

d5-Nitrobenzene	64.0%	2-Fluorobiphenyl	64.8%
d14-p-Terphenyl	74.4%	d4-1,2-Dichlorobenzene	65.6%
d5-Phenol	66.4%	2-Fluorophenol	63.5%
2,4,6-Tribromophenol	81.1%	d4-2-Chlorophenol	65.1%

SW8270 SEMIVOLATILES SOIL/SEDIMENT SURROGATE RECOVERY SUMMARY

Matrix: Soil

QC Report No: RG71-Landau Associates, Inc.
Project: Project Striker
025195.020.022

<u>Client ID</u>	<u>NBZ</u>	<u>FBP</u>	<u>TPH</u>	<u>DCB</u>	<u>PHL</u>	<u>2FP</u>	<u>TBP</u>	<u>2CP</u>	<u>TOT</u>	<u>OUT</u>
MB-081110	66.0%	65.2%	77.6%	68.4%	70.1%	66.1%	80.8%	67.7%	0	
LCS-081110	76.8%	72.0%	86.8%	79.2%	75.2%	77.6%	89.1%	74.1%	0	
LCSD-081110	76.8%	74.4%	87.2%	79.2%	75.5%	77.6%	89.3%	73.9%	0	
KSC-DP-16-S-7.5-8-	58.8%	58.8%	64.8%	61.2%	61.9%	59.5%	71.5%	60.5%	0	
KSC-DP-11-S-5-5.5-	68.0%	67.6%	78.4%	69.6%	70.4%	67.2%	84.0%	68.0%	0	
KSC-DP-13-S-4.5-5-	64.0%	64.8%	74.4%	65.6%	66.4%	63.5%	81.1%	65.1%	0	

	LCS/MB LIMITS	QC LIMITS
(NBZ) = d5-Nitrobenzene	(46-102)	(32-106)
(FBP) = 2-Fluorobiphenyl	(51-105)	(39-107)
(TPH) = d14-p-Terphenyl	(55-124)	(31-130)
(DCB) = d4-1,2-Dichlorobenzene	(48-104)	(38-102)
(PHL) = d5-Phenol	(44-110)	(27-112)
(2FP) = 2-Fluorophenol	(38-112)	(22-108)
(TBP) = 2,4,6-Tribromophenol	(54-120)	(31-131)
(2CP) = d4-2-Chlorophenol	(50-103)	(36-104)

Prep Method: SW3546
Log Number Range: 10-18380 to 10-18382

ORGANICS ANALYSIS DATA SHEET
Semivolatiles by SW8270D GC/MS
Page 1 of 2

Sample ID: LCS-081110
LCS/LCSD

Lab Sample ID: LCS-081110
LIMS ID: 10-18380
Matrix: Soil
Data Release Authorized: *[Signature]*
Reported: 08/12/10

QC Report No: RG71-Landau Associates, Inc.
Project: Project Striker
025195.020.022
Date Sampled: 07/30/10
Date Received: 07/30/10

Date Extracted LCS/LCSD: 08/11/10

Sample Amount LCS: 7.50 g
LCSD: 7.50 g

Date Analyzed LCS: 08/11/10 19:50
LCSD: 08/11/10 20:22

Final Extract Volume LCS: 0.5 mL
LCSD: 0.5 mL

Instrument/Analyst LCS: NT6/JZ
LCSD: NT6/JZ

Dilution Factor LCS: 1.00
LCSD: 1.00

GPC Cleanup: No

Percent Moisture: NA

Analyte	LCS	Spike Added-LCS	LCS Recovery	LCSD	Spike Added-LCSD	LCSD Recovery	RPD
Phenol	1080	1670	64.7%	1090	1670	65.3%	0.9%
Bis-(2-Chloroethyl) Ether	1040	1670	62.3%	1070	1670	64.1%	2.8%
2-Chlorophenol	1020	1670	61.1%	1040	1670	62.3%	1.9%
1,3-Dichlorobenzene	1040	1670	62.3%	1050	1670	62.9%	1.0%
1,4-Dichlorobenzene	1030	1670	61.7%	1040	1670	62.3%	1.0%
Benzyl Alcohol	3060	3330	91.9%	3150	3330	94.6%	2.9%
1,2-Dichlorobenzene	1030	1670	61.7%	1050	1670	62.9%	1.9%
2-Methylphenol	1080	1670	64.7%	1100	1670	65.9%	1.8%
2,2'-Oxybis(1-Chloropropane)	1130	1670	67.7%	1160	1670	69.5%	2.6%
4-Methylphenol	2170	3330	65.2%	2200	3330	66.1%	1.4%
N-Nitroso-Di-N-Propylamine	1120	1670	67.1%	1140	1670	68.3%	1.8%
Hexachloroethane	1080	1670	64.7%	1100	1670	65.9%	1.8%
Nitrobenzene	1030	1670	61.7%	1050	1670	62.9%	1.9%
Isophorone	1210	1670	72.5%	1250	1670	74.9%	3.3%
2-Nitrophenol	1080	1670	64.7%	1130	1670	67.7%	4.5%
2,4-Dimethylphenol	1080	1670	64.7%	1110	1670	66.5%	2.7%
Benzoic Acid	3880	5000	77.6%	3850	5000	77.0%	0.8%
bis(2-Chloroethoxy) Methane	1050	1670	62.9%	1080	1670	64.7%	2.8%
2,4-Dichlorophenol	1090	1670	65.3%	1130	1670	67.7%	3.6%
1,2,4-Trichlorobenzene	1020	1670	61.1%	1060	1670	63.5%	3.8%
Naphthalene	1090	1670	65.3%	1120	1670	67.1%	2.7%
4-Chloroaniline	3030	4000	75.8%	3140	4000	78.5%	3.6%
Hexachlorobutadiene	1080	1670	64.7%	1110	1670	66.5%	2.7%
4-Chloro-3-methylphenol	1140	1670	68.3%	1170	1670	70.1%	2.6%
2-Methylnaphthalene	1150	1670	68.9%	1190	1670	71.3%	3.4%
Hexachlorocyclopentadiene	3660	5000	73.2%	3840	5000	76.8%	4.8%
2,4,6-Trichlorophenol	1100	1670	65.9%	1120	1670	67.1%	1.8%
2,4,5-Trichlorophenol	1040	1670	62.3%	1100	1670	65.9%	5.6%
2-Chloronaphthalene	1040	1670	62.3%	1060	1670	63.5%	1.9%
2-Nitroaniline	1160	1670	69.5%	1190	1670	71.3%	2.6%
Dimethylphthalate	997	1670	59.7%	1020	1670	61.1%	2.3%
Acenaphthylene	1050	1670	62.9%	1100	1670	65.9%	4.7%
3-Nitroaniline	3230	4270	75.6%	3360	4270	78.7%	3.9%
Acenaphthene	1000	1670	59.9%	1030	1670	61.7%	3.0%

ORGANICS ANALYSIS DATA SHEET
Semivolatiles by SW8270D GC/MS
Page 2 of 2

Sample ID: LCSD-081110
LCS/LCSD

Lab Sample ID: LCS-081110
LIMS ID: 10-18380
Matrix: Soil
Date Analyzed LCS: 08/11/10 19:50
LCSD: 08/11/10 20:22

QC Report No: RG71-Landau Associates, Inc.
Project: Project Striker
025195.020.022

Analyte	LCS	Spike Added-LCS	LCS Recovery	LCSD	Spike Added-LCSD	LCSD Recovery	RPD
2,4-Dinitrophenol	4280 Q	5000	85.6%	3500 Q	5000	70.0%	20.1%
4-Nitrophenol	800 Q	1670	47.9%	809 Q	1670	48.4%	1.1%
Dibenzofuran	1110	1670	66.5%	1150	1670	68.9%	3.5%
2,6-Dinitrotoluene	1050	1670	62.9%	1080	1670	64.7%	2.8%
2,4-Dinitrotoluene	1080	1670	64.7%	1110	1670	66.5%	2.7%
Diethylphthalate	1020	1670	61.1%	1030	1670	61.7%	1.0%
4-Chlorophenyl-phenylether	1010	1670	60.5%	1040	1670	62.3%	2.9%
Fluorene	1060	1670	63.5%	1090	1670	65.3%	2.8%
4-Nitroaniline	997	1670	59.7%	1020	1670	61.1%	2.3%
4,6-Dinitro-2-Methylphenol	4050	5000	81.0%	4170	5000	83.4%	2.9%
N-Nitrosodiphenylamine	971	1670	58.1%	1020	1670	61.1%	4.9%
4-Bromophenyl-phenylether	1050	1670	62.9%	1100	1670	65.9%	4.7%
Hexachlorobenzene	1090	1670	65.3%	1150	1670	68.9%	5.4%
Pentachlorophenol	759	1670	45.4%	792	1670	47.4%	4.3%
Phenanthrene	1050	1670	62.9%	1080	1670	64.7%	2.8%
Carbazole	930	1670	55.7%	967	1670	57.9%	3.9%
Anthracene	1050	1670	62.9%	1080	1670	64.7%	2.8%
Di-n-Butylphthalate	1080	1670	64.7%	1100	1670	65.9%	1.8%
Fluoranthene	1140	1670	68.3%	1170	1670	70.1%	2.6%
Pyrene	1190	1670	71.3%	1230	1670	73.7%	3.3%
Butylbenzylphthalate	1140	1670	68.3%	1180	1670	70.7%	3.4%
3,3'-Dichlorobenzidine	3320	4270	77.8%	3500	4270	82.0%	5.3%
Benzo(a)anthracene	1210	1670	72.5%	1230	1670	73.7%	1.6%
bis(2-Ethylhexyl)phthalate	1150	1670	68.9%	1170	1670	70.1%	1.7%
Chrysene	1150	1670	68.9%	1180	1670	70.7%	2.6%
Di-n-Octyl phthalate	1060	1670	63.5%	1090	1670	65.3%	2.8%
Benzo(b)fluoranthene	1070	1670	64.1%	1120	1670	67.1%	4.6%
Benzo(k)fluoranthene	1030	1670	61.7%	1120	1670	67.1%	8.4%
Benzo(a)pyrene	1030	1670	61.7%	1040	1670	62.3%	1.0%
Indeno(1,2,3-cd)pyrene	1130	1670	67.7%	1150	1670	68.9%	1.8%
Dibenz(a,h)anthracene	1140	1670	68.3%	1160	1670	69.5%	1.7%
Benzo(g,h,i)perylene	1090	1670	65.3%	1110	1670	66.5%	1.8%
1-Methylnaphthalene	1160	1670	69.5%	1190	1670	71.3%	2.6%


Semivolatile Surrogate Recovery

	LCS	LCSD
d5-Nitrobenzene	76.8%	76.8%
2-Fluorobiphenyl	72.0%	74.4%
d14-p-Terphenyl	86.8%	87.2%
d4-1,2-Dichlorobenzene	79.2%	79.2%
d5-Phenol	75.2%	75.5%
2-Fluorophenol	77.6%	77.6%
2,4,6-Tribromophenol	89.1%	89.3%
d4-2-Chlorophenol	74.1%	73.9%

Reported in µg/kg (ppb)
RPD calculated using sample concentrations per SW846.

ORGANICS ANALYSIS DATA SHEET
Semivolatiles by SW8270D GC/MS
Page 1 of 2

Sample ID: MB-081110
METHOD BLANK

Lab Sample ID: MB-081110
LIMS ID: 10-18380
Matrix: Soil
Data Release Authorized: 
Reported: 08/12/10

QC Report No: RG71-Landau Associates, Inc.
Project: Project Striker
025195.020.022
Date Sampled: NA
Date Received: NA

Date Extracted: 08/11/10
Date Analyzed: 08/11/10 19:17
Instrument/Analyst: NT6/JZ
GPC Cleanup: No

Sample Amount: 7.50 g-dry-wt
Final Extract Volume: 0.5 mL
Dilution Factor: 1.00
Percent Moisture: NA

CAS Number	Analyte	RL	Result
108-95-2	Phenol	67	< 67 U
111-44-4	Bis-(2-Chloroethyl) Ether	67	< 67 U
95-57-8	2-Chlorophenol	67	< 67 U
541-73-1	1,3-Dichlorobenzene	67	< 67 U
106-46-7	1,4-Dichlorobenzene	67	< 67 U
100-51-6	Benzyl Alcohol	330	< 330 U
95-50-1	1,2-Dichlorobenzene	67	< 67 U
95-48-7	2-Methylphenol	67	< 67 U
108-60-1	2,2'-Oxybis(1-Chloropropane)	67	< 67 U
106-44-5	4-Methylphenol	67	< 67 U
621-64-7	N-Nitroso-Di-N-Propylamine	330	< 330 U
67-72-1	Hexachloroethane	67	< 67 U
98-95-3	Nitrobenzene	67	< 67 U
78-59-1	Isophorone	67	< 67 U
88-75-5	2-Nitrophenol	67	< 67 U
105-67-9	2,4-Dimethylphenol	67	< 67 U
65-85-0	Benzoic Acid	670	< 670 U
111-91-1	bis(2-Chloroethoxy) Methane	67	< 67 U
120-83-2	2,4-Dichlorophenol	330	< 330 U
120-82-1	1,2,4-Trichlorobenzene	67	< 67 U
91-20-3	Naphthalene	67	< 67 U
106-47-8	4-Chloroaniline	330	< 330 U
87-68-3	Hexachlorobutadiene	67	< 67 U
59-50-7	4-Chloro-3-methylphenol	330	< 330 U
91-57-6	2-Methylnaphthalene	67	< 67 U
77-47-4	Hexachlorocyclopentadiene	330	< 330 U
88-06-2	2,4,6-Trichlorophenol	330	< 330 U
95-95-4	2,4,5-Trichlorophenol	330	< 330 U
91-58-7	2-Chloronaphthalene	67	< 67 U
88-74-4	2-Nitroaniline	330	< 330 U
131-11-3	Dimethylphthalate	67	< 67 U
208-96-8	Acenaphthylene	67	< 67 U
99-09-2	3-Nitroaniline	330	< 330 U
83-32-9	Acenaphthene	67	< 67 U
51-28-5	2,4-Dinitrophenol	670	< 670 U
100-02-7	4-Nitrophenol	330	< 330 U
132-64-9	Dibenzofuran	67	< 67 U
606-20-2	2,6-Dinitrotoluene	330	< 330 U
121-14-2	2,4-Dinitrotoluene	330	< 330 U
84-66-2	Diethylphthalate	67	< 67 U
7005-72-3	4-Chlorophenyl-phenylether	67	< 67 U
86-73-7	Fluorene	67	< 67 U
100-01-6	4-Nitroaniline	330	< 330 U
534-52-1	4,6-Dinitro-2-Methylphenol	670	< 670 U

ORGANICS ANALYSIS DATA SHEET
Semivolatiles by SW8270D GC/MS
 Page 2 of 2

Sample ID: MB-081110
 METHOD BLANK

Lab Sample ID: MB-081110
 LIMS ID: 10-18380
 Matrix: Soil
 Date Analyzed: 08/11/10 19:17

QC Report No: RG71-Landau Associates, Inc.
 Project: Project Striker
 025195.020.022

CAS Number	Analyte	RL	Result
86-30-6	N-Nitrosodiphenylamine	67	< 67 U
101-55-3	4-Bromophenyl-phenylether	67	< 67 U
118-74-1	Hexachlorobenzene	67	< 67 U
87-86-5	Pentachlorophenol	330	< 330 U
85-01-8	Phenanthrene	67	< 67 U
86-74-8	Carbazole	67	< 67 U
120-12-7	Anthracene	67	< 67 U
84-74-2	Di-n-Butylphthalate	67	< 67 U
206-44-0	Fluoranthene	67	< 67 U
129-00-0	Pyrene	67	< 67 U
85-68-7	Butylbenzylphthalate	67	< 67 U
91-94-1	3,3'-Dichlorobenzidine	330	< 330 U
56-55-3	Benzo(a)anthracene	67	< 67 U
117-81-7	bis(2-Ethylhexyl)phthalate	67	< 67 U
218-01-9	Chrysene	67	< 67 U
117-84-0	Di-n-Octyl phthalate	67	< 67 U
205-99-2	Benzo(b)fluoranthene	67	< 67 U
207-08-9	Benzo(k)fluoranthene	67	< 67 U
50-32-8	Benzo(a)pyrene	67	< 67 U
193-39-5	Indeno(1,2,3-cd)pyrene	67	< 67 U
53-70-3	Dibenz(a,h)anthracene	67	< 67 U
191-24-2	Benzo(g,h,i)perylene	67	< 67 U
90-12-0	1-Methylnaphthalene	67	< 67 U

Reported in µg/kg (ppb)

Semivolatile Surrogate Recovery

d5-Nitrobenzene	66.0%	2-Fluorobiphenyl	65.2%
dl4-p-Terphenyl	77.6%	d4-1,2-Dichlorobenzene	68.4%
d5-Phenol	70.1%	2-Fluorophenol	66.1%
2,4,6-Tribromophenol	80.8%	d4-2-Chlorophenol	67.7%

ORGANICS ANALYSIS DATA SHEET
PCB by GC/ECD Method SW8082
 Page 1 of 1

Sample ID: KSC-DP-16-S-7.5-8-100730
SAMPLE

Lab Sample ID: RG71A
 LIMS ID: 10-18380
 Matrix: Soil
 Data Release Authorized: *AB*
 Reported: 08/18/10

QC Report No: RG71-Landau Associates, Inc.
 Project: Project Striker
 025195.020.022
 Date Sampled: 07/30/10
 Date Received: 07/30/10

Date Extracted: 08/09/10
 Date Analyzed: 08/13/10 01:10
 Instrument/Analyst: ECD5/JGR
 GPC Cleanup: No
 Sulfur Cleanup: Yes
 Acid Cleanup: Yes
 Florisil Cleanup: No

Sample Amount: 12.1 g-dry-wt
 Final Extract Volume: 4.0 mL
 Dilution Factor: 5.00
 Silica Gel: No
 Percent Moisture: 19.7%

CAS Number	Analyte	RL	Result
12674-11-2	Aroclor 1016	33	< 33 U
53469-21-9	Aroclor 1242	33	< 33 U
12672-29-6	Aroclor 1248	33	< 33 U
11097-69-1	Aroclor 1254	33	< 33 U
11096-82-5	Aroclor 1260	33	< 33 U
11104-28-2	Aroclor 1221	33	< 33 U
11141-16-5	Aroclor 1232	33	< 33 U

Reported in µg/kg (ppb)

PCB Surrogate Recovery

Decachlorobiphenyl	80.4%
Tetrachlorometaxylene	75.1%

ORGANICS ANALYSIS DATA SHEET

PCB by GC/ECD Method SW8082

Page 1 of 1

Sample ID: KSC-DP-11-S-5-5.5-100730

SAMPLE

Lab Sample ID: RG71B

LIMS ID: 10-18381

Matrix: Soil

Data Release Authorized: *B*

Reported: 08/18/10

QC Report No: RG71-Landau Associates, Inc.

Project: Project Striker

025195.020.022

Date Sampled: 07/30/10

Date Received: 07/30/10

Date Extracted: 08/09/10

Date Analyzed: 08/13/10 01:29

Instrument/Analyst: ECD5/JGR

GPC Cleanup: No

Sulfur Cleanup: Yes

Acid Cleanup: Yes

Florisil Cleanup: No

Sample Amount: 12.7 g-dry-wt

Final Extract Volume: 4.0 mL

Dilution Factor: 5.00

Silica Gel: No

Percent Moisture: 15.6%

CAS Number	Analyte	RL	Result
12674-11-2	Aroclor 1016	31	< 31 U
53469-21-9	Aroclor 1242	31	< 31 U
12672-29-6	Aroclor 1248	31	< 31 U
11097-69-1	Aroclor 1254	31	< 31 U
11096-82-5	Aroclor 1260	31	< 31 U
11104-28-2	Aroclor 1221	31	< 31 U
11141-16-5	Aroclor 1232	31	< 31 U

Reported in µg/kg (ppb)

PCB Surrogate Recovery

Decachlorobiphenyl	77.4%
Tetrachlorometaxylene	73.4%

ORGANICS ANALYSIS DATA SHEET

PCB by GC/ECD Method SW8082

Page 1 of 1

Sample ID: KSC-DP-13-S-4.5-5-100730

SAMPLE

Lab Sample ID: RG71C

LIMS ID: 10-18382

Matrix: Soil

Data Release Authorized: *AB*

Reported: 08/18/10

QC Report No: RG71-Landau Associates, Inc.

Project: Project Striker

025195.020.022

Date Sampled: 07/30/10

Date Received: 07/30/10

Date Extracted: 08/09/10

Date Analyzed: 08/13/10 01:48

Instrument/Analyst: ECD5/JGR

GPC Cleanup: No

Sulfur Cleanup: Yes

Acid Cleanup: Yes

Florisil Cleanup: No

Sample Amount: 12.7 g-dry-wt

Final Extract Volume: 4.0 mL

Dilution Factor: 5.00

Silica Gel: No

Percent Moisture: 16.0%

CAS Number	Analyte	RL	Result
12674-11-2	Aroclor 1016	32	< 32 U
53469-21-9	Aroclor 1242	32	< 32 U
12672-29-6	Aroclor 1248	32	< 32 U
11097-69-1	Aroclor 1254	32	< 32 U
11096-82-5	Aroclor 1260	32	< 32 U
11104-28-2	Aroclor 1221	32	< 32 U
11141-16-5	Aroclor 1232	32	< 32 U

Reported in µg/kg (ppb)

PCB Surrogate Recovery

Decachlorobiphenyl	74.9%
Tetrachlorometaxylene	67.5%

SW8082/PCB SOIL/SEDIMENT SURROGATE RECOVERY SUMMARY

Matrix: Soil

QC Report No: RG71-Landau Associates, Inc.
Project: Project Striker
025195.020.022

<u>Client ID</u>	<u>DCBP % REC</u>	<u>DCBP LCL-UCL</u>	<u>TCMX % REC</u>	<u>TCMX LCL-UCL</u>	<u>TOT OUT</u>
MB-080910	86.1%	51-112	81.1%	46-111	0
LCS-080910	92.6%	51-112	87.2%	46-111	0
LCSD-080910	88.1%	51-112	79.4%	46-111	0
KSC-DP-16-S-7.5-8-100730	80.4%	42-127	75.1%	50-114	0
KSC-DP-11-S-5-5.5-100730	77.4%	42-127	73.4%	50-114	0
KSC-DP-13-S-4.5-5-100730	74.9%	42-127	67.5%	50-114	0

Microwave (MARS) Control Limits
Prep Method: SW3546
Log Number Range: 10-18380 to 10-18382

ORGANICS ANALYSIS DATA SHEET
PCB by GC/ECD Method SW8082
Page 1 of 1

Sample ID: LCS-080910
LCS/LCSD

Lab Sample ID: LCS-080910
LIMS ID: 10-18380
Matrix: Soil
Data Release Authorized: *[Signature]*
Reported: 08/16/10

QC Report No: RG71-Landau Associates, Inc.
Project: Project Striker
025195.020.022
Date Sampled: NA
Date Received: NA

Date Extracted LCS/LCSD: 08/09/10
Date Analyzed LCS: 08/13/10 00:33
LCSD: 08/13/10 00:51
Instrument/Analyst LCS: ECD5/JGR
LCSD: ECD5/JGR

Sample Amount LCS: 12.0 g-dry-wt
LCSD: 12.0 g-dry-wt
Final Extract Volume LCS: 4.0 mL
LCSD: 4.0 mL
Dilution Factor LCS: 5.00
LCSD: 5.00
Silica Gel: No

GPC Cleanup: No
Sulfur Cleanup: Yes
Acid Cleanup: Yes
Florisol Cleanup: No

Percent Moisture: NA

Analyte	Spike		LCS	Spike		LCSD	RPD
	LCS	Added-LCS	Recovery	LCS	Added-LCSD	Recovery	
Aroclor 1016	177	167	106%	162	167	97.2%	8.8%
Aroclor 1260	154	167	92.4%	148	167	88.8%	4.0%

PCB Surrogate Recovery

	LCS	LCSD
Decachlorobiphenyl	92.6%	88.1%
Tetrachlorometaxylene	87.2%	79.4%

Results reported in µg/kg (ppb)
RPD calculated using sample concentrations per SW846.

ORGANICS ANALYSIS DATA SHEET

PCB by GC/ECD Method SW8082

Page 1 of 1

Sample ID: MB-080910

METHOD BLANK

Lab Sample ID: MB-080910

LIMS ID: 10-18380

Matrix: Soil

Data Release Authorized: *AS*

Reported: 08/18/10

QC Report No: RG71-Landau Associates, Inc.

Project: Project Striker

025195.020.022

Date Sampled: NA

Date Received: NA

Date Extracted: 08/09/10

Date Analyzed: 08/13/10 00:14

Instrument/Analyst: ECD5/JGR

GPC Cleanup: No

Sulfur Cleanup: Yes

Acid Cleanup: Yes

Florisil Cleanup: No

Sample Amount: 12.0 g

Final Extract Volume: 4.0 mL

Dilution Factor: 5.00

Silica Gel: No

Percent Moisture: NA

CAS Number	Analyte	RL	Result
12674-11-2	Aroclor 1016	33	< 33 U
53469-21-9	Aroclor 1242	33	< 33 U
12672-29-6	Aroclor 1248	33	< 33 U
11097-69-1	Aroclor 1254	33	< 33 U
11096-82-5	Aroclor 1260	33	< 33 U
11104-28-2	Aroclor 1221	33	< 33 U
11141-16-5	Aroclor 1232	33	< 33 U

Reported in µg/kg (ppb)

PCB Surrogate Recovery

Decachlorobiphenyl	86.1%
Tetrachlorometaxylene	81.1%

ORGANICS ANALYSIS DATA SHEET

TPHG by Method NWTPHG

Matrix: Soil

Data Release Authorized: *MW*
Reported: 08/10/10

QC Report No: RG71-Landau Associates, Inc.

Project: Project Striker

Event: 025195.020.022

Date Sampled: 07/30/10

Date Received: 07/30/10

ARI ID	Client ID	Analysis Date	Basis	Range	Result
MB-080410 10-18380	Method Blank	08/04/10 PID3	Dry	Gasoline HC ID Trifluorotoluene Bromobenzene	< 5.0 U --- 101% 102%
RG71A 10-18380	KSC-DP-16-S-7.5-8-100730	08/04/10 PID3	Dry	Gasoline HC ID Trifluorotoluene Bromobenzene	< 7.5 U --- 101% 104%
RG71B 10-18381	KSC-DP-11-S-5-5.5-100730	08/04/10 PID3	Dry	Gasoline HC ID Trifluorotoluene Bromobenzene	< 8.2 U --- 107% 106%
RG71C 10-18382	KSC-DP-13-S-4.5-5-100730	08/04/10 PID3	Dry	Gasoline HC ID Trifluorotoluene Bromobenzene	< 7.3 U --- 102% 104%

Gasoline values reported in mg/kg (ppm)

Quantitation on total peaks in the gasoline range from Toluene to Naphthalene.

GAS: Indicates the presence of gasoline or weathered gasoline.

GRO: Positive result that does not match an identifiable gasoline pattern.

Results corrected for soil moisture content per Section 11.10.5 of EPA Method 8000C.

TPHG SOIL SURROGATE RECOVERY SUMMARY

ARI Job: RG71
Matrix: Soil

QC Report No: RG71-Landau Associates, Inc.
Project: Project Striker
Event: 025195.020.022

Client ID	BFB	TFT	BBZ	TOT OUT
MB-080410	NA	101%	102%	0
LCS-080410	NA	102%	101%	0
LCSD-080410	NA	103%	103%	0
KSC-DP-16-S-7.5-8-10073	NA	101%	104%	0
KSC-DP-11-S-5-5.5-10073	NA	107%	106%	0
KSC-DP-13-S-4.5-5-10073	NA	102%	104%	0

	LCS/MB LIMITS	QC LIMITS
(BFB) = Bromofluorobenzene	(70-130)	(70-130)
(TFT) = Trifluorotoluene	(80-120)	(66-123)
(BBZ) = Bromobenzene	(80-120)	(62-130)

Log Number Range: 10-18380 to 10-18382

ORGANICS ANALYSIS DATA SHEET
TPHG by Method NWTPHG
Page 1 of 1

Sample ID: LCS-080410
LAB CONTROL SAMPLE

Lab Sample ID: LCS-080410
LIMS ID: 10-18380
Matrix: Soil
Data Release Authorized: *MM*
Reported: 08/10/10

QC Report No: RG71-Landau Associates, Inc.
Project: Project Striker
Event: 025195.020.022
Date Sampled: NA
Date Received: NA

Date Analyzed LCS: 08/04/10 07:47
LCSD: 08/04/10 08:11
Instrument/Analyst LCS: PID3/MH
LCSD: PID3/MH

Purge Volume: 5.0 mL
Sample Amount LCS: 100 mg-dry-wt
LCSD: 100 mg-dry-wt

Analyte	LCS	Spike Added-LCS	LCS Recovery	LCSD	Spike Added-LCSD	LCSD Recovery	RPD
Gasoline Range Hydrocarbons	50.7	50.0	101%	50.2	50.0	100%	1.0%

Reported in mg/kg (ppm)

RPD calculated using sample concentrations per SW846.

TPHG Surrogate Recovery

	LCS	LCSD
Trifluorotoluene	102%	103%
Bromobenzene	101%	103%

ORGANICS ANALYSIS DATA SHEET
TOTAL DIESEL RANGE HYDROCARBONS
NWTPHD by GC/FID-Silica and Acid Cleaned
Page 1 of 1
Matrix: Soil

QC Report No: RG71-Landau Associates, Inc.
Project: Project Striker
025195.020.022

Data Release Authorized: *WVW*
Reported: 08/09/10

ARI ID	Sample ID	Extraction Date	Analysis Date	EFV DL	Range	RL	Result
MB-080510 10-18380	Method Blank HC ID: ---	08/05/10	08/06/10 FID3B	1.00 1.0	Diesel Motor Oil o-Terphenyl	5.0 10	< 5.0 U < 10 U 100%
RG71A 10-18380	KSC-DP-16-S-7.5-8-10008/05/10 HC ID: MOTOR OIL	08/05/10	08/06/10 FID3B	1.00 1.0	Diesel Motor Oil o-Terphenyl	6.2 12	< 6.2 U 13 102%
RG71B 10-18381	KSC-DP-11-S-5-5.5-10008/05/10 HC ID: ---	08/05/10	08/06/10 FID3B	1.00 1.0	Diesel Motor Oil o-Terphenyl	5.9 12	< 5.9 U < 12 U 93.2%
RG71C 10-18382	KSC-DP-13-S-4.5-5-10008/05/10 HC ID: ---	08/05/10	08/06/10 FID3B	1.00 1.0	Diesel Motor Oil o-Terphenyl	5.9 12	< 5.9 U < 12 U 83.5%

Reported in mg/kg (ppm)

EFV-Effective Final Volume in mL.

DL-Dilution of extract prior to analysis.

RL-Reporting limit.

Diesel quantitation on total peaks in the range from C12 to C24.

Motor Oil quantitation on total peaks in the range from C24 to C38.

HC ID: DRO/RRO indicate results of organics or additional hydrocarbons in ranges are not identifiable.

CLEANED TPHD SURROGATE RECOVERY SUMMARY

Matrix: Soil

QC Report No: RG71-Landau Associates, Inc.
Project: Project Striker
025195.020.022

<u>Client ID</u>	<u>OTER</u>	<u>TOT OUT</u>
MB-080510	100%	0
LCS-080510	109%	0
LCSD-080510	109%	0
KSC-DP-16-S-7.5-8-	102%	0
KSC-DP-11-S-5-5.5-	93.2%	0
KSC-DP-13-S-4.5-5-	83.5%	0

	<u>LCS/MB LIMITS</u>	<u>QC LIMITS</u>
(OTER) = o-Terphenyl	(63-115)	(49-120)

Prep Method: SW3546
Log Number Range: 10-18380 to 10-18382

ORGANICS ANALYSIS DATA SHEET

NWTPHD by GC/FID-Silica and Acid Cleaned
Page 1 of 1

Sample ID: LCS-080510
LCS/LCSD

Lab Sample ID: LCS-080510

LIMS ID: 10-18380

Matrix: Soil

Data Release Authorized: *MW*

Reported: 08/09/10

QC Report No: RG71-Landau Associates, Inc.

Project: Project Striker

025195.020.022

Date Sampled: 07/30/10

Date Received: 07/30/10

Date Extracted LCS/LCSD: 08/05/10

Sample Amount LCS: 10.0 g

LCSD: 10.0 g

Date Analyzed LCS: 08/06/10 15:21

Final Extract Volume LCS: 1.0 mL

LCSD: 08/06/10 15:40

LCSD: 1.0 mL

Instrument/Analyst LCS: FID/JGR

Dilution Factor LCS: 1.0

LCSD: FID/JGR

LCSD: 1.0

Range	Spike		LCS		Spike		LCSD		RPD
	LCS	Added-LCS	Recovery	LCSD	Added-LCSD	Recovery	RPD		
Diesel	128	150	85.3%	134	150	89.3%	4.6%		

TPHD Surrogate Recovery

	LCS	LCSD
o-Terphenyl	109%	109%

Results reported in mg/kg

RPD calculated using sample concentrations per SW846.

TOTAL DIESEL RANGE HYDROCARBONS-EXTRACTION REPORT

Matrix: Soil
Date Received: 07/30/10

ARI Job: RG71
Project: Project Striker
025195.020.022

ARI ID	Client ID	Client Amt	Final Vol	Basis	Prep Date
10-18380-080510MB1	Method Blank	10.0 g	1.00 mL	-	08/05/10
10-18380-080510LCS1	Lab Control	10.0 g	1.00 mL	-	08/05/10
10-18380-080510LCSD1	Lab Control Dup	10.0 g	1.00 mL	-	08/05/10
10-18380-RG71A	KSC-DP-16-S-7.5-8-18.100g	10.0 g	1.00 mL	D	08/05/10
10-18381-RG71B	KSC-DP-11-S-5-5.5-18.470g	10.0 g	1.00 mL	D	08/05/10
10-18382-RG71C	KSC-DP-13-S-4.5-5-18.440g	10.0 g	1.00 mL	D	08/05/10

Basis: D=Dry Weight W=As Received
Diesel Extraction Report

RG71 : 00043

INORGANICS ANALYSIS DATA SHEET

TOTAL METALS

Page 1 of 1

Sample ID: KSC-DP-16-S-7.5-8-100730
SAMPLE

Lab Sample ID: RG71A

LIMS ID: 10-18380

Matrix: Soil

Data Release Authorized: 

Reported: 08/12/10

QC Report No: RG71-Landau Associates, Inc.

Project: Project Striker

025195.020.022

Date Sampled: 07/30/10

Date Received: 07/30/10

Percent Total Solids: 81.2%

Prep Meth	Prep Date	Analysis Method	Analysis Date	CAS Number	Analyte	RL	mg/kg-dry	Q
3050B	08/06/10	200.8	08/11/10	7440-38-2	Arsenic	0.2	7.6	
3050B	08/06/10	200.8	08/11/10	7440-43-9	Cadmium	0.2	0.2	U
3050B	08/06/10	200.8	08/11/10	7440-47-3	Chromium	0.6	21.6	
3050B	08/06/10	200.8	08/11/10	7440-50-8	Copper	0.6	30.9	
3050B	08/06/10	200.8	08/11/10	7439-92-1	Lead	1	10	
CLP	08/06/10	7471A	08/09/10	7439-97-6	Mercury	0.02	0.06	
3050B	08/06/10	200.8	08/11/10	7440-66-6	Zinc	5	51	

U-Analyte undetected at given RL

RL-Reporting Limit

INORGANICS ANALYSIS DATA SHEET

TOTAL METALS


Page 1 of 1

Sample ID: KSC-DP-11-S-5-5.5-100730
SAMPLE

Lab Sample ID: RG71B

LIMS ID: 10-18381

Matrix: Soil

Data Release Authorized: 

Reported: 08/12/10

QC Report No: RG71-Landau Associates, Inc.

Project: Project Striker

025195.020.022

Date Sampled: 07/30/10

Date Received: 07/30/10

Percent Total Solids: 85.0%

Prep Meth	Prep Date	Analysis Method	Analysis Date	CAS Number	Analyte	RL	mg/kg-dry	Q
3050B	08/06/10	200.8	08/11/10	7440-38-2	Arsenic	0.2	3.2	
3050B	08/06/10	200.8	08/11/10	7440-43-9	Cadmium	0.2	0.2	U
3050B	08/06/10	200.8	08/11/10	7440-47-3	Chromium	0.6	10.9	
3050B	08/06/10	200.8	08/11/10	7440-50-8	Copper	0.6	16.4	
3050B	08/06/10	200.8	08/11/10	7439-92-1	Lead	1	3	
CLP	08/06/10	7471A	08/09/10	7439-97-6	Mercury	0.03	0.03	U
3050B	08/06/10	200.8	08/11/10	7440-66-6	Zinc	4	25	

U-Analyte undetected at given RL

RL-Reporting Limit

INORGANICS ANALYSIS DATA SHEET

TOTAL METALS


Page 1 of 1

Sample ID: KSC-DP-13-S-4.5-5-100730
SAMPLE

Lab Sample ID: RG71C

LIMS ID: 10-18382

Matrix: Soil

Data Release Authorized: 

Reported: 08/12/10

QC Report No: RG71-Landau Associates, Inc.

Project: Project Striker

025195.020.022

Date Sampled: 07/30/10

Date Received: 07/30/10

Percent Total Solids: 83.6%

Prep Meth	Prep Date	Analysis Method	Analysis Date	CAS Number	Analyte	RL	mg/kg-dry	Q
3050B	08/06/10	200.8	08/11/10	7440-38-2	Arsenic	0.2	3.5	
3050B	08/06/10	200.8	08/11/10	7440-43-9	Cadmium	0.2	0.2	U
3050B	08/06/10	200.8	08/11/10	7440-47-3	Chromium	0.6	14.3	
3050B	08/06/10	200.8	08/11/10	7440-50-8	Copper	0.6	20.3	
3050B	08/06/10	200.8	08/11/10	7439-92-1	Lead	1	5	
CLP	08/06/10	7471A	08/09/10	7439-97-6	Mercury	0.03	0.03	U
3050B	08/06/10	200.8	08/11/10	7440-66-6	Zinc	4	29	

U-Analyte undetected at given RL

RL-Reporting Limit

INORGANICS ANALYSIS DATA SHEET

TOTAL METALS

Page 1 of 1

Sample ID: LAB CONTROL


Lab Sample ID: RG71LCS

LIMS ID: 10-18380

Matrix: Soil

Data Release Authorized:

Reported: 08/12/10



QC Report No: RG71-Landau Associates, Inc.

Project: Project Striker

025195.020.022

Date Sampled: NA

Date Received: NA

BLANK SPIKE QUALITY CONTROL REPORT

Analyte	Analysis Method	Spike Found	Spike Added	% Recovery	Q
Arsenic	200.8	24.2	25.0	96.8%	
Cadmium	200.8	25.6	25.0	102%	
Chromium	200.8	26.5	25.0	106%	
Copper	200.8	27.7	25.0	111%	
Lead	200.8	25	25	100%	
Mercury	7471A	0.49	0.50	98.0%	
Zinc	200.8	83	80	104%	

Reported in mg/kg-dry

N-Control limit not met

NA-Not Applicable, Analyte Not Spiked

Control Limits: 80-120%

INORGANICS ANALYSIS DATA SHEET

TOTAL METALS

Sample ID: METHOD BLANK

Page 1 of 1

Lab Sample ID: RG71MB


QC Report No: RG71-Landau Associates, Inc.

LIMS ID: 10-18380

Project: Project Striker

Matrix: Soil

025195.020.022

Data Release Authorized: 

Date Sampled: NA

Reported: 08/12/10

Date Received: NA

Percent Total Solids: NA

Prep Meth	Prep Date	Analysis Method	Analysis Date	CAS Number	Analyte	RL	mg/kg-dry	Q
3050B	08/06/10	200.8	08/11/10	7440-38-2	Arsenic	0.2	0.2	U
3050B	08/06/10	200.8	08/11/10	7440-43-9	Cadmium	0.2	0.2	U
3050B	08/06/10	200.8	08/11/10	7440-47-3	Chromium	0.5	0.5	U
3050B	08/06/10	200.8	08/11/10	7440-50-8	Copper	0.5	0.5	U
3050B	08/06/10	200.8	08/11/10	7439-92-1	Lead	1	1	U
CLP	08/06/10	7471A	08/09/10	7439-97-6	Mercury	0.02	0.02	U
3050B	08/06/10	200.8	08/11/10	7440-66-6	Zinc	4	4	U

U-Analyte undetected at given RL

RL-Reporting Limit

SAMPLE RESULTS-CONVENTIONALS
RG71-Landau Associates, Inc.



Matrix: Soil
Data Release Authorized *mb*
Reported: 08/13/10

Project: Project Striker
Event: 025195.020.022
Date Sampled: 07/30/10
Date Received: 07/30/10

Client ID: KSC-DP-16-S-7.5-8-100730
ARI ID: 10-18380 RG71A

Analyte	Date	Method	Units	RL	Sample
Hexavalent Chrome	08/10/10 081010#1	SM3500Cr-D	mg/kg	0.475	< 0.475 U
Total Solids	08/04/10 080410#1	EPA 160.3	Percent	0.01	81.60

RL Analytical reporting limit
U Undetected at reported detection limit

Hexavalent Chrome prepared using Method 3060.

SAMPLE RESULTS-CONVENTIONALS
RG71-Landau Associates, Inc.



Matrix: Soil
Data Release Authorized: *ms*
Reported: 08/13/10

Project: Project Striker
Event: 025195.020.022
Date Sampled: 07/30/10
Date Received: 07/30/10

Client ID: KSC-DP-11-S-5-5.5-100730
ARI ID: 10-18381 RG71B

Analyte	Date	Method	Units	RL	Sample
Hexavalent Chrome	08/10/10 081010#1	SM3500Cr-D	mg/kg	0.457	< 0.457 U
Total Solids	08/04/10 080410#1	EPA 160.3	Percent	0.01	86.20

RL Analytical reporting limit
U Undetected at reported detection limit

Hexavalent Chrome prepared using Method 3060.

SAMPLE RESULTS-CONVENTIONALS
RG71-Landau Associates, Inc.



Matrix: Soil
Data Release Authorized: *MB*
Reported: 08/13/10

Project: Project Striker
Event: 025195.020.022
Date Sampled: 07/30/10
Date Received: 07/30/10

Client ID: KSC-DP-13-S-4.5-5-100730
ARI ID: 10-18382 RG71C

Analyte	Date	Method	Units	RL	Sample
Hexavalent Chrome	08/10/10 081010#1	SM3500Cr-D	mg/kg	0.458	< 0.458 U
Total Solids	08/04/10 080410#1	EPA 160.3	Percent	0.01	84.90

RL Analytical reporting limit
U Undetected at reported detection limit

Hexavalent Chrome prepared using Method 3060.

METHOD BLANK RESULTS-CONVENTIONALS
RG71-Landau Associates, Inc.



Matrix: Soil
Data Release Authorized: *MB*
Reported: 08/13/10

Project: Project Striker
Event: 025195.020.022
Date Sampled: NA
Date Received: NA

Analyte	Date	Units	Blank
Hexavalent Chrome	08/10/10	mg/kg	< 0.400 U
Total Solids	08/04/10	Percent	< 0.01 U

STANDARD REFERENCE RESULTS-CONVENTIONALS
RG71-Landau Associates, Inc.



Matrix: Soil
Data Release Authorized: *[Signature]*
Reported: 08/13/10

Project: Project Striker
Event: 025195.020.022
Date Sampled: NA
Date Received: NA

Analyte/SRM ID	Date	Units	SRM	True Value	Recovery
Soluble Hexavalent Chrome	08/10/10	mg/kg	18.5	20.0	92.5%
Insoluble Hexavalent Chrome	08/10/10	mg/kg	920	944	97.5%
Soil Hexavalent Chrome					



Analytical Resources, Incorporated
Analytical Chemists and Consultants

August 18, 2010

Tim Syverson
Landau Associates
130 Second Avenue South
Edmonds, WA 98020

RE: Project: Striker 025195.020
ARI Job: RG74 - Revised

Dear Tim

Enclosed, please find the original Chain-of-Custody (COC) record, sample receipt documentation, and final data report for the samples from the project referenced above. Analytical Resources, Inc. (ARI) accepted one water sample and one trip blank in good condition on July 30, 2010. For further details regarding sample receipt, please refer to the enclosed Cooler Receipt Form. Per Landau Associates, the sample was allowed to settle and sample aliquot was collected from the clear portion.

The sample was analyzed for Dissolved Metals, SVOCs, VOCs, NWTPH-Dx and NWTPH-Gx, as requested on the COC.

Acetone and 1,2,4-Trichlorobenzene were out of control high in the VOC LCS. They were in control in the LCSD. No further corrective action was required.

The SVOC CCALs from 08/10/10 and 08/11/10 were out of control low for 2,4-Dinitrophenol. The CCAL from 08/11/10 was additionally out of control low for 4-Nitrophenol. Associated samples with detections for these compounds have been flagged with a Q qualifier.

N-Nitrosodiphenylamine was out of control low in the SVOC LCS and LCSD. No further corrective action was required.

There were no other irregularities with the sample.

Quality control analysis results are included for your review. An electronic copy of this report and all associated raw data will be kept on file at ARI. If you have any questions or require additional information, please contact me at your convenience.

Sincerely,
ANALYTICAL RESOURCES, INC

Eric Branson
Project Manager

-for-

Kelly Bottem
Client Services Manager
(206) 695-6211
kellyb@arilabs.com
www.arilabs.com

RG74



- Seattle/Edmonds (425) 778-0907
- Tacoma (253) 926-2493
- Spokane (509) 327-9737
- Portland (503) 542-1080
- _____

Date 07/30/10

Page 1 of 1

Chain-of-Custody Record

Project Name <u>Striker</u> Project No. <u>025195.020</u>					Testing Parameters					Turnaround Time <input checked="" type="checkbox"/> Standard <input type="checkbox"/> Accelerated <input type="checkbox"/> _____	
Project Location/Event <u>Striker property</u>					<div style="display: flex; flex-direction: column; align-items: center;"> <div style="writing-mode: vertical-rl; transform: rotate(180deg);">VOC</div> <div style="writing-mode: vertical-rl; transform: rotate(180deg);">TPH-Dx</div> <div style="writing-mode: vertical-rl; transform: rotate(180deg);">TPH-Gx</div> <div style="writing-mode: vertical-rl; transform: rotate(180deg);">SVOC</div> <div style="writing-mode: vertical-rl; transform: rotate(180deg);">Total Metals</div> </div>						
Sampler's Name <u>SED / PRR</u>											
Project Contact <u>Joe Flaherty & Tim Syverson</u>											
Send Results To <u>same</u>											
Sample I.D.	Date	Time	Matrix	No. of Containers							Observations/Comments
<u>KSC-DP-15-GW-100730</u>	<u>7/30/10</u>	<u>1610</u>	<u>H2O</u>	<u>11</u>	<u>X</u>	<u>X</u>	<u>X</u>	<u>X</u>	<u>X</u>		<input checked="" type="checkbox"/> Allow water samples to settle, collect aliquot from clear portion <input checked="" type="checkbox"/> NWTPH-Dx - run acid wash/silica gel cleanup <input type="checkbox"/> run samples standardized to _____ product <input type="checkbox"/> Analyze for EPH if no specific product identified VOC/BTEX/VPH (soil): <input type="checkbox"/> non-preserved <input type="checkbox"/> preserved w/methanol <input type="checkbox"/> preserved w/sodium bisulfate <input type="checkbox"/> Freeze upon receipt <input checked="" type="checkbox"/> Dissolved metal water samples field filtered Other <u>arsenic, cadmium, chromium, copper, lead, mercury, zinc</u>
Special Shipment/Handling or Storage Requirements <u>store @ 4°C</u>										Method of Shipment <u>hand delivered</u>	
Relinquished by <u>[Signature]</u> Signature <u>Susan Dickerson</u> Printed Name <u>CAI</u> Company Date <u>7/30/10</u> Time <u>1730</u>			Received by <u>[Signature]</u> Signature <u>Jennifer Mitsig</u> Printed Name <u>ARI</u> Company Date <u>7/30/10</u> Time <u>1730</u>			Relinquished by Signature Printed Name Company Date _____ Time _____			Received by Signature Printed Name Company Date _____ Time _____		

RG74: 00002



Cooler Receipt Form

ARI Client: Striker

Project Name: Striker Property

COC No(s): _____

Delivered by: Fed-Ex UPS Courier Hand Delivered Other: _____

Assigned ARI Job No: RG74 ^{NA}

Tracking No: _____ ^{NA}

Preliminary Examination Phase:

Were intact, properly signed and dated custody seals attached to the outside of to cooler? YES NO

Were custody papers included with the cooler? YES NO

Were custody papers properly filled out (ink, signed, etc.) YES NO

Temperature of Cooler(s) (°C) (recommended 2.0-6.0 °C for chemistry)..... 3.1

If cooler temperature is out of compliance fill out form 00070F Temp Gun ID#: 90941619

Cooler Accepted by: JM Date: 7/30/10 Time: 1730

Complete custody forms and attach all shipping documents

Log-In Phase:

Was a temperature blank included in the cooler? YES NO

What kind of packing material was used? ... Bubble Wrap Wet Ice Gel Packs Baggies Foam Block Paper Other: _____

Was sufficient ice used (if appropriate)? NA YES NO

Were all bottles sealed in individual plastic bags? YES NO

Did all bottles arrive in good condition (unbroken)? YES NO

Were all bottle labels complete and legible? YES NO

Did the number of containers listed on COC match with the number of containers received? YES NO

Did all bottle labels and tags agree with custody papers? YES NO

Were all bottles used correct for the requested analyses? YES NO

Do any of the analyses (bottles) require preservation? (attach preservation sheet, excluding VOCs)... NA YES NO

Were all VOC vials free of air bubbles? NA YES NO

Was sufficient amount of sample sent in each bottle? YES NO

Date VOC Trip Blank was made at ARI..... NA

Was Sample Split by ARI : NA YES Date/Time: _____ Equipment: _____ Split by: _____

Samples Logged by: JM Date: 8/2/10 Time: 1037

**** Notify Project Manager of discrepancies or concerns ****

Sample ID on Bottle	Sample ID on COC	Sample ID on Bottle	Sample ID on COC

Additional Notes, Discrepancies, & Resolutions:

1 trip blank received, not indicated on COC. COC reads 11 container sent, but only 10 container sent.

By: JM Date: 8/2/10

			Small → "sm"
			Peabubbles → "pb"
			Large → "lg"
			Headspace → "hs"

PRESERVATION VERIFICATION 08/02/10

Page 1 of 1



ARI Job No: RG74

PC: Kelly
VTSR: 07/30/10

Inquiry Number: NONE
 Analysis Requested: 08/02/10
 Contact: Syverson, Tim
 Client: Landau Associates, Inc.
 Logged by: MM
 Sample Set Used: Yes-481
 Validatable Package: No
 Deliverables:

Project #: 025195.020
 Project: Skriker
 Sample Site:
 SDG No:
 Analytical Protocol: In-house

LOGNUM ARI ID	CLIENT ID	CN >12	WAD >12	NH3 <2	COD <2	FOG <2	MET <2	PHEN <2	PHOS <2	TKN <2	NO23 <2	TOC <2	S2 >9	AK102 <2	Fe2+ <2	DMET FLT	DOC FLT	PARAMETER	ADJUSTED TO	LOT NUMBER	AMOUNT ADDED	DATE/BY
10-18401 RG74A	KSC-DP-15-GW-100730						NOT PLS															

RG74:00004

Checked By WU Date 8/2/10

ORGANICS ANALYSIS DATA SHEET

Volatiles by Purge & Trap GC/MS-Method SW8260C

Sample ID: KSC-DP-15-GW-100730

Page 1 of 2

SAMPLE

Lab Sample ID: RG74A


QC Report No: RG74-Landau Associates, Inc.

LIMS ID: 10-18401

Project: Skriker

Matrix: Water

025195.020

Data Release Authorized: 

Date Sampled: 07/30/10

Reported: 08/12/10

Date Received: 07/30/10

Instrument/Analyst: NT10/PKC

Sample Amount: 10.0 mL

Date Analyzed: 08/11/10 17:20

Purge Volume: 10.0 mL

CAS Number	Analyte	RL	Result	Q
74-87-3	Chloromethane	0.5	< 0.5	U
74-83-9	Bromomethane	1.0	< 1.0	U
75-01-4	Vinyl Chloride	0.2	< 0.2	U
75-00-3	Chloroethane	0.2	< 0.2	U
75-09-2	Methylene Chloride	0.5	< 0.5	U
67-64-1	Acetone	5.0	< 5.0	U
75-15-0	Carbon Disulfide	0.2	< 0.2	U
75-35-4	1,1-Dichloroethene	0.2	< 0.2	U
75-34-3	1,1-Dichloroethane	0.2	< 0.2	U
156-60-5	trans-1,2-Dichloroethene	0.2	< 0.2	U
156-59-2	cis-1,2-Dichloroethene	0.2	0.3	
67-66-3	Chloroform	0.2	< 0.2	U
107-06-2	1,2-Dichloroethane	0.2	< 0.2	U
78-93-3	2-Butanone	5.0	< 5.0	U
71-55-6	1,1,1-Trichloroethane	0.2	< 0.2	U
56-23-5	Carbon Tetrachloride	0.2	< 0.2	U
108-05-4	Vinyl Acetate	1.0	< 1.0	U
75-27-4	Bromodichloromethane	0.2	< 0.2	U
78-87-5	1,2-Dichloropropane	0.2	< 0.2	U
10061-01-5	cis-1,3-Dichloropropene	0.2	< 0.2	U
79-01-6	Trichloroethene	0.2	< 0.2	U
124-48-1	Dibromochloromethane	0.2	< 0.2	U
79-00-5	1,1,2-Trichloroethane	0.2	< 0.2	U
71-43-2	Benzene	0.2	< 0.2	U
10061-02-6	trans-1,3-Dichloropropene	0.2	< 0.2	U
110-75-8	2-Chloroethylvinylether	1.0	< 1.0	U
75-25-2	Bromoform	0.2	< 0.2	U
108-10-1	4-Methyl-2-Pentanone (MIBK)	5.0	< 5.0	U
591-78-6	2-Hexanone	5.0	< 5.0	U
127-18-4	Tetrachloroethene	0.2	< 0.2	U
79-34-5	1,1,2,2-Tetrachloroethane	0.2	< 0.2	U
108-88-3	Toluene	0.2	< 0.2	U
108-90-7	Chlorobenzene	0.2	< 0.2	U
100-41-4	Ethylbenzene	0.2	< 0.2	U
100-42-5	Styrene	0.2	< 0.2	U
75-69-4	Trichlorofluoromethane	0.2	< 0.2	U
76-13-1	1,1,2-Trichloro-1,2,2-trifluoroethane	0.2	< 0.2	U
179601-23-1	m,p-Xylene	0.4	< 0.4	U
95-47-6	o-Xylene	0.2	< 0.2	U
95-50-1	1,2-Dichlorobenzene	0.2	< 0.2	U
541-73-1	1,3-Dichlorobenzene	0.2	< 0.2	U
106-46-7	1,4-Dichlorobenzene	0.2	< 0.2	U
107-02-8	Acrolein	5.0	< 5.0	U

ORGANICS ANALYSIS DATA SHEET

Volatiles by Purge & Trap GC/MS-Method SW8260C

Sample ID: KSC-DP-15-GW-100730

Page 2 of 2

SAMPLE

Lab Sample ID: RG74A

QC Report No: RG74-Landau Associates, Inc.

LIMS ID: 10-18401

Project: Skriker

Matrix: Water

025195.020

Date Analyzed: 08/11/10 17:20

CAS Number	Analyte	RL	Result	Q
74-88-4	Methyl Iodide	1.0	< 1.0	U
74-96-4	Bromoethane	0.2	< 0.2	U
107-13-1	Acrylonitrile	1.0	< 1.0	U
563-58-6	1,1-Dichloropropene	0.2	< 0.2	U
74-95-3	Dibromomethane	0.2	< 0.2	U
630-20-6	1,1,1,2-Tetrachloroethane	0.2	< 0.2	U
96-12-8	1,2-Dibromo-3-chloropropane	0.5	< 0.5	U
96-18-4	1,2,3-Trichloropropane	0.5	< 0.5	U
110-57-6	trans-1,4-Dichloro-2-butene	1.0	< 1.0	U
108-67-8	1,3,5-Trimethylbenzene	0.2	< 0.2	U
95-63-6	1,2,4-Trimethylbenzene	0.2	< 0.2	U
87-68-3	Hexachlorobutadiene	0.5	< 0.5	U
106-93-4	Ethylene Dibromide	0.2	< 0.2	U
74-97-5	Bromochloromethane	0.2	< 0.2	U
594-20-7	2,2-Dichloropropane	0.2	< 0.2	U
142-28-9	1,3-Dichloropropane	0.2	< 0.2	U
98-82-8	Isopropylbenzene	0.2	< 0.2	U
103-65-1	n-Propylbenzene	0.2	< 0.2	U
108-86-1	Bromobenzene	0.2	< 0.2	U
95-49-8	2-Chlorotoluene	0.2	< 0.2	U
106-43-4	4-Chlorotoluene	0.2	< 0.2	U
98-06-6	tert-Butylbenzene	0.2	< 0.2	U
135-98-8	sec-Butylbenzene	0.2	< 0.2	U
99-87-6	4-Isopropyltoluene	0.2	< 0.2	U
104-51-8	n-Butylbenzene	0.2	< 0.2	U
120-82-1	1,2,4-Trichlorobenzene	0.5	< 0.5	U
91-20-3	Naphthalene	0.5	< 0.5	U
87-61-6	1,2,3-Trichlorobenzene	0.5	< 0.5	U

Reported in µg/L (ppb)

Volatile Surrogate Recovery

d4-1,2-Dichloroethane	103%
d8-Toluene	101%
Bromofluorobenzene	97.3%
d4-1,2-Dichlorobenzene	104%

2-Chloroethylvinylether is an acid labile compound and may not be recovered from an acid preserved sample.

ORGANICS ANALYSIS DATA SHEET

Volatiles by Purge & Trap GC/MS-Method SW8260C

Sample ID: TRIP BLANK
SAMPLE

Page 1 of 2

Lab Sample ID: RG74B

QC Report No: RG74-Landau Associates, Inc.

LIMS ID: 10-18402

Project: Skriker

Matrix: Water

025195.020

Data Release Authorized: *AB*

Date Sampled: 07/30/10

Reported: 08/12/10

Date Received: 07/30/10

Instrument/Analyst: NT10/PKC

Sample Amount: 10.0 mL

Date Analyzed: 08/11/10 13:58

Purge Volume: 10.0 mL

CAS Number	Analyte	RL	Result	Q
74-87-3	Chloromethane	0.5	< 0.5	U
74-83-9	Bromomethane	1.0	< 1.0	U
75-01-4	Vinyl Chloride	0.2	< 0.2	U
75-00-3	Chloroethane	0.2	< 0.2	U
75-09-2	Methylene Chloride	0.5	< 0.5	U
67-64-1	Acetone	5.0	< 5.0	U
75-15-0	Carbon Disulfide	0.2	< 0.2	U
75-35-4	1,1-Dichloroethene	0.2	< 0.2	U
75-34-3	1,1-Dichloroethane	0.2	< 0.2	U
156-60-5	trans-1,2-Dichloroethene	0.2	< 0.2	U
156-59-2	cis-1,2-Dichloroethene	0.2	< 0.2	U
67-66-3	Chloroform	0.2	< 0.2	U
107-06-2	1,2-Dichloroethane	0.2	< 0.2	U
78-93-3	2-Butanone	5.0	< 5.0	U
71-55-6	1,1,1-Trichloroethane	0.2	< 0.2	U
56-23-5	Carbon Tetrachloride	0.2	< 0.2	U
108-05-4	Vinyl Acetate	1.0	< 1.0	U
75-27-4	Bromodichloromethane	0.2	< 0.2	U
78-87-5	1,2-Dichloropropane	0.2	< 0.2	U
10061-01-5	cis-1,3-Dichloropropene	0.2	< 0.2	U
79-01-6	Trichloroethene	0.2	< 0.2	U
124-48-1	Dibromochloromethane	0.2	< 0.2	U
79-00-5	1,1,2-Trichloroethane	0.2	< 0.2	U
71-43-2	Benzene	0.2	< 0.2	U
10061-02-6	trans-1,3-Dichloropropene	0.2	< 0.2	U
110-75-8	2-Chloroethylvinylether	1.0	< 1.0	U
75-25-2	Bromoform	0.2	< 0.2	U
108-10-1	4-Methyl-2-Pentanone (MIBK)	5.0	< 5.0	U
591-78-6	2-Hexanone	5.0	< 5.0	U
127-18-4	Tetrachloroethene	0.2	< 0.2	U
79-34-5	1,1,2,2-Tetrachloroethane	0.2	< 0.2	U
108-88-3	Toluene	0.2	< 0.2	U
108-90-7	Chlorobenzene	0.2	< 0.2	U
100-41-4	Ethylbenzene	0.2	< 0.2	U
100-42-5	Styrene	0.2	< 0.2	U
75-69-4	Trichlorofluoromethane	0.2	< 0.2	U
76-13-1	1,1,2-Trichloro-1,2,2-trifluoroethane	0.2	< 0.2	U
179601-23-1	m,p-Xylene	0.4	< 0.4	U
95-47-6	o-Xylene	0.2	< 0.2	U
95-50-1	1,2-Dichlorobenzene	0.2	< 0.2	U
541-73-1	1,3-Dichlorobenzene	0.2	< 0.2	U
106-46-7	1,4-Dichlorobenzene	0.2	< 0.2	U
107-02-8	Acrolein	5.0	< 5.0	U

ORGANICS ANALYSIS DATA SHEET

Volatiles by Purge & Trap GC/MS-Method SW8260C

**Sample ID: TRIP BLANK
SAMPLE**

Page 2 of 2

Lab Sample ID: RG74B

QC Report No: RG74-Landau Associates, Inc.

LIMS ID: 10-18402

Project: Skriker

Matrix: Water

025195.020

Date Analyzed: 08/11/10 13:58

CAS Number	Analyte	RL	Result	Q
74-88-4	Methyl Iodide	1.0	< 1.0	U
74-96-4	Bromoethane	0.2	< 0.2	U
107-13-1	Acrylonitrile	1.0	< 1.0	U
563-58-6	1,1-Dichloropropene	0.2	< 0.2	U
74-95-3	Dibromomethane	0.2	< 0.2	U
630-20-6	1,1,1,2-Tetrachloroethane	0.2	< 0.2	U
96-12-8	1,2-Dibromo-3-chloropropane	0.5	< 0.5	U
96-18-4	1,2,3-Trichloropropane	0.5	< 0.5	U
110-57-6	trans-1,4-Dichloro-2-butene	1.0	< 1.0	U
108-67-8	1,3,5-Trimethylbenzene	0.2	< 0.2	U
95-63-6	1,2,4-Trimethylbenzene	0.2	< 0.2	U
87-68-3	Hexachlorobutadiene	0.5	< 0.5	U
106-93-4	Ethylene Dibromide	0.2	< 0.2	U
74-97-5	Bromochloromethane	0.2	< 0.2	U
594-20-7	2,2-Dichloropropane	0.2	< 0.2	U
142-28-9	1,3-Dichloropropane	0.2	< 0.2	U
98-82-8	Isopropylbenzene	0.2	< 0.2	U
103-65-1	n-Propylbenzene	0.2	< 0.2	U
108-86-1	Bromobenzene	0.2	< 0.2	U
95-49-8	2-Chlorotoluene	0.2	< 0.2	U
106-43-4	4-Chlorotoluene	0.2	< 0.2	U
98-06-6	tert-Butylbenzene	0.2	< 0.2	U
135-98-8	sec-Butylbenzene	0.2	< 0.2	U
99-87-6	4-Isopropyltoluene	0.2	< 0.2	U
104-51-8	n-Butylbenzene	0.2	< 0.2	U
120-82-1	1,2,4-Trichlorobenzene	0.5	< 0.5	U
91-20-3	Naphthalene	0.5	< 0.5	U
87-61-6	1,2,3-Trichlorobenzene	0.5	< 0.5	U

Reported in µg/L (ppb)

Volatile Surrogate Recovery

d4-1,2-Dichloroethane	101%
d8-Toluene	98.9%
Bromofluorobenzene	95.2%
d4-1,2-Dichlorobenzene	101%

2-Chloroethylvinylether is an acid labile compound and may not be recovered from an acid preserved sample.

VOA SURROGATE RECOVERY SUMMARY



Matrix: Water

QC Report No: RG74-Landau Associates, Inc.
 Project: Skriker
 025195.020

ARI ID	Client ID	PV	DCE	TOL	BFB	DCB	TOT OUT
MB-081110	Method Blank	10	101%	101%	98.5%	103%	0
LCS-081110	Lab Control	10	104%	101%	105%	104%	0
LCSD-081110	Lab Control Dup	10	104%	99.5%	96.4%	97.9%	0
RG74A	KSC-DP-15-GW-100730	10	103%	101%	97.3%	104%	0
RG74B	TRIP BLANK	10	101%	98.9%	95.2%	101%	0

LCS/MB LIMITS

QC LIMITS

SW8260C

(DCE) = d4-1,2-Dichloroethane	70-132	80-143
(TOL) = d8-Toluene	80-120	80-120
(BFB) = Bromofluorobenzene	80-120	80-120
(DCB) = d4-1,2-Dichlorobenzene	80-120	80-120

Prep Method: SW5030B
 Log Number Range: 10-18401 to 10-18402

ORGANICS ANALYSIS DATA SHEET

Volatiles by Purge & Trap GC/MS-Method SW8260C

Sample ID: LCS-081110

Page 1 of 2

LAB CONTROL SAMPLE

Lab Sample ID: LCS-081110

QC Report No: RG74-Landau Associates, Inc.

LIMS ID: 10-18401

Project: Skriker

Matrix: Water

025195.020

Data Release Authorized: *AB*

Date Sampled: NA

Reported: 08/12/10

Date Received: NA

Instrument/Analyst LCS: NT10/PKC

Sample Amount LCS: 10.0 mL

LCSD: NT10/PKC

LCSD: 10.0 mL

Date Analyzed LCS: 08/11/10 12:09

Purge Volume LCS: 10.0 mL

LCSD: 08/11/10 12:34

LCSD: 10.0 mL

Analyte	LCS	Spike Added-LCS	LCS Recovery	LCSD	Spike Added-LCSD	LCSD Recovery	RPD
Chloromethane	9.7	10.0	97.0%	9.0	10.0	90.0%	7.5%
Bromomethane	11.7	10.0	117%	10.0	10.0	100%	15.7%
Vinyl Chloride	10.2	10.0	102%	9.7	10.0	97.0%	5.0%
Chloroethane	12.5	10.0	125%	9.5	10.0	95.0%	27.3%
Methylene Chloride	9.5	10.0	95.0%	8.9	10.0	89.0%	6.5%
Acetone	66.1	50.0	132%	49.1	50.0	98.2%	29.5%
Carbon Disulfide	10.8	10.0	108%	9.8	10.0	98.0%	9.7%
1,1-Dichloroethene	10.4	10.0	104%	9.6	10.0	96.0%	8.0%
1,1-Dichloroethane	9.9	10.0	99.0%	9.2	10.0	92.0%	7.3%
trans-1,2-Dichloroethene	9.7	10.0	97.0%	9.1	10.0	91.0%	6.4%
cis-1,2-Dichloroethene	9.7	10.0	97.0%	9.0	10.0	90.0%	7.5%
Chloroform	9.7	10.0	97.0%	9.2	10.0	92.0%	5.3%
1,2-Dichloroethane	10.1	10.0	101%	9.6	10.0	96.0%	5.1%
2-Butanone	57.4	50.0	115%	50.7	50.0	101%	12.4%
1,1,1-Trichloroethane	9.8	10.0	98.0%	9.1	10.0	91.0%	7.4%
Carbon Tetrachloride	9.7	10.0	97.0%	9.2	10.0	92.0%	5.3%
Vinyl Acetate	10.2	10.0	102%	9.9	10.0	99.0%	3.0%
Bromodichloromethane	9.9	10.0	99.0%	9.5	10.0	95.0%	4.1%
1,2-Dichloropropane	9.9	10.0	99.0%	9.7	10.0	97.0%	2.0%
cis-1,3-Dichloropropene	9.9	10.0	99.0%	9.7	10.0	97.0%	2.0%
Trichloroethene	9.8	10.0	98.0%	9.3	10.0	93.0%	5.2%
Dibromochloromethane	9.9	10.0	99.0%	9.8	10.0	98.0%	1.0%
1,1,2-Trichloroethane	10.0	10.0	100%	9.7	10.0	97.0%	3.0%
Benzene	10.0	10.0	100%	9.6	10.0	96.0%	4.1%
trans-1,3-Dichloropropene	11.6	10.0	116%	11.4	10.0	114%	1.7%
2-Chloroethylvinylether	9.9	10.0	99.0%	10.3	10.0	103%	4.0%
Bromoform	9.4	10.0	94.0%	10.4	10.0	104%	10.1%
4-Methyl-2-Pentanone (MIBK)	55.2	50.0	110%	53.8	50.0	108%	2.6%
2-Hexanone	52.2	50.0	104%	56.0	50.0	112%	7.0%
Tetrachloroethene	9.7	10.0	97.0%	9.8	10.0	98.0%	1.0%
1,1,2,2-Tetrachloroethane	9.7	10.0	97.0%	10.0	10.0	100%	3.0%
Toluene	10.0	10.0	100%	9.6	10.0	96.0%	4.1%
Chlorobenzene	10.0	10.0	100%	9.7	10.0	97.0%	3.0%
Ethylbenzene	10.0	10.0	100%	9.9	10.0	99.0%	1.0%
Styrene	10.6	10.0	106%	10.0	10.0	100%	5.8%
Trichlorofluoromethane	11.2	10.0	112%	9.6	10.0	96.0%	15.4%
1,1,2-Trichloro-1,2,2-trifluoroethane	10.9	10.0	109%	10.0	10.0	100%	8.6%
m,p-Xylene	21.1	20.0	106%	20.2	20.0	101%	4.4%
o-Xylene	10.5	10.0	105%	9.6	10.0	96.0%	9.0%
1,2-Dichlorobenzene	10.4	10.0	104%	9.6	10.0	96.0%	8.0%
1,3-Dichlorobenzene	10.2	10.0	102%	9.9	10.0	99.0%	3.0%
1,4-Dichlorobenzene	10.0	10.0	100%	9.7	10.0	97.0%	3.0%
Acrolein	55.9	50.0	112%	50.4	50.0	101%	10.3%
Methyl Iodide	10.8	10.0	108%	10.0	10.0	100%	7.7%
Bromoethane	10.4	10.0	104%	9.8	10.0	98.0%	5.9%

ORGANICS ANALYSIS DATA SHEET

Volatiles by Purge & Trap GC/MS-Method SW8260C

Sample ID: LCS-081110

Page 2 of 2

LAB CONTROL SAMPLE

Lab Sample ID: LCS-081110

QC Report No: RG74-Landau Associates, Inc.

LIMS ID: 10-18401

Project: Skriker

Matrix: Water

025195.020

Analyte	LCS	Spike Added-LCS	LCS Recovery	LCSD	Spike Added-LCSD	LCSD Recovery	RPD
Acrylonitrile	11.3	10.0	113%	9.8	10.0	98.0%	14.2%
1,1-Dichloropropene	9.7	10.0	97.0%	9.3	10.0	93.0%	4.2%
Dibromomethane	10.1	10.0	101%	9.6	10.0	96.0%	5.1%
1,1,1,2-Tetrachloroethane	10.5	10.0	105%	9.7	10.0	97.0%	7.9%
1,2-Dibromo-3-chloropropane	10.7	10.0	107%	9.7	10.0	97.0%	9.8%
1,2,3-Trichloropropane	9.5	10.0	95.0%	10.5	10.0	105%	10.0%
trans-1,4-Dichloro-2-butene	10.2	10.0	102%	11.6	10.0	116%	12.8%
1,3,5-Trimethylbenzene	9.9	10.0	99.0%	9.9	10.0	99.0%	0.0%
1,2,4-Trimethylbenzene	10.2	10.0	102%	10.0	10.0	100%	2.0%
Hexachlorobutadiene	12.2	10.0	122%	8.2	10.0	82.0%	39.2%
Ethylene Dibromide	10.1	10.0	101%	9.6	10.0	96.0%	5.1%
Bromochloromethane	9.9	10.0	99.0%	9.2	10.0	92.0%	7.3%
2,2-Dichloropropane	9.8	10.0	98.0%	9.0	10.0	90.0%	8.5%
1,3-Dichloropropane	9.6	10.0	96.0%	10.2	10.0	102%	6.1%
Isopropylbenzene	9.7	10.0	97.0%	10.5	10.0	105%	7.9%
n-Propylbenzene	10.0	10.0	100%	10.6	10.0	106%	5.8%
Bromobenzene	9.1	10.0	91.0%	10.0	10.0	100%	9.4%
2-Chlorotoluene	9.7	10.0	97.0%	10.1	10.0	101%	4.0%
4-Chlorotoluene	9.6	10.0	96.0%	10.2	10.0	102%	6.1%
tert-Butylbenzene	10.1	10.0	101%	9.8	10.0	98.0%	3.0%
sec-Butylbenzene	10.8	10.0	108%	10.0	10.0	100%	7.7%
4-Isopropyltoluene	10.7	10.0	107%	9.8	10.0	98.0%	8.8%
n-Butylbenzene	11.1	10.0	111%	9.8	10.0	98.0%	12.4%
1,2,4-Trichlorobenzene	12.3	10.0	123%	8.6	10.0	86.0%	35.4%
Naphthalene	12.0	10.0	120%	8.8	10.0	88.0%	30.8%
1,2,3-Trichlorobenzene	12.6	10.0	126%	8.1	10.0	81.0%	43.5%

Reported in µg/L (ppb)

RPD calculated using sample concentrations per SW846.

Volatile Surrogate Recovery

	LCS	LCSD
d4-1,2-Dichloroethane	104%	104%
d8-Toluene	101%	99.5%
Bromofluorobenzene	105%	96.4%
d4-1,2-Dichlorobenzene	104%	97.9%

ORGANICS ANALYSIS DATA SHEET

Volatiles by Purge & Trap GC/MS-Method SW8260C

Sample ID: MB-081110

Page 1 of 2

METHOD BLANK

Lab Sample ID: MB-081110


QC Report No: RG74-Landau Associates, Inc.

LIMS ID: 10-18401

Project: Skriker

Matrix: Water

025195.020

Data Release Authorized: 

Date Sampled: NA

Reported: 08/12/10

Date Received: NA

Instrument/Analyst: NT10/PKC

Sample Amount: 10.0 mL

Date Analyzed: 08/11/10 13:00

Purge Volume: 10.0 mL

CAS Number	Analyte	RL	Result	Q
74-87-3	Chloromethane	0.5	< 0.5	U
74-83-9	Bromomethane	1.0	< 1.0	U
75-01-4	Vinyl Chloride	0.2	< 0.2	U
75-00-3	Chloroethane	0.2	< 0.2	U
75-09-2	Methylene Chloride	0.5	< 0.5	U
67-64-1	Acetone	5.0	< 5.0	U
75-15-0	Carbon Disulfide	0.2	< 0.2	U
75-35-4	1,1-Dichloroethene	0.2	< 0.2	U
75-34-3	1,1-Dichloroethane	0.2	< 0.2	U
156-60-5	trans-1,2-Dichloroethene	0.2	< 0.2	U
156-59-2	cis-1,2-Dichloroethene	0.2	< 0.2	U
67-66-3	Chloroform	0.2	< 0.2	U
107-06-2	1,2-Dichloroethane	0.2	< 0.2	U
78-93-3	2-Butanone	5.0	< 5.0	U
71-55-6	1,1,1-Trichloroethane	0.2	< 0.2	U
56-23-5	Carbon Tetrachloride	0.2	< 0.2	U
108-05-4	Vinyl Acetate	1.0	< 1.0	U
75-27-4	Bromodichloromethane	0.2	< 0.2	U
78-87-5	1,2-Dichloropropane	0.2	< 0.2	U
10061-01-5	cis-1,3-Dichloropropene	0.2	< 0.2	U
79-01-6	Trichloroethene	0.2	< 0.2	U
124-48-1	Dibromochloromethane	0.2	< 0.2	U
79-00-5	1,1,2-Trichloroethane	0.2	< 0.2	U
71-43-2	Benzene	0.2	< 0.2	U
10061-02-6	trans-1,3-Dichloropropene	0.2	< 0.2	U
110-75-8	2-Chloroethylvinylether	1.0	< 1.0	U
75-25-2	Bromoform	0.2	< 0.2	U
108-10-1	4-Methyl-2-Pentanone (MIBK)	5.0	< 5.0	U
591-78-6	2-Hexanone	5.0	< 5.0	U
127-18-4	Tetrachloroethene	0.2	< 0.2	U
79-34-5	1,1,2,2-Tetrachloroethane	0.2	< 0.2	U
108-88-3	Toluene	0.2	< 0.2	U
108-90-7	Chlorobenzene	0.2	< 0.2	U
100-41-4	Ethylbenzene	0.2	< 0.2	U
100-42-5	Styrene	0.2	< 0.2	U
75-69-4	Trichlorofluoromethane	0.2	< 0.2	U
76-13-1	1,1,2-Trichloro-1,2,2-trifluoroethane	0.2	< 0.2	U
179601-23-1	m,p-Xylene	0.4	< 0.4	U
95-47-6	o-Xylene	0.2	< 0.2	U
95-50-1	1,2-Dichlorobenzene	0.2	< 0.2	U
541-73-1	1,3-Dichlorobenzene	0.2	< 0.2	U
106-46-7	1,4-Dichlorobenzene	0.2	< 0.2	U
107-02-8	Acrolein	5.0	< 5.0	U

ORGANICS ANALYSIS DATA SHEET

Volatiles by Purge & Trap GC/MS-Method SW8260C

Sample ID: MB-081110

Page 2 of 2

METHOD BLANK

Lab Sample ID: MB-081110

QC Report No: RG74-Landau Associates, Inc.

LIMS ID: 10-18401

Project: Skriker

Matrix: Water

025195.020

Date Analyzed: 08/11/10 13:00

CAS Number	Analyte	RL	Result	Q
74-88-4	Methyl Iodide	1.0	< 1.0	U
74-96-4	Bromoethane	0.2	< 0.2	U
107-13-1	Acrylonitrile	1.0	< 1.0	U
563-58-6	1,1-Dichloropropene	0.2	< 0.2	U
74-95-3	Dibromomethane	0.2	< 0.2	U
630-20-6	1,1,1,2-Tetrachloroethane	0.2	< 0.2	U
96-12-8	1,2-Dibromo-3-chloropropane	0.5	< 0.5	U
96-18-4	1,2,3-Trichloropropane	0.5	< 0.5	U
110-57-6	trans-1,4-Dichloro-2-butene	1.0	< 1.0	U
108-67-8	1,3,5-Trimethylbenzene	0.2	< 0.2	U
95-63-6	1,2,4-Trimethylbenzene	0.2	< 0.2	U
87-68-3	Hexachlorobutadiene	0.5	< 0.5	U
106-93-4	Ethylene Dibromide	0.2	< 0.2	U
74-97-5	Bromochloromethane	0.2	< 0.2	U
594-20-7	2,2-Dichloropropane	0.2	< 0.2	U
142-28-9	1,3-Dichloropropane	0.2	< 0.2	U
98-82-8	Isopropylbenzene	0.2	< 0.2	U
103-65-1	n-Propylbenzene	0.2	< 0.2	U
108-86-1	Bromobenzene	0.2	< 0.2	U
95-49-8	2-Chlorotoluene	0.2	< 0.2	U
106-43-4	4-Chlorotoluene	0.2	< 0.2	U
98-06-6	tert-Butylbenzene	0.2	< 0.2	U
135-98-8	sec-Butylbenzene	0.2	< 0.2	U
99-87-6	4-Isopropyltoluene	0.2	< 0.2	U
104-51-8	n-Butylbenzene	0.2	< 0.2	U
120-82-1	1,2,4-Trichlorobenzene	0.5	< 0.5	U
91-20-3	Naphthalene	0.5	< 0.5	U
87-61-6	1,2,3-Trichlorobenzene	0.5	< 0.5	U

Reported in µg/L (ppb)

Volatile Surrogate Recovery

d4-1,2-Dichloroethane	101%
d8-Toluene	101%
Bromofluorobenzene	98.5%
d4-1,2-Dichlorobenzene	103%

ORGANICS ANALYSIS DATA SHEET
Semivolatiles by SW8270D GC/MS
Page 1 of 2

Sample ID: KSC-DP-15-GW-100730
SAMPLE

Lab Sample ID: RG74A
LIMS ID: 10-18401
Matrix: Water
Data Release Authorized: *AB*
Reported: 08/12/10

QC Report No: RG74-Landau Associates, Inc.
Project: Skriker
025195.020
Date Sampled: 07/30/10
Date Received: 07/30/10

Date Extracted: 08/05/10
Date Analyzed: 08/11/10 18:44
Instrument/Analyst: NT6/JZ

Sample Amount: 500 mL
Final Extract Volume: 0.50 mL
Dilution Factor: 1.00

CAS Number	Analyte	RL	Result
108-95-2	Phenol	1.0	< 1.0 U
111-44-4	Bis-(2-Chloroethyl) Ether	1.0	< 1.0 U
95-57-8	2-Chlorophenol	1.0	< 1.0 U
541-73-1	1,3-Dichlorobenzene	1.0	< 1.0 U
106-46-7	1,4-Dichlorobenzene	1.0	< 1.0 U
100-51-6	Benzyl Alcohol	5.0	< 5.0 U
95-50-1	1,2-Dichlorobenzene	1.0	< 1.0 U
95-48-7	2-Methylphenol	1.0	< 1.0 U
108-60-1	2,2'-Oxybis(1-Chloropropane)	1.0	< 1.0 U
106-44-5	4-Methylphenol	1.0	< 1.0 U
621-64-7	N-Nitroso-Di-N-Propylamine	1.0	< 1.0 U
67-72-1	Hexachloroethane	1.0	< 1.0 U
98-95-3	Nitrobenzene	1.0	< 1.0 U
78-59-1	Isophorone	1.0	< 1.0 U
88-75-5	2-Nitrophenol	5.0	< 5.0 U
105-67-9	2,4-Dimethylphenol	1.0	< 1.0 U
65-85-0	Benzoic Acid	10	< 10 U
111-91-1	bis(2-Chloroethoxy) Methane	1.0	< 1.0 U
120-83-2	2,4-Dichlorophenol	5.0	< 5.0 U
120-82-1	1,2,4-Trichlorobenzene	1.0	< 1.0 U
91-20-3	Naphthalene	1.0	< 1.0 U
106-47-8	4-Chloroaniline	5.0	< 5.0 U
87-68-3	Hexachlorobutadiene	1.0	< 1.0 U
59-50-7	4-Chloro-3-methylphenol	5.0	< 5.0 U
91-57-6	2-Methylnaphthalene	1.0	< 1.0 U
77-47-4	Hexachlorocyclopentadiene	5.0	< 5.0 U
88-06-2	2,4,6-Trichlorophenol	5.0	< 5.0 U
95-95-4	2,4,5-Trichlorophenol	5.0	< 5.0 U
91-58-7	2-Chloronaphthalene	1.0	< 1.0 U
88-74-4	2-Nitroaniline	5.0	< 5.0 U
131-11-3	Dimethylphthalate	1.0	< 1.0 U
208-96-8	Acenaphthylene	1.0	< 1.0 U
99-09-2	3-Nitroaniline	5.0	< 5.0 U

ORGANICS ANALYSIS DATA SHEET
Semivolatiles by SW8270D GC/MS
Page 2 of 2

Sample ID: KSC-DP-15-GW-100730
SAMPLE

Lab Sample ID: RG74A
LIMS ID: 10-18401
Matrix: Water
Date Analyzed: 08/11/10 18:44

QC Report No: RG74-Landau Associates, Inc.
Project: Skriker
025195.020

CAS Number	Analyte	RL	Result
83-32-9	Acenaphthene	1.0	< 1.0 U
51-28-5	2,4-Dinitrophenol	10	< 10 U
100-02-7	4-Nitrophenol	5.0	< 5.0 U
132-64-9	Dibenzofuran	1.0	< 1.0 U
606-20-2	2,6-Dinitrotoluene	5.0	< 5.0 U
121-14-2	2,4-Dinitrotoluene	5.0	< 5.0 U
84-66-2	Diethylphthalate	1.0	< 1.0 U
7005-72-3	4-Chlorophenyl-phenylether	1.0	< 1.0 U
86-73-7	Fluorene	1.0	< 1.0 U
100-01-6	4-Nitroaniline	5.0	< 5.0 U
534-52-1	4,6-Dinitro-2-Methylphenol	10	< 10 U
86-30-6	N-Nitrosodiphenylamine	5.0	< 5.0 U
101-55-3	4-Bromophenyl-phenylether	1.0	< 1.0 U
118-74-1	Hexachlorobenzene	1.0	< 1.0 U
87-86-5	Pentachlorophenol	5.0	< 5.0 U
85-01-8	Phenanthrene	1.0	< 1.0 U
86-74-8	Carbazole	1.0	< 1.0 U
120-12-7	Anthracene	1.0	< 1.0 U
84-74-2	Di-n-Butylphthalate	1.0	< 1.0 U
206-44-0	Fluoranthene	1.0	< 1.0 U
129-00-0	Pyrene	1.0	< 1.0 U
85-68-7	Butylbenzylphthalate	1.0	< 1.0 U
91-94-1	3,3'-Dichlorobenzidine	5.0	< 5.0 U
56-55-3	Benzo(a)anthracene	1.0	< 1.0 U
117-81-7	bis(2-Ethylhexyl)phthalate	1.0	< 1.0 U
218-01-9	Chrysene	1.0	< 1.0 U
117-84-0	Di-n-Octyl phthalate	1.0	< 1.0 U
205-99-2	Benzo(b)fluoranthene	1.0	< 1.0 U
207-08-9	Benzo(k)fluoranthene	1.0	< 1.0 U
50-32-8	Benzo(a)pyrene	1.0	< 1.0 U
193-39-5	Indeno(1,2,3-cd)pyrene	1.0	< 1.0 U
53-70-3	Dibenz(a,h)anthracene	1.0	< 1.0 U
191-24-2	Benzo(g,h,i)perylene	1.0	< 1.0 U
90-12-0	1-Methylnaphthalene	1.0	< 1.0 U

Reported in µg/L (ppb)

Semivolatile Surrogate Recovery

d5-Nitrobenzene	63.6%	2-Fluorobiphenyl	61.2%
d14-p-Terphenyl	78.0%	d4-1,2-Dichlorobenzene	56.0%
d5-Phenol	63.2%	2-Fluorophenol	61.3%
2,4,6-Tribromophenol	84.0%	d4-2-Chlorophenol	63.2%

SW8270 SEMIVOLATILES WATER SURROGATE RECOVERY SUMMARY

Matrix: Water

QC Report No: RG74-Landau Associates, Inc.
Project: Skriker
025195.020

Client ID	NBZ	FBP	TPH	DCB	PHL	2FP	TBP	2CP	TOT	OUT
MB-080510	75.6%	67.6%	85.2%	63.6%	75.5%	73.9%	94.9%	75.7%	0	
LCS-080510	76.4%	67.2%	80.8%	67.6%	76.8%	73.9%	87.2%	74.9%	0	
LCSD-080510	74.4%	66.4%	80.8%	64.4%	76.3%	71.5%	87.2%	72.8%	0	
KSC-DP-15-GW-10073	63.6%	61.2%	78.0%	56.0%	63.2%	61.3%	84.0%	63.2%	0	

	LCS/MB LIMITS	QC LIMITS
(NBZ) = d5-Nitrobenzene	(46-100)	(39-100)
(FBP) = 2-Fluorobiphenyl	(49-100)	(42-100)
(TPH) = d14-p-Terphenyl	(53-119)	(26-114)
(DCB) = d4-1,2-Dichlorobenzene	(38-100)	(32-100)
(PHL) = d5-Phenol	(50-100)	(41-100)
(2FP) = 2-Fluorophenol	(46-100)	(38-100)
(TBP) = 2,4,6-Tribromophenol	(52-123)	(48-118)
(2CP) = d4-2-Chlorophenol	(53-100)	(44-100)

Prep Method: SW3520C
Log Number Range: 10-18401 to 10-18401

ORGANICS ANALYSIS DATA SHEET
Semivolatiles by SW8270D GC/MS
Page 1 of 2

Sample ID: LCS-080510
LCS/LCSD

Lab Sample ID: LCS-080510
LIMS ID: 10-18401
Matrix: Water
Data Release Authorized: *AS*
Reported: 08/12/10

QC Report No: RG74-Landau Associates, Inc.
Project: Skriker
025195.020
Date Sampled: 07/30/10
Date Received: 07/30/10

Date Extracted LCS/LCSD: 08/05/10

Sample Amount LCS: 500 mL
LCSD: 500 mL

Date Analyzed LCS: 08/10/10 21:21
LCSD: 08/10/10 21:53

Final Extract Volume LCS: 0.50 mL
LCSD: 0.50 mL

Instrument/Analyst LCS: NT6/JZ
LCSD: NT6/JZ

Dilution Factor LCS: 1.00
LCSD: 1.00

GPC Cleanup: NO

Analyte	LCS	Spike Added-LCS	LCS Recovery	LCSD	Spike Added-LCSD	LCSD Recovery	RPD
Phenol	16.2	25.0	64.8%	16.4	25.0	65.6%	1.2%
Bis-(2-Chloroethyl) Ether	16.2	25.0	64.8%	16.3	25.0	65.2%	0.6%
2-Chlorophenol	15.2	25.0	60.8%	15.3	25.0	61.2%	0.7%
1,3-Dichlorobenzene	10.9	25.0	43.6%	11.1	25.0	44.4%	1.8%
1,4-Dichlorobenzene	10.9	25.0	43.6%	11.1	25.0	44.4%	1.8%
Benzyl Alcohol	48.6	50.0	97.2%	49.0	50.0	98.0%	0.8%
1,2-Dichlorobenzene	11.5	25.0	46.0%	11.7	25.0	46.8%	1.7%
2-Methylphenol	15.4	25.0	61.6%	15.5	25.0	62.0%	0.6%
2,2'-Oxybis(1-Chloropropane)	16.9	25.0	67.6%	17.2	25.0	68.8%	1.8%
4-Methylphenol	31.8	50.0	63.6%	32.4	50.0	64.8%	1.9%
N-Nitroso-Di-N-Propylamine	15.9	25.0	63.6%	15.5	25.0	62.0%	2.5%
Hexachloroethane	10.3	25.0	41.2%	10.4	25.0	41.6%	1.0%
Nitrobenzene	15.1	25.0	60.4%	15.4	25.0	61.6%	2.0%
Isophorone	18.2	25.0	72.8%	18.3	25.0	73.2%	0.5%
2-Nitrophenol	16.0	25.0	64.0%	16.1	25.0	64.4%	0.6%
2,4-Dimethylphenol	8.3	25.0	33.2%	9.3	25.0	37.2%	10.5%
Benzoic Acid	63.6	75.0	84.8%	64.4	75.0	85.9%	1.2%
bis(2-Chloroethoxy) Methane	16.4	25.0	65.6%	16.0	25.0	64.0%	2.5%
2,4-Dichlorophenol	15.8	25.0	63.2%	16.1	25.0	64.4%	1.9%
1,2,4-Trichlorobenzene	11.1	25.0	44.4%	11.3	25.0	45.2%	1.8%
Naphthalene	14.1	25.0	56.4%	14.5	25.0	58.0%	2.8%
4-Chloroaniline	44.9	60.0	74.8%	45.2	60.0	75.3%	0.7%
Hexachlorobutadiene	10.4	25.0	41.6%	10.5	25.0	42.0%	1.0%
4-Chloro-3-methylphenol	17.0	25.0	68.0%	16.8	25.0	67.2%	1.2%
2-Methylnaphthalene	14.8	25.0	59.2%	14.9	25.0	59.6%	0.7%
Hexachlorocyclopentadiene	15.0	75.0	20.0%	16.2	75.0	21.6%	7.7%
2,4,6-Trichlorophenol	15.2	25.0	60.8%	16.6	25.0	66.4%	8.8%
2,4,5-Trichlorophenol	15.9	25.0	63.6%	16.1	25.0	64.4%	1.2%
2-Chloronaphthalene	13.8	25.0	55.2%	13.7	25.0	54.8%	0.7%
2-Nitroaniline	18.0	25.0	72.0%	18.6	25.0	74.4%	3.3%
Dimethylphthalate	15.3	25.0	61.2%	15.7	25.0	62.8%	2.6%
Acenaphthylene	14.3	25.0	57.2%	14.5	25.0	58.0%	1.4%
3-Nitroaniline	50.1	64.0	78.3%	51.7	64.0	80.8%	3.1%
Acenaphthene	14.1	25.0	56.4%	14.6	25.0	58.4%	3.5%
2,4-Dinitrophenol	70.2 Q	75.0	93.6%	73.8 Q	75.0	98.4%	5.0%
4-Nitrophenol	12.9	25.0	51.6%	13.0	25.0	52.0%	0.8%
Dibenzofuran	16.0	25.0	64.0%	16.3	25.0	65.2%	1.9%
2,6-Dinitrotoluene	15.5	25.0	62.0%	16.2	25.0	64.8%	4.4%

ORGANICS ANALYSIS DATA SHEET
Semivolatiles by SW8270D GC/MS
Page 2 of 2

Sample ID: LCS-080510
LCS/LCSD

Lab Sample ID: LCS-080510
LIMS ID: 10-18401
Matrix: Water
Date Analyzed LCS: 08/10/10 21:21
LCSD: 08/10/10 21:53

QC Report No: RG74-Landau Associates, Inc.
Project: Skriker
025195.020

Analyte	LCS	Spike Added-LCS	LCS Recovery	LCSD	Spike Added-LCSD	LCSD Recovery	RPD
2,4-Dinitrotoluene	16.6	25.0	66.4%	17.4	25.0	69.6%	4.7%
Diethylphthalate	15.8	25.0	63.2%	16.3	25.0	65.2%	3.1%
4-Chlorophenyl-phenylether	14.4	25.0	57.6%	14.8	25.0	59.2%	2.7%
Fluorene	15.8	25.0	63.2%	16.2	25.0	64.8%	2.5%
4-Nitroaniline	15.0	25.0	60.0%	15.9	25.0	63.6%	5.8%
4,6-Dinitro-2-Methylphenol	59.7	75.0	79.6%	61.8	75.0	82.4%	3.5%
N-Nitrosodiphenylamine	12.4	25.0	49.6%	12.4	25.0	49.6%	0.0%
4-Bromophenyl-phenylether	14.5	25.0	58.0%	14.8	25.0	59.2%	2.0%
Hexachlorobenzene	15.2	25.0	60.8%	15.6	25.0	62.4%	2.6%
Pentachlorophenol	11.8	25.0	47.2%	11.8	25.0	47.2%	0.0%
Phenanthrene	16.1	25.0	64.4%	16.3	25.0	65.2%	1.2%
Carbazole	15.5	25.0	62.0%	16.0	25.0	64.0%	3.2%
Anthracene	15.1	25.0	60.4%	15.4	25.0	61.6%	2.0%
Di-n-Butylphthalate	16.5	25.0	66.0%	16.9	25.0	67.6%	2.4%
Fluoranthene	18.1	25.0	72.4%	18.6	25.0	74.4%	2.7%
Pyrene	17.0	25.0	68.0%	17.5	25.0	70.0%	2.9%
Butylbenzylphthalate	15.5	25.0	62.0%	16.0	25.0	64.0%	3.2%
3,3'-Dichlorobenzidine	39.6	64.0	61.9%	38.8	64.0	60.6%	2.0%
Benzo(a)anthracene	17.4	25.0	69.6%	18.1	25.0	72.4%	3.9%
bis(2-Ethylhexyl)phthalate	16.3	25.0	65.2%	17.7	25.0	70.8%	8.2%
Chrysene	17.4	25.0	69.6%	17.8	25.0	71.2%	2.3%
Di-n-Octyl phthalate	16.1	25.0	64.4%	16.3	25.0	65.2%	1.2%
Benzo(b)fluoranthene	18.5	25.0	74.0%	16.8	25.0	67.2%	9.6%
Benzo(k)fluoranthene	17.3	25.0	69.2%	17.1	25.0	68.4%	1.2%
Benzo(a)pyrene	13.9	25.0	55.6%	14.2	25.0	56.8%	2.1%
Indeno(1,2,3-cd)pyrene	12.1	25.0	48.4%	12.0	25.0	48.0%	0.8%
Dibenz(a,h)anthracene	13.3	25.0	53.2%	13.2	25.0	52.8%	0.8%
Benzo(g,h,i)perylene	10.3	25.0	41.2%	10.3	25.0	41.2%	0.0%
1-Methylnaphthalene	15.2	25.0	60.8%	15.0	25.0	60.0%	1.3%


Semivolatile Surrogate Recovery

	LCS	LCSD
d5-Nitrobenzene	76.4%	74.4%
2-Fluorobiphenyl	67.2%	66.4%
d14-p-Terphenyl	80.8%	80.8%
d4-1,2-Dichlorobenzene	67.6%	64.4%
d5-Phenol	76.8%	76.3%
2-Fluorophenol	73.9%	71.5%
2,4,6-Tribromophenol	87.2%	87.2%
d4-2-Chlorophenol	74.9%	72.8%

Results reported in µg/L
RPD calculated using sample concentrations per SW846.

ORGANICS ANALYSIS DATA SHEET
Semivolatiles by SW8270D GC/MS
Page 1 of 2

Sample ID: MB-080510
METHOD BLANK

Lab Sample ID: MB-080510
LIMS ID: 10-18401
Matrix: Water
Data Release Authorized: 
Reported: 08/12/10

QC Report No: RG74-Landau Associates, Inc.
Project: Skriker
025195.020
Date Sampled: NA
Date Received: NA

Date Extracted: 08/05/10
Date Analyzed: 08/10/10 20:48
Instrument/Analyst: NT6/JZ

Sample Amount: 500 mL
Final Extract Volume: 0.50 mL
Dilution Factor: 1.00

CAS Number	Analyte	RL	Result
108-95-2	Phenol	1.0	< 1.0 U
111-44-4	Bis-(2-Chloroethyl) Ether	1.0	< 1.0 U
95-57-8	2-Chlorophenol	1.0	< 1.0 U
541-73-1	1,3-Dichlorobenzene	1.0	< 1.0 U
106-46-7	1,4-Dichlorobenzene	1.0	< 1.0 U
100-51-6	Benzyl Alcohol	5.0	< 5.0 U
95-50-1	1,2-Dichlorobenzene	1.0	< 1.0 U
95-48-7	2-Methylphenol	1.0	< 1.0 U
108-60-1	2,2'-Oxybis(1-Chloropropane)	1.0	< 1.0 U
106-44-5	4-Methylphenol	1.0	< 1.0 U
621-64-7	N-Nitroso-Di-N-Propylamine	1.0	< 1.0 U
67-72-1	Hexachloroethane	1.0	< 1.0 U
98-95-3	Nitrobenzene	1.0	< 1.0 U
78-59-1	Isophorone	1.0	< 1.0 U
88-75-5	2-Nitrophenol	5.0	< 5.0 U
105-67-9	2,4-Dimethylphenol	1.0	< 1.0 U
65-85-0	Benzoic Acid	10	< 10 U
111-91-1	bis(2-Chloroethoxy) Methane	1.0	< 1.0 U
120-83-2	2,4-Dichlorophenol	5.0	< 5.0 U
120-82-1	1,2,4-Trichlorobenzene	1.0	< 1.0 U
91-20-3	Naphthalene	1.0	< 1.0 U
106-47-8	4-Chloroaniline	5.0	< 5.0 U
87-68-3	Hexachlorobutadiene	1.0	< 1.0 U
59-50-7	4-Chloro-3-methylphenol	5.0	< 5.0 U
91-57-6	2-Methylnaphthalene	1.0	< 1.0 U
77-47-4	Hexachlorocyclopentadiene	5.0	< 5.0 U
88-06-2	2,4,6-Trichlorophenol	5.0	< 5.0 U
95-95-4	2,4,5-Trichlorophenol	5.0	< 5.0 U
91-58-7	2-Chloronaphthalene	1.0	< 1.0 U
88-74-4	2-Nitroaniline	5.0	< 5.0 U
131-11-3	Dimethylphthalate	1.0	< 1.0 U
208-96-8	Acenaphthylene	1.0	< 1.0 U
99-09-2	3-Nitroaniline	5.0	< 5.0 U

ORGANICS ANALYSIS DATA SHEET
Semivolatiles by SW8270D GC/MS
Page 2 of 2

Sample ID: MB-080510
METHOD BLANK

Lab Sample ID: MB-080510
LIMS ID: 10-18401
Matrix: Water
Date Analyzed: 08/10/10 20:48

QC Report No: RG74-Landau Associates, Inc.
Project: Skriker
025195.020

CAS Number	Analyte	RL	Result
83-32-9	Acenaphthene	1.0	< 1.0 U
51-28-5	2,4-Dinitrophenol	10	< 10 U
100-02-7	4-Nitrophenol	5.0	< 5.0 U
132-64-9	Dibenzofuran	1.0	< 1.0 U
606-20-2	2,6-Dinitrotoluene	5.0	< 5.0 U
121-14-2	2,4-Dinitrotoluene	5.0	< 5.0 U
84-66-2	Diethylphthalate	1.0	< 1.0 U
7005-72-3	4-Chlorophenyl-phenylether	1.0	< 1.0 U
86-73-7	Fluorene	1.0	< 1.0 U
100-01-6	4-Nitroaniline	5.0	< 5.0 U
534-52-1	4,6-Dinitro-2-Methylphenol	10	< 10 U
86-30-6	N-Nitrosodiphenylamine	5.0	< 5.0 U
101-55-3	4-Bromophenyl-phenylether	1.0	< 1.0 U
118-74-1	Hexachlorobenzene	1.0	< 1.0 U
87-86-5	Pentachlorophenol	5.0	< 5.0 U
85-01-8	Phenanthrene	1.0	< 1.0 U
86-74-8	Carbazole	1.0	< 1.0 U
120-12-7	Anthracene	1.0	< 1.0 U
84-74-2	Di-n-Butylphthalate	1.0	< 1.0 U
206-44-0	Fluoranthene	1.0	< 1.0 U
129-00-0	Pyrene	1.0	< 1.0 U
85-68-7	Butylbenzylphthalate	1.0	< 1.0 U
91-94-1	3,3'-Dichlorobenzidine	5.0	< 5.0 U
56-55-3	Benzo(a)anthracene	1.0	< 1.0 U
117-81-7	bis(2-Ethylhexyl)phthalate	1.0	< 1.0 U
218-01-9	Chrysene	1.0	< 1.0 U
117-84-0	Di-n-Octyl phthalate	1.0	< 1.0 U
205-99-2	Benzo(b)fluoranthene	1.0	< 1.0 U
207-08-9	Benzo(k)fluoranthene	1.0	< 1.0 U
50-32-8	Benzo(a)pyrene	1.0	< 1.0 U
193-39-5	Indeno(1,2,3-cd)pyrene	1.0	< 1.0 U
53-70-3	Dibenz(a,h)anthracene	1.0	< 1.0 U
191-24-2	Benzo(g,h,i)perylene	1.0	< 1.0 U
90-12-0	1-Methylnaphthalene	1.0	< 1.0 U

Reported in µg/L (ppb)


Semivolatile Surrogate Recovery

d5-Nitrobenzene	75.6%	2-Fluorobiphenyl	67.6%
d14-p-Terphenyl	85.2%	d4-1,2-Dichlorobenzene	63.6%
d5-Phenol	75.5%	2-Fluorophenol	73.9%
2,4,6-Tribromophenol	94.9%	d4-2-Chlorophenol	75.7%

ORGANICS ANALYSIS DATA SHEET

TPHG by Method NWTPHG

Matrix: Water

Data Release Authorized: 
Reported: 08/12/10

QC Report No: RG74-Landau Associates, Inc.
Project: Skriker
Event: 025195.020
Date Sampled: 07/30/10
Date Received: 07/30/10

ARI ID	Client ID	Analysis Date	DL	Range	Result
MB-080510 10-18401	Method Blank	08/05/10 PID3	1.0	Gasoline HC ID Trifluorotoluene Bromobenzene	< 0.25 U --- 102% 102%
RG74A 10-18401	KSC-DP-15-GW-100730	08/05/10 PID3	1.0	Gasoline HC ID Trifluorotoluene Bromobenzene	< 0.25 U --- 96.3% 98.0%

Gasoline values reported in mg/L (ppm)

Quantitation on total peaks in the gasoline range from Toluene to Naphthalene.

GAS: Indicates the presence of gasoline or weathered gasoline.

GRO: Positive result that does not match an identifiable gasoline pattern.

TPHG WATER SURROGATE RECOVERY SUMMARY

ARI Job: RG74
Matrix: Water

QC Report No: RG74-Landau Associates, Inc.
Project: Skriker
Event: 025195.020

<u>Client ID</u>	<u>TFT</u>	<u>BBZ</u>	<u>TOT OUT</u>
MB-080510	102%	102%	0
LCS-080510	101%	102%	0
LCSD-080510	106%	104%	0
KSC-DP-15-GW-10073	96.3%	98.0%	0

	<u>LCS/MB LIMITS</u>	<u>QC LIMITS</u>
(TFT) = Trifluorotoluene	(80-120)	(80-120)
(BBZ) = Bromobenzene	(80-120)	(80-120)

Log Number Range: 10-18401 to 10-18401

ORGANICS ANALYSIS DATA SHEET

TPHG by Method NWTPHG

Page 1 of 1


Sample ID: LCS-080510

LAB CONTROL SAMPLE

Lab Sample ID: LCS-080510

LIMS ID: 10-18401

Matrix: Water

Data Release Authorized: 

Reported: 08/12/10

QC Report No: RG74-Landau Associates, Inc.

Project: Skriker

Event: 025195.020

Date Sampled: NA

Date Received: NA

Date Analyzed LCS: 08/05/10 07:27

Purge Volume: 5.0 mL

LCSD: 08/05/10 07:52

Instrument/Analyst LCS: PID3/MH

Dilution Factor LCS: 1.0

LCSD: PID3/MH

LCSD: 1.0

Analyte	LCS	Spike	LCS	LCS	LCS	Spike	LCSD	RPD
		Added-LCS	Recovery			Added-LCSD	Recovery	
Gasoline Range Hydrocarbons	0.96	1.00	96.0%	0.98	1.00	98.0%	2.1%	

Reported in mg/L (ppm)

RPD calculated using sample concentrations per SW846.


TPHG Surrogate Recovery

	LCS	LCSD
Trifluorotoluene	101%	106%
Bromobenzene	102%	104%

**ORGANICS ANALYSIS DATA SHEET
TOTAL DIESEL RANGE HYDROCARBONS**

NWTPHD by GC/FID-Silica and Acid Cleaned
Page 1 of 1
Matrix: Water

QC Report No: RG74-Landau Associates, Inc.
Project: Skriker
025195.020

Data Release Authorized: 
Reported: 08/05/10

ARI ID	Sample ID	Extraction Date	Analysis Date	EFV DL	Range	RL	Result
MB-080310	Method Blank	08/03/10	08/04/10	1.00	Diesel	0.10	< 0.10 U
10-18401	HC ID: ---		FID3B	1.0	Motor Oil o-Terphenyl	0.20	< 0.20 U 74.5%
RG74A	KSC-DP-15-GW-100730	08/03/10	08/04/10	1.00	Diesel	0.10	< 0.10 U
10-18401	HC ID: ---		FID3B	1.0	Motor Oil o-Terphenyl	0.20	< 0.20 U 98.4%

Reported in mg/L (ppm)

EFV-Effective Final Volume in mL.
DL-Dilution of extract prior to analysis.
RL-Reporting limit.

Diesel quantitation on total peaks in the range from C12 to C24.
Motor Oil quantitation on total peaks in the range from C24 to C38.
HC ID: DRO/RRO indicate results of organics or additional hydrocarbons in ranges are not identifiable.

CLEANED TPHD SURROGATE RECOVERY SUMMARY

Matrix: Water

QC Report No: RG74-Landau Associates, Inc.
Project: Skriker
025195.020

<u>Client ID</u>	<u>OTER</u>	<u>TOT OUT</u>
MB-080310	74.5%	0
LCS-080310	82.9%	0
LCSD-080310	84.4%	0
KSC-DP-15-GW-100730	98.4%	0

LCS/MB LIMITS QC LIMITS

(OTER) = o-Terphenyl

(51-120)

(41-121)

Prep Method: SW3510C
Log Number Range: 10-18401 to 10-18401

ORGANICS ANALYSIS DATA SHEET

NWTPHD by GC/FID-Silica and Acid Cleaned

Sample ID: LCS-080310
LCS/LCSD

Page 1 of 1

Lab Sample ID: LCS-080310
LIMS ID: 10-18401
Matrix: Water
Data Release Authorized:
Reported: 08/05/10

QC Report No: RG74-Landau Associates, Inc.
Project: Skriker
025195.020
Date Sampled: 07/30/10
Date Received: 07/30/10

Date Extracted LCS/LCSD: 08/03/10

Sample Amount LCS: 500 mL
LCSD: 500 mL

Date Analyzed LCS: 08/04/10 20:10

Final Extract Volume LCS: 1.0 mL

LCSD: 08/04/10 20:29

LCSD: 1.0 mL

Instrument/Analyst LCS: FID/MS

Dilution Factor LCS: 1.00

LCSD: FID/MS

LCSD: 1.00

Range	LCS	Spike Added-LCS	LCS Recovery	LCSD	Spike Added-LCSD	LCSD Recovery	RPD
Diesel	1.86	3.00	62.0%	1.95	3.00	65.0%	4.7%

TPHD Surrogate Recovery

	LCS	LCSD
o-Terphenyl	82.9%	84.4%

Results reported in mg/L

RPD calculated using sample concentrations per SW846.

TOTAL DIESEL RANGE HYDROCARBONS-EXTRACTION REPORT

Matrix: Water
Date Received: 07/30/10

ARI Job: RG74
Project: Skriker
025195.020

ARI ID	Client ID	Samp Amt	Final Vol	Prep Date
10-18401-080310MB1	Method Blank	500 mL	1.00 mL	08/03/10
10-18401-080310LCS1	Lab Control	500 mL	1.00 mL	08/03/10
10-18401-080310LCSD1	Lab Control Dup	500 mL	1.00 mL	08/03/10
10-18401-RG74A	KSC-DP-15-GW-100730	500 mL	1.00 mL	08/03/10

INORGANICS ANALYSIS DATA SHEET

DISSOLVED METALS


Page 1 of 1

Sample ID: KSC-DP-15-GW-100730
SAMPLE

Lab Sample ID: RG74A

LIMS ID: 10-18401

Matrix: Water

Data Release Authorized: 

Reported: 08/12/10

QC Report No: RG74-Landau Associates, Inc.

Project: Skriker

025195.020

Date Sampled: 07/30/10

Date Received: 07/30/10

Prep Meth	Prep Date	Analysis Method	Analysis Date	CAS Number	Analyte	RL	µg/L	Q
6010B	08/03/10	6010B	08/11/10	7440-38-2	Arsenic	50	50	U
6010B	08/03/10	6010B	08/11/10	7440-43-9	Cadmium	2	2	U
6010B	08/03/10	6010B	08/11/10	7440-47-3	Chromium	5	5	U
6010B	08/03/10	6010B	08/11/10	7440-50-8	Copper	2	2	U
6010B	08/03/10	6010B	08/11/10	7439-92-1	Lead	20	20	U
7470A	08/03/10	7470A	08/04/10	7439-97-6	Mercury	0.1	0.1	U
6010B	08/03/10	6010B	08/11/10	7440-66-6	Zinc	10	10	U

U-Analyte undetected at given RL

RL-Reporting Limit

INORGANICS ANALYSIS DATA SHEET

DISSOLVED METALS

Page 1 of 1

Sample ID: LAB CONTROL

Lab Sample ID: RG74LCS


QC Report No: RG74-Landau Associates, Inc.

LIMS ID: 10-18401

Project: Skriker

Matrix: Water

025195.020

Data Release Authorized: 

Date Sampled: NA

Reported: 08/12/10

Date Received: NA

BLANK SPIKE QUALITY CONTROL REPORT

Analyte	Analysis Method	Spike Found	Spike Added	% Recovery	Q
Arsenic	6010B	2010	2000	100%	
Cadmium	6010B	518	500	104%	
Chromium	6010B	506	500	101%	
Copper	6010B	482	500	96.4%	
Lead	6010B	1960	2000	98.0%	
Mercury	7470A	2.1	2.0	105%	
Zinc	6010B	470	500	94.0%	

Reported in µg/L

N-Control limit not met

Control Limits: 80-120%

INORGANICS ANALYSIS DATA SHEET

DISSOLVED METALS

Sample ID: METHOD BLANK

Page 1 of 1

Lab Sample ID: RG74MB

QC Report No: RG74-Landau Associates, Inc.

LIMS ID: 10-18401

Project: Skriker

Matrix: Water

025195.020

Data Release Authorized: 

Date Sampled: NA

Reported: 08/12/10

Date Received: NA

Prep Meth	Prep Date	Analysis Method	Analysis Date	CAS Number	Analyte	RL	µg/L	Q
6010B	08/03/10	6010B	08/11/10	7440-38-2	Arsenic	50	50	U
6010B	08/03/10	6010B	08/11/10	7440-43-9	Cadmium	2	2	U
6010B	08/03/10	6010B	08/11/10	7440-47-3	Chromium	5	5	U
6010B	08/03/10	6010B	08/11/10	7440-50-8	Copper	2	2	U
6010B	08/03/10	6010B	08/11/10	7439-92-1	Lead	20	20	U
7470A	08/03/10	7470A	08/04/10	7439-97-6	Mercury	0.1	0.1	U
6010B	08/03/10	6010B	08/11/10	7440-66-6	Zinc	10	10	U

U-Analyte undetected at given RL

RL-Reporting Limit



Analytical Resources, Incorporated
Analytical Chemists and Consultants

August 18, 2010

Tim Syverson
Landau Associates
130 Second Avenue South
Edmonds, WA 98020

RE: Project: Striker 025195.020
ARI Job: RI68

Dear Tim,

Enclosed, please find the original Chain-of-Custody (COC) records, sample receipt documentation, and final data report for the samples from the project referenced above. Analytical Resources, Inc. (ARI) originally accepted these six water samples in good condition on July 30, 2010 under sample delivery groups (SDGs) RG63 and RG74. For further details regarding sample receipt, please refer to the enclosed Cooler Receipt Forms. Per Landau Associates, samples were allowed to settle and sample aliquot was collected from the clear portion.

The samples were analyzed for Dissolved Arsenic by method 200.8. They were originally analyzed by method 6010B in ARI SDGs RG63 and RG74

There were no other irregularities with the samples.

Quality control analysis results are included for your review. An electronic copy of this report and all associated raw data will be kept on file at ARI. If you have any questions or require additional information, please contact me at your convenience.

Sincerely,
ANALYTICAL RESOURCES, INC

A handwritten signature in black ink, appearing to read "Eric Branson", written over a horizontal line.

Eric Branson
Project Manager
-for-

Kelly Bottem
Client Services Manager
(206) 695-6211
kellyb@arilabs.com
www.arilabs.com



R963

- Seattle/Edmonds (425) 778-0907
- Tacoma (253) 926-2493
- Spokane (509) 327-9737
- Portland (503) 542-1080
-

Date 07/30/10
Page 1 of 1

Chain-of-Custody Record

Project Name <u>Striker</u> Project No. <u>0025195.020</u>					Testing Parameters										Turnaround Time																			
Project Location/Event <u>Striker Property</u>					<table border="1" style="width: 100%; height: 100%; border-collapse: collapse;"> <tr> <td style="writing-mode: vertical-rl; transform: rotate(180deg);">VOCs</td> <td style="writing-mode: vertical-rl; transform: rotate(180deg);">NWTPH-Gx</td> <td style="writing-mode: vertical-rl; transform: rotate(180deg);">NWTPH-Dx</td> <td style="writing-mode: vertical-rl; transform: rotate(180deg);">SVOC</td> <td style="writing-mode: vertical-rl; transform: rotate(180deg);">Total Metals</td> <td style="writing-mode: vertical-rl; transform: rotate(180deg);">Cr6</td> <td></td><td></td><td></td><td></td><td></td><td></td><td></td><td></td><td></td><td></td><td></td><td></td> </tr> </table>										VOCs	NWTPH-Gx	NWTPH-Dx	SVOC	Total Metals	Cr6													<input checked="" type="checkbox"/> Standard <input type="checkbox"/> Accelerated <input type="checkbox"/> _____	
VOCs	NWTPH-Gx	NWTPH-Dx	SVOC	Total Metals											Cr6																			
Sampler's Name <u>SED/PRR/CFB</u>																																		
Project Contact <u>Joe Flaherty (Bohns) / Tim Syverson</u>																																		
Send Results To <u>same</u>																																		
Sample I.D.	Date	Time	Matrix	No. of Containers											Observations/Comments																			
<u>KSL-DP-5-GW-100730</u>	<u>7/30/10</u>	<u>0810</u>	<u>H2O</u>	<u>11</u>	<u>X</u>	<u>X</u>	<u>X</u>	<u>X</u>	<u>X</u>	<u>X</u>								<u>X</u> Allow water samples to settle, collect aliquot from clear portion																
<u>KSL-DP-2-GW-100730</u>	<u>7/30/10</u>	<u>0946</u>	<u>H2O</u>	<u>11</u>	<u>X</u>	<u>X</u>	<u>X</u>	<u>X</u>	<u>X</u>	<u>X</u>								<u>X</u> NWTPH-Dx - run acid wash/silica gel cleanup																
<u>KSL-DP-3-GW-100730</u>	<u>7/30/10</u>	<u>1025</u>	<u>H2O</u>	<u>11</u>	<u>X</u>	<u>X</u>	<u>X</u>	<u>X</u>	<u>X</u>	<u>X</u>																								
<u>KSL-DP-16-GW-100730</u>	<u>7/30/10</u>	<u>1220</u>	<u>H2O</u>	<u>11</u>	<u>X</u>	<u>X</u>	<u>X</u>	<u>X</u>	<u>X</u>	<u>X</u>																								
<u>KSL-DP-11-GW-100730</u>	<u>7/30/10</u>	<u>1321</u>	<u>H2O</u>	<u>11</u>	<u>X</u>	<u>X</u>	<u>X</u>	<u>X</u>	<u>X</u>	<u>X</u>								<u> </u> run samples standardized to _____ product																
<u>Trip blanks</u>			<u>water</u>		<u>X</u>	<u>X</u>												<u> </u> Analyze for EPH if no specific product identified																
																		VOC/BTEX/VPH (soil):																
																		<u> </u> non-preserved																
																		<u> </u> preserved w/methanol																
																		<u> </u> preserved w/sodium bisulfate																
																		<u> </u> Freeze upon receipt																
																		<u>X</u> Dissolved metal water samples field filtered																
																		Other <u>Arsenic, Cadmium, Chromium, Cr-6, Cu, Pb, Mercury, Zinc</u>																
Special Shipment/Handling or Storage Requirements <u>store at 4°C 2 coolers</u>					Method of Shipment <u>hand delivered</u>																													
Relinquished by <u>[Signature]</u>			Received by <u>[Signature]</u>			Relinquished by _____			Received by _____																									
Signature _____			Signature _____			Signature _____			Signature _____																									
Printed Name <u>Paul Raymick</u>			Printed Name <u>Prakash Kulkarni</u>			Printed Name _____			Printed Name _____																									
Company <u>Landau Assoc. Inc.</u>			Company <u>ARI</u>			Company _____			Company _____																									
Date <u>7/30/10</u> Time <u>345</u>			Date <u>7/30/10</u> Time <u>1515</u>			Date _____ Time _____			Date _____ Time _____																									



Analytical Resources, Incorporated
Analytical Chemists and Consultants

Cooler Receipt Form

ARI Client: Landau

Project Name: Striker

COC No(s): _____ (NA)

Delivered by: Fed-Ex UPS Courier Hand Delivered Other: _____

Assigned ARI Job No: RG63

Tracking No: _____ (NA)

Preliminary Examination Phase:

Were intact, properly signed and dated custody seals attached to the outside of to cooler? YES NO

Were custody papers included with the cooler? YES NO

Were custody papers properly filled out (ink, signed, etc.) YES NO

Temperature of Cooler(s) (°C) (recommended 2.0-6.0 °C for chemistry)..... 10.6 @ 0.4

If cooler temperature is out of compliance fill out form 00070F Temp Gun ID#: _____

Cooler Accepted by: WMM Date: 7/30/10 Time: 1515

Complete custody forms and attach all shipping documents

Log-In Phase:

Was a temperature blank included in the cooler? YES NO

What kind of packing material was used? ... Bubble Wrap Wet Ice Gel Packs Baggies Foam Block Paper Other: _____

Was sufficient ice used (if appropriate)? NA YES NO

Were all bottles sealed in individual plastic bags? YES NO

Did all bottles arrive in good condition (unbroken)? YES NO

Were all bottle labels complete and legible? YES NO

Did the number of containers listed on COC match with the number of containers received? YES NO

Did all bottle labels and tags agree with custody papers? YES NO

Were all bottles used correct for the requested analyses? YES NO

Do any of the analyses (bottles) require preservation? (attach preservation sheet, excluding VOCs)... NA YES NO

Were all VOC vials free of air bubbles? NA YES NO

Was sufficient amount of sample sent in each bottle? YES NO

Date VOC Trip Blank was made at ARI: _____ (NA) Split by: _____

Samples Logged by: WMM Date: 8/2/10 Time: 1000

**** Notify Project Manager of discrepancies or concerns ****

Sample ID on Bottle	Sample ID on COC	Sample ID on Bottle	Sample ID on COC

Additional Notes, Discrepancies, & Resolutions:
Only 1 trip blank vial was provided for VOA and Gas analysis.
By: WMM Date: 8/2/10

			Small → "sm"
			Peabubbles → "pb"
			Large → "lg"
			Headspace → "hs"



Cooler Temperature Compliance Form

Cooler#: 102 Temperature(°C): 8.4 10.6

Sample ID	Bottle Count	Bottle Type
<u>ALL SAMPLES OUT OF TEMP COMPLIANCE</u>		

Cooler#: _____ Temperature(°C): _____

Sample ID	Bottle Count	Bottle Type

Cooler#: _____ Temperature(°C): _____

Sample ID	Bottle Count	Bottle Type

Cooler#: _____ Temperature(°C): _____

Sample ID	Bottle Count	Bottle Type

Completed by: UMM Date: 8/2/10 Time: 100



Inquiry Number: NONE
 Analysis Requested: 07/30/10
 Contact: Syverson, Tim
 Client: Landau Associates, Inc.
 Logged by: MM
 Sample Set Used: Yes-481
 Validatable Package: No
 Deliverables:

PC: Kelly
 VTSR: 07/30/10

Project #: 0025195.020
 Project: Striker
 Sample Site:
 SDG No:
 Analytical Protocol: In-house

LOGNUM ARI ID	CLIENT ID	CN >12	WAD >12	NH3 <2	COD <2	FOG <2	MET <2	PHEN <2	PHOS <2	TKN <2	NO23 <2	TOC <2	S2 >9	AK102 <2	Fe2+ <2	DMET FLT	DOC FLT	PARAMETER	ADJUSTED TO	LOT NUMBER	AMOUNT ADDED	DATE/BY
10-18374 RG63A	KSC-DP-5-GW-100730						DIS									Y						
10-18375 RG63B	KSC-DP-2-GW-100730						DIS									Y						
10-18376 RG63C	KSC-DP-3-GW-100730						DIS									Y						
10-18377 RG63D	KSC-DP-16-GW-100730						DIS									Y						
10-18378 RG63E	KSC-DP-11-GW-100730						DIS									Y						

Checked By MM Date 8/3/10

RG74

- Seattle/Edmonds (425) 778-0907
- Tacoma (253) 926-2493
- Spokane (509) 327-9737
- Portland (503) 542-1080
- _____



Date 07/30/10
 Page 1 of 1

Chain-of-Custody Record

Project Name <u>Striker</u> Project No. <u>025195.020</u>					Testing Parameters					Turnaround Time <input checked="" type="checkbox"/> Standard <input type="checkbox"/> Accelerated <input type="checkbox"/> _____	
Project Location/Event <u>Striker property</u>					<div style="display: flex; flex-direction: column; align-items: center;"> <div style="writing-mode: vertical-rl; transform: rotate(180deg);">VOC</div> <div style="writing-mode: vertical-rl; transform: rotate(180deg);">TPH-Dx</div> <div style="writing-mode: vertical-rl; transform: rotate(180deg);">TPH-Gx</div> <div style="writing-mode: vertical-rl; transform: rotate(180deg);">SVOC</div> <div style="writing-mode: vertical-rl; transform: rotate(180deg);">Total Metals</div> </div>						
Sampler's Name <u>SED / PRR</u>											
Project Contact <u>Joe Flaherty & Tim Syverson</u>											
Send Results To <u>same</u>											
Sample I.D.	Date	Time	Matrix	No. of Containers	VOC	TPH-Dx	TPH-Gx	SVOC	Total Metals	Observations/Comments	
<u>KSC-DP-15-6W-100730</u>	<u>7/30/10</u>	<u>1610</u>	<u>H2O</u>	<u>11</u>	<u>X</u>	<u>X</u>	<u>X</u>	<u>X</u>	<u>X</u>	<input checked="" type="checkbox"/> Allow water samples to settle, collect aliquot from clear portion <input checked="" type="checkbox"/> NWTPH-Dx - run acid wash/silica gel cleanup ___ run samples standardized to _____ product ___ Analyze for EPH if no specific product identified VOC/BTEX/VPH (soil): ___ non-preserved ___ preserved w/methanol ___ preserved w/sodium bisulfate ___ Freeze upon receipt <input checked="" type="checkbox"/> Dissolved metal water samples field filtered Other <u>arsenic, cadmium, chromium, copper, lead, mercury, zinc</u>	
Special Shipment/Handling or Storage Requirements <u>store @ 40C</u>										Method of Shipment <u>hand delivered</u>	
Relinquished by <u>[Signature]</u> Signature <u>Susan Dickerson</u> Printed Name <u>CAI</u> Company Date <u>7/30/10</u> Time <u>1730</u>			Received by <u>[Signature]</u> Signature <u>Jennifer Mitchell</u> Printed Name <u>ARI</u> Company Date <u>7/30/10</u> Time <u>1730</u>			Relinquished by _____ Signature _____ Printed Name _____ Company Date _____ Time _____			Received by _____ Signature _____ Printed Name _____ Company Date _____ Time _____		



Cooler Receipt Form

ARI Client: Striker

Project Name: Striker Property

COC No(s): _____

Delivered by: Fed-Ex UPS Courier Hand Delivered Other: _____

Assigned ARI Job No: RG74 ^{NA}

Tracking No: _____ ^{NA}

Preliminary Examination Phase:

Were intact, properly signed and dated custody seals attached to the outside of to cooler? YES NO

Were custody papers included with the cooler? YES NO

Were custody papers properly filled out (ink, signed, etc.) YES NO

Temperature of Cooler(s) (°C) (recommended 2.0-6.0 °C for chemistry)..... 3.1

If cooler temperature is out of compliance fill out form 00070F

Temp Gun ID#: 70941619

Cooler Accepted by: JM Date: 7/30/10 Time: 1730

Complete custody forms and attach all shipping documents

Log-In Phase:

Was a temperature blank included in the cooler? YES NO

What kind of packing material was used? ... Bubble Wrap Wet Ice Gel Packs Baggies Foam Block Paper Other: _____

Was sufficient ice used (if appropriate)? NA YES NO

Were all bottles sealed in individual plastic bags? YES NO

Did all bottles arrive in good condition (unbroken)? YES NO

Were all bottle labels complete and legible? YES NO

Did the number of containers listed on COC match with the number of containers received? YES NO

Did all bottle labels and tags agree with custody papers? YES NO

Were all bottles used correct for the requested analyses? YES NO

Do any of the analyses (bottles) require preservation? (attach preservation sheet, excluding VOCs)... NA YES NO

Were all VOC vials free of air bubbles? NA YES NO

Was sufficient amount of sample sent in each bottle? YES NO

Date VOC Trip Blank was made at ARI..... NA

Was Sample Split by ARI: NA YES Date/Time: _____ Equipment: _____ Split by: _____

Samples Logged by: JM Date: 8/2/10 Time: 1037

**** Notify Project Manager of discrepancies or concerns ****

Sample ID on Bottle	Sample ID on COC	Sample ID on Bottle	Sample ID on COC

Additional Notes, Discrepancies, & Resolutions:

1 trip blank received, not indicated on COC. COC reads 11 container sent, but only 10 container sent.

By: JM Date: 8/2/10

			Small → "sm"
			Peabubbles → "pb"
			Large → "lg"
			Headspace → "hs"

PRESERVATION VERIFICATION 08/02/10

Page 1 of 1




ARI Job No: RG74

PC: Kelly
VTSR: 07/30/10

Inquiry Number: NONE
 Analysis Requested: 08/02/10
 Contact: Syverson, Tim
 Client: Landau Associates, Inc.
 Logged by: MM
 Sample Set Used: Yes-481
 Validatable Package: No
 Deliverables:

Project #: 025195.020
 Project: Skriker
 Sample Site:
 SDG No:
 Analytical Protocol: In-house

LOGNUM ARI ID	CLIENT ID	CN >12	WAD >12	NH3 <2	COD <2	FOG <2	MET <2	PHEN <2	PHOS <2	TKN <2	NO23 <2	TOC <2	S2 >9	AK102 <2	Fe2+ <2	DMET FLT	DOC FLT	PARAMETER	ADJUSTED TO	LOT NUMBER	AMOUNT ADDED	DATE/BY
10-18401 RG74A	KSC-DP-15-GW-100730						DIS pass									Y						

Checked By  Date 8/2/10

PRESERVATION VERIFICATION 08/13/10

Page 1 of 1



ARI Job No: RI68

Inquiry Number: NONE
 Analysis Requested: 08/13/10
 Contact: Hooper, Kristin
 Client: Landau Associates
 Logged by: JM
 Sample Set Used: Yes-481
 Validatable Package: Yes
 Deliverables:

PC: Kelly
 VTSR: 08/13/10


Project #: 0025195.020
 Project: Striker
 Sample Site:
 SDG No:
 Analytical Protocol: In-house

LOGNUM ARI ID	CLIENT ID	CN >12	WAD >12	NH3 <2	COD <2	FOG <2	MET <2	PHEN <2	PHOS <2	TKN <2	NO23 <2	TOC <2	S2 >9	AK102 <2	Fe2+ <2	DMET FLT	DOC FLT	PARAMETER	ADJUSTED TO	LOT NUMBER	AMOUNT ADDED	DATE/BY
10-19830 RI68A	KSC-DP-5-GW-100730						DIS															
10-19831 RI68B	KSC-DP-2-GW-100730						DIS															
10-19832 RI68C	KSC-DP-3-GW-100730						DIS															
10-19833 RI68D	KSC-DP-16-GW-100730						DIS															
10-19834 RI68E	KSC-DP-11-GW-100730						DIS															
10-19835 RI68F	KSC-DP-15-GW-100730						DIS															

Checked By JM Date 8/13/10

INORGANICS ANALYSIS DATA SHEET
DISSOLVED METALS
Page 1 of 1

Sample ID: KSC-DP-5-GW-100730
SAMPLE

Lab Sample ID: RI68A
LIMS ID: 10-19830
Matrix: Water
Data Release Authorized: 
Reported: 08/18/10

QC Report No: RI68-Landau Associates
Project: Striker
0025195.020
Date Sampled: 07/30/10
Date Received: 08/13/10

Prep Meth	Prep Date	Analysis Method	Analysis Date	CAS Number	Analyte	RL	µg/L	Q
200.8	08/16/10	200.8	08/17/10	7440-38-2	Arsenic	0.2	114	

U-Analyte undetected at given RL
RL-Reporting Limit

INORGANICS ANALYSIS DATA SHEET

DISSOLVED METALS


Page 1 of 1

Sample ID: KSC-DP-2-GW-100730
SAMPLE

Lab Sample ID: RI68B

LIMS ID: 10-19831

Matrix: Water

Data Release Authorized: 

Reported: 08/18/10

QC Report No: RI68-Landau Associates

Project: Striker

0025195.020

Date Sampled: 07/30/10

Date Received: 08/13/10

Prep Meth	Prep Date	Analysis Method	Analysis Date	CAS Number	Analyte	RL	µg/L	Q
200.8	08/16/10	200.8	08/17/10	7440-38-2	Arsenic	0.5	8.1	

U-Analyte undetected at given RL

RL-Reporting Limit

INORGANICS ANALYSIS DATA SHEET

DISSOLVED METALS

Page 1 of 1

Sample ID: KSC-DP-3-GW-100730

SAMPLE

Lab Sample ID: RI68C


QC Report No: RI68-Landau Associates

LIMS ID: 10-19832

Project: Striker

Matrix: Water

0025195.020

Data Release Authorized: 

Date Sampled: 07/30/10

Reported: 08/18/10

Date Received: 08/13/10

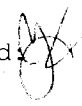
Prep Meth	Prep Date	Analysis Method	Analysis Date	CAS Number	Analyte	RL	µg/L	Q
200.8	08/16/10	200.8	08/17/10	7440-38-2	Arsenic	0.2	40.3	

U-Analyte undetected at given RL

RL-Reporting Limit

INORGANICS ANALYSIS DATA SHEET
DISSOLVED METALS
Page 1 of 1

Sample ID: KSC-DP-16-GW-100730
SAMPLE

Lab Sample ID: RI68D
LIMS ID: 10-19833
Matrix: Water
Data Release Authorized: 
Reported: 08/18/10


QC Report No: RI68-Landau Associates
Project: Striker
0025195.020
Date Sampled: 07/30/10
Date Received: 08/13/10

Prep Meth	Prep Date	Analysis Method	Analysis Date	CAS Number	Analyte	RL	µg/L	Q
200.8	08/16/10	200.8	08/17/10	7440-38-2	Arsenic	0.2	53.3	

U-Analyte undetected at given RL
RL-Reporting Limit

INORGANICS ANALYSIS DATA SHEET
DISSOLVED METALS
Page 1 of 1

Sample ID: KSC-DP-11-GW-100730
SAMPLE

Lab Sample ID: RI68E
LIMS ID: 10-19834
Matrix: Water
Data Release Authorized: 
Reported: 08/18/10


QC Report No: RI68-Landau Associates
Project: Striker
0025195.020
Date Sampled: 07/30/10
Date Received: 08/13/10

Prep Meth	Prep Date	Analysis Method	Analysis Date	CAS Number	Analyte	RL	µg/L	Q
200.8	08/16/10	200.8	08/17/10	7440-38-2	Arsenic	0.2	43.8	

U-Analyte undetected at given RL
RL-Reporting Limit

INORGANICS ANALYSIS DATA SHEET
DISSOLVED METALS
Page 1 of 1

Sample ID: KSC-DP-15-GW-100730
SAMPLE

Lab Sample ID: RI68F
LIMS ID: 10-19835
Matrix: Water
Data Release Authorized: 
Reported: 08/18/10

QC Report No: RI68-Landau Associates
Project: Striker
0025195.020
Date Sampled: 07/30/10
Date Received: 08/13/10

Prep Meth	Prep Date	Analysis Method	Analysis Date	CAS Number	Analyte	RL	µg/L	Q
200.8	08/16/10	200.8	08/17/10	7440-38-2	Arsenic	0.2	9.1	

U-Analyte undetected at given RL
RL-Reporting Limit

INORGANICS ANALYSIS DATA SHEET

DISSOLVED METALS

Page 1 of 1

Sample ID: LAB CONTROL

Lab Sample ID: RI68LCS


QC Report No: RI68-Landau Associates

LIMS ID: 10-19830

Project: Striker

Matrix: Water

0025195.020

Data Release Authorized: 

Date Sampled: NA

Reported: 08/18/10

Date Received: NA

BLANK SPIKE QUALITY CONTROL REPORT

Analyte	Analysis Method	Spike Found	Spike Added	% Recovery	Q
Arsenic	200.8	26.4	25.0	106%	


Reported in µg/L

N-Control limit not met

Control Limits: 80-120%

INORGANICS ANALYSIS DATA SHEET
DISSOLVED METALS
Page 1 of 1

Sample ID: METHOD BLANK

Lab Sample ID: RI68MB
LIMS ID: 10-19830
Matrix: Water
Data Release Authorized: 
Reported: 08/18/10

QC Report No: RI68-Landau Associates
Project: Striker
0025195.020
Date Sampled: NA
Date Received: NA

Prep Meth	Prep Date	Analysis Method	Analysis Date	CAS Number	Analyte	RL	µg/L	Q
200.8	08/16/10	200.8	08/17/10	7440-38-2	Arsenic	0.2	0.2	U

U-Analyte undetected at given RL
RL-Reporting Limit



Libby Environmental, Inc.

4139 Libby Road NE • Olympia, WA 98506-2518

August 2, 2010

RECEIVED

AUG 06 2010

LANDAU ASSOCIATES, INC.

Joe Flaherty
Landau Associates
130 2nd Avenue South
Edmonds, WA 98020

Dear Mr. Flaherty:

Please find enclosed the analytical data report for the Striker Property Project located in Kent, Washington. Vapor samples were analyzed for Select Volatile Organic Compounds by EPA Method 8260B from July 27th – 30th, 2010.

The results of the analyses are summarized in the attached tables. Applicable detection limits and QA/QC data are included. An invoice for this analytical work is enclosed.

Libby Environmental, Inc. appreciates the opportunity to have provided analytical services for this project. If you have any further questions about the data report, please give me a call. It was a pleasure working with you on this project, and we are looking forward to the next opportunity to work together.

Sincerely,

Sherry L. Chilcutt
President
Libby Environmental, Inc.

LIBBY ENVIRONMENTAL CHEMISTRY LABORATORY

STRIKER PROPERTY PROJECT
 Kent, Washington
 Landau Associates, Inc.
 Client Project #025195-020
 Libby Env.Project No.L100727-10

VOLATILE ORGANIC COMPOUNDS BY EPA METHOD 8260C IN VAPOR

Sample Description	Method	KSC-SG	KSC-SG	KSC-SG	KSC-SG	KSC-SG
	Blank	20-4.5-5.0	20-4.5-5.0	17-4.5-5.0	18-0.5	19-0.5
		100727	100727 Dup	100727	100727	100727
Date Sampled	Reporting	N/A	7/27/10	7/27/10	7/27/10	7/27/10
Date Analyzed	Limits	7/27/10	7/27/10	7/27/10	7/27/10	7/27/10
	(ug/m3)	(ug/m3)	(ug/m3)	(ug/m3)	(ug/m3)	(ug/m3)
Chloromethane	200	nd	nd	nd	nd	nd
Vinyl chloride	20	nd	nd	nd	nd	nd
Bromomethane	200	nd	nd	nd	nd	nd
Chloroethane	200	nd	nd	nd	nd	nd
Trichlorofluoromethane	200	nd	nd	nd	nd	nd
1,1-Dichloroethene	200	nd	nd	nd	nd	nd
Methylene chloride	100	nd	nd	nd	nd	nd
<i>trans</i> -1,2-Dichloroethene	100	nd	nd	nd	nd	nd
1,1-Dichloroethane	100	nd	nd	nd	nd	nd
<i>cis</i> -1,2-Dichloroethene	100	nd	nd	nd	nd	nd
Chloroform	100	nd	nd	nd	nd	nd
1,1,1-Trichloroethane (TCA)	100	nd	nd	nd	nd	nd
Carbon tetrachloride	100	nd	nd	nd	nd	nd
Benzene	100	nd	nd	nd	nd	nd
1,2-Dichloroethane (EDC)	100	nd	nd	nd	nd	nd
Trichloroethene (TCE)	100	nd	nd	nd	nd	nd
1,2-Dichloropropane	100	nd	nd	nd	nd	nd
Bromodichloromethane	100	nd	nd	nd	nd	nd
<i>cis</i> -1,3-Dichloropropene	100	nd	nd	nd	nd	nd
Toluene	100	nd	nd	nd	nd	nd
<i>Trans</i> -1,3-Dichloropropene	100	nd	nd	nd	nd	nd
1,1,2-Trichloroethane	100	nd	nd	nd	nd	nd
Tetrachloroethene (PCE)	100	nd	nd	nd	nd	nd
Dibromochloromethane	100	nd	nd	nd	nd	nd
Chlorobenzene	100	nd	nd	nd	nd	nd
Ethylbenzene	100	nd	nd	nd	nd	nd
Total Xylenes	100	nd	nd	nd	nd	nd
Styrenes	100	nd	nd	nd	nd	nd
Bromoform	100	nd	nd	nd	nd	nd
1,1,2,2-Tetrachloroethane	100	nd	nd	nd	nd	nd
Surrogate Recovery						
Dibromofluoromethane	95.6	84.3	97.3	93.3	88.2	88.1
1,2-Dichloroethane-d4	99	98.2	128	91	90.9	86.5
Toluene-d8	91.1	92.4	96.4	93.7	93.2	95.2
4-Bromofluorobenzene	100	99.4	108	101	101	105

"nd" Indicates not detected at listed detection limit.

"int" Indicates that interference prevents determination.

ACCEPTABLE RECOVERY LIMITS FOR SURROGATE 65% TO 135%

ANALYSES PERFORMED BY: Sherry Chilcutt

LIBBY ENVIRONMENTAL CHEMISTRY LABORATORY

STRIKER PROPERTY PROJECT
Kent, Washington
Landau Associates, Inc.
Client Project #025195-020
Libby Env.Project No.L100727-10

QA/QC Data - EPA 8260B Analyses

Laboratory Control Sample			
	Spiked Conc. (ug/m3)	Measured Conc. (ug/m3)	Spike Recovery (%)
1,1-Dichloroethene	1000	1070	107
Benzene	1000	726	73
Toluene	1000	726	73
Chlorobenzene	1000	844	84
Trichloroethene (TCE)	1000	756	76
Surrogate Recovery			
Dibromofluoromethane			98.6
1,2-Dichloroethane-d4			100
Toluene-d8			90.2
4-Bromofluorobenzene			101

ACCEPTABLE RECOVERY LIMITS FOR LCS: 65%-135%
ACCEPTABLE RPD IS 35%

ANALYSES PERFORMED BY: Sherry Chilcutt

LIBBY ENVIRONMENTAL CHEMISTRY LABORATORY

STRIKER PROPERTY PROJECT
 Kent, Washington
 Landau Associates, Inc.
 Client Project #025195-020
 Libby Env.Project No.L100727-10

VOLATILE ORGANIC COMPOUNDS BY EPA METHOD 8260C IN VAPOR

Sample Description	Reporting	KSC-SG	KSC-SG	KSC-SG	KSC-SG	KSC-SG	KSC-SG
		22-4.5-5.0	16-4.5-5.0	13-4.5-5.0	23-0.5	12-0.5	14-4.5-5.0
		100727	100727	100727	100727	100727	100727
Date Sampled	Reporting	7/27/10	7/27/10	7/27/10	7/27/10	7/27/10	7/27/10
Date Analyzed	Limits	7/27/10	7/27/10	7/27/10	7/27/10	7/27/10	7/27/10
		(ug/m3)	(ug/m3)	(ug/m3)	(ug/m3)	(ug/m3)	(ug/m3)
Chloromethane	200	nd	nd	nd	nd	nd	nd
Vinyl chloride	20	nd	nd	nd	nd	nd	nd
Bromomethane	200	nd	nd	nd	nd	nd	nd
Chloroethane	200	nd	nd	nd	nd	nd	nd
Trichlorofluoromethane	200	nd	nd	nd	nd	nd	nd
1,1-Dichloroethene	200	nd	nd	nd	nd	nd	nd
Methylene chloride	100	nd	nd	nd	nd	nd	nd
<i>trans</i> -1,2-Dichloroethene	100	nd	nd	nd	nd	nd	nd
1,1-Dichloroethane	100	nd	nd	nd	nd	nd	nd
<i>cis</i> -1,2-Dichloroethene	100	nd	nd	nd	nd	nd	nd
Chloroform	100	nd	nd	nd	nd	nd	nd
1,1,1-Trichloroethane (TCA)	100	nd	nd	nd	nd	nd	nd
Carbon tetrachloride	100	nd	nd	nd	nd	nd	nd
Benzene	100	nd	nd	nd	nd	nd	nd
1,2-Dichloroethane (EDC)	100	nd	nd	nd	nd	nd	nd
Trichloroethene (TCE)	100	nd	nd	nd	nd	nd	nd
1,2-Dichloropropane	100	nd	nd	nd	nd	nd	nd
Bromodichloromethane	100	nd	nd	nd	nd	nd	nd
<i>cis</i> -1,3-Dichloropropene	100	nd	nd	nd	nd	nd	nd
Toluene	100	nd	nd	nd	nd	nd	nd
<i>Trans</i> -1,3-Dichloropropene	100	nd	nd	nd	nd	nd	nd
1,1,2-Trichloroethane	100	nd	nd	nd	nd	nd	nd
Tetrachloroethene (PCE)	100	nd	nd	nd	nd	nd	nd
Dibromochloromethane	100	nd	nd	nd	nd	nd	nd
Chlorobenzene	100	nd	nd	nd	nd	nd	nd
Ethylbenzene	100	nd	nd	nd	nd	nd	nd
Total Xylenes	100	nd	nd	nd	nd	nd	nd
Styrenes	100	nd	nd	nd	nd	nd	nd
Bromoform	100	nd	nd	nd	nd	nd	nd
1,1,1,2-Tetrachloroethane	100	nd	nd	nd	nd	nd	nd

Surrogate Recovery

Dibromofluoromethane	95.7	94.3	90.1	95.2	80.6	90.3
1,2-Dichloroethane-d4	106	99.8	93.3	104	98.5	102
Toluene-d8	91.6	94.3	93.3	94	95.3	94.7
4-Bromofluorobenzene	98.5	102	102	98.6	93.5	103

"nd" Indicates not detected at listed detection limit.

"int" Indicates that interference prevents determination.

ACCEPTABLE RECOVERY LIMITS FOR SURROGATE 65% TO 135%

ANALYSES PERFORMED BY: Sherry Chilcutt

VOLATILE ORGANIC COMPOUNDS BY EPA METHOD 8260C IN VAPOR

LIBBY ENVIRONMENTAL CHEMISTRY LABORATORY

STRIKER PROPERTY PROJECT
 Kent, Washington
 Landau Associates, Inc.
 Client Project #025195-020
 Libby Env. Project No. L100727-10

Sample Description		KSC-SG 15-4.5-5.0 100727	KSC-SG 10-0.5 100727	KSC-SG 7-0.5 100727	KSC-SG 3-0.5 100727	KSC-SG 1-4.5-5.0 100727	KSC-SG 2-4.5-5.0 100727
Date Sampled	Reporting	7/27/10	7/27/10	7/27/10	7/27/10	7/27/10	7/27/10
Date Analyzed	Limits	7/27/10	7/27/10	7/27/10	7/27/10	7/27/10	7/27/10
	(ug/m3)	(ug/m3)	(ug/m3)	(ug/m3)	(ug/m3)	(ug/m3)	(ug/m3)
Chloromethane	200	nd	nd	nd	nd	nd	nd
Vinyl chloride	20	nd	nd	nd	51	nd	nd
Bromomethane	200	nd	nd	nd	nd	nd	nd
Chloroethane	200	nd	nd	nd	nd	nd	nd
Trichlorofluoromethane	200	nd	nd	nd	nd	nd	nd
1,1-Dichloroethene	200	nd	nd	nd	nd	nd	nd
Methylene chloride	100	nd	nd	nd	nd	nd	nd
<i>trans</i> -1,2-Dichloroethene	100	nd	nd	nd	nd	nd	nd
1,1-Dichloroethane	100	nd	nd	nd	nd	nd	nd
<i>cis</i> -1,2-Dichloroethene	100	nd	nd	nd	nd	nd	nd
Chloroform	100	nd	nd	nd	nd	nd	nd
1,1,1-Trichloroethane (TCA)	100	nd	nd	nd	nd	nd	nd
Carbon tetrachloride	100	nd	nd	nd	nd	nd	nd
Benzene	100	nd	nd	nd	nd	nd	nd
1,2-Dichloroethane (EDC)	100	nd	nd	nd	nd	nd	nd
Trichloroethene (TCE)	100	nd	nd	nd	201	nd	nd
1,2-Dichloropropane	100	nd	nd	nd	nd	nd	nd
Bromodichloromethane	100	nd	nd	nd	nd	nd	nd
<i>cis</i> -1,3-Dichloropropene	100	nd	nd	nd	nd	nd	nd
Toluene	100	nd	nd	nd	nd	nd	nd
<i>Trans</i> -1,3-Dichloropropene	100	nd	nd	nd	nd	nd	nd
1,1,2-Trichloroethane	100	nd	nd	nd	nd	nd	nd
Tetrachloroethene (PCE)	100	nd	nd	nd	740	nd	nd
Dibromochloromethane	100	nd	nd	nd	nd	nd	nd
Chlorobenzene	100	nd	nd	nd	nd	nd	nd
Ethylbenzene	100	nd	nd	nd	nd	nd	nd
Total Xylenes	100	nd	nd	nd	nd	nd	nd
Styrenes	100	nd	nd	nd	nd	nd	nd
Bromoform	100	nd	nd	nd	nd	nd	nd
1,1,2,2-Tetrachloroethane	100	nd	nd	nd	nd	nd	nd

Surrogate Recovery

Dibromofluoromethane	95.3	98.3	87	90.2	96.5	90
1,2-Dichloroethane-d4	109	112	108	107	106	77
Toluene-d8	92.4	95.2	93.4	89.7	91.9	92.2
4-Bromofluorobenzene	96.7	99.3	104	94.8	98.6	103

"nd" Indicates not detected at listed detection limit.

"int" Indicates that interference prevents determination.

ACCEPTABLE RECOVERY LIMITS FOR SURROGATE 65% TO 135%

ANALYSES PERFORMED BY: Sherry Chilcutt

VOLATILE ORGANIC COMPOUNDS BY EPA METHOD 8260C IN VAPOR

Sample Description	KSC-SG 4-0.5	KSC-SG 50-0.5	KSC-SG 25-0.5	KSC-SG 5-4.5-5.0	Method	KSC-SG 6-4.5-5.0
	4-4.5-5.0					Lab (Dup)

LIBBY ENVIRONMENTAL CHEMISTRY LABORATORY

STRIKER PROPERTY PROJECT

Kent, Washington

Landau Associates, Inc.

Client Project #025195-020

Libby Env. Project No. L100727-10

DWP

		100727	100727	100727	100727	Blank	100727
Date Sampled	Reporting	7/27/10	7/27/10	7/27/10	7/27/10	N/A	N/A
Date Analyzed	Limits	7/27/10	7/27/10	7/27/10	7/27/10	7/27/10	7/27/10
	(ug/m3)	(ug/m3)	(ug/m3)	(ug/m3)	(ug/m3)	(ug/m3)	(ug/m3)
Chloromethane	200	nd	nd	nd	nd	nd	nd
Vinyl chloride	20	nd	nd	nd	nd	nd	nd
Bromomethane	200	nd	nd	nd	nd	nd	nd
Chloroethane	200	nd	nd	nd	nd	nd	nd
Trichlorofluoromethane	200	nd	nd	nd	nd	nd	nd
1,1-Dichloroethene	200	nd	nd	nd	nd	nd	nd
Methylene chloride	100	nd	nd	nd	nd	nd	nd
<i>trans</i> -1,2-Dichloroethene	100	nd	nd	nd	nd	nd	nd
1,1-Dichloroethane	100	nd	nd	nd	nd	nd	nd
<i>cis</i> -1,2-Dichloroethene	100	nd	nd	nd	nd	nd	nd
Chloroform	100	nd	nd	nd	nd	nd	nd
1,1,1-Trichloroethane (TCA)	100	nd	nd	nd	nd	nd	nd
Carbon tetrachloride	100	nd	nd	nd	nd	nd	nd
Benzene	100	nd	nd	nd	nd	nd	nd
1,2-Dichloroethane (EDC)	100	nd	nd	nd	nd	nd	nd
Trichloroethene (TCE)	100	nd	nd	nd	nd	nd	nd
1,2-Dichloropropane	100	nd	nd	nd	nd	nd	nd
Bromodichloromethane	100	nd	nd	nd	nd	nd	nd
<i>cis</i> -1,3-Dichloropropene	100	nd	nd	nd	nd	nd	nd
Toluene	100	nd	nd	nd	nd	nd	nd
<i>Trans</i> -1,3-Dichloropropene	100	nd	nd	nd	nd	nd	nd
1,1,2-Trichloroethane	100	nd	nd	nd	nd	nd	nd
Tetrachloroethene (PCE)	100	nd	nd	nd	nd	nd	nd
Dibromochloromethane	100	nd	nd	nd	nd	nd	nd
Chlorobenzene	100	nd	nd	nd	nd	nd	nd
Ethylbenzene	100	nd	nd	nd	nd	nd	nd
Total Xylenes	100	nd	nd	nd	nd	nd	nd
Styrenes	100	nd	nd	nd	nd	nd	nd
Bromoform	100	nd	nd	nd	nd	nd	nd
1,1,2,2-Tetrachloroethane	100	nd	nd	nd	nd	nd	nd
Surrogate Recovery							
Dibromofluoromethane		94.3	96.7	94.7	93	96.6	99.1
1,2-Dichloroethane-d4		93.2	106	89	99.2	113	93.1
Toluene-d8		91.7	92.6	91	91.3	90.6	92.6
4-Bromofluorobenzene		103	98.6	89.6	97.3	97.2	100

"nd" Indicates not detected at listed detection limit.

"int" Indicates that interference prevents determination.

ACCEPTABLE RECOVERY LIMITS FOR SURROGATE 65% TO 135%

ANALYSES PERFORMED BY: Sherry Chilcutt

QA/QC Data - EPA 8260B Analyses

Laboratory Control Sample		
Spiked	Measured	Spike

LIBBY ENVIRONMENTAL CHEMISTRY LABORATORY

STRIKER PROPERTY PROJECT

Kent, Washington

Landau Associates, Inc.

Client Project #025195-020

Libby Env. Project No. L100727-10

	Conc. (ug/m3)	Conc. (ug/m3)	Recovery (%)
1,1-Dichloroethene	1000	1220	122
Benzene	1000	914	91
Toluene	1000	882	88
Chlorobenzene	1000	974	97
Trichloroethene (TCE)	1000	930	93
<hr/>			
Surrogate Recovery			
Dibromofluoromethane			91.9
1,2-Dichloroethane-d4			101
Toluene-d8			94.1
4-Bromofluorobenzene			95.2

ACCEPTABLE RECOVERY LIMITS FOR LCS: 65%-135%

ACCEPTABLE RPD IS 35%

ANALYSES PERFORMED BY: Sherry Chilcutt

LIBBY ENVIRONMENTAL CHEMISTRY LABORATORY

STRIKER PROPERTY PROJECT
 Kent, Washington
 Landau Associates, Inc.
 Client Project #025195-020
 Libby Env.Project No.L100727-10

VOLATILE ORGANIC COMPOUNDS BY EPA METHOD 8260C IN VAPOR

Sample Description		KSC-SG 6-4.5-5.0 100727	Method Blank	KSC-SG 43-0.5 100728	KSC-SG 49-0.5 100728	KSC-SG 49-0.5 100728 Dup	KSC-SG 29-0.5 100728
Date Sampled	Reporting	7/27/10	N/A	N/A	7/28/10	7/28/10	7/28/10
Date Analyzed	Limits	7/27/10	7/28/10	7/28/10	7/28/10	7/28/10	7/28/10
	(ug/m3)	(ug/m3)	(ug/m3)	(ug/m3)	(ug/m3)	(ug/m3)	(ug/m3)
Chloromethane	200	nd	nd	nd	nd	nd	nd
Vinyl chloride	20	nd	nd	nd	nd	nd	nd
Bromomethane	200	nd	nd	nd	nd	nd	nd
Chloroethane	200	nd	nd	nd	nd	nd	nd
Trichlorofluoromethane	200	nd	nd	nd	nd	nd	nd
1,1-Dichloroethene	200	nd	nd	nd	nd	nd	nd
Methylene chloride	100	nd	nd	nd	nd	nd	nd
<i>trans</i> -1,2-Dichloroethene	100	nd	nd	nd	nd	nd	nd
1,1-Dichloroethane	100	nd	nd	nd	nd	nd	nd
<i>cis</i> -1,2-Dichloroethene	100	nd	nd	nd	nd	nd	nd
Chloroform	100	nd	nd	nd	nd	nd	nd
1,1,1-Trichloroethane (TCA)	100	nd	nd	nd	nd	nd	nd
Carbon tetrachloride	100	nd	nd	nd	nd	nd	nd
Benzene	100	nd	nd	nd	nd	nd	nd
1,2-Dichloroethane (EDC)	100	nd	nd	nd	nd	nd	nd
Trichloroethene (TCE)	100	nd	nd	nd	nd	nd	nd
1,2-Dichloropropane	100	nd	nd	nd	nd	nd	nd
Bromodichloromethane	100	nd	nd	nd	nd	nd	nd
<i>cis</i> -1,3-Dichloropropene	100	nd	nd	nd	nd	nd	nd
Toluene	100	nd	nd	nd	nd	nd	nd
<i>Trans</i> -1,3-Dichloropropene	100	nd	nd	nd	nd	nd	nd
1,1,2-Trichloroethane	100	nd	nd	nd	nd	nd	nd
Tetrachloroethene (PCE)	100	nd	nd	nd	nd	nd	nd
Dibromochloromethane	100	nd	nd	nd	nd	nd	nd
Chlorobenzene	100	nd	nd	nd	nd	nd	nd
Ethylbenzene	100	nd	nd	nd	nd	nd	nd
Total Xylenes	100	nd	nd	nd	nd	nd	nd
Styrenes	100	nd	nd	nd	nd	nd	nd
Bromoform	100	nd	nd	nd	nd	nd	nd
1,1,2,2-Tetrachloroethane	100	nd	nd	nd	nd	nd	nd
Surrogate Recovery							
Dibromofluoromethane		94.3	95.3	88.7	91.4	99.1	99.3
1,2-Dichloroethane-d4		85.6	84.9	98.3	103	104	103
Toluene-d8		89.7	90.2	91.9	93.5	88.8	89.9
4-Bromofluorobenzene		99	97.5	104	106	107	105

"nd" Indicates not detected at listed detection limit.

"int" Indicates that interference prevents determination.

ACCEPTABLE RECOVERY LIMITS FOR SURROGATE 65% TO 135%

ANALYSES PERFORMED BY: Sherry Chilcutt

LIBBY ENVIRONMENTAL CHEMISTRY LABORATORY

STRIKER PROPERTY PROJECT
Kent, Washington
Landau Associates, Inc.
Client Project #025195-020
Libby Env.Project No.L100727-10

QA/QC Data - EPA 8260B Analyses

Laboratory Control Sample			
	Spiked Conc. (ug/m3)	Measured Conc. (ug/m3)	Spike Recovery (%)
1,1-Dichloroethene	1000	1270	127
Benzene	1000	827	83
Toluene	1000	778	78
Chlorobenzene	1000	858	86
Trichloroethene (TCE)	1000	810	81
Surrogate Recovery			
Dibromofluoromethane			94.3
1,2-Dichloroethane-d4			83.5
Toluene-d8			90.7
4-Bromofluorobenzene			92.7

ACCEPTABLE RECOVERY LIMITS FOR LCS: 65%-135%
ACCEPTABLE RPD IS 35%

ANALYSES PERFORMED BY: Sherry Chilcutt

LIBBY ENVIRONMENTAL CHEMISTRY LABORATORY

STRIKER PROPERTY PROJECT
 Kent, Washington
 Landau Associates, Inc.
 Client Project #025195-020
 Libby Env.Project No.L100727-10

VOLATILE ORGANIC COMPOUNDS BY EPA METHOD 8260C IN VAPOR

Sample Description		KSC-SG 31-0.5 100728	KSC-SG 38-0.5 100728	KSC-SG 45-0.5 100728	KSC-SG 9-4.5-5.0 100728	KSC-SG 30-0.5 100728	KSC-SG 33-0.5 100728
Date Sampled	Reporting	7/28/10	7/28/10	7/28/10	7/28/10	7/28/10	7/28/10
Date Analyzed	Limits	7/28/10	7/28/10	7/28/10	7/28/10	7/28/10	7/28/10
	(ug/m3)	(ug/m3)	(ug/m3)	(ug/m3)	(ug/m3)	(ug/m3)	(ug/m3)
Chloromethane	200	nd	nd	nd	nd	nd	nd
Vinyl chloride	20	nd	nd	nd	nd	nd	nd
Bromomethane	200	nd	nd	nd	nd	nd	nd
Chloroethane	200	nd	nd	nd	nd	nd	nd
Trichlorofluoromethane	200	nd	nd	nd	nd	nd	nd
1,1-Dichloroethene	200	nd	nd	nd	nd	nd	nd
Methylene chloride	100	nd	nd	nd	nd	nd	nd
<i>trans</i> -1,2-Dichloroethene	100	nd	nd	nd	nd	nd	nd
1,1-Dichloroethane	100	nd	nd	nd	nd	nd	nd
<i>cis</i> -1,2-Dichloroethene	100	nd	nd	nd	nd	nd	nd
Chloroform	100	nd	nd	nd	nd	nd	nd
1,1,1-Trichloroethane (TCA)	100	nd	nd	nd	nd	nd	nd
Carbon tetrachloride	100	nd	nd	nd	nd	nd	nd
Benzene	100	nd	nd	nd	nd	nd	nd
1,2-Dichloroethane (EDC)	100	nd	nd	nd	nd	nd	nd
Trichloroethene (TCE)	100	nd	nd	nd	nd	nd	nd
1,2-Dichloropropane	100	nd	nd	nd	nd	nd	nd
Bromodichloromethane	100	nd	nd	nd	nd	nd	nd
<i>cis</i> -1,3-Dichloropropene	100	nd	nd	nd	nd	nd	nd
Toluene	100	nd	nd	nd	nd	nd	nd
<i>Trans</i> -1,3-Dichloropropene	100	nd	nd	nd	nd	nd	nd
1,1,2-Trichloroethane	100	nd	nd	nd	nd	nd	nd
Tetrachloroethene (PCE)	100	nd	nd	nd	nd	nd	nd
Dibromochloromethane	100	nd	nd	nd	nd	nd	nd
Chlorobenzene	100	nd	nd	nd	nd	nd	nd
Ethylbenzene	100	nd	nd	nd	nd	nd	nd
Total Xylenes	100	nd	nd	nd	nd	nd	nd
Styrenes	100	nd	nd	nd	nd	nd	nd
Bromoform	100	nd	nd	nd	nd	nd	nd
1,1,2,2-Tetrachloroethane	100	nd	nd	nd	nd	nd	nd
Surrogate Recovery							
Dibromofluoromethane		93.8	97	97.2	94.1	94.1	91.1
1,2-Dichloroethane-d4		106	109	93.7	99.9	84.1	84.6
Toluene-d8		93.9	89.5	90.2	91.5	91.1	92.8
4-Bromofluorobenzene		101	99.8	98.2	96.2	107	105

"nd" Indicates not detected at listed detection limit.

"int" Indicates that interference prevents determination.

ACCEPTABLE RECOVERY LIMITS FOR SURROGATE 65% TO 135%

ANALYSES PERFORMED BY: Sherry Chilcutt

LIBBY ENVIRONMENTAL CHEMISTRY LABORATORY

STRIKER PROPERTY PROJECT
 Kent, Washington
 Landau Associates, Inc.
 Client Project #025195-020
 Libby Env.Project No.L100727-10

VOLATILE ORGANIC COMPOUNDS BY EPA METHOD 8260C IN VAPOR

Sample Description		KSC-SG 35-0.5 100728	KSC-SG 36-0.5 100728	KSC-SG 37-0.5 100728	KSC-SG 8-4.5-5 100728	KSC-SG 11-4.5-5 100728	Method Blank
Date Sampled	Reporting	7/28/10	7/28/10	7/28/10	7/28/10	7/28/10	N/A
Date Analyzed	Limits	7/28/10	7/28/10	7/28/10	7/28/10	7/28/10	7/29/10
	(ug/m3)	(ug/m3)	(ug/m3)	(ug/m3)	(ug/m3)	(ug/m3)	(ug/m3)
Chloromethane	200	nd	nd	nd	nd	nd	nd
Vinyl chloride	20	nd	nd	nd	nd	nd	nd
Bromomethane	200	nd	nd	nd	nd	nd	nd
Chloroethane	200	nd	nd	nd	nd	nd	nd
Trichlorofluoromethane	200	nd	nd	nd	nd	nd	nd
1,1-Dichloroethene	200	nd	nd	nd	nd	nd	nd
Methylene chloride	100	nd	nd	nd	nd	nd	nd
<i>trans</i> -1,2-Dichloroethene	100	nd	nd	nd	nd	nd	nd
1,1-Dichloroethane	100	nd	nd	nd	nd	nd	nd
<i>cis</i> -1,2-Dichloroethene	100	nd	nd	nd	nd	nd	nd
Chloroform	100	nd	nd	nd	nd	nd	nd
1,1,1-Trichloroethane (TCA)	100	nd	nd	nd	nd	nd	nd
Carbon tetrachloride	100	nd	nd	nd	nd	nd	nd
Benzene	100	nd	nd	nd	nd	nd	nd
1,2-Dichloroethane (EDC)	100	nd	nd	nd	nd	nd	nd
Trichloroethene (TCE)	100	nd	nd	nd	nd	nd	nd
1,2-Dichloropropane	100	nd	nd	nd	nd	nd	nd
Bromodichloromethane	100	nd	nd	nd	nd	nd	nd
<i>cis</i> -1,3-Dichloropropene	100	nd	nd	nd	nd	nd	nd
Toluene	100	nd	nd	nd	nd	nd	nd
<i>Trans</i> -1,3-Dichloropropene	100	nd	nd	nd	nd	nd	nd
1,1,2-Trichloroethane	100	nd	nd	nd	nd	nd	nd
Tetrachloroethene (PCE)	100	nd	nd	nd	nd	nd	nd
Dibromochloromethane	100	nd	nd	nd	nd	nd	nd
Chlorobenzene	100	nd	nd	nd	nd	nd	nd
Ethylbenzene	100	nd	nd	nd	nd	nd	nd
Total Xylenes	100	nd	nd	nd	nd	nd	nd
Styrenes	100	nd	nd	nd	nd	nd	nd
Bromoform	100	nd	nd	nd	nd	nd	nd
1,1,2,2-Tetrachloroethane	100	nd	nd	nd	nd	nd	nd
Surrogate Recovery							
Dibromofluoromethane		92.6	89.1	95.1	98.5	85	103
1,2-Dichloroethane-d4		102	92.2	102	107	88	78.3
Toluene-d8		94.8	91.8	94.2	94.9	92.4	88.6
4-Bromofluorobenzene		94.2	94.2	97.3	101	106	91.2

"nd" Indicates not detected at listed detection limit.

"int" Indicates that interference prevents determination.

ACCEPTABLE RECOVERY LIMITS FOR SURROGATE 65% TO 135%

ANALYSES PERFORMED BY: Sherry Chilcutt

LIBBY ENVIRONMENTAL CHEMISTRY LABORATORY

STRIKER PROPERTY PROJECT
Kent, Washington
Landau Associates, Inc.
Client Project #025195-020
Libby Env.Project No.L100727-10

QA/QC Data - EPA 8260B Analyses

Laboratory Control Sample			
	Spiked Conc. (ug/m3)	Measured Conc. (ug/m3)	Spike Recovery (%)
1,1-Dichloroethene	1000	1310	131
Benzene	1000	816	82
Toluene	1000	817	82
Chlorobenzene	1000	834	83
Trichloroethene (TCE)	1000	800	80
Surrogate Recovery			
Dibromofluoromethane			113
1,2-Dichloroethane-d4			107
Toluene-d8			86.6
4-Bromofluorobenzene			99.5

ACCEPTABLE RECOVERY LIMITS FOR LCS: 65%-135%
ACCEPTABLE RPD IS 35%

ANALYSES PERFORMED BY: Sherry Chilcutt

LIBBY ENVIRONMENTAL CHEMISTRY LABORATORY

STRIKER PROPERTY PROJECT
 Kent, Washington
 Landau Associates, Inc.
 Client Project #025195-020
 Libby Env.Project No.L100727-10

VOLATILE ORGANIC COMPOUNDS BY EPA METHOD 8260C IN VAPOR

Sample Description		KSC-SG	KSC-SG	KSC-SG	KSC-SG	KSC-SG	KSC-SG
		24-4.5-5.0	27-4.5-5.0	26-4.5-5.0	26-4.5-5.0	28-4.5-5.0	32-0.5
		100728	100728	100728	100728 Dup	100728	100729
Date Sampled	Reporting	7/28/10	7/28/10	7/28/10	7/28/10	7/28/10	7/29/10
Date Analyzed	Limits	7/29/10	7/29/10	7/29/10	7/29/10	7/29/10	7/29/10
	(ug/m3)	(ug/m3)	(ug/m3)	(ug/m3)	(ug/m3)	(ug/m3)	(ug/m3)
Chloromethane	200	nd	nd	nd	nd	nd	nd
Vinyl chloride	20	nd	nd	nd	nd	nd	nd
Bromomethane	200	nd	nd	nd	nd	nd	nd
Chloroethane	200	nd	nd	nd	nd	nd	nd
Trichlorofluoromethane	200	nd	nd	nd	nd	nd	nd
1,1-Dichloroethene	200	nd	nd	nd	nd	nd	nd
Methylene chloride	100	nd	nd	nd	nd	nd	nd
<i>trans</i> -1,2-Dichloroethene	100	nd	nd	nd	nd	nd	nd
1,1-Dichloroethane	100	nd	nd	nd	nd	nd	nd
<i>cis</i> -1,2-Dichloroethene	100	nd	nd	nd	nd	nd	nd
Chloroform	100	nd	nd	nd	nd	nd	nd
1,1,1-Trichloroethane (TCA)	100	nd	nd	nd	nd	nd	nd
Carbon tetrachloride	100	nd	nd	nd	nd	nd	nd
Benzene	100	nd	nd	nd	nd	nd	nd
1,2-Dichloroethane (EDC)	100	nd	nd	nd	nd	nd	nd
Trichloroethene (TCE)	100	nd	nd	nd	nd	nd	nd
1,2-Dichloropropane	100	nd	nd	nd	nd	nd	nd
Bromodichloromethane	100	nd	nd	nd	nd	nd	nd
<i>cis</i> -1,3-Dichloropropene	100	nd	nd	nd	nd	nd	nd
Toluene	100	nd	nd	nd	nd	nd	nd
<i>Trans</i> -1,3-Dichloropropene	100	nd	nd	nd	nd	nd	nd
1,1,2-Trichloroethane	100	nd	nd	nd	nd	nd	nd
Tetrachloroethene (PCE)	100	nd	nd	nd	nd	nd	nd
Dibromochloromethane	100	nd	nd	nd	nd	nd	nd
Chlorobenzene	100	nd	nd	nd	nd	nd	nd
Ethylbenzene	100	nd	nd	nd	nd	nd	nd
Total Xylenes	100	nd	nd	nd	nd	nd	nd
Styrenes	100	nd	nd	nd	nd	nd	nd
Bromoform	100	nd	nd	nd	nd	nd	nd
1,1,2,2-Tetrachloroethane	100	nd	nd	nd	nd	nd	nd
Surrogate Recovery							
Dibromofluoromethane		96.7	101	108	101	105	104
1,2-Dichloroethane-d4		77.4	106	119	103	112	94.9
Toluene-d8		86.4	87.8	89.8	92.1	91.9	89.2
4-Bromofluorobenzene		95.5	107	99.3	105	103	90.2

"nd" Indicates not detected at listed detection limit.

"int" Indicates that interference prevents determination.

ACCEPTABLE RECOVERY LIMITS FOR SURROGATE 65% TO 135%

ANALYSES PERFORMED BY: Sherry Chilcutt

LIBBY ENVIRONMENTAL CHEMISTRY LABORATORY

STRIKER PROPERTY PROJECT
 Kent, Washington
 Landau Associates, Inc.
 Client Project #025195-020
 Libby Env.Project No.L100727-10

VOLATILE ORGANIC COMPOUNDS BY EPA METHOD 8260C IN VAPOR

Sample Description	Reporting Limits	KSC-SG	KSC-SG	KSC-SG	KSC-SG	KSC-SG	KSC-SG
		40-0.5	48-0.5	57-0.5	56-0.5	59-0.5	58-0.5
		100729	100729	100729	100729	100729	100729
Date Sampled	7/29/10	7/29/10	7/29/10	7/29/10	7/29/10	7/29/10	
Date Analyzed	7/29/10	7/29/10	7/29/10	7/29/10	7/29/10	7/29/10	
	(ug/m3)	(ug/m3)	(ug/m3)	(ug/m3)	(ug/m3)	(ug/m3)	(ug/m3)
Chloromethane	200	nd	nd	nd	nd	nd	nd
Vinyl chloride	20	nd	nd	nd	nd	nd	nd
Bromomethane	200	nd	nd	nd	nd	nd	nd
Chloroethane	200	nd	nd	nd	nd	nd	nd
Trichlorofluoromethane	200	nd	nd	nd	nd	nd	nd
1,1-Dichloroethene	200	nd	nd	nd	nd	nd	nd
Methylene chloride	100	nd	nd	nd	nd	nd	nd
<i>trans</i> -1,2-Dichloroethene	100	nd	nd	nd	nd	nd	nd
1,1-Dichloroethane	100	nd	nd	nd	nd	nd	nd
<i>cis</i> -1,2-Dichloroethene	100	nd	nd	nd	nd	nd	nd
Chloroform	100	nd	nd	nd	nd	nd	nd
1,1,1-Trichloroethane (TCA)	100	nd	nd	nd	nd	nd	nd
Carbon tetrachloride	100	nd	nd	nd	nd	nd	nd
Benzene	100	nd	nd	nd	nd	nd	nd
1,2-Dichloroethane (EDC)	100	nd	nd	nd	nd	nd	nd
Trichloroethene (TCE)	100	nd	nd	nd	nd	nd	nd
1,2-Dichloropropane	100	nd	nd	nd	nd	nd	nd
Bromodichloromethane	100	nd	nd	nd	nd	nd	nd
<i>cis</i> -1,3-Dichloropropene	100	nd	nd	nd	nd	nd	nd
Toluene	100	nd	nd	nd	nd	nd	nd
<i>Trans</i> -1,3-Dichloropropene	100	nd	nd	nd	nd	nd	nd
1,1,2-Trichloroethane	100	nd	nd	nd	nd	nd	nd
Tetrachloroethene (PCE)	100	nd	nd	nd	nd	nd	nd
Dibromochloromethane	100	nd	nd	nd	nd	nd	nd
Chlorobenzene	100	nd	nd	nd	nd	nd	nd
Ethylbenzene	100	nd	nd	nd	nd	nd	nd
Total Xylenes	100	nd	nd	nd	nd	nd	nd
Styrenes	100	nd	nd	nd	nd	nd	nd
Bromoform	100	nd	nd	nd	nd	nd	nd
1,1,2,2-Tetrachloroethane	100	nd	nd	nd	nd	nd	nd
Surrogate Recovery							
Dibromofluoromethane		94.6	106	101	104	106	104
1,2-Dichloroethane-d4		97	107	87.1	109	109	111
Toluene-d8		87.8	92.6	89.7	93.9	94.3	89.4
4-Bromofluorobenzene		104	102	112	103	104	103

"nd" Indicates not detected at listed detection limit.

"int" Indicates that interference prevents determination.

ACCEPTABLE RECOVERY LIMITS FOR SURROGATE 65% TO 135%

ANALYSES PERFORMED BY: Sherry Chilcutt

LIBBY ENVIRONMENTAL CHEMISTRY LABORATORY

STRIKER PROPERTY PROJECT

Kent, Washington

Landau Associates, Inc.

Client Project #025195-020

Libby Env.Project No.L100727-10

VOLATILE ORGANIC COMPOUNDS BY EPA METHOD 8260C IN VAPOR

Sample Description		KSC-SG 51-0.5 100729	KSC-SG 34-4.5-5 100729	KSC-SG 21-4.5-5 100729	KSC-SG 46-4.5-5 100729	Method Blank	KSC-SG 44-4.5-5 100729
Date Sampled	Reporting	7/29/10	7/29/10	7/29/10	7/29/10	N/A	7/29/10
Date Analyzed	Limits	7/29/10	7/29/10	7/29/10	7/29/10	7/30/10	7/30/10
	(ug/m3)	(ug/m3)	(ug/m3)	(ug/m3)	(ug/m3)	(ug/m3)	(ug/m3)
Chloromethane	200	nd	nd	nd	nd	nd	nd
Vinyl chloride	20	nd	nd	nd	nd	nd	nd
Bromomethane	200	nd	nd	nd	nd	nd	nd
Chloroethane	200	nd	nd	nd	nd	nd	nd
Trichlorofluoromethane	200	nd	nd	nd	nd	nd	nd
1,1-Dichloroethene	200	nd	nd	nd	nd	nd	nd
Methylene chloride	100	nd	nd	nd	nd	nd	nd
<i>trans</i> -1,2-Dichloroethene	100	nd	nd	nd	nd	nd	nd
1,1-Dichloroethane	100	nd	nd	nd	nd	nd	nd
<i>cis</i> -1,2-Dichloroethene	100	nd	nd	nd	nd	nd	nd
Chloroform	100	nd	nd	nd	nd	nd	nd
1,1,1-Trichloroethane (TCA)	100	nd	nd	nd	nd	nd	nd
Carbon tetrachloride	100	nd	nd	nd	nd	nd	nd
Benzene	100	nd	nd	nd	nd	nd	nd
1,2-Dichloroethane (EDC)	100	nd	nd	nd	nd	nd	nd
Trichloroethene (TCE)	100	nd	nd	nd	nd	nd	nd
1,2-Dichloropropane	100	nd	nd	nd	nd	nd	nd
Bromodichloromethane	100	nd	nd	nd	nd	nd	nd
<i>cis</i> -1,3-Dichloropropene	100	nd	nd	nd	nd	nd	nd
Toluene	100	nd	nd	nd	nd	nd	nd
<i>Trans</i> -1,3-Dichloropropene	100	nd	nd	nd	nd	nd	nd
1,1,2-Trichloroethane	100	nd	nd	nd	nd	nd	nd
Tetrachloroethene (PCE)	100	nd	nd	nd	nd	nd	nd
Dibromochloromethane	100	nd	nd	nd	nd	nd	nd
Chlorobenzene	100	nd	nd	nd	nd	nd	nd
Ethylbenzene	100	nd	nd	nd	nd	nd	nd
Total Xylenes	100	nd	nd	nd	nd	nd	nd
Styrenes	100	nd	nd	nd	nd	nd	nd
Bromoform	100	nd	nd	nd	nd	nd	nd
1,1,2,2-Tetrachloroethane	100	nd	nd	nd	nd	nd	nd
Surrogate Recovery							
Dibromofluoromethane		100	110	102	103	103	96.5
1,2-Dichloroethane-d4		108	98.3	97.1	119	96.4	99.7
Toluene-d8		92.9	92.5	90.5	85.8	88.8	93.7
4-Bromofluorobenzene		108	106	96.5	101	104	93.5

"nd" Indicates not detected at listed detection limit.

"int" Indicates that interference prevents determination.

ACCEPTABLE RECOVERY LIMITS FOR SURROGATE 65% TO 135%

ANALYSES PERFORMED BY: Sherry Chilcutt

LIBBY ENVIRONMENTAL CHEMISTRY LABORATORY

STRIKER PROPERTY PROJECT

Kent, Washington

Landau Associates, Inc.

Client Project #025195-020

Libby Env.Project No.L100727-10

QA/QC Data - EPA 8260B Analyses

Laboratory Control Sample			
	Spiked Conc. (ug/m3)	Measured Conc. (ug/m3)	Spike Recovery (%)
1,1-Dichloroethene	1000	1210	121
Benzene	1000	760	76
Toluene	1000	762	76
Chlorobenzene	1000	882	88
Trichloroethene (TCE)	1000	785	79
Surrogate Recovery			
Dibromofluoromethane			92.3
1,2-Dichloroethane-d4			88.8
Toluene-d8			86
4-Bromofluorobenzene			90.6

ACCEPTABLE RECOVERY LIMITS FOR LCS: 65%-135%

ACCEPTABLE RPD IS 35%

ANALYSES PERFORMED BY: Sherry Chilcutt

LIBBY ENVIRONMENTAL CHEMISTRY LABORATORY

STRIKER PROPERTY PROJECT
 Kent, Washington
 Landau Associates, Inc.
 Client Project #025195-020
 Libby Env.Project No.L100727-10

VOLATILE ORGANIC COMPOUNDS BY EPA METHOD 8260C IN VAPOR

Sample Description		KSC-SG	KSC-SG	KSC-SG	KSC-SG	KSC-SG	KSC-SG
		44-4.5-5	39-4.5-5	47-4.5-5	52-4.5-5	53-4.5-5	54-4.5-5
		100729 Dup	100730	100730	100730	100730	100730
Date Sampled	Reporting	7/29/10	7/30/10	7/30/10	7/30/10	7/30/10	7/30/10
Date Analyzed	Limits	7/30/10	7/30/10	7/30/10	7/30/10	7/30/10	7/30/10
	(ug/m3)	(ug/m3)	(ug/m3)	(ug/m3)	(ug/m3)	(ug/m3)	(ug/m3)
Chloromethane	200	nd	nd	nd	nd	nd	nd
Vinyl chloride	20	nd	nd	nd	nd	nd	nd
Bromomethane	200	nd	nd	nd	nd	nd	nd
Chloroethane	200	nd	nd	nd	nd	nd	nd
Trichlorofluoromethane	200	nd	nd	nd	nd	nd	nd
1,1-Dichloroethene	200	nd	nd	nd	nd	nd	nd
Methylene chloride	100	nd	nd	nd	nd	nd	nd
<i>trans</i> -1,2-Dichloroethene	100	nd	nd	nd	nd	nd	nd
1,1-Dichloroethane	100	nd	nd	nd	nd	nd	nd
<i>cis</i> -1,2-Dichloroethene	100	nd	nd	nd	nd	nd	nd
Chloroform	100	nd	nd	nd	nd	nd	nd
1,1,1-Trichloroethane (TCA)	100	nd	nd	nd	nd	nd	nd
Carbon tetrachloride	100	nd	nd	nd	nd	nd	nd
Benzene	100	nd	nd	nd	nd	nd	nd
1,2-Dichloroethane (EDC)	100	nd	nd	nd	nd	nd	nd
Trichloroethene (TCE)	100	nd	nd	nd	nd	nd	nd
1,2-Dichloropropane	100	nd	nd	nd	nd	nd	nd
Bromodichloromethane	100	nd	nd	nd	nd	nd	nd
<i>cis</i> -1,3-Dichloropropene	100	nd	nd	nd	nd	nd	nd
Toluene	100	nd	nd	nd	nd	nd	nd
<i>Trans</i> -1,3-Dichloropropene	100	nd	nd	nd	nd	nd	nd
1,1,2-Trichloroethane	100	nd	nd	nd	nd	nd	nd
Tetrachloroethene (PCE)	100	nd	nd	nd	nd	nd	nd
Dibromochloromethane	100	nd	nd	nd	nd	nd	nd
Chlorobenzene	100	nd	nd	nd	nd	nd	nd
Ethylbenzene	100	nd	nd	nd	nd	nd	nd
Total Xylenes	100	nd	nd	nd	nd	nd	nd
Styrenes	100	nd	nd	nd	nd	nd	nd
Bromoform	100	nd	nd	nd	nd	nd	nd
1,1,2,2-Tetrachloroethane	100	nd	nd	nd	nd	nd	nd
Surrogate Recovery							
Dibromofluoromethane		94.6	73.9	89.7	87.5	97	89.9
1,2-Dichloroethane-d4		102	79.3	109	93.5	110	104
Toluene-d8		94	83.9	93.1	93.1	91.8	93.6
4-Bromofluorobenzene		98.3	113	97.7	100	101	106

"nd" Indicates not detected at listed detection limit.

"int" Indicates that interference prevents determination.

ACCEPTABLE RECOVERY LIMITS FOR SURROGATE 65% TO 135%

ANALYSES PERFORMED BY: Sherry Chilcutt

LIBBY ENVIRONMENTAL CHEMISTRY LABORATORY

STRIKER PROPERTY PROJECT
 Kent, Washington
 Landau Associates, Inc.
 Client Project #025195-020
 Libby Env. Project No. L100727-10

VOLATILE ORGANIC COMPOUNDS BY EPA METHOD 8260C IN VAPOR

Sample Description		KSC-SG 55-4.5-5 100730	KSC-SG 41-4.5-5 100730	KSC-SG 42-4.5-5 100730	KSC-SG 3a-4.5-5 100730	KSC-SG 3b-4.5-5 100730	KSC-SG 3c-4.5-5 100730
Date Sampled	Reporting	7/29/10	7/30/10	7/30/10	7/30/10	7/30/10	7/30/10
Date Analyzed	Limits	7/30/10	7/30/10	7/30/10	7/30/10	7/30/10	7/30/10
	(ug/m3)	(ug/m3)	(ug/m3)	(ug/m3)	(ug/m3)	(ug/m3)	(ug/m3)
Chloromethane	200	nd	nd	nd	nd	nd	nd
Vinyl chloride	20	nd	nd	nd	nd	nd	nd
Bromomethane	200	nd	nd	nd	nd	nd	nd
Chloroethane	200	nd	nd	nd	nd	nd	nd
Trichlorofluoromethane	200	nd	nd	nd	nd	nd	nd
1,1-Dichloroethene	200	nd	nd	nd	nd	nd	nd
Methylene chloride	100	nd	nd	nd	nd	nd	nd
<i>trans</i> -1,2-Dichloroethene	100	nd	nd	nd	nd	nd	nd
1,1-Dichloroethane	100	nd	nd	nd	nd	nd	nd
<i>cis</i> -1,2-Dichloroethene	100	nd	nd	nd	nd	nd	nd
Chloroform	100	nd	nd	nd	nd	nd	nd
1,1,1-Trichloroethane (TCA)	100	nd	nd	nd	nd	nd	nd
Carbon tetrachloride	100	nd	nd	nd	nd	nd	nd
Benzene	100	nd	nd	nd	nd	nd	nd
1,2-Dichloroethane (EDC)	100	nd	nd	nd	nd	nd	nd
Trichloroethene (TCE)	100	nd	nd	nd	nd	nd	nd
1,2-Dichloropropane	100	nd	nd	nd	nd	nd	nd
Bromodichloromethane	100	nd	nd	nd	nd	nd	nd
<i>cis</i> -1,3-Dichloropropene	100	nd	nd	nd	nd	nd	nd
Toluene	100	nd	nd	nd	nd	nd	nd
<i>Trans</i> -1,3-Dichloropropene	100	nd	nd	nd	nd	nd	nd
1,1,2-Trichloroethane	100	nd	nd	nd	nd	nd	nd
Tetrachloroethene (PCE)	100	nd	nd	nd	nd	nd	nd
Dibromochloromethane	100	nd	nd	nd	nd	nd	nd
Chlorobenzene	100	nd	nd	nd	nd	nd	nd
Ethylbenzene	100	nd	nd	nd	nd	nd	nd
Total Xylenes	100	nd	nd	nd	nd	nd	nd
Styrenes	100	nd	nd	nd	nd	nd	nd
Bromoform	100	nd	nd	nd	nd	nd	nd
1,1,2,2-Tetrachloroethane	100	nd	nd	nd	nd	nd	nd
Surrogate Recovery							
Dibromofluoromethane		93.4	90.2	87.2	95	87.1	87.9
1,2-Dichloroethane-d4		109	110	98.2	105	104	98
Toluene-d8		96	89.6	95	94.5	92.7	96.4
4-Bromofluorobenzene		100	104	101	99.4	101	107

"nd" Indicates not detected at listed detection limit.

"int" Indicates that interference prevents determination.

ACCEPTABLE RECOVERY LIMITS FOR SURROGATE 65% TO 135%

ANALYSES PERFORMED BY: Sherry Chilcutt

LIBBY ENVIRONMENTAL CHEMISTRY LABORATORY

STRIKER PROPERTY PROJECT
 Kent, Washington
 Landau Associates, Inc.
 Client Project #025195-020
 Libby Env.Project No.L100727-10

VOLATILE ORGANIC COMPOUNDS BY EPA METHOD 8260C IN VAPOR

Sample Description	KSC-SG	
	3d-4.5-5	
	100730	
Date Sampled	Reporting	7/29/10
Date Analyzed	Limits	7/30/10
	(ug/m3)	(ug/m3)
Chloromethane	200	nd
Vinyl chloride	20	nd
Bromomethane	200	nd
Chloroethane	200	nd
Trichlorofluoromethane	200	nd
1,1-Dichloroethene	200	nd
Methylene chloride	100	nd
<i>trans</i> -1,2-Dichloroethene	100	nd
1,1-Dichloroethane	100	nd
<i>cis</i> -1,2-Dichloroethene	100	nd
Chloroform	100	nd
1,1,1-Trichloroethane (TCA)	100	nd
Carbon tetrachloride	100	nd
Benzene	100	nd
1,2-Dichloroethane (EDC)	100	nd
Trichloroethene (TCE)	100	nd
1,2-Dichloropropane	100	nd
Bromodichloromethane	100	nd
<i>cis</i> -1,3-Dichloropropene	100	nd
Toluene	100	nd
<i>Trans</i> -1,3-Dichloropropene	100	nd
1,1,2-Trichloroethane	100	nd
Tetrachloroethene (PCE)	100	nd
Dibromochloromethane	100	nd
Chlorobenzene	100	nd
Ethylbenzene	100	nd
Total Xylenes	100	nd
Styrenes	100	nd
Bromoform	100	nd
1,1,2,2-Tetrachloroethane	100	nd
<hr/>		
Surrogate Recovery		
Dibromofluoromethane		90.2
1,2-Dichloroethane-d4		108
Toluene-d8		90
4-Bromofluorobenzene		100

"nd" Indicates not detected at listed detection limit.

"int" Indicates that interference prevents determination.

ACCEPTABLE RECOVERY LIMITS FOR SURROGATE 65% TO 135%



ANALYSES PERFORMED BY: Sherry Chilcutt



- Seattle/Edmonds (425) 778-0907
- Tacoma (253) 926-2493
- Spokane (509) 327-9737
- Portland (503) 542-1080
- _____

Date 7/27/10
Page 1 of 2

Chain-of-Custody Record

Project Name <u>Project Striker</u> Project No. <u>075A5.020</u>					Testing Parameters										Turnaround Time <input checked="" type="checkbox"/> Standard <input type="checkbox"/> Accelerated <input type="checkbox"/> _____				
Project Location/Event <u>Striker Property</u>					VOCs														
Sampler's Name <u>CMB, GSH</u>																			
Project Contact <u>Tim Svenson / Joe Flaherty</u>																			
Send Results To <u>" / Joe Flaherty</u>																			
Sample I.D.	Date	Time	Matrix	No. of Containers											Observations/Comments				
<u>KSC-SG-20-4.5-5.0-100727</u>	<u>7/27/10</u>	<u>955</u>	<u>AIR</u>	<u>1</u>	<u>X</u>													<u>X</u> Allow water samples to settle, collect aliquot from clear portion	
<u>KSC-SG-17-4.5-5.0-100727</u>		<u>1045</u>		<u>1</u>	<u>X</u>														
<u>KSC-SG-18-0.5-100727</u>		<u>1050</u>		<u>1</u>	<u>X</u>													<u>X</u> NWTPH-Dx - run acid wash/silica gel cleanup	
<u>KSC-SG-19-0.5-100727</u>		<u>1110</u>		<u>1</u>	<u>X</u>														
<u>KSC-SG-22-4.5-5.0-100727</u>		<u>1115</u>		<u>1</u>	<u>X</u>													<u> </u> run samples standardized to _____ product	
<u>KSC-SG-16-4.5-5.0-100727</u>		<u>1145</u>		<u>1</u>	<u>X</u>													<u> </u> Analyze for EPH if no specific product identified	
<u>KSC-SG-13-4.5-5.0-100727</u>		<u>1245</u>		<u>1</u>	<u>X</u>													VOC/BTEX/VPH (soil):	
<u>KSC-SG-23-0.5-100727</u>		<u>1148</u>		<u>1</u>	<u>X</u>													<u> </u> non-preserved	
<u>KSC-SG-12-0.5-100727</u>		<u>1255</u>		<u>1</u>	<u>X</u>													<u> </u> preserved w/methanol	
<u>KSC-SG-14-4.5-5.0-100727</u>		<u>1315</u>		<u>1</u>	<u>X</u>													<u> </u> preserved w/sodium bisulfate	
<u>KSC-SG-15-4.5-5.0-100727</u>		<u>1330</u>		<u>1</u>	<u>X</u>													<u> </u> Freeze upon receipt	
<u>KSC-SG-10-0.5-100727</u>		<u>1320</u>		<u>1</u>	<u>X</u>													<u> </u> Dissolved metal water samples field filtered	
<u>KSC-SG-7-0.5-100727</u>		<u>1335</u>		<u>1</u>	<u>X</u>													Other _____	
<u>KSC-SG-3-0.5-100727</u>		<u>1415</u>		<u>1</u>	<u>X</u>													_____	
<u>KSC-SG-1-4.5-5.0-100727</u>		<u>1400</u>		<u>1</u>	<u>X</u>													_____	
<u>KSC-SG-2-4.5-5.0-100727</u>		<u>1415</u>		<u>1</u>	<u>X</u>													_____	
<u>KSC-SG-4-4.5-5.0-100727</u>		<u>1445</u>		<u>1</u>	<u>X</u>													_____	
<u>KSC-SG-50-0.5-100727</u>		<u>1445</u>		<u>1</u>	<u>X</u>													_____	
Special Shipment/Handling or Storage Requirements										Method of Shipment									
Relinquished by  Signature <u>Cathy Harbising</u> Printed Name <u>Landau Associates</u> Company Date <u>7/27/10</u> Time <u>1600</u>					Received by  Signature <u>Sherry L Chilcutt</u> Printed Name <u>Libby EDU</u> Company Date <u>7-27-10</u> Time <u>1601</u>					Relinquished by Signature _____ Printed Name _____ Company _____ Date _____ Time _____					Received by Signature _____ Printed Name _____ Company _____ Date _____ Time _____				

Libby Environmental, Inc.

Chain of Custody Record

4139 Libby Road NE
Olympia, WA 98506

Ph: 360-352-2110
Fax: 360-352-4154

Date: 7-27-10 Page: 2 of 2

Client: Lundau Associates

Project Manager: Tim Svendsen / Joe Flaherty

Address: _____

Project Name: Project Striker

Phone: _____ Fax: _____

Location: Striker Property

Client Project # 025195.020

Collector: CFB, GFH Date of Collection: 7-27-10

Sample Number	Depth	Time	Sample Type	Container Type	Analytes											Field Note/# Containers								
					VOA 8021B	VOA 8021B BTEX Only	VOA 8260	SEMI VOL 8270	NWTPH-HCID	NWTPH-Gx	NWTPH-Dx	PAH 8270	PCB's 8082	MICA 5 Metals										
1	KSL-SG-25-0.5+	100727	1505	Air	Tedlar		X																	1
2	KSC-SG-5-45-5-10027	4.5-5.0	1515	Air	Tedlar		X																	1
3	KSC-SG-6-45-5-10027	4.5-5.0	1545	Air	Tedlar		X																	1
4																								
5																								
6																								
7																								
8																								
9																								
10																								
11																								
12																								
13																								
14																								
15																								
16																								
17																								
18																								

Relinquished by: <u>Chad...</u>	Date / Time: <u>7/27/10 1600</u>	Received by: <u>John 1 UWA</u>	Date / Time: <u>7-27-10</u>	Sample Receipt: Good Condition? <input type="checkbox"/> Cold? <input type="checkbox"/> Seals Intact? <input type="checkbox"/> Total Number of Containers	Remarks: TAT 24HR 48HR 5-Day
Relinquished by:	Date / Time:	Received by:	Date / Time:		
Relinquished by:	Date / Time:	Received by:	Date / Time:		
Relinquished by:	Date / Time:	Received by:	Date / Time:		

Distribution White - Lab, Yellow - File, Pink - Originator



- Seattle/Edmonds (425) 778-0907
- Tacoma (253) 926-2493
- Spokane (509) 327-9737
- Portland (503) 542-1080
- _____

Date 7/28/10
Page 1 of 2

Chain-of-Custody Record

Project Name <u>Project Striker</u> Project No. <u>DS195.020</u>						Testing Parameters										Turnaround Time			
Project Location/Event <u>Striker Property</u>						<div style="display: flex; align-items: center; justify-content: center;"> <div style="writing-mode: vertical-rl; transform: rotate(180deg); font-weight: bold; margin-right: 10px;">VOCs</div> </div>										<input checked="" type="checkbox"/> Standard <input type="checkbox"/> Accelerated <input type="checkbox"/> _____			
Sampler's Name <u>CFB/SED/BHB</u>																			
Project Contact <u>Tim Siverson / Joe Flaherty</u>																			
Send Results To <u>Tim Siverson / "</u>																			
Sample I.D.	Date	Time	Matrix	No. of Containers														Observations/Comments	
KSC-5643-0.5-100728	7/28/10	0830	Air	1	X													X Allow water samples to settle, collect aliquot from clear portion	
KSC-5649-0.5-100728		0850		1	X													X NWTPH-Dx - run acid wash/silica gel cleanup	
KSC-5629-0.5-100728		0935		1	X														
KSC-5631-0.5-100728		0950		1	X														
KSC-5638-0.5-100728		1010		1	Y													run samples standardized to _____ product	
KSC-5645-0.5-100728		1020		1	X													Analyze for EPH if no specific product identified	
KSC-5649-4.5-5-100728	7/28/10	1200		1	X														
KSC-5643-0.5-100728	7/28/10	0830																	
KSC-56-30-0.5-100728		1105		1	X													VOC/BTEX/VPH (soil): ___ non-preserved ___ preserved w/methanol ___ preserved w/sodium bisulfate ___ Freeze upon receipt ___ Dissolved metal water samples field filtered	
KSC-56-33-0.5-100728		1120		1	X													Other _____	
KSC-56-35-0.5-100728		1250		1	X														
KSC-56-36-0.5-100728		1305		1	X														
KSC-56-37-0.5-100728		1315		1	X														
KSC-56-8-4.5-5-100728		1320		1	Y														
KSC-56-11-4.5-5-100728		1405		1	X														
KSC-56-24-4.5-5-100728		1440		1	X														
KSC-56-27-4.5-5-100728		1505		1	X														
KSC-56-26-4.5-5-100728		1540		1	X														
Special Shipment/Handling or Storage Requirements											Method of Shipment								
Relinquished by <u>Chris Burke</u> Signature Printed Name Company Date <u>7/28/10</u> Time <u>1625</u>					Received by <u>Libby E. O.</u> Signature Printed Name Company Date <u>7/28/10</u> Time <u>1625</u>					Relinquished by Signature Printed Name Company Date _____ Time _____					Received by Signature Printed Name Company Date _____ Time _____				

SLO
7/28/10



- Seattle (Edmonds) (425) 778-0907
- Tacoma (253) 926-2493
- Spokane (509) 327-9737
- Portland (Tigard) (503) 443-6010
- _____

Date 7/28/10
 Page 2 of 2

Chain-of-Custody Record

Project Name Project Striker Project No. 025195.020
 Project Location/Event Striker Property
 Sampler's Name CFB/SED/BHB
 Project Contact Joe FLAHERTY / Tim SVENSON
 Send Results To _____

Turnaround Time
 Standard
 Accelerated

Sample I.D.	Date	Time	Matrix	No. of Containers	Testing Parameters	Observations/Comments
-------------	------	------	--------	-------------------	--------------------	-----------------------

Sample I.D.	Date	Time	Matrix	No. of Containers	Testing Parameters	Observations/Comments
KSC-5G-28-4.5-5-100	7/28/10	1600	AIR	1	X VOCs	___ Allow water samples to settle, collect aliquot from clear portion NWTPH-Dx: ___ run acid wash/silica gel cleanup ___ run samples standardized to _____ product ___ Analyze for EPH if no specific product identified VOC/BTEX/VPH (soil): ___ non-preserved ___ preserved w/methanol ___ preserved w/sodium bisulfate ___ Freeze upon receipt ___ Dissolved metal water samples field filtered Other _____ _____ _____

Special Shipment/Handling or Storage Requirements		Method of Shipment	
Relinquished by <u>CBM</u> Signature <u>Chris Buerke</u> Printed Name <u>LANDAU</u> Company Date <u>7/28/10</u> Time <u>1625</u>	Received by <u>Libby ENO</u> Signature <u>Sherry L Chilcutt</u> Printed Name <u>Libby ENO</u> Company Date <u>7-28-10</u> Time <u>1625</u>	Relinquished by Signature Printed Name Company Date _____ Time _____	Received by Signature Printed Name Company Date _____ Time _____



- Seattle (Edmonds) (425) 778-0907
- Tacoma (253) 926-2493
- Spokane (509) 327-9737
- Portland (Tigard) (503) 443-6010
- _____

Date 7-29-10
 Page 1 of 1

Chain-of-Custody Record

Project Name Project Strike Project No. 025195.020

Project Location/Event Strike Property

Sampler's Name CFB / SEP / BHB

Project Contact Joe Labadie / Tim SVEERSON

Send Results To _____

Turnaround Time
 Standard
 Accelerated

Sample I.D.	Date	Time	Matrix	No. of Containers	Testing Parameters										Observations/Comments					
					VOCs															
KSC-SG-32-0.5-100729	7-29-10	1000	Air	1	X															___ Allow water samples to settle, collect aliquot from clear portion
KSC-SG-40-0.5-100729	↓	1015	Air	1	X															
RSC-SG-48-0.5-100729		1025	Air	1	X															NWTPH-Dx: ___ run acid wash/silica gel cleanup
KSC-SG-57-0.5-100729		1040	Air	1	X															___ run samples standardized to _____ product
KSC-SG-56-0.5-100729		1050	Air	1	X															___ Analyze for EPH if no specific product identified
KSC-SG-59-0.5-100729		1110	Air	1	X															VOC/BTEX/VPH (soil): ___ non-preserved
KSC-SG-58-0.5-100729		1125	Air	1	X															___ preserved w/methanol
KSC-SG-51-0.5-100729		1140	Air	1	X															___ preserved w/sodium bisulfate
KSC-SG-34-4.5-5-100729		1140	Air	1	X															___ Freeze upon receipt
KSC-SG-21-4.5-5-100729		1210	Air	1	X															___ Dissolved metal water samples field filtered
KSC-SG-46-4.5-5-100729		1050	Air	1	X															Other _____
KSC-SG-44-4.5-5-100729		1115	Air	1	X															_____

Special Shipment/Handling or Storage Requirements _____ Method of Shipment _____

Relinquished by Signature: <u>[Signature]</u> Printed Name: <u>Chris Burke</u> Company: <u>LANDAU</u> Date: <u>7/29/10</u> Time: <u>1240</u>	Received by Signature: <u>[Signature]</u> Printed Name: <u>She Day Chilcutt</u> Company: <u>Libby ENV</u> Date: <u>7-29-10</u> Time: <u>1246</u>	Relinquished by Signature: _____ Printed Name: _____ Company: _____ Date: _____ Time: _____	Received by Signature: _____ Printed Name: _____ Company: _____ Date: _____ Time: _____
---	---	--	--



- Seattle (Edmonds) (425) 778-0907
- Tacoma (253) 926-2493
- Spokane (509) 327-9737
- Portland (Tigard) (503) 443-6010
- _____

Date 7-30-10
Page 1 of 1

Chain-of-Custody Record

Project Name <u>Project Striker</u> Project No. <u>025195.020</u> Project Location/Event <u>Striker Property</u> Sampler's Name <u>SED CFB</u> Project Contact <u>Joe Flaherty / Tim Syverson</u> Send Results To <u>" / "</u>					Testing Parameters										Turnaround Time <input checked="" type="checkbox"/> Standard <input type="checkbox"/> Accelerated <input type="checkbox"/> _____
VOIDS															
Sample I.D.	Date	Time	Matrix	No. of Containers											Observations/Comments

Sample I.D.	Date	Time	Matrix	No. of Containers											Observations/Comments		
KSC-SG-39-4.5-5-100730	7/30/10	835	AIR	1	X												___ Allow water samples to settle, collect aliquot from clear portion
KSC-SG-47-4.5-5-100730	7/30/10	905	AIR	1	X												NWTPH-Dx: ___ run acid wash/silica gel cleanup ___ run samples standardized to _____ product
KSC-SG-52-4.5-5-100730	7/30/10	970	AIR	1	X												___ Analyze for EPH if no specific product identified
KSC-SG-53-4.5-5-100730	7/30/10	940	AIR	1	X												VOC/BTEX/VPH (soil): ___ non-preserved ___ preserved w/methanol ___ preserved w/sodium bisulfate ___ Freeze upon receipt
KSC-SG-54-4.5-5-100730	7/30/10	1000	AIR	1	X												___ Dissolved metal water samples field filtered
KSC-SG-55-4.5-5-100730	7/30/10	1020	AIR	1	X												Other _____
KSC-SG-41-4.5-5-100730	7/30/10	1145	AIR	1	X												
KSC-SG-42-4.5-5-100730	7/30/10	1200	AIR	1	X												
KSC-SG-3A-4.5-5-100730	7/30/10	1305	AIR	1	X												
KSC-SG-3b-4.5-5-100730	7/30/10	1320	AIR	1	X												
KSC-SG-3c-4.5-5-100730	7/30/10	1340	AIR	1	X												
KSC-SG-3d-4.5-5-100730	7/30/10	1400	AIR	1	X												

Special Shipment/Handling or Storage Requirements _____ Method of Shipment _____

Relinquished by Signature <u>Chris Bueke</u> Printed Name <u>LANDAU</u> Company Date <u>7/30/10</u> Time <u>1405</u>	Received by Signature <u>Libby ENV</u> Printed Name <u>Libby ENV</u> Company Date <u>7-30-10</u> Time <u>1406</u>	Relinquished by Signature _____ Printed Name _____ Company _____ Date _____ Time _____	Received by Signature _____ Printed Name _____ Company _____ Date _____ Time _____
---	--	---	---