



**Phase II Environmental Site Assessment  
Gilman Square  
615 NW Gilman Blvd  
Issaquah, WA 98027**

Prepared for: Mr. Tom Bartholomew  
Lennar Multifamily Investors  
1191 Second Avenue, Suite 1570  
Seattle, WA 98101

Prepared by: G-Logics, Inc.  
40 2nd Avenue SE  
Issaquah, WA 98027

Telephone: (425) 391-6874  
Facsimile: (425) 313-3074

October 25, 2013

**G-Logics Project 01-0868-D  
Copyright 2013 G-Logics, Inc.  
All Rights Reserved**



October 25, 2013  
G-Logics Project Number 01-0868-D

Mr. Tom Bartholomew  
Lennar Multifamily Investors  
1191 Second Avenue, Suite 1570  
Seattle, WA 98101

**Subject: Phase II Environmental Site Assessment  
Gilman Square  
615 NW Gilman Blvd  
Issaquah, WA 98027**

Dear Mr. Bartholomew:

Presented in this report are the results of G-Logics Phase II Environmental Site Assessment performed at the above-referenced property. This report documents the purpose, approach, and results of this exploration as well as G-Logics conclusions and recommendations for site management during redevelopment.

We trust the information presented in this report meets your needs at this time. Should you require additional information or have any questions, please contact us at your convenience. Thank you again for this opportunity to be of service.

Sincerely,

**G-Logics, Inc.**

A handwritten signature in black ink that reads 'Rory Galloway'.

Rory L. Galloway, LG, LHG  
Principal

A handwritten signature in black ink that reads 'Stuart Hyde'.

Stuart Hyde  
Staff Geologist

**G-Logics, Inc.**  
40 2nd Avenue SE  
Issaquah, WA 98027  
T: 425-391-6874  
F: 425-313-3074  
01-0868-D-RT.doc

# TABLE OF CONTENTS

<b>1.0</b>	<b>SITE BACKGROUND -----</b>	<b>1</b>
1.1	Phase I Results	1
<b>2.0</b>	<b>SITE EXPLORATION ACTIVITIES -----</b>	<b>1</b>
2.1	Underground Utility Clearance	2
2.2	Soil Borings	3
2.3	Soil Samples	3
2.4	Groundwater and Surface Water Samples	3
2.5	Elevation Survey and Groundwater Measurements	4
2.6	Quality Assurance/Quality Control	4
<b>3.0</b>	<b>SITE EXPLORATION FINDINGS -----</b>	<b>4</b>
3.1	Soil Boring Findings	4
3.2	Soil Sampling Findings	5
3.3	Groundwater and Surface Water Sample Findings	5
3.4	Groundwater Measurement Findings	6
3.5	Quality Assurance/Quality Control Findings	6
<b>4.0</b>	<b>CONCLUSIONS -----</b>	<b>6</b>
4.1	Former Gas and Service Station Area	6
4.2	Former Dry Cleaner Area	7
<b>5.0</b>	<b>OPINIONS AND RECOMMENDATIONS -----</b>	<b>7</b>
5.1	Voluntary Cleanup Program	7
5.2	Cleanup Action Plan	8
<b>6.0</b>	<b>LIMITATIONS -----</b>	<b>9</b>

## **FIGURES**

Figure 1:	Site Location Maps
Figure 2:	Site Diagram, Boring/Well Locations
Figure 3:	Site Diagram, Groundwater Contours

## **TABLES**

Table 1:	Soil Sample Analyses
Table 2:	Groundwater Sample Analyses
Table 3:	Groundwater Elevation Measurements

## **APPENDICES**

Appendix A: Field Exploration Methods

Appendix B: Boring Logs (G-Logics and PanGEO)

Appendix C: Fremont Analytical Laboratory Report and Chain-of-Custody Documentation

## **ATTACHMENTS**

Attachment A: Permission and Conditions for Use and Copying

## **1.0 SITE BACKGROUND**

The subject property includes seven parcels located along Northwest Gilman Boulevard at 615 NW Gilman Blvd in Issaquah, Washington (Figure 1). Two of the parcels are occupied by the Issaquah Shopping Center building. This building provides retail and restaurant spaces, with some spaces currently vacant. North of the shopping center building is a large parking lot. The other parcels on the subject property are currently vacant. The neighboring property, at 607 NW Gilman Blvd, is an auto-supply store.

### **1.1 Phase I Results**

The G-Logics Phase I Environmental Site Assessment (report dated June 26, 2013) identified several conditions indicative of releases or threatened releases of hazardous substances or petroleum products in soil and/or groundwater at the subject property. A drycleaning business operated in a portion of the current Issaquah Shopping Center building in the 1960s and 1970s. A gas and service station occupied one of the larger parcels in the 1960s and 1970s (now a part of the parking lot). The structures associated with the gas and service station are no longer present.

During a site visit on June 5, 2013, a man (unknown name) stopped and spoke with a G-Logics representative and stated that he had built the auto-supply store on the adjacent property. He stated that during site development two underground-storage tanks (USTs) associated with the former gas and service station were closed in place. He stated that the tanks were filled with concrete slurry. G-Logics also found four groundwater-monitoring wells in close proximity to the USTs and former service-station footprint. No information has been discovered regarding these wells and no Ecology well tags were present. Two of the wells were inaccessible during the Phase II site exploration.

As identified above, an adjacent property currently contains an auto-supply store. Some patrons were observed using the parking lot of the subject property to change vehicle fluids.

## **2.0 SITE EXPLORATION ACTIVITIES**

G-Logics retained Holocene Drilling, Inc (Puyallup, WA) to advance 12 borings using direct-push Strataprobe drilling and sampling equipment. On June 4, 2013, six borings were advanced to depths of 9 to 16 feet. One boring (GL-B-6) was completed as a groundwater-

monitoring well. Additionally, G-Logics advanced two shallow soil borings using hand-auger equipment to depths of two feet (refusal). These two borings were advanced in close proximity to the backdoor of the former drycleaner.

G-Logics was present during geotechnical work conducted by PanGEO at the site on June 12, 2013. This included three borings using Hollow-stem Auger drilling equipment. Boring PG-1 was completed as a groundwater-monitoring well. G-Logics screened and collected soil samples from their soil borings and collected groundwater samples from PG-1 and two previously installed groundwater-monitoring wells on the site. Boring PG-1 was advanced adjacent to the former drycleaner to assess potential contamination originating from this property.

On July 22, 2013, three borings were advanced by Holocene in the interior of the former drycleaners (limited-access direct-push rig). A grab-groundwater sample was collected from one of the borings during drilling. G-Logics also collected one sediment sample and one surface water sample from the ditch west of the former drycleaners.

During the week of August 19, 2013, three borings were advanced to the west and north of the former drycleaner and completed as groundwater-monitoring wells. Soil and groundwater samples were collected from these borings. In addition, an elevation survey was conducted on the groundwater-monitoring wells to establish groundwater elevations and groundwater flow direction. Descriptions of field methods used throughout the site explorations can be found in Appendix A.

## **2.1 Underground Utility Clearance**

Before conducting the subsurface exploration, G-Logics contacted a service that notifies public utilities of proposed subsurface investigations. Additionally, a private locating company was retained to locate on-site private utilities as well as help identify potential locations of USTs using ground-penetrating radar. Consequently, the below-grade utility locations were identified by marking their inferred location on the ground surface. Two USTs were identified using the ground-penetrating radar in the vicinity of the former gas and service station. These findings support the information given by the man who had claimed to have closed two USTs in the 1980s. The locating information was used to aid in identifying sampling locations.

## **2.2 Soil Borings**

A G-Logics geologist was present during all field work to observe and document site and soil conditions. Soil boring findings are presented below in Section 3.1. Boring locations are shown on Figure 2. Boring logs for G-Logics and PanGEO explorations are presented in Appendix B.

## **2.3 Soil Samples**

At each boring location, soils were physically reviewed for odors, staining and/or discoloration. The collected samples were field screened for petroleum and other possible contaminants and representative samples were collected. Representative soil samples in the area of the former gas and service station were submitted to the analytical laboratory and analyzed for Hydrocarbon Identification (HCID), Gasoline Additives, Volatile Organic Compounds (VOCs), and MTCA-5 Metals (Arsenic, Cadmium, Chromium, Lead, and Mercury). Representative soil samples collected in the area of the former drycleaner were analyzed for VOCs. A complete summary of soil sample analyses is presented in Table 1. Results of these analyses are summarized in Section 3.2 of this report.

## **2.4 Groundwater and Surface Water Samples**

Four previously completed groundwater-monitoring wells in the area of the former service station were found on-site during G-Logics preliminary site visit. Two of these wells (identified by G-Logics as GS-MW-1 and GS-MW-2, shown on Figure 2) were sampled. The remaining two wells were damaged and inaccessible. These groundwater samples were analyzed for GRO, Gasoline Additives, DRO, ORO, VOCs, and MTCA-5 Metals.

Groundwater-monitoring wells PG-1, GL-MW-2, GL-MW-3, and GL-MW-4 are located in the area of the former drycleaner. Samples collected from these wells were analyzed for VOCs. Also, a grab-groundwater sample was collected from boring GL-B-11, located in the interior of the former drycleaner. One surface water sample was collected from the drainage ditch located to the west of the former drycleaner. Both samples were analyzed for VOCs. A complete summary of groundwater sample analyses is presented in Table 2. Complete laboratory analytical reports can be found in Appendix C. Results of these analyses are summarized in Section 3.3 of this report.

## **2.5 Elevation Survey and Groundwater Measurements**

The tops of the well casings were surveyed to an arbitrary datum to determine their relative elevations. The wells were surveyed using a LaserMark LMH laser level and graduated survey rod using standard elevation-leveling techniques.

Groundwater measurements were taken using a conductivity type, water level probe (Keck Model 1213, Flat Tape Water Level Meter). Groundwater elevations were measured from the top of the well casing. Results of these measurements are presented in Section 3.4 of this report.

## **2.6 Quality Assurance/Quality Control**

Quality Assurance/Quality Control (QA/QC) for the presented scope of work included accepted procedures for sample collection, storage, tracking, and documentation. All sampling equipment was washed and rinsed before the collection of the samples. All samples were labeled with a sample number, date, time, and sampler name, and were stored in an ice chest containing frozen “blue ice”. Appropriate chain-of-custody documentation was completed and is attached in this report as Appendix C.

## **3.0 SITE EXPLORATION FINDINGS**

The findings of this site exploration are presented below.

### **3.1 Soil Boring Findings**

G-Logics borings were advanced to depths of 9 to 20 feet below ground surface. Borings generally encountered loose, dry to wet, brown, silty, fine to medium sands, and some gravels to approximate depths of three to twelve feet (possibly structural fill material). At depths between approximately three and twelve feet, soils change to medium dense, moist to wet, gray, silt and clayey silt with varying amounts of sandy silt. Between depths of 10 to 16 feet, borings encountered loose to medium dense, moist, gray blue, silty clay and clayey silt. Several borings contained a thin layer of peat/organic soil.

Water was encountered in most borings between depths of five and ten feet. No odors, staining, or discoloration were observed in any of the borings. Boring logs for this exploration are presented in Appendix B. Each log presents soil types and descriptions of soil conditions.

### **3.2 Soil Sampling Findings**

Soil borings GL-B-1, GL-B-2, and GL-B-3 were located in the vicinity of the former gas and service station and the identified USTs. ORO was detected (193 mg/kg) in boring GL-B-2, below the MTCA Method A Cleanup Level (CUL) of 2,000 mg/kg. GRO, DRO, and ORO were not detected in any of the remaining analyzed samples.

Arsenic, Chromium, and Lead were detected in all of the analyzed soil samples. All concentrations of Arsenic and Lead were below the MTCA Method A CULs. Total Chromium was detected above MTCA Method A CULs. Soil sample GL-B-3-8 (containing the highest concentration of Chromium) was additionally analyzed for Hexavalent Chromium. Hexavalent Chromium was not detected in this sample and it is believed that the remaining soil samples would have similar results. Cadmium, Mercury, and VOCs were not detected in any of the analyzed soil samples near the former gas and service station.

Soil borings GL-B-7 through GL-B-15, PG-1, and PG-2 were located in the vicinity of the former drycleaner. Samples from these borings were analyzed for VOCs. Tetrachloroethylene (PCE), a common drycleaner solvent, was detected in samples GL-B-7-2' at a concentration of 0.383 mg/kg, GL-B-10-3' at a concentration of 0.132 mg/kg, and GL-B-10-5' at a concentration of 0.0315 mg/kg. The MTCA Method A CUL for PCE is 0.05 mg/kg. VOCs were not detected in any of the remaining analyzed samples collected in this area.

A complete summary of soil analytical results are presented in Table 1.

### **3.3 Groundwater and Surface Water Sample Findings**

Monitoring wells GS-MW-1 and GS-MW-2 were located in the vicinity of the former gas and service station and the identified USTs. GRO, DRO, ORO, and VOCs were not detected in the analyzed samples from these wells. Chromium and Lead were detected in sample GS-MW-2 at total concentrations below the MTCA Method A CULs. Arsenic was detected in sample GS-MW-2 at a total concentration above the MTCA Method A CUL. Because of this, this sample was filtered, preserved, and then analyzed for dissolved concentrations of Arsenic, with the resulting concentration below the MTCA Method A CUL. Dissolved concentrations are more representative of actual groundwater concentrations when turbidity is present (removed by filtering).

Groundwater samples were collected from boring GL-B-11 (located within the footprint of the former drycleaner) and groundwater-monitoring wells GL-MW-2, GL-MW-3, GL-MW-4, and PG-1 (located to the west, north, and east of the former drycleaner). Groundwater samples in the vicinity of the former drycleaner were analyzed for VOCs. Vinyl Chloride was detected in the groundwater samples from boring GL-B-11 and well GL-MW-4 at concentrations above the MTCA Method A CUL. Other analyzed VOCs were either not detected or detected at concentrations below MTCA Method A CULs in the groundwater samples.

A surface water sample also was collected from the ditch located west of the former drycleaner. Toluene was detected below MTCA Method B CUL for surface water. Other VOCs were not detected in the sample.

A complete summary of groundwater and surface water analytical results are presented in Table 2.

### **3.4 Groundwater Measurement Findings**

The depth to groundwater at the site is approximately 6 to 10 feet below the ground surface. Plotted groundwater elevations indicate a general groundwater flow direction across the site toward the north-northwest. Groundwater-elevation measurements are summarized in Table 3 with groundwater contours shown on Figure 3.

### **3.5 Quality Assurance/Quality Control Findings**

The laboratory validated the analytical procedures by processing a laboratory control sample and method blank sample. Results were within acceptable limits for QA/QC standards. Laboratory QA/QC information is included (with the laboratory report) in Appendix C.

## **4.0 CONCLUSIONS**

Our conclusions for the site-exploration work are presented below.

### **4.1 Former Gas and Service Station Area**

Two suspected USTs were identified on the subject property in close proximity to the former gas and service station. Additional tanks, sumps, and/or hoists also may be present in this area. Approximate tank locations are shown on Figure 2. Two groundwater-

monitoring wells were sampled and three soil borings were advanced and sampled in the vicinity of these suspected USTs and dispenser islands. One soil sample from boring GL-B-2 contained concentrations of ORO below the MTCA Method A CUL. The remaining analyzed samples did not detect any of the screened contaminants.

Soil and groundwater samples collected to the north, east, and south of boring GL-B-2 do not contain detectable concentrations of petroleum hydrocarbons. Based on these results, it appears that the contaminants found in boring GL-B-2 either are not significant or do not migrate significantly laterally. It is unknown if higher concentrations exist in unexplored areas.

#### **4.2 Former Dry Cleaner Area**

Eleven soil borings were advanced and sampled in the vicinity of the former drycleaner. Four of these borings were completed as permanent groundwater-monitoring wells. Collected soil and groundwater samples were analyzed for VOCs to assess possible drycleaning-solvent contamination. Two soil samples (GL-B-7-2, located near the backdoor of the former drycleaner, and GL-B-10-3, located in the interior of the former drycleaner) detected PCE at concentrations exceeding MTCA Method A Cleanup Levels. In addition, groundwater samples from boring GL-B-11 and well GL-MW-4 detected PCE degradation products, with concentrations of Vinyl Chloride above the MTCA Method A Cleanup Level.

Soil and groundwater samples collected to the east, south, and west of the former drycleaner footprint do not contain detectable concentrations of PCE or other drycleaning-solvent derivatives (borings GL-B-9, GL-B-12 through 14, PG-1, and PG-2). Based on these results, contamination due to a release of dry-cleaning solvents appears to be located within close proximity to the footprint of the former drycleaner.

### **5.0 OPINIONS AND RECOMMENDATIONS**

Our opinions and recommendations are presented below.

#### **5.1 Voluntary Cleanup Program**

It is G-Logics understanding that Lennar requires a No Further Action (NFA) determination from the Washington State Department of Ecology (Ecology) for the site. Therefore, it is

our recommendation that Lennar enter Ecology's Voluntary Cleanup Program (VCP). At this time, we can submit the Gilman Square Phase II Environmental Site Assessment report that will include the latest drilling and sampling event. With the report, Ecology can be asked for an opinion on whether they believe the site has been adequately characterized. This will immediately engage a representative at Ecology and hopefully streamline the process once the VCP application is approved and the site is entered into the system. Generally, it takes approximately three to four months for a representative to be assigned to a specific case once the application is first received.

During this time, G-Logics will prepare a Cleanup Action Plan (CAP) that will outline the general procedure for remediating the discovered contamination at the site. The CAP will be written in conjunction with the redevelopment plans. Many of the steps involved in remediating the site will overlap with redevelopment activities (e.g., soil excavation for underground parking in contaminated areas). Once the CAP is completed, it will be submitted to Ecology with a request for a NFA-Likely Opinion letter. If Ecology agrees with our cleanup approach, they will write a letter stating that they believe an NFA likely will be granted based on the cleanup procedures outlined in the CAP. If they do not agree, they will offer suggestions to change the CAP.

## **5.2 Cleanup Action Plan**

To generalize the cleanup action needed at this site, it is recommended that the two USTs (and any other discovered tanks, sumps, and/or hoists) in the area of the former service station be removed, with confirmation samples collected from the excavation. In addition, the area of the former drycleaner should be over-excavated to remove the chlorinated solvent-contaminated soil and perched groundwater.

A CAP should be prepared (as described above) for the site to address contamination that is and potentially could be present in the former service station area, the former drycleaner area, and other unexplored locations. If contamination is detected at the base of the proposed excavation for the development, then either: (1) over-excavation could occur; or (2) the contamination could be encapsulated below the foundation (with possible additional protection measures).

Additionally, plans and specifications for site redevelopment will need to include additional special requirements because of the presence of the identified contamination. This would include special provisions for specification sections such as health and safety, temporary

facilities and controls, dewatering, excavation and earthwork, and disposal. Furthermore, there will need to be additional monitoring and documentation procedures to demonstrate that construction activities are complying with applicable environmental and health and safety regulations to minimize the developer's liability.

In many cases with groundwater contamination, Ecology requests four quarters of groundwater sampling to document that the contaminants of concern stay below applicable MTCA Cleanup Levels after remedial actions have been completed. In this case, additional groundwater-monitoring wells may need to be installed in downgradient areas that will not be disturbed during development and construction. The wells installed along 7<sup>th</sup> Ave NW also will be sampled to further document that contamination has not migrated off-property. Once confirmation groundwater samples have been collected with results below applicable cleanup levels, monitoring wells can be abandoned.

## **6.0 LIMITATIONS**

Phase II Environmental Site Assessments are non-comprehensive by nature and are unlikely to identify all environmental problems or eliminate all risk. This report is a qualitative assessment. G-Logics offers a range of environmental exploration services to suit the needs of our clients, including more quantitative explorations. Although risk can never be eliminated, more detailed and extensive explorations yield more information, which may help to better understand and manage site risks. Since such detailed services involve greater expense, we ask our clients to participate in identifying the level of service that will provide them with an acceptable level of risk. Please contact the signatories of this report if you would like to discuss this issue of risk further.

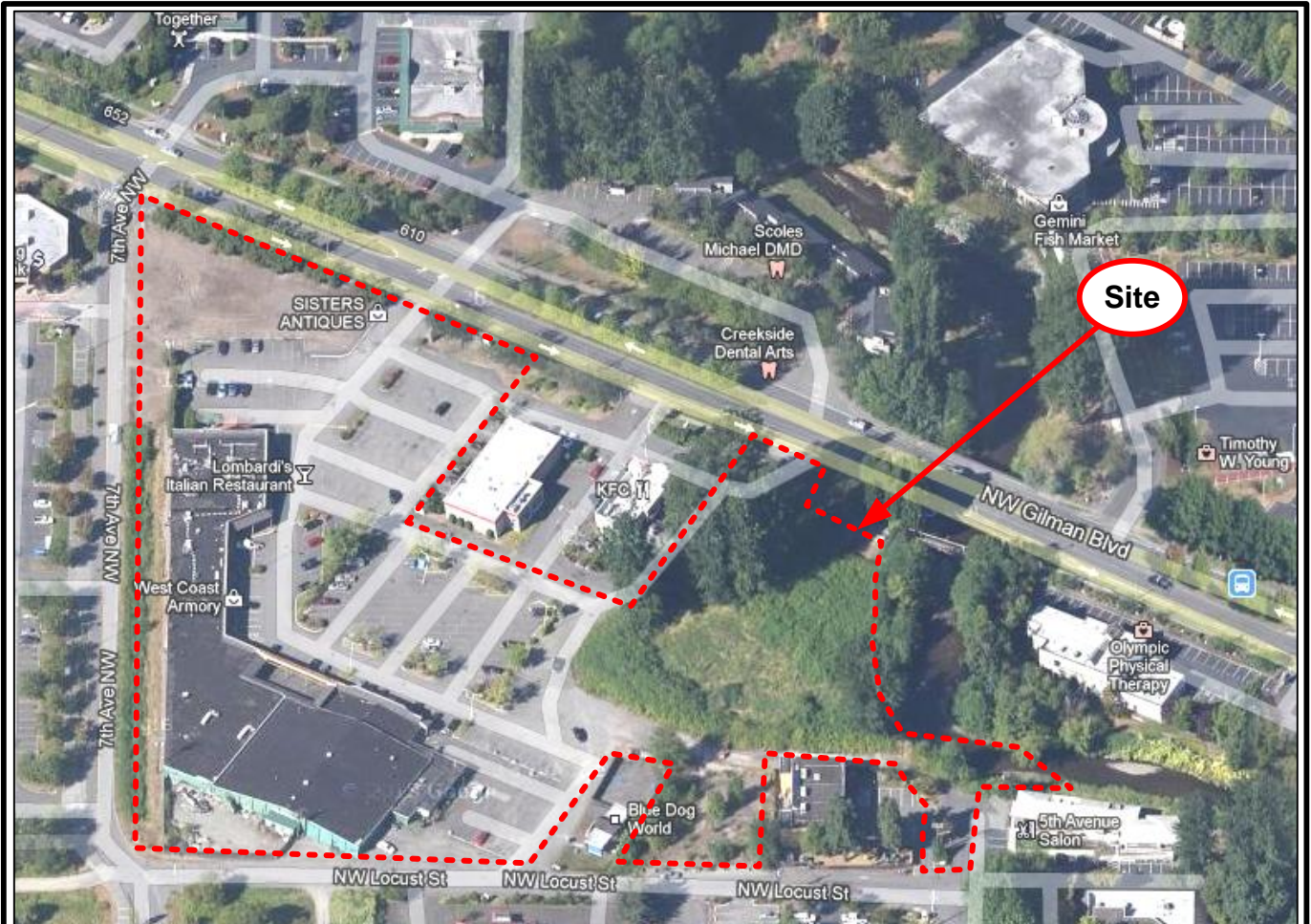
The scope of work on this project was presented in our identified workplan and subsequently approved by you as our client. Please be aware our scope of work was limited to those items specifically identified in the workplan. Other activities not specifically included in the presented scope of work (in a workplan, correspondence, or this report) are excluded and are therefore not part of our services.

Land use, site conditions (both on-site and off-site), and other factors will change over time. Since site activities and regulations beyond our control could change at any time after the completion of this report, our observations, findings, and opinions can be considered valid only as of the date of the site visit.

This report is prepared for the sole use of our client. The scope of services performed during this exploration may not be appropriate for the needs of other users. Re-use of this document or the findings, conclusions, or recommendations presented herein, are at the sole risk of said user(s). Any party other than our client who would like to use this report shall notify G-Logics of such intended use by executing the “Permission and Conditions for Use and Copying” contained in this document. Based on the intended use of the report, G-Logics may require that additional work be performed and that an updated report be issued. Non-compliance with any of these requirements will release G-Logics from any liability resulting from the use of this report by any unauthorized party.

No warranty, either express or implied, is made.

# FIGURES

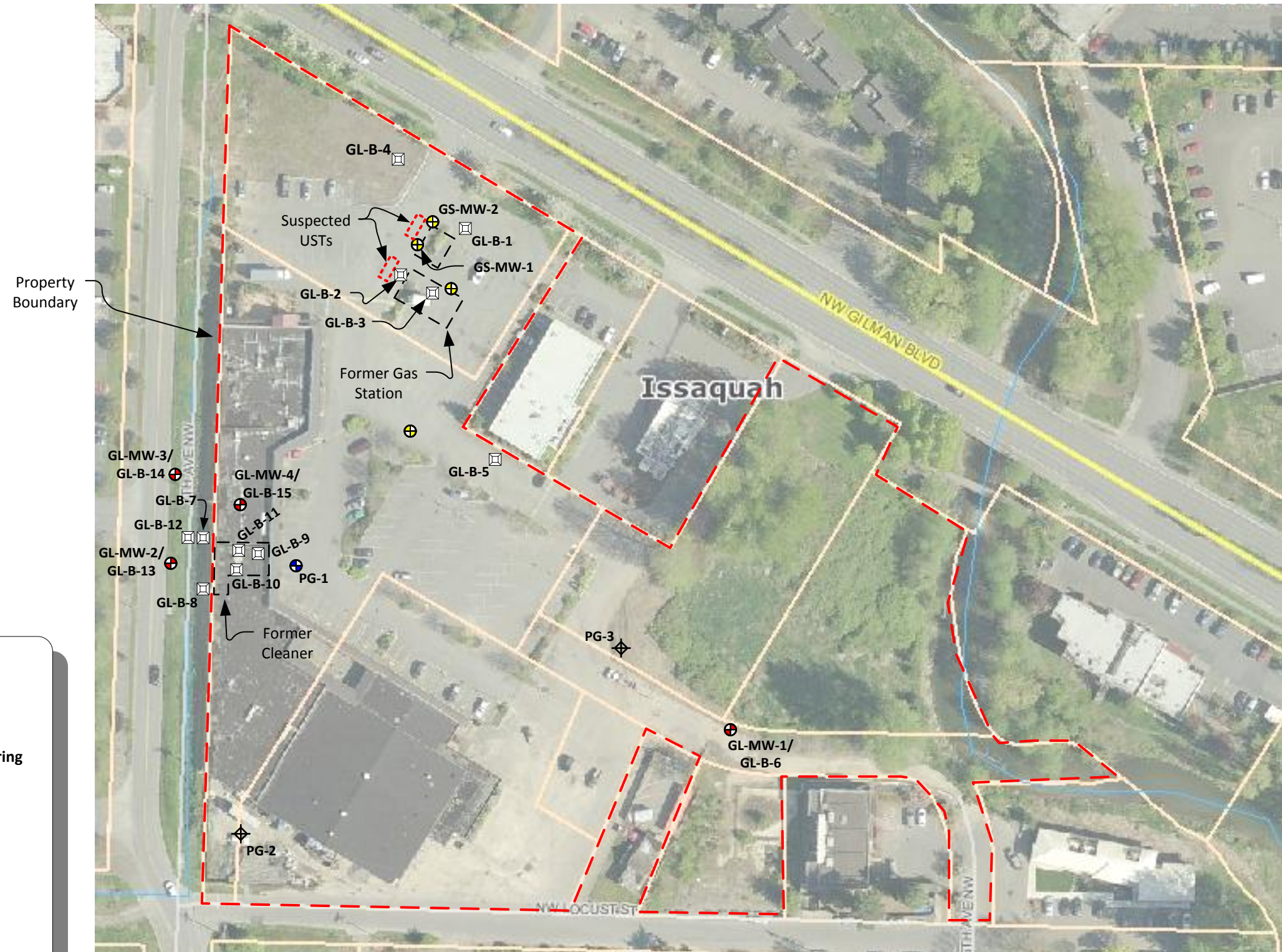


Mapping Reference: Delorme and Google Maps




**Site Location Maps**  
**Gilman Square**  
**615 NW Gilman Blvd**  
**Issaquah, Washington**

**Figure**  
**1**



**Legend**

- Property Boundary
- Previously Installed Groundwater-Monitoring Well Location
- G-Logics Groundwater-Monitoring Well Location
- G-Logics Boring Location
- PanGEO Geotechnical Boring/ Groundwater-Monitoring Well Location
- PanGEO Geotechnical Boring Location



Important Note: This figure contains information in color. Black & white photocopies may not be suitable for review.

Mapping Reference: King County iMap, On-Site Measurements

**Site Diagram, Boring/Well Locations**  
**Gilman Square**  
 615 Northwest Gilman Blvd  
 Issaquah, Washington

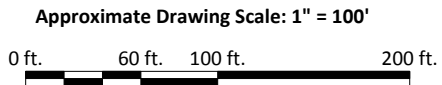
**Figure**  
**2**



**Legend**

- - - Property Boundary
- ⊕ Previously Installed Groundwater-Monitoring Well Location
- ⊕ G-Logics Groundwater-Monitoring Well Location
- ⊕ PanGEO Geotechnical Boring/ Groundwater-Monitoring Well Location
- - - Groundwater Contour and Elevation (Set to Arbitrary Datum)  
93.0'

Mapping Reference: King County iMap, On-Site Measurements and Elevation Survey



Important Note: This figure contains information in color. Black & white photocopies may not be suitable for review.

**Site Diagram, Groundwater Contours**  
**Gilman Square**  
**615 Northwest Gilman Blvd**  
**Issaquah, Washington**

**Figure**  
**3**

# TABLES

**TABLE 1**  
**Soil Sample Analyses**  
**Gilman Square**  
**615 NW Gilman Blvd, Issaquah, WA**

Exploration Location	Sample Date	Sample Number	Sample Depth (ft)	Gasoline Range Organics	Diesel Range Organics	Heavy Oil Range Organics	Benzene	Toluene	Ethylbenzene	Xylenes	Arsenic	Cadmium	Total Chromium	Hexavalent Chromium	Lead	Mercury	Tetrachloroethylene (PCE)	VOCs
units in mg/kg				NWTPH-HCID			BTEX, EPA 8260				MTCA 5 Metals, EPA 6020, 7196, and 7471					EPA 8260		
GL-B-1	6/4/2013	GL-B-1-4'	4	---	---	---	---	---	---	---	---	---	---	---	---	---	---	---
		GL-B-1-8'	8	nd	nd	nd	nd	nd	nd	nd	18.4	nd	32.4*	---	1.74	nd	nd	nd
		GL-B-1-10'	10	---	---	---	---	---	---	---	---	---	---	---	---	---	---	---
GL-B-2	6/4/2013	GL-B-2-2'	2	---	---	---	---	---	---	---	---	---	---	---	---	---	---	---
		GL-B-2-8'	8	nd	nd	193	nd	nd	nd	nd	3.83	nd	30.6*	---	21.3	nd	nd	nd
GL-B-3	6/4/2013	GL-B-3-4'	4	---	---	---	---	---	---	---	---	---	---	---	---	---	---	---
		GL-B-3-8'	8	nd	nd	nd	nd	nd	nd	nd	4.44	nd	47.2*	nd	3.37	nd	nd	nd
		GL-B-3-10'	10	---	---	---	---	---	---	---	---	---	---	---	---	---	---	---
GL-B-4	6/4/2013	GL-B-4-4'	4	---	---	---	---	---	---	---	---	---	---	---	---	---	---	---
		GL-B-4-8'	8	---	---	---	---	---	---	---	---	---	---	---	---	---	---	---
		GL-B-4-9'	9	nd	nd	nd	nd	nd	nd	nd	---	---	---	---	---	---	---	nd
GL-B-5	6/4/2013	GL-B-5-3'	3	---	---	---	---	---	---	---	---	---	---	---	---	---	---	---
		GL-B-5-5'	5	---	---	---	---	---	---	---	---	---	---	---	---	---	---	---
		GL-B-5-10'	10	nd	nd	nd	nd	nd	nd	nd	---	---	---	---	---	---	---	---
GL-B-6	6/4/2013	GL-B-6-8'	8	---	---	---	---	---	---	---	---	---	---	---	---	---	---	---
		GL-B-6-10'	10	---	---	---	---	---	---	---	---	---	---	---	---	---	---	---
GL-B-7	6/4/2013	GL-B-7-2'	2	---	---	---	---	---	---	---	---	---	---	---	---	---	0.383 (H)	---
GL-B-8	6/4/2013	GL-B-8-2'	2	---	---	---	---	---	---	---	---	---	---	---	---	---	nd	---
PG-1	6/12/2013	PG-B-1-5	5	---	---	---	---	---	---	---	---	---	---	---	---	---	---	---
		PG-B-1-8	8	---	---	---	nd	nd	nd	nd	---	---	---	---	---	---	nd	nd
		PG-B-1-11	11	---	---	---	nd	nd	nd	nd	---	---	---	---	---	---	nd	nd
		PG-B-1-20	20	---	---	---	---	---	---	---	---	---	---	---	---	---	---	---
PG-2	6/12/2013	PG-B-2-5	5	---	---	---	nd	nd	nd	nd	---	---	---	---	---	---	nd	nd
		PG-B-2-6.5	6.5	---	---	---	---	---	---	---	---	---	---	---	---	---	---	---
		PG-B-2-8	8	---	---	---	---	---	---	---	---	---	---	---	---	---	---	---
		PG-B-2-14	14	---	---	---	---	---	---	---	---	---	---	---	---	---	---	---
GL-B-9	7/22/2013	GL-B-9-2'	2	---	---	---	---	---	---	---	---	---	---	---	---	---	---	---
		GL-B-9-6'	6	---	---	---	nd	nd	nd	nd	---	---	---	---	---	---	nd	nd
		GL-B-9-7'	7	---	---	---	---	---	---	---	---	---	---	---	---	---	---	---
		GL-B-9-9'	9	---	---	---	nd	nd	nd	nd	---	---	---	---	---	---	nd	nd
GL-B-10	7/22/2013	GL-B-10-3'	3	---	---	---	nd	nd	nd	nd	---	---	---	---	---	---	0.132	nd
		GL-B-10-5'	5	---	---	---	nd	nd	nd	nd	---	---	---	---	---	---	0.0315	nd
		GL-B-10-6'	6	---	---	---	---	---	---	---	---	---	---	---	---	---	nd	nd

MTCA Cleanup Level (1) 100(a)/30(b) 2,000 2,000 0.03 6 7 9 20 2 N/A 19 250 2 0.05 various

**TABLE 1**  
**Soil Sample Analyses**  
**Gilman Square**  
**615 NW Gilman Blvd, Issaquah, WA**

Exploration Location	Sample Date	Sample Number	Sample Depth (ft)	Gasoline Range Organics	Diesel Range Organics	Heavy Oil Range Organics	Benzene	Toluene	Ethylbenzene	Xylenes	Arsenic	Cadmium	Total Chromium	Hexavalent Chromium	Lead	Mercury	Tetrachloroethylene (PCE)	VOCs		
units in mg/kg				NWTPH-HCID			BTEX, EPA 8260				MTCA 5 Metals, EPA 6020, 7196, and 7471				EPA 8260					
<b>GL-B-11</b>	7/22/2013	GL-B-11-2'	2	---	---	---	---	---	---	---	---	---	---	---	---	---	---	---		
		GL-B-11-3'	3	---	---	---	nd	nd	nd	nd	---	---	---	---	---	---	---	nd	nd	
		GL-B-11-6'	6	---	---	---	---	---	---	---	---	---	---	---	---	---	---	---	---	
		GL-B-11-7.5'	7.5	---	---	---	nd	nd	nd	nd	---	---	---	---	---	---	---	---	nd	nd
		GL-B-11-9'	9	---	---	---	nd	nd	nd	nd	---	---	---	---	---	---	---	---	nd	nd
<b>GL-B-12</b>	7/22/2013	GL-B-12		---	---	---	nd	nd	nd	nd	---	---	---	---	---	---	---	nd	nd	
<b>GL-B-13</b>	8/19/2013	GL-B-13-4'	4	---	---	---	---	---	---	---	---	---	---	---	---	---	---	---	---	
		GL-B-13-8'	8	---	---	---	---	---	---	---	---	---	---	---	---	---	---	---	---	
		GL-B-13-12'	12	---	---	---	nd	nd	nd	nd	---	---	---	---	---	---	---	---	nd	nd
		GL-B-13-16'	16	---	---	---	---	---	---	---	---	---	---	---	---	---	---	---	---	---
<b>GL-B-14</b>	8/19/2013	GL-B-14-4'	4	---	---	---	---	---	---	---	---	---	---	---	---	---	---	---	---	
		GL-B-14-8'	8	---	---	---	---	---	---	---	---	---	---	---	---	---	---	---	---	
		GL-B-14-12'	12	---	---	---	---	---	---	---	---	---	---	---	---	---	---	---	---	
		GL-B-14-13'	13	---	---	---	---	---	---	---	---	---	---	---	---	---	---	---	---	
		GL-B-14-16'	16	---	---	---	nd	nd	nd	nd	---	---	---	---	---	---	---	---	nd	nd
<b>GL-B-15</b>	8/19/2013	GL-B-15-5'	5	---	---	---	---	---	---	---	---	---	---	---	---	---	---	---	---	
		GL-B-15-8'	8	---	---	---	nd	nd	nd	nd	---	---	---	---	---	---	---	---	nd	nd
		GL-B-15-10'	10	---	---	---	---	---	---	---	---	---	---	---	---	---	---	---	---	---
<b>MTCA Cleanup Level (1)</b>				100(a)/30(b)	2,000	2,000	0.03	6	7	9	20	2	N/A	19	250	2	0.05	various		

- Notes:** Refer to site diagram(s) for sampling locations.
- (1) Available Method A Cleanup Levels or Most Conservative Method B Cleanup Levels, MTCA, Amendments adopted in November 2007. Exceeding Cleanup Levels does not necessarily trigger requirements for Cleanup Actions under MTCA.
  - (a) Soil Cleanup Level For Gasoline With No Detectable Benzene In The Soil.
  - (b) Soil Cleanup Level For Gasoline With Detectable Benzene In The Soil.
  - N/A Method A and B Cleanup Levels do not exist for compound.
  - \* Sample GL-B-3-8 was analyzed for Hexavalent Chromium and is representative for Chromium concentrations.
  - (H) Holding times for preparation or analysis was exceeded.
  - 
  - nd Not Analyzed
  - nd Not detected at laboratory reporting limit
  - 4.44** Bold Number(s) Indicates Contaminant Detected.
  - 0.383** Bold Number(s) and Yellow Highlight Indicates Contaminant Detected Above Applicable Cleanup Level.

**TABLE 2**  
**Groundwater Sample Analyses**  
**Gilman Square**  
**615 NW Gilman Blvd, Issaquah, WA**

Exploration Location	Sample Date	Sample Number	Gasoline Range Organics	Diesel Range Organics	Heavy Oil Range Organics	Benzene	Toluene	Ethylbenzene	Xylenes	Total Arsenic	Dissolved Arsenic	Total Cadmium	Total Chromium	Total Lead	Total Mercury	Tetrachloroethene (PCE)	Chloromethane	Vinyl Chloride	cis-1,2-Dichloroethene	
units in µg/L			NWTPH-Gx	NWTPH-Dx/Dx Ext.	EPA 8260					MTCA 5 Metals, EPA 200.8 and 245.1					EPA 8260***					
<b>Previously Installed Wells</b>																				
GS-MW-1	6/5/2013	GS-MW-1	nd	nd	nd	---	---	---	---	---	---	---	---	---	---	---	---	---	---	---
GS-MW-2	6/5/2013	GS-MW-2	nd	nd	nd	nd	nd	nd	nd	<b>30.0</b>	<b>4.71</b>	nd	<b>0.939</b>	<b>1.14</b>	nd	nd	nd	nd	nd	nd
<b>G-Logics/PanGEO Wells</b>																				
GL-MW-1	6/5/2013	GL-MW-1	---	---	---	---	---	---	---	---	---	---	---	---	---	---	---	---	---	---
GL-MW-2	8/21/2013	GL-MW-2	---	---	---	nd	nd	nd	nd	---	---	---	---	---	---	nd	nd	nd	nd	nd
GL-MW-3	8/20/2013	GL-MW-3	---	---	---	nd	nd	nd	nd	---	---	---	---	---	---	nd	nd	nd	nd	nd
GL-MW-4	8/20/2013	GL-MW-4	---	---	---	nd	nd	nd	nd	---	---	---	---	---	---	nd	nd	<b>4.83</b>	nd	nd
PG-1	6/14/2013	PG-MW-1	---	---	---	nd	nd	nd	nd	---	---	---	---	---	---	nd	nd	nd	nd	nd
	8/20/2013	PG-1	---	---	---	nd	nd	nd	nd	---	---	---	---	---	---	nd	nd	nd	nd	nd
GL-B-11	7/22/2013	GL-B-11-GW	---	---	---	nd	nd	nd	nd	---	---	---	---	---	---	nd	<b>3.13</b>	<b>1.15</b>	<b>1.27</b>	nd
<b>Surface Water Sample*</b>																				
GL-B-12	7/22/2013	GL-B-12-GW	---	---	---	nd	<b>4.24*</b>	nd	nd	---	---	---	---	---	---	nd	nd	nd	nd	nd
<b>MTCA Cleanup Level (1)</b>			1,000(a)/800(b)	500	500	5	1,000	700	1,000	5	5	5	50	15	2	5	**	0.2	16	

- Notes:** Refer to site diagram(s) for sampling locations.
- (1) Available Method A Cleanup Levels or Most Conservative Method B Cleanup Levels, MTCA, Amendments adopted in November 2007. Exceeding Cleanup Levels does not necessarily trigger requirements for Cleanup Actions under MTCA.
  - (a) Groundwater Cleanup Level for Gasoline with no detectable benzene in the groundwater.
  - (b) Groundwater Cleanup Level for Gasoline with detectable benzene in the groundwater.
  - 
  - nd
  - 4.71**
  - 160**
  - \*
  - \*\*
  - \*\*\*
- Not Analyzed  
Not detected at laboratory reporting limit  
Bold Number(s) Indicates Contaminant Detected.  
Bold Number(s) and Shading Indicates Concentration Exceeds MTCA Cleanup Level.  
Groundwater Cleanup Levels do not apply to Surface water  
Not researched, no available data  
Other 8260 constituents were analyzed and were not detected

**TABLE 3****Groundwater Elevation Measurements, August 21 and 22, 2013****Gilman Square****615 NW Gilman Blvd, Issaquah, WA**

Location Designation	Well Installation Date	Elevation Top of PVC Casing (ft.)*	Depth to Top of Screen (ft.)	Depth to Bottom of Screen (ft.)	Well Diameter (in.)	Date Measured	Depth to Water (ft.)	Calculated Elevations (ft.)
GL-MW-1	6/5/13	100.02	19.0	15.0	2.0	8/21/13	5.88	94.14
GL-MW-2	8/19/13	102.11	10.0	15.0	2.0	8/21/13	13.01 (1)	98.10 (1)
GL-MW-3	8/19/13	102.54	9.5	14.5	2.0	8/21/13	9.72	92.82
GL-MW-4	8/19/13	99.39	4.0	9.0	1.0	8/21/13	6.21	93.18
PG-1	6/12/13	99.52	15.0	25.0	2.0	8/21/13	5.95	93.57
GS-MW-1	---	99.05	---	8.7	2.0	8/22/13	6.14	92.91
GS-MW-2	---	99.24	---	9.7	2.0	8/22/13	6.68	92.56

\* Elevations set to an arbitrary datum

(1) Well GL-MW-2 not used for groundwater contours because of erroneous data

# APPENDIX A

## **APPENDIX A**

### **FIELD EXPLORATION METHODS**

G-Logics performed subsurface soil and groundwater sampling during the exploration conducted on the subject properties. The sampling activities were conducted in general accordance with Ecology's guidelines and regulations.

#### **Underground Utility Clearance**

Before conducting the subsurface exploration, G-Logics contacted a service that notifies public utilities of proposed subsurface investigations. Additionally, a private locating company was retained to locate on-site private utilities, as well as help identify potential locations of underground-storage tanks (USTs) using ground penetrating radar. Consequently, the below-grade utility locations were identified by marking their inferred location on the ground surface. Two possible USTs were identified using the ground penetrating radar in the vicinity of the former gas and service station. This information was used to aid in identifying sampling locations.

#### **Quality Assurance Quality Control**

Quality Assurance/Quality Control (QA/QC) for the presented scope of work included generally accepted procedures for sample collection, storage, tracking, and documentation. All sampling equipment was washed with a detergent wash and tap water rinse before the collection of the samples. All samples were labeled with a sample number, date, time, and sampler name, and were stored in an ice chest containing frozen "blue ice". Appropriate chain-of-custody documentation was completed.

#### **Direct-Push Soil Sampling**

A drilling subcontractor (Holocene Drilling Inc., Puyallup, WA) performed the deep probe drilling at this site. A truck-mounted, AMS Power Probe was used for this work. The sampling tool consisted of a 2-inch stainless steel sampler, in four feet lengths.

Continuous soil samples were obtained by driving/pushing this sampler, containing an acrylic liner, to the sampling depth. After reaching the required depth, the sampler was retrieved and opened. The soils were observed by a G-Logics geologist and categorized for grain-size, color, moisture, odor, staining, sheen, and any other indications of contamination. This information was recorded on field boring logs (attached as Appendix B). Samples were collected where indications of contamination were observed, where contamination would likely be present (i.e. at the groundwater interface), or from the bottom of the boring. New liners were used for each sampling attempt and the sampler was washed between boring locations.

The collected soils, contained within the acrylic liner, were removed and placed directly into laboratory-provided sample jars, and sealed with a Teflon lined lid. The samples were placed into an ice chest containing frozen “blue ice” for preservation. The samples were then forwarded to the analytical laboratory using proper Chain-of-Custody procedures. All soil sample containers were labeled with sample identification numbers, the date, and the sampler's name.

Upon completion of each soil boring, the probe was extracted and the resulting hole backfilled with bentonite (hydrated with a small amount of water) and restored to match the original ground surface.

### **Groundwater Monitoring Well Construction, Strataprobe Methods**

Soil borings completed as groundwater monitoring wells were constructed in the following manner:

- The well casing materials consisted of 1-inch, inside diameter, flush-threaded, schedule 80 PVC pipe. Well screen intervals were constructed with five-foot lengths of well screen as shown on the boring logs.
- The screened interval of the well casing was perforated with 0.020-inch factory-cut slots.
- All PVC casing materials were factory-cleaned before installation.
- The bottom of the well casing was sealed with a threaded cap. Blank (non-slotted) riser casing was used to extend the well from the top of the screened interval to ground surface. The length of the screened interval is identified on the boring logs.

- Well construction was accomplished by lowering the casing into the Strataprobe. The Strataprobe was then withdrawn from the boring and the resulting annular space around the blank riser was backfilled with granulated bentonite to the depth shown on the boring logs.
- The well casing was sealed at the ground surface with a PVC slip cap.
- A tamper-resistant steel cover was set over the well, flush to the ground surface.
- A reference point was marked on the top of the PVC well casing for consistent groundwater depth measurements.
- The well identification was written on a waterproof tag and was placed inside the well box.

### **Strataprobe Temporary Well Groundwater Sampling**

Strataprobe borings completed as temporary well points were constructed similar to that described above for permanent wells except that after sampling efforts were completed, the temporary well casing materials were removed and the boring backfilled with bentonite. The resulting hole was closed with appropriate surface-matching materials (i.e., hot asphalt).

### **Well Development**

After monitoring well construction and prior to purging the wells for sampling, the wells were developed. Over pumping, or removing water from the well at a rapid rate, was one development technique used. A swab/surge development technique also was used. This movement was created by both lifting and lowering the tubing, and by periodically turning the pump off and allowing the suspended water column to rapidly flow back down into the well. Well development continued until the initially turbid water turned nearly clear. This process was repeated until approximately five gallons of groundwater had been removed.

### **Vertical Survey**

The tops of the well casings were surveyed to determine their relative elevations. The wells were surveyed using a LaserMark LMH laser level and graduated survey rod using standard elevation-leveling techniques.

## **Water Level Measurements in Wells**

Water level measurements were referenced to the top of the well casing. The static water level was measured in each monitoring well using a conductivity type, water level probe (Keck Model 1213, Flat Tape Water Level Meter). The conductivity probe on the water level meter was lowered into the well until the instrument detected water. The tape on the probe was used to obtain a depth-to-water measurement, from the reference point, to within 0.01 feet.

## **Monitoring Well Sampling, Peristaltic Pump Method**

A G-Logics employee sampled groundwater wells in accordance with the following protocol:

- The height of the water column within the well was calculated by subtracting the depth to water from the total depth of the well. The volume of this water column was calculated using the relationship  $V=3.14r^2h$ . Where V is the volume of water in cubic feet, r is the radius of the well in feet and h is the height of the water column in feet.
- Based on these calculations, 3 to 5 volumes of water were removed from the well casing prior to collection of samples.
- All purge water was collected and placed into waste drums for proper disposal (determined by analytical results).
- The contract laboratory prepared the sample containers to conform to EPA-recommended preservation techniques for the analytes of concern.
- Groundwater samples were collected with a peristaltic pump. Sample containers were open only as long as necessary to collect the samples.
- Sample bottles were labeled with a sample number, date, time, and G-Logics employee's name and were stored in an ice chest containing frozen "blue ice." Chain-of-custody procedures were followed to document sample handling.
- Dedicated tubing was used at each sampling location.
- Before use, the sampling equipment was washed with "Alconox", rinsed with tap water, and given a final rinse with distilled water.

# **APPENDIX B**

# Unified Soil Classification System (USCS)

PRIMARY DIVISIONS		SYMBOL	DESCRIPTIONS	
<b>COARSE GRAINED SOILS</b>  Sands & Gravels, Over 50% retained on #200 sieve	<b>GRAVELS</b>  Over 50% of coarse material retained on #4 sieve	<b>CLEAN GRAVEL</b>  Less than 5% passing #200 sieve	GW  Well graded gravel, many different particle sizes, little or no fines	
		<b>GRAVEL WITH FINES</b>	GP  Poorly graded, few different particle sizes, little or no fines	
			GM  Silty gravels, gravel-sand-silt mixtures	
		GC  Clayey gravels, gravel-sand-clay mixtures		
	<b>SAND</b>  Over 50% of coarse material passed #4 sieve	<b>CLEAN SANDS</b>  Less than 5% passing #200 sieve	SW  Well graded gravel, many different particle sizes, little or no fines	
			SP  Poorly graded, few different particle sizes, little or no fines	
		<b>SAND WITH FINES</b>	SM  Silty gravels, gravel-sand-silt mixtures	
			SC  Clayey gravels, gravel-sand-clay mixtures	
			<b>FINE GRAINED SOILS</b>  Silts & Clays, Over 50% passing the #200 sieve	
			<b>SILTS AND CLAYS</b>  Liquid limit is less than 50 %	
<b>SILTS AND CLAYS</b>  Liquid limit is more than 50 %				
		ML  Inorganic silts, slight to no plasticity		
		CL  Inorganic clays, low to moderate plasticity		
		OL  Organic silts and clays of low plasticity		
		MH  Inorganic silts, moderate to high plasticity		
		CH  Inorganic clays, high plasticity, fat clays		
		OH  Organic silts and clays of high plasticity		
<b>Highly Organic Soils</b>		PT  Peat and other highly organic soils		

## Soil Samples



Disturbed, bag, bulk, or grab sample



Standard penetration split spoon sample



Cuttings



No Sample Recovery



Tube Pushed, Not Driven

## Field Measurements



Water Level Observed During Drilling



Groundwater Seepage (Testpits)

OVA

Organic Vapor Analyzer

PID

Photoionization Detector

ppmv

Parts Per Million by Volume

**Note:** Blows per foot is the number of blows used to drive a split-spoon (2" OD) sampler through the last 12 inches of an 18-inch sampling attempt. One blow is a 30-inch fall of a 140-pound hammer.

**Note:** The line separating strata on the logs represents approximate boundaries only. The actual transition may be gradual. No warranty is provided as to the continuity of the strata between exploration locations. Logs represent the soil section observed at the exploration location on the date of exploration only.


ExplorationLogLegend.pub



# Exploration Log Legend


BLOWS/6 inches	INTERVAL	SAMPLE NUMBER	SOIL DESCRIPTION	Recovery %	USCS	PID (ppmv in headspace)	WELL CONSTRUCTION
0			Surface: Asphalt				Temporary Boring, Backfilled with Bentonite
		GL-B-1-4'	0-5', Loose, dry, brown, silty sand, little gravel, no odor (fill)	40	SW		
5			5-6', Medium dense, moist to very moist, gray, silt, no odor		ML		
		GL-B-1-8'	6-10', Medium dense, wet, gray, sand, some silt, no odor.	40	SP		
10		GL-B-1-10'	10-11', Loose, moist, black, peat and wood debris, organic odor	100	PT		
			11-12', Medium dense, moist, gray blue, silty clay, no odor E.O.B. at 12 feet		CL		
15							
20							
25							
30							

Drilling Method: Direct-Push	Date: 6/4/13	Other Information:
Drilling Company: Holocene	Weather: Sunny, 50	
Boring Diameter: 2-inches	Page 1 of 1	
Logged By: Stuart Hyde		

	<b>Boring/Well Log</b> <b>Gilman Square</b> <b>615 NW Gilman Blvd</b> <b>Issaquah, WA</b>	<b>GL-B-1</b>
---	--	---------------


BLOWS/6 inches	INTERVAL	SAMPLE NUMBER	SOIL DESCRIPTION	Recovery %	USCS	PID (ppmv in headspace)	WELL CONSTRUCTION
0			Surface: Asphalt				Temporary Boring, Temporary Well Screen Installed for Grab-Groundwater Sample. Backfilled with Bentonite
5	GL-B-2-2'		0-5', Loose, dry to moist at 3', brown, silty sand, little gravel, no odor (fill)	50	SW		
10	GL-B-2-8'		5-8', Loose to medium dense, very moist, brown, silty sand, little gravel, no odor. 6.5-7.5', interbedded layer, black, charred appearance, burnt odor	10	SM		
15			No recovery	0			
20			No recovery	0			
25			No recovery	0			
30			No recovery	0			

Drilling Method: Direct-Push	Date: 6/4/13	Other Information: Groundwater Sample: GL-B-2-GW Groundwater depth during drilling: 6'
Drilling Company: Holocene	Weather: Sunny, 55	
Boring Diameter: 2-inches	Page 1 of 1	
Logged By: Stuart Hyde		

	<b>Boring/Well Log</b> <b>Gilman Square</b> <b>615 NW Gilman Blvd</b> <b>Issaquah, WA</b>	<b>GL-B-2</b>
---	--	---------------


BLOWS/6 inches	INTERVAL	SAMPLE NUMBER	SOIL DESCRIPTION	Recovery %	USCS	PID (ppmv in headspace)	WELL CONSTRUCTION
0			Surface: Asphalt				Temporary Boring, Backfilled with Bentonite
		GL-B-3-4'	0-4.5', Medium dense, dry to wet at 3.5', brown, silty sand, some gravel, no odor (fill)	50	SW		
5			4.5-8', Medium dense, wet, gray, sandy silt, no odor		SM		
		GL-B-3-8'	8-10', Medium dense, wet, brown to black, silt, some sand, organic odor.	60	ML		
10		GL-B-3-10'	10-11', Loose, moist, gray blue, silty clay, no odor		CL		
			11-12', Medium dense, moist, gray, sandy silt, no odor	100	SM		
			E.O.B. at 12 feet				
15							
20							
25							
30							

Drilling Method: Direct-Push	Date: 6/4/13	Other Information:
Drilling Company: Holocene	Weather: Sunny, 60	
Boring Diameter: 2-inches	Page 1 of 1	
Logged By: Stuart Hyde		

	<b>Boring/Well Log</b> <b>Gilman Square</b> <b>615 NW Gilman Blvd</b> <b>Issaquah, WA</b>	<b>GL-B-3</b>
---	--	---------------


BLOWS/6 inches	INTERVAL	SAMPLE NUMBER	SOIL DESCRIPTION	Recovery %	USCS	PID (ppmv in headspace)	WELL CONSTRUCTION
0			Surface: Grass				Temporary Boring, Temporary Well Screen Installed for Grab-Groundwater Sample. Backfilled with Bentonite
5	GL-B-4-4'		0-6', Loose, moist, brown to dark gray, sandy silt, little gravel, no odor	50	SM		
	GL-B-4-8'		6-8', Medium dense, very moist to wet at 7.5, brown, silty sand, little gravel, no odor	100	SM		
10	GL-B-4-9'		8-10', Medium dense, wet, gray, sandy silt, increasing silt content, no odor		ML		
			10-12', Medium dense, moist, gray blue, silty clay, no odor	100	CL		
			E.O.B. at 12 feet				
15							
20							
25							
30							

Drilling Method: Direct-Push	Date: 6/4/13	Other Information: Groundwater Sample: GL-B-4-GW Groundwater depth during drilling: 7.5'
Drilling Company: Holocene	Weather: Sunny, 65	
Boring Diameter: 2-inches	Page 1 of 1	
Logged By: Stuart Hyde		

	<b>Boring/Well Log</b> <b>Gilman Square</b> <b>615 NW Gilman Blvd</b> <b>Issaquah, WA</b>	<b>GL-B-4</b>
---	--	---------------

BLOWS/6 inches	INTERVAL	SAMPLE NUMBER	SOIL DESCRIPTION	Recovery %	USCS	PID (ppmv in headspace)	WELL CONSTRUCTION
0			Surface: Asphalt				Temporary Boring, Backfilled with Bentonite
		GL-B-5-3'	0.5-3', Medium dense, dry, brown, silty sand and gravel, no odor (fill)		SW		
		GL-B-5-5'	3-8', Loose, moist to wet at 5.5', gray, silt with sand, no odor. 6.5-7.0', interbedded peat layer, loose, moist, black, organic odor.	75	ML		
5					PT		
		GL-B-5-10'	8-10', Medium dense, wet, gray, silty sand, no odor.	75	ML		
10			10-12', Medium dense, very moist, gray, clayey silt, no odor	100	SM		
			E.O.B. at 12 feet		ML		
15							
20							
25							
30							

Drilling Method: Direct-Push	Date: 6/4/13	Other Information:
Drilling Company: Holocene	Weather: Sunny, 65	
Boring Diameter: 2-inches	Page 1 of 1	
Logged By: Stuart Hyde		

	<b>Boring/Well Log</b> <b>Gilman Square</b> <b>615 NW Gilman Blvd</b> <b>Issaquah, WA</b>	<b>GL-B-5</b>
---	--	---------------

BLOWS/6 inches	INTERVAL	SAMPLE NUMBER	SOIL DESCRIPTION	Recovery %	USCS	PID (ppmv in headspace)	WELL CONSTRUCTION
0			Surface: Grass 0-6', Loose, dry, brown, silty sand and gravel, no odor	10	SM		
5		GL-B-6-8'	6-7.5', Loose, moist, dark brown, peat and organic debris, organic odor	40	PT		
10		GL-B-6-10'	7.5-10', Medium dense, moist, gray, clayey silt, no odor	100	ML		
15			10-12', Medium dense, wet, gray, silty sand to sandy silt, no odor.		SM		
15			E.O.B. at 15 feet				
20							
25							
30							

Drilling Method: Direct-Push	Date: 6/4/13	Other Information: Ecology well tag # BHU-137 Groundwater Sample: GL-MW-1 Static Groundwater depth: 3.22'
Drilling Company: Holocene	Weather: Sunny, 65	
Boring Diameter: 2-inches	Page 1 of 1	
Logged By: Stuart Hyde		

	<b>Boring/Well Log</b> <b>Gilman Square</b> <b>615 NW Gilman Blvd</b> <b>Issaquah, WA</b>	<b>GL-B-6/</b> <b>GL-MW-1</b>
--	--	----------------------------------

BLOWS/6 inches	INTERVAL	SAMPLE NUMBER	SOIL DESCRIPTION	Recovery %	USCS	PID (ppmv in headspace)	WELL CONSTRUCTION
0	<input checked="" type="checkbox"/>	GL-B-7-2'	Surface: Grass 0-2', Loose, dry, dark brown, sandy silt, no odor E.O.B. at 2 feet		SM ▽		Temporary Boring, Backfilled with Bentonite
5							
10							
15							
20							
25							
30							

Depth in feet

Drilling Method: Hand Auger	Date: 6/4/13	Other Information:
Drilling Company: G-Logics	Weather: Sunny, 65	
Boring Diameter: 2-inches	Page 1 of 1	
Logged By: Stuart Hyde		

	<b>Boring/Well Log</b> <b>Gilman Square</b> <b>615 NW Gilman Blvd</b> <b>Issaquah, WA</b>	<b>GL-B-7</b>
---	--	---------------

BLOWS/6 inches	INTERVAL	SAMPLE NUMBER	SOIL DESCRIPTION	Recovery %	USCS	PID (ppmv in headspace)	WELL CONSTRUCTION
0	<input checked="" type="checkbox"/>	GL-B-8-2'	Surface: Grass 0-2', Loose, dry, brown, silty sand and gravel, no odor (fill) E.O.B. at 2 feet		SW ▽		Temporary Boring, Backfilled with Bentonite
5							
10							
15							
20							
25							
30							


Depth in feet 30

Drilling Method: Hand Auger	Date: 6/4/13	Other Information:
Drilling Company: G-Logics	Weather: Sunny, 65	
Boring Diameter: 2-inches	Page 1 of 1	
Logged By: Stuart Hyde		

	<b>Boring/Well Log</b> <b>Gilman Square</b> <b>615 NW Gilman Blvd</b> <b>Issaquah, WA</b>	<b>GL-B-8</b>
---	--	---------------


BLOWS/6 inches	INTERVAL	SAMPLE NUMBER	SOIL DESCRIPTION	Recovery %	USCS	PID (ppmv in headspace)	WELL CONSTRUCTION
0			Surface: Concrete				Temporary Boring, Backfilled with Bentonite
		GL-B-9-2'	0.5-5', Loose, moist, brown, silty sand, some gravel, no odor.	30	SW		
5		GL-B-9-6'	5-8', Loose, moist, gray, clayey silt, no odor.	30	ML		
		GL-B-9-7'	8-9', Medium dense, wet, gray, sand with silt, no odor.	100	SM		
		GL-B-9-9'	E.O.B. at 9 feet		▽		
10							
15							
20							
25							
30							

Drilling Method: Direct-Push		Date: 7/22/2013	Other Information:
Drilling Company: Holocene		Weather: Indoors	
Boring Diameter: 2-inches		Page 1 of 1	
Logged By: Stuart Hyde			

	<p><b>Boring/Well Log</b>  <b>Gilman Square</b>  <b>615 NW Gilman Blvd</b>  <b>Issaquah, WA</b></p>	<b>GL-B-9</b>
---	---	---------------


BLOWS/6 inches	INTERVAL	SAMPLE NUMBER	SOIL DESCRIPTION	Recovery %	USCS	PID (ppmv in headspace)	WELL CONSTRUCTION
0			Surface: Concrete				Temporary Boring, Backfilled with Bentonite
		GL-B-10-3'	0.5-4.5', Loose, moist, brown, silty sand, some gravel, no odor.	0	SW		
		GL-B-10-5'	4.5-6.5', Medium dense, moist, gray, clayey silt, no odor.		ML		
5		GL-B-10-6'	E.O.B. at 6.5 feet		▽		
10							
15							
20							
25							
30							

Drilling Method: DP/Hand Auger	Date: 7/22/2013	Other Information:
Drilling Company: Holocene	Weather: Indoors	
Boring Diameter: 2-inches	Page 1 of 1	
Logged By: Stuart Hyde		

	<b>Boring/Well Log</b> <b>Gilman Square</b> <b>615 NW Gilman Blvd</b> <b>Issaquah, WA</b>	<b>GL-B-10</b>
---	--	----------------

BLOWS/6 inches	INTERVAL	SAMPLE NUMBER	SOIL DESCRIPTION	Recovery %	USCS	PID (ppmv in headspace)	WELL CONSTRUCTION
0			Surface: Concrete				Temporary Boring, Temporary Well Screen Installed for Grab-Groundwater Sample. Backfilled with Bentonite
		GL-B-11-2'	0.5-3.5', Loose, moist, brown, silty sand, some	50	SW		
		GL-B-11-3'	3.5-4', Loose, moist, gray to black, clayey silt with		PT		
			organic/wood debris, organic odor.	100			
5		GL-B-11-6'	4-6', Medium dense, moist, brown, fine sand with silt,				
		GL-B-11-7.5'	no odor.				
		GL-B-11-9'	6-8', Loose, moist, gray, clayey silt, no odor.		SM	▽	
			8-9', Medium dense, wet, gray, sand, fine to medium	100	▽		
			grain, no odor. E.O.B. at 9 feet				
10							
15							
20							
25							
30							

Drilling Method: Direct-Push	Date: 7/22/2013	Other Information: Groundwater Sample: GL-B-11-GW Groundwater depth during drilling: 8'
Drilling Company: Holocene	Weather: Indoors	
Boring Diameter: 2-inches	Page 1 of 1	
Logged By: Stuart Hyde		

	<b>Boring/Well Log</b> <b>Gilman Square</b> <b>615 NW Gilman Blvd</b> <b>Issaquah, WA</b>	<b>GL-B-11</b>
---	--	----------------

BLOWS/6 inches	INTERVAL	SAMPLE NUMBER	SOIL DESCRIPTION	Recovery %	USCS	PID (ppmv in headspace)	WELL CONSTRUCTION
0			Surface: Grass				
		GL-B-13-4'	0-4', Loose, dry, brown, silty sand and sandy silt, some gravel, no odor	40	SM	0.0	
5		GL-B-13-8'	4-9', Loose, moist, brown, gravelly sand, little silt, no odor	40	SW	0.1	
10		GL-B-13-12'	9-12', Loose, very moist, gray, sands, medium grain, little silt, some gravel, no odor	30		0.0	
		GL-B-13-16'	12-16', Loose, slightly moist, gray, clayey silt, no odor	10	ML	0.0	
20			E.O.B. at 20 feet	0			
30	Depth in feet						

Drilling Method: Direct-Push	Date: 8/19/13	Other Information: Ecology well tag # BHU-489 Groundwater Sample: GL-MW-2 Static Groundwater depth: 13.01'
Drilling Company: Holocene	Weather: Overcast, 60	
Boring Diameter: 2-inches	Page 1 of 1	
Logged By: Stuart Hyde		

	<b>Boring/Well Log</b> <b>Gilman Square</b> <b>615 NW Gilman Blvd</b> <b>Issaquah, WA</b>	<b>GL-B-13/</b> <b>GL-MW-2</b>
--	--	-----------------------------------

BLOWS/6 inches	INTERVAL	SAMPLE NUMBER	SOIL DESCRIPTION	Recovery %	USCS	PID (ppmv in headspace)	WELL CONSTRUCTION
0			Surface: Grass				
		GL-B-14-4'	0-7', Loose, dry to moist at 6', brown, silty sand and sandy silt, some gravel, no odor	50	SM	0.1	
5		GL-B-14-8'	7-9', Loose, moist, brown, sandy silt, some gravel, no odor	60		0.1	
		GL-B-14-12'	9-12', Loose, very moist to wet, gray, silt with varying sand content, little gravel, thin organic layer at 10', no odor	60	ML PT ML	0.1	
		GL-B-14-13'			SM		
		GL-B-14-16'	12-14', Loose, wet, gray, silty sand, no odor		ML		
			14-16', Loose, moist, gray to black, clayey silt, no odor	50		0.0	
			E.O.B. at 16 feet				
				50			

30 Depth in feet 30

Drilling Method: Direct-Push	Date: 8/19/13	Other Information: Ecology well tag # BHU-490 Groundwater Sample: GL-MW-3 Static Groundwater depth: 9.72'
Drilling Company: Holocene	Weather: Overcast, 70	
Boring Diameter: 2-inches	Page 1 of 1	
Logged By: Stuart Hyde		

	<b>Boring/Well Log</b> <b>Gilman Square</b> <b>615 NW Gilman Blvd</b> <b>Issaquah, WA</b>	<b>GL-B-14/</b> <b>GL-MW-3</b>
--	--	-----------------------------------

BLOWS/6 inches	INTERVAL	SAMPLE NUMBER	SOIL DESCRIPTION	Recovery %	USCS	PID (ppmv in headspace)	WELL CONSTRUCTION
0			Surface: 4" Concrete Vactor/Air Knife to 3'				
			0-3', Moist, brown, silty sand and gravel, no odor		SM	0.0	
			3-4.5', Loose, very moist, gray, silty sand, no odor				
		GL-B-15-5'	4.5-6', Loose, wet, gray, very silty sand, no odor				
5			6-7', Loose, moist, gray, clayey silt and silt, no odor		ML	0.0	
		GL-B-15-8'	7-8', Loose, moist, gray, sand, medium grain, no odor	100	SP	0.0	
			8-10', Loose, wet, gray, sand, silty sand, no odor		SM	0.0	
		GL-B-14-10'		50			
10			E.O.B. at 10 feet				
15							
20							
25							
30							

Drilling Method: Direct-Push	Date: 8/19/13	Other Information: Ecology well tag # BHU-491 Groundwater Sample: GL-MW-4 Static Groundwater depth: 6.21'
Drilling Company: Holocene	Weather: Indoors	
Boring Diameter: 2-inches	Page 1 of 1	
Logged By: Stuart Hyde		

	<b>Boring/Well Log</b> <b>Gilman Square</b> <b>615 NW Gilman Blvd</b> <b>Issaquah, WA</b>	<b>GL-B-15/</b> <b>GL-MW-4</b>
--	--	-----------------------------------

**RELATIVE DENSITY / CONSISTENCY**

SAND / GRAVEL			SILT / CLAY		
Density	SPT N-values	Approx. Relative Density (%)	Consistency	SPT N-values	Approx. Undrained Shear Strength (psf)
Very Loose	<4	<15	Very Soft	<2	<250
Loose	4 to 10	15 - 35	Soft	2 to 4	250 - 500
Med. Dense	10 to 30	35 - 65	Med. Stiff	4 to 8	500 - 1000
Dense	30 to 50	65 - 85	Stiff	8 to 15	1000 - 2000
Very Dense	>50	85 - 100	Very Stiff	15 to 30	2000 - 4000
			Hard	>30	>4000

**UNIFIED SOIL CLASSIFICATION SYSTEM**

MAJOR DIVISIONS		GROUP DESCRIPTIONS	
Gravel 50% or more of the coarse fraction retained on the #4 sieve. Use dual symbols (eg. GP-GM) for 5% to 12% fines.	GRAVEL (<5% fines)		GW: Well-graded GRAVEL
	GRAVEL (>12% fines)		GP: Poorly-graded GRAVEL
			GM: Silty GRAVEL
Sand 50% or more of the coarse fraction passing the #4 sieve. Use dual symbols (eg. SP-SM) for 5% to 12% fines.	SAND (<5% fines)		GC: Clayey GRAVEL
	SAND (>12% fines)		SW: Well-graded SAND
			SP: Poorly-graded SAND
			SM: Silty SAND
Silt and Clay 50% or more passing #200 sieve	Liquid Limit < 50		SC: Clayey SAND
			ML: SILT
			CL: Lean SILT
	Liquid Limit > 50		OL: Organic SILT or CLAY
			MH: Elastic SILT
			CH: Fat CLAY
Highly Organic Soils		OH: Organic SILT or CLAY	
		PT: PEAT	

**TEST SYMBOLS**

for In Situ and Laboratory Tests listed in "Other Tests" column.

- CBR California Bearing Ratio
- Comp Compaction Tests
- Con Consolidation
- DD Dry Density
- DS Direct Shear
- %F Fines Content
- GS Grain Size
- Perm Permeability
- PP Pocket Penetrometer
- R R-value
- SG Specific Gravity
- TV Torvane
- TXC Triaxial Compression
- UCC Unconfined Compression

**SYMBOLS**

Sample/In Situ test types and intervals

- 2-inch OD Split Spoon, SPT (140-lb. hammer, 30" drop)
- 3.25-inch OD Split Spoon (300-lb hammer, 30" drop)
- Non-standard penetration test (see boring log for details)
- Thin wall (Shelby) tube
- Grab
- Rock core
- Vane Shear

- Notes:**
- Soil exploration logs contain material descriptions based on visual observation and field tests using a system modified from the Uniform Soil Classification System (USCS). Where necessary laboratory tests have been conducted (as noted in the "Other Tests" column), unit descriptions may include a classification. Please refer to the discussions in the report text for a more complete description of the subsurface conditions.
  - The graphic symbols given above are not inclusive of all symbols that may appear on the borehole logs. Other symbols may be used where field observations indicated mixed soil constituents or dual constituent materials.

**DESCRIPTIONS OF SOIL STRUCTURES**

<b>Layered:</b> Units of material distinguished by color and/or composition from material units above and below	<b>Fissured:</b> Breaks along defined planes
<b>Laminated:</b> Layers of soil typically 0.05 to 1mm thick, max. 1 cm	<b>Slickensided:</b> Fracture planes that are polished or glossy
<b>Lens:</b> Layer of soil that pinches out laterally	<b>Blocky:</b> Angular soil lumps that resist breakdown
<b>Interlayered:</b> Alternating layers of differing soil material	<b>Disrupted:</b> Soil that is broken and mixed
<b>Pocket:</b> Erratic, discontinuous deposit of limited extent	<b>Scattered:</b> Less than one per foot
<b>Homogeneous:</b> Soil with uniform color and composition throughout	<b>Numerous:</b> More than one per foot
	<b>BCN:</b> Angle between bedding plane and a plane normal to core axis

**COMPONENT DEFINITIONS**

COMPONENT	SIZE / SIEVE RANGE	COMPONENT	SIZE / SIEVE RANGE
Boulder:	> 12 inches	Sand	
Cobbles:	3 to 12 inches	Coarse Sand:	#4 to #10 sieve (4.5 to 2.0 mm)
Gravel	3 to 3/4 inches	Medium Sand:	#10 to #40 sieve (2.0 to 0.42 mm)
		Fine Sand:	#40 to #200 sieve (0.42 to 0.074 mm)
Coarse Gravel:	3 to 3/4 inches	Silt	0.074 to 0.002 mm
Fine Gravel:	3/4 inches to #4 sieve	Clay	<0.002 mm

**MONITORING WELL**

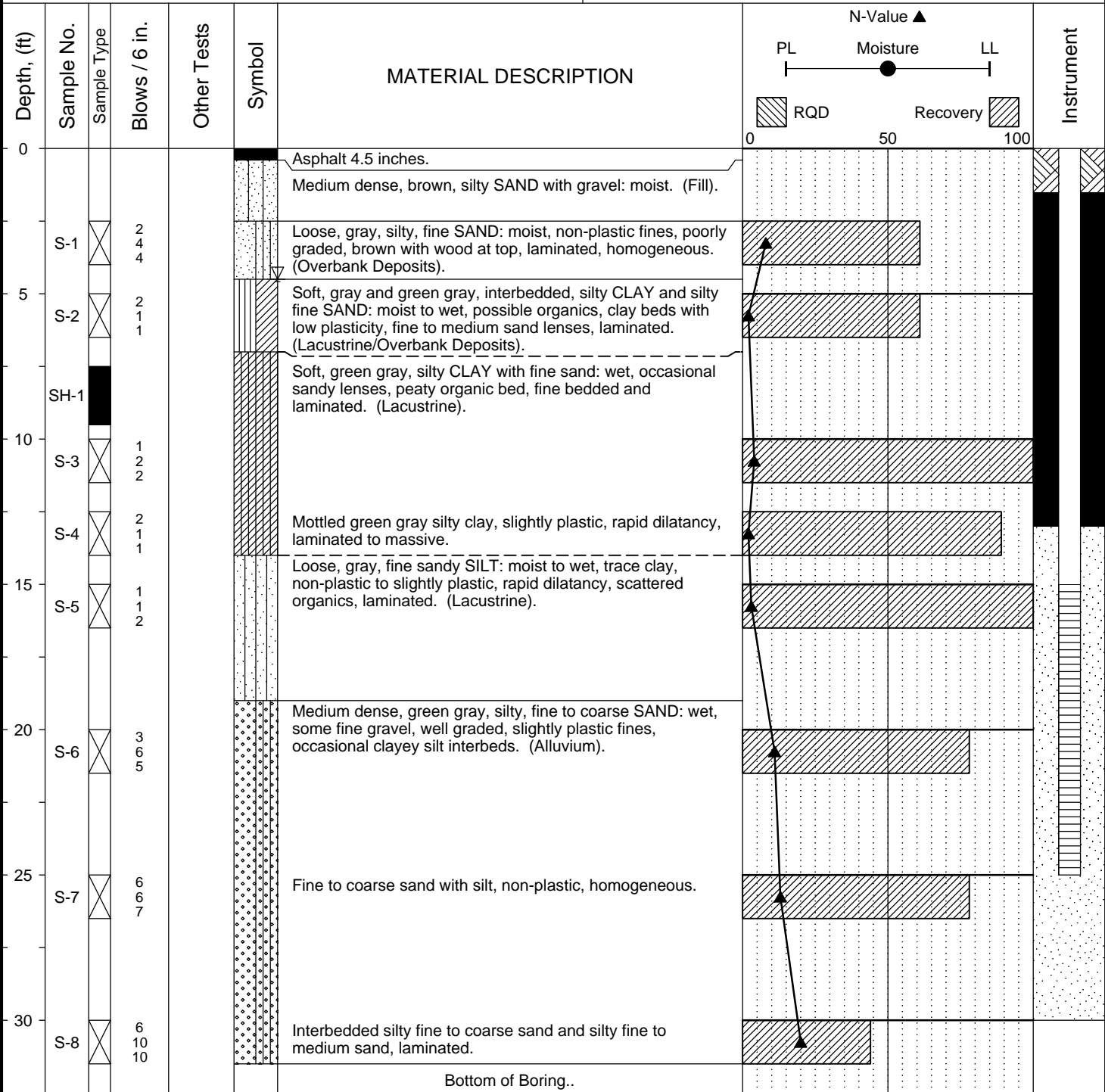
- Groundwater Level at time of drilling (ATD)
- Static Groundwater Level
- Cement / Concrete Seal
- Bentonite grout / seal
- Silica sand backfill
- Slotted tip
- Slough
- Bottom of Boring

**MOISTURE CONTENT**

Dry	Dusty, dry to the touch
Moist	Damp but no visible water
Wet	Visible free water

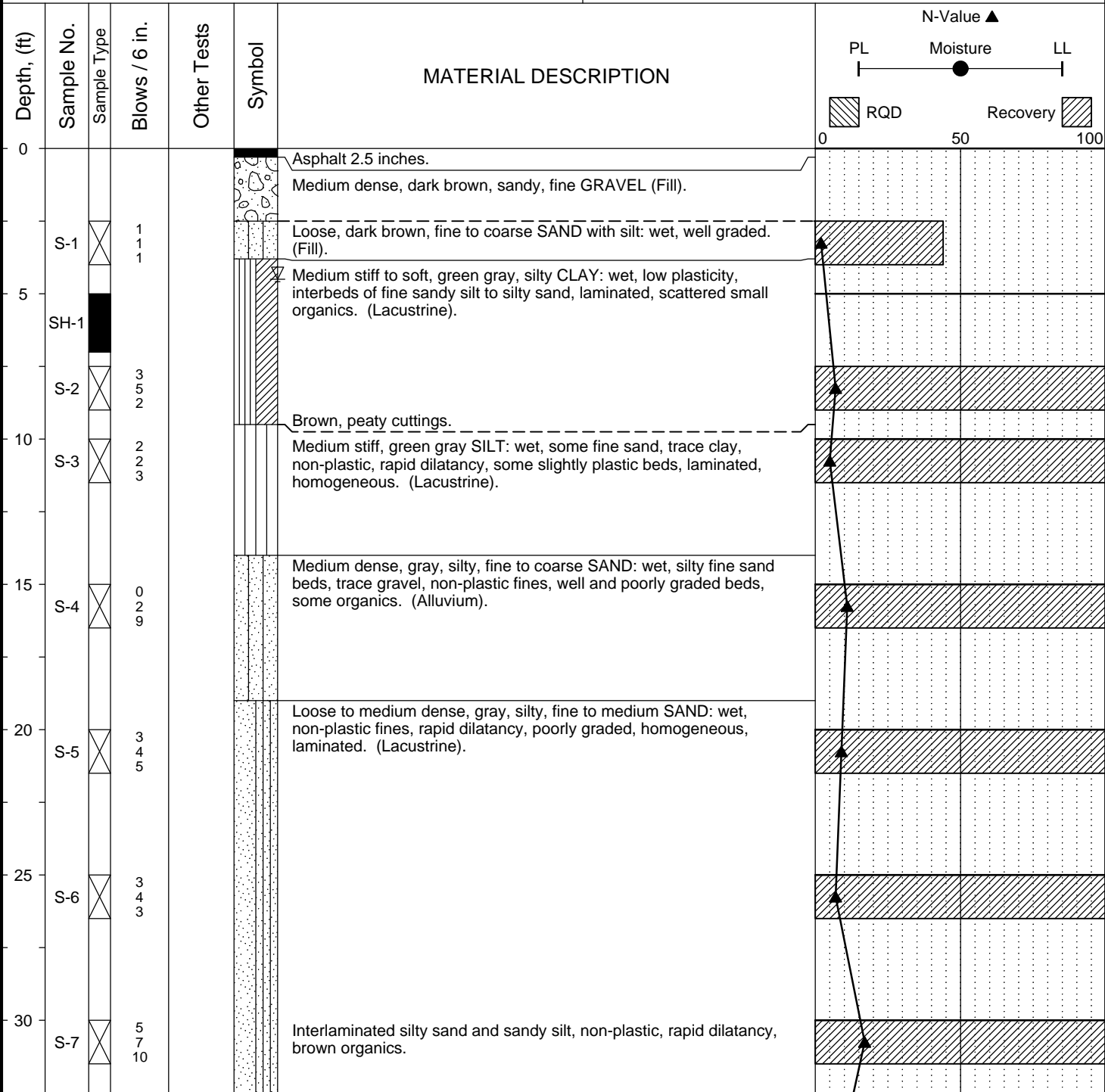
LOG KEY.GPJ\_PANGEO.GDT 12/30/04

Project:	Gilman Square Redevelopment	Surface Elevation:	Approx. 65 ft
Job Number:	13-114	Top of Casing Elev.:	Approx. 64 <sup>1</sup> / <sub>2</sub> ft
Location:	NW Gilman Blvd & 7th Avenue NW, Issaquah, WA	Drilling Method:	HSA
Coordinates:	Northing: , Easting:	Sampling Method:	SPT



Completion Depth:	31.5ft	Remarks: Groundwater was encountered at a depth between 4 and 5 feet below ground surface during drilling.
Date Borehole Started:	6/12/13	
Date Borehole Completed:	6/12/13	
Logged By:	S. Evans	
Drilling Company:	BoreTec, Inc	

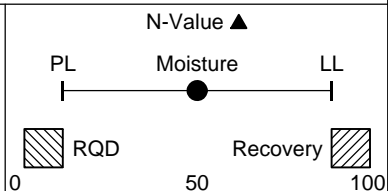
Project:	Gilman Square Redevelopment	Surface Elevation:	Approx. 65 ft
Job Number:	13-114	Top of Casing Elev.:	N/A
Location:	NW Gilman Blvd & 7th Avenue NW, Issaquah, WA	Drilling Method:	HSA
Coordinates:	Northing: , Easting:	Sampling Method:	SPT



Completion Depth:	36.5ft	Remarks: Groundwater was encountered at a depth between 4 and 5 feet below ground surface during drilling.
Date Borehole Started:	6/12/13	
Date Borehole Completed:	6/12/13	
Logged By:	S. Evans	
Drilling Company:	BoreTec, Inc	

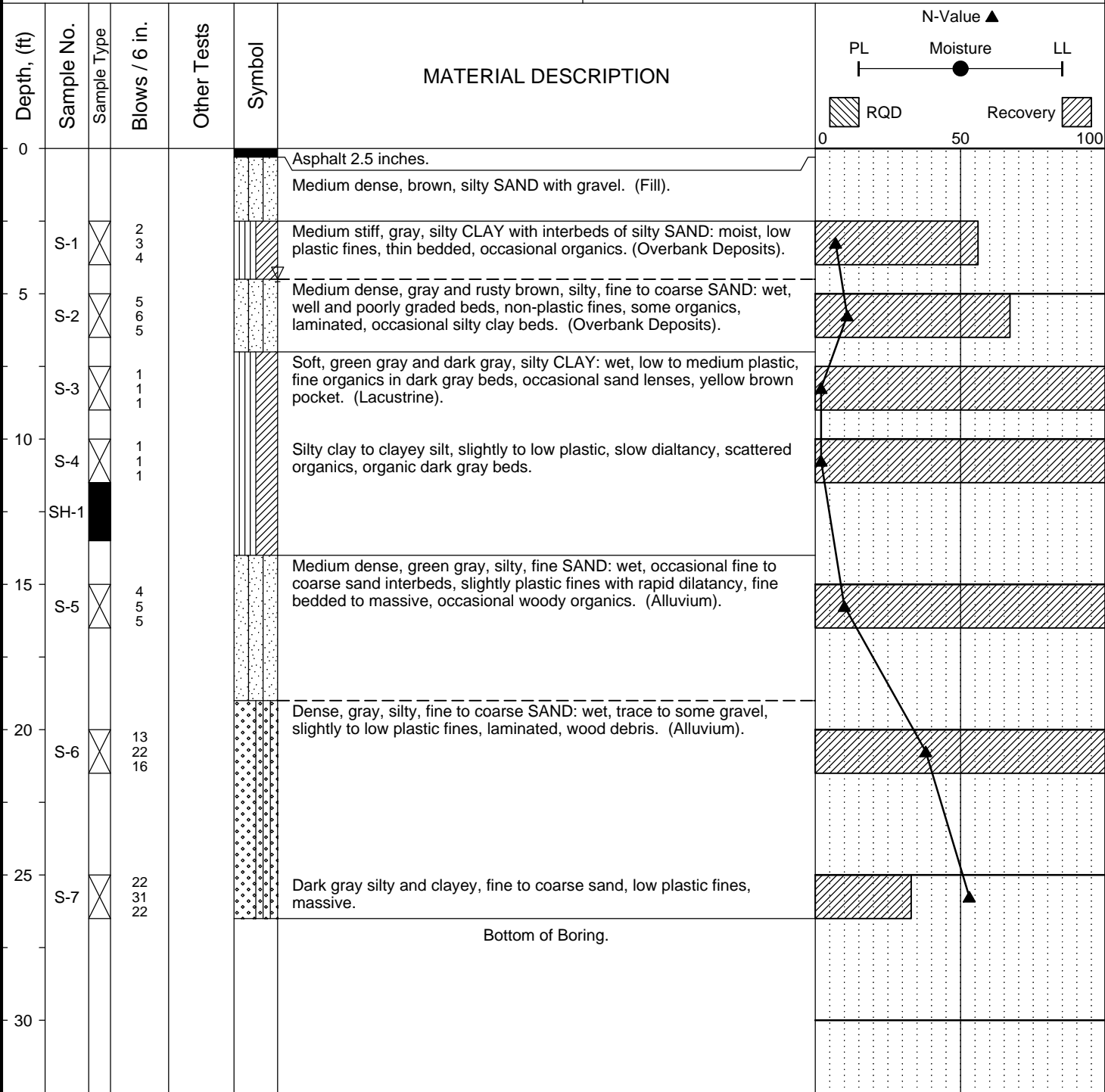
Project:	Gilman Square Redevelopment	Surface Elevation:	Approx. 65 ft
Job Number:	13-114	Top of Casing Elev.:	N/A
Location:	NW Gilman Blvd & 7th Avenue NW, Issaquah, WA	Drilling Method:	HSA
Coordinates:	Northing: , Easting:	Sampling Method:	SPT

Depth, (ft)	Sample No.	Sample Type	Blows / 6 in.	Other Tests	Symbol	MATERIAL DESCRIPTION	N-Value ▲	
							PL	Moisture
35	S-8	⊗	4 3 3			Medium stiff, green gray, interlaminated, fine sandy SILT and silty CLAY: wet, slightly to low plastic, slow dilatancy, occasional gravel, laminated, homogeneous. (Lacustrine).	0	100
Bottom of Boring.								
40								
45								
50								
55								
60								
65								



Completion Depth:	36.5ft	Remarks: Groundwater was encountered at a depth between 4 and 5 feet below ground surface during drilling.
Date Borehole Started:	6/12/13	
Date Borehole Completed:	6/12/13	
Logged By:	S. Evans	
Drilling Company:	BoreTec, Inc	

Project:	Gilman Square Redevelopment	Surface Elevation:	Approx. 65 ft
Job Number:	13-114	Top of Casing Elev.:	N/A
Location:	NW Gilman Blvd & 7th Avenue NW, Issaquah, WA	Drilling Method:	HSA
Coordinates:	Northing: , Easting:	Sampling Method:	SPT



Completion Depth:	26.5ft	Remarks: Groundwater was encountered at a depth between 4 and 5 feet below ground surface during drilling.
Date Borehole Started:	6/12/13	
Date Borehole Completed:	6/12/13	
Logged By:	S. Evans	
Drilling Company:	BoreTec, Inc	

# APPENDIX C



3600 Fremont Ave. N.  
Seattle, WA 98103  
T: (206) 352-3790  
F: (206) 352-7178  
info@fremontanalytical.com

**G-Logics**

Halli Hemley  
40 Second Ave. SE  
Issaquah, Washington 98027

**RE: 01-0868-B**

**Lab ID: 1306019**

June 26, 2013

**Attention Halli Hemley:**

Fremont Analytical, Inc. received 19 sample(s) on 6/4/2013 for the analyses presented in the following report.

***Diesel and Heavy Oil by NWTPH-Dx/Dx Ext.***  
***Hexavalent Chromium by EPA Method 7196***  
***Hydrocarbon Identification by NWTPH-HCID***  
***Mercury by EPA Method 7471***  
***Sample Moisture (Percent Moisture)***  
***Total Metals by EPA Method 6020***  
***Volatile Organic Compounds by EPA Method 8260***

This report consists of the following:

- Case Narrative
- Analytical Results
- Applicable Quality Control Summary Reports
- Chain of Custody

All analyses were performed consistent with the Quality Assurance program of Fremont Analytical, Inc. Please contact the laboratory if you should have any questions about the results.

Thank you for using Fremont Analytical.

Sincerely,

Michael Dee  
Sr. Chemist / Principal



Date: 06/26/2013

**CLIENT:** G-Logics  
**Project:** 01-0868-B  
**Lab Order:** 1306019

## Work Order Sample Summary

Lab Sample ID	Client Sample ID	Date/Time Collected	Date/Time Received
1306019-001	GL-B-1-4	06/04/2013 7:50 AM	06/04/2013 3:20 PM
1306019-002	GL-B-1-8	06/04/2013 8:05 AM	06/04/2013 3:20 PM
1306019-003	GL-B-1-10	06/04/2013 8:07 AM	06/04/2013 3:20 PM
1306019-004	GL-B-2-4	06/04/2013 8:15 AM	06/04/2013 3:20 PM
1306019-005	GL-B-2-8	06/04/2013 8:25 AM	06/04/2013 3:20 PM
1306019-006	GL-B-3-4	06/04/2013 9:05 AM	06/04/2013 3:20 PM
1306019-007	GL-B-3-8	06/04/2013 9:10 AM	06/04/2013 3:20 PM
1306019-008	GL-B-3-10	06/04/2013 9:10 AM	06/04/2013 3:20 PM
1306019-009	GL-B-4-4	06/04/2013 9:25 AM	06/04/2013 3:20 PM
1306019-010	GL-B-4-8	06/04/2013 9:30 AM	06/04/2013 3:20 PM
1306019-011	GL-B-4-9	06/04/2013 9:35 AM	06/04/2013 3:20 PM
1306019-012	GL-B-5-3	06/04/2013 10:22 AM	06/04/2013 3:20 PM
1306019-013	GL-B-5-5	06/04/2013 10:25 AM	06/04/2013 3:20 PM
1306019-014	GL-B-5-10	06/04/2013 10:30 AM	06/04/2013 3:20 PM
1306019-015	GL-B-6-8	06/04/2013 11:00 AM	06/04/2013 3:20 PM
1306019-016	GL-B-6-10	06/04/2013 11:02 AM	06/04/2013 3:20 PM
1306019-017	GL-B-7-2	06/04/2013 12:00 AM	06/04/2013 3:20 PM
1306019-018	GL-B-8-2	06/04/2013 12:00 AM	06/04/2013 3:20 PM
1306019-019	Trip Blank	06/04/2013 12:00 AM	06/04/2013 3:20 PM

Note: If no "Time Collected" is supplied, a default of 12:00AM is assigned

**CLIENT:** G-Logics  
**Project:** 01-0868-B

---

**I. SAMPLE RECEIPT:**

Samples receipt information is recorded on the attached Sample Receipt Checklist.

**II. GENERAL REPORTING COMMENTS:**

Results are reported on a wet weight basis unless dry-weight correction is denoted in the units field on the analytical report ("mg/kg-dry" or "ug/kg-dry").

Matrix Spike (MS) and MS Duplicate (MSD) samples are tested from an analytical batch of "like" matrix to check for possible matrix effect. The MS and MSD will provide site specific matrix data only for those samples which are spiked by the laboratory. The sample chosen for spike purposes may or may not have been a sample submitted in this sample delivery group. The validity of the analytical procedures for which data is reported in this analytical report is determined by the Laboratory Control Sample (LCS) and the Method Blank (MB). The LCS and the MB are processed with the samples and the MS/MSD to ensure method criteria are achieved throughout the entire analytical process.

**III. ANALYSES AND EXCEPTIONS:**

Exceptions associated with this report will be footnoted in the analytical results page(s) or the quality control summary page(s) and/or noted below.



# Analytical Report

WO#: 1306019

Date Reported: 6/26/2013

**Client:** G-Logics

**Collection Date:** 6/4/2013 8:05:00 AM

**Project:** 01-0868-B

**Lab ID:** 1306019-002

**Matrix:** Soil

**Client Sample ID:** GL-B-1-8

Analyses	Result	RL	Qual	Units	DF	Date Analyzed
----------	--------	----	------	-------	----	---------------

**Hydrocarbon Identification by NWTPH-HCID**

Batch ID: 4766

Analyst: BR

Gasoline	ND	24.4		mg/Kg-dry	1	6/8/2013 5:37:00 AM
Mineral Spirits	ND	36.6		mg/Kg-dry	1	6/8/2013 5:37:00 AM
Kerosene	ND	61.0		mg/Kg-dry	1	6/8/2013 5:37:00 AM
Diesel (Fuel Oil)	ND	61.0		mg/Kg-dry	1	6/8/2013 5:37:00 AM
Heavy Oil	ND	122		mg/Kg-dry	1	6/8/2013 5:37:00 AM
Mineral Oil	ND	122		mg/Kg-dry	1	6/8/2013 5:37:00 AM
Surr: 2-Fluorobiphenyl	92.4	50-150		%REC	1	6/8/2013 5:37:00 AM
Surr: o-Terphenyl	91.7	50-150		%REC	1	6/8/2013 5:37:00 AM

**Volatile Organic Compounds by EPA Method 8260**

Batch ID: 4772

Analyst: EM

Dichlorodifluoromethane (CFC-12)	ND	0.0804		mg/Kg-dry	1	6/11/2013 6:31:00 AM
Chloromethane	ND	0.0804		mg/Kg-dry	1	6/11/2013 6:31:00 AM
Vinyl chloride	ND	0.00268		mg/Kg-dry	1	6/11/2013 6:31:00 AM
Bromomethane	ND	0.121		mg/Kg-dry	1	6/11/2013 6:31:00 AM
Trichlorofluoromethane (CFC-11)	ND	0.0670		mg/Kg-dry	1	6/11/2013 6:31:00 AM
Chloroethane	ND	0.0804		mg/Kg-dry	1	6/11/2013 6:31:00 AM
1,1-Dichloroethene	ND	0.0670		mg/Kg-dry	1	6/11/2013 6:31:00 AM
Methylene chloride	ND	0.0268		mg/Kg-dry	1	6/11/2013 6:31:00 AM
trans-1,2-Dichloroethene	ND	0.0268		mg/Kg-dry	1	6/11/2013 6:31:00 AM
Methyl tert-butyl ether (MTBE)	ND	0.0670		mg/Kg-dry	1	6/7/2013 8:30:00 PM
1,1-Dichloroethane	ND	0.0268		mg/Kg-dry	1	6/11/2013 6:31:00 AM
2,2-Dichloropropane	ND	0.0670		mg/Kg-dry	1	6/11/2013 6:31:00 AM
cis-1,2-Dichloroethene	ND	0.0268		mg/Kg-dry	1	6/11/2013 6:31:00 AM
Chloroform	ND	0.0268		mg/Kg-dry	1	6/11/2013 6:31:00 AM
1,1,1-Trichloroethane (TCA)	ND	0.0268		mg/Kg-dry	1	6/11/2013 6:31:00 AM
1,1-Dichloropropene	ND	0.0268		mg/Kg-dry	1	6/11/2013 6:31:00 AM
Carbon tetrachloride	ND	0.0268		mg/Kg-dry	1	6/11/2013 6:31:00 AM
1,2-Dichloroethane (EDC)	ND	0.0402		mg/Kg-dry	1	6/11/2013 6:31:00 AM
Benzene	ND	0.0268		mg/Kg-dry	1	6/11/2013 6:31:00 AM
Trichloroethene (TCE)	ND	0.0402		mg/Kg-dry	1	6/11/2013 6:31:00 AM
1,2-Dichloropropane	ND	0.0268		mg/Kg-dry	1	6/11/2013 6:31:00 AM
Bromodichloromethane	ND	0.0268		mg/Kg-dry	1	6/11/2013 6:31:00 AM
Dibromomethane	ND	0.0536		mg/Kg-dry	1	6/11/2013 6:31:00 AM
cis-1,3-Dichloropropene	ND	0.0268		mg/Kg-dry	1	6/11/2013 6:31:00 AM

**Qualifiers:** B Analyte detected in the associated Method Blank  
 E Value above quantitation range  
 J Analyte detected below quantitation limits  
 RL Reporting Limit

D Dilution was required  
 H Holding times for preparation or analysis exceeded  
 ND Not detected at the Reporting Limit  
 S Spike recovery outside accepted recovery limits



# Analytical Report

WO#: 1306019

Date Reported: 6/26/2013

**Client:** G-Logics

**Collection Date:** 6/4/2013 8:05:00 AM

**Project:** 01-0868-B

**Lab ID:** 1306019-002

**Matrix:** Soil

**Client Sample ID:** GL-B-1-8

Analyses	Result	RL	Qual	Units	DF	Date Analyzed
----------	--------	----	------	-------	----	---------------

**Volatile Organic Compounds by EPA Method 8260**

Batch ID: 4772

Analyst: EM

Toluene	ND	0.0268		mg/Kg-dry	1	6/11/2013 6:31:00 AM
trans-1,3-Dichloropropylene	ND	0.0402		mg/Kg-dry	1	6/11/2013 6:31:00 AM
1,1,2-Trichloroethane	ND	0.0402		mg/Kg-dry	1	6/11/2013 6:31:00 AM
1,3-Dichloropropane	ND	0.0670		mg/Kg-dry	1	6/11/2013 6:31:00 AM
Tetrachloroethene (PCE)	ND	0.0268		mg/Kg-dry	1	6/11/2013 6:31:00 AM
Dibromochloromethane	ND	0.0402		mg/Kg-dry	1	6/11/2013 6:31:00 AM
1,2-Dibromoethane (EDB)	ND	0.00670		mg/Kg-dry	1	6/11/2013 6:31:00 AM
Chlorobenzene	ND	0.0268		mg/Kg-dry	1	6/11/2013 6:31:00 AM
1,1,1,2-Tetrachloroethane	ND	0.0402		mg/Kg-dry	1	6/11/2013 6:31:00 AM
Ethylbenzene	ND	0.0402		mg/Kg-dry	1	6/11/2013 6:31:00 AM
m,p-Xylene	ND	0.0268		mg/Kg-dry	1	6/11/2013 6:31:00 AM
o-Xylene	ND	0.0268		mg/Kg-dry	1	6/11/2013 6:31:00 AM
Styrene	ND	0.0268		mg/Kg-dry	1	6/11/2013 6:31:00 AM
Isopropylbenzene	ND	0.107		mg/Kg-dry	1	6/11/2013 6:31:00 AM
Bromoform	ND	0.0268		mg/Kg-dry	1	6/11/2013 6:31:00 AM
1,1,2,2-Tetrachloroethane	ND	0.0268		mg/Kg-dry	1	6/11/2013 6:31:00 AM
n-Propylbenzene	ND	0.0268		mg/Kg-dry	1	6/11/2013 6:31:00 AM
Bromobenzene	ND	0.0402		mg/Kg-dry	1	6/11/2013 6:31:00 AM
1,3,5-Trimethylbenzene	ND	0.0268		mg/Kg-dry	1	6/11/2013 6:31:00 AM
2-Chlorotoluene	ND	0.0268		mg/Kg-dry	1	6/11/2013 6:31:00 AM
4-Chlorotoluene	ND	0.0268		mg/Kg-dry	1	6/11/2013 6:31:00 AM
tert-Butylbenzene	ND	0.0268		mg/Kg-dry	1	6/11/2013 6:31:00 AM
1,2,3-Trichloropropane	ND	0.0268		mg/Kg-dry	1	6/11/2013 6:31:00 AM
1,2,4-Trichlorobenzene	ND	0.0670		mg/Kg-dry	1	6/11/2013 6:31:00 AM
sec-Butylbenzene	ND	0.0268		mg/Kg-dry	1	6/11/2013 6:31:00 AM
4-Isopropyltoluene	ND	0.0268		mg/Kg-dry	1	6/11/2013 6:31:00 AM
1,3-Dichlorobenzene	ND	0.0268		mg/Kg-dry	1	6/11/2013 6:31:00 AM
1,4-Dichlorobenzene	ND	0.0268		mg/Kg-dry	1	6/11/2013 6:31:00 AM
n-Butylbenzene	ND	0.0268		mg/Kg-dry	1	6/11/2013 6:31:00 AM
1,2-Dichlorobenzene	ND	0.0268		mg/Kg-dry	1	6/11/2013 6:31:00 AM
1,2-Dibromo-3-chloropropane	ND	0.0402		mg/Kg-dry	1	6/11/2013 6:31:00 AM
1,2,4-Trimethylbenzene	ND	0.0268		mg/Kg-dry	1	6/11/2013 6:31:00 AM
Hexachlorobutadiene	ND	0.134		mg/Kg-dry	1	6/11/2013 6:31:00 AM
Naphthalene	ND	0.0402		mg/Kg-dry	1	6/11/2013 6:31:00 AM
1,2,3-Trichlorobenzene	ND	0.0268		mg/Kg-dry	1	6/11/2013 6:31:00 AM

**Qualifiers:** B Analyte detected in the associated Method Blank  
 E Value above quantitation range  
 J Analyte detected below quantitation limits  
 RL Reporting Limit

D Dilution was required  
 H Holding times for preparation or analysis exceeded  
 ND Not detected at the Reporting Limit  
 S Spike recovery outside accepted recovery limits



**Client:** G-Logics

**Collection Date:** 6/4/2013 8:05:00 AM

**Project:** 01-0868-B

**Lab ID:** 1306019-002

**Matrix:** Soil

**Client Sample ID:** GL-B-1-8

Analyses	Result	RL	Qual	Units	DF	Date Analyzed
----------	--------	----	------	-------	----	---------------

**Volatile Organic Compounds by EPA Method 8260**

Batch ID: 4772

Analyst: EM

Tert-butyl alcohol	ND	0.335		mg/Kg-dry	1	6/7/2013 8:30:00 PM
tert-Amyl Methyl Ether	ND	0.0670		mg/Kg-dry	1	6/7/2013 8:30:00 PM
Ethyl tert-Butyl ether	ND	0.0670		mg/Kg-dry	1	6/7/2013 8:30:00 PM
Isopropyl ether (DIPE)	ND	0.0670		mg/Kg-dry	1	6/7/2013 8:30:00 PM
Surr: Dibromofluoromethane	97.2	63.7-129		%REC	1	6/11/2013 6:31:00 AM
Surr: Dibromofluoromethane	109	63.7-129		%REC	1	6/7/2013 8:30:00 PM
Surr: Toluene-d8	92.7	61.4-128		%REC	1	6/11/2013 6:31:00 AM
Surr: Toluene-d8	101	61.4-128		%REC	1	6/7/2013 8:30:00 PM
Surr: 1-Bromo-4-fluorobenzene	95.7	63.1-141		%REC	1	6/11/2013 6:31:00 AM
Surr: 1-Bromo-4-fluorobenzene	102	63.1-141		%REC	1	6/7/2013 8:30:00 PM

**Total Metals by EPA Method 6020**

Batch ID: 4751

Analyst: MC

Arsenic	18.4	0.102		mg/Kg-dry	1	6/6/2013 11:53:53 PM
Cadmium	ND	0.205		mg/Kg-dry	1	6/6/2013 11:53:53 PM
Chromium	32.4	0.102		mg/Kg-dry	1	6/6/2013 11:53:53 PM
Lead	1.74	0.205		mg/Kg-dry	1	6/6/2013 11:53:53 PM

**Mercury by EPA Method 7471**

Batch ID: 4729

Analyst: MC

Mercury	ND	0.281		mg/Kg-dry	1	6/5/2013 4:15:02 PM
---------	----	-------	--	-----------	---	---------------------

**Sample Moisture (Percent Moisture)**

Batch ID: R8760

Analyst: JS

Percent Moisture	21.9			wt%	1	6/5/2013 10:28:35 AM
------------------	------	--	--	-----	---	----------------------

**Qualifiers:** B Analyte detected in the associated Method Blank  
 E Value above quantitation range  
 J Analyte detected below quantitation limits  
 RL Reporting Limit

D Dilution was required  
 H Holding times for preparation or analysis exceeded  
 ND Not detected at the Reporting Limit  
 S Spike recovery outside accepted recovery limits



# Analytical Report

WO#: 1306019

Date Reported: 6/26/2013

**Client:** G-Logics

**Collection Date:** 6/4/2013 8:25:00 AM

**Project:** 01-0868-B

**Lab ID:** 1306019-005

**Matrix:** Soil

**Client Sample ID:** GL-B-2-8

Analyses	Result	RL	Qual	Units	DF	Date Analyzed
----------	--------	----	------	-------	----	---------------

**Diesel and Heavy Oil by NWTPH-Dx/Dx Ext.**

Batch ID: 4792

Analyst: BR

Diesel (Fuel Oil)	ND	21.6		mg/Kg-dry	1	6/8/2013 6:33:00 AM
Heavy Oil	193	53.9		mg/Kg-dry	1	6/8/2013 6:33:00 AM
Surr: 2-Fluorobiphenyl	101	50-150		%REC	1	6/8/2013 6:33:00 AM
Surr: o-Terphenyl	94.9	50-150		%REC	1	6/8/2013 6:33:00 AM

**Hydrocarbon Identification by NWTPH-HCID**

Batch ID: 4766

Analyst: BR

Gasoline	ND	21.6		mg/Kg-dry	1	6/8/2013 6:33:00 AM
Mineral Spirits	ND	32.3		mg/Kg-dry	1	6/8/2013 6:33:00 AM
Kerosene	ND	53.9		mg/Kg-dry	1	6/8/2013 6:33:00 AM
Diesel (Fuel Oil)	ND	53.9		mg/Kg-dry	1	6/8/2013 6:33:00 AM
Heavy Oil	DETECT	108		mg/Kg-dry	1	6/8/2013 6:33:00 AM
Mineral Oil	ND	108		mg/Kg-dry	1	6/8/2013 6:33:00 AM
Surr: 2-Fluorobiphenyl	101	50-150		%REC	1	6/8/2013 6:33:00 AM
Surr: o-Terphenyl	94.9	50-150		%REC	1	6/8/2013 6:33:00 AM

**Volatile Organic Compounds by EPA Method 8260**

Batch ID: 4772

Analyst: EM

Dichlorodifluoromethane (CFC-12)	ND	0.0603		mg/Kg-dry	1	6/11/2013 6:58:00 AM
Chloromethane	ND	0.0603		mg/Kg-dry	1	6/11/2013 6:58:00 AM
Vinyl chloride	ND	0.00201		mg/Kg-dry	1	6/11/2013 6:58:00 AM
Bromomethane	ND	0.0905		mg/Kg-dry	1	6/11/2013 6:58:00 AM
Trichlorofluoromethane (CFC-11)	ND	0.0503		mg/Kg-dry	1	6/11/2013 6:58:00 AM
Chloroethane	ND	0.0603		mg/Kg-dry	1	6/11/2013 6:58:00 AM
1,1-Dichloroethene	ND	0.0503		mg/Kg-dry	1	6/11/2013 6:58:00 AM
Methylene chloride	ND	0.0201		mg/Kg-dry	1	6/11/2013 6:58:00 AM
trans-1,2-Dichloroethene	ND	0.0201		mg/Kg-dry	1	6/11/2013 6:58:00 AM
Methyl tert-butyl ether (MTBE)	ND	0.0503		mg/Kg-dry	1	6/7/2013 9:50:00 PM
1,1-Dichloroethane	ND	0.0201		mg/Kg-dry	1	6/11/2013 6:58:00 AM
2,2-Dichloropropane	ND	0.0503		mg/Kg-dry	1	6/11/2013 6:58:00 AM
cis-1,2-Dichloroethene	ND	0.0201		mg/Kg-dry	1	6/11/2013 6:58:00 AM
Chloroform	ND	0.0201		mg/Kg-dry	1	6/11/2013 6:58:00 AM
1,1,1-Trichloroethane (TCA)	ND	0.0201		mg/Kg-dry	1	6/11/2013 6:58:00 AM
1,1-Dichloropropene	ND	0.0201		mg/Kg-dry	1	6/11/2013 6:58:00 AM
Carbon tetrachloride	ND	0.0201		mg/Kg-dry	1	6/11/2013 6:58:00 AM

**Qualifiers:** B Analyte detected in the associated Method Blank  
 E Value above quantitation range  
 J Analyte detected below quantitation limits  
 RL Reporting Limit

D Dilution was required  
 H Holding times for preparation or analysis exceeded  
 ND Not detected at the Reporting Limit  
 S Spike recovery outside accepted recovery limits



# Analytical Report

WO#: 1306019

Date Reported: 6/26/2013

**Client:** G-Logics

**Collection Date:** 6/4/2013 8:25:00 AM

**Project:** 01-0868-B

**Lab ID:** 1306019-005

**Matrix:** Soil

**Client Sample ID:** GL-B-2-8

Analyses	Result	RL	Qual	Units	DF	Date Analyzed
----------	--------	----	------	-------	----	---------------

**Volatile Organic Compounds by EPA Method 8260**

Batch ID: 4772

Analyst: EM

1,2-Dichloroethane (EDC)	ND	0.0302		mg/Kg-dry	1	6/11/2013 6:58:00 AM
Benzene	ND	0.0201		mg/Kg-dry	1	6/11/2013 6:58:00 AM
Trichloroethene (TCE)	ND	0.0302		mg/Kg-dry	1	6/11/2013 6:58:00 AM
1,2-Dichloropropane	ND	0.0201		mg/Kg-dry	1	6/11/2013 6:58:00 AM
Bromodichloromethane	ND	0.0201		mg/Kg-dry	1	6/11/2013 6:58:00 AM
Dibromomethane	ND	0.0402		mg/Kg-dry	1	6/11/2013 6:58:00 AM
cis-1,3-Dichloropropene	ND	0.0201		mg/Kg-dry	1	6/11/2013 6:58:00 AM
Toluene	ND	0.0201		mg/Kg-dry	1	6/11/2013 6:58:00 AM
trans-1,3-Dichloropropylene	ND	0.0302		mg/Kg-dry	1	6/11/2013 6:58:00 AM
1,1,2-Trichloroethane	ND	0.0302		mg/Kg-dry	1	6/11/2013 6:58:00 AM
1,3-Dichloropropane	ND	0.0503		mg/Kg-dry	1	6/11/2013 6:58:00 AM
Tetrachloroethene (PCE)	ND	0.0201		mg/Kg-dry	1	6/11/2013 6:58:00 AM
Dibromochloromethane	ND	0.0302		mg/Kg-dry	1	6/11/2013 6:58:00 AM
1,2-Dibromoethane (EDB)	ND	0.00503		mg/Kg-dry	1	6/11/2013 6:58:00 AM
Chlorobenzene	ND	0.0201		mg/Kg-dry	1	6/11/2013 6:58:00 AM
1,1,1,2-Tetrachloroethane	ND	0.0302		mg/Kg-dry	1	6/11/2013 6:58:00 AM
Ethylbenzene	ND	0.0302		mg/Kg-dry	1	6/11/2013 6:58:00 AM
m,p-Xylene	ND	0.0201		mg/Kg-dry	1	6/11/2013 6:58:00 AM
o-Xylene	ND	0.0201		mg/Kg-dry	1	6/11/2013 6:58:00 AM
Styrene	ND	0.0201		mg/Kg-dry	1	6/11/2013 6:58:00 AM
Isopropylbenzene	ND	0.0804		mg/Kg-dry	1	6/11/2013 6:58:00 AM
Bromoform	ND	0.0201		mg/Kg-dry	1	6/11/2013 6:58:00 AM
1,1,2,2-Tetrachloroethane	ND	0.0201		mg/Kg-dry	1	6/11/2013 6:58:00 AM
n-Propylbenzene	ND	0.0201		mg/Kg-dry	1	6/11/2013 6:58:00 AM
Bromobenzene	ND	0.0302		mg/Kg-dry	1	6/11/2013 6:58:00 AM
1,3,5-Trimethylbenzene	ND	0.0201		mg/Kg-dry	1	6/11/2013 6:58:00 AM
2-Chlorotoluene	ND	0.0201		mg/Kg-dry	1	6/11/2013 6:58:00 AM
4-Chlorotoluene	ND	0.0201		mg/Kg-dry	1	6/11/2013 6:58:00 AM
tert-Butylbenzene	ND	0.0201		mg/Kg-dry	1	6/11/2013 6:58:00 AM
1,2,3-Trichloropropane	ND	0.0201		mg/Kg-dry	1	6/11/2013 6:58:00 AM
1,2,4-Trichlorobenzene	ND	0.0503		mg/Kg-dry	1	6/11/2013 6:58:00 AM
sec-Butylbenzene	ND	0.0201		mg/Kg-dry	1	6/11/2013 6:58:00 AM
4-Isopropyltoluene	ND	0.0201		mg/Kg-dry	1	6/11/2013 6:58:00 AM
1,3-Dichlorobenzene	ND	0.0201		mg/Kg-dry	1	6/11/2013 6:58:00 AM
1,4-Dichlorobenzene	ND	0.0201		mg/Kg-dry	1	6/11/2013 6:58:00 AM

**Qualifiers:** B Analyte detected in the associated Method Blank  
 E Value above quantitation range  
 J Analyte detected below quantitation limits  
 RL Reporting Limit

D Dilution was required  
 H Holding times for preparation or analysis exceeded  
 ND Not detected at the Reporting Limit  
 S Spike recovery outside accepted recovery limits



# Analytical Report

WO#: 1306019

Date Reported: 6/26/2013

**Client:** G-Logics

**Collection Date:** 6/4/2013 8:25:00 AM

**Project:** 01-0868-B

**Lab ID:** 1306019-005

**Matrix:** Soil

**Client Sample ID:** GL-B-2-8

Analyses	Result	RL	Qual	Units	DF	Date Analyzed
----------	--------	----	------	-------	----	---------------

**Volatile Organic Compounds by EPA Method 8260**

Batch ID: 4772

Analyst: EM

n-Butylbenzene	ND	0.0201		mg/Kg-dry	1	6/11/2013 6:58:00 AM
1,2-Dichlorobenzene	ND	0.0201		mg/Kg-dry	1	6/11/2013 6:58:00 AM
1,2-Dibromo-3-chloropropane	ND	0.0302		mg/Kg-dry	1	6/11/2013 6:58:00 AM
1,2,4-Trimethylbenzene	ND	0.0201		mg/Kg-dry	1	6/11/2013 6:58:00 AM
Hexachlorobutadiene	ND	0.101		mg/Kg-dry	1	6/11/2013 6:58:00 AM
Naphthalene	ND	0.0302		mg/Kg-dry	1	6/11/2013 6:58:00 AM
1,2,3-Trichlorobenzene	ND	0.0201		mg/Kg-dry	1	6/11/2013 6:58:00 AM
Tert-butyl alcohol	ND	0.251		mg/Kg-dry	1	6/7/2013 9:50:00 PM
tert-Amyl Methyl Ether	ND	0.0503		mg/Kg-dry	1	6/7/2013 9:50:00 PM
Ethyl tert-Butyl ether	ND	0.0503		mg/Kg-dry	1	6/7/2013 9:50:00 PM
Isopropyl ether (DIPE)	ND	0.0503		mg/Kg-dry	1	6/7/2013 9:50:00 PM
Surr: Dibromofluoromethane	109	63.7-129		%REC	1	6/7/2013 9:50:00 PM
Surr: Dibromofluoromethane	96.6	63.7-129		%REC	1	6/11/2013 6:58:00 AM
Surr: Toluene-d8	100	61.4-128		%REC	1	6/7/2013 9:50:00 PM
Surr: Toluene-d8	93.8	61.4-128		%REC	1	6/11/2013 6:58:00 AM
Surr: 1-Bromo-4-fluorobenzene	107	63.1-141		%REC	1	6/7/2013 9:50:00 PM
Surr: 1-Bromo-4-fluorobenzene	97.5	63.1-141		%REC	1	6/11/2013 6:58:00 AM

**Total Metals by EPA Method 6020**

Batch ID: 4751

Analyst: MC

Arsenic	3.83	0.0932		mg/Kg-dry	1	6/7/2013 12:04:54 AM
Cadmium	ND	0.186		mg/Kg-dry	1	6/7/2013 12:04:54 AM
Chromium	30.6	0.0932		mg/Kg-dry	1	6/7/2013 12:04:54 AM
Lead	21.3	0.186		mg/Kg-dry	1	6/7/2013 12:04:54 AM

**Mercury by EPA Method 7471**

Batch ID: 4729

Analyst: MC

Mercury	ND	0.291		mg/Kg-dry	1	6/5/2013 4:16:40 PM
---------	----	-------	--	-----------	---	---------------------

**Sample Moisture (Percent Moisture)**

Batch ID: R8760

Analyst: JS

Percent Moisture	14.2			wt%	1	6/5/2013 10:28:35 AM
------------------	------	--	--	-----	---	----------------------

**Qualifiers:** B Analyte detected in the associated Method Blank  
 E Value above quantitation range  
 J Analyte detected below quantitation limits  
 RL Reporting Limit

D Dilution was required  
 H Holding times for preparation or analysis exceeded  
 ND Not detected at the Reporting Limit  
 S Spike recovery outside accepted recovery limits



# Analytical Report

WO#: 1306019

Date Reported: 6/26/2013

**Client:** G-Logics

**Collection Date:** 6/4/2013 9:10:00 AM

**Project:** 01-0868-B

**Lab ID:** 1306019-007

**Matrix:** Soil

**Client Sample ID:** GL-B-3-8

Analyses	Result	RL	Qual	Units	DF	Date Analyzed
----------	--------	----	------	-------	----	---------------

**Hydrocarbon Identification by NWTPH-HCID**

Batch ID: 4766

Analyst: BR

Gasoline	ND	25.9		mg/Kg-dry	1	6/8/2013 7:29:00 AM
Mineral Spirits	ND	38.9		mg/Kg-dry	1	6/8/2013 7:29:00 AM
Kerosene	ND	64.8		mg/Kg-dry	1	6/8/2013 7:29:00 AM
Diesel (Fuel Oil)	ND	64.8		mg/Kg-dry	1	6/8/2013 7:29:00 AM
Heavy Oil	ND	130		mg/Kg-dry	1	6/8/2013 7:29:00 AM
Mineral Oil	ND	130		mg/Kg-dry	1	6/8/2013 7:29:00 AM
Surr: 2-Fluorobiphenyl	104	50-150		%REC	1	6/8/2013 7:29:00 AM
Surr: o-Terphenyl	98.7	50-150		%REC	1	6/8/2013 7:29:00 AM

**Volatile Organic Compounds by EPA Method 8260**

Batch ID: 4772

Analyst: EM

Dichlorodifluoromethane (CFC-12)	ND	0.0688		mg/Kg-dry	1	6/11/2013 7:25:00 AM
Chloromethane	ND	0.0688		mg/Kg-dry	1	6/11/2013 7:25:00 AM
Vinyl chloride	ND	0.00229		mg/Kg-dry	1	6/11/2013 7:25:00 AM
Bromomethane	ND	0.103		mg/Kg-dry	1	6/11/2013 7:25:00 AM
Trichlorofluoromethane (CFC-11)	ND	0.0573		mg/Kg-dry	1	6/11/2013 7:25:00 AM
Chloroethane	ND	0.0688		mg/Kg-dry	1	6/11/2013 7:25:00 AM
1,1-Dichloroethene	ND	0.0573		mg/Kg-dry	1	6/11/2013 7:25:00 AM
Methylene chloride	ND	0.0229		mg/Kg-dry	1	6/11/2013 7:25:00 AM
trans-1,2-Dichloroethene	ND	0.0229		mg/Kg-dry	1	6/11/2013 7:25:00 AM
Methyl tert-butyl ether (MTBE)	ND	0.0573		mg/Kg-dry	1	6/11/2013 7:25:00 AM
1,1-Dichloroethane	ND	0.0229		mg/Kg-dry	1	6/11/2013 7:25:00 AM
2,2-Dichloropropane	ND	0.0573		mg/Kg-dry	1	6/11/2013 7:25:00 AM
cis-1,2-Dichloroethene	ND	0.0229		mg/Kg-dry	1	6/11/2013 7:25:00 AM
Chloroform	ND	0.0229		mg/Kg-dry	1	6/11/2013 7:25:00 AM
1,1,1-Trichloroethane (TCA)	ND	0.0229		mg/Kg-dry	1	6/11/2013 7:25:00 AM
1,1-Dichloropropene	ND	0.0229		mg/Kg-dry	1	6/11/2013 7:25:00 AM
Carbon tetrachloride	ND	0.0229		mg/Kg-dry	1	6/11/2013 7:25:00 AM
1,2-Dichloroethane (EDC)	ND	0.0344		mg/Kg-dry	1	6/11/2013 7:25:00 AM
Benzene	ND	0.0229		mg/Kg-dry	1	6/11/2013 7:25:00 AM
Trichloroethene (TCE)	ND	0.0344		mg/Kg-dry	1	6/11/2013 7:25:00 AM
1,2-Dichloropropane	ND	0.0229		mg/Kg-dry	1	6/11/2013 7:25:00 AM
Bromodichloromethane	ND	0.0229		mg/Kg-dry	1	6/11/2013 7:25:00 AM
Dibromomethane	ND	0.0459		mg/Kg-dry	1	6/11/2013 7:25:00 AM
cis-1,3-Dichloropropene	ND	0.0229		mg/Kg-dry	1	6/11/2013 7:25:00 AM

**Qualifiers:** B Analyte detected in the associated Method Blank  
 E Value above quantitation range  
 J Analyte detected below quantitation limits  
 RL Reporting Limit

D Dilution was required  
 H Holding times for preparation or analysis exceeded  
 ND Not detected at the Reporting Limit  
 S Spike recovery outside accepted recovery limits



# Analytical Report

WO#: 1306019

Date Reported: 6/26/2013

**Client:** G-Logics

**Collection Date:** 6/4/2013 9:10:00 AM

**Project:** 01-0868-B

**Lab ID:** 1306019-007

**Matrix:** Soil

**Client Sample ID:** GL-B-3-8

Analyses	Result	RL	Qual	Units	DF	Date Analyzed
----------	--------	----	------	-------	----	---------------

**Volatile Organic Compounds by EPA Method 8260**

Batch ID: 4772

Analyst: EM

Toluene	ND	0.0229		mg/Kg-dry	1	6/11/2013 7:25:00 AM
trans-1,3-Dichloropropylene	ND	0.0344		mg/Kg-dry	1	6/11/2013 7:25:00 AM
1,1,2-Trichloroethane	ND	0.0344		mg/Kg-dry	1	6/11/2013 7:25:00 AM
1,3-Dichloropropane	ND	0.0573		mg/Kg-dry	1	6/11/2013 7:25:00 AM
Tetrachloroethene (PCE)	ND	0.0229		mg/Kg-dry	1	6/11/2013 7:25:00 AM
Dibromochloromethane	ND	0.0344		mg/Kg-dry	1	6/11/2013 7:25:00 AM
1,2-Dibromoethane (EDB)	ND	0.00573		mg/Kg-dry	1	6/11/2013 7:25:00 AM
Chlorobenzene	ND	0.0229		mg/Kg-dry	1	6/11/2013 7:25:00 AM
1,1,1,2-Tetrachloroethane	ND	0.0344		mg/Kg-dry	1	6/11/2013 7:25:00 AM
Ethylbenzene	ND	0.0344		mg/Kg-dry	1	6/11/2013 7:25:00 AM
m,p-Xylene	ND	0.0229		mg/Kg-dry	1	6/11/2013 7:25:00 AM
o-Xylene	ND	0.0229		mg/Kg-dry	1	6/11/2013 7:25:00 AM
Styrene	ND	0.0229		mg/Kg-dry	1	6/11/2013 7:25:00 AM
Isopropylbenzene	ND	0.0918		mg/Kg-dry	1	6/11/2013 7:25:00 AM
Bromoform	ND	0.0229		mg/Kg-dry	1	6/11/2013 7:25:00 AM
1,1,2,2-Tetrachloroethane	ND	0.0229		mg/Kg-dry	1	6/11/2013 7:25:00 AM
n-Propylbenzene	ND	0.0229		mg/Kg-dry	1	6/11/2013 7:25:00 AM
Bromobenzene	ND	0.0344		mg/Kg-dry	1	6/11/2013 7:25:00 AM
1,3,5-Trimethylbenzene	ND	0.0229		mg/Kg-dry	1	6/11/2013 7:25:00 AM
2-Chlorotoluene	ND	0.0229		mg/Kg-dry	1	6/11/2013 7:25:00 AM
4-Chlorotoluene	ND	0.0229		mg/Kg-dry	1	6/11/2013 7:25:00 AM
tert-Butylbenzene	ND	0.0229		mg/Kg-dry	1	6/11/2013 7:25:00 AM
1,2,3-Trichloropropane	ND	0.0229		mg/Kg-dry	1	6/11/2013 7:25:00 AM
1,2,4-Trichlorobenzene	ND	0.0573		mg/Kg-dry	1	6/11/2013 7:25:00 AM
sec-Butylbenzene	ND	0.0229		mg/Kg-dry	1	6/11/2013 7:25:00 AM
4-Isopropyltoluene	ND	0.0229		mg/Kg-dry	1	6/11/2013 7:25:00 AM
1,3-Dichlorobenzene	ND	0.0229		mg/Kg-dry	1	6/11/2013 7:25:00 AM
1,4-Dichlorobenzene	ND	0.0229		mg/Kg-dry	1	6/11/2013 7:25:00 AM
n-Butylbenzene	ND	0.0229		mg/Kg-dry	1	6/11/2013 7:25:00 AM
1,2-Dichlorobenzene	ND	0.0229		mg/Kg-dry	1	6/11/2013 7:25:00 AM
1,2-Dibromo-3-chloropropane	ND	0.0344		mg/Kg-dry	1	6/11/2013 7:25:00 AM
1,2,4-Trimethylbenzene	ND	0.0229		mg/Kg-dry	1	6/11/2013 7:25:00 AM
Hexachlorobutadiene	ND	0.115		mg/Kg-dry	1	6/11/2013 7:25:00 AM
Naphthalene	ND	0.0344		mg/Kg-dry	1	6/11/2013 7:25:00 AM
1,2,3-Trichlorobenzene	ND	0.0229		mg/Kg-dry	1	6/11/2013 7:25:00 AM

**Qualifiers:** B Analyte detected in the associated Method Blank  
 E Value above quantitation range  
 J Analyte detected below quantitation limits  
 RL Reporting Limit

D Dilution was required  
 H Holding times for preparation or analysis exceeded  
 ND Not detected at the Reporting Limit  
 S Spike recovery outside accepted recovery limits



# Analytical Report

WO#: 1306019

Date Reported: 6/26/2013

**Client:** G-Logics

**Collection Date:** 6/4/2013 9:10:00 AM

**Project:** 01-0868-B

**Lab ID:** 1306019-007

**Matrix:** Soil

**Client Sample ID:** GL-B-3-8

Analyses	Result	RL	Qual	Units	DF	Date Analyzed
----------	--------	----	------	-------	----	---------------

**Volatile Organic Compounds by EPA Method 8260**

Batch ID: 4772

Analyst: EM

Surr: Dibromofluoromethane	99.0	63.7-129		%REC	1	6/11/2013 7:25:00 AM
Surr: Toluene-d8	93.8	61.4-128		%REC	1	6/11/2013 7:25:00 AM
Surr: 1-Bromo-4-fluorobenzene	95.6	63.1-141		%REC	1	6/11/2013 7:25:00 AM

**Total Metals by EPA Method 6020**

Batch ID: 4751

Analyst: MC

Arsenic	4.44	0.0912		mg/Kg-dry	1	6/7/2013 12:15:55 AM
Cadmium	ND	0.182		mg/Kg-dry	1	6/7/2013 12:15:55 AM
Chromium	47.2	0.0912		mg/Kg-dry	1	6/7/2013 12:15:55 AM
Lead	3.37	0.182		mg/Kg-dry	1	6/7/2013 12:15:55 AM

**Mercury by EPA Method 7471**

Batch ID: 4729

Analyst: MC

Mercury	ND	0.322		mg/Kg-dry	1	6/5/2013 4:18:18 PM
---------	----	-------	--	-----------	---	---------------------

**Sample Moisture (Percent Moisture)**

Batch ID: R8760

Analyst: JS

Percent Moisture	25.4			wt%	1	6/5/2013 10:28:35 AM
------------------	------	--	--	-----	---	----------------------

**Hexavalent Chromium by EPA Method 7196**

Batch ID: 4796

Analyst: SG

Chromium, Hexavalent	ND	0.670		mg/Kg-dry	1	6/13/2013 2:54:13 PM
----------------------	----	-------	--	-----------	---	----------------------

**Qualifiers:** B Analyte detected in the associated Method Blank  
 E Value above quantitation range  
 J Analyte detected below quantitation limits  
 RL Reporting Limit

D Dilution was required  
 H Holding times for preparation or analysis exceeded  
 ND Not detected at the Reporting Limit  
 S Spike recovery outside accepted recovery limits



# Analytical Report

WO#: 1306019

Date Reported: 6/26/2013

**Client:** G-Logics

**Collection Date:** 6/4/2013 9:35:00 AM

**Project:** 01-0868-B

**Lab ID:** 1306019-011

**Matrix:** Soil

**Client Sample ID:** GL-B-4-9

Analyses	Result	RL	Qual	Units	DF	Date Analyzed
----------	--------	----	------	-------	----	---------------

**Hydrocarbon Identification by NWTPH-HCID**

Batch ID: 4766

Analyst: BR

Gasoline	ND	28.0		mg/Kg-dry	1	6/8/2013 7:57:00 AM
Mineral Spirits	ND	42.0		mg/Kg-dry	1	6/8/2013 7:57:00 AM
Kerosene	ND	69.9		mg/Kg-dry	1	6/8/2013 7:57:00 AM
Diesel (Fuel Oil)	ND	69.9		mg/Kg-dry	1	6/8/2013 7:57:00 AM
Heavy Oil	ND	140		mg/Kg-dry	1	6/8/2013 7:57:00 AM
Mineral Oil	ND	140		mg/Kg-dry	1	6/8/2013 7:57:00 AM
Surr: 2-Fluorobiphenyl	106	50-150		%REC	1	6/8/2013 7:57:00 AM
Surr: o-Terphenyl	101	50-150		%REC	1	6/8/2013 7:57:00 AM

**Volatile Organic Compounds by EPA Method 8260**

Batch ID: 4772

Analyst: EM

Dichlorodifluoromethane (CFC-12)	ND	0.0883		mg/Kg-dry	1	6/11/2013 7:52:00 AM
Chloromethane	ND	0.0883		mg/Kg-dry	1	6/11/2013 7:52:00 AM
Vinyl chloride	ND	0.00294		mg/Kg-dry	1	6/11/2013 7:52:00 AM
Bromomethane	ND	0.132		mg/Kg-dry	1	6/11/2013 7:52:00 AM
Trichlorofluoromethane (CFC-11)	ND	0.0736		mg/Kg-dry	1	6/11/2013 7:52:00 AM
Chloroethane	ND	0.0883		mg/Kg-dry	1	6/11/2013 7:52:00 AM
1,1-Dichloroethene	ND	0.0736		mg/Kg-dry	1	6/11/2013 7:52:00 AM
Methylene chloride	ND	0.0294		mg/Kg-dry	1	6/11/2013 7:52:00 AM
trans-1,2-Dichloroethene	ND	0.0294		mg/Kg-dry	1	6/11/2013 7:52:00 AM
Methyl tert-butyl ether (MTBE)	ND	0.0736		mg/Kg-dry	1	6/11/2013 7:52:00 AM
1,1-Dichloroethane	ND	0.0294		mg/Kg-dry	1	6/11/2013 7:52:00 AM
2,2-Dichloropropane	ND	0.0736		mg/Kg-dry	1	6/11/2013 7:52:00 AM
cis-1,2-Dichloroethene	ND	0.0294		mg/Kg-dry	1	6/11/2013 7:52:00 AM
Chloroform	ND	0.0294		mg/Kg-dry	1	6/11/2013 7:52:00 AM
1,1,1-Trichloroethane (TCA)	ND	0.0294		mg/Kg-dry	1	6/11/2013 7:52:00 AM
1,1-Dichloropropene	ND	0.0294		mg/Kg-dry	1	6/11/2013 7:52:00 AM
Carbon tetrachloride	ND	0.0294		mg/Kg-dry	1	6/11/2013 7:52:00 AM
1,2-Dichloroethane (EDC)	ND	0.0442		mg/Kg-dry	1	6/11/2013 7:52:00 AM
Benzene	ND	0.0294		mg/Kg-dry	1	6/11/2013 7:52:00 AM
Trichloroethene (TCE)	ND	0.0442		mg/Kg-dry	1	6/11/2013 7:52:00 AM
1,2-Dichloropropane	ND	0.0294		mg/Kg-dry	1	6/11/2013 7:52:00 AM
Bromodichloromethane	ND	0.0294		mg/Kg-dry	1	6/11/2013 7:52:00 AM
Dibromomethane	ND	0.0589		mg/Kg-dry	1	6/11/2013 7:52:00 AM
cis-1,3-Dichloropropene	ND	0.0294		mg/Kg-dry	1	6/11/2013 7:52:00 AM

**Qualifiers:** B Analyte detected in the associated Method Blank  
 E Value above quantitation range  
 J Analyte detected below quantitation limits  
 RL Reporting Limit

D Dilution was required  
 H Holding times for preparation or analysis exceeded  
 ND Not detected at the Reporting Limit  
 S Spike recovery outside accepted recovery limits



# Analytical Report

WO#: 1306019

Date Reported: 6/26/2013

**Client:** G-Logics

**Collection Date:** 6/4/2013 9:35:00 AM

**Project:** 01-0868-B

**Lab ID:** 1306019-011

**Matrix:** Soil

**Client Sample ID:** GL-B-4-9

Analyses	Result	RL	Qual	Units	DF	Date Analyzed
----------	--------	----	------	-------	----	---------------

**Volatile Organic Compounds by EPA Method 8260**

Batch ID: 4772

Analyst: EM

Toluene	ND	0.0294		mg/Kg-dry	1	6/11/2013 7:52:00 AM
trans-1,3-Dichloropropylene	ND	0.0442		mg/Kg-dry	1	6/11/2013 7:52:00 AM
1,1,2-Trichloroethane	ND	0.0442		mg/Kg-dry	1	6/11/2013 7:52:00 AM
1,3-Dichloropropane	ND	0.0736		mg/Kg-dry	1	6/11/2013 7:52:00 AM
Tetrachloroethene (PCE)	ND	0.0294		mg/Kg-dry	1	6/11/2013 7:52:00 AM
Dibromochloromethane	ND	0.0442		mg/Kg-dry	1	6/11/2013 7:52:00 AM
1,2-Dibromoethane (EDB)	ND	0.00736		mg/Kg-dry	1	6/11/2013 7:52:00 AM
Chlorobenzene	ND	0.0294		mg/Kg-dry	1	6/11/2013 7:52:00 AM
1,1,1,2-Tetrachloroethane	ND	0.0442		mg/Kg-dry	1	6/11/2013 7:52:00 AM
Ethylbenzene	ND	0.0442		mg/Kg-dry	1	6/11/2013 7:52:00 AM
m,p-Xylene	ND	0.0294		mg/Kg-dry	1	6/11/2013 7:52:00 AM
o-Xylene	ND	0.0294		mg/Kg-dry	1	6/11/2013 7:52:00 AM
Styrene	ND	0.0294		mg/Kg-dry	1	6/11/2013 7:52:00 AM
Isopropylbenzene	ND	0.118		mg/Kg-dry	1	6/11/2013 7:52:00 AM
Bromoform	ND	0.0294		mg/Kg-dry	1	6/11/2013 7:52:00 AM
1,1,2,2-Tetrachloroethane	ND	0.0294		mg/Kg-dry	1	6/11/2013 7:52:00 AM
n-Propylbenzene	ND	0.0294		mg/Kg-dry	1	6/11/2013 7:52:00 AM
Bromobenzene	ND	0.0442		mg/Kg-dry	1	6/11/2013 7:52:00 AM
1,3,5-Trimethylbenzene	ND	0.0294		mg/Kg-dry	1	6/11/2013 7:52:00 AM
2-Chlorotoluene	ND	0.0294		mg/Kg-dry	1	6/11/2013 7:52:00 AM
4-Chlorotoluene	ND	0.0294		mg/Kg-dry	1	6/11/2013 7:52:00 AM
tert-Butylbenzene	ND	0.0294		mg/Kg-dry	1	6/11/2013 7:52:00 AM
1,2,3-Trichloropropane	ND	0.0294		mg/Kg-dry	1	6/11/2013 7:52:00 AM
1,2,4-Trichlorobenzene	ND	0.0736		mg/Kg-dry	1	6/11/2013 7:52:00 AM
sec-Butylbenzene	ND	0.0294		mg/Kg-dry	1	6/11/2013 7:52:00 AM
4-Isopropyltoluene	ND	0.0294		mg/Kg-dry	1	6/11/2013 7:52:00 AM
1,3-Dichlorobenzene	ND	0.0294		mg/Kg-dry	1	6/11/2013 7:52:00 AM
1,4-Dichlorobenzene	ND	0.0294		mg/Kg-dry	1	6/11/2013 7:52:00 AM
n-Butylbenzene	ND	0.0294		mg/Kg-dry	1	6/11/2013 7:52:00 AM
1,2-Dichlorobenzene	ND	0.0294		mg/Kg-dry	1	6/11/2013 7:52:00 AM
1,2-Dibromo-3-chloropropane	ND	0.0442		mg/Kg-dry	1	6/11/2013 7:52:00 AM
1,2,4-Trimethylbenzene	ND	0.0294		mg/Kg-dry	1	6/11/2013 7:52:00 AM
Hexachlorobutadiene	ND	0.147		mg/Kg-dry	1	6/11/2013 7:52:00 AM
Naphthalene	ND	0.0442		mg/Kg-dry	1	6/11/2013 7:52:00 AM
1,2,3-Trichlorobenzene	ND	0.0294		mg/Kg-dry	1	6/11/2013 7:52:00 AM

**Qualifiers:** B Analyte detected in the associated Method Blank  
 E Value above quantitation range  
 J Analyte detected below quantitation limits  
 RL Reporting Limit

D Dilution was required  
 H Holding times for preparation or analysis exceeded  
 ND Not detected at the Reporting Limit  
 S Spike recovery outside accepted recovery limits



**Client:** G-Logics

**Collection Date:** 6/4/2013 9:35:00 AM

**Project:** 01-0868-B

**Lab ID:** 1306019-011

**Matrix:** Soil

**Client Sample ID:** GL-B-4-9

Analyses	Result	RL	Qual	Units	DF	Date Analyzed
----------	--------	----	------	-------	----	---------------

**Volatile Organic Compounds by EPA Method 8260**

Batch ID: 4772

Analyst: EM

Surr: Dibromofluoromethane	99.9	63.7-129		%REC	1	6/11/2013 7:52:00 AM
Surr: Toluene-d8	95.7	61.4-128		%REC	1	6/11/2013 7:52:00 AM
Surr: 1-Bromo-4-fluorobenzene	96.1	63.1-141		%REC	1	6/11/2013 7:52:00 AM

**Sample Moisture (Percent Moisture)**

Batch ID: R8760

Analyst: JS

Percent Moisture	30.7			wt%	1	6/5/2013 10:28:35 AM
------------------	------	--	--	-----	---	----------------------

**Qualifiers:** B Analyte detected in the associated Method Blank  
 E Value above quantitation range  
 J Analyte detected below quantitation limits  
 RL Reporting Limit

D Dilution was required  
 H Holding times for preparation or analysis exceeded  
 ND Not detected at the Reporting Limit  
 S Spike recovery outside accepted recovery limits



# Analytical Report

WO#: 1306019

Date Reported: 6/26/2013

**Client:** G-Logics

**Collection Date:** 6/4/2013 10:25:00 AM

**Project:** 01-0868-B

**Lab ID:** 1306019-013

**Matrix:** Soil

**Client Sample ID:** GL-B-5-5

Analyses	Result	RL	Qual	Units	DF	Date Analyzed
----------	--------	----	------	-------	----	---------------

**Hydrocarbon Identification by NWTPH-HCID**

Batch ID: 4766

Analyst: BR

Gasoline	ND	29.5		mg/Kg-dry	1	6/8/2013 9:22:00 AM
Mineral Spirits	ND	44.3		mg/Kg-dry	1	6/8/2013 9:22:00 AM
Kerosene	ND	73.8		mg/Kg-dry	1	6/8/2013 9:22:00 AM
Diesel (Fuel Oil)	ND	73.8		mg/Kg-dry	1	6/8/2013 9:22:00 AM
Heavy Oil	ND	148		mg/Kg-dry	1	6/8/2013 9:22:00 AM
Mineral Oil	ND	148		mg/Kg-dry	1	6/8/2013 9:22:00 AM
Surr: 2-Fluorobiphenyl	98.2	50-150		%REC	1	6/8/2013 9:22:00 AM
Surr: o-Terphenyl	93.8	50-150		%REC	1	6/8/2013 9:22:00 AM

**Volatile Organic Compounds by EPA Method 8260**

Batch ID: 4772

Analyst: EM

Dichlorodifluoromethane (CFC-12)	ND	0.0993		mg/Kg-dry	1	6/11/2013 8:18:00 AM
Chloromethane	ND	0.0993		mg/Kg-dry	1	6/11/2013 8:18:00 AM
Vinyl chloride	ND	0.00331		mg/Kg-dry	1	6/11/2013 8:18:00 AM
Bromomethane	ND	0.149		mg/Kg-dry	1	6/11/2013 8:18:00 AM
Trichlorofluoromethane (CFC-11)	ND	0.0828		mg/Kg-dry	1	6/11/2013 8:18:00 AM
Chloroethane	ND	0.0993		mg/Kg-dry	1	6/11/2013 8:18:00 AM
1,1-Dichloroethene	ND	0.0828		mg/Kg-dry	1	6/11/2013 8:18:00 AM
Methylene chloride	ND	0.0331		mg/Kg-dry	1	6/11/2013 8:18:00 AM
trans-1,2-Dichloroethene	ND	0.0331		mg/Kg-dry	1	6/11/2013 8:18:00 AM
Methyl tert-butyl ether (MTBE)	ND	0.0828		mg/Kg-dry	1	6/11/2013 8:18:00 AM
1,1-Dichloroethane	ND	0.0331		mg/Kg-dry	1	6/11/2013 8:18:00 AM
2,2-Dichloropropane	ND	0.0828		mg/Kg-dry	1	6/11/2013 8:18:00 AM
cis-1,2-Dichloroethene	ND	0.0331		mg/Kg-dry	1	6/11/2013 8:18:00 AM
Chloroform	ND	0.0331		mg/Kg-dry	1	6/11/2013 8:18:00 AM
1,1,1-Trichloroethane (TCA)	ND	0.0331		mg/Kg-dry	1	6/11/2013 8:18:00 AM
1,1-Dichloropropene	ND	0.0331		mg/Kg-dry	1	6/11/2013 8:18:00 AM
Carbon tetrachloride	ND	0.0331		mg/Kg-dry	1	6/11/2013 8:18:00 AM
1,2-Dichloroethane (EDC)	ND	0.0497		mg/Kg-dry	1	6/11/2013 8:18:00 AM
Benzene	ND	0.0331		mg/Kg-dry	1	6/11/2013 8:18:00 AM
Trichloroethene (TCE)	ND	0.0497		mg/Kg-dry	1	6/11/2013 8:18:00 AM
1,2-Dichloropropane	ND	0.0331		mg/Kg-dry	1	6/11/2013 8:18:00 AM
Bromodichloromethane	ND	0.0331		mg/Kg-dry	1	6/11/2013 8:18:00 AM
Dibromomethane	ND	0.0662		mg/Kg-dry	1	6/11/2013 8:18:00 AM
cis-1,3-Dichloropropene	ND	0.0331		mg/Kg-dry	1	6/11/2013 8:18:00 AM

**Qualifiers:** B Analyte detected in the associated Method Blank  
 E Value above quantitation range  
 J Analyte detected below quantitation limits  
 RL Reporting Limit

D Dilution was required  
 H Holding times for preparation or analysis exceeded  
 ND Not detected at the Reporting Limit  
 S Spike recovery outside accepted recovery limits



# Analytical Report

WO#: 1306019

Date Reported: 6/26/2013

**Client:** G-Logics

**Collection Date:** 6/4/2013 10:25:00 AM

**Project:** 01-0868-B

**Lab ID:** 1306019-013

**Matrix:** Soil

**Client Sample ID:** GL-B-5-5

Analyses	Result	RL	Qual	Units	DF	Date Analyzed
----------	--------	----	------	-------	----	---------------

**Volatile Organic Compounds by EPA Method 8260**

Batch ID: 4772

Analyst: EM

Toluene	ND	0.0331		mg/Kg-dry	1	6/11/2013 8:18:00 AM
trans-1,3-Dichloropropylene	ND	0.0497		mg/Kg-dry	1	6/11/2013 8:18:00 AM
1,1,2-Trichloroethane	ND	0.0497		mg/Kg-dry	1	6/11/2013 8:18:00 AM
1,3-Dichloropropane	ND	0.0828		mg/Kg-dry	1	6/11/2013 8:18:00 AM
Tetrachloroethene (PCE)	ND	0.0331		mg/Kg-dry	1	6/11/2013 8:18:00 AM
Dibromochloromethane	ND	0.0497		mg/Kg-dry	1	6/11/2013 8:18:00 AM
1,2-Dibromoethane (EDB)	ND	0.00828		mg/Kg-dry	1	6/11/2013 8:18:00 AM
Chlorobenzene	ND	0.0331		mg/Kg-dry	1	6/11/2013 8:18:00 AM
1,1,1,2-Tetrachloroethane	ND	0.0497		mg/Kg-dry	1	6/11/2013 8:18:00 AM
Ethylbenzene	ND	0.0497		mg/Kg-dry	1	6/11/2013 8:18:00 AM
m,p-Xylene	ND	0.0331		mg/Kg-dry	1	6/11/2013 8:18:00 AM
o-Xylene	ND	0.0331		mg/Kg-dry	1	6/11/2013 8:18:00 AM
Styrene	ND	0.0331		mg/Kg-dry	1	6/11/2013 8:18:00 AM
Isopropylbenzene	ND	0.132		mg/Kg-dry	1	6/11/2013 8:18:00 AM
Bromoform	ND	0.0331		mg/Kg-dry	1	6/11/2013 8:18:00 AM
1,1,2,2-Tetrachloroethane	ND	0.0331		mg/Kg-dry	1	6/11/2013 8:18:00 AM
n-Propylbenzene	ND	0.0331		mg/Kg-dry	1	6/11/2013 8:18:00 AM
Bromobenzene	ND	0.0497		mg/Kg-dry	1	6/11/2013 8:18:00 AM
1,3,5-Trimethylbenzene	ND	0.0331		mg/Kg-dry	1	6/11/2013 8:18:00 AM
2-Chlorotoluene	ND	0.0331		mg/Kg-dry	1	6/11/2013 8:18:00 AM
4-Chlorotoluene	ND	0.0331		mg/Kg-dry	1	6/11/2013 8:18:00 AM
tert-Butylbenzene	ND	0.0331		mg/Kg-dry	1	6/11/2013 8:18:00 AM
1,2,3-Trichloropropane	ND	0.0331		mg/Kg-dry	1	6/11/2013 8:18:00 AM
1,2,4-Trichlorobenzene	ND	0.0828		mg/Kg-dry	1	6/11/2013 8:18:00 AM
sec-Butylbenzene	ND	0.0331		mg/Kg-dry	1	6/11/2013 8:18:00 AM
4-Isopropyltoluene	ND	0.0331		mg/Kg-dry	1	6/11/2013 8:18:00 AM
1,3-Dichlorobenzene	ND	0.0331		mg/Kg-dry	1	6/11/2013 8:18:00 AM
1,4-Dichlorobenzene	ND	0.0331		mg/Kg-dry	1	6/11/2013 8:18:00 AM
n-Butylbenzene	ND	0.0331		mg/Kg-dry	1	6/11/2013 8:18:00 AM
1,2-Dichlorobenzene	ND	0.0331		mg/Kg-dry	1	6/11/2013 8:18:00 AM
1,2-Dibromo-3-chloropropane	ND	0.0497		mg/Kg-dry	1	6/11/2013 8:18:00 AM
1,2,4-Trimethylbenzene	ND	0.0331		mg/Kg-dry	1	6/11/2013 8:18:00 AM
Hexachlorobutadiene	ND	0.166		mg/Kg-dry	1	6/11/2013 8:18:00 AM
Naphthalene	ND	0.0497		mg/Kg-dry	1	6/11/2013 8:18:00 AM
1,2,3-Trichlorobenzene	ND	0.0331		mg/Kg-dry	1	6/11/2013 8:18:00 AM

**Qualifiers:** B Analyte detected in the associated Method Blank  
 E Value above quantitation range  
 J Analyte detected below quantitation limits  
 RL Reporting Limit

D Dilution was required  
 H Holding times for preparation or analysis exceeded  
 ND Not detected at the Reporting Limit  
 S Spike recovery outside accepted recovery limits



**Client:** G-Logics

**Collection Date:** 6/4/2013 10:25:00 AM

**Project:** 01-0868-B

**Lab ID:** 1306019-013

**Matrix:** Soil

**Client Sample ID:** GL-B-5-5

Analyses	Result	RL	Qual	Units	DF	Date Analyzed
----------	--------	----	------	-------	----	---------------

**Volatile Organic Compounds by EPA Method 8260**

Batch ID: 4772

Analyst: EM

Surr: Dibromofluoromethane	102	63.7-129		%REC	1	6/11/2013 8:18:00 AM
Surr: Toluene-d8	96.0	61.4-128		%REC	1	6/11/2013 8:18:00 AM
Surr: 1-Bromo-4-fluorobenzene	97.6	63.1-141		%REC	1	6/11/2013 8:18:00 AM

**Sample Moisture (Percent Moisture)**

Batch ID: R8760

Analyst: JS

Percent Moisture	33.1			wt%	1	6/5/2013 10:28:35 AM
------------------	------	--	--	-----	---	----------------------

**Qualifiers:** B Analyte detected in the associated Method Blank  
 E Value above quantitation range  
 J Analyte detected below quantitation limits  
 RL Reporting Limit

D Dilution was required  
 H Holding times for preparation or analysis exceeded  
 ND Not detected at the Reporting Limit  
 S Spike recovery outside accepted recovery limits



# Analytical Report

WO#: 1306019

Date Reported: 6/26/2013

**Client:** G-Logics

**Collection Date:** 6/4/2013

**Project:** 01-0868-B

**Lab ID:** 1306019-017

**Matrix:** Soil

**Client Sample ID:** GL-B-7-2

Analyses	Result	RL	Qual	Units	DF	Date Analyzed
----------	--------	----	------	-------	----	---------------

**Volatile Organic Compounds by EPA Method 8260**

Batch ID: 4861

Analyst: EM

Dichlorodifluoromethane (CFC-12)	ND	0.0582	H	mg/Kg	1	6/26/2013 2:13:00 AM
Chloromethane	ND	0.0582	H	mg/Kg	1	6/26/2013 2:13:00 AM
Vinyl chloride	ND	0.00194	H	mg/Kg	1	6/26/2013 2:13:00 AM
Bromomethane	ND	0.0873	H	mg/Kg	1	6/26/2013 2:13:00 AM
Trichlorofluoromethane (CFC-11)	ND	0.0485	H	mg/Kg	1	6/26/2013 2:13:00 AM
Chloroethane	ND	0.0582	H	mg/Kg	1	6/26/2013 2:13:00 AM
1,1-Dichloroethene	ND	0.0485	H	mg/Kg	1	6/26/2013 2:13:00 AM
Methylene chloride	ND	0.0194	H	mg/Kg	1	6/26/2013 2:13:00 AM
trans-1,2-Dichloroethene	ND	0.0194	H	mg/Kg	1	6/26/2013 2:13:00 AM
Methyl tert-butyl ether (MTBE)	ND	0.0485	H	mg/Kg	1	6/26/2013 2:13:00 AM
1,1-Dichloroethane	ND	0.0194	H	mg/Kg	1	6/26/2013 2:13:00 AM
2,2-Dichloropropane	ND	0.0485	H	mg/Kg	1	6/26/2013 2:13:00 AM
cis-1,2-Dichloroethene	ND	0.0194	H	mg/Kg	1	6/26/2013 2:13:00 AM
Chloroform	ND	0.0194	H	mg/Kg	1	6/26/2013 2:13:00 AM
1,1,1-Trichloroethane (TCA)	ND	0.0194	H	mg/Kg	1	6/26/2013 2:13:00 AM
1,1-Dichloropropene	ND	0.0194	H	mg/Kg	1	6/26/2013 2:13:00 AM
Carbon tetrachloride	ND	0.0194	H	mg/Kg	1	6/26/2013 2:13:00 AM
1,2-Dichloroethane (EDC)	ND	0.0291	H	mg/Kg	1	6/26/2013 2:13:00 AM
Benzene	ND	0.0194	H	mg/Kg	1	6/26/2013 2:13:00 AM
Trichloroethene (TCE)	ND	0.0291	H	mg/Kg	1	6/26/2013 2:13:00 AM
1,2-Dichloropropane	ND	0.0194	H	mg/Kg	1	6/26/2013 2:13:00 AM
Bromodichloromethane	ND	0.0194	H	mg/Kg	1	6/26/2013 2:13:00 AM
Dibromomethane	ND	0.0388	H	mg/Kg	1	6/26/2013 2:13:00 AM
cis-1,3-Dichloropropene	ND	0.0194	H	mg/Kg	1	6/26/2013 2:13:00 AM
Toluene	ND	0.0194	H	mg/Kg	1	6/26/2013 2:13:00 AM
trans-1,3-Dichloropropylene	ND	0.0291	H	mg/Kg	1	6/26/2013 2:13:00 AM
1,1,2-Trichloroethane	ND	0.0291	H	mg/Kg	1	6/26/2013 2:13:00 AM
1,3-Dichloropropane	ND	0.0485	H	mg/Kg	1	6/26/2013 2:13:00 AM
Tetrachloroethene (PCE)	0.383	0.0194	H	mg/Kg	1	6/26/2013 2:13:00 AM
Dibromochloromethane	ND	0.0291	H	mg/Kg	1	6/26/2013 2:13:00 AM
1,2-Dibromoethane (EDB)	ND	0.00485	H	mg/Kg	1	6/26/2013 2:13:00 AM
Chlorobenzene	ND	0.0194	H	mg/Kg	1	6/26/2013 2:13:00 AM
1,1,1,2-Tetrachloroethane	ND	0.0291	H	mg/Kg	1	6/26/2013 2:13:00 AM
Ethylbenzene	ND	0.0291	H	mg/Kg	1	6/26/2013 2:13:00 AM
m,p-Xylene	ND	0.0194	H	mg/Kg	1	6/26/2013 2:13:00 AM

**Qualifiers:** B Analyte detected in the associated Method Blank  
 E Value above quantitation range  
 J Analyte detected below quantitation limits  
 RL Reporting Limit

D Dilution was required  
 H Holding times for preparation or analysis exceeded  
 ND Not detected at the Reporting Limit  
 S Spike recovery outside accepted recovery limits



# Analytical Report

WO#: 1306019

Date Reported: 6/26/2013

**Client:** G-Logics

**Collection Date:** 6/4/2013

**Project:** 01-0868-B

**Lab ID:** 1306019-017

**Matrix:** Soil

**Client Sample ID:** GL-B-7-2

Analyses	Result	RL	Qual	Units	DF	Date Analyzed
----------	--------	----	------	-------	----	---------------

**Volatile Organic Compounds by EPA Method 8260**

Batch ID: 4861

Analyst: EM

o-Xylene	ND	0.0194	H	mg/Kg	1	6/26/2013 2:13:00 AM
Styrene	ND	0.0194	H	mg/Kg	1	6/26/2013 2:13:00 AM
Isopropylbenzene	ND	0.0776	H	mg/Kg	1	6/26/2013 2:13:00 AM
Bromoform	ND	0.0194	H	mg/Kg	1	6/26/2013 2:13:00 AM
1,1,2,2-Tetrachloroethane	ND	0.0194	H	mg/Kg	1	6/26/2013 2:13:00 AM
n-Propylbenzene	ND	0.0194	H	mg/Kg	1	6/26/2013 2:13:00 AM
Bromobenzene	ND	0.0291	H	mg/Kg	1	6/26/2013 2:13:00 AM
1,3,5-Trimethylbenzene	ND	0.0194	H	mg/Kg	1	6/26/2013 2:13:00 AM
2-Chlorotoluene	ND	0.0194	H	mg/Kg	1	6/26/2013 2:13:00 AM
4-Chlorotoluene	ND	0.0194	H	mg/Kg	1	6/26/2013 2:13:00 AM
tert-Butylbenzene	ND	0.0194	H	mg/Kg	1	6/26/2013 2:13:00 AM
1,2,3-Trichloropropane	ND	0.0194	H	mg/Kg	1	6/26/2013 2:13:00 AM
1,2,4-Trichlorobenzene	ND	0.0485	H	mg/Kg	1	6/26/2013 2:13:00 AM
sec-Butylbenzene	ND	0.0194	H	mg/Kg	1	6/26/2013 2:13:00 AM
4-Isopropyltoluene	ND	0.0194	H	mg/Kg	1	6/26/2013 2:13:00 AM
1,3-Dichlorobenzene	ND	0.0194	H	mg/Kg	1	6/26/2013 2:13:00 AM
1,4-Dichlorobenzene	ND	0.0194	H	mg/Kg	1	6/26/2013 2:13:00 AM
n-Butylbenzene	ND	0.0194	H	mg/Kg	1	6/26/2013 2:13:00 AM
1,2-Dichlorobenzene	ND	0.0194	H	mg/Kg	1	6/26/2013 2:13:00 AM
1,2-Dibromo-3-chloropropane	ND	0.0291	H	mg/Kg	1	6/26/2013 2:13:00 AM
1,2,4-Trimethylbenzene	ND	0.0194	H	mg/Kg	1	6/26/2013 2:13:00 AM
Hexachlorobutadiene	ND	0.0970	H	mg/Kg	1	6/26/2013 2:13:00 AM
Naphthalene	ND	0.0291	H	mg/Kg	1	6/26/2013 2:13:00 AM
1,2,3-Trichlorobenzene	ND	0.0194	H	mg/Kg	1	6/26/2013 2:13:00 AM
Surr: Dibromofluoromethane	99.3	63.7-129	H	%REC	1	6/26/2013 2:13:00 AM
Surr: Toluene-d8	102	61.4-128	H	%REC	1	6/26/2013 2:13:00 AM
Surr: 1-Bromo-4-fluorobenzene	98.3	63.1-141	H	%REC	1	6/26/2013 2:13:00 AM

**Qualifiers:** B Analyte detected in the associated Method Blank  
 E Value above quantitation range  
 J Analyte detected below quantitation limits  
 RL Reporting Limit

D Dilution was required  
 H Holding times for preparation or analysis exceeded  
 ND Not detected at the Reporting Limit  
 S Spike recovery outside accepted recovery limits



# Analytical Report

WO#: 1306019

Date Reported: 6/26/2013

**Client:** G-Logics

**Collection Date:** 6/4/2013

**Project:** 01-0868-B

**Lab ID:** 1306019-018

**Matrix:** Soil

**Client Sample ID:** GL-B-8-2

Analyses	Result	RL	Qual	Units	DF	Date Analyzed
----------	--------	----	------	-------	----	---------------

**Volatile Organic Compounds by EPA Method 8260**

Batch ID: 4861

Analyst: EM

Dichlorodifluoromethane (CFC-12)	ND	0.0596	H	mg/Kg	1	6/26/2013 2:40:00 AM
Chloromethane	ND	0.0596	H	mg/Kg	1	6/26/2013 2:40:00 AM
Vinyl chloride	ND	0.00199	H	mg/Kg	1	6/26/2013 2:40:00 AM
Bromomethane	ND	0.0894	H	mg/Kg	1	6/26/2013 2:40:00 AM
Trichlorofluoromethane (CFC-11)	ND	0.0497	H	mg/Kg	1	6/26/2013 2:40:00 AM
Chloroethane	ND	0.0596	H	mg/Kg	1	6/26/2013 2:40:00 AM
1,1-Dichloroethene	ND	0.0497	H	mg/Kg	1	6/26/2013 2:40:00 AM
Methylene chloride	ND	0.0199	H	mg/Kg	1	6/26/2013 2:40:00 AM
trans-1,2-Dichloroethene	ND	0.0199	H	mg/Kg	1	6/26/2013 2:40:00 AM
Methyl tert-butyl ether (MTBE)	ND	0.0497	H	mg/Kg	1	6/26/2013 2:40:00 AM
1,1-Dichloroethane	ND	0.0199	H	mg/Kg	1	6/26/2013 2:40:00 AM
2,2-Dichloropropane	ND	0.0497	H	mg/Kg	1	6/26/2013 2:40:00 AM
cis-1,2-Dichloroethene	ND	0.0199	H	mg/Kg	1	6/26/2013 2:40:00 AM
Chloroform	ND	0.0199	H	mg/Kg	1	6/26/2013 2:40:00 AM
1,1,1-Trichloroethane (TCA)	ND	0.0199	H	mg/Kg	1	6/26/2013 2:40:00 AM
1,1-Dichloropropene	ND	0.0199	H	mg/Kg	1	6/26/2013 2:40:00 AM
Carbon tetrachloride	ND	0.0199	H	mg/Kg	1	6/26/2013 2:40:00 AM
1,2-Dichloroethane (EDC)	ND	0.0298	H	mg/Kg	1	6/26/2013 2:40:00 AM
Benzene	ND	0.0199	H	mg/Kg	1	6/26/2013 2:40:00 AM
Trichloroethene (TCE)	ND	0.0298	H	mg/Kg	1	6/26/2013 2:40:00 AM
1,2-Dichloropropane	ND	0.0199	H	mg/Kg	1	6/26/2013 2:40:00 AM
Bromodichloromethane	ND	0.0199	H	mg/Kg	1	6/26/2013 2:40:00 AM
Dibromomethane	ND	0.0397	H	mg/Kg	1	6/26/2013 2:40:00 AM
cis-1,3-Dichloropropene	ND	0.0199	H	mg/Kg	1	6/26/2013 2:40:00 AM
Toluene	ND	0.0199	H	mg/Kg	1	6/26/2013 2:40:00 AM
trans-1,3-Dichloropropylene	ND	0.0298	H	mg/Kg	1	6/26/2013 2:40:00 AM
1,1,2-Trichloroethane	ND	0.0298	H	mg/Kg	1	6/26/2013 2:40:00 AM
1,3-Dichloropropane	ND	0.0497	H	mg/Kg	1	6/26/2013 2:40:00 AM
Tetrachloroethene (PCE)	ND	0.0199	H	mg/Kg	1	6/26/2013 2:40:00 AM
Dibromochloromethane	ND	0.0298	H	mg/Kg	1	6/26/2013 2:40:00 AM
1,2-Dibromoethane (EDB)	ND	0.00497	H	mg/Kg	1	6/26/2013 2:40:00 AM
Chlorobenzene	ND	0.0199	H	mg/Kg	1	6/26/2013 2:40:00 AM
1,1,1,2-Tetrachloroethane	ND	0.0298	H	mg/Kg	1	6/26/2013 2:40:00 AM
Ethylbenzene	ND	0.0298	H	mg/Kg	1	6/26/2013 2:40:00 AM
m,p-Xylene	ND	0.0199	H	mg/Kg	1	6/26/2013 2:40:00 AM

**Qualifiers:** B Analyte detected in the associated Method Blank  
 E Value above quantitation range  
 J Analyte detected below quantitation limits  
 RL Reporting Limit

D Dilution was required  
 H Holding times for preparation or analysis exceeded  
 ND Not detected at the Reporting Limit  
 S Spike recovery outside accepted recovery limits



# Analytical Report

WO#: 1306019

Date Reported: 6/26/2013

Client: G-Logics

Collection Date: 6/4/2013

Project: 01-0868-B

Lab ID: 1306019-018

Matrix: Soil

Client Sample ID: GL-B-8-2

Analyses	Result	RL	Qual	Units	DF	Date Analyzed
----------	--------	----	------	-------	----	---------------

**Volatile Organic Compounds by EPA Method 8260**

Batch ID: 4861

Analyst: EM

o-Xylene	ND	0.0199	H	mg/Kg	1	6/26/2013 2:40:00 AM
Styrene	ND	0.0199	H	mg/Kg	1	6/26/2013 2:40:00 AM
Isopropylbenzene	ND	0.0795	H	mg/Kg	1	6/26/2013 2:40:00 AM
Bromoform	ND	0.0199	H	mg/Kg	1	6/26/2013 2:40:00 AM
1,1,2,2-Tetrachloroethane	ND	0.0199	H	mg/Kg	1	6/26/2013 2:40:00 AM
n-Propylbenzene	ND	0.0199	H	mg/Kg	1	6/26/2013 2:40:00 AM
Bromobenzene	ND	0.0298	H	mg/Kg	1	6/26/2013 2:40:00 AM
1,3,5-Trimethylbenzene	ND	0.0199	H	mg/Kg	1	6/26/2013 2:40:00 AM
2-Chlorotoluene	ND	0.0199	H	mg/Kg	1	6/26/2013 2:40:00 AM
4-Chlorotoluene	ND	0.0199	H	mg/Kg	1	6/26/2013 2:40:00 AM
tert-Butylbenzene	ND	0.0199	H	mg/Kg	1	6/26/2013 2:40:00 AM
1,2,3-Trichloropropane	ND	0.0199	H	mg/Kg	1	6/26/2013 2:40:00 AM
1,2,4-Trichlorobenzene	ND	0.0497	H	mg/Kg	1	6/26/2013 2:40:00 AM
sec-Butylbenzene	ND	0.0199	H	mg/Kg	1	6/26/2013 2:40:00 AM
4-Isopropyltoluene	ND	0.0199	H	mg/Kg	1	6/26/2013 2:40:00 AM
1,3-Dichlorobenzene	ND	0.0199	H	mg/Kg	1	6/26/2013 2:40:00 AM
1,4-Dichlorobenzene	ND	0.0199	H	mg/Kg	1	6/26/2013 2:40:00 AM
n-Butylbenzene	ND	0.0199	H	mg/Kg	1	6/26/2013 2:40:00 AM
1,2-Dichlorobenzene	ND	0.0199	H	mg/Kg	1	6/26/2013 2:40:00 AM
1,2-Dibromo-3-chloropropane	ND	0.0298	H	mg/Kg	1	6/26/2013 2:40:00 AM
1,2,4-Trimethylbenzene	ND	0.0199	H	mg/Kg	1	6/26/2013 2:40:00 AM
Hexachlorobutadiene	ND	0.0994	H	mg/Kg	1	6/26/2013 2:40:00 AM
Naphthalene	ND	0.0298	H	mg/Kg	1	6/26/2013 2:40:00 AM
1,2,3-Trichlorobenzene	ND	0.0199	H	mg/Kg	1	6/26/2013 2:40:00 AM
Surr: Dibromofluoromethane	96.6	63.7-129	H	%REC	1	6/26/2013 2:40:00 AM
Surr: Toluene-d8	103	61.4-128	H	%REC	1	6/26/2013 2:40:00 AM
Surr: 1-Bromo-4-fluorobenzene	97.2	63.1-141	H	%REC	1	6/26/2013 2:40:00 AM

**Qualifiers:** B Analyte detected in the associated Method Blank  
 E Value above quantitation range  
 J Analyte detected below quantitation limits  
 RL Reporting Limit

D Dilution was required  
 H Holding times for preparation or analysis exceeded  
 ND Not detected at the Reporting Limit  
 S Spike recovery outside accepted recovery limits

Work Order: 1306019  
 CLIENT: G-Logics  
 Project: 01-0868-B

**QC SUMMARY REPORT**  
**Hexavalent Chromium by EPA Method 7196**

Sample ID: <b>MB-4796</b>	SampType: <b>MBLK</b>	Units: <b>mg/Kg</b>	Prep Date: <b>6/13/2013</b>	RunNo: <b>8879</b>							
Client ID: <b>MBLKS</b>	Batch ID: <b>4796</b>	Analysis Date: <b>6/13/2013</b>	SeqNo: <b>178190</b>								
Analyte	Result	RL	SPK value	SPK Ref Val	%REC	LowLimit	HighLimit	RPD Ref Val	%RPD	RPDLimit	Qual

Chromium, Hexavalent ND 0.500

Sample ID: <b>LCS-4796</b>	SampType: <b>LCS</b>	Units: <b>mg/Kg</b>	Prep Date: <b>6/13/2013</b>	RunNo: <b>8879</b>							
Client ID: <b>LCSS</b>	Batch ID: <b>4796</b>	Analysis Date: <b>6/13/2013</b>	SeqNo: <b>178191</b>								
Analyte	Result	RL	SPK value	SPK Ref Val	%REC	LowLimit	HighLimit	RPD Ref Val	%RPD	RPDLimit	Qual

Chromium, Hexavalent 2.57 0.500 2.500 0 103 65 135

Sample ID: <b>1306019-007BDUP</b>	SampType: <b>DUP</b>	Units: <b>mg/Kg-dry</b>	Prep Date: <b>6/13/2013</b>	RunNo: <b>8879</b>							
Client ID: <b>GL-B-3-8</b>	Batch ID: <b>4796</b>	Analysis Date: <b>6/13/2013</b>	SeqNo: <b>178193</b>								
Analyte	Result	RL	SPK value	SPK Ref Val	%REC	LowLimit	HighLimit	RPD Ref Val	%RPD	RPDLimit	Qual

Chromium, Hexavalent ND 0.670 0 0 30 R

**NOTES:**

R - High RPD due to low analyte concentration. In this range, high RPD's may be expected.

Sample ID: <b>1306019-007BMS</b>	SampType: <b>MS</b>	Units: <b>mg/Kg-dry</b>	Prep Date: <b>6/13/2013</b>	RunNo: <b>8879</b>							
Client ID: <b>GL-B-3-8</b>	Batch ID: <b>4796</b>	Analysis Date: <b>6/13/2013</b>	SeqNo: <b>178194</b>								
Analyte	Result	RL	SPK value	SPK Ref Val	%REC	LowLimit	HighLimit	RPD Ref Val	%RPD	RPDLimit	Qual

Chromium, Hexavalent 3.26 0.670 3.350 0 97.2 65 135

Sample ID: <b>1306019-007BMSD</b>	SampType: <b>MSD</b>	Units: <b>mg/Kg-dry</b>	Prep Date: <b>6/13/2013</b>	RunNo: <b>8879</b>							
Client ID: <b>GL-B-3-8</b>	Batch ID: <b>4796</b>	Analysis Date: <b>6/13/2013</b>	SeqNo: <b>178195</b>								
Analyte	Result	RL	SPK value	SPK Ref Val	%REC	LowLimit	HighLimit	RPD Ref Val	%RPD	RPDLimit	Qual

Chromium, Hexavalent 3.26 0.670 3.350 0 97.2 65 135 3.256 0 30

<b>Qualifiers:</b>	B Analyte detected in the associated Method Blank	D Dilution was required	E Value above quantitation range
	H Holding times for preparation or analysis exceeded	J Analyte detected below quantitation limits	ND Not detected at the Reporting Limit
	R RPD outside accepted recovery limits	RL Reporting Limit	S Spike recovery outside accepted recovery limits



Date: 6/26/2013

Work Order: 1306019  
CLIENT: G-Logics  
Project: 01-0868-B

**QC SUMMARY REPORT**  
**Hexavalent Chromium by EPA Method 7196**

Sample ID: <b>1306019-007BMSD</b>	SampType: <b>MSD</b>	Units: <b>mg/Kg-dry</b>	Prep Date: <b>6/13/2013</b>	RunNo: <b>8879</b>							
Client ID: <b>GL-B-3-8</b>	Batch ID: <b>4796</b>	Analysis Date: <b>6/13/2013</b>	SeqNo: <b>178195</b>								
Analyte	Result	RL	SPK value	SPK Ref Val	%REC	LowLimit	HighLimit	RPD Ref Val	%RPD	RPDLimit	Qual

<b>Qualifiers:</b>	B	Analyte detected in the associated Method Blank	D	Dilution was required	E	Value above quantitation range
	H	Holding times for preparation or analysis exceeded	J	Analyte detected below quantitation limits	ND	Not detected at the Reporting Limit
	R	RPD outside accepted recovery limits	RL	Reporting Limit	S	Spike recovery outside accepted recovery limits

Work Order: 1306019  
 CLIENT: G-Logics  
 Project: 01-0868-B

**QC SUMMARY REPORT**  
**Total Metals by EPA Method 6020**

Sample ID: <b>MB-4751</b>	SampType: <b>MBLK</b>	Units: <b>mg/Kg</b>	Prep Date: <b>6/6/2013</b>	RunNo: <b>8786</b>							
Client ID: <b>MBLKS</b>	Batch ID: <b>4751</b>		Analysis Date: <b>6/6/2013</b>	SeqNo: <b>176459</b>							
Analyte	Result	RL	SPK value	SPK Ref Val	%REC	LowLimit	HighLimit	RPD Ref Val	%RPD	RPDLimit	Qual

Arsenic	ND	0.100									
Cadmium	ND	0.200									
Chromium	ND	0.100									
Lead	ND	0.200									

Sample ID: <b>LCS-4751</b>	SampType: <b>LCS</b>	Units: <b>mg/Kg</b>	Prep Date: <b>6/6/2013</b>	RunNo: <b>8786</b>							
Client ID: <b>LCSS</b>	Batch ID: <b>4751</b>		Analysis Date: <b>6/6/2013</b>	SeqNo: <b>176460</b>							
Analyte	Result	RL	SPK value	SPK Ref Val	%REC	LowLimit	HighLimit	RPD Ref Val	%RPD	RPDLimit	Qual

Arsenic	118	0.100	102.0	0	115	83.4	116				
Cadmium	96.8	0.200	86.30	0	112	81.2	116				
Chromium	245	0.100	208.0	0	118	86.5	118				
Lead	82.5	0.200	71.80	0	115	84.3	116				

Sample ID: <b>1306017-004ADUP</b>	SampType: <b>DUP</b>	Units: <b>mg/Kg-dry</b>	Prep Date: <b>6/6/2013</b>	RunNo: <b>8786</b>							
Client ID: <b>BATCH</b>	Batch ID: <b>4751</b>		Analysis Date: <b>6/6/2013</b>	SeqNo: <b>176464</b>							
Analyte	Result	RL	SPK value	SPK Ref Val	%REC	LowLimit	HighLimit	RPD Ref Val	%RPD	RPDLimit	Qual

Arsenic	2.46	0.0777						2.581	4.91	30	
Cadmium	ND	0.155						0	0	30	
Chromium	31.4	0.0777						34.10	8.36	30	
Lead	2.20	0.155						2.353	6.62	30	

**Qualifiers:** B Analyte detected in the associated Method Blank  
 D Dilution was required  
 E Value above quantitation range  
 H Holding times for preparation or analysis exceeded  
 J Analyte detected below quantitation limits  
 ND Not detected at the Reporting Limit  
 R RPD outside accepted recovery limits  
 RL Reporting Limit  
 S Spike recovery outside accepted recovery limits

**Work Order:** 1306019  
**CLIENT:** G-Logics  
**Project:** 01-0868-B

**QC SUMMARY REPORT**  
**Total Metals by EPA Method 6020**

Sample ID: <b>1306017-004AMS</b>	SampType: <b>MS</b>	Units: <b>mg/Kg-dry</b>	Prep Date: <b>6/6/2013</b>	RunNo: <b>8786</b>							
Client ID: <b>BATCH</b>	Batch ID: <b>4751</b>		Analysis Date: <b>6/6/2013</b>	SeqNo: <b>176466</b>							
Analyte	Result	RL	SPK value	SPK Ref Val	%REC	LowLimit	HighLimit	RPD Ref Val	%RPD	RPDLimit	Qual

Arsenic	50.7	0.0794	39.69	2.581	121	75	125				
Cadmium	2.63	0.159	1.985	0.05881	130	75	125				S
Chromium	78.1	0.0794	39.69	34.10	111	75	125				
Lead	25.9	0.159	19.85	2.353	119	75	125				

**NOTES:**

S - Outlying spike recovery(ies) observed. A duplicate analysis was performed with similar results indicating a possible matrix effect.

Sample ID: <b>1306017-004AMSD</b>	SampType: <b>MSD</b>	Units: <b>mg/Kg-dry</b>	Prep Date: <b>6/6/2013</b>	RunNo: <b>8786</b>							
Client ID: <b>BATCH</b>	Batch ID: <b>4751</b>		Analysis Date: <b>6/6/2013</b>	SeqNo: <b>176467</b>							
Analyte	Result	RL	SPK value	SPK Ref Val	%REC	LowLimit	HighLimit	RPD Ref Val	%RPD	RPDLimit	Qual

Arsenic	52.3	0.0824	41.22	2.581	121	75	125	50.67	3.20	30	
Cadmium	2.76	0.165	2.061	0.05881	131	75	125	2.630	4.72	30	S
Chromium	87.7	0.0824	41.22	34.10	130	75	125	78.07	11.7	30	S
Lead	27.4	0.165	20.61	2.353	121	75	125	25.90	5.53	30	

**NOTES:**

S - Outlying spike recovery(ies) observed. A duplicate analysis was performed with similar results indicating a possible matrix effect.

Sample ID: <b>1306017-004APDS</b>	SampType: <b>PDS</b>	Units: <b>mg/Kg-dry</b>	Prep Date: <b>6/6/2013</b>	RunNo: <b>8786</b>							
Client ID: <b>BATCH</b>	Batch ID: <b>4751</b>		Analysis Date: <b>6/6/2013</b>	SeqNo: <b>176468</b>							
Analyte	Result	RL	SPK value	SPK Ref Val	%REC	LowLimit	HighLimit	RPD Ref Val	%RPD	RPDLimit	Qual

Cadmium	2.44	0.167	2.09	0.0588	114	75	125				
Chromium	86.6	0.0837	41.9	34.1	125	75	125				S

**NOTES:**

S - Outlying spike recovery(ies) observed. A duplicate analysis was performed with similar results indicating a matrix effect.

<b>Qualifiers:</b>	B Analyte detected in the associated Method Blank	D Dilution was required	E Value above quantitation range
	H Holding times for preparation or analysis exceeded	J Analyte detected below quantitation limits	ND Not detected at the Reporting Limit
	R RPD outside accepted recovery limits	RL Reporting Limit	S Spike recovery outside accepted recovery limits

**Work Order:** 1306019  
**CLIENT:** G-Logics  
**Project:** 01-0868-B

**QC SUMMARY REPORT**  
**Mercury by EPA Method 7471**

Sample ID: <b>MB-4729</b>	SampType: <b>MBLK</b>	Units: <b>mg/Kg</b>	Prep Date: <b>6/4/2013</b>	RunNo: <b>8768</b>							
Client ID: <b>MBLKS</b>	Batch ID: <b>4729</b>		Analysis Date: <b>6/5/2013</b>	SeqNo: <b>175915</b>							
Analyte	Result	RL	SPK value	SPK Ref Val	%REC	LowLimit	HighLimit	RPD Ref Val	%RPD	RPDLimit	Qual

Mercury ND 0.250

Sample ID: <b>LCS-4729</b>	SampType: <b>LCS</b>	Units: <b>mg/Kg</b>	Prep Date: <b>6/4/2013</b>	RunNo: <b>8768</b>							
Client ID: <b>LCSS</b>	Batch ID: <b>4729</b>		Analysis Date: <b>6/5/2013</b>	SeqNo: <b>175916</b>							
Analyte	Result	RL	SPK value	SPK Ref Val	%REC	LowLimit	HighLimit	RPD Ref Val	%RPD	RPDLimit	Qual

Mercury 0.429 0.250 0.5000 0 85.8 80 120

Sample ID: <b>1305210-009BMS</b>	SampType: <b>MS</b>	Units: <b>mg/Kg-dry</b>	Prep Date: <b>6/4/2013</b>	RunNo: <b>8768</b>							
Client ID: <b>BATCH</b>	Batch ID: <b>4729</b>		Analysis Date: <b>6/5/2013</b>	SeqNo: <b>175919</b>							
Analyte	Result	RL	SPK value	SPK Ref Val	%REC	LowLimit	HighLimit	RPD Ref Val	%RPD	RPDLimit	Qual

Mercury 0.548 0.249 0.4982 0.03779 102 70 130

Sample ID: <b>1305210-009BMSD</b>	SampType: <b>MSD</b>	Units: <b>mg/Kg-dry</b>	Prep Date: <b>6/4/2013</b>	RunNo: <b>8768</b>							
Client ID: <b>BATCH</b>	Batch ID: <b>4729</b>		Analysis Date: <b>6/5/2013</b>	SeqNo: <b>175920</b>							
Analyte	Result	RL	SPK value	SPK Ref Val	%REC	LowLimit	HighLimit	RPD Ref Val	%RPD	RPDLimit	Qual

Mercury 0.635 0.287 0.5748 0.03779 104 70 130 0.5480 14.6 20

Sample ID: <b>1306019-007BDUP</b>	SampType: <b>DUP</b>	Units: <b>mg/Kg-dry</b>	Prep Date: <b>6/4/2013</b>	RunNo: <b>8768</b>							
Client ID: <b>GL-B-3-8</b>	Batch ID: <b>4729</b>		Analysis Date: <b>6/5/2013</b>	SeqNo: <b>175938</b>							
Analyte	Result	RL	SPK value	SPK Ref Val	%REC	LowLimit	HighLimit	RPD Ref Val	%RPD	RPDLimit	Qual

Mercury ND 0.305 0 0 20

**Qualifiers:** B Analyte detected in the associated Method Blank D Dilution was required E Value above quantitation range  
H Holding times for preparation or analysis exceeded J Analyte detected below quantitation limits ND Not detected at the Reporting Limit  
R RPD outside accepted recovery limits RL Reporting Limit S Spike recovery outside accepted recovery limits

**Work Order:** 1306019  
**CLIENT:** G-Logics  
**Project:** 01-0868-B

**QC SUMMARY REPORT**  
**Diesel and Heavy Oil by NWTPH-Dx/Dx Ext.**

Sample ID: <b>1306019-002BDUP</b>	SampType: <b>DUP</b>	Units: <b>mg/Kg-dry</b>	Prep Date: <b>6/7/2013</b>	RunNo: <b>8858</b>							
Client ID: <b>GL-B-1-8</b>	Batch ID: <b>4792</b>		Analysis Date: <b>6/8/2013</b>	SeqNo: <b>177699</b>							
Analyte	Result	RL	SPK value	SPK Ref Val	%REC	LowLimit	HighLimit	RPD Ref Val	%RPD	RPDLimit	Qual

Diesel (Fuel Oil)	ND	24.7						0	0	30	
Heavy Oil	ND	61.8						0	0	30	
Surr: 2-Fluorobiphenyl	22.8		24.74		92.2	50	150		0		
Surr: o-Terphenyl	22.8		24.74		92.0	50	150		0		

Sample ID: <b>LCS-4792</b>	SampType: <b>LCS</b>	Units: <b>mg/Kg</b>	Prep Date: <b>6/7/2013</b>	RunNo: <b>8858</b>							
Client ID: <b>LCSS</b>	Batch ID: <b>4792</b>		Analysis Date: <b>6/8/2013</b>	SeqNo: <b>177704</b>							
Analyte	Result	RL	SPK value	SPK Ref Val	%REC	LowLimit	HighLimit	RPD Ref Val	%RPD	RPDLimit	Qual

Diesel (Fuel Oil)	441	20.0	500.0	0	88.2	65	135				
Surr: 2-Fluorobiphenyl	18.6		20.00		93.2	50	150				
Surr: o-Terphenyl	18.6		20.00		92.9	50	150				

Sample ID: <b>MB-4792</b>	SampType: <b>MBLK</b>	Units: <b>mg/Kg</b>	Prep Date: <b>6/7/2013</b>	RunNo: <b>8858</b>							
Client ID: <b>MBLKS</b>	Batch ID: <b>4792</b>		Analysis Date: <b>6/8/2013</b>	SeqNo: <b>177705</b>							
Analyte	Result	RL	SPK value	SPK Ref Val	%REC	LowLimit	HighLimit	RPD Ref Val	%RPD	RPDLimit	Qual

Diesel (Fuel Oil)	ND	20.0									
Heavy Oil	ND	50.0									
Surr: 2-Fluorobiphenyl	18.6		20.00		93.0	50	150				
Surr: o-Terphenyl	18.5		20.00		92.4	50	150				

**Qualifiers:**

B	Analyte detected in the associated Method Blank	D	Dilution was required	E	Value above quantitation range
H	Holding times for preparation or analysis exceeded	J	Analyte detected below quantitation limits	ND	Not detected at the Reporting Limit
R	RPD outside accepted recovery limits	RL	Reporting Limit	S	Spike recovery outside accepted recovery limits

**Work Order:** 1306019  
**CLIENT:** G-Logics  
**Project:** 01-0868-B

**QC SUMMARY REPORT**  
**Hydrocarbon Identification by NWTPH-HCID**

Sample ID: <b>LCS-4766</b>	SampType: <b>LCS</b>	Units: <b>mg/Kg</b>	Prep Date: <b>6/7/2013</b>	RunNo: <b>8810</b>							
Client ID: <b>LCSS</b>	Batch ID: <b>4766</b>		Analysis Date: <b>6/8/2013</b>	SeqNo: <b>176882</b>							
Analyte	Result	RL	SPK value	SPK Ref Val	%REC	LowLimit	HighLimit	RPD Ref Val	%RPD	RPDLimit	Qual

Diesel (Fuel Oil)	441	50.0	500.0	0	88.2	65	135				
Surr: 2-Fluorobiphenyl	18.6		20.00		93.2	50	150				
Surr: o-Terphenyl	18.6		20.00		92.9	50	150				

Sample ID: <b>MB-4766</b>	SampType: <b>MBLK</b>	Units: <b>mg/Kg</b>	Prep Date: <b>6/7/2013</b>	RunNo: <b>8810</b>							
Client ID: <b>MBLKS</b>	Batch ID: <b>4766</b>		Analysis Date: <b>6/8/2013</b>	SeqNo: <b>176883</b>							
Analyte	Result	RL	SPK value	SPK Ref Val	%REC	LowLimit	HighLimit	RPD Ref Val	%RPD	RPDLimit	Qual

Gasoline	ND	20.0									
Mineral Spirits	ND	30.0									
Kerosene	ND	50.0									
Diesel (Fuel Oil)	ND	50.0									
Heavy Oil	ND	100									
Mineral Oil	ND	100									
Surr: 2-Fluorobiphenyl	18.6		20.00		93.0	50	150				
Surr: o-Terphenyl	18.5		20.00		92.4	50	150				

**Qualifiers:**

B	Analyte detected in the associated Method Blank	D	Dilution was required	E	Value above quantitation range
H	Holding times for preparation or analysis exceeded	J	Analyte detected below quantitation limits	ND	Not detected at the Reporting Limit
R	RPD outside accepted recovery limits	RL	Reporting Limit	S	Spike recovery outside accepted recovery limits



Work Order: 1306019  
 CLIENT: G-Logics  
 Project: 01-0868-B

**QC SUMMARY REPORT**  
**Volatile Organic Compounds by EPA Method 8260**

Sample ID: <b>1306019-013ADUP</b>	SampType: <b>DUP</b>	Units: <b>mg/Kg-dry</b>	Prep Date: <b>6/10/2013</b>	RunNo: <b>8820</b>							
Client ID: <b>GL-B-5-5</b>	Batch ID: <b>4772</b>		Analysis Date: <b>6/11/2013</b>	SeqNo: <b>177035</b>							
Analyte	Result	RL	SPK value	SPK Ref Val	%REC	LowLimit	HighLimit	RPD Ref Val	%RPD	RPDLimit	Qual

Dichlorodifluoromethane (CFC-12)	ND	0.0993						0	0	30	
Chloromethane	ND	0.0993						0	0	30	
Vinyl chloride	ND	0.00331						0	0	30	
Bromomethane	ND	0.149						0	0	30	
Trichlorofluoromethane (CFC-11)	ND	0.0828						0	0	30	
Chloroethane	ND	0.0993						0	0	30	
1,1-Dichloroethene	ND	0.0828						0	0	30	
Methylene chloride	ND	0.0331						0	0	30	
trans-1,2-Dichloroethene	ND	0.0331						0	0	30	
Methyl tert-butyl ether (MTBE)	ND	0.0828						0	0	30	
1,1-Dichloroethane	ND	0.0331						0	0	30	
2,2-Dichloropropane	ND	0.0828						0	0	30	
cis-1,2-Dichloroethene	ND	0.0331						0	0	30	
Chloroform	ND	0.0331						0	0	30	
1,1,1-Trichloroethane (TCA)	ND	0.0331						0	0	30	
1,1-Dichloropropene	ND	0.0331						0	0	30	
Carbon tetrachloride	ND	0.0331						0	0	30	
1,2-Dichloroethane (EDC)	ND	0.0497						0	0	30	
Benzene	ND	0.0331						0	0	30	
Trichloroethene (TCE)	ND	0.0331						0	0	30	
1,2-Dichloropropane	ND	0.0331						0	0	30	
Bromodichloromethane	ND	0.0331						0	0	30	
Dibromomethane	ND	0.0662						0	0	30	
cis-1,3-Dichloropropene	ND	0.0331						0	0	30	
Toluene	ND	0.0331						0	0	30	
trans-1,3-Dichloropropylene	ND	0.0497						0	0	30	
1,1,2-Trichloroethane	ND	0.0497						0	0	30	
1,3-Dichloropropane	ND	0.0828						0	0	30	
Tetrachloroethene (PCE)	ND	0.0331						0	0	30	

<b>Qualifiers:</b>	B	Analyte detected in the associated Method Blank	D	Dilution was required	E	Value above quantitation range
	H	Holding times for preparation or analysis exceeded	J	Analyte detected below quantitation limits	ND	Not detected at the Reporting Limit
	R	RPD outside accepted recovery limits	RL	Reporting Limit	S	Spike recovery outside accepted recovery limits

Work Order: 1306019  
 CLIENT: G-Logics  
 Project: 01-0868-B

**QC SUMMARY REPORT**  
**Volatile Organic Compounds by EPA Method 8260**

Sample ID: <b>1306019-013ADUP</b>	SampType: <b>DUP</b>	Units: <b>mg/Kg-dry</b>	Prep Date: <b>6/10/2013</b>	RunNo: <b>8820</b>							
Client ID: <b>GL-B-5-5</b>	Batch ID: <b>4772</b>		Analysis Date: <b>6/11/2013</b>	SeqNo: <b>177035</b>							
Analyte	Result	RL	SPK value	SPK Ref Val	%REC	LowLimit	HighLimit	RPD Ref Val	%RPD	RPDLimit	Qual

Dibromochloromethane	ND	0.0497						0	0	30	
1,2-Dibromoethane (EDB)	ND	0.00828						0	0	30	
Chlorobenzene	ND	0.0331						0	0	30	
1,1,1,2-Tetrachloroethane	ND	0.0497						0	0	30	
Ethylbenzene	ND	0.0497						0	0	30	
m,p-Xylene	ND	0.0331						0	0	30	
o-Xylene	ND	0.0331						0	0	30	
Styrene	ND	0.0331						0	0	30	
Isopropylbenzene	ND	0.132						0	0	30	
Bromoform	ND	0.0331						0	0	30	
1,1,2,2-Tetrachloroethane	ND	0.0331						0	0	30	
n-Propylbenzene	ND	0.0331						0	0	30	
Bromobenzene	ND	0.0497						0	0	30	
1,3,5-Trimethylbenzene	ND	0.0331						0	0	30	
2-Chlorotoluene	ND	0.0331						0	0	30	
4-Chlorotoluene	ND	0.0331						0	0	30	
tert-Butylbenzene	ND	0.0331						0	0	30	
1,2,3-Trichloropropane	ND	0.0331						0	0	30	
1,2,4-Trichlorobenzene	ND	0.0828						0	0	30	
sec-Butylbenzene	ND	0.0331						0	0	30	
4-Isopropyltoluene	ND	0.0331						0	0	30	
1,3-Dichlorobenzene	ND	0.0331						0	0	30	
1,4-Dichlorobenzene	ND	0.0331						0	0	30	
n-Butylbenzene	ND	0.0331						0	0	30	
1,2-Dichlorobenzene	ND	0.0331						0	0	30	
1,2-Dibromo-3-chloropropane	ND	0.0497						0	0	30	
1,2,4-Trimethylbenzene	ND	0.0331						0	0	30	
Hexachlorobutadiene	ND	0.166						0	0	30	
Naphthalene	ND	0.0497						0	0	30	

**Qualifiers:** B Analyte detected in the associated Method Blank      D Dilution was required      E Value above quantitation range  
 H Holding times for preparation or analysis exceeded      J Analyte detected below quantitation limits      ND Not detected at the Reporting Limit  
 R RPD outside accepted recovery limits      RL Reporting Limit      S Spike recovery outside accepted recovery limits

**Work Order:** 1306019  
**CLIENT:** G-Logics  
**Project:** 01-0868-B

**QC SUMMARY REPORT**  
**Volatile Organic Compounds by EPA Method 8260**

Sample ID: <b>1306019-013ADUP</b>	SampType: <b>DUP</b>	Units: <b>mg/Kg-dry</b>	Prep Date: <b>6/10/2013</b>	RunNo: <b>8820</b>							
Client ID: <b>GL-B-5-5</b>	Batch ID: <b>4772</b>		Analysis Date: <b>6/11/2013</b>	SeqNo: <b>177035</b>							
Analyte	Result	RL	SPK value	SPK Ref Val	%REC	LowLimit	HighLimit	RPD Ref Val	%RPD	RPDLimit	Qual

1,2,3-Trichlorobenzene	ND	0.0331						0	0	30	
Surr: Dibromofluoromethane	4.08		4.139		98.7	63.7	129		0		
Surr: Toluene-d8	3.84		4.139		92.8	61.4	128		0		
Surr: 1-Bromo-4-fluorobenzene	4.02		4.139		97.2	63.1	141		0		

Sample ID: <b>1306060-002AMS</b>	SampType: <b>MS</b>	Units: <b>mg/Kg-dry</b>	Prep Date: <b>6/10/2013</b>	RunNo: <b>8820</b>							
Client ID: <b>BATCH</b>	Batch ID: <b>4772</b>		Analysis Date: <b>6/11/2013</b>	SeqNo: <b>177042</b>							
Analyte	Result	RL	SPK value	SPK Ref Val	%REC	LowLimit	HighLimit	RPD Ref Val	%RPD	RPDLimit	Qual

Dichlorodifluoromethane (CFC-12)	0.501	0.0601	1.002	0	50.0	43.5	121				
Chloromethane	0.516	0.0601	1.002	0	51.6	45	130				
Vinyl chloride	0.748	0.00200	1.002	0	74.7	51.2	146				
Bromomethane	0.996	0.0902	1.002	0	99.4	21.3	120				
Trichlorofluoromethane (CFC-11)	0.968	0.0501	1.002	0	96.6	35	131				
Chloroethane	0.481	0.0601	1.002	0	48.1	43.8	117				
1,1-Dichloroethene	0.915	0.0501	1.002	0	91.3	61.9	141				
Methylene chloride	0.967	0.0200	1.002	0	96.6	54.7	142				
trans-1,2-Dichloroethene	0.940	0.0200	1.002	0	93.8	52	136				
Methyl tert-butyl ether (MTBE)	0.913	0.0501	1.002	0	91.1	54.4	132				
1,1-Dichloroethane	0.961	0.0200	1.002	0	96.0	51.8	141				
2,2-Dichloropropane	0.670	0.0501	1.002	0	66.9	36	123				
cis-1,2-Dichloroethene	0.941	0.0200	1.002	0	93.9	58.6	136				
Chloroform	0.944	0.0200	1.002	0	94.3	53.2	129				
1,1,1-Trichloroethane (TCA)	0.915	0.0200	1.002	0	91.4	58.3	145				
1,1-Dichloropropene	0.906	0.0200	1.002	0	90.5	55.1	138				
Carbon tetrachloride	0.928	0.0200	1.002	0	92.7	53.3	144				
1,2-Dichloroethane (EDC)	1.03	0.0301	1.002	0	103	51.3	139				
Benzene	0.955	0.0200	1.002	0	95.4	63.5	133				

**Qualifiers:**

B	Analyte detected in the associated Method Blank	D	Dilution was required	E	Value above quantitation range
H	Holding times for preparation or analysis exceeded	J	Analyte detected below quantitation limits	ND	Not detected at the Reporting Limit
R	RPD outside accepted recovery limits	RL	Reporting Limit	S	Spike recovery outside accepted recovery limits

Work Order: 1306019  
 CLIENT: G-Logics  
 Project: 01-0868-B

**QC SUMMARY REPORT**  
**Volatile Organic Compounds by EPA Method 8260**

Sample ID: <b>1306060-002AMS</b>	SampType: <b>MS</b>	Units: <b>mg/Kg-dry</b>	Prep Date: <b>6/10/2013</b>	RunNo: <b>8820</b>							
Client ID: <b>BATCH</b>	Batch ID: <b>4772</b>		Analysis Date: <b>6/11/2013</b>	SeqNo: <b>177042</b>							
Analyte	Result	RL	SPK value	SPK Ref Val	%REC	LowLimit	HighLimit	RPD Ref Val	%RPD	RPDLimit	Qual

Analyte	Result	RL	SPK value	SPK Ref Val	%REC	LowLimit	HighLimit	RPD Ref Val	%RPD	RPDLimit	Qual
Trichloroethene (TCE)	0.913	0.0200	1.002	0	91.2	68.6	132				
1,2-Dichloropropane	0.933	0.0200	1.002	0	93.2	59	136				
Bromodichloromethane	0.963	0.0200	1.002	0	96.1	50.7	141				
Dibromomethane	0.971	0.0401	1.002	0	96.9	50.6	137				
cis-1,3-Dichloropropene	0.871	0.0200	1.002	0	87.0	50.4	138				
Toluene	0.918	0.0200	1.002	0	91.7	67.8	129				
trans-1,3-Dichloropropylene	0.888	0.0301	1.002	0	88.7	44.1	147				
1,1,2-Trichloroethane	0.972	0.0301	1.002	0	97.0	51.6	137				
1,3-Dichloropropane	0.957	0.0501	1.002	0	95.6	53.1	134				
Tetrachloroethene (PCE)	0.950	0.0200	1.002	0.02104	92.8	35.6	158				
Dibromochloromethane	0.989	0.0301	1.002	0	98.7	55.3	140				
1,2-Dibromoethane (EDB)	0.954	0.00501	1.002	0	95.2	50.4	136				
Chlorobenzene	0.957	0.0200	1.002	0	95.5	60	133				
1,1,1,2-Tetrachloroethane	0.942	0.0301	1.002	0	94.1	53.1	142				
Ethylbenzene	0.929	0.0301	1.002	0	92.7	54.5	134				
m,p-Xylene	1.93	0.0200	2.003	0	96.5	53.1	132				
o-Xylene	0.960	0.0200	1.002	0	95.9	53.3	139				
Styrene	0.970	0.0200	1.002	0	96.8	51.1	132				
Isopropylbenzene	0.946	0.0801	1.002	0	94.4	58.9	138				
Bromoform	1.03	0.0200	1.002	0	103	57.9	130				
1,1,1,2,2-Tetrachloroethane	0.993	0.0200	1.002	0	99.2	51.9	131				
n-Propylbenzene	0.953	0.0200	1.002	0	95.1	53.6	140				
Bromobenzene	0.945	0.0301	1.002	0	94.4	54.2	140				
1,3,5-Trimethylbenzene	0.965	0.0200	1.002	0	96.3	51.8	136				
2-Chlorotoluene	0.980	0.0200	1.002	0	97.9	51.6	136				
4-Chlorotoluene	0.966	0.0200	1.002	0	96.5	50.1	139				
tert-Butylbenzene	0.948	0.0200	1.002	0	94.6	50.5	135				
1,2,3-Trichloropropane	0.962	0.0200	1.002	0	96.0	50.5	131				
1,2,4-Trichlorobenzene	0.929	0.0501	1.002	0	92.7	50.8	130				

<b>Qualifiers:</b>	B Analyte detected in the associated Method Blank	D Dilution was required	E Value above quantitation range
	H Holding times for preparation or analysis exceeded	J Analyte detected below quantitation limits	ND Not detected at the Reporting Limit
	R RPD outside accepted recovery limits	RL Reporting Limit	S Spike recovery outside accepted recovery limits

Work Order: 1306019  
 CLIENT: G-Logics  
 Project: 01-0868-B

**QC SUMMARY REPORT**  
**Volatile Organic Compounds by EPA Method 8260**

Sample ID: <b>1306060-002AMS</b>	SampType: <b>MS</b>	Units: <b>mg/Kg-dry</b>	Prep Date: <b>6/10/2013</b>	RunNo: <b>8820</b>							
Client ID: <b>BATCH</b>	Batch ID: <b>4772</b>		Analysis Date: <b>6/11/2013</b>	SeqNo: <b>177042</b>							
Analyte	Result	RL	SPK value	SPK Ref Val	%REC	LowLimit	HighLimit	RPD Ref Val	%RPD	RPDLimit	Qual

sec-Butylbenzene	0.957	0.0200	1.002	0	95.5	52.6	141				
4-Isopropyltoluene	0.961	0.0200	1.002	0	96.0	52.9	134				
1,3-Dichlorobenzene	0.996	0.0200	1.002	0	99.4	52.6	131				
1,4-Dichlorobenzene	1.01	0.0200	1.002	0	101	52.9	129				
n-Butylbenzene	0.940	0.0200	1.002	0	93.8	52.6	130				
1,2-Dichlorobenzene	0.990	0.0200	1.002	0	98.8	55.8	129				
1,2-Dibromo-3-chloropropane	1.01	0.0301	1.002	0	100	40.5	131				
1,2,4-Trimethylbenzene	0.982	0.0200	1.002	0	98.1	50.6	137				
Hexachlorobutadiene	0.920	0.100	1.002	0	91.9	40.6	158				
Naphthalene	0.977	0.0301	1.002	0	97.5	52.3	124				
1,2,3-Trichlorobenzene	0.949	0.0200	1.002	0	94.7	54.4	124				
Surr: Dibromofluoromethane	2.54		2.504		101	63.7	129				
Surr: Toluene-d8	2.56		2.504		102	61.4	128				
Surr: 1-Bromo-4-fluorobenzene	2.66		2.504		106	63.1	141				

Sample ID: <b>LCS-4772</b>	SampType: <b>LCS</b>	Units: <b>mg/Kg</b>	Prep Date: <b>6/10/2013</b>	RunNo: <b>8820</b>							
Client ID: <b>LCSS</b>	Batch ID: <b>4772</b>		Analysis Date: <b>6/11/2013</b>	SeqNo: <b>177052</b>							
Analyte	Result	RL	SPK value	SPK Ref Val	%REC	LowLimit	HighLimit	RPD Ref Val	%RPD	RPDLimit	Qual

Dichlorodifluoromethane (CFC-12)	0.624	0.0600	1.000	0	62.4	37.7	136				
Chloromethane	0.683	0.0600	1.000	0	68.3	38.8	132				
Vinyl chloride	0.886	0.00200	1.000	0	88.6	56.1	130				
Bromomethane	0.910	0.0900	1.000	0	91.0	48.6	147				
Trichlorofluoromethane (CFC-11)	0.985	0.0500	1.000	0	98.5	60.3	132				
Chloroethane	0.586	0.0600	1.000	0	58.6	55.7	135				
1,1-Dichloroethene	0.952	0.0500	1.000	0	95.2	64.6	134				
Methylene chloride	1.01	0.0200	1.000	0	101	60.6	140				
trans-1,2-Dichloroethene	0.996	0.0200	1.000	0	99.6	68.7	127				

**Qualifiers:**

B	Analyte detected in the associated Method Blank	D	Dilution was required	E	Value above quantitation range
H	Holding times for preparation or analysis exceeded	J	Analyte detected below quantitation limits	ND	Not detected at the Reporting Limit
R	RPD outside accepted recovery limits	RL	Reporting Limit	S	Spike recovery outside accepted recovery limits

Work Order: 1306019  
 CLIENT: G-Logics  
 Project: 01-0868-B

**QC SUMMARY REPORT**  
**Volatile Organic Compounds by EPA Method 8260**

Sample ID: <b>LCS-4772</b>	SampType: <b>LCS</b>	Units: <b>mg/Kg</b>	Prep Date: <b>6/10/2013</b>	RunNo: <b>8820</b>
Client ID: <b>LCSS</b>	Batch ID: <b>4772</b>		Analysis Date: <b>6/11/2013</b>	SeqNo: <b>177052</b>

Analyte	Result	RL	SPK value	SPK Ref Val	%REC	LowLimit	HighLimit	RPD Ref Val	%RPD	RPDLimit	Qual
Methyl tert-butyl ether (MTBE)	0.951	0.0500	1.000	0	95.1	73.4	128				
1,1-Dichloroethane	1.02	0.0200	1.000	0	102	65.5	132				
2,2-Dichloropropane	0.779	0.0500	1.000	0	77.9	28.1	149				
cis-1,2-Dichloroethene	1.00	0.0200	1.000	0	100	71.6	123				
Chloroform	0.994	0.0200	1.000	0	99.4	67.5	129				
1,1,1-Trichloroethane (TCA)	0.983	0.0200	1.000	0	98.3	74.4	130				
1,1-Dichloropropene	0.982	0.0200	1.000	0	98.2	72.7	131				
Carbon tetrachloride	0.984	0.0200	1.000	0	98.4	67.9	126				
1,2-Dichloroethane (EDC)	1.02	0.0300	1.000	0	102	68.7	133				
Benzene	1.03	0.0200	1.000	0	103	74.6	124				
Trichloroethene (TCE)	1.00	0.0200	1.000	0	100	67.4	133				
1,2-Dichloropropane	1.01	0.0200	1.000	0	101	72.7	133				
Bromodichloromethane	1.01	0.0200	1.000	0	101	76.1	136				
Dibromomethane	0.986	0.0400	1.000	0	98.6	70	130				
cis-1,3-Dichloropropene	0.976	0.0200	1.000	0	97.6	59.1	143				
Toluene	1.00	0.0200	1.000	0	100	79.9	118				
trans-1,3-Dichloropropylene	0.959	0.0300	1.000	0	95.9	49.2	149				
1,1,2-Trichloroethane	0.990	0.0300	1.000	0	99.0	74.5	129				
1,3-Dichloropropane	0.975	0.0500	1.000	0	97.5	70	130				
Tetrachloroethene (PCE)	0.980	0.0200	1.000	0	98.0	52.7	150				
Dibromochloromethane	1.00	0.0300	1.000	0	100	70.6	144				
1,2-Dibromoethane (EDB)	0.975	0.00500	1.000	0	97.5	70	130				
Chlorobenzene	1.02	0.0200	1.000	0	102	76.1	123				
1,1,1,2-Tetrachloroethane	0.968	0.0300	1.000	0	96.8	74.8	131				
Ethylbenzene	0.986	0.0300	1.000	0	98.6	74	129				
m,p-Xylene	2.01	0.0200	2.000	0	101	79.8	128				
o-Xylene	1.01	0.0200	1.000	0	101	77.3	128				
Styrene	1.01	0.0200	1.000	0	101	76.8	130				
Isopropylbenzene	0.998	0.0800	1.000	0	99.8	70	130				

<b>Qualifiers:</b>	B	Analyte detected in the associated Method Blank	D	Dilution was required	E	Value above quantitation range
	H	Holding times for preparation or analysis exceeded	J	Analyte detected below quantitation limits	ND	Not detected at the Reporting Limit
	R	RPD outside accepted recovery limits	RL	Reporting Limit	S	Spike recovery outside accepted recovery limits

Work Order: 1306019  
 CLIENT: G-Logics  
 Project: 01-0868-B

**QC SUMMARY REPORT**  
**Volatile Organic Compounds by EPA Method 8260**

Sample ID: <b>LCS-4772</b>	SampType: <b>LCS</b>	Units: <b>mg/Kg</b>	Prep Date: <b>6/10/2013</b>	RunNo: <b>8820</b>							
Client ID: <b>LCSS</b>	Batch ID: <b>4772</b>		Analysis Date: <b>6/11/2013</b>	SeqNo: <b>177052</b>							
Analyte	Result	RL	SPK value	SPK Ref Val	%REC	LowLimit	HighLimit	RPD Ref Val	%RPD	RPDLimit	Qual

Analyte	Result	RL	SPK value	SPK Ref Val	%REC	LowLimit	HighLimit	RPD Ref Val	%RPD	RPDLimit	Qual
Bromoform	0.999	0.0200	1.000	0	99.9	67	154				
1,1,2,2-Tetrachloroethane	0.944	0.0200	1.000	0	94.4	60	130				
n-Propylbenzene	1.01	0.0200	1.000	0	101	78	130				
Bromobenzene	0.966	0.0300	1.000	0	96.6	49.2	144				
1,3,5-Trimethylbenzene	1.00	0.0200	1.000	0	100	74.6	123				
2-Chlorotoluene	1.00	0.0200	1.000	0	100	76.7	129				
4-Chlorotoluene	1.00	0.0200	1.000	0	100	77.5	125				
tert-Butylbenzene	1.00	0.0200	1.000	0	100	66.2	130				
1,2,3-Trichloropropane	0.945	0.0200	1.000	0	94.5	67.9	136				
1,2,4-Trichlorobenzene	0.968	0.0500	1.000	0	96.8	65.6	137				
sec-Butylbenzene	1.01	0.0200	1.000	0	101	75.6	133				
4-Isopropyltoluene	0.990	0.0200	1.000	0	99.0	76.8	131				
1,3-Dichlorobenzene	1.03	0.0200	1.000	0	103	72.8	128				
1,4-Dichlorobenzene	1.04	0.0200	1.000	0	104	72.6	126				
n-Butylbenzene	0.998	0.0200	1.000	0	99.8	65.3	136				
1,2-Dichlorobenzene	1.02	0.0200	1.000	0	102	72.8	126				
1,2-Dibromo-3-chloropropane	0.956	0.0300	1.000	0	95.6	60.3	130				
1,2,4-Trimethylbenzene	1.03	0.0200	1.000	0	103	77.5	129				
Hexachlorobutadiene	0.962	0.100	1.000	0	96.2	42	151				
Naphthalene	0.986	0.0300	1.000	0	98.6	64	130				
1,2,3-Trichlorobenzene	0.994	0.0200	1.000	0	99.4	62.1	140				
Surr: Dibromofluoromethane	2.49		2.500		99.6	63.7	129				
Surr: Toluene-d8	2.60		2.500		104	61.4	128				
Surr: 1-Bromo-4-fluorobenzene	2.60		2.500		104	63.1	141				

**Qualifiers:**

B	Analyte detected in the associated Method Blank	D	Dilution was required	E	Value above quantitation range
H	Holding times for preparation or analysis exceeded	J	Analyte detected below quantitation limits	ND	Not detected at the Reporting Limit
R	RPD outside accepted recovery limits	RL	Reporting Limit	S	Spike recovery outside accepted recovery limits



Date: 6/26/2013

**Work Order:** 1306019  
**CLIENT:** G-Logics  
**Project:** 01-0868-B

**QC SUMMARY REPORT**  
**Volatile Organic Compounds by EPA Method 8260**

Sample ID: <b>MB-4772</b>	SampType: <b>MBLK</b>	Units: <b>mg/Kg</b>	Prep Date: <b>6/10/2013</b>	RunNo: <b>8820</b>							
Client ID: <b>MBLKS</b>	Batch ID: <b>4772</b>		Analysis Date: <b>6/10/2013</b>	SeqNo: <b>177053</b>							
Analyte	Result	RL	SPK value	SPK Ref Val	%REC	LowLimit	HighLimit	RPD Ref Val	%RPD	RPDLimit	Qual

Dichlorodifluoromethane (CFC-12)	ND	0.0600									
Chloromethane	ND	0.0600									
Vinyl chloride	ND	0.00200									
Bromomethane	ND	0.0900									
Trichlorofluoromethane (CFC-11)	ND	0.0500									
Chloroethane	ND	0.0600									
1,1-Dichloroethene	ND	0.0500									
Methylene chloride	ND	0.0200									
trans-1,2-Dichloroethene	ND	0.0200									
Methyl tert-butyl ether (MTBE)	ND	0.0500									
1,1-Dichloroethane	ND	0.0200									
2,2-Dichloropropane	ND	0.0500									
cis-1,2-Dichloroethene	ND	0.0200									
Chloroform	ND	0.0200									
1,1,1-Trichloroethane (TCA)	ND	0.0200									
1,1-Dichloropropene	ND	0.0200									
Carbon tetrachloride	ND	0.0200									
1,2-Dichloroethane (EDC)	ND	0.0300									
Benzene	ND	0.0200									
Trichloroethene (TCE)	ND	0.0200									
1,2-Dichloropropane	ND	0.0200									
Bromodichloromethane	ND	0.0200									
Dibromomethane	ND	0.0400									
cis-1,3-Dichloropropene	ND	0.0200									
Toluene	ND	0.0200									
trans-1,3-Dichloropropylene	ND	0.0300									
1,1,2-Trichloroethane	ND	0.0300									
1,3-Dichloropropane	ND	0.0500									
Tetrachloroethene (PCE)	ND	0.0200									

<b>Qualifiers:</b>	B	Analyte detected in the associated Method Blank	D	Dilution was required	E	Value above quantitation range
	H	Holding times for preparation or analysis exceeded	J	Analyte detected below quantitation limits	ND	Not detected at the Reporting Limit
	R	RPD outside accepted recovery limits	RL	Reporting Limit	S	Spike recovery outside accepted recovery limits

Work Order: 1306019  
 CLIENT: G-Logics  
 Project: 01-0868-B

**QC SUMMARY REPORT**  
**Volatile Organic Compounds by EPA Method 8260**

Sample ID: <b>MB-4772</b>	SampType: <b>MBLK</b>	Units: <b>mg/Kg</b>	Prep Date: <b>6/10/2013</b>	RunNo: <b>8820</b>							
Client ID: <b>MBLKS</b>	Batch ID: <b>4772</b>		Analysis Date: <b>6/10/2013</b>	SeqNo: <b>177053</b>							
Analyte	Result	RL	SPK value	SPK Ref Val	%REC	LowLimit	HighLimit	RPD Ref Val	%RPD	RPDLimit	Qual

Dibromochloromethane	ND	0.0300									
1,2-Dibromoethane (EDB)	ND	0.00500									
Chlorobenzene	ND	0.0200									
1,1,1,2-Tetrachloroethane	ND	0.0300									
Ethylbenzene	ND	0.0300									
m,p-Xylene	ND	0.0200									
o-Xylene	ND	0.0200									
Styrene	ND	0.0200									
Isopropylbenzene	ND	0.0800									
Bromoform	ND	0.0200									
1,1,2,2-Tetrachloroethane	ND	0.0200									
n-Propylbenzene	ND	0.0200									
Bromobenzene	ND	0.0300									
1,3,5-Trimethylbenzene	ND	0.0200									
2-Chlorotoluene	ND	0.0200									
4-Chlorotoluene	ND	0.0200									
tert-Butylbenzene	ND	0.0200									
1,2,3-Trichloropropane	ND	0.0200									
1,2,4-Trichlorobenzene	ND	0.0500									
sec-Butylbenzene	ND	0.0200									
4-Isopropyltoluene	ND	0.0200									
1,3-Dichlorobenzene	ND	0.0200									
1,4-Dichlorobenzene	ND	0.0200									
n-Butylbenzene	ND	0.0200									
1,2-Dichlorobenzene	ND	0.0200									
1,2-Dibromo-3-chloropropane	ND	0.0300									
1,2,4-Trimethylbenzene	ND	0.0200									
Hexachlorobutadiene	ND	0.100									
Naphthalene	ND	0.0300									

**Qualifiers:** B Analyte detected in the associated Method Blank      D Dilution was required      E Value above quantitation range  
 H Holding times for preparation or analysis exceeded      J Analyte detected below quantitation limits      ND Not detected at the Reporting Limit  
 R RPD outside accepted recovery limits      RL Reporting Limit      S Spike recovery outside accepted recovery limits

**Work Order:** 1306019  
**CLIENT:** G-Logics  
**Project:** 01-0868-B

**QC SUMMARY REPORT**  
**Volatile Organic Compounds by EPA Method 8260**

Sample ID: <b>MB-4772</b>	SampType: <b>MBLK</b>	Units: <b>mg/Kg</b>	Prep Date: <b>6/10/2013</b>	RunNo: <b>8820</b>							
Client ID: <b>MBLKS</b>	Batch ID: <b>4772</b>		Analysis Date: <b>6/10/2013</b>	SeqNo: <b>177053</b>							
Analyte	Result	RL	SPK value	SPK Ref Val	%REC	LowLimit	HighLimit	RPD Ref Val	%RPD	RPDLimit	Qual

1,2,3-Trichlorobenzene	ND	0.0200									
Surr: Dibromofluoromethane	2.46		2.500		98.5	63.7	129				
Surr: Toluene-d8	2.49		2.500		99.5	61.4	128				
Surr: 1-Bromo-4-fluorobenzene	2.37		2.500		94.9	63.1	141				

Sample ID: <b>1306019-002AMS</b>	SampType: <b>MS</b>	Units: <b>mg/Kg-dry</b>	Prep Date: <b>6/6/2013</b>	RunNo: <b>8822</b>							
Client ID: <b>GL-B-1-8</b>	Batch ID: <b>4758</b>		Analysis Date: <b>6/7/2013</b>	SeqNo: <b>177195</b>							
Analyte	Result	RL	SPK value	SPK Ref Val	%REC	LowLimit	HighLimit	RPD Ref Val	%RPD	RPDLimit	Qual

Methyl tert-butyl ether (MTBE)	2.63	0.0670	2.679	0	98.3	54.4	132				
Tert-butyl alcohol	12.1	0.335	13.39	0	90.2	70	130				
tert-Amyl Methyl Ether	2.79	0.0670	2.679	0	104	70	130				
Ethyl tert-Butyl ether	2.79	0.0670	2.679	0	104	70	130				
Isopropyl ether (DIPE)	2.63	0.0670	2.679	0	98.2	70	130				
Surr: Dibromofluoromethane	3.63		3.349		108	63.7	129				
Surr: Toluene-d8	3.41		3.349		102	61.4	128				
Surr: 1-Bromo-4-fluorobenzene	3.54		3.349		106	63.1	141				

Sample ID: <b>1306019-005ADUP</b>	SampType: <b>DUP</b>	Units: <b>mg/Kg-dry</b>	Prep Date: <b>6/6/2013</b>	RunNo: <b>8822</b>							
Client ID: <b>GL-B-2-8</b>	Batch ID: <b>4758</b>		Analysis Date: <b>6/7/2013</b>	SeqNo: <b>177197</b>							
Analyte	Result	RL	SPK value	SPK Ref Val	%REC	LowLimit	HighLimit	RPD Ref Val	%RPD	RPDLimit	Qual

Methyl tert-butyl ether (MTBE)	ND	0.0503						0	0	30	
Tert-butyl alcohol	ND	0.251						0	0	30	
tert-Amyl Methyl Ether	ND	0.0503						0	0	30	
Ethyl tert-Butyl ether	ND	0.0503						0	0	30	
Isopropyl ether (DIPE)	ND	0.0503						0	0	30	
Surr: Dibromofluoromethane	2.73		2.514		109	63.7	129		0		

**Qualifiers:**
B Analyte detected in the associated Method Blank
D Dilution was required
E Value above quantitation range

H Holding times for preparation or analysis exceeded
J Analyte detected below quantitation limits
ND Not detected at the Reporting Limit

R RPD outside accepted recovery limits
RL Reporting Limit
S Spike recovery outside accepted recovery limits

**Work Order:** 1306019  
**CLIENT:** G-Logics  
**Project:** 01-0868-B

**QC SUMMARY REPORT**  
**Volatile Organic Compounds by EPA Method 8260**

Sample ID: <b>1306019-005ADUP</b>	SampType: <b>DUP</b>	Units: <b>mg/Kg-dry</b>	Prep Date: <b>6/6/2013</b>	RunNo: <b>8822</b>							
Client ID: <b>GL-B-2-8</b>	Batch ID: <b>4758</b>		Analysis Date: <b>6/7/2013</b>	SeqNo: <b>177197</b>							
Analyte	Result	RL	SPK value	SPK Ref Val	%REC	LowLimit	HighLimit	RPD Ref Val	%RPD	RPDLimit	Qual

Surr: Toluene-d8	2.54		2.514		101	61.4	128		0		
Surr: 1-Bromo-4-fluorobenzene	2.59		2.514		103	63.1	141		0		

Sample ID: <b>LCS-4758</b>	SampType: <b>LCS</b>	Units: <b>mg/Kg</b>	Prep Date: <b>6/6/2013</b>	RunNo: <b>8822</b>							
Client ID: <b>LCSS</b>	Batch ID: <b>4758</b>		Analysis Date: <b>6/7/2013</b>	SeqNo: <b>177200</b>							
Analyte	Result	RL	SPK value	SPK Ref Val	%REC	LowLimit	HighLimit	RPD Ref Val	%RPD	RPDLimit	Qual

Methyl tert-butyl ether (MTBE)	2.14	0.0500	2.000	0	107	73.4	128				
Tert-butyl alcohol	9.31	0.250	10.00	0	93.1	70	130				
tert-Amyl Methyl Ether	2.23	0.0500	2.000	0	112	70	130				
Ethyl tert-Butyl ether	2.18	0.0500	2.000	0	109	70	130				
Isopropyl ether (DIPE)	2.07	0.0500	2.000	0	103	70	130				
Surr: Dibromofluoromethane	2.65		2.500		106	63.7	129				
Surr: Toluene-d8	2.51		2.500		100	61.4	128				
Surr: 1-Bromo-4-fluorobenzene	2.61		2.500		104	63.1	141				

Sample ID: <b>MB-4758</b>	SampType: <b>MBLK</b>	Units: <b>mg/Kg</b>	Prep Date: <b>6/6/2013</b>	RunNo: <b>8822</b>							
Client ID: <b>MBLKS</b>	Batch ID: <b>4758</b>		Analysis Date: <b>6/7/2013</b>	SeqNo: <b>177201</b>							
Analyte	Result	RL	SPK value	SPK Ref Val	%REC	LowLimit	HighLimit	RPD Ref Val	%RPD	RPDLimit	Qual

Methyl tert-butyl ether (MTBE)	ND	0.0500									
Tert-butyl alcohol	ND	0.250									
tert-Amyl Methyl Ether	ND	0.0500									
Ethyl tert-Butyl ether	ND	0.0500									
Isopropyl ether (DIPE)	ND	0.0500									
Surr: Dibromofluoromethane	2.66		2.500		106	63.7	129				
Surr: Toluene-d8	2.44		2.500		97.6	61.4	128				
Surr: 1-Bromo-4-fluorobenzene	2.47		2.500		98.7	63.1	141				

**Qualifiers:**

B	Analyte detected in the associated Method Blank	D	Dilution was required	E	Value above quantitation range
H	Holding times for preparation or analysis exceeded	J	Analyte detected below quantitation limits	ND	Not detected at the Reporting Limit
R	RPD outside accepted recovery limits	RL	Reporting Limit	S	Spike recovery outside accepted recovery limits

Work Order: 1306019  
 CLIENT: G-Logics  
 Project: 01-0868-B

**QC SUMMARY REPORT**  
**Volatile Organic Compounds by EPA Method 8260**

Sample ID: <b>MB-4758</b>	SampType: <b>MBLK</b>	Units: <b>mg/Kg</b>	Prep Date: <b>6/6/2013</b>	RunNo: <b>8822</b>							
Client ID: <b>MBLKS</b>	Batch ID: <b>4758</b>		Analysis Date: <b>6/7/2013</b>	SeqNo: <b>177201</b>							
Analyte	Result	RL	SPK value	SPK Ref Val	%REC	LowLimit	HighLimit	RPD Ref Val	%RPD	RPDLimit	Qual

Sample ID: <b>1306167-003ADUP</b>	SampType: <b>DUP</b>	Units: <b>mg/Kg-dry</b>	Prep Date: <b>6/25/2013</b>	RunNo: <b>9022</b>							
Client ID: <b>BATCH</b>	Batch ID: <b>4861</b>		Analysis Date: <b>6/25/2013</b>	SeqNo: <b>181514</b>							
Analyte	Result	RL	SPK value	SPK Ref Val	%REC	LowLimit	HighLimit	RPD Ref Val	%RPD	RPDLimit	Qual

Dichlorodifluoromethane (CFC-12)	ND	0.0502						0	0	30	
Chloromethane	ND	0.0502						0	0	30	
Vinyl chloride	ND	0.00167						0	0	30	
Bromomethane	ND	0.0752						0	0	30	
Trichlorofluoromethane (CFC-11)	ND	0.0418						0	0	30	
Chloroethane	ND	0.0502						0	0	30	
1,1-Dichloroethene	ND	0.0418						0	0	30	
Methylene chloride	ND	0.0167						0	0	30	
trans-1,2-Dichloroethene	ND	0.0167						0	0	30	
Methyl tert-butyl ether (MTBE)	ND	0.0418						0	0	30	
1,1-Dichloroethane	ND	0.0167						0	0	30	
2,2-Dichloropropane	ND	0.0418						0	0	30	
cis-1,2-Dichloroethene	ND	0.0167						0	0	30	
Chloroform	ND	0.0167						0	0	30	
1,1,1-Trichloroethane (TCA)	ND	0.0167						0	0	30	
1,1-Dichloropropene	ND	0.0167						0	0	30	
Carbon tetrachloride	ND	0.0167						0	0	30	
1,2-Dichloroethane (EDC)	ND	0.0251						0	0	30	
Benzene	ND	0.0167						0	0	30	
Trichloroethene (TCE)	ND	0.0167						0	0	30	
1,2-Dichloropropane	ND	0.0167						0	0	30	
Bromodichloromethane	ND	0.0167						0	0	30	
Dibromomethane	ND	0.0334						0	0	30	

**Qualifiers:** B Analyte detected in the associated Method Blank  
 H Holding times for preparation or analysis exceeded  
 R RPD outside accepted recovery limits  
 D Dilution was required  
 J Analyte detected below quantitation limits  
 RL Reporting Limit  
 E Value above quantitation range  
 ND Not detected at the Reporting Limit  
 S Spike recovery outside accepted recovery limits



Date: 6/26/2013

Work Order: 1306019  
 CLIENT: G-Logics  
 Project: 01-0868-B

**QC SUMMARY REPORT**  
**Volatile Organic Compounds by EPA Method 8260**

Sample ID: <b>1306167-003ADUP</b>	SampType: <b>DUP</b>	Units: <b>mg/Kg-dry</b>	Prep Date: <b>6/25/2013</b>	RunNo: <b>9022</b>							
Client ID: <b>BATCH</b>	Batch ID: <b>4861</b>		Analysis Date: <b>6/25/2013</b>	SeqNo: <b>181514</b>							
Analyte	Result	RL	SPK value	SPK Ref Val	%REC	LowLimit	HighLimit	RPD Ref Val	%RPD	RPDLimit	Qual

Analyte	Result	RL	SPK value	SPK Ref Val	%REC	LowLimit	HighLimit	RPD Ref Val	%RPD	RPDLimit	Qual
cis-1,3-Dichloropropene	ND	0.0167						0	0	30	
Toluene	ND	0.0167						0	0	30	
trans-1,3-Dichloropropylene	ND	0.0251						0	0	30	
1,1,2-Trichloroethane	ND	0.0251						0	0	30	
1,3-Dichloropropane	ND	0.0418						0	0	30	
Tetrachloroethene (PCE)	ND	0.0167						0	0	30	
Dibromochloromethane	ND	0.0251						0	0	30	
1,2-Dibromoethane (EDB)	ND	0.00418						0	0	30	
Chlorobenzene	ND	0.0167						0	0	30	
1,1,1,2-Tetrachloroethane	ND	0.0251						0	0	30	
Ethylbenzene	ND	0.0251						0	0	30	
m,p-Xylene	ND	0.0167						0	0	30	
o-Xylene	ND	0.0167						0	0	30	
Styrene	ND	0.0167						0	0	30	
Isopropylbenzene	ND	0.0669						0	0	30	
Bromoform	ND	0.0167						0	0	30	
1,1,1,2,2-Tetrachloroethane	ND	0.0167						0	0	30	
n-Propylbenzene	ND	0.0167						0	0	30	
Bromobenzene	ND	0.0251						0	0	30	
1,3,5-Trimethylbenzene	ND	0.0167						0	0	30	
2-Chlorotoluene	ND	0.0167						0	0	30	
4-Chlorotoluene	ND	0.0167						0	0	30	
tert-Butylbenzene	ND	0.0167						0	0	30	
1,2,3-Trichloropropane	ND	0.0167						0	0	30	
1,2,4-Trichlorobenzene	ND	0.0418						0	0	30	
sec-Butylbenzene	ND	0.0167						0	0	30	
4-Isopropyltoluene	ND	0.0167						0	0	30	
1,3-Dichlorobenzene	ND	0.0167						0	0	30	
1,4-Dichlorobenzene	ND	0.0167						0	0	30	

<b>Qualifiers:</b>	B Analyte detected in the associated Method Blank	D Dilution was required	E Value above quantitation range
	H Holding times for preparation or analysis exceeded	J Analyte detected below quantitation limits	ND Not detected at the Reporting Limit
	R RPD outside accepted recovery limits	RL Reporting Limit	S Spike recovery outside accepted recovery limits

**Work Order:** 1306019  
**CLIENT:** G-Logics  
**Project:** 01-0868-B

**QC SUMMARY REPORT**  
**Volatile Organic Compounds by EPA Method 8260**

Sample ID: <b>1306167-003ADUP</b>	SampType: <b>DUP</b>	Units: <b>mg/Kg-dry</b>	Prep Date: <b>6/25/2013</b>	RunNo: <b>9022</b>
Client ID: <b>BATCH</b>	Batch ID: <b>4861</b>		Analysis Date: <b>6/25/2013</b>	SeqNo: <b>181514</b>

Analyte	Result	RL	SPK value	SPK Ref Val	%REC	LowLimit	HighLimit	RPD Ref Val	%RPD	RPDLimit	Qual
n-Butylbenzene	ND	0.0167						0	0	30	
1,2-Dichlorobenzene	ND	0.0167						0	0	30	
1,2-Dibromo-3-chloropropane	ND	0.0251						0	0	30	
1,2,4-Trimethylbenzene	ND	0.0167						0	0	30	
Hexachlorobutadiene	ND	0.0836						0	0	30	
Naphthalene	ND	0.0251						0	0	30	
1,2,3-Trichlorobenzene	ND	0.0167						0	0	30	
Surr: Dibromofluoromethane	2.13		2.090		102	63.7	129		0		
Surr: Toluene-d8	2.09		2.090		100	61.4	128		0		
Surr: 1-Bromo-4-fluorobenzene	2.03		2.090		97.1	63.1	141		0		

Sample ID: <b>1306167-005AMS</b>	SampType: <b>MS</b>	Units: <b>mg/Kg-dry</b>	Prep Date: <b>6/25/2013</b>	RunNo: <b>9022</b>
Client ID: <b>BATCH</b>	Batch ID: <b>4861</b>		Analysis Date: <b>6/25/2013</b>	SeqNo: <b>181516</b>

Analyte	Result	RL	SPK value	SPK Ref Val	%REC	LowLimit	HighLimit	RPD Ref Val	%RPD	RPDLimit	Qual
Dichlorodifluoromethane (CFC-12)	0.538	0.0324	0.5400	0	99.6	43.5	121				
Chloromethane	0.548	0.0324	0.5400	0	101	45	130				
Vinyl chloride	0.572	0.00108	0.5400	0	106	51.2	146				
Bromomethane	0.615	0.0486	0.5400	0	114	21.3	120				
Trichlorofluoromethane (CFC-11)	0.598	0.0270	0.5400	0	111	35	131				
Chloroethane	0.626	0.0324	0.5400	0	116	43.8	117				
1,1-Dichloroethene	0.598	0.0270	0.5400	0	111	61.9	141				
Methylene chloride	0.477	0.0108	0.5400	0	88.4	54.7	142				
trans-1,2-Dichloroethene	0.567	0.0108	0.5400	0	105	52	136				
Methyl tert-butyl ether (MTBE)	0.533	0.0270	0.5400	0	98.7	54.4	132				
1,1-Dichloroethane	0.576	0.0108	0.5400	0	107	51.8	141				
2,2-Dichloropropane	0.460	0.0270	0.5400	0	85.2	36	123				
cis-1,2-Dichloroethene	0.571	0.0108	0.5400	0	106	58.6	136				

**Qualifiers:**

B	Analyte detected in the associated Method Blank	D	Dilution was required	E	Value above quantitation range
H	Holding times for preparation or analysis exceeded	J	Analyte detected below quantitation limits	ND	Not detected at the Reporting Limit
R	RPD outside accepted recovery limits	RL	Reporting Limit	S	Spike recovery outside accepted recovery limits

Work Order: 1306019  
 CLIENT: G-Logics  
 Project: 01-0868-B

**QC SUMMARY REPORT**  
**Volatile Organic Compounds by EPA Method 8260**

Sample ID: <b>1306167-005AMS</b>	SampType: <b>MS</b>	Units: <b>mg/Kg-dry</b>	Prep Date: <b>6/25/2013</b>	RunNo: <b>9022</b>							
Client ID: <b>BATCH</b>	Batch ID: <b>4861</b>		Analysis Date: <b>6/25/2013</b>	SeqNo: <b>181516</b>							
Analyte	Result	RL	SPK value	SPK Ref Val	%REC	LowLimit	HighLimit	RPD Ref Val	%RPD	RPDLimit	Qual

Analyte	Result	RL	SPK value	SPK Ref Val	%REC	LowLimit	HighLimit	RPD Ref Val	%RPD	RPDLimit	Qual
Chloroform	0.587	0.0108	0.5400	0	109	53.2	129				
1,1,1-Trichloroethane (TCA)	0.586	0.0108	0.5400	0	109	58.3	145				
1,1-Dichloropropene	0.586	0.0108	0.5400	0	108	55.1	138				
Carbon tetrachloride	0.592	0.0108	0.5400	0	110	53.3	144				
1,2-Dichloroethane (EDC)	0.583	0.0162	0.5400	0	108	51.3	139				
Benzene	0.552	0.0108	0.5400	0	102	63.5	133				
Trichloroethene (TCE)	0.735	0.0108	0.5400	0	136	68.6	132				S
1,2-Dichloropropane	0.661	0.0108	0.5400	0	122	59	136				
Bromodichloromethane	0.620	0.0108	0.5400	0	115	50.7	141				
Dibromomethane	0.619	0.0216	0.5400	0	115	50.6	137				
cis-1,3-Dichloropropene	0.530	0.0108	0.5400	0	98.2	50.4	138				
Toluene	0.584	0.0108	0.5400	0	108	63.4	132				
trans-1,3-Dichloropropylene	0.539	0.0162	0.5400	0	99.8	44.1	147				
1,1,2-Trichloroethane	0.578	0.0162	0.5400	0	107	51.6	137				
1,3-Dichloropropane	0.583	0.0270	0.5400	0	108	53.1	134				
Tetrachloroethene (PCE)	0.577	0.0108	0.5400	0	107	35.6	158				
Dibromochloromethane	0.578	0.0162	0.5400	0	107	55.3	140				
1,2-Dibromoethane (EDB)	0.588	0.00270	0.5400	0	109	50.4	136				
Chlorobenzene	0.585	0.0108	0.5400	0	108	60	133				
1,1,1,2-Tetrachloroethane	0.512	0.0162	0.5400	0	94.9	53.1	142				
Ethylbenzene	0.563	0.0162	0.5400	0	104	54.5	134				
m,p-Xylene	1.13	0.0108	1.080	0	105	53.1	132				
o-Xylene	0.558	0.0108	0.5400	0	103	53.3	139				
Styrene	0.545	0.0108	0.5400	0	101	51.1	132				
Isopropylbenzene	0.589	0.0432	0.5400	0	109	58.9	138				
Bromoform	0.575	0.0108	0.5400	0	107	57.9	130				
1,1,1,2,2-Tetrachloroethane	0.444	0.0108	0.5400	0	82.3	51.9	131				
n-Propylbenzene	0.567	0.0108	0.5400	0	105	53.6	140				
Bromobenzene	0.653	0.0162	0.5400	0	121	54.2	140				

<b>Qualifiers:</b>	B	Analyte detected in the associated Method Blank	D	Dilution was required	E	Value above quantitation range
	H	Holding times for preparation or analysis exceeded	J	Analyte detected below quantitation limits	ND	Not detected at the Reporting Limit
	R	RPD outside accepted recovery limits	RL	Reporting Limit	S	Spike recovery outside accepted recovery limits

**Work Order:** 1306019  
**CLIENT:** G-Logics  
**Project:** 01-0868-B

**QC SUMMARY REPORT**  
**Volatile Organic Compounds by EPA Method 8260**

Sample ID: <b>1306167-005AMS</b>	SampType: <b>MS</b>	Units: <b>mg/Kg-dry</b>	Prep Date: <b>6/25/2013</b>	RunNo: <b>9022</b>
Client ID: <b>BATCH</b>	Batch ID: <b>4861</b>		Analysis Date: <b>6/25/2013</b>	SeqNo: <b>181516</b>

Analyte	Result	RL	SPK value	SPK Ref Val	%REC	LowLimit	HighLimit	RPD Ref Val	%RPD	RPDLimit	Qual
1,3,5-Trimethylbenzene	0.561	0.0108	0.5400	0	104	51.8	136				
2-Chlorotoluene	0.571	0.0108	0.5400	0	106	51.6	136				
4-Chlorotoluene	0.558	0.0108	0.5400	0	103	50.1	139				
tert-Butylbenzene	0.588	0.0108	0.5400	0	109	50.5	135				
1,2,3-Trichloropropane	0.546	0.0108	0.5400	0	101	50.5	131				
1,2,4-Trichlorobenzene	0.534	0.0270	0.5400	0	99.0	50.8	130				
sec-Butylbenzene	0.566	0.0108	0.5400	0	105	52.6	141				
4-Isopropyltoluene	0.559	0.0108	0.5400	0	103	52.9	134				
1,3-Dichlorobenzene	0.582	0.0108	0.5400	0	108	52.6	131				
1,4-Dichlorobenzene	0.532	0.0108	0.5400	0	98.6	52.9	129				
n-Butylbenzene	0.578	0.0108	0.5400	0	107	52.6	130				
1,2-Dichlorobenzene	0.580	0.0108	0.5400	0	107	55.8	129				
1,2-Dibromo-3-chloropropane	0.628	0.0162	0.5400	0	116	40.5	131				
1,2,4-Trimethylbenzene	0.559	0.0108	0.5400	0	103	50.6	137				
Hexachlorobutadiene	0.555	0.0540	0.5400	0	103	40.6	158				
Naphthalene	0.571	0.0162	0.5400	0	106	52.3	124				
1,2,3-Trichlorobenzene	0.543	0.0108	0.5400	0	101	54.4	124				
Surr: Dibromofluoromethane	1.45		1.350		108	63.7	129				
Surr: Toluene-d8	1.45		1.350		107	61.4	128				
Surr: 1-Bromo-4-fluorobenzene	1.44		1.350		107	63.1	141				

**NOTES:**

S - Outlying QC recovery for Trichloroethene (high bias) was observed. The method is in control as indicated by the LCS.

Sample ID: <b>LCS-4861</b>	SampType: <b>LCS</b>	Units: <b>mg/Kg</b>	Prep Date: <b>6/25/2013</b>	RunNo: <b>9022</b>
Client ID: <b>LCSS</b>	Batch ID: <b>4861</b>		Analysis Date: <b>6/25/2013</b>	SeqNo: <b>181527</b>

Analyte	Result	RL	SPK value	SPK Ref Val	%REC	LowLimit	HighLimit	RPD Ref Val	%RPD	RPDLimit	Qual
Dichlorodifluoromethane (CFC-12)	0.816	0.0600	1.000	0	81.6	37.7	136				
Chloromethane	0.840	0.0600	1.000	0	84.0	38.8	132				

<b>Qualifiers:</b>	B Analyte detected in the associated Method Blank	D Dilution was required	E Value above quantitation range
	H Holding times for preparation or analysis exceeded	J Analyte detected below quantitation limits	ND Not detected at the Reporting Limit
	R RPD outside accepted recovery limits	RL Reporting Limit	S Spike recovery outside accepted recovery limits

Work Order: 1306019  
 CLIENT: G-Logics  
 Project: 01-0868-B

**QC SUMMARY REPORT**  
**Volatile Organic Compounds by EPA Method 8260**

Sample ID: <b>LCS-4861</b>	SampType: <b>LCS</b>	Units: <b>mg/Kg</b>	Prep Date: <b>6/25/2013</b>	RunNo: <b>9022</b>							
Client ID: <b>LCSS</b>	Batch ID: <b>4861</b>		Analysis Date: <b>6/25/2013</b>	SeqNo: <b>181527</b>							
Analyte	Result	RL	SPK value	SPK Ref Val	%REC	LowLimit	HighLimit	RPD Ref Val	%RPD	RPDLimit	Qual

Analyte	Result	RL	SPK value	SPK Ref Val	%REC	LowLimit	HighLimit	RPD Ref Val	%RPD	RPDLimit	Qual
Vinyl chloride	0.865	0.00200	1.000	0	86.5	56.1	130				
Bromomethane	1.03	0.0900	1.000	0	103	48.6	147				
Trichlorofluoromethane (CFC-11)	0.870	0.0500	1.000	0	87.1	60.3	132				
Chloroethane	0.893	0.0600	1.000	0	89.2	55.7	135				
1,1-Dichloroethene	0.900	0.0500	1.000	0	90.0	64.6	134				
Methylene chloride	0.911	0.0200	1.000	0	91.1	60.6	140				
trans-1,2-Dichloroethene	0.898	0.0200	1.000	0	89.8	68.7	127				
Methyl tert-butyl ether (MTBE)	0.882	0.0500	1.000	0	88.2	73.4	128				
1,1-Dichloroethane	0.902	0.0200	1.000	0	90.2	65.5	132				
2,2-Dichloropropane	0.764	0.0500	1.000	0	76.4	28.1	149				
cis-1,2-Dichloroethene	0.903	0.0200	1.000	0	90.3	71.6	123				
Chloroform	0.922	0.0200	1.000	0	92.2	67.5	129				
1,1,1-Trichloroethane (TCA)	0.916	0.0200	1.000	0	91.7	74.4	130				
1,1-Dichloropropene	0.943	0.0200	1.000	0	94.3	72.7	131				
Carbon tetrachloride	0.918	0.0200	1.000	0	91.8	67.9	126				
1,2-Dichloroethane (EDC)	0.919	0.0300	1.000	0	91.9	68.7	133				
Benzene	0.866	0.0200	1.000	0	86.6	74.6	124				
Trichloroethene (TCE)	0.934	0.0200	1.000	0	93.4	67.4	133				
1,2-Dichloropropane	0.944	0.0200	1.000	0	94.4	72.7	133				
Bromodichloromethane	0.928	0.0200	1.000	0	92.8	76.1	136				
Dibromomethane	0.918	0.0400	1.000	0	91.8	70	130				
cis-1,3-Dichloropropene	0.925	0.0200	1.000	0	92.5	59.1	143				
Toluene	0.908	0.0200	1.000	0	90.8	79.9	118				
trans-1,3-Dichloropropylene	0.909	0.0300	1.000	0	90.9	49.2	149				
1,1,2-Trichloroethane	0.908	0.0300	1.000	0	90.8	74.5	129				
1,3-Dichloropropane	0.910	0.0500	1.000	0	91.0	70	130				
Tetrachloroethene (PCE)	0.879	0.0200	1.000	0	87.9	52.7	150				
Dibromochloromethane	0.892	0.0300	1.000	0	89.2	70.6	144				
1,2-Dibromoethane (EDB)	0.908	0.00500	1.000	0	90.8	70	130				

<b>Qualifiers:</b>	B	Analyte detected in the associated Method Blank	D	Dilution was required	E	Value above quantitation range
	H	Holding times for preparation or analysis exceeded	J	Analyte detected below quantitation limits	ND	Not detected at the Reporting Limit
	R	RPD outside accepted recovery limits	RL	Reporting Limit	S	Spike recovery outside accepted recovery limits

**Work Order:** 1306019  
**CLIENT:** G-Logics  
**Project:** 01-0868-B

**QC SUMMARY REPORT**  
**Volatile Organic Compounds by EPA Method 8260**

Analyte	Result	RL	SPK value	SPK Ref Val	%REC	LowLimit	HighLimit	RPD Ref Val	%RPD	RPDLimit	Qual
Chlorobenzene	0.927	0.0200	1.000	0	92.7	76.1	123				
1,1,1,2-Tetrachloroethane	0.781	0.0300	1.000	0	78.1	74.8	131				
Ethylbenzene	0.884	0.0300	1.000	0	88.4	74	129				
m,p-Xylene	1.78	0.0200	2.000	0	89.2	79.8	128				
o-Xylene	0.884	0.0200	1.000	0	88.4	72.7	124				
Styrene	0.864	0.0200	1.000	0	86.4	76.8	130				
Isopropylbenzene	0.919	0.0800	1.000	0	91.9	70	130				
Bromoform	0.899	0.0200	1.000	0	89.9	67	154				
1,1,1,2,2-Tetrachloroethane	0.879	0.0200	1.000	0	87.9	60	130				
n-Propylbenzene	0.881	0.0200	1.000	0	88.1	78	130				
Bromobenzene	1.03	0.0300	1.000	0	103	49.2	144				
1,3,5-Trimethylbenzene	0.880	0.0200	1.000	0	88.0	74.6	123				
2-Chlorotoluene	0.899	0.0200	1.000	0	89.9	76.7	129				
4-Chlorotoluene	0.888	0.0200	1.000	0	88.8	77.5	125				
tert-Butylbenzene	0.925	0.0200	1.000	0	92.5	66.2	130				
1,2,3-Trichloropropane	0.870	0.0200	1.000	0	87.0	67.9	136				
1,2,4-Trichlorobenzene	0.868	0.0500	1.000	0	86.9	65.6	137				
sec-Butylbenzene	0.870	0.0200	1.000	0	87.0	75.6	133				
4-Isopropyltoluene	0.876	0.0200	1.000	0	87.6	76.8	131				
1,3-Dichlorobenzene	0.942	0.0200	1.000	0	94.2	72.8	128				
1,4-Dichlorobenzene	0.864	0.0200	1.000	0	86.4	72.6	126				
n-Butylbenzene	0.901	0.0200	1.000	0	90.1	65.3	136				
1,2-Dichlorobenzene	0.946	0.0200	1.000	0	94.6	72.8	126				
1,2-Dibromo-3-chloropropane	0.951	0.0300	1.000	0	95.1	60.3	130				
1,2,4-Trimethylbenzene	0.880	0.0200	1.000	0	88.0	77.5	129				
Hexachlorobutadiene	0.866	0.100	1.000	0	86.6	42	151				
Naphthalene	0.913	0.0300	1.000	0	91.3	64	130				
1,2,3-Trichlorobenzene	0.887	0.0200	1.000	0	88.6	62.1	140				
Surr: Dibromofluoromethane	2.60		2.500		104	63.7	129				

**Qualifiers:** B Analyte detected in the associated Method Blank  
 H Holding times for preparation or analysis exceeded  
 R RPD outside accepted recovery limits

D Dilution was required  
 J Analyte detected below quantitation limits  
 RL Reporting Limit

E Value above quantitation range  
 ND Not detected at the Reporting Limit  
 S Spike recovery outside accepted recovery limits

**Work Order:** 1306019  
**CLIENT:** G-Logics  
**Project:** 01-0868-B

**QC SUMMARY REPORT**  
**Volatile Organic Compounds by EPA Method 8260**

Sample ID: <b>LCS-4861</b>	SampType: <b>LCS</b>	Units: <b>mg/Kg</b>	Prep Date: <b>6/25/2013</b>	RunNo: <b>9022</b>							
Client ID: <b>LCSS</b>	Batch ID: <b>4861</b>		Analysis Date: <b>6/25/2013</b>	SeqNo: <b>181527</b>							
Analyte	Result	RL	SPK value	SPK Ref Val	%REC	LowLimit	HighLimit	RPD Ref Val	%RPD	RPDLimit	Qual

Surr: Toluene-d8	2.59		2.500		104	61.4	128				
Surr: 1-Bromo-4-fluorobenzene	2.64		2.500		106	63.1	141				

Sample ID: <b>MB-4861</b>	SampType: <b>MBLK</b>	Units: <b>mg/Kg</b>	Prep Date: <b>6/25/2013</b>	RunNo: <b>9022</b>							
Client ID: <b>MBLKS</b>	Batch ID: <b>4861</b>		Analysis Date: <b>6/25/2013</b>	SeqNo: <b>181528</b>							
Analyte	Result	RL	SPK value	SPK Ref Val	%REC	LowLimit	HighLimit	RPD Ref Val	%RPD	RPDLimit	Qual

Dichlorodifluoromethane (CFC-12)	ND	0.0600
Chloromethane	ND	0.0600
Vinyl chloride	ND	0.00200
Bromomethane	ND	0.0900
Trichlorofluoromethane (CFC-11)	ND	0.0500
Chloroethane	ND	0.0600
1,1-Dichloroethene	ND	0.0500
Methylene chloride	ND	0.0200
trans-1,2-Dichloroethene	ND	0.0200
Methyl tert-butyl ether (MTBE)	ND	0.0500
1,1-Dichloroethane	ND	0.0200
2,2-Dichloropropane	ND	0.0500
cis-1,2-Dichloroethene	ND	0.0200
Chloroform	ND	0.0200
1,1,1-Trichloroethane (TCA)	ND	0.0200
1,1-Dichloropropene	ND	0.0200
Carbon tetrachloride	ND	0.0200
1,2-Dichloroethane (EDC)	ND	0.0300
Benzene	ND	0.0200
Trichloroethene (TCE)	ND	0.0200
1,2-Dichloropropane	ND	0.0200

**Qualifiers:**

B	Analyte detected in the associated Method Blank	D	Dilution was required	E	Value above quantitation range
H	Holding times for preparation or analysis exceeded	J	Analyte detected below quantitation limits	ND	Not detected at the Reporting Limit
R	RPD outside accepted recovery limits	RL	Reporting Limit	S	Spike recovery outside accepted recovery limits

Work Order: 1306019  
 CLIENT: G-Logics  
 Project: 01-0868-B

**QC SUMMARY REPORT**  
**Volatile Organic Compounds by EPA Method 8260**

Sample ID: <b>MB-4861</b>	SampType: <b>MBLK</b>	Units: <b>mg/Kg</b>	Prep Date: <b>6/25/2013</b>	RunNo: <b>9022</b>							
Client ID: <b>MBLKS</b>	Batch ID: <b>4861</b>		Analysis Date: <b>6/25/2013</b>	SeqNo: <b>181528</b>							
Analyte	Result	RL	SPK value	SPK Ref Val	%REC	LowLimit	HighLimit	RPD Ref Val	%RPD	RPDLimit	Qual

Bromodichloromethane	ND	0.0200									
Dibromomethane	ND	0.0400									
cis-1,3-Dichloropropene	ND	0.0200									
Toluene	ND	0.0200									
trans-1,3-Dichloropropylene	ND	0.0300									
1,1,2-Trichloroethane	ND	0.0300									
1,3-Dichloropropane	ND	0.0500									
Tetrachloroethene (PCE)	ND	0.0200									
Dibromochloromethane	ND	0.0300									
1,2-Dibromoethane (EDB)	ND	0.00500									
Chlorobenzene	ND	0.0200									
1,1,1,2-Tetrachloroethane	ND	0.0300									
Ethylbenzene	ND	0.0300									
m,p-Xylene	ND	0.0200									
o-Xylene	ND	0.0200									
Styrene	ND	0.0200									
Isopropylbenzene	ND	0.0800									
Bromoform	ND	0.0200									
1,1,1,2-Tetrachloroethane	ND	0.0200									
n-Propylbenzene	ND	0.0200									
Bromobenzene	ND	0.0300									
1,3,5-Trimethylbenzene	ND	0.0200									
2-Chlorotoluene	ND	0.0200									
4-Chlorotoluene	ND	0.0200									
tert-Butylbenzene	ND	0.0200									
1,2,3-Trichloropropane	ND	0.0200									
1,2,4-Trichlorobenzene	ND	0.0500									
sec-Butylbenzene	ND	0.0200									
4-Isopropyltoluene	ND	0.0200									

<b>Qualifiers:</b>	B	Analyte detected in the associated Method Blank	D	Dilution was required	E	Value above quantitation range
	H	Holding times for preparation or analysis exceeded	J	Analyte detected below quantitation limits	ND	Not detected at the Reporting Limit
	R	RPD outside accepted recovery limits	RL	Reporting Limit	S	Spike recovery outside accepted recovery limits

Work Order: 1306019  
 CLIENT: G-Logics  
 Project: 01-0868-B

**QC SUMMARY REPORT**  
**Volatile Organic Compounds by EPA Method 8260**

Sample ID: <b>MB-4861</b>	SampType: <b>MBLK</b>	Units: <b>mg/Kg</b>	Prep Date: <b>6/25/2013</b>	RunNo: <b>9022</b>							
Client ID: <b>MBLKS</b>	Batch ID: <b>4861</b>		Analysis Date: <b>6/25/2013</b>	SeqNo: <b>181528</b>							
Analyte	Result	RL	SPK value	SPK Ref Val	%REC	LowLimit	HighLimit	RPD Ref Val	%RPD	RPDLimit	Qual

1,3-Dichlorobenzene	ND	0.0200									
1,4-Dichlorobenzene	ND	0.0200									
n-Butylbenzene	ND	0.0200									
1,2-Dichlorobenzene	ND	0.0200									
1,2-Dibromo-3-chloropropane	ND	0.0300									
1,2,4-Trimethylbenzene	ND	0.0200									
Hexachlorobutadiene	ND	0.100									
Naphthalene	ND	0.0300									
1,2,3-Trichlorobenzene	ND	0.0200									
Surr: Dibromofluoromethane	2.42		2.500		96.9	63.7	129				
Surr: Toluene-d8	2.49		2.500		99.5	61.4	128				
Surr: 1-Bromo-4-fluorobenzene	2.44		2.500		97.6	63.1	141				

**Qualifiers:**

B	Analyte detected in the associated Method Blank	D	Dilution was required	E	Value above quantitation range
H	Holding times for preparation or analysis exceeded	J	Analyte detected below quantitation limits	ND	Not detected at the Reporting Limit
R	RPD outside accepted recovery limits	RL	Reporting Limit	S	Spike recovery outside accepted recovery limits

Client Name: **GL**

 Work Order Number: **1306019**

 Logged by: **Chelsea Ward**

 Date Received: **6/4/2013 3:20:00 PM**

### Chain of Custody

1. Were custodial seals present? Yes  No  Not Required
2. Is Chain of Custody complete? Yes  No  Not Present
3. How was the sample delivered? Client

### Log In

4. Coolers are present? Yes  No  NA
5. Was an attempt made to cool the samples? Yes  No  NA
6. Were all coolers received at a temperature of >0° C to 10.0°C Yes  No  NA
7. Sample(s) in proper container(s)? Yes  No
8. Sufficient sample volume for indicated test(s)? Yes  No
9. Are samples properly preserved? Yes  No
10. Was preservative added to bottles? Yes  No  NA
11. Is there headspace present in VOA vials? Yes  No  NA
12. Did all sample containers arrive in good condition?(unbroken) Yes  No
13. Does paperwork match bottle labels? Yes  No
14. Are matrices correctly identified on Chain of Custody? Yes  No
15. Is it clear what analyses were requested? Yes  No
16. Were all holding times able to be met? Yes  No

### Special Handling (if applicable)

17. Was client notified of all discrepancies with this order? Yes  No  NA

Person Notified:	<input type="text" value="Halli Hemley"/>	Date:	<input type="text" value="6/4/2013"/>
By Whom:	<input type="text" value="Chelsea Ward"/>	Via:	<input checked="" type="checkbox"/> eMail <input checked="" type="checkbox"/> Phone <input type="checkbox"/> Fax <input type="checkbox"/> In Person
Regarding:	<input type="text" value="Metals Analysis"/>		
Client Instructions:	<input type="text" value="No metals were selected on COC. Halli called to specify that MTCA5 were to be analyzed."/>		

18. Additional remarks/Discrepancies

### Item Information

Item #	Temp °C	Condition
Cooler	9.2	Good
Sample	9.5	Good



**Fremont**  
Analytical

3600 Fremont Ave N.  
Seattle, WA 98103  
Tel: 206-352-3790  
Fax: 206-352-7178

Client: G-LOGICS  
Address: 40 2nd Ave SE  
City, State, Zip: Issaquah WA 98027 Tel: 425-391-6274

Reports To (PM): Halli Hamley Fax: \_\_\_\_\_

Project Name: 01-0808-B  
Location: Gilman  
Collected by: HH, SH

Email: hally@g-logics.com Project No: 01-0808-B

# Chain of Custody Record

Laboratory Project No (internal): 1306019  
Page: 2 of: \_\_\_\_\_

Date: 6-4-13

Sample Name	Sample Date	Sample Time	Sample Type (Matrix)	YOC (EPA 820)	GVATK by EPA 820.1b	Gasoline Range Organics	Hydrocarbon Identification (HCD)	Distill/Heavy Oil Range Organics	PAH (EPA 8270)	PCBs (EPA 8082)	CI Pesticides (EPA 8081)	CI Herbicides (EPA 8081)	Metals * (EPA 8210 / 200.8)	TOM (T) / Dissolved (D)	Arenes (C) **	Comments/Depth
1. GL-B-1-4	6/4	750	Soil													
2. GL-B-1-8	6/4	0805	Soil	X												
3. GL-B-1-10	6/4	0907	Soil													
4. GL-B-2-4	6/4	0815	Soil													
5. GL-B-2-8	6/4	0825	Soil	X												
6. GL-B-3-4	6/4	0905	Soil													
7. GL-B-3-8	6/4	0910	Soil	X												
8. GL-B-3-10	6/4	0910	Soil													
9. GL-B-4-4	6/4	0925	Soil													
10. GL-B-4-8	6/4	0930	Soil													

\*Metals Analysis (Circle): MTC-A-5 RCRA-B Priority Pollutants TAL Individual: Ag Al As B Ba Be Ca Cd Co Cr Cu Fe Hg K Mg Mn Mo Na Ni Pb Sb Se Sr Sn Ti U V Zn

\*\*Anions (Circle): Nitrate Nitrite Chloride Sulfate Bromide O-Phosphate Fluoride Nitrate+Nitrite

Sample Disposal:  Return to Client  Disposal by Lab (A fee may be assessed. Samples are retained for 30 days)

Relinquished  Date/Time: 6/4/13 3:20 Rec'd by: [Signature]  
Relinquished  Date/Time: 6/4/13 1520 Rec'd by: [Signature]

TAT -> Next Day 2 Day 3 Day STD

# Chain of Custody Record



3600 Fremont Ave N.  
Seattle, WA 98103  
Tel: 206-352-3790  
Fax: 206-352-7178

Laboratory Project No (Internal): 1306019  
Page: 2 of: 2

Client: GLOGICS Project Name: 01-08-LEB-B  
Address: 40 2nd Ave SE Location: GILMAN  
City, State, Zip: Issaquah WA 98027 Tel: 425-391-6874 Collected by: SH, AH

Reports To (PM): HALLI HEMLEY Email: helli.h@glogics.com Project No: 01-08-LEB-13

Sample Name	Sample Date	Sample Time	Sample Type (Matrix)	VOC (EPA 8240)	GC/MS BY EPA 8210	BTEX BY MS60	Gasoline Range Organics	Hydrocarbon Identification (HCD)	SEM VOL (EPA 8270)	PAH (EPA 8270 - SIM)	PCB (EPA 8082)	CI Pesticides (EPA 8081)	CI Pesticides (EPA 821A)	Total (T)   Dissolved (D)	Arsenic (CV)**	Comments/Depth
1 GL-B-4-9	6/4	0935	SOIL	X			X									
2 GL-B-5-3		1022														
3 GL-B-5-5		1025		X			X									
4 GL-B-5-10		1030														
5 GL-B-6-8		1100														
6 GL-B-6-10		1102														
7 GL-B-7-2																HOLD
8 GL-B-8-2																HOLD
9																
10																

\*Metals Analysis (Circle): MITA-5 RCRA-3 Primary Pollutants TAL Individual: Ag Al As B Ba Be Ca Cd Co Cr Cu Fe Hg K Mg Mn Mo Na Ni Pb Sn Ti Tl J V Zn

\*\*Anions (Circle): Nitrate Nitrite Chloride Sulfate Bromide Fluoride Nitrate + Nitrite

Sample Disposal:  Return to Client  Disposal by Lab (A fee may be assessed if samples are retained after 30 days.)

Relinquished Date/Time: Helli Hemley 6/14 3:20 Received Date/Time: [Signature] 6/13 1520  
Relinquished Date/Time: \_\_\_\_\_ Received Date/Time: \_\_\_\_\_

Special Remarks:

TAT -> Next Day 2 Day 3 Day STD



1600 Fremont Ave. N.  
Seattle, WA 98108  
Tel: 206-352-3799  
Fax: 206-352-7178

# Chain of Custody Record

Laboratory Project No (Internid): 1306019  
Page: 2 of: 2  
Project Name: 01-02068-B  
Location: Gullman  
Collector: HH, SH

Date: 6-4-13  
Project Name: 01-02068-B  
Location: Gullman  
Collector: HH, SH

Client: G-logics  
Address: 40 Zumd Ave SE  
City, State, Zip: Issaquah WA 98027 Tel: 425-311-0874  
Reports To (PM): Halli Humbley Fax:   
Email: hally@e-logics.com Project No: 01-02068-B

Sample Name	Sample Date	Sample Time	Sample Type (Matrix)	GC/MS (EPA 8210)	GC/MS (EPA 8210) - Soil	GC/MS (EPA 8210) - Sediment	GC/MS (EPA 8210) - Sludge	GC/MS (EPA 8210) - Other	GC/MS (EPA 8210) - Other (1)	GC/MS (EPA 8210) - Other (2)	GC/MS (EPA 8210) - Other (3)	GC/MS (EPA 8210) - Other (4)	GC/MS (EPA 8210) - Other (5)	GC/MS (EPA 8210) - Other (6)	GC/MS (EPA 8210) - Other (7)	GC/MS (EPA 8210) - Other (8)	GC/MS (EPA 8210) - Other (9)	GC/MS (EPA 8210) - Other (10)	Comments/Depth	
GL-B-1-4	6/4	750	Soil																	
GL-B-1-8	6/4	0805	Soil	X																
GL-B-1-10	6/4	0807	Soil																	
GL-B-2-4	6/4	0815	Soil																	
GL-B-2-8	6/4	0825	Soil	X																
GL-B-3-4	6/4	0905	Soil																	
GL-B-3-8	6/4	0910	Soil	X																
GL-B-3-10	6/4	0910	Soil																	
GL-B-4-4	6/4	0925	Soil																	
GL-B-4-8	6/4	0930	Soil																	

\*Metals Analysis (Grade): NTA-5 NTA-3 Monthly Pollutant TAL Individual: Ag Al As B Ba Be Ca Cd Co Cr Cu Fe Hg K Mg Mn Mo Ni Pb Se Sr Sn Ti U V Zn

\*\*Anions (Circle): Nitrate Nitrite Chloride Sulfate Bromide Fluoride U-Phosphate Borate Nitrate-Nitrite

Sample Storage:  Return to Client  Dispose by Job (A term is reserved. Samples are returned to Job)

Relinquished: Halli Humbley Date/Time: 6/4/13 1520  
 Received: [Signature] Date/Time: 6/4/13 1520

TAT -> Next Day 2 Day 3 Day STD



3600 Fremont Ave N. Seattle, WA 98103

Tel: 206-352-3790 Fax: 206-352-7278

# Chain of Custody Record

Laboratory Project No. (Invert): 1306019  
Page: 1 of 2

Date: 6-1-13  
Project Name: Q-LOGS  
Location: 40 2nd Ave SE  
Collector: HALI, SH

Client: Q-LOGS  
Address: 40 2nd Ave SE  
City, State, ZIP: ISSAQUAH, WA 98027  
Report To (Name): Halli Humbley

Sample ID: Q-08048-B  
Project No: Q-08048-B  
Email: hali@q-logs.com

Sample ID	Sample Date	Sample Time	Sample Type (Matrix)	Wet Weight (g)	Drying Weight (g)	Loss (%)	Moisture (%)	Other	Comments/Notes
1. GL-B-1-4	6/4	0805	Soil	X					
2. GL-B-1-8	6/4	0807	Soil	X					
3. GL-B-1-10	6/4	0815	Soil	X					
4. GL-B-2-4	6/4	0825	Soil	X					
5. GL-B-2-8	6/4	0905	Soil	X					
6. GL-B-3-4	6/4	0910	Soil	X					
7. GL-B-3-8	6/4	0910	Soil	X					
8. GL-B-3-10	6/4	0925	Soil	X					
9. GL-B-4-4	6/4	0930	Soil	X					
10. GL-B-4-8	6/4								

\*Materials (Order):  Metals  PCBs  PAHs  Pesticides  PCBs  PAHs  Pesticides  PCBs  PAHs  Pesticides

\*\*Analysis (Order):  Metals  PCBs  PAHs  Pesticides  PCBs  PAHs  Pesticides

Signature: Halli Humbley Date: 6/4/13 Time: 1520



360D Fremont Ave N.  
Seattle, WA 98108  
Tel: 206-352-3750  
Fax: 206-352-7178

Client: **GLOGICS**  
Address: **40 2nd Ave SE**  
City, State, Zip: **Issaquah WA 98027**  
Reports To (PI): **Halli Hemley** Fax: \_\_\_\_\_  
Tel: **425-391-6874**

**Chain of Custody Record**

Laboratory Project No (Internal): **1306019**  
Page: **2** of **2**  
Project Name: **D1-0848-B**  
Location: **Gilman**  
Collected by: **JH, AH**

Project No: **D1-0848-B**  
Email: **hally@glogics.com**

Sample Name	Sample Date	Sample Time	Sample Type (Matrix)	YOR (As Collected)	YOR (As Reported)	Ag	Al	As	Ba	Bi	Ca	Cd	Co	Cr	Cu	Fe	Hg	Hr	Mg	Mn	Mo	Na	Ni	Pb	Sb	Se	Sn	Ti	Tl	V	Zn	Comments/Depth		
1. GL-B-4-9	4/4	0935	Soil	X																														
2. GL-B-5-3		1022			X																													
3. GL-B-5-5		1025			X																													
4. GL-B-5-10		1030																																
5. GL-B-6-8		1100																																
6. GL-B-6-10		1102																																
7. GL-B-7-2																																		
8. GL-B-8-2																																		

**HOLD Run MCS per Stuart H**  
**HOLD 24hr TAT 6:25.15 ccf**

\*Metals Analysis (Circle): MTCA-5 RCRA-8 Priority Pollutants TlL Individual: Ag Al As B Ba Ca Cd Co Cr Cu Fe Hg Hr Mg Mn Mo Na N Pb Sb Se Sn Ti Tl U V Zn

\*\*Anions (Circle): Nitrate Nitrite Chloride Sulfate Fluoride Bromide Iodide Phosphate

Special Analysis:  Return to Client  Disposed by Lab (in the case of samples re-analysis 30 days.)

Requested Date/Time: **04/13 1500**  
Received Date/Time: **04/13 1500**  
Signature: *[Signature]*

Lab # → Monday 2 Day 3 Day 5 Day



3600 Fremont Ave. N.  
Seattle, WA 98103  
T: (206) 352-3790  
F: (206) 352-7178  
info@fremontanalytical.com

**G-Logics**

Halli Hemley  
40 Second Ave. SE  
Issaquah, Washington 98027

**RE: 01-0868-B**

**Lab ID: 1306039**

June 19, 2013

**Attention Halli Hemley:**

Fremont Analytical, Inc. received 3 sample(s) on 6/5/2013 for the analyses presented in the following report.

***Diesel and Heavy Oil by NWTPH-Dx/Dx Ext.***

***Dissolved Metals by EPA Method 200.8***

***Gasoline by NWTPH-Gx***

***Mercury by EPA Method 245.1***

***Total Metals by EPA Method 200.8***

***Volatile Organic Compounds by EPA Method 8260***

This report consists of the following:

- Case Narrative
- Analytical Results
- Applicable Quality Control Summary Reports
- Chain of Custody

All analyses were performed consistent with the Quality Assurance program of Fremont Analytical, Inc. Please contact the laboratory if you should have any questions about the results.

Thank you for using Fremont Analytical.

Sincerely,

A handwritten signature in black ink, appearing to read "M. Dee".

Michael Dee  
Sr. Chemist / Principal



Date: 06/19/2013

---

**CLIENT:** G-Logics  
**Project:** 01-0868-B  
**Lab Order:** 1306039

---

## Work Order Sample Summary

---

Lab Sample ID	Client Sample ID	Date/Time Collected	Date/Time Received
1306039-001	GS-MW-1	06/05/2013 9:20 AM	06/05/2013 5:00 PM
1306039-002	GS-MW-2	06/05/2013 9:25 AM	06/05/2013 5:00 PM
1306039-003	GL-MW-1	06/05/2013 10:30 AM	06/05/2013 5:00 PM

---

Note: If no "Time Collected" is supplied, a default of 12:00AM is assigned

**CLIENT:** G-Logics  
**Project:** 01-0868-B

---

**I. SAMPLE RECEIPT:**

Samples receipt information is recorded on the attached Sample Receipt Checklist.

**II. GENERAL REPORTING COMMENTS:**

Results are reported on a wet weight basis unless dry-weight correction is denoted in the units field on the analytical report ("mg/kg-dry" or "ug/kg-dry").

Matrix Spike (MS) and MS Duplicate (MSD) samples are tested from an analytical batch of "like" matrix to check for possible matrix effect. The MS and MSD will provide site specific matrix data only for those samples which are spiked by the laboratory. The sample chosen for spike purposes may or may not have been a sample submitted in this sample delivery group. The validity of the analytical procedures for which data is reported in this analytical report is determined by the Laboratory Control Sample (LCS) and the Method Blank (MB). The LCS and the MB are processed with the samples and the MS/MSD to ensure method criteria are achieved throughout the entire analytical process.

**III. ANALYSES AND EXCEPTIONS:**

Exceptions associated with this report will be footnoted in the analytical results page(s) or the quality control summary page(s) and/or noted below.



**Client:** G-Logics

**Collection Date:** 6/5/2013 9:20:00 AM

**Project:** 01-0868-B

**Lab ID:** 1306039-001

**Matrix:** Water

**Client Sample ID:** GS-MW-1

Analyses	Result	RL	Qual	Units	DF	Date Analyzed
----------	--------	----	------	-------	----	---------------

**Diesel and Heavy Oil by NWTPH-Dx/Dx Ext.**

Batch ID: 4754

Analyst: BR

Diesel (Fuel Oil)	ND	50.0		µg/L	1	6/6/2013 11:11:00 PM
Heavy Oil	ND	100		µg/L	1	6/6/2013 11:11:00 PM
Surr: 2-Fluorobiphenyl	98.6	50-150		%REC	1	6/6/2013 11:11:00 PM
Surr: o-Terphenyl	98.4	50-150		%REC	1	6/6/2013 11:11:00 PM

**Gasoline by NWTPH-Gx**

Batch ID: R8876

Analyst: EM

Gasoline	ND	50.0		µg/L	1	6/13/2013 5:38:00 AM
Surr: 1,2-Dichloroethane-d4	107	65-135		%REC	1	6/13/2013 5:38:00 AM
Surr: Fluorobenzene	98.6	65-135		%REC	1	6/13/2013 5:38:00 AM

**Qualifiers:** B Analyte detected in the associated Method Blank  
 E Value above quantitation range  
 J Analyte detected below quantitation limits  
 RL Reporting Limit

D Dilution was required  
 H Holding times for preparation or analysis exceeded  
 ND Not detected at the Reporting Limit  
 S Spike recovery outside accepted recovery limits



**Client:** G-Logics

**Collection Date:** 6/5/2013 9:25:00 AM

**Project:** 01-0868-B

**Lab ID:** 1306039-002

**Matrix:** Water

**Client Sample ID:** GS-MW-2

Analyses	Result	RL	Qual	Units	DF	Date Analyzed
----------	--------	----	------	-------	----	---------------

**Diesel and Heavy Oil by NWTPH-Dx/Dx Ext.**

Batch ID: 4754

Analyst: BR

Diesel (Fuel Oil)	ND	50.0		µg/L	1	6/6/2013 11:39:00 PM
Heavy Oil	ND	100		µg/L	1	6/6/2013 11:39:00 PM
Surr: 2-Fluorobiphenyl	118	50-150		%REC	1	6/6/2013 11:39:00 PM
Surr: o-Terphenyl	119	50-150		%REC	1	6/6/2013 11:39:00 PM

**Gasoline by NWTPH-Gx**

Batch ID: R8876

Analyst: EM

Gasoline	ND	50.0		µg/L	1	6/13/2013 6:05:00 AM
Surr: 1,2-Dichloroethane-d4	111	65-135		%REC	1	6/13/2013 6:05:00 AM
Surr: Fluorobenzene	99.7	65-135		%REC	1	6/13/2013 6:05:00 AM

**Volatile Organic Compounds by EPA Method 8260**

Batch ID: R8875

Analyst: EM

Dichlorodifluoromethane (CFC-12)	ND	1.00		µg/L	1	6/13/2013 6:05:00 AM
Chloromethane	ND	1.00		µg/L	1	6/13/2013 6:05:00 AM
Vinyl chloride	ND	0.200		µg/L	1	6/13/2013 6:05:00 AM
Bromomethane	ND	1.00		µg/L	1	6/13/2013 6:05:00 AM
Trichlorofluoromethane (CFC-11)	ND	1.00		µg/L	1	6/13/2013 6:05:00 AM
Chloroethane	ND	1.00		µg/L	1	6/13/2013 6:05:00 AM
1,1-Dichloroethene	ND	1.00		µg/L	1	6/13/2013 6:05:00 AM
Methylene chloride	ND	1.00		µg/L	1	6/13/2013 6:05:00 AM
trans-1,2-Dichloroethene	ND	1.00		µg/L	1	6/13/2013 6:05:00 AM
Methyl tert-butyl ether (MTBE)	ND	1.00		µg/L	1	6/13/2013 6:05:00 AM
1,1-Dichloroethane	ND	1.00		µg/L	1	6/13/2013 6:05:00 AM
2,2-Dichloropropane	ND	2.00		µg/L	1	6/13/2013 6:05:00 AM
cis-1,2-Dichloroethene	ND	1.00		µg/L	1	6/13/2013 6:05:00 AM
Chloroform	ND	1.00		µg/L	1	6/13/2013 6:05:00 AM
1,1,1-Trichloroethane (TCA)	ND	1.00		µg/L	1	6/13/2013 6:05:00 AM
1,1-Dichloropropene	ND	1.00		µg/L	1	6/13/2013 6:05:00 AM
Carbon tetrachloride	ND	1.00		µg/L	1	6/13/2013 6:05:00 AM
1,2-Dichloroethane (EDC)	ND	1.00		µg/L	1	6/13/2013 6:05:00 AM
Benzene	ND	1.00		µg/L	1	6/13/2013 6:05:00 AM
Trichloroethene (TCE)	ND	1.00		µg/L	1	6/13/2013 6:05:00 AM
1,2-Dichloropropane	ND	1.00		µg/L	1	6/13/2013 6:05:00 AM
Bromodichloromethane	ND	1.00		µg/L	1	6/13/2013 6:05:00 AM

**Qualifiers:** B Analyte detected in the associated Method Blank  
 E Value above quantitation range  
 J Analyte detected below quantitation limits  
 RL Reporting Limit

D Dilution was required  
 H Holding times for preparation or analysis exceeded  
 ND Not detected at the Reporting Limit  
 S Spike recovery outside accepted recovery limits



# Analytical Report

WO#: 1306039

Date Reported: 6/19/2013

Client: G-Logics

Collection Date: 6/5/2013 9:25:00 AM

Project: 01-0868-B

Lab ID: 1306039-002

Matrix: Water

Client Sample ID: GS-MW-2

Analyses	Result	RL	Qual	Units	DF	Date Analyzed
----------	--------	----	------	-------	----	---------------

**Volatile Organic Compounds by EPA Method 8260**

Batch ID: R8875

Analyst: EM

Dibromomethane	ND	1.00		µg/L	1	6/13/2013 6:05:00 AM
cis-1,3-Dichloropropene	ND	1.00		µg/L	1	6/13/2013 6:05:00 AM
Toluene	ND	1.00		µg/L	1	6/13/2013 6:05:00 AM
trans-1,3-Dichloropropene	ND	1.00		µg/L	1	6/13/2013 6:05:00 AM
1,1,2-Trichloroethane	ND	1.00		µg/L	1	6/13/2013 6:05:00 AM
1,3-Dichloropropane	ND	1.00		µg/L	1	6/13/2013 6:05:00 AM
Tetrachloroethene (PCE)	ND	1.00		µg/L	1	6/13/2013 6:05:00 AM
Dibromochloromethane	ND	1.00		µg/L	1	6/13/2013 6:05:00 AM
1,2-Dibromoethane (EDB)	ND	0.0100		µg/L	1	6/13/2013 6:05:00 AM
Chlorobenzene	ND	1.00		µg/L	1	6/13/2013 6:05:00 AM
1,1,1,2-Tetrachloroethane	ND	1.00		µg/L	1	6/13/2013 6:05:00 AM
Ethylbenzene	ND	1.00		µg/L	1	6/13/2013 6:05:00 AM
m,p-Xylene	ND	1.00		µg/L	1	6/13/2013 6:05:00 AM
o-Xylene	ND	1.00		µg/L	1	6/13/2013 6:05:00 AM
Styrene	ND	1.00		µg/L	1	6/13/2013 6:05:00 AM
Isopropylbenzene	ND	1.00		µg/L	1	6/13/2013 6:05:00 AM
Bromoform	ND	1.00		µg/L	1	6/13/2013 6:05:00 AM
1,1,2,2-Tetrachloroethane	ND	1.00		µg/L	1	6/13/2013 6:05:00 AM
n-Propylbenzene	ND	1.00		µg/L	1	6/13/2013 6:05:00 AM
Bromobenzene	ND	1.00		µg/L	1	6/13/2013 6:05:00 AM
1,3,5-Trimethylbenzene	ND	1.00		µg/L	1	6/13/2013 6:05:00 AM
2-Chlorotoluene	ND	1.00		µg/L	1	6/13/2013 6:05:00 AM
4-Chlorotoluene	ND	1.00		µg/L	1	6/13/2013 6:05:00 AM
tert-Butylbenzene	ND	1.00		µg/L	1	6/13/2013 6:05:00 AM
1,2,3-Trichloropropane	ND	1.00		µg/L	1	6/13/2013 6:05:00 AM
1,2,4-Trichlorobenzene	ND	2.00		µg/L	1	6/13/2013 6:05:00 AM
sec-Butylbenzene	ND	1.00		µg/L	1	6/13/2013 6:05:00 AM
4-Isopropyltoluene	ND	1.00		µg/L	1	6/13/2013 6:05:00 AM
1,3-Dichlorobenzene	ND	1.00		µg/L	1	6/13/2013 6:05:00 AM
1,4-Dichlorobenzene	ND	1.00		µg/L	1	6/13/2013 6:05:00 AM
n-Butylbenzene	ND	1.00		µg/L	1	6/13/2013 6:05:00 AM
1,2-Dichlorobenzene	ND	1.00		µg/L	1	6/13/2013 6:05:00 AM
1,2-Dibromo-3-chloropropane	ND	1.00		µg/L	1	6/13/2013 6:05:00 AM
1,2,4-Trimethylbenzene	ND	1.00		µg/L	1	6/13/2013 6:05:00 AM
Hexachlorobutadiene	ND	4.00		µg/L	1	6/13/2013 6:05:00 AM

**Qualifiers:** B Analyte detected in the associated Method Blank  
 E Value above quantitation range  
 J Analyte detected below quantitation limits  
 RL Reporting Limit

D Dilution was required  
 H Holding times for preparation or analysis exceeded  
 ND Not detected at the Reporting Limit  
 S Spike recovery outside accepted recovery limits



# Analytical Report

WO#: 1306039

Date Reported: 6/19/2013

**Client:** G-Logics

**Collection Date:** 6/5/2013 9:25:00 AM

**Project:** 01-0868-B

**Lab ID:** 1306039-002

**Matrix:** Water

**Client Sample ID:** GS-MW-2

Analyses	Result	RL	Qual	Units	DF	Date Analyzed
----------	--------	----	------	-------	----	---------------

**Volatile Organic Compounds by EPA Method 8260**

Batch ID: R8875

Analyst: EM

Naphthalene	ND	1.00		µg/L	1	6/13/2013 6:05:00 AM
1,2,3-Trichlorobenzene	ND	4.00		µg/L	1	6/13/2013 6:05:00 AM
Tert-butyl alcohol	ND	5.00		µg/L	1	6/13/2013 6:05:00 AM
Isopropyl ether (DIPE)	ND	1.00		µg/L	1	6/13/2013 6:05:00 AM
tert-Amyl Methyl Ether (TAME)	ND	1.00		µg/L	1	6/13/2013 6:05:00 AM
Ethyl tert-Butyl ether (ETBE)	ND	1.00		µg/L	1	6/13/2013 6:05:00 AM
Surr: Dibromofluoromethane	88.0	72.1-122		%REC	1	6/13/2013 6:05:00 AM
Surr: Toluene-d8	77.4	62.1-129		%REC	1	6/13/2013 6:05:00 AM
Surr: 1-Bromo-4-fluorobenzene	94.8	66.8-124		%REC	1	6/13/2013 6:05:00 AM

**Dissolved Metals by EPA Method 200.8**

Batch ID: 4812

Analyst: MC

Arsenic	4.71	1.00		µg/L	1	6/18/2013 7:52:46 PM
---------	------	------	--	------	---	----------------------

**Total Metals by EPA Method 200.8**

Batch ID: 4761

Analyst: MC

Arsenic	30.0	1.00		µg/L	1	6/10/2013 4:43:51 PM
Cadmium	ND	0.200		µg/L	1	6/10/2013 4:43:51 PM
Chromium	0.939	0.500		µg/L	1	6/10/2013 4:43:51 PM
Lead	1.14	1.00		µg/L	1	6/10/2013 4:43:51 PM

**Mercury by EPA Method 245.1**

Batch ID: 4777

Analyst: SG

Mercury	ND	0.100		µg/L	1	6/11/2013 4:00:14 PM
---------	----	-------	--	------	---	----------------------

**Qualifiers:** B Analyte detected in the associated Method Blank  
 E Value above quantitation range  
 J Analyte detected below quantitation limits  
 RL Reporting Limit

D Dilution was required  
 H Holding times for preparation or analysis exceeded  
 ND Not detected at the Reporting Limit  
 S Spike recovery outside accepted recovery limits

Work Order: 1306039  
 CLIENT: G-Logics  
 Project: 01-0868-B

**QC SUMMARY REPORT**  
**Dissolved Metals by EPA Method 200.8**

Sample ID: <b>MB-4812</b>	SampType: <b>MBLK</b>	Units: <b>µg/L</b>	Prep Date: <b>6/17/2013</b>	RunNo: <b>8931</b>							
Client ID: <b>MBLKW</b>	Batch ID: <b>4812</b>	Analysis Date: <b>6/18/2013</b>	SeqNo: <b>179441</b>								
Analyte	Result	RL	SPK value	SPK Ref Val	%REC	LowLimit	HighLimit	RPD Ref Val	%RPD	RPDLimit	Qual

Arsenic ND 1.00

Sample ID: <b>LCS-4812</b>	SampType: <b>LCS</b>	Units: <b>µg/L</b>	Prep Date: <b>6/17/2013</b>	RunNo: <b>8931</b>							
Client ID: <b>LCSW</b>	Batch ID: <b>4812</b>	Analysis Date: <b>6/18/2013</b>	SeqNo: <b>179442</b>								
Analyte	Result	RL	SPK value	SPK Ref Val	%REC	LowLimit	HighLimit	RPD Ref Val	%RPD	RPDLimit	Qual

Arsenic 95.9 1.00 100.0 0 95.9 85 115

Sample ID: <b>1306094-001DDUP</b>	SampType: <b>DUP</b>	Units: <b>µg/L</b>	Prep Date: <b>6/17/2013</b>	RunNo: <b>8931</b>							
Client ID: <b>BATCH</b>	Batch ID: <b>4812</b>	Analysis Date: <b>6/18/2013</b>	SeqNo: <b>179444</b>								
Analyte	Result	RL	SPK value	SPK Ref Val	%REC	LowLimit	HighLimit	RPD Ref Val	%RPD	RPDLimit	Qual

Arsenic 4.16 1.00 4.720 12.6 30

Sample ID: <b>1306094-001DMS</b>	SampType: <b>MS</b>	Units: <b>µg/L</b>	Prep Date: <b>6/17/2013</b>	RunNo: <b>8931</b>							
Client ID: <b>BATCH</b>	Batch ID: <b>4812</b>	Analysis Date: <b>6/18/2013</b>	SeqNo: <b>179445</b>								
Analyte	Result	RL	SPK value	SPK Ref Val	%REC	LowLimit	HighLimit	RPD Ref Val	%RPD	RPDLimit	Qual

Arsenic 517 1.00 500.0 4.720 102 70 130

Sample ID: <b>1306094-001DMSD</b>	SampType: <b>MSD</b>	Units: <b>µg/L</b>	Prep Date: <b>6/17/2013</b>	RunNo: <b>8931</b>							
Client ID: <b>BATCH</b>	Batch ID: <b>4812</b>	Analysis Date: <b>6/18/2013</b>	SeqNo: <b>179446</b>								
Analyte	Result	RL	SPK value	SPK Ref Val	%REC	LowLimit	HighLimit	RPD Ref Val	%RPD	RPDLimit	Qual

Arsenic 517 1.00 500.0 4.720 103 70 130 516.7 0.0949 30

**Qualifiers:** B Analyte detected in the associated Method Blank  
 H Holding times for preparation or analysis exceeded  
 R RPD outside accepted recovery limits  
 D Dilution was required  
 J Analyte detected below quantitation limits  
 RL Reporting Limit  
 E Value above quantitation range  
 ND Not detected at the Reporting Limit  
 S Spike recovery outside accepted recovery limits

Work Order: 1306039  
 CLIENT: G-Logics  
 Project: 01-0868-B

**QC SUMMARY REPORT**  
**Total Metals by EPA Method 200.8**

Sample ID: <b>MB-4761</b>	SampType: <b>MBLK</b>	Units: <b>µg/L</b>	Prep Date: <b>6/7/2013</b>	RunNo: <b>8818</b>							
Client ID: <b>MBLKW</b>	Batch ID: <b>4761</b>		Analysis Date: <b>6/10/2013</b>	SeqNo: <b>176983</b>							
Analyte	Result	RL	SPK value	SPK Ref Val	%REC	LowLimit	HighLimit	RPD Ref Val	%RPD	RPDLimit	Qual

Arsenic	ND	1.00									
Cadmium	ND	0.200									
Chromium	ND	0.500									
Lead	ND	1.00									

Sample ID: <b>LCS-4761</b>	SampType: <b>LCS</b>	Units: <b>µg/L</b>	Prep Date: <b>6/7/2013</b>	RunNo: <b>8818</b>							
Client ID: <b>LCSW</b>	Batch ID: <b>4761</b>		Analysis Date: <b>6/10/2013</b>	SeqNo: <b>176984</b>							
Analyte	Result	RL	SPK value	SPK Ref Val	%REC	LowLimit	HighLimit	RPD Ref Val	%RPD	RPDLimit	Qual

Arsenic	113	1.00	100.0	0	113	85	115				
Cadmium	5.66	0.200	5.000	0	113	85	115				
Chromium	107	0.500	100.0	0	107	85	115				
Lead	56.2	1.00	50.00	0	112	85	115				

Sample ID: <b>1306035-001ADUP</b>	SampType: <b>DUP</b>	Units: <b>µg/L</b>	Prep Date: <b>6/7/2013</b>	RunNo: <b>8818</b>							
Client ID: <b>BATCH</b>	Batch ID: <b>4761</b>		Analysis Date: <b>6/10/2013</b>	SeqNo: <b>176986</b>							
Analyte	Result	RL	SPK value	SPK Ref Val	%REC	LowLimit	HighLimit	RPD Ref Val	%RPD	RPDLimit	Qual

Arsenic	1.10	1.00						1.761	46.1	30	R
Cadmium	ND	0.200						0	0	30	
Chromium	ND	0.500						0	0	30	
Lead	3.89	1.00						3.904	0.385	30	

**NOTES:**

R - High RPD due to low analyte concentration. In this range, high RPD's may be expected.

<b>Qualifiers:</b>	B Analyte detected in the associated Method Blank	D Dilution was required	E Value above quantitation range
	H Holding times for preparation or analysis exceeded	J Analyte detected below quantitation limits	ND Not detected at the Reporting Limit
	R RPD outside accepted recovery limits	RL Reporting Limit	S Spike recovery outside accepted recovery limits

**Work Order:** 1306039  
**CLIENT:** G-Logics  
**Project:** 01-0868-B

**QC SUMMARY REPORT**  
**Total Metals by EPA Method 200.8**

Sample ID: <b>1306035-001AMS</b>	SampType: <b>MS</b>	Units: <b>µg/L</b>	Prep Date: <b>6/7/2013</b>	RunNo: <b>8818</b>							
Client ID: <b>BATCH</b>	Batch ID: <b>4761</b>		Analysis Date: <b>6/10/2013</b>	SeqNo: <b>176987</b>							
Analyte	Result	RL	SPK value	SPK Ref Val	%REC	LowLimit	HighLimit	RPD Ref Val	%RPD	RPDLimit	Qual

Arsenic	597	1.00	500.0	1.761	119	70	130				
Cadmium	28.3	0.200	25.00	0.1890	112	70	130				
Chromium	550	0.500	500.0	0	110	70	130				
Lead	317	1.00	250.0	3.904	125	70	130				

Sample ID: <b>1306035-001AMSD</b>	SampType: <b>MSD</b>	Units: <b>µg/L</b>	Prep Date: <b>6/7/2013</b>	RunNo: <b>8818</b>							
Client ID: <b>BATCH</b>	Batch ID: <b>4761</b>		Analysis Date: <b>6/10/2013</b>	SeqNo: <b>176988</b>							
Analyte	Result	RL	SPK value	SPK Ref Val	%REC	LowLimit	HighLimit	RPD Ref Val	%RPD	RPDLimit	Qual

Arsenic	649	1.00	500.0	1.761	129	70	130	596.6	8.38	30	
Cadmium	29.5	0.200	25.00	0.1890	117	70	130	28.29	4.10	30	
Chromium	598	0.500	500.0	0	120	70	130	549.6	8.49	30	
Lead	290	1.00	250.0	3.904	115	70	130	316.6	8.70	30	

**Qualifiers:**

B	Analyte detected in the associated Method Blank	D	Dilution was required	E	Value above quantitation range
H	Holding times for preparation or analysis exceeded	J	Analyte detected below quantitation limits	ND	Not detected at the Reporting Limit
R	RPD outside accepted recovery limits	RL	Reporting Limit	S	Spike recovery outside accepted recovery limits

**Work Order:** 1306039  
**CLIENT:** G-Logics  
**Project:** 01-0868-B

**QC SUMMARY REPORT**  
**Mercury by EPA Method 245.1**

Sample ID: <b>MB-4777</b>	SampType: <b>MBLK</b>	Units: <b>µg/L</b>	Prep Date: <b>6/11/2013</b>	RunNo: <b>8834</b>							
Client ID: <b>MBLKW</b>	Batch ID: <b>4777</b>		Analysis Date: <b>6/11/2013</b>	SeqNo: <b>177461</b>							
Analyte	Result	RL	SPK value	SPK Ref Val	%REC	LowLimit	HighLimit	RPD Ref Val	%RPD	RPDLimit	Qual

Mercury ND 0.100

Sample ID: <b>LCS-4777</b>	SampType: <b>LCS</b>	Units: <b>µg/L</b>	Prep Date: <b>6/11/2013</b>	RunNo: <b>8834</b>							
Client ID: <b>LCSW</b>	Batch ID: <b>4777</b>		Analysis Date: <b>6/11/2013</b>	SeqNo: <b>177462</b>							
Analyte	Result	RL	SPK value	SPK Ref Val	%REC	LowLimit	HighLimit	RPD Ref Val	%RPD	RPDLimit	Qual

Mercury 1.71 0.100 2.000 0 85.5 85 115

Sample ID: <b>1306039-002CDUP</b>	SampType: <b>DUP</b>	Units: <b>µg/L</b>	Prep Date: <b>6/11/2013</b>	RunNo: <b>8834</b>							
Client ID: <b>GS-MW-2</b>	Batch ID: <b>4777</b>		Analysis Date: <b>6/11/2013</b>	SeqNo: <b>177464</b>							
Analyte	Result	RL	SPK value	SPK Ref Val	%REC	LowLimit	HighLimit	RPD Ref Val	%RPD	RPDLimit	Qual

Mercury ND 0.100 0 0 20 R

**NOTES:**

R - High RPD due to low analyte concentration. In this range, high RPD's may be expected.

Sample ID: <b>1306039-002CMS</b>	SampType: <b>MS</b>	Units: <b>µg/L</b>	Prep Date: <b>6/11/2013</b>	RunNo: <b>8834</b>							
Client ID: <b>GS-MW-2</b>	Batch ID: <b>4777</b>		Analysis Date: <b>6/11/2013</b>	SeqNo: <b>177465</b>							
Analyte	Result	RL	SPK value	SPK Ref Val	%REC	LowLimit	HighLimit	RPD Ref Val	%RPD	RPDLimit	Qual

Mercury 2.46 0.100 2.500 0 98.4 80 120

Sample ID: <b>1306039-002CMSD</b>	SampType: <b>MSD</b>	Units: <b>µg/L</b>	Prep Date: <b>6/11/2013</b>	RunNo: <b>8834</b>							
Client ID: <b>GS-MW-2</b>	Batch ID: <b>4777</b>		Analysis Date: <b>6/11/2013</b>	SeqNo: <b>177466</b>							
Analyte	Result	RL	SPK value	SPK Ref Val	%REC	LowLimit	HighLimit	RPD Ref Val	%RPD	RPDLimit	Qual

Mercury 2.65 0.100 2.500 0 106 80 120 2.460 7.44 20

**Qualifiers:** B Analyte detected in the associated Method Blank  
D Dilution was required  
E Value above quantitation range  
H Holding times for preparation or analysis exceeded  
J Analyte detected below quantitation limits  
ND Not detected at the Reporting Limit  
R RPD outside accepted recovery limits  
RL Reporting Limit  
S Spike recovery outside accepted recovery limits



Date: 6/19/2013

Work Order: 1306039  
CLIENT: G-Logics  
Project: 01-0868-B

**QC SUMMARY REPORT**  
**Mercury by EPA Method 245.1**

Sample ID: <b>1306039-002CMSD</b>	SampType: <b>MSD</b>	Units: <b>µg/L</b>	Prep Date: <b>6/11/2013</b>	RunNo: <b>8834</b>							
Client ID: <b>GS-MW-2</b>	Batch ID: <b>4777</b>	Analysis Date: <b>6/11/2013</b>	SeqNo: <b>177466</b>								
Analyte	Result	RL	SPK value	SPK Ref Val	%REC	LowLimit	HighLimit	RPD Ref Val	%RPD	RPDLimit	Qual

**Qualifiers:** B Analyte detected in the associated Method Blank  
D Dilution was required  
E Value above quantitation range  
H Holding times for preparation or analysis exceeded  
J Analyte detected below quantitation limits  
ND Not detected at the Reporting Limit  
R RPD outside accepted recovery limits  
RL Reporting Limit  
S Spike recovery outside accepted recovery limits

**Work Order:** 1306039  
**CLIENT:** G-Logics  
**Project:** 01-0868-B

**QC SUMMARY REPORT**  
**Diesel and Heavy Oil by NWTPH-Dx/Dx Ext.**

Sample ID: <b>1306031-001BDUP</b>	SampType: <b>DUP</b>	Units: <b>µg/L</b>	Prep Date: <b>6/6/2013</b>	RunNo: <b>8791</b>							
Client ID: <b>BATCH</b>	Batch ID: <b>4754</b>		Analysis Date: <b>6/6/2013</b>	SeqNo: <b>176546</b>							
Analyte	Result	RL	SPK value	SPK Ref Val	%REC	LowLimit	HighLimit	RPD Ref Val	%RPD	RPDLimit	Qual

Diesel (Fuel Oil)	ND	50.0						0	0	30	
Heavy Oil	ND	100						0	0	30	
Surr: 2-Fluorobiphenyl	179		160.0		112	50	150		0		
Surr: o-Terphenyl	183		160.0		114	50	150		0		

Sample ID: <b>LCS-4754</b>	SampType: <b>LCS</b>	Units: <b>µg/L</b>	Prep Date: <b>6/6/2013</b>	RunNo: <b>8791</b>							
Client ID: <b>LCSW</b>	Batch ID: <b>4754</b>		Analysis Date: <b>6/6/2013</b>	SeqNo: <b>176552</b>							
Analyte	Result	RL	SPK value	SPK Ref Val	%REC	LowLimit	HighLimit	RPD Ref Val	%RPD	RPDLimit	Qual

Diesel (Fuel Oil)	2,030	50.0	2,000	0	101	65	135				
Surr: 2-Fluorobiphenyl	161		160.0		101	50	150				
Surr: o-Terphenyl	174		160.0		109	50	150				

Sample ID: <b>MB-4754</b>	SampType: <b>MBLK</b>	Units: <b>µg/L</b>	Prep Date: <b>6/6/2013</b>	RunNo: <b>8791</b>							
Client ID: <b>MBLKW</b>	Batch ID: <b>4754</b>		Analysis Date: <b>6/6/2013</b>	SeqNo: <b>176553</b>							
Analyte	Result	RL	SPK value	SPK Ref Val	%REC	LowLimit	HighLimit	RPD Ref Val	%RPD	RPDLimit	Qual

Diesel (Fuel Oil)	ND	50.0									
Heavy Oil	ND	100									
Surr: 2-Fluorobiphenyl	167		160.0		104	50	150				
Surr: o-Terphenyl	170		160.0		106	50	150				

**Qualifiers:**

B	Analyte detected in the associated Method Blank	D	Dilution was required	E	Value above quantitation range
H	Holding times for preparation or analysis exceeded	J	Analyte detected below quantitation limits	ND	Not detected at the Reporting Limit
R	RPD outside accepted recovery limits	RL	Reporting Limit	S	Spike recovery outside accepted recovery limits

**Work Order:** 1306039  
**CLIENT:** G-Logics  
**Project:** 01-0868-B

**QC SUMMARY REPORT**  
**Gasoline by NWTPH-Gx**

Sample ID: <b>1306039-002ADUP</b>	SampType: <b>DUP</b>	Units: <b>µg/L</b>	Prep Date: <b>6/13/2013</b>	RunNo: <b>8876</b>							
Client ID: <b>GS-MW-2</b>	Batch ID: <b>R8876</b>	Analysis Date: <b>6/13/2013</b>	SeqNo: <b>178166</b>								
Analyte	Result	RL	SPK value	SPK Ref Val	%REC	LowLimit	HighLimit	RPD Ref Val	%RPD	RPDLimit	Qual

Gasoline	ND	50.0						0	0	30	
Surr: 1,2-Dichloroethane-d4	54.9		50.00		110	65	135		0		
Surr: Fluorobenzene	49.4		50.00		98.8	65	135		0		

Sample ID: <b>MB-R8876</b>	SampType: <b>MBLK</b>	Units: <b>µg/L</b>	Prep Date: <b>6/13/2013</b>	RunNo: <b>8876</b>							
Client ID: <b>MBLKW</b>	Batch ID: <b>R8876</b>	Analysis Date: <b>6/13/2013</b>	SeqNo: <b>178170</b>								
Analyte	Result	RL	SPK value	SPK Ref Val	%REC	LowLimit	HighLimit	RPD Ref Val	%RPD	RPDLimit	Qual

Gasoline	ND	50.0									
Surr: 1,2-Dichloroethane-d4	35.8		50.00		71.6	65	135				
Surr: Fluorobenzene	50.2		50.00		100	65	135				

Sample ID: <b>LCS-R8876</b>	SampType: <b>LCS</b>	Units: <b>µg/L</b>	Prep Date: <b>6/13/2013</b>	RunNo: <b>8876</b>							
Client ID: <b>LCSW</b>	Batch ID: <b>R8876</b>	Analysis Date: <b>6/13/2013</b>	SeqNo: <b>178185</b>								
Analyte	Result	RL	SPK value	SPK Ref Val	%REC	LowLimit	HighLimit	RPD Ref Val	%RPD	RPDLimit	Qual

Gasoline	355	50.0	500.0	0	71.1	65	135				
Surr: 1,2-Dichloroethane-d4	47.4		50.00		94.7	65	135				
Surr: Fluorobenzene	49.1		50.00		98.2	65	135				

**Qualifiers:**

B	Analyte detected in the associated Method Blank	D	Dilution was required	E	Value above quantitation range
H	Holding times for preparation or analysis exceeded	J	Analyte detected below quantitation limits	ND	Not detected at the Reporting Limit
R	RPD outside accepted recovery limits	RL	Reporting Limit	S	Spike recovery outside accepted recovery limits

Work Order: 1306039  
 CLIENT: G-Logics  
 Project: 01-0868-B

**QC SUMMARY REPORT**  
**Volatile Organic Compounds by EPA Method 8260**

Sample ID: <b>1305165-004AMS</b>	SampType: <b>MS</b>	Units: <b>µg/L</b>	Prep Date: <b>6/13/2013</b>	RunNo: <b>8875</b>
Client ID: <b>BATCH</b>	Batch ID: <b>R8875</b>		Analysis Date: <b>6/13/2013</b>	SeqNo: <b>178157</b>

Analyte	Result	RL	SPK value	SPK Ref Val	%REC	LowLimit	HighLimit	RPD Ref Val	%RPD	RPDLimit	Qual
Dichlorodifluoromethane (CFC-12)	9.33	1.00	20.00	0	46.7	33.3	122				H
Chloromethane	13.4	1.00	20.00	0	67.0	48.2	145				H
Vinyl chloride	16.7	0.200	20.00	0	83.4	45.6	149				H
Bromomethane	17.7	1.00	20.00	0	88.6	31.5	135				H
Trichlorofluoromethane (CFC-11)	16.6	1.00	20.00	0	83.0	54.7	138				H
Chloroethane	11.7	1.00	20.00	0	58.4	52.7	140				H
1,1-Dichloroethene	15.2	1.00	20.00	0	75.9	58.2	146				H
Methylene chloride	13.3	1.00	20.00	0	66.7	65.1	127				H
trans-1,2-Dichloroethene	18.3	1.00	20.00	0	91.4	69	132				H
1,1-Dichloroethane	17.6	1.00	20.00	0	88.1	74.7	133				H
2,2-Dichloropropane	11.4	2.00	20.00	0	56.8	31.5	121				H
cis-1,2-Dichloroethene	17.4	1.00	20.00	0.8000	83.0	67.1	123				H
Chloroform	18.4	1.00	20.00	0	92.2	58.6	123				H
1,1,1-Trichloroethane (TCA)	21.1	1.00	20.00	0	105	64.2	146				H
1,1-Dichloropropene	21.0	1.00	20.00	0	105	73.8	136				H
Carbon tetrachloride	23.1	1.00	20.00	0	116	69.2	141				H
1,2-Dichloroethane (EDC)	19.2	1.00	20.00	0	96.2	62.3	130				H
Benzene	24.6	1.00	20.00	0.3100	121	68.7	132				H
Trichloroethene (TCE)	27.3	1.00	20.00	2.750	123	65.7	133				H
1,2-Dichloropropane	24.8	1.00	20.00	0	124	70	130				H
Bromodichloromethane	25.8	1.00	20.00	0	129	59.4	139				H
Dibromomethane	24.4	1.00	20.00	0	122	65.5	130				H
cis-1,3-Dichloropropene	22.3	1.00	20.00	0	112	63.3	124				H
Toluene	24.6	1.00	20.00	1.030	118	68.4	133				H
trans-1,3-Dichloropropene	21.8	1.00	20.00	0	109	57.7	125				H
1,1,2-Trichloroethane	23.9	1.00	20.00	0	119	59.4	127				H
1,3-Dichloropropane	25.4	1.00	20.00	0	127	68.2	134				H
Tetrachloroethene (PCE)	24.6	1.00	20.00	0	123	51.5	109				SH
Dibromochloromethane	27.2	1.00	20.00	0	136	66.2	138				H

<b>Qualifiers:</b>	B	Analyte detected in the associated Method Blank	D	Dilution was required	E	Value above quantitation range
	H	Holding times for preparation or analysis exceeded	J	Analyte detected below quantitation limits	ND	Not detected at the Reporting Limit
	R	RPD outside accepted recovery limits	RL	Reporting Limit	S	Spike recovery outside accepted recovery limits



**Work Order:** 1306039  
**CLIENT:** G-Logics  
**Project:** 01-0868-B

**QC SUMMARY REPORT**  
**Volatile Organic Compounds by EPA Method 8260**

Sample ID: <b>1305165-004AMS</b>	SampType: <b>MS</b>	Units: <b>µg/L</b>	Prep Date: <b>6/13/2013</b>	RunNo: <b>8875</b>
Client ID: <b>BATCH</b>	Batch ID: <b>R8875</b>		Analysis Date: <b>6/13/2013</b>	SeqNo: <b>178157</b>

Analyte	Result	RL	SPK value	SPK Ref Val	%REC	LowLimit	HighLimit	RPD Ref Val	%RPD	RPDLimit	Qual
1,2-Dibromoethane (EDB)	26.6	0.0100	20.00	0	133	68.9	124				SH
Chlorobenzene	19.2	1.00	20.00	0	96.1	68.9	128				H
1,1,1,2-Tetrachloroethane	21.9	1.00	20.00	0	110	67.3	135				H
Ethylbenzene	20.0	1.00	20.00	0	100	67.3	135				H
m,p-Xylene	40.3	1.00	40.00	0.5000	99.6	63.3	135				H
o-Xylene	19.8	1.00	20.00	0	98.8	67.8	131				H
Styrene	18.8	1.00	20.00	0	94.0	67.2	123				H
Isopropylbenzene	21.2	1.00	20.00	0	106	56	147				H
Bromoform	20.4	1.00	20.00	0	102	61.4	136				H
1,1,2,2-Tetrachloroethane	18.7	1.00	20.00	0	93.6	59.1	137				H
n-Propylbenzene	19.1	1.00	20.00	0	95.4	57.6	142				H
Bromobenzene	19.0	1.00	20.00	0	94.8	63.6	130				H
1,3,5-Trimethylbenzene	18.9	1.00	20.00	0	94.4	59.9	136				H
2-Chlorotoluene	19.2	1.00	20.00	0	96.0	63.4	134				H
4-Chlorotoluene	18.9	1.00	20.00	0	94.7	58.4	134				H
tert-Butylbenzene	21.2	1.00	20.00	0	106	74.2	141				H
1,2,3-Trichloropropane	17.7	1.00	20.00	0	88.4	62.4	129				H
1,2,4-Trichlorobenzene	19.7	2.00	20.00	0	98.7	53.7	120				H
sec-Butylbenzene	18.7	1.00	20.00	0	93.5	56	146				H
4-Isopropyltoluene	18.5	1.00	20.00	0	92.6	62.4	134				H
1,3-Dichlorobenzene	20.1	1.00	20.00	0	100	58.2	128				H
1,4-Dichlorobenzene	17.2	1.00	20.00	0	86.0	60.1	123				H
n-Butylbenzene	18.6	1.00	20.00	0	92.8	54.6	135				H
1,2-Dichlorobenzene	19.9	1.00	20.00	0	99.5	62.6	124				H
1,2-Dibromo-3-chloropropane	17.6	1.00	20.00	0	88.2	51.8	142				H
1,2,4-Trimethylbenzene	19.0	1.00	20.00	0	94.8	63.7	132				H
Hexachlorobutadiene	18.2	4.00	20.00	0	91.0	62.1	121				H
Naphthalene	19.9	1.00	20.00	0	99.5	58.7	119				H
1,2,3-Trichlorobenzene	19.3	4.00	20.00	0	96.6	50.7	113				H

<b>Qualifiers:</b>	B	Analyte detected in the associated Method Blank	D	Dilution was required	E	Value above quantitation range
	H	Holding times for preparation or analysis exceeded	J	Analyte detected below quantitation limits	ND	Not detected at the Reporting Limit
	R	RPD outside accepted recovery limits	RL	Reporting Limit	S	Spike recovery outside accepted recovery limits

**Work Order:** 1306039  
**CLIENT:** G-Logics  
**Project:** 01-0868-B

**QC SUMMARY REPORT**  
**Volatile Organic Compounds by EPA Method 8260**

Sample ID: <b>1305165-004AMS</b>	SampType: <b>MS</b>	Units: <b>µg/L</b>	Prep Date: <b>6/13/2013</b>	RunNo: <b>8875</b>							
Client ID: <b>BATCH</b>	Batch ID: <b>R8875</b>		Analysis Date: <b>6/13/2013</b>	SeqNo: <b>178157</b>							
Analyte	Result	RL	SPK value	SPK Ref Val	%REC	LowLimit	HighLimit	RPD Ref Val	%RPD	RPDLimit	Qual
Surr: Dibromofluoromethane	46.4		50.00		92.9	72.1	122				H
Surr: Toluene-d8	58.6		50.00		117	62.1	129				H
Surr: 1-Bromo-4-fluorobenzene	48.0		50.00		96.0	66.8	124				H

**NOTES:**

S - Outlying QC recoveries were observed. The method is in control as indicated by the LCS.

Sample ID: <b>1306039-002ADUP</b>	SampType: <b>DUP</b>	Units: <b>µg/L</b>	Prep Date: <b>6/13/2013</b>	RunNo: <b>8875</b>							
Client ID: <b>GS-MW-2</b>	Batch ID: <b>R8875</b>		Analysis Date: <b>6/13/2013</b>	SeqNo: <b>178159</b>							
Analyte	Result	RL	SPK value	SPK Ref Val	%REC	LowLimit	HighLimit	RPD Ref Val	%RPD	RPDLimit	Qual
Dichlorodifluoromethane (CFC-12)	ND	1.00						0	0	30	
Chloromethane	ND	1.00						0	0	30	
Vinyl chloride	ND	0.200						0	0	30	
Bromomethane	ND	1.00						0	0	30	
Trichlorofluoromethane (CFC-11)	ND	1.00						0	0	30	
Chloroethane	ND	1.00						0	0	30	
1,1-Dichloroethene	ND	1.00						0	0	30	
Methylene chloride	ND	1.00						0	0	30	
trans-1,2-Dichloroethene	ND	1.00						0	0	30	
1,1-Dichloroethane	ND	1.00						0	0	30	
2,2-Dichloropropane	ND	2.00						0	0	30	
cis-1,2-Dichloroethene	ND	1.00						0	0	30	
Chloroform	ND	1.00						0	0	30	
1,1,1-Trichloroethane (TCA)	ND	1.00						0	0	30	
1,1-Dichloropropene	ND	1.00						0	0	30	
Carbon tetrachloride	ND	1.00						0	0	30	
1,2-Dichloroethane (EDC)	ND	1.00						0	0	30	
Benzene	ND	1.00						0	0	30	
Trichloroethene (TCE)	ND	1.00						0	0	30	

<b>Qualifiers:</b>	B	Analyte detected in the associated Method Blank	D	Dilution was required	E	Value above quantitation range
	H	Holding times for preparation or analysis exceeded	J	Analyte detected below quantitation limits	ND	Not detected at the Reporting Limit
	R	RPD outside accepted recovery limits	RL	Reporting Limit	S	Spike recovery outside accepted recovery limits

**Work Order:** 1306039  
**CLIENT:** G-Logics  
**Project:** 01-0868-B

**QC SUMMARY REPORT**  
**Volatile Organic Compounds by EPA Method 8260**

Analyte	Result	RL	SPK value	SPK Ref Val	%REC	LowLimit	HighLimit	RPD Ref Val	%RPD	RPDLimit	Qual
1,2-Dichloropropane	ND	1.00						0	0	30	
Bromodichloromethane	ND	1.00						0	0	30	
Dibromomethane	ND	1.00						0	0	30	
cis-1,3-Dichloropropene	ND	1.00						0	0	30	
Toluene	ND	1.00						0	0	30	
trans-1,3-Dichloropropene	ND	1.00						0	0	30	
1,1,2-Trichloroethane	ND	1.00						0	0	30	
1,3-Dichloropropane	ND	1.00						0	0	30	
Tetrachloroethene (PCE)	ND	1.00						0	0	30	
Dibromochloromethane	ND	1.00						0	0	30	
1,2-Dibromoethane (EDB)	ND	0.0100						0	0	30	
Chlorobenzene	ND	1.00						0	0	30	
1,1,1,2-Tetrachloroethane	ND	1.00						0	0	30	
Ethylbenzene	ND	1.00						0	0	30	
m,p-Xylene	ND	1.00						0	0	30	
o-Xylene	ND	1.00						0	0	30	
Styrene	ND	1.00						0	0	30	
Isopropylbenzene	ND	1.00						0	0	30	
Bromoform	ND	1.00						0	0	30	
1,1,1,2,2-Tetrachloroethane	ND	1.00						0	0	30	
n-Propylbenzene	ND	1.00						0	0	30	
Bromobenzene	ND	1.00						0	0	30	
1,3,5-Trimethylbenzene	ND	1.00						0	0	30	
2-Chlorotoluene	ND	1.00						0	0	30	
4-Chlorotoluene	ND	1.00						0	0	30	
tert-Butylbenzene	ND	1.00						0	0	30	
1,2,3-Trichloropropane	ND	1.00						0	0	30	
1,2,4-Trichlorobenzene	ND	2.00						0	0	30	
sec-Butylbenzene	ND	1.00						0	0	30	

<b>Qualifiers:</b>	B	Analyte detected in the associated Method Blank	D	Dilution was required	E	Value above quantitation range
	H	Holding times for preparation or analysis exceeded	J	Analyte detected below quantitation limits	ND	Not detected at the Reporting Limit
	R	RPD outside accepted recovery limits	RL	Reporting Limit	S	Spike recovery outside accepted recovery limits

**Work Order:** 1306039  
**CLIENT:** G-Logics  
**Project:** 01-0868-B

**QC SUMMARY REPORT**  
**Volatile Organic Compounds by EPA Method 8260**

Sample ID: <b>1306039-002ADUP</b>	SampType: <b>DUP</b>	Units: <b>µg/L</b>	Prep Date: <b>6/13/2013</b>	RunNo: <b>8875</b>							
Client ID: <b>GS-MW-2</b>	Batch ID: <b>R8875</b>		Analysis Date: <b>6/13/2013</b>	SeqNo: <b>178159</b>							
Analyte	Result	RL	SPK value	SPK Ref Val	%REC	LowLimit	HighLimit	RPD Ref Val	%RPD	RPDLimit	Qual
4-Isopropyltoluene	ND	1.00						0	0	30	
1,3-Dichlorobenzene	ND	1.00						0	0	30	
1,4-Dichlorobenzene	ND	1.00						0	0	30	
n-Butylbenzene	ND	1.00						0	0	30	
1,2-Dichlorobenzene	ND	1.00						0	0	30	
1,2-Dibromo-3-chloropropane	ND	1.00						0	0	30	
1,2,4-Trimethylbenzene	ND	1.00						0	0	30	
Hexachlorobutadiene	ND	4.00						0	0	30	
Naphthalene	ND	1.00						0	0	30	
1,2,3-Trichlorobenzene	ND	4.00						0	0	30	
Surr: Dibromofluoromethane	44.7		50.00		89.4	72.1	122		0		
Surr: Toluene-d8	41.4		50.00		82.8	62.1	129		0		
Surr: 1-Bromo-4-fluorobenzene	47.2		50.00		94.5	66.8	124		0		

Sample ID: <b>LCS-R8875</b>	SampType: <b>LCS</b>	Units: <b>µg/L</b>	Prep Date: <b>6/13/2013</b>	RunNo: <b>8875</b>							
Client ID: <b>LCSW</b>	Batch ID: <b>R8875</b>		Analysis Date: <b>6/13/2013</b>	SeqNo: <b>178161</b>							
Analyte	Result	RL	SPK value	SPK Ref Val	%REC	LowLimit	HighLimit	RPD Ref Val	%RPD	RPDLimit	Qual
Dichlorodifluoromethane (CFC-12)	9.67	1.00	20.00	0	48.4	43.1	127				
Chloromethane	14.0	1.00	20.00	0	69.8	42.5	131				
Vinyl chloride	18.4	0.200	20.00	0	92.2	56.2	130				
Bromomethane	18.9	1.00	20.00	0	94.6	45.4	138				
Trichlorofluoromethane (CFC-11)	17.4	1.00	20.00	0	87.2	64.7	129				
Chloroethane	17.3	1.00	20.00	0	86.4	62.5	123				
1,1-Dichloroethene	19.3	1.00	20.00	0	96.5	60.7	146				
Methylene chloride	16.9	1.00	20.00	0	84.6	60.3	135				
trans-1,2-Dichloroethene	17.2	1.00	20.00	0	86.2	71.3	129				
1,1-Dichloroethane	15.2	1.00	20.00	0	76.2	71.3	129				

**Qualifiers:**

B	Analyte detected in the associated Method Blank	D	Dilution was required	E	Value above quantitation range
H	Holding times for preparation or analysis exceeded	J	Analyte detected below quantitation limits	ND	Not detected at the Reporting Limit
R	RPD outside accepted recovery limits	RL	Reporting Limit	S	Spike recovery outside accepted recovery limits

Work Order: 1306039  
 CLIENT: G-Logics  
 Project: 01-0868-B

**QC SUMMARY REPORT**  
**Volatile Organic Compounds by EPA Method 8260**

Sample ID: <b>LCS-R8875</b>	SampType: <b>LCS</b>	Units: <b>µg/L</b>	Prep Date: <b>6/13/2013</b>	RunNo: <b>8875</b>
Client ID: <b>LCSW</b>	Batch ID: <b>R8875</b>		Analysis Date: <b>6/13/2013</b>	SeqNo: <b>178161</b>

Analyte	Result	RL	SPK value	SPK Ref Val	%REC	LowLimit	HighLimit	RPD Ref Val	%RPD	RPDLimit	Qual
2,2-Dichloropropane	10.3	2.00	20.00	0	51.3	37.8	132				
cis-1,2-Dichloroethene	15.2	1.00	20.00	0	76.1	67.5	127				
Chloroform	15.9	1.00	20.00	0	79.6	70.3	123				
1,1,1-Trichloroethane (TCA)	16.8	1.00	20.00	0	84.0	67.9	134				
1,1-Dichloropropene	16.5	1.00	20.00	0	82.5	72.1	133				
Carbon tetrachloride	17.3	1.00	20.00	0	86.4	68	136				
1,2-Dichloroethane (EDC)	14.2	1.00	20.00	0	70.8	65.8	126				
Benzene	16.9	1.00	20.00	0	84.6	75.2	124				
Trichloroethene (TCE)	16.8	1.00	20.00	0	84.0	71.9	130				
1,2-Dichloropropane	15.1	1.00	20.00	0	75.7	71.9	131				
Bromodichloromethane	17.8	1.00	20.00	0	89.2	70	130				
Dibromomethane	16.9	1.00	20.00	0	84.5	74.2	125				
cis-1,3-Dichloropropene	17.3	1.00	20.00	0	86.5	62.8	135				
Toluene	16.0	1.00	20.00	0	80.2	75.2	129				
trans-1,3-Dichloropropene	17.0	1.00	20.00	0	84.8	58.1	138				
1,1,2-Trichloroethane	16.3	1.00	20.00	0	81.4	65.4	128				
1,3-Dichloropropane	17.4	1.00	20.00	0	87.2	71.9	131				
Tetrachloroethene (PCE)	18.2	1.00	20.00	0	90.8	52.4	140				
Dibromochloromethane	19.5	1.00	20.00	0	97.6	68.7	139				
1,2-Dibromoethane (EDB)	18.7	0.0100	20.00	0	93.6	71.2	129				
Chlorobenzene	19.0	1.00	20.00	0	94.8	77.2	122				
1,1,1,2-Tetrachloroethane	22.5	1.00	20.00	0	112	76.2	130				
Ethylbenzene	19.6	1.00	20.00	0	97.8	78	127				
m,p-Xylene	40.0	1.00	40.00	0	99.9	77.5	130				
o-Xylene	20.3	1.00	20.00	0	102	77.6	126				
Styrene	20.0	1.00	20.00	0	100	66.8	137				
Isopropylbenzene	21.9	1.00	20.00	0	109	75.9	133				
Bromoform	21.0	1.00	20.00	0	105	69.9	142				
1,1,2,2-Tetrachloroethane	17.1	1.00	20.00	0	85.7	68	134				

<b>Qualifiers:</b>	B	Analyte detected in the associated Method Blank	D	Dilution was required	E	Value above quantitation range
	H	Holding times for preparation or analysis exceeded	J	Analyte detected below quantitation limits	ND	Not detected at the Reporting Limit
	R	RPD outside accepted recovery limits	RL	Reporting Limit	S	Spike recovery outside accepted recovery limits



Work Order: 1306039  
 CLIENT: G-Logics  
 Project: 01-0868-B

**QC SUMMARY REPORT**  
**Volatile Organic Compounds by EPA Method 8260**

Sample ID: <b>LCS-R8875</b>	SampType: <b>LCS</b>	Units: <b>µg/L</b>				Prep Date: <b>6/13/2013</b>	RunNo: <b>8875</b>				
Client ID: <b>LCSW</b>	Batch ID: <b>R8875</b>					Analysis Date: <b>6/13/2013</b>	SeqNo: <b>178161</b>				
Analyte	Result	RL	SPK value	SPK Ref Val	%REC	LowLimit	HighLimit	RPD Ref Val	%RPD	RPDLimit	Qual
n-Propylbenzene	19.0	1.00	20.00	0	94.8	77.1	133				
Bromobenzene	18.8	1.00	20.00	0	93.8	71.1	131				
1,3,5-Trimethylbenzene	20.0	1.00	20.00	0	100	76.2	133				
2-Chlorotoluene	19.0	1.00	20.00	0	95.1	67.1	137				
4-Chlorotoluene	19.7	1.00	20.00	0	98.6	70.7	132				
tert-Butylbenzene	21.8	1.00	20.00	0	109	71.3	139				
1,2,3-Trichloropropane	17.0	1.00	20.00	0	85.2	70.8	132				
1,2,4-Trichlorobenzene	21.6	2.00	20.00	0	108	61.4	139				
sec-Butylbenzene	19.2	1.00	20.00	0	96.0	77.4	136				
4-Isopropyltoluene	19.8	1.00	20.00	0	99.2	78.1	131				
1,3-Dichlorobenzene	20.6	1.00	20.00	0	103	73.5	125				
1,4-Dichlorobenzene	17.9	1.00	20.00	0	89.7	71.4	125				
n-Butylbenzene	18.4	1.00	20.00	0	92.0	69.8	138				
1,2-Dichlorobenzene	20.6	1.00	20.00	0	103	74.2	123				
1,2-Dibromo-3-chloropropane	16.8	1.00	20.00	0	83.9	66.1	138				
1,2,4-Trimethylbenzene	19.6	1.00	20.00	0	98.2	72.3	133				
Hexachlorobutadiene	20.7	4.00	20.00	0	104	60.9	141				
Naphthalene	20.0	1.00	20.00	0	100	58.2	140				
1,2,3-Trichlorobenzene	20.6	4.00	20.00	0	103	61.3	133				
Surr: Dibromofluoromethane	42.6		50.00		85.2	72.1	122				
Surr: Toluene-d8	42.2		50.00		84.4	62.1	129				
Surr: 1-Bromo-4-fluorobenzene	49.9		50.00		99.8	66.8	124				

Sample ID: <b>MB-R8875</b>	SampType: <b>MBLK</b>	Units: <b>µg/L</b>				Prep Date: <b>6/13/2013</b>	RunNo: <b>8875</b>				
Client ID: <b>MBLKW</b>	Batch ID: <b>R8875</b>					Analysis Date: <b>6/13/2013</b>	SeqNo: <b>178162</b>				
Analyte	Result	RL	SPK value	SPK Ref Val	%REC	LowLimit	HighLimit	RPD Ref Val	%RPD	RPDLimit	Qual
Dichlorodifluoromethane (CFC-12)	ND	1.00									

**Qualifiers:**

B	Analyte detected in the associated Method Blank	D	Dilution was required	E	Value above quantitation range
H	Holding times for preparation or analysis exceeded	J	Analyte detected below quantitation limits	ND	Not detected at the Reporting Limit
R	RPD outside accepted recovery limits	RL	Reporting Limit	S	Spike recovery outside accepted recovery limits



Date: 6/19/2013

Work Order: 1306039  
 CLIENT: G-Logics  
 Project: 01-0868-B

**QC SUMMARY REPORT**  
**Volatile Organic Compounds by EPA Method 8260**

Sample ID: <b>MB-R8875</b>	SampType: <b>MBLK</b>	Units: <b>µg/L</b>	Prep Date: <b>6/13/2013</b>	RunNo: <b>8875</b>							
Client ID: <b>MBLKW</b>	Batch ID: <b>R8875</b>		Analysis Date: <b>6/13/2013</b>	SeqNo: <b>178162</b>							
Analyte	Result	RL	SPK value	SPK Ref Val	%REC	LowLimit	HighLimit	RPD Ref Val	%RPD	RPDLimit	Qual

Analyte	Result	RL	SPK value	SPK Ref Val	%REC	LowLimit	HighLimit	RPD Ref Val	%RPD	RPDLimit	Qual
Chloromethane	ND	1.00									
Vinyl chloride	ND	0.200									
Bromomethane	ND	1.00									
Trichlorofluoromethane (CFC-11)	ND	1.00									
Chloroethane	ND	1.00									
1,1-Dichloroethene	ND	1.00									
Methylene chloride	ND	1.00									
trans-1,2-Dichloroethene	ND	1.00									
1,1-Dichloroethane	ND	1.00									
2,2-Dichloropropane	ND	2.00									
cis-1,2-Dichloroethene	ND	1.00									
Chloroform	ND	1.00									
1,1,1-Trichloroethane (TCA)	ND	1.00									
1,1-Dichloropropene	ND	1.00									
Carbon tetrachloride	ND	1.00									
1,2-Dichloroethane (EDC)	ND	1.00									
Benzene	ND	1.00									
Trichloroethene (TCE)	ND	1.00									
1,2-Dichloropropane	ND	1.00									
Bromodichloromethane	ND	1.00									
Dibromomethane	ND	1.00									
cis-1,3-Dichloropropene	ND	1.00									
Toluene	ND	1.00									
trans-1,3-Dichloropropene	ND	1.00									
1,1,2-Trichloroethane	ND	1.00									
1,3-Dichloropropane	ND	1.00									
Tetrachloroethene (PCE)	ND	1.00									
Dibromochloromethane	ND	1.00									
1,2-Dibromoethane (EDB)	ND	0.0100									

<b>Qualifiers:</b>	B	Analyte detected in the associated Method Blank	D	Dilution was required	E	Value above quantitation range
	H	Holding times for preparation or analysis exceeded	J	Analyte detected below quantitation limits	ND	Not detected at the Reporting Limit
	R	RPD outside accepted recovery limits	RL	Reporting Limit	S	Spike recovery outside accepted recovery limits



Date: 6/19/2013

Work Order: 1306039  
 CLIENT: G-Logics  
 Project: 01-0868-B

**QC SUMMARY REPORT**  
**Volatile Organic Compounds by EPA Method 8260**

Sample ID: <b>MB-R8875</b>	SampType: <b>MBLK</b>	Units: <b>µg/L</b>	Prep Date: <b>6/13/2013</b>	RunNo: <b>8875</b>							
Client ID: <b>MBLKW</b>	Batch ID: <b>R8875</b>		Analysis Date: <b>6/13/2013</b>	SeqNo: <b>178162</b>							
Analyte	Result	RL	SPK value	SPK Ref Val	%REC	LowLimit	HighLimit	RPD Ref Val	%RPD	RPDLimit	Qual

Analyte	Result	RL	SPK value	SPK Ref Val	%REC	LowLimit	HighLimit	RPD Ref Val	%RPD	RPDLimit	Qual
Chlorobenzene	ND	1.00									
1,1,1,2-Tetrachloroethane	ND	1.00									
Ethylbenzene	ND	1.00									
m,p-Xylene	ND	1.00									
o-Xylene	ND	1.00									
Styrene	ND	1.00									
Isopropylbenzene	ND	1.00									
Bromoform	ND	1.00									
1,1,2,2-Tetrachloroethane	ND	1.00									
n-Propylbenzene	ND	1.00									
Bromobenzene	ND	1.00									
1,3,5-Trimethylbenzene	ND	1.00									
2-Chlorotoluene	ND	1.00									
4-Chlorotoluene	ND	1.00									
tert-Butylbenzene	ND	1.00									
1,2,3-Trichloropropane	ND	1.00									
1,2,4-Trichlorobenzene	ND	2.00									
sec-Butylbenzene	ND	1.00									
4-Isopropyltoluene	ND	1.00									
1,3-Dichlorobenzene	ND	1.00									
1,4-Dichlorobenzene	ND	1.00									
n-Butylbenzene	ND	1.00									
1,2-Dichlorobenzene	ND	1.00									
1,2-Dibromo-3-chloropropane	ND	1.00									
1,2,4-Trimethylbenzene	ND	1.00									
Hexachlorobutadiene	ND	4.00									
Naphthalene	ND	1.00									
1,2,3-Trichlorobenzene	ND	4.00									
Surr: Dibromofluoromethane	42.3		50.00		84.6	72.1	122				

<b>Qualifiers:</b>	B	Analyte detected in the associated Method Blank	D	Dilution was required	E	Value above quantitation range
	H	Holding times for preparation or analysis exceeded	J	Analyte detected below quantitation limits	ND	Not detected at the Reporting Limit
	R	RPD outside accepted recovery limits	RL	Reporting Limit	S	Spike recovery outside accepted recovery limits

**Work Order:** 1306039  
**CLIENT:** G-Logics  
**Project:** 01-0868-B

**QC SUMMARY REPORT**  
**Volatile Organic Compounds by EPA Method 8260**

Sample ID: <b>MB-R8875</b>	SampType: <b>MBLK</b>	Units: <b>µg/L</b>	Prep Date: <b>6/13/2013</b>	RunNo: <b>8875</b>							
Client ID: <b>MBLKW</b>	Batch ID: <b>R8875</b>		Analysis Date: <b>6/13/2013</b>	SeqNo: <b>178162</b>							
Analyte	Result	RL	SPK value	SPK Ref Val	%REC	LowLimit	HighLimit	RPD Ref Val	%RPD	RPDLimit	Qual

Surr: Toluene-d8	57.2		50.00		114	62.1	129				
Surr: 1-Bromo-4-fluorobenzene	45.5		50.00		91.0	66.8	124				

Sample ID: <b>1306039-002ADUP</b>	SampType: <b>DUP</b>	Units: <b>µg/L</b>	Prep Date: <b>6/13/2013</b>	RunNo: <b>8877</b>							
Client ID: <b>GS-MW-2</b>	Batch ID: <b>R8877</b>		Analysis Date: <b>6/13/2013</b>	SeqNo: <b>178172</b>							
Analyte	Result	RL	SPK value	SPK Ref Val	%REC	LowLimit	HighLimit	RPD Ref Val	%RPD	RPDLimit	Qual

Methyl tert-butyl ether (MTBE)	ND	1.00						0	0	30	
Tert-butyl alcohol	ND	5.00						0	0	30	
Isopropyl ether (DIPE)	ND	1.00						0	0	30	
tert-Amyl Methyl Ether (TAME)	ND	1.00						0	0	30	
Ethyl tert-Butyl ether (ETBE)	ND	1.00						0	0	30	
Surr: Dibromofluoromethane	56.0		50.00		112	72.1	122		0		
Surr: Toluene-d8	40.1		50.00		80.2	62.1	129		0		
Surr: 1-Bromo-4-fluorobenzene	54.7		50.00		109	66.8	124		0		

Sample ID: <b>LCS-R8877</b>	SampType: <b>LCS</b>	Units: <b>µg/L</b>	Prep Date: <b>6/13/2013</b>	RunNo: <b>8877</b>							
Client ID: <b>LCSW</b>	Batch ID: <b>R8877</b>		Analysis Date: <b>6/13/2013</b>	SeqNo: <b>178174</b>							
Analyte	Result	RL	SPK value	SPK Ref Val	%REC	LowLimit	HighLimit	RPD Ref Val	%RPD	RPDLimit	Qual

Methyl tert-butyl ether (MTBE)	32.5	1.00	40.00	0	81.2	75.4	123				
Tert-butyl alcohol	150	5.00	200.0	0	75.2	70	130				
Isopropyl ether (DIPE)	36.2	1.00	40.00	0	90.5	70	130				
tert-Amyl Methyl Ether (TAME)	36.0	1.00	40.00	0	90.0	70	130				
Ethyl tert-Butyl ether (ETBE)	34.7	1.00	40.00	0	86.8	70	130				
Surr: Dibromofluoromethane	52.4		50.00		105	72.1	122				
Surr: Toluene-d8	37.6		50.00		75.2	62.1	129				
Surr: 1-Bromo-4-fluorobenzene	53.3		50.00		107	66.8	124				

**Qualifiers:**

B	Analyte detected in the associated Method Blank	D	Dilution was required	E	Value above quantitation range
H	Holding times for preparation or analysis exceeded	J	Analyte detected below quantitation limits	ND	Not detected at the Reporting Limit
R	RPD outside accepted recovery limits	RL	Reporting Limit	S	Spike recovery outside accepted recovery limits

Work Order: 1306039  
 CLIENT: G-Logics  
 Project: 01-0868-B

**QC SUMMARY REPORT**  
**Volatile Organic Compounds by EPA Method 8260**

Sample ID: <b>LCS-R8877</b>	SampType: <b>LCS</b>	Units: <b>µg/L</b>	Prep Date: <b>6/13/2013</b>	RunNo: <b>8877</b>							
Client ID: <b>LCSW</b>	Batch ID: <b>R8877</b>		Analysis Date: <b>6/13/2013</b>	SeqNo: <b>178174</b>							
Analyte	Result	RL	SPK value	SPK Ref Val	%REC	LowLimit	HighLimit	RPD Ref Val	%RPD	RPDLimit	Qual

Sample ID: <b>LCS-D-R8877</b>	SampType: <b>LCS-D</b>	Units: <b>µg/L</b>	Prep Date: <b>6/13/2013</b>	RunNo: <b>8877</b>							
Client ID: <b>LCSW02</b>	Batch ID: <b>R8877</b>		Analysis Date: <b>6/13/2013</b>	SeqNo: <b>178175</b>							
Analyte	Result	RL	SPK value	SPK Ref Val	%REC	LowLimit	HighLimit	RPD Ref Val	%RPD	RPDLimit	Qual
Methyl tert-butyl ether (MTBE)	33.2	1.00	40.00	0	83.1	75.4	123	32.50	2.28	20	
Tert-butyl alcohol	156	5.00	200.0	0	77.8	70	130	150.4	3.39	20	
Isopropyl ether (DIPE)	35.9	1.00	40.00	0	89.7	70	130	36.21	0.943	20	
tert-Amyl Methyl Ether (TAME)	36.1	1.00	40.00	0	90.2	70	130	35.98	0.250	20	
Ethyl tert-Butyl ether (ETBE)	35.1	1.00	40.00	0	87.6	70	130	34.73	0.946	20	
Surr: Dibromofluoromethane	53.0		50.00		106	72.1	122		0		
Surr: Toluene-d8	37.4		50.00		74.9	62.1	129		0		
Surr: 1-Bromo-4-fluorobenzene	54.5		50.00		109	66.8	124		0		

Sample ID: <b>MB-R8877</b>	SampType: <b>MBLK</b>	Units: <b>µg/L</b>	Prep Date: <b>6/13/2013</b>	RunNo: <b>8877</b>							
Client ID: <b>MBLKW</b>	Batch ID: <b>R8877</b>		Analysis Date: <b>6/13/2013</b>	SeqNo: <b>178176</b>							
Analyte	Result	RL	SPK value	SPK Ref Val	%REC	LowLimit	HighLimit	RPD Ref Val	%RPD	RPDLimit	Qual
Methyl tert-butyl ether (MTBE)	ND	1.00									
Tert-butyl alcohol	ND	5.00									
Isopropyl ether (DIPE)	ND	1.00									
tert-Amyl Methyl Ether (TAME)	ND	1.00									
Ethyl tert-Butyl ether (ETBE)	ND	1.00									
Surr: Dibromofluoromethane	52.9		50.00		106	72.1	122				
Surr: Toluene-d8	55.4		50.00		111	62.1	129				
Surr: 1-Bromo-4-fluorobenzene	52.7		50.00		105	66.8	124				

**Qualifiers:**

B	Analyte detected in the associated Method Blank	D	Dilution was required	E	Value above quantitation range
H	Holding times for preparation or analysis exceeded	J	Analyte detected below quantitation limits	ND	Not detected at the Reporting Limit
R	RPD outside accepted recovery limits	RL	Reporting Limit	S	Spike recovery outside accepted recovery limits

Client Name: **GL**

 Work Order Number: **1306039**

 Logged by: **Chelsea Ward**

 Date Received: **6/5/2013 5:00:00 PM**

### Chain of Custody

1. Were custodial seals present? Yes  No  Not Required
2. Is Chain of Custody complete? Yes  No  Not Present
3. How was the sample delivered? Client

### Log In

4. Coolers are present? Yes  No  NA
5. Was an attempt made to cool the samples? Yes  No  NA
6. Were all coolers received at a temperature of >0° C to 10.0°C Yes  No  NA
7. Sample(s) in proper container(s)? Yes  No
8. Sufficient sample volume for indicated test(s)? Yes  No
9. Are samples properly preserved? Yes  No
10. Was preservative added to bottles? Yes  No  NA
11. Is there headspace present in VOA vials? Yes  No  NA
12. Did all sample containers arrive in good condition?(unbroken) Yes  No
13. Does paperwork match bottle labels? Yes  No
14. Are matrices correctly identified on Chain of Custody? Yes  No
15. Is it clear what analyses were requested? Yes  No
16. Were all holding times able to be met? Yes  No

### Special Handling (if applicable)

17. Was client notified of all discrepancies with this order? Yes  No  NA

Person Notified:	<input type="text" value="Halli Hemley"/>	Date:	<input type="text" value="6/5/2013"/>
By Whom:	<input type="text" value="Chelsea Ward"/>	Via:	<input checked="" type="checkbox"/> eMail <input type="checkbox"/> Phone <input type="checkbox"/> Fax <input type="checkbox"/> In Person
Regarding:	<input type="text" value="Confirming Metals Analysis"/>		
Client Instructions:	<input type="text" value="No metals were selected on COC. Client confirmed MTCA5 metals."/>		

18. Additional remarks/Disrepancies

Additional Analysis

Stuart Hyde called (6/14) to add dissolved metals (As) on sample GS-MW-2

### Item Information

Item #	Temp °C	Condition
Cooler	7.6	Good
Temp Blank	5.9	Good

# Chain of Custody Record



3600 Fremont Ave N.  
Seattle, WA 98103  
Tel: 206-352-3790  
Fax: 206-352-7178

Laboratory Project No (Internal): 1306039  
Page: 1 of 1

Client: G-Logics Project Name: 01-0808-B  
Address: 402nd Ave SE Location: Gilman Square  
City, State, Zip: Issaquah WA 98027 Tel: 425-391-6874 Collected by: SH, HH

Reports To (PM): Halli Henney Email: hally@g-logics.com Project No: 01-0808-B

Sample Name	Sample Date	Sample Time	Sample Type (Matrix)	VOC (EPA 626)	GC/ECX by EPA 8021a	Gasoline Range Organics	Hydrotreated Aromatics (HCO)	SEMI VOC (EPA 8270)	PCB (EPA 8082)	Chlorides (EPA 881)	Metals (EPA 8210, 8081)	Anions (Cl Dissolved (0))	Comments/Depth
1 GS-MW-1	4/5	9:20	Water		X	X							
2 GS-MW-2	4/5	9:25		X	X	X						X	
3 GL-MW-1	4/5	10:30											Hold
4													
5													
6													
7													
8													
9													
10													

\*Metals Analysis (Circle): MTCA-5 RCRA-8 Priority Pollutants TALL Individual: Ag Al Au B Ba Be Ca Cd Co Cr Cu Fe Hg K MG Mn Mo Na Ni Pb Sb Se Sr Sn Tl U V Zn

\*\*Anions (Circle): Nitrate Nitrite Chloride Sulfate Bromide D-Phosphate Fluoride Nitrate-Nitrite

Sample Disposal:  Return to Client  Disposal by Lab (A fee may be assessed if samples are retained after 30 days.)

Relinquished Date/Time: 4/5/13 5pm Received Date/Time: 4/5/13 1700  
 Relinquished Signature: [Signature] Received Signature: [Signature]  
 K

TAT --> Next Day 2 Day 3 Day STD





3600 Fremont Ave. N.  
Seattle, WA 98103  
T: (206) 352-3790  
F: (206) 352-7178  
info@fremontanalytical.com

**G-Logics**

Halli Hemley  
40 Second Ave. SE  
Issaquah, Washington 98027

**RE: 01-0868-B**

**Lab ID: 1306086**

June 17, 2013

**Attention Halli Hemley:**

Fremont Analytical, Inc. received 8 sample(s) on 6/12/2013 for the analyses presented in the following report.

***Volatile Organic Compounds by EPA Method 8260***

This report consists of the following:

- Case Narrative
- Analytical Results
- Applicable Quality Control Summary Reports
- Chain of Custody

All analyses were performed consistent with the Quality Assurance program of Fremont Analytical, Inc. Please contact the laboratory if you should have any questions about the results.

Thank you for using Fremont Analytical.

Sincerely,

A handwritten signature in black ink, appearing to read "M. Dee".

Michael Dee  
Sr. Chemist / Principal



Date: 06/17/2013

---

**CLIENT:** G-Logics  
**Project:** 01-0868-B  
**Lab Order:** 1306086

---

## Work Order Sample Summary

---

Lab Sample ID	Client Sample ID	Date/Time Collected	Date/Time Received
1306086-001	PG-B-1-5	06/12/2013 8:00 AM	06/12/2013 5:00 PM
1306086-002	PG-B-1-8	06/12/2013 8:15 AM	06/12/2013 5:00 PM
1306086-003	PG-B-1-11	06/12/2013 8:20 AM	06/12/2013 5:00 PM
1306086-004	PG-B-1-20	06/12/2013 9:00 AM	06/12/2013 5:00 PM
1306086-005	PG-B-2-5	06/12/2013 11:00 AM	06/12/2013 5:00 PM
1306086-006	PG-B-2-8	06/12/2013 11:10 AM	06/12/2013 5:00 PM
1306086-007	PG-B-2-14	06/12/2013 11:30 AM	06/12/2013 5:00 PM
1306086-008	PG-B-2-6.5	06/12/2013 11:10 AM	06/12/2013 5:00 PM

---

Note: If no "Time Collected" is supplied, a default of 12:00AM is assigned

**CLIENT:** G-Logics  
**Project:** 01-0868-B

---

**I. SAMPLE RECEIPT:**

Samples receipt information is recorded on the attached Sample Receipt Checklist.

**II. GENERAL REPORTING COMMENTS:**

Results are reported on a wet weight basis unless dry-weight correction is denoted in the units field on the analytical report ("mg/kg-dry" or "ug/kg-dry").

Matrix Spike (MS) and MS Duplicate (MSD) samples are tested from an analytical batch of "like" matrix to check for possible matrix effect. The MS and MSD will provide site specific matrix data only for those samples which are spiked by the laboratory. The sample chosen for spike purposes may or may not have been a sample submitted in this sample delivery group. The validity of the analytical procedures for which data is reported in this analytical report is determined by the Laboratory Control Sample (LCS) and the Method Blank (MB). The LCS and the MB are processed with the samples and the MS/MSD to ensure method criteria are achieved throughout the entire analytical process.

**III. ANALYSES AND EXCEPTIONS:**

Exceptions associated with this report will be footnoted in the analytical results page(s) or the quality control summary page(s) and/or noted below.



**Client:** G-Logics

**Collection Date:** 6/12/2013 8:15:00 AM

**Project:** 01-0868-B

**Lab ID:** 1306086-002

**Matrix:** Soil

**Client Sample ID:** PG-B-1-8

Analyses	Result	RL	Qual	Units	DF	Date Analyzed
----------	--------	----	------	-------	----	---------------

**Volatile Organic Compounds by EPA Method 8260**

Batch ID: 4795

Analyst: EM

Dichlorodifluoromethane (CFC-12)	ND	0.0623		mg/Kg	1	6/14/2013 12:50:00 PM
Chloromethane	ND	0.0623		mg/Kg	1	6/14/2013 12:50:00 PM
Vinyl chloride	ND	0.00208		mg/Kg	1	6/14/2013 12:50:00 PM
Bromomethane	ND	0.0935		mg/Kg	1	6/14/2013 12:50:00 PM
Trichlorofluoromethane (CFC-11)	ND	0.0519		mg/Kg	1	6/14/2013 12:50:00 PM
Chloroethane	ND	0.0623		mg/Kg	1	6/14/2013 12:50:00 PM
1,1-Dichloroethene	ND	0.0519		mg/Kg	1	6/14/2013 12:50:00 PM
Methylene chloride	ND	0.0208		mg/Kg	1	6/14/2013 12:50:00 PM
trans-1,2-Dichloroethene	ND	0.0208		mg/Kg	1	6/14/2013 12:50:00 PM
Methyl tert-butyl ether (MTBE)	ND	0.0519		mg/Kg	1	6/14/2013 12:50:00 PM
1,1-Dichloroethane	ND	0.0208		mg/Kg	1	6/14/2013 12:50:00 PM
2,2-Dichloropropane	ND	0.0519		mg/Kg	1	6/14/2013 12:50:00 PM
cis-1,2-Dichloroethene	ND	0.0208		mg/Kg	1	6/14/2013 12:50:00 PM
Chloroform	ND	0.0208		mg/Kg	1	6/14/2013 12:50:00 PM
1,1,1-Trichloroethane (TCA)	ND	0.0208		mg/Kg	1	6/14/2013 12:50:00 PM
1,1-Dichloropropene	ND	0.0208		mg/Kg	1	6/14/2013 12:50:00 PM
Carbon tetrachloride	ND	0.0208		mg/Kg	1	6/14/2013 12:50:00 PM
1,2-Dichloroethane (EDC)	ND	0.0312		mg/Kg	1	6/14/2013 12:50:00 PM
Benzene	ND	0.0208		mg/Kg	1	6/14/2013 12:50:00 PM
Trichloroethene (TCE)	ND	0.0312		mg/Kg	1	6/14/2013 12:50:00 PM
1,2-Dichloropropane	ND	0.0208		mg/Kg	1	6/14/2013 12:50:00 PM
Bromodichloromethane	ND	0.0208		mg/Kg	1	6/14/2013 12:50:00 PM
Dibromomethane	ND	0.0416		mg/Kg	1	6/14/2013 12:50:00 PM
cis-1,3-Dichloropropene	ND	0.0208		mg/Kg	1	6/14/2013 12:50:00 PM
Toluene	ND	0.0208		mg/Kg	1	6/14/2013 12:50:00 PM
trans-1,3-Dichloropropylene	ND	0.0312		mg/Kg	1	6/14/2013 12:50:00 PM
1,1,2-Trichloroethane	ND	0.0312		mg/Kg	1	6/14/2013 12:50:00 PM
1,3-Dichloropropane	ND	0.0519		mg/Kg	1	6/14/2013 12:50:00 PM
Tetrachloroethene (PCE)	ND	0.0208		mg/Kg	1	6/14/2013 12:50:00 PM
Dibromochloromethane	ND	0.0312		mg/Kg	1	6/14/2013 12:50:00 PM
1,2-Dibromoethane (EDB)	ND	0.00519		mg/Kg	1	6/14/2013 12:50:00 PM
Chlorobenzene	ND	0.0208		mg/Kg	1	6/14/2013 12:50:00 PM
1,1,1,2-Tetrachloroethane	ND	0.0312		mg/Kg	1	6/14/2013 12:50:00 PM
Ethylbenzene	ND	0.0312		mg/Kg	1	6/14/2013 12:50:00 PM
m,p-Xylene	ND	0.0208		mg/Kg	1	6/14/2013 12:50:00 PM

**Qualifiers:** B Analyte detected in the associated Method Blank  
 E Value above quantitation range  
 J Analyte detected below quantitation limits  
 RL Reporting Limit

D Dilution was required  
 H Holding times for preparation or analysis exceeded  
 ND Not detected at the Reporting Limit  
 S Spike recovery outside accepted recovery limits



# Analytical Report

WO#: 1306086

Date Reported: 6/17/2013

**Client:** G-Logics

**Collection Date:** 6/12/2013 8:15:00 AM

**Project:** 01-0868-B

**Lab ID:** 1306086-002

**Matrix:** Soil

**Client Sample ID:** PG-B-1-8

Analyses	Result	RL	Qual	Units	DF	Date Analyzed
<b>Volatile Organic Compounds by EPA Method 8260</b>					Batch ID: 4795	Analyst: EM
o-Xylene	ND	0.0208		mg/Kg	1	6/14/2013 12:50:00 PM
Styrene	ND	0.0208		mg/Kg	1	6/14/2013 12:50:00 PM
Isopropylbenzene	ND	0.0831		mg/Kg	1	6/14/2013 12:50:00 PM
Bromoform	ND	0.0208		mg/Kg	1	6/14/2013 12:50:00 PM
1,1,2,2-Tetrachloroethane	ND	0.0208		mg/Kg	1	6/14/2013 12:50:00 PM
n-Propylbenzene	ND	0.0208		mg/Kg	1	6/14/2013 12:50:00 PM
Bromobenzene	ND	0.0312		mg/Kg	1	6/14/2013 12:50:00 PM
1,3,5-Trimethylbenzene	ND	0.0208		mg/Kg	1	6/14/2013 12:50:00 PM
2-Chlorotoluene	ND	0.0208		mg/Kg	1	6/14/2013 12:50:00 PM
4-Chlorotoluene	ND	0.0208		mg/Kg	1	6/14/2013 12:50:00 PM
tert-Butylbenzene	ND	0.0208		mg/Kg	1	6/14/2013 12:50:00 PM
1,2,3-Trichloropropane	ND	0.0208		mg/Kg	1	6/14/2013 12:50:00 PM
1,2,4-Trichlorobenzene	ND	0.0519		mg/Kg	1	6/14/2013 12:50:00 PM
sec-Butylbenzene	ND	0.0208		mg/Kg	1	6/14/2013 12:50:00 PM
4-Isopropyltoluene	ND	0.0208		mg/Kg	1	6/14/2013 12:50:00 PM
1,3-Dichlorobenzene	ND	0.0208		mg/Kg	1	6/14/2013 12:50:00 PM
1,4-Dichlorobenzene	ND	0.0208		mg/Kg	1	6/14/2013 12:50:00 PM
n-Butylbenzene	ND	0.0208		mg/Kg	1	6/14/2013 12:50:00 PM
1,2-Dichlorobenzene	ND	0.0208		mg/Kg	1	6/14/2013 12:50:00 PM
1,2-Dibromo-3-chloropropane	ND	0.0312		mg/Kg	1	6/14/2013 12:50:00 PM
1,2,4-Trimethylbenzene	ND	0.0208		mg/Kg	1	6/14/2013 12:50:00 PM
Hexachlorobutadiene	ND	0.104		mg/Kg	1	6/14/2013 12:50:00 PM
Naphthalene	ND	0.0312		mg/Kg	1	6/14/2013 12:50:00 PM
1,2,3-Trichlorobenzene	ND	0.0208		mg/Kg	1	6/14/2013 12:50:00 PM
Surr: Dibromofluoromethane	102	63.7-129		%REC	1	6/14/2013 12:50:00 PM
Surr: Toluene-d8	93.6	61.4-128		%REC	1	6/14/2013 12:50:00 PM
Surr: 1-Bromo-4-fluorobenzene	104	63.1-141		%REC	1	6/14/2013 12:50:00 PM

**Qualifiers:** B Analyte detected in the associated Method Blank  
 E Value above quantitation range  
 J Analyte detected below quantitation limits  
 RL Reporting Limit

D Dilution was required  
 H Holding times for preparation or analysis exceeded  
 ND Not detected at the Reporting Limit  
 S Spike recovery outside accepted recovery limits



# Analytical Report

WO#: 1306086

Date Reported: 6/17/2013

**Client:** G-Logics

**Collection Date:** 6/12/2013 8:20:00 AM

**Project:** 01-0868-B

**Lab ID:** 1306086-003

**Matrix:** Soil

**Client Sample ID:** PG-B-1-11

Analyses	Result	RL	Qual	Units	DF	Date Analyzed
----------	--------	----	------	-------	----	---------------

**Volatile Organic Compounds by EPA Method 8260**

Batch ID: 4795

Analyst: EM

Dichlorodifluoromethane (CFC-12)	ND	0.0542		mg/Kg	1	6/14/2013 1:17:00 PM
Chloromethane	ND	0.0542		mg/Kg	1	6/14/2013 1:17:00 PM
Vinyl chloride	ND	0.00181		mg/Kg	1	6/14/2013 1:17:00 PM
Bromomethane	ND	0.0813		mg/Kg	1	6/14/2013 1:17:00 PM
Trichlorofluoromethane (CFC-11)	ND	0.0452		mg/Kg	1	6/14/2013 1:17:00 PM
Chloroethane	ND	0.0542		mg/Kg	1	6/14/2013 1:17:00 PM
1,1-Dichloroethene	ND	0.0452		mg/Kg	1	6/14/2013 1:17:00 PM
Methylene chloride	ND	0.0181		mg/Kg	1	6/14/2013 1:17:00 PM
trans-1,2-Dichloroethene	ND	0.0181		mg/Kg	1	6/14/2013 1:17:00 PM
Methyl tert-butyl ether (MTBE)	ND	0.0452		mg/Kg	1	6/14/2013 1:17:00 PM
1,1-Dichloroethane	ND	0.0181		mg/Kg	1	6/14/2013 1:17:00 PM
2,2-Dichloropropane	ND	0.0452		mg/Kg	1	6/14/2013 1:17:00 PM
cis-1,2-Dichloroethene	ND	0.0181		mg/Kg	1	6/14/2013 1:17:00 PM
Chloroform	ND	0.0181		mg/Kg	1	6/14/2013 1:17:00 PM
1,1,1-Trichloroethane (TCA)	ND	0.0181		mg/Kg	1	6/14/2013 1:17:00 PM
1,1-Dichloropropene	ND	0.0181		mg/Kg	1	6/14/2013 1:17:00 PM
Carbon tetrachloride	ND	0.0181		mg/Kg	1	6/14/2013 1:17:00 PM
1,2-Dichloroethane (EDC)	ND	0.0271		mg/Kg	1	6/14/2013 1:17:00 PM
Benzene	ND	0.0181		mg/Kg	1	6/14/2013 1:17:00 PM
Trichloroethene (TCE)	ND	0.0271		mg/Kg	1	6/14/2013 1:17:00 PM
1,2-Dichloropropane	ND	0.0181		mg/Kg	1	6/14/2013 1:17:00 PM
Bromodichloromethane	ND	0.0181		mg/Kg	1	6/14/2013 1:17:00 PM
Dibromomethane	ND	0.0361		mg/Kg	1	6/14/2013 1:17:00 PM
cis-1,3-Dichloropropene	ND	0.0181		mg/Kg	1	6/14/2013 1:17:00 PM
Toluene	ND	0.0181		mg/Kg	1	6/14/2013 1:17:00 PM
trans-1,3-Dichloropropylene	ND	0.0271		mg/Kg	1	6/14/2013 1:17:00 PM
1,1,2-Trichloroethane	ND	0.0271		mg/Kg	1	6/14/2013 1:17:00 PM
1,3-Dichloropropane	ND	0.0452		mg/Kg	1	6/14/2013 1:17:00 PM
Tetrachloroethene (PCE)	ND	0.0181		mg/Kg	1	6/14/2013 1:17:00 PM
Dibromochloromethane	ND	0.0271		mg/Kg	1	6/14/2013 1:17:00 PM
1,2-Dibromoethane (EDB)	ND	0.00452		mg/Kg	1	6/14/2013 1:17:00 PM
Chlorobenzene	ND	0.0181		mg/Kg	1	6/14/2013 1:17:00 PM
1,1,1,2-Tetrachloroethane	ND	0.0271		mg/Kg	1	6/14/2013 1:17:00 PM
Ethylbenzene	ND	0.0271		mg/Kg	1	6/14/2013 1:17:00 PM
m,p-Xylene	ND	0.0181		mg/Kg	1	6/14/2013 1:17:00 PM

**Qualifiers:** B Analyte detected in the associated Method Blank  
 E Value above quantitation range  
 J Analyte detected below quantitation limits  
 RL Reporting Limit

D Dilution was required  
 H Holding times for preparation or analysis exceeded  
 ND Not detected at the Reporting Limit  
 S Spike recovery outside accepted recovery limits



**Client:** G-Logics

**Collection Date:** 6/12/2013 8:20:00 AM

**Project:** 01-0868-B

**Lab ID:** 1306086-003

**Matrix:** Soil

**Client Sample ID:** PG-B-1-11

Analyses	Result	RL	Qual	Units	DF	Date Analyzed
----------	--------	----	------	-------	----	---------------

**Volatile Organic Compounds by EPA Method 8260**

Batch ID: 4795

Analyst: EM

o-Xylene	ND	0.0181		mg/Kg	1	6/14/2013 1:17:00 PM
Styrene	ND	0.0181		mg/Kg	1	6/14/2013 1:17:00 PM
Isopropylbenzene	ND	0.0722		mg/Kg	1	6/14/2013 1:17:00 PM
Bromoform	ND	0.0181		mg/Kg	1	6/14/2013 1:17:00 PM
1,1,2,2-Tetrachloroethane	ND	0.0181		mg/Kg	1	6/14/2013 1:17:00 PM
n-Propylbenzene	ND	0.0181		mg/Kg	1	6/14/2013 1:17:00 PM
Bromobenzene	ND	0.0271		mg/Kg	1	6/14/2013 1:17:00 PM
1,3,5-Trimethylbenzene	ND	0.0181		mg/Kg	1	6/14/2013 1:17:00 PM
2-Chlorotoluene	ND	0.0181		mg/Kg	1	6/14/2013 1:17:00 PM
4-Chlorotoluene	ND	0.0181		mg/Kg	1	6/14/2013 1:17:00 PM
tert-Butylbenzene	ND	0.0181		mg/Kg	1	6/14/2013 1:17:00 PM
1,2,3-Trichloropropane	ND	0.0181		mg/Kg	1	6/14/2013 1:17:00 PM
1,2,4-Trichlorobenzene	ND	0.0452		mg/Kg	1	6/14/2013 1:17:00 PM
sec-Butylbenzene	ND	0.0181		mg/Kg	1	6/14/2013 1:17:00 PM
4-Isopropyltoluene	ND	0.0181		mg/Kg	1	6/14/2013 1:17:00 PM
1,3-Dichlorobenzene	ND	0.0181		mg/Kg	1	6/14/2013 1:17:00 PM
1,4-Dichlorobenzene	ND	0.0181		mg/Kg	1	6/14/2013 1:17:00 PM
n-Butylbenzene	ND	0.0181		mg/Kg	1	6/14/2013 1:17:00 PM
1,2-Dichlorobenzene	ND	0.0181		mg/Kg	1	6/14/2013 1:17:00 PM
1,2-Dibromo-3-chloropropane	ND	0.0271		mg/Kg	1	6/14/2013 1:17:00 PM
1,2,4-Trimethylbenzene	ND	0.0181		mg/Kg	1	6/14/2013 1:17:00 PM
Hexachlorobutadiene	ND	0.0903		mg/Kg	1	6/14/2013 1:17:00 PM
Naphthalene	ND	0.0271		mg/Kg	1	6/14/2013 1:17:00 PM
1,2,3-Trichlorobenzene	ND	0.0181		mg/Kg	1	6/14/2013 1:17:00 PM
Surr: Dibromofluoromethane	108	63.7-129		%REC	1	6/14/2013 1:17:00 PM
Surr: Toluene-d8	107	61.4-128		%REC	1	6/14/2013 1:17:00 PM
Surr: 1-Bromo-4-fluorobenzene	104	63.1-141		%REC	1	6/14/2013 1:17:00 PM

**Qualifiers:** B Analyte detected in the associated Method Blank  
 E Value above quantitation range  
 J Analyte detected below quantitation limits  
 RL Reporting Limit

D Dilution was required  
 H Holding times for preparation or analysis exceeded  
 ND Not detected at the Reporting Limit  
 S Spike recovery outside accepted recovery limits



# Analytical Report

WO#: 1306086

Date Reported: 6/17/2013

**Client:** G-Logics

**Collection Date:** 6/12/2013 11:00:00 AM

**Project:** 01-0868-B

**Lab ID:** 1306086-005

**Matrix:** Soil

**Client Sample ID:** PG-B-2-5

Analyses	Result	RL	Qual	Units	DF	Date Analyzed
----------	--------	----	------	-------	----	---------------

**Volatile Organic Compounds by EPA Method 8260**

Batch ID: 4795

Analyst: EM

Dichlorodifluoromethane (CFC-12)	ND	0.0525		mg/Kg	1	6/14/2013 1:44:00 PM
Chloromethane	ND	0.0525		mg/Kg	1	6/14/2013 1:44:00 PM
Vinyl chloride	ND	0.00175		mg/Kg	1	6/14/2013 1:44:00 PM
Bromomethane	ND	0.0788		mg/Kg	1	6/14/2013 1:44:00 PM
Trichlorofluoromethane (CFC-11)	ND	0.0438		mg/Kg	1	6/14/2013 1:44:00 PM
Chloroethane	ND	0.0525		mg/Kg	1	6/14/2013 1:44:00 PM
1,1-Dichloroethene	ND	0.0438		mg/Kg	1	6/14/2013 1:44:00 PM
Methylene chloride	ND	0.0175		mg/Kg	1	6/14/2013 1:44:00 PM
trans-1,2-Dichloroethene	ND	0.0175		mg/Kg	1	6/14/2013 1:44:00 PM
Methyl tert-butyl ether (MTBE)	ND	0.0438		mg/Kg	1	6/14/2013 1:44:00 PM
1,1-Dichloroethane	ND	0.0175		mg/Kg	1	6/14/2013 1:44:00 PM
2,2-Dichloropropane	ND	0.0438		mg/Kg	1	6/14/2013 1:44:00 PM
cis-1,2-Dichloroethene	ND	0.0175		mg/Kg	1	6/14/2013 1:44:00 PM
Chloroform	ND	0.0175		mg/Kg	1	6/14/2013 1:44:00 PM
1,1,1-Trichloroethane (TCA)	ND	0.0175		mg/Kg	1	6/14/2013 1:44:00 PM
1,1-Dichloropropene	ND	0.0175		mg/Kg	1	6/14/2013 1:44:00 PM
Carbon tetrachloride	ND	0.0175		mg/Kg	1	6/14/2013 1:44:00 PM
1,2-Dichloroethane (EDC)	ND	0.0263		mg/Kg	1	6/14/2013 1:44:00 PM
Benzene	ND	0.0175		mg/Kg	1	6/14/2013 1:44:00 PM
Trichloroethene (TCE)	ND	0.0263		mg/Kg	1	6/14/2013 1:44:00 PM
1,2-Dichloropropane	ND	0.0175		mg/Kg	1	6/14/2013 1:44:00 PM
Bromodichloromethane	ND	0.0175		mg/Kg	1	6/14/2013 1:44:00 PM
Dibromomethane	ND	0.0350		mg/Kg	1	6/14/2013 1:44:00 PM
cis-1,3-Dichloropropene	ND	0.0175		mg/Kg	1	6/14/2013 1:44:00 PM
Toluene	ND	0.0175		mg/Kg	1	6/14/2013 1:44:00 PM
trans-1,3-Dichloropropylene	ND	0.0263		mg/Kg	1	6/14/2013 1:44:00 PM
1,1,2-Trichloroethane	ND	0.0263		mg/Kg	1	6/14/2013 1:44:00 PM
1,3-Dichloropropane	ND	0.0438		mg/Kg	1	6/14/2013 1:44:00 PM
Tetrachloroethene (PCE)	ND	0.0175		mg/Kg	1	6/14/2013 1:44:00 PM
Dibromochloromethane	ND	0.0263		mg/Kg	1	6/14/2013 1:44:00 PM
1,2-Dibromoethane (EDB)	ND	0.00438		mg/Kg	1	6/14/2013 1:44:00 PM
Chlorobenzene	ND	0.0175		mg/Kg	1	6/14/2013 1:44:00 PM
1,1,1,2-Tetrachloroethane	ND	0.0263		mg/Kg	1	6/14/2013 1:44:00 PM
Ethylbenzene	ND	0.0263		mg/Kg	1	6/14/2013 1:44:00 PM
m,p-Xylene	ND	0.0175		mg/Kg	1	6/14/2013 1:44:00 PM

**Qualifiers:** B Analyte detected in the associated Method Blank  
 E Value above quantitation range  
 J Analyte detected below quantitation limits  
 RL Reporting Limit

D Dilution was required  
 H Holding times for preparation or analysis exceeded  
 ND Not detected at the Reporting Limit  
 S Spike recovery outside accepted recovery limits



# Analytical Report

WO#: 1306086

Date Reported: 6/17/2013

**Client:** G-Logics

**Collection Date:** 6/12/2013 11:00:00 AM

**Project:** 01-0868-B

**Lab ID:** 1306086-005

**Matrix:** Soil

**Client Sample ID:** PG-B-2-5

Analyses	Result	RL	Qual	Units	DF	Date Analyzed
----------	--------	----	------	-------	----	---------------

**Volatile Organic Compounds by EPA Method 8260**

Batch ID: 4795

Analyst: EM

o-Xylene	ND	0.0175		mg/Kg	1	6/14/2013 1:44:00 PM
Styrene	ND	0.0175		mg/Kg	1	6/14/2013 1:44:00 PM
Isopropylbenzene	ND	0.0700		mg/Kg	1	6/14/2013 1:44:00 PM
Bromoform	ND	0.0175		mg/Kg	1	6/14/2013 1:44:00 PM
1,1,2,2-Tetrachloroethane	ND	0.0175		mg/Kg	1	6/14/2013 1:44:00 PM
n-Propylbenzene	ND	0.0175		mg/Kg	1	6/14/2013 1:44:00 PM
Bromobenzene	ND	0.0263		mg/Kg	1	6/14/2013 1:44:00 PM
1,3,5-Trimethylbenzene	ND	0.0175		mg/Kg	1	6/14/2013 1:44:00 PM
2-Chlorotoluene	ND	0.0175		mg/Kg	1	6/14/2013 1:44:00 PM
4-Chlorotoluene	ND	0.0175		mg/Kg	1	6/14/2013 1:44:00 PM
tert-Butylbenzene	ND	0.0175		mg/Kg	1	6/14/2013 1:44:00 PM
1,2,3-Trichloropropane	ND	0.0175		mg/Kg	1	6/14/2013 1:44:00 PM
1,2,4-Trichlorobenzene	ND	0.0438		mg/Kg	1	6/14/2013 1:44:00 PM
sec-Butylbenzene	ND	0.0175		mg/Kg	1	6/14/2013 1:44:00 PM
4-Isopropyltoluene	ND	0.0175		mg/Kg	1	6/14/2013 1:44:00 PM
1,3-Dichlorobenzene	ND	0.0175		mg/Kg	1	6/14/2013 1:44:00 PM
1,4-Dichlorobenzene	ND	0.0175		mg/Kg	1	6/14/2013 1:44:00 PM
n-Butylbenzene	ND	0.0175		mg/Kg	1	6/14/2013 1:44:00 PM
1,2-Dichlorobenzene	ND	0.0175		mg/Kg	1	6/14/2013 1:44:00 PM
1,2-Dibromo-3-chloropropane	ND	0.0263		mg/Kg	1	6/14/2013 1:44:00 PM
1,2,4-Trimethylbenzene	ND	0.0175		mg/Kg	1	6/14/2013 1:44:00 PM
Hexachlorobutadiene	ND	0.0875		mg/Kg	1	6/14/2013 1:44:00 PM
Naphthalene	ND	0.0263		mg/Kg	1	6/14/2013 1:44:00 PM
1,2,3-Trichlorobenzene	ND	0.0175		mg/Kg	1	6/14/2013 1:44:00 PM
Surr: Dibromofluoromethane	107	63.7-129		%REC	1	6/14/2013 1:44:00 PM
Surr: Toluene-d8	90.3	61.4-128		%REC	1	6/14/2013 1:44:00 PM
Surr: 1-Bromo-4-fluorobenzene	108	63.1-141		%REC	1	6/14/2013 1:44:00 PM

**Qualifiers:** B Analyte detected in the associated Method Blank  
 E Value above quantitation range  
 J Analyte detected below quantitation limits  
 RL Reporting Limit

D Dilution was required  
 H Holding times for preparation or analysis exceeded  
 ND Not detected at the Reporting Limit  
 S Spike recovery outside accepted recovery limits

**Work Order:** 1306086  
**CLIENT:** G-Logics  
**Project:** 01-0868-B

**QC SUMMARY REPORT**  
**Volatile Organic Compounds by EPA Method 8260**

Sample ID: <b>1306068-002AMS</b>	SampType: <b>MS</b>	Units: <b>mg/Kg-dry</b>	Prep Date: <b>6/13/2013</b>	RunNo: <b>8884</b>							
Client ID: <b>BATCH</b>	Batch ID: <b>4795</b>		Analysis Date: <b>6/14/2013</b>	SeqNo: <b>178236</b>							
Analyte	Result	RL	SPK value	SPK Ref Val	%REC	LowLimit	HighLimit	RPD Ref Val	%RPD	RPDLimit	Qual

Analyte	Result	RL	SPK value	SPK Ref Val	%REC	LowLimit	HighLimit	RPD Ref Val	%RPD	RPDLimit	Qual
Dichlorodifluoromethane (CFC-12)	0.771	0.0604	1.006	0	76.7	43.5	121				
Chloromethane	0.854	0.0604	1.006	0	84.8	45	130				
Vinyl chloride	0.808	0.00201	1.006	0	80.3	51.2	146				
Bromomethane	1.10	0.0906	1.006	0	109	21.3	120				
Trichlorofluoromethane (CFC-11)	1.23	0.0503	1.006	0	122	35	131				
Chloroethane	1.17	0.0604	1.006	0	116	43.8	117				
1,1-Dichloroethene	1.07	0.0503	1.006	0	106	61.9	141				
Methylene chloride	0.891	0.0201	1.006	0	88.6	54.7	142				
trans-1,2-Dichloroethene	0.958	0.0201	1.006	0	95.2	52	136				
Methyl tert-butyl ether (MTBE)	0.937	0.0503	1.006	0	93.1	54.4	132				
1,1-Dichloroethane	0.952	0.0201	1.006	0	94.6	51.8	141				
2,2-Dichloropropane	0.827	0.0503	1.006	0	82.2	36	123				
cis-1,2-Dichloroethene	1.04	0.0201	1.006	0	103	58.6	136				
Chloroform	1.08	0.0201	1.006	0	107	53.2	129				
1,1,1-Trichloroethane (TCA)	1.15	0.0201	1.006	0	114	58.3	145				
1,1-Dichloropropene	1.09	0.0201	1.006	0	108	55.1	138				
Carbon tetrachloride	1.18	0.0201	1.006	0	117	53.3	144				
1,2-Dichloroethane (EDC)	1.08	0.0302	1.006	0	107	51.3	139				
Benzene	0.945	0.0201	1.006	0	93.9	63.5	133				
Trichloroethene (TCE)	1.13	0.0201	1.006	0	112	68.6	132				
1,2-Dichloropropane	0.947	0.0201	1.006	0	94.1	59	136				
Bromodichloromethane	1.06	0.0201	1.006	0	105	50.7	141				
Dibromomethane	0.989	0.0403	1.006	0	98.3	50.6	137				
cis-1,3-Dichloropropene	0.961	0.0201	1.006	0	95.5	50.4	138				
Toluene	0.978	0.0201	1.006	0	97.2	67.8	129				
trans-1,3-Dichloropropylene	0.989	0.0302	1.006	0	98.2	44.1	147				
1,1,2-Trichloroethane	0.976	0.0302	1.006	0	97.0	51.6	137				
1,3-Dichloropropane	0.958	0.0503	1.006	0	95.2	53.1	134				
Tetrachloroethene (PCE)	1.06	0.0201	1.006	0	105	35.6	158				

<b>Qualifiers:</b>	B	Analyte detected in the associated Method Blank	D	Dilution was required	E	Value above quantitation range
	H	Holding times for preparation or analysis exceeded	J	Analyte detected below quantitation limits	ND	Not detected at the Reporting Limit
	R	RPD outside accepted recovery limits	RL	Reporting Limit	S	Spike recovery outside accepted recovery limits

**Work Order:** 1306086  
**CLIENT:** G-Logics  
**Project:** 01-0868-B

**QC SUMMARY REPORT**  
**Volatile Organic Compounds by EPA Method 8260**

Sample ID: <b>1306068-002AMS</b>	SampType: <b>MS</b>	Units: <b>mg/Kg-dry</b>	Prep Date: <b>6/13/2013</b>	RunNo: <b>8884</b>							
Client ID: <b>BATCH</b>	Batch ID: <b>4795</b>		Analysis Date: <b>6/14/2013</b>	SeqNo: <b>178236</b>							
Analyte	Result	RL	SPK value	SPK Ref Val	%REC	LowLimit	HighLimit	RPD Ref Val	%RPD	RPDLimit	Qual

Dibromochloromethane	1.05	0.0302	1.006	0	105	55.3	140				
1,2-Dibromoethane (EDB)	0.916	0.00503	1.006	0	91.0	50.4	136				
Chlorobenzene	1.07	0.0201	1.006	0	106	60	133				
1,1,1,2-Tetrachloroethane	1.19	0.0302	1.006	0	119	53.1	142				
Ethylbenzene	1.19	0.0302	1.006	0.01661	116	54.5	134				
m,p-Xylene	2.41	0.0201	2.013	0	120	53.1	132				
o-Xylene	1.18	0.0201	1.006	0	118	53.3	139				
Styrene	1.14	0.0201	1.006	0	113	51.1	132				
Isopropylbenzene	1.19	0.0805	1.006	0	118	58.9	138				
Bromoform	1.13	0.0201	1.006	0	112	57.9	130				
1,1,1,2-Tetrachloroethane	0.885	0.0201	1.006	0	87.9	51.9	131				
n-Propylbenzene	1.30	0.0201	1.006	0.09259	120	53.6	140				
Bromobenzene	1.10	0.0302	1.006	0	109	54.2	140				
1,3,5-Trimethylbenzene	1.19	0.0201	1.006	0	118	51.8	136				
2-Chlorotoluene	1.13	0.0201	1.006	0	112	51.6	136				
4-Chlorotoluene	1.15	0.0201	1.006	0	115	50.1	139				
tert-Butylbenzene	1.18	0.0201	1.006	0	117	50.5	135				
1,2,3-Trichloropropane	1.05	0.0201	1.006	0	105	50.5	131				
1,2,4-Trichlorobenzene	1.25	0.0503	1.006	0	124	50.8	130				
sec-Butylbenzene	1.18	0.0201	1.006	0	117	52.6	141				
4-Isopropyltoluene	1.15	0.0201	1.006	0	115	52.9	134				
1,3-Dichlorobenzene	1.06	0.0201	1.006	0	105	52.6	131				
1,4-Dichlorobenzene	1.05	0.0201	1.006	0	104	52.9	129				
n-Butylbenzene	1.24	0.0201	1.006	0.02365	121	52.6	130				
1,2-Dichlorobenzene	1.16	0.0201	1.006	0	115	55.8	129				
1,2-Dibromo-3-chloropropane	1.13	0.0302	1.006	0	112	40.5	131				
1,2,4-Trimethylbenzene	1.21	0.0201	1.006	0.02516	118	50.6	137				
Hexachlorobutadiene	1.23	0.101	1.006	0	122	40.6	158				
Naphthalene	1.20	0.0302	1.006	0.01661	118	52.3	124				

<b>Qualifiers:</b>	B	Analyte detected in the associated Method Blank	D	Dilution was required	E	Value above quantitation range
	H	Holding times for preparation or analysis exceeded	J	Analyte detected below quantitation limits	ND	Not detected at the Reporting Limit
	R	RPD outside accepted recovery limits	RL	Reporting Limit	S	Spike recovery outside accepted recovery limits

**Work Order:** 1306086  
**CLIENT:** G-Logics  
**Project:** 01-0868-B

**QC SUMMARY REPORT**  
**Volatile Organic Compounds by EPA Method 8260**

Sample ID: <b>1306068-002AMS</b>	SampType: <b>MS</b>	Units: <b>mg/Kg-dry</b>	Prep Date: <b>6/13/2013</b>	RunNo: <b>8884</b>							
Client ID: <b>BATCH</b>	Batch ID: <b>4795</b>		Analysis Date: <b>6/14/2013</b>	SeqNo: <b>178236</b>							
Analyte	Result	RL	SPK value	SPK Ref Val	%REC	LowLimit	HighLimit	RPD Ref Val	%RPD	RPDLimit	Qual

1,2,3-Trichlorobenzene	1.19	0.0201	1.006	0	118	54.4	124				
Surr: Dibromofluoromethane	2.54		2.516		101	63.7	129				
Surr: Toluene-d8	2.22		2.516		88.2	61.4	128				
Surr: 1-Bromo-4-fluorobenzene	2.64		2.516		105	63.1	141				

Sample ID: <b>LCS-4795</b>	SampType: <b>LCS</b>	Units: <b>mg/Kg</b>	Prep Date: <b>6/13/2013</b>	RunNo: <b>8884</b>							
Client ID: <b>LCSS</b>	Batch ID: <b>4795</b>		Analysis Date: <b>6/14/2013</b>	SeqNo: <b>178250</b>							
Analyte	Result	RL	SPK value	SPK Ref Val	%REC	LowLimit	HighLimit	RPD Ref Val	%RPD	RPDLimit	Qual

Dichlorodifluoromethane (CFC-12)	0.854	0.0600	1.000	0	85.4	37.7	136				
Chloromethane	0.840	0.0600	1.000	0	84.0	38.8	132				
Vinyl chloride	0.755	0.00200	1.000	0	75.4	56.1	130				
Bromomethane	1.21	0.0900	1.000	0	121	48.6	147				
Trichlorofluoromethane (CFC-11)	1.17	0.0500	1.000	0	117	60.3	132				
Chloroethane	1.16	0.0600	1.000	0	116	55.7	135				
1,1-Dichloroethene	1.05	0.0500	1.000	0	105	64.6	134				
Methylene chloride	0.859	0.0200	1.000	0	85.9	60.6	140				
trans-1,2-Dichloroethene	0.899	0.0200	1.000	0	89.9	68.7	127				
Methyl tert-butyl ether (MTBE)	1.00	0.0500	1.000	0	100	73.4	128				
1,1-Dichloroethane	0.995	0.0200	1.000	0	99.5	65.5	132				
2,2-Dichloropropane	0.915	0.0500	1.000	0	91.5	28.1	149				
cis-1,2-Dichloroethene	1.00	0.0200	1.000	0	100	71.6	123				
Chloroform	0.994	0.0200	1.000	0	99.4	67.5	129				
1,1,1-Trichloroethane (TCA)	1.07	0.0200	1.000	0	107	74.4	130				
1,1-Dichloropropene	0.960	0.0200	1.000	0	96.0	72.7	131				
Carbon tetrachloride	1.09	0.0200	1.000	0	109	67.9	126				
1,2-Dichloroethane (EDC)	1.13	0.0300	1.000	0	113	68.7	133				
Benzene	0.810	0.0200	1.000	0	81.0	74.6	124				

<b>Qualifiers:</b>	B	Analyte detected in the associated Method Blank	D	Dilution was required	E	Value above quantitation range
	H	Holding times for preparation or analysis exceeded	J	Analyte detected below quantitation limits	ND	Not detected at the Reporting Limit
	R	RPD outside accepted recovery limits	RL	Reporting Limit	S	Spike recovery outside accepted recovery limits

**Work Order:** 1306086  
**CLIENT:** G-Logics  
**Project:** 01-0868-B

**QC SUMMARY REPORT**  
**Volatile Organic Compounds by EPA Method 8260**

Sample ID: <b>LCS-4795</b>	SampType: <b>LCS</b>	Units: <b>mg/Kg</b>	Prep Date: <b>6/13/2013</b>	RunNo: <b>8884</b>							
Client ID: <b>LCSS</b>	Batch ID: <b>4795</b>		Analysis Date: <b>6/14/2013</b>	SeqNo: <b>178250</b>							
Analyte	Result	RL	SPK value	SPK Ref Val	%REC	LowLimit	HighLimit	RPD Ref Val	%RPD	RPDLimit	Qual

Trichloroethene (TCE)	0.978	0.0200	1.000	0	97.8	67.4	133				
1,2-Dichloropropane	0.918	0.0200	1.000	0	91.8	72.7	133				
Bromodichloromethane	1.05	0.0200	1.000	0	105	76.1	136				
Dibromomethane	0.972	0.0400	1.000	0	97.2	70	130				
cis-1,3-Dichloropropene	1.02	0.0200	1.000	0	102	59.1	143				
Toluene	1.03	0.0200	1.000	0	103	79.9	118				
trans-1,3-Dichloropropylene	1.07	0.0300	1.000	0	107	49.2	149				
1,1,2-Trichloroethane	1.05	0.0300	1.000	0	105	74.5	129				
1,3-Dichloropropane	1.04	0.0500	1.000	0	104	70	130				
Tetrachloroethene (PCE)	1.09	0.0200	1.000	0	109	52.7	150				
Dibromochloromethane	1.11	0.0300	1.000	0	111	70.6	144				
1,2-Dibromoethane (EDB)	1.01	0.00500	1.000	0	101	70	130				
Chlorobenzene	0.882	0.0200	1.000	0	88.2	76.1	123				
1,1,1,2-Tetrachloroethane	1.00	0.0300	1.000	0	100	74.8	131				
Ethylbenzene	0.986	0.0300	1.000	0	98.6	74	129				
m,p-Xylene	2.01	0.0200	2.000	0	101	79.8	128				
o-Xylene	1.00	0.0200	1.000	0	100	77.3	128				
Styrene	0.975	0.0200	1.000	0	97.5	76.8	130				
Isopropylbenzene	0.947	0.0800	1.000	0	94.7	70	130				
Bromoform	0.988	0.0200	1.000	0	98.9	67	154				
1,1,1,2,2-Tetrachloroethane	0.874	0.0200	1.000	0	87.4	60	130				
n-Propylbenzene	0.944	0.0200	1.000	0	94.4	78	130				
Bromobenzene	0.943	0.0300	1.000	0	94.3	49.2	144				
1,3,5-Trimethylbenzene	0.974	0.0200	1.000	0	97.4	74.6	123				
2-Chlorotoluene	0.946	0.0200	1.000	0	94.6	76.7	129				
4-Chlorotoluene	0.966	0.0200	1.000	0	96.6	77.5	125				
tert-Butylbenzene	0.969	0.0200	1.000	0	96.9	66.2	130				
1,2,3-Trichloropropane	0.919	0.0200	1.000	0	91.9	67.9	136				
1,2,4-Trichlorobenzene	0.894	0.0500	1.000	0	89.4	65.6	137				

<b>Qualifiers:</b>	B	Analyte detected in the associated Method Blank	D	Dilution was required	E	Value above quantitation range
	H	Holding times for preparation or analysis exceeded	J	Analyte detected below quantitation limits	ND	Not detected at the Reporting Limit
	R	RPD outside accepted recovery limits	RL	Reporting Limit	S	Spike recovery outside accepted recovery limits

**Work Order:** 1306086  
**CLIENT:** G-Logics  
**Project:** 01-0868-B

**QC SUMMARY REPORT**  
**Volatile Organic Compounds by EPA Method 8260**

Sample ID: <b>LCS-4795</b>	SampType: <b>LCS</b>	Units: <b>mg/Kg</b>	Prep Date: <b>6/13/2013</b>	RunNo: <b>8884</b>							
Client ID: <b>LCSS</b>	Batch ID: <b>4795</b>		Analysis Date: <b>6/14/2013</b>	SeqNo: <b>178250</b>							
Analyte	Result	RL	SPK value	SPK Ref Val	%REC	LowLimit	HighLimit	RPD Ref Val	%RPD	RPDLimit	Qual

sec-Butylbenzene	0.942	0.0200	1.000	0	94.2	75.6	133				
4-Isopropyltoluene	0.951	0.0200	1.000	0	95.1	76.8	131				
1,3-Dichlorobenzene	0.872	0.0200	1.000	0	87.2	72.8	128				
1,4-Dichlorobenzene	0.885	0.0200	1.000	0	88.4	72.6	126				
n-Butylbenzene	0.966	0.0200	1.000	0	96.6	65.3	136				
1,2-Dichlorobenzene	0.984	0.0200	1.000	0	98.4	72.8	126				
1,2-Dibromo-3-chloropropane	0.964	0.0300	1.000	0	96.4	60.3	130				
1,2,4-Trimethylbenzene	0.973	0.0200	1.000	0	97.3	77.5	129				
Hexachlorobutadiene	0.922	0.100	1.000	0	92.2	42	151				
Naphthalene	0.903	0.0300	1.000	0	90.3	64	130				
1,2,3-Trichlorobenzene	0.922	0.0200	1.000	0	92.2	62.1	140				
Surr: Dibromofluoromethane	2.64		2.500		105	63.7	129				
Surr: Toluene-d8	2.83		2.500		113	61.4	128				
Surr: 1-Bromo-4-fluorobenzene	2.68		2.500		107	63.1	141				

Sample ID: <b>MB-4795</b>	SampType: <b>MBLK</b>	Units: <b>mg/Kg</b>	Prep Date: <b>6/13/2013</b>	RunNo: <b>8884</b>							
Client ID: <b>MBLKS</b>	Batch ID: <b>4795</b>		Analysis Date: <b>6/14/2013</b>	SeqNo: <b>178251</b>							
Analyte	Result	RL	SPK value	SPK Ref Val	%REC	LowLimit	HighLimit	RPD Ref Val	%RPD	RPDLimit	Qual

Dichlorodifluoromethane (CFC-12)	ND	0.0600									
Chloromethane	ND	0.0600									
Vinyl chloride	ND	0.00200									
Bromomethane	ND	0.0900									
Trichlorofluoromethane (CFC-11)	ND	0.0500									
Chloroethane	ND	0.0600									
1,1-Dichloroethene	ND	0.0500									
Methylene chloride	ND	0.0200									
trans-1,2-Dichloroethene	ND	0.0200									

**Qualifiers:**
B Analyte detected in the associated Method Blank
D Dilution was required
E Value above quantitation range

H Holding times for preparation or analysis exceeded
J Analyte detected below quantitation limits
ND Not detected at the Reporting Limit

R RPD outside accepted recovery limits
RL Reporting Limit
S Spike recovery outside accepted recovery limits



Date: 6/17/2013

**Work Order:** 1306086  
**CLIENT:** G-Logics  
**Project:** 01-0868-B

**QC SUMMARY REPORT**  
**Volatile Organic Compounds by EPA Method 8260**

Sample ID: <b>MB-4795</b>	SampType: <b>MBLK</b>	Units: <b>mg/Kg</b>	Prep Date: <b>6/13/2013</b>	RunNo: <b>8884</b>							
Client ID: <b>MBLKS</b>	Batch ID: <b>4795</b>		Analysis Date: <b>6/14/2013</b>	SeqNo: <b>178251</b>							
Analyte	Result	RL	SPK value	SPK Ref Val	%REC	LowLimit	HighLimit	RPD Ref Val	%RPD	RPDLimit	Qual

Methyl tert-butyl ether (MTBE)	ND	0.0500									
1,1-Dichloroethane	ND	0.0200									
2,2-Dichloropropane	ND	0.0500									
cis-1,2-Dichloroethene	ND	0.0200									
Chloroform	ND	0.0200									
1,1,1-Trichloroethane (TCA)	ND	0.0200									
1,1-Dichloropropene	ND	0.0200									
Carbon tetrachloride	ND	0.0200									
1,2-Dichloroethane (EDC)	ND	0.0300									
Benzene	ND	0.0200									
Trichloroethene (TCE)	ND	0.0200									
1,2-Dichloropropane	ND	0.0200									
Bromodichloromethane	ND	0.0200									
Dibromomethane	ND	0.0400									
cis-1,3-Dichloropropene	ND	0.0200									
Toluene	ND	0.0200									
trans-1,3-Dichloropropylene	ND	0.0300									
1,1,2-Trichloroethane	ND	0.0300									
1,3-Dichloropropane	ND	0.0500									
Tetrachloroethene (PCE)	ND	0.0200									
Dibromochloromethane	ND	0.0300									
1,2-Dibromoethane (EDB)	ND	0.00500									
Chlorobenzene	ND	0.0200									
1,1,1,2-Tetrachloroethane	ND	0.0300									
Ethylbenzene	ND	0.0300									
m,p-Xylene	ND	0.0200									
o-Xylene	ND	0.0200									
Styrene	ND	0.0200									
Isopropylbenzene	ND	0.0800									

<b>Qualifiers:</b>	B	Analyte detected in the associated Method Blank	D	Dilution was required	E	Value above quantitation range
	H	Holding times for preparation or analysis exceeded	J	Analyte detected below quantitation limits	ND	Not detected at the Reporting Limit
	R	RPD outside accepted recovery limits	RL	Reporting Limit	S	Spike recovery outside accepted recovery limits

Work Order: 1306086  
 CLIENT: G-Logics  
 Project: 01-0868-B

**QC SUMMARY REPORT**  
**Volatile Organic Compounds by EPA Method 8260**

Sample ID: <b>MB-4795</b>	SampType: <b>MBLK</b>	Units: <b>mg/Kg</b>	Prep Date: <b>6/13/2013</b>	RunNo: <b>8884</b>							
Client ID: <b>MBLKS</b>	Batch ID: <b>4795</b>		Analysis Date: <b>6/14/2013</b>	SeqNo: <b>178251</b>							
Analyte	Result	RL	SPK value	SPK Ref Val	%REC	LowLimit	HighLimit	RPD Ref Val	%RPD	RPDLimit	Qual

Analyte	Result	RL	SPK value	SPK Ref Val	%REC	LowLimit	HighLimit	RPD Ref Val	%RPD	RPDLimit	Qual
Bromoform	ND	0.0200									
1,1,2,2-Tetrachloroethane	ND	0.0200									
n-Propylbenzene	ND	0.0200									
Bromobenzene	ND	0.0300									
1,3,5-Trimethylbenzene	ND	0.0200									
2-Chlorotoluene	ND	0.0200									
4-Chlorotoluene	ND	0.0200									
tert-Butylbenzene	ND	0.0200									
1,2,3-Trichloropropane	ND	0.0200									
1,2,4-Trichlorobenzene	ND	0.0500									
sec-Butylbenzene	ND	0.0200									
4-Isopropyltoluene	ND	0.0200									
1,3-Dichlorobenzene	ND	0.0200									
1,4-Dichlorobenzene	ND	0.0200									
n-Butylbenzene	ND	0.0200									
1,2-Dichlorobenzene	ND	0.0200									
1,2-Dibromo-3-chloropropane	ND	0.0300									
1,2,4-Trimethylbenzene	ND	0.0200									
Hexachlorobutadiene	ND	0.100									
Naphthalene	ND	0.0300									
1,2,3-Trichlorobenzene	ND	0.0200									
Surr: Dibromofluoromethane	2.66		2.500		106	63.7	129				
Surr: Toluene-d8	2.43		2.500		97.1	61.4	128				
Surr: 1-Bromo-4-fluorobenzene	2.56		2.500		102	63.1	141				

**Qualifiers:**

B	Analyte detected in the associated Method Blank	D	Dilution was required	E	Value above quantitation range
H	Holding times for preparation or analysis exceeded	J	Analyte detected below quantitation limits	ND	Not detected at the Reporting Limit
R	RPD outside accepted recovery limits	RL	Reporting Limit	S	Spike recovery outside accepted recovery limits



Date: 6/17/2013

Work Order: 1306086  
 CLIENT: G-Logics  
 Project: 01-0868-B

**QC SUMMARY REPORT**  
**Volatile Organic Compounds by EPA Method 8260**

Sample ID: <b>1306081-008BDUP</b>	SampType: <b>DUP</b>	Units: <b>mg/Kg-dry</b>	Prep Date: <b>6/13/2013</b>	RunNo: <b>8884</b>							
Client ID: <b>BATCH</b>	Batch ID: <b>4795</b>		Analysis Date: <b>6/14/2013</b>	SeqNo: <b>178523</b>							
Analyte	Result	RL	SPK value	SPK Ref Val	%REC	LowLimit	HighLimit	RPD Ref Val	%RPD	RPDLimit	Qual

Dichlorodifluoromethane (CFC-12)	ND	0.0378						0	0	30	
Chloromethane	ND	0.0378						0	0	30	
Vinyl chloride	ND	0.00126						0	0	30	
Bromomethane	ND	0.0567						0	0	30	
Trichlorofluoromethane (CFC-11)	ND	0.0315						0	0	30	
Chloroethane	ND	0.0378						0	0	30	
1,1-Dichloroethene	ND	0.0315						0	0	30	
Methylene chloride	ND	0.0126						0	0	30	
trans-1,2-Dichloroethene	ND	0.0126						0	0	30	
Methyl tert-butyl ether (MTBE)	ND	0.0315						0	0	30	
1,1-Dichloroethane	ND	0.0126						0	0	30	
2,2-Dichloropropane	ND	0.0315						0	0	30	
cis-1,2-Dichloroethene	ND	0.0126						0	0	30	
Chloroform	ND	0.0126						0	0	30	
1,1,1-Trichloroethane (TCA)	ND	0.0126						0	0	30	
1,1-Dichloropropene	ND	0.0126						0	0	30	
Carbon tetrachloride	ND	0.0126						0	0	30	
1,2-Dichloroethane (EDC)	ND	0.0189						0	0	30	
Benzene	ND	0.0126						0	0	30	
Trichloroethene (TCE)	ND	0.0126						0	0	30	
1,2-Dichloropropane	ND	0.0126						0	0	30	
Bromodichloromethane	ND	0.0126						0	0	30	
Dibromomethane	ND	0.0252						0	0	30	
cis-1,3-Dichloropropene	ND	0.0126						0	0	30	
Toluene	ND	0.0126						0	0	30	
trans-1,3-Dichloropropylene	ND	0.0189						0	0	30	
1,1,2-Trichloroethane	ND	0.0189						0	0	30	
1,3-Dichloropropane	ND	0.0315						0	0	30	
Tetrachloroethene (PCE)	0.0498	0.0126						0.04440	11.4	30	

**Qualifiers:** B Analyte detected in the associated Method Blank D Dilution was required E Value above quantitation range  
 H Holding times for preparation or analysis exceeded J Analyte detected below quantitation limits ND Not detected at the Reporting Limit  
 R RPD outside accepted recovery limits RL Reporting Limit S Spike recovery outside accepted recovery limits

**Work Order:** 1306086  
**CLIENT:** G-Logics  
**Project:** 01-0868-B

**QC SUMMARY REPORT**  
**Volatile Organic Compounds by EPA Method 8260**

Sample ID: <b>1306081-008BDUP</b>	SampType: <b>DUP</b>	Units: <b>mg/Kg-dry</b>	Prep Date: <b>6/13/2013</b>	RunNo: <b>8884</b>							
Client ID: <b>BATCH</b>	Batch ID: <b>4795</b>		Analysis Date: <b>6/14/2013</b>	SeqNo: <b>178523</b>							
Analyte	Result	RL	SPK value	SPK Ref Val	%REC	LowLimit	HighLimit	RPD Ref Val	%RPD	RPDLimit	Qual

Analyte	Result	RL	SPK value	SPK Ref Val	%REC	LowLimit	HighLimit	RPD Ref Val	%RPD	RPDLimit	Qual
Dibromochloromethane	ND	0.0189						0	0	30	
1,2-Dibromoethane (EDB)	ND	0.00315						0	0	30	
Chlorobenzene	ND	0.0126						0	0	30	
1,1,1,2-Tetrachloroethane	ND	0.0189						0	0	30	
Ethylbenzene	ND	0.0189						0	0	30	
m,p-Xylene	ND	0.0126						0	0	30	
o-Xylene	ND	0.0126						0	0	30	
Styrene	ND	0.0126						0	0	30	
Isopropylbenzene	ND	0.0504						0	0	30	
Bromoform	ND	0.0126						0	0	30	
1,1,2,2-Tetrachloroethane	ND	0.0126						0	0	30	
n-Propylbenzene	ND	0.0126						0	0	30	
Bromobenzene	ND	0.0189						0	0	30	
1,3,5-Trimethylbenzene	ND	0.0126						0	0	30	
2-Chlorotoluene	ND	0.0126						0	0	30	
4-Chlorotoluene	ND	0.0126						0	0	30	
tert-Butylbenzene	ND	0.0126						0	0	30	
1,2,3-Trichloropropane	ND	0.0126						0	0	30	
1,2,4-Trichlorobenzene	ND	0.0315						0	0	30	
sec-Butylbenzene	ND	0.0126						0	0	30	
4-Isopropyltoluene	ND	0.0126						0	0	30	
1,3-Dichlorobenzene	ND	0.0126						0	0	30	
1,4-Dichlorobenzene	ND	0.0126						0	0	30	
n-Butylbenzene	ND	0.0126						0	0	30	
1,2-Dichlorobenzene	ND	0.0126						0	0	30	
1,2-Dibromo-3-chloropropane	ND	0.0189						0	0	30	
1,2,4-Trimethylbenzene	ND	0.0126						0	0	30	
Hexachlorobutadiene	ND	0.0630						0	0	30	
Naphthalene	ND	0.0189						0	0	30	

**Qualifiers:**

B	Analyte detected in the associated Method Blank	D	Dilution was required	E	Value above quantitation range
H	Holding times for preparation or analysis exceeded	J	Analyte detected below quantitation limits	ND	Not detected at the Reporting Limit
R	RPD outside accepted recovery limits	RL	Reporting Limit	S	Spike recovery outside accepted recovery limits

Work Order: 1306086  
 CLIENT: G-Logics  
 Project: 01-0868-B

**QC SUMMARY REPORT**  
**Volatile Organic Compounds by EPA Method 8260**

Sample ID: <b>1306081-008BDUP</b>	SampType: <b>DUP</b>	Units: <b>mg/Kg-dry</b>	Prep Date: <b>6/13/2013</b>	RunNo: <b>8884</b>							
Client ID: <b>BATCH</b>	Batch ID: <b>4795</b>		Analysis Date: <b>6/14/2013</b>	SeqNo: <b>178523</b>							
Analyte	Result	RL	SPK value	SPK Ref Val	%REC	LowLimit	HighLimit	RPD Ref Val	%RPD	RPDLimit	Qual

1,2,3-Trichlorobenzene	ND	0.0126						0	0	30	
Surr: Dibromofluoromethane	1.68		1.575		107	63.7	129		0		
Surr: Toluene-d8	1.28		1.575		81.1	61.4	128		0		
Surr: 1-Bromo-4-fluorobenzene	1.62		1.575		103	63.1	141		0		

**Qualifiers:**

B	Analyte detected in the associated Method Blank	D	Dilution was required	E	Value above quantitation range
H	Holding times for preparation or analysis exceeded	J	Analyte detected below quantitation limits	ND	Not detected at the Reporting Limit
R	RPD outside accepted recovery limits	RL	Reporting Limit	S	Spike recovery outside accepted recovery limits

Client Name: **GL**

 Work Order Number: **1306086**

 Logged by: **Chelsea Ward**

 Date Received: **6/12/2013 5:00:00 PM**

### Chain of Custody

1. Were custodial seals present? Yes  No  Not Required
2. Is Chain of Custody complete? Yes  No  Not Present
3. How was the sample delivered? Client

### Log In

4. Coolers are present? Yes  No  NA
5. Was an attempt made to cool the samples? Yes  No  NA
6. Were all coolers received at a temperature of >0° C to 10.0°C Yes  No  NA
7. Sample(s) in proper container(s)? Yes  No
8. Sufficient sample volume for indicated test(s)? Yes  No
9. Are samples properly preserved? Yes  No
10. Was preservative added to bottles? Yes  No  NA
11. Is there headspace present in VOA vials? Yes  No  NA
12. Did all sample containers arrive in good condition?(unbroken) Yes  No
13. Does paperwork match bottle labels? Yes  No
14. Are matrices correctly identified on Chain of Custody? Yes  No
15. Is it clear what analyses were requested? Yes  No
16. Were all holding times able to be met? Yes  No

### Special Handling (if applicable)

17. Was client notified of all discrepancies with this order? Yes  No  NA

Person Notified:	<input type="text" value="Halli Hemley"/>	Date:	<input type="text" value="6/13/2013"/>
By Whom:	<input type="text" value="Chelsea Ward"/>	Via:	<input checked="" type="checkbox"/> eMail <input type="checkbox"/> Phone <input type="checkbox"/> Fax <input type="checkbox"/> In Person
Regarding:	<input type="text" value="Sample Volume"/>		
Client Instructions:	<input type="text" value="see comments"/>		

18. Additional remarks/Discrepancies

Alerted client that percent moisture could not be analyzed due to insufficient sample amount.

### Item Information

Item #	Temp °C	Condition
Cooler	9.1	Good
Sample	10.0	Good



**Fremont**  
Analytical

3600 Fremont Ave N.  
Seattle, WA 98103  
Tel: 206-352-3790  
Fax: 206-352-7178

Client: G-Logis  
Address: 40 2nd Ave SE  
City, State, Zip: Issaquah WA 98027  
Tel: 425-391-6874

Reports To (PM): Hahn Humberg  
Fax: \_\_\_\_\_

Laboratory Project No (Internal): 13060816  
Page: 1 of: 1

Project Name: Gilman Saware  
Location: 01-0868-B  
Collected by: HT

Email: hahnlog-logis.com Project No: 01-0868-B

# Chain of Custody Record

Sample Name	Sample Date	Sample Time	Sample Type (Matrix)	VOC (EPA 8260)	GC/BTEX by EPA 8021b	Gasoline Range Organics	Hydrocarbon Identification (HID)	SMA YOL (EPA 8270)	PAH (EPA 8270-SM)	PCBs (EPA 8082)	CI Pesticides (EPA 8081)	CI Herbicides (EPA 8214)	Metals * (6020 / 200.9)	Total (T) Dissolved (D)	Anions (C) **	Comments/Depth
1 PG-B-1-S	6/12/13	8:00														
2 PG-B-1-B	/	8:15		X												
3 PG-B-1-11		8:20		X												
4 PG-B-1-20		9:00														
5 PG-B-2-S		11:00			X											
6 PG-B-2-B		11:10														
7 PG-B-2-14		11:30														
8 PG-B-2-65		11:00														
9																
10																

\*Metals Analysis (Circle): MTCA-5 BCR-8 Priority Pollutants TAL Individual: Ag Al As S Ba Be Ca Cd Co Cr Cu Fe Hg K Mg Mn Mo Na Ni Pb Sb Se Sr Sn Ti U V Zn

\*\*Anions (Circle): Nitrate Nitrite Chloride Sulfate Bromide Fluoride 0-Phosphate Fluoride Nitrate+Nitrite

Sample Disposal:  Return to Client  Disposal by Lab (A tes may be assessed if samples are retained after 30 days)

Relinquished Date/Time: Hahn Humberg 8/12 5pm Received Date/Time: [Signature] 6/12 5pm

TAT--> Next Day 2 Day 3 Day STD



3600 Fremont Ave. N.  
Seattle, WA 98103  
T: (206) 352-3790  
F: (206) 352-7178  
info@fremontanalytical.com

**G-Logics**

Halli Hemley  
40 Second Ave. SE  
Issaquah, Washington 98027

**RE: 01-0868-B**

**Lab ID: 1306118**

June 18, 2013

**Attention Halli Hemley:**

Fremont Analytical, Inc. received 2 sample(s) on 6/14/2013 for the analyses presented in the following report.

***Volatile Organic Compounds by EPA Method 8260***

This report consists of the following:

- Case Narrative
- Analytical Results
- Applicable Quality Control Summary Reports
- Chain of Custody

All analyses were performed consistent with the Quality Assurance program of Fremont Analytical, Inc. Please contact the laboratory if you should have any questions about the results.

Thank you for using Fremont Analytical.

Sincerely,

A handwritten signature in black ink, appearing to read "M. Dee".

Michael Dee  
Sr. Chemist / Principal



Date: 06/18/2013

---

**CLIENT:** G-Logics  
**Project:** 01-0868-B  
**Lab Order:** 1306118

---

## Work Order Sample Summary

---

Lab Sample ID	Client Sample ID	Date/Time Collected	Date/Time Received
1306118-001	PG-MW-1	06/14/2013 9:00 AM	06/14/2013 4:45 PM
1306118-002	Trip Blank	06/12/2013 3:40 PM	06/14/2013 4:45 PM

---

Note: If no "Time Collected" is supplied, a default of 12:00AM is assigned

**CLIENT:** G-Logics  
**Project:** 01-0868-B

---

**I. SAMPLE RECEIPT:**

Samples receipt information is recorded on the attached Sample Receipt Checklist.

**II. GENERAL REPORTING COMMENTS:**

Results are reported on a wet weight basis unless dry-weight correction is denoted in the units field on the analytical report ("mg/kg-dry" or "ug/kg-dry").

Matrix Spike (MS) and MS Duplicate (MSD) samples are tested from an analytical batch of "like" matrix to check for possible matrix effect. The MS and MSD will provide site specific matrix data only for those samples which are spiked by the laboratory. The sample chosen for spike purposes may or may not have been a sample submitted in this sample delivery group. The validity of the analytical procedures for which data is reported in this analytical report is determined by the Laboratory Control Sample (LCS) and the Method Blank (MB). The LCS and the MB are processed with the samples and the MS/MSD to ensure method criteria are achieved throughout the entire analytical process.

**III. ANALYSES AND EXCEPTIONS:**

Exceptions associated with this report will be footnoted in the analytical results page(s) or the quality control summary page(s) and/or noted below.



# Analytical Report

WO#: 1306118

Date Reported: 6/18/2013

**Client:** G-Logics

**Collection Date:** 6/14/2013 9:00:00 AM

**Project:** 01-0868-B

**Lab ID:** 1306118-001

**Matrix:** Water

**Client Sample ID:** PG-MW-1

Analyses	Result	RL	Qual	Units	DF	Date Analyzed
----------	--------	----	------	-------	----	---------------

**Volatile Organic Compounds by EPA Method 8260**

Batch ID: R8908

Analyst: EM

Dichlorodifluoromethane (CFC-12)	ND	1.00		µg/L	1	6/15/2013 6:18:00 AM
Chloromethane	ND	1.00		µg/L	1	6/15/2013 6:18:00 AM
Vinyl chloride	ND	0.200		µg/L	1	6/15/2013 6:18:00 AM
Bromomethane	ND	1.00		µg/L	1	6/15/2013 6:18:00 AM
Trichlorofluoromethane (CFC-11)	ND	1.00		µg/L	1	6/15/2013 6:18:00 AM
Chloroethane	ND	1.00		µg/L	1	6/15/2013 6:18:00 AM
1,1-Dichloroethene	ND	1.00		µg/L	1	6/15/2013 6:18:00 AM
Methylene chloride	ND	1.00		µg/L	1	6/15/2013 6:18:00 AM
trans-1,2-Dichloroethene	ND	1.00		µg/L	1	6/15/2013 6:18:00 AM
Methyl tert-butyl ether (MTBE)	ND	1.00		µg/L	1	6/15/2013 6:18:00 AM
1,1-Dichloroethane	ND	1.00		µg/L	1	6/15/2013 6:18:00 AM
2,2-Dichloropropane	ND	2.00		µg/L	1	6/15/2013 6:18:00 AM
cis-1,2-Dichloroethene	ND	1.00		µg/L	1	6/15/2013 6:18:00 AM
Chloroform	ND	1.00		µg/L	1	6/15/2013 6:18:00 AM
1,1,1-Trichloroethane (TCA)	ND	1.00		µg/L	1	6/15/2013 6:18:00 AM
1,1-Dichloropropene	ND	1.00		µg/L	1	6/15/2013 6:18:00 AM
Carbon tetrachloride	ND	1.00		µg/L	1	6/15/2013 6:18:00 AM
1,2-Dichloroethane (EDC)	ND	1.00		µg/L	1	6/15/2013 6:18:00 AM
Benzene	ND	1.00		µg/L	1	6/15/2013 6:18:00 AM
Trichloroethene (TCE)	ND	1.00		µg/L	1	6/15/2013 6:18:00 AM
1,2-Dichloropropane	ND	1.00		µg/L	1	6/15/2013 6:18:00 AM
Bromodichloromethane	ND	1.00		µg/L	1	6/15/2013 6:18:00 AM
Dibromomethane	ND	1.00		µg/L	1	6/15/2013 6:18:00 AM
cis-1,3-Dichloropropene	ND	1.00		µg/L	1	6/15/2013 6:18:00 AM
Toluene	ND	1.00		µg/L	1	6/15/2013 6:18:00 AM
trans-1,3-Dichloropropene	ND	1.00		µg/L	1	6/15/2013 6:18:00 AM
1,1,2-Trichloroethane	ND	1.00		µg/L	1	6/15/2013 6:18:00 AM
1,3-Dichloropropane	ND	1.00		µg/L	1	6/15/2013 6:18:00 AM
Tetrachloroethene (PCE)	ND	1.00		µg/L	1	6/15/2013 6:18:00 AM
Dibromochloromethane	ND	1.00		µg/L	1	6/15/2013 6:18:00 AM
1,2-Dibromoethane (EDB)	ND	0.0100		µg/L	1	6/15/2013 6:18:00 AM
Chlorobenzene	ND	1.00		µg/L	1	6/15/2013 6:18:00 AM
1,1,1,2-Tetrachloroethane	ND	1.00		µg/L	1	6/15/2013 6:18:00 AM
Ethylbenzene	ND	1.00		µg/L	1	6/15/2013 6:18:00 AM
m,p-Xylene	ND	1.00		µg/L	1	6/15/2013 6:18:00 AM

**Qualifiers:** B Analyte detected in the associated Method Blank  
 E Value above quantitation range  
 J Analyte detected below quantitation limits  
 RL Reporting Limit

D Dilution was required  
 H Holding times for preparation or analysis exceeded  
 ND Not detected at the Reporting Limit  
 S Spike recovery outside accepted recovery limits



**Client:** G-Logics

**Collection Date:** 6/14/2013 9:00:00 AM

**Project:** 01-0868-B

**Lab ID:** 1306118-001

**Matrix:** Water

**Client Sample ID:** PG-MW-1

Analyses	Result	RL	Qual	Units	DF	Date Analyzed
----------	--------	----	------	-------	----	---------------

**Volatile Organic Compounds by EPA Method 8260**

Batch ID: R8908

Analyst: EM

o-Xylene	ND	1.00		µg/L	1	6/15/2013 6:18:00 AM
Styrene	ND	1.00		µg/L	1	6/15/2013 6:18:00 AM
Isopropylbenzene	ND	1.00		µg/L	1	6/15/2013 6:18:00 AM
Bromoform	ND	1.00		µg/L	1	6/15/2013 6:18:00 AM
1,1,2,2-Tetrachloroethane	ND	1.00		µg/L	1	6/15/2013 6:18:00 AM
n-Propylbenzene	ND	1.00		µg/L	1	6/15/2013 6:18:00 AM
Bromobenzene	ND	1.00		µg/L	1	6/15/2013 6:18:00 AM
1,3,5-Trimethylbenzene	ND	1.00		µg/L	1	6/15/2013 6:18:00 AM
2-Chlorotoluene	ND	1.00		µg/L	1	6/15/2013 6:18:00 AM
4-Chlorotoluene	ND	1.00		µg/L	1	6/15/2013 6:18:00 AM
tert-Butylbenzene	ND	1.00		µg/L	1	6/15/2013 6:18:00 AM
1,2,3-Trichloropropane	ND	1.00		µg/L	1	6/15/2013 6:18:00 AM
1,2,4-Trichlorobenzene	ND	2.00		µg/L	1	6/15/2013 6:18:00 AM
sec-Butylbenzene	ND	1.00		µg/L	1	6/15/2013 6:18:00 AM
4-Isopropyltoluene	ND	1.00		µg/L	1	6/15/2013 6:18:00 AM
1,3-Dichlorobenzene	ND	1.00		µg/L	1	6/15/2013 6:18:00 AM
1,4-Dichlorobenzene	ND	1.00		µg/L	1	6/15/2013 6:18:00 AM
n-Butylbenzene	ND	1.00		µg/L	1	6/15/2013 6:18:00 AM
1,2-Dichlorobenzene	ND	1.00		µg/L	1	6/15/2013 6:18:00 AM
1,2-Dibromo-3-chloropropane	ND	1.00		µg/L	1	6/15/2013 6:18:00 AM
1,2,4-Trimethylbenzene	ND	1.00		µg/L	1	6/15/2013 6:18:00 AM
Hexachlorobutadiene	ND	4.00		µg/L	1	6/15/2013 6:18:00 AM
Naphthalene	ND	1.00		µg/L	1	6/15/2013 6:18:00 AM
1,2,3-Trichlorobenzene	ND	4.00		µg/L	1	6/15/2013 6:18:00 AM
Surr: Dibromofluoromethane	100	72.1-122		%REC	1	6/15/2013 6:18:00 AM
Surr: Toluene-d8	99.6	62.1-129		%REC	1	6/15/2013 6:18:00 AM
Surr: 1-Bromo-4-fluorobenzene	98.8	66.8-124		%REC	1	6/15/2013 6:18:00 AM

**Qualifiers:** B Analyte detected in the associated Method Blank  
 E Value above quantitation range  
 J Analyte detected below quantitation limits  
 RL Reporting Limit

D Dilution was required  
 H Holding times for preparation or analysis exceeded  
 ND Not detected at the Reporting Limit  
 S Spike recovery outside accepted recovery limits



Work Order: 1306118  
 CLIENT: G-Logics  
 Project: 01-0868-B

**QC SUMMARY REPORT**  
**Volatile Organic Compounds by EPA Method 8260**

Sample ID: <b>LCS-R8908</b>	SampType: <b>LCS</b>	Units: <b>µg/L</b>	Prep Date: <b>6/15/2013</b>	RunNo: <b>8908</b>							
Client ID: <b>LCSW</b>	Batch ID: <b>R8908</b>		Analysis Date: <b>6/15/2013</b>	SeqNo: <b>178744</b>							
Analyte	Result	RL	SPK value	SPK Ref Val	%REC	LowLimit	HighLimit	RPD Ref Val	%RPD	RPDLimit	Qual

Analyte	Result	RL	SPK value	SPK Ref Val	%REC	LowLimit	HighLimit	RPD Ref Val	%RPD	RPDLimit	Qual
Dichlorodifluoromethane (CFC-12)	17.7	1.00	20.00	0	88.6	43.1	127				
Chloromethane	15.9	1.00	20.00	0	79.4	42.5	131				
Vinyl chloride	18.6	0.200	20.00	0	93.3	56.2	130				
Bromomethane	16.1	1.00	20.00	0	80.7	45.4	138				
Trichlorofluoromethane (CFC-11)	19.5	1.00	20.00	0	97.6	64.7	129				
Chloroethane	22.0	1.00	20.00	0	110	62.5	123				
1,1-Dichloroethene	20.4	1.00	20.00	0	102	60.7	146				
Methylene chloride	17.5	1.00	20.00	0	87.6	60.3	135				
trans-1,2-Dichloroethene	20.6	1.00	20.00	0	103	71.3	129				
Methyl tert-butyl ether (MTBE)	19.3	1.00	20.00	0	96.7	75.4	123				
1,1-Dichloroethane	19.6	1.00	20.00	0	98.0	71.3	129				
2,2-Dichloropropane	16.6	2.00	20.00	0	83.2	37.8	132				
cis-1,2-Dichloroethene	21.3	1.00	20.00	0	106	67.5	127				
Chloroform	20.6	1.00	20.00	0	103	70.3	123				
1,1,1-Trichloroethane (TCA)	20.0	1.00	20.00	0	100	67.9	134				
1,1-Dichloropropene	20.2	1.00	20.00	0	101	72.1	133				
Carbon tetrachloride	20.2	1.00	20.00	0	101	68	136				
1,2-Dichloroethane (EDC)	20.3	1.00	20.00	0	102	65.8	126				
Benzene	20.5	1.00	20.00	0	103	75.2	124				
Trichloroethene (TCE)	21.3	1.00	20.00	0	107	71.9	130				
1,2-Dichloropropane	20.2	1.00	20.00	0	101	71.9	131				
Bromodichloromethane	20.1	1.00	20.00	0	100	70	130				
Dibromomethane	20.0	1.00	20.00	0	99.8	74.2	125				
cis-1,3-Dichloropropene	19.5	1.00	20.00	0	97.5	62.8	135				
Toluene	20.4	1.00	20.00	0	102	75.2	129				
trans-1,3-Dichloropropene	19.7	1.00	20.00	0	98.7	58.1	138				
1,1,2-Trichloroethane	20.0	1.00	20.00	0	100	65.4	128				
1,3-Dichloropropane	20.0	1.00	20.00	0	100	71.9	131				
Tetrachloroethene (PCE)	20.6	1.00	20.00	0	103	52.4	140				

<b>Qualifiers:</b>	B	Analyte detected in the associated Method Blank	D	Dilution was required	E	Value above quantitation range
	H	Holding times for preparation or analysis exceeded	J	Analyte detected below quantitation limits	ND	Not detected at the Reporting Limit
	R	RPD outside accepted recovery limits	RL	Reporting Limit	S	Spike recovery outside accepted recovery limits

Work Order: 1306118  
 CLIENT: G-Logics  
 Project: 01-0868-B

**QC SUMMARY REPORT**  
**Volatile Organic Compounds by EPA Method 8260**

Sample ID: <b>LCS-R8908</b>	SampType: <b>LCS</b>	Units: <b>µg/L</b>	Prep Date: <b>6/15/2013</b>	RunNo: <b>8908</b>							
Client ID: <b>LCSW</b>	Batch ID: <b>R8908</b>		Analysis Date: <b>6/15/2013</b>	SeqNo: <b>178744</b>							
Analyte	Result	RL	SPK value	SPK Ref Val	%REC	LowLimit	HighLimit	RPD Ref Val	%RPD	RPDLimit	Qual

Analyte	Result	RL	SPK value	SPK Ref Val	%REC	LowLimit	HighLimit	RPD Ref Val	%RPD	RPDLimit	Qual
Dibromochloromethane	19.9	1.00	20.00	0	99.5	68.7	139				
1,2-Dibromoethane (EDB)	19.5	0.0100	20.00	0	97.4	71.2	129				
Chlorobenzene	19.7	1.00	20.00	0	98.7	77.2	122				
1,1,1,2-Tetrachloroethane	19.6	1.00	20.00	0	98.1	76.2	130				
Ethylbenzene	20.4	1.00	20.00	0	102	78	127				
m,p-Xylene	41.4	1.00	40.00	0	104	77.5	130				
o-Xylene	20.7	1.00	20.00	0	104	77.6	126				
Styrene	22.9	1.00	20.00	0	114	66.8	137				
Isopropylbenzene	20.1	1.00	20.00	0	101	75.9	133				
Bromoform	19.0	1.00	20.00	0	95.2	69.9	142				
1,1,1,2-Tetrachloroethane	18.2	1.00	20.00	0	90.9	68	134				
n-Propylbenzene	20.2	1.00	20.00	0	101	77.1	133				
Bromobenzene	20.0	1.00	20.00	0	100	71.1	131				
1,3,5-Trimethylbenzene	20.3	1.00	20.00	0	102	76.2	133				
2-Chlorotoluene	20.2	1.00	20.00	0	101	67.1	137				
4-Chlorotoluene	20.4	1.00	20.00	0	102	70.7	132				
tert-Butylbenzene	19.0	1.00	20.00	0	95.2	71.3	139				
1,2,3-Trichloropropane	19.2	1.00	20.00	0	96.2	70.8	132				
1,2,4-Trichlorobenzene	19.7	2.00	20.00	0	98.6	61.4	139				
sec-Butylbenzene	19.5	1.00	20.00	0	97.5	77.4	136				
4-Isopropyltoluene	19.1	1.00	20.00	0	95.5	78.1	131				
1,3-Dichlorobenzene	20.6	1.00	20.00	0	103	73.5	125				
1,4-Dichlorobenzene	20.9	1.00	20.00	0	104	71.4	125				
n-Butylbenzene	20.9	1.00	20.00	0	104	69.8	138				
1,2-Dichlorobenzene	20.4	1.00	20.00	0	102	74.2	123				
1,2-Dibromo-3-chloropropane	18.8	1.00	20.00	0	94.2	66.1	138				
1,2,4-Trimethylbenzene	19.5	1.00	20.00	0	97.6	72.3	133				
Hexachlorobutadiene	20.0	4.00	20.00	0	100	60.9	141				
Naphthalene	19.4	1.00	20.00	0	97.0	58.2	140				

<b>Qualifiers:</b>	B Analyte detected in the associated Method Blank	D Dilution was required	E Value above quantitation range
	H Holding times for preparation or analysis exceeded	J Analyte detected below quantitation limits	ND Not detected at the Reporting Limit
	R RPD outside accepted recovery limits	RL Reporting Limit	S Spike recovery outside accepted recovery limits

**Work Order:** 1306118  
**CLIENT:** G-Logics  
**Project:** 01-0868-B

**QC SUMMARY REPORT**  
**Volatile Organic Compounds by EPA Method 8260**

Sample ID: <b>LCS-R8908</b>	SampType: <b>LCS</b>	Units: <b>µg/L</b>	Prep Date: <b>6/15/2013</b>	RunNo: <b>8908</b>							
Client ID: <b>LCSW</b>	Batch ID: <b>R8908</b>		Analysis Date: <b>6/15/2013</b>	SeqNo: <b>178744</b>							
Analyte	Result	RL	SPK value	SPK Ref Val	%REC	LowLimit	HighLimit	RPD Ref Val	%RPD	RPDLimit	Qual

1,2,3-Trichlorobenzene	19.6	4.00	20.00	0	97.9	61.3	133				
Surr: Dibromofluoromethane	50.6		50.00		101	72.1	122				
Surr: Toluene-d8	51.3		50.00		103	62.1	129				
Surr: 1-Bromo-4-fluorobenzene	49.0		50.00		97.9	66.8	124				

Sample ID: <b>MB-R8908</b>	SampType: <b>MBLK</b>	Units: <b>µg/L</b>	Prep Date: <b>6/15/2013</b>	RunNo: <b>8908</b>							
Client ID: <b>MBLKW</b>	Batch ID: <b>R8908</b>		Analysis Date: <b>6/15/2013</b>	SeqNo: <b>178745</b>							
Analyte	Result	RL	SPK value	SPK Ref Val	%REC	LowLimit	HighLimit	RPD Ref Val	%RPD	RPDLimit	Qual

Dichlorodifluoromethane (CFC-12)	ND	1.00									
Chloromethane	ND	1.00									
Vinyl chloride	ND	0.200									
Bromomethane	ND	1.00									
Trichlorofluoromethane (CFC-11)	ND	1.00									
Chloroethane	ND	1.00									
1,1-Dichloroethene	ND	1.00									
Methylene chloride	ND	1.00									
trans-1,2-Dichloroethene	ND	1.00									
Methyl tert-butyl ether (MTBE)	ND	1.00									
1,1-Dichloroethane	ND	1.00									
2,2-Dichloropropane	ND	2.00									
cis-1,2-Dichloroethene	ND	1.00									
Chloroform	ND	1.00									
1,1,1-Trichloroethane (TCA)	ND	1.00									
1,1-Dichloropropene	ND	1.00									
Carbon tetrachloride	ND	1.00									
1,2-Dichloroethane (EDC)	ND	1.00									
Benzene	ND	1.00									

**Qualifiers:**

B	Analyte detected in the associated Method Blank	D	Dilution was required	E	Value above quantitation range
H	Holding times for preparation or analysis exceeded	J	Analyte detected below quantitation limits	ND	Not detected at the Reporting Limit
R	RPD outside accepted recovery limits	RL	Reporting Limit	S	Spike recovery outside accepted recovery limits



Date: 6/18/2013

**Work Order:** 1306118  
**CLIENT:** G-Logics  
**Project:** 01-0868-B

**QC SUMMARY REPORT**  
**Volatile Organic Compounds by EPA Method 8260**

Sample ID: <b>MB-R8908</b>	SampType: <b>MBLK</b>	Units: <b>µg/L</b>	Prep Date: <b>6/15/2013</b>	RunNo: <b>8908</b>							
Client ID: <b>MBLKW</b>	Batch ID: <b>R8908</b>		Analysis Date: <b>6/15/2013</b>	SeqNo: <b>178745</b>							
Analyte	Result	RL	SPK value	SPK Ref Val	%REC	LowLimit	HighLimit	RPD Ref Val	%RPD	RPDLimit	Qual

Analyte	Result	RL	SPK value	SPK Ref Val	%REC	LowLimit	HighLimit	RPD Ref Val	%RPD	RPDLimit	Qual
Trichloroethene (TCE)	ND	1.00									
1,2-Dichloropropane	ND	1.00									
Bromodichloromethane	ND	1.00									
Dibromomethane	ND	1.00									
cis-1,3-Dichloropropene	ND	1.00									
Toluene	ND	1.00									
trans-1,3-Dichloropropene	ND	1.00									
1,1,2-Trichloroethane	ND	1.00									
1,3-Dichloropropane	ND	1.00									
Tetrachloroethene (PCE)	ND	1.00									
Dibromochloromethane	ND	1.00									
1,2-Dibromoethane (EDB)	ND	0.0100									
Chlorobenzene	ND	1.00									
1,1,1,2-Tetrachloroethane	ND	1.00									
Ethylbenzene	ND	1.00									
m,p-Xylene	ND	1.00									
o-Xylene	ND	1.00									
Styrene	ND	1.00									
Isopropylbenzene	ND	1.00									
Bromoform	ND	1.00									
1,1,2,2-Tetrachloroethane	ND	1.00									
n-Propylbenzene	ND	1.00									
Bromobenzene	ND	1.00									
1,3,5-Trimethylbenzene	ND	1.00									
2-Chlorotoluene	ND	1.00									
4-Chlorotoluene	ND	1.00									
tert-Butylbenzene	ND	1.00									
1,2,3-Trichloropropane	ND	1.00									
1,2,4-Trichlorobenzene	ND	2.00									

<b>Qualifiers:</b>	B	Analyte detected in the associated Method Blank	D	Dilution was required	E	Value above quantitation range
	H	Holding times for preparation or analysis exceeded	J	Analyte detected below quantitation limits	ND	Not detected at the Reporting Limit
	R	RPD outside accepted recovery limits	RL	Reporting Limit	S	Spike recovery outside accepted recovery limits

Work Order: 1306118  
 CLIENT: G-Logics  
 Project: 01-0868-B

**QC SUMMARY REPORT**  
**Volatile Organic Compounds by EPA Method 8260**

Sample ID: <b>MB-R8908</b>	SampType: <b>MBLK</b>	Units: <b>µg/L</b>	Prep Date: <b>6/15/2013</b>	RunNo: <b>8908</b>							
Client ID: <b>MBLKW</b>	Batch ID: <b>R8908</b>		Analysis Date: <b>6/15/2013</b>	SeqNo: <b>178745</b>							
Analyte	Result	RL	SPK value	SPK Ref Val	%REC	LowLimit	HighLimit	RPD Ref Val	%RPD	RPDLimit	Qual

sec-Butylbenzene	ND	1.00									
4-Isopropyltoluene	ND	1.00									
1,3-Dichlorobenzene	ND	1.00									
1,4-Dichlorobenzene	ND	1.00									
n-Butylbenzene	ND	1.00									
1,2-Dichlorobenzene	ND	1.00									
1,2-Dibromo-3-chloropropane	ND	1.00									
1,2,4-Trimethylbenzene	ND	1.00									
Hexachlorobutadiene	ND	4.00									
Naphthalene	ND	1.00									
1,2,3-Trichlorobenzene	ND	4.00									
Surr: Dibromofluoromethane	50.3		50.00		101	72.1	122				
Surr: Toluene-d8	51.4		50.00		103	62.1	129				
Surr: 1-Bromo-4-fluorobenzene	49.2		50.00		98.3	66.8	124				

Sample ID: <b>1306093-002AMS</b>	SampType: <b>MS</b>	Units: <b>µg/L</b>	Prep Date: <b>6/15/2013</b>	RunNo: <b>8908</b>							
Client ID: <b>BATCH</b>	Batch ID: <b>R8908</b>		Analysis Date: <b>6/15/2013</b>	SeqNo: <b>178747</b>							
Analyte	Result	RL	SPK value	SPK Ref Val	%REC	LowLimit	HighLimit	RPD Ref Val	%RPD	RPDLimit	Qual

Dichlorodifluoromethane (CFC-12)	21.3	1.00	20.00	0	106	33.3	122				
Chloromethane	24.1	1.00	20.00	0	120	48.2	145				
Vinyl chloride	25.5	0.200	20.00	0.5600	125	45.6	149				
Bromomethane	22.4	1.00	20.00	0	112	31.5	135				
Trichlorofluoromethane (CFC-11)	21.1	1.00	20.00	0	105	54.7	138				
Chloroethane	25.4	1.00	20.00	0	127	52.7	140				
1,1-Dichloroethene	23.9	1.00	20.00	0	120	58.2	146				
Methylene chloride	22.5	1.00	20.00	0	112	65.1	127				
trans-1,2-Dichloroethene	25.9	1.00	20.00	0.3000	128	69	132				

**Qualifiers:**

B	Analyte detected in the associated Method Blank	D	Dilution was required	E	Value above quantitation range
H	Holding times for preparation or analysis exceeded	J	Analyte detected below quantitation limits	ND	Not detected at the Reporting Limit
R	RPD outside accepted recovery limits	RL	Reporting Limit	S	Spike recovery outside accepted recovery limits

**Work Order:** 1306118  
**CLIENT:** G-Logics  
**Project:** 01-0868-B

**QC SUMMARY REPORT**  
**Volatile Organic Compounds by EPA Method 8260**

Sample ID: <b>1306093-002AMS</b>	SampType: <b>MS</b>	Units: <b>µg/L</b>	Prep Date: <b>6/15/2013</b>	RunNo: <b>8908</b>							
Client ID: <b>BATCH</b>	Batch ID: <b>R8908</b>		Analysis Date: <b>6/15/2013</b>	SeqNo: <b>178747</b>							
Analyte	Result	RL	SPK value	SPK Ref Val	%REC	LowLimit	HighLimit	RPD Ref Val	%RPD	RPDLimit	Qual

Analyte	Result	RL	SPK value	SPK Ref Val	%REC	LowLimit	HighLimit	RPD Ref Val	%RPD	RPDLimit	Qual
Methyl tert-butyl ether (MTBE)	25.0	1.00	20.00	0	125	70	130				
1,1-Dichloroethane	24.9	1.00	20.00	0	124	74.7	133				
2,2-Dichloropropane	21.5	2.00	20.00	0	108	31.5	121				
cis-1,2-Dichloroethene	42.0	1.00	20.00	15.72	131	67.1	123				S
Chloroform	25.8	1.00	20.00	0	129	58.6	123				S
1,1,1-Trichloroethane (TCA)	25.8	1.00	20.00	0	129	64.2	146				
1,1-Dichloropropene	25.4	1.00	20.00	0	127	73.8	136				
Carbon tetrachloride	26.4	1.00	20.00	0	132	69.2	141				
1,2-Dichloroethane (EDC)	25.4	1.00	20.00	0	127	62.3	130				
Benzene	25.6	1.00	20.00	0	128	68.7	132				
Trichloroethene (TCE)	43.6	1.00	20.00	20.37	116	65.7	133				
1,2-Dichloropropane	25.4	1.00	20.00	0	127	70	130				
Bromodichloromethane	25.4	1.00	20.00	0	127	59.4	139				
Dibromomethane	24.6	1.00	20.00	0	123	65.5	130				
cis-1,3-Dichloropropene	24.7	1.00	20.00	0	123	63.3	124				
Toluene	28.3	1.00	20.00	2.380	130	68.4	133				
trans-1,3-Dichloropropene	25.0	1.00	20.00	0	125	57.7	125				
1,1,2-Trichloroethane	25.0	1.00	20.00	0	125	59.4	127				
1,3-Dichloropropane	25.1	1.00	20.00	0	125	68.2	134				
Tetrachloroethene (PCE)	301	1.00	20.00	287.6	68.4	51.5	109				E
Dibromochloromethane	23.4	1.00	20.00	0	117	66.2	138				
1,2-Dibromoethane (EDB)	23.6	0.0100	20.00	0	118	68.9	124				
Chlorobenzene	24.8	1.00	20.00	0	124	68.9	128				
1,1,1,2-Tetrachloroethane	24.7	1.00	20.00	0	124	67.3	135				
Ethylbenzene	25.4	1.00	20.00	0	127	67.3	135				
m,p-Xylene	49.5	1.00	40.00	0	124	63.3	135				
o-Xylene	19.2	1.00	20.00	0	96.2	67.8	131				
Styrene	21.9	1.00	20.00	0	109	67.2	123				
Isopropylbenzene	24.6	1.00	20.00	0	123	56	147				

<b>Qualifiers:</b>	B	Analyte detected in the associated Method Blank	D	Dilution was required	E	Value above quantitation range
	H	Holding times for preparation or analysis exceeded	J	Analyte detected below quantitation limits	ND	Not detected at the Reporting Limit
	R	RPD outside accepted recovery limits	RL	Reporting Limit	S	Spike recovery outside accepted recovery limits

Work Order: 1306118  
 CLIENT: G-Logics  
 Project: 01-0868-B

**QC SUMMARY REPORT**  
**Volatile Organic Compounds by EPA Method 8260**

Sample ID: <b>1306093-002AMS</b>	SampType: <b>MS</b>	Units: <b>µg/L</b>	Prep Date: <b>6/15/2013</b>	RunNo: <b>8908</b>							
Client ID: <b>BATCH</b>	Batch ID: <b>R8908</b>		Analysis Date: <b>6/15/2013</b>	SeqNo: <b>178747</b>							
Analyte	Result	RL	SPK value	SPK Ref Val	%REC	LowLimit	HighLimit	RPD Ref Val	%RPD	RPDLimit	Qual

Analyte	Result	RL	SPK value	SPK Ref Val	%REC	LowLimit	HighLimit	RPD Ref Val	%RPD	RPDLimit	Qual
Bromoform	23.5	1.00	20.00	0	117	61.4	136				
1,1,2,2-Tetrachloroethane	26.7	1.00	20.00	0	133	59.1	137				
n-Propylbenzene	24.3	1.00	20.00	0	122	57.6	142				
Bromobenzene	24.8	1.00	20.00	0	124	63.6	130				
1,3,5-Trimethylbenzene	24.3	1.00	20.00	0	121	59.9	136				
2-Chlorotoluene	25.6	1.00	20.00	0	128	63.4	134				
4-Chlorotoluene	24.7	1.00	20.00	0	124	58.4	134				
tert-Butylbenzene	24.2	1.00	20.00	0	121	74.2	141				
1,2,3-Trichloropropane	23.6	1.00	20.00	0	118	62.4	129				
1,2,4-Trichlorobenzene	23.6	2.00	20.00	0	118	53.7	120				
sec-Butylbenzene	24.6	1.00	20.00	0	123	56	146				
4-Isopropyltoluene	23.3	1.00	20.00	0	117	62.4	134				
1,3-Dichlorobenzene	24.4	1.00	20.00	0	122	58.2	128				
1,4-Dichlorobenzene	24.6	1.00	20.00	0	123	60.1	123				
n-Butylbenzene	23.8	1.00	20.00	0	119	54.6	135				
1,2-Dichlorobenzene	25.4	1.00	20.00	0	127	62.6	124				S
1,2-Dibromo-3-chloropropane	23.5	1.00	20.00	0	118	51.8	142				
1,2,4-Trimethylbenzene	24.3	1.00	20.00	0	122	63.7	132				
Hexachlorobutadiene	21.9	4.00	20.00	0	110	62.1	121				
Naphthalene	24.2	1.00	20.00	0	121	58.7	119				S
1,2,3-Trichlorobenzene	23.6	4.00	20.00	0	118	50.7	113				S
Surr: Dibromofluoromethane	50.8		50.00		102	72.1	122				
Surr: Toluene-d8	50.4		50.00		101	62.1	129				
Surr: 1-Bromo-4-fluorobenzene	48.8		50.00		97.6	66.8	124				

**NOTES:**

S - Outlying QC recoveries were observed. The method is in control as indicated by the LCS.

<b>Qualifiers:</b>	B Analyte detected in the associated Method Blank	D Dilution was required	E Value above quantitation range
	H Holding times for preparation or analysis exceeded	J Analyte detected below quantitation limits	ND Not detected at the Reporting Limit
	R RPD outside accepted recovery limits	RL Reporting Limit	S Spike recovery outside accepted recovery limits



Date: 6/18/2013

Work Order: 1306118  
 CLIENT: G-Logics  
 Project: 01-0868-B

**QC SUMMARY REPORT**  
**Volatile Organic Compounds by EPA Method 8260**

Sample ID: <b>1306093-001ADUP</b>	SampType: <b>DUP</b>	Units: <b>µg/L</b>	Prep Date: <b>6/15/2013</b>	RunNo: <b>8908</b>							
Client ID: <b>BATCH</b>	Batch ID: <b>R8908</b>		Analysis Date: <b>6/15/2013</b>	SeqNo: <b>178752</b>							
Analyte	Result	RL	SPK value	SPK Ref Val	%REC	LowLimit	HighLimit	RPD Ref Val	%RPD	RPDLimit	Qual

Dichlorodifluoromethane (CFC-12)	ND	1.00						0	0	30	
Chloromethane	ND	1.00						0	0	30	
Vinyl chloride	ND	0.200						0	0	30	
Bromomethane	ND	1.00						0	0	30	
Trichlorofluoromethane (CFC-11)	ND	1.00						0	0	30	
Chloroethane	ND	1.00						0	0	30	
1,1-Dichloroethene	ND	1.00						0	0	30	
Methylene chloride	ND	1.00						0	0	30	
trans-1,2-Dichloroethene	ND	1.00						0	0	30	
Methyl tert-butyl ether (MTBE)	ND	1.00						0	0	30	
1,1-Dichloroethane	ND	1.00						0	0	30	
2,2-Dichloropropane	ND	2.00						0	0	30	
cis-1,2-Dichloroethene	5.80	1.00						5.630	2.97	30	
Chloroform	ND	1.00						0	0	30	
1,1,1-Trichloroethane (TCA)	ND	1.00						0	0	30	
1,1-Dichloropropene	ND	1.00						0	0	30	
Carbon tetrachloride	ND	1.00						0	0	30	
1,2-Dichloroethane (EDC)	ND	1.00						0	0	30	
Benzene	ND	1.00						0	0	30	
Trichloroethene (TCE)	2.62	1.00						2.650	1.14	30	
1,2-Dichloropropane	ND	1.00						0	0	30	
Bromodichloromethane	ND	1.00						0	0	30	
Dibromomethane	ND	1.00						0	0	30	
cis-1,3-Dichloropropene	ND	1.00						0	0	30	
Toluene	ND	1.00						0	0	30	
trans-1,3-Dichloropropene	ND	1.00						0	0	30	
1,1,2-Trichloroethane	ND	1.00						0	0	30	
1,3-Dichloropropane	ND	1.00						0	0	30	
Tetrachloroethene (PCE)	35.2	1.00						35.62	1.13	30	

**Qualifiers:** B Analyte detected in the associated Method Blank  
 H Holding times for preparation or analysis exceeded  
 R RPD outside accepted recovery limits  
 D Dilution was required  
 J Analyte detected below quantitation limits  
 RL Reporting Limit  
 E Value above quantitation range  
 ND Not detected at the Reporting Limit  
 S Spike recovery outside accepted recovery limits

**Work Order:** 1306118  
**CLIENT:** G-Logics  
**Project:** 01-0868-B

**QC SUMMARY REPORT**  
**Volatile Organic Compounds by EPA Method 8260**

Sample ID: <b>1306093-001ADUP</b>	SampType: <b>DUP</b>	Units: <b>µg/L</b>	Prep Date: <b>6/15/2013</b>	RunNo: <b>8908</b>							
Client ID: <b>BATCH</b>	Batch ID: <b>R8908</b>		Analysis Date: <b>6/15/2013</b>	SeqNo: <b>178752</b>							
Analyte	Result	RL	SPK value	SPK Ref Val	%REC	LowLimit	HighLimit	RPD Ref Val	%RPD	RPDLimit	Qual

Analyte	Result	RL	SPK value	SPK Ref Val	%REC	LowLimit	HighLimit	RPD Ref Val	%RPD	RPDLimit	Qual
Dibromochloromethane	ND	1.00						0	0	30	
1,2-Dibromoethane (EDB)	ND	0.0100						0	0	30	
Chlorobenzene	ND	1.00						0	0	30	
1,1,1,2-Tetrachloroethane	ND	1.00						0	0	30	
Ethylbenzene	ND	1.00						0	0	30	
m,p-Xylene	ND	1.00						0	0	30	
o-Xylene	ND	1.00						0	0	30	
Styrene	ND	1.00						0	0	30	
Isopropylbenzene	ND	1.00						0	0	30	
Bromoform	ND	1.00						0	0	30	
1,1,2,2-Tetrachloroethane	ND	1.00						0	0	30	
n-Propylbenzene	ND	1.00						0	0	30	
Bromobenzene	ND	1.00						0	0	30	
1,3,5-Trimethylbenzene	ND	1.00						0	0	30	
2-Chlorotoluene	ND	1.00						0	0	30	
4-Chlorotoluene	ND	1.00						0	0	30	
tert-Butylbenzene	ND	1.00						0	0	30	
1,2,3-Trichloropropane	ND	1.00						0	0	30	
1,2,4-Trichlorobenzene	ND	2.00						0	0	30	
sec-Butylbenzene	ND	1.00						0	0	30	
4-Isopropyltoluene	ND	1.00						0	0	30	
1,3-Dichlorobenzene	ND	1.00						0	0	30	
1,4-Dichlorobenzene	ND	1.00						0	0	30	
n-Butylbenzene	ND	1.00						0	0	30	
1,2-Dichlorobenzene	ND	1.00						0	0	30	
1,2-Dibromo-3-chloropropane	ND	1.00						0	0	30	
1,2,4-Trimethylbenzene	ND	1.00						0	0	30	
Hexachlorobutadiene	ND	4.00						0	0	30	
Naphthalene	ND	1.00						0	0	30	

**Qualifiers:** B Analyte detected in the associated Method Blank      D Dilution was required      E Value above quantitation range  
H Holding times for preparation or analysis exceeded      J Analyte detected below quantitation limits      ND Not detected at the Reporting Limit  
R RPD outside accepted recovery limits      RL Reporting Limit      S Spike recovery outside accepted recovery limits

**Work Order:** 1306118  
**CLIENT:** G-Logics  
**Project:** 01-0868-B

**QC SUMMARY REPORT**  
**Volatile Organic Compounds by EPA Method 8260**

Sample ID: <b>1306093-001ADUP</b>	SampType: <b>DUP</b>	Units: <b>µg/L</b>	Prep Date: <b>6/15/2013</b>	RunNo: <b>8908</b>
Client ID: <b>BATCH</b>	Batch ID: <b>R8908</b>		Analysis Date: <b>6/15/2013</b>	SeqNo: <b>178752</b>

Analyte	Result	RL	SPK value	SPK Ref Val	%REC	LowLimit	HighLimit	RPD Ref Val	%RPD	RPDLimit	Qual
1,2,3-Trichlorobenzene	ND	4.00						0	0	30	
Surr: Dibromofluoromethane	50.2		50.00		100	72.1	122		0		
Surr: Toluene-d8	50.3		50.00		101	62.1	129		0		
Surr: 1-Bromo-4-fluorobenzene	51.0		50.00		102	66.8	124		0		

**Qualifiers:**
B Analyte detected in the associated Method Blank
D Dilution was required
E Value above quantitation range  
H Holding times for preparation or analysis exceeded
J Analyte detected below quantitation limits
ND Not detected at the Reporting Limit  
R RPD outside accepted recovery limits
RL Reporting Limit
S Spike recovery outside accepted recovery limits

Client Name: **GL**

 Work Order Number: **1306118**

 Logged by: **Chelsea Ward**

 Date Received: **6/14/2013 4:45:00 PM**

### Chain of Custody

1. Were custodial seals present? Yes  No  Not Required
2. Is Chain of Custody complete? Yes  No  Not Present
3. How was the sample delivered? Client

### Log In

4. Coolers are present? Yes  No  NA
5. Was an attempt made to cool the samples? Yes  No  NA
6. Were all coolers received at a temperature of >0° C to 10.0°C Yes  No  NA
7. Sample(s) in proper container(s)? Yes  No
8. Sufficient sample volume for indicated test(s)? Yes  No
9. Are samples properly preserved? Yes  No
10. Was preservative added to bottles? Yes  No  NA
11. Is there headspace present in VOA vials? Yes  No  NA
12. Did all sample containers arrive in good condition?(unbroken) Yes  No
13. Does paperwork match bottle labels? Yes  No
14. Are matrices correctly identified on Chain of Custody? Yes  No
15. Is it clear what analyses were requested? Yes  No
16. Were all holding times able to be met? Yes  No

### Special Handling (if applicable)

17. Was client notified of all discrepancies with this order? Yes  No  NA

Person Notified:	<input type="text"/>	Date:	<input type="text"/>
By Whom:	<input type="text"/>	Via:	<input type="checkbox"/> eMail <input type="checkbox"/> Phone <input type="checkbox"/> Fax <input type="checkbox"/> In Person
Regarding:	<input type="text"/>		
Client Instructions:	<input type="text"/>		

18. Additional remarks/Discrepancies

### Item Information

Item #	Temp °C	Condition
Cooler	9.8	Good
Sample	9.6	Good

# Chain of Custody Record



3600 Fremont Ave N.  
Seattle, WA 98103

Tel: 206-352-3790  
Fax: 206-352-7178

Laboratory Project No (Internal): 1306118  
Page: 1 of 1

Client: GLOGICS  
Address: 40 2nd Ave SE  
City, State, Zip: Issaquah WA 98027 Tel: 425 391 6874  
Reports To (PIN): Hawi Henney Fax: 425-313-3074 Email: hawi@glogics.com Project No: 01-0868-B

Project Name: 01-0868-B  
Location: Gilman  
Collected by: HH

Sample Name	Sample Date	Sample Time	Sample Type (Matrix)	VOC (PA 8250) EX/BTEX BY EPA 80210	Gasoline Range Organics BTEX BY EPA 80210	Hydrocarbon Ventilation (HCV) STMT VOL (PA 8270)	PCB (PA 8270-SM)	Chlorides (PA 8081)	Metals* (6020 / 200.8)	Total (T) Dissolved (D) *As (C)*	Comments/Depth
1 PG-MW-1	6/14	9:00	water	X							
2											
3											
4											
5											
6											
7											
8											
9											
10											

\*Metals Analysis (Circle): MICA-5 RICA-3 Priority Pollutants TAL Individual: Ag Al As B Ba Be Cd Co Cr Cu Fe Hg K MG Mn Mo Ni Pb Sb Se Sr Sn Ti Tl U V Zn

\*\*Anions (Circle): Nitrate Nitrite Chloride Sulfate Bromide Fluoride O-Phosphate Nitrate-Nitrite

Sample Disposal:  Return to Client  Disposal by Lab (A fee may be assessed if samples are retained after 30 days.)

Relinquished Date/Time: 6/14/13 4:45 Received Date/Time: 6/14/13 4:45 PM  
 Relinquished Date/Time: Hawi Henney Received Date/Time: [Signature]  
 Special Remarks: \_\_\_\_\_  
 TAT -> Next Day 2 Day 3 Day STD



3600 Fremont Ave. N.  
Seattle, WA 98103  
T: (206) 352-3790  
F: (206) 352-7178  
info@fremontanalytical.com

**G-Logics**

Stuart Hyde  
40 Second Ave. SE  
Issaquah, WA 98027

**RE: Gilman**

**Lab ID: 1307148**

August 06, 2013

**Attention Stuart Hyde:**

Fremont Analytical, Inc. received 1 sample(s) on 7/23/2013 for the analyses presented in the following report.

***Volatile Organic Compounds by EPA Method 8260***

This report consists of the following:

- Case Narrative
- Analytical Results
- Applicable Quality Control Summary Reports
- Chain of Custody

All analyses were performed consistent with the Quality Assurance program of Fremont Analytical, Inc. Please contact the laboratory if you should have any questions about the results.

Thank you for using Fremont Analytical.

Sincerely,

A handwritten signature in black ink, appearing to read "M. Dee".

Michael Dee  
Sr. Chemist / Principal



Date: 08/06/2013

---

**CLIENT:** G-Logics  
**Project:** Gilman  
**Lab Order:** 1307148

## Work Order Sample Summary

---

Lab Sample ID	Client Sample ID	Date/Time Collected	Date/Time Received
1307148-001	Gilman Drum	07/22/2013 2:30 PM	07/23/2013 4:00 PM

---

Note: If no "Time Collected" is supplied, a default of 12:00AM is assigned

**CLIENT:** G-Logics**Project:** Gilman

---

**I. SAMPLE RECEIPT:**

Samples receipt information is recorded on the attached Sample Receipt Checklist.

**II. GENERAL REPORTING COMMENTS:**

Results are reported on a wet weight basis unless dry-weight correction is denoted in the units field on the analytical report ("mg/kg-dry" or "ug/kg-dry").

Matrix Spike (MS) and MS Duplicate (MSD) samples are tested from an analytical batch of "like" matrix to check for possible matrix effect. The MS and MSD will provide site specific matrix data only for those samples which are spiked by the laboratory. The sample chosen for spike purposes may or may not have been a sample submitted in this sample delivery group. The validity of the analytical procedures for which data is reported in this analytical report is determined by the Laboratory Control Sample (LCS) and the Method Blank (MB). The LCS and the MB are processed with the samples and the MS/MSD to ensure method criteria are achieved throughout the entire analytical process.

**III. ANALYSES AND EXCEPTIONS:**

Exceptions associated with this report will be footnoted in the analytical results page(s) or the quality control summary page(s) and/or noted below.



# Analytical Report

WO#: 1307148

Date Reported: 8/6/2013

**Client:** G-Logics

**Collection Date:** 7/22/2013 2:30:00 PM

**Project:** Gilman

**Lab ID:** 1307148-001

**Matrix:** Water

**Client Sample ID:** Gilman Drum

Analyses	Result	RL	Qual	Units	DF	Date Analyzed
----------	--------	----	------	-------	----	---------------

**Volatile Organic Compounds by EPA Method 8260**

Batch ID: R9478

Analyst: EM

Dichlorodifluoromethane (CFC-12)	ND	1.00	*H	µg/L	1	8/5/2013 9:15:00 PM
Chloromethane	ND	1.00	H	µg/L	1	8/5/2013 9:15:00 PM
Vinyl chloride	ND	0.200	H	µg/L	1	8/5/2013 9:15:00 PM
Bromomethane	ND	1.00	H	µg/L	1	8/5/2013 9:15:00 PM
Trichlorofluoromethane (CFC-11)	ND	1.00	H	µg/L	1	8/5/2013 9:15:00 PM
Chloroethane	ND	1.00	H	µg/L	1	8/5/2013 9:15:00 PM
1,1-Dichloroethene	ND	1.00	H	µg/L	1	8/5/2013 9:15:00 PM
Methylene chloride	ND	1.00	H	µg/L	1	8/5/2013 9:15:00 PM
trans-1,2-Dichloroethene	ND	1.00	H	µg/L	1	8/5/2013 9:15:00 PM
Methyl tert-butyl ether (MTBE)	ND	1.00	H	µg/L	1	8/5/2013 9:15:00 PM
1,1-Dichloroethane	ND	1.00	H	µg/L	1	8/5/2013 9:15:00 PM
2,2-Dichloropropane	ND	2.00	H	µg/L	1	8/5/2013 9:15:00 PM
cis-1,2-Dichloroethene	ND	1.00	H	µg/L	1	8/5/2013 9:15:00 PM
Chloroform	1.39	1.00	H	µg/L	1	8/5/2013 9:15:00 PM
1,1,1-Trichloroethane (TCA)	ND	1.00	H	µg/L	1	8/5/2013 9:15:00 PM
1,1-Dichloropropene	ND	1.00	H	µg/L	1	8/5/2013 9:15:00 PM
Carbon tetrachloride	ND	1.00	H	µg/L	1	8/5/2013 9:15:00 PM
1,2-Dichloroethane (EDC)	ND	1.00	H	µg/L	1	8/5/2013 9:15:00 PM
Benzene	ND	1.00	H	µg/L	1	8/5/2013 9:15:00 PM
Trichloroethene (TCE)	ND	1.00	H	µg/L	1	8/5/2013 9:15:00 PM
1,2-Dichloropropane	ND	1.00	H	µg/L	1	8/5/2013 9:15:00 PM
Bromodichloromethane	ND	1.00	H	µg/L	1	8/5/2013 9:15:00 PM
Dibromomethane	ND	1.00	H	µg/L	1	8/5/2013 9:15:00 PM
cis-1,3-Dichloropropene	ND	1.00	H	µg/L	1	8/5/2013 9:15:00 PM
Toluene	ND	1.00	H	µg/L	1	8/5/2013 9:15:00 PM
trans-1,3-Dichloropropene	ND	1.00	H	µg/L	1	8/5/2013 9:15:00 PM
1,1,2-Trichloroethane	ND	1.00	H	µg/L	1	8/5/2013 9:15:00 PM
1,3-Dichloropropane	ND	1.00	H	µg/L	1	8/5/2013 9:15:00 PM
Tetrachloroethene (PCE)	ND	1.00	H	µg/L	1	8/5/2013 9:15:00 PM
Dibromochloromethane	1.45	1.00	H	µg/L	1	8/5/2013 9:15:00 PM
1,2-Dibromoethane (EDB)	ND	0.0100	H	µg/L	1	8/5/2013 9:15:00 PM
Chlorobenzene	ND	1.00	H	µg/L	1	8/5/2013 9:15:00 PM
1,1,1,2-Tetrachloroethane	ND	1.00	H	µg/L	1	8/5/2013 9:15:00 PM
Ethylbenzene	ND	1.00	H	µg/L	1	8/5/2013 9:15:00 PM
m,p-Xylene	ND	1.00	H	µg/L	1	8/5/2013 9:15:00 PM

**Qualifiers:** B Analyte detected in the associated Method Blank  
 E Value above quantitation range  
 J Analyte detected below quantitation limits  
 RL Reporting Limit

D Dilution was required  
 H Holding times for preparation or analysis exceeded  
 ND Not detected at the Reporting Limit  
 S Spike recovery outside accepted recovery limits



# Analytical Report

WO#: 1307148

Date Reported: 8/6/2013

Client: G-Logics

Collection Date: 7/22/2013 2:30:00 PM

Project: Gilman

Lab ID: 1307148-001

Matrix: Water

Client Sample ID: Gilman Drum

Analyses	Result	RL	Qual	Units	DF	Date Analyzed
----------	--------	----	------	-------	----	---------------

**Volatile Organic Compounds by EPA Method 8260**

Batch ID: R9478

Analyst: EM

o-Xylene	ND	1.00	H	µg/L	1	8/5/2013 9:15:00 PM
Styrene	ND	1.00	H	µg/L	1	8/5/2013 9:15:00 PM
Isopropylbenzene	ND	1.00	H	µg/L	1	8/5/2013 9:15:00 PM
Bromoform	ND	1.00	H	µg/L	1	8/5/2013 9:15:00 PM
1,1,2,2-Tetrachloroethane	ND	1.00	H	µg/L	1	8/5/2013 9:15:00 PM
n-Propylbenzene	ND	1.00	H	µg/L	1	8/5/2013 9:15:00 PM
Bromobenzene	ND	1.00	H	µg/L	1	8/5/2013 9:15:00 PM
1,3,5-Trimethylbenzene	ND	1.00	H	µg/L	1	8/5/2013 9:15:00 PM
2-Chlorotoluene	ND	1.00	H	µg/L	1	8/5/2013 9:15:00 PM
4-Chlorotoluene	ND	1.00	H	µg/L	1	8/5/2013 9:15:00 PM
tert-Butylbenzene	ND	1.00	H	µg/L	1	8/5/2013 9:15:00 PM
1,2,3-Trichloropropane	ND	1.00	H	µg/L	1	8/5/2013 9:15:00 PM
1,2,4-Trichlorobenzene	ND	2.00	H	µg/L	1	8/5/2013 9:15:00 PM
sec-Butylbenzene	ND	1.00	H	µg/L	1	8/5/2013 9:15:00 PM
4-Isopropyltoluene	ND	1.00	H	µg/L	1	8/5/2013 9:15:00 PM
1,3-Dichlorobenzene	ND	1.00	H	µg/L	1	8/5/2013 9:15:00 PM
1,4-Dichlorobenzene	ND	1.00	H	µg/L	1	8/5/2013 9:15:00 PM
n-Butylbenzene	ND	1.00	H	µg/L	1	8/5/2013 9:15:00 PM
1,2-Dichlorobenzene	ND	1.00	H	µg/L	1	8/5/2013 9:15:00 PM
1,2-Dibromo-3-chloropropane	ND	1.00	H	µg/L	1	8/5/2013 9:15:00 PM
1,2,4-Trimethylbenzene	ND	1.00	H	µg/L	1	8/5/2013 9:15:00 PM
Hexachlorobutadiene	ND	4.00	H	µg/L	1	8/5/2013 9:15:00 PM
Naphthalene	ND	1.00	H	µg/L	1	8/5/2013 9:15:00 PM
1,2,3-Trichlorobenzene	ND	4.00	H	µg/L	1	8/5/2013 9:15:00 PM
Surr: Dibromofluoromethane	103	72.1-122	H	%REC	1	8/5/2013 9:15:00 PM
Surr: Toluene-d8	100	62.1-129	H	%REC	1	8/5/2013 9:15:00 PM
Surr: 1-Bromo-4-fluorobenzene	98.9	66.8-124	H	%REC	1	8/5/2013 9:15:00 PM

**NOTES:**

\* - Flagged value is not within established control limits.

<b>Qualifiers:</b>	B	Analyte detected in the associated Method Blank	D	Dilution was required
	E	Value above quantitation range	H	Holding times for preparation or analysis exceeded
	J	Analyte detected below quantitation limits	ND	Not detected at the Reporting Limit
	RL	Reporting Limit	S	Spike recovery outside accepted recovery limits

Work Order: 1307148  
 CLIENT: G-Logics  
 Project: Gilman

**QC SUMMARY REPORT**  
**Volatile Organic Compounds by EPA Method 8260**

Sample ID: <b>LCS-R9478</b>	SampType: <b>LCS</b>	Units: <b>µg/L</b>	Prep Date: <b>8/5/2013</b>	RunNo: <b>9478</b>							
Client ID: <b>LCSW</b>	Batch ID: <b>R9478</b>		Analysis Date: <b>8/5/2013</b>	SeqNo: <b>190975</b>							
Analyte	Result	RL	SPK value	SPK Ref Val	%REC	LowLimit	HighLimit	RPD Ref Val	%RPD	RPDLimit	Qual

Analyte	Result	RL	SPK value	SPK Ref Val	%REC	LowLimit	HighLimit	RPD Ref Val	%RPD	RPDLimit	Qual
Dichlorodifluoromethane (CFC-12)	4.77	1.00	20.00	0	23.9	43.1	127				S
Chloromethane	10.5	1.00	20.00	0	52.7	42.5	131				
Vinyl chloride	11.2	0.200	20.00	0	56.2	56.2	130				
Bromomethane	12.6	1.00	20.00	0	62.9	45.4	138				
Trichlorofluoromethane (CFC-11)	14.1	1.00	20.00	0	70.6	64.7	129				
Chloroethane	13.5	1.00	20.00	0	67.6	62.5	123				
1,1-Dichloroethene	15.2	1.00	20.00	0	75.8	60.7	146				
Methylene chloride	15.9	1.00	20.00	0	79.4	60.3	135				
trans-1,2-Dichloroethene	15.9	1.00	20.00	0	79.7	71.3	129				
Methyl tert-butyl ether (MTBE)	17.3	1.00	20.00	0	86.6	75.4	123				
1,1-Dichloroethane	16.4	1.00	20.00	0	82.2	71.3	129				
2,2-Dichloropropane	17.3	2.00	20.00	0	86.7	37.8	132				
cis-1,2-Dichloroethene	16.5	1.00	20.00	0	82.4	67.5	127				
Chloroform	16.3	1.00	20.00	0	81.3	70.3	123				
1,1,1-Trichloroethane (TCA)	16.6	1.00	20.00	0	83.0	67.9	134				
1,1-Dichloropropene	15.8	1.00	20.00	0	78.8	72.1	133				
Carbon tetrachloride	16.7	1.00	20.00	0	83.4	68	136				
1,2-Dichloroethane (EDC)	16.8	1.00	20.00	0	83.9	65.8	126				
Benzene	15.9	1.00	20.00	0	79.6	75.2	124				
Trichloroethene (TCE)	16.6	1.00	20.00	0	83.2	71.9	130				
1,2-Dichloropropane	16.3	1.00	20.00	0	81.4	71.9	131				
Bromodichloromethane	16.4	1.00	20.00	0	81.8	70	130				
Dibromomethane	17.5	1.00	20.00	0	87.3	74.2	125				
cis-1,3-Dichloropropene	16.5	1.00	20.00	0	82.6	62.8	135				
Toluene	16.8	1.00	20.00	0	84.2	75.2	129				
trans-1,3-Dichloropropene	16.4	1.00	20.00	0	81.8	58.1	138				
1,1,2-Trichloroethane	16.6	1.00	20.00	0	82.9	65.4	128				
1,3-Dichloropropane	17.1	1.00	20.00	0	85.4	71.9	131				
Tetrachloroethene (PCE)	17.1	1.00	20.00	0	85.4	52.4	140				

<b>Qualifiers:</b>	B	Analyte detected in the associated Method Blank	D	Dilution was required	E	Value above quantitation range
	H	Holding times for preparation or analysis exceeded	J	Analyte detected below quantitation limits	ND	Not detected at the Reporting Limit
	R	RPD outside accepted recovery limits	RL	Reporting Limit	S	Spike recovery outside accepted recovery limits

Work Order: 1307148

CLIENT: G-Logics

Project: Gilman

## QC SUMMARY REPORT

### Volatile Organic Compounds by EPA Method 8260

Sample ID: <b>LCS-R9478</b>	SampType: <b>LCS</b>	Units: <b>µg/L</b>	Prep Date: <b>8/5/2013</b>	RunNo: <b>9478</b>							
Client ID: <b>LCSW</b>	Batch ID: <b>R9478</b>		Analysis Date: <b>8/5/2013</b>	SeqNo: <b>190975</b>							
Analyte	Result	RL	SPK value	SPK Ref Val	%REC	LowLimit	HighLimit	RPD Ref Val	%RPD	RPDLimit	Qual

Analyte	Result	RL	SPK value	SPK Ref Val	%REC	LowLimit	HighLimit	RPD Ref Val	%RPD	RPDLimit	Qual
Dibromochloromethane	17.2	1.00	20.00	0	85.8	68.7	139				
1,2-Dibromoethane (EDB)	16.7	0.0100	20.00	0	83.4	71.2	129				
Chlorobenzene	16.2	1.00	20.00	0	81.2	77.2	122				
1,1,1,2-Tetrachloroethane	17.0	1.00	20.00	0	85.2	76.2	130				
Ethylbenzene	16.0	1.00	20.00	0	80.0	78	127				
m,p-Xylene	32.5	1.00	40.00	0	81.3	77.5	130				
o-Xylene	15.9	1.00	20.00	0	79.7	77.6	126				
Styrene	16.1	1.00	20.00	0	80.7	66.8	137				
Isopropylbenzene	15.7	1.00	20.00	0	78.5	75.9	133				
Bromoform	16.5	1.00	20.00	0	82.4	69.9	142				
1,1,2,2-Tetrachloroethane	16.9	1.00	20.00	0	84.4	68	134				
n-Propylbenzene	15.8	1.00	20.00	0	79.2	77.1	133				
Bromobenzene	15.9	1.00	20.00	0	79.6	71.1	131				
1,3,5-Trimethylbenzene	15.5	1.00	20.00	0	77.6	76.2	133				
2-Chlorotoluene	15.6	1.00	20.00	0	78.0	67.1	137				
4-Chlorotoluene	15.9	1.00	20.00	0	79.7	70.7	132				
tert-Butylbenzene	15.3	1.00	20.00	0	76.7	71.3	139				
1,2,3-Trichloropropane	17.0	1.00	20.00	0	85.0	70.8	132				
1,2,4-Trichlorobenzene	17.5	2.00	20.00	0	87.6	61.4	139				
sec-Butylbenzene	15.7	1.00	20.00	0	78.4	77.4	136				
4-Isopropyltoluene	16.1	1.00	20.00	0	80.3	78.1	131				
1,3-Dichlorobenzene	16.3	1.00	20.00	0	81.4	73.5	125				
1,4-Dichlorobenzene	16.7	1.00	20.00	0	83.6	71.4	125				
n-Butylbenzene	16.4	1.00	20.00	0	82.1	69.8	138				
1,2-Dichlorobenzene	16.8	1.00	20.00	0	84.2	74.2	123				
1,2-Dibromo-3-chloropropane	17.6	1.00	20.00	0	88.2	66.1	138				
1,2,4-Trimethylbenzene	15.7	1.00	20.00	0	78.3	72.3	133				
Hexachlorobutadiene	17.4	4.00	20.00	0	86.9	60.9	141				
Naphthalene	17.2	1.00	20.00	0	85.8	58.2	140				

<b>Qualifiers:</b>	B	Analyte detected in the associated Method Blank	D	Dilution was required	E	Value above quantitation range
	H	Holding times for preparation or analysis exceeded	J	Analyte detected below quantitation limits	ND	Not detected at the Reporting Limit
	R	RPD outside accepted recovery limits	RL	Reporting Limit	S	Spike recovery outside accepted recovery limits

Work Order: 1307148

CLIENT: G-Logics

Project: Gilman

## QC SUMMARY REPORT

### Volatile Organic Compounds by EPA Method 8260

Sample ID: <b>LCS-R9478</b>	SampType: <b>LCS</b>	Units: <b>µg/L</b>	Prep Date: <b>8/5/2013</b>	RunNo: <b>9478</b>							
Client ID: <b>LCSW</b>	Batch ID: <b>R9478</b>		Analysis Date: <b>8/5/2013</b>	SeqNo: <b>190975</b>							
Analyte	Result	RL	SPK value	SPK Ref Val	%REC	LowLimit	HighLimit	RPD Ref Val	%RPD	RPDLimit	Qual

1,2,3-Trichlorobenzene	17.2	4.00	20.00	0	85.9	61.3	133				
Surr: Dibromofluoromethane	49.2		50.00		98.5	72.1	122				
Surr: Toluene-d8	50.4		50.00		101	62.1	129				
Surr: 1-Bromo-4-fluorobenzene	50.1		50.00		100	66.8	124				

**NOTES:**

S - Low Quality Control recoveries were observed for Dichlorodifluoromethane. Batch samples have been flagged with an \*

Sample ID: <b>MB-R9478</b>	SampType: <b>MBLK</b>	Units: <b>µg/L</b>	Prep Date: <b>8/5/2013</b>	RunNo: <b>9478</b>							
Client ID: <b>MBLKW</b>	Batch ID: <b>R9478</b>		Analysis Date: <b>8/5/2013</b>	SeqNo: <b>190976</b>							
Analyte	Result	RL	SPK value	SPK Ref Val	%REC	LowLimit	HighLimit	RPD Ref Val	%RPD	RPDLimit	Qual

Dichlorodifluoromethane (CFC-12)	ND	1.00									*
Chloromethane	ND	1.00									
Vinyl chloride	ND	0.200									
Bromomethane	ND	1.00									
Trichlorofluoromethane (CFC-11)	ND	1.00									
Chloroethane	ND	1.00									
1,1-Dichloroethene	ND	1.00									
Methylene chloride	ND	1.00									
trans-1,2-Dichloroethene	ND	1.00									
Methyl tert-butyl ether (MTBE)	ND	1.00									
1,1-Dichloroethane	ND	1.00									
2,2-Dichloropropane	ND	2.00									
cis-1,2-Dichloroethene	ND	1.00									
Chloroform	ND	1.00									
1,1,1-Trichloroethane (TCA)	ND	1.00									
1,1-Dichloropropene	ND	1.00									
Carbon tetrachloride	ND	1.00									
1,2-Dichloroethane (EDC)	ND	1.00									

<b>Qualifiers:</b>	B	Analyte detected in the associated Method Blank	D	Dilution was required	E	Value above quantitation range
	H	Holding times for preparation or analysis exceeded	J	Analyte detected below quantitation limits	ND	Not detected at the Reporting Limit
	R	RPD outside accepted recovery limits	RL	Reporting Limit	S	Spike recovery outside accepted recovery limits



Date: 8/6/2013

Work Order: 1307148  
 CLIENT: G-Logics  
 Project: Gilman

**QC SUMMARY REPORT**  
**Volatile Organic Compounds by EPA Method 8260**

Sample ID: <b>MB-R9478</b>	SampType: <b>MBLK</b>	Units: <b>µg/L</b>	Prep Date: <b>8/5/2013</b>	RunNo: <b>9478</b>
Client ID: <b>MBLKW</b>	Batch ID: <b>R9478</b>		Analysis Date: <b>8/5/2013</b>	SeqNo: <b>190976</b>

Analyte	Result	RL	SPK value	SPK Ref Val	%REC	LowLimit	HighLimit	RPD Ref Val	%RPD	RPDLimit	Qual
Benzene	ND	1.00									
Trichloroethene (TCE)	ND	1.00									
1,2-Dichloropropane	ND	1.00									
Bromodichloromethane	ND	1.00									
Dibromomethane	ND	1.00									
cis-1,3-Dichloropropene	ND	1.00									
Toluene	ND	1.00									
trans-1,3-Dichloropropene	ND	1.00									
1,1,2-Trichloroethane	ND	1.00									
1,3-Dichloropropane	ND	1.00									
Tetrachloroethene (PCE)	ND	1.00									
Dibromochloromethane	ND	1.00									
1,2-Dibromoethane (EDB)	ND	0.0100									
Chlorobenzene	ND	1.00									
1,1,1,2-Tetrachloroethane	ND	1.00									
Ethylbenzene	ND	1.00									
m,p-Xylene	ND	1.00									
o-Xylene	ND	1.00									
Styrene	ND	1.00									
Isopropylbenzene	ND	1.00									
Bromoform	ND	1.00									
1,1,1,2,2-Tetrachloroethane	ND	1.00									
n-Propylbenzene	ND	1.00									
Bromobenzene	ND	1.00									
1,3,5-Trimethylbenzene	ND	1.00									
2-Chlorotoluene	ND	1.00									
4-Chlorotoluene	ND	1.00									
tert-Butylbenzene	ND	1.00									
1,2,3-Trichloropropane	ND	1.00									

<b>Qualifiers:</b>	B	Analyte detected in the associated Method Blank	D	Dilution was required	E	Value above quantitation range
	H	Holding times for preparation or analysis exceeded	J	Analyte detected below quantitation limits	ND	Not detected at the Reporting Limit
	R	RPD outside accepted recovery limits	RL	Reporting Limit	S	Spike recovery outside accepted recovery limits

**Work Order:** 1307148  
**CLIENT:** G-Logics  
**Project:** Gilman

**QC SUMMARY REPORT**  
**Volatile Organic Compounds by EPA Method 8260**

Sample ID: <b>MB-R9478</b>	SampType: <b>MBLK</b>	Units: <b>µg/L</b>	Prep Date: <b>8/5/2013</b>	RunNo: <b>9478</b>
Client ID: <b>MBLKW</b>	Batch ID: <b>R9478</b>		Analysis Date: <b>8/5/2013</b>	SeqNo: <b>190976</b>

Analyte	Result	RL	SPK value	SPK Ref Val	%REC	LowLimit	HighLimit	RPD Ref Val	%RPD	RPDLimit	Qual
1,2,4-Trichlorobenzene	ND	2.00									
sec-Butylbenzene	ND	1.00									
4-Isopropyltoluene	ND	1.00									
1,3-Dichlorobenzene	ND	1.00									
1,4-Dichlorobenzene	ND	1.00									
n-Butylbenzene	ND	1.00									
1,2-Dichlorobenzene	ND	1.00									
1,2-Dibromo-3-chloropropane	ND	1.00									
1,2,4-Trimethylbenzene	ND	1.00									
Hexachlorobutadiene	ND	4.00									
Naphthalene	ND	1.00									
1,2,3-Trichlorobenzene	ND	4.00									
Surr: Dibromofluoromethane	49.2		50.00		98.5	72.1	122				
Surr: Toluene-d8	49.7		50.00		99.4	62.1	129				
Surr: 1-Bromo-4-fluorobenzene	48.1		50.00		96.2	66.8	124				

**NOTES:**

\* - Flagged value is not within established control limits.

Sample ID: <b>1307148-001AMS</b>	SampType: <b>MS</b>	Units: <b>µg/L</b>	Prep Date: <b>8/5/2013</b>	RunNo: <b>9478</b>
Client ID: <b>Gilman Drum</b>	Batch ID: <b>R9478</b>		Analysis Date: <b>8/5/2013</b>	SeqNo: <b>191108</b>

Analyte	Result	RL	SPK value	SPK Ref Val	%REC	LowLimit	HighLimit	RPD Ref Val	%RPD	RPDLimit	Qual
Dichlorodifluoromethane (CFC-12)	4.29	1.00	20.00	0	21.4	33.3	122				S*H
Chloromethane	10.8	1.00	20.00	0	53.8	48.2	145				H
Vinyl chloride	10.5	0.200	20.00	0	52.7	45.6	149				H
Bromomethane	11.0	1.00	20.00	0	55.0	31.5	135				H
Trichlorofluoromethane (CFC-11)	12.9	1.00	20.00	0	64.6	54.7	138				H
Chloroethane	12.6	1.00	20.00	0	63.1	52.7	140				H
1,1-Dichloroethene	14.8	1.00	20.00	0	73.9	58.2	146				H

**Qualifiers:**

B	Analyte detected in the associated Method Blank	D	Dilution was required	E	Value above quantitation range
H	Holding times for preparation or analysis exceeded	J	Analyte detected below quantitation limits	ND	Not detected at the Reporting Limit
R	RPD outside accepted recovery limits	RL	Reporting Limit	S	Spike recovery outside accepted recovery limits



Date: 8/6/2013

Work Order: 1307148

CLIENT: G-Logics

Project: Gilman

## QC SUMMARY REPORT

### Volatile Organic Compounds by EPA Method 8260

Sample ID: <b>1307148-001AMS</b>	SampType: <b>MS</b>	Units: <b>µg/L</b>	Prep Date: <b>8/5/2013</b>	RunNo: <b>9478</b>							
Client ID: <b>Gilman Drum</b>	Batch ID: <b>R9478</b>		Analysis Date: <b>8/5/2013</b>	SeqNo: <b>191108</b>							
Analyte	Result	RL	SPK value	SPK Ref Val	%REC	LowLimit	HighLimit	RPD Ref Val	%RPD	RPDLimit	Qual

Analyte	Result	RL	SPK value	SPK Ref Val	%REC	LowLimit	HighLimit	RPD Ref Val	%RPD	RPDLimit	Qual
Methylene chloride	15.1	1.00	20.00	0	75.5	65.1	127				H
trans-1,2-Dichloroethene	14.8	1.00	20.00	0	73.8	69	132				H
Methyl tert-butyl ether (MTBE)	15.1	1.00	20.00	0	75.5	70	130				H
1,1-Dichloroethane	15.9	1.00	20.00	0	79.3	74.7	133				H
2,2-Dichloropropane	11.6	2.00	20.00	0	58.2	31.5	121				H
cis-1,2-Dichloroethene	15.6	1.00	20.00	0	77.8	67.1	123				H
Chloroform	16.9	1.00	20.00	1.390	77.6	58.6	123				H
1,1,1-Trichloroethane (TCA)	15.3	1.00	20.00	0	76.4	64.2	146				H
1,1-Dichloropropene	14.2	1.00	20.00	0	71.2	73.8	136				SH
Carbon tetrachloride	15.0	1.00	20.00	0	74.8	69.2	141				H
1,2-Dichloroethane (EDC)	16.2	1.00	20.00	0	80.8	62.3	130				H
Benzene	15.3	1.00	20.00	0	76.4	68.7	132				H
Trichloroethene (TCE)	15.2	1.00	20.00	0	76.1	65.7	133				H
1,2-Dichloropropane	14.3	1.00	20.00	0	71.3	70	130				H
Bromodichloromethane	16.4	1.00	20.00	0	82.2	59.4	139				H
Dibromomethane	15.3	1.00	20.00	0	76.5	65.5	130				H
cis-1,3-Dichloropropene	13.6	1.00	20.00	0	68.2	63.3	124				H
Toluene	14.7	1.00	20.00	0	73.6	68.4	133				H
trans-1,3-Dichloropropene	14.2	1.00	20.00	0	70.8	57.7	125				H
1,1,2-Trichloroethane	15.1	1.00	20.00	0	75.4	59.4	127				H
1,3-Dichloropropane	14.5	1.00	20.00	0	72.7	68.2	134				H
Tetrachloroethene (PCE)	14.5	1.00	20.00	0	72.7	51.5	109				H
Dibromochloromethane	16.7	1.00	20.00	1.450	76.2	66.2	138				H
1,2-Dibromoethane (EDB)	15.3	0.0100	20.00	0	76.5	68.9	124				H
Chlorobenzene	14.5	1.00	20.00	0	72.4	68.9	128				H
1,1,1,2-Tetrachloroethane	15.1	1.00	20.00	0	75.3	67.3	135				H
Ethylbenzene	14.0	1.00	20.00	0	70.0	67.3	135				H
m,p-Xylene	28.5	1.00	40.00	0	71.2	63.3	135				H
o-Xylene	14.8	1.00	20.00	0	73.8	67.8	131				H

<b>Qualifiers:</b>	B	Analyte detected in the associated Method Blank	D	Dilution was required	E	Value above quantitation range
	H	Holding times for preparation or analysis exceeded	J	Analyte detected below quantitation limits	ND	Not detected at the Reporting Limit
	R	RPD outside accepted recovery limits	RL	Reporting Limit	S	Spike recovery outside accepted recovery limits

Work Order: 1307148  
 CLIENT: G-Logics  
 Project: Gilman

**QC SUMMARY REPORT**  
**Volatile Organic Compounds by EPA Method 8260**

Sample ID: <b>1307148-001AMS</b>	SampType: <b>MS</b>	Units: <b>µg/L</b>	Prep Date: <b>8/5/2013</b>	RunNo: <b>9478</b>
Client ID: <b>Gilman Drum</b>	Batch ID: <b>R9478</b>		Analysis Date: <b>8/5/2013</b>	SeqNo: <b>191108</b>

Analyte	Result	RL	SPK value	SPK Ref Val	%REC	LowLimit	HighLimit	RPD Ref Val	%RPD	RPDLimit	Qual
Styrene	13.1	1.00	20.00	0	65.4	67.2	123				SH
Isopropylbenzene	13.2	1.00	20.00	0	65.8	56	147				H
Bromoform	14.8	1.00	20.00	0	73.8	61.4	136				H
1,1,2,2-Tetrachloroethane	14.6	1.00	20.00	0	73.2	59.1	137				H
n-Propylbenzene	12.8	1.00	20.00	0	63.9	57.6	142				H
Bromobenzene	13.9	1.00	20.00	0	69.4	63.6	130				H
1,3,5-Trimethylbenzene	12.7	1.00	20.00	0	63.6	59.9	136				H
2-Chlorotoluene	12.9	1.00	20.00	0	64.5	63.4	134				H
4-Chlorotoluene	12.6	1.00	20.00	0	63.2	58.4	134				H
tert-Butylbenzene	12.9	1.00	20.00	0	64.7	74.2	141				SH
1,2,3-Trichloropropane	15.9	1.00	20.00	0	79.4	62.4	129				H
1,2,4-Trichlorobenzene	12.3	2.00	20.00	0	61.4	53.7	120				H
sec-Butylbenzene	12.5	1.00	20.00	0	62.7	56	146				H
4-Isopropyltoluene	12.7	1.00	20.00	0	63.3	62.4	134				H
1,3-Dichlorobenzene	13.1	1.00	20.00	0	65.6	58.2	128				H
1,4-Dichlorobenzene	14.0	1.00	20.00	0	69.9	60.1	123				H
n-Butylbenzene	12.1	1.00	20.00	0	60.4	54.6	135				H
1,2-Dichlorobenzene	13.8	1.00	20.00	0	69.1	62.6	124				H
1,2-Dibromo-3-chloropropane	16.9	1.00	20.00	0	84.5	51.8	142				H
1,2,4-Trimethylbenzene	12.3	1.00	20.00	0	61.4	63.7	132				SH
Hexachlorobutadiene	12.3	4.00	20.00	0	61.5	62.1	121				SH
Naphthalene	14.5	1.00	20.00	0	72.4	58.7	119				H
1,2,3-Trichlorobenzene	14.4	4.00	20.00	0	72.0	50.7	113				H
Surr: Dibromofluoromethane	49.9		50.00		99.8	72.1	122				H
Surr: Toluene-d8	50.0		50.00		100	62.1	129				H
Surr: 1-Bromo-4-fluorobenzene	51.0		50.00		102	66.8	124				H

**NOTES:**

\* - Flagged value is not within established control limits.

S - Outlying QC recoveries were observed. The method is in control as indicated by the LCS with the exception of Dichlorodifluoromethane which is qualified.

<b>Qualifiers:</b>	B	Analyte detected in the associated Method Blank	D	Dilution was required	E	Value above quantitation range
	H	Holding times for preparation or analysis exceeded	J	Analyte detected below quantitation limits	ND	Not detected at the Reporting Limit
	R	RPD outside accepted recovery limits	RL	Reporting Limit	S	Spike recovery outside accepted recovery limits

Work Order: 1307148

CLIENT: G-Logics

Project: Gilman

## QC SUMMARY REPORT

### Volatile Organic Compounds by EPA Method 8260

Sample ID: <b>1308027-015ADUP</b>	SampType: <b>DUP</b>	Units: <b>µg/L</b>	Prep Date: <b>8/5/2013</b>	RunNo: <b>9478</b>							
Client ID: <b>BATCH</b>	Batch ID: <b>R9478</b>		Analysis Date: <b>8/5/2013</b>	SeqNo: <b>191115</b>							
Analyte	Result	RL	SPK value	SPK Ref Val	%REC	LowLimit	HighLimit	RPD Ref Val	%RPD	RPDLimit	Qual

Dichlorodifluoromethane (CFC-12)	ND	1.00						0	0	30	*
Chloromethane	ND	1.00						0	0	30	
Vinyl chloride	ND	0.200						0	0	30	
Bromomethane	ND	1.00						0	0	30	
Trichlorofluoromethane (CFC-11)	ND	1.00						0	0	30	
Chloroethane	ND	1.00						0	0	30	
1,1-Dichloroethene	ND	1.00						0	0	30	
Methylene chloride	ND	1.00						0	0	30	
trans-1,2-Dichloroethene	ND	1.00						0	0	30	
Methyl tert-butyl ether (MTBE)	ND	1.00						0	0	30	
1,1-Dichloroethane	ND	1.00						0	0	30	
2,2-Dichloropropane	ND	2.00						0	0	30	
cis-1,2-Dichloroethene	ND	1.00						0	0	30	
Chloroform	ND	1.00						0	0	30	
1,1,1-Trichloroethane (TCA)	ND	1.00						0	0	30	
1,1-Dichloropropene	ND	1.00						0	0	30	
Carbon tetrachloride	ND	1.00						0	0	30	
1,2-Dichloroethane (EDC)	ND	1.00						0	0	30	
Benzene	ND	1.00						0	0	30	
Trichloroethene (TCE)	ND	1.00						0	0	30	
1,2-Dichloropropane	ND	1.00						0	0	30	
Bromodichloromethane	ND	1.00						0	0	30	
Dibromomethane	ND	1.00						0	0	30	
cis-1,3-Dichloropropene	ND	1.00						0	0	30	
Toluene	ND	1.00						0	0	30	
trans-1,3-Dichloropropene	ND	1.00						0	0	30	
1,1,2-Trichloroethane	ND	1.00						0	0	30	
1,3-Dichloropropane	ND	1.00						0	0	30	
Tetrachloroethene (PCE)	ND	1.00						0	0	30	

<b>Qualifiers:</b>	B	Analyte detected in the associated Method Blank	D	Dilution was required	E	Value above quantitation range
	H	Holding times for preparation or analysis exceeded	J	Analyte detected below quantitation limits	ND	Not detected at the Reporting Limit
	R	RPD outside accepted recovery limits	RL	Reporting Limit	S	Spike recovery outside accepted recovery limits

Work Order: 1307148  
 CLIENT: G-Logics  
 Project: Gilman

**QC SUMMARY REPORT**  
**Volatile Organic Compounds by EPA Method 8260**

Sample ID: <b>1308027-015ADUP</b>	SampType: <b>DUP</b>	Units: <b>µg/L</b>	Prep Date: <b>8/5/2013</b>	RunNo: <b>9478</b>							
Client ID: <b>BATCH</b>	Batch ID: <b>R9478</b>		Analysis Date: <b>8/5/2013</b>	SeqNo: <b>191115</b>							
Analyte	Result	RL	SPK value	SPK Ref Val	%REC	LowLimit	HighLimit	RPD Ref Val	%RPD	RPDLimit	Qual

Dibromochloromethane	ND	1.00						0	0	30	
1,2-Dibromoethane (EDB)	ND	0.0100						0	0	30	
Chlorobenzene	ND	1.00						0	0	30	
1,1,1,2-Tetrachloroethane	ND	1.00						0	0	30	
Ethylbenzene	ND	1.00						0	0	30	
m,p-Xylene	ND	1.00						0	0	30	
o-Xylene	ND	1.00						0	0	30	
Styrene	ND	1.00						0	0	30	
Isopropylbenzene	ND	1.00						0	0	30	
Bromoform	ND	1.00						0	200	30	R
1,1,2,2-Tetrachloroethane	ND	1.00						0	0	30	
n-Propylbenzene	ND	1.00						0	0	30	
Bromobenzene	ND	1.00						0	0	30	
1,3,5-Trimethylbenzene	ND	1.00						0	0	30	
2-Chlorotoluene	ND	1.00						0	0	30	
4-Chlorotoluene	ND	1.00						0	0	30	
tert-Butylbenzene	ND	1.00						0	0	30	
1,2,3-Trichloropropane	ND	1.00						0	0	30	
1,2,4-Trichlorobenzene	ND	2.00						0	0	30	
sec-Butylbenzene	ND	1.00						0	0	30	
4-Isopropyltoluene	ND	1.00						0	0	30	
1,3-Dichlorobenzene	ND	1.00						0	0	30	
1,4-Dichlorobenzene	ND	1.00						0	0	30	
n-Butylbenzene	ND	1.00						0	0	30	
1,2-Dichlorobenzene	ND	1.00						0	0	30	
1,2-Dibromo-3-chloropropane	ND	1.00						0	0	30	
1,2,4-Trimethylbenzene	ND	1.00						0	0	30	
Hexachlorobutadiene	ND	4.00						0	0	30	
Naphthalene	ND	1.00						0	0	30	

**Qualifiers:** B Analyte detected in the associated Method Blank D Dilution was required E Value above quantitation range  
 H Holding times for preparation or analysis exceeded J Analyte detected below quantitation limits ND Not detected at the Reporting Limit  
 R RPD outside accepted recovery limits RL Reporting Limit S Spike recovery outside accepted recovery limits

Work Order: 1307148

CLIENT: G-Logics

Project: Gilman

### QC SUMMARY REPORT

#### Volatile Organic Compounds by EPA Method 8260

Sample ID: <b>1308027-015ADUP</b>	SampType: <b>DUP</b>	Units: <b>µg/L</b>	Prep Date: <b>8/5/2013</b>	RunNo: <b>9478</b>							
Client ID: <b>BATCH</b>	Batch ID: <b>R9478</b>		Analysis Date: <b>8/5/2013</b>	SeqNo: <b>191115</b>							
Analyte	Result	RL	SPK value	SPK Ref Val	%REC	LowLimit	HighLimit	RPD Ref Val	%RPD	RPDLimit	Qual

1,2,3-Trichlorobenzene	ND	4.00						0	0	30	
Surr: Dibromofluoromethane	50.3		50.00		101	72.1	122		0		
Surr: Toluene-d8	50.2		50.00		100	62.1	129		0		
Surr: 1-Bromo-4-fluorobenzene	49.2		50.00		98.5	66.8	124		0		

**NOTES:**

\* - Flagged value is not within established control limits.

R - High RPD due to low analyte concentration. In this range, high RPD's may be expected.

<b>Qualifiers:</b>	B	Analyte detected in the associated Method Blank	D	Dilution was required	E	Value above quantitation range
	H	Holding times for preparation or analysis exceeded	J	Analyte detected below quantitation limits	ND	Not detected at the Reporting Limit
	R	RPD outside accepted recovery limits	RL	Reporting Limit	S	Spike recovery outside accepted recovery limits

Client Name: **GL**  
 Logged by: **Chelsea Ward**

Work Order Number: **1307148**  
 Date Received: **7/23/2013 4:00:00 PM**

### Chain of Custody

1. Is Chain of Custody complete? Yes  No  Not Present   
 2. How was the sample delivered? Client

### Log In

3. Coolers are present? Yes  No  NA   
 4. Shipping container/cooler in good condition? Yes  No   
 5. Custody seals intact on shipping container/cooler? Yes  No  Not Required   
 6. Was an attempt made to cool the samples? Yes  No  NA   
 7. Were all coolers received at a temperature of >0°C to 10.0°C? Yes  No  NA   
 8. Sample(s) in proper container(s)? Yes  No   
 9. Sufficient sample volume for indicated test(s)? Yes  No   
 10. Are samples properly preserved? Yes  No   
 11. Was preservative added to bottles? Yes  No  NA   
 12. Is the headspace in the VOA vials? Yes  No  NA   
 13. Did all samples containers arrive in good condition(unbroken)? Yes  No   
 14. Does paperwork match bottle labels? Yes  No   
 15. Are matrices correctly identified on Chain of Custody? Yes  No   
 16. Is it clear what analyses were requested? Yes  No   
 17. Were all holding times able to be met? Yes  No

### Special Handling (if applicable)

18. Was client notified of all discrepancies with this order? Yes  No  NA

Person Notified:	<input type="text"/>	Date:	<input type="text"/>
By Whom:	<input type="text"/>	Via:	<input type="checkbox"/> eMail <input type="checkbox"/> Phone <input type="checkbox"/> Fax <input type="checkbox"/> In Person
Regarding:	<input type="text"/>		
Client Instructions:	<input type="text"/>		

19. Additional remarks:

### Item Information

Item #	Temp °C	Condition
Cooler	6.2	Good
Sample	5.6	Good

# Chain of Custody Record



3600 Fremont Ave N.  
Seattle, WA 98103

Tel: 206-352-3750  
Fax: 206-352-7178

Laboratory Project No (internal): 307146  
Page: 1 of: 1

Client: GI-Logics Project Name: Gilman  
Address: 40 2nd Ave SE Location: 01-0868-A  
City, State, Zip: Issaquah WA 98027 Collected by: HT

Reports To (PM): SmartHyde Email: SmartHyde@logics.com Project No: 01-0868-A

Sample Name	Sample Date	Sample Time	Sample Type (Matrix)	Comments/Depth
Gilman Drum	7/22	230	Water	On hold

\*Metals Analysis (Circle):  Metals  Priority Pollutants  TAL Individual: Ag Al As B Ba Cd Co Cr Cu Fe Hg K Mg Mn Mo Na Ni Pb Sb Se Sr Sn Tl U V Zn

\*\*Anions (Circle):  Nitrate  Nitrite  Chloride  Sulfate  Bromide  Fluoride  D-Phosphate  Ammonia  Nitrate-Nitrite

Sample Disposal:  Return to Client  Disposal by Lab (A fee may be assessed if samples are returned after 30 days.)

Requisitioned Date/Time: 7-23-13 4:00 PM Date/Time: 7-23-13 10:00

Special Remarks: [Signature]

\*A1 -> Next Day 2 Day 3 Day STD





3600 Fremont Ave. N.  
Seattle, WA 98103  
T: (206) 352-3790  
F: (206) 352-7178  
info@fremontanalytical.com

**G-Logics**  
Stuart Hyde  
40 Second Ave. SE  
Issaquah, WA 98027

**RE: Gilman Square**  
**Lab ID: 1307149**

August 01, 2013

**Attention Stuart Hyde:**

Fremont Analytical, Inc. received 17 sample(s) on 7/23/2013 for the analyses presented in the following report.

***Sample Moisture (Percent Moisture)***  
***Volatile Organic Compounds by EPA Method 8260***

This report consists of the following:

- Case Narrative
- Analytical Results
- Applicable Quality Control Summary Reports
- Chain of Custody

All analyses were performed consistent with the Quality Assurance program of Fremont Analytical, Inc. Please contact the laboratory if you should have any questions about the results.

Thank you for using Fremont Analytical.

Sincerely,

A handwritten signature in black ink, appearing to read "M. Dee".

Michael Dee  
Sr. Chemist / Principal

**CLIENT:** G-Logics  
**Project:** Gilman Square  
**Lab Order:** 1307149

## Work Order Sample Summary

Lab Sample ID	Client Sample ID	Date/Time Collected	Date/Time Received
1307149-001	GL-B-9-2'	07/22/2013 8:53 AM	07/23/2013 4:00 PM
1307149-002	GL-B-9-6'	07/22/2013 9:00 AM	07/23/2013 4:00 PM
1307149-003	GL-B-9-7'	07/22/2013 10:30 AM	07/23/2013 4:00 PM
1307149-004	GL-B-9-9'	07/22/2013 10:30 AM	07/23/2013 4:00 PM
1307149-005	GL-B-10-3'	07/22/2013 1:15 PM	07/23/2013 4:00 PM
1307149-006	GL-B-10-5'	07/22/2013 1:30 PM	07/23/2013 4:00 PM
1307149-007	GL-B-10-6'	07/22/2013 1:35 PM	07/23/2013 4:00 PM
1307149-008	GL-B-11-2'	07/22/2013 1:35 PM	07/23/2013 4:00 PM
1307149-009	GL-B-11-3'	07/22/2013 2:00 PM	07/23/2013 4:00 PM
1307149-010	GL-B-11-6'	07/22/2013 2:00 PM	07/23/2013 4:00 PM
1307149-011	GL-B-11-7.5'	07/22/2013 2:15 PM	07/23/2013 4:00 PM
1307149-012	GL-B-11-9'	07/22/2013 2:20 PM	07/23/2013 4:00 PM
1307149-013	GL-B-12	07/22/2013 3:50 PM	07/23/2013 4:00 PM
1307149-014	GL-B-12-GW	07/22/2013 3:50 PM	07/23/2013 4:00 PM
1307149-015	GL-B-11-GW	07/22/2013 2:40 PM	07/23/2013 4:00 PM
1307149-016	Trip Blank	07/05/2013 8:00 AM	07/23/2013 4:00 PM
1307149-017	Trip Blank	07/05/2013 8:00 AM	07/23/2013 4:00 PM

**CLIENT:** G-Logics**Project:** Gilman Square

---

**I. SAMPLE RECEIPT:**

Samples receipt information is recorded on the attached Sample Receipt Checklist.

**II. GENERAL REPORTING COMMENTS:**

Results are reported on a wet weight basis unless dry-weight correction is denoted in the units field on the analytical report ("mg/kg-dry" or "ug/kg-dry").

Matrix Spike (MS) and MS Duplicate (MSD) samples are tested from an analytical batch of "like" matrix to check for possible matrix effect. The MS and MSD will provide site specific matrix data only for those samples which are spiked by the laboratory. The sample chosen for spike purposes may or may not have been a sample submitted in this sample delivery group. The validity of the analytical procedures for which data is reported in this analytical report is determined by the Laboratory Control Sample (LCS) and the Method Blank (MB). The LCS and the MB are processed with the samples and the MS/MSD to ensure method criteria are achieved throughout the entire analytical process.

**III. ANALYSES AND EXCEPTIONS:**

Exceptions associated with this report will be footnoted in the analytical results page(s) or the quality control summary page(s) and/or noted below.

Laboratory sample 1307149-014A (Client ID: GL-B-12-GW) had to be decanted due to high levels of suspended solids.



# Analytical Report

WO#: 1307149

Date Reported: 8/1/2013

**Client:** G-Logics

**Collection Date:** 7/22/2013 9:00:00 AM

**Project:** Gilman Square

**Lab ID:** 1307149-002

**Matrix:** Soil

**Client Sample ID:** GL-B-9-6'

Analyses	Result	RL	Qual	Units	DF	Date Analyzed
----------	--------	----	------	-------	----	---------------

**Volatile Organic Compounds by EPA Method 8260**

Batch ID: 5044

Analyst: EM

Dichlorodifluoromethane (CFC-12)	ND	0.0816		mg/Kg-dry	1	7/25/2013 4:30:00 AM
Chloromethane	ND	0.0816		mg/Kg-dry	1	7/25/2013 4:30:00 AM
Vinyl chloride	ND	0.00272		mg/Kg-dry	1	7/25/2013 4:30:00 AM
Bromomethane	ND	0.122		mg/Kg-dry	1	7/25/2013 4:30:00 AM
Trichlorofluoromethane (CFC-11)	ND	0.0680		mg/Kg-dry	1	7/25/2013 4:30:00 AM
Chloroethane	ND	0.0816		mg/Kg-dry	1	7/25/2013 4:30:00 AM
1,1-Dichloroethene	ND	0.0680		mg/Kg-dry	1	7/25/2013 4:30:00 AM
Methylene chloride	ND	0.0272		mg/Kg-dry	1	7/25/2013 4:30:00 AM
trans-1,2-Dichloroethene	ND	0.0272		mg/Kg-dry	1	7/25/2013 4:30:00 AM
Methyl tert-butyl ether (MTBE)	ND	0.0680		mg/Kg-dry	1	7/25/2013 4:30:00 AM
1,1-Dichloroethane	ND	0.0272		mg/Kg-dry	1	7/25/2013 4:30:00 AM
2,2-Dichloropropane	ND	0.0680		mg/Kg-dry	1	7/25/2013 4:30:00 AM
cis-1,2-Dichloroethene	ND	0.0272		mg/Kg-dry	1	7/25/2013 4:30:00 AM
Chloroform	ND	0.0272		mg/Kg-dry	1	7/25/2013 4:30:00 AM
1,1,1-Trichloroethane (TCA)	ND	0.0272		mg/Kg-dry	1	7/25/2013 4:30:00 AM
1,1-Dichloropropene	ND	0.0272		mg/Kg-dry	1	7/25/2013 4:30:00 AM
Carbon tetrachloride	ND	0.0272		mg/Kg-dry	1	7/25/2013 4:30:00 AM
1,2-Dichloroethane (EDC)	ND	0.0408		mg/Kg-dry	1	7/25/2013 4:30:00 AM
Benzene	ND	0.0272		mg/Kg-dry	1	7/25/2013 4:30:00 AM
Trichloroethene (TCE)	ND	0.0408		mg/Kg-dry	1	7/25/2013 4:30:00 AM
1,2-Dichloropropane	ND	0.0272		mg/Kg-dry	1	7/25/2013 4:30:00 AM
Bromodichloromethane	ND	0.0272		mg/Kg-dry	1	7/25/2013 4:30:00 AM
Dibromomethane	ND	0.0544		mg/Kg-dry	1	7/25/2013 4:30:00 AM
cis-1,3-Dichloropropene	ND	0.0272		mg/Kg-dry	1	7/25/2013 4:30:00 AM
Toluene	ND	0.0272		mg/Kg-dry	1	7/25/2013 4:30:00 AM
trans-1,3-Dichloropropylene	ND	0.0408		mg/Kg-dry	1	7/25/2013 4:30:00 AM
1,1,2-Trichloroethane	ND	0.0408		mg/Kg-dry	1	7/25/2013 4:30:00 AM
1,3-Dichloropropane	ND	0.0680		mg/Kg-dry	1	7/25/2013 4:30:00 AM
Tetrachloroethene (PCE)	ND	0.0272		mg/Kg-dry	1	7/25/2013 4:30:00 AM
Dibromochloromethane	ND	0.0408		mg/Kg-dry	1	7/25/2013 4:30:00 AM
1,2-Dibromoethane (EDB)	ND	0.00680		mg/Kg-dry	1	7/25/2013 4:30:00 AM
Chlorobenzene	ND	0.0272		mg/Kg-dry	1	7/25/2013 4:30:00 AM
1,1,1,2-Tetrachloroethane	ND	0.0408		mg/Kg-dry	1	7/25/2013 4:30:00 AM
Ethylbenzene	ND	0.0408		mg/Kg-dry	1	7/25/2013 4:30:00 AM
m,p-Xylene	ND	0.0272		mg/Kg-dry	1	7/25/2013 4:30:00 AM

**Qualifiers:** B Analyte detected in the associated Method Blank  
 E Value above quantitation range  
 J Analyte detected below quantitation limits  
 RL Reporting Limit

D Dilution was required  
 H Holding times for preparation or analysis exceeded  
 ND Not detected at the Reporting Limit  
 S Spike recovery outside accepted recovery limits



# Analytical Report

WO#: 1307149

Date Reported: 8/1/2013

**Client:** G-Logics

**Collection Date:** 7/22/2013 9:00:00 AM

**Project:** Gilman Square

**Lab ID:** 1307149-002

**Matrix:** Soil

**Client Sample ID:** GL-B-9-6'

Analyses	Result	RL	Qual	Units	DF	Date Analyzed
----------	--------	----	------	-------	----	---------------

**Volatile Organic Compounds by EPA Method 8260**

Batch ID: 5044

Analyst: EM

o-Xylene	ND	0.0272		mg/Kg-dry	1	7/25/2013 4:30:00 AM
Styrene	ND	0.0272		mg/Kg-dry	1	7/25/2013 4:30:00 AM
Isopropylbenzene	ND	0.109		mg/Kg-dry	1	7/25/2013 4:30:00 AM
Bromoform	ND	0.0272		mg/Kg-dry	1	7/25/2013 4:30:00 AM
1,1,2,2-Tetrachloroethane	ND	0.0272		mg/Kg-dry	1	7/25/2013 4:30:00 AM
n-Propylbenzene	ND	0.0272		mg/Kg-dry	1	7/25/2013 4:30:00 AM
Bromobenzene	ND	0.0408		mg/Kg-dry	1	7/25/2013 4:30:00 AM
1,3,5-Trimethylbenzene	ND	0.0272		mg/Kg-dry	1	7/25/2013 4:30:00 AM
2-Chlorotoluene	ND	0.0272		mg/Kg-dry	1	7/25/2013 4:30:00 AM
4-Chlorotoluene	ND	0.0272		mg/Kg-dry	1	7/25/2013 4:30:00 AM
tert-Butylbenzene	ND	0.0272		mg/Kg-dry	1	7/25/2013 4:30:00 AM
1,2,3-Trichloropropane	ND	0.0272		mg/Kg-dry	1	7/25/2013 4:30:00 AM
1,2,4-Trichlorobenzene	ND	0.0680		mg/Kg-dry	1	7/25/2013 4:30:00 AM
sec-Butylbenzene	ND	0.0272		mg/Kg-dry	1	7/25/2013 4:30:00 AM
4-Isopropyltoluene	ND	0.0272		mg/Kg-dry	1	7/25/2013 4:30:00 AM
1,3-Dichlorobenzene	ND	0.0272		mg/Kg-dry	1	7/25/2013 4:30:00 AM
1,4-Dichlorobenzene	ND	0.0272		mg/Kg-dry	1	7/25/2013 4:30:00 AM
n-Butylbenzene	ND	0.0272		mg/Kg-dry	1	7/25/2013 4:30:00 AM
1,2-Dichlorobenzene	ND	0.0272		mg/Kg-dry	1	7/25/2013 4:30:00 AM
1,2-Dibromo-3-chloropropane	ND	0.0408		mg/Kg-dry	1	7/25/2013 4:30:00 AM
1,2,4-Trimethylbenzene	ND	0.0272		mg/Kg-dry	1	7/25/2013 4:30:00 AM
Hexachlorobutadiene	ND	0.136		mg/Kg-dry	1	7/25/2013 4:30:00 AM
Naphthalene	ND	0.0408		mg/Kg-dry	1	7/25/2013 4:30:00 AM
1,2,3-Trichlorobenzene	ND	0.0272		mg/Kg-dry	1	7/25/2013 4:30:00 AM
Surr: Dibromofluoromethane	102	63.7-129		%REC	1	7/25/2013 4:30:00 AM
Surr: Toluene-d8	96.3	61.4-128		%REC	1	7/25/2013 4:30:00 AM
Surr: 1-Bromo-4-fluorobenzene	98.0	63.1-141		%REC	1	7/25/2013 4:30:00 AM

**Sample Moisture (Percent Moisture)**

Batch ID: R9314

Analyst: JS

Percent Moisture	24.0			wt%	1	7/24/2013 8:59:02 AM
------------------	------	--	--	-----	---	----------------------

**Qualifiers:** B Analyte detected in the associated Method Blank  
 E Value above quantitation range  
 J Analyte detected below quantitation limits  
 RL Reporting Limit

D Dilution was required  
 H Holding times for preparation or analysis exceeded  
 ND Not detected at the Reporting Limit  
 S Spike recovery outside accepted recovery limits



# Analytical Report

WO#: 1307149

Date Reported: 8/1/2013

**Client:** G-Logics

**Collection Date:** 7/22/2013 10:30:00 AM

**Project:** Gilman Square

**Lab ID:** 1307149-004

**Matrix:** Soil

**Client Sample ID:** GL-B-9-9'

Analyses	Result	RL	Qual	Units	DF	Date Analyzed
----------	--------	----	------	-------	----	---------------

**Volatile Organic Compounds by EPA Method 8260**

Batch ID: 5044

Analyst: EM

Dichlorodifluoromethane (CFC-12)	ND	0.0778		mg/Kg-dry	1	7/25/2013 4:57:00 AM
Chloromethane	ND	0.0778		mg/Kg-dry	1	7/25/2013 4:57:00 AM
Vinyl chloride	ND	0.00259		mg/Kg-dry	1	7/25/2013 4:57:00 AM
Bromomethane	ND	0.117		mg/Kg-dry	1	7/25/2013 4:57:00 AM
Trichlorofluoromethane (CFC-11)	ND	0.0649		mg/Kg-dry	1	7/25/2013 4:57:00 AM
Chloroethane	ND	0.0778		mg/Kg-dry	1	7/25/2013 4:57:00 AM
1,1-Dichloroethene	ND	0.0649		mg/Kg-dry	1	7/25/2013 4:57:00 AM
Methylene chloride	ND	0.0259		mg/Kg-dry	1	7/25/2013 4:57:00 AM
trans-1,2-Dichloroethene	ND	0.0259		mg/Kg-dry	1	7/25/2013 4:57:00 AM
Methyl tert-butyl ether (MTBE)	ND	0.0649		mg/Kg-dry	1	7/25/2013 4:57:00 AM
1,1-Dichloroethane	ND	0.0259		mg/Kg-dry	1	7/25/2013 4:57:00 AM
2,2-Dichloropropane	ND	0.0649		mg/Kg-dry	1	7/25/2013 4:57:00 AM
cis-1,2-Dichloroethene	ND	0.0259		mg/Kg-dry	1	7/25/2013 4:57:00 AM
Chloroform	ND	0.0259		mg/Kg-dry	1	7/25/2013 4:57:00 AM
1,1,1-Trichloroethane (TCA)	ND	0.0259		mg/Kg-dry	1	7/25/2013 4:57:00 AM
1,1-Dichloropropene	ND	0.0259		mg/Kg-dry	1	7/25/2013 4:57:00 AM
Carbon tetrachloride	ND	0.0259		mg/Kg-dry	1	7/25/2013 4:57:00 AM
1,2-Dichloroethane (EDC)	ND	0.0389		mg/Kg-dry	1	7/25/2013 4:57:00 AM
Benzene	ND	0.0259		mg/Kg-dry	1	7/25/2013 4:57:00 AM
Trichloroethene (TCE)	ND	0.0389		mg/Kg-dry	1	7/25/2013 4:57:00 AM
1,2-Dichloropropane	ND	0.0259		mg/Kg-dry	1	7/25/2013 4:57:00 AM
Bromodichloromethane	ND	0.0259		mg/Kg-dry	1	7/25/2013 4:57:00 AM
Dibromomethane	ND	0.0519		mg/Kg-dry	1	7/25/2013 4:57:00 AM
cis-1,3-Dichloropropene	ND	0.0259		mg/Kg-dry	1	7/25/2013 4:57:00 AM
Toluene	ND	0.0259		mg/Kg-dry	1	7/25/2013 4:57:00 AM
trans-1,3-Dichloropropylene	ND	0.0389		mg/Kg-dry	1	7/25/2013 4:57:00 AM
1,1,2-Trichloroethane	ND	0.0389		mg/Kg-dry	1	7/25/2013 4:57:00 AM
1,3-Dichloropropane	ND	0.0649		mg/Kg-dry	1	7/25/2013 4:57:00 AM
Tetrachloroethene (PCE)	ND	0.0259		mg/Kg-dry	1	7/25/2013 4:57:00 AM
Dibromochloromethane	ND	0.0389		mg/Kg-dry	1	7/25/2013 4:57:00 AM
1,2-Dibromoethane (EDB)	ND	0.00649		mg/Kg-dry	1	7/25/2013 4:57:00 AM
Chlorobenzene	ND	0.0259		mg/Kg-dry	1	7/25/2013 4:57:00 AM
1,1,1,2-Tetrachloroethane	ND	0.0389		mg/Kg-dry	1	7/25/2013 4:57:00 AM
Ethylbenzene	ND	0.0389		mg/Kg-dry	1	7/25/2013 4:57:00 AM
m,p-Xylene	ND	0.0259		mg/Kg-dry	1	7/25/2013 4:57:00 AM

**Qualifiers:** B Analyte detected in the associated Method Blank  
 E Value above quantitation range  
 J Analyte detected below quantitation limits  
 RL Reporting Limit

D Dilution was required  
 H Holding times for preparation or analysis exceeded  
 ND Not detected at the Reporting Limit  
 S Spike recovery outside accepted recovery limits



# Analytical Report

WO#: 1307149

Date Reported: 8/1/2013

**Client:** G-Logics

**Collection Date:** 7/22/2013 10:30:00 AM

**Project:** Gilman Square

**Lab ID:** 1307149-004

**Matrix:** Soil

**Client Sample ID:** GL-B-9-9'

Analyses	Result	RL	Qual	Units	DF	Date Analyzed
<b>Volatile Organic Compounds by EPA Method 8260</b>					Batch ID: 5044	Analyst: EM
o-Xylene	ND	0.0259		mg/Kg-dry	1	7/25/2013 4:57:00 AM
Styrene	ND	0.0259		mg/Kg-dry	1	7/25/2013 4:57:00 AM
Isopropylbenzene	ND	0.104		mg/Kg-dry	1	7/25/2013 4:57:00 AM
Bromoform	ND	0.0259		mg/Kg-dry	1	7/25/2013 4:57:00 AM
1,1,2,2-Tetrachloroethane	ND	0.0259		mg/Kg-dry	1	7/25/2013 4:57:00 AM
n-Propylbenzene	ND	0.0259		mg/Kg-dry	1	7/25/2013 4:57:00 AM
Bromobenzene	ND	0.0389		mg/Kg-dry	1	7/25/2013 4:57:00 AM
1,3,5-Trimethylbenzene	ND	0.0259		mg/Kg-dry	1	7/25/2013 4:57:00 AM
2-Chlorotoluene	ND	0.0259		mg/Kg-dry	1	7/25/2013 4:57:00 AM
4-Chlorotoluene	ND	0.0259		mg/Kg-dry	1	7/25/2013 4:57:00 AM
tert-Butylbenzene	ND	0.0259		mg/Kg-dry	1	7/25/2013 4:57:00 AM
1,2,3-Trichloropropane	ND	0.0259		mg/Kg-dry	1	7/25/2013 4:57:00 AM
1,2,4-Trichlorobenzene	ND	0.0649		mg/Kg-dry	1	7/25/2013 4:57:00 AM
sec-Butylbenzene	ND	0.0259		mg/Kg-dry	1	7/25/2013 4:57:00 AM
4-Isopropyltoluene	ND	0.0259		mg/Kg-dry	1	7/25/2013 4:57:00 AM
1,3-Dichlorobenzene	ND	0.0259		mg/Kg-dry	1	7/25/2013 4:57:00 AM
1,4-Dichlorobenzene	ND	0.0259		mg/Kg-dry	1	7/25/2013 4:57:00 AM
n-Butylbenzene	ND	0.0259		mg/Kg-dry	1	7/25/2013 4:57:00 AM
1,2-Dichlorobenzene	ND	0.0259		mg/Kg-dry	1	7/25/2013 4:57:00 AM
1,2-Dibromo-3-chloropropane	ND	0.0389		mg/Kg-dry	1	7/25/2013 4:57:00 AM
1,2,4-Trimethylbenzene	ND	0.0259		mg/Kg-dry	1	7/25/2013 4:57:00 AM
Hexachlorobutadiene	ND	0.130		mg/Kg-dry	1	7/25/2013 4:57:00 AM
Naphthalene	ND	0.0389		mg/Kg-dry	1	7/25/2013 4:57:00 AM
1,2,3-Trichlorobenzene	ND	0.0259		mg/Kg-dry	1	7/25/2013 4:57:00 AM
Surr: Dibromofluoromethane	101	63.7-129		%REC	1	7/25/2013 4:57:00 AM
Surr: Toluene-d8	96.6	61.4-128		%REC	1	7/25/2013 4:57:00 AM
Surr: 1-Bromo-4-fluorobenzene	97.6	63.1-141		%REC	1	7/25/2013 4:57:00 AM

**Sample Moisture (Percent Moisture)**

Batch ID: R9314

Analyst: JS

Percent Moisture	26.2			wt%	1	7/24/2013 8:59:02 AM
------------------	------	--	--	-----	---	----------------------

**Qualifiers:** B Analyte detected in the associated Method Blank  
 E Value above quantitation range  
 J Analyte detected below quantitation limits  
 RL Reporting Limit

D Dilution was required  
 H Holding times for preparation or analysis exceeded  
 ND Not detected at the Reporting Limit  
 S Spike recovery outside accepted recovery limits



# Analytical Report

WO#: 1307149

Date Reported: 8/1/2013

**Client:** G-Logics

**Collection Date:** 7/22/2013 1:15:00 PM

**Project:** Gilman Square

**Lab ID:** 1307149-005

**Matrix:** Soil

**Client Sample ID:** GL-B-10-3'

Analyses	Result	RL	Qual	Units	DF	Date Analyzed
----------	--------	----	------	-------	----	---------------

**Volatile Organic Compounds by EPA Method 8260**

Batch ID: 5044

Analyst: EM

Dichlorodifluoromethane (CFC-12)	ND	0.0637		mg/Kg-dry	1	7/25/2013 5:24:00 AM
Chloromethane	ND	0.0637		mg/Kg-dry	1	7/25/2013 5:24:00 AM
Vinyl chloride	ND	0.00212		mg/Kg-dry	1	7/25/2013 5:24:00 AM
Bromomethane	ND	0.0956		mg/Kg-dry	1	7/25/2013 5:24:00 AM
Trichlorofluoromethane (CFC-11)	ND	0.0531		mg/Kg-dry	1	7/25/2013 5:24:00 AM
Chloroethane	ND	0.0637		mg/Kg-dry	1	7/25/2013 5:24:00 AM
1,1-Dichloroethene	ND	0.0531		mg/Kg-dry	1	7/25/2013 5:24:00 AM
Methylene chloride	ND	0.0212		mg/Kg-dry	1	7/25/2013 5:24:00 AM
trans-1,2-Dichloroethene	ND	0.0212		mg/Kg-dry	1	7/25/2013 5:24:00 AM
Methyl tert-butyl ether (MTBE)	ND	0.0531		mg/Kg-dry	1	7/25/2013 5:24:00 AM
1,1-Dichloroethane	ND	0.0212		mg/Kg-dry	1	7/25/2013 5:24:00 AM
2,2-Dichloropropane	ND	0.0531		mg/Kg-dry	1	7/25/2013 5:24:00 AM
cis-1,2-Dichloroethene	ND	0.0212		mg/Kg-dry	1	7/25/2013 5:24:00 AM
Chloroform	ND	0.0212		mg/Kg-dry	1	7/25/2013 5:24:00 AM
1,1,1-Trichloroethane (TCA)	ND	0.0212		mg/Kg-dry	1	7/25/2013 5:24:00 AM
1,1-Dichloropropene	ND	0.0212		mg/Kg-dry	1	7/25/2013 5:24:00 AM
Carbon tetrachloride	ND	0.0212		mg/Kg-dry	1	7/25/2013 5:24:00 AM
1,2-Dichloroethane (EDC)	ND	0.0319		mg/Kg-dry	1	7/25/2013 5:24:00 AM
Benzene	ND	0.0212		mg/Kg-dry	1	7/25/2013 5:24:00 AM
Trichloroethene (TCE)	ND	0.0319		mg/Kg-dry	1	7/25/2013 5:24:00 AM
1,2-Dichloropropane	ND	0.0212		mg/Kg-dry	1	7/25/2013 5:24:00 AM
Bromodichloromethane	ND	0.0212		mg/Kg-dry	1	7/25/2013 5:24:00 AM
Dibromomethane	ND	0.0425		mg/Kg-dry	1	7/25/2013 5:24:00 AM
cis-1,3-Dichloropropene	ND	0.0212		mg/Kg-dry	1	7/25/2013 5:24:00 AM
Toluene	ND	0.0212		mg/Kg-dry	1	7/25/2013 5:24:00 AM
trans-1,3-Dichloropropylene	ND	0.0319		mg/Kg-dry	1	7/25/2013 5:24:00 AM
1,1,2-Trichloroethane	ND	0.0319		mg/Kg-dry	1	7/25/2013 5:24:00 AM
1,3-Dichloropropane	ND	0.0531		mg/Kg-dry	1	7/25/2013 5:24:00 AM
Tetrachloroethene (PCE)	0.132	0.0212		mg/Kg-dry	1	7/25/2013 5:24:00 AM
Dibromochloromethane	ND	0.0319		mg/Kg-dry	1	7/25/2013 5:24:00 AM
1,2-Dibromoethane (EDB)	ND	0.00531		mg/Kg-dry	1	7/25/2013 5:24:00 AM
Chlorobenzene	ND	0.0212		mg/Kg-dry	1	7/25/2013 5:24:00 AM
1,1,1,2-Tetrachloroethane	ND	0.0319		mg/Kg-dry	1	7/25/2013 5:24:00 AM
Ethylbenzene	ND	0.0319		mg/Kg-dry	1	7/25/2013 5:24:00 AM
m,p-Xylene	ND	0.0212		mg/Kg-dry	1	7/25/2013 5:24:00 AM

**Qualifiers:** B Analyte detected in the associated Method Blank  
 E Value above quantitation range  
 J Analyte detected below quantitation limits  
 RL Reporting Limit

D Dilution was required  
 H Holding times for preparation or analysis exceeded  
 ND Not detected at the Reporting Limit  
 S Spike recovery outside accepted recovery limits



# Analytical Report

WO#: 1307149

Date Reported: 8/1/2013

**Client:** G-Logics

**Collection Date:** 7/22/2013 1:15:00 PM

**Project:** Gilman Square

**Lab ID:** 1307149-005

**Matrix:** Soil

**Client Sample ID:** GL-B-10-3'

Analyses	Result	RL	Qual	Units	DF	Date Analyzed
----------	--------	----	------	-------	----	---------------

**Volatile Organic Compounds by EPA Method 8260**

Batch ID: 5044

Analyst: EM

o-Xylene	ND	0.0212		mg/Kg-dry	1	7/25/2013 5:24:00 AM
Styrene	ND	0.0212		mg/Kg-dry	1	7/25/2013 5:24:00 AM
Isopropylbenzene	ND	0.0850		mg/Kg-dry	1	7/25/2013 5:24:00 AM
Bromoform	ND	0.0212		mg/Kg-dry	1	7/25/2013 5:24:00 AM
1,1,2,2-Tetrachloroethane	ND	0.0212		mg/Kg-dry	1	7/25/2013 5:24:00 AM
n-Propylbenzene	ND	0.0212		mg/Kg-dry	1	7/25/2013 5:24:00 AM
Bromobenzene	ND	0.0319		mg/Kg-dry	1	7/25/2013 5:24:00 AM
1,3,5-Trimethylbenzene	ND	0.0212		mg/Kg-dry	1	7/25/2013 5:24:00 AM
2-Chlorotoluene	ND	0.0212		mg/Kg-dry	1	7/25/2013 5:24:00 AM
4-Chlorotoluene	ND	0.0212		mg/Kg-dry	1	7/25/2013 5:24:00 AM
tert-Butylbenzene	ND	0.0212		mg/Kg-dry	1	7/25/2013 5:24:00 AM
1,2,3-Trichloropropane	ND	0.0212		mg/Kg-dry	1	7/25/2013 5:24:00 AM
1,2,4-Trichlorobenzene	ND	0.0531		mg/Kg-dry	1	7/25/2013 5:24:00 AM
sec-Butylbenzene	ND	0.0212		mg/Kg-dry	1	7/25/2013 5:24:00 AM
4-Isopropyltoluene	ND	0.0212		mg/Kg-dry	1	7/25/2013 5:24:00 AM
1,3-Dichlorobenzene	ND	0.0212		mg/Kg-dry	1	7/25/2013 5:24:00 AM
1,4-Dichlorobenzene	ND	0.0212		mg/Kg-dry	1	7/25/2013 5:24:00 AM
n-Butylbenzene	ND	0.0212		mg/Kg-dry	1	7/25/2013 5:24:00 AM
1,2-Dichlorobenzene	ND	0.0212		mg/Kg-dry	1	7/25/2013 5:24:00 AM
1,2-Dibromo-3-chloropropane	ND	0.0319		mg/Kg-dry	1	7/25/2013 5:24:00 AM
1,2,4-Trimethylbenzene	ND	0.0212		mg/Kg-dry	1	7/25/2013 5:24:00 AM
Hexachlorobutadiene	ND	0.106		mg/Kg-dry	1	7/25/2013 5:24:00 AM
Naphthalene	ND	0.0319		mg/Kg-dry	1	7/25/2013 5:24:00 AM
1,2,3-Trichlorobenzene	ND	0.0212		mg/Kg-dry	1	7/25/2013 5:24:00 AM
Surr: Dibromofluoromethane	99.2	63.7-129		%REC	1	7/25/2013 5:24:00 AM
Surr: Toluene-d8	95.6	61.4-128		%REC	1	7/25/2013 5:24:00 AM
Surr: 1-Bromo-4-fluorobenzene	98.0	63.1-141		%REC	1	7/25/2013 5:24:00 AM

**Sample Moisture (Percent Moisture)**

Batch ID: R9314

Analyst: JS

Percent Moisture	12.5			wt%	1	7/24/2013 8:59:02 AM
------------------	------	--	--	-----	---	----------------------

**Qualifiers:** B Analyte detected in the associated Method Blank  
 E Value above quantitation range  
 J Analyte detected below quantitation limits  
 RL Reporting Limit

D Dilution was required  
 H Holding times for preparation or analysis exceeded  
 ND Not detected at the Reporting Limit  
 S Spike recovery outside accepted recovery limits



# Analytical Report

WO#: 1307149

Date Reported: 8/1/2013

**Client:** G-Logics

**Collection Date:** 7/22/2013 1:30:00 PM

**Project:** Gilman Square

**Lab ID:** 1307149-006

**Matrix:** Soil

**Client Sample ID:** GL-B-10-5'

Analyses	Result	RL	Qual	Units	DF	Date Analyzed
----------	--------	----	------	-------	----	---------------

**Volatile Organic Compounds by EPA Method 8260**

Batch ID: 5044

Analyst: EM

Dichlorodifluoromethane (CFC-12)	ND	0.0687		mg/Kg-dry	1	7/25/2013 5:51:00 AM
Chloromethane	ND	0.0687		mg/Kg-dry	1	7/25/2013 5:51:00 AM
Vinyl chloride	ND	0.00229		mg/Kg-dry	1	7/25/2013 5:51:00 AM
Bromomethane	ND	0.103		mg/Kg-dry	1	7/25/2013 5:51:00 AM
Trichlorofluoromethane (CFC-11)	ND	0.0573		mg/Kg-dry	1	7/25/2013 5:51:00 AM
Chloroethane	ND	0.0687		mg/Kg-dry	1	7/25/2013 5:51:00 AM
1,1-Dichloroethene	ND	0.0573		mg/Kg-dry	1	7/25/2013 5:51:00 AM
Methylene chloride	ND	0.0229		mg/Kg-dry	1	7/25/2013 5:51:00 AM
trans-1,2-Dichloroethene	ND	0.0229		mg/Kg-dry	1	7/25/2013 5:51:00 AM
Methyl tert-butyl ether (MTBE)	ND	0.0573		mg/Kg-dry	1	7/25/2013 5:51:00 AM
1,1-Dichloroethane	ND	0.0229		mg/Kg-dry	1	7/25/2013 5:51:00 AM
2,2-Dichloropropane	ND	0.0573		mg/Kg-dry	1	7/25/2013 5:51:00 AM
cis-1,2-Dichloroethene	ND	0.0229		mg/Kg-dry	1	7/25/2013 5:51:00 AM
Chloroform	ND	0.0229		mg/Kg-dry	1	7/25/2013 5:51:00 AM
1,1,1-Trichloroethane (TCA)	ND	0.0229		mg/Kg-dry	1	7/25/2013 5:51:00 AM
1,1-Dichloropropene	ND	0.0229		mg/Kg-dry	1	7/25/2013 5:51:00 AM
Carbon tetrachloride	ND	0.0229		mg/Kg-dry	1	7/25/2013 5:51:00 AM
1,2-Dichloroethane (EDC)	ND	0.0344		mg/Kg-dry	1	7/25/2013 5:51:00 AM
Benzene	ND	0.0229		mg/Kg-dry	1	7/25/2013 5:51:00 AM
Trichloroethene (TCE)	ND	0.0344		mg/Kg-dry	1	7/25/2013 5:51:00 AM
1,2-Dichloropropane	ND	0.0229		mg/Kg-dry	1	7/25/2013 5:51:00 AM
Bromodichloromethane	ND	0.0229		mg/Kg-dry	1	7/25/2013 5:51:00 AM
Dibromomethane	ND	0.0458		mg/Kg-dry	1	7/25/2013 5:51:00 AM
cis-1,3-Dichloropropene	ND	0.0229		mg/Kg-dry	1	7/25/2013 5:51:00 AM
Toluene	ND	0.0229		mg/Kg-dry	1	7/25/2013 5:51:00 AM
trans-1,3-Dichloropropylene	ND	0.0344		mg/Kg-dry	1	7/25/2013 5:51:00 AM
1,1,2-Trichloroethane	ND	0.0344		mg/Kg-dry	1	7/25/2013 5:51:00 AM
1,3-Dichloropropane	ND	0.0573		mg/Kg-dry	1	7/25/2013 5:51:00 AM
Tetrachloroethene (PCE)	0.0315	0.0229		mg/Kg-dry	1	7/25/2013 5:51:00 AM
Dibromochloromethane	ND	0.0344		mg/Kg-dry	1	7/25/2013 5:51:00 AM
1,2-Dibromoethane (EDB)	ND	0.00573		mg/Kg-dry	1	7/25/2013 5:51:00 AM
Chlorobenzene	ND	0.0229		mg/Kg-dry	1	7/25/2013 5:51:00 AM
1,1,1,2-Tetrachloroethane	ND	0.0344		mg/Kg-dry	1	7/25/2013 5:51:00 AM
Ethylbenzene	ND	0.0344		mg/Kg-dry	1	7/25/2013 5:51:00 AM
m,p-Xylene	ND	0.0229		mg/Kg-dry	1	7/25/2013 5:51:00 AM

**Qualifiers:** B Analyte detected in the associated Method Blank  
 E Value above quantitation range  
 J Analyte detected below quantitation limits  
 RL Reporting Limit

D Dilution was required  
 H Holding times for preparation or analysis exceeded  
 ND Not detected at the Reporting Limit  
 S Spike recovery outside accepted recovery limits



# Analytical Report

WO#: 1307149

Date Reported: 8/1/2013

**Client:** G-Logics

**Collection Date:** 7/22/2013 1:30:00 PM

**Project:** Gilman Square

**Lab ID:** 1307149-006

**Matrix:** Soil

**Client Sample ID:** GL-B-10-5'

Analyses	Result	RL	Qual	Units	DF	Date Analyzed
----------	--------	----	------	-------	----	---------------

**Volatile Organic Compounds by EPA Method 8260**

Batch ID: 5044

Analyst: EM

o-Xylene	ND	0.0229		mg/Kg-dry	1	7/25/2013 5:51:00 AM
Styrene	ND	0.0229		mg/Kg-dry	1	7/25/2013 5:51:00 AM
Isopropylbenzene	ND	0.0917		mg/Kg-dry	1	7/25/2013 5:51:00 AM
Bromoform	ND	0.0229		mg/Kg-dry	1	7/25/2013 5:51:00 AM
1,1,2,2-Tetrachloroethane	ND	0.0229		mg/Kg-dry	1	7/25/2013 5:51:00 AM
n-Propylbenzene	ND	0.0229		mg/Kg-dry	1	7/25/2013 5:51:00 AM
Bromobenzene	ND	0.0344		mg/Kg-dry	1	7/25/2013 5:51:00 AM
1,3,5-Trimethylbenzene	ND	0.0229		mg/Kg-dry	1	7/25/2013 5:51:00 AM
2-Chlorotoluene	ND	0.0229		mg/Kg-dry	1	7/25/2013 5:51:00 AM
4-Chlorotoluene	ND	0.0229		mg/Kg-dry	1	7/25/2013 5:51:00 AM
tert-Butylbenzene	ND	0.0229		mg/Kg-dry	1	7/25/2013 5:51:00 AM
1,2,3-Trichloropropane	ND	0.0229		mg/Kg-dry	1	7/25/2013 5:51:00 AM
1,2,4-Trichlorobenzene	ND	0.0573		mg/Kg-dry	1	7/25/2013 5:51:00 AM
sec-Butylbenzene	ND	0.0229		mg/Kg-dry	1	7/25/2013 5:51:00 AM
4-Isopropyltoluene	ND	0.0229		mg/Kg-dry	1	7/25/2013 5:51:00 AM
1,3-Dichlorobenzene	ND	0.0229		mg/Kg-dry	1	7/25/2013 5:51:00 AM
1,4-Dichlorobenzene	ND	0.0229		mg/Kg-dry	1	7/25/2013 5:51:00 AM
n-Butylbenzene	ND	0.0229		mg/Kg-dry	1	7/25/2013 5:51:00 AM
1,2-Dichlorobenzene	ND	0.0229		mg/Kg-dry	1	7/25/2013 5:51:00 AM
1,2-Dibromo-3-chloropropane	ND	0.0344		mg/Kg-dry	1	7/25/2013 5:51:00 AM
1,2,4-Trimethylbenzene	ND	0.0229		mg/Kg-dry	1	7/25/2013 5:51:00 AM
Hexachlorobutadiene	ND	0.115		mg/Kg-dry	1	7/25/2013 5:51:00 AM
Naphthalene	ND	0.0344		mg/Kg-dry	1	7/25/2013 5:51:00 AM
1,2,3-Trichlorobenzene	ND	0.0229		mg/Kg-dry	1	7/25/2013 5:51:00 AM
Surr: Dibromofluoromethane	100	63.7-129		%REC	1	7/25/2013 5:51:00 AM
Surr: Toluene-d8	92.8	61.4-128		%REC	1	7/25/2013 5:51:00 AM
Surr: 1-Bromo-4-fluorobenzene	98.3	63.1-141		%REC	1	7/25/2013 5:51:00 AM

**Sample Moisture (Percent Moisture)**

Batch ID: R9314

Analyst: JS

Percent Moisture	12.0			wt%	1	7/24/2013 8:59:02 AM
------------------	------	--	--	-----	---	----------------------

**Qualifiers:** B Analyte detected in the associated Method Blank  
 E Value above quantitation range  
 J Analyte detected below quantitation limits  
 RL Reporting Limit

D Dilution was required  
 H Holding times for preparation or analysis exceeded  
 ND Not detected at the Reporting Limit  
 S Spike recovery outside accepted recovery limits



# Analytical Report

WO#: 1307149

Date Reported: 8/1/2013

**Client:** G-Logics

**Collection Date:** 7/22/2013 1:35:00 PM

**Project:** Gilman Square

**Lab ID:** 1307149-007

**Matrix:** Soil

**Client Sample ID:** GL-B-10-6'

Analyses	Result	RL	Qual	Units	DF	Date Analyzed
----------	--------	----	------	-------	----	---------------

**Volatile Organic Compounds by EPA Method 8260**

Batch ID: 5096

Analyst: EM

Dichlorodifluoromethane (CFC-12)	ND	0.106	Q	mg/Kg-dry	1	8/1/2013 4:22:00 AM
Chloromethane	ND	0.106	Q	mg/Kg-dry	1	8/1/2013 4:22:00 AM
Vinyl chloride	ND	0.00355	Q	mg/Kg-dry	1	8/1/2013 4:22:00 AM
Bromomethane	ND	0.160	Q	mg/Kg-dry	1	8/1/2013 4:22:00 AM
Trichlorofluoromethane (CFC-11)	ND	0.0887		mg/Kg-dry	1	8/1/2013 4:22:00 AM
Chloroethane	ND	0.106		mg/Kg-dry	1	8/1/2013 4:22:00 AM
1,1-Dichloroethene	ND	0.0887		mg/Kg-dry	1	8/1/2013 4:22:00 AM
Methylene chloride	ND	0.0355		mg/Kg-dry	1	8/1/2013 4:22:00 AM
trans-1,2-Dichloroethene	ND	0.0355		mg/Kg-dry	1	8/1/2013 4:22:00 AM
Methyl tert-butyl ether (MTBE)	ND	0.0887		mg/Kg-dry	1	8/1/2013 4:22:00 AM
1,1-Dichloroethane	ND	0.0355		mg/Kg-dry	1	8/1/2013 4:22:00 AM
2,2-Dichloropropane	ND	0.0887		mg/Kg-dry	1	8/1/2013 4:22:00 AM
cis-1,2-Dichloroethene	ND	0.0355		mg/Kg-dry	1	8/1/2013 4:22:00 AM
Chloroform	ND	0.0355		mg/Kg-dry	1	8/1/2013 4:22:00 AM
1,1,1-Trichloroethane (TCA)	ND	0.0355		mg/Kg-dry	1	8/1/2013 4:22:00 AM
1,1-Dichloropropene	ND	0.0355		mg/Kg-dry	1	8/1/2013 4:22:00 AM
Carbon tetrachloride	ND	0.0355		mg/Kg-dry	1	8/1/2013 4:22:00 AM
1,2-Dichloroethane (EDC)	ND	0.0532		mg/Kg-dry	1	8/1/2013 4:22:00 AM
Benzene	ND	0.0355		mg/Kg-dry	1	8/1/2013 4:22:00 AM
Trichloroethene (TCE)	ND	0.0532		mg/Kg-dry	1	8/1/2013 4:22:00 AM
1,2-Dichloropropane	ND	0.0355		mg/Kg-dry	1	8/1/2013 4:22:00 AM
Bromodichloromethane	ND	0.0355		mg/Kg-dry	1	8/1/2013 4:22:00 AM
Dibromomethane	ND	0.0710		mg/Kg-dry	1	8/1/2013 4:22:00 AM
cis-1,3-Dichloropropene	ND	0.0355		mg/Kg-dry	1	8/1/2013 4:22:00 AM
Toluene	ND	0.0355		mg/Kg-dry	1	8/1/2013 4:22:00 AM
trans-1,3-Dichloropropylene	ND	0.0532		mg/Kg-dry	1	8/1/2013 4:22:00 AM
1,1,2-Trichloroethane	ND	0.0532		mg/Kg-dry	1	8/1/2013 4:22:00 AM
1,3-Dichloropropane	ND	0.0887		mg/Kg-dry	1	8/1/2013 4:22:00 AM
Tetrachloroethene (PCE)	ND	0.0355		mg/Kg-dry	1	8/1/2013 4:22:00 AM
Dibromochloromethane	ND	0.0532		mg/Kg-dry	1	8/1/2013 4:22:00 AM
1,2-Dibromoethane (EDB)	ND	0.00887		mg/Kg-dry	1	8/1/2013 4:22:00 AM
Chlorobenzene	ND	0.0355		mg/Kg-dry	1	8/1/2013 4:22:00 AM
1,1,1,2-Tetrachloroethane	ND	0.0532		mg/Kg-dry	1	8/1/2013 4:22:00 AM
Ethylbenzene	ND	0.0532		mg/Kg-dry	1	8/1/2013 4:22:00 AM
m,p-Xylene	ND	0.0355		mg/Kg-dry	1	8/1/2013 4:22:00 AM

**Qualifiers:** B Analyte detected in the associated Method Blank  
 E Value above quantitation range  
 J Analyte detected below quantitation limits  
 RL Reporting Limit

D Dilution was required  
 H Holding times for preparation or analysis exceeded  
 ND Not detected at the Reporting Limit  
 S Spike recovery outside accepted recovery limits



# Analytical Report

WO#: 1307149

Date Reported: 8/1/2013

**Client:** G-Logics

**Collection Date:** 7/22/2013 1:35:00 PM

**Project:** Gilman Square

**Lab ID:** 1307149-007

**Matrix:** Soil

**Client Sample ID:** GL-B-10-6'

Analyses	Result	RL	Qual	Units	DF	Date Analyzed
----------	--------	----	------	-------	----	---------------

**Volatile Organic Compounds by EPA Method 8260**

Batch ID: 5096

Analyst: EM

o-Xylene	ND	0.0355		mg/Kg-dry	1	8/1/2013 4:22:00 AM
Styrene	ND	0.0355		mg/Kg-dry	1	8/1/2013 4:22:00 AM
Isopropylbenzene	ND	0.142		mg/Kg-dry	1	8/1/2013 4:22:00 AM
Bromoform	ND	0.0355		mg/Kg-dry	1	8/1/2013 4:22:00 AM
1,1,2,2-Tetrachloroethane	ND	0.0355		mg/Kg-dry	1	8/1/2013 4:22:00 AM
n-Propylbenzene	ND	0.0355		mg/Kg-dry	1	8/1/2013 4:22:00 AM
Bromobenzene	ND	0.0532		mg/Kg-dry	1	8/1/2013 4:22:00 AM
1,3,5-Trimethylbenzene	ND	0.0355		mg/Kg-dry	1	8/1/2013 4:22:00 AM
2-Chlorotoluene	ND	0.0355		mg/Kg-dry	1	8/1/2013 4:22:00 AM
4-Chlorotoluene	ND	0.0355		mg/Kg-dry	1	8/1/2013 4:22:00 AM
tert-Butylbenzene	ND	0.0355		mg/Kg-dry	1	8/1/2013 4:22:00 AM
1,2,3-Trichloropropane	ND	0.0355		mg/Kg-dry	1	8/1/2013 4:22:00 AM
1,2,4-Trichlorobenzene	ND	0.0887		mg/Kg-dry	1	8/1/2013 4:22:00 AM
sec-Butylbenzene	ND	0.0355		mg/Kg-dry	1	8/1/2013 4:22:00 AM
4-Isopropyltoluene	ND	0.0355		mg/Kg-dry	1	8/1/2013 4:22:00 AM
1,3-Dichlorobenzene	ND	0.0355		mg/Kg-dry	1	8/1/2013 4:22:00 AM
1,4-Dichlorobenzene	ND	0.0355		mg/Kg-dry	1	8/1/2013 4:22:00 AM
n-Butylbenzene	ND	0.0355		mg/Kg-dry	1	8/1/2013 4:22:00 AM
1,2-Dichlorobenzene	ND	0.0355		mg/Kg-dry	1	8/1/2013 4:22:00 AM
1,2-Dibromo-3-chloropropane	ND	0.0532		mg/Kg-dry	1	8/1/2013 4:22:00 AM
1,2,4-Trimethylbenzene	ND	0.0355		mg/Kg-dry	1	8/1/2013 4:22:00 AM
Hexachlorobutadiene	ND	0.177		mg/Kg-dry	1	8/1/2013 4:22:00 AM
Naphthalene	ND	0.0532		mg/Kg-dry	1	8/1/2013 4:22:00 AM
1,2,3-Trichlorobenzene	ND	0.0355		mg/Kg-dry	1	8/1/2013 4:22:00 AM
Surr: Dibromofluoromethane	101	63.7-129		%REC	1	8/1/2013 4:22:00 AM
Surr: Toluene-d8	101	61.4-128		%REC	1	8/1/2013 4:22:00 AM
Surr: 1-Bromo-4-fluorobenzene	99.8	63.1-141		%REC	1	8/1/2013 4:22:00 AM

**NOTES:**

Q - Indicates an analyte with an initial calibration verification that does not meet established acceptance criteria (all high bias). The LCS (same source) was within range. No follow-up required.

**Sample Moisture (Percent Moisture)**

Batch ID: R9439

Analyst: JS

Percent Moisture	35.1			wt%	1	8/1/2013 9:42:33 AM
------------------	------	--	--	-----	---	---------------------

<b>Qualifiers:</b>	B	Analyte detected in the associated Method Blank	D	Dilution was required
	E	Value above quantitation range	H	Holding times for preparation or analysis exceeded
	J	Analyte detected below quantitation limits	ND	Not detected at the Reporting Limit
	RL	Reporting Limit	S	Spike recovery outside accepted recovery limits



# Analytical Report

WO#: 1307149

Date Reported: 8/1/2013

**Client:** G-Logics

**Collection Date:** 7/22/2013 2:00:00 PM

**Project:** Gilman Square

**Lab ID:** 1307149-009

**Matrix:** Soil

**Client Sample ID:** GL-B-11-3'

Analyses	Result	RL	Qual	Units	DF	Date Analyzed
----------	--------	----	------	-------	----	---------------

**Volatile Organic Compounds by EPA Method 8260**

Batch ID: 5044

Analyst: EM

Dichlorodifluoromethane (CFC-12)	ND	0.0842		mg/Kg-dry	1	7/25/2013 6:18:00 AM
Chloromethane	ND	0.0842		mg/Kg-dry	1	7/25/2013 6:18:00 AM
Vinyl chloride	ND	0.00281		mg/Kg-dry	1	7/25/2013 6:18:00 AM
Bromomethane	ND	0.126		mg/Kg-dry	1	7/25/2013 6:18:00 AM
Trichlorofluoromethane (CFC-11)	ND	0.0702		mg/Kg-dry	1	7/25/2013 6:18:00 AM
Chloroethane	ND	0.0842		mg/Kg-dry	1	7/25/2013 6:18:00 AM
1,1-Dichloroethene	ND	0.0702		mg/Kg-dry	1	7/25/2013 6:18:00 AM
Methylene chloride	ND	0.0281		mg/Kg-dry	1	7/25/2013 6:18:00 AM
trans-1,2-Dichloroethene	ND	0.0281		mg/Kg-dry	1	7/25/2013 6:18:00 AM
Methyl tert-butyl ether (MTBE)	ND	0.0702		mg/Kg-dry	1	7/25/2013 6:18:00 AM
1,1-Dichloroethane	ND	0.0281		mg/Kg-dry	1	7/25/2013 6:18:00 AM
2,2-Dichloropropane	ND	0.0702		mg/Kg-dry	1	7/25/2013 6:18:00 AM
cis-1,2-Dichloroethene	ND	0.0281		mg/Kg-dry	1	7/25/2013 6:18:00 AM
Chloroform	ND	0.0281		mg/Kg-dry	1	7/25/2013 6:18:00 AM
1,1,1-Trichloroethane (TCA)	ND	0.0281		mg/Kg-dry	1	7/25/2013 6:18:00 AM
1,1-Dichloropropene	ND	0.0281		mg/Kg-dry	1	7/25/2013 6:18:00 AM
Carbon tetrachloride	ND	0.0281		mg/Kg-dry	1	7/25/2013 6:18:00 AM
1,2-Dichloroethane (EDC)	ND	0.0421		mg/Kg-dry	1	7/25/2013 6:18:00 AM
Benzene	ND	0.0281		mg/Kg-dry	1	7/25/2013 6:18:00 AM
Trichloroethene (TCE)	ND	0.0421		mg/Kg-dry	1	7/25/2013 6:18:00 AM
1,2-Dichloropropane	ND	0.0281		mg/Kg-dry	1	7/25/2013 6:18:00 AM
Bromodichloromethane	ND	0.0281		mg/Kg-dry	1	7/25/2013 6:18:00 AM
Dibromomethane	ND	0.0562		mg/Kg-dry	1	7/25/2013 6:18:00 AM
cis-1,3-Dichloropropene	ND	0.0281		mg/Kg-dry	1	7/25/2013 6:18:00 AM
Toluene	ND	0.0281		mg/Kg-dry	1	7/25/2013 6:18:00 AM
trans-1,3-Dichloropropylene	ND	0.0421		mg/Kg-dry	1	7/25/2013 6:18:00 AM
1,1,2-Trichloroethane	ND	0.0421		mg/Kg-dry	1	7/25/2013 6:18:00 AM
1,3-Dichloropropane	ND	0.0702		mg/Kg-dry	1	7/25/2013 6:18:00 AM
Tetrachloroethene (PCE)	ND	0.0281		mg/Kg-dry	1	7/25/2013 6:18:00 AM
Dibromochloromethane	ND	0.0421		mg/Kg-dry	1	7/25/2013 6:18:00 AM
1,2-Dibromoethane (EDB)	ND	0.00702		mg/Kg-dry	1	7/25/2013 6:18:00 AM
Chlorobenzene	ND	0.0281		mg/Kg-dry	1	7/25/2013 6:18:00 AM
1,1,1,2-Tetrachloroethane	ND	0.0421		mg/Kg-dry	1	7/25/2013 6:18:00 AM
Ethylbenzene	ND	0.0421		mg/Kg-dry	1	7/25/2013 6:18:00 AM
m,p-Xylene	ND	0.0281		mg/Kg-dry	1	7/25/2013 6:18:00 AM

**Qualifiers:** B Analyte detected in the associated Method Blank  
 E Value above quantitation range  
 J Analyte detected below quantitation limits  
 RL Reporting Limit

D Dilution was required  
 H Holding times for preparation or analysis exceeded  
 ND Not detected at the Reporting Limit  
 S Spike recovery outside accepted recovery limits



# Analytical Report

WO#: 1307149

Date Reported: 8/1/2013

**Client:** G-Logics

**Collection Date:** 7/22/2013 2:00:00 PM

**Project:** Gilman Square

**Lab ID:** 1307149-009

**Matrix:** Soil

**Client Sample ID:** GL-B-11-3'

Analyses	Result	RL	Qual	Units	DF	Date Analyzed
----------	--------	----	------	-------	----	---------------

**Volatile Organic Compounds by EPA Method 8260**

Batch ID: 5044

Analyst: EM

o-Xylene	ND	0.0281		mg/Kg-dry	1	7/25/2013 6:18:00 AM
Styrene	ND	0.0281		mg/Kg-dry	1	7/25/2013 6:18:00 AM
Isopropylbenzene	ND	0.112		mg/Kg-dry	1	7/25/2013 6:18:00 AM
Bromoform	ND	0.0281		mg/Kg-dry	1	7/25/2013 6:18:00 AM
1,1,2,2-Tetrachloroethane	ND	0.0281		mg/Kg-dry	1	7/25/2013 6:18:00 AM
n-Propylbenzene	ND	0.0281		mg/Kg-dry	1	7/25/2013 6:18:00 AM
Bromobenzene	ND	0.0421		mg/Kg-dry	1	7/25/2013 6:18:00 AM
1,3,5-Trimethylbenzene	ND	0.0281		mg/Kg-dry	1	7/25/2013 6:18:00 AM
2-Chlorotoluene	ND	0.0281		mg/Kg-dry	1	7/25/2013 6:18:00 AM
4-Chlorotoluene	ND	0.0281		mg/Kg-dry	1	7/25/2013 6:18:00 AM
tert-Butylbenzene	ND	0.0281		mg/Kg-dry	1	7/25/2013 6:18:00 AM
1,2,3-Trichloropropane	ND	0.0281		mg/Kg-dry	1	7/25/2013 6:18:00 AM
1,2,4-Trichlorobenzene	ND	0.0702		mg/Kg-dry	1	7/25/2013 6:18:00 AM
sec-Butylbenzene	ND	0.0281		mg/Kg-dry	1	7/25/2013 6:18:00 AM
4-Isopropyltoluene	ND	0.0281		mg/Kg-dry	1	7/25/2013 6:18:00 AM
1,3-Dichlorobenzene	ND	0.0281		mg/Kg-dry	1	7/25/2013 6:18:00 AM
1,4-Dichlorobenzene	ND	0.0281		mg/Kg-dry	1	7/25/2013 6:18:00 AM
n-Butylbenzene	ND	0.0281		mg/Kg-dry	1	7/25/2013 6:18:00 AM
1,2-Dichlorobenzene	ND	0.0281		mg/Kg-dry	1	7/25/2013 6:18:00 AM
1,2-Dibromo-3-chloropropane	ND	0.0421		mg/Kg-dry	1	7/25/2013 6:18:00 AM
1,2,4-Trimethylbenzene	ND	0.0281		mg/Kg-dry	1	7/25/2013 6:18:00 AM
Hexachlorobutadiene	ND	0.140		mg/Kg-dry	1	7/25/2013 6:18:00 AM
Naphthalene	ND	0.0421		mg/Kg-dry	1	7/25/2013 6:18:00 AM
1,2,3-Trichlorobenzene	ND	0.0281		mg/Kg-dry	1	7/25/2013 6:18:00 AM
Surr: Dibromofluoromethane	100	63.7-129		%REC	1	7/25/2013 6:18:00 AM
Surr: Toluene-d8	94.9	61.4-128		%REC	1	7/25/2013 6:18:00 AM
Surr: 1-Bromo-4-fluorobenzene	98.6	63.1-141		%REC	1	7/25/2013 6:18:00 AM

**Sample Moisture (Percent Moisture)**

Batch ID: R9314

Analyst: JS

Percent Moisture	27.6			wt%	1	7/24/2013 8:59:02 AM
------------------	------	--	--	-----	---	----------------------

**Qualifiers:** B Analyte detected in the associated Method Blank  
 E Value above quantitation range  
 J Analyte detected below quantitation limits  
 RL Reporting Limit

D Dilution was required  
 H Holding times for preparation or analysis exceeded  
 ND Not detected at the Reporting Limit  
 S Spike recovery outside accepted recovery limits



# Analytical Report

WO#: 1307149

Date Reported: 8/1/2013

**Client:** G-Logics

**Collection Date:** 7/22/2013 2:15:00 PM

**Project:** Gilman Square

**Lab ID:** 1307149-011

**Matrix:** Soil

**Client Sample ID:** GL-B-11-7.5'

Analyses	Result	RL	Qual	Units	DF	Date Analyzed
----------	--------	----	------	-------	----	---------------

**Volatile Organic Compounds by EPA Method 8260**

Batch ID: 5044

Analyst: EM

Dichlorodifluoromethane (CFC-12)	ND	0.0953		mg/Kg-dry	1	7/25/2013 6:44:00 AM
Chloromethane	ND	0.0953		mg/Kg-dry	1	7/25/2013 6:44:00 AM
Vinyl chloride	ND	0.00318		mg/Kg-dry	1	7/25/2013 6:44:00 AM
Bromomethane	ND	0.143		mg/Kg-dry	1	7/25/2013 6:44:00 AM
Trichlorofluoromethane (CFC-11)	ND	0.0794		mg/Kg-dry	1	7/25/2013 6:44:00 AM
Chloroethane	ND	0.0953		mg/Kg-dry	1	7/25/2013 6:44:00 AM
1,1-Dichloroethene	ND	0.0794		mg/Kg-dry	1	7/25/2013 6:44:00 AM
Methylene chloride	ND	0.0318		mg/Kg-dry	1	7/25/2013 6:44:00 AM
trans-1,2-Dichloroethene	ND	0.0318		mg/Kg-dry	1	7/25/2013 6:44:00 AM
Methyl tert-butyl ether (MTBE)	ND	0.0794		mg/Kg-dry	1	7/25/2013 6:44:00 AM
1,1-Dichloroethane	ND	0.0318		mg/Kg-dry	1	7/25/2013 6:44:00 AM
2,2-Dichloropropane	ND	0.0794		mg/Kg-dry	1	7/25/2013 6:44:00 AM
cis-1,2-Dichloroethene	ND	0.0318		mg/Kg-dry	1	7/25/2013 6:44:00 AM
Chloroform	ND	0.0318		mg/Kg-dry	1	7/25/2013 6:44:00 AM
1,1,1-Trichloroethane (TCA)	ND	0.0318		mg/Kg-dry	1	7/25/2013 6:44:00 AM
1,1-Dichloropropene	ND	0.0318		mg/Kg-dry	1	7/25/2013 6:44:00 AM
Carbon tetrachloride	ND	0.0318		mg/Kg-dry	1	7/25/2013 6:44:00 AM
1,2-Dichloroethane (EDC)	ND	0.0477		mg/Kg-dry	1	7/25/2013 6:44:00 AM
Benzene	ND	0.0318		mg/Kg-dry	1	7/25/2013 6:44:00 AM
Trichloroethene (TCE)	ND	0.0477		mg/Kg-dry	1	7/25/2013 6:44:00 AM
1,2-Dichloropropane	ND	0.0318		mg/Kg-dry	1	7/25/2013 6:44:00 AM
Bromodichloromethane	ND	0.0318		mg/Kg-dry	1	7/25/2013 6:44:00 AM
Dibromomethane	ND	0.0635		mg/Kg-dry	1	7/25/2013 6:44:00 AM
cis-1,3-Dichloropropene	ND	0.0318		mg/Kg-dry	1	7/25/2013 6:44:00 AM
Toluene	ND	0.0318		mg/Kg-dry	1	7/25/2013 6:44:00 AM
trans-1,3-Dichloropropylene	ND	0.0477		mg/Kg-dry	1	7/25/2013 6:44:00 AM
1,1,2-Trichloroethane	ND	0.0477		mg/Kg-dry	1	7/25/2013 6:44:00 AM
1,3-Dichloropropane	ND	0.0794		mg/Kg-dry	1	7/25/2013 6:44:00 AM
Tetrachloroethene (PCE)	ND	0.0318		mg/Kg-dry	1	7/25/2013 6:44:00 AM
Dibromochloromethane	ND	0.0477		mg/Kg-dry	1	7/25/2013 6:44:00 AM
1,2-Dibromoethane (EDB)	ND	0.00794		mg/Kg-dry	1	7/25/2013 6:44:00 AM
Chlorobenzene	ND	0.0318		mg/Kg-dry	1	7/25/2013 6:44:00 AM
1,1,1,2-Tetrachloroethane	ND	0.0477		mg/Kg-dry	1	7/25/2013 6:44:00 AM
Ethylbenzene	ND	0.0477		mg/Kg-dry	1	7/25/2013 6:44:00 AM
m,p-Xylene	ND	0.0318		mg/Kg-dry	1	7/25/2013 6:44:00 AM

**Qualifiers:** B Analyte detected in the associated Method Blank  
 E Value above quantitation range  
 J Analyte detected below quantitation limits  
 RL Reporting Limit

D Dilution was required  
 H Holding times for preparation or analysis exceeded  
 ND Not detected at the Reporting Limit  
 S Spike recovery outside accepted recovery limits



# Analytical Report

WO#: 1307149

Date Reported: 8/1/2013

**Client:** G-Logics

**Collection Date:** 7/22/2013 2:15:00 PM

**Project:** Gilman Square

**Lab ID:** 1307149-011

**Matrix:** Soil

**Client Sample ID:** GL-B-11-7.5'

Analyses	Result	RL	Qual	Units	DF	Date Analyzed
----------	--------	----	------	-------	----	---------------

**Volatile Organic Compounds by EPA Method 8260**

Batch ID: 5044

Analyst: EM

o-Xylene	ND	0.0318		mg/Kg-dry	1	7/25/2013 6:44:00 AM
Styrene	ND	0.0318		mg/Kg-dry	1	7/25/2013 6:44:00 AM
Isopropylbenzene	ND	0.127		mg/Kg-dry	1	7/25/2013 6:44:00 AM
Bromoform	ND	0.0318		mg/Kg-dry	1	7/25/2013 6:44:00 AM
1,1,2,2-Tetrachloroethane	ND	0.0318		mg/Kg-dry	1	7/25/2013 6:44:00 AM
n-Propylbenzene	ND	0.0318		mg/Kg-dry	1	7/25/2013 6:44:00 AM
Bromobenzene	ND	0.0477		mg/Kg-dry	1	7/25/2013 6:44:00 AM
1,3,5-Trimethylbenzene	ND	0.0318		mg/Kg-dry	1	7/25/2013 6:44:00 AM
2-Chlorotoluene	ND	0.0318		mg/Kg-dry	1	7/25/2013 6:44:00 AM
4-Chlorotoluene	ND	0.0318		mg/Kg-dry	1	7/25/2013 6:44:00 AM
tert-Butylbenzene	ND	0.0318		mg/Kg-dry	1	7/25/2013 6:44:00 AM
1,2,3-Trichloropropane	ND	0.0318		mg/Kg-dry	1	7/25/2013 6:44:00 AM
1,2,4-Trichlorobenzene	ND	0.0794		mg/Kg-dry	1	7/25/2013 6:44:00 AM
sec-Butylbenzene	ND	0.0318		mg/Kg-dry	1	7/25/2013 6:44:00 AM
4-Isopropyltoluene	ND	0.0318		mg/Kg-dry	1	7/25/2013 6:44:00 AM
1,3-Dichlorobenzene	ND	0.0318		mg/Kg-dry	1	7/25/2013 6:44:00 AM
1,4-Dichlorobenzene	ND	0.0318		mg/Kg-dry	1	7/25/2013 6:44:00 AM
n-Butylbenzene	ND	0.0318		mg/Kg-dry	1	7/25/2013 6:44:00 AM
1,2-Dichlorobenzene	ND	0.0318		mg/Kg-dry	1	7/25/2013 6:44:00 AM
1,2-Dibromo-3-chloropropane	ND	0.0477		mg/Kg-dry	1	7/25/2013 6:44:00 AM
1,2,4-Trimethylbenzene	ND	0.0318		mg/Kg-dry	1	7/25/2013 6:44:00 AM
Hexachlorobutadiene	ND	0.159		mg/Kg-dry	1	7/25/2013 6:44:00 AM
Naphthalene	ND	0.0477		mg/Kg-dry	1	7/25/2013 6:44:00 AM
1,2,3-Trichlorobenzene	ND	0.0318		mg/Kg-dry	1	7/25/2013 6:44:00 AM
Surr: Dibromofluoromethane	101	63.7-129		%REC	1	7/25/2013 6:44:00 AM
Surr: Toluene-d8	95.9	61.4-128		%REC	1	7/25/2013 6:44:00 AM
Surr: 1-Bromo-4-fluorobenzene	98.9	63.1-141		%REC	1	7/25/2013 6:44:00 AM

**Sample Moisture (Percent Moisture)**

Batch ID: R9314

Analyst: JS

Percent Moisture	31.7			wt%	1	7/24/2013 8:59:02 AM
------------------	------	--	--	-----	---	----------------------

**Qualifiers:** B Analyte detected in the associated Method Blank  
 E Value above quantitation range  
 J Analyte detected below quantitation limits  
 RL Reporting Limit

D Dilution was required  
 H Holding times for preparation or analysis exceeded  
 ND Not detected at the Reporting Limit  
 S Spike recovery outside accepted recovery limits



# Analytical Report

WO#: 1307149

Date Reported: 8/1/2013

**Client:** G-Logics

**Collection Date:** 7/22/2013 2:20:00 PM

**Project:** Gilman Square

**Lab ID:** 1307149-012

**Matrix:** Soil

**Client Sample ID:** GL-B-11-9'

Analyses	Result	RL	Qual	Units	DF	Date Analyzed
----------	--------	----	------	-------	----	---------------

**Volatile Organic Compounds by EPA Method 8260**

Batch ID: 5044

Analyst: EM

Dichlorodifluoromethane (CFC-12)	ND	0.0698		mg/Kg-dry	1	7/25/2013 7:11:00 AM
Chloromethane	ND	0.0698		mg/Kg-dry	1	7/25/2013 7:11:00 AM
Vinyl chloride	ND	0.00233		mg/Kg-dry	1	7/25/2013 7:11:00 AM
Bromomethane	ND	0.105		mg/Kg-dry	1	7/25/2013 7:11:00 AM
Trichlorofluoromethane (CFC-11)	ND	0.0581		mg/Kg-dry	1	7/25/2013 7:11:00 AM
Chloroethane	ND	0.0698		mg/Kg-dry	1	7/25/2013 7:11:00 AM
1,1-Dichloroethene	ND	0.0581		mg/Kg-dry	1	7/25/2013 7:11:00 AM
Methylene chloride	ND	0.0233		mg/Kg-dry	1	7/25/2013 7:11:00 AM
trans-1,2-Dichloroethene	ND	0.0233		mg/Kg-dry	1	7/25/2013 7:11:00 AM
Methyl tert-butyl ether (MTBE)	ND	0.0581		mg/Kg-dry	1	7/25/2013 7:11:00 AM
1,1-Dichloroethane	ND	0.0233		mg/Kg-dry	1	7/25/2013 7:11:00 AM
2,2-Dichloropropane	ND	0.0581		mg/Kg-dry	1	7/25/2013 7:11:00 AM
cis-1,2-Dichloroethene	ND	0.0233		mg/Kg-dry	1	7/25/2013 7:11:00 AM
Chloroform	ND	0.0233		mg/Kg-dry	1	7/25/2013 7:11:00 AM
1,1,1-Trichloroethane (TCA)	ND	0.0233		mg/Kg-dry	1	7/25/2013 7:11:00 AM
1,1-Dichloropropene	ND	0.0233		mg/Kg-dry	1	7/25/2013 7:11:00 AM
Carbon tetrachloride	ND	0.0233		mg/Kg-dry	1	7/25/2013 7:11:00 AM
1,2-Dichloroethane (EDC)	ND	0.0349		mg/Kg-dry	1	7/25/2013 7:11:00 AM
Benzene	ND	0.0233		mg/Kg-dry	1	7/25/2013 7:11:00 AM
Trichloroethene (TCE)	ND	0.0349		mg/Kg-dry	1	7/25/2013 7:11:00 AM
1,2-Dichloropropane	ND	0.0233		mg/Kg-dry	1	7/25/2013 7:11:00 AM
Bromodichloromethane	ND	0.0233		mg/Kg-dry	1	7/25/2013 7:11:00 AM
Dibromomethane	ND	0.0465		mg/Kg-dry	1	7/25/2013 7:11:00 AM
cis-1,3-Dichloropropene	ND	0.0233		mg/Kg-dry	1	7/25/2013 7:11:00 AM
Toluene	ND	0.0233		mg/Kg-dry	1	7/25/2013 7:11:00 AM
trans-1,3-Dichloropropylene	ND	0.0349		mg/Kg-dry	1	7/25/2013 7:11:00 AM
1,1,2-Trichloroethane	ND	0.0349		mg/Kg-dry	1	7/25/2013 7:11:00 AM
1,3-Dichloropropane	ND	0.0581		mg/Kg-dry	1	7/25/2013 7:11:00 AM
Tetrachloroethene (PCE)	ND	0.0233		mg/Kg-dry	1	7/25/2013 7:11:00 AM
Dibromochloromethane	ND	0.0349		mg/Kg-dry	1	7/25/2013 7:11:00 AM
1,2-Dibromoethane (EDB)	ND	0.00581		mg/Kg-dry	1	7/25/2013 7:11:00 AM
Chlorobenzene	ND	0.0233		mg/Kg-dry	1	7/25/2013 7:11:00 AM
1,1,1,2-Tetrachloroethane	ND	0.0349		mg/Kg-dry	1	7/25/2013 7:11:00 AM
Ethylbenzene	ND	0.0349		mg/Kg-dry	1	7/25/2013 7:11:00 AM
m,p-Xylene	ND	0.0233		mg/Kg-dry	1	7/25/2013 7:11:00 AM

**Qualifiers:** B Analyte detected in the associated Method Blank  
 E Value above quantitation range  
 J Analyte detected below quantitation limits  
 RL Reporting Limit

D Dilution was required  
 H Holding times for preparation or analysis exceeded  
 ND Not detected at the Reporting Limit  
 S Spike recovery outside accepted recovery limits



# Analytical Report

WO#: 1307149

Date Reported: 8/1/2013

**Client:** G-Logics

**Collection Date:** 7/22/2013 2:20:00 PM

**Project:** Gilman Square

**Lab ID:** 1307149-012

**Matrix:** Soil

**Client Sample ID:** GL-B-11-9'

Analyses	Result	RL	Qual	Units	DF	Date Analyzed
----------	--------	----	------	-------	----	---------------

**Volatile Organic Compounds by EPA Method 8260**

Batch ID: 5044

Analyst: EM

o-Xylene	ND	0.0233		mg/Kg-dry	1	7/25/2013 7:11:00 AM
Styrene	ND	0.0233		mg/Kg-dry	1	7/25/2013 7:11:00 AM
Isopropylbenzene	ND	0.0930		mg/Kg-dry	1	7/25/2013 7:11:00 AM
Bromoform	ND	0.0233		mg/Kg-dry	1	7/25/2013 7:11:00 AM
1,1,2,2-Tetrachloroethane	ND	0.0233		mg/Kg-dry	1	7/25/2013 7:11:00 AM
n-Propylbenzene	ND	0.0233		mg/Kg-dry	1	7/25/2013 7:11:00 AM
Bromobenzene	ND	0.0349		mg/Kg-dry	1	7/25/2013 7:11:00 AM
1,3,5-Trimethylbenzene	ND	0.0233		mg/Kg-dry	1	7/25/2013 7:11:00 AM
2-Chlorotoluene	ND	0.0233		mg/Kg-dry	1	7/25/2013 7:11:00 AM
4-Chlorotoluene	ND	0.0233		mg/Kg-dry	1	7/25/2013 7:11:00 AM
tert-Butylbenzene	ND	0.0233		mg/Kg-dry	1	7/25/2013 7:11:00 AM
1,2,3-Trichloropropane	ND	0.0233		mg/Kg-dry	1	7/25/2013 7:11:00 AM
1,2,4-Trichlorobenzene	ND	0.0581		mg/Kg-dry	1	7/25/2013 7:11:00 AM
sec-Butylbenzene	ND	0.0233		mg/Kg-dry	1	7/25/2013 7:11:00 AM
4-Isopropyltoluene	ND	0.0233		mg/Kg-dry	1	7/25/2013 7:11:00 AM
1,3-Dichlorobenzene	ND	0.0233		mg/Kg-dry	1	7/25/2013 7:11:00 AM
1,4-Dichlorobenzene	ND	0.0233		mg/Kg-dry	1	7/25/2013 7:11:00 AM
n-Butylbenzene	ND	0.0233		mg/Kg-dry	1	7/25/2013 7:11:00 AM
1,2-Dichlorobenzene	ND	0.0233		mg/Kg-dry	1	7/25/2013 7:11:00 AM
1,2-Dibromo-3-chloropropane	ND	0.0349		mg/Kg-dry	1	7/25/2013 7:11:00 AM
1,2,4-Trimethylbenzene	ND	0.0233		mg/Kg-dry	1	7/25/2013 7:11:00 AM
Hexachlorobutadiene	ND	0.116		mg/Kg-dry	1	7/25/2013 7:11:00 AM
Naphthalene	ND	0.0349		mg/Kg-dry	1	7/25/2013 7:11:00 AM
1,2,3-Trichlorobenzene	ND	0.0233		mg/Kg-dry	1	7/25/2013 7:11:00 AM
Surr: Dibromofluoromethane	101	63.7-129		%REC	1	7/25/2013 7:11:00 AM
Surr: Toluene-d8	95.2	61.4-128		%REC	1	7/25/2013 7:11:00 AM
Surr: 1-Bromo-4-fluorobenzene	98.1	63.1-141		%REC	1	7/25/2013 7:11:00 AM

**Sample Moisture (Percent Moisture)**

Batch ID: R9314

Analyst: JS

Percent Moisture	19.5			wt%	1	7/24/2013 8:59:02 AM
------------------	------	--	--	-----	---	----------------------

**Qualifiers:** B Analyte detected in the associated Method Blank  
 E Value above quantitation range  
 J Analyte detected below quantitation limits  
 RL Reporting Limit

D Dilution was required  
 H Holding times for preparation or analysis exceeded  
 ND Not detected at the Reporting Limit  
 S Spike recovery outside accepted recovery limits



# Analytical Report

WO#: 1307149

Date Reported: 8/1/2013

**Client:** G-Logics

**Collection Date:** 7/22/2013 3:50:00 PM

**Project:** Gilman Square

**Lab ID:** 1307149-013

**Matrix:** Soil

**Client Sample ID:** GL-B-12

Analyses	Result	RL	Qual	Units	DF	Date Analyzed
----------	--------	----	------	-------	----	---------------

**Volatile Organic Compounds by EPA Method 8260**

Batch ID: 5044

Analyst: EM

Dichlorodifluoromethane (CFC-12)	ND	0.151		mg/Kg-dry	1	7/25/2013 7:38:00 AM
Chloromethane	ND	0.151		mg/Kg-dry	1	7/25/2013 7:38:00 AM
Vinyl chloride	ND	0.00504		mg/Kg-dry	1	7/25/2013 7:38:00 AM
Bromomethane	ND	0.227		mg/Kg-dry	1	7/25/2013 7:38:00 AM
Trichlorofluoromethane (CFC-11)	ND	0.126		mg/Kg-dry	1	7/25/2013 7:38:00 AM
Chloroethane	ND	0.151		mg/Kg-dry	1	7/25/2013 7:38:00 AM
1,1-Dichloroethene	ND	0.126		mg/Kg-dry	1	7/25/2013 7:38:00 AM
Methylene chloride	ND	0.0504		mg/Kg-dry	1	7/25/2013 7:38:00 AM
trans-1,2-Dichloroethene	ND	0.0504		mg/Kg-dry	1	7/25/2013 7:38:00 AM
Methyl tert-butyl ether (MTBE)	ND	0.126		mg/Kg-dry	1	7/25/2013 7:38:00 AM
1,1-Dichloroethane	ND	0.0504		mg/Kg-dry	1	7/25/2013 7:38:00 AM
2,2-Dichloropropane	ND	0.126		mg/Kg-dry	1	7/25/2013 7:38:00 AM
cis-1,2-Dichloroethene	ND	0.0504		mg/Kg-dry	1	7/25/2013 7:38:00 AM
Chloroform	ND	0.0504		mg/Kg-dry	1	7/25/2013 7:38:00 AM
1,1,1-Trichloroethane (TCA)	ND	0.0504		mg/Kg-dry	1	7/25/2013 7:38:00 AM
1,1-Dichloropropene	ND	0.0504		mg/Kg-dry	1	7/25/2013 7:38:00 AM
Carbon tetrachloride	ND	0.0504		mg/Kg-dry	1	7/25/2013 7:38:00 AM
1,2-Dichloroethane (EDC)	ND	0.0756		mg/Kg-dry	1	7/25/2013 7:38:00 AM
Benzene	ND	0.0504		mg/Kg-dry	1	7/25/2013 7:38:00 AM
Trichloroethene (TCE)	ND	0.0756		mg/Kg-dry	1	7/25/2013 7:38:00 AM
1,2-Dichloropropane	ND	0.0504		mg/Kg-dry	1	7/25/2013 7:38:00 AM
Bromodichloromethane	ND	0.0504		mg/Kg-dry	1	7/25/2013 7:38:00 AM
Dibromomethane	ND	0.101		mg/Kg-dry	1	7/25/2013 7:38:00 AM
cis-1,3-Dichloropropene	ND	0.0504		mg/Kg-dry	1	7/25/2013 7:38:00 AM
Toluene	ND	0.0504		mg/Kg-dry	1	7/25/2013 7:38:00 AM
trans-1,3-Dichloropropylene	ND	0.0756		mg/Kg-dry	1	7/25/2013 7:38:00 AM
1,1,2-Trichloroethane	ND	0.0756		mg/Kg-dry	1	7/25/2013 7:38:00 AM
1,3-Dichloropropane	ND	0.126		mg/Kg-dry	1	7/25/2013 7:38:00 AM
Tetrachloroethene (PCE)	ND	0.0504		mg/Kg-dry	1	7/25/2013 7:38:00 AM
Dibromochloromethane	ND	0.0756		mg/Kg-dry	1	7/25/2013 7:38:00 AM
1,2-Dibromoethane (EDB)	ND	0.0126		mg/Kg-dry	1	7/25/2013 7:38:00 AM
Chlorobenzene	ND	0.0504		mg/Kg-dry	1	7/25/2013 7:38:00 AM
1,1,1,2-Tetrachloroethane	ND	0.0756		mg/Kg-dry	1	7/25/2013 7:38:00 AM
Ethylbenzene	ND	0.0756		mg/Kg-dry	1	7/25/2013 7:38:00 AM
m,p-Xylene	ND	0.0504		mg/Kg-dry	1	7/25/2013 7:38:00 AM

**Qualifiers:** B Analyte detected in the associated Method Blank  
 E Value above quantitation range  
 J Analyte detected below quantitation limits  
 RL Reporting Limit

D Dilution was required  
 H Holding times for preparation or analysis exceeded  
 ND Not detected at the Reporting Limit  
 S Spike recovery outside accepted recovery limits



# Analytical Report

WO#: 1307149

Date Reported: 8/1/2013

**Client:** G-Logics

**Collection Date:** 7/22/2013 3:50:00 PM

**Project:** Gilman Square

**Lab ID:** 1307149-013

**Matrix:** Soil

**Client Sample ID:** GL-B-12

Analyses	Result	RL	Qual	Units	DF	Date Analyzed
----------	--------	----	------	-------	----	---------------

**Volatile Organic Compounds by EPA Method 8260**

Batch ID: 5044

Analyst: EM

o-Xylene	ND	0.0504		mg/Kg-dry	1	7/25/2013 7:38:00 AM
Styrene	ND	0.0504		mg/Kg-dry	1	7/25/2013 7:38:00 AM
Isopropylbenzene	ND	0.202		mg/Kg-dry	1	7/25/2013 7:38:00 AM
Bromoform	ND	0.0504		mg/Kg-dry	1	7/25/2013 7:38:00 AM
1,1,2,2-Tetrachloroethane	ND	0.0504		mg/Kg-dry	1	7/25/2013 7:38:00 AM
n-Propylbenzene	ND	0.0504		mg/Kg-dry	1	7/25/2013 7:38:00 AM
Bromobenzene	ND	0.0756		mg/Kg-dry	1	7/25/2013 7:38:00 AM
1,3,5-Trimethylbenzene	ND	0.0504		mg/Kg-dry	1	7/25/2013 7:38:00 AM
2-Chlorotoluene	ND	0.0504		mg/Kg-dry	1	7/25/2013 7:38:00 AM
4-Chlorotoluene	ND	0.0504		mg/Kg-dry	1	7/25/2013 7:38:00 AM
tert-Butylbenzene	ND	0.0504		mg/Kg-dry	1	7/25/2013 7:38:00 AM
1,2,3-Trichloropropane	ND	0.0504		mg/Kg-dry	1	7/25/2013 7:38:00 AM
1,2,4-Trichlorobenzene	ND	0.126		mg/Kg-dry	1	7/25/2013 7:38:00 AM
sec-Butylbenzene	ND	0.0504		mg/Kg-dry	1	7/25/2013 7:38:00 AM
4-Isopropyltoluene	ND	0.0504		mg/Kg-dry	1	7/25/2013 7:38:00 AM
1,3-Dichlorobenzene	ND	0.0504		mg/Kg-dry	1	7/25/2013 7:38:00 AM
1,4-Dichlorobenzene	ND	0.0504		mg/Kg-dry	1	7/25/2013 7:38:00 AM
n-Butylbenzene	ND	0.0504		mg/Kg-dry	1	7/25/2013 7:38:00 AM
1,2-Dichlorobenzene	ND	0.0504		mg/Kg-dry	1	7/25/2013 7:38:00 AM
1,2-Dibromo-3-chloropropane	ND	0.0756		mg/Kg-dry	1	7/25/2013 7:38:00 AM
1,2,4-Trimethylbenzene	ND	0.0504		mg/Kg-dry	1	7/25/2013 7:38:00 AM
Hexachlorobutadiene	ND	0.252		mg/Kg-dry	1	7/25/2013 7:38:00 AM
Naphthalene	ND	0.0756		mg/Kg-dry	1	7/25/2013 7:38:00 AM
1,2,3-Trichlorobenzene	ND	0.0504		mg/Kg-dry	1	7/25/2013 7:38:00 AM
Surr: Dibromofluoromethane	101	63.7-129		%REC	1	7/25/2013 7:38:00 AM
Surr: Toluene-d8	95.6	61.4-128		%REC	1	7/25/2013 7:38:00 AM
Surr: 1-Bromo-4-fluorobenzene	99.0	63.1-141		%REC	1	7/25/2013 7:38:00 AM

**Sample Moisture (Percent Moisture)**

Batch ID: R9314

Analyst: JS

Percent Moisture	40.5			wt%	1	7/24/2013 8:59:02 AM
------------------	------	--	--	-----	---	----------------------

**Qualifiers:** B Analyte detected in the associated Method Blank  
 E Value above quantitation range  
 J Analyte detected below quantitation limits  
 RL Reporting Limit

D Dilution was required  
 H Holding times for preparation or analysis exceeded  
 ND Not detected at the Reporting Limit  
 S Spike recovery outside accepted recovery limits



# Analytical Report

WO#: 1307149

Date Reported: 8/1/2013

**Client:** G-Logics

**Collection Date:** 7/22/2013 3:50:00 PM

**Project:** Gilman Square

**Lab ID:** 1307149-014

**Matrix:** Water

**Client Sample ID:** GL-B-12-GW

Analyses	Result	RL	Qual	Units	DF	Date Analyzed
----------	--------	----	------	-------	----	---------------

**Volatile Organic Compounds by EPA Method 8260**

Batch ID: R9367

Analyst: EM

Dichlorodifluoromethane (CFC-12)	ND	1.00		µg/L	1	7/25/2013 1:49:00 PM
Chloromethane	ND	1.00		µg/L	1	7/25/2013 1:49:00 PM
Vinyl chloride	ND	0.200		µg/L	1	7/25/2013 1:49:00 PM
Bromomethane	ND	1.00		µg/L	1	7/25/2013 1:49:00 PM
Trichlorofluoromethane (CFC-11)	ND	1.00		µg/L	1	7/25/2013 1:49:00 PM
Chloroethane	ND	1.00		µg/L	1	7/25/2013 1:49:00 PM
1,1-Dichloroethene	ND	1.00		µg/L	1	7/25/2013 1:49:00 PM
Methylene chloride	ND	1.00		µg/L	1	7/25/2013 1:49:00 PM
trans-1,2-Dichloroethene	ND	1.00		µg/L	1	7/25/2013 1:49:00 PM
Methyl tert-butyl ether (MTBE)	ND	1.00		µg/L	1	7/25/2013 1:49:00 PM
1,1-Dichloroethane	ND	1.00		µg/L	1	7/25/2013 1:49:00 PM
2,2-Dichloropropane	ND	2.00		µg/L	1	7/25/2013 1:49:00 PM
cis-1,2-Dichloroethene	ND	1.00		µg/L	1	7/25/2013 1:49:00 PM
Chloroform	ND	1.00		µg/L	1	7/25/2013 1:49:00 PM
1,1,1-Trichloroethane (TCA)	ND	1.00		µg/L	1	7/25/2013 1:49:00 PM
1,1-Dichloropropene	ND	1.00		µg/L	1	7/25/2013 1:49:00 PM
Carbon tetrachloride	ND	1.00		µg/L	1	7/25/2013 1:49:00 PM
1,2-Dichloroethane (EDC)	ND	1.00		µg/L	1	7/25/2013 1:49:00 PM
Benzene	ND	1.00		µg/L	1	7/25/2013 1:49:00 PM
Trichloroethene (TCE)	ND	1.00		µg/L	1	7/25/2013 1:49:00 PM
1,2-Dichloropropane	ND	1.00		µg/L	1	7/25/2013 1:49:00 PM
Bromodichloromethane	ND	1.00		µg/L	1	7/25/2013 1:49:00 PM
Dibromomethane	ND	1.00		µg/L	1	7/25/2013 1:49:00 PM
cis-1,3-Dichloropropene	ND	1.00		µg/L	1	7/25/2013 1:49:00 PM
Toluene	4.24	1.00		µg/L	1	7/25/2013 1:49:00 PM
trans-1,3-Dichloropropene	ND	1.00		µg/L	1	7/25/2013 1:49:00 PM
1,1,2-Trichloroethane	ND	1.00		µg/L	1	7/25/2013 1:49:00 PM
1,3-Dichloropropane	ND	1.00		µg/L	1	7/25/2013 1:49:00 PM
Tetrachloroethene (PCE)	ND	1.00		µg/L	1	7/25/2013 1:49:00 PM
Dibromochloromethane	ND	1.00		µg/L	1	7/25/2013 1:49:00 PM
1,2-Dibromoethane (EDB)	ND	0.0100		µg/L	1	7/25/2013 1:49:00 PM
Chlorobenzene	ND	1.00		µg/L	1	7/25/2013 1:49:00 PM
1,1,1,2-Tetrachloroethane	ND	1.00		µg/L	1	7/25/2013 1:49:00 PM
Ethylbenzene	ND	1.00		µg/L	1	7/25/2013 1:49:00 PM
m,p-Xylene	ND	1.00		µg/L	1	7/25/2013 1:49:00 PM

**Qualifiers:** B Analyte detected in the associated Method Blank  
 E Value above quantitation range  
 J Analyte detected below quantitation limits  
 RL Reporting Limit

D Dilution was required  
 H Holding times for preparation or analysis exceeded  
 ND Not detected at the Reporting Limit  
 S Spike recovery outside accepted recovery limits



**Client:** G-Logics

**Collection Date:** 7/22/2013 3:50:00 PM

**Project:** Gilman Square

**Lab ID:** 1307149-014

**Matrix:** Water

**Client Sample ID:** GL-B-12-GW

Analyses	Result	RL	Qual	Units	DF	Date Analyzed
----------	--------	----	------	-------	----	---------------

**Volatile Organic Compounds by EPA Method 8260**

Batch ID: R9367

Analyst: EM

o-Xylene	ND	1.00		µg/L	1	7/25/2013 1:49:00 PM
Styrene	ND	1.00		µg/L	1	7/25/2013 1:49:00 PM
Isopropylbenzene	ND	1.00		µg/L	1	7/25/2013 1:49:00 PM
Bromoform	ND	1.00		µg/L	1	7/25/2013 1:49:00 PM
1,1,2,2-Tetrachloroethane	ND	1.00		µg/L	1	7/25/2013 1:49:00 PM
n-Propylbenzene	ND	1.00		µg/L	1	7/25/2013 1:49:00 PM
Bromobenzene	ND	1.00		µg/L	1	7/25/2013 1:49:00 PM
1,3,5-Trimethylbenzene	ND	1.00		µg/L	1	7/25/2013 1:49:00 PM
2-Chlorotoluene	ND	1.00		µg/L	1	7/25/2013 1:49:00 PM
4-Chlorotoluene	ND	1.00		µg/L	1	7/25/2013 1:49:00 PM
tert-Butylbenzene	ND	1.00		µg/L	1	7/25/2013 1:49:00 PM
1,2,3-Trichloropropane	ND	1.00		µg/L	1	7/25/2013 1:49:00 PM
1,2,4-Trichlorobenzene	ND	2.00		µg/L	1	7/25/2013 1:49:00 PM
sec-Butylbenzene	ND	1.00		µg/L	1	7/25/2013 1:49:00 PM
4-Isopropyltoluene	ND	1.00		µg/L	1	7/25/2013 1:49:00 PM
1,3-Dichlorobenzene	ND	1.00		µg/L	1	7/25/2013 1:49:00 PM
1,4-Dichlorobenzene	ND	1.00		µg/L	1	7/25/2013 1:49:00 PM
n-Butylbenzene	ND	1.00		µg/L	1	7/25/2013 1:49:00 PM
1,2-Dichlorobenzene	ND	1.00		µg/L	1	7/25/2013 1:49:00 PM
1,2-Dibromo-3-chloropropane	ND	1.00		µg/L	1	7/25/2013 1:49:00 PM
1,2,4-Trimethylbenzene	ND	1.00		µg/L	1	7/25/2013 1:49:00 PM
Hexachlorobutadiene	ND	4.00		µg/L	1	7/25/2013 1:49:00 PM
Naphthalene	ND	1.00		µg/L	1	7/25/2013 1:49:00 PM
1,2,3-Trichlorobenzene	ND	4.00		µg/L	1	7/25/2013 1:49:00 PM
Surr: Dibromofluoromethane	102	72.1-122		%REC	1	7/25/2013 1:49:00 PM
Surr: Toluene-d8	100	62.1-129		%REC	1	7/25/2013 1:49:00 PM
Surr: 1-Bromo-4-fluorobenzene	101	66.8-124		%REC	1	7/25/2013 1:49:00 PM

**Qualifiers:** B Analyte detected in the associated Method Blank  
 E Value above quantitation range  
 J Analyte detected below quantitation limits  
 RL Reporting Limit

D Dilution was required  
 H Holding times for preparation or analysis exceeded  
 ND Not detected at the Reporting Limit  
 S Spike recovery outside accepted recovery limits



# Analytical Report

WO#: 1307149

Date Reported: 8/1/2013

**Client:** G-Logics

**Collection Date:** 7/22/2013 2:40:00 PM

**Project:** Gilman Square

**Lab ID:** 1307149-015

**Matrix:** Water

**Client Sample ID:** GL-B-11-GW

Analyses	Result	RL	Qual	Units	DF	Date Analyzed
----------	--------	----	------	-------	----	---------------

**Volatile Organic Compounds by EPA Method 8260**

Batch ID: R9367

Analyst: EM

Dichlorodifluoromethane (CFC-12)	ND	1.00		µg/L	1	7/25/2013 1:22:00 PM
Chloromethane	3.13	1.00		µg/L	1	7/25/2013 1:22:00 PM
Vinyl chloride	1.15	0.200		µg/L	1	7/25/2013 1:22:00 PM
Bromomethane	ND	1.00		µg/L	1	7/25/2013 1:22:00 PM
Trichlorofluoromethane (CFC-11)	ND	1.00		µg/L	1	7/25/2013 1:22:00 PM
Chloroethane	ND	1.00		µg/L	1	7/25/2013 1:22:00 PM
1,1-Dichloroethene	ND	1.00		µg/L	1	7/25/2013 1:22:00 PM
Methylene chloride	ND	1.00		µg/L	1	7/25/2013 1:22:00 PM
trans-1,2-Dichloroethene	ND	1.00		µg/L	1	7/25/2013 1:22:00 PM
Methyl tert-butyl ether (MTBE)	ND	1.00		µg/L	1	7/25/2013 1:22:00 PM
1,1-Dichloroethane	ND	1.00		µg/L	1	7/25/2013 1:22:00 PM
2,2-Dichloropropane	ND	2.00		µg/L	1	7/25/2013 1:22:00 PM
cis-1,2-Dichloroethene	1.27	1.00		µg/L	1	7/25/2013 1:22:00 PM
Chloroform	ND	1.00		µg/L	1	7/25/2013 1:22:00 PM
1,1,1-Trichloroethane (TCA)	ND	1.00		µg/L	1	7/25/2013 1:22:00 PM
1,1-Dichloropropene	ND	1.00		µg/L	1	7/25/2013 1:22:00 PM
Carbon tetrachloride	ND	1.00		µg/L	1	7/25/2013 1:22:00 PM
1,2-Dichloroethane (EDC)	ND	1.00		µg/L	1	7/25/2013 1:22:00 PM
Benzene	ND	1.00		µg/L	1	7/25/2013 1:22:00 PM
Trichloroethene (TCE)	ND	1.00		µg/L	1	7/25/2013 1:22:00 PM
1,2-Dichloropropane	ND	1.00		µg/L	1	7/25/2013 1:22:00 PM
Bromodichloromethane	ND	1.00		µg/L	1	7/25/2013 1:22:00 PM
Dibromomethane	ND	1.00		µg/L	1	7/25/2013 1:22:00 PM
cis-1,3-Dichloropropene	ND	1.00		µg/L	1	7/25/2013 1:22:00 PM
Toluene	ND	1.00		µg/L	1	7/25/2013 1:22:00 PM
trans-1,3-Dichloropropene	ND	1.00		µg/L	1	7/25/2013 1:22:00 PM
1,1,2-Trichloroethane	ND	1.00		µg/L	1	7/25/2013 1:22:00 PM
1,3-Dichloropropane	ND	1.00		µg/L	1	7/25/2013 1:22:00 PM
Tetrachloroethene (PCE)	ND	1.00		µg/L	1	7/25/2013 1:22:00 PM
Dibromochloromethane	ND	1.00		µg/L	1	7/25/2013 1:22:00 PM
1,2-Dibromoethane (EDB)	ND	0.0100		µg/L	1	7/25/2013 1:22:00 PM
Chlorobenzene	ND	1.00		µg/L	1	7/25/2013 1:22:00 PM
1,1,1,2-Tetrachloroethane	ND	1.00		µg/L	1	7/25/2013 1:22:00 PM
Ethylbenzene	ND	1.00		µg/L	1	7/25/2013 1:22:00 PM
m,p-Xylene	ND	1.00		µg/L	1	7/25/2013 1:22:00 PM

**Qualifiers:** B Analyte detected in the associated Method Blank  
 E Value above quantitation range  
 J Analyte detected below quantitation limits  
 RL Reporting Limit

D Dilution was required  
 H Holding times for preparation or analysis exceeded  
 ND Not detected at the Reporting Limit  
 S Spike recovery outside accepted recovery limits



**Client:** G-Logics

**Collection Date:** 7/22/2013 2:40:00 PM

**Project:** Gilman Square

**Lab ID:** 1307149-015

**Matrix:** Water

**Client Sample ID:** GL-B-11-GW

Analyses	Result	RL	Qual	Units	DF	Date Analyzed
----------	--------	----	------	-------	----	---------------

**Volatile Organic Compounds by EPA Method 8260**

Batch ID: R9367

Analyst: EM

o-Xylene	ND	1.00		µg/L	1	7/25/2013 1:22:00 PM
Styrene	ND	1.00		µg/L	1	7/25/2013 1:22:00 PM
Isopropylbenzene	ND	1.00		µg/L	1	7/25/2013 1:22:00 PM
Bromoform	ND	1.00		µg/L	1	7/25/2013 1:22:00 PM
1,1,2,2-Tetrachloroethane	ND	1.00		µg/L	1	7/25/2013 1:22:00 PM
n-Propylbenzene	ND	1.00		µg/L	1	7/25/2013 1:22:00 PM
Bromobenzene	ND	1.00		µg/L	1	7/25/2013 1:22:00 PM
1,3,5-Trimethylbenzene	ND	1.00		µg/L	1	7/25/2013 1:22:00 PM
2-Chlorotoluene	ND	1.00		µg/L	1	7/25/2013 1:22:00 PM
4-Chlorotoluene	ND	1.00		µg/L	1	7/25/2013 1:22:00 PM
tert-Butylbenzene	ND	1.00		µg/L	1	7/25/2013 1:22:00 PM
1,2,3-Trichloropropane	ND	1.00		µg/L	1	7/25/2013 1:22:00 PM
1,2,4-Trichlorobenzene	ND	2.00		µg/L	1	7/25/2013 1:22:00 PM
sec-Butylbenzene	ND	1.00		µg/L	1	7/25/2013 1:22:00 PM
4-Isopropyltoluene	ND	1.00		µg/L	1	7/25/2013 1:22:00 PM
1,3-Dichlorobenzene	ND	1.00		µg/L	1	7/25/2013 1:22:00 PM
1,4-Dichlorobenzene	ND	1.00		µg/L	1	7/25/2013 1:22:00 PM
n-Butylbenzene	ND	1.00		µg/L	1	7/25/2013 1:22:00 PM
1,2-Dichlorobenzene	ND	1.00		µg/L	1	7/25/2013 1:22:00 PM
1,2-Dibromo-3-chloropropane	ND	1.00		µg/L	1	7/25/2013 1:22:00 PM
1,2,4-Trimethylbenzene	ND	1.00		µg/L	1	7/25/2013 1:22:00 PM
Hexachlorobutadiene	ND	4.00		µg/L	1	7/25/2013 1:22:00 PM
Naphthalene	ND	1.00		µg/L	1	7/25/2013 1:22:00 PM
1,2,3-Trichlorobenzene	ND	4.00		µg/L	1	7/25/2013 1:22:00 PM
Surr: Dibromofluoromethane	104	72.1-122		%REC	1	7/25/2013 1:22:00 PM
Surr: Toluene-d8	101	62.1-129		%REC	1	7/25/2013 1:22:00 PM
Surr: 1-Bromo-4-fluorobenzene	102	66.8-124		%REC	1	7/25/2013 1:22:00 PM

**Qualifiers:** B Analyte detected in the associated Method Blank  
 E Value above quantitation range  
 J Analyte detected below quantitation limits  
 RL Reporting Limit

D Dilution was required  
 H Holding times for preparation or analysis exceeded  
 ND Not detected at the Reporting Limit  
 S Spike recovery outside accepted recovery limits



Date: 8/1/2013

**Work Order:** 1307149  
**CLIENT:** G-Logics  
**Project:** Gilman Square

**QC SUMMARY REPORT**  
**Volatile Organic Compounds by EPA Method 8260**

Sample ID: <b>1307154-001ADUP</b>	SampType: <b>DUP</b>	Units: <b>mg/Kg-dry</b>	Prep Date: <b>7/24/2013</b>	RunNo: <b>9334</b>							
Client ID: <b>BATCH</b>	Batch ID: <b>5044</b>		Analysis Date: <b>7/25/2013</b>	SeqNo: <b>187530</b>							
Analyte	Result	RL	SPK value	SPK Ref Val	%REC	LowLimit	HighLimit	RPD Ref Val	%RPD	RPDLimit	Qual

Analyte	Result	RL	SPK value	SPK Ref Val	%REC	LowLimit	HighLimit	RPD Ref Val	%RPD	RPDLimit	Qual
Dichlorodifluoromethane (CFC-12)	ND	0.0601						0	0	30	
Chloromethane	ND	0.0601						0	0	30	
Vinyl chloride	ND	0.00200						0	0	30	
Bromomethane	ND	0.0902						0	0	30	
Trichlorofluoromethane (CFC-11)	ND	0.0501						0	0	30	
Chloroethane	ND	0.0601						0	0	30	
1,1-Dichloroethene	ND	0.0501						0	0	30	
Methylene chloride	ND	0.0200						0	0	30	
trans-1,2-Dichloroethene	ND	0.0200						0	0	30	
Methyl tert-butyl ether (MTBE)	ND	0.0501						0	0	30	
1,1-Dichloroethane	ND	0.0200						0	0	30	
2,2-Dichloropropane	ND	0.0501						0	0	30	
cis-1,2-Dichloroethene	ND	0.0200						0	0	30	
Chloroform	ND	0.0200						0	0	30	
1,1,1-Trichloroethane (TCA)	ND	0.0200						0	0	30	
1,1-Dichloropropene	ND	0.0200						0	0	30	
Carbon tetrachloride	ND	0.0200						0	0	30	
1,2-Dichloroethane (EDC)	ND	0.0301						0	0	30	
Benzene	ND	0.0200						0	0	30	
Trichloroethene (TCE)	ND	0.0200						0	0	30	
1,2-Dichloropropane	ND	0.0200						0	0	30	
Bromodichloromethane	ND	0.0200						0	0	30	
Dibromomethane	ND	0.0401						0	0	30	
cis-1,3-Dichloropropene	ND	0.0200						0	0	30	
Toluene	ND	0.0200						0	0	30	
trans-1,3-Dichloropropylene	ND	0.0301						0	0	30	
1,1,2-Trichloroethane	ND	0.0301						0	0	30	
1,3-Dichloropropane	ND	0.0501						0	0	30	
Tetrachloroethene (PCE)	0.0922	0.0200						0.09967	7.83	30	

<b>Qualifiers:</b>	B Analyte detected in the associated Method Blank	D Dilution was required	E Value above quantitation range
	H Holding times for preparation or analysis exceeded	J Analyte detected below quantitation limits	ND Not detected at the Reporting Limit
	R RPD outside accepted recovery limits	RL Reporting Limit	S Spike recovery outside accepted recovery limits

**Work Order:** 1307149  
**CLIENT:** G-Logics  
**Project:** Gilman Square

**QC SUMMARY REPORT**  
**Volatile Organic Compounds by EPA Method 8260**

Sample ID: <b>1307154-001ADUP</b>	SampType: <b>DUP</b>	Units: <b>mg/Kg-dry</b>	Prep Date: <b>7/24/2013</b>	RunNo: <b>9334</b>							
Client ID: <b>BATCH</b>	Batch ID: <b>5044</b>		Analysis Date: <b>7/25/2013</b>	SeqNo: <b>187530</b>							
Analyte	Result	RL	SPK value	SPK Ref Val	%REC	LowLimit	HighLimit	RPD Ref Val	%RPD	RPDLimit	Qual

Dibromochloromethane	ND	0.0301						0	0	30	
1,2-Dibromoethane (EDB)	ND	0.00501						0	0	30	
Chlorobenzene	ND	0.0200						0	0	30	
1,1,1,2-Tetrachloroethane	ND	0.0301						0	0	30	
Ethylbenzene	ND	0.0301						0	0	30	
m,p-Xylene	ND	0.0200						0	0	30	
o-Xylene	ND	0.0200						0	0	30	
Styrene	ND	0.0200						0	0	30	
Isopropylbenzene	ND	0.0801						0	0	30	
Bromoform	ND	0.0200						0	0	30	
1,1,2,2-Tetrachloroethane	ND	0.0200						0	0	30	
n-Propylbenzene	ND	0.0200						0	0	30	
Bromobenzene	ND	0.0301						0	0	30	
1,3,5-Trimethylbenzene	ND	0.0200						0	0	30	
2-Chlorotoluene	ND	0.0200						0	0	30	
4-Chlorotoluene	ND	0.0200						0	0	30	
tert-Butylbenzene	ND	0.0200						0	0	30	
1,2,3-Trichloropropane	ND	0.0200						0	0	30	
1,2,4-Trichlorobenzene	ND	0.0501						0	0	30	
sec-Butylbenzene	ND	0.0200						0	0	30	
4-Isopropyltoluene	ND	0.0200						0	0	30	
1,3-Dichlorobenzene	ND	0.0200						0	0	30	
1,4-Dichlorobenzene	ND	0.0200						0	0	30	
n-Butylbenzene	ND	0.0200						0	0	30	
1,2-Dichlorobenzene	ND	0.0200						0	0	30	
1,2-Dibromo-3-chloropropane	ND	0.0301						0	0	30	
1,2,4-Trimethylbenzene	ND	0.0200						0	0	30	
Hexachlorobutadiene	ND	0.100						0	0	30	
Naphthalene	ND	0.0301						0	0	30	

**Qualifiers:**

B	Analyte detected in the associated Method Blank	D	Dilution was required	E	Value above quantitation range
H	Holding times for preparation or analysis exceeded	J	Analyte detected below quantitation limits	ND	Not detected at the Reporting Limit
R	RPD outside accepted recovery limits	RL	Reporting Limit	S	Spike recovery outside accepted recovery limits

**Work Order:** 1307149  
**CLIENT:** G-Logics  
**Project:** Gilman Square

**QC SUMMARY REPORT**  
**Volatile Organic Compounds by EPA Method 8260**

Sample ID: <b>1307154-001ADUP</b>	SampType: <b>DUP</b>	Units: <b>mg/Kg-dry</b>	Prep Date: <b>7/24/2013</b>	RunNo: <b>9334</b>							
Client ID: <b>BATCH</b>	Batch ID: <b>5044</b>		Analysis Date: <b>7/25/2013</b>	SeqNo: <b>187530</b>							
Analyte	Result	RL	SPK value	SPK Ref Val	%REC	LowLimit	HighLimit	RPD Ref Val	%RPD	RPDLimit	Qual

1,2,3-Trichlorobenzene	ND	0.0200						0	0	30	
Surr: Dibromofluoromethane	2.56		2.504		102	63.7	129		0		
Surr: Toluene-d8	2.45		2.504		97.8	61.4	128		0		
Surr: 1-Bromo-4-fluorobenzene	2.50		2.504		99.7	63.1	141		0		

Sample ID: <b>1307154-002AMS</b>	SampType: <b>MS</b>	Units: <b>mg/Kg-dry</b>	Prep Date: <b>7/24/2013</b>	RunNo: <b>9334</b>							
Client ID: <b>BATCH</b>	Batch ID: <b>5044</b>		Analysis Date: <b>7/25/2013</b>	SeqNo: <b>187532</b>							
Analyte	Result	RL	SPK value	SPK Ref Val	%REC	LowLimit	HighLimit	RPD Ref Val	%RPD	RPDLimit	Qual

Dichlorodifluoromethane (CFC-12)	1.14	0.0706	1.176	0	97.4	43.5	121				
Chloromethane	1.23	0.0706	1.176	0	104	45	130				
Vinyl chloride	1.39	0.00235	1.176	0	118	51.2	146				
Bromomethane	1.50	0.106	1.176	0	128	21.3	120				S
Trichlorofluoromethane (CFC-11)	1.53	0.0588	1.176	0	130	35	131				
Chloroethane	1.46	0.0706	1.176	0	124	43.8	117				S
1,1-Dichloroethene	1.35	0.0588	1.176	0	115	61.9	141				
Methylene chloride	1.35	0.0235	1.176	0	114	54.7	142				
trans-1,2-Dichloroethene	1.37	0.0235	1.176	0	117	52	136				
Methyl tert-butyl ether (MTBE)	1.21	0.0588	1.176	0	103	54.4	132				
1,1-Dichloroethane	1.36	0.0235	1.176	0	115	51.8	141				
2,2-Dichloropropane	1.20	0.0588	1.176	0	102	36	123				
cis-1,2-Dichloroethene	1.36	0.0235	1.176	0	116	58.6	136				
Chloroform	1.34	0.0235	1.176	0	114	53.2	129				
1,1,1-Trichloroethane (TCA)	1.36	0.0235	1.176	0	115	58.3	145				
1,1-Dichloropropene	1.32	0.0235	1.176	0	112	55.1	138				
Carbon tetrachloride	1.32	0.0235	1.176	0	112	53.3	144				
1,2-Dichloroethane (EDC)	1.27	0.0353	1.176	0	108	51.3	139				
Benzene	1.26	0.0235	1.176	0	107	63.5	133				

**Qualifiers:**

B	Analyte detected in the associated Method Blank	D	Dilution was required	E	Value above quantitation range
H	Holding times for preparation or analysis exceeded	J	Analyte detected below quantitation limits	ND	Not detected at the Reporting Limit
R	RPD outside accepted recovery limits	RL	Reporting Limit	S	Spike recovery outside accepted recovery limits

**Work Order:** 1307149  
**CLIENT:** G-Logics  
**Project:** Gilman Square

**QC SUMMARY REPORT**  
**Volatile Organic Compounds by EPA Method 8260**

Sample ID: <b>1307154-002AMS</b>	SampType: <b>MS</b>	Units: <b>mg/Kg-dry</b>	Prep Date: <b>7/24/2013</b>	RunNo: <b>9334</b>							
Client ID: <b>BATCH</b>	Batch ID: <b>5044</b>		Analysis Date: <b>7/25/2013</b>	SeqNo: <b>187532</b>							
Analyte	Result	RL	SPK value	SPK Ref Val	%REC	LowLimit	HighLimit	RPD Ref Val	%RPD	RPDLimit	Qual

Analyte	Result	RL	SPK value	SPK Ref Val	%REC	LowLimit	HighLimit	RPD Ref Val	%RPD	RPDLimit	Qual
Trichloroethene (TCE)	1.36	0.0235	1.176	0	116	68.6	132				
1,2-Dichloropropane	1.35	0.0235	1.176	0	115	59	136				
Bromodichloromethane	1.32	0.0235	1.176	0	112	50.7	141				
Dibromomethane	1.32	0.0470	1.176	0	112	50.6	137				
cis-1,3-Dichloropropene	1.26	0.0235	1.176	0	107	50.4	138				
Toluene	1.34	0.0235	1.176	0	114	63.4	132				
trans-1,3-Dichloropropylene	1.28	0.0353	1.176	0	109	44.1	147				
1,1,2-Trichloroethane	1.30	0.0353	1.176	0	110	51.6	137				
1,3-Dichloropropane	1.29	0.0588	1.176	0	110	53.1	134				
Tetrachloroethene (PCE)	1.36	0.0235	1.176	0.01941	114	35.6	158				
Dibromochloromethane	1.34	0.0353	1.176	0	114	55.3	140				
1,2-Dibromoethane (EDB)	1.30	0.00588	1.176	0	111	50.4	136				
Chlorobenzene	1.18	0.0235	1.176	0	100	60	133				
1,1,1,2-Tetrachloroethane	1.16	0.0353	1.176	0	98.9	53.1	142				
Ethylbenzene	1.24	0.0353	1.176	0	106	54.5	134				
m,p-Xylene	2.56	0.0235	2.352	0	109	53.1	132				
o-Xylene	1.25	0.0235	1.176	0	106	53.3	139				
Styrene	1.25	0.0235	1.176	0	106	51.1	132				
Isopropylbenzene	1.28	0.0941	1.176	0	109	58.9	138				
Bromoform	1.22	0.0235	1.176	0	104	57.9	130				
1,1,1,2,2-Tetrachloroethane	1.14	0.0235	1.176	0	97.3	51.9	131				
n-Propylbenzene	1.27	0.0235	1.176	0	108	53.6	140				
Bromobenzene	1.23	0.0353	1.176	0	105	54.2	140				
1,3,5-Trimethylbenzene	1.27	0.0235	1.176	0	108	51.8	136				
2-Chlorotoluene	1.26	0.0235	1.176	0	108	51.6	136				
4-Chlorotoluene	1.25	0.0235	1.176	0	107	50.1	139				
tert-Butylbenzene	1.28	0.0235	1.176	0	109	50.5	135				
1,2,3-Trichloropropane	1.15	0.0235	1.176	0	97.5	50.5	131				
1,2,4-Trichlorobenzene	1.24	0.0588	1.176	0	105	50.8	130				

<b>Qualifiers:</b>	B Analyte detected in the associated Method Blank	D Dilution was required	E Value above quantitation range
	H Holding times for preparation or analysis exceeded	J Analyte detected below quantitation limits	ND Not detected at the Reporting Limit
	R RPD outside accepted recovery limits	RL Reporting Limit	S Spike recovery outside accepted recovery limits

**Work Order:** 1307149  
**CLIENT:** G-Logics  
**Project:** Gilman Square

**QC SUMMARY REPORT**  
**Volatile Organic Compounds by EPA Method 8260**

Sample ID: <b>1307154-002AMS</b>	SampType: <b>MS</b>	Units: <b>mg/Kg-dry</b>	Prep Date: <b>7/24/2013</b>	RunNo: <b>9334</b>							
Client ID: <b>BATCH</b>	Batch ID: <b>5044</b>		Analysis Date: <b>7/25/2013</b>	SeqNo: <b>187532</b>							
Analyte	Result	RL	SPK value	SPK Ref Val	%REC	LowLimit	HighLimit	RPD Ref Val	%RPD	RPDLimit	Qual

sec-Butylbenzene	1.27	0.0235	1.176	0	108	52.6	141				
4-Isopropyltoluene	1.26	0.0235	1.176	0	107	52.9	134				
1,3-Dichlorobenzene	1.23	0.0235	1.176	0	105	52.6	131				
1,4-Dichlorobenzene	1.07	0.0235	1.176	0	90.6	52.9	129				
n-Butylbenzene	1.26	0.0235	1.176	0	107	52.6	130				
1,2-Dichlorobenzene	1.23	0.0235	1.176	0	105	55.8	129				
1,2-Dibromo-3-chloropropane	1.23	0.0353	1.176	0	105	40.5	131				
1,2,4-Trimethylbenzene	1.26	0.0235	1.176	0	107	50.6	137				
Hexachlorobutadiene	1.24	0.118	1.176	0	105	40.6	158				
Naphthalene	1.24	0.0353	1.176	0	106	52.3	124				
1,2,3-Trichlorobenzene	1.24	0.0235	1.176	0	105	54.4	124				
Surr: Dibromofluoromethane	3.14		2.940		107	63.7	129				
Surr: Toluene-d8	3.07		2.940		105	61.4	128				
Surr: 1-Bromo-4-fluorobenzene	2.99		2.940		102	63.1	141				

**NOTES:**

S - Outlying QC recoveries were observed. The method is in control as indicated by the LCS.

Sample ID: <b>LCS-5044</b>	SampType: <b>LCS</b>	Units: <b>mg/Kg</b>	Prep Date: <b>7/24/2013</b>	RunNo: <b>9334</b>							
Client ID: <b>LCSS</b>	Batch ID: <b>5044</b>		Analysis Date: <b>7/24/2013</b>	SeqNo: <b>187540</b>							
Analyte	Result	RL	SPK value	SPK Ref Val	%REC	LowLimit	HighLimit	RPD Ref Val	%RPD	RPDLimit	Qual

Dichlorodifluoromethane (CFC-12)	0.910	0.0600	1.000	0	91.0	37.7	136				
Chloromethane	0.957	0.0600	1.000	0	95.7	38.8	132				
Vinyl chloride	1.08	0.00200	1.000	0	108	56.1	130				
Bromomethane	1.23	0.0900	1.000	0	123	48.6	147				
Trichlorofluoromethane (CFC-11)	1.13	0.0500	1.000	0	113	60.3	132				
Chloroethane	1.08	0.0600	1.000	0	108	55.7	135				
1,1-Dichloroethene	1.12	0.0500	1.000	0	112	64.6	134				
Methylene chloride	1.12	0.0200	1.000	0	112	60.6	140				

<b>Qualifiers:</b>	B Analyte detected in the associated Method Blank	D Dilution was required	E Value above quantitation range
	H Holding times for preparation or analysis exceeded	J Analyte detected below quantitation limits	ND Not detected at the Reporting Limit
	R RPD outside accepted recovery limits	RL Reporting Limit	S Spike recovery outside accepted recovery limits

**Work Order:** 1307149  
**CLIENT:** G-Logics  
**Project:** Gilman Square

**QC SUMMARY REPORT**  
**Volatile Organic Compounds by EPA Method 8260**

Sample ID: <b>LCS-5044</b>	SampType: <b>LCS</b>	Units: <b>mg/Kg</b>	Prep Date: <b>7/24/2013</b>	RunNo: <b>9334</b>							
Client ID: <b>LCSS</b>	Batch ID: <b>5044</b>		Analysis Date: <b>7/24/2013</b>	SeqNo: <b>187540</b>							
Analyte	Result	RL	SPK value	SPK Ref Val	%REC	LowLimit	HighLimit	RPD Ref Val	%RPD	RPDLimit	Qual

Analyte	Result	RL	SPK value	SPK Ref Val	%REC	LowLimit	HighLimit	RPD Ref Val	%RPD	RPDLimit	Qual
trans-1,2-Dichloroethene	1.11	0.0200	1.000	0	111	68.7	127				
Methyl tert-butyl ether (MTBE)	1.04	0.0500	1.000	0	104	73.4	128				
1,1-Dichloroethane	1.11	0.0200	1.000	0	111	65.5	132				
2,2-Dichloropropane	1.06	0.0500	1.000	0	106	28.1	149				
cis-1,2-Dichloroethene	1.13	0.0200	1.000	0	113	71.6	123				
Chloroform	1.12	0.0200	1.000	0	112	67.5	129				
1,1,1-Trichloroethane (TCA)	1.09	0.0200	1.000	0	109	74.4	130				
1,1-Dichloropropene	1.04	0.0200	1.000	0	104	72.7	131				
Carbon tetrachloride	1.05	0.0200	1.000	0	105	67.9	126				
1,2-Dichloroethane (EDC)	1.08	0.0300	1.000	0	108	68.7	133				
Benzene	1.02	0.0200	1.000	0	102	74.6	124				
Trichloroethene (TCE)	1.08	0.0200	1.000	0	108	67.4	133				
1,2-Dichloropropane	1.10	0.0200	1.000	0	110	72.7	133				
Bromodichloromethane	1.11	0.0200	1.000	0	111	76.1	136				
Dibromomethane	1.10	0.0400	1.000	0	110	70	130				
cis-1,3-Dichloropropene	1.10	0.0200	1.000	0	110	59.1	143				
Toluene	1.10	0.0200	1.000	0	110	79.9	118				
trans-1,3-Dichloropropylene	1.11	0.0300	1.000	0	111	49.2	149				
1,1,2-Trichloroethane	1.11	0.0300	1.000	0	111	74.5	129				
1,3-Dichloropropane	1.10	0.0500	1.000	0	110	70	130				
Tetrachloroethene (PCE)	1.09	0.0200	1.000	0	109	52.7	150				
Dibromochloromethane	1.13	0.0300	1.000	0	113	70.6	144				
1,2-Dibromoethane (EDB)	1.12	0.00500	1.000	0	112	70	130				
Chlorobenzene	0.978	0.0200	1.000	0	97.8	76.1	123				
1,1,1,2-Tetrachloroethane	0.970	0.0300	1.000	0	97.0	74.8	131				
Ethylbenzene	1.01	0.0300	1.000	0	101	74	129				
m,p-Xylene	2.10	0.0200	2.000	0	105	79.8	128				
o-Xylene	1.03	0.0200	1.000	0	103	72.7	124				
Styrene	1.04	0.0200	1.000	0	104	76.8	130				

<b>Qualifiers:</b>	B	Analyte detected in the associated Method Blank	D	Dilution was required	E	Value above quantitation range
	H	Holding times for preparation or analysis exceeded	J	Analyte detected below quantitation limits	ND	Not detected at the Reporting Limit
	R	RPD outside accepted recovery limits	RL	Reporting Limit	S	Spike recovery outside accepted recovery limits

Work Order: 1307149  
 CLIENT: G-Logics  
 Project: Gilman Square

**QC SUMMARY REPORT**  
**Volatile Organic Compounds by EPA Method 8260**

Sample ID: <b>LCS-5044</b>	SampType: <b>LCS</b>	Units: <b>mg/Kg</b>	Prep Date: <b>7/24/2013</b>	RunNo: <b>9334</b>
Client ID: <b>LCSS</b>	Batch ID: <b>5044</b>		Analysis Date: <b>7/24/2013</b>	SeqNo: <b>187540</b>

Analyte	Result	RL	SPK value	SPK Ref Val	%REC	LowLimit	HighLimit	RPD Ref Val	%RPD	RPDLimit	Qual
Isopropylbenzene	1.04	0.0800	1.000	0	104	70	130				
Bromoform	1.04	0.0200	1.000	0	104	67	154				
1,1,2,2-Tetrachloroethane	0.976	0.0200	1.000	0	97.6	60	130				
n-Propylbenzene	1.03	0.0200	1.000	0	103	78	130				
Bromobenzene	1.04	0.0300	1.000	0	104	49.2	144				
1,3,5-Trimethylbenzene	1.04	0.0200	1.000	0	104	74.6	123				
2-Chlorotoluene	1.04	0.0200	1.000	0	104	76.7	129				
4-Chlorotoluene	1.04	0.0200	1.000	0	104	77.5	125				
tert-Butylbenzene	1.04	0.0200	1.000	0	104	66.2	130				
1,2,3-Trichloropropane	0.980	0.0200	1.000	0	98.0	67.9	136				
1,2,4-Trichlorobenzene	1.04	0.0500	1.000	0	104	65.6	137				
sec-Butylbenzene	1.03	0.0200	1.000	0	103	75.6	133				
4-Isopropyltoluene	1.02	0.0200	1.000	0	102	76.8	131				
1,3-Dichlorobenzene	1.04	0.0200	1.000	0	104	72.8	128				
1,4-Dichlorobenzene	0.901	0.0200	1.000	0	90.1	72.6	126				
n-Butylbenzene	1.03	0.0200	1.000	0	103	65.3	136				
1,2-Dichlorobenzene	1.04	0.0200	1.000	0	104	72.8	126				
1,2-Dibromo-3-chloropropane	1.02	0.0300	1.000	0	102	60.3	130				
1,2,4-Trimethylbenzene	1.04	0.0200	1.000	0	104	77.5	129				
Hexachlorobutadiene	1.00	0.100	1.000	0	100	42	151				
Naphthalene	1.04	0.0300	1.000	0	104	64	130				
1,2,3-Trichlorobenzene	1.02	0.0200	1.000	0	102	62.1	140				
Surr: Dibromofluoromethane	2.70		2.500		108	63.7	129				
Surr: Toluene-d8	2.64		2.500		106	61.4	128				
Surr: 1-Bromo-4-fluorobenzene	2.55		2.500		102	63.1	141				

**Qualifiers:**

B	Analyte detected in the associated Method Blank	D	Dilution was required	E	Value above quantitation range
H	Holding times for preparation or analysis exceeded	J	Analyte detected below quantitation limits	ND	Not detected at the Reporting Limit
R	RPD outside accepted recovery limits	RL	Reporting Limit	S	Spike recovery outside accepted recovery limits

Work Order: 1307149  
 CLIENT: G-Logics  
 Project: Gilman Square

**QC SUMMARY REPORT**  
**Volatile Organic Compounds by EPA Method 8260**

Sample ID: <b>MB-5044</b>	SampType: <b>MBLK</b>	Units: <b>mg/Kg</b>	Prep Date: <b>7/24/2013</b>	RunNo: <b>9334</b>							
Client ID: <b>MBLKS</b>	Batch ID: <b>5044</b>		Analysis Date: <b>7/24/2013</b>	SeqNo: <b>187541</b>							
Analyte	Result	RL	SPK value	SPK Ref Val	%REC	LowLimit	HighLimit	RPD Ref Val	%RPD	RPDLimit	Qual

Dichlorodifluoromethane (CFC-12)	ND	0.0600									
Chloromethane	ND	0.0600									
Vinyl chloride	ND	0.00200									
Bromomethane	ND	0.0900									
Trichlorofluoromethane (CFC-11)	ND	0.0500									
Chloroethane	ND	0.0600									
1,1-Dichloroethene	ND	0.0500									
Methylene chloride	ND	0.0200									
trans-1,2-Dichloroethene	ND	0.0200									
Methyl tert-butyl ether (MTBE)	ND	0.0500									
1,1-Dichloroethane	ND	0.0200									
2,2-Dichloropropane	ND	0.0500									
cis-1,2-Dichloroethene	ND	0.0200									
Chloroform	ND	0.0200									
1,1,1-Trichloroethane (TCA)	ND	0.0200									
1,1-Dichloropropene	ND	0.0200									
Carbon tetrachloride	ND	0.0200									
1,2-Dichloroethane (EDC)	ND	0.0300									
Benzene	ND	0.0200									
Trichloroethene (TCE)	ND	0.0200									
1,2-Dichloropropane	ND	0.0200									
Bromodichloromethane	ND	0.0200									
Dibromomethane	ND	0.0400									
cis-1,3-Dichloropropene	ND	0.0200									
Toluene	ND	0.0200									
trans-1,3-Dichloropropylene	ND	0.0300									
1,1,2-Trichloroethane	ND	0.0300									
1,3-Dichloropropane	ND	0.0500									
Tetrachloroethene (PCE)	ND	0.0200									

<b>Qualifiers:</b>	B	Analyte detected in the associated Method Blank	D	Dilution was required	E	Value above quantitation range
	H	Holding times for preparation or analysis exceeded	J	Analyte detected below quantitation limits	ND	Not detected at the Reporting Limit
	R	RPD outside accepted recovery limits	RL	Reporting Limit	S	Spike recovery outside accepted recovery limits

Work Order: 1307149  
 CLIENT: G-Logics  
 Project: Gilman Square

**QC SUMMARY REPORT**  
**Volatile Organic Compounds by EPA Method 8260**

Sample ID: <b>MB-5044</b>	SampType: <b>MBLK</b>	Units: <b>mg/Kg</b>	Prep Date: <b>7/24/2013</b>	RunNo: <b>9334</b>							
Client ID: <b>MBLKS</b>	Batch ID: <b>5044</b>		Analysis Date: <b>7/24/2013</b>	SeqNo: <b>187541</b>							
Analyte	Result	RL	SPK value	SPK Ref Val	%REC	LowLimit	HighLimit	RPD Ref Val	%RPD	RPDLimit	Qual

Dibromochloromethane	ND	0.0300									
1,2-Dibromoethane (EDB)	ND	0.00500									
Chlorobenzene	ND	0.0200									
1,1,1,2-Tetrachloroethane	ND	0.0300									
Ethylbenzene	ND	0.0300									
m,p-Xylene	ND	0.0200									
o-Xylene	ND	0.0200									
Styrene	ND	0.0200									
Isopropylbenzene	ND	0.0800									
Bromoform	ND	0.0200									
1,1,2,2-Tetrachloroethane	ND	0.0200									
n-Propylbenzene	ND	0.0200									
Bromobenzene	ND	0.0300									
1,3,5-Trimethylbenzene	ND	0.0200									
2-Chlorotoluene	ND	0.0200									
4-Chlorotoluene	ND	0.0200									
tert-Butylbenzene	ND	0.0200									
1,2,3-Trichloropropane	ND	0.0200									
1,2,4-Trichlorobenzene	ND	0.0500									
sec-Butylbenzene	ND	0.0200									
4-Isopropyltoluene	ND	0.0200									
1,3-Dichlorobenzene	ND	0.0200									
1,4-Dichlorobenzene	ND	0.0200									
n-Butylbenzene	ND	0.0200									
1,2-Dichlorobenzene	ND	0.0200									
1,2-Dibromo-3-chloropropane	ND	0.0300									
1,2,4-Trimethylbenzene	ND	0.0200									
Hexachlorobutadiene	ND	0.100									
Naphthalene	ND	0.0300									

**Qualifiers:**

B	Analyte detected in the associated Method Blank	D	Dilution was required	E	Value above quantitation range
H	Holding times for preparation or analysis exceeded	J	Analyte detected below quantitation limits	ND	Not detected at the Reporting Limit
R	RPD outside accepted recovery limits	RL	Reporting Limit	S	Spike recovery outside accepted recovery limits

**Work Order:** 1307149  
**CLIENT:** G-Logics  
**Project:** Gilman Square

**QC SUMMARY REPORT**  
**Volatile Organic Compounds by EPA Method 8260**

Sample ID: <b>MB-5044</b>	SampType: <b>MBLK</b>	Units: <b>mg/Kg</b>	Prep Date: <b>7/24/2013</b>	RunNo: <b>9334</b>							
Client ID: <b>MBLKS</b>	Batch ID: <b>5044</b>		Analysis Date: <b>7/24/2013</b>	SeqNo: <b>187541</b>							
Analyte	Result	RL	SPK value	SPK Ref Val	%REC	LowLimit	HighLimit	RPD Ref Val	%RPD	RPDLimit	Qual

1,2,3-Trichlorobenzene	ND	0.0200									
Surr: Dibromofluoromethane	2.54		2.500		102	63.7	129				
Surr: Toluene-d8	2.49		2.500		99.4	61.4	128				
Surr: 1-Bromo-4-fluorobenzene	2.43		2.500		97.0	63.1	141				

Sample ID: <b>1307209-001ADUP</b>	SampType: <b>DUP</b>	Units: <b>mg/Kg-dry</b>	Prep Date: <b>7/31/2013</b>	RunNo: <b>9438</b>							
Client ID: <b>BATCH</b>	Batch ID: <b>5096</b>		Analysis Date: <b>8/1/2013</b>	SeqNo: <b>189980</b>							
Analyte	Result	RL	SPK value	SPK Ref Val	%REC	LowLimit	HighLimit	RPD Ref Val	%RPD	RPDLimit	Qual

Dichlorodifluoromethane (CFC-12)	ND	0.0582						0	0	30	Q
Chloromethane	ND	0.0582						0	0	30	Q
Vinyl chloride	ND	0.00194						0	0	30	Q
Bromomethane	ND	0.0874						0	0	30	Q
Trichlorofluoromethane (CFC-11)	ND	0.0485						0	0	30	
Chloroethane	ND	0.0582						0	0	30	
1,1-Dichloroethene	ND	0.0485						0	0	30	
Methylene chloride	ND	0.0194						0	0	30	
trans-1,2-Dichloroethene	ND	0.0194						0	0	30	
Methyl tert-butyl ether (MTBE)	ND	0.0485						0	0	30	
1,1-Dichloroethane	ND	0.0194						0	0	30	
2,2-Dichloropropane	ND	0.0485						0	0	30	
cis-1,2-Dichloroethene	ND	0.0194						0	0	30	
Chloroform	ND	0.0194						0	0	30	
1,1,1-Trichloroethane (TCA)	ND	0.0194						0	0	30	
1,1-Dichloropropene	ND	0.0194						0	0	30	
Carbon tetrachloride	ND	0.0194						0	0	30	
1,2-Dichloroethane (EDC)	ND	0.0291						0	0	30	
Benzene	ND	0.0194						0	0	30	

**Qualifiers:**

B	Analyte detected in the associated Method Blank	D	Dilution was required	E	Value above quantitation range
H	Holding times for preparation or analysis exceeded	J	Analyte detected below quantitation limits	ND	Not detected at the Reporting Limit
R	RPD outside accepted recovery limits	RL	Reporting Limit	S	Spike recovery outside accepted recovery limits

**Work Order:** 1307149  
**CLIENT:** G-Logics  
**Project:** Gilman Square

**QC SUMMARY REPORT**  
**Volatile Organic Compounds by EPA Method 8260**

Sample ID: <b>1307209-001ADUP</b>	SampType: <b>DUP</b>	Units: <b>mg/Kg-dry</b>	Prep Date: <b>7/31/2013</b>	RunNo: <b>9438</b>							
Client ID: <b>BATCH</b>	Batch ID: <b>5096</b>		Analysis Date: <b>8/1/2013</b>	SeqNo: <b>189980</b>							
Analyte	Result	RL	SPK value	SPK Ref Val	%REC	LowLimit	HighLimit	RPD Ref Val	%RPD	RPDLimit	Qual

Trichloroethene (TCE)	ND	0.0194						0	0	30	
1,2-Dichloropropane	ND	0.0194						0	0	30	
Bromodichloromethane	ND	0.0194						0	0	30	
Dibromomethane	ND	0.0388						0	0	30	
cis-1,3-Dichloropropene	ND	0.0194						0	0	30	
Toluene	ND	0.0194						0	0	30	
trans-1,3-Dichloropropylene	ND	0.0291						0	0	30	
1,1,2-Trichloroethane	ND	0.0291						0	0	30	
1,3-Dichloropropane	ND	0.0485						0	0	30	
Tetrachloroethene (PCE)	ND	0.0194						0	0	30	
Dibromochloromethane	ND	0.0291						0	0	30	
1,2-Dibromoethane (EDB)	ND	0.00485						0	0	30	
Chlorobenzene	ND	0.0194						0	0	30	
1,1,1,2-Tetrachloroethane	ND	0.0291						0	0	30	
Ethylbenzene	ND	0.0291						0	0	30	
m,p-Xylene	ND	0.0194						0	0	30	
o-Xylene	ND	0.0194						0	0	30	
Styrene	ND	0.0194						0	0	30	
Isopropylbenzene	ND	0.0777						0	0	30	
Bromoform	ND	0.0194						0	0	30	
1,1,1,2,2-Tetrachloroethane	ND	0.0194						0	0	30	
n-Propylbenzene	ND	0.0194						0	0	30	
Bromobenzene	ND	0.0291						0	0	30	
1,3,5-Trimethylbenzene	ND	0.0194						0	0	30	
2-Chlorotoluene	ND	0.0194						0	0	30	
4-Chlorotoluene	ND	0.0194						0	0	30	
tert-Butylbenzene	ND	0.0194						0	0	30	
1,2,3-Trichloropropane	ND	0.0194						0	0	30	
1,2,4-Trichlorobenzene	ND	0.0485						0	0	30	

**Qualifiers:**

B	Analyte detected in the associated Method Blank	D	Dilution was required	E	Value above quantitation range
H	Holding times for preparation or analysis exceeded	J	Analyte detected below quantitation limits	ND	Not detected at the Reporting Limit
R	RPD outside accepted recovery limits	RL	Reporting Limit	S	Spike recovery outside accepted recovery limits

**Work Order:** 1307149  
**CLIENT:** G-Logics  
**Project:** Gilman Square

**QC SUMMARY REPORT**  
**Volatile Organic Compounds by EPA Method 8260**

Sample ID: <b>1307209-001ADUP</b>	SampType: <b>DUP</b>	Units: <b>mg/Kg-dry</b>	Prep Date: <b>7/31/2013</b>	RunNo: <b>9438</b>							
Client ID: <b>BATCH</b>	Batch ID: <b>5096</b>		Analysis Date: <b>8/1/2013</b>	SeqNo: <b>189980</b>							
Analyte	Result	RL	SPK value	SPK Ref Val	%REC	LowLimit	HighLimit	RPD Ref Val	%RPD	RPDLimit	Qual

sec-Butylbenzene	ND	0.0194						0	0	30	
4-Isopropyltoluene	ND	0.0194						0	0	30	
1,3-Dichlorobenzene	ND	0.0194						0	0	30	
1,4-Dichlorobenzene	ND	0.0194						0	0	30	
n-Butylbenzene	ND	0.0194						0	0	30	
1,2-Dichlorobenzene	ND	0.0194						0	0	30	
1,2-Dibromo-3-chloropropane	ND	0.0291						0	0	30	
1,2,4-Trimethylbenzene	ND	0.0194						0	0	30	
Hexachlorobutadiene	ND	0.0971						0	0	30	
Naphthalene	ND	0.0291						0	0	30	
1,2,3-Trichlorobenzene	ND	0.0194						0	0	30	
Surr: Dibromofluoromethane	2.40		2.427		99.0	63.7	129		0		
Surr: Toluene-d8	2.44		2.427		100	61.4	128		0		
Surr: 1-Bromo-4-fluorobenzene	2.46		2.427		101	63.1	141		0		

**NOTES:**

Q - Indicates an analyte with an initial calibration verification that does not meet established acceptance criteria (all high bias). The LCS (same source) was within range. No follow-up required.

Sample ID: <b>1307209-003AMS</b>	SampType: <b>MS</b>	Units: <b>mg/Kg-dry</b>	Prep Date: <b>7/31/2013</b>	RunNo: <b>9438</b>							
Client ID: <b>BATCH</b>	Batch ID: <b>5096</b>		Analysis Date: <b>8/1/2013</b>	SeqNo: <b>189982</b>							
Analyte	Result	RL	SPK value	SPK Ref Val	%REC	LowLimit	HighLimit	RPD Ref Val	%RPD	RPDLimit	Qual

Dichlorodifluoromethane (CFC-12)	0.226	0.0459	0.7648	0	29.5	43.5	121				SQ
Chloromethane	0.525	0.0459	0.7648	0	68.6	45	130				Q
Vinyl chloride	0.547	0.00153	0.7648	0	71.5	51.2	146				Q
Bromomethane	0.817	0.0688	0.7648	0	107	21.3	120				Q
Trichlorofluoromethane (CFC-11)	0.656	0.0382	0.7648	0	85.8	35	131				
Chloroethane	0.687	0.0459	0.7648	0	89.9	43.8	117				
1,1-Dichloroethene	0.683	0.0382	0.7648	0	89.3	61.9	141				
Methylene chloride	0.727	0.0153	0.7648	0	95.1	54.7	142				

<b>Qualifiers:</b>	B	Analyte detected in the associated Method Blank	D	Dilution was required	E	Value above quantitation range
	H	Holding times for preparation or analysis exceeded	J	Analyte detected below quantitation limits	ND	Not detected at the Reporting Limit
	R	RPD outside accepted recovery limits	RL	Reporting Limit	S	Spike recovery outside accepted recovery limits

**Work Order:** 1307149  
**CLIENT:** G-Logics  
**Project:** Gilman Square

**QC SUMMARY REPORT**  
**Volatile Organic Compounds by EPA Method 8260**

Sample ID: <b>1307209-003AMS</b>	SampType: <b>MS</b>	Units: <b>mg/Kg-dry</b>	Prep Date: <b>7/31/2013</b>	RunNo: <b>9438</b>							
Client ID: <b>BATCH</b>	Batch ID: <b>5096</b>		Analysis Date: <b>8/1/2013</b>	SeqNo: <b>189982</b>							
Analyte	Result	RL	SPK value	SPK Ref Val	%REC	LowLimit	HighLimit	RPD Ref Val	%RPD	RPDLimit	Qual

trans-1,2-Dichloroethene	0.717	0.0153	0.7648	0	93.7	52	136				
Methyl tert-butyl ether (MTBE)	0.716	0.0382	0.7648	0	93.6	54.4	132				
1,1-Dichloroethane	0.760	0.0153	0.7648	0	99.4	51.8	141				
2,2-Dichloropropane	0.525	0.0382	0.7648	0	68.7	36	123				
cis-1,2-Dichloroethene	0.704	0.0153	0.7648	0	92.1	58.6	136				
Chloroform	0.739	0.0153	0.7648	0	96.7	53.2	129				
1,1,1-Trichloroethane (TCA)	0.749	0.0153	0.7648	0	98.0	58.3	145				
1,1-Dichloropropene	0.723	0.0153	0.7648	0	94.6	55.1	138				
Carbon tetrachloride	0.736	0.0153	0.7648	0	96.2	53.3	144				
1,2-Dichloroethane (EDC)	0.767	0.0229	0.7648	0	100	51.3	139				
Benzene	0.745	0.0153	0.7648	0	97.4	63.5	133				
Trichloroethene (TCE)	0.774	0.0153	0.7648	0	101	68.6	132				
1,2-Dichloropropane	0.738	0.0153	0.7648	0	96.5	59	136				
Bromodichloromethane	0.750	0.0153	0.7648	0	98.1	50.7	141				
Dibromomethane	0.737	0.0306	0.7648	0	96.3	50.6	137				
cis-1,3-Dichloropropene	0.702	0.0153	0.7648	0	91.9	50.4	138				
Toluene	0.736	0.0153	0.7648	0	96.2	63.4	132				
trans-1,3-Dichloropropylene	0.691	0.0229	0.7648	0	90.3	44.1	147				
1,1,2-Trichloroethane	0.743	0.0229	0.7648	0	97.2	51.6	137				
1,3-Dichloropropane	0.771	0.0382	0.7648	0	101	53.1	134				
Tetrachloroethene (PCE)	0.726	0.0153	0.7648	0	95.0	35.6	158				
Dibromochloromethane	0.740	0.0229	0.7648	0	96.7	55.3	140				
1,2-Dibromoethane (EDB)	0.736	0.00382	0.7648	0	96.3	50.4	136				
Chlorobenzene	0.755	0.0153	0.7648	0	98.7	60	133				
1,1,1,2-Tetrachloroethane	0.750	0.0229	0.7648	0	98.0	53.1	142				
Ethylbenzene	0.743	0.0229	0.7648	0	97.2	54.5	134				
m,p-Xylene	1.50	0.0153	1.530	0	98.0	53.1	132				
o-Xylene	0.753	0.0153	0.7648	0	98.5	53.3	139				
Styrene	0.743	0.0153	0.7648	0	97.2	51.1	132				

<b>Qualifiers:</b>	B	Analyte detected in the associated Method Blank	D	Dilution was required	E	Value above quantitation range
	H	Holding times for preparation or analysis exceeded	J	Analyte detected below quantitation limits	ND	Not detected at the Reporting Limit
	R	RPD outside accepted recovery limits	RL	Reporting Limit	S	Spike recovery outside accepted recovery limits

Work Order: 1307149  
 CLIENT: G-Logics  
 Project: Gilman Square

**QC SUMMARY REPORT**  
**Volatile Organic Compounds by EPA Method 8260**

Sample ID: <b>1307209-003AMS</b>	SampType: <b>MS</b>	Units: <b>mg/Kg-dry</b>	Prep Date: <b>7/31/2013</b>	RunNo: <b>9438</b>							
Client ID: <b>BATCH</b>	Batch ID: <b>5096</b>		Analysis Date: <b>8/1/2013</b>	SeqNo: <b>189982</b>							
Analyte	Result	RL	SPK value	SPK Ref Val	%REC	LowLimit	HighLimit	RPD Ref Val	%RPD	RPDLimit	Qual

Isopropylbenzene	0.734	0.0612	0.7648	0	96.0	58.9	138				
Bromoform	0.748	0.0153	0.7648	0	97.8	57.9	130				
1,1,2,2-Tetrachloroethane	0.769	0.0153	0.7648	0	101	51.9	131				
n-Propylbenzene	0.716	0.0153	0.7648	0	93.7	53.6	140				
Bromobenzene	0.772	0.0229	0.7648	0	101	54.2	140				
1,3,5-Trimethylbenzene	0.728	0.0153	0.7648	0	95.2	51.8	136				
2-Chlorotoluene	0.731	0.0153	0.7648	0	95.6	51.6	136				
4-Chlorotoluene	0.736	0.0153	0.7648	0	96.3	50.1	139				
tert-Butylbenzene	0.707	0.0153	0.7648	0	92.5	50.5	135				
1,2,3-Trichloropropane	0.774	0.0153	0.7648	0	101	50.5	131				
1,2,4-Trichlorobenzene	0.713	0.0382	0.7648	0	93.2	50.8	130				
sec-Butylbenzene	0.712	0.0153	0.7648	0	93.1	52.6	141				
4-Isopropyltoluene	0.707	0.0153	0.7648	0	92.4	52.9	134				
1,3-Dichlorobenzene	0.750	0.0153	0.7648	0	98.1	52.6	131				
1,4-Dichlorobenzene	0.758	0.0153	0.7648	0	99.2	52.9	129				
n-Butylbenzene	0.713	0.0153	0.7648	0	93.2	52.6	130				
1,2-Dichlorobenzene	0.775	0.0153	0.7648	0	101	55.8	129				
1,2-Dibromo-3-chloropropane	0.786	0.0229	0.7648	0	103	40.5	131				
1,2,4-Trimethylbenzene	0.713	0.0153	0.7648	0	93.2	50.6	137				
Hexachlorobutadiene	0.721	0.0765	0.7648	0	94.3	40.6	158				
Naphthalene	0.758	0.0229	0.7648	0	99.1	52.3	124				
1,2,3-Trichlorobenzene	0.725	0.0153	0.7648	0	94.8	54.4	124				
Surr: Dibromofluoromethane	1.87		1.912		97.9	63.7	129				
Surr: Toluene-d8	1.90		1.912		99.5	61.4	128				
Surr: 1-Bromo-4-fluorobenzene	1.95		1.912		102	63.1	141				

**NOTES:**

Q - Indicates an analyte with an initial calibration verification that does not meet established acceptance criteria (all high bias). The LCS (same source) was within range. No follow-up required.  
 S - Outlying QC recovery for Dichlorodifluoromethane noted.

<b>Qualifiers:</b>	B	Analyte detected in the associated Method Blank	D	Dilution was required	E	Value above quantitation range
	H	Holding times for preparation or analysis exceeded	J	Analyte detected below quantitation limits	ND	Not detected at the Reporting Limit
	R	RPD outside accepted recovery limits	RL	Reporting Limit	S	Spike recovery outside accepted recovery limits

**Work Order:** 1307149  
**CLIENT:** G-Logics  
**Project:** Gilman Square

**QC SUMMARY REPORT**  
**Volatile Organic Compounds by EPA Method 8260**

Sample ID: <b>LCS-5096</b>	SampType: <b>LCS</b>	Units: <b>mg/Kg</b>	Prep Date: <b>7/31/2013</b>	RunNo: <b>9438</b>
Client ID: <b>LCSS</b>	Batch ID: <b>5096</b>		Analysis Date: <b>8/1/2013</b>	SeqNo: <b>189987</b>

Analyte	Result	RL	SPK value	SPK Ref Val	%REC	LowLimit	HighLimit	RPD Ref Val	%RPD	RPDLimit	Qual
Dichlorodifluoromethane (CFC-12)	0.580	0.0600	1.000	0	58.0	37.7	136				Q
Chloromethane	0.943	0.0600	1.000	0	94.3	38.8	132				Q
Vinyl chloride	0.908	0.00200	1.000	0	90.8	56.1	130				Q
Bromomethane	1.05	0.0900	1.000	0	105	48.6	147				Q
Trichlorofluoromethane (CFC-11)	1.01	0.0500	1.000	0	101	60.3	132				
Chloroethane	1.02	0.0600	1.000	0	102	55.7	135				
1,1-Dichloroethene	1.03	0.0500	1.000	0	103	64.6	134				
Methylene chloride	1.02	0.0200	1.000	0	102	60.6	140				
trans-1,2-Dichloroethene	1.06	0.0200	1.000	0	106	68.7	127				
Methyl tert-butyl ether (MTBE)	1.00	0.0500	1.000	0	100	73.4	128				
1,1-Dichloroethane	1.04	0.0200	1.000	0	104	65.5	132				
2,2-Dichloropropane	0.914	0.0500	1.000	0	91.4	28.1	149				
cis-1,2-Dichloroethene	1.00	0.0200	1.000	0	100	71.6	123				
Chloroform	1.04	0.0200	1.000	0	104	67.5	129				
1,1,1-Trichloroethane (TCA)	1.06	0.0200	1.000	0	106	74.4	130				
1,1-Dichloropropene	1.04	0.0200	1.000	0	104	72.7	131				
Carbon tetrachloride	1.03	0.0200	1.000	0	103	67.9	126				
1,2-Dichloroethane (EDC)	1.02	0.0300	1.000	0	102	68.7	133				
Benzene	1.04	0.0200	1.000	0	104	74.6	124				
Trichloroethene (TCE)	1.04	0.0200	1.000	0	104	67.4	133				
1,2-Dichloropropane	1.06	0.0200	1.000	0	106	72.7	133				
Bromodichloromethane	1.04	0.0200	1.000	0	104	76.1	136				
Dibromomethane	1.03	0.0400	1.000	0	103	70	130				
cis-1,3-Dichloropropene	1.02	0.0200	1.000	0	102	59.1	143				
Toluene	1.04	0.0200	1.000	0	104	79.9	118				
trans-1,3-Dichloropropylene	0.964	0.0300	1.000	0	96.4	49.2	149				
1,1,2-Trichloroethane	1.02	0.0300	1.000	0	102	74.5	129				
1,3-Dichloropropane	0.996	0.0500	1.000	0	99.6	70	130				
Tetrachloroethene (PCE)	1.04	0.0200	1.000	0	104	52.7	150				

<b>Qualifiers:</b>	B	Analyte detected in the associated Method Blank	D	Dilution was required	E	Value above quantitation range
	H	Holding times for preparation or analysis exceeded	J	Analyte detected below quantitation limits	ND	Not detected at the Reporting Limit
	R	RPD outside accepted recovery limits	RL	Reporting Limit	S	Spike recovery outside accepted recovery limits

**Work Order:** 1307149  
**CLIENT:** G-Logics  
**Project:** Gilman Square

**QC SUMMARY REPORT**  
**Volatile Organic Compounds by EPA Method 8260**

Sample ID: <b>LCS-5096</b>	SampType: <b>LCS</b>	Units: <b>mg/Kg</b>	Prep Date: <b>7/31/2013</b>	RunNo: <b>9438</b>							
Client ID: <b>LCSS</b>	Batch ID: <b>5096</b>		Analysis Date: <b>8/1/2013</b>	SeqNo: <b>189987</b>							
Analyte	Result	RL	SPK value	SPK Ref Val	%REC	LowLimit	HighLimit	RPD Ref Val	%RPD	RPDLimit	Qual

Analyte	Result	RL	SPK value	SPK Ref Val	%REC	LowLimit	HighLimit	RPD Ref Val	%RPD	RPDLimit	Qual
Dibromochloromethane	0.988	0.0300	1.000	0	98.8	70.6	144				
1,2-Dibromoethane (EDB)	0.994	0.00500	1.000	0	99.4	70	130				
Chlorobenzene	1.04	0.0200	1.000	0	104	76.1	123				
1,1,1,2-Tetrachloroethane	1.02	0.0300	1.000	0	102	74.8	131				
Ethylbenzene	1.03	0.0300	1.000	0	103	74	129				
m,p-Xylene	2.04	0.0200	2.000	0	102	79.8	128				
o-Xylene	1.02	0.0200	1.000	0	102	72.7	124				
Styrene	1.01	0.0200	1.000	0	101	76.8	130				
Isopropylbenzene	1.00	0.0800	1.000	0	100	70	130				
Bromoform	0.991	0.0200	1.000	0	99.1	67	154				
1,1,2,2-Tetrachloroethane	0.985	0.0200	1.000	0	98.5	60	130				
n-Propylbenzene	1.01	0.0200	1.000	0	101	78	130				
Bromobenzene	1.03	0.0300	1.000	0	103	49.2	144				
1,3,5-Trimethylbenzene	1.01	0.0200	1.000	0	101	74.6	123				
2-Chlorotoluene	1.02	0.0200	1.000	0	102	76.7	129				
4-Chlorotoluene	1.01	0.0200	1.000	0	101	77.5	125				
tert-Butylbenzene	1.00	0.0200	1.000	0	100	66.2	130				
1,2,3-Trichloropropane	0.953	0.0200	1.000	0	95.3	67.9	136				
1,2,4-Trichlorobenzene	0.956	0.0500	1.000	0	95.6	65.6	137				
sec-Butylbenzene	0.998	0.0200	1.000	0	99.8	75.6	133				
4-Isopropyltoluene	0.985	0.0200	1.000	0	98.5	76.8	131				
1,3-Dichlorobenzene	1.01	0.0200	1.000	0	101	72.8	128				
1,4-Dichlorobenzene	1.03	0.0200	1.000	0	103	72.6	126				
n-Butylbenzene	1.02	0.0200	1.000	0	102	65.3	136				
1,2-Dichlorobenzene	1.05	0.0200	1.000	0	105	72.8	126				
1,2-Dibromo-3-chloropropane	0.936	0.0300	1.000	0	93.6	60.3	130				
1,2,4-Trimethylbenzene	1.00	0.0200	1.000	0	100	77.5	129				
Hexachlorobutadiene	1.02	0.100	1.000	0	102	42	151				
Naphthalene	0.970	0.0300	1.000	0	97.0	64	130				

<b>Qualifiers:</b>	B	Analyte detected in the associated Method Blank	D	Dilution was required	E	Value above quantitation range
	H	Holding times for preparation or analysis exceeded	J	Analyte detected below quantitation limits	ND	Not detected at the Reporting Limit
	R	RPD outside accepted recovery limits	RL	Reporting Limit	S	Spike recovery outside accepted recovery limits

**Work Order:** 1307149  
**CLIENT:** G-Logics  
**Project:** Gilman Square

**QC SUMMARY REPORT**  
**Volatile Organic Compounds by EPA Method 8260**

Sample ID: <b>LCS-5096</b>	SampType: <b>LCS</b>	Units: <b>mg/Kg</b>	Prep Date: <b>7/31/2013</b>	RunNo: <b>9438</b>							
Client ID: <b>LCSS</b>	Batch ID: <b>5096</b>		Analysis Date: <b>8/1/2013</b>	SeqNo: <b>189987</b>							
Analyte	Result	RL	SPK value	SPK Ref Val	%REC	LowLimit	HighLimit	RPD Ref Val	%RPD	RPDLimit	Qual

1,2,3-Trichlorobenzene	0.942	0.0200	1.000	0	94.2	62.1	140				
Surr: Dibromofluoromethane	2.44		2.500		97.4	63.7	129				
Surr: Toluene-d8	2.51		2.500		100	61.4	128				
Surr: 1-Bromo-4-fluorobenzene	2.51		2.500		100	63.1	141				

**NOTES:**

Q - Indicates an analyte with an initial calibration verification that does not meet established acceptance criteria (all high bias). The LCS (same source) was within range. No follow-up required.

Sample ID: <b>MB-5096</b>	SampType: <b>MBLK</b>	Units: <b>mg/Kg</b>	Prep Date: <b>7/31/2013</b>	RunNo: <b>9438</b>							
Client ID: <b>MBLKS</b>	Batch ID: <b>5096</b>		Analysis Date: <b>8/1/2013</b>	SeqNo: <b>189989</b>							
Analyte	Result	RL	SPK value	SPK Ref Val	%REC	LowLimit	HighLimit	RPD Ref Val	%RPD	RPDLimit	Qual

Dichlorodifluoromethane (CFC-12)	ND	0.0600									Q
Chloromethane	ND	0.0600									Q
Vinyl chloride	ND	0.00200									Q
Bromomethane	ND	0.0900									Q
Trichlorofluoromethane (CFC-11)	ND	0.0500									
Chloroethane	ND	0.0600									
1,1-Dichloroethene	ND	0.0500									
Methylene chloride	ND	0.0200									
trans-1,2-Dichloroethene	ND	0.0200									
Methyl tert-butyl ether (MTBE)	ND	0.0500									
1,1-Dichloroethane	ND	0.0200									
2,2-Dichloropropane	ND	0.0500									
cis-1,2-Dichloroethene	ND	0.0200									
Chloroform	ND	0.0200									
1,1,1-Trichloroethane (TCA)	ND	0.0200									
1,1-Dichloropropene	ND	0.0200									
Carbon tetrachloride	ND	0.0200									
1,2-Dichloroethane (EDC)	ND	0.0300									

<b>Qualifiers:</b>	B	Analyte detected in the associated Method Blank	D	Dilution was required	E	Value above quantitation range
	H	Holding times for preparation or analysis exceeded	J	Analyte detected below quantitation limits	ND	Not detected at the Reporting Limit
	R	RPD outside accepted recovery limits	RL	Reporting Limit	S	Spike recovery outside accepted recovery limits

**Work Order:** 1307149  
**CLIENT:** G-Logics  
**Project:** Gilman Square

**QC SUMMARY REPORT**  
**Volatile Organic Compounds by EPA Method 8260**

Sample ID: <b>MB-5096</b>	SampType: <b>MBLK</b>	Units: <b>mg/Kg</b>	Prep Date: <b>7/31/2013</b>	RunNo: <b>9438</b>							
Client ID: <b>MBLKS</b>	Batch ID: <b>5096</b>		Analysis Date: <b>8/1/2013</b>	SeqNo: <b>189989</b>							
Analyte	Result	RL	SPK value	SPK Ref Val	%REC	LowLimit	HighLimit	RPD Ref Val	%RPD	RPDLimit	Qual

Benzene	ND	0.0200									
Trichloroethene (TCE)	ND	0.0200									
1,2-Dichloropropane	ND	0.0200									
Bromodichloromethane	ND	0.0200									
Dibromomethane	ND	0.0400									
cis-1,3-Dichloropropene	ND	0.0200									
Toluene	ND	0.0200									
trans-1,3-Dichloropropylene	ND	0.0300									
1,1,2-Trichloroethane	ND	0.0300									
1,3-Dichloropropane	ND	0.0500									
Tetrachloroethene (PCE)	ND	0.0200									
Dibromochloromethane	ND	0.0300									
1,2-Dibromoethane (EDB)	ND	0.00500									
Chlorobenzene	ND	0.0200									
1,1,1,2-Tetrachloroethane	ND	0.0300									
Ethylbenzene	ND	0.0300									
m,p-Xylene	ND	0.0200									
o-Xylene	ND	0.0200									
Styrene	ND	0.0200									
Isopropylbenzene	ND	0.0800									
Bromoform	ND	0.0200									
1,1,1,2,2-Tetrachloroethane	ND	0.0200									
n-Propylbenzene	ND	0.0200									
Bromobenzene	ND	0.0300									
1,3,5-Trimethylbenzene	ND	0.0200									
2-Chlorotoluene	ND	0.0200									
4-Chlorotoluene	ND	0.0200									
tert-Butylbenzene	ND	0.0200									
1,2,3-Trichloropropane	ND	0.0200									

<b>Qualifiers:</b>	B	Analyte detected in the associated Method Blank	D	Dilution was required	E	Value above quantitation range
	H	Holding times for preparation or analysis exceeded	J	Analyte detected below quantitation limits	ND	Not detected at the Reporting Limit
	R	RPD outside accepted recovery limits	RL	Reporting Limit	S	Spike recovery outside accepted recovery limits

Work Order: 1307149  
 CLIENT: G-Logics  
 Project: Gilman Square

**QC SUMMARY REPORT**  
**Volatile Organic Compounds by EPA Method 8260**

Sample ID: <b>MB-5096</b>	SampType: <b>MBLK</b>	Units: <b>mg/Kg</b>	Prep Date: <b>7/31/2013</b>	RunNo: <b>9438</b>							
Client ID: <b>MBLKS</b>	Batch ID: <b>5096</b>		Analysis Date: <b>8/1/2013</b>	SeqNo: <b>189989</b>							
Analyte	Result	RL	SPK value	SPK Ref Val	%REC	LowLimit	HighLimit	RPD Ref Val	%RPD	RPDLimit	Qual

1,2,4-Trichlorobenzene	ND	0.0500									
sec-Butylbenzene	ND	0.0200									
4-Isopropyltoluene	ND	0.0200									
1,3-Dichlorobenzene	ND	0.0200									
1,4-Dichlorobenzene	ND	0.0200									
n-Butylbenzene	ND	0.0200									
1,2-Dichlorobenzene	ND	0.0200									
1,2-Dibromo-3-chloropropane	ND	0.0300									
1,2,4-Trimethylbenzene	ND	0.0200									
Hexachlorobutadiene	ND	0.100									
Naphthalene	ND	0.0300									
1,2,3-Trichlorobenzene	ND	0.0200									
Surr: Dibromofluoromethane	2.52		2.500		101	63.7	129				
Surr: Toluene-d8	2.50		2.500		100	61.4	128				
Surr: 1-Bromo-4-fluorobenzene	2.48		2.500		99.3	63.1	141				

**NOTES:**

Q - Indicates an analyte with an initial calibration verification that does not meet established acceptance criteria (all high bias). The LCS (same source) was within range. No follow-up required.

<b>Qualifiers:</b>	B	Analyte detected in the associated Method Blank	D	Dilution was required	E	Value above quantitation range
	H	Holding times for preparation or analysis exceeded	J	Analyte detected below quantitation limits	ND	Not detected at the Reporting Limit
	R	RPD outside accepted recovery limits	RL	Reporting Limit	S	Spike recovery outside accepted recovery limits

Work Order: 1307149  
 CLIENT: G-Logics  
 Project: Gilman Square

**QC SUMMARY REPORT**  
**Volatile Organic Compounds by EPA Method 8260**

Sample ID: <b>1307128-002AMS</b>	SampType: <b>MS</b>	Units: <b>µg/L</b>	Prep Date: <b>7/25/2013</b>	RunNo: <b>9367</b>
Client ID: <b>BATCH</b>	Batch ID: <b>R9367</b>		Analysis Date: <b>7/25/2013</b>	SeqNo: <b>188198</b>

Analyte	Result	RL	SPK value	SPK Ref Val	%REC	LowLimit	HighLimit	RPD Ref Val	%RPD	RPDLimit	Qual
Dichlorodifluoromethane (CFC-12)	17.6	1.00	20.00	0	88.2	33.3	122				
Chloromethane	20.0	1.00	20.00	0	100	48.2	145				
Vinyl chloride	21.2	0.200	20.00	0	106	45.6	149				
Bromomethane	20.9	1.00	20.00	0	104	31.5	135				
Trichlorofluoromethane (CFC-11)	23.3	1.00	20.00	0	116	54.7	138				
Chloroethane	21.8	1.00	20.00	0	109	52.7	140				
1,1-Dichloroethene	22.4	1.00	20.00	0	112	58.2	146				
Methylene chloride	22.3	1.00	20.00	0	111	65.1	127				
trans-1,2-Dichloroethene	22.2	1.00	20.00	0	111	69	132				
Methyl tert-butyl ether (MTBE)	20.6	1.00	20.00	0	103	70	130				
1,1-Dichloroethane	22.5	1.00	20.00	0	112	74.7	133				
2,2-Dichloropropane	17.8	2.00	20.00	0	88.9	31.5	121				
cis-1,2-Dichloroethene	21.0	1.00	20.00	0	105	67.1	123				
Chloroform	22.0	1.00	20.00	0	110	58.6	123				
1,1,1-Trichloroethane (TCA)	23.1	1.00	20.00	0	116	64.2	146				
1,1-Dichloropropene	22.4	1.00	20.00	0	112	73.8	136				
Carbon tetrachloride	23.0	1.00	20.00	0	115	69.2	141				
1,2-Dichloroethane (EDC)	21.8	1.00	20.00	0	109	62.3	130				
Benzene	22.5	1.00	20.00	0	112	68.7	132				
Trichloroethene (TCE)	22.0	1.00	20.00	0	110	65.7	133				
1,2-Dichloropropane	22.1	1.00	20.00	0	110	70	130				
Bromodichloromethane	21.9	1.00	20.00	0	109	59.4	139				
Dibromomethane	21.2	1.00	20.00	0	106	65.5	130				
cis-1,3-Dichloropropene	20.0	1.00	20.00	0	100	63.3	124				
Toluene	21.9	1.00	20.00	0	109	68.4	133				
trans-1,3-Dichloropropene	20.3	1.00	20.00	0	102	57.7	125				
1,1,2-Trichloroethane	21.8	1.00	20.00	0	109	59.4	127				
1,3-Dichloropropane	20.3	1.00	20.00	0	102	68.2	134				
Tetrachloroethene (PCE)	22.1	1.00	20.00	0	111	51.5	109				S

<b>Qualifiers:</b>	B Analyte detected in the associated Method Blank	D Dilution was required	E Value above quantitation range
	H Holding times for preparation or analysis exceeded	J Analyte detected below quantitation limits	ND Not detected at the Reporting Limit
	R RPD outside accepted recovery limits	RL Reporting Limit	S Spike recovery outside accepted recovery limits

**Work Order:** 1307149  
**CLIENT:** G-Logics  
**Project:** Gilman Square

**QC SUMMARY REPORT**  
**Volatile Organic Compounds by EPA Method 8260**

Sample ID: <b>1307128-002AMS</b>	SampType: <b>MS</b>	Units: <b>µg/L</b>	Prep Date: <b>7/25/2013</b>	RunNo: <b>9367</b>							
Client ID: <b>BATCH</b>	Batch ID: <b>R9367</b>		Analysis Date: <b>7/25/2013</b>	SeqNo: <b>188198</b>							
Analyte	Result	RL	SPK value	SPK Ref Val	%REC	LowLimit	HighLimit	RPD Ref Val	%RPD	RPDLimit	Qual

Analyte	Result	RL	SPK value	SPK Ref Val	%REC	LowLimit	HighLimit	RPD Ref Val	%RPD	RPDLimit	Qual
Dibromochloromethane	21.1	1.00	20.00	0	105	66.2	138				
1,2-Dibromoethane (EDB)	20.9	0.0100	20.00	0	105	68.9	124				
Chlorobenzene	21.7	1.00	20.00	0	109	68.9	128				
1,1,1,2-Tetrachloroethane	21.6	1.00	20.00	0	108	67.3	135				
Ethylbenzene	21.9	1.00	20.00	0	110	67.3	135				
m,p-Xylene	43.9	1.00	40.00	0	110	63.3	135				
o-Xylene	21.6	1.00	20.00	0	108	67.8	131				
Styrene	20.9	1.00	20.00	0	105	67.2	123				
Isopropylbenzene	21.7	1.00	20.00	0	108	56	147				
Bromoform	21.2	1.00	20.00	0	106	61.4	136				
1,1,2,2-Tetrachloroethane	21.3	1.00	20.00	0	106	59.1	137				
n-Propylbenzene	21.8	1.00	20.00	0	109	57.6	142				
Bromobenzene	21.2	1.00	20.00	0	106	63.6	130				
1,3,5-Trimethylbenzene	21.0	1.00	20.00	0	105	59.9	136				
2-Chlorotoluene	21.3	1.00	20.00	0	106	63.4	134				
4-Chlorotoluene	21.4	1.00	20.00	0	107	58.4	134				
tert-Butylbenzene	21.2	1.00	20.00	0	106	74.2	141				
1,2,3-Trichloropropane	21.3	1.00	20.00	0	107	62.4	129				
1,2,4-Trichlorobenzene	20.0	2.00	20.00	0	100	53.7	120				
sec-Butylbenzene	21.4	1.00	20.00	0	107	56	146				
4-Isopropyltoluene	21.5	1.00	20.00	0	107	62.4	134				
1,3-Dichlorobenzene	21.4	1.00	20.00	0	107	58.2	128				
1,4-Dichlorobenzene	21.6	1.00	20.00	0	108	60.1	123				
n-Butylbenzene	21.7	1.00	20.00	0	108	54.6	135				
1,2-Dichlorobenzene	21.5	1.00	20.00	0	108	62.6	124				
1,2-Dibromo-3-chloropropane	19.7	1.00	20.00	0	98.4	51.8	142				
1,2,4-Trimethylbenzene	21.4	1.00	20.00	0	107	63.7	132				
Hexachlorobutadiene	20.5	4.00	20.00	0	103	62.1	121				
Naphthalene	20.4	1.00	20.00	0	102	58.7	119				

<b>Qualifiers:</b>	B	Analyte detected in the associated Method Blank	D	Dilution was required	E	Value above quantitation range
	H	Holding times for preparation or analysis exceeded	J	Analyte detected below quantitation limits	ND	Not detected at the Reporting Limit
	R	RPD outside accepted recovery limits	RL	Reporting Limit	S	Spike recovery outside accepted recovery limits

**Work Order:** 1307149  
**CLIENT:** G-Logics  
**Project:** Gilman Square

**QC SUMMARY REPORT**  
**Volatile Organic Compounds by EPA Method 8260**

Sample ID: <b>1307128-002AMS</b>	SampType: <b>MS</b>	Units: <b>µg/L</b>	Prep Date: <b>7/25/2013</b>	RunNo: <b>9367</b>							
Client ID: <b>BATCH</b>	Batch ID: <b>R9367</b>		Analysis Date: <b>7/25/2013</b>	SeqNo: <b>188198</b>							
Analyte	Result	RL	SPK value	SPK Ref Val	%REC	LowLimit	HighLimit	RPD Ref Val	%RPD	RPDLimit	Qual

1,2,3-Trichlorobenzene	21.2	4.00	20.00	0	106	50.7	113				
Surr: Dibromofluoromethane	50.4		50.00		101	72.1	122				
Surr: Toluene-d8	50.1		50.00		100	62.1	129				
Surr: 1-Bromo-4-fluorobenzene	50.7		50.00		101	66.8	124				

Sample ID: <b>LCS-R9367</b>	SampType: <b>LCS</b>	Units: <b>µg/L</b>	Prep Date: <b>7/25/2013</b>	RunNo: <b>9367</b>							
Client ID: <b>LCSW</b>	Batch ID: <b>R9367</b>		Analysis Date: <b>7/25/2013</b>	SeqNo: <b>188210</b>							
Analyte	Result	RL	SPK value	SPK Ref Val	%REC	LowLimit	HighLimit	RPD Ref Val	%RPD	RPDLimit	Qual

Dichlorodifluoromethane (CFC-12)	16.3	1.00	20.00	0	81.4	43.1	127				
Chloromethane	17.8	1.00	20.00	0	88.9	42.5	131				
Vinyl chloride	18.3	0.200	20.00	0	91.5	56.2	130				
Bromomethane	19.8	1.00	20.00	0	98.8	45.4	138				
Trichlorofluoromethane (CFC-11)	20.4	1.00	20.00	0	102	64.7	129				
Chloroethane	19.2	1.00	20.00	0	95.8	62.5	123				
1,1-Dichloroethene	20.1	1.00	20.00	0	101	60.7	146				
Methylene chloride	20.4	1.00	20.00	0	102	60.3	135				
trans-1,2-Dichloroethene	20.5	1.00	20.00	0	102	71.3	129				
Methyl tert-butyl ether (MTBE)	19.9	1.00	20.00	0	99.4	75.4	123				
1,1-Dichloroethane	21.2	1.00	20.00	0	106	71.3	129				
2,2-Dichloropropane	19.5	2.00	20.00	0	97.4	37.8	132				
cis-1,2-Dichloroethene	20.3	1.00	20.00	0	101	67.5	127				
Chloroform	20.4	1.00	20.00	0	102	70.3	123				
1,1,1-Trichloroethane (TCA)	20.5	1.00	20.00	0	103	67.9	134				
1,1-Dichloropropene	19.9	1.00	20.00	0	99.6	72.1	133				
Carbon tetrachloride	20.8	1.00	20.00	0	104	68	136				
1,2-Dichloroethane (EDC)	20.4	1.00	20.00	0	102	65.8	126				
Benzene	20.4	1.00	20.00	0	102	75.2	124				

**Qualifiers:**

B	Analyte detected in the associated Method Blank	D	Dilution was required	E	Value above quantitation range
H	Holding times for preparation or analysis exceeded	J	Analyte detected below quantitation limits	ND	Not detected at the Reporting Limit
R	RPD outside accepted recovery limits	RL	Reporting Limit	S	Spike recovery outside accepted recovery limits

**Work Order:** 1307149  
**CLIENT:** G-Logics  
**Project:** Gilman Square

**QC SUMMARY REPORT**  
**Volatile Organic Compounds by EPA Method 8260**

Sample ID: <b>LCS-R9367</b>	SampType: <b>LCS</b>	Units: <b>µg/L</b>	Prep Date: <b>7/25/2013</b>	RunNo: <b>9367</b>
Client ID: <b>LCSW</b>	Batch ID: <b>R9367</b>		Analysis Date: <b>7/25/2013</b>	SeqNo: <b>188210</b>

Analyte	Result	RL	SPK value	SPK Ref Val	%REC	LowLimit	HighLimit	RPD Ref Val	%RPD	RPDLimit	Qual
Trichloroethene (TCE)	20.2	1.00	20.00	0	101	71.9	130				
1,2-Dichloropropane	20.0	1.00	20.00	0	100	71.9	131				
Bromodichloromethane	20.5	1.00	20.00	0	103	70	130				
Dibromomethane	20.2	1.00	20.00	0	101	74.2	125				
cis-1,3-Dichloropropene	19.8	1.00	20.00	0	99.0	62.8	135				
Toluene	20.3	1.00	20.00	0	101	75.2	129				
trans-1,3-Dichloropropene	19.7	1.00	20.00	0	98.4	58.1	138				
1,1,2-Trichloroethane	20.2	1.00	20.00	0	101	65.4	128				
1,3-Dichloropropane	19.9	1.00	20.00	0	99.4	71.9	131				
Tetrachloroethene (PCE)	20.2	1.00	20.00	0	101	52.4	140				
Dibromochloromethane	20.2	1.00	20.00	0	101	68.7	139				
1,2-Dibromoethane (EDB)	20.2	0.0100	20.00	0	101	71.2	129				
Chlorobenzene	20.4	1.00	20.00	0	102	77.2	122				
1,1,1,2-Tetrachloroethane	19.9	1.00	20.00	0	99.4	76.2	130				
Ethylbenzene	20.4	1.00	20.00	0	102	78	127				
m,p-Xylene	40.7	1.00	40.00	0	102	77.5	130				
o-Xylene	20.3	1.00	20.00	0	101	77.6	126				
Styrene	20.4	1.00	20.00	0	102	66.8	137				
Isopropylbenzene	19.7	1.00	20.00	0	98.6	75.9	133				
Bromoform	20.9	1.00	20.00	0	104	69.9	142				
1,1,1,2,2-Tetrachloroethane	20.8	1.00	20.00	0	104	68	134				
n-Propylbenzene	19.5	1.00	20.00	0	97.3	77.1	133				
Bromobenzene	20.0	1.00	20.00	0	100	71.1	131				
1,3,5-Trimethylbenzene	19.9	1.00	20.00	0	99.7	76.2	133				
2-Chlorotoluene	19.8	1.00	20.00	0	99.0	67.1	137				
4-Chlorotoluene	19.8	1.00	20.00	0	99.2	70.7	132				
tert-Butylbenzene	19.8	1.00	20.00	0	99.0	71.3	139				
1,2,3-Trichloropropane	20.2	1.00	20.00	0	101	70.8	132				
1,2,4-Trichlorobenzene	18.4	2.00	20.00	0	91.9	61.4	139				

<b>Qualifiers:</b>	B Analyte detected in the associated Method Blank	D Dilution was required	E Value above quantitation range
	H Holding times for preparation or analysis exceeded	J Analyte detected below quantitation limits	ND Not detected at the Reporting Limit
	R RPD outside accepted recovery limits	RL Reporting Limit	S Spike recovery outside accepted recovery limits

**Work Order:** 1307149  
**CLIENT:** G-Logics  
**Project:** Gilman Square

**QC SUMMARY REPORT**  
**Volatile Organic Compounds by EPA Method 8260**

Sample ID: <b>LCS-R9367</b>	SampType: <b>LCS</b>	Units: <b>µg/L</b>	Prep Date: <b>7/25/2013</b>	RunNo: <b>9367</b>							
Client ID: <b>LCSW</b>	Batch ID: <b>R9367</b>		Analysis Date: <b>7/25/2013</b>	SeqNo: <b>188210</b>							
Analyte	Result	RL	SPK value	SPK Ref Val	%REC	LowLimit	HighLimit	RPD Ref Val	%RPD	RPDLimit	Qual

sec-Butylbenzene	20.0	1.00	20.00	0	100	77.4	136				
4-Isopropyltoluene	19.8	1.00	20.00	0	98.8	78.1	131				
1,3-Dichlorobenzene	20.4	1.00	20.00	0	102	73.5	125				
1,4-Dichlorobenzene	20.2	1.00	20.00	0	101	71.4	125				
n-Butylbenzene	20.3	1.00	20.00	0	102	69.8	138				
1,2-Dichlorobenzene	20.5	1.00	20.00	0	103	74.2	123				
1,2-Dibromo-3-chloropropane	21.0	1.00	20.00	0	105	66.1	138				
1,2,4-Trimethylbenzene	19.9	1.00	20.00	0	99.5	72.3	133				
Hexachlorobutadiene	20.6	4.00	20.00	0	103	60.9	141				
Naphthalene	19.8	1.00	20.00	0	99.2	58.2	140				
1,2,3-Trichlorobenzene	20.1	4.00	20.00	0	101	61.3	133				
Surr: Dibromofluoromethane	49.8		50.00		99.6	72.1	122				
Surr: Toluene-d8	50.0		50.00		100	62.1	129				
Surr: 1-Bromo-4-fluorobenzene	50.8		50.00		102	66.8	124				

Sample ID: <b>MB-R9367</b>	SampType: <b>MBLK</b>	Units: <b>µg/L</b>	Prep Date: <b>7/25/2013</b>	RunNo: <b>9367</b>							
Client ID: <b>MBLKW</b>	Batch ID: <b>R9367</b>		Analysis Date: <b>7/25/2013</b>	SeqNo: <b>188211</b>							
Analyte	Result	RL	SPK value	SPK Ref Val	%REC	LowLimit	HighLimit	RPD Ref Val	%RPD	RPDLimit	Qual

Dichlorodifluoromethane (CFC-12)	ND	1.00									
Chloromethane	ND	1.00									
Vinyl chloride	ND	0.200									
Bromomethane	ND	1.00									
Trichlorofluoromethane (CFC-11)	ND	1.00									
Chloroethane	ND	1.00									
1,1-Dichloroethene	ND	1.00									
Methylene chloride	ND	1.00									
trans-1,2-Dichloroethene	ND	1.00									

**Qualifiers:**
B Analyte detected in the associated Method Blank
D Dilution was required
E Value above quantitation range

H Holding times for preparation or analysis exceeded
J Analyte detected below quantitation limits
ND Not detected at the Reporting Limit

R RPD outside accepted recovery limits
RL Reporting Limit
S Spike recovery outside accepted recovery limits



Date: 8/1/2013

**Work Order:** 1307149  
**CLIENT:** G-Logics  
**Project:** Gilman Square

**QC SUMMARY REPORT**  
**Volatile Organic Compounds by EPA Method 8260**

Sample ID: <b>MB-R9367</b>	SampType: <b>MBLK</b>	Units: <b>µg/L</b>	Prep Date: <b>7/25/2013</b>	RunNo: <b>9367</b>							
Client ID: <b>MBLKW</b>	Batch ID: <b>R9367</b>		Analysis Date: <b>7/25/2013</b>	SeqNo: <b>188211</b>							
Analyte	Result	RL	SPK value	SPK Ref Val	%REC	LowLimit	HighLimit	RPD Ref Val	%RPD	RPDLimit	Qual

Analyte	Result	RL	SPK value	SPK Ref Val	%REC	LowLimit	HighLimit	RPD Ref Val	%RPD	RPDLimit	Qual
Methyl tert-butyl ether (MTBE)	ND	1.00									
1,1-Dichloroethane	ND	1.00									
2,2-Dichloropropane	ND	2.00									
cis-1,2-Dichloroethene	ND	1.00									
Chloroform	ND	1.00									
1,1,1-Trichloroethane (TCA)	ND	1.00									
1,1-Dichloropropene	ND	1.00									
Carbon tetrachloride	ND	1.00									
1,2-Dichloroethane (EDC)	ND	1.00									
Benzene	ND	1.00									
Trichloroethene (TCE)	ND	1.00									
1,2-Dichloropropane	ND	1.00									
Bromodichloromethane	ND	1.00									
Dibromomethane	ND	1.00									
cis-1,3-Dichloropropene	ND	1.00									
Toluene	ND	1.00									
trans-1,3-Dichloropropene	ND	1.00									
1,1,2-Trichloroethane	ND	1.00									
1,3-Dichloropropane	ND	1.00									
Tetrachloroethene (PCE)	ND	1.00									
Dibromochloromethane	ND	1.00									
1,2-Dibromoethane (EDB)	ND	0.0100									
Chlorobenzene	ND	1.00									
1,1,1,2-Tetrachloroethane	ND	1.00									
Ethylbenzene	ND	1.00									
m,p-Xylene	ND	1.00									
o-Xylene	ND	1.00									
Styrene	ND	1.00									
Isopropylbenzene	ND	1.00									

<b>Qualifiers:</b>	B Analyte detected in the associated Method Blank	D Dilution was required	E Value above quantitation range
	H Holding times for preparation or analysis exceeded	J Analyte detected below quantitation limits	ND Not detected at the Reporting Limit
	R RPD outside accepted recovery limits	RL Reporting Limit	S Spike recovery outside accepted recovery limits

Work Order: 1307149  
 CLIENT: G-Logics  
 Project: Gilman Square

**QC SUMMARY REPORT**  
**Volatile Organic Compounds by EPA Method 8260**

Sample ID: <b>MB-R9367</b>	SampType: <b>MBLK</b>	Units: <b>µg/L</b>	Prep Date: <b>7/25/2013</b>	RunNo: <b>9367</b>							
Client ID: <b>MBLKW</b>	Batch ID: <b>R9367</b>		Analysis Date: <b>7/25/2013</b>	SeqNo: <b>188211</b>							
Analyte	Result	RL	SPK value	SPK Ref Val	%REC	LowLimit	HighLimit	RPD Ref Val	%RPD	RPDLimit	Qual

Analyte	Result	RL	SPK value	SPK Ref Val	%REC	LowLimit	HighLimit	RPD Ref Val	%RPD	RPDLimit	Qual
Bromoform	ND	1.00									
1,1,2,2-Tetrachloroethane	ND	1.00									
n-Propylbenzene	ND	1.00									
Bromobenzene	ND	1.00									
1,3,5-Trimethylbenzene	ND	1.00									
2-Chlorotoluene	ND	1.00									
4-Chlorotoluene	ND	1.00									
tert-Butylbenzene	ND	1.00									
1,2,3-Trichloropropane	ND	1.00									
1,2,4-Trichlorobenzene	ND	2.00									
sec-Butylbenzene	ND	1.00									
4-Isopropyltoluene	ND	1.00									
1,3-Dichlorobenzene	ND	1.00									
1,4-Dichlorobenzene	ND	1.00									
n-Butylbenzene	ND	1.00									
1,2-Dichlorobenzene	ND	1.00									
1,2-Dibromo-3-chloropropane	ND	1.00									
1,2,4-Trimethylbenzene	ND	1.00									
Hexachlorobutadiene	ND	4.00									
Naphthalene	ND	1.00									
1,2,3-Trichlorobenzene	ND	4.00									
Surr: Dibromofluoromethane	50.4		50.00		101	72.1	122				
Surr: Toluene-d8	50.1		50.00		100	62.1	129				
Surr: 1-Bromo-4-fluorobenzene	49.4		50.00		98.8	66.8	124				

**Qualifiers:**

B	Analyte detected in the associated Method Blank	D	Dilution was required	E	Value above quantitation range
H	Holding times for preparation or analysis exceeded	J	Analyte detected below quantitation limits	ND	Not detected at the Reporting Limit
R	RPD outside accepted recovery limits	RL	Reporting Limit	S	Spike recovery outside accepted recovery limits



Date: 8/1/2013

Work Order: 1307149  
 CLIENT: G-Logics  
 Project: Gilman Square

**QC SUMMARY REPORT**  
**Volatile Organic Compounds by EPA Method 8260**

Sample ID: <b>1307125-001ADUP</b>	SampType: <b>DUP</b>	Units: <b>µg/L</b>	Prep Date: <b>7/25/2013</b>	RunNo: <b>9367</b>
Client ID: <b>BATCH</b>	Batch ID: <b>R9367</b>		Analysis Date: <b>7/25/2013</b>	SeqNo: <b>188214</b>

Analyte	Result	RL	SPK value	SPK Ref Val	%REC	LowLimit	HighLimit	RPD Ref Val	%RPD	RPDLimit	Qual
Dichlorodifluoromethane (CFC-12)	ND	1.00						0	0	30	
Chloromethane	ND	1.00						0	0	30	
Vinyl chloride	ND	0.200						0	0	30	
Bromomethane	ND	1.00						0	0	30	
Trichlorofluoromethane (CFC-11)	ND	1.00						0	0	30	
Chloroethane	ND	1.00						0	0	30	
1,1-Dichloroethene	ND	1.00						0	0	30	
Methylene chloride	ND	1.00						0	0	30	
trans-1,2-Dichloroethene	ND	1.00						0	0	30	
Methyl tert-butyl ether (MTBE)	ND	1.00						0	0	30	
1,1-Dichloroethane	ND	1.00						0	0	30	
2,2-Dichloropropane	ND	2.00						0	0	30	
cis-1,2-Dichloroethene	1.18	1.00						1.240	4.96	30	
Chloroform	ND	1.00						0	0	30	
1,1,1-Trichloroethane (TCA)	ND	1.00						0	0	30	
1,1-Dichloropropene	ND	1.00						0	0	30	
Carbon tetrachloride	ND	1.00						0	0	30	
1,2-Dichloroethane (EDC)	ND	1.00						0	0	30	
Benzene	ND	1.00						0	0	30	
Trichloroethene (TCE)	ND	1.00						0	0	30	
1,2-Dichloropropane	ND	1.00						0	0	30	
Bromodichloromethane	ND	1.00						0	0	30	
Dibromomethane	ND	1.00						0	0	30	
cis-1,3-Dichloropropene	ND	1.00						0	0	30	
Toluene	ND	1.00						0	0	30	
trans-1,3-Dichloropropene	ND	1.00						0	0	30	
1,1,2-Trichloroethane	ND	1.00						0	0	30	
1,3-Dichloropropane	ND	1.00						0	0	30	
Tetrachloroethene (PCE)	5.04	1.00						5.410	7.08	30	

**Qualifiers:** B Analyte detected in the associated Method Blank  
 H Holding times for preparation or analysis exceeded  
 R RPD outside accepted recovery limits  
 D Dilution was required  
 J Analyte detected below quantitation limits  
 RL Reporting Limit  
 E Value above quantitation range  
 ND Not detected at the Reporting Limit  
 S Spike recovery outside accepted recovery limits

Work Order: 1307149  
 CLIENT: G-Logics  
 Project: Gilman Square

**QC SUMMARY REPORT**  
**Volatile Organic Compounds by EPA Method 8260**

Sample ID: <b>1307125-001ADUP</b>	SampType: <b>DUP</b>	Units: <b>µg/L</b>	Prep Date: <b>7/25/2013</b>	RunNo: <b>9367</b>							
Client ID: <b>BATCH</b>	Batch ID: <b>R9367</b>		Analysis Date: <b>7/25/2013</b>	SeqNo: <b>188214</b>							
Analyte	Result	RL	SPK value	SPK Ref Val	%REC	LowLimit	HighLimit	RPD Ref Val	%RPD	RPDLimit	Qual

Analyte	Result	RL	SPK value	SPK Ref Val	%REC	LowLimit	HighLimit	RPD Ref Val	%RPD	RPDLimit	Qual
Dibromochloromethane	ND	1.00						0	0	30	
1,2-Dibromoethane (EDB)	ND	0.0100						0	0	30	
Chlorobenzene	ND	1.00						0	0	30	
1,1,1,2-Tetrachloroethane	ND	1.00						0	0	30	
Ethylbenzene	ND	1.00						0	0	30	
m,p-Xylene	ND	1.00						0	0	30	
o-Xylene	ND	1.00						0	0	30	
Styrene	ND	1.00						0	0	30	
Isopropylbenzene	ND	1.00						0	0	30	
Bromoform	ND	1.00						0	0	30	
1,1,2,2-Tetrachloroethane	ND	1.00						0	0	30	
n-Propylbenzene	ND	1.00						0	0	30	
Bromobenzene	ND	1.00						0	0	30	
1,3,5-Trimethylbenzene	ND	1.00						0	0	30	
2-Chlorotoluene	ND	1.00						0	0	30	
4-Chlorotoluene	ND	1.00						0	0	30	
tert-Butylbenzene	ND	1.00						0	0	30	
1,2,3-Trichloropropane	ND	1.00						0	0	30	
1,2,4-Trichlorobenzene	ND	2.00						0	0	30	
sec-Butylbenzene	ND	1.00						0	0	30	
4-Isopropyltoluene	ND	1.00						0	0	30	
1,3-Dichlorobenzene	ND	1.00						0	0	30	
1,4-Dichlorobenzene	ND	1.00						0	0	30	
n-Butylbenzene	ND	1.00						0	0	30	
1,2-Dichlorobenzene	ND	1.00						0	0	30	
1,2-Dibromo-3-chloropropane	ND	1.00						0	0	30	
1,2,4-Trimethylbenzene	ND	1.00						0	0	30	
Hexachlorobutadiene	ND	4.00						0	0	30	
Naphthalene	ND	1.00						0	0	30	

**Qualifiers:** B Analyte detected in the associated Method Blank  
 H Holding times for preparation or analysis exceeded  
 R RPD outside accepted recovery limits  
 D Dilution was required  
 J Analyte detected below quantitation limits  
 RL Reporting Limit  
 E Value above quantitation range  
 ND Not detected at the Reporting Limit  
 S Spike recovery outside accepted recovery limits

**Work Order:** 1307149  
**CLIENT:** G-Logics  
**Project:** Gilman Square

**QC SUMMARY REPORT**  
**Volatile Organic Compounds by EPA Method 8260**

Sample ID: <b>1307125-001ADUP</b>	SampType: <b>DUP</b>	Units: <b>µg/L</b>	Prep Date: <b>7/25/2013</b>	RunNo: <b>9367</b>							
Client ID: <b>BATCH</b>	Batch ID: <b>R9367</b>		Analysis Date: <b>7/25/2013</b>	SeqNo: <b>188214</b>							
Analyte	Result	RL	SPK value	SPK Ref Val	%REC	LowLimit	HighLimit	RPD Ref Val	%RPD	RPDLimit	Qual

1,2,3-Trichlorobenzene	ND	4.00						0	0	30	
Surr: Dibromofluoromethane	51.4		50.00		103	72.1	122		0		
Surr: Toluene-d8	50.3		50.00		101	62.1	129		0		
Surr: 1-Bromo-4-fluorobenzene	50.5		50.00		101	66.8	124		0		

**Qualifiers:**
B Analyte detected in the associated Method Blank
D Dilution was required
E Value above quantitation range

H Holding times for preparation or analysis exceeded
J Analyte detected below quantitation limits
ND Not detected at the Reporting Limit

R RPD outside accepted recovery limits
RL Reporting Limit
S Spike recovery outside accepted recovery limits

Client Name: **GL**  
 Logged by: **Chelsea Ward**

Work Order Number: **1307149**  
 Date Received: **7/23/2013 4:00:00 PM**

### Chain of Custody

1. Is Chain of Custody complete? Yes  No  Not Present   
 2. How was the sample delivered? Client

### Log In

3. Coolers are present? Yes  No  NA   
 4. Shipping container/cooler in good condition? Yes  No   
 5. Custody seals intact on shipping container/cooler? Yes  No  Not Required   
 6. Was an attempt made to cool the samples? Yes  No  NA   
 7. Were all coolers received at a temperature of >0°C to 10.0°C? Yes  No  NA   
 8. Sample(s) in proper container(s)? Yes  No   
 9. Sufficient sample volume for indicated test(s)? Yes  No   
 10. Are samples properly preserved? Yes  No   
 11. Was preservative added to bottles? Yes  No  NA   
 12. Is the headspace in the VOA vials? Yes  No  NA   
 13. Did all samples containers arrive in good condition(unbroken)? Yes  No   
 14. Does paperwork match bottle labels? Yes  No   
 15. Are matrices correctly identified on Chain of Custody? Yes  No   
 16. Is it clear what analyses were requested? Yes  No   
 17. Were all holding times able to be met? Yes  No

### Special Handling (if applicable)

18. Was client notified of all discrepancies with this order? Yes  No  NA

Person Notified:	<input type="text"/>	Date:	<input type="text"/>
By Whom:	<input type="text"/>	Via:	<input type="checkbox"/> eMail <input type="checkbox"/> Phone <input type="checkbox"/> Fax <input type="checkbox"/> In Person
Regarding:	<input type="text"/>		
Client Instructions:	<input type="text"/>		

19. Additional remarks:

### Item Information

Item #	Temp °C	Condition
Cooler	6.2	Good
Sample	5.6	Good

# Chain of Custody Record



3600 Fremont Ave N.  
Seattle, WA 98103

Tel: 206-352-3790  
Fax: 206-352-7178

Laboratory Project No (Internal): 1307-149

Page: 1 of: \_\_\_\_\_

Project Name: Gilman Square  
Location: 675 NW Gilman Blvd, Issaquah, WA  
Collected by: S Hyde

Date: 7/22/13  
Tel: 425-391-6874

Client: G-L Logistics  
Address: 40 3rd Ave SE  
City, State, Zip: Issaquah, WA

Reports To (PM): S Hyde Email: Steu@hy-logis.com Project No: 01-0868-C

- VOC (EPA 8260)
- SVOC (EPA 8270)
- BTEX (EPA 8210)
- Gasoline Range Organics
- Hydrocarbon Distribution (HCD)
- Grease/Oil Range Organics
- PAH (EPA 8270)
- PCBs (EPA 8082)
- Chlorinated (EPA 8081)
- Mercaptans (EPA 8151)
- Metals (4070/201.8)
- Total (T) Dissolved (D)
- Arsenic (As)

Sample Name	Sample Date	Sample Time	Sample Type (Matrix)	VOC (EPA 8260)	SVOC (EPA 8270)	BTEX (EPA 8210)	Gasoline Range Organics	Hydrocarbon Distribution (HCD)	Grease/Oil Range Organics	PAH (EPA 8270)	PCBs (EPA 8082)	Chlorinated (EPA 8081)	Mercaptans (EPA 8151)	Metals (4070/201.8)	Total (T) Dissolved (D)	Arsenic (As)	Comments/Depth
1. GL-B-9-2'	7/22	0853	Soil	X													2 VOAs
2. GL-B-9-6'		0900		X													
3. GL-B-9-7'		1030		X													
4. GL-B-9-9'		1030		X													
5. GL-B-10-3'		1315		X													
6. GL-B-10-5'		1330		X													
7. GL-B-10-6'		1335		X													
8. GL-B-11-2'		1335		X													
9. GL-B-11-3'		1400		X													
10. GL-B-11-6'		1400		X													

\*Metals Analysis (Circle): METAS RCPA-8 Priority Pollutants TAL Individual: Ag, Al, As, B, Ba, Be, Ca, Cd, Co, Cr, Cu, Fe, Hg, K, Mg, Mn, Mo, Na, Ni, Pb, Se, Sr, Sn, Ti, U, V, Zn

\*\*Anions (Circle): Nitrate Nitrite Chloride Sulfate Bromide Fluoride O-Phosphate Nitrate+Nitrite

Sample Disposal:  Return to Client  Disposal by Lab (A fee may be assessed if samples are returned after 30 days.)

Relinquished Date/Time: 7/23 4 pm  
 Relinquished By: [Signature]  
 Received Date/Time: 7/23 10:00  
 Received By: [Signature]

TAT -> Next Day 1 Day 3 Day 5 Day



**Fremont**  
Analytical

3600 Fremont Ave N.  
Seattle, WA 98103  
Tel: 206-352-3790  
Fax: 206-352-7178

# Chain of Custody Record

Laboratory Project No (Internal): 1307149  
Page: 2 of: 2

Date: 7/22/13

Client: G-Los,cs  
Address: 40 2nd Ave SE  
City, State, Zip: Issaquah, WA  
Tel: 425-391-6874

Project Name: G. Inman Square  
Location: 675 NW Graham Blvd, Issaquah  
Collected by: S Hyde

Reports To (PM): S Hyde Email: StuartHyde@los.cs Project No: 01-08682

Sample Name	Sample Date	Sample Time	Sample Type (Matrix)	VOC (EPA 226)	GRITX or EPA 827b	Gasoline Range Organics	Hydrocarbon Identification (K10)	PAH (EPA 8270)	PCB (EPA 8270-SM)	C. pesticides (EPA 8270)	C. Herbicides (EPA 8270)	Metals (EPA 8214)	Total (T) (EPA 8214)	Arsenic (C)	Comments/Depth
1. GL-B-11-7.5'	7/22	1415	Soil	X											
2. GL-B-11-9'	↓	1420	↓	X											
3. GL-B-12	↓	1550	↓	X											
4. GL-B-12-GW	↓	1550	H <sub>2</sub> O	X											
5. GL-B-11-GW	↓	1440	↓	X											
6.															
7.															
8.															
9.															
10.															

\*Metals Analysis (Circle): MTC-A-3 RCM-B Priority Pollutants TAL Inorganic: Ag Al As B Ba Be Ca Cd Co Cr Cu Fe Hg K Mg Mn Mo Na Ni Pb Se Sr Sn Ti U V Zn

\*\*Anions (Circle): Nitrate Nitrite Nitrate+Nitrite

Sample Disposal:  Return to Client  Disposal by Lab (A fee may be assessed if samples are retained after 30 days.)

Received Date/Time: 7/23 4 pm  
Received Date/Time: 7/23 1600

Signature: [Signature]

TAT -> Next Day 2 Day 3 Day STD



300 Fremont Ave N.  
 Seattle, WA 98103  
 Tel: 206-352-3290  
 Fax: 206-352-7178

Chain of Custody Record

Laboratory Project No (Internal): **1307149 A**

Date: **7/22/13**

Client: **G-Logics**  
 Address: **40 2nd Ave SE**  
 City, State, Zip: **Issaquah, WA**  
 Reports To (PM): **S Hyde**  
 Project Name: **Gilman Square**  
 Location: **675 NW Gilman Blvd, Issaquah, WA**  
 Collected by: **S Hyde**

Project No: **01-0868-C**  
 Email: **Stuart@logics-**

Sample Name	Sample Date	Sample Type (What's)	Sample Type (What's)	Comments/Death
GL-B-9-2'	7/22	0855	Soil	2 VOCs
GL-B-9-6'		0900		
GL-B-9-7'		1030		
GL-B-9-9'		1030		
GL-B-10-3'		1315		
GL-B-10-5'		1330		
GL-B-10-6'		1335		
GL-B-11-2'		1335		
GL-B-11-3'		1400		
GL-B-11-6'		1400		

Add Analysis per  
 client request 7/31/13  
 \$24 hr TAT  
 CW

Metals Analysis (Circle): HCL-5    RCL-8    Priority Parameters    TAL    Individual: Ag Al As B Ba Be Ca Cd Co Cr Cu Fe Hg K Mg Mn Ni Pb Se Sr Sn Ti U V Zb

Anions (Circle): Nitrate    Chloride    Sulfate    Bromide    Fluoride    Orthophosphate    Nitrate-Nitrite

Single Disposal:  Return to Client     Disposal by Lab (It may be subject to pre-approval for 10 cans.)

Signature: *[Signature]* Date/Time: **7/23 4 pm**

Signature: *[Signature]* Date/Time: **7/23 1600**

TAT:  1 Day     2 Day     3 Day     5 Day



3600 Fremont Ave. N.  
Seattle, WA 98103  
T: (206) 352-3790  
F: (206) 352-7178  
info@fremontanalytical.com

**G-Logics**

Stuart Hyde  
40 Second Ave. SE  
Issaquah, WA 98027

**RE: Gilman Square**

**Lab ID: 1308130**

August 23, 2013

**Attention Stuart Hyde:**

Fremont Analytical, Inc. received 15 sample(s) on 8/20/2013 for the analyses presented in the following report.

***Sample Moisture (Percent Moisture)***  
***Volatile Organic Compounds by EPA Method 8260***

This report consists of the following:

- Case Narrative
- Analytical Results
- Applicable Quality Control Summary Reports
- Chain of Custody

All analyses were performed consistent with the Quality Assurance program of Fremont Analytical, Inc. Please contact the laboratory if you should have any questions about the results.

Thank you for using Fremont Analytical.

Sincerely,

A handwritten signature in black ink, appearing to read "M. Dee".

Michael Dee  
Sr. Chemist / Principal

**CLIENT:** G-Logics  
**Project:** Gilman Square  
**Lab Order:** 1308130

## Work Order Sample Summary

Lab Sample ID	Client Sample ID	Date/Time Collected	Date/Time Received
1308130-001	GL-B-13-4'	08/19/2013 8:30 AM	08/20/2013 6:06 PM
1308130-002	GL-B-13-8'	08/19/2013 8:32 AM	08/20/2013 6:06 PM
1308130-003	GL-B-13-12'	08/19/2013 8:35 AM	08/20/2013 6:06 PM
1308130-004	GL-B-13-16'	08/19/2013 8:40 AM	08/20/2013 6:06 PM
1308130-005	GL-B-14-4'	08/19/2013 9:40 AM	08/20/2013 6:06 PM
1308130-006	GL-B-14-8'	08/19/2013 9:42 AM	08/20/2013 6:06 PM
1308130-007	GL-B-14-12'	08/19/2013 9:45 AM	08/20/2013 6:06 PM
1308130-008	GL-B-14-13'	08/19/2013 9:50 AM	08/20/2013 6:06 PM
1308130-009	GL-B-14-16'	08/19/2013 9:51 AM	08/20/2013 6:06 PM
1308130-010	GL-B-15-5'	08/19/2013 1:15 PM	08/20/2013 6:06 PM
1308130-011	GL-B-15-8'	08/19/2013 1:20 PM	08/20/2013 6:06 PM
1308130-012	GL-B-15-10'	08/19/2013 1:23 PM	08/20/2013 6:06 PM
1308130-013	GL-MW-4	08/19/2013 2:30 PM	08/20/2013 6:06 PM
1308130-014	PG-1	08/20/2013 2:15 PM	08/20/2013 6:06 PM
1308130-015	GL-MW-3	08/20/2013 3:35 PM	08/20/2013 6:06 PM

**CLIENT:** G-Logics

**Project:** Gilman Square

---

**I. SAMPLE RECEIPT:**

Samples receipt information is recorded on the attached Sample Receipt Checklist.

**II. GENERAL REPORTING COMMENTS:**

Results are reported on a wet weight basis unless dry-weight correction is denoted in the units field on the analytical report ("mg/kg-dry" or "ug/kg-dry").

Matrix Spike (MS) and MS Duplicate (MSD) samples are tested from an analytical batch of "like" matrix to check for possible matrix effect. The MS and MSD will provide site specific matrix data only for those samples which are spiked by the laboratory. The sample chosen for spike purposes may or may not have been a sample submitted in this sample delivery group. The validity of the analytical procedures for which data is reported in this analytical report is determined by the Laboratory Control Sample (LCS) and the Method Blank (MB). The LCS and the MB are processed with the samples and the MS/MSD to ensure method criteria are achieved throughout the entire analytical process.

**III. ANALYSES AND EXCEPTIONS:**

Exceptions associated with this report will be footnoted in the analytical results page(s) or the quality control summary page(s) and/or noted below.



# Analytical Report

WO#: 1308130

Date Reported: 8/23/2013

**Client:** G-Logics

**Collection Date:** 8/19/2013 8:35:00 AM

**Project:** Gilman Square

**Lab ID:** 1308130-003

**Matrix:** Soil

**Client Sample ID:** GL-B-13-12'

Analyses	Result	RL	Qual	Units	DF	Date Analyzed
----------	--------	----	------	-------	----	---------------

**Volatile Organic Compounds by EPA Method 8260**

Batch ID: 5245

Analyst: EM

Dichlorodifluoromethane (CFC-12)	ND	0.0571		mg/Kg-dry	1	8/22/2013 5:47:00 AM
Chloromethane	ND	0.0571		mg/Kg-dry	1	8/22/2013 5:47:00 AM
Vinyl chloride	ND	0.00190		mg/Kg-dry	1	8/22/2013 5:47:00 AM
Bromomethane	ND	0.0857		mg/Kg-dry	1	8/22/2013 5:47:00 AM
Trichlorofluoromethane (CFC-11)	ND	0.0476		mg/Kg-dry	1	8/22/2013 5:47:00 AM
Chloroethane	ND	0.0571		mg/Kg-dry	1	8/22/2013 5:47:00 AM
1,1-Dichloroethene	ND	0.0476		mg/Kg-dry	1	8/22/2013 5:47:00 AM
Methylene chloride	ND	0.0190		mg/Kg-dry	1	8/22/2013 5:47:00 AM
trans-1,2-Dichloroethene	ND	0.0190		mg/Kg-dry	1	8/22/2013 5:47:00 AM
Methyl tert-butyl ether (MTBE)	ND	0.0476		mg/Kg-dry	1	8/22/2013 5:47:00 AM
1,1-Dichloroethane	ND	0.0190		mg/Kg-dry	1	8/22/2013 5:47:00 AM
2,2-Dichloropropane	ND	0.0476		mg/Kg-dry	1	8/22/2013 5:47:00 AM
cis-1,2-Dichloroethene	ND	0.0190		mg/Kg-dry	1	8/22/2013 5:47:00 AM
Chloroform	ND	0.0190		mg/Kg-dry	1	8/22/2013 5:47:00 AM
1,1,1-Trichloroethane (TCA)	ND	0.0190		mg/Kg-dry	1	8/22/2013 5:47:00 AM
1,1-Dichloropropene	ND	0.0190		mg/Kg-dry	1	8/22/2013 5:47:00 AM
Carbon tetrachloride	ND	0.0190		mg/Kg-dry	1	8/22/2013 5:47:00 AM
1,2-Dichloroethane (EDC)	ND	0.0286		mg/Kg-dry	1	8/22/2013 5:47:00 AM
Benzene	ND	0.0190		mg/Kg-dry	1	8/22/2013 5:47:00 AM
Trichloroethene (TCE)	ND	0.0286		mg/Kg-dry	1	8/22/2013 5:47:00 AM
1,2-Dichloropropane	ND	0.0190		mg/Kg-dry	1	8/22/2013 5:47:00 AM
Bromodichloromethane	ND	0.0190		mg/Kg-dry	1	8/22/2013 5:47:00 AM
Dibromomethane	ND	0.0381		mg/Kg-dry	1	8/22/2013 5:47:00 AM
cis-1,3-Dichloropropene	ND	0.0190		mg/Kg-dry	1	8/22/2013 5:47:00 AM
Toluene	ND	0.0190		mg/Kg-dry	1	8/22/2013 5:47:00 AM
trans-1,3-Dichloropropylene	ND	0.0286		mg/Kg-dry	1	8/22/2013 5:47:00 AM
1,1,2-Trichloroethane	ND	0.0286		mg/Kg-dry	1	8/22/2013 5:47:00 AM
1,3-Dichloropropane	ND	0.0476		mg/Kg-dry	1	8/22/2013 5:47:00 AM
Tetrachloroethene (PCE)	ND	0.0190		mg/Kg-dry	1	8/22/2013 5:47:00 AM
Dibromochloromethane	ND	0.0286		mg/Kg-dry	1	8/22/2013 5:47:00 AM
1,2-Dibromoethane (EDB)	ND	0.00476		mg/Kg-dry	1	8/22/2013 5:47:00 AM
Chlorobenzene	ND	0.0190		mg/Kg-dry	1	8/22/2013 5:47:00 AM
1,1,1,2-Tetrachloroethane	ND	0.0286		mg/Kg-dry	1	8/22/2013 5:47:00 AM
Ethylbenzene	ND	0.0286		mg/Kg-dry	1	8/22/2013 5:47:00 AM
m,p-Xylene	ND	0.0190		mg/Kg-dry	1	8/22/2013 5:47:00 AM

**Qualifiers:** B Analyte detected in the associated Method Blank  
 E Value above quantitation range  
 J Analyte detected below quantitation limits  
 RL Reporting Limit

D Dilution was required  
 H Holding times for preparation or analysis exceeded  
 ND Not detected at the Reporting Limit  
 S Spike recovery outside accepted recovery limits



# Analytical Report

WO#: 1308130

Date Reported: 8/23/2013

**Client:** G-Logics

**Collection Date:** 8/19/2013 8:35:00 AM

**Project:** Gilman Square

**Lab ID:** 1308130-003

**Matrix:** Soil

**Client Sample ID:** GL-B-13-12'

Analyses	Result	RL	Qual	Units	DF	Date Analyzed
----------	--------	----	------	-------	----	---------------

**Volatile Organic Compounds by EPA Method 8260**

Batch ID: 5245

Analyst: EM

o-Xylene	ND	0.0190		mg/Kg-dry	1	8/22/2013 5:47:00 AM
Styrene	ND	0.0190		mg/Kg-dry	1	8/22/2013 5:47:00 AM
Isopropylbenzene	ND	0.0761		mg/Kg-dry	1	8/22/2013 5:47:00 AM
Bromoform	ND	0.0190		mg/Kg-dry	1	8/22/2013 5:47:00 AM
1,1,2,2-Tetrachloroethane	ND	0.0190		mg/Kg-dry	1	8/22/2013 5:47:00 AM
n-Propylbenzene	ND	0.0190		mg/Kg-dry	1	8/22/2013 5:47:00 AM
Bromobenzene	ND	0.0286		mg/Kg-dry	1	8/22/2013 5:47:00 AM
1,3,5-Trimethylbenzene	ND	0.0190		mg/Kg-dry	1	8/22/2013 5:47:00 AM
2-Chlorotoluene	ND	0.0190		mg/Kg-dry	1	8/22/2013 5:47:00 AM
4-Chlorotoluene	ND	0.0190		mg/Kg-dry	1	8/22/2013 5:47:00 AM
tert-Butylbenzene	ND	0.0190		mg/Kg-dry	1	8/22/2013 5:47:00 AM
1,2,3-Trichloropropane	ND	0.0190		mg/Kg-dry	1	8/22/2013 5:47:00 AM
1,2,4-Trichlorobenzene	ND	0.0476		mg/Kg-dry	1	8/22/2013 5:47:00 AM
sec-Butylbenzene	ND	0.0190		mg/Kg-dry	1	8/22/2013 5:47:00 AM
4-Isopropyltoluene	ND	0.0190		mg/Kg-dry	1	8/22/2013 5:47:00 AM
1,3-Dichlorobenzene	ND	0.0190		mg/Kg-dry	1	8/22/2013 5:47:00 AM
1,4-Dichlorobenzene	ND	0.0190		mg/Kg-dry	1	8/22/2013 5:47:00 AM
n-Butylbenzene	ND	0.0190		mg/Kg-dry	1	8/22/2013 5:47:00 AM
1,2-Dichlorobenzene	ND	0.0190		mg/Kg-dry	1	8/22/2013 5:47:00 AM
1,2-Dibromo-3-chloropropane	ND	0.0286		mg/Kg-dry	1	8/22/2013 5:47:00 AM
1,2,4-Trimethylbenzene	ND	0.0190		mg/Kg-dry	1	8/22/2013 5:47:00 AM
Hexachlorobutadiene	ND	0.0952		mg/Kg-dry	1	8/22/2013 5:47:00 AM
Naphthalene	ND	0.0286		mg/Kg-dry	1	8/22/2013 5:47:00 AM
1,2,3-Trichlorobenzene	ND	0.0190		mg/Kg-dry	1	8/22/2013 5:47:00 AM
Surr: Dibromofluoromethane	84.4	63.7-129		%REC	1	8/22/2013 5:47:00 AM
Surr: Toluene-d8	71.0	61.4-128		%REC	1	8/22/2013 5:47:00 AM
Surr: 1-Bromo-4-fluorobenzene	95.3	63.1-141		%REC	1	8/22/2013 5:47:00 AM

**Sample Moisture (Percent Moisture)**

Batch ID: R9704

Analyst: JY

Percent Moisture	16.6			wt%	1	8/21/2013 5:48:23 PM
------------------	------	--	--	-----	---	----------------------

**Qualifiers:** B Analyte detected in the associated Method Blank  
 E Value above quantitation range  
 J Analyte detected below quantitation limits  
 RL Reporting Limit

D Dilution was required  
 H Holding times for preparation or analysis exceeded  
 ND Not detected at the Reporting Limit  
 S Spike recovery outside accepted recovery limits



# Analytical Report

WO#: 1308130

Date Reported: 8/23/2013

**Client:** G-Logics

**Collection Date:** 8/19/2013 9:51:00 AM

**Project:** Gilman Square

**Lab ID:** 1308130-009

**Matrix:** Soil

**Client Sample ID:** GL-B-14-16'

Analyses	Result	RL	Qual	Units	DF	Date Analyzed
----------	--------	----	------	-------	----	---------------

**Volatile Organic Compounds by EPA Method 8260**

Batch ID: 5245

Analyst: EM

Dichlorodifluoromethane (CFC-12)	ND	0.0721		mg/Kg-dry	1	8/22/2013 6:41:00 AM
Chloromethane	ND	0.0721		mg/Kg-dry	1	8/22/2013 6:41:00 AM
Vinyl chloride	ND	0.00240		mg/Kg-dry	1	8/22/2013 6:41:00 AM
Bromomethane	ND	0.108		mg/Kg-dry	1	8/22/2013 6:41:00 AM
Trichlorofluoromethane (CFC-11)	ND	0.0601		mg/Kg-dry	1	8/22/2013 6:41:00 AM
Chloroethane	ND	0.0721		mg/Kg-dry	1	8/22/2013 6:41:00 AM
1,1-Dichloroethene	ND	0.0601		mg/Kg-dry	1	8/22/2013 6:41:00 AM
Methylene chloride	ND	0.0240		mg/Kg-dry	1	8/22/2013 6:41:00 AM
trans-1,2-Dichloroethene	ND	0.0240		mg/Kg-dry	1	8/22/2013 6:41:00 AM
Methyl tert-butyl ether (MTBE)	ND	0.0601		mg/Kg-dry	1	8/22/2013 6:41:00 AM
1,1-Dichloroethane	ND	0.0240		mg/Kg-dry	1	8/22/2013 6:41:00 AM
2,2-Dichloropropane	ND	0.0601		mg/Kg-dry	1	8/22/2013 6:41:00 AM
cis-1,2-Dichloroethene	ND	0.0240		mg/Kg-dry	1	8/22/2013 6:41:00 AM
Chloroform	ND	0.0240		mg/Kg-dry	1	8/22/2013 6:41:00 AM
1,1,1-Trichloroethane (TCA)	ND	0.0240		mg/Kg-dry	1	8/22/2013 6:41:00 AM
1,1-Dichloropropene	ND	0.0240		mg/Kg-dry	1	8/22/2013 6:41:00 AM
Carbon tetrachloride	ND	0.0240		mg/Kg-dry	1	8/22/2013 6:41:00 AM
1,2-Dichloroethane (EDC)	ND	0.0361		mg/Kg-dry	1	8/22/2013 6:41:00 AM
Benzene	ND	0.0240		mg/Kg-dry	1	8/22/2013 6:41:00 AM
Trichloroethene (TCE)	ND	0.0361		mg/Kg-dry	1	8/22/2013 6:41:00 AM
1,2-Dichloropropane	ND	0.0240		mg/Kg-dry	1	8/22/2013 6:41:00 AM
Bromodichloromethane	ND	0.0240		mg/Kg-dry	1	8/22/2013 6:41:00 AM
Dibromomethane	ND	0.0481		mg/Kg-dry	1	8/22/2013 6:41:00 AM
cis-1,3-Dichloropropene	ND	0.0240		mg/Kg-dry	1	8/22/2013 6:41:00 AM
Toluene	ND	0.0240		mg/Kg-dry	1	8/22/2013 6:41:00 AM
trans-1,3-Dichloropropylene	ND	0.0361		mg/Kg-dry	1	8/22/2013 6:41:00 AM
1,1,2-Trichloroethane	ND	0.0361		mg/Kg-dry	1	8/22/2013 6:41:00 AM
1,3-Dichloropropane	ND	0.0601		mg/Kg-dry	1	8/22/2013 6:41:00 AM
Tetrachloroethene (PCE)	ND	0.0240		mg/Kg-dry	1	8/22/2013 6:41:00 AM
Dibromochloromethane	ND	0.0361		mg/Kg-dry	1	8/22/2013 6:41:00 AM
1,2-Dibromoethane (EDB)	ND	0.00601		mg/Kg-dry	1	8/22/2013 6:41:00 AM
Chlorobenzene	ND	0.0240		mg/Kg-dry	1	8/22/2013 6:41:00 AM
1,1,1,2-Tetrachloroethane	ND	0.0361		mg/Kg-dry	1	8/22/2013 6:41:00 AM
Ethylbenzene	ND	0.0361		mg/Kg-dry	1	8/22/2013 6:41:00 AM
m,p-Xylene	ND	0.0240		mg/Kg-dry	1	8/22/2013 6:41:00 AM

**Qualifiers:** B Analyte detected in the associated Method Blank  
 E Value above quantitation range  
 J Analyte detected below quantitation limits  
 RL Reporting Limit

D Dilution was required  
 H Holding times for preparation or analysis exceeded  
 ND Not detected at the Reporting Limit  
 S Spike recovery outside accepted recovery limits



**Client:** G-Logics

**Collection Date:** 8/19/2013 9:51:00 AM

**Project:** Gilman Square

**Lab ID:** 1308130-009

**Matrix:** Soil

**Client Sample ID:** GL-B-14-16'

Analyses	Result	RL	Qual	Units	DF	Date Analyzed
----------	--------	----	------	-------	----	---------------

**Volatile Organic Compounds by EPA Method 8260**

Batch ID: 5245

Analyst: EM

o-Xylene	ND	0.0240		mg/Kg-dry	1	8/22/2013 6:41:00 AM
Styrene	ND	0.0240		mg/Kg-dry	1	8/22/2013 6:41:00 AM
Isopropylbenzene	ND	0.0962		mg/Kg-dry	1	8/22/2013 6:41:00 AM
Bromoform	ND	0.0240		mg/Kg-dry	1	8/22/2013 6:41:00 AM
1,1,2,2-Tetrachloroethane	ND	0.0240		mg/Kg-dry	1	8/22/2013 6:41:00 AM
n-Propylbenzene	ND	0.0240		mg/Kg-dry	1	8/22/2013 6:41:00 AM
Bromobenzene	ND	0.0361		mg/Kg-dry	1	8/22/2013 6:41:00 AM
1,3,5-Trimethylbenzene	ND	0.0240		mg/Kg-dry	1	8/22/2013 6:41:00 AM
2-Chlorotoluene	ND	0.0240		mg/Kg-dry	1	8/22/2013 6:41:00 AM
4-Chlorotoluene	ND	0.0240		mg/Kg-dry	1	8/22/2013 6:41:00 AM
tert-Butylbenzene	ND	0.0240		mg/Kg-dry	1	8/22/2013 6:41:00 AM
1,2,3-Trichloropropane	ND	0.0240		mg/Kg-dry	1	8/22/2013 6:41:00 AM
1,2,4-Trichlorobenzene	ND	0.0601		mg/Kg-dry	1	8/22/2013 6:41:00 AM
sec-Butylbenzene	ND	0.0240		mg/Kg-dry	1	8/22/2013 6:41:00 AM
4-Isopropyltoluene	ND	0.0240		mg/Kg-dry	1	8/22/2013 6:41:00 AM
1,3-Dichlorobenzene	ND	0.0240		mg/Kg-dry	1	8/22/2013 6:41:00 AM
1,4-Dichlorobenzene	ND	0.0240		mg/Kg-dry	1	8/22/2013 6:41:00 AM
n-Butylbenzene	ND	0.0240		mg/Kg-dry	1	8/22/2013 6:41:00 AM
1,2-Dichlorobenzene	ND	0.0240		mg/Kg-dry	1	8/22/2013 6:41:00 AM
1,2-Dibromo-3-chloropropane	ND	0.0361		mg/Kg-dry	1	8/22/2013 6:41:00 AM
1,2,4-Trimethylbenzene	ND	0.0240		mg/Kg-dry	1	8/22/2013 6:41:00 AM
Hexachlorobutadiene	ND	0.120		mg/Kg-dry	1	8/22/2013 6:41:00 AM
Naphthalene	ND	0.0361		mg/Kg-dry	1	8/22/2013 6:41:00 AM
1,2,3-Trichlorobenzene	ND	0.0240		mg/Kg-dry	1	8/22/2013 6:41:00 AM
Surr: Dibromofluoromethane	77.4	63.7-129		%REC	1	8/22/2013 6:41:00 AM
Surr: Toluene-d8	97.7	61.4-128		%REC	1	8/22/2013 6:41:00 AM
Surr: 1-Bromo-4-fluorobenzene	86.9	63.1-141		%REC	1	8/22/2013 6:41:00 AM

**Sample Moisture (Percent Moisture)**

Batch ID: R9704

Analyst: JY

Percent Moisture	24.7			wt%	1	8/21/2013 5:48:23 PM
------------------	------	--	--	-----	---	----------------------

**Qualifiers:** B Analyte detected in the associated Method Blank  
 E Value above quantitation range  
 J Analyte detected below quantitation limits  
 RL Reporting Limit

D Dilution was required  
 H Holding times for preparation or analysis exceeded  
 ND Not detected at the Reporting Limit  
 S Spike recovery outside accepted recovery limits



# Analytical Report

WO#: 1308130

Date Reported: 8/23/2013

**Client:** G-Logics

**Collection Date:** 8/19/2013 1:20:00 PM

**Project:** Gilman Square

**Lab ID:** 1308130-011

**Matrix:** Soil

**Client Sample ID:** GL-B-15-8'

Analyses	Result	RL	Qual	Units	DF	Date Analyzed
----------	--------	----	------	-------	----	---------------

**Volatile Organic Compounds by EPA Method 8260**

Batch ID: 5245

Analyst: EM

Dichlorodifluoromethane (CFC-12)	ND	0.0670		mg/Kg-dry	1	8/22/2013 7:08:00 AM
Chloromethane	ND	0.0670		mg/Kg-dry	1	8/22/2013 7:08:00 AM
Vinyl chloride	ND	0.00223		mg/Kg-dry	1	8/22/2013 7:08:00 AM
Bromomethane	ND	0.101		mg/Kg-dry	1	8/22/2013 7:08:00 AM
Trichlorofluoromethane (CFC-11)	ND	0.0558		mg/Kg-dry	1	8/22/2013 7:08:00 AM
Chloroethane	ND	0.0670		mg/Kg-dry	1	8/22/2013 7:08:00 AM
1,1-Dichloroethene	ND	0.0558		mg/Kg-dry	1	8/22/2013 7:08:00 AM
Methylene chloride	ND	0.0223		mg/Kg-dry	1	8/22/2013 7:08:00 AM
trans-1,2-Dichloroethene	ND	0.0223		mg/Kg-dry	1	8/22/2013 7:08:00 AM
Methyl tert-butyl ether (MTBE)	ND	0.0558		mg/Kg-dry	1	8/22/2013 7:08:00 AM
1,1-Dichloroethane	ND	0.0223		mg/Kg-dry	1	8/22/2013 7:08:00 AM
2,2-Dichloropropane	ND	0.0558		mg/Kg-dry	1	8/22/2013 7:08:00 AM
cis-1,2-Dichloroethene	ND	0.0223		mg/Kg-dry	1	8/22/2013 7:08:00 AM
Chloroform	ND	0.0223		mg/Kg-dry	1	8/22/2013 7:08:00 AM
1,1,1-Trichloroethane (TCA)	ND	0.0223		mg/Kg-dry	1	8/22/2013 7:08:00 AM
1,1-Dichloropropene	ND	0.0223		mg/Kg-dry	1	8/22/2013 7:08:00 AM
Carbon tetrachloride	ND	0.0223		mg/Kg-dry	1	8/22/2013 7:08:00 AM
1,2-Dichloroethane (EDC)	ND	0.0335		mg/Kg-dry	1	8/22/2013 7:08:00 AM
Benzene	ND	0.0223		mg/Kg-dry	1	8/22/2013 7:08:00 AM
Trichloroethene (TCE)	ND	0.0335		mg/Kg-dry	1	8/22/2013 7:08:00 AM
1,2-Dichloropropane	ND	0.0223		mg/Kg-dry	1	8/22/2013 7:08:00 AM
Bromodichloromethane	ND	0.0223		mg/Kg-dry	1	8/22/2013 7:08:00 AM
Dibromomethane	ND	0.0447		mg/Kg-dry	1	8/22/2013 7:08:00 AM
cis-1,3-Dichloropropene	ND	0.0223		mg/Kg-dry	1	8/22/2013 7:08:00 AM
Toluene	ND	0.0223		mg/Kg-dry	1	8/22/2013 7:08:00 AM
trans-1,3-Dichloropropylene	ND	0.0335		mg/Kg-dry	1	8/22/2013 7:08:00 AM
1,1,2-Trichloroethane	ND	0.0335		mg/Kg-dry	1	8/22/2013 7:08:00 AM
1,3-Dichloropropane	ND	0.0558		mg/Kg-dry	1	8/22/2013 7:08:00 AM
Tetrachloroethene (PCE)	ND	0.0223		mg/Kg-dry	1	8/22/2013 7:08:00 AM
Dibromochloromethane	ND	0.0335		mg/Kg-dry	1	8/22/2013 7:08:00 AM
1,2-Dibromoethane (EDB)	ND	0.00558		mg/Kg-dry	1	8/22/2013 7:08:00 AM
Chlorobenzene	ND	0.0223		mg/Kg-dry	1	8/22/2013 7:08:00 AM
1,1,1,2-Tetrachloroethane	ND	0.0335		mg/Kg-dry	1	8/22/2013 7:08:00 AM
Ethylbenzene	ND	0.0335		mg/Kg-dry	1	8/22/2013 7:08:00 AM
m,p-Xylene	ND	0.0223		mg/Kg-dry	1	8/22/2013 7:08:00 AM

**Qualifiers:** B Analyte detected in the associated Method Blank  
 E Value above quantitation range  
 J Analyte detected below quantitation limits  
 RL Reporting Limit

D Dilution was required  
 H Holding times for preparation or analysis exceeded  
 ND Not detected at the Reporting Limit  
 S Spike recovery outside accepted recovery limits



# Analytical Report

WO#: 1308130

Date Reported: 8/23/2013

**Client:** G-Logics

**Collection Date:** 8/19/2013 1:20:00 PM

**Project:** Gilman Square

**Lab ID:** 1308130-011

**Matrix:** Soil

**Client Sample ID:** GL-B-15-8'

Analyses	Result	RL	Qual	Units	DF	Date Analyzed
----------	--------	----	------	-------	----	---------------

**Volatile Organic Compounds by EPA Method 8260**

Batch ID: 5245

Analyst: EM

o-Xylene	ND	0.0223		mg/Kg-dry	1	8/22/2013 7:08:00 AM
Styrene	ND	0.0223		mg/Kg-dry	1	8/22/2013 7:08:00 AM
Isopropylbenzene	ND	0.0893		mg/Kg-dry	1	8/22/2013 7:08:00 AM
Bromoform	ND	0.0223		mg/Kg-dry	1	8/22/2013 7:08:00 AM
1,1,2,2-Tetrachloroethane	ND	0.0223		mg/Kg-dry	1	8/22/2013 7:08:00 AM
n-Propylbenzene	ND	0.0223		mg/Kg-dry	1	8/22/2013 7:08:00 AM
Bromobenzene	ND	0.0335		mg/Kg-dry	1	8/22/2013 7:08:00 AM
1,3,5-Trimethylbenzene	ND	0.0223		mg/Kg-dry	1	8/22/2013 7:08:00 AM
2-Chlorotoluene	ND	0.0223		mg/Kg-dry	1	8/22/2013 7:08:00 AM
4-Chlorotoluene	ND	0.0223		mg/Kg-dry	1	8/22/2013 7:08:00 AM
tert-Butylbenzene	ND	0.0223		mg/Kg-dry	1	8/22/2013 7:08:00 AM
1,2,3-Trichloropropane	ND	0.0223		mg/Kg-dry	1	8/22/2013 7:08:00 AM
1,2,4-Trichlorobenzene	ND	0.0558		mg/Kg-dry	1	8/22/2013 7:08:00 AM
sec-Butylbenzene	ND	0.0223		mg/Kg-dry	1	8/22/2013 7:08:00 AM
4-Isopropyltoluene	ND	0.0223		mg/Kg-dry	1	8/22/2013 7:08:00 AM
1,3-Dichlorobenzene	ND	0.0223		mg/Kg-dry	1	8/22/2013 7:08:00 AM
1,4-Dichlorobenzene	ND	0.0223		mg/Kg-dry	1	8/22/2013 7:08:00 AM
n-Butylbenzene	ND	0.0223		mg/Kg-dry	1	8/22/2013 7:08:00 AM
1,2-Dichlorobenzene	ND	0.0223		mg/Kg-dry	1	8/22/2013 7:08:00 AM
1,2-Dibromo-3-chloropropane	ND	0.0335		mg/Kg-dry	1	8/22/2013 7:08:00 AM
1,2,4-Trimethylbenzene	ND	0.0223		mg/Kg-dry	1	8/22/2013 7:08:00 AM
Hexachlorobutadiene	ND	0.112		mg/Kg-dry	1	8/22/2013 7:08:00 AM
Naphthalene	ND	0.0335		mg/Kg-dry	1	8/22/2013 7:08:00 AM
1,2,3-Trichlorobenzene	ND	0.0223		mg/Kg-dry	1	8/22/2013 7:08:00 AM
Surr: Dibromofluoromethane	73.4	63.7-129		%REC	1	8/22/2013 7:08:00 AM
Surr: Toluene-d8	97.2	61.4-128		%REC	1	8/22/2013 7:08:00 AM
Surr: 1-Bromo-4-fluorobenzene	73.8	63.1-141		%REC	1	8/22/2013 7:08:00 AM

**Sample Moisture (Percent Moisture)**

Batch ID: R9704

Analyst: JY

Percent Moisture	20.3			wt%	1	8/21/2013 5:48:23 PM
------------------	------	--	--	-----	---	----------------------

**Qualifiers:** B Analyte detected in the associated Method Blank  
 E Value above quantitation range  
 J Analyte detected below quantitation limits  
 RL Reporting Limit

D Dilution was required  
 H Holding times for preparation or analysis exceeded  
 ND Not detected at the Reporting Limit  
 S Spike recovery outside accepted recovery limits



# Analytical Report

WO#: 1308130

Date Reported: 8/23/2013

**Client:** G-Logics

**Collection Date:** 8/19/2013 2:30:00 PM

**Project:** Gilman Square

**Lab ID:** 1308130-013

**Matrix:** Water

**Client Sample ID:** GL-MW-4

Analyses	Result	RL	Qual	Units	DF	Date Analyzed
----------	--------	----	------	-------	----	---------------

**Volatile Organic Compounds by EPA Method 8260**

Batch ID: R9727

Analyst: EM

Dichlorodifluoromethane (CFC-12)	ND	1.00		µg/L	1	8/23/2013 2:09:00 AM
Chloromethane	ND	1.00		µg/L	1	8/23/2013 2:09:00 AM
Vinyl chloride	4.83	0.200		µg/L	1	8/23/2013 2:09:00 AM
Bromomethane	ND	1.00		µg/L	1	8/23/2013 2:09:00 AM
Trichlorofluoromethane (CFC-11)	ND	1.00		µg/L	1	8/23/2013 2:09:00 AM
Chloroethane	ND	1.00		µg/L	1	8/23/2013 2:09:00 AM
1,1-Dichloroethene	ND	1.00		µg/L	1	8/23/2013 2:09:00 AM
Methylene chloride	ND	1.00		µg/L	1	8/23/2013 2:09:00 AM
trans-1,2-Dichloroethene	ND	1.00		µg/L	1	8/23/2013 2:09:00 AM
Methyl tert-butyl ether (MTBE)	ND	1.00		µg/L	1	8/23/2013 2:09:00 AM
1,1-Dichloroethane	ND	1.00		µg/L	1	8/23/2013 2:09:00 AM
2,2-Dichloropropane	ND	2.00		µg/L	1	8/23/2013 2:09:00 AM
cis-1,2-Dichloroethene	ND	1.00		µg/L	1	8/23/2013 2:09:00 AM
Chloroform	ND	1.00		µg/L	1	8/23/2013 2:09:00 AM
1,1,1-Trichloroethane (TCA)	ND	1.00		µg/L	1	8/23/2013 2:09:00 AM
1,1-Dichloropropene	ND	1.00		µg/L	1	8/23/2013 2:09:00 AM
Carbon tetrachloride	ND	1.00		µg/L	1	8/23/2013 2:09:00 AM
1,2-Dichloroethane (EDC)	ND	1.00		µg/L	1	8/23/2013 2:09:00 AM
Benzene	ND	1.00		µg/L	1	8/23/2013 2:09:00 AM
Trichloroethene (TCE)	ND	1.00		µg/L	1	8/23/2013 2:09:00 AM
1,2-Dichloropropane	ND	1.00		µg/L	1	8/23/2013 2:09:00 AM
Bromodichloromethane	ND	1.00		µg/L	1	8/23/2013 2:09:00 AM
Dibromomethane	ND	1.00		µg/L	1	8/23/2013 2:09:00 AM
cis-1,3-Dichloropropene	ND	1.00		µg/L	1	8/23/2013 2:09:00 AM
Toluene	ND	1.00		µg/L	1	8/23/2013 2:09:00 AM
trans-1,3-Dichloropropene	ND	1.00		µg/L	1	8/23/2013 2:09:00 AM
1,1,2-Trichloroethane	ND	1.00		µg/L	1	8/23/2013 2:09:00 AM
1,3-Dichloropropane	ND	1.00		µg/L	1	8/23/2013 2:09:00 AM
Tetrachloroethene (PCE)	ND	1.00		µg/L	1	8/23/2013 2:09:00 AM
Dibromochloromethane	ND	1.00		µg/L	1	8/23/2013 2:09:00 AM
1,2-Dibromoethane (EDB)	ND	0.0100		µg/L	1	8/23/2013 2:09:00 AM
Chlorobenzene	ND	1.00		µg/L	1	8/23/2013 2:09:00 AM
1,1,1,2-Tetrachloroethane	ND	1.00		µg/L	1	8/23/2013 2:09:00 AM
Ethylbenzene	ND	1.00		µg/L	1	8/23/2013 2:09:00 AM
m,p-Xylene	ND	1.00		µg/L	1	8/23/2013 2:09:00 AM

**Qualifiers:** B Analyte detected in the associated Method Blank  
 E Value above quantitation range  
 J Analyte detected below quantitation limits  
 RL Reporting Limit

D Dilution was required  
 H Holding times for preparation or analysis exceeded  
 ND Not detected at the Reporting Limit  
 S Spike recovery outside accepted recovery limits



# Analytical Report

WO#: 1308130

Date Reported: 8/23/2013

**Client:** G-Logics

**Collection Date:** 8/19/2013 2:30:00 PM

**Project:** Gilman Square

**Lab ID:** 1308130-013

**Matrix:** Water

**Client Sample ID:** GL-MW-4

Analyses	Result	RL	Qual	Units	DF	Date Analyzed
----------	--------	----	------	-------	----	---------------

**Volatile Organic Compounds by EPA Method 8260**

Batch ID: R9727

Analyst: EM

o-Xylene	ND	1.00		µg/L	1	8/23/2013 2:09:00 AM
Styrene	ND	1.00		µg/L	1	8/23/2013 2:09:00 AM
Isopropylbenzene	ND	1.00		µg/L	1	8/23/2013 2:09:00 AM
Bromoform	ND	1.00		µg/L	1	8/23/2013 2:09:00 AM
1,1,2,2-Tetrachloroethane	ND	1.00		µg/L	1	8/23/2013 2:09:00 AM
n-Propylbenzene	ND	1.00		µg/L	1	8/23/2013 2:09:00 AM
Bromobenzene	ND	1.00		µg/L	1	8/23/2013 2:09:00 AM
1,3,5-Trimethylbenzene	ND	1.00		µg/L	1	8/23/2013 2:09:00 AM
2-Chlorotoluene	ND	1.00		µg/L	1	8/23/2013 2:09:00 AM
4-Chlorotoluene	ND	1.00		µg/L	1	8/23/2013 2:09:00 AM
tert-Butylbenzene	ND	1.00		µg/L	1	8/23/2013 2:09:00 AM
1,2,3-Trichloropropane	ND	1.00		µg/L	1	8/23/2013 2:09:00 AM
1,2,4-Trichlorobenzene	ND	2.00		µg/L	1	8/23/2013 2:09:00 AM
sec-Butylbenzene	ND	1.00		µg/L	1	8/23/2013 2:09:00 AM
4-Isopropyltoluene	ND	1.00		µg/L	1	8/23/2013 2:09:00 AM
1,3-Dichlorobenzene	ND	1.00		µg/L	1	8/23/2013 2:09:00 AM
1,4-Dichlorobenzene	ND	1.00		µg/L	1	8/23/2013 2:09:00 AM
n-Butylbenzene	ND	1.00		µg/L	1	8/23/2013 2:09:00 AM
1,2-Dichlorobenzene	ND	1.00		µg/L	1	8/23/2013 2:09:00 AM
1,2-Dibromo-3-chloropropane	ND	1.00		µg/L	1	8/23/2013 2:09:00 AM
1,2,4-Trimethylbenzene	ND	1.00		µg/L	1	8/23/2013 2:09:00 AM
Hexachlorobutadiene	ND	4.00		µg/L	1	8/23/2013 2:09:00 AM
Naphthalene	ND	1.00		µg/L	1	8/23/2013 2:09:00 AM
1,2,3-Trichlorobenzene	ND	4.00		µg/L	1	8/23/2013 2:09:00 AM
Surr: Dibromofluoromethane	98.8	72.1-122		%REC	1	8/23/2013 2:09:00 AM
Surr: Toluene-d8	97.0	62.1-129		%REC	1	8/23/2013 2:09:00 AM
Surr: 1-Bromo-4-fluorobenzene	102	66.8-124		%REC	1	8/23/2013 2:09:00 AM

**Qualifiers:** B Analyte detected in the associated Method Blank  
 E Value above quantitation range  
 J Analyte detected below quantitation limits  
 RL Reporting Limit

D Dilution was required  
 H Holding times for preparation or analysis exceeded  
 ND Not detected at the Reporting Limit  
 S Spike recovery outside accepted recovery limits



# Analytical Report

WO#: 1308130

Date Reported: 8/23/2013

**Client:** G-Logics

**Collection Date:** 8/20/2013 2:15:00 PM

**Project:** Gilman Square

**Lab ID:** 1308130-014

**Matrix:** Water

**Client Sample ID:** PG-1

Analyses	Result	RL	Qual	Units	DF	Date Analyzed
----------	--------	----	------	-------	----	---------------

**Volatile Organic Compounds by EPA Method 8260**

Batch ID: R9727

Analyst: EM

Dichlorodifluoromethane (CFC-12)	ND	1.00		µg/L	1	8/23/2013 3:57:00 AM
Chloromethane	ND	1.00		µg/L	1	8/23/2013 3:57:00 AM
Vinyl chloride	ND	0.200		µg/L	1	8/23/2013 3:57:00 AM
Bromomethane	ND	1.00		µg/L	1	8/23/2013 3:57:00 AM
Trichlorofluoromethane (CFC-11)	ND	1.00		µg/L	1	8/23/2013 3:57:00 AM
Chloroethane	ND	1.00		µg/L	1	8/23/2013 3:57:00 AM
1,1-Dichloroethene	ND	1.00		µg/L	1	8/23/2013 3:57:00 AM
Methylene chloride	ND	1.00		µg/L	1	8/23/2013 3:57:00 AM
trans-1,2-Dichloroethene	ND	1.00		µg/L	1	8/23/2013 3:57:00 AM
Methyl tert-butyl ether (MTBE)	ND	1.00		µg/L	1	8/23/2013 3:57:00 AM
1,1-Dichloroethane	ND	1.00		µg/L	1	8/23/2013 3:57:00 AM
2,2-Dichloropropane	ND	2.00		µg/L	1	8/23/2013 3:57:00 AM
cis-1,2-Dichloroethene	ND	1.00		µg/L	1	8/23/2013 3:57:00 AM
Chloroform	ND	1.00		µg/L	1	8/23/2013 3:57:00 AM
1,1,1-Trichloroethane (TCA)	ND	1.00		µg/L	1	8/23/2013 3:57:00 AM
1,1-Dichloropropene	ND	1.00		µg/L	1	8/23/2013 3:57:00 AM
Carbon tetrachloride	ND	1.00		µg/L	1	8/23/2013 3:57:00 AM
1,2-Dichloroethane (EDC)	ND	1.00		µg/L	1	8/23/2013 3:57:00 AM
Benzene	ND	1.00		µg/L	1	8/23/2013 3:57:00 AM
Trichloroethene (TCE)	ND	1.00		µg/L	1	8/23/2013 3:57:00 AM
1,2-Dichloropropane	ND	1.00		µg/L	1	8/23/2013 3:57:00 AM
Bromodichloromethane	ND	1.00		µg/L	1	8/23/2013 3:57:00 AM
Dibromomethane	ND	1.00		µg/L	1	8/23/2013 3:57:00 AM
cis-1,3-Dichloropropene	ND	1.00		µg/L	1	8/23/2013 3:57:00 AM
Toluene	ND	1.00		µg/L	1	8/23/2013 3:57:00 AM
trans-1,3-Dichloropropene	ND	1.00		µg/L	1	8/23/2013 3:57:00 AM
1,1,2-Trichloroethane	ND	1.00		µg/L	1	8/23/2013 3:57:00 AM
1,3-Dichloropropane	ND	1.00		µg/L	1	8/23/2013 3:57:00 AM
Tetrachloroethene (PCE)	ND	1.00		µg/L	1	8/23/2013 3:57:00 AM
Dibromochloromethane	ND	1.00		µg/L	1	8/23/2013 3:57:00 AM
1,2-Dibromoethane (EDB)	ND	0.0100		µg/L	1	8/23/2013 3:57:00 AM
Chlorobenzene	ND	1.00		µg/L	1	8/23/2013 3:57:00 AM
1,1,1,2-Tetrachloroethane	ND	1.00		µg/L	1	8/23/2013 3:57:00 AM
Ethylbenzene	ND	1.00		µg/L	1	8/23/2013 3:57:00 AM
m,p-Xylene	ND	1.00		µg/L	1	8/23/2013 3:57:00 AM

**Qualifiers:** B Analyte detected in the associated Method Blank  
 E Value above quantitation range  
 J Analyte detected below quantitation limits  
 RL Reporting Limit

D Dilution was required  
 H Holding times for preparation or analysis exceeded  
 ND Not detected at the Reporting Limit  
 S Spike recovery outside accepted recovery limits



# Analytical Report

WO#: 1308130

Date Reported: 8/23/2013

**Client:** G-Logics  
**Project:** Gilman Square  
**Lab ID:** 1308130-014  
**Client Sample ID:** PG-1

**Collection Date:** 8/20/2013 2:15:00 PM

**Matrix:** Water

Analyses	Result	RL	Qual	Units	DF	Date Analyzed
----------	--------	----	------	-------	----	---------------

**Volatile Organic Compounds by EPA Method 8260**

Batch ID: R9727

Analyst: EM

o-Xylene	ND	1.00		µg/L	1	8/23/2013 3:57:00 AM
Styrene	ND	1.00		µg/L	1	8/23/2013 3:57:00 AM
Isopropylbenzene	ND	1.00		µg/L	1	8/23/2013 3:57:00 AM
Bromoform	ND	1.00		µg/L	1	8/23/2013 3:57:00 AM
1,1,2,2-Tetrachloroethane	ND	1.00		µg/L	1	8/23/2013 3:57:00 AM
n-Propylbenzene	ND	1.00		µg/L	1	8/23/2013 3:57:00 AM
Bromobenzene	ND	1.00		µg/L	1	8/23/2013 3:57:00 AM
1,3,5-Trimethylbenzene	ND	1.00		µg/L	1	8/23/2013 3:57:00 AM
2-Chlorotoluene	ND	1.00		µg/L	1	8/23/2013 3:57:00 AM
4-Chlorotoluene	ND	1.00		µg/L	1	8/23/2013 3:57:00 AM
tert-Butylbenzene	ND	1.00		µg/L	1	8/23/2013 3:57:00 AM
1,2,3-Trichloropropane	ND	1.00		µg/L	1	8/23/2013 3:57:00 AM
1,2,4-Trichlorobenzene	ND	2.00		µg/L	1	8/23/2013 3:57:00 AM
sec-Butylbenzene	ND	1.00		µg/L	1	8/23/2013 3:57:00 AM
4-Isopropyltoluene	ND	1.00		µg/L	1	8/23/2013 3:57:00 AM
1,3-Dichlorobenzene	ND	1.00		µg/L	1	8/23/2013 3:57:00 AM
1,4-Dichlorobenzene	ND	1.00		µg/L	1	8/23/2013 3:57:00 AM
n-Butylbenzene	ND	1.00		µg/L	1	8/23/2013 3:57:00 AM
1,2-Dichlorobenzene	ND	1.00		µg/L	1	8/23/2013 3:57:00 AM
1,2-Dibromo-3-chloropropane	ND	1.00		µg/L	1	8/23/2013 3:57:00 AM
1,2,4-Trimethylbenzene	ND	1.00		µg/L	1	8/23/2013 3:57:00 AM
Hexachlorobutadiene	ND	4.00		µg/L	1	8/23/2013 3:57:00 AM
Naphthalene	ND	1.00		µg/L	1	8/23/2013 3:57:00 AM
1,2,3-Trichlorobenzene	ND	4.00		µg/L	1	8/23/2013 3:57:00 AM
Surr: Dibromofluoromethane	99.2	72.1-122		%REC	1	8/23/2013 3:57:00 AM
Surr: Toluene-d8	97.8	62.1-129		%REC	1	8/23/2013 3:57:00 AM
Surr: 1-Bromo-4-fluorobenzene	103	66.8-124		%REC	1	8/23/2013 3:57:00 AM

**Qualifiers:** B Analyte detected in the associated Method Blank  
 E Value above quantitation range  
 J Analyte detected below quantitation limits  
 RL Reporting Limit

D Dilution was required  
 H Holding times for preparation or analysis exceeded  
 ND Not detected at the Reporting Limit  
 S Spike recovery outside accepted recovery limits



# Analytical Report

WO#: 1308130

Date Reported: 8/23/2013

**Client:** G-Logics

**Collection Date:** 8/20/2013 3:35:00 PM

**Project:** Gilman Square

**Lab ID:** 1308130-015

**Matrix:** Water

**Client Sample ID:** GL-MW-3

Analyses	Result	RL	Qual	Units	DF	Date Analyzed
----------	--------	----	------	-------	----	---------------

**Volatile Organic Compounds by EPA Method 8260**

Batch ID: R9727

Analyst: EM

Dichlorodifluoromethane (CFC-12)	ND	1.00		µg/L	1	8/23/2013 4:25:00 AM
Chloromethane	ND	1.00		µg/L	1	8/23/2013 4:25:00 AM
Vinyl chloride	ND	0.200		µg/L	1	8/23/2013 4:25:00 AM
Bromomethane	ND	1.00		µg/L	1	8/23/2013 4:25:00 AM
Trichlorofluoromethane (CFC-11)	ND	1.00		µg/L	1	8/23/2013 4:25:00 AM
Chloroethane	ND	1.00		µg/L	1	8/23/2013 4:25:00 AM
1,1-Dichloroethene	ND	1.00		µg/L	1	8/23/2013 4:25:00 AM
Methylene chloride	ND	1.00		µg/L	1	8/23/2013 4:25:00 AM
trans-1,2-Dichloroethene	ND	1.00		µg/L	1	8/23/2013 4:25:00 AM
Methyl tert-butyl ether (MTBE)	ND	1.00		µg/L	1	8/23/2013 4:25:00 AM
1,1-Dichloroethane	ND	1.00		µg/L	1	8/23/2013 4:25:00 AM
2,2-Dichloropropane	ND	2.00		µg/L	1	8/23/2013 4:25:00 AM
cis-1,2-Dichloroethene	ND	1.00		µg/L	1	8/23/2013 4:25:00 AM
Chloroform	ND	1.00		µg/L	1	8/23/2013 4:25:00 AM
1,1,1-Trichloroethane (TCA)	ND	1.00		µg/L	1	8/23/2013 4:25:00 AM
1,1-Dichloropropene	ND	1.00		µg/L	1	8/23/2013 4:25:00 AM
Carbon tetrachloride	ND	1.00		µg/L	1	8/23/2013 4:25:00 AM
1,2-Dichloroethane (EDC)	ND	1.00		µg/L	1	8/23/2013 4:25:00 AM
Benzene	ND	1.00		µg/L	1	8/23/2013 4:25:00 AM
Trichloroethene (TCE)	ND	1.00		µg/L	1	8/23/2013 4:25:00 AM
1,2-Dichloropropane	ND	1.00		µg/L	1	8/23/2013 4:25:00 AM
Bromodichloromethane	ND	1.00		µg/L	1	8/23/2013 4:25:00 AM
Dibromomethane	ND	1.00		µg/L	1	8/23/2013 4:25:00 AM
cis-1,3-Dichloropropene	ND	1.00		µg/L	1	8/23/2013 4:25:00 AM
Toluene	ND	1.00		µg/L	1	8/23/2013 4:25:00 AM
trans-1,3-Dichloropropene	ND	1.00		µg/L	1	8/23/2013 4:25:00 AM
1,1,2-Trichloroethane	ND	1.00		µg/L	1	8/23/2013 4:25:00 AM
1,3-Dichloropropane	ND	1.00		µg/L	1	8/23/2013 4:25:00 AM
Tetrachloroethene (PCE)	ND	1.00		µg/L	1	8/23/2013 4:25:00 AM
Dibromochloromethane	ND	1.00		µg/L	1	8/23/2013 4:25:00 AM
1,2-Dibromoethane (EDB)	ND	0.0100		µg/L	1	8/23/2013 4:25:00 AM
Chlorobenzene	ND	1.00		µg/L	1	8/23/2013 4:25:00 AM
1,1,1,2-Tetrachloroethane	ND	1.00		µg/L	1	8/23/2013 4:25:00 AM
Ethylbenzene	ND	1.00		µg/L	1	8/23/2013 4:25:00 AM
m,p-Xylene	ND	1.00		µg/L	1	8/23/2013 4:25:00 AM

**Qualifiers:** B Analyte detected in the associated Method Blank  
 E Value above quantitation range  
 J Analyte detected below quantitation limits  
 RL Reporting Limit

D Dilution was required  
 H Holding times for preparation or analysis exceeded  
 ND Not detected at the Reporting Limit  
 S Spike recovery outside accepted recovery limits



**Client:** G-Logics

**Collection Date:** 8/20/2013 3:35:00 PM

**Project:** Gilman Square

**Lab ID:** 1308130-015

**Matrix:** Water

**Client Sample ID:** GL-MW-3

Analyses	Result	RL	Qual	Units	DF	Date Analyzed
----------	--------	----	------	-------	----	---------------

**Volatile Organic Compounds by EPA Method 8260**

Batch ID: R9727

Analyst: EM

o-Xylene	ND	1.00		µg/L	1	8/23/2013 4:25:00 AM
Styrene	ND	1.00		µg/L	1	8/23/2013 4:25:00 AM
Isopropylbenzene	ND	1.00		µg/L	1	8/23/2013 4:25:00 AM
Bromoform	ND	1.00		µg/L	1	8/23/2013 4:25:00 AM
1,1,2,2-Tetrachloroethane	ND	1.00		µg/L	1	8/23/2013 4:25:00 AM
n-Propylbenzene	ND	1.00		µg/L	1	8/23/2013 4:25:00 AM
Bromobenzene	ND	1.00		µg/L	1	8/23/2013 4:25:00 AM
1,3,5-Trimethylbenzene	ND	1.00		µg/L	1	8/23/2013 4:25:00 AM
2-Chlorotoluene	ND	1.00		µg/L	1	8/23/2013 4:25:00 AM
4-Chlorotoluene	ND	1.00		µg/L	1	8/23/2013 4:25:00 AM
tert-Butylbenzene	ND	1.00		µg/L	1	8/23/2013 4:25:00 AM
1,2,3-Trichloropropane	ND	1.00		µg/L	1	8/23/2013 4:25:00 AM
1,2,4-Trichlorobenzene	ND	2.00		µg/L	1	8/23/2013 4:25:00 AM
sec-Butylbenzene	ND	1.00		µg/L	1	8/23/2013 4:25:00 AM
4-Isopropyltoluene	ND	1.00		µg/L	1	8/23/2013 4:25:00 AM
1,3-Dichlorobenzene	ND	1.00		µg/L	1	8/23/2013 4:25:00 AM
1,4-Dichlorobenzene	ND	1.00		µg/L	1	8/23/2013 4:25:00 AM
n-Butylbenzene	ND	1.00		µg/L	1	8/23/2013 4:25:00 AM
1,2-Dichlorobenzene	ND	1.00		µg/L	1	8/23/2013 4:25:00 AM
1,2-Dibromo-3-chloropropane	ND	1.00		µg/L	1	8/23/2013 4:25:00 AM
1,2,4-Trimethylbenzene	ND	1.00		µg/L	1	8/23/2013 4:25:00 AM
Hexachlorobutadiene	ND	4.00		µg/L	1	8/23/2013 4:25:00 AM
Naphthalene	ND	1.00		µg/L	1	8/23/2013 4:25:00 AM
1,2,3-Trichlorobenzene	ND	4.00		µg/L	1	8/23/2013 4:25:00 AM
Surr: Dibromofluoromethane	99.8	72.1-122		%REC	1	8/23/2013 4:25:00 AM
Surr: Toluene-d8	99.1	62.1-129		%REC	1	8/23/2013 4:25:00 AM
Surr: 1-Bromo-4-fluorobenzene	102	66.8-124		%REC	1	8/23/2013 4:25:00 AM

**Qualifiers:** B Analyte detected in the associated Method Blank  
 E Value above quantitation range  
 J Analyte detected below quantitation limits  
 RL Reporting Limit

D Dilution was required  
 H Holding times for preparation or analysis exceeded  
 ND Not detected at the Reporting Limit  
 S Spike recovery outside accepted recovery limits

**Work Order:** 1308130  
**CLIENT:** G-Logics  
**Project:** Gilman Square

**QC SUMMARY REPORT**  
**Volatile Organic Compounds by EPA Method 8260**

Sample ID: <b>1308133-002AMS</b>	SampType: <b>MS</b>	Units: <b>mg/Kg-dry</b>	Prep Date: <b>8/21/2013</b>	RunNo: <b>9706</b>							
Client ID: <b>BATCH</b>	Batch ID: <b>5245</b>		Analysis Date: <b>8/21/2013</b>	SeqNo: <b>195331</b>							
Analyte	Result	RL	SPK value	SPK Ref Val	%REC	LowLimit	HighLimit	RPD Ref Val	%RPD	RPDLimit	Qual

Analyte	Result	RL	SPK value	SPK Ref Val	%REC	LowLimit	HighLimit	RPD Ref Val	%RPD	RPDLimit	Qual
Dichlorodifluoromethane (CFC-12)	0.818	0.0573	0.9553	0	85.6	43.5	121				
Chloromethane	0.893	0.0573	0.9553	0	93.5	45	130				
Vinyl chloride	0.952	0.00191	0.9553	0	99.6	51.2	146				
Bromomethane	0.981	0.0860	0.9553	0	103	21.3	120				
Trichlorofluoromethane (CFC-11)	1.00	0.0478	0.9553	0	105	35	131				
Chloroethane	0.950	0.0573	0.9553	0	99.4	43.8	117				
1,1-Dichloroethene	0.811	0.0478	0.9553	0	84.9	61.9	141				
Methylene chloride	0.727	0.0191	0.9553	0	76.1	54.7	142				
trans-1,2-Dichloroethene	0.825	0.0191	0.9553	0	86.4	52	136				
Methyl tert-butyl ether (MTBE)	0.862	0.0478	0.9553	0	90.2	54.4	132				
1,1-Dichloroethane	0.848	0.0191	0.9553	0	88.7	51.8	141				
2,2-Dichloropropane	0.819	0.0478	0.9553	0	85.7	36	123				
cis-1,2-Dichloroethene	0.889	0.0191	0.9553	0	93.0	58.6	136				
Chloroform	0.849	0.0191	0.9553	0	88.8	53.2	129				
1,1,1-Trichloroethane (TCA)	0.870	0.0191	0.9553	0	91.1	58.3	145				
1,1-Dichloropropene	0.825	0.0191	0.9553	0	86.4	55.1	138				
Carbon tetrachloride	0.842	0.0191	0.9553	0	88.1	53.3	144				
1,2-Dichloroethane (EDC)	0.946	0.0287	0.9553	0	99.0	51.3	139				
Benzene	0.881	0.0191	0.9553	0	92.2	63.5	133				
Trichloroethene (TCE)	0.747	0.0191	0.9553	0	78.2	68.6	132				
1,2-Dichloropropane	0.744	0.0191	0.9553	0	77.8	59	136				
Bromodichloromethane	0.831	0.0191	0.9553	0	86.9	50.7	141				
Dibromomethane	0.891	0.0382	0.9553	0	93.2	50.6	137				
cis-1,3-Dichloropropene	0.850	0.0191	0.9553	0	88.9	50.4	138				
Toluene	0.827	0.0191	0.9553	0	86.6	63.4	132				
trans-1,3-Dichloropropylene	0.887	0.0287	0.9553	0	92.9	44.1	147				
1,1,2-Trichloroethane	0.903	0.0287	0.9553	0	94.5	51.6	137				
1,3-Dichloropropane	0.888	0.0478	0.9553	0	92.9	53.1	134				
Tetrachloroethene (PCE)	0.829	0.0191	0.9553	0	86.8	35.6	158				

<b>Qualifiers:</b>	B Analyte detected in the associated Method Blank	D Dilution was required	E Value above quantitation range
	H Holding times for preparation or analysis exceeded	J Analyte detected below quantitation limits	ND Not detected at the Reporting Limit
	R RPD outside accepted recovery limits	RL Reporting Limit	S Spike recovery outside accepted recovery limits

**Work Order:** 1308130  
**CLIENT:** G-Logics  
**Project:** Gilman Square

**QC SUMMARY REPORT**  
**Volatile Organic Compounds by EPA Method 8260**

Sample ID: <b>1308133-002AMS</b>	SampType: <b>MS</b>	Units: <b>mg/Kg-dry</b>	Prep Date: <b>8/21/2013</b>	RunNo: <b>9706</b>
Client ID: <b>BATCH</b>	Batch ID: <b>5245</b>		Analysis Date: <b>8/21/2013</b>	SeqNo: <b>195331</b>

Analyte	Result	RL	SPK value	SPK Ref Val	%REC	LowLimit	HighLimit	RPD Ref Val	%RPD	RPDLimit	Qual
Dibromochloromethane	0.920	0.0287	0.9553	0	96.3	55.3	140				
1,2-Dibromoethane (EDB)	0.925	0.00478	0.9553	0	96.8	50.4	136				
Chlorobenzene	0.837	0.0191	0.9553	0	87.6	60	133				
1,1,1,2-Tetrachloroethane	0.798	0.0287	0.9553	0	83.5	53.1	142				
Ethylbenzene	0.776	0.0287	0.9553	0	81.2	54.5	134				
m,p-Xylene	1.63	0.0191	1.911	0	85.5	53.1	132				
o-Xylene	0.805	0.0191	0.9553	0	84.3	53.3	139				
Styrene	0.833	0.0191	0.9553	0	87.2	51.1	132				
Isopropylbenzene	0.765	0.0764	0.9553	0	80.1	58.9	138				
Bromoform	0.965	0.0191	0.9553	0	101	57.9	130				
1,1,2,2-Tetrachloroethane	0.908	0.0191	0.9553	0	95.0	51.9	131				
n-Propylbenzene	0.803	0.0191	0.9553	0	84.1	53.6	140				
Bromobenzene	0.880	0.0287	0.9553	0	92.1	54.2	140				
1,3,5-Trimethylbenzene	0.822	0.0191	0.9553	0	86.0	51.8	136				
2-Chlorotoluene	0.826	0.0191	0.9553	0	86.5	51.6	136				
4-Chlorotoluene	0.830	0.0191	0.9553	0	86.8	50.1	139				
tert-Butylbenzene	0.766	0.0191	0.9553	0	80.2	50.5	135				
1,2,3-Trichloropropane	0.904	0.0191	0.9553	0	94.6	50.5	131				
1,2,4-Trichlorobenzene	0.787	0.0478	0.9553	0	82.3	50.8	130				
sec-Butylbenzene	0.793	0.0191	0.9553	0	83.0	52.6	141				
4-Isopropyltoluene	0.803	0.0191	0.9553	0	84.0	52.9	134				
1,3-Dichlorobenzene	0.845	0.0191	0.9553	0	88.4	52.6	131				
1,4-Dichlorobenzene	0.859	0.0191	0.9553	0	89.9	52.9	129				
n-Butylbenzene	0.775	0.0191	0.9553	0	81.1	52.6	130				
1,2-Dichlorobenzene	0.847	0.0191	0.9553	0	88.6	55.8	129				
1,2-Dibromo-3-chloropropane	0.967	0.0287	0.9553	0	101	40.5	131				
1,2,4-Trimethylbenzene	0.825	0.0191	0.9553	0	86.4	50.6	137				
Hexachlorobutadiene	0.791	0.0955	0.9553	0	82.8	40.6	158				
Naphthalene	0.842	0.0287	0.9553	0	88.1	52.3	124				

<b>Qualifiers:</b>	B Analyte detected in the associated Method Blank	D Dilution was required	E Value above quantitation range
	H Holding times for preparation or analysis exceeded	J Analyte detected below quantitation limits	ND Not detected at the Reporting Limit
	R RPD outside accepted recovery limits	RL Reporting Limit	S Spike recovery outside accepted recovery limits

**Work Order:** 1308130  
**CLIENT:** G-Logics  
**Project:** Gilman Square

**QC SUMMARY REPORT**  
**Volatile Organic Compounds by EPA Method 8260**

Sample ID: <b>1308133-002AMS</b>	SampType: <b>MS</b>	Units: <b>mg/Kg-dry</b>	Prep Date: <b>8/21/2013</b>	RunNo: <b>9706</b>							
Client ID: <b>BATCH</b>	Batch ID: <b>5245</b>		Analysis Date: <b>8/21/2013</b>	SeqNo: <b>195331</b>							
Analyte	Result	RL	SPK value	SPK Ref Val	%REC	LowLimit	HighLimit	RPD Ref Val	%RPD	RPDLimit	Qual

1,2,3-Trichlorobenzene	0.851	0.0191	0.9553	0	89.0	54.4	124				
Surr: Dibromofluoromethane	2.33		2.388		97.6	63.7	129				
Surr: Toluene-d8	2.18		2.388		91.4	61.4	128				
Surr: 1-Bromo-4-fluorobenzene	2.51		2.388		105	63.1	141				

Sample ID: <b>LCS-5245</b>	SampType: <b>LCS</b>	Units: <b>mg/Kg</b>	Prep Date: <b>8/21/2013</b>	RunNo: <b>9706</b>							
Client ID: <b>LCSS</b>	Batch ID: <b>5245</b>		Analysis Date: <b>8/21/2013</b>	SeqNo: <b>195342</b>							
Analyte	Result	RL	SPK value	SPK Ref Val	%REC	LowLimit	HighLimit	RPD Ref Val	%RPD	RPDLimit	Qual

Dichlorodifluoromethane (CFC-12)	0.920	0.0600	1.000	0	92.0	37.7	136				
Chloromethane	1.01	0.0600	1.000	0	101	38.8	132				
Vinyl chloride	1.03	0.00200	1.000	0	103	56.1	130				
Bromomethane	1.13	0.0900	1.000	0	113	48.6	147				
Trichlorofluoromethane (CFC-11)	1.06	0.0500	1.000	0	106	60.3	132				
Chloroethane	1.08	0.0600	1.000	0	108	55.7	135				
1,1-Dichloroethene	1.08	0.0500	1.000	0	108	64.6	134				
Methylene chloride	0.936	0.0200	1.000	0	93.6	60.6	140				
trans-1,2-Dichloroethene	1.03	0.0200	1.000	0	103	68.7	127				
Methyl tert-butyl ether (MTBE)	0.997	0.0500	1.000	0	99.7	73.4	128				
1,1-Dichloroethane	1.08	0.0200	1.000	0	108	65.5	132				
2,2-Dichloropropane	1.00	0.0500	1.000	0	100	28.1	149				
cis-1,2-Dichloroethene	1.12	0.0200	1.000	0	112	71.6	123				
Chloroform	1.07	0.0200	1.000	0	107	67.5	129				
1,1,1-Trichloroethane (TCA)	1.08	0.0200	1.000	0	108	74.4	130				
1,1-Dichloropropene	1.02	0.0200	1.000	0	102	72.7	131				
Carbon tetrachloride	1.06	0.0200	1.000	0	106	67.9	126				
1,2-Dichloroethane (EDC)	0.977	0.0300	1.000	0	97.7	68.7	133				
Benzene	0.893	0.0200	1.000	0	89.2	74.6	124				

**Qualifiers:**

B	Analyte detected in the associated Method Blank	D	Dilution was required	E	Value above quantitation range
H	Holding times for preparation or analysis exceeded	J	Analyte detected below quantitation limits	ND	Not detected at the Reporting Limit
R	RPD outside accepted recovery limits	RL	Reporting Limit	S	Spike recovery outside accepted recovery limits

**Work Order:** 1308130  
**CLIENT:** G-Logics  
**Project:** Gilman Square

**QC SUMMARY REPORT**  
**Volatile Organic Compounds by EPA Method 8260**

Sample ID: <b>LCS-5245</b>	SampType: <b>LCS</b>	Units: <b>mg/Kg</b>	Prep Date: <b>8/21/2013</b>	RunNo: <b>9706</b>
Client ID: <b>LCSS</b>	Batch ID: <b>5245</b>		Analysis Date: <b>8/21/2013</b>	SeqNo: <b>195342</b>

Analyte	Result	RL	SPK value	SPK Ref Val	%REC	LowLimit	HighLimit	RPD Ref Val	%RPD	RPDLimit	Qual
Trichloroethene (TCE)	0.965	0.0200	1.000	0	96.5	67.4	133				
1,2-Dichloropropane	0.942	0.0200	1.000	0	94.2	72.7	133				
Bromodichloromethane	1.03	0.0200	1.000	0	103	76.1	136				
Dibromomethane	1.06	0.0400	1.000	0	106	70	130				
cis-1,3-Dichloropropene	1.00	0.0200	1.000	0	100	59.1	143				
Toluene	1.04	0.0200	1.000	0	104	79.9	118				
trans-1,3-Dichloropropylene	1.03	0.0300	1.000	0	103	49.2	149				
1,1,2-Trichloroethane	1.06	0.0300	1.000	0	106	74.5	129				
1,3-Dichloropropane	1.05	0.0500	1.000	0	105	70	130				
Tetrachloroethene (PCE)	1.05	0.0200	1.000	0	105	52.7	150				
Dibromochloromethane	1.07	0.0300	1.000	0	107	70.6	144				
1,2-Dibromoethane (EDB)	1.07	0.00500	1.000	0	107	70	130				
Chlorobenzene	1.01	0.0200	1.000	0	101	76.1	123				
1,1,1,2-Tetrachloroethane	0.958	0.0300	1.000	0	95.8	74.8	131				
Ethylbenzene	0.980	0.0300	1.000	0	98.0	74	129				
m,p-Xylene	2.03	0.0200	2.000	0	102	79.8	128				
o-Xylene	0.986	0.0200	1.000	0	98.6	72.7	124				
Styrene	1.00	0.0200	1.000	0	100	76.8	130				
Isopropylbenzene	0.968	0.0800	1.000	0	96.8	70	130				
Bromoform	1.07	0.0200	1.000	0	107	67	154				
1,1,2,2-Tetrachloroethane	0.997	0.0200	1.000	0	99.7	60	130				
n-Propylbenzene	0.998	0.0200	1.000	0	99.8	78	130				
Bromobenzene	1.02	0.0300	1.000	0	102	49.2	144				
1,3,5-Trimethylbenzene	1.03	0.0200	1.000	0	103	74.6	123				
2-Chlorotoluene	1.01	0.0200	1.000	0	101	76.7	129				
4-Chlorotoluene	1.02	0.0200	1.000	0	102	77.5	125				
tert-Butylbenzene	0.969	0.0200	1.000	0	96.9	66.2	130				
1,2,3-Trichloropropane	0.982	0.0200	1.000	0	98.2	67.9	136				
1,2,4-Trichlorobenzene	0.914	0.0500	1.000	0	91.4	65.6	137				

<b>Qualifiers:</b>	B Analyte detected in the associated Method Blank	D Dilution was required	E Value above quantitation range
	H Holding times for preparation or analysis exceeded	J Analyte detected below quantitation limits	ND Not detected at the Reporting Limit
	R RPD outside accepted recovery limits	RL Reporting Limit	S Spike recovery outside accepted recovery limits

**Work Order:** 1308130  
**CLIENT:** G-Logics  
**Project:** Gilman Square

**QC SUMMARY REPORT**  
**Volatile Organic Compounds by EPA Method 8260**

Sample ID: <b>LCS-5245</b>	SampType: <b>LCS</b>	Units: <b>mg/Kg</b>	Prep Date: <b>8/21/2013</b>	RunNo: <b>9706</b>							
Client ID: <b>LCSS</b>	Batch ID: <b>5245</b>		Analysis Date: <b>8/21/2013</b>	SeqNo: <b>195342</b>							
Analyte	Result	RL	SPK value	SPK Ref Val	%REC	LowLimit	HighLimit	RPD Ref Val	%RPD	RPDLimit	Qual

sec-Butylbenzene	0.994	0.0200	1.000	0	99.4	75.6	133				
4-Isopropyltoluene	1.00	0.0200	1.000	0	100	76.8	131				
1,3-Dichlorobenzene	0.994	0.0200	1.000	0	99.4	72.8	128				
1,4-Dichlorobenzene	1.00	0.0200	1.000	0	100	72.6	126				
n-Butylbenzene	0.956	0.0200	1.000	0	95.6	65.3	136				
1,2-Dichlorobenzene	0.975	0.0200	1.000	0	97.5	72.8	126				
1,2-Dibromo-3-chloropropane	1.06	0.0300	1.000	0	106	60.3	130				
1,2,4-Trimethylbenzene	1.01	0.0200	1.000	0	101	77.5	129				
Hexachlorobutadiene	0.965	0.100	1.000	0	96.5	42	151				
Naphthalene	0.937	0.0300	1.000	0	93.6	64	130				
1,2,3-Trichlorobenzene	0.970	0.0200	1.000	0	97.0	62.1	140				
Surr: Dibromofluoromethane	2.60		2.500		104	63.7	129				
Surr: Toluene-d8	2.42		2.500		96.9	61.4	128				
Surr: 1-Bromo-4-fluorobenzene	2.65		2.500		106	63.1	141				

Sample ID: <b>MB-5245</b>	SampType: <b>MBLK</b>	Units: <b>mg/Kg</b>	Prep Date: <b>8/21/2013</b>	RunNo: <b>9706</b>							
Client ID: <b>MBLKS</b>	Batch ID: <b>5245</b>		Analysis Date: <b>8/21/2013</b>	SeqNo: <b>195343</b>							
Analyte	Result	RL	SPK value	SPK Ref Val	%REC	LowLimit	HighLimit	RPD Ref Val	%RPD	RPDLimit	Qual

Dichlorodifluoromethane (CFC-12)	ND	0.0600									
Chloromethane	ND	0.0600									
Vinyl chloride	ND	0.00200									
Bromomethane	ND	0.0900									
Trichlorofluoromethane (CFC-11)	ND	0.0500									
Chloroethane	ND	0.0600									
1,1-Dichloroethene	ND	0.0500									
Methylene chloride	ND	0.0200									
trans-1,2-Dichloroethene	ND	0.0200									

**Qualifiers:**

B	Analyte detected in the associated Method Blank	D	Dilution was required	E	Value above quantitation range
H	Holding times for preparation or analysis exceeded	J	Analyte detected below quantitation limits	ND	Not detected at the Reporting Limit
R	RPD outside accepted recovery limits	RL	Reporting Limit	S	Spike recovery outside accepted recovery limits

Work Order: 1308130  
 CLIENT: G-Logics  
 Project: Gilman Square

**QC SUMMARY REPORT**  
**Volatile Organic Compounds by EPA Method 8260**

Sample ID: <b>MB-5245</b>	SampType: <b>MBLK</b>	Units: <b>mg/Kg</b>	Prep Date: <b>8/21/2013</b>	RunNo: <b>9706</b>							
Client ID: <b>MBLKS</b>	Batch ID: <b>5245</b>		Analysis Date: <b>8/21/2013</b>	SeqNo: <b>195343</b>							
Analyte	Result	RL	SPK value	SPK Ref Val	%REC	LowLimit	HighLimit	RPD Ref Val	%RPD	RPDLimit	Qual

Analyte	Result	RL	SPK value	SPK Ref Val	%REC	LowLimit	HighLimit	RPD Ref Val	%RPD	RPDLimit	Qual
Methyl tert-butyl ether (MTBE)	ND	0.0500									
1,1-Dichloroethane	ND	0.0200									
2,2-Dichloropropane	ND	0.0500									
cis-1,2-Dichloroethene	ND	0.0200									
Chloroform	ND	0.0200									
1,1,1-Trichloroethane (TCA)	ND	0.0200									
1,1-Dichloropropene	ND	0.0200									
Carbon tetrachloride	ND	0.0200									
1,2-Dichloroethane (EDC)	ND	0.0300									
Benzene	ND	0.0200									
Trichloroethene (TCE)	ND	0.0200									
1,2-Dichloropropane	ND	0.0200									
Bromodichloromethane	ND	0.0200									
Dibromomethane	ND	0.0400									
cis-1,3-Dichloropropene	ND	0.0200									
Toluene	ND	0.0200									
trans-1,3-Dichloropropylene	ND	0.0300									
1,1,2-Trichloroethane	ND	0.0300									
1,3-Dichloropropane	ND	0.0500									
Tetrachloroethene (PCE)	ND	0.0200									
Dibromochloromethane	ND	0.0300									
1,2-Dibromoethane (EDB)	ND	0.00500									
Chlorobenzene	ND	0.0200									
1,1,1,2-Tetrachloroethane	ND	0.0300									
Ethylbenzene	ND	0.0300									
m,p-Xylene	ND	0.0200									
o-Xylene	ND	0.0200									
Styrene	ND	0.0200									
Isopropylbenzene	ND	0.0800									

<b>Qualifiers:</b>	B	Analyte detected in the associated Method Blank	D	Dilution was required	E	Value above quantitation range
	H	Holding times for preparation or analysis exceeded	J	Analyte detected below quantitation limits	ND	Not detected at the Reporting Limit
	R	RPD outside accepted recovery limits	RL	Reporting Limit	S	Spike recovery outside accepted recovery limits

Work Order: 1308130  
 CLIENT: G-Logics  
 Project: Gilman Square

**QC SUMMARY REPORT**  
**Volatile Organic Compounds by EPA Method 8260**

Sample ID: <b>MB-5245</b>	SampType: <b>MBLK</b>	Units: <b>mg/Kg</b>	Prep Date: <b>8/21/2013</b>	RunNo: <b>9706</b>							
Client ID: <b>MBLKS</b>	Batch ID: <b>5245</b>		Analysis Date: <b>8/21/2013</b>	SeqNo: <b>195343</b>							
Analyte	Result	RL	SPK value	SPK Ref Val	%REC	LowLimit	HighLimit	RPD Ref Val	%RPD	RPDLimit	Qual

Analyte	Result	RL	SPK value	SPK Ref Val	%REC	LowLimit	HighLimit	RPD Ref Val	%RPD	RPDLimit	Qual
Bromoform	ND	0.0200									
1,1,2,2-Tetrachloroethane	ND	0.0200									
n-Propylbenzene	ND	0.0200									
Bromobenzene	ND	0.0300									
1,3,5-Trimethylbenzene	ND	0.0200									
2-Chlorotoluene	ND	0.0200									
4-Chlorotoluene	ND	0.0200									
tert-Butylbenzene	ND	0.0200									
1,2,3-Trichloropropane	ND	0.0200									
1,2,4-Trichlorobenzene	ND	0.0500									
sec-Butylbenzene	ND	0.0200									
4-Isopropyltoluene	ND	0.0200									
1,3-Dichlorobenzene	ND	0.0200									
1,4-Dichlorobenzene	ND	0.0200									
n-Butylbenzene	ND	0.0200									
1,2-Dichlorobenzene	ND	0.0200									
1,2-Dibromo-3-chloropropane	ND	0.0300									
1,2,4-Trimethylbenzene	ND	0.0200									
Hexachlorobutadiene	ND	0.100									
Naphthalene	ND	0.0300									
1,2,3-Trichlorobenzene	ND	0.0200									
Surr: Dibromofluoromethane	2.88		2.500		115	63.7	129				
Surr: Toluene-d8	2.49		2.500		99.5	61.4	128				
Surr: 1-Bromo-4-fluorobenzene	2.34		2.500		93.5	63.1	141				

**Qualifiers:**

B	Analyte detected in the associated Method Blank	D	Dilution was required	E	Value above quantitation range
H	Holding times for preparation or analysis exceeded	J	Analyte detected below quantitation limits	ND	Not detected at the Reporting Limit
R	RPD outside accepted recovery limits	RL	Reporting Limit	S	Spike recovery outside accepted recovery limits

**Work Order:** 1308130  
**CLIENT:** G-Logics  
**Project:** Gilman Square

**QC SUMMARY REPORT**  
**Volatile Organic Compounds by EPA Method 8260**

Sample ID: <b>1308130-003ADUP</b>	SampType: <b>DUP</b>	Units: <b>mg/Kg-dry</b>	Prep Date: <b>8/21/2013</b>	RunNo: <b>9706</b>							
Client ID: <b>GL-B-13-12'</b>	Batch ID: <b>5245</b>		Analysis Date: <b>8/22/2013</b>	SeqNo: <b>195347</b>							
Analyte	Result	RL	SPK value	SPK Ref Val	%REC	LowLimit	HighLimit	RPD Ref Val	%RPD	RPDLimit	Qual

Dichlorodifluoromethane (CFC-12)	ND	0.0571						0	0	30	
Chloromethane	ND	0.0571						0	0	30	
Vinyl chloride	ND	0.00190						0	0	30	
Bromomethane	ND	0.0857						0	0	30	
Trichlorofluoromethane (CFC-11)	ND	0.0476						0	0	30	
Chloroethane	ND	0.0571						0	0	30	
1,1-Dichloroethene	ND	0.0476						0	0	30	
Methylene chloride	ND	0.0190						0	0	30	
trans-1,2-Dichloroethene	ND	0.0190						0	0	30	
Methyl tert-butyl ether (MTBE)	ND	0.0476						0	0	30	
1,1-Dichloroethane	ND	0.0190						0	0	30	
2,2-Dichloropropane	ND	0.0476						0	0	30	
cis-1,2-Dichloroethene	ND	0.0190						0	0	30	
Chloroform	ND	0.0190						0	0	30	
1,1,1-Trichloroethane (TCA)	ND	0.0190						0	0	30	
1,1-Dichloropropene	ND	0.0190						0	0	30	
Carbon tetrachloride	ND	0.0190						0	0	30	
1,2-Dichloroethane (EDC)	ND	0.0286						0	0	30	
Benzene	ND	0.0190						0	0	30	
Trichloroethene (TCE)	ND	0.0190						0	0	30	
1,2-Dichloropropane	ND	0.0190						0	0	30	
Bromodichloromethane	ND	0.0190						0	0	30	
Dibromomethane	ND	0.0381						0	0	30	
cis-1,3-Dichloropropene	ND	0.0190						0	0	30	
Toluene	ND	0.0190						0	0	30	
trans-1,3-Dichloropropylene	ND	0.0286						0	0	30	
1,1,2-Trichloroethane	ND	0.0286						0	0	30	
1,3-Dichloropropane	ND	0.0476						0	0	30	
Tetrachloroethene (PCE)	ND	0.0190						0	0	30	

<b>Qualifiers:</b>	B	Analyte detected in the associated Method Blank	D	Dilution was required	E	Value above quantitation range
	H	Holding times for preparation or analysis exceeded	J	Analyte detected below quantitation limits	ND	Not detected at the Reporting Limit
	R	RPD outside accepted recovery limits	RL	Reporting Limit	S	Spike recovery outside accepted recovery limits

Work Order: 1308130  
 CLIENT: G-Logics  
 Project: Gilman Square

**QC SUMMARY REPORT**  
**Volatile Organic Compounds by EPA Method 8260**

Sample ID: <b>1308130-003ADUP</b>	SampType: <b>DUP</b>	Units: <b>mg/Kg-dry</b>	Prep Date: <b>8/21/2013</b>	RunNo: <b>9706</b>							
Client ID: <b>GL-B-13-12'</b>	Batch ID: <b>5245</b>		Analysis Date: <b>8/22/2013</b>	SeqNo: <b>195347</b>							
Analyte	Result	RL	SPK value	SPK Ref Val	%REC	LowLimit	HighLimit	RPD Ref Val	%RPD	RPDLimit	Qual

Analyte	Result	RL	SPK value	SPK Ref Val	%REC	LowLimit	HighLimit	RPD Ref Val	%RPD	RPDLimit	Qual
Dibromochloromethane	ND	0.0286						0	0	30	
1,2-Dibromoethane (EDB)	ND	0.00476						0	0	30	
Chlorobenzene	ND	0.0190						0	0	30	
1,1,1,2-Tetrachloroethane	ND	0.0286						0	0	30	
Ethylbenzene	ND	0.0286						0	0	30	
m,p-Xylene	ND	0.0190						0	0	30	
o-Xylene	ND	0.0190						0	0	30	
Styrene	ND	0.0190						0	0	30	
Isopropylbenzene	ND	0.0761						0	0	30	
Bromoform	ND	0.0190						0	0	30	
1,1,2,2-Tetrachloroethane	ND	0.0190						0	0	30	
n-Propylbenzene	ND	0.0190						0	0	30	
Bromobenzene	ND	0.0286						0	0	30	
1,3,5-Trimethylbenzene	ND	0.0190						0	0	30	
2-Chlorotoluene	ND	0.0190						0	0	30	
4-Chlorotoluene	ND	0.0190						0	0	30	
tert-Butylbenzene	ND	0.0190						0	0	30	
1,2,3-Trichloropropane	ND	0.0190						0	0	30	
1,2,4-Trichlorobenzene	ND	0.0476						0	0	30	
sec-Butylbenzene	ND	0.0190						0	0	30	
4-Isopropyltoluene	ND	0.0190						0	0	30	
1,3-Dichlorobenzene	ND	0.0190						0	0	30	
1,4-Dichlorobenzene	ND	0.0190						0	0	30	
n-Butylbenzene	ND	0.0190						0	0	30	
1,2-Dichlorobenzene	ND	0.0190						0	0	30	
1,2-Dibromo-3-chloropropane	ND	0.0286						0	0	30	
1,2,4-Trimethylbenzene	ND	0.0190						0	0	30	
Hexachlorobutadiene	ND	0.0952						0	0	30	
Naphthalene	ND	0.0286						0	0	30	

**Qualifiers:** B Analyte detected in the associated Method Blank  
 H Holding times for preparation or analysis exceeded  
 R RPD outside accepted recovery limits  
 D Dilution was required  
 J Analyte detected below quantitation limits  
 RL Reporting Limit  
 E Value above quantitation range  
 ND Not detected at the Reporting Limit  
 S Spike recovery outside accepted recovery limits

Work Order: 1308130  
 CLIENT: G-Logics  
 Project: Gilman Square

**QC SUMMARY REPORT**  
**Volatile Organic Compounds by EPA Method 8260**

Sample ID: <b>1308130-003ADUP</b>	SampType: <b>DUP</b>	Units: <b>mg/Kg-dry</b>	Prep Date: <b>8/21/2013</b>	RunNo: <b>9706</b>							
Client ID: <b>GL-B-13-12'</b>	Batch ID: <b>5245</b>		Analysis Date: <b>8/22/2013</b>	SeqNo: <b>195347</b>							
Analyte	Result	RL	SPK value	SPK Ref Val	%REC	LowLimit	HighLimit	RPD Ref Val	%RPD	RPDLimit	Qual

1,2,3-Trichlorobenzene	ND	0.0190						0	0	30	
Surr: Dibromofluoromethane	2.02		2.380		84.7	63.7	129		0		
Surr: Toluene-d8	1.69		2.380		71.0	61.4	128		0		
Surr: 1-Bromo-4-fluorobenzene	2.29		2.380		96.3	63.1	141		0		

**Qualifiers:**

B	Analyte detected in the associated Method Blank	D	Dilution was required	E	Value above quantitation range
H	Holding times for preparation or analysis exceeded	J	Analyte detected below quantitation limits	ND	Not detected at the Reporting Limit
R	RPD outside accepted recovery limits	RL	Reporting Limit	S	Spike recovery outside accepted recovery limits

**Work Order:** 1308130  
**CLIENT:** G-Logics  
**Project:** Gilman Square

**QC SUMMARY REPORT**  
**Volatile Organic Compounds by EPA Method 8260**

Sample ID: <b>1308130-013AMS</b>	SampType: <b>MS</b>	Units: <b>µg/L</b>	Prep Date: <b>8/23/2013</b>	RunNo: <b>9727</b>							
Client ID: <b>GL-MW-4</b>	Batch ID: <b>R9727</b>		Analysis Date: <b>8/23/2013</b>	SeqNo: <b>195799</b>							
Analyte	Result	RL	SPK value	SPK Ref Val	%REC	LowLimit	HighLimit	RPD Ref Val	%RPD	RPDLimit	Qual

Analyte	Result	RL	SPK value	SPK Ref Val	%REC	LowLimit	HighLimit	RPD Ref Val	%RPD	RPDLimit	Qual
Dichlorodifluoromethane (CFC-12)	12.0	1.00	20.00	0	59.8	33.3	122				
Chloromethane	14.1	1.00	20.00	0	70.4	48.2	145				
Vinyl chloride	18.8	0.200	20.00	4.830	70.0	45.6	149				
Bromomethane	13.4	1.00	20.00	0	66.9	31.5	135				
Trichlorofluoromethane (CFC-11)	12.7	1.00	20.00	0	63.6	54.7	138				
Chloroethane	14.4	1.00	20.00	0	71.8	52.7	140				
1,1-Dichloroethene	19.0	1.00	20.00	0	95.0	58.2	146				
Methylene chloride	17.6	1.00	20.00	0	88.2	65.1	127				
trans-1,2-Dichloroethene	18.8	1.00	20.00	0	94.1	69	132				
Methyl tert-butyl ether (MTBE)	16.5	1.00	20.00	0	82.5	70	130				
1,1-Dichloroethane	18.5	1.00	20.00	0	92.4	74.7	133				
2,2-Dichloropropane	16.6	2.00	20.00	0	83.0	31.5	121				
cis-1,2-Dichloroethene	18.4	1.00	20.00	0.3800	90.2	67.1	123				
Chloroform	18.0	1.00	20.00	0	90.0	58.6	123				
1,1,1-Trichloroethane (TCA)	18.4	1.00	20.00	0	92.2	64.2	146				
1,1-Dichloropropene	19.0	1.00	20.00	0	95.1	73.8	136				
Carbon tetrachloride	19.2	1.00	20.00	0	96.2	69.2	141				
1,2-Dichloroethane (EDC)	17.3	1.00	20.00	0	86.6	62.3	130				
Benzene	18.2	1.00	20.00	0	90.9	68.7	132				
Trichloroethene (TCE)	18.6	1.00	20.00	0	93.1	65.7	133				
1,2-Dichloropropane	17.6	1.00	20.00	0	88.1	70	130				
Bromodichloromethane	17.6	1.00	20.00	0	88.0	59.4	139				
Dibromomethane	17.1	1.00	20.00	0	85.4	65.5	130				
cis-1,3-Dichloropropene	17.2	1.00	20.00	0	86.0	63.3	124				
Toluene	18.0	1.00	20.00	0	90.1	68.4	133				
trans-1,3-Dichloropropene	16.5	1.00	20.00	0	82.6	57.7	125				
1,1,2-Trichloroethane	17.3	1.00	20.00	0	86.3	59.4	127				
1,3-Dichloropropane	16.9	1.00	20.00	0	84.7	68.2	134				
Tetrachloroethene (PCE)	17.8	1.00	20.00	0	89.0	51.5	109				

<b>Qualifiers:</b>	B Analyte detected in the associated Method Blank	D Dilution was required	E Value above quantitation range
	H Holding times for preparation or analysis exceeded	J Analyte detected below quantitation limits	ND Not detected at the Reporting Limit
	R RPD outside accepted recovery limits	RL Reporting Limit	S Spike recovery outside accepted recovery limits

**Work Order:** 1308130  
**CLIENT:** G-Logics  
**Project:** Gilman Square

**QC SUMMARY REPORT**  
**Volatile Organic Compounds by EPA Method 8260**

Sample ID: <b>1308130-013AMS</b>	SampType: <b>MS</b>	Units: <b>µg/L</b>	Prep Date: <b>8/23/2013</b>	RunNo: <b>9727</b>							
Client ID: <b>GL-MW-4</b>	Batch ID: <b>R9727</b>		Analysis Date: <b>8/23/2013</b>	SeqNo: <b>195799</b>							
Analyte	Result	RL	SPK value	SPK Ref Val	%REC	LowLimit	HighLimit	RPD Ref Val	%RPD	RPDLimit	Qual

Dibromochloromethane	16.9	1.00	20.00	0	84.4	66.2	138				
1,2-Dibromoethane (EDB)	17.0	0.0100	20.00	0	85.0	68.9	124				
Chlorobenzene	17.8	1.00	20.00	0	89.0	68.9	128				
1,1,1,2-Tetrachloroethane	16.8	1.00	20.00	0	84.0	67.3	135				
Ethylbenzene	18.2	1.00	20.00	0	90.9	67.3	135				
m,p-Xylene	36.1	1.00	40.00	0	90.3	63.3	135				
o-Xylene	18.0	1.00	20.00	0	89.8	67.8	131				
Styrene	17.8	1.00	20.00	0	89.0	67.2	123				
Isopropylbenzene	18.1	1.00	20.00	0	90.6	56	147				
Bromoform	17.1	1.00	20.00	0	85.7	61.4	136				
1,1,1,2-Tetrachloroethane	17.2	1.00	20.00	0	85.8	59.1	137				
n-Propylbenzene	18.1	1.00	20.00	0	90.5	57.6	142				
Bromobenzene	17.6	1.00	20.00	0	87.8	63.6	130				
1,3,5-Trimethylbenzene	17.5	1.00	20.00	0	87.5	59.9	136				
2-Chlorotoluene	18.0	1.00	20.00	0	89.8	63.4	134				
4-Chlorotoluene	17.6	1.00	20.00	0	87.8	58.4	134				
tert-Butylbenzene	18.7	1.00	20.00	0	93.5	74.2	141				
1,2,3-Trichloropropane	16.6	1.00	20.00	0	83.0	62.4	129				
1,2,4-Trichlorobenzene	17.5	2.00	20.00	0	87.6	53.7	120				
sec-Butylbenzene	18.2	1.00	20.00	0	90.9	56	146				
4-Isopropyltoluene	18.0	1.00	20.00	0	90.1	62.4	134				
1,3-Dichlorobenzene	17.4	1.00	20.00	0	86.8	58.2	128				
1,4-Dichlorobenzene	16.6	1.00	20.00	0	82.8	60.1	123				
n-Butylbenzene	18.4	1.00	20.00	0	92.0	54.6	135				
1,2-Dichlorobenzene	17.7	1.00	20.00	0	88.4	62.6	124				
1,2-Dibromo-3-chloropropane	15.7	1.00	20.00	0	78.4	51.8	142				
1,2,4-Trimethylbenzene	17.8	1.00	20.00	0	88.8	63.7	132				
Hexachlorobutadiene	17.6	4.00	20.00	0	88.0	62.1	121				
Naphthalene	17.8	1.00	20.00	0	88.8	58.7	119				

<b>Qualifiers:</b>	B	Analyte detected in the associated Method Blank	D	Dilution was required	E	Value above quantitation range
	H	Holding times for preparation or analysis exceeded	J	Analyte detected below quantitation limits	ND	Not detected at the Reporting Limit
	R	RPD outside accepted recovery limits	RL	Reporting Limit	S	Spike recovery outside accepted recovery limits

**Work Order:** 1308130  
**CLIENT:** G-Logics  
**Project:** Gilman Square

**QC SUMMARY REPORT**  
**Volatile Organic Compounds by EPA Method 8260**

Sample ID: <b>1308130-013AMS</b>	SampType: <b>MS</b>	Units: <b>µg/L</b>	Prep Date: <b>8/23/2013</b>	RunNo: <b>9727</b>							
Client ID: <b>GL-MW-4</b>	Batch ID: <b>R9727</b>		Analysis Date: <b>8/23/2013</b>	SeqNo: <b>195799</b>							
Analyte	Result	RL	SPK value	SPK Ref Val	%REC	LowLimit	HighLimit	RPD Ref Val	%RPD	RPDLimit	Qual

1,2,3-Trichlorobenzene	16.8	4.00	20.00	0	83.8	50.7	113				
Surr: Dibromofluoromethane	49.5		50.00		99.0	72.1	122				
Surr: Toluene-d8	48.8		50.00		97.6	62.1	129				
Surr: 1-Bromo-4-fluorobenzene	49.4		50.00		98.8	66.8	124				

Sample ID: <b>1308132-001ADUP</b>	SampType: <b>DUP</b>	Units: <b>µg/L</b>	Prep Date: <b>8/23/2013</b>	RunNo: <b>9727</b>							
Client ID: <b>BATCH</b>	Batch ID: <b>R9727</b>		Analysis Date: <b>8/23/2013</b>	SeqNo: <b>195803</b>							
Analyte	Result	RL	SPK value	SPK Ref Val	%REC	LowLimit	HighLimit	RPD Ref Val	%RPD	RPDLimit	Qual

Dichlorodifluoromethane (CFC-12)	ND	1.00						0	0	30	
Chloromethane	ND	1.00						0	0	30	
Vinyl chloride	ND	0.200						0	0	30	
Bromomethane	ND	1.00						0	0	30	
Trichlorofluoromethane (CFC-11)	ND	1.00						0	0	30	
Chloroethane	ND	1.00						0	0	30	
1,1-Dichloroethene	ND	1.00						0	0	30	
Methylene chloride	ND	1.00						0	0	30	
trans-1,2-Dichloroethene	ND	1.00						0	0	30	
Methyl tert-butyl ether (MTBE)	ND	1.00						0	0	30	
1,1-Dichloroethane	ND	1.00						0	0	30	
2,2-Dichloropropane	ND	2.00						0	0	30	
cis-1,2-Dichloroethene	ND	1.00						0	0	30	
Chloroform	5.75	1.00						5.300	8.14	30	
1,1,1-Trichloroethane (TCA)	ND	1.00						0	0	30	
1,1-Dichloropropene	ND	1.00						0	0	30	
Carbon tetrachloride	ND	1.00						0	0	30	
1,2-Dichloroethane (EDC)	ND	1.00						0	0	30	
Benzene	ND	1.00						0	0	30	

**Qualifiers:**

B	Analyte detected in the associated Method Blank	D	Dilution was required	E	Value above quantitation range
H	Holding times for preparation or analysis exceeded	J	Analyte detected below quantitation limits	ND	Not detected at the Reporting Limit
R	RPD outside accepted recovery limits	RL	Reporting Limit	S	Spike recovery outside accepted recovery limits

**Work Order:** 1308130  
**CLIENT:** G-Logics  
**Project:** Gilman Square

**QC SUMMARY REPORT**  
**Volatile Organic Compounds by EPA Method 8260**

Sample ID: <b>1308132-001ADUP</b>	SampType: <b>DUP</b>	Units: <b>µg/L</b>	Prep Date: <b>8/23/2013</b>	RunNo: <b>9727</b>
Client ID: <b>BATCH</b>	Batch ID: <b>R9727</b>		Analysis Date: <b>8/23/2013</b>	SeqNo: <b>195803</b>

Analyte	Result	RL	SPK value	SPK Ref Val	%REC	LowLimit	HighLimit	RPD Ref Val	%RPD	RPDLimit	Qual
Trichloroethene (TCE)	ND	1.00						0	0	30	
1,2-Dichloropropane	ND	1.00						0	0	30	
Bromodichloromethane	ND	1.00						0	0	30	
Dibromomethane	ND	1.00						0	0	30	
cis-1,3-Dichloropropene	ND	1.00						0	0	30	
Toluene	ND	1.00						0	0	30	
trans-1,3-Dichloropropene	ND	1.00						0	0	30	
1,1,2-Trichloroethane	ND	1.00						0	0	30	
1,3-Dichloropropane	ND	1.00						0	0	30	
Tetrachloroethene (PCE)	ND	1.00						0	0	30	
Dibromochloromethane	ND	1.00						0	0	30	
1,2-Dibromoethane (EDB)	ND	0.0100						0	0	30	
Chlorobenzene	ND	1.00						0	0	30	
1,1,1,2-Tetrachloroethane	ND	1.00						0	0	30	
Ethylbenzene	10.7	1.00						11.65	8.31	30	
m,p-Xylene	7.59	1.00						8.050	5.88	30	
o-Xylene	1.45	1.00						1.410	2.80	30	
Styrene	ND	1.00						0	0	30	
Isopropylbenzene	5.05	1.00						5.230	3.50	30	
Bromoform	ND	1.00						0	0	30	
1,1,2,2-Tetrachloroethane	ND	1.00						0	0	30	
n-Propylbenzene	15.4	1.00						16.22	4.86	30	
Bromobenzene	ND	1.00						0	0	30	
1,3,5-Trimethylbenzene	2.79	1.00						3.320	17.3	30	
2-Chlorotoluene	ND	1.00						0	0	30	
4-Chlorotoluene	ND	1.00						0	0	30	
tert-Butylbenzene	ND	1.00						0	0	30	
1,2,3-Trichloropropane	ND	1.00						0	0	30	
1,2,4-Trichlorobenzene	ND	2.00						0	0	30	

<b>Qualifiers:</b>	B Analyte detected in the associated Method Blank	D Dilution was required	E Value above quantitation range
	H Holding times for preparation or analysis exceeded	J Analyte detected below quantitation limits	ND Not detected at the Reporting Limit
	R RPD outside accepted recovery limits	RL Reporting Limit	S Spike recovery outside accepted recovery limits

Work Order: 1308130  
 CLIENT: G-Logics  
 Project: Gilman Square

**QC SUMMARY REPORT**  
**Volatile Organic Compounds by EPA Method 8260**

Sample ID: <b>1308132-001ADUP</b>	SampType: <b>DUP</b>	Units: <b>µg/L</b>	Prep Date: <b>8/23/2013</b>	RunNo: <b>9727</b>
Client ID: <b>BATCH</b>	Batch ID: <b>R9727</b>		Analysis Date: <b>8/23/2013</b>	SeqNo: <b>195803</b>

Analyte	Result	RL	SPK value	SPK Ref Val	%REC	LowLimit	HighLimit	RPD Ref Val	%RPD	RPDLimit	Qual
sec-Butylbenzene	3.14	1.00						3.400	7.95	30	
4-Isopropyltoluene	2.26	1.00						2.220	1.79	30	
1,3-Dichlorobenzene	ND	1.00						0	0	30	
1,4-Dichlorobenzene	ND	1.00						0	0	30	
n-Butylbenzene	5.31	1.00						5.950	11.4	30	
1,2-Dichlorobenzene	ND	1.00						0	0	30	
1,2-Dibromo-3-chloropropane	ND	1.00						0	0	30	
1,2,4-Trimethylbenzene	9.13	1.00						9.880	7.89	30	
Hexachlorobutadiene	ND	4.00						0	0	30	
Naphthalene	7.38	1.00						8.000	8.06	30	
1,2,3-Trichlorobenzene	ND	4.00						0	0	30	
Surr: Dibromofluoromethane	49.0		50.00		98.0	72.1	122		0		
Surr: Toluene-d8	49.4		50.00		98.7	62.1	129		0		
Surr: 1-Bromo-4-fluorobenzene	50.4		50.00		101	66.8	124		0		

Sample ID: <b>LCS-R9727</b>	SampType: <b>LCS</b>	Units: <b>µg/L</b>	Prep Date: <b>8/22/2013</b>	RunNo: <b>9727</b>
Client ID: <b>LCSW</b>	Batch ID: <b>R9727</b>		Analysis Date: <b>8/22/2013</b>	SeqNo: <b>195814</b>

Analyte	Result	RL	SPK value	SPK Ref Val	%REC	LowLimit	HighLimit	RPD Ref Val	%RPD	RPDLimit	Qual
Dichlorodifluoromethane (CFC-12)	18.6	1.00	20.00	0	92.8	43.1	127				
Chloromethane	19.2	1.00	20.00	0	96.2	42.5	131				
Vinyl chloride	19.2	0.200	20.00	0	95.8	56.2	130				
Bromomethane	19.2	1.00	20.00	0	96.0	45.4	138				
Trichlorofluoromethane (CFC-11)	18.6	1.00	20.00	0	93.0	64.7	129				
Chloroethane	19.5	1.00	20.00	0	97.4	62.5	123				
1,1-Dichloroethene	19.3	1.00	20.00	0	96.6	60.7	146				
Methylene chloride	19.9	1.00	20.00	0	99.4	60.3	135				
trans-1,2-Dichloroethene	20.1	1.00	20.00	0	100	71.3	129				

**Qualifiers:**

B	Analyte detected in the associated Method Blank	D	Dilution was required	E	Value above quantitation range
H	Holding times for preparation or analysis exceeded	J	Analyte detected below quantitation limits	ND	Not detected at the Reporting Limit
R	RPD outside accepted recovery limits	RL	Reporting Limit	S	Spike recovery outside accepted recovery limits

**Work Order:** 1308130  
**CLIENT:** G-Logics  
**Project:** Gilman Square

**QC SUMMARY REPORT**  
**Volatile Organic Compounds by EPA Method 8260**

Sample ID: <b>LCS-R9727</b>	SampType: <b>LCS</b>	Units: <b>µg/L</b>	Prep Date: <b>8/22/2013</b>	RunNo: <b>9727</b>
Client ID: <b>LCSW</b>	Batch ID: <b>R9727</b>		Analysis Date: <b>8/22/2013</b>	SeqNo: <b>195814</b>

Analyte	Result	RL	SPK value	SPK Ref Val	%REC	LowLimit	HighLimit	RPD Ref Val	%RPD	RPDLimit	Qual
Methyl tert-butyl ether (MTBE)	20.4	1.00	20.00	0	102	75.4	123				
1,1-Dichloroethane	19.5	1.00	20.00	0	97.6	71.3	129				
2,2-Dichloropropane	18.2	2.00	20.00	0	91.0	37.8	132				
cis-1,2-Dichloroethene	20.0	1.00	20.00	0	100	67.5	127				
Chloroform	20.1	1.00	20.00	0	100	70.3	123				
1,1,1-Trichloroethane (TCA)	19.6	1.00	20.00	0	97.9	67.9	134				
1,1-Dichloropropene	20.3	1.00	20.00	0	102	72.1	133				
Carbon tetrachloride	19.4	1.00	20.00	0	97.2	68	136				
1,2-Dichloroethane (EDC)	20.4	1.00	20.00	0	102	65.8	126				
Benzene	20.4	1.00	20.00	0	102	75.2	124				
Trichloroethene (TCE)	19.9	1.00	20.00	0	99.5	71.9	130				
1,2-Dichloropropane	20.5	1.00	20.00	0	102	71.9	131				
Bromodichloromethane	20.4	1.00	20.00	0	102	70	130				
Dibromomethane	20.6	1.00	20.00	0	103	74.2	125				
cis-1,3-Dichloropropene	20.1	1.00	20.00	0	100	62.8	135				
Toluene	19.7	1.00	20.00	0	98.4	75.2	129				
trans-1,3-Dichloropropene	19.3	1.00	20.00	0	96.5	58.1	138				
1,1,2-Trichloroethane	20.0	1.00	20.00	0	99.8	65.4	128				
1,3-Dichloropropane	20.2	1.00	20.00	0	101	71.9	131				
Tetrachloroethene (PCE)	19.6	1.00	20.00	0	98.0	52.4	140				
Dibromochloromethane	19.9	1.00	20.00	0	99.7	68.7	139				
1,2-Dibromoethane (EDB)	19.6	0.0100	20.00	0	98.2	71.2	129				
Chlorobenzene	19.9	1.00	20.00	0	99.4	77.2	122				
1,1,1,2-Tetrachloroethane	20.3	1.00	20.00	0	102	76.2	130				
Ethylbenzene	20.0	1.00	20.00	0	100	78	127				
m,p-Xylene	40.4	1.00	40.00	0	101	77.5	130				
o-Xylene	20.1	1.00	20.00	0	100	77.6	126				
Styrene	20.3	1.00	20.00	0	101	66.8	137				
Isopropylbenzene	20.0	1.00	20.00	0	99.8	75.9	133				

<b>Qualifiers:</b>	B Analyte detected in the associated Method Blank	D Dilution was required	E Value above quantitation range
	H Holding times for preparation or analysis exceeded	J Analyte detected below quantitation limits	ND Not detected at the Reporting Limit
	R RPD outside accepted recovery limits	RL Reporting Limit	S Spike recovery outside accepted recovery limits

Work Order: 1308130  
 CLIENT: G-Logics  
 Project: Gilman Square

**QC SUMMARY REPORT**  
**Volatile Organic Compounds by EPA Method 8260**

Sample ID: <b>LCS-R9727</b>	SampType: <b>LCS</b>	Units: <b>µg/L</b>	Prep Date: <b>8/22/2013</b>	RunNo: <b>9727</b>							
Client ID: <b>LCSW</b>	Batch ID: <b>R9727</b>		Analysis Date: <b>8/22/2013</b>	SeqNo: <b>195814</b>							
Analyte	Result	RL	SPK value	SPK Ref Val	%REC	LowLimit	HighLimit	RPD Ref Val	%RPD	RPDLimit	Qual

Analyte	Result	RL	SPK value	SPK Ref Val	%REC	LowLimit	HighLimit	RPD Ref Val	%RPD	RPDLimit	Qual
Bromoform	20.4	1.00	20.00	0	102	69.9	142				
1,1,2,2-Tetrachloroethane	19.9	1.00	20.00	0	99.5	68	134				
n-Propylbenzene	19.7	1.00	20.00	0	98.7	77.1	133				
Bromobenzene	19.8	1.00	20.00	0	98.8	71.1	131				
1,3,5-Trimethylbenzene	19.5	1.00	20.00	0	97.6	76.2	133				
2-Chlorotoluene	19.9	1.00	20.00	0	99.4	67.1	137				
4-Chlorotoluene	19.8	1.00	20.00	0	99.0	70.7	132				
tert-Butylbenzene	20.2	1.00	20.00	0	101	71.3	139				
1,2,3-Trichloropropane	19.5	1.00	20.00	0	97.6	70.8	132				
1,2,4-Trichlorobenzene	21.1	2.00	20.00	0	105	61.4	139				
sec-Butylbenzene	19.2	1.00	20.00	0	96.0	77.4	136				
4-Isopropyltoluene	19.8	1.00	20.00	0	98.8	78.1	131				
1,3-Dichlorobenzene	20.0	1.00	20.00	0	100	73.5	125				
1,4-Dichlorobenzene	20.3	1.00	20.00	0	102	71.4	125				
n-Butylbenzene	20.0	1.00	20.00	0	100	69.8	138				
1,2-Dichlorobenzene	20.8	1.00	20.00	0	104	74.2	123				
1,2-Dibromo-3-chloropropane	20.3	1.00	20.00	0	102	66.1	138				
1,2,4-Trimethylbenzene	19.8	1.00	20.00	0	98.9	72.3	133				
Hexachlorobutadiene	18.7	4.00	20.00	0	93.7	60.9	141				
Naphthalene	19.2	1.00	20.00	0	95.8	58.2	140				
1,2,3-Trichlorobenzene	21.0	4.00	20.00	0	105	61.3	133				
Surr: Dibromofluoromethane	49.1		50.00		98.2	72.1	122				
Surr: Toluene-d8	49.2		50.00		98.4	62.1	129				
Surr: 1-Bromo-4-fluorobenzene	48.8		50.00		97.7	66.8	124				

<b>Qualifiers:</b>	B	Analyte detected in the associated Method Blank	D	Dilution was required	E	Value above quantitation range
	H	Holding times for preparation or analysis exceeded	J	Analyte detected below quantitation limits	ND	Not detected at the Reporting Limit
	R	RPD outside accepted recovery limits	RL	Reporting Limit	S	Spike recovery outside accepted recovery limits

**Work Order:** 1308130  
**CLIENT:** G-Logics  
**Project:** Gilman Square

**QC SUMMARY REPORT**  
**Volatile Organic Compounds by EPA Method 8260**

Sample ID: <b>MB-R9727</b>	SampType: <b>MBLK</b>	Units: <b>µg/L</b>	Prep Date: <b>8/22/2013</b>	RunNo: <b>9727</b>							
Client ID: <b>MBLKW</b>	Batch ID: <b>R9727</b>		Analysis Date: <b>8/22/2013</b>	SeqNo: <b>195815</b>							
Analyte	Result	RL	SPK value	SPK Ref Val	%REC	LowLimit	HighLimit	RPD Ref Val	%RPD	RPDLimit	Qual

Dichlorodifluoromethane (CFC-12)	ND	1.00									
Chloromethane	ND	1.00									
Vinyl chloride	ND	0.200									
Bromomethane	ND	1.00									
Trichlorofluoromethane (CFC-11)	ND	1.00									
Chloroethane	ND	1.00									
1,1-Dichloroethene	ND	1.00									
Methylene chloride	ND	1.00									
trans-1,2-Dichloroethene	ND	1.00									
Methyl tert-butyl ether (MTBE)	ND	1.00									
1,1-Dichloroethane	ND	1.00									
2,2-Dichloropropane	ND	2.00									
cis-1,2-Dichloroethene	ND	1.00									
Chloroform	ND	1.00									
1,1,1-Trichloroethane (TCA)	ND	1.00									
1,1-Dichloropropene	ND	1.00									
Carbon tetrachloride	ND	1.00									
1,2-Dichloroethane (EDC)	ND	1.00									
Benzene	ND	1.00									
Trichloroethene (TCE)	ND	1.00									
1,2-Dichloropropane	ND	1.00									
Bromodichloromethane	ND	1.00									
Dibromomethane	ND	1.00									
cis-1,3-Dichloropropene	ND	1.00									
Toluene	ND	1.00									
trans-1,3-Dichloropropene	ND	1.00									
1,1,2-Trichloroethane	ND	1.00									
1,3-Dichloropropane	ND	1.00									
Tetrachloroethene (PCE)	ND	1.00									

<b>Qualifiers:</b>	B	Analyte detected in the associated Method Blank	D	Dilution was required	E	Value above quantitation range
	H	Holding times for preparation or analysis exceeded	J	Analyte detected below quantitation limits	ND	Not detected at the Reporting Limit
	R	RPD outside accepted recovery limits	RL	Reporting Limit	S	Spike recovery outside accepted recovery limits

Work Order: 1308130  
 CLIENT: G-Logics  
 Project: Gilman Square

**QC SUMMARY REPORT**  
**Volatile Organic Compounds by EPA Method 8260**

Sample ID: <b>MB-R9727</b>	SampType: <b>MBLK</b>	Units: <b>µg/L</b>	Prep Date: <b>8/22/2013</b>	RunNo: <b>9727</b>							
Client ID: <b>MBLKW</b>	Batch ID: <b>R9727</b>		Analysis Date: <b>8/22/2013</b>	SeqNo: <b>195815</b>							
Analyte	Result	RL	SPK value	SPK Ref Val	%REC	LowLimit	HighLimit	RPD Ref Val	%RPD	RPDLimit	Qual

Dibromochloromethane	ND	1.00									
1,2-Dibromoethane (EDB)	ND	0.0100									
Chlorobenzene	ND	1.00									
1,1,1,2-Tetrachloroethane	ND	1.00									
Ethylbenzene	ND	1.00									
m,p-Xylene	ND	1.00									
o-Xylene	ND	1.00									
Styrene	ND	1.00									
Isopropylbenzene	ND	1.00									
Bromoform	ND	1.00									
1,1,2,2-Tetrachloroethane	ND	1.00									
n-Propylbenzene	ND	1.00									
Bromobenzene	ND	1.00									
1,3,5-Trimethylbenzene	ND	1.00									
2-Chlorotoluene	ND	1.00									
4-Chlorotoluene	ND	1.00									
tert-Butylbenzene	ND	1.00									
1,2,3-Trichloropropane	ND	1.00									
1,2,4-Trichlorobenzene	ND	2.00									
sec-Butylbenzene	ND	1.00									
4-Isopropyltoluene	ND	1.00									
1,3-Dichlorobenzene	ND	1.00									
1,4-Dichlorobenzene	ND	1.00									
n-Butylbenzene	ND	1.00									
1,2-Dichlorobenzene	ND	1.00									
1,2-Dibromo-3-chloropropane	ND	1.00									
1,2,4-Trimethylbenzene	ND	1.00									
Hexachlorobutadiene	ND	4.00									
Naphthalene	ND	1.00									

**Qualifiers:** B Analyte detected in the associated Method Blank  
 H Holding times for preparation or analysis exceeded  
 R RPD outside accepted recovery limits  
 D Dilution was required  
 J Analyte detected below quantitation limits  
 RL Reporting Limit  
 E Value above quantitation range  
 ND Not detected at the Reporting Limit  
 S Spike recovery outside accepted recovery limits

**Work Order:** 1308130  
**CLIENT:** G-Logics  
**Project:** Gilman Square

**QC SUMMARY REPORT**  
**Volatile Organic Compounds by EPA Method 8260**

Sample ID: <b>MB-R9727</b>	SampType: <b>MBLK</b>	Units: <b>µg/L</b>	Prep Date: <b>8/22/2013</b>	RunNo: <b>9727</b>							
Client ID: <b>MBLKW</b>	Batch ID: <b>R9727</b>		Analysis Date: <b>8/22/2013</b>	SeqNo: <b>195815</b>							
Analyte	Result	RL	SPK value	SPK Ref Val	%REC	LowLimit	HighLimit	RPD Ref Val	%RPD	RPDLimit	Qual

1,2,3-Trichlorobenzene	ND	4.00									
Surr: Dibromofluoromethane	50.0		50.00		100	72.1	122				
Surr: Toluene-d8	49.3		50.00		98.7	62.1	129				
Surr: 1-Bromo-4-fluorobenzene	50.1		50.00		100	66.8	124				

**Qualifiers:**
B Analyte detected in the associated Method Blank
D Dilution was required
E Value above quantitation range

H Holding times for preparation or analysis exceeded
J Analyte detected below quantitation limits
ND Not detected at the Reporting Limit

R RPD outside accepted recovery limits
RL Reporting Limit
S Spike recovery outside accepted recovery limits

Client Name: **GL**  
 Logged by: **Clare Griggs**

Work Order Number: **1308130**  
 Date Received: **8/20/2013 6:06:00 PM**

### Chain of Custody

1. Is Chain of Custody complete? Yes  No  Not Present   
 2. How was the sample delivered? Client

### Log In

3. Coolers are present? Yes  No  NA   
 4. Shipping container/cooler in good condition? Yes  No   
 5. Custody seals intact on shipping container/cooler? Yes  No  Not Required   
 6. Was an attempt made to cool the samples? Yes  No  NA   
 7. Were all coolers received at a temperature of >0°C to 10.0°C? Yes  No  NA   
 8. Sample(s) in proper container(s)? Yes  No   
 9. Sufficient sample volume for indicated test(s)? Yes  No   
 10. Are samples properly preserved? Yes  No   
 11. Was preservative added to bottles? Yes  No  NA   
 12. Is the headspace in the VOA vials? Yes  No  NA   
 13. Did all samples containers arrive in good condition(unbroken)? Yes  No   
 14. Does paperwork match bottle labels? Yes  No   
 15. Are matrices correctly identified on Chain of Custody? Yes  No   
 16. Is it clear what analyses were requested? Yes  No   
 17. Were all holding times able to be met? Yes  No

### Special Handling (if applicable)

18. Was client notified of all discrepancies with this order? Yes  No  NA

Person Notified:	<input type="text"/>	Date:	<input type="text"/>
By Whom:	<input type="text"/>	Via:	<input type="checkbox"/> eMail <input type="checkbox"/> Phone <input type="checkbox"/> Fax <input type="checkbox"/> In Person
Regarding:	<input type="text"/>		
Client Instructions:	<input type="text"/>		

19. Additional remarks:

### Item Information

Item #	Temp °C	Condition
Cooler	8.3	Good
Sample	5.7	Good



3600 Fremont Ave N.  
Seattle, WA 98103  
Tel: 206-352-3799  
Fax: 206-352-7178

Client: G-Logics  
Address: 40 2nd Ave SE  
City, State, Zip: Issaquah, WA  
Tel: 425-391-6874

# Chain of Custody Record

Laboratory Project No (Internal): 13080130  
Page: 1 of: 2

Project Name: Gilman Square  
Location: 615 NW Gilman Blvd  
Collected by: S Hyde JS Gallagher

Reports To (PM): S Hyde Email: ShurtKeg-Logics Project No: 01-0868-D

Sample Name	Sample Date	Sample Time	Sample Type (Material)	Comments/Depth
GL-B-13-4'	8/19	0830	Soil	2 VOA's, 1 4oz jar
GL-B-13-8'		0832		
GL-B-13-12'		0835		
GL-B-13-16'		0840		
GL-B-14-4'		0940		
GL-B-14-8'		0942		
GL-B-14-12'		0945		
GL-B-14-13'		0950		
GL-B-14-16'		0951		
GL-B-15-5'		1315		

Return to Client     Disposal by Lab (A fee may be assessed if samples are returned after 10 days.)  
 Nitrate     Nitrite     Chloride     Sulfate     Bromide     Fluoride     Nitrate+Nitrite

Released: S Hyde Date/Time: 8/20/13 1806  
 Received: [Signature] Date/Time: 8/20/13 1806

Special Remarks: \_\_\_\_\_  
 EAT -> Next Day 2 Day 3 Day 4 Day





3600 Fremont Ave. N.  
Seattle, WA 98103  
T: (206) 352-3790  
F: (206) 352-7178  
info@fremontanalytical.com

**G-Logics**  
Stuart Hyde  
40 Second Ave. SE  
Issaquah, WA 98027

**RE: Gilman Square**  
**Lab ID: 1308138**

August 23, 2013

**Attention Stuart Hyde:**

Fremont Analytical, Inc. received 1 sample(s) on 8/21/2013 for the analyses presented in the following report.

***Volatile Organic Compounds by EPA Method 8260***

This report consists of the following:

- Case Narrative
- Analytical Results
- Applicable Quality Control Summary Reports
- Chain of Custody

All analyses were performed consistent with the Quality Assurance program of Fremont Analytical, Inc. Please contact the laboratory if you should have any questions about the results.

Thank you for using Fremont Analytical.

Sincerely,

A handwritten signature in black ink, appearing to read "M. Dee".

Michael Dee  
Sr. Chemist / Principal



Date: 08/23/2013

---

**CLIENT:** G-Logics  
**Project:** Gilman Square  
**Lab Order:** 1308138

---

## Work Order Sample Summary

---

Lab Sample ID	Client Sample ID	Date/Time Collected	Date/Time Received
1308138-001	GL-MW-2	08/21/2013 10:30 AM	08/21/2013 3:10 PM

---

Note: If no "Time Collected" is supplied, a default of 12:00AM is assigned

**CLIENT:** G-Logics**Project:** Gilman Square

---

**I. SAMPLE RECEIPT:**

Samples receipt information is recorded on the attached Sample Receipt Checklist.

**II. GENERAL REPORTING COMMENTS:**

Results are reported on a wet weight basis unless dry-weight correction is denoted in the units field on the analytical report ("mg/kg-dry" or "ug/kg-dry").

Matrix Spike (MS) and MS Duplicate (MSD) samples are tested from an analytical batch of "like" matrix to check for possible matrix effect. The MS and MSD will provide site specific matrix data only for those samples which are spiked by the laboratory. The sample chosen for spike purposes may or may not have been a sample submitted in this sample delivery group. The validity of the analytical procedures for which data is reported in this analytical report is determined by the Laboratory Control Sample (LCS) and the Method Blank (MB). The LCS and the MB are processed with the samples and the MS/MSD to ensure method criteria are achieved throughout the entire analytical process.

**III. ANALYSES AND EXCEPTIONS:**

Exceptions associated with this report will be footnoted in the analytical results page(s) or the quality control summary page(s) and/or noted below.



# Analytical Report

WO#: 1308138

Date Reported: 8/23/2013

**Client:** G-Logics

**Collection Date:** 8/21/2013 10:30:00 AM

**Project:** Gilman Square

**Lab ID:** 1308138-001

**Matrix:** Water

**Client Sample ID:** GL-MW-2

Analyses	Result	RL	Qual	Units	DF	Date Analyzed
----------	--------	----	------	-------	----	---------------

**Volatile Organic Compounds by EPA Method 8260**

Batch ID: R9727

Analyst: EM

Dichlorodifluoromethane (CFC-12)	ND	1.00		µg/L	1	8/23/2013 1:42:00 AM
Chloromethane	ND	1.00		µg/L	1	8/23/2013 1:42:00 AM
Vinyl chloride	ND	0.200		µg/L	1	8/23/2013 1:42:00 AM
Bromomethane	ND	1.00		µg/L	1	8/23/2013 1:42:00 AM
Trichlorofluoromethane (CFC-11)	ND	1.00		µg/L	1	8/23/2013 1:42:00 AM
Chloroethane	ND	1.00		µg/L	1	8/23/2013 1:42:00 AM
1,1-Dichloroethene	ND	1.00		µg/L	1	8/23/2013 1:42:00 AM
Methylene chloride	ND	1.00		µg/L	1	8/23/2013 1:42:00 AM
trans-1,2-Dichloroethene	ND	1.00		µg/L	1	8/23/2013 1:42:00 AM
Methyl tert-butyl ether (MTBE)	ND	1.00		µg/L	1	8/23/2013 1:42:00 AM
1,1-Dichloroethane	ND	1.00		µg/L	1	8/23/2013 1:42:00 AM
2,2-Dichloropropane	ND	2.00		µg/L	1	8/23/2013 1:42:00 AM
cis-1,2-Dichloroethene	ND	1.00		µg/L	1	8/23/2013 1:42:00 AM
Chloroform	ND	1.00		µg/L	1	8/23/2013 1:42:00 AM
1,1,1-Trichloroethane (TCA)	ND	1.00		µg/L	1	8/23/2013 1:42:00 AM
1,1-Dichloropropene	ND	1.00		µg/L	1	8/23/2013 1:42:00 AM
Carbon tetrachloride	ND	1.00		µg/L	1	8/23/2013 1:42:00 AM
1,2-Dichloroethane (EDC)	ND	1.00		µg/L	1	8/23/2013 1:42:00 AM
Benzene	ND	1.00		µg/L	1	8/23/2013 1:42:00 AM
Trichloroethene (TCE)	ND	1.00		µg/L	1	8/23/2013 1:42:00 AM
1,2-Dichloropropane	ND	1.00		µg/L	1	8/23/2013 1:42:00 AM
Bromodichloromethane	ND	1.00		µg/L	1	8/23/2013 1:42:00 AM
Dibromomethane	ND	1.00		µg/L	1	8/23/2013 1:42:00 AM
cis-1,3-Dichloropropene	ND	1.00		µg/L	1	8/23/2013 1:42:00 AM
Toluene	ND	1.00		µg/L	1	8/23/2013 1:42:00 AM
trans-1,3-Dichloropropene	ND	1.00		µg/L	1	8/23/2013 1:42:00 AM
1,1,2-Trichloroethane	ND	1.00		µg/L	1	8/23/2013 1:42:00 AM
1,3-Dichloropropane	ND	1.00		µg/L	1	8/23/2013 1:42:00 AM
Tetrachloroethene (PCE)	ND	1.00		µg/L	1	8/23/2013 1:42:00 AM
Dibromochloromethane	ND	1.00		µg/L	1	8/23/2013 1:42:00 AM
1,2-Dibromoethane (EDB)	ND	0.0100		µg/L	1	8/23/2013 1:42:00 AM
Chlorobenzene	ND	1.00		µg/L	1	8/23/2013 1:42:00 AM
1,1,1,2-Tetrachloroethane	ND	1.00		µg/L	1	8/23/2013 1:42:00 AM
Ethylbenzene	ND	1.00		µg/L	1	8/23/2013 1:42:00 AM
m,p-Xylene	ND	1.00		µg/L	1	8/23/2013 1:42:00 AM

**Qualifiers:** B Analyte detected in the associated Method Blank  
 E Value above quantitation range  
 J Analyte detected below quantitation limits  
 RL Reporting Limit

D Dilution was required  
 H Holding times for preparation or analysis exceeded  
 ND Not detected at the Reporting Limit  
 S Spike recovery outside accepted recovery limits



**Client:** G-Logics

**Collection Date:** 8/21/2013 10:30:00 AM

**Project:** Gilman Square

**Lab ID:** 1308138-001

**Matrix:** Water

**Client Sample ID:** GL-MW-2

Analyses	Result	RL	Qual	Units	DF	Date Analyzed
----------	--------	----	------	-------	----	---------------

**Volatile Organic Compounds by EPA Method 8260**

Batch ID: R9727

Analyst: EM

o-Xylene	ND	1.00		µg/L	1	8/23/2013 1:42:00 AM
Styrene	ND	1.00		µg/L	1	8/23/2013 1:42:00 AM
Isopropylbenzene	ND	1.00		µg/L	1	8/23/2013 1:42:00 AM
Bromoform	ND	1.00		µg/L	1	8/23/2013 1:42:00 AM
1,1,2,2-Tetrachloroethane	ND	1.00		µg/L	1	8/23/2013 1:42:00 AM
n-Propylbenzene	ND	1.00		µg/L	1	8/23/2013 1:42:00 AM
Bromobenzene	ND	1.00		µg/L	1	8/23/2013 1:42:00 AM
1,3,5-Trimethylbenzene	ND	1.00		µg/L	1	8/23/2013 1:42:00 AM
2-Chlorotoluene	ND	1.00		µg/L	1	8/23/2013 1:42:00 AM
4-Chlorotoluene	ND	1.00		µg/L	1	8/23/2013 1:42:00 AM
tert-Butylbenzene	ND	1.00		µg/L	1	8/23/2013 1:42:00 AM
1,2,3-Trichloropropane	ND	1.00		µg/L	1	8/23/2013 1:42:00 AM
1,2,4-Trichlorobenzene	ND	2.00		µg/L	1	8/23/2013 1:42:00 AM
sec-Butylbenzene	ND	1.00		µg/L	1	8/23/2013 1:42:00 AM
4-Isopropyltoluene	ND	1.00		µg/L	1	8/23/2013 1:42:00 AM
1,3-Dichlorobenzene	ND	1.00		µg/L	1	8/23/2013 1:42:00 AM
1,4-Dichlorobenzene	ND	1.00		µg/L	1	8/23/2013 1:42:00 AM
n-Butylbenzene	ND	1.00		µg/L	1	8/23/2013 1:42:00 AM
1,2-Dichlorobenzene	ND	1.00		µg/L	1	8/23/2013 1:42:00 AM
1,2-Dibromo-3-chloropropane	ND	1.00		µg/L	1	8/23/2013 1:42:00 AM
1,2,4-Trimethylbenzene	ND	1.00		µg/L	1	8/23/2013 1:42:00 AM
Hexachlorobutadiene	ND	4.00		µg/L	1	8/23/2013 1:42:00 AM
Naphthalene	ND	1.00		µg/L	1	8/23/2013 1:42:00 AM
1,2,3-Trichlorobenzene	ND	4.00		µg/L	1	8/23/2013 1:42:00 AM
Surr: Dibromofluoromethane	99.8	72.1-122		%REC	1	8/23/2013 1:42:00 AM
Surr: Toluene-d8	99.7	62.1-129		%REC	1	8/23/2013 1:42:00 AM
Surr: 1-Bromo-4-fluorobenzene	101	66.8-124		%REC	1	8/23/2013 1:42:00 AM

**Qualifiers:** B Analyte detected in the associated Method Blank  
 E Value above quantitation range  
 J Analyte detected below quantitation limits  
 RL Reporting Limit

D Dilution was required  
 H Holding times for preparation or analysis exceeded  
 ND Not detected at the Reporting Limit  
 S Spike recovery outside accepted recovery limits



**Work Order:** 1308138  
**CLIENT:** G-Logics  
**Project:** Gilman Square

**QC SUMMARY REPORT**  
**Volatile Organic Compounds by EPA Method 8260**

Sample ID: <b>1308130-013AMS</b>	SampType: <b>MS</b>	Units: <b>µg/L</b>	Prep Date: <b>8/23/2013</b>	RunNo: <b>9727</b>							
Client ID: <b>BATCH</b>	Batch ID: <b>R9727</b>		Analysis Date: <b>8/23/2013</b>	SeqNo: <b>195799</b>							
Analyte	Result	RL	SPK value	SPK Ref Val	%REC	LowLimit	HighLimit	RPD Ref Val	%RPD	RPDLimit	Qual

Analyte	Result	RL	SPK value	SPK Ref Val	%REC	LowLimit	HighLimit	RPD Ref Val	%RPD	RPDLimit	Qual
Dichlorodifluoromethane (CFC-12)	12.0	1.00	20.00	0	59.8	33.3	122				
Chloromethane	14.1	1.00	20.00	0	70.4	48.2	145				
Vinyl chloride	18.8	0.200	20.00	4.830	70.0	45.6	149				
Bromomethane	13.4	1.00	20.00	0	66.9	31.5	135				
Trichlorofluoromethane (CFC-11)	12.7	1.00	20.00	0	63.6	54.7	138				
Chloroethane	14.4	1.00	20.00	0	71.8	52.7	140				
1,1-Dichloroethene	19.0	1.00	20.00	0	95.0	58.2	146				
Methylene chloride	17.6	1.00	20.00	0	88.2	65.1	127				
trans-1,2-Dichloroethene	18.8	1.00	20.00	0	94.1	69	132				
Methyl tert-butyl ether (MTBE)	16.5	1.00	20.00	0	82.5	70	130				
1,1-Dichloroethane	18.5	1.00	20.00	0	92.4	74.7	133				
2,2-Dichloropropane	16.6	2.00	20.00	0	83.0	31.5	121				
cis-1,2-Dichloroethene	18.4	1.00	20.00	0.3800	90.2	67.1	123				
Chloroform	18.0	1.00	20.00	0	90.0	58.6	123				
1,1,1-Trichloroethane (TCA)	18.4	1.00	20.00	0	92.2	64.2	146				
1,1-Dichloropropene	19.0	1.00	20.00	0	95.1	73.8	136				
Carbon tetrachloride	19.2	1.00	20.00	0	96.2	69.2	141				
1,2-Dichloroethane (EDC)	17.3	1.00	20.00	0	86.6	62.3	130				
Benzene	18.2	1.00	20.00	0	90.9	68.7	132				
Trichloroethene (TCE)	18.6	1.00	20.00	0	93.1	65.7	133				
1,2-Dichloropropane	17.6	1.00	20.00	0	88.1	70	130				
Bromodichloromethane	17.6	1.00	20.00	0	88.0	59.4	139				
Dibromomethane	17.1	1.00	20.00	0	85.4	65.5	130				
cis-1,3-Dichloropropene	17.2	1.00	20.00	0	86.0	63.3	124				
Toluene	18.0	1.00	20.00	0	90.1	68.4	133				
trans-1,3-Dichloropropene	16.5	1.00	20.00	0	82.6	57.7	125				
1,1,2-Trichloroethane	17.3	1.00	20.00	0	86.3	59.4	127				
1,3-Dichloropropane	16.9	1.00	20.00	0	84.7	68.2	134				
Tetrachloroethene (PCE)	17.8	1.00	20.00	0	89.0	51.5	109				

<b>Qualifiers:</b>	B	Analyte detected in the associated Method Blank	D	Dilution was required	E	Value above quantitation range
	H	Holding times for preparation or analysis exceeded	J	Analyte detected below quantitation limits	ND	Not detected at the Reporting Limit
	R	RPD outside accepted recovery limits	RL	Reporting Limit	S	Spike recovery outside accepted recovery limits

**Work Order:** 1308138  
**CLIENT:** G-Logics  
**Project:** Gilman Square

**QC SUMMARY REPORT**  
**Volatile Organic Compounds by EPA Method 8260**

Sample ID: <b>1308130-013AMS</b>	SampType: <b>MS</b>	Units: <b>µg/L</b>	Prep Date: <b>8/23/2013</b>	RunNo: <b>9727</b>							
Client ID: <b>BATCH</b>	Batch ID: <b>R9727</b>		Analysis Date: <b>8/23/2013</b>	SeqNo: <b>195799</b>							
Analyte	Result	RL	SPK value	SPK Ref Val	%REC	LowLimit	HighLimit	RPD Ref Val	%RPD	RPDLimit	Qual

Dibromochloromethane	16.9	1.00	20.00	0	84.4	66.2	138				
1,2-Dibromoethane (EDB)	17.0	0.0100	20.00	0	85.0	68.9	124				
Chlorobenzene	17.8	1.00	20.00	0	89.0	68.9	128				
1,1,1,2-Tetrachloroethane	16.8	1.00	20.00	0	84.0	67.3	135				
Ethylbenzene	18.2	1.00	20.00	0	90.9	67.3	135				
m,p-Xylene	36.1	1.00	40.00	0	90.3	63.3	135				
o-Xylene	18.0	1.00	20.00	0	89.8	67.8	131				
Styrene	17.8	1.00	20.00	0	89.0	67.2	123				
Isopropylbenzene	18.1	1.00	20.00	0	90.6	56	147				
Bromoform	17.1	1.00	20.00	0	85.7	61.4	136				
1,1,2,2-Tetrachloroethane	17.2	1.00	20.00	0	85.8	59.1	137				
n-Propylbenzene	18.1	1.00	20.00	0	90.5	57.6	142				
Bromobenzene	17.6	1.00	20.00	0	87.8	63.6	130				
1,3,5-Trimethylbenzene	17.5	1.00	20.00	0	87.5	59.9	136				
2-Chlorotoluene	18.0	1.00	20.00	0	89.8	63.4	134				
4-Chlorotoluene	17.6	1.00	20.00	0	87.8	58.4	134				
tert-Butylbenzene	18.7	1.00	20.00	0	93.5	74.2	141				
1,2,3-Trichloropropane	16.6	1.00	20.00	0	83.0	62.4	129				
1,2,4-Trichlorobenzene	17.5	2.00	20.00	0	87.6	53.7	120				
sec-Butylbenzene	18.2	1.00	20.00	0	90.9	56	146				
4-Isopropyltoluene	18.0	1.00	20.00	0	90.1	62.4	134				
1,3-Dichlorobenzene	17.4	1.00	20.00	0	86.8	58.2	128				
1,4-Dichlorobenzene	16.6	1.00	20.00	0	82.8	60.1	123				
n-Butylbenzene	18.4	1.00	20.00	0	92.0	54.6	135				
1,2-Dichlorobenzene	17.7	1.00	20.00	0	88.4	62.6	124				
1,2-Dibromo-3-chloropropane	15.7	1.00	20.00	0	78.4	51.8	142				
1,2,4-Trimethylbenzene	17.8	1.00	20.00	0	88.8	63.7	132				
Hexachlorobutadiene	17.6	4.00	20.00	0	88.0	62.1	121				
Naphthalene	17.8	1.00	20.00	0	88.8	58.7	119				

<b>Qualifiers:</b>	B	Analyte detected in the associated Method Blank	D	Dilution was required	E	Value above quantitation range
	H	Holding times for preparation or analysis exceeded	J	Analyte detected below quantitation limits	ND	Not detected at the Reporting Limit
	R	RPD outside accepted recovery limits	RL	Reporting Limit	S	Spike recovery outside accepted recovery limits

**Work Order:** 1308138  
**CLIENT:** G-Logics  
**Project:** Gilman Square

**QC SUMMARY REPORT**  
**Volatile Organic Compounds by EPA Method 8260**

Sample ID: <b>1308130-013AMS</b>	SampType: <b>MS</b>	Units: <b>µg/L</b>	Prep Date: <b>8/23/2013</b>	RunNo: <b>9727</b>							
Client ID: <b>BATCH</b>	Batch ID: <b>R9727</b>		Analysis Date: <b>8/23/2013</b>	SeqNo: <b>195799</b>							
Analyte	Result	RL	SPK value	SPK Ref Val	%REC	LowLimit	HighLimit	RPD Ref Val	%RPD	RPDLimit	Qual

1,2,3-Trichlorobenzene	16.8	4.00	20.00	0	83.8	50.7	113				
Surr: Dibromofluoromethane	49.5		50.00		99.0	72.1	122				
Surr: Toluene-d8	48.8		50.00		97.6	62.1	129				
Surr: 1-Bromo-4-fluorobenzene	49.4		50.00		98.8	66.8	124				

Sample ID: <b>1308132-001ADUP</b>	SampType: <b>DUP</b>	Units: <b>µg/L</b>	Prep Date: <b>8/23/2013</b>	RunNo: <b>9727</b>							
Client ID: <b>BATCH</b>	Batch ID: <b>R9727</b>		Analysis Date: <b>8/23/2013</b>	SeqNo: <b>195803</b>							
Analyte	Result	RL	SPK value	SPK Ref Val	%REC	LowLimit	HighLimit	RPD Ref Val	%RPD	RPDLimit	Qual

Dichlorodifluoromethane (CFC-12)	ND	1.00						0	0	30	
Chloromethane	ND	1.00						0	0	30	
Vinyl chloride	ND	0.200						0	0	30	
Bromomethane	ND	1.00						0	0	30	
Trichlorofluoromethane (CFC-11)	ND	1.00						0	0	30	
Chloroethane	ND	1.00						0	0	30	
1,1-Dichloroethene	ND	1.00						0	0	30	
Methylene chloride	ND	1.00						0	0	30	
trans-1,2-Dichloroethene	ND	1.00						0	0	30	
Methyl tert-butyl ether (MTBE)	ND	1.00						0	0	30	
1,1-Dichloroethane	ND	1.00						0	0	30	
2,2-Dichloropropane	ND	2.00						0	0	30	
cis-1,2-Dichloroethene	ND	1.00						0	0	30	
Chloroform	5.75	1.00						5.300	8.14	30	
1,1,1-Trichloroethane (TCA)	ND	1.00						0	0	30	
1,1-Dichloropropene	ND	1.00						0	0	30	
Carbon tetrachloride	ND	1.00						0	0	30	
1,2-Dichloroethane (EDC)	ND	1.00						0	0	30	
Benzene	ND	1.00						0	0	30	

**Qualifiers:**

B	Analyte detected in the associated Method Blank	D	Dilution was required	E	Value above quantitation range
H	Holding times for preparation or analysis exceeded	J	Analyte detected below quantitation limits	ND	Not detected at the Reporting Limit
R	RPD outside accepted recovery limits	RL	Reporting Limit	S	Spike recovery outside accepted recovery limits



Date: 8/23/2013

**Work Order:** 1308138  
**CLIENT:** G-Logics  
**Project:** Gilman Square

**QC SUMMARY REPORT**  
**Volatile Organic Compounds by EPA Method 8260**

Sample ID: <b>1308132-001ADUP</b>	SampType: <b>DUP</b>	Units: <b>µg/L</b>	Prep Date: <b>8/23/2013</b>	RunNo: <b>9727</b>
Client ID: <b>BATCH</b>	Batch ID: <b>R9727</b>		Analysis Date: <b>8/23/2013</b>	SeqNo: <b>195803</b>

Analyte	Result	RL	SPK value	SPK Ref Val	%REC	LowLimit	HighLimit	RPD Ref Val	%RPD	RPDLimit	Qual
Trichloroethene (TCE)	ND	1.00						0	0	30	
1,2-Dichloropropane	ND	1.00						0	0	30	
Bromodichloromethane	ND	1.00						0	0	30	
Dibromomethane	ND	1.00						0	0	30	
cis-1,3-Dichloropropene	ND	1.00						0	0	30	
Toluene	ND	1.00						0	0	30	
trans-1,3-Dichloropropene	ND	1.00						0	0	30	
1,1,2-Trichloroethane	ND	1.00						0	0	30	
1,3-Dichloropropane	ND	1.00						0	0	30	
Tetrachloroethene (PCE)	ND	1.00						0	0	30	
Dibromochloromethane	ND	1.00						0	0	30	
1,2-Dibromoethane (EDB)	ND	0.0100						0	0	30	
Chlorobenzene	ND	1.00						0	0	30	
1,1,1,2-Tetrachloroethane	ND	1.00						0	0	30	
Ethylbenzene	10.7	1.00						11.65	8.31	30	
m,p-Xylene	7.59	1.00						8.050	5.88	30	
o-Xylene	1.45	1.00						1.410	2.80	30	
Styrene	ND	1.00						0	0	30	
Isopropylbenzene	5.05	1.00						5.230	3.50	30	
Bromoform	ND	1.00						0	0	30	
1,1,2,2-Tetrachloroethane	ND	1.00						0	0	30	
n-Propylbenzene	15.4	1.00						16.22	4.86	30	
Bromobenzene	ND	1.00						0	0	30	
1,3,5-Trimethylbenzene	2.79	1.00						3.320	17.3	30	
2-Chlorotoluene	ND	1.00						0	0	30	
4-Chlorotoluene	ND	1.00						0	0	30	
tert-Butylbenzene	ND	1.00						0	0	30	
1,2,3-Trichloropropane	ND	1.00						0	0	30	
1,2,4-Trichlorobenzene	ND	2.00						0	0	30	

<b>Qualifiers:</b>	B Analyte detected in the associated Method Blank	D Dilution was required	E Value above quantitation range
	H Holding times for preparation or analysis exceeded	J Analyte detected below quantitation limits	ND Not detected at the Reporting Limit
	R RPD outside accepted recovery limits	RL Reporting Limit	S Spike recovery outside accepted recovery limits

**Work Order:** 1308138  
**CLIENT:** G-Logics  
**Project:** Gilman Square

**QC SUMMARY REPORT**  
**Volatile Organic Compounds by EPA Method 8260**

Sample ID: <b>1308132-001ADUP</b>	SampType: <b>DUP</b>	Units: <b>µg/L</b>	Prep Date: <b>8/23/2013</b>	RunNo: <b>9727</b>
Client ID: <b>BATCH</b>	Batch ID: <b>R9727</b>		Analysis Date: <b>8/23/2013</b>	SeqNo: <b>195803</b>

Analyte	Result	RL	SPK value	SPK Ref Val	%REC	LowLimit	HighLimit	RPD Ref Val	%RPD	RPDLimit	Qual
sec-Butylbenzene	3.14	1.00						3.400	7.95	30	
4-Isopropyltoluene	2.26	1.00						2.220	1.79	30	
1,3-Dichlorobenzene	ND	1.00						0	0	30	
1,4-Dichlorobenzene	ND	1.00						0	0	30	
n-Butylbenzene	5.31	1.00						5.950	11.4	30	
1,2-Dichlorobenzene	ND	1.00						0	0	30	
1,2-Dibromo-3-chloropropane	ND	1.00						0	0	30	
1,2,4-Trimethylbenzene	9.13	1.00						9.880	7.89	30	
Hexachlorobutadiene	ND	4.00						0	0	30	
Naphthalene	7.38	1.00						8.000	8.06	30	
1,2,3-Trichlorobenzene	ND	4.00						0	0	30	
Surr: Dibromofluoromethane	49.0		50.00		98.0	72.1	122		0		
Surr: Toluene-d8	49.4		50.00		98.7	62.1	129		0		
Surr: 1-Bromo-4-fluorobenzene	50.4		50.00		101	66.8	124		0		

Sample ID: <b>LCS-R9727</b>	SampType: <b>LCS</b>	Units: <b>µg/L</b>	Prep Date: <b>8/22/2013</b>	RunNo: <b>9727</b>
Client ID: <b>LCSW</b>	Batch ID: <b>R9727</b>		Analysis Date: <b>8/22/2013</b>	SeqNo: <b>195814</b>

Analyte	Result	RL	SPK value	SPK Ref Val	%REC	LowLimit	HighLimit	RPD Ref Val	%RPD	RPDLimit	Qual
Dichlorodifluoromethane (CFC-12)	18.6	1.00	20.00	0	92.8	43.1	127				
Chloromethane	19.2	1.00	20.00	0	96.2	42.5	131				
Vinyl chloride	19.2	0.200	20.00	0	95.8	56.2	130				
Bromomethane	19.2	1.00	20.00	0	96.0	45.4	138				
Trichlorofluoromethane (CFC-11)	18.6	1.00	20.00	0	93.0	64.7	129				
Chloroethane	19.5	1.00	20.00	0	97.4	62.5	123				
1,1-Dichloroethene	19.3	1.00	20.00	0	96.6	60.7	146				
Methylene chloride	19.9	1.00	20.00	0	99.4	60.3	135				
trans-1,2-Dichloroethene	20.1	1.00	20.00	0	100	71.3	129				

**Qualifiers:**

B	Analyte detected in the associated Method Blank	D	Dilution was required	E	Value above quantitation range
H	Holding times for preparation or analysis exceeded	J	Analyte detected below quantitation limits	ND	Not detected at the Reporting Limit
R	RPD outside accepted recovery limits	RL	Reporting Limit	S	Spike recovery outside accepted recovery limits

**Work Order:** 1308138  
**CLIENT:** G-Logics  
**Project:** Gilman Square

**QC SUMMARY REPORT**  
**Volatile Organic Compounds by EPA Method 8260**

Sample ID: <b>LCS-R9727</b>	SampType: <b>LCS</b>	Units: <b>µg/L</b>	Prep Date: <b>8/22/2013</b>	RunNo: <b>9727</b>
Client ID: <b>LCSW</b>	Batch ID: <b>R9727</b>		Analysis Date: <b>8/22/2013</b>	SeqNo: <b>195814</b>

Analyte	Result	RL	SPK value	SPK Ref Val	%REC	LowLimit	HighLimit	RPD Ref Val	%RPD	RPDLimit	Qual
Methyl tert-butyl ether (MTBE)	20.4	1.00	20.00	0	102	75.4	123				
1,1-Dichloroethane	19.5	1.00	20.00	0	97.6	71.3	129				
2,2-Dichloropropane	18.2	2.00	20.00	0	91.0	37.8	132				
cis-1,2-Dichloroethene	20.0	1.00	20.00	0	100	67.5	127				
Chloroform	20.1	1.00	20.00	0	100	70.3	123				
1,1,1-Trichloroethane (TCA)	19.6	1.00	20.00	0	97.9	67.9	134				
1,1-Dichloropropene	20.3	1.00	20.00	0	102	72.1	133				
Carbon tetrachloride	19.4	1.00	20.00	0	97.2	68	136				
1,2-Dichloroethane (EDC)	20.4	1.00	20.00	0	102	65.8	126				
Benzene	20.4	1.00	20.00	0	102	75.2	124				
Trichloroethene (TCE)	19.9	1.00	20.00	0	99.5	71.9	130				
1,2-Dichloropropane	20.5	1.00	20.00	0	102	71.9	131				
Bromodichloromethane	20.4	1.00	20.00	0	102	70	130				
Dibromomethane	20.6	1.00	20.00	0	103	74.2	125				
cis-1,3-Dichloropropene	20.1	1.00	20.00	0	100	62.8	135				
Toluene	19.7	1.00	20.00	0	98.4	75.2	129				
trans-1,3-Dichloropropene	19.3	1.00	20.00	0	96.5	58.1	138				
1,1,2-Trichloroethane	20.0	1.00	20.00	0	99.8	65.4	128				
1,3-Dichloropropane	20.2	1.00	20.00	0	101	71.9	131				
Tetrachloroethene (PCE)	19.6	1.00	20.00	0	98.0	52.4	140				
Dibromochloromethane	19.9	1.00	20.00	0	99.7	68.7	139				
1,2-Dibromoethane (EDB)	19.6	0.0100	20.00	0	98.2	71.2	129				
Chlorobenzene	19.9	1.00	20.00	0	99.4	77.2	122				
1,1,1,2-Tetrachloroethane	20.3	1.00	20.00	0	102	76.2	130				
Ethylbenzene	20.0	1.00	20.00	0	100	78	127				
m,p-Xylene	40.4	1.00	40.00	0	101	77.5	130				
o-Xylene	20.1	1.00	20.00	0	100	77.6	126				
Styrene	20.3	1.00	20.00	0	101	66.8	137				
Isopropylbenzene	20.0	1.00	20.00	0	99.8	75.9	133				

<b>Qualifiers:</b>	B Analyte detected in the associated Method Blank	D Dilution was required	E Value above quantitation range
	H Holding times for preparation or analysis exceeded	J Analyte detected below quantitation limits	ND Not detected at the Reporting Limit
	R RPD outside accepted recovery limits	RL Reporting Limit	S Spike recovery outside accepted recovery limits

Work Order: 1308138  
 CLIENT: G-Logics  
 Project: Gilman Square

**QC SUMMARY REPORT**  
**Volatile Organic Compounds by EPA Method 8260**

Sample ID: <b>LCS-R9727</b>	SampType: <b>LCS</b>	Units: <b>µg/L</b>	Prep Date: <b>8/22/2013</b>	RunNo: <b>9727</b>							
Client ID: <b>LCSW</b>	Batch ID: <b>R9727</b>		Analysis Date: <b>8/22/2013</b>	SeqNo: <b>195814</b>							
Analyte	Result	RL	SPK value	SPK Ref Val	%REC	LowLimit	HighLimit	RPD Ref Val	%RPD	RPDLimit	Qual

Analyte	Result	RL	SPK value	SPK Ref Val	%REC	LowLimit	HighLimit	RPD Ref Val	%RPD	RPDLimit	Qual
Bromoform	20.4	1.00	20.00	0	102	69.9	142				
1,1,2,2-Tetrachloroethane	19.9	1.00	20.00	0	99.5	68	134				
n-Propylbenzene	19.7	1.00	20.00	0	98.7	77.1	133				
Bromobenzene	19.8	1.00	20.00	0	98.8	71.1	131				
1,3,5-Trimethylbenzene	19.5	1.00	20.00	0	97.6	76.2	133				
2-Chlorotoluene	19.9	1.00	20.00	0	99.4	67.1	137				
4-Chlorotoluene	19.8	1.00	20.00	0	99.0	70.7	132				
tert-Butylbenzene	20.2	1.00	20.00	0	101	71.3	139				
1,2,3-Trichloropropane	19.5	1.00	20.00	0	97.6	70.8	132				
1,2,4-Trichlorobenzene	21.1	2.00	20.00	0	105	61.4	139				
sec-Butylbenzene	19.2	1.00	20.00	0	96.0	77.4	136				
4-Isopropyltoluene	19.8	1.00	20.00	0	98.8	78.1	131				
1,3-Dichlorobenzene	20.0	1.00	20.00	0	100	73.5	125				
1,4-Dichlorobenzene	20.3	1.00	20.00	0	102	71.4	125				
n-Butylbenzene	20.0	1.00	20.00	0	100	69.8	138				
1,2-Dichlorobenzene	20.8	1.00	20.00	0	104	74.2	123				
1,2-Dibromo-3-chloropropane	20.3	1.00	20.00	0	102	66.1	138				
1,2,4-Trimethylbenzene	19.8	1.00	20.00	0	98.9	72.3	133				
Hexachlorobutadiene	18.7	4.00	20.00	0	93.7	60.9	141				
Naphthalene	19.2	1.00	20.00	0	95.8	58.2	140				
1,2,3-Trichlorobenzene	21.0	4.00	20.00	0	105	61.3	133				
Surr: Dibromofluoromethane	49.1		50.00		98.2	72.1	122				
Surr: Toluene-d8	49.2		50.00		98.4	62.1	129				
Surr: 1-Bromo-4-fluorobenzene	48.8		50.00		97.7	66.8	124				

**Qualifiers:**

B	Analyte detected in the associated Method Blank	D	Dilution was required	E	Value above quantitation range
H	Holding times for preparation or analysis exceeded	J	Analyte detected below quantitation limits	ND	Not detected at the Reporting Limit
R	RPD outside accepted recovery limits	RL	Reporting Limit	S	Spike recovery outside accepted recovery limits

**Work Order:** 1308138  
**CLIENT:** G-Logics  
**Project:** Gilman Square

**QC SUMMARY REPORT**  
**Volatile Organic Compounds by EPA Method 8260**

Sample ID: <b>MB-R9727</b>	SampType: <b>MBLK</b>	Units: <b>µg/L</b>	Prep Date: <b>8/22/2013</b>	RunNo: <b>9727</b>							
Client ID: <b>MBLKW</b>	Batch ID: <b>R9727</b>		Analysis Date: <b>8/22/2013</b>	SeqNo: <b>195815</b>							
Analyte	Result	RL	SPK value	SPK Ref Val	%REC	LowLimit	HighLimit	RPD Ref Val	%RPD	RPDLimit	Qual

Dichlorodifluoromethane (CFC-12)	ND	1.00									
Chloromethane	ND	1.00									
Vinyl chloride	ND	0.200									
Bromomethane	ND	1.00									
Trichlorofluoromethane (CFC-11)	ND	1.00									
Chloroethane	ND	1.00									
1,1-Dichloroethene	ND	1.00									
Methylene chloride	ND	1.00									
trans-1,2-Dichloroethene	ND	1.00									
Methyl tert-butyl ether (MTBE)	ND	1.00									
1,1-Dichloroethane	ND	1.00									
2,2-Dichloropropane	ND	2.00									
cis-1,2-Dichloroethene	ND	1.00									
Chloroform	ND	1.00									
1,1,1-Trichloroethane (TCA)	ND	1.00									
1,1-Dichloropropene	ND	1.00									
Carbon tetrachloride	ND	1.00									
1,2-Dichloroethane (EDC)	ND	1.00									
Benzene	ND	1.00									
Trichloroethene (TCE)	ND	1.00									
1,2-Dichloropropane	ND	1.00									
Bromodichloromethane	ND	1.00									
Dibromomethane	ND	1.00									
cis-1,3-Dichloropropene	ND	1.00									
Toluene	ND	1.00									
trans-1,3-Dichloropropene	ND	1.00									
1,1,2-Trichloroethane	ND	1.00									
1,3-Dichloropropane	ND	1.00									
Tetrachloroethene (PCE)	ND	1.00									

<b>Qualifiers:</b>	B	Analyte detected in the associated Method Blank	D	Dilution was required	E	Value above quantitation range
	H	Holding times for preparation or analysis exceeded	J	Analyte detected below quantitation limits	ND	Not detected at the Reporting Limit
	R	RPD outside accepted recovery limits	RL	Reporting Limit	S	Spike recovery outside accepted recovery limits

Work Order: 1308138  
 CLIENT: G-Logics  
 Project: Gilman Square

**QC SUMMARY REPORT**  
**Volatile Organic Compounds by EPA Method 8260**

Sample ID: <b>MB-R9727</b>	SampType: <b>MBLK</b>	Units: <b>µg/L</b>	Prep Date: <b>8/22/2013</b>	RunNo: <b>9727</b>							
Client ID: <b>MBLKW</b>	Batch ID: <b>R9727</b>		Analysis Date: <b>8/22/2013</b>	SeqNo: <b>195815</b>							
Analyte	Result	RL	SPK value	SPK Ref Val	%REC	LowLimit	HighLimit	RPD Ref Val	%RPD	RPDLimit	Qual

Analyte	Result	RL	SPK value	SPK Ref Val	%REC	LowLimit	HighLimit	RPD Ref Val	%RPD	RPDLimit	Qual
Dibromochloromethane	ND	1.00									
1,2-Dibromoethane (EDB)	ND	0.0100									
Chlorobenzene	ND	1.00									
1,1,1,2-Tetrachloroethane	ND	1.00									
Ethylbenzene	ND	1.00									
m,p-Xylene	ND	1.00									
o-Xylene	ND	1.00									
Styrene	ND	1.00									
Isopropylbenzene	ND	1.00									
Bromoform	ND	1.00									
1,1,2,2-Tetrachloroethane	ND	1.00									
n-Propylbenzene	ND	1.00									
Bromobenzene	ND	1.00									
1,3,5-Trimethylbenzene	ND	1.00									
2-Chlorotoluene	ND	1.00									
4-Chlorotoluene	ND	1.00									
tert-Butylbenzene	ND	1.00									
1,2,3-Trichloropropane	ND	1.00									
1,2,4-Trichlorobenzene	ND	2.00									
sec-Butylbenzene	ND	1.00									
4-Isopropyltoluene	ND	1.00									
1,3-Dichlorobenzene	ND	1.00									
1,4-Dichlorobenzene	ND	1.00									
n-Butylbenzene	ND	1.00									
1,2-Dichlorobenzene	ND	1.00									
1,2-Dibromo-3-chloropropane	ND	1.00									
1,2,4-Trimethylbenzene	ND	1.00									
Hexachlorobutadiene	ND	4.00									
Naphthalene	ND	1.00									

<b>Qualifiers:</b>	B	Analyte detected in the associated Method Blank	D	Dilution was required	E	Value above quantitation range
	H	Holding times for preparation or analysis exceeded	J	Analyte detected below quantitation limits	ND	Not detected at the Reporting Limit
	R	RPD outside accepted recovery limits	RL	Reporting Limit	S	Spike recovery outside accepted recovery limits

**Work Order:** 1308138  
**CLIENT:** G-Logics  
**Project:** Gilman Square

**QC SUMMARY REPORT**  
**Volatile Organic Compounds by EPA Method 8260**

Sample ID: <b>MB-R9727</b>	SampType: <b>MBLK</b>	Units: <b>µg/L</b>	Prep Date: <b>8/22/2013</b>	RunNo: <b>9727</b>							
Client ID: <b>MBLKW</b>	Batch ID: <b>R9727</b>		Analysis Date: <b>8/22/2013</b>	SeqNo: <b>195815</b>							
Analyte	Result	RL	SPK value	SPK Ref Val	%REC	LowLimit	HighLimit	RPD Ref Val	%RPD	RPDLimit	Qual

1,2,3-Trichlorobenzene	ND	4.00								
Surr: Dibromofluoromethane	50.0		50.00		100	72.1	122			
Surr: Toluene-d8	49.3		50.00		98.7	62.1	129			
Surr: 1-Bromo-4-fluorobenzene	50.1		50.00		100	66.8	124			

**Qualifiers:**
B Analyte detected in the associated Method Blank
D Dilution was required
E Value above quantitation range  
H Holding times for preparation or analysis exceeded
J Analyte detected below quantitation limits
ND Not detected at the Reporting Limit  
R RPD outside accepted recovery limits
RL Reporting Limit
S Spike recovery outside accepted recovery limits

Client Name: **GL**  
 Logged by: **Chelsea Ward**

Work Order Number: **1308138**  
 Date Received: **8/21/2013 3:10:00 PM**

### Chain of Custody

1. Is Chain of Custody complete? Yes  No  Not Present   
 2. How was the sample delivered? Client

### Log In

3. Coolers are present? Yes  No  NA   
 4. Shipping container/cooler in good condition? Yes  No   
 5. Custody seals intact on shipping container/cooler? Yes  No  Not Required   
 6. Was an attempt made to cool the samples? Yes  No  NA   
 7. Were all coolers received at a temperature of >0°C to 10.0°C? Yes  No  NA   
 8. Sample(s) in proper container(s)? Yes  No   
 9. Sufficient sample volume for indicated test(s)? Yes  No   
 10. Are samples properly preserved? Yes  No   
 11. Was preservative added to bottles? Yes  No  NA   
 12. Is the headspace in the VOA vials? Yes  No  NA   
 13. Did all samples containers arrive in good condition(unbroken)? Yes  No   
 14. Does paperwork match bottle labels? Yes  No   
 15. Are matrices correctly identified on Chain of Custody? Yes  No   
 16. Is it clear what analyses were requested? Yes  No   
 17. Were all holding times able to be met? Yes  No

### Special Handling (if applicable)

18. Was client notified of all discrepancies with this order? Yes  No  NA

Person Notified:	<input type="text"/>	Date:	<input type="text"/>
By Whom:	<input type="text"/>	Via:	<input type="checkbox"/> eMail <input type="checkbox"/> Phone <input type="checkbox"/> Fax <input type="checkbox"/> In Person
Regarding:	<input type="text"/>		
Client Instructions:	<input type="text"/>		

19. Additional remarks:

### Item Information

Item #	Temp °C	Condition
Cooler	7.5	Good
Sample	9.9	Good



3600 Fremont Ave N.  
Seattle, WA 98103

Tel: 206-352-3790  
Fax: 206-352-7178

Client: G-Logics  
Address: 40 ans Ave SE  
City, State, Zip: Issaquah, WA  
Tel: 425-391-6874

Reports To (PMI): Stuart H Fax: \_\_\_\_\_

# Chain of Custody Record

Laboratory Project No (internal): 1308138  
Page: 1 of: 1

Project Name: Gilman Square  
Location: 615 NW Gilman Blvd  
Collected by: S Hyde

Project No: 01-0868-D  
Stuart H Analytics

Sample Name	Sample Date	Sample Time	Sample Type (Matrix)	Comments/Depth
1. <u>GL-MW-2</u>	<u>8/21</u>	<u>1030</u>	<u>H<sub>2</sub>O</u>	<u>3 VOAs</u>
2.				
3.				
4.				
5.				
6.				
7.				
8.				
9.				
10.				

\*Metals Analysis (Circle):  MICA-5  RCRA-8  Priority Pollutants  TAL  Individual:  Ar  As  B  Ba  Be  Cd  Co  Cr  Cu  Fe  Hg  K  Mg  Mn  Mo  Na  Ni  Pb  Se  Sr  Sn  Ti  U  V  Zn

\*\*Anions (Circle):  Nitrate  Nitrite  Chloride  Sulfate  Bromide  Fluoride  Phosphate  Hydroxide  Nitrate-Nitrite

Sample Disposal:  Return to Client  Disposal by Lab (A fee may be assessed if samples are retained after 30 days.)

Requisition: SA Date/Time: 08/21/2013 3:10pm  
 Received: AG Date/Time: 08/21/2013 3:10pm  
 Special Remarks: \_\_\_\_\_  
 TAT -> Next Day 1 Day 3 Day STD

# **ATTACHMENTS**

## Permission and Conditions for Use and Copying Form

**Phase II Environmental Site Assessment  
Gilman Square, 615 NW Gilman Blvd  
Issaquah, WA 98027**

**G-Logics Project 01-0868-D  
October 25, 2013**

G-Logics prepared the above-identified Document only for our Client and/or other user(s), as identified in the Document, for the purposes stated and subject to any identified and contractual limitations. Regulatory agencies may make additional “fair use” copies for internal and public use based on state and federal laws that do not violate copyright laws.

All other Requestors must obtain permission from G-Logics and our Client in order to avoid copyright violations. To request authorization for a copy of the Document, please read our conditions listed below, complete the Requestor section, and fax to G-Logics at 425-313-3074 for approval review.

- I recognize that G-Logics has prepared this Document only for their Client and/or other user(s), only for the purposes stated in the Document and subject to any identified and contractual limitations.
- My intended use of the Document is for general informational purposes only.
- I understand and accept that there may be limitations to the reliability of the Document’s findings due to circumstances beyond the control of G-Logics, the limited scope of funding, and/or limitations inherent in the nature of the performed services.
- I agree not to rely on the Document as being comprehensive or inclusive of all possible site hazards and agree to defend, indemnify, and hold G-Logics harmless from and against any and all claims, damages, or liability which arise from or which are alleged to arise from my use of the Document. I also will compensate G-Logics for any time spent or expenses incurred by G-Logics in defense of any such claim.
- I am advised that the Document is a qualitative evaluation of site conditions and should not be used to estimate site-remediation costs, if cleanup is necessary. Remediation cost estimates would require additional data beyond what is presented in the Document.
- I agree not to provide the Document to any other person or organizations without prior authorization from G-Logics and their Client.

I, the Requestor, have reviewed the above-identified conditions for copying/use of the Document, am familiar with the presented limitations of the provided services, and acknowledge my understanding and concurrence, as indicated by my signature below.

Requestor's Company	_____
Mailing Address	_____
City, State, Zip Code	_____
Contact Name & Title	_____
Signature & Date	_____
Telephone & Fax Numbers	_____
Planned Use of Document	_____
	_____
	_____
	_____

With your information and signature above, please fax to G-Logics (425-313-3074) for approval review. G-Logics will share your request with our Client for their approval.

**Client Review and Acknowledgment of Use and Copying Request**

Per the notification of G-Logics, I, the Client, have reviewed this request for copying/use of this Document, have discussed the request with G-Logics, and grant my consent as indicated by my signature below.

Client Company	_____
Client Contact Name & Title	_____
Signature & Date	_____
Telephone & Fax Numbers	_____

**G-Logics review and Acknowledgment of Use and Copying Request**

Based on your concurrence with the above-presented conditions, approval of our Client, and our review of the information, G-Logics allows the Requestor to copy/use the above referenced Document for purposes stated. Additional fees may apply.

G-Logics Signature	_____
Title	_____
Date	_____