



Engineering +
Environmental

Subsurface Investigation

Former Jiffy Lube
6317 Northeast Fourth Plain Boulevard
Vancouver, Washington 98682

Prepared for:
Vancouver Housing Authority
2500 Main Street
Vancouver, Washington 98660

March 2009
Project No. 76090.000 Tasks 002 and 003

Bend | Boise | Coquille | Eugene | Portland | Seattle | Tri-Cities | Vancouver

1310 Main Street, Vancouver, WA 98660
360.690.4331 Main
360.696.9064 Fax
www.pbsenv.com

TABLE OF CONTENTS

1.0 INTRODUCTION.....	1
1.1 Site Location and Geology	1
2.0 PREVIOUS INVESTIGATIONS	1
2.1 Phase I Environmental Site Assessment (ESA) (Hahn and Associates, Inc. [HAI]), October 14, 2005	1
2.2 Phase II Environmental Assessment (HAI, December 6, 2005).....	2
2.3 Exit Assessment (PBS, November 2008)	3
3.0 PURPOSE AND SCOPE	4
4.0 ABOVE GROUND STORAGE TANK (AST) SHED AND MAINTENANCE PITS.....	4
4.1 Soil and Groundwater Sampling	4
4.2 Analytical Results	5
5.0 DRYWELL INVESTIGATION	6
5.1 Geophysical Survey	6
5.2 Drywell Content Sampling	6
5.3 Drywell Content Analytical Results	7
5.4 Soil and Groundwater Sampling	7
5.5 Soil and Groundwater Analytical Results	8
6.0 FINDINGS	9
7.0 OPINIONS AND RECOMMENDATIONS	10
8.0 LIMITATIONS	10

SUPPORTING DATA

FIGURES

- Figure 1 – Site Location Map
- Figure 2 – Site Plan
- Figure 3 – Sample Location Map

TABLES

- Table 1 – Soil Sample Results
- Table 2 – Groundwater Sample Results
- Table 3 – Drywell Soil Sample Results
- Table 4 – Drywell Soil Sample PAH Results
- Table 5 – Drywell Groundwater Sample Results
- Table 6 – Drywell Groundwater Sample PAH Results

APPENDICES

- Appendix A - Boring Logs
- Appendix B - Laboratory Reports
Chain-of-Custody Forms
- Appendix C - Geophysical Report
- Appendix D - Site Photographs

1.0 INTRODUCTION

PBS Engineering + Environmental (PBS) has completed a subsurface investigation, drywell content sampling, and focused geophysical survey at 6221 and 6317 Northeast Fourth Plain Boulevard (the “subject property”)(Figure 1). The soil and groundwater at the site was impacted by petroleum hydrocarbons, volatile organic carbons (VOCs), polycyclic aromatic hydrocarbons (PAHs), and total chromium as a result of former automotive repair use at the former Jiffy Lube facility located at 6317 Northeast Fourth Plain Boulevard. This report summarizes the previous work performed and presents the results of the current investigation and PBS’ conclusions in association with the former Jiffy Lube operations, only. Two other drywells exist on the subject property, but are south of the Jiffy Lube operations and do not appear to be impacted by the Jiffy Lube stormwater runoff.

1.1 Site Location and Geology

The subject property is addressed at 6221 and 6317 Northeast Fourth Plain Boulevard. The property addressed as 6221 Northeast (East) Fourth Plain Boulevard (Clark County Parcel Number 29450-000) is a vacant lot, covered in grass (Figure 2). The east half of the subject property is addressed at 6317 Northeast (East) Fourth Plain Boulevard (Clark County Parcel Number 29460-000). Parcel 29460-000 is occupied by a structure formerly occupied by Jiffy Lube, and a Mexican restaurant. Jiffy Lube operations were in the northwest corner of the parcel, and the restaurant (addressed as 6321 Northeast Fourth Plain Boulevard) is located in the northeast quadrant. The remainder of the parcel is a parking lot. Jiffy Lube vacated the premises in October 2008 and the building remains vacant.

Local topography slopes gently down gradient to the south-southwest (Figure 1). Nearby well logs indicate the area is underlain by gravelly sand and silts, and groundwater is approximately 16 feet below ground surface (bgs).

2.0 PREVIOUS INVESTIGATIONS

2.1 Phase I Environmental Site Assessment (ESA) (Hahn and Associates, Inc. [HAI]), October 14, 2005

The Phase I was conducted on the entirety of both parcels. The following only addresses the issues associated with the former Jiffy Lube operations. At the time of the Phase I ESA, aboveground storage tanks (ASTs) were not perceived as an environmental concern. However, ASTs were observed in an attached shed located southeast of the former Jiffy Lube structure, with aboveground piping extending into the service areas. The ASTs contained new and used motor oil and anti-freeze. No staining or leaking was observed beneath the ASTs or associated aboveground piping. No secondary containment was noted.

The following is a list of concerns and recognized environmental conditions (RECs) at the site:

Underground Storage Tanks (USTs): Two suspect UST fill caps (the tanks were later confirmed) were observed on the eastern exterior of the structure. A building permit (agency unknown) indicated three, 500- to 2,000-gallon motor oil and waste oil USTs were installed beneath the shop at the time of construction in 1983. Washington Department of Ecology (DOE) records indicated the three USTs were decommissioned in-place on an unspecified date. No release was recorded and no decommissioning report was available for review. HAI identified this as a REC in the Phase I ESA. The DOE decommissioning report was acquired and summarized in the Phase II ESA (summarized below).

Drywells: Four stormwater catch basins were located on the subject property during the Phase I ESA, and according to a City of Vancouver permit, discharged to at least one drywell. Two of the catch basins on the subject property reportedly received the stormwater runoff from the former Jiffy Lube operations. No oil-water separator was noted on the subject property at the time of the Phase I ESA site visit. The possibility of a significant amount of petroleum hydrocarbons entering the subsurface was considered a REC, and a subsurface investigation in the vicinity of the drywells was recommended. If the catch basins were to remain in-place, the installation of an oil-water separator between the catch basins and drywell(s) was also recommended. It was also noted that the drywells should be registered with the DOE Underground Injection Control Program.

Asbestos: Suspect asbestos-containing materials were observed or indicated in the buildings. An asbestos survey was recommended, and areas with asbestos-containing materials in poor condition should undergo abatement or be repaired by a licensed asbestos contractor and/or managed in accordance with applicable regulations.

2.2 Phase II Environmental Assessment (HAI, December 6, 2005)

HAI conducted additional work described in the Phase II ESA to address the issues associated with the UST and the drywells. Below is a brief description of the work conducted in association with the former Jiffy Lube facility operations, and the results of the investigation.

Drywells: A sewer video survey was performed on the drain lines from the four catch basins (including the two Jiffy Lube catchbasins) and three drywells were identified (one associated with the former Jiffy Lube operations). The fourth catch basin drain line, located within the former Jiffy Lube operations, was clogged and could not be completely surveyed. The drain line was inferred to potentially connect to a drywell placed in the unpaved area west of the former Jiffy Lube parking lot, adjacent to a located drywell.¹ The drywells were likely 12 to 13 feet deep, based on the video survey. Soil and groundwater samples were collected from the vicinity of the located drywells. A soil sample was collected from the vicinity of the potential drywell location. The samples were analyzed for petroleum hydrocarbons and VOCs. Groundwater samples were also analyzed for dissolved metals. VOCs and petroleum hydrocarbons were not detected above method reporting limits. A single dissolved metal, barium, was detected, below Washington Model Toxics Control Act (MTCA) Method B Standard Formula Value for Potable Groundwater.

HAI concluded that soil and groundwater sample analyses suggested no petroleum hydrocarbons, VOCs, or dissolved metals were present in soil or groundwater at levels presenting a risk to human health or the environment. However, further geophysical investigation would be necessary to confirm the presence of the fourth drywell receiving stormwater from the north catch basin.

¹ It was confirmed that during the 2009 investigation this catch basin shared the drywell with the south Jiffy Lube catchbasin.

USTs: HAI reviewed a 1996 report completed by Pacific Northern Environmental and obtained from DOE, summarizing the in-place decommissioning of the three USTs located under the former Jiffy Lube structure. Four soil borings were installed adjacent to the USTs (depth unspecified). Samples collected did not contain gasoline or diesel-range petroleum hydrocarbons above method reporting limits. Though the soil sampling did not strictly meet DOE guidelines for decommissioning, the sampling appeared adequate to determine the presence or absence of significant release from the tanks. The tank contents were removed, though it is unknown if the tanks were triple-rinsed and filled with controlled density fill.

Three borings were planned by HAI in December 2005 for the interior of the structure to determine the presence or absence of a significant release from the USTs. However, access was denied by Jiffy Lube personnel. Two borings were placed adjacent to the exterior fill ports for two of the USTs. No field indications suggested a release to the subsurface from the USTs, with the exception of the south fill port. Discolored soils observed in the 0.5- to 1-foot bgs suggested possible petroleum hydrocarbon impact and were sampled. Additional soil samples were collected based on field observations and the anticipated bottom of the USTs.

Based on the results of the analytical testing, HAI concluded that no petroleum hydrocarbons were present in the area of the USTs at levels presenting a risk to human health or the environment.

2.3 Exit Assessment (PBS, November 2008)

PBS performed an exit assessment to document any changes in condition due to on-site practices at 6317 Northeast Fourth Plain Boulevard between the time the Phase I ESA and Phase II ESA were conducted by HAI in 2005, and when Jiffy Lube vacated the premises. The assessment was focused on the former Jiffy Lube operations. Based upon the findings of this study, the assessment revealed the following environmental concerns and recommendations:

1. No waste disposal records were provided between June 30, 2005, and November 11, 2007, by the time of report submittal. According to the October 2005, Phase I ESA, used oil, spent antifreeze, and oil filters were collected and disposed off-site (disposal company not specified). Because of missing documentation for these managed materials, this is considered an unknown environmental concern.
2. A substantial amount of oil, hydraulic fluid or other related vehicle maintenance fluids were observed in the attached shed and on the vehicle maintenance pit concrete and asphalt floors. Some of the fluids had been absorbed via absorbent material and appeared aged, suggesting releases have occurred for some time. Disconnected product lines were also observed draining contents directly onto the shed floor.
3. Surficial staining was observed extending downslope from the attached shed, south toward a catch basin and drywell system on the south side of the structure. Though the catch basin did have a silt filter or an absorbent apron, a sheen was observed on the water collected in the basin. It is possible that petroleum hydrocarbons have drained into the on-site stormwater system.

4. A 335-gallon AST and 55-gallon drums were observed in the south parking lot and shed. (ASTs and drums were reportedly removed between the site visit and report submittal).

Based on the findings of this study, it was PBS' opinion that additional subsurface investigation activities were warranted.

3.0 PURPOSE AND SCOPE

The purpose of the current investigation was to provide an assessment of the subsurface conditions in the area of the attached shed, drywell, and down gradient to the interior maintenance bays in association with the former Jiffy Lube operations based on recommendations from the Exit Assessment conducted by PBS in November 2008.

The scope of work for the investigation consisted of the following:

1. Collect soil and groundwater samples in the area of the attached shed to determine if surficial staining observed on the asphalt and concrete surface impacted the subsurface.
2. Collect soil and groundwater samples down gradient of maintenance pits and USTs in the on-site structure to determine any large releases
3. Conduct geophysical survey to confirm the location of drywell(s), and source of all effluent discharging into the former Jiffy Lube operation drywell(s).
4. Sample drywell contents for removal, and source characterization.
5. Delineate soil and groundwater contamination identified in association with drywell(s).

4.0 ABOVE GROUND STORAGE TANK (AST) SHED AND MAINTENANCE PITS

4.1 Soil and Groundwater Sampling

On January 2, 2009, PBS supervised Pacific Soil and Water of Tigard, Oregon, advance a total of seven borings (SS-1 through SS-4 and BH-1 through BH-3) at the subject property (Figure 3) to identify subsurface impacts from surface staining in an AST shed, and releases from the maintenance pit and drywell. A total of four roto-hammer borings (SS-1 to SS-4) were advanced to up to five feet bgs to address surficial staining from ASTs and piping. Boring SS-1 through SS-3 were located in the AST storage shed, straddling the concrete and asphalt seams that can act as a preferential pathway for contaminants accessing the subsurface. Boring SS-3 was advanced to a depth of 1.5 feet bgs, but water quickly filled the hole. As no water was expected to be encountered at such a shallow depth, it was unknown if a liner was installed beneath the concrete slab, acting as a barrier and allowing the water to pool. No liner or pooled water was encountered in SS-1 or SS-2. After consultation with Diane Stites, of the Vancouver Housing Authority, it was decided the hole be moved to just outside the shed (SS-4) to avoid puncturing the barrier, if present. Boring SS-4 was advanced at a 75-degree angle, angling towards the shed. Soil samples were collected at approximately 2 feet bgs from each boring, beneath the base rock of the concrete and asphalt. No indications of contamination were observed in the soils.

Shortly after the advancement of SS-4, a restaurant manager for El Viejo Restaurant, name unknown, informed PBS a water pipe broke inside the former Jiffy Lube structure two to three weeks prior, and water was pouring out of the structure, and into the south catch basin. The water from the pipe could have infiltrated the ground below the shed, causing it to pool in the subslab. No sheen was observed on the water.

Two borings (BH-2 and BH-3) were advanced using a track-mounted direct-push drill rig adjacent to the two bay doors on the south side of the structure to identify any large releases from the maintenance pits. Soil boring logs can be found in Appendix A. The soils from the borings were logged to 20 feet bgs adjacent to the two vehicle bays on the south side, and down gradient, of the former Jiffy Lube structure. The borings were placed outside the structure in the asphalt, so as not to jeopardize the integrity of the concrete and possible seal of the shop floor. Soil samples from both borings were collected from the equivalent depth at the bottom of the vehicle maintenance pits inside the structure (approximately 7 feet bgs). Groundwater samples were also collected from the two holes using a temporary sample screen set at the bottom of the soil borings within the zone of first encountered groundwater. To get better water production, the sample screen was pushed an additional 1 to 2 feet. A check-valve equipped flexible tubing was used to passively collect groundwater samples to be analyzed for VOCs and a peristaltic pump was used for the remaining analyses. No indications of contamination were observed.

The remaining boring, BH-1, advanced on January 2, 2009, was adjacent to a drywell identified on the geophysical map by HAI and reportedly received effluent from the south catch basin. The sampling and analytical results for this boring are summarized with other drywell borings in Sections 5.4 and 5.5 of this report.

The soils encountered during drilling were orange-brown sands and gravels with some clays, becoming wet at approximately 16 feet bgs. All borings were backfilled with hydrated bentonite chips, and the surface re-stored to match the surrounding area.

All soil and groundwater samples were collected in laboratory supplied containers, placed on ice in a cooler and transported to Apex Laboratories in Tigard, Oregon under chain-of-custody documentation.

4.2 Analytical Results

All soil samples were initially analyzed for total petroleum hydrocarbon identification (NWTPH-HCID) and VOCs via EPA Method 8260B. Sample results are summarized in Tables 1 and 2. Chain-of-custody and laboratory reports can be found in Appendix B.

Detectable levels of diesel and heavy oil-range petroleum hydrocarbons in shallow soil sample SS-2-2 were quantified using method NWTPH-Dx (62.9 and 528 milligrams per kilogram [mg/kg]), and were below Washington MTCA Method A Cleanup levels (2,000 mg/kg). Methylene chloride was detected in all soil samples at estimated concentrations ranging from 0.118 to 0.163 mg/kg, above MTCA Method A Cleanup levels of 0.02 mg/kg. However, methylene chloride was detected in the laboratory blank at 0.102 mg/kg, suggesting the detections in the soil samples were likely from laboratory contamination. No other VOCs or petroleum hydrocarbons were detected above Method Reporting Limits (MRLs) in the remaining samples.

Because heavy oil was detected, SS-2-2 was also analyzed for polychlorinated biphenyls (PCBs) (EPA Method 8280A), PAHs (EPA Method 8270C SIM), total cadmium, chromium and lead (EPA Method 6020), and ethylene glycol (SW 846 8015 B). No PAHs, PCBs, cadmium, or ethylene glycol were reported above MRLs. Benzo (a) pyrene was detected at 0.567 mg/kg above MDLs, below MRLs, and below MTCA Method A Cleanup levels (0.1 mg/kg). Only total chromium and lead were detected above MRLs, but were below MTCA Method A cleanup levels.

Groundwater samples collected from borings BH-2 and BH-3 were analyzed for petroleum hydrocarbons and VOCs. Only a VOC chloroform was detected at 2.77 micrograms per liter ($\mu\text{g/L}$) in the groundwater sample collected south of the east maintenance bay (BH-3/22). No MTCA Method A cleanup level or Environmental Protection Agency (EPA) minimum cleanup level (MCL) was available for chloroform. No other VOCs or petroleum hydrocarbons were detected in the groundwater samples.

5.0 DRYWELL INVESTIGATION

5.1 Geophysical Survey

A geophysical survey was conducted by Pacific Geophysics on February 3, 2009, to locate the drywell connected to the south catch basin and to determine the effluent path of the north catch basin. The geophysical survey report is located in Appendix C. The survey, tracing piping from those catchbasins, was performed in the vicinity of the catch basins to the north and southwest of the former Jiffy Lube building. It was determined the drywell adjacent to the south catch basin received effluent from both north and south catchbasins. In addition, profiles in the driveway east of the attached AST shed showed an inferred pipe extending toward the restaurant east of the former Jiffy Lube structure from the inferred north-catchbasin pipe. It was not certain if the pipes were connected. However, it is possible the restaurant's storm system drains to the same drywell.

The absorbent aprons were removed to conduct the pipe scoping; the apron on the north catchbasin could not be reattached due to the tight fit.

5.2 Drywell Content Sampling

Once the drywell was located, it was uncovered using hand tools and a small backhoe, operated by Vancouver Housing Authority. Photographs of the drywell location and interior are included in Appendix D.

The top of the drywell was located approximately 3 feet bgs, was approximately 4 feet wide with a concrete cover, and accessible via a 1.5-foot diameter concrete lid fitted in the large cover with a handle. The drywell rings were perforated concrete. Although the Vancouver area had not received a significant amount of precipitation in several days, approximately 1.5 feet of water was observed in the drywell above the sediment. Approximately five feet of sediment was documented in the drywell. The water was sampled using a telescopic pole with a clean 1-liter poly-container attached on the end with a zip tie. The five feet of sediment was sampled using a clean hand auger. The final depth of the drywell was determined to be 13 feet, confirmed when the hand-auger made contact with rip rap or gravel and could not be advanced further. Based on the soils exposed, the drywell appeared to be surrounded by sub-ground gravel fill.

A sheen was observed on the water, and in the sediment. A very strong petroleum hydrocarbon and unidentified pungent odor were detected. From approximately 10 feet bgs to 13 feet bgs, the sediment contained fragments of pink flakes. Cigarette butts, Styrofoam and other debris characteristic of stormwater effluent were also observed. Once the samples were collected, the lid was replaced, and the soils were backfilled around the drywell using the backhoe.

The sediment was sampled from the 8 to 9.5-foot interval and the 9.5 to 13-foot interval. Each interval was placed in separate jars and was composited in the laboratory. A sample of

the water in the drywell was collected, as well. The water and sediment samples were collected in laboratory-supplied containers, placed on ice in a cooler and transported to Apex Laboratories under chain of custody documentation.

5.3 Drywell Content Analytical Results

The sediment was analyzed for gasoline and diesel-range petroleum hydrocarbons (NWTPH-Dx and NWTPH-Gx), VOCs (EPA Method 8260B), PCBs (EPA Method 8280A), PAHs (EPA Method 8270C SIM), total cadmium, chromium and lead (EPA Method 6020), and glycols (SW 846 8015 B). Sample results are summarized in Tables 3, 4, and 5. The sediment sample contained diesel, heavy oil, cadmium, and toluene at levels above MTCA Method A Cleanup levels. Methylene chloride was detected at an estimated concentration of 0.773 mg/kg, above MTCA Method A Cleanup levels of 0.02 mg/kg. However, methylene chloride was detected in the laboratory blank at 0.104 mg/kg, suggesting the detections in the sample could have been from laboratory contamination.

Carcinogenic PAHs benzo(a)anthracene, benzo(a)pyrene, benzo (b+k) fluoranthene, chrysene, and indeno (1,2,3-cd) pyrene were also detected in the sediment sample above MRLs. Each detected carcinogenic PAH is multiplied by a Toxic Exposure Factor (TEF), and the resulting concentrations are added together, and compared to the MTCA Method A Cleanup levels established for benzo (a) pyrene. The sum of the five detected carcinogenic PAHs for the drywell sediment sample was 1.3411 mg/kg, above the MTCA Method A Cleanup level of 0.1 mg/kg. PCBs, glycols, the remaining metals, the remaining PAHs, and the remaining VOCs were either not detected above MRLs or below MTCA Method A Cleanup levels.

The water sample from the drywell was collected for disposal purposes; the water was analyzed for gasoline and diesel and heavy oil-range petroleum hydrocarbons. Diesel and heavy oil were detected above MTCA Method A Cleanup levels for groundwater. The water and sediment in the drywell were sampled but not removed from the drywell.

5.4 Soil and Groundwater Sampling

A total of seven borings (BH-1, BH-4 through BH-9) were advanced using a direct-push sampling rig to collect soil and groundwater samples for soil and groundwater contaminant characterization and delineation (Figure 3). Boring BH-1 was advanced on January 2, 2009 by Pacific Soil and Water. Borings BH-4 through BH-9 were advanced by Cascade Drilling of Clackamas, Oregon on February 9, 2009. BH-1 was located adjacent to the drywell to the north, and BH-5 and BH-6 were adjacent to the southeast and southwest, respectively. BH-4 was located approximately 10 feet northeast, and up gradient of the drywell. BH-7 was located approximately 27 feet southwest, and down gradient of the drywell. BH-8 and BH-9 were located southwest of the drywell, along the property line. All borings were advanced to 20 feet bgs. Boring logs are included in Appendix A.

All soils were continuously logged and screened for contamination. No indications of contamination were observed in BH-6 through BH-9. Gray sand with a petroleum odor was encountered from approximately 13 feet bgs to approximately 15 feet in BH-1. Although boring BH-5 was placed outside the drywell, soils from the 5 to 13.5-foot interval appeared to be sediment similar to what was found inside the drywell, containing vegetative debris, cigarette butts, and a grayish-clayey material, similar to hydrated bentonite. A strong petroleum odor was detected in soils from the interval of 5 feet bgs to groundwater, encountered at approximately 16 feet. All native soils were gray to orange-brown gravelly

sand with some silt, and groundwater was generally encountered from 16 to 18 feet bgs. Soil samples from BH-1, BH-5, and BH-6 were collected from the inferred bottom of the drywell, approximately 12 to 13 feet bgs.

Soils from BH-5, BH-6, and BH-7 were collected using the EPA 5035 standard for VOCs and gasoline-range petroleum hydrocarbons. As soil from BH-1 was collected, at the time, for screening purposes, the sample was placed in unpreserved 4- and 8-ounce jars. The water and soil samples were collected in laboratory-supplied containers, placed on ice in a cooler and transported to Apex Laboratories under chain-of-custody documentation.

Groundwater from borings BH-1 and B-4 through BH-9 was sampled using a temporary sample screen set at the bottom of the soil borings within the zone of first encountered groundwater (approximately 20 feet bgs). A check-valve equipped flexible tubing was used to passively collect groundwater samples to be analyzed for VOCs and a peristaltic pump was used for the remaining analyses. The groundwater samples collected from the southeast and north-adjacent borings (BH-1 and BH-5) were dark gray in color, caused by abundant sediment in the samples. All borings were backfilled with hydrated bentonite and patched to match the surrounding area.

5.5 Soil and Groundwater Analytical Results

The soil sample collected adjacent the drywell to the north (BH-1) was initially analyzed for total petroleum identification (NWTPH-HCID), and summarized in Tables 3 and 4. The sample contained detectable levels of diesel and heavy oil-range petroleum hydrocarbons, and was quantified by method NWTPH-Dx. Diesel and heavy oil-range petroleum hydrocarbons were detected at 120 and 765 mg/kg, below MTCA Method A Cleanup levels (2,000 mg/kg). Due to the heavy oil detections, the sample was also analyzed for VOCs (EPA Method 8260B), PCBs (EPA Method 8280A), PAHs (EPA Method 8270C SIM), total cadmium, chromium and lead (EPA Method 6020), and ethylene glycols (SW 846 8015 B); none were above MRLs with the exception of methylene chloride, chromium, lead and ethylene glycol. Methylene chloride was detected at an estimated concentration of 0.132 mg/kg, above MTCA Method A Cleanup levels of 0.02 mg/kg. However, methylene chloride was detected in the laboratory blank at 0.102 mg/kg, suggesting the detections in the soil sample were likely from laboratory contamination. The remaining constituents detected above MRLs were below MTCA Method A Cleanup levels.

The southeast (BH-5) and southwest (BH-6) adjacent-soil samples were analyzed for gasoline, diesel, and heavy-range petroleum hydrocarbons. Petroleum hydrocarbons were below MRLs in the BH-6 soil sample. The soil sample collected from BH-5 at 12 feet bgs contained gasoline, diesel, and heavy oil-range petroleum hydrocarbons similar to those found in the drywell, and above MTCA Method A Cleanup levels. However, based on the nature of the sample material, the sample is likely more representative of the drywell contents.

Groundwater from BH-1, BH-4 through BH-7 was analyzed for gasoline, diesel, and heavy oil-range petroleum (NWTPH-Gx and NWTPH-Dx) (Table 5). No petroleum hydrocarbons were detected in the up-gradient (BH-4), southwest-adjacent (BH-6), or down-gradient (BH-7) groundwater samples. Groundwater from BH-1 and BH-5 contained levels of diesel and heavy oil-range petroleum hydrocarbons above the MRLs. BH-1 contained 1,840 µg/L heavy oil and BH-5 contained 657 µg/L diesel and 2,670 µg/L heavy oil, all above MTCA Method A Cleanup levels for Groundwater for Unrestricted Use (500 µg/L).

Groundwater samples from boring BH-1, BH-5, and BH-6 were analyzed for VOCs, PAHs, and total cadmium, chromium and lead. The sample from BH-1 was analyzed for PCBs and ethylene glycol. Chromium and lead were above MTCA Method A Cleanup levels for BH-1; the sample was not filtered prior to the metal analysis. The BH-5 and BH-6 samples were filtered at the laboratory. Cadmium, chromium, and lead were below MTCA Method A Cleanup levels, suggesting the metals detected in BH-1 were from the suspended sediment, and not representative of groundwater. Ethylbenzene, toluene, 1,2,4-trimethylbenzene, m,p-xylene, and o-xylene were detected in BH-5, but below MTCA Method A Cleanup levels. Benzo(a)pyrene was present in BH-5 above MTCA Method A Cleanup levels (Table 6). BH-6 did not have detectable levels above the MRLs of VOCs, PAHs, or total cadmium, chromium or lead.

Boring BH-7, located 25 feet southwest, and down gradient of the drywell did not contain petroleum hydrocarbons above MRLs; groundwater samples collected from borings BH-8 and BH-9 southwest, or down gradient of BH-7 were not analyzed for petroleum hydrocarbons due to the lack of detections in BH-7.

6.0 FINDINGS

Diesel and heavy oil-range petroleum hydrocarbons and total cadmium and chromium were detected in a shallow soil sample located in the AST shed, but were below MTCA Method A Cleanup levels. Chloroform was detected in groundwater south of the east maintenance pit, but no applicable regulatory levels exist for chloroform. These detections do not present a risk to human health or the environment. The five soil samples collected associated with the AST shed and maintenance pits contained estimated concentrations of methylene chloride above MTCA Method A Cleanup levels. However, laboratory blanks had similar detections of methylene chloride, indicating laboratory contamination of the samples.

One drywell was identified west of the south on-site catch basin, and appears to also receive effluent from the north on-site catch basin, and effluent from the east-adjointing restaurant property. For disposal and source characterization, the drywell sediment and water were sampled and analyzed; the sediment contained diesel and heavy oil-range petroleum hydrocarbons, cadmium, toluene, and some PAHs above applicable cleanup levels and, therefore, poses a risk to human health and the environment. The water sample also contained diesel and heavy oil range petroleum hydrocarbons above MTCA Method A Cleanup levels.

A soil sample collected from an adjacent boring to the southeast of the drywell also contained gasoline, diesel, and heavy oil range petroleum hydrocarbons above cleanup levels. However, based on the material type and chemical results, it is likely more representative of drywell sediment, and not native soil. This sediment was not encountered in the other two adjacent borings, suggesting the sediment likely intruded into the surrounding native soils. Soils in the other two adjoining borings appeared native. Soil samples from the remaining adjoining borings contained petroleum hydrocarbons below applicable cleanup levels.

Groundwater samples collected from north and southwest of the drywell had diesel and heavy oil range petroleum hydrocarbons and/or toluene detected above MTCA Method A Cleanup levels, therefore, a risk to human health and the environment. However, no petroleum hydrocarbons or other constituents were detected above MTCA Method A Cleanup levels in the southwest-adjointing, or up-gradient or down-gradient groundwater samples, suggesting the release to soil and groundwater is limited to the area adjacent to the drywell.

7.0 OPINIONS AND RECOMMENDATIONS

It is PBS' opinion that the additional investigation is warranted and the following items should be addressed:

- The contents of the drywell, and the soils around and below should be removed and disposed of appropriately. In addition, the contents of on-site catch basins should also be removed and disposed of appropriately. Please note the north catch basin silt felt could not be replaced during the geophysical survey.
- The source of the inferred pipe extending towards the restaurant east of the subject property should be confirmed.
- The drywell, whether decommissioned or reinstalled, should be registered with the Washington Department of Ecology. If the drywell is permitted, an oil-water separator and/or pretreatment structure should be installed prior to any other tenants moving on-site to minimize further impacts. The remaining drywells should also be sampled and registered with the Washington Department of Ecology.

8.0 LIMITATIONS

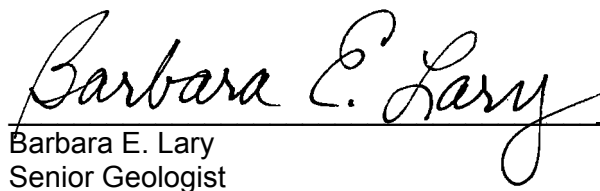
PBS has prepared this report for use by Vancouver Housing Authority. This report is for the exclusive use of the Client and is not to be relied upon by other parties. It is not to be photographed, photocopied, or similarly reproduced in total or in part without the expressed written consent of the client and PBS.

This study was limited to the tests, locations, and depths as indicated to determine the absence or presence of certain contaminants. The site as a whole may have other contamination that was not characterized by this study. The findings and conclusions of this report are not scientific certainties, but rather, probabilities based on professional judgment concerning the significance of the data gathered during the course of this investigation. PBS is not able to represent that the site or adjoining land contain no hazardous waste, oil or other latent conditions beyond that detected or observed by PBS.

PBS ENGINEERING + ENVIRONMENTAL


Christina Johnson
Staff Geologist

03/03/09
Date

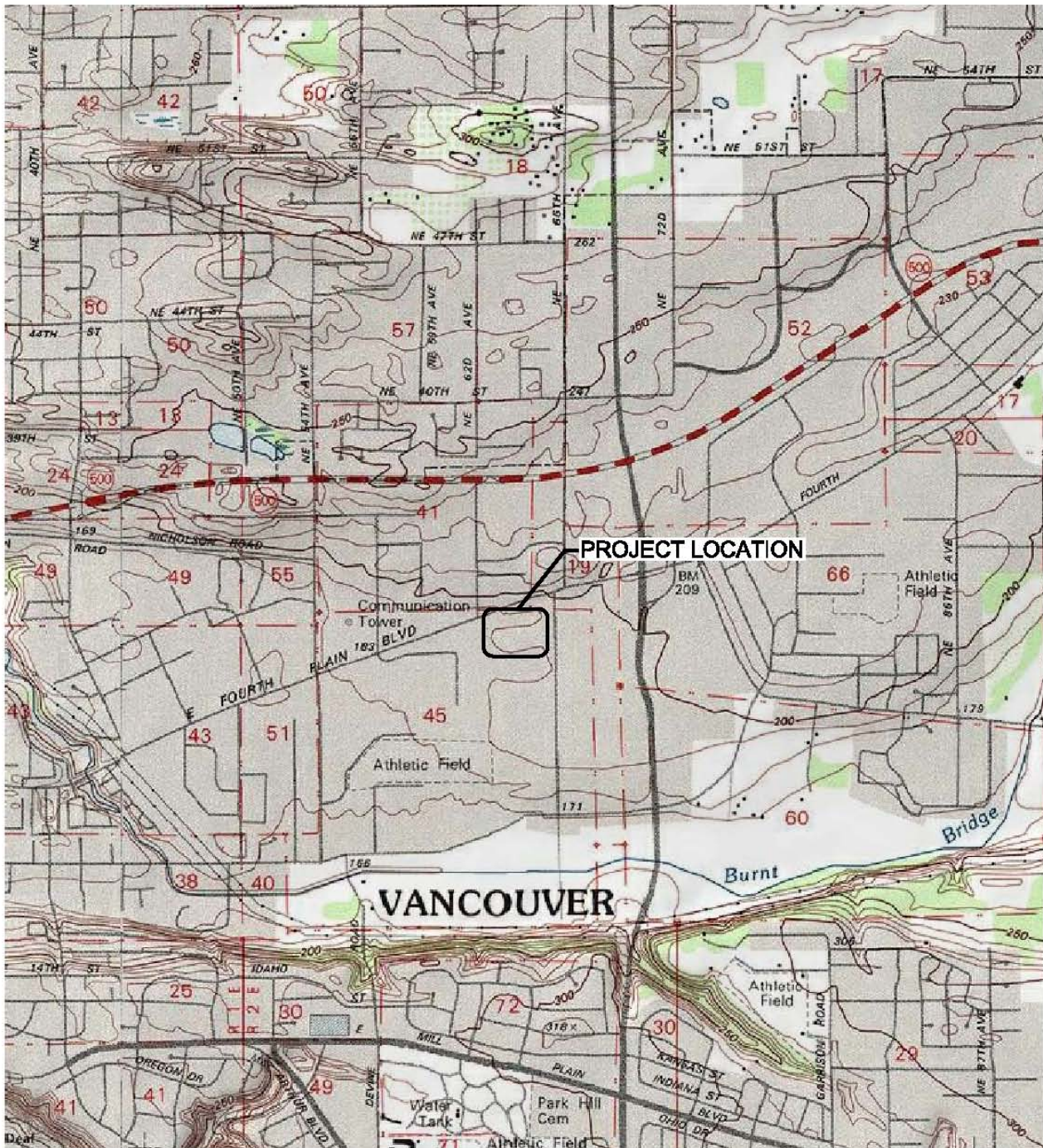

Barbara E. Lary
Senior Geologist

03/03/09
Date



BARBARA E. LARY

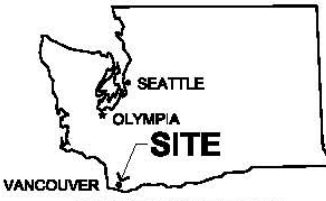
FIGURES



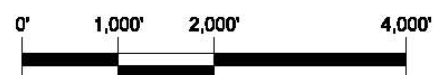
PROJECT LOCATION

VANCOUVER

SOURCE: USGS ORCHARDS, WA QUADRANGLE, OR 1990, PHOTO REVISED 1990.



WASHINGTON



SCALE: 1" = 2,000'

Prepared for: VANCOUVER HOUSING AUTHORITY

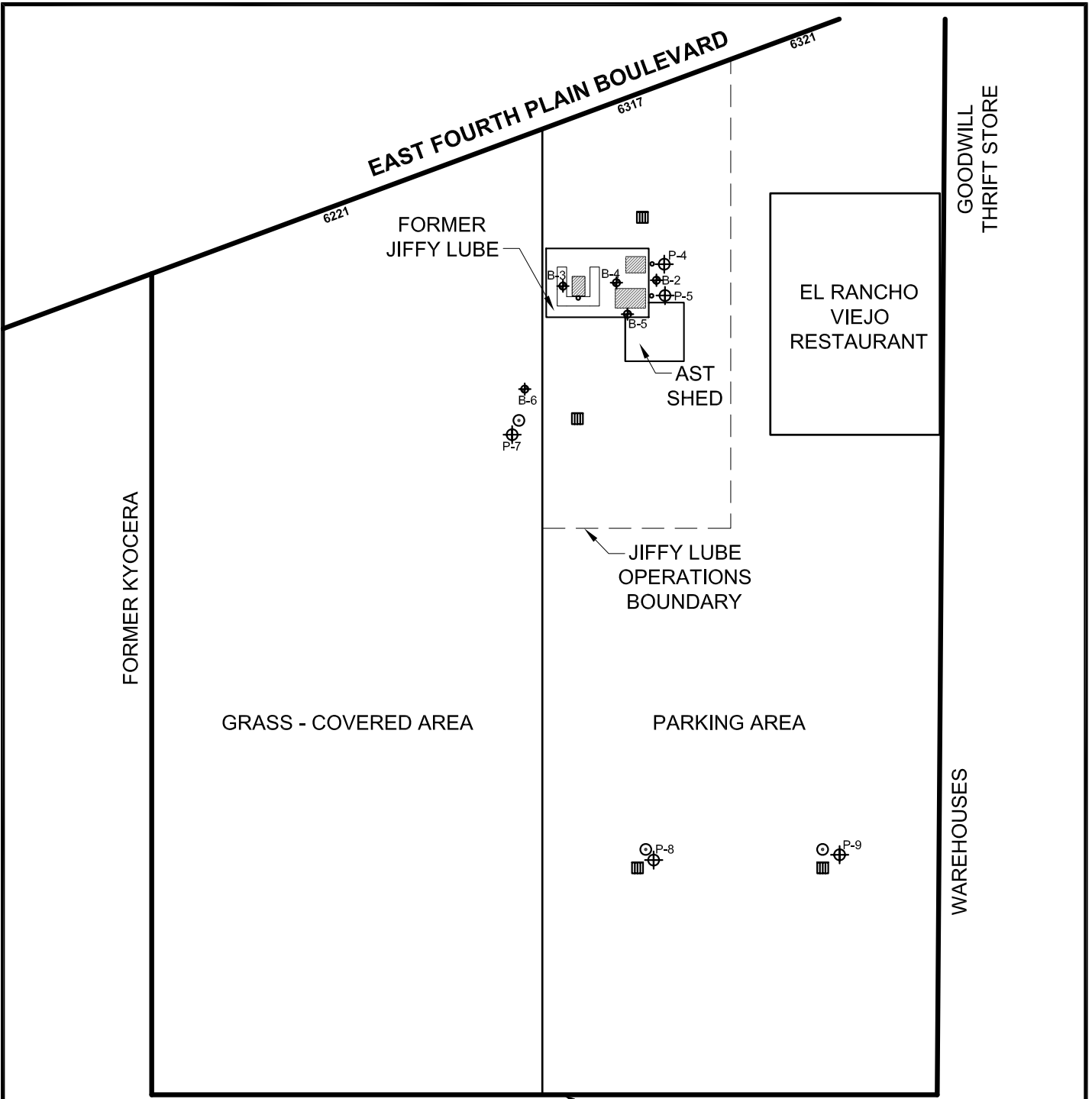
PBS	PROJECT # 76090.000
	DATE MAR 2009

SITE LOCATION MAP
6317 EAST FOURTH PLAIN BLVD.
VANCOUVER, WASHINGTON








FIGURE
1

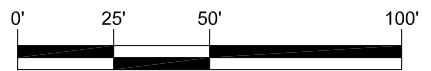
L:\VANCOUVER\76000\76090_ExitAudit\Task02\Subsurface Sampling\DWG\76090_Fig1_Site_Loc.dwg Mar 06, 2009 08:58am

L:\VANCOUVER\76000\76090_Exit\Audit\Task02\Subsurface Sampling\DWG\76090_Fig 2_030409.dwg Mar 06, 2009 03:55pm



LEGEND


-  CATCH BASIN
-  STORMWATER DRYWELL [(APPROXIMATE) HAHN 2005]
-  PUSH PROBE BORING (HAHN 2005)
-  BORING (PACIFIC NORTHERN ENVIRONMENTAL 1995)
-  REMOTE FILL PORT
-  AST ABOVE GROUND STORAGE TANK
-  IN-PLACE DECOMMISSIONED UNDERGROUND STORAGE TANK (UST)



SCALE: 1" = APPROXIMATELY 50'

SOURCE: HAHN AND ASSOCIATES, INC., NOVEMBER, DECEMBER 2005

Prepared for: VANCOUVER HOUSING AUTHORITY

	PROJECT # 76090.000	<p>SITE PLAN</p> <p>6317 EAST FOURTH PLAIN BLVD. VANCOUVER, WASHINGTON</p>	FIGURE
	DATE MAR 2009		2

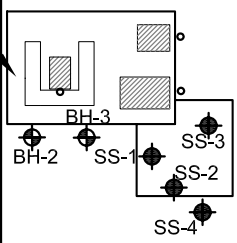
EAST FOURTH PLAIN BOULEVARD
6221

GOODWILL THRIFT STORE

EL RANCHO VIEJO RESTAURANT

WAREHOUSES

FORMER JIFFY LUBE



JIFFY LUBE OPERATIONS BOUNDARY

FORMER KYOCERA

GRASS - COVERED AREA

PARKING AREA







BH-8

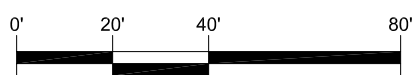
BH-9

BH-7

BH-1, BH-4, BH-6, BH-5

LEGEND

-  CATCH BASIN
-  STORMWATER DRYWELL
-  SHALLOW BORING LOCATION
-  DIRECT-PUSH BORING LOCATION
-  IN-PLACE DECOMMISSIONED UNDERGROUND STORAGE TANK (UST)
-  REMOTE FILL PORT



SCALE: 1" = APPROXIMATELY 40'

SOURCE: HAHN AND ASSOCIATES, INC., NOVEMBER, DECEMBER 2005

Prepared for: VANCOUVER HOUSING AUTHORITY



PROJECT #
76090.000
DATE
MAR 2009

SAMPLE LOCATION MAP
6317 EAST FOURTH PLAIN BLVD.
VANCOUVER, WASHINGTON

FIGURE
3

L:\VANCOUVER\76000\76090_Exit\Audit\Task002\Subsurface Sampling\DWG\76090_Fig 3_030409.dwg Mar 06, 2009 04:25pm

TABLES



Table 1. Soil Sample Results

Location	Sample Identification Number	Sample Depth (feet bgs)	Sample Date	Petroleum Hydrocarbons			Metals			PCBs	VOCs		PAHs		Ethylene Glycol
				Gasoline	Diesel	Heavy Oil	Cadmium	Chromium	Lead		Methylene Chloride	Remaining VOCs	Benzo (a) pyrene	Remaining PAHs	
South of East Maintenance Pit	BH-2-7	7	01/02/09	<20.3	<50.6	<101	--	--	--	--	0.118 J	ND	--	--	--
South of West Maintenance Pit	BH-3-7	7	01/02/09	<19.3	<48.2	<96.3	--	--	--	--	0.163 J	ND	--	--	--
Inside Shed	SS-1-2	2	01/02/09	<19.5	<48.7	<97.4	--	--	--	--	0.149 J	ND	--	--	--
Inside Shed	SS-2-2	2	01/02/09	<20.5	62.9	528	<1.2	21.8	6.11	<0.0114	0.143 J	ND	0.0567 J	<0.0829	<12
Inside Shed	SS-4-2	2	01/02/09	<21.7	<54.2	<108	--	--	--	--	0.132 J	ND	--	--	--
MTCA Method A Cleanup Level for Unrestricted Use				30*/100	2,000	2,000	2	2,000	250	1.0	0.02	NA	0.1	NA	15**

All concentration units are in mg/kg (milligrams per kilograms)

MTCA: Model Toxics Control Act

VOCs: Volatile Organic Carbons

PCBs: Polychlorinated Biphenyls

bgs: below ground surface

Bold concentrations exceeded action levels

NA: Not applicable or not available

ND and <4.38: no detection above laboratory reporting limits

--: Not analyzed

15** Region 6 Environmental Protection Agency 2009 Screening Level for Protection of Groundwater

30 *: only applicable if benzene is present

J: Concentration reported between method detection limit and laboratory reporting limit, or not detected at the method detection limit



Table 2. Groundwater Sample Results

Sample Location	Sample Identification Number	Sample Depth (feet bgs)	Sample Date	Petroleum Hydrocarbons			VOCs	
				Gasoline	Diesel	Heavy Oil	Chloroform	Remaining VOCs
South of West Maintenance Pit	BH2/21	21	01/02/09	<100	<250	<500	<2.00	ND
South of East Maintenance Pit	BH3/22	22	01/02/09	<100	<250	<500	2.77	ND
MTCA Method A Cleanup Levels for Groundwater for Unrestricted Use				800	500	500	NA	NA

All concentration units are in µg/L (micrograms per liter)

MTCA: Model Toxics Control Act

VOCs: Volatile Organic Carbons

bgs: below ground surface

NA: Not applicable or not available

ND and <4.38: no detection above laboratory reporting limits



Table 3. Drywell Soil Sample Results

Location	Sample Identification Number	Sample Depth (feet bgs)	Sample Date	Petroleum Hydrocarbons			Metals (mg/kg)			PCBs	VOCs							Ethylene Glycol	Remaining Glycols
				Gasoline	Diesel	Heavy Oil	Cadmium	Chromium	Lead		Ethylbenzene	Methylene Chloride	Toluene	1,2,4-Trimethylbenzene	m,p-Xylene	o-Xylene	Remaining VOCs		
Drywell Contents	Drywell 1 and Drywell 13 (Composite)	7-13	02/04/09	90.9	10,500	79,500	2.77	56.1	184	<0.0205	0.259	0.773 J	7.05	0.557	0.684	0.399	ND	<23.0	<23.0
Adjacent to Drywell-North	BH-1-13	13-14	01/02/09	<20.7	120	765	0.576 J	29.9	40.8	<0.0638	<0.0387	0.132 J	<0.0387	<0.0774	<0.0774	<0.0387	ND	13	--
Adjacent to Drywell-Southeast	BH-5-12	12	02/09/09	2,670	14,700	48,600	--	--	--	--	--	--	--	--	--	--	--	--	--
Adjacent to Drywell-Southwest	BH-6-12	12	02/09/09	1.46 J	<25.7	<51.3	--	--	--	--	--	--	--	--	--	--	--	--	--
MTCA Method A Cleanup Level for Unrestricted Use				30*/100	2,000	2,000	2	2,000	250	1.0	6.0	0.02	7.0	NA	NA	NA	NA	15**	NA

All concentration units are in mg/kg (milligrams per kilograms)

MTCA: Model Toxics Control Act

VOCs: Volatile Organic Carbons

bgs: below ground surface

Bold concentrations exceeded action levels

NA: Not applicable or not available

ND and <4.38: no detection above laboratory reporting limits

--: Not analyzed

** Region 6 Environmental Protection Agency 2009 Screening Level for Protection of Groundwater

30*: only applicable if benzene is present

J: Concentration reported between method detection limit and laboratory reporting limit



Table 4. Drywell Soil Sample PAH Results

Sample Identification Number Location Sample Depth (feet bgs) Sample Date		Drywell 1 and Drywell 13 (Composite)* Drywell Contents 7-13 02/04/09		BH-1-13 Adjacent to Drywell-North 13-14 01/02/09		MTCA Method A Cleanup Level for Unrestricted Use
Toxic Exposure Factor (TEF)		Laboratory Concentration	Concentration x TEF	Laboratory Concentration	Concentration x TEF	
Carcinogenic PAHs	Benzo (a) anthracene	0.1	0.818	0.0818	<0.106	
	Benzo (a) Pyrene	1	1.03	1.03	0.0912 J	0.0912
	Benzo (b+k) fluoranthene	0.1	1.49	0.149	<0.106	NA
	Chrysene	0.01	1.28	0.0128	<0.106	NA
	Indeno (1,2,3-cd) pyrene	0.1	0.675	0.0675	<0.106	NA
	Total Toxicity Equivalent Concentration			1.3411		0.0912
Non- carcinogenic PAHs	Anthracene	--	0.231 J	NA	<0.106	NA
	Benzo (g,h,i) perylene	--	1.64	NA	<0.106	NA
	Fluoranthene	--	1.51	NA	<0.106	NA
	Fluorene	--	0.51	NA	<0.106	NA
	Naphthalene	--	0.629	NA	<0.106	NA
	Phenanthrene	--	1.15	NA	<0.106	NA
	Pyrene	--	1.98	NA	<0.106	NA
Remaining PAHs			<0.435	NA	<0.106	NA

PAHs: Polycyclic Aromatic Hydrocarbons

All concentration units are in mg/kg (milligrams per kilograms)

MTCA: Model Toxics Control Act

bgs: below ground surface

Bold concentrations exceeded action levels

NA: Not applicable or not available

ND and <4.38: no detection above laboratory reporting limits

J: Concentration reported between method detection limit and laboratory reporting limit, or not detected at the method detection limit

PAHs with no detections above method reporting limits are not listed above

*Sample number Drywell 1 was collected from the 8 to 9.5-foot bgs interval and Drywell 13 was collected from the 9.5 to 13-foot bgs interval. The samples were composited in the laboratory.



Table 5. Drywell Groundwater Sample Results

Sample Location	Sample Identification Number	Sample Depth (feet)	Sample Date	Petroleum Hydrocarbons			Metals (ug/l)			PCBs	VOCs						
				Gasoline	Diesel	Heavy Oil	Cadmium	Chromium	Lead		Ethylbenzene	Toluene	1,2,4, Trimethylbenzene	m,p-Xylene	o-Xylene	Remaining VOCs	Ethylene Glycol
Drywell Contents	Drywell H2O	5-7	02/03/09	25.1 J	2,850	21,400	--	--	--	--	--	--	--	--	--	--	--
Northeast of Drywell	BH-4-GW	20	02/09/09	<80	<250	<500	--	--	--	--	--	--	--	--	--	--	--
Adjacent to Drywell-North	BH1/20	20	01/02/09	<100	317	1,840	<5.0	59.3	35.5	<0.0515 J	<0.5	0.330 J	<1.0	<1.0	<1.0	ND	<0.01
Adjacent to Drywell-Southeast	BH-5-GW	20	02/09/09	<80	657	2,670	<1.0 F	< 1.0 F	<1.0 F	--	1.53	2.37	1.26	3.06	0.57	ND	--
Adjacent to Drywell-Southwest	BH-6-GW	20	02/09/09	<80	<250	<500	<1.0 F	<1.0 F	<1.0 F	--	<0.50	<1.0	<1.0	<1.0	<0.50	ND	--
25' Southwest of Drywell	BH-7-GW	20	02/09/09	<80	<243	<485	--	--	--	--	--	--	--	--	--	--	--
MTCA Method A Cleanup Levels for Groundwater for Unrestricted Use				800	500	500	5.0	50	15	0.1	700	1,000	NA	NA	NA	NA	15**

J: Concentration reported between method detection limit and laboratory reporting limit, or not detected at the method detection limit

F: Field filtered in the laboratory

All concentration units are in µg/L (micrograms per liter)

MTCA: Model Toxics Control Act

VOCs: Volatile Organic Carbons

bgs: below ground surface

Bold concentrations exceeded action levels

NA: Not applicable or not available

ND and <4.38: no detection above laboratory reporting limits

--: Not analyzed

MDL: Method Detection Limits



Table 6. Drywell Groundwater Sample PAH Results

Sample Location		BH1/20		BH-5-GW		BH-6-GW		MTCA Method A Cleanup Levels for Groundwater for Unrestricted Use
Sample Identification Number Sample Depth (feet bgs) Sample Date		Adjacent to Drywell-North 20 01/02/09		Adjacent to Drywell-Southeast 20 02/09/09		Adjacent to Drywell-Southwest 20 02/09/09		
Toxic Exposure Factor (TEF)		Laboratory Concentration	Concentration x TEF	Laboratory Concentration	Concentration x TEF	Laboratory Concentration	Concentration x TEF	
Carcinogenic PAHs	Benzo (a) anthracene	0.1	<0.08	NA	0.886 J	0.0886	<0.04	NA
	Benzo (a) pyrene	1	0.074 J	0.074	1.5 J	1.5	<0.04	NA
	Total Toxicity Equivalent Concentration			0.074		1.5886		NA
Non-carcinogenic PAHs	Benzo (g,h) perylene	--	0.0406 J	NA	<1.98	NA	<0.040	NA
	Fluoranthene	--	<0.08	NA	1.06 J	NA	<0.04	NA
	Naphthalene	--	<0.08	NA	<1.76	NA	0.0387 J	NA
	Pyrene	--	<0.08	NA	1.28 J	NA	<0.04	NA
Remaining PAHs			<0.08	NA	ND	NA	<0.04	NA

PAHs: Polycyclic Aromatic Hydrocarbons

All concentration units are in ug/kg (micrograms per kilograms)

MTCA: Model Toxics Control Act

bgs: below ground surface

Bold concentrations exceeded action levels

NA: Not applicable or not available

ND and <4.38: no detection above laboratory reporting limits

J: Concentration reported between method detection limit and laboratory reporting limit, or not detected at the method detection limit

PAHs with no detections above method reporting limits are not shown above

APPENDIX A

Boring Logs



1310 Main St.
 Vancouver, WA 98660
 Phone: (360) 690-4331
 Fax: (360) 696-9064

JIFFY LUBE
 VANCOUVER, WASHINGTON

BORING BH-1

PBS PROJECT NUMBER:
 76090.000 Task 2

BORING BH-1 LOCATION:
 (See Figure)

DEPTH FEET	GRAPHIC LOG	MATERIAL DESCRIPTION	GROUND-WATER	PID (PPM)	SAMPLE NUMBER	SAMPLE	RECOVERY (%)	COMMENTS/ WELL INSTALLATION
0		Medium stiff, light brown, sandy SILT with rootlets; damp, low plasticity, no odor						
5		light brown sand lens		0.2			60	
10		Medium dense, brown, gravelly SAND; damp, no odor		0.4			40	
10		grades to orange-brown, silty SAND with some gravel						
10		grades to dark gray with odor		0.1			100	
10		grades to wet; increasing silt			BH-1/13			SS in water; water is dark gray from silt
15								
20		(no soil sampled)			BH1/20			
20		Final depth 20.0 feet bgs; boring backfilled with bentonite chips						
25								
30								

BORING LOG-ENVY CORE 76090TSK2 BH1-9 030609.GPJ DATATMPL_GDT PRINT DATE: 3/6/09.SJD

BORING METHOD: Direct Push
 DRILLED BY: Pacific Soil & Water LLC
 BORING BIT DIAMETER: 2.75-inch

LOGGED BY: C. Johnson
 COMPLETED: 1/02/09



1310 Main St.
 Vancouver, WA 98660
 Phone: (360) 690-4331
 Fax: (360) 696-9064

JIFFY LUBE
 VANCOUVER, WASHINGTON

BORING BH-2

PBS PROJECT NUMBER:
 76090.000 Task 2

BORING BH-2 LOCATION:
 (See Figure)

DEPTH FEET	GRAPHIC LOG	MATERIAL DESCRIPTION	GROUND-WATER	PID (PPM)	SAMPLE NUMBER	SAMPLE	RECOVERY (%)	COMMENTS/ WELL INSTALLATION
0		ASPHALT						
0 - 6		Medium stiff, sandy SILT with occasional gravel; moist, non-plastic to low plasticity, no odor		0.8			20	
6 - 15		Medium stiff, orange-brown, silty SAND with occasional gravel; moist, no odor			BH-2/7		50	
15 - 17		Medium dense, gray-brown, SAND with trace silt; moist					80	
17 - 18		Medium stiff, light brown, clayey SILT; wet, low plasticity					100	
18 - 20		Medium dense, gray, fine SAND with some silt; wet grades to light brown, silty SAND						
20 - 21		(no soil sampled)			BH-2/21			
21 - 30		Final depth 21.0 feet bgs; boring backfilled with bentonite chips						

BORING LOG-ENVY CORE_760900TSK2_BH1-9_030609.GPJ DATATMPL_GDT PRINT DATE: 3/6/09.SJD

BORING METHOD: Direct Push
 DRILLED BY: Pacific Soil & Water LLC
 BORING BIT DIAMETER: 2.75-inch

LOGGED BY: C. Johnson
 COMPLETED: 1/02/09



1310 Main St.
 Vancouver, WA 98660
 Phone: (360) 690-4331
 Fax: (360) 696-9064

JIFFY LUBE
 VANCOUVER, WASHINGTON

BORING BH-3

PBS PROJECT NUMBER:
 76090.000 Task 2

BORING BH-3 LOCATION:
 (See Figure)

DEPTH FEET	GRAPHIC LOG	MATERIAL DESCRIPTION	GROUND-WATER	PID (PPM)	SAMPLE NUMBER	SAMPLE	RECOVERY (%)	COMMENTS/ WELL INSTALLATION
0		ASPHALT						
0 - 1		Medium dense, brown SAND with trace silt; damp, no odor					80	
1 - 5		Medium stiff, orange-brown, sandy SILT; damp, low plasticity, no odor					80	
5 - 15		Medium dense, orange-brown, silty SAND; damp		1.1	BH-3/7		80	
15 - 20		grades to wet grades to gray with finer SAND		0.9			80	
20 - 22		Medium dense, orange-brown, silty SAND; wet (no soil sampled)			BH-3/22		80	
22 - 30		Final depth 22.0 feet bgs; boring backfilled with bentonite chips						

BORING LOG-ENVY CORE 76090TSK2 BH1-9 030609.GPJ DATATMPL_GDT PRINT DATE: 3/6/09.SJD

BORING METHOD: Direct Push
 DRILLED BY: Pacific Soil & Water LLC
 BORING BIT DIAMETER: 2.75-inch

LOGGED BY: C. Johnson
 COMPLETED: 1/02/09



1310 Main St.
 Vancouver, WA 98660
 Phone: (360) 690-4331
 Fax: (360) 696-9064

JIFFY LUBE
 VANCOUVER, WASHINGTON

BORING BH-4

PBS PROJECT NUMBER:
 76090.000 Task 2

BORING BH-4 LOCATION:
 (See Figure)

DEPTH FEET	GRAPHIC LOG	MATERIAL DESCRIPTION	GROUND-WATER	PID (PPM)	SAMPLE NUMBER	SAMPLE	RECOVERY (%)	COMMENTS/ WELL INSTALLATION
0		ASPHALT						
0 - 2.5		Gray and brown, silty sandy GRAVEL; damp						
2.5 - 4.5		Red-brown, sandy silty CLAY; moist					60	
4.5 - 15		Red-brown and gray, fine to coarse SAND with some gravel; moist, poorly sorted		0.0				
15 - 20		grades to red-brown-gray-white, fine SAND; moist to wet, well sorted	Static ▽	0.0	BH-4/14			Temporary PVC casing (0.01-slotted) placed in hole
20 - 21		grades to wet		0.0	BH-4/GW			
21 - 20.0		grades to light brown, silty very fine SAND		0.0			100	
20.0 - 30		Final depth 20.0 feet bgs; boring backfilled with bentonite chips						

BORING LOG-ENVY CORE: 76090TSK2_BH1-9_030609.GPJ DATATMPL_GDT PRINT DATE: 3/6/09.SJD

BORING METHOD: Direct Push
 DRILLED BY: Cascade Drilling, Inc.
 BORING BIT DIAMETER: 2.75-inch

LOGGED BY: C. Polk
 COMPLETED: 2/09/09



1310 Main St.
 Vancouver, WA 98660
 Phone: (360) 690-4331
 Fax: (360) 696-9064

JIFFY LUBE
 VANCOUVER, WASHINGTON

BORING BH-5

PBS PROJECT NUMBER:
 76090.000 Task 2

BORING BH-5 LOCATION:
 (See Figure)

DEPTH FEET	GRAPHIC LOG	MATERIAL DESCRIPTION	GROUND-WATER	PID (PPM)	SAMPLE NUMBER	SAMPLE	RECOVERY (%)	COMMENTS/ WELL INSTALLATION
0		Brown, silty sandy GRAVEL; moist to wet					10	
5		Black, sandy silty CLAY; wet, vegetable debris and cigarets butts, white goopy material, oily sheen and odor		0.0			10	
		VOID - no recovery		24.6			10	
		Black, sandy silty CLAY; wet, vegetable debris and cigarets butts, white goopy material, oily sheen and odor		39.8	BH-5/12		60	
		Red-brown and some gray, fine to coarse SAND; wet		12.1	BH-5/GW		100	Temporary PVC casing (0.01-slotted) placed in hole
20		grades to fine SAND						HS
		Final depth 20.0 feet bgs; boring backfilled with bentonite chips						

BORING LOG-ENVY CORE_760900TSK2_BH1-9_030609.GPJ DATATMPL_GDT PRINT DATE: 3/6/09.SJD

BORING METHOD: Direct Push
 DRILLED BY: Cascade Drilling, Inc.
 BORING BIT DIAMETER: 2.75-inch

LOGGED BY: C. Polk
 COMPLETED: 2/09/09



1310 Main St.
 Vancouver, WA 98660
 Phone: (360) 690-4331
 Fax: (360) 696-9064

JIFFY LUBE
 VANCOUVER, WASHINGTON

BORING BH-6

PBS PROJECT NUMBER:
 76090.000 Task 2

BORING BH-6 LOCATION:
 (See Figure)

DEPTH FEET	GRAPHIC LOG	MATERIAL DESCRIPTION	GROUND-WATER	PID (PPM)	SAMPLE NUMBER	SAMPLE	RECOVERY (%)	COMMENTS/ WELL INSTALLATION
0		Dark brown, sandy clayey SILT; moist						
		Red-brown and some gray, fine to coarse SAND and GRAVEL; moist					20	
5				0.0				
							50	
10				0.0				
							50	
15		grades to red-brown to medium brown, fine SAND; moist to wet		0.0	BH-6/12			
		becomes wet						Temporary PVC casing (0.01-slotted) placed in hole
		grades to gray from 18.5 to 19.0 feet bgs			BH-6/GW		75	
20		Final depth 20.0 feet bgs; boring backfilled with bentonite chips		0.0				
25								
30								

BORING LOG-ENVY CORE 760900TSK2 BH1-9 030609.GPJ DATATMPL.GDT PRINT DATE: 3/6/09.SJD

BORING METHOD: Direct Push
 DRILLED BY: Cascade Drilling, Inc.
 BORING BIT DIAMETER: 2.75-inch

LOGGED BY: C. Polk
 COMPLETED: 2/09/09



1310 Main St.
 Vancouver, WA 98660
 Phone: (360) 690-4331
 Fax: (360) 696-9064

JIFFY LUBE
 VANCOUVER, WASHINGTON

BORING BH-7

PBS PROJECT NUMBER:
 76090.000 Task 2

BORING BH-7 LOCATION:
 (See Figure)

DEPTH FEET	GRAPHIC LOG	MATERIAL DESCRIPTION	GROUND-WATER	PID (PPM)	SAMPLE NUMBER	SAMPLE	RECOVERY (%)	COMMENTS/ WELL INSTALLATION
0		Dark brown, sandy clayey SILT; moist						
		Brown with some red and gray, gravelly, fine to coarse SAND; damp					20	
5				0.0			20	
10				0.0			50	
15		grades to light brown, fine SAND; moist to wet		0.0	BH-7/14			Temporary PVC casing (0.01-slotted) placed in hole
		grades to red-brown; wet						
		grades to gray			BH-7/GW		0	
20		Light brown, sandy SILT; wet		0.0				
		Final depth 20.0 feet bgs; boring backfilled with bentonite chips						
25								
30								

BORING LOG-ENVY CORE 76090TSK2 BH1-9 030609.GPJ DATATMPL_GDT PRINT DATE: 3/6/09.SJD

BORING METHOD: Direct Push
 DRILLED BY: Cascade Drilling, Inc.
 BORING BIT DIAMETER: 2.75-inch

LOGGED BY: C. Polk
 COMPLETED: 2/09/09



1310 Main St.
 Vancouver, WA 98660
 Phone: (360) 690-4331
 Fax: (360) 696-9064

JIFFY LUBE
 VANCOUVER, WASHINGTON

BORING BH-8

PBS PROJECT NUMBER:
 76090.000 Task 2

BORING BH-8 LOCATION:
 (See Figure)

DEPTH FEET	GRAPHIC LOG	MATERIAL DESCRIPTION	GROUND-WATER	PID (PPM)	SAMPLE NUMBER	SAMPLE	RECOVERY (%)	COMMENTS/ WELL INSTALLATION
0		Dark brown, sandy clayey SILT; moist						
5				0.0				Little recovery; gravel in shoe
10		Red-brown, gray and white, fine SAND; moist						No recovery; gravel in shoe
15				0.0	BH-8/14			Temporary PVC casing (0.01-slotted) placed in hole
20		grades to red brown with some gray; wet			BH-8/GW			
20		Final depth 20.0 feet bgs; boring backfilled with bentonite chips		0.0				
25								
30								

BORING LOG-ENVY CORE 76090TSK2 BH1-9 030609.GPJ DATATMPL_GDT PRINT DATE: 3/6/09.SJD

BORING METHOD: Direct Push
 DRILLED BY: Cascade Drilling, Inc.
 BORING BIT DIAMETER: 2.75-inch

LOGGED BY: C. Polk
 COMPLETED: 2/09/09



1310 Main St.
 Vancouver, WA 98660
 Phone: (360) 690-4331
 Fax: (360) 696-9064

JIFFY LUBE
 VANCOUVER, WASHINGTON

BORING BH-9

PBS PROJECT NUMBER:
 76090.000 Task 2

BORING BH-9 LOCATION:
 (See Figure)

DEPTH FEET	GRAPHIC LOG	MATERIAL DESCRIPTION	GROUND-WATER	PID (PPM)	SAMPLE NUMBER	SAMPLE	RECOVERY (%)	COMMENTS/ WELL INSTALLATION
0		Dark brown, sandy clayey SILT; moist					75	
5		Red-brown with some gray, fine to coarse SAND with some gravel; moist		0.0			50	
10				0.0			75	
15		grades to red-brown, gray and white, fine SAND		0.0	BH-9/14			Temporary PVC casing (0.01-slotted) placed in hole
20					BH-9/GW		0	Gravel in shoe
20.0		Final depth 20.0 feet bgs; boring backfilled with bentonite chips						
25								
30								

BORING LOG-ENVY CORE 76090TSK2 BH1-9 030609.GPJ DATATMPL_GDT PRINT DATE: 3/6/09.SJD

BORING METHOD: Direct Push
 DRILLED BY: Cascade Drilling, Inc.
 BORING BIT DIAMETER: 2.75-inch

LOGGED BY: C. Polk
 COMPLETED: 2/09/09

APPENDIX B

Laboratory Reports
Chain-of-Custody Forms

Thursday, March 5, 2009

Christina Johnson
PBS Engineering and Environmental (Vancouver)
1310 Main St.
Vancouver, WA 98686


RE: Jiffy Lube / 76090

Enclosed are the results of analyses for work order A901009, which was received by the laboratory on 1/3/2009 at 7:35:00AM.

Thank you for using Apex Labs. We appreciate your business and strive to provide the highest quality services to the environmental industry.

If you have any questions concerning this report or the services we offer, please feel free to contact me by email at: dthomas@apex-labs.com, or by phone at 503-718-2323.

Apex Laboratories



The results in this report apply to the samples analyzed in accordance with the chain of custody document. This analytical report must be reproduced in its entirety.

Darwin Thomas, Business Development Director

PBS Engineering and Environmental (Vancouver)
 1310 Main St.
 Vancouver, WA 98686

Project: **Jiffy Lube**
 Project Number: 76090
 Project Manager: Christina Johnson


Reported:
 03/04/09 18:11

ANALYTICAL REPORT FOR SAMPLES

SAMPLE INFORMATION

Sample ID	Laboratory ID	Matrix	Date Sampled	Date Received
BH-1-13	A901009-01	Soil	01/02/09 08:55	01/03/09 07:35
BH-1/20	A901009-02	Water	01/02/09 09:00	01/03/09 07:35
BH-2-7	A901009-03	Soil	01/02/09 10:45	01/03/09 07:35
BH-2/21	A901009-04	Water	01/02/09 11:05	01/03/09 07:35
BH-3-7	A901009-05	Soil	01/02/09 12:10	01/03/09 07:35
BH-3/22	A901009-06	Water	01/02/09 12:30	01/03/09 07:35
SS-1-2	A901009-07	Soil	01/02/09 10:05	01/03/09 07:35
SS-2-2	A901009-09	Soil	01/02/09 10:15	01/03/09 07:35
SS-4-2	A901009-11	Soil	01/02/09 13:00	01/03/09 07:35

Apex Laboratories



The results in this report apply to the samples analyzed in accordance with the chain of custody document. This analytical report must be reproduced in its entirety.

Darwin Thomas, Business Development Director

PBS Engineering and Environmental (Vancouver)
 1310 Main St.
 Vancouver, WA 98686

Project: **Jiffy Lube**
 Project Number: 76090
 Project Manager: Christina Johnson


Reported:
 03/04/09 18:11

ANALYTICAL SAMPLE RESULTS

HCID Screen by NWTPH-HCID

Analyte	Result	MDL	Reporting		Dilution	Date Analyzed	Method	Notes
			Limit	Units				
BH-1-13 (A901009-01)			Matrix: Soil					
Gasoline Range Organics	ND	---	20.7	mg/kg dry	1	01/05/09 22:54	NWTPH-HCID	
Diesel Range Organics	ND	---	51.9	"	"	"	"	
Oil Range Organics	DET	---	104	"	"	"	"	
<i>Surrogate: o-Terphenyl (Surr)</i>			<i>Recovery: 127 %</i>	<i>Limits: 50-150 %</i>	"	"	"	
BH-1/20 (A901009-02)			Matrix: Water					
Gasoline Range Organics	ND	---	0.100	mg/L	1	01/05/09 20:20	NWTPH-HCID	
Diesel Range Organics	ND	---	0.250	"	"	"	"	
Oil Range Organics	DET	---	0.500	"	"	"	"	
<i>Surrogate: o-Terphenyl (Surr)</i>			<i>Recovery: 113 %</i>	<i>Limits: 50-150 %</i>	"	"	"	
BH-2-7 (A901009-03)			Matrix: Soil					
Gasoline Range Organics	ND	---	20.3	mg/kg dry	1	01/05/09 21:18	NWTPH-HCID	
Diesel Range Organics	ND	---	50.6	"	"	"	"	
Oil Range Organics	ND	---	101	"	"	"	"	
<i>Surrogate: o-Terphenyl (Surr)</i>			<i>Recovery: 123 %</i>	<i>Limits: 50-150 %</i>	"	"	"	
BH-2/21 (A901009-04)			Matrix: Water					
Gasoline Range Organics	ND	---	0.100	mg/L	1	01/05/09 20:39	NWTPH-HCID	
Diesel Range Organics	ND	---	0.250	"	"	"	"	
Oil Range Organics	ND	---	0.500	"	"	"	"	
<i>Surrogate: o-Terphenyl (Surr)</i>			<i>Recovery: 105 %</i>	<i>Limits: 50-150 %</i>	"	"	"	
BH-3-7 (A901009-05)			Matrix: Soil					
Gasoline Range Organics	ND	---	19.3	mg/kg dry	1	01/05/09 22:35	NWTPH-HCID	
Diesel Range Organics	ND	---	48.2	"	"	"	"	
Oil Range Organics	ND	---	96.3	"	"	"	"	
<i>Surrogate: o-Terphenyl (Surr)</i>			<i>Recovery: 104 %</i>	<i>Limits: 50-150 %</i>	"	"	"	
BH-3/22 (A901009-06)			Matrix: Water					
Gasoline Range Organics	ND	---	0.100	mg/L	1	01/05/09 20:59	NWTPH-HCID	
Diesel Range Organics	ND	---	0.250	"	"	"	"	
Oil Range Organics	ND	---	0.500	"	"	"	"	
<i>Surrogate: o-Terphenyl (Surr)</i>			<i>Recovery: 126 %</i>	<i>Limits: 50-150 %</i>	"	"	"	
SS-1-2 (A901009-07)			Matrix: Soil					
Gasoline Range Organics	ND	---	19.5	mg/kg dry	1	01/05/09 21:37	NWTPH-HCID	
Diesel Range Organics	ND	---	48.7	"	"	"	"	
Oil Range Organics	ND	---	97.4	"	"	"	"	
<i>Surrogate: o-Terphenyl (Surr)</i>			<i>Recovery: 101 %</i>	<i>Limits: 50-150 %</i>	"	"	"	

Apex Laboratories



The results in this report apply to the samples analyzed in accordance with the chain of custody document. This analytical report must be reproduced in its entirety.

Darwin Thomas, Business Development Director

PBS Engineering and Environmental (Vancouver)
 1310 Main St.
 Vancouver, WA 98686

Project: **Jiffy Lube**
 Project Number: 76090
 Project Manager: Christina Johnson


Reported:
 03/04/09 18:11

ANALYTICAL SAMPLE RESULTS

HCID Screen by NWTPH-HCID

Analyte	Result	MDL	Reporting Limit	Units	Dilution	Date Analyzed	Method	Notes
SS-2-2 (A901009-09)			Matrix: Soil					
Gasoline Range Organics	ND	---	20.5	mg/kg dry	1	01/05/09 23:13	NWTPH-HCID	
Diesel Range Organics	ND	---	51.3	"	"	"	"	
Oil Range Organics	DET	---	103	"	"	"	"	
<i>Surrogate: o-Terphenyl (Surr)</i>			<i>Recovery: 129 %</i>	<i>Limits: 50-150 %</i>	"	"	"	
SS-4-2 (A901009-11)			Matrix: Soil					
Gasoline Range Organics	ND	---	21.7	mg/kg dry	1	01/05/09 21:57	NWTPH-HCID	
Diesel Range Organics	ND	---	54.2	"	"	"	"	
Oil Range Organics	ND	---	108	"	"	"	"	
<i>Surrogate: o-Terphenyl (Surr)</i>			<i>Recovery: 81 %</i>	<i>Limits: 50-150 %</i>	"	"	"	

Apex Laboratories



The results in this report apply to the samples analyzed in accordance with the chain of custody document. This analytical report must be reproduced in its entirety.

Darwin Thomas, Business Development Director

PBS Engineering and Environmental (Vancouver)
 1310 Main St.
 Vancouver, WA 98686

Project: **Jiffy Lube**
 Project Number: 76090
 Project Manager: Christina Johnson


Reported:
 03/04/09 18:11

ANALYTICAL SAMPLE RESULTS

Diesel Range (C10-C22) and Oil Range (C22-C40) Hydrocarbons by NWTPH-Dx

Analyte	Result	MDL	Reporting Limit	Units	Dilution	Date Analyzed	Method	Notes
BH-1-13 (A901009-01RE1)			Matrix: Soil					
Diesel Range Organics	120	6.91	34.5	mg/kg dry	1	01/13/09 00:47	NWTPH-Dx	F-07
Oil Range Organics	765	13.8	69.1	"	"	"	"	
<i>Surrogate: o-Terphenyl (Surr)</i>		<i>Recovery: 104 %</i>		<i>Limits: 50-150 %</i>		"	"	"
BH-1/20 (A901009-02)			Matrix: Water					
Diesel Range Organics	0.317	0.0500	0.250	mg/L	1	01/09/09 17:32	NWTPH-Dx	F-07
Oil Range Organics	1.84	0.0800	0.500	"	"	"	"	
<i>Surrogate: o-Terphenyl (Surr)</i>		<i>Recovery: 109 %</i>		<i>Limits: 50-150 %</i>		"	"	"
SS-2-2 (A901009-09)			Matrix: Soil					
Diesel Range Organics	62.9	5.20	26.0	mg/kg dry	1	01/12/09 17:28	NWTPH-Dx	F-07
Oil Range Organics	528	10.4	52.0	"	"	"	"	
<i>Surrogate: o-Terphenyl (Surr)</i>		<i>Recovery: 102 %</i>		<i>Limits: 50-150 %</i>		"	"	"

Apex Laboratories



The results in this report apply to the samples analyzed in accordance with the chain of custody document. This analytical report must be reproduced in its entirety.

Darwin Thomas, Business Development Director

PBS Engineering and Environmental (Vancouver)
1310 Main St.
Vancouver, WA 98686

Project: **Jiffy Lube**
Project Number: 76090
Project Manager: Christina Johnson

Reported:
03/04/09 18:11


ANALYTICAL SAMPLE RESULTS

Volatile Organic Compounds by EPA 8260B

Analyte	Result	MDL	Reporting		Dilution	Date Analyzed	Method	Notes
			Limit	Units				
BH-1-13 (A901009-01)			Matrix: Soil					V-07
Acetone	ND	387	1550	ug/kg dry	50	01/05/09 16:21	5035/8260B	
Benzene	ND	7.82	19.3	"	"	"	"	
Bromobenzene	ND	21.1	38.7	"	"	"	"	
Bromochloromethane	ND	23.8	38.7	"	"	"	"	
Bromodichloromethane	ND	23.7	38.7	"	"	"	"	
Bromoform	ND	29.6	77.4	"	"	"	"	
Bromomethane	ND	387	774	"	"	"	"	
2-Butanone (MEK)	ND	52.8	774	"	"	"	"	
n-Butylbenzene	15.5	12.5	77.4	"	"	"	"	J
sec-Butylbenzene	ND	17.7	77.4	"	"	"	"	
tert-Butylbenzene	ND	15.2	77.4	"	"	"	"	
Carbon tetrachloride	ND	21.9	38.7	"	"	"	"	
Chlorobenzene	ND	20.0	38.7	"	"	"	"	
Chloroethane	ND	387	774	"	"	"	"	
Chloroform	ND	193	387	"	"	"	"	
Chloromethane	55.7	39.7	387	"	"	"	"	J
2-Chlorotoluene	ND	18.8	38.7	"	"	"	"	
4-Chlorotoluene	ND	18.1	38.7	"	"	"	"	
1,2-Dibromo-3-chloropropane	ND	22.2	155	"	"	"	"	
Dibromochloromethane	ND	31.0	77.4	"	"	"	"	
1,2-Dibromoethane (EDB)	ND	23.4	38.7	"	"	"	"	
Dibromomethane	ND	19.4	38.7	"	"	"	"	
1,2-Dichlorobenzene	ND	20.5	38.7	"	"	"	"	
1,3-Dichlorobenzene	ND	16.9	38.7	"	"	"	"	
1,4-Dichlorobenzene	ND	20.9	38.7	"	"	"	"	
Dichlorodifluoromethane	ND	37.6	155	"	"	"	"	
1,1-Dichloroethane	ND	22.9	38.7	"	"	"	"	
1,2-Dichloroethane (EDC)	ND	16.9	38.7	"	"	"	"	
1,1-Dichloroethene	ND	20.7	38.7	"	"	"	"	
cis-1,2-Dichloroethene	ND	18.6	38.7	"	"	"	"	
trans-1,2-Dichloroethene	ND	19.9	38.7	"	"	"	"	
1,2-Dichloropropane	ND	18.2	38.7	"	"	"	"	
1,3-Dichloropropane	ND	20.7	38.7	"	"	"	"	
2,2-Dichloropropane	ND	35.1	77.4	"	"	"	"	
1,1-Dichloropropene	ND	20.0	38.7	"	"	"	"	
cis-1,3-Dichloropropene	ND	14.8	77.4	"	"	"	"	
trans-1,3-Dichloropropene	ND	12.8	77.4	"	"	"	"	

Apex Laboratories

The results in this report apply to the samples analyzed in accordance with the chain of custody document. This analytical report must be reproduced in its entirety.



Darwin Thomas, Business Development Director

PBS Engineering and Environmental (Vancouver)
1310 Main St.
Vancouver, WA 98686

Project: **Jiffy Lube**
Project Number: 76090
Project Manager: Christina Johnson


Reported:
03/04/09 18:11

ANALYTICAL SAMPLE RESULTS

Volatile Organic Compounds by EPA 8260B

Analyte	Result	MDL	Reporting		Dilution	Date Analyzed	Method	Notes
			Limit	Units				
BH-1-13 (A901009-01)			Matrix: Soil					V-07
Ethylbenzene	ND	14.4	38.7	ug/kg dry	50	"	5035/8260B	
Hexachlorobutadiene	ND	29.8	155	"	"	"	"	
2-Hexanone	ND	31.6	774	"	"	"	"	
Isopropylbenzene	ND	14.0	77.4	"	"	"	"	
4-Isopropyltoluene	21.7	15.5	77.4	"	"	"	"	J
4-Methyl-2-pentanone (MiBK)	ND	24.1	774	"	"	"	"	
Methyl tert-butyl ether (MTBE)	ND	46.2	77.4	"	"	"	"	
Methylene chloride	132	44.7	387	"	"	"	"	J
Naphthalene	ND	155	387	"	"	"	"	
n-Propylbenzene	ND	17.2	38.7	"	"	"	"	
Styrene	ND	13.5	155	"	"	"	"	
1,1,1,2-Tetrachloroethane	ND	29.1	77.4	"	"	"	"	
1,1,2,2-Tetrachloroethane	ND	19.3	38.7	"	"	"	"	
Tetrachloroethene (PCE)	ND	21.7	38.7	"	"	"	"	
Toluene	ND	15.2	38.7	"	"	"	"	
1,2,3-Trichlorobenzene	ND	13.5	155	"	"	"	"	
1,2,4-Trichlorobenzene	ND	17.5	155	"	"	"	"	
1,1,1-Trichloroethane	ND	34.4	77.4	"	"	"	"	
1,1,2-Trichloroethane	ND	21.1	38.7	"	"	"	"	
Trichloroethene (TCE)	ND	28.0	38.7	"	"	"	"	
Trichlorofluoromethane	ND	25.4	155	"	"	"	"	
1,2,3-Trichloropropane	ND	30.4	77.4	"	"	"	"	
1,2,4-Trimethylbenzene	ND	14.3	77.4	"	"	"	"	
1,3,5-Trimethylbenzene	ND	15.6	77.4	"	"	"	"	
Vinyl chloride	ND	28.1	38.7	"	"	"	"	
m,p-Xylene	ND	35.8	77.4	"	"	"	"	
o-Xylene	ND	18.8	38.7	"	"	"	"	
<i>Surrogate: Dibromofluoromethane (Surr)</i>			<i>Recovery: 104 %</i>	<i>Limits: 70-130 %</i>	1	"	"	
<i>1,4-Difluorobenzene (Surr)</i>			<i>108 %</i>	<i>Limits: 70-130 %</i>	"	"	"	
<i>Toluene-d8 (Surr)</i>			<i>90 %</i>	<i>Limits: 70-130 %</i>	"	"	"	
<i>4-Bromofluorobenzene (Surr)</i>			<i>95 %</i>	<i>Limits: 70-130 %</i>	"	"	"	

Apex Laboratories



The results in this report apply to the samples analyzed in accordance with the chain of custody document. This analytical report must be reproduced in its entirety.

PBS Engineering and Environmental (Vancouver)
 1310 Main St.
 Vancouver, WA 98686

Project: **Jiffy Lube**
 Project Number: 76090
 Project Manager: Christina Johnson

Reported:
 03/04/09 18:11


ANALYTICAL SAMPLE RESULTS

Volatile Organic Compounds by EPA 8260B

Analyte	Result	MDL	Reporting		Units	Dilution	Date Analyzed	Method	Notes
			Limit						
BH-1/20 (A901009-02RE1)			Matrix: Water						
Acetone	ND	10.0	20.0		ug/L	1	01/08/09 17:44	EPA 8260B	
Benzene	ND	0.136	0.250		"	"	"	"	
Bromobenzene	ND	0.224	0.500		"	"	"	"	
Bromochloromethane	ND	0.185	0.500		"	"	"	"	
Bromodichloromethane	ND	0.265	0.500		"	"	"	"	
Bromoform	ND	0.153	1.00		"	"	"	"	
Bromomethane	ND	5.00	5.00		"	"	"	"	
2-Butanone (MEK)	ND	5.00	10.0		"	"	"	"	
n-Butylbenzene	ND	0.500	1.00		"	"	"	"	
sec-Butylbenzene	ND	0.500	10.0		"	"	"	"	
tert-Butylbenzene	ND	0.500	0.500		"	"	"	"	
Carbon disulfide	ND	2.00	10.0		"	"	"	"	
Carbon tetrachloride	ND	0.182	0.500		"	"	"	"	
Chlorobenzene	ND	0.233	0.500		"	"	"	"	
Chloroethane	ND	1.00	2.00		"	"	"	"	
Chloroform	1.01	1.00	2.00		"	"	"	"	J
Chloromethane	ND	5.00	5.00		"	"	"	"	
2-Chlorotoluene	ND	0.229	0.500		"	"	"	"	
4-Chlorotoluene	ND	0.110	0.500		"	"	"	"	
1,2-Dibromo-3-chloropropane	ND	2.00	5.00		"	"	"	"	
Dibromochloromethane	ND	0.173	0.500		"	"	"	"	
1,2-Dibromoethane (EDB)	ND	0.205	0.500		"	"	"	"	
Dibromomethane	ND	0.269	0.500		"	"	"	"	
1,2-Dichlorobenzene	ND	0.184	0.500		"	"	"	"	
1,3-Dichlorobenzene	ND	0.181	0.500		"	"	"	"	
1,4-Dichlorobenzene	ND	0.211	0.500		"	"	"	"	
Dichlorodifluoromethane	ND	0.349	1.00		"	"	"	"	
1,1-Dichloroethane	ND	0.235	0.500		"	"	"	"	
1,2-Dichloroethane (EDC)	ND	0.302	0.500		"	"	"	"	
1,1-Dichloroethene	ND	0.266	0.500		"	"	"	"	
cis-1,2-Dichloroethene	ND	0.122	0.500		"	"	"	"	
trans-1,2-Dichloroethene	ND	0.222	0.500		"	"	"	"	
1,2-Dichloropropane	ND	0.177	0.500		"	"	"	"	
1,3-Dichloropropane	ND	0.228	0.500		"	"	"	"	
2,2-Dichloropropane	ND	0.123	0.500		"	"	"	"	
1,1-Dichloropropene	ND	0.239	0.500		"	"	"	"	
cis-1,3-Dichloropropene	ND	0.120	1.00		"	"	"	"	

Apex Laboratories

The results in this report apply to the samples analyzed in accordance with the chain of custody document. This analytical report must be reproduced in its entirety.



Darwin Thomas, Business Development Director

PBS Engineering and Environmental (Vancouver)
1310 Main St.
Vancouver, WA 98686

Project: **Jiffy Lube**
Project Number: 76090
Project Manager: Christina Johnson


Reported:
03/04/09 18:11

ANALYTICAL SAMPLE RESULTS

Volatile Organic Compounds by EPA 8260B

Analyte	Result	MDL	Reporting		Units	Dilution	Date Analyzed	Method	Notes
			Limit						
BH-1/20 (A901009-02RE1)			Matrix: Water						
trans-1,3-Dichloropropene	ND	0.142	0.500		ug/L	1	"	EPA 8260B	
Ethylbenzene	ND	0.136	0.500		"	"	"	"	
Hexachlorobutadiene	ND	2.00	5.00		"	"	"	"	
2-Hexanone	ND	5.00	10.0		"	"	"	"	
Isopropylbenzene	ND	0.104	0.500		"	"	"	"	
4-Isopropyltoluene	ND	0.120	1.00		"	"	"	"	
4-Methyl-2-pentanone (MiBK)	ND	5.00	10.0		"	"	"	"	
Methyl tert-butyl ether (MTBE)	ND	1.00	1.00		"	"	"	"	
Methylene chloride	ND	2.50	5.00		"	"	"	"	
Naphthalene	ND	2.50	5.00		"	"	"	"	
n-Propylbenzene	ND	0.119	0.500		"	"	"	"	
Styrene	ND	0.100	0.500		"	"	"	"	
1,1,1,2-Tetrachloroethane	ND	0.200	0.500		"	"	"	"	
1,1,2,2-Tetrachloroethane	ND	0.240	0.500		"	"	"	"	
Tetrachloroethene (PCE)	0.600	0.269	1.00		"	"	"	"	R-06, J
Toluene	0.330	0.175	1.00		"	"	"	"	J
1,2,3-Trichlorobenzene	ND	2.50	5.00		"	"	"	"	
1,2,4-Trichlorobenzene	ND	2.50	5.00		"	"	"	"	
1,1,1-Trichloroethane	ND	0.188	0.500		"	"	"	"	
1,1,2-Trichloroethane	ND	0.258	0.500		"	"	"	"	
Trichloroethene (TCE)	ND	0.193	0.500		"	"	"	"	
Trichlorofluoromethane	ND	0.312	1.00		"	"	"	"	
1,2,3-Trichloropropane	ND	0.342	1.00		"	"	"	"	
1,2,4-Trimethylbenzene	ND	0.0900	1.00		"	"	"	"	
1,3,5-Trimethylbenzene	ND	0.147	1.00		"	"	"	"	
Vinyl chloride	ND	0.316	0.500		"	"	"	"	
m,p-Xylene	ND	0.240	1.00		"	"	"	"	
o-Xylene	ND	0.198	0.500		"	"	"	"	
<i>Surrogate: Dibromofluoromethane (Surr)</i>		<i>Recovery: 104 %</i>		<i>Limits: 80-120 %</i>		"	"	"	
<i>1,4-Difluorobenzene (Surr)</i>		<i>103 %</i>		<i>Limits: 80-120 %</i>		"	"	"	
<i>Toluene-d8 (Surr)</i>		<i>84 %</i>		<i>Limits: 80-120 %</i>		"	"	"	
<i>4-Bromofluorobenzene (Surr)</i>		<i>106 %</i>		<i>Limits: 80-120 %</i>		"	"	"	

Apex Laboratories



The results in this report apply to the samples analyzed in accordance with the chain of custody document. This analytical report must be reproduced in its entirety.

PBS Engineering and Environmental (Vancouver)
 1310 Main St.
 Vancouver, WA 98686

Project: **Jiffy Lube**
 Project Number: 76090
 Project Manager: Christina Johnson

Reported:
 03/04/09 18:11

ANALYTICAL SAMPLE RESULTS

Volatile Organic Compounds by EPA 8260B

Analyte	Result	MDL	Reporting		Dilution	Date Analyzed	Method	Notes
			Limit	Units				
BH-2-7 (A901009-03)			Matrix: Soil					V-07
Acetone	ND	297	1190	ug/kg dry	50	01/05/09 16:49	5035/8260B	
Benzene	ND	6.00	14.9	"	"	"	"	
Bromobenzene	ND	16.2	29.7	"	"	"	"	
Bromochloromethane	ND	18.3	29.7	"	"	"	"	
Bromodichloromethane	ND	18.2	29.7	"	"	"	"	
Bromoform	ND	22.7	59.4	"	"	"	"	
Bromomethane	ND	297	594	"	"	"	"	
2-Butanone (MEK)	ND	40.5	594	"	"	"	"	
n-Butylbenzene	ND	9.63	59.4	"	"	"	"	
sec-Butylbenzene	ND	13.6	59.4	"	"	"	"	
tert-Butylbenzene	ND	11.7	59.4	"	"	"	"	
Carbon tetrachloride	ND	16.8	29.7	"	"	"	"	
Chlorobenzene	ND	15.4	29.7	"	"	"	"	
Chloroethane	ND	297	594	"	"	"	"	
Chloroform	ND	149	297	"	"	"	"	
Chloromethane	32.7	30.5	297	"	"	"	"	J
2-Chlorotoluene	ND	14.4	29.7	"	"	"	"	
4-Chlorotoluene	ND	13.9	29.7	"	"	"	"	
1,2-Dibromo-3-chloropropane	ND	17.1	119	"	"	"	"	
Dibromochloromethane	ND	23.8	59.4	"	"	"	"	
1,2-Dibromoethane (EDB)	ND	18.0	29.7	"	"	"	"	
Dibromomethane	ND	14.9	29.7	"	"	"	"	
1,2-Dichlorobenzene	ND	15.7	29.7	"	"	"	"	
1,3-Dichlorobenzene	ND	13.0	29.7	"	"	"	"	
1,4-Dichlorobenzene	ND	16.0	29.7	"	"	"	"	
Dichlorodifluoromethane	ND	28.9	119	"	"	"	"	
1,1-Dichloroethane	ND	17.6	29.7	"	"	"	"	
1,2-Dichloroethane (EDC)	ND	13.0	29.7	"	"	"	"	
1,1-Dichloroethene	ND	15.9	29.7	"	"	"	"	
cis-1,2-Dichloroethene	ND	14.3	29.7	"	"	"	"	
trans-1,2-Dichloroethene	ND	15.3	29.7	"	"	"	"	
1,2-Dichloropropane	ND	14.0	29.7	"	"	"	"	
1,3-Dichloropropane	ND	15.9	29.7	"	"	"	"	
2,2-Dichloropropane	ND	27.0	59.4	"	"	"	"	
1,1-Dichloropropene	ND	15.3	29.7	"	"	"	"	
cis-1,3-Dichloropropene	ND	11.3	59.4	"	"	"	"	
trans-1,3-Dichloropropene	ND	9.86	59.4	"	"	"	"	

Apex Laboratories

The results in this report apply to the samples analyzed in accordance with the chain of custody document. This analytical report must be reproduced in its entirety.



Darwin Thomas, Business Development Director

PBS Engineering and Environmental (Vancouver)
 1310 Main St.
 Vancouver, WA 98686

Project: **Jiffy Lube**
 Project Number: 76090
 Project Manager: Christina Johnson

Reported:
 03/04/09 18:11

ANALYTICAL SAMPLE RESULTS

Volatile Organic Compounds by EPA 8260B

Analyte	Result	MDL	Reporting		Dilution	Date Analyzed	Method	Notes
			Limit	Units				
BH-2-7 (A901009-03)			Matrix: Soil					V-07
Ethylbenzene	ND	11.1	29.7	ug/kg dry	50	"	5035/8260B	
Hexachlorobutadiene	ND	22.9	119	"	"	"	"	
2-Hexanone	ND	24.2	594	"	"	"	"	
Isopropylbenzene	ND	10.8	59.4	"	"	"	"	
4-Isopropyltoluene	14.9	11.9	59.4	"	"	"	"	J
4-Methyl-2-pentanone (MiBK)	ND	18.5	594	"	"	"	"	
Methyl tert-butyl ether (MTBE)	ND	35.5	59.4	"	"	"	"	
Methylene chloride	118	34.3	297	"	"	"	"	J
Naphthalene	ND	119	297	"	"	"	"	
n-Propylbenzene	ND	13.2	29.7	"	"	"	"	
Styrene	ND	10.3	119	"	"	"	"	
1,1,1,2-Tetrachloroethane	ND	22.3	59.4	"	"	"	"	
1,1,2,2-Tetrachloroethane	ND	14.8	29.7	"	"	"	"	
Tetrachloroethene (PCE)	ND	16.6	29.7	"	"	"	"	
Toluene	ND	11.7	29.7	"	"	"	"	
1,2,3-Trichlorobenzene	ND	10.4	119	"	"	"	"	
1,2,4-Trichlorobenzene	ND	13.4	119	"	"	"	"	
1,1,1-Trichloroethane	ND	26.4	59.4	"	"	"	"	
1,1,2-Trichloroethane	ND	16.2	29.7	"	"	"	"	
Trichloroethene (TCE)	ND	21.5	29.7	"	"	"	"	
Trichlorofluoromethane	ND	19.5	119	"	"	"	"	
1,2,3-Trichloropropane	ND	23.4	59.4	"	"	"	"	
1,2,4-Trimethylbenzene	ND	11.0	59.4	"	"	"	"	
1,3,5-Trimethylbenzene	ND	11.9	59.4	"	"	"	"	
Vinyl chloride	ND	21.6	29.7	"	"	"	"	
m,p-Xylene	ND	27.5	59.4	"	"	"	"	
o-Xylene	ND	14.4	29.7	"	"	"	"	
<i>Surrogate: Dibromofluoromethane (Surr)</i>			<i>Recovery: 105 %</i>	<i>Limits: 70-130 %</i>	1	"	"	
<i>1,4-Difluorobenzene (Surr)</i>			<i>109 %</i>	<i>Limits: 70-130 %</i>	"	"	"	
<i>Toluene-d8 (Surr)</i>			<i>91 %</i>	<i>Limits: 70-130 %</i>	"	"	"	
<i>4-Bromofluorobenzene (Surr)</i>			<i>98 %</i>	<i>Limits: 70-130 %</i>	"	"	"	

Apex Laboratories



The results in this report apply to the samples analyzed in accordance with the chain of custody document. This analytical report must be reproduced in its entirety.

PBS Engineering and Environmental (Vancouver)
 1310 Main St.
 Vancouver, WA 98686

Project: **Jiffy Lube**
 Project Number: 76090
 Project Manager: Christina Johnson

Reported:
 03/04/09 18:11

ANALYTICAL SAMPLE RESULTS

Volatile Organic Compounds by EPA 8260B

Analyte	Result	MDL	Reporting		Units	Dilution	Date Analyzed	Method	Notes
			Limit						
BH-2/21 (A901009-04)			Matrix: Water						
Acetone	ND	10.0	20.0		ug/L	1	01/07/09 14:40	EPA 8260B	
Benzene	ND	0.136	0.250		"	"	"	"	
Bromobenzene	ND	0.224	0.500		"	"	"	"	
Bromochloromethane	ND	0.185	0.500		"	"	"	"	
Bromodichloromethane	ND	0.265	0.500		"	"	"	"	
Bromoform	ND	0.153	1.00		"	"	"	"	
Bromomethane	ND	5.00	5.00		"	"	"	"	
2-Butanone (MEK)	ND	5.00	10.0		"	"	"	"	
n-Butylbenzene	ND	0.500	1.00		"	"	"	"	
sec-Butylbenzene	ND	0.500	10.0		"	"	"	"	
tert-Butylbenzene	ND	0.500	0.500		"	"	"	"	
Carbon tetrachloride	ND	0.182	0.500		"	"	"	"	
Chlorobenzene	ND	0.233	0.500		"	"	"	"	
Chloroethane	ND	1.00	2.00		"	"	"	"	
Chloroform	ND	1.00	2.00		"	"	"	"	
Chloromethane	ND	5.00	5.00		"	"	"	"	
2-Chlorotoluene	ND	0.229	0.500		"	"	"	"	
4-Chlorotoluene	ND	0.110	0.500		"	"	"	"	
1,2-Dibromo-3-chloropropane	ND	2.00	5.00		"	"	"	"	
Dibromochloromethane	ND	0.173	0.500		"	"	"	"	
1,2-Dibromoethane (EDB)	ND	0.205	0.500		"	"	"	"	
Dibromomethane	ND	0.269	0.500		"	"	"	"	
1,2-Dichlorobenzene	ND	0.184	0.500		"	"	"	"	
1,3-Dichlorobenzene	ND	0.181	0.500		"	"	"	"	
1,4-Dichlorobenzene	ND	0.211	0.500		"	"	"	"	
Dichlorodifluoromethane	ND	0.349	1.00		"	"	"	"	
1,1-Dichloroethane	ND	0.235	0.500		"	"	"	"	
1,2-Dichloroethane (EDC)	ND	0.302	0.500		"	"	"	"	
1,1-Dichloroethene	ND	0.266	0.500		"	"	"	"	
cis-1,2-Dichloroethene	ND	0.122	0.500		"	"	"	"	
trans-1,2-Dichloroethene	ND	0.222	0.500		"	"	"	"	
1,2-Dichloropropane	ND	0.177	0.500		"	"	"	"	
1,3-Dichloropropane	ND	0.228	0.500		"	"	"	"	
2,2-Dichloropropane	ND	0.123	0.500		"	"	"	"	
1,1-Dichloropropene	ND	0.239	0.500		"	"	"	"	
cis-1,3-Dichloropropene	ND	0.120	1.00		"	"	"	"	
trans-1,3-Dichloropropene	ND	0.142	0.500		"	"	"	"	

Apex Laboratories

The results in this report apply to the samples analyzed in accordance with the chain of custody document. This analytical report must be reproduced in its entirety.



Darwin Thomas, Business Development Director

PBS Engineering and Environmental (Vancouver)
 1310 Main St.
 Vancouver, WA 98686

Project: **Jiffy Lube**
 Project Number: 76090
 Project Manager: Christina Johnson

Reported:
 03/04/09 18:11

ANALYTICAL SAMPLE RESULTS

Volatile Organic Compounds by EPA 8260B

Analyte	Result	MDL	Reporting		Dilution	Date Analyzed	Method	Notes
			Limit	Units				
BH-2/21 (A901009-04) Matrix: Water								
Ethylbenzene	ND	0.136	0.500	ug/L	1	"	EPA 8260B	
Hexachlorobutadiene	ND	2.00	5.00	"	"	"	"	
2-Hexanone	ND	5.00	10.0	"	"	"	"	
Isopropylbenzene	ND	0.104	0.500	"	"	"	"	
4-Isopropyltoluene	0.230	0.120	1.00	"	"	"	"	J
4-Methyl-2-pentanone (MiBK)	ND	5.00	10.0	"	"	"	"	
Methyl tert-butyl ether (MTBE)	ND	1.00	1.00	"	"	"	"	
Methylene chloride	ND	2.50	5.00	"	"	"	"	
Naphthalene	ND	2.50	5.00	"	"	"	"	
n-Propylbenzene	ND	0.119	0.500	"	"	"	"	
Styrene	ND	0.100	0.500	"	"	"	"	
1,1,1,2-Tetrachloroethane	ND	0.200	0.500	"	"	"	"	
1,1,2,2-Tetrachloroethane	ND	0.240	0.500	"	"	"	"	
Tetrachloroethene (PCE)	ND	0.269	0.500	"	"	"	"	
Toluene	ND	0.175	1.00	"	"	"	"	
1,2,3-Trichlorobenzene	ND	2.50	5.00	"	"	"	"	
1,2,4-Trichlorobenzene	ND	2.50	5.00	"	"	"	"	
1,1,1-Trichloroethane	ND	0.188	0.500	"	"	"	"	
1,1,2-Trichloroethane	ND	0.258	0.500	"	"	"	"	
Trichloroethene (TCE)	ND	0.193	0.500	"	"	"	"	
Trichlorofluoromethane	ND	0.312	1.00	"	"	"	"	
1,2,3-Trichloropropane	ND	0.342	1.00	"	"	"	"	
1,2,4-Trimethylbenzene	ND	0.0900	1.00	"	"	"	"	
1,3,5-Trimethylbenzene	ND	0.147	1.00	"	"	"	"	
Vinyl chloride	ND	0.316	0.500	"	"	"	"	
m,p-Xylene	ND	0.240	1.00	"	"	"	"	
o-Xylene	ND	0.198	0.500	"	"	"	"	
<i>Surrogate: Dibromofluoromethane (Surr)</i>		<i>Recovery: 116 %</i>		<i>Limits: 80-120 %</i>		"	"	"
<i>1,4-Difluorobenzene (Surr)</i>		<i>117 %</i>		<i>Limits: 80-120 %</i>		"	"	"
<i>Toluene-d8 (Surr)</i>		<i>89 %</i>		<i>Limits: 80-120 %</i>		"	"	"
<i>4-Bromofluorobenzene (Surr)</i>		<i>100 %</i>		<i>Limits: 80-120 %</i>		"	"	"

Apex Laboratories



The results in this report apply to the samples analyzed in accordance with the chain of custody document. This analytical report must be reproduced in its entirety.

PBS Engineering and Environmental (Vancouver)
 1310 Main St.
 Vancouver, WA 98686

Project: **Jiffy Lube**
 Project Number: 76090
 Project Manager: Christina Johnson


Reported:
 03/04/09 18:11

ANALYTICAL SAMPLE RESULTS

Volatile Organic Compounds by EPA 8260B

Analyte	Result	MDL	Reporting		Dilution	Date Analyzed	Method	Notes
			Limit	Units				
BH-3-7 (A901009-05)			Matrix: Soil					V-07
Acetone	ND	309	1240	ug/kg dry	50	01/05/09 17:17	5035/8260B	
Benzene	ND	6.25	15.5	"	"	"	"	
Bromobenzene	ND	16.9	30.9	"	"	"	"	
Bromochloromethane	ND	19.1	30.9	"	"	"	"	
Bromodichloromethane	ND	18.9	30.9	"	"	"	"	
Bromoform	ND	23.6	61.9	"	"	"	"	
Bromomethane	ND	309	619	"	"	"	"	
2-Butanone (MEK)	ND	42.2	619	"	"	"	"	
n-Butylbenzene	ND	10.0	61.9	"	"	"	"	
sec-Butylbenzene	ND	14.2	61.9	"	"	"	"	
tert-Butylbenzene	ND	12.2	61.9	"	"	"	"	
Carbon tetrachloride	ND	17.5	30.9	"	"	"	"	
Chlorobenzene	ND	16.0	30.9	"	"	"	"	
Chloroethane	ND	309	619	"	"	"	"	
Chloroform	ND	155	309	"	"	"	"	
Chloromethane	37.7	31.7	309	"	"	"	"	J
2-Chlorotoluene	ND	15.0	30.9	"	"	"	"	
4-Chlorotoluene	ND	14.5	30.9	"	"	"	"	
1,2-Dibromo-3-chloropropane	ND	17.8	124	"	"	"	"	
Dibromochloromethane	ND	24.8	61.9	"	"	"	"	
1,2-Dibromoethane (EDB)	ND	18.8	30.9	"	"	"	"	
Dibromomethane	ND	15.5	30.9	"	"	"	"	
1,2-Dichlorobenzene	ND	16.4	30.9	"	"	"	"	
1,3-Dichlorobenzene	ND	13.5	30.9	"	"	"	"	
1,4-Dichlorobenzene	ND	16.7	30.9	"	"	"	"	
Dichlorodifluoromethane	ND	30.1	124	"	"	"	"	
1,1-Dichloroethane	ND	18.3	30.9	"	"	"	"	
1,2-Dichloroethane (EDC)	ND	13.6	30.9	"	"	"	"	
1,1-Dichloroethene	ND	16.6	30.9	"	"	"	"	
cis-1,2-Dichloroethene	ND	14.9	30.9	"	"	"	"	
trans-1,2-Dichloroethene	ND	15.9	30.9	"	"	"	"	
1,2-Dichloropropane	ND	14.5	30.9	"	"	"	"	
1,3-Dichloropropane	ND	16.5	30.9	"	"	"	"	
2,2-Dichloropropane	ND	28.1	61.9	"	"	"	"	
1,1-Dichloropropene	ND	16.0	30.9	"	"	"	"	
cis-1,3-Dichloropropene	ND	11.8	61.9	"	"	"	"	
trans-1,3-Dichloropropene	ND	10.3	61.9	"	"	"	"	

Apex Laboratories



The results in this report apply to the samples analyzed in accordance with the chain of custody document. This analytical report must be reproduced in its entirety.

PBS Engineering and Environmental (Vancouver)
 1310 Main St.
 Vancouver, WA 98686

Project: **Jiffy Lube**
 Project Number: 76090
 Project Manager: Christina Johnson

Reported:
 03/04/09 18:11

ANALYTICAL SAMPLE RESULTS

Volatile Organic Compounds by EPA 8260B

Analyte	Result	MDL	Reporting		Dilution	Date Analyzed	Method	Notes
			Limit	Units				
BH-3-7 (A901009-05)			Matrix: Soil					V-07
Ethylbenzene	ND	11.5	30.9	ug/kg dry	50	"	5035/8260B	
Hexachlorobutadiene	ND	23.8	124	"	"	"	"	
2-Hexanone	ND	25.2	619	"	"	"	"	
Isopropylbenzene	ND	11.2	61.9	"	"	"	"	
4-Isopropyltoluene	16.1	12.4	61.9	"	"	"	"	J
4-Methyl-2-pentanone (MiBK)	ND	19.3	619	"	"	"	"	
Methyl tert-butyl ether (MTBE)	ND	36.9	61.9	"	"	"	"	
Methylene chloride	163	35.8	309	"	"	"	"	J
Naphthalene	ND	124	309	"	"	"	"	
n-Propylbenzene	ND	13.7	30.9	"	"	"	"	
Styrene	ND	10.8	124	"	"	"	"	
1,1,1,2-Tetrachloroethane	ND	23.3	61.9	"	"	"	"	
1,1,2,2-Tetrachloroethane	ND	15.4	30.9	"	"	"	"	
Tetrachloroethene (PCE)	ND	17.3	30.9	"	"	"	"	
Toluene	ND	12.2	30.9	"	"	"	"	
1,2,3-Trichlorobenzene	ND	10.8	124	"	"	"	"	
1,2,4-Trichlorobenzene	ND	14.0	124	"	"	"	"	
1,1,1-Trichloroethane	ND	27.5	61.9	"	"	"	"	
1,1,2-Trichloroethane	ND	16.9	30.9	"	"	"	"	
Trichloroethene (TCE)	ND	22.4	30.9	"	"	"	"	
Trichlorofluoromethane	ND	20.3	124	"	"	"	"	
1,2,3-Trichloropropane	ND	24.3	61.9	"	"	"	"	
1,2,4-Trimethylbenzene	ND	11.4	61.9	"	"	"	"	
1,3,5-Trimethylbenzene	ND	12.4	61.9	"	"	"	"	
Vinyl chloride	ND	22.5	30.9	"	"	"	"	
m,p-Xylene	ND	28.7	61.9	"	"	"	"	
o-Xylene	ND	15.0	30.9	"	"	"	"	
<i>Surrogate: Dibromofluoromethane (Surr)</i>			<i>Recovery: 103 %</i>	<i>Limits: 70-130 %</i>	1	"	"	
<i>1,4-Difluorobenzene (Surr)</i>			<i>108 %</i>	<i>Limits: 70-130 %</i>	"	"	"	
<i>Toluene-d8 (Surr)</i>			<i>91 %</i>	<i>Limits: 70-130 %</i>	"	"	"	
<i>4-Bromofluorobenzene (Surr)</i>			<i>96 %</i>	<i>Limits: 70-130 %</i>	"	"	"	

Apex Laboratories



The results in this report apply to the samples analyzed in accordance with the chain of custody document. This analytical report must be reproduced in its entirety.

PBS Engineering and Environmental (Vancouver)
 1310 Main St.
 Vancouver, WA 98686

Project: **Jiffy Lube**
 Project Number: 76090
 Project Manager: Christina Johnson

Reported:
 03/04/09 18:11


ANALYTICAL SAMPLE RESULTS

Volatile Organic Compounds by EPA 8260B

Analyte	Result	MDL	Reporting		Units	Dilution	Date Analyzed	Method	Notes
			Limit						
BH-3/22 (A901009-06)			Matrix: Water						
Acetone	ND	10.0	20.0		ug/L	1	01/06/09 19:31	EPA 8260B	
Benzene	ND	0.136	0.250		"	"	"	"	
Bromobenzene	ND	0.224	0.500		"	"	"	"	
Bromochloromethane	0.410	0.185	0.500		"	"	"	"	J
Bromodichloromethane	0.610	0.265	1.00		"	"	"	"	R-01, J
Bromoform	ND	0.153	1.00		"	"	"	"	
Bromomethane	ND	5.00	5.00		"	"	"	"	
2-Butanone (MEK)	ND	5.00	10.0		"	"	"	"	
n-Butylbenzene	ND	0.500	1.00		"	"	"	"	
sec-Butylbenzene	ND	0.500	10.0		"	"	"	"	
tert-Butylbenzene	ND	0.500	0.500		"	"	"	"	
Carbon disulfide	ND	2.00	10.0		"	"	"	"	
Carbon tetrachloride	ND	0.182	0.500		"	"	"	"	
Chlorobenzene	ND	0.233	0.500		"	"	"	"	
Chloroethane	ND	1.00	2.00		"	"	"	"	
Chloroform	2.77	1.00	2.00		"	"	"	"	
Chloromethane	ND	5.00	5.00		"	"	"	"	
2-Chlorotoluene	ND	0.229	0.500		"	"	"	"	
4-Chlorotoluene	ND	0.110	0.500		"	"	"	"	
1,2-Dibromo-3-chloropropane	ND	2.00	5.00		"	"	"	"	
Dibromochloromethane	0.240	0.173	0.500		"	"	"	"	J
1,2-Dibromoethane (EDB)	ND	0.205	0.500		"	"	"	"	
Dibromomethane	ND	0.269	0.500		"	"	"	"	
1,2-Dichlorobenzene	ND	0.184	0.500		"	"	"	"	
1,3-Dichlorobenzene	ND	0.181	0.500		"	"	"	"	
1,4-Dichlorobenzene	ND	0.211	0.500		"	"	"	"	
Dichlorodifluoromethane	ND	0.349	1.00		"	"	"	"	
1,1-Dichloroethane	ND	0.235	0.500		"	"	"	"	
1,2-Dichloroethane (EDC)	ND	0.302	0.500		"	"	"	"	
1,1-Dichloroethene	ND	0.266	0.500		"	"	"	"	
cis-1,2-Dichloroethene	ND	0.122	0.500		"	"	"	"	
trans-1,2-Dichloroethene	ND	0.222	0.500		"	"	"	"	
1,2-Dichloropropane	ND	0.177	0.500		"	"	"	"	
1,3-Dichloropropane	ND	0.228	0.500		"	"	"	"	
2,2-Dichloropropane	ND	0.123	0.500		"	"	"	"	
1,1-Dichloropropene	ND	0.239	0.500		"	"	"	"	
cis-1,3-Dichloropropene	ND	0.120	1.00		"	"	"	"	

Apex Laboratories

The results in this report apply to the samples analyzed in accordance with the chain of custody document. This analytical report must be reproduced in its entirety.



Darwin Thomas, Business Development Director

PBS Engineering and Environmental (Vancouver)
1310 Main St.
Vancouver, WA 98686

Project: **Jiffy Lube**
Project Number: 76090
Project Manager: Christina Johnson


Reported:
03/04/09 18:11

ANALYTICAL SAMPLE RESULTS

Volatile Organic Compounds by EPA 8260B

Analyte	Result	MDL	Reporting		Dilution	Date Analyzed	Method	Notes
			Limit	Units				
Matrix: Water								
BH-3/22 (A901009-06)								
trans-1,3-Dichloropropene	ND	0.142	0.500	ug/L	1	"	EPA 8260B	
Ethylbenzene	ND	0.136	0.500	"	"	"	"	
Hexachlorobutadiene	ND	2.00	5.00	"	"	"	"	
2-Hexanone	ND	5.00	10.0	"	"	"	"	
Isopropylbenzene	0.220	0.104	0.500	"	"	"	"	J, B
4-Isopropyltoluene	0.240	0.120	1.00	"	"	"	"	J
4-Methyl-2-pentanone (MiBK)	ND	5.00	10.0	"	"	"	"	
Methyl tert-butyl ether (MTBE)	ND	1.00	1.00	"	"	"	"	
Methylene chloride	ND	2.50	5.00	"	"	"	"	
Naphthalene	ND	2.50	5.00	"	"	"	"	
n-Propylbenzene	ND	0.119	0.500	"	"	"	"	
Styrene	0.240	0.100	0.500	"	"	"	"	B, J
1,1,1,2-Tetrachloroethane	ND	0.200	0.500	"	"	"	"	
1,1,2,2-Tetrachloroethane	ND	0.240	0.500	"	"	"	"	
Tetrachloroethene (PCE)	ND	0.269	0.500	"	"	"	"	
Toluene	ND	0.175	1.00	"	"	"	"	
1,2,3-Trichlorobenzene	ND	2.50	5.00	"	"	"	"	
1,2,4-Trichlorobenzene	ND	2.50	5.00	"	"	"	"	
1,1,1-Trichloroethane	ND	0.188	0.500	"	"	"	"	
1,1,2-Trichloroethane	ND	0.258	0.500	"	"	"	"	
Trichloroethene (TCE)	ND	0.193	0.500	"	"	"	"	
Trichlorofluoromethane	ND	0.312	1.00	"	"	"	"	
1,2,3-Trichloropropane	ND	0.342	1.00	"	"	"	"	
1,2,4-Trimethylbenzene	ND	0.0900	1.00	"	"	"	"	
1,3,5-Trimethylbenzene	ND	0.147	1.00	"	"	"	"	
Vinyl chloride	ND	0.316	0.500	"	"	"	"	
m,p-Xylene	ND	0.240	1.00	"	"	"	"	
o-Xylene	ND	0.198	0.500	"	"	"	"	
<i>Surrogate: Dibromofluoromethane (Surr)</i>		<i>Recovery: 112 %</i>		<i>Limits: 80-120 %</i>		"	"	"
<i>1,4-Difluorobenzene (Surr)</i>		<i>114 %</i>		<i>Limits: 80-120 %</i>		"	"	"
<i>Toluene-d8 (Surr)</i>		<i>87 %</i>		<i>Limits: 80-120 %</i>		"	"	"
<i>4-Bromofluorobenzene (Surr)</i>		<i>99 %</i>		<i>Limits: 80-120 %</i>		"	"	"

Apex Laboratories



The results in this report apply to the samples analyzed in accordance with the chain of custody document. This analytical report must be reproduced in its entirety.

PBS Engineering and Environmental (Vancouver)
 1310 Main St.
 Vancouver, WA 98686

Project: **Jiffy Lube**
 Project Number: 76090
 Project Manager: Christina Johnson

Reported:
 03/04/09 18:11


ANALYTICAL SAMPLE RESULTS

Volatile Organic Compounds by EPA 8260B

Analyte	Result	MDL	Reporting		Dilution	Date Analyzed	Method	Notes
			Limit	Units				
SS-1-2 (A901009-07)			Matrix: Soil					V-07
Acetone	ND	372	1490	ug/kg dry	50	01/05/09 18:13	5035/8260B	
Benzene	ND	7.50	18.6	"	"	"	"	
Bromobenzene	ND	20.3	37.2	"	"	"	"	
Bromochloromethane	ND	22.9	37.2	"	"	"	"	
Bromodichloromethane	ND	22.7	37.2	"	"	"	"	
Bromoform	ND	28.4	74.3	"	"	"	"	
Bromomethane	ND	372	743	"	"	"	"	
2-Butanone (MEK)	63.2	50.7	743	"	"	"	"	J
n-Butylbenzene	ND	12.0	74.3	"	"	"	"	
sec-Butylbenzene	ND	17.0	74.3	"	"	"	"	
tert-Butylbenzene	ND	14.6	74.3	"	"	"	"	
Carbon tetrachloride	ND	21.0	37.2	"	"	"	"	
Chlorobenzene	ND	19.2	37.2	"	"	"	"	
Chloroethane	ND	372	743	"	"	"	"	
Chloroform	ND	186	372	"	"	"	"	
Chloromethane	39.4	38.1	372	"	"	"	"	J
2-Chlorotoluene	ND	18.1	37.2	"	"	"	"	
4-Chlorotoluene	ND	17.4	37.2	"	"	"	"	
1,2-Dibromo-3-chloropropane	ND	21.3	149	"	"	"	"	
Dibromochloromethane	ND	29.7	74.3	"	"	"	"	
1,2-Dibromoethane (EDB)	ND	22.5	37.2	"	"	"	"	
Dibromomethane	ND	18.6	37.2	"	"	"	"	
1,2-Dichlorobenzene	ND	19.7	37.2	"	"	"	"	
1,3-Dichlorobenzene	ND	16.2	37.2	"	"	"	"	
1,4-Dichlorobenzene	ND	20.1	37.2	"	"	"	"	
Dichlorodifluoromethane	ND	36.1	149	"	"	"	"	
1,1-Dichloroethane	ND	22.0	37.2	"	"	"	"	
1,2-Dichloroethane (EDC)	ND	16.3	37.2	"	"	"	"	
1,1-Dichloroethene	ND	19.9	37.2	"	"	"	"	
cis-1,2-Dichloroethene	ND	17.8	37.2	"	"	"	"	
trans-1,2-Dichloroethene	ND	19.1	37.2	"	"	"	"	
1,2-Dichloropropane	ND	17.5	37.2	"	"	"	"	
1,3-Dichloropropane	ND	19.8	37.2	"	"	"	"	
2,2-Dichloropropane	ND	33.7	74.3	"	"	"	"	
1,1-Dichloropropene	ND	19.2	37.2	"	"	"	"	
cis-1,3-Dichloropropene	ND	14.2	74.3	"	"	"	"	
trans-1,3-Dichloropropene	ND	12.3	74.3	"	"	"	"	

Apex Laboratories

The results in this report apply to the samples analyzed in accordance with the chain of custody document. This analytical report must be reproduced in its entirety.



Darwin Thomas, Business Development Director

PBS Engineering and Environmental (Vancouver)
1310 Main St.
Vancouver, WA 98686

Project: **Jiffy Lube**
Project Number: 76090
Project Manager: Christina Johnson


Reported:
03/04/09 18:11

ANALYTICAL SAMPLE RESULTS

Volatile Organic Compounds by EPA 8260B

Analyte	Result	MDL	Reporting		Dilution	Date Analyzed	Method	Notes
			Limit	Units				
SS-1-2 (A901009-07)			Matrix: Soil					V-07
Ethylbenzene	ND	13.8	37.2	ug/kg dry	50	"	5035/8260B	
Hexachlorobutadiene	ND	28.6	149	"	"	"	"	
2-Hexanone	ND	30.3	743	"	"	"	"	
Isopropylbenzene	ND	13.4	74.3	"	"	"	"	
4-Isopropyltoluene	18.6	14.9	74.3	"	"	"	"	J
4-Methyl-2-pentanone (MiBK)	ND	23.2	743	"	"	"	"	
Methyl tert-butyl ether (MTBE)	ND	44.4	74.3	"	"	"	"	
Methylene chloride	149	42.9	372	"	"	"	"	J
Naphthalene	ND	149	372	"	"	"	"	
n-Propylbenzene	ND	16.5	37.2	"	"	"	"	
Styrene	ND	12.9	149	"	"	"	"	
1,1,1,2-Tetrachloroethane	ND	27.9	74.3	"	"	"	"	
1,1,2,2-Tetrachloroethane	ND	18.5	37.2	"	"	"	"	
Tetrachloroethene (PCE)	ND	20.8	37.2	"	"	"	"	
Toluene	ND	14.6	37.2	"	"	"	"	
1,2,3-Trichlorobenzene	ND	13.0	149	"	"	"	"	
1,2,4-Trichlorobenzene	ND	16.8	149	"	"	"	"	
1,1,1-Trichloroethane	ND	33.1	74.3	"	"	"	"	
1,1,2-Trichloroethane	ND	20.3	37.2	"	"	"	"	
Trichloroethene (TCE)	ND	26.9	37.2	"	"	"	"	
Trichlorofluoromethane	ND	24.4	149	"	"	"	"	
1,2,3-Trichloropropane	ND	29.2	74.3	"	"	"	"	
1,2,4-Trimethylbenzene	ND	13.7	74.3	"	"	"	"	
1,3,5-Trimethylbenzene	ND	14.9	74.3	"	"	"	"	
Vinyl chloride	ND	27.0	37.2	"	"	"	"	
m,p-Xylene	ND	34.4	74.3	"	"	"	"	
o-Xylene	ND	18.1	37.2	"	"	"	"	
<i>Surrogate: Dibromofluoromethane (Surr)</i>			<i>Recovery: 104 %</i>	<i>Limits: 70-130 %</i>	1	"	"	
<i>1,4-Difluorobenzene (Surr)</i>			<i>108 %</i>	<i>Limits: 70-130 %</i>	"	"	"	
<i>Toluene-d8 (Surr)</i>			<i>90 %</i>	<i>Limits: 70-130 %</i>	"	"	"	
<i>4-Bromofluorobenzene (Surr)</i>			<i>96 %</i>	<i>Limits: 70-130 %</i>	"	"	"	

Apex Laboratories



The results in this report apply to the samples analyzed in accordance with the chain of custody document. This analytical report must be reproduced in its entirety.

PBS Engineering and Environmental (Vancouver)
 1310 Main St.
 Vancouver, WA 98686

Project: **Jiffy Lube**
 Project Number: 76090
 Project Manager: Christina Johnson

Reported:
 03/04/09 18:11

ANALYTICAL SAMPLE RESULTS

Volatile Organic Compounds by EPA 8260B

Analyte	Result	MDL	Reporting		Dilution	Date Analyzed	Method	Notes
			Limit	Units				
SS-2-2 (A901009-09)			Matrix: Soil					V-07
Acetone	ND	324	1300	ug/kg dry	50	01/05/09 18:41	5035/8260B	
Benzene	ND	6.55	16.2	"	"	"	"	
Bromobenzene	ND	17.7	32.4	"	"	"	"	
Bromochloromethane	ND	20.0	32.4	"	"	"	"	
Bromodichloromethane	ND	19.8	32.4	"	"	"	"	
Bromoform	ND	24.8	64.8	"	"	"	"	
Bromomethane	ND	324	648	"	"	"	"	
2-Butanone (MEK)	ND	44.2	648	"	"	"	"	
n-Butylbenzene	ND	10.5	64.8	"	"	"	"	
sec-Butylbenzene	ND	14.8	64.8	"	"	"	"	
tert-Butylbenzene	ND	12.8	64.8	"	"	"	"	
Carbon tetrachloride	ND	18.3	32.4	"	"	"	"	
Chlorobenzene	ND	16.8	32.4	"	"	"	"	
Chloroethane	ND	324	648	"	"	"	"	
Chloroform	ND	162	324	"	"	"	"	
Chloromethane	ND	33.3	324	"	"	"	"	
2-Chlorotoluene	ND	15.8	32.4	"	"	"	"	
4-Chlorotoluene	ND	15.2	32.4	"	"	"	"	
1,2-Dibromo-3-chloropropane	ND	18.6	130	"	"	"	"	
Dibromochloromethane	ND	25.9	64.8	"	"	"	"	
1,2-Dibromoethane (EDB)	ND	19.6	32.4	"	"	"	"	
Dibromomethane	ND	16.3	32.4	"	"	"	"	
1,2-Dichlorobenzene	ND	17.2	32.4	"	"	"	"	
1,3-Dichlorobenzene	ND	14.1	32.4	"	"	"	"	
1,4-Dichlorobenzene	ND	17.5	32.4	"	"	"	"	
Dichlorodifluoromethane	ND	31.5	130	"	"	"	"	
1,1-Dichloroethane	ND	19.2	32.4	"	"	"	"	
1,2-Dichloroethane (EDC)	ND	14.2	32.4	"	"	"	"	
1,1-Dichloroethene	ND	17.4	32.4	"	"	"	"	
cis-1,2-Dichloroethene	ND	15.6	32.4	"	"	"	"	
trans-1,2-Dichloroethene	ND	16.7	32.4	"	"	"	"	
1,2-Dichloropropane	ND	15.2	32.4	"	"	"	"	
1,3-Dichloropropane	ND	17.3	32.4	"	"	"	"	
2,2-Dichloropropane	ND	29.4	64.8	"	"	"	"	
1,1-Dichloropropene	ND	16.7	32.4	"	"	"	"	
cis-1,3-Dichloropropene	ND	12.4	64.8	"	"	"	"	
trans-1,3-Dichloropropene	ND	10.8	64.8	"	"	"	"	

Apex Laboratories

The results in this report apply to the samples analyzed in accordance with the chain of custody document. This analytical report must be reproduced in its entirety.



Darwin Thomas, Business Development Director

PBS Engineering and Environmental (Vancouver)
1310 Main St.
Vancouver, WA 98686

Project: **Jiffy Lube**
Project Number: 76090
Project Manager: Christina Johnson


Reported:
03/04/09 18:11

ANALYTICAL SAMPLE RESULTS

Volatile Organic Compounds by EPA 8260B

Analyte	Result	MDL	Reporting		Dilution	Date Analyzed	Method	Notes
			Limit	Units				
SS-2-2 (A901009-09)			Matrix: Soil					V-07
Ethylbenzene	ND	12.1	32.4	ug/kg dry	50	"	5035/8260B	
Hexachlorobutadiene	ND	25.0	130	"	"	"	"	
2-Hexanone	ND	26.5	648	"	"	"	"	
Isopropylbenzene	ND	11.7	64.8	"	"	"	"	
4-Isopropyltoluene	ND	13.0	64.8	"	"	"	"	
4-Methyl-2-pentanone (MiBK)	ND	20.2	648	"	"	"	"	
Methyl tert-butyl ether (MTBE)	ND	38.7	64.8	"	"	"	"	
Methylene chloride	143	37.5	324	"	"	"	"	J
Naphthalene	ND	130	324	"	"	"	"	
n-Propylbenzene	ND	14.4	32.4	"	"	"	"	
Styrene	ND	11.3	130	"	"	"	"	
1,1,1,2-Tetrachloroethane	ND	24.4	64.8	"	"	"	"	
1,1,2,2-Tetrachloroethane	ND	16.1	32.4	"	"	"	"	
Tetrachloroethene (PCE)	ND	18.2	32.4	"	"	"	"	
Toluene	ND	12.8	32.4	"	"	"	"	
1,2,3-Trichlorobenzene	ND	11.3	130	"	"	"	"	
1,2,4-Trichlorobenzene	ND	14.7	130	"	"	"	"	
1,1,1-Trichloroethane	ND	28.9	64.8	"	"	"	"	
1,1,2-Trichloroethane	ND	17.7	32.4	"	"	"	"	
Trichloroethene (TCE)	ND	23.5	32.4	"	"	"	"	
Trichlorofluoromethane	ND	21.3	130	"	"	"	"	
1,2,3-Trichloropropane	ND	25.5	64.8	"	"	"	"	
1,2,4-Trimethylbenzene	ND	12.0	64.8	"	"	"	"	
1,3,5-Trimethylbenzene	ND	13.0	64.8	"	"	"	"	
Vinyl chloride	ND	23.5	32.4	"	"	"	"	
m,p-Xylene	ND	30.0	64.8	"	"	"	"	
o-Xylene	ND	15.8	32.4	"	"	"	"	
<i>Surrogate: Dibromofluoromethane (Surr)</i>			<i>Recovery: 103 %</i>	<i>Limits: 70-130 %</i>	1	"	"	
<i>1,4-Difluorobenzene (Surr)</i>			<i>108 %</i>	<i>Limits: 70-130 %</i>	"	"	"	
<i>Toluene-d8 (Surr)</i>			<i>91 %</i>	<i>Limits: 70-130 %</i>	"	"	"	
<i>4-Bromofluorobenzene (Surr)</i>			<i>98 %</i>	<i>Limits: 70-130 %</i>	"	"	"	

Apex Laboratories



The results in this report apply to the samples analyzed in accordance with the chain of custody document. This analytical report must be reproduced in its entirety.

PBS Engineering and Environmental (Vancouver)
 1310 Main St.
 Vancouver, WA 98686

Project: **Jiffy Lube**
 Project Number: 76090
 Project Manager: Christina Johnson

Reported:
 03/04/09 18:11

ANALYTICAL SAMPLE RESULTS

Volatile Organic Compounds by EPA 8260B

Analyte	Result	MDL	Reporting		Dilution	Date Analyzed	Method	Notes
			Limit	Units				
SS-4-2 (A901009-11)			Matrix: Soil					V-07
Acetone	ND	349	1400	ug/kg dry	50	01/05/09 17:45	5035/8260B	
Benzene	ND	7.05	17.5	"	"	"	"	
Bromobenzene	ND	19.1	34.9	"	"	"	"	
Bromochloromethane	ND	21.5	34.9	"	"	"	"	
Bromodichloromethane	ND	21.4	34.9	"	"	"	"	
Bromoform	ND	26.7	69.8	"	"	"	"	
Bromomethane	ND	349	698	"	"	"	"	
2-Butanone (MEK)	114	47.6	698	"	"	"	"	J
n-Butylbenzene	ND	11.3	69.8	"	"	"	"	
sec-Butylbenzene	ND	16.0	69.8	"	"	"	"	
tert-Butylbenzene	ND	13.8	69.8	"	"	"	"	
Carbon tetrachloride	ND	19.8	34.9	"	"	"	"	
Chlorobenzene	ND	18.1	34.9	"	"	"	"	
Chloroethane	ND	349	698	"	"	"	"	
Chloroform	ND	175	349	"	"	"	"	
Chloromethane	ND	35.8	349	"	"	"	"	
2-Chlorotoluene	ND	17.0	34.9	"	"	"	"	
4-Chlorotoluene	ND	16.3	34.9	"	"	"	"	
1,2-Dibromo-3-chloropropane	ND	20.0	140	"	"	"	"	
Dibromochloromethane	ND	27.9	69.8	"	"	"	"	
1,2-Dibromoethane (EDB)	ND	21.2	34.9	"	"	"	"	
Dibromomethane	ND	17.5	34.9	"	"	"	"	
1,2-Dichlorobenzene	ND	18.5	34.9	"	"	"	"	
1,3-Dichlorobenzene	ND	15.2	34.9	"	"	"	"	
1,4-Dichlorobenzene	ND	18.8	34.9	"	"	"	"	
Dichlorodifluoromethane	ND	33.9	140	"	"	"	"	
1,1-Dichloroethane	ND	20.7	34.9	"	"	"	"	
1,2-Dichloroethane (EDC)	ND	15.3	34.9	"	"	"	"	
1,1-Dichloroethene	ND	18.7	34.9	"	"	"	"	
cis-1,2-Dichloroethene	ND	16.8	34.9	"	"	"	"	
trans-1,2-Dichloroethene	ND	17.9	34.9	"	"	"	"	
1,2-Dichloropropane	ND	16.4	34.9	"	"	"	"	
1,3-Dichloropropane	ND	18.6	34.9	"	"	"	"	
2,2-Dichloropropane	ND	31.7	69.8	"	"	"	"	
1,1-Dichloropropene	ND	18.0	34.9	"	"	"	"	
cis-1,3-Dichloropropene	ND	13.3	69.8	"	"	"	"	
trans-1,3-Dichloropropene	ND	11.6	69.8	"	"	"	"	

Apex Laboratories

The results in this report apply to the samples analyzed in accordance with the chain of custody document. This analytical report must be reproduced in its entirety.



Darwin Thomas, Business Development Director

PBS Engineering and Environmental (Vancouver)
1310 Main St.
Vancouver, WA 98686

Project: **Jiffy Lube**
Project Number: 76090
Project Manager: Christina Johnson


Reported:
03/04/09 18:11

ANALYTICAL SAMPLE RESULTS

Volatile Organic Compounds by EPA 8260B

Analyte	Result	MDL	Reporting		Dilution	Date Analyzed	Method	Notes
			Limit	Units				
SS-4-2 (A901009-11)			Matrix: Soil					V-07
Ethylbenzene	ND	13.0	34.9	ug/kg dry	50	"	5035/8260B	
Hexachlorobutadiene	ND	26.9	140	"	"	"	"	
2-Hexanone	ND	28.5	698	"	"	"	"	
Isopropylbenzene	ND	12.6	69.8	"	"	"	"	
4-Isopropyltoluene	17.5	14.0	69.8	"	"	"	"	J
4-Methyl-2-pentanone (MiBK)	ND	21.8	698	"	"	"	"	
Methyl tert-butyl ether (MTBE)	ND	41.7	69.8	"	"	"	"	
Methylene chloride	132	40.3	349	"	"	"	"	J
Naphthalene	ND	140	349	"	"	"	"	
n-Propylbenzene	ND	15.5	34.9	"	"	"	"	
Styrene	ND	12.1	140	"	"	"	"	
1,1,1,2-Tetrachloroethane	ND	26.2	69.8	"	"	"	"	
1,1,2,2-Tetrachloroethane	ND	17.4	34.9	"	"	"	"	
Tetrachloroethene (PCE)	ND	19.5	34.9	"	"	"	"	
Toluene	ND	13.8	34.9	"	"	"	"	
1,2,3-Trichlorobenzene	ND	12.2	140	"	"	"	"	
1,2,4-Trichlorobenzene	ND	15.8	140	"	"	"	"	
1,1,1-Trichloroethane	ND	31.1	69.8	"	"	"	"	
1,1,2-Trichloroethane	ND	19.1	34.9	"	"	"	"	
Trichloroethene (TCE)	ND	25.3	34.9	"	"	"	"	
Trichlorofluoromethane	ND	22.9	140	"	"	"	"	
1,2,3-Trichloropropane	ND	27.4	69.8	"	"	"	"	
1,2,4-Trimethylbenzene	ND	12.9	69.8	"	"	"	"	
1,3,5-Trimethylbenzene	ND	14.0	69.8	"	"	"	"	
Vinyl chloride	ND	25.3	34.9	"	"	"	"	
m,p-Xylene	ND	32.3	69.8	"	"	"	"	
o-Xylene	ND	17.0	34.9	"	"	"	"	
<i>Surrogate: Dibromofluoromethane (Surr)</i>			<i>Recovery: 104 %</i>	<i>Limits: 70-130 %</i>	1	"	"	
<i>1,4-Difluorobenzene (Surr)</i>			<i>110 %</i>	<i>Limits: 70-130 %</i>	"	"	"	
<i>Toluene-d8 (Surr)</i>			<i>92 %</i>	<i>Limits: 70-130 %</i>	"	"	"	
<i>4-Bromofluorobenzene (Surr)</i>			<i>98 %</i>	<i>Limits: 70-130 %</i>	"	"	"	

Apex Laboratories



The results in this report apply to the samples analyzed in accordance with the chain of custody document. This analytical report must be reproduced in its entirety.

PBS Engineering and Environmental (Vancouver)
1310 Main St.
Vancouver, WA 98686

Project: **Jiffy Lube**
Project Number: 76090
Project Manager: Christina Johnson


Reported:
03/04/09 18:11

ANALYTICAL SAMPLE RESULTS

Polychlorinated Biphenyls by EPA 8082A

Analyte	Result	MDL	Reporting		Dilution	Date Analyzed	Method	Notes
			Limit	Units				
BH-1-13 (A901009-01)			Matrix: Soil					
Aroclor 1016	ND	15.9	63.8	ug/kg dry	5	01/12/09 18:42	EPA 8082A	
Aroclor 1221	ND	22.3	63.8	"	"	"	"	
Aroclor 1232	ND	15.9	63.8	"	"	"	"	
Aroclor 1242	ND	15.9	63.8	"	"	"	"	
Aroclor 1248	ND	15.9	63.8	"	"	"	"	
Aroclor 1254	ND	15.9	63.8	"	"	"	"	
Aroclor 1260	ND	15.9	63.8	"	"	"	"	
<i>Surrogate: 2,4,5,6-TCMX (Surr)</i>			Recovery: 86 %	Limits: 50-125 %	"	"	"	
<i>Decachlorobiphenyl (Surr)</i>			96 %	Limits: 55-130 %	"	"	"	
BH-1/20 (A901009-02)			Matrix: Water					
Aroclor 1016	ND	0.0515	0.515	ug/L	1	01/09/09 19:33	EPA 8082A	
Aroclor 1221	ND	0.0515	0.515	"	"	"	"	
Aroclor 1232	ND	0.0515	0.515	"	"	"	"	
Aroclor 1242	ND	0.0515	0.515	"	"	"	"	
Aroclor 1248	ND	0.0515	0.515	"	"	"	"	
Aroclor 1254	ND	0.0515	0.515	"	"	"	"	
Aroclor 1260	ND	0.0515	0.515	"	"	"	"	
<i>Surrogate: 2,4,5,6-TCMX (Surr)</i>			Recovery: 94 %	Limits: 50-125 %	"	"	"	
<i>Decachlorobiphenyl (Surr)</i>			107 %	Limits: 55-130 %	"	"	"	
SS-2-2 (A901009-09RE1)			Matrix: Soil					
Aroclor 1016	ND	2.84	11.4	ug/kg dry	1	01/13/09 10:12	EPA 8082A	
Aroclor 1221	ND	3.98	11.4	"	"	"	"	
Aroclor 1232	ND	2.84	11.4	"	"	"	"	
Aroclor 1242	ND	2.84	11.4	"	"	"	"	
Aroclor 1248	ND	2.84	11.4	"	"	"	"	
Aroclor 1254	ND	2.84	11.4	"	"	"	"	
Aroclor 1260	ND	2.84	11.4	"	"	"	"	
<i>Surrogate: 2,4,5,6-TCMX (Surr)</i>			Recovery: 87 %	Limits: 50-125 %	"	"	"	
<i>Decachlorobiphenyl (Surr)</i>			116 %	Limits: 55-130 %	"	"	"	

Apex Laboratories



The results in this report apply to the samples analyzed in accordance with the chain of custody document. This analytical report must be reproduced in its entirety.

PBS Engineering and Environmental (Vancouver)
 1310 Main St.
 Vancouver, WA 98686

Project: **Jiffy Lube**
 Project Number: 76090
 Project Manager: Christina Johnson

Reported:
 03/04/09 18:11

ANALYTICAL SAMPLE RESULTS

PAH by EPA 8270C SIM

Analyte	Result	MDL	Reporting		Dilution	Date Analyzed	Method	Notes
			Limit	Units				
BH-1-13 (A901009-01)			Matrix: Soil					R-04
Acenaphthene	ND	53.1	106	ug/kg dry	10	01/12/09 21:03	EPA 8270C (SIM)	
Acenaphthylene	ND	53.1	106	"	"	"	"	
Anthracene	ND	53.1	106	"	"	"	"	
Benz(a)anthracene	ND	53.1	106	"	"	"	"	
Benzo(a)pyrene	91.2	53.1	106	"	"	"	"	J
Benzo(b)fluoranthene	ND	57.7	106	"	"	"	"	
Benzo(k)fluoranthene	ND	53.1	106	"	"	"	"	
Benzo(g,h,i)perylene	ND	53.1	106	"	"	"	"	
Chrysene	ND	53.1	106	"	"	"	"	
Dibenz(a,h)anthracene	ND	53.1	106	"	"	"	"	
Fluoranthene	ND	53.1	106	"	"	"	"	
Fluorene	ND	53.1	106	"	"	"	"	
Indeno(1,2,3-cd)pyrene	ND	53.1	106	"	"	"	"	
Naphthalene	ND	53.1	106	"	"	"	"	
Phenanthrene	ND	70.0	106	"	"	"	"	
Pyrene	ND	53.1	106	"	"	"	"	
<i>Surrogate: Nitrobenzene-d5 (Surr)</i>			<i>Recovery: 75 %</i>	<i>Limits: 35-120 %</i>	"	"	"	
<i>2-Fluorobiphenyl (Surr)</i>			<i>87 %</i>	<i>Limits: 45-120 %</i>	"	"	"	
<i>p-Terphenyl-d14 (Surr)</i>			<i>109 %</i>	<i>Limits: 30-120 %</i>	"	"	"	

Apex Laboratories



The results in this report apply to the samples analyzed in accordance with the chain of custody document. This analytical report must be reproduced in its entirety.

Darwin Thomas, Business Development Director

PBS Engineering and Environmental (Vancouver)
1310 Main St.
Vancouver, WA 98686

Project: **Jiffy Lube**
Project Number: 76090
Project Manager: Christina Johnson


Reported:
03/04/09 18:11

ANALYTICAL SAMPLE RESULTS

PAH by EPA 8270C SIM

Analyte	Result	MDL	Reporting		Dilution	Date Analyzed	Method	Notes
			Limit	Units				
BH-1/20 (A901009-02)			Matrix: Water					R-04
Acenaphthene	ND	0.0400	0.0800	ug/L	2	01/12/09 18:51	EPA 8270C (SIM)	
Acenaphthylene	ND	0.0400	0.0800	"	"	"	"	
Anthracene	ND	0.0400	0.0800	"	"	"	"	
Benz(a)anthracene	ND	0.0400	0.0800	"	"	"	"	
Benzo(a)pyrene	0.0740	0.0400	0.0800	"	"	"	"	J
Benzo(b)fluoranthene	ND	0.0400	0.0800	"	"	"	"	
Benzo(k)fluoranthene	ND	0.0400	0.0800	"	"	"	"	
Benzo(g,h,i)perylene	0.0406	0.0400	0.0800	"	"	"	"	J
Chrysene	ND	0.0400	0.0800	"	"	"	"	
Dibenz(a,h)anthracene	ND	0.0400	0.0800	"	"	"	"	
Fluoranthene	ND	0.0400	0.0800	"	"	"	"	
Fluorene	ND	0.0400	0.0800	"	"	"	"	
Indeno(1,2,3-cd)pyrene	ND	0.0400	0.0800	"	"	"	"	
Naphthalene	ND	0.0400	0.0800	"	"	"	"	
Phenanthrene	ND	0.0400	0.0800	"	"	"	"	
Pyrene	ND	0.0400	0.0800	"	"	"	"	
<i>Surrogate: Nitrobenzene-d5 (Surr)</i>		Recovery: 62 %		Limits: 35-120 %	"	"	"	
<i>2-Fluorobiphenyl (Surr)</i>		66 %		Limits: 45-120 %	"	"	"	
<i>p-Terphenyl-d14 (Surr)</i>		87 %		Limits: 30-120 %	"	"	"	

Apex Laboratories



The results in this report apply to the samples analyzed in accordance with the chain of custody document. This analytical report must be reproduced in its entirety.

PBS Engineering and Environmental (Vancouver)
 1310 Main St.
 Vancouver, WA 98686

Project: **Jiffy Lube**
 Project Number: 76090
 Project Manager: Christina Johnson

Reported:
 03/04/09 18:11

ANALYTICAL SAMPLE RESULTS

PAH by EPA 8270C SIM

Analyte	Result	MDL	Reporting		Dilution	Date Analyzed	Method	Notes
			Limit	Units				
SS-2-2 (A901009-09)			Matrix: Soil					R-04
Acenaphthene	ND	41.5	82.9	ug/kg dry	10	01/12/09 21:29	EPA 8270C (SIM)	
Acenaphthylene	ND	41.5	82.9	"	"	"	"	
Anthracene	ND	41.5	82.9	"	"	"	"	
Benz(a)anthracene	ND	41.5	82.9	"	"	"	"	
Benzo(a)pyrene	56.7	41.5	82.9	"	"	"	"	J
Benzo(b)fluoranthene	ND	45.1	82.9	"	"	"	"	
Benzo(k)fluoranthene	ND	41.5	82.9	"	"	"	"	
Benzo(g,h,i)perylene	ND	41.5	82.9	"	"	"	"	
Chrysene	ND	41.5	82.9	"	"	"	"	
Dibenz(a,h)anthracene	ND	41.5	82.9	"	"	"	"	
Fluoranthene	ND	41.5	82.9	"	"	"	"	
Fluorene	ND	41.5	82.9	"	"	"	"	
Indeno(1,2,3-cd)pyrene	ND	41.5	82.9	"	"	"	"	
Naphthalene	ND	41.5	82.9	"	"	"	"	
Phenanthrene	ND	54.7	82.9	"	"	"	"	
Pyrene	ND	41.5	82.9	"	"	"	"	
<i>Surrogate: Nitrobenzene-d5 (Surr)</i>			<i>Recovery: 67 %</i>	<i>Limits: 35-120 %</i>	"	"	"	
<i>2-Fluorobiphenyl (Surr)</i>			<i>76 %</i>	<i>Limits: 45-120 %</i>	"	"	"	
<i>p-Terphenyl-d14 (Surr)</i>			<i>99 %</i>	<i>Limits: 30-120 %</i>	"	"	"	

Apex Laboratories



The results in this report apply to the samples analyzed in accordance with the chain of custody document. This analytical report must be reproduced in its entirety.

Darwin Thomas, Business Development Director

PBS Engineering and Environmental (Vancouver)
 1310 Main St.
 Vancouver, WA 98686

Project: **Jiffy Lube**
 Project Number: 76090
 Project Manager: Christina Johnson


Reported:
 03/04/09 18:11

ANALYTICAL SAMPLE RESULTS

Total Metals by EPA 6020 (ICPMS)

Analyte	Result	MDL	Reporting Limit	Units	Dilution	Date Analyzed	Method	Notes
BH-1-13 (A901009-01)			Matrix: Soil					
Cadmium	0.576	0.314	1.31	mg/kg dry	10	01/12/09 16:16	EPA 6020	J
Chromium	29.9	0.222	2.62	"	"	"	"	
Lead	40.8	0.105	1.31	"	"	"	"	
BH-1/20 (A901009-02)			Matrix: Water					
Cadmium	ND	0.755	5.00	ug/L	5	01/14/09 15:46	EPA 6020	R-04
Chromium	59.3	0.610	5.00	"	"	"	"	
Lead	35.5	0.490	5.00	"	"	"	"	
SS-2-2 (A901009-09)			Matrix: Soil					
Cadmium	0.442	0.287	1.20	mg/kg dry	10	01/12/09 16:19	EPA 6020	J
Chromium	21.8	0.203	2.39	"	"	"	"	
Lead	6.11	0.0957	1.20	"	"	"	"	

Apex Laboratories



The results in this report apply to the samples analyzed in accordance with the chain of custody document. This analytical report must be reproduced in its entirety.

Darwin Thomas, Business Development Director

PBS Engineering and Environmental (Vancouver)
 1310 Main St.
 Vancouver, WA 98686

Project: **Jiffy Lube**
 Project Number: 76090
 Project Manager: Christina Johnson


Reported:
 03/04/09 18:11

ANALYTICAL SAMPLE RESULTS

Percent Dry Weight by D2216

Analyte	Result	MDL	Reporting Limit	Units	Dilution	Date Analyzed	Method	Notes
BH-1-13 (A901009-01)			Matrix: Soil					
% Solids	77.5	1.00	1.00	% by Weight	1	01/06/09 08:17	D2216	
BH-2-7 (A901009-03)			Matrix: Soil					
% Solids	88.8	1.00	1.00	% by Weight	1	01/06/09 08:17	D2216	
BH-3-7 (A901009-05)			Matrix: Soil					
% Solids	87.7	1.00	1.00	% by Weight	1	01/06/09 08:17	D2216	
SS-1-2 (A901009-07)			Matrix: Soil					
% Solids	79.7	1.00	1.00	% by Weight	1	01/06/09 08:17	D2216	
SS-2-2 (A901009-09)			Matrix: Soil					
% Solids	83.8	1.00	1.00	% by Weight	1	01/06/09 08:17	D2216	
SS-4-2 (A901009-11)			Matrix: Soil					
% Solids	81.0	1.00	1.00	% by Weight	1	01/06/09 08:17	D2216	

Apex Laboratories



The results in this report apply to the samples analyzed in accordance with the chain of custody document. This analytical report must be reproduced in its entirety.

PBS Engineering and Environmental (Vancouver)
1310 Main St.
Vancouver, WA 98686

Project: **Jiffy Lube**
Project Number: 76090
Project Manager: Christina Johnson


Reported:
03/04/09 18:11

QUALITY CONTROL (QC) SAMPLE RESULTS

HCID Screen by NWTPH-HCID

Analyte	Result	MDL	Reporting Limit	Units	Dil.	Spike Amount	Source Result	%REC	%REC Limits	RPD	RPD Limit	Notes
Batch 9010028 - EPA 3510 (Fuels)						Water						
Blank (9010028-BLK2)						Prepared: 01/05/09 16:59 Analyzed: 01/05/09 20:01						
NWTPH-HCID												
Gasoline Range Organics	ND	---	0.100	mg/L	1	---	---	---	---	---	---	---
Diesel Range Organics	ND	---	0.250	"	"	---	---	---	---	---	---	---
Oil Range Organics	ND	---	0.500	"	"	---	---	---	---	---	---	---
<i>Surr: o-Terphenyl (Surr)</i>		<i>Recovery: 115 %</i>		<i>Limits: 50-150 %</i>		<i>Dilution: 1x</i>						
Batch 9010031 - EPA 3546 (Fuels)						Soil						
Blank (9010031-BLK1)						Prepared: 01/05/09 17:53 Analyzed: 01/05/09 19:25						
NWTPH-HCID												
Gasoline Range Organics	ND	---	20.0	mg/kg wet	1	---	---	---	---	---	---	---
Diesel Range Organics	ND	---	50.0	"	"	---	---	---	---	---	---	---
Oil Range Organics	ND	---	100	"	"	---	---	---	---	---	---	---
<i>Surr: o-Terphenyl (Surr)</i>		<i>Recovery: 101 %</i>		<i>Limits: 50-150 %</i>		<i>Dilution: 1x</i>						
Duplicate (9010031-DUP1)			Source: A901009-11			Prepared: 01/05/09 17:53 Analyzed: 01/05/09 22:16						
NWTPH-HCID												
Gasoline Range Organics	ND	---	23.1	mg/kg dry	1	---	ND	---	---	---	---	25%
Diesel Range Organics	ND	---	57.8	"	"	---	ND	---	---	---	---	25%
Oil Range Organics	ND	---	116	"	"	---	ND	---	---	---	---	25%
<i>Surr: o-Terphenyl (Surr)</i>		<i>Recovery: 92 %</i>		<i>Limits: 50-150 %</i>		<i>Dilution: 1x</i>						

Apex Laboratories



The results in this report apply to the samples analyzed in accordance with the chain of custody document. This analytical report must be reproduced in its entirety.

Darwin Thomas, Business Development Director

PBS Engineering and Environmental (Vancouver)
1310 Main St.
Vancouver, WA 98686

Project: **Jiffy Lube**
Project Number: 76090
Project Manager: Christina Johnson


Reported:
03/04/09 18:11

QUALITY CONTROL (QC) SAMPLE RESULTS

Diesel Range (C10-C22) and Oil Range (C22-C40) Hydrocarbons by NWTPH-Dx

Analyte	Result	MDL	Reporting Limit	Units	Dil.	Spike Amount	Source Result	%REC	%REC Limits	RPD	RPD Limit	Notes
Batch 9010028 - EPA 3510 (Fuels)						Water						
Blank (9010028-BLK3)						Prepared: 01/05/09 16:59 Analyzed: 01/06/09 10:06						
NWTPH-Dx												
Diesel Range Organics	0.109	0.0500	0.250	mg/L	1	---	---	---	---	---	---	J
Oil Range Organics	ND	0.0800	0.500	"	"	---	---	---	---	---	---	
<i>Surr: o-Terphenyl (Surr)</i>		<i>Recovery: 103 %</i>		<i>Limits: 50-150 %</i>		<i>Dilution: 1x</i>						
LCS (9010028-BS1)						Prepared: 01/05/09 16:59 Analyzed: 01/05/09 20:32 A-01						
NWTPH-Dx												
Diesel Range Organics	1.32	0.0500	0.250	mg/L	1	1.25	---	106	70-130%	---	---	
Oil Range Organics	1.43	0.0800	0.500	"	"	"	---	114	"	---	---	
<i>Surr: o-Terphenyl (Surr)</i>		<i>Recovery: 109 %</i>		<i>Limits: 50-150 %</i>		<i>Dilution: 1x</i>						
LCS (9010028-BS2)						Prepared: 01/05/09 16:59 Analyzed: 01/06/09 10:28						
NWTPH-Dx												
Diesel Range Organics	1.34	0.0500	0.250	mg/L	1	1.25	---	107	70-130%	---	---	
Oil Range Organics	1.47	0.0800	0.500	"	"	"	---	118	"	---	---	
<i>Surr: o-Terphenyl (Surr)</i>		<i>Recovery: 110 %</i>		<i>Limits: 50-150 %</i>		<i>Dilution: 1x</i>						
LCS Dup (9010028-BSD2)						Prepared: 01/05/09 16:59 Analyzed: 01/06/09 10:49						
NWTPH-Dx												
Diesel Range Organics	1.34	0.0500	0.250	mg/L	1	1.25	---	107	70-130%	0.2	30%	
Oil Range Organics	1.48	0.0800	0.500	"	"	"	---	119	"	0.7	30%	
<i>Surr: o-Terphenyl (Surr)</i>		<i>Recovery: 114 %</i>		<i>Limits: 50-150 %</i>		<i>Dilution: 1x</i>						

Apex Laboratories



The results in this report apply to the samples analyzed in accordance with the chain of custody document. This analytical report must be reproduced in its entirety.

PBS Engineering and Environmental (Vancouver)
1310 Main St.
Vancouver, WA 98686

Project: **Jiffy Lube**
Project Number: 76090
Project Manager: Christina Johnson


Reported:
03/04/09 18:11

QUALITY CONTROL (QC) SAMPLE RESULTS

Diesel Range (C10-C22) and Oil Range (C22-C40) Hydrocarbons by NWTPH-Dx

Analyte	Result	MDL	Reporting Limit	Units	Dil.	Spike Amount	Source Result	%REC	%REC Limits	RPD	RPD Limit	Notes
Batch 9010091 - EPA 3546 (Fuels)						Soil						
Blank (9010091-BLK1)						Prepared: 01/12/09 11:02 Analyzed: 01/12/09 16:25						
NWTPH-Dx												
Diesel Range Organics	ND	4.00	20.0	mg/kg wet	1	---	---	---	---	---	---	
Oil Range Organics	ND	8.00	40.0	"	"	---	---	---	---	---	---	
<i>Surr: o-Terphenyl (Surr)</i>		<i>Recovery: 96 %</i>		<i>Limits: 50-150 %</i>		<i>Dilution: 1x</i>						
LCS (9010091-BS1)						Prepared: 01/12/09 11:02 Analyzed: 01/12/09 16:46						
NWTPH-Dx												
Diesel Range Organics	85.4	4.00	20.0	mg/kg wet	1	83.3	---	102	70-130%	---	---	
Oil Range Organics	88.4	8.00	40.0	"	"	"	---	106	"	---	---	
<i>Surr: o-Terphenyl (Surr)</i>		<i>Recovery: 102 %</i>		<i>Limits: 50-150 %</i>		<i>Dilution: 1x</i>						
Duplicate (9010091-DUP1)						Source: A901009-09 Prepared: 01/12/09 11:02 Analyzed: 01/12/09 18:10						
NWTPH-Dx												
Diesel Range Organics	45.6	5.22	26.1	mg/kg dry	1	---	62.9	---	---	32	40%	F-07
Oil Range Organics	414	10.4	52.2	"	"	---	528	---	---	24	40%	
<i>Surr: o-Terphenyl (Surr)</i>		<i>Recovery: 104 %</i>		<i>Limits: 50-150 %</i>		<i>Dilution: 1x</i>						

Apex Laboratories



The results in this report apply to the samples analyzed in accordance with the chain of custody document. This analytical report must be reproduced in its entirety.

PBS Engineering and Environmental (Vancouver)
 1310 Main St.
 Vancouver, WA 98686

Project: **Jiffy Lube**
 Project Number: 76090
 Project Manager: Christina Johnson


Reported:
 03/04/09 18:11

QUALITY CONTROL (QC) SAMPLE RESULTS

Volatile Organic Compounds by EPA 8260B

Analyte	Result	MDL	Reporting Limit	Units	Dil.	Spike Amount	Source Result	%REC	%REC Limits	RPD	RPD Limit	Notes
Batch 9010019 - EPA 5035A						Soil						
Blank (9010019-BLK1)						Prepared: 01/05/09 11:45 Analyzed: 01/05/09 13:32						
5035/8260B												
Acetone	ND	250	1000	ug/kg wet	50	---	---	---	---	---	---	
Benzene	ND	5.05	12.5	"	"	---	---	---	---	---	---	
Bromobenzene	ND	13.6	25.0	"	"	---	---	---	---	---	---	
Bromochloromethane	ND	15.4	25.0	"	"	---	---	---	---	---	---	
Bromodichloromethane	ND	15.3	25.0	"	"	---	---	---	---	---	---	
Bromoform	ND	19.1	50.0	"	"	---	---	---	---	---	---	
Bromomethane	274	250	500	"	"	---	---	---	---	---	---	B-02, J
2-Butanone (MEK)	51.0	34.1	500	"	"	---	---	---	---	---	---	J
n-Butylbenzene	15.5	8.10	50.0	"	"	---	---	---	---	---	---	J
sec-Butylbenzene	ND	11.4	50.0	"	"	---	---	---	---	---	---	
tert-Butylbenzene	ND	9.85	50.0	"	"	---	---	---	---	---	---	
Carbon tetrachloride	ND	14.2	25.0	"	"	---	---	---	---	---	---	
Chlorobenzene	ND	13.0	25.0	"	"	---	---	---	---	---	---	
Chloroethane	ND	250	500	"	"	---	---	---	---	---	---	
Chloroform	ND	125	250	"	"	---	---	---	---	---	---	
Chloromethane	65.5	25.6	250	"	"	---	---	---	---	---	---	J
2-Chlorotoluene	ND	12.2	25.0	"	"	---	---	---	---	---	---	
4-Chlorotoluene	ND	11.7	25.0	"	"	---	---	---	---	---	---	
1,2-Dibromo-3-chloropropane	21.5	14.4	100	"	"	---	---	---	---	---	---	J
Dibromochloromethane	ND	20.0	50.0	"	"	---	---	---	---	---	---	
1,2-Dibromoethane (EDB)	ND	15.2	25.0	"	"	---	---	---	---	---	---	
Dibromomethane	ND	12.6	25.0	"	"	---	---	---	---	---	---	
1,2-Dichlorobenzene	ND	13.2	25.0	"	"	---	---	---	---	---	---	
1,3-Dichlorobenzene	ND	10.9	25.0	"	"	---	---	---	---	---	---	
1,4-Dichlorobenzene	ND	13.5	25.0	"	"	---	---	---	---	---	---	
Dichlorodifluoromethane	ND	24.3	100	"	"	---	---	---	---	---	---	
1,1-Dichloroethane	ND	14.8	25.0	"	"	---	---	---	---	---	---	
1,2-Dichloroethane (EDC)	ND	11.0	25.0	"	"	---	---	---	---	---	---	
1,1-Dichloroethene	ND	13.4	25.0	"	"	---	---	---	---	---	---	
cis-1,2-Dichloroethene	ND	12.0	25.0	"	"	---	---	---	---	---	---	
trans-1,2-Dichloroethene	ND	12.8	25.0	"	"	---	---	---	---	---	---	
1,2-Dichloropropane	ND	11.8	25.0	"	"	---	---	---	---	---	---	
1,3-Dichloropropane	ND	13.4	25.0	"	"	---	---	---	---	---	---	
2,2-Dichloropropane	ND	22.7	50.0	"	"	---	---	---	---	---	---	

Apex Laboratories



The results in this report apply to the samples analyzed in accordance with the chain of custody document. This analytical report must be reproduced in its entirety.

PBS Engineering and Environmental (Vancouver)
1310 Main St.
Vancouver, WA 98686

Project: **Jiffy Lube**
Project Number: 76090
Project Manager: Christina Johnson

Reported:
03/04/09 18:11

QUALITY CONTROL (QC) SAMPLE RESULTS


Volatile Organic Compounds by EPA 8260B

Analyte	Result	MDL	Reporting Limit	Units	Dil.	Spike Amount	Source Result	%REC	%REC Limits	RPD	RPD Limit	Notes
Batch 9010019 - EPA 5035A						Soil						
Blank (9010019-BLK1)						Prepared: 01/05/09 11:45 Analyzed: 01/05/09 13:32						
1,1-Dichloropropene	ND	12.9	25.0	ug/kg wet	"	---	---	---	---	---	---	
cis-1,3-Dichloropropene	ND	9.55	50.0	"	"	---	---	---	---	---	---	
trans-1,3-Dichloropropene	ND	8.30	50.0	"	"	---	---	---	---	---	---	
Ethylbenzene	ND	9.30	25.0	"	"	---	---	---	---	---	---	
Hexachlorobutadiene	21.0	19.2	100	"	"	---	---	---	---	---	---	J
2-Hexanone	ND	20.4	500	"	"	---	---	---	---	---	---	
Isopropylbenzene	ND	9.05	50.0	"	"	---	---	---	---	---	---	
4-Isopropyltoluene	16.0	10.0	50.0	"	"	---	---	---	---	---	---	J
4-Methyl-2-pentanone (MiBK)	ND	15.6	500	"	"	---	---	---	---	---	---	
Methyl tert-butyl ether (MTBE)	ND	29.8	50.0	"	"	---	---	---	---	---	---	
Methylene chloride	102	28.9	250	"	"	---	---	---	---	---	---	J
Naphthalene	ND	100	250	"	"	---	---	---	---	---	---	
n-Propylbenzene	ND	11.1	25.0	"	"	---	---	---	---	---	---	
Styrene	ND	8.70	100	"	"	---	---	---	---	---	---	
1,1,1,2-Tetrachloroethane	ND	18.8	50.0	"	"	---	---	---	---	---	---	
1,1,2,2-Tetrachloroethane	ND	12.4	25.0	"	"	---	---	---	---	---	---	
Tetrachloroethene (PCE)	ND	14.0	25.0	"	"	---	---	---	---	---	---	
Toluene	20.5	9.85	25.0	"	"	---	---	---	---	---	---	B-02, J
1,2,3-Trichlorobenzene	30.0	8.75	100	"	"	---	---	---	---	---	---	J
1,2,4-Trichlorobenzene	25.0	11.3	100	"	"	---	---	---	---	---	---	J
1,1,1-Trichloroethane	ND	22.2	50.0	"	"	---	---	---	---	---	---	
1,1,2-Trichloroethane	ND	13.6	25.0	"	"	---	---	---	---	---	---	
Trichloroethene (TCE)	ND	18.1	25.0	"	"	---	---	---	---	---	---	
Trichlorofluoromethane	ND	16.4	100	"	"	---	---	---	---	---	---	
1,2,3-Trichloropropane	ND	19.6	50.0	"	"	---	---	---	---	---	---	
1,2,4-Trimethylbenzene	14.5	9.25	50.0	"	"	---	---	---	---	---	---	J
1,3,5-Trimethylbenzene	ND	10.0	50.0	"	"	---	---	---	---	---	---	
Vinyl chloride	ND	18.2	25.0	"	"	---	---	---	---	---	---	
m,p-Xylene	ND	23.2	50.0	"	"	---	---	---	---	---	---	
o-Xylene	ND	12.2	25.0	"	"	---	---	---	---	---	---	

<i>Surr: Dibromofluoromethane (Surr)</i>	<i>Recovery: 107 %</i>	<i>Limits: 70-130 %</i>	<i>Dilution: 1x</i>
<i>1,4-Difluorobenzene (Surr)</i>	<i>110 %</i>	<i>70-130 %</i>	<i>"</i>
<i>Toluene-d8 (Surr)</i>	<i>91 %</i>	<i>70-130 %</i>	<i>"</i>
<i>4-Bromofluorobenzene (Surr)</i>	<i>101 %</i>	<i>70-130 %</i>	<i>"</i>

Apex Laboratories

The results in this report apply to the samples analyzed in accordance with the chain of custody document. This analytical report must be reproduced in its entirety.



Darwin Thomas, Business Development Director

PBS Engineering and Environmental (Vancouver)
 1310 Main St.
 Vancouver, WA 98686

Project: **Jiffy Lube**
 Project Number: 76090
 Project Manager: Christina Johnson


Reported:
 03/04/09 18:11

QUALITY CONTROL (QC) SAMPLE RESULTS

Volatile Organic Compounds by EPA 8260B

Analyte	Result	MDL	Reporting Limit	Units	Dil.	Spike Amount	Source Result	%REC	%REC Limits	RPD	RPD Limit	Notes
Batch 9010019 - EPA 5035A						Soil						
LCS (9010019-BS1)						Prepared: 01/05/09 11:45 Analyzed: 01/05/09 12:36						
5035/8260B												
Acetone	2470	250	1000	ug/kg wet	50	2000	---	123	65-135%	---	---	
Benzene	1220	5.05	12.5	"	"	1000	---	122	"	---	---	
Bromobenzene	946	13.6	25.0	"	"	"	---	95	"	---	---	
Bromochloromethane	1220	15.4	25.0	"	"	"	---	122	"	---	---	
Bromodichloromethane	1250	15.3	25.0	"	"	"	---	125	"	---	---	
Bromoform	1000	19.1	50.0	"	"	"	---	100	"	---	---	
Bromomethane	1180	250	500	"	"	"	---	118	"	---	---	B
2-Butanone (MEK)	2380	34.1	500	"	"	2000	---	119	"	---	---	
n-Butylbenzene	984	8.10	50.0	"	"	1000	---	98	"	---	---	
sec-Butylbenzene	1030	11.4	50.0	"	"	"	---	103	"	---	---	
tert-Butylbenzene	1000	9.85	50.0	"	"	"	---	100	"	---	---	
Carbon tetrachloride	1040	14.2	25.0	"	"	"	---	104	"	---	---	
Chlorobenzene	980	13.0	25.0	"	"	"	---	98	"	---	---	
Chloroethane	1070	250	500	"	"	"	---	107	"	---	---	
Chloroform	1250	125	250	"	"	"	---	125	"	---	---	
Chloromethane	1380	25.6	250	"	"	"	---	138	"	---	---	Q-08
2-Chlorotoluene	970	12.2	25.0	"	"	"	---	97	"	---	---	
4-Chlorotoluene	960	11.7	25.0	"	"	"	---	96	"	---	---	
1,2-Dibromo-3-chloropropane	940	14.4	100	"	"	"	---	94	"	---	---	
Dibromochloromethane	987	20.0	50.0	"	"	"	---	99	"	---	---	
1,2-Dibromoethane (EDB)	1080	15.2	25.0	"	"	"	---	108	"	---	---	
Dibromomethane	1240	12.6	25.0	"	"	"	---	124	"	---	---	
1,2-Dichlorobenzene	937	13.2	25.0	"	"	"	---	94	"	---	---	
1,3-Dichlorobenzene	977	10.9	25.0	"	"	"	---	98	"	---	---	
1,4-Dichlorobenzene	934	13.5	25.0	"	"	"	---	93	"	---	---	
Dichlorodifluoromethane	1300	24.3	100	"	"	"	---	130	"	---	---	
1,1-Dichloroethane	1240	14.8	25.0	"	"	"	---	124	"	---	---	
1,2-Dichloroethane (EDC)	1190	11.0	25.0	"	"	"	---	119	"	---	---	
1,1-Dichloroethene	1200	13.4	25.0	"	"	"	---	120	"	---	---	
cis-1,2-Dichloroethene	1280	12.0	25.0	"	"	"	---	128	"	---	---	
trans-1,2-Dichloroethene	1180	12.8	25.0	"	"	"	---	118	"	---	---	
1,2-Dichloropropane	1220	11.8	25.0	"	"	"	---	122	"	---	---	
1,3-Dichloropropane	1010	13.4	25.0	"	"	"	---	101	"	---	---	
2,2-Dichloropropane	1170	22.7	50.0	"	"	"	---	117	"	---	---	

Apex Laboratories



The results in this report apply to the samples analyzed in accordance with the chain of custody document. This analytical report must be reproduced in its entirety.

PBS Engineering and Environmental (Vancouver)
 1310 Main St.
 Vancouver, WA 98686

Project: **Jiffy Lube**
 Project Number: 76090
 Project Manager: Christina Johnson

Reported:
 03/04/09 18:11


QUALITY CONTROL (QC) SAMPLE RESULTS

Volatile Organic Compounds by EPA 8260B

Analyte	Result	MDL	Reporting Limit	Units	Dil.	Spike Amount	Source Result	%REC	%REC Limits	RPD	RPD Limit	Notes
Batch 9010019 - EPA 5035A						Soil						
LCS (9010019-BS1)						Prepared: 01/05/09 11:45 Analyzed: 01/05/09 12:36						
1,1-Dichloropropene	1150	12.9	25.0	ug/kg wet	"	"	---	115	"	---	---	
cis-1,3-Dichloropropene	980	9.55	50.0	"	"	"	---	98	"	---	---	
trans-1,3-Dichloropropene	1020	8.30	50.0	"	"	"	---	102	"	---	---	
Ethylbenzene	1010	9.30	25.0	"	"	"	---	101	"	---	---	
Hexachlorobutadiene	943	19.2	100	"	"	"	---	94	"	---	---	
2-Hexanone	2170	20.4	500	"	"	2000	---	108	"	---	---	
Isopropylbenzene	1060	9.05	50.0	"	"	1000	---	106	"	---	---	
4-Isopropyltoluene	904	10.0	50.0	"	"	"	---	90	"	---	---	
4-Methyl-2-pentanone (MiBK)	2230	15.6	500	"	"	2000	---	112	"	---	---	
Methyl tert-butyl ether (MTBE)	1130	29.8	50.0	"	"	1000	---	113	"	---	---	
Methylene chloride	1250	28.9	250	"	"	"	---	125	"	---	---	
Naphthalene	928	100	250	"	"	"	---	93	"	---	---	
n-Propylbenzene	986	11.1	25.0	"	"	"	---	99	"	---	---	
Styrene	1060	8.70	100	"	"	"	---	106	"	---	---	
1,1,1,2-Tetrachloroethane	1010	18.8	50.0	"	"	"	---	101	"	---	---	
1,1,2,2-Tetrachloroethane	1010	12.4	25.0	"	"	"	---	101	"	---	---	
Tetrachloroethene (PCE)	932	14.0	25.0	"	"	"	---	93	"	---	---	
Toluene	956	9.85	25.0	"	"	"	---	96	"	---	---	B
1,2,3-Trichlorobenzene	995	8.75	100	"	"	"	---	100	"	---	---	
1,2,4-Trichlorobenzene	1010	11.3	100	"	"	"	---	101	"	---	---	
1,1,1-Trichloroethane	1190	22.2	50.0	"	"	"	---	119	"	---	---	
1,1,2-Trichloroethane	1070	13.6	25.0	"	"	"	---	107	"	---	---	
Trichloroethene (TCE)	1180	18.1	25.0	"	"	"	---	118	"	---	---	
Trichlorofluoromethane	1290	16.4	100	"	"	"	---	129	"	---	---	
1,2,3-Trichloropropane	1020	19.6	50.0	"	"	"	---	102	"	---	---	
1,2,4-Trimethylbenzene	1050	9.25	50.0	"	"	"	---	105	"	---	---	
1,3,5-Trimethylbenzene	1020	10.0	50.0	"	"	"	---	102	"	---	---	
Vinyl chloride	1340	18.2	25.0	"	"	"	---	134	"	---	---	
m,p-Xylene	2080	23.2	50.0	"	"	2000	---	104	"	---	---	
o-Xylene	1050	12.2	25.0	"	"	1000	---	105	"	---	---	

Surr: Dibromofluoromethane (Surr) Recovery: 112 % Limits: 70-130 % Dilution: 1x
 1,4-Difluorobenzene (Surr) 111 % 70-130 % "
 Toluene-d8 (Surr) 91 % 70-130 % "
 4-Bromofluorobenzene (Surr) 99 % 70-130 % "

Apex Laboratories



The results in this report apply to the samples analyzed in accordance with the chain of custody document. This analytical report must be reproduced in its entirety.

PBS Engineering and Environmental (Vancouver)
1310 Main St.
Vancouver, WA 98686

Project: **Jiffy Lube**
Project Number: 76090
Project Manager: Christina Johnson


Reported:
03/04/09 18:11

QUALITY CONTROL (QC) SAMPLE RESULTS

Volatile Organic Compounds by EPA 8260B

Analyte	Result	MDL	Reporting Limit	Units	Dil.	Spike Amount	Source Result	%REC	%REC Limits	RPD	RPD Limit	Notes
Batch 9010019 - EPA 5035A						Soil						
Matrix Spike (9010019-MS1)			Source: A901009-09			Prepared: 01/05/09 11:45 Analyzed: 01/05/09 19:09						
5035/8260B												
Acetone	2650	324	1300	ug/kg dry	50	2630	ND	100	65-135%	---	---	
Benzene	1440	6.55	16.2	"	"	1320	ND	109	"	---	---	
Bromobenzene	1170	17.7	32.4	"	"	"	ND	89	"	---	---	
Bromochloromethane	1410	20.0	32.4	"	"	"	ND	107	"	---	---	
Bromodichloromethane	1390	19.8	32.4	"	"	"	ND	105	"	---	---	
Bromoform	1200	24.8	64.8	"	"	"	ND	91	"	---	---	
Bromomethane	1160	324	648	"	"	"	ND	88	"	---	---	B
2-Butanone (MEK)	2450	44.2	648	"	"	2630	ND	93	"	---	---	
n-Butylbenzene	1180	10.5	64.8	"	"	1320	ND	90	"	---	---	
sec-Butylbenzene	1240	14.8	64.8	"	"	"	ND	94	"	---	---	
tert-Butylbenzene	1190	12.8	64.8	"	"	"	ND	90	"	---	---	
Carbon tetrachloride	1340	18.3	32.4	"	"	"	ND	101	"	---	---	
Chlorobenzene	1190	16.8	32.4	"	"	"	ND	90	"	---	---	
Chloroethane	1580	324	648	"	"	"	ND	120	"	---	---	
Chloroform	1400	162	324	"	"	"	ND	106	"	---	---	
Chloromethane	1410	33.3	324	"	"	"	ND	107	"	---	---	
2-Chlorotoluene	1150	15.8	32.4	"	"	"	ND	87	"	---	---	
4-Chlorotoluene	1140	15.2	32.4	"	"	"	ND	86	"	---	---	
1,2-Dibromo-3-chloropropane	1080	18.6	130	"	"	"	ND	82	"	---	---	
Dibromochloromethane	1210	25.9	64.8	"	"	"	ND	92	"	---	---	
1,2-Dibromoethane (EDB)	1290	19.6	32.4	"	"	"	ND	98	"	---	---	
Dibromomethane	1570	16.3	32.4	"	"	"	ND	119	"	---	---	
1,2-Dichlorobenzene	1130	17.2	32.4	"	"	"	ND	85	"	---	---	
1,3-Dichlorobenzene	1160	14.1	32.4	"	"	"	ND	88	"	---	---	
1,4-Dichlorobenzene	1120	17.5	32.4	"	"	"	ND	85	"	---	---	
Dichlorodifluoromethane	1560	31.5	130	"	"	"	ND	119	"	---	---	
1,1-Dichloroethane	1400	19.2	32.4	"	"	"	ND	107	"	---	---	
1,2-Dichloroethane (EDC)	1300	14.2	32.4	"	"	"	ND	98	"	---	---	
1,1-Dichloroethene	1400	17.4	32.4	"	"	"	ND	106	"	---	---	
cis-1,2-Dichloroethene	1420	15.6	32.4	"	"	"	ND	108	"	---	---	
trans-1,2-Dichloroethene	1380	16.7	32.4	"	"	"	ND	105	"	---	---	
1,2-Dichloropropane	1390	15.2	32.4	"	"	"	ND	105	"	---	---	
1,3-Dichloropropane	1220	17.3	32.4	"	"	"	ND	93	"	---	---	
2,2-Dichloropropane	1210	29.4	64.8	"	"	"	ND	92	"	---	---	

Apex Laboratories



The results in this report apply to the samples analyzed in accordance with the chain of custody document. This analytical report must be reproduced in its entirety.

PBS Engineering and Environmental (Vancouver)
 1310 Main St.
 Vancouver, WA 98686

Project: **Jiffy Lube**
 Project Number: 76090
 Project Manager: Christina Johnson

Reported:
 03/04/09 18:11


QUALITY CONTROL (QC) SAMPLE RESULTS

Volatile Organic Compounds by EPA 8260B

Analyte	Result	MDL	Reporting Limit	Units	Dil.	Spike Amount	Source Result	%REC	%REC Limits	RPD	RPD Limit	Notes
Batch 9010019 - EPA 5035A						Soil						
Matrix Spike (9010019-MS1)			Source: A901009-09			Prepared: 01/05/09 11:45		Analyzed: 01/05/09 19:09				
1,1-Dichloropropene	1350	16.7	32.4	ug/kg dry	"	"	ND	102	"	---	---	
cis-1,3-Dichloropropene	1170	12.4	64.8	"	"	"	ND	89	"	---	---	
trans-1,3-Dichloropropene	1190	10.8	64.8	"	"	"	ND	90	"	---	---	
Ethylbenzene	1200	12.1	32.4	"	"	"	ND	91	"	---	---	
Hexachlorobutadiene	1150	25.0	130	"	"	"	ND	88	"	---	---	
2-Hexanone	2330	26.5	648	"	"	2630	ND	89	"	---	---	
Isopropylbenzene	1280	11.7	64.8	"	"	1320	ND	97	"	---	---	
4-Isopropyltoluene	1060	13.0	64.8	"	"	"	ND	81	"	---	---	
4-Methyl-2-pentanone (MiBK)	2400	20.2	648	"	"	2630	ND	91	"	---	---	
Methyl tert-butyl ether (MTBE)	1240	38.7	64.8	"	"	1320	ND	94	"	---	---	
Methylene chloride	1400	37.5	324	"	"	"	143	95	"	---	---	
Naphthalene	1070	130	324	"	"	"	ND	81	"	---	---	
n-Propylbenzene	1170	14.4	32.4	"	"	"	ND	89	"	---	---	
Styrene	1310	11.3	130	"	"	"	ND	99	"	---	---	
1,1,1,2-Tetrachloroethane	1230	24.4	64.8	"	"	"	ND	94	"	---	---	
1,1,2,2-Tetrachloroethane	1130	16.1	32.4	"	"	"	ND	86	"	---	---	
Tetrachloroethene (PCE)	1200	18.2	32.4	"	"	"	ND	91	"	---	---	
Toluene	1160	12.8	32.4	"	"	"	ND	88	"	---	---	B
1,2,3-Trichlorobenzene	1180	11.3	130	"	"	"	ND	90	"	---	---	
1,2,4-Trichlorobenzene	1170	14.7	130	"	"	"	ND	89	"	---	---	
1,1,1-Trichloroethane	1360	28.9	64.8	"	"	"	ND	103	"	---	---	
1,1,2-Trichloroethane	1250	17.7	32.4	"	"	"	ND	95	"	---	---	
Trichloroethene (TCE)	1430	23.5	32.4	"	"	"	ND	108	"	---	---	
Trichlorofluoromethane	1460	21.3	130	"	"	"	ND	111	"	---	---	
1,2,3-Trichloropropane	1150	25.5	64.8	"	"	"	ND	88	"	---	---	
1,2,4-Trimethylbenzene	1250	12.0	64.8	"	"	"	ND	95	"	---	---	
1,3,5-Trimethylbenzene	1230	13.0	64.8	"	"	"	ND	93	"	---	---	
Vinyl chloride	1500	23.5	32.4	"	"	"	ND	113	"	---	---	
m,p-Xylene	2490	30.0	64.8	"	"	2630	ND	95	"	---	---	
o-Xylene	1230	15.8	32.4	"	"	1320	ND	93	"	---	---	

Surr: Dibromofluoromethane (Surr)	Recovery: 105 %	Limits: 70-130 %	Dilution: 1x
1,4-Difluorobenzene (Surr)	109 %	70-130 %	"
Toluene-d8 (Surr)	92 %	70-130 %	"
4-Bromofluorobenzene (Surr)	97 %	70-130 %	"

Apex Laboratories



The results in this report apply to the samples analyzed in accordance with the chain of custody document. This analytical report must be reproduced in its entirety.

PBS Engineering and Environmental (Vancouver)
 1310 Main St.
 Vancouver, WA 98686

Project: **Jiffy Lube**
 Project Number: 76090
 Project Manager: Christina Johnson


Reported:
 03/04/09 18:11

QUALITY CONTROL (QC) SAMPLE RESULTS

Volatile Organic Compounds by EPA 8260B

Analyte	Result	MDL	Reporting Limit	Units	Dil.	Spike Amount	Source Result	%REC	%REC Limits	RPD	RPD Limit	Notes
Batch 9010020 - EPA 5030B						Water						
Blank (9010020-BLK1)						Prepared: 01/06/09 16:27 Analyzed: 01/06/09 18:07						
EPA 8260B												
Acetone	ND	10.0	20.0	ug/L	1	---	---	---	---	---	---	---
Benzene	ND	0.136	0.250	"	"	---	---	---	---	---	---	---
Bromobenzene	ND	0.224	0.500	"	"	---	---	---	---	---	---	---
Bromochloromethane	ND	0.185	0.500	"	"	---	---	---	---	---	---	---
Bromodichloromethane	ND	0.265	0.500	"	"	---	---	---	---	---	---	---
Bromoform	ND	0.153	1.00	"	"	---	---	---	---	---	---	---
Bromomethane	ND	5.00	5.00	"	"	---	---	---	---	---	---	---
2-Butanone (MEK)	ND	5.00	10.0	"	"	---	---	---	---	---	---	---
n-Butylbenzene	ND	0.500	1.00	"	"	---	---	---	---	---	---	---
sec-Butylbenzene	ND	0.500	10.0	"	"	---	---	---	---	---	---	---
tert-Butylbenzene	ND	0.500	0.500	"	"	---	---	---	---	---	---	---
Carbon disulfide	ND	2.00	10.0	"	"	---	---	---	---	---	---	---
Carbon tetrachloride	ND	0.182	0.500	"	"	---	---	---	---	---	---	---
Chlorobenzene	ND	0.233	0.500	"	"	---	---	---	---	---	---	---
Chloroethane	ND	1.00	2.00	"	"	---	---	---	---	---	---	---
Chloroform	ND	1.00	2.00	"	"	---	---	---	---	---	---	---
Chloromethane	ND	5.00	5.00	"	"	---	---	---	---	---	---	---
2-Chlorotoluene	ND	0.229	0.500	"	"	---	---	---	---	---	---	---
4-Chlorotoluene	ND	0.110	0.500	"	"	---	---	---	---	---	---	---
1,2-Dibromo-3-chloropropane	ND	2.00	5.00	"	"	---	---	---	---	---	---	---
Dibromochloromethane	ND	0.173	0.500	"	"	---	---	---	---	---	---	---
1,2-Dibromoethane (EDB)	ND	0.205	0.500	"	"	---	---	---	---	---	---	---
Dibromomethane	ND	0.269	0.500	"	"	---	---	---	---	---	---	---
1,2-Dichlorobenzene	ND	0.184	0.500	"	"	---	---	---	---	---	---	---
1,3-Dichlorobenzene	ND	0.181	0.500	"	"	---	---	---	---	---	---	---
1,4-Dichlorobenzene	ND	0.211	0.500	"	"	---	---	---	---	---	---	---
Dichlorodifluoromethane	ND	0.349	1.00	"	"	---	---	---	---	---	---	---
1,1-Dichloroethane	ND	0.235	0.500	"	"	---	---	---	---	---	---	---
1,2-Dichloroethane (EDC)	ND	0.302	0.500	"	"	---	---	---	---	---	---	---
1,1-Dichloroethene	ND	0.266	0.500	"	"	---	---	---	---	---	---	---
cis-1,2-Dichloroethene	ND	0.122	0.500	"	"	---	---	---	---	---	---	---
trans-1,2-Dichloroethene	ND	0.222	0.500	"	"	---	---	---	---	---	---	---
1,2-Dichloropropane	ND	0.177	0.500	"	"	---	---	---	---	---	---	---
1,3-Dichloropropane	ND	0.228	0.500	"	"	---	---	---	---	---	---	---

Apex Laboratories



The results in this report apply to the samples analyzed in accordance with the chain of custody document. This analytical report must be reproduced in its entirety.

PBS Engineering and Environmental (Vancouver)
 1310 Main St.
 Vancouver, WA 98686

Project: **Jiffy Lube**
 Project Number: 76090
 Project Manager: Christina Johnson

Reported:
 03/04/09 18:11

QUALITY CONTROL (QC) SAMPLE RESULTS

Volatile Organic Compounds by EPA 8260B

Analyte	Result	MDL	Reporting Limit	Units	Dil.	Spike Amount	Source Result	%REC	%REC Limits	RPD	RPD Limit	Notes
Batch 9010020 - EPA 5030B						Water						
Blank (9010020-BLK1)						Prepared: 01/06/09 16:27 Analyzed: 01/06/09 18:07						
2,2-Dichloropropane	ND	0.123	0.500	ug/L	"	---	---	---	---	---	---	
1,1-Dichloropropene	ND	0.239	0.500	"	"	---	---	---	---	---	---	
cis-1,3-Dichloropropene	ND	0.120	1.00	"	"	---	---	---	---	---	---	
trans-1,3-Dichloropropene	ND	0.142	0.500	"	"	---	---	---	---	---	---	
Ethylbenzene	ND	0.136	0.500	"	"	---	---	---	---	---	---	
Hexachlorobutadiene	ND	2.00	5.00	"	"	---	---	---	---	---	---	
2-Hexanone	ND	5.00	10.0	"	"	---	---	---	---	---	---	
Isopropylbenzene	0.250	0.104	0.500	"	"	---	---	---	---	---	---	B-02, J
4-Isopropyltoluene	0.270	0.120	1.00	"	"	---	---	---	---	---	---	J
4-Methyl-2-pentanone (MiBK)	ND	5.00	10.0	"	"	---	---	---	---	---	---	
Methyl tert-butyl ether (MTBE)	ND	1.00	1.00	"	"	---	---	---	---	---	---	
Methylene chloride	ND	2.50	5.00	"	"	---	---	---	---	---	---	
Naphthalene	ND	2.50	5.00	"	"	---	---	---	---	---	---	
n-Propylbenzene	ND	0.119	0.500	"	"	---	---	---	---	---	---	
Styrene	0.250	0.100	0.500	"	"	---	---	---	---	---	---	B-02, J
1,1,1,2-Tetrachloroethane	ND	0.200	0.500	"	"	---	---	---	---	---	---	
1,1,2,2-Tetrachloroethane	ND	0.240	0.500	"	"	---	---	---	---	---	---	
Tetrachloroethene (PCE)	ND	0.269	0.500	"	"	---	---	---	---	---	---	
Toluene	ND	0.175	1.00	"	"	---	---	---	---	---	---	
1,2,3-Trichlorobenzene	ND	2.50	5.00	"	"	---	---	---	---	---	---	
1,2,4-Trichlorobenzene	ND	2.50	5.00	"	"	---	---	---	---	---	---	
1,1,1-Trichloroethane	ND	0.188	0.500	"	"	---	---	---	---	---	---	
1,1,2-Trichloroethane	ND	0.258	0.500	"	"	---	---	---	---	---	---	
Trichloroethene (TCE)	ND	0.193	0.500	"	"	---	---	---	---	---	---	
Trichlorofluoromethane	ND	0.312	1.00	"	"	---	---	---	---	---	---	
1,2,3-Trichloropropane	ND	0.342	1.00	"	"	---	---	---	---	---	---	
1,2,4-Trimethylbenzene	0.150	0.0900	1.00	"	"	---	---	---	---	---	---	J
1,3,5-Trimethylbenzene	ND	0.147	1.00	"	"	---	---	---	---	---	---	
Vinyl chloride	ND	0.316	0.500	"	"	---	---	---	---	---	---	
m,p-Xylene	ND	0.240	1.00	"	"	---	---	---	---	---	---	
o-Xylene	ND	0.198	0.500	"	"	---	---	---	---	---	---	

Surr: Dibromofluoromethane (Surr)	Recovery: 111 %	Limits: 80-120 %	Dilution: 1x
1,4-Difluorobenzene (Surr)	114 %	80-120 %	"
Toluene-d8 (Surr)	86 %	80-120 %	"
4-Bromofluorobenzene (Surr)	96 %	80-120 %	"

Apex Laboratories

The results in this report apply to the samples analyzed in accordance with the chain of custody document. This analytical report must be reproduced in its entirety.



Darwin Thomas, Business Development Director

PBS Engineering and Environmental (Vancouver)
 1310 Main St.
 Vancouver, WA 98686

Project: **Jiffy Lube**
 Project Number: 76090
 Project Manager: Christina Johnson


Reported:
 03/04/09 18:11

QUALITY CONTROL (QC) SAMPLE RESULTS

Volatile Organic Compounds by EPA 8260B

Analyte	Result	MDL	Reporting Limit	Units	Dil.	Spike Amount	Source Result	%REC	%REC Limits	RPD	RPD Limit	Notes
Batch 9010020 - EPA 5030B						Water						
LCS (9010020-BS1)						Prepared: 01/06/09 16:27 Analyzed: 01/06/09 17:11						
EPA 8260B												
Acetone	43.7	10.0	20.0	ug/L	1	40.0	---	109	70-130%	---	---	
Benzene	23.2	0.136	0.250	"	"	20.0	---	116	"	---	---	
Bromobenzene	16.6	0.224	0.500	"	"	"	---	83	"	---	---	
Bromochloromethane	21.4	0.185	0.500	"	"	"	---	107	"	---	---	
Bromodichloromethane	22.0	0.265	0.500	"	"	"	---	110	"	---	---	
Bromoform	18.5	0.153	1.00	"	"	"	---	93	"	---	---	
Bromomethane	22.4	5.00	5.00	"	"	"	---	112	"	---	---	
2-Butanone (MEK)	41.0	5.00	10.0	"	"	40.0	---	103	"	---	---	
n-Butylbenzene	15.8	0.500	1.00	"	"	20.0	---	79	"	---	---	
sec-Butylbenzene	17.3	0.500	10.0	"	"	"	---	87	"	---	---	
tert-Butylbenzene	17.3	0.500	0.500	"	"	"	---	86	"	---	---	
Carbon disulfide	21.0	2.00	10.0	"	"	"	---	105	"	---	---	
Carbon tetrachloride	20.1	0.182	0.500	"	"	"	---	100	"	---	---	
Chlorobenzene	18.0	0.233	0.500	"	"	"	---	90	"	---	---	
Chloroethane	22.0	1.00	2.00	"	"	"	---	110	"	---	---	
Chloroform	21.4	1.00	2.00	"	"	"	---	107	"	---	---	
Chloromethane	20.9	5.00	5.00	"	"	"	---	104	"	---	---	
2-Chlorotoluene	16.3	0.229	0.500	"	"	"	---	82	"	---	---	
4-Chlorotoluene	17.0	0.110	0.500	"	"	"	---	85	"	---	---	
1,2-Dibromo-3-chloropropane	16.6	2.00	5.00	"	"	"	---	83	"	---	---	
Dibromochloromethane	18.2	0.173	0.500	"	"	"	---	91	"	---	---	
1,2-Dibromoethane (EDB)	16.8	0.205	0.500	"	"	"	---	84	"	---	---	
Dibromomethane	24.1	0.269	0.500	"	"	"	---	120	"	---	---	
1,2-Dichlorobenzene	17.3	0.184	0.500	"	"	"	---	87	"	---	---	
1,3-Dichlorobenzene	17.1	0.181	0.500	"	"	"	---	86	"	---	---	
1,4-Dichlorobenzene	16.9	0.211	0.500	"	"	"	---	84	"	---	---	
Dichlorodifluoromethane	20.2	0.349	1.00	"	"	"	---	101	"	---	---	
1,1-Dichloroethane	21.6	0.235	0.500	"	"	"	---	108	"	---	---	
1,2-Dichloroethane (EDC)	20.2	0.302	0.500	"	"	"	---	101	"	---	---	
1,1-Dichloroethene	20.7	0.266	0.500	"	"	"	---	104	"	---	---	
cis-1,2-Dichloroethene	22.2	0.122	0.500	"	"	"	---	111	"	---	---	
trans-1,2-Dichloroethene	21.0	0.222	0.500	"	"	"	---	105	"	---	---	
1,2-Dichloropropane	21.3	0.177	0.500	"	"	"	---	106	"	---	---	
1,3-Dichloropropane	17.7	0.228	0.500	"	"	"	---	88	"	---	---	

Apex Laboratories



The results in this report apply to the samples analyzed in accordance with the chain of custody document. This analytical report must be reproduced in its entirety.

PBS Engineering and Environmental (Vancouver)
1310 Main St.
Vancouver, WA 98686

Project: **Jiffy Lube**
Project Number: 76090
Project Manager: Christina Johnson

Reported:
03/04/09 18:11

QUALITY CONTROL (QC) SAMPLE RESULTS


Volatile Organic Compounds by EPA 8260B

Analyte	Result	MDL	Reporting Limit	Units	Dil.	Spike Amount	Source Result	%REC	%REC Limits	RPD	RPD Limit	Notes
Batch 9010020 - EPA 5030B						Water						
LCS (9010020-BS1)						Prepared: 01/06/09 16:27 Analyzed: 01/06/09 17:11						
2,2-Dichloropropane	23.4	0.123	0.500	ug/L	"	"	---	117	"	---	---	
1,1-Dichloropropene	20.2	0.239	0.500	"	"	"	---	101	"	---	---	
cis-1,3-Dichloropropene	17.8	0.120	1.00	"	"	"	---	89	"	---	---	
trans-1,3-Dichloropropene	17.8	0.142	0.500	"	"	"	---	89	"	---	---	
Ethylbenzene	16.9	0.136	0.500	"	"	"	---	84	"	---	---	
Hexachlorobutadiene	16.5	2.00	5.00	"	"	"	---	83	"	---	---	
2-Hexanone	34.7	5.00	10.0	"	"	40.0	---	87	"	---	---	
Isopropylbenzene	16.0	0.104	0.500	"	"	20.0	---	80	"	---	---	B
4-Isopropyltoluene	16.2	0.120	1.00	"	"	"	---	81	"	---	---	
4-Methyl-2-pentanone (MiBK)	36.0	5.00	10.0	"	"	40.0	---	90	"	---	---	
Methyl tert-butyl ether (MTBE)	18.1	1.00	1.00	"	"	20.0	---	90	"	---	---	
Methylene chloride	21.2	2.50	5.00	"	"	"	---	106	"	---	---	
Naphthalene	15.1	2.50	5.00	"	"	"	---	76	"	---	---	
n-Propylbenzene	16.6	0.119	0.500	"	"	"	---	83	"	---	---	
Styrene	16.3	0.100	0.500	"	"	"	---	82	"	---	---	B
1,1,1,2-Tetrachloroethane	18.5	0.200	0.500	"	"	"	---	93	"	---	---	
1,1,2,2-Tetrachloroethane	16.9	0.240	0.500	"	"	"	---	84	"	---	---	
Tetrachloroethene (PCE)	17.9	0.269	0.500	"	"	"	---	90	"	---	---	
Toluene	17.4	0.175	1.00	"	"	"	---	87	"	---	---	
1,2,3-Trichlorobenzene	15.4	2.50	5.00	"	"	"	---	77	"	---	---	
1,2,4-Trichlorobenzene	14.8	2.50	5.00	"	"	"	---	74	"	---	---	
1,1,1-Trichloroethane	21.0	0.188	0.500	"	"	"	---	105	"	---	---	
1,1,2-Trichloroethane	17.4	0.258	0.500	"	"	"	---	87	"	---	---	
Trichloroethene (TCE)	22.3	0.193	0.500	"	"	"	---	112	"	---	---	
Trichlorofluoromethane	20.5	0.312	1.00	"	"	"	---	102	"	---	---	
1,2,3-Trichloropropane	16.1	0.342	1.00	"	"	"	---	81	"	---	---	
1,2,4-Trimethylbenzene	17.0	0.0900	1.00	"	"	"	---	85	"	---	---	
1,3,5-Trimethylbenzene	17.5	0.147	1.00	"	"	"	---	87	"	---	---	
Vinyl chloride	22.1	0.316	0.500	"	"	"	---	110	"	---	---	
m,p-Xylene	32.7	0.240	1.00	"	"	40.0	---	82	"	---	---	
o-Xylene	17.2	0.198	0.500	"	"	20.0	---	86	"	---	---	

Surr: Dibromofluoromethane (Surr)	Recovery: 105 %	Limits: 80-120 %	Dilution: 1x
1,4-Difluorobenzene (Surr)	109 %	80-120 %	"
Toluene-d8 (Surr)	91 %	80-120 %	"
4-Bromofluorobenzene (Surr)	93 %	80-120 %	"

Apex Laboratories

The results in this report apply to the samples analyzed in accordance with the chain of custody document. This analytical report must be reproduced in its entirety.



Darwin Thomas, Business Development Director

PBS Engineering and Environmental (Vancouver)
1310 Main St.
Vancouver, WA 98686

Project: **Jiffy Lube**
Project Number: 76090
Project Manager: Christina Johnson


Reported:
03/04/09 18:11

QUALITY CONTROL (QC) SAMPLE RESULTS

Volatile Organic Compounds by EPA 8260B

Analyte	Result	MDL	Reporting Limit	Units	Dil.	Spike Amount	Source Result	%REC	%REC Limits	RPD	RPD Limit	Notes
Batch 9010020 - EPA 5030B						Water						
Matrix Spike (9010020-MS1)			Source: A901009-06			Prepared: 01/06/09 16:27 Analyzed: 01/06/09 19:59						
EPA 8260B												
Acetone	37.8	10.0	20.0	ug/L	1	40.0	ND	94	70-130%	---	---	
Benzene	26.3	0.136	0.250	"	"	20.0	ND	132	"	---	---	Q-01
Bromobenzene	16.9	0.224	0.500	"	"	"	ND	85	"	---	---	
Bromochloromethane	24.1	0.185	0.500	"	"	"	0.410	118	"	---	---	
Bromodichloromethane	24.8	0.265	0.500	"	"	"	0.610	121	"	---	---	
Bromoform	18.4	0.153	1.00	"	"	"	ND	92	"	---	---	
Bromomethane	24.0	5.00	5.00	"	"	"	ND	120	"	---	---	
2-Butanone (MEK)	39.5	5.00	10.0	"	"	40.0	ND	99	"	---	---	
n-Butylbenzene	15.9	0.500	1.00	"	"	20.0	ND	80	"	---	---	
sec-Butylbenzene	18.1	0.500	10.0	"	"	"	ND	90	"	---	---	
tert-Butylbenzene	18.0	0.500	0.500	"	"	"	ND	90	"	---	---	
Carbon disulfide	23.0	2.00	10.0	"	"	"	ND	115	"	---	---	
Carbon tetrachloride	23.1	0.182	0.500	"	"	"	ND	115	"	---	---	
Chlorobenzene	18.9	0.233	0.500	"	"	"	ND	94	"	---	---	
Chloroethane	24.9	1.00	2.00	"	"	"	ND	124	"	---	---	
Chloroform	26.3	1.00	2.00	"	"	"	2.77	118	"	---	---	
Chloromethane	23.7	5.00	5.00	"	"	"	ND	118	"	---	---	
2-Chlorotoluene	17.3	0.229	0.500	"	"	"	ND	87	"	---	---	
4-Chlorotoluene	17.6	0.110	0.500	"	"	"	ND	88	"	---	---	
1,2-Dibromo-3-chloropropane	15.5	2.00	5.00	"	"	"	ND	77	"	---	---	
Dibromochloromethane	19.1	0.173	0.500	"	"	"	0.240	94	"	---	---	
1,2-Dibromoethane (EDB)	17.6	0.205	0.500	"	"	"	ND	88	"	---	---	
Dibromomethane	25.0	0.269	0.500	"	"	"	ND	125	"	---	---	
1,2-Dichlorobenzene	17.4	0.184	0.500	"	"	"	ND	87	"	---	---	
1,3-Dichlorobenzene	17.6	0.181	0.500	"	"	"	ND	88	"	---	---	
1,4-Dichlorobenzene	17.1	0.211	0.500	"	"	"	ND	85	"	---	---	
Dichlorodifluoromethane	22.5	0.349	1.00	"	"	"	ND	113	"	---	---	
1,1-Dichloroethane	24.6	0.235	0.500	"	"	"	ND	123	"	---	---	
1,2-Dichloroethane (EDC)	23.2	0.302	0.500	"	"	"	ND	116	"	---	---	
1,1-Dichloroethene	23.8	0.266	0.500	"	"	"	ND	119	"	---	---	
cis-1,2-Dichloroethene	24.4	0.122	0.500	"	"	"	ND	122	"	---	---	
trans-1,2-Dichloroethene	23.6	0.222	0.500	"	"	"	ND	118	"	---	---	
1,2-Dichloropropane	23.5	0.177	0.500	"	"	"	ND	117	"	---	---	
1,3-Dichloropropane	18.6	0.228	0.500	"	"	"	ND	93	"	---	---	

Apex Laboratories



The results in this report apply to the samples analyzed in accordance with the chain of custody document. This analytical report must be reproduced in its entirety.

PBS Engineering and Environmental (Vancouver)
1310 Main St.
Vancouver, WA 98686

Project: **Jiffy Lube**
Project Number: 76090
Project Manager: Christina Johnson

Reported:
03/04/09 18:11

QUALITY CONTROL (QC) SAMPLE RESULTS

Volatile Organic Compounds by EPA 8260B

Analyte	Result	MDL	Reporting Limit	Units	Dil.	Spike Amount	Source Result	%REC	%REC Limits	RPD	RPD Limit	Notes
Batch 9010020 - EPA 5030B						Water						
Matrix Spike (9010020-MS1)			Source: A901009-06			Prepared: 01/06/09 16:27 Analyzed: 01/06/09 19:59						
2,2-Dichloropropane	23.5	0.123	0.500	ug/L	"	"	ND	118	"	---	---	
1,1-Dichloropropene	22.9	0.239	0.500	"	"	"	ND	115	"	---	---	
cis-1,3-Dichloropropene	19.2	0.120	1.00	"	"	"	ND	96	"	---	---	
trans-1,3-Dichloropropene	18.6	0.142	0.500	"	"	"	ND	93	"	---	---	
Ethylbenzene	18.2	0.136	0.500	"	"	"	ND	91	"	---	---	
Hexachlorobutadiene	15.3	2.00	5.00	"	"	"	ND	77	"	---	---	
2-Hexanone	33.5	5.00	10.0	"	"	40.0	ND	84	"	---	---	
Isopropylbenzene	17.3	0.104	0.500	"	"	20.0	0.220	85	"	---	---	B
4-Isopropyltoluene	16.6	0.120	1.00	"	"	"	0.240	82	"	---	---	
4-Methyl-2-pentanone (MiBK)	36.2	5.00	10.0	"	"	40.0	ND	90	"	---	---	
Methyl tert-butyl ether (MTBE)	19.6	1.00	1.00	"	"	20.0	ND	98	"	---	---	
Methylene chloride	21.0	2.50	5.00	"	"	"	ND	105	"	---	---	
Naphthalene	14.0	2.50	5.00	"	"	"	ND	70	"	---	---	
n-Propylbenzene	17.4	0.119	0.500	"	"	"	ND	87	"	---	---	
Styrene	14.5	0.100	0.500	"	"	"	0.240	71	"	---	---	B
1,1,1,2-Tetrachloroethane	19.4	0.200	0.500	"	"	"	ND	97	"	---	---	
1,1,2,2-Tetrachloroethane	16.9	0.240	0.500	"	"	"	ND	84	"	---	---	
Tetrachloroethene (PCE)	19.4	0.269	0.500	"	"	"	ND	97	"	---	---	
Toluene	18.7	0.175	1.00	"	"	"	ND	94	"	---	---	
1,2,3-Trichlorobenzene	14.1	2.50	5.00	"	"	"	ND	71	"	---	---	
1,2,4-Trichlorobenzene	14.0	2.50	5.00	"	"	"	ND	70	"	---	---	
1,1,1-Trichloroethane	23.9	0.188	0.500	"	"	"	ND	119	"	---	---	
1,1,2-Trichloroethane	18.0	0.258	0.500	"	"	"	ND	90	"	---	---	
Trichloroethene (TCE)	24.4	0.193	0.500	"	"	"	ND	122	"	---	---	
Trichlorofluoromethane	23.4	0.312	1.00	"	"	"	ND	117	"	---	---	
1,2,3-Trichloropropane	15.7	0.342	1.00	"	"	"	ND	78	"	---	---	
1,2,4-Trimethylbenzene	16.9	0.0900	1.00	"	"	"	ND	84	"	---	---	
1,3,5-Trimethylbenzene	17.4	0.147	1.00	"	"	"	ND	87	"	---	---	
Vinyl chloride	25.8	0.316	0.500	"	"	"	ND	129	"	---	---	
m,p-Xylene	34.7	0.240	1.00	"	"	40.0	ND	87	"	---	---	
o-Xylene	18.1	0.198	0.500	"	"	20.0	ND	91	"	---	---	

Surr: Dibromofluoromethane (Surr)	Recovery: 109 %	Limits: 80-120 %	Dilution: 1x
1,4-Difluorobenzene (Surr)	110 %	80-120 %	"
Toluene-d8 (Surr)	90 %	80-120 %	"
4-Bromofluorobenzene (Surr)	94 %	80-120 %	"

Apex Laboratories

The results in this report apply to the samples analyzed in accordance with the chain of custody document. This analytical report must be reproduced in its entirety.



Darwin Thomas, Business Development Director

PBS Engineering and Environmental (Vancouver)
 1310 Main St.
 Vancouver, WA 98686

Project: **Jiffy Lube**
 Project Number: 76090
 Project Manager: Christina Johnson


Reported:
 03/04/09 18:11

QUALITY CONTROL (QC) SAMPLE RESULTS

Volatile Organic Compounds by EPA 8260B

Analyte	Result	MDL	Reporting Limit	Units	Dil.	Spike Amount	Source Result	%REC	%REC Limits	RPD	RPD Limit	Notes
Batch 9010043 - EPA 5030B						Water						
Blank (9010043-BLK1)						Prepared: 01/07/09 10:49 Analyzed: 01/07/09 12:20						
EPA 8260B												
Acetone	ND	10.0	20.0	ug/L	1	---	---	---	---	---	---	---
Benzene	ND	0.136	0.250	"	"	---	---	---	---	---	---	---
Bromobenzene	ND	0.224	0.500	"	"	---	---	---	---	---	---	---
Bromochloromethane	ND	0.185	0.500	"	"	---	---	---	---	---	---	---
Bromodichloromethane	ND	0.265	0.500	"	"	---	---	---	---	---	---	---
Bromoform	ND	0.153	1.00	"	"	---	---	---	---	---	---	---
Bromomethane	ND	5.00	5.00	"	"	---	---	---	---	---	---	---
2-Butanone (MEK)	ND	5.00	10.0	"	"	---	---	---	---	---	---	---
n-Butylbenzene	ND	0.500	1.00	"	"	---	---	---	---	---	---	---
sec-Butylbenzene	ND	0.500	10.0	"	"	---	---	---	---	---	---	---
tert-Butylbenzene	ND	0.500	0.500	"	"	---	---	---	---	---	---	---
Carbon tetrachloride	ND	0.182	0.500	"	"	---	---	---	---	---	---	---
Chlorobenzene	ND	0.233	0.500	"	"	---	---	---	---	---	---	---
Chloroethane	ND	1.00	2.00	"	"	---	---	---	---	---	---	---
Chloroform	ND	1.00	2.00	"	"	---	---	---	---	---	---	---
Chloromethane	ND	5.00	5.00	"	"	---	---	---	---	---	---	---
2-Chlorotoluene	ND	0.229	0.500	"	"	---	---	---	---	---	---	---
4-Chlorotoluene	ND	0.110	0.500	"	"	---	---	---	---	---	---	---
1,2-Dibromo-3-chloropropane	ND	2.00	5.00	"	"	---	---	---	---	---	---	---
Dibromochloromethane	ND	0.173	0.500	"	"	---	---	---	---	---	---	---
1,2-Dibromoethane (EDB)	ND	0.205	0.500	"	"	---	---	---	---	---	---	---
Dibromomethane	ND	0.269	0.500	"	"	---	---	---	---	---	---	---
1,2-Dichlorobenzene	ND	0.184	0.500	"	"	---	---	---	---	---	---	---
1,3-Dichlorobenzene	ND	0.181	0.500	"	"	---	---	---	---	---	---	---
1,4-Dichlorobenzene	ND	0.211	0.500	"	"	---	---	---	---	---	---	---
Dichlorodifluoromethane	ND	0.349	1.00	"	"	---	---	---	---	---	---	---
1,1-Dichloroethane	ND	0.235	0.500	"	"	---	---	---	---	---	---	---
1,2-Dichloroethane (EDC)	ND	0.302	0.500	"	"	---	---	---	---	---	---	---
1,1-Dichloroethene	ND	0.266	0.500	"	"	---	---	---	---	---	---	---
cis-1,2-Dichloroethene	ND	0.122	0.500	"	"	---	---	---	---	---	---	---
trans-1,2-Dichloroethene	ND	0.222	0.500	"	"	---	---	---	---	---	---	---
1,2-Dichloropropane	ND	0.177	0.500	"	"	---	---	---	---	---	---	---
1,3-Dichloropropane	ND	0.228	0.500	"	"	---	---	---	---	---	---	---
2,2-Dichloropropane	ND	0.123	0.500	"	"	---	---	---	---	---	---	---

Apex Laboratories



The results in this report apply to the samples analyzed in accordance with the chain of custody document. This analytical report must be reproduced in its entirety.

PBS Engineering and Environmental (Vancouver)
1310 Main St.
Vancouver, WA 98686

Project: **Jiffy Lube**
Project Number: 76090
Project Manager: Christina Johnson

Reported:
03/04/09 18:11


QUALITY CONTROL (QC) SAMPLE RESULTS

Volatile Organic Compounds by EPA 8260B

Analyte	Result	MDL	Reporting Limit	Units	Dil.	Spike Amount	Source Result	%REC	%REC Limits	RPD	RPD Limit	Notes
Batch 9010043 - EPA 5030B						Water						
Blank (9010043-BLK1)						Prepared: 01/07/09 10:49 Analyzed: 01/07/09 12:20						
1,1-Dichloropropene	ND	0.239	0.500	ug/L	"	---	---	---	---	---	---	
cis-1,3-Dichloropropene	ND	0.120	1.00	"	"	---	---	---	---	---	---	
trans-1,3-Dichloropropene	ND	0.142	0.500	"	"	---	---	---	---	---	---	
Ethylbenzene	ND	0.136	0.500	"	"	---	---	---	---	---	---	
Hexachlorobutadiene	ND	2.00	5.00	"	"	---	---	---	---	---	---	
2-Hexanone	ND	5.00	10.0	"	"	---	---	---	---	---	---	
Isopropylbenzene	0.240	0.104	0.500	"	"	---	---	---	---	---	---	J
4-Isopropyltoluene	0.260	0.120	1.00	"	"	---	---	---	---	---	---	J
4-Methyl-2-pentanone (MiBK)	ND	5.00	10.0	"	"	---	---	---	---	---	---	
Methyl tert-butyl ether (MTBE)	ND	1.00	1.00	"	"	---	---	---	---	---	---	
Methylene chloride	ND	2.50	5.00	"	"	---	---	---	---	---	---	
Naphthalene	ND	2.50	5.00	"	"	---	---	---	---	---	---	
n-Propylbenzene	ND	0.119	0.500	"	"	---	---	---	---	---	---	
Styrene	0.250	0.100	0.500	"	"	---	---	---	---	---	---	B-02, J
1,1,1,2-Tetrachloroethane	ND	0.200	0.500	"	"	---	---	---	---	---	---	
1,1,2,2-Tetrachloroethane	ND	0.240	0.500	"	"	---	---	---	---	---	---	
Tetrachloroethene (PCE)	ND	0.269	0.500	"	"	---	---	---	---	---	---	
Toluene	ND	0.175	1.00	"	"	---	---	---	---	---	---	
1,2,3-Trichlorobenzene	ND	2.50	5.00	"	"	---	---	---	---	---	---	
1,2,4-Trichlorobenzene	ND	2.50	5.00	"	"	---	---	---	---	---	---	
1,1,1-Trichloroethane	ND	0.188	0.500	"	"	---	---	---	---	---	---	
1,1,2-Trichloroethane	ND	0.258	0.500	"	"	---	---	---	---	---	---	
Trichloroethene (TCE)	ND	0.193	0.500	"	"	---	---	---	---	---	---	
Trichlorofluoromethane	ND	0.312	1.00	"	"	---	---	---	---	---	---	
1,2,3-Trichloropropane	ND	0.342	1.00	"	"	---	---	---	---	---	---	
1,2,4-Trimethylbenzene	0.160	0.0900	1.00	"	"	---	---	---	---	---	---	J
1,3,5-Trimethylbenzene	ND	0.147	1.00	"	"	---	---	---	---	---	---	
Vinyl chloride	ND	0.316	0.500	"	"	---	---	---	---	---	---	
m,p-Xylene	ND	0.240	1.00	"	"	---	---	---	---	---	---	
o-Xylene	ND	0.198	0.500	"	"	---	---	---	---	---	---	

Surr: Dibromofluoromethane (Surr)	Recovery: 114 %	Limits: 80-120 %	Dilution: 1x
1,4-Difluorobenzene (Surr)	117 %	80-120 %	"
Toluene-d8 (Surr)	89 %	80-120 %	"
4-Bromofluorobenzene (Surr)	99 %	80-120 %	"

Apex Laboratories



The results in this report apply to the samples analyzed in accordance with the chain of custody document. This analytical report must be reproduced in its entirety.

PBS Engineering and Environmental (Vancouver)
1310 Main St.
Vancouver, WA 98686

Project: **Jiffy Lube**
Project Number: 76090
Project Manager: Christina Johnson


Reported:
03/04/09 18:11

QUALITY CONTROL (QC) SAMPLE RESULTS

Volatile Organic Compounds by EPA 8260B

Analyte	Result	MDL	Reporting Limit	Units	Dil.	Spike Amount	Source Result	%REC	%REC Limits	RPD	RPD Limit	Notes
Batch 9010043 - EPA 5030B						Water						
LCS (9010043-BS1)						Prepared: 01/07/09 10:49 Analyzed: 01/07/09 11:21						
EPA 8260B												
Acetone	44.1	10.0	20.0	ug/L	1	40.0	---	110	70-130%	---	---	
Benzene	25.2	0.136	0.250	"	"	20.0	---	126	"	---	---	
Bromobenzene	17.5	0.224	0.500	"	"	"	---	87	"	---	---	
Bromochloromethane	24.4	0.185	0.500	"	"	"	---	122	"	---	---	
Bromodichloromethane	24.9	0.265	0.500	"	"	"	---	125	"	---	---	
Bromoform	19.5	0.153	1.00	"	"	"	---	98	"	---	---	
Bromomethane	24.0	5.00	5.00	"	"	"	---	120	"	---	---	
2-Butanone (MEK)	46.7	5.00	10.0	"	"	40.0	---	117	"	---	---	
n-Butylbenzene	17.3	0.500	1.00	"	"	20.0	---	86	"	---	---	
sec-Butylbenzene	18.8	0.500	10.0	"	"	"	---	94	"	---	---	
tert-Butylbenzene	18.8	0.500	0.500	"	"	"	---	94	"	---	---	
Carbon tetrachloride	22.9	0.182	0.500	"	"	"	---	114	"	---	---	
Chlorobenzene	18.8	0.233	0.500	"	"	"	---	94	"	---	---	
Chloroethane	24.0	1.00	2.00	"	"	"	---	120	"	---	---	
Chloroform	23.7	1.00	2.00	"	"	"	---	119	"	---	---	
Chloromethane	23.4	5.00	5.00	"	"	"	---	117	"	---	---	
2-Chlorotoluene	17.8	0.229	0.500	"	"	"	---	89	"	---	---	
4-Chlorotoluene	18.3	0.110	0.500	"	"	"	---	92	"	---	---	
1,2-Dibromo-3-chloropropane	17.2	2.00	5.00	"	"	"	---	86	"	---	---	
Dibromochloromethane	19.2	0.173	0.500	"	"	"	---	96	"	---	---	
1,2-Dibromoethane (EDB)	18.3	0.205	0.500	"	"	"	---	91	"	---	---	
Dibromomethane	25.8	0.269	0.500	"	"	"	---	129	"	---	---	
1,2-Dichlorobenzene	18.1	0.184	0.500	"	"	"	---	90	"	---	---	
1,3-Dichlorobenzene	17.8	0.181	0.500	"	"	"	---	89	"	---	---	
1,4-Dichlorobenzene	17.7	0.211	0.500	"	"	"	---	89	"	---	---	
Dichlorodifluoromethane	21.8	0.349	1.00	"	"	"	---	109	"	---	---	
1,1-Dichloroethane	24.0	0.235	0.500	"	"	"	---	120	"	---	---	
1,2-Dichloroethane (EDC)	23.4	0.302	0.500	"	"	"	---	117	"	---	---	
1,1-Dichloroethene	22.6	0.266	0.500	"	"	"	---	113	"	---	---	
cis-1,2-Dichloroethene	24.9	0.122	0.500	"	"	"	---	125	"	---	---	
trans-1,2-Dichloroethene	23.2	0.222	0.500	"	"	"	---	116	"	---	---	
1,2-Dichloropropane	23.8	0.177	0.500	"	"	"	---	119	"	---	---	
1,3-Dichloropropane	19.2	0.228	0.500	"	"	"	---	96	"	---	---	
2,2-Dichloropropane	26.9	0.123	0.500	"	"	"	---	134	"	---	---	Q-29

Apex Laboratories



The results in this report apply to the samples analyzed in accordance with the chain of custody document. This analytical report must be reproduced in its entirety.

PBS Engineering and Environmental (Vancouver)
 1310 Main St.
 Vancouver, WA 98686

Project: **Jiffy Lube**
 Project Number: 76090
 Project Manager: Christina Johnson

Reported:
 03/04/09 18:11


QUALITY CONTROL (QC) SAMPLE RESULTS

Volatile Organic Compounds by EPA 8260B

Analyte	Result	MDL	Reporting Limit	Units	Dil.	Spike Amount	Source Result	%REC	%REC Limits	RPD	RPD Limit	Notes
Batch 9010043 - EPA 5030B						Water						
LCS (9010043-BS1)						Prepared: 01/07/09 10:49 Analyzed: 01/07/09 11:21						
1,1-Dichloropropene	22.0	0.239	0.500	ug/L	"	"	---	110	"	---	---	
cis-1,3-Dichloropropene	20.3	0.120	1.00	"	"	"	---	102	"	---	---	
trans-1,3-Dichloropropene	20.6	0.142	0.500	"	"	"	---	103	"	---	---	
Ethylbenzene	18.1	0.136	0.500	"	"	"	---	91	"	---	---	
Hexachlorobutadiene	17.5	2.00	5.00	"	"	"	---	87	"	---	---	
2-Hexanone	40.1	5.00	10.0	"	"	40.0	---	100	"	---	---	
Isopropylbenzene	17.1	0.104	0.500	"	"	20.0	---	86	"	---	---	
4-Isopropyltoluene	17.7	0.120	1.00	"	"	"	---	88	"	---	---	
4-Methyl-2-pentanone (MiBK)	42.0	5.00	10.0	"	"	40.0	---	105	"	---	---	
Methyl tert-butyl ether (MTBE)	20.1	1.00	1.00	"	"	20.0	---	101	"	---	---	
Methylene chloride	23.1	2.50	5.00	"	"	"	---	116	"	---	---	
Naphthalene	17.2	2.50	5.00	"	"	"	---	86	"	---	---	
n-Propylbenzene	18.1	0.119	0.500	"	"	"	---	91	"	---	---	
Styrene	17.4	0.100	0.500	"	"	"	---	87	"	---	---	B
1,1,1,2-Tetrachloroethane	19.6	0.200	0.500	"	"	"	---	98	"	---	---	
1,1,2,2-Tetrachloroethane	18.7	0.240	0.500	"	"	"	---	94	"	---	---	
Tetrachloroethene (PCE)	18.3	0.269	0.500	"	"	"	---	91	"	---	---	
Toluene	18.5	0.175	1.00	"	"	"	---	92	"	---	---	
1,2,3-Trichlorobenzene	16.3	2.50	5.00	"	"	"	---	82	"	---	---	
1,2,4-Trichlorobenzene	15.5	2.50	5.00	"	"	"	---	78	"	---	---	
1,1,1-Trichloroethane	23.1	0.188	0.500	"	"	"	---	116	"	---	---	
1,1,2-Trichloroethane	18.4	0.258	0.500	"	"	"	---	92	"	---	---	
Trichloroethene (TCE)	23.0	0.193	0.500	"	"	"	---	115	"	---	---	
Trichlorofluoromethane	22.1	0.312	1.00	"	"	"	---	110	"	---	---	
1,2,3-Trichloropropane	17.8	0.342	1.00	"	"	"	---	89	"	---	---	
1,2,4-Trimethylbenzene	18.3	0.0900	1.00	"	"	"	---	92	"	---	---	
1,3,5-Trimethylbenzene	18.7	0.147	1.00	"	"	"	---	94	"	---	---	
Vinyl chloride	23.9	0.316	0.500	"	"	"	---	120	"	---	---	
m,p-Xylene	35.3	0.240	1.00	"	"	40.0	---	88	"	---	---	
o-Xylene	18.5	0.198	0.500	"	"	20.0	---	92	"	---	---	

Surr: Dibromofluoromethane (Surr)	Recovery: 109 %	Limits: 80-120 %	Dilution: 1x
1,4-Difluorobenzene (Surr)	112 %	80-120 %	"
Toluene-d8 (Surr)	91 %	80-120 %	"
4-Bromofluorobenzene (Surr)	97 %	80-120 %	"

Apex Laboratories



The results in this report apply to the samples analyzed in accordance with the chain of custody document. This analytical report must be reproduced in its entirety.

PBS Engineering and Environmental (Vancouver)
 1310 Main St.
 Vancouver, WA 98686

Project: **Jiffy Lube**
 Project Number: 76090
 Project Manager: Christina Johnson


Reported:
 03/04/09 18:11

QUALITY CONTROL (QC) SAMPLE RESULTS

Volatile Organic Compounds by EPA 8260B

Analyte	Result	MDL	Reporting Limit	Units	Dil.	Spike Amount	Source Result	%REC	%REC Limits	RPD	RPD Limit	Notes
Batch 9010043 - EPA 5030B						Water						
Matrix Spike (9010043-MS1)			Source: A901009-04			Prepared: 01/07/09 10:49 Analyzed: 01/07/09 15:08						
EPA 8260B												
Acetone	50.8	10.0	20.0	ug/L	1	40.0	ND	127	70-130%	---	---	
Benzene	27.9	0.136	0.250	"	"	20.0	ND	140	"	---	---	Q-01
Bromobenzene	18.2	0.224	0.500	"	"	"	ND	91	"	---	---	
Bromochloromethane	26.5	0.185	0.500	"	"	"	ND	132	"	---	---	Q-01
Bromodichloromethane	27.3	0.265	0.500	"	"	"	ND	136	"	---	---	Q-01
Bromoform	20.6	0.153	1.00	"	"	"	ND	103	"	---	---	
Bromomethane	24.0	5.00	5.00	"	"	"	ND	120	"	---	---	
2-Butanone (MEK)	55.6	5.00	10.0	"	"	40.0	ND	139	"	---	---	Q-01
n-Butylbenzene	20.3	0.500	1.00	"	"	20.0	ND	102	"	---	---	
sec-Butylbenzene	20.8	0.500	10.0	"	"	"	ND	104	"	---	---	
tert-Butylbenzene	20.6	0.500	0.500	"	"	"	ND	103	"	---	---	
Carbon tetrachloride	26.5	0.182	0.500	"	"	"	ND	132	"	---	---	Q-01
Chlorobenzene	20.4	0.233	0.500	"	"	"	ND	102	"	---	---	
Chloroethane	26.4	1.00	2.00	"	"	"	ND	132	"	---	---	Q-01
Chloroform	26.7	1.00	2.00	"	"	"	ND	133	"	---	---	Q-01
Chloromethane	24.6	5.00	5.00	"	"	"	ND	123	"	---	---	
2-Chlorotoluene	19.4	0.229	0.500	"	"	"	ND	97	"	---	---	
4-Chlorotoluene	19.6	0.110	0.500	"	"	"	ND	98	"	---	---	
1,2-Dibromo-3-chloropropane	20.6	2.00	5.00	"	"	"	ND	103	"	---	---	
Dibromochloromethane	20.2	0.173	0.500	"	"	"	ND	101	"	---	---	
1,2-Dibromoethane (EDB)	19.5	0.205	0.500	"	"	"	ND	98	"	---	---	
Dibromomethane	28.5	0.269	0.500	"	"	"	ND	142	"	---	---	Q-01
1,2-Dichlorobenzene	19.4	0.184	0.500	"	"	"	ND	97	"	---	---	
1,3-Dichlorobenzene	19.2	0.181	0.500	"	"	"	ND	96	"	---	---	
1,4-Dichlorobenzene	18.7	0.211	0.500	"	"	"	ND	94	"	---	---	
Dichlorodifluoromethane	24.9	0.349	1.00	"	"	"	ND	124	"	---	---	
1,1-Dichloroethane	27.3	0.235	0.500	"	"	"	ND	136	"	---	---	Q-01
1,2-Dichloroethane (EDC)	25.5	0.302	0.500	"	"	"	ND	128	"	---	---	
1,1-Dichloroethene	26.5	0.266	0.500	"	"	"	ND	132	"	---	---	Q-01
cis-1,2-Dichloroethene	28.1	0.122	0.500	"	"	"	ND	141	"	---	---	Q-01
trans-1,2-Dichloroethene	25.7	0.222	0.500	"	"	"	ND	128	"	---	---	
1,2-Dichloropropane	26.3	0.177	0.500	"	"	"	ND	131	"	---	---	Q-01
1,3-Dichloropropane	20.5	0.228	0.500	"	"	"	ND	103	"	---	---	
2,2-Dichloropropane	30.9	0.123	0.500	"	"	"	ND	155	"	---	---	Q-29

Apex Laboratories



The results in this report apply to the samples analyzed in accordance with the chain of custody document. This analytical report must be reproduced in its entirety.

PBS Engineering and Environmental (Vancouver)
 1310 Main St.
 Vancouver, WA 98686

Project: **Jiffy Lube**
 Project Number: 76090
 Project Manager: Christina Johnson

Reported:
 03/04/09 18:11

QUALITY CONTROL (QC) SAMPLE RESULTS

Volatile Organic Compounds by EPA 8260B

Analyte	Result	MDL	Reporting Limit	Units	Dil.	Spike Amount	Source Result	%REC	%REC Limits	RPD	RPD Limit	Notes
Batch 9010043 - EPA 5030B						Water						
Matrix Spike (9010043-MS1)			Source: A901009-04			Prepared: 01/07/09 10:49		Analyzed: 01/07/09 15:08				
1,1-Dichloropropene	25.7	0.239	0.500	ug/L	"	"	ND	128	"	---	---	
cis-1,3-Dichloropropene	20.2	0.120	1.00	"	"	"	ND	101	"	---	---	
trans-1,3-Dichloropropene	20.5	0.142	0.500	"	"	"	ND	102	"	---	---	
Ethylbenzene	20.0	0.136	0.500	"	"	"	ND	100	"	---	---	
Hexachlorobutadiene	18.0	2.00	5.00	"	"	"	ND	90	"	---	---	
2-Hexanone	45.0	5.00	10.0	"	"	40.0	ND	113	"	---	---	
Isopropylbenzene	19.2	0.104	0.500	"	"	20.0	ND	96	"	---	---	
4-Isopropyltoluene	19.7	0.120	1.00	"	"	"	0.230	97	"	---	---	
4-Methyl-2-pentanone (MiBK)	46.3	5.00	10.0	"	"	40.0	ND	116	"	---	---	
Methyl tert-butyl ether (MTBE)	22.2	1.00	1.00	"	"	20.0	ND	111	"	---	---	
Methylene chloride	23.8	2.50	5.00	"	"	"	ND	119	"	---	---	
Naphthalene	21.0	2.50	5.00	"	"	"	ND	105	"	---	---	
n-Propylbenzene	20.0	0.119	0.500	"	"	"	ND	100	"	---	---	
Styrene	18.8	0.100	0.500	"	"	"	ND	94	"	---	---	B
1,1,1,2-Tetrachloroethane	20.8	0.200	0.500	"	"	"	ND	104	"	---	---	
1,1,2,2-Tetrachloroethane	19.7	0.240	0.500	"	"	"	ND	99	"	---	---	
Tetrachloroethene (PCE)	20.1	0.269	0.500	"	"	"	ND	100	"	---	---	
Toluene	20.4	0.175	1.00	"	"	"	ND	102	"	---	---	
1,2,3-Trichlorobenzene	18.7	2.50	5.00	"	"	"	ND	93	"	---	---	
1,2,4-Trichlorobenzene	17.8	2.50	5.00	"	"	"	ND	89	"	---	---	
1,1,1-Trichloroethane	26.6	0.188	0.500	"	"	"	ND	133	"	---	---	Q-01
1,1,2-Trichloroethane	19.6	0.258	0.500	"	"	"	ND	98	"	---	---	
Trichloroethene (TCE)	26.0	0.193	0.500	"	"	"	ND	130	"	---	---	
Trichlorofluoromethane	25.9	0.312	1.00	"	"	"	ND	130	"	---	---	
1,2,3-Trichloropropane	18.4	0.342	1.00	"	"	"	ND	92	"	---	---	
1,2,4-Trimethylbenzene	20.0	0.0900	1.00	"	"	"	ND	100	"	---	---	
1,3,5-Trimethylbenzene	20.3	0.147	1.00	"	"	"	ND	101	"	---	---	
Vinyl chloride	27.8	0.316	0.500	"	"	"	ND	139	"	---	---	Q-01
m,p-Xylene	39.1	0.240	1.00	"	"	40.0	ND	98	"	---	---	
o-Xylene	20.7	0.198	0.500	"	"	20.0	ND	104	"	---	---	

Surr: Dibromofluoromethane (Surr)	Recovery: 112 %	Limits: 80-120 %	Dilution: 1x
1,4-Difluorobenzene (Surr)	112 %	80-120 %	"
Toluene-d8 (Surr)	91 %	80-120 %	"
4-Bromofluorobenzene (Surr)	96 %	80-120 %	"

Apex Laboratories

The results in this report apply to the samples analyzed in accordance with the chain of custody document. This analytical report must be reproduced in its entirety.



Darwin Thomas, Business Development Director

PBS Engineering and Environmental (Vancouver)
1310 Main St.
Vancouver, WA 98686

Project: **Jiffy Lube**
Project Number: 76090
Project Manager: Christina Johnson


Reported:
03/04/09 18:11

QUALITY CONTROL (QC) SAMPLE RESULTS

Volatile Organic Compounds by EPA 8260B

Analyte	Result	MDL	Reporting Limit	Units	Dil.	Spike Amount	Source Result	%REC	%REC Limits	RPD	RPD Limit	Notes
Batch 9010056 - EPA 5030B						Water						
Blank (9010056-BLK1)						Prepared: 01/08/09 09:53 Analyzed: 01/08/09 12:06						
EPA 8260B												
Acetone	ND	10.0	20.0	ug/L	1	---	---	---	---	---	---	---
Benzene	ND	0.136	0.250	"	"	---	---	---	---	---	---	---
Bromobenzene	ND	0.224	0.500	"	"	---	---	---	---	---	---	---
Bromochloromethane	ND	0.185	0.500	"	"	---	---	---	---	---	---	---
Bromodichloromethane	ND	0.265	0.500	"	"	---	---	---	---	---	---	---
Bromoform	ND	0.153	1.00	"	"	---	---	---	---	---	---	---
Bromomethane	ND	5.00	5.00	"	"	---	---	---	---	---	---	---
2-Butanone (MEK)	ND	5.00	10.0	"	"	---	---	---	---	---	---	---
n-Butylbenzene	ND	0.500	1.00	"	"	---	---	---	---	---	---	---
sec-Butylbenzene	ND	0.500	10.0	"	"	---	---	---	---	---	---	---
tert-Butylbenzene	ND	0.500	0.500	"	"	---	---	---	---	---	---	---
Carbon tetrachloride	ND	0.182	0.500	"	"	---	---	---	---	---	---	---
Chlorobenzene	ND	0.233	0.500	"	"	---	---	---	---	---	---	---
Chloroethane	ND	1.00	2.00	"	"	---	---	---	---	---	---	---
Chloroform	ND	1.00	2.00	"	"	---	---	---	---	---	---	---
Chloromethane	ND	5.00	5.00	"	"	---	---	---	---	---	---	---
2-Chlorotoluene	ND	0.229	0.500	"	"	---	---	---	---	---	---	---
4-Chlorotoluene	ND	0.110	0.500	"	"	---	---	---	---	---	---	---
1,2-Dibromo-3-chloropropane	ND	2.00	5.00	"	"	---	---	---	---	---	---	---
Dibromochloromethane	ND	0.173	0.500	"	"	---	---	---	---	---	---	---
1,2-Dibromoethane (EDB)	ND	0.205	0.500	"	"	---	---	---	---	---	---	---
Dibromomethane	ND	0.269	0.500	"	"	---	---	---	---	---	---	---
1,2-Dichlorobenzene	ND	0.184	0.500	"	"	---	---	---	---	---	---	---
1,3-Dichlorobenzene	ND	0.181	0.500	"	"	---	---	---	---	---	---	---
1,4-Dichlorobenzene	ND	0.211	0.500	"	"	---	---	---	---	---	---	---
Dichlorodifluoromethane	ND	0.349	1.00	"	"	---	---	---	---	---	---	---
1,1-Dichloroethane	ND	0.235	0.500	"	"	---	---	---	---	---	---	---
1,2-Dichloroethane (EDC)	ND	0.302	0.500	"	"	---	---	---	---	---	---	---
1,1-Dichloroethene	ND	0.266	0.500	"	"	---	---	---	---	---	---	---
cis-1,2-Dichloroethene	ND	0.122	0.500	"	"	---	---	---	---	---	---	---
trans-1,2-Dichloroethene	ND	0.222	0.500	"	"	---	---	---	---	---	---	---
1,2-Dichloropropane	ND	0.177	0.500	"	"	---	---	---	---	---	---	---
1,3-Dichloropropane	ND	0.228	0.500	"	"	---	---	---	---	---	---	---
2,2-Dichloropropane	ND	0.123	0.500	"	"	---	---	---	---	---	---	---

Apex Laboratories



The results in this report apply to the samples analyzed in accordance with the chain of custody document. This analytical report must be reproduced in its entirety.

PBS Engineering and Environmental (Vancouver)
1310 Main St.
Vancouver, WA 98686

Project: **Jiffy Lube**
Project Number: 76090
Project Manager: Christina Johnson

Reported:
03/04/09 18:11

QUALITY CONTROL (QC) SAMPLE RESULTS


Volatile Organic Compounds by EPA 8260B

Analyte	Result	MDL	Reporting Limit	Units	Dil.	Spike Amount	Source Result	%REC	%REC Limits	RPD	RPD Limit	Notes
Batch 9010056 - EPA 5030B						Water						
Blank (9010056-BLK1)						Prepared: 01/08/09 09:53 Analyzed: 01/08/09 12:06						
1,1-Dichloropropene	ND	0.239	0.500	ug/L	"	---	---	---	---	---	---	
cis-1,3-Dichloropropene	ND	0.120	1.00	"	"	---	---	---	---	---	---	
trans-1,3-Dichloropropene	ND	0.142	0.500	"	"	---	---	---	---	---	---	
Ethylbenzene	ND	0.136	0.500	"	"	---	---	---	---	---	---	
Hexachlorobutadiene	ND	2.00	5.00	"	"	---	---	---	---	---	---	
2-Hexanone	ND	5.00	10.0	"	"	---	---	---	---	---	---	
Isopropylbenzene	ND	0.104	0.500	"	"	---	---	---	---	---	---	
4-Isopropyltoluene	ND	0.120	1.00	"	"	---	---	---	---	---	---	
4-Methyl-2-pentanone (MiBK)	ND	5.00	10.0	"	"	---	---	---	---	---	---	
Methyl tert-butyl ether (MTBE)	ND	1.00	1.00	"	"	---	---	---	---	---	---	
Methylene chloride	ND	2.50	5.00	"	"	---	---	---	---	---	---	
Naphthalene	ND	2.50	5.00	"	"	---	---	---	---	---	---	
n-Propylbenzene	ND	0.119	0.500	"	"	---	---	---	---	---	---	
Styrene	ND	0.100	0.500	"	"	---	---	---	---	---	---	
1,1,1,2-Tetrachloroethane	ND	0.200	0.500	"	"	---	---	---	---	---	---	
1,1,2,2-Tetrachloroethane	ND	0.240	0.500	"	"	---	---	---	---	---	---	
Tetrachloroethene (PCE)	ND	0.269	0.500	"	"	---	---	---	---	---	---	
Toluene	ND	0.175	1.00	"	"	---	---	---	---	---	---	
1,2,3-Trichlorobenzene	ND	2.50	5.00	"	"	---	---	---	---	---	---	
1,2,4-Trichlorobenzene	ND	2.50	5.00	"	"	---	---	---	---	---	---	
1,1,1-Trichloroethane	ND	0.188	0.500	"	"	---	---	---	---	---	---	
1,1,2-Trichloroethane	ND	0.258	0.500	"	"	---	---	---	---	---	---	
Trichloroethene (TCE)	ND	0.193	0.500	"	"	---	---	---	---	---	---	
Trichlorofluoromethane	ND	0.312	1.00	"	"	---	---	---	---	---	---	
1,2,3-Trichloropropane	ND	0.342	1.00	"	"	---	---	---	---	---	---	
1,2,4-Trimethylbenzene	ND	0.0900	1.00	"	"	---	---	---	---	---	---	
1,3,5-Trimethylbenzene	ND	0.147	1.00	"	"	---	---	---	---	---	---	
Vinyl chloride	ND	0.316	0.500	"	"	---	---	---	---	---	---	
m,p-Xylene	ND	0.240	1.00	"	"	---	---	---	---	---	---	
o-Xylene	ND	0.198	0.500	"	"	---	---	---	---	---	---	

<i>Surr: Dibromofluoromethane (Surr)</i>	<i>Recovery: 102 %</i>	<i>Limits: 80-120 %</i>	<i>Dilution: 1x</i>
<i>1,4-Difluorobenzene (Surr)</i>	<i>102 %</i>	<i>80-120 %</i>	<i>"</i>
<i>Toluene-d8 (Surr)</i>	<i>91 %</i>	<i>80-120 %</i>	<i>"</i>
<i>4-Bromofluorobenzene (Surr)</i>	<i>101 %</i>	<i>80-120 %</i>	<i>"</i>

Apex Laboratories

The results in this report apply to the samples analyzed in accordance with the chain of custody document. This analytical report must be reproduced in its entirety.



Darwin Thomas, Business Development Director

PBS Engineering and Environmental (Vancouver)
1310 Main St.
Vancouver, WA 98686

Project: **Jiffy Lube**
Project Number: 76090
Project Manager: Christina Johnson


Reported:
03/04/09 18:11

QUALITY CONTROL (QC) SAMPLE RESULTS

Volatile Organic Compounds by EPA 8260B

Analyte	Result	MDL	Reporting Limit	Units	Dil.	Spike Amount	Source Result	%REC	%REC Limits	RPD	RPD Limit	Notes
Batch 9010056 - EPA 5030B						Water						
LCS (9010056-BS1)						Prepared: 01/08/09 09:53 Analyzed: 01/08/09 11:05						A-01b
EPA 8260B												
Acetone	37.4	10.0	20.0	ug/L	1	40.0	---	93	70-130%	---	---	
Benzene	21.6	0.136	0.250	"	"	20.0	---	108	"	---	---	
Bromobenzene	19.2	0.224	0.500	"	"	"	---	96	"	---	---	
Bromochloromethane	19.3	0.185	0.500	"	"	"	---	96	"	---	---	
Bromodichloromethane	23.5	0.265	0.500	"	"	"	---	118	"	---	---	
Bromoform	21.9	0.153	1.00	"	"	"	---	110	"	---	---	
Bromomethane	24.6	5.00	5.00	"	"	"	---	123	"	---	---	
2-Butanone (MEK)	40.7	5.00	10.0	"	"	40.0	---	102	"	---	---	
n-Butylbenzene	19.6	0.500	1.00	"	"	20.0	---	98	"	---	---	
sec-Butylbenzene	19.6	0.500	10.0	"	"	"	---	98	"	---	---	
tert-Butylbenzene	19.6	0.500	0.500	"	"	"	---	98	"	---	---	
Carbon tetrachloride	23.1	0.182	0.500	"	"	"	---	115	"	---	---	
Chlorobenzene	19.4	0.233	0.500	"	"	"	---	97	"	---	---	
Chloroethane	22.8	1.00	2.00	"	"	"	---	114	"	---	---	
Chloroform	19.9	1.00	2.00	"	"	"	---	100	"	---	---	
Chloromethane	18.3	5.00	5.00	"	"	"	---	91	"	---	---	
2-Chlorotoluene	18.6	0.229	0.500	"	"	"	---	93	"	---	---	
4-Chlorotoluene	18.8	0.110	0.500	"	"	"	---	94	"	---	---	
1,2-Dibromo-3-chloropropane	17.2	2.00	5.00	"	"	"	---	86	"	---	---	
Dibromochloromethane	19.3	0.173	0.500	"	"	"	---	97	"	---	---	
1,2-Dibromoethane (EDB)	19.6	0.205	0.500	"	"	"	---	98	"	---	---	
Dibromomethane	21.7	0.269	0.500	"	"	"	---	108	"	---	---	
1,2-Dichlorobenzene	19.6	0.184	0.500	"	"	"	---	98	"	---	---	
1,3-Dichlorobenzene	19.6	0.181	0.500	"	"	"	---	98	"	---	---	
1,4-Dichlorobenzene	18.0	0.211	0.500	"	"	"	---	90	"	---	---	
Dichlorodifluoromethane	19.1	0.349	1.00	"	"	"	---	96	"	---	---	
1,1-Dichloroethane	20.8	0.235	0.500	"	"	"	---	104	"	---	---	
1,2-Dichloroethane (EDC)	22.5	0.302	0.500	"	"	"	---	113	"	---	---	
1,1-Dichloroethene	20.9	0.266	0.500	"	"	"	---	104	"	---	---	
cis-1,2-Dichloroethene	21.8	0.122	0.500	"	"	"	---	109	"	---	---	
trans-1,2-Dichloroethene	20.6	0.222	0.500	"	"	"	---	103	"	---	---	
1,2-Dichloropropane	20.6	0.177	0.500	"	"	"	---	103	"	---	---	
1,3-Dichloropropane	18.3	0.228	0.500	"	"	"	---	92	"	---	---	
2,2-Dichloropropane	22.7	0.123	0.500	"	"	"	---	113	"	---	---	

Apex Laboratories



The results in this report apply to the samples analyzed in accordance with the chain of custody document. This analytical report must be reproduced in its entirety.

PBS Engineering and Environmental (Vancouver)
1310 Main St.
Vancouver, WA 98686

Project: **Jiffy Lube**
Project Number: 76090
Project Manager: Christina Johnson

Reported:
03/04/09 18:11


QUALITY CONTROL (QC) SAMPLE RESULTS

Volatile Organic Compounds by EPA 8260B

Analyte	Result	MDL	Reporting Limit	Units	Dil.	Spike Amount	Source Result	%REC	%REC Limits	RPD	RPD Limit	Notes
Batch 9010056 - EPA 5030B						Water						
LCS (9010056-BS1)						Prepared: 01/08/09 09:53 Analyzed: 01/08/09 11:05						A-01b
1,1-Dichloropropene	20.2	0.239	0.500	ug/L	"	"	---	101	"	---	---	
cis-1,3-Dichloropropene	18.8	0.120	1.00	"	"	"	---	94	"	---	---	
trans-1,3-Dichloropropene	20.0	0.142	0.500	"	"	"	---	100	"	---	---	
Ethylbenzene	19.4	0.136	0.500	"	"	"	---	97	"	---	---	
2-Hexanone	32.8	5.00	10.0	"	"	40.0	---	82	"	---	---	
Isopropylbenzene	20.0	0.104	0.500	"	"	20.0	---	100	"	---	---	
4-Isopropyltoluene	19.8	0.120	1.00	"	"	"	---	99	"	---	---	
4-Methyl-2-pentanone (MiBK)	33.3	5.00	10.0	"	"	40.0	---	83	"	---	---	
Methyl tert-butyl ether (MTBE)	22.4	1.00	1.00	"	"	20.0	---	112	"	---	---	
Methylene chloride	21.4	2.50	5.00	"	"	"	---	107	"	---	---	
Naphthalene	18.5	2.50	5.00	"	"	"	---	93	"	---	---	
n-Propylbenzene	19.1	0.119	0.500	"	"	"	---	96	"	---	---	
Styrene	20.2	0.100	0.500	"	"	"	---	101	"	---	---	
1,1,1,2-Tetrachloroethane	21.1	0.200	0.500	"	"	"	---	106	"	---	---	
1,1,2,2-Tetrachloroethane	18.8	0.240	0.500	"	"	"	---	94	"	---	---	
Tetrachloroethene (PCE)	19.4	0.269	0.500	"	"	"	---	97	"	---	---	
Toluene	19.2	0.175	1.00	"	"	"	---	96	"	---	---	
1,2,3-Trichlorobenzene	19.6	2.50	5.00	"	"	"	---	98	"	---	---	
1,2,4-Trichlorobenzene	20.1	2.50	5.00	"	"	"	---	100	"	---	---	
1,1,1-Trichloroethane	22.7	0.188	0.500	"	"	"	---	114	"	---	---	
1,1,2-Trichloroethane	19.6	0.258	0.500	"	"	"	---	98	"	---	---	
Trichloroethene (TCE)	23.0	0.193	0.500	"	"	"	---	115	"	---	---	
Trichlorofluoromethane	24.0	0.312	1.00	"	"	"	---	120	"	---	---	
1,2,3-Trichloropropane	17.4	0.342	1.00	"	"	"	---	87	"	---	---	
1,2,4-Trimethylbenzene	19.4	0.0900	1.00	"	"	"	---	97	"	---	---	
1,3,5-Trimethylbenzene	19.3	0.147	1.00	"	"	"	---	97	"	---	---	
Vinyl chloride	22.2	0.316	0.500	"	"	"	---	111	"	---	---	
m,p-Xylene	38.7	0.240	1.00	"	"	40.0	---	97	"	---	---	
o-Xylene	19.8	0.198	0.500	"	"	20.0	---	99	"	---	---	

Surr: Dibromofluoromethane (Surr)	Recovery: 101 %	Limits: 80-120 %	Dilution: 1x
1,4-Difluorobenzene (Surr)	101 %	80-120 %	"
Toluene-d8 (Surr)	89 %	80-120 %	"
4-Bromofluorobenzene (Surr)	100 %	80-120 %	"

Apex Laboratories



The results in this report apply to the samples analyzed in accordance with the chain of custody document. This analytical report must be reproduced in its entirety.

PBS Engineering and Environmental (Vancouver)
 1310 Main St.
 Vancouver, WA 98686

Project: **Jiffy Lube**
 Project Number: 76090
 Project Manager: Christina Johnson


Reported:
 03/04/09 18:11

QUALITY CONTROL (QC) SAMPLE RESULTS

Polychlorinated Biphenyls by EPA 8082A

Analyte	Result	MDL	Reporting Limit	Units	Dil.	Spike Amount	Source Result	%REC	%REC Limits	RPD	RPD Limit	Notes
Batch 9010078 - EPA 3510C						Water						
Blank (9010078-BLK1)						Prepared: 01/09/09 13:52 Analyzed: 01/09/09 18:50						
EPA 8082A												
Aroclor 1016	ND	0.0500	0.500	ug/L	1	---	---	---	---	---	---	---
Aroclor 1221	ND	0.0500	0.500	"	"	---	---	---	---	---	---	---
Aroclor 1232	ND	0.0500	0.500	"	"	---	---	---	---	---	---	---
Aroclor 1242	ND	0.0500	0.500	"	"	---	---	---	---	---	---	---
Aroclor 1248	ND	0.0500	0.500	"	"	---	---	---	---	---	---	---
Aroclor 1254	ND	0.0500	0.500	"	"	---	---	---	---	---	---	---
<i>Surr: 2,4,5,6-TCMX (Surr)</i>			<i>Recovery: 89 %</i>		<i>Limits: 50-125 %</i>		<i>Dilution: 1x</i>					
<i>Decachlorobiphenyl (Surr)</i>			<i>94 %</i>		<i>55-130 %</i>		<i>"</i>					
LCS (9010078-BS1)						Prepared: 01/09/09 13:52 Analyzed: 01/09/09 19:04						
EPA 8082A												
Aroclor 1016	2.52	0.0500	0.500	ug/L	1	2.50	---	101	40-140%	---	---	---
Aroclor 1260	2.34	0.0500	0.500	"	"	"	---	94	60-130%	---	---	---
<i>Surr: 2,4,5,6-TCMX (Surr)</i>			<i>Recovery: 85 %</i>		<i>Limits: 50-125 %</i>		<i>Dilution: 1x</i>					
<i>Decachlorobiphenyl (Surr)</i>			<i>93 %</i>		<i>55-130 %</i>		<i>"</i>					
LCS Dup (9010078-BSD1)						Prepared: 01/09/09 13:53 Analyzed: 01/09/09 19:19						
EPA 8082A												
Aroclor 1016	2.41	0.0500	0.500	ug/L	1	2.50	---	96	40-140%	4	30%	---
Aroclor 1260	2.19	0.0500	0.500	"	"	"	---	88	60-130%	6	30%	---
<i>Surr: 2,4,5,6-TCMX (Surr)</i>			<i>Recovery: 84 %</i>		<i>Limits: 50-125 %</i>		<i>Dilution: 1x</i>					
<i>Decachlorobiphenyl (Surr)</i>			<i>91 %</i>		<i>55-130 %</i>		<i>"</i>					

Apex Laboratories



The results in this report apply to the samples analyzed in accordance with the chain of custody document. This analytical report must be reproduced in its entirety.

PBS Engineering and Environmental (Vancouver)
1310 Main St.
Vancouver, WA 98686

Project: **Jiffy Lube**
Project Number: 76090
Project Manager: Christina Johnson


Reported:
03/04/09 18:11

QUALITY CONTROL (QC) SAMPLE RESULTS

Polychlorinated Biphenyls by EPA 8082A

Analyte	Result	MDL	Reporting Limit	Units	Dil.	Spike Amount	Source Result	%REC	%REC Limits	RPD	RPD Limit	Notes
Batch 9010101 - EPA 3546						Soil						
Blank (9010101-BLK1)						Prepared: 01/12/09 15:35 Analyzed: 01/12/09 18:14						
EPA 8082A												
Aroclor 1016	ND	2.50	10.0	ug/kg wet	1	---	---	---	---	---	---	---
Aroclor 1221	ND	3.50	10.0	"	"	---	---	---	---	---	---	---
Aroclor 1232	ND	2.50	10.0	"	"	---	---	---	---	---	---	---
Aroclor 1242	ND	2.50	10.0	"	"	---	---	---	---	---	---	---
Aroclor 1248	ND	2.50	10.0	"	"	---	---	---	---	---	---	---
Aroclor 1254	ND	2.50	10.0	"	"	---	---	---	---	---	---	---
Aroclor 1260	ND	2.50	10.0	"	"	---	---	---	---	---	---	---
<i>Surr: 2,4,5,6-TCMX (Surr)</i>			<i>Recovery: 87 %</i>		<i>Limits: 50-125 %</i>		<i>Dilution: 1x</i>					
<i>Decachlorobiphenyl (Surr)</i>			<i>99 %</i>		<i>55-130 %</i>		<i>"</i>					
LCS (9010101-BS1)						Prepared: 01/12/09 15:35 Analyzed: 01/12/09 18:28						
EPA 8082A												
Aroclor 1016	165	2.50	10.0	ug/kg wet	1	167	---	99	40-140%	---	---	---
Aroclor 1260	185	2.50	10.0	"	"	"	---	111	60-130%	---	---	---
<i>Surr: 2,4,5,6-TCMX (Surr)</i>			<i>Recovery: 95 %</i>		<i>Limits: 50-125 %</i>		<i>Dilution: 1x</i>					
<i>Decachlorobiphenyl (Surr)</i>			<i>100 %</i>		<i>55-130 %</i>		<i>"</i>					

Apex Laboratories



The results in this report apply to the samples analyzed in accordance with the chain of custody document. This analytical report must be reproduced in its entirety.

Darwin Thomas, Business Development Director

PBS Engineering and Environmental (Vancouver)

Project: **Jiffy Lube**

1310 Main St.
Vancouver, WA 98686

Project Number: 76090
Project Manager: Christina Johnson

Reported:
03/04/09 18:11

QUALITY CONTROL (QC) SAMPLE RESULTS

PAH by EPA 8270C SIM

Analyte	Result	MDL	Reporting Limit	Units	Dil.	Spike Amount	Source Result	%REC	%REC Limits	RPD	RPD Limit	Notes
Batch 9010075 - EPA 3510C						Water						
Blank (9010075-BLK1)						Prepared: 01/09/09 11:08 Analyzed: 01/12/09 11:52						
EPA 8270C (SIM)												
Acenaphthene	ND	0.0200	0.0400	ug/L	1	---	---	---	---	---	---	
Acenaphthylene	ND	0.0200	0.0400	"	"	---	---	---	---	---	---	
Anthracene	ND	0.0200	0.0400	"	"	---	---	---	---	---	---	
Benz(a)anthracene	ND	0.0200	0.0400	"	"	---	---	---	---	---	---	
Benzo(a)pyrene	ND	0.0200	0.0400	"	"	---	---	---	---	---	---	
Benzo(b)fluoranthene	ND	0.0200	0.0400	"	"	---	---	---	---	---	---	
Benzo(k)fluoranthene	ND	0.0200	0.0400	"	"	---	---	---	---	---	---	
Benzo(b+k)fluoranthene(s)	ND	0.0400	0.0800	"	"	---	---	---	---	---	---	
Benzo(g,h,i)perylene	ND	0.0200	0.0400	"	"	---	---	---	---	---	---	
Chrysene	ND	0.0200	0.0400	"	"	---	---	---	---	---	---	
Dibenz(a,h)anthracene	ND	0.0200	0.0400	"	"	---	---	---	---	---	---	
Fluoranthene	ND	0.0200	0.0400	"	"	---	---	---	---	---	---	
Fluorene	ND	0.0200	0.0400	"	"	---	---	---	---	---	---	
Indeno(1,2,3-cd)pyrene	ND	0.0200	0.0400	"	"	---	---	---	---	---	---	
Naphthalene	ND	0.0200	0.0400	"	"	---	---	---	---	---	---	
Phenanthrene	ND	0.0200	0.0400	"	"	---	---	---	---	---	---	
Pyrene	ND	0.0200	0.0400	"	"	---	---	---	---	---	---	

<i>Surr: Nitrobenzene-d5 (Surr)</i>	Recovery: 75 %	Limits: 35-120 %	Dilution: 1x
<i>2-Fluorobiphenyl (Surr)</i>	69 %	45-120 %	"
<i>p-Terphenyl-d14 (Surr)</i>	80 %	30-120 %	"

LCS (9010075-BS1)

Prepared: 01/09/09 11:08 Analyzed: 01/12/09 12:18

EPA 8270C (SIM)												
Acenaphthene	1.71	0.0200	0.0400	ug/L	1	2.00	---	86	45-120%	---	---	
Acenaphthylene	1.68	0.0200	0.0400	"	"	"	---	84	"	---	---	
Anthracene	1.75	0.0200	0.0400	"	"	"	---	87	55-120%	---	---	
Benz(a)anthracene	1.71	0.0200	0.0400	"	"	"	---	85	50-120%	---	---	
Benzo(a)pyrene	1.76	0.0200	0.0400	"	"	"	---	88	"	---	---	
Benzo(b)fluoranthene	1.84	0.0200	0.0400	"	"	"	---	92	45-120%	---	---	
Benzo(k)fluoranthene	1.87	0.0200	0.0400	"	"	"	---	93	45-125%	---	---	
Benzo(b+k)fluoranthene(s)	3.67	0.0400	0.0800	"	"	4.00	---	92	"	---	---	
Benzo(g,h,i)perylene	1.67	0.0200	0.0400	"	"	2.00	---	83	40-125%	---	---	
Chrysene	1.78	0.0200	0.0400	"	"	"	---	89	55-120%	---	---	
Dibenz(a,h)anthracene	1.65	0.0200	0.0400	"	"	"	---	82	40-125%	---	---	
Fluoranthene	1.88	0.0200	0.0400	"	"	"	---	94	55-120%	---	---	

Apex Laboratories

The results in this report apply to the samples analyzed in accordance with the chain of custody document. This analytical report must be reproduced in its entirety.



Darwin Thomas, Business Development Director

PBS Engineering and Environmental (Vancouver)
1310 Main St.
Vancouver, WA 98686

Project: **Jiffy Lube**
Project Number: 76090
Project Manager: Christina Johnson

Reported:
03/04/09 18:11


QUALITY CONTROL (QC) SAMPLE RESULTS

PAH by EPA 8270C SIM

Analyte	Result	MDL	Reporting Limit	Units	Dil.	Spike Amount	Source Result	%REC	%REC Limits	RPD	RPD Limit	Notes
Batch 9010075 - EPA 3510C						Water						
LCS (9010075-BS1)						Prepared: 01/09/09 11:08 Analyzed: 01/12/09 12:18						
Fluorene	1.83	0.0200	0.0400	ug/L	"	"	---	92	50-120%	---	---	
Indeno(1,2,3-cd)pyrene	2.07	0.0200	0.0400	"	"	"	---	104	40-120%	---	---	
Naphthalene	1.72	0.0200	0.0400	"	"	"	---	86	"	---	---	
Phenanthrene	1.63	0.0200	0.0400	"	"	"	---	82	50-120%	---	---	
Pyrene	1.81	0.0200	0.0400	"	"	"	---	90	45-125%	---	---	
<i>Surr: Nitrobenzene-d5 (Surr)</i>		<i>Recovery: 86 %</i>		<i>Limits: 35-120 %</i>		<i>Dilution: 1x</i>						
<i>2-Fluorobiphenyl (Surr)</i>		<i>82 %</i>		<i>45-120 %</i>		<i>"</i>						
<i>p-Terphenyl-d14 (Surr)</i>		<i>89 %</i>		<i>30-120 %</i>		<i>"</i>						

LCS Dup (9010075-BSD1)						Prepared: 01/09/09 11:08 Analyzed: 01/12/09 12:45						
EPA 8270C (SIM)												
Acenaphthene	1.73	0.0200	0.0400	ug/L	1	2.00	---	87	45-120%	1	25%	
Acenaphthylene	1.73	0.0200	0.0400	"	"	"	---	86	"	3	25%	
Anthracene	1.81	0.0200	0.0400	"	"	"	---	91	55-120%	3	25%	
Benz(a)anthracene	1.76	0.0200	0.0400	"	"	"	---	88	50-120%	3	25%	
Benzo(a)pyrene	1.83	0.0200	0.0400	"	"	"	---	91	"	3	25%	
Benzo(b)fluoranthene	1.91	0.0200	0.0400	"	"	"	---	95	45-120%	3	25%	
Benzo(k)fluoranthene	1.93	0.0200	0.0400	"	"	"	---	96	45-125%	3	25%	
Benzo(b+k)fluoranthene(s)	3.80	0.0400	0.0800	"	"	4.00	---	95	"	4	25%	
Benzo(g,h,i)perylene	1.70	0.0200	0.0400	"	"	2.00	---	85	40-125%	2	25%	
Chrysene	1.82	0.0200	0.0400	"	"	"	---	91	55-120%	2	25%	
Dibenz(a,h)anthracene	1.68	0.0200	0.0400	"	"	"	---	84	40-125%	2	25%	
Fluoranthene	1.93	0.0200	0.0400	"	"	"	---	96	55-120%	3	25%	
Fluorene	1.85	0.0200	0.0400	"	"	"	---	93	50-120%	1	25%	
Indeno(1,2,3-cd)pyrene	2.13	0.0200	0.0400	"	"	"	---	106	40-120%	3	25%	
Naphthalene	1.74	0.0200	0.0400	"	"	"	---	87	"	1	25%	
Phenanthrene	1.67	0.0200	0.0400	"	"	"	---	84	50-120%	2	25%	
Pyrene	1.85	0.0200	0.0400	"	"	"	---	92	45-125%	2	25%	
<i>Surr: Nitrobenzene-d5 (Surr)</i>		<i>Recovery: 91 %</i>		<i>Limits: 35-120 %</i>		<i>Dilution: 1x</i>						
<i>2-Fluorobiphenyl (Surr)</i>		<i>86 %</i>		<i>45-120 %</i>		<i>"</i>						
<i>p-Terphenyl-d14 (Surr)</i>		<i>91 %</i>		<i>30-120 %</i>		<i>"</i>						

Apex Laboratories



The results in this report apply to the samples analyzed in accordance with the chain of custody document. This analytical report must be reproduced in its entirety.

PBS Engineering and Environmental (Vancouver)
1310 Main St.
Vancouver, WA 98686

Project: **Jiffy Lube**
Project Number: 76090
Project Manager: Christina Johnson

Reported:
03/04/09 18:11

QUALITY CONTROL (QC) SAMPLE RESULTS

PAH by EPA 8270C SIM

Analyte	Result	MDL	Reporting Limit	Units	Dil.	Spike Amount	Source Result	%REC	%REC Limits	RPD	RPD Limit	Notes
Batch 9010092 - EPA 3546						Soil						
Blank (9010092-BLK1)						Prepared: 01/12/09 11:05 Analyzed: 01/12/09 19:44						
EPA 8270C (SIM)												
Acenaphthene	ND	3.34	6.67	ug/kg wet	1	---	---	---	---	---	---	---
Acenaphthylene	ND	3.34	6.67	"	"	---	---	---	---	---	---	---
Anthracene	ND	3.34	6.67	"	"	---	---	---	---	---	---	---
Benz(a)anthracene	ND	3.34	6.67	"	"	---	---	---	---	---	---	---
Benzo(a)pyrene	ND	3.34	6.67	"	"	---	---	---	---	---	---	---
Benzo(b)fluoranthene	ND	3.63	6.67	"	"	---	---	---	---	---	---	---
Benzo(k)fluoranthene	ND	3.34	6.67	"	"	---	---	---	---	---	---	---
Benzo(b+k)fluoranthene(s)	ND	6.67	13.3	"	"	---	---	---	---	---	---	---
Benzo(g,h,i)perylene	ND	3.34	6.67	"	"	---	---	---	---	---	---	---
Chrysene	ND	3.34	6.67	"	"	---	---	---	---	---	---	---
Dibenz(a,h)anthracene	ND	3.34	6.67	"	"	---	---	---	---	---	---	---
Fluoranthene	ND	3.34	6.67	"	"	---	---	---	---	---	---	---
Fluorene	ND	3.34	6.67	"	"	---	---	---	---	---	---	---
Indeno(1,2,3-cd)pyrene	ND	3.34	6.67	"	"	---	---	---	---	---	---	---
Naphthalene	ND	3.34	6.67	"	"	---	---	---	---	---	---	---
Phenanthrene	ND	4.40	6.67	"	"	---	---	---	---	---	---	---
Pyrene	ND	3.34	6.67	"	"	---	---	---	---	---	---	---

<i>Surr: Nitrobenzene-d5 (Surr)</i>	Recovery: 63 %	Limits: 35-120 %	Dilution: 1x
<i>2-Fluorobiphenyl (Surr)</i>	63 %	45-120 %	"
<i>p-Terphenyl-d14 (Surr)</i>	86 %	30-120 %	"

LCS (9010092-BS1)

Prepared: 01/12/09 11:05 Analyzed: 01/12/09 20:10

EPA 8270C (SIM)												
Acenaphthene	296	3.34	6.67	ug/kg wet	1	333	---	89	45-120%	---	---	---
Acenaphthylene	303	3.34	6.67	"	"	"	---	91	"	---	---	---
Anthracene	311	3.34	6.67	"	"	"	---	93	55-120%	---	---	---
Benz(a)anthracene	300	3.34	6.67	"	"	"	---	90	50-120%	---	---	---
Benzo(a)pyrene	312	3.34	6.67	"	"	"	---	94	"	---	---	---
Benzo(b)fluoranthene	333	3.63	6.67	"	"	"	---	100	45-120%	---	---	---
Benzo(k)fluoranthene	312	3.34	6.67	"	"	"	---	94	45-125%	---	---	---
Benzo(b+k)fluoranthene(s)	639	6.67	13.3	"	"	667	---	96	"	---	---	---
Benzo(g,h,i)perylene	282	3.34	6.67	"	"	333	---	84	40-125%	---	---	---
Chrysene	308	3.34	6.67	"	"	"	---	92	55-120%	---	---	---
Dibenz(a,h)anthracene	281	3.34	6.67	"	"	"	---	84	40-125%	---	---	---
Fluoranthene	327	3.34	6.67	"	"	"	---	98	55-120%	---	---	---

Apex Laboratories

The results in this report apply to the samples analyzed in accordance with the chain of custody document. This analytical report must be reproduced in its entirety.



Darwin Thomas, Business Development Director

PBS Engineering and Environmental (Vancouver)
 1310 Main St.
 Vancouver, WA 98686

Project: **Jiffy Lube**
 Project Number: 76090
 Project Manager: Christina Johnson

Reported:
 03/04/09 18:11

QUALITY CONTROL (QC) SAMPLE RESULTS

PAH by EPA 8270C SIM

Analyte	Result	MDL	Reporting Limit	Units	Dil.	Spike Amount	Source Result	%REC	%REC Limits	RPD	RPD Limit	Notes
Batch 9010092 - EPA 3546						Soil						
LCS (9010092-BS1)						Prepared: 01/12/09 11:05 Analyzed: 01/12/09 20:10						
Fluorene	310	3.34	6.67	ug/kg wet	"	"	---	93	50-120%	---	---	
Indeno(1,2,3-cd)pyrene	356	3.34	6.67	"	"	"	---	107	40-120%	---	---	
1-Methylnaphthalene	304	3.34	6.67	"	"	"	---	91	45-120%	---	---	
2-Methylnaphthalene	300	3.34	6.67	"	"	"	---	90	"	---	---	
Naphthalene	285	3.34	6.67	"	"	"	---	85	40-120%	---	---	
Phenanthrene	283	4.40	6.67	"	"	"	---	85	50-120%	---	---	
Pyrene	317	3.34	6.67	"	"	"	---	95	45-125%	---	---	
<i>Surr: Nitrobenzene-d5 (Surr)</i>			Recovery: 80 %		Limits: 35-120 %		Dilution: 1x					
<i>2-Fluorobiphenyl (Surr)</i>			78 %		45-120 %		"					
<i>p-Terphenyl-d14 (Surr)</i>			92 %		30-120 %		"					

Matrix Spike (9010092-MS1)			Source: A901009-09			Prepared: 01/12/09 11:05 Analyzed: 01/14/09 18:44						
EPA 8270C (SIM)												
Acenaphthene	322	40.8	81.4	ug/kg dry	10	407	ND	79	45-120%	---	---	
Acenaphthylene	325	40.8	81.4	"	"	"	ND	80	"	---	---	
Anthracene	333	40.8	81.4	"	"	"	ND	82	55-120%	---	---	
Benz(a)anthracene	339	40.8	81.4	"	"	"	ND	83	50-120%	---	---	
Benzo(a)pyrene	347	40.8	81.4	"	"	"	56.7	71	"	---	---	
Benzo(b)fluoranthene	317	44.3	81.4	"	"	"	ND	78	45-120%	---	---	
Benzo(k)fluoranthene	338	40.8	81.4	"	"	"	ND	83	45-125%	---	---	
Benzo(b+k)fluoranthene(s)	654	81.4	163	"	"	813	ND	80	"	---	---	
Benzo(g,h,i)perylene	349	40.8	81.4	"	"	407	ND	86	40-125%	---	---	
Chrysene	355	40.8	81.4	"	"	"	ND	87	55-120%	---	---	
Dibenz(a,h)anthracene	383	40.8	81.4	"	"	"	ND	94	40-125%	---	---	
Fluoranthene	342	40.8	81.4	"	"	"	ND	84	55-120%	---	---	
Fluorene	339	40.8	81.4	"	"	"	ND	83	20-120%	---	---	
Indeno(1,2,3-cd)pyrene	344	40.8	81.4	"	"	"	ND	85	40-120%	---	---	
1-Methylnaphthalene	345	40.8	81.4	"	"	"	ND	85	45-120%	---	---	
2-Methylnaphthalene	335	40.8	81.4	"	"	"	ND	82	"	---	---	
Naphthalene	319	40.8	81.4	"	"	"	ND	78	40-120%	---	---	
Phenanthrene	321	53.7	81.4	"	"	"	ND	79	50-120%	---	---	
Pyrene	329	40.8	81.4	"	"	"	ND	81	45-125%	---	---	
<i>Surr: Nitrobenzene-d5 (Surr)</i>			Recovery: 60 %		Limits: 35-120 %		Dilution: 10x					
<i>2-Fluorobiphenyl (Surr)</i>			76 %		45-120 %		"					
<i>p-Terphenyl-d14 (Surr)</i>			91 %		30-120 %		"					

Apex Laboratories

The results in this report apply to the samples analyzed in accordance with the chain of custody document. This analytical report must be reproduced in its entirety.



Darwin Thomas, Business Development Director

PBS Engineering and Environmental (Vancouver)
 1310 Main St.
 Vancouver, WA 98686

Project: **Jiffy Lube**
 Project Number: 76090
 Project Manager: Christina Johnson

Reported:
 03/04/09 18:11

QUALITY CONTROL (QC) SAMPLE RESULTS

Total Metals by EPA 6020 (ICPMS)

Analyte	Result	MDL	Reporting Limit	Units	Dil.	Spike Amount	Source Result	%REC	%REC Limits	RPD	RPD Limit	Notes
Batch 9010084 - EPA 3051						Soil						
Blank (9010084-BLK1)						Prepared: 01/12/09 07:12 Analyzed: 01/13/09 10:28						
EPA 6020												
Cadmium	ND	0.240	1.00	mg/kg wet	10	---	---	---	---	---	---	---
Chromium	ND	0.170	2.00	"	"	---	---	---	---	---	---	---
Lead	ND	0.0800	1.00	"	"	---	---	---	---	---	---	---
LCS (9010084-BS1)						Prepared: 01/12/09 07:12 Analyzed: 01/13/09 10:31						
EPA 6020												
Cadmium	52.3	0.240	1.00	mg/kg wet	10	50.0	---	105	80-120%	---	---	---
Chromium	48.6	0.170	2.00	"	"	"	---	97	"	---	---	---
Lead	51.2	0.0800	1.00	"	"	"	---	102	"	---	---	---

Apex Laboratories



The results in this report apply to the samples analyzed in accordance with the chain of custody document. This analytical report must be reproduced in its entirety.

Darwin Thomas, Business Development Director

PBS Engineering and Environmental (Vancouver)
1310 Main St.
Vancouver, WA 98686

Project: **Jiffy Lube**
Project Number: 76090
Project Manager: Christina Johnson

Reported:
03/04/09 18:11

QUALITY CONTROL (QC) SAMPLE RESULTS

Total Metals by EPA 6020 (ICPMS)

Analyte	Result	MDL	Reporting Limit	Units	Dil.	Spike Amount	Source Result	%REC	%REC Limits	RPD	RPD Limit	Notes
Batch 9010089 - EPA 3015						Water						
Blank (9010089-BLK1)						Prepared: 01/12/09 10:33 Analyzed: 01/12/09 16:44						
EPA 6020												
Cadmium	ND	0.151	1.00	ug/L	1	---	---	---	---	---	---	
Chromium	0.433	0.122	1.00	"	"	---	---	---	---	---	---	J
Lead	ND	0.0980	1.00	"	"	---	---	---	---	---	---	
LCS (9010089-BS1)						Prepared: 01/12/09 10:33 Analyzed: 01/12/09 16:47						
EPA 6020												
Cadmium	53.0	0.151	1.00	ug/L	1	55.6	---	95	80-120%	---	---	
Chromium	57.3	0.122	1.00	"	"	"	---	103	"	---	---	
Lead	55.8	0.0980	1.00	"	"	"	---	100	"	---	---	
Duplicate (9010089-DUP1)						Source: A901009-02		Prepared: 01/12/09 10:33 Analyzed: 01/14/09 15:49				
EPA 6020												
Cadmium	1.00	0.755	5.00	ug/L	5	---	ND	---	---		20%	Q-05, J
Chromium	62.9	0.610	5.00	"	"	---	59.3	---	---	6	20%	
Lead	37.3	0.490	5.00	"	"	---	35.5	---	---	5	20%	
Matrix Spike (9010089-MS1)						Source: A901009-02		Prepared: 01/12/09 10:33 Analyzed: 01/14/09 15:52				
EPA 6020												
Cadmium	59.2	0.755	5.00	ug/L	5	55.6	ND	106	75-125%	---	---	
Chromium	124	0.610	5.00	"	"	"	59.3	117	"	---	---	
Lead	92.5	0.490	5.00	"	"	"	35.5	103	"	---	---	

Apex Laboratories



The results in this report apply to the samples analyzed in accordance with the chain of custody document. This analytical report must be reproduced in its entirety.

Darwin Thomas, Business Development Director

PBS Engineering and Environmental (Vancouver)
 1310 Main St.
 Vancouver, WA 98686

Project: **Jiffy Lube**
 Project Number: 76090
 Project Manager: Christina Johnson


Reported:
 03/04/09 18:11

QUALITY CONTROL (QC) SAMPLE RESULTS

Percent Dry Weight by D2216

Analyte	Result	MDL	Reporting Limit	Units	Dil.	Spike Amount	Source Result	%REC	%REC Limits	RPD	RPD Limit	Notes
Batch 9010021 - Dry Weight						Soil						
Duplicate (9010021-DUP1)			Source: A901009-05			Prepared: 01/05/09 10:59 Analyzed: 01/06/09 08:17						
D2216												
% Solids	88.3	1.00	1.00	% by Weight	1	---	87.7	---	---	0.7	20%	

Apex Laboratories



The results in this report apply to the samples analyzed in accordance with the chain of custody document. This analytical report must be reproduced in its entirety.

Darwin Thomas, Business Development Director

PBS Engineering and Environmental (Vancouver)
1310 Main St.
Vancouver, WA 98686

Project: **Jiffy Lube**
Project Number: 76090
Project Manager: Christina Johnson

Reported:
03/04/09 18:11

SAMPLE PREPARATION INFORMATION

HCID Screen by NWTPH-HCID

Prep: EPA 3510 (Fuels)

Lab Number	Matrix	Method	Sampled	Prepared	Sample Initial/Final	Default Initial/Final	RL Prep Factor
Batch: 9010028							
A901009-02	Water	NWTPH-HCID	01/02/09 09:00	01/05/09 16:59	1000mL/5mL	1000mL/5mL	1.00
A901009-04	Water	NWTPH-HCID	01/02/09 11:05	01/05/09 16:59	1000mL/5mL	1000mL/5mL	1.00
A901009-06	Water	NWTPH-HCID	01/02/09 12:30	01/05/09 16:59	1000mL/5mL	1000mL/5mL	1.00

Prep: EPA 3546 (Fuels)

Lab Number	Matrix	Method	Sampled	Prepared	Sample Initial/Final	Default Initial/Final	RL Prep Factor
Batch: 9010031							
A901009-01	Soil	NWTPH-HCID	01/02/09 08:55	01/05/09 17:53	12.44g/10mL	10g/10mL	0.80
A901009-03	Soil	NWTPH-HCID	01/02/09 10:45	01/05/09 17:53	11.12g/10mL	10g/10mL	0.90
A901009-05	Soil	NWTPH-HCID	01/02/09 12:10	01/05/09 17:53	11.84g/10mL	10g/10mL	0.85
A901009-07	Soil	NWTPH-HCID	01/02/09 10:05	01/05/09 17:53	12.88g/10mL	10g/10mL	0.78
A901009-09	Soil	NWTPH-HCID	01/02/09 10:15	01/05/09 17:53	11.64g/10mL	10g/10mL	0.86
A901009-11	Soil	NWTPH-HCID	01/02/09 13:00	01/05/09 17:53	11.39g/10mL	10g/10mL	0.88

Diesel Range (C10-C22) and Oil Range (C22-C40) Hydrocarbons by NWTPH-Dx

Prep: EPA 3510 (Fuels)

Lab Number	Matrix	Method	Sampled	Prepared	Sample Initial/Final	Default Initial/Final	RL Prep Factor
Batch: 9010028							
A901009-02	Water	NWTPH-Dx	01/02/09 09:00	01/05/09 16:59	1000mL/5mL	1000mL/5mL	1.00

Prep: EPA 3546 (Fuels)

Lab Number	Matrix	Method	Sampled	Prepared	Sample Initial/Final	Default Initial/Final	RL Prep Factor
Batch: 9010091							
A901009-01RE1	Soil	NWTPH-Dx	01/02/09 08:55	01/12/09 11:02	11.21g/5mL	15g/5mL	1.34
A901009-09	Soil	NWTPH-Dx	01/02/09 10:15	01/12/09 11:02	13.77g/5mL	15g/5mL	1.09


Volatile Organic Compounds by EPA 8260B

Prep: EPA 5030B

Lab Number	Matrix	Method	Sampled	Prepared	Sample Initial/Final	Default Initial/Final	RL Prep Factor
Batch: 9010020							
A901009-06	Water	EPA 8260B	01/02/09 12:30	01/06/09 16:27	5mL/5mL	5mL/5mL	1.00
Batch: 9010043							
A901009-04	Water	EPA 8260B	01/02/09 11:05	01/07/09 10:49	5mL/5mL	5mL/5mL	1.00
Batch: 9010056							
A901009-02RE1	Water	EPA 8260B	01/02/09 09:00	01/07/09 10:49	5mL/5mL	5mL/5mL	1.00

Apex Laboratories

The results in this report apply to the samples analyzed in accordance with the chain of custody document. This analytical report must be reproduced in its entirety.



Darwin Thomas, Business Development Director

PBS Engineering and Environmental (Vancouver)
1310 Main St.
Vancouver, WA 98686

Project: **Jiffy Lube**
Project Number: 76090
Project Manager: Christina Johnson

Reported:
03/04/09 18:11

SAMPLE PREPARATION INFORMATION

Volatile Organic Compounds by EPA 8260B

Prep: EPA 5035A

Lab Number	Matrix	Method	Sampled	Prepared	Sample Initial/Final	Default Initial/Final	RL Prep Factor
Batch: 9010019							
A901009-01	Soil	5035/8260B	01/02/09 08:55	01/05/09 11:45	10.261g/10mL	10g/10mL	0.98
A901009-03	Soil	5035/8260B	01/02/09 10:45	01/05/09 11:45	10.602g/10mL	10g/10mL	0.94
A901009-05	Soil	5035/8260B	01/02/09 12:10	01/05/09 11:45	10.39g/10mL	10g/10mL	0.96
A901009-07	Soil	5035/8260B	01/02/09 10:05	01/05/09 11:45	10.19g/10mL	10g/10mL	0.98
A901009-09	Soil	5035/8260B	01/02/09 10:15	01/05/09 11:45	10.815g/10mL	10g/10mL	0.93
A901009-11	Soil	5035/8260B	01/02/09 13:00	01/05/09 11:45	10.628g/10mL	10g/10mL	0.94

Polychlorinated Biphenyls by EPA 8082A

Prep: EPA 3510C

Lab Number	Matrix	Method	Sampled	Prepared	Sample Initial/Final	Default Initial/Final	RL Prep Factor
Batch: 9010078							
A901009-02	Water	EPA 8082A	01/02/09 09:00	01/09/09 13:52	970mL/5mL	1000mL/5mL	1.03

Prep: EPA 3546

Lab Number	Matrix	Method	Sampled	Prepared	Sample Initial/Final	Default Initial/Final	RL Prep Factor
Batch: 9010101							
A901009-01	Soil	EPA 8082A	01/02/09 08:55	01/12/09 15:35	15.18g/5mL	15g/5mL	0.99
A901009-09RE1	Soil	EPA 8082A	01/02/09 10:15	01/12/09 15:35	15.74g/5mL	15g/5mL	0.95

PAH by EPA 8270C SIM

Prep: EPA 3510C

Lab Number	Matrix	Method	Sampled	Prepared	Sample Initial/Final	Default Initial/Final	RL Prep Factor
Batch: 9010075							
A901009-02	Water	EPA 8270C (SIM)	01/02/09 09:00	01/09/09 13:46	1000mL/2mL	1000mL/2mL	1.00

Prep: EPA 3546

Lab Number	Matrix	Method	Sampled	Prepared	Sample Initial/Final	Default Initial/Final	RL Prep Factor
Batch: 9010092							
A901009-01	Soil	EPA 8270C (SIM)	01/02/09 08:55	01/12/09 11:05	12.17g/5mL	15g/5mL	1.23
A901009-09	Soil	EPA 8270C (SIM)	01/02/09 10:15	01/12/09 11:05	14.4g/5mL	15g/5mL	1.04


Total Metals by EPA 6020 (ICPMS)

Prep: EPA 3015

Lab Number	Matrix	Method	Sampled	Prepared	Sample Initial/Final	Default Initial/Final	RL Prep Factor
Batch: 9010089							

Apex Laboratories

The results in this report apply to the samples analyzed in accordance with the chain of custody document. This analytical report must be reproduced in its entirety.



Darwin Thomas, Business Development Director

PBS Engineering and Environmental (Vancouver)
 1310 Main St.
 Vancouver, WA 98686

Project: **Jiffy Lube**
 Project Number: 76090
 Project Manager: Christina Johnson

Reported:
 03/04/09 18:11

SAMPLE PREPARATION INFORMATION

Total Metals by EPA 6020 (ICPMS)


Prep: EPA 3015

Lab Number	Matrix	Method	Sampled	Prepared	Sample Initial/Final	Default Initial/Final	RL Prep Factor
A901009-02	Water	EPA 6020	01/02/09 09:00	01/12/09 10:33	45mL/50mL	45mL/50mL	1.00

Prep: EPA 3051

Lab Number	Matrix	Method	Sampled	Prepared	Sample Initial/Final	Default Initial/Final	RL Prep Factor
Batch: 9010084							
A901009-01	Soil	EPA 6020	01/02/09 08:55	01/12/09 07:12	0.493g/50mL	0.5g/50mL	1.01
A901009-09	Soil	EPA 6020	01/02/09 10:15	01/12/09 07:12	0.499g/50mL	0.5g/50mL	1.00

Apex Laboratories



The results in this report apply to the samples analyzed in accordance with the chain of custody document. This analytical report must be reproduced in its entirety.

PBS Engineering and Environmental (Vancouver)

Project: **Jiffy Lube**

1310 Main St.

Project Number: 76090

Vancouver, WA 98686

Project Manager: Christina Johnson

Reported:

03/04/09 18:11

Notes and Definitions

Qualifiers:

- A-01 Analyte detected in extraction blank. Batch QC will be re-analyzed for confirmation
- A-01b Due to instrument error, no Duplicate was run. The batch was accepted based on MS recoveries.
- B Analyte detected in the associated extraction blank.
- B-02 Analyte detected in the extraction blank at a level below the MRL, but greater than one-half the MRL.
- F-07 Results in the diesel organics range are primarily due to overlap from a heavy oil range product.
- J Estimated Result . Result detected below the lowest point of the calibration curve, but above the statistical MDL.
- Q-01 The percent recovery and/or RPD was outside acceptance limits for this spiked sample. The batch was accepted based on LCS recovery.
- Q-05 Analyses are not controlled on RPD values from sample or duplicate concentrations near or below the reporting level.
- Q-08 Recovery of Lab Control Spike or Lab Control Spike Duplicate was above established control limits for this analyte. Analyte was not detected in reported client samples. Data quality is not affected.
- Q-29 Recovery for Lab Control Spike (LCS) is above the upper control limit. Data may be biased high.
- R-01 The Reporting Limit for this analyte has been raised to account for matrix interference.
- R-04 Reporting levels elevated due to dilution necessary for analysis.
- R-06 Reporting level raised due to possible carryover from a previous sample.
- V-07 Sample aliquot was subsampled from a soil jar with minimal headspace. The subsampled aliquot was not preserved in methanol within 48 hours of sampling.

Notes and Conventions:

- DET Analyte DETECTED
- ND Analyte NOT DETECTED at or above the reporting limit
- NR Not Reported
- dry Sample results reported on a dry weight basis. Results listed as 'wet' or without 'dry' designation are not dry weight corrected.
- RPD Relative Percent Difference
- MDL If MDL is not listed, data has been evaluated to the Method Reporting Limit only.
- WMSC Water Miscible Solvent Correction has been applied to Results and MRLs for volatiles soil samples per EPA 8000C.

Apex Laboratories



The results in this report apply to the samples analyzed in accordance with the chain of custody document. This analytical report must be reproduced in its entirety.

Darwin Thomas, Business Development Director

PBS Engineering and Environmental (Vancouver)

Project: **Jiffy Lube**

1310 Main St.

Project Number: 76090

Vancouver, WA 98686


Project Manager: Christina Johnson

Reported:

03/04/09 18:11

Batch QC Unless specifically requested, this report contains only results for Batch QC derived from client samples included in this report. All analyses were performed with the appropriate Batch QC (including Sample Duplicates, Matrix Spikes and/or Matrix Spike Duplicates) in order to meet or exceed method and regulatory requirements. Any exceptions to this will be qualified in this report. Complete Batch QC results are available upon request. In cases where there is insufficient sample provided for Sample Duplicates and/or Matrix Spikes, a Lab Control Sample Duplicate (LCS Dup) is analyzed to demonstrate accuracy and precision of the extraction and analysis.

Apex Laboratories



The results in this report apply to the samples analyzed in accordance with the chain of custody document. This analytical report must be reproduced in its entirety.

Darwin Thomas, Business Development Director

PBS Engineering and Environmental (Vancouver)
1310 Main St.
Vancouver, WA 98686

Project: **Jiffy Lube**
Project Number: 76090
Project Manager: Christina Johnson

Reported:
03/04/09 18:11

CHAIN OF CUSTODY

APEX LABS 12232 S.W. Garden Place, Tigard, OR 97223 P/O: 503-718-2323 Fax: 503-718-0333

Lab # A 901009 Project # 76090

Operator: PBS Project Mgr: Christina Johnson Project Name: Jiffy Lube

Address: 1310 Main St. Vancouver Phone: 30-283-0130 Fax: 30-283-7018 Email: christina.j@pbesa.u.com

Sampled by: Christina J.

LAB ID #	DATE	TIME	MATRIX	# OF CONTAINERS	NWTRPH-ID	NWTRPH-EX	NWTRPH-CX	BTEX	E360 HHAP VOCs	E360 HHAP VOCs	E360 HAP VOCs	E360 SVHC PAHs	B882 PCBs	B881 Chbr. Pest	BCLA Metals (B)	Priority Metals (13)	AL, Sb, Ar, Ba, Be, Bi, Br, Ca, Cd, Cr, Cu, Fe, Pb, Pt, Rb, Se, Sr, Ti, V, Zn	TCLP Metals (B)	130B-COLS	130B-Z
BH-1-13	1/20/09	8:55	S	2	X				X											
BH-1-20	1/20/09	9:00	W	8	X				X											
BH-2-7	1/20/09	10:45	S	2	X				X											
BH-3-7	1/20/09	11:05	W	8	X				X											
BH-3-22	1/20/09	12:00	W	8	X				X											
SS-1-2	1/20/09	10:05	S	2	X				X											
SS-1-5	1/20/09	10:30	S	1	H40															
SS-2-2	1/20/09	10:15	W	2	X				X											
SS-2-5	1/20/09	10:20	W	1	H40															

Normal Turn Around Time (TAT) = 5-10 Business Days

TAT Requested (circle): 24 HR 48 HR 72 HR Other: _____

SAMPLES ARE HELD FOR 30 DAYS

RELINQUISHED BY: Signature: <u>[Signature]</u> Printed Name: <u>Christina Johnson</u> Company: <u>PBS Eng</u>	RECEIVED BY: Signature: <u>[Signature]</u> Printed Name: <u>Christina Johnson</u> Company: <u>Apex</u>
Date: <u>1/20/09</u>	Date: _____
Time: <u>14:00</u>	Time: _____

SPECIAL INSTRUCTIONS:

Apex Laboratories

Darwin Thomas

Darwin Thomas, Business Development Director

The results in this report apply to the samples analyzed in accordance with the chain of custody document. This analytical report must be reproduced in its entirety.

PBS Engineering and Environmental (Vancouver)
1310 Main St.
Vancouver, WA 98686

Project: **Jiffy Lube**
Project Number: 76090
Project Manager: Christina Johnson

Reported:
03/04/09 18:11

Lab #
coc 2002

CHAIN OF CUSTODY

12232 S.W. Garden Place, Tigard, OR 97223 Pk: 303-718-2323 Fax: 503-718-0333

APEX LABS 12232 S.W. Garden Place, Tigard, OR 97223 Pk: 303-718-2323 Fax: 503-718-0333 Address: <u>1310 Main St Vancouver, WA</u>		Project Name: <u>Jiffy Lube</u> Project # <u>76090.000</u> Email: <u>Christina.johnson@pbsenv.com</u>	
Company: <u>PBS</u> Project Mgr: <u>Christina Johnson</u> Phone: <u>303-718-2323</u> Fax: <u>503-718-0333</u>		Project # <u>76090.000</u> Email: <u>Christina.johnson@pbsenv.com</u>	
ANALYSIS REQUEST			
Sampled by: Site Location: OR WA Other:	# OF CONTAINERS MATRIX TIME DATE LAB ID #	ANALYSIS REQUEST AL, SI, AS, BA, BE, BI, BR, CA, CB, CC, CD, CE, CF, CG, CH, CI, CL, CM, CN, CO, CP, CR, CS, CT, CV, CW, CX, CY, CZ, DA, DB, DC, DD, DE, DF, DG, DH, DI, DJ, DK, DL, DM, DN, DO, DP, DR, DS, DT, DV, DW, DX, DY, DZ, EA, EB, EC, ED, EE, EF, EG, EH, EI, EJ, EK, EL, EM, EN, EO, EP, EQ, ER, ES, ET, EU, EV, EW, EX, EY, EZ, FA, FB, FC, FD, FE, FF, FG, FH, FI, FJ, FK, FL, FM, FN, FO, FP, FR, FS, FT, FU, FV, FW, FX, FY, FZ, GA, GB, GC, GD, GE, GF, GG, GH, GI, GJ, GK, GL, GM, GN, GO, GP, GR, GS, GT, GV, GW, GX, GY, GZ, HA, HB, HC, HD, HE, HF, HG, HH, HI, HJ, HK, HL, HM, HN, HO, HP, HR, HS, HT, HU, HV, HW, HX, HY, HZ, IA, IB, IC, ID, IE, IF, IG, IH, II, IJ, IK, IL, IM, IN, IO, IP, IQ, IR, IS, IT, IU, IV, IW, IX, IY, IZ, JA, JB, JC, JD, JE, JF, JG, JH, JI, JJ, JK, JL, JM, JN, JO, JP, JR, JS, JT, JU, JV, JW, JX, JY, JZ, KA, KB, KC, KD, KE, KF, KG, KH, KI, KJ, KK, KL, KM, KN, KO, KP, KR, KS, KT, KU, KV, KW, KX, KY, KZ, LA, LB, LC, LD, LE, LF, LG, LH, LI, LJ, LK, LL, LM, LN, LO, LP, LR, LS, LT, LU, LV, LW, LX, LY, LZ, MA, MB, MC, MD, ME, MF, MG, MH, MI, MJ, MK, ML, MM, MN, MO, MP, MR, MS, MT, MU, MV, MW, MX, MY, MZ, NA, NB, NC, ND, NE, NF, NG, NH, NI, NJ, NK, NL, NM, NN, NO, NP, NR, NS, NT, NU, NV, NW, NX, NY, NZ, OA, OB, OC, OD, OE, OF, OG, OH, OI, OJ, OK, OL, OM, ON, OO, OP, OR, OS, OT, OU, OV, OW, OX, OY, OZ, PA, PB, PC, PD, PE, PF, PG, PH, PI, PJ, PK, PL, PM, PN, PO, PP, PR, PS, PT, PU, PV, PW, PX, PY, PZ, QA, QB, QC, QD, QE, QF, QG, QH, QI, QJ, QK, QL, QM, QN, QO, QP, QR, QS, QT, QU, QV, QW, QX, QY, QZ, RA, RB, RC, RD, RE, RF, RG, RH, RI, RJ, RK, RL, RM, RN, RO, RP, RR, RS, RT, RU, RV, RW, RX, RY, RZ, SA, SB, SC, SD, SE, SF, SG, SH, SI, SJ, SK, SL, SM, SN, SO, SP, SR, SS, ST, SU, SV, SW, SX, SY, SZ, TA, TB, TC, TD, TE, TF, TG, TH, TI, TJ, TK, TL, TM, TN, TO, TP, TR, TS, TT, TU, TV, TW, TX, TY, TZ, UA, UB, UC, UD, UE, UF, UG, UH, UI, UJ, UK, UL, UM, UN, UO, UP, UR, US, UT, UU, UV, UW, UX, UY, UZ, VA, VB, VC, VD, VE, VF, VG, VH, VI, VJ, VK, VL, VM, VN, VO, VP, VR, VS, VT, VU, VV, VW, VX, VY, VZ, WA, WB, WC, WD, WE, WF, WG, WH, WI, WJ, WK, WL, WM, WN, WO, WP, WR, WS, WT, WU, WV, WW, WX, WY, WZ, XA, XB, XC, XD, XE, XF, XG, XH, XI, XJ, XK, XL, XM, XN, XO, XP, XR, XS, XT, XU, XV, XW, XX, XY, XZ, YA, YB, YC, YD, YE, YF, YG, YH, YI, YJ, YK, YL, YM, YN, YO, YP, YR, YS, YT, YU, YV, YW, YX, YY, YZ, ZA, ZB, ZC, ZD, ZE, ZF, ZG, ZH, ZI, ZJ, ZK, ZL, ZM, ZN, ZO, ZP, ZR, ZS, ZT, ZU, ZV, ZW, ZX, ZY, ZZ	
SAMPLE ID <u>SS-4-2</u> <u>SS-4-4</u>	TIME <u>13:00</u> <u>15:00</u>	DATE <u>3/4/09</u> <u>3/4/09</u>	LAB ID # <u> </u> <u> </u>
RELINQUISHED BY: Signature: <u>[Signature]</u> Date: <u>3/4/09</u> Printed Name: <u>Christina Johnson</u> Company: <u>PBS Envoy</u>		RECEIVED BY: Signature: <u>[Signature]</u> Date: <u>3/4/09</u> Printed Name: <u>Christina Johnson</u> Company: <u>Apex</u>	
TAT Requested (elect): 24 HR 48 HR 72 HR 4 DAY 5 DAY Other:		SPECIAL INSTRUCTIONS: Normal Turn Around Time (TAT) = 5-10 Business Days	

Apex Laboratories



Darwin Thomas, Business Development Director

The results in this report apply to the samples analyzed in accordance with the chain of custody document. This analytical report must be reproduced in its entirety.



HOUSTON LABORATORY
8880 INTERCHANGE DRIVE
HOUSTON, TX 77054
(713) 660-0901

APEX Laboratories

Certificate of Analysis Number:

09010366

Report To: APEX Laboratories Darwin Thomas 12232 SW Garden Place Portland OR 97223- ph (503) 718-2323 fax:	Project Name: A901009 Site: Tigard, OR Site Address: PO Number: State: Oregon State Cert. No.: TX200001 Date Reported: 1/16/2009
---	---

This Report Contains A Total Of 11 Pages

Excluding This Page, Chain Of Custody

And

Any Attachments

1/16/2009

Date



HOUSTON LABORATORY
 8880 INTERCHANGE DRIVE
 HOUSTON, TX 77054
 (713) 660-0901

Case Narrative for:
APEX Laboratories

Certificate of Analysis Number:
09010366

<p>Report To:</p> <p>APEX Laboratories Darwin Thomas 12232 SW Garden Place</p> <p>Portland OR 97223- ph (503) 718-2323 fax:</p>	<p>Project Name: A901009</p> <p>Site: Tigard, OR</p> <p>Site Address:</p> <p>PO Number:</p> <p>State: Oregon</p> <p>State Cert. No.: TX200001</p> <p>Date Reported: 1/16/2009</p>
---	--

Results are reported on a wet weight basis unless dry-weight correction is denoted in the units field on the analytical report (" mg/kg-dry " or " ug/kg-dry ").

Matrix spike (MS) and matrix spike duplicate (MSD) samples are chosen and tested at random from an analytical batch of "like" matrix to check for possible matrix effect. The MS and MSD will provide site specific matrix data only for those samples which are spiked by the laboratory. Since the MS and MSD are chosen at random from an analytical batch, the sample chosen for spike purposes may or may not have been a sample submitted in this sample delivery group. The validity of the analytical procedures for which data is reported in this analytical report is determined by the Laboratory Control Sample (LCS) and the Method Blank (MB). The Laboratory Control Sample (LCS) and the Method Blank (MB) are processed with the samples and the MS/MSD to ensure method criteria are achieved throughout the entire analytical process.

Some of the percent recoveries and RPD's on the QC report for the MS/MSD may be different than the calculated recoveries and RPD's using the sample result and the MS/MSD results that appear on the report because, the actual raw result is used to perform the calculations for percent recovery and RPD.

Any other exceptions associated with this report will be footnoted in the analytical result page(s) or the quality control summary page(s).

Please do not hesitate to contact us if you have any questions or comments pertaining to this data report. Please reference the above Certificate of Analysis Number.

This report shall not be reproduced except in full, without the written approval of the laboratory. The reported results are only representative of the samples submitted for testing.

SPL, Inc. is pleased to be of service to you. We anticipate working with you in fulfilling all your current and future analytical needs.

09010366 Page 1
 1/16/2009

Agnes V. Vicknair
 Project Manager

Test results meet all requirements of NELAC, unless specified in the narrative.

Date



HOUSTON LABORATORY
 8880 INTERCHANGE DRIVE
 HOUSTON, TX 77054
 (713) 660-0901

APEX Laboratories

Certificate of Analysis Number:

09010366

Report To: APEX Laboratories
 Darwin Thomas
 12232 SW Garden Place

Portland

OR

97223-

ph (503) 718-2323

fax: (503) 718-0333

Project Name: A901009

Site: Tigard, OR

Site Address:

PO Number:

State: Oregon

State Cert. No.: TX200001

Date Reported: 1/16/2009

Fax To:

Client Sample ID	Lab Sample ID	Matrix	Date Collected	Date Received	COC ID	HOLD
BH-1-13	09010366-01	Soil	1/2/2009 8:55:00 AM	1/10/2009 10:30:00 AM		<input type="checkbox"/>
BH-1/20	09010366-02	Water	1/2/2009 9:00:00 AM	1/10/2009 10:30:00 AM		<input type="checkbox"/>
SS-2-2	09010366-03	Soil	1/2/2009 10:15:00 AM	1/10/2009 10:30:00 AM		<input type="checkbox"/>

Agnes V. Vicknair
 Project Manager

1/16/2009

Date

Richard R. Reed
 Laboratory Director

Ted Yen
 Quality Assurance Officer



HOUSTON LABORATORY
 8880 INTERCHANGE DRIVE
 HOUSTON, TX 77054
 (713) 660-0901

Client Sample ID BH-1-13 Collected: 01/02/2009 8:55 SPL Sample ID: 09010366-01

Site: Tigard, OR

Analyses/Method	Result	QUAL	Rep.Limit	Dil. Factor	Date Analyzed	Analyst	Seq. #
PERCENT MOISTURE				MCL	D2216	Units: wt%	
Percent Moisture	19.5		0	1	01/14/09 18:22	CFS	4860234
SEMIVOLATILE HYDROCARBONS - GLYCOL				MCL	SW8015B	Units: mg/kg-dry	
Ethylene Glycol	13		12	1	01/12/09 18:54	V_L	4856741
Surr: Isobutanol	88.5		% 50-150	1	01/12/09 18:54	V_L	4856741

Prep Method	Prep Date	Prep Initials	Prep Factor
SW3550B	01/12/2009 14:54	LSB	1.00

Qualifiers: ND/U - Not Detected at the Reporting Limit >MCL - Result Over Maximum Contamination Limit(MCL)
 B/V - Analyte detected in the associated Method Blank D - Surrogate Recovery Unreportable due to Dilution
 * - Surrogate Recovery Outside Advisable QC Limits MI - Matrix Interference
 J - Estimated Value between MDL and PQL
 E - Estimated Value exceeds calibration curve
 TNTC - Too numerous to count



HOUSTON LABORATORY
8880 INTERCHANGE DRIVE
HOUSTON, TX 77054
(713) 660-0901

Client Sample ID BH-1/20 Collected: 01/02/2009 9:00 SPL Sample ID: 09010366-02

Site: Tigard, OR

Analyses/Method	Result	QUAL	Rep.Limit	Dil. Factor	Date Analyzed	Analyst	Seq. #
SEMIVOLATILE HYDROCARBONS - GLYCOL				MCL	SW8015B	Units: mg/L	
Ethylene Glycol	ND		10	1	01/12/09 16:33	V_L	4856722
Surr: Isobutanol	115		% 50-150	1	01/12/09 16:33	V_L	4856722

Qualifiers:

ND/U - Not Detected at the Reporting Limit

B/V - Analyte detected in the associated Method Blank

* - Surrogate Recovery Outside Advisable QC Limits

J - Estimated Value between MDL and PQL

E - Estimated Value exceeds calibration curve

TNTC - Too numerous to count

>MCL - Result Over Maximum Contamination Limit(MCL)

D - Surrogate Recovery Unreportable due to Dilution

MI - Matrix Interference



HOUSTON LABORATORY
 8880 INTERCHANGE DRIVE
 HOUSTON, TX 77054
 (713) 660-0901

Client Sample ID SS-2-2 Collected: 01/02/2009 10:15 SPL Sample ID: 09010366-03

Site: Tigard, OR

Analyses/Method	Result	QUAL	Rep.Limit	Dil. Factor	Date Analyzed	Analyst	Seq. #
PERCENT MOISTURE				MCL	D2216	Units: wt%	
Percent Moisture	15.8		0	1	01/14/09 18:22	CFS	4860232
SEMIVOLATILE HYDROCARBONS - GLYCOL				MCL	SW8015B	Units: mg/kg-dry	
Ethylene Glycol	ND		12	1	01/12/09 19:18	V_L	4856742
Surr: Isobutanol	91.4		% 50-150	1	01/12/09 19:18	V_L	4856742

Prep Method	Prep Date	Prep Initials	Prep Factor
SW3550B	01/12/2009 14:54	LSB	1.00

Qualifiers: ND/U - Not Detected at the Reporting Limit >MCL - Result Over Maximum Contamination Limit(MCL)
 B/V - Analyte detected in the associated Method Blank D - Surrogate Recovery Unreportable due to Dilution
 * - Surrogate Recovery Outside Advisable QC Limits MI - Matrix Interference
 J - Estimated Value between MDL and PQL
 E - Estimated Value exceeds calibration curve
 TNTC - Too numerous to count

Quality Control Documentation



Quality Control Report

HOUSTON LABORATORY
8880 INTERCHANGE DRIVE
HOUSTON, TX 77054
(713) 660-0901

APEX Laboratories
A901009

Analysis: Semivolatile Hydrocarbons - Glycol
Method: SW8015B

WorkOrder: 09010366
Lab Batch ID: 86975

Method Blank

Samples in Analytical Batch:

RunID: HP_T_090112B-4856739 Units: mg/kg
Analysis Date: 01/12/2009 18:07 Analyst: V_L
Preparation Date: 01/12/2009 14:54 Prep By: LSB Method SW3550B

Table with 3 columns: Analyte, Result, Rep Limit. Rows include Ethylene Glycol (ND, 10) and Surr: Isobutanol (100.2, 50-150).

Laboratory Control Sample (LCS)

RunID: HP_T_090112B-4856740 Units: mg/kg
Analysis Date: 01/12/2009 18:31 Analyst: V_L
Preparation Date: 01/12/2009 14:54 Prep By: LSB Method SW3550B

Table with 6 columns: Analyte, Spike Added, Result, Percent Recovery, Lower Limit, Upper Limit. Rows include Ethylene Glycol and Surr: Isobutanol.

Matrix Spike (MS) / Matrix Spike Duplicate (MSD)

Sample Spiked: 09010366-01
RunID: HP_T_090112B-4856743 Units: mg/kg-dry
Analysis Date: 01/12/2009 19:41 Analyst: V_L
Preparation Date: 01/12/2009 14:54 Prep By: LSB Method SW3550B

Table with 12 columns: Analyte, Sample Result, MS Spike Added, MS Result, MS % Recovery, MSD Spike Added, MSD Result, MSD % Recovery, RPD, RPD Limit, Low Limit, High Limit. Rows include Ethylene Glycol and Surr: Isobutanol.

Qualifiers: ND/U - Not Detected at the Reporting Limit
B/V - Analyte detected in the associated Method Blank
J - Estimated value between MDL and PQL
E - Estimated Value exceeds calibration curve
N/C - Not Calculated - Sample concentration is greater than 4 times the amount of spike added. Control limits do not apply.
TNTC - Too numerous to count

MI - Matrix Interference
D - Recovery Unreportable due to Dilution
* - Recovery Outside Advisable QC Limits



Quality Control Report

HOUSTON LABORATORY
8880 INTERCHANGE DRIVE
HOUSTON, TX 77054
(713) 660-0901

APEX Laboratories
A901009

Analysis: Semivolatile Hydrocarbons - Glycol
Method: SW8015B

WorkOrder: 09010366
Lab Batch ID: R262118

Method Blank

Samples in Analytical Batch:

RunID: HP_T_090112A-4856721 Units: mg/L
Analysis Date: 01/12/2009 16:09 Analyst: V_L

Lab Sample ID Client Sample ID
09010366-02A BH-1/20

Table with 3 columns: Analyte, Result, Rep Limit. Rows: Ethylene Glycol (ND, 10), Surr: Isobutanol (88.0, 50-150)

Laboratory Control Sample (LCS)

RunID: HP_T_090112A-4856720 Units: mg/L
Analysis Date: 01/12/2009 15:45 Analyst: V_L

Table with 6 columns: Analyte, Spike Added, Result, Percent Recovery, Lower Limit, Upper Limit. Rows: Ethylene Glycol (400, 394, 98.6, 61, 135), Surr: Isobutanol (200, 212, 106, 50, 150)

Matrix Spike (MS) / Matrix Spike Duplicate (MSD)

Sample Spiked: 09010366-02
RunID: HP_T_090112A-4856723 Units: mg/L
Analysis Date: 01/12/2009 16:56 Analyst: V_L

Table with 12 columns: Analyte, Sample Result, MS Spike Added, MS Result, MS % Recovery, MSD Spike Added, MSD Result, MSD % Recovery, RPD, RPD Limit, Low Limit, High Limit. Rows: Ethylene Glycol, Surr: Isobutanol

Qualifiers: ND/U - Not Detected at the Reporting Limit MI - Matrix Interference
B/V - Analyte detected in the associated Method Blank D - Recovery Unreportable due to Dilution
J - Estimated value between MDL and PQL * - Recovery Outside Advisable QC Limits
E - Estimated Value exceeds calibration curve
N/C - Not Calculated - Sample concentration is greater than 4 times the amount of spike added. Control limits do not apply.
TNTC - Too numerous to count



Quality Control Report

HOUSTON LABORATORY
8880 INTERCHANGE DRIVE
HOUSTON, TX 77054
(713) 660-0901

APEX Laboratories

A901009

Analysis: PERCENT MOISTURE
Method: D2216

WorkOrder: 09010366
Lab Batch ID: R262414A

Samples in Analytical Batch:

Table with 2 columns: Lab Sample ID, Client Sample ID. Rows include 09010366-01A (BH-1-13) and 09010366-03A (SS-2-2).

Sample Duplicate

Original Sample: 09010366-01
RunID: WET_090114M-4860234 Units: wt%
Analysis Date: 01/14/2009 18:22 Analyst: CFS

Table with 5 columns: Analyte, Sample Result, DUP Result, RPD, RPD Limit. Row for Percent Moisture shows values 19.5, 19.57, 0.134, 20.

Qualifiers: ND/U - Not Detected at the Reporting Limit
B/V - Analyte detected in the associated Method Blank
J - Estimated value between MDL and PQL
E - Estimated Value exceeds calibration curve
N/C - Not Calculated - Sample concentration is greater than 4 times the amount of spike added. Control limits do not apply.
TNTC - Too numerous to count
MI - Matrix Interference
D - Recovery Unreportable due to Dilution
* - Recovery Outside Advisable QC Limits

*Sample Receipt Checklist
And
Chain of Custody*



HOUSTON LABORATORY
 8880 INTERCHANGE DRIVE
 HOUSTON, TX 77054
 (713) 660-0901

Sample Receipt Checklist

Workorder:	09010366	Received By:	L_C
Date and Time Received:	1/10/2009 10:30:00 AM	Carrier name:	Fedex-Priority
Temperature:	3.0°C	Chilled by:	Water Ice

- 1. Shipping container/cooler in good condition? Yes No Not Present
- 2. Custody seals intact on shipping container/cooler? Yes No Not Present
- 3. Custody seals intact on sample bottles? Yes No Not Present
- 4. Chain of custody present? Yes No
- 5. Chain of custody signed when relinquished and received? Yes No
- 6. Chain of custody agrees with sample labels? Yes No
- 7. Samples in proper container/bottle? Yes No
- 8. Sample containers intact? Yes No
- 9. Sufficient sample volume for indicated test? Yes No
- 10. All samples received within holding time? Yes No
- 11. Container/Temp Blank temperature in compliance? Yes No
- 12. Water - VOA vials have zero headspace? Yes No VOA Vials Not Present
- 13. Water - Preservation checked upon receipt (except VOA*)? Yes No Not Applicable

*VOA Preservation Checked After Sample Analysis

SPL Representative:

Contact Date & Time:

Client Name Contacted:

Non Conformance Issues:

Client Instructions:

SUBCONTRACT ORDER

Apex Laboratories

A901009

09010366

SENDING LABORATORY:

Apex Laboratories
12232 S.W. Garden Place
Tigard, OR 97223
Phone: (503) 718-2323
Fax: (503) 718-0333
Project Manager: Darwin Thomas

RECEIVING LABORATORY:

SPL, Inc Houston
8880 Interchange Dr.
Houston, TX 77054
Phone : (800) 969-6775
Fax: (713) 660-8975

Sample Name: BH-1-13 **Soil** **Sampled: 01/02/09 08:55** (A901009-01)

Analysis	Due	Expires	Comments
Subcontract Outside	01/16/09 17:00	07/01/09 08:55	EPA Method-Ethylene Glycol
<i>Containers Supplied:</i> (B)4 oz Glass Jar			

Sample Name: BH-1/20 **Water** **Sampled: 01/02/09 09:00** (A901009-02)

Analysis	Due	Expires	Comments
Subcontract Outside	01/16/09 17:00	07/01/09 09:00	EPA Method-Ethylene Glycol
<i>Containers Supplied:</i> (F)40 mL VOA - HCL (H)40 mL VOA - HCL			

Sample Name: SS-2-2 **Soil** **Sampled: 01/02/09 10:15** (A901009-09)

Analysis	Due	Expires	Comments
Subcontract Outside	01/16/09 17:00	07/01/09 10:15	EPA Method-Ethylene Glycol
<i>Containers Supplied:</i> (B)4 oz Glass Jar			

3.02

Released By MJP Date 1/9/09 Received By [Signature] Date 1/10/09 10:30

Released By Federal Express (Shipper) Date 1/9/09 Received By Federal Express (Shipper) Date 1/10/09 10:30

Released By _____ Date _____ Received By _____ Date _____

Released By _____ Date _____ Received By _____ Date _____

Page 1 of 1

Apex Labs

12232 S.W. Garden Place
Tigard, OR 97223
503-718-2323 Phone
503-718-0333 Fax

Friday, February 27, 2009

Christina Johnson
PBS Engineering and Environmental (Vancouver)
1310 Main St.
Vancouver, WA 98686


RE: Jiffy Lube / 76090.000

Enclosed are the results of analyses for work order A902079, which was received by the laboratory on 2/10/2009 at 10:55:00AM.

Thank you for using Apex Labs. We appreciate your business and strive to provide the highest quality services to the environmental industry.

If you have any questions concerning this report or the services we offer, please feel free to contact me by email at: dthomas@apex-labs.com, or by phone at 503-718-2323.

Apex Laboratories



The results in this report apply to the samples analyzed in accordance with the chain of custody document. This analytical report must be reproduced in its entirety.

Darwin Thomas, Business Development Director

PBS Engineering and Environmental (Vancouver)
1310 Main St.
Vancouver, WA 98686

Project: **Jiffy Lube**
Project Number: 76090.000
Project Manager: Christina Johnson


Reported:
02/27/09 06:16

ANALYTICAL REPORT FOR SAMPLES

SAMPLE INFORMATION

Sample ID	Laboratory ID	Matrix	Date Sampled	Date Received
BH-4-GW	A902079-01	Water	02/09/09 09:15	02/10/09 10:55
BH-5-GW	A902079-02	Water	02/09/09 15:45	02/10/09 10:55
BH-6-GW	A902079-03	Water	02/09/09 15:15	02/10/09 10:55
BH-7-GW	A902079-04	Water	02/09/09 11:45	02/10/09 10:55

Apex Laboratories



The results in this report apply to the samples analyzed in accordance with the chain of custody document. This analytical report must be reproduced in its entirety.

Darwin Thomas, Business Development Director

PBS Engineering and Environmental (Vancouver)
 1310 Main St.
 Vancouver, WA 98686

Project: **Jiffy Lube**
 Project Number: 76090.000
 Project Manager: Christina Johnson


Reported:
 02/27/09 06:16

ANALYTICAL SAMPLE RESULTS

Diesel Range (C10-C22) and Oil Range (C22-C40) Hydrocarbons by NWTPH-Dx

Analyte	Result	MDL	Reporting Limit	Units	Dilution	Date Analyzed	Method	Notes
BH-4-GW (A902079-01)			Matrix: Water					
Diesel Range Organics	ND	0.0500	0.250	mg/L	1	02/11/09 16:53	NWTPH-Dx	
Oil Range Organics	0.166	0.0800	0.500	"	"	"	"	J
<i>Surrogate: o-Terphenyl (Surr)</i>		<i>Recovery: 98 %</i>		<i>Limits: 50-150 %</i>		"	"	"
BH-5-GW (A902079-02)			Matrix: Water					
Diesel Range Organics	0.657	0.0526	0.263	mg/L	1	02/11/09 17:14	NWTPH-Dx	F-03, F-07
Oil Range Organics	2.67	0.0842	0.526	"	"	"	"	
<i>Surrogate: o-Terphenyl (Surr)</i>		<i>Recovery: 94 %</i>		<i>Limits: 50-150 %</i>		"	"	"
BH-6-GW (A902079-03)			Matrix: Water					
Diesel Range Organics	0.0626	0.0500	0.250	mg/L	1	02/11/09 17:56	NWTPH-Dx	J
Oil Range Organics	0.220	0.0800	0.500	"	"	"	"	J
<i>Surrogate: o-Terphenyl (Surr)</i>		<i>Recovery: 93 %</i>		<i>Limits: 50-150 %</i>		"	"	"
BH-7-GW (A902079-04)			Matrix: Water					
Diesel Range Organics	ND	0.0485	0.243	mg/L	1	02/11/09 18:17	NWTPH-Dx	
Oil Range Organics	0.180	0.0777	0.485	"	"	"	"	J
<i>Surrogate: o-Terphenyl (Surr)</i>		<i>Recovery: 99 %</i>		<i>Limits: 50-150 %</i>		"	"	"

Apex Laboratories



Darwin Thomas, Business Development Director

The results in this report apply to the samples analyzed in accordance with the chain of custody document. This analytical report must be reproduced in its entirety.

PBS Engineering and Environmental (Vancouver)
 1310 Main St.
 Vancouver, WA 98686

Project: **Jiffy Lube**
 Project Number: 76090.000
 Project Manager: Christina Johnson


Reported:
 02/27/09 06:16

ANALYTICAL SAMPLE RESULTS

Gasoline Range (C6-C10) Hydrocarbons by NWTPH-Gx

Analyte	Result	MDL	Reporting Limit	Units	Dilution	Date Analyzed	Method	Notes
BH-4-GW (A902079-01)			Matrix: Water					
Gasoline Range Organics	0.0238	0.0105	0.0800	mg/L	1	02/11/09 14:16	NWTPH-Gx	J
<i>Surrogate: 4-Bromofluorobenzene (Sur)</i>		<i>Recovery: 99 %</i>		<i>Limits: 50-150 %</i>		"	"	"
<i>1,4-Difluorobenzene (Sur)</i>		<i>102 %</i>		<i>Limits: 50-150 %</i>		"	"	"
BH-5-GW (A902079-02)			Matrix: Water					
Gasoline Range Organics	0.0466	0.0105	0.0800	mg/L	1	02/11/09 14:46	NWTPH-Gx	J
<i>Surrogate: 4-Bromofluorobenzene (Sur)</i>		<i>Recovery: 99 %</i>		<i>Limits: 50-150 %</i>		"	"	"
<i>1,4-Difluorobenzene (Sur)</i>		<i>104 %</i>		<i>Limits: 50-150 %</i>		"	"	"
BH-6-GW (A902079-03)			Matrix: Water					
Gasoline Range Organics	ND	0.0105	0.0800	mg/L	1	02/11/09 15:17	NWTPH-Gx	
<i>Surrogate: 4-Bromofluorobenzene (Sur)</i>		<i>Recovery: 98 %</i>		<i>Limits: 50-150 %</i>		"	"	"
<i>1,4-Difluorobenzene (Sur)</i>		<i>102 %</i>		<i>Limits: 50-150 %</i>		"	"	"
BH-7-GW (A902079-04)			Matrix: Water					
Gasoline Range Organics	ND	0.0105	0.0800	mg/L	1	02/11/09 15:47	NWTPH-Gx	
<i>Surrogate: 4-Bromofluorobenzene (Sur)</i>		<i>Recovery: 100 %</i>		<i>Limits: 50-150 %</i>		"	"	"
<i>1,4-Difluorobenzene (Sur)</i>		<i>103 %</i>		<i>Limits: 50-150 %</i>		"	"	"

Apex Laboratories



The results in this report apply to the samples analyzed in accordance with the chain of custody document. This analytical report must be reproduced in its entirety.

Darwin Thomas, Business Development Director

PBS Engineering and Environmental (Vancouver)
 1310 Main St.
 Vancouver, WA 98686

Project: **Jiffy Lube**
 Project Number: 76090.000
 Project Manager: Christina Johnson

Reported:
 02/27/09 06:16


ANALYTICAL SAMPLE RESULTS

Volatile Organic Compounds by EPA 8260B

Analyte	Result	MDL	Reporting		Units	Dilution	Date Analyzed	Method	Notes
			Limit						
BH-5-GW (A902079-02)			Matrix: Water						
Acetone	ND	10.0	20.0		ug/L	1	02/11/09 14:46	EPA 8260B	Q-30
Benzene	ND	0.136	0.250		"	"	"	"	
Bromobenzene	ND	0.224	0.500		"	"	"	"	
Bromochloromethane	ND	0.185	0.500		"	"	"	"	
Bromodichloromethane	ND	0.265	0.500		"	"	"	"	
Bromoform	ND	0.153	1.00		"	"	"	"	
Bromomethane	ND	5.00	5.00		"	"	"	"	
2-Butanone (MEK)	ND	5.00	10.0		"	"	"	"	Q-30
n-Butylbenzene	ND	0.500	1.00		"	"	"	"	
sec-Butylbenzene	ND	0.500	1.00		"	"	"	"	
tert-Butylbenzene	ND	0.500	0.500		"	"	"	"	
Carbon tetrachloride	ND	0.182	0.500		"	"	"	"	
Chlorobenzene	ND	0.233	0.500		"	"	"	"	
Chloroethane	ND	1.00	2.00		"	"	"	"	
Chloroform	ND	1.00	2.00		"	"	"	"	
Chloromethane	ND	5.00	5.00		"	"	"	"	
2-Chlorotoluene	ND	0.229	0.500		"	"	"	"	
4-Chlorotoluene	ND	0.110	0.500		"	"	"	"	
1,2-Dibromo-3-chloropropane	ND	2.00	5.00		"	"	"	"	
Dibromochloromethane	ND	0.173	0.500		"	"	"	"	
1,2-Dibromoethane (EDB)	ND	0.205	0.500		"	"	"	"	
Dibromomethane	ND	0.269	0.500		"	"	"	"	
1,2-Dichlorobenzene	ND	0.184	0.500		"	"	"	"	
1,3-Dichlorobenzene	ND	0.181	0.500		"	"	"	"	
1,4-Dichlorobenzene	ND	0.211	0.500		"	"	"	"	
Dichlorodifluoromethane	ND	0.349	1.00		"	"	"	"	
1,1-Dichloroethane	ND	0.235	0.500		"	"	"	"	
1,2-Dichloroethane (EDC)	ND	0.302	0.500		"	"	"	"	
1,1-Dichloroethene	ND	0.266	0.500		"	"	"	"	
cis-1,2-Dichloroethene	ND	0.122	0.500		"	"	"	"	
trans-1,2-Dichloroethene	ND	0.222	0.500		"	"	"	"	
1,2-Dichloropropane	ND	0.177	0.500		"	"	"	"	
1,3-Dichloropropane	ND	0.228	0.500		"	"	"	"	
2,2-Dichloropropane	ND	0.123	0.500		"	"	"	"	
1,1-Dichloropropene	ND	0.239	0.500		"	"	"	"	
cis-1,3-Dichloropropene	ND	0.120	1.00		"	"	"	"	
trans-1,3-Dichloropropene	ND	0.142	0.500		"	"	"	"	

Apex Laboratories

The results in this report apply to the samples analyzed in accordance with the chain of custody document. This analytical report must be reproduced in its entirety.



Darwin Thomas, Business Development Director

PBS Engineering and Environmental (Vancouver)
 1310 Main St.
 Vancouver, WA 98686

Project: **Jiffy Lube**
 Project Number: 76090.000
 Project Manager: Christina Johnson


Reported:
 02/27/09 06:16

ANALYTICAL SAMPLE RESULTS

Volatile Organic Compounds by EPA 8260B

Analyte	Result	MDL	Reporting		Dilution	Date Analyzed	Method	Notes
			Limit	Units				
BH-5-GW (A902079-02)			Matrix: Water					
Ethylbenzene	1.53	0.136	0.500	ug/L	1	"	EPA 8260B	
Hexachlorobutadiene	ND	2.00	5.00	"	"	"	"	
2-Hexanone	ND	5.00	10.0	"	"	"	"	Q-30
Isopropylbenzene	ND	0.104	0.500	"	"	"	"	
4-Isopropyltoluene	0.310	0.120	1.00	"	"	"	"	J
4-Methyl-2-pentanone (MiBK)	ND	5.00	10.0	"	"	"	"	
Methyl tert-butyl ether (MTBE)	ND	1.00	1.00	"	"	"	"	
Methylene chloride	ND	2.50	5.00	"	"	"	"	
Naphthalene	ND	2.50	5.00	"	"	"	"	
n-Propylbenzene	0.330	0.119	0.500	"	"	"	"	J
Styrene	ND	0.100	0.500	"	"	"	"	
1,1,1,2-Tetrachloroethane	ND	0.200	0.500	"	"	"	"	
1,1,2,2-Tetrachloroethane	ND	0.240	0.500	"	"	"	"	
Tetrachloroethene (PCE)	ND	0.269	0.500	"	"	"	"	
Toluene	2.37	0.175	1.00	"	"	"	"	
1,2,3-Trichlorobenzene	ND	2.50	5.00	"	"	"	"	
1,2,4-Trichlorobenzene	ND	2.50	5.00	"	"	"	"	
1,1,1-Trichloroethane	ND	0.188	0.500	"	"	"	"	
1,1,2-Trichloroethane	ND	0.258	0.500	"	"	"	"	
Trichloroethene (TCE)	ND	0.193	0.500	"	"	"	"	
Trichlorofluoromethane	ND	0.312	1.00	"	"	"	"	
1,2,3-Trichloropropane	ND	0.342	1.00	"	"	"	"	
1,2,4-Trimethylbenzene	1.26	0.0900	1.00	"	"	"	"	
1,3,5-Trimethylbenzene	ND	0.147	1.00	"	"	"	"	
Vinyl chloride	ND	0.316	0.500	"	"	"	"	
m,p-Xylene	3.06	0.240	1.00	"	"	"	"	
o-Xylene	0.570	0.198	0.500	"	"	"	"	
<i>Surrogate: Dibromofluoromethane (Surr)</i>		<i>Recovery: 101 %</i>		<i>Limits: 80-120 %</i>		"	"	"
<i>1,4-Difluorobenzene (Surr)</i>		<i>100 %</i>		<i>Limits: 80-120 %</i>		"	"	"
<i>Toluene-d8 (Surr)</i>		<i>87 %</i>		<i>Limits: 80-120 %</i>		"	"	"
<i>4-Bromofluorobenzene (Surr)</i>		<i>99 %</i>		<i>Limits: 80-120 %</i>		"	"	"

Apex Laboratories



The results in this report apply to the samples analyzed in accordance with the chain of custody document. This analytical report must be reproduced in its entirety.

PBS Engineering and Environmental (Vancouver)
 1310 Main St.
 Vancouver, WA 98686

Project: **Jiffy Lube**
 Project Number: 76090.000
 Project Manager: Christina Johnson

Reported:
 02/27/09 06:16


ANALYTICAL SAMPLE RESULTS

Volatile Organic Compounds by EPA 8260B

Analyte	Result	MDL	Reporting		Units	Dilution	Date Analyzed	Method	Notes
			Limit						
BH-6-GW (A902079-03)			Matrix: Water						
Acetone	ND	10.0	20.0		ug/L	1	02/11/09 15:17	EPA 8260B	Q-30
Benzene	ND	0.136	0.250		"	"	"	"	
Bromobenzene	ND	0.224	0.500		"	"	"	"	
Bromochloromethane	ND	0.185	0.500		"	"	"	"	
Bromodichloromethane	ND	0.265	0.500		"	"	"	"	
Bromoform	ND	0.153	1.00		"	"	"	"	
Bromomethane	ND	5.00	5.00		"	"	"	"	
2-Butanone (MEK)	ND	5.00	10.0		"	"	"	"	Q-30
n-Butylbenzene	ND	0.500	1.00		"	"	"	"	
sec-Butylbenzene	ND	0.500	1.00		"	"	"	"	
tert-Butylbenzene	ND	0.500	0.500		"	"	"	"	
Carbon tetrachloride	ND	0.182	0.500		"	"	"	"	
Chlorobenzene	ND	0.233	0.500		"	"	"	"	
Chloroethane	ND	1.00	2.00		"	"	"	"	
Chloroform	ND	1.00	2.00		"	"	"	"	
Chloromethane	ND	5.00	5.00		"	"	"	"	
2-Chlorotoluene	ND	0.229	0.500		"	"	"	"	
4-Chlorotoluene	ND	0.110	0.500		"	"	"	"	
1,2-Dibromo-3-chloropropane	ND	2.00	5.00		"	"	"	"	
Dibromochloromethane	ND	0.173	0.500		"	"	"	"	
1,2-Dibromoethane (EDB)	ND	0.205	0.500		"	"	"	"	
Dibromomethane	ND	0.269	0.500		"	"	"	"	
1,2-Dichlorobenzene	ND	0.184	0.500		"	"	"	"	
1,3-Dichlorobenzene	ND	0.181	0.500		"	"	"	"	
1,4-Dichlorobenzene	ND	0.211	0.500		"	"	"	"	
Dichlorodifluoromethane	ND	0.349	1.00		"	"	"	"	
1,1-Dichloroethane	ND	0.235	0.500		"	"	"	"	
1,2-Dichloroethane (EDC)	ND	0.302	0.500		"	"	"	"	
1,1-Dichloroethene	ND	0.266	0.500		"	"	"	"	
cis-1,2-Dichloroethene	ND	0.122	0.500		"	"	"	"	
trans-1,2-Dichloroethene	ND	0.222	0.500		"	"	"	"	
1,2-Dichloropropane	ND	0.177	0.500		"	"	"	"	
1,3-Dichloropropane	ND	0.228	0.500		"	"	"	"	
2,2-Dichloropropane	ND	0.123	0.500		"	"	"	"	
1,1-Dichloropropene	ND	0.239	0.500		"	"	"	"	
cis-1,3-Dichloropropene	ND	0.120	1.00		"	"	"	"	
trans-1,3-Dichloropropene	ND	0.142	0.500		"	"	"	"	

Apex Laboratories

The results in this report apply to the samples analyzed in accordance with the chain of custody document. This analytical report must be reproduced in its entirety.



Darwin Thomas, Business Development Director

PBS Engineering and Environmental (Vancouver)
 1310 Main St.
 Vancouver, WA 98686

Project: **Jiffy Lube**
 Project Number: 76090.000
 Project Manager: Christina Johnson

Reported:
 02/27/09 06:16

ANALYTICAL SAMPLE RESULTS

Volatile Organic Compounds by EPA 8260B

Analyte	Result	MDL	Reporting		Dilution	Date Analyzed	Method	Notes
			Limit	Units				
BH-6-GW (A902079-03)			Matrix: Water					
Ethylbenzene	ND	0.136	0.500	ug/L	1	"	EPA 8260B	
Hexachlorobutadiene	ND	2.00	5.00	"	"	"	"	
2-Hexanone	ND	5.00	10.0	"	"	"	"	Q-30
Isopropylbenzene	ND	0.104	0.500	"	"	"	"	
4-Isopropyltoluene	ND	0.120	1.00	"	"	"	"	
4-Methyl-2-pentanone (MiBK)	ND	5.00	10.0	"	"	"	"	
Methyl tert-butyl ether (MTBE)	ND	1.00	1.00	"	"	"	"	
Methylene chloride	ND	2.50	5.00	"	"	"	"	
Naphthalene	ND	2.50	5.00	"	"	"	"	
n-Propylbenzene	ND	0.119	0.500	"	"	"	"	
Styrene	ND	0.100	0.500	"	"	"	"	
1,1,1,2-Tetrachloroethane	ND	0.200	0.500	"	"	"	"	
1,1,2,2-Tetrachloroethane	ND	0.240	0.500	"	"	"	"	
Tetrachloroethene (PCE)	ND	0.269	0.500	"	"	"	"	
Toluene	ND	0.175	1.00	"	"	"	"	
1,2,3-Trichlorobenzene	ND	2.50	5.00	"	"	"	"	
1,2,4-Trichlorobenzene	ND	2.50	5.00	"	"	"	"	
1,1,1-Trichloroethane	ND	0.188	0.500	"	"	"	"	
1,1,2-Trichloroethane	ND	0.258	0.500	"	"	"	"	
Trichloroethene (TCE)	ND	0.193	0.500	"	"	"	"	
Trichlorofluoromethane	ND	0.312	1.00	"	"	"	"	
1,2,3-Trichloropropane	ND	0.342	1.00	"	"	"	"	
1,2,4-Trimethylbenzene	ND	0.0900	1.00	"	"	"	"	
1,3,5-Trimethylbenzene	ND	0.147	1.00	"	"	"	"	
Vinyl chloride	ND	0.316	0.500	"	"	"	"	
m,p-Xylene	ND	0.240	1.00	"	"	"	"	
o-Xylene	ND	0.198	0.500	"	"	"	"	
<i>Surrogate: Dibromofluoromethane (Surr)</i>			Recovery: 97 %	Limits: 80-120 %	"	"	"	
<i>1,4-Difluorobenzene (Surr)</i>			98 %	Limits: 80-120 %	"	"	"	
<i>Toluene-d8 (Surr)</i>			94 %	Limits: 80-120 %	"	"	"	
<i>4-Bromofluorobenzene (Surr)</i>			101 %	Limits: 80-120 %	"	"	"	

Apex Laboratories



The results in this report apply to the samples analyzed in accordance with the chain of custody document. This analytical report must be reproduced in its entirety.

Darwin Thomas, Business Development Director

PBS Engineering and Environmental (Vancouver)
 1310 Main St.
 Vancouver, WA 98686

Project: **Jiffy Lube**
 Project Number: 76090.000
 Project Manager: Christina Johnson


Reported:
 02/27/09 06:16

ANALYTICAL SAMPLE RESULTS

PAH by EPA 8270C SIM

Analyte	Result	MDL	Reporting		Dilution	Date Analyzed	Method	Notes
			Limit	Units				
BH-5-GW (A902079-02RE1)			Matrix: Water					C-05, R-04
Acenaphthene	ND	0.879	1.76	ug/L	2	02/18/09 16:07	EPA 8270C (SIM)	
Acenaphthylene	ND	0.879	1.76	"	"	"	"	
Anthracene	ND	0.879	1.76	"	"	"	"	
Benz(a)anthracene	0.886	0.879	1.76	"	"	"	"	J
Benzo(a)pyrene	1.50	0.879	1.76	"	"	"	"	J
Benzo(b+k)fluoranthene(s)	ND	1.76	3.52	"	"	"	"	Q-26
Benzo(g,h,i)perylene	ND	1.98	1.98	"	"	"	"	
Chrysene	ND	0.879	1.76	"	"	"	"	
Dibenz(a,h)anthracene	ND	0.879	1.76	"	"	"	"	
Fluoranthene	1.06	0.879	1.76	"	"	"	"	J
Fluorene	ND	0.879	1.76	"	"	"	"	
Indeno(1,2,3-cd)pyrene	ND	0.879	1.76	"	"	"	"	
Naphthalene	ND	1.36	1.76	"	"	"	"	
Phenanthrene	ND	0.879	1.76	"	"	"	"	
Pyrene	1.28	0.879	1.76	"	"	"	"	J
<i>Surrogate: Nitrobenzene-d5 (Surr)</i>		<i>Recovery: 120 %</i>		<i>Limits: 35-120 %</i>	"	"	"	
<i>2-Fluorobiphenyl (Surr)</i>		<i>50 %</i>		<i>Limits: 45-120 %</i>	"	"	"	
<i>p-Terphenyl-d14 (Surr)</i>		<i>74 %</i>		<i>Limits: 30-120 %</i>	"	"	"	

Apex Laboratories



The results in this report apply to the samples analyzed in accordance with the chain of custody document. This analytical report must be reproduced in its entirety.

Darwin Thomas, Business Development Director

PBS Engineering and Environmental (Vancouver)
 1310 Main St.
 Vancouver, WA 98686

Project: **Jiffy Lube**
 Project Number: 76090.000
 Project Manager: Christina Johnson

Reported:
 02/27/09 06:16

ANALYTICAL SAMPLE RESULTS

PAH by EPA 8270C SIM

Analyte	Result	MDL	Reporting Limit	Units	Dilution	Date Analyzed	Method	Notes
BH-6-GW (A902079-03)			Matrix: Water					
Acenaphthene	ND	0.0200	0.0400	ug/L	1	02/17/09 13:22	EPA 8270C (SIM)	
Acenaphthylene	ND	0.0200	0.0400	"	"	"	"	
Anthracene	ND	0.0200	0.0400	"	"	"	"	
Benz(a)anthracene	ND	0.0200	0.0400	"	"	"	"	
Benzo(a)pyrene	ND	0.0200	0.0400	"	"	"	"	
Benzo(b)fluoranthene	ND	0.0200	0.0400	"	"	"	"	
Benzo(k)fluoranthene	ND	0.0200	0.0400	"	"	"	"	
Benzo(g,h,i)perylene	ND	0.0200	0.0400	"	"	"	"	
Chrysene	ND	0.0200	0.0400	"	"	"	"	
Dibenz(a,h)anthracene	ND	0.0200	0.0400	"	"	"	"	
Fluoranthene	ND	0.0200	0.0400	"	"	"	"	
Fluorene	ND	0.0200	0.0400	"	"	"	"	
Indeno(1,2,3-cd)pyrene	ND	0.0200	0.0400	"	"	"	"	
Naphthalene	0.0387	0.0200	0.0400	"	"	"	"	J
Phenanthrene	ND	0.0200	0.0400	"	"	"	"	
Pyrene	ND	0.0200	0.0400	"	"	"	"	
<i>Surrogate: Nitrobenzene-d5 (Surr)</i>		<i>Recovery: 73 %</i>		<i>Limits: 35-120 %</i>		"	"	"
<i>2-Fluorobiphenyl (Surr)</i>		<i>78 %</i>		<i>Limits: 45-120 %</i>		"	"	"
<i>p-Terphenyl-d14 (Surr)</i>		<i>91 %</i>		<i>Limits: 30-120 %</i>		"	"	"

Apex Laboratories



The results in this report apply to the samples analyzed in accordance with the chain of custody document. This analytical report must be reproduced in its entirety.

Darwin Thomas, Business Development Director

PBS Engineering and Environmental (Vancouver)
 1310 Main St.
 Vancouver, WA 98686

Project: **Jiffy Lube**
 Project Number: 76090.000
 Project Manager: Christina Johnson


Reported:
 02/27/09 06:16

ANALYTICAL SAMPLE RESULTS

Dissolved Metals by EPA 6020 (ICPMS)

Analyte	Result	MDL	Reporting Limit	Units	Dilution	Date Analyzed	Method	Notes
BH-5-GW (A902079-02)			Matrix: Water					
Cadmium	ND	0.252	1.00	ug/L	1	02/17/09 14:47	EPA 6020 (Diss)	FILT
Chromium	0.778	0.106	1.00	"	"	"	"	J, FILT
Lead	0.0889	0.0719	1.00	"	"	"	"	J, FILT
BH-6-GW (A902079-03)			Matrix: Water					
Cadmium	ND	0.252	1.00	ug/L	1	02/17/09 14:50	EPA 6020 (Diss)	FILT
Chromium	0.667	0.106	1.00	"	"	"	"	J, FILT
Lead	ND	0.0719	1.00	"	"	"	"	FILT

Apex Laboratories



The results in this report apply to the samples analyzed in accordance with the chain of custody document. This analytical report must be reproduced in its entirety.

Darwin Thomas, Business Development Director

PBS Engineering and Environmental (Vancouver)
1310 Main St.
Vancouver, WA 98686

Project: **Jiffy Lube**
Project Number: 76090.000
Project Manager: Christina Johnson


Reported:
02/27/09 06:16

QUALITY CONTROL (QC) SAMPLE RESULTS

Diesel Range (C10-C22) and Oil Range (C22-C40) Hydrocarbons by NWTPH-Dx

Analyte	Result	MDL	Reporting Limit	Units	Dil.	Spike Amount	Source Result	%REC	%REC Limits	RPD	RPD Limit	Notes
Batch 9020090 - EPA 3510 (Fuels)						Water						
Blank (9020090-BLK1)						Prepared: 02/11/09 11:41 Analyzed: 02/11/09 15:50						
NWTPH-Dx												
Diesel Range Organics	ND	0.0500	0.250	mg/L	1	---	---	---	---	---	---	
Oil Range Organics	0.164	0.0800	0.500	"	"	---	---	---	---	---	---	J
<i>Surr: o-Terphenyl (Surr)</i>		<i>Recovery: 92 %</i>		<i>Limits: 50-150 %</i>		<i>Dilution: 1x</i>						
LCS (9020090-BS1)						Prepared: 02/11/09 11:41 Analyzed: 02/11/09 16:11						
NWTPH-Dx												
Diesel Range Organics	1.35	0.0500	0.250	mg/L	1	1.25	---	108	70-130%	---	---	
Oil Range Organics	1.39	0.0800	0.500	"	"	"	---	111	"	---	---	
<i>Surr: o-Terphenyl (Surr)</i>		<i>Recovery: 104 %</i>		<i>Limits: 50-150 %</i>		<i>Dilution: 1x</i>						
LCS Dup (9020090-BSD1)						Prepared: 02/11/09 11:41 Analyzed: 02/11/09 16:32						
NWTPH-Dx												
Diesel Range Organics	1.36	0.0500	0.250	mg/L	1	1.25	---	109	70-130%	0.9	30%	
Oil Range Organics	1.43	0.0800	0.500	"	"	"	---	115	"	3	30%	
<i>Surr: o-Terphenyl (Surr)</i>		<i>Recovery: 106 %</i>		<i>Limits: 50-150 %</i>		<i>Dilution: 1x</i>						

Apex Laboratories



The results in this report apply to the samples analyzed in accordance with the chain of custody document. This analytical report must be reproduced in its entirety.

Darwin Thomas, Business Development Director

PBS Engineering and Environmental (Vancouver)
 1310 Main St.
 Vancouver, WA 98686

Project: **Jiffy Lube**
 Project Number: 76090.000
 Project Manager: Christina Johnson


Reported:
 02/27/09 06:16

QUALITY CONTROL (QC) SAMPLE RESULTS

Gasoline Range (C6-C10) Hydrocarbons by NWTPH-Gx

Analyte	Result	MDL	Reporting Limit	Units	Dil.	Spike Amount	Source Result	%REC	%REC Limits	RPD	RPD Limit	Notes
Batch 9020082 - EPA 5030B						Water						
Blank (9020082-BLK1)						Prepared: 02/11/09 08:12 Analyzed: 02/11/09 11:14						
NWTPH-Gx												
Gasoline Range Organics	0.0132	0.0105	0.0800	mg/L	1	---	---	---	---	---	---	J
<i>Surr: 4-Bromofluorobenzene (Sur)</i>		<i>Recovery: 102 %</i>		<i>Limits: 50-150 %</i>		<i>Dilution: 1x</i>						
<i>1,4-Difluorobenzene (Sur)</i>		<i>102 %</i>		<i>50-150 %</i>		<i>"</i>						
LCS (9020082-BS2)						Prepared: 02/11/09 08:12 Analyzed: 02/11/09 10:44						
NWTPH-Gx												
Gasoline Range Organics	0.508	0.0105	0.0800	mg/L	1	0.500	---	102	70-130%	---	---	
<i>Surr: 4-Bromofluorobenzene (Sur)</i>		<i>Recovery: 100 %</i>		<i>Limits: 50-150 %</i>		<i>Dilution: 1x</i>						
<i>1,4-Difluorobenzene (Sur)</i>		<i>101 %</i>		<i>50-150 %</i>		<i>"</i>						

Apex Laboratories



The results in this report apply to the samples analyzed in accordance with the chain of custody document. This analytical report must be reproduced in its entirety.

PBS Engineering and Environmental (Vancouver)
 1310 Main St.
 Vancouver, WA 98686

Project: **Jiffy Lube**
 Project Number: 76090.000
 Project Manager: Christina Johnson


Reported:
 02/27/09 06:16

QUALITY CONTROL (QC) SAMPLE RESULTS

Volatile Organic Compounds by EPA 8260B

Analyte	Result	MDL	Reporting Limit	Units	Dil.	Spike Amount	Source Result	%REC	%REC Limits	RPD	RPD Limit	Notes
Batch 9020082 - EPA 5030B						Water						
Blank (9020082-BLK1)						Prepared: 02/11/09 08:12 Analyzed: 02/11/09 11:14						
EPA 8260B												
Acetone	ND	10.0	20.0	ug/L	1	---	---	---	---	---	---	Q-30
Benzene	ND	0.136	0.250	"	"	---	---	---	---	---	---	
Bromobenzene	ND	0.224	0.500	"	"	---	---	---	---	---	---	
Bromochloromethane	ND	0.185	0.500	"	"	---	---	---	---	---	---	
Bromodichloromethane	ND	0.265	0.500	"	"	---	---	---	---	---	---	
Bromoform	ND	0.153	1.00	"	"	---	---	---	---	---	---	
Bromomethane	ND	5.00	5.00	"	"	---	---	---	---	---	---	
2-Butanone (MEK)	ND	5.00	10.0	"	"	---	---	---	---	---	---	Q-30
n-Butylbenzene	ND	0.500	1.00	"	"	---	---	---	---	---	---	
sec-Butylbenzene	ND	0.500	1.00	"	"	---	---	---	---	---	---	
tert-Butylbenzene	ND	0.500	0.500	"	"	---	---	---	---	---	---	
Carbon tetrachloride	ND	0.182	0.500	"	"	---	---	---	---	---	---	
Chlorobenzene	ND	0.233	0.500	"	"	---	---	---	---	---	---	
Chloroethane	ND	1.00	2.00	"	"	---	---	---	---	---	---	
Chloroform	ND	1.00	2.00	"	"	---	---	---	---	---	---	
Chloromethane	ND	5.00	5.00	"	"	---	---	---	---	---	---	
2-Chlorotoluene	ND	0.229	0.500	"	"	---	---	---	---	---	---	
4-Chlorotoluene	ND	0.110	0.500	"	"	---	---	---	---	---	---	
1,2-Dibromo-3-chloropropane	ND	2.00	5.00	"	"	---	---	---	---	---	---	
Dibromochloromethane	ND	0.173	0.500	"	"	---	---	---	---	---	---	
1,2-Dibromoethane (EDB)	ND	0.205	0.500	"	"	---	---	---	---	---	---	
Dibromomethane	ND	0.269	0.500	"	"	---	---	---	---	---	---	
1,2-Dichlorobenzene	ND	0.184	0.500	"	"	---	---	---	---	---	---	
1,3-Dichlorobenzene	ND	0.181	0.500	"	"	---	---	---	---	---	---	
1,4-Dichlorobenzene	ND	0.211	0.500	"	"	---	---	---	---	---	---	
Dichlorodifluoromethane	ND	0.349	1.00	"	"	---	---	---	---	---	---	
1,1-Dichloroethane	ND	0.235	0.500	"	"	---	---	---	---	---	---	
1,2-Dichloroethane (EDC)	ND	0.302	0.500	"	"	---	---	---	---	---	---	
1,1-Dichloroethene	ND	0.266	0.500	"	"	---	---	---	---	---	---	
cis-1,2-Dichloroethene	ND	0.122	0.500	"	"	---	---	---	---	---	---	
trans-1,2-Dichloroethene	ND	0.222	0.500	"	"	---	---	---	---	---	---	
1,2-Dichloropropane	ND	0.177	0.500	"	"	---	---	---	---	---	---	
1,3-Dichloropropane	ND	0.228	0.500	"	"	---	---	---	---	---	---	
2,2-Dichloropropane	ND	0.123	0.500	"	"	---	---	---	---	---	---	

Apex Laboratories



The results in this report apply to the samples analyzed in accordance with the chain of custody document. This analytical report must be reproduced in its entirety.

PBS Engineering and Environmental (Vancouver)
 1310 Main St.
 Vancouver, WA 98686

Project: **Jiffy Lube**
 Project Number: 76090.000
 Project Manager: Christina Johnson

Reported:
 02/27/09 06:16


QUALITY CONTROL (QC) SAMPLE RESULTS

Volatile Organic Compounds by EPA 8260B

Analyte	Result	MDL	Reporting Limit	Units	Dil.	Spike Amount	Source Result	%REC	%REC Limits	RPD	RPD Limit	Notes
Batch 9020082 - EPA 5030B						Water						
Blank (9020082-BLK1)						Prepared: 02/11/09 08:12 Analyzed: 02/11/09 11:14						
1,1-Dichloropropene	ND	0.239	0.500	ug/L	"	---	---	---	---	---	---	
cis-1,3-Dichloropropene	ND	0.120	1.00	"	"	---	---	---	---	---	---	
trans-1,3-Dichloropropene	ND	0.142	0.500	"	"	---	---	---	---	---	---	
Ethylbenzene	ND	0.136	0.500	"	"	---	---	---	---	---	---	
Hexachlorobutadiene	ND	2.00	5.00	"	"	---	---	---	---	---	---	
2-Hexanone	ND	5.00	10.0	"	"	---	---	---	---	---	---	Q-30
Isopropylbenzene	ND	0.104	0.500	"	"	---	---	---	---	---	---	
4-Isopropyltoluene	ND	0.120	1.00	"	"	---	---	---	---	---	---	
4-Methyl-2-pentanone (MiBK)	ND	5.00	10.0	"	"	---	---	---	---	---	---	
Methyl tert-butyl ether (MTBE)	ND	1.00	1.00	"	"	---	---	---	---	---	---	
Methylene chloride	ND	2.50	5.00	"	"	---	---	---	---	---	---	
Naphthalene	ND	2.50	5.00	"	"	---	---	---	---	---	---	
n-Propylbenzene	ND	0.119	0.500	"	"	---	---	---	---	---	---	
Styrene	ND	0.100	0.500	"	"	---	---	---	---	---	---	
1,1,1,2-Tetrachloroethane	ND	0.200	0.500	"	"	---	---	---	---	---	---	
1,1,2,2-Tetrachloroethane	ND	0.240	0.500	"	"	---	---	---	---	---	---	
Tetrachloroethene (PCE)	ND	0.269	0.500	"	"	---	---	---	---	---	---	
Toluene	ND	0.175	1.00	"	"	---	---	---	---	---	---	
1,2,3-Trichlorobenzene	ND	2.50	5.00	"	"	---	---	---	---	---	---	
1,2,4-Trichlorobenzene	ND	2.50	5.00	"	"	---	---	---	---	---	---	
1,1,1-Trichloroethane	ND	0.188	0.500	"	"	---	---	---	---	---	---	
1,1,2-Trichloroethane	ND	0.258	0.500	"	"	---	---	---	---	---	---	
Trichloroethene (TCE)	ND	0.193	0.500	"	"	---	---	---	---	---	---	
Trichlorofluoromethane	ND	0.312	1.00	"	"	---	---	---	---	---	---	
1,2,3-Trichloropropane	ND	0.342	1.00	"	"	---	---	---	---	---	---	
1,2,4-Trimethylbenzene	0.150	0.0900	1.00	"	"	---	---	---	---	---	---	J
1,3,5-Trimethylbenzene	ND	0.147	1.00	"	"	---	---	---	---	---	---	
Vinyl chloride	ND	0.316	0.500	"	"	---	---	---	---	---	---	
m,p-Xylene	ND	0.240	1.00	"	"	---	---	---	---	---	---	
o-Xylene	ND	0.198	0.500	"	"	---	---	---	---	---	---	

Surr: Dibromofluoromethane (Surr)	Recovery: 96 %	Limits: 80-120 %	Dilution: 1x
1,4-Difluorobenzene (Surr)	98 %	80-120 %	"
Toluene-d8 (Surr)	100 %	80-120 %	"
4-Bromofluorobenzene (Surr)	103 %	80-120 %	"

Apex Laboratories



The results in this report apply to the samples analyzed in accordance with the chain of custody document. This analytical report must be reproduced in its entirety.

PBS Engineering and Environmental (Vancouver)
 1310 Main St.
 Vancouver, WA 98686

Project: **Jiffy Lube**
 Project Number: 76090.000
 Project Manager: Christina Johnson


Reported:
 02/27/09 06:16

QUALITY CONTROL (QC) SAMPLE RESULTS

Volatile Organic Compounds by EPA 8260B

Analyte	Result	MDL	Reporting Limit	Units	Dil.	Spike Amount	Source Result	%REC	%REC Limits	RPD	RPD Limit	Notes
Batch 9020082 - EPA 5030B						Water						
LCS (9020082-BS1)						Prepared: 02/11/09 08:12 Analyzed: 02/11/09 10:14						
EPA 8260B												
Acetone	20.5	10.0	20.0	ug/L	1	40.0	---	51	70-130%	---	---	Q-30
Benzene	18.2	0.136	0.250	"	"	20.0	---	91	"	---	---	
Bromobenzene	20.0	0.224	0.500	"	"	"	---	100	"	---	---	
Bromochloromethane	17.4	0.185	0.500	"	"	"	---	87	"	---	---	
Bromodichloromethane	20.2	0.265	0.500	"	"	"	---	101	"	---	---	
Bromoform	19.2	0.153	1.00	"	"	"	---	96	"	---	---	
Bromomethane	22.6	5.00	5.00	"	"	"	---	113	"	---	---	
2-Butanone (MEK)	26.2	5.00	10.0	"	"	40.0	---	66	"	---	---	Q-30
n-Butylbenzene	19.4	0.500	1.00	"	"	20.0	---	97	"	---	---	
sec-Butylbenzene	20.3	0.500	1.00	"	"	"	---	102	"	---	---	
tert-Butylbenzene	19.8	0.500	0.500	"	"	"	---	99	"	---	---	
Carbon tetrachloride	19.9	0.182	0.500	"	"	"	---	100	"	---	---	
Chlorobenzene	19.6	0.233	0.500	"	"	"	---	98	"	---	---	
Chloroethane	26.9	1.00	2.00	"	"	"	---	135	"	---	---	Q-29
Chloroform	19.2	1.00	2.00	"	"	"	---	96	"	---	---	
Chloromethane	18.7	5.00	5.00	"	"	"	---	93	"	---	---	
2-Chlorotoluene	20.8	0.229	0.500	"	"	"	---	104	"	---	---	
4-Chlorotoluene	20.0	0.110	0.500	"	"	"	---	100	"	---	---	
1,2-Dibromo-3-chloropropane	14.5	2.00	5.00	"	"	"	---	73	"	---	---	
Dibromochloromethane	20.7	0.173	0.500	"	"	"	---	103	"	---	---	
1,2-Dibromoethane (EDB)	18.7	0.205	0.500	"	"	"	---	94	"	---	---	
Dibromomethane	19.5	0.269	0.500	"	"	"	---	98	"	---	---	
1,2-Dichlorobenzene	20.2	0.184	0.500	"	"	"	---	101	"	---	---	
1,3-Dichlorobenzene	20.0	0.181	0.500	"	"	"	---	100	"	---	---	
1,4-Dichlorobenzene	18.4	0.211	0.500	"	"	"	---	92	"	---	---	
Dichlorodifluoromethane	26.0	0.349	1.00	"	"	"	---	130	"	---	---	
1,1-Dichloroethane	18.1	0.235	0.500	"	"	"	---	90	"	---	---	
1,2-Dichloroethane (EDC)	19.5	0.302	0.500	"	"	"	---	98	"	---	---	
1,1-Dichloroethene	22.3	0.266	0.500	"	"	"	---	112	"	---	---	
cis-1,2-Dichloroethene	19.4	0.122	0.500	"	"	"	---	97	"	---	---	
trans-1,2-Dichloroethene	17.5	0.222	0.500	"	"	"	---	87	"	---	---	
1,2-Dichloropropane	18.4	0.177	0.500	"	"	"	---	92	"	---	---	
1,3-Dichloropropane	19.0	0.228	0.500	"	"	"	---	95	"	---	---	
2,2-Dichloropropane	20.6	0.123	0.500	"	"	"	---	103	"	---	---	

Apex Laboratories



The results in this report apply to the samples analyzed in accordance with the chain of custody document. This analytical report must be reproduced in its entirety.

PBS Engineering and Environmental (Vancouver)
 1310 Main St.
 Vancouver, WA 98686

Project: **Jiffy Lube**
 Project Number: 76090.000
 Project Manager: Christina Johnson

Reported:
 02/27/09 06:16


QUALITY CONTROL (QC) SAMPLE RESULTS

Volatile Organic Compounds by EPA 8260B

Analyte	Result	MDL	Reporting Limit	Units	Dil.	Spike Amount	Source Result	%REC	%REC Limits	RPD	RPD Limit	Notes
Batch 9020082 - EPA 5030B						Water						
LCS (9020082-BS1)						Prepared: 02/11/09 08:12 Analyzed: 02/11/09 10:14						
1,1-Dichloropropene	20.2	0.239	0.500	ug/L	"	"	---	101	"	---	---	
cis-1,3-Dichloropropene	20.5	0.120	1.00	"	"	"	---	103	"	---	---	
trans-1,3-Dichloropropene	19.6	0.142	0.500	"	"	"	---	98	"	---	---	
Ethylbenzene	19.8	0.136	0.500	"	"	"	---	99	"	---	---	
Hexachlorobutadiene	19.6	2.00	5.00	"	"	"	---	98	"	---	---	
2-Hexanone	25.6	5.00	10.0	"	"	40.0	---	64	"	---	---	Q-30
Isopropylbenzene	21.3	0.104	0.500	"	"	20.0	---	106	"	---	---	
4-Isopropyltoluene	20.3	0.120	1.00	"	"	"	---	102	"	---	---	
4-Methyl-2-pentanone (MiBK)	31.1	5.00	10.0	"	"	40.0	---	78	"	---	---	
Methyl tert-butyl ether (MTBE)	18.5	1.00	1.00	"	"	20.0	---	92	"	---	---	
Methylene chloride	19.1	2.50	5.00	"	"	"	---	95	"	---	---	
Naphthalene	16.6	2.50	5.00	"	"	"	---	83	"	---	---	
n-Propylbenzene	19.5	0.119	0.500	"	"	"	---	98	"	---	---	
Styrene	18.8	0.100	0.500	"	"	"	---	94	"	---	---	
1,1,1,2-Tetrachloroethane	20.7	0.200	0.500	"	"	"	---	104	"	---	---	
1,1,2,2-Tetrachloroethane	17.2	0.240	0.500	"	"	"	---	86	"	---	---	
Tetrachloroethene (PCE)	20.0	0.269	0.500	"	"	"	---	100	"	---	---	
Toluene	19.2	0.175	1.00	"	"	"	---	96	"	---	---	
1,2,3-Trichlorobenzene	18.4	2.50	5.00	"	"	"	---	92	"	---	---	
1,2,4-Trichlorobenzene	20.0	2.50	5.00	"	"	"	---	100	"	---	---	
1,1,1-Trichloroethane	19.2	0.188	0.500	"	"	"	---	96	"	---	---	
1,1,2-Trichloroethane	19.3	0.258	0.500	"	"	"	---	97	"	---	---	
Trichloroethene (TCE)	19.0	0.193	0.500	"	"	"	---	95	"	---	---	
Trichlorofluoromethane	22.3	0.312	1.00	"	"	"	---	112	"	---	---	
1,2,3-Trichloropropane	17.1	0.342	1.00	"	"	"	---	86	"	---	---	
1,2,4-Trimethylbenzene	20.9	0.0900	1.00	"	"	"	---	105	"	---	---	
1,3,5-Trimethylbenzene	20.9	0.147	1.00	"	"	"	---	104	"	---	---	
Vinyl chloride	20.5	0.316	0.500	"	"	"	---	103	"	---	---	
m,p-Xylene	41.8	0.240	1.00	"	"	40.0	---	104	"	---	---	
o-Xylene	21.8	0.198	0.500	"	"	20.0	---	109	"	---	---	

Surr: Dibromofluoromethane (Surr)	Recovery: 95 %	Limits: 80-120 %	Dilution: 1x
1,4-Difluorobenzene (Surr)	95 %	80-120 %	"
Toluene-d8 (Surr)	98 %	80-120 %	"
4-Bromofluorobenzene (Surr)	98 %	80-120 %	"

Apex Laboratories



The results in this report apply to the samples analyzed in accordance with the chain of custody document. This analytical report must be reproduced in its entirety.

PBS Engineering and Environmental (Vancouver)
 1310 Main St.
 Vancouver, WA 98686

Project: **Jiffy Lube**
 Project Number: 76090.000
 Project Manager: Christina Johnson

Reported:
 02/27/09 06:16

QUALITY CONTROL (QC) SAMPLE RESULTS

PAH by EPA 8270C SIM

Analyte	Result	MDL	Reporting Limit	Units	Dil.	Spike Amount	Source Result	%REC	%REC Limits	RPD	RPD Limit	Notes
Batch 9020124 - EPA 3510C						Water						
Blank (9020124-BLK1)						Prepared: 02/16/09 13:28 Analyzed: 02/17/09 12:01						
EPA 8270C (SIM)												
Acenaphthene	ND	0.0200	0.0400	ug/L	1	---	---	---	---	---	---	---
Acenaphthylene	ND	0.0200	0.0400	"	"	---	---	---	---	---	---	---
Anthracene	ND	0.0200	0.0400	"	"	---	---	---	---	---	---	---
Benz(a)anthracene	ND	0.0200	0.0400	"	"	---	---	---	---	---	---	---
Benzo(a)pyrene	ND	0.0200	0.0400	"	"	---	---	---	---	---	---	---
Benzo(b)fluoranthene	ND	0.0200	0.0400	"	"	---	---	---	---	---	---	---
Benzo(k)fluoranthene	ND	0.0200	0.0400	"	"	---	---	---	---	---	---	---
Benzo(b+k)fluoranthene(s)	ND	0.0400	0.0800	"	"	---	---	---	---	---	---	---
Benzo(g,h,i)perylene	ND	0.0200	0.0400	"	"	---	---	---	---	---	---	---
Chrysene	ND	0.0200	0.0400	"	"	---	---	---	---	---	---	---
Dibenz(a,h)anthracene	ND	0.0200	0.0400	"	"	---	---	---	---	---	---	---
Fluoranthene	ND	0.0200	0.0400	"	"	---	---	---	---	---	---	---
Fluorene	ND	0.0200	0.0400	"	"	---	---	---	---	---	---	---
Indeno(1,2,3-cd)pyrene	ND	0.0200	0.0400	"	"	---	---	---	---	---	---	---
Naphthalene	ND	0.0200	0.0400	"	"	---	---	---	---	---	---	---
Phenanthrene	ND	0.0200	0.0400	"	"	---	---	---	---	---	---	---
Pyrene	ND	0.0200	0.0400	"	"	---	---	---	---	---	---	---

Surr: Nitrobenzene-d5 (Surr) Recovery: 92 % Limits: 35-120 % Dilution: 1x
 2-Fluorobiphenyl (Surr) 95 % 45-120 % "
 p-Terphenyl-d14 (Surr) 91 % 30-120 % "


Blank (9020124-BLK3)

Prepared: 02/16/09 16:11 Analyzed: 02/17/09 13:49

Analyte	Result	MDL	Reporting Limit	Units	Dil.	Spike Amount	Source Result	%REC	%REC Limits	RPD	RPD Limit	Notes
EPA 8270C (SIM)												
Acenaphthene	ND	0.0500	0.100	ug/L	1	---	---	---	---	---	---	---
Acenaphthylene	ND	0.0500	0.100	"	"	---	---	---	---	---	---	---
Anthracene	ND	0.0500	0.100	"	"	---	---	---	---	---	---	---
Benz(a)anthracene	ND	0.0500	0.100	"	"	---	---	---	---	---	---	---
Benzo(a)pyrene	ND	0.0500	0.100	"	"	---	---	---	---	---	---	---
Benzo(b)fluoranthene	ND	0.0500	0.100	"	"	---	---	---	---	---	---	---
Benzo(k)fluoranthene	ND	0.0500	0.100	"	"	---	---	---	---	---	---	---
Benzo(b+k)fluoranthene(s)	ND	0.100	0.200	"	"	---	---	---	---	---	---	---
Benzo(g,h,i)perylene	ND	0.0500	0.100	"	"	---	---	---	---	---	---	---
Chrysene	ND	0.0500	0.100	"	"	---	---	---	---	---	---	---
Dibenz(a,h)anthracene	ND	0.0500	0.100	"	"	---	---	---	---	---	---	---
Fluoranthene	ND	0.0500	0.100	"	"	---	---	---	---	---	---	---

Apex Laboratories

The results in this report apply to the samples analyzed in accordance with the chain of custody document. This analytical report must be reproduced in its entirety.



Darwin Thomas, Business Development Director

PBS Engineering and Environmental (Vancouver)
 1310 Main St.
 Vancouver, WA 98686

Project: **Jiffy Lube**
 Project Number: 76090.000
 Project Manager: Christina Johnson

Reported:
 02/27/09 06:16

QUALITY CONTROL (QC) SAMPLE RESULTS


PAH by EPA 8270C SIM

Analyte	Result	MDL	Reporting Limit	Units	Dil.	Spike Amount	Source Result	%REC	%REC Limits	RPD	RPD Limit	Notes
Batch 9020124 - EPA 3510C												
Water												
Blank (9020124-BLK3)												
						Prepared: 02/16/09 16:11 Analyzed: 02/17/09 13:49						
Fluorene	ND	0.0500	0.100	ug/L	"	---	---	---	---	---	---	
Indeno(1,2,3-cd)pyrene	ND	0.0500	0.100	"	"	---	---	---	---	---	---	
Naphthalene	ND	0.0500	0.100	"	"	---	---	---	---	---	---	
Phenanthrene	ND	0.0500	0.100	"	"	---	---	---	---	---	---	
Pyrene	ND	0.0500	0.100	"	"	---	---	---	---	---	---	
<i>Surr: Nitrobenzene-d5 (Surr)</i>		<i>Recovery: 83 %</i>		<i>Limits: 35-120 %</i>		<i>Dilution: 1x</i>						
<i>2-Fluorobiphenyl (Surr)</i>		<i>91 %</i>		<i>45-120 %</i>		<i>"</i>						
<i>p-Terphenyl-d14 (Surr)</i>		<i>88 %</i>		<i>30-120 %</i>		<i>"</i>						

LCS (9020124-BS1)												
						Prepared: 02/16/09 13:28 Analyzed: 02/17/09 12:28						
EPA 8270C (SIM)												
Acenaphthene	1.74	0.0200	0.0400	ug/L	1	2.00	---	87	45-120%	---	---	
Acenaphthylene	1.80	0.0200	0.0400	"	"	"	---	90	"	---	---	
Anthracene	1.81	0.0200	0.0400	"	"	"	---	91	55-120%	---	---	
Benz(a)anthracene	1.61	0.0200	0.0400	"	"	"	---	81	50-120%	---	---	
Benzo(a)pyrene	1.76	0.0200	0.0400	"	"	"	---	88	"	---	---	
Benzo(b)fluoranthene	1.81	0.0200	0.0400	"	"	"	---	91	45-120%	---	---	
Benzo(k)fluoranthene	1.87	0.0200	0.0400	"	"	"	---	94	45-125%	---	---	
Benzo(b+k)fluoranthene(s)	3.79	0.0400	0.0800	"	"	4.00	---	95	"	---	---	
Benzo(g,h,i)perylene	2.05	0.0200	0.0400	"	"	2.00	---	103	40-125%	---	---	
Chrysene	1.79	0.0200	0.0400	"	"	"	---	89	55-120%	---	---	
Dibenz(a,h)anthracene	2.00	0.0200	0.0400	"	"	"	---	100	40-125%	---	---	
Fluoranthene	1.84	0.0200	0.0400	"	"	"	---	92	55-120%	---	---	
Fluorene	1.81	0.0200	0.0400	"	"	"	---	90	50-120%	---	---	
Indeno(1,2,3-cd)pyrene	2.08	0.0200	0.0400	"	"	"	---	104	40-120%	---	---	
Naphthalene	1.78	0.0200	0.0400	"	"	"	---	89	"	---	---	
Phenanthrene	1.67	0.0200	0.0400	"	"	"	---	83	50-120%	---	---	
Pyrene	1.76	0.0200	0.0400	"	"	"	---	88	45-125%	---	---	
<i>Surr: Nitrobenzene-d5 (Surr)</i>		<i>Recovery: 87 %</i>		<i>Limits: 35-120 %</i>		<i>Dilution: 1x</i>						
<i>2-Fluorobiphenyl (Surr)</i>		<i>92 %</i>		<i>45-120 %</i>		<i>"</i>						
<i>p-Terphenyl-d14 (Surr)</i>		<i>88 %</i>		<i>30-120 %</i>		<i>"</i>						

LCS Dup (9020124-BSD1)												
						Prepared: 02/16/09 13:28 Analyzed: 02/17/09 12:55						
EPA 8270C (SIM)												
Acenaphthene	1.79	0.0200	0.0400	ug/L	1	2.00	---	89	45-120%	2	25%	
Acenaphthylene	1.87	0.0200	0.0400	"	"	"	---	94	"	4	25%	

Apex Laboratories



The results in this report apply to the samples analyzed in accordance with the chain of custody document. This analytical report must be reproduced in its entirety.

PBS Engineering and Environmental (Vancouver)
 1310 Main St.
 Vancouver, WA 98686

Project: **Jiffy Lube**
 Project Number: 76090.000
 Project Manager: Christina Johnson

Reported:
 02/27/09 06:16


QUALITY CONTROL (QC) SAMPLE RESULTS

PAH by EPA 8270C SIM

Analyte	Result	MDL	Reporting Limit	Units	Dil.	Spike Amount	Source Result	%REC	%REC Limits	RPD	RPD Limit	Notes
Batch 9020124 - EPA 3510C												
Water												
LCS Dup (9020124-BSD1)												
						Prepared: 02/16/09 13:28 Analyzed: 02/17/09 12:55						
Anthracene	1.86	0.0200	0.0400	ug/L	"	"	---	93	55-120%	2	25%	
Benz(a)anthracene	1.71	0.0200	0.0400	"	"	"	---	85	50-120%	6	25%	
Benzo(a)pyrene	1.81	0.0200	0.0400	"	"	"	---	91	"	3	25%	
Benzo(b)fluoranthene	1.85	0.0200	0.0400	"	"	"	---	92	45-120%	2	25%	
Benzo(k)fluoranthene	1.95	0.0200	0.0400	"	"	"	---	98	45-125%	4	25%	
Benzo(b+k)fluoranthene(s)	3.92	0.0400	0.0800	"	"	4.00	---	98	"	3	25%	
Benzo(g,h,i)perylene	2.13	0.0200	0.0400	"	"	2.00	---	107	40-125%	4	25%	
Chrysene	1.80	0.0200	0.0400	"	"	"	---	90	55-120%	0.4	25%	
Dibenz(a,h)anthracene	2.07	0.0200	0.0400	"	"	"	---	103	40-125%	3	25%	
Fluoranthene	1.85	0.0200	0.0400	"	"	"	---	93	55-120%	0.5	25%	
Fluorene	1.85	0.0200	0.0400	"	"	"	---	93	50-120%	3	25%	
Indeno(1,2,3-cd)pyrene	2.15	0.0200	0.0400	"	"	"	---	108	40-120%	4	25%	
Naphthalene	1.78	0.0200	0.0400	"	"	"	---	89	"	0.2	25%	
Phenanthrene	1.68	0.0200	0.0400	"	"	"	---	84	50-120%	0.5	25%	
Pyrene	1.79	0.0200	0.0400	"	"	"	---	89	45-125%	2	25%	

Surr: Nitrobenzene-d5 (Surr)	Recovery: 86 %	Limits: 35-120 %	Dilution: 1x
2-Fluorobiphenyl (Surr)	93 %	45-120 %	"
p-Terphenyl-d14 (Surr)	90 %	30-120 %	"

Apex Laboratories



The results in this report apply to the samples analyzed in accordance with the chain of custody document. This analytical report must be reproduced in its entirety.

Darwin Thomas, Business Development Director

PBS Engineering and Environmental (Vancouver)
 1310 Main St.
 Vancouver, WA 98686

Project: **Jiffy Lube**
 Project Number: 76090.000
 Project Manager: Christina Johnson

Reported:
 02/27/09 06:16

QUALITY CONTROL (QC) SAMPLE RESULTS

PAH by EPA 8270C SIM

Analyte	Result	MDL	Reporting Limit	Units	Dil.	Spike Amount	Source Result	%REC	%REC Limits	RPD	RPD Limit	Notes
Batch 9020144 - EPA 3510C/3640A (GPC)						Water						
Blank (9020144-BLK1)						Prepared: 02/16/09 13:28 Analyzed: 02/18/09 14:19						C-05
EPA 8270C (SIM)												
Acenaphthene	ND	0.0400	0.0800	ug/L	1	---	---	---	---	---	---	
Acenaphthylene	ND	0.0400	0.0800	"	"	---	---	---	---	---	---	
Anthracene	ND	0.0400	0.0800	"	"	---	---	---	---	---	---	
Benz(a)anthracene	ND	0.0400	0.0800	"	"	---	---	---	---	---	---	
Benzo(a)pyrene	ND	0.0400	0.0800	"	"	---	---	---	---	---	---	
Benzo(b)fluoranthene	ND	0.0400	0.0800	"	"	---	---	---	---	---	---	
Benzo(k)fluoranthene	ND	0.0400	0.0800	"	"	---	---	---	---	---	---	
Benzo(b+k)fluoranthene(s)	ND	0.0800	0.160	"	"	---	---	---	---	---	---	
Benzo(g,h,i)perylene	ND	0.0400	0.0800	"	"	---	---	---	---	---	---	
Chrysene	ND	0.0400	0.0800	"	"	---	---	---	---	---	---	
Dibenz(a,h)anthracene	ND	0.0400	0.0800	"	"	---	---	---	---	---	---	
Fluoranthene	ND	0.0400	0.0800	"	"	---	---	---	---	---	---	
Fluorene	ND	0.0400	0.0800	"	"	---	---	---	---	---	---	
Indeno(1,2,3-cd)pyrene	ND	0.0400	0.0800	"	"	---	---	---	---	---	---	
Naphthalene	0.0462	0.0400	0.0800	"	"	---	---	---	---	---	---	B-02, J
Phenanthrene	ND	0.0400	0.0800	"	"	---	---	---	---	---	---	
Pyrene	ND	0.0400	0.0800	"	"	---	---	---	---	---	---	


Surr: Nitrobenzene-d5 (Surr) Recovery: 68 % Limits: 35-120 % Dilution: 1x
 2-Fluorobiphenyl (Surr) 78 % 45-120 % "
 p-Terphenyl-d14 (Surr) 80 % 30-120 % "

LCS (9020144-BS1) Prepared: 02/16/09 13:28 Analyzed: 02/18/09 14:46 **C-05**

EPA 8270C (SIM)												
Acenaphthene	1.31	0.0400	0.0800	ug/L	1	2.00	---	65	45-120%	---	---	
Acenaphthylene	1.37	0.0400	0.0800	"	"	"	---	68	"	---	---	
Anthracene	1.35	0.0400	0.0800	"	"	"	---	68	55-120%	---	---	
Benz(a)anthracene	1.36	0.0400	0.0800	"	"	"	---	68	50-120%	---	---	
Benzo(a)pyrene	1.48	0.0400	0.0800	"	"	"	---	74	"	---	---	
Benzo(b)fluoranthene	1.53	0.0400	0.0800	"	"	"	---	76	45-120%	---	---	
Benzo(k)fluoranthene	1.59	0.0400	0.0800	"	"	"	---	80	45-125%	---	---	
Benzo(b+k)fluoranthene(s)	3.16	0.0800	0.160	"	"	4.00	---	79	"	---	---	
Benzo(g,h,i)perylene	1.65	0.0400	0.0800	"	"	2.00	---	82	40-125%	---	---	
Chrysene	1.48	0.0400	0.0800	"	"	"	---	74	55-120%	---	---	
Dibenz(a,h)anthracene	1.61	0.0400	0.0800	"	"	"	---	81	40-125%	---	---	
Fluoranthene	1.46	0.0400	0.0800	"	"	"	---	73	55-120%	---	---	

Apex Laboratories

The results in this report apply to the samples analyzed in accordance with the chain of custody document. This analytical report must be reproduced in its entirety.



Darwin Thomas, Business Development Director

PBS Engineering and Environmental (Vancouver)
 1310 Main St.
 Vancouver, WA 98686

Project: **Jiffy Lube**
 Project Number: 76090.000
 Project Manager: Christina Johnson

Reported:
 02/27/09 06:16


QUALITY CONTROL (QC) SAMPLE RESULTS

PAH by EPA 8270C SIM

Analyte	Result	MDL	Reporting Limit	Units	Dil.	Spike Amount	Source Result	%REC	%REC Limits	RPD	RPD Limit	Notes
Batch 9020144 - EPA 3510C/3640A (GPC) Water												
LCS (9020144-BS1) Prepared: 02/16/09 13:28 Analyzed: 02/18/09 14:46 C-05												
Fluorene	1.38	0.0400	0.0800	ug/L	"	"	---	69	50-120%	---	---	
Indeno(1,2,3-cd)pyrene	1.72	0.0400	0.0800	"	"	"	---	86	40-120%	---	---	
Naphthalene	1.28	0.0400	0.0800	"	"	"	---	64	"	---	---	B
Phenanthrene	1.26	0.0400	0.0800	"	"	"	---	63	50-120%	---	---	
Pyrene	1.40	0.0400	0.0800	"	"	"	---	70	45-125%	---	---	
<i>Surr: Nitrobenzene-d5 (Surr)</i>			<i>Recovery: 59 %</i>		<i>Limits: 35-120 %</i>		<i>Dilution: 1x</i>					
<i>2-Fluorobiphenyl (Surr)</i>			<i>67 %</i>		<i>45-120 %</i>		<i>"</i>					
<i>p-Terphenyl-d14 (Surr)</i>			<i>72 %</i>		<i>30-120 %</i>		<i>"</i>					

LCS Dup (9020144-BSD1) Prepared: 02/16/09 13:28 Analyzed: 02/18/09 15:13 C-05, Q-19												
EPA 8270C (SIM)												
Acenaphthene	1.58	0.0400	0.0800	ug/L	1	2.00	---	79	45-120%	19	25%	
Acenaphthylene	1.63	0.0400	0.0800	"	"	"	---	81	"	17	25%	
Anthracene	1.58	0.0400	0.0800	"	"	"	---	79	55-120%	16	25%	
Benz(a)anthracene	1.62	0.0400	0.0800	"	"	"	---	81	50-120%	17	25%	
Benzo(a)pyrene	1.73	0.0400	0.0800	"	"	"	---	87	"	16	25%	
Benzo(b)fluoranthene	1.82	0.0400	0.0800	"	"	"	---	91	45-120%	17	25%	
Benzo(k)fluoranthene	1.89	0.0400	0.0800	"	"	"	---	95	45-125%	17	25%	
Benzo(b+k)fluoranthene(s)	3.79	0.0800	0.160	"	"	4.00	---	95	"	18	25%	
Benzo(g,h,i)perylene	1.99	0.0400	0.0800	"	"	2.00	---	99	40-125%	19	25%	
Chrysene	1.75	0.0400	0.0800	"	"	"	---	87	55-120%	17	25%	
Dibenz(a,h)anthracene	1.90	0.0400	0.0800	"	"	"	---	95	40-125%	16	25%	
Fluoranthene	1.72	0.0400	0.0800	"	"	"	---	86	55-120%	16	25%	
Fluorene	1.62	0.0400	0.0800	"	"	"	---	81	50-120%	16	25%	
Indeno(1,2,3-cd)pyrene	2.11	0.0400	0.0800	"	"	"	---	105	40-120%	20	25%	
Naphthalene	1.56	0.0400	0.0800	"	"	"	---	78	"	19	25%	B
Phenanthrene	1.50	0.0400	0.0800	"	"	"	---	75	50-120%	17	25%	
Pyrene	1.65	0.0400	0.0800	"	"	"	---	82	45-125%	16	25%	
<i>Surr: Nitrobenzene-d5 (Surr)</i>			<i>Recovery: 71 %</i>		<i>Limits: 35-120 %</i>		<i>Dilution: 1x</i>					
<i>2-Fluorobiphenyl (Surr)</i>			<i>81 %</i>		<i>45-120 %</i>		<i>"</i>					
<i>p-Terphenyl-d14 (Surr)</i>			<i>86 %</i>		<i>30-120 %</i>		<i>"</i>					

Apex Laboratories



The results in this report apply to the samples analyzed in accordance with the chain of custody document. This analytical report must be reproduced in its entirety.

PBS Engineering and Environmental (Vancouver)
 1310 Main St.
 Vancouver, WA 98686

Project: **Jiffy Lube**
 Project Number: 76090.000
 Project Manager: Christina Johnson

Reported:
 02/27/09 06:16

QUALITY CONTROL (QC) SAMPLE RESULTS

Dissolved Metals by EPA 6020 (ICPMS)

Analyte	Result	MDL	Reporting Limit	Units	Dil.	Spike Amount	Source Result	%REC	%REC Limits	RPD	RPD Limit	Notes
Batch 9020142 - EPA 3015 - Dissolved						Water						
Blank (9020142-BLK1)						Prepared: 02/17/09 12:35 Analyzed: 02/17/09 14:41						
EPA 6020 (Diss)												
Cadmium	ND	0.252	1.00	ug/L	1	---	---	---	---	---	---	
Chromium	0.233	0.106	1.00	"	"	---	---	---	---	---	---	J
Lead	ND	0.0719	1.00	"	"	---	---	---	---	---	---	
LCS (9020142-BS1)						Prepared: 02/17/09 12:35 Analyzed: 02/17/09 14:44						
EPA 6020 (Diss)												
Cadmium	55.2	0.252	1.00	ug/L	1	55.6	---	99	80-120%	---	---	
Chromium	57.3	0.106	1.00	"	"	"	---	103	"	---	---	
Lead	54.3	0.0719	1.00	"	"	"	---	98	"	---	---	
Duplicate (9020142-DUP1)						Source: A902079-03		Prepared: 02/17/09 12:35 Analyzed: 02/17/09 14:53				
EPA 6020 (Diss)												
Cadmium	ND	0.252	1.00	ug/L	1	---	ND	---	---		20%	
Chromium	0.689	0.106	1.00	"	"	---	0.667	---	---	3	20%	J
Lead	ND	0.0719	1.00	"	"	---	ND	---	---		20%	
Matrix Spike (9020142-MS1)						Source: A902079-03		Prepared: 02/17/09 12:35 Analyzed: 02/17/09 14:56				
EPA 6020 (Diss)												
Cadmium	97.3	0.454	1.80	ug/L	1	100	ND	97	75-125%	---	---	
Chromium	102	0.191	1.80	"	"	"	0.667	102	"	---	---	
Lead	96.1	0.129	1.80	"	"	"	ND	96	"	---	---	

Apex Laboratories



The results in this report apply to the samples analyzed in accordance with the chain of custody document. This analytical report must be reproduced in its entirety.

Darwin Thomas, Business Development Director

PBS Engineering and Environmental (Vancouver)
1310 Main St.
Vancouver, WA 98686

Project: **Jiffy Lube**
Project Number: 76090.000
Project Manager: Christina Johnson

Reported:
02/27/09 06:16

SAMPLE PREPARATION INFORMATION

Diesel Range (C10-C22) and Oil Range (C22-C40) Hydrocarbons by NWTPH-Dx

Prep: EPA 3510 (Fuels)

Lab Number	Matrix	Method	Sampled	Prepared	Sample Initial/Final	Default Initial/Final	RL Prep Factor
Batch: 9020090							
A902079-01	Water	NWTPH-Dx	02/09/09 09:15	02/11/09 11:41	1000mL/5mL	1000mL/5mL	1.00
A902079-02	Water	NWTPH-Dx	02/09/09 15:45	02/11/09 11:41	950mL/5mL	1000mL/5mL	1.05
A902079-03	Water	NWTPH-Dx	02/09/09 15:15	02/11/09 11:41	1000mL/5mL	1000mL/5mL	1.00
A902079-04	Water	NWTPH-Dx	02/09/09 11:45	02/11/09 11:41	1030mL/5mL	1000mL/5mL	0.97

Gasoline Range (C6-C10) Hydrocarbons by NWTPH-Gx

Prep: EPA 5030B

Lab Number	Matrix	Method	Sampled	Prepared	Sample Initial/Final	Default Initial/Final	RL Prep Factor
Batch: 9020082							
A902079-01	Water	NWTPH-Gx	02/09/09 09:15	02/11/09 11:34	5mL/5mL	5mL/5mL	1.00
A902079-02	Water	NWTPH-Gx	02/09/09 15:45	02/11/09 11:34	5mL/5mL	5mL/5mL	1.00
A902079-03	Water	NWTPH-Gx	02/09/09 15:15	02/11/09 11:34	5mL/5mL	5mL/5mL	1.00
A902079-04	Water	NWTPH-Gx	02/09/09 11:45	02/11/09 11:34	5mL/5mL	5mL/5mL	1.00

Volatile Organic Compounds by EPA 8260B

Prep: EPA 5030B

Lab Number	Matrix	Method	Sampled	Prepared	Sample Initial/Final	Default Initial/Final	RL Prep Factor
Batch: 9020082							
A902079-02	Water	EPA 8260B	02/09/09 15:45	02/11/09 11:34	5mL/5mL	5mL/5mL	1.00
A902079-03	Water	EPA 8260B	02/09/09 15:15	02/11/09 11:34	5mL/5mL	5mL/5mL	1.00

PAH by EPA 8270C SIM

Prep: EPA 3510C

Lab Number	Matrix	Method	Sampled	Prepared	Sample Initial/Final	Default Initial/Final	RL Prep Factor
Batch: 9020124							
A902079-03	Water	EPA 8270C (SIM)	02/09/09 15:15	02/16/09 13:28	1000mL/2mL	1000mL/2mL	1.00

Prep: EPA 3510C/3640A (GPC)

Lab Number	Matrix	Method	Sampled	Prepared	Sample Initial/Final	Default Initial/Final	RL Prep Factor
Batch: 9020144							
A902079-02RE1	Water	EPA 8270C (SIM)	02/09/09 15:45	02/16/09 13:28	910mL/40mL	1000mL/2mL	22.00


Dissolved Metals by EPA 6020 (ICPMS)

Prep: EPA 3015 - Dissolved

Lab Number	Matrix	Method	Sampled	Prepared	Sample Initial/Final	Default Initial/Final	RL Prep Factor
------------	--------	--------	---------	----------	----------------------	-----------------------	----------------

Apex Laboratories

The results in this report apply to the samples analyzed in accordance with the chain of custody document. This analytical report must be reproduced in its entirety.



Darwin Thomas, Business Development Director

PBS Engineering and Environmental (Vancouver)
 1310 Main St.
 Vancouver, WA 98686

Project: **Jiffy Lube**
 Project Number: 76090.000
 Project Manager: Christina Johnson


Reported:
 02/27/09 06:16

SAMPLE PREPARATION INFORMATION

Dissolved Metals by EPA 6020 (ICPMS)

Lab Number	Matrix	Method	Sampled	Prepared	Initial/Final	Initial/Final	Factor
Batch: 9020142							
A902079-02	Water	EPA 6020 (Diss)	02/09/09 15:45	02/17/09 12:36	45mL/50mL	45mL/50mL	1.00
A902079-03	Water	EPA 6020 (Diss)	02/09/09 15:15	02/17/09 12:36	45mL/50mL	45mL/50mL	1.00
Prep: Lab Filtration					Sample	Default	RL Prep
Lab Number	Matrix	Method	Sampled	Prepared	Initial/Final	Initial/Final	Factor
Batch: 9020087							
A902079-02	Water	NA	02/09/09 15:45	02/11/09 10:10	50mL/50mL	50mL/50mL	NA
A902079-03	Water	NA	02/09/09 15:15	02/11/09 10:10	50mL/50mL	50mL/50mL	NA

Apex Laboratories



The results in this report apply to the samples analyzed in accordance with the chain of custody document. This analytical report must be reproduced in its entirety.

Darwin Thomas, Business Development Director

PBS Engineering and Environmental (Vancouver)

1310 Main St.
Vancouver, WA 98686

Project: **Jiffy Lube**

Project Number: 76090.000
Project Manager: Christina Johnson

Reported:
02/27/09 06:16

Notes and Definitions


Qualifiers:

- B Analyte detected in the associated extraction blank.
- B-02 Analyte detected in the extraction blank at a level below the MRL, but greater than one-half the MRL.
- C-05 Extract has undergone a GPC (Gel-Permeation Chromotography) cleanup per EPA 3640A.
- F-03 The result for this hydrocarbon range is elevated due to the presence of individual analyte peaks in the quantitation range that are not representative of the fuel pattern reported.
- F-07 Results in the diesel organics range are primarily due to overlap from a heavy oil range product.
- FILT Sample was lab filtered and acid preserved prior to analysis. See sample preparation section of report for date and time of filtration.
- J Estimated Result . Result detected below the lowest point of the calibration curve, but above the statistical MDL.
- Q-19 Blank Spike Duplicate (BSD) sample analyzed in place of Matrix Spike/Duplicate samples due to limited sample amount available for analysis.
- Q-26 Peak separation for Benzo(b) and Benzo(k)fluoranthenes does not meet method specified criteria. Reported result includes the combined area of the two isomers and should be considered the total of Benzo(b+k)Fluoranthenes.
- Q-29 Recovery for Lab Control Spike (LCS) is above the upper control limit. Data may be biased high.
- Q-30 Recovery for Lab Control Spike (LCS) is below the lower control limit. Data may be biased low.
- R-04 Reporting levels elevated due to dilution necessary for analysis.

Notes and Conventions:

- DET Analyte DETECTED
- ND Analyte NOT DETECTED at or above the reporting limit
- NR Not Reported
- dry Sample results reported on a dry weight basis. Results listed as 'wet' or without 'dry'designation are not dry weight corrected.
- RPD Relative Percent Difference
- MDL If MDL is not listed, data has been evaluated to the Method Reporting Limit only.
- WMSC Water Miscible Solvent Correction has been applied to Results and MRLs for volatiles soil samples per EPA 8000C.
- Batch Unless specifically requested, this report contains only results for Batch QC derived from client samples included in this report. All analyses were performed with the appropriate Batch QC (including Sample Duplicates, Matrix Spikes and/or Matrix Spike Duplicates) in order to meet or exceed method and regulatory requirements. Any exceptions to this will be qualified in this report. Complete Batch QC results are available upon request. In cases where there is insufficient sample provided for Sample Duplicates and/or Matrix Spikes, a Lab Control Sample Duplicate (LCS Dup) is analyzed to demonstrate accuracy and precision of the extraction and analysis.

Apex Laboratories



The results in this report apply to the samples analyzed in accordance with the chain of custody document. This analytical report must be reproduced in its entirety.

PBS Engineering and Environmental (Vancouver)
1310 Main St.
Vancouver, WA 98686

Project: **Jiffy Lube**
Project Number: 76090.000
Project Manager: Christina Johnson

Reported:
02/27/09 06:16

CHAIN OF CUSTODY

Lab # A90079 COC #

Company: PBS Eng. & Env. Project Name: Jiffy Lube Project # 76090.000
 Address: 1310 Main Street, Vancouver, WA Phone: 360-650-4431 Fax: 360-650-9004 Email:

Sampled by: CP

Site Location: OR WA
Other:

SAMPLE ID	LAB ID #	DATE	TIME	MATRIX	# OF CONTAINERS	ANALYSIS REQUEST		
						NWTR-HC	NWTR-D	NWTR-G
BH-4-GW	1	2/19/09	1545	H ₂ O	10	X	X	X
BH-5-GW	2	1545				X	X	X
BH-6-GW	3	1545				X	X	X
BH-7-GW	4	1145				X	X	X
BH-8-GW	5	1245						
BH-9-GW	6	1400						

ANALYSIS REQUEST (continued):
 AL, SR, AS, BA, BS, BR, CA, CB, CC, CD, CE, CF, CG, CH, CI, CJ, CK, CL, CM, CN, CO, CP, CQ, CR, CS, CT, CU, CV, CW, CX, CY, CZ, D, DB, DC, DD, DE, DF, DG, DH, DI, DJ, DK, DL, DM, DN, DO, DP, DQ, DR, DS, DT, DU, DV, DW, DX, DY, DZ, E, EA, EB, EC, ED, EE, EF, EG, EH, EI, EJ, EK, EL, EM, EN, EO, EP, EQ, ER, ES, ET, EU, EV, EW, EX, EY, EZ, F, FA, FB, FC, FD, FE, FF, FG, FH, FI, FJ, FK, FL, FM, FN, FO, FP, FQ, FR, FS, FT, FU, FV, FW, FX, FY, FZ, G, GA, GB, GC, GD, GE, GF, GG, GH, GI, GJ, GK, GL, GM, GN, GO, GP, GQ, GR, GS, GT, GU, GV, GW, GX, GY, GZ, H, HA, HB, HC, HD, HE, HF, HG, HH, HI, HJ, HK, HL, HM, HN, HO, HP, HQ, HR, HS, HT, HU, HV, HW, HX, HY, HZ, I, IA, IB, IC, ID, IE, IF, IG, IH, II, IJ, IK, IL, IM, IN, IO, IP, IQ, IR, IS, IT, IU, IV, IW, IX, IY, IZ, J, JA, JB, JC, JD, JE, JF, JG, JH, JI, JJ, JK, JL, JM, JN, JO, JP, JQ, JR, JS, JT, JU, JV, JW, JX, JY, JZ, K, KA, KB, KC, KD, KE, KF, KG, KH, KI, KJ, KK, KL, KM, KN, KO, KP, KQ, KR, KS, KT, KU, KV, KW, KX, KY, KZ, L, LA, LB, LC, LD, LE, LF, LG, LH, LI, LJ, LK, LL, LM, LN, LO, LP, LQ, LR, LS, LT, LU, LV, LW, LX, LY, LZ, M, MA, MB, MC, MD, ME, MF, MG, MH, MI, MJ, MK, ML, MM, MN, MO, MP, MQ, MR, MS, MT, MU, MV, MW, MX, MY, MZ, N, NA, NB, NC, ND, NE, NF, NG, NH, NI, NJ, NK, NL, NM, NN, NO, NP, NQ, NR, NS, NT, NU, NV, NW, NX, NY, NZ, O, OA, OB, OC, OD, OE, OF, OG, OH, OI, OJ, OK, OL, OM, ON, OO, OP, OQ, OR, OS, OT, OU, OV, OW, OX, OY, OZ, P, PA, PB, PC, PD, PE, PF, PG, PH, PI, PJ, PK, PL, PM, PN, PO, PP, PQ, PR, PS, PT, PU, PV, PW, PX, PY, PZ, Q, QA, QB, QC, QD, QE, QF, QG, QH, QI, QJ, QK, QL, QM, QN, QO, QP, QQ, QR, QS, QT, QU, QV, QW, QX, QY, QZ, R, RA, RB, RC, RD, RE, RF, RG, RH, RI, RJ, RK, RL, RM, RN, RO, RP, RQ, RR, RS, RT, RU, RV, RW, RX, RY, RZ, S, SA, SB, SC, SD, SE, SF, SG, SH, SI, SJ, SK, SL, SM, SN, SO, SP, SQ, SR, SS, ST, SU, SV, SW, SX, SY, SZ, T, TA, TB, TC, TD, TE, TF, TG, TH, TI, TJ, TK, TL, TM, TN, TO, TP, TQ, TR, TS, TT, TU, TV, TW, TX, TY, TZ, U, UA, UB, UC, UD, UE, UF, UG, UH, UI, UJ, UK, UL, UM, UN, UO, UP, UQ, UR, US, UT, UY, UZ, V, VA, VB, VC, VD, VE, VF, VG, VH, VI, VJ, VK, VL, VM, VN, VO, VP, VQ, VR, VS, VT, VU, VV, VW, VX, VY, VZ, W, WA, WB, WC, WD, WE, WF, WG, WH, WI, WJ, WK, WL, WM, WN, WO, WP, WQ, WR, WS, WT, WU, WV, WW, WX, WY, WZ, X, XA, XB, XC, XD, XE, XF, XG, XH, XI, XJ, XK, XL, XM, XN, XO, XP, XQ, XR, XS, XT, XU, XV, XW, XX, XY, XZ, Y, YA, YB, YC, YD, YE, YF, YG, YH, YI, YJ, YK, YL, YM, YN, YO, YP, YQ, YR, YS, YT, YU, YV, YW, YX, YY, YZ, Z, ZA, ZB, ZC, ZD, ZE, ZF, ZG, ZH, ZI, ZJ, ZK, ZL, ZM, ZN, ZO, ZP, ZQ, ZR, ZS, ZT, ZU, ZV, ZW, ZX, ZY, ZZ

Priority Matrix (13):
 RCRA Metals (8)
 401 Chlor. Pest
 402 PCBs
 4270 SIM PAHs
 4360 VOCs
 4360 HHV VOCs
 4360 RBDV VOCs
 HTEX
 NWTR-Gx
 NWTR-Dx
 NWTR-HC


SPECIAL INSTRUCTIONS:
Possible follow-up for waste oil site

TAT Requested (circle): 24 HR 48 HR 72 HR 4 DAY 5 DAY Other: STD

SAMPLES ARE HELD FOR 30 DAYS

RELINQUISHED BY: [Signature] Date: 2/19/09 Time: 1655
 Signature: [Signature] Project Name: Christina Johnson
 Company: PBS

RECEIVED BY: [Signature] Date: 2/10/09 Time: 1055
 Signature: [Signature] Project Name: Loss
 Company: [Signature]

Apex Laboratories


Darwin Thomas, Business Development Director

The results in this report apply to the samples analyzed in accordance with the chain of custody document. This analytical report must be reproduced in its entirety.

Apex Labs

12232 S.W. Garden Place
Tigard, OR 97223
503-718-2323 Phone
503-718-0333 Fax

Friday, February 27, 2009

Christina Johnson
PBS Engineering and Environmental (Vancouver)
1310 Main St.
Vancouver, WA 98686


RE: Jiffy Lube / 76090.000

Enclosed are the results of analyses for work order A902078, which was received by the laboratory on 2/10/2009 at 10:55:00AM.

Thank you for using Apex Labs. We appreciate your business and strive to provide the highest quality services to the environmental industry.

If you have any questions concerning this report or the services we offer, please feel free to contact me by email at: dthomas@apex-labs.com, or by phone at 503-718-2323.

Apex Laboratories



The results in this report apply to the samples analyzed in accordance with the chain of custody document. This analytical report must be reproduced in its entirety.

Darwin Thomas, Business Development Director

PBS Engineering and Environmental (Vancouver)
1310 Main St.
Vancouver, WA 98686

Project: **Jiffy Lube**
Project Number: 76090.000
Project Manager: Christina Johnson


Reported:
02/27/09 06:50

ANALYTICAL REPORT FOR SAMPLES

SAMPLE INFORMATION

Sample ID	Laboratory ID	Matrix	Date Sampled	Date Received
BH-5-12'	A902078-01	Soil	02/09/09 09:50	02/10/09 10:55
BH-6-12'	A902078-02	Soil	02/09/09 10:30	02/10/09 10:55

Apex Laboratories



The results in this report apply to the samples analyzed in accordance with the chain of custody document. This analytical report must be reproduced in its entirety.

Darwin Thomas, Business Development Director

PBS Engineering and Environmental (Vancouver)
 1310 Main St.
 Vancouver, WA 98686

Project: **Jiffy Lube**
 Project Number: 76090.000
 Project Manager: Christina Johnson


Reported:
 02/27/09 06:50

ANALYTICAL SAMPLE RESULTS

Diesel Range (C10-C22) and Oil Range (C22-C40) Hydrocarbons by NWTPH-Dx

Analyte	Result	MDL	Reporting Limit	Units	Dilution	Date Analyzed	Method	Notes
BH-5-12' (A902078-01)			Matrix: Soil					
Diesel Range Organics	14700	652	3260	mg/kg dry	20	02/11/09 18:17	NWTPH-Dx	A-01, F-03
Oil Range Organics	48600	1300	6520	"	"	"	"	
<i>Surrogate: o-Terphenyl (Surr)</i>			<i>Recovery: %</i>	<i>Limits: 50-150 %</i>	"	"	"	<i>S-01</i>
BH-6-12' (A902078-02)			Matrix: Soil					
Diesel Range Organics	ND	5.13	25.7	mg/kg dry	1	02/11/09 18:59	NWTPH-Dx	
Oil Range Organics	29.6	10.3	51.3	"	"	"	"	J
<i>Surrogate: o-Terphenyl (Surr)</i>			<i>Recovery: 93 %</i>	<i>Limits: 50-150 %</i>	"	"	"	

Apex Laboratories



The results in this report apply to the samples analyzed in accordance with the chain of custody document. This analytical report must be reproduced in its entirety.

Darwin Thomas, Business Development Director

PBS Engineering and Environmental (Vancouver)
 1310 Main St.
 Vancouver, WA 98686

Project: **Jiffy Lube**
 Project Number: 76090.000
 Project Manager: Christina Johnson


Reported:
 02/27/09 06:50

ANALYTICAL SAMPLE RESULTS

Gasoline Range (C6-C10) Hydrocarbons by NWTPH-Gx

Analyte	Result	MDL	Reporting Limit	Units	Dilution	Date Analyzed	Method	Notes
BH-5-12' (A902078-01RE1)			Matrix: Soil					
Gasoline Range Organics	2670	252	889	mg/kg dry	5000	02/11/09 15:31	NWTPH-Gx	
<i>Surrogate: 4-Bromofluorobenzene (Sur)</i>			<i>Recovery: 112 %</i>	<i>Limits: 50-150 %</i>	1	"	"	
<i>1,4-Difluorobenzene (Sur)</i>			<i>113 %</i>	<i>Limits: 50-150 %</i>	"	"	"	
BH-6-12' (A902078-02)			Matrix: Soil					
Gasoline Range Organics	1.46	1.44	5.08	mg/kg dry	50	02/11/09 14:08	NWTPH-Gx	J
<i>Surrogate: 4-Bromofluorobenzene (Sur)</i>			<i>Recovery: 101 %</i>	<i>Limits: 50-150 %</i>	1	"	"	
<i>1,4-Difluorobenzene (Sur)</i>			<i>114 %</i>	<i>Limits: 50-150 %</i>	"	"	"	

Apex Laboratories



Darwin Thomas, Business Development Director

The results in this report apply to the samples analyzed in accordance with the chain of custody document. This analytical report must be reproduced in its entirety.

PBS Engineering and Environmental (Vancouver)
 1310 Main St.
 Vancouver, WA 98686

Project: **Jiffy Lube**
 Project Number: 76090.000
 Project Manager: Christina Johnson


Reported:
 02/27/09 06:50

ANALYTICAL SAMPLE RESULTS

Percent Dry Weight by D2216

Analyte	Result	MDL	Reporting Limit	Units	Dilution	Date Analyzed	Method	Notes
BH-5-12' (A902078-01)			Matrix: Soil					
% Solids	69.7	---	1.00	% by Weight	1	02/12/09 08:12	D2216	
BH-6-12' (A902078-02)			Matrix: Soil					
% Solids	86.7	---	1.00	% by Weight	1	02/12/09 08:12	D2216	

Apex Laboratories



The results in this report apply to the samples analyzed in accordance with the chain of custody document. This analytical report must be reproduced in its entirety.

Darwin Thomas, Business Development Director

PBS Engineering and Environmental (Vancouver)
 1310 Main St.
 Vancouver, WA 98686

Project: **Jiffy Lube**
 Project Number: 76090.000
 Project Manager: Christina Johnson


Reported:
 02/27/09 06:50

QUALITY CONTROL (QC) SAMPLE RESULTS

Diesel Range (C10-C22) and Oil Range (C22-C40) Hydrocarbons by NWTPH-Dx

Analyte	Result	MDL	Reporting Limit	Units	Dil.	Spike Amount	Source Result	%REC	%REC Limits	RPD	RPD Limit	Notes
Batch 9020092 - EPA 3546 (Fuels)						Soil						
Blank (9020092-BLK1)						Prepared: 02/11/09 12:13 Analyzed: 02/11/09 15:50						
NWTPH-Dx												
Diesel Range Organics	ND	4.00	20.0	mg/kg wet	1	---	---	---	---	---	---	
Oil Range Organics	ND	8.00	40.0	"	"	---	---	---	---	---	---	
<i>Surr: o-Terphenyl (Surr)</i>		<i>Recovery: 95 %</i>		<i>Limits: 50-150 %</i>		<i>Dilution: 1x</i>						
LCS (9020092-BS1)						Prepared: 02/11/09 12:13 Analyzed: 02/11/09 16:11						
NWTPH-Dx												
Diesel Range Organics	83.3	4.00	20.0	mg/kg wet	1	83.3	---	100	70-130%	---	---	
Oil Range Organics	86.9	8.00	40.0	"	"	"	---	104	"	---	---	
<i>Surr: o-Terphenyl (Surr)</i>		<i>Recovery: 96 %</i>		<i>Limits: 50-150 %</i>		<i>Dilution: 1x</i>						

Apex Laboratories



The results in this report apply to the samples analyzed in accordance with the chain of custody document. This analytical report must be reproduced in its entirety.

Darwin Thomas, Business Development Director

PBS Engineering and Environmental (Vancouver)
 1310 Main St.
 Vancouver, WA 98686

Project: **Jiffy Lube**
 Project Number: 76090.000
 Project Manager: Christina Johnson


Reported:
 02/27/09 06:50

QUALITY CONTROL (QC) SAMPLE RESULTS

Gasoline Range (C6-C10) Hydrocarbons by NWTPH-Gx

Analyte	Result	MDL	Reporting Limit	Units	Dil.	Spike Amount	Source Result	%REC	%REC Limits	RPD	RPD Limit	Notes
Batch 9020084 - EPA 5035A						Soil						
Blank (9020084-BLK1)						Prepared: 02/11/09 08:53 Analyzed: 02/11/09 11:49						
NWTPH-Gx												
Gasoline Range Organics	ND	1.14	4.00	mg/kg wet	50	---	---	---	---	---	---	
<i>Surr: 4-Bromofluorobenzene (Sur)</i>			<i>Recovery: 103 %</i>	<i>Limits: 50-150 %</i>		<i>Dilution: 1x</i>						
<i>1,4-Difluorobenzene (Sur)</i>			<i>113 %</i>	<i>50-150 %</i>		<i>"</i>						
LCS (9020084-BS2)						Prepared: 02/11/09 08:53 Analyzed: 02/11/09 10:54						
NWTPH-Gx												
Gasoline Range Organics	22.8	1.14	4.00	mg/kg wet	50	25.0	---	91	70-130%	---	---	
<i>Surr: 4-Bromofluorobenzene (Sur)</i>			<i>Recovery: 91 %</i>	<i>Limits: 50-150 %</i>		<i>Dilution: 1x</i>						
<i>1,4-Difluorobenzene (Sur)</i>			<i>101 %</i>	<i>50-150 %</i>		<i>"</i>						
Duplicate (9020084-DUP1)						Source: A902078-01						
						Prepared: 02/11/09 08:53 Analyzed: 02/11/09 12:45						
NWTPH-Gx												
Gasoline Range Organics	8140	10.1	35.6	mg/kg dry	200	---	7570	---	---	7	30%	
<i>Surr: 4-Bromofluorobenzene (Sur)</i>			<i>Recovery: 554 %</i>	<i>Limits: 50-150 %</i>		<i>Dilution: 1x</i>						S-02
<i>1,4-Difluorobenzene (Sur)</i>			<i>109 %</i>	<i>50-150 %</i>		<i>"</i>						

Apex Laboratories



The results in this report apply to the samples analyzed in accordance with the chain of custody document. This analytical report must be reproduced in its entirety.

Darwin Thomas, Business Development Director

PBS Engineering and Environmental (Vancouver)
 1310 Main St.
 Vancouver, WA 98686

Project: **Jiffy Lube**
 Project Number: 76090.000
 Project Manager: Christina Johnson


Reported:
 02/27/09 06:50

QUALITY CONTROL (QC) SAMPLE RESULTS

Percent Dry Weight by D2216

Analyte	Result	MDL	Reporting Limit	Units	Dil.	Spike Amount	Source Result	%REC	%REC Limits	RPD	RPD Limit	Notes
Batch 9020088 - Dry Weight						Soil						
Duplicate (9020088-DUP3)			Source: A902078-01			Prepared: 02/11/09 10:39 Analyzed: 02/12/09 08:12						
D2216												
% Solids	68.3	---	1.00	% by Weight	1	---	69.7	---	---	2	20%	

Apex Laboratories



The results in this report apply to the samples analyzed in accordance with the chain of custody document. This analytical report must be reproduced in its entirety.

Darwin Thomas, Business Development Director

PBS Engineering and Environmental (Vancouver)
 1310 Main St.
 Vancouver, WA 98686

Project: **Jiffy Lube**
 Project Number: 76090.000
 Project Manager: Christina Johnson

Reported:
 02/27/09 06:50

SAMPLE PREPARATION INFORMATION

Diesel Range (C10-C22) and Oil Range (C22-C40) Hydrocarbons by NWTPH-Dx

Prep: EPA 3546 (Fuels)


Lab Number	Matrix	Method	Sampled	Prepared	Sample Initial/Final	Default Initial/Final	RL Prep Factor
Batch: 9020092							
A902078-01	Soil	NWTPH-Dx	02/09/09 09:50	02/11/09 12:13	13.2g/25mL	15g/5mL	5.68
A902078-02	Soil	NWTPH-Dx	02/09/09 10:30	02/11/09 12:13	13.49g/5mL	15g/5mL	1.11

Gasoline Range (C6-C10) Hydrocarbons by NWTPH-Gx

Prep: EPA 5035A

Lab Number	Matrix	Method	Sampled	Prepared	Sample Initial/Final	Default Initial/Final	RL Prep Factor
Batch: 9020084							
A902078-01RE1	Soil	NWTPH-Gx	02/09/09 09:50	02/09/09 09:50	4.01g/5mL	10g/10mL	1.25
A902078-02	Soil	NWTPH-Gx	02/09/09 10:30	02/09/09 10:30	5.16g/5mL	10g/10mL	0.97

Apex Laboratories



The results in this report apply to the samples analyzed in accordance with the chain of custody document. This analytical report must be reproduced in its entirety.

Darwin Thomas, Business Development Director

PBS Engineering and Environmental (Vancouver)

Project: **Jiffy Lube**

1310 Main St.

Project Number: 76090.000

Vancouver, WA 98686

Project Manager: Christina Johnson

Reported:

02/27/09 06:50

Notes and Definitions


Qualifiers:

- A-01 Detected hydrocarbons appear to be a blend of overlap from the gasoline range as well as overlap from a heavier oil range product.
- F-03 The result for this hydrocarbon range is elevated due to the presence of individual analyte peaks in the quantitation range that are not representative of the fuel pattern reported.
- J Estimated Result . Result detected below the lowest point of the calibration curve, but above the statistical MDL.
- S-01 Surrogate recovery for this sample is not available due to sample dilution required from high analyte concentration and/or matrix interference.
- S-02 Surrogate recovery cannot be accurately quantified due to interference from coeluting organic compounds present in the sample extract.

Notes and Conventions:

- DET Analyte DETECTED
- ND Analyte NOT DETECTED at or above the reporting limit
- NR Not Reported
- dry Sample results reported on a dry weight basis. Results listed as 'wet' or without 'dry' designation are not dry weight corrected.
- RPD Relative Percent Difference
- MDL If MDL is not listed, data has been evaluated to the Method Reporting Limit only.
- WMSC Water Miscible Solvent Correction has been applied to Results and MRLs for volatiles soil samples per EPA 8000C.
- Batch Unless specifically requested, this report contains only results for Batch QC derived from client samples included in this report. All analyses were performed with the appropriate Batch QC (including Sample Duplicates, Matrix Spikes and/or Matrix Spike Duplicates) in order to meet or exceed method and regulatory requirements. Any exceptions to this will be qualified in this report. Complete Batch QC results are available upon request. In cases where there is insufficient sample provided for Sample Duplicates and/or Matrix Spikes, a Lab Control Sample Duplicate (LCS Dup) is analyzed to demonstrate accuracy and precision of the extraction and analysis.

Apex Laboratories



The results in this report apply to the samples analyzed in accordance with the chain of custody document. This analytical report must be reproduced in its entirety.

Darwin Thomas, Business Development Director

PBS Engineering and Environmental (Vancouver)
1310 Main St.
Vancouver, WA 98686

Project: **Jiffy Lube**
Project Number: 76090.000
Project Manager: Christina Johnson

Reported:
02/27/09 06:50

CHAIN OF CUSTODY

Company: **PBS Eng. & Env.** Lab # **A910078** Project # **76090.000**
 Address: **1310 Main Street, Vancouver, WA** Phone: **503-888-4931** Fax: **503-888-1064** Email: _____
 Project Name: **Jiffy Lube**

Sampled by: **CP**

Site Location: **OR** **WA** Other: _____

LAB ID #	DATE	TIME	MATRIX	# OF CONTAINERS	NWTRH-ACID	NWTRH-D8	NWTRH-C8	BTEX	8260 TRDM VOCs	8260 Halb VOCs	8260 VOCs	8270 SIM PAHs	8082 PCBs	8081 Chl. Pest	HCPA Metals (8)	Priority Metals (13)	AL, SR, AR, BR, CR, CU, CO, CA, FE, NI, PB, MN, MG, NA, SE, SI, ZN, AS, AG, NA, TR, V, ZR	TCLP Metals (8)	1280-COLs	1280-Z
BH-5-12	1 2/11/09	0950	Soil	1	X	X														
BH-6-12	2 ↓	1030	↓	1	X	X														
BH-4-14	3 2/11/09	0850	Soil	1																X
BH-7-14	4	1130		1																X
BH-8-14	5	1230		1																X
BH-9-14	6	1330	↓	1																X

ANALYSIS REQUEST:

SPECIAL INSTRUCTIONS:

Normal Turn Around Time (TAT) = 5-10 Business Days

TAT Requested (elect): **24 HR** **48 HR** **72 HR**
4 DAY **5 DAY** Other: **STD**

SAMPLES ARE HELD FOR 30 DAYS

RELINQUISHED BY: Signature: *[Signature]* Date: **2/9/09** RECEIVED BY: Signature: *[Signature]* Date: **2/10/09**
 Printed Name: **Christina Johnson** Printed Name: **Jub**
 Company: **PBS** Company: _____

Apex Laboratories

[Signature]

Darwin Thomas, Business Development Director

The results in this report apply to the samples analyzed in accordance with the chain of custody document. This analytical report must be reproduced in its entirety.

Friday, February 27, 2009

Christina Johnson
PBS Engineering and Environmental (Vancouver)
1310 Main St.
Vancouver, WA 98686


RE: Jiffy Lube / 76090

Enclosed are the results of analyses for work order A902017, which was received by the laboratory on 2/3/2009 at 2:50:00PM.

Thank you for using Apex Labs. We appreciate your business and strive to provide the highest quality services to the environmental industry.

If you have any questions concerning this report or the services we offer, please feel free to contact me by email at: dthomas@apex-labs.com, or by phone at 503-718-2323.

Apex Laboratories



The results in this report apply to the samples analyzed in accordance with the chain of custody document. This analytical report must be reproduced in its entirety.

Darwin Thomas, Business Development Director

PBS Engineering and Environmental (Vancouver)
1310 Main St.
Vancouver, WA 98686

Project: **Jiffy Lube**
Project Number: 76090
Project Manager: Christina Johnson


Reported:
02/27/09 13:04

ANALYTICAL REPORT FOR SAMPLES

SAMPLE INFORMATION

Sample ID	Laboratory ID	Matrix	Date Sampled	Date Received
Drywell 1'	A902017-01	Soil	02/03/09 11:00	02/03/09 14:50
Drywell 13'	A902017-02	Soil	02/03/09 13:00	02/03/09 14:50
Drywell 1' & Drywell 13' Composite	A902017-03	Soil	02/03/09 11:00	02/03/09 14:50
Drywell H2O	A902017-04	Water	02/03/09 12:30	02/03/09 14:50

Apex Laboratories



The results in this report apply to the samples analyzed in accordance with the chain of custody document. This analytical report must be reproduced in its entirety.

Darwin Thomas, Business Development Director

PBS Engineering and Environmental (Vancouver)
1310 Main St.
Vancouver, WA 98686

Project: **Jiffy Lube**
Project Number: 76090
Project Manager: Christina Johnson

Reported:
02/27/09 13:04

ANALYTICAL CASE NARRATIVE

Work Order: A902017


-- 8260B Volatile Organics --

Results from 8260B should be considered to be potentially biased low.

Samples were analyzed by method 8260B as a composite of two sample jars. Aliquots were taken from each jar and separately preserved in methanol; aliquots of methanol from each sample were then combined and analyzed as a composite. Both samples were preserved in methanol within 48 hours of sampling; however, one sample jar had previously been homogenized and extracted for analysis by another method, and therefore had headspace and potential for loss of volatile analytes prior to preservation in methanol.

Evan Holloway
Quality Assurance Officer
February 24, 2009

Apex Laboratories



The results in this report apply to the samples analyzed in accordance with the chain of custody document. This analytical report must be reproduced in its entirety.

Darwin Thomas, Business Development Director

PBS Engineering and Environmental (Vancouver)
 1310 Main St.
 Vancouver, WA 98686

Project: **Jiffy Lube**
 Project Number: 76090
 Project Manager: Christina Johnson

Reported:
 02/27/09 13:04

ANALYTICAL SAMPLE RESULTS

HCID Screen by NWTPH-HCID

Analyte	Result	MDL	Reporting Limit	Units	Dilution	Date Analyzed	Method	Notes
Drywell H2O (A902017-04)			Matrix: Water					
Gasoline Range Organics	DET	---	0.0935	mg/L	1	02/03/09 19:08	NWTPH-HCID	F-09
Diesel Range Organics	DET	---	0.234	"	"	"	"	F-03, F-07
Oil Range Organics	DET	---	0.467	"	"	"	"	
<i>Surrogate: o-Terphenyl (Surr)</i>			<i>Recovery: 96 %</i>	<i>Limits: 50-150 %</i>	"	"	"	

Apex Laboratories



The results in this report apply to the samples analyzed in accordance with the chain of custody document. This analytical report must be reproduced in its entirety.

Darwin Thomas, Business Development Director

PBS Engineering and Environmental (Vancouver)
 1310 Main St.
 Vancouver, WA 98686

Project: **Jiffy Lube**
 Project Number: 76090
 Project Manager: Christina Johnson


Reported:
 02/27/09 13:04

ANALYTICAL SAMPLE RESULTS

Diesel Range (C10-C22) and Oil Range (C22-C40) Hydrocarbons by NWTPH-Dx

Analyte	Result	MDL	Reporting Limit	Units	Dilution	Date Analyzed	Method	Notes
Drywell 1' & Drywell 13' Composite (A902017-03)			Matrix: Soil					
Diesel Range Organics	10500	1280	6420	mg/kg dry	50	02/04/09 23:02	NWTPH-Dx	F-07
Oil Range Organics	79500	2570	12800	"	"	"	"	
<i>Surrogate: o-Terphenyl (Surr)</i>			<i>Recovery: %</i>	<i>Limits: 50-150 %</i>	"	"	"	S-01
Drywell H2O (A902017-04)			Matrix: Water					
Diesel Range Organics	2.85	0.467	2.34	mg/L	10	02/04/09 21:18	NWTPH-Dx	F-07
Oil Range Organics	21.4	0.748	4.67	"	"	"	"	
<i>Surrogate: o-Terphenyl (Surr)</i>			<i>Recovery: 96 %</i>	<i>Limits: 50-150 %</i>	"	"	"	

Apex Laboratories



The results in this report apply to the samples analyzed in accordance with the chain of custody document. This analytical report must be reproduced in its entirety.

PBS Engineering and Environmental (Vancouver)
 1310 Main St.
 Vancouver, WA 98686

Project: **Jiffy Lube**
 Project Number: 76090
 Project Manager: Christina Johnson


Reported:
 02/27/09 13:04

ANALYTICAL SAMPLE RESULTS

Gasoline Range (C6-C10) Hydrocarbons by NWTPH-Gx

Analyte	Result	MDL	Reporting Limit	Units	Dilution	Date Analyzed	Method	Notes
Drywell 1' & Drywell 13' Composite (A902017-03)			Matrix: Soil					V-06
Gasoline Range Organics	90.9	7.43	26.2	mg/kg dry	100	02/04/09 16:25	NWTPH-Gx	
<i>Surrogate: 4-Bromofluorobenzene (Sur)</i>		<i>Recovery: 122 %</i>		<i>Limits: 50-150 %</i>		1	"	"
<i>1,4-Difluorobenzene (Sur)</i>		<i>102 %</i>		<i>Limits: 50-150 %</i>		"	"	"
Drywell H2O (A902017-04)			Matrix: Water					
Gasoline Range Organics	0.0251	0.0105	0.0800	mg/L	1	02/05/09 13:44	NWTPH-Gx	J
<i>Surrogate: 4-Bromofluorobenzene (Sur)</i>		<i>Recovery: 97 %</i>		<i>Limits: 50-150 %</i>		"	"	"
<i>1,4-Difluorobenzene (Sur)</i>		<i>102 %</i>		<i>Limits: 50-150 %</i>		"	"	"

Apex Laboratories



The results in this report apply to the samples analyzed in accordance with the chain of custody document. This analytical report must be reproduced in its entirety.

Darwin Thomas, Business Development Director

PBS Engineering and Environmental (Vancouver)
 1310 Main St.
 Vancouver, WA 98686

Project: **Jiffy Lube**
 Project Number: 76090
 Project Manager: Christina Johnson

Reported:
 02/27/09 13:04

ANALYTICAL SAMPLE RESULTS

Volatile Organic Compounds by EPA 8260B

Analyte	Result	MDL	Reporting		Units	Dilution	Date Analyzed	Method	Notes
			Limit	Matrix					
Drywell 1' & Drywell 13' Composite (A902017-03)			Matrix: Soil						V-06
Acetone	ND	1640	6550		ug/kg dry	100	02/04/09 16:25	5035/8260B	
Benzene	ND	33.1	81.9		"	"	"	"	
Bromobenzene	ND	89.4	164		"	"	"	"	
Bromochloromethane	ND	101	164		"	"	"	"	
Bromodichloromethane	ND	100	164		"	"	"	"	
Bromoform	ND	125	327		"	"	"	"	
Bromomethane	ND	1640	3270		"	"	"	"	EST
2-Butanone (MEK)	530	223	3270		"	"	"	"	J
n-Butylbenzene	81.9	53.0	327		"	"	"	"	J
sec-Butylbenzene	ND	75.0	327		"	"	"	"	
tert-Butylbenzene	ND	64.5	327		"	"	"	"	
Carbon tetrachloride	ND	92.7	164		"	"	"	"	
Chlorobenzene	ND	84.8	164		"	"	"	"	
Chloroethane	ND	1640	3270		"	"	"	"	EST, Q-30
Chloroform	ND	819	1640		"	"	"	"	
Chloromethane	ND	168	1640		"	"	"	"	
2-Chlorotoluene	ND	79.6	164		"	"	"	"	
4-Chlorotoluene	ND	76.6	164		"	"	"	"	
1,2-Dibromo-3-chloropropane	ND	94.0	655		"	"	"	"	
Dibromochloromethane	ND	131	327		"	"	"	"	
1,2-Dibromoethane (EDB)	ND	99.2	164		"	"	"	"	
Dibromomethane	ND	82.2	164		"	"	"	"	
1,2-Dichlorobenzene	ND	86.8	164		"	"	"	"	
1,3-Dichlorobenzene	ND	71.4	164		"	"	"	"	
1,4-Dichlorobenzene	ND	88.4	164		"	"	"	"	
Dichlorodifluoromethane	ND	159	655		"	"	"	"	
1,1-Dichloroethane	ND	96.9	164		"	"	"	"	
1,2-Dichloroethane (EDC)	ND	71.7	164		"	"	"	"	
1,1-Dichloroethene	ND	87.7	164		"	"	"	"	
cis-1,2-Dichloroethene	ND	78.6	164		"	"	"	"	
trans-1,2-Dichloroethene	ND	84.1	164		"	"	"	"	
1,2-Dichloropropane	ND	76.9	164		"	"	"	"	
1,3-Dichloropropane	ND	87.4	164		"	"	"	"	
2,2-Dichloropropane	ND	149	327		"	"	"	"	
1,1-Dichloropropene	ND	84.5	164		"	"	"	"	
cis-1,3-Dichloropropene	ND	62.5	327		"	"	"	"	
trans-1,3-Dichloropropene	ND	54.3	327		"	"	"	"	

Apex Laboratories

The results in this report apply to the samples analyzed in accordance with the chain of custody document. This analytical report must be reproduced in its entirety.



Darwin Thomas, Business Development Director

PBS Engineering and Environmental (Vancouver)
1310 Main St.
Vancouver, WA 98686

Project: **Jiffy Lube**
Project Number: 76090
Project Manager: Christina Johnson

Reported:
02/27/09 13:04

ANALYTICAL SAMPLE RESULTS

Volatile Organic Compounds by EPA 8260B

Analyte	Result	MDL	Reporting		Dilution	Date Analyzed	Method	Notes
			Limit	Units				
Drywell 1' & Drywell 13' Composite (A902017-03)			Matrix: Soil					V-06
Ethylbenzene	259	60.9	164	ug/kg dry	100	"	5035/8260B	
Hexachlorobutadiene	ND	126	655	"	"	"	"	
2-Hexanone	ND	134	3270	"	"	"	"	
Isopropylbenzene	ND	59.3	327	"	"	"	"	
4-Isopropyltoluene	196	65.5	327	"	"	"	"	J
4-Methyl-2-pentanone (MiBK)	583	102	3270	"	"	"	"	J
Methyl tert-butyl ether (MTBE)	ND	195	327	"	"	"	"	
Methylene chloride	773	189	1640	"	"	"	"	J
Naphthalene	ND	655	1640	"	"	"	"	
n-Propylbenzene	94.9	72.7	164	"	"	"	"	J
Styrene	ND	57.0	655	"	"	"	"	
1,1,1,2-Tetrachloroethane	ND	123	327	"	"	"	"	
1,1,2,2-Tetrachloroethane	ND	81.5	164	"	"	"	"	
Tetrachloroethene (PCE)	ND	91.7	164	"	"	"	"	
Toluene	7050	64.5	164	"	"	"	"	
1,2,3-Trichlorobenzene	ND	57.3	655	"	"	"	"	
1,2,4-Trichlorobenzene	ND	74.0	655	"	"	"	"	
1,1,1-Trichloroethane	ND	146	327	"	"	"	"	
1,1,2-Trichloroethane	ND	89.4	164	"	"	"	"	
Trichloroethene (TCE)	ND	119	164	"	"	"	"	
Trichlorofluoromethane	ND	107	655	"	"	"	"	
1,2,3-Trichloropropane	229	129	327	"	"	"	"	J
1,2,4-Trimethylbenzene	557	60.6	327	"	"	"	"	
1,3,5-Trimethylbenzene	183	65.8	327	"	"	"	"	J
Vinyl chloride	ND	119	164	"	"	"	"	
m,p-Xylene	684	152	327	"	"	"	"	
o-Xylene	399	79.6	164	"	"	"	"	
<i>Surrogate: Dibromofluoromethane (Surr)</i>			<i>Recovery: 106 %</i>	<i>Limits: 70-130 %</i>	1	"	"	
<i>1,4-Difluorobenzene (Surr)</i>			<i>109 %</i>	<i>Limits: 70-130 %</i>	"	"	"	
<i>Toluene-d8 (Surr)</i>			<i>96 %</i>	<i>Limits: 70-130 %</i>	"	"	"	
<i>4-Bromofluorobenzene (Surr)</i>			<i>100 %</i>	<i>Limits: 70-130 %</i>	"	"	"	

Apex Laboratories



The results in this report apply to the samples analyzed in accordance with the chain of custody document. This analytical report must be reproduced in its entirety.

PBS Engineering and Environmental (Vancouver)
 1310 Main St.
 Vancouver, WA 98686

Project: **Jiffy Lube**
 Project Number: 76090
 Project Manager: Christina Johnson


Reported:
 02/27/09 13:04

ANALYTICAL SAMPLE RESULTS

Polychlorinated Biphenyls by EPA 8082A

Analyte	Result	MDL	Reporting Limit	Units	Dilution	Date Analyzed	Method	Notes
Drywell 1' & Drywell 13' Composite (A902017-03)			Matrix: Soil					C-03
Aroclor 1016	ND	7.17	20.5	ug/kg dry	1	02/09/09 20:37	EPA 8082A	
Aroclor 1221	ND	10.2	20.5	"	"	"	"	
Aroclor 1232	ND	7.17	20.5	"	"	"	"	
Aroclor 1242	ND	7.17	20.5	"	"	"	"	
Aroclor 1248	ND	7.17	20.5	"	"	"	"	
Aroclor 1254	ND	7.17	20.5	"	"	"	"	
Aroclor 1260	ND	7.17	20.5	"	"	"	"	
<i>Surrogate: 2,4,5,6-TCMX (Surr)</i>			<i>Recovery: 87 %</i>	<i>Limits: 50-125 %</i>	"	"	"	
<i>Decachlorobiphenyl (Surr)</i>			<i>17 %</i>	<i>Limits: 55-130 %</i>	"	"	"	<i>S-03</i>

Apex Laboratories



The results in this report apply to the samples analyzed in accordance with the chain of custody document. This analytical report must be reproduced in its entirety.

PBS Engineering and Environmental (Vancouver)
 1310 Main St.
 Vancouver, WA 98686

Project: **Jiffy Lube**
 Project Number: 76090
 Project Manager: Christina Johnson


Reported:
 02/27/09 13:04

ANALYTICAL SAMPLE RESULTS

PAH by EPA 8270C SIM

Analyte	Result	MDL	Reporting		Dilution	Date Analyzed	Method	Notes
			Limit	Units				
Drywell 1' & Drywell 13' Composite (A902017-03RE2)			Matrix: Soil					C-05
Acenaphthene	ND	218	435	ug/kg dry	1	02/17/09 18:45	EPA 8270C (SIM)	
Acenaphthylene	ND	218	435	"	"	"	"	
Anthracene	231	218	435	"	"	"	"	J
Benz(a)anthracene	818	218	435	"	"	"	"	
Benzo(a)pyrene	1030	218	435	"	"	"	"	M-02
Benzo(b+k)fluoranthene(s)	1490	435	869	"	"	"	"	Q-26
Benzo(g,h,i)perylene	1640	218	435	"	"	"	"	
Chrysene	1280	218	435	"	"	"	"	
Dibenz(a,h)anthracene	ND	218	435	"	"	"	"	
Fluoranthene	1510	218	435	"	"	"	"	
Fluorene	510	218	435	"	"	"	"	
Indeno(1,2,3-cd)pyrene	675	218	435	"	"	"	"	Q-29
Naphthalene	629	218	435	"	"	"	"	
Phenanthrene	1150	287	435	"	"	"	"	
Pyrene	1980	218	435	"	"	"	"	
<i>Surrogate: Nitrobenzene-d5 (Surr)</i>			<i>Recovery: 93 %</i>	<i>Limits: 35-120 %</i>	"	"	"	
<i>2-Fluorobiphenyl (Surr)</i>			<i>69 %</i>	<i>Limits: 45-120 %</i>	"	"	"	
<i>p-Terphenyl-d14 (Surr)</i>			<i>78 %</i>	<i>Limits: 30-120 %</i>	"	"	"	

Apex Laboratories



The results in this report apply to the samples analyzed in accordance with the chain of custody document. This analytical report must be reproduced in its entirety.

PBS Engineering and Environmental (Vancouver)
 1310 Main St.
 Vancouver, WA 98686

Project: **Jiffy Lube**
 Project Number: 76090
 Project Manager: Christina Johnson


Reported:
 02/27/09 13:04

ANALYTICAL SAMPLE RESULTS

Total Metals by EPA 6020 (ICPMS)

Analyte	Result	MDL	Reporting Limit	Units	Dilution	Date Analyzed	Method	Notes
Drywell 1' & Drywell 13' Composite (A902017-03)			Matrix: Soil					
Cadmium	2.77	0.545	2.27	mg/kg dry	10	02/11/09 14:01	EPA 6020	
Chromium	56.1	0.386	4.54	"	"	"	"	
Lead	184	0.182	2.27	"	"	"	"	

Apex Laboratories



The results in this report apply to the samples analyzed in accordance with the chain of custody document. This analytical report must be reproduced in its entirety.

Darwin Thomas, Business Development Director

PBS Engineering and Environmental (Vancouver)
 1310 Main St.
 Vancouver, WA 98686

Project: **Jiffy Lube**
 Project Number: 76090
 Project Manager: Christina Johnson


Reported:
 02/27/09 13:04

ANALYTICAL SAMPLE RESULTS

Sample Compositing

Analyte	Result	MDL	Reporting Limit	Units	Dilution	Date Analyzed	Method	Notes
Drywell 1' (A902017-01)			Matrix: Soil					
Sample Weight	99.6	---	0.00	g	1	02/04/09 10:22	Composite	
Drywell 13' (A902017-02)			Matrix: Soil					
Sample Weight	102	---	0.00	g	1	02/04/09 10:22	Composite	

Apex Laboratories



The results in this report apply to the samples analyzed in accordance with the chain of custody document. This analytical report must be reproduced in its entirety.

Darwin Thomas, Business Development Director

PBS Engineering and Environmental (Vancouver)
 1310 Main St.
 Vancouver, WA 98686

Project: **Jiffy Lube**
 Project Number: 76090
 Project Manager: Christina Johnson


Reported:
 02/27/09 13:04

ANALYTICAL SAMPLE RESULTS

Percent Dry Weight by D2216

Analyte	Result	MDL	Reporting Limit	Units	Dilution	Date Analyzed	Method	Notes
Drywell 1' & Drywell 13' Composite (A902017-03)			Matrix: Soil					
% Solids	45.0	---	1.00	% by Weight	1	02/04/09 08:30	D2216	

Apex Laboratories



The results in this report apply to the samples analyzed in accordance with the chain of custody document. This analytical report must be reproduced in its entirety.

Darwin Thomas, Business Development Director

PBS Engineering and Environmental (Vancouver)
 1310 Main St.
 Vancouver, WA 98686

Project: **Jiffy Lube**
 Project Number: 76090
 Project Manager: Christina Johnson

Reported:
 02/27/09 13:04

QUALITY CONTROL (QC) SAMPLE RESULTS

HCID Screen by NWTPH-HCID

Analyte	Result	MDL	Reporting Limit	Units	Dil.	Spike Amount	Source Result	%REC	%REC Limits	RPD	RPD Limit	Notes
Batch 9020016 - EPA 3510 (Fuels)						Water						
Blank (9020016-BLK2)						Prepared: 02/03/09 10:45 Analyzed: 02/03/09 18:49						
NWTPH-HCID												
Gasoline Range Organics	ND	---	0.100	mg/L	1	---	---	---	---	---	---	B-02
Diesel Range Organics	ND	---	0.250	"	"	---	---	---	---	---	---	
Oil Range Organics	ND	---	0.500	"	"	---	---	---	---	---	---	


Surr: *o*-Terphenyl (Surr)

Recovery: 96 %

Limits: 50-150 %

Dilution: 1x

Apex Laboratories



The results in this report apply to the samples analyzed in accordance with the chain of custody document. This analytical report must be reproduced in its entirety.

PBS Engineering and Environmental (Vancouver)
1310 Main St.
Vancouver, WA 98686

Project: **Jiffy Lube**
Project Number: 76090
Project Manager: Christina Johnson


Reported:
02/27/09 13:04

QUALITY CONTROL (QC) SAMPLE RESULTS

Diesel Range (C10-C22) and Oil Range (C22-C40) Hydrocarbons by NWTPH-Dx

Analyte	Result	MDL	Reporting Limit	Units	Dil.	Spike Amount	Source Result	%REC	%REC Limits	RPD	RPD Limit	Notes
Batch 9020016 - EPA 3510 (Fuels)						Water						
Blank (9020016-BLK1)						Prepared: 02/03/09 10:45 Analyzed: 02/03/09 16:07						
NWTPH-Dx												
Diesel Range Organics	ND	0.0500	0.250	mg/L	1	---	---	---	---	---	---	
Oil Range Organics	0.123	0.0800	0.500	"	"	---	---	---	---	---	---	J
<i>Surr: o-Terphenyl (Surr)</i>		<i>Recovery: 101 %</i>		<i>Limits: 50-150 %</i>		<i>Dilution: 1x</i>						
LCS (9020016-BS1)						Prepared: 02/03/09 10:45 Analyzed: 02/03/09 16:29						
NWTPH-Dx												
Diesel Range Organics	1.35	0.0500	0.250	mg/L	1	1.25	---	108	70-130%	---	---	
Oil Range Organics	1.46	0.0800	0.500	"	"	"	---	117	"	---	---	
<i>Surr: o-Terphenyl (Surr)</i>		<i>Recovery: 107 %</i>		<i>Limits: 50-150 %</i>		<i>Dilution: 1x</i>						
LCS Dup (9020016-BSD1)						Prepared: 02/03/09 10:45 Analyzed: 02/03/09 16:50						
NWTPH-Dx												
Diesel Range Organics	1.36	0.0500	0.250	mg/L	1	1.25	---	108	70-130%	0.5	30%	
Oil Range Organics	1.45	0.0800	0.500	"	"	"	---	116	"	0.4	30%	
<i>Surr: o-Terphenyl (Surr)</i>		<i>Recovery: 108 %</i>		<i>Limits: 50-150 %</i>		<i>Dilution: 1x</i>						
Batch 9020031 - EPA 3546 (Fuels)						Soil						
Blank (9020031-BLK1)						Prepared: 02/04/09 11:02 Analyzed: 02/04/09 16:40						
NWTPH-Dx												
Diesel Range Organics	ND	4.00	20.0	mg/kg wet	1	---	---	---	---	---	---	
Oil Range Organics	ND	8.00	40.0	"	"	---	---	---	---	---	---	
<i>Surr: o-Terphenyl (Surr)</i>		<i>Recovery: 101 %</i>		<i>Limits: 50-150 %</i>		<i>Dilution: 1x</i>						
LCS (9020031-BS1)						Prepared: 02/04/09 11:02 Analyzed: 02/04/09 17:02						
NWTPH-Dx												
Diesel Range Organics	87.1	4.00	20.0	mg/kg wet	1	83.3	---	105	70-130%	---	---	
Oil Range Organics	89.6	8.00	40.0	"	"	"	---	108	"	---	---	
<i>Surr: o-Terphenyl (Surr)</i>		<i>Recovery: 107 %</i>		<i>Limits: 50-150 %</i>		<i>Dilution: 1x</i>						

Apex Laboratories



The results in this report apply to the samples analyzed in accordance with the chain of custody document. This analytical report must be reproduced in its entirety.

PBS Engineering and Environmental (Vancouver)
 1310 Main St.
 Vancouver, WA 98686

Project: **Jiffy Lube**
 Project Number: 76090
 Project Manager: Christina Johnson

Reported:
 02/27/09 13:04

QUALITY CONTROL (QC) SAMPLE RESULTS

Gasoline Range (C6-C10) Hydrocarbons by NWTPH-Gx

Analyte	Result	MDL	Reporting Limit	Units	Dil.	Spike Amount	Source Result	%REC	%REC Limits	RPD	RPD Limit	Notes
Batch 9020023 - EPA 5035A						Soil						
Blank (9020023-BLK1)						Prepared: 02/03/09 17:07 Analyzed: 02/04/09 12:10						
NWTPH-Gx												
Gasoline Range Organics	ND	1.14	4.00	mg/kg wet	50	---	---	---	---	---	---	
<i>Surr: 4-Bromofluorobenzene (Sur)</i>			<i>Recovery: 127 %</i>				<i>Limits: 50-150 %</i>		<i>Dilution: 1x</i>			
<i>1,4-Difluorobenzene (Sur)</i>			<i>97 %</i>				<i>50-150 %</i>		<i>"</i>			
LCS (9020023-BS2)						Prepared: 02/03/09 17:07 Analyzed: 02/04/09 11:14						
NWTPH-Gx												
Gasoline Range Organics	30.5	1.14	4.00	mg/kg wet	50	25.0	---	122	70-130%	---	---	
<i>Surr: 4-Bromofluorobenzene (Sur)</i>			<i>Recovery: 123 %</i>				<i>Limits: 50-150 %</i>		<i>Dilution: 1x</i>			
<i>1,4-Difluorobenzene (Sur)</i>			<i>94 %</i>				<i>50-150 %</i>		<i>"</i>			

Apex Laboratories



The results in this report apply to the samples analyzed in accordance with the chain of custody document. This analytical report must be reproduced in its entirety.

PBS Engineering and Environmental (Vancouver)
 1310 Main St.
 Vancouver, WA 98686

Project: **Jiffy Lube**
 Project Number: 76090
 Project Manager: Christina Johnson


Reported:
 02/27/09 13:04

QUALITY CONTROL (QC) SAMPLE RESULTS

Gasoline Range (C6-C10) Hydrocarbons by NWTPH-Gx

Analyte	Result	MDL	Reporting Limit	Units	Dil.	Spike Amount	Source Result	%REC	%REC Limits	RPD	RPD Limit	Notes
Batch 9020041 - EPA 5030B						Water						
Blank (9020041-BLK1)						Prepared: 02/05/09 08:52 Analyzed: 02/05/09 12:13						
NWTPH-Gx												
Gasoline Range Organics	0.0172	0.0105	0.0800	mg/L	1	---	---	---	---	---	---	J
<i>Surr: 4-Bromofluorobenzene (Sur)</i>		<i>Recovery: 97 %</i>		<i>Limits: 50-150 %</i>		<i>Dilution: 1x</i>						
<i>1,4-Difluorobenzene (Sur)</i>		<i>100 %</i>		<i>50-150 %</i>		<i>"</i>						
LCS (9020041-BS2)						Prepared: 02/05/09 08:52 Analyzed: 02/05/09 11:42						
NWTPH-Gx												
Gasoline Range Organics	0.528	0.0105	0.0800	mg/L	1	0.500	---	106	70-130%	---	---	
<i>Surr: 4-Bromofluorobenzene (Sur)</i>		<i>Recovery: 97 %</i>		<i>Limits: 50-150 %</i>		<i>Dilution: 1x</i>						
<i>1,4-Difluorobenzene (Sur)</i>		<i>103 %</i>		<i>50-150 %</i>		<i>"</i>						

Apex Laboratories



The results in this report apply to the samples analyzed in accordance with the chain of custody document. This analytical report must be reproduced in its entirety.

Darwin Thomas, Business Development Director

PBS Engineering and Environmental (Vancouver)
 1310 Main St.
 Vancouver, WA 98686

Project: **Jiffy Lube**
 Project Number: 76090
 Project Manager: Christina Johnson


Reported:
 02/27/09 13:04

QUALITY CONTROL (QC) SAMPLE RESULTS

Volatile Organic Compounds by EPA 8260B

Analyte	Result	MDL	Reporting Limit	Units	Dil.	Spike Amount	Source Result	%REC	%REC Limits	RPD	RPD Limit	Notes
Batch 9020023 - EPA 5035A						Soil						
Blank (9020023-BLK1)						Prepared: 02/03/09 17:07 Analyzed: 02/04/09 12:10						
5035/8260B												
Acetone	ND	250	1000	ug/kg wet	50	---	---	---	---	---	---	
Benzene	ND	5.05	12.5	"	"	---	---	---	---	---	---	
Bromobenzene	ND	13.6	25.0	"	"	---	---	---	---	---	---	
Bromochloromethane	ND	15.4	25.0	"	"	---	---	---	---	---	---	
Bromodichloromethane	ND	15.3	25.0	"	"	---	---	---	---	---	---	
Bromoform	ND	19.1	50.0	"	"	---	---	---	---	---	---	
Bromomethane	ND	250	500	"	"	---	---	---	---	---	---	EST
2-Butanone (MEK)	43.0	34.1	500	"	"	---	---	---	---	---	---	J
n-Butylbenzene	10.0	8.10	50.0	"	"	---	---	---	---	---	---	J
sec-Butylbenzene	ND	11.4	50.0	"	"	---	---	---	---	---	---	
tert-Butylbenzene	ND	9.85	50.0	"	"	---	---	---	---	---	---	
Carbon tetrachloride	ND	14.2	25.0	"	"	---	---	---	---	---	---	
Chlorobenzene	ND	13.0	25.0	"	"	---	---	---	---	---	---	
Chloroethane	ND	250	500	"	"	---	---	---	---	---	---	EST, Q-30
Chloroform	ND	125	250	"	"	---	---	---	---	---	---	
Chloromethane	ND	25.6	250	"	"	---	---	---	---	---	---	
2-Chlorotoluene	ND	12.2	25.0	"	"	---	---	---	---	---	---	
4-Chlorotoluene	ND	11.7	25.0	"	"	---	---	---	---	---	---	
1,2-Dibromo-3-chloropropane	ND	14.4	100	"	"	---	---	---	---	---	---	
Dibromochloromethane	ND	20.0	50.0	"	"	---	---	---	---	---	---	
1,2-Dibromoethane (EDB)	ND	15.2	25.0	"	"	---	---	---	---	---	---	
Dibromomethane	ND	12.6	25.0	"	"	---	---	---	---	---	---	
1,2-Dichlorobenzene	ND	13.2	25.0	"	"	---	---	---	---	---	---	
1,3-Dichlorobenzene	ND	10.9	25.0	"	"	---	---	---	---	---	---	
1,4-Dichlorobenzene	ND	13.5	25.0	"	"	---	---	---	---	---	---	
Dichlorodifluoromethane	ND	24.3	100	"	"	---	---	---	---	---	---	
1,1-Dichloroethane	ND	14.8	25.0	"	"	---	---	---	---	---	---	
1,2-Dichloroethane (EDC)	ND	11.0	25.0	"	"	---	---	---	---	---	---	
1,1-Dichloroethene	ND	13.4	25.0	"	"	---	---	---	---	---	---	
cis-1,2-Dichloroethene	ND	12.0	25.0	"	"	---	---	---	---	---	---	
trans-1,2-Dichloroethene	ND	12.8	25.0	"	"	---	---	---	---	---	---	
1,2-Dichloropropane	ND	11.8	25.0	"	"	---	---	---	---	---	---	
1,3-Dichloropropane	ND	13.4	25.0	"	"	---	---	---	---	---	---	
2,2-Dichloropropane	ND	22.7	50.0	"	"	---	---	---	---	---	---	

Apex Laboratories



The results in this report apply to the samples analyzed in accordance with the chain of custody document. This analytical report must be reproduced in its entirety.

PBS Engineering and Environmental (Vancouver)
 1310 Main St.
 Vancouver, WA 98686

Project: **Jiffy Lube**
 Project Number: 76090
 Project Manager: Christina Johnson

Reported:
 02/27/09 13:04

QUALITY CONTROL (QC) SAMPLE RESULTS

Volatile Organic Compounds by EPA 8260B

Analyte	Result	MDL	Reporting Limit	Units	Dil.	Spike Amount	Source Result	%REC	%REC Limits	RPD	RPD Limit	Notes
Batch 9020023 - EPA 5035A						Soil						
Blank (9020023-BLK1)						Prepared: 02/03/09 17:07 Analyzed: 02/04/09 12:10						
1,1-Dichloropropene	ND	12.9	25.0	ug/kg wet	"	---	---	---	---	---	---	
cis-1,3-Dichloropropene	ND	9.55	50.0	"	"	---	---	---	---	---	---	
trans-1,3-Dichloropropene	ND	8.30	50.0	"	"	---	---	---	---	---	---	
Ethylbenzene	ND	9.30	25.0	"	"	---	---	---	---	---	---	
Hexachlorobutadiene	ND	19.2	100	"	"	---	---	---	---	---	---	
2-Hexanone	ND	20.4	500	"	"	---	---	---	---	---	---	
Isopropylbenzene	ND	9.05	50.0	"	"	---	---	---	---	---	---	
4-Isopropyltoluene	12.5	10.0	50.0	"	"	---	---	---	---	---	---	J
4-Methyl-2-pentanone (MiBK)	ND	15.6	500	"	"	---	---	---	---	---	---	
Methyl tert-butyl ether (MTBE)	ND	29.8	50.0	"	"	---	---	---	---	---	---	
Methylene chloride	104	28.9	250	"	"	---	---	---	---	---	---	J
Naphthalene	ND	100	250	"	"	---	---	---	---	---	---	
n-Propylbenzene	ND	11.1	25.0	"	"	---	---	---	---	---	---	
Styrene	ND	8.70	100	"	"	---	---	---	---	---	---	
1,1,1,2-Tetrachloroethane	ND	18.8	50.0	"	"	---	---	---	---	---	---	
1,1,2,2-Tetrachloroethane	ND	12.4	25.0	"	"	---	---	---	---	---	---	
Tetrachloroethene (PCE)	ND	14.0	25.0	"	"	---	---	---	---	---	---	
Toluene	ND	9.85	25.0	"	"	---	---	---	---	---	---	
1,2,3-Trichlorobenzene	10.5	8.75	100	"	"	---	---	---	---	---	---	J
1,2,4-Trichlorobenzene	ND	11.3	100	"	"	---	---	---	---	---	---	
1,1,1-Trichloroethane	ND	22.2	50.0	"	"	---	---	---	---	---	---	
1,1,2-Trichloroethane	ND	13.6	25.0	"	"	---	---	---	---	---	---	
Trichloroethene (TCE)	ND	18.1	25.0	"	"	---	---	---	---	---	---	
Trichlorofluoromethane	ND	16.4	100	"	"	---	---	---	---	---	---	
1,2,3-Trichloropropane	ND	19.6	50.0	"	"	---	---	---	---	---	---	
1,2,4-Trimethylbenzene	ND	9.25	50.0	"	"	---	---	---	---	---	---	
1,3,5-Trimethylbenzene	ND	10.0	50.0	"	"	---	---	---	---	---	---	
Vinyl chloride	ND	18.2	25.0	"	"	---	---	---	---	---	---	
m,p-Xylene	ND	23.2	50.0	"	"	---	---	---	---	---	---	
o-Xylene	ND	12.2	25.0	"	"	---	---	---	---	---	---	

Surr: Dibromofluoromethane (Surr)	Recovery: 101 %	Limits: 70-130 %	Dilution: 1x
1,4-Difluorobenzene (Surr)	108 %	70-130 %	"
Toluene-d8 (Surr)	84 %	70-130 %	"
4-Bromofluorobenzene (Surr)	102 %	70-130 %	"

Apex Laboratories

The results in this report apply to the samples analyzed in accordance with the chain of custody document. This analytical report must be reproduced in its entirety.



Darwin Thomas, Business Development Director

PBS Engineering and Environmental (Vancouver)
 1310 Main St.
 Vancouver, WA 98686

Project: **Jiffy Lube**
 Project Number: 76090
 Project Manager: Christina Johnson


Reported:
 02/27/09 13:04

QUALITY CONTROL (QC) SAMPLE RESULTS

Volatile Organic Compounds by EPA 8260B

Analyte	Result	MDL	Reporting Limit	Units	Dil.	Spike Amount	Source Result	%REC	%REC Limits	RPD	RPD Limit	Notes
Batch 9020023 - EPA 5035A						Soil						
LCS (9020023-BS1)						Prepared: 02/03/09 17:07 Analyzed: 02/04/09 10:46						
5035/8260B												
Acetone	2490	250	1000	ug/kg wet	50	2000	---	125	65-135%	---	---	
Benzene	1190	5.05	12.5	"	"	1000	---	119	"	---	---	
Bromobenzene	975	13.6	25.0	"	"	"	---	98	"	---	---	
Bromochloromethane	1260	15.4	25.0	"	"	"	---	126	"	---	---	
Bromodichloromethane	1240	15.3	25.0	"	"	"	---	124	"	---	---	
Bromoform	988	19.1	50.0	"	"	"	---	99	"	---	---	
Bromomethane	732	250	500	"	"	"	---	73	"	---	---	EST
2-Butanone (MEK)	2510	34.1	500	"	"	2000	---	125	"	---	---	
n-Butylbenzene	1200	8.10	50.0	"	"	1000	---	120	"	---	---	
sec-Butylbenzene	1180	11.4	50.0	"	"	"	---	118	"	---	---	
tert-Butylbenzene	1090	9.85	50.0	"	"	"	---	109	"	---	---	
Carbon tetrachloride	991	14.2	25.0	"	"	"	---	99	"	---	---	
Chlorobenzene	1030	13.0	25.0	"	"	"	---	103	"	---	---	
Chloroethane	ND	250	500	"	"	"	---	"	"	---	---	EST, Q-30
Chloroform	1150	125	250	"	"	"	---	115	"	---	---	
Chloromethane	1130	25.6	250	"	"	"	---	113	"	---	---	
2-Chlorotoluene	1030	12.2	25.0	"	"	"	---	103	"	---	---	
4-Chlorotoluene	1020	11.7	25.0	"	"	"	---	102	"	---	---	
1,2-Dibromo-3-chloropropane	1030	14.4	100	"	"	"	---	103	"	---	---	
Dibromochloromethane	913	20.0	50.0	"	"	"	---	91	"	---	---	
1,2-Dibromoethane (EDB)	1060	15.2	25.0	"	"	"	---	106	"	---	---	
Dibromomethane	1360	12.6	25.0	"	"	"	---	136	"	---	---	Q-29
1,2-Dichlorobenzene	999	13.2	25.0	"	"	"	---	100	"	---	---	
1,3-Dichlorobenzene	1020	10.9	25.0	"	"	"	---	102	"	---	---	
1,4-Dichlorobenzene	970	13.5	25.0	"	"	"	---	97	"	---	---	
Dichlorodifluoromethane	1230	24.3	100	"	"	"	---	123	"	---	---	
1,1-Dichloroethane	1120	14.8	25.0	"	"	"	---	112	"	---	---	
1,2-Dichloroethane (EDC)	1160	11.0	25.0	"	"	"	---	116	"	---	---	
1,1-Dichloroethene	990	13.4	25.0	"	"	"	---	99	"	---	---	
cis-1,2-Dichloroethene	1160	12.0	25.0	"	"	"	---	116	"	---	---	
trans-1,2-Dichloroethene	963	12.8	25.0	"	"	"	---	96	"	---	---	
1,2-Dichloropropane	1240	11.8	25.0	"	"	"	---	124	"	---	---	
1,3-Dichloropropane	1020	13.4	25.0	"	"	"	---	102	"	---	---	
2,2-Dichloropropane	1010	22.7	50.0	"	"	"	---	101	"	---	---	

Apex Laboratories



The results in this report apply to the samples analyzed in accordance with the chain of custody document. This analytical report must be reproduced in its entirety.

PBS Engineering and Environmental (Vancouver)
 1310 Main St.
 Vancouver, WA 98686

Project: **Jiffy Lube**
 Project Number: 76090
 Project Manager: Christina Johnson

Reported:
 02/27/09 13:04


QUALITY CONTROL (QC) SAMPLE RESULTS

Volatile Organic Compounds by EPA 8260B

Analyte	Result	MDL	Reporting Limit	Units	Dil.	Spike Amount	Source Result	%REC	%REC Limits	RPD	RPD Limit	Notes
Batch 9020023 - EPA 5035A						Soil						
LCS (9020023-BS1)						Prepared: 02/03/09 17:07 Analyzed: 02/04/09 10:46						
1,1-Dichloropropene	1110	12.9	25.0	ug/kg wet	"	"	---	111	"	---	---	
cis-1,3-Dichloropropene	1030	9.55	50.0	"	"	"	---	103	"	---	---	
trans-1,3-Dichloropropene	985	8.30	50.0	"	"	"	---	98	"	---	---	
Ethylbenzene	1070	9.30	25.0	"	"	"	---	107	"	---	---	
Hexachlorobutadiene	996	19.2	100	"	"	"	---	100	"	---	---	
2-Hexanone	2700	20.4	500	"	"	2000	---	135	"	---	---	
Isopropylbenzene	1140	9.05	50.0	"	"	1000	---	114	"	---	---	
4-Isopropyltoluene	996	10.0	50.0	"	"	"	---	100	"	---	---	
4-Methyl-2-pentanone (MiBK)	2630	15.6	500	"	"	2000	---	131	"	---	---	
Methyl tert-butyl ether (MTBE)	895	29.8	50.0	"	"	1000	---	90	"	---	---	
Methylene chloride	1080	28.9	250	"	"	"	---	108	"	---	---	
Naphthalene	1340	100	250	"	"	"	---	134	"	---	---	
n-Propylbenzene	1090	11.1	25.0	"	"	"	---	109	"	---	---	
Styrene	1170	8.70	100	"	"	"	---	117	"	---	---	
1,1,1,2-Tetrachloroethane	998	18.8	50.0	"	"	"	---	100	"	---	---	
1,1,2,2-Tetrachloroethane	1150	12.4	25.0	"	"	"	---	115	"	---	---	
Tetrachloroethene (PCE)	935	14.0	25.0	"	"	"	---	94	"	---	---	
Toluene	983	9.85	25.0	"	"	"	---	98	"	---	---	
1,2,3-Trichlorobenzene	1180	8.75	100	"	"	"	---	118	"	---	---	
1,2,4-Trichlorobenzene	1170	11.3	100	"	"	"	---	117	"	---	---	
1,1,1-Trichloroethane	1040	22.2	50.0	"	"	"	---	104	"	---	---	
1,1,2-Trichloroethane	1080	13.6	25.0	"	"	"	---	108	"	---	---	
Trichloroethene (TCE)	1140	18.1	25.0	"	"	"	---	114	"	---	---	
Trichlorofluoromethane	1000	16.4	100	"	"	"	---	100	"	---	---	
1,2,3-Trichloropropane	1050	19.6	50.0	"	"	"	---	105	"	---	---	
1,2,4-Trimethylbenzene	1160	9.25	50.0	"	"	"	---	116	"	---	---	
1,3,5-Trimethylbenzene	1100	10.0	50.0	"	"	"	---	110	"	---	---	
Vinyl chloride	1290	18.2	25.0	"	"	"	---	129	"	---	---	
m,p-Xylene	2180	23.2	50.0	"	"	2000	---	109	"	---	---	
o-Xylene	1110	12.2	25.0	"	"	1000	---	111	"	---	---	

Surr: Dibromofluoromethane (Surr)	Recovery: 109 %	Limits: 70-130 %	Dilution: 1x
1,4-Difluorobenzene (Surr)	112 %	70-130 %	"
Toluene-d8 (Surr)	93 %	70-130 %	"
4-Bromofluorobenzene (Surr)	100 %	70-130 %	"

Apex Laboratories



The results in this report apply to the samples analyzed in accordance with the chain of custody document. This analytical report must be reproduced in its entirety.

PBS Engineering and Environmental (Vancouver)
 1310 Main St.
 Vancouver, WA 98686

Project: **Jiffy Lube**
 Project Number: 76090
 Project Manager: Christina Johnson

Reported:
 02/27/09 13:04

QUALITY CONTROL (QC) SAMPLE RESULTS

Polychlorinated Biphenyls by EPA 8082A

Analyte	Result	MDL	Reporting Limit	Units	Dil.	Spike Amount	Source Result	%REC	%REC Limits	RPD	RPD Limit	Notes
Batch 9020069 - EPA 3546						Soil						
Blank (9020069-BLK1)						Prepared: 02/09/09 16:03 Analyzed: 02/09/09 18:01						
EPA 8082A												
Aroclor 1016	ND	3.50	10.0	ug/kg wet	1	---	---	---	---	---	---	---
Aroclor 1221	ND	5.00	10.0	"	"	---	---	---	---	---	---	---
Aroclor 1232	ND	3.50	10.0	"	"	---	---	---	---	---	---	---
Aroclor 1242	ND	3.50	10.0	"	"	---	---	---	---	---	---	---
Aroclor 1248	ND	3.50	10.0	"	"	---	---	---	---	---	---	---
Aroclor 1254	ND	3.50	10.0	"	"	---	---	---	---	---	---	---
Aroclor 1260	ND	3.50	10.0	"	"	---	---	---	---	---	---	---
<i>Surr: 2,4,5,6-TCMX (Surr)</i>			<i>Recovery: 79 %</i>		<i>Limits: 50-125 %</i>		<i>Dilution: 1x</i>					
<i>Decachlorobiphenyl (Surr)</i>			<i>91 %</i>		<i>55-130 %</i>		<i>"</i>					
LCS (9020069-BS1)						Prepared: 02/09/09 16:03 Analyzed: 02/09/09 18:16						
EPA 8082A												
Aroclor 1016	201	3.50	10.0	ug/kg wet	1	250	---	80	40-140%	---	---	---
Aroclor 1260	223	3.50	10.0	"	"	"	---	89	60-130%	---	---	---
<i>Surr: 2,4,5,6-TCMX (Surr)</i>			<i>Recovery: 80 %</i>		<i>Limits: 50-125 %</i>		<i>Dilution: 1x</i>					
<i>Decachlorobiphenyl (Surr)</i>			<i>93 %</i>		<i>55-130 %</i>		<i>"</i>					
Duplicate (9020069-DUP1)			Source: A902017-03			Prepared: 02/09/09 16:03 Analyzed: 02/09/09 20:52						
EPA 8082A												
Aroclor 1016	ND	7.65	21.9	ug/kg dry	1	---	ND	---	---	---	30%	---
Aroclor 1221	ND	10.9	21.9	"	"	---	ND	---	---	---	30%	---
Aroclor 1232	ND	7.65	21.9	"	"	---	ND	---	---	---	30%	---
Aroclor 1242	ND	7.65	21.9	"	"	---	ND	---	---	---	30%	---
Aroclor 1248	ND	7.65	21.9	"	"	---	ND	---	---	---	30%	---
Aroclor 1254	ND	7.65	21.9	"	"	---	ND	---	---	---	30%	---
Aroclor 1260	ND	7.65	21.9	"	"	---	ND	---	---	---	30%	---
<i>Surr: 2,4,5,6-TCMX (Surr)</i>			<i>Recovery: 86 %</i>		<i>Limits: 50-125 %</i>		<i>Dilution: 1x</i>					
<i>Decachlorobiphenyl (Surr)</i>			<i>16 %</i>		<i>55-130 %</i>		<i>"</i>					

Apex Laboratories



The results in this report apply to the samples analyzed in accordance with the chain of custody document. This analytical report must be reproduced in its entirety.

PBS Engineering and Environmental (Vancouver)
1310 Main St.
Vancouver, WA 98686

Project: **Jiffy Lube**
Project Number: 76090
Project Manager: Christina Johnson

Reported:
02/27/09 13:04

QUALITY CONTROL (QC) SAMPLE RESULTS

PAH by EPA 8270C SIM

Analyte	Result	MDL	Reporting Limit	Units	Dil.	Spike Amount	Source Result	%REC	%REC Limits	RPD	RPD Limit	Notes
Batch 9020101 - EPA 3546						Soil						
Blank (9020101-BLK1)						Prepared: 02/12/09 11:51 Analyzed: 02/15/09 16:07						
EPA 8270C (SIM)												
Acenaphthene	ND	3.34	6.67	ug/kg wet	1	---	---	---	---	---	---	---
Acenaphthylene	ND	3.34	6.67	"	"	---	---	---	---	---	---	---
Anthracene	ND	3.34	6.67	"	"	---	---	---	---	---	---	---
Benz(a)anthracene	ND	3.34	6.67	"	"	---	---	---	---	---	---	---
Benzo(a)pyrene	ND	3.34	6.67	"	"	---	---	---	---	---	---	---
Benzo(b)fluoranthene	ND	3.63	6.67	"	"	---	---	---	---	---	---	---
Benzo(k)fluoranthene	ND	3.34	6.67	"	"	---	---	---	---	---	---	---
Benzo(b+k)fluoranthene(s)	ND	6.67	13.3	"	"	---	---	---	---	---	---	---
Benzo(g,h,i)perylene	ND	3.34	6.67	"	"	---	---	---	---	---	---	---
Chrysene	ND	3.34	6.67	"	"	---	---	---	---	---	---	---
Dibenz(a,h)anthracene	ND	3.34	6.67	"	"	---	---	---	---	---	---	---
Fluoranthene	ND	3.34	6.67	"	"	---	---	---	---	---	---	---
Fluorene	ND	3.34	6.67	"	"	---	---	---	---	---	---	---
Indeno(1,2,3-cd)pyrene	ND	3.34	6.67	"	"	---	---	---	---	---	---	---
Naphthalene	ND	3.34	6.67	"	"	---	---	---	---	---	---	---
Phenanthrene	ND	4.40	6.67	"	"	---	---	---	---	---	---	---
Pyrene	ND	3.34	6.67	"	"	---	---	---	---	---	---	---

<i>Surr: Nitrobenzene-d5 (Surr)</i>	Recovery: 81 %	Limits: 35-120 %	Dilution: 1x
<i>2-Fluorobiphenyl (Surr)</i>	84 %	45-120 %	"
<i>p-Terphenyl-d14 (Surr)</i>	95 %	30-120 %	"

LCS (9020101-BS1)

Prepared: 02/12/09 11:51 Analyzed: 02/15/09 16:33

EPA 8270C (SIM)												
Acenaphthene	614	3.34	6.67	ug/kg wet	1	667	---	92	45-120%	---	---	---
Acenaphthylene	645	3.34	6.67	"	"	"	---	97	"	---	---	---
Anthracene	688	3.34	6.67	"	"	"	---	103	55-120%	---	---	---
Benz(a)anthracene	617	3.34	6.67	"	"	"	---	93	50-120%	---	---	---
Benzo(a)pyrene	668	3.34	6.67	"	"	"	---	100	"	---	---	---
Benzo(b)fluoranthene	663	3.63	6.67	"	"	"	---	99	45-120%	---	---	---
Benzo(k)fluoranthene	690	3.34	6.67	"	"	"	---	103	45-125%	---	---	---
Benzo(b+k)fluoranthene(s)	1420	6.67	13.3	"	"	1330	---	106	"	---	---	---
Benzo(g,h,i)perylene	663	3.34	6.67	"	"	667	---	100	40-125%	---	---	---
Chrysene	632	3.34	6.67	"	"	"	---	95	55-120%	---	---	---
Dibenz(a,h)anthracene	721	3.34	6.67	"	"	"	---	108	40-125%	---	---	---
Fluoranthene	695	3.34	6.67	"	"	"	---	104	55-120%	---	---	---

Apex Laboratories

The results in this report apply to the samples analyzed in accordance with the chain of custody document. This analytical report must be reproduced in its entirety.



Darwin Thomas, Business Development Director

PBS Engineering and Environmental (Vancouver)
 1310 Main St.
 Vancouver, WA 98686

Project: **Jiffy Lube**
 Project Number: 76090
 Project Manager: Christina Johnson


Reported:
 02/27/09 13:04

QUALITY CONTROL (QC) SAMPLE RESULTS

PAH by EPA 8270C SIM

Analyte	Result	MDL	Reporting Limit	Units	Dil.	Spike Amount	Source Result	%REC	%REC Limits	RPD	RPD Limit	Notes
Batch 9020101 - EPA 3546						Soil						
LCS (9020101-BS1)						Prepared: 02/12/09 11:51 Analyzed: 02/15/09 16:33						
Fluorene	669	3.34	6.67	ug/kg wet	"	"	---	100	50-120%	---	---	
Indeno(1,2,3-cd)pyrene	743	3.34	6.67	"	"	"	---	111	40-120%	---	---	
1-Methylnaphthalene	684	3.34	6.67	"	"	"	---	103	45-120%	---	---	
2-Methylnaphthalene	709	3.34	6.67	"	"	"	---	106	"	---	---	
Naphthalene	610	3.34	6.67	"	"	"	---	91	40-120%	---	---	
Phenanthrene	607	4.40	6.67	"	"	"	---	91	50-120%	---	---	
Pyrene	663	3.34	6.67	"	"	"	---	99	45-125%	---	---	
<i>Surr: Nitrobenzene-d5 (Surr)</i>			<i>Recovery: 80 %</i>	<i>Limits: 35-120 %</i>		<i>Dilution: 1x</i>						
<i>2-Fluorobiphenyl (Surr)</i>			<i>85 %</i>	<i>45-120 %</i>		<i>"</i>						
<i>p-Terphenyl-d14 (Surr)</i>			<i>87 %</i>	<i>30-120 %</i>		<i>"</i>						

Apex Laboratories



The results in this report apply to the samples analyzed in accordance with the chain of custody document. This analytical report must be reproduced in its entirety.

Darwin Thomas, Business Development Director

PBS Engineering and Environmental (Vancouver)
1310 Main St.
Vancouver, WA 98686

Project: **Jiffy Lube**
Project Number: 76090
Project Manager: Christina Johnson

Reported:
02/27/09 13:04

QUALITY CONTROL (QC) SAMPLE RESULTS

PAH by EPA 8270C SIM


Analyte	Result	MDL	Reporting Limit	Units	Dil.	Spike Amount	Source Result	%REC	%REC Limits	RPD	RPD Limit	Notes
Batch 9020122 - EPA 3546/3640A (GPC)						Soil						
Blank (9020122-BLK1)						Prepared: 02/12/09 11:51 Analyzed: 02/17/09 16:58						C-05
EPA 8270C (SIM)												
Acenaphthene	ND	3.34	6.67	ug/kg wet	1	---	---	---	---	---	---	
Acenaphthylene	ND	3.34	6.67	"	"	---	---	---	---	---	---	
Anthracene	ND	3.34	6.67	"	"	---	---	---	---	---	---	
Benz(a)anthracene	ND	3.34	6.67	"	"	---	---	---	---	---	---	
Benzo(a)pyrene	ND	3.34	6.67	"	"	---	---	---	---	---	---	
Benzo(b)fluoranthene	ND	3.63	6.67	"	"	---	---	---	---	---	---	
Benzo(k)fluoranthene	ND	3.34	6.67	"	"	---	---	---	---	---	---	
Benzo(b+k)fluoranthene(s)	ND	6.67	13.3	"	"	---	---	---	---	---	---	
Benzo(g,h,i)perylene	ND	3.34	6.67	"	"	---	---	---	---	---	---	
Chrysene	ND	3.34	6.67	"	"	---	---	---	---	---	---	
Dibenz(a,h)anthracene	ND	3.34	6.67	"	"	---	---	---	---	---	---	
Fluoranthene	ND	3.34	6.67	"	"	---	---	---	---	---	---	
Fluorene	ND	3.34	6.67	"	"	---	---	---	---	---	---	
Indeno(1,2,3-cd)pyrene	ND	3.34	6.67	"	"	---	---	---	---	---	---	
Naphthalene	ND	3.34	6.67	"	"	---	---	---	---	---	---	
Phenanthrene	ND	4.40	6.67	"	"	---	---	---	---	---	---	
Pyrene	ND	3.34	6.67	"	"	---	---	---	---	---	---	

<i>Surr: Nitrobenzene-d5 (Surr)</i>	Recovery: 78 %	Limits: 35-120 %	Dilution: 1x
<i>2-Fluorobiphenyl (Surr)</i>	81 %	45-120 %	"
<i>p-Terphenyl-d14 (Surr)</i>	99 %	30-120 %	"

LCS (9020122-BS1)						Prepared: 02/12/09 11:51 Analyzed: 02/17/09 17:24						C-05
EPA 8270C (SIM)												
Acenaphthene	555	3.34	6.67	ug/kg wet	1	667	---	83	45-120%	---	---	
Acenaphthylene	579	3.34	6.67	"	"	"	---	87	"	---	---	
Anthracene	667	3.34	6.67	"	"	"	---	100	55-120%	---	---	
Benz(a)anthracene	639	3.34	6.67	"	"	"	---	96	50-120%	---	---	
Benzo(a)pyrene	683	3.34	6.67	"	"	"	---	102	"	---	---	
Benzo(b)fluoranthene	703	3.63	6.67	"	"	"	---	105	45-120%	---	---	
Benzo(k)fluoranthene	723	3.34	6.67	"	"	"	---	108	45-125%	---	---	
Benzo(b+k)fluoranthene(s)	1500	6.67	13.3	"	"	1330	---	112	"	---	---	
Benzo(g,h,i)perylene	768	3.34	6.67	"	"	667	---	115	40-125%	---	---	
Chrysene	684	3.34	6.67	"	"	"	---	103	55-120%	---	---	
Dibenz(a,h)anthracene	798	3.34	6.67	"	"	"	---	120	40-125%	---	---	
Fluoranthene	699	3.34	6.67	"	"	"	---	105	55-120%	---	---	

Apex Laboratories

The results in this report apply to the samples analyzed in accordance with the chain of custody document. This analytical report must be reproduced in its entirety.



Darwin Thomas, Business Development Director

PBS Engineering and Environmental (Vancouver)
 1310 Main St.
 Vancouver, WA 98686

Project: **Jiffy Lube**
 Project Number: 76090
 Project Manager: Christina Johnson

Reported:
 02/27/09 13:04

QUALITY CONTROL (QC) SAMPLE RESULTS

PAH by EPA 8270C SIM

Analyte	Result	MDL	Reporting Limit	Units	Dil.	Spike Amount	Source Result	%REC	%REC Limits	RPD	RPD Limit	Notes
Batch 9020122 - EPA 3546/3640A (GPC)						Soil						
LCS (9020122-BS1)						Prepared: 02/12/09 11:51 Analyzed: 02/17/09 17:24						C-05
Fluorene	600	3.34	6.67	ug/kg wet	"	"	---	90	50-120%	---	---	
Indeno(1,2,3-cd)pyrene	828	3.34	6.67	"	"	"	---	124	40-120%	---	---	Q-29
Naphthalene	487	3.34	6.67	"	"	"	---	73	"	---	---	
Phenanthrene	583	4.40	6.67	"	"	"	---	87	50-120%	---	---	
Pyrene	662	3.34	6.67	"	"	"	---	99	45-125%	---	---	
<i>Surr: Nitrobenzene-d5 (Surr)</i>		<i>Recovery: 65 %</i>		<i>Limits: 35-120 %</i>		<i>Dilution: 1x</i>						
<i>2-Fluorobiphenyl (Surr)</i>		<i>76 %</i>		<i>45-120 %</i>		<i>"</i>						
<i>p-Terphenyl-d14 (Surr)</i>		<i>88 %</i>		<i>30-120 %</i>		<i>"</i>						
Duplicate (9020122-DUP1)						Source: A902017-03RE1						C-05
EPA 8270C (SIM)						Prepared: 02/12/09 11:51 Analyzed: 02/17/09 19:12						
Acenaphthene	ND	221	442	ug/kg dry	1	---	ND	---	---		30%	
Acenaphthylene	ND	221	442	"	"	---	ND	---	---		30%	
Anthracene	ND	221	442	"	"	---	ND	---	---		30%	
Benz(a)anthracene	746	221	442	"	"	---	1130	---	---	41	30%	
Benzo(a)pyrene	848	221	442	"	"	---	1100	---	---	26	30%	M-02
Benzo(b+k)fluoranthene(s)	1450	442	883	"	"	---	ND	---	---		30%	Q-26
Benzo(g,h,i)perylene	1510	221	442	"	"	---	1950	---	---	25	30%	
Chrysene	1250	221	442	"	"	---	1020	---	---	20	30%	
Dibenz(a,h)anthracene	ND	221	442	"	"	---	ND	---	---		30%	
Fluoranthene	1420	221	442	"	"	---	1380	---	---	3	30%	
Fluorene	499	221	442	"	"	---	461	---	---	8	30%	
Indeno(1,2,3-cd)pyrene	547	221	442	"	"	---	659	---	---	19	30%	M-02, Q-29
Naphthalene	646	221	442	"	"	---	787	---	---	20	30%	
Phenanthrene	1220	291	442	"	"	---	1370	---	---	12	30%	
Pyrene	1910	221	442	"	"	---	1830	---	---	5	30%	
<i>Surr: Nitrobenzene-d5 (Surr)</i>		<i>Recovery: 104 %</i>		<i>Limits: 35-120 %</i>		<i>Dilution: 1x</i>						
<i>2-Fluorobiphenyl (Surr)</i>		<i>69 %</i>		<i>45-120 %</i>		<i>"</i>						
<i>p-Terphenyl-d14 (Surr)</i>		<i>77 %</i>		<i>30-120 %</i>		<i>"</i>						

Apex Laboratories



The results in this report apply to the samples analyzed in accordance with the chain of custody document. This analytical report must be reproduced in its entirety.

PBS Engineering and Environmental (Vancouver)
 1310 Main St.
 Vancouver, WA 98686

Project: **Jiffy Lube**
 Project Number: 76090
 Project Manager: Christina Johnson


Reported:
 02/27/09 13:04

QUALITY CONTROL (QC) SAMPLE RESULTS

Total Metals by EPA 6020 (ICPMS)

Analyte	Result	MDL	Reporting Limit	Units	Dil.	Spike Amount	Source Result	%REC	%REC Limits	RPD	RPD Limit	Notes
Batch 9020078 - EPA 3051						Soil						
Blank (9020078-BLK1)						Prepared: 02/10/09 13:25 Analyzed: 02/11/09 13:46						
EPA 6020												
Cadmium	ND	0.240	1.00	mg/kg wet	10	---	---	---	---	---	---	---
Chromium	ND	0.170	2.00	"	"	---	---	---	---	---	---	---
Lead	ND	0.0800	1.00	"	"	---	---	---	---	---	---	---
LCS (9020078-BS1)						Prepared: 02/10/09 13:25 Analyzed: 02/11/09 13:49						
EPA 6020												
Cadmium	53.1	0.240	1.00	mg/kg wet	10	50.0	---	106	80-120%	---	---	---
Chromium	52.8	0.170	2.00	"	"	"	---	106	"	---	---	---
Lead	51.1	0.0800	1.00	"	"	"	---	102	"	---	---	---

Apex Laboratories



The results in this report apply to the samples analyzed in accordance with the chain of custody document. This analytical report must be reproduced in its entirety.

Darwin Thomas, Business Development Director

PBS Engineering and Environmental (Vancouver)
1310 Main St.
Vancouver, WA 98686

Project: **Jiffy Lube**
Project Number: 76090
Project Manager: Christina Johnson

Reported:
02/27/09 13:04


QUALITY CONTROL (QC) SAMPLE RESULTS

Percent Dry Weight by D2216

Analyte	Result	MDL	Reporting Limit	Units	Dil.	Spike Amount	Source Result	%REC	%REC Limits	RPD	RPD Limit	Notes
Batch 9020019 - Dry Weight							Soil					

No Client related Batch QC samples analyzed for this batch. See notes page for more information.

Apex Laboratories



The results in this report apply to the samples analyzed in accordance with the chain of custody document. This analytical report must be reproduced in its entirety.

Darwin Thomas, Business Development Director

PBS Engineering and Environmental (Vancouver)
1310 Main St.
Vancouver, WA 98686

Project: **Jiffy Lube**
Project Number: 76090
Project Manager: Christina Johnson

Reported:
02/27/09 13:04

SAMPLE PREPARATION INFORMATION

HCID Screen by NWTPH-HCID

Prep: EPA 3510 (Fuels)

Lab Number	Matrix	Method	Sampled	Prepared	Sample Initial/Final	Default Initial/Final	RL Prep Factor
Batch: 9020016							
A902017-04	Water	NWTPH-HCID	02/03/09 12:30	02/03/09 16:59	1070mL/5mL	1000mL/5mL	0.94

Diesel Range (C10-C22) and Oil Range (C22-C40) Hydrocarbons by NWTPH-Dx

Prep: EPA 3510 (Fuels)

Lab Number	Matrix	Method	Sampled	Prepared	Sample Initial/Final	Default Initial/Final	RL Prep Factor
Batch: 9020016							
A902017-04	Water	NWTPH-Dx	02/03/09 12:30	02/03/09 16:59	1070mL/5mL	1000mL/5mL	0.94

Prep: EPA 3546 (Fuels)

Lab Number	Matrix	Method	Sampled	Prepared	Sample Initial/Final	Default Initial/Final	RL Prep Factor
Batch: 9020031							
A902017-03	Soil	NWTPH-Dx	02/03/09 11:00	02/04/09 16:49	10.39g/10mL	15g/5mL	2.89

Gasoline Range (C6-C10) Hydrocarbons by NWTPH-Gx

Prep: EPA 5030B

Lab Number	Matrix	Method	Sampled	Prepared	Sample Initial/Final	Default Initial/Final	RL Prep Factor
Batch: 9020041							
A902017-04	Water	NWTPH-Gx	02/03/09 12:30	02/05/09 08:52	5mL/5mL	5mL/5mL	1.00

Prep: EPA 5035A

Lab Number	Matrix	Method	Sampled	Prepared	Sample Initial/Final	Default Initial/Final	RL Prep Factor
Batch: 9020023							
A902017-03	Soil	NWTPH-Gx	02/03/09 11:00	02/04/09 12:51	21.661g/20mL	10g/10mL	0.92

Volatile Organic Compounds by EPA 8260B

Prep: EPA 5035A

Lab Number	Matrix	Method	Sampled	Prepared	Sample Initial/Final	Default Initial/Final	RL Prep Factor
Batch: 9020023							
A902017-03	Soil	5035/8260B	02/03/09 11:00	02/04/09 12:51	21.661g/20mL	10g/10mL	0.92


Polychlorinated Biphenyls by EPA 8082A

Prep: EPA 3546

Lab Number	Matrix	Method	Sampled	Prepared	Sample Initial/Final	Default Initial/Final	RL Prep Factor
------------	--------	--------	---------	----------	----------------------	-----------------------	----------------

Apex Laboratories

The results in this report apply to the samples analyzed in accordance with the chain of custody document. This analytical report must be reproduced in its entirety.



Darwin Thomas, Business Development Director

PBS Engineering and Environmental (Vancouver)
1310 Main St.
Vancouver, WA 98686

Project: **Jiffy Lube**
Project Number: 76090
Project Manager: Christina Johnson

Reported:
02/27/09 13:04

SAMPLE PREPARATION INFORMATION

Polychlorinated Biphenyls by EPA 8082A

Prep: EPA 3546

Lab Number	Matrix	Method	Sampled	Prepared	Sample Initial/Final	Default Initial/Final	RL Prep Factor
Batch: 9020069							
A902017-03	Soil	EPA 8082A	02/03/09 11:00	02/09/09 16:03	10.85g/5mL	10g/5mL	0.92

PAH by EPA 8270C SIM

Prep: EPA 3546/3640A (GPC)

Lab Number	Matrix	Method	Sampled	Prepared	Sample Initial/Final	Default Initial/Final	RL Prep Factor
Batch: 9020122							
A902017-03RE2	Soil	EPA 8270C (SIM)	02/03/09 11:00	02/12/09 11:51	10.23g/100mL	15g/5mL	29.30

Total Metals by EPA 6020 (ICPMS)

Prep: EPA 3051


Lab Number	Matrix	Method	Sampled	Prepared	Sample Initial/Final	Default Initial/Final	RL Prep Factor
Batch: 9020078							
A902017-03	Soil	EPA 6020	02/03/09 11:00	02/10/09 13:25	0.489g/50mL	0.5g/50mL	1.02

Sample Compositing

Prep: Composite

Lab Number	Matrix	Method	Sampled	Prepared	Sample Initial/Final	Default Initial/Final	RL Prep Factor
Batch: 9020021							
A902017-01	Soil	Composite	02/03/09 11:00	02/03/09 15:40	99.61g/45g	45g/45mL	NA
A902017-02	Soil	Composite	02/03/09 13:00	02/03/09 15:40	101.84g/45g	45g/45mL	NA

Apex Laboratories



The results in this report apply to the samples analyzed in accordance with the chain of custody document. This analytical report must be reproduced in its entirety.

PBS Engineering and Environmental (Vancouver)

1310 Main St.
Vancouver, WA 98686

Project: **Jiffy Lube**

Project Number: 76090
Project Manager: Christina Johnson

Reported:
02/27/09 13:04

Notes and Definitions


Qualifiers:

- B-02 Analyte detected in the extraction blank at a level below the MRL, but greater than one-half the MRL.
- C-03 Extract has undergone Sulfuric Acid Cleanup in order to minimize matrix interference.
- C-05 Extract has undergone a GPC (Gel-Permeation Chromotography) cleanup per EPA 3640A.
- EST Result reported as an Estimated Value.
- F-03 The result for this hydrocarbon range is elevated due to the presence of individual analyte peaks in the quantitation range that are not representative of the fuel pattern reported.
- F-07 Results in the diesel organics range are primarily due to overlap from a heavy oil range product.
- F-09 Results in the Gasoline Range are primarily due to overlap from a heavier fuel hydrocarbon product.
- J Estimated Result . Result detected below the lowest point of the calibration curve, but above the statistical MDL.
- M-02 Due to matrix interference, this analyte cannot be accurately quantified. The reported result is estimated.
- P-06 Source for matrix spike has hits for Aroclors other than 1016/1260, spike recovery is not reported. Batch is accepted based on results of the Blank Spike.
- Q-26 Peak separation for Benzo(b) and Benzo(k)fluoranthenes does not meet method specified criteria. Reported result includes the combined area of the two isomers and should be considered the total of Benzo(b+k)Fluoranthenes.
- Q-29 Recovery for Lab Control Spike (LCS) is above the upper control limit. Data may be biased high.
- Q-30 Recovery for Lab Control Spike (LCS) is below the lower control limit. Data may be biased low.
- S-01 Surrogate recovery for this sample is not available due to sample dilution required from high analyte concentration and/or matrix interference.
- S-03 Duplicate extraction and analysis confirms surrogate failure due to matrix effects.
- V-06 Sample aliquot was subsampled from a soil jar with minimal headspace. The subsampled aliquot was preserved in methanol within 48 hours of sampling.

Notes and Conventions:

- DET Analyte DETECTED
- ND Analyte NOT DETECTED at or above the reporting limit
- NR Not Reported
- dry Sample results reported on a dry weight basis. Results listed as 'wet' or without 'dry' designation are not dry weight corrected.
- RPD Relative Percent Difference
- MDL If MDL is not listed, data has been evaluated to the Method Reporting Limit only.
- WMSC Water Miscible Solvent Correction has been applied to Results and MRLs for volatiles soil samples per EPA 8000C.

Apex Laboratories



The results in this report apply to the samples analyzed in accordance with the chain of custody document. This analytical report must be reproduced in its entirety.

PBS Engineering and Environmental (Vancouver)

1310 Main St.
Vancouver, WA 98686


Project: **Jiffy Lube**

Project Number: 76090
Project Manager: Christina Johnson

Reported:
02/27/09 13:04

Batch QC Unless specifically requested, this report contains only results for Batch QC derived from client samples included in this report. All analyses were performed with the appropriate Batch QC (including Sample Duplicates, Matrix Spikes and/or Matrix Spike Duplicates) in order to meet or exceed method and regulatory requirements. Any exceptions to this will be qualified in this report. Complete Batch QC results are available upon request. In cases where there is insufficient sample provided for Sample Duplicates and/or Matrix Spikes, a Lab Control Sample Duplicate (LCS Dup) is analyzed to demonstrate accuracy and precision of the extraction and analysis.

Apex Laboratories



The results in this report apply to the samples analyzed in accordance with the chain of custody document. This analytical report must be reproduced in its entirety.

Darwin Thomas, Business Development Director



SPL Inc.
8880 Interchange Drive
Houston, TX 77054
Phone: (713) 660-0901
Fax: (713) 660-8975

Certificate of Analysis

February 18, 2009

Workorder: H09020230

Darwin Thomas
Apex Laboratories
12232 S.W. Garden Place
Portland, OR 97223

Project: A902017

Project Number: A902017

Site: Tigard, OR

PO Number:

NELAC Cert. No.: T104704205-08C-TX

This Report Contains A Total Of 8 Pages

Excluding Any Attachments



SPL Inc.
8880 Interchange Drive
Houston, TX 77054
Phone: (713) 660-0901
Fax: (713) 660-8975

Case Narrative

February 18, 2009

Workorder: H09020230

Darwin Thomas
Apex Laboratories
12232 S.W. Garden Place
Portland, OR 97223

Project: A902017
Project Number: A902017
Site: Tigard, OR
PO Number:
NELAC Cert. No.: T104704205-08C-TX

Results are reported on a wet weight basis unless dry-weight correction is denoted in the units field on the analytical report (" mg/kg-dry " or " ug/kg-dry ").

Matrix spike (MS) and matrix spike duplicate (MSD) samples are chosen and tested at random from an analytical batch of "like" matrix to check for possible matrix effect. The MS and MSD will provide site specific matrix data only for those samples which are spiked by the laboratory. Since the MS and MSD are chosen at random from an analytical batch, the sample chosen for spike purposes may or may not have been a sample submitted in this sample delivery group. The validity of the analytical procedures for which data is reported in this analytical report is determined by the Laboratory Control Sample (LCS) and the Method Blank (MB). The Laboratory Control Sample (LCS) and the Method Blank (MB) are processed with the samples and the MS/MSD to ensure method criteria are achieved throughout the entire analytical process.

Some of the percent recoveries and RPD's on the QC report for the MS/MSD may be different than the calculated recoveries and RPD's using the sample result and the MS/MSD results that appear on the report because, the actual raw result is used to perform the calculations for percent recovery and RPD.

Any other exceptions associated with this report will be footnoted in the analytical result page(s) or the quality control summary page(s).

Please do not hesitate to contact us if you have any questions or comments pertaining to this data report. Please reference the above Certificate of Analysis Number.

This report shall not be reproduced except in full, without the written approval of the laboratory. The reported results are only representative of the samples submitted for testing.

SPL, Inc. is pleased to be of service to you. We anticipate working with you in fulfilling all your current and future analytical needs.

Richard R. Reed, Laboratory Manager

Enclosures



SPL Inc.
8880 Interchange Drive
Houston, TX 77054
Phone: (713) 660-0901
Fax: (713) 660-8975

SAMPLE SUMMARY

Workorder: H09020230 : A902017

Project Number: A902017

Lab ID	Sample ID	Matrix	COC ID	Date/Time Collected	Date/Time Received
H09020230001	Drywell 1' & Drywell 13' Comp	Soil		2/3/2009 11:00	2/11/2009 10:00



SPL Inc.
8880 Interchange Drive
Houston, TX 77054
Phone: (713) 660-0901
Fax: (713) 660-8975

ANALYTICAL RESULTS

Workorder: H09020230 : A902017

Project Number: A902017

Lab ID: **H09020230001**

Date/Time Received: 2/11/2009 10:00 Matrix: Soil

Sample ID: **Drywell 1' & Drywell 13' Comp**

Date/Time Collected: 2/3/2009 11:00

Glycol

Analysis Desc: SW-846 8015B GLY Soil

SW-846 8015B GLY Soil Analytical Batches:

Dry Weight Basis

Batch: 1076 SW-846 8015B GLY Soil on 02/16/2009 19:53 by SLE

Parameters	Results					Batch Information		
	mg/kg-dry	Qual	Report Limit	MDL	DF	RegLmt	Prep	Analysis
Diethylene Glycol	ND		23	1.2	1		1105	1076
Ethylene Glycol	ND		23	1.2	1		1105	1076
Propylene Glycol	ND		23	0.66	1		1105	1076
Isobutyl alcohol (S)	64.7 %		50-150		1		1105	1076



SPL Inc.
 8880 Interchange Drive
 Houston, TX 77054
 Phone: (713) 660-0901
 Fax: (713) 660-8975

QUALITY CONTROL DATA

Workorder: H09020230 : A902017

Project Number: A902017

QC Batch: EXTO/1105 Analysis Method: SW-846 8015B GLY Soil
 QC Batch Method: SW-846 8015B GLY Soil Preparation: 02/16/2009 16:20 by LSB
 Associated Lab Samples: H09020230001

METHOD BLANK: 3869

Analysis Date/Time Analyst: 02/16/2009 18:43 SLE

Parameter	Units	Blank Result	Qualifiers	Reporting Limit
Diethylene Glycol	mg/kg	ND		10
Ethylene Glycol	mg/kg	ND		10
Propylene Glycol	mg/kg	ND		10
Isobutyl alcohol (S)	%	85.6		50-150

LABORATORY CONTROL SAMPLE & LCSD: 3870 3871

LCS Analysis Date/Time Analyst: 02/16/2009 19:06 SLE

LCSD Analysis Date/Time 02/16/2009 19:30 SLE

Parameter	Units	Spike Conc.	LCS Result	LCSD Result	LCS % Rec	LCSD % Rec	% Rec Limit	RPD	Max RPD
Diethylene Glycol	mg/kg	400	440	424	110	106	50-150	3.7	30
Ethylene Glycol	mg/kg	400	429	407	107	102	50-150	4.8	30
Propylene Glycol	mg/kg	400	440	417	110	104	50-150	5.6	30
Isobutyl alcohol (S)	%				93.7	87.8	50-150		30

QC results presented in the QC Control Data have been rounded. RPD and percent recovery values calculated by the SPL LIMS system are derived from QC data prior to the application of rounding rules. Also, MS/MSD % recoveries are calculated by the SPL LIMS using any detected value greater than the MDL.



Legend

(S) - Indicates analyte is a surrogate

Qualifier	Qualifier Description
*	Recovery/RPD value outside QC limits
C	MTBE results were not confirmed by GCMS
D	Recovery out of range due to dilution
E	Results exceed calibration range
H	Exceeds holding time
JN	The analysis indicates the presence of an analyte
MI	Matrix Interference
N	Recovery outside of control limits
NC	Not Calculable (Sample Duplicate)
NC	Not Calculated - Sample concentration > 4 times the spike
P	Pesticide dual column results, greater then 25%
Q	Received past holding time



SPL Inc.
8880 Interchange Drive
Houston, TX 77054
Phone: (713) 660-0901
Fax: (713) 660-8975

QUALITY CONTROL DATA CROSS REFERENCE TABLE

Workorder: H09020230 : A902017

Project Number: A902017

Lab ID	Sample ID	QC Batch Method	QC Batch	Analytical Method	Analytical Batch
H09020230001	Drywell 1' & Drywell 13' Comp	SW-846 8015B GLY Soil	EXTO/1105	SW-846 8015B GLY Soil	GCSV/1076



SPL Inc.
8880 Interchange Drive
Houston, TX 77054
Phone: (713) 660-0901
Fax: (713) 660-8975

Sample Receipt Checklist

WorkOrder:	H09020230	Received By	LOG
Date and Time	02/11/2009 10:00	Carrier Name:	FEDEXS
Temperature:	3.0°C	Chilled By:	Water Ice

1. Shipping container/cooler in good condition? YES
2. Custody seals intact on shipping container/cooler? Not Present
3. Custody seals intact on sample bottles? Not Present
4. Chain of custody present? YES
5. Chain of custody signed when relinquished and received? YES
6. Chain of custody agrees with sample labels? YES
7. Samples in proper container/bottle? YES
8. Samples containers intact? YES
9. Sufficient sample volume for indicated test? YES
10. All samples received within holding time? YES
11. Container/Temp Blank temperature in compliance? YES
12. Water - VOA vials have zero headspace? VOA Vials Not Present
13. Water - Preservation checked upon receipt(except VOA*)? Not Applicable

*VOA Preservation Checked After Sample Analysis

SPL Representative:
Client Name Contacted:
Client Instructions:

Contact Date & Time:

SUBCONTRACT ORDER

Apex Laboratories

A902017

H09020230

SENDING LABORATORY:

Apex Laboratories
12232 S.W. Garden Place
Tigard, OR 97223
Phone: (503) 718-2323
Fax: (503) 718-0333
Project Manager: Darwin Thomas



RECEIVING LABORATORY:

SPL, Inc Houston
8880 Interchange Dr.
Houston, TX 77054
Phone : (800) 969-6775
Fax: (713) 660-8975

Sample Name:	Drywell 1' & Drywell 13' Composite	Soil	Sampled:	02/03/09 11:00	comp. of 01&02	(A902017-03)
Analysis	Due	Expires	Comments			
8015 Glycols	02/16/09 17:00	08/02/09 11:00	Ethylene, propylene, diethylene			
<i>Containers Supplied:</i> B-4 oz jar						

RUSH

3-02

Released By:  Date: 2/10/09
Received By:  Date: 2/11/09 10:00

APPENDIX C

Geophysical Report

APPENDIX D
Site Photographs



Photo 1: Attempt to unearth top of drywell with hand tools (e.g. shovel)



Photo 2: Small backhoe brought in to complete excavation.



Photo 3. Small access lid into top of drywell.



Photo 4. View inside drywell. Note sheen and debris in water. Pipe appears to be extending from east-adjacent catch basin.



Photo 5. Smaller pipe, possibly from north catchbasin; visible on right side of photograph.



Photo 6. After covering of drywell, prior to leaving site.