



HARBOR HISTORY MUSEUM

March 15, 2016

Mr. Panjini Balaraju  
Toxics Cleanup Program  
Southwest Regional Office  
Department of Ecology

Dear Mr. Balaraju,

My name is Mirna Fritz and I am the Office Manager at Harbor History Museum. As you are aware, the Harbor History Museum have a desire to obtain a No Further Action (NFA) letter from the Department of Ecology in regards to the property located at 4121 Harborview Dr Gig Harbor, WA 98335. Our objective under the Voluntary Cleanup Program (VCP) is to obtain groundwater monitoring data for four consecutive quarters showing no detectable amounts of chemicals of concern. Listed below are the laboratory results from the latest sampling and analysis.

**2016 QTR 1 Data analysis**

Two groundwater monitoring wells (MW-05 and MW-07) were sampled on 3/04/2016 using the /proper low flow sampling techniques with the samples being sent to Spectra Laboratories in Tacoma Washington for Volatile Organic Analysis (VOA). The results from reported for these samples showed non-detects for all chemicals of concern from both well MW7 and MW5.

Included in this letter are:

- Copy of the raw laboratory data and associated QA/QC.
- The field data showing the typical field reporting results.
- Copy of the chain of custody.

**Field Data**

Well number	MW-5	MW-7
Date	3/4/2015	3/4/2015
Time	1015 hrs	1145 hrs
Depth to top of water	3'0"	4'3"
Depth to bottom of well	15'5"	15'4"
Water depth	12'5"	11'1"
Purge volume	5 gallons	5 gallons
Beginning Conductivity	130	390
Beginning pH	7.0	6.9
Ending Conductivity	130	390
Ending pH	7.0	6.9

Mirna Fritz  
Harbor History Museum  
Email: mirnaf@harborhistorymuseum.org





# SPECTRA Laboratories

*...Where experience matters*

2221 Ross Way • Tacoma, WA 98421 • (253) 272-4850 • Fax (253) 572-9838 • [www.spectra-lab.com](http://www.spectra-lab.com)

March 14, 2016

Harbor History Museum  
4121 Harborview Drive  
Gig Harbor, WA 98335  
Attn: Rick Fuller

Case Narrative  
Client Project:  
Spectra Project: 2016030112

Three water samples--two from monitoring wells and an accompanying trip blank-- were received at the laboratory on March 04, 2016 for Volatile Organic Compounds (VOC's) analysis by EPA method SW 846-8260. The sample assigned spectra lab #1 was identified on the chain of custody as "Trip Blank." Spectra lab #2 had a client ID of MW-5. Spectra sample #3 was identified by the client as MW-7.


With the exception of vinyl chloride, the VOC quantitation was performed using a traditional 5ml sparge. As site history indicates a potential presence of vinyl chloride, an additional analysis was performed specifically for vinyl chloride employing a 25ml sparge. The purge of a 25ml sample aliquot provides a quantitation limit of 0.2 ug/L, which is the published MTCA level for vinyl chloride in groundwater.

All three samples were found to be non-detect for all target compounds.

As a donation to the Harbor History Museum, Spectra Laboratories will continue to offer the future VOC testing of these quarterly samples at no charge.

Please feel free to call with any questions regarding these samples.

Sincerely



Steven G. Hibbs  
Laboratory Manager

# SPECTRA Laboratories

...Where experience matters

2221 Ross Way • Tacoma, WA 98421 • (253) 272-4850 • Fax (253) 572-9838 • www.spectra-lab.com

03/14/2016

P.O.#: \*

Harbor History Museum  
4121 Harborview Dr.  
Gig Harbor, WA 98332

Client ID: Tripblank  
Sample Matrix: Water  
Date Sampled: 03/03/2016  
Date Received: 03/04/2016  
Spectra Project: 2016030112  
Spectra Number: 1

Analyte	Result	Units	Method	Analyte	Result	Units	Method
1,1,1,2-Tetrachloroethane	<1.0	µg/L	SW846 8260C	2-Butanone (MEK)	<10	µg/L	SW846 8260C
1,1,1-Trichloroethane	<1.0	µg/L	SW846 8260C	2-Chloroethylvinyl Ether	<10	µg/L	SW846 8260C
1,1,2,2-Tetrachloroethane	<1.0	µg/L	SW846 8260C	2-Chlorotoluene	<1.0	µg/L	SW846 8260C
1,1,2-Trichloroethane	<1.0	µg/L	SW846 8260C	2-Hexanone (MBK)	<10	µg/L	SW846 8260C
1,1-Dichloroethane	<1.0	µg/L	SW846 8260C	4-Chlorotoluene	<1.0	µg/L	SW846 8260C
1,1-Dichloroethene	<1.0	µg/L	SW846 8260C	4-Isopropyltoluene	<1.0	µg/L	SW846 8260C
1,1-Dichloropropene	<1.0	µg/L	SW846 8260C	4-methyl-2-pentanone	<10	µg/L	SW846 8260C
1,2,3-Trichlorobenzene	<1.0	µg/L	SW846 8260C	Acetone	<10	µg/L	SW846 8260C
1,2,3-Trichloropropane	<1.0	µg/L	SW846 8260C	Acetonitrile	<10	µg/L	SW846 8260C
1,2,4-Trichlorobenzene	<1.0	µg/L	SW846 8260C	Acrolein	<10	µg/L	SW846 8260C
1,2,4-Trimethylbenzene	<1.0	µg/L	SW846 8260C	Acrylonitrile	<10	µg/L	SW846 8260C
1,2-Dibromo3Chloropropane	<10	µg/L	SW846 8260C	Benzene	<1.0	µg/L	SW846 8260C
1,2-Dibromoethane (EDB)	<1.0	µg/L	SW846 8260C	Bromobenzene	<1.0	µg/L	SW846 8260C
1,2-Dichlorobenzene	<1.0	µg/L	SW846 8260C	Bromochloromethane	<1.0	µg/L	SW846 8260C
1,2-Dichloroethane	<1.0	µg/L	SW846 8260C	Bromodichloromethane	<1.0	µg/L	SW846 8260C
1,2-Dichloropropane	<1.0	µg/L	SW846 8260C	Bromoform	<1.0	µg/L	SW846 8260C
1,3,5-Trimethylbenzene	<1.0	µg/L	SW846 8260C	Bromomethane	<1.0	µg/L	SW846 8260C
1,3-Dichlorobenzene	<1.0	µg/L	SW846 8260C	Carbon Disulfide	<10	µg/L	SW846 8260C
1,3-Dichloropropane	<1.0	µg/L	SW846 8260C	Carbon Tetrachloride	<1.0	µg/L	SW846 8260C
1,4-Dichlorobenzene	<1.0	µg/L	SW846 8260C	Chlorobenzene	<1.0	µg/L	SW846 8260C
2,2-Dichloropropane	<1.0	µg/L	SW846 8260C	Chlorodibromomethane	<1.0	µg/L	SW846 8260C

Vinyl Chloride run using a 25ml sparge, in order to achieve a reporting limit of 0.2 ug/L.

Surrogate	Recovery	Method
Dibromofluoromethane	126	SW846 8260C
1,2-Dichloroethane-d4	123	SW846 8260C
Toluene-d8	88	SW846 8260C
4-Bromofluorobenzene	116	SW846 8260C

SPECTRA LABORATORIES

Steve Hibbs, Laboratory Manager  
a14/sgh

Page 1 of 6



# SPECTRA Laboratories

...Where experience matters

2221 Ross Way • Tacoma, WA 98421 • (253) 272-4850 • Fax (253) 572-9838 • www.spectra-lab.com

03/14/2016

P.O.#: \*

Harbor History Museum  
4121 Harborview Dr.  
Gig Harbor, WA 98332


Client ID: Tripblank  
Sample Matrix: Water  
Date Sampled: 03/03/2016  
Date Received: 03/04/2016  
Spectra Project: 2016030112  
Spectra Number: 1

Analyte	Result	Units	Method	Analyte	Result	Units	Method
Chloroethane	<2.0	µg/L	SW846 8260C	cis-1,3-Dichloropropene	<1.0	µg/L	SW846 8260C
Chloroform	<1.0	µg/L	SW846 8260C	n-Butylbenzene	<1.0	µg/L	SW846 8260C
Chloromethane	<2.0	µg/L	SW846 8260C	n-Propylbenzene	<1.0	µg/L	SW846 8260C
Dibromomethane	<1.0	µg/L	SW846 8260C	sec-Butylbenzene	<1.0	µg/L	SW846 8260C
Dichlorodifluoromethane	<1.0	µg/L	SW846 8260C	tert-Butylbenzene	<1.0	µg/L	SW846 8260C
Ethylbenzene	<1.0	µg/L	SW846 8260C	trans-1,2-Dichloroethene	<1.0	µg/L	SW846 8260C
Hexachlorobutadiene	<1.0	µg/L	SW846 8260C	trans-1,3-Dichloropropene	<1.0	µg/L	SW846 8260C
Iodomethane	<10	µg/L	SW846 8260C				
Isopropylbenzene	<1.0	µg/L	SW846 8260C				
Methyl-tert-Butyl Ether	<1.0	µg/L	SW846 8260C				
Methylene chloride	<1.0	µg/L	SW846 8260C				
Naphthalene	<1.0	µg/L	SW846 8260C				
Styrene	<1.0	µg/L	SW846 8260C				
Tetrachloroethene	<1.0	µg/L	SW846 8260C				
Toluene	<1.0	µg/L	SW846 8260C				
Total Xylenes	<2.0	µg/L	SW846 8260C				
Trichloroethene	<1.0	µg/L	SW846 8260C				
Trichlorofluoromethane	<1.0	µg/L	SW846 8260C				
Vinyl Acetate	<10	µg/L	SW846 8260C				
Vinyl chloride	<0.2	µg/L	SW846 8260C				
cis-1,2-Dichloroethene	<1.0	µg/L	SW846 8260C				

Vinyl Chloride run using a 25ml sparge, in order to achieve a reporting limit of 0.2 ug/L.

Surrogate	Recovery	Method
Dibromofluoromethane	126	SW846 8260C
1,2-Dichloroethane-d4	123	SW846 8260C
Toluene-d8	88	SW846 8260C
4-Bromofluorobenzene	116	SW846 8260C

SPECTRA LABORATORIES



Steve Hibbs, Laboratory Manager  
a14/sgh

Page 2 of 6

# SPECTRA Laboratories

...Where experience matters

2221 Ross Way • Tacoma, WA 98421 • (253) 272-4850 • Fax (253) 572-9838 • www.spectra-lab.com

03/14/2016

P.O.#: \*

Harbor History Museum  
4121 Harborview Dr.  
Gig Harbor, WA 98332

Client ID: MW 5  
Sample Matrix: Water  
Date Sampled: 03/03/2016  
Date Received: 03/04/2016  
Spectra Project: 2016030112  
Spectra Number:2

Analyte	Result	Units	Method	Analyte	Result	Units	Method
1,1,1,2-Tetrachloroethane	<1.0	µg/L	SW846 8260C	2-Butanone (MEK)	<10	µg/L	SW846 8260C
1,1,1-Trichloroethane	<1.0	µg/L	SW846 8260C	2-Chloroethylvinyl Ether	<10	µg/L	SW846 8260C
1,1,2,2-Tetrachloroethane	<1.0	µg/L	SW846 8260C	2-Chlorotoluene	<1.0	µg/L	SW846 8260C
1,1,2-Trichloroethane	<1.0	µg/L	SW846 8260C	2-Hexanone (MBK)	<10	µg/L	SW846 8260C
1,1-Dichloroethane	<1.0	µg/L	SW846 8260C	4-Chlorotoluene	<1.0	µg/L	SW846 8260C
1,1-Dichloroethene	<1.0	µg/L	SW846 8260C	4-Isopropyltoluene	<1.0	µg/L	SW846 8260C
1,1-Dichloropropene	<1.0	µg/L	SW846 8260C	4-methyl-2-pentanone	<10	µg/L	SW846 8260C
1,2,3-Trichlorobenzene	<1.0	µg/L	SW846 8260C	Acetone	<10	µg/L	SW846 8260C
1,2,3-Trichloropropane	<1.0	µg/L	SW846 8260C	Acetonitrile	<10	µg/L	SW846 8260C
1,2,4-Trichlorobenzene	<1.0	µg/L	SW846 8260C	Acrolein	<10	µg/L	SW846 8260C
1,2,4-Trimethylbenzene	<1.0	µg/L	SW846 8260C	Acrylonitrile	<10	µg/L	SW846 8260C
1,2-Dibromo3Chloropropane	<10	µg/L	SW846 8260C	Benzene	<1.0	µg/L	SW846 8260C
1,2-Dibromoethane (EDB)	<1.0	µg/L	SW846 8260C	Bromobenzene	<1.0	µg/L	SW846 8260C
1,2-Dichlorobenzene	<1.0	µg/L	SW846 8260C	Bromochloromethane	<1.0	µg/L	SW846 8260C
1,2-Dichloroethane	<1.0	µg/L	SW846 8260C	Bromodichloromethane	<1.0	µg/L	SW846 8260C
1,2-Dichloropropane	<1.0	µg/L	SW846 8260C	Bromoform	<1.0	µg/L	SW846 8260C
1,3,5-Trimethylbenzene	<1.0	µg/L	SW846 8260C	Bromomethane	<1.0	µg/L	SW846 8260C
1,3-Dichlorobenzene	<1.0	µg/L	SW846 8260C	Carbon Disulfide	<10	µg/L	SW846 8260C
1,3-Dichloropropane	<1.0	µg/L	SW846 8260C	Carbon Tetrachloride	<1.0	µg/L	SW846 8260C
1,4-Dichlorobenzene	<1.0	µg/L	SW846 8260C	Chlorobenzene	<1.0	µg/L	SW846 8260C
2,2-Dichloropropane	<1.0	µg/L	SW846 8260C	Chlorodibromomethane	<1.0	µg/L	SW846 8260C

Vinyl Chloride run using a 25ml sparge, in order to achieve a reporting limit of 0.2 ug/L.

Surrogate	Recovery	Method
1,2-Dichloroethane-d4	120	SW846 8260C
4-Bromofluorobenzene	119	SW846 8260C
Dibromofluoromethane	128	SW846 8260C
Toluene-d8	87	SW846 8260C

SPECTRA LABORATORIES

Steve Hibbs, Laboratory Manager  
a14/sgh



# SPECTRA Laboratories

...Where experience matters

2221 Ross Way • Tacoma, WA 98421 • (253) 272-4850 • Fax (253) 572-9838 • www.spectra-lab.com

03/14/2016

P.O.#: \*

Harbor History Museum  
4121 Harborview Dr.  
Gig Harbor, WA 98332


Client ID: MW 5  
Sample Matrix: Water  
Date Sampled: 03/03/2016  
Date Received: 03/04/2016  
Spectra Project: 2016030112  
Spectra Number:2

Analyte	Result	Units	Method	Analyte	Result	Units	Method
Chloroethane	<2.0	µg/L	SW846 8260C	cis-1,3-Dichloropropene	<1.0	µg/L	SW846 8260C
Chloroform	<1.0	µg/L	SW846 8260C	n-Butylbenzene	<1.0	µg/L	SW846 8260C
Chloromethane	<2.0	µg/L	SW846 8260C	n-Propylbenzene	<1.0	µg/L	SW846 8260C
Dibromomethane	<1.0	µg/L	SW846 8260C	sec-Butylbenzene	<1.0	µg/L	SW846 8260C
Dichlorodifluoromethane	<1.0	µg/L	SW846 8260C	tert-Butylbenzene	<1.0	µg/L	SW846 8260C
Ethylbenzene	<1.0	µg/L	SW846 8260C	trans-1,2-Dichloroethene	<1.0	µg/L	SW846 8260C
Hexachlorobutadiene	<1.0	µg/L	SW846 8260C	trans-1,3-Dichloropropene	<1.0	µg/L	SW846 8260C
Iodomethane	<10	µg/L	SW846 8260C				
Isopropylbenzene	<1.0	µg/L	SW846 8260C				
Methyl-tert-Butyl Ether	<1.0	µg/L	SW846 8260C				
Methylene chloride	<1.0	µg/L	SW846 8260C				
Naphthalene	<1.0	µg/L	SW846 8260C				
Styrene	<1.0	µg/L	SW846 8260C				
Tetrachloroethene	<1.0	µg/L	SW846 8260C				
Toluene	<1.0	µg/L	SW846 8260C				
Total Xylenes	<2.0	µg/L	SW846 8260C				
Trichloroethene	<1.0	µg/L	SW846 8260C				
Trichlorofluoromethane	<1.0	µg/L	SW846 8260C				
Vinyl Acetate	<10	µg/L	SW846 8260C				
Vinyl chloride	<0.2	µg/L	SW846 8260C				
cis-1,2-Dichloroethene	<1.0	µg/L	SW846 8260C				

Vinyl Chloride run using a 25ml sparge, in order to achieve a reporting limit of 0.2 ug/L.

Surrogate	Recovery	Method
1,2-Dichloroethane-d4	120	SW846 8260C
4-Bromofluorobenzene	119	SW846 8260C
Dibromofluoromethane	128	SW846 8260C
Toluene-d8	87	SW846 8260C

SPECTRA LABORATORIES



Steve Hibbs, Laboratory Manager  
a14/sgh

03/14/2016

P.O.#: \*

Harbor History Museum  
4121 Harborview Dr.  
Gig Harbor, WA 98332

Client ID: MW 7  
Sample Matrix: Water  
Date Sampled: 03/03/2016  
Date Received: 03/04/2016  
Spectra Project: 2016030112  
Spectra Number:3

Analyte	Result	Units	Method	Analyte	Result	Units	Method
1,1,1,2-Tetrachloroethane	<1.0	µg/L	SW846 8260C	2-Butanone (MEK)	<10	µg/L	SW846 8260C
1,1,1-Trichloroethane	<1.0	µg/L	SW846 8260C	2-Chloroethylvinyl Ether	<10	µg/L	SW846 8260C
1,1,2,2-Tetrachloroethane	<1.0	µg/L	SW846 8260C	2-Chlorotoluene	<1.0	µg/L	SW846 8260C
1,1,2-Trichloroethane	<1.0	µg/L	SW846 8260C	2-Hexanone (MBK)	<10	µg/L	SW846 8260C
1,1-Dichloroethane	<1.0	µg/L	SW846 8260C	4-Chlorotoluene	<1.0	µg/L	SW846 8260C
1,1-Dichloroethene	<1.0	µg/L	SW846 8260C	4-Isopropyltoluene	<1.0	µg/L	SW846 8260C
1,1-Dichloropropene	<1.0	µg/L	SW846 8260C	4-methyl-2-pentanone	<10	µg/L	SW846 8260C
1,2,3-Trichlorobenzene	<1.0	µg/L	SW846 8260C	Acetone	<10	µg/L	SW846 8260C
1,2,3-Trichloropropane	<1.0	µg/L	SW846 8260C	Acetonitrile	<10	µg/L	SW846 8260C
1,2,4-Trichlorobenzene	<1.0	µg/L	SW846 8260C	Acrolein	<10	µg/L	SW846 8260C
1,2,4-Trimethylbenzene	<1.0	µg/L	SW846 8260C	Acrylonitrile	<10	µg/L	SW846 8260C
1,2-Dibromo3Chloropropane	<10	µg/L	SW846 8260C	Benzene	<1.0	µg/L	SW846 8260C
1,2-Dibromoethane (EDB)	<1.0	µg/L	SW846 8260C	Bromobenzene	<1.0	µg/L	SW846 8260C
1,2-Dichlorobenzene	<1.0	µg/L	SW846 8260C	Bromochloromethane	<1.0	µg/L	SW846 8260C
1,2-Dichloroethane	<1.0	µg/L	SW846 8260C	Bromodichloromethane	<1.0	µg/L	SW846 8260C
1,2-Dichloropropane	<1.0	µg/L	SW846 8260C	Bromoform	<1.0	µg/L	SW846 8260C
1,3,5-Trimethylbenzene	<1.0	µg/L	SW846 8260C	Bromomethane	<1.0	µg/L	SW846 8260C
1,3-Dichlorobenzene	<1.0	µg/L	SW846 8260C	Carbon Disulfide	<10	µg/L	SW846 8260C
1,3-Dichloropropane	<1.0	µg/L	SW846 8260C	Carbon Tetrachloride	<1.0	µg/L	SW846 8260C
1,4-Dichlorobenzene	<1.0	µg/L	SW846 8260C	Chlorobenzene	<1.0	µg/L	SW846 8260C
2,2-Dichloropropane	<1.0	µg/L	SW846 8260C	Chlorodibromomethane	<1.0	µg/L	SW846 8260C

Vinyl Chloride run using a 25ml sparge, in order to achieve a reporting limit of 0.2 ug/L.

Surrogate	Recovery	Method
1,2-Dichloroethane-d4	122	SW846 8260C
4-Bromofluorobenzene	115	SW846 8260C
Dibromofluoromethane	130	SW846 8260C
Toluene-d8	89	SW846 8260C

SPECTRA LABORATORIES

# SPECTRA Laboratories

...Where experience matters

2221 Ross Way • Tacoma, WA 98421 • (253) 272-4850 • Fax (253) 572-9838 • www.spectra-lab.com

03/14/2016

P.O.#: \*

Harbor History Museum  
4121 Harborview Dr.  
Gig Harbor, WA 98332

Client ID: MW 7  
Sample Matrix: Water  
Date Sampled: 03/03/2016  
Date Received: 03/04/2016  
Spectra Project: 2016030112  
Spectra Number:3

Analyte	Result	Units	Method	Analyte	Result	Units	Method
Chloroethane	<2.0	µg/L	SW846 8260C	cis-1,3-Dichloropropene	<1.0	µg/L	SW846 8260C
Chloroform	<1.0	µg/L	SW846 8260C	n-Butylbenzene	<1.0	µg/L	SW846 8260C
Chloromethane	<2.0	µg/L	SW846 8260C	n-Propylbenzene	<1.0	µg/L	SW846 8260C
Dibromomethane	<1.0	µg/L	SW846 8260C	sec-Butylbenzene	<1.0	µg/L	SW846 8260C
Dichlorodifluoromethane	<1.0	µg/L	SW846 8260C	tert-Butylbenzene	<1.0	µg/L	SW846 8260C
Ethylbenzene	<1.0	µg/L	SW846 8260C	trans-1,2-Dichloroethene	<1.0	µg/L	SW846 8260C
Hexachlorobutadiene	<1.0	µg/L	SW846 8260C	trans-1,3-Dichloropropene	<1.0	µg/L	SW846 8260C
Iodomethane	<10	µg/L	SW846 8260C				
Isopropylbenzene	<1.0	µg/L	SW846 8260C				
Methyl-tert-Butyl Ether	<1.0	µg/L	SW846 8260C				
Methylene chloride	<1.0	µg/L	SW846 8260C				
Naphthalene	<1.0	µg/L	SW846 8260C				
Styrene	<1.0	µg/L	SW846 8260C				
Tetrachloroethene	<1.0	µg/L	SW846 8260C				
Toluene	<1.0	µg/L	SW846 8260C				
Total Xylenes	<2.0	µg/L	SW846 8260C				
Trichloroethene	<1.0	µg/L	SW846 8260C				
Trichlorofluoromethane	<1.0	µg/L	SW846 8260C				
Vinyl Acetate	<10	µg/L	SW846 8260C				
Vinyl chloride	<0.2	µg/L	SW846 8260C				
cis-1,2-Dichloroethene	<1.0	µg/L	SW846 8260C				

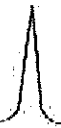
Vinyl Chloride run using a 25ml sparge, in order to achieve a reporting limit of 0.2 ug/L.

Surogate	Recovery	Method
1,2-Dichloroethane-d4	122	SW846 8260C
4-Bromofluorobenzene	115	SW846 8260C
Dibromofluoromethane	130	SW846 8260C
Toluene-d8	89	SW846 8260C

SPECTRA LABORATORIES

Steve Hibbs, Laboratory Manager

a14/sgh



# SPECTRA Laboratories

...Where experience matters

2221 Ross Way • Tacoma, WA 98421 • (253) 272-4850 • Fax (253) 572-9838 • www.spectra-lab.com

March 14, 2016

Harbor History Museum  
4121 Harborview Dr.  
Gig Harbor, WA 98332

Sample Matrix: Water  
EPA Method: 624/8260C  
Spectra Project: 2016030112  
Date Analyzed: 3/11/2016  
Units: mg/L  
Applies to Spectra #'s: 1-3  
Spiked Sample 2016030312-1

### GCMS VOLATILE ORGANIC ANALYSIS Matrix Spike/ Matrix Spike Duplicate Results

COMPOUND	SAMPLE RESULT	SPIKE AMOUNT	MS RESULT	MS %REC	MSD RESULT	MSD %REC	RPD
1,1-Dichloroethene	<1	10.0	10.11	101	10.63	106	5.0
Benzene	<1	10.0	11.53	115	11.49	115	0.3
Trichloroethene	<1	10.0	9.61	96	10.01	100	4.1
Toluene	<1	10.0	9.88	99	10.08	101	2.0
Chlorobenzene (Results after dilution)	<1	10.0	8.65	87	9.09	91	5.0

Surrogates	MS	MSD
Dibromofluoromethane	121	118
1,2-Dichloroethane-d4	112	114
Toluene-d8	90	91
4-Bromofluorobenzene	119	117

Steven G. Hibbs  
Laboratory Manager

# SPECTRA Laboratories

...Where experience matters

2221 Ross Way • Tacoma, WA 98421 • (253) 272-4850 • Fax (253) 572-9838 • www.spectra-lab.com

March 14, 2018

Harbor History Museum  
4121 Harborview Dr.  
Gig Harbor, WA 98332

Sample matrix: Water  
  
Spectra Project:  
Spectra #  
Applies to Sample #1-3

Date Received: 3/1/2018  
Date Analyzed: 3/11/2018  
Dilution: 1  
<= less than  
2016030112  
Method Blank

## VOLATILE ORGANIC ANALYSIS


Compound	ug/L
Acetone	< 10.00
Acrolein	< 10.00
Acrylonitrile	< 10.00
Benzene	< 1.00
Bromobenzene	< 1.00
Bromochloromethane	< 1.00
Bromodichloromethane	< 1.00
Bromoform	< 1.00
Bromomethane	< 1.00
2-Butanone (MEK)	< 10.00
n-Butylbenzene	< 1.00
sec-Butylbenzene	< 1.00
tert-Butylbenzene	< 1.00
Carbon Disulfide	< 10.00
Carbon tetrachloride	< 1.00
Chlorobenzene	< 1.00
Chlorodibromomethane	< 1.00
Chloroethane	< 2.00
2-Chloroethyl Vinyl ether	< 10.00
Chloroform	< 1.00
Chloromethane	< 2.00
2-Chlorotoluene	< 1.00
4-Chlorotoluene	< 1.00
1,2-Dibromo-3-Chloropropane (DBCP)	< 10.00
1,2-Dibromoethane (EDB)	< 1.00
Dibromomethane	< 1.00
1,2-Dichlorobenzene	< 1.00
1,3-Dichlorobenzene	< 1.00
1,4-Dichlorobenzene	< 1.00
Dichlorodifluoromethane	< 1.00
1,1-Dichloroethane	< 1.00
1,2-Dichloroethane	< 1.00
1,1-Dichloroethene	< 1.00
cis-1,2-Dichloroethene	< 1.00
trans-1,2-Dichloroethene	< 1.00

## METHOD 624/8260

Compound	ug/L
1,2-Dichloropropane	< 1.00
1,3-Dichloropropane	< 1.00
cis-1,3-Dichloropropene	< 1.00
trans-1,3-Dichloropropene	< 1.00
2,2-Dichloropropane	< 1.00
1,1-Dichloropropene	< 1.00
Ethylbenzene	< 1.00
2-Hexanone (MBK)	< 10.00
Hexachlorobutadiene	< 1.00
Iodomethane	< 10.00
Isopropylbenzene	< 1.00
p-Isopropyltoluene	< 1.00
Methylene chloride	< 5.00
4-Methyl-2-pentanone (MIBK)	< 10.00
MTBE	< 1.00
Naphthalene	< 1.00
n-Propylbenzene	< 1.00
Styrene	< 1.00
1,1,1,2-Tetrachloroethane	< 1.00
1,1,2,2-Tetrachloroethane	< 1.00
Tetrachloroethene	< 1.00
Toluene	< 1.00
Total Xylenes	< 2.00
1,2,3-Trichlorobenzene	< 1.00
1,2,4-Trichlorobenzene	< 1.00
1,1,1-Trichloroethane	< 1.00
1,1,2-Trichloroethane	< 1.00
Trichloroethene	< 1.00
Trichlorofluoromethane	< 1.00
1,2,3-Trichloropropane	< 1.00
1,2,4-Trimethylbenzene	< 1.00
1,3,5-Trimethylbenzene	< 1.00
Vinyl Acetate	< 10.00
Vinyl chloride	< 0.20

## SURROGATE RECOVERIES

Dibromofluoromethane	119	%
1,2-Dichloroethane-d4	114	%
Toluene-d8	90	%
4-Bromofluorobenzene	114	%

  
Steven G. Hibbs  
Laboratory Manager

