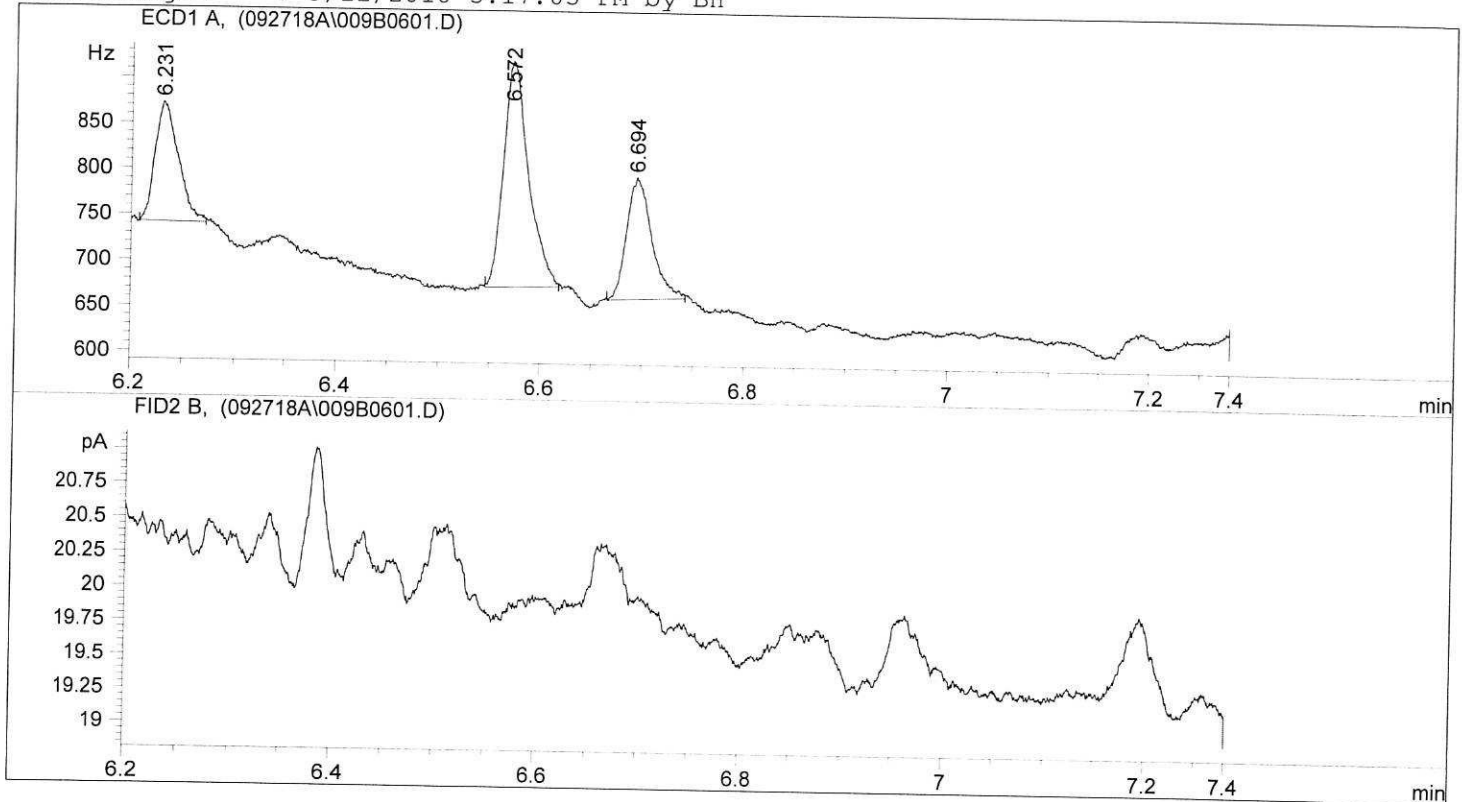


```

=====
Injection Date   : 9/27/2018 5:46:34 PM      Seq. Line   :    6
Sample Name     : 18I0361-01                Location    : Vial 9
Acq. Operator  : NL                        Inj        :    1
                                           Inj Volume  : 1 µl
Sequence File   : C:\HPCHEM\2\SEQUENCE\092718A.S
Method          : C:\HPCHEM\2\METHODS\DIOXIN.M
Last changed    : 3/22/2018 3:17:03 PM by BH
=====

```



```

=====
                          Area Percent Report
=====

```

```

Sorted By           :      Signal
Multiplier          :      1.0000
Dilution            :      1.0000

```

Signal 1: ECD1 A,

Peak #	RetTime [min]	Type	Width [min]	Area [Hz*s]	Height [Hz]	Area %
1	5.225	BP	0.0123	215.32118	248.27849	5.22417
2	5.468	PB	9.16e-3	28.86043	40.25407	0.70022
3	5.508	PV	0.0185	224.56143	155.24069	5.44836
4	5.536	VV	0.0167	186.66151	144.27188	4.52882
5	5.625	VV	0.0275	508.72681	220.83336	12.34284
6	5.644	VV	0.0182	306.10532	219.85315	7.42679
7	5.687	VV	0.0202	293.28055	186.38960	7.11564
8	5.723	VB	0.0141	874.16473	919.47400	21.20917
9	5.803	BB	0.0174	200.22028	139.16513	4.85779
10	5.928	PB	0.0175	217.95749	158.33415	5.28813
11	6.074	PB	0.0180	212.87665	158.76028	5.16486
12	6.231	PB	0.0200	201.25029	130.51596	4.88278
13	6.572	BB	0.0219	423.85052	246.57828	10.28355
14	6.694	BB	0.0206	227.79840	132.90445	5.52689

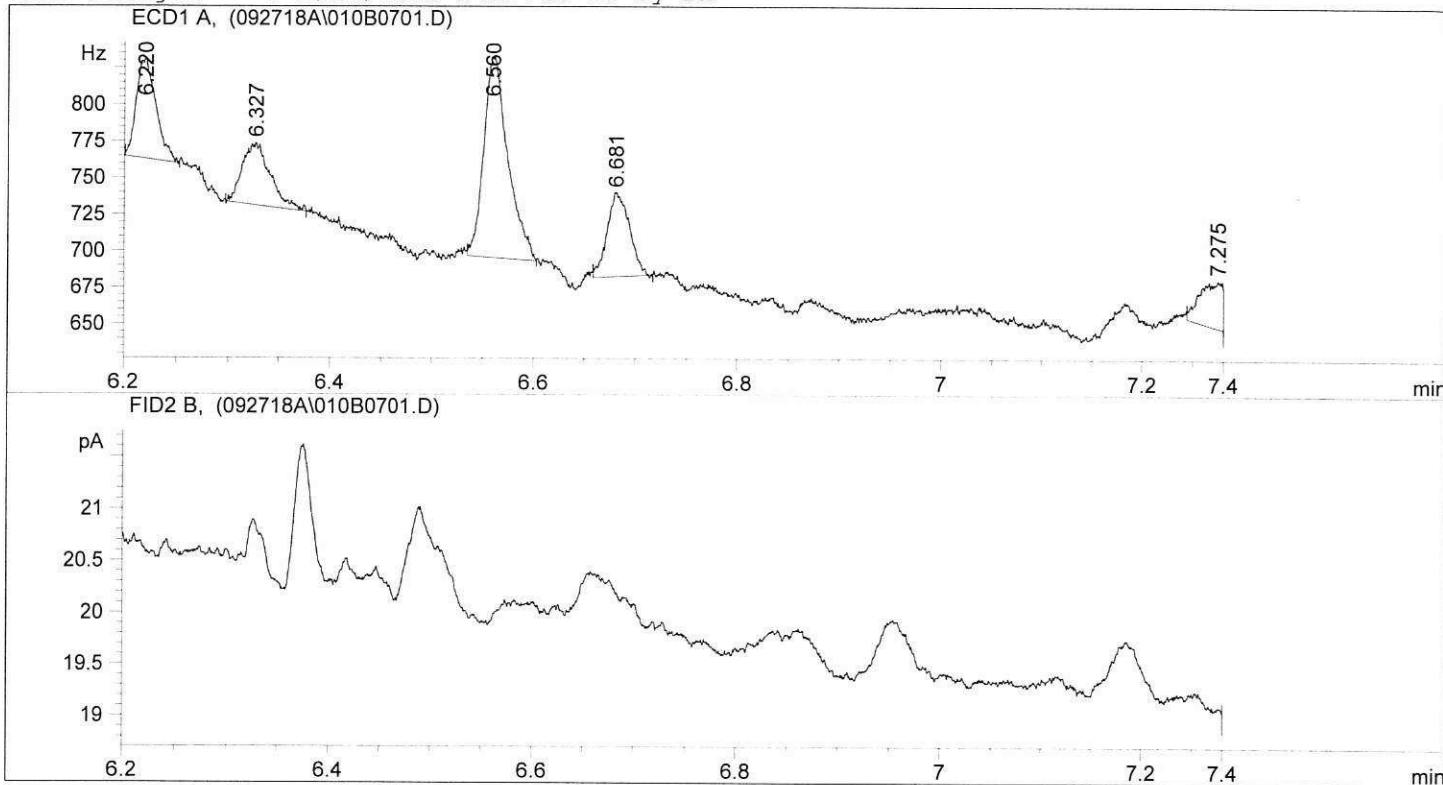
```
Totals :                      4121.63559 3100.85350
```

```

=====
Injection Date   : 9/27/2018 5:57:25 PM           Seq. Line :    7
Sample Name     : 18I0361-025                     Location  : Vial 10
Acq. Operator  : NL                               Inj       :    1
                                                    Inj Volume: 1 µl

Sequence File   : C:\HPCHEM\2\SEQUENCE\092718A.S
Method         : C:\HPCHEM\2\METHODS\DIOXIN.M
Last changed   : 3/22/2018 3:17:03 PM by BH
=====

```



```

=====
                          Area Percent Report
=====

```

```

Sorted By           :      Signal
Multiplier          :      1.0000
Dilution            :      1.0000

```

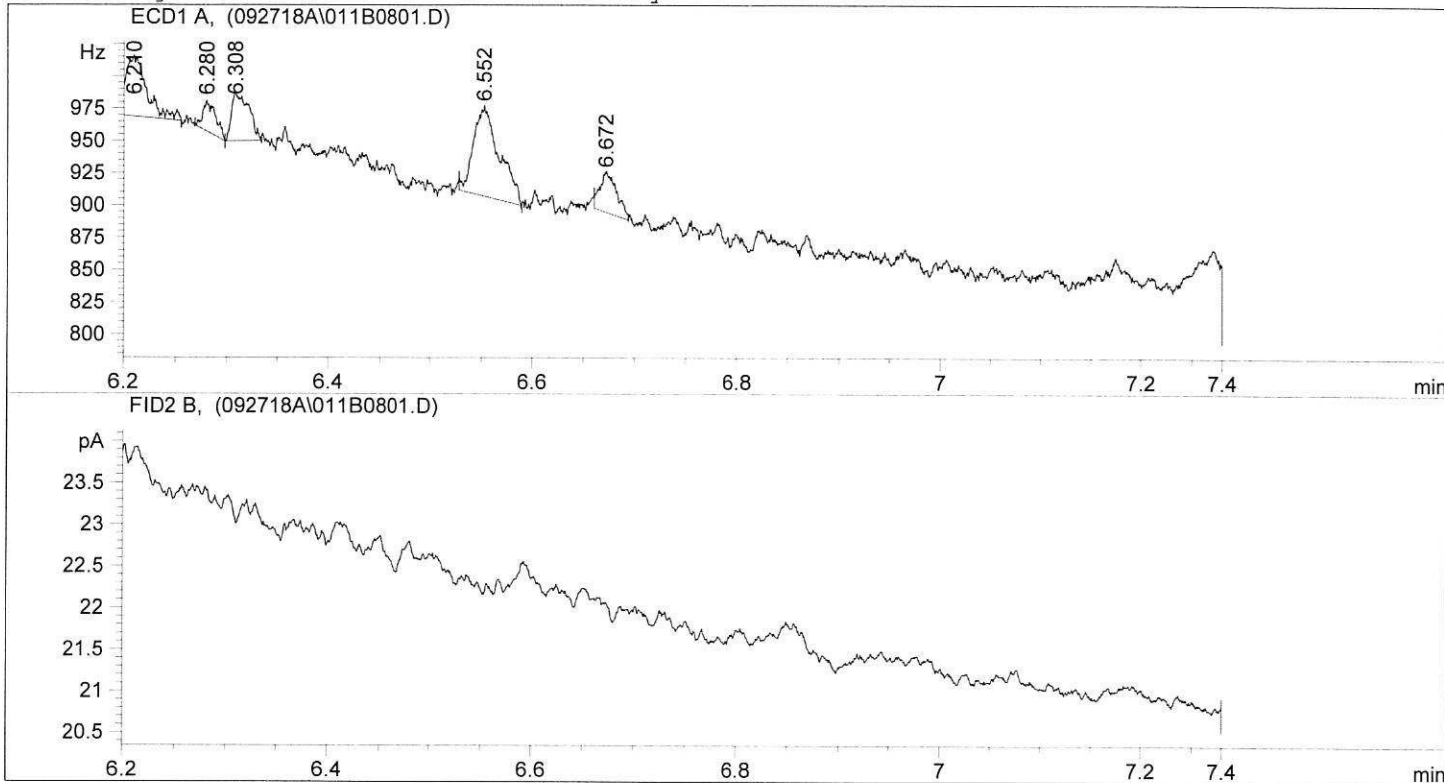
Signal 1: ECD1 A,

Peak #	RetTime [min]	Type	Width [min]	Area [Hz*s]	Height [Hz]	Area %
1	5.223	BP	0.0144	326.68268	347.99734	9.81693
2	5.329	PB	0.0112	20.85933	24.29784	0.62683
3	5.463	BP	9.34e-3	45.35490	60.54976	1.36293
4	5.502	BB	0.0144	179.09241	176.49338	5.38179
5	5.593	PV	0.0204	129.23431	75.36755	3.88354
6	5.618	VV	0.0117	71.86381	75.24808	2.15953
7	5.639	VP	0.0140	105.18983	94.38693	3.16099
8	5.682	VP	0.0105	23.03190	27.22393	0.69212
9	5.718	VB S	0.0152	1574.75183	1552.92004	47.32185
10	5.792	PP	0.0157	77.76440	62.58310	2.33685
11	5.865	PB	6.43e-3	9.18173	17.75257	0.27591
12	5.917	PB	0.0146	84.11764	70.89561	2.52776
13	5.986	PP	9.67e-3	15.54617	20.00101	0.46717
14	6.063	PB	0.0194	114.43877	75.98445	3.43893
15	6.220	BB	0.0159	88.83839	68.59200	2.66963
16	6.327	PB	0.0242	81.35172	42.31720	2.44465
17	6.560	BB	0.0206	227.93304	136.90575	6.84947


```

=====
Injection Date   : 9/27/2018 6:08:15 PM      Seq. Line :    8
Sample Name     : 18i0403-01                Location  : Vial 11
Acq. Operator  : NL                        Inj      :    1
                                           Inj Volume: 1 µl

Sequence File   : C:\HPCHEM\2\SEQUENCE\092718A.S
Method         : C:\HPCHEM\2\METHODS\DIOXIN.M
Last changed   : 3/22/2018 3:17:03 PM by BH
    
```



=====
 Area Percent Report
 =====

```

Sorted By      : Signal
Multiplier    : 1.0000
Dilution      : 1.0000
    
```

Signal 1: ECD1 A,

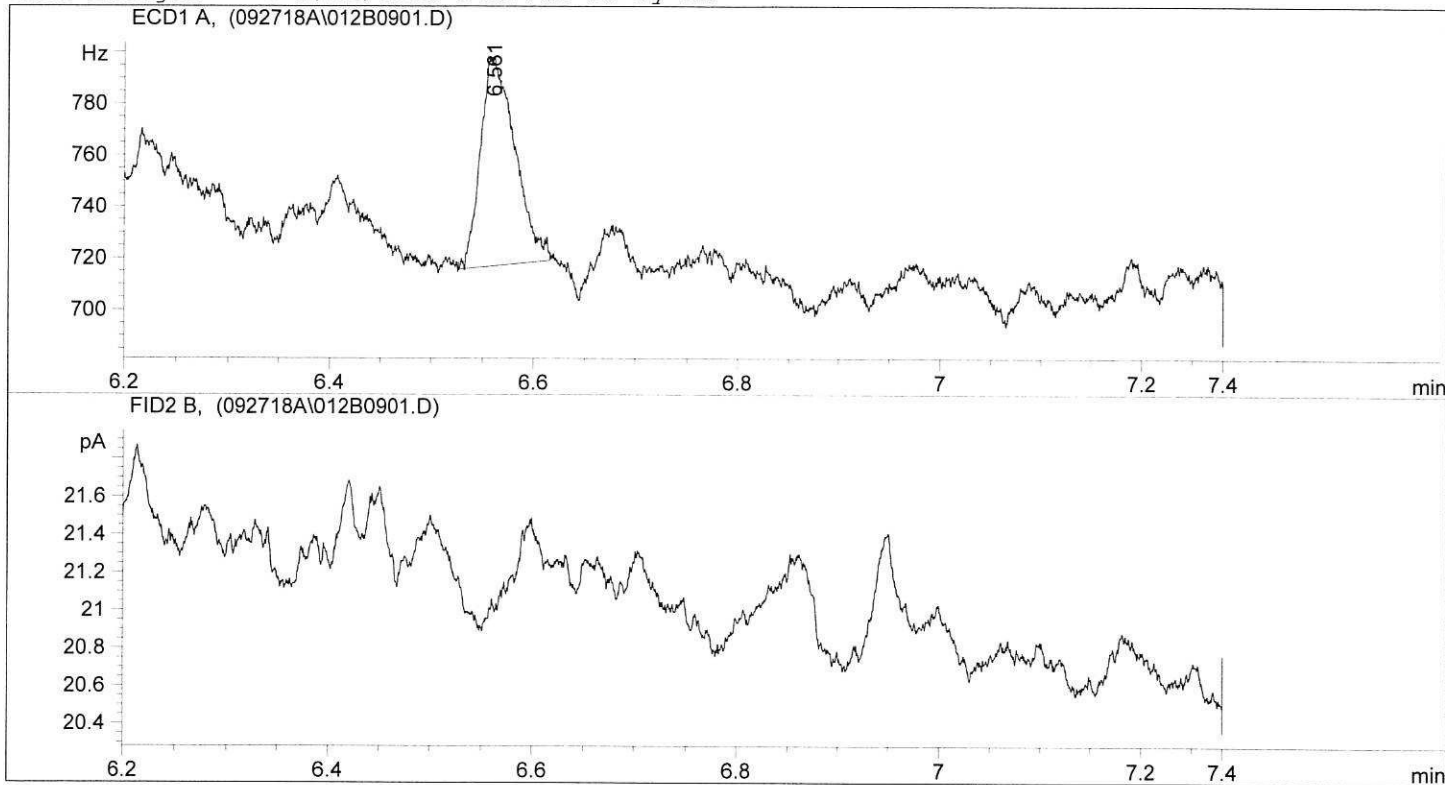
Peak #	RetTime [min]	Type	Width [min]	Area [Hz*s]	Height [Hz]	Area %
1	5.220	PP	0.0112	40.65031	45.56646	1.07519
2	5.439	PB	9.51e-3	23.83472	31.92697	0.63042
3	5.506	PV	0.0115	37.23703	38.99080	0.98491
4	5.527	VV	0.0168	73.74321	55.78967	1.95049
5	5.564	VV	0.0199	67.58712	43.11050	1.78766
6	5.611	VV	0.0231	122.09447	65.55909	3.22937
7	5.636	VV	0.0148	78.18573	67.04480	2.06800
8	5.673	VV	0.0181	113.73080	80.30796	3.00815
9	5.715	VB	0.0224	1116.41052	706.54407	29.52881
10	5.784	BV	0.0238	314.56976	161.15353	8.32030
11	5.812	VB	0.0308	336.89240	131.13359	8.91073
12	5.863	BB	0.0256	280.33710	136.26358	7.41486
13	5.913	BV	0.0215	197.08737	116.42436	5.21292
14	5.940	VV	0.0367	334.30569	111.68175	8.84231
15	6.007	VV	0.0188	125.75596	84.55098	3.32622
16	6.056	VP	0.0316	216.48074	83.73504	5.72587
17	6.210	BP	0.0201	77.41595	47.17844	2.04764

```

=====
Injection Date   : 9/27/2018 6:19:22 PM      Seq. Line :    9
Sample Name     : 18i0403-02                Location  : Vial 12
Acq. Operator  : NL                        Inj      :    1
                                           Inj Volume: 1 µl

Sequence File   : C:\HPCHEM\2\SEQUENCE\092718A.S
Method         : C:\HPCHEM\2\METHODS\DIOXIN.M
Last changed   : 3/22/2018 3:17:03 PM by BH
=====

```



```

=====
                          Area Percent Report
=====

```

```

Sorted By      :      Signal
Multiplier    :      1.0000
Dilution      :      1.0000

```

Signal 1: ECD1 A,

Peak #	RetTime [min]	Type	Width [min]	Area [Hz*s]	Height [Hz]	Area %
1	5.445	BB	0.0148	38.56813	33.17007	5.87102
2	5.527	PP	0.0296	72.30568	29.12777	11.00670
3	5.571	VV	0.0166	54.56497	43.11001	8.30613
4	5.617	VV	0.0158	44.75620	36.30560	6.81299
5	5.635	VP	0.0131	29.77533	28.17809	4.53254
6	5.718	BP	0.0155	159.93242	125.24072	24.34564
7	5.917	PB	0.0108	23.81477	27.22831	3.62519
8	6.061	BB	0.0140	42.60835	39.56969	6.48604
9	6.561	PB	0.0283	190.59839	80.40036	29.01376

Totals : 656.92424 442.33062

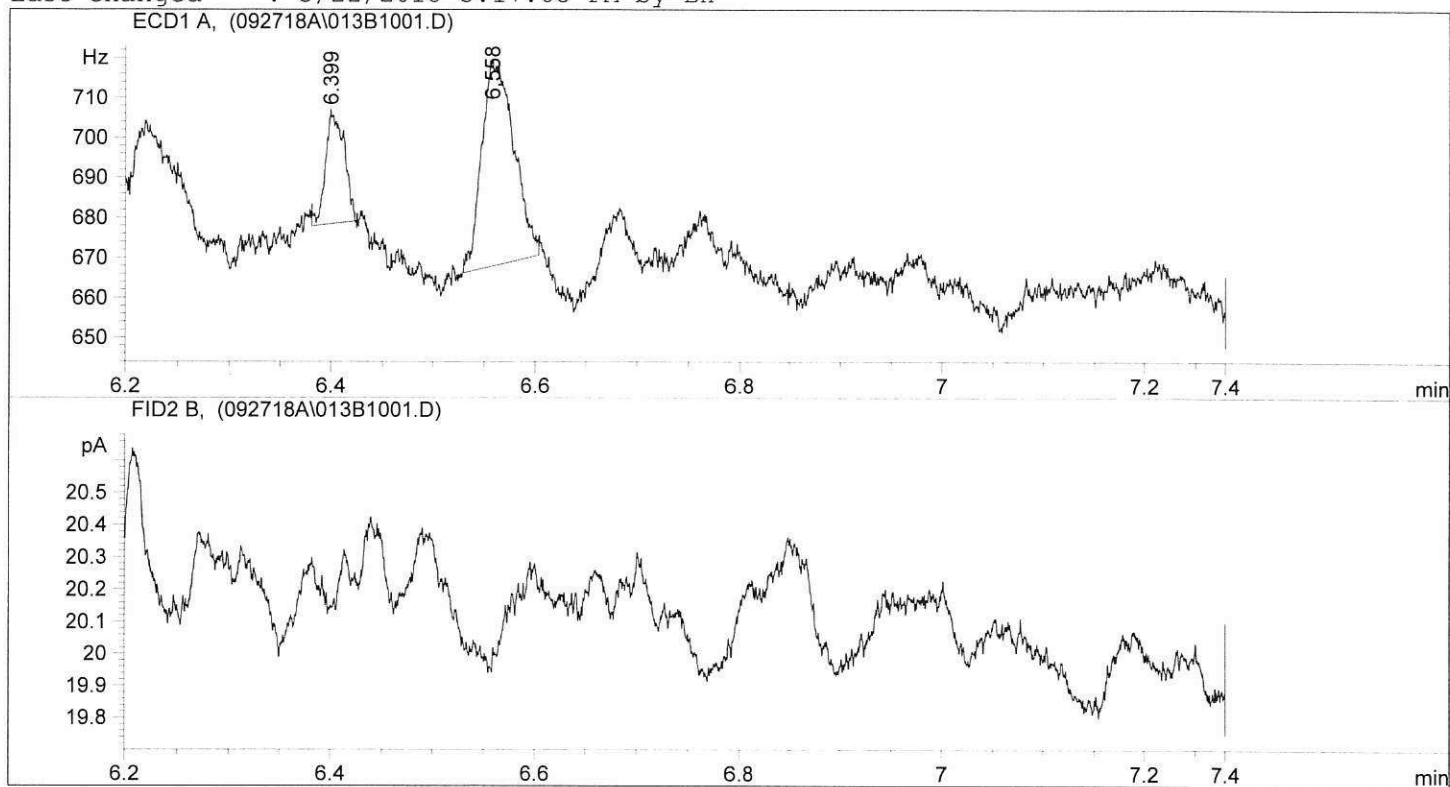
Results obtained with enhanced integrator!

```

=====
Injection Date   : 9/27/2018 6:30:26 PM      Seq. Line :   10
Sample Name     : 18i0403-03                Location  : Vial 13
Acq. Operator  : NL                        Inj      :    1
                                           Inj Volume: 1 µl

Sequence File   : C:\HPCHEM\2\SEQUENCE\092718A.S
Method         : C:\HPCHEM\2\METHODS\DIOXIN.M
Last changed   : 3/22/2018 3:17:03 PM by BH
=====

```



```

=====
                          Area Percent Report
=====

```

```

Sorted By      :      Signal
Multiplier    :      1.0000
Dilution      :      1.0000

```

Signal 1: ECD1 A,

Peak #	RetTime [min]	Type	Width [min]	Area [Hz*s]	Height [Hz]	Area %
1	5.345	BP	9.72e-3	15.31957	21.48792	3.37369
2	5.510	PB	0.0152	47.11921	37.57367	10.37663
3	5.717	BB	0.0187	121.64769	82.23935	26.78934
4	5.811	BB	0.0165	93.21310	71.82965	20.52745
5	6.060	BB	0.0164	30.78947	23.32960	6.78048
6	6.399	BP	0.0150	34.94940	28.25717	7.69658
7	6.558	BB	0.0263	111.05148	51.54510	24.45584

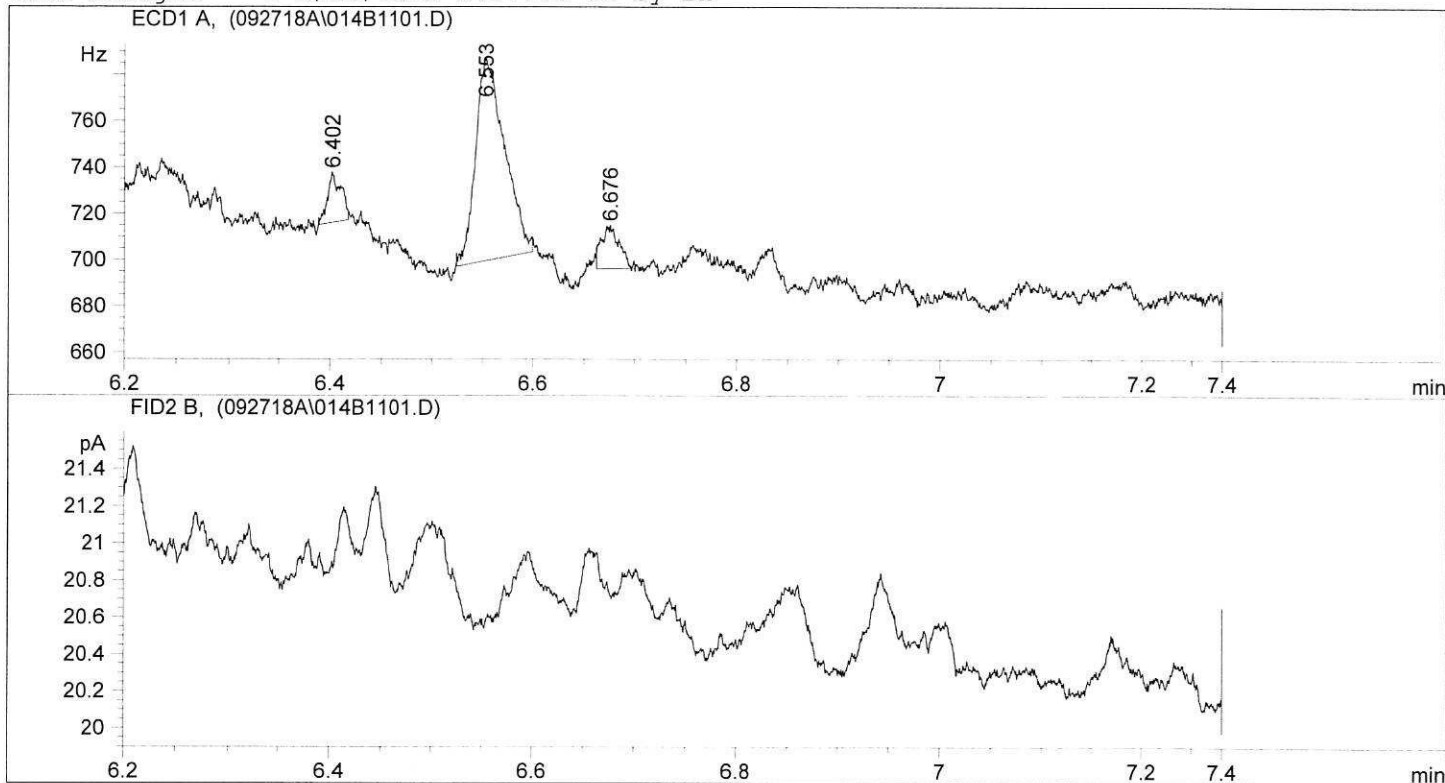
Totals : 454.08991 316.26246

Results obtained with enhanced integrator!

```

=====
Injection Date   : 9/27/2018 6:41:15 PM      Seq. Line :   11
Sample Name     : 18i0403-04                 Location  : Vial 14
Acq. Operator   : NL                        Inj       :    1
                                           Inj Volume: 1 µl

Sequence File   : C:\HPCHEM\2\SEQUENCE\092718A.S
Method          : C:\HPCHEM\2\METHODS\DIOXIN.M
Last changed    : 3/22/2018 3:17:03 PM by BH
    
```



=====
Area Percent Report
=====

```

Sorted By      : Signal
Multiplier     : 1.0000
Dilution       : 1.0000
    
```

Signal 1: ECD1 A,

Peak #	RetTime [min]	Type	Width [min]	Area [Hz*s]	Height [Hz]	Area %
1	5.565	PP	9.54e-3	21.68008	28.93937	4.76347
2	5.714	PP	0.0171	130.06003	94.27531	28.57632
3	5.814	BB	0.0107	42.97674	56.42911	9.44269
4	5.866	PP	0.0119	24.73308	25.44378	5.43426
5	6.057	BB	9.93e-3	18.12390	23.17057	3.98212
6	6.402	PB	0.0112	18.66335	20.97592	4.10064
7	6.553	BB	0.0246	176.31956	87.02628	38.74030
8	6.676	BB	0.0151	22.57543	17.95679	4.96019

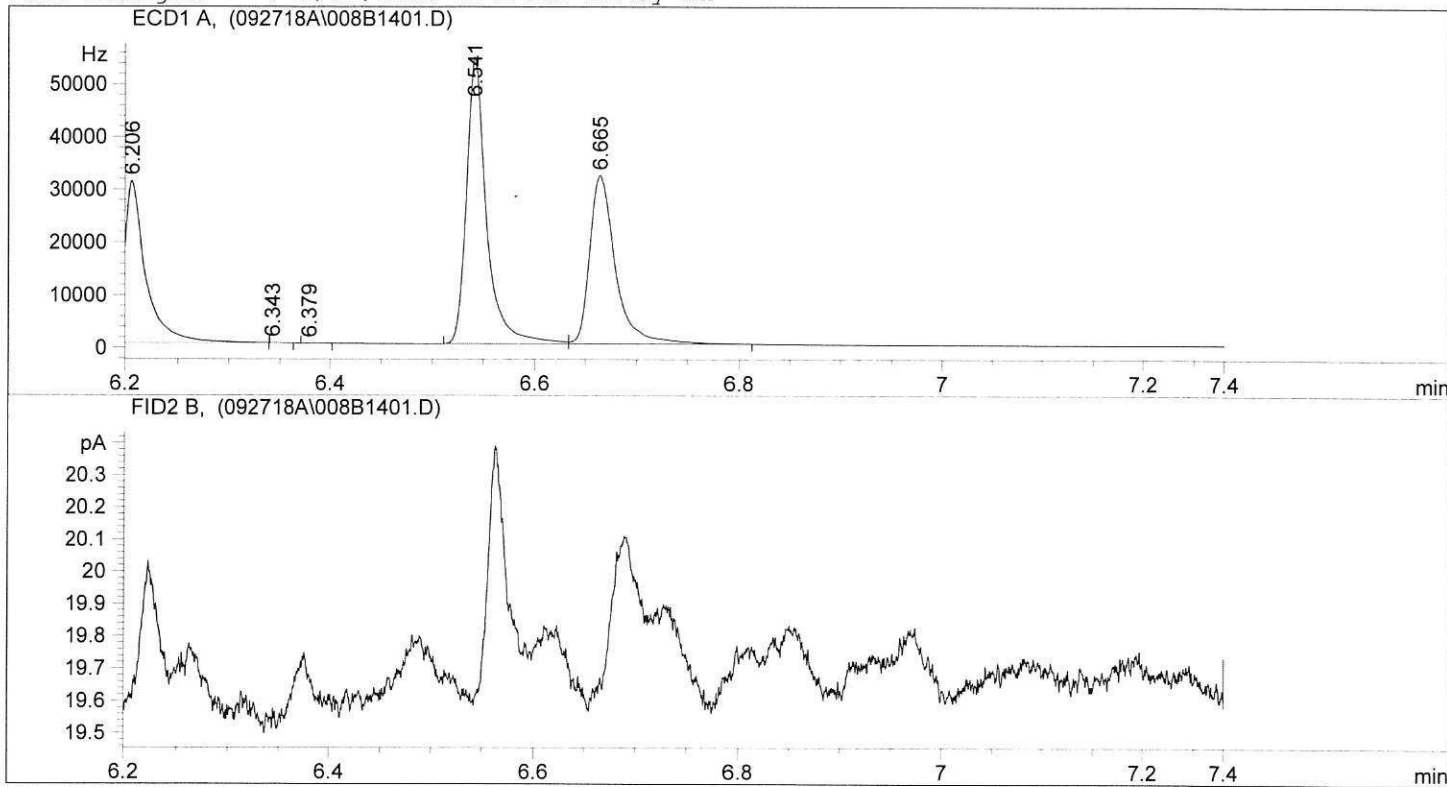
Totals : 455.13216 354.21713

Results obtained with enhanced integrator!


```

=====
Injection Date   : 9/27/2018 7:14:31 PM      Seq. Line   : 14
Sample Name     : CS4                        Location    : Vial 8
Acq. Operator   : NL                        Inj         : 1
                                           Inj Volume  : 1 µl

Sequence File   : C:\HPCHEM\2\SEQUENCE\092718A.S
Method          : C:\HPCHEM\2\METHODS\DIOXIN.M
Last changed    : 3/22/2018 3:17:03 PM by BH
    
```



=====
 Area Percent Report
 =====

```

Sorted By      : Signal
Multiplier     : 1.0000
Dilution       : 1.0000
    
```

Signal 1: ECD1 A,

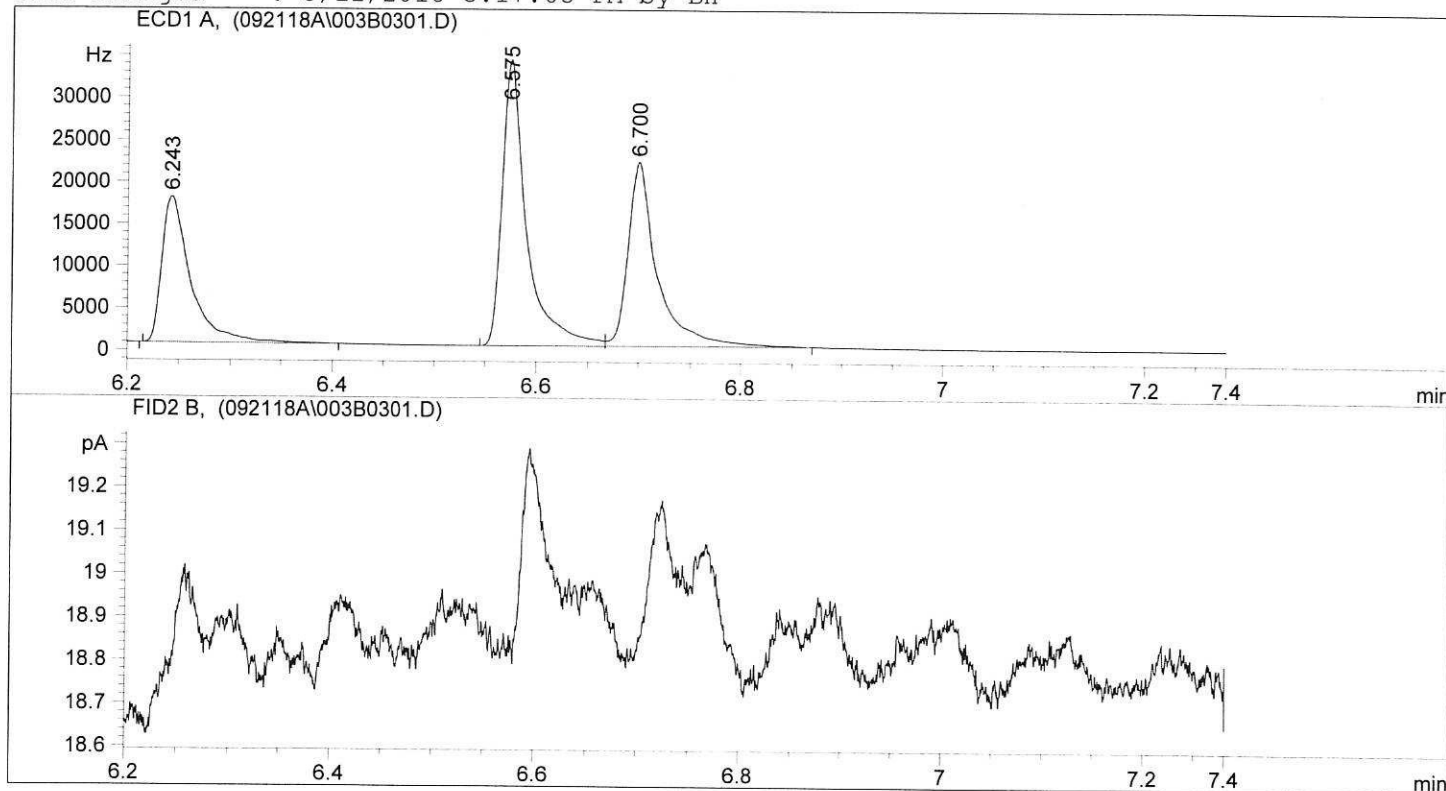
Peak #	RetTime [min]	Type	Width [min]	Area [Hz*s]	Height [Hz]	Area %
1	5.344	PV	6.50e-3	16.53477	31.59851	0.00272
2	5.376	VP	0.0217	348.29535	219.33467	0.05736
3	5.498	PV S	0.0126	3.47596e4	4.20535e4	5.72490
4	5.518	VV S	0.0195	5.70660e4	4.88805e4	9.39876
5	5.583	VV S	0.0142	3.87915e4	4.56630e4	6.38896
6	5.603	VV S	0.0150	5.08104e4	5.66163e4	8.36846
7	5.622	VV S	0.0181	5.12929e4	4.71789e4	8.44793
8	5.664	VV S	0.0220	5.45836e4	4.13683e4	8.98991
9	5.781	VV S	0.0249	4.02719e4	2.69468e4	6.63277
10	5.907	VV S	0.0200	6.06298e4	5.06002e4	9.98571
11	6.051	VB S	0.0205	4.46017e4	3.61886e4	7.34589
12	6.206	BB S	0.0192	4.33002e4	3.07127e4	7.13153
13	6.343	BB	8.64e-3	16.02936	23.25966	0.00264
14	6.379	PP	9.95e-3	10.50595	14.68328	0.00173
15	6.541	BV S	0.0204	7.47533e4	5.44269e4	12.31186
16	6.665	VB S	0.0292	5.59130e4	3.18792e4	9.20886

```

=====
Injection Date   : 9/21/2018 5:13:31 PM      Seq. Line   :    3
Sample Name     : CS4                        Location    : Vial 3
Acq. Operator  : NL                          Inj         :    1
                                           Inj Volume  : 1 µl

Sequence File   : C:\HPCHEM\2\SEQUENCE\092118A.S
Method          : C:\HPCHEM\2\METHODS\DIOXIN.M
Last changed    : 3/22/2018 3:17:03 PM by BH
=====

```



```

=====
                          Area Percent Report
=====

```

```

Sorted By           :      Signal
Multiplier          :      1.0000
Dilution            :      1.0000

```

Signal 1: ECD1 A,

Peak #	RetTime [min]	Type	Width [min]	Area [Hz*s]	Height [Hz]	Area %
1	5.360	BB	7.58e-3	12.10561	22.14876	0.00236
2	5.396	BB	0.0200	278.31500	167.17914	0.05420
3	5.517	PV S	0.0132	3.04742e4	3.42117e4	5.93517
4	5.535	VV S	0.0210	5.20704e4	4.13219e4	10.14128
5	5.604	VV S	0.0150	3.23248e4	3.59910e4	6.29560
6	5.623	VV S	0.0157	4.41652e4	4.68503e4	8.60166
7	5.642	VV S	0.0202	4.77408e4	3.93522e4	9.29804
8	5.687	VV S	0.0284	4.86069e4	2.85262e4	9.46671
9	5.809	VV S	0.0324	3.29586e4	1.69310e4	6.41904
10	5.937	VV S	0.0230	5.51890e4	4.00026e4	10.74865
11	6.084	VB S	0.0227	3.68288e4	2.70998e4	7.17281
12	6.243	BB S	0.0264	3.36685e4	1.73540e4	6.55731
13	6.575	PV S	0.0224	5.58848e4	3.38921e4	10.88417
14	6.700	VB S	0.0330	4.32479e4	2.18755e4	8.42300

```
Totals :                      5.13450e5  3.83598e5
```

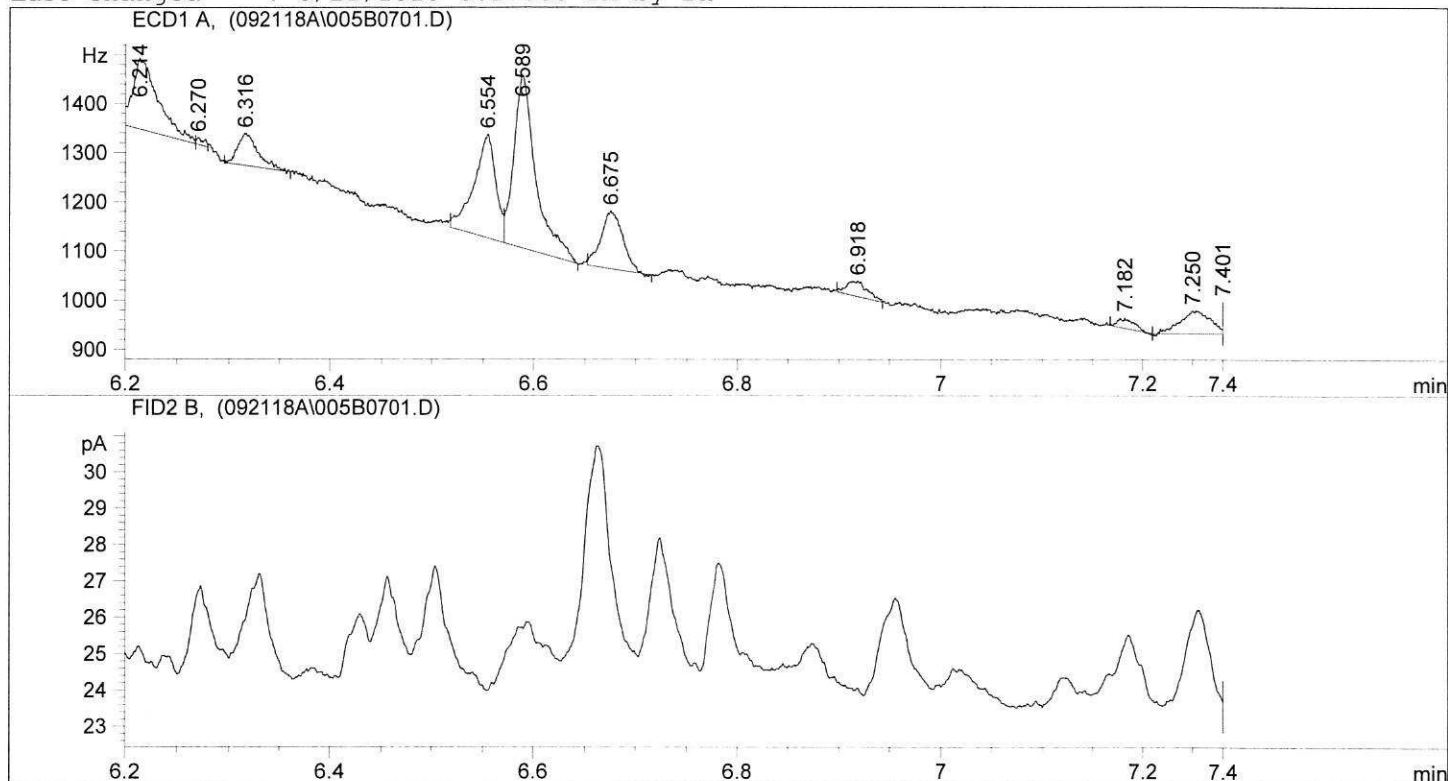


```

=====
Injection Date   : 9/21/2018 5:57:29 PM      Seq. Line :    7
Sample Name     : 18I0285-02                Location  : Vial 5
Acq. Operator  : NL                        Inj      :    1
                                           Inj Volume: 1 µl

Sequence File   : C:\HPCHEM\2\SEQUENCE\092118A.S
Method         : C:\HPCHEM\2\METHODS\DIOXIN.M
Last changed   : 3/22/2018 3:17:03 PM by BH
=====

```



```

=====
                          Area Percent Report
=====

```

```

Sorted By           :      Signal
Multiplier          :      1.0000
Dilution            :      1.0000

```

Signal 1: ECD1 A,

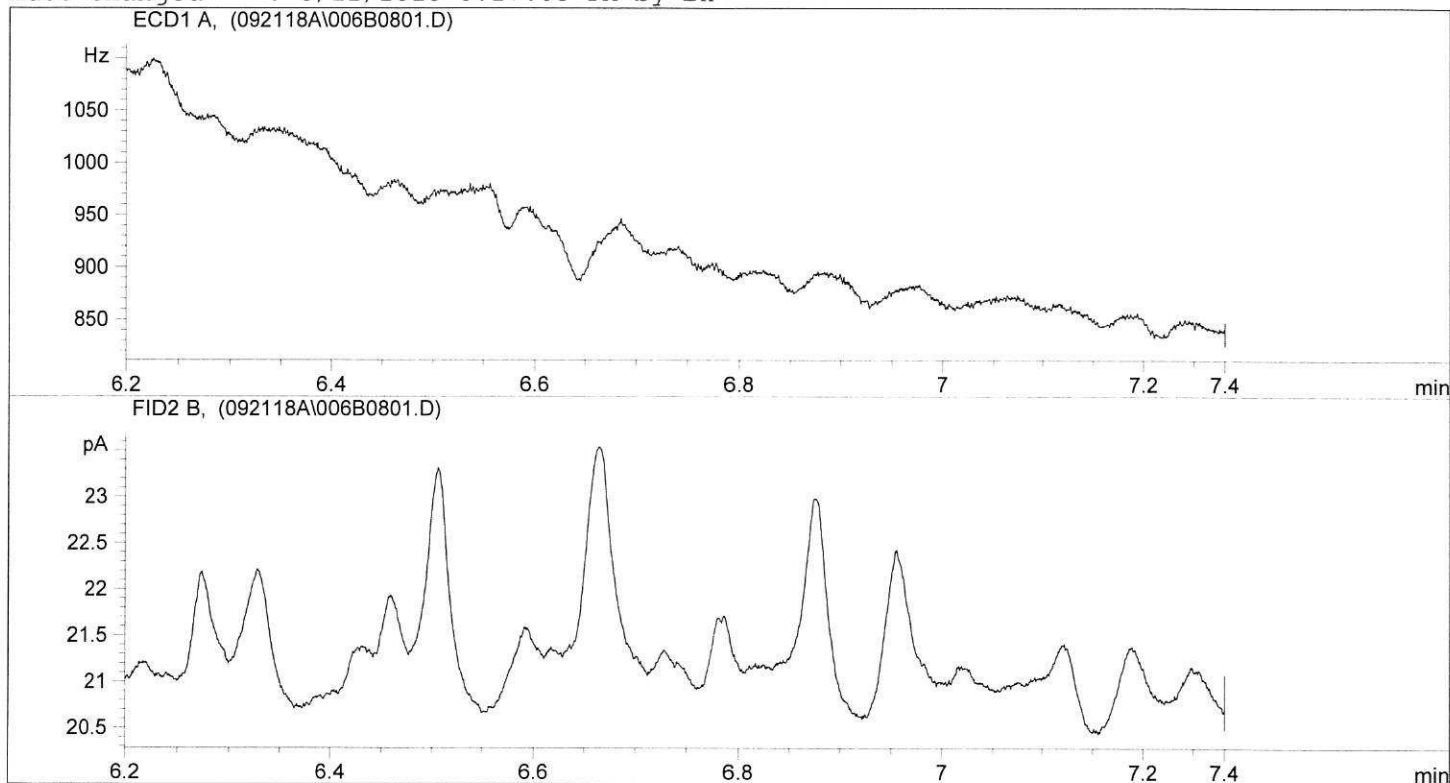
Peak #	RetTime [min]	Type	Width [min]	Area [Hz*s]	Height [Hz]	Area %
1	5.211	BB	8.24e-3	17.99170	30.70023	0.23718
2	5.246	BV	0.0212	32.85048	18.64064	0.43305
3	5.288	VP	0.0193	214.35863	135.34282	2.82580
4	5.376	VV	0.0228	459.54605	252.50471	6.05801
5	5.411	VB	0.0112	51.86719	60.45159	0.68374
6	5.473	PV	0.0144	46.89148	38.94753	0.61815
7	5.507	VV	0.0225	226.03052	122.85418	2.97967
8	5.551	VV	0.0214	293.63037	163.40909	3.87081
9	5.594	VV	0.0136	150.44052	141.79485	1.98320
10	5.613	VV	0.0111	152.45911	165.96109	2.00981
11	5.641	VV	0.0189	480.83835	313.23062	6.33870
12	5.674	VV	0.0256	382.07852	182.67224	5.03679
13	5.719	VB	0.0117	80.05759	82.69660	1.05537
14	5.788	BV	0.0231	378.48386	203.16946	4.98940
15	5.830	VV	0.0219	158.62720	120.63898	2.09112
16	5.855	VV	0.0167	196.05252	149.58160	2.58448
17	5.876	VB	0.0225	187.30513	138.66100	2.46917


```

=====
Injection Date   : 9/21/2018 6:08:36 PM      Seq. Line   :    8
Sample Name     : 18I0285-03                Location    : Vial 6
Acq. Operator  : NL                        Inj        :    1
                                           Inj Volume  : 1 µl

Sequence File   : C:\HPCHEM\2\SEQUENCE\092118A.S
Method          : C:\HPCHEM\2\METHODS\DIOXIN.M
Last changed    : 3/22/2018 3:17:03 PM by BH

```



```

=====
                          Area Percent Report
=====

```

```

Sorted By           :      Signal
Multiplier          :      1.0000
Dilution            :      1.0000

```

Signal 1: ECD1 A,

Peak #	RetTime [min]	Type	Width [min]	Area [Hz*s]	Height [Hz]	Area %
1	5.287	PP	0.0125	29.97963	29.45196	9.87845
2	5.414	PB	0.0000	2.91285e-1	3.67713	0.09598
3	5.479	PB	0.0158	28.29045	22.01037	9.32186
4	5.643	BV	0.0132	94.77449	89.26363	31.22872
5	5.692	VV	0.0143	38.98555	33.28479	12.84595
6	5.707	VB	0.0110	28.47820	33.14826	9.38373
7	5.802	PB	0.0123	20.27395	20.51991	6.68038
8	5.921	BB	0.0164	62.41145	46.11664	20.56492

Totals : 303.48501 277.47269

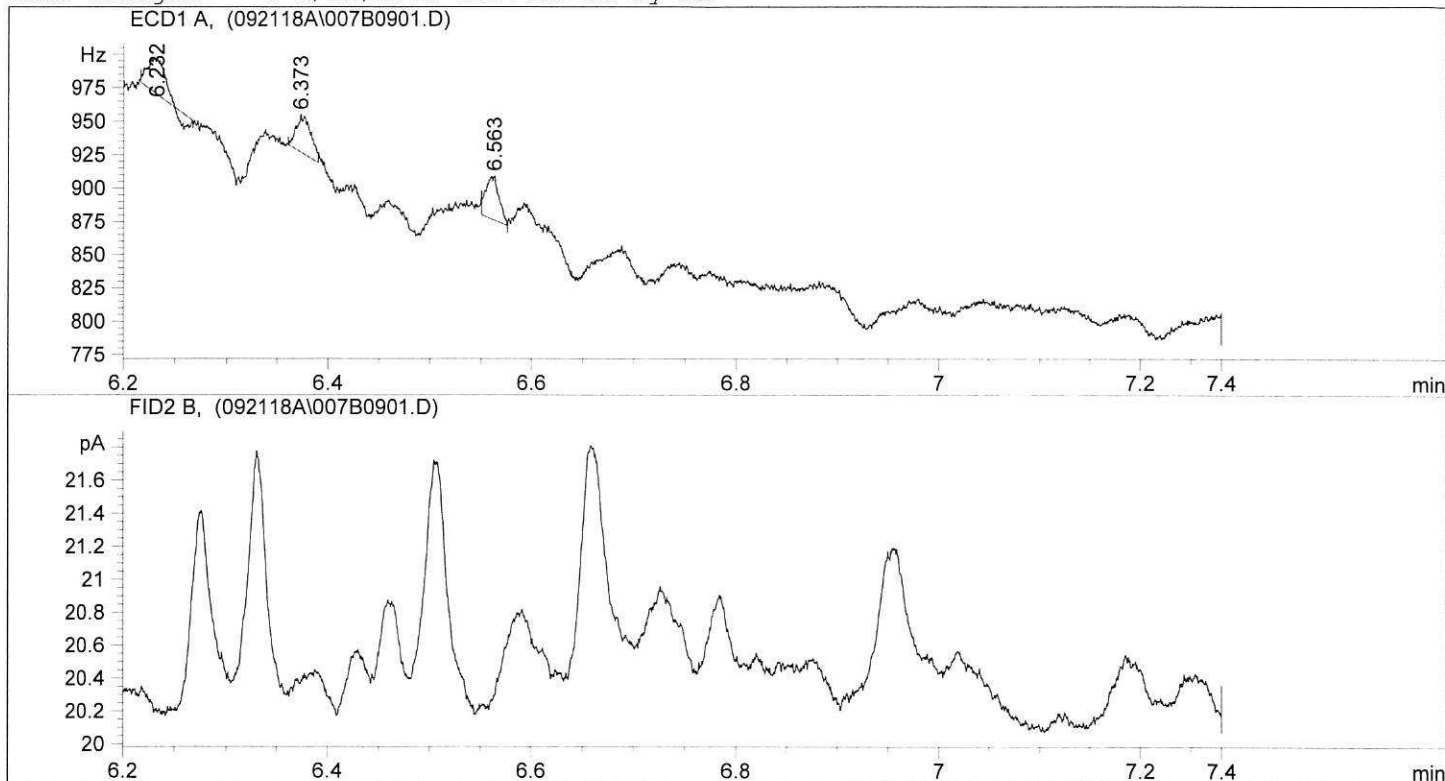
Results obtained with enhanced integrator!

```

=====
Injection Date   : 9/21/2018 6:19:43 PM      Seq. Line :    9
Sample Name     : 18I0285-04                Location  : Vial 7
Acq. Operator  : NL                        Inj      :    1
                                           Inj Volume: 1 µl

Sequence File   : C:\HPCHEM\2\SEQUENCE\092118A.S
Method          : C:\HPCHEM\2\METHODS\DIOXIN.M
Last changed    : 3/22/2018 3:17:03 PM by BH
=====

```



```

=====
                          Area Percent Report
=====

```

```

Sorted By           :      Signal
Multiplier          :      1.0000
Dilution            :      1.0000

```

Signal 1: ECD1 A,

Peak #	RetTime [min]	Type	Width [min]	Area [Hz*s]	Height [Hz]	Area %
1	5.295	PB	0.0197	64.58837	39.09008	6.75761
2	5.389	PB	0.0290	73.49638	30.88946	7.68962
3	5.563	BB	0.0324	546.22833	203.04459	57.14958
4	5.640	BV	0.0146	80.34489	68.09149	8.40615
5	5.922	BB	0.0158	61.17528	47.05376	6.40051
6	5.960	BB	0.0141	48.17823	42.18108	5.04069
7	6.232	BP	0.0116	23.95810	26.95427	2.50663
8	6.373	BB	0.0124	28.22173	27.40220	2.95272
9	6.563	BP	0.0112	29.59591	32.47894	3.09650

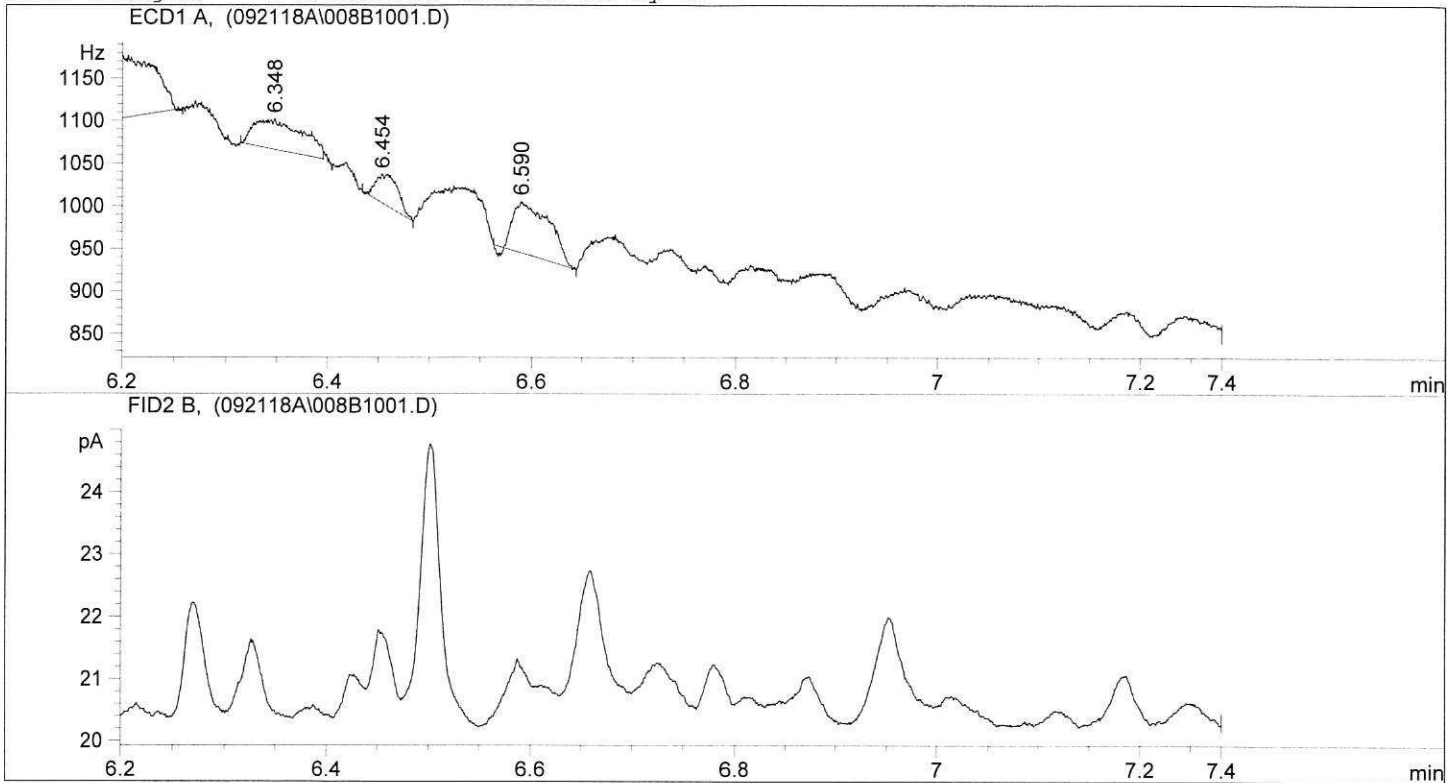
```
Totals :                      955.78722  517.18588
```

Results obtained with enhanced integrator!

```

=====
Injection Date   : 9/21/2018 6:30:48 PM      Seq. Line : 10
Sample Name     : 18I0285-05                Location  : Vial 8
Acq. Operator   : NL                       Inj       : 1
                                           Inj Volume: 1 µl

Sequence File   : C:\HPCHEM\2\SEQUENCE\092118A.S
Method          : C:\HPCHEM\2\METHODS\DIOXIN.M
Last changed    : 3/22/2018 3:17:03 PM by BH
    
```



=====
 Area Percent Report
 =====

```

Sorted By      : Signal
Multiplier     : 1.0000
Dilution       : 1.0000
    
```

Signal 1: ECD1 A,

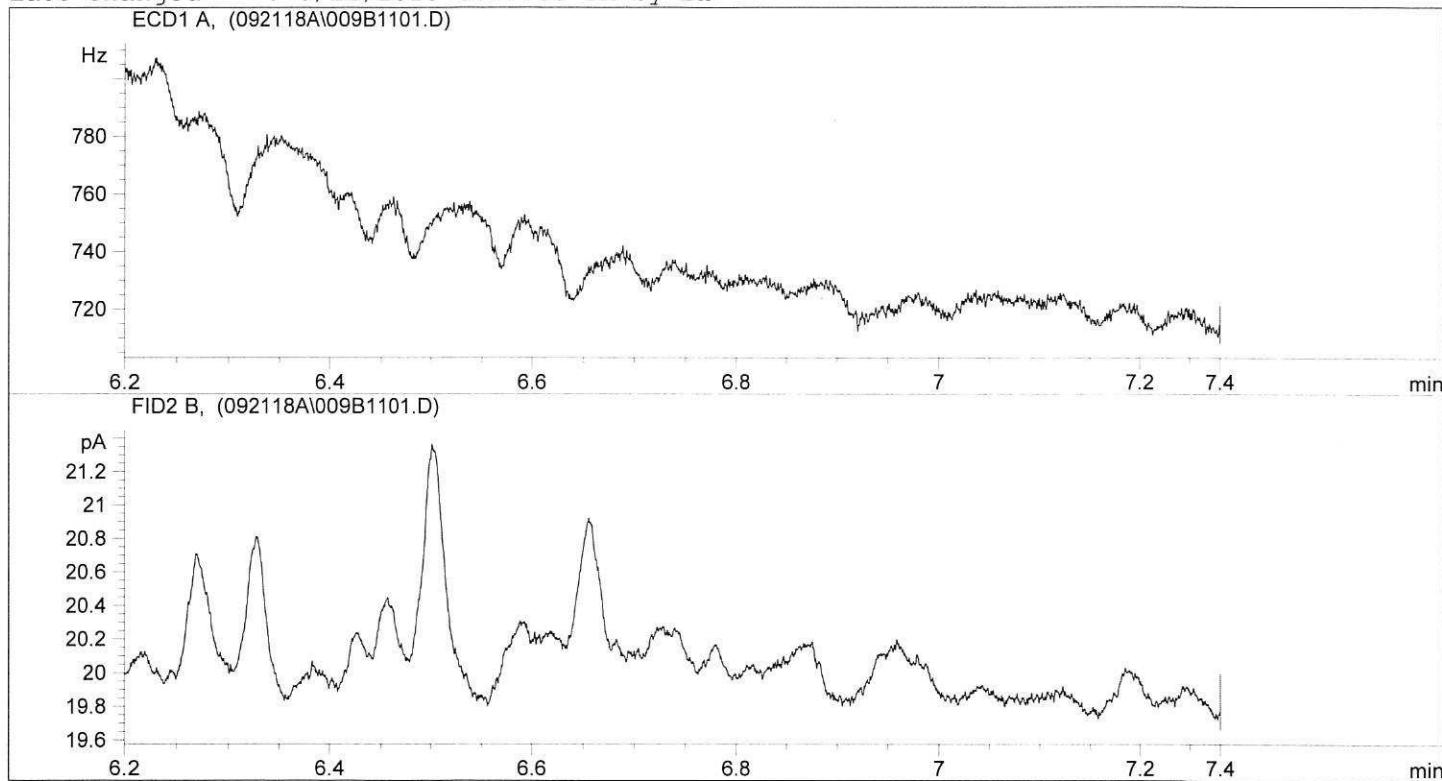
Peak #	RetTime [min]	Type	Width [min]	Area [Hz*s]	Height [Hz]	Area %
1	5.244	PB	0.0129	17.35017	17.89456	1.08927
2	5.293	BP	0.0209	94.54351	54.35567	5.93560
3	5.360	VB	0.0307	43.60487	16.76952	2.73759
4	5.473	BB	6.96e-3	9.80013	17.41799	0.61527
5	5.506	BV	3.27e-3	2.34001	11.06173	0.14691
6	5.513	VP	6.42e-3	8.59639	17.21778	0.53970
7	5.543	PP	0.0122	24.40842	24.50705	1.53240
8	5.577	PV	0.0114	32.24299	34.74362	2.02427
9	5.640	BB	0.0142	78.46679	67.13487	4.92627
10	5.702	PP	0.0207	75.96658	45.91979	4.76931
11	5.798	PV	0.0149	30.46158	24.85545	1.91243
12	5.831	VP	0.0135	25.87051	23.32438	1.62419
13	5.918	BB	0.0137	54.66526	48.82286	3.43197
14	5.949	BB	6.40e-3	7.35053	14.79386	0.46148
15	6.008	BP	6.98e-3	7.67555	13.60322	0.48188
16	6.082	BP	0.0384	282.72543	88.21062	17.74997
17	6.177	VB	0.0561	474.67429	99.44692	29.80083

```

=====
Injection Date   : 9/21/2018 6:41:55 PM      Seq. Line :   11
Sample Name     : 18I0285-06                Location  : Vial 9
Acq. Operator  : NL                        Inj       :    1
                                           Inj Volume: 1 µl

Sequence File   : C:\HPCHEM\2\SEQUENCE\092118A.S
Method          : C:\HPCHEM\2\METHODS\DIOXIN.M
Last changed   : 3/22/2018 3:17:03 PM by BH
=====

```



```

=====
                          Area Percent Report
=====

```

```

Sorted By           :      Signal
Multiplier          :      1.0000
Dilution            :      1.0000

```

Signal 1: ECD1 A,

Peak #	RetTime [min]	Type	Width [min]	Area [Hz*s]	Height [Hz]	Area %
1	5.640	BB	0.0103	32.46362	39.08854	47.39902
2	5.921	PB	0.0163	36.02644	28.96500	52.60098

```
Totals :                      68.49007    68.05354
```

Results obtained with enhanced integrator!

Signal 2: FID2 B,

```

=====
*** End of Report ***
=====

```

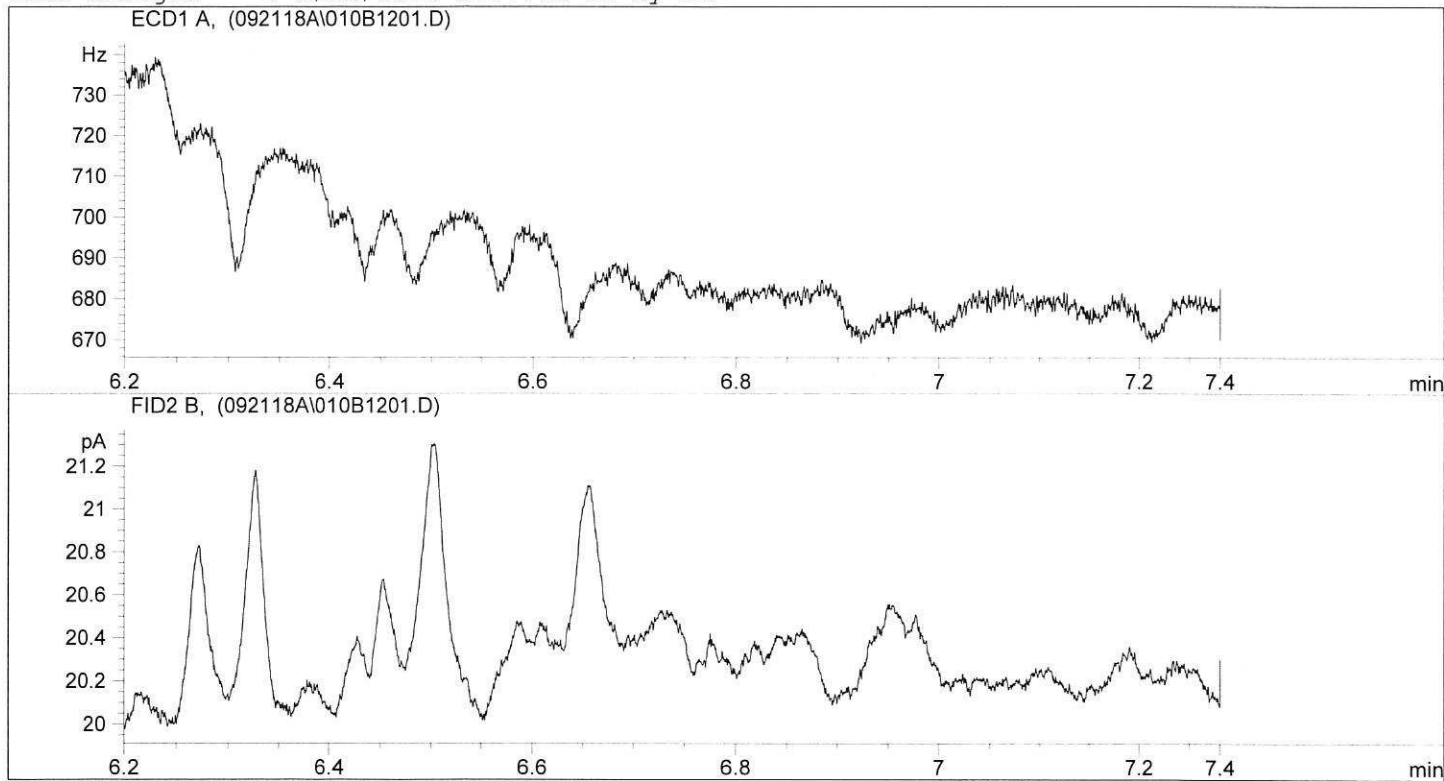


```

=====
Injection Date   : 9/21/2018 6:53:02 PM      Seq. Line :   12
Sample Name     : 18I0285-37                Location  : Vial 10
Acq. Operator  : NL                          Inj      :    1
                                           Inj Volume: 1 µl

Sequence File   : C:\HPCHEM\2\SEQUENCE\092118A.S
Method          : C:\HPCHEM\2\METHODS\DIOXIN.M
Last changed    : 3/22/2018 3:17:03 PM by BH
=====

```



```

=====
                          Area Percent Report
=====

```

```

Sorted By           :      Signal
Multiplier          :      1.0000
Dilution            :      1.0000

```

Signal 1: ECD1 A,

Peak #	RetTime [min]	Type	Width [min]	Area [Hz*s]	Height [Hz]	Area %
1	5.420	PB	0.0127	76.55367	88.03190	74.81140
2	5.640	BB	0.0112	25.77521	28.48641	25.18860

Totals : 102.32889 116.51831

Results obtained with enhanced integrator!

Signal 2: FID2 B,

```

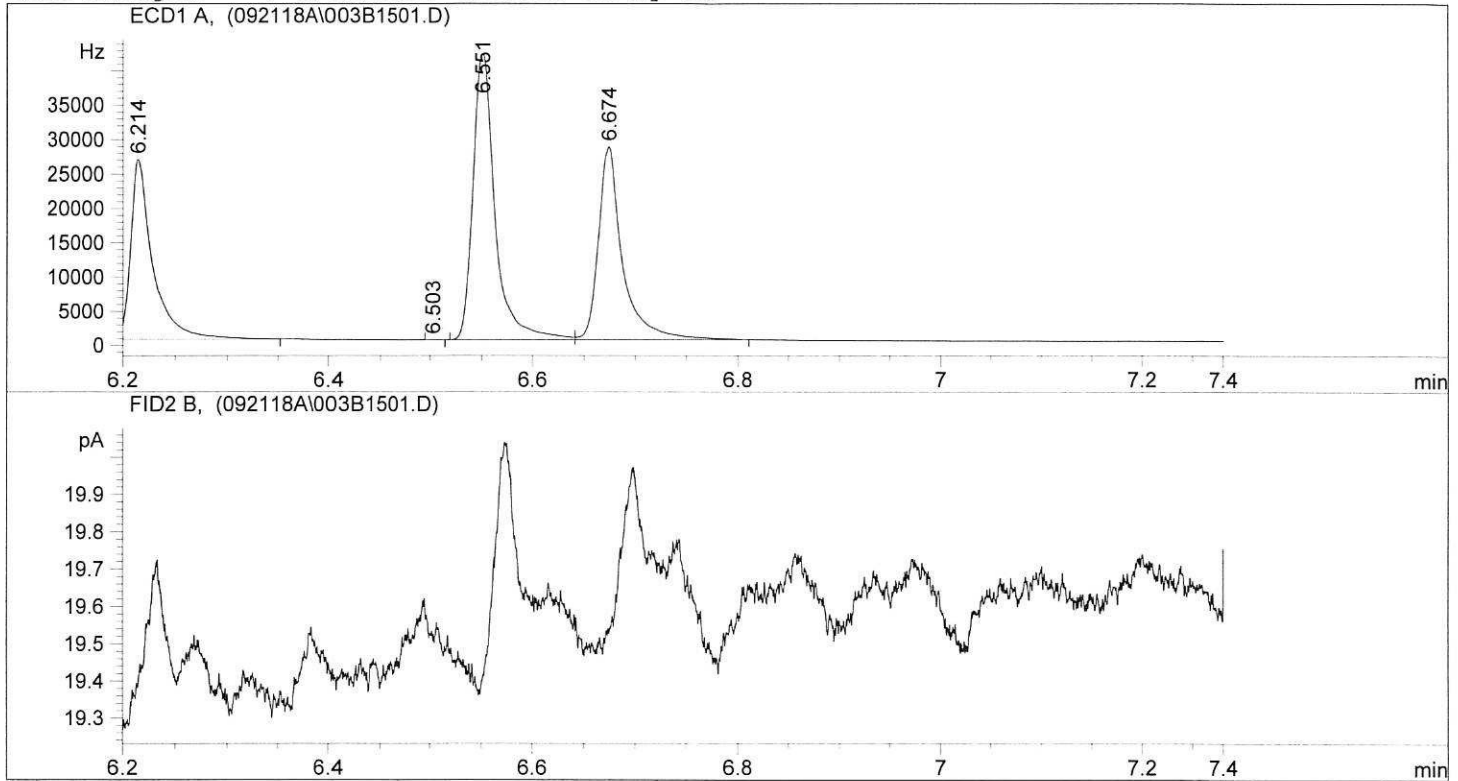
=====
*** End of Report ***
=====

```

```

=====
Injection Date   : 9/21/2018 7:25:47 PM      Seq. Line   : 15
Sample Name     : CS4                        Location    : Vial 3
Acq. Operator  : NL                          Inj         : 1
                                           Inj Volume  : 1 µl

Sequence File   : C:\HPCHEM\2\SEQUENCE\092118A.S
Method          : C:\HPCHEM\2\METHODS\DIOXIN.M
Last changed    : 3/22/2018 3:17:03 PM by BH
    
```



Area Percent Report

```

Sorted By      : Signal
Multiplier     : 1.0000
Dilution       : 1.0000
    
```

Signal 1: ECD1 A,

Peak #	RetTime [min]	Type	Width [min]	Area [Hz*s]	Height [Hz]	Area %
1	5.297	BP	3.86e-3	6.29808	22.50550	0.00116
2	5.327	PP	2.55e-3	1.91983	14.43693	0.00035
3	5.383	PB	0.0192	313.39752	205.35785	0.05751
4	5.505	PV S	0.0128	3.23972e4	3.86661e4	5.94516
5	5.523	VV S	0.0194	5.27069e4	4.52767e4	9.67218
6	5.589	VV S	0.0140	3.56178e4	4.24808e4	6.53618
7	5.608	VV S	0.0159	4.83274e4	5.07383e4	8.86850
8	5.628	VV S	0.0185	4.80616e4	4.33182e4	8.81972
9	5.670	VV S	0.0235	5.08582e4	3.61368e4	9.33292
10	5.788	VV S	0.0233	3.64380e4	2.60534e4	6.68670
11	5.914	VB S	0.0191	5.32734e4	4.66001e4	9.77613
12	6.059	BB S	0.0189	3.93491e4	3.16373e4	7.22090
13	6.214	BB S	0.0200	3.82784e4	2.62275e4	7.02442
14	6.503	PP	6.70e-3	4.22125	9.65147	0.00077
15	6.551	BV S	0.0220	6.28473e4	4.17038e4	11.53302
16	6.674	VB S	0.0275	4.64523e4	2.81269e4	8.52439



Extraction Parameter: Dioxin

Element Batch: BG10793 Work Order(s): 1810361

Screens: Soil/Sediment/Solid/Other:	Analyst/Date
<input type="checkbox"/> No Anomalies (standard soil/wet sediment/sand/gravel)=	
<input type="checkbox"/> Standing Water Decanted (Not shared)=	
<input type="checkbox"/> Standing Water Homogenized (Shared samples)=	
<input checked="" type="checkbox"/> Clay/Clumps (Difficult to homogenize)= <u>01/02</u>	<u>11/12/18</u>
<input type="checkbox"/> Rocks (%+size)?	
<input type="checkbox"/> Organics (Leaves/sticks/grass)=	
<input type="checkbox"/> Oily, obvious fuel/sulfur odors=	
<input type="checkbox"/> Received in 32oz jar(s)=Homogenized in Pyrex dish=	
<input type="checkbox"/> Other (Details)=	
Aqueous:	
<input type="checkbox"/> No Anomalies	
<input type="checkbox"/> Turbid/Color=	
<input type="checkbox"/> Particulates(%)=(Note: >5%=Notify Supervisor/Lead)	
<input type="checkbox"/> Emulsions (%)=	
<input type="checkbox"/> Oily, obvious fuel/sulfur odors=	
<input type="checkbox"/> Other (Details)=	
<input type="checkbox"/> Received in 1.0L Bottle(s)=No Bottle Rinse=	
<input type="checkbox"/> Other Notes/Comments= (Note problems, concerns, corrective actions).	
<input type="checkbox"/> Share Samples Y / N	
<input type="checkbox"/> Multiple Jars Y / N	
<input type="checkbox"/> Sample Pre-Screens indicate analyte activity=	
<input type="checkbox"/> Sample weights/volumes reduced based on Pre-Screen=	



Extraction Parameter: Dioxin

Element Batch: BG107B

Work Order(s): 1810285

Screens: Soil/Sediment/Solid/Other:	Analyst/Date
<input checked="" type="checkbox"/> No Anomalies (standard soil/wet sediment/sand/gravel)=02B, 06B, 37B	u 9/21/18
<input type="checkbox"/> Standing Water Decanted (Not shared)=	
<input checked="" type="checkbox"/> Standing Water Homogenized (Shared samples)=01B - 06B, 37B ^{u 9/21/18}	u 9/21/18
<input type="checkbox"/> Clay/Clumps (Difficult to homogenize)=	
<input checked="" type="checkbox"/> Rocks (%+size)? 01B, 03B, 05B = ~ 45% Rocks with 1/4 - 1 in	u 9/21/18
<input type="checkbox"/> Organics (Leaves/sticks/grass)=	
<input type="checkbox"/> Oily, obvious fuel/sulfur odors=	
<input type="checkbox"/> Received in 32oz jar(s)=Homogenized in Pyrex dish=	
<input checked="" type="checkbox"/> Other (Details)= 05B = Same sea shelf.	u 9/21/18
Aqueous:	
<input type="checkbox"/> No Anomalies	
<input type="checkbox"/> Turbid/Color=	
<input type="checkbox"/> Particulates(%)=(Note: >5%=Notify Supervisor/Lead)	
<input type="checkbox"/> Emulsions (%)=	
<input type="checkbox"/> Oily, obvious fuel/sulfur odors=	
<input type="checkbox"/> Other (Details)=	
<input type="checkbox"/> Received in 1.0L Bottle(s)=No Bottle Rinse=	
<input type="checkbox"/> Other Notes/Comments= (Note problems, concerns, corrective actions).	
<input type="checkbox"/> Share Samples Y / N	
<input type="checkbox"/> Multiple Jars Y / N	
<input type="checkbox"/> Sample Pre-Screens indicate analyte activity=	
<input type="checkbox"/> Sample weights/volumes reduced based on Pre-Screen=	



Extraction Parameter: Dioxin

Element Batch: BGI0793 Work Order(s): 18I0403

Screens: Soil/Sediment/Solid/Other:	Analyst/Date
<input checked="" type="checkbox"/> No Anomalies (standard soil/wet sediment/sand/gravel)= $\phi 2, \phi 3, \phi 4$.	cyb $\phi 9/27/18$
<input checked="" type="checkbox"/> Standing Water Decanted (Not shared)= $\phi 1, \phi 2, \phi 3, \phi 4$.	Mye $\phi 9/27/18$
<input type="checkbox"/> Standing Water Homogenized (Shared samples)=	
<input type="checkbox"/> Clay/Clumps (Difficult to homogenize)=	
<input checked="" type="checkbox"/> Rocks (%+size)? ^{10.0%} $2\phi 1$	cyb $\phi 9/27/18$
<input type="checkbox"/> Organics (Leaves/sticks/grass)=	
<input type="checkbox"/> Oily, obvious fuel/sulfur odors=	
<input type="checkbox"/> Received in 32oz jar(s)=Homogenized in Pyrex dish=	
<input type="checkbox"/> Other (Details)=	
Aqueous:	
<input type="checkbox"/> No Anomalies	
<input type="checkbox"/> Turbid/Color=	
<input type="checkbox"/> Particulates(%)=(Note: >5%=Notify Supervisor/Lead)	
<input type="checkbox"/> Emulsions (%)=	
<input type="checkbox"/> Oily, obvious fuel/sulfur odors=	
<input type="checkbox"/> Other (Details)=	
<input type="checkbox"/> Received in 1.0L Bottle(s)=No Bottle Rinse=	
<input type="checkbox"/> Other Notes/Comments= (Note problems, concerns, corrective actions).	
<input checked="" type="checkbox"/> Share Samples Y/N	cyb $\phi 9/27/18$
<input checked="" type="checkbox"/> Multiple Jars Y/N	cyb $\phi 9/27/18$
<input type="checkbox"/> Sample Pre-Screens indicate analyte activity=	
<input type="checkbox"/> Sample weights/volumes reduced based on Pre-Screen=	



CLEANUP BATCH SUMMARY

Laboratory: Analytical Resources, Inc.

SDG: 18I0285

Client: Anchor QEA, LLC

Project: Port Gamble - OMMP LTM


Cleanup Batch: CGI0228

Cleanup Type: Silica Gel

Cleanup Method: EPA 3630C Silica Gel Cleanup

Analysis: EPA 1613B

SAMPLE NAME	LAB SAMPLE ID	LAB FILE ID	DATE PREPARE	OBSERVATIONS
PGLTM-RB-180919	18I0285-38	18092712	09/27/2018	



CLEANUP BENCH SHEET

CGI0228

Printed: 9/27/2018 2:25:46PM

Cleanup using: HRGCMS - EPA 3630C Silica Gel Cleanup

Matrix: Water

Lab Number	Sample Container	Sample Name	Extract Container	Initial (mL)	Final (mL)	Analysis	Clean Up Date	Cleaned By	Cleanup Comments
18I0176-05	P	MW-6	P 01	20	20	1613B Dioxin	9/27/2018	NPL	
18I0205-01	A	PX2E14	A 01	20	20	HRSM01.2	9/27/2018	NPL	
18I0285-38	A	PGLTM-RB-180919	A 01	20	20	1613B Dioxin	9/27/2018	NPL	
18I0285-38	A	PGLTM-RB-180919	A 01	20	20	HRSM01.2	9/27/2018	NPL	
BGI0677-BLK1	-	DBLK26	-	20	20	-	9/27/2018	NPL	
BGI0677-BLK2	-	Blank	-	20	20	-	9/27/2018	NPL	
BGI0677-BS1	-	DLCS26	-	20	20	-	9/27/2018	NPL	
BGI0677-BSD1	-	DCLSD26	-	20	20	-	9/27/2018	NPL	
BGI0677-DUP1	-	Duplicate	-	20	20	-	9/27/2018	NPL	
BGI0677-MRL1	-	MRL Check	-	20	20	-	9/27/2018	NPL	
BGI0677-MRL2	-	MRL Check	-	20	20	-	9/27/2018	NPL	



CLEANUP BATCH SUMMARY

Laboratory: Analytical Resources, Inc.

SDG: 18I0285

Client: Anchor QEA, LLC

Project: Port Gamble - OMMP LTM

Cleanup Batch: CGI0229

Cleanup Type: Florisil

Cleanup Method: EPA 3620B Florisil Cleanup

Analysis: EPA 1613B

SAMPLE NAME	LAB SAMPLE ID	LAB FILE ID	DATE PREPARE	OBSERVATIONS
PGLTM-RB-180919	18I0285-38	18092712	09/27/2018	



CLEANUP BENCH SHEET

CGI0229

Matrix: Water

Cleanup using: HRGCMS - EPA 3620B Florisil Cleanup

Printed: 9/27/2018 2:26:10PM

Lab Number	Sample Container	Sample Name	Extract Container	Initial (mL)	Final (mL)	Analysis	Clean Up Date	Cleaned By	Cleanup Comments
18I0176-05	P	MW-6	P 01	20	20	1613B Dioxin	9/27/2018	NPL	
18I0205-01	A	PX2E14	A 01	20	20	HRSM01.2	9/27/2018	NPL	
18I0285-38	A	PGLTM-RB-180919	A 01	20	20	1613B Dioxin	9/27/2018	NPL	
18I0285-38	A	PGLTM-RB-180919	A 01	20	20	HRSM01.2	9/27/2018	NPL	
BGI0677-BLK1	-	DBLK26	-	20	20	-	9/27/2018	NPL	
BGI0677-BLK2	-	Blank	-	20	20	-	9/27/2018	NPL	
BGI0677-BS1	-	DLCSD26	-	20	20	-	9/27/2018	NPL	
BGI0677-BSD1	-	DCLSD26	-	20	20	-	9/27/2018	NPL	
BGI0677-DUP1	-	Duplicate	-	20	20	-	9/27/2018	NPL	
BGI0677-MRL1	-	MRL Check	-	20	20	-	9/27/2018	NPL	
BGI0677-MRL2	-	MRL Check	-	20	20	-	9/27/2018	NPL	



CLEANUP BATCH SUMMARY

Laboratory: Analytical Resources, Inc.

SDG: 18I0285

Client: Anchor QEA, LLC

Project: Port Gamble - OMMP LTM


Cleanup Batch: CGJ0029

Cleanup Type: Sulfuric Acid

Cleanup Method: EPA 3665A Sulfuric Acid Cleanup

Analysis: EPA 1613B

SAMPLE NAME	LAB SAMPLE ID	LAB FILE ID	DATE PREPARE	OBSERVATIONS
SMA2B-ST-0-10-Comp-180918	18I0285-06	18100516	10/03/2018	
SMA1A-IT-0-10-Comp-180917	18I0285-01	18100509	10/03/2018	
SMA1-ST-0-10-Comp-180917	18I0285-02	18100510	10/03/2018	
SMA2A-IT-0-10-Comp-180919	18I0285-03	18100511	10/03/2018	
SMA2B-IT-0-10-Comp-180918	18I0285-05	18100515	10/03/2018	
SMA102B-ST-0-10-Comp-180918	18I0285-37	18100517	10/03/2018	
SMA2A-ST-0-10-Comp-180918	18I0285-04	18100512	10/03/2018	



CLEANUP BENCH SHEET

CGJ0030

Printed: 10/4/2018 5:17:19PM

Cleanup using: HRGCMS - EPA 3630C Silica Gel Cleanup

Matrix: Solid

Lab Number	Sample Container	Sample Name	Extract Container	Initial (mL)	Final (mL)	Analysis	Clean Up Date	Cleaned By	Cleanup Comments
18I0403-04	D	KC-S-SMHQ02-180926	D 01	20	20	1613B Dioxin	10/4/2018	NPL	
18I0403-03	B	KC-S-SMHQ116-180926	B 01	20	20	1613B Dioxin	10/4/2018	NPL	
18I0361-01	A	BH-DU1-COMP-091918	A 01	20	20	1613B Dioxin	10/4/2018	NPL	
18I0361-02	A	BH-DU2-COMP-092018	A 01	20	20	1613B Dioxin	10/4/2018	NPL	
18I0403-02	D	KC-S-SMHQ016-180926	D 01	20	20	1613B Dioxin	10/4/2018	NPL	
18I0403-01	D	KC-S-SMHQ01-180926	D 01	20	20	1613B Dioxin	10/4/2018	NPL	
18I0285-01	B	SMA1A-IT-0-10-Comp-180917	B 01	20	20	1613B Dioxin	10/4/2018	NPL	
18I0285-02	B	SMA1-ST-0-10-Comp-180917	B 01	20	20	1613B Dioxin	10/4/2018	NPL	
18I0285-03	B	SMA2A-IT-0-10-Comp-180919	B 01	20	20	1613B Dioxin	10/4/2018	NPL	
18I0285-04	B	SMA2A-ST-0-10-Comp-180918	B 01	20	20	1613B Dioxin	10/4/2018	NPL	
18I0285-05	B	SMA2B-IT-0-10-Comp-180918	B 01	20	20	1613B Dioxin	10/4/2018	NPL	
18I0285-06	B	SMA2B-ST-0-10-Comp-180918	B 01	20	20	1613B Dioxin	10/4/2018	NPL	
18I0285-37	B	SMA102B-ST-0-10-Comp-180918	B 01	20	20	1613B Dioxin	10/4/2018	NPL	
BGI0793-SRM1	-	Reference	-	20	20	-	10/4/2018	NPL	
BGI0793-DUP2	-	Duplicate	-	20	20	-	10/4/2018	NPL	
BGI0793-DUP1	-	Duplicate	-	20	20	-	10/4/2018	NPL	
BGI0793-BS1	-	LCS	-	20	20	-	10/4/2018	NPL	
BGI0793-BLK1	-	Blank	-	20	20	-	10/4/2018	NPL	



CLEANUP BATCH SUMMARY

Laboratory: Analytical Resources, Inc.

SDG: 18I0285

Client: Anchor QEA, LLC

Project: Port Gamble - OMMP LTM

Cleanup Batch: CGJ0030

Cleanup Type: Silica Gel

Cleanup Method: EPA 3630C Silica Gel Cleanup

Analysis: EPA 1613B

SAMPLE NAME	LAB SAMPLE ID	LAB FILE ID	DATE PREPARE	OBSERVATIONS
SMA2B-ST-0-10-Comp-180918	18I0285-06	18100516	10/04/2018	
SMA2B-IT-0-10-Comp-180918	18I0285-05	18100515	10/04/2018	
SMA2A-ST-0-10-Comp-180918	18I0285-04	18100512	10/04/2018	
SMA2A-IT-0-10-Comp-180919	18I0285-03	18100511	10/04/2018	
SMA1-ST-0-10-Comp-180917	18I0285-02	18100510	10/04/2018	
SMA1A-IT-0-10-Comp-180917	18I0285-01	18100509	10/04/2018	
SMA102B-ST-0-10-Comp-180918	18I0285-37	18100517	10/04/2018	



CLEANUP BENCH SHEET

CGJ0030

Printed: 10/4/2018 5:17:56PM

Cleanup using: HRGCMS - EPA 3630C Silica Gel Cleanup

Matrix: Solid

Lab Number	Sample Container	Sample Name	Extract Container	Initial (mL)	Final (mL)	Analysis	Clean Up Date	Cleaned By	Cleanup Comments
18I0403-04	D	KC-S-SMHQ02-180926	D 01	20	20	1613B Dioxin	10/4/2018	NPL	
18I0403-03	B	KC-S-SMHQ116-180926	B 01	20	20	1613B Dioxin	10/4/2018	NPL	
18I0361-01	A	BH-DU1-COMP-091918	A 01	20	20	1613B Dioxin	10/4/2018	NPL	
18I0361-02	A	BH-DU2-COMP-092018	A 01	20	20	1613B Dioxin	10/4/2018	NPL	
18I0403-02	D	KC-S-SMHQ016-180926	D 01	20	20	1613B Dioxin	10/4/2018	NPL	
18I0403-01	D	KC-S-SMHQ01-180926	D 01	20	20	1613B Dioxin	10/4/2018	NPL	
18I0285-01	B	SMA1A-IT-0-10-Comp-180917	B 01	20	20	1613B Dioxin	10/4/2018	NPL	
18I0285-02	B	SMA1-ST-0-10-Comp-180917	B 01	20	20	1613B Dioxin	10/4/2018	NPL	
18I0285-03	B	SMA2A-IT-0-10-Comp-180919	B 01	20	20	1613B Dioxin	10/4/2018	NPL	
18I0285-04	B	SMA2A-ST-0-10-Comp-180918	B 01	20	20	1613B Dioxin	10/4/2018	NPL	
18I0285-05	B	SMA2B-IT-0-10-Comp-180918	B 01	20	20	1613B Dioxin	10/4/2018	NPL	
18I0285-06	B	SMA2B-ST-0-10-Comp-180918	B 01	20	20	1613B Dioxin	10/4/2018	NPL	
18I0285-37	B	SMA102B-ST-0-10-Comp-180918	B 01	20	20	1613B Dioxin	10/4/2018	NPL	
BGI0793-SRM1	-	Reference	-	20	20	-	10/4/2018	NPL	
BGI0793-DUP2	-	Duplicate	-	20	20	-	10/4/2018	NPL	
BGI0793-DUP1	-	Duplicate	-	20	20	-	10/4/2018	NPL	
BGI0793-BS1	-	LCS	-	20	20	-	10/4/2018	NPL	
BGI0793-BLK1	-	Blank	-	20	20	-	10/4/2018	NPL	



CLEANUP BATCH SUMMARY

Laboratory: Analytical Resources, Inc.

SDG: 18I0285

Client: Anchor QEA, LLC

Project: Port Gamble - OMMP LTM

Cleanup Batch: CGJ0031

Cleanup Type: Florisil

Cleanup Method: EPA 3620B Florisil Cleanup

Analysis: EPA 1613B

SAMPLE NAME	LAB SAMPLE ID	LAB FILE ID	DATE PREPARE	OBSERVATIONS
SMA102B-ST-0-10-Comp-180918	18I0285-37	18100517	10/04/2018	
SMA2B-ST-0-10-Comp-180918	18I0285-06	18100516	10/04/2018	
SMA2B-IT-0-10-Comp-180918	18I0285-05	18100515	10/04/2018	
SMA2A-ST-0-10-Comp-180918	18I0285-04	18100512	10/04/2018	
SMA2A-IT-0-10-Comp-180919	18I0285-03	18100511	10/04/2018	
SMA1A-IT-0-10-Comp-180917	18I0285-01	18100509	10/04/2018	
SMA1-ST-0-10-Comp-180917	18I0285-02	18100510	10/04/2018	



CLEANUP BENCH SHEET

CGJ0031

Matrix: Solid

Cleanup using: HRGCMS - EPA 3620B Florisil Cleanup

Printed: 10/4/2018 5:18:38PM

Lab Number	Sample Container	Sample Name	Extract Container	Initial (mL)	Final (mL)	Analysis	Clean Up Date	Cleaned By	Cleanup Comments
1810403-04	D	KC-S-SMHP02-180926	D 01	20	20	1613B Dioxin	10/4/2018	NPL	
1810403-03	B	KC-S-SMHQ116-180926	B 01	20	20	1613B Dioxin	10/4/2018	NPL	
1810361-01	A	BH-DU1-COMP-091918	A 01	20	20	1613B Dioxin	10/4/2018	NPL	
1810361-02	A	BH-DU2-COMP-092018	A 01	20	20	1613B Dioxin	10/4/2018	NPL	
1810403-02	D	KC-S-SMHQ016-180926	D 01	20	20	1613B Dioxin	10/4/2018	NPL	
1810403-01	D	KC-S-SMHQ01-180926	D 01	20	20	1613B Dioxin	10/4/2018	NPL	
1810285-01	B	SMA1A-IT-0-10-Comp-180917	B 01	20	20	1613B Dioxin	10/4/2018	NPL	
1810285-02	B	SMA1-ST-0-10-Comp-180917	B 01	20	20	1613B Dioxin	10/4/2018	NPL	
1810285-03	B	SMA2A-IT-0-10-Comp-180919	B 01	20	20	1613B Dioxin	10/4/2018	NPL	
1810285-04	B	SMA2A-ST-0-10-Comp-180918	B 01	20	20	1613B Dioxin	10/4/2018	NPL	
1810285-05	B	SMA2B-IT-0-10-Comp-180918	B 01	20	20	1613B Dioxin	10/4/2018	NPL	
1810285-06	B	SMA2B-ST-0-10-Comp-180918	B 01	20	20	1613B Dioxin	10/4/2018	NPL	
1810285-37	B	SMA102B-ST-0-10-Comp-180918	B 01	20	20	1613B Dioxin	10/4/2018	NPL	
BGI0793-SRM1	-	Reference	-	20	20	-	10/4/2018	NPL	
BGI0793-DUP2	-	Duplicate	-	20	20	-	10/4/2018	NPL	
BGI0793-DUP1	-	Duplicate	-	20	20	-	10/4/2018	NPL	
BGI0793-BS1	-	LCS	-	20	20	-	10/4/2018	NPL	
BGI0793-BLK1	-	Blank	-	20	20	-	10/4/2018	NPL	



Blank

Form I
METHOD BLANK DATA SHEET
EPA 1613B
Chlorinated Dioxins/Furans by HRGC/HRMS

Laboratory:	<u>Analytical Resources, Inc.</u>	SDG:	<u>18I0285</u>
Client:	<u>Anchor OEA, LLC</u>	Project:	<u>Port Gamble - OMMP LTM</u>
Matrix:	Water	Laboratory ID:	<u>BGI0677-BLK2</u>
Sampled:	<u>N/A</u>	Prepared:	<u>09/26/18 11:10</u>
Solids Wt%:		Analyzed:	<u>09/27/18 16:15</u>
Result Basis:	<u>Wet</u>	Preparation:	<u>EPA 1613</u>
Batch:	<u>BGI0677</u>	Initial/Final:	<u>1000 mL / 20 uL</u>
		Sequence:	<u>SGI0436</u>
		Calibration:	<u>BH00058</u>
		Instrument:	<u>AUTOSPEC01</u>
		Column:	<u>RTX-Dioxin2</u>

CAS NO.	COMPOUND	DF/Split	Ion Ratio	Ratio Limits	EDL	RL	Result	Units	Q
51207-31-9	2,3,7,8-TCDF	1	0.000	0.655-0.886	0.67	10.0	ND	pg/L	U
1746-01-6	2,3,7,8-TCDD	1	0.000	0.655-0.886	0.67	10.0	ND	pg/L	U
57117-41-6	1,2,3,7,8-PeCDF	1	0.000	1.318-1.783	0.74	10.0	ND	pg/L	U
57117-31-4	2,3,4,7,8-PeCDF	1	0.000	1.318-1.783	0.70	10.0	ND	pg/L	U
40321-76-4	1,2,3,7,8-PeCDD	1	0.000	1.318-1.783	0.68	10.0	ND	pg/L	U
70648-26-9	1,2,3,4,7,8-HxCDF	1	0.000	1.054-1.426	0.45	10.0	ND	pg/L	U
57117-44-9	1,2,3,6,7,8-HxCDF	1	0.000	1.054-1.426	0.45	10.0	ND	pg/L	U
60851-34-5	2,3,4,6,7,8-HxCDF	1	0.000	1.054-1.426	0.46	10.0	ND	pg/L	U
72918-21-9	1,2,3,7,8,9-HxCDF	1	0.000	1.054-1.426	0.53	10.0	ND	pg/L	U
39227-28-6	1,2,3,4,7,8-HxCDD	1	0.000	1.054-1.426	0.67	10.0	ND	pg/L	U
57653-85-7	1,2,3,6,7,8-HxCDD	1	0.000	1.054-1.426	0.65	10.0	ND	pg/L	U
19408-74-3	1,2,3,7,8,9-HxCDD	1	0.000	1.054-1.426	0.65	10.0	ND	pg/L	U
67562-39-4	1,2,3,4,6,7,8-HpCDF	1	0.000	0.893-1.208	0.42	10.0	ND	pg/L	U
55673-89-7	1,2,3,4,7,8,9-HpCDF	1	0.000	0.893-1.208	0.65	10.0	ND	pg/L	U
35822-46-9	1,2,3,4,6,7,8-HpCDD	1	0.000	0.893-1.208	1.08	10.0	ND	pg/L	U
39001-02-0	OCDF	1	0.000	0.757-1.024	1.97	20.0	ND	pg/L	U
3268-87-9	OCDD	1	0.854	0.757-1.024		20.0	2.28	pg/L	J

Homologue Groups

55722-27-5	Total TCDF	1	0.000			10.0	ND	pg/L
41903-57-5	Total TCDD	1	0.000			10.0	ND	pg/L
30402-15-4	Total PeCDF	1	0.000			10.0	ND	pg/L
36088-22-9	Total PeCDD	1	0.000			10.0	ND	pg/L
55684-94-1	Total HxCDF	1	0.000			10.0	ND	pg/L
34465-46-8	Total HxCDD	1	0.000			10.0	ND	pg/L
38998-75-3	Total HpCDF	1	0.000			10.0	ND	pg/L
37871-00-4	Total HpCDD	1	0.000			10.0	ND	pg/L

Total 2,3,7,8-TCDD Equivalence (WHO2005, ND=0, Including EMPC):	0.001
Total 2,3,7,8-TCDD Equivalence (WHO2005, ND=1/2 EDL, Including EMPC):	1.03



Blank

Form I
METHOD BLANK DATA SHEET
EPA 1613B
Chlorinated Dioxins/Furans by HRGC/HRMS

Laboratory:	<u>Analytical Resources, Inc.</u>	SDG:	<u>18I0285</u>
Client:	<u>Anchor QEA, LLC</u>	Project:	<u>Port Gamble - OMMP LTM</u>
Matrix:	Water	Laboratory ID:	<u>BGI0677-BLK2</u>
Sampled:	<u>N/A</u>	Prepared:	<u>09/26/18 11:10</u>
Solids Wt%:	<u>N/A</u>	Preparation:	<u>EPA 1613</u>
Result Basis:	<u>Wet</u>	Sequence:	<u>SGI0436</u>
Batch:	<u>BGI0677</u>	Instrument:	<u>AUTOSPEC01</u>
		File ID:	<u>18092704A</u>
		Analyzed:	<u>09/27/18 16:15</u>
		Initial/Final:	<u>1000 mL / 20 uL</u>
		Calibration:	<u>BH00058</u>
		Column:	<u>RTX-Dioxin2</u>

Labels	DF/Split	Ion Ratio	Ratio Limits	EDL	% REC	QC LIMITS	Q
13C12-2,3,7,8-TCDF	1	0.792	0.655-0.886		102	24 - 169 %	
13C12-2,3,7,8-TCDD	1	0.770	0.655-0.886		93.1	25 - 164 %	
13C12-1,2,3,7,8-PeCDF	1	1.561	1.318-1.783		94.4	24 - 185 %	
13C12-2,3,4,7,8-PeCDF	1	1.577	1.318-1.783		91.7	21 - 178 %	
13C12-1,2,3,7,8-PeCDD	1	1.647	1.318-1.783		86.2	25 - 181 %	
13C12-1,2,3,4,7,8-HxCDF	1	0.497	0.434-0.587		109	26 - 152 %	
13C12-1,2,3,6,7,8-HxCDF	1	0.499	0.434-0.587		112	26 - 123 %	
13C12-2,3,4,6,7,8-HxCDF	1	0.502	0.434-0.587		104	28 - 136 %	
13C12-1,2,3,7,8,9-HxCDF	1	0.495	0.434-0.587		92.5	29 - 147 %	
13C12-1,2,3,4,7,8-HxCDD	1	1.275	1.054-1.426		105	32 - 141 %	
13C12-1,2,3,6,7,8-HxCDD	1	1.260	1.054-1.426		108	28 - 130 %	
13C12-1,2,3,4,6,7,8-HpCDF	1	0.439	0.374-0.506		102	28 - 143 %	
13C12-1,2,3,4,7,8,9-HpCDF	1	0.433	0.374-0.506		93.0	26 - 138 %	
13C12-1,2,3,4,6,7,8-HpCDD	1	1.094	0.893-1.208		92.3	23 - 140 %	
13C12-OCDD	1	0.922	0.757-1.024		66.7	17 - 157 %	
37C14-2,3,7,8-TCDD	1	328.000			109	35 - 197 %	

* Values outside of QC limits

Quantify Sample Summary Report **MassLynx MassLynx V4.1 SCN909**

Dataset: T:\Autospec\Processed Data Batch\180927OPIH.qld
 Last Altered: Friday, September 28, 2018 11:40:14 Pacific Daylight Time
 Printed: Friday, September 28, 2018 11:43:33 Pacific Daylight Time

Method: T:\Autospec\Methods\Dioxin180817.mdb 25 Sep 2018 11:22:36
Calibration: T:\Autospec\Curves\180820CIH.cdb 21 Aug 2018 11:13:54

ID: DBLK26, Name: 18092704, Date: 27-Sep-2018, Time: 16:15:01, Conditions: AUTOSPEC01, User: PK

Compound	RT	RRT	Ion1Area	Ion2Area	RRF	Ratio	Pred R	Noise 1	Noise 2	Height 1	Height 2	S/N 1	SNFlag	EMPC	Int.1	Int.2	pg
2378-TCDF					0.834		0.770	618	1286								
12378-PeCDF					0.852		1.550	734	989								
23478-PeCDF					0.944		1.550	734	989								
123478-HxCDF					0.963		1.240	403	301								
234678-HxCDF					0.991		1.240	403	301								
123678-HxCDF					0.917		1.240	403	301								
123789-HxCDF					0.938		1.240	403	301								
1234678-HpCDF					1.119		1.050	340	336								
1234789-HpCDF					1.162		1.050	340	336								
OCDF					1.145		0.890	451	653								
2378-TCDD					0.982		0.770	782	531								
12378-PeCDD					1.029		1.550	647	321								
123478-HxCDD					0.921		1.240	411	538								
123678-HxCDD					0.904		1.240	411	538								
123789-HxCDD					0.918		1.240	411	538								
1234678-HpCDD					1.046		1.050	547	469								
OCDD	44.728	1.001	1.255e2	1.469e2	0.984	0.854	0.890	377	212	2.08e3	1.69e3	5.5	YES	NO	MM	MM	0.114
13C-2378-TCDF	25.588	1.007	5.901e5	7.450e5	1.847	0.792	0.770	5975	2614	9.09e6	1.15e7	1520.8	YES	NO	bb	bb	102.256
13C-12378-PeCDF	29.740	1.171	6.338e5	4.059e5	1.558	1.561	1.550	2481	2419	9.94e6	6.45e6	4006.0	YES	NO	bb	bb	94.399
13C-23478-PeCDF	31.087	1.224	6.126e5	3.885e5	1.544	1.577	1.550	2481	2419	9.58e6	6.03e6	3863.3	YES	NO	bb	bb	91.731
13C-123478-HxCDF	34.771	0.954	2.091e5	4.206e5	1.152	0.497	0.510	1824	3091	3.21e6	6.46e6	1761.6	YES	NO	bd	bd	108.587
13C-123678-HxCDF	34.916	0.958	2.303e5	4.611e5	1.225	0.499	0.510	1824	3091	3.39e6	6.84e6	1856.6	YES	NO	db	db	112.148
13C-234678-HxCDF	35.851	0.984	1.935e5	3.857e5	1.104	0.502	0.510	1824	3091	3.12e6	6.13e6	1710.0	YES	NO	bb	bb	104.292
13C-123789-HxCDF	36.797	1.010	1.610e5	3.256e5	1.046	0.495	0.510	1824	3091	2.80e6	5.69e6	1537.0	YES	NO	bb	bb	92.484
13C-1234678-HpCDF	38.533	1.057	1.571e5	3.577e5	1.004	0.439	0.440	1907	1974	2.64e6	6.03e6	1385.8	YES	NO	bd	bd	101.845
13C-1234789-HpCDF	40.748	1.118	1.129e5	2.610e5	0.799	0.433	0.440	1907	1974	1.63e6	3.74e6	853.5	YES	NO	bd	bd	93.031
13C-1234-TCDD	25.407	0.000	3.103e5	3.967e5	1.000	0.782	0.770	1869	857	5.02e6	6.43e6	2687.3	YES	NO	bb	bb	100.000
13C-2378-TCDD	26.223	1.032	3.352e5	4.355e5	1.171	0.770	0.770	1869	857	5.24e6	6.76e6	2800.7	YES	NO	bb	bb	93.076
13C-12378-PeCDD	31.343	1.234	3.358e5	2.039e5	0.886	1.647	1.550	1303	638	5.17e6	3.13e6	3971.0	YES	NO	bb	bd	86.173
13C-123478-HxCDD	35.982	0.987	3.033e5	2.380e5	1.027	1.275	1.240	1532	1347	5.21e6	4.14e6	3399.0	YES	NO	bd	bd	104.751
13C-123678-HxCDD	36.074	0.990	3.205e5	2.543e5	1.055	1.260	1.240	1532	1347	5.41e6	4.21e6	3533.0	YES	NO	db	db	108.247
13C-1234678-HpCDD	40.014	1.098	1.819e5	1.662e5	0.749	1.094	1.050	1814	1121	2.81e6	2.60e6	1550.6	YES	NO	bb	bb	92.346
13C-OCDD	44.682	1.226	2.335e5	2.533e5	0.725	0.922	0.890	1790	717	2.82e6	3.12e6	1574.3	YES	NO	bb	bb	133.471
13C-123789-HxCDD	36.441	0.000	2.832e5	2.200e5	1.000	1.287	1.240	1532	1347	4.83e6	3.84e6	3151.9	YES	NO	bb	bb	100.000
37CL-2378-TCDD	26.238	1.033	3.455e5		1.121			900		5.37e6	5960.2	YES	YES	NO	bb	bb	43.607

Quantify Sample Summary Report **MassLynx MassLynx V4.1 SCN909**

Dataset: T:\Autospec\Processed Data Batch\180927OPIH.qld

Last Altered: Friday, September 28, 2018 11:40:14 Pacific Daylight Time

Printed: Friday, September 28, 2018 11:43:33 Pacific Daylight Time

ID: DBLK26, Name: 18092704, Date: 27-Sep-2018, Time: 16:15:01, Conditions: AUTOSPEC01, User: PK

Compound	RT	RRT	Ion1Area	Ion2Area	RRF	Ratio	Pred R	Noise 1	Noise 2	Height 1	Height 2	S/N 1	SNFlag	EMPC	Int.1	Int.2	pg
1368-TCDF					1.020		0.770	618	1286								
1289-TCDF					0.818		0.770	618	1286								
13468-PECDF					1.163		1.550	351	817								
12389-PECDF					0.912		1.550	734	989								
123468-HXCDF					1.051		1.240	403	301								
1368-TCDD					1.026		0.770	782	531								
1289-TCDD					0.938		0.770	782	531								
12479-PECDD					1.807		1.550	647	321								
12389-PECDD					1.326		1.550	647	321								
124679-HXCDD					1.031		1.240	411	538								
1234679-HPCDD					1.228		1.050	547	469								
Total-tetrafurans			0.000e0		0.891			618		0.00e0							
Total-penta1			0.000e0					351		0.00e0							
Total-pentafurans			0.000e0		0.903			734		0.00e0							
Total-hexafurans			0.000e0		0.972			403		0.00e0							
Total-heptafurans			0.000e0		1.141			340		0.00e0							
Total-Furans			0.000e0		0.989			618		0.00e0							
Total-tetradioxins			0.000e0		0.982			782		0.00e0							
Total-pentadioxins			0.000e0		1.387			647		0.00e0							
Total-hexadioxins			0.000e0		0.944			411		0.00e0							
Total-heptadioxins			0.000e0		1.137			547		0.00e0							
Total-Dioxins			1.255e2		1.088			782		2.08e3							0.114
Total-TEQ			1.255e2					782		2.08e3							0.114
FUNCTION1 PFK			2.405e6					822406		4.04e7							
FUNCTION2 PFK			1.338e6					471498		3.43e7							0.000
FUNCTION3 PFK			4.528e5					434362		1.43e7							0.000
FUNCTION4 PFK			4.024e7					434511		3.00e8							
FUNCTION5 PFK			1.095e5					273519		3.83e6							
FUNCTION1 HXGD...			2.070e2					396		4.20e3							0.000
FUNCTION1 HPCD...			3.734e2					826		6.41e3							0.000
FUNCTION2 HPCD...			7.621e1					613		9.55e2							0.000
FUNCTION3 OCDPE			0.000e0					233		0.00e0							
FUNCTION4 NCDPE			0.000e0					330		0.00e0							
FUNCTION5 DCDPE			0.000e0					268		0.00e0							

Quantify Totals Report MassLynx MassLynx V4.1 SCN909

Dataset: T:\Autospec\Processed Data Batch\180927OPIH.qld
 Last Altered: Friday, September 28, 2018 11:40:14 Pacific Daylight Time
 Printed: Friday, September 28, 2018 11:43:33 Pacific Daylight Time

Method: T:\Autospec\Methods\Dioxin180817.mdb 25 Sep 2018 11:22:36
Calibration: T:\Autospec\Curves\180820CIH.cdb 21 Aug 2018 11:13:54

ID: DBLK26, **Name:** 18092704, **Date:** 27-Sep-2018, **Time:** 16:15:01, **Conditions:** AUTOSPEC01, **User:** PK

TF

1	Compound	RT	Ion1Area	Ion2Area	RRF	Ratio	Pred R	S/N 1	SNFlag	EMPC	Int.1	Int.2	pg
1													

PP

1	Compound	RT	Ion1Area	Ion2Area	RRF	Ratio	Pred R	S/N 1	SNFlag	EMPC	Int.1	Int.2	pg
1													

PF

1	Compound	RT	Ion1Area	Ion2Area	RRF	Ratio	Pred R	S/N 1	SNFlag	EMPC	Int.1	Int.2	pg
1													

HF

1	Compound	RT	Ion1Area	Ion2Area	RRF	Ratio	Pred R	S/N 1	SNFlag	EMPC	Int.1	Int.2	pg
1													

HPF

1	Compound	RT	Ion1Area	Ion2Area	RRF	Ratio	Pred R	S/N 1	SNFlag	EMPC	Int.1	Int.2	pg
1													

Furans, TF, PP, PF, HF, HPF, OF

1	Compound	RT	Ion1Area	Ion2Area	RRF	Ratio	Pred R	S/N 1	SNFlag	EMPC	Int.1	Int.2	pg
1													

TD

1	Compound	RT	Ion1Area	Ion2Area	RRF	Ratio	Pred R	S/N 1	SNFlag	EMPC	Int.1	Int.2	pg
1													

PD

1	Compound	RT	Ion1Area	Ion2Area	RRF	Ratio	Pred R	S/N 1	SNFlag	EMPC	Int.1	Int.2	pg
1													

Quantify Totals Report MassLynx V4.1 SCN909

Dataset: T:\Autospec\Processed Data Batch\180927OPIH.qld
 Last Altered: Friday, September 28, 2018 11:40:14 Pacific Daylight Time
 Printed: Friday, September 28, 2018 11:43:33 Pacific Daylight Time

ID: DBLK26, Name: 18092704, Date: 27-Sep-2018, Time: 16:15:01, Conditions: AUTOSPEC01, User: PK

HD

Compound	RT	Ion1Area	Ion2Area	RRF	Ratio	Pred R	S/N 1	SNFlag	EMPC	Int.1	Int.2	pg
1												

HPD

Compound	RT	Ion1Area	Ion2Area	RRF	Ratio	Pred R	S/N 1	SNFlag	EMPC	Int.1	Int.2	pg
1												

Dioxins,TD,PD,HD,HPD,OD

Compound	RT	Ion1Area	Ion2Area	RRF	Ratio	Pred R	S/N 1	SNFlag	EMPC	Int.1	Int.2	pg
1	44.73	1.255e2	1.469e2	0.984	0.85	0.89	5.5	YES	NO	MM	MM	0.114

TotalTEQ,Furans,Dioxins

Compound	RT	Ion1Area	Ion2Area	RRF	Ratio	Pred R	S/N 1	SNFlag	EMPC	Int.1	Int.2	pg
1												

Quantify Totals Report MassLynx MassLynx V4.1 SCN909

Dataset: T:\Autospec\Processed Data Batch\180927OPIH.qld
 Last Altered: Friday, September 28, 2018 11:40:14 Pacific Daylight Time
 Printed: Friday, September 28, 2018 11:43:33 Pacific Daylight Time

ID: DBLK26, Name: 18092704, Date: 27-Sep-2018, Time: 16:15:01, Conditions: AUTOSPEC01, User: PK

PFK1

	Compound	RT	Ion1Area	Ion2Area	RRF	Ratio	Pred R	S/N 1	SNFlag	EMPC	Int.1	Int.2	pg
1	FUNCTION1 PFK	20.47	2.457e5					2.3	NO		db		
2	FUNCTION1 PFK	20.35	1.177e5					2.1	NO		bd		
3	FUNCTION1 PFK	20.24	1.066e5					2.1	NO		db		
4	FUNCTION1 PFK	20.16	6.972e4					1.5	NO		bd		
5	FUNCTION1 PFK	23.31	6.753e4					1.4	NO		bd		
6	FUNCTION1 PFK	23.08	1.227e5					1.1	NO		bb		
7	FUNCTION1 PFK	22.85	5.664e4					0.9	NO		bb		
8	FUNCTION1 PFK	22.78	1.611e4					0.7	NO		bb		
9	FUNCTION1 PFK	22.69	1.363e4					0.7	NO		db		
10	FUNCTION1 PFK	22.64	1.579e4					0.6	NO		bd		
11	FUNCTION1 PFK	22.57	3.231e4					0.8	NO		bb		
12	FUNCTION1 PFK	22.40	5.451e4					1.3	NO		bb		
13	FUNCTION1 PFK	22.17	1.203e4					0.4	NO		bb		
14	FUNCTION1 PFK	21.81	4.542e4					1.5	NO		bb		
15	FUNCTION1 PFK	21.67	4.779e4					1.2	NO		bb		
16	FUNCTION1 PFK	21.42	4.171e3					0.3	NO		bb		
17	FUNCTION1 PFK	21.31	2.467e4					0.5	NO		bb		
18	FUNCTION1 PFK	21.25	6.778e3					0.5	NO		bb		
19	FUNCTION1 PFK	21.03	3.915e3					0.3	NO		bb		
20	FUNCTION1 PFK	20.63	8.518e3					0.6	NO		bb		
21	FUNCTION1 PFK	26.51	2.072e4					0.6	NO		bb		
22	FUNCTION1 PFK	26.25	6.221e4					0.9	NO		bb		
23	FUNCTION1 PFK	26.15	2.160e4					0.8	NO		bb		
24	FUNCTION1 PFK	25.95	7.422e4					1.6	NO		bb		
25	FUNCTION1 PFK	25.84	4.652e4					1.1	NO		bb		
26	FUNCTION1 PFK	25.65	2.050e4					1.0	NO		bb		
27	FUNCTION1 PFK	25.59	1.040e4					0.6	NO		bb		
28	FUNCTION1 PFK	24.94	2.409e4					0.8	NO		db		
29	FUNCTION1 PFK	24.88	7.882e4					1.0	NO		bd		
30	FUNCTION1 PFK	24.71	3.552e4					1.1	NO		bb		
31	FUNCTION1 PFK	24.21	2.088e4					0.6	NO		bb		
32	FUNCTION1 PFK	23.82	3.147e4					1.0	NO		db		
33	FUNCTION1 PFK	23.67	1.029e5					1.3	NO		bd		
34	FUNCTION1 PFK	23.56	4.934e4					1.0	NO		db		
35	FUNCTION1 PFK	23.46	6.038e4					1.2	NO		dd		
36	FUNCTION1 PFK	23.38	4.941e4					1.2	NO		dd		
37	FUNCTION1 PFK	27.75	6.611e4					1.1	NO		bb		

Quantify Totals Report MassLynx MassLynx V4.1 SCN909

Dataset: T:\Autospec\Processed Data Batch\180927OPIH.qld
 Last Altered: Friday, September 28, 2018 11:40:14 Pacific Daylight Time
 Printed: Friday, September 28, 2018 11:43:33 Pacific Daylight Time

ID: DBLK26, Name: 18092704, Date: 27-Sep-2018, Time: 16:15:01, Conditions: AUTOSPEC01, User: PK

PFK1

38	Compound	RT	Ion1Area	Ion2Area	RRF	Ratio	Pred R	S/N 1	SNFlag	EMPC	Int.1	Int.2	pg
	FUNCTION1 PFK	27.63	5.626e4					1.2	NO		bb		
39	FUNCTION1 PFK	27.08	6.862e4					1.5	NO		bb		
40	FUNCTION1 PFK	26.98	1.230e5					1.6	NO		db		
41	FUNCTION1 PFK	26.86	7.444e4					1.6	NO		dd		
42	FUNCTION1 PFK	26.80	1.295e5					1.9	NO		dd		
43	FUNCTION1 PFK	26.69	8.655e4					2.7	NO		bd		
44	FUNCTION1 PFK	26.59	1.983e4					0.9	NO		bb		

Quantify Totals Report MassLynx MassLynx V4.1 SCN909

Dataset: T:\Autospec\Processed Data Batch\180927OPIH.qld
 Last Altered: Friday, September 28, 2018 11:40:14 Pacific Daylight Time
 Printed: Friday, September 28, 2018 11:43:33 Pacific Daylight Time

ID: DBLK26, Name: 18092704, Date: 27-Sep-2018, Time: 16:15:01, Conditions: AUTOSPEC01, User: PK

PFK2

	Compound	RT	Ion1Area	Ion2Area	RRF	Ratio	Pred R	S/N 1	SNFlag	EMPC	Int.1	Int.2	pg
1	FUNCTION2 PFK	28.44	4.708e4					1.9	NO		dd	dd	0.000
2	FUNCTION2 PFK	28.35	9.548e4					3.0	NO		dd	dd	0.000
3	FUNCTION2 PFK	28.28	5.548e4					2.8	NO		dd	dd	0.000
4	FUNCTION2 PFK	28.22	1.149e5					3.1	YES		dd	dd	0.000
5	FUNCTION2 PFK	28.14	6.089e4					3.6	YES		dd	dd	0.000
6	FUNCTION2 PFK	28.08	7.811e4					3.0	YES		dd	dd	0.000
7	FUNCTION2 PFK	28.03	7.482e4					3.5	YES		bd	bd	0.000
8	FUNCTION2 PFK	29.64	6.689e3					0.5	NO		bb	bb	0.000
9	FUNCTION2 PFK	29.53	2.172e4					1.5	NO		db	db	0.000
10	FUNCTION2 PFK	29.46	2.210e4					1.3	NO		dd	dd	0.000
11	FUNCTION2 PFK	29.40	2.745e4					1.2	NO		bd	bd	0.000
12	FUNCTION2 PFK	29.27	9.271e3					0.9	NO		bb	bb	0.000
13	FUNCTION2 PFK	29.22	4.259e3					0.5	NO		bb	bb	0.000
14	FUNCTION2 PFK	29.17	4.130e3					0.5	NO		db	db	0.000
15	FUNCTION2 PFK	29.14	1.753e3					0.3	NO		bd	bd	0.000
16	FUNCTION2 PFK	29.07	1.758e4					0.9	NO		bb	bb	0.000
17	FUNCTION2 PFK	29.01	2.241e4					1.4	NO		db	db	0.000
18	FUNCTION2 PFK	28.93	1.124e4					0.8	NO		dd	dd	0.000
19	FUNCTION2 PFK	28.89	6.837e3					0.7	NO		bd	bd	0.000
20	FUNCTION2 PFK	28.79	1.870e4					0.8	NO		db	db	0.000
21	FUNCTION2 PFK	28.70	3.046e4					1.5	NO		dd	dd	0.000
22	FUNCTION2 PFK	28.65	4.749e4					2.9	NO		bd	bd	0.000
23	FUNCTION2 PFK	28.48	3.015e4					1.7	NO		db	db	0.000
24	FUNCTION2 PFK	30.79	1.600e4					1.1	NO		bb	bb	0.000
25	FUNCTION2 PFK	30.71	8.885e3					0.8	NO		bb	bb	0.000
26	FUNCTION2 PFK	30.53	2.163e4					1.2	NO		db	db	0.000
27	FUNCTION2 PFK	30.50	1.861e4					1.3	NO		dd	dd	0.000
28	FUNCTION2 PFK	30.40	9.200e3					0.4	NO		bd	bd	0.000
29	FUNCTION2 PFK	30.32	4.495e3					0.7	NO		db	db	0.000
30	FUNCTION2 PFK	30.27	1.936e4					1.2	NO		bd	bd	0.000
31	FUNCTION2 PFK	30.23	4.466e3					0.6	NO		db	db	0.000
32	FUNCTION2 PFK	30.20	1.785e4					1.1	NO		dd	dd	0.000
33	FUNCTION2 PFK	30.17	9.099e3					0.9	NO		bd	bd	0.000
34	FUNCTION2 PFK	30.11	1.546e3					0.3	NO		bb	bb	0.000
35	FUNCTION2 PFK	30.06	3.328e3					0.6	NO		bb	bb	0.000
36	FUNCTION2 PFK	30.03	3.625e3					0.6	NO		db	db	0.000
37	FUNCTION2 PFK	30.00	5.218e3					0.6	NO		dd	dd	0.000

Quantify Totals Report MassLynx MassLynx V4.1 SCN909

Dataset: T:\Autospec\Processed Data Batch\180927OPIH.qld
 Last Altered: Friday, September 28, 2018 11:40:14 Pacific Daylight Time
 Printed: Friday, September 28, 2018 11:43:33 Pacific Daylight Time

ID: DBLK26, Name: 18092704, Date: 27-Sep-2018, Time: 16:15:01, Conditions: AUTOSPEC01, User: PK

PFK2

Compound	RT	Ion1Area	Ion2Area	RRF	Ratio	Pred R	S/N 1	SNFlag	EMPC	Int.1	Int.2	pg
38	FUNCTION2 PFK	29.96	1.308e4				1.1	NO		bd		0.000
39	FUNCTION2 PFK	29.71	1.791e4				1.2	NO		bb		0.000
40	FUNCTION2 PFK	32.09	3.717e4				1.9	NO		db		0.000
41	FUNCTION2 PFK	32.04	2.205e4				1.3	NO		dd		0.000
42	FUNCTION2 PFK	31.99	2.760e4				1.4	NO		dd		0.000
43	FUNCTION2 PFK	31.95	1.252e4				1.3	NO		dd		0.000
44	FUNCTION2 PFK	31.91	1.625e4				1.4	NO		dd		0.000
45	FUNCTION2 PFK	31.88	2.071e4				1.3	NO		bd		0.000
46	FUNCTION2 PFK	31.79	2.247e4				0.8	NO		bb		0.000
47	FUNCTION2 PFK	31.59	2.081e3				0.4	NO		bb		0.000
48	FUNCTION2 PFK	31.38	2.832e4				1.5	NO		db		0.000
49	FUNCTION2 PFK	31.32	9.851e3				0.8	NO		dd		0.000
50	FUNCTION2 PFK	31.28	2.222e4				1.3	NO		dd		0.000
51	FUNCTION2 PFK	31.21	1.814e4				1.3	NO		bd		0.000
52	FUNCTION2 PFK	31.15	1.138e4				1.1	NO		bb		0.000
53	FUNCTION2 PFK	31.00	1.650e4				1.3	NO		db		0.000
54	FUNCTION2 PFK	30.95	7.636e3				0.7	NO		bd		0.000
55	FUNCTION2 PFK	30.88	3.040e3				0.6	NO		bb		0.000
56	FUNCTION2 PFK	32.38	4.835e3				0.5	NO		bb		0.000
57	FUNCTION2 PFK	32.18	7.156e4				1.8	NO		bb		0.000

Quantify Totals Report MassLynx MassLynx V4.1 SCN909

Dataset: T:\Autospec\Processed Data Batch\180927OPIH.qld
 Last Altered: Friday, September 28, 2018 11:40:14 Pacific Daylight Time
 Printed: Friday, September 28, 2018 11:43:33 Pacific Daylight Time

ID: DBLK26, Name: 18092704, Date: 27-Sep-2018, Time: 16:15:01, Conditions: AUTOSPEC01, User: PK

PFK3

	Compound	RT	Ion1Area	Ion2Area	RRF	Ratio	Pred R	S/N 1	SNFlag	EMPC	Int.1	Int.2	pg
1	FUNCTION3 PFK	35.32	6.819e3					0.9	NO		bb		0.000
2	FUNCTION3 PFK	35.07	6.738e3					0.8	NO		bb		0.000
3	FUNCTION3 PFK	34.95	9.810e3					1.0	NO		bb		0.000
4	FUNCTION3 PFK	34.24	2.426e4					1.3	NO		bb		0.000
5	FUNCTION3 PFK	34.19	3.421e3					0.7	NO		bb		0.000
6	FUNCTION3 PFK	33.96	7.978e3					1.0	NO		bb		0.000
7	FUNCTION3 PFK	33.64	3.185e4					1.7	NO		bb		0.000
8	FUNCTION3 PFK	33.45	2.440e4					1.0	NO		bb		0.000
9	FUNCTION3 PFK	33.13	2.524e3					0.5	NO		bb		0.000
10	FUNCTION3 PFK	33.02	5.645e3					0.7	NO		bb		0.000
11	FUNCTION3 PFK	32.77	1.843e4					1.9	NO		db		0.000
12	FUNCTION3 PFK	32.76	3.377e4					1.8	NO		bd		0.000
13	FUNCTION3 PFK	32.68	8.180e3					1.7	NO		bb		0.000
14	FUNCTION3 PFK	37.67	5.736e3					0.8	NO		bb		0.000
15	FUNCTION3 PFK	37.48	7.612e3					1.0	NO		db		0.000
16	FUNCTION3 PFK	37.45	3.606e4					1.8	NO		bd		0.000
17	FUNCTION3 PFK	37.38	4.743e3					1.0	NO		bb		0.000
18	FUNCTION3 PFK	37.30	6.152e3					0.8	NO		bb		0.000
19	FUNCTION3 PFK	37.21	2.214e3					0.5	NO		bb		0.000
20	FUNCTION3 PFK	37.12	1.976e4					0.8	NO		bb		0.000
21	FUNCTION3 PFK	36.82	1.267e4					1.2	NO		bb		0.000
22	FUNCTION3 PFK	36.54	2.021e3					0.4	NO		bb		0.000
23	FUNCTION3 PFK	36.37	3.732e3					0.8	NO		bb		0.000
24	FUNCTION3 PFK	36.30	2.934e4					1.8	NO		bb		0.000
25	FUNCTION3 PFK	36.17	5.308e3					0.7	NO		bb		0.000
26	FUNCTION3 PFK	35.94	1.264e4					0.7	NO		bb		0.000
27	FUNCTION3 PFK	35.86	1.553e4					1.7	NO		bb		0.000
28	FUNCTION3 PFK	35.61	2.508e4					2.0	NO		bb		0.000
29	FUNCTION3 PFK	35.36	8.041e4					2.2	NO		bb		0.000

Quantify Totals Report MassLynx MassLynx V4.1 SCN909
 Dataset: T:\Autospec\Processed Data Batch\180927OPIH.qld
 Last Altered: Friday, September 28, 2018 11:40:14 Pacific Daylight Time
 Printed: Friday, September 28, 2018 11:43:33 Pacific Daylight Time

ID: DBLK26, Name: 18092704, Date: 27-Sep-2018, Time: 16:15:01, Conditions: AUTOSPEC01, User: PK

PFK4

	Compound	RT	Ion1Area	Ion2Area	RRF	Ratio	Pred R	S/N 1	SNFlag	EMPC	Int.1	Int.2	pg
1	FUNCTION4 PFK	39.71	5.481e5					17.9	YES		dd		
2	FUNCTION4 PFK	39.55	2.685e6					22.0	YES		dd		
3	FUNCTION4 PFK	39.35	7.619e5					27.5	YES		dd		
4	FUNCTION4 PFK	39.31	9.565e5					28.2	YES		dd		
5	FUNCTION4 PFK	39.20	1.019e6					31.3	YES		dd		
6	FUNCTION4 PFK	39.05	2.268e6					36.0	YES		dd		
7	FUNCTION4 PFK	38.97	1.234e6					37.8	YES		dd		
8	FUNCTION4 PFK	38.61	6.879e6					47.9	YES		dd		
9	FUNCTION4 PFK	38.56	7.053e5					48.9	YES		dd		
10	FUNCTION4 PFK	38.49	1.938e6					50.9	YES		dd		
11	FUNCTION4 PFK	38.39	2.272e6					53.5	YES		dd		
12	FUNCTION4 PFK	38.30	1.595e6					56.4	YES		dd		
13	FUNCTION4 PFK	38.22	4.201e6					58.1	YES		dd		
14	FUNCTION4 PFK	38.02	8.650e6					63.6	YES		dd		
15	FUNCTION4 PFK	37.79	2.278e6					67.8	YES		bd		
16	FUNCTION4 PFK	42.61	4.782e4					1.4	NO		bb		
17	FUNCTION4 PFK	42.47	1.781e4					1.9	NO		db		
18	FUNCTION4 PFK	42.41	7.966e4					2.9	NO		dd		
19	FUNCTION4 PFK	42.35	3.408e4					1.9	NO		dd		
20	FUNCTION4 PFK	42.22	1.052e5					1.9	NO		bd		
21	FUNCTION4 PFK	42.07	3.837e3					0.5	NO		bb		
22	FUNCTION4 PFK	41.69	7.914e3					0.9	NO		bb		
23	FUNCTION4 PFK	41.57	1.801e3					0.4	NO		bb		
24	FUNCTION4 PFK	41.17	4.170e4					1.5	NO		bb		
25	FUNCTION4 PFK	41.05	4.087e4					2.2	NO		db		
26	FUNCTION4 PFK	41.00	1.528e4					1.6	NO		bd		
27	FUNCTION4 PFK	40.26	5.021e4					3.1	YES		db		
28	FUNCTION4 PFK	40.21	6.410e4					3.9	YES		dd		
29	FUNCTION4 PFK	40.13	1.603e5					6.0	YES		dd		
30	FUNCTION4 PFK	39.88	1.574e6					12.8	YES		dd		

Quantify Totals Report MassLynx MassLynx V4.1 SCN909

Dataset: T:\Autospec\Processed Data Batch\180927OPIH.qld
 Last Altered: Friday, September 28, 2018 11:40:14 Pacific Daylight Time
 Printed: Friday, September 28, 2018 11:43:33 Pacific Daylight Time

ID: DBLK26, Name: 18092704, Date: 27-Sep-2018, Time: 16:15:01, Conditions: AUTOSPEC01, User: PK

PFK5

Compound	RT	Ion1Area	Ion2Area	RRF	Ratio	Pred R	S/N 1	SNFlag	EMPC	Int.1	Int.2	pg
FUNCTION5 PFK	45.55	1.477e4					1.1	NO		bb		
FUNCTION5 PFK	45.24	1.512e4					1.0	NO		bb		
FUNCTION5 PFK	45.14	2.780e3					0.6	NO		bb		
FUNCTION5 PFK	45.05	9.147e3					0.9	NO		bb		
FUNCTION5 PFK	45.01	6.813e3					1.2	NO		bb		
FUNCTION5 PFK	44.97	6.264e3					1.2	NO		bb		
FUNCTION5 PFK	44.88	3.257e3					0.7	NO		bb		
FUNCTION5 PFK	44.79	7.989e3					1.4	NO		bb		
FUNCTION5 PFK	44.48	8.071e3					1.2	NO		bb		
FUNCTION5 PFK	43.96	1.325e3					0.5	NO		bb		
FUNCTION5 PFK	43.37	3.541e3					0.8	NO		bb		
FUNCTION5 PFK	43.33	9.250e3					1.5	NO		bb		
FUNCTION5 PFK	42.99	2.116e4					1.7	NO		bb		

ETHERS1

Compound	RT	Ion1Area	Ion2Area	RRF	Ratio	Pred R	S/N 1	SNFlag	EMPC	Int.1	Int.2	pg
FUNCTION1 HXCD ...	27.46	7.291e1					5.6	YES		bb		0.000
FUNCTION1 HXCD ...	23.41	1.341e2					5.0	YES		bb		0.000

ETHERS2

Compound	RT	Ion1Area	Ion2Area	RRF	Ratio	Pred R	S/N 1	SNFlag	EMPC	Int.1	Int.2	pg
FUNCTION1 HPCD ...	25.38	8.704e1					1.4	NO		bb		0.000
FUNCTION1 HPCD ...	25.18	1.110e2					2.8	NO		bb		0.000
FUNCTION1 HPCD ...	23.94	7.602e1					1.9	NO		bb		0.000
FUNCTION1 HPCD ...	23.20	9.939e1					1.6	NO		bb		0.000

ETHERS3

Compound	RT	Ion1Area	Ion2Area	RRF	Ratio	Pred R	S/N 1	SNFlag	EMPC	Int.1	Int.2	pg
FUNCTION2 HPCD ...	30.81	7.621e1					1.6	NO		bb		0.000

ETHERS4

Compound	RT	Ion1Area	Ion2Area	RRF	Ratio	Pred R	S/N 1	SNFlag	EMPC	Int.1	Int.2	pg

Quantify Totals Report MassLynx V4.1 SCN909
Dataset: T:\Autospec\Processed Data Batch\180927OPIH.qld
Last Altered: Friday, September 28, 2018 11:40:14 Pacific Daylight Time
Printed: Friday, September 28, 2018 11:43:33 Pacific Daylight Time

ID: DBLK26, Name: 18092704, Date: 27-Sep-2018, Time: 16:15:01, Conditions: AUTOSPEC01, User: PK

ETHERS5

Compound	RT	Ion1Area	Ion2Area	RRF	Ratio	Pred R	S/N 1	SNFlag	EMPC	Int.1	Int.2	pg
1												

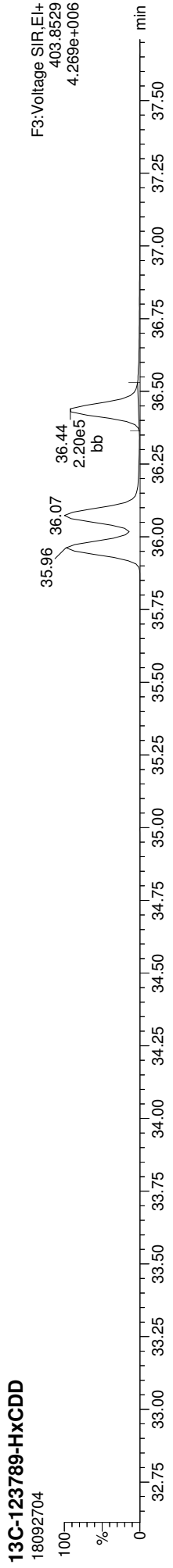
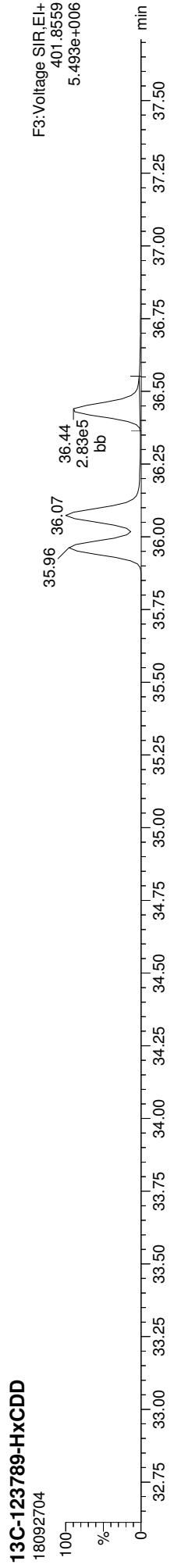


ETHERS6

Compound	RT	Ion1Area	Ion2Area	RRF	Ratio	Pred R	S/N 1	SNFlag	EMPC	Int.1	Int.2	pg
1												

Quantify Sample Report MassLynx MassLynx V4.1 SCN909
Dataset: T:\Autospec\Processed Data Batch\180927OPIH.qld
Last Altered: Friday, September 28, 2018 11:40:14 Pacific Daylight Time
Printed: Friday, September 28, 2018 11:43:33 Pacific Daylight Time

Method: T:\Autospec\Methods\Dioxin180817.mdb 25 Sep 2018 11:22:36
Calibration: T:\Autospec\Curves\180820IC1H.cdb 21 Aug 2018 11:13:54

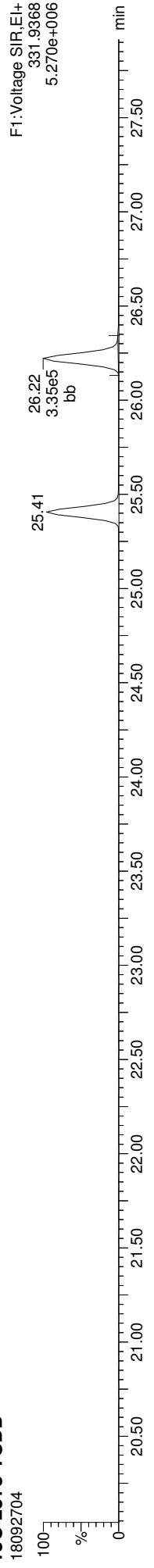
ID: DBLK26, Name: 18092704, Date: 27-Sep-2018, Time: 16:15:01, Conditions: AUTOSPEC01, User: PK



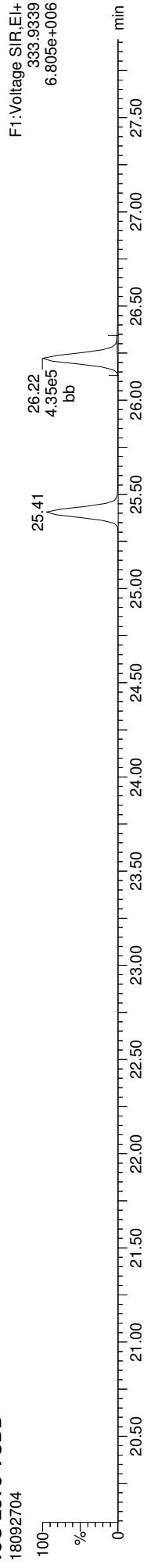
Quantify Sample Report
MassLynx MassLynx V4.1 SCN909
Dataset: T:\Autospec\Processed Data Batch\180927\OPIH.qld
Last Altered: Friday, September 28, 2018 11:40:14 Pacific Daylight Time
Printed: Friday, September 28, 2018 11:43:33 Pacific Daylight Time

ID: DBLK26, Name: 18092704, Date: 27-Sep-2018, Time: 16:15:01, Conditions: AUTOSPEC01, User: PK

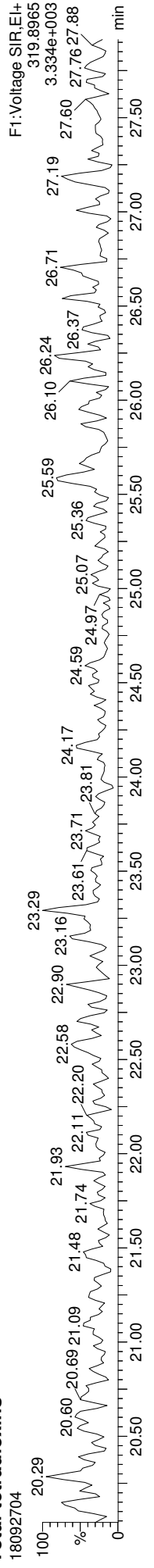
13C-2378-TCDD



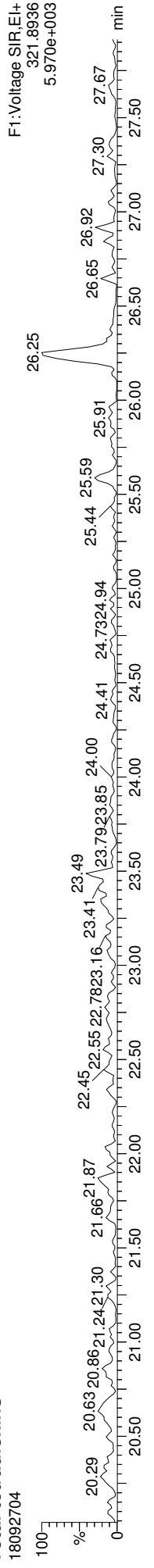
13C-2378-TCDD



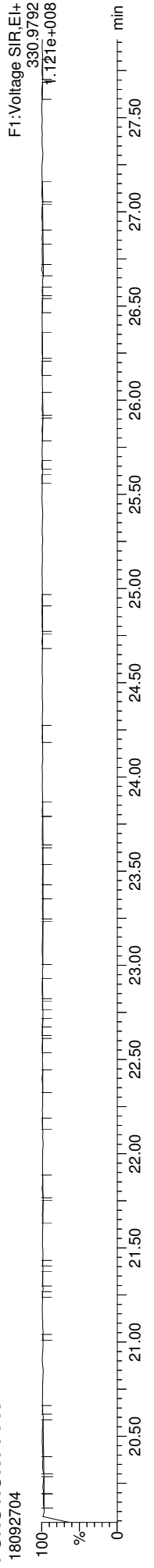
Total-tetradioxins



Total-tetradioxins



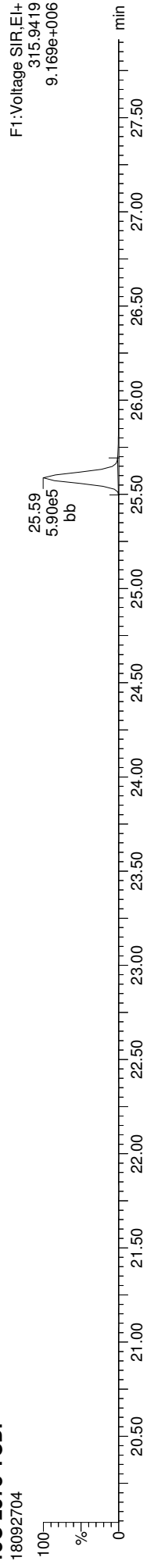
FUNCTION1 PFK



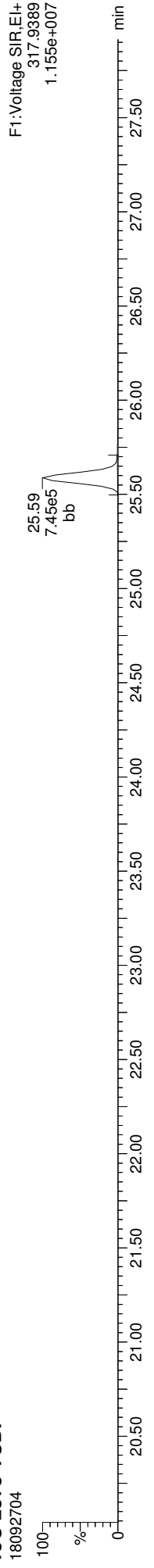
Quantify Sample Report
MassLynx MassLynx V4.1 SCN909
Dataset: T:\Autospec\Processed Data Batch\180927\OPIH.qld
Last Altered: Friday, September 28, 2018 11:40:14 Pacific Daylight Time
Printed: Friday, September 28, 2018 11:43:33 Pacific Daylight Time

ID: DBLK26, Name: 18092704, Date: 27-Sep-2018, Time: 16:15:01, Conditions: AUTOSPEC01, User: PK


13C-2378-TCDF



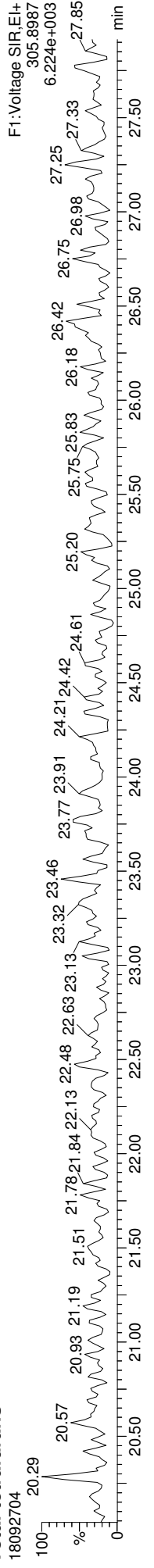
13C-2378-TCDF



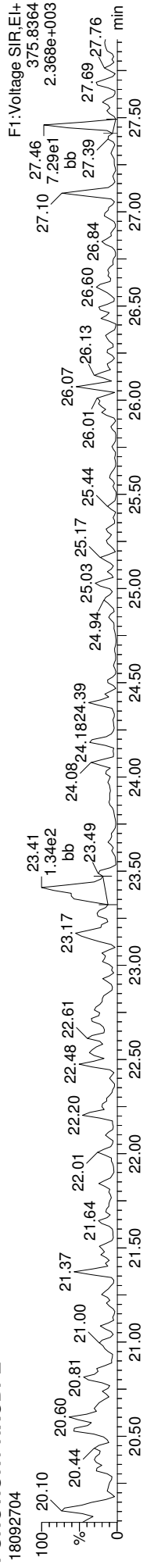
Total-tetrafurans



Total-tetrafurans



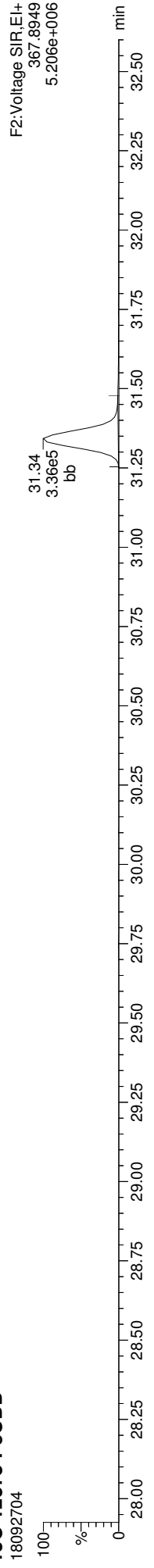
FUNCTION1 HXCDFE



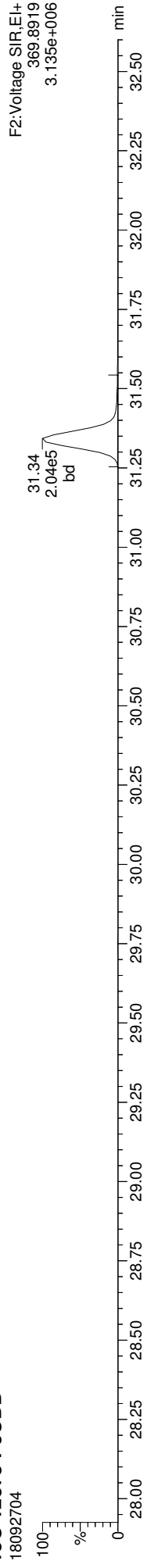
Quantify Sample Report
MassLynx MassLynx V4.1 SCN909
Dataset: T:\Autospec\Processed Data Batch\180927\OPIH.qld
Last Altered: Friday, September 28, 2018 11:40:14 Pacific Daylight Time
Printed: Friday, September 28, 2018 11:43:33 Pacific Daylight Time

ID: DBLK26, Name: 18092704, Date: 27-Sep-2018, Time: 16:15:01, Conditions: AUTOSPEC01, User: PK

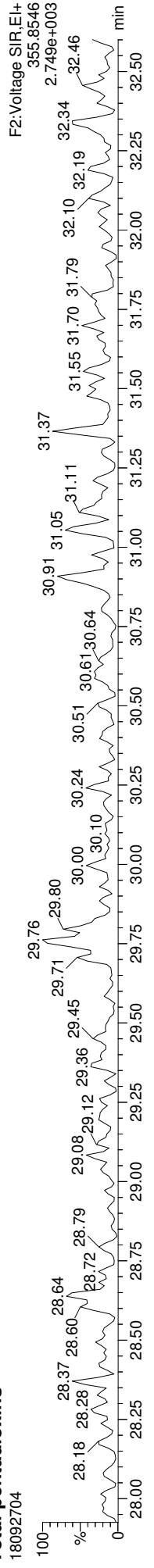
13C-12378-PeCDD



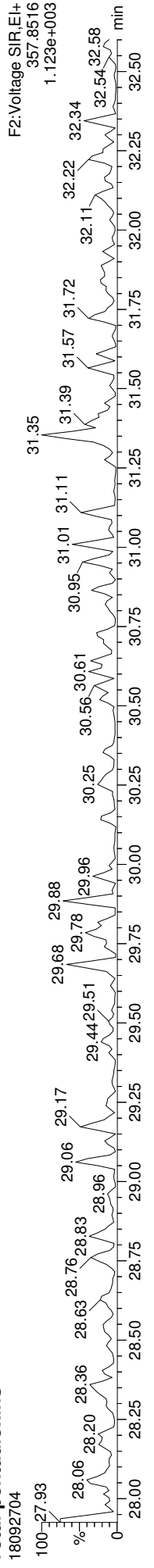
13C-12378-PeCDD



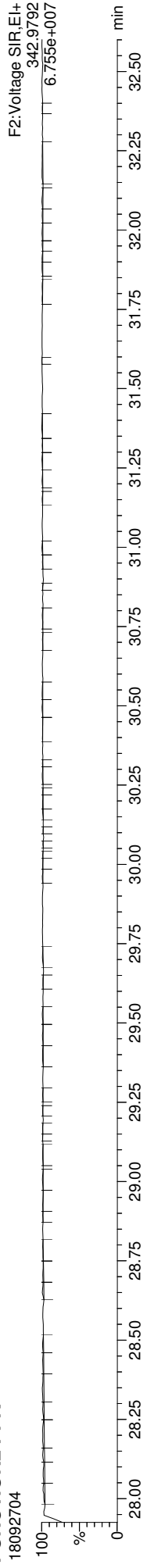
Total-pentadioxins



Total-pentadioxins



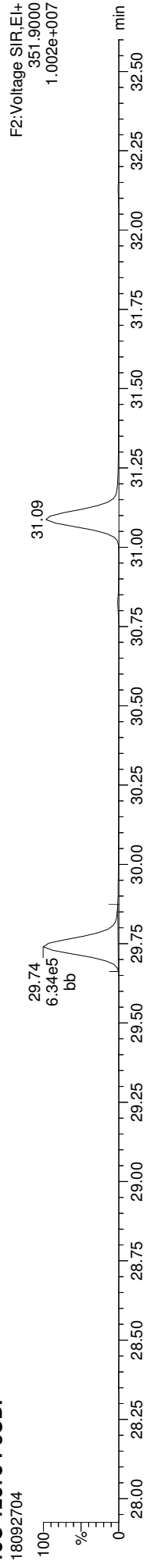
FUNCTION2 PFK



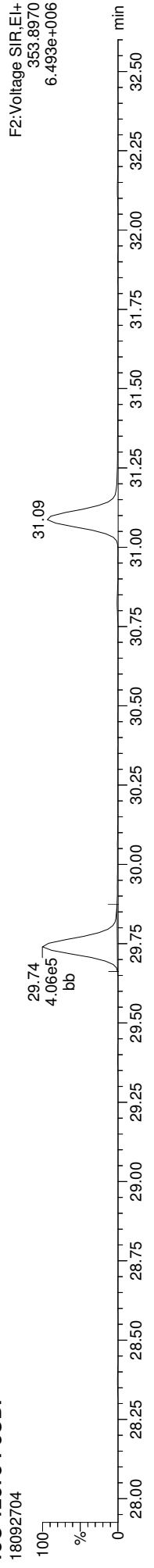
Quantify Sample Report
MassLynx MassLynx V4.1 SCN909
Dataset: T:\Autospec\Processed Data Batch\180927\OPIH.qld
Last Altered: Friday, September 28, 2018 11:40:14 Pacific Daylight Time
Printed: Friday, September 28, 2018 11:43:33 Pacific Daylight Time

ID: DBLK26, Name: 18092704, Date: 27-Sep-2018, Time: 16:15:01, Conditions: AUTOSPEC01, User: PK

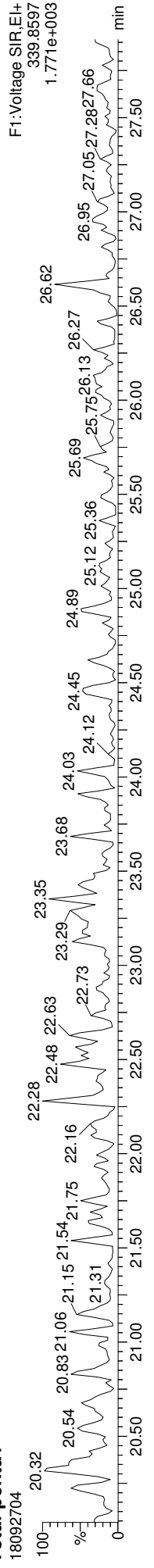
13C-12378-PeCDF



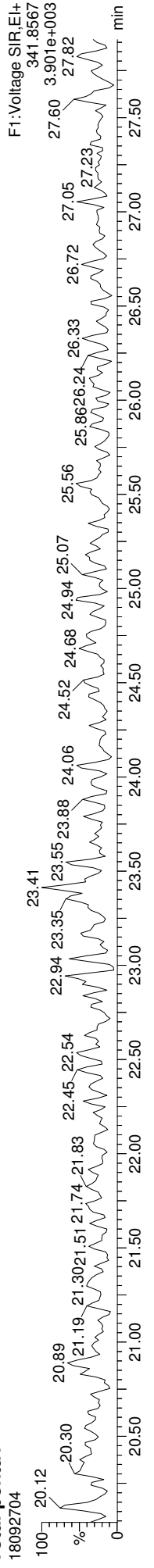
13C-12378-PeCDF



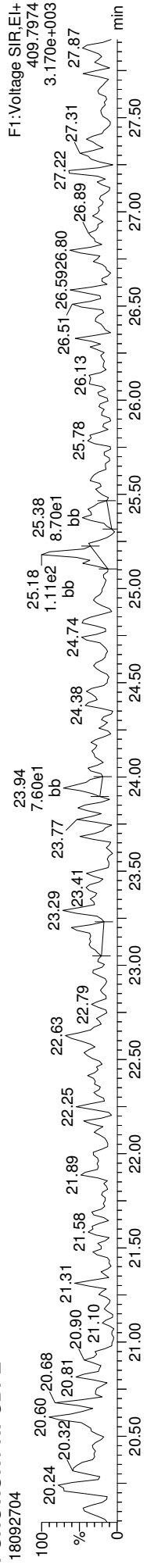
Total-penta1



Total-penta1



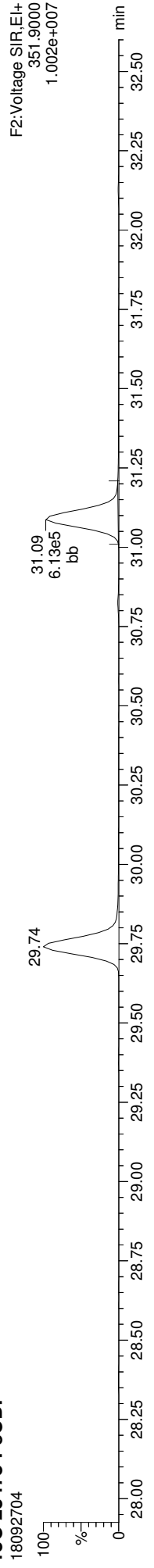
FUNCTION1 HPCDPE



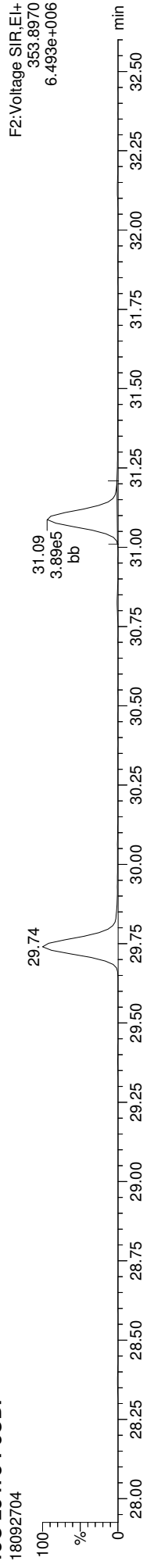
Quantify Sample Report
MassLynx MassLynx V4.1 SCN909
Dataset: T:\Autospec\Processed Data Batch\180927OPIH.qld
Last Altered: Friday, September 28, 2018 11:40:14 Pacific Daylight Time
Printed: Friday, September 28, 2018 11:43:33 Pacific Daylight Time

ID: DBLK26, Name: 18092704, Date: 27-Sep-2018, Time: 16:15:01, Conditions: AUTOSPEC01, User: PK

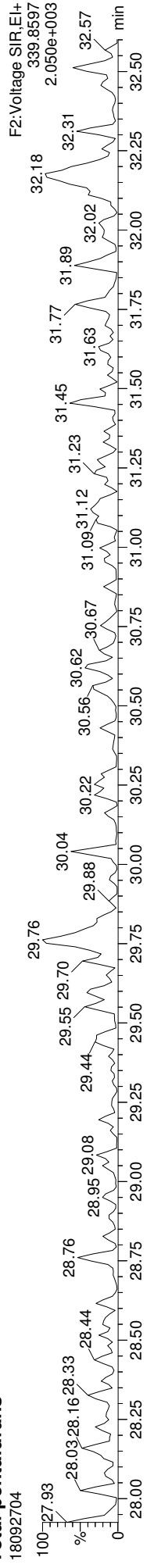
13C-23478-PeCDF



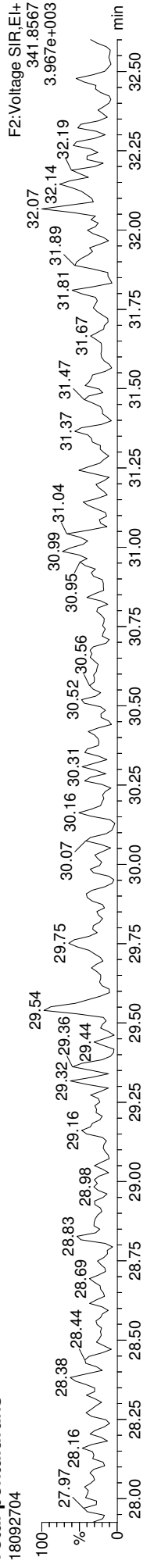
13C-23478-PeCDF



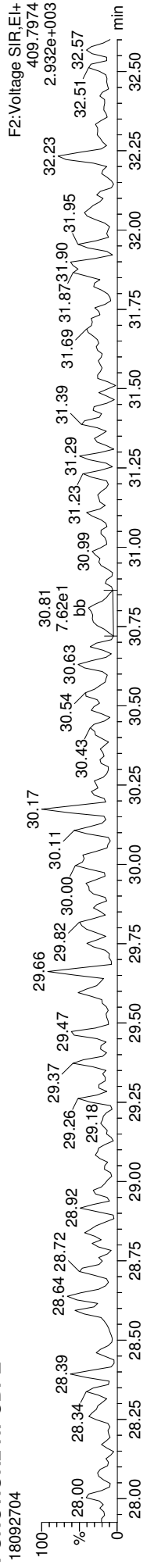
Total-pentafurans



Total-pentafurans



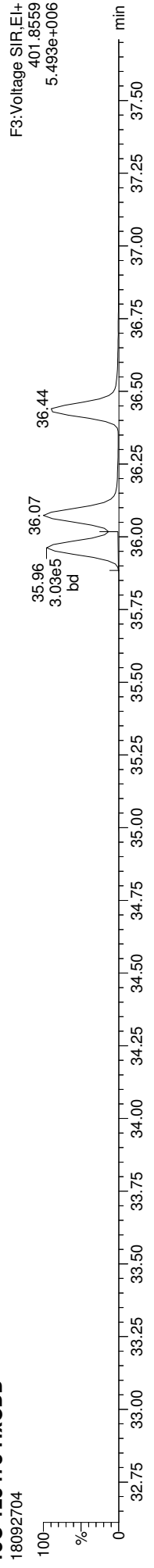
FUNCTION2 HPCDPE



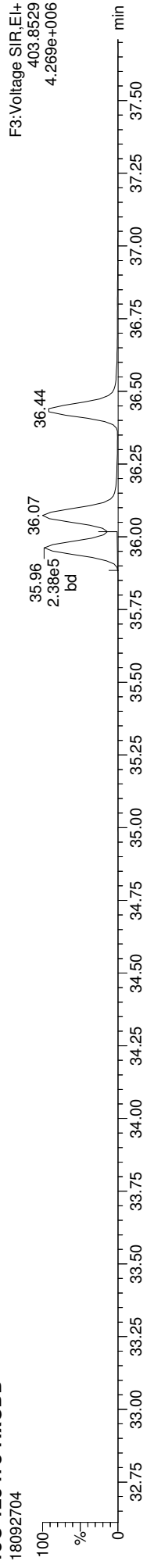
Quantify Sample Report
MassLynx MassLynx V4.1 SCN909
Dataset: T:\Autospec\Processed Data Batch\180927\OPIH.qld
Last Altered: Friday, September 28, 2018 11:40:14 Pacific Daylight Time
Printed: Friday, September 28, 2018 11:43:33 Pacific Daylight Time

ID: DBLK26, Name: 18092704, Date: 27-Sep-2018, Time: 16:15:01, Conditions: AUTOSPEC01, User: PK

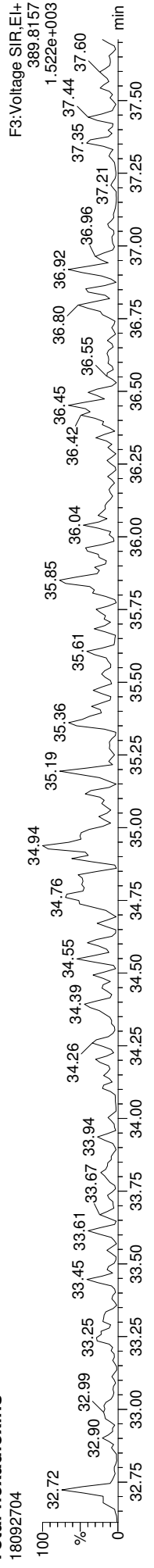
13C-123478-HxCDD



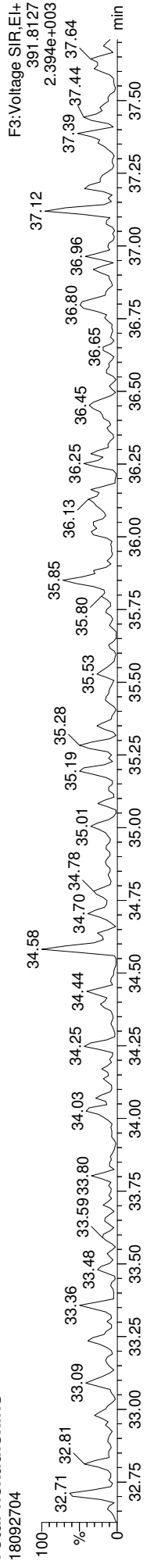
13C-123478-HxCDD



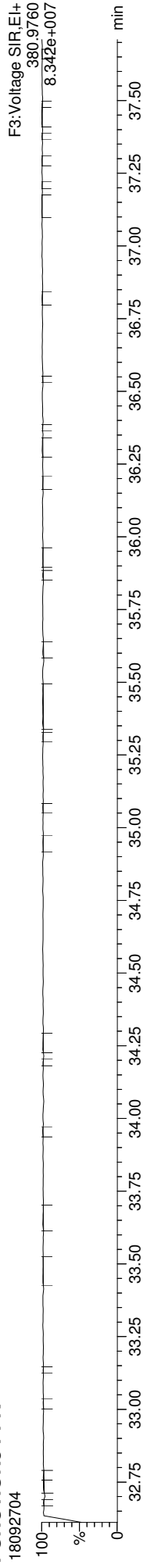
Total-hexadioxins



Total-hexadioxins



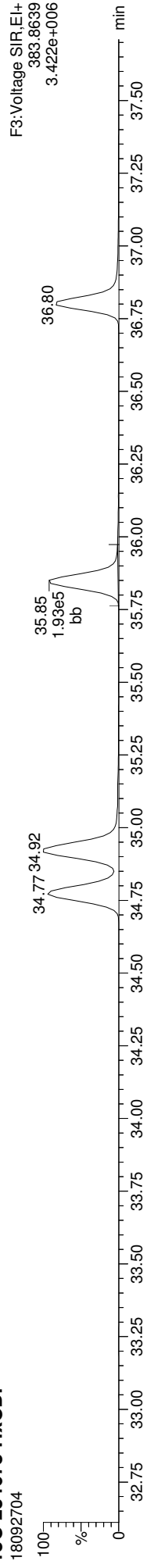
FUNCTION3 PFK



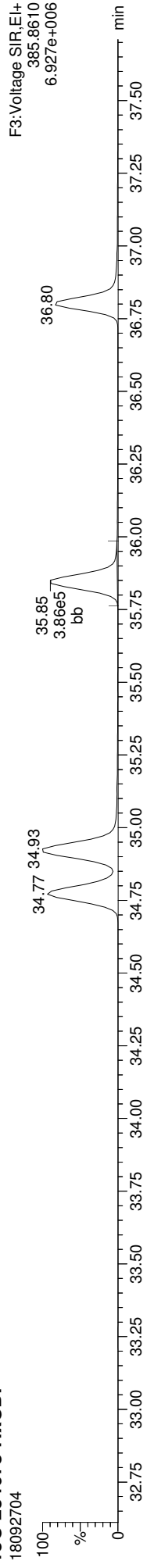
Quantify Sample Report
MassLynx MassLynx V4.1 SCN909
Dataset: T:\Autospec\Processed Data Batch\180927OPIH.qld
Last Altered: Friday, September 28, 2018 11:40:14 Pacific Daylight Time
Printed: Friday, September 28, 2018 11:43:33 Pacific Daylight Time

ID: DBLK26, Name: 18092704, Date: 27-Sep-2018, Time: 16:15:01, Conditions: AUTOSPEC01, User: PK

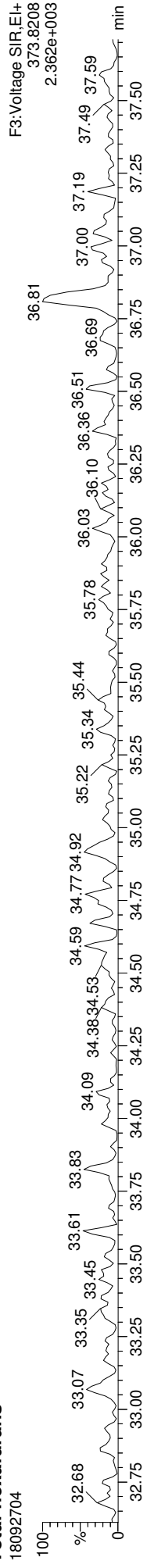
13C-234678-HxCDF



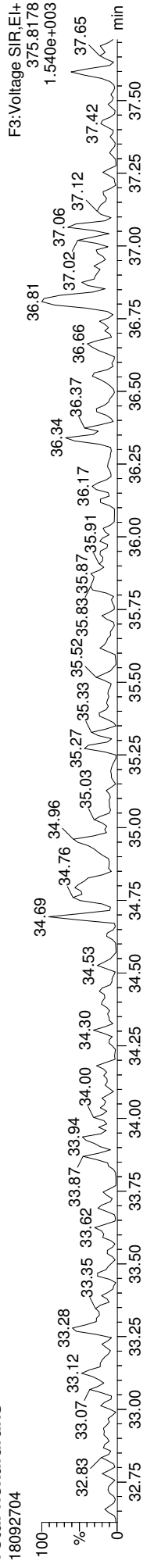
13C-234678-HxCDF



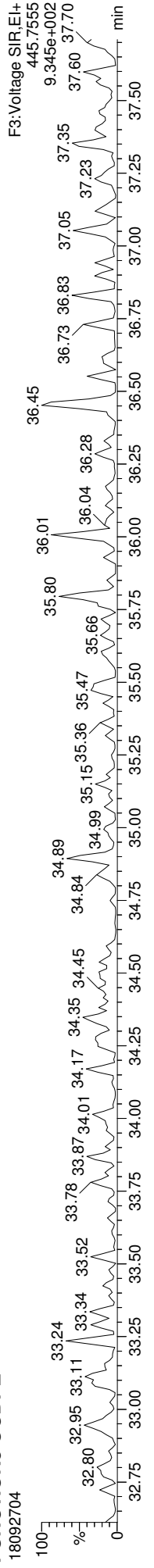
Total-hexafurans



Total-hexafurans



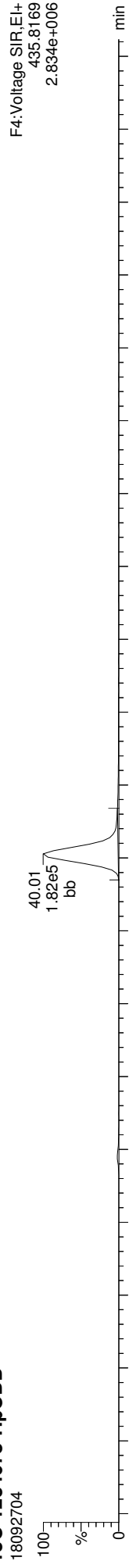
FUNCTION3 OCDPE



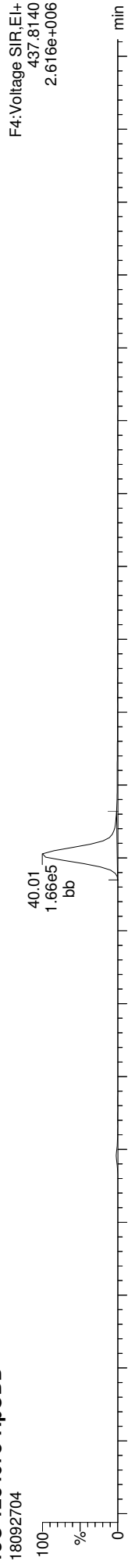
Quantify Sample Report
MassLynx MassLynx V4.1 SCN909
Dataset: T:\Autospec\Processed Data Batch\180927\OPIH.qld
Last Altered: Friday, September 28, 2018 11:40:14 Pacific Daylight Time
Printed: Friday, September 28, 2018 11:43:33 Pacific Daylight Time

ID: DBLK26, Name: 18092704, Date: 27-Sep-2018, Time: 16:15:01, Conditions: AUTOSPEC01, User: PK

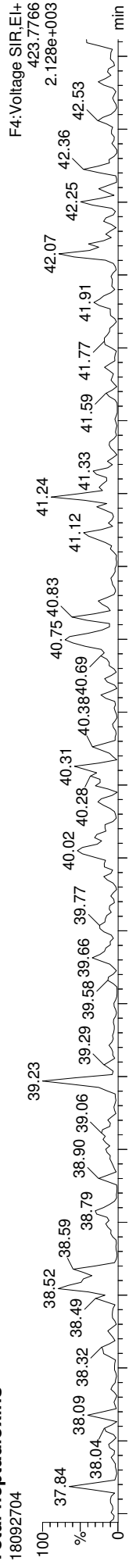
13C-1234678-HpCDD



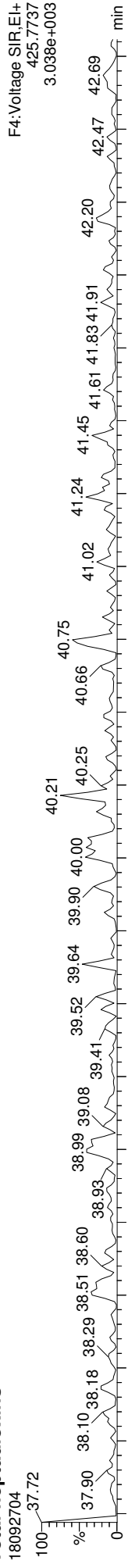
13C-1234678-HpCDD



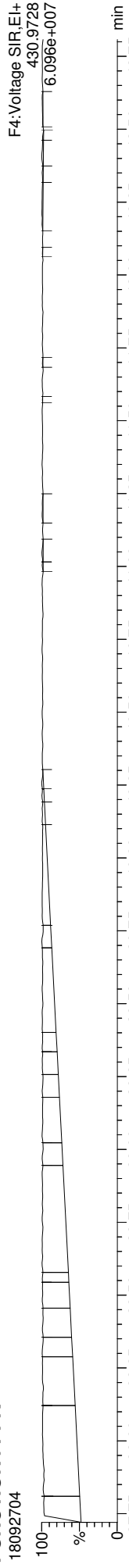
Total-heptadioxins



Total-heptadioxins



FUNCTION4 PFK

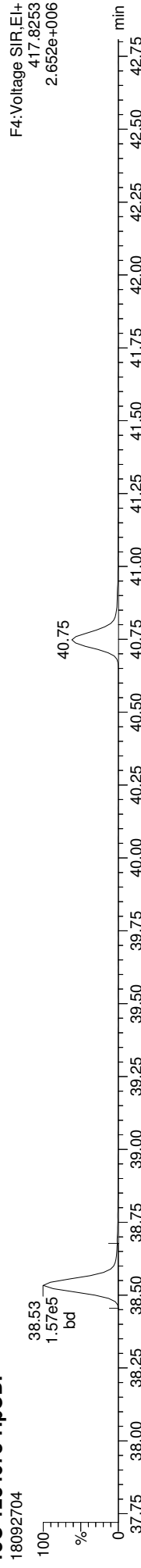


Quantify Sample Report
MassLynx MassLynx V4.1 SCN909

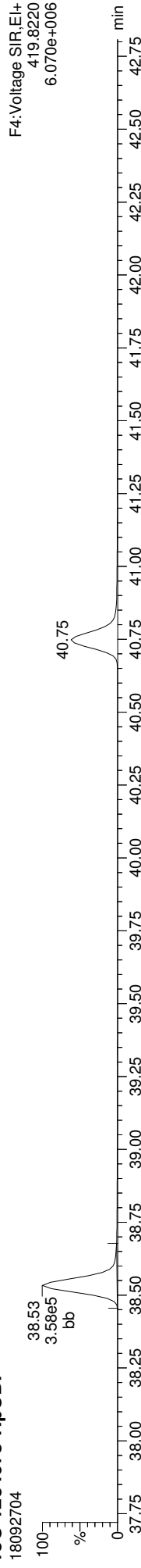
Dataset: T:\Autospec\Processed Data Batch\180927OPIH.qld
Last Altered: Friday, September 28, 2018 11:40:14 Pacific Daylight Time
Printed: Friday, September 28, 2018 11:43:33 Pacific Daylight Time

ID: DBLK26, Name: 18092704, Date: 27-Sep-2018, Time: 16:15:01, Conditions: AUTOSPEC01, User: PK

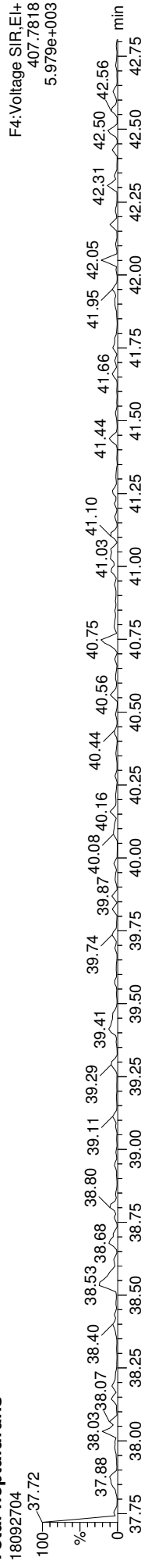
13C-1234678-HpCDF



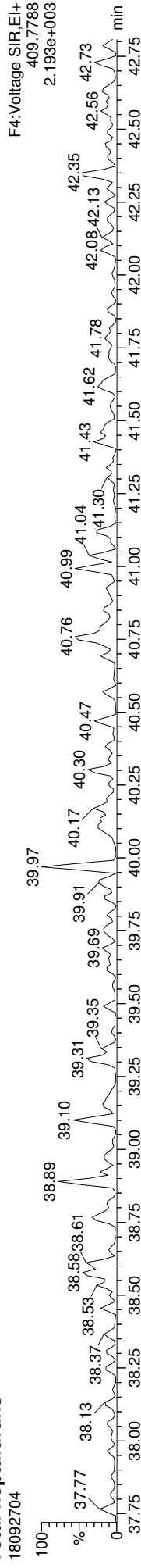
13C-1234678-HpCDF



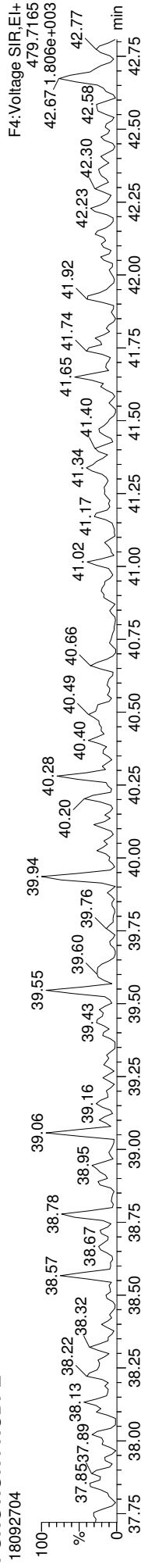
Total-heptafurans



Total-heptafurans



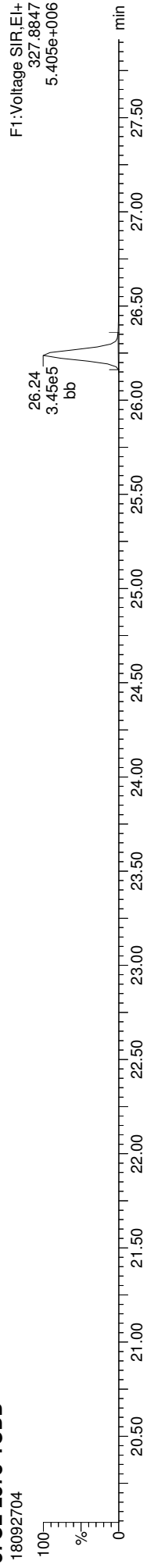
FUNCTION4 NCDPE



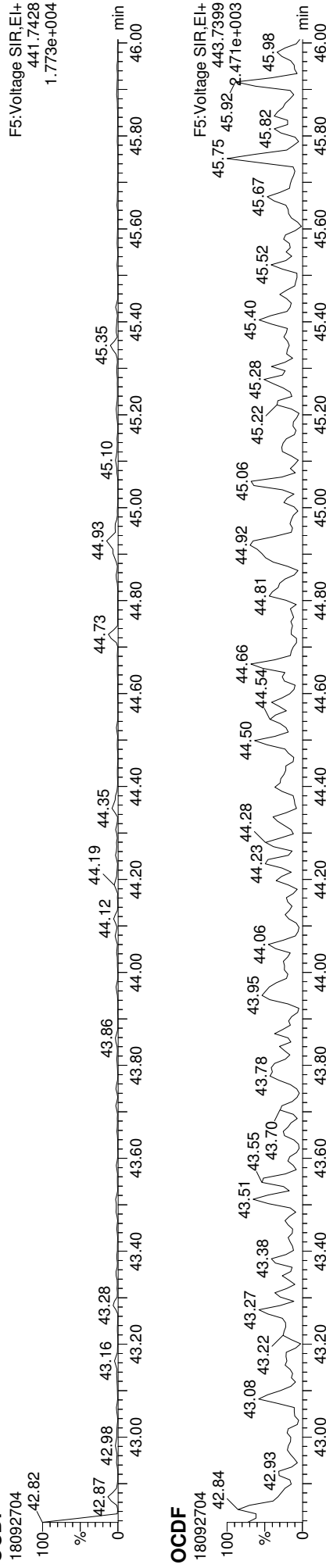
Quantify Sample Report
MassLynx MassLynx V4.1 SCN909
Dataset: T:\Autospec\Processed Data Batch\180927OPIH.qld
Last Altered: Friday, September 28, 2018 11:40:14 Pacific Daylight Time
Printed: Friday, September 28, 2018 11:43:33 Pacific Daylight Time

ID: DBLK26, Name: 18092704, Date: 27-Sep-2018, Time: 16:15:01, Conditions: AUTOSPEC01, User: PK

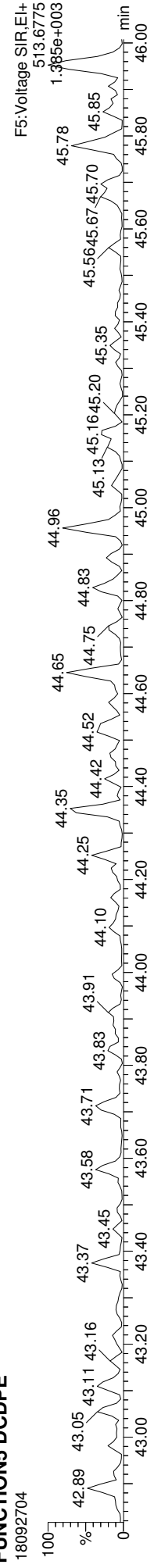
37CL-2378-TCDD



OCDF



FUNCTION5 DCDPE





Blank

Form I
METHOD BLANK DATA SHEET
EPA 1613B
Chlorinated Dioxins/Furans by HRGC/HRMS

Laboratory:	<u>Analytical Resources, Inc.</u>	SDG:	<u>18I0285</u>
Client:	<u>Anchor OEA, LLC</u>	Project:	<u>Port Gamble - OMMP LTM</u>
Matrix:	Solid	Laboratory ID:	<u>BGI0793-BLK1</u>
Sampled:	<u>N/A</u>	Prepared:	<u>10/02/18 16:00</u>
Solids Wt%:		Analized:	<u>10/05/18 12:03</u>
Result Basis:	<u>Wet</u>	Preparation:	<u>EPA 1613</u>
Batch:	<u>BGI0793</u>	Sequence:	<u>SGJ0093</u>
		Calibration:	<u>BH00060</u>
		Instrument:	<u>AUTOSPEC01</u>
		Column:	<u>RTX-Dioxin2</u>

CAS NO.	COMPOUND	DF/Split	Ion Ratio	Ratio Limits	EDL	RL	Result	Units	Q
51207-31-9	2,3,7,8-TCDF	1	0.000	0.655-0.886	0.043	1.00	ND	ng/kg	U
1746-01-6	2,3,7,8-TCDD	1	0.000	0.655-0.886	0.044	1.00	ND	ng/kg	U
57117-41-6	1,2,3,7,8-PeCDF	1	0.833	1.318-1.783		1.00	0.0508	ng/kg	EMPC, J
57117-31-4	2,3,4,7,8-PeCDF	1	0.000	1.318-1.783	0.043	1.00	ND	ng/kg	U
40321-76-4	1,2,3,7,8-PeCDD	1	0.000	1.318-1.783	0.055	1.00	ND	ng/kg	U
70648-26-9	1,2,3,4,7,8-HxCDF	1	0.000	1.054-1.426	0.024	1.00	ND	ng/kg	U
57117-44-9	1,2,3,6,7,8-HxCDF	1	0.000	1.054-1.426	0.024	1.00	ND	ng/kg	U
60851-34-5	2,3,4,6,7,8-HxCDF	1	0.000	1.054-1.426	0.024	1.00	ND	ng/kg	U
72918-21-9	1,2,3,7,8,9-HxCDF	1	0.000	1.054-1.426	0.028	1.00	ND	ng/kg	U
39227-28-6	1,2,3,4,7,8-HxCDD	1	0.000	1.054-1.426	0.041	1.00	ND	ng/kg	U
57653-85-7	1,2,3,6,7,8-HxCDD	1	0.000	1.054-1.426	0.038	1.00	ND	ng/kg	U
19408-74-3	1,2,3,7,8,9-HxCDD	1	0.000	1.054-1.426	0.039	1.00	ND	ng/kg	U
67562-39-4	1,2,3,4,6,7,8-HpCDF	1	0.897	0.893-1.208		1.00	0.0406	ng/kg	J
55673-89-7	1,2,3,4,7,8,9-HpCDF	1	0.000	0.893-1.208	0.032	1.00	ND	ng/kg	U
35822-46-9	1,2,3,4,6,7,8-HpCDD	1	0.000	0.893-1.208	0.059	2.50	ND	ng/kg	U
39001-02-0	OCDF	1	0.000	0.757-1.024	0.103	2.00	ND	ng/kg	U
3268-87-9	OCDD	1	1.166	0.757-1.024		10.0	0.188	ng/kg	EMPC, J

Homologue Groups

55722-27-5	Total TCDF	1	0.000			1.00	ND	ng/kg
41903-57-5	Total TCDD	1	0.000			1.00	ND	ng/kg
30402-15-4	Total PeCDF	1	0.000			1.00	0.0508	ng/kg
36088-22-9	Total PeCDD	1	0.000			1.00	ND	ng/kg
55684-94-1	Total HxCDF	1	0.000			1.00	ND	ng/kg
34465-46-8	Total HxCDD	1	0.000			1.00	ND	ng/kg
38998-75-3	Total HpCDF	1	0.000			1.00	0.0406	ng/kg
37871-00-4	Total HpCDD	1	0.000			1.00	ND	ng/kg

Total 2,3,7,8-TCDD Equivalence (WHO2005, ND=0, Including EMPC):	0.002
Total 2,3,7,8-TCDD Equivalence (WHO2005, ND=1/2 EDL, Including EMPC):	0.071



Blank

Form I
METHOD BLANK DATA SHEET
EPA 1613B
Chlorinated Dioxins/Furans by HRGC/HRMS

Laboratory: <u>Analytical Resources, Inc.</u>	SDG: <u>18I0285</u>
Client: <u>Anchor QEA, LLC</u>	Project: <u>Port Gamble - OMMP LTM</u>
Matrix: <u>Solid</u>	Laboratory ID: <u>BGI0793-BLK1</u>
Sampled: <u>N/A</u>	File ID: <u>18100504</u>
Solids Wt%: <u>0.00</u>	Prepared: <u>10/02/18 16:00</u>
Result Basis: <u>Wet</u>	Analyzed: <u>10/05/18 12:03</u>
Batch: <u>BGI0793</u>	Preparation: <u>EPA 1613</u>
	Initial/Final: <u>10 g / 20 uL</u>
	Sequence: <u>SGJ0093</u>
	Calibration: <u>BH00060</u>
	Instrument: <u>AUTOSPEC01</u>
	Column: <u>RTX-Dioxin2</u>

Labels	DF/Split	Ion Ratio	Ratio Limits	EDL	% REC	QC LIMITS	Q
13C12-2,3,7,8-TCDF	1	0.818	0.655-0.886		104	24 - 169 %	
13C12-2,3,7,8-TCDD	1	0.771	0.655-0.886		93.2	25 - 164 %	
13C12-1,2,3,7,8-PeCDF	1	1.570	1.318-1.783		101	24 - 185 %	
13C12-2,3,4,7,8-PeCDF	1	1.574	1.318-1.783		96.4	21 - 178 %	
13C12-1,2,3,7,8-PeCDD	1	1.689	1.318-1.783		90.5	25 - 181 %	
13C12-1,2,3,4,7,8-HxCDF	1	0.498	0.434-0.587		105	26 - 152 %	
13C12-1,2,3,6,7,8-HxCDF	1	0.506	0.434-0.587		109	26 - 123 %	
13C12-2,3,4,6,7,8-HxCDF	1	0.497	0.434-0.587		101	28 - 136 %	
13C12-1,2,3,7,8,9-HxCDF	1	0.523	0.434-0.587		98.0	29 - 147 %	
13C12-1,2,3,4,7,8-HxCDD	1	1.284	1.054-1.426		102	32 - 141 %	
13C12-1,2,3,6,7,8-HxCDD	1	1.258	1.054-1.426		107	28 - 130 %	
13C12-1,2,3,4,6,7,8-HpCDF	1	0.435	0.374-0.506		102	28 - 143 %	
13C12-1,2,3,4,7,8,9-HpCDF	1	0.432	0.374-0.506		102	26 - 138 %	
13C12-1,2,3,4,6,7,8-HpCDD	1	1.087	0.893-1.208		104	23 - 140 %	
13C12-OCDD	1	0.900	0.757-1.024		74.8	17 - 157 %	
37C14-2,3,7,8-TCDD	1	328.000			107	35 - 197 %	

* Values outside of QC limits

Quantify Sample Summary Report **MassLynx MassLynx V4.1 SCN909**

Dataset: T:\Autospec\Processed Data Batch\181005QC.qld

Last Altered: Friday, October 05, 2018 13:52:25 Pacific Daylight Time

Printed: Friday, October 05, 2018 13:56:39 Pacific Daylight Time

Method: T:\Autospec\Methods\Dioxin180817.mdb 25 Sep 2018 11:22:36

Calibration: T:\Autospec\Curves\180820ICH.cdb 21 Aug 2018 11:13:54

ID: BG10793-BLK1, Name: 18100504, Date: 05-Oct-2018, Time: 12:03:48, Conditions: AUTOSPEC01, User: PK

Compound	RT	RRT	Ion1Area	Ion2Area	RRF	Ratio	Pred R	Noise 1	Noise 2	Height 1	Height 2	S/N 1	SNFlag	EMPC	Int.1	Int.2	pg	
2378-TCDF	29.736	1.000	1.404e2	1.685e2	0.834	0.833	0.770	552	1047	2.30e3	3.45e3	4.3	YES	YES	bb	bb	0.025	
12378-PeCDF					0.944		1.550	530	904									
23478-PeCDF					0.963		1.240	270	257									
123478-HxCDF					0.991		1.240	270	257									
234678-HxCDF					0.917		1.240	270	257									
123678-HxCDF					0.938		1.240	270	257									
123789-HxCDF					1.119	0.897	1.050	288	249	2.18e3	2.24e3	7.6	YES	NO	bb	bb	0.020	
1234678-HpCDF					1.162		1.050	288	249									
1234789-HpCDF					1.145		0.890	283	663									
OCDF					0.982		0.770	634	485									
2378-TCDD					1.029		1.550	597	475									
12378-PeCDD					0.921		1.240	351	460									
123478-HxCDD					0.904		1.240	351	460									
123678-HxCDD					0.918		1.240	351	460									
123789-HxCDD					1.046		1.050	407	449									
1234678-HpCDD					0.984	1.166	0.890	320	301	2.31e3	2.49e3	7.2	YES	YES	MM	MM	0.094	
OCDD	44.678	1.000	1.997e2	1.713e2	0.847	0.818	0.770	5100	2497	1.20e7	1.48e7	2360.8	YES	NO	bb	bb	104.123	
13C-2378-TCDF	25.573	1.007	7.826e5	9.567e5	1.847	1.570	1.550	3852	2265	1.34e7	8.53e6	3472.9	YES	NO	bb	bb	101.265	
13C-12378-PeCDF	29.725	1.171	8.717e5	5.552e5	1.558	1.574	1.550	3852	2265	1.29e7	8.22e6	3342.2	YES	NO	bb	bb	96.351	
13C-23478-PeCDF	31.072	1.224	8.227e5	5.227e5	1.544	0.498	0.510	2397	1864	4.52e6	9.00e6	1887.1	YES	NO	bd	bd	104.540	
13C-123478-HxCDF	34.756	0.954	2.957e5	5.938e5	1.152	0.506	0.510	2397	1864	4.77e6	9.48e6	1989.6	YES	NO	db	db	108.687	
13C-123678-HxCDF	34.901	0.958	3.302e5	6.529e5	1.225	0.497	0.510	2397	1864	4.47e6	8.98e6	1866.2	YES	NO	bb	bb	101.401	
13C-234678-HxCDF	35.825	0.984	2.745e5	5.518e5	1.104	0.523	0.510	2397	1864	4.18e6	8.39e6	1743.6	YES	NO	bb	bb	97.962	
13C-123789-HxCDF	36.793	1.010	2.597e5	4.966e5	1.046	0.435	0.440	2094	2179	3.95e6	8.83e6	1888.2	YES	NO	bb	bb	101.909	
13C-1234678-HpCDF	38.518	1.058	2.290e5	5.268e5	1.004	0.432	0.440	2094	2179	2.61e6	6.01e6	1248.8	YES	NO	bb	bb	101.890	
13C-1234789-HpCDF	40.733	1.119	1.812e5	4.196e5	0.799	0.781	0.770	1721	1001	6.36e6	8.11e6	3694.2	YES	NO	bb	bb	100.000	
13C-1234-TCDD	25.392	0.000	3.967e5	5.079e5	1.000	0.771	0.770	1721	1001	6.80e6	8.77e6	3949.7	YES	NO	bb	bb	93.185	
13C-2378-TCDD	26.208	1.032	4.298e5	5.574e5	1.171	1.689	1.550	914	1031	7.13e6	4.28e6	7803.6	YES	NO	bb	bb	90.534	
13C-12378-PeCDD	31.317	1.233	4.558e5	2.698e5	0.886	1.284	1.240	1903	1285	7.33e6	5.74e6	3850.9	YES	NO	bd	bd	102.037	
13C-123478-HxCDD	35.947	0.987	4.349e5	3.387e5	1.027	1.258	1.240	1903	1285	7.89e6	6.20e6	4144.3	YES	NO	db	db	106.812	
13C-123678-HxCDD	36.058	0.990	4.635e5	3.685e5	1.055	1.087	1.050	1566	1849	4.30e6	3.99e6	2747.6	YES	NO	bb	bb	103.834	
13C-1234678-HpCDD	39.999	1.098	2.990e5	2.752e5	0.749	0.900	0.890	1576	2557	4.57e6	4.93e6	2897.7	YES	NO	bb	bb	149.603	
13C-OCDD	44.668	1.227	3.793e5	4.212e5	0.725	1.269	1.240	1903	1285	7.07e6	5.65e6	3716.9	YES	NO	bb	bb	100.000	
13C-123789-HxCDD	36.415	0.000	4.129e5	3.254e5	1.000	1.121	1.240	715	715	6.77e6	9.463.8	9463.8	YES	YES	bb	bb	42.617	
37CL-2378-TCDD	26.223	1.033	4.320e5															

Quantify Sample Summary Report MassLynx MassLynx V4.1 SCN909

Dataset: T:\Autospec\Processed Data Batch\181005QC.qld

Last Altered: Friday, October 05, 2018 13:52:25 Pacific Daylight Time

Printed: Friday, October 05, 2018 13:56:39 Pacific Daylight Time

ID: BG10793-BLK1, Name: 18100504, Date: 05-Oct-2018, Time: 12:03:48, Conditions: AUTOSPEC01, User: PK

Compound	RT	RRT	Ion1Area	Ion2Area	RRF	Ratio	Pred R	Noise 1	Noise 2	Height 1	Height 2	S/N 1	SNFlag	EMPC	Int.1	Int.2	pg
1368-TCDF					1.020		0.770	552	1047								
1289-TCDF					0.818		0.770	552	1047								
13468-PECDF					1.163		1.550	355	754								
12389-PECDF					0.912		1.550	530	904								
123468-HXCDF					1.051		1.240	270	257								
1368-TCDD					1.026		0.770	634	485								
1289-TCDD					0.938		0.770	634	485								
12479-PECDD					1.807		1.550	597	475								
12389-PECDD					1.326		1.550	597	475								
124679-HXCDD					1.031		1.240	351	460								
1234679-HPCDD					1.228		1.050	407	449								
Total-tetrafurans			0.000e0		0.891			552		0.00e0							
Total-penta1			0.000e0					355		0.00e0							
Total-pentafurans			1.404e2		0.903			530		2.30e3							0.025
Total-hexafurans			0.000e0		0.972			270		0.00e0							
Total-heptafurans			8.115e1		1.141			288		2.18e3							
Total-Furans			2.215e2		0.989			552		4.48e3							
Total-tetradioxins			0.000e0		0.982			634		0.00e0							
Total-pentadioxins			0.000e0		1.387			597		0.00e0							
Total-hexadioxins			0.000e0		0.944			351		0.00e0							
Total-heptadioxins			0.000e0		1.137			407		0.00e0							
Total-Dioxins			1.997e2		1.088			634		2.31e3							0.094
Total-TEQ			4.212e2					634		6.78e3							0.140
FUNCTION1 PFK			4.291e7					612427		2.62e8							
FUNCTION2 PFK			0.000e0					459741		0.00e0							
FUNCTION3 PFK			6.583e6					561262		8.29e7							0.000
FUNCTION4 PFK			3.682e5					468099		1.15e7							
FUNCTION5 PFK			4.484e4					271506		2.09e6							
FUNCTION1 HXGD...			7.621e1					179		1.32e3							0.000
FUNCTION1 HPCD...			2.777e2					573		4.03e3							0.000
FUNCTION2 HPCD...			0.000e0					701		0.00e0							
FUNCTION3 OCDPE			0.000e0					208		0.00e0							
FUNCTION4 NCDPE			0.000e0					413		0.00e0							
FUNCTION5 DCDPE			0.000e0					194		0.00e0							

Quantify Totals Report MassLynx MassLynx V4.1 SCN909
 Dataset: T:\Autospec\Processed Data Batch\181005QC.qld
 Last Altered: Friday, October 05, 2018 13:52:25 Pacific Daylight Time
 Printed: Friday, October 05, 2018 13:56:39 Pacific Daylight Time

Method: T:\Autospec\Methods\Dioxin180817.mdb 25 Sep 2018 11:22:36
Calibration: T:\Autospec\Curves\180820ICH.cdb 21 Aug 2018 11:13:54

ID: BG10793-BLK1, **Name:** 18100504, **Date:** 05-Oct-2018, **Time:** 12:03:48, **Conditions:** AUTOSPEC01, **User:** PK

TF

Compound	RT	Ion1Area	Ion2Area	RRF	Ratio	Pred R	S/N 1	SNFlag	EMPC	Int.1	Int.2	pg
1												

PP

Compound	RT	Ion1Area	Ion2Area	RRF	Ratio	Pred R	S/N 1	SNFlag	EMPC	Int.1	Int.2	pg
1												

PF

Compound	RT	Ion1Area	Ion2Area	RRF	Ratio	Pred R	S/N 1	SNFlag	EMPC	Int.1	Int.2	pg
1	29.74	1.404e2	1.685e2	0.852	0.83	1.55	4.3	YES	YES	bb	bb	0.025

HF

Compound	RT	Ion1Area	Ion2Area	RRF	Ratio	Pred R	S/N 1	SNFlag	EMPC	Int.1	Int.2	pg
1												

HPF

Compound	RT	Ion1Area	Ion2Area	RRF	Ratio	Pred R	S/N 1	SNFlag	EMPC	Int.1	Int.2	pg
1	38.52	8.115e1	9.047e1	1.119	0.90	1.05	7.6	YES	NO	bb	bb	0.020

Furans, TF, PP, PF, HF, HPF, OF

Compound	RT	Ion1Area	Ion2Area	RRF	Ratio	Pred R	S/N 1	SNFlag	EMPC	Int.1	Int.2	pg
1	29.74	1.404e2	1.685e2	0.852	0.83	1.55	4.3	YES	YES	bb	bb	0.025
2	38.52	8.115e1	9.047e1	1.119	0.90	1.05	7.6	YES	NO	bb	bb	0.020

TD

Compound	RT	Ion1Area	Ion2Area	RRF	Ratio	Pred R	S/N 1	SNFlag	EMPC	Int.1	Int.2	pg
1												

Quantify Totals Report MassLynx V4.1 SCN909
 Dataset: T:\Autospec\Processed Data Batch\181005QC.qld
 Last Altered: Friday, October 05, 2018 13:52:25 Pacific Daylight Time
 Printed: Friday, October 05, 2018 13:56:39 Pacific Daylight Time

ID: BG10793-BLK1, Name: 18100504, Date: 05-Oct-2018, Time: 12:03:48, Conditions: AUTOSPEC01, User: PK

PD

Compound	RT	Ion1Area	Ion2Area	RRF	Ratio	Pred R	S/N 1	SNFlag	EMPC	Int.1	Int.2	pg
1												

HD

Compound	RT	Ion1Area	Ion2Area	RRF	Ratio	Pred R	S/N 1	SNFlag	EMPC	Int.1	Int.2	pg
1												

HPD

Compound	RT	Ion1Area	Ion2Area	RRF	Ratio	Pred R	S/N 1	SNFlag	EMPC	Int.1	Int.2	pg
1												

Dioxins,TD,PD,HD,HPD,OD

Compound	RT	Ion1Area	Ion2Area	RRF	Ratio	Pred R	S/N 1	SNFlag	EMPC	Int.1	Int.2	pg
1	44.68	1.997e2	1.713e2	0.984	1.17	0.89	7.2	YES	YES	MM	MM	0.094

TotalTEQ,Furans,Dioxins

Compound	RT	Ion1Area	Ion2Area	RRF	Ratio	Pred R	S/N 1	SNFlag	EMPC	Int.1	Int.2	pg
1	29.74	1.404e2	1.685e2	0.852	0.83	1.55	4.3	YES	YES	bb	bb	0.025
2	38.52	8.115e1	9.047e1	1.119	0.90	1.05	7.6	YES	NO	bb	bb	0.020
3	44.68	1.997e2	1.713e2	0.984	1.17	0.89	7.2	YES	YES	MM	MM	0.094

Quantify Totals Report MassLynx MassLynx V4.1 SCN909
 Dataset: T:\Autospec\Processed Data Batch\181005QC.qld
 Last Altered: Friday, October 05, 2018 13:52:25 Pacific Daylight Time
 Printed: Friday, October 05, 2018 13:56:39 Pacific Daylight Time

ID: BG10793-BLK1, Name: 18100504, Date: 05-Oct-2018, Time: 12:03:48, Conditions: AUTOSPEC01, User: PK

PFK1

Compound	RT	Ion1Area	Ion2Area	RRF	Ratio	Pred R	S/N 1	SNFlag	EMPC	Int.1	Int.2	pg
1	FUNCTION1 PFK	23.55	6.909e6				26.1	YES		db		
2	FUNCTION1 PFK	23.28	7.988e5				23.1	YES		dd		
3	FUNCTION1 PFK	23.17	1.560e6				27.7	YES		dd		
4	FUNCTION1 PFK	23.08	2.066e6				27.8	YES		bd		
5	FUNCTION1 PFK	22.90	2.244e6				30.2	YES		db		
6	FUNCTION1 PFK	22.78	6.589e6				30.3	YES		dd		
7	FUNCTION1 PFK	22.34	2.748e6				30.4	YES		bd		
8	FUNCTION1 PFK	22.08	3.216e6				30.2	YES		db		
9	FUNCTION1 PFK	21.93	2.379e6				24.5	YES		bd		
10	FUNCTION1 PFK	21.67	1.311e6				21.0	YES		db		
11	FUNCTION1 PFK	21.48	2.769e6				20.5	YES		dd		
12	FUNCTION1 PFK	21.33	1.654e6				16.6	YES		bd		
13	FUNCTION1 PFK	21.06	8.865e5				10.0	YES		bb		
14	FUNCTION1 PFK	25.81	8.011e5				3.3	YES		bb		
15	FUNCTION1 PFK	25.38	1.070e6				12.1	YES		bb		
16	FUNCTION1 PFK	25.18	1.025e6				10.2	YES		bb		
17	FUNCTION1 PFK	24.97	2.008e5				4.8	YES		bb		
18	FUNCTION1 PFK	24.42	2.882e5				7.4	YES		db		
19	FUNCTION1 PFK	24.33	7.327e5				10.9	YES		bd		
20	FUNCTION1 PFK	24.12	1.574e6				17.3	YES		db		
21	FUNCTION1 PFK	23.94	1.230e6				21.5	YES		dd		
22	FUNCTION1 PFK	23.88	8.565e5				21.3	YES		bd		

PFK2

Compound	RT	Ion1Area	Ion2Area	RRF	Ratio	Pred R	S/N 1	SNFlag	EMPC	Int.1	Int.2	pg
1												

Quantify Totals Report MassLynx MassLynx V4.1 SCN909
 Dataset: T:\Autospec\Processed Data Batch\181005QC.qld
 Last Altered: Friday, October 05, 2018 13:52:25 Pacific Daylight Time
 Printed: Friday, October 05, 2018 13:56:39 Pacific Daylight Time

ID: BG10793-BLK1, Name: 18100504, Date: 05-Oct-2018, Time: 12:03:48, Conditions: AUTOSPEC01, User: PK

PFK3

	Compound	RT	Ion1Area	Ion2Area	RRF	Ratio	Pred R	S/N 1	SNFlag	EMPC	Int.1	Int.2	pg
1	FUNCTION3 PFK	33.15	2.408e5					10.2	YES		dd	dd	0.000
2	FUNCTION3 PFK	33.08	8.070e5					12.1	YES		dd	dd	0.000
3	FUNCTION3 PFK	32.93	8.143e5					16.3	YES		dd	dd	0.000
4	FUNCTION3 PFK	32.88	1.784e6					17.0	YES		dd	dd	0.000
5	FUNCTION3 PFK	32.67	1.164e6					21.7	YES		bd	bd	0.000
6	FUNCTION3 PFK	34.78	3.376e3					0.5	NO		bb	bb	0.000
7	FUNCTION3 PFK	34.73	7.440e3					0.7	NO		bb	bb	0.000
8	FUNCTION3 PFK	34.63	2.699e4					1.0	NO		db	db	0.000
9	FUNCTION3 PFK	34.58	2.273e4					1.4	NO		dd	dd	0.000
10	FUNCTION3 PFK	34.56	1.834e4					1.0	NO		bd	bd	0.000
11	FUNCTION3 PFK	34.36	7.523e3					0.8	NO		bb	bb	0.000
12	FUNCTION3 PFK	34.21	6.269e4					1.3	NO		bb	bb	0.000
13	FUNCTION3 PFK	34.13	4.108e4					1.6	NO		bb	bb	0.000
14	FUNCTION3 PFK	33.98	1.999e3					0.3	NO		bb	bb	0.000
15	FUNCTION3 PFK	33.68	1.024e4					0.6	NO		bb	bb	0.000
16	FUNCTION3 PFK	33.62	3.937e3					0.6	NO		bb	bb	0.000
17	FUNCTION3 PFK	33.47	2.803e4					1.6	NO		db	db	0.000
18	FUNCTION3 PFK	33.39	8.707e4					3.8	YES		dd	dd	0.000
19	FUNCTION3 PFK	33.34	1.372e5					5.0	YES		dd	dd	0.000
20	FUNCTION3 PFK	33.25	2.407e5					7.2	YES		dd	dd	0.000
21	FUNCTION3 PFK	33.20	3.017e5					8.7	YES		dd	dd	0.000
22	FUNCTION3 PFK	36.41	5.785e4					1.9	NO		dd	dd	0.000
23	FUNCTION3 PFK	36.36	3.290e4					1.9	NO		bd	bd	0.000
24	FUNCTION3 PFK	36.30	3.074e4					1.3	NO		db	db	0.000
25	FUNCTION3 PFK	36.24	8.568e3					0.7	NO		bd	bd	0.000
26	FUNCTION3 PFK	35.98	2.606e4					0.9	NO		bb	bb	0.000
27	FUNCTION3 PFK	35.88	1.792e4					0.8	NO		bb	bb	0.000
28	FUNCTION3 PFK	35.82	3.083e3					0.4	NO		bb	bb	0.000
29	FUNCTION3 PFK	35.77	2.638e4					1.0	NO		bb	bb	0.000
30	FUNCTION3 PFK	35.57	2.267e4					1.0	NO		bb	bb	0.000
31	FUNCTION3 PFK	35.51	1.986e4					0.9	NO		bb	bb	0.000
32	FUNCTION3 PFK	35.21	1.900e4					0.8	NO		bb	bb	0.000
33	FUNCTION3 PFK	35.10	9.856e3					0.8	NO		db	db	0.000
34	FUNCTION3 PFK	35.03	1.378e4					0.8	NO		bd	bd	0.000
35	FUNCTION3 PFK	34.98	3.310e4					1.1	NO		bb	bb	0.000
36	FUNCTION3 PFK	34.88	1.515e4					0.8	NO		db	db	0.000
37	FUNCTION3 PFK	34.82	2.215e4					1.1	NO		bd	bd	0.000

Quantify Totals Report MassLynx MassLynx V4.1 SCN909
 Dataset: T:\Autospec\Processed Data Batch\181005QC.qld
 Last Altered: Friday, October 05, 2018 13:52:25 Pacific Daylight Time
 Printed: Friday, October 05, 2018 13:56:39 Pacific Daylight Time

ID: BG10793-BLK1, Name: 18100504, Date: 05-Oct-2018, Time: 12:03:48, Conditions: AUTOSPEC01, User: PK

PFK3

Compound	RT	Ion1Area	Ion2Area	RRF	Ratio	Pred R	S/N 1	SNFlag	EMPC	Int.1	Int.2	pg
38	FUNCTION3 PFK	37.65	3.145e4				1.3	NO		db		0.000
39	FUNCTION3 PFK	37.58	5.021e4				1.6	NO		bd		0.000
40	FUNCTION3 PFK	37.53	3.947e3				0.5	NO		bb		0.000
41	FUNCTION3 PFK	37.32	5.770e3				0.5	NO		bb		0.000
42	FUNCTION3 PFK	37.17	7.300e3				0.5	NO		bb		0.000
43	FUNCTION3 PFK	36.98	1.539e4				0.7	NO		bb		0.000
44	FUNCTION3 PFK	36.93	3.918e4				1.4	NO		db		0.000
45	FUNCTION3 PFK	36.86	2.480e4				1.4	NO		dd		0.000
46	FUNCTION3 PFK	36.80	3.108e4				1.3	NO		dd		0.000
47	FUNCTION3 PFK	36.76	2.878e4				1.6	NO		dd		0.000
48	FUNCTION3 PFK	36.70	4.425e4				2.0	NO		bd		0.000
49	FUNCTION3 PFK	36.66	7.213e3				0.8	NO		db		0.000
50	FUNCTION3 PFK	36.63	4.017e4				1.7	NO		dd		0.000
51	FUNCTION3 PFK	36.55	3.954e4				1.5	NO		dd		0.000
52	FUNCTION3 PFK	36.49	4.341e4				1.5	NO		dd		0.000

Quantify Totals Report MassLynx MassLynx V4.1 SCN909
 Dataset: T:\Autospec\Processed Data Batch\181005QC.qld
 Last Altered: Friday, October 05, 2018 13:52:25 Pacific Daylight Time
 Printed: Friday, October 05, 2018 13:56:39 Pacific Daylight Time

ID: BG10793-BLK1, Name: 18100504, Date: 05-Oct-2018, Time: 12:03:48, Conditions: AUTOSPEC01, User: PK

PFK4

Compound	RT	Ion1Area	Ion2Area	RRF	Ratio	Pred R	S/N 1	SNFlag	EMPC	Int.1	Int.2	pg
FUNCTION4 PFK	41.68	1.164e4					0.9	NO		bb		
FUNCTION4 PFK	41.55	4.742e3					0.6	NO		bb		
FUNCTION4 PFK	41.12	1.035e4					0.9	NO		bb		
FUNCTION4 PFK	40.94	5.313e3					0.6	NO		bb		
FUNCTION4 PFK	40.59	1.769e4					1.3	NO		bb		
FUNCTION4 PFK	40.54	4.778e3					0.7	NO		bb		
FUNCTION4 PFK	39.92	9.808e3					0.9	NO		bb		
FUNCTION4 PFK	39.26	1.633e4					1.2	NO		bb		
FUNCTION4 PFK	39.19	4.583e3					0.6	NO		bb		
FUNCTION4 PFK	39.15	1.836e3					0.4	NO		bb		
FUNCTION4 PFK	39.00	2.117e3					0.4	NO		bb		
FUNCTION4 PFK	38.94	3.868e4					1.0	NO		bb		
FUNCTION4 PFK	38.62	6.426e3					0.7	NO		bb		
FUNCTION4 PFK	38.18	3.763e3					0.5	NO		bb		
FUNCTION4 PFK	38.01	1.374e4					1.0	NO		bb		
FUNCTION4 PFK	37.81	1.608e4					1.4	NO		bb		
FUNCTION4 PFK	42.68	1.114e4					1.0	NO		bb		
FUNCTION4 PFK	42.60	2.946e4					1.8	NO		bb		
FUNCTION4 PFK	42.38	4.034e4					2.5	NO		db		
FUNCTION4 PFK	42.31	3.780e4					1.8	NO		dd		
FUNCTION4 PFK	42.21	3.019e4					1.8	NO		dd		
FUNCTION4 PFK	42.15	3.953e4					1.8	NO		bd		
FUNCTION4 PFK	41.90	1.188e4					0.9	NO		bb		

PFK5

Compound	RT	Ion1Area	Ion2Area	RRF	Ratio	Pred R	S/N 1	SNFlag	EMPC	Int.1	Int.2	pg
FUNCTION5 PFK	44.77	6.649e3					1.2	NO		bb		
FUNCTION5 PFK	44.73	1.621e3					0.7	NO		bb		
FUNCTION5 PFK	44.39	1.218e4					1.8	NO		bb		
FUNCTION5 PFK	43.28	6.350e3					1.2	NO		bb		
FUNCTION5 PFK	43.00	1.306e4					1.9	NO		bb		
FUNCTION5 PFK	42.86	4.976e3					0.9	NO		bb		

Quantify Totals Report MassLynx MassLynx V4.1 SCN909
 Dataset: T:\Autospec\Processed Data Batch\181005QC.qld
 Last Altered: Friday, October 05, 2018 13:52:25 Pacific Daylight Time
 Printed: Friday, October 05, 2018 13:56:39 Pacific Daylight Time

ID: BG10793-BLK1, Name: 18100504, Date: 05-Oct-2018, Time: 12:03:48, Conditions: AUTOSPEC01, User: PK

ETHERS1

Compound	RT	Ion1Area	Ion2Area	RRF	Ratio	Pred R	S/N 1	SNFlag	EMPC	Int.1	Int.2	pg
1 FUNCTION1 HXCD...	22.34	7.621e1					7.4	YES		bb		0.000

ETHERS2

Compound	RT	Ion1Area	Ion2Area	RRF	Ratio	Pred R	S/N 1	SNFlag	EMPC	Int.1	Int.2	pg
1 FUNCTION1 HPCD...	22.90	9.422e1					1.4	NO		bb		0.000
2 FUNCTION1 HPCD...	20.87	8.814e1					3.7	YES		bb		0.000
3 FUNCTION1 HPCD...	20.12	9.535e1					2.0	NO		bb		0.000

ETHERS3

Compound	RT	Ion1Area	Ion2Area	RRF	Ratio	Pred R	S/N 1	SNFlag	EMPC	Int.1	Int.2	pg
1												

ETHERS4

Compound	RT	Ion1Area	Ion2Area	RRF	Ratio	Pred R	S/N 1	SNFlag	EMPC	Int.1	Int.2	pg
1												

ETHERS5

Compound	RT	Ion1Area	Ion2Area	RRF	Ratio	Pred R	S/N 1	SNFlag	EMPC	Int.1	Int.2	pg
1												

ETHERS6


Compound	RT	Ion1Area	Ion2Area	RRF	Ratio	Pred R	S/N 1	SNFlag	EMPC	Int.1	Int.2	pg
1												

Quantify Sample Report MassLynx MassLynx V4.1 SCN909
Dataset: T:\Autospec\Processed Data Batch\181005QC.qld
Last Altered: Friday, October 05, 2018 13:52:25 Pacific Daylight Time
Printed: Friday, October 05, 2018 13:56:39 Pacific Daylight Time


Method: T:\Autospec\Methods\Dioxin180817.mdb 25 Sep 2018 11:22:36
Calibration: T:\Autospec\Curves\180820ICH.cdb 21 Aug 2018 11:13:54

ID: BGI0793-BLK1, Name: 18100504, Date: 05-Oct-2018, Time: 12:03:48, Conditions: AUTOSPEC01, User: PK

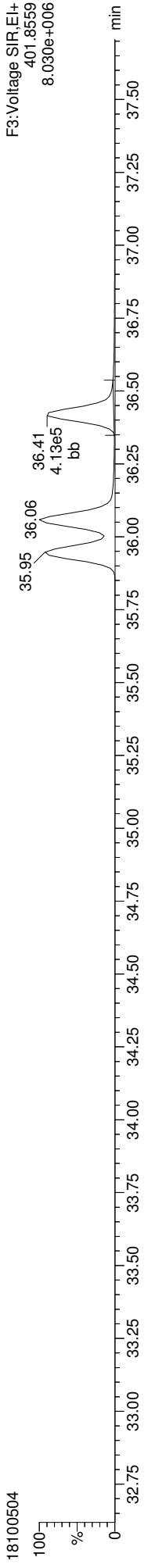
13C-1234-TCDD



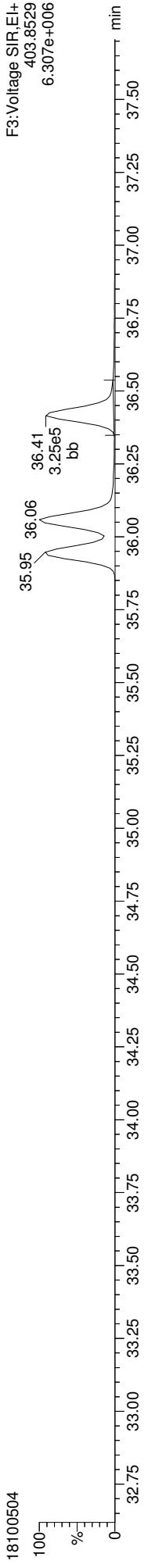
13C-1234-TCDD



13C-123789-HxCDD



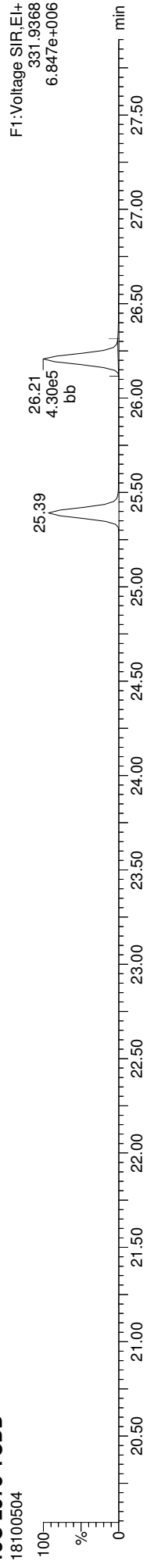
13C-123789-HxCDD



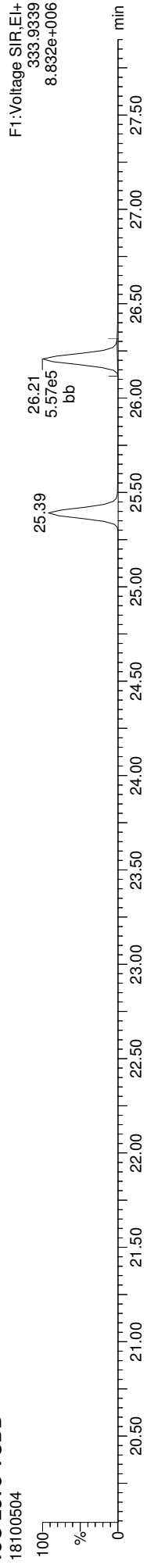
Quantify Sample Report
MassLynx MassLynx V4.1 SCN909
Dataset: T:\Autospec\Processed Data Batch\181005QC.qld
Last Altered: Friday, October 05, 2018 13:52:25 Pacific Daylight Time
Printed: Friday, October 05, 2018 13:56:39 Pacific Daylight Time

ID: BG10793-BLK1, Name: 18100504, Date: 05-Oct-2018, Time: 12:03:48, Conditions: AUTOSPEC01, User: PK

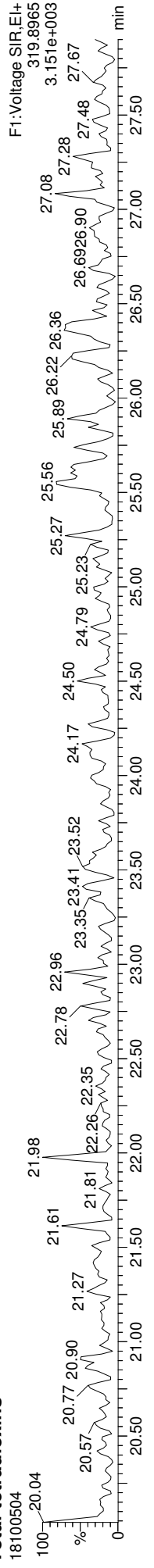
13C-2378-TCDD



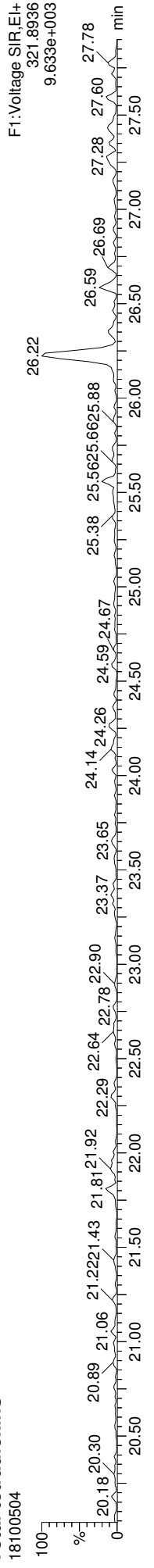
13C-2378-TCDD



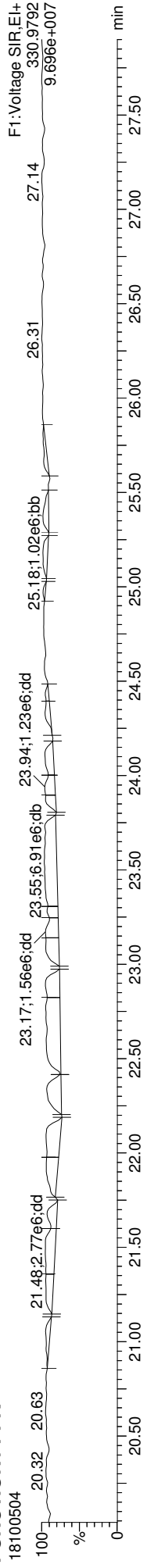
Total-tetradioxins



Total-tetradioxins



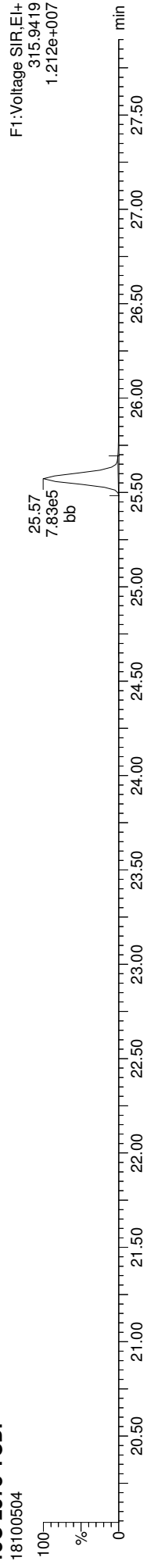
FUNCTION1 PFK



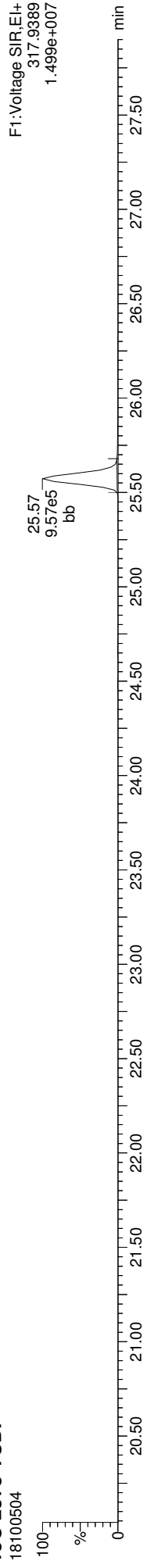
Quantify Sample Report
MassLynx MassLynx V4.1 SCN909
Dataset: T:\Autospec\Processed Data Batch\181005QC.qld
Last Altered: Friday, October 05, 2018 13:52:25 Pacific Daylight Time
Printed: Friday, October 05, 2018 13:56:39 Pacific Daylight Time

ID: BG10793-BLK1, Name: 18100504, Date: 05-Oct-2018, Time: 12:03:48, Conditions: AUTOSPEC01, User: PK

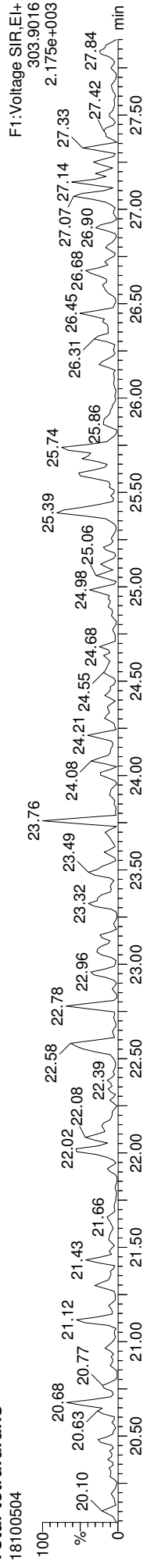
13C-2378-TCDF



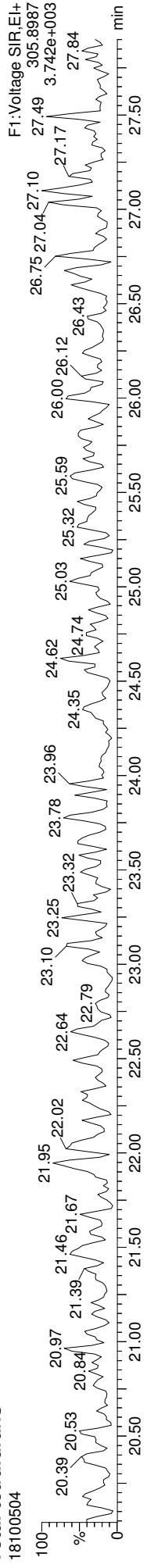
13C-2378-TCDF



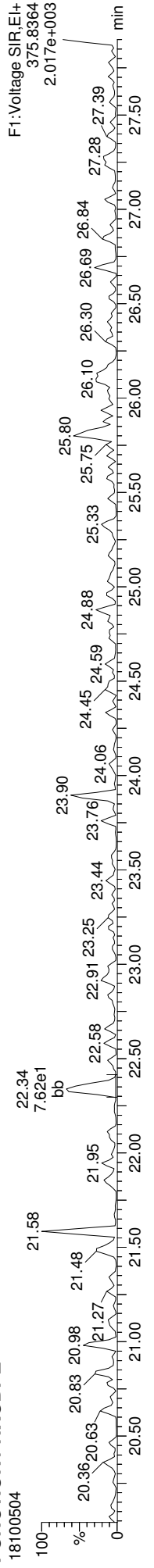
Total-tetrafurans



Total-tetrafurans




FUNCTION1 HXCDFE




Quantify Sample Report
MassLynx MassLynx V4.1 SCN909
Dataset: T:\Autospec\Processed Data Batch\181005QC.qld
Last Altered: Friday, October 05, 2018 13:52:25 Pacific Daylight Time
Printed: Friday, October 05, 2018 13:56:39 Pacific Daylight Time

ID: BG10793-BLK1, Name: 18100504, Date: 05-Oct-2018, Time: 12:03:48, Conditions: AUTOSPEC01, User: PK

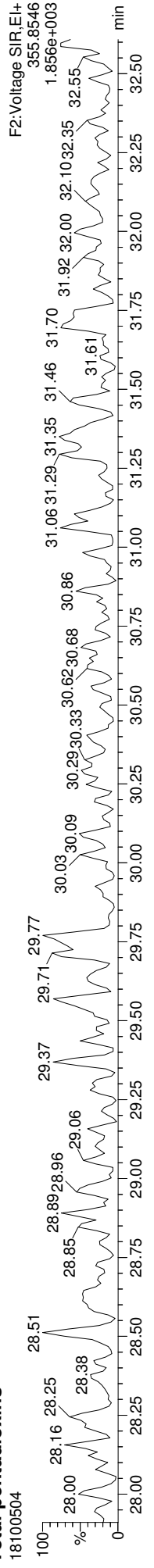
13C-12378-PeCDD



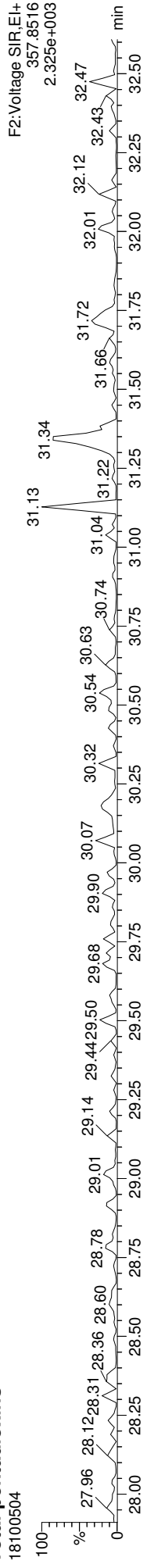
13C-12378-PeCDD



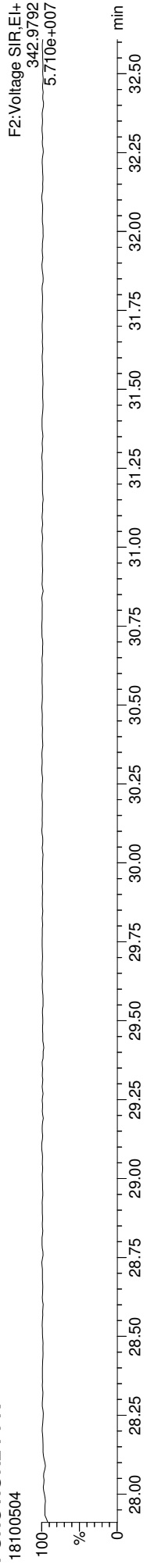
Total-pentadioxins



Total-pentadioxins



FUNCTION2 PFK




Quantify Sample Report


MassLynx MassLynx V4.1 SCN909
Dataset: T:\Autospec\Processed Data Batch\181005QC.qld
Last Altered: Friday, October 05, 2018 13:52:25 Pacific Daylight Time
Printed: Friday, October 05, 2018 13:56:39 Pacific Daylight Time

ID: BG10793-BLK1, Name: 18100504, Date: 05-Oct-2018, Time: 12:03:48, Conditions: AUTOSPEC01, User: PK

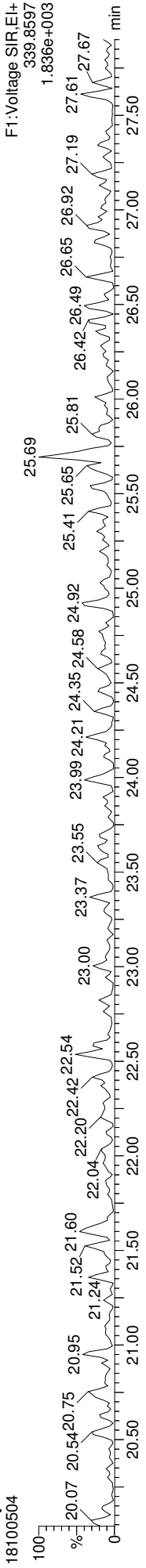
13C-12378-PeCDF



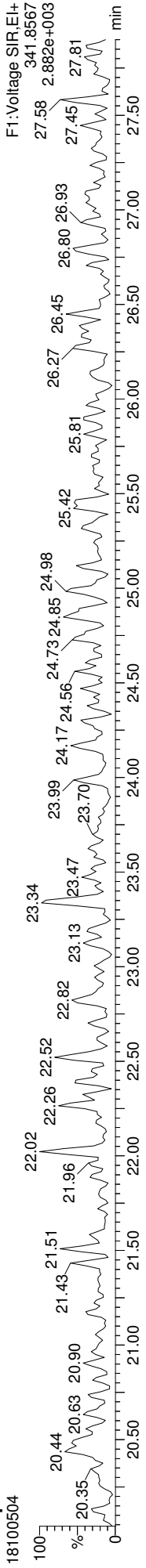
13C-12378-PeCDF



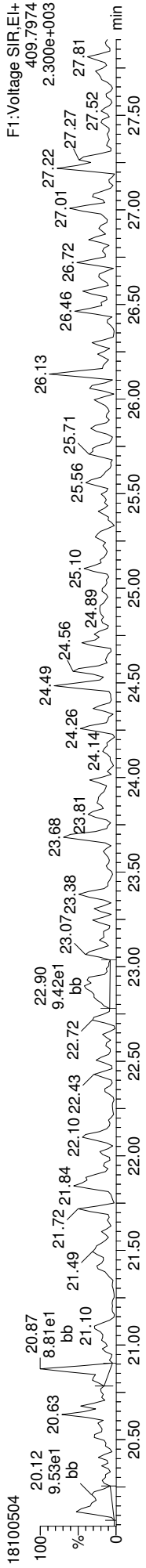
Total-penta1



Total-penta1




FUNCTION1 HPCDPE



Quantify Sample Report
MassLynx MassLynx V4.1 SCN909
Dataset: T:\Autospec\Processed Data Batch\181005QC.qld
Last Altered: Friday, October 05, 2018 13:52:25 Pacific Daylight Time
Printed: Friday, October 05, 2018 13:56:39 Pacific Daylight Time


ID: BG10793-BLK1, Name: 18100504, Date: 05-Oct-2018, Time: 12:03:48, Conditions: AUTOSPEC01, User: PK

13C-23478-PeCDF



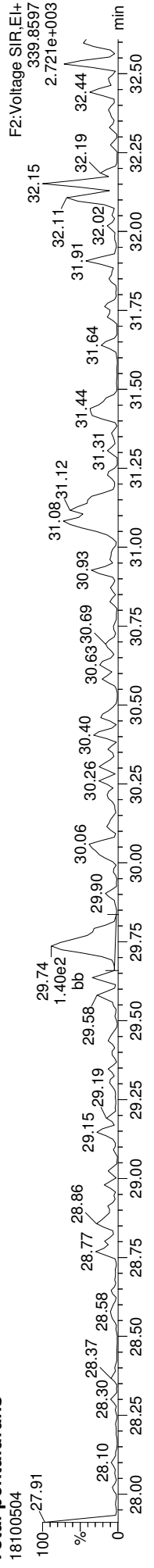
F2:Voltage SIR,EI+
351.9000
1.346e+007

13C-23478-PeCDF



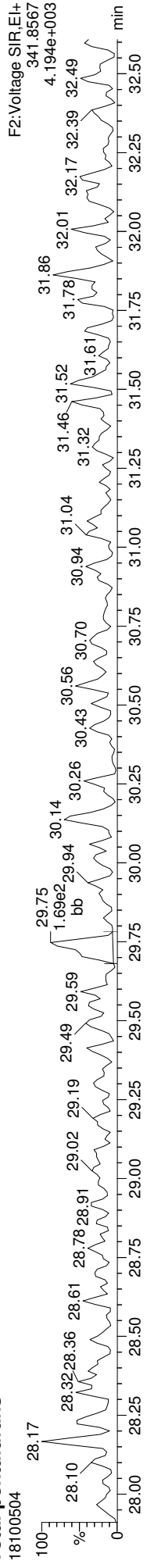
F2:Voltage SIR,EI+
353.8970
8.583e+006

Total-pentafurans



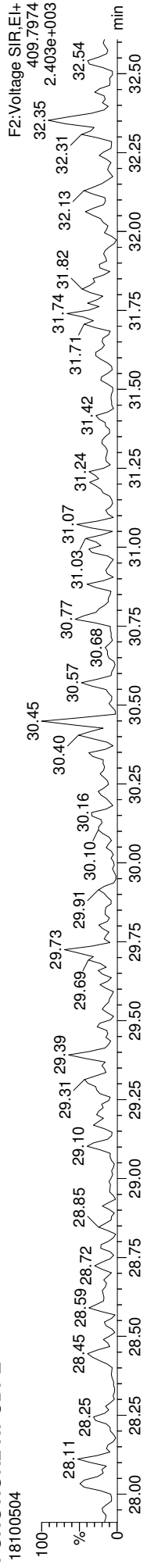
F2:Voltage SIR,EI+
339.8597
2.721e+003

Total-pentafurans



F2:Voltage SIR,EI+
341.8567
4.194e+003

FUNCTION2 HPCDPE



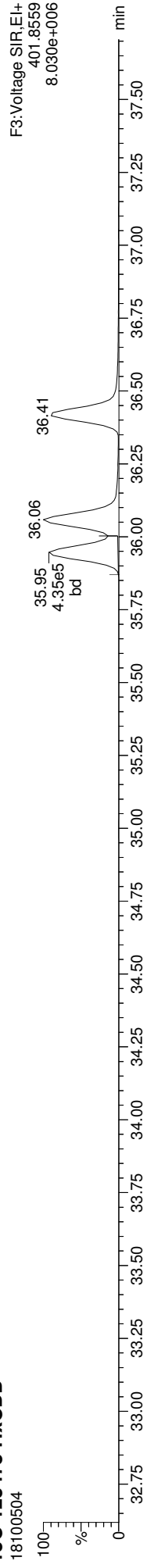
F2:Voltage SIR,EI+
409.7974
2.403e+003

Quantify Sample Report MassLynx MassLynx V4.1 SCN909

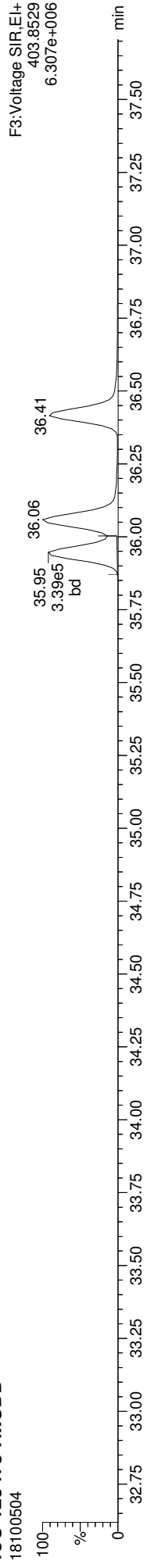
Dataset: T:\Autospec\Processed Data Batch\181005QC.qld
Last Altered: Friday, October 05, 2018 13:52:25 Pacific Daylight Time
Printed: Friday, October 05, 2018 13:56:39 Pacific Daylight Time

ID: BG10793-BLK1, Name: 18100504, Date: 05-Oct-2018, Time: 12:03:48, Conditions: AUTOSPEC01, User: PK

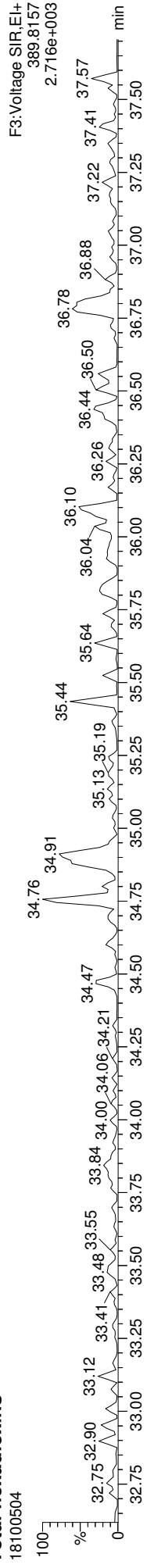
13C-123478-HxCDD



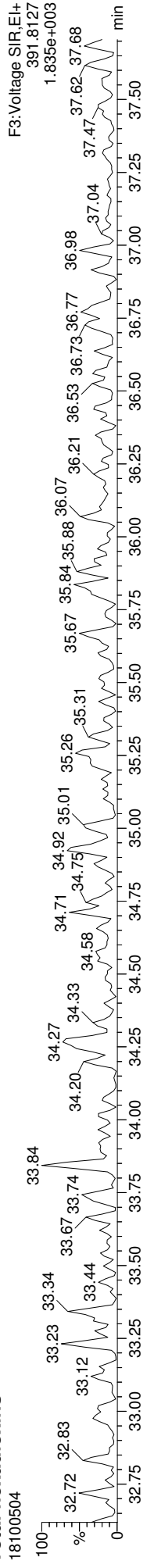
13C-123478-HxCDD



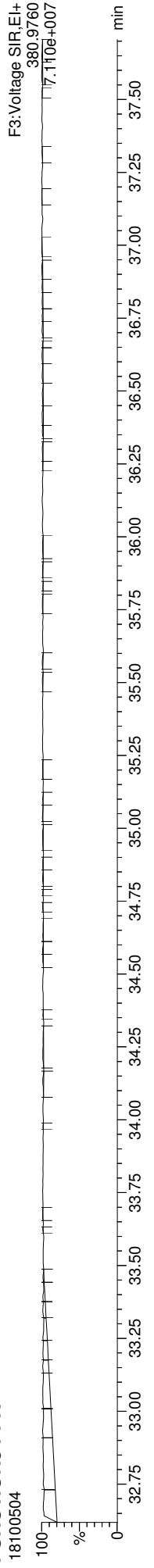
Total-hexadioxins



Total-hexadioxins



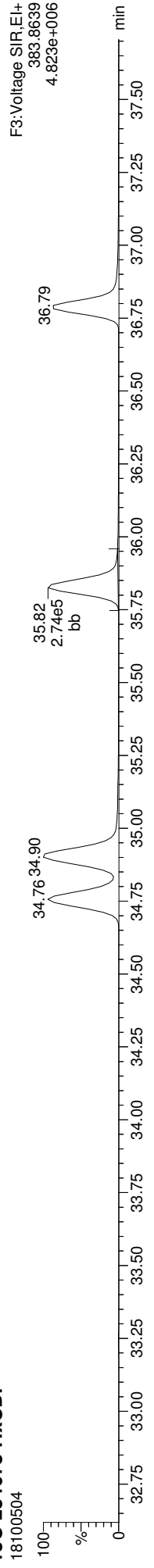
FUNCTION3 PFK



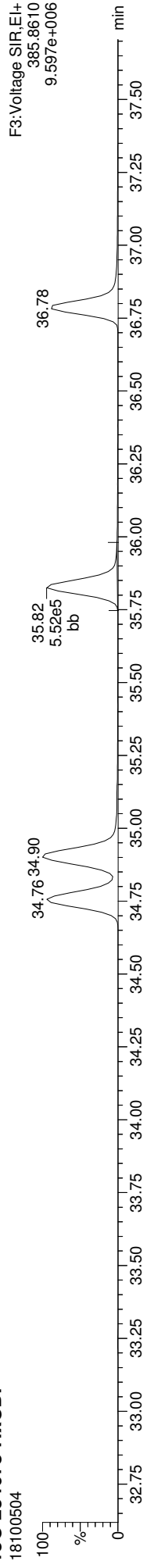
Quantify Sample Report
MassLynx MassLynx V4.1 SCN909
Dataset: T:\Autospec\Processed Data Batch\181005QC.qld
Last Altered: Friday, October 05, 2018 13:52:25 Pacific Daylight Time
Printed: Friday, October 05, 2018 13:56:39 Pacific Daylight Time

ID: BG10793-BLK1, Name: 18100504, Date: 05-Oct-2018, Time: 12:03:48, Conditions: AUTOSPEC01, User: PK

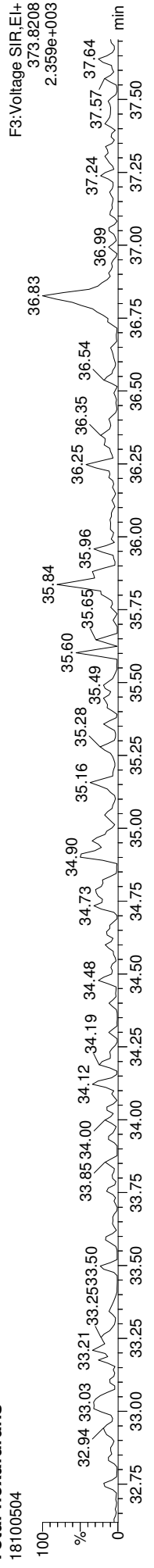
13C-234678-HxCDF



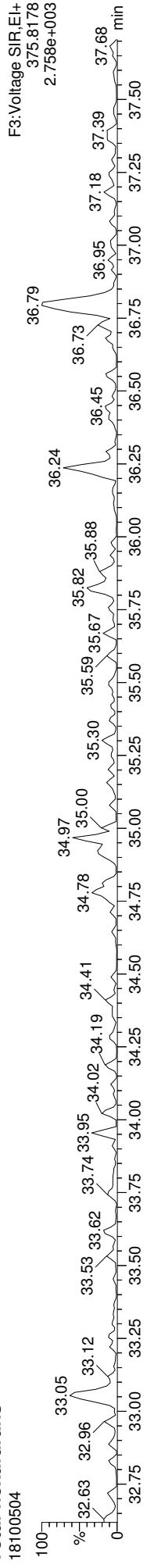
13C-234678-HxCDF



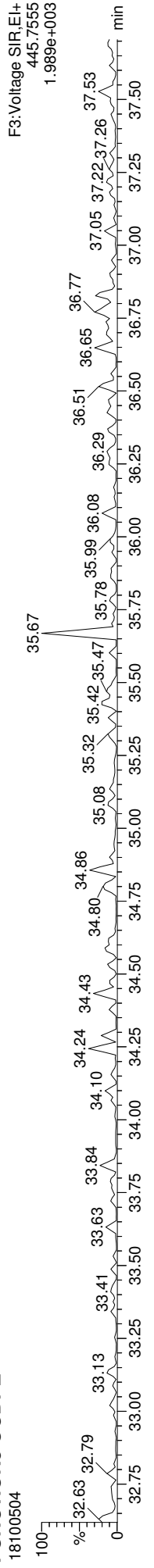
Total-hexafurans



Total-hexafurans



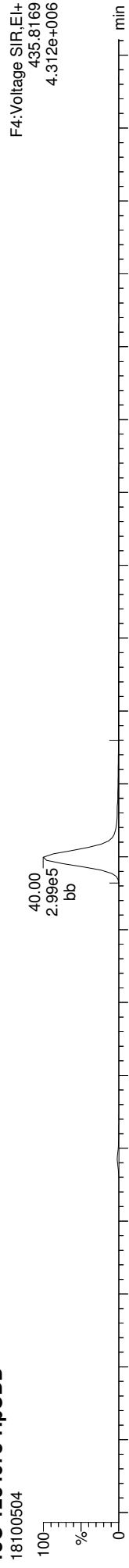
FUNCTION3 OCDPE



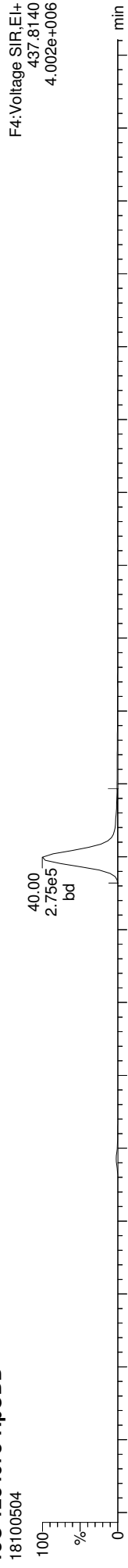
Quantify Sample Report
MassLynx MassLynx V4.1 SCN909
Dataset: T:\Autospec\Processed Data Batch\181005QC.qld
Last Altered: Friday, October 05, 2018 13:52:25 Pacific Daylight Time
Printed: Friday, October 05, 2018 13:56:39 Pacific Daylight Time

ID: BG10793-BLK1, Name: 18100504, Date: 05-Oct-2018, Time: 12:03:48, Conditions: AUTOSPEC01, User: PK

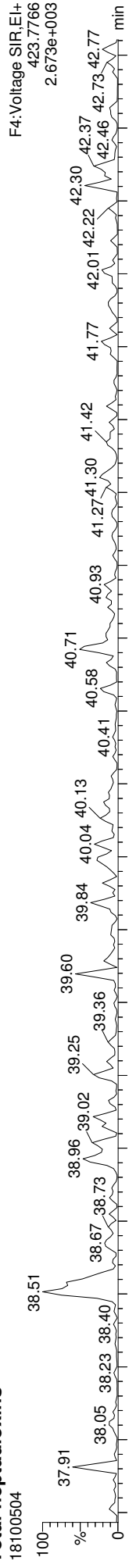
13C-1234678-HpCDD



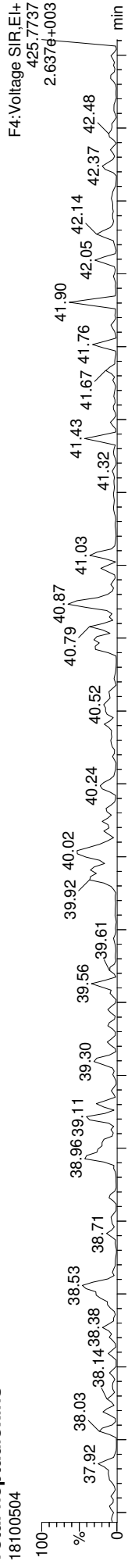
13C-1234678-HpCDD



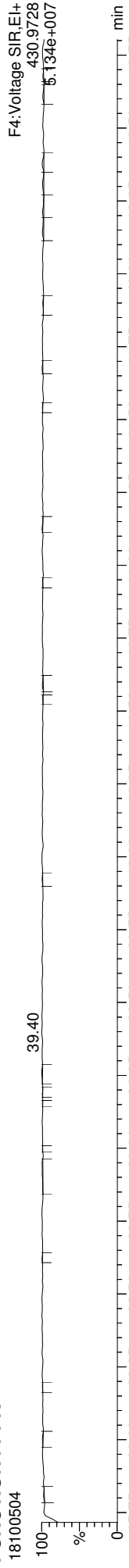
Total-heptadioxins



Total-heptadioxins




FUNCTION4 PFK




MassLynx MassLynx V4.1 SCN909
Dataset: T:\Autospec\Processed Data Batch\181005QC.qld
Last Altered: Friday, October 05, 2018 13:52:25 Pacific Daylight Time
Printed: Friday, October 05, 2018 13:56:39 Pacific Daylight Time

ID: BG10793-BLK1, Name: 18100504, Date: 05-Oct-2018, Time: 12:03:48, Conditions: AUTOSPEC01, User: PK

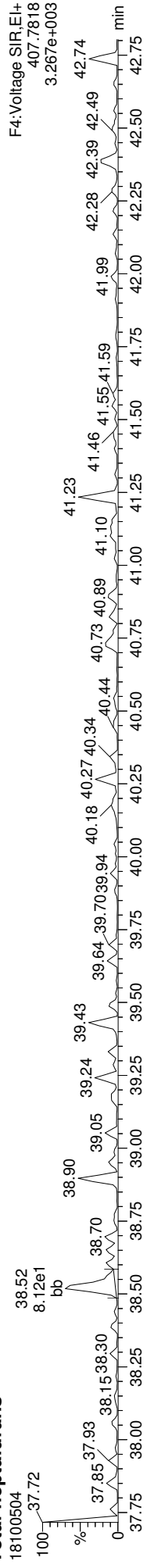
13C-1234678-HpCDF



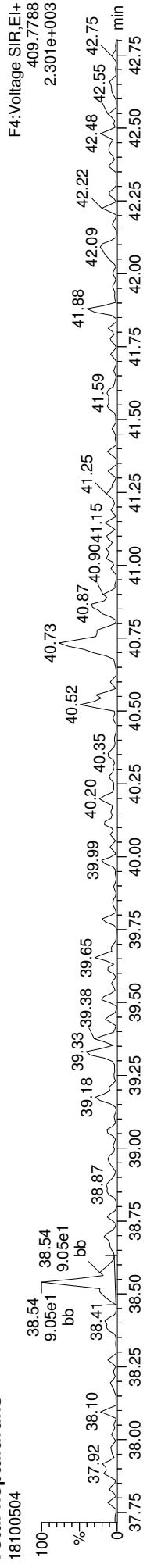
13C-1234678-HpCDF



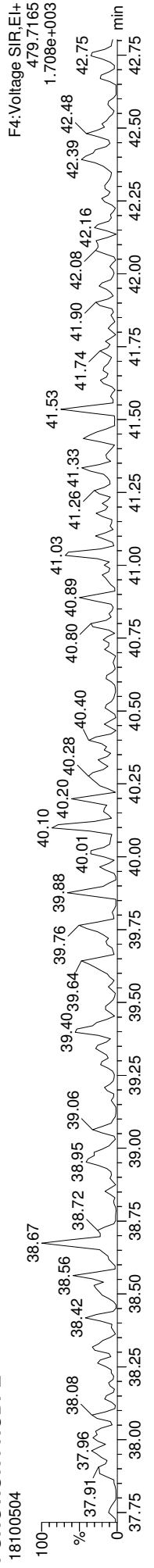
Total-heptafurans



Total-heptafurans




FUNCTION4 NCDPF




Quantify Sample Report
MassLynx MassLynx V4.1 SCN909
Dataset: T:\Autospec\Processed Data Batch\181005QC.qld
Last Altered: Friday, October 05, 2018 13:52:25 Pacific Daylight Time
Printed: Friday, October 05, 2018 13:56:39 Pacific Daylight Time

ID: BG10793-BLK1, Name: 18100504, Date: 05-Oct-2018, Time: 12:03:48, Conditions: AUTOSPEC01, User: PK

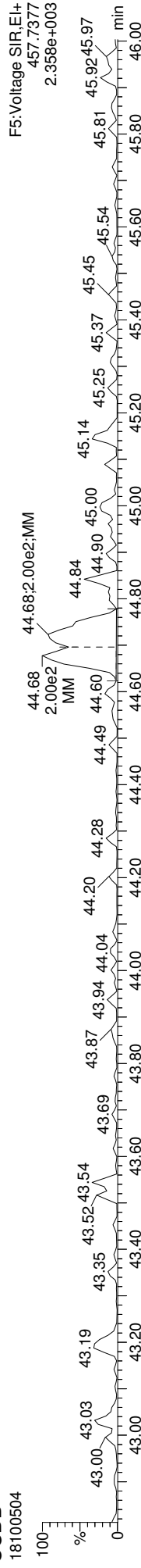
13C-OCDD



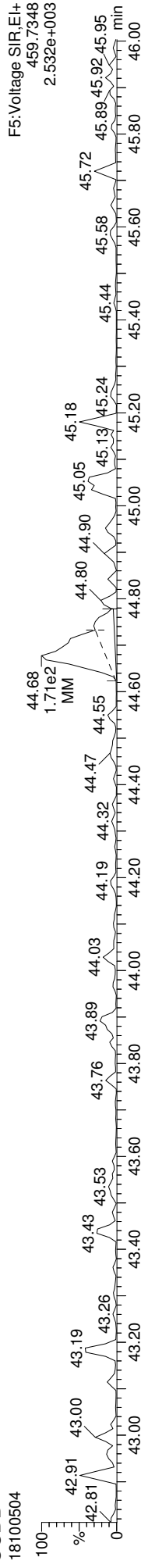
13C-OCDD



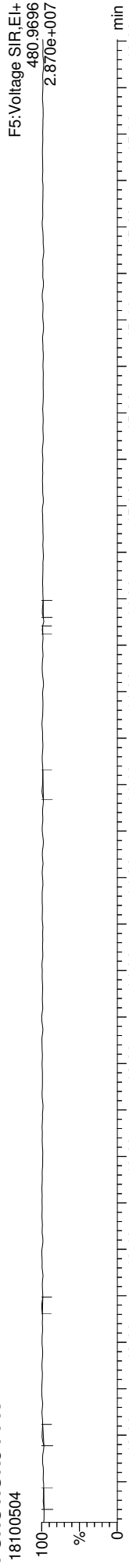
OCDD



OCDD



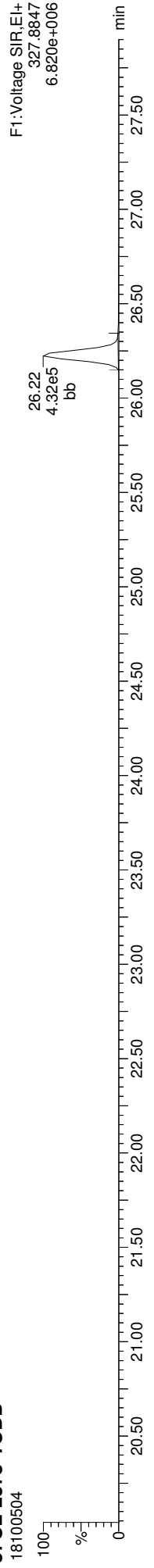
FUNCTION5 PFK



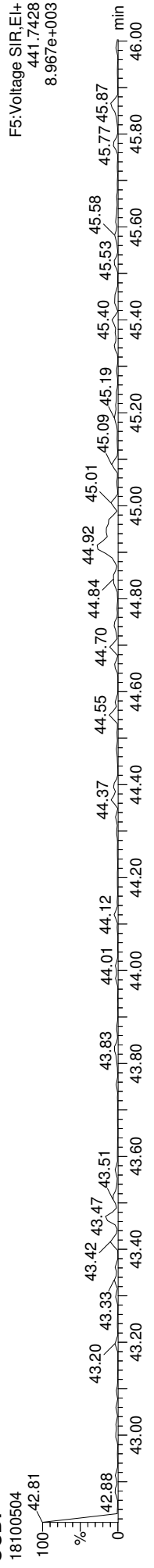
Quantify Sample Report
MassLynx MassLynx V4.1 SCN909
Dataset: T:\Autospec\Processed Data Batch\181005QC.qld
Last Altered: Friday, October 05, 2018 13:52:25 Pacific Daylight Time
Printed: Friday, October 05, 2018 13:56:39 Pacific Daylight Time

ID: BG10793-BLK1, Name: 18100504, Date: 05-Oct-2018, Time: 12:03:48, Conditions: AUTOSPEC01, User: PK

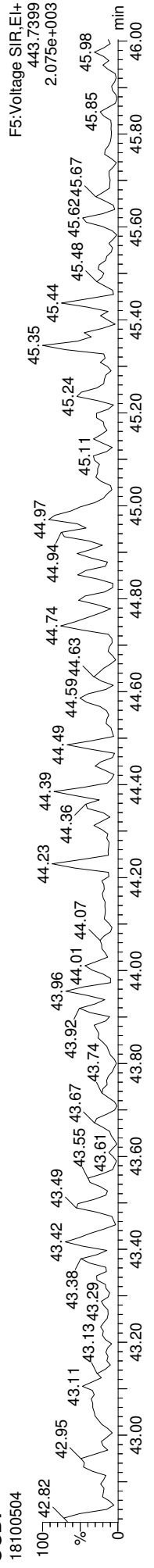
37CL-2378-TCDD



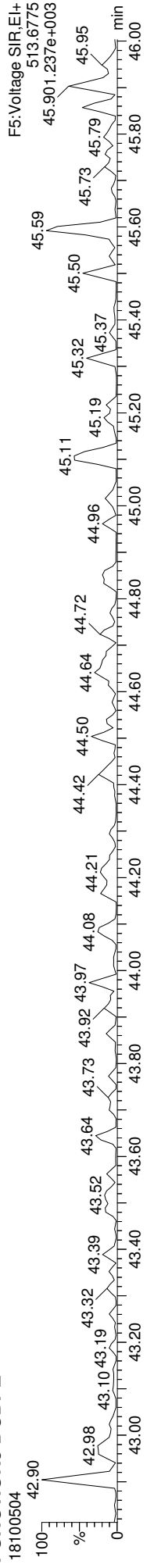
OCDF



OCDF



FUNCTION5 DCDPE





LCS / LCS DUPLICATE RECOVERY
EPA 1613B

Laboratory: Analytical Resources, Inc.

SDG: 18I0285

Client: Anchor QEA, LLC

Project: Port Gamble - OMMP LTM

Matrix: Water

Analyzed: 09/27/18 17:03

Batch: BGI0677

Laboratory ID: BGI0677-BS2

Preparation: EPA 1613

Initial/Final: 1000 mL / 20 uL

COMPOUND	SPIKE ADDED (pg/L)	LCS CONCENTRATION (pg/L)	LCS % REC.	QC LIMITS REC.	Q
2,3,7,8-TCDF	200	198	99.2	75 - 158	
2,3,7,8-TCDD	200	207	103	67 - 158	
1,2,3,7,8-PeCDF	1000	1030	103	80 - 134	
2,3,4,7,8-PeCDF	1000	1070	107	68 - 160	
1,2,3,7,8-PeCDD	1000	1070	107	70 - 142	
1,2,3,4,7,8-HxCDF	1000	1010	101	72 - 134	
1,2,3,6,7,8-HxCDF	1000	1030	103	84 - 130	
2,3,4,6,7,8-HxCDF	1000	994	99.4	70 - 156	
1,2,3,7,8,9-HxCDF	1000	993	99.3	78 - 130	
1,2,3,4,7,8-HxCDD	1000	1010	101	70 - 164	
1,2,3,6,7,8-HxCDD	1000	1070	107	76 - 134	
1,2,3,7,8,9-HxCDD	1000	959	95.9	64 - 162	
1,2,3,4,6,7,8-HpCDF	1000	985	98.5	82 - 122	
1,2,3,4,7,8,9-HpCDF	1000	972	97.2	78 - 138	
1,2,3,4,6,7,8-HpCDD	1000	1030	103	70 - 140	
OCDF	2000	2080	104	63 - 170	
OCDD	2000	2020	101	78 - 144	
13C12-2,3,7,8-TCDF	2000	1900	95.2	24 - 169	

Labels

13C12-2,3,7,8-TCDD	2000	1690	84.7	25 - 164	
13C12-1,2,3,7,8-PeCDF	2000	1700	85.2	24 - 185	
13C12-2,3,4,7,8-PeCDF	2000	1650	82.7	21 - 178	
13C12-1,2,3,7,8-PeCDD	2000	1530	76.6	25 - 181	
13C12-1,2,3,4,7,8-HxCDF	2000	2000	99.8	26 - 152	
13C12-1,2,3,6,7,8-HxCDF	2000	2020	101	26 - 123	
13C12-2,3,4,6,7,8-HxCDF	2000	1950	97.3	28 - 136	
13C12-1,2,3,7,8,9-HxCDF	2000	1700	85.1	29 - 147	
13C12-1,2,3,4,7,8-HxCDD	2000	1900	95.2	32 - 141	
13C12-1,2,3,6,7,8-HxCDD	2000	1950	97.4	28 - 130	
13C12-1,2,3,4,6,7,8-HpCDF	2000	1840	92.2	28 - 143	
13C12-1,2,3,4,7,8,9-HpCDF	2000	1670	83.5	26 - 138	
13C12-1,2,3,4,6,7,8-HpCDD	2000	1660	83.1	23 - 140	
13C12-OCDD	4000	2320	58.0	17 - 157	
37Cl4-2,3,7,8-TCDD	40.0	39.3	98.3	35 - 197	

* Values outside of QC limits

Quantify Sample Summary Report **MassLynx MassLynx V4.1 SCN909**

Dataset: T:\Autospec\Processed Data Batch\180927\OPIH.qld
 Last Altered: Friday, September 28, 2018 11:40:14 Pacific Daylight Time
 Printed: Friday, September 28, 2018 11:43:37 Pacific Daylight Time

Method: T:\Autospec\Methods\Dioxin180817.mdb 25 Sep 2018 11:22:36
Calibration: T:\Autospec\Curves\180820\CIH.cdb 21 Aug 2018 11:13:54

ID: DLCS26, Name: 18092705, Date: 27-Sep-2018, Time: 17:03:33, Conditions: AUTOSPEC01, User: PK

Compound	RT	RRT	Ion1Area	Ion2Area	RRF	Ratio	Pred R	Noise 1	Noise 2	Height 1	Height 2	S/N 1	SNFlag	EMPC	Int.1	Int.2	pg
2378-TCDF	25.603	1.001	5.048e4	6.719e4	0.834	0.751	0.770	625	1516	7.87e5	1.05e6	1259.5	YES	NO	bb	bb	9.919
12378-PeCDF	29.762	1.001	2.969e5	1.765e5	0.852	1.682	1.550	1925	1768	4.61e6	2.75e6	2397.5	YES	NO	bb	bb	51.743
23478-PeCDF	31.109	1.001	3.251e5	1.948e5	0.944	1.668	1.550	1925	1768	5.17e6	3.07e6	2684.3	YES	NO	bb	bb	53.282
123478-HxCDF	34.793	1.001	1.758e5	1.386e5	0.963	1.268	1.240	1125	1228	2.71e6	2.14e6	2409.5	YES	NO	bd	bd	50.660
234678-HxCDF	35.862	1.001	1.650e5	1.315e5	0.991	1.254	1.240	1125	1228	2.74e6	2.23e6	2436.1	YES	NO	bb	bb	49.721
123678-HxCDF	34.938	1.001	1.788e5	1.487e5	0.917	1.203	1.240	1125	1228	2.75e6	2.18e6	2446.8	YES	NO	db	db	51.487
123789-HxCDF	36.819	1.001	1.302e5	1.018e5	0.938	1.279	1.240	1125	1228	2.32e6	1.82e6	2057.6	YES	NO	bb	bb	49.661
1234678-HpCDF	38.544	1.000	1.467e5	1.393e5	1.119	1.053	1.050	1938	1466	2.50e6	2.45e6	1290.8	YES	NO	bb	bb	49.237
1234789-HpCDF	40.759	1.000	1.090e5	1.020e5	1.162	1.069	1.050	1938	1466	1.65e6	1.56e6	853.5	YES	NO	bb	bb	48.618
OCDF	44.937	1.006	1.347e5	1.453e5	1.145	0.927	0.890	1099	1177	1.64e6	1.76e6	1493.8	YES	NO	bb	bb	103.882
2378-TCDD	26.238	1.001	3.633e4	4.514e4	0.982	0.805	0.770	803	374	5.74e5	7.03e5	714.3	YES	NO	bb	bb	10.341
12378-PeCDD	31.354	1.000	1.864e5	1.151e5	1.029	1.619	1.550	1017	509	2.95e6	1.79e6	2899.0	YES	NO	bb	bb	53.408
123478-HxCDD	35.973	1.000	1.415e5	1.121e5	0.921	1.263	1.240	1736	661	2.44e6	1.92e6	1407.2	YES	NO	bd	bd	50.273
123678-HxCDD	36.084	1.000	1.576e5	1.215e5	0.904	1.238	1.240	1736	661	2.60e6	2.06e6	1499.2	YES	NO	db	db	53.643
123789-HxCDD	36.440	1.010	1.367e5	1.105e5	0.918	1.238	1.240	1736	661	2.37e6	1.91e6	1365.5	YES	NO	bb	bb	47.953
1234678-HpCDD	40.025	1.000	9.776e4	8.987e4	1.046	1.088	1.050	1388	1016	1.59e6	1.50e6	1148.5	YES	NO	bb	bb	51.423
OCDD	44.690	1.000	1.094e5	1.241e5	0.984	0.882	0.890	1672	902	1.33e6	1.53e6	794.5	YES	NO	bb	bb	100.831
13C-2378-TCDF	25.588	1.007	6.279e5	7.950e5	1.847	0.790	0.770	5469	2558	9.73e6	1.23e7	1778.6	YES	NO	bb	bb	95.217
13C-12378-PeCDF	29.740	1.171	6.584e5	4.150e5	1.558	1.587	1.550	2615	1498	1.03e7	6.48e6	3943.3	YES	NO	bb	bb	85.157
13C-23478-PeCDF	31.087	1.224	6.291e5	4.044e5	1.544	1.556	1.550	2615	1498	9.98e6	6.42e6	3818.4	YES	NO	bb	bb	82.735
13C-123478-HxCDF	34.771	0.954	2.132e5	4.311e5	1.152	0.494	0.510	2407	1574	3.26e6	6.64e6	1353.8	YES	NO	bd	bd	99.775
13C-123678-HxCDF	34.916	0.958	2.308e5	4.626e5	1.225	0.499	0.510	2407	1574	3.43e6	6.85e6	1425.9	YES	NO	db	db	100.998
13C-234678-HxCDF	35.839	0.984	2.038e5	3.982e5	1.104	0.512	0.510	2407	1574	3.23e6	6.55e6	1341.5	YES	NO	bb	bb	97.349
13C-123789-HxCDF	36.797	1.010	1.664e5	3.320e5	1.046	0.501	0.510	2407	1574	2.93e6	5.92e6	1219.2	YES	NO	bb	bb	85.064
13C-1234678-HpCDF	38.533	1.058	1.600e5	3.588e5	1.004	0.446	0.440	1603	1987	2.61e6	5.98e6	1631.3	YES	NO	bd	bd	92.189
13C-1234789-HpCDF	40.748	1.119	1.105e5	2.630e5	0.799	0.420	0.440	1603	1987	1.66e6	3.77e6	1035.8	YES	NO	bd	bd	83.452
13C-1234-TCDD	25.407	0.000	3.519e5	4.573e5	1.000	0.770	0.770	1551	842	5.59e6	7.22e6	3607.7	YES	NO	bb	bb	100.000
13C-2378-TCDD	26.222	1.032	3.466e5	4.557e5	1.171	0.761	0.770	1551	842	5.32e6	6.96e6	3432.7	YES	NO	bb	bb	84.664
13C-12378-PeCDD	31.343	1.234	3.449e5	2.040e5	0.886	1.691	1.550	793	813	5.28e6	3.17e6	6658.5	YES	NO	bb	bb	76.551
13C-123478-HxCDD	35.962	0.987	3.100e5	2.378e5	1.027	1.304	1.240	1874	1747	5.28e6	4.08e6	2817.0	YES	NO	bd	bd	95.192
13C-123678-HxCDD	36.073	0.990	3.234e5	2.523e5	1.055	1.282	1.240	1874	1747	5.50e6	4.38e6	2936.5	YES	NO	db	db	97.356
13C-1234678-HpCDD	40.014	1.098	1.779e5	1.707e5	0.749	1.042	1.050	1327	1348	2.77e6	2.60e6	2088.6	YES	NO	bd	bd	83.075
13C-OCDD	44.672	1.226	2.223e5	2.486e5	0.725	0.894	0.890	1437	876	2.66e6	2.88e6	1850.5	YES	NO	bd	bd	115.993
13C-123789-HxCDD	36.429	0.000	3.147e5	2.456e5	1.000	1.281	1.240	1874	1747	5.61e6	4.48e6	2994.9	YES	NO	bb	bb	100.000
37CL-2378-TCDD	26.238	1.033	3.564e5	1.121				1029		5.63e6		5465.4	YES		bb		39.302

Quantify Sample Summary Report **MassLynx MassLynx V4.1 SCN909**

Dataset: T:\Autospec\Processed Data Batch\180927OPIH.qld
 Last Altered: Friday, September 28, 2018 11:40:14 Pacific Daylight Time
 Printed: Friday, September 28, 2018 11:43:37 Pacific Daylight Time

ID: DLCS26, Name: 18092705, Date: 27-Sep-2018, Time: 17:03:33, Conditions: AUTOSPEC01, User: PK

Compound	RT	RRT	Ion1Area	Ion2Area	RRF	Ratio	Pred R	Noise 1	Noise 2	Height 1	Height 2	S/N 1	SNFlag	EMPC	Int.1	Int.2	pg
1368-TCDF					1.020		0.770	625	1516								
1289-TCDF					0.818		0.770	625	1516								
13468-PECDF					1.163		1.550	323	828								
12389-PECDF	32.155	1.081	2.053e3	1.174e3	0.912	1.748	1.550	1925	1768	3.06e4	1.75e4	15.9	YES	NO	bb	bb	0.329
123468-HXCDF					1.051		1.240	1125	1228								
1368-TCDD					1.026		0.770	803	374								
1289-TCDD					0.938		0.770	803	374								
12479-PECDD					1.807		1.550	1017	509								
12389-PECDD					1.326		1.550	1017	509								
124679-HXCDD					1.031		1.240	1736	661								
1234679-HPCDD	38.989	0.974	8.567e2	8.693e2	1.228	0.986	1.050	1388	1016	1.59e4	1.25e4	11.5	YES	NO	bb	bb	0.403
Total-tetrafurans			5.150e4		0.891			625		8.02e5							10.079
Total-penta1			0.000e0					323		0.00e0							
Total-pentafurans			6.298e5		0.903			1925		9.91e6							106.332
Total-hexafurans			6.498e5		0.972			1125		1.05e7							201.528
Total-heptafurans			2.557e5		1.141			1938		4.16e6							97.855
Total-Furans			1.721e6		0.989			625		2.70e7							519.676
Total-tetraioxins			3.716e4		0.982			803		5.85e5							10.594
Total-pentadioxins			1.866e5		1.387			1017		2.95e6							53.450
Total-hexadioxins			4.359e5		0.944			1736		7.42e6							151.870
Total-heptadioxins			9.862e4		1.137			1388		1.61e6							51.827
Total-Dioxins			8.677e5		1.088			803		1.39e7							368.571
Total-TEQ			2.589e6					803		4.09e7							888.247
FUNCTION1 PFK			1.602e7					508730		1.10e8							0.000
FUNCTION2 PFK			1.417e5					436821		4.50e6							0.000
FUNCTION3 PFK			1.941e5					426209		5.39e6							0.000
FUNCTION4 PFK			3.472e5					410600		1.08e7							
FUNCTION5 PFK			8.491e4					198595		3.66e6							
FUNCTION1 HXGD...			0.000e0					272		0.00e0							
FUNCTION1 HPCD...			6.005e2					697		1.25e4							0.000
FUNCTION2 HPCD...			1.548e2					762		4.93e3							0.000
FUNCTION3 OCDPE			0.000e0					249		0.00e0							
FUNCTION4 NCDPE			0.000e0					375		0.00e0							
FUNCTION5 DCDPE			0.000e0					218		0.00e0							

Quantify Totals Report MassLynx MassLynx V4.1 SCN909

Dataset: T:\Autospec\Processed Data Batch\180927OPIH.qld
 Last Altered: Friday, September 28, 2018 11:40:14 Pacific Daylight Time
 Printed: Friday, September 28, 2018 11:43:37 Pacific Daylight Time

Method: T:\Autospec\Methods\Dioxin180817.mdb 25 Sep 2018 11:22:36
 Calibration: T:\Autospec\Curves\180820CIH.cdb 21 Aug 2018 11:13:54

ID: DLCS26, Name: 18092705, Date: 27-Sep-2018, Time: 17:03:33, Conditions: AUTOSPEC01, User: PK

TF

Compound	RT	Ion1Area	Ion2Area	RRF	Ratio	Pred R	S/N 1	SNFlag	EMPC	Int.1	Int.2	pg
1	2378-TCDF	5.048e4	6.719e4	0.834	0.75	0.77	1259.5	YES	NO	bb	bb	9.919
2	Total-tetraturans	4.006e2	4.599e2	0.891	0.87	0.77	7.9	YES	NO	bd	bb	0.068
3	Total-tetraturans	6.187e2	5.375e2	0.891	1.15	0.77	15.6	YES	YES	bd	bb	0.091

PP

Compound	RT	Ion1Area	Ion2Area	RRF	Ratio	Pred R	S/N 1	SNFlag	EMPC	Int.1	Int.2	pg
1												

PF

Compound	RT	Ion1Area	Ion2Area	RRF	Ratio	Pred R	S/N 1	SNFlag	EMPC	Int.1	Int.2	pg
1	23478-PeCDF	3.251e5	1.948e5	0.944	1.67	1.55	2684.3	YES	NO	bb	bb	53.282
2	Total-pentaturans	4.780e3	3.069e3	0.903	1.56	1.55	45.5	YES	NO	bb	bb	0.825
3	12378-PeCDF	2.969e5	1.765e5	0.852	1.68	1.55	2397.5	YES	NO	bb	bb	51.743
4	Total-pentaturans	9.878e2	4.621e2	0.903	2.14	1.55	7.8	YES	YES	db	bb	0.152
5	12389-PECDF	2.053e3	1.174e3	0.912	1.75	1.55	15.9	YES	NO	bb	bb	0.329

HF

Compound	RT	Ion1Area	Ion2Area	RRF	Ratio	Pred R	S/N 1	SNFlag	EMPC	Int.1	Int.2	pg
1	123789-HxCDF	1.302e5	1.018e5	0.938	1.28	1.24	2057.6	YES	NO	bb	bb	49.661
2	234678-HxCDF	1.650e5	1.315e5	0.991	1.25	1.24	2436.1	YES	NO	bb	bb	49.721
3	123678-HxCDF	1.788e5	1.487e5	0.917	1.20	1.24	2446.8	YES	NO	db	dd	51.487
4	123478-HxCDF	1.758e5	1.386e5	0.963	1.27	1.24	2409.5	YES	NO	bd	bd	50.660

HPF

Compound	RT	Ion1Area	Ion2Area	RRF	Ratio	Pred R	S/N 1	SNFlag	EMPC	Int.1	Int.2	pg
1	1234789-HpCDF	1.090e5	1.020e5	1.162	1.07	1.05	853.5	YES	NO	bb	bb	48.618
2	1234678-HpCDF	1.467e5	1.393e5	1.119	1.05	1.05	1290.8	YES	NO	bb	bb	49.237

Dataset: T:\Autospec\Processed Data Batch\180927OPIH.qld
 Last Altered: Friday, September 28, 2018 11:40:14 Pacific Daylight Time
 Printed: Friday, September 28, 2018 11:43:37 Pacific Daylight Time

ID: DLCS26, Name: 18092705, Date: 27-Sep-2018, Time: 17:03:33, Conditions: AUTOSPEC01, User: PK

Furans,TF,PP,PF,HF,HPF,OF

Compound	RT	Ion1Area	Ion2Area	RRF	Ratio	Pred R	S/N 1	SNFlag	EMPC	Int.1	Int.2	pg
1 2378-TCDF	25.60	5.048e4	6.719e4	0.834	0.75	0.77	1259.5	YES	NO	bb	bb	9.919
2 Total-tetrafurans	24.70	4.006e2	4.599e2	0.891	0.87	0.77	7.9	YES	NO	bd	bb	0.068
3 Total-tetrafurans	24.38	6.187e2	5.375e2	0.891	1.15	0.77	15.6	YES	YES	bd	bb	0.091
4 23478-PeCDF	31.11	3.251e5	1.948e5	0.944	1.67	1.55	2684.3	YES	NO	bb	bb	53.282
5 Total-pentafurans	29.96	4.780e3	3.069e3	0.903	1.56	1.55	45.5	YES	NO	bb	bb	0.825
6 12378-PeCDF	29.76	2.969e5	1.765e5	0.852	1.68	1.55	2397.5	YES	NO	bb	bb	51.743
7 Total-pentafurans	28.67	9.878e2	4.621e2	0.903	2.14	1.55	7.8	YES	YES	db	bb	0.152
8 12389-PECDF	32.16	2.053e3	1.174e3	0.912	1.75	1.55	15.9	YES	NO	bb	bb	0.329
9 123789-HxCDF	36.82	1.302e5	1.018e5	0.938	1.28	1.24	2057.6	YES	NO	bb	bb	49.661
10 234678-HxCDF	35.86	1.650e5	1.315e5	0.991	1.25	1.24	2436.1	YES	NO	bb	bb	49.721
11 123678-HxCDF	34.94	1.788e5	1.487e5	0.917	1.20	1.24	2446.8	YES	NO	db	dd	51.487
12 123478-HxCDF	34.79	1.758e5	1.386e5	0.963	1.27	1.24	2409.5	YES	NO	bd	bd	50.660
13 1234789-HpCDF	40.76	1.090e5	1.020e5	1.162	1.07	1.05	853.5	YES	NO	bb	bb	48.618
14 1234678-HpCDF	38.54	1.467e5	1.393e5	1.119	1.05	1.05	1290.8	YES	NO	bb	bb	49.237
15 OCDF	44.94	1.347e5	1.453e5	1.145	0.93	0.89	1493.8	YES	NO	bb	bb	103.882

TD

Compound	RT	Ion1Area	Ion2Area	RRF	Ratio	Pred R	S/N 1	SNFlag	EMPC	Int.1	Int.2	pg
1 2378-TCDD	26.24	3.633e4	4.514e4	0.982	0.80	0.77	714.3	YES	NO	bb	bb	10.341
2 Total-tetra-dioxins	25.84	8.292e2	1.162e3	0.982	0.71	0.77	14.5	YES	NO	bb	bb	0.253

PD

Compound	RT	Ion1Area	Ion2Area	RRF	Ratio	Pred R	S/N 1	SNFlag	EMPC	Int.1	Int.2	pg
1 12378-PeCDD	31.35	1.864e5	1.151e5	1.029	1.62	1.55	2899.0	YES	NO	bb	bb	53.408
2 Total-pentadioxins	30.67	2.289e2	9.205e1	1.387	2.49	1.55	4.3	YES	YES	bb	bb	0.042

HD

Compound	RT	Ion1Area	Ion2Area	RRF	Ratio	Pred R	S/N 1	SNFlag	EMPC	Int.1	Int.2	pg
1 123678-HxCDD	36.08	1.576e5	1.215e5	0.904	1.30	1.24	1499.2	YES	NO	db	db	53.643
2 123478-HxCDD	35.97	1.415e5	1.121e5	0.921	1.26	1.24	1407.2	YES	NO	bd	bd	50.273
3 123789-HxCDD	36.44	1.367e5	1.105e5	0.918	1.24	1.24	1365.5	YES	NO	bb	bb	47.953

Quantify Totals Report MassLynx MassLynx V4.1 SCN909

Dataset: T:\Autospec\Processed Data Batch\180927OPIH.qld
 Last Altered: Friday, September 28, 2018 11:40:14 Pacific Daylight Time
 Printed: Friday, September 28, 2018 11:43:37 Pacific Daylight Time

ID: DLCS26, Name: 18092705, Date: 27-Sep-2018, Time: 17:03:33, Conditions: AUTOSPEC01, User: PK

HPD

Compound	RT	Ion1Area	Ion2Area	RRF	Ratio	Pred R	S/N 1	SNFlag	EMPC	Int.1	Int.2	pg
1 1234678-HpCDD	40.02	9.776e4	8.987e4	1.046	1.09	1.05	1148.5	YES	NO	bb	bb	51.423
2 1234679-HpCDD	38.99	8.567e2	8.693e2	1.228	0.99	1.05	11.5	YES	NO	bb	bb	0.403

Dioxins,TD,PD,HD,HPD,OD

Compound	RT	Ion1Area	Ion2Area	RRF	Ratio	Pred R	S/N 1	SNFlag	EMPC	Int.1	Int.2	pg
1 2378-TCDD	26.24	3.633e4	4.514e4	0.982	0.80	0.77	714.3	YES	NO	bb	bb	10.341
2 Total-tetradoxins	25.84	8.292e2	1.162e3	0.982	0.71	0.77	14.5	YES	NO	bb	bb	0.253
3 123678-HxCDD	36.08	1.576e5	1.215e5	0.904	1.30	1.24	1499.2	YES	NO	db	db	53.643
4 123478-HxCDD	35.97	1.415e5	1.121e5	0.921	1.26	1.24	1407.2	YES	NO	bd	bd	50.273
5 12378-PeCDD	31.35	1.864e5	1.151e5	1.029	1.62	1.55	2899.0	YES	NO	bb	bb	53.408
6 Total-pentadoxins	30.67	2.289e2	9.205e1	1.387	2.49	1.55	4.3	YES	YES	bb	bb	0.042
7 123789-HxCDD	36.44	1.367e5	1.105e5	0.918	1.24	1.24	1365.5	YES	NO	bb	bb	47.953
8 1234678-HpCDD	40.02	9.776e4	8.987e4	1.046	1.09	1.05	1148.5	YES	NO	bb	bb	51.423
9 1234679-HpCDD	38.99	8.567e2	8.693e2	1.228	0.99	1.05	11.5	YES	NO	bb	bb	0.403
10 OCDD	44.69	1.094e5	1.241e5	0.984	0.88	0.89	794.5	YES	NO	bb	bb	100.831

Quantify Totals Report MassLynx MassLynx V4.1 SCN909

Dataset: T:\Autospec\Processed Data Batch\180927OPIH.qld
 Last Altered: Friday, September 28, 2018 11:40:14 Pacific Daylight Time
 Printed: Friday, September 28, 2018 11:43:37 Pacific Daylight Time

ID: DLCS26, Name: 18092705, Date: 27-Sep-2018, Time: 17:03:33, Conditions: AUTOSPEC01, User: PK

TotalTEQ,Furans,Dioxins

1	Compound	RT	Ion1Area	Ion2Area	RRF	Ratio	Pred R	S/N 1	SNFlag	EMPC	Int.1	Int.2	pg
1	2378-TCDF	25.60	5.048e4	6.719e4	0.834	0.75	0.77	1259.5	YES	NO	bb	bb	9.919
2	Total-tetrafurans	24.70	4.006e2	4.599e2	0.891	0.87	0.77	7.9	YES	NO	bd	bb	0.068
3	Total-tetrafurans	24.38	6.187e2	5.375e2	0.891	1.15	0.77	15.6	YES	YES	bd	bb	0.091
4	23478-PeCDF	31.11	3.251e5	1.948e5	0.944	1.67	1.55	2684.3	YES	NO	bb	bb	53.282
5	Total-pentafurans	29.96	4.780e3	3.069e3	0.903	1.56	1.55	45.5	YES	NO	bb	bb	0.825
6	12378-PeCDF	29.76	2.969e5	1.765e5	0.852	1.68	1.55	2397.5	YES	NO	bb	bb	51.743
7	Total-pentafurans	28.67	9.878e2	4.621e2	0.903	2.14	1.55	7.8	YES	YES	db	bb	0.152
8	12389-PECDF	32.16	2.053e3	1.174e3	0.912	1.75	1.55	15.9	YES	NO	bb	bb	0.329
9	123789-HxCDF	36.82	1.302e5	1.018e5	0.938	1.28	1.24	2057.6	YES	NO	bb	bb	49.661
10	234678-HxCDF	35.86	1.650e5	1.315e5	0.991	1.25	1.24	2436.1	YES	NO	bb	bb	49.721
11	123678-HxCDF	34.94	1.788e5	1.487e5	0.917	1.20	1.24	2446.8	YES	NO	db	dd	51.487
12	123478-HxCDF	34.79	1.758e5	1.386e5	0.963	1.27	1.24	2409.5	YES	NO	bd	bd	50.660
13	1234789-HpCDF	40.76	1.090e5	1.020e5	1.162	1.07	1.05	853.5	YES	NO	bb	bb	48.618
14	1234678-HpCDF	38.54	1.467e5	1.393e5	1.119	1.05	1.05	1290.8	YES	NO	bb	bb	49.237
15	OCDF	44.94	1.347e5	1.453e5	1.145	0.93	0.89	1493.8	YES	NO	bb	bb	103.882
16	2378-TCDD	26.24	3.633e4	4.514e4	0.982	0.80	0.77	714.3	YES	NO	bb	bb	10.341
17	Total-tetra-dioxins	25.84	8.292e2	1.162e3	0.982	0.71	0.77	14.5	YES	NO	bb	bb	0.253
18	123678-HxCDD	36.08	1.576e5	1.215e5	0.904	1.30	1.24	1499.2	YES	NO	db	db	53.643
19	123478-HxCDD	35.97	1.415e5	1.121e5	0.921	1.26	1.24	1407.2	YES	NO	bd	bd	50.273
20	12378-PeCDD	31.35	1.864e5	1.151e5	1.029	1.62	1.55	2899.0	YES	NO	bb	bb	53.408
21	Total-pentadioxins	30.67	2.289e2	9.205e1	1.387	2.49	1.55	4.3	YES	YES	bb	bb	0.042
22	123789-HxCDD	36.44	1.367e5	1.105e5	0.918	1.24	1.24	1365.5	YES	NO	bb	bb	47.953
23	1234678-HpCDD	40.02	9.776e4	8.987e4	1.046	1.09	1.05	1148.5	YES	NO	bb	bb	51.423
24	1234679-HpCDD	38.99	8.567e2	8.693e2	1.228	0.99	1.05	11.5	YES	NO	bb	bb	0.403
25	OCDD	44.69	1.094e5	1.241e5	0.984	0.88	0.89	794.5	YES	NO	bb	bb	100.831

Quantify Totals Report MassLynx MassLynx V4.1 SCN909

Dataset: T:\Autospec\Processed Data Batch\180927OPIH.qld
 Last Altered: Friday, September 28, 2018 11:40:14 Pacific Daylight Time
 Printed: Friday, September 28, 2018 11:43:37 Pacific Daylight Time

ID: DLCS26, Name: 18092705, Date: 27-Sep-2018, Time: 17:03:33, Conditions: AUTOSPEC01, User: PK

PFK1

	Compound	RT	Ion1Area	Ion2Area	RRF	Ratio	Pred R	S/N 1	SNFlag	EMPC	Int.1	Int.2	pg
1	FUNCTION1 PFK	22.94	1.482e4					0.9	NO		bb		
2	FUNCTION1 PFK	22.70	8.934e4					2.0	NO		db		
3	FUNCTION1 PFK	22.64	3.874e4					1.9	NO		bd		
4	FUNCTION1 PFK	22.54	3.880e4					1.3	NO		bb		
5	FUNCTION1 PFK	22.37	3.352e3					0.4	NO		bb		
6	FUNCTION1 PFK	22.10	2.525e4					1.5	NO		db		
7	FUNCTION1 PFK	22.04	8.689e3					0.6	NO		bd		
8	FUNCTION1 PFK	21.16	2.598e5					6.3	YES		db		
9	FUNCTION1 PFK	20.80	2.512e6					20.5	YES		dd		
10	FUNCTION1 PFK	20.48	7.205e6					33.4	YES		dd		
11	FUNCTION1 PFK	20.27	1.507e6					40.7	YES		dd		
12	FUNCTION1 PFK	20.18	1.619e6					43.8	YES		dd		
13	FUNCTION1 PFK	20.12	2.120e6					45.8	YES		bd		
14	FUNCTION1 PFK	27.82	3.878e3					0.5	NO		bb		
15	FUNCTION1 PFK	27.57	4.694e4					1.7	NO		bb		
16	FUNCTION1 PFK	27.42	9.073e4					1.8	NO		bb		
17	FUNCTION1 PFK	27.23	4.463e4					1.3	NO		bb		
18	FUNCTION1 PFK	26.86	1.194e4					0.8	NO		bb		
19	FUNCTION1 PFK	26.80	1.696e4					1.0	NO		bb		
20	FUNCTION1 PFK	26.45	3.150e3					0.4	NO		bb		
21	FUNCTION1 PFK	26.04	3.286e4					0.7	NO		bb		
22	FUNCTION1 PFK	25.86	1.868e5					2.5	NO		bb		
23	FUNCTION1 PFK	25.17	6.498e4					1.5	NO		bb		
24	FUNCTION1 PFK	24.53	6.021e3					0.5	NO		bb		
25	FUNCTION1 PFK	24.44	1.732e4					1.2	NO		bb		
26	FUNCTION1 PFK	23.75	2.884e4					1.3	NO		bb		
27	FUNCTION1 PFK	23.55	1.689e4					0.9	NO		bb		
28	FUNCTION1 PFK	23.28	3.078e3					0.4	NO		bb		

Quantify Totals Report MassLynx MassLynx V4.1 SCN909
 Dataset: T:\Autospec\Processed Data Batch\180927OPIH.qld
 Last Altered: Friday, September 28, 2018 11:40:14 Pacific Daylight Time
 Printed: Friday, September 28, 2018 11:43:37 Pacific Daylight Time

ID: DLCS26, Name: 18092705, Date: 27-Sep-2018, Time: 17:03:33, Conditions: AUTOSPEC01, User: PK

PFK2

Compound	RT	Ion1Area	Ion2Area	RRF	Ratio	Pred R	S/N 1	SNFlag	EMPC	Int.1	Int.2	pg
1 FUNCTION2 PFK	32.28	2.349e4					1.3	NO		bb		0.000
2 FUNCTION2 PFK	31.95	9.179e3					0.9	NO		bb		0.000
3 FUNCTION2 PFK	31.68	3.283e3					0.7	NO		bb		0.000
4 FUNCTION2 PFK	31.63	1.170e4					1.0	NO		bb		0.000
5 FUNCTION2 PFK	31.34	5.799e3					0.7	NO		bb		0.000
6 FUNCTION2 PFK	31.19	6.962e3					0.9	NO		bb		0.000
7 FUNCTION2 PFK	31.06	2.451e4					1.5	NO		bb		0.000
8 FUNCTION2 PFK	30.73	1.081e4					1.1	NO		bb		0.000
9 FUNCTION2 PFK	29.98	9.600e3					1.0	NO		bb		0.000
10 FUNCTION2 PFK	28.22	3.636e4					1.3	NO		bb		0.000

PFK3

Compound	RT	Ion1Area	Ion2Area	RRF	Ratio	Pred R	S/N 1	SNFlag	EMPC	Int.1	Int.2	pg
1 FUNCTION3 PFK	33.65	5.666e4					2.1	NO		bd		0.000
2 FUNCTION3 PFK	33.22	3.082e3					0.6	NO		bb		0.000
3 FUNCTION3 PFK	33.18	5.965e3					0.8	NO		bb		0.000
4 FUNCTION3 PFK	32.72	5.267e4					2.6	NO		db		0.000
5 FUNCTION3 PFK	32.68	2.971e4					2.4	NO		bd		0.000
6 FUNCTION3 PFK	36.12	1.274e4					1.1	NO		bb		0.000
7 FUNCTION3 PFK	35.18	2.709e3					0.6	NO		bb		0.000
8 FUNCTION3 PFK	35.10	2.807e3					0.6	NO		bb		0.000
9 FUNCTION3 PFK	33.69	2.775e4					1.8	NO		db		0.000

Quantify Totals Report MassLynx MassLynx V4.1 SCN909
 Dataset: T:\Autospec\Processed Data Batch\180927OPIH.qld
 Last Altered: Friday, September 28, 2018 11:40:14 Pacific Daylight Time
 Printed: Friday, September 28, 2018 11:43:37 Pacific Daylight Time

ID: DLCS26, Name: 18092705, Date: 27-Sep-2018, Time: 17:03:33, Conditions: AUTOSPEC01, User: PK

PFK4

	Compound	RT	Ion1Area	Ion2Area	RRF	Ratio	Pred R	S/N 1	SNFlag	EMPC	Int.1	Int.2	pg
1	FUNCTION4 PFK	40.06	2.161e3					0.5	NO		bb		
2	FUNCTION4 PFK	39.87	1.210e4					1.3	NO		bb		
3	FUNCTION4 PFK	39.82	3.570e3					0.6	NO		bb		
4	FUNCTION4 PFK	38.90	3.604e4					1.3	NO		bb		
5	FUNCTION4 PFK	38.64	2.408e4					1.6	NO		db		
6	FUNCTION4 PFK	38.62	1.403e4					1.4	NO		bd		
7	FUNCTION4 PFK	38.49	9.509e3					1.2	NO		bb		
8	FUNCTION4 PFK	38.41	2.861e4					1.6	NO		bb		
9	FUNCTION4 PFK	38.17	2.021e4					0.8	NO		bb		
10	FUNCTION4 PFK	37.94	2.523e3					0.6	NO		bb		
11	FUNCTION4 PFK	37.82	7.978e3					0.6	NO		bb		
12	FUNCTION4 PFK	42.55	6.485e3					0.7	NO		bb		
13	FUNCTION4 PFK	42.45	1.405e4					1.4	NO		bb		
14	FUNCTION4 PFK	42.34	7.453e3					0.8	NO		bb		
15	FUNCTION4 PFK	42.15	1.671e4					1.3	NO		bb		
16	FUNCTION4 PFK	42.06	1.018e4					1.2	NO		bb		
17	FUNCTION4 PFK	42.01	5.305e3					0.5	NO		bb		
18	FUNCTION4 PFK	41.78	1.863e3					0.4	NO		bb		
19	FUNCTION4 PFK	41.68	3.357e4					1.1	NO		bb		
20	FUNCTION4 PFK	41.26	9.081e3					1.0	NO		bb		
21	FUNCTION4 PFK	41.16	4.359e3					0.6	NO		bb		
22	FUNCTION4 PFK	40.78	6.861e3					0.8	NO		bb		
23	FUNCTION4 PFK	40.61	1.861e4					1.4	NO		db		
24	FUNCTION4 PFK	40.57	1.684e4					1.3	NO		dd		
25	FUNCTION4 PFK	40.51	1.421e4					1.4	NO		bd		
26	FUNCTION4 PFK	40.33	2.079e4					1.2	NO		bb		

Quantify Totals Report MassLynx MassLynx V4.1 SCN909

Dataset: T:\Autospec\Processed Data Batch\180927OPIH.qld
 Last Altered: Friday, September 28, 2018 11:40:14 Pacific Daylight Time
 Printed: Friday, September 28, 2018 11:43:37 Pacific Daylight Time

ID: DLCS26, Name: 18092705, Date: 27-Sep-2018, Time: 17:03:33, Conditions: AUTOSPEC01, User: PK

PFK5

Compound	RT	Ion1Area	Ion2Area	RRF	Ratio	Pred R	S/N 1	SNFlag	EMPC	Int.1	Int.2	pg
FUNCTION5 PFK	45.45	8.962e2					0.5	NO		bb		
FUNCTION5 PFK	45.38	8.797e3					2.1	NO		db		
FUNCTION5 PFK	45.35	1.051e4					2.1	NO		dd		
FUNCTION5 PFK	45.31	8.769e3					1.6	NO		bd		
FUNCTION5 PFK	44.99	1.305e4					1.6	NO		bb		
FUNCTION5 PFK	44.53	2.168e3					0.7	NO		bb		
FUNCTION5 PFK	44.00	3.431e3					1.0	NO		bb		
FUNCTION5 PFK	43.92	6.666e3					1.7	NO		bb		
FUNCTION5 PFK	43.79	8.403e3					1.5	NO		bb		
FUNCTION5 PFK	43.71	6.308e3					1.4	NO		bb		
FUNCTION5 PFK	43.45	3.096e3					1.1	NO		bb		
FUNCTION5 PFK	43.36	8.467e3					1.9	NO		bb		
FUNCTION5 PFK	43.07	3.408e3					0.8	NO		bb		
FUNCTION5 PFK	42.89	9.383e2					0.5	NO		bb		

ETHERS1

Compound	RT	Ion1Area	Ion2Area	RRF	Ratio	Pred R	S/N 1	SNFlag	EMPC	Int.1	Int.2	pg

ETHERS2

Compound	RT	Ion1Area	Ion2Area	RRF	Ratio	Pred R	S/N 1	SNFlag	EMPC	Int.1	Int.2	pg
FUNCTION1 HPCD...	27.82	9.016e1					1.8	NO		db		0.000
FUNCTION1 HPCD...	27.75	1.202e2					4.7	YES		bd		0.000
FUNCTION1 HPCD...	24.55	1.417e2					2.7	NO		bb		0.000
FUNCTION1 HPCD...	23.25	7.597e1					2.6	NO		bb		0.000
FUNCTION1 HPCD...	22.58	8.436e1					4.1	YES		bb		0.000
FUNCTION1 HPCD...	22.46	8.812e1					2.0	NO		bb		0.000

ETHERS3

Compound	RT	Ion1Area	Ion2Area	RRF	Ratio	Pred R	S/N 1	SNFlag	EMPC	Int.1	Int.2	pg
FUNCTION2 HPCD...	31.99	8.399e1					4.8	YES		bb		0.000
FUNCTION2 HPCD...	31.12	7.083e1					1.6	NO		bb		0.000

Quantify Totals Report MassLynx V4.1 SCN909

Dataset: T:\Autospec\Processed Data Batch\180927OPIH.qld
 Last Altered: Friday, September 28, 2018 11:40:14 Pacific Daylight Time
 Printed: Friday, September 28, 2018 11:43:37 Pacific Daylight Time

ID: DLCS26, Name: 18092705, Date: 27-Sep-2018, Time: 17:03:33, Conditions: AUTOSPEC01, User: PK

ETHERS4

1	Compound	RT	Ion1Area	Ion2Area	RRF	Ratio	Pred R	S/N 1	SNFlag	EMPC	Int.1	Int.2	pg
1													

ETHERS5

1	Compound	RT	Ion1Area	Ion2Area	RRF	Ratio	Pred R	S/N 1	SNFlag	EMPC	Int.1	Int.2	pg
1													

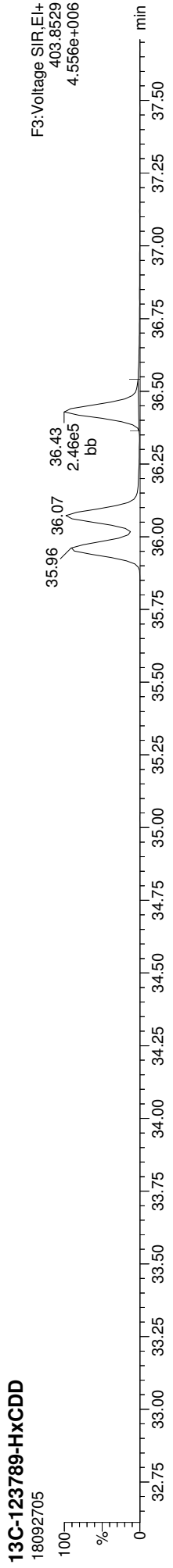
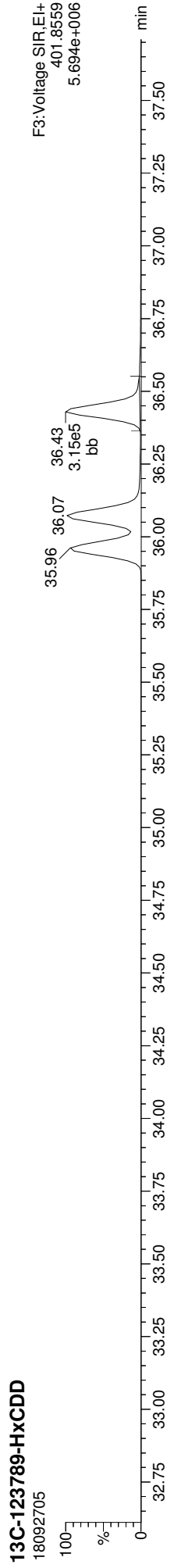


ETHERS6

1	Compound	RT	Ion1Area	Ion2Area	RRF	Ratio	Pred R	S/N 1	SNFlag	EMPC	Int.1	Int.2	pg
1													

Quantify Sample Report MassLynx MassLynx V4.1 SCN909
Dataset: T:\Autospec\Processed Data Batch\180927OPIH.qld
Last Altered: Friday, September 28, 2018 11:40:14 Pacific Daylight Time
Printed: Friday, September 28, 2018 11:43:37 Pacific Daylight Time

Method: T:\Autospec\Methods\Dioxin180817.mdb 25 Sep 2018 11:22:36
Calibration: T:\Autospec\Curves\180820CIH.cdb 21 Aug 2018 11:13:54

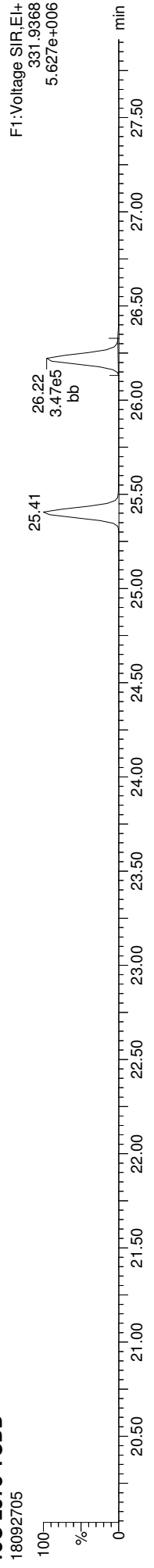
ID: DLCS26, Name: 18092705, Date: 27-Sep-2018, Time: 17:03:33, Conditions: AUTOSPEC01, User: PK



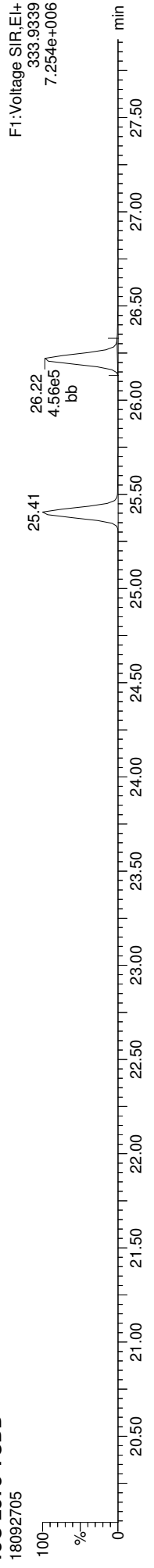
Quantify Sample Report MassLynx MassLynx V4.1 SCN909
Dataset: T:\Autospec\Processed Data Batch\180927OPIH.qld
Last Altered: Friday, September 28, 2018 11:40:14 Pacific Daylight Time
Printed: Friday, September 28, 2018 11:43:37 Pacific Daylight Time

ID: DLCS26, Name: 18092705, Date: 27-Sep-2018, Time: 17:03:33, Conditions: AUTOSPEC01, User: PK

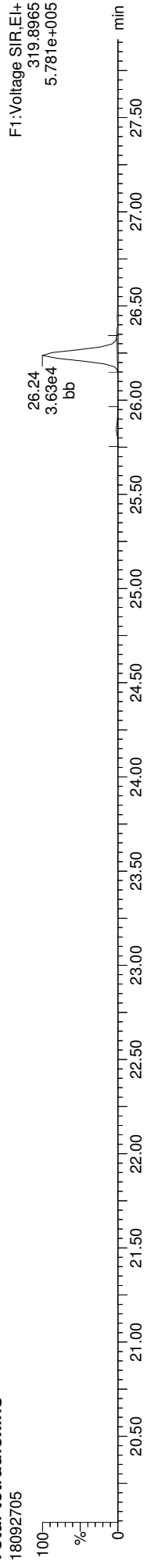
13C-2378-TCDD



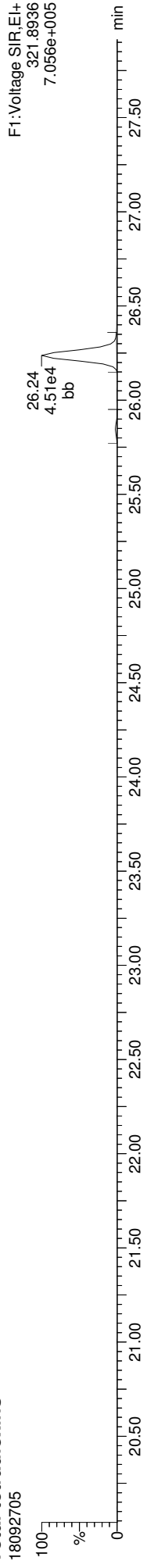
13C-2378-TCDD



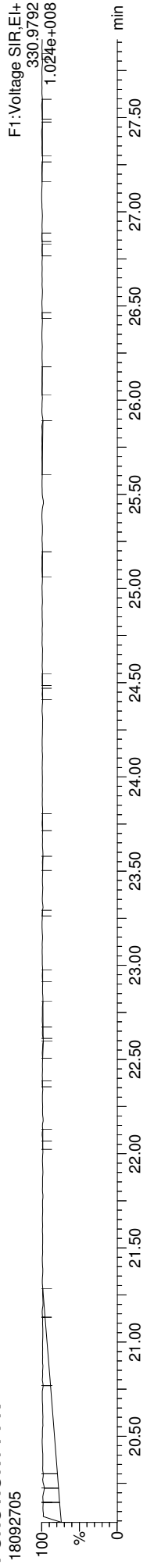
Total-tetradioxins



Total-tetradioxins



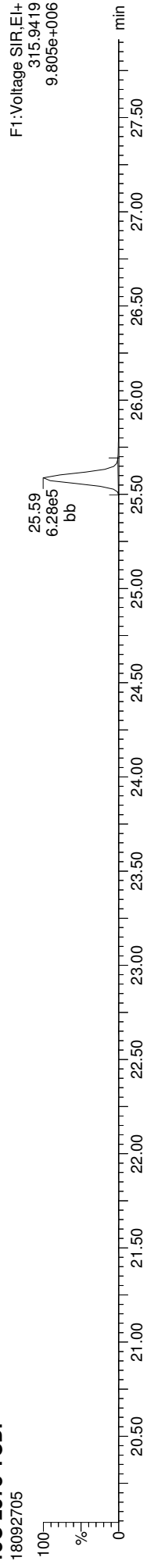
FUNCTION1 PFK



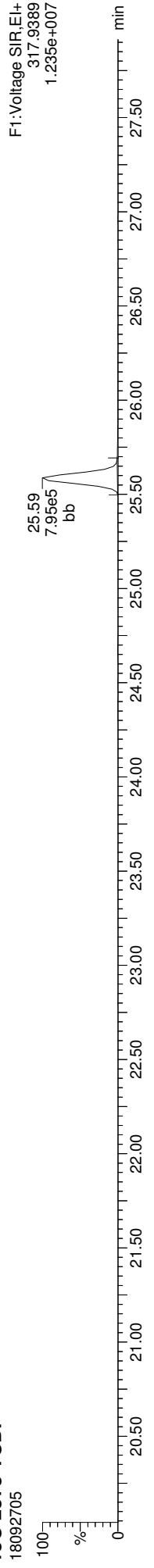
Quantify Sample Report
MassLynx MassLynx V4.1 SCN909
Dataset: T:\Autospec\Processed Data Batch\180927\OPIH.qld
Last Altered: Friday, September 28, 2018 11:40:14 Pacific Daylight Time
Printed: Friday, September 28, 2018 11:43:37 Pacific Daylight Time

ID: DLCS26, Name: 18092705, Date: 27-Sep-2018, Time: 17:03:33, Conditions: AUTOSPEC01, User: PK

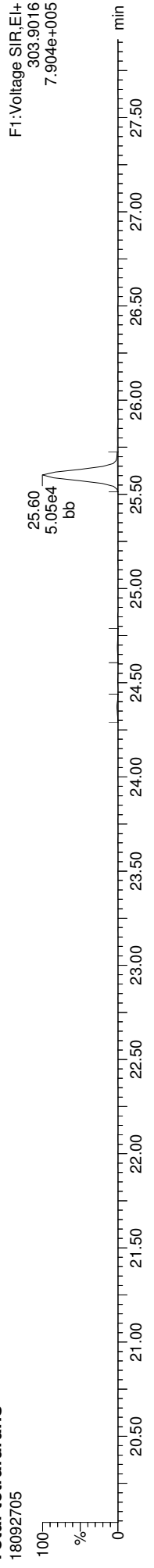
13C-2378-TCDF



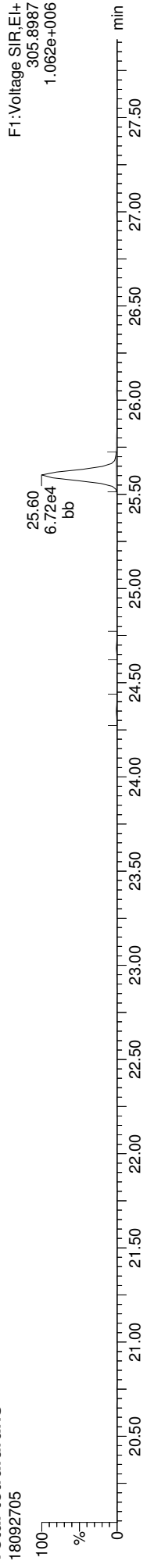
13C-2378-TCDF



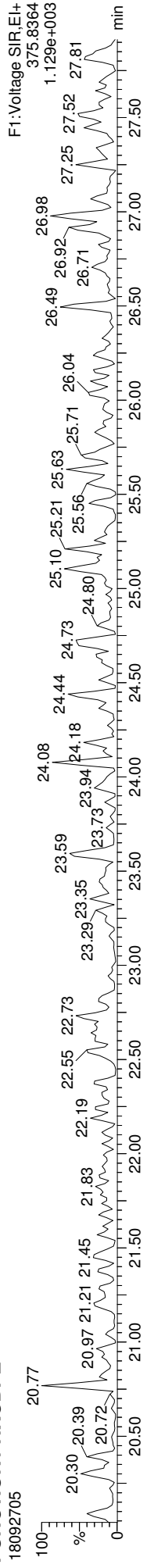
Total-tetrafurans



Total-tetrafurans



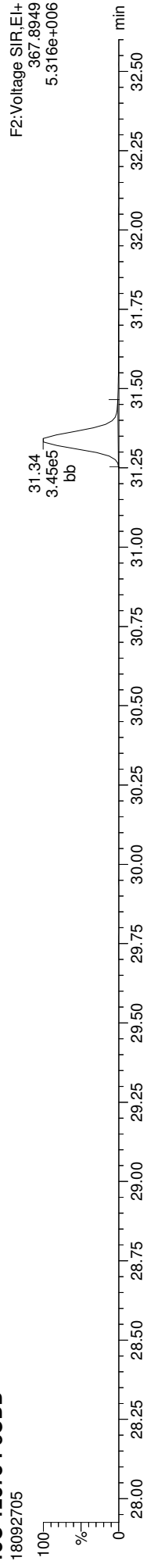
FUNCTION1 HXCDFE



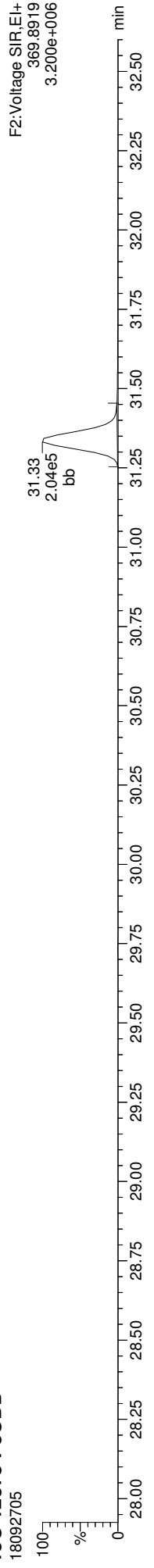
Quantify Sample Report
MassLynx MassLynx V4.1 SCN909
Dataset: T:\Autospec\Processed Data Batch\180927\OPIH.qld
Last Altered: Friday, September 28, 2018 11:40:14 Pacific Daylight Time
Printed: Friday, September 28, 2018 11:43:37 Pacific Daylight Time

ID: DLCS26, Name: 18092705, Date: 27-Sep-2018, Time: 17:03:33, Conditions: AUTOSPEC01, User: PK

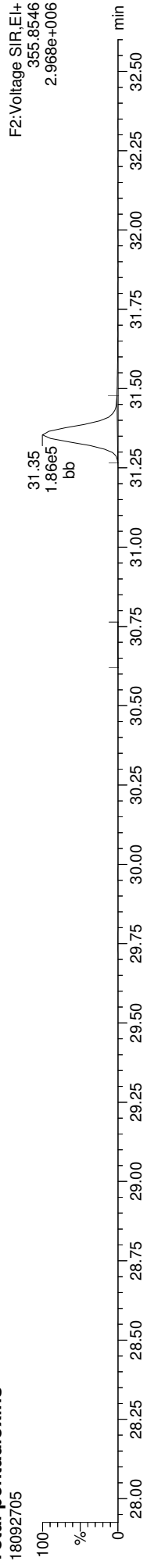
13C-12378-PeCDD



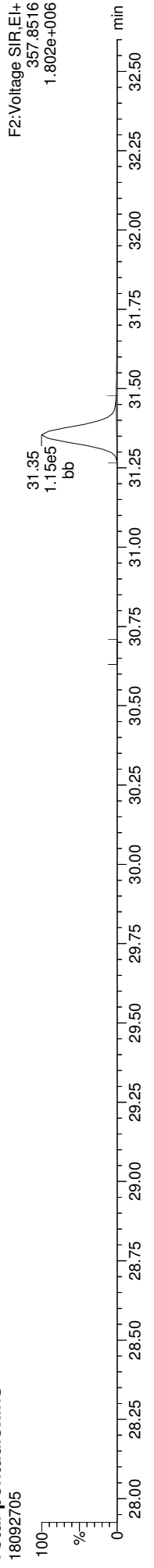
13C-12378-PeCDD



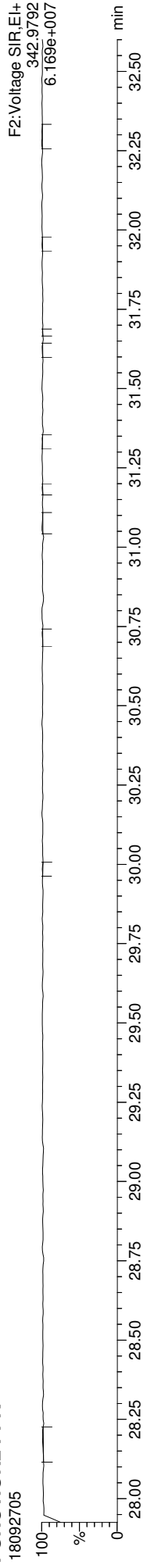
Total-pentadioxins



Total-pentadioxins



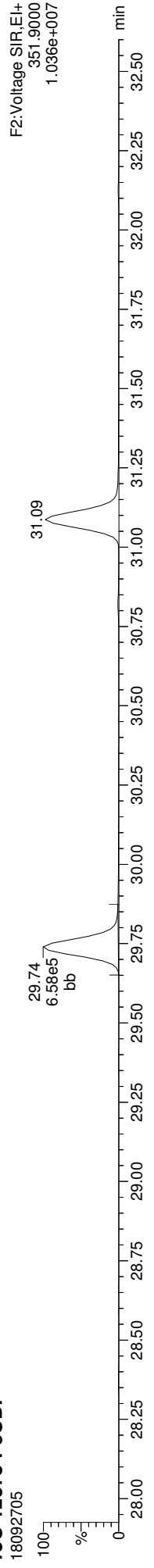
FUNCTION2 PFK



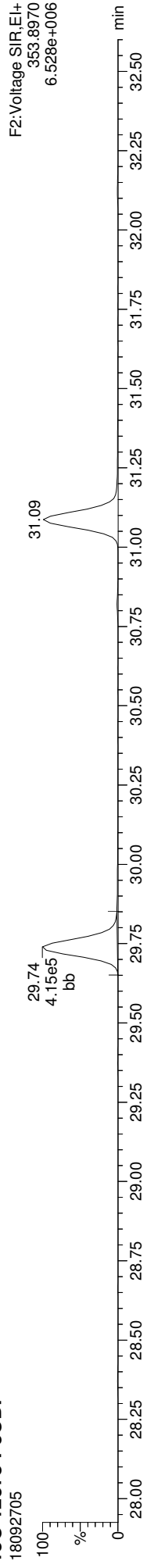
Quantify Sample Report
MassLynx MassLynx V4.1 SCN909
Dataset: T:\Autospec\Processed Data Batch\180927\OPIH.qld
Last Altered: Friday, September 28, 2018 11:40:14 Pacific Daylight Time
Printed: Friday, September 28, 2018 11:43:37 Pacific Daylight Time

ID: DLCS26, Name: 18092705, Date: 27-Sep-2018, Time: 17:03:33, Conditions: AUTOSPEC01, User: PK

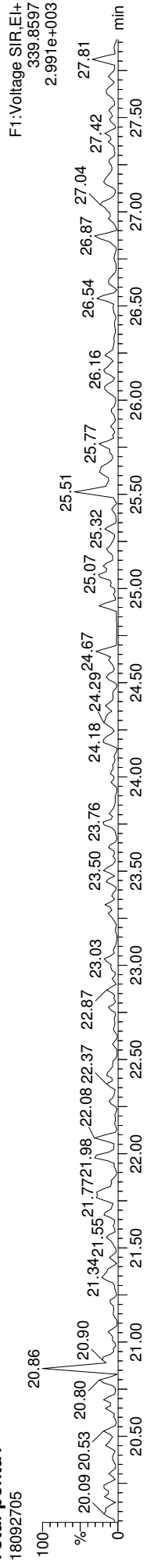
13C-12378-PeCDF



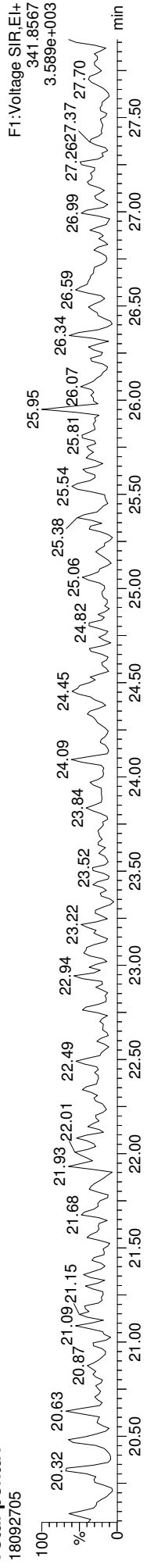
13C-12378-PeCDF



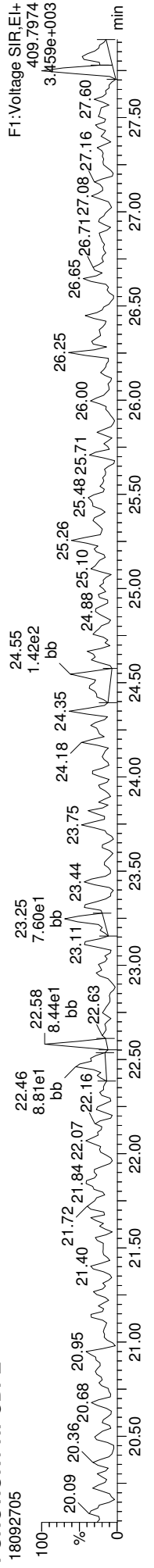
Total-penta1



Total-penta1



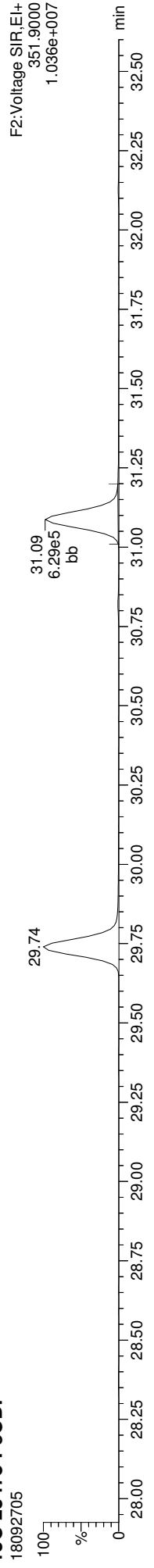
FUNCTION1 HPCDPE



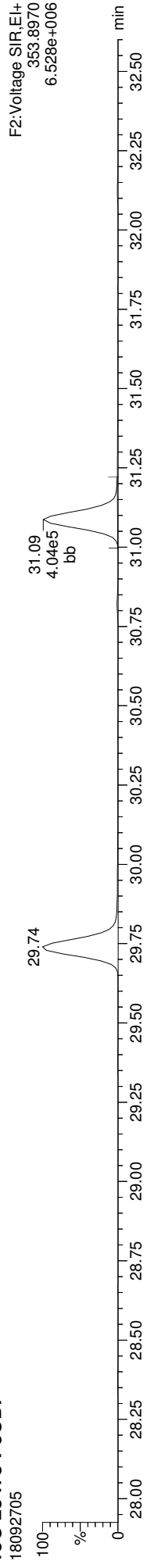
Quantify Sample Report
MassLynx MassLynx V4.1 SCN909
Dataset: T:\Autospec\Processed Data Batch\180927\OPIH.qld
Last Altered: Friday, September 28, 2018 11:40:14 Pacific Daylight Time
Printed: Friday, September 28, 2018 11:43:37 Pacific Daylight Time

ID: DLCS26, Name: 18092705, Date: 27-Sep-2018, Time: 17:03:33, Conditions: AUTOSPEC01, User: PK

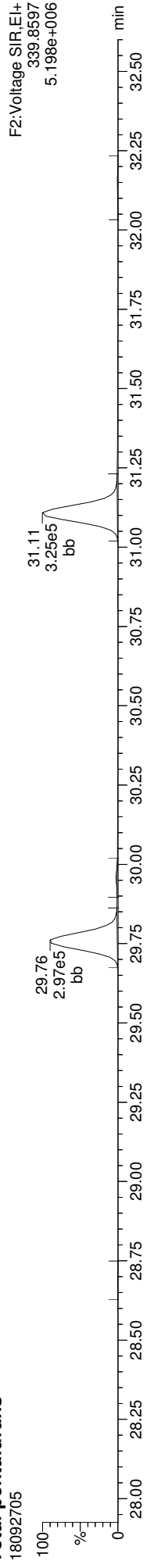
13C-23478-PeCDF



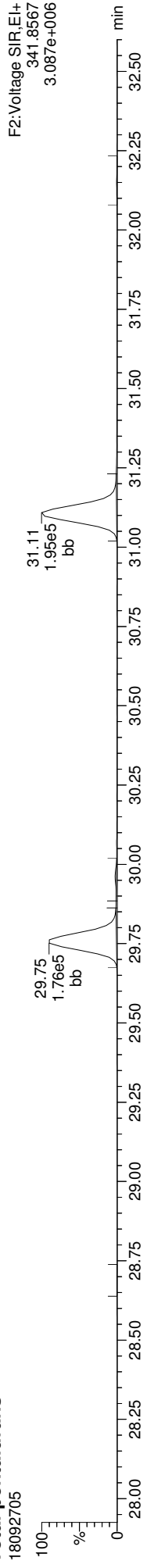
13C-23478-PeCDF



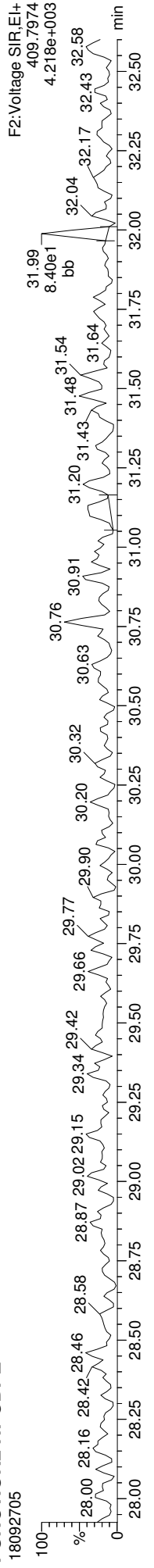
Total-pentafurans



Total-pentafurans



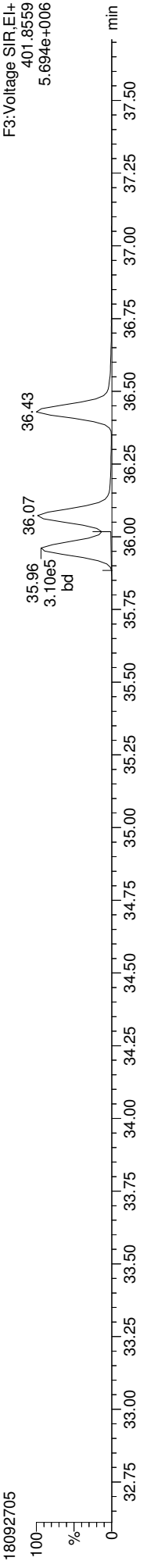
FUNCTION2 HPCDPE



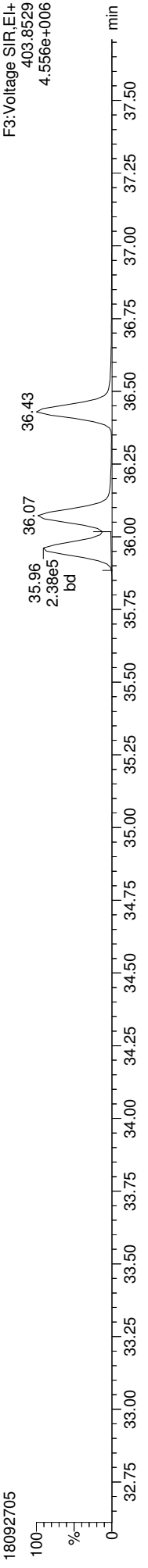
Quantify Sample Report MassLynx MassLynx V4.1 SCN909
Dataset: T:\Autospec\Processed Data Batch\180927OPIH.qld
Last Altered: Friday, September 28, 2018 11:40:14 Pacific Daylight Time
Printed: Friday, September 28, 2018 11:43:37 Pacific Daylight Time

ID: DLCS26, Name: 18092705, Date: 27-Sep-2018, Time: 17:03:33, Conditions: AUTOSPEC01, User: PK

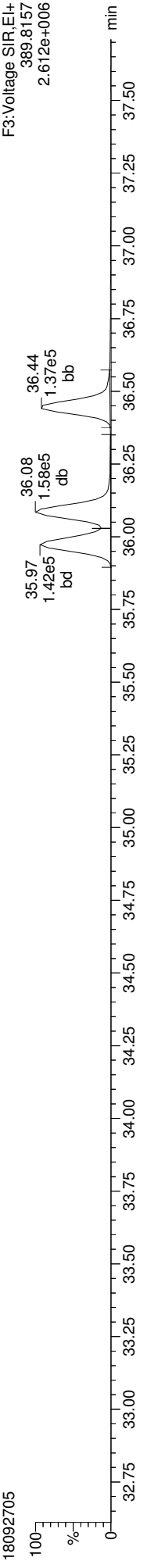
13C-123478-HxCDD



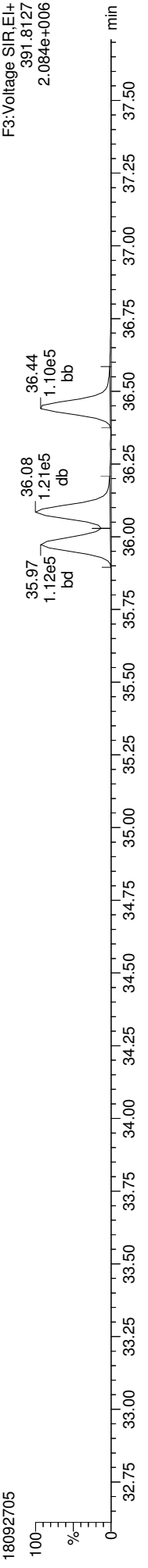
13C-123478-HxCDD



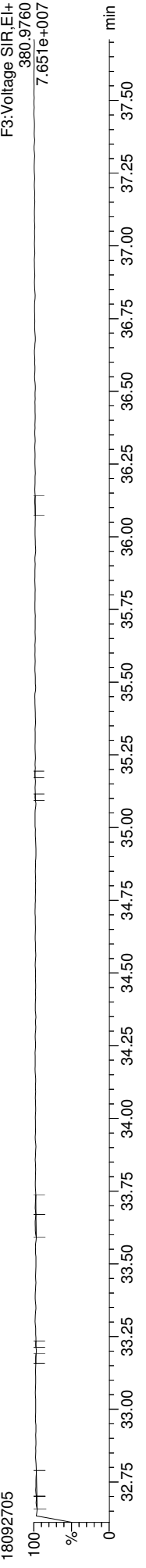
Total-hexadioxins



Total-hexadioxins



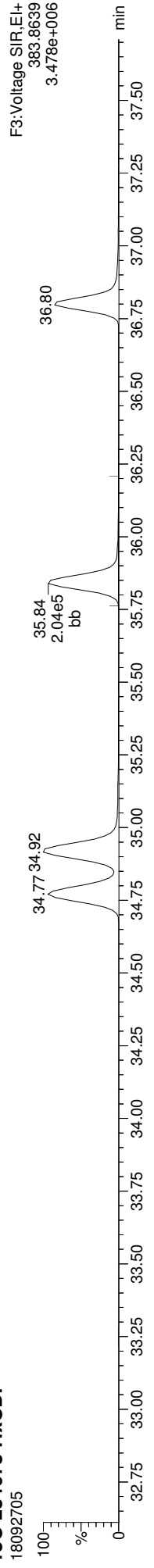
FUNCTION3 PFK



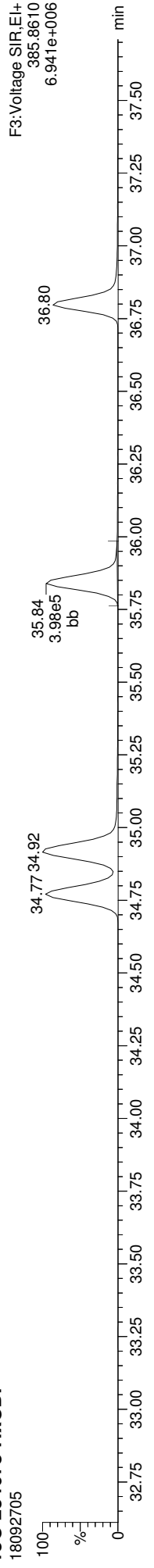
Quantify Sample Report
MassLynx MassLynx V4.1 SCN909
Dataset: T:\Autospec\Processed Data Batch\180927\OPIH.qld
Last Altered: Friday, September 28, 2018 11:40:14 Pacific Daylight Time
Printed: Friday, September 28, 2018 11:43:37 Pacific Daylight Time

ID: DLCS26, Name: 18092705, Date: 27-Sep-2018, Time: 17:03:33, Conditions: AUTOSPEC01, User: PK

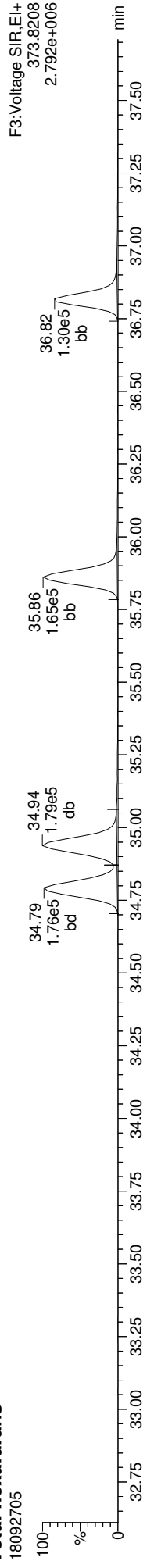
13C-234678-HxCDF



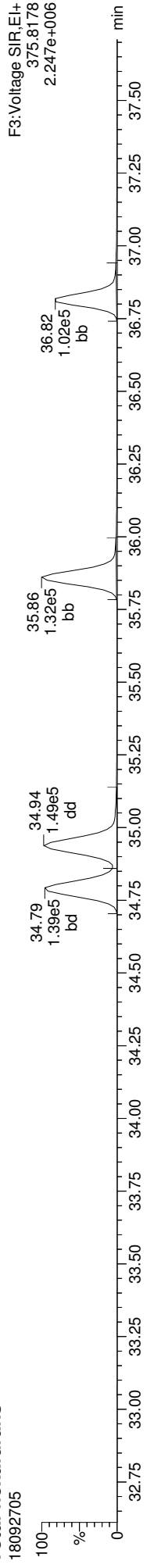
13C-234678-HxCDF



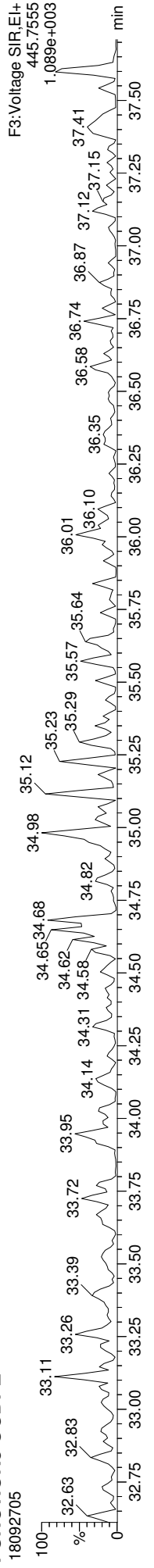
Total-hexafurans



Total-hexafurans



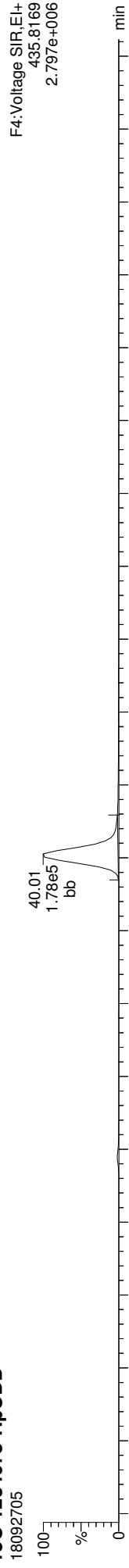
FUNCTION3 OCDPE



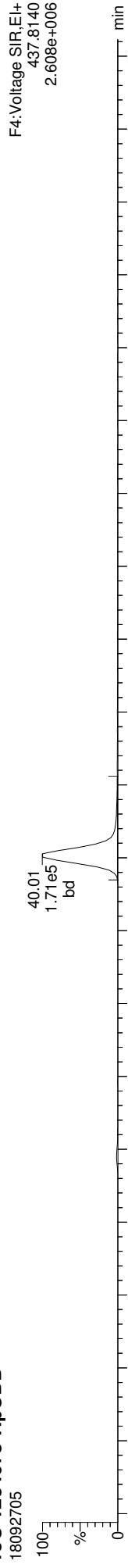
Quantify Sample Report **MassLynx MassLynx V4.1 SCN909**
Dataset: T:\Autospec\Processed Data Batch\180927\OPIH.qld
Last Altered: Friday, September 28, 2018 11:40:14 Pacific Daylight Time
Printed: Friday, September 28, 2018 11:43:37 Pacific Daylight Time

ID: DLCS26, Name: 18092705, Date: 27-Sep-2018, Time: 17:03:33, Conditions: AUTOSPEC01, User: PK

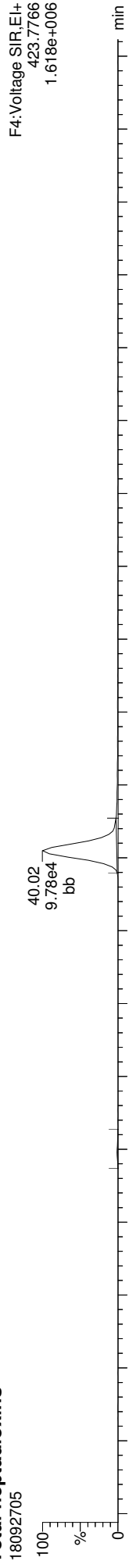
13C-1234678-HpCDD



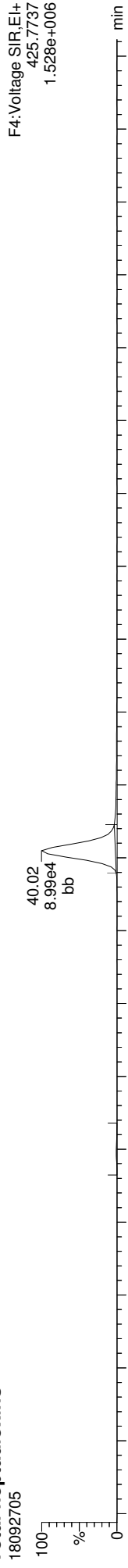
13C-1234678-HpCDD



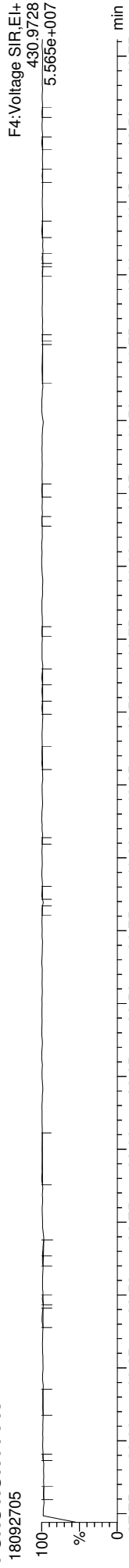
Total-heptadioxins



Total-heptadioxins



FUNCTION4 PFK




Quantify Sample Report
MassLynx MassLynx V4.1 SCN909

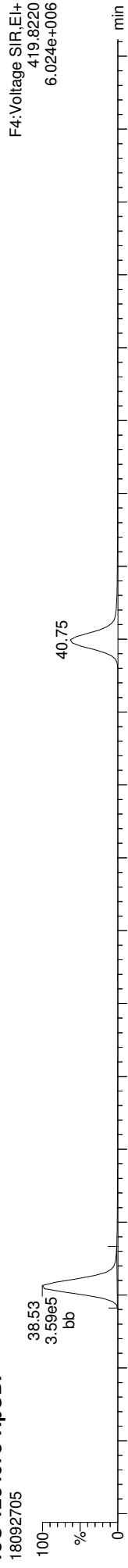
Dataset: T:\Autospec\Processed Data Batch\180927OPIH.qld
Last Altered: Friday, September 28, 2018 11:40:14 Pacific Daylight Time
Printed: Friday, September 28, 2018 11:43:37 Pacific Daylight Time

ID: DLCS26, Name: 18092705, Date: 27-Sep-2018, Time: 17:03:33, Conditions: AUTOSPEC01, User: PK


13C-1234678-HpCDF




13C-1234678-HpCDF



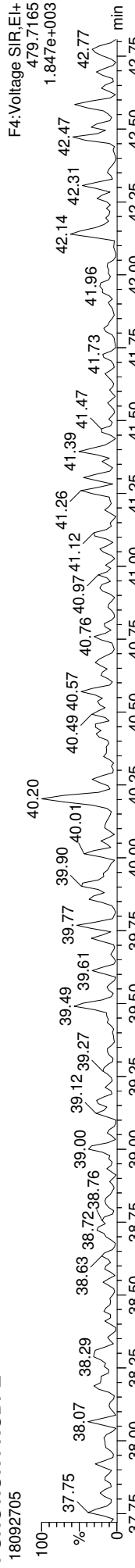
Total-heptafurans



Total-heptafurans




FUNCTION4 NCDPE




Quantify Sample Report
MassLynx MassLynx V4.1 SCN909
Dataset: T:\Autospec\Processed Data Batch\180927OPIH.qld
Last Altered: Friday, September 28, 2018 11:40:14 Pacific Daylight Time
Printed: Friday, September 28, 2018 11:43:37 Pacific Daylight Time

ID: DLCS26, Name: 18092705, Date: 27-Sep-2018, Time: 17:03:33, Conditions: AUTOSPEC01, User: PK


13C-OCDD




13C-OCDD



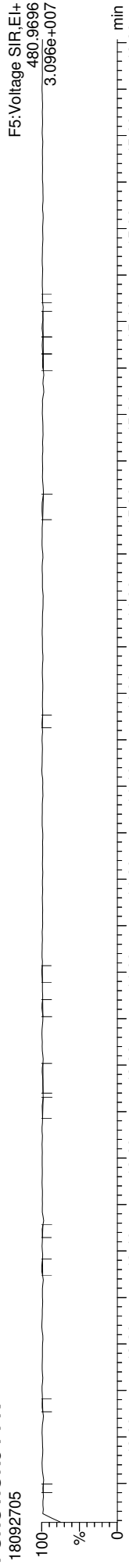
OCDD



OCDD



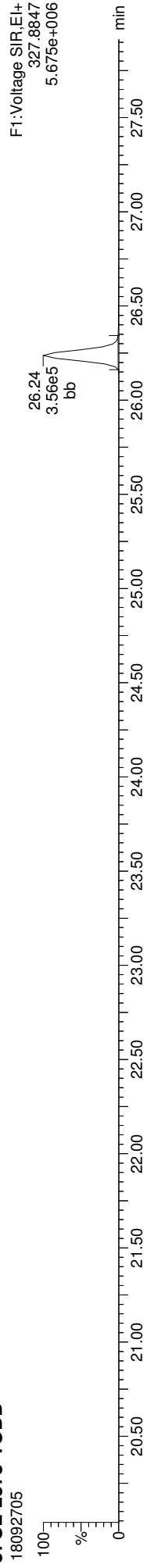
FUNCTION5 PFK



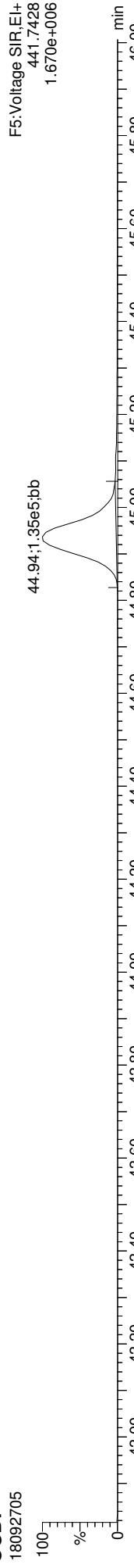
Quantify Sample Report
MassLynx MassLynx V4.1 SCN909
Dataset: T:\Autospec\Processed Data Batch\180927OPIH.qld
Last Altered: Friday, September 28, 2018 11:40:14 Pacific Daylight Time
Printed: Friday, September 28, 2018 11:43:37 Pacific Daylight Time

ID: DLCS26, Name: 18092705, Date: 27-Sep-2018, Time: 17:03:33, Conditions: AUTOSPEC01, User: PK

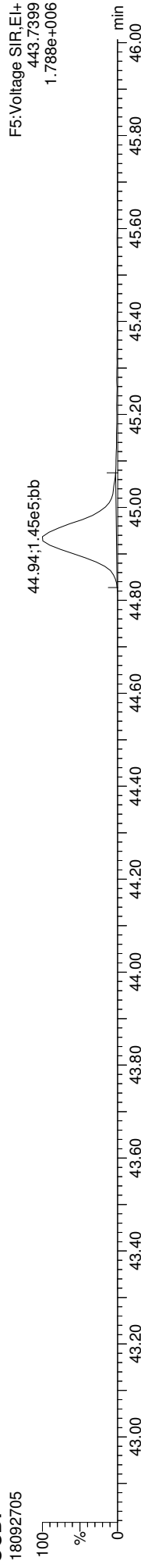
37CL-2378-TCDD



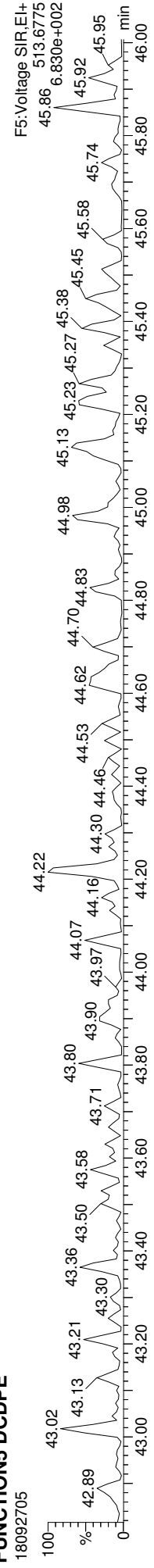
OCDF



OCDF



FUNCTION5 DCDPE





LCS / LCS DUPLICATE RECOVERY
EPA 1613B

Laboratory: Analytical Resources, Inc.

SDG: 18I0285

Client: Anchor QEA, LLC

Project: Port Gamble - OMMP LTM

Matrix: Solid

Analyzed: 10/05/18 12:52

Batch: BGI0793

Laboratory ID: BGI0793-BS1

Preparation: EPA 1613

Initial/Final: 10 g / 20 uL

COMPOUND	SPIKE ADDED (ng/kg wet)	LCS CONCENTRATION (ng/kg wet)	LCS % REC.	QC LIMITS REC.	Q
2,3,7,8-TCDF	20.0	20.6	103	75 - 158	
2,3,7,8-TCDD	20.0	20.4	102	67 - 158	
1,2,3,7,8-PeCDF	100	108	108	80 - 134	
2,3,4,7,8-PeCDF	100	108	108	68 - 160	
1,2,3,7,8-PeCDD	100	112	112	70 - 142	
1,2,3,4,7,8-HxCDF	100	107	107	72 - 134	
1,2,3,6,7,8-HxCDF	100	106	106	84 - 130	
2,3,4,6,7,8-HxCDF	100	106	106	70 - 156	
1,2,3,7,8,9-HxCDF	100	109	109	78 - 130	
1,2,3,4,7,8-HxCDD	100	104	104	70 - 164	
1,2,3,6,7,8-HxCDD	100	111	111	76 - 134	
1,2,3,7,8,9-HxCDD	100	101	101	64 - 162	
1,2,3,4,6,7,8-HpCDF	100	108	108	82 - 122	
1,2,3,4,7,8,9-HpCDF	100	102	102	78 - 138	
1,2,3,4,6,7,8-HpCDD	100	107	107	70 - 140	
OCDF	200	216	108	63 - 170	
OCDD	200	221	110	78 - 144	
13C12-2,3,7,8-TCDF	200	197	98.4	24 - 169	

Labels

13C12-2,3,7,8-TCDD	200	173	86.7	25 - 164	
13C12-1,2,3,7,8-PeCDF	200	181	90.5	24 - 185	
13C12-2,3,4,7,8-PeCDF	200	174	87.1	21 - 178	
13C12-1,2,3,7,8-PeCDD	200	162	81.1	25 - 181	
13C12-1,2,3,4,7,8-HxCDF	200	194	96.8	26 - 152	
13C12-1,2,3,6,7,8-HxCDF	200	203	102	26 - 123	
13C12-2,3,4,6,7,8-HxCDF	200	185	92.7	28 - 136	
13C12-1,2,3,7,8,9-HxCDF	200	171	85.5	29 - 147	
13C12-1,2,3,4,7,8-HxCDD	200	193	96.3	32 - 141	
13C12-1,2,3,6,7,8-HxCDD	200	195	97.4	28 - 130	
13C12-1,2,3,4,6,7,8-HpCDF	200	182	90.8	28 - 143	
13C12-1,2,3,4,7,8,9-HpCDF	200	169	84.6	26 - 138	
13C12-1,2,3,4,6,7,8-HpCDD	200	171	85.5	23 - 140	
13C12-OCDD	400	235	58.7	17 - 157	
37Cl4-2,3,7,8-TCDD	40.0	40.2	101	35 - 197	

* Values outside of QC limits

Quantify Sample Summary Report **MassLynx MassLynx V4.1 SCN909**

Dataset: T:\Autospec\Processed Data Batch\181005QC.qld

Last Altered: Friday, October 05, 2018 13:52:25 Pacific Daylight Time

Printed: Friday, October 05, 2018 13:56:43 Pacific Daylight Time

Method: T:\Autospec\Methods\Dioxin180817.mdb 25 Sep 2018 11:22:36
Calibration: T:\Autospec\Curves\180820CIH.cdb 21 Aug 2018 11:13:54

ID: BG10793-BS1, Name: 18100505, Date: 05-Oct-2018, Time: 12:52:17, Conditions: AUTOSPEC01, User: PK

Compound	RT	RRT	Ion1Area	Ion2Area	RRF	Ratio	Pred R	Noise 1	Noise 2	Height 1	Height 2	S/N 1	SNFlag	EMPC	Int.1	Int.2	pg
2378-TCDF	25.588	1.001	5.758e4	7.517e4	0.834	0.766	0.770	621	1063	8.79e5	1.18e6	1415.1	YES	NO	bd	bb	10.314
12378-PeCDF	29.747	1.000	3.433e5	2.052e5	0.852	1.673	1.550	1437	1737	5.52e6	3.33e6	3841.0	YES	NO	bb	bb	53.760
23478-PeCDF	31.094	1.000	3.632e5	2.167e5	0.944	1.676	1.550	1437	1737	5.71e6	3.42e6	3977.9	YES	NO	bb	bb	53.795
123478-HxCDF	34.778	1.000	2.055e5	1.659e5	0.963	1.239	1.240	1934	1176	3.17e6	2.58e6	1638.1	YES	NO	bd	bd	53.578
234678-HxCDF	35.858	1.001	1.897e5	1.552e5	0.991	1.222	1.240	1934	1176	3.20e6	2.57e6	1652.6	YES	NO	bb	bb	52.761
123678-HxCDF	34.934	1.001	2.174e5	1.743e5	0.917	1.247	1.240	1934	1176	3.20e6	2.55e6	1653.1	YES	NO	db	db	53.224
123789-HxCDF	36.815	1.001	1.640e5	1.303e5	0.938	1.258	1.240	1934	1176	2.77e6	2.18e6	1432.0	YES	NO	bd	bd	54.422
1234678-HpCDF	38.541	1.000	1.806e5	1.750e5	1.119	1.032	1.050	2134	1718	3.14e6	3.03e6	1470.4	YES	NO	bb	bb	54.001
1234789-HpCDF	40.756	1.000	1.342e5	1.252e5	1.162	1.072	1.050	2134	1718	1.97e6	1.88e6	921.4	YES	NO	bb	bb	51.196
OCDF	44.933	1.006	1.657e5	1.740e5	1.145	0.952	0.890	1019	1784	1.98e6	2.12e6	1937.5	YES	NO	bb	bb	108.039
2378-TCDD	26.238	1.001	3.822e4	4.827e4	0.982	0.792	0.770	778	400	5.68e5	7.11e5	729.9	YES	NO	bb	bb	10.218
12378-PeCDD	31.350	1.001	2.174e5	1.334e5	1.029	1.630	1.550	867	793	3.35e6	2.10e6	3863.6	YES	NO	bb	bb	55.911
123478-HxCDD	35.989	1.000	1.705e5	1.354e5	0.921	1.259	1.240	1076	818	2.96e6	2.35e6	2753.9	YES	NO	bd	bd	52.036
123678-HxCDD	36.081	1.000	1.887e5	1.444e5	0.904	1.306	1.240	1076	818	3.01e6	2.40e6	2796.4	YES	NO	db	db	55.593
123789-HxCDD	36.437	1.010	1.643e5	1.361e5	0.918	1.207	1.240	1076	818	2.88e6	2.31e6	2678.7	YES	NO	bd	bd	50.311
1234678-HpCDD	40.021	1.001	1.197e5	1.125e5	1.046	1.064	1.050	1092	869	1.88e6	1.80e6	1722.8	YES	NO	bb	bb	53.709
OCDD	44.696	1.000	1.354e5	1.630e5	0.984	0.831	0.890	1581	897	1.66e6	1.88e6	1047.7	YES	NO	bb	bb	110.486
13C-2378-TCDF	25.573	1.007	6.830e5	8.608e5	1.847	0.794	0.770	4960	2215	1.04e7	1.33e7	2103.1	YES	NO	bb	bb	98.420
13C-12378-PeCDF	29.736	1.171	7.318e5	4.653e5	1.558	1.573	1.550	2193	2232	1.13e7	7.22e6	5159.4	YES	NO	bb	bb	90.471
13C-23478-PeCDF	31.083	1.224	6.973e5	4.444e5	1.544	1.569	1.550	2193	2232	1.06e7	6.81e6	4818.0	YES	NO	bb	bb	87.073
13C-123478-HxCDF	34.767	0.954	2.385e5	4.812e5	1.152	0.496	0.510	1635	2370	3.64e6	7.25e6	2224.0	YES	NO	bd	bd	96.801
13C-123678-HxCDF	34.912	0.958	2.652e5	5.373e5	1.225	0.493	0.510	1635	2370	4.02e6	7.96e6	2458.5	YES	NO	db	db	101.521
13C-234678-HxCDF	35.836	0.984	2.187e5	4.411e5	1.104	0.496	0.510	1635	2370	3.59e6	7.26e6	2196.9	YES	NO	bb	bb	92.668
13C-123789-HxCDF	36.793	1.010	1.934e5	3.835e5	1.046	0.504	0.510	1635	2370	3.40e6	6.77e6	2078.7	YES	NO	bb	bb	85.513
13C-1234678-HpCDF	38.529	1.058	1.766e5	4.118e5	1.004	0.429	0.440	1692	2656	2.95e6	6.81e6	1745.6	YES	NO	bb	bb	90.800
13C-1234789-HpCDF	40.744	1.119	1.292e5	3.068e5	0.799	0.421	0.440	1692	2656	1.90e6	4.31e6	1123.3	YES	NO	bb	bb	84.614
13C-1234-TCDD	25.392	0.000	3.703e5	4.791e5	1.000	0.773	0.770	1477	1033	5.95e6	7.70e6	4031.0	YES	NO	bb	bb	100.000
13C-2378-TCDD	26.208	1.032	3.730e5	4.891e5	1.171	0.762	0.770	1477	1033	5.91e6	7.71e6	3999.5	YES	NO	bb	bb	86.658
13C-12378-PeCDD	31.328	1.234	3.811e5	2.289e5	0.886	1.665	1.550	743	890	6.00e6	3.69e6	8081.9	YES	NO	bb	bb	81.052
13C-123478-HxCDD	35.958	0.987	3.586e5	2.796e5	1.027	1.282	1.240	1464	1335	6.01e6	4.63e6	4105.6	YES	NO	bd	bd	96.334
13C-123678-HxCDD	36.069	0.990	3.660e5	2.967e5	1.055	1.233	1.240	1464	1335	6.03e6	4.86e6	4117.8	YES	NO	db	db	97.355
13C-1234678-HpCDD	39.999	1.098	2.159e5	1.972e5	0.749	1.095	1.050	1420	1543	3.27e6	2.98e6	2300.3	YES	NO	bb	bb	85.486
13C-OCDD	44.678	1.227	2.621e5	2.871e5	0.725	0.913	0.890	1531	1466	3.12e6	3.39e6	2039.0	YES	NO	bb	bb	117.449
13C-123789-HxCDD	36.426	0.000	3.588e5	2.863e5	1.000	1.253	1.240	1464	1335	6.36e6	5.08e6	4345.1	YES	NO	bb	bb	100.000
37CL-2378-TCDD	26.223	1.033	3.827e5		1.121			550		5.83e6		10586.3	YES		bb		40.203

Quantify Sample Summary Report **MassLynx MassLynx V4.1 SCN909**

Dataset: T:\Autospec\Processed Data Batch\181005QC.qld

Last Altered: Friday, October 05, 2018 13:52:25 Pacific Daylight Time

Printed: Friday, October 05, 2018 13:56:43 Pacific Daylight Time

ID: BG10793-BS1, Name: 18100505, Date: 05-Oct-2018, Time: 12:52:17, Conditions: AUTOSPEC01, User: PK

Compound	RT	RRT	Ion1Area	Ion2Area	RRF	Ratio	Pred R	Noise 1	Noise 2	Height 1	Height 2	S/N 1	SNFlag	EMPC	Int.1	Int.2	pg
1368-TCDF					1.020		0.770	621	1063								
1289-TCDF					0.818		0.770	621	1063								
13468-PECDF					1.163		1.550	237	624								
12389-PECDF	32.140	1.081	2.426e3	1.262e3	0.912	1.922	1.550	1437	1737	3.33e4	2.07e4	23.2	YES	YES	bd	bb	0.338
123468-HXCDF					1.051		1.240	1934	1176								
1368-TCDD					1.026		0.770	778	400								
1289-TCDD					0.938		0.770	778	400								
12479-PECDD					1.807		1.550	867	793								
12389-PECDD					1.326		1.550	867	793								
124679-HXCDD					1.031		1.240	1076	818								
1234679-HPCDD	38.997	0.975	1.331e3	1.073e3	1.228	1.241	1.050	1092	869	2.32e4	1.63e4	21.2	YES	YES	bb	bb	0.474
Total-tetrafurans			5.985e4		0.891			621		9.13e5							10.700
Total-penta1			0.000e0					237		0.00e0							
Total-pentafurans			7.192e5		0.903			1437		1.14e7							109.458
Total-hexafurans			7.772e5		0.972			1934		1.23e7							214.185
Total-heptafurans			3.148e5		1.141			2134		5.10e6							105.196
Total-Furans			2.037e6		0.989			621		3.18e7							547.578
Total-tetraioxins			3.903e4		0.982			778		5.78e5							10.456
Total-pentadioxins			2.174e5		1.387			867		3.35e6							55.911
Total-hexadioxins			5.234e5		0.944			1076		8.85e6							157.940
Total-heptadioxins			1.210e5		1.137			1092		1.90e6							54.183
Total-Dioxins			1.036e6		1.088			778		1.63e7							388.977
Total-TEQ			3.073e6					778		4.81e7							936.555
FUNCTION1 PFK			1.973e6					805382		1.36e7							
FUNCTION2 PFK			1.289e6					443414		3.05e7							0.000
FUNCTION3 PFK			0.000e0					508601		0.00e0							
FUNCTION4 PFK			2.238e5					429227		5.23e6							
FUNCTION5 PFK			3.330e5					248375		1.06e7							
FUNCTION1 HXCD...			0.000e0					309		0.00e0							
FUNCTION1 HPCD...			8.138e1					637		2.46e3							0.000
FUNCTION2 HPCD...			0.000e0					650		0.00e0							
FUNCTION3 OCDPE			0.000e0					148		0.00e0							
FUNCTION4 NCDPE			0.000e0					381		0.00e0							
FUNCTION5 DCDPE			1.041e2					684		5.63e3							0.000

Quantify Totals Report MassLynx MassLynx V4.1 SCN909

Dataset: T:\Autospec\Processed Data Batch\181005QC.qld

Last Altered: Friday, October 05, 2018 13:52:25 Pacific Daylight Time

Printed: Friday, October 05, 2018 13:56:43 Pacific Daylight Time

Method: T:\Autospec\Methods\Dioxin180817.mdb 25 Sep 2018 11:22:36

Calibration: T:\Autospec\Curves\180820ICH.cdb 21 Aug 2018 11:13:54

ID: BG10793-BS1, Name: 18100505, Date: 05-Oct-2018, Time: 12:52:17, Conditions: AUTOSPEC01, User: PK

TF

Compound	RT	Ion1Area	Ion2Area	RRF	Ratio	Pred R	S/N 1	SNFlag	EMPC	Int.1	Int.2	pg
1 Total-tetraturans	25.83	2.584e2	1.111e2	0.891	2.33	0.77	7.6	YES	YES	db	bb	0.027
2 2378-TCDF	25.59	5.758e4	7.517e4	0.834	0.77	0.77	1415.1	YES	NO	bd	bb	10.314
3 Total-tetraturans	25.42	1.483e2	1.746e2	0.891	0.85	0.77	4.1	YES	NO	bb	bb	0.023
4 Total-tetraturans	24.68	4.617e2	7.397e2	0.891	0.62	0.77	11.0	YES	YES	dd	db	0.087
5 Total-tetraturans	24.50	8.848e2	1.307e3	0.891	0.68	0.77	20.6	YES	NO	dd	bd	0.159
6 Total-tetraturans	24.35	5.172e2	7.118e2	0.891	0.73	0.77	10.9	YES	NO	bd	bb	0.089

PP

Compound	RT	Ion1Area	Ion2Area	RRF	Ratio	Pred R	S/N 1	SNFlag	EMPC	Int.1	Int.2	pg
1												

PF

Compound	RT	Ion1Area	Ion2Area	RRF	Ratio	Pred R	S/N 1	SNFlag	EMPC	Int.1	Int.2	pg
1 12378-PeCDF	29.75	3.433e5	2.052e5	0.852	1.67	1.55	3841.0	YES	NO	bb	bb	53.760
2 Total-pentaturans	29.39	1.411e3	8.632e2	0.903	1.63	1.55	13.2	YES	NO	bb	bb	0.215
3 Total-pentaturans	28.68	1.699e3	1.007e3	0.903	1.69	1.55	19.1	YES	NO	db	db	0.256
4 Total-pentaturans	28.60	9.585e2	5.108e2	0.903	1.88	1.55	13.7	YES	YES	bd	bd	0.139
5 12389-PECDF	32.14	2.426e3	1.262e3	0.912	1.92	1.55	23.2	YES	YES	bd	bb	0.338
6 23478-PeCDF	31.09	3.632e5	2.167e5	0.944	1.68	1.55	3977.9	YES	NO	bb	bb	53.795
7 Total-pentaturans	30.83	4.374e2	3.211e2	0.903	1.36	1.55	7.3	YES	NO	bb	bb	0.072
8 Total-pentaturans	29.95	5.803e3	3.514e3	0.903	1.65	1.55	70.8	YES	NO	bb	bb	0.882

HF

Compound	RT	Ion1Area	Ion2Area	RRF	Ratio	Pred R	S/N 1	SNFlag	EMPC	Int.1	Int.2	pg
1 123478-HxCDF	34.78	2.055e5	1.659e5	0.963	1.24	1.24	1638.1	YES	NO	bd	bd	53.578
2 Total-hexaturans	33.26	5.227e2	6.320e2	0.972	0.83	1.24	4.3	YES	YES	bb	bb	0.172
3 123789-HxCDF	36.82	1.640e5	1.303e5	0.938	1.26	1.24	1432.0	YES	NO	bd	bd	54.422
4 Total-hexaturans	36.11	1.137e2	7.302e1	0.972	1.56	1.24	0.9	NO	YES	db	bb	0.028
5 234678-HxCDF	35.86	1.897e5	1.552e5	0.991	1.22	1.24	1652.6	YES	NO	bb	bb	52.761
6 123678-HxCDF	34.93	2.174e5	1.743e5	0.917	1.25	1.24	1653.1	YES	NO	db	db	53.224

Quantify Totals Report MassLynx MassLynx V4.1 SCN909
 Dataset: T:\Autospec\Processed Data Batch\181005QC.qld
 Last Altered: Friday, October 05, 2018 13:52:25 Pacific Daylight Time
 Printed: Friday, October 05, 2018 13:56:43 Pacific Daylight Time

ID: BG10793-BS1, Name: 18100505, Date: 05-Oct-2018, Time: 12:52:17, Conditions: AUTOSPEC01, User: PK

HPF

Compound	RT	Ion1Area	Ion2Area	RRF	Ratio	Pred R	S/N 1	SNFlag	EMPC	Int.1	Int.2	pg
1234789-HpCDF	40.76	1.342e5	1.252e5	1.162	1.07	1.05	921.4	YES	NO	bb	bb	51.196
1234678-HpCDF	38.54	1.806e5	1.750e5	1.119	1.03	1.05	1470.4	YES	NO	bb	bb	54.001

Furans, TF, PF, PF, HF, HPF, OF

Compound	RT	Ion1Area	Ion2Area	RRF	Ratio	Pred R	S/N 1	SNFlag	EMPC	Int.1	Int.2	pg
Total-tetraturans	25.83	2.584e2	1.111e2	0.891	2.33	0.77	7.6	YES	YES	db	bb	0.027
2378-TCDF	25.59	5.758e4	7.517e4	0.834	0.77	0.77	1415.1	YES	NO	bd	bb	10.314
Total-tetraturans	25.42	1.483e2	1.746e2	0.891	0.85	0.77	4.1	YES	NO	bb	bb	0.023
Total-tetraturans	24.68	4.617e2	7.397e2	0.891	0.62	0.77	11.0	YES	YES	dd	db	0.087
Total-tetraturans	24.50	8.848e2	1.307e3	0.891	0.68	0.77	20.6	YES	NO	dd	bd	0.159
Total-tetraturans	24.35	5.172e2	7.118e2	0.891	0.73	0.77	10.9	YES	NO	bd	bb	0.089
12378-PeCDF	29.75	3.433e5	2.052e5	0.852	1.67	1.55	3841.0	YES	NO	bb	bb	53.760
Total-pentaturans	29.39	1.411e3	8.632e2	0.903	1.63	1.55	13.2	YES	NO	bb	bb	0.215
Total-pentaturans	28.68	1.699e3	1.007e3	0.903	1.69	1.55	19.1	YES	NO	db	db	0.256
Total-pentaturans	28.60	9.585e2	5.108e2	0.903	1.88	1.55	13.7	YES	YES	bd	bd	0.139
12389-PECDF	32.14	2.426e3	1.262e3	0.912	1.92	1.55	23.2	YES	YES	bd	bb	0.338
23478-PeCDF	31.09	3.632e5	2.167e5	0.944	1.68	1.55	3977.9	YES	NO	bb	bb	53.795
Total-pentaturans	30.83	4.374e2	3.211e2	0.903	1.36	1.55	7.3	YES	NO	bb	bb	0.072
Total-pentaturans	29.95	5.803e3	3.514e3	0.903	1.65	1.55	70.8	YES	NO	bb	bb	0.882
123478-HxCDF	34.78	2.055e5	1.659e5	0.963	1.24	1.24	1638.1	YES	NO	bd	bd	53.578
Total-hexaturans	33.26	5.227e2	6.320e2	0.972	0.83	1.24	4.3	YES	YES	bb	bb	0.172
123789-HxCDF	36.82	1.640e5	1.303e5	0.938	1.26	1.24	1432.0	YES	NO	bd	bd	54.422
Total-hexaturans	36.11	1.137e2	7.302e1	0.972	1.56	1.24	0.9	NO	YES	db	bb	0.028
234678-HxCDF	35.86	1.897e5	1.552e5	0.991	1.22	1.24	1652.6	YES	NO	bb	bb	52.761
123678-HxCDF	34.93	2.174e5	1.743e5	0.917	1.25	1.24	1653.1	YES	NO	db	db	53.224
1234789-HpCDF	40.76	1.342e5	1.252e5	1.162	1.07	1.05	921.4	YES	NO	bb	bb	51.196
1234678-HpCDF	38.54	1.806e5	1.750e5	1.119	1.03	1.05	1470.4	YES	NO	bb	bb	54.001
OCDF	44.93	1.657e5	1.740e5	1.145	0.95	0.89	1937.5	YES	NO	bb	bb	108.039

TD

Compound	RT	Ion1Area	Ion2Area	RRF	Ratio	Pred R	S/N 1	SNFlag	EMPC	Int.1	Int.2	pg
2378-TCDD	26.24	3.822e4	4.827e4	0.982	0.79	0.77	729.9	YES	NO	bb	bb	10.218
Total-tetradiioxins	25.84	8.097e2	1.207e3	0.982	0.67	0.77	13.1	YES	NO	bb	bb	0.238

Quantify Totals Report MassLynx MassLynx V4.1 SCN909

Dataset: T:\Autospec\Processed Data Batch\181005QC.qld

Last Altered: Friday, October 05, 2018 13:52:25 Pacific Daylight Time

Printed: Friday, October 05, 2018 13:56:43 Pacific Daylight Time

ID: BG10793-BS1, Name: 18100505, Date: 05-Oct-2018, Time: 12:52:17, Conditions: AUTOSPEC01, User: PK

PD

Compound	RT	Ion1Area	Ion2Area	RRF	Ratio	Pred R	S/N 1	SNFlag	EMPC	Int.1	Int.2	pg
12378-PeCDD	31.35	2.174e5	1.334e5	1.029	1.63	1.55	3863.6	YES	NO	bb	bb	55.911

HD

Compound	RT	Ion1Area	Ion2Area	RRF	Ratio	Pred R	S/N 1	SNFlag	EMPC	Int.1	Int.2	pg
123789-HxCDD	36.44	1.643e5	1.361e5	0.918	1.21	1.24	2678.7	YES	NO	bb	bd	50.311
123678-HxCDD	36.08	1.887e5	1.444e5	0.904	1.31	1.24	2796.4	YES	NO	dd	db	55.593
123478-HxCDD	35.97	1.705e5	1.354e5	0.921	1.26	1.24	2753.9	YES	NO	bd	bd	52.036

HPD

Compound	RT	Ion1Area	Ion2Area	RRF	Ratio	Pred R	S/N 1	SNFlag	EMPC	Int.1	Int.2	pg
1234678-HpCDD	40.02	1.197e5	1.125e5	1.046	1.06	1.05	1722.8	YES	NO	bb	bb	53.709
1234679-HPCDD	39.00	1.331e3	1.073e3	1.228	1.24	1.05	21.2	YES	YES	bb	bb	0.474

Dioxins,TD,PD,HD,HPD,OD

Compound	RT	Ion1Area	Ion2Area	RRF	Ratio	Pred R	S/N 1	SNFlag	EMPC	Int.1	Int.2	pg
12378-PeCDD	31.35	2.174e5	1.334e5	1.029	1.63	1.55	3863.6	YES	NO	bb	bb	55.911
2378-TCDD	26.24	3.822e4	4.827e4	0.982	0.79	0.77	729.9	YES	NO	bb	bb	10.218
Total-tetradoxins	25.84	8.097e2	1.207e3	0.982	0.67	0.77	13.1	YES	NO	bb	bb	0.238
123789-HxCDD	36.44	1.643e5	1.361e5	0.918	1.21	1.24	2678.7	YES	NO	bb	bd	50.311
123678-HxCDD	36.08	1.887e5	1.444e5	0.904	1.31	1.24	2796.4	YES	NO	dd	db	55.593
123478-HxCDD	35.97	1.705e5	1.354e5	0.921	1.26	1.24	2753.9	YES	NO	bd	bd	52.036
1234678-HpCDD	40.02	1.197e5	1.125e5	1.046	1.06	1.05	1722.8	YES	NO	bb	bb	53.709
1234679-HPCDD	39.00	1.331e3	1.073e3	1.228	1.24	1.05	21.2	YES	YES	bb	bb	0.474
OCDD	44.70	1.354e5	1.630e5	0.984	0.83	0.89	1047.7	YES	NO	bb	bb	110.486

Quantify Totals Report MassLynx MassLynx V4.1 SCN909
 Dataset: T:\Autospec\Processed Data Batch\181005QC.qld
 Last Altered: Friday, October 05, 2018 13:52:25 Pacific Daylight Time
 Printed: Friday, October 05, 2018 13:56:43 Pacific Daylight Time

ID: BG10793-BS1, Name: 18100505, Date: 05-Oct-2018, Time: 12:52:17, Conditions: AUTOSPEC01, User: PK

TotalTEQ,Furans,Dioxins

Compound	RT	Ion1Area	Ion2Area	RRF	Ratio	Pred R	S/N 1	SNFlag	EMPC	Int.1	Int.2	pg
1	Total-tetrafurans	25.83	2.584e2	1.111e2	0.891	2.33	0.77	7.6	YES	db	bb	0.027
2	2378-TCDF	25.59	5.758e4	7.517e4	0.834	0.77	1415.1	YES	NO	bd	bb	10.314
3	Total-tetrafurans	25.42	1.483e2	1.746e2	0.891	0.85	0.77	4.1	YES	NO	bb	0.023
4	Total-tetrafurans	24.68	4.617e2	7.397e2	0.891	0.62	0.77	11.0	YES	YES	dd	0.087
5	Total-tetrafurans	24.50	8.848e2	1.307e3	0.891	0.68	0.77	20.6	YES	NO	dd	0.159
6	Total-tetrafurans	24.35	5.172e2	7.118e2	0.891	0.73	0.77	10.9	YES	NO	bd	0.089
7	12378-PeCDF	29.75	3.433e5	2.052e5	0.852	1.67	1.55	3841.0	YES	NO	bb	53.760
8	Total-penta furans	29.39	1.411e3	8.632e2	0.903	1.63	1.55	13.2	YES	NO	bb	0.215
9	Total-penta furans	28.68	1.699e3	1.007e3	0.903	1.69	1.55	19.1	YES	NO	db	0.256
10	Total-penta furans	28.60	9.585e2	5.108e2	0.903	1.88	1.55	13.7	YES	YES	bd	0.139
11	12389-PECDF	32.14	2.426e3	1.262e3	0.912	1.92	1.55	23.2	YES	YES	bd	0.338
12	23478-PeCDF	31.09	3.632e5	2.167e5	0.944	1.68	1.55	3977.9	YES	NO	bb	53.795
13	Total-penta furans	30.83	4.374e2	3.211e2	0.903	1.36	1.55	7.3	YES	NO	bb	0.072
14	Total-penta furans	29.95	5.803e3	3.514e3	0.903	1.65	1.55	70.8	YES	NO	bb	0.882
15	123478-HxCDF	34.78	2.055e5	1.659e5	0.963	1.24	1.24	1638.1	YES	NO	bd	53.578
16	Total-hexa furans	33.26	5.227e2	6.320e2	0.972	0.83	1.24	4.3	YES	YES	bb	0.172
17	123789-HxCDF	36.82	1.640e5	1.303e5	0.938	1.26	1.24	1432.0	YES	NO	bd	54.422
18	Total-hexa furans	36.11	1.137e2	7.302e1	0.972	1.56	1.24	0.9	NO	YES	db	0.028
19	234678-HxCDF	35.86	1.897e5	1.552e5	0.991	1.22	1.24	1652.6	YES	NO	bb	52.761
20	123678-HxCDF	34.93	2.174e5	1.743e5	0.917	1.25	1.24	1653.1	YES	NO	db	53.224
21	1234789-HpCDF	40.76	1.342e5	1.252e5	1.162	1.07	1.05	921.4	YES	NO	bb	51.196
22	1234678-HpCDF	38.54	1.806e5	1.750e5	1.119	1.03	1.05	1470.4	YES	NO	bb	54.001
23	OCDF	44.93	1.657e5	1.740e5	1.145	0.95	0.89	1937.5	YES	NO	bb	108.039
24	12378-PeCDD	31.35	2.174e5	1.334e5	1.029	1.63	1.55	3863.6	YES	NO	bb	55.911
25	2378-TCDD	26.24	3.822e4	4.827e4	0.982	0.79	0.77	729.9	YES	NO	bb	10.218
26	Total-tetra dioxins	25.84	8.097e2	1.207e3	0.982	0.67	0.77	13.1	YES	NO	bb	0.238
27	123789-HxCDD	36.44	1.643e5	1.361e5	0.918	1.21	1.24	2678.7	YES	NO	bd	50.311
28	123678-HxCDD	36.08	1.887e5	1.444e5	0.904	1.31	1.24	2796.4	YES	NO	dd	55.593
29	123478-HxCDD	35.97	1.705e5	1.354e5	0.921	1.26	1.24	2753.9	YES	NO	bd	52.036
30	1234678-HpCDD	40.02	1.197e5	1.125e5	1.046	1.06	1.05	1722.8	YES	NO	bb	53.709
31	1234679-HpCDD	39.00	1.331e3	1.073e3	1.228	1.24	1.05	21.2	YES	YES	bb	0.474
32	OCDD	44.70	1.354e5	1.630e5	0.984	0.83	0.89	1047.7	YES	NO	bb	110.486

Quantify Totals Report MassLynx V4.1 SCN909

Dataset: T:\Autospec\Processed Data Batch\181005QC.qld
 Last Altered: Friday, October 05, 2018 13:52:25 Pacific Daylight Time
 Printed: Friday, October 05, 2018 13:56:43 Pacific Daylight Time

ID: BG10793-BS1, Name: 18100505, Date: 05-Oct-2018, Time: 12:52:17, Conditions: AUTOSPEC01, User: PK

PFK1

	Compound	RT	Ion1Area	Ion2Area	RRF	Ratio	Pred R	S/N 1	SNFlag	EMPC	Int.1	Int.2	pg
1	FUNCTION1 PFK	23.94	9.642e5					6.0	YES		bb		
2	FUNCTION1 PFK	23.73	9.284e5					8.4	YES		bb		
3	FUNCTION1 PFK	22.29	5.074e4					1.3	NO		bb		
4	FUNCTION1 PFK	20.12	3.003e4					1.2	NO		bb		

Quantify Totals Report MassLynx MassLynx V4.1 SCN909
 Dataset: T:\Autospec\Processed Data Batch\181005QC.qld
 Last Altered: Friday, October 05, 2018 13:52:25 Pacific Daylight Time
 Printed: Friday, October 05, 2018 13:56:43 Pacific Daylight Time

ID: BG10793-BS1, Name: 18100505, Date: 05-Oct-2018, Time: 12:52:17, Conditions: AUTOSPEC01, User: PK

PFK2

	Compound	RT	Ion1Area	Ion2Area	RRF	Ratio	Pred R	S/N 1	SNFlag	EMPC	Int.1	Int.2	pg
1	FUNCTION2 PFK	28.13	1.015e5					2.7	NO		db		0.000
2	FUNCTION2 PFK	28.04	4.362e4					3.7	YES		dd		0.000
3	FUNCTION2 PFK	28.00	9.661e4					4.8	YES		dd		0.000
4	FUNCTION2 PFK	27.96	8.982e4					4.3	YES		bd		0.000
5	FUNCTION2 PFK	30.62	6.639e3					0.7	NO		bb		0.000
6	FUNCTION2 PFK	30.43	2.936e4					1.5	NO		bb		0.000
7	FUNCTION2 PFK	30.09	1.898e4					1.2	NO		db		0.000
8	FUNCTION2 PFK	30.04	8.852e3					0.9	NO		bd		0.000
9	FUNCTION2 PFK	29.83	1.421e4					1.4	NO		bb		0.000
10	FUNCTION2 PFK	29.75	6.958e3					0.2	NO		bb		0.000
11	FUNCTION2 PFK	29.45	3.357e4					1.6	NO		bb		0.000
12	FUNCTION2 PFK	29.34	5.247e4					2.3	NO		db		0.000
13	FUNCTION2 PFK	29.26	6.123e4					2.6	NO		bd		0.000
14	FUNCTION2 PFK	29.19	2.859e4					1.4	NO		bb		0.000
15	FUNCTION2 PFK	29.10	7.825e3					0.9	NO		bb		0.000
16	FUNCTION2 PFK	29.06	1.397e4					1.0	NO		bb		0.000
17	FUNCTION2 PFK	28.87	2.846e4					1.3	NO		bb		0.000
18	FUNCTION2 PFK	28.61	7.974e3					0.7	NO		db		0.000
19	FUNCTION2 PFK	28.57	1.208e4					1.0	NO		bd		0.000
20	FUNCTION2 PFK	28.29	4.959e3					0.6	NO		bb		0.000
21	FUNCTION2 PFK	31.88	1.692e4					1.2	NO		bb		0.000
22	FUNCTION2 PFK	31.82	1.544e4					1.3	NO		db		0.000
23	FUNCTION2 PFK	31.78	3.539e3					0.6	NO		bd		0.000
24	FUNCTION2 PFK	31.75	2.295e3					0.5	NO		bb		0.000
25	FUNCTION2 PFK	31.66	1.265e4					1.0	NO		db		0.000
26	FUNCTION2 PFK	31.63	4.242e3					0.6	NO		bd		0.000
27	FUNCTION2 PFK	31.45	2.024e3					0.4	NO		bb		0.000
28	FUNCTION2 PFK	31.34	9.748e3					0.8	NO		bb		0.000
29	FUNCTION2 PFK	31.27	2.173e4					1.4	NO		db		0.000
30	FUNCTION2 PFK	31.23	2.403e4					1.2	NO		dd		0.000
31	FUNCTION2 PFK	31.16	1.939e4					1.5	NO		dd		0.000
32	FUNCTION2 PFK	31.12	2.089e4					1.5	NO		dd		0.000
33	FUNCTION2 PFK	31.07	3.272e4					1.7	NO		dd		0.000
34	FUNCTION2 PFK	31.02	2.096e4					1.5	NO		bd		0.000
35	FUNCTION2 PFK	30.92	1.197e5					2.4	NO		db		0.000
36	FUNCTION2 PFK	30.78	2.457e4					1.6	NO		bd		0.000
37	FUNCTION2 PFK	32.47	1.645e4					1.3	NO		db		0.000

Quantify Totals Report MassLynx MassLynx V4.1 SCN909
 Dataset: T:\Autospec\Processed Data Batch\181005QC.qld
 Last Altered: Friday, October 05, 2018 13:52:25 Pacific Daylight Time
 Printed: Friday, October 05, 2018 13:56:43 Pacific Daylight Time

ID: BG10793-BS1, Name: 18100505, Date: 05-Oct-2018, Time: 12:52:17, Conditions: AUTOSPEC01, User: PK

PFK2

Compound	RT	Ion1Area	Ion2Area	RRF	Ratio	Pred R	S/N 1	SNFlag	EMPC	Int.1	Int.2	pg
38	FUNCTION2 PFK	32.43	1.250e4				1.0	NO		dd		0.000
39	FUNCTION2 PFK	32.37	8.438e3				0.7	NO		bd		0.000
40	FUNCTION2 PFK	32.31	2.637e4				1.7	NO		db		0.000
41	FUNCTION2 PFK	32.29	2.721e4				1.8	NO		dd		0.000
42	FUNCTION2 PFK	32.23	3.372e4				2.0	NO		dd		0.000
43	FUNCTION2 PFK	32.13	7.067e4				2.3	NO		dd		0.000
44	FUNCTION2 PFK	32.06	6.974e4				3.1	YES		bd		0.000
45	FUNCTION2 PFK	32.02	4.903e3				1.0	NO		bb		0.000

PFK3

Compound	RT	Ion1Area	Ion2Area	RRF	Ratio	Pred R	S/N 1	SNFlag	EMPC	Int.1	Int.2	pg
1												

PFK4

Compound	RT	Ion1Area	Ion2Area	RRF	Ratio	Pred R	S/N 1	SNFlag	EMPC	Int.1	Int.2	pg
1	FUNCTION4 PFK	39.13	2.481e4				1.5	NO		bb		
2	FUNCTION4 PFK	38.31	4.873e3				0.6	NO		bb		
3	FUNCTION4 PFK	38.08	2.245e4				0.9	NO		bb		
4	FUNCTION4 PFK	37.86	1.062e4				1.1	NO		bb		
5	FUNCTION4 PFK	37.82	3.528e4				2.0	NO		bb		
6	FUNCTION4 PFK	42.73	1.557e4				1.2	NO		bb		
7	FUNCTION4 PFK	42.68	1.669e4				0.8	NO		bb		
8	FUNCTION4 PFK	41.20	7.895e3				0.9	NO		bb		
9	FUNCTION4 PFK	40.86	9.319e3				0.9	NO		bb		
10	FUNCTION4 PFK	40.09	6.299e4				1.4	NO		bb		
11	FUNCTION4 PFK	39.62	1.335e4				0.8	NO		bb		

Quantify Totals Report MassLynx MassLynx V4.1 SCN909
 Dataset: T:\Autospec\Processed Data Batch\181005QC.qld
 Last Altered: Friday, October 05, 2018 13:52:25 Pacific Daylight Time
 Printed: Friday, October 05, 2018 13:56:43 Pacific Daylight Time

ID: BG10793-BS1, Name: 18100505, Date: 05-Oct-2018, Time: 12:52:17, Conditions: AUTOSPEC01, User: PK

PFK5

	Compound	RT	Ion1Area	Ion2Area	RRF	Ratio	Pred R	S/N 1	SNFlag	EMPC	Int.1	Int.2	pg
1	FUNCTION5 PFK	43.36	7.217e3					1.6	NO		bd		
2	FUNCTION5 PFK	43.32	9.427e3					1.3	NO		bb		
3	FUNCTION5 PFK	43.21	6.005e3					1.0	NO		db		
4	FUNCTION5 PFK	43.14	1.643e4					1.5	NO		bd		
5	FUNCTION5 PFK	43.05	1.684e4					2.1	NO		db		
6	FUNCTION5 PFK	43.01	1.174e4					1.3	NO		bd		
7	FUNCTION5 PFK	42.94	1.084e4					1.5	NO		db		
8	FUNCTION5 PFK	42.90	1.696e4					2.3	NO		dd		
9	FUNCTION5 PFK	42.87	1.136e4					1.4	NO		bd		
10	FUNCTION5 PFK	44.90	6.227e3					1.0	NO		db		
11	FUNCTION5 PFK	44.82	1.359e4					1.4	NO		dd		
12	FUNCTION5 PFK	44.78	3.250e3					0.6	NO		bd		
13	FUNCTION5 PFK	44.58	5.772e3					1.1	NO		bb		
14	FUNCTION5 PFK	44.45	3.021e3					0.7	NO		bb		
15	FUNCTION5 PFK	44.21	1.608e3					0.5	NO		bb		
16	FUNCTION5 PFK	44.17	2.263e3					0.6	NO		bb		
17	FUNCTION5 PFK	44.09	8.721e2					0.4	NO		bb		
18	FUNCTION5 PFK	44.06	2.138e3					0.6	NO		bb		
19	FUNCTION5 PFK	44.00	7.832e3					1.1	NO		db		
20	FUNCTION5 PFK	43.96	9.141e3					1.0	NO		dd		
21	FUNCTION5 PFK	43.86	1.062e4					1.0	NO		bd		
22	FUNCTION5 PFK	43.68	2.147e4					1.8	NO		bb		
23	FUNCTION5 PFK	43.60	7.971e3					1.5	NO		bb		
24	FUNCTION5 PFK	43.53	4.976e3					1.0	NO		bb		
25	FUNCTION5 PFK	43.41	2.800e4					2.3	NO		db		
26	FUNCTION5 PFK	45.88	1.799e3					0.5	NO		bb		
27	FUNCTION5 PFK	45.75	6.481e3					0.8	NO		bb		
28	FUNCTION5 PFK	45.66	6.457e3					1.3	NO		bb		
29	FUNCTION5 PFK	45.61	1.970e3					0.5	NO		bb		
30	FUNCTION5 PFK	45.56	3.780e3					0.7	NO		bb		
31	FUNCTION5 PFK	45.37	2.021e4					1.6	NO		bb		
32	FUNCTION5 PFK	45.24	1.266e4					1.6	NO		bb		
33	FUNCTION5 PFK	45.20	5.315e3					1.1	NO		db		
34	FUNCTION5 PFK	45.17	5.538e3					1.0	NO		dd		
35	FUNCTION5 PFK	45.13	1.709e4					1.8	NO		dd		
36	FUNCTION5 PFK	45.08	1.611e4					1.3	NO		bd		

Quantify Totals Report MassLynx MassLynx V4.1 SCN909
 Dataset: T:\Autospec\Processed Data Batch\181005QC.qld
 Last Altered: Friday, October 05, 2018 13:52:25 Pacific Daylight Time
 Printed: Friday, October 05, 2018 13:56:43 Pacific Daylight Time

ID: BG10793-BS1, Name: 18100505, Date: 05-Oct-2018, Time: 12:52:17, Conditions: AUTOSPEC01, User: PK

ETHERS1

1	Compound	RT	Ion1Area	Ion2Area	RRF	Ratio	Pred R	S/N 1	SNFlag	EMPC	Int.1	Int.2	pg

ETHERS2

1	Compound	RT	Ion1Area	Ion2Area	RRF	Ratio	Pred R	S/N 1	SNFlag	EMPC	Int.1	Int.2	pg
	FUNCTION1 HPCD...	22.54	8.138e1					3.9	YES		bb		0.000

ETHERS3

1	Compound	RT	Ion1Area	Ion2Area	RRF	Ratio	Pred R	S/N 1	SNFlag	EMPC	Int.1	Int.2	pg

ETHERS4

1	Compound	RT	Ion1Area	Ion2Area	RRF	Ratio	Pred R	S/N 1	SNFlag	EMPC	Int.1	Int.2	pg

ETHERS5

1	Compound	RT	Ion1Area	Ion2Area	RRF	Ratio	Pred R	S/N 1	SNFlag	EMPC	Int.1	Int.2	pg

ETHERS6

1	Compound	RT	Ion1Area	Ion2Area	RRF	Ratio	Pred R	S/N 1	SNFlag	EMPC	Int.1	Int.2	pg
	FUNCTION5 DCDPE	44.89	1.041e2					8.2	YES		bb		0.000


Quantify Sample Report MassLynx MassLynx V4.1 SCN909

Dataset: T:\Autospec\Processed Data Batch\181005QC.qld
Last Altered: Friday, October 05, 2018 13:52:25 Pacific Daylight Time
Printed: Friday, October 05, 2018 13:56:43 Pacific Daylight Time


Method: T:\Autospec\Methods\Dioxin180817.mdb 25 Sep 2018 11:22:36
Calibration: T:\Autospec\Curves\180820ICH.cdb 21 Aug 2018 11:13:54

ID: BG10793-BS1, Name: 18100505, Date: 05-Oct-2018, Time: 12:52:17, Conditions: AUTOSPEC01, User: PK

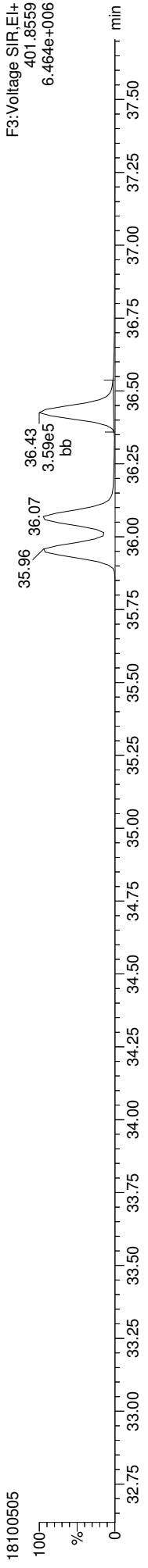
13C-1234-TCDD



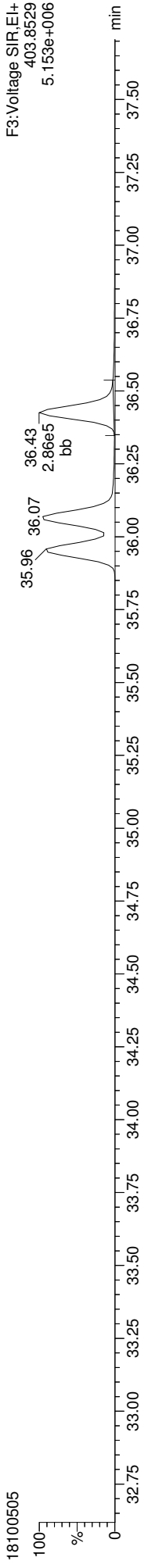
13C-1234-TCDD



13C-123789-HxCDD



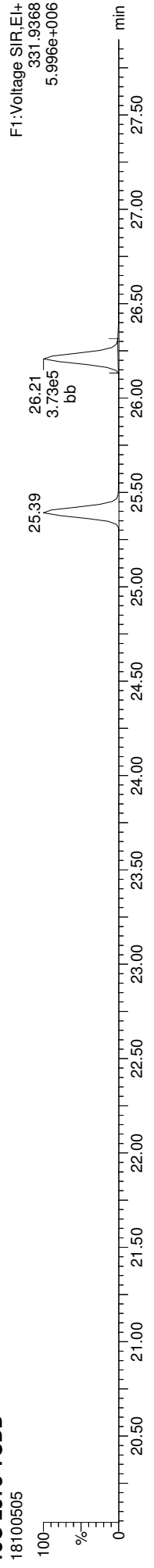
13C-123789-HxCDD



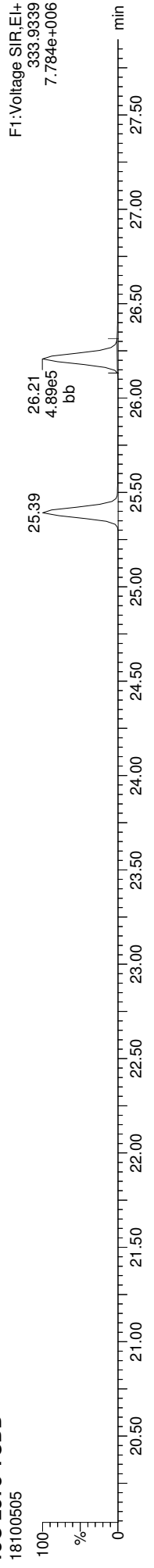
Quantify Sample Report MassLynx MassLynx V4.1 SCN909
Dataset: T:\Autospec\Processed Data Batch\181005QC.qld
Last Altered: Friday, October 05, 2018 13:52:25 Pacific Daylight Time
Printed: Friday, October 05, 2018 13:56:43 Pacific Daylight Time

ID: BG10793-BS1, Name: 18100505, Date: 05-Oct-2018, Time: 12:52:17, Conditions: AUTOSPEC01, User: PK

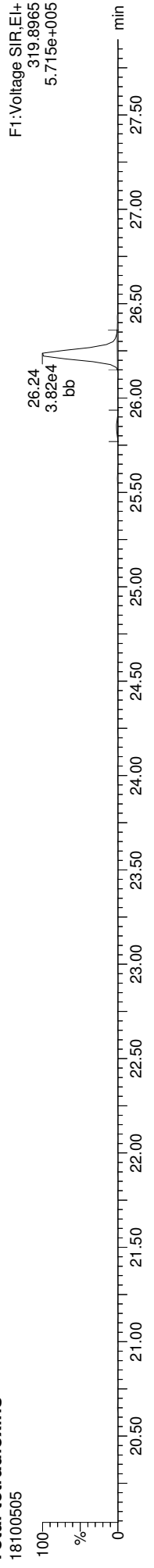
13C-2378-TCDD



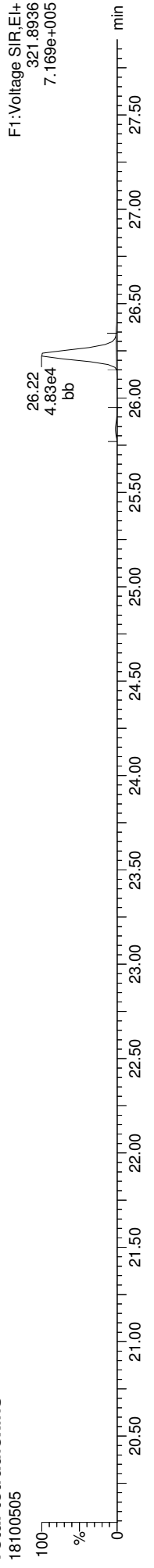
13C-2378-TCDD



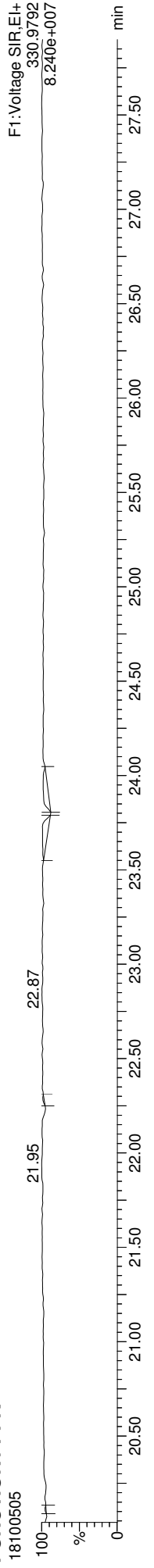
Total-tetradioxins



Total-tetradioxins



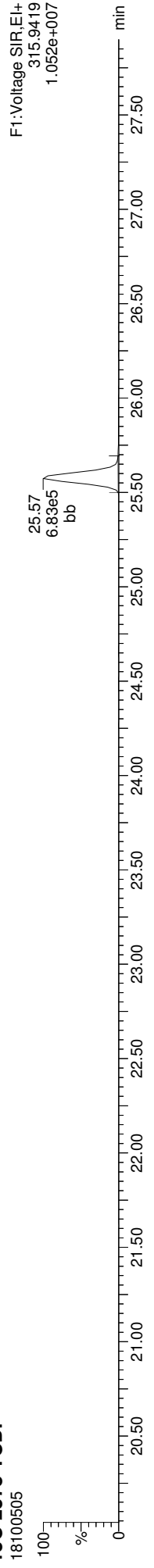
FUNCTION1 PFK



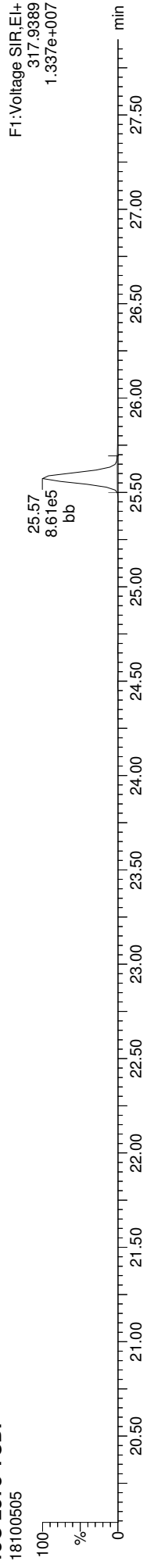
Quantify Sample Report
MassLynx MassLynx V4.1 SCN909
Dataset: T:\Autospec\Processed Data Batch\181005QC.qld
Last Altered: Friday, October 05, 2018 13:52:25 Pacific Daylight Time
Printed: Friday, October 05, 2018 13:56:43 Pacific Daylight Time

ID: BG10793-BS1, Name: 18100505, Date: 05-Oct-2018, Time: 12:52:17, Conditions: AUTOSPEC01, User: PK

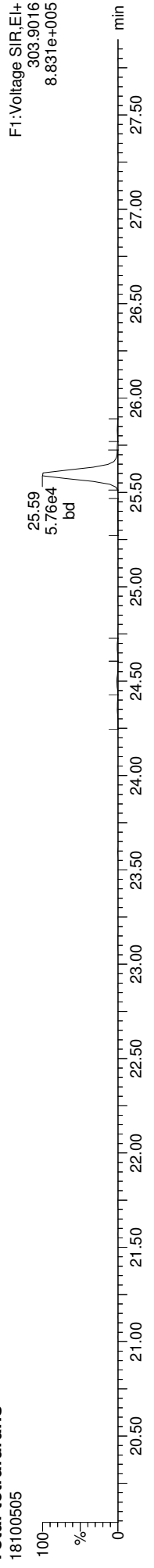
13C-2378-TCDF



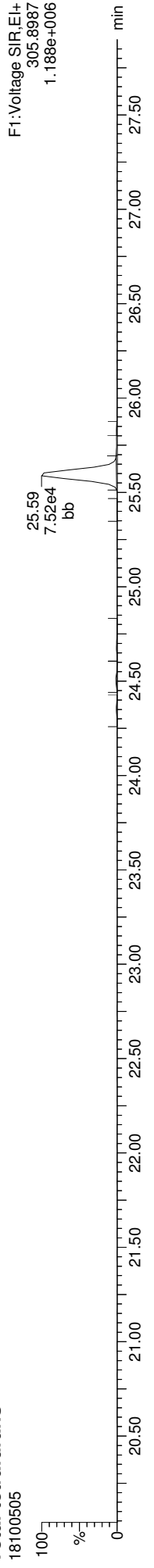
13C-2378-TCDF



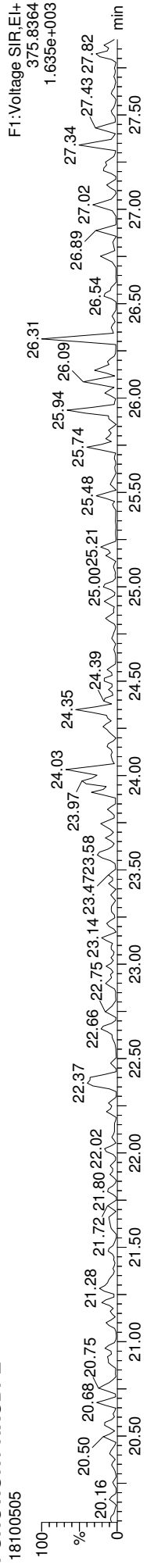
Total-tetrafurans



Total-tetrafurans



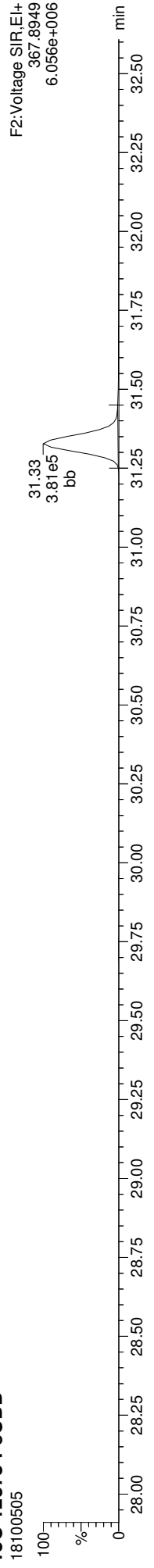
FUNCTION1 HXCDFE



Quantify Sample Report **MassLynx MassLynx V4.1 SCN909**
Dataset: T:\Autospec\Processed Data Batch\181005QC.qld
Last Altered: Friday, October 05, 2018 13:52:25 Pacific Daylight Time
Printed: Friday, October 05, 2018 13:56:43 Pacific Daylight Time

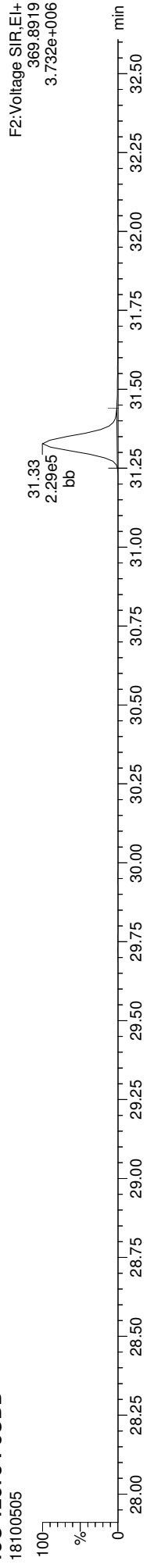
ID: BG10793-BS1, Name: 18100505, Date: 05-Oct-2018, Time: 12:52:17, Conditions: AUTOSPEC01, User: PK

13C-12378-PeCDD



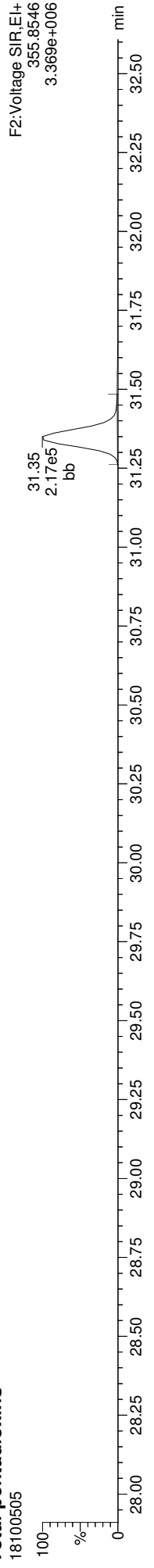
F2:Voltage SIR,EI+
367.8949
6.056e+006

13C-12378-PeCDD



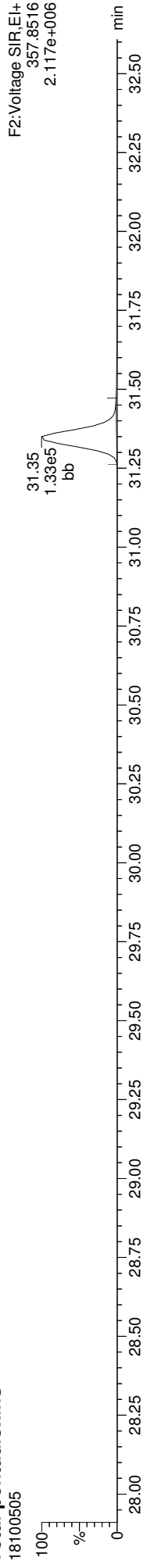
F2:Voltage SIR,EI+
369.8919
3.732e+006

Total-pentadioxins




F2:Voltage SIR,EI+
355.8546
3.369e+006

Total-pentadioxins



F2:Voltage SIR,EI+
357.8516
2.117e+006

FUNCTION2 PFK




F2:Voltage SIR,EI+
342.9792
4.846e+007

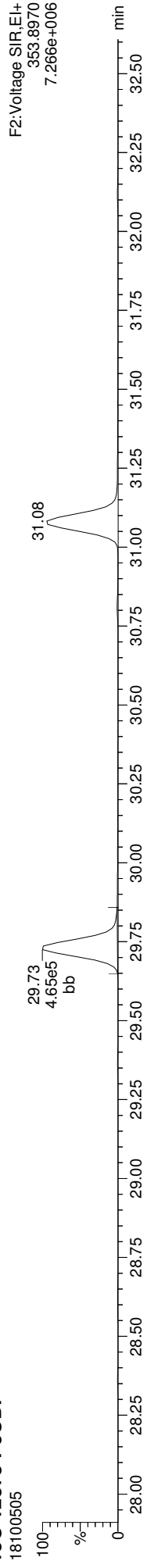
Quantify Sample Report
MassLynx MassLynx V4.1 SCN909
Dataset: T:\Autospec\Processed Data Batch\181005QC.qld
Last Altered: Friday, October 05, 2018 13:52:25 Pacific Daylight Time
Printed: Friday, October 05, 2018 13:56:43 Pacific Daylight Time

ID: BG10793-BS1, Name: 18100505, Date: 05-Oct-2018, Time: 12:52:17, Conditions: AUTOSPEC01, User: PK

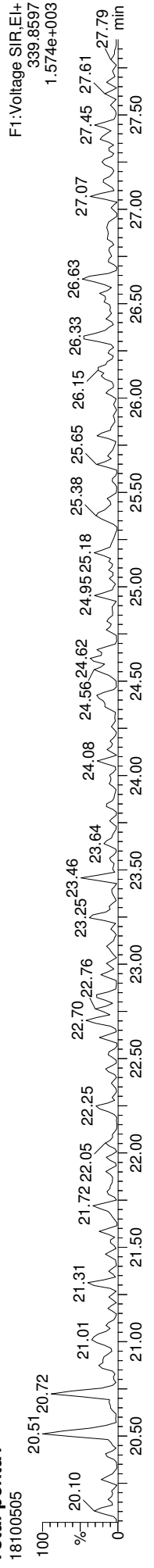
13C-12378-PeCDF



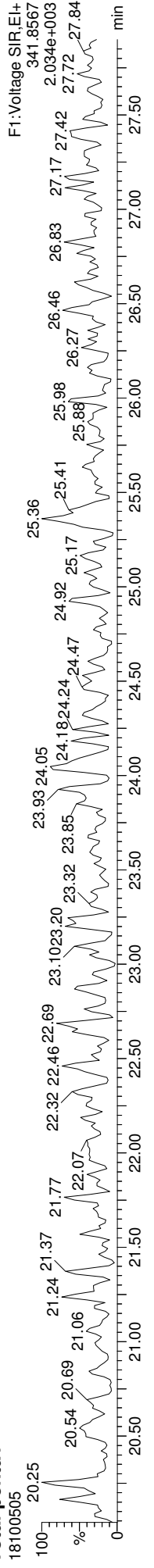
13C-12378-PeCDF



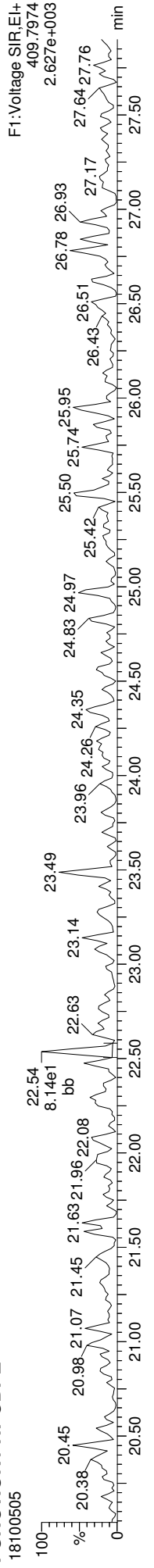
Total-penta1



Total-penta1



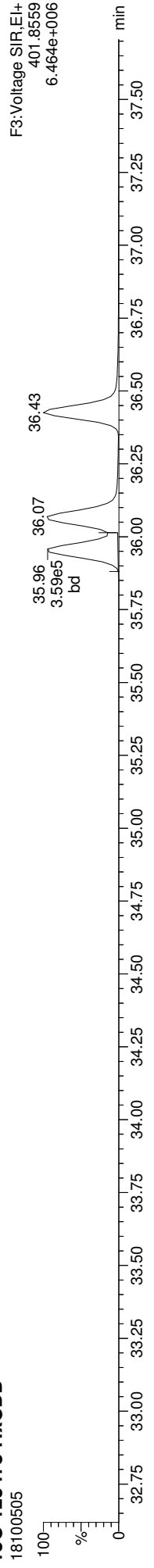
FUNCTION1 HPCDPE



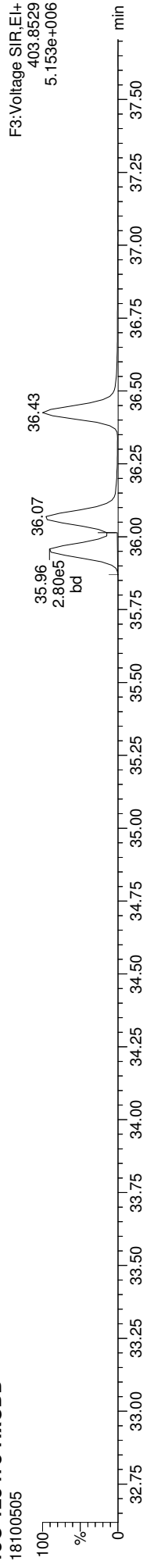
Quantify Sample Report MassLynx MassLynx V4.1 SCN909
Dataset: T:\Autospec\Processed Data Batch\181005QC.qld
Last Altered: Friday, October 05, 2018 13:52:25 Pacific Daylight Time
Printed: Friday, October 05, 2018 13:56:43 Pacific Daylight Time

ID: BG10793-BS1, Name: 18100505, Date: 05-Oct-2018, Time: 12:52:17, Conditions: AUTOSPEC01, User: PK

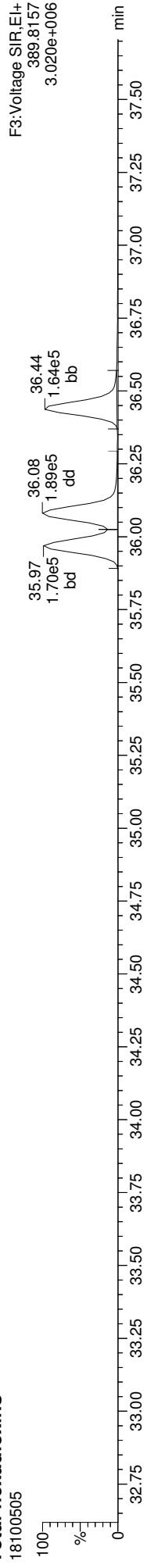
13C-123478-HxCDD



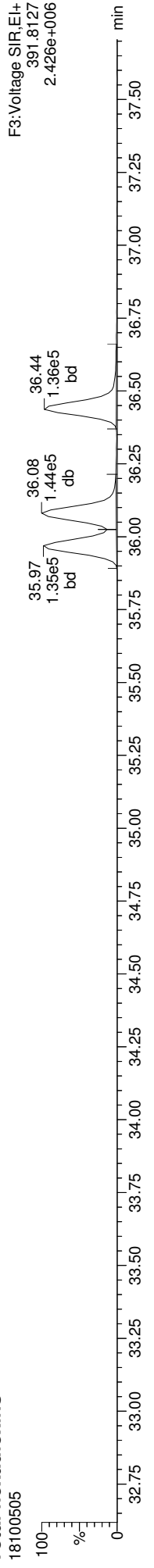
13C-123478-HxCDD



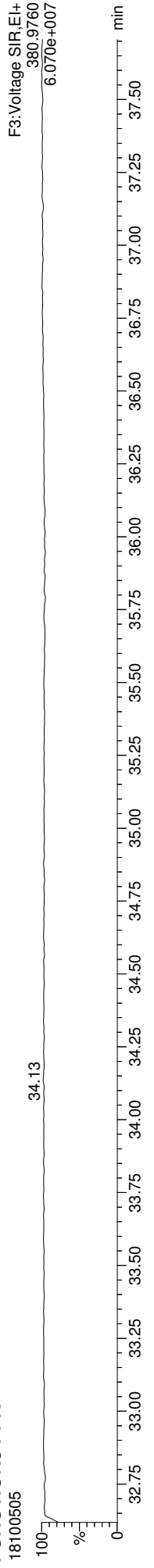
Total-hexadioxins



Total-hexadioxins



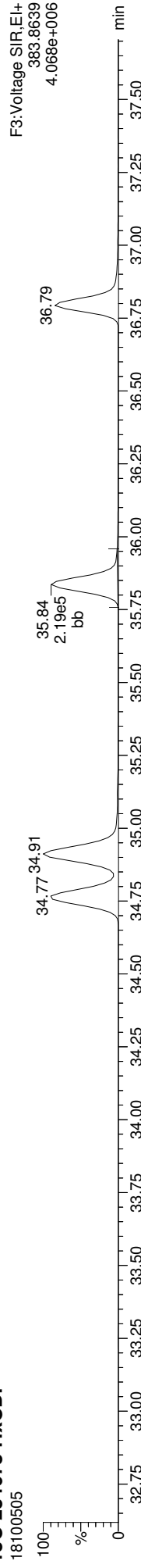
FUNCTION3 PFK



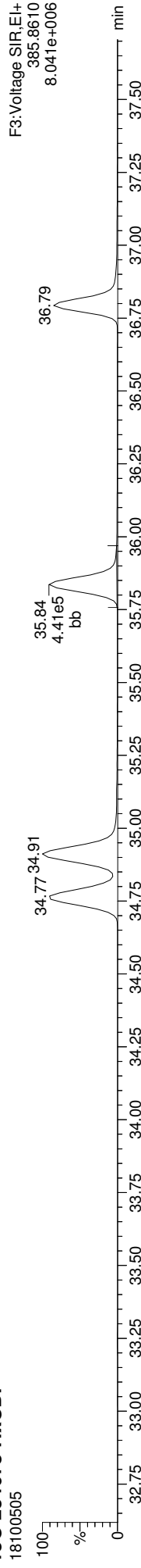
Dataset: T:\Autospec\Processed Data Batch\181005QC.qld
Last Altered: Friday, October 05, 2018 13:52:25 Pacific Daylight Time
Printed: Friday, October 05, 2018 13:56:43 Pacific Daylight Time

ID: BG10793-BS1, Name: 18100505, Date: 05-Oct-2018, Time: 12:52:17, Conditions: AUTOSPEC01, User: PK

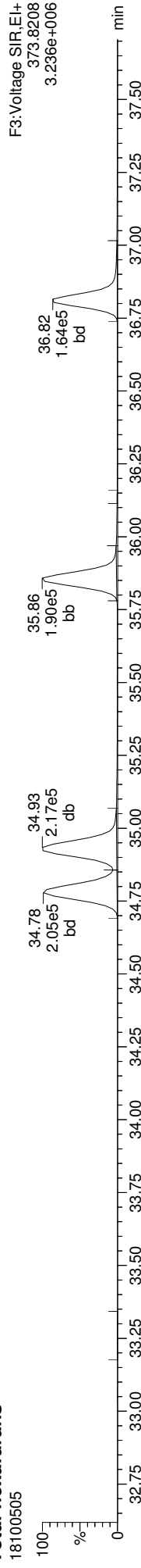
13C-234678-HxCDF



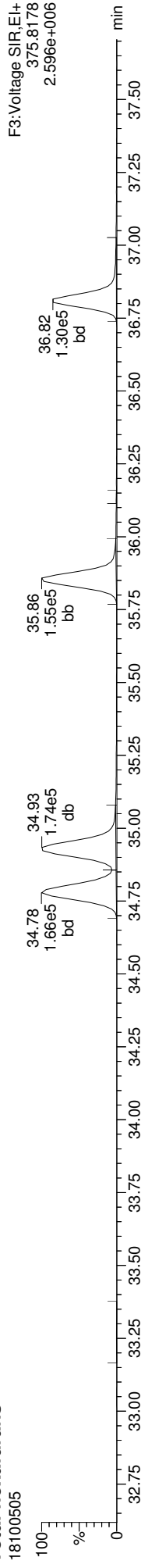
13C-234678-HxCDF



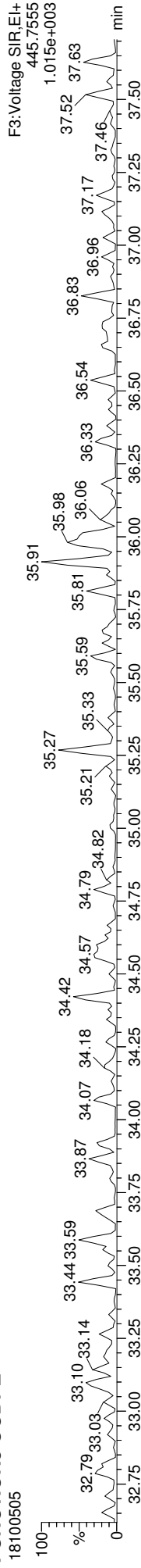
Total-hexafurans



Total-hexafurans



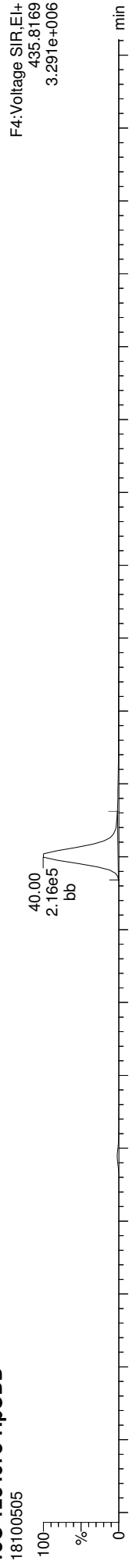
FUNCTION3 OCDPE



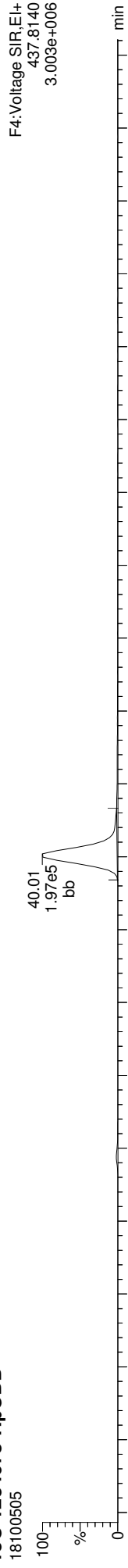
Quantify Sample Report **MassLynx MassLynx V4.1 SCN909**
Dataset: T:\Autospec\Processed Data Batch\181005QC.qld
Last Altered: Friday, October 05, 2018 13:52:25 Pacific Daylight Time
Printed: Friday, October 05, 2018 13:56:43 Pacific Daylight Time

ID: BG10793-BS1, Name: 18100505, Date: 05-Oct-2018, Time: 12:52:17, Conditions: AUTOSPEC01, User: PK

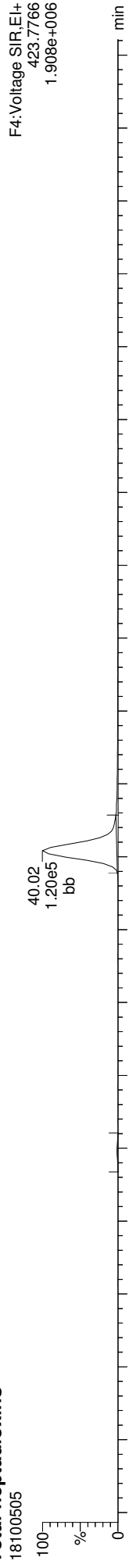
13C-1234678-HpCDD



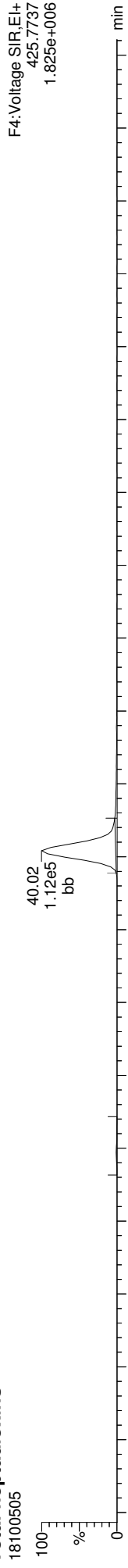
13C-1234678-HpCDD



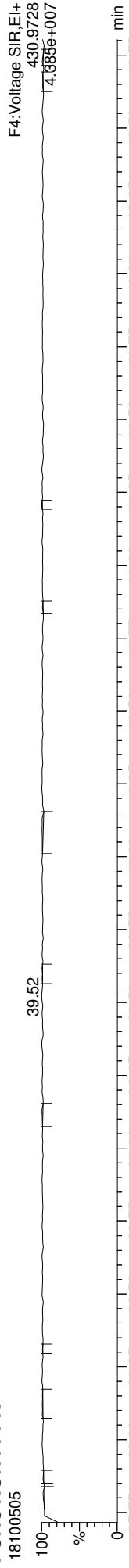
Total-heptadioxins



Total-heptadioxins



FUNCTION4 PFK




Quantify Sample Report MassLynx MassLynx V4.1 SCN909


Dataset: T:\Autospec\Processed Data Batch\181005QC.qld
Last Altered: Friday, October 05, 2018 13:52:25 Pacific Daylight Time
Printed: Friday, October 05, 2018 13:56:43 Pacific Daylight Time

ID: BG10793-BS1, Name: 18100505, Date: 05-Oct-2018, Time: 12:52:17, Conditions: AUTOSPEC01, User: PK


13C-1234678-HpCDF




13C-1234678-HpCDF



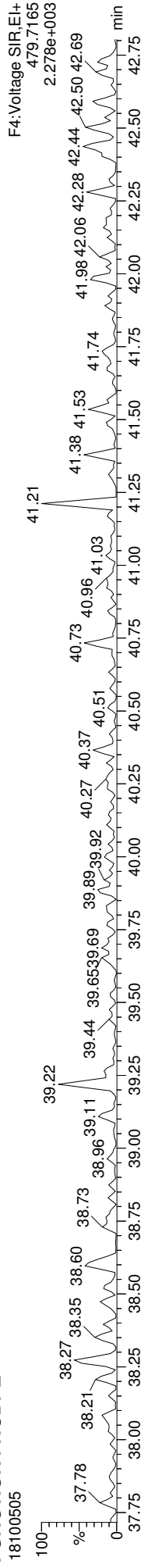
Total-heptafurans



Total-heptafurans




FUNCTION4 NCDPF




Quantify Sample Report **MassLynx MassLynx V4.1 SCN909**
Dataset: T:\Autospec\Processed Data Batch\181005QC.qld
Last Altered: Friday, October 05, 2018 13:52:25 Pacific Daylight Time
Printed: Friday, October 05, 2018 13:56:43 Pacific Daylight Time

ID: BG10793-BS1, Name: 18100505, Date: 05-Oct-2018, Time: 12:52:17, Conditions: AUTOSPEC01, User: PK


13C-OCDD




13C-OCDD



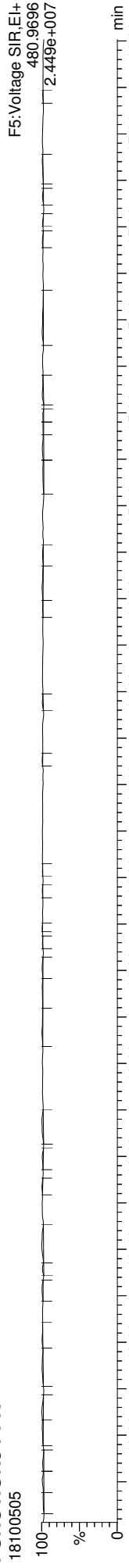
OCDD



OCDD



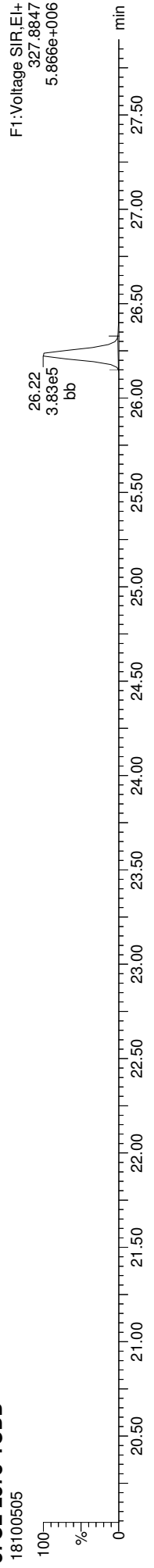
FUNCTION5 PFK



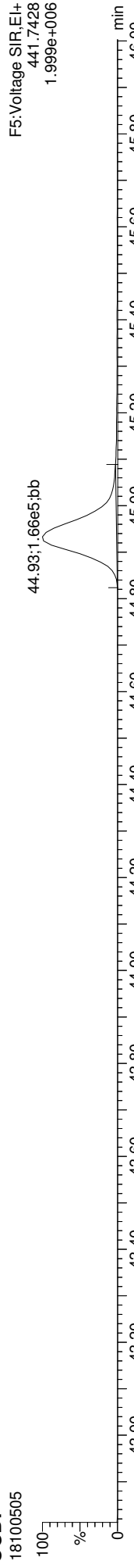
Quantify Sample Report
Dataset: T:\Autospec\Processed Data Batch\181005QC.qld
Last Altered: Friday, October 05, 2018 13:52:25 Pacific Daylight Time
Printed: Friday, October 05, 2018 13:56:43 Pacific Daylight Time

ID: BG10793-BS1, Name: 18100505, Date: 05-Oct-2018, Time: 12:52:17, Conditions: AUTOSPEC01, User: PK

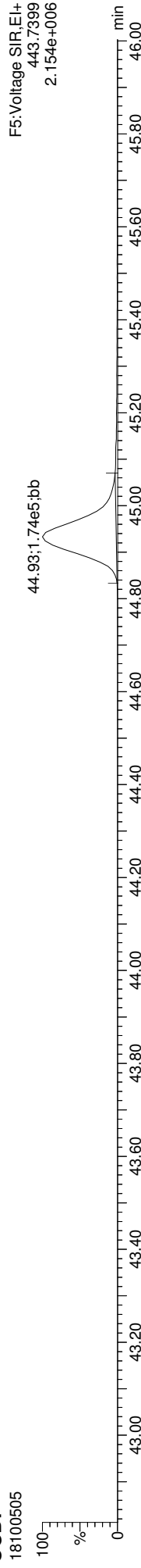
37CL-2378-TCDD



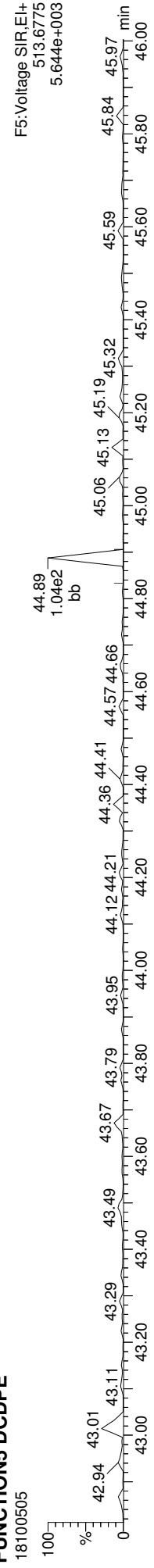
OCDF



OCDF



FUNCTION5 DCDPE





DUPLICATES
EPA 1613B

Laboratory: Analytical Resources, Inc.

SDG: 18I0285

Client: Anchor QEA, LLC

Project: Port Gamble - OMMP LTM

Matrix: Water

Laboratory ID: BGI0677-DUP1

Batch: BGI0677

Lab Source ID: 18I0285-38

Preparation: EPA 1613

Initial/Final: 1040 mL / 20 uL

Source Sample Name: PGLTM-RB-180919

% Solids:

ANALYTE	CONTROL LIMIT	SAMPLE CONCENTRATION (pg/L)	C	DUPLICATE CONCENTRATION (pg/L)	C	RPD %	Q
2,3,7,8-TCDF	25	ND	U	ND	U		
2,3,7,8-TCDD	25	ND	U	ND	U		
1,2,3,7,8-PeCDF	25	ND	U	ND	U		
2,3,4,7,8-PeCDF	25	ND	U	0.636	MPC		
1,2,3,7,8-PeCDD	25	ND	U	ND	U		
1,2,3,4,7,8-HxCDF	25	ND	U	ND	U		
1,2,3,6,7,8-HxCDF	25	ND	U	ND	U		
2,3,4,6,7,8-HxCDF	25	ND	U	0.402	J		
1,2,3,7,8,9-HxCDF	25	ND	U	0.977	MPC		
1,2,3,4,7,8-HxCDD	25	ND	U	ND	U		
1,2,3,6,7,8-HxCDD	25	ND	U	ND	U		
1,2,3,7,8,9-HxCDD	25	ND	U	ND	U		
1,2,3,4,6,7,8-HpCDF	25	ND	U	ND	U		
1,2,3,4,7,8,9-HpCDF	25	ND	U	ND	U		
1,2,3,4,6,7,8-HpCDD	25	ND	U	ND	U		
OCDF	25	ND	U	ND	U		
OCDD	25	1.60	J, B	1.85	J, B	14.6	
Total TCDF	200	ND	U	ND	U		
Total TCDD	200	ND	U	ND	U		
Total PeCDF	200	ND	U	0.636			
Total PeCDD	200	ND	U	ND	U		
Total HxCDF	200	ND	U	1.38			
Total HxCDD	200	ND	U	ND	U		
Total HpCDF	200	ND	U	ND	U		
Total HpCDD	200	ND	U	ND	U		
13C12-2,3,7,8-TCDF		1660		1850			
13C12-2,3,7,8-TCDD		1510		1680			
13C12-1,2,3,7,8-PeCDF		1480		1740			
13C12-2,3,4,7,8-PeCDF		1450		1670			

* Values outside of QC limits

L Analyte concentration is <=5 times the reporting limit and the replicate control limit defaults to +/- RL instead of 20% RPD



DUPLICATES
EPA 1613B

Laboratory: Analytical Resources, Inc.

SDG: 18I0285

Client: Anchor QEA, LLC

Project: Port Gamble - OMMP LTM

Matrix: Water

Laboratory ID: BGI0677-DUP1

Batch: BGI0677

Lab Source ID: 18I0285-38

Preparation: EPA 1613

Initial/Final: 1040 mL / 20 uL

Source Sample Name: PGLTM-RB-180919

% Solids:

ANALYTE	CONTROL LIMIT	SAMPLE CONCENTRATION (pg/L)	C	DUPLICATE CONCENTRATION (pg/L)	C	RPD %	Q
13C12-1,2,3,7,8-PeCDD		1320		1560			
13C12-1,2,3,4,7,8-HxCDF		1690		1910			
13C12-1,2,3,6,7,8-HxCDF		1730		1930			
13C12-2,3,4,6,7,8-HxCDF		1660		1790			
13C12-1,2,3,7,8,9-HxCDF		1410		1650			
13C12-1,2,3,4,7,8-HxCDD		1640		1840			
13C12-1,2,3,6,7,8-HxCDD		1680		1870			
13C12-1,2,3,4,6,7,8-HpCDF		1480		1790			
13C12-1,2,3,4,7,8,9-HpCDF		1260		1590			
13C12-1,2,3,4,6,7,8-HpCDD		1330		1660			
13C12-OCDD		1720		2360			
37Cl4-2,3,7,8-TCDD		40.2		43.5			

*: Values outside of QC limits

L: Analyte concentration is <=5 times the reporting limit and the replicate control limit defaults to Dup = +/- RL instead of 20% RPD

Quantify Sample Summary Report MassLynx MassLynx V4.1 SCN909

Dataset: T:\Autospec\Processed Data Batch\180927DIH.qld
 Last Altered: Friday, September 28, 2018 11:48:12 Pacific Daylight Time
 Printed: Friday, September 28, 2018 12:04:22 Pacific Daylight Time

Method: T:\Autospec-Methods\Dioxin180817.mdb 25 Sep 2018 11:22:36
Calibration: T:\Autospec-Curves\180820CIH.cdb 21 Aug 2018 11:13:54

ID: BG10677-DUP1, Name: 18092710, Date: 27-Sep-2018, Time: 21:06:13, Conditions: AUTOSPEC01, User: PK

Compound	RT	RRT	Ion1Area	Ion2Area	RRF	Ratio	Pred R	Noise 1	Noise 2	Height 1	Height 2	S/N 1	SNFlag	EMPC	Int.1	Int.2	pg	
2378-TCDF					0.834		0.770	503	740									
12378-PeCDF					0.852		1.550	498	828									
23478-PeCDF	31.098	1.000	1.976e2	1.859e2	0.944	1.063	1.550	498	828	4.11e3	3.84e3	8.3	YES	YES	bb	db	0.033	
123478-HxCDF					0.963		1.240	378	407									
234678-HxCDF	35.873	1.001	8.281e1	7.164e1	0.991	1.156	1.240	378	407	1.78e3	1.45e3	4.7	YES	NO	bb	bb	0.021	
123678-HxCDF					0.917		1.240	378	407									
123789-HxCDF	36.830	1.001	1.860e2	1.240e2	0.938	1.500	1.240	378	407	3.10e3	2.81e3	8.2	YES	YES	MM	bb	0.051	
1234678-HpCDF					1.119		1.050	197	355									
1234789-HpCDF					1.162		1.050	197	355									
OCDF					1.145		0.890	347	761									
2378-TCDD					0.982		0.770	613	522									
12378-PeCDD					1.029		1.550	471	199									
123478-HxCDD					0.921		1.240	413	688									
123678-HxCDD					0.904		1.240	413	688									
123789-HxCDD					0.918		1.240	413	688									
1234678-HpCDD					1.046		1.050	331	398									
OCDD	44.682	1.000	1.374e2	1.683e2	0.984	0.816	0.890	257	246	2.40e3	2.57e3	9.3	YES	NO	MM	MM	0.096	
13C-2378-TCDF	25.588	1.007	7.163e5	9.094e5	1.847	0.788	0.770	4289	2104	1.12e7	1.42e7	2615.4	YES	NO	bb	bb	96.036	
13C-12378-PeCDF	29.740	1.171	7.886e5	5.001e5	1.558	1.577	1.550	1642	1523	1.23e7	7.82e6	7515.4	YES	NO	bb	bb	90.251	
13C-23478-PeCDF	31.087	1.224	7.513e5	4.773e5	1.544	1.574	1.550	1642	1523	1.20e7	7.66e6	7333.4	YES	NO	bb	bb	86.821	
13C-123478-HxCDF	34.771	0.954	2.750e5	5.554e5	1.152	0.495	0.510	1688	2541	4.23e6	8.47e6	2507.7	YES	NO	bd	bd	99.157	
13C-123678-HxCDF	34.916	0.958	2.979e5	5.945e5	1.225	0.501	0.510	1688	2541	4.47e6	8.97e6	2646.1	YES	NO	db	db	100.218	
13C-234678-HxCDF	35.840	0.984	2.485e5	4.969e5	1.104	0.500	0.510	1688	2541	4.20e6	8.18e6	2490.0	YES	NO	bb	bb	92.936	
13C-123789-HxCDF	36.797	1.010	2.173e5	4.335e5	1.046	0.501	0.510	1688	2541	3.97e6	7.90e6	2352.1	YES	NO	bb	bb	85.633	
13C-1234678-HpCDF	38.533	1.058	2.064e5	4.727e5	1.004	0.437	0.440	1315	1912	3.48e6	7.93e6	2647.8	YES	NO	bb	bb	93.037	
13C-1234789-HpCDF	40.737	1.118	1.461e5	3.350e5	0.799	0.436	0.440	1315	1912	2.17e6	4.96e6	1653.4	YES	NO	bb	bb	82.875	
13C-1234-TCDD	25.407	0.000	4.003e5	5.164e5	1.000	0.775	0.770	1563	794	6.27e6	8.09e6	4010.2	YES	NO	bb	bb	100.000	
13C-2378-TCDD	26.222	1.032	4.064e5	5.332e5	1.171	0.762	0.770	1563	794	6.29e6	8.19e6	4023.7	YES	NO	bb	bb	87.514	
13C-12378-PeCDD	31.332	1.233	4.129e5	2.450e5	0.886	1.685	1.550	857	584	6.59e6	3.93e6	7691.5	YES	NO	bb	bb	81.005	
13C-123478-HxCDD	35.962	0.987	4.039e5	3.098e5	1.027	1.304	1.240	1638	1779	6.71e6	5.22e6	4095.7	YES	NO	bd	bd	95.639	
13C-123678-HxCDD	36.073	0.990	4.166e5	3.278e5	1.055	1.271	1.240	1638	1779	7.09e6	5.60e6	4330.6	YES	NO	db	db	97.077	
13C-1234678-HpCDD	40.003	1.098	2.440e5	2.250e5	0.749	1.084	1.050	1399	1338	3.87e6	3.63e6	2765.1	YES	NO	bb	bb	86.161	
13C-OCDD	44.673	1.226	3.142e5	3.309e5	0.725	0.950	0.890	1072	1532	3.74e6	4.10e6	3486.4	YES	NO	bd	bb	122.473	
13C-123789-HxCDD	36.430	0.000	4.065e5	3.203e5	1.000	1.269	1.240	1638	1779	7.46e6	5.92e6	4553.6	YES	NO	bb	bb	100.000	
37CL-2378-TCDD	26.238	1.033	4.464e5		1.121			1360		7.03e6		5169.5	YES		bb		43.453	

Quantify Sample Summary Report **MassLynx MassLynx V4.1 SCN909**

Dataset: T:\Autospec\Processed Data Batch\180927DIH.qld
 Last Altered: Friday, September 28, 2018 11:48:12 Pacific Daylight Time
 Printed: Friday, September 28, 2018 12:04:22 Pacific Daylight Time

ID: BG10677-DUP1, Name: 18092710, Date: 27-Sep-2018, Time: 21:06:13, Conditions: AUTOSPEC01, User: PK

Compound	RT	RRT	Ion1Area	Ion2Area	RRF	Ratio	Pred R	Noise 1	Noise 2	Height 1	Height 2	S/N 1	SNFlag	EMPC	Int.1	Int.2	pg
1368-TCDF					1.020		0.770	503	740								
1289-TCDF					0.818		0.770	503	740								
13468-PECDF					1.163		1.550	294	624								
12389-PECDF					0.912		1.550	498	828								
123468-HXCDF					1.051		1.240	378	407								
1368-TCDD					1.026		0.770	613	522								
1289-TCDD					0.938		0.770	613	522								
12479-PECDD					1.807		1.550	471	199								
12389-PECDD					1.326		1.550	471	199								
124679-HXCDD					1.031		1.240	413	688								
1234679-HPCDD					1.228		1.050	331	398								
Total-tetrafurans			0.000e0		0.891			503		0.00e0							
Total-penta1			0.000e0					294		0.00e0							
Total-pentafurans			1.976e2		0.903			498		4.11e3							0.033
Total-hexafurans			2.688e2		0.972			378		4.88e3							0.072
Total-heptafurans			0.000e0		1.141			197		0.00e0							
Total-Furans			4.664e2		0.989			503		9.00e3							0.105
Total-tetraoxins			0.000e0		0.982			613		0.00e0							
Total-pentadioxins			0.000e0		1.387			471		0.00e0							
Total-hexadioxins			0.000e0		0.944			413		0.00e0							
Total-heptadioxins			0.000e0		1.137			331		0.00e0							
Total-Dioxins			1.374e2		1.088			613		2.40e3							0.096
Total-TEQ			6.038e2					613		1.14e4							0.201
FUNCTION1 PFK			4.561e5					327722		1.13e7							
FUNCTION2 PFK			1.032e5					272833		4.19e6							0.000
FUNCTION3 PFK			5.869e5					345444		1.66e7							0.000
FUNCTION4 PFK			4.838e5					257108		1.39e7							
FUNCTION5 PFK			0.000e0					143819		0.00e0							
FUNCTION1 HXGD...			0.000e0					224		0.00e0							
FUNCTION1 HPCD...			2.603e2					448		4.36e3							0.000
FUNCTION2 HPCD...			0.000e0					596		0.00e0							
FUNCTION3 OCDPE			0.000e0					251		0.00e0							
FUNCTION4 NCDPE			0.000e0					302		0.00e0							
FUNCTION5 DCDPE			0.000e0					169		0.00e0							

Quantify Totals Report MassLynx MassLynx V4.1 SCN909

Dataset: T:\Autospec\Processed Data Batch\180927DIH.qld
 Last Altered: Friday, September 28, 2018 11:48:12 Pacific Daylight Time
 Printed: Friday, September 28, 2018 12:04:22 Pacific Daylight Time

Method: T:\Autospec\Methods\Dioxin180817.mdb 25 Sep 2018 11:22:36
 Calibration: T:\Autospec\Curves\180820ICH.cdb 21 Aug 2018 11:13:54

ID: BG10677-DUP1, Name: 18092710, Date: 27-Sep-2018, Time: 21:06:13, Conditions: AUTOSPEC01, User: PK

TF

Compound	RT	Ion1Area	Ion2Area	RRF	Ratio	Pred R	S/N 1	SNFlag	EMPC	Int.1	Int.2	pg
1												

PP

Compound	RT	Ion1Area	Ion2Area	RRF	Ratio	Pred R	S/N 1	SNFlag	EMPC	Int.1	Int.2	pg
1												

PF

Compound	RT	Ion1Area	Ion2Area	RRF	Ratio	Pred R	S/N 1	SNFlag	EMPC	Int.1	Int.2	pg
1	23478-PeCDF	31.10	1.976e2	1.859e2	0.944	1.06	1.55	8.3	YES	YES	bb	0.033

HF

Compound	RT	Ion1Area	Ion2Area	RRF	Ratio	Pred R	S/N 1	SNFlag	EMPC	Int.1	Int.2	pg
1	123789-HxCDF	36.83	1.860e2	1.240e2	0.938	1.50	1.24	8.2	YES	YES	MM	0.051
2	234678-HxCDF	35.87	8.281e1	7.164e1	0.991	1.16	1.24	4.7	YES	NO	bb	0.021

HPF

Compound	RT	Ion1Area	Ion2Area	RRF	Ratio	Pred R	S/N 1	SNFlag	EMPC	Int.1	Int.2	pg
1												

Furans, TF, PP, PF, HF, HPF, OF

Compound	RT	Ion1Area	Ion2Area	RRF	Ratio	Pred R	S/N 1	SNFlag	EMPC	Int.1	Int.2	pg
1	23478-PeCDF	31.10	1.976e2	1.859e2	0.944	1.06	1.55	8.3	YES	YES	bb	0.033
2	123789-HxCDF	36.83	1.860e2	1.240e2	0.938	1.50	1.24	8.2	YES	YES	MM	0.051
3	234678-HxCDF	35.87	8.281e1	7.164e1	0.991	1.16	1.24	4.7	YES	NO	bb	0.021

TD

Compound	RT	Ion1Area	Ion2Area	RRF	Ratio	Pred R	S/N 1	SNFlag	EMPC	Int.1	Int.2	pg
1												

Quantify Totals Report MassLynx V4.1 SCN909

Dataset: T:\Autospec\Processed Data Batch\180927DIH.qld
 Last Altered: Friday, September 28, 2018 11:48:12 Pacific Daylight Time
 Printed: Friday, September 28, 2018 12:04:22 Pacific Daylight Time

ID: BG10677-DUP1, Name: 18092710, Date: 27-Sep-2018, Time: 21:06:13, Conditions: AUTOSPEC01, User: PK

PD

Compound	RT	Ion1Area	Ion2Area	RRF	Ratio	Pred R	S/N 1	SNFlag	EMPC	Int.1	Int.2	pg
1												

HD

Compound	RT	Ion1Area	Ion2Area	RRF	Ratio	Pred R	S/N 1	SNFlag	EMPC	Int.1	Int.2	pg
1												

HPD

Compound	RT	Ion1Area	Ion2Area	RRF	Ratio	Pred R	S/N 1	SNFlag	EMPC	Int.1	Int.2	pg
1												

Dioxins,TD,PD,HD,HPD,OD

Compound	RT	Ion1Area	Ion2Area	RRF	Ratio	Pred R	S/N 1	SNFlag	EMPC	Int.1	Int.2	pg
1	44.68	1.374e2	1.683e2	0.984	0.82	0.89	9.3	YES	NO	MM	MM	0.096

TotalTEQ,Furans,Dioxins

Compound	RT	Ion1Area	Ion2Area	RRF	Ratio	Pred R	S/N 1	SNFlag	EMPC	Int.1	Int.2	pg
1	31.10	1.976e2	1.859e2	0.944	1.06	1.55	8.3	YES	YES	bb	db	0.033
2	36.83	1.860e2	1.240e2	0.938	1.50	1.24	8.2	YES	YES	MM	bb	0.051
3	35.87	8.281e1	7.164e1	0.991	1.16	1.24	4.7	YES	NO	bb	bb	0.021
4	44.68	1.374e2	1.683e2	0.984	0.82	0.89	9.3	YES	NO	MM	MM	0.096

Quantify Totals Report MassLynx MassLynx V4.1 SCN909
 Dataset: T:\Autospec\Processed Data Batch\180927DIH.qld
 Last Altered: Friday, September 28, 2018 11:48:12 Pacific Daylight Time
 Printed: Friday, September 28, 2018 12:04:22 Pacific Daylight Time

ID: BG10677-DUP1, Name: 18092710, Date: 27-Sep-2018, Time: 21:06:13, Conditions: AUTOSPEC01, User: PK

PFK1

	Compound	RT	Ion1Area	Ion2Area	RRF	Ratio	Pred R	S/N 1	SNFlag	EMPC	Int.1	Int.2	pg
1	FUNCTION1 PFK	21.72	2.601e4					1.9	NO		bb		
2	FUNCTION1 PFK	21.36	2.693e3					0.5	NO		bb		
3	FUNCTION1 PFK	21.30	1.183e4					1.3	NO		bb		
4	FUNCTION1 PFK	21.13	8.332e3					0.9	NO		bb		
5	FUNCTION1 PFK	20.16	8.178e4					2.6	NO		bb		
6	FUNCTION1 PFK	26.93	9.857e3					1.2	NO		bb		
7	FUNCTION1 PFK	26.54	1.141e4					1.2	NO		db		
8	FUNCTION1 PFK	26.49	5.516e3					0.7	NO		bd		
9	FUNCTION1 PFK	26.21	1.001e4					0.9	NO		bb		
10	FUNCTION1 PFK	25.63	1.956e4					1.6	NO		bb		
11	FUNCTION1 PFK	25.44	1.538e4					1.3	NO		bb		
12	FUNCTION1 PFK	25.15	8.580e3					1.0	NO		bb		
13	FUNCTION1 PFK	24.62	1.644e4					1.7	NO		bb		
14	FUNCTION1 PFK	24.49	2.525e4					2.3	NO		bb		
15	FUNCTION1 PFK	24.11	2.470e3					0.5	NO		bb		
16	FUNCTION1 PFK	23.44	1.342e4					1.1	NO		bb		
17	FUNCTION1 PFK	23.38	1.179e4					1.2	NO		bb		
18	FUNCTION1 PFK	22.16	1.620e4					1.6	NO		db		
19	FUNCTION1 PFK	22.10	3.006e4					2.3	NO		dd		
20	FUNCTION1 PFK	21.99	4.487e4					2.0	NO		bd		
21	FUNCTION1 PFK	21.86	8.187e3					0.9	NO		bb		
22	FUNCTION1 PFK	27.87	1.743e4					1.4	NO		bb		
23	FUNCTION1 PFK	27.55	2.054e4					1.9	NO		bb		
24	FUNCTION1 PFK	27.36	9.728e3					1.2	NO		db		
25	FUNCTION1 PFK	27.30	2.873e4					1.4	NO		bd		

Quantify Totals Report MassLynx MassLynx V4.1 SCN909

Dataset: T:\Autospec\Processed Data Batch\180927DIH.qld
 Last Altered: Friday, September 28, 2018 11:48:12 Pacific Daylight Time
 Printed: Friday, September 28, 2018 12:04:22 Pacific Daylight Time

ID: BG10677-DUP1, Name: 18092710, Date: 27-Sep-2018, Time: 21:06:13, Conditions: AUTOSPEC01, User: PK

PFK2

	Compound	RT	Ion1Area	Ion2Area	RRF	Ratio	Pred R	S/N 1	SNFlag	EMPC	Int.1	Int.2	pg
1	FUNCTION2 PFK	31.40	1.315e4					1.6	NO		bb		0.000
2	FUNCTION2 PFK	30.81	1.186e4					1.2	NO		bb		0.000
3	FUNCTION2 PFK	30.26	1.670e3					0.5	NO		bb		0.000
4	FUNCTION2 PFK	30.12	3.314e3					0.7	NO		bb		0.000
5	FUNCTION2 PFK	29.83	5.572e3					0.8	NO		bb		0.000
6	FUNCTION2 PFK	29.58	5.112e3					1.0	NO		bb		0.000
7	FUNCTION2 PFK	28.97	2.909e3					0.7	NO		bb		0.000
8	FUNCTION2 PFK	28.92	1.340e4					1.8	NO		bb		0.000
9	FUNCTION2 PFK	28.68	9.207e3					1.4	NO		bb		0.000
10	FUNCTION2 PFK	28.27	1.666e3					0.5	NO		bb		0.000
11	FUNCTION2 PFK	28.05	1.949e4					2.3	NO		bb		0.000
12	FUNCTION2 PFK	32.50	2.617e3					0.6	NO		bb		0.000
13	FUNCTION2 PFK	32.21	2.200e3					0.6	NO		db		0.000
14	FUNCTION2 PFK	32.18	1.107e4					1.7	NO		bd		0.000

Quantify Totals Report MassLynx MassLynx V4.1 SCN909

Dataset: T:\Autospec\Processed Data Batch\180927DIH.qld
 Last Altered: Friday, September 28, 2018 11:48:12 Pacific Daylight Time
 Printed: Friday, September 28, 2018 12:04:22 Pacific Daylight Time

ID: BG10677-DUP1, Name: 18092710, Date: 27-Sep-2018, Time: 21:06:13, Conditions: AUTOSPEC01, User: PK

PFK3

	Compound	RT	Ion1Area	Ion2Area	RRF	Ratio	Pred R	S/N 1	SNFlag	EMPC	Int.1	Int.2	pg
1	FUNCTION3 PFK	34.51	1.920e4					1.7	NO		bb		0.000
2	FUNCTION3 PFK	34.11	1.422e3					0.4	NO		bb		0.000
3	FUNCTION3 PFK	34.03	1.507e4					1.6	NO		db		0.000
4	FUNCTION3 PFK	33.97	1.874e4					1.2	NO		bd		0.000
5	FUNCTION3 PFK	33.87	1.733e4					1.1	NO		bb		0.000
6	FUNCTION3 PFK	33.80	6.415e3					0.8	NO		bb		0.000
7	FUNCTION3 PFK	33.45	1.313e4					1.2	NO		bb		0.000
8	FUNCTION3 PFK	33.28	2.066e4					1.4	NO		bb		0.000
9	FUNCTION3 PFK	33.05	1.699e4					1.8	NO		bb		0.000
10	FUNCTION3 PFK	32.88	1.171e3					0.3	NO		bb		0.000
11	FUNCTION3 PFK	32.77	1.124e3					0.3	NO		bb		0.000
12	FUNCTION3 PFK	32.69	2.684e3					0.5	NO		bb		0.000
13	FUNCTION3 PFK	35.88	9.034e3					1.0	NO		bb		0.000
14	FUNCTION3 PFK	35.82	2.102e3					0.5	NO		bb		0.000
15	FUNCTION3 PFK	35.69	6.724e3					0.7	NO		bb		0.000
16	FUNCTION3 PFK	35.45	2.591e4					1.7	NO		db		0.000
17	FUNCTION3 PFK	35.38	1.233e4					1.0	NO		dd		0.000
18	FUNCTION3 PFK	35.33	8.743e3					0.9	NO		bd		0.000
19	FUNCTION3 PFK	35.26	1.129e4					1.2	NO		db		0.000
20	FUNCTION3 PFK	35.22	5.602e3					0.7	NO		bd		0.000
21	FUNCTION3 PFK	35.08	9.377e3					1.2	NO		db		0.000
22	FUNCTION3 PFK	35.05	2.065e4					1.9	NO		dd		0.000
23	FUNCTION3 PFK	35.02	1.092e4					1.5	NO		bd		0.000
24	FUNCTION3 PFK	34.94	6.446e4					2.4	NO		db		0.000
25	FUNCTION3 PFK	34.80	2.310e4					1.5	NO		dd		0.000
26	FUNCTION3 PFK	34.74	1.773e4					1.7	NO		dd		0.000
27	FUNCTION3 PFK	34.69	9.356e3					1.1	NO		dd		0.000
28	FUNCTION3 PFK	34.65	2.224e4					2.1	NO		bd		0.000
29	FUNCTION3 PFK	37.55	2.408e3					0.6	NO		bb		0.000
30	FUNCTION3 PFK	37.48	5.604e3					0.4	NO		bb		0.000
31	FUNCTION3 PFK	37.35	3.268e4					1.6	NO		bb		0.000
32	FUNCTION3 PFK	37.05	1.395e4					1.0	NO		db		0.000
33	FUNCTION3 PFK	37.03	1.059e4					1.2	NO		bd		0.000
34	FUNCTION3 PFK	36.97	9.841e3					1.2	NO		db		0.000
35	FUNCTION3 PFK	36.93	3.378e4					1.8	NO		dd		0.000
36	FUNCTION3 PFK	36.83	3.562e4					1.7	NO		bd		0.000
37	FUNCTION3 PFK	36.75	1.532e4					1.3	NO		bb		0.000

Quantify Totals Report MassLynx V4.1 SCN909

Dataset: T:\Autospec\Processed Data Batch\180927DIH.qld
 Last Altered: Friday, September 28, 2018 11:48:12 Pacific Daylight Time
 Printed: Friday, September 28, 2018 12:04:22 Pacific Daylight Time

ID: BG10677-DUP1, Name: 18092710, Date: 27-Sep-2018, Time: 21:06:13, Conditions: AUTOSPEC01, User: PK

PFK3

Compound	RT	Ion1Area	Ion2Area	RRF	Ratio	Pred R	S/N 1	SNFlag	EMPC	Int.1	Int.2	pg
38	FUNCTION3 PFK	36.56	3.218e3				0.5	NO		db		0.000
39	FUNCTION3 PFK	36.52	4.410e3				0.6	NO		bd		0.000
40	FUNCTION3 PFK	36.05	1.193e4				1.0	NO		bb		0.000
41	FUNCTION3 PFK	35.97	1.115e4				1.3	NO		db		0.000
42	FUNCTION3 PFK	35.93	2.897e3				0.5	NO		bd		0.000

Quantify Totals Report MassLynx MassLynx V4.1 SCN909

Dataset: T:\Autospec\Processed Data Batch\180927DIH.qld
 Last Altered: Friday, September 28, 2018 11:48:12 Pacific Daylight Time
 Printed: Friday, September 28, 2018 12:04:22 Pacific Daylight Time

ID: BG10677-DUP1, Name: 18092710, Date: 27-Sep-2018, Time: 21:06:13, Conditions: AUTOSPEC01, User: PK

PFK4

	Compound	RT	Ion1Area	Ion2Area	RRF	Ratio	Pred R	S/N 1	SNFlag	EMPC	Int.1	Int.2	pg
1	FUNCTION4 PFK	37.82	6.638e3					0.6	NO		bd		
2	FUNCTION4 PFK	39.89	5.824e3					0.9	NO		bb		
3	FUNCTION4 PFK	39.78	1.460e4					1.4	NO		bb		
4	FUNCTION4 PFK	39.20	1.948e3					0.4	NO		db		
5	FUNCTION4 PFK	39.16	3.643e3					0.6	NO		bd		
6	FUNCTION4 PFK	39.00	6.080e3					0.7	NO		bb		
7	FUNCTION4 PFK	38.92	8.788e3					1.1	NO		bb		
8	FUNCTION4 PFK	38.80	5.063e3					0.8	NO		db		
9	FUNCTION4 PFK	38.76	4.333e3					0.8	NO		bd		
10	FUNCTION4 PFK	38.61	1.370e4					1.8	NO		db		
11	FUNCTION4 PFK	38.59	1.654e4					2.2	NO		bd		
12	FUNCTION4 PFK	38.52	2.433e4					2.1	NO		db		
13	FUNCTION4 PFK	38.46	9.481e3					1.4	NO		bd		
14	FUNCTION4 PFK	38.26	4.710e3					0.8	NO		bb		
15	FUNCTION4 PFK	38.15	1.157e4					0.9	NO		bb		
16	FUNCTION4 PFK	38.10	1.343e4					1.3	NO		bb		
17	FUNCTION4 PFK	37.88	8.193e3					1.2	NO		db		
18	FUNCTION4 PFK	41.37	1.464e4					1.4	NO		bb		
19	FUNCTION4 PFK	41.30	4.735e3					0.7	NO		bb		
20	FUNCTION4 PFK	41.24	9.188e2					0.3	NO		bb		
21	FUNCTION4 PFK	41.12	3.121e3					0.5	NO		bb		
22	FUNCTION4 PFK	40.95	3.556e3					0.6	NO		bb		
23	FUNCTION4 PFK	40.85	1.849e4					1.3	NO		db		
24	FUNCTION4 PFK	40.82	1.118e4					1.6	NO		bd		
25	FUNCTION4 PFK	40.75	6.652e3					1.1	NO		bb		
26	FUNCTION4 PFK	40.58	1.050e3					0.4	NO		bb		
27	FUNCTION4 PFK	40.36	1.178e4					1.5	NO		db		
28	FUNCTION4 PFK	40.33	1.282e4					1.4	NO		dd		
29	FUNCTION4 PFK	40.27	1.266e4					1.4	NO		bd		
30	FUNCTION4 PFK	40.15	2.111e4					1.6	NO		db		
31	FUNCTION4 PFK	40.10	6.513e3					0.9	NO		dd		
32	FUNCTION4 PFK	40.05	1.391e4					1.8	NO		dd		
33	FUNCTION4 PFK	40.01	8.295e3					1.4	NO		bd		
34	FUNCTION4 PFK	42.75	1.547e4					1.5	NO		bb		
35	FUNCTION4 PFK	42.56	7.401e3					1.0	NO		bb		
36	FUNCTION4 PFK	42.48	4.413e3					0.8	NO		bb		
37	FUNCTION4 PFK	42.44	6.750e3					1.0	NO		bb		

Quantify Totals Report MassLynx MassLynx V4.1 SCN909

Dataset: T:\Autospec\Processed Data Batch\180927DIH.qld
 Last Altered: Friday, September 28, 2018 11:48:12 Pacific Daylight Time
 Printed: Friday, September 28, 2018 12:04:22 Pacific Daylight Time

ID: BG10677-DUP1, Name: 18092710, Date: 27-Sep-2018, Time: 21:06:13, Conditions: AUTOSPEC01, User: PK

PFK4

Compound	RT	Ion1Area	Ion2Area	RRF	Ratio	Pred R	S/N 1	SNFlag	EMPC	Int.1	Int.2	pg
FUNCTION4 PFK	42.38	5.833e3					0.8	NO		bb		
FUNCTION4 PFK	42.21	1.073e4					1.0	NO		bb		
FUNCTION4 PFK	42.07	5.026e3					0.7	NO		bb		
FUNCTION4 PFK	41.94	1.237e4					1.6	NO		bb		
FUNCTION4 PFK	41.89	3.831e4					2.3	NO		db		
FUNCTION4 PFK	41.78	1.593e4					1.8	NO		dd		
FUNCTION4 PFK	41.74	1.403e4					1.6	NO		dd		
FUNCTION4 PFK	41.67	2.254e4					1.6	NO		dd		
FUNCTION4 PFK	41.59	1.472e4					1.4	NO		bd		

PFK5

Compound	RT	Ion1Area	Ion2Area	RRF	Ratio	Pred R	S/N 1	SNFlag	EMPC	Int.1	Int.2	pg
1												

ETHERS1

Compound	RT	Ion1Area	Ion2Area	RRF	Ratio	Pred R	S/N 1	SNFlag	EMPC	Int.1	Int.2	pg
1												

ETHERS2

Compound	RT	Ion1Area	Ion2Area	RRF	Ratio	Pred R	S/N 1	SNFlag	EMPC	Int.1	Int.2	pg
FUNCTION1 HPCD ...	24.35	9.336e1					3.5	YES		bb		0.000
FUNCTION1 HPCD ...	23.20	8.156e1					2.2	NO		bb		0.000
FUNCTION1 HPCD ...	22.29	8.542e1					4.0	YES		bb		0.000

ETHERS3

Compound	RT	Ion1Area	Ion2Area	RRF	Ratio	Pred R	S/N 1	SNFlag	EMPC	Int.1	Int.2	pg
1												

ETHERS4

Compound	RT	Ion1Area	Ion2Area	RRF	Ratio	Pred R	S/N 1	SNFlag	EMPC	Int.1	Int.2	pg
1												

Quantify Totals Report MassLynx V4.1 SCN909

Dataset: T:\Autospec\Processed Data Batch\180927DIH.qld
Last Altered: Friday, September 28, 2018 11:48:12 Pacific Daylight Time
Printed: Friday, September 28, 2018 12:04:22 Pacific Daylight Time

ID: BG10677-DUP1, Name: 18092710, Date: 27-Sep-2018, Time: 21:06:13, Conditions: AUTOSPEC01, User: PK

ETHERS5

1	Compound	RT	Ion1Area	Ion2Area	RRF	Ratio	Pred R	S/N 1	SNFlag	EMPC	Int.1	Int.2	pg
1													

ETHERS6

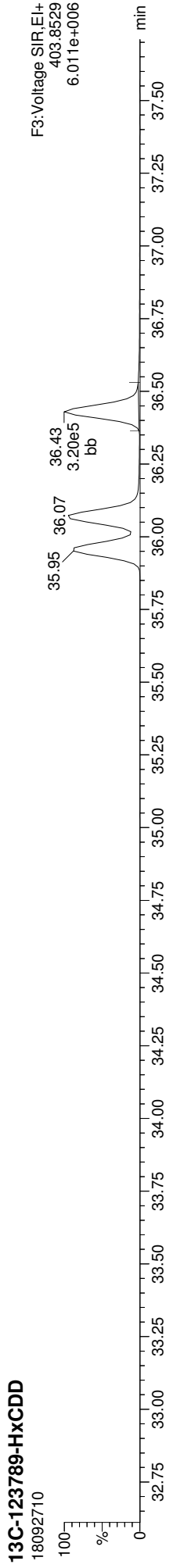
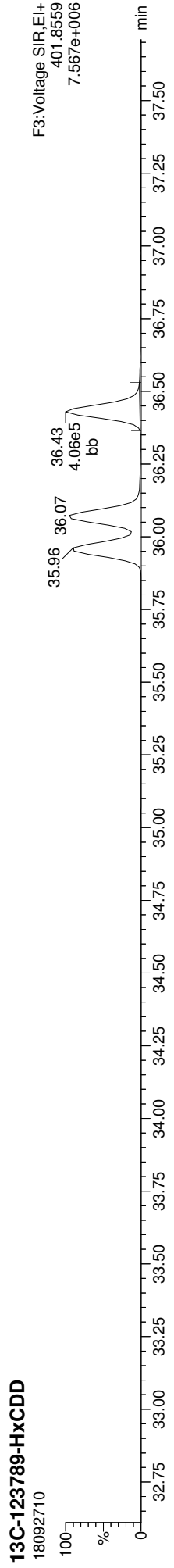


1	Compound	RT	Ion1Area	Ion2Area	RRF	Ratio	Pred R	S/N 1	SNFlag	EMPC	Int.1	Int.2	pg
1													

Quantify Sample Report MassLynx MassLynx V4.1 SCN909

Dataset: T:\Autospec\Processed Data Batch\180927DIH.qld
Last Altered: Friday, September 28, 2018 11:48:12 Pacific Daylight Time
Printed: Friday, September 28, 2018 12:04:22 Pacific Daylight Time

Method: T:\Autospec\Methods\Dioxin180817.mdb 25 Sep 2018 11:22:36
Calibration: T:\Autospec\Curves\180820ICH.cdb 21 Aug 2018 11:13:54

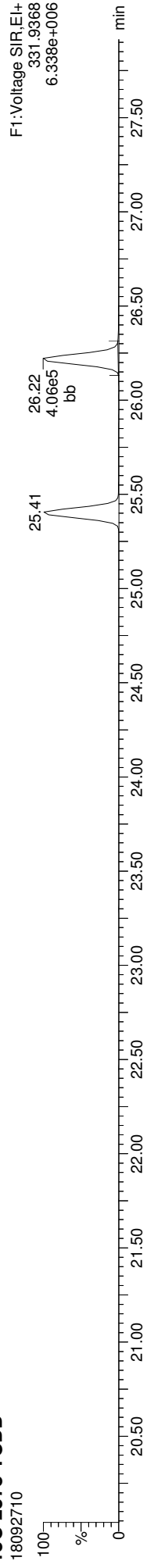
ID: BG10677-DUP1, Name: 18092710, Date: 27-Sep-2018, Time: 21:06:13, Conditions: AUTOSPEC01, User: PK



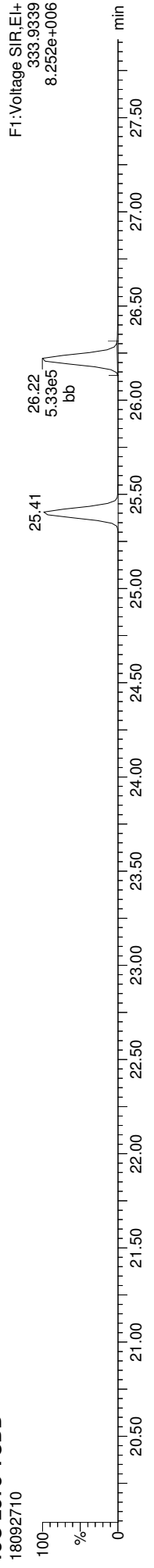
Quantify Sample Report
MassLynx MassLynx V4.1 SCN909
Dataset: T:\Autospec\Processed Data Batch\180927DIH.qld
Last Altered: Friday, September 28, 2018 11:48:12 Pacific Daylight Time
Printed: Friday, September 28, 2018 12:04:22 Pacific Daylight Time

ID: BG10677-DUP1, Name: 18092710, Date: 27-Sep-2018, Time: 21:06:13, Conditions: AUTOSPEC01, User: PK

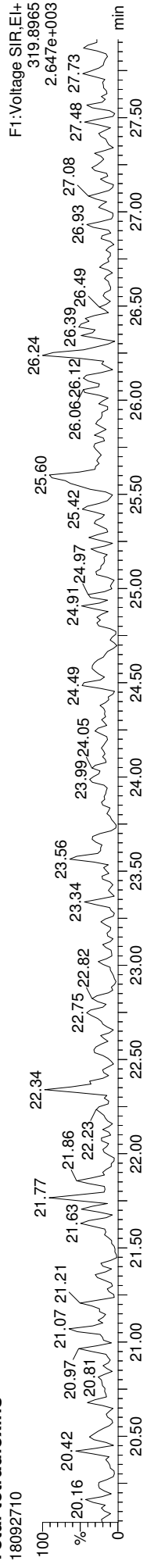
13C-2378-TCDD



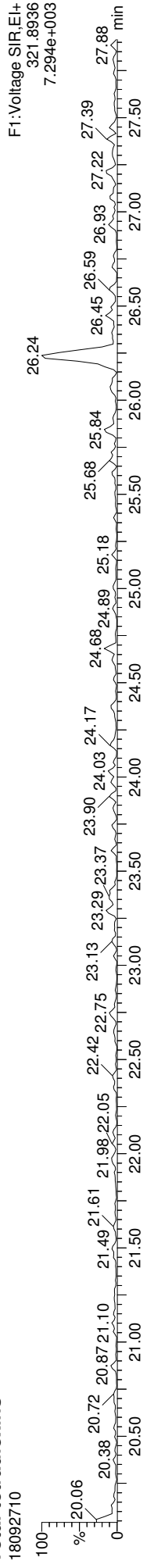
13C-2378-TCDD



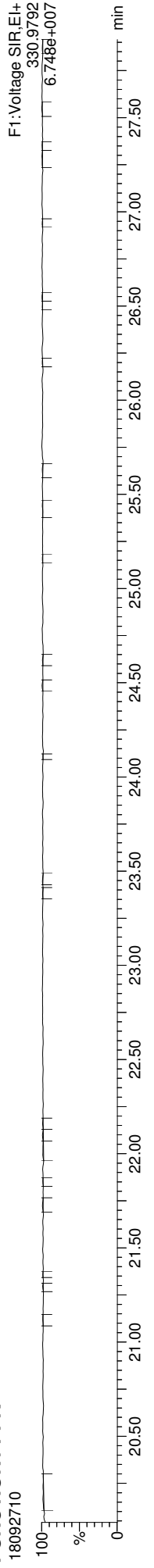
Total-tetradioxins



Total-tetradioxins



FUNCTION1 PFK




Quantify Sample Report
MassLynx MassLynx V4.1 SCN909


Dataset: T:\Autospec\Processed Data Batch\180927DIH.qld
Last Altered: Friday, September 28, 2018 11:48:12 Pacific Daylight Time
Printed: Friday, September 28, 2018 12:04:22 Pacific Daylight Time

ID: BG10677-DUP1, Name: 18092710, Date: 27-Sep-2018, Time: 21:06:13, Conditions: AUTOSPEC01, User: PK

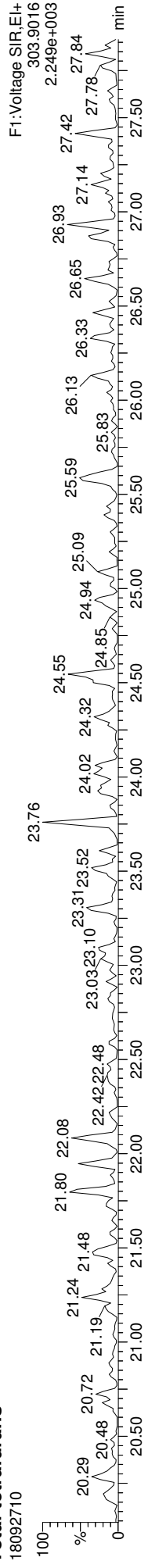
13C-2378-TCDF



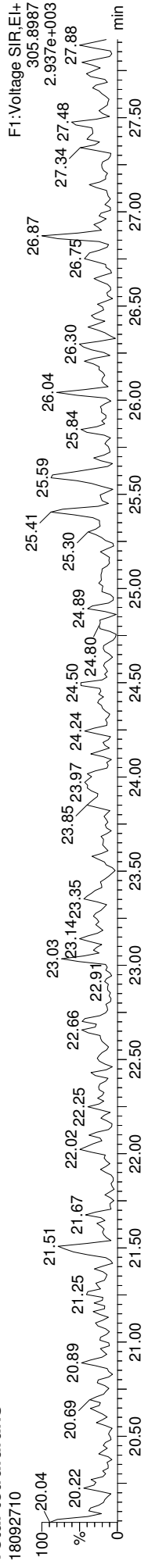
13C-2378-TCDF



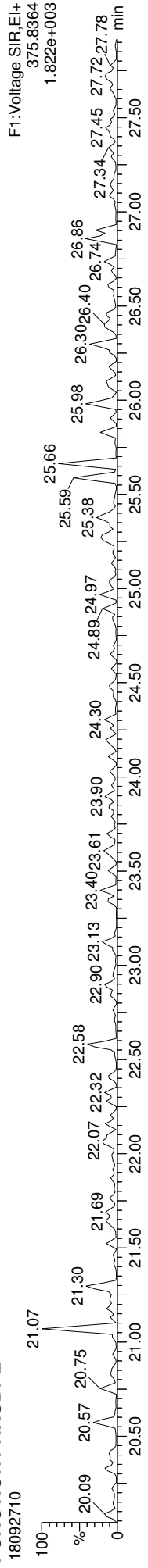
Total-tetrafurans



Total-tetrafurans



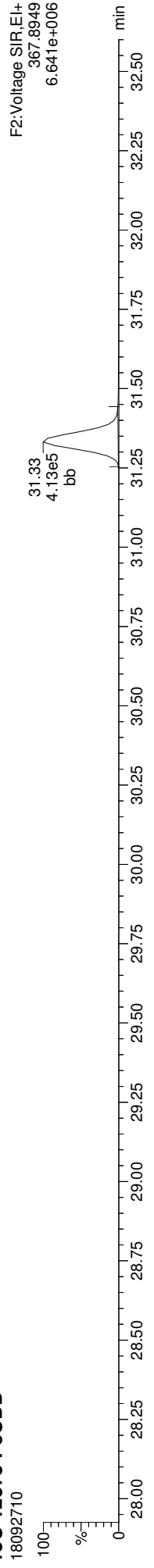
FUNCTION1 HXCDFE



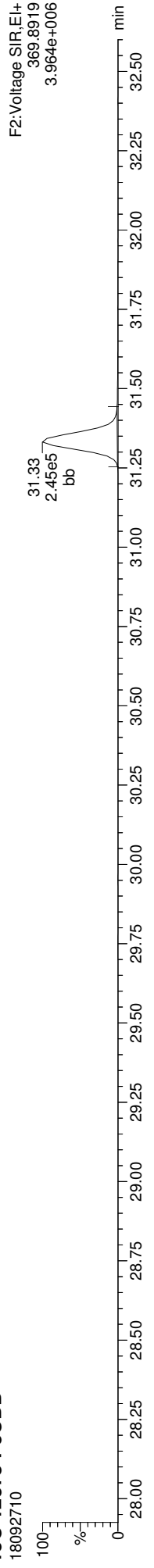
Dataset: T:\Autospec\Processed Data Batch\180927DIH.qld
Last Altered: Friday, September 28, 2018 11:48:12 Pacific Daylight Time
Printed: Friday, September 28, 2018 12:04:22 Pacific Daylight Time

ID: BG10677-DUP1, Name: 18092710, Date: 27-Sep-2018, Time: 21:06:13, Conditions: AUTOSPEC01, User: PK

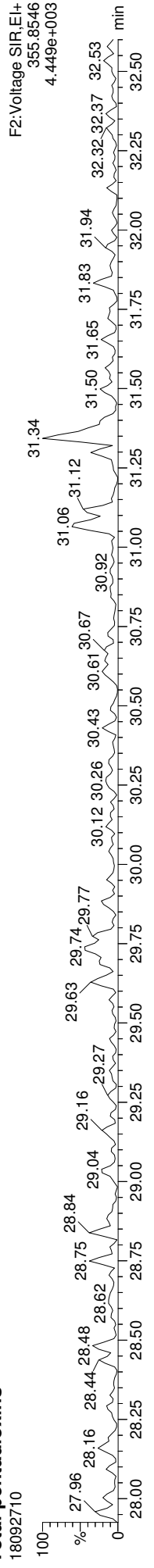
13C-12378-PeCDD



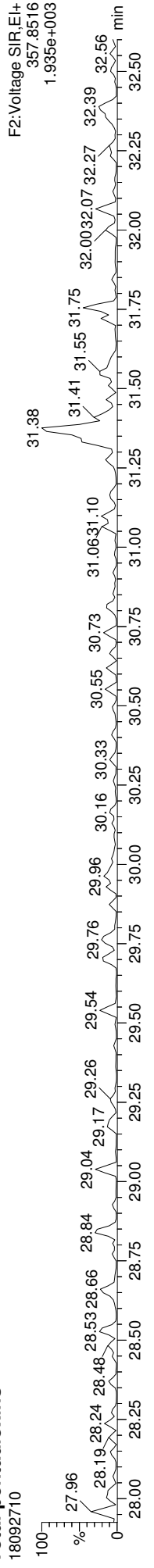
13C-12378-PeCDD



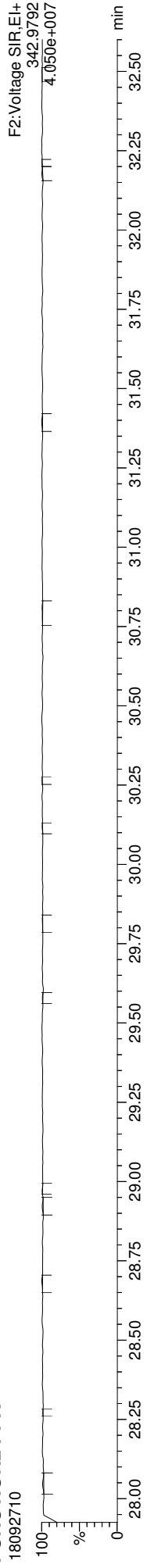
Total-pentadioxins



Total-pentadioxins



FUNCTION2 PFK




Quantify Sample Report MassLynx MassLynx V4.1 SCN909


Dataset: T:\Autospec\Processed Data Batch\180927DIH.qld
Last Altered: Friday, September 28, 2018 11:48:12 Pacific Daylight Time
Printed: Friday, September 28, 2018 12:04:22 Pacific Daylight Time

ID: BG10677-DUP1, Name: 18092710, Date: 27-Sep-2018, Time: 21:06:13, Conditions: AUTOSPEC01, User: PK

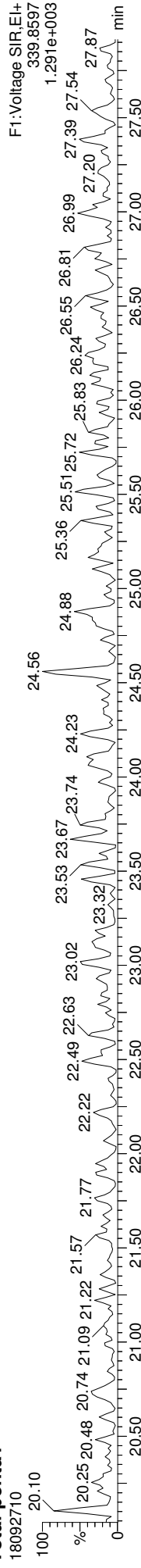
13C-12378-PeCDF



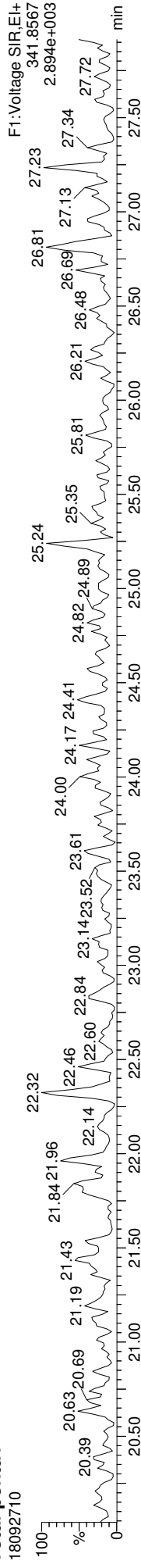
13C-12378-PeCDF



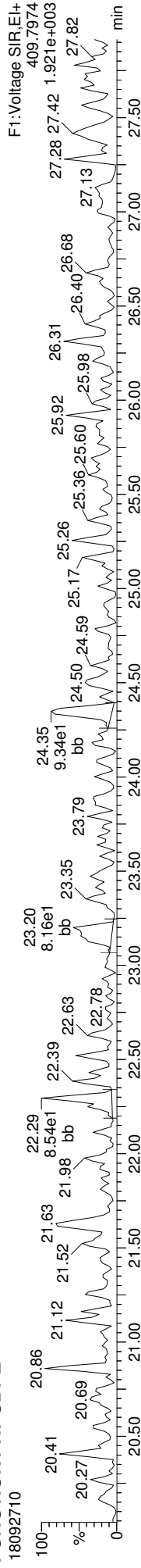
Total-penta1



Total-penta1



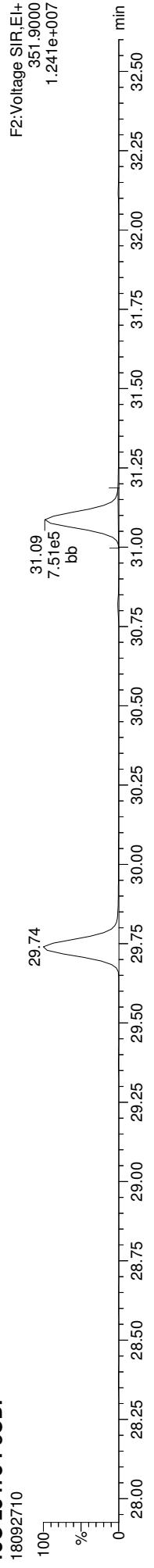
FUNCTION1 HPCDPE



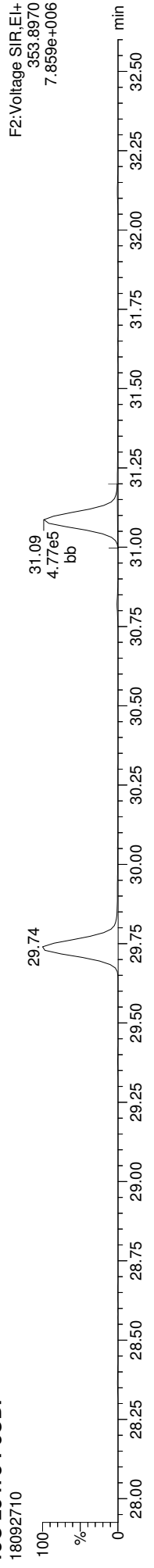
Quantify Sample Report
MassLynx MassLynx V4.1 SCN909
Dataset: T:\Autospec\Processed Data Batch\180927DIH.qld
Last Altered: Friday, September 28, 2018 11:48:12 Pacific Daylight Time
Printed: Friday, September 28, 2018 12:04:22 Pacific Daylight Time

ID: BG10677-DUP1, Name: 18092710, Date: 27-Sep-2018, Time: 21:06:13, Conditions: AUTOSPEC01, User: PK

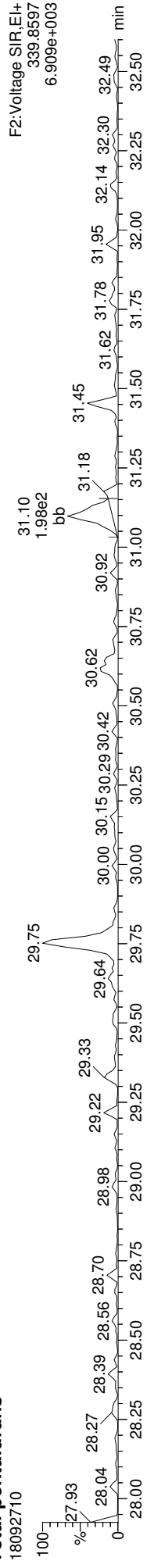
13C-23478-PeCDF



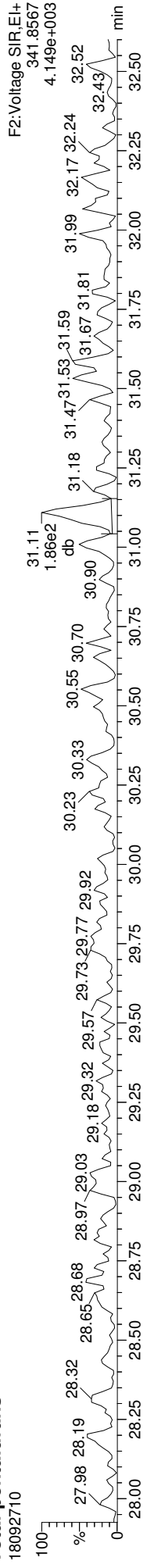
13C-23478-PeCDF



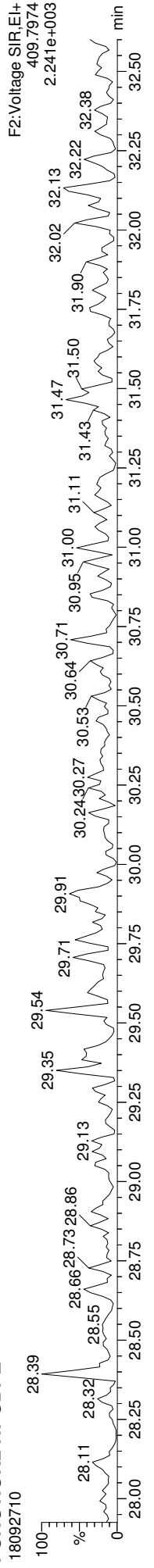
Total-pentafurans



Total-pentafurans



FUNCTION2 HPCDPE

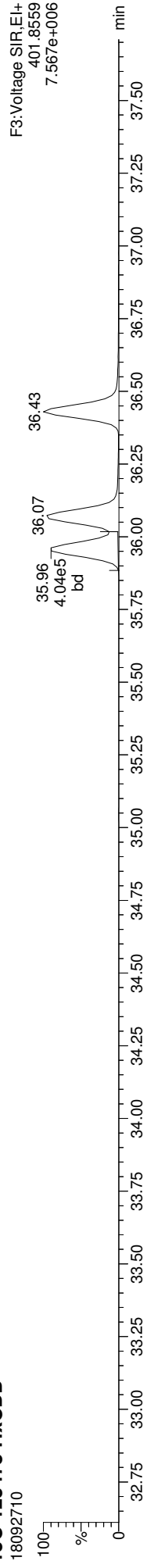


Quantify Sample Report

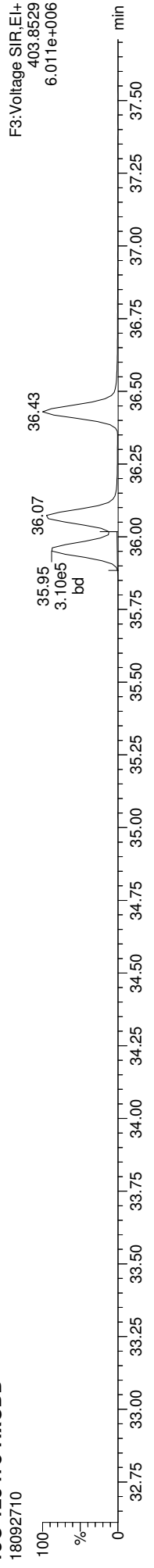
MassLynx MassLynx V4.1 SCN909
Dataset: T:\Autospec\Processed Data Batch\180927DIH.qld
Last Altered: Friday, September 28, 2018 11:48:12 Pacific Daylight Time
Printed: Friday, September 28, 2018 12:04:22 Pacific Daylight Time

ID: BG10677-DUP1, Name: 18092710, Date: 27-Sep-2018, Time: 21:06:13, Conditions: AUTOSPEC01, User: PK

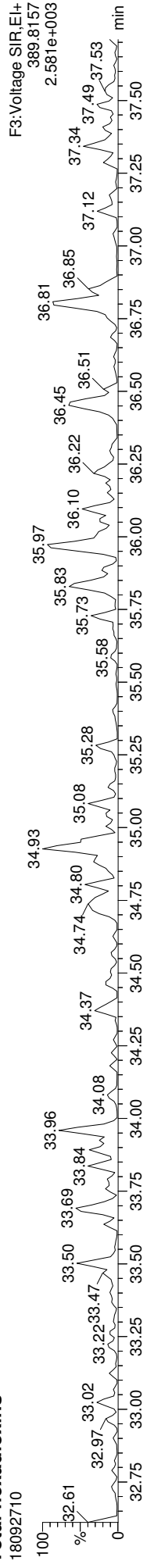
13C-123478-HxCDD



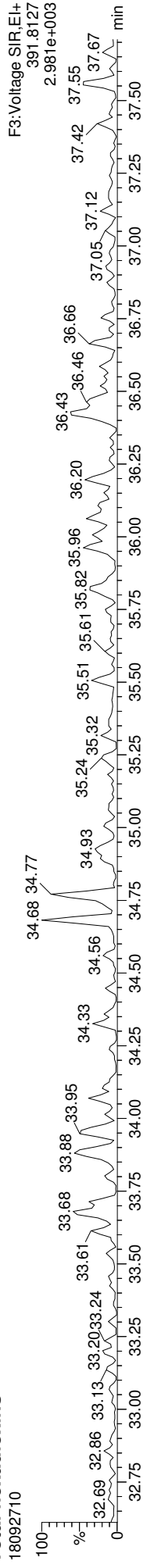
13C-123478-HxCDD



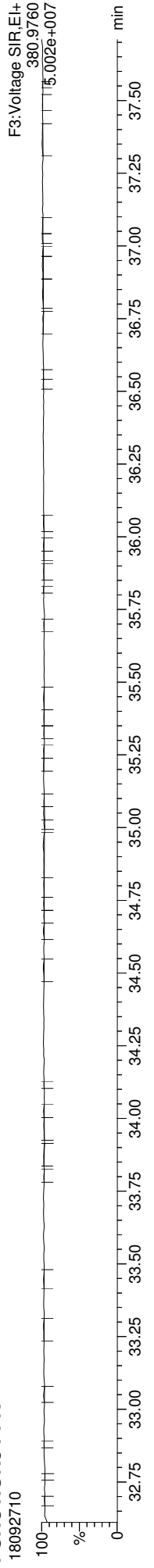
Total-hexadioxins



Total-hexadioxins



FUNCTION3 PFK

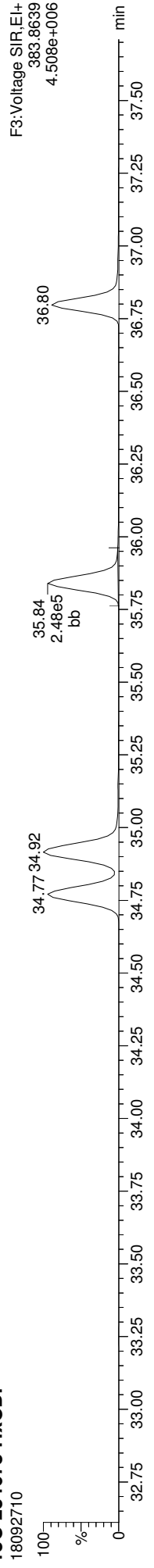


Quantify Sample Report MassLynx MassLynx V4.1 SCN909

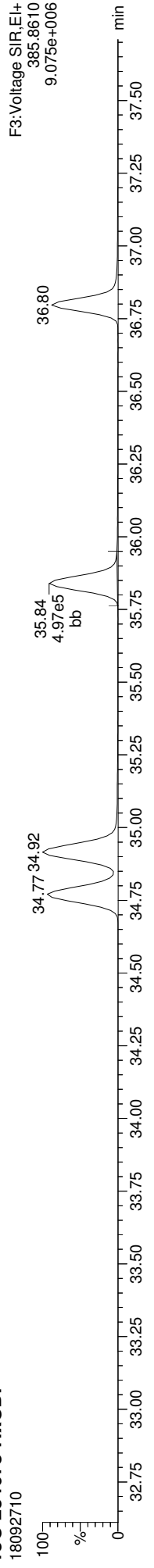
Dataset: T:\Autospec\Processed Data Batch\180927DIH.qld
Last Altered: Friday, September 28, 2018 11:48:12 Pacific Daylight Time
Printed: Friday, September 28, 2018 12:04:22 Pacific Daylight Time

ID: BG10677-DUP1, Name: 18092710, Date: 27-Sep-2018, Time: 21:06:13, Conditions: AUTOSPEC01, User: PK

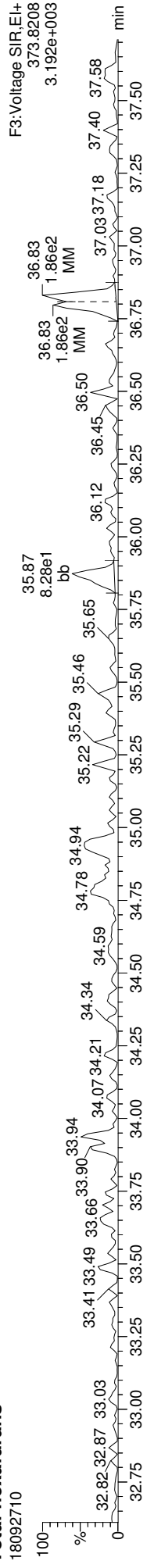
13C-234678-HxCDF



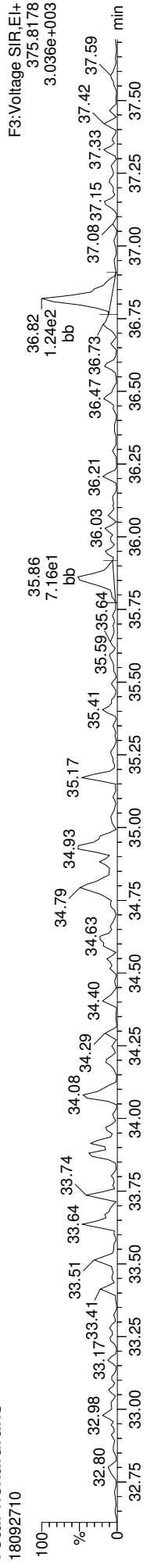
13C-234678-HxCDF



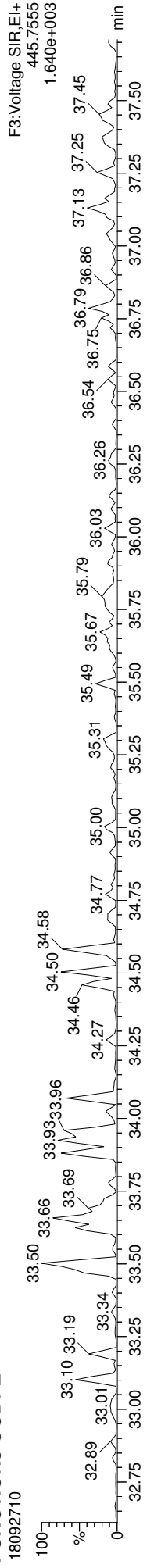
Total-hexafurans



Total-hexafurans



FUNCTION3 OCDPE

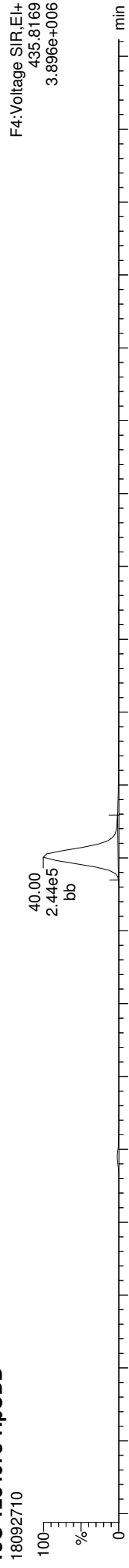


Quantify Sample Report MassLynx MassLynx V4.1 SCN909

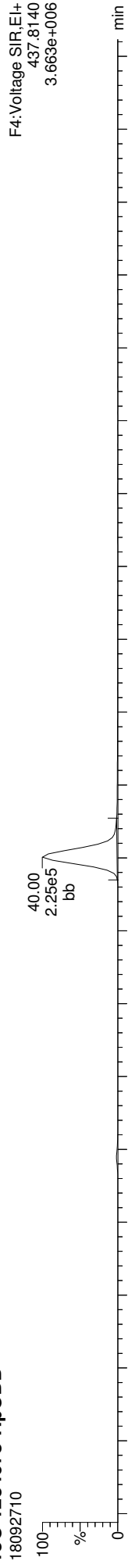
Dataset: T:\Autospec\Processed Data Batch\180927DIH.qld
Last Altered: Friday, September 28, 2018 11:48:12 Pacific Daylight Time
Printed: Friday, September 28, 2018 12:04:22 Pacific Daylight Time

ID: BG10677-DUP1, Name: 18092710, Date: 27-Sep-2018, Time: 21:06:13, Conditions: AUTOSPEC01, User: PK

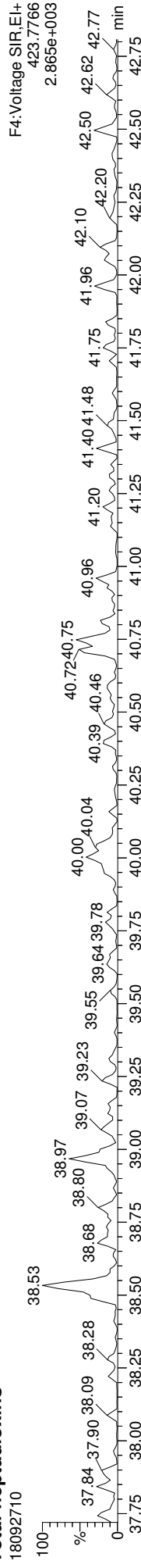
13C-1234678-HpCDD



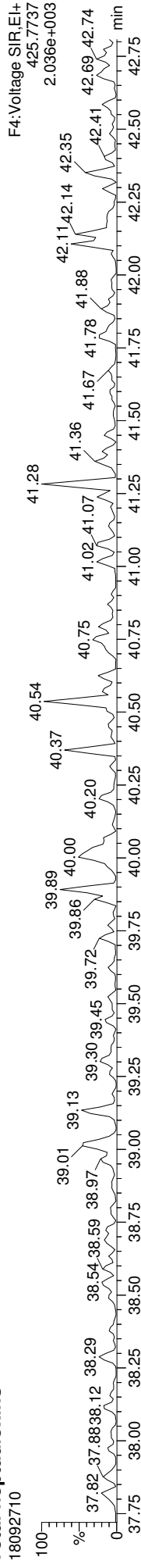
13C-1234678-HpCDD



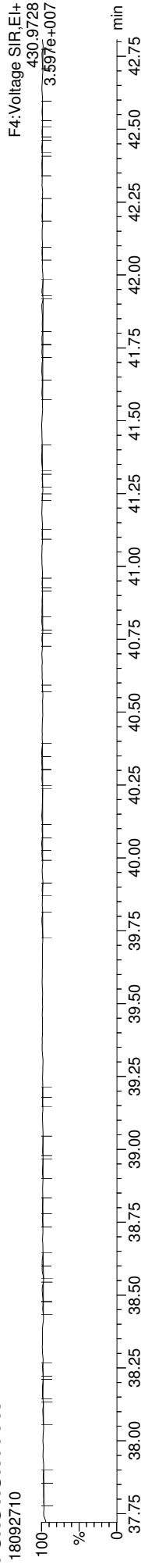
Total-heptadioxins



Total-heptadioxins



FUNCTION4 PFK

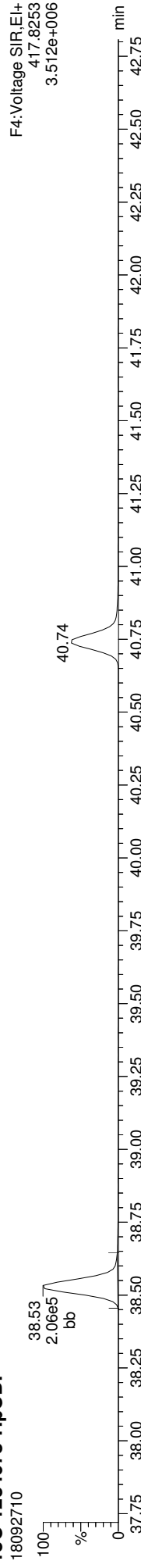


Quantify Sample Report
MassLynx MassLynx V4.1 SCN909

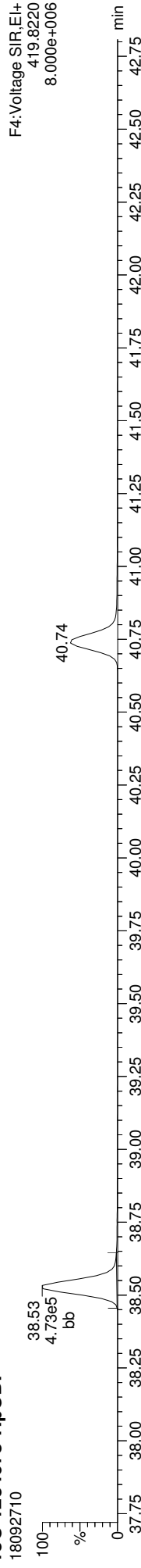
Dataset: T:\Autospec\Processed Data Batch\180927DIH.qld
Last Altered: Friday, September 28, 2018 11:48:12 Pacific Daylight Time
Printed: Friday, September 28, 2018 12:04:22 Pacific Daylight Time

ID: BG10677-DUP1, Name: 18092710, Date: 27-Sep-2018, Time: 21:06:13, Conditions: AUTOSPEC01, User: PK

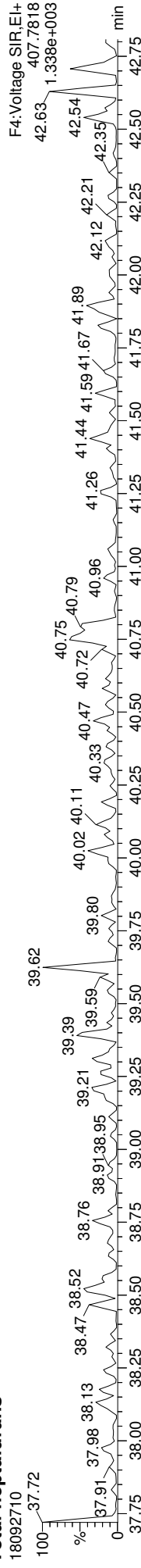
13C-1234678-HpCDF



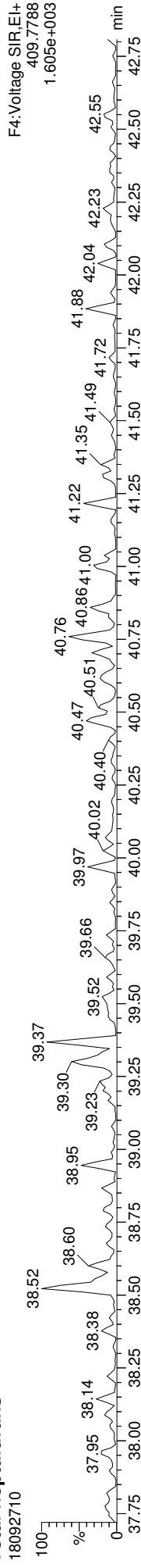
13C-1234678-HpCDF



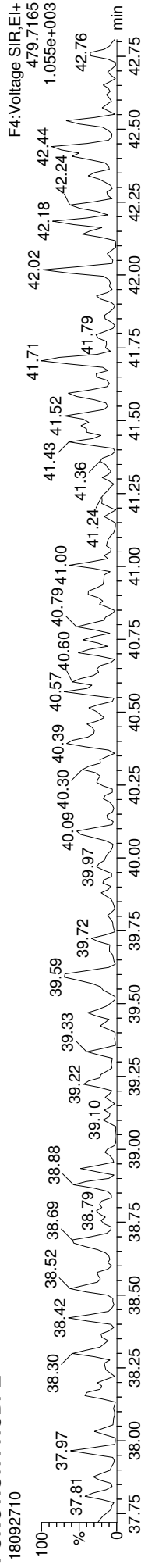
Total-heptafurans



Total-heptafurans



FUNCTION4 NCDPE




Quantify Sample Report MassLynx MassLynx V4.1 SCN909


Dataset: T:\Autospec\Processed Data Batch\180927DIH.qld
Last Altered: Friday, September 28, 2018 11:48:12 Pacific Daylight Time
Printed: Friday, September 28, 2018 12:04:22 Pacific Daylight Time

ID: BG10677-DUP1, Name: 18092710, Date: 27-Sep-2018, Time: 21:06:13, Conditions: AUTOSPEC01, User: PK

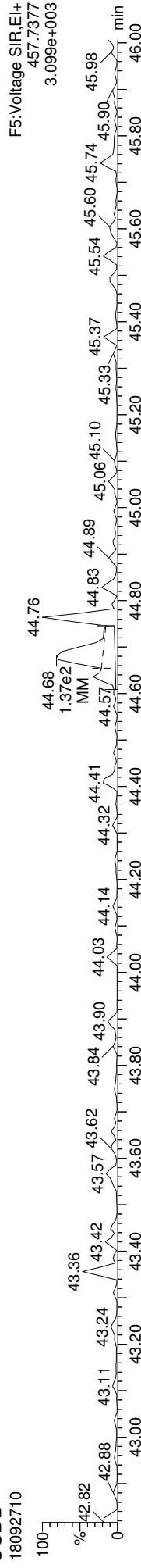
13C-OCDD



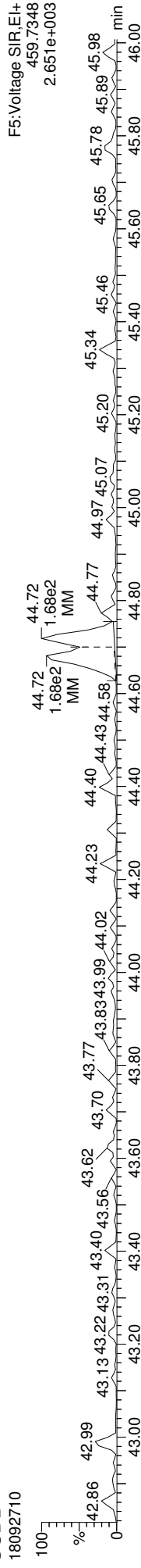
13C-OCDD



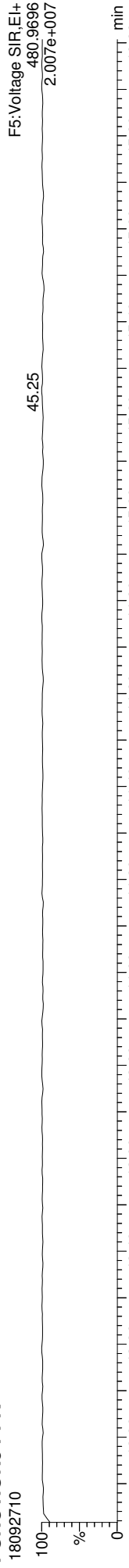
OCDD



OCDD



FUNCTION5 PFK

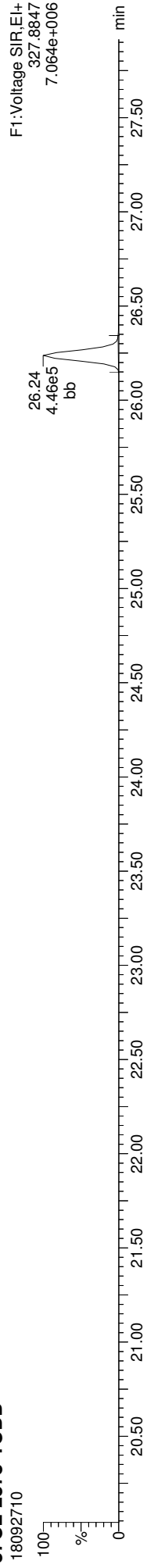


Quantify Sample Report MassLynx MassLynx V4.1 SCN909


Dataset: T:\Autospec\Processed Data Batch\180927DIH.qld
Last Altered: Friday, September 28, 2018 11:48:12 Pacific Daylight Time
Printed: Friday, September 28, 2018 12:04:22 Pacific Daylight Time

ID: BG10677-DUP1, Name: 18092710, Date: 27-Sep-2018, Time: 21:06:13, Conditions: AUTOSPEC01, User: PK

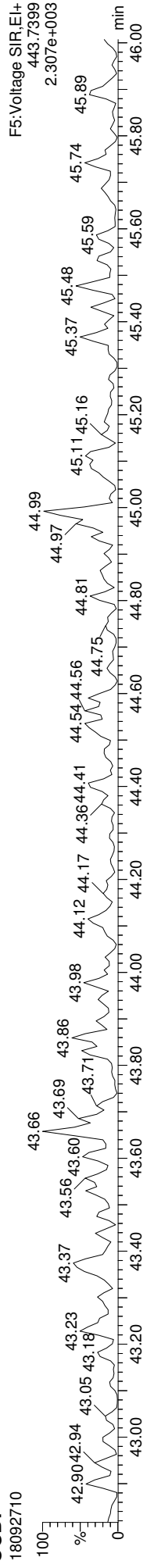
37CL-2378-TCDD



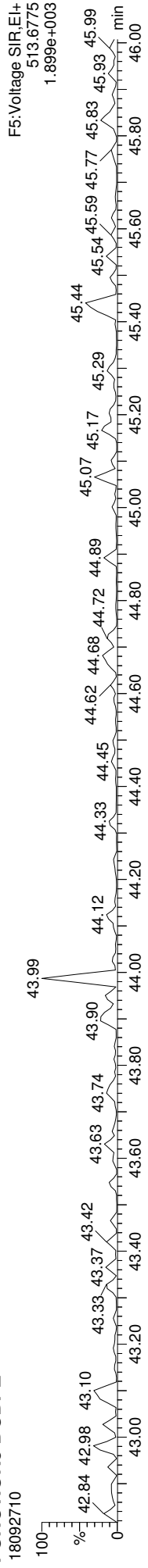
OCDF



OCDF



FUNCTION5 DCDPE





DUPLICATES
EPA 1613B

Laboratory: Analytical Resources, Inc.

SDG: 1810285

Client: Anchor QEA, LLC

Project: Port Gamble - OMMP LTM

Matrix: Solid

Laboratory ID: BGI0793-DUP1

Batch: BGI0793

Lab Source ID: 1810285-01

Preparation: EPA 1613

Initial/Final: 12.62 g / 20 uL

Source Sample Name: SMA1A-IT-0-10-Comp-180917

% Solids: 79.39

ANALYTE	CONTROL LIMIT	SAMPLE CONCENTRATION (ng/kg dry)	C	DUPLICATE CONCENTRATION (ng/kg dry)	C	RPD %	Q
2,3,7,8-TCDF	25	0.128	MPC	0.228	*, J	56.0	*
2,3,7,8-TCDD	25	ND	U	ND	U		
1,2,3,7,8-PeCDF	25	0.086	J, B	0.121	MPC,	34.0	*
2,3,4,7,8-PeCDF	25	ND	U	ND	U		
1,2,3,7,8-PeCDD	25	ND	U	0.135	J		
1,2,3,4,7,8-HxCDF	25	0.053	J	0.103	EMPC	64.8	*
1,2,3,6,7,8-HxCDF	25	ND	U	ND	U		
2,3,4,6,7,8-HxCDF	25	0.060	MPC	0.0890	EMPC	38.2	*
1,2,3,7,8,9-HxCDF	25	ND	U	0.0963	MPC		
1,2,3,4,7,8-HxCDD	25	0.098	MPC	ND	U		
1,2,3,6,7,8-HxCDD	25	0.232	MPC	0.423	EMPC	58.3	*
1,2,3,7,8,9-HxCDD	25	0.133	MPC	0.153	MPC	14.2	
1,2,3,4,6,7,8-HpCDF	25	1.00	B	1.35	*, B	29.4	*
1,2,3,4,7,8,9-HpCDF	25	0.061	MPC	0.138	*, J	78.0	*
1,2,3,4,6,7,8-HpCDD	25	10.7		29.2	*	93.0	*
OCDF	25	2.65	EMPC	6.89	*	89.0	*
OCDD	25	117	B	349	*, B	99.8	*
Total TCDF	200	2.18		2.72		22.2	
Total TCDD	200	2.80		2.64		5.77	
Total PeCDF	200	0.533		0.750		33.8	
Total PeCDD	200	1.29		1.49		13.9	
Total HxCDF	200	1.04		1.72		49.1	
Total HxCDD	200	5.37		12.3		78.2	
Total HpCDF	200	2.94		5.30		57.3	
Total HpCDD	200	59.5		194		106	
13C12-2,3,7,8-TCDF		185		181			
13C12-2,3,7,8-TCDD		172		164			
13C12-1,2,3,7,8-PeCDF		187		180			
13C12-2,3,4,7,8-PeCDF		183		179			

* Values outside of QC limits

L Analyte concentration is <=5 times the reporting limit and the replicate control limit defaults to +/- RL instead of 20% RPD



DUPLICATES
EPA 1613B

Laboratory: Analytical Resources, Inc.

SDG: 18I0285

Client: Anchor QEA, LLC

Project: Port Gamble - OMMP LTM

Matrix: Solid

Laboratory ID: BGI0793-DUP1

Batch: BGI0793

Lab Source ID: 18I0285-01

Preparation: EPA 1613

Initial/Final: 12.62 g / 20 uL

Source Sample Name: SMA1A-IT-0-10-Comp-180917

% Solids: 79.39

ANALYTE	CONTROL LIMIT	SAMPLE CONCENTRATION (ng/kg dry)	C	DUPLICATE CONCENTRATION (ng/kg dry)	C	RPD %	Q
13C12-1,2,3,7,8-PeCDD		174		167			
13C12-1,2,3,4,7,8-HxCDF		178		169			
13C12-1,2,3,6,7,8-HxCDF		183		175			
13C12-2,3,4,6,7,8-HxCDF		176		166			
13C12-1,2,3,7,8,9-HxCDF		178		169			
13C12-1,2,3,4,7,8-HxCDD		183		170			
13C12-1,2,3,6,7,8-HxCDD		182		169			
13C12-1,2,3,4,6,7,8-HpCDF		182		166			
13C12-1,2,3,4,7,8,9-HpCDF		190		175			
13C12-1,2,3,4,6,7,8-HpCDD		180		165			
13C12-OCDD		298		265			
37Cl4-2,3,7,8-TCDD		39.7		39.0			

*: Values outside of QC limits

L: Analyte concentration is <=5 times the reporting limit and the replicate control limit defaults to Dup = +/- RL instead of 20% RPD

Quantify Sample Summary Report **MassLynx MassLynx V4.1 SCN909**

Dataset: T:\Autospec\Processed Data Batch\181005D.qld
 Last Altered: Monday, October 08, 2018 11:15:29 Pacific Daylight Time
 Printed: Monday, October 08, 2018 11:24:46 Pacific Daylight Time

Method: T:\Autospec\Methods\Dioxin180817.mdb 25 Sep 2018 11:22:36
Calibration: T:\Autospec\Curves\180820CIH.cdb 21 Aug 2018 11:13:54

ID: BG10793-DUP1, Name: 18100507, Date: 05-Oct-2018, Time: 14:29:18, Conditions: AUTOSPEC01, User: PK

Compound	RT	RRT	Ion1Area	Ion2Area	RRF	Ratio	Pred R	Noise 1	Noise 2	Height 1	Height 2	S/N 1	SNFlag	EMPC	Int.1	Int.2	pg
2378-TCDF	25.603	1.001	6.669e2	9.155e2	0.834	0.728	0.770	1275	1100	1.12e4	1.42e4	8.8	YES	NO	bb	bd	0.114
12378-PeCDF	29.763	1.001	3.873e2	3.297e2	0.852	1.175	1.550	887	1138	5.58e3	4.13e3	6.3	YES	YES	bb	bb	0.061
23478-PeCDF					0.944		1.550	887	1138								
123478-HxCDF	34.805	1.001	2.189e2	2.611e2	0.963	0.839	1.240	500	543	2.89e3	4.32e3	5.8	YES	YES	bb	bd	0.052
234678-HxCDF	35.862	1.001	1.573e2	2.416e2	0.991	0.651	1.240	500	543	3.91e3	3.06e3	7.8	YES	YES	db	bb	0.045
123678-HxCDF					0.917		1.240	500	543								
123789-HxCDF	36.808	1.000	2.613e2	1.321e2	0.938	1.977	1.240	500	543	4.15e3	3.11e3	8.3	YES	YES	bb	db	0.048
1234678-HpCDF	38.533	1.000	3.133e3	3.098e3	1.119	1.011	1.050	607	507	5.32e4	5.33e4	87.6	YES	NO	bb	bb	0.677
1234789-HpCDF	40.748	1.000	2.814e2	2.713e2	1.162	1.037	1.050	607	507	5.26e3	4.66e3	8.7	YES	NO	bb	bb	0.069
OCDF	44.938	1.006	9.088e3	9.659e3	1.145	0.941	0.890	705	763	1.12e5	1.10e5	158.6	YES	NO	bd	bd	3.452
2378-TCDD					0.982		0.770	887	511								
12378-PeCDD	31.343	1.000	2.939e2	2.163e2	1.029	1.359	1.550	695	490	6.83e3	4.24e3	9.8	YES	NO	bb	bb	0.067
123478-HxCDD					0.921		1.240	1065	927								
123678-HxCDD	36.085	1.000	9.993e2	6.810e2	0.904	1.467	1.240	1065	927	1.60e4	1.05e4	15.0	YES	YES	dd	bb	0.212
123789-HxCDD	36.452	1.010	4.041e2	2.064e2	0.918	1.957	1.240	1065	927	8.32e3	6.57e3	7.8	YES	YES	bb	bb	0.076
1234678-HpCDD	40.025	1.001	4.781e4	4.543e4	1.046	1.052	1.050	1401	1247	7.62e5	7.39e5	543.9	YES	NO	bb	bb	14.621
OCDD	44.700	1.000	3.853e5	4.300e5	0.984	0.896	0.890	1575	1405	4.87e6	5.42e6	3093.2	YES	NO	bb	bb	174.715
13C-2378-TCDF	25.573	1.007	7.339e5	9.274e5	1.847	0.791	0.770	4929	2004	1.15e7	1.46e7	2326.7	YES	NO	bb	bb	90.909
13C-12378-PeCDF	29.729	1.171	8.502e5	5.393e5	1.558	1.577	1.550	2298	1703	1.35e7	8.55e6	5854.7	YES	NO	bb	bb	90.134
13C-23478-PeCDF	31.076	1.224	8.387e5	5.338e5	1.544	1.571	1.550	2298	1703	1.31e7	8.52e6	5703.9	YES	NO	bb	bb	89.846
13C-123478-HxCDF	34.760	0.954	3.192e5	6.428e5	1.152	0.497	0.510	2868	1447	4.87e6	9.81e6	1697.7	YES	NO	bd	bd	84.789
13C-123678-HxCDF	34.916	0.958	3.519e5	7.067e5	1.225	0.498	0.510	2868	1447	5.38e6	1.05e7	1874.5	YES	NO	db	db	87.767
13C-234678-HxCDF	35.840	0.984	3.025e5	6.006e5	1.104	0.504	0.510	2868	1447	5.03e6	9.93e6	1753.5	YES	NO	bb	bb	83.124
13C-123789-HxCDF	36.797	1.010	2.902e5	5.795e5	1.046	0.501	0.510	2868	1447	5.32e6	1.05e7	1854.7	YES	NO	bb	bb	84.488
13C-1234678-HpCDF	38.533	1.058	2.521e5	5.699e5	1.004	0.442	0.440	1545	2489	4.37e6	9.75e6	2826.6	YES	NO	bb	bb	83.131
13C-1234789-HpCDF	40.737	1.118	2.099e5	4.780e5	0.799	0.439	0.440	1545	2489	3.23e6	7.36e6	2090.3	YES	NO	bb	bb	87.492
13C-1234-TCDD	25.392	0.000	4.328e5	5.568e5	1.000	0.777	0.770	1969	914	6.86e6	8.84e6	3485.3	YES	NO	bb	bb	100.000
13C-2378-TCDD	26.207	1.032	4.151e5	5.363e5	1.171	0.774	0.770	1969	914	6.56e6	8.48e6	3329.2	YES	NO	bb	bb	82.096
13C-12378-PeCDD	31.332	1.234	4.600e5	2.747e5	0.886	1.674	1.550	746	909	7.39e6	4.44e6	9902.9	YES	NO	bb	bb	83.799
13C-123478-HxCDD	35.962	0.987	4.835e5	3.774e5	1.027	1.281	1.240	3078	1097	8.24e6	6.41e6	2676.6	YES	NO	bd	bd	85.159
13C-123678-HxCDD	36.074	0.990	4.903e5	3.879e5	1.055	1.264	1.240	3078	1097	8.56e6	6.81e6	2781.9	YES	NO	db	db	84.541
13C-1234678-HpCDD	40.003	1.098	3.169e5	2.925e5	0.749	1.083	1.050	1392	1485	5.09e6	4.72e6	3658.1	YES	NO	bb	bb	82.645
13C-OCDD	44.682	1.227	4.607e5	4.880e5	0.725	0.944	0.890	2048	1368	5.48e6	5.89e6	2676.5	YES	NO	bd	bb	132.960
13C-123789-HxCDD	36.430	0.000	5.520e5	4.324e5	1.000	1.277	1.240	3078	1097	1.01e7	8.05e6	3288.5	YES	NO	bb	bb	100.000
37CL-2378-TCDD	26.237	1.033	4.322e5		1.121			961		6.69e6		6959.7	YES		bb		38.972

Quantify Sample Summary Report **MassLynx MassLynx V4.1 SCN909**

Dataset: T:\Autospec\Processed Data Batch\181005D.qld
 Last Altered: Monday, October 08, 2018 11:15:29 Pacific Daylight Time
 Printed: Monday, October 08, 2018 11:24:46 Pacific Daylight Time

ID: BG10793-DUP1, Name: 18100507, Date: 05-Oct-2018, Time: 14:29:18, Conditions: AUTOSPEC01, User: PK

Compound	RT	RRT	Ion1Area	Ion2Area	RRF	Ratio	Pred R	Noise 1	Noise 2	Height 1	Height 2	S/N 1	SNFlag	EMPC	Int.1	Int.2	pg	
1368-TCDF	22.083	0.863	5.161e2	5.527e2	1.020	0.934	0.770	1275	1100	5.69e3	8.90e3	4.5	YES	YES	bb	bb	0.063	
1289-TCDF					0.818		0.770	1275	1100									
13468-PECDF					1.163		1.550	405	812									
12389-PECDF					0.912		1.550	887	1138									
123468-HXCDF	33.046	0.951	2.898e2	2.769e2	1.051	1.047	1.240	500	543	4.72e3	4.81e3	9.4	YES	YES	bb	bb	0.056	
1368-TCDD	23.367	0.892	2.467e3	2.908e3	1.026	0.848	0.770	887	511	3.85e4	4.69e4	43.5	YES	NO	bb	bb	0.550	
1289-TCDD					0.938		0.770	887	511									
12479-PECDD	28.627	0.914	1.154e3	6.958e2	1.807	1.658	1.550	695	490	1.13e4	8.93e3	16.3	YES	NO	MM	MM	0.139	
12389-PECDD					1.326		1.550	695	490									
124679-HXCDD	33.847	0.941	1.093e4	8.830e3	1.031	1.238	1.240	1065	927	1.76e5	1.38e5	165.3	YES	NO	bb	bb	2.226	
1234679-HPCDD	38.990	0.975	3.177e5	3.006e5	1.228	1.057	1.050	1401	1247	5.53e6	5.22e6	3950.2	YES	NO	bb	bb	82.619	
Total-tetrafurans			8.770e3		0.891			1275		1.32e5							1.363	
Total-penta1			1.085e3					405		1.34e4							0.161	
Total-pentafurans			1.562e3		0.903			887		2.91e4							0.215	
Total-hexafurans			4.356e3		0.972			500		6.91e4							0.859	
Total-heptafurans			1.192e4		1.141			607		1.97e5							2.656	
Total-Furans			3.701e4		0.989			1275		5.57e5							8.732	
Total-tetraoxins			5.547e3		0.982			887		8.37e4							1.322	
Total-pentadioxins			4.721e3		1.387			695		7.39e4							0.746	
Total-hexadioxins			2.869e4		0.944			1065		4.15e5							6.139	
Total-heptadioxins			3.655e5		1.137			1401		6.29e6							97.241	
Total-Dioxins			7.897e5		1.088			887		1.17e7							280.162	
Total-TEQ			8.267e5					887		1.23e7							288.895	
FUNCTION1 PFK			1.537e7					612832		3.24e7							0.000	
FUNCTION2 PFK			1.285e5					463661		3.99e6							0.000	
FUNCTION3 PFK			7.857e6					539406		3.69e7							0.000	
FUNCTION4 PFK			1.467e4					566194		6.52e5								
FUNCTION5 PFK			0.000e0					256645		0.00e0								
FUNCTION1 HXCD...			2.735e3					273		3.78e4							0.000	
FUNCTION1 HPCD...			4.952e2					539		1.16e4							0.000	
FUNCTION2 HPCD...			2.417e2					449		6.07e3							0.000	
FUNCTION3 OCDPE			0.000e0					230		0.00e0								
FUNCTION4 NCDPE			1.266e3					493		2.41e4							0.000	
FUNCTION5 DCDPE			0.000e0					354		0.00e0								

Quantify Totals Report MassLynx MassLynx V4.1 SCN909

Dataset: T:\Autospec\Processed Data Batch\181005D.qld
 Last Altered: Monday, October 08, 2018 11:15:29 Pacific Daylight Time
 Printed: Monday, October 08, 2018 11:24:46 Pacific Daylight Time

Method: T:\Autospec\Methods\Dioxin180817.mdb 25 Sep 2018 11:22:36
Calibration: T:\Autospec\Curves\180820ICH.cdb 21 Aug 2018 11:13:54

ID: BG10793-DUP1, Name: 18100507, Date: 05-Oct-2018, Time: 14:29:18, Conditions: AUTOSPEC01, User: PK

TF

Compound	RT	Ion1Area	Ion2Area	RRF	Ratio	Pred R	S/N 1	SNFlag	EMPC	Int.1	Int.2	pg
Total-tetraturans	23.58	4.440e2	5.289e2	0.891	0.84	0.77	5.7	YES	NO	dd	dd	0.066
Total-tetraturans	23.43	3.416e2	5.478e2	0.891	0.62	0.77	4.6	YES	YES	dd	dd	0.060
Total-tetraturans	23.35	3.751e2	3.895e2	0.891	0.96	0.77	4.9	YES	YES	dd	dd	0.052
Total-tetraturans	23.23	6.013e2	7.705e2	0.891	0.78	0.77	6.7	YES	NO	dd	dd	0.093
Total-tetraturans	23.11	1.141e3	1.648e3	0.891	0.69	0.77	11.0	YES	NO	dd	dd	0.188
Total-tetraturans	22.93	5.257e2	6.992e2	0.891	0.75	0.77	7.0	YES	NO	bd	bd	0.083
Total-tetraturans	22.34	2.864e2	1.747e2	0.891	1.64	0.77	4.1	YES	YES	bb	bb	0.031
1368-TCDF	22.08	5.161e2	5.527e2	1.020	0.93	0.77	4.5	YES	YES	bb	bb	0.063
Total-tetraturans	25.80	3.784e2	8.496e2	0.891	0.45	0.77	4.1	YES	YES	db	dd	0.083
2378-TCDF	25.60	6.699e2	9.155e2	0.834	0.73	0.77	8.8	YES	NO	bb	bd	0.114
Total-tetraturans	25.42	3.217e2	2.350e2	0.891	1.37	0.77	5.3	YES	YES	db	db	0.038
Total-tetraturans	24.91	2.657e2	3.906e2	0.891	0.68	0.77	3.3	YES	NO	bb	bd	0.044
Total-tetraturans	24.70	7.041e2	7.134e2	0.891	0.99	0.77	7.9	YES	YES	bb	db	0.096
Total-tetraturans	24.49	7.009e2	9.836e2	0.891	0.71	0.77	8.1	YES	NO	db	dd	0.114
Total-tetraturans	24.33	3.312e2	4.146e2	0.891	0.80	0.77	3.8	YES	NO	dd	dd	0.050
Total-tetraturans	24.26	4.520e2	6.286e2	0.891	0.72	0.77	4.0	YES	NO	dd	dd	0.073
Total-tetraturans	23.82	4.866e2	6.105e2	0.891	0.80	0.77	5.9	YES	NO	db	MM	0.074
Total-tetraturans	23.70	2.313e2	3.739e2	0.891	0.62	0.77	3.8	YES	YES	dd	dd	0.041

PP

Compound	RT	Ion1Area	Ion2Area	RRF	Ratio	Pred R	S/N 1	SNFlag	EMPC	Int.1	Int.2	pg
Total-penta1	27.02	1.085e3	9.614e2		1.13	1.55	33.0	YES	YES	bb	bb	0.161

PF

Compound	RT	Ion1Area	Ion2Area	RRF	Ratio	Pred R	S/N 1	SNFlag	EMPC	Int.1	Int.2	pg
Total-pentaturans	29.95	2.712e2	1.304e2	0.903	2.08	1.55	5.9	YES	YES	bd	bd	0.032
12378-PeCDF	29.76	3.873e2	3.297e2	0.852	1.17	1.55	6.3	YES	YES	bb	bb	0.061
Total-pentaturans	28.67	3.560e2	2.113e2	0.903	1.69	1.55	9.8	YES	NO	db	db	0.045
Total-pentaturans	28.59	5.472e2	4.100e2	0.903	1.33	1.55	10.7	YES	NO	dd	MM	0.077

Quantify Totals Report MassLynx MassLynx V4.1 SCN909

Dataset: T:\Autospec\Processed Data Batch\181005D.qld
 Last Altered: Monday, October 08, 2018 11:15:29 Pacific Daylight Time
 Printed: Monday, October 08, 2018 11:24:46 Pacific Daylight Time

ID: BG10793-DUP1, Name: 18100507, Date: 05-Oct-2018, Time: 14:29:18, Conditions: AUTOSPEC01, User: PK

HF

Compound	RT	Ion1Area	Ion2Area	RRF	Ratio	Pred R	S/N 1	SNFlag	EMPC	Int.1	Int.2	pg
1 123789-HxCDF	36.81	2.613e2	1.321e2	0.938	1.98	1.24	8.3	YES	YES	bb	db	0.048
2 234678-HxCDF	35.86	1.573e2	2.416e2	0.991	0.65	1.24	7.8	YES	YES	db	bb	0.045
3 123478-HxCDF	34.80	2.189e2	2.611e2	0.963	0.84	1.24	5.8	YES	YES	bb	bd	0.052
4 Total-hexaturans	34.14	1.708e3	1.328e3	0.972	1.29	1.24	53.3	YES	NO	bb	bb	0.329
5 Total-hexaturans	33.35	3.656e2	2.890e2	0.972	1.27	1.24	13.1	YES	NO	db	db	0.071
6 Total-hexaturans	33.27	1.355e3	1.025e3	0.972	1.32	1.24	40.4	YES	NO	bd	bd	0.258
7 123468-HxCDF	33.05	2.898e2	2.769e2	1.051	1.05	1.24	9.4	YES	YES	bb	bb	0.056

HPF

Compound	RT	Ion1Area	Ion2Area	RRF	Ratio	Pred R	S/N 1	SNFlag	EMPC	Int.1	Int.2	pg
1 1234678-HpCDF	38.53	3.133e3	3.098e3	1.119	1.01	1.05	87.6	YES	NO	bb	bb	0.677
2 1234789-HpCDF	40.75	2.814e2	2.713e2	1.162	1.04	1.05	8.7	YES	NO	bb	bb	0.069
3 Total-heptaturans	39.19	8.510e3	7.939e3	1.141	1.07	1.05	227.9	YES	NO	bd	bb	1.910

Quantify Totals Report MassLynx MassLynx V4.1 SCN909

Dataset: T:\Autospec\Processed Data Batch\181005D.qld
 Last Altered: Monday, October 08, 2018 11:15:29 Pacific Daylight Time
 Printed: Monday, October 08, 2018 11:24:46 Pacific Daylight Time

ID: BG10793-DUP1, Name: 18100507, Date: 05-Oct-2018, Time: 14:29:18, Conditions: AUTOSPEC01, User: PK

Furans,TF,PP,PF,HF,HPF,OF

Compound	RT	Ion1Area	Ion2Area	RRF	Ratio	Pred R	S/N 1	SNFlag	EMPC	Int.1	Int.2	pg
1	Total-tetrafurans	23.58	4.440e2	5.289e2	0.891	0.84	0.77	5.7	YES	NO	dd	0.066
2	Total-tetrafurans	23.43	3.416e2	5.478e2	0.891	0.62	0.77	4.6	YES	YES	dd	0.060
3	Total-tetrafurans	23.35	3.751e2	3.895e2	0.891	0.96	0.77	4.9	YES	YES	dd	0.052
4	Total-tetrafurans	23.23	6.013e2	7.705e2	0.891	0.78	0.77	6.7	YES	NO	dd	0.093
5	Total-tetrafurans	23.11	1.141e3	1.648e3	0.891	0.69	0.77	11.0	YES	NO	dd	0.188
6	Total-tetrafurans	22.93	5.257e2	6.992e2	0.891	0.75	0.77	7.0	YES	NO	bd	0.083
7	Total-tetrafurans	22.34	2.864e2	1.747e2	0.891	1.64	0.77	4.1	YES	YES	bb	0.031
8	1368-TCDF	22.08	5.161e2	5.527e2	1.020	0.93	0.77	4.5	YES	YES	bb	0.063
9	Total-Furans	21.45	1.326e2	9.771e1	0.989	1.36	0.77	2.1	NO	YES	db	0.014
10	Total-Furans	21.09	9.353e1	1.177e2	0.989	0.79	0.77	1.4	NO	NO	bb	0.013
11	Total-tetrafurans	25.80	3.784e2	8.496e2	0.891	0.45	0.77	4.1	YES	YES	db	0.083
12	2378-TCDF	25.60	6.699e2	9.155e2	0.834	0.73	0.77	8.8	YES	NO	bb	0.114
13	Total-tetrafurans	25.42	3.217e2	2.350e2	0.891	1.37	0.77	5.3	YES	YES	db	0.038
14	Total-tetrafurans	24.91	2.657e2	3.906e2	0.891	0.68	0.77	3.3	YES	NO	bb	0.044
15	Total-tetrafurans	24.70	7.041e2	7.134e2	0.891	0.99	0.77	7.9	YES	YES	bb	0.096
16	Total-tetrafurans	24.49	7.009e2	9.836e2	0.891	0.71	0.77	8.1	YES	NO	db	0.114
17	Total-tetrafurans	24.33	3.312e2	4.146e2	0.891	0.80	0.77	3.8	YES	NO	dd	0.050
18	Total-tetrafurans	24.26	4.520e2	6.286e2	0.891	0.72	0.77	4.0	YES	NO	dd	0.073
19	Total-tetrafurans	23.82	4.866e2	6.105e2	0.891	0.80	0.77	5.9	YES	NO	db	0.074
20	Total-tetrafurans	23.70	2.313e2	3.739e2	0.891	0.62	0.77	3.8	YES	YES	dd	0.041
21	Total-penta-furans	29.95	2.712e2	1.304e2	0.903	2.08	1.55	5.9	YES	YES	bd	0.032
22	12378-PeCDF	29.76	3.873e2	3.297e2	0.852	1.17	1.55	6.3	YES	YES	bb	0.061
23	Total-penta-furans	28.67	3.560e2	2.113e2	0.903	1.69	1.55	9.8	YES	NO	db	0.045
24	Total-penta-furans	28.59	5.472e2	4.100e2	0.903	1.33	1.55	10.7	YES	NO	dd	0.077
25	123789-HxCDF	36.81	2.613e2	1.321e2	0.938	1.98	1.24	8.3	YES	YES	db	0.048
26	234678-HxCDF	35.86	1.573e2	2.416e2	0.991	0.65	1.24	7.8	YES	YES	db	0.045
27	123478-HxCDF	34.80	2.189e2	2.611e2	0.963	0.84	1.24	5.8	YES	YES	bb	0.052
28	Total-hexa-furans	34.14	1.708e3	1.328e3	0.972	1.29	1.24	53.3	YES	NO	bb	0.329
29	Total-hexa-furans	33.35	3.656e2	2.890e2	0.972	1.27	1.24	13.1	YES	NO	db	0.071
30	Total-hexa-furans	33.27	1.355e3	1.025e3	0.972	1.32	1.24	40.4	YES	NO	bd	0.258
31	123468-HxCDF	33.05	2.898e2	2.769e2	1.051	1.05	1.24	9.4	YES	YES	bb	0.056
32	1234678-HpCDF	38.53	3.133e3	3.098e3	1.119	1.01	1.05	87.6	YES	NO	bb	0.677
33	OCDF	44.94	9.088e3	9.659e3	1.145	0.94	0.89	158.6	YES	NO	bd	3.452
34	1234789-HpCDF	40.75	2.814e2	2.713e2	1.162	1.04	1.05	8.7	YES	NO	bb	0.069
35	Total-hepta-furans	39.19	8.510e3	7.939e3	1.141	1.07	1.05	227.9	YES	NO	bd	1.910
36	Total-penta1	27.02	1.085e3	9.614e2		1.13	1.55	33.0	YES	YES	bb	0.161

Quantify Totals Report MassLynx MassLynx V4.1 SCN909

Dataset: T:\Autospec\Processed Data Batch\181005D.qld
 Last Altered: Monday, October 08, 2018 11:15:29 Pacific Daylight Time
 Printed: Monday, October 08, 2018 11:24:46 Pacific Daylight Time

ID: BG10793-DUP1, Name: 18100507, Date: 05-Oct-2018, Time: 14:29:18, Conditions: AUTOSPEC01, User: PK

TD

Compound	RT	Ion1Area	Ion2Area	RRF	Ratio	Pred R	S/N 1	SNFlag	EMPC	Int.1	Int.2	pg
Total-tetradioxins	25.86	4.514e2	5.318e2	0.982	0.85	0.77	7.9	YES	NO	bb	bb	0.105
Total-tetradioxins	25.41	3.554e2	4.232e2	0.982	0.84	0.77	5.4	YES	NO	bd	bb	0.083
Total-tetradioxins	25.21	1.389e2	1.480e2	0.982	0.94	0.77	3.1	YES	YES	bb	bb	0.031
Total-tetradioxins	24.86	2.782e2	5.420e2	0.982	0.51	0.77	5.3	YES	YES	bb	bb	0.088
Total-tetradioxins	24.58	2.413e2	4.084e2	0.982	0.59	0.77	3.7	YES	YES	bb	bb	0.070
Total-tetradioxins	23.62	1.615e3	2.074e3	0.982	0.78	0.77	25.5	YES	NO	bb	bb	0.395
1368-TCDD	23.37	2.467e3	2.908e3	1.026	0.85	0.77	43.5	YES	NO	bb	bb	0.550

PD

Compound	RT	Ion1Area	Ion2Area	RRF	Ratio	Pred R	S/N 1	SNFlag	EMPC	Int.1	Int.2	pg
12378-PeCDD	31.34	2.939e2	2.163e2	1.029	1.36	1.55	9.8	YES	NO	bb	bb	0.067
Total-pentadioxins	30.66	3.708e2	1.598e2	1.387	2.32	1.55	10.4	YES	YES	bb	bd	0.052
Total-pentadioxins	30.27	3.581e2	1.895e2	1.387	1.89	1.55	7.6	YES	YES	bb	bb	0.054
Total-pentadioxins	30.10	8.255e2	5.947e2	1.387	1.39	1.55	18.2	YES	NO	bb	db	0.139
Total-pentadioxins	29.97	8.708e1	1.351e2	1.387	0.64	1.55	3.9	YES	YES	bb	bd	0.022
Total-pentadioxins	29.75	1.224e3	9.066e2	1.387	1.35	1.55	27.3	YES	NO	bb	bb	0.209
Total-pentadioxins	29.12	4.082e2	2.351e2	1.387	1.74	1.55	12.7	YES	NO	bb	bb	0.063
12479-PECDD	28.63	1.154e3	6.958e2	1.807	1.66	1.55	16.3	YES	NO	MM	MM	0.139

HD

Compound	RT	Ion1Area	Ion2Area	RRF	Ratio	Pred R	S/N 1	SNFlag	EMPC	Int.1	Int.2	pg
Total-hexadioxins	35.17	3.692e3	3.354e3	0.944	1.10	1.24	49.3	YES	NO	db	db	0.859
Total-hexadioxins	35.04	6.511e3	4.851e3	0.944	1.34	1.24	59.7	YES	NO	bd	MM	1.385
Total-hexadioxins	34.66	3.943e3	3.460e3	0.944	1.14	1.24	57.9	YES	NO	bb	bb	0.902
124679-HxCDD	33.85	1.093e4	8.830e3	1.031	1.24	1.24	165.3	YES	NO	bb	bb	2.226
Total-hexadioxins	33.58	1.298e3	1.082e3	0.944	1.20	1.24	20.7	YES	NO	bb	bb	0.290
123789-HxCDD	36.45	4.041e2	2.064e2	0.918	1.96	1.24	7.8	YES	YES	bb	bb	0.076
Total-hexadioxins	36.24	9.075e2	6.383e2	0.944	1.42	1.24	13.8	YES	NO	db	bb	0.188
123678-HxCDD	36.08	9.993e2	6.810e2	0.904	1.47	1.24	15.0	YES	YES	dd	bb	0.212

HPD

Compound	RT	Ion1Area	Ion2Area	RRF	Ratio	Pred R	S/N 1	SNFlag	EMPC	Int.1	Int.2	pg
1234678-HpCDD	40.03	4.781e4	4.543e4	1.046	1.05	1.05	543.9	YES	NO	bb	bb	14.621
1234679-HPCDD	38.99	3.177e5	3.006e5	1.228	1.06	1.05	3950.2	YES	NO	bb	bb	82.619

Quantify Totals Report MassLynx MassLynx V4.1 SCN909
 Dataset: T:\Autospec\Processed Data Batch\181005D.qld
 Last Altered: Monday, October 08, 2018 11:15:29 Pacific Daylight Time
 Printed: Monday, October 08, 2018 11:24:46 Pacific Daylight Time

ID: BG10793-DUP1, Name: 18100507, Date: 05-Oct-2018, Time: 14:29:18, Conditions: AUTOSPEC01, User: PK

Dioxins,TD,PD,HD,HPCDD,OD

Compound	RT	Ion1Area	Ion2Area	RRF	Ratio	Pred R	S/N 1	SNFlag	EMPC	Int.1	Int.2	pg
1	Total-tetradiioxins	25.86	4.514e2	5.318e2	0.982	0.85	7.9	YES	NO	bb	bb	0.105
2	Total-tetradiioxins	25.41	3.554e2	4.232e2	0.982	0.84	5.4	YES	NO	bd	bb	0.083
3	Total-tetradiioxins	25.21	1.389e2	1.480e2	0.982	0.94	3.1	YES	YES	bb	bb	0.031
4	Total-tetradiioxins	24.86	2.782e2	5.420e2	0.982	0.51	5.3	YES	YES	bb	bb	0.088
5	Total-tetradiioxins	24.58	2.413e2	4.084e2	0.982	0.59	3.7	YES	YES	bb	bb	0.070
6	Total-tetradiioxins	23.62	1.615e3	2.074e3	0.982	0.78	25.5	YES	NO	bb	bb	0.395
7	1368-TCDD	23.37	2.467e3	2.908e3	1.026	0.85	43.5	YES	NO	bb	bb	0.550
8	12378-PeCDD	31.34	2.939e2	2.163e2	1.029	1.36	9.8	YES	NO	bb	bb	0.067
9	Total-pentadiioxins	30.66	3.708e2	1.598e2	1.387	2.32	10.4	YES	YES	bb	bd	0.052
10	Total-pentadiioxins	30.27	3.581e2	1.895e2	1.387	1.89	7.6	YES	YES	bb	bb	0.054
11	Total-pentadiioxins	30.10	8.255e2	5.947e2	1.387	1.39	18.2	YES	NO	bb	db	0.139
12	Total-pentadiioxins	29.97	8.708e1	1.351e2	1.387	0.64	3.9	YES	YES	bb	bd	0.022
13	Total-pentadiioxins	29.75	1.224e3	9.066e2	1.387	1.35	27.3	YES	NO	bb	bb	0.209
14	Total-pentadiioxins	29.12	4.082e2	2.351e2	1.387	1.74	12.7	YES	NO	bb	bb	0.063
15	12479-PECDD	28.63	1.154e3	6.958e2	1.807	1.66	16.3	YES	NO	MM	MM	0.139
16	Total-hexadiioxins	35.17	3.692e3	3.354e3	0.944	1.10	49.3	YES	NO	db	db	0.859
17	Total-hexadiioxins	35.04	6.511e3	4.851e3	0.944	1.34	59.7	YES	NO	bd	MM	1.385
18	Total-hexadiioxins	34.66	3.943e3	3.460e3	0.944	1.14	57.9	YES	NO	bb	bb	0.902
19	124679-HxCDD	33.85	1.093e4	8.830e3	1.031	1.24	165.3	YES	NO	bb	bb	2.226
20	Total-hexadiioxins	33.58	1.298e3	1.082e3	0.944	1.20	20.7	YES	NO	bb	bb	0.290
21	123789-HxCDD	36.45	4.041e2	2.064e2	0.918	1.96	7.8	YES	YES	bb	bb	0.076
22	Total-hexadiioxins	36.24	9.075e2	6.383e2	0.944	1.42	13.8	YES	NO	db	bb	0.188
23	123678-HxCDD	36.08	9.993e2	6.810e2	0.904	1.47	15.0	YES	YES	dd	bb	0.212
24	1234678-HpCDD	40.03	4.781e4	4.543e4	1.046	1.05	543.9	YES	NO	bb	bb	14.621
25	1234679-HPCDD	38.99	3.177e5	3.006e5	1.228	1.06	3950.2	YES	NO	bb	bb	82.619
26	OCDD	44.70	3.853e5	4.300e5	0.984	0.90	3093.2	YES	NO	bb	bb	174.715

Quantify Totals Report MassLynx MassLynx V4.1 SCN909

Dataset: T:\Autospec\Processed Data Batch\181005D.qld
 Last Altered: Monday, October 08, 2018 11:15:29 Pacific Daylight Time
 Printed: Monday, October 08, 2018 11:24:46 Pacific Daylight Time

ID: BG10793-DUP1, Name: 18100507, Date: 05-Oct-2018, Time: 14:29:18, Conditions: AUTOSPEC01, User: PK

TotalTEQ,Furans,Dioxins

Compound	RT	Ion1Area	Ion2Area	RRF	Ratio	Pred R	S/N 1	SNFlag	EMPC	Int.1	Int.2	pg
1 Total-tetraturans	23.58	4.440e2	5.289e2	0.891	0.84	0.77	5.7	YES	NO	dd	dd	0.066
2 Total-tetraturans	23.43	3.416e2	5.478e2	0.891	0.62	0.77	4.6	YES	YES	dd	dd	0.060
3 Total-tetraturans	23.35	3.751e2	3.895e2	0.891	0.96	0.77	4.9	YES	YES	dd	dd	0.052
4 Total-tetraturans	23.23	6.013e2	7.705e2	0.891	0.78	0.77	6.7	YES	NO	dd	dd	0.093
5 Total-tetraturans	23.11	1.141e3	1.648e3	0.891	0.69	0.77	11.0	YES	NO	dd	dd	0.188
6 Total-tetraturans	22.93	5.257e2	6.992e2	0.891	0.75	0.77	7.0	YES	NO	bd	bd	0.083
7 Total-tetraturans	22.34	2.864e2	1.747e2	0.891	1.64	0.77	4.1	YES	YES	bb	bb	0.031
8 1368-TCDF	22.08	5.161e2	5.527e2	1.020	0.93	0.77	4.5	YES	YES	bb	bb	0.063
9 Total-Furans	21.45	1.326e2	9.771e1	0.989	1.36	0.77	2.1	NO	YES	db	bb	0.014
10 Total-Furans	21.09	9.353e1	1.177e2	0.989	0.79	0.77	1.4	NO	NO	bb	db	0.013
11 Total-tetraturans	25.80	3.784e2	8.496e2	0.891	0.45	0.77	4.1	YES	YES	db	dd	0.083
12 2378-TCDF	25.60	6.699e2	9.155e2	0.834	0.73	0.77	8.8	YES	NO	bb	bd	0.114
13 Total-tetraturans	25.42	3.217e2	2.350e2	0.891	1.37	0.77	5.3	YES	YES	db	db	0.038
14 Total-tetraturans	24.91	2.657e2	3.906e2	0.891	0.68	0.77	3.3	YES	NO	bb	bd	0.044
15 Total-tetraturans	24.70	7.041e2	7.134e2	0.891	0.99	0.77	7.9	YES	YES	bb	db	0.096
16 Total-tetraturans	24.49	7.009e2	9.836e2	0.891	0.71	0.77	8.1	YES	NO	db	dd	0.114
17 Total-tetraturans	24.33	3.312e2	4.146e2	0.891	0.80	0.77	3.8	YES	NO	dd	dd	0.050
18 Total-tetraturans	24.26	4.520e2	6.286e2	0.891	0.72	0.77	4.0	YES	NO	dd	dd	0.073
19 Total-tetraturans	23.82	4.866e2	6.105e2	0.891	0.80	0.77	5.9	YES	NO	db	MM	0.074
20 Total-tetraturans	23.70	2.313e2	3.739e2	0.891	0.62	0.77	3.8	YES	YES	dd	dd	0.041
21 Total-pentafurans	29.95	2.712e2	1.304e2	0.903	2.08	1.55	5.9	YES	YES	bd	bd	0.032
22 12378-PeCDF	29.76	3.873e2	3.297e2	0.852	1.17	1.55	6.3	YES	YES	bb	bb	0.061
23 Total-pentafurans	28.67	3.560e2	2.113e2	0.903	1.69	1.55	9.8	YES	NO	db	db	0.045
24 Total-pentafurans	28.59	5.472e2	4.100e2	0.903	1.33	1.55	10.7	YES	NO	dd	MM	0.077
25 123789-HxCDF	36.81	2.613e2	1.321e2	0.938	1.98	1.24	8.3	YES	YES	db	db	0.048
26 234678-HxCDF	35.86	1.573e2	2.416e2	0.991	0.65	1.24	7.8	YES	YES	db	bb	0.045
27 123478-HxCDF	34.80	2.189e2	2.611e2	0.963	0.84	1.24	5.8	YES	YES	bb	bd	0.052
28 Total-hexafurans	34.14	1.708e3	1.328e3	0.972	1.29	1.24	53.3	YES	NO	bb	bb	0.329
29 Total-hexafurans	33.35	3.656e2	2.890e2	0.972	1.27	1.24	13.1	YES	NO	db	db	0.071
30 Total-hexafurans	33.27	1.355e3	1.025e3	0.972	1.32	1.24	40.4	YES	NO	bd	bd	0.258
31 123468-HxCDF	33.05	2.898e2	2.769e2	1.051	1.05	1.24	9.4	YES	YES	bb	bb	0.056
32 1234678-HpCDF	38.53	3.133e3	3.098e3	1.119	1.01	1.05	87.6	YES	NO	bb	bb	0.677
33 OCDF	44.94	9.088e3	9.659e3	1.145	0.94	0.89	158.6	YES	NO	bd	bd	3.452
34 1234789-HpCDF	40.75	2.814e2	2.713e2	1.162	1.04	1.05	8.7	YES	NO	bb	bb	0.069
35 Total-heptafurans	39.19	8.510e3	7.939e3	1.141	1.07	1.05	227.9	YES	NO	bd	bb	1.910
36 Total-penta1	27.02	1.085e3	9.614e2	1.141	1.13	1.55	33.0	YES	YES	bb	bb	0.161
37 Total-tetradoxins	25.86	4.514e2	5.318e2	0.982	0.85	0.77	7.9	YES	NO	bb	bb	0.105

Quantify Totals Report MassLynx MassLynx V4.1 SCN909

Dataset: T:\Autospec\Processed Data Batch\181005D.qld
 Last Altered: Monday, October 08, 2018 11:15:29 Pacific Daylight Time
 Printed: Monday, October 08, 2018 11:24:46 Pacific Daylight Time

ID: BG10793-DUP1, Name: 18100507, Date: 05-Oct-2018, Time: 14:29:18, Conditions: AUTOSPEC01, User: PK

TotalTEQ,Furans,Dioxins

Compound	RT	Ion1Area	Ion2Area	RRF	Ratio	Pred R	S/N 1	SNFlag	EMPC	Int.1	Int.2	pg	
38	Total-tetradiioxins	25.41	3.554e2	4.232e2	0.982	0.84	0.77	5.4	YES	NO	bd	bb	0.083
39	Total-tetradiioxins	25.21	1.389e2	1.480e2	0.982	0.94	0.77	3.1	YES	YES	bb	bb	0.031
40	Total-tetradiioxins	24.86	2.782e2	5.420e2	0.982	0.51	0.77	5.3	YES	YES	bb	bb	0.088
41	Total-tetradiioxins	24.58	2.413e2	4.084e2	0.982	0.59	0.77	3.7	YES	YES	bb	bb	0.070
42	Total-tetradiioxins	23.62	1.615e3	2.074e3	0.982	0.78	0.77	25.5	YES	NO	bb	bb	0.395
43	1368-TCDD	23.37	2.467e3	2.908e3	1.026	0.85	0.77	43.5	YES	NO	bb	bb	0.550
44	12378-PeCDD	31.34	2.939e2	2.163e2	1.029	1.36	1.55	9.8	YES	NO	bb	bb	0.067
45	Total-pentadiioxins	30.66	3.708e2	1.598e2	1.387	2.32	1.55	10.4	YES	YES	bb	bd	0.052
46	Total-pentadiioxins	30.27	3.581e2	1.895e2	1.387	1.89	1.55	7.6	YES	YES	bb	bb	0.054
47	Total-pentadiioxins	30.10	8.255e2	5.947e2	1.387	1.39	1.55	18.2	YES	NO	bb	db	0.139
48	Total-pentadiioxins	29.97	8.708e1	1.351e2	1.387	0.64	1.55	3.9	YES	YES	bb	bd	0.022
49	Total-pentadiioxins	29.75	1.224e3	9.066e2	1.387	1.35	1.55	27.3	YES	NO	bb	bb	0.209
50	Total-pentadiioxins	29.12	4.082e2	2.351e2	1.387	1.74	1.55	12.7	YES	NO	bb	bb	0.063
51	12479-PECDD	28.63	1.154e3	6.958e2	1.807	1.66	1.55	16.3	YES	NO	MM	MM	0.139
52	Total-hexadiioxins	35.17	3.692e3	3.354e3	0.944	1.10	1.24	49.3	YES	NO	db	db	0.859
53	Total-hexadiioxins	35.04	6.511e3	4.851e3	0.944	1.34	1.24	59.7	YES	NO	bd	MM	1.385
54	Total-hexadiioxins	34.66	3.943e3	3.460e3	0.944	1.14	1.24	57.9	YES	NO	bb	bb	0.902
55	124679-HxCDD	33.85	1.093e4	8.830e3	1.031	1.24	1.24	165.3	YES	NO	bb	bb	2.226
56	Total-hexadiioxins	33.58	1.298e3	1.082e3	0.944	1.20	1.24	20.7	YES	NO	bb	bb	0.290
57	123789-HxCDD	36.45	4.041e2	2.064e2	0.918	1.96	1.24	7.8	YES	YES	bb	bb	0.076
58	Total-hexadiioxins	36.24	9.075e2	6.383e2	0.944	1.42	1.24	13.8	YES	NO	db	bb	0.188
59	123678-HxCDD	36.08	9.993e2	6.810e2	0.904	1.47	1.24	15.0	YES	YES	dd	bb	0.212
60	1234678-HpCDD	40.03	4.781e4	4.543e4	1.046	1.05	1.05	543.9	YES	NO	bb	bb	14.621
61	1234679-HPCDD	38.99	3.177e5	3.006e5	1.228	1.06	1.05	3950.2	YES	NO	bb	bb	82.619
62	OCDD	44.70	3.853e5	4.300e5	0.984	0.90	0.89	3093.2	YES	NO	bb	bb	174.715

PFK1

Compound	RT	Ion1Area	Ion2Area	RRF	Ratio	Pred R	S/N 1	SNFlag	EMPC	Int.1	Int.2	pg
1	FUNCTION1 PFK	26.09	1.111e6				6.5	YES		bb		
2	FUNCTION1 PFK	25.75	9.069e5				7.0	YES		bb		
3	FUNCTION1 PFK	22.60	8.198e3				0.9	NO		bb		
4	FUNCTION1 PFK	21.54	7.121e6				18.2	YES		bb		
5	FUNCTION1 PFK	20.84	6.228e6				20.3	YES		bb		

Quantify Totals Report MassLynx V4.1 SCN909
 Dataset: T:\Autospec\Processed Data Batch\181005D.qld
 Last Altered: Monday, October 08, 2018 11:15:29 Pacific Daylight Time
 Printed: Monday, October 08, 2018 11:24:46 Pacific Daylight Time

ID: BG10793-DUP1, Name: 18100507, Date: 05-Oct-2018, Time: 14:29:18, Conditions: AUTOSPEC01, User: PK

PFK2

Compound	RT	Ion1Area	Ion2Area	RRF	Ratio	Pred R	S/N 1	SNFlag	EMPC	Int.1	Int.2	pg
1 FUNCTION2 PFK	29.18	7.289e4					3.8	YES		bb		0.000
2 FUNCTION2 PFK	28.05	2.623e4					2.0	NO		db		0.000
3 FUNCTION2 PFK	28.01	2.942e4					2.8	NO		bd		0.000

PFK3

Compound	RT	Ion1Area	Ion2Area	RRF	Ratio	Pred R	S/N 1	SNFlag	EMPC	Int.1	Int.2	pg
1 FUNCTION3 PFK	37.62	8.209e4					1.5	NO		bb		0.000
2 FUNCTION3 PFK	37.15	5.835e5					7.1	YES		db		0.000
3 FUNCTION3 PFK	36.98	2.643e5					9.2	YES		dd		0.000
4 FUNCTION3 PFK	36.90	1.048e6					11.2	YES		bd		0.000
5 FUNCTION3 PFK	36.42	1.203e6					2.5	NO		bb		0.000
6 FUNCTION3 PFK	36.18	1.314e6					3.1	YES		bb		0.000
7 FUNCTION3 PFK	35.77	8.900e5					15.7	YES		db		0.000
8 FUNCTION3 PFK	35.71	1.835e6					14.3	YES		bd		0.000
9 FUNCTION3 PFK	34.73	6.379e5					3.8	YES		bb		0.000

PFK4

Compound	RT	Ion1Area	Ion2Area	RRF	Ratio	Pred R	S/N 1	SNFlag	EMPC	Int.1	Int.2	pg
1 FUNCTION4 PFK	37.89	1.467e4					1.2	NO		bb		

PFK5

Compound	RT	Ion1Area	Ion2Area	RRF	Ratio	Pred R	S/N 1	SNFlag	EMPC	Int.1	Int.2	pg
1												

ETHERS1

Compound	RT	Ion1Area	Ion2Area	RRF	Ratio	Pred R	S/N 1	SNFlag	EMPC	Int.1	Int.2	pg
1 FUNCTION1 HXCD...	25.66	2.303e3					111.6	YES		bb		0.000
2 FUNCTION1 HXCD...	25.36	3.604e2					19.0	YES		bb		0.000
3 FUNCTION1 HXCD...	24.92	7.093e1					8.1	YES		bb		0.000

Quantify Totals Report MassLynx MassLynx V4.1 SCN909

Dataset: T:\Autospec\Processed Data Batch\181005D.qld
 Last Altered: Monday, October 08, 2018 11:15:29 Pacific Daylight Time
 Printed: Monday, October 08, 2018 11:24:46 Pacific Daylight Time

ID: BG10793-DUP1, Name: 18100507, Date: 05-Oct-2018, Time: 14:29:18, Conditions: AUTOSPEC01, User: PK

ETHERS2

Compound	RT	Ion1Area	Ion2Area	RRF	Ratio	Pred R	S/N 1	SNFlag	EMPC	Int.1	Int.2	pg
1 FUNCTION1 HPCD...	26.90	1.660e2					8.9	YES		bb		0.000
2 FUNCTION1 HPCD...	24.41	1.155e2					4.5	YES		bb		0.000
3 FUNCTION1 HPCD...	21.87	1.317e2					5.0	YES		db		0.000
4 FUNCTION1 HPCD...	21.83	8.205e1					3.2	YES		bd		0.000

ETHERS3

Compound	RT	Ion1Area	Ion2Area	RRF	Ratio	Pred R	S/N 1	SNFlag	EMPC	Int.1	Int.2	pg
1 FUNCTION2 HPCD...	32.42	7.437e1					4.3	YES		bb		0.000
2 FUNCTION2 HPCD...	30.37	7.353e1					4.1	YES		bb		0.000
3 FUNCTION2 HPCD...	29.68	9.384e1					5.0	YES		bb		0.000

ETHERS4

Compound	RT	Ion1Area	Ion2Area	RRF	Ratio	Pred R	S/N 1	SNFlag	EMPC	Int.1	Int.2	pg
1												

ETHERS5

Compound	RT	Ion1Area	Ion2Area	RRF	Ratio	Pred R	S/N 1	SNFlag	EMPC	Int.1	Int.2	pg
1 FUNCTION4 NCDPE	38.20	1.266e3					48.9	YES		bb		0.000

ETHERS6

Compound	RT	Ion1Area	Ion2Area	RRF	Ratio	Pred R	S/N 1	SNFlag	EMPC	Int.1	Int.2	pg
1												


Quantify Sample Report MassLynx MassLynx V4.1 SCN909

Dataset: T:\Autospec\Processed Data Batch\181005D.qld
Last Altered: Monday, October 08, 2018 11:15:29 Pacific Daylight Time
Printed: Monday, October 08, 2018 11:24:46 Pacific Daylight Time

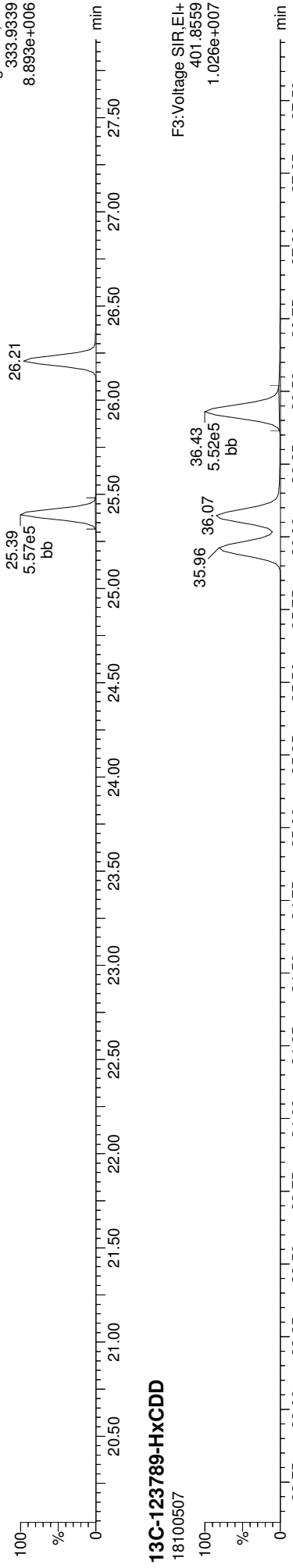
Method: T:\Autospec\Methods\Dioxin180817.mdb 25 Sep 2018 11:22:36
Calibration: T:\Autospec\Curves\180820ICH.cdb 21 Aug 2018 11:13:54

ID: BGI0793-DUP1, Name: 18100507, Date: 05-Oct-2018, Time: 14:29:18, Conditions: AUTOSPEC01, User: PK


13C-1234-TCDD
18100507



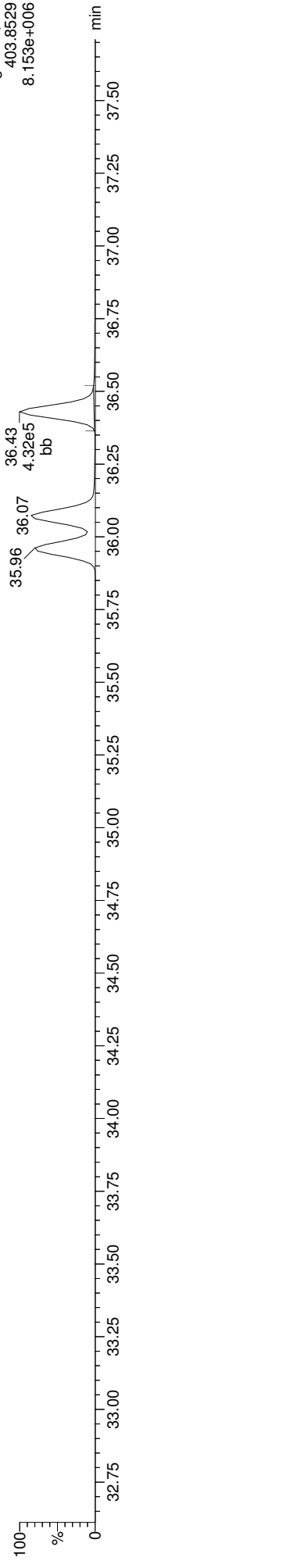
13C-1234-TCDD
18100507



13C-123789-HxCDD
18100507



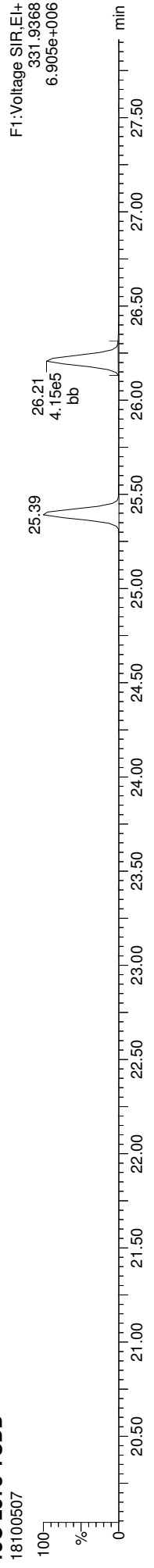
13C-123789-HxCDD
18100507



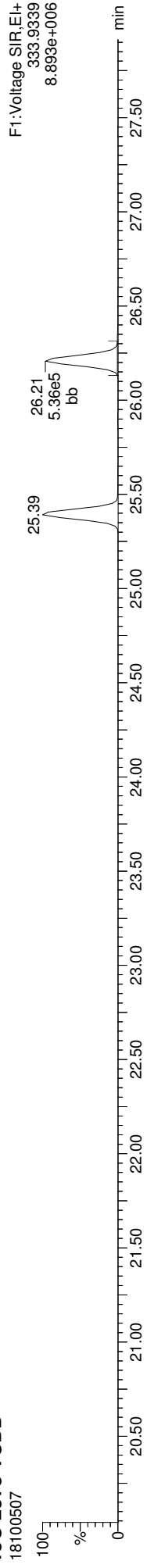
Quantify Sample Report
MassLynx MassLynx V4.1 SCN909
Dataset: T:\Autospec\Processed Data Batch\181005D.qld
Last Altered: Monday, October 08, 2018 11:15:29 Pacific Daylight Time
Printed: Monday, October 08, 2018 11:24:46 Pacific Daylight Time

ID: BG10793-DUP1, Name: 18100507, Date: 05-Oct-2018, Time: 14:29:18, Conditions: AUTOSPEC01, User: PK

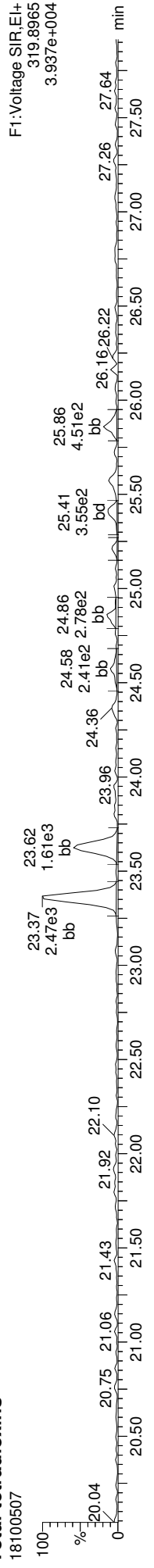
13C-2378-TCDD



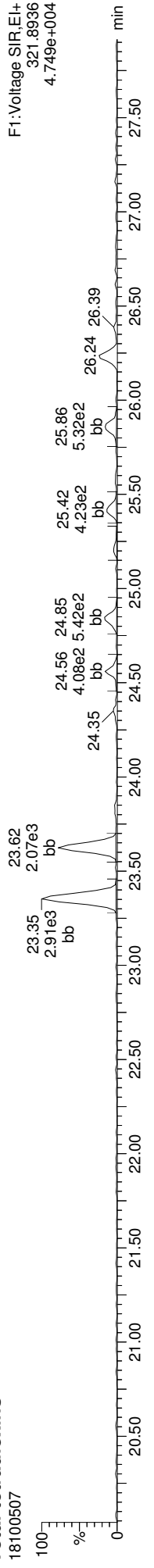
13C-2378-TCDD



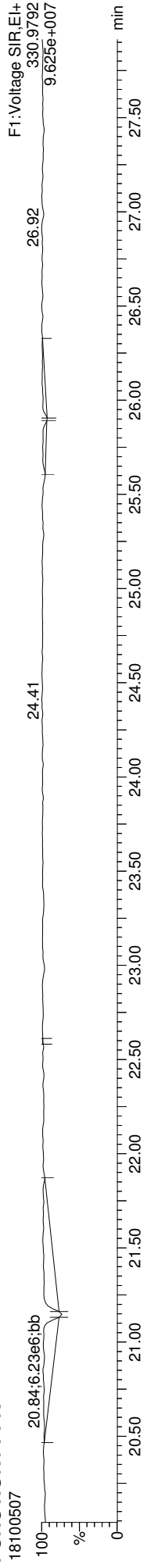
Total-tetradioxins



Total-tetradioxins



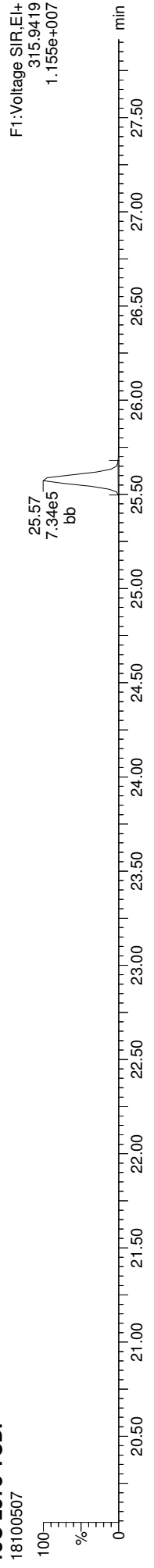
FUNCTION1 PFK



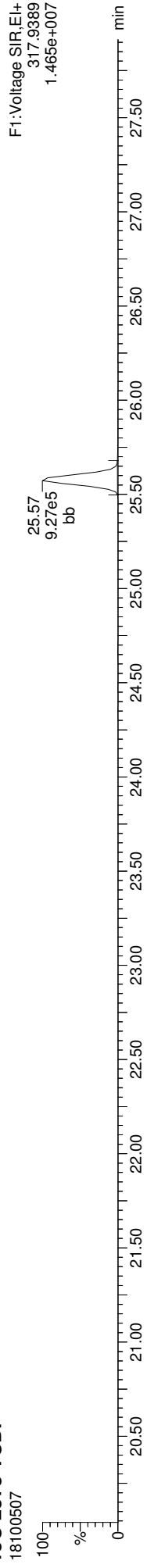
Quantify Sample Report
MassLynx MassLynx V4.1 SCN909
Dataset: T:\Autospec\Processed Data Batch\181005D.qld
Last Altered: Monday, October 08, 2018 11:15:29 Pacific Daylight Time
Printed: Monday, October 08, 2018 11:24:46 Pacific Daylight Time

ID: BG10793-DUP1, Name: 18100507, Date: 05-Oct-2018, Time: 14:29:18, Conditions: AUTOSPEC01, User: PK

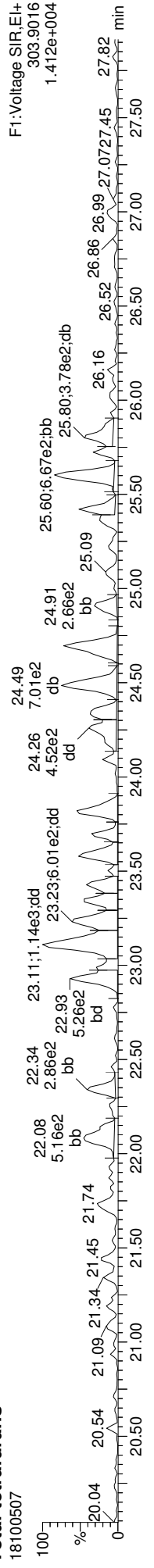
13C-2378-TCDF



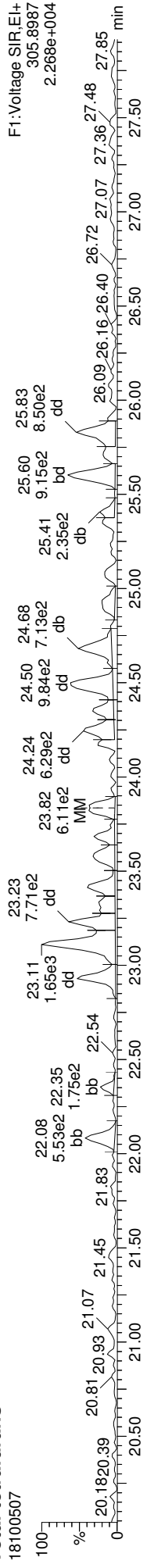
13C-2378-TCDF



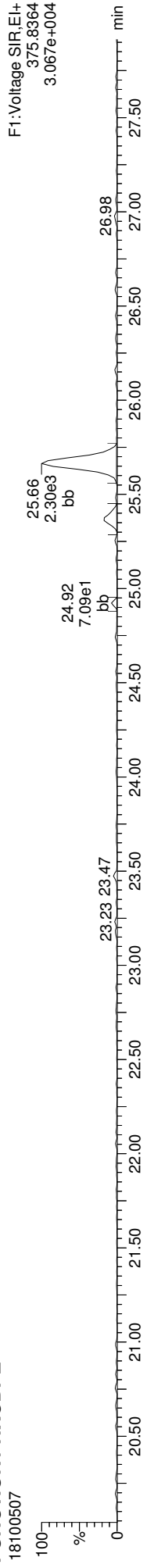
Total-tetrafurans



Total-tetrafurans



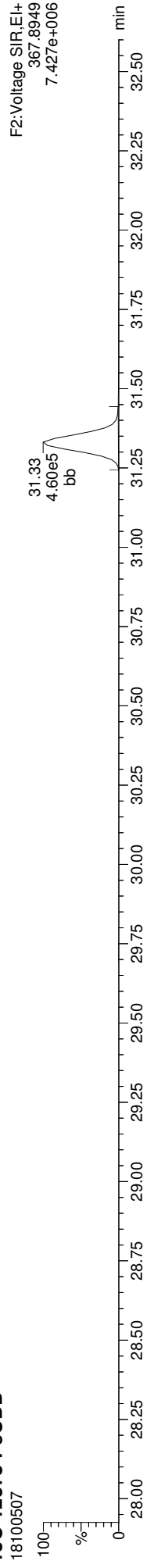
FUNCTION1 HXCDFE



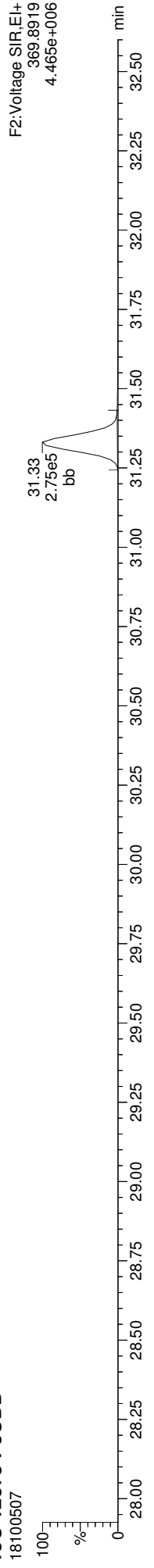
Quantify Sample Report
MassLynx MassLynx V4.1 SCN909
Dataset: T:\Autospec\Processed Data Batch\181005D.qld
Last Altered: Monday, October 08, 2018 11:15:29 Pacific Daylight Time
Printed: Monday, October 08, 2018 11:24:46 Pacific Daylight Time

ID: BG10793-DUP1, Name: 18100507, Date: 05-Oct-2018, Time: 14:29:18, Conditions: AUTOSPEC01, User: PK

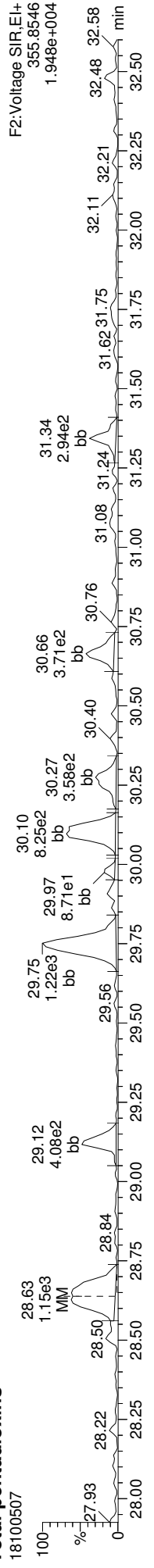
13C-12378-PeCDD



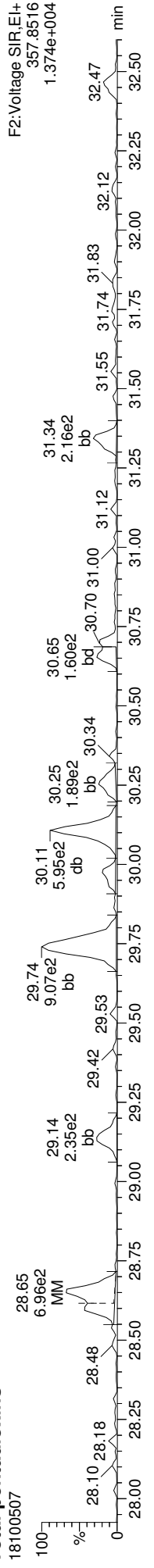
13C-12378-PeCDD



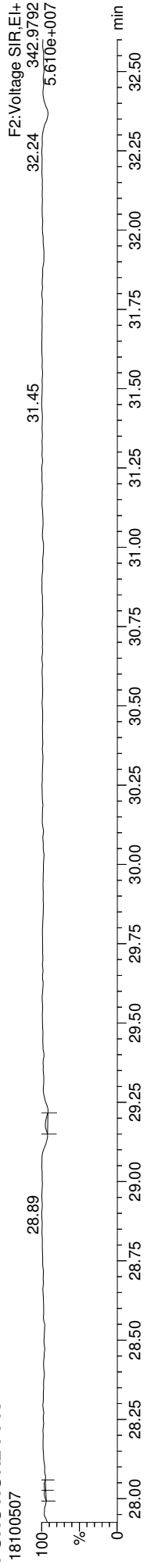
Total-pentadioxins



Total-pentadioxins



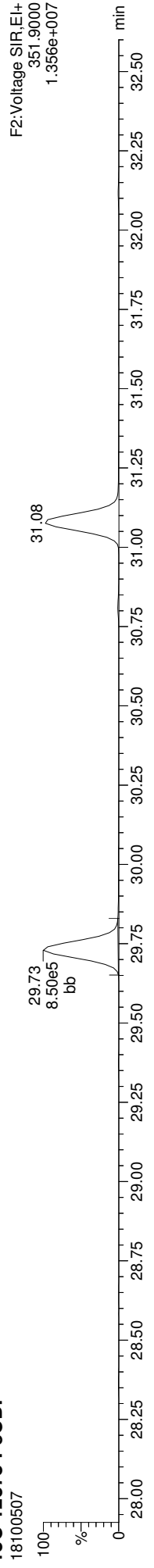
FUNCTION2 PFK



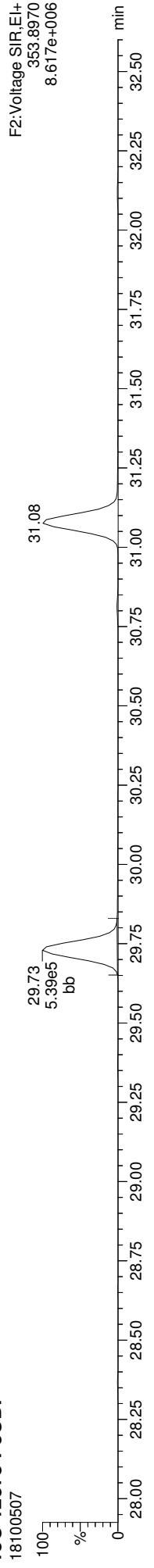
Dataset: T:\Autospec\Processed Data Batch\181005D.qld
Last Altered: Monday, October 08, 2018 11:15:29 Pacific Daylight Time
Printed: Monday, October 08, 2018 11:24:46 Pacific Daylight Time

ID: BG10793-DUP1, Name: 18100507, Date: 05-Oct-2018, Time: 14:29:18, Conditions: AUTOSPEC01, User: PK

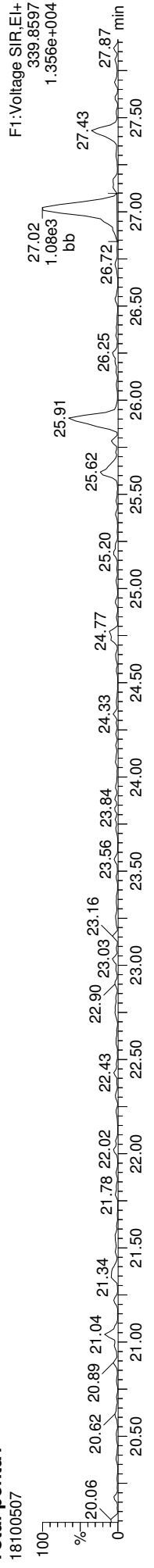
13C-12378-PeCDF



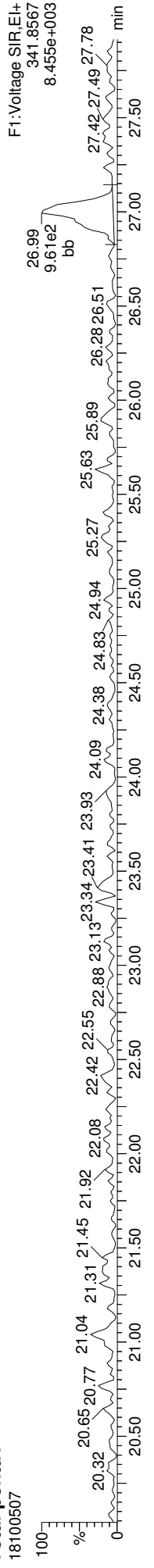
13C-12378-PeCDF



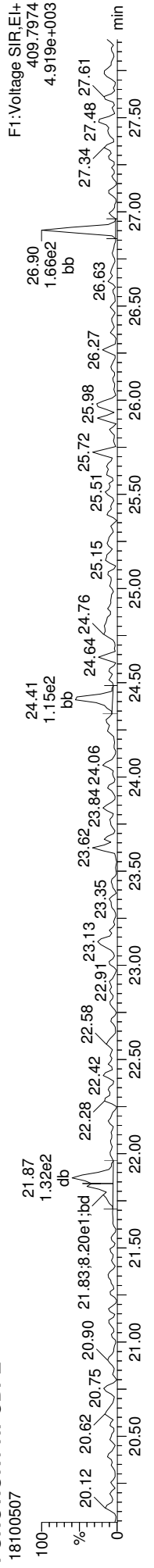
Total-penta1



Total-penta1



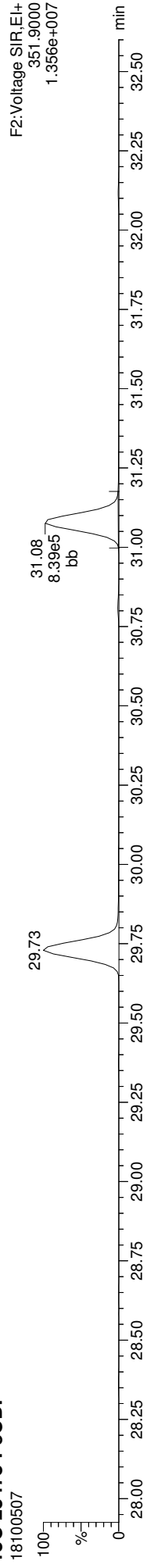
FUNCTION1 HPCDFE



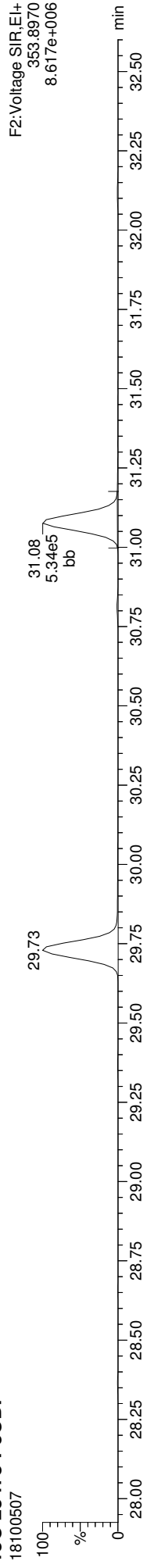
Quantify Sample Report
MassLynx MassLynx V4.1 SCN909
Dataset: T:\Autospec\Processed Data Batch\181005D.qld
Last Altered: Monday, October 08, 2018 11:15:29 Pacific Daylight Time
Printed: Monday, October 08, 2018 11:24:46 Pacific Daylight Time

ID: BG10793-DUP1, Name: 18100507, Date: 05-Oct-2018, Time: 14:29:18, Conditions: AUTOSPEC01, User: PK

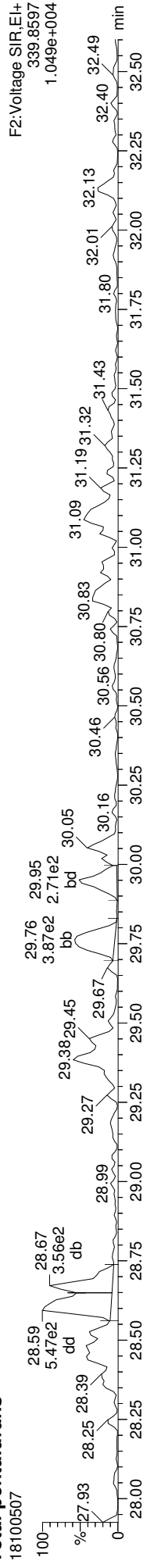
13C-23478-PeCDF



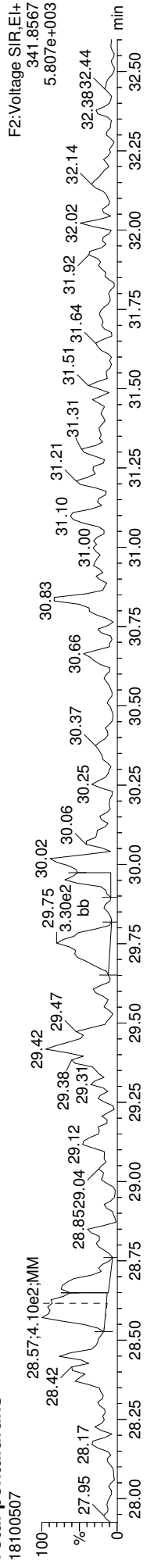
13C-23478-PeCDF



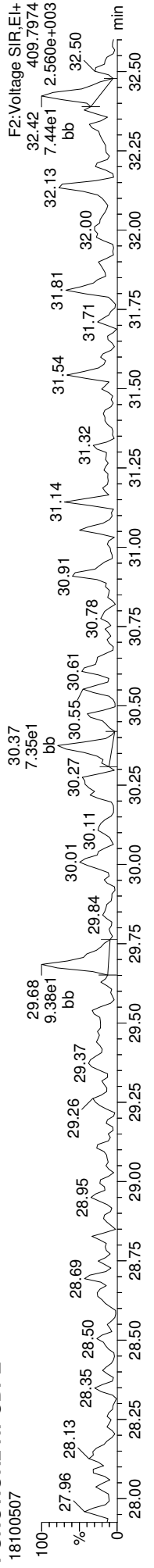
Total-pentafurans



Total-pentafurans



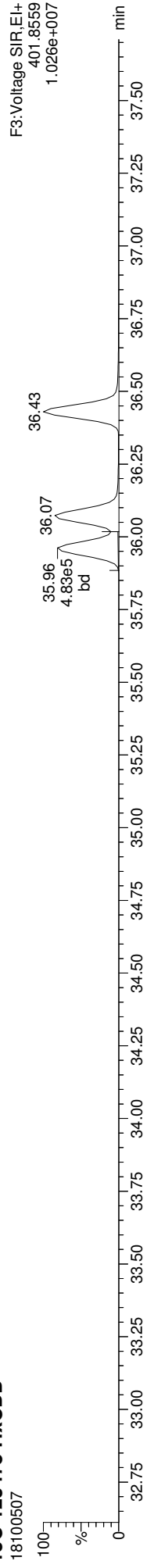
FUNCTION2 HPCDFE



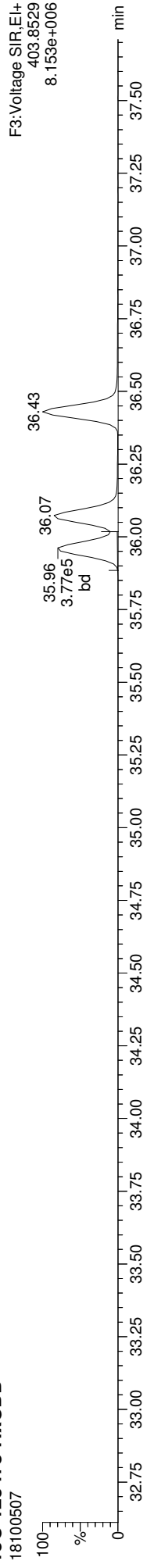
Dataset: T:\Autospec\Processed Data Batch\181005D.qld
Last Altered: Monday, October 08, 2018 11:15:29 Pacific Daylight Time
Printed: Monday, October 08, 2018 11:24:46 Pacific Daylight Time

ID: BG10793-DUP1, Name: 18100507, Date: 05-Oct-2018, Time: 14:29:18, Conditions: AUTOSPEC01, User: PK

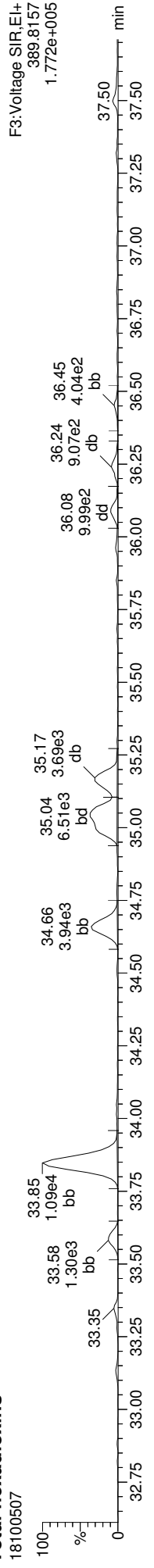
13C-123478-HxCDD



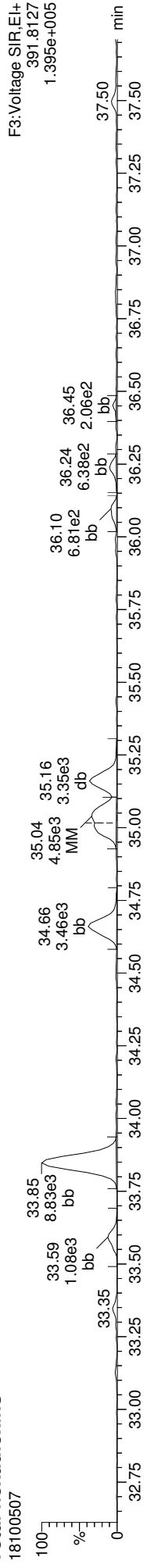
13C-123478-HxCDD



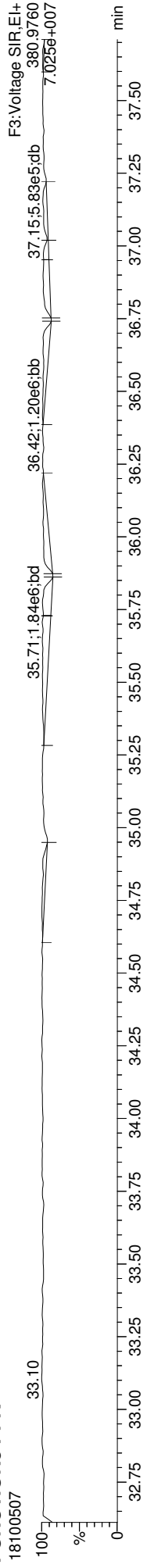
Total-hexadioxins



Total-hexadioxins



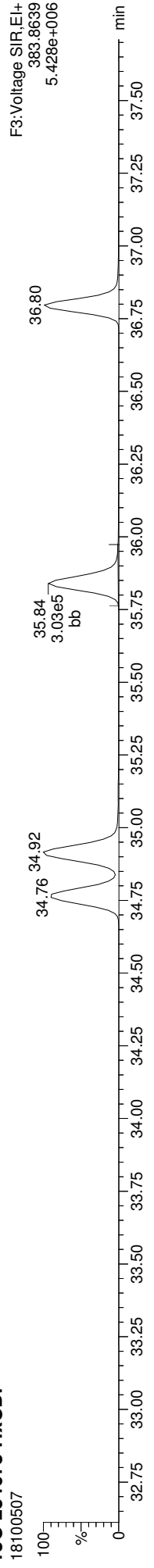
FUNCTION3 PFK



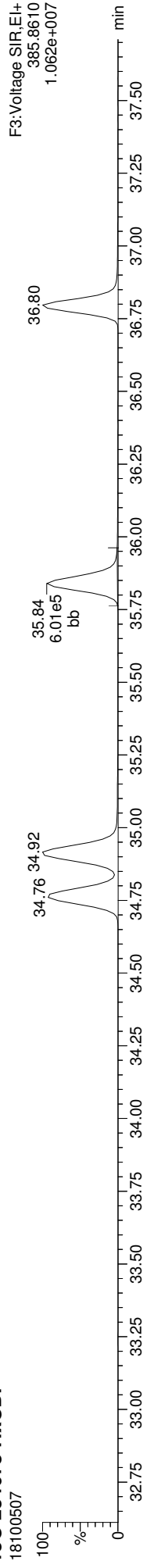
Dataset: T:\Autospec\Processed Data Batch\181005D.qld
Last Altered: Monday, October 08, 2018 11:15:29 Pacific Daylight Time
Printed: Monday, October 08, 2018 11:24:46 Pacific Daylight Time

ID: BG10793-DUP1, Name: 18100507, Date: 05-Oct-2018, Time: 14:29:18, Conditions: AUTOSPEC01, User: PK

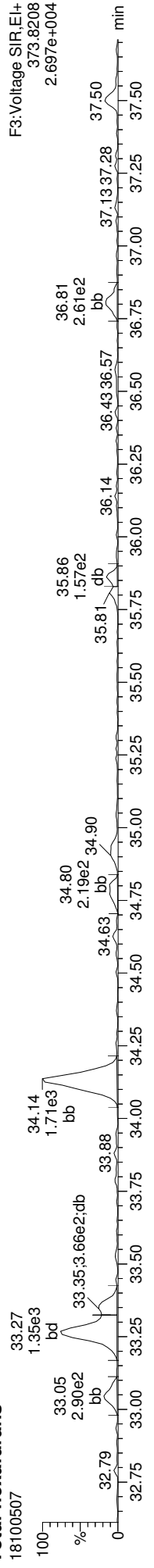
13C-234678-HxCDF



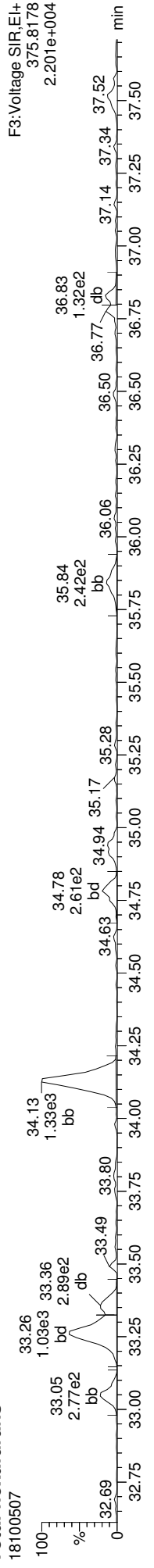
13C-234678-HxCDF



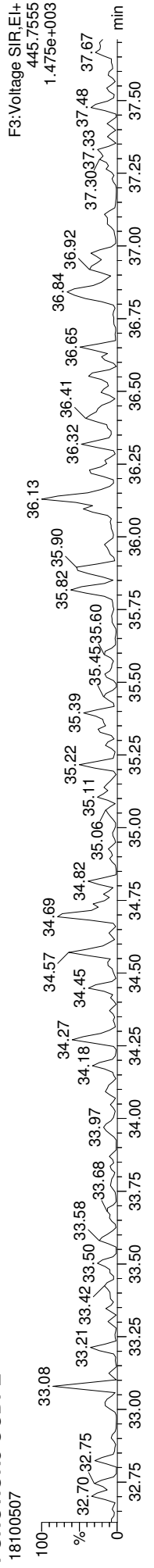
Total-hexafurans



Total-hexafurans



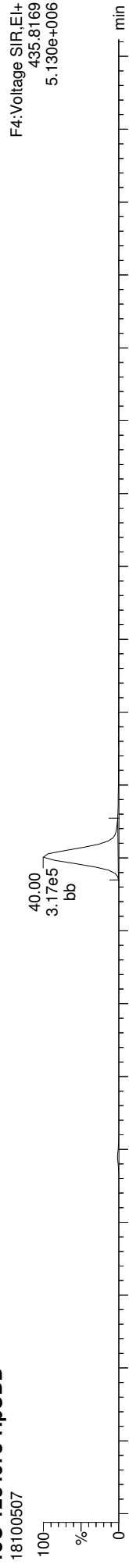
FUNCTION3 OCDPE



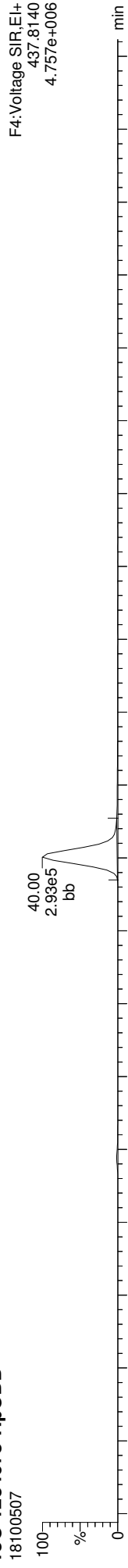
Quantify Sample Report
MassLynx MassLynx V4.1 SCN909
Dataset: T:\Autospec\Processed Data Batch\181005D.qld
Last Altered: Monday, October 08, 2018 11:15:29 Pacific Daylight Time
Printed: Monday, October 08, 2018 11:24:46 Pacific Daylight Time

ID: BG10793-DUP1, Name: 18100507, Date: 05-Oct-2018, Time: 14:29:18, Conditions: AUTOSPEC01, User: PK

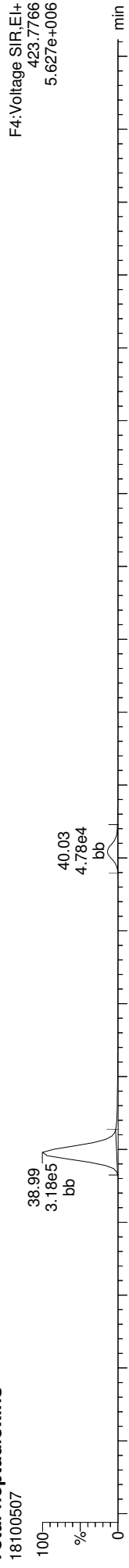
13C-1234678-HpCDD



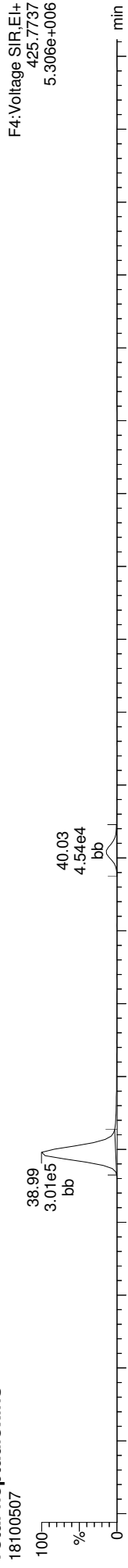
13C-1234678-HpCDD



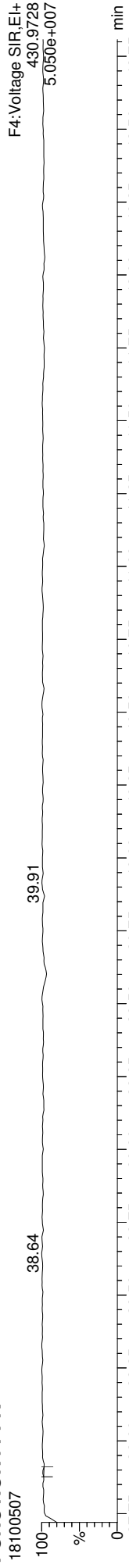
Total-heptadioxins



Total-heptadioxins



FUNCTION4 PFK




Quantify Sample Report
MassLynx MassLynx V4.1 SCN909


Dataset: T:\Autospec\Processed Data Batch\181005D.qld
Last Altered: Monday, October 08, 2018 11:15:29 Pacific Daylight Time
Printed: Monday, October 08, 2018 11:24:46 Pacific Daylight Time

ID: BG10793-DUP1, Name: 18100507, Date: 05-Oct-2018, Time: 14:29:18, Conditions: AUTOSPEC01, User: PK


13C-1234678-HpCDF




13C-1234678-HpCDF



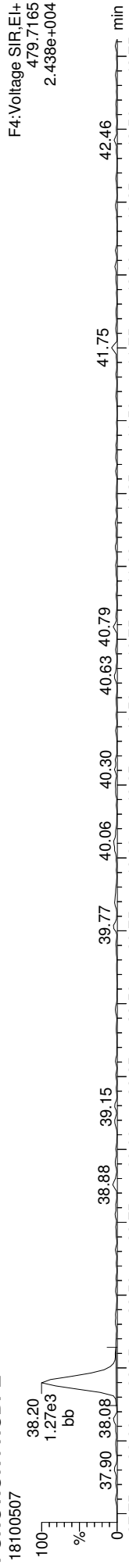
Total-heptafurans



Total-heptafurans




FUNCTION4 NCDPE




Quantify Sample Report **MassLynx MassLynx V4.1 SCN909**
Dataset: T:\Autospec\Processed Data Batch\181005D.qld
Last Altered: Monday, October 08, 2018 11:15:29 Pacific Daylight Time
Printed: Monday, October 08, 2018 11:24:46 Pacific Daylight Time

ID: BG10793-DUP1, Name: 18100507, Date: 05-Oct-2018, Time: 14:29:18, Conditions: AUTOSPEC01, User: PK


13C-OCDD




13C-OCDD



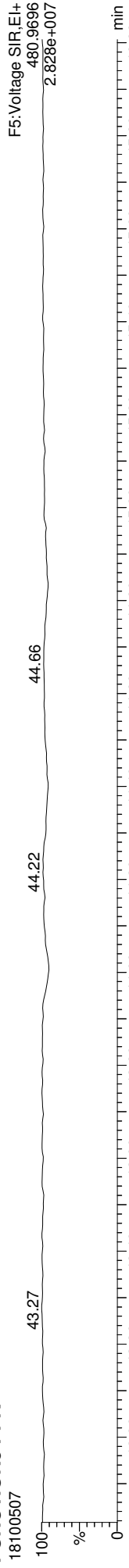
OCDD



OCDD



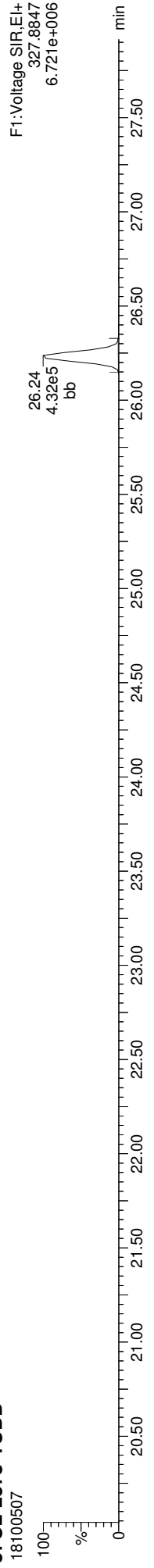
FUNCTION5 PFK



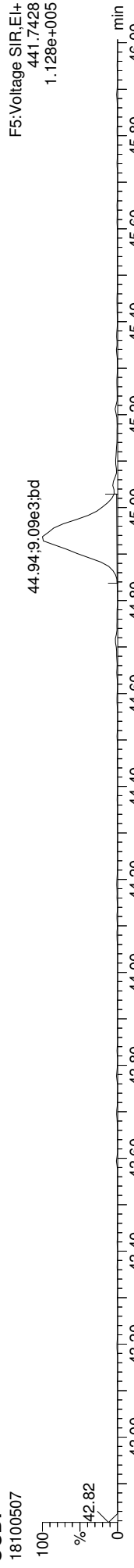
MassLynx MassLynx V4.1 SCN909
Dataset: T:\Autospec\Processed Data Batch\181005D.qld
Last Altered: Monday, October 08, 2018 11:15:29 Pacific Daylight Time
Printed: Monday, October 08, 2018 11:24:46 Pacific Daylight Time

ID: BG10793-DUP1, Name: 18100507, Date: 05-Oct-2018, Time: 14:29:18, Conditions: AUTOSPEC01, User: PK

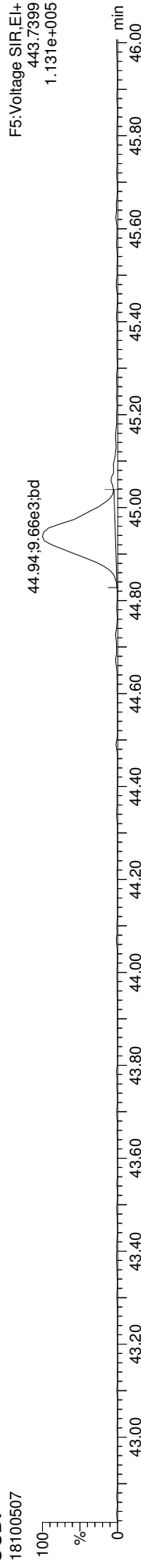
37CL-2378-TCDD



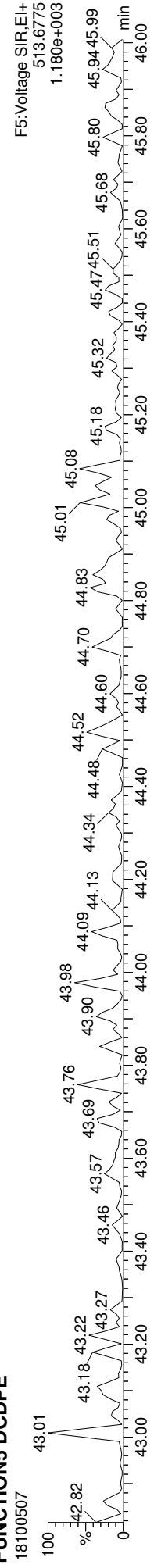
OCDF



OCDF



FUNCTION5 DCDPE





STANDARD REFERENCE MATERIAL RECOVERY

EPA 1613B

Laboratory: Analytical Resources, Inc.

SDG: 18I0285

Client: Anchor QEA, LLC

Project: Port Gamble - OMMP LTM

Matrix: Solid

Laboratory ID: BGI0793-SRM1

Batch: BGI0793

Initial/Final: 7.43 g / 20 uL

Preparation: EPA 1613

Analyzed: 10/05/2018 13:40


Standard ID: B001262

Description: Puget Sound reference-SRM

Expires: 01/26/2019

ANALYTE	TRUE (ng/kg wet)	FOUND (ng/kg wet)	MDL	MRL	Q	SRM % REC.	QC LIMITS REC.
2,3,7,8-TCDF	1.1100	0.852	0.107	1.35	J	76.7	50 - 150
2,3,7,8-TCDD	1.0500	0.995	0.067	1.35	EMPC, J	94.8	50 - 150
1,2,3,7,8-PeCDF	1.2300	1.16	0.135	1.35	J, B	94.0	50 - 150
2,3,4,7,8-PeCDF	1.0700	0.995	0.126	1.35	EMPC, J	93.0	50 - 150
1,2,3,7,8-PeCDD	1.0800	1.18	0.132	1.35	J	109	50 - 150
1,2,3,4,7,8-HxCDF	3.0200	2.46	0.090	1.35		81.5	50 - 150
1,2,3,6,7,8-HxCDF	1.0900	0.860	0.095	1.35	J		50 - 150
2,3,4,6,7,8-HxCDF	1.8300	0.858	0.122	1.35	J	0 *	50 - 150
1,2,3,7,8,9-HxCDF	0.51100	0.825	0.094	1.35	*, J	161 *	50 - 150
1,2,3,4,7,8-HxCDD	1.5900	1.36	0.134	1.35		85.5	50 - 150
1,2,3,6,7,8-HxCDD	3.8800	3.29	0.131	1.35		84.7	50 - 150
1,2,3,7,8,9-HxCDD	3.0400	2.32	0.131	1.35		76.3	50 - 150
1,2,3,4,6,7,8-HpCDF	18.700	18.1	0.130	1.35	B	96.9	50 - 150
1,2,3,4,7,8,9-HpCDF	1.6300	1.47	0.168	1.35		90.5	50 - 150
1,2,3,4,6,7,8-HpCDD	90.600	101	0.264	3.36		112	50 - 150
OCDF	58.400	61.4	0.233	2.69		105	50 - 150
OCDD	811.00	903	0.658	13.5	B	111	50 - 150

* Values outside of QC limits



Analytical Standard Record
 Analytical Resources, Inc.
 Standard ID: B001262

Printed: 7/30/2013 11:07:36AM

Description:	Puget Sound reference-SRM	Expires:	26-Jan-14
Standard Type:	Reference Material	Prepared:	30-Jul-13
Solvent:	NA	Prepared By:	Amanda Volgardsen
Final Volume (mls):	30	Department:	QC
Vials:	1	Last Edit:	30-Jul-13 11:06 by AV
Vendor:	QATS Lab	Lot #:	SR0431
Vendor Catalog #:			

Comments

PSRM0014 For anchor DSI

Analyte	CAS Number	Concentration	Units	SRM Control Limits
1,2,3,7,8-PeCDF	57117-41-6	0.00000123	mg/Kg	50-150
1,2,3,4,6,7,8-HpCDF	67562-39-4	0.0000187	mg/Kg	50-150
1,2,3,4,7,8,9-HpCDF	58200-70-7	0.00000163	mg/Kg	50-150
1,2,3,4,7,8-HxCDD	39227-28-6	0.00000159	mg/Kg	50-150
1,2,3,4,7,8-HxCDF	70648-26-9	0.00000302	mg/Kg	50-150
1,2,3,6,7,8-HxCDD	57653-85-7	0.00000388	mg/Kg	50-150
1,2,3,6,7,8-HxCDF	57117-44-9	0.00000109	mg/Kg	50-150
1,2,3,7,8,9-HxCDD	19408-74-3	0.00000304	mg/Kg	50-150
1,2,3,4,6,7,8-HpCDD	35822-46-9	0.0000906	mg/Kg	50-150
1,2,3,7,8-PeCDD	40321-76-4	0.00000108	mg/Kg	50-150
OCDF	39001-02-0	0.0000584	mg/Kg	50-150
2,3,4,6,7,8-HxCDF	60851-34-5	0.00000183	mg/Kg	50-150
2,3,4,7,8-PeCDF	57117-31-4	0.00000107	mg/Kg	50-150
2,3,7,8-TCDD	1746-01-6	0.00000105	mg/Kg	50-150
2,3,7,8-TCDF	51207-31-9	0.00000111	mg/Kg	50-150
Aroclor 1260	11096-82-5	0.108	mg/Kg	37.96296-166.6667
Aroclor 1260 [2C]	11096-82-5	0.108	mg/Kg	37.96296-166.6667
OCDD	3268-87-9	0.000811	mg/Kg	50-150
1,2,3,7,8,9-HxCDF	72918-21-9	0.000000511	mg/Kg	50-150

B001262
 Puget Sound reference-SRM
 Solvent / Lot: NA
 Prep: 7/30/2013 by AV
 Exp: 1/26/2014
 Location:

Reviewed By

Date

Order Number: SG012141

Date Shipped: 7/29/2013

AirBill No(s):

From: QATS LABORATORY
 2700 CHANDLER AVENUE, BLDG. B
 LAS VEGAS, NV 89120
 PHONE: 1-702-895-8712
 FAX: 1-702-795-8210

To: CHERONNE OREIRO
 ANALYTICAL RESOURCES
 4611 S. 134TH PLACE, SUITE 100
 TUKWILA WA 98168
 206-695-6200

560847647302

Sample ID	Sigma ID	Qty	Description/Remarks	→ Catalogue Number
PSRM0011	SR0431	1	PUGET SOUND SEDIMENT RM	PS-SRM
PSRM0012	SR0431	1	PUGET SOUND SEDIMENT RM	PS-SRM
PSRM0013	SR0431	1	PUGET SOUND SEDIMENT RM	PS-SRM
PSRM0014	SR0431	1	PUGET SOUND SEDIMENT RM	PS-SRM
DUWAMISH SHIPYARDS				

pd Stewart
 07/29/2013

Please use the enclosed Sample Preparation Instructions. If catalogue number(s) are listed at the top of the Sample Preparation Instructions use the Sample Preparation Instructions with catalogue number(s) matching the catalogue number(s) of each of the samples listed above.

Relinquished by: (Signature) <i>pd Stewart</i>	Date/Time 07/29/2013 (1500)	Received by: (Signature) <i>R</i>	Date/Time 7/30/13 1052
Custody Seal(s): Present/Absent	Remarks:		
Relinquished by: (Signature)	Date/Time	Received by: (Signature)	Date/Time



PUGET SOUND SEDIMENT REFERENCE MATERIAL (SRM) REQUEST FORM

TO REQUEST PUGET SOUND SRM, PLEASE COMPLETE THIS FORM AND SEND IT TO:	
USEPA Region 10 SRM Manager Attn: Mr. Donald M. Brown 1200 Sixth Avenue, Suite 900 Seattle, WA 98101 Phone: (206) 553-0717 Email: brown.donaldm@epa.gov	Special Instructions:

NOTE: PUGET SOUND SEDIMENT REFERENCE MATERIAL IS USUALLY SHIPPED WITHIN 24 HOURS OF REQUEST.

Date of Request:	7/19/2013	Project/Site Name:	Duwamish Shipyards
------------------	-----------	--------------------	--------------------

Date SRM Needed:	ASAP	Project/Site Number:	080111-01
------------------	------	----------------------	-----------

No. of Bottles Requested:	4	FedEx Account No.:	219891334
---------------------------	---	--------------------	-----------

NOTE: PUGET SOUND SEDIMENT REFERENCE MATERIAL IS PACKAGED IN GLASS BOTTLES CONTAINING 30 GRAMS OF MATERIAL.

Ship SRM, SRM request form, and Chain-of-Custody form with sample numbers to:

Contact Name:	Cheronne Oreiro	Email:	cheronneo@arilabs.com
Laboratory Name:	Analytical Resources, Inc.		
Address:	4611 S. 134th Place, Suite 100		
City:	Tukwila	State:	WA
		Zip Code:	98168-3240
Phone:	(206) 695-6214	Fax No.:	(206) 695-6201

Send copies of the SRM request form and Chain-of-Custody form with sample numbers to:

Contact Name:	Cindy Fields	Email:	cfields@anchorqea.com
Company:	Anchor QEA, LLC		
Address:	720 Olive Way, Suite 1900		
City:	Seattle	State:	WA
		Zip Code:	98101
Phone:	(206) 287-9130	Fax No.:	(206) 287-9131

For QATS Laboratory Use Only	
No. of Samples Shipped:	Shipped By:
Shipping Date:	Airbill No.:
COC No.:	

As an authorized agency requestor, I certify that the Puget Sound SRM requested is to be used for USEPA Region 10 approved activities only.

<i>Laura Inouye</i> Print Name	 Authorized Signature
Authorized Agency: <i>ECOLOGY</i>	Phone No: <i>360-407-6165</i>



Quantify Sample Summary Report MassLynx MassLynx V4.1 SCN909

Dataset: T:\Autospec\Processed Data Batch\181005D.qld
 Last Altered: Monday, October 08, 2018 11:15:29 Pacific Daylight Time
 Printed: Monday, October 08, 2018 11:24:39 Pacific Daylight Time

Method: T:\Autospec-Methods\Dioxin180817.mdb 25 Sep 2018 11:22:36
Calibration: T:\Autospec-Curves\180820CIH.cdb 21 Aug 2018 11:13:54

ID: BG10793-SRM1, Name: 18100506, Date: 05-Oct-2018, Time: 13:40:50, Conditions: AUTOSPEC01, User: PK

Compound	RT	RRT	Ion1Area	Ion2Area	RRF	Ratio	Pred R	Noise 1	Noise 2	Height 1	Height 2	S/N 1	SNFlag	EMPC	Int.1	Int.2	pg
2378-TCDF	25.603	1.001	2.229e3	3.017e3	0.834	0.739	0.770	1114	2357	3.12e4	4.59e4	28.0	YES	NO	dd	dd	0.316
12378-PeCDF	29.770	1.001	3.828e3	2.286e3	0.852	1.675	1.550	1989	1792	5.70e4	3.38e4	28.6	YES	NO	db	db	0.430
23478-PeCDF	31.116	1.001	3.711e3	2.045e3	0.944	1.814	1.550	1989	1792	5.09e4	3.05e4	25.6	YES	YES	db	db	0.370
123478-HxCDF	34.812	1.001	5.286e3	4.449e3	0.963	1.188	1.240	773	1024	8.18e4	6.53e4	105.8	YES	NO	dd	dd	0.914
234678-HxCDF	35.903	1.001	1.463e3	1.194e3	0.991	1.225	1.240	773	1024	2.85e4	2.37e4	36.9	YES	NO	db	db	0.319
123678-HxCDF	34.957	1.001	1.740e3	1.553e3	0.917	1.120	1.240	773	1024	2.59e4	2.08e4	33.5	YES	NO	db	db	0.319
123789-HxCDF	36.815	1.000	1.381e3	1.061e3	0.938	1.301	1.240	773	1024	1.66e4	1.46e4	21.5	YES	NO	bb	bb	0.306
1234678-HpCDF	38.563	1.000	3.467e4	3.453e4	1.119	1.004	1.050	1773	962	5.89e5	5.81e5	332.1	YES	NO	bb	bb	6.731
1234789-HpCDF	40.778	1.000	2.619e3	2.365e3	1.162	1.108	1.050	1773	962	4.10e4	3.81e4	23.1	YES	NO	bb	bb	0.548
OCDF	44.970	1.006	6.309e4	6.805e4	1.145	0.927	0.890	1166	920	7.74e5	8.28e5	664.2	YES	NO	bb	bb	22.800
2378-TCDD	26.238	1.001	1.646e3	2.599e3	0.982	0.633	0.770	1063	419	2.53e4	3.96e4	23.8	YES	YES	bd	bd	0.370
12378-PeCDD	31.361	1.000	2.386e3	1.642e3	1.029	1.453	1.550	1347	963	3.51e4	2.22e4	26.0	YES	NO	bb	bb	0.439
123478-HxCDD	36.003	1.000	2.452e3	1.994e3	0.921	1.230	1.240	1284	1207	4.74e4	3.64e4	36.9	YES	NO	bd	bd	0.505
123678-HxCDD	36.125	1.001	6.472e3	5.253e3	0.904	1.232	1.240	1284	1207	9.98e4	8.25e4	77.7	YES	NO	dd	dd	1.221
123789-HxCDD	36.481	1.010	4.408e3	3.574e3	0.918	1.233	1.240	1284	1207	7.68e4	6.06e4	59.8	YES	NO	bb	bb	0.862
1234678-HpCDD	40.043	1.000	1.372e5	1.377e5	1.046	0.997	1.050	2239	1446	2.28e6	2.19e6	1017.4	YES	NO	bb	bb	37.683
OCDD	44.732	1.000	7.756e5	8.814e5	0.984	0.890	0.890	2547	2519	9.82e6	1.12e7	3855.2	YES	NO	bb	bb	335.302
13C-2378-TCDF	25.588	1.007	8.780e5	1.111e6	1.847	0.790	0.770	5114	2731	1.38e7	1.74e7	2699.7	YES	NO	bb	bb	98.352
13C-12378-PeCDF	29.747	1.171	1.020e6	6.502e5	1.558	1.569	1.550	2892	2392	1.62e7	1.02e7	5591.8	YES	NO	bb	bb	97.897
13C-23478-PeCDF	31.094	1.224	1.006e6	6.438e5	1.544	1.562	1.550	2892	2392	1.56e7	1.01e7	5391.1	YES	NO	bb	bb	97.586
13C-123478-HxCDF	34.790	0.954	3.670e5	7.389e5	1.152	0.497	0.510	1307	1999	5.57e6	1.11e7	4263.2	YES	NO	bd	bd	93.839
13C-123678-HxCDF	34.934	0.958	3.754e5	7.482e5	1.225	0.502	0.510	1307	1999	5.54e6	1.10e7	4240.0	YES	NO	db	db	89.676
13C-234678-HxCDF	35.869	0.984	2.835e5	5.583e5	1.104	0.508	0.510	1307	1999	4.06e6	7.93e6	3103.9	YES	NO	bb	bb	74.588
13C-123789-HxCDF	36.815	1.010	2.863e5	5.638e5	1.046	0.508	0.510	1307	1999	5.57e6	1.11e7	4260.4	YES	NO	bb	bb	79.499
13C-1234678-HpCDF	38.551	1.057	2.787e5	6.397e5	1.004	0.436	0.440	1802	2137	4.61e6	1.05e7	2560.2	YES	NO	bb	bb	89.410
13C-1234789-HpCDF	40.766	1.118	2.436e5	5.394e5	0.799	0.452	0.440	1802	2137	3.53e6	7.82e6	1957.6	YES	NO	bb	bb	95.858
13C-1234-TCDD	25.407	0.000	4.800e5	6.152e5	1.000	0.780	0.770	1836	901	7.67e6	9.92e6	4176.0	YES	NO	bb	bb	100.000
13C-2378-TCDD	26.222	1.032	5.094e5	6.600e5	1.171	0.772	0.770	1836	901	7.94e6	1.03e7	4323.7	YES	NO	bb	bb	91.178
13C-12378-PeCDD	31.350	1.234	5.569e5	3.343e5	0.886	1.666	1.550	957	804	8.61e6	5.23e6	9004.1	YES	NO	bb	bb	91.854
13C-123478-HxCDD	35.992	0.987	5.366e5	4.192e5	1.027	1.280	1.240	1132	1101	9.15e6	7.15e6	8085.5	YES	NO	bd	bd	91.021
13C-123678-HxCDD	36.103	0.990	5.801e5	4.823e5	1.055	1.203	1.240	1132	1101	9.30e6	7.56e6	8214.6	YES	NO	db	db	98.459
13C-1234678-HpCDD	40.032	1.098	3.583e5	3.389e5	0.749	1.057	1.050	1799	1624	5.53e6	5.11e6	3075.0	YES	NO	bb	bb	91.022
13C-OCDD	44.714	1.226	4.682e5	5.364e5	0.725	0.873	0.890	1198	1506	5.89e6	6.51e6	4916.9	YES	NO	bd	bd	135.547
13C-123789-HxCDD	36.459	0.000	5.669e5	4.557e5	1.000	1.244	1.240	1132	1101	9.85e6	7.92e6	8702.0	YES	NO	bb	bb	100.000
37CL-2378-TCDD	26.253	1.033	5.170e5	1.121	1.121	1.121	778	778	7.72e6	7.72e6	9930.7	YES	YES	bb	bb	42.130	

Quantify Sample Summary Report **MassLynx MassLynx V4.1 SCN909**

Dataset: T:\Autospec\Processed Data Batch\181005D.qld
 Last Altered: Monday, October 08, 2018 11:15:29 Pacific Daylight Time
 Printed: Monday, October 08, 2018 11:24:39 Pacific Daylight Time

ID: BG10793-SRM1, Name: 18100506, Date: 05-Oct-2018, Time: 13:40:50, Conditions: AUTOSPEC01, User: PK

Compound	RT	RRT	Ion1Area	Ion2Area	RRF	Ratio	Pred R	Noise 1	Noise 2	Height 1	Height 2	S/N 1	SNFlag	EMPC	Int.1	Int.2	pg
1368-TCDF	22.264	0.870	6.640e2	8.113e2	1.020	0.818	0.770	1114	2357	9.62e3	1.36e4	8.6	YES	NO	bd	dd	0.073
1289-TCDF					0.818		0.770	1114	2357								
13468-PECDF				1.481e3	1.163	0.000	1.550	477	763		2.16e4			YES	MM-	bd	
12389-PECDF					0.912		1.550	1989	1792								
123468-HXCDF	33.076	0.951	4.742e3	3.780e3	1.051	1.254	1.240	773	1024	7.65e4	6.54e4	99.0	YES	NO	bb	bb	0.733
1368-TCDD	23.367	0.891	1.271e3	1.869e3	1.026	0.680	0.770	1063	419	1.78e4	2.70e4	16.7	YES	NO	bb	bb	0.262
1289-TCDD	26.781	1.021	5.339e2	5.099e2	0.938	1.047	0.770	1063	419	5.91e3	7.03e3	5.6	YES	YES	bb	MM	0.095
12479-PECDD	28.668	0.914	3.594e3	2.363e3	1.807	1.520	1.550	1347	963	3.69e4	2.32e4	27.4	YES	NO	MM	db	0.370
12389-PECDD	31.773	1.013	5.310e2	2.859e2	1.326	1.857	1.550	1347	963	8.22e3	4.68e3	6.1	YES	YES	bb	bb	0.069
124679-HXCDD	33.866	0.941	1.723e4	1.412e4	1.031	1.220	1.240	1284	1207	2.71e5	2.04e5	210.9	YES	NO	bb	bd	3.180
1234679-HPCDD	39.008	0.974	2.224e5	2.146e5	1.228	1.036	1.050	2239	1446	3.92e6	3.72e6	1749.0	YES	NO	bb	bb	51.048
Total-tetrafurans			3.801e4		0.891			1114		5.51e5							5.233
Total-penta1			1.731e4					477		2.37e5							1.910
Total-pentafurans			4.127e4		0.903			1989		5.85e5							4.425
Total-hexafurans			5.602e4		0.972			773		8.49e5							10.334
Total-heptafurans			1.125e5		1.141			1773		1.89e6							22.759
Total-Furans			3.315e5		0.989			1114		4.94e6							67.855
Total-tetraoxins			1.072e4		0.982			1063		1.59e5							2.068
Total-pentadioxins			1.388e4		1.387			1347		1.93e5							1.852
Total-hexadioxins			5.711e4		0.944			1284		7.99e5							10.786
Total-heptadioxins			3.597e5		1.137			2239		6.19e6							88.731
Total-Dioxins			1.217e6		1.088			1063		1.72e7							438.739
Total-TEQ			1.548e6					1063		2.21e7							506.594
FUNCTION1 PFK			1.008e8					680345		3.20e8							0.000
FUNCTION2 PFK			2.371e7					534008		7.03e7							0.000
FUNCTION3 PFK			6.475e7					501264		3.25e8							
FUNCTION4 PFK			4.632e6					513437		1.26e7							
FUNCTION5 PFK			3.393e4					331321		1.12e6							
FUNCTION1 HXCD...			7.805e2					655		1.28e4							0.000
FUNCTION1 HPCD...			2.741e4					528		4.62e5							0.000
FUNCTION2 HPCD...			0.000e0					619		0.00e0							
FUNCTION3 OCDPE			7.651e1					384		1.78e3							0.000
FUNCTION4 NCDPE			1.622e4					527		2.95e5							0.000
FUNCTION5 DCDPE			0.000e0					246		0.00e0							

Quantify Totals Report MassLynx MassLynx V4.1 SCN909

Dataset: T:\Autospec\Processed Data Batch\181005D.qld
 Last Altered: Monday, October 08, 2018 11:15:29 Pacific Daylight Time
 Printed: Monday, October 08, 2018 11:24:39 Pacific Daylight Time

Method: T:\Autospec\Methods\Dioxin180817.mdb 25 Sep 2018 11:22:36
Calibration: T:\Autospec\Curves\180820CIH.cdb 21 Aug 2018 11:13:54

ID: BGI0793-SRM1, Name: 18100506, Date: 05-Oct-2018, Time: 13:40:50, Conditions: AUTOSPEC01, User: PK

TF

Compound	RT	Ion1Area	Ion2Area	RRF	Ratio	Pred R	S/N 1	SNFlag	EMPC	Int.1	Int.2	pg
Total-tetraturans	23.59	1.397e3	2.139e3	0.891	0.65	0.77	20.6	YES	YES	bd	dd	0.200
Total-tetraturans	23.43	4.502e2	9.240e2	0.891	0.49	0.77	10.2	YES	YES	db	dd	0.078
Total-tetraturans	23.35	1.732e3	2.150e3	0.891	0.81	0.77	17.7	YES	NO	dd	dd	0.219
Total-tetraturans	23.25	1.236e3	3.476e3	0.891	0.36	0.77	22.3	YES	YES	bd	dd	0.266
Total-tetraturans	22.94	2.433e3	3.999e3	0.891	0.61	0.77	31.0	YES	YES	bb	bd	0.363
Total-tetraturans	22.35	6.290e2	8.735e2	0.891	0.72	0.77	9.5	YES	NO	db	db	0.085
1368-TCDF	22.26	6.640e2	8.113e2	1.020	0.82	0.77	8.6	YES	NO	bd	dd	0.073
Total-tetraturans	22.10	5.250e2	8.270e2	0.891	0.63	0.77	8.6	YES	YES	bb	bd	0.076
Total-tetraturans	26.75	5.835e2	5.501e2	0.891	1.06	0.77	8.8	YES	YES	bd	bb	0.064
Total-tetraturans	25.84	2.442e3	2.590e3	0.891	0.94	0.77	27.6	YES	YES	dd	db	0.284
Total-tetraturans	25.74	6.994e2	6.889e2	0.891	1.02	0.77	10.6	YES	YES	dd	dd	0.078
2378-TCDF	25.60	2.229e3	3.017e3	0.834	0.74	0.77	28.0	YES	NO	dd	bd	0.316
Total-tetraturans	25.36	3.334e3	4.766e3	0.891	0.70	0.77	21.2	YES	NO	dd	db	0.457
Total-tetraturans	25.12	8.490e2	1.171e3	0.891	0.72	0.77	11.4	YES	NO	bd	bd	0.114
Total-tetraturans	24.92	1.354e3	1.425e3	0.891	0.95	0.77	16.8	YES	YES	bb	bb	0.157
Total-tetraturans	24.70	3.389e3	4.709e3	0.891	0.72	0.77	46.9	YES	NO	bb	db	0.457
Total-tetraturans	24.50	2.246e3	3.295e3	0.891	0.68	0.77	31.7	YES	NO	db	dd	0.313
Total-tetraturans	24.35	5.347e3	7.854e3	0.891	0.68	0.77	70.8	YES	NO	dd	dd	0.745
Total-tetraturans	24.27	2.382e3	3.206e3	0.891	0.74	0.77	29.9	YES	NO	bd	dd	0.315
Total-tetraturans	24.02	7.040e2	1.311e3	0.891	0.54	0.77	13.2	YES	YES	bb	MM	0.114
Total-tetraturans	23.85	1.642e3	2.107e3	0.891	0.78	0.77	25.2	YES	NO	bb	MM	0.212
Total-tetraturans	23.71	1.749e3	2.643e3	0.891	0.66	0.77	23.8	YES	NO	db	dd	0.248

PP

Compound	RT	Ion1Area	Ion2Area	RRF	Ratio	Pred R	S/N 1	SNFlag	EMPC	Int.1	Int.2	pg
Total-penta1	27.42	7.828e2	4.722e2		1.66	1.55	30.8	YES	NO	db	db	0.082
Total-penta1	27.34	2.247e2	8.797e1		2.55	1.55	9.0	YES	YES	bd	bd	0.020
Total-penta1	27.04	1.586e4	1.095e4		1.45	1.55	441.9	YES	NO	db	db	1.751
13468-PECDF			1.481e3	1.163	0.00	1.55			YES	MM-	bd	
Total-penta1	27.84	4.410e2	4.191e2		1.05	1.55	15.2	YES	YES	bb	bb	0.056

Quantify Totals Report MassLynx MassLynx V4.1 SCN909

Dataset: T:\Autospec\Processed Data Batch\181005D.qld
 Last Altered: Monday, October 08, 2018 11:15:29 Pacific Daylight Time
 Printed: Monday, October 08, 2018 11:24:39 Pacific Daylight Time

ID: BG10793-SRM1, Name: 18100506, Date: 05-Oct-2018, Time: 13:40:50, Conditions: AUTOSPEC01, User: PK

PF

Compound	RT	Ion1Area	Ion2Area	RRF	Ratio	Pred R	S/N 1	SNFlag	EMPC	Int.1	Int.2	pg
1 Total-pentafurans	29.20	9.189e2	3.212e2	0.903	2.86	1.55	6.1	YES	YES	bd	bb	0.083
2 Total-pentafurans	28.71	7.088e3	4.803e3	0.903	1.48	1.55	57.5	YES	NO	db	db	0.793
3 Total-pentafurans	28.65	3.849e3	1.918e3	0.903	2.01	1.55	32.9	YES	YES	dd	dd	0.385
4 Total-pentafurans	28.51	2.249e3	1.778e3	0.903	1.27	1.55	13.2	YES	YES	dd	dd	0.269
5 Total-pentafurans	28.33	6.465e3	4.255e3	0.903	1.52	1.55	40.3	YES	NO	bd	MM	0.715
6 Total-pentafurans	28.03	1.276e3	9.344e2	0.903	1.37	1.55	11.2	YES	NO	bb	bb	0.147
7 23478-PeCDF	31.12	3.711e3	2.045e3	0.944	1.81	1.55	25.6	YES	YES	db	db	0.370
8 Total-pentafurans	30.97	1.547e3	1.054e3	0.903	1.47	1.55	12.1	YES	NO	dd	dd	0.173
9 Total-pentafurans	30.85	1.529e3	7.746e2	0.903	1.97	1.55	11.4	YES	YES	bd	bd	0.154
10 Total-pentafurans	29.98	4.212e3	2.934e3	0.903	1.44	1.55	28.1	YES	NO	bd	bd	0.477
11 12378-PeCDF	29.77	3.828e3	2.286e3	0.852	1.67	1.55	28.6	YES	NO	db	db	0.430
12 Total-pentafurans	29.67	5.609e2	2.408e2	0.903	2.33	1.55	5.2	YES	YES	bd	bd	0.053
13 Total-pentafurans	29.41	4.035e3	1.597e3	0.903	2.53	1.55	21.7	YES	YES	dd	MM	0.376

HF

Compound	RT	Ion1Area	Ion2Area	RRF	Ratio	Pred R	S/N 1	SNFlag	EMPC	Int.1	Int.2	pg
1 123789-HxCDF	36.82	1.381e3	1.061e3	0.938	1.30	1.24	21.5	YES	NO	bb	bb	0.306
2 234678-HxCDF	35.90	1.463e3	1.194e3	0.991	1.23	1.24	36.9	YES	NO	db	db	0.319
3 Total-hexafurans	35.87	1.567e3	1.202e3	0.972	1.30	1.24	34.4	YES	NO	bd	bd	0.291
4 123678-HxCDF	34.96	1.740e3	1.553e3	0.917	1.12	1.24	33.5	YES	NO	db	db	0.319
5 123478-HxCDF	34.81	5.286e3	4.449e3	0.963	1.19	1.24	105.8	YES	NO	dd	bd	0.914
6 Total-hexafurans	34.63	9.209e2	8.053e2	0.972	1.14	1.24	18.6	YES	NO	bd	bb	0.181
7 Total-hexafurans	34.15	2.132e4	1.667e4	0.972	1.28	1.24	419.6	YES	NO	bb	bb	3.987
8 Total-hexafurans	33.83	5.343e2	4.179e2	0.972	1.28	1.24	10.1	YES	NO	bb	bb	0.100
9 Total-hexafurans	33.29	1.706e4	1.328e4	0.972	1.28	1.24	318.5	YES	NO	bb	bb	3.184
10 123468-HxCDF	33.08	4.742e3	3.780e3	1.051	1.25	1.24	99.0	YES	NO	bb	bb	0.733

HPF

Compound	RT	Ion1Area	Ion2Area	RRF	Ratio	Pred R	S/N 1	SNFlag	EMPC	Int.1	Int.2	pg
1 1234789-HpCDF	40.78	2.619e3	2.365e3	1.162	1.11	1.05	23.1	YES	NO	bb	bb	0.548
2 Total-heptafurans	39.22	7.485e4	7.419e4	1.141	1.01	1.05	705.0	YES	NO	bb	bb	15.359
3 Total-heptafurans	39.00	3.207e2	8.529e2	1.141	0.38	1.05	4.6	YES	YES	db	bb	0.121
4 1234678-HpCDF	38.56	3.467e4	3.453e4	1.119	1.00	1.05	332.1	YES	NO	bb	bb	6.731

Quantify Totals Report MassLynx MassLynx V4.1 SCN909

Dataset: T:\Autospec\Processed Data Batch\181005D.qld
 Last Altered: Monday, October 08, 2018 11:15:29 Pacific Daylight Time
 Printed: Monday, October 08, 2018 11:24:39 Pacific Daylight Time

ID: BG10793-SRM1, Name: 18100506, Date: 05-Oct-2018, Time: 13:40:50, Conditions: AUTOSPEC01, User: PK

Furans,TF,PP,PF,HF,HPF,OF

Compound	RT	Ion1Area	Ion2Area	RRF	Ratio	Pred R	S/N 1	SNFlag	EMPC	Int.1	Int.2	pg
1 Total-tetraturans	23.59	1.397e3	2.139e3	0.891	0.65	0.77	20.6	YES	YES	bd	dd	0.200
2 Total-tetraturans	23.43	4.502e2	9.240e2	0.891	0.49	0.77	10.2	YES	YES	db	dd	0.078
3 Total-tetraturans	23.35	1.732e3	2.150e3	0.891	0.81	0.77	17.7	YES	NO	dd	dd	0.219
4 Total-tetraturans	23.25	1.236e3	3.476e3	0.891	0.36	0.77	22.3	YES	YES	bd	dd	0.266
5 Total-tetraturans	22.94	2.433e3	3.999e3	0.891	0.61	0.77	31.0	YES	YES	bb	bd	0.363
6 Total-tetraturans	22.35	6.290e2	8.735e2	0.891	0.72	0.77	9.5	YES	NO	db	db	0.085
7 1368-TCDF	22.26	6.640e2	8.113e2	1.020	0.82	0.77	8.6	YES	NO	bd	dd	0.073
8 Total-tetraturans	22.10	5.250e2	8.270e2	0.891	0.63	0.77	8.6	YES	YES	bb	bd	0.076
9 Total-Furans	21.01	1.821e3	2.707e3	0.989	0.67	0.77	23.2	YES	NO	bb	bb	0.230
10 Total-tetraturans	26.75	5.835e2	5.501e2	0.891	1.06	0.77	8.8	YES	YES	bd	bb	0.064
11 Total-tetraturans	25.84	2.442e3	2.590e3	0.891	0.94	0.77	27.6	YES	YES	dd	db	0.284
12 Total-tetraturans	25.74	6.994e2	6.889e2	0.891	1.02	0.77	10.6	YES	YES	dd	dd	0.078
13 2378-TCDF	25.60	2.229e3	3.017e3	0.834	0.74	0.77	28.0	YES	NO	dd	bd	0.316
14 Total-tetraturans	25.36	3.334e3	4.766e3	0.891	0.70	0.77	21.2	YES	NO	dd	db	0.457
15 Total-tetraturans	25.12	8.490e2	1.171e3	0.891	0.72	0.77	11.4	YES	NO	bd	bd	0.114
16 Total-tetraturans	24.92	1.354e3	1.425e3	0.891	0.95	0.77	16.8	YES	YES	bb	bb	0.157
17 Total-tetraturans	24.70	3.389e3	4.709e3	0.891	0.72	0.77	46.9	YES	NO	bb	db	0.457
18 Total-tetraturans	24.50	2.246e3	3.295e3	0.891	0.68	0.77	31.7	YES	NO	db	dd	0.313
19 Total-tetraturans	24.35	5.347e3	7.854e3	0.891	0.68	0.77	70.8	YES	NO	dd	dd	0.745
20 Total-tetraturans	24.27	2.382e3	3.206e3	0.891	0.74	0.77	29.9	YES	NO	bd	dd	0.315
21 Total-tetraturans	24.02	7.040e2	1.311e3	0.891	0.54	0.77	13.2	YES	YES	bb	MM	0.114
22 Total-tetraturans	23.85	1.642e3	2.107e3	0.891	0.78	0.77	25.2	YES	NO	bb	MM	0.212
23 Total-tetraturans	23.71	1.749e3	2.643e3	0.891	0.66	0.77	23.8	YES	NO	db	dd	0.248
24 Total-Furans	27.70	8.765e2	8.576e2	0.989	1.02	0.77	15.1	YES	YES	bb	bb	0.088
25 Total-Furans	27.23	6.547e2	8.293e2	0.989	0.79	0.77	8.4	YES	NO	dd	bb	0.075
26 Total-pentaturans	29.20	9.189e2	3.212e2	0.903	2.86	1.55	6.1	YES	YES	bd	bb	0.083
27 Total-pentaturans	28.71	7.088e3	4.803e3	0.903	1.48	1.55	57.5	YES	NO	db	db	0.793
28 Total-pentaturans	28.65	3.849e3	1.918e3	0.903	2.01	1.55	32.9	YES	YES	dd	dd	0.385
29 Total-pentaturans	28.51	2.249e3	1.778e3	0.903	1.27	1.55	13.2	YES	YES	dd	dd	0.269
30 Total-pentaturans	28.33	6.465e3	4.255e3	0.903	1.52	1.55	40.3	YES	NO	bd	MM	0.715
31 Total-pentaturans	28.03	1.276e3	9.344e2	0.903	1.37	1.55	11.2	YES	NO	bb	bb	0.147
32 23478-PeCDF	31.12	3.711e3	2.045e3	0.944	1.81	1.55	25.6	YES	YES	db	db	0.370
33 Total-pentaturans	30.97	1.547e3	1.054e3	0.903	1.47	1.55	12.1	YES	NO	dd	dd	0.173
34 Total-pentaturans	30.85	1.529e3	7.746e2	0.903	1.97	1.55	11.4	YES	YES	bd	bd	0.154
35 Total-pentaturans	29.98	4.212e3	2.934e3	0.903	1.44	1.55	28.1	YES	NO	bd	bd	0.477
36 12378-PeCDF	29.77	3.828e3	2.286e3	0.852	1.67	1.55	28.6	YES	NO	db	db	0.430
37 Total-pentaturans	29.67	5.609e2	2.408e2	0.903	2.33	1.55	5.2	YES	YES	bd	bd	0.053

Quantify Totals Report MassLynx MassLynx V4.1 SCN909

Dataset: T:\Autospec\Processed Data Batch\181005D.qld
 Last Altered: Monday, October 08, 2018 11:15:29 Pacific Daylight Time
 Printed: Monday, October 08, 2018 11:24:39 Pacific Daylight Time

ID: BG10793-SRM1, Name: 18100506, Date: 05-Oct-2018, Time: 13:40:50, Conditions: AUTOSPEC01, User: PK

Furans,TF,PP,PF,HF,HPF,OF

Compound	RT	Ion1Area	Ion2Area	RRF	Ratio	Pred R	S/N 1	SNFlag	EMPC	Int.1	Int.2	pg
38 Total-pentafurans	29.41	4.035e3	1.597e3	0.903	2.53	1.55	21.7	YES	YES	dd	MM	0.376
39 123789-HxCDF	36.82	1.381e3	1.061e3	0.938	1.30	1.24	21.5	YES	NO	bb	bb	0.306
40 234678-HxCDF	35.90	1.463e3	1.194e3	0.991	1.23	1.24	36.9	YES	NO	db	db	0.319
41 Total-hexafurans	35.87	1.567e3	1.202e3	0.972	1.30	1.24	34.4	YES	NO	bd	bd	0.291
42 123678-HxCDF	34.96	1.740e3	1.553e3	0.917	1.12	1.24	33.5	YES	NO	db	db	0.319
43 123478-HxCDF	34.81	5.286e3	4.449e3	0.963	1.19	1.24	105.8	YES	NO	dd	bd	0.914
44 Total-hexafurans	34.63	9.209e2	8.053e2	0.972	1.14	1.24	18.6	YES	NO	bd	bb	0.181
45 Total-hexafurans	34.15	2.132e4	1.667e4	0.972	1.28	1.24	419.6	YES	NO	bb	bb	3.987
46 Total-hexafurans	33.83	5.343e2	4.179e2	0.972	1.28	1.24	10.1	YES	NO	bb	bb	0.100
47 Total-hexafurans	33.29	1.706e4	1.328e4	0.972	1.28	1.24	318.5	YES	NO	bb	bb	3.184
48 123468-HxCDF	33.08	4.742e3	3.780e3	1.051	1.25	1.24	99.0	YES	NO	bb	bb	0.733
49 1234789-HpCDF	40.78	2.619e3	2.365e3	1.162	1.11	1.05	23.1	YES	NO	bb	bb	0.548
50 Total-heptafurans	39.22	7.485e4	7.419e4	1.141	1.01	1.05	705.0	YES	NO	bb	bb	15.359
51 Total-heptafurans	39.00	3.207e2	8.529e2	1.141	0.38	1.05	4.6	YES	YES	db	bb	0.121
52 1234678-HpCDF	38.56	3.467e4	3.453e4	1.119	1.00	1.05	332.1	YES	NO	bb	bb	6.731
53 OCDF	44.97	6.309e4	6.805e4	1.145	0.93	0.89	664.2	YES	NO	bb	bb	22.800
54 Total-penta1	27.42	7.828e2	4.722e2		1.66	1.55	30.8	YES	NO	db	db	0.082
55 Total-penta1	27.34	2.247e2	8.797e1		2.55	1.55	9.0	YES	YES	bd	bd	0.020
56 Total-penta1	27.04	1.586e4	1.095e4		1.45	1.55	441.9	YES	NO	db	db	1.751
57 13468-PECDF			1.481e3	1.163	0.00	1.55		YES	YES	MM-	bd	
58 Total-penta1	27.84	4.410e2	4.191e2		1.05	1.55	15.2	YES	YES	bb	bb	0.056

Quantify Totals Report MassLynx MassLynx V4.1 SCN909

Dataset: T:\Autospec\Processed Data Batch\181005D.qld
 Last Altered: Monday, October 08, 2018 11:15:29 Pacific Daylight Time
 Printed: Monday, October 08, 2018 11:24:39 Pacific Daylight Time

ID: BG10793-SRM1, Name: 18100506, Date: 05-Oct-2018, Time: 13:40:50, Conditions: AUTOSPEC01, User: PK

TD

Compound	RT	Ion1Area	Ion2Area	RRF	Ratio	Pred R	S/N 1	SNFlag	EMPC	Int.1	Int.2	pg
1 Total-tetradioxins	25.60	3.695e2	1.212e2	0.982	3.05	0.77	3.2	YES	YES	db	bb	0.043
2 Total-tetradioxins	25.42	1.463e3	1.469e3	0.982	1.00	0.77	19.7	YES	YES	bd	bb	0.255
3 Total-tetradioxins	25.24	2.264e2	3.544e2	0.982	0.64	0.77	3.5	YES	YES	db	db	0.051
4 Total-tetradioxins	25.12	1.779e2	2.161e2	0.982	0.82	0.77	3.4	YES	NO	bd	dd	0.034
5 Total-tetradioxins	24.85	1.396e3	1.649e3	0.982	0.85	0.77	19.9	YES	NO	bb	bd	0.265
6 Total-tetradioxins	24.58	4.093e2	5.289e2	0.982	0.77	0.77	6.9	YES	NO	db	db	0.082
7 Total-tetradioxins	24.53	1.450e2	8.980e1	0.982	1.61	0.77	4.0	YES	YES	bd	dd	0.020
8 Total-tetradioxins	24.36	1.212e3	1.416e3	0.982	0.86	0.77	16.8	YES	NO	bb	bd	0.229
9 Total-tetradioxins	23.85	3.474e2	2.703e2	0.982	1.29	0.77	6.5	YES	YES	db	bb	0.054
10 Total-tetradioxins	23.64	8.950e2	1.029e3	0.982	0.87	0.77	12.2	YES	NO	bd	bb	0.168
11 1368-TCDD	23.37	1.271e3	1.869e3	1.026	0.68	0.77	16.7	YES	NO	bb	bb	0.262
12 1289-TCDD	26.78	5.339e2	5.099e2	0.938	1.05	0.77	5.6	YES	YES	bb	MM	0.095
13 2378-TCDD	26.24	1.646e3	2.599e3	0.982	0.63	0.77	23.8	YES	YES	bd	bd	0.370
14 Total-tetradioxins	25.88	6.303e2	9.928e2	0.982	0.63	0.77	6.9	YES	YES	bb	bb	0.141

PD

Compound	RT	Ion1Area	Ion2Area	RRF	Ratio	Pred R	S/N 1	SNFlag	EMPC	Int.1	Int.2	pg
1 Total-pentadioxins	30.11	1.261e3	9.796e2	1.387	1.29	1.55	15.0	YES	YES	db	dd	0.181
2 Total-pentadioxins	29.97	2.096e3	1.114e3	1.387	1.88	1.55	27.0	YES	YES	bd	bd	0.260
3 Total-pentadioxins	29.76	1.690e3	1.136e3	1.387	1.49	1.55	17.2	YES	NO	bb	bb	0.229
4 Total-pentadioxins	29.16	9.306e2	6.391e2	1.387	1.46	1.55	12.0	YES	NO	bb	bb	0.127
5 12479-PECCD	28.67	3.594e3	2.363e3	1.807	1.52	1.55	27.4	YES	NO	MM	db	0.370
6 12389-PECCD	31.77	5.310e2	2.859e2	1.326	1.86	1.55	6.1	YES	YES	bb	bb	0.069
7 12378-PeCDD	31.36	2.386e3	1.642e3	1.029	1.45	1.55	26.0	YES	NO	bb	bb	0.439
8 Total-pentadioxins	30.30	1.390e3	8.047e2	1.387	1.73	1.55	12.7	YES	NO	MM	db	0.178

Quantify Totals Report MassLynx MassLynx V4.1 SCN909

Dataset: T:\Autospec\Processed Data Batch\181005D.qld
 Last Altered: Monday, October 08, 2018 11:15:29 Pacific Daylight Time
 Printed: Monday, October 08, 2018 11:24:39 Pacific Daylight Time

ID: BG10793-SRM1, Name: 18100506, Date: 05-Oct-2018, Time: 13:40:50, Conditions: AUTOSPEC01, User: PK

HD

1	Compound	RT	Ion1Area	Ion2Area	RRF	Ratio	Pred R	S/N 1	SNFlag	EMPC	Int.1	Int.2	pg
	Total-hexadioxins	36.28	9.224e2	7.497e2	0.944	1.23	1.24	14.0	YES	NO	db	db	0.176
2	123678-HxCDD	36.13	6.472e3	5.253e3	0.904	1.23	1.24	77.7	YES	NO	dd	dd	1.221
3	123478-HxCDD	36.00	2.452e3	1.994e3	0.921	1.23	1.24	36.9	YES	NO	bd	bd	0.505
4	Total-hexadioxins	35.18	2.253e3	1.628e3	0.944	1.38	1.24	24.6	YES	NO	db	db	0.408
5	Total-hexadioxins	35.08	1.950e4	1.580e4	0.944	1.23	1.24	153.5	YES	NO	bd	bd	3.708
6	Total-hexadioxins	34.68	3.876e3	3.045e3	0.944	1.27	1.24	44.7	YES	NO	bb	bb	0.727
7	124679-HxCDD	33.87	1.723e4	1.412e4	1.031	1.22	1.24	210.9	YES	NO	bb	bd	3.180
8	123789-HxCDD	36.48	4.408e3	3.574e3	0.918	1.23	1.24	59.8	YES	NO	bb	bb	0.862

HPD

1	Compound	RT	Ion1Area	Ion2Area	RRF	Ratio	Pred R	S/N 1	SNFlag	EMPC	Int.1	Int.2	pg
	1234678-HpCDD	40.04	1.372e5	1.377e5	1.046	1.00	1.05	1017.4	YES	NO	bb	bd	37.683
2	1234679-HPCDD	39.01	2.224e5	2.146e5	1.228	1.04	1.05	1749.0	YES	NO	bb	bb	51.048

Quantify Totals Report MassLynx MassLynx V4.1 SCN909

Dataset: T:\Autospec\Processed Data Batch\181005D.qld
 Last Altered: Monday, October 08, 2018 11:15:29 Pacific Daylight Time
 Printed: Monday, October 08, 2018 11:24:39 Pacific Daylight Time

ID: BG10793-SRM1, Name: 18100506, Date: 05-Oct-2018, Time: 13:40:50, Conditions: AUTOSPEC01, User: PK

Dioxins,TD,PD,HD,HPCDD,OD

1	Compound	RT	Ion1Area	Ion2Area	RRF	Ratio	Pred R	S/N 1	SNFlag	EMPC	Int.1	Int.2	pg
1	Total-tetradoxins	25.60	3.695e2	1.212e2	0.982	3.05	0.77	3.2	YES	YES	db	bb	0.043
2	Total-tetradoxins	25.42	1.463e3	1.469e3	0.982	1.00	0.77	19.7	YES	YES	bd	bb	0.255
3	Total-tetradoxins	25.24	2.264e2	3.544e2	0.982	0.64	0.77	3.5	YES	YES	db	db	0.051
4	Total-tetradoxins	25.12	1.779e2	2.161e2	0.982	0.82	0.77	3.4	YES	NO	bd	dd	0.034
5	Total-tetradoxins	24.85	1.396e3	1.649e3	0.982	0.85	0.77	19.9	YES	NO	bb	bd	0.265
6	Total-tetradoxins	24.58	4.093e2	5.289e2	0.982	0.77	0.77	6.9	YES	NO	db	db	0.082
7	Total-tetradoxins	24.53	1.450e2	8.980e1	0.982	1.61	0.77	4.0	YES	YES	bd	dd	0.020
8	Total-tetradoxins	24.36	1.212e3	1.416e3	0.982	0.86	0.77	16.8	YES	NO	bb	bd	0.229
9	Total-tetradoxins	23.85	3.474e2	2.703e2	0.982	1.29	0.77	6.5	YES	YES	db	bb	0.054
10	Total-tetradoxins	23.64	8.950e2	1.029e3	0.982	0.87	0.77	12.2	YES	NO	bd	bb	0.168
11	1368-TCDD	23.37	1.271e3	1.869e3	1.026	0.68	0.77	16.7	YES	NO	bb	bb	0.262
12	1289-TCDD	26.78	5.339e2	5.099e2	0.938	1.05	0.77	5.6	YES	YES	bb	MM	0.095
13	2378-TCDD	26.24	1.646e3	2.599e3	0.982	0.63	0.77	23.8	YES	YES	bd	bd	0.370
14	Total-tetradoxins	25.88	6.303e2	9.928e2	0.982	0.63	0.77	6.9	YES	YES	bb	bb	0.141
15	Total-pentadoxins	30.11	1.261e3	9.796e2	1.387	1.29	1.55	15.0	YES	YES	db	dd	0.181
16	Total-pentadoxins	29.97	2.096e3	1.114e3	1.387	1.88	1.55	27.0	YES	YES	bd	bd	0.260
17	Total-pentadoxins	29.76	1.690e3	1.136e3	1.387	1.49	1.55	17.2	YES	NO	bb	bb	0.229
18	Total-pentadoxins	29.16	9.306e2	6.391e2	1.387	1.46	1.55	12.0	YES	NO	bb	bb	0.127
19	12479-PECDD	28.67	3.594e3	2.363e3	1.807	1.52	1.55	27.4	YES	NO	MM	db	0.370
20	12389-PECDD	31.77	5.310e2	2.859e2	1.326	1.86	1.55	6.1	YES	YES	bb	bb	0.069
21	12378-PeCDD	31.36	2.386e3	1.642e3	1.029	1.45	1.55	26.0	YES	NO	bb	bb	0.439
22	Total-pentadoxins	30.30	1.390e3	8.047e2	1.387	1.73	1.55	12.7	YES	NO	MM	db	0.178
23	Total-hexadoxins	36.28	9.224e2	7.497e2	0.944	1.23	1.24	14.0	YES	NO	db	db	0.176
24	123678-HxCDD	36.13	6.472e3	5.253e3	0.904	1.23	1.24	77.7	YES	NO	dd	dd	1.221
25	123478-HxCDD	36.00	2.452e3	1.994e3	0.921	1.23	1.24	36.9	YES	NO	bd	bd	0.505
26	Total-hexadoxins	35.18	2.253e3	1.628e3	0.944	1.38	1.24	24.6	YES	NO	db	db	0.408
27	Total-hexadoxins	35.08	1.950e4	1.580e4	0.944	1.23	1.24	153.5	YES	NO	bd	bd	3.708
28	Total-hexadoxins	34.68	3.876e3	3.045e3	0.944	1.27	1.24	44.7	YES	NO	bb	bb	0.727
29	124679-HxCDD	33.87	1.723e4	1.412e4	1.031	1.22	1.24	210.9	YES	NO	bb	bd	3.180
30	123789-HxCDD	36.48	4.408e3	3.574e3	0.918	1.23	1.24	59.8	YES	NO	bb	bb	0.862
31	1234678-HpCDD	40.04	1.372e5	1.377e5	1.046	1.00	1.05	1017.4	YES	NO	bb	bd	37.683
32	1234679-HPCDD	39.01	2.224e5	2.146e5	1.228	1.04	1.05	1749.0	YES	NO	bb	bb	51.048
33	OCDD	44.73	7.756e5	8.814e5	0.984	0.88	0.89	3855.2	YES	NO	bb	bb	335.302

Quantify Totals Report MassLynx MassLynx V4.1 SCN909

Dataset: T:\Autospec\Processed Data Batch\181005D.qld
 Last Altered: Monday, October 08, 2018 11:15:29 Pacific Daylight Time
 Printed: Monday, October 08, 2018 11:24:39 Pacific Daylight Time

ID: BG10793-SRM1, Name: 18100506, Date: 05-Oct-2018, Time: 13:40:50, Conditions: AUTOSPEC01, User: PK

TotalTEQ,Furans,Dioxins

Compound	RT	Ion1Area	Ion2Area	RRF	Ratio	Pred R	S/N 1	SNFlag	EMPC	Int.1	Int.2	pg
1	Total-tetrafurans	23.59	1.397e3	2.139e3	0.891	0.65	0.77	20.6	YES	YES	bd	0.200
2	Total-tetrafurans	23.43	4.502e2	9.240e2	0.891	0.49	0.77	10.2	YES	YES	db	0.078
3	Total-tetrafurans	23.35	1.732e3	2.150e3	0.891	0.81	0.77	17.7	YES	NO	dd	0.219
4	Total-tetrafurans	23.25	1.236e3	3.476e3	0.891	0.36	0.77	22.3	YES	YES	bd	0.266
5	Total-tetrafurans	22.94	2.433e3	3.999e3	0.891	0.61	0.77	31.0	YES	YES	bb	0.363
6	Total-tetrafurans	22.35	6.290e2	8.735e2	0.891	0.72	0.77	9.5	YES	NO	db	0.085
7	1368-TCDF	22.26	6.640e2	8.113e2	1.020	0.82	0.77	8.6	YES	NO	bd	0.073
8	Total-tetrafurans	22.10	5.250e2	8.270e2	0.891	0.63	0.77	8.6	YES	YES	bb	0.076
9	Total-Furans	21.01	1.821e3	2.707e3	0.989	0.67	0.77	23.2	YES	NO	bb	0.230
10	Total-tetrafurans	26.75	5.835e2	5.501e2	0.891	1.06	0.77	8.8	YES	YES	bd	0.064
11	Total-tetrafurans	25.84	2.442e3	2.590e3	0.891	0.94	0.77	27.6	YES	YES	dd	0.284
12	Total-tetrafurans	25.74	6.994e2	6.889e2	0.891	1.02	0.77	10.6	YES	YES	dd	0.078
13	2378-TCDF	25.60	2.229e3	3.017e3	0.834	0.74	0.77	28.0	YES	NO	dd	0.316
14	Total-tetrafurans	25.36	3.334e3	4.766e3	0.891	0.70	0.77	21.2	YES	NO	db	0.457
15	Total-tetrafurans	25.12	8.490e2	1.171e3	0.891	0.72	0.77	11.4	YES	NO	bd	0.114
16	Total-tetrafurans	24.92	1.354e3	1.425e3	0.891	0.95	0.77	16.8	YES	YES	bb	0.157
17	Total-tetrafurans	24.70	3.389e3	4.709e3	0.891	0.72	0.77	46.9	YES	NO	bb	0.457
18	Total-tetrafurans	24.50	2.246e3	3.295e3	0.891	0.68	0.77	31.7	YES	NO	db	0.313
19	Total-tetrafurans	24.35	5.347e3	7.854e3	0.891	0.68	0.77	70.8	YES	NO	dd	0.745
20	Total-tetrafurans	24.27	2.382e3	3.206e3	0.891	0.74	0.77	29.9	YES	NO	bd	0.315
21	Total-tetrafurans	24.02	7.040e2	1.311e3	0.891	0.54	0.77	13.2	YES	YES	bb	0.114
22	Total-tetrafurans	23.85	1.642e3	2.107e3	0.891	0.78	0.77	25.2	YES	NO	bb	0.212
23	Total-tetrafurans	23.71	1.749e3	2.643e3	0.891	0.66	0.77	23.8	YES	NO	db	0.248
24	Total-Furans	27.70	8.765e2	8.576e2	0.989	1.02	0.77	15.1	YES	YES	bb	0.088
25	Total-Furans	27.23	6.547e2	8.293e2	0.989	0.79	0.77	8.4	YES	NO	dd	0.075
26	Total-penta furans	29.20	9.189e2	3.212e2	0.903	2.86	1.55	6.1	YES	YES	bd	0.083
27	Total-penta furans	28.71	7.088e3	4.803e3	0.903	1.48	1.55	57.5	YES	NO	db	0.793
28	Total-penta furans	28.65	3.849e3	1.918e3	0.903	2.01	1.55	32.9	YES	YES	dd	0.385
29	Total-penta furans	28.51	2.249e3	1.778e3	0.903	1.27	1.55	13.2	YES	YES	dd	0.269
30	Total-penta furans	28.33	6.465e3	4.255e3	0.903	1.52	1.55	40.3	YES	NO	bd	0.715
31	Total-penta furans	28.03	1.276e3	9.344e2	0.903	1.37	1.55	11.2	YES	NO	bb	0.147
32	23478-PeCDF	31.12	3.711e3	2.045e3	0.944	1.81	1.55	25.6	YES	YES	db	0.370
33	Total-penta furans	30.97	1.547e3	1.054e3	0.903	1.47	1.55	12.1	YES	NO	dd	0.173
34	Total-penta furans	30.85	1.529e3	7.746e2	0.903	1.97	1.55	11.4	YES	YES	bd	0.154
35	Total-penta furans	29.98	4.212e3	2.934e3	0.903	1.44	1.55	28.1	YES	NO	bd	0.477
36	12378-PeCDF	29.77	3.828e3	2.286e3	0.852	1.67	1.55	28.6	YES	NO	db	0.430
37	Total-penta furans	29.67	5.609e2	2.408e2	0.903	2.33	1.55	5.2	YES	YES	bd	0.053

Quantify Totals Report MassLynx MassLynx V4.1 SCN909
 Dataset: T:\Autospec\Processed Data Batch\181005D.qld
 Last Altered: Monday, October 08, 2018 11:15:29 Pacific Daylight Time
 Printed: Monday, October 08, 2018 11:24:39 Pacific Daylight Time

ID: BG10793-SRM1, Name: 18100506, Date: 05-Oct-2018, Time: 13:40:50, Conditions: AUTOSPEC01, User: PK

TotalTEQ,Furans,Dioxins

Compound	RT	Ion1Area	Ion2Area	RRF	Ratio	Pred R	S/N 1	SNFlag	EMPC	Int.1	Int.2	pg
38	Total-penta-furans	29.41	4.035e3	1.597e3	0.903	2.53	21.7	YES	YES	dd	MM	0.376
39	123789-HxCDF	36.82	1.381e3	1.061e3	0.938	1.30	21.5	YES	NO	bb	bb	0.306
40	234678-HxCDF	35.90	1.463e3	1.194e3	0.991	1.24	36.9	YES	NO	db	db	0.319
41	Total-hexa-furans	35.87	1.567e3	1.202e3	0.972	1.30	34.4	YES	NO	bd	bd	0.291
42	123678-HxCDF	34.96	1.740e3	1.553e3	0.917	1.24	33.5	YES	NO	db	db	0.319
43	123478-HxCDF	34.81	5.286e3	4.449e3	0.963	1.19	105.8	YES	NO	dd	bd	0.914
44	Total-hexa-furans	34.63	9.209e2	8.053e2	0.972	1.14	18.6	YES	NO	bd	bb	0.181
45	Total-hexa-furans	34.15	2.132e4	1.667e4	0.972	1.28	419.6	YES	NO	bb	bb	3.987
46	Total-hexa-furans	33.83	5.343e2	4.179e2	0.972	1.24	10.1	YES	NO	bb	bb	0.100
47	Total-hexa-furans	33.29	1.706e4	1.328e4	0.972	1.28	318.5	YES	NO	bb	bb	3.184
48	123468-HxCDF	33.08	4.742e3	3.780e3	1.051	1.25	99.0	YES	NO	bb	bb	0.733
49	1234789-HpCDF	40.78	2.619e3	2.365e3	1.162	1.11	23.1	YES	NO	bb	bb	0.548
50	Total-hepta-furans	39.22	7.485e4	7.419e4	1.141	1.01	705.0	YES	NO	bb	bb	15.359
51	Total-hepta-furans	39.00	3.207e2	8.529e2	1.141	0.38	4.6	YES	YES	db	bb	0.121
52	1234678-HpCDF	38.56	3.467e4	3.453e4	1.119	1.05	332.1	YES	NO	bb	bb	6.731
53	OCDF	44.97	6.309e4	6.805e4	1.145	0.93	664.2	YES	NO	bb	bb	22.800
54	Total-penta1	27.42	7.828e2	4.722e2	1.66	1.55	30.8	YES	NO	db	db	0.082
55	Total-penta1	27.34	2.247e2	8.797e1	2.55	1.55	9.0	YES	YES	bd	bd	0.020
56	Total-penta1	27.04	1.586e4	1.095e4	1.45	1.55	441.9	YES	NO	db	db	1.751
57	13468-PECDF			1.481e3	1.163	0.00			YES	MM-	bd	
58	Total-penta1	27.84	4.410e2	4.191e2	1.05	1.55	15.2	YES	YES	bb	bb	0.056
59	Total-tetra-dioxins	25.60	3.695e2	1.212e2	0.982	3.05	3.2	YES	YES	db	bb	0.043
60	Total-tetra-dioxins	25.42	1.463e3	1.469e3	0.982	1.00	19.7	YES	YES	bd	bb	0.255
61	Total-tetra-dioxins	25.24	2.264e2	3.544e2	0.982	0.64	3.5	YES	YES	db	db	0.051
62	Total-tetra-dioxins	25.12	1.779e2	2.161e2	0.982	0.82	3.4	YES	NO	bd	dd	0.034
63	Total-tetra-dioxins	24.85	1.396e3	1.649e3	0.982	0.85	19.9	YES	NO	bb	bd	0.265
64	Total-tetra-dioxins	24.58	4.093e2	5.289e2	0.982	0.77	6.9	YES	NO	db	db	0.082
65	Total-tetra-dioxins	24.53	1.450e2	8.980e1	0.982	1.61	4.0	YES	YES	bd	dd	0.020
66	Total-tetra-dioxins	24.36	1.212e3	1.416e3	0.982	0.86	16.8	YES	NO	bb	bd	0.229
67	Total-tetra-dioxins	23.85	3.474e2	2.703e2	0.982	1.29	6.5	YES	YES	db	bb	0.054
68	Total-tetra-dioxins	23.64	8.950e2	1.029e3	0.982	0.87	12.2	YES	NO	bd	bb	0.168
69	1368-TCDD	23.37	1.271e3	1.869e3	1.026	0.68	16.7	YES	NO	bb	bb	0.262
70	1289-TCDD	26.78	5.339e2	5.099e2	0.938	1.05	5.6	YES	YES	bb	MM	0.095
71	2378-TCDD	26.24	1.646e3	2.599e3	0.982	0.63	23.8	YES	YES	bd	bd	0.370
72	Total-tetra-dioxins	25.88	6.303e2	9.928e2	0.982	0.63	6.9	YES	YES	bb	bb	0.141
73	Total-penta-dioxins	30.11	1.261e3	9.796e2	1.387	1.29	15.0	YES	YES	db	dd	0.181
74	Total-penta-dioxins	29.97	2.096e3	1.114e3	1.387	1.88	27.0	YES	YES	bd	bd	0.260

Quantify Totals Report MassLynx MassLynx V4.1 SCN909

Dataset: T:\Autospec\Processed Data Batch\181005D.qld
 Last Altered: Monday, October 08, 2018 11:15:29 Pacific Daylight Time
 Printed: Monday, October 08, 2018 11:24:39 Pacific Daylight Time

ID: BG10793-SRM1, Name: 18100506, Date: 05-Oct-2018, Time: 13:40:50, Conditions: AUTOSPEC01, User: PK

TotalTEQ,Furans,Dioxins

Compound	RT	Ion1Area	Ion2Area	RRF	Ratio	Pred R	S/N 1	SNFlag	EMPC	Int.1	Int.2	pg
75	Total-pentadioxins	29.76	1.690e3	1.136e3	1.387	1.49	17.2	YES	NO	bb	bb	0.229
76	Total-pentadioxins	29.16	9.306e2	6.391e2	1.387	1.46	12.0	YES	NO	bb	bb	0.127
77	12479-PECDD	28.67	3.594e3	2.363e3	1.807	1.52	27.4	YES	NO	MM	db	0.370
78	12389-PECDD	31.77	5.310e2	2.859e2	1.326	1.86	6.1	YES	YES	bb	bb	0.069
79	12378-PeCDD	31.36	2.386e3	1.642e3	1.029	1.45	26.0	YES	NO	bb	bb	0.439
80	Total-pentadioxins	30.30	1.390e3	8.047e2	1.387	1.73	12.7	YES	NO	MM	db	0.178
81	Total-hexadioxins	36.28	9.224e2	7.497e2	0.944	1.23	14.0	YES	NO	db	db	0.176
82	123678-HxCDD	36.13	6.472e3	5.253e3	0.904	1.23	1.24	77.7	YES	NO	dd	1.221
83	123478-HxCDD	36.00	2.452e3	1.994e3	0.921	1.23	1.24	36.9	YES	NO	bd	0.505
84	Total-hexadioxins	35.18	2.253e3	1.628e3	0.944	1.38	24.6	YES	NO	db	db	0.408
85	Total-hexadioxins	35.08	1.950e4	1.580e4	0.944	1.23	153.5	YES	NO	bd	bd	3.708
86	Total-hexadioxins	34.68	3.876e3	3.045e3	0.944	1.27	44.7	YES	NO	bb	bb	0.727
87	124679-HxCDD	33.87	1.723e4	1.412e4	1.031	1.22	210.9	YES	NO	bb	bd	3.180
88	123789-HxCDD	36.48	4.408e3	3.574e3	0.918	1.23	59.8	YES	NO	bb	bb	0.862
89	1234678-HpCDD	40.04	1.372e5	1.377e5	1.046	1.00	1017.4	YES	NO	bb	bd	37.683
90	1234679-HPCDD	39.01	2.224e5	2.146e5	1.228	1.04	1749.0	YES	NO	bb	bb	51.048
91	OCDD	44.73	7.756e5	8.814e5	0.984	0.88	3855.2	YES	NO	bb	bb	335.302

PFK1

Compound	RT	Ion1Area	Ion2Area	RRF	Ratio	Pred R	S/N 1	SNFlag	EMPC	Int.1	Int.2	pg
1	FUNCTION1 PFK	20.13	2.749e5				6.5	YES		bb		
2	FUNCTION1 PFK	27.69	4.518e6				23.9	YES		bb		
3	FUNCTION1 PFK	27.40	3.441e6				35.5	YES		db		
4	FUNCTION1 PFK	27.22	1.232e6				19.6	YES		dd		
5	FUNCTION1 PFK	27.13	1.077e6				15.6	YES		bd		
6	FUNCTION1 PFK	26.39	3.737e6				6.2	YES		bb		
7	FUNCTION1 PFK	25.66	2.052e6				8.2	YES		bb		
8	FUNCTION1 PFK	23.91	1.115e7				15.6	YES		bb		
9	FUNCTION1 PFK	23.20	1.787e7				48.6	YES		db		
10	FUNCTION1 PFK	22.69	2.966e6				42.9	YES		dd		
11	FUNCTION1 PFK	22.51	6.011e6				44.2	YES		dd		
12	FUNCTION1 PFK	22.16	1.392e7				43.8	YES		bd		
13	FUNCTION1 PFK	21.64	1.727e7				50.0	YES		db		
14	FUNCTION1 PFK	21.28	4.489e6				47.0	YES		bd		
15	FUNCTION1 PFK	21.06	8.316e6				44.2	YES		bb		
16	FUNCTION1 PFK	20.65	2.473e6				18.8	YES		bb		

Quantify Totals Report MassLynx MassLynx V4.1 SCN909

Dataset: T:\Autospec\Processed Data Batch\181005D.qld
 Last Altered: Monday, October 08, 2018 11:15:29 Pacific Daylight Time
 Printed: Monday, October 08, 2018 11:24:39 Pacific Daylight Time

ID: BG10793-SRM1, Name: 18100506, Date: 05-Oct-2018, Time: 13:40:50, Conditions: AUTOSPEC01, User: PK

PFK2

Compound	RT	Ion1Area	Ion2Area	RRF	Ratio	Pred R	S/N 1	SNFlag	EMPC	Int.1	Int.2	pg
FUNCTION2 PFK	32.25	1.228e6					14.8	YES		bb		0.000
FUNCTION2 PFK	32.05	1.107e6					15.5	YES		bb		0.000
FUNCTION2 PFK	31.31	2.290e6					8.8	YES		bb		0.000
FUNCTION2 PFK	30.66	3.577e6					12.4	YES		bb		0.000
FUNCTION2 PFK	29.77	5.211e6					10.3	YES		bb		0.000
FUNCTION2 PFK	29.21	3.383e5					12.0	YES		db		0.000
FUNCTION2 PFK	29.01	5.534e6					26.9	YES		dd		0.000
FUNCTION2 PFK	28.69	1.770e6					20.1	YES		bd		0.000
FUNCTION2 PFK	28.17	2.656e6					10.7	YES		bb		0.000

PFK3

Compound	RT	Ion1Area	Ion2Area	RRF	Ratio	Pred R	S/N 1	SNFlag	EMPC	Int.1	Int.2	pg
FUNCTION3 PFK	34.14	1.445e6					8.0	YES		bd		0.000
FUNCTION3 PFK	33.64	6.079e5					9.9	YES		db		0.000
FUNCTION3 PFK	33.57	3.165e5					12.7	YES		bd		0.000
FUNCTION3 PFK	33.41	6.960e5					12.8	YES		bb		0.000
FUNCTION3 PFK	32.94	5.206e5					8.5	YES		bb		0.000
FUNCTION3 PFK	32.73	1.666e5					1.2	NO		bb		0.000
FUNCTION3 PFK	37.57	1.944e6					19.1	YES		db		0.000
FUNCTION3 PFK	37.47	2.156e6					24.2	YES		dd		0.000
FUNCTION3 PFK	37.32	6.101e5					26.6	YES		bd		0.000
FUNCTION3 PFK	37.15	2.885e6					40.2	YES		bb		0.000
FUNCTION3 PFK	36.93	4.710e6					49.1	YES		bb		0.000
FUNCTION3 PFK	36.70	3.793e6					59.0	YES		db		0.000
FUNCTION3 PFK	36.38	8.280e6					59.4	YES		dd		0.000
FUNCTION3 PFK	36.17	5.754e6					58.0	YES		dd		0.000
FUNCTION3 PFK	36.10	5.685e6					56.3	YES		bd		0.000
FUNCTION3 PFK	35.65	9.622e6					52.4	YES		db		0.000
FUNCTION3 PFK	35.42	3.198e6					44.8	YES		dd		0.000
FUNCTION3 PFK	35.18	2.680e6					37.6	YES		dd		0.000
FUNCTION3 PFK	35.15	3.023e6					38.0	YES		bd		0.000
FUNCTION3 PFK	34.87	6.657e6					31.5	YES		db		0.000

Quantify Totals Report MassLynx MassLynx V4.1 SCN909

Dataset: T:\Autospec\Processed Data Batch\181005D.qld
 Last Altered: Monday, October 08, 2018 11:15:29 Pacific Daylight Time
 Printed: Monday, October 08, 2018 11:24:39 Pacific Daylight Time

ID: BG10793-SRM1, Name: 18100506, Date: 05-Oct-2018, Time: 13:40:50, Conditions: AUTOSPEC01, User: PK

PFK4

Compound	RT	Ion1Area	Ion2Area	RRF	Ratio	Pred R	S/N 1	SNFlag	EMPC	Int.1	Int.2	pg
FUNCTION4 PFK	38.64	4.746e5					2.9	NO		bb		
FUNCTION4 PFK	40.11	2.859e6					5.0	YES		bb		
FUNCTION4 PFK	39.54	1.298e6					16.7	YES		bb		

PFK5

Compound	RT	Ion1Area	Ion2Area	RRF	Ratio	Pred R	S/N 1	SNFlag	EMPC	Int.1	Int.2	pg
FUNCTION5 PFK	45.10	2.501e4					2.0	NO		bb		
FUNCTION5 PFK	42.87	8.924e3					1.4	NO		bb		

ETHERS1

Compound	RT	Ion1Area	Ion2Area	RRF	Ratio	Pred R	S/N 1	SNFlag	EMPC	Int.1	Int.2	pg
FUNCTION1 HXCD...	27.45	7.459e1					1.5	NO		db		0.000
FUNCTION1 HXCD...	27.31	1.981e2					5.1	YES		bd		0.000
FUNCTION1 HXCD...	26.86	7.040e1					3.0	YES		bb		0.000
FUNCTION1 HXCD...	26.62	1.188e2					3.1	YES		bb		0.000
FUNCTION1 HXCD...	25.66	2.375e2					5.3	YES		bb		0.000
FUNCTION1 HXCD...	25.38	8.107e1					1.6	NO		bb		0.000

ETHERS2

Compound	RT	Ion1Area	Ion2Area	RRF	Ratio	Pred R	S/N 1	SNFlag	EMPC	Int.1	Int.2	pg
FUNCTION1 HPCD...	20.75	8.887e3					285.7	YES		bb		0.000
FUNCTION1 HPCD...	20.54	1.226e2					4.9	YES		db		0.000
FUNCTION1 HPCD...	20.41	2.005e3					64.7	YES		bd		0.000
FUNCTION1 HPCD...	25.33	8.277e1					4.4	YES		bb		0.000
FUNCTION1 HPCD...	23.53	1.011e2					3.8	YES		bb		0.000
FUNCTION1 HPCD...	23.16	1.781e2					6.4	YES		bb		0.000
FUNCTION1 HPCD...	22.90	1.543e2					4.5	YES		bb		0.000
FUNCTION1 HPCD...	21.90	1.588e4					501.9	YES		bb		0.000

ETHERS3

Compound	RT	Ion1Area	Ion2Area	RRF	Ratio	Pred R	S/N 1	SNFlag	EMPC	Int.1	Int.2	pg

Quantify Totals Report MassLynx MassLynx V4.1 SCN909

Dataset: T:\Autospec\Processed Data Batch\181005D.qld
 Last Altered: Monday, October 08, 2018 11:15:29 Pacific Daylight Time
 Printed: Monday, October 08, 2018 11:24:39 Pacific Daylight Time

ID: BG10793-SRM1, Name: 18100506, Date: 05-Oct-2018, Time: 13:40:50, Conditions: AUTOSPEC01, User: PK

ETHERS4

1	Compound	RT	Ion1Area	Ion2Area	RRF	Ratio	Pred R	S/N 1	SNFlag	EMPC	Int.1	Int.2	pg
	FUNCTION3 OCDPE	33.78	7.651e1					4.6	YES		bb		0.000

ETHERS5

1	Compound	RT	Ion1Area	Ion2Area	RRF	Ratio	Pred R	S/N 1	SNFlag	EMPC	Int.1	Int.2	pg
	FUNCTION4 NCDPE	38.22	1.622e4					560.5	YES		bb		0.000

ETHERS6

1	Compound	RT	Ion1Area	Ion2Area	RRF	Ratio	Pred R	S/N 1	SNFlag	EMPC	Int.1	Int.2	pg

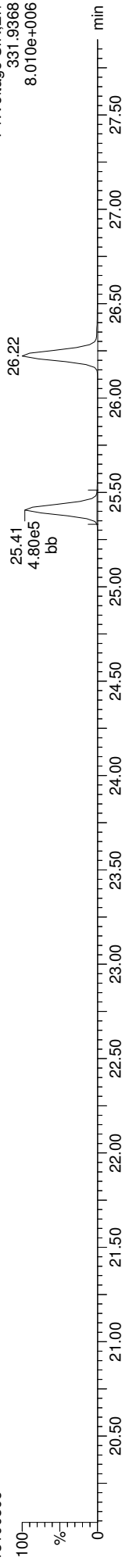
Quantify Sample Report MassLynx MassLynx V4.1 SCN909

Dataset: T:\Autospec\Processed Data Batch\181005D.qld
Last Altered: Monday, October 08, 2018 11:15:29 Pacific Daylight Time
Printed: Monday, October 08, 2018 11:24:39 Pacific Daylight Time

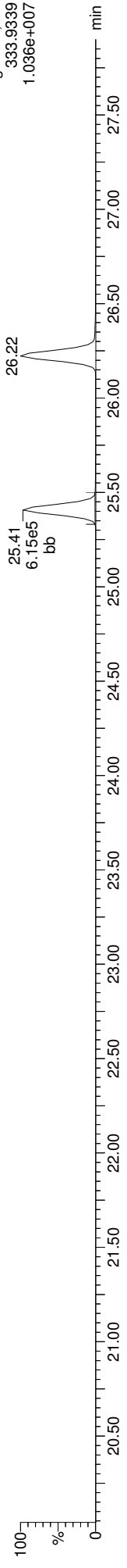
Method: T:\Autospec\Methods\Dioxin180817.mdb 25 Sep 2018 11:22:36
Calibration: T:\Autospec\Curves\180820ICH.cdb 21 Aug 2018 11:13:54

ID: BGI0793-SRM1, Name: 18100506, Date: 05-Oct-2018, Time: 13:40:50, Conditions: AUTOSPEC01, User: PK

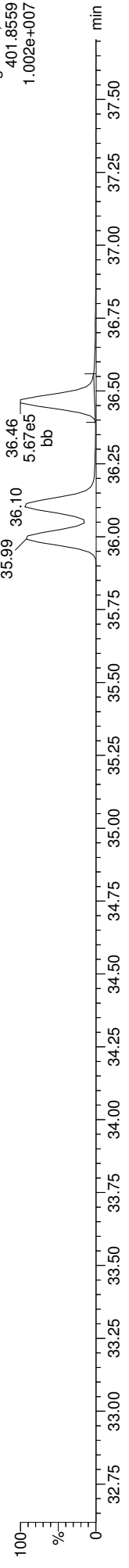
13C-1234-TCDD
18100506



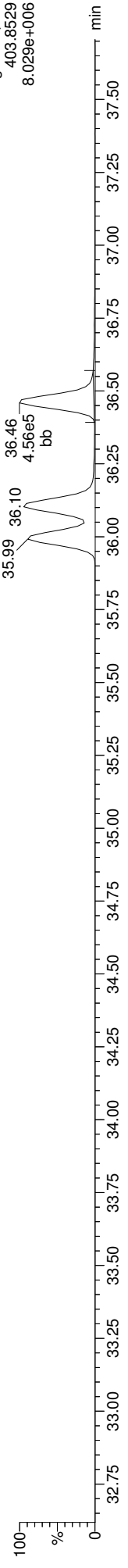
13C-1234-TCDD
18100506



13C-123789-HxCDD
18100506



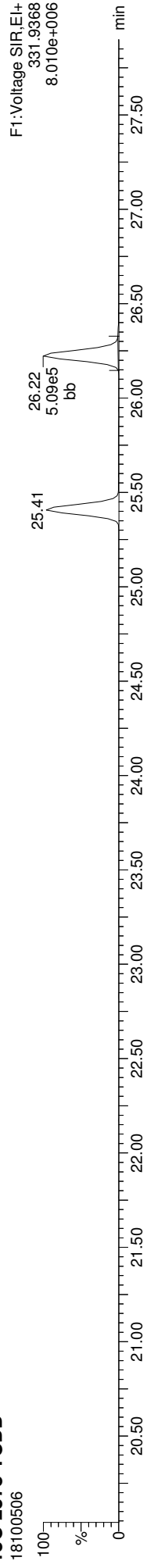
13C-123789-HxCDD
18100506



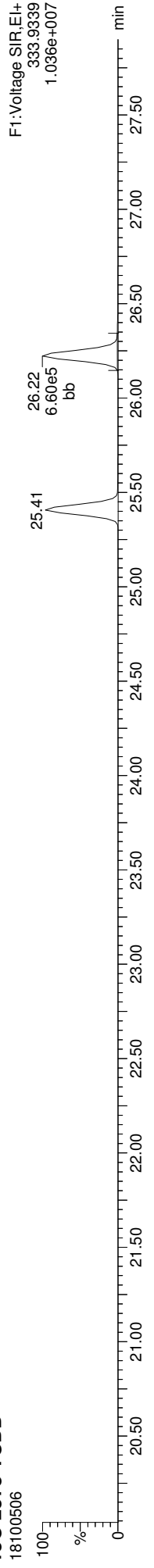
Quantify Sample Report
MassLynx MassLynx V4.1 SCN909
Dataset: T:\Autospec\Processed Data Batch\181005D.qld
Last Altered: Monday, October 08, 2018 11:15:29 Pacific Daylight Time
Printed: Monday, October 08, 2018 11:24:39 Pacific Daylight Time

ID: BG10793-SRM1, Name: 18100506, Date: 05-Oct-2018, Time: 13:40:50, Conditions: AUTOSPEC01, User: PK

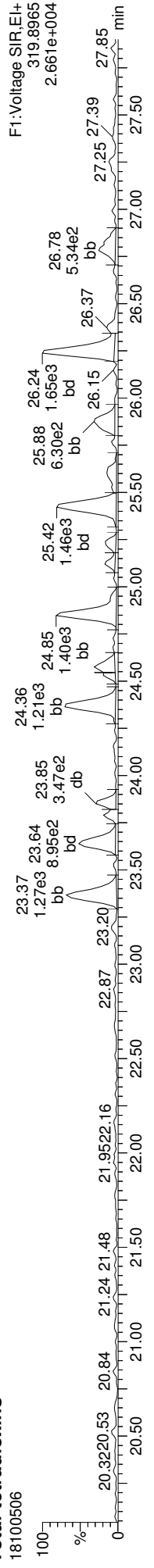
13C-2378-TCDD



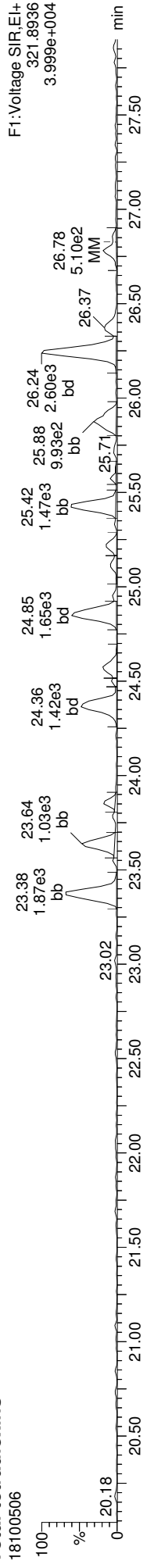
13C-2378-TCDD



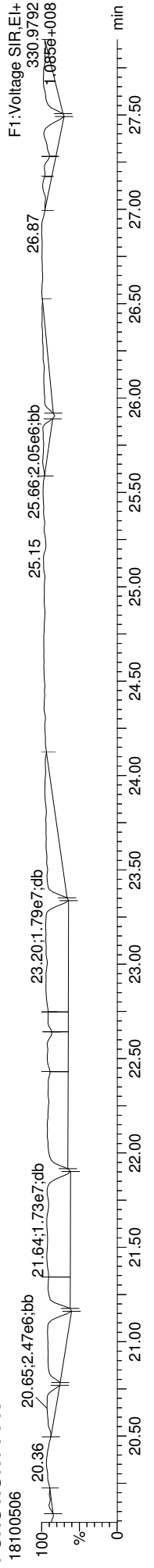
Total-tetradioxins



Total-tetradioxins



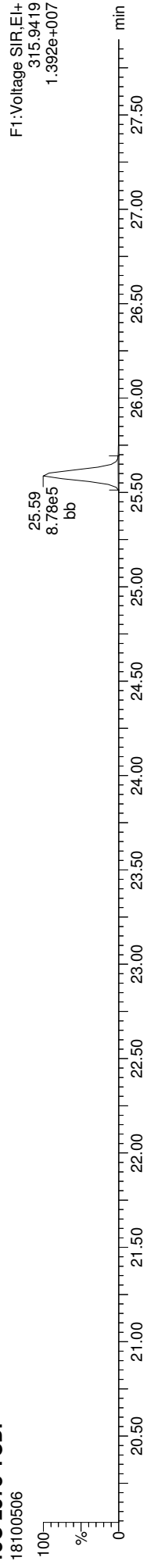
FUNCTION1 PFK



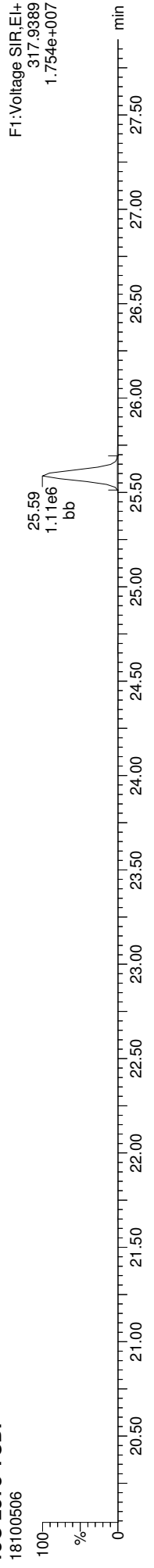
Quantify Sample Report
MassLynx MassLynx V4.1 SCN909
Dataset: T:\Autospec\Processed Data Batch\181005D.qld
Last Altered: Monday, October 08, 2018 11:15:29 Pacific Daylight Time
Printed: Monday, October 08, 2018 11:24:39 Pacific Daylight Time

ID: BG10793-SRM1, Name: 18100506, Date: 05-Oct-2018, Time: 13:40:50, Conditions: AUTOSPEC01, User: PK

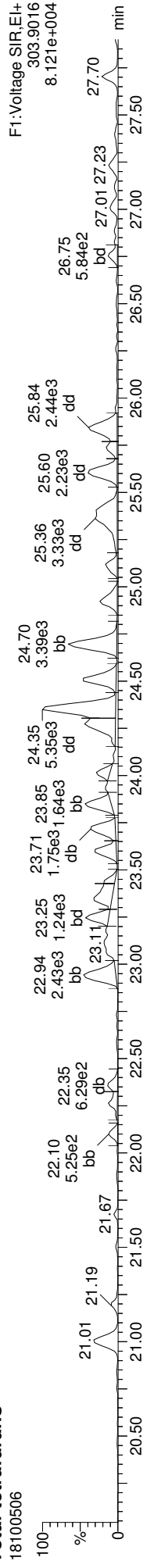
13C-2378-TCDF



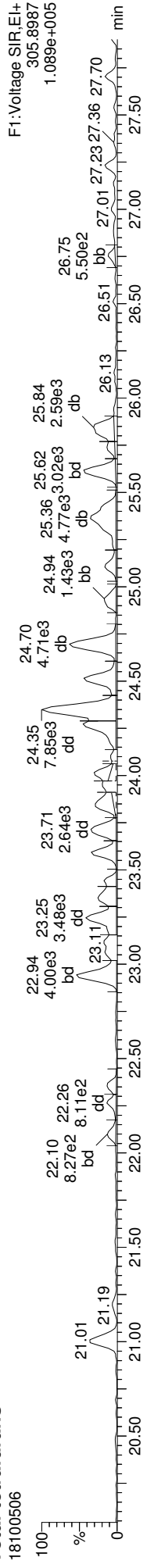
13C-2378-TCDF



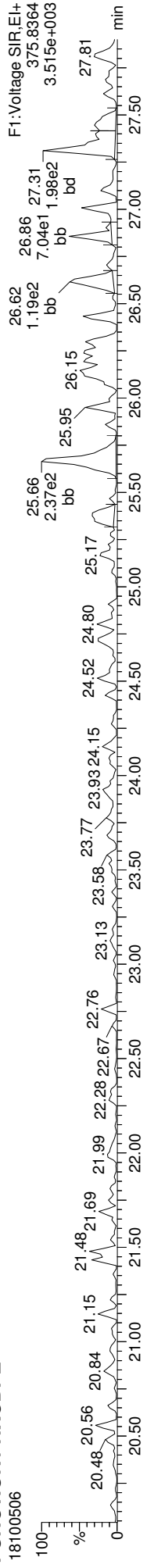
Total-tetrafurans



Total-tetrafurans



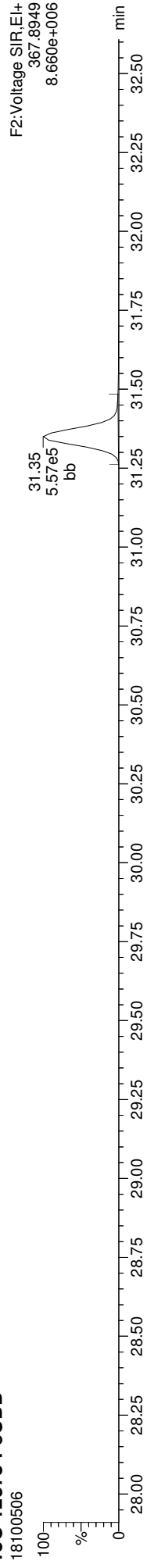
FUNCTION1 HXCDFE



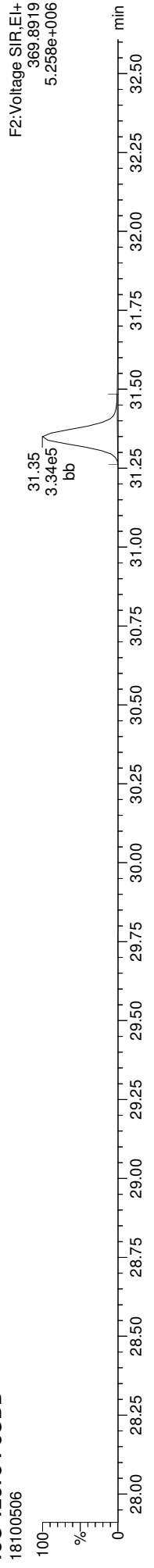
Quantify Sample Report
MassLynx MassLynx V4.1 SCN909
Dataset: T:\Autospec\Processed Data Batch\181005D.qld
Last Altered: Monday, October 08, 2018 11:15:29 Pacific Daylight Time
Printed: Monday, October 08, 2018 11:24:39 Pacific Daylight Time

ID: BG10793-SRM1, Name: 18100506, Date: 05-Oct-2018, Time: 13:40:50, Conditions: AUTOSPEC01, User: PK

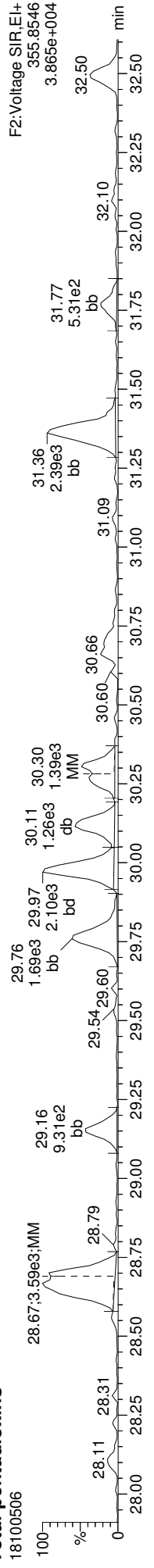
13C-12378-PeCDD



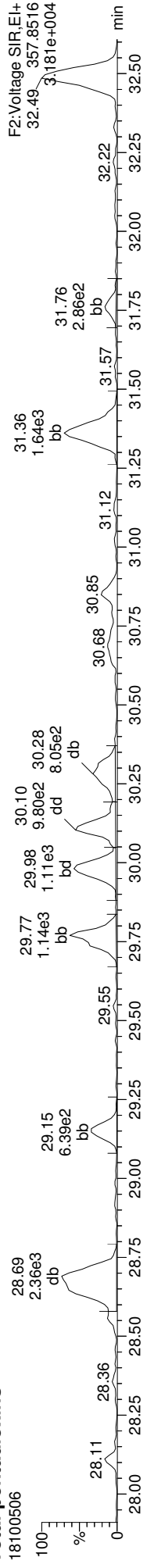
13C-12378-PeCDD



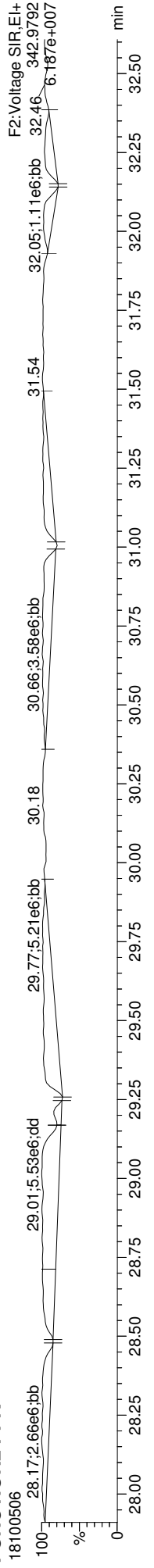
Total-pentadioxins



Total-pentadioxins




FUNCTION2 PFK




Quantify Sample Report
MassLynx MassLynx V4.1 SCN909
Dataset: T:\Autospec\Processed Data Batch\181005D.qld
Last Altered: Monday, October 08, 2018 11:15:29 Pacific Daylight Time
Printed: Monday, October 08, 2018 11:24:39 Pacific Daylight Time

ID: BG10793-SRM1, Name: 18100506, Date: 05-Oct-2018, Time: 13:40:50, Conditions: AUTOSPEC01, User: PK

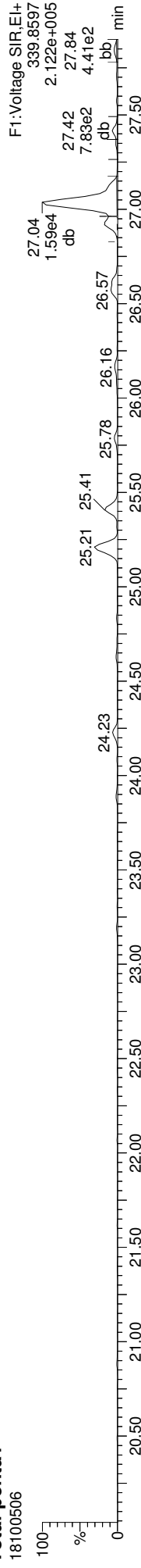
13C-12378-PeCDF



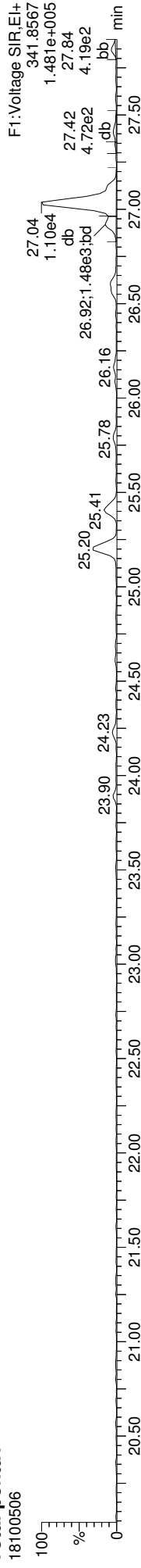
13C-12378-PeCDF




Total-penta1



Total-penta1



FUNCTION1 HPCDPE




Quantify Sample Report MassLynx MassLynx V4.1 SCN909


Dataset: T:\Autospec\Processed Data Batch\181005D.qld
Last Altered: Monday, October 08, 2018 11:15:29 Pacific Daylight Time
Printed: Monday, October 08, 2018 11:24:39 Pacific Daylight Time

ID: BG10793-SRM1, Name: 18100506, Date: 05-Oct-2018, Time: 13:40:50, Conditions: AUTOSPEC01, User: PK

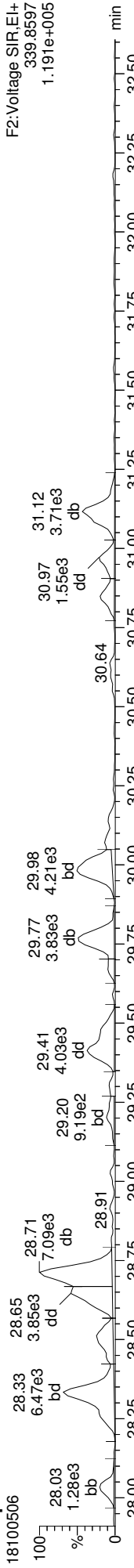
13C-23478-PeCDF



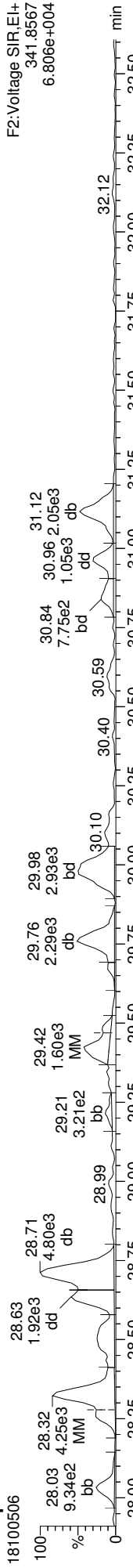
13C-23478-PeCDF



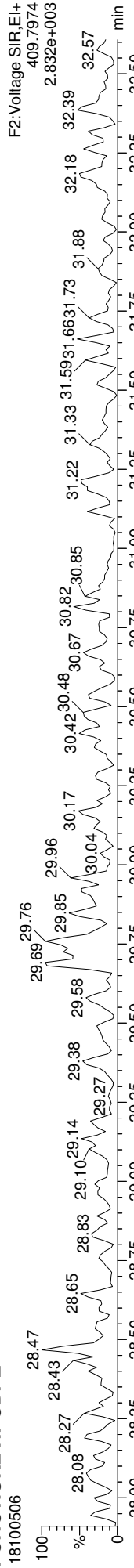
Total-pentafurans



Total-pentafurans



FUNCTION2 HPCDPE

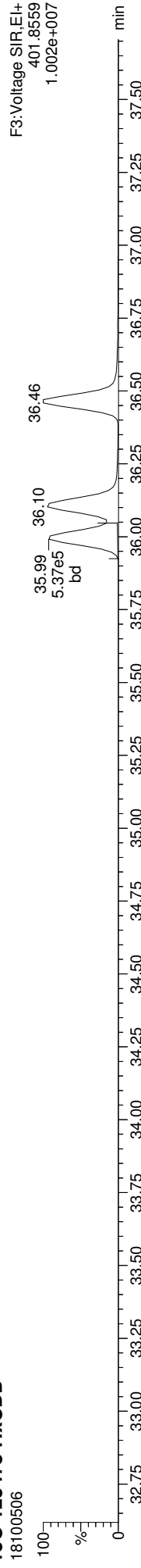


Quantify Sample Report MassLynx MassLynx V4.1 SCN909

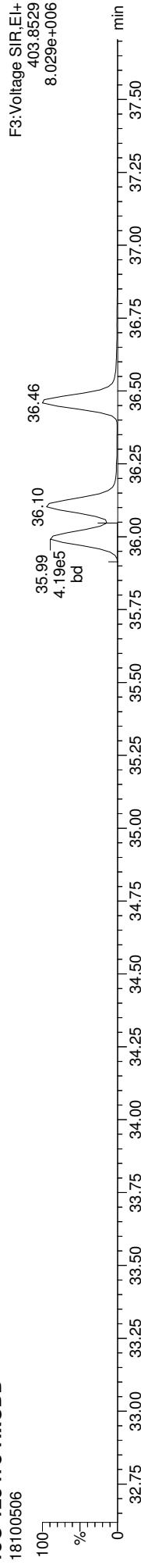
Dataset: T:\Autospec\Processed Data Batch\181005D.qld
Last Altered: Monday, October 08, 2018 11:15:29 Pacific Daylight Time
Printed: Monday, October 08, 2018 11:24:39 Pacific Daylight Time

ID: BG10793-SRM1, Name: 18100506, Date: 05-Oct-2018, Time: 13:40:50, Conditions: AUTOSPEC01, User: PK

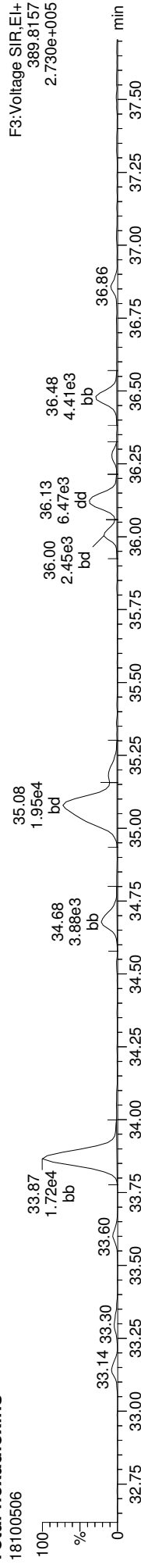
13C-123478-HxCDD



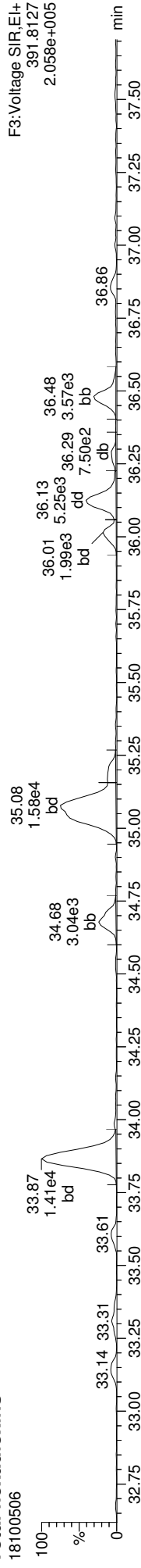
13C-123478-HxCDD



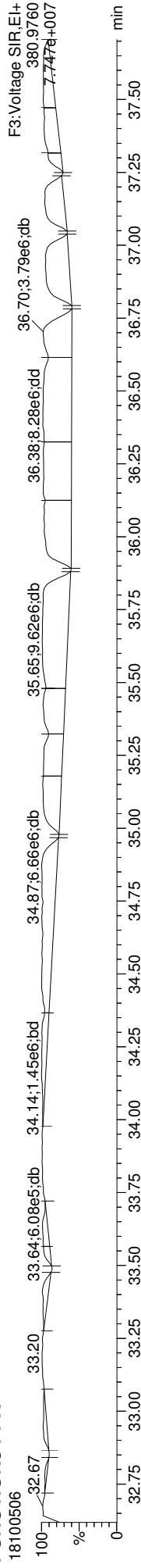
Total-hexadioxins



Total-hexadioxins



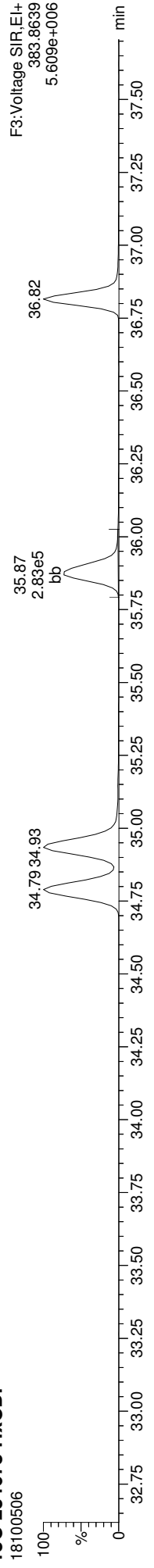
FUNCTION3 PFK



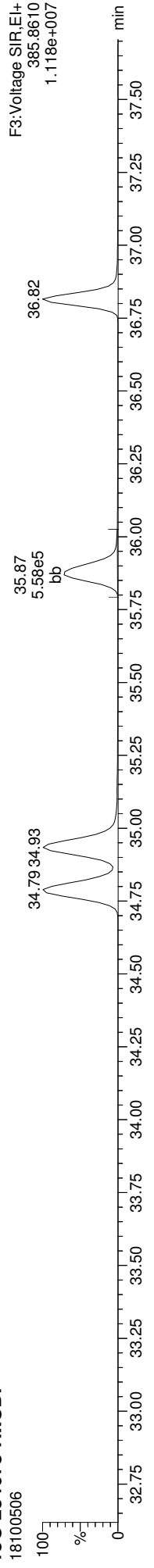
Dataset: T:\Autospec\Processed Data Batch\181005D.qld
Last Altered: Monday, October 08, 2018 11:15:29 Pacific Daylight Time
Printed: Monday, October 08, 2018 11:24:39 Pacific Daylight Time

ID: BG10793-SRM1, Name: 18100506, Date: 05-Oct-2018, Time: 13:40:50, Conditions: AUTOSPEC01, User: PK

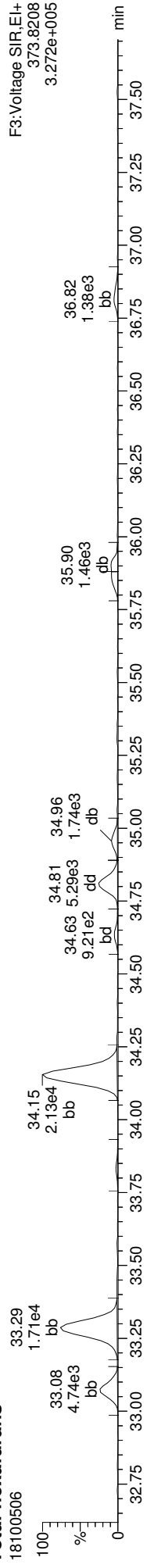
13C-234678-HxCDF



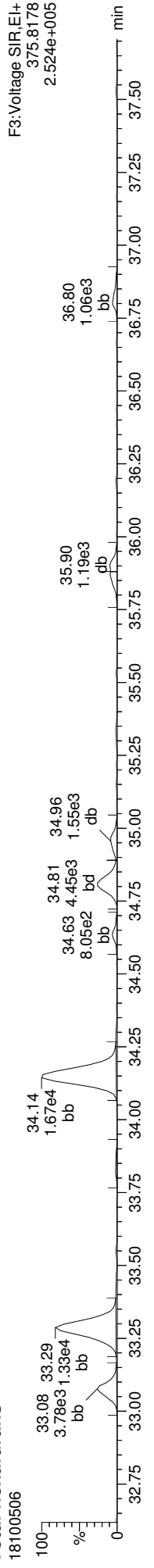
13C-234678-HxCDF



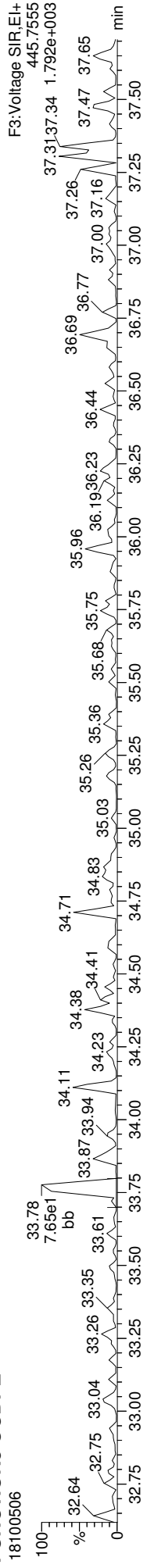
Total-hexafurans



Total-hexafurans



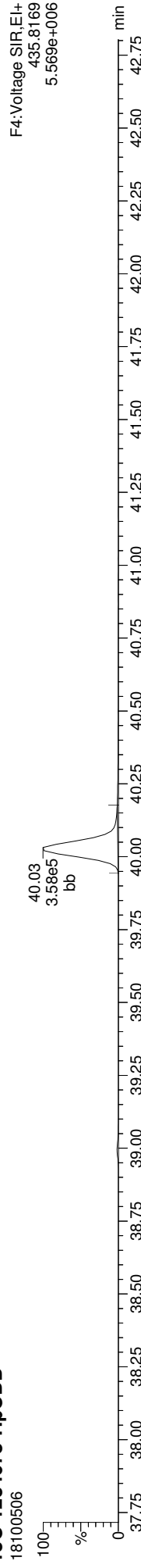
FUNCTION3 OCDPE



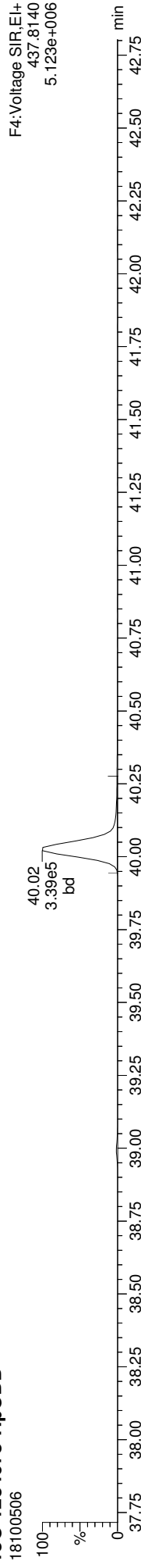
Quantify Sample Report
MassLynx MassLynx V4.1 SCN909
Dataset: T:\Autospec\Processed Data Batch\181005D.qld
Last Altered: Monday, October 08, 2018 11:15:29 Pacific Daylight Time
Printed: Monday, October 08, 2018 11:24:39 Pacific Daylight Time

ID: BG10793-SRM1, Name: 18100506, Date: 05-Oct-2018, Time: 13:40:50, Conditions: AUTOSPEC01, User: PK

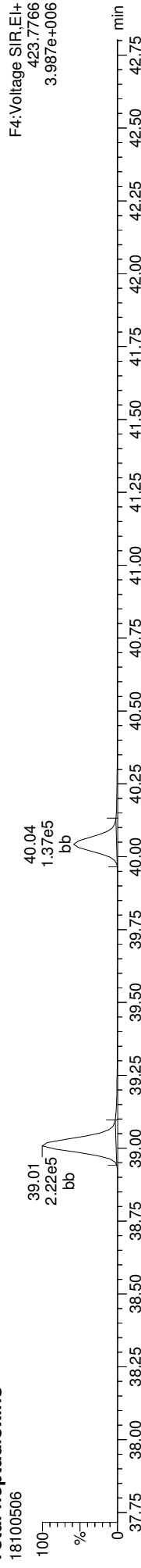
13C-1234678-HpCDD



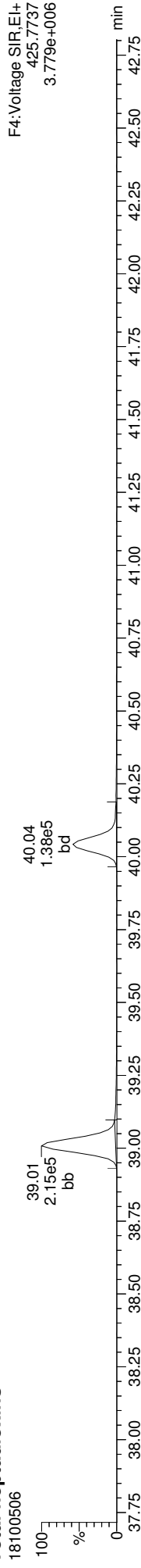
13C-1234678-HpCDD



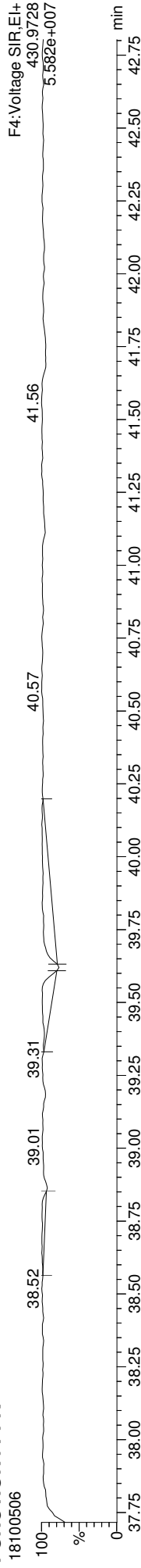
Total-heptadioxins



Total-heptadioxins



FUNCTION4 PFK




Quantify Sample Report MassLynx MassLynx V4.1 SCN909

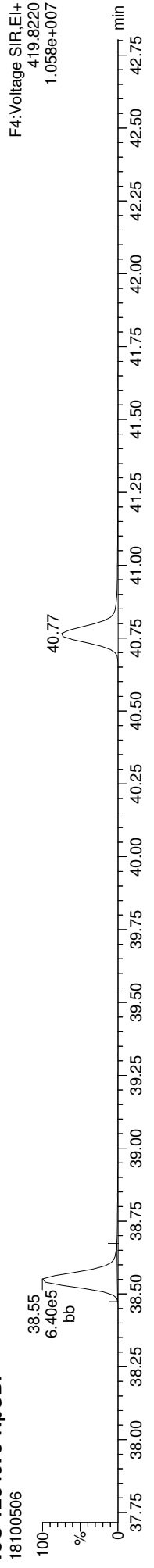
Dataset: T:\Autospec\Processed Data Batch\181005D.qld
Last Altered: Monday, October 08, 2018 11:15:29 Pacific Daylight Time
Printed: Monday, October 08, 2018 11:24:39 Pacific Daylight Time

ID: BG10793-SRM1, Name: 18100506, Date: 05-Oct-2018, Time: 13:40:50, Conditions: AUTOSPEC01, User: PK

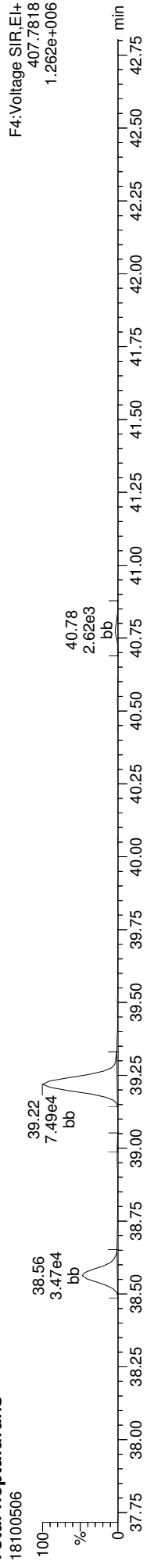
13C-1234678-HpCDF



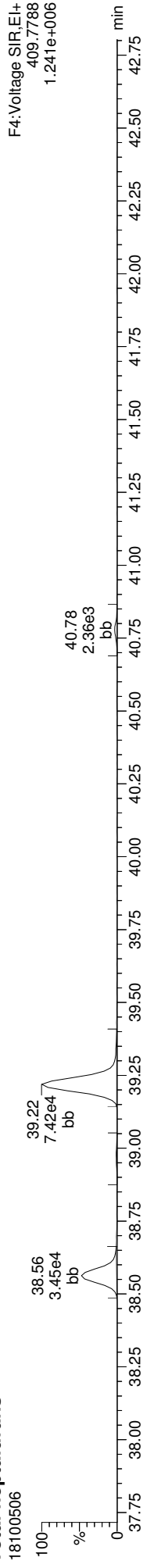
13C-1234678-HpCDF



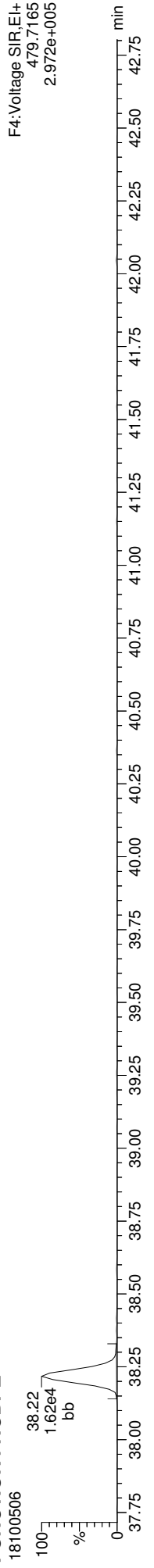
Total-heptafurans



Total-heptafurans




FUNCTION4 NCDPE




Quantify Sample Report
MassLynx MassLynx V4.1 SCN909
Dataset: T:\Autospec\Processed Data Batch\181005D.qld
Last Altered: Monday, October 08, 2018 11:15:29 Pacific Daylight Time
Printed: Monday, October 08, 2018 11:24:39 Pacific Daylight Time

ID: BG10793-SRM1, Name: 18100506, Date: 05-Oct-2018, Time: 13:40:50, Conditions: AUTOSPEC01, User: PK


13C-OCDD




13C-OCDD



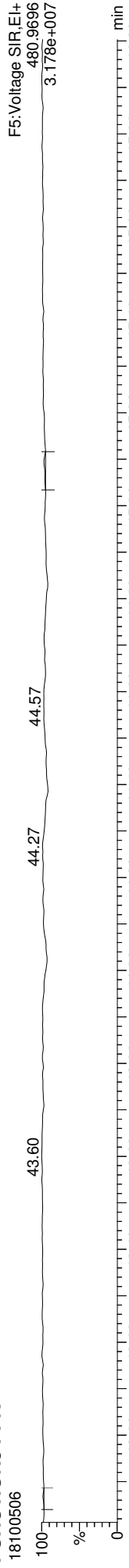
OCDD



OCDD



FUNCTION5 PFK

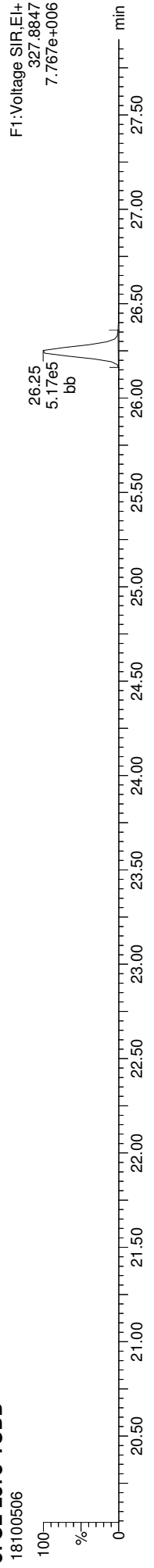


Quantify Sample Report

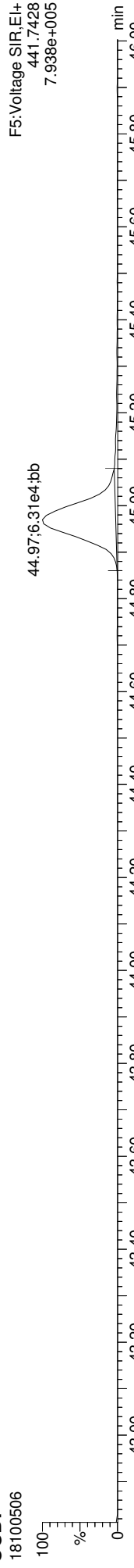
MassLynx MassLynx V4.1 SCN909
Dataset: T:\Autospec\Processed Data Batch\181005D.qld
Last Altered: Monday, October 08, 2018 11:15:29 Pacific Daylight Time
Printed: Monday, October 08, 2018 11:24:39 Pacific Daylight Time

ID: BG10793-SRM1, Name: 18100506, Date: 05-Oct-2018, Time: 13:40:50, Conditions: AUTOSPEC01, User: PK

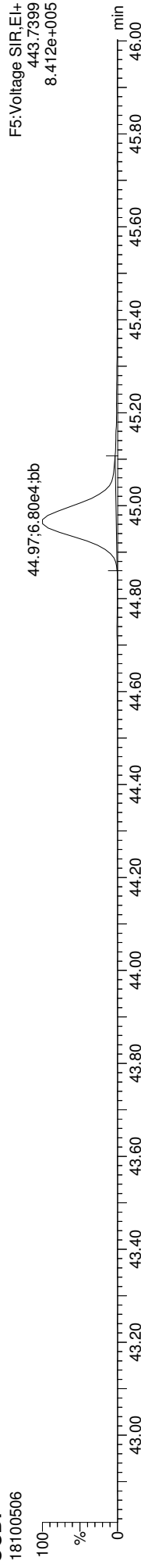
37CL-2378-TCDD



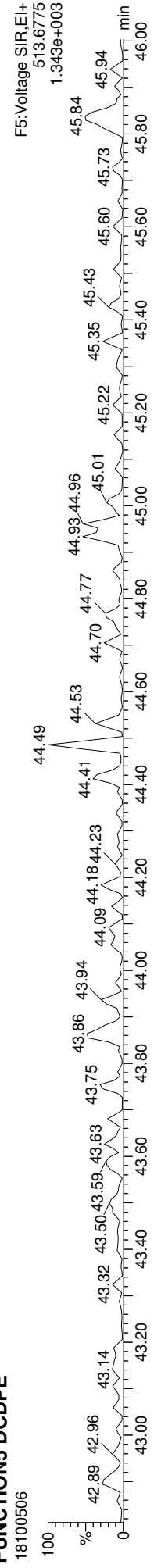
OCDF



OCDF



FUNCTION5 DCDPE





INITIAL CALIBRATION DATA EPA 1613B

Laboratory:	Analytical Resources, Inc.	SDG:	18I0285
Client:	Anchor QEA, LLC	Project:	Port Gamble - OMMP LTM
Calibration:	BH00060	Instrument:	AUTOSPEC01
Calibration Date:	08/20/2018 14:31	Column (1):	RTX-Dioxin2

Compound	Level 01		Level 02		Level 03		Level 04		Level 05		Level 06	
		RF		RF		RF		RF		RF		RF
2,3,7,8-TCDF			0.5	0.7715806	2	0.7611715	10	0.82347	40	0.8836682	200	0.9286996
2,3,7,8-TCDD			0.5	0.8894686	2	0.927919	10	0.9432766	40	1.052787	200	1.096139
1,2,3,7,8-PeCDF	0.5	0.8068348	2.5	0.7709963	10	0.8006021	50	0.8679035	200	0.9256969	1000	0.941416
2,3,4,7,8-PeCDF	0.5	0.8129742	2.5	0.8799505	10	0.9059663	50	0.9865784	200	1.032628	1000	1.046619
1,2,3,7,8-PeCDD	0.5	0.950155	2.5	0.9330312	10	0.9698845	50	1.066109	200	1.121035	1000	1.132465
1,2,3,4,7,8-HxCDF	0.5	0.8399618	2.5	0.8604201	10	0.8957544	50	1.033477	200	1.062993	1000	1.08669
1,2,3,6,7,8-HxCDF	0.5	0.8240577	2.5	0.7961851	10	0.8714692	50	0.9592422	200	1.015714	1000	1.03704
2,3,4,6,7,8-HxCDF	0.5	0.8634572	2.5	0.8812384	10	0.9559714	50	1.038455	200	1.08893	1000	1.115786
1,2,3,7,8,9-HxCDF	0.5	0.8379343	2.5	0.8534522	10	0.9006202	50	0.9668057	200	1.026394	1000	1.039826
1,2,3,4,7,8-HxCDD	0.5	0.8595389	2.5	0.8285573	10	0.8871477	50	0.94767	200	1.005268	1000	0.9971313
1,2,3,6,7,8-HxCDD	0.5	0.8421633	2.5	0.8011934	10	0.8516205	50	0.9593941	200	0.9737046	1000	0.9959072
1,2,3,7,8,9-HxCDD	0.5	0.8558977	2.5	0.8299507	10	0.8670759	50	0.9495206	200	0.9946344	1000	1.009763
1,2,3,4,6,7,8-HpCDF	0.5	1.058752	2.5	1.040977	10	1.044985	50	1.141329	200	1.202719	1000	1.227365
1,2,3,4,7,8,9-HpCDF	0.5	1.073996	2.5	1.061191	10	1.081368	50	1.199458	200	1.260562	1000	1.29576
1,2,3,4,6,7,8-HpCDD	0.5	1.029478	2.5	0.9333593	10	0.9595655	50	1.07465	200	1.129444	1000	1.152479
OCDF	1	1.015152	5	1.03676	20	1.07816	100	1.178055	400	1.264637	2000	1.297207
OCDD	1	0.9309106	5	0.8737038	20	0.9458761	100	1.019599	400	1.055746	2000	1.076715
13C12-2,3,7,8-TCDF	100	1.812206	100	1.812732	100	1.848246	100	1.823404	100	1.861845	100	1.921531
13C12-2,3,7,8-TCDD	100	1.169778	100	1.149692	100	1.153435	100	1.160333	100	1.165433	100	1.228214
13C12-1,2,3,7,8-PeCDF	100	1.548285	100	1.500913	100	1.515896	100	1.540328	100	1.549539	100	1.691162
13C12-2,3,4,7,8-PeCDF	100	1.517806	100	1.488464	100	1.502841	100	1.512452	100	1.544224	100	1.696129
13C12-1,2,3,7,8-PeCDD	100	0.8765754	100	0.868202	100	0.8690945	100	0.8555676	100	0.8783192	100	0.9681072
13C12-1,2,3,4,7,8-HxCDF	100	1.118766	100	1.144631	100	1.19601	100	1.156746	100	1.157978	100	1.14038
13C12-1,2,3,6,7,8-HxCDF	100	1.180659	100	1.225063	100	1.254262	100	1.243013	100	1.229066	100	1.219122
13C12-2,3,4,6,7,8-HxCDF	100	1.068019	100	1.092983	100	1.106636	100	1.127794	100	1.120824	100	1.105735
13C12-1,2,3,7,8,9-HxCDF	100	1.020597	100	1.038623	100	1.046986	100	1.056152	100	1.05036	100	1.061229
13C12-1,2,3,4,7,8-HxCDD	100	1.014376	100	1.026362	100	1.017664	100	1.042713	100	1.019641	100	1.040591
13C12-1,2,3,6,7,8-HxCDD	100	1.021948	100	1.063093	100	1.065436	100	1.060633	100	1.064413	100	1.055359



**INITIAL CALIBRATION DATA
EPA 1613B**

Laboratory:	Analytical Resources, Inc.	SDG:	18I0285
Client:	Anchor QEA, LLC	Project:	Port Gamble - OMMP LTM
Calibration:	BH00060	Instrument:	AUTOSPEC01
Calibration Date:	08/20/2018 14:31	Column (1):	RTX-Dioxin2

Compound	Level 01		Level 02		Level 03		Level 04		Level 05		Level 06	
		RF		RF		RF		RF		RF		RF
13C12-1,2,3,4,6,7,8-HpCDF	100	0.9656355	100	0.9902298	100	1.003268	100	1.028706	100	1.023437	100	1.015506
13C12-1,2,3,4,7,8,9-HpCDF	100	0.7772813	100	0.7824868	100	0.7911502	100	0.799414	100	0.8240589	100	0.8179198
13C12-1,2,3,4,6,7,8-HpCDD	100	0.7299336	100	0.7590568	100	0.7361036	100	0.7503813	100	0.7533397	100	0.765292
13C12-OCDD	200	0.6952625	200	0.7100949	200	0.7030646	200	0.7254553	200	0.7408102	200	0.7740583
37C14-2,3,7,8-TCDD	0.1	1.068122	0.5	1.013888	2	1.049137	10	1.094019	40	1.20461	200	1.29371
13C12-1,2,3,4-TCDD	100	1	100	1	100	1	100	1	100	1	100	1
13C12-1,2,3,7,8,9-HxCDD	100	1	100	1	100	1	100	1	100	1	100	1


Analytical Resources Inc.: Organics Instrument Log

AutoSpec01 Serial No.: GC=CN10921030, MS=P764

Date: 8/20/18 Analysis: Dioxins Analyst: pk
 GC Program: 8290D Column No: G4061 Column Type: VIX-Dioxin2
 Inj Vol: 1ul Instrument Tune (IPR): Aug 2018 1-5 Detector Voltage: 360
 Resolution Check Files: 14:17, 00:08 Curve Date: 8/20/18

IS/SS	Ical/Ccal	LCS/ICV
<u>G2584</u>	<u>G1361 G1365</u>	<u>F5391</u>
	<u>G1362 G1366</u>	
	<u>G1363</u>	
	<u>G1364 G6947</u>	

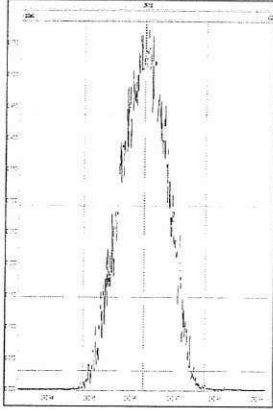
#	Acq.Date	Acq.Time	File	ID	Comments
1	20-Aug-18	14:22:00	18082002	CS311	
2	20-Aug-18	15:09:59	18082003	ISCI1	<u>SGH0253 EPA</u>
3	20-Aug-18	15:58:26	18082004	DIBLK11	<u>SGH0285 IH</u>
4	20-Aug-18	16:46:59	18082005	CSL	
5	20-Aug-18	17:35:29	18082006	CS1	
6	20-Aug-18	18:24:09	18082007	CS2	
7	20-Aug-18	19:12:37	18082008	CS3	
8	20-Aug-18	20:01:12	18082009	CS4	
9	20-Aug-18	20:49:38	18082010	CS5	
10	20-Aug-18	21:38:12	18082011	ICV	
11	20-Aug-18	22:26:39	18082012	CS312	
12	20-Aug-18	23:15:27	18082013	ISCI2	

 pk 8/21/18
Element Curve BH00060

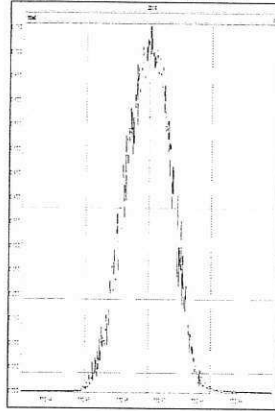
Every line must contain information or be lined out. Make all entries legible.
 Start a new page for each QC period. Document All Maintenance Tasks In Element LIMS

FH

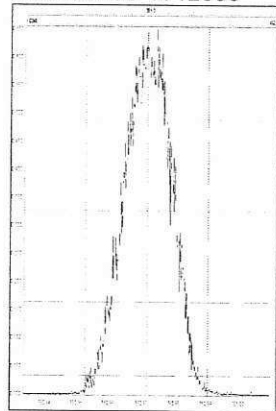
M 292.9824 R 12502



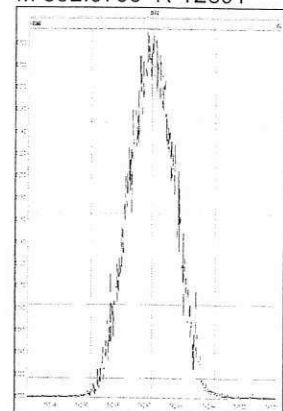
M 330.9792 R 12288



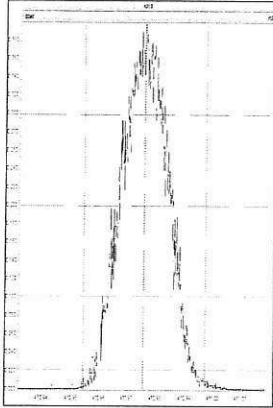
M 380.9760 R 12380



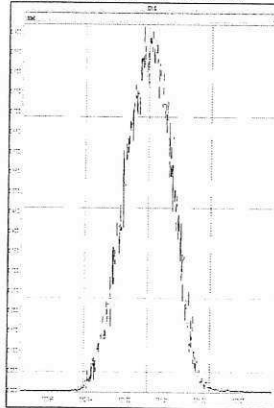
M 392.9760 R 12691



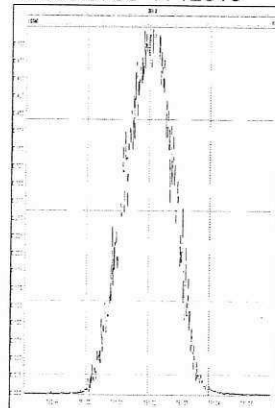
M 430.9728 R 12499



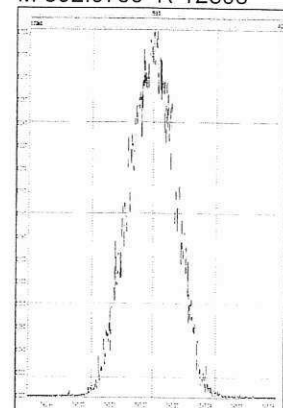
M 330.9792 R 12348



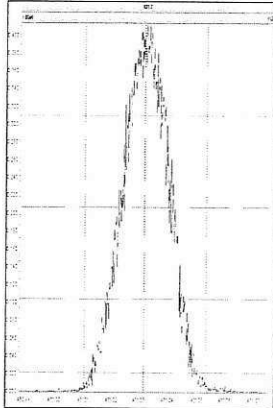
M 380.9760 R 12316



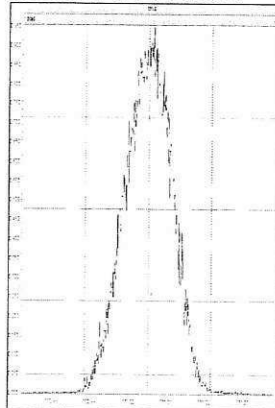
M 392.9760 R 12598



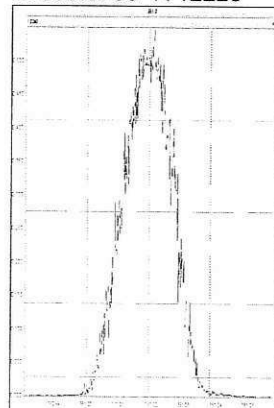
M 430.9728 R 12226



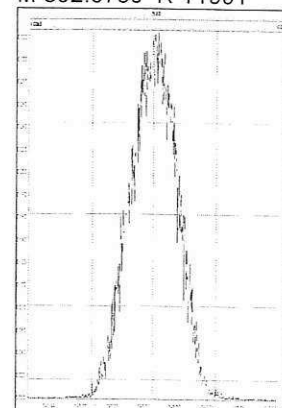
M 330.9792 R 12376



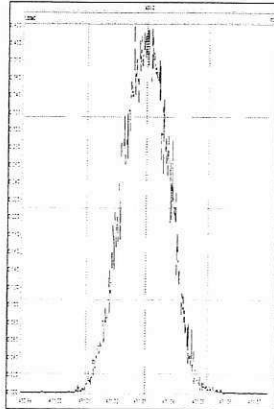
M 380.9760 R 12228



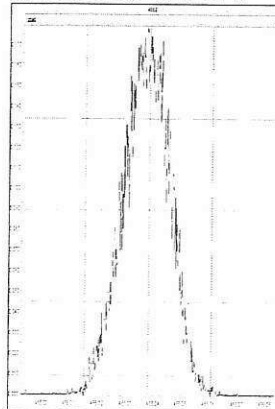
M 392.9760 R 11991



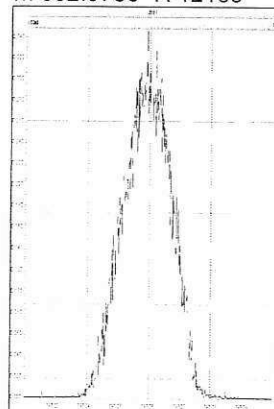
M 430.9728 R 12077



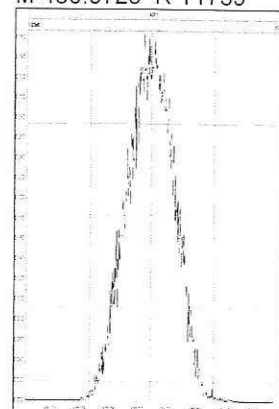
M 454.9728 R 12470



M 392.9760 R 12165

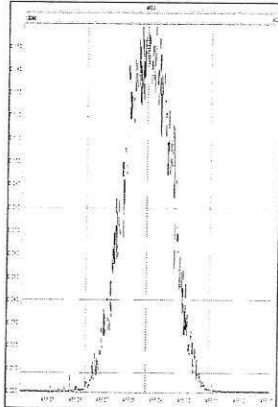


M 430.9728 R 11739

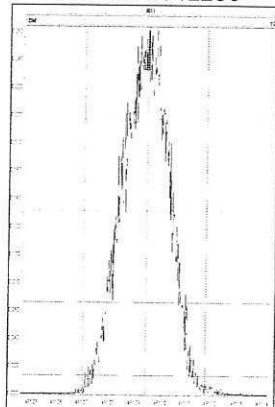


Printed: Monday, August 20, 2018 14:17:07 Pacific Daylight Time

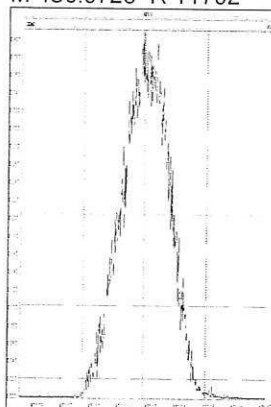
M 454.9728 R 12406



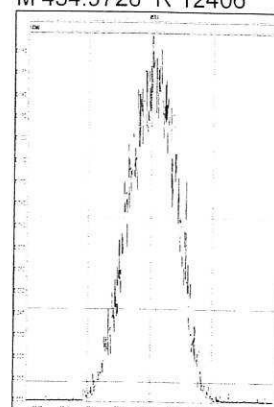
M 480.9696 R 12290



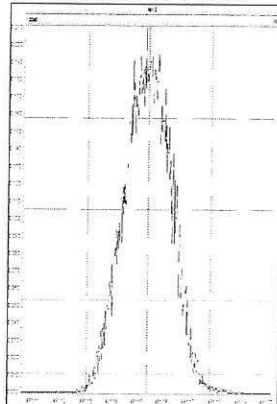
M 430.9728 R 11792



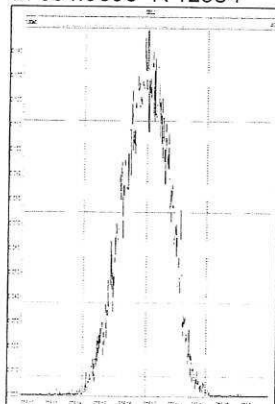
M 454.9728 R 12406



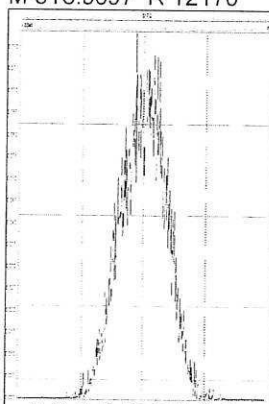
M 480.9696 R 11933



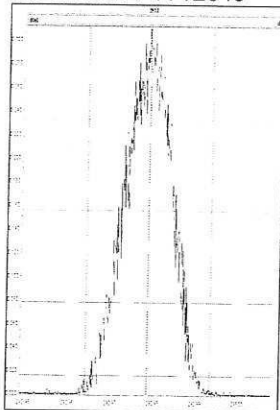
M 504.9696 R 12354



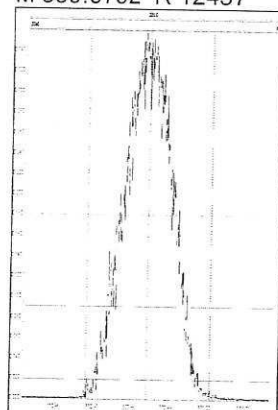
M 516.9697 R 12170



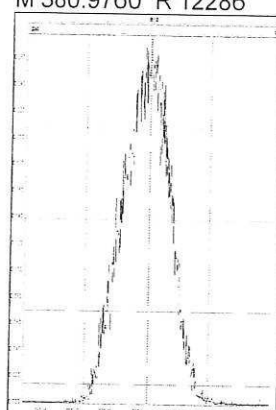
M 292.9824 R 12540



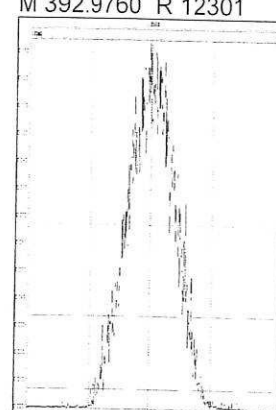
M 330.9792 R 12437



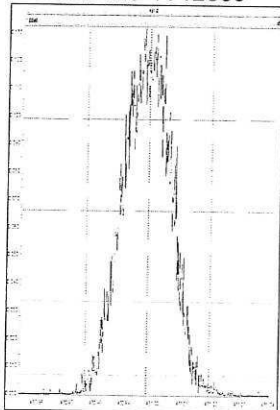
M 380.9760 R 12286



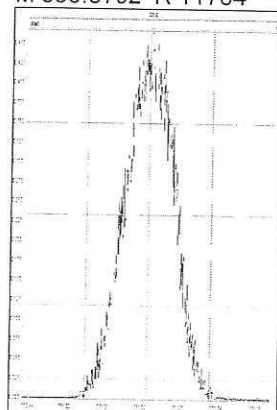
M 392.9760 R 12301



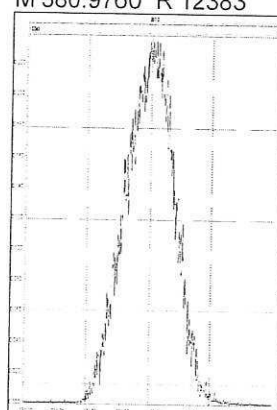
M 430.9728 R 12533



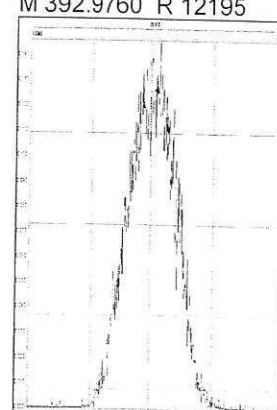
M 330.9792 R 11764



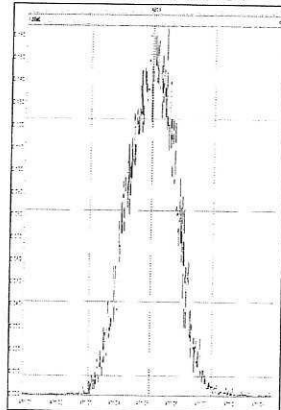
M 380.9760 R 12383



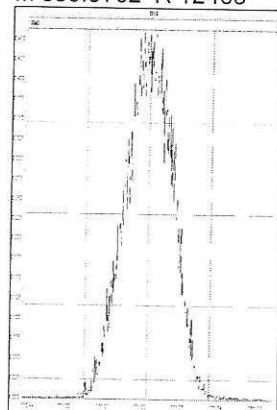
M 392.9760 R 12195



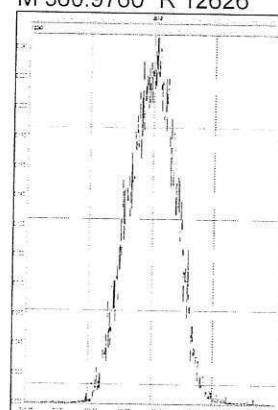
M 430.9728 R 12481



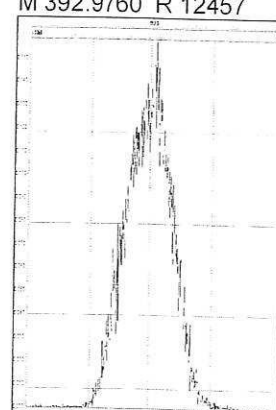
M 330.9792 R 12408



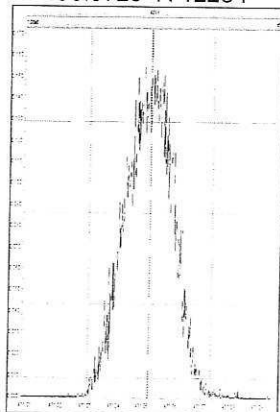
M 380.9760 R 12626



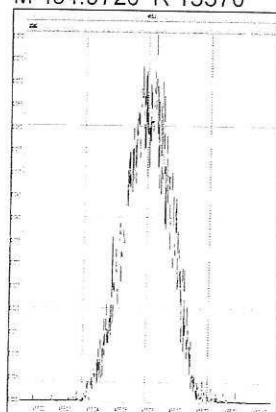
M 392.9760 R 12457



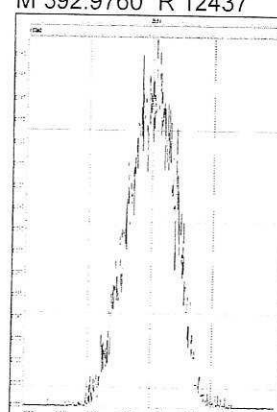
M 430.9728 R 12284



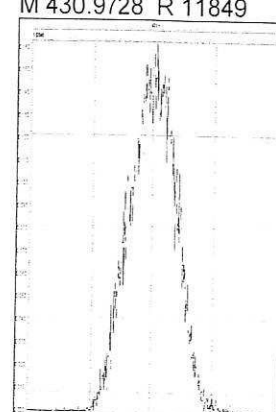
M 454.9728 R 13370



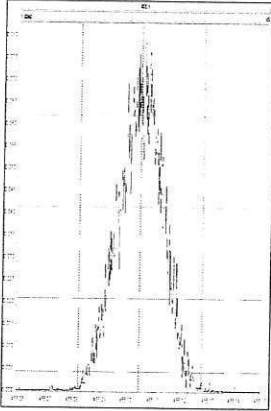
M 392.9760 R 12437



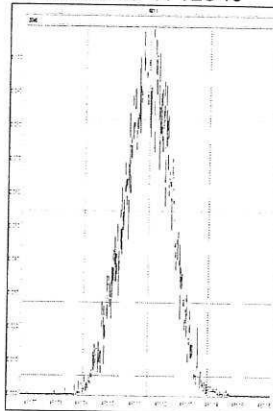
M 430.9728 R 11849



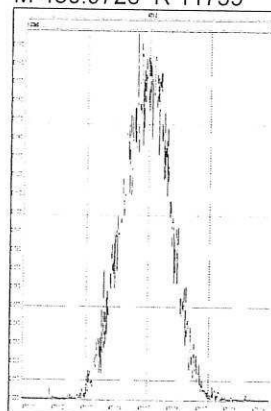
M 454.9728 R 12919



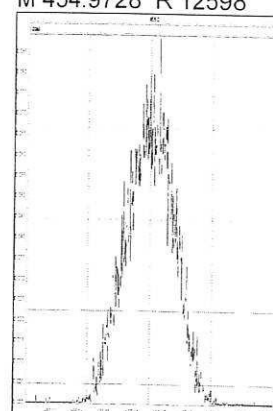
M 480.9696 R 12048



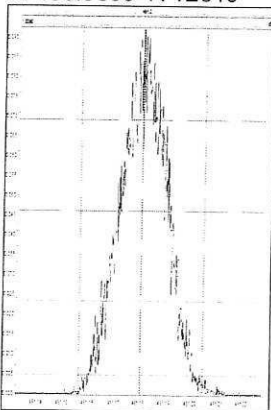
M 430.9728 R 11739



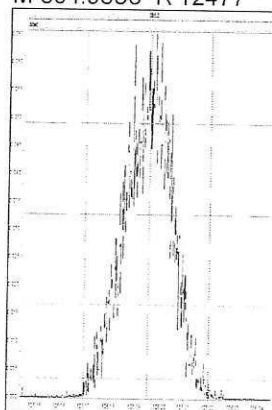
M 454.9728 R 12598



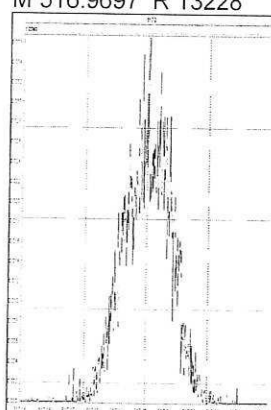
M 480.9696 R 12019



M 504.9696 R 12477



M 516.9697 R 13228

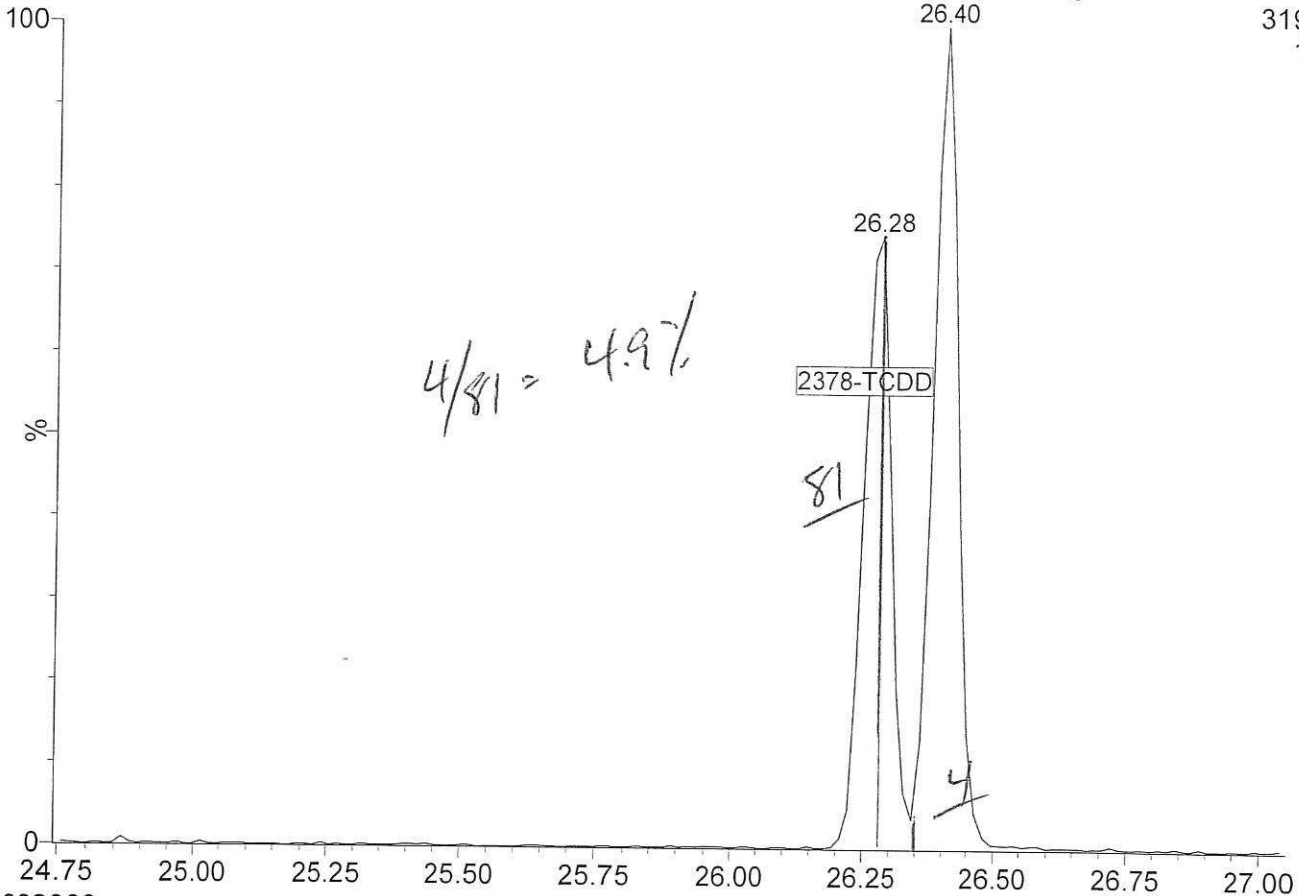


18082003

1: Voltage SIR 15 Channels EI+

319.8965

1.01e6

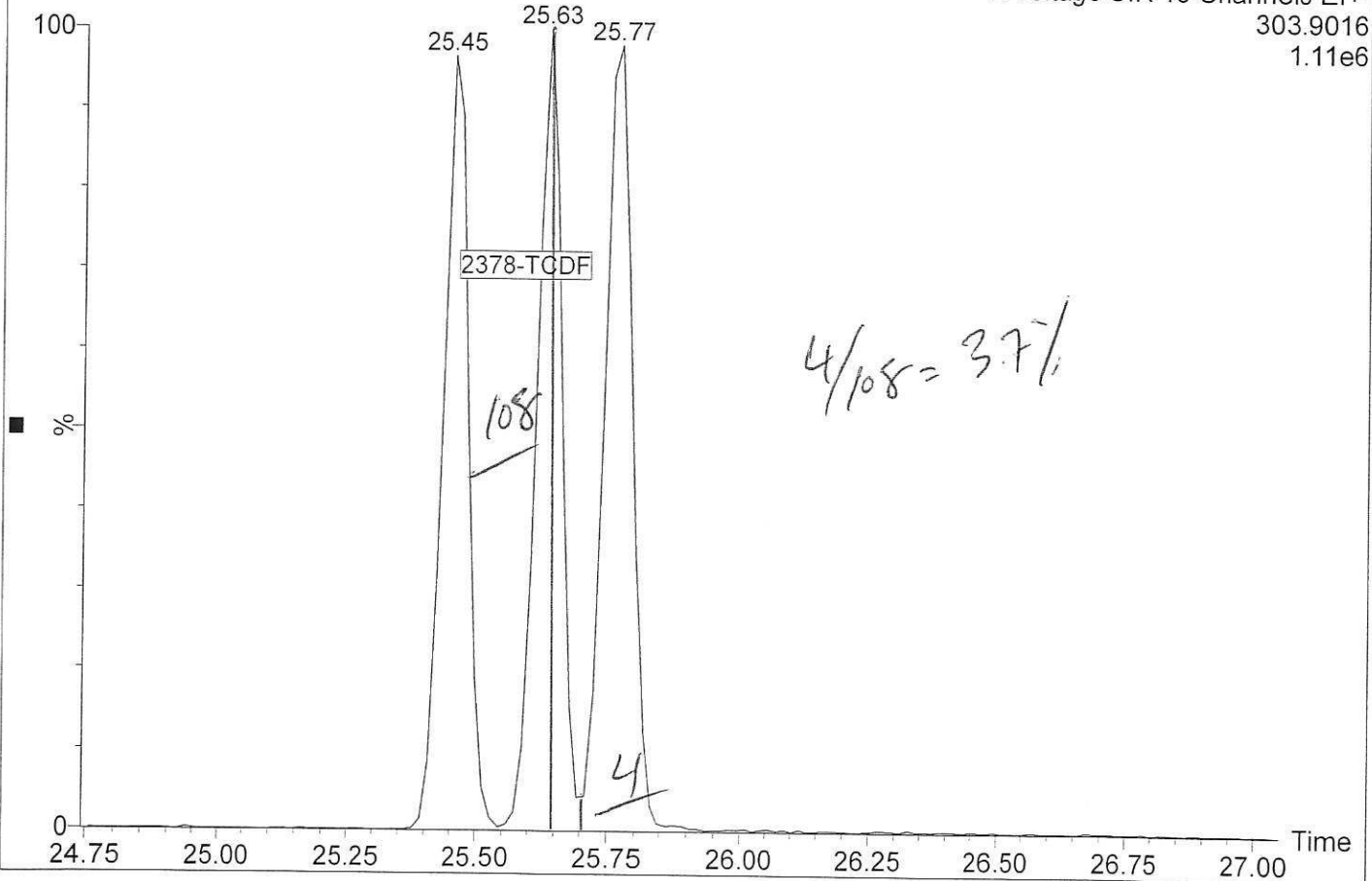


18082003

1: Voltage SIR 15 Channels EI+

303.9016

1.11e6

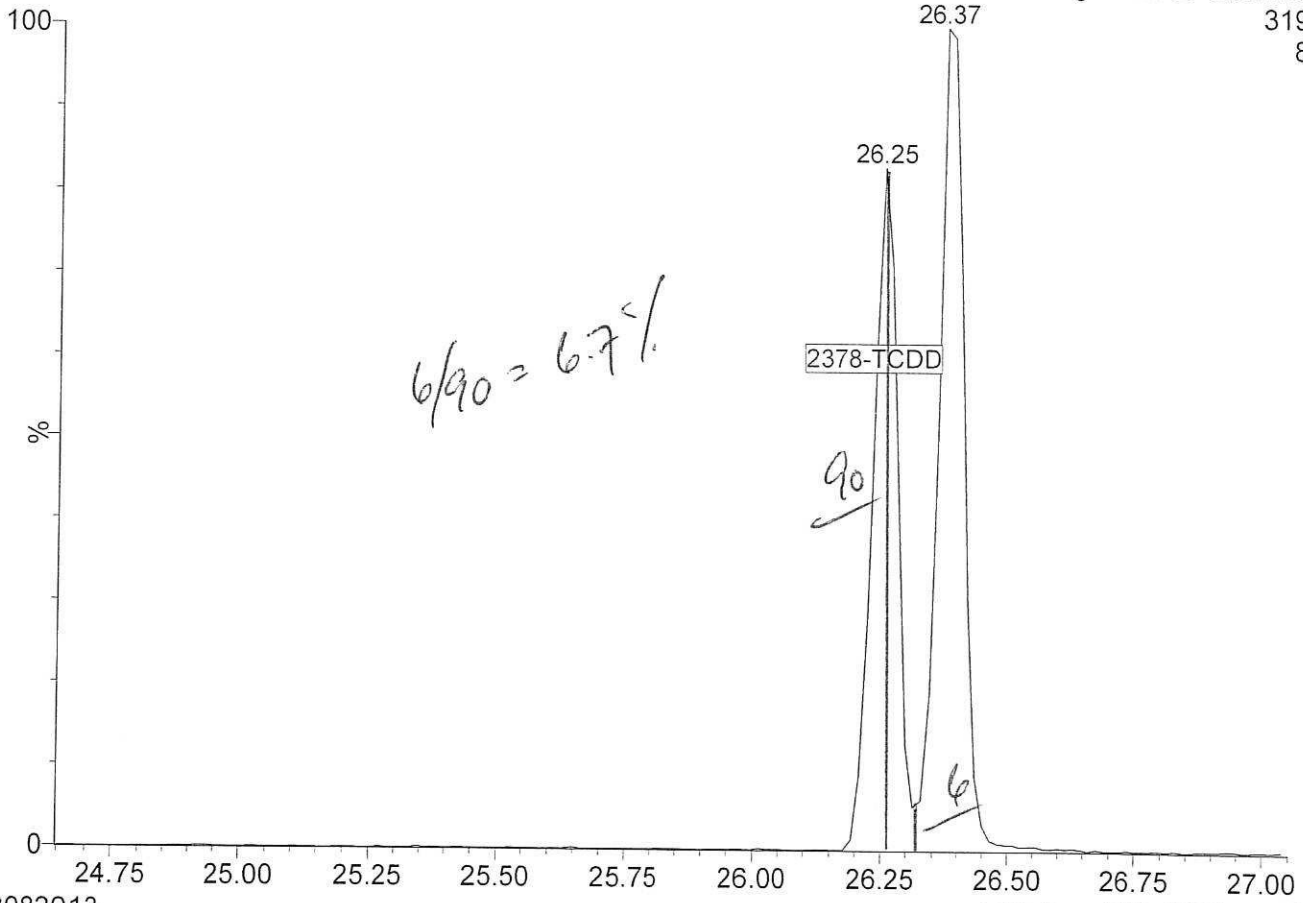


18082013

1: Voltage SIR 15 Channels EI+

319.8965

8.77e5

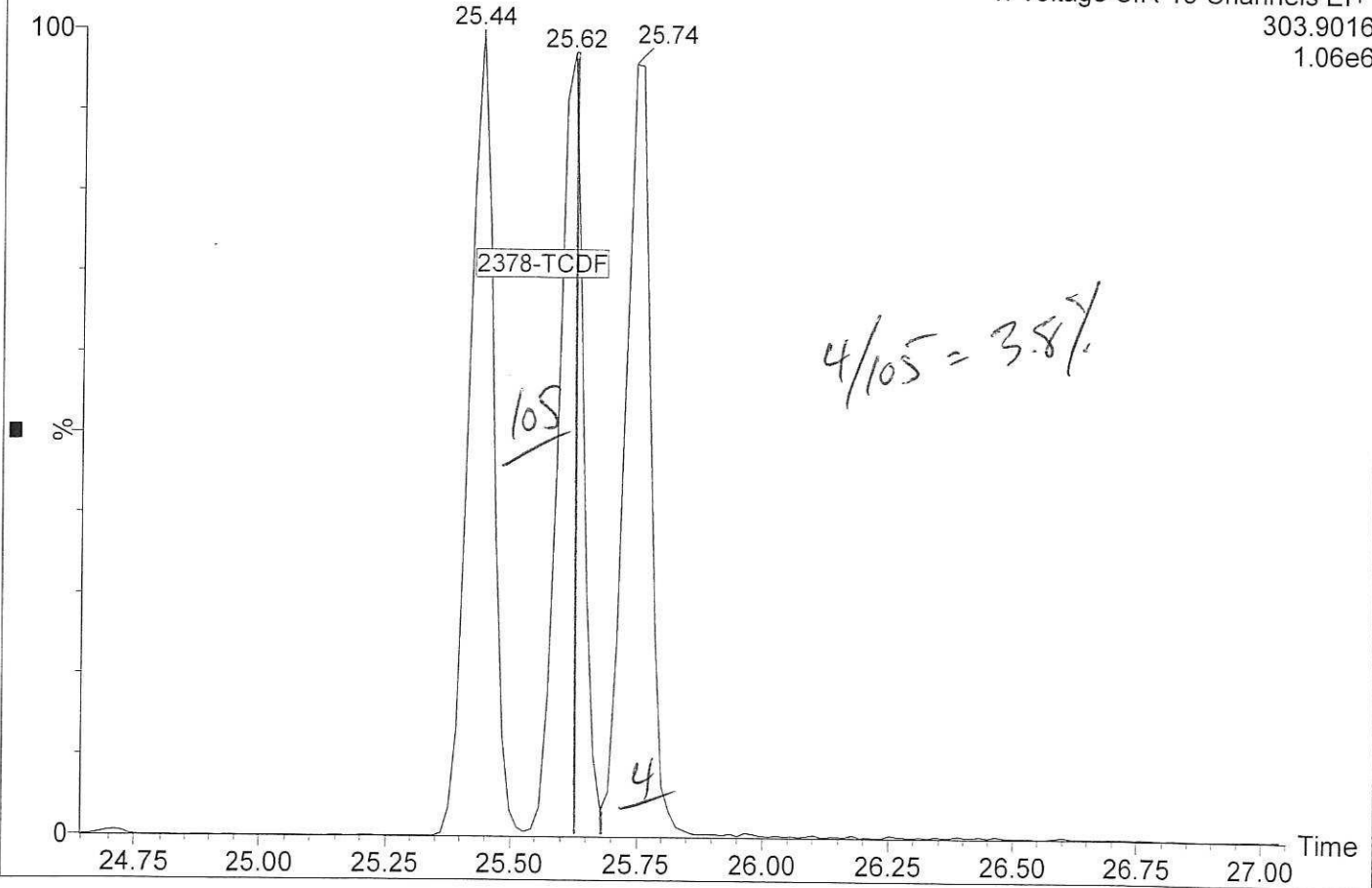


18082013

1: Voltage SIR 15 Channels EI+

303.9016

1.06e6



Quantify Audit Report MassLynx MassLynx V4.1 SCN909

Dataset: T:\Autospec\Processed Data Batch\180820ICIH.qld
Last Altered: Tuesday, August 21, 2018 10:16:22 Pacific Daylight Time
Printed: Tuesday, August 21, 2018 10:17:52 Pacific Daylight Time

JH

Event	Details	Sample ID
Process Extract		
Process Integrate		
Process Calibrate		
Process Quantify		
Dataset Created		
Pre modification peak	Sample:18082007, Compound:TD, RT:26.268	3
Peak modified	Sample:18082007, Compound:TD, RT:26.268	3
Peak deleted	Sample:18082005, Compound:TD, RT:26.268	1
Dataset Saved	Saved to 'T:\Autospec\Processed Data Batch\180820ICIH.qld'	
Pre modification peak	Sample:18082008, Compound:13C-123478-HxCDF, RT:34.790	4
Peak modified	Sample:18082008, Compound:13C-123478-HxCDF, RT:34.790	4
Pre modification peak	Sample:18082008, Compound:13C-123678-HxCDF, RT:34.945	4
Peak modified	Sample:18082008, Compound:13C-123678-HxCDF, RT:34.945	4
Dataset Saved	Saved to 'T:\Autospec\Processed Data Batch\180820ICIH.qld'	

Dataset: T:\Autospec\Processed Data Batch\180820\CIH.qld
 Last Altered: Tuesday, August 21, 2018 10:16:22 Pacific Daylight Time
 Printed: Tuesday, August 21, 2018 10:18:05 Pacific Daylight Time

Method: T:\Autospec\Methods\Dioxin180817.mdb 17 Aug 2018 15:31:25
 Calibration: 21 Aug 2018 10:16:22

ID: CSL, Name: 18082005, Date: 20-Aug-2018, Time: 16:46:59, Conditions: AUTOSPEC01, User: pk

Compound	RT	RRT	Ion1Area	Ion2Area	RRF	Ratio	Pred R	Noise 1	Noise 2	Height 1	Height 2	S/N 1	SNFlag	EMPC	Int.1	Int.2	pg
2378-TCDF					0.834		0.770	260	895								
12378-PeCDF	29.781	1.000	4.092e3	2.373e3	0.852	1.724	1.550	366	802	6.85e4	3.89e4	186.9	YES	NO	bb	bb	0.473
23478-PeCDF	31.139	1.001	4.017e3	2.369e3	0.944	1.696	1.550	366	802	6.03e4	3.58e4	164.7	YES	NO	bb	bb	0.431
123478-HxCDF	34.801	1.000	2.965e3	2.282e3	0.963	1.299	1.240	313	326	4.69e4	3.70e4	150.0	YES	NO	bd	bd	0.436
234678-HxCDF	35.880	1.001	2.938e3	2.211e3	0.991	1.329	1.240	313	326	4.79e4	3.47e4	153.2	YES	NO	bb	bb	0.436
123678-HxCDF	34.957	1.000	2.980e3	2.452e3	0.917	1.215	1.240	313	326	4.97e4	3.71e4	158.8	YES	NO	db	db	0.449
123789-HxCDF	36.826	1.000	2.654e3	2.121e3	0.938	1.251	1.240	313	326	5.06e4	4.25e4	161.6	YES	NO	bb	bb	0.447
1234678-HpCDF	38.552	1.000	2.955e3	2.753e3	1.119	1.073	1.050	497	429	5.12e4	4.78e4	103.0	YES	NO	bb	bb	0.473
1234789-HpCDF	40.778	1.000	2.329e3	2.332e3	1.162	0.999	1.050	497	429	3.89e4	3.22e4	78.1	YES	NO	bb	bb	0.462
OCDF	44.943	1.006	3.955e3	3.927e3	1.145	1.007	0.890	430	569	5.86e4	5.53e4	136.2	YES	NO	bb	bd	0.887
2378-TCDD					0.982		0.770	730	392								
12378-PeCDD	31.384	1.001	2.734e3	1.576e3	1.029	1.735	1.550	634	426	4.41e4	2.53e4	69.5	YES	NO	bb	bb	0.462
123478-HxCDD	35.992	1.000	2.546e3	2.322e3	0.921	1.096	1.240	357	420	4.64e4	4.35e4	129.8	YES	NO	bd	bd	0.467
123678-HxCDD	36.103	1.000	2.763e3	2.043e3	0.904	1.352	1.240	357	420	5.09e4	3.52e4	142.3	YES	NO	db	db	0.466
123789-HxCDD	36.459	1.010	2.682e3	2.184e3	0.918	1.228	1.240	357	420	4.79e4	4.09e4	134.0	YES	NO	bb	bb	0.466
1234678-HpCDD	40.032	1.000	2.163e3	2.032e3	1.046	1.065	1.050	325	252	3.78e4	3.71e4	116.6	YES	NO	bb	bb	0.492
OCDD	44.705	1.000	3.547e3	3.680e3	0.984	0.964	0.890	225	213	4.87e4	4.86e4	216.6	YES	NO	bd	bd	0.946
13C-2378-TCDF	25.618	1.007	8.219e5	1.054e6	1.847	0.780	0.770	4256	2329	1.27e7	1.63e7	2991.4	YES	NO	bb	bb	98.134
13C-12378-PeCDF	29.770	1.170	9.779e5	6.246e5	1.558	1.566	1.550	1987	1140	1.58e7	1.00e7	7940.0	YES	NO	bb	bb	99.396
13C-23478-PeCDF	31.117	1.223	9.565e5	6.144e5	1.544	1.557	1.550	1987	1140	1.49e7	9.66e6	7512.6	YES	NO	bb	bb	98.326
13C-123478-HxCDF	34.790	0.955	4.158e5	8.334e5	1.152	0.499	0.510	1153	1489	6.52e6	1.35e7	5650.4	YES	NO	bd	bd	97.080
13C-123678-HxCDF	34.945	0.959	4.463e5	8.721e5	1.225	0.512	0.510	1153	1489	6.85e6	1.35e7	5939.2	YES	NO	db	db	96.365
13C-234678-HxCDF	35.858	0.984	4.000e5	7.927e5	1.104	0.505	0.510	1153	1489	6.84e6	1.35e7	5931.3	YES	NO	bb	bb	96.770
13C-123789-HxCDF	36.815	1.010	3.813e5	7.583e5	1.046	0.503	0.510	1153	1489	7.10e6	1.40e7	6156.3	YES	NO	bb	bb	97.603
13C-1234678-HpCDF	38.541	1.057	3.284e5	7.499e5	1.004	0.438	0.440	1485	1937	5.81e6	1.33e7	3911.1	YES	NO	bb	bb	96.134
13C-1234789-HpCDF	40.756	1.118	2.648e5	6.031e5	0.799	0.439	0.440	1485	1937	4.16e6	9.37e6	2802.5	YES	NO	bb	bb	97.316
13C-1234-TCDD	25.437	0.000	4.518e5	5.832e5	1.000	0.775	0.770	1474	954	7.42e6	9.44e6	5034.2	YES	NO	bb	bb	100.000
13C-2378-TCDD	26.253	1.032	5.194e5	6.913e5	1.171	0.752	0.770	1474	954	8.26e6	1.09e7	5608.6	YES	NO	bb	bb	99.883
13C-12378-PeCDD	31.361	1.233	5.630e5	3.442e5	0.886	1.636	1.550	644	789	9.11e6	5.61e6	14139.0	YES	NO	bb	bb	98.939
13C-123478-HxCDD	35.980	0.987	6.353e5	4.974e5	1.027	1.277	1.240	899	1207	1.09e7	8.42e6	12175.5	YES	NO	bd	bd	98.781
13C-123678-HxCDD	36.092	0.990	6.350e5	5.061e5	1.055	1.255	1.240	899	1207	1.12e7	8.90e6	12460.2	YES	NO	db	db	96.854
13C-1234678-HpCDD	40.021	1.098	4.238e5	3.912e5	0.749	1.083	1.050	1267	937	7.00e6	6.49e6	5525.9	YES	NO	bb	bb	97.452
13C-OCDD	44.687	1.226	7.401e5	8.126e5	0.725	0.911	0.890	1232	1184	9.62e6	1.05e7	7808.3	YES	NO	bb	bb	191.652

Dataset: T:\Autospec\Processed Data Batch\180820CIH.qld
 Last Altered: Tuesday, August 21, 2018 10:16:22 Pacific Daylight Time
 Printed: Tuesday, August 21, 2018 10:18:05 Pacific Daylight Time

ID: CSL, Name: 18082005, Date: 20-Aug-2018, Time: 16:46:59, Conditions: AUTOSPEC01, User: pk

Compound	RT	RRT	Ion1Area	Ion2Area	RRF	Ratio	Pred R	Noise 1	Noise 2	Height 1	Height 2	S/N 1	SNFlag	EMPC	Int.1	Int.2	pg
13C-123789-HxCDD	36.448	0.000	6.209e5	4.958e5	1.000	1.252	1.240	899	1207	1.15e7	9.15e6	12824.1	YES	NO	bb	bb	100.000
37CL-2378-TCDD	26.268	1.033	1.105e3		1.121			646		1.81e4		28.0	YES		bb		0.095
1368-TCDF					1.020		0.770	260	895								
1289-TCDF					0.818		0.770	260	895								
13468-PECDF					1.163		1.550	304	601								
12389-PECDF					0.233		1.550	366	802								
123468-HxCDF					0.351		1.240	313	326								
1368-TCDD					1.026		0.770	730	392								
1289-TCDD					0.938		0.770	730	392								
12479-PECDD					1.807		1.550	634	426								
12389-PECDD					0.663		1.550	634	426								
124679-HxCDD					1.031		1.240	357	420								
1234679-HPCDD					0.314		1.050	325	252								
Total-tetrafurans			6.336e2		0.891			260		7.59e3							0.102
Total-penta1			0.000e0					304		0.00e0							0.904
Total-pentafurans			8.109e3		0.676			366		1.29e5							0.904
Total-hexafurans			1.154e4		0.832			313		1.95e5							1.768
Total-heptafurans			5.284e3		1.141			497		9.01e4							0.935
Total-Furans			2.952e4		0.897			260		4.80e5							4.595
Total-tetra-dioxins			0.000e0		0.982			730		0.00e0							0.462
Total-pentadioxins			2.734e3		1.166			634		4.41e4							1.399
Total-hexadioxins			7.990e3		0.944			357		1.45e5							0.492
Total-heptadioxins			2.163e3		0.680			325		3.78e4							3.299
Total-Dioxins			1.643e4		0.966			730		2.76e5							7.894
Total-TEQ			4.595e4					730		7.56e5							
FUNCTION1 PFK			1.033e6					433697		2.01e7							0.000
FUNCTION2 PFK			3.315e5					265536		9.67e6							0.000
FUNCTION3 PFK			7.390e5					242289		1.73e7							0.000
FUNCTION4 PFK			2.358e5					310423		5.98e6							
FUNCTION5 PFK			1.741e5					195063		5.17e6							
FUNCTION1 HxCDPE			1.053e2					293		2.87e3							0.000
FUNCTION1 HPCDPE			0.000e0					442		0.00e0							0.000
FUNCTION2 HPCDPE			8.252e1					417		2.12e3							
FUNCTION3 OCDPE			0.000e0					229		0.00e0							0.000
FUNCTION4 NCDPE			0.000e0					358		0.00e0							0.000
FUNCTION5 DCDPE			0.000e0					199		0.00e0							0.000

Quantify Sample Report MassLynx MassLynx V4.1 SCN909

Dataset: T:\Autospec\Processed Data Batch\180820\CIH.qld
Last Altered: Tuesday, August 21, 2018 10:16:22 Pacific Daylight Time
Printed: Tuesday, August 21, 2018 10:18:05 Pacific Daylight Time

Method: T:\Autospec\Methods\Dioxin\180817.mdb 17 Aug 2018 15:31:25
Calibration: 21 Aug 2018 10:16:22

ID: CSL, Name: 18082005, Date: 20-Aug-2018, Time: 16:46:59, Conditions: AUTOSPEC01, User: pk

13C-1234-TCDD

18082005




13C-1234-TCDD

18082005




13C-123789-HxCDD

18082005



13C-123789-HxCDD

18082005




Quantify Sample Report MassLynx MassLynx V4.1 SCN909

Dataset: T:\Autospec\Processed Data Batch\180820\CIH.qld
Last Altered: Tuesday, August 21, 2018 10:16:22 Pacific Daylight Time
Printed: Tuesday, August 21, 2018 10:18:05 Pacific Daylight Time

ID: CSL, Name: 18082005, Date: 20-Aug-2018, Time: 16:46:59, Conditions: AUTOSPEC01, User: pk

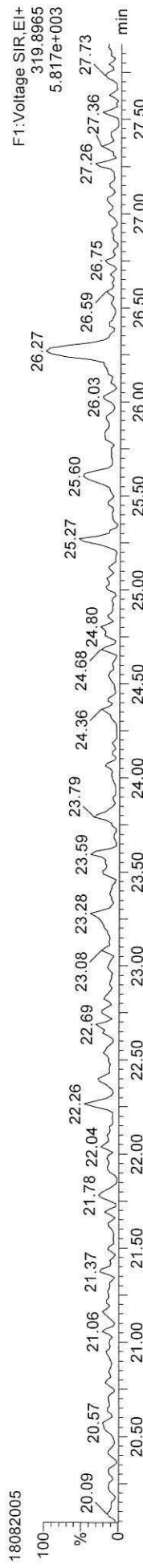
13C-2378-TCDD



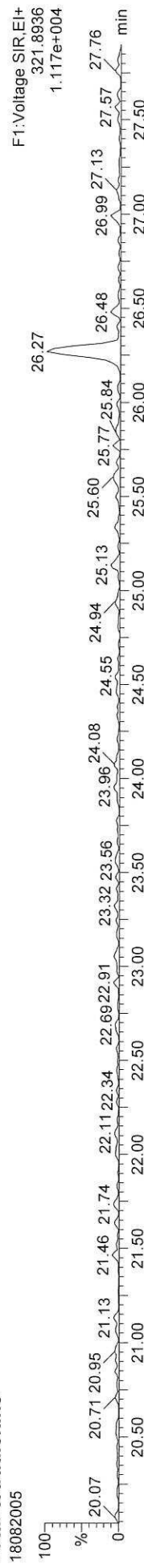
13C-2378-TCDD




Total-tetradioxins



Total-tetradioxins



FUNCTION1 PFK

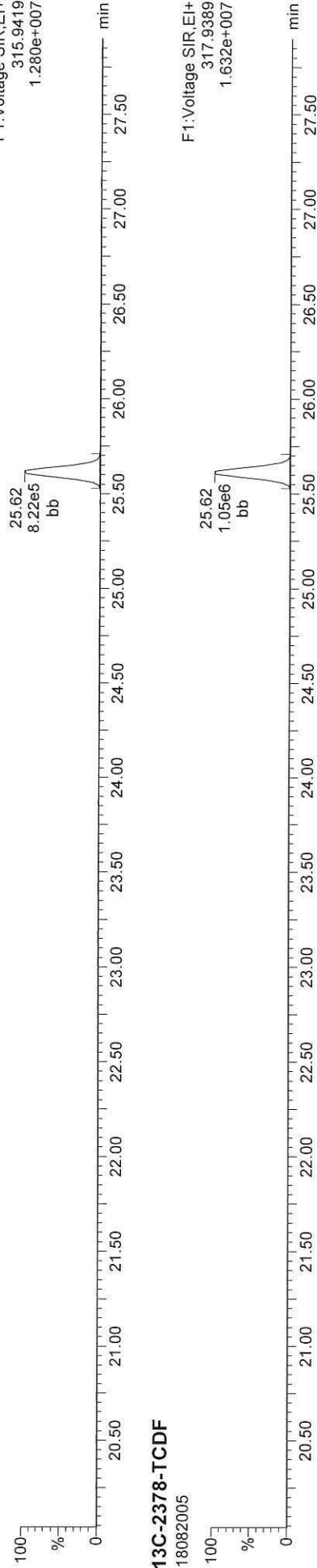


Quantify Sample Report
MassLynx MassLynx V4.1 SCN909
Dataset: T:\Autospec\Processed Data Batch\180820\CIH.qld
Last Altered: Tuesday, August 21, 2018 10:16:22 Pacific Daylight Time
Printed: Tuesday, August 21, 2018 10:18:05 Pacific Daylight Time

ID: CSL, Name: 18082005, Date: 20-Aug-2018, Time: 16:46:59, Conditions: AUTOSPEC01, User: pk

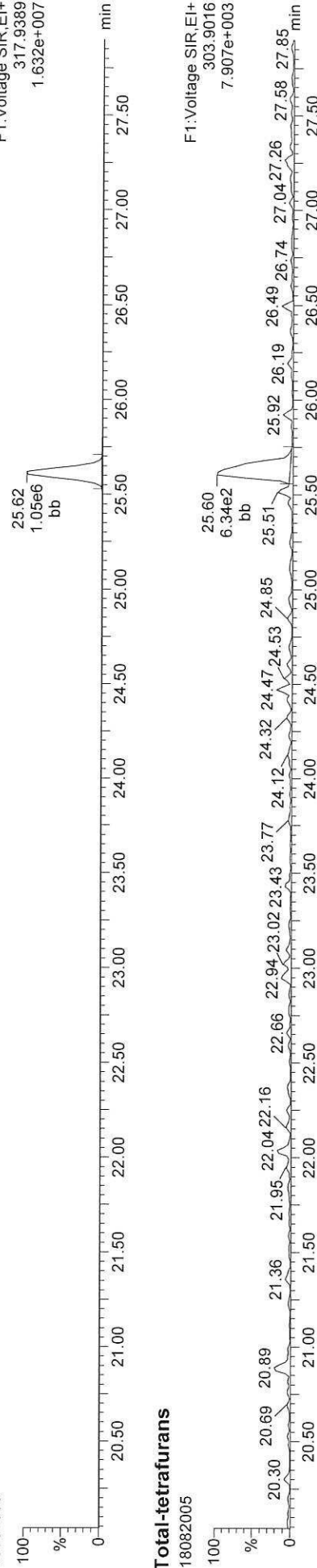
13C-2378-TCDF

18082005



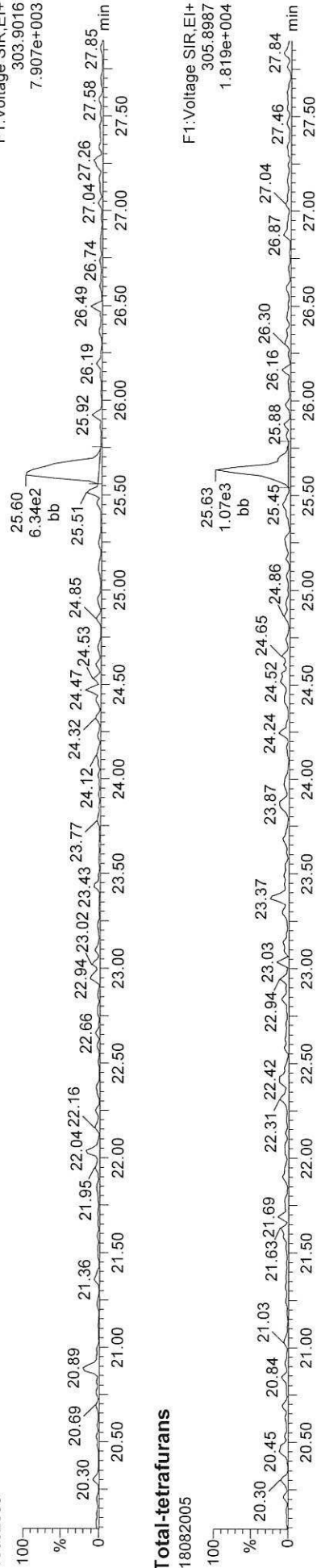
13C-2378-TCDF

18082005



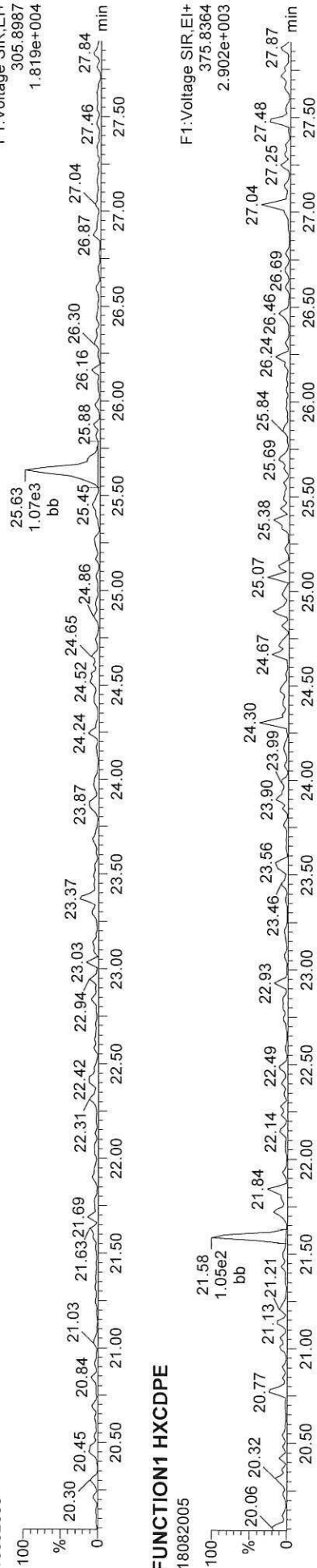
Total-tetrafurans

18082005



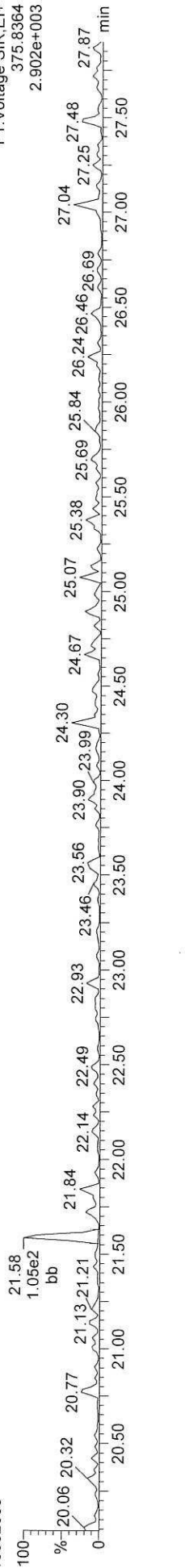
Total-tetrafurans

18082005



FUNCTION1 HXCDPE

18082005

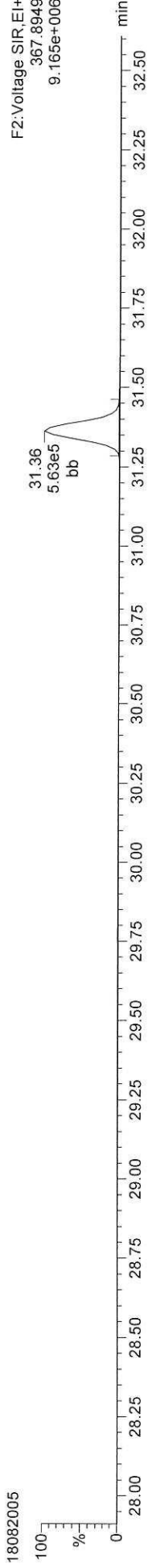


Quantify Sample Report MassLynx V4.1 SCN909


Dataset: T:\Autospec\Processed Data Batch\180820\IC\H.qld
Last Altered: Tuesday, August 21, 2018 10:16:22 Pacific Daylight Time
Printed: Tuesday, August 21, 2018 10:18:05 Pacific Daylight Time

ID: CSL, Name: 18082005, Date: 20-Aug-2018, Time: 16:46:59, Conditions: AUTOSPEC01, User: pk

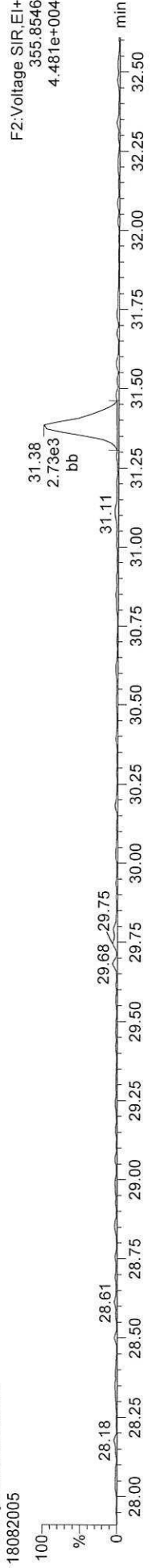
13C-12378-PeCDD



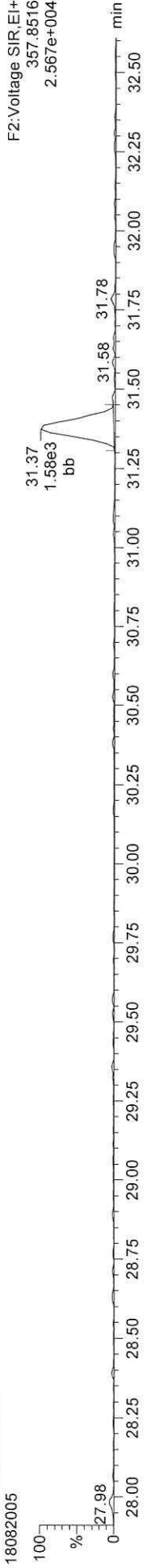
13C-12378-PeCDD



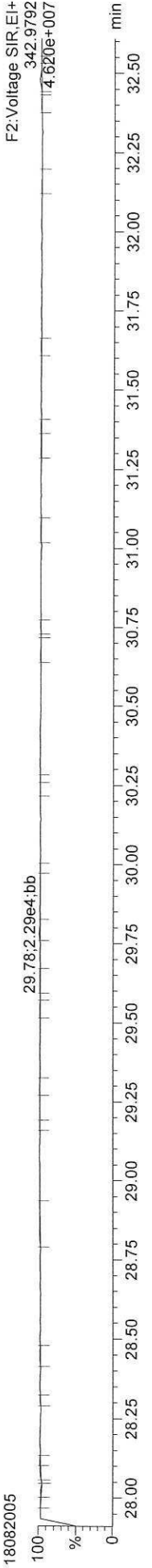
Total-pentadioxins



Total-pentadioxins



FUNCTION2 PFK




Dataset: T:\Autospec\Processed Data Batch\180820\CIH.qld
Last Altered: Tuesday, August 21, 2018 10:16:22 Pacific Daylight Time
Printed: Tuesday, August 21, 2018 10:18:05 Pacific Daylight Time

ID: CSL, Name: 18082005, Date: 20-Aug-2018, Time: 16:46:59, Conditions: AUTOSPEC01, User: pk


13C-12378-PeCDF

18082005



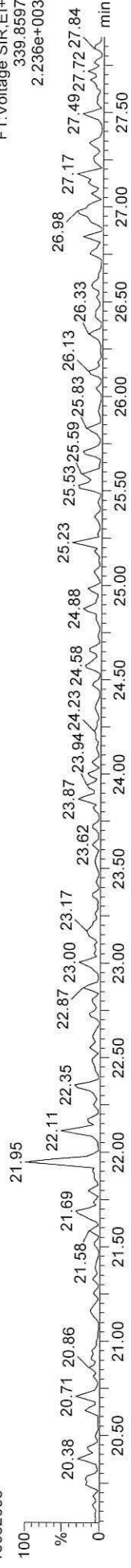
13C-12378-PeCDF

18082005



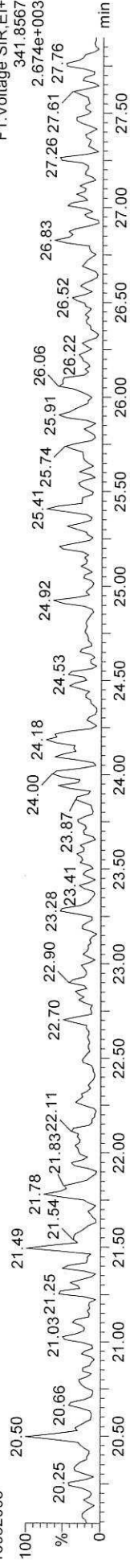
Total-penta1

18082005



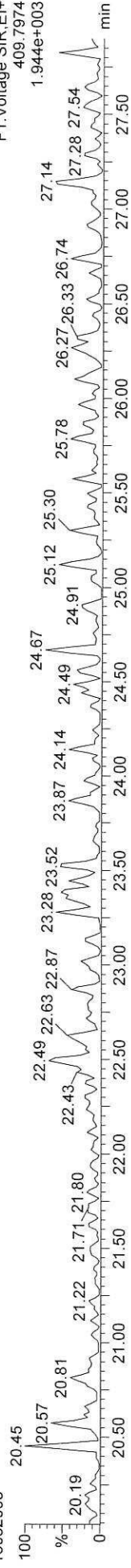
Total-penta1

18082005



FUNCTION1 HPCDPE

18082005

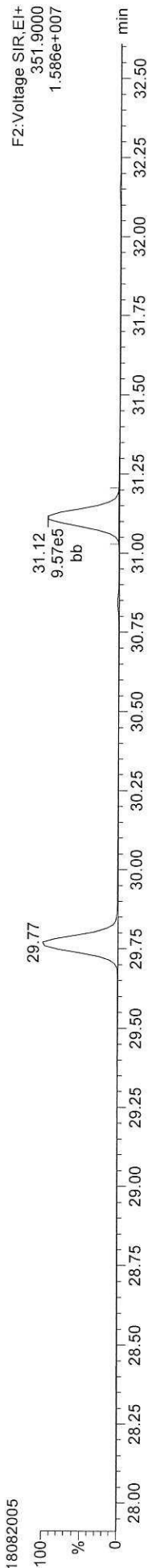


Quantify Sample Report MassLynx MassLynx V4.1 SCN909


Dataset: T:\Autospec\Processed Data Batch\180820\CIH.qld
Last Altered: Tuesday, August 21, 2018 10:16:22 Pacific Daylight Time
Printed: Tuesday, August 21, 2018 10:18:05 Pacific Daylight Time

ID: CSL, Name: 18082005, Date: 20-Aug-2018, Time: 16:46:59, Conditions: AUTOSPEC01, User: pk


13C-23478-PeCDF



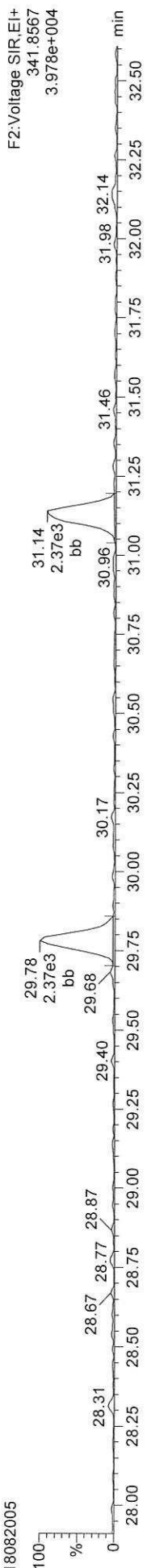
13C-23478-PeCDF



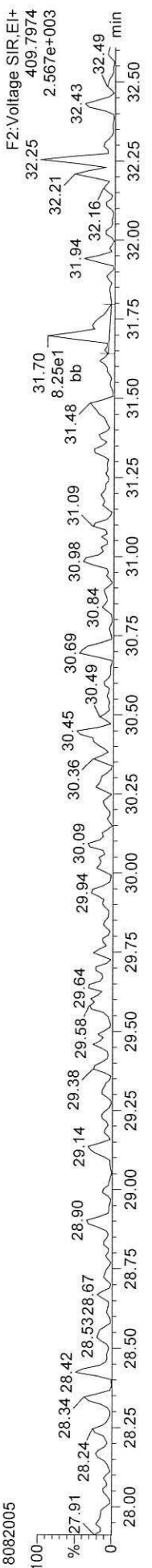
Total-pentafulurans



Total-pentafulurans



FUNCTION2 HPCDPE




Quantify Sample Report MassLynx V4.1 SCN909
Dataset: T:\Autospec\Processed Data Batch\180820\CIH.qld
Last Altered: Tuesday, August 21, 2018 10:16:22 Pacific Daylight Time
Printed: Tuesday, August 21, 2018 10:18:05 Pacific Daylight Time

ID: CSL, Name: 18082005, Date: 20-Aug-2018, Time: 16:46:59, Conditions: AUTOSPEC01, User: pk


13C-123478-HxCDD

18082005



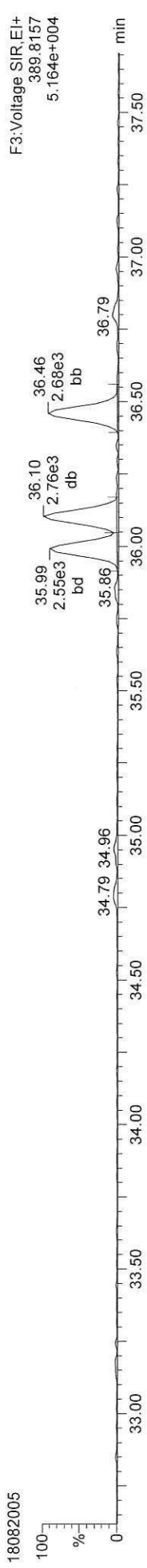
13C-123478-HxCDD

18082005



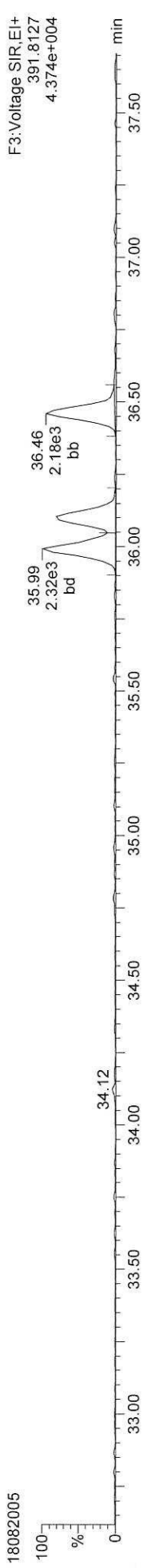
Total-hexadioxins

18082005



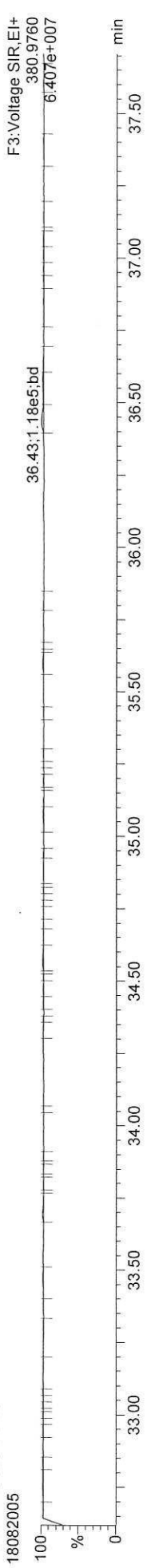
Total-hexadioxins

18082005



FUNCTION3 PFK

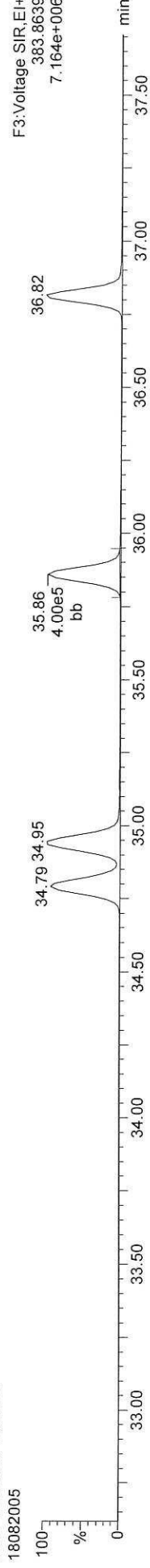
18082005



ID: CSL, Name: 18082005, Date: 20-Aug-2018, Time: 16:46:59, Conditions: AUTOSPEC01, User: pk

13C-234678-HxCDF

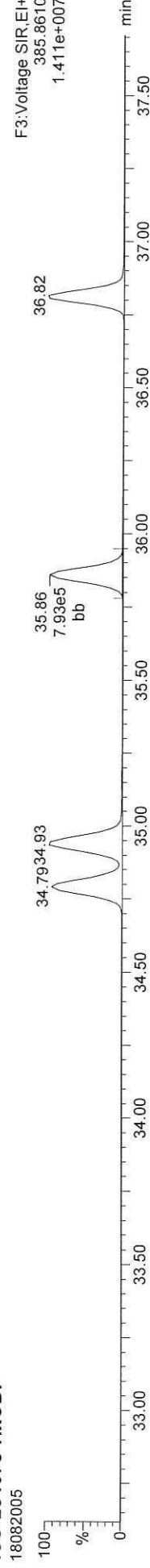
18082005



F3: Voltage SIR, EI+
383.8639
7.164e+006

13C-234678-HxCDF

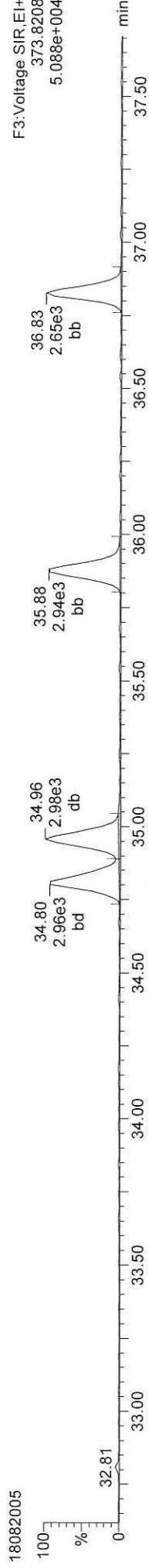
18082005



F3: Voltage SIR, EI+
385.8610
1.411e+007

Total-hexafurans

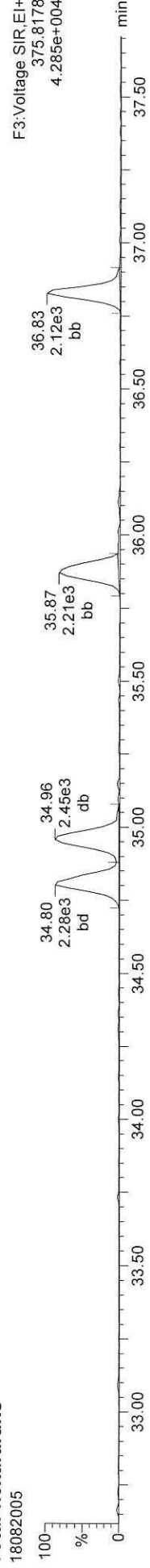
18082005



F3: Voltage SIR, EI+
373.8208
5.088e+004

Total-hexafurans

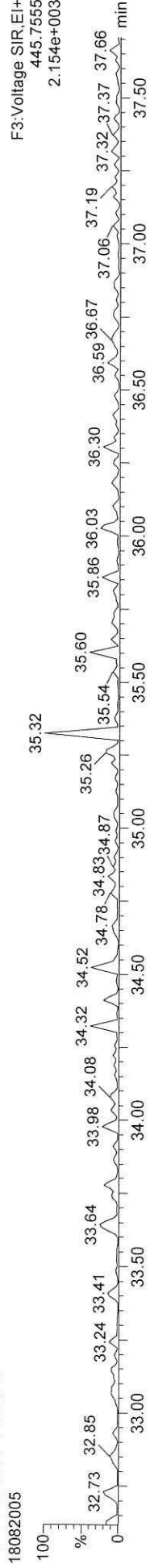
18082005



F3: Voltage SIR, EI+
375.8178
4.285e+004

FUNCTION3 OCDPE

18082005




F3: Voltage SIR, EI+
445.7555
2.154e+003

Quantify Sample Report
MassLynx MassLynx V4.1 SCN909
Dataset: T:\Autospec\Processed Data Batch\180820\CIH.qld
Last Altered: Tuesday, August 21, 2018 10:16:22 Pacific Daylight Time
Printed: Tuesday, August 21, 2018 10:18:05 Pacific Daylight Time

ID: CSL, Name: 18082005, Date: 20-Aug-2018, Time: 16:46:59, Conditions: AUTOSPEC01, User: pk

13C-1234678-HpCDD

18082005



F4: Voltage SIR, EI+
435.8169
7.053e+006

13C-1234678-HpCDD


18082005



F4: Voltage SIR, EI+
437.8140
6.537e+006

Total-heptadioxins

18082005



F4: Voltage SIR, EI+
423.7766
3.838e+004

Total-heptadioxins

18082005



F4: Voltage SIR, EI+
425.7737
3.771e+004

FUNCTION4 PFK

18082005



F4: Voltage SIR, EI+
430.9728
4.308e+007


Quantify Sample Report MassLynx MassLynx V4.1 SCN909

Dataset: T:\Autospec\Processed Data Batch\180820\CIH.qld
Last Altered: Tuesday, August 21, 2018 10:16:22 Pacific Daylight Time
Printed: Tuesday, August 21, 2018 10:18:05 Pacific Daylight Time

ID: CSL, Name: 18082005, Date: 20-Aug-2018, Time: 16:46:59, Conditions: AUTOSPEC01, User: pk


13C-1234678-HpCDF

18082005




13C-1234678-HpCDF

18082005



Total-heptafulurans

18082005



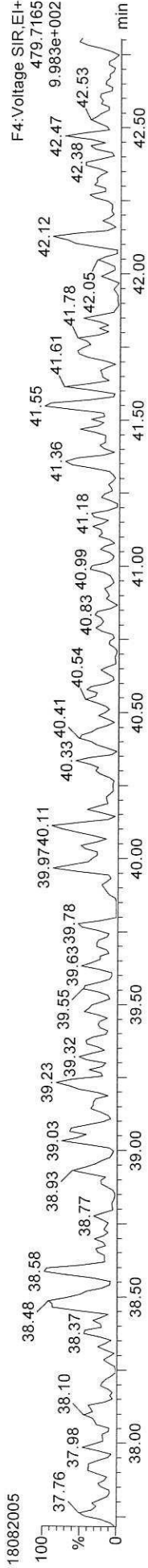
Total-heptafulurans

18082005



FUNCTION4 NCDPE

18082005



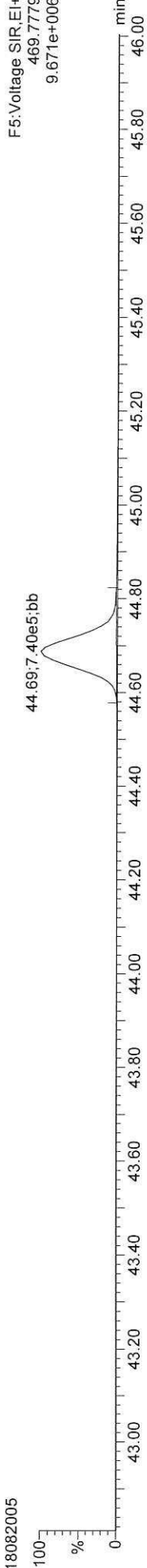
Quantify Sample Report MassLynx MassLynx V4.1 SCN909

Dataset: T:\Autospec\Processed Data Batch\180820\CIH.qld
Last Altered: Tuesday, August 21, 2018 10:16:22 Pacific Daylight Time
Printed: Tuesday, August 21, 2018 10:18:05 Pacific Daylight Time

ID: CSL, Name: 18082005, Date: 20-Aug-2018, Time: 16:46:59, Conditions: AUTOSPEC01, User: pk


13C-OCDD

18082005



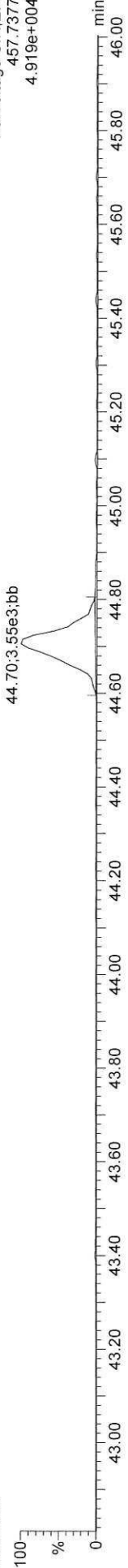
13C-OCDD

18082005



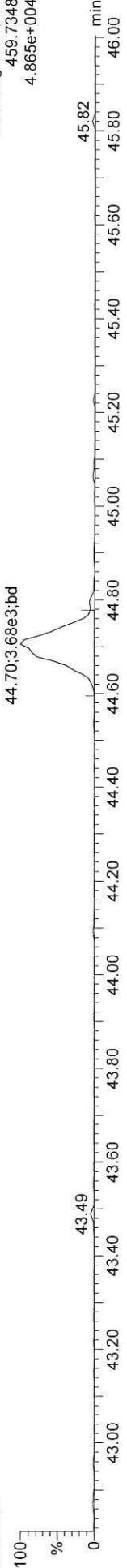
OCDD

18082005



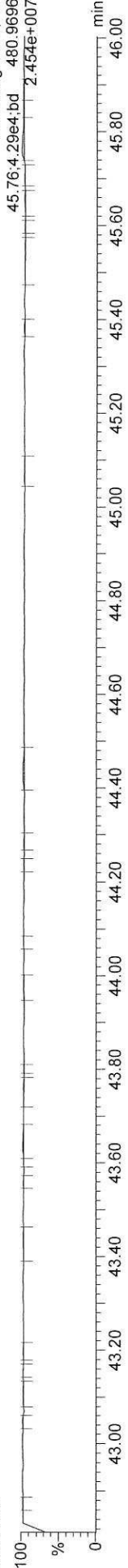
OCDD

18082005



FUNCTION5 PFK

18082005

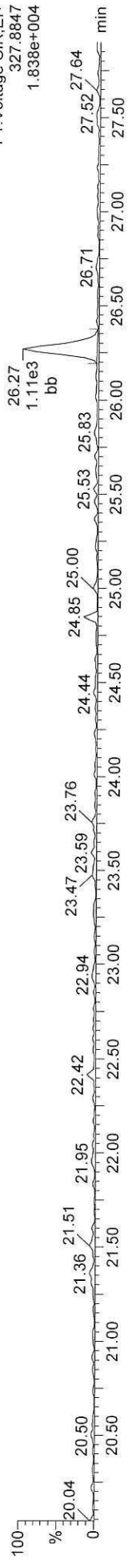


Quantify Sample Report MassLynx MassLynx V4.1 SCN909
Dataset: T:\Autospec\Processed Data Batch\180820\CIH.qld
Last Altered: Tuesday, August 21, 2018 10:16:22 Pacific Daylight Time
Printed: Tuesday, August 21, 2018 10:18:05 Pacific Daylight Time

ID: CSL, Name: 18082005, Date: 20-Aug-2018, Time: 16:46:59, Conditions: AUTOSPEC01, User: pk

37CL-2378-TCDD

18082005



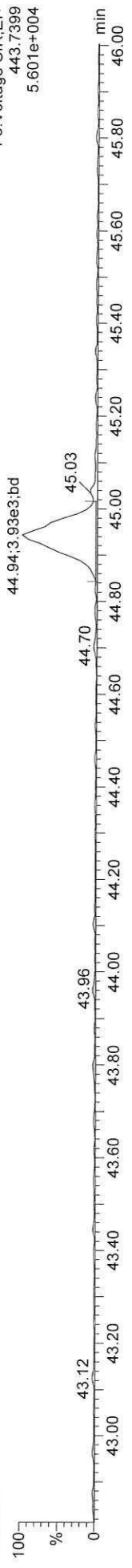
OCDF

18082005



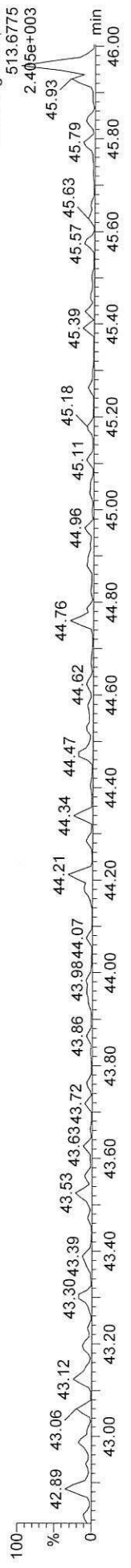
OCDF

18082005



FUNCTION5 DCDPE

18082005



Dataset: T:\Autospec\Processed Data Batch\180820\CIH.qld
 Last Altered: Tuesday, August 21, 2018 10:16:22 Pacific Daylight Time
 Printed: Tuesday, August 21, 2018 10:18:07 Pacific Daylight Time

Method: T:\Autospec\Methods\Dioxin180817.mdb 17 Aug 2018 15:31:25
 Calibration: 21 Aug 2018 10:16:22

ID: CS1, Name: 18082006, Date: 20-Aug-2018, Time: 17:35:29, Conditions: AUTOSPEC01, User: pk

Compound	RT	RRT	Ion1Area	Ion2Area	RRF	Ratio	Pred R	Noise 1	Noise 2	Height 1	Height 2	S/N 1	SNFlag	EMPC	Int.1	Int.2	pg
2378-TCDF	25.633	1.001	3.091e3	3.959e3	0.834	0.781	0.770	329	609	4.85e4	6.43e4	147.1	YES	NO	bb	bb	0.463
12378-PeCDF	29.792	1.001	1.846e4	1.070e4	0.852	1.725	1.550	645	811	2.94e5	1.72e5	455.4	YES	NO	bb	bb	2.262
23478-PeCDF	31.139	1.001	2.098e4	1.203e4	0.944	1.744	1.550	645	811	3.36e5	1.92e5	520.4	YES	NO	bb	bb	2.330
123478-HxCDF	34.812	1.000	1.407e4	1.134e4	0.963	1.241	1.240	415	413	2.14e5	1.70e5	515.2	YES	NO	bd	bd	2.233
234678-HxCDF	35.881	1.000	1.366e4	1.119e4	0.991	1.220	1.240	415	413	2.30e5	1.88e5	553.4	YES	NO	bb	bb	2.224
123678-HxCDF	34.968	1.001	1.393e4	1.124e4	0.917	1.240	1.240	415	413	2.18e5	1.76e5	525.8	YES	NO	db	db	2.170
123789-HxCDF	36.838	1.001	1.267e4	1.021e4	0.938	1.241	1.240	415	413	2.34e5	1.93e5	584.2	YES	NO	bb	bb	2.276
1234678-HpCDF	38.563	1.000	1.379e4	1.281e4	1.119	1.077	1.050	513	447	2.43e5	2.32e5	473.2	YES	NO	bb	bb	2.325
1234789-HpCDF	40.779	1.000	1.102e4	1.041e4	1.162	1.058	1.050	513	447	1.57e5	1.54e5	305.2	YES	NO	bb	bb	2.283
OCDF	44.953	1.006	1.840e4	1.959e4	1.145	0.939	0.890	645	591	2.34e5	2.43e5	363.2	YES	NO	bb	bb	4.527
2378-TCDD	26.268	1.001	2.420e3	2.735e3	0.982	0.885	0.770	776	366	4.23e4	4.26e4	54.5	YES	NO	bb	bb	0.453
12378-PeCDD	31.384	1.000	1.307e4	7.343e3	1.029	1.781	1.550	644	283	2.06e5	1.16e5	320.3	YES	NO	bb	bb	2.267
123478-HxCDD	35.992	1.000	1.242e4	9.527e3	0.921	1.304	1.240	420	486	2.08e5	1.57e5	494.4	YES	NO	bd	bd	2.249
123678-HxCDD	36.104	1.000	1.210e4	9.876e3	0.904	1.226	1.240	420	486	2.09e5	1.77e5	496.3	YES	NO	db	db	2.216
123789-HxCDD	36.471	1.010	1.221e4	1.016e4	0.918	1.202	1.240	420	486	2.16e5	1.81e5	514.3	YES	NO	bb	bb	2.261
1234678-HpCDD	40.044	1.001	9.603e3	8.680e3	1.046	1.106	1.050	350	309	1.56e5	1.44e5	446.2	YES	NO	bb	bb	2.230
OCDD	44.706	1.000	1.544e4	1.658e4	0.984	0.931	0.890	501	372	2.04e5	2.24e5	406.4	YES	NO	bb	bb	4.441
13C-2378-TCDF	25.618	1.007	8.024e5	1.025e6	1.847	0.783	0.770	3726	2066	1.32e7	1.66e7	3537.0	YES	NO	bb	bb	98.163
13C-12378-PeCDF	29.770	1.170	9.248e5	5.883e5	1.558	1.572	1.550	1815	2105	1.50e7	9.56e6	8245.6	YES	NO	bb	bb	96.355
13C-23478-PeCDF	31.117	1.223	9.173e5	5.833e5	1.544	1.572	1.550	1815	2105	1.52e7	9.70e6	8353.0	YES	NO	bb	bb	96.425
13C-123478-HxCDF	34.801	0.955	3.959e5	7.856e5	1.152	0.504	0.510	1003	1625	6.28e6	1.25e7	6258.4	YES	NO	bd	bd	99.324
13C-123678-HxCDF	34.946	0.959	4.245e5	8.400e5	1.225	0.505	0.510	1003	1625	6.63e6	1.29e7	6608.8	YES	NO	db	db	99.989
13C-234678-HxCDF	35.870	0.984	3.822e5	7.460e5	1.104	0.512	0.510	1003	1625	6.40e6	1.25e7	6379.3	YES	NO	bb	bb	99.032
13C-123789-HxCDF	36.816	1.010	3.591e5	7.130e5	1.046	0.504	0.510	1003	1625	6.84e6	1.36e7	6821.6	YES	NO	bb	bb	99.327
13C-1234678-HpCDF	38.552	1.058	3.129e5	7.092e5	1.004	0.441	0.440	1023	1705	5.57e6	1.23e7	5438.3	YES	NO	bb	bb	98.583
13C-1234789-HpCDF	40.768	1.118	2.426e5	5.651e5	0.799	0.429	0.440	1023	1705	3.79e6	8.70e6	3699.4	YES	NO	bb	bb	97.968
13C-1234-TCDD	25.437	0.000	4.387e5	5.695e5	1.000	0.770	0.770	1486	923	7.13e6	9.32e6	4797.4	YES	NO	bb	bb	100.000
13C-2378-TCDD	26.253	1.032	4.984e5	6.607e5	1.171	0.754	0.770	1486	923	8.07e6	1.06e7	5430.0	YES	NO	bb	bb	98.168
13C-12378-PeCDD	31.373	1.233	5.475e5	3.278e5	0.886	1.670	1.550	732	657	8.62e6	5.22e6	11781.1	YES	NO	bb	bb	97.994
13C-123478-HxCDD	35.981	0.987	5.965e5	4.629e5	1.027	1.288	1.240	1065	904	1.05e7	8.13e6	9843.9	YES	NO	bd	bd	99.948
13C-123678-HxCDD	36.092	0.990	6.089e5	4.884e5	1.055	1.247	1.240	1065	904	1.09e7	8.68e6	10210.5	YES	NO	db	db	100.753
13C-1234678-HpCDD	40.022	1.098	4.106e5	3.729e5	0.749	1.101	1.050	1232	1010	6.63e6	6.08e6	5378.3	YES	NO	bb	bb	101.340
13C-OCDD	44.697	1.226	6.971e5	7.688e5	0.725	0.907	0.890	902	1513	8.94e6	9.78e6	9912.6	YES	NO	bb	bb	195.945

Dataset: T:\Autospec\Processed Data Batch\180820\CIH.qld
 Last Altered: Tuesday, August 21, 2018 10:16:22 Pacific Daylight Time
 Printed: Tuesday, August 21, 2018 10:18:07 Pacific Daylight Time




ID: CS1, Name: 18082006, Date: 20-Aug-2018, Time: 17:35:29, Conditions: AUTOSPEC01, User: pk

Compound	RT	RRT	Ion1Area	Ion2Area	RRF	Ratio	Pred R	Noise 1	Noise 2	Height 1	Height 2	S/N 1	SNFlag	EMPC	Int.1	Int.2	pg	
13C-123789-HxCDD	36.449	0.000	5.757e5	4.566e5	1.000	1.261	1.240	1065	904	1.09e7	8.47e6	9936.9	YES	NO	bb	bb	100.000	
37CL-2378-TCDD	26.283	1.033	5.111e3		1.121			414		7.98e4		192.6	YES		bb		0.452	
1368-TCDF					1.020		0.770	329	609									
1289-TCDF					0.818		0.770	329	609									
13468-PECDF					1.163		1.550	265	625									
12389-PECDF					0.233		1.550	645	811									
123468-HXCDF					0.351		1.240	415	413									
1368-TCDD					1.026		0.770	776	366									
1289-TCDD					0.938		0.770	776	366									
12479-PECDD					1.807		1.550	644	283									
12389-PECDD					0.663		1.550	644	283									
124679-HXCDD					1.031		1.240	420	486									
1234679-HPCDD					0.314		1.050	350	309									
Total-tetrafurans			3.091e3		0.891			329		4.85e4								0.463
Total-penta1			0.000e0					265		0.00e0								
Total-pentafurans			3.970e4		0.676			645		6.36e5								4.629
Total-hexafurans			5.433e4		0.832			415		8.96e5								8.903
Total-hepta furans			2.481e4		1.141			513		4.00e5								4.608
Total-Furans			1.403e5		0.897			329		2.21e6								23.130
Total-tetra dioxins			2.420e3		0.982			776		4.23e4								0.453
Total-penta dioxins			1.307e4		1.166			644		2.06e5								2.267
Total-hexa dioxins			3.674e4		0.944			420		6.32e5								6.726
Total-hepta dioxins			9.603e3		0.680			350		1.56e5								2.230
Total-Dioxins			7.727e4		0.966			776		1.24e6								16.116
Total-TEQ			2.176e5					776		3.46e6								39.246
FUNCTION1 PFK			1.536e6					488453		2.77e7								0.000
FUNCTION2 PFK			3.055e5					272586		8.63e6								0.000
FUNCTION3 PFK			1.066e6					255177		2.22e7								0.000
FUNCTION4 PFK			2.006e5					257992		3.37e6								
FUNCTION5 PFK			1.853e5					229559		3.56e6								
FUNCTION1 HXCDEPE			0.000e0					237		0.00e0								
FUNCTION1 HPCDPE			0.000e0					340		0.00e0								
FUNCTION2 HPCDPE			0.000e0					429		0.00e0								
FUNCTION3 OCDPE			0.000e0					259		0.00e0								
FUNCTION4 NCDPE			0.000e0					312		0.00e0								
FUNCTION5 DCDPE			0.000e0					199		0.00e0								

Quantify Sample Report **MassLynx MassLynx V4.1 SCN909**
Dataset: T:\Autospec\Processed Data Batch\180820\CIH.qld
Last Altered: Tuesday, August 21, 2018 10:16:22 Pacific Daylight Time
Printed: Tuesday, August 21, 2018 10:18:07 Pacific Daylight Time

Method: T:\Autospec\Methods\Dioxin180817.mdb 17 Aug 2018 15:31:25
Calibration: 21 Aug 2018 10:16:22

ID: CS1, **Name:** 18082006, **Date:** 20-Aug-2018, **Time:** 17:35:29, **Conditions:** AUTOSPEC01, **User:** pk




Quantify Sample Report MassLynx MassLynx V4.1 SCN909

Dataset: T:\Autospec\Processed Data Batch\180820\CIH.qld
Last Altered: Tuesday, August 21, 2018 10:16:22 Pacific Daylight Time
Printed: Tuesday, August 21, 2018 10:18:07 Pacific Daylight Time

ID: CS1, Name: 18082006, Date: 20-Aug-2018, Time: 17:35:29, Conditions: AUTOSPEC01, User: pk

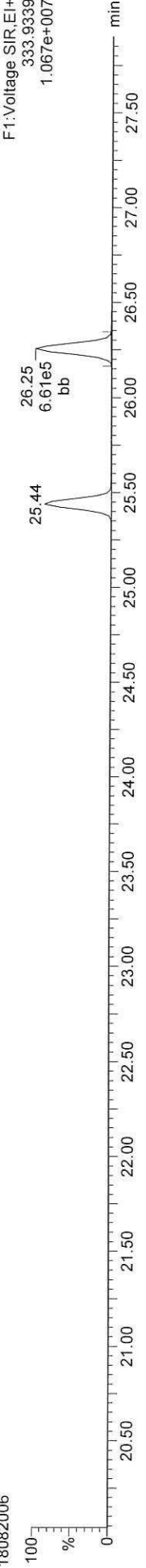
13C-2378-TCDD

18082006



13C-2378-TCDD

18082006




Total-tetradioxins

18082006



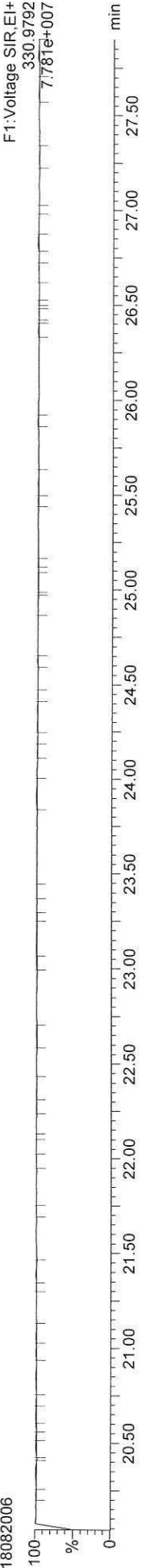
Total-tetradioxins

18082006



FUNCTION1 PFK

18082006



Dataset: T:\Autospec\Processed Data Batch\180820\CIH.qld
Last Altered: Tuesday, August 21, 2018 10:16:22 Pacific Daylight Time
Printed: Tuesday, August 21, 2018 10:18:07 Pacific Daylight Time

ID: CS1, Name: 18082006, Date: 20-Aug-2018, Time: 17:35:29, Conditions: AUTOSPEC01, User: pk


13C-2378-TCDF

18082006



13C-2378-TCDF

18082006



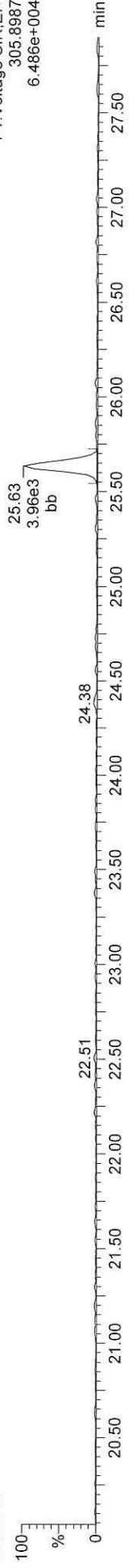
Total-tetrafurans

18082006



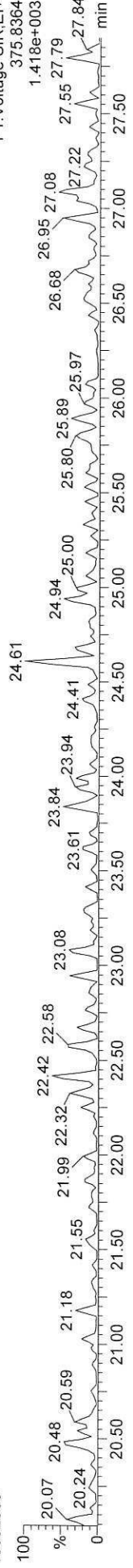
Total-tetrafurans

18082006



FUNCTION1 HXCDPE


18082006



ID: CS1, Name: 18082006, Date: 20-Aug-2018, Time: 17:35:29, Conditions: AUTOSPEC01, User: pk


13C-12378-PeCDD

18082006




13C-12378-PeCDD

18082006




Total-pentadioxins

18082006




Total-pentadioxins

18082006



FUNCTION2 PFK

18082006




Quantify Sample Report MassLynx MassLynx V4.1 SCN909

Dataset: T:\Autospec\Processed Data Batch\180820\CIH.qld
Last Altered: Tuesday, August 21, 2018 10:16:22 Pacific Daylight Time
Printed: Tuesday, August 21, 2018 10:18:07 Pacific Daylight Time

ID: CS1, Name: 18082006, Date: 20-Aug-2018, Time: 17:35:29, Conditions: AUTOSPEC01, User: pk

13C-12378-PeCDF

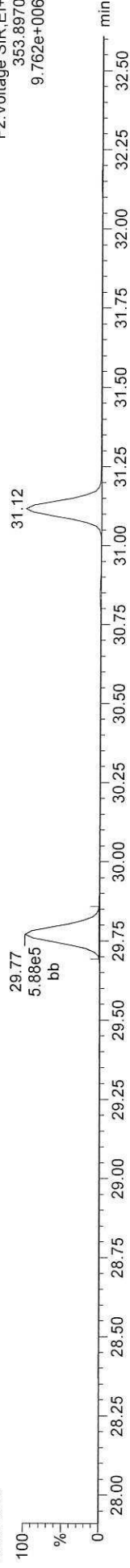
18082006



F2: Voltage SIR, EI+
351.9000
1.527e+007

13C-12378-PeCDF

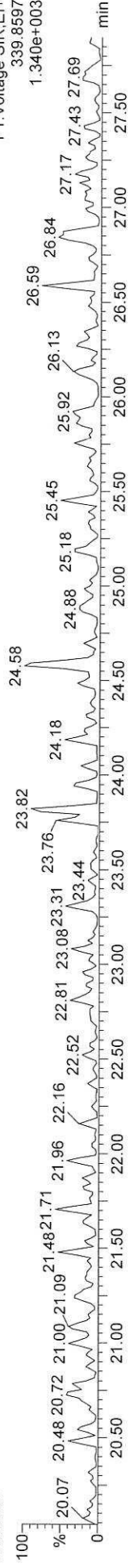
18082006



F2: Voltage SIR, EI+
353.8970
9.762e+006

Total-penta1

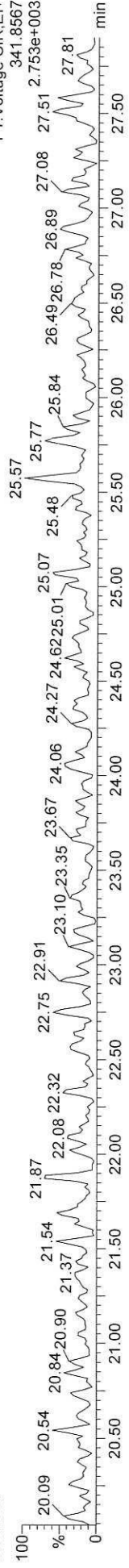
18082006



F1: Voltage SIR, EI+
339.8597
1.340e+003

Total-penta1

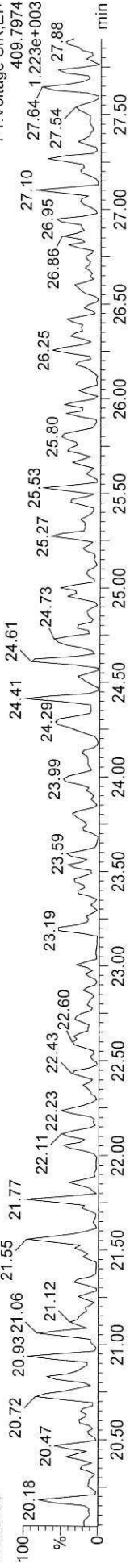
18082006



F1: Voltage SIR, EI+
341.8567
2.753e+003

FUNCTION1 HPCDPE

18082006



F1: Voltage SIR, EI+
409.7974
1.223e+003


Quantify Sample Report MassLynx MassLynx V4.1 SCN909

Dataset: T:\Autospec\Processed Data Batch\180820\CIH.qld
Last Altered: Tuesday, August 21, 2018 10:16:22 Pacific Daylight Time
Printed: Tuesday, August 21, 2018 10:18:07 Pacific Daylight Time

ID: CS1, Name: 18082006, Date: 20-Aug-2018, Time: 17:35:29, Conditions: AUTOSPEC01, User: pk


13C-23478-PeCDF

18082006



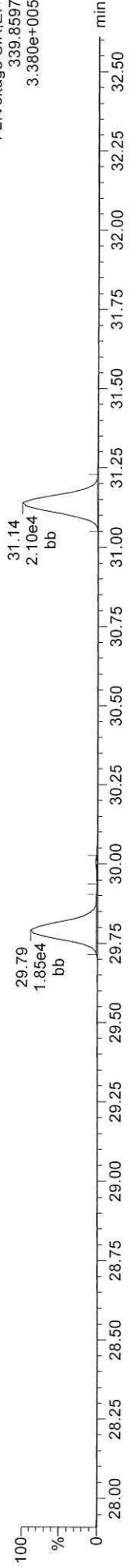
13C-23478-PeCDF

18082006




Total-pentafurans

18082006



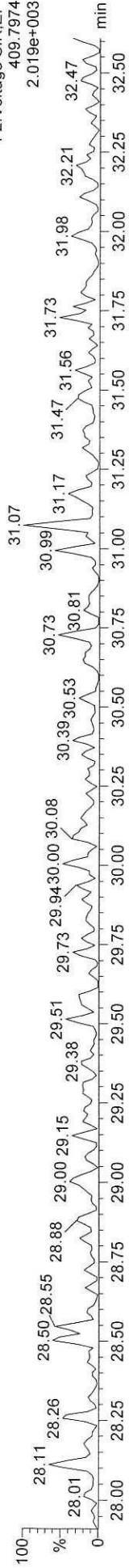
Total-pentafurans

18082006



FUNCTION2 HPCDPE

18082006




Dataset: T:\Autospec\Processed Data Batch\180820\CIH.qld
Last Altered: Tuesday, August 21, 2018 10:16:22 Pacific Daylight Time
Printed: Tuesday, August 21, 2018 10:18:07 Pacific Daylight Time

ID: CS1, Name: 18082006, Date: 20-Aug-2018, Time: 17:35:29, Conditions: AUTOSPEC01, User: pk


13C-123478-HxCDD

18082006




13C-123478-HxCDD

18082006




Total-hexadioxins

18082006




Total-hexadioxins

18082006



FUNCTION3 PFK

18082006

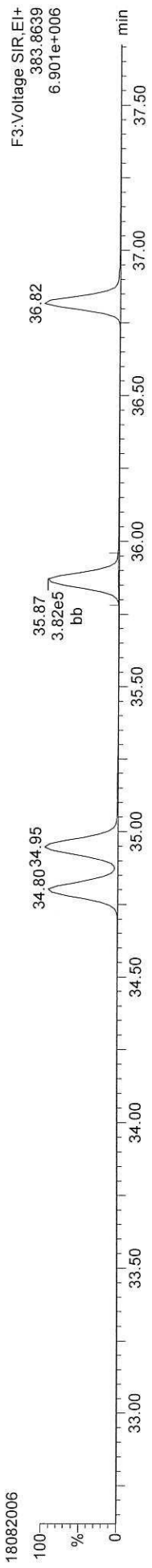


Quantify Sample Report MassLynx MassLynx V4.1 SCN909

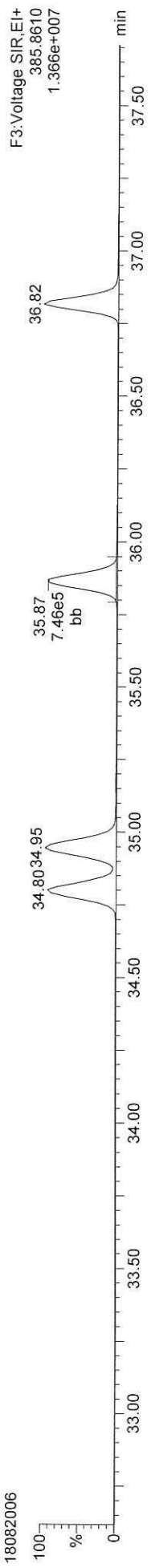
Dataset: T:\Autospec\Processed Data Batch\180820\CIH.qld
Last Altered: Tuesday, August 21, 2018 10:16:22 Pacific Daylight Time
Printed: Tuesday, August 21, 2018 10:18:07 Pacific Daylight Time

ID: CS1, Name: 18082006, Date: 20-Aug-2018, Time: 17:35:29, Conditions: AUTOSPEC01, User: pk

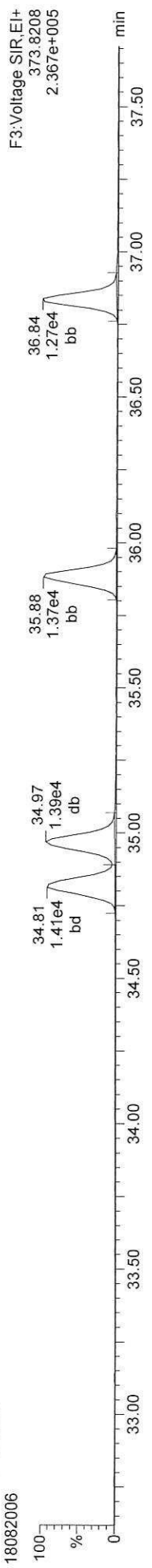
13C-234678-HxCDF



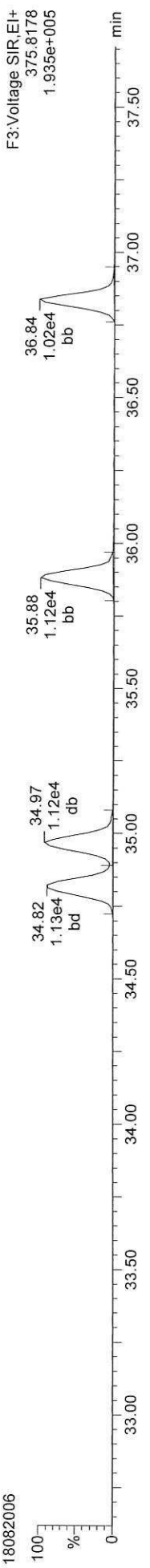
13C-234678-HxCDF



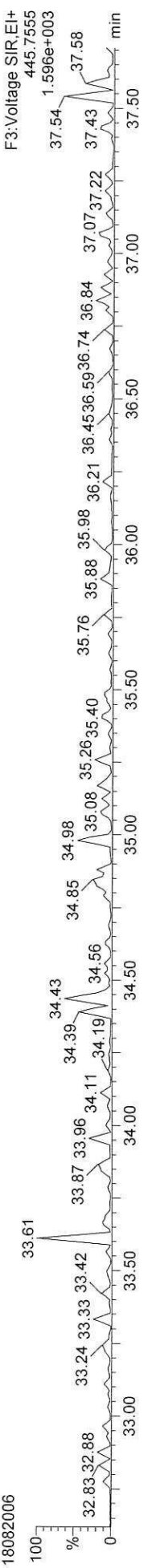
Total-hexafurans



Total-hexafurans



FUNCTION3 OCDPE

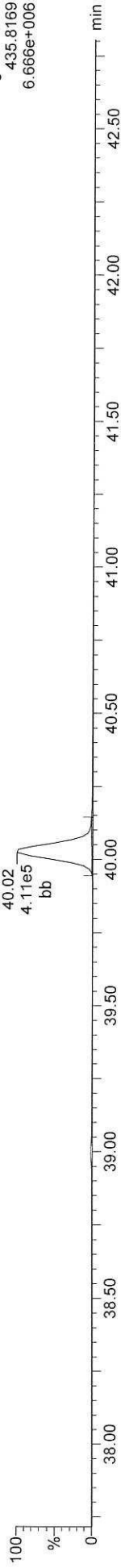


Quantify Sample Report MassLynx MassLynx V4.1 SCN909
Dataset: T:\Autospec\Processed Data Batch\180820\CIH.qld
Last Altered: Tuesday, August 21, 2018 10:16:22 Pacific Daylight Time
Printed: Tuesday, August 21, 2018 10:18:07 Pacific Daylight Time

ID: CS1, Name: 18082006, Date: 20-Aug-2018, Time: 17:35:29, Conditions: AUTOSPEC01, User: pk

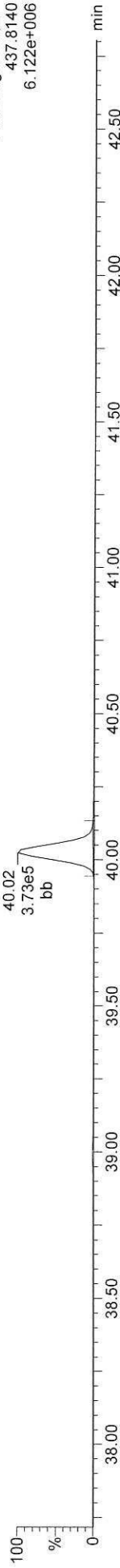
13C-1234678-HpCDD

18082006



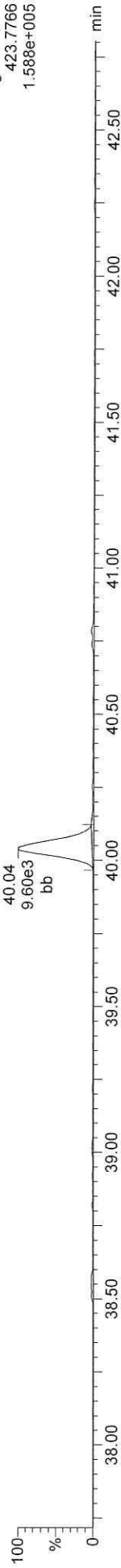
13C-1234678-HpCDD

18082006



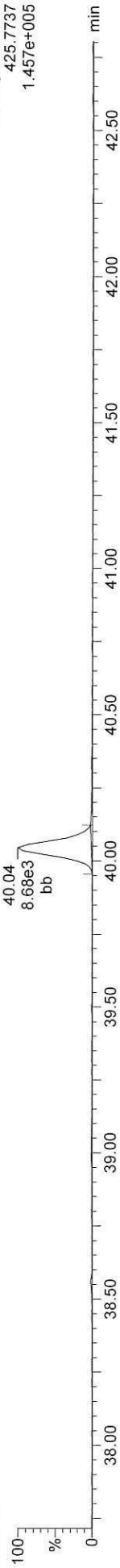
Total-heptadioxins

18082006




Total-heptadioxins

18082006




FUNCTION4 PFK

18082006




ID: CS1, Name: 18082006, Date: 20-Aug-2018, Time: 17:35:29, Conditions: AUTOSPEC01, User: pk

13C-1234678-HpCDF




F4:Voltage SIR,EI+
417.8253
5.608e+006

13C-1234678-HpCDF




F4:Voltage SIR,EI+
419.8220
1.244e+007

Total-heptafurans



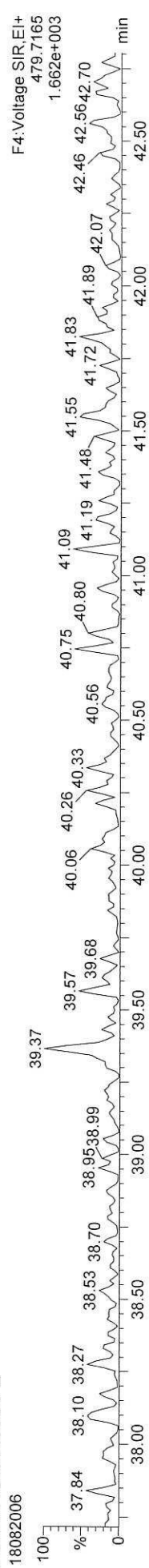
F4:Voltage SIR,EI+
407.7818
2.432e+005

Total-heptafurans



F4:Voltage SIR,EI+
409.7788
2.333e+005

FUNCTION4 NCDPE



F4:Voltage SIR,EI+
479.7165
1.662e+003

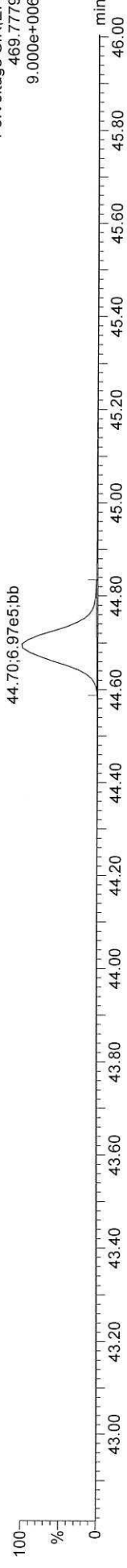
Quantify Sample Report MassLynx MassLynx V4.1 SCN909

Dataset: T:\Autospec\Processed Data Batch\180820\CIH.qld
Last Altered: Tuesday, August 21, 2018 10:16:22 Pacific Daylight Time
Printed: Tuesday, August 21, 2018 10:18:07 Pacific Daylight Time

ID: CS1, Name: 18082006, Date: 20-Aug-2018, Time: 17:35:29, Conditions: AUTOSPEC01, User: pk


13C-OCDD

18082006




13C-OCDD

18082006




OCDD

18082006



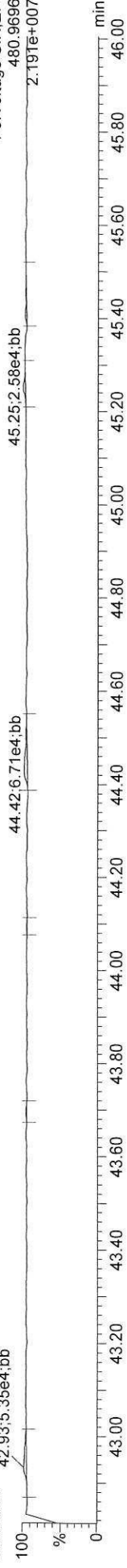
OCDD

18082006



FUNCTION5 PFK

18082006

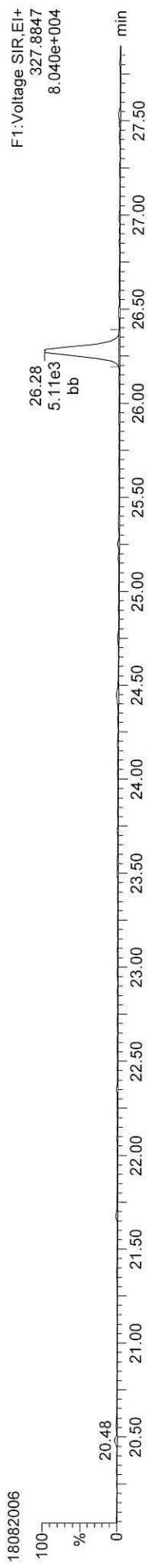


Quantify Sample Report MassLynx MassLynx V4.1 SCN909

Dataset: T:\Autospec\Processed Data Batch\180820\CIH.qld
Last Altered: Tuesday, August 21, 2018 10:16:22 Pacific Daylight Time
Printed: Tuesday, August 21, 2018 10:18:07 Pacific Daylight Time


ID: CS1, Name: 18082006, Date: 20-Aug-2018, Time: 17:35:29, Conditions: AUTOSPEC01, User: pk

37CL-2378-TCDD



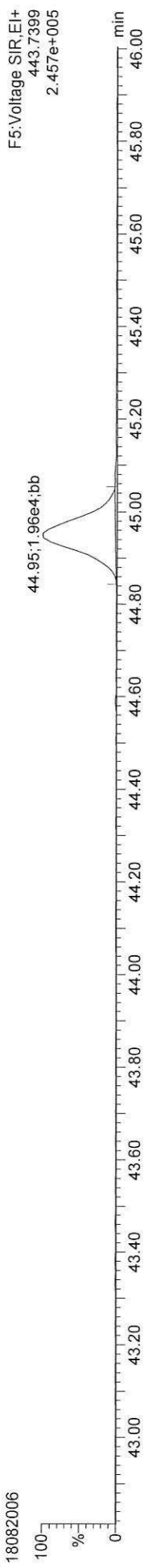
F1: Voltage SIR, EI+
327.8847
8.040e+004

OCDF



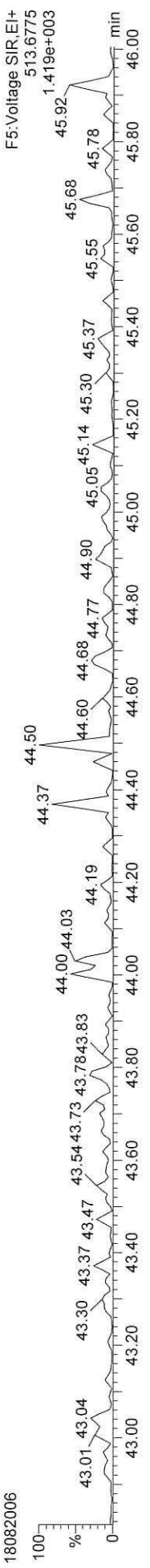
F5: Voltage SIR, EI+
441.7428
2.381e+005

OCDF



F5: Voltage SIR, EI+
443.7399
2.457e+005

FUNCTION5 DCDPE



F5: Voltage SIR, EI+
513.6775
1.419e+003

Quantify Sample Summary Report MassLynx MassLynx V4.1 SCN909

Dataset: T:\Autospec\Processed Data Batch\180820\CIH.qld
 Last Altered: Tuesday, August 21, 2018 10:16:22 Pacific Daylight Time
 Printed: Tuesday, August 21, 2018 10:18:09 Pacific Daylight Time

Method: T:\Autospec\Methods\Dioxin180817.mdb 17 Aug 2018 15:31:25
 Calibration: 21 Aug 2018 10:16:22

ID: CS2, Name: 18082007, Date: 20-Aug-2018, Time: 18:24:09, Conditions: AUTOSPEC01, User: pk

Compound	RT	RRT	Ion1Area	Ion2Area	RRF	Ratio	Pred R	Noise 1	Noise 2	Height 1	Height 2	S/N 1	SNFlag	EMPC	Int.1	Int.2	pg
2378-TCDF	25.633	1.001	1.166e4	1.613e4	0.834	0.723	0.770	250	678	1.91e5	2.62e5	784.5	YES	NO	bb	bb	1.826
12378-PeCDF	29.792	1.001	7.484e4	4.502e4	0.852	1.662	1.550	682	111C	1.22e6	7.49e5	1784.2	YES	NO	bb	bb	9.394
23478-PeCDF	31.139	1.001	8.414e4	5.033e4	0.944	1.672	1.550	682	111C	1.36e6	8.07e5	1999.5	YES	NO	bb	bb	9.596
123478-HxCDF	34.822	1.001	5.962e4	4.751e4	0.963	1.255	1.240	621	489	9.47e5	7.55e5	1524.9	YES	NO	bd	bd	9.300
234678-HxCDF	35.880	1.000	5.886e4	4.692e4	0.991	1.254	1.240	621	489	1.03e6	8.22e5	1666.9	YES	NO	bb	bb	9.650
123678-HxCDF	34.967	1.001	6.019e4	4.910e4	0.917	1.226	1.240	621	489	9.52e5	7.65e5	1534.0	YES	NO	db	db	9.501
123789-HxCDF	36.837	1.001	5.226e4	4.202e4	0.938	1.244	1.240	621	489	9.70e5	7.69e5	1561.9	YES	NO	bd	bd	9.607
1234678-HpCDF	38.562	1.000	5.290e4	5.193e4	1.119	1.019	1.050	927	781	9.85e5	9.47e5	1062.5	YES	NO	bb	bb	9.336
1234789-HpCDF	40.777	1.000	4.286e4	4.268e4	1.162	1.004	1.050	927	781	6.69e5	6.63e5	721.1	YES	NO	bb	bb	9.306
OCDF	44.951	1.006	7.531e4	7.628e4	1.145	0.987	0.890	709	762	9.40e5	9.62e5	1325.7	YES	NO	bb	bb	18.833
2378-TCDD	26.268	1.001	9.901e3	1.124e4	0.982	0.881	0.770	667	277	1.50e5	1.68e5	224.7	YES	NO	bb	MM	1.890
12378-PeCDD	31.383	1.000	5.128e4	3.197e4	1.029	1.604	1.550	606	255	8.29e5	5.13e5	1368.7	YES	NO	bb	bb	9.428
123478-HxCDD	36.002	1.001	5.018e4	4.009e4	0.921	1.252	1.240	714	675	8.67e5	6.75e5	1214.2	YES	NO	bd	bd	9.634
123678-HxCDD	36.114	1.001	5.012e4	4.061e4	0.904	1.234	1.240	714	675	8.87e5	7.09e5	1241.3	YES	NO	db	db	9.421
123789-HxCDD	36.470	1.010	5.075e4	3.955e4	0.918	1.283	1.240	714	675	9.34e5	7.37e5	1307.3	YES	NO	bb	bb	9.447
1234678-HpCDD	40.043	1.001	3.609e4	3.453e4	1.046	1.045	1.050	476	533	6.13e5	5.92e5	1287.0	YES	NO	bb	bb	9.169
OCDD	44.704	1.000	6.261e4	7.038e4	0.984	0.890	0.890	786	838	8.28e5	9.42e5	1053.4	YES	NO	bb	bb	19.230
13C-2378-TCDF	25.618	1.007	8.067e5	1.019e6	1.847	0.792	0.770	4185	2341	1.30e7	1.62e7	3099.2	YES	NO	bb	bb	100.086
13C-12378-PeCDF	29.770	1.170	9.160e5	5.811e5	1.558	1.576	1.550	1578	2233	1.49e7	9.51e6	9412.9	YES	NO	bb	bb	97.317
13C-23478-PeCDF	31.116	1.223	9.088e5	5.754e5	1.544	1.579	1.550	1578	2233	1.46e7	9.26e6	9263.3	YES	NO	bb	bb	97.356
13C-123478-HxCDF	34.800	0.955	4.000e5	7.959e5	1.152	0.503	0.510	1293	1697	6.37e6	1.25e7	4927.2	YES	NO	bd	bd	103.763
13C-123678-HxCDF	34.945	0.959	4.227e5	8.314e5	1.225	0.508	0.510	1293	1697	6.62e6	1.31e7	5124.0	YES	NO	db	db	102.372
13C-234678-HxCDF	35.869	0.984	3.709e5	7.357e5	1.104	0.504	0.510	1293	1697	6.35e6	1.25e7	4914.7	YES	NO	bb	bb	100.269
13C-123789-HxCDF	36.815	1.010	3.520e5	6.949e5	1.046	0.507	0.510	1293	1697	6.53e6	1.29e7	5051.2	YES	NO	bb	bb	100.127
13C-1234678-HpCDF	38.551	1.057	3.034e5	6.998e5	1.004	0.433	0.440	1178	1349	5.48e6	1.24e7	4655.2	YES	NO	bb	bb	99.881
13C-1234789-HpCDF	40.766	1.118	2.434e5	5.477e5	0.799	0.444	0.440	1178	1349	3.71e6	8.41e6	3151.0	YES	NO	bb	bb	99.052
13C-1234-TCDD	25.437	0.000	4.270e5	5.606e5	1.000	0.762	0.770	1452	731	6.80e6	8.92e6	4683.8	YES	NO	bb	bb	100.000
13C-2378-TCDD	26.253	1.032	4.898e5	6.494e5	1.171	0.754	0.770	1452	731	7.94e6	1.04e7	5469.9	YES	NO	bb	bb	98.488
13C-12378-PeCDD	31.372	1.233	5.363e5	3.220e5	0.886	1.666	1.550	820	577	8.61e6	5.20e6	10500.3	YES	NO	bb	bb	98.094
13C-123478-HxCDD	35.980	0.987	5.678e5	4.497e5	1.027	1.263	1.240	993	950	1.01e7	7.98e6	10121.1	YES	NO	bd	bd	99.101
13C-123678-HxCDD	36.091	0.990	5.938e5	4.716e5	1.055	1.259	1.240	993	950	1.02e7	8.23e6	10273.8	YES	NO	db	db	100.975
13C-1234678-HpCDD	40.020	1.098	3.846e5	3.515e5	0.749	1.094	1.050	1272	947	6.15e6	5.67e6	4835.2	YES	NO	bb	bb	98.276
13C-OCDD	44.686	1.226	6.725e5	7.335e5	0.725	0.917	0.890	1260	1444	8.61e6	9.37e6	6829.7	YES	NO	bb	bb	194.005

Dataset: T:\Autospec\Processed Data Batch\180820\CIH.qld
 Last Altered: Tuesday, August 21, 2018 10:16:22 Pacific Daylight Time
 Printed: Tuesday, August 21, 2018 10:18:09 Pacific Daylight Time

ID: CS2, Name: 18082007, Date: 20-Aug-2018, Time: 18:24:09, Conditions: AUTOSPEC01, User: pk


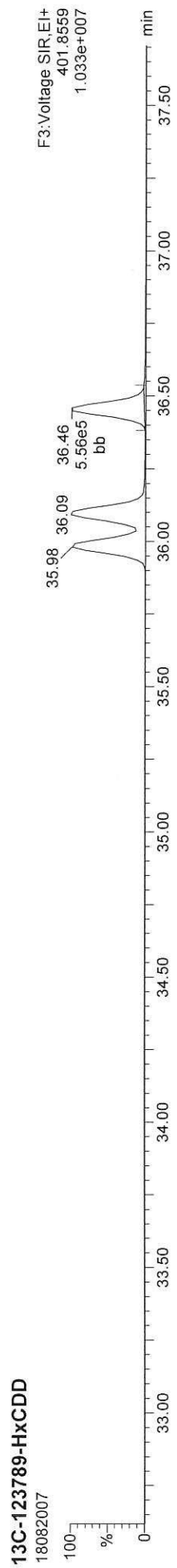


Compound	RT	RRT	Ion1Area	Ion2Area	RRF	Ratio	Pred R	Noise 1	Noise 2	Height 1	Height 2	S/N 1	SNFlag	EMPC	Int.1	Int.2	pg
13C-123789-HxCDD	36.459	0.000	5.563e5	4.436e5	1.000	1.254	1.240	993	950	1.01e7	8.16e6	10159.7	YES	NO	bb	bb	100.000
37CL-2378-TCDD	26.268	1.033	2.072e4		1.121			340		3.37e5		990.7	YES		bb		1.872
1368-TCDF					1.020		0.770	250	678								
1289-TCDF					0.818		0.770	250	678								
13468-PECDF					1.163		1.550	237	512								
12389-PECDF	32.162	1.080	5.532e2	3.890e2	0.233	1.422	1.550	682	111C	9.95e3	6.99e3	14.6	YES	NO	bd	bb	0.270
123468-HxCDF					0.351		1.240	621	489								
1368-TCDD					1.026		0.770	667	277								
1289-TCDD					0.938		0.770	667	277								
12479-PECDD					1.807		1.550	606	255								
12389-PECDD					0.663		1.550	606	255								
124679-HxCDD					1.031		1.240	714	675								
1234679-HPCDD	39.007	0.975	5.169e2	4.236e2	0.314	1.220	1.050	476	533	8.69e3	6.31e3	18.3	YES	YES	bb	bb	0.407
Total-tetrafurans			1.175e4		0.891			250		1.92e5							1.841
Total-penta1			0.000e0					237		0.00e0							
Total-pentafurans			1.610e5		0.676			682		2.61e6							19.503
Total-hexafurans			2.309e5		0.832			621		3.90e6							38.057
Total-heptafurans			9.576e4		1.141			927		1.65e6							18.641
Total-Furans			5.748e5		0.897			250		9.30e6							96.874
Total-tetra-dioxins			1.010e4		0.982			667		1.53e5							1.939
Total-penta-dioxins			5.128e4		1.166			606		8.29e5							9.428
Total-hexa-dioxins			1.513e5		0.944			714		2.69e6							28.542
Total-hepta-dioxins			3.661e4		0.680			476		6.22e5							9.577
Total-Dioxins			3.119e5		0.966			667		5.12e6							68.716
Total-TEQ			8.866e5					667		1.44e7							165.590
FUNCTION1 PFK			6.821e5					333813		1.32e7							0.000
FUNCTION2 PFK			1.944e5					305878		4.67e6							0.000
FUNCTION3 PFK			3.965e5					355736		4.83e6							0.000
FUNCTION4 PFK			3.768e5					239398		9.93e6							0.000
FUNCTION5 PFK			7.826e4					135679		1.69e6							0.000
FUNCTION1 HxCDPE			0.000e0					218		0.00e0							0.000
FUNCTION1 HPCDPE			0.000e0					264		0.00e0							0.000
FUNCTION2 HPCDPE			0.000e0					415		0.00e0							0.000
FUNCTION3 OCDPE			0.000e0					244		0.00e0							0.000
FUNCTION4 NCDPE			0.000e0					301		0.00e0							0.000
FUNCTION5 DCDPE			0.000e0					179		0.00e0							0.000

Quantify Sample Report MassLynx V4.1 SCN909

Dataset: T:\Autospec\Processed Data Batch\180820\CIH.qld
Last Altered: Tuesday, August 21, 2018 10:16:22 Pacific Daylight Time
Printed: Tuesday, August 21, 2018 10:18:09 Pacific Daylight Time

Method: T:\Autospec\Methods\Dioxin180817.mdb 17 Aug 2018 15:31:25
Calibration: 21 Aug 2018 10:16:22


ID: CS2, Name: 18082007, Date: 20-Aug-2018, Time: 18:24:09, Conditions: AUTOSPEC01, User: pk




Quantify Sample Report **MassLynx MassLynx V4.1 SCN909**
Dataset: T:\Autospec\Processed Data Batch\180820\CIH.qld
Last Altered: Tuesday, August 21, 2018 10:16:22 Pacific Daylight Time
Printed: Tuesday, August 21, 2018 10:18:09 Pacific Daylight Time

ID: CS2, Name: 18082007, Date: 20-Aug-2018, Time: 18:24:09, Conditions: AUTOSPEC01, User: pk


13C-2378-TCDD



13C-2378-TCDD



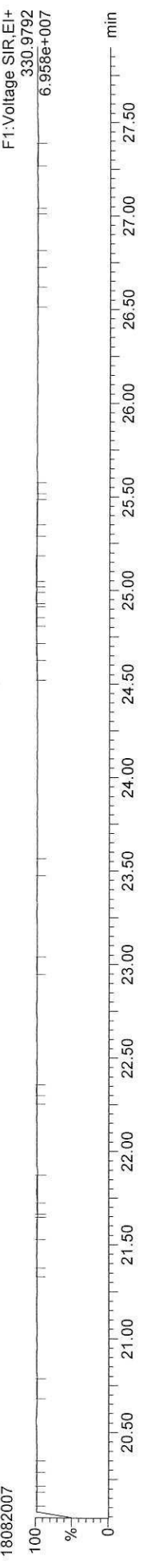
Total-tetradioxins



Total-tetradioxins



FUNCTION1 PFK




Dataset: T:\Autospec\Processed Data Batch\180820\CI\H.qld
Last Altered: Tuesday, August 21, 2018 10:16:22 Pacific Daylight Time
Printed: Tuesday, August 21, 2018 10:18:09 Pacific Daylight Time

ID: CS2, Name: 18082007, Date: 20-Aug-2018, Time: 18:24:09, Conditions: AUTOSPEC01, User: pk

13C-2378-TCDF

18082007



13C-2378-TCDF

18082007



Total-tetrafurans

18082007



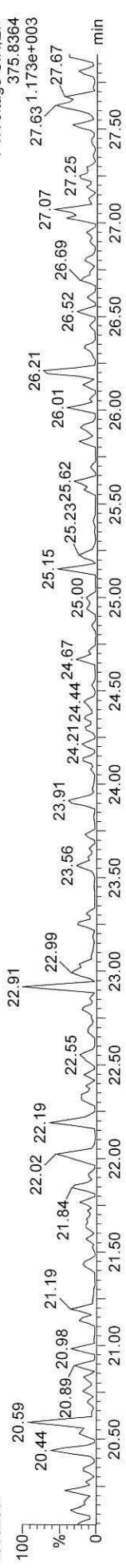
Total-tetrafurans

18082007



FUNCTION1 HXCDPE


18082007



ID: CS2, Name: 18082007, Date: 20-Aug-2018, Time: 18:24:09, Conditions: AUTOSPEC01, User: pk


13C-12378-PeCDD

18082007



13C-12378-PeCDD

18082007




Total-pentadioxins

18082007



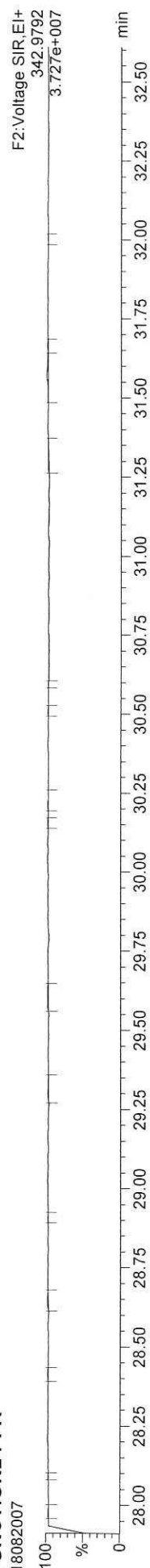
Total-pentadioxins

18082007



FUNCTION2 PFK

18082007




Dataset: T:\Autospec\Processed Data Batch\180820\CIH.qld
Last Altered: Tuesday, August 21, 2018 10:16:22 Pacific Daylight Time
Printed: Tuesday, August 21, 2018 10:18:09 Pacific Daylight Time

ID: CS2, Name: 18082007, Date: 20-Aug-2018, Time: 18:24:09, Conditions: AUTOSPEC01, User: pk


13C-12378-PeCDF

18082007



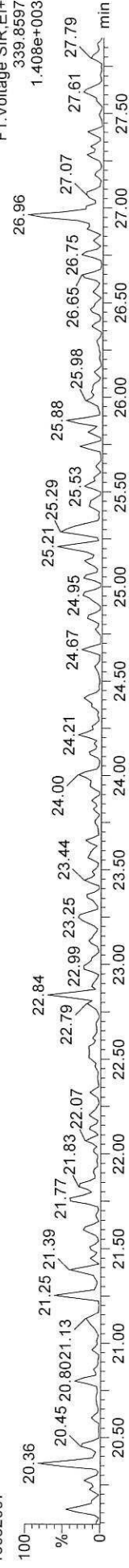
13C-12378-PeCDF

18082007



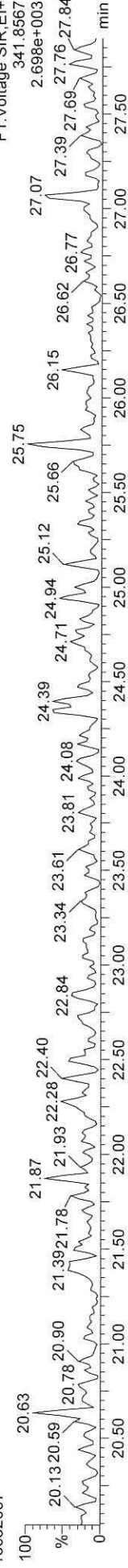
Total-penta1

18082007



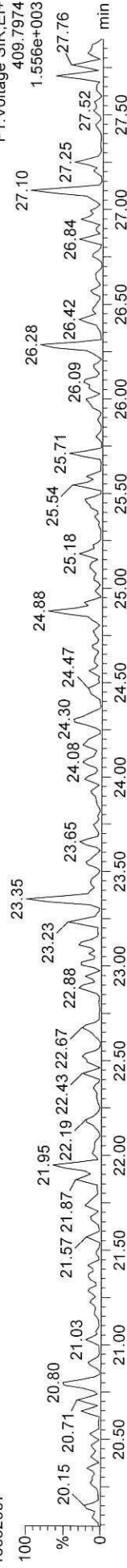
Total-penta1

18082007



FUNCTION1 HPCDPE

18082007




Dataset: T:\Autospec\Processed Data Batch\180820\CI\H.qld
Last Altered: Tuesday, August 21, 2018 10:16:22 Pacific Daylight Time
Printed: Tuesday, August 21, 2018 10:18:09 Pacific Daylight Time

ID: CS2, Name: 18082007, Date: 20-Aug-2018, Time: 18:24:09, Conditions: AUTOSPEC01, User: pk


13C-23478-PeCDF

18082007




13C-23478-PeCDF

18082007



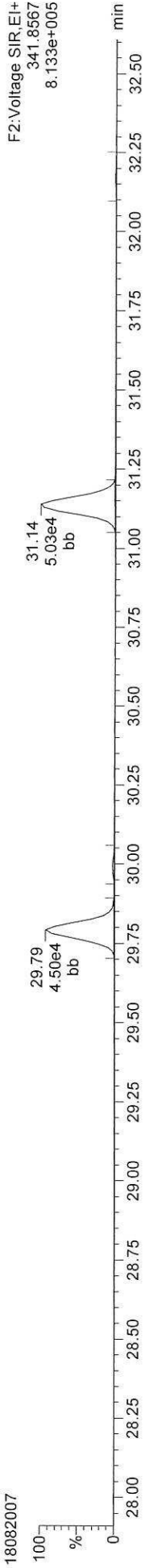
Total-pentafulurans

18082007



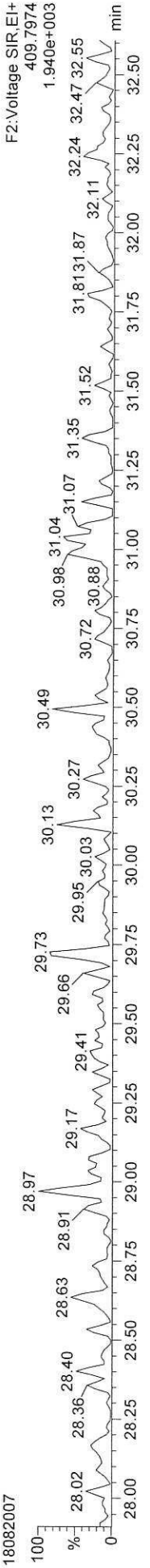
Total-pentafulurans

18082007



FUNCTION2 HPCDPE

18082007




Dataset: T:\Autospec\Processed Data Batch\180820\IC\IH.qld
Last Altered: Tuesday, August 21, 2018 10:16:22 Pacific Daylight Time
Printed: Tuesday, August 21, 2018 10:18:09 Pacific Daylight Time

ID: CS2, Name: 18082007, Date: 20-Aug-2018, Time: 18:24:09, Conditions: AUTOSPEC01, User: pk


13C-123478-HxCDD

18082007




13C-123478-HxCDD

18082007



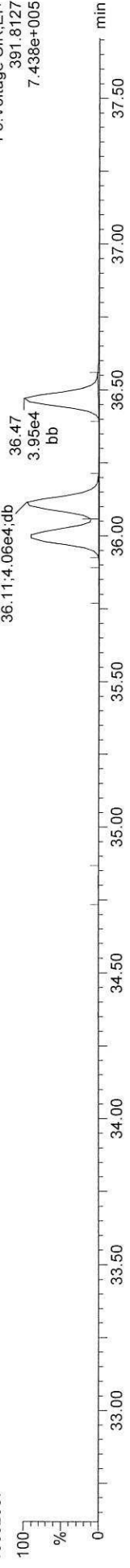
Total-hexadioxins

18082007



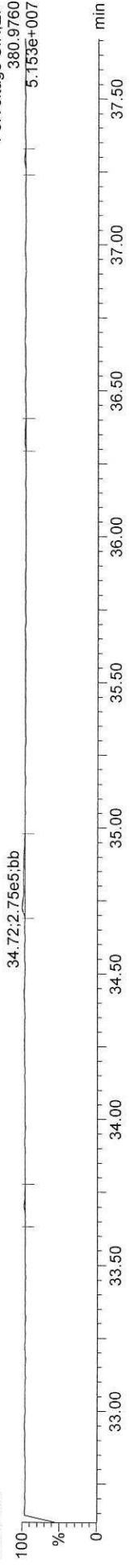
Total-hexadioxins

18082007



FUNCTION3 PFK

18082007

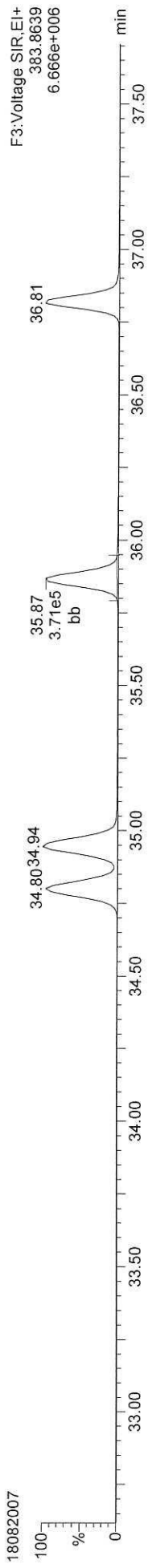


Quantify Sample Report MassLynx MassLynx V4.1 SCN909

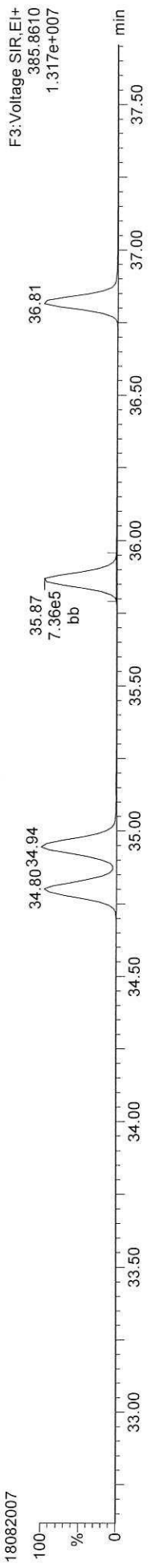
Dataset: T:\Autospec\Processed Data Batch\180820\CIH.qld
Last Altered: Tuesday, August 21, 2018 10:16:22 Pacific Daylight Time
Printed: Tuesday, August 21, 2018 10:18:09 Pacific Daylight Time

ID: CS2, Name: 18082007, Date: 20-Aug-2018, Time: 18:24:09, Conditions: AUTOSPEC01, User: pk

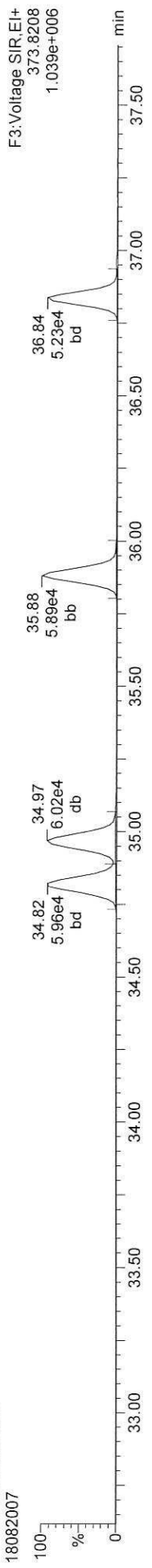
13C-234678-HxCDF



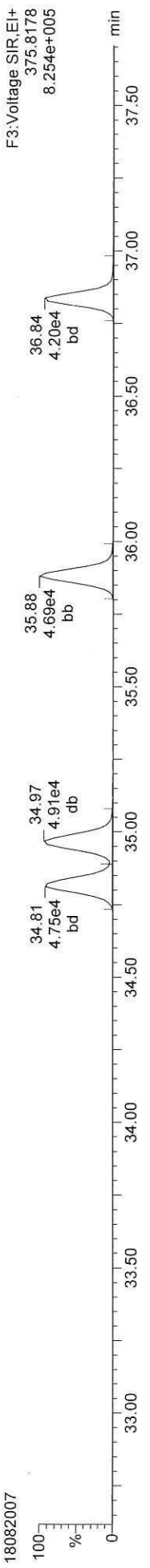
13C-234678-HxCDF



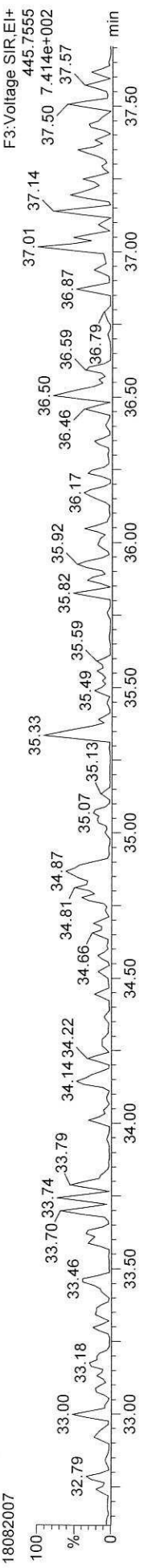
Total-hexafurans



Total-hexafurans



FUNCTION3 OCDPE

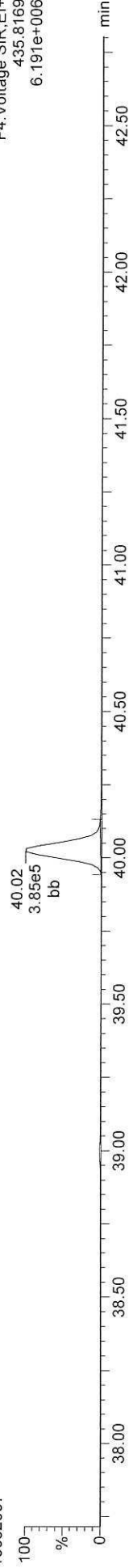


Quantify Sample Report MassLynx V4.1 SCN909
Dataset: T:\Autospec\Processed Data Batch\180820\CIH.qld
Last Altered: Tuesday, August 21, 2018 10:16:22 Pacific Daylight Time
Printed: Tuesday, August 21, 2018 10:18:09 Pacific Daylight Time

ID: CS2, Name: 18082007, Date: 20-Aug-2018, Time: 18:24:09, Conditions: AUTOSPEC01, User: pk

13C-1234678-HpCDD

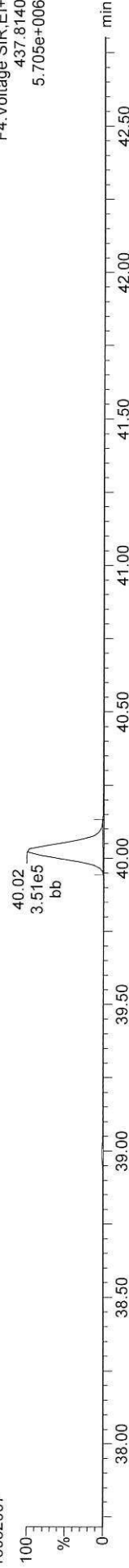
18082007



F4: Voltage SIR, EI+
435.8169
6.191e+006

13C-1234678-HpCDD

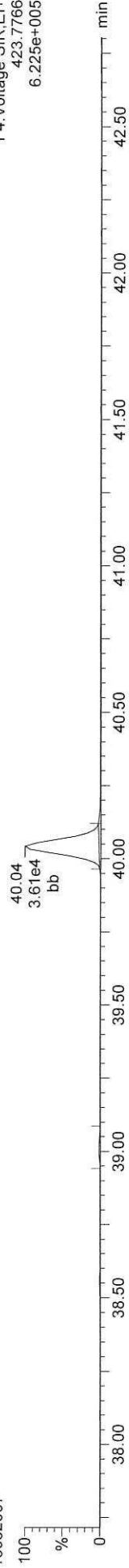
18082007



F4: Voltage SIR, EI+
437.8140
5.705e+006

Total-heptadioxins

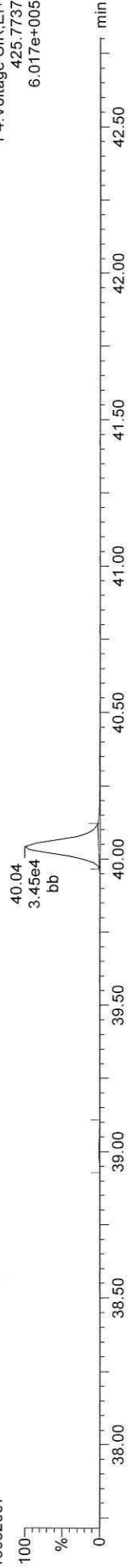
18082007



F4: Voltage SIR, EI+
423.7766
6.225e+005

Total-heptadioxins


18082007



F4: Voltage SIR, EI+
425.7737
6.017e+005

FUNCTION4 PFK

18082007




F4: Voltage SIR, EI+
430.9728
3.398e+007

Quantify Sample Report MassLynx MassLynx V4.1 SCN909
Dataset: T:\Autospec\Processed Data Batch\180820\CIH.qld
Last Altered: Tuesday, August 21, 2018 10:16:22 Pacific Daylight Time
Printed: Tuesday, August 21, 2018 10:18:09 Pacific Daylight Time

ID: CS2, Name: 18082007, Date: 20-Aug-2018, Time: 18:24:09, Conditions: AUTOSPEC01, User: pk

13C-1234678-HpCDF



13C-1234678-HpCDF



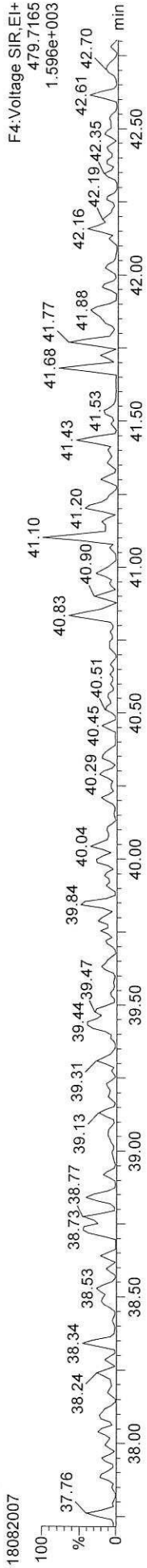
Total-heptafulurans



Total-heptafulurans



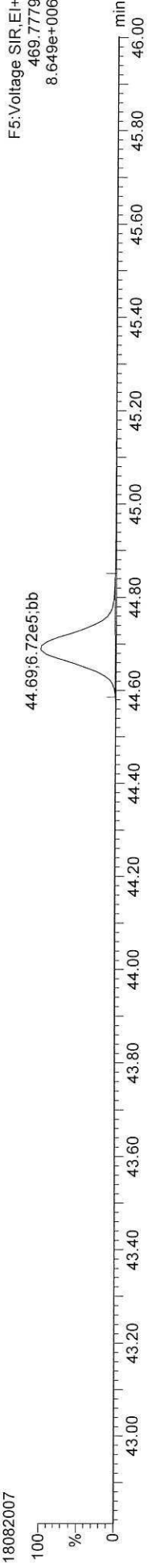
FUNCTION4 NCDPE



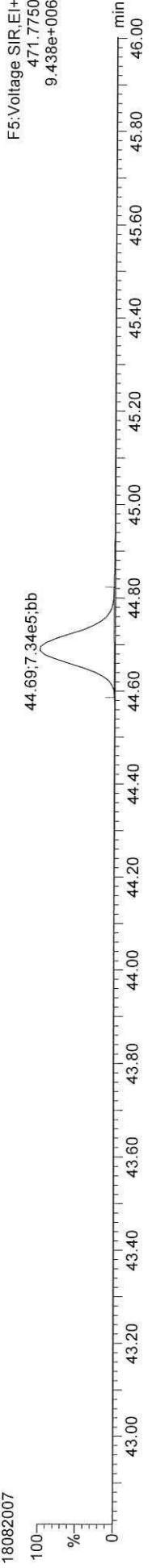
Quantify Sample Report
MassLynx MassLynx V4.1 SCN909
Dataset: T:\Autospec\Processed Data Batch\180820\CIH.qld
Last Altered: Tuesday, August 21, 2018 10:16:22 Pacific Daylight Time
Printed: Tuesday, August 21, 2018 10:18:09 Pacific Daylight Time

ID: CS2, Name: 18082007, Date: 20-Aug-2018, Time: 18:24:09, Conditions: AUTOSPEC01, User: pk

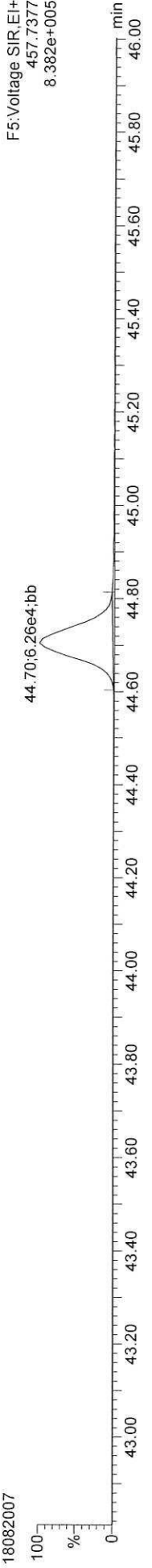
13C-OCDD
18082007



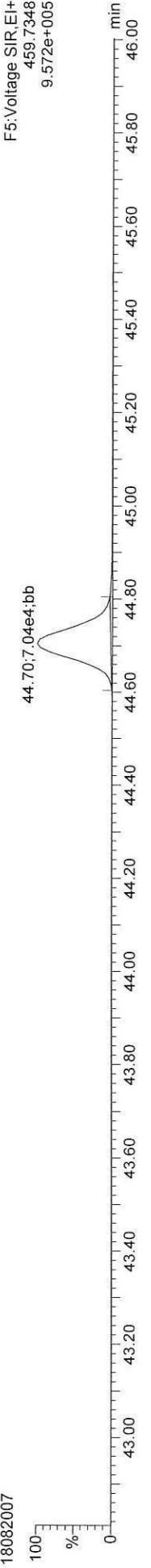
13C-OCDD
18082007



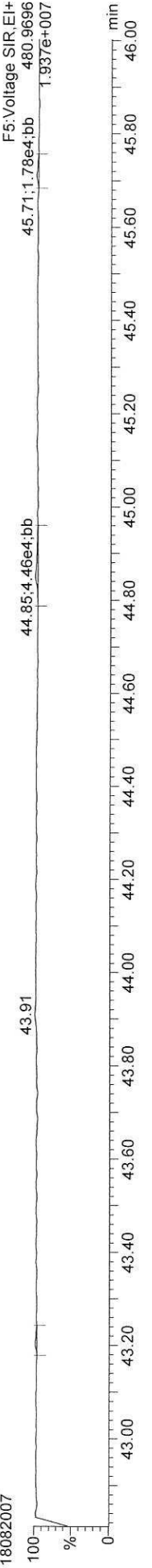
OCDD
18082007



OCDD
18082007



FUNCTION5 PFK
18082007



Quantify Sample Report MassLynx V4.1 SCN909

Dataset: T:\Autospec\Processed Data Batch\180820\CIH.qld
Last Altered: Tuesday, August 21, 2018 10:16:22 Pacific Daylight Time
Printed: Tuesday, August 21, 2018 10:18:09 Pacific Daylight Time


ID: CS2, Name: 18082007, Date: 20-Aug-2018, Time: 18:24:09, Conditions: AUTOSPEC01, User: pk

37CL-2378-TCDD
18082007




F1: Voltage SIR, EI+
327.8847
3.388e+005

OCDF
18082007



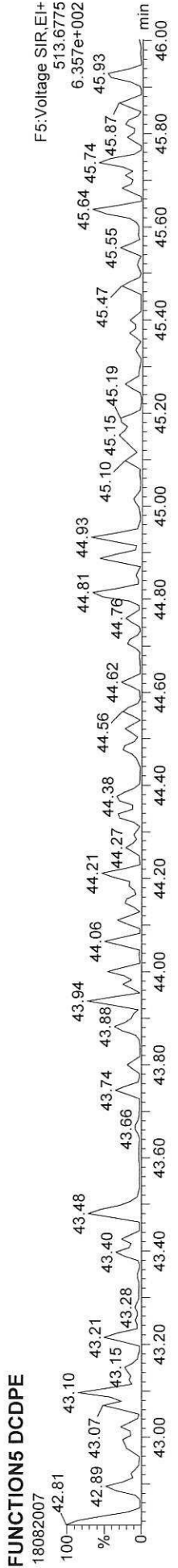
F5: Voltage SIR, EI+
441.7428
9.452e+005

OCDF
18082007



F5: Voltage SIR, EI+
443.7399
9.723e+005

FUNCTION5 DCDPE
18082007



F5: Voltage SIR, EI+
513.6775
6.357e+002

Dataset: T:\Autospec\Processed Data Batch\180820\CIH.qld
 Last Altered: Tuesday, August 21, 2018 11:13:54 Pacific Daylight Time
 Printed: Tuesday, August 21, 2018 12:21:37 Pacific Daylight Time

Method: T:\Autospec\Methods\Dioxin180817.mdb 17 Aug 2018 15:31:25
 Calibration: T:\Autospec\Curves\180820\CIH.cdb 21 Aug 2018 11:13:54

ID: CS3, Name: 18082008, Date: 20-Aug-2018, Time: 19:12:37, Conditions: AUTOSPEC01, User: pk

Compound	RT	RRT	Ion1Area	Ion2Area	RRF	Ratio	Pred R	Noise 1	Noise 2	Height 1	Height 2	SIN	SNFlag	EMPC	Int.1	Int.2	pg
2378-TCDF	25.633	1.001	6.141e4	8.387e4	0.834	0.732	0.770	608	946	9.83e5	1.35e6	1618.4	YES	NO	bb	bb	9.877
12378-PeCDF	29.781	1.000	4.083e5	2.385e5	0.852	1.712	1.550	2806	1423	6.60e6	3.89e6	2352.1	YES	NO	bb	bb	50.919
23478-PeCDF	31.128	1.000	4.506e5	2.713e5	0.944	1.661	1.550	2806	1423	7.41e6	4.49e6	2639.0	YES	NO	bb	bb	52.249
123478-HxCDF	34.812	1.001	3.204e5	2.575e5	0.963	1.244	1.240	1244	1247	5.08e6	4.14e6	4080.4	YES	NO	bd	bd	53.647
234678-HxCDF	35.880	1.001	3.143e5	2.518e5	0.991	1.248	1.240	1244	1247	5.31e6	4.21e6	4269.0	YES	NO	bb	bb	52.413
123678-HxCDF	34.957	1.000	3.190e5	2.574e5	0.917	1.240	1.240	1244	1247	5.07e6	4.10e6	4070.8	YES	NO	db	db	52.287
123789-HxCDF	36.826	1.000	2.760e5	2.176e5	0.938	1.268	1.240	1244	1247	5.28e6	4.19e6	4240.6	YES	NO	bb	bb	51.563
1234678-HpCDF	38.552	1.000	2.866e5	2.809e5	1.119	1.020	1.050	1492	1957	5.18e6	5.10e6	3474.4	YES	NO	bb	bb	50.982
1234789-HpCDF	40.767	1.000	2.372e5	2.263e5	1.162	1.048	1.050	1492	1957	3.74e6	3.58e6	2508.9	YES	NO	bb	bb	51.609
OCDF	44.943	1.006	4.036e5	4.226e5	1.145	0.955	0.890	1289	1178	5.13e6	5.33e6	3978.7	YES	NO	bb	bb	102.887
2378-TCDD	26.268	1.001	4.746e4	5.844e4	0.982	0.812	0.770	693	506	7.75e5	9.59e5	1117.8	YES	NO	bb	bb	9.606
12378-PeCDD	31.383	1.001	2.713e5	1.699e5	1.029	1.597	1.550	1398	1343	4.35e6	2.78e6	3113.0	YES	NO	bb	bb	51.814
123478-HxCDD	35.992	1.000	2.647e5	2.129e5	0.921	1.243	1.240	943	794	4.69e6	3.82e6	4974.3	YES	NO	bd	bd	51.454
123678-HxCDD	36.103	1.000	2.715e5	2.204e5	0.904	1.232	1.240	943	794	4.89e6	4.02e6	5189.0	YES	NO	db	db	53.064
123789-HxCDD	36.459	1.010	2.663e5	2.164e5	0.918	1.231	1.240	943	794	5.00e6	4.04e6	5305.7	YES	NO	bb	bb	51.727
1234678-HpCDD	40.032	1.000	2.019e5	1.879e5	1.046	1.074	1.050	1144	1212	3.36e6	3.13e6	2939.3	YES	NO	bb	bb	51.345
OCDD	44.705	1.000	3.332e5	3.819e5	0.984	0.873	0.890	1383	868	4.37e6	4.95e6	3157.1	YES	NO	bb	bb	103.643
13C-2378-TCDF	25.618	1.007	7.760e5	9.883e5	1.847	0.785	0.770	3632	1669	1.21e7	1.53e7	3332.2	YES	NO	bb	bb	98.741
13C-12378-PeCDF	29.770	1.170	9.106e5	5.797e5	1.558	1.571	1.550	1882	1326	1.47e7	9.38e6	7796.0	YES	NO	bb	bb	98.886
13C-23478-PeCDF	31.116	1.223	8.950e5	5.684e5	1.544	1.575	1.550	1882	1326	1.43e7	9.07e6	7573.6	YES	NO	bb	bb	97.979
13C-123478-HxCDF	34.790	0.955	3.707e5	7.476e5	1.152	0.496	0.510	963	1461	6.02e6	1.20e7	6253.5	YES	NO	MM	MM	100.376
13C-123678-HxCDF	34.945	0.959	4.011e5	8.006e5	1.225	0.501	0.510	963	1461	6.34e6	1.25e7	6581.5	YES	NO	MM	MM	101.454
13C-234678-HxCDF	35.858	0.984	3.687e5	7.216e5	1.104	0.511	0.510	963	1461	6.32e6	1.22e7	6558.4	YES	NO	bb	bb	102.166
13C-123789-HxCDF	36.815	1.010	3.433e5	6.778e5	1.046	0.507	0.510	963	1461	6.51e6	1.28e7	6757.6	YES	NO	bb	bb	101.004
13C-1234678-HpCDF	38.541	1.057	3.058e5	6.887e5	1.004	0.444	0.440	954	1521	5.44e6	1.24e7	5704.1	YES	NO	bd	bd	102.413
13C-1234789-HpCDF	40.756	1.118	2.317e5	5.411e5	0.799	0.428	0.440	954	1521	3.74e6	8.58e6	3916.8	YES	NO	bb	bb	100.087
13C-1234-TCDD	25.437	0.000	4.250e5	5.425e5	1.000	0.783	0.770	1433	736	6.94e6	8.81e6	4844.2	YES	NO	bb	bb	100.000
13C-2378-TCDD	26.253	1.032	4.819e5	6.408e5	1.171	0.752	0.770	1433	736	7.76e6	1.03e7	5419.4	YES	NO	bb	bb	99.077
13C-12378-PeCDD	31.361	1.233	5.179e5	3.099e5	0.886	1.671	1.550	429	518	8.40e6	5.03e6	19597.3	YES	NO	bb	bb	96.568
13C-123478-HxCDD	35.980	0.987	5.655e5	4.425e5	1.027	1.278	1.240	1381	655	9.63e6	7.58e6	6975.6	YES	NO	bd	bd	101.541
13C-123678-HxCDD	36.092	0.990	5.727e5	4.526e5	1.055	1.265	1.240	1381	655	1.02e7	8.00e6	7375.0	YES	NO	db	db	100.520
13C-1234678-HpCDD	40.021	1.098	3.778e5	3.476e5	0.749	1.087	1.050	1152	1139	6.24e6	5.73e6	5417.6	YES	NO	bb	bb	100.182
13C-OCDD	44.687	1.226	6.685e5	7.342e5	0.725	0.911	0.890	1016	1328	8.69e6	9.48e6	8556.6	YES	NO	bb	bb	200.183

Dataset: T:\Autospec\Processed Data Batch\180820\CIH.qld
 Last Altered: Tuesday, August 21, 2018 11:13:54 Pacific Daylight Time
 Printed: Tuesday, August 21, 2018 12:21:37 Pacific Daylight Time

ID: CS3, Name: 18082008, Date: 20-Aug-2018, Time: 19:12:37, Conditions: AUTOSPEC01, User: pk

Compound	RT	RRT	Ion1Area	Ion2Area	RRF	Ratio	Pred R	Noise 1	Noise 2	Height 1	Height 2	S/N 1	SNFlag	EMPC	Int.1	Int.2	pg
13C-123789-HxCDD	36.448	0.000	5.369e5	4.299e5	1.000	1.249	1.240	1381	655	1.01e7	8.04e6	7293.2	YES	NO	bb	bb	100.000
37CL-2378-TCDD	26.268	1.033	1.059e5	1.121	1.121			347		1.74e6		5019.8	YES		bb		9.763
1368-TCDF	22.113	0.863	7.578e4	1.042e5	1.020	0.727	0.770	608	946	1.24e6	1.72e6	2034.9	YES	NO	bb	bb	10.000
1289-TCDF	27.129	1.059	6.171e4	8.265e4	0.818	0.747	0.770	608	946	9.86e5	1.30e6	1622.4	YES	NO	db	db	10.000
13468-PECDF	26.978	0.906	5.244e5	3.423e5	1.163	1.532	1.550	269	484	8.43e6	5.50e6	31324.3	YES	NO	bb	bb	50.000
12389-PECDF	32.162	1.080	4.296e5	2.503e5	0.912	1.716	1.550	2806	1423	6.66e6	3.92e6	2373.5	YES	NO	bb	bb	50.000
123468-HxCDF	33.086	0.951	3.275e5	2.604e5	1.051	1.258	1.240	1244	1247	5.15e6	4.10e6	4139.9	YES	NO	bb	bb	50.000
1368-TCDD	23.397	0.891	5.114e4	6.408e4	1.026	0.798	0.770	693	506	8.54e5	1.06e6	1232.5	YES	NO	bb	bb	10.000
1289-TCDD	26.872	1.024	4.634e4	5.895e4	0.938	0.786	0.770	693	506	7.44e5	9.14e5	1074.1	YES	NO	bb	bb	10.000
12479-PECDD	28.645	0.913	4.595e5	2.885e5	1.807	1.592	1.550	1398	1343	4.64e6	2.88e6	3318.8	YES	NO	bb	bb	50.000
12389-PECDD	31.784	1.013	3.376e5	2.113e5	1.326	1.597	1.550	1398	1343	5.29e6	3.28e6	3783.6	YES	NO	bb	bb	50.000
124679-HxCDD	33.877	0.942	2.869e5	2.330e5	1.031	1.231	1.240	943	794	4.54e6	3.70e6	4819.0	YES	NO	bb	bb	50.000
1234679-HPCDD	38.997	0.974	2.277e5	2.177e5	1.228	1.046	1.050	1144	1212	3.87e6	3.73e6	3379.3	YES	NO	bb	bb	50.000
Total-tetrafurans			2.042e5		0.891			608		3.30e6							30.692
Total-penta1			5.244e5					269		8.43e6							50.000
Total-pentafurans			1.360e6		0.903			2806		2.18e7							161.654
Total-hexafurans			1.557e6		0.972			1244		2.59e7							259.910
Total-heptafurans			5.244e5		1.141			1492		8.94e6							102.728
Total-Furans			4.574e6		0.989			608		7.35e7							707.872
Total-tetraioxins			2.516e5		0.982			693		3.66e6							51.511
Total-pentadioxins			1.070e6		1.387			1398		1.43e7							152.035
Total-hexadioxins			1.092e6		0.944			943		1.92e7							206.605
Total-heptadioxins			4.297e5		1.137			1144		7.23e6							101.376
Total-Dioxins			3.176e6		1.088			693		4.87e7							615.172
Total-TEQ			7.750e6					693		1.22e8							1323.044
FUNCTION1 PFK			6.526e5					344580		1.28e7							0.000
FUNCTION2 PFK			4.343e5					204418		1.18e7							0.000
FUNCTION3 PFK			3.481e5					271052		8.81e6							
FUNCTION4 PFK			4.106e5					206917		1.07e7							
FUNCTION5 PFK			1.782e4					163452		5.55e5							
FUNCTION1 HxCDPE			9.287e1					298		1.64e3							0.000
FUNCTION1 HPCDPE			8.651e1					477		2.38e3							0.000
FUNCTION2 HPCDPE			2.397e2					379		3.92e3							0.000
FUNCTION3 OCDPE			0.000e0					140		0.00e0							
FUNCTION4 NCDPE			0.000e0					350		0.00e0							
FUNCTION5 DCDPE			0.000e0					159		0.00e0							

Quantify Sample Report MassLynx MassLynx V4.1 SCN909

Dataset: T:\Autospec\Processed Data Batch\180820\CIH.qld
Last Altered: Tuesday, August 21, 2018 11:13:54 Pacific Daylight Time
Printed: Tuesday, August 21, 2018 12:21:37 Pacific Daylight Time

Method: T:\Autospec\Methods\Dioxin\180817.mdb 17 Aug 2018 15:31:25
Calibration: T:\Autospec\Curves\180820\CIH.cdb 21 Aug 2018 11:13:54

ID: CS3, Name: 18082008, Date: 20-Aug-2018, Time: 19:12:37, Conditions: AUTOSPEC01, User: pk

13C-1234-TCDD

18082008




13C-1234-TCDD

18082008




13C-123789-HxCDD

18082008



13C-123789-HxCDD

18082008



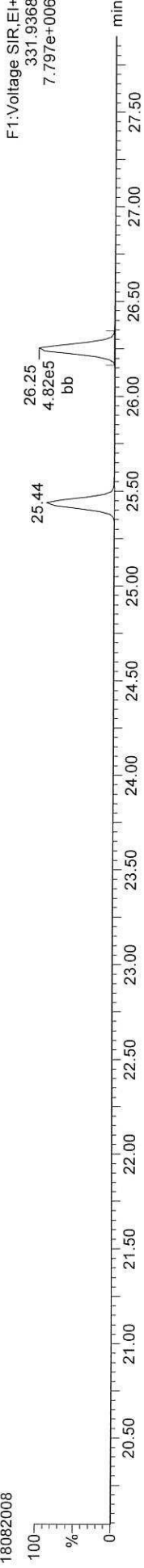
Quantify Sample Report MassLynx MassLynx V4.1 SCN909

Dataset: T:\Autospec\Processed Data Batch\180820\CIH.qld
Last Altered: Tuesday, August 21, 2018 11:13:54 Pacific Daylight Time
Printed: Tuesday, August 21, 2018 12:21:37 Pacific Daylight Time

ID: CS3, Name: 18082008, Date: 20-Aug-2018, Time: 19:12:37, Conditions: AUTOSPEC01, User: pk

13C-2378-TCDD

18082008



13C-2378-TCDD

18082008



Total-tetradioxins

18082008



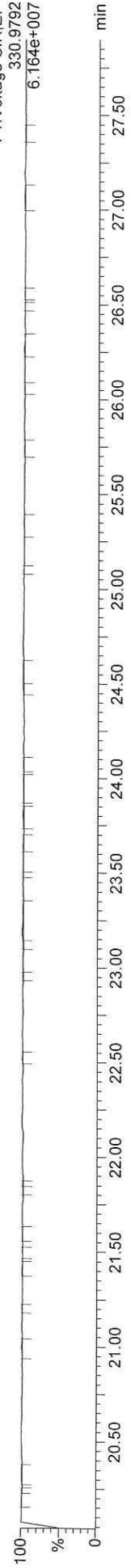
Total-tetradioxins

18082008



FUNCTION1 PFK

18082008



Quantify Sample Report
MassLynx MassLynx V4.1 SCN909
Dataset: T:\Autospec\Processed Data Batch\180820\CIH.qld
Last Altered: Tuesday, August 21, 2018 11:13:54 Pacific Daylight Time
Printed: Tuesday, August 21, 2018 12:21:37 Pacific Daylight Time

ID: CS3, Name: 18082008, Date: 20-Aug-2018, Time: 19:12:37, Conditions: AUTOSPEC01, User: pk


13C-2378-TCDF
18082008



13C-2378-TCDF
18082008



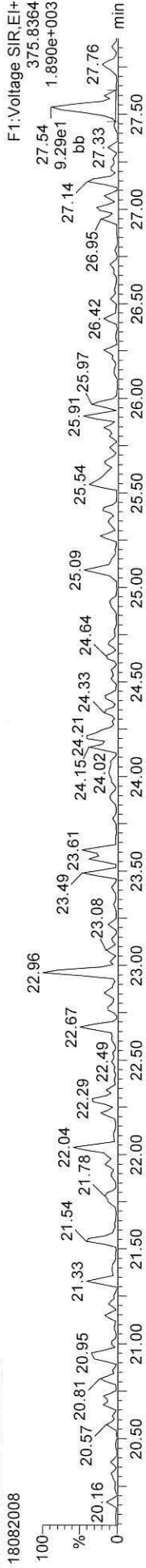
Total-tetrafurans
18082008



Total-tetrafurans
18082008



FUNCTION1 HXCDPE
18082008




Quantify Sample Report MassLynx MassLynx V4.1 SCN909

Dataset: T:\Autospec\Processed Data Batch\180820\CIH.qld
Last Altered: Tuesday, August 21, 2018 11:13:54 Pacific Daylight Time
Printed: Tuesday, August 21, 2018 12:21:37 Pacific Daylight Time

ID: CS3, Name: 18082008, Date: 20-Aug-2018, Time: 19:12:37, Conditions: AUTOSPEC01, User: pk

13C-12378-PeCDD


18082008



F2: Voltage SIR, EI+
367.8949
8.451e+006

13C-12378-PeCDD


18082008



F2: Voltage SIR, EI+
369.8919
5.058e+006

Total-pentadioxins


18082008



F2: Voltage SIR, EI+
355.8546
5.321e+006

Total-pentadioxins

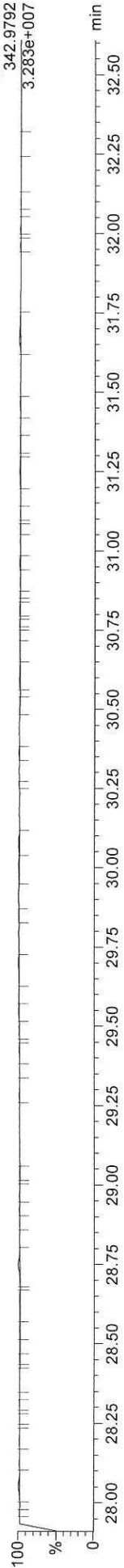
18082008



F2: Voltage SIR, EI+
357.8516
3.305e+006

FUNCTION2 PFK

18082008




F2: Voltage SIR, EI+
342.9792
3.283e+007

Quantify Sample Report MassLynx MassLynx V4.1 SCN909
Dataset: T:\Autospec\Processed Data Batch\180820\CIH.qld
Last Altered: Tuesday, August 21, 2018 11:13:54 Pacific Daylight Time
Printed: Tuesday, August 21, 2018 12:21:37 Pacific Daylight Time

ID: CS3, Name: 18082008, Date: 20-Aug-2018, Time: 19:12:37, Conditions: AUTOSPEC01, User: pk


13C-12378-PeCDF

18082008



13C-12378-PeCDF

18082008



Total-penta1

18082008



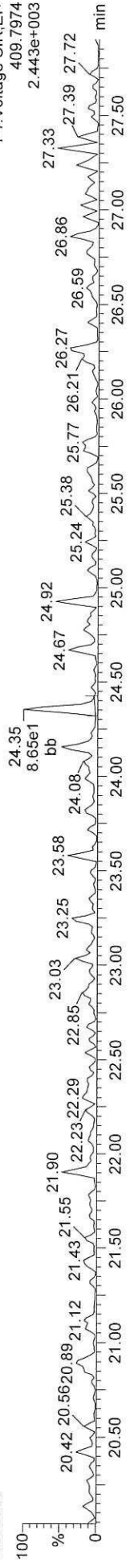
Total-penta1

18082008



FUNCTION1 HPCDPE


18082008




Quantify Sample Report MassLynx MassLynx V4.1 SCN909
Dataset: T:\Autospec\Processed Data Batch\180820\CIH.qld
Last Altered: Tuesday, August 21, 2018 11:13:54 Pacific Daylight Time
Printed: Tuesday, August 21, 2018 12:21:37 Pacific Daylight Time

ID: CS3, Name: 18082008, Date: 20-Aug-2018, Time: 19:12:37, Conditions: AUTOSPEC01, User: pk

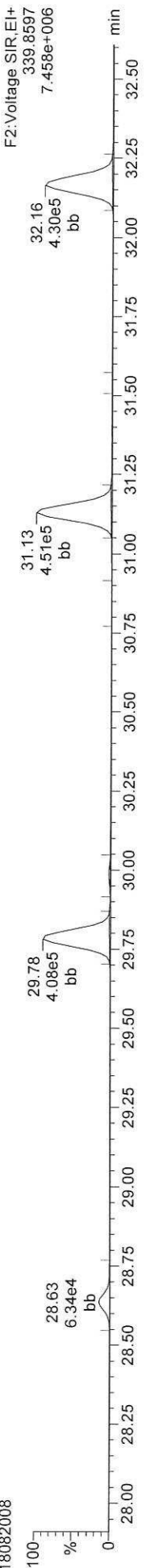
13C-23478-PeCDF
18082008



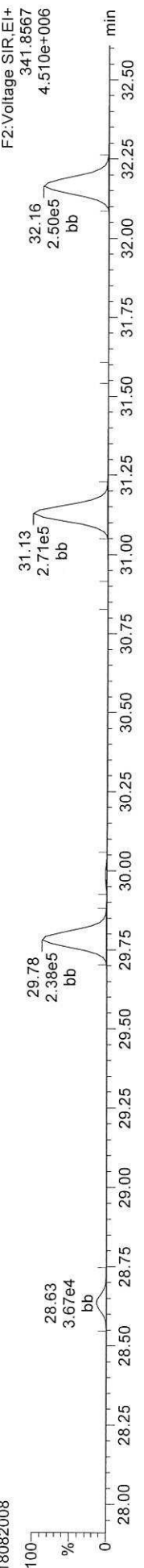
13C-23478-PeCDF
18082008



Total-pentafurans
18082008



Total-pentafurans
18082008



FUNCTION2 HPCDPE
18082008

