

May 10, 2019

Mohsen Kourehdar
Washington State Department of Ecology
PO Box 47600
Olympia, Washington 98504-7600

SUBJECT: B&L WOODWASTE SITE APRIL 2019 COMPLIANCE MONITORING REPORT


Dear Mr. Kourehdar:

On behalf of the B&L Woodwaste Custodial Trust, we are submitting the results of compliance monitoring completed at the B&L Woodwaste site in April 2019.

Groundwater and surface water sampling and analysis were completed in accordance with the 2013 Compliance Monitoring Plan and 2017 Compliance Monitoring Plan Addendum. The recovery well R-15 was not sampled during this event because of indications of well damage. A Compliance Screening Tier 1 data quality review was performed on arsenic data resulting from laboratory analysis. Data were determined to be of acceptable quality for use as reported by the laboratory. The results are presented in the enclosed table and attachments.

We look forward to discussing the results with you.

Sincerely,
FLOYD | SNIDER



Brett Beaulieu, LHG
Hydrogeologist

Encl.: Table 1 Groundwater Arsenic Results
Attachment 1 Time-Concentration Plots
Attachment 2 Laboratory Analytical Report
Copies: Dan Silver, B&L Woodwaste Custodial Trustee

Table

Table 1
Groundwater Arsenic Results ⁽¹⁾

Sample Location	Upper Sand Aquifer																								Lower Sand Aquifer						
	Total Arsenic (µg/L)																								Total Arsenic (µg/L)						
	D-5U	D-6A	D-7A	D-8A	D-9A	D-10A	MW-13	MW-15	MW-30	MW-31A	MW-33	MW-34	MW-35	PD-60	PD-141	PD-214	PZ-3A	PZ-4A	PZ-5A	R-14	R-15	R-22	R-23	W-1	W-3	D-5L	D-6B	D-7B	D-8B	MW-40B	
Compliance Monitoring Events																															
April 2019	22.8	NS	82.9	209	NS	NS	226	169	NS	NS	160	8.47	NS	NS	178	6.5	182	8.48	223	NS	NS	NS	NS	4.38	NS	NS	NS	NS	8.06	9.41	
January 2019	NS	NS	NS	198	NS	NS	NS	NS	NS	NS	146	7.40	NS	NS	NS	5.68	123	4.9	325	NS	NS	NS	NS	3.67	NS	NS	NS	NS	7.9	9.9	
October 2018	32.9	29.6	47.6	89.6	43.9	252	146	179	84.1	2.12	206	7.56	23.2	37	211	5.48	274	5.2	318	101	384 ⁽²⁾	455	67.6	4.5	3.73	3.57	3.73	5.1	8.67	8.7	
July 2018	NS	NS	NS	152	NS	NS	NS	NS	NS	NS	188	9.2	NS	NS	NS	6.4	196	6.9	316	NS	503 ⁽²⁾	NS	NS	9.96	RS	NS	NS	NS	9.05	10.3	
April 2018	26.6	NS	-- ⁽³⁾	133	NS	NS	122	153	NS	NS	188	10.6 ⁽⁴⁾	NS	NS	194	10.8	170	7.0	317	NS	392 ⁽²⁾	NS	NS	10.5	NS	NS	NS	NS	8.22	11.1	
January 2018	NS	NS	NS	75.5	NS	NS	NS	NS	NS	NS	124	9.28	NS	NS	NS	8.7	176	5.4	559	NS	443 ⁽²⁾	NS	NS	10.4	NS	NS	NS	NS	8.23	9.8	
October 2017	32.4	53.1	25	74.9	48.8	336	221	153	112	2.77	323	9.76	39.3	NS	240	12.5	563	6.0	706	NS	539 ⁽²⁾	NS	NS	10.7	NS	4	5	6	9.46	10.7	
August 2017	NS	NS	NS	97.4	NS	NS	NS	NS	NS	NS	372	9.10	NS	NS	NS	10.6	215	6.3	NS	NS	215	NS	NS	13.7	NS	NS	NS	NS	8.34	10.0	
April 2017	23.7	NS	30	143	NS	NS	270	104	NS	NS	388	9.10	NS	NS	324	13.3	NS	NS	NS	NS	NS	NS	NS	12	NS	NS	NS	NS	12.2	10.2	
October 2016	43.6	NS	30	71.6	48.2	300	632	85.3	176	3.10	458	NS	31.4	NS	451	NS	NS	NS	643	NS	NS	NS	NS	18.6	NS	4	NS	6	12.4	9.71	
April 2016	22.8	50.2	34	108	41.0	273	1,200	183	170	2.7	431	NS	32.4	NS	413	NS	NS	NS	347	NS	NS	NS	NS	9	NS	4	4	6	10.9	8.00	
October 2015	21.1	60.3	37	87.9	43.0	300	1,220	752	139	2.4	423	NS	29.8	NS	441	NS	NS	NS	610	NS	NS	NS	NS	13.5	NS	3	3	5	10.9	7.1	
April 2015	22	47.8	45	342	42.0	354	1,580	1,070	204	4.1	399	NS	25.8	NS	407	NS	NS	NS	NS	NS	NS	NS	NS	10.1	NS	4	4	5	9.3	8.4	
October 2014	16.3	50.4	57	107	43.6	318	1,650	1,130	117	3.4	436	NS	23.2	NS	323	NS	NS	NS	NS	NS	NS	NS	NS	11.2	NS	3	4	4	10.7	NS	
April 2014	17.6	63.7	49	415	37.2	183	1,430	1,260	136	5.4	376	NS	23.2	NS	326	NS	NS	NS	NS	NS	NS	NS	NS	10.1	NS	3	4	4	10.5	NS	
October 2013	12.4	107	54	168	40	181	1,740	1,220	174	5.3	404	NS	21.9	NS	302	NS	NS	NS	NS	NS	NS	NS	NS	12	NS	4	3.6	5	13.9	NS	
April 2013	16.5	163	30	363	38.0	199	1,910	1,580	252	6.6	398	NS	23.8	NS	296	NS	NS	NS	NS	NS	NS	NS	NS	10.9	NS	3	5	5	16.6	NS	
October 2012	40.8	184	17	196	40	231	2,350	1,580	261	12.8	NS	NS	NS	NS	NS	NS	NS	NS	NS	NS	NS	NS	NS	NS	NS	4	3.0	5	155	NS	
April 2012	43.8	287	61	137	38	107	2,180	1,480	305	18.7	NS	NS	NS	NS	NS	NS	NS	NS	NS	NS	NS	NS	NS	NS	NS	4	4	5	370	NS	
September 2011	86.3	885	23	99.6	38	213	2,520	1,520	640	21.7	NS	NS	NS	NS	NS	NS	NS	NS	NS	NS	NS	NS	NS	NS	NS	4	4	5	28.2	NS	
April 2011	90	1,170	32	126	39	203	2,720	1,610	854	5.7	NS	NS	NS	NS	NS	NS	NS	NS	NS	NS	NS	NS	NS	NS	NS	3	3	5	21.2	NS	
October 2010	86.4	1,290	41	34	37	211	2,220	1,460	1,580	5.9	NS	NS	NS	NS	NS	NS	NS	NS	NS	NS	NS	NS	NS	NS	NS	3	3	5	6.1	NS	
April 2010	100	1,370	27	31.1	37	159	2,450	1,610	2,410	15.5	NS	NS	NS	NS	NS	NS	NS	NS	NS	NS	NS	NS	NS	NS	NS	4	4	5	12.8	NS	
October 2009	113	1,320	38	39.8	37	202	2,220	1,390	2,060	16.3	NS	NS	NS	NS	NS	NS	NS	NS	NS	NS	NS	NS	NS	NS	NS	3	2	5	11	NS	
April 2009	144	1,490	331	68.2	38	175	2,340	1,630	2,190	22.4	NS	NS	NS	NS	NS	NS	NS	NS	NS	NS	NS	NS	NS	NS	NS	3	3	5	11.1	NS	
October 2008	143	1,430	98	37.7	38	204	2,510	1,720	2,270	22.2	NS	NS	NS	NS	NS	NS	NS	NS	NS	NS	NS	NS	NS	NS	NS	3	2	5	12.2	NS	
Historical Events																															
March 2007	NS	NS	NS	NS	NS	NS	NS	NS	NS	NS	NS	NS	NS	NS	NS	NS	NS	NS	NS	NS	NS	NS	NS	NS	NS	5	3	5	18	NS	
August 2006	89	1,900	56	450	38	200	3,800	3,700	NS	NS	NS	NS	NS	NS	NS	NS	NS	NS	NS	NS	NS	NS	NS	NS	NS	NS	NS	NS	NS	NS	
September 2005	132	1,790	50 U	86.1	50 U	266	3,530	1,810	NS	NS	NS	NS	NS	NS	NS	NS	NS	NS	NS	NS	NS	NS	NS	NS	NS	NS	NS	NS	NS	NS	
March 2005	NS	NS	NS	NS	NS	NS	NS	NS	NS	NS	NS	NS	NS	NS	NS	NS	NS	NS	NS	NS	NS	NS	NS	NS	NS	7	2.5 U	5	21.2	NS	
December 2003	NS	NS	NS	NS	NS	NS	NS	NS	NS	NS	NS	NS	NS	NS	NS	NS	NS	NS	NS	NS	NS	NS	NS	NS	NS	6	5 U	6	21	NS	
September 2003	190	1,900	5	110	31	300	4,600	2,800	NS	NS	NS	NS	NS	NS	NS	NS	NS	NS	NS	NS	NS	NS	NS	NS	NS	6	5	8	20	NS	
June 2003	240	1,800	5 U	370	38	270	4,600	2,600	NS	NS	NS	NS	NS	NS	NS	NS	NS	NS	NS	NS	NS	NS	NS	NS	NS	5	5 U	6	30	NS	
March 2003	230	1,700	5 U	330	38	240	4,300	2,500	NS	NS	NS	NS	NS	NS	NS	NS	NS	NS	NS	NS	NS	NS	NS	NS	NS	5 U	5 U	5 U	30	NS	
December 2002	230	1,600	5 U	58	36	310	4,500	2,500	NS	NS	NS	NS	NS	NS	NS	NS	NS	NS	NS	NS	NS	NS	NS	NS	NS	5 U	5 U	5 U	20	NS	
September 2002	220	1,600	5 U	97	35	280	4,500	2,300	NS	NS	NS	NS	NS	NS	NS	NS	NS	NS	NS	NS	NS	NS	NS	NS	NS	5 U	5 U	5	20	NS	
June 2002	240	1,800	5		38	260	4,700	2,500	NS	NS	NS	NS	NS	NS	NS	NS	NS	NS	NS	NS	NS	NS	NS	NS	NS	5 U	5 U	6	30	NS	
April 2002	300	1,800	5 U	400	50	300	4,300	2,500	NS	NS	NS	NS	NS	NS	NS	NS	NS	NS	NS	NS	NS	NS	NS	NS	NS	5 U	5 U	5	30	NS	
December 2001	NS	NS	NS	NS	NS	NS	NS	NS	NS	NS	NS	NS	NS	NS	NS	NS	NS	NS	NS	NS	NS	NS	NS	NS	NS	NS	8	8	5 U	30	NS
June 2001	NS	NS	NS	NS	NS	NS	NS	NS	NS	NS	NS	NS	NS	NS	NS	NS	NS	NS	NS	NS	NS	NS	NS	NS	NS	NS	4	4	6	30	NS
March 2001	280	1,800	3	130	39	230	4,300	2,700	NS	NS	NS	NS	NS	NS	NS	NS	NS	NS	NS	NS	NS	NS	NS	NS	NS	3	3	6	30	NS	

Table 1
Groundwater Arsenic Results ⁽¹⁾

Sample Location	Upper Sand Aquifer																								Lower Sand Aquifer					
	Total Arsenic (µg/L)																								Total Arsenic (µg/L)					
	D-5U	D-6A	D-7A	D-8A	D-9A	D-10A	MW-13	MW-15	MW-30	MW-31A	MW-33	MW-34	MW-35	PD-60	PD-141	PD-214	PZ-3A	PZ-4A	PZ-5A	R-14	R-15	R-22	R-23	W-1	W-3	D-5L	D-6B	D-7B	D-8B	MW-40B
Historical Events (cont.)																														
December 2000	280	2,100	3	62	39	270	5,300	3,100	NS	NS	NS	NS	NS	NS	NS	NS	NS	NS	NS	NS	NS	NS	NS	NS	NS	4	4	6	20	NS
September 2000	260	2,000	5	68	58	350	4,600	2,700	NS	NS	NS	NS	NS	NS	NS	NS	NS	NS	NS	NS	NS	NS	NS	NS	NS	4	5	6	20	NS
June 2000	180	1,500	5 U	96	40	250	3,200	2,500	NS	NS	NS	NS	NS	NS	NS	NS	NS	NS	NS	NS	NS	NS	NS	NS	5 U	5 U	5 U	20	NS	
March 2000	310	1,600	5 U	150	39	220	6,200	2,300	NS	NS	NS	NS	NS	NS	NS	NS	NS	NS	NS	NS	NS	NS	NS	NS	5 U	5 U	5 U	20	NS	
January 2000	300	1,400	5 U	130	40	240	4,300	2,600	NS	NS	NS	NS	NS	NS	NS	NS	NS	NS	NS	NS	NS	NS	NS	NS	5 U	5 U	6	30	NS	
September 1999	300	1,900	5 U	140	47	310	5,600	3,400	NS	NS	NS	NS	NS	NS	NS	NS	NS	NS	NS	NS	NS	NS	NS	NS	4	5	6	20	NS	
June 1999	300	1,800	5 U	180	38	260	4,600	2,600	NS	NS	NS	NS	NS	NS	NS	NS	NS	NS	NS	NS	NS	NS	NS	NS	5 U	5 U	5 U	20	NS	
March 1999	340	2,000	5 U	200	39	260	4,600	3,000	NS	NS	NS	NS	NS	NS	NS	NS	NS	NS	NS	NS	NS	NS	NS	NS	5 U	5 U	6	30	NS	
December 1998	320	980	6	100	38	260	5,700	3,200	NS	NS	NS	NS	NS	NS	NS	NS	NS	NS	NS	NS	NS	NS	NS	NS	5 U	5 U	7	30	NS	
September 1998	290	1,800	5 U	150	52	340	NS	NS	NS	NS	NS	NS	NS	NS	NS	NS	NS	NS	NS	NS	NS	NS	NS	NS	5 U	5 U	5 U	20	NS	
June 1998	320	1,900	5 U	69	42	360	NS	NS	NS	NS	NS	NS	NS	NS	NS	NS	NS	NS	NS	NS	NS	NS	NS	NS	5 U	5 U	5 U	20	NS	
March 1998	380	2,400	5 U	97	38	350	NS	NS	NS	NS	NS	NS	NS	NS	NS	NS	NS	NS	NS	NS	NS	NS	NS	NS	5 U	5 U	5 U	40	NS	
December 1997	480	2,600	5 U	130	41	490	NS	NS	NS	NS	NS	NS	NS	NS	NS	NS	NS	NS	NS	NS	NS	NS	NS	NS	5 U	5 U	7	60	NS	
September 1997	340	2,400	5 U	210	56	390	NS	NS	NS	NS	NS	NS	NS	NS	NS	NS	NS	NS	NS	NS	NS	NS	NS	NS	5 U	5 U	5 U	60	NS	
June 1997	390	2,200	5 U	200	49	350	NS	NS	NS	NS	NS	NS	NS	NS	NS	NS	NS	NS	NS	NS	NS	NS	NS	NS	5 U	5 U	5	60	NS	
March 1997	360	1,900	5	110	36	340	NS	NS	NS	NS	NS	NS	NS	NS	NS	NS	NS	NS	NS	NS	NS	NS	NS	NS	5 U	5 U	7	60	NS	
January 1997	310	2,000	5 U	130	39	310	NS	NS	NS	NS	NS	NS	NS	NS	NS	NS	NS	NS	NS	NS	NS	NS	NS	NS	5 U	5 U	5 U	90	NS	
September 1996	300	2,000	5 U	260	73	470	NS	NS	NS	NS	NS	NS	NS	NS	NS	NS	NS	NS	NS	NS	NS	NS	NS	NS	5	6	5	100	NS	
June 1996	NS	NS	5 U	130	49	470	NS	NS	NS	NS	NS	NS	NS	NS	NS	NS	NS	NS	NS	NS	NS	NS	NS	NS	NS	NS	5	100	NS	
March 1996	NS	NS	5 U	150	39	420	NS	NS	NS	NS	NS	NS	NS	NS	NS	NS	NS	NS	NS	NS	NS	NS	NS	NS	NS	NS	5 U	100	NS	
December 1995	NS	NS	5 U	270	44	540	NS	NS	NS	NS	NS	NS	NS	NS	NS	NS	NS	NS	NS	NS	NS	NS	NS	NS	NS	NS	5	100	NS	
June 1995	300	2,200	5 U	170	55	540	NS	NS	NS	NS	NS	NS	NS	NS	NS	NS	NS	NS	NS	NS	NS	NS	NS	NS	5 U	5 U	5 U	200	NS	
March 1995	350	2,400	5 U	180	34	320	NS	NS	NS	NS	NS	NS	NS	NS	NS	NS	NS	NS	NS	NS	NS	NS	NS	NS	5 U	5 U	5 U	200	NS	
December 1994	312	2,494	5 U	130	42	492	NS	NS	NS	NS	NS	NS	NS	NS	NS	NS	NS	NS	NS	NS	NS	NS	NS	NS	5 U	5 U	5 U	300	NS	
August 1994	314	3,252	5 U	145	84	542	NS	NS	NS	NS	NS	NS	NS	NS	NS	NS	NS	NS	NS	NS	NS	NS	NS	NS	5 U	5 U	5 U	400	NS	
May 1994	307	2,745	5 U	133	39	363	NS	NS	NS	NS	NS	NS	NS	NS	NS	NS	NS	NS	NS	NS	NS	NS	NS	NS	5 U	5 U	9	700	NS	
January 1994	284	2,505	5 U	165	64	402	NS	NS	NS	NS	NS	NS	NS	NS	NS	NS	NS	NS	NS	NS	NS	NS	NS	NS	5 U	5 U	5 U	800	NS	
May 1993	170	NS	NS	NS	NS	NS	NS	NS	NS	NS	NS	NS	NS	NS	NS	NS	NS	NS	NS	NS	NS	NS	NS	NS	20 U	NS	NS	NS	NS	
August 1990	22	NS	NS	NS	NS	NS	NS	NS	NS	NS	NS	NS	NS	NS	NS	NS	NS	NS	NS	NS	NS	NS	NS	NS	NS	NS	NS	NS	NS	
December 1989	NS	NS	NS	NS	NS	NS	NS	NS	NS	NS	NS	NS	NS	NS	NS	NS	NS	NS	NS	NS	NS	NS	NS	NS	NS	NS	NS	NS	NS	
September 1989	NS	NS	NS	NS	NS	NS	NS	NS	NS	NS	NS	NS	NS	NS	NS	NS	NS	NS	NS	NS	NS	NS	NS	NS	NS	NS	NS	NS	NS	

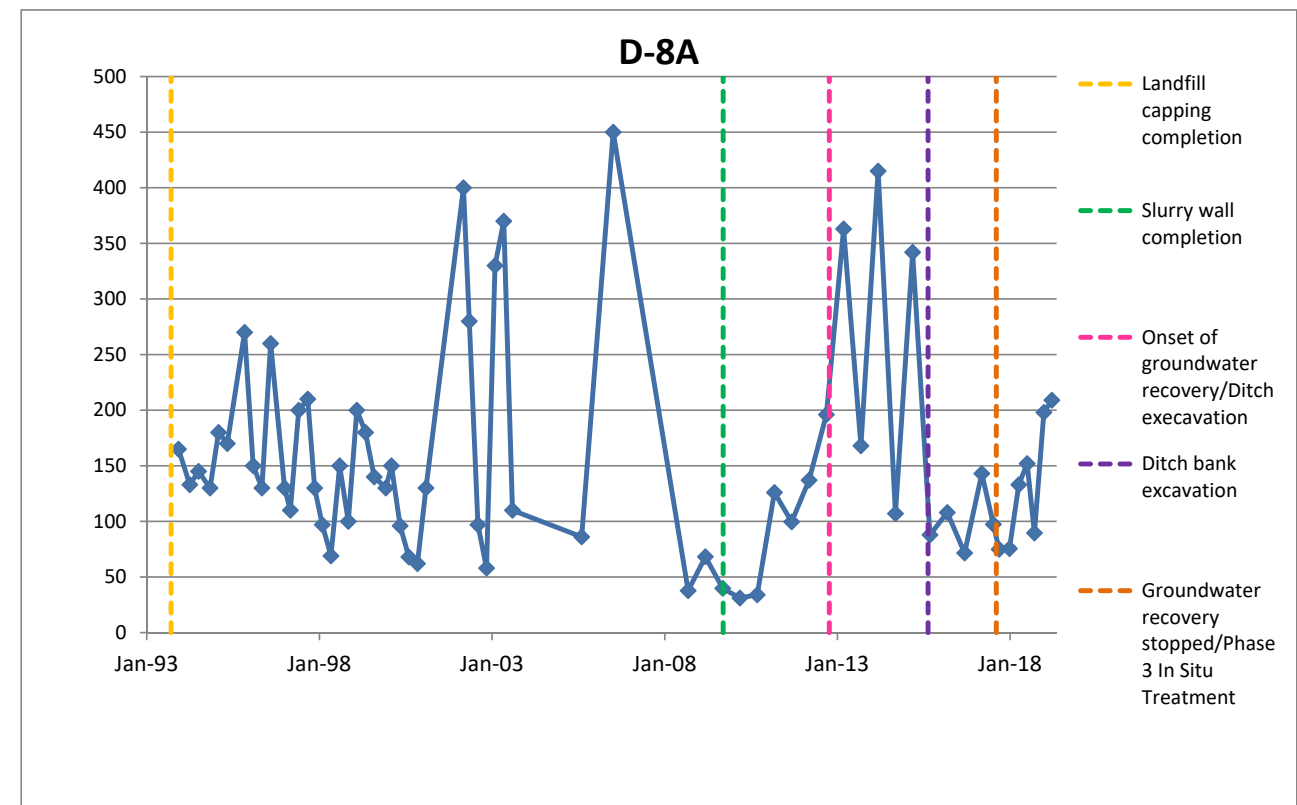
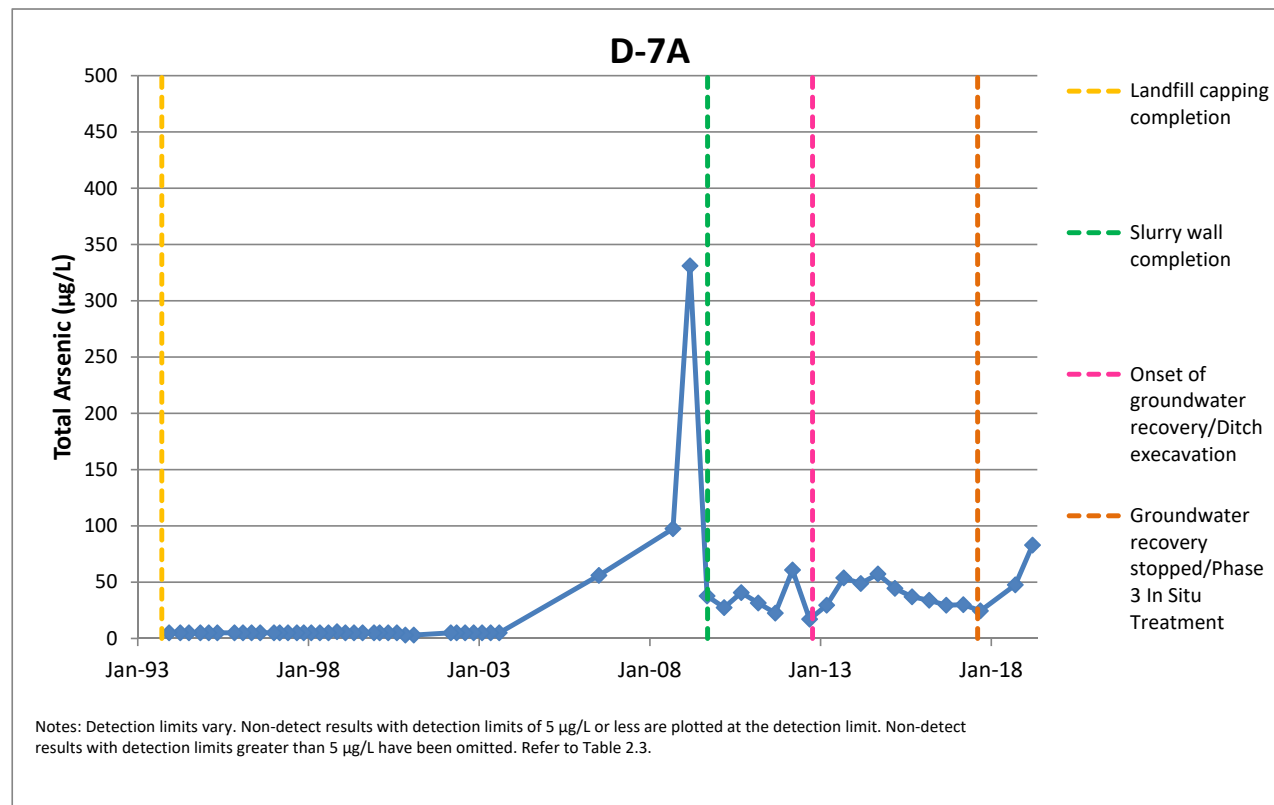
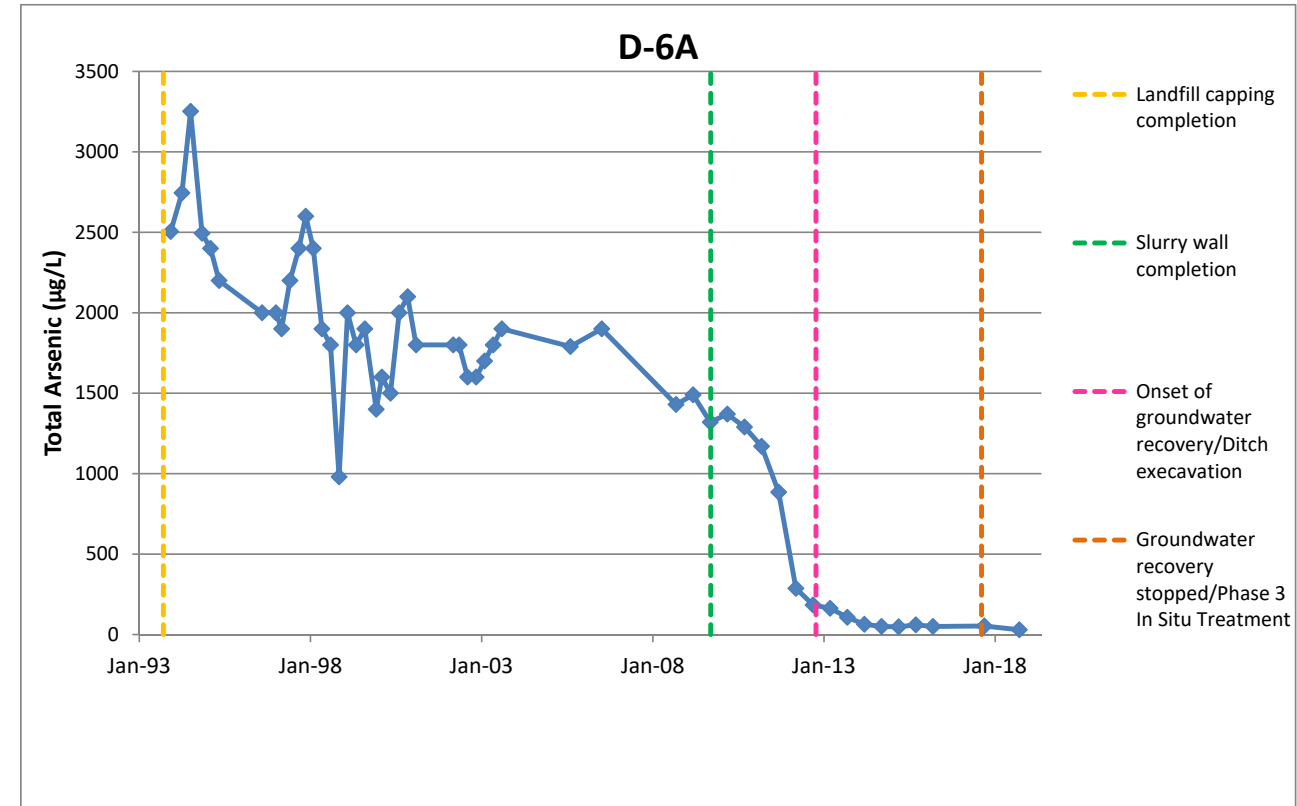
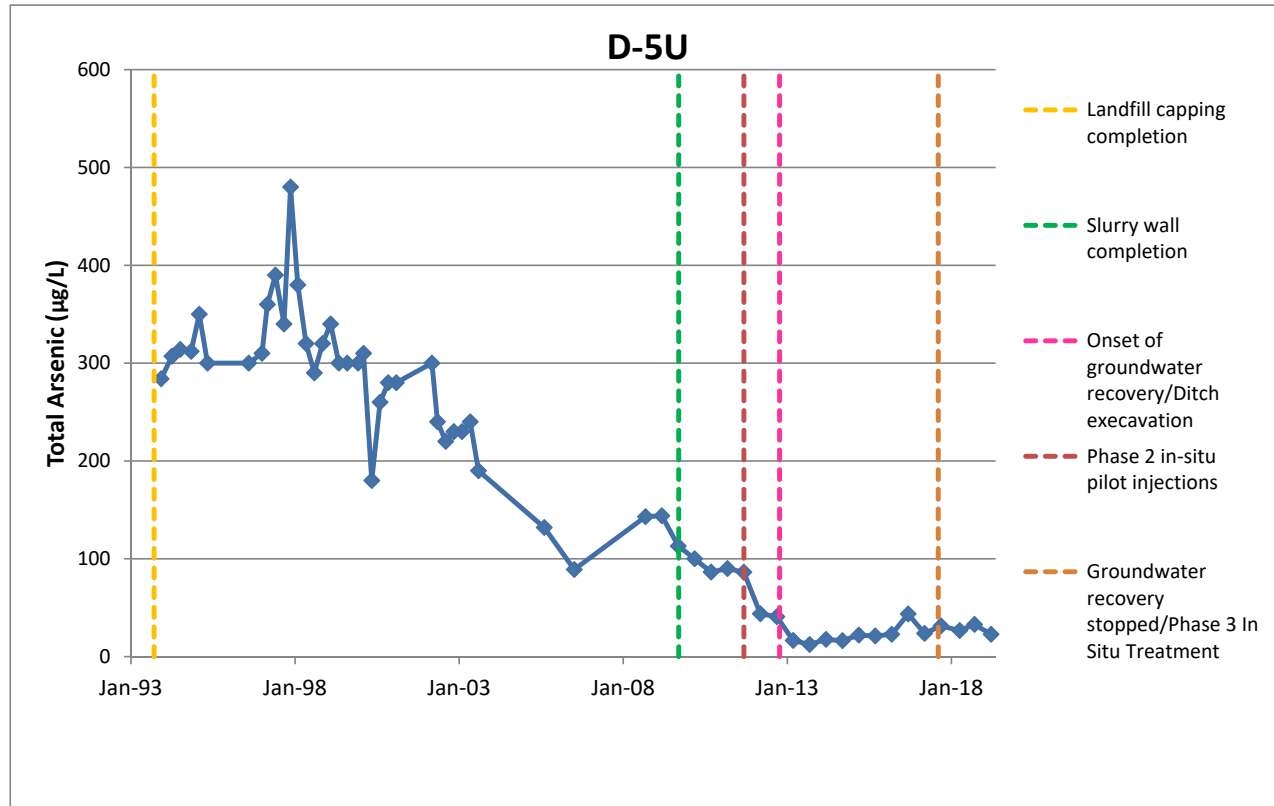
- Notes:
- 1 Reported value is the maximum concentration per location, per sampling date.
 - 2 Well development conducted during the July 2018 event indicated well damage, and associated sediment were biasing results high beginning in October 2017.
 - 3 No results are reported. Results from sampling during the April 2018 event and follow-up sampling on May 22, 2018, are both biased high from well damage and associated sediment.
 - 4 Results are from analyses of groundwater collected on May 22, 2018.

Abbreviations:
 µg/L Micrograms per liter
 NS Not sampled

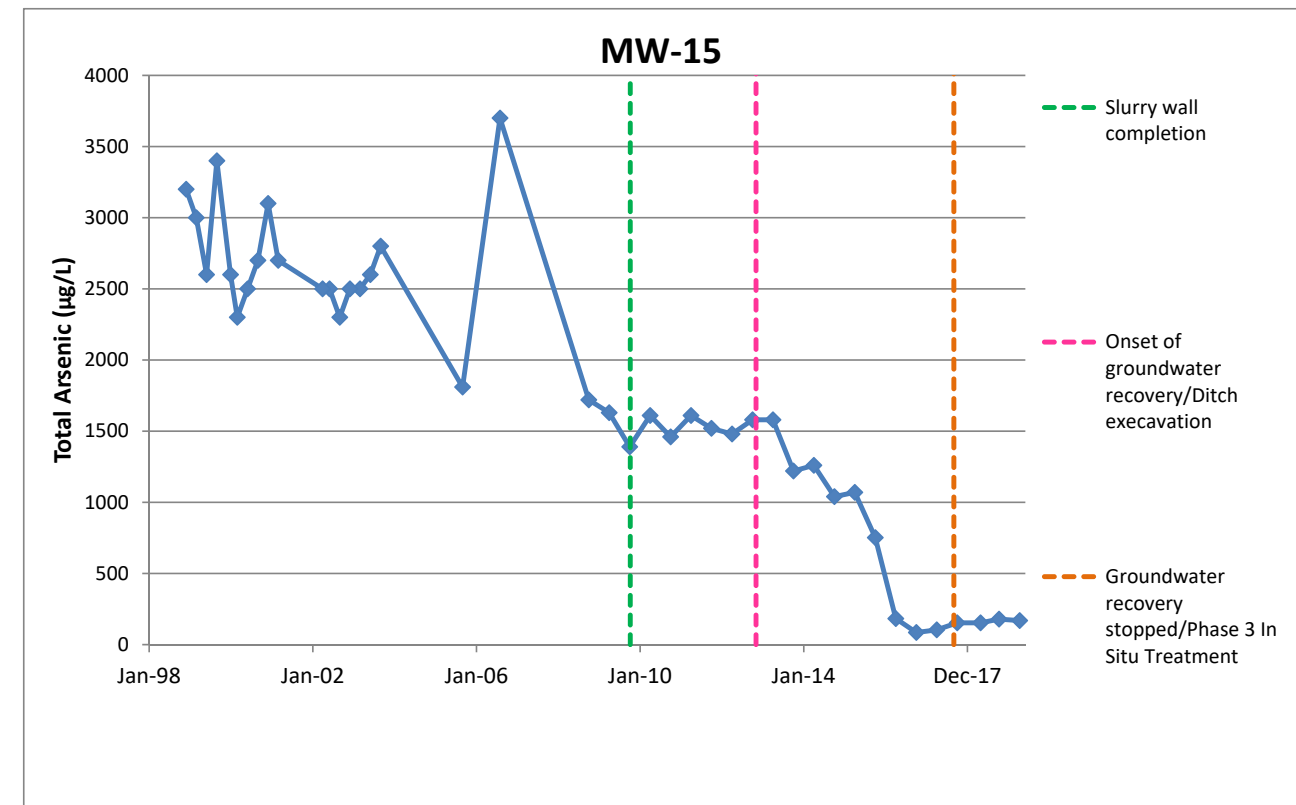
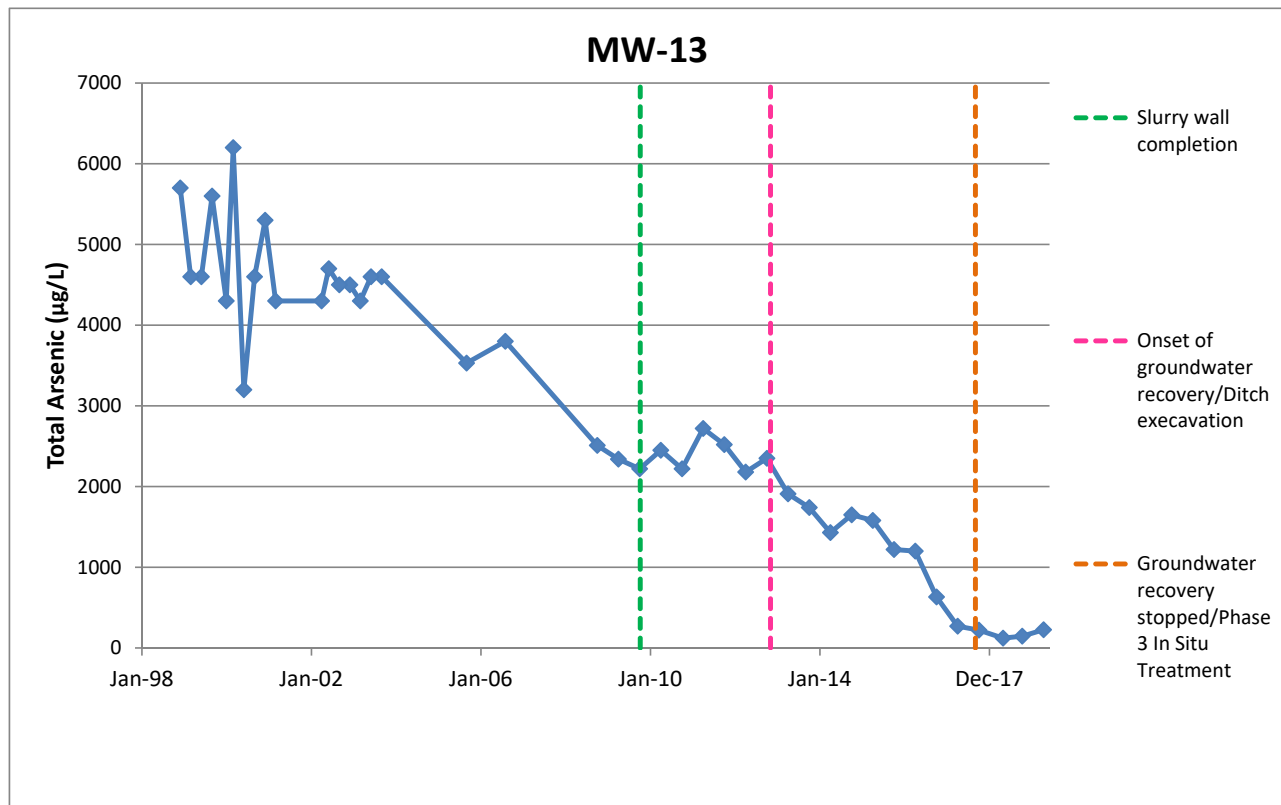
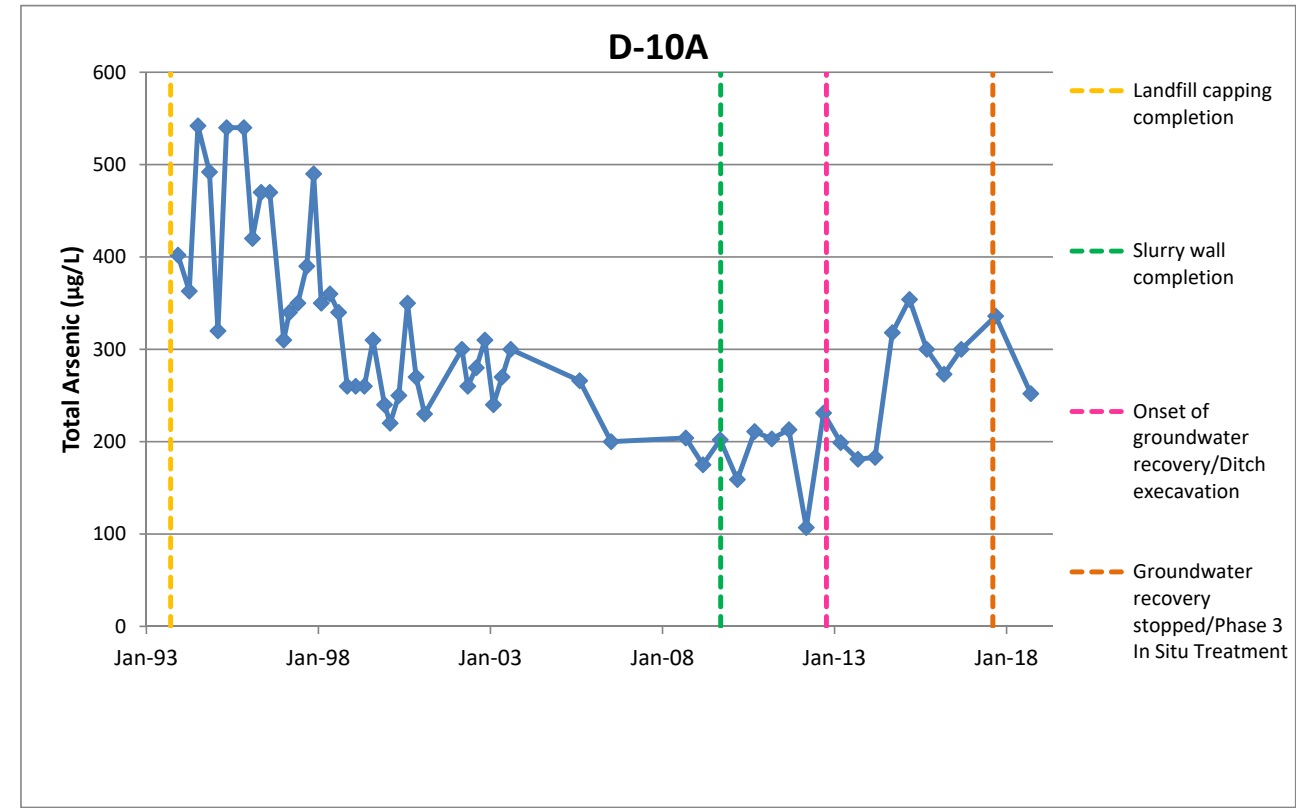
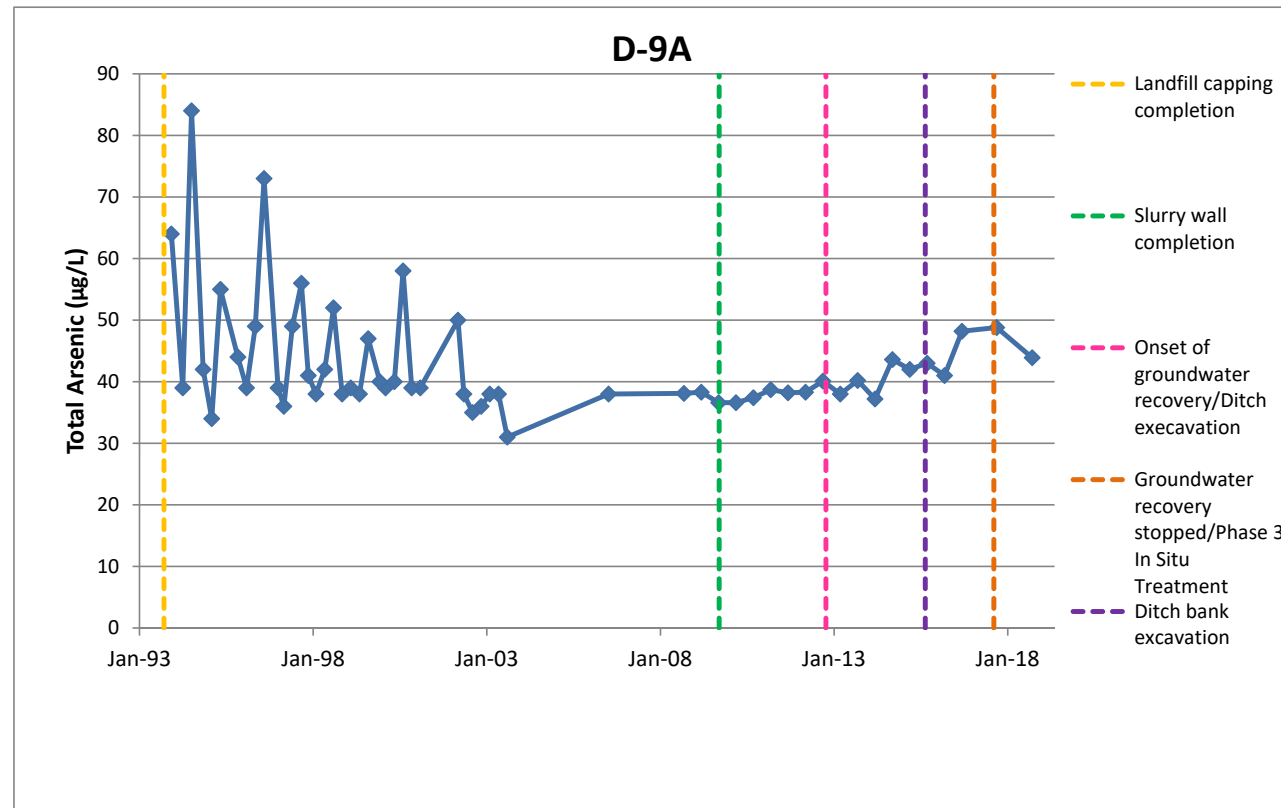
Qualifier:
 U Analyte is undetected at given reporting limit.

Attachment 1
Time-Concentration Plots

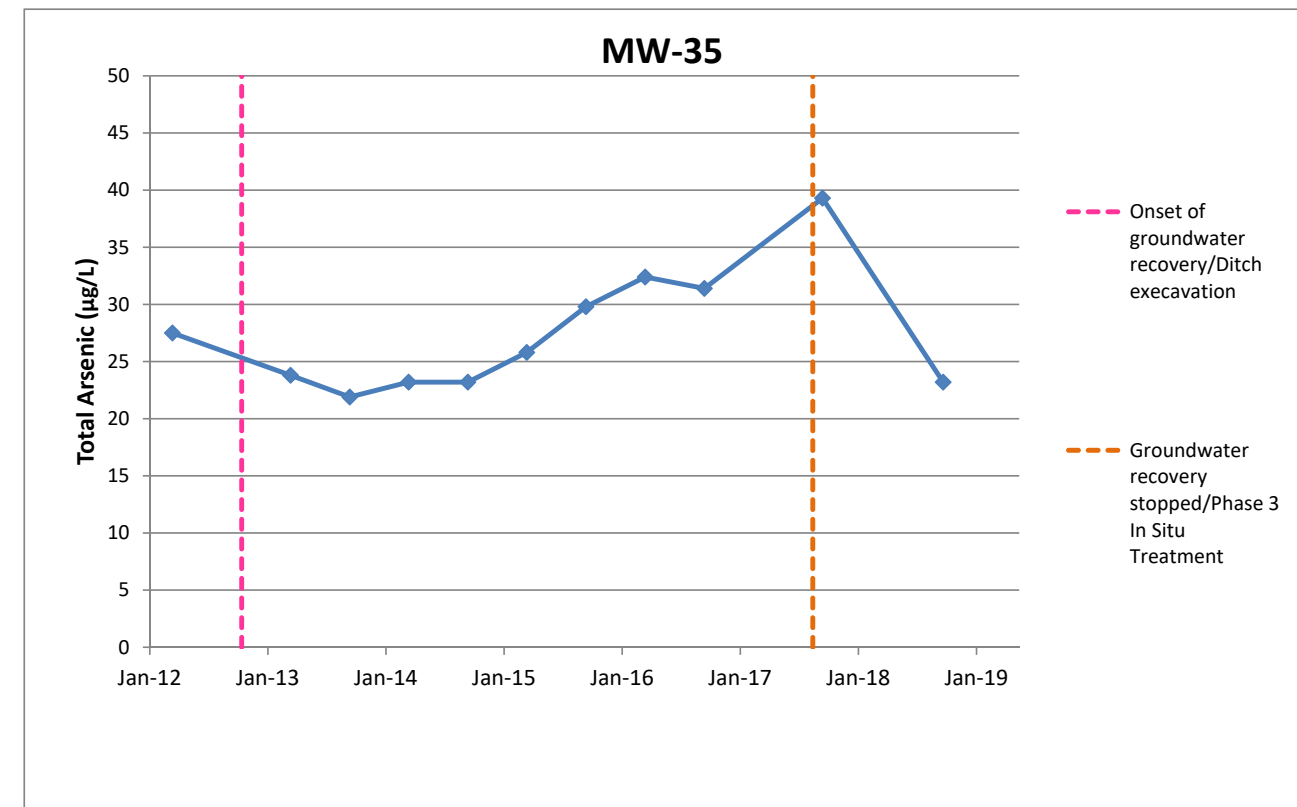
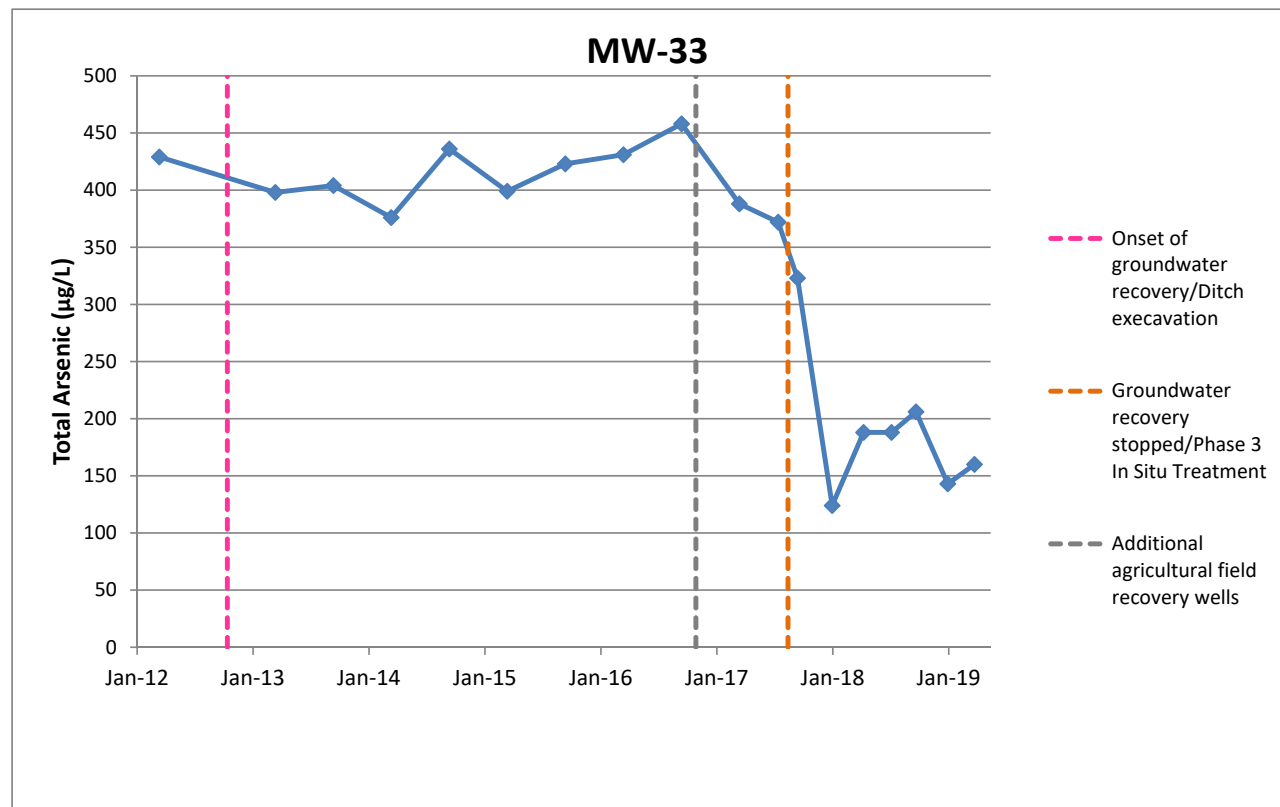
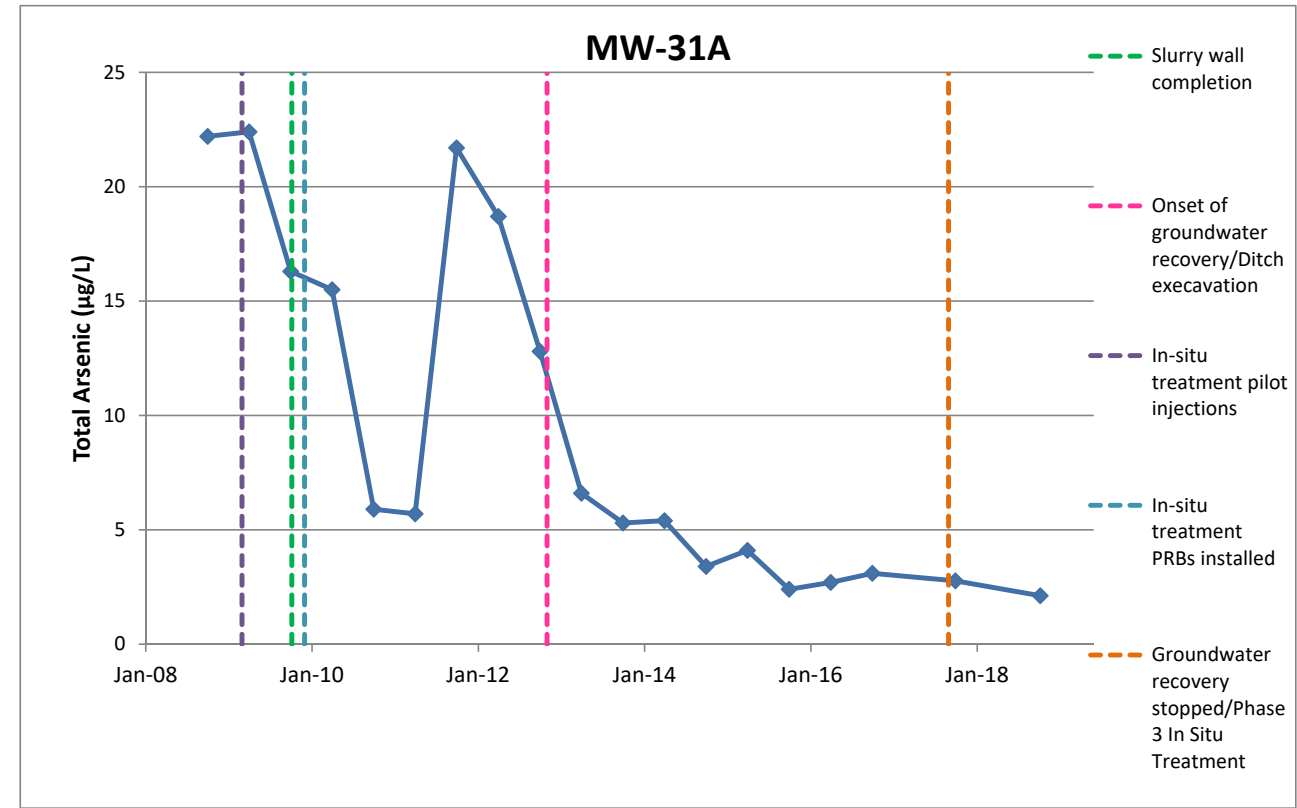
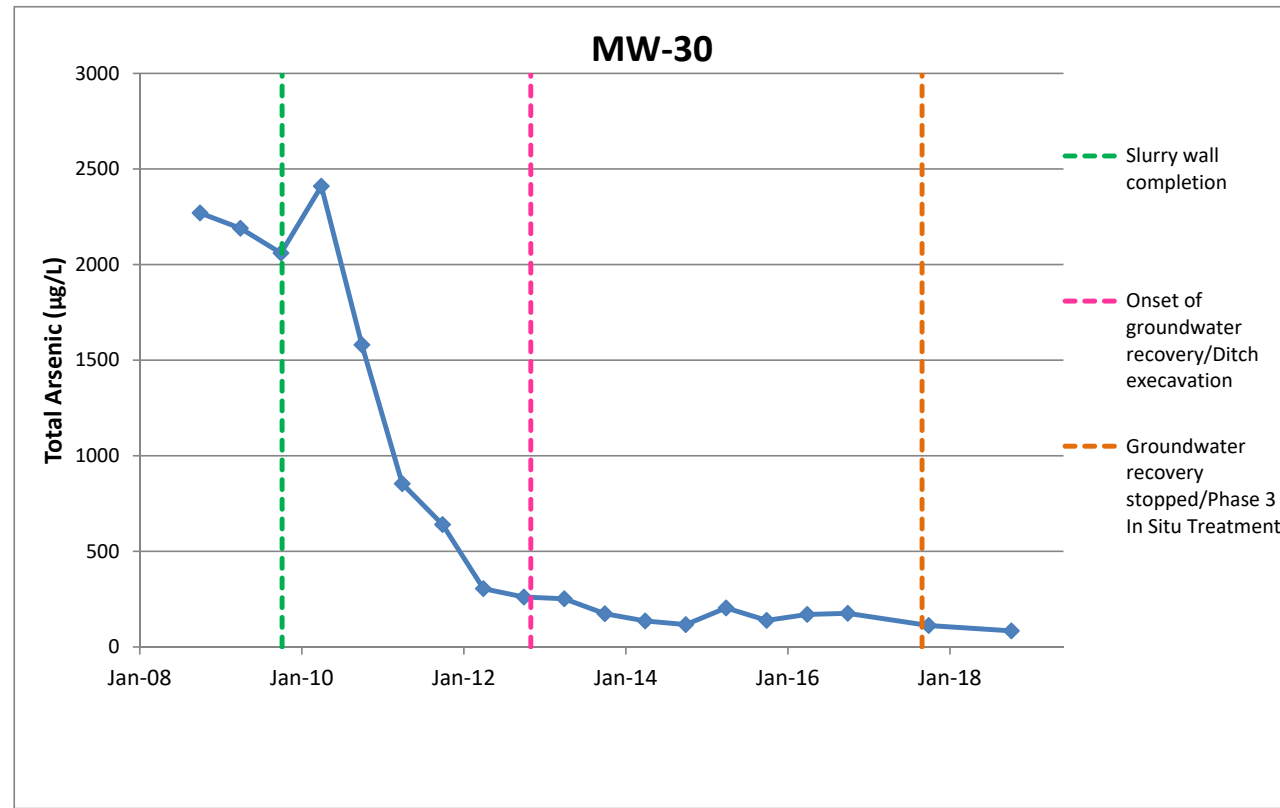
Attachment 1
Time-Concentration Plots



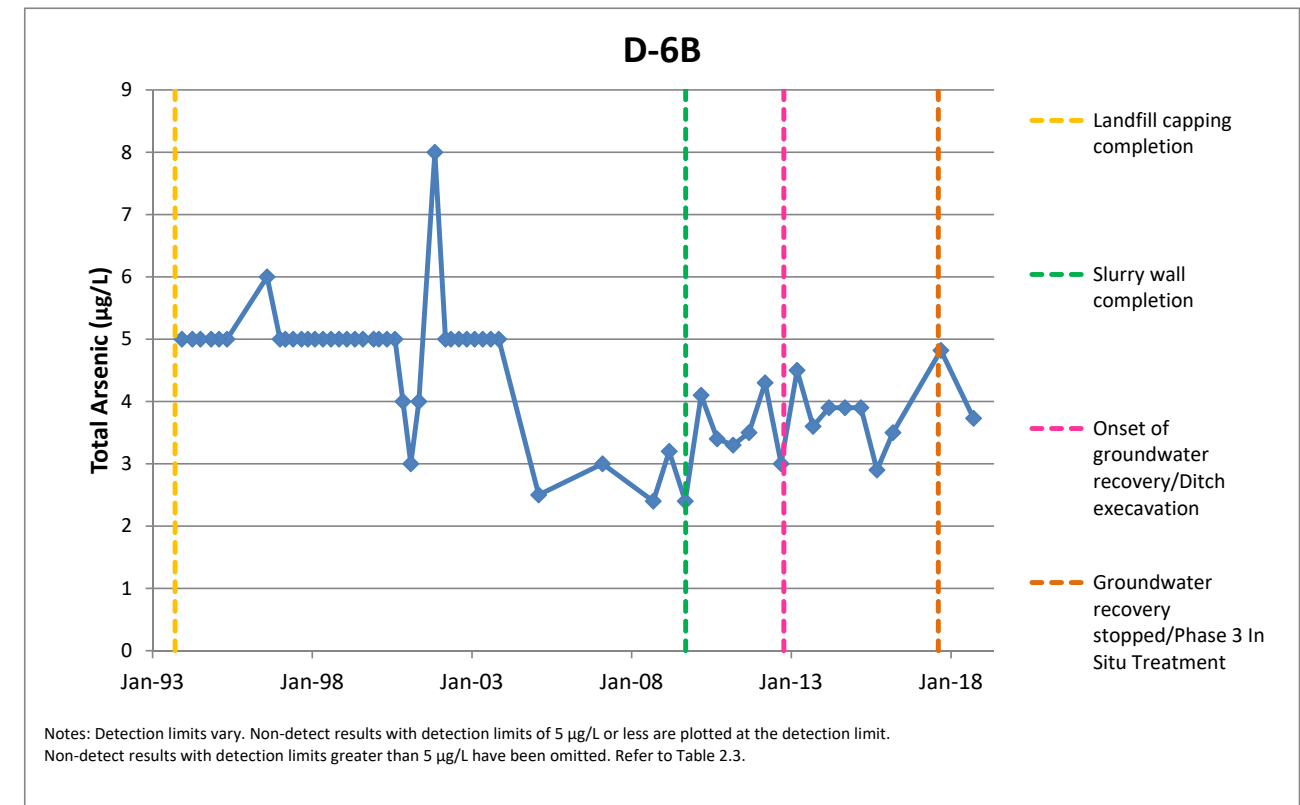
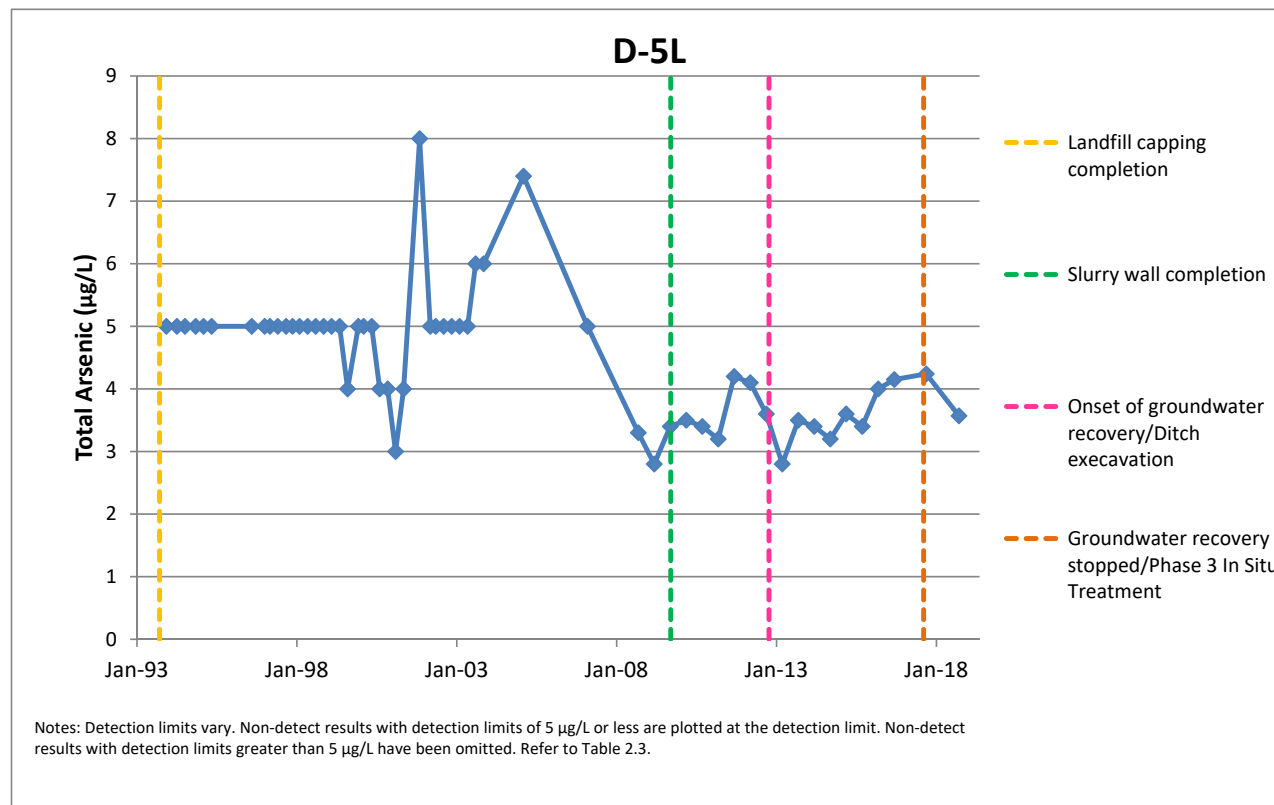
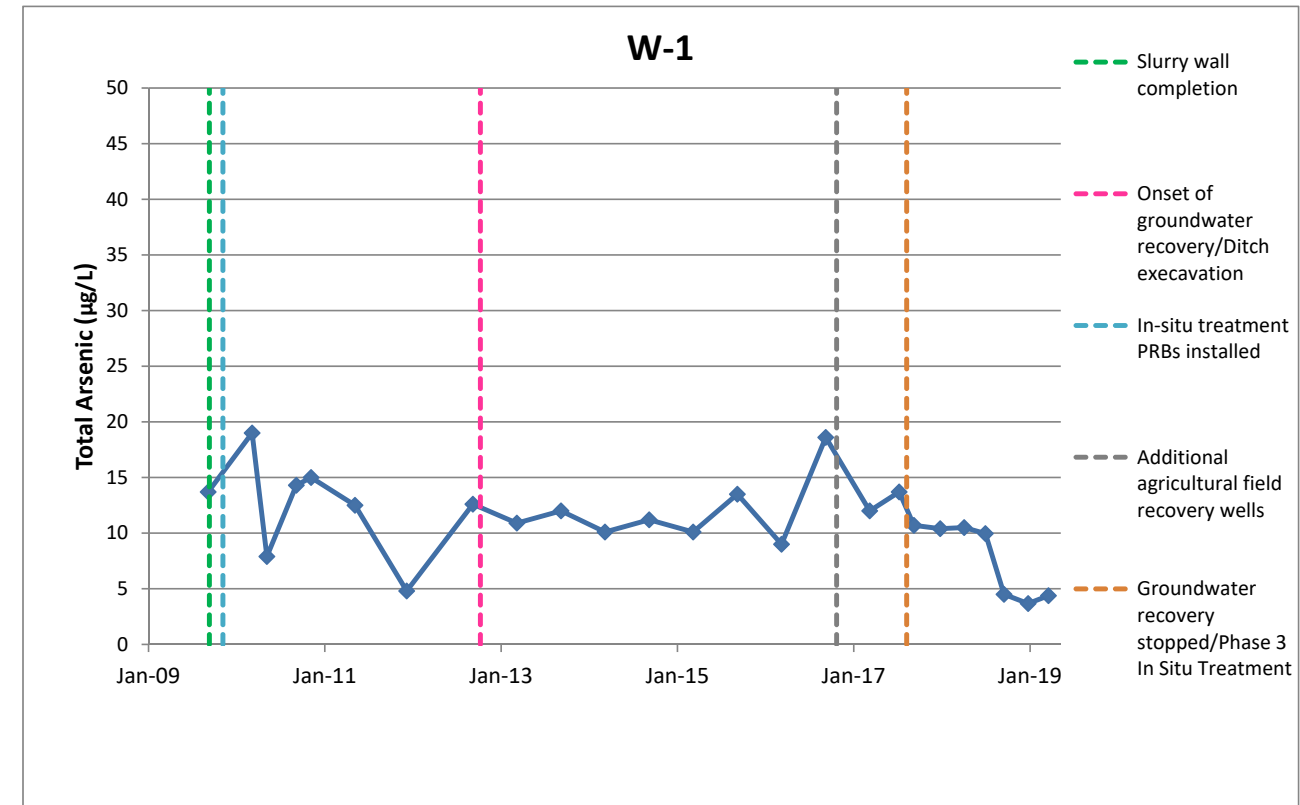
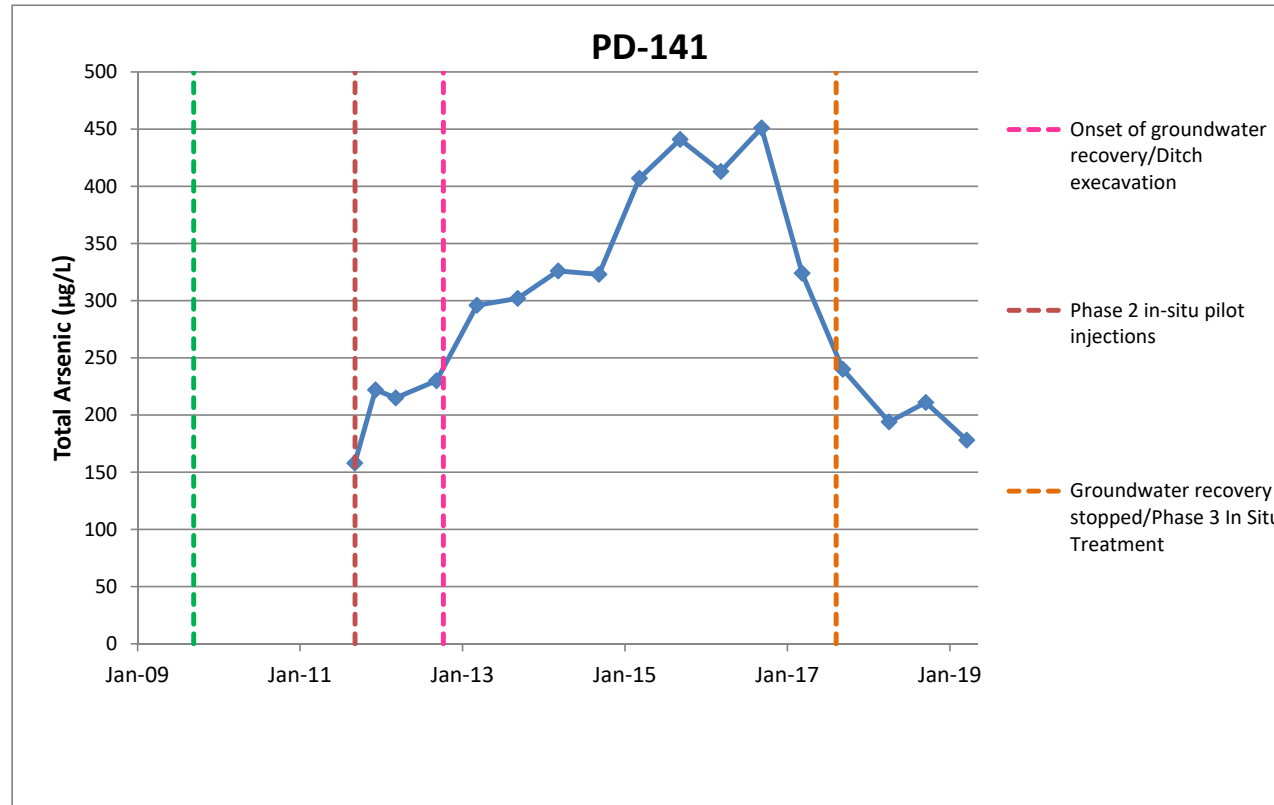
Attachment 1
Time-Concentration Plots



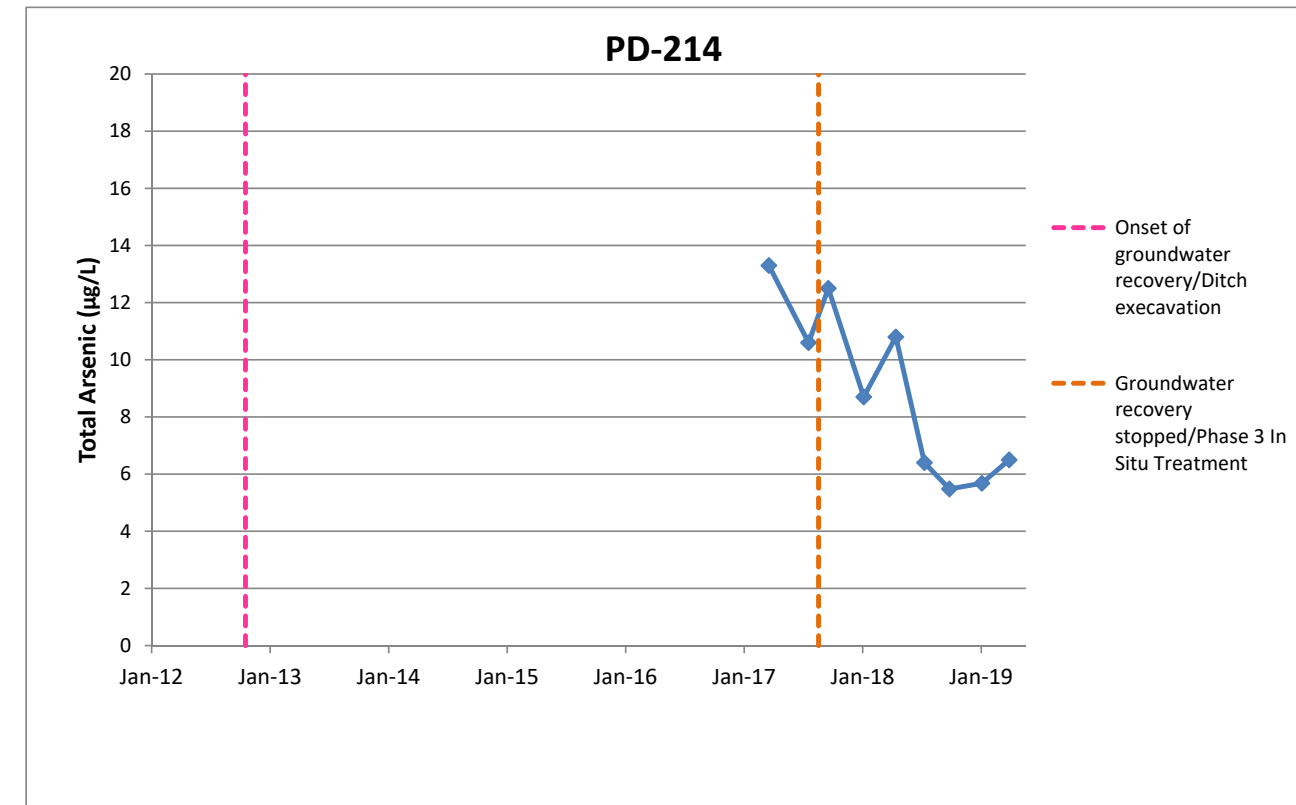
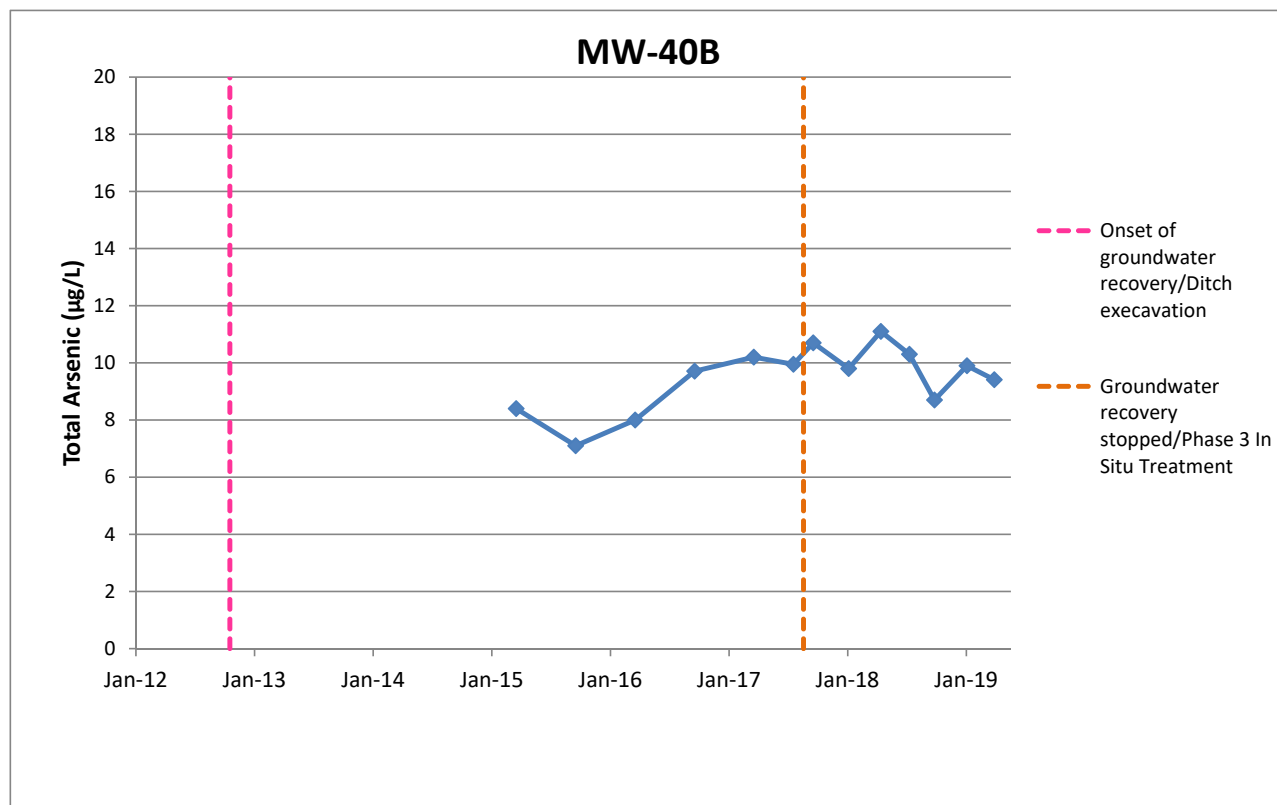
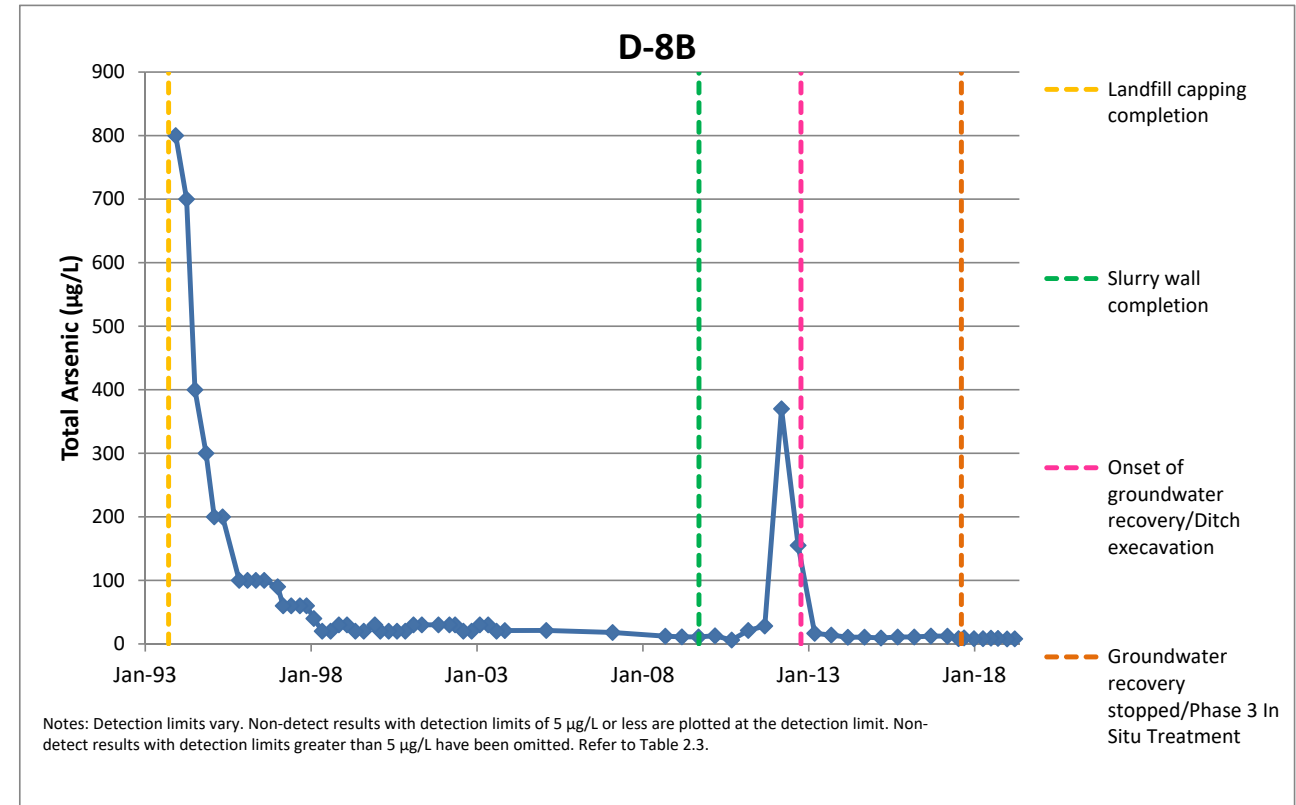
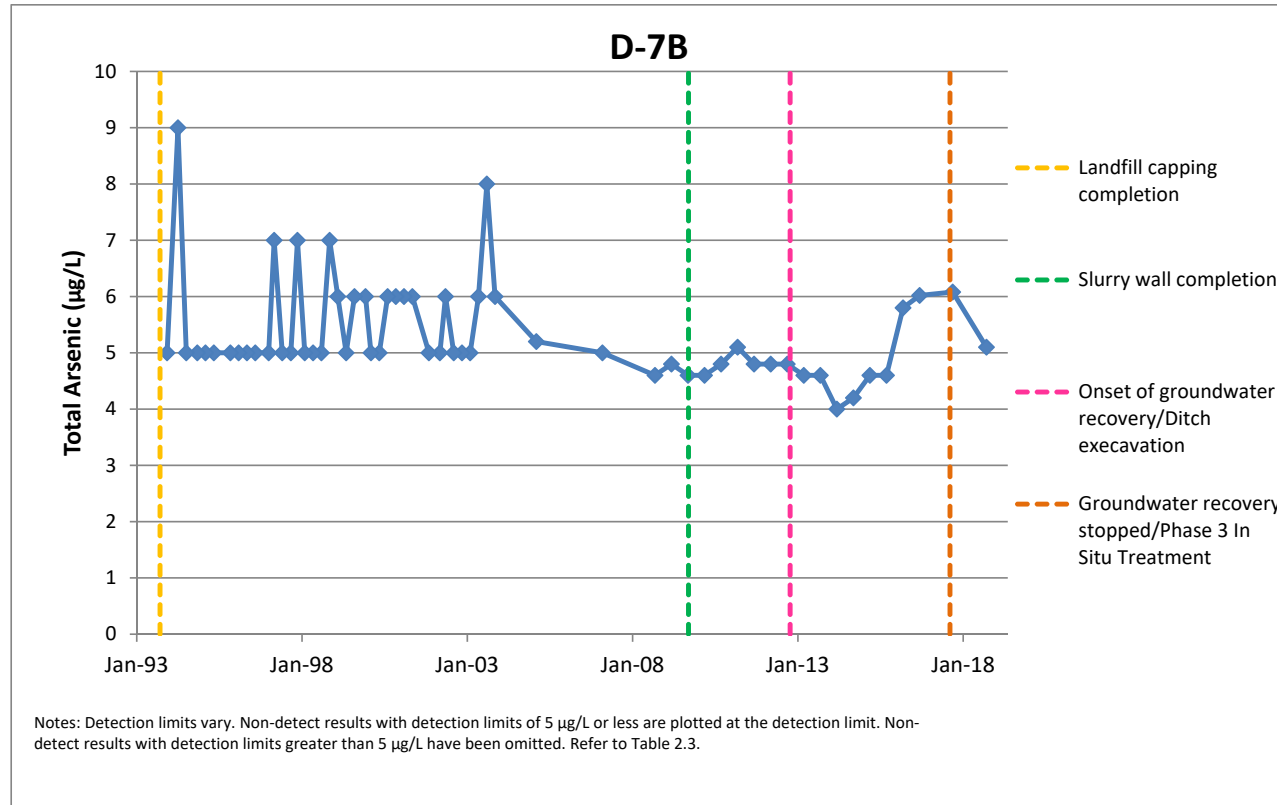
Attachment 1
Time-Concentration Plots



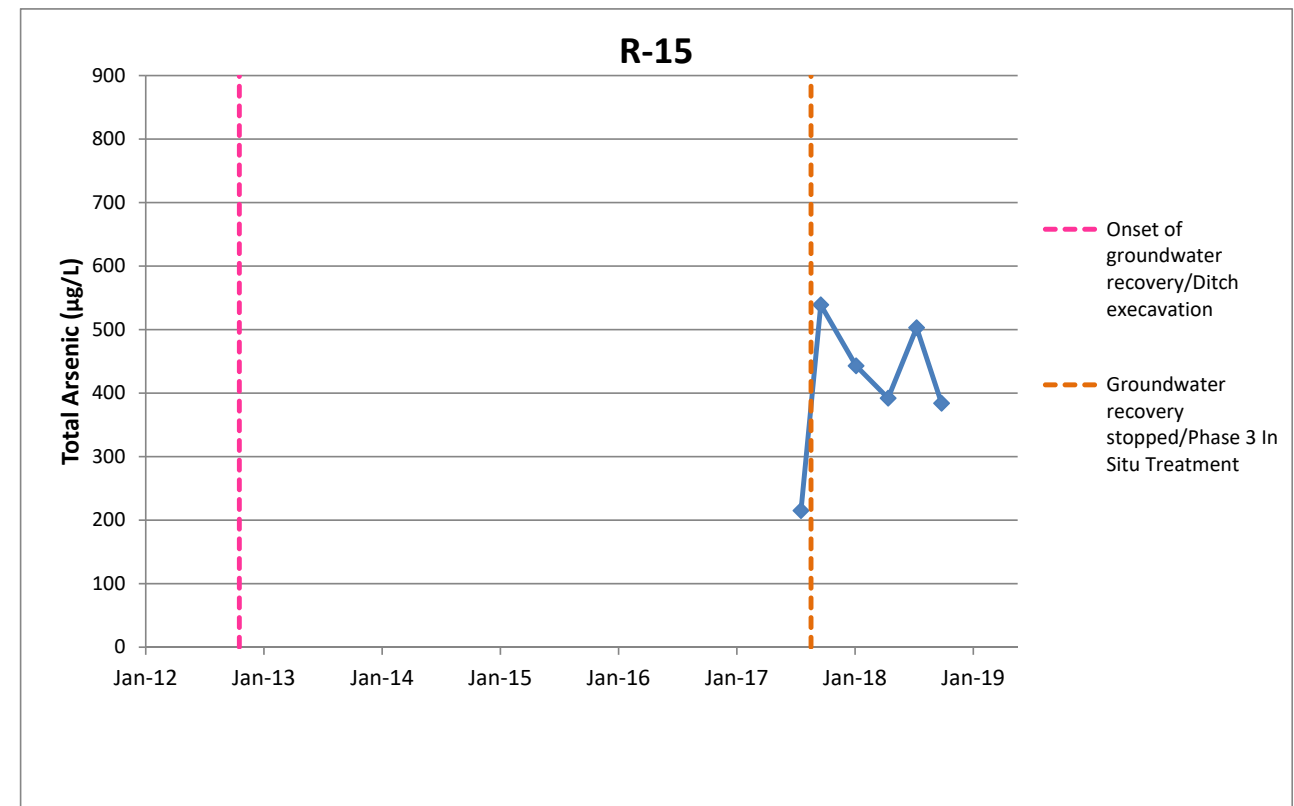
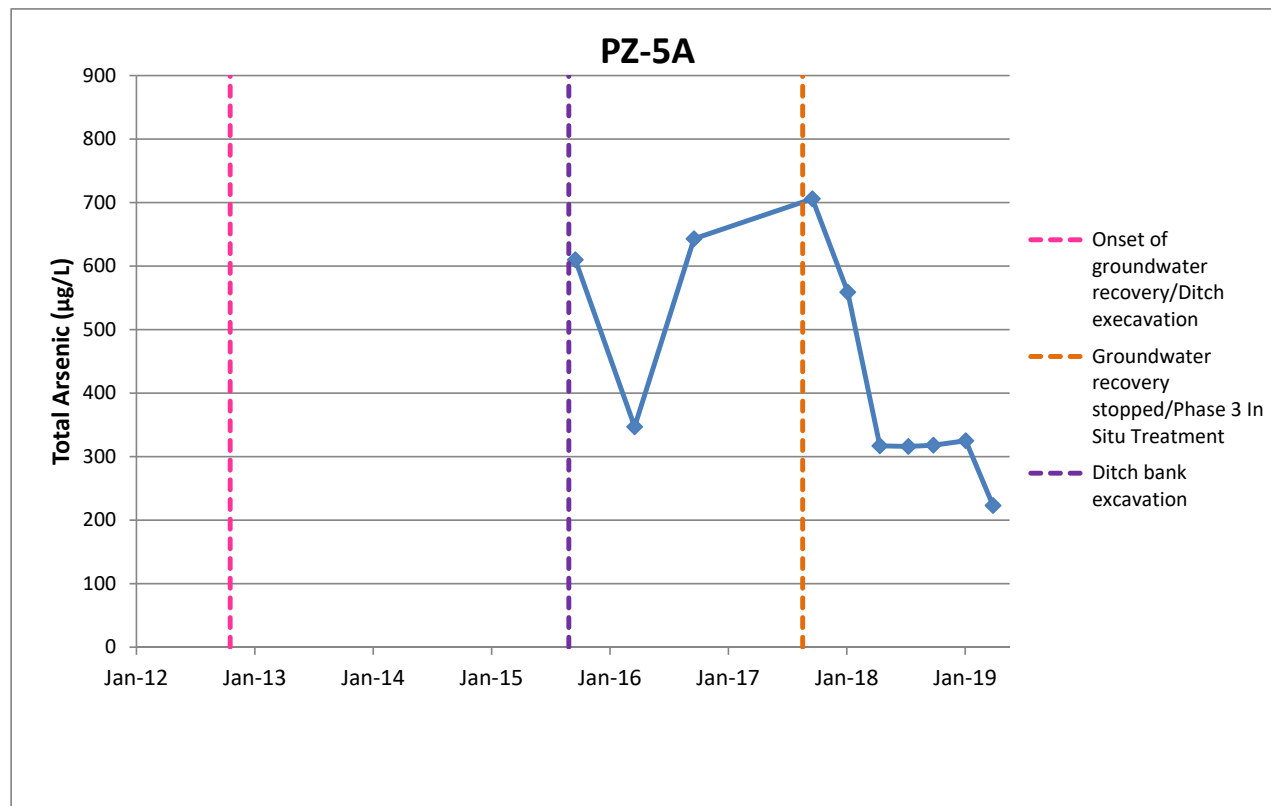
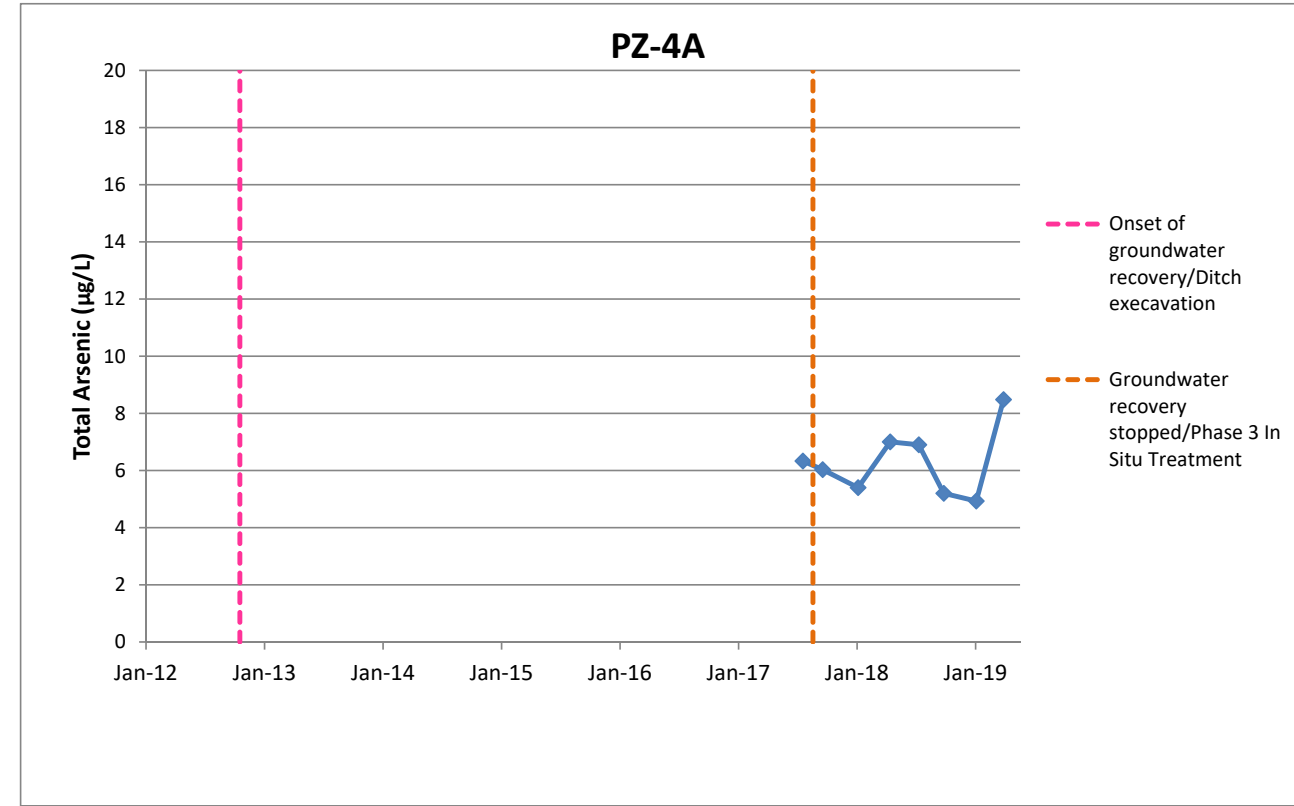
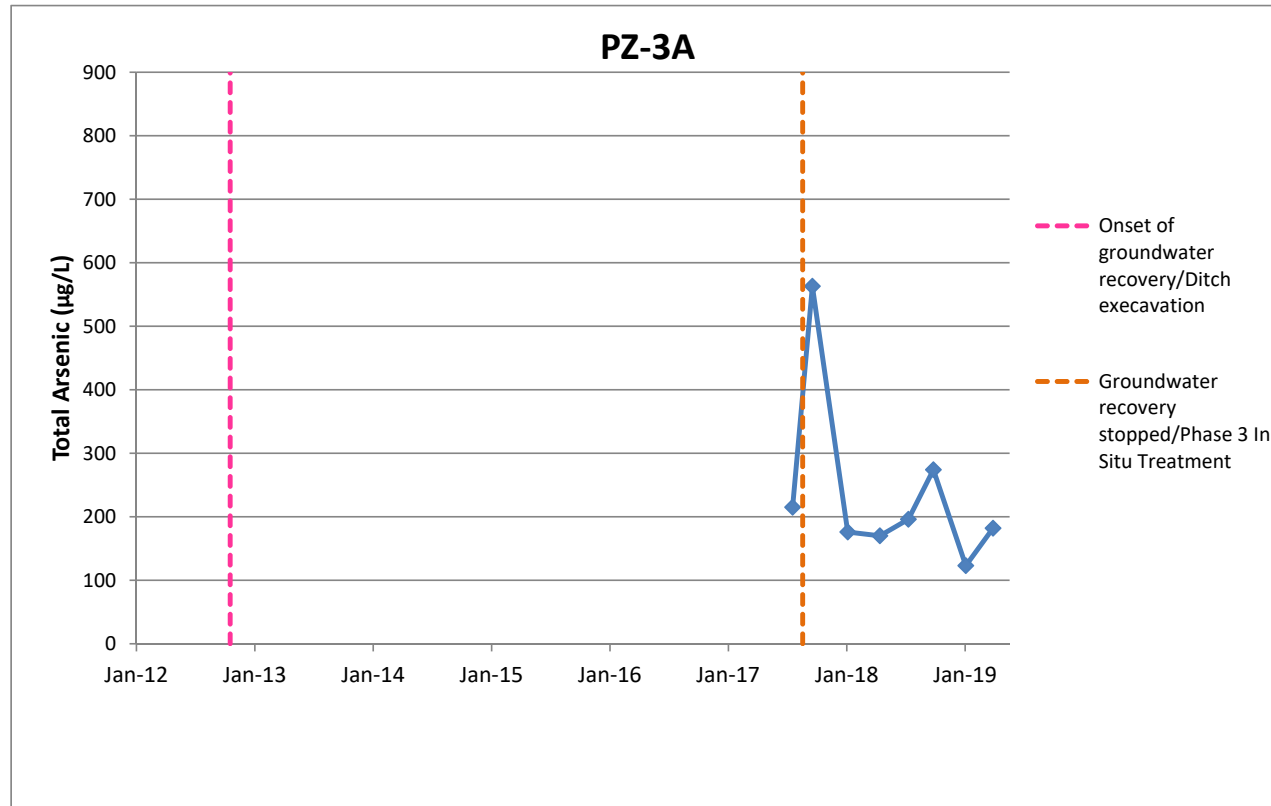
Attachment 1
Time-Concentration Plots



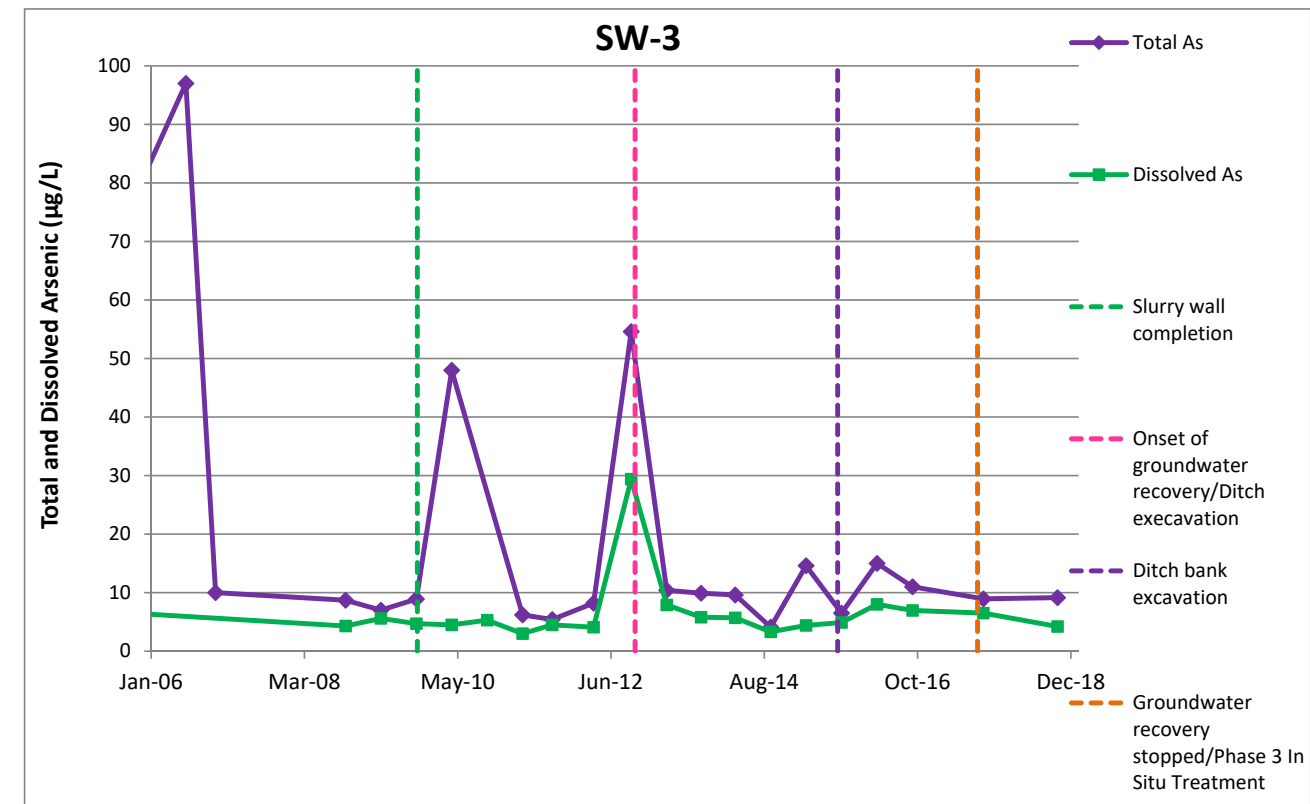
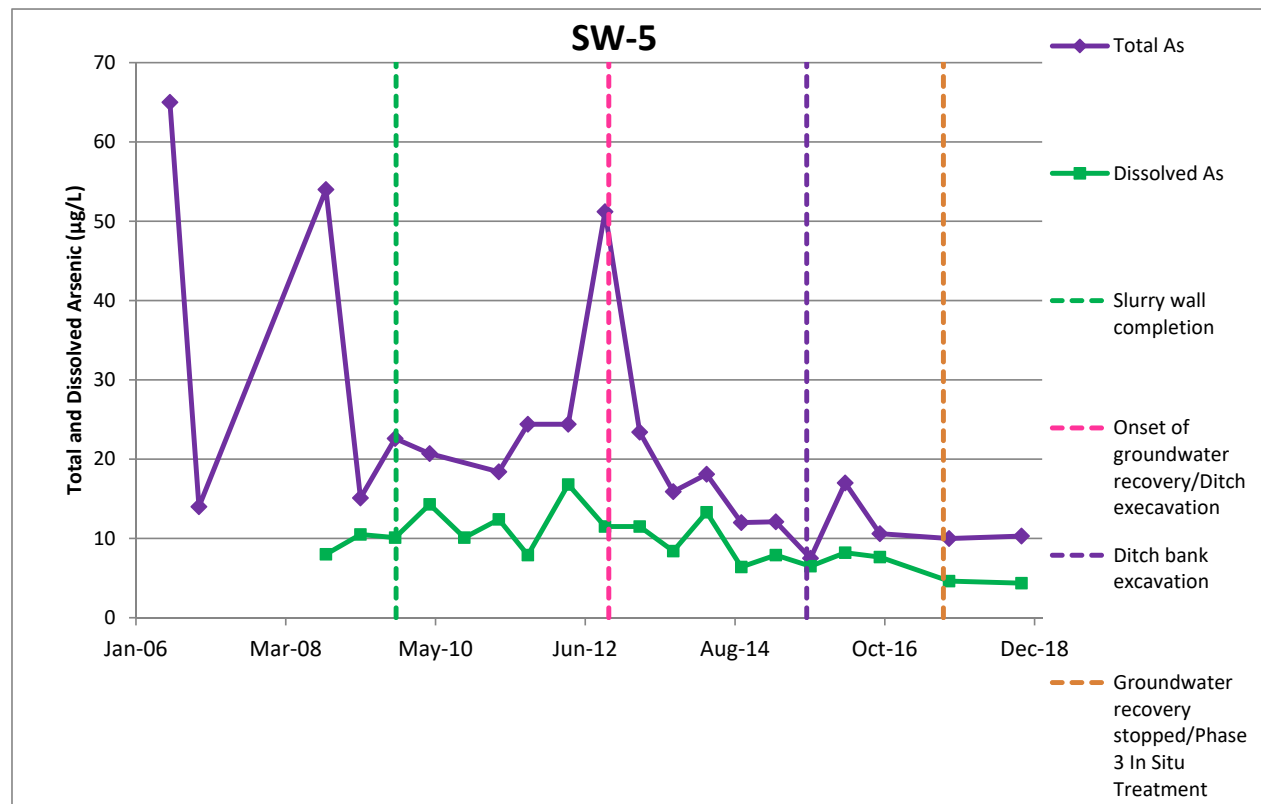
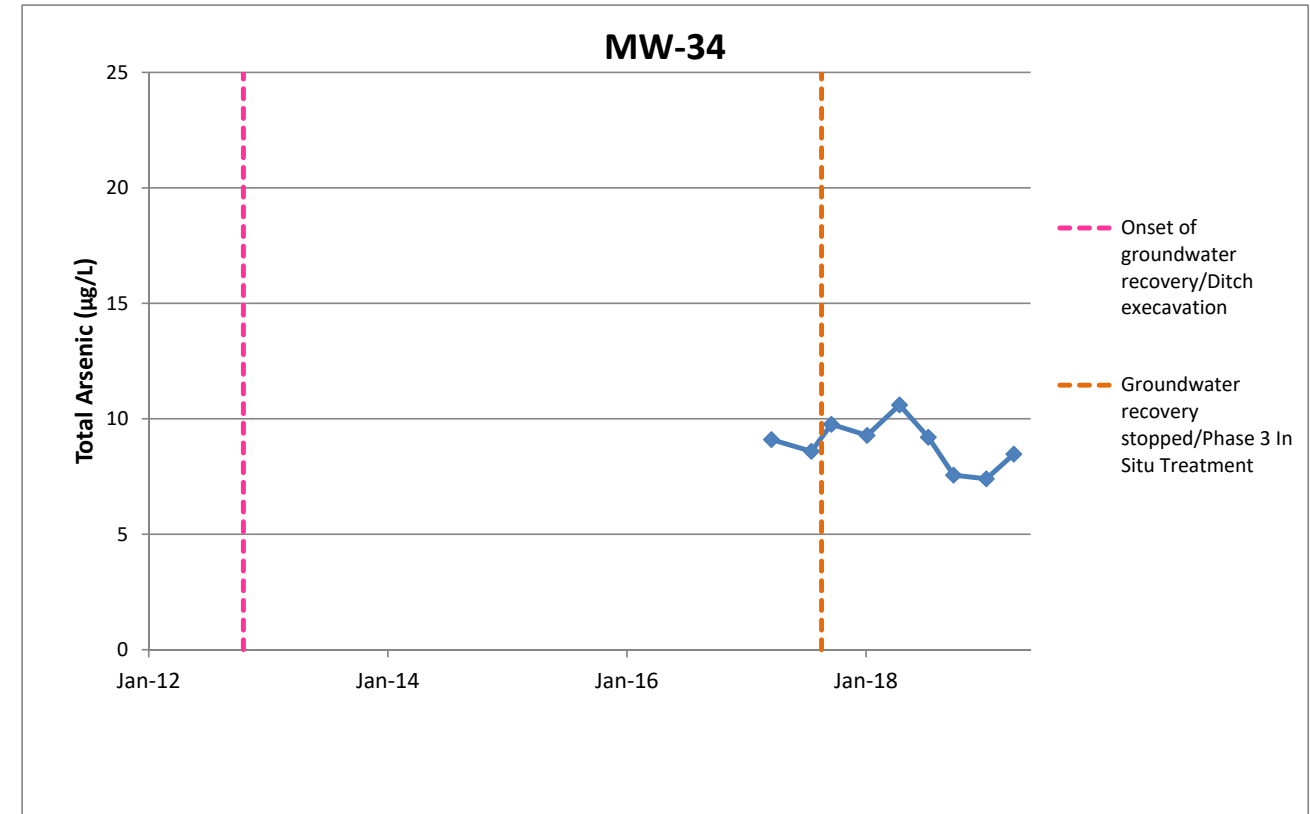
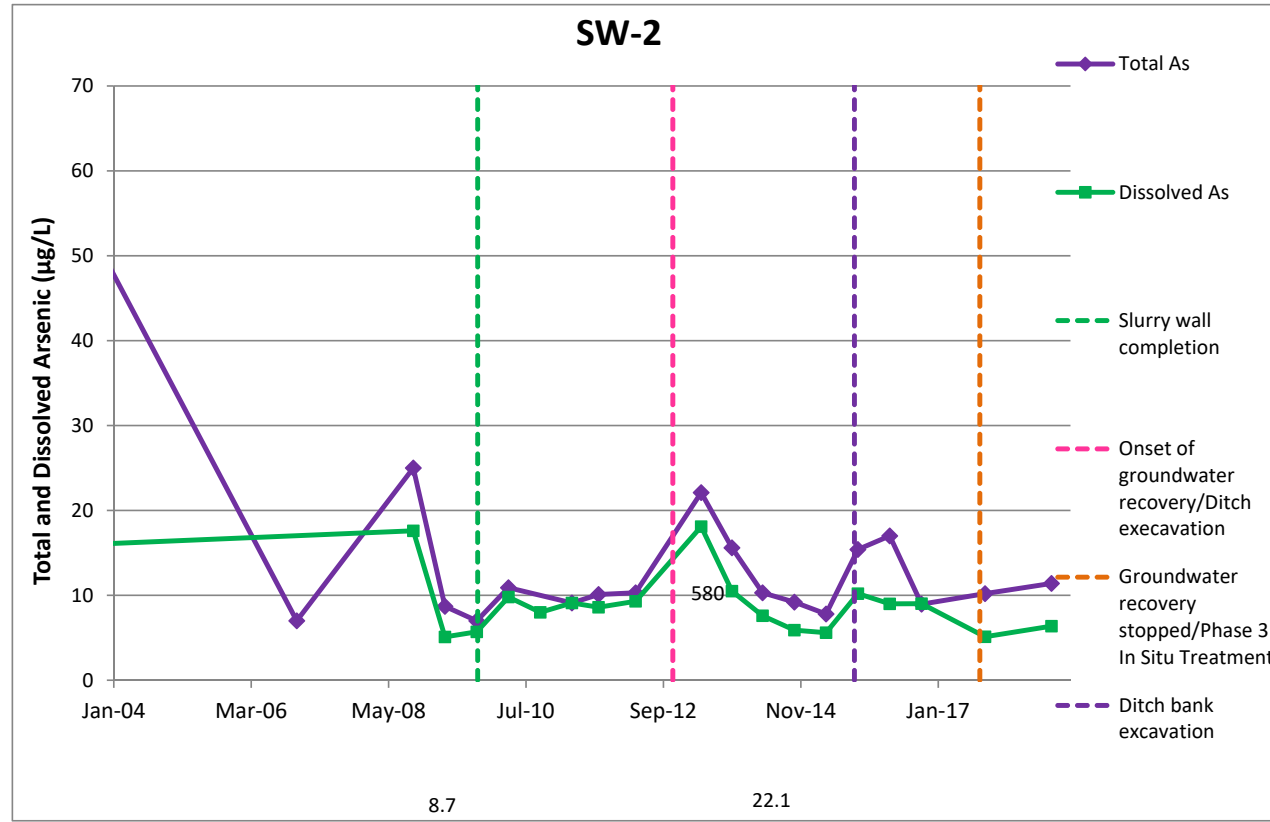
Attachment 1
Time-Concentration Plots



Attachment 1
Time-Concentration Plots



Attachment 1
Time-Concentration Plots



Attachment 2
Laboratory Analytical Report

FRIEDMAN & BRUYA, INC.

ENVIRONMENTAL CHEMISTS

James E. Bruya, Ph.D.
Yelena Aravkina, M.S.
Michael Erdahl, B.S.
Arina Podnozova, B.S.
Eric Young, B.S.

3012 16th Avenue West
Seattle, WA 98119-2029
(206) 285-8282
fbi@isomedia.com
www.friedmanandbruya.com

April 18, 2019

Brett Beaulieu, Project Manager
Floyd-Snider
Two Union Square, Suite 600
601 Union St
Seattle, WA 98101

Dear Mr Beaulieu:

Included are the results from the testing of material submitted on April 11, 2019 from the B+L 1507.1, F&BI 904232 project. There are 21 pages included in this report. Any samples that may remain are currently scheduled for disposal in 30 days, or as directed by the Chain of Custody document. If you would like us to return your samples or arrange for long term storage at our offices, please contact us as soon as possible.

We appreciate this opportunity to be of service to you and hope you will call if you should have any questions.

Sincerely,

FRIEDMAN & BRUYA, INC.



Michael Erdahl
Project Manager

Enclosures
FDS0418R.DOC

FRIEDMAN & BRUYA, INC.

ENVIRONMENTAL CHEMISTS

CASE NARRATIVE

This case narrative encompasses samples received on April 11, 2019 by Friedman & Bruya, Inc. from the Floyd-Snider B+L 1507.1, F&BI 904232 project. Samples were logged in under the laboratory ID's listed below.

<u>Laboratory ID</u>	<u>Floyd-Snider</u>
904232 -01	BLW-GW-PZ-5A
904232 -02	BLW-GW-D-8A
904232 -03	BLW-GW-D-8B
904232 -04	BLW-GW-PZ-4A
904232 -05	BLW-GW-PZ-175
904232 -06	BLW-GW-PZ-3A
904232 -07	BLW-GW-PD-214
904232 -08	BLW-GW-MW-34
904232 -09	BLW-GW-MW-173
904232 -10	BLW-GW-MW-33
904232 -11	BLW-GW-MW-40B
904232 -12	BLW-GW-MW13
904232 -13	BLW-GW-MW15
904232 -14	BLW-GW-PD141
904232 -15	BLW-GW-D5U
904232 -16	BLW-GW-W1
904232 -17	BLW-GW-D7A

All quality control requirements were acceptable.

FRIEDMAN & BRUYA, INC.

ENVIRONMENTAL CHEMISTS

Analysis For Total Metals By EPA Method 6020B

Client ID:	BLW-GW-PZ-5A	Client:	Floyd-Snider
Date Received:	04/11/19	Project:	B+L 1507.1, F&BI 904232
Date Extracted:	04/12/19	Lab ID:	904232-01 x10
Date Analyzed:	04/15/19	Data File:	904232-01 x10.048
Matrix:	Water	Instrument:	ICPMS2
Units:	ug/L (ppb)	Operator:	SP

Analyte:	Concentration ug/L (ppb)
----------	-----------------------------

Arsenic	223
---------	-----

FRIEDMAN & BRUYA, INC.

ENVIRONMENTAL CHEMISTS

Analysis For Total Metals By EPA Method 6020B

Client ID:	BLW-GW-D-8A	Client:	Floyd-Snider
Date Received:	04/11/19	Project:	B+L 1507.1, F&BI 904232
Date Extracted:	04/12/19	Lab ID:	904232-02 x10
Date Analyzed:	04/15/19	Data File:	904232-02 x10.049
Matrix:	Water	Instrument:	ICPMS2
Units:	ug/L (ppb)	Operator:	SP

Analyte:	Concentration ug/L (ppb)
----------	-----------------------------

Arsenic	209
---------	-----

FRIEDMAN & BRUYA, INC.

ENVIRONMENTAL CHEMISTS

Analysis For Total Metals By EPA Method 6020B

Client ID:	BLW-GW-D-8B	Client:	Floyd-Snider
Date Received:	04/11/19	Project:	B+L 1507.1, F&BI 904232
Date Extracted:	04/12/19	Lab ID:	904232-03
Date Analyzed:	04/12/19	Data File:	904232-03.199
Matrix:	Water	Instrument:	ICPMS2
Units:	ug/L (ppb)	Operator:	SP

Analyte:	Concentration ug/L (ppb)
----------	-----------------------------

Arsenic	8.06
---------	------

FRIEDMAN & BRUYA, INC.

ENVIRONMENTAL CHEMISTS

Analysis For Total Metals By EPA Method 6020B

Client ID:	BLW-GW-PZ-4A	Client:	Floyd-Snider
Date Received:	04/11/19	Project:	B+L 1507.1, F&BI 904232
Date Extracted:	04/12/19	Lab ID:	904232-04
Date Analyzed:	04/12/19	Data File:	904232-04.200
Matrix:	Water	Instrument:	ICPMS2
Units:	ug/L (ppb)	Operator:	SP

Analyte:	Concentration ug/L (ppb)
Arsenic	8.48

FRIEDMAN & BRUYA, INC.

ENVIRONMENTAL CHEMISTS

Analysis For Total Metals By EPA Method 6020B

Client ID:	BLW-GW-PZ-175	Client:	Floyd-Snider
Date Received:	04/11/19	Project:	B+L 1507.1, F&BI 904232
Date Extracted:	04/12/19	Lab ID:	904232-05
Date Analyzed:	04/12/19	Data File:	904232-05.201
Matrix:	Water	Instrument:	ICPMS2
Units:	ug/L (ppb)	Operator:	SP

Analyte:	Concentration ug/L (ppb)
----------	-----------------------------

Arsenic	6.45
---------	------

FRIEDMAN & BRUYA, INC.

ENVIRONMENTAL CHEMISTS

Analysis For Total Metals By EPA Method 6020B

Client ID:	BLW-GW-PZ-3A	Client:	Floyd-Snider
Date Received:	04/11/19	Project:	B+L 1507.1, F&BI 904232
Date Extracted:	04/12/19	Lab ID:	904232-06
Date Analyzed:	04/12/19	Data File:	904232-06.202
Matrix:	Water	Instrument:	ICPMS2
Units:	ug/L (ppb)	Operator:	SP

Analyte:	Concentration ug/L (ppb)
----------	-----------------------------

Arsenic	182
---------	-----

FRIEDMAN & BRUYA, INC.

ENVIRONMENTAL CHEMISTS

Analysis For Total Metals By EPA Method 6020B

Client ID:	BLW-GW-PD-214	Client:	Floyd-Snider
Date Received:	04/11/19	Project:	B+L 1507.1, F&BI 904232
Date Extracted:	04/12/19	Lab ID:	904232-07
Date Analyzed:	04/12/19	Data File:	904232-07.207
Matrix:	Water	Instrument:	ICPMS2
Units:	ug/L (ppb)	Operator:	SP

Analyte:	Concentration ug/L (ppb)
----------	-----------------------------

Arsenic	6.50
---------	------

FRIEDMAN & BRUYA, INC.

ENVIRONMENTAL CHEMISTS

Analysis For Total Metals By EPA Method 6020B

Client ID:	BLW-GW-MW-34	Client:	Floyd-Snider
Date Received:	04/11/19	Project:	B+L 1507.1, F&BI 904232
Date Extracted:	04/12/19	Lab ID:	904232-08
Date Analyzed:	04/12/19	Data File:	904232-08.208
Matrix:	Water	Instrument:	ICPMS2
Units:	ug/L (ppb)	Operator:	SP

Analyte:	Concentration ug/L (ppb)
----------	-----------------------------

Arsenic	8.47
---------	------

FRIEDMAN & BRUYA, INC.

ENVIRONMENTAL CHEMISTS

Analysis For Total Metals By EPA Method 6020B

Client ID:	BLW-GW-MW-173	Client:	Floyd-Snider
Date Received:	04/11/19	Project:	B+L 1507.1, F&BI 904232
Date Extracted:	04/12/19	Lab ID:	904232-09
Date Analyzed:	04/12/19	Data File:	904232-09.209
Matrix:	Water	Instrument:	ICPMS2
Units:	ug/L (ppb)	Operator:	SP

Analyte:	Concentration ug/L (ppb)
----------	-----------------------------

Arsenic	160
---------	-----

FRIEDMAN & BRUYA, INC.

ENVIRONMENTAL CHEMISTS

Analysis For Total Metals By EPA Method 6020B

Client ID:	BLW-GW-MW-33	Client:	Floyd-Snider
Date Received:	04/11/19	Project:	B+L 1507.1, F&BI 904232
Date Extracted:	04/12/19	Lab ID:	904232-10
Date Analyzed:	04/12/19	Data File:	904232-10.210
Matrix:	Water	Instrument:	ICPMS2
Units:	ug/L (ppb)	Operator:	SP

Analyte:	Concentration ug/L (ppb)
----------	-----------------------------

Arsenic	164
---------	-----

FRIEDMAN & BRUYA, INC.

ENVIRONMENTAL CHEMISTS

Analysis For Total Metals By EPA Method 6020B

Client ID:	BLW-GW-MW-40B	Client:	Floyd-Snider
Date Received:	04/11/19	Project:	B+L 1507.1, F&BI 904232
Date Extracted:	04/12/19	Lab ID:	904232-11
Date Analyzed:	04/12/19	Data File:	904232-11.211
Matrix:	Water	Instrument:	ICPMS2
Units:	ug/L (ppb)	Operator:	SP

Analyte:	Concentration ug/L (ppb)
----------	-----------------------------

Arsenic	9.41
---------	------

FRIEDMAN & BRUYA, INC.

ENVIRONMENTAL CHEMISTS

Analysis For Total Metals By EPA Method 6020B

Client ID:	BLW-GW-MW13	Client:	Floyd-Snider
Date Received:	04/11/19	Project:	B+L 1507.1, F&BI 904232
Date Extracted:	04/12/19	Lab ID:	904232-12 x10
Date Analyzed:	04/15/19	Data File:	904232-12 x10.050
Matrix:	Water	Instrument:	ICPMS2
Units:	ug/L (ppb)	Operator:	SP

Analyte:	Concentration ug/L (ppb)
----------	-----------------------------

Arsenic	226
---------	-----

FRIEDMAN & BRUYA, INC.

ENVIRONMENTAL CHEMISTS

Analysis For Total Metals By EPA Method 6020B

Client ID:	BLW-GW-MW15	Client:	Floyd-Snider
Date Received:	04/11/19	Project:	B+L 1507.1, F&BI 904232
Date Extracted:	04/12/19	Lab ID:	904232-13 x10
Date Analyzed:	04/15/19	Data File:	904232-13 x10.085
Matrix:	Water	Instrument:	ICPMS2
Units:	ug/L (ppb)	Operator:	SP

Analyte:	Concentration ug/L (ppb)
----------	-----------------------------

Arsenic	169
---------	-----

FRIEDMAN & BRUYA, INC.

ENVIRONMENTAL CHEMISTS

Analysis For Total Metals By EPA Method 6020B

Client ID:	BLW-GW-PD141	Client:	Floyd-Snider
Date Received:	04/11/19	Project:	B+L 1507.1, F&BI 904232
Date Extracted:	04/12/19	Lab ID:	904232-14 x10
Date Analyzed:	04/15/19	Data File:	904232-14 x10.086
Matrix:	Water	Instrument:	ICPMS2
Units:	ug/L (ppb)	Operator:	SP

Analyte:	Concentration ug/L (ppb)
----------	-----------------------------

Arsenic	178
---------	-----

FRIEDMAN & BRUYA, INC.

ENVIRONMENTAL CHEMISTS

Analysis For Total Metals By EPA Method 6020B

Client ID:	BLW-GW-D5U	Client:	Floyd-Snider
Date Received:	04/11/19	Project:	B+L 1507.1, F&BI 904232
Date Extracted:	04/12/19	Lab ID:	904232-15
Date Analyzed:	04/13/19	Data File:	904232-15.226
Matrix:	Water	Instrument:	ICPMS2
Units:	ug/L (ppb)	Operator:	SP

Analyte:	Concentration ug/L (ppb)
----------	-----------------------------

Arsenic	22.8
---------	------

FRIEDMAN & BRUYA, INC.

ENVIRONMENTAL CHEMISTS

Analysis For Total Metals By EPA Method 6020B

Client ID:	BLW-GW-W1	Client:	Floyd-Snider
Date Received:	04/11/19	Project:	B+L 1507.1, F&BI 904232
Date Extracted:	04/12/19	Lab ID:	904232-16
Date Analyzed:	04/13/19	Data File:	904232-16.227
Matrix:	Water	Instrument:	ICPMS2
Units:	ug/L (ppb)	Operator:	SP

Analyte:	Concentration ug/L (ppb)
----------	-----------------------------

Arsenic	4.38
---------	------

FRIEDMAN & BRUYA, INC.

ENVIRONMENTAL CHEMISTS

Analysis For Total Metals By EPA Method 6020B

Client ID:	BLW-GW-D7A	Client:	Floyd-Snider
Date Received:	04/11/19	Project:	B+L 1507.1, F&BI 904232
Date Extracted:	04/12/19	Lab ID:	904232-17
Date Analyzed:	04/13/19	Data File:	904232-17.228
Matrix:	Water	Instrument:	ICPMS2
Units:	ug/L (ppb)	Operator:	SP

Analyte:	Concentration ug/L (ppb)
----------	-----------------------------

Arsenic	82.9
---------	------

FRIEDMAN & BRUYA, INC.

ENVIRONMENTAL CHEMISTS

Analysis For Total Metals By EPA Method 6020B

Client ID:	Method Blank	Client:	Floyd-Snider
Date Received:	Not Applicable	Project:	B+L 1507.1, F&BI 904232
Date Extracted:	04/12/19	Lab ID:	I9-249 mb
Date Analyzed:	04/12/19	Data File:	I9-249 mb.132
Matrix:	Water	Instrument:	ICPMS2
Units:	ug/L (ppb)	Operator:	SP

Analyte:	Concentration ug/L (ppb)
----------	-----------------------------

Arsenic	<1
---------	----

FRIEDMAN & BRUYA, INC.

ENVIRONMENTAL CHEMISTS

Date of Report: 04/18/19

Date Received: 04/11/19

Project: B+L 1507.1, F&BI 904232

**QUALITY ASSURANCE RESULTS
FOR THE ANALYSIS OF WATER SAMPLES
FOR TOTAL METALS USING EPA METHOD 6020B**

Laboratory Code: 904240-01 (Matrix Spike)

Analyte	Reporting Units	Spike Level	Sample Result	Percent Recovery MS	Percent Recovery MSD	Acceptance Criteria	RPD (Limit 20)
Arsenic	ug/L (ppb)	10	<1	100	99	75-125	1

Laboratory Code: Laboratory Control Sample

Analyte	Reporting Units	Spike Level	Percent Recovery LCS	Acceptance Criteria
Arsenic	ug/L (ppb)	10	95	80-120

FRIEDMAN & BRUYA, INC.

ENVIRONMENTAL CHEMISTS

Data Qualifiers & Definitions

a - The analyte was detected at a level less than five times the reporting limit. The RPD results may not provide reliable information on the variability of the analysis.

b - The analyte was spiked at a level that was less than five times that present in the sample. Matrix spike recoveries may not be meaningful.

ca - The calibration results for the analyte were outside of acceptance criteria. The value reported is an estimate.

c - The presence of the analyte may be due to carryover from previous sample injections.

cf - The sample was centrifuged prior to analysis.

d - The sample was diluted. Detection limits were raised and surrogate recoveries may not be meaningful.

dv - Insufficient sample volume was available to achieve normal reporting limits.

f - The sample was laboratory filtered prior to analysis.

fb - The analyte was detected in the method blank.

fc - The analyte is a common laboratory and field contaminant.

hr - The sample and duplicate were reextracted and reanalyzed. RPD results were still outside of control limits. Variability is attributed to sample inhomogeneity.

hs - Headspace was present in the container used for analysis.

ht - The analysis was performed outside the method or client-specified holding time requirement.

ip - Recovery fell outside of control limits due to sample matrix effects.

j - The analyte concentration is reported below the lowest calibration standard. The value reported is an estimate.

J - The internal standard associated with the analyte is out of control limits. The reported concentration is an estimate.

jl - The laboratory control sample(s) percent recovery and/or RPD were out of control limits. The reported concentration should be considered an estimate.

js - The surrogate associated with the analyte is out of control limits. The reported concentration should be considered an estimate.

lc - The presence of the analyte is likely due to laboratory contamination.

L - The reported concentration was generated from a library search.

nm - The analyte was not detected in one or more of the duplicate analyses. Therefore, calculation of the RPD is not applicable.

pc - The sample was received with incorrect preservation or in a container not approved by the method. The value reported should be considered an estimate.

ve - The analyte response exceeded the valid instrument calibration range. The value reported is an estimate.

vo - The value reported fell outside the control limits established for this analyte.

x - The sample chromatographic pattern does not resemble the fuel standard used for quantitation.

904232

SAMPLE CHAIN OF CUSTODY

ME 04-11-19

Page # 1 of 2

Report To: Brett Brubaker

Company: Floyd Sinker

Address: 510 Cool Union Street, Suite 600

City, State, ZIP: Seattle, WA, 98101

Phone: 206-242-2028 Email: brett.brubaker@floydsinker.com

SAMPLERS (signature) Bryan Coates
PROJECT NAME: B+L PO #: 1507.1

REMARKS: B+L INVOICE TO: 1507.1

TURNAROUND TIME: Standard Turnaround
 RUSH
Rush charges authorized by: _____
SAMPLE DISPOSAL: Dispose after 30 days
 Archive Samples
 Other

Sample ID	Lab ID	Date Sampled	Time Sampled	Sample Type	# of Jars	ANALYSES REQUESTED							Notes					
						TPH-HCID	TPH-Diesel	TPH-Gasoline	BTEX by 8021B	VOCs by 8260C	SVOCs by 8270D	PAHs 8270D SIM						
<u>BW-GW-PZ-SA</u>	<u>01</u>	<u>4/11/19</u>	<u>9:13</u>	<u>GW</u>	<u>1</u>													
<u>BW-GW-D-8A</u>	<u>02</u>		<u>10:05</u>															
<u>BW-GW-D-8B</u>	<u>03</u>		<u>10:06</u>															
<u>BW-GW-PZ-AA</u>	<u>04</u>		<u>10:58</u>															
<u>BW-GW-PZ-175</u>	<u>05</u>		<u>11:00</u>															
<u>BW-GW-PZ-3A</u>	<u>06</u>		<u>11:58</u>															
<u>BW-GW-PD-214</u>	<u>07</u>		<u>12:50</u>															
<u>BW-GW-MW-34</u>	<u>08</u>		<u>13:00</u>															
<u>BW-GW-MW-173</u>	<u>09</u>		<u>13:30</u>															
<u>BW-GW-MW-33</u>	<u>10</u>		<u>13:33</u>															

SIGNATURE	PRINT NAME	COMPANY	DATE	TIME
<u>[Signature]</u>	<u>Corey Wilson</u>	<u>FIS</u>	<u>7/11/19</u>	<u>1605</u>
Relinquished by:				
Received by: <u>[Signature]</u>	<u>Liz Webber - Bryna</u>	<u>F?BI</u>	<u>4/11/19</u>	<u>1605</u>
Relinquished by:				
Received by:		Samples received at	<u>4</u>	<u>OC</u>

Friedman & Bruya, Inc.
3012 16th Avenue West
Seattle, WA 98119-2029
Ph. (206) 285-8282

904232

SAMPLE CHAIN OF CUSTODY

ME 04-11-19
Page # 2 of 2
ATU

Report To _____
 Company Floyd Smider
 Address _____
 City, State, ZIP _____
 Phone _____
 Email 6337

SAMPLERS (signature) <u>[Signature]</u>	PROJECT NAME <u>B+L</u>	PO # <u>1507.1</u>
REMARKS	INVOICE TO	

TURNAROUND TIME
 Standard Turnaround
 RUSH
 Rush charges authorized by: _____
 SAMPLE DISPOSAL
 Dispose after 30 days
 Archive Samples
 Other

Sample ID	Lab ID	Date Sampled	Time Sampled	Sample Type	# of Jars	ANALYSES REQUESTED							Notes	
						TPH-HCID	TPH-Diesel	TPH-Gasoline	BTEX by 8021B	VOCs by 8260C	SVOCs by 8270D	PAHs 8270D SIM		
<u>BLW-GW-408</u>	<u>11</u>	<u>4-11-19</u>	<u>13:41</u>	<u>GW</u>	<u>1</u>									<u>4551 BLW-GW-MW-4B</u>
<u>BLW-GW-MW13</u>	<u>12</u>		<u>0920</u>											
<u>BLW-GW-MW15</u>	<u>13</u>		<u>1010</u>											
<u>BLW-GW-PD141</u>	<u>14</u>		<u>1105</u>											
<u>BLW-GW-DSU</u>	<u>15</u>		<u>1215</u>											
<u>BLW-GW-W1</u>	<u>16</u>		<u>1310</u>											
<u>BLW-GW-DFA</u>	<u>17</u>		<u>1415</u>											

Reinquisitioned by: <u>[Signature]</u>	SIGNATURE	PRINT NAME	COMPANY	DATE	TIME
Received by: <u>[Signature]</u>		<u>Corey Wilson</u>	<u>Floyd Smider</u>	<u>4/11/19</u>	<u>1605</u>
Reinquisitioned by: <u>[Signature]</u>		<u>Liz Webber - Bruya</u>	<u>FBI</u>	<u>4/11/19</u>	<u>1605</u>
Received by: _____			<u>Samples received at</u>	<u>4</u>	<u>°C</u>

Friedman & Bruya, Inc.
 3012 16th Avenue West
 Seattle, WA 98119-2029
 Ph. (206) 285-8282